

Baltimore Orioles - 2000

Batter	1	2	3	4	5	6	7	8	9	AB	R	H	RBI	BB	SO	LOB	TOP					
Kenny Lofton, L (1, 8) OBP: 0.500, SLG: 1.250	P6		F8			HR		1B		4	1	2	2	0	0	0	Cleveland Indians @ Baltimore Orioles Oriole Park at Camden Yards, Baltimore, MD Mon Apr 03 2000, 3:05 PM EDT Att: 46,902 - Cloudy - 76 F					
Omar Vizquel, S (1, 6) OBP: 0.250, SLG: 0.250	L4			L8		L3		DI		4	0	1	1	0	0	0						
Roberto Alomar, S (1, 4)	G2-3			G6-3			G6-3	BB		3	0	0	0	1	0	0						
Manny Ramirez, R (1, 9)		F9		P4			K	K		4	0	0	0	0	2	3						
Jim Thome, L (1, 3)		P3			G4-3		K		K	4	0	0	0	0	2	0						
Richie Sexson, R (1, 10)		K			P6			K	K	4	0	0	0	0	3	0						
David Justice, L (1, 7)			G3-1		G6-3			L8	BB	3	0	0	0	1	0	0						
Travis Fryman, R (1, 5) OBP: 0.500, SLG: 1.250				HR		G6-3		1B	G1-4-3	4	2	2	1	0	0	1						
Sandy Alomar Jr., R (1, 2) OBP: 0.333, SLG: 0.333			F8			G5-3		1B		3	1	1	0	0	0	0						
Inning Stats	R: 0 H: 0 E: 0 K: 0 S: 10	H: 0 LOB: 0 BB: 0 P: 17	R: 0 H: 0 E: 0 K: 1 S: 7	H: 0 LOB: 0 BB: 0 P: 13	R: 1 H: 1 E: 0 K: 0 S: 8	H: 1 LOB: 0 BB: 0 P: 14	R: 0 H: 0 E: 0 K: 0 S: 10	H: 0 LOB: 0 BB: 0 P: 16	R: 0 H: 0 E: 0 K: 0 S: 11	H: 0 LOB: 0 BB: 0 P: 15	R: 1 H: 1 E: 0 K: 0 S: 8	H: 1 LOB: 0 BB: 0 P: 12	R: 0 H: 0 E: 0 K: 2 S: 8	H: 0 LOB: 0 BB: 0 P: 11	R: 2 H: 4 E: 0 K: 2 S: 14	H: 4 LOB: 3 BB: 1 P: 23	R: 0 H: 0 E: 0 K: 2 S: 9	H: 0 LOB: 1 BB: 1 P: 17	1B: 4 2B: 0 3B: 0 HR: 2	SF: 0 SAC: 0 DP: 0 HBP: 0	WP: 0 PB: 0 SB: 0 CS: 0	PA: 35
PITCHER	IP	WLS	BF	H	R	ER	SO	BB	IBB	HBP	BLK	WP	HR	S	P	ERA	WHIP					
35 Mike Mussina, R (1, 1) ERA: 4.7	7.2	L	28	5	4	4	4	0	0	0	0	0	2	71	111	4.70	0.652					
Mike Trombley, R (8, 1) ERA:	0.1		3	1	0	0	1	1	0	0	0	0	0	5	10	0.00	6.000					
Buddy Groom, L (9, 1) ERA:	1.0		4	0	0	0	2	1	0	0	0	0	0	9	17	0.00	1.000					

Batter	1	2	3	4	5	6	7	8	9	AB	R	H	RBI	BB	SO	LOB	BOTTOM					
Brady Anderson, L (1, 8) OBP: 0.400, SLG: 0.250	F9	BB			G4-6-3		K		F8	4	0	1	1	1	1	3	Cleveland Indians @ Baltimore Orioles Oriole Park at Camden Yards, Baltimore, MD Mon Apr 03 2000, 3:05 PM EDT Att: 46,902 - Cloudy - 76 F					
Delino DeShields, L (1, 4)	F7	1B			G4-6-3		P6			3	0	0	0	1	0	3						
B.J. Surhoff, L (1, 7) OBP: 0.500, SLG: 0.667	BB	K			F8			G3-1	2B	3	0	1	0	1	1	3						
Albert Belle, R (1, 9)	BB		K			P6		K		3	0	0	0	1	2	1						
Harold Baines, L (1, 10)	K		G4-3			G3		G3-1		4	0	0	0	0	1	3						
Cal Ripken Jr., R (1, 5) OBP: 0.250, SLG: 0.500		G5-3	K			G5-3		G6-3		4	0	1	0	0	1	1						
Will Clark, L (1, 3) OBP: 0.750, SLG: 0.500		G5-3		CS			1B	BB	F9	2	1	1	0	2	0	0						
Charles Johnson, R (1, 2) OBP: 0.250, SLG: 0.250		G5-3		K			L6		G4-3	4	0	1	0	0	1	4						
Mike Bordick, R (1, 6) OBP: 0.500, SLG: 0.333		BB		K			1B		G4-3	3	0	1	0	1	1	2						
Inning Stats	R: 0 H: 0 E: 0 K: 1 S: 12	H: 2 LOB: 3 BB: 2 P: 23	R: 1 H: 2 E: 0 K: 1 S: 17	H: 2 LOB: 3 BB: 3 P: 32	R: 0 H: 0 E: 0 K: 2 S: 13	H: 0 LOB: 0 BB: 0 P: 20	R: 0 H: 1 E: 0 K: 2 S: 8	H: 1 LOB: 1 BB: 0 P: 12	R: 0 H: 0 E: 0 K: 0 S: 5	H: 0 LOB: 0 BB: 1 P: 9	R: 0 H: 0 E: 0 K: 0 S: 5	H: 0 LOB: 0 BB: 0 P: 10	R: 0 H: 1 E: 0 K: 1 S: 11	H: 1 LOB: 2 BB: 1 P: 21	R: 0 H: 1 E: 0 K: 1 S: 12	H: 1 LOB: 1 BB: 0 P: 16	R: 0 H: 1 E: 0 K: 0 S: 11	H: 1 LOB: 1 BB: 0 P: 19	1B: 4 2B: 3 3B: 0 HR: 0	SF: 0 SAC: 0 DP: 3 HBP: 0	WP: 0 PB: 0 SB: 0 CS: 1	PA: 37
PITCHER	IP	WLS	BF	H	R	ER	SO	BB	IBB	HBP	BLK	WP	HR	S	P	ERA	WHIP					
Bartolo Colon, R (1, 1) ERA: 1.8	5.0	W	21	3	1	1	6	6	0	0	0	0	0	55	96	1.80	1.800					
Scott Kamieniecki, R (6, 1) ERA:	1.1	H	6	1	0	0	0	1	0	0	0	0	0	11	22	0.00	1.500					
Ricardo Rincon, L (7, 1) ERA:	0.2	H	3	1	0	0	1	0	0	0	0	0	0	7	13	0.00	1.500					
Paul Shuey, R (8, 1) ERA:	1.0	H	3	0	0	0	1	0	0	0	0	0	0	10	12	0.00	0.000					
Steve Karsay, R (9, 1) ERA:	1.0	S	4	1	0	0	0	0	0	0	0	0	0	11	19	0.00	1.000					



Batter	1	2	3	4	5	6	7	8	9	AB	R	H	RBI	BB	SO	LOB	TOP										
Kenny Lofton, L OBP: 0.333, SLG: 0.667	1-1 F8	2-3 K			1-0 1B		0-1 E6 1B WP	1-3 K		5	1	1	0	0	2	4											
Omar Vizquel, S OBP: 0.444, SLG: 0.556	1-0 G6-4-3 1B	2-1 2B			2-1 F8		3-2 WP 1B		0-2 G4-3	5	0	3	2	0	0	1											
Roberto Alomar, S OBP: 0.222, SLG: 0.125	0-0 G6-4-3 1-2	1-0 G1-3			2-0 G5-4-3 1B		1-2 G6-3		3-1 G4-3	5	0	1	0	0	0	3											
Manny Ramirez, R OBP: 0.333, SLG: 0.250		1-2 FC4-6 1B	0-1 L5-3 1B		1-0 G5-4-3 1-2		1-2 IBB		2-3 K	4	0	2	0	1	1	2											
Jim Thome, L OBP: 0.125, SLG: 0.500		1-0 FC4-6 1B 1-2 BB	1-2 F8		0-0 HR		2-3 K			4	2	1	1	0	1	4											
Richie Sexson, R OBP: 0.100, SLG: 0.100		4-2 BB 1B 1-2 BB	0-0 L5-3 1-2		2-2 E5 FC5-4		1-3 K			3	1	0	0	1	1	3											
David Justice, L OBP: 0.250, SLG: 0.143		3-1 BB BB 1-2 2-3 1B		0-0 F5	2-2 FC5-4 1-2		1-0 G3			4	1	1	0	0	0	1	AB 36										
Travis Fryman, R OBP: 0.375, SLG: 0.714		4-2 WP BB 1-2 2-3 3-H 2B BB		2-2 G5-3	2-1 F7		1-1 G5-3			3	1	0	1	1	0	1	R 7										
Sandy Alomar Jr., R OBP: 0.429, SLG: 0.333		4-1 1-2 2-3 3-H 2B BB		0-1 G3-1	0-0 F9		2-2 1B			3	1	1	1	1	0	1	H 10										
Inning Stats	R: 0 E: 0 K: 0 S: 4	H: 1 LOB: 0 BB: 0 P: 6	R: 5 E: 0 K: 1 S: 19	H: 3 LOB: 1 BB: 3 P: 41	R: 0 E: 0 K: 0 S: 6	H: 0 LOB: 0 BB: 0 P: 9	R: 0 E: 0 K: 0 S: 7	H: 2 LOB: 1 BB: 0 P: 11	R: 1 E: 1 K: 2 S: 12	H: 1 LOB: 1 BB: 0 P: 18	R: 1 E: 1 K: 2 S: 17	H: 1 LOB: 2 BB: 1 P: 28	R: 0 E: 0 K: 1 S: 9	H: 1 LOB: 0 BB: 0 P: 14	R: 0 E: 0 K: 1 S: 9	H: 0 LOB: 0 BB: 0 P: 14	1B: 8 2B: 2 3B: 0 HR: 1	SF: 0 SAC: 0 DP: 3 HBP: 0	WP: 2 PB: 0 SB: 0 CS: 0	PA: 40							
PITCHER	IP	WLS	BF	H	R	ER	SO	BB	IBB	HBP	BLK	WP	HR	S	P	ERA	WHIP										
Sidney Ponson, R ERA: 9.0	(1, 1)	6.0	27	8	6	6	1	3	0	0	0	1	1	54	92	9.00	1.833										
Chuck McElroy, L ERA:	(7, 1)	0.2	B	5	1	1	0	1	0	0	0	1	0	12	22	0.00	1.500										
Al Reyes, R ERA:	(7, 1)	1.0	A	4	1	0	1	0	0	0	0	0	0	11	16	0.00	1.000										
B.J. Ryan, L ERA:	(8, 1)	0.1	W	1	0	0	1	0	0	0	0	0	0	3	4	0.00	0.000										
Mike Trombley, R ERA:	(9, 1)	1.0		3	0	0	1	0	0	0	0	0	0	9	14	0.00	0.000										

Cleveland Indians @ Baltimore Orioles
 Oriole Park at Camden Yards, Baltimore, MD
 Wed Apr 05 2000, 7:05 PM EDT
 Att: 33,833 - Sunny - 60 F

AB 36
 R 7
 H 10
 RBI 5
 BB 4
 SO 5
 LOB 20



Batter	1	2	3	4	5	6	7	8	9	AB	R	H	RBI	BB	SO	LOB	BOTTOM										
Brady Anderson, L OBP: 0.400, SLG: 0.250	2-0 G4-3	3-3 K			3-2 F7	4-2 BB		1-2 2B 1B		4	1	1	0	1	1	1											
Delino DeShields, L OBP: 0.484, SLG: 0.429	4-2 S HR BB		2-0 L7-4 S 1B		2-1 G1-3	1-3 K		2-1 1B 2B		4	2	2	0	1	1	2											
B.J. Surhoff, L OBP: 0.444, SLG: 0.429	4-2 HR BB		2-1 F7		2-2 G4-3	2-3 K		1-0 2H 3H 1B		4	1	1	2	1	1	1											
Albert Belle, R OBP: 0.333, SLG: 0.571	0-0 1H 2H HR		4-2 HBP		0-0 G6-3	0-0 G5-3		1-1 F8		4	1	1	3	0	0	1											
Jeff Conine, R OBP: 0.250, SLG: 0.250	2-2 G6-3		0-0 L7-4		3-2 HR 1B	3-2 F7				4	1	1	0	0	0	2											
Cal Ripken Jr., R OBP: 0.125, SLG: 0.250	3-3 K			3-2 F8	0-0 F7		1-1 G6-3			4	0	0	0	0	1	1											
Will Clark, L OBP: 0.750, SLG: 0.800		2-0 1B 2B		2-2 G3-1	4-2 HR BB		0-1 HR 1B			3	3	2	0	1	0	0	AB 34										
Charles Johnson, R OBP: 0.500, SLG: 1.286		1-0 G6-3		4-1 FC6-4 BB	1-0 HR		2-1 1H HR			3	2	2	5	1	0	1	R 11										
Mike Bordick, R OBP: 0.500, SLG: 0.429		3-2 CS 1B		1-1 FC6-4	1-2 BB 1B		1-2 F8			4	0	2	1	0	0	1	H 12										
Inning Stats	R: 3 E: 0 K: 1 S: 15	H: 1 LOB: 0 BB: 2 P: 30	R: 1 E: 0 K: 1 S: 8	H: 2 LOB: 0 BB: 0 P: 17	R: 0 E: 0 K: 0 S: 7	H: 1 LOB: 1 BB: 0 P: 15	R: 0 E: 0 K: 0 S: 10	H: 0 LOB: 1 BB: 1 P: 20	R: 0 E: 0 K: 0 S: 8	H: 0 LOB: 0 BB: 0 P: 15	R: 3 E: 0 K: 1 S: 19	H: 3 LOB: 2 BB: 2 P: 33	R: 0 E: 0 K: 1 S: 7	H: 0 LOB: 0 BB: 0 P: 12	R: 4 E: 0 K: 0 S: 17	H: 5 LOB: 1 BB: 0 P: 26	1B: 7 2B: 3 3B: 0 HR: 3	SF: 0 SAC: 0 DP: 1 HBP: 1	WP: 0 PB: 0 SB: 0 CS: 1	PA: 40							
PITCHER	IP	WLS	BF	H	R	ER	SO	BB	IBB	HBP	BLK	WP	HR	S	P	ERA	WHIP										
Chuck Finley, L ERA: 7.2	(1, 1)	5.0	21	4	4	4	2	3	0	1	0	0	1	14	23	40.50	6.000										
Steve Reed, R ERA: 40.5	(6, 1)	0.2	B	6	3	3	0	1	0	0	0	0	0	8	15	0.00	1.500										
Ricardo Rincon, L ERA:	(6, 1)	0.2		3	0	0	2	1	0	0	0	0	0	8	15	0.00	1.500										
Scott Kamieniecki, R ERA: 6.75	(7, 1)	1.1	L	6	2	2	0	0	0	0	0	0	1	13	20	13.50	1.500										
Tom Martin, L ERA:	(8, 1)	0.0		3	3	2	0	0	0	0	0	0	0	6	10	-	-										

Cleveland Indians @ Baltimore Orioles
 Oriole Park at Camden Yards, Baltimore, MD
 Wed Apr 05 2000, 7:05 PM EDT
 Att: 33,833 - Sunny - 60 F

AB 34
 R 11
 H 12
 RBI 11
 BB 5
 SO 4
 LOB 10



Batter	1	2	3	4	5	6	7	8	9	AB	R	H	RBI	BB	SO	LOB	TOP				
Kenny Lofton, L OBP: 0.286, SLG: 0.500 (1, 8)	F8	FC6-4			E1		G6-3		G3	5	0	1	0	0	0	2	Cleveland Indians @ Baltimore Orioles Oriole Park at Camden Yards, Baltimore, MD Thu Apr 06 2000, 7:05 PM EDT Att: 35,181 - Cloudy - 75 F				
Omar Vizquel, S OBP: 0.385, SLG: 0.417 (1, 6)	F7		G6-3				G5-3			3	0	0	0	1	0						
Roberto Alomar, S OBP: 0.231, SLG: 0.091 (1, 4)				K				G6-3		3	0	0	0	1	2	3					
Manny Ramirez, R OBP: 0.231, SLG: 0.167 (1, 9)	K		F8		G1-2-3			G5-3		4	0	0	0	1	4						
Jim Thome, L OBP: 0.167, SLG: 0.500 (1, 3)		G4-3						E1		4	0	1	0	0	1	0					
Richie Sexson, R (1, 10)		BB 1B		K			F8		P4	3	1	0	0	1	1	2					
David Justice, L OBP: 0.333, SLG: 0.200 (1, 7)		BB 1B		F7					G4-3	3	1	1	0	1	0	1					
Travis Fryman, R OBP: 0.417, SLG: 0.636 (1, 5)				F9			FC5-4			4	0	2	1	0	0	2					
Sandy Alomar Jr., R OBP: 0.455, SLG: 0.333 (1, 2)									F8	3	0	1	1	1	0	1					
Inning Stats	R: 0 E: 0 K: 1 S: 11	H: 0 LOB: 1 BB: 1 P: 20	R: 2 E: 0 K: 0 S: 14	H: 2 LOB: 1 BB: 2 P: 25	R: 0 E: 0 K: 1 S: 7	H: 0 LOB: 0 BB: 0 P: 13	R: 0 E: 0 K: 1 S: 9	H: 1 LOB: 1 BB: 0 P: 13	R: 0 E: 0 K: 1 S: 13	H: 1 LOB: 2 BB: 2 P: 22	R: 0 E: 0 K: 0 S: 6	H: 0 LOB: 0 BB: 0 P: 8	R: 0 E: 1 K: 0 S: 10	H: 0 LOB: 1 BB: 0 P: 14	R: 0 E: 0 K: 0 S: 8	H: 1 LOB: 1 BB: 0 P: 12	1B: 5 2B: 1 3B: 0 HR: 0	SF: 0 SAC: 0 DP: 1 HBP: 0	WP: 0 PB: 0 SB: 0 CS: 0	PA: 37	
PITCHER	IP	WLS	BF	H	R	ER	SO	BB	IBB	HBP	BLK	WP	HR	S	P	ERA	WHIP				
Pat Rapp, R ERA: 3.0 (1, 1)	6.0	W	26	5	2	2	5	5	0	0	0	0	0	62	106	3.00	1.667				
Buddy Groom, L ERA: (7, 1)	3.0	S	11	1	0	0	0	0	0	0	0	0	0	24	34	0.00	0.333				

Batter	1	2	3	4	5	6	7	8	9	AB	R	H	RBI	BB	SO	LOB	BOTTOM				
Brady Anderson, L OBP: 0.286, SLG: 0.167 (1, 8)	G5-3	G3-1				K				4	0	0	0	0	1	1	Cleveland Indians @ Baltimore Orioles Oriole Park at Camden Yards, Baltimore, MD Thu Apr 06 2000, 7:05 PM EDT Att: 35,181 - Cloudy - 75 F				
Delino DeShields, L OBP: 0.385, SLG: 0.300 (1, 4)	BB SF4		G4-3		G1-3	G6-3				3	1	0	0	1	0	0					
B.J. Surhoff, L OBP: 0.538, SLG: 0.636 (1, 7)			G1-3		FC6-4					4	0	3	0	0	0	0					
Albert Belle, R OBP: 0.231, SLG: 0.400 (1, 9)	SF4		F9		FC6-4			G5-3		3	0	0	1	0	0	2					
Harold Baines, L OBP: 0.250, SLG: 0.143 (1, 10)	L7			1B		L8		G4-6-3		3	0	1	0	1	0	1					
Cal Ripken Jr., R OBP: 0.250, SLG: 0.273 (1, 5)		BB G5-3		F7		HR		G4-6-3		3	2	1	0	1	0	3					
Will Clark, L OBP: 0.750, SLG: 0.889 (1, 3)									K	4	1	3	0	0	1	0					
Charles Johnson, R OBP: 0.417, SLG: 1.182 (1, 2)			K		K			F9		4	1	1	3	0	2	4					
Mike Bordick, R OBP: 0.417, SLG: 0.636 (1, 6)		G5-3		F8		HR		K		4	1	1	2	0	1	3					
Inning Stats	R: 1 E: 0 K: 0 S: 12	H: 1 LOB: 1 BB: 1 P: 22	R: 0 E: 0 K: 1 S: 12	H: 1 LOB: 1 BB: 1 P: 21	R: 0 E: 0 K: 0 S: 7	H: 0 LOB: 0 BB: 0 P: 10	R: 0 E: 0 K: 1 S: 13	H: 2 LOB: 2 BB: 0 P: 22	R: 0 E: 0 K: 1 S: 8	H: 1 LOB: 1 BB: 0 P: 15	R: 4 E: 0 K: 0 S: 16	H: 4 LOB: 0 BB: 0 P: 24	R: 0 E: 0 K: 0 S: 5	H: 1 LOB: 1 BB: 1 P: 10	R: 0 E: 0 K: 2 S: 8	H: 0 LOB: 0 BB: 0 P: 9	1B: 6 2B: 2 3B: 0 HR: 2	SF: 1 SAC: 0 DP: 1 HBP: 0	WP: 0 PB: 0 SB: 1 CS: 0	PA: 36	
PITCHER	IP	WLS	BF	H	R	ER	SO	BB	IBB	HBP	BLK	WP	HR	S	P	ERA	WHIP				
Charles Nagy, R ERA: 10.13 (1, 1)	5.1	L	27	9	6	6	3	2	0	0	0	0	0	64	108	10.12	2.062				
Ricardo Rincon, L ERA: (6, 1)	0.2		3	1	0	0	0	0	0	0	0	0	0	5	7	0.00	1.500				
Steve Reed, R ERA: 16.2 (7, 1)	1.0		3	0	0	0	0	0	1	0	0	0	0	4	9	0.00	0.000				
Paul Shuey, R ERA: (8, 1)	1.0		3	0	0	0	2	0	0	0	0	0	0	8	9	0.00	0.000				

Batter	1	2	3	4	5	6	7	8	9	AB	R	H	RBI	BB	SO	LOB	TOP										
Luis Polonia, L OBP: 0.176, SLG: 0.071 Wendell Magee, R OBP: 0.667, SLG: 1.667	G6-3		SF7	F8		F7		BB 1B	HR	3	0	0	1	0	0	1											
Brad Ausmus, R OBP: 0.526, SLG: 0.714	F8		HBP BB		HR	BB		BB 1B	G1-3	5	1	3	1	1	0	0											
Bobby Higginson, L OBP: 0.316, SLG: 0.188	G3		HBP		HR BB	K		K		4	1	1	0	1	2	3											
Dean Palmer, R OBP: 0.421, SLG: 0.750		K	K		HR BB	BB		K	F9	5	1	1	2	1	3	6											
Tony Clark, S OBP: 0.444, SLG: 0.571	G4-3			G6-4-3 HR BB	HR			FC5-4 BB		2	2	1	1	3	0	0											
Damon Easley, R OBP: 0.235, SLG: 0.071	G5-3			G6-4-3 1B	F6	F9		FC5-4 1-2		5	0	1	0	0	0	6											
Robert Fick, L OBP: 0.167, SLG: 0.167			F7	G6-4-3	G4-3		F7		BB HR 1B	5	1	1	0	0	0	2	AB 40										
Juan Encarnacion, R OBP: 0.375, SLG: 0.533			1B SF7	HR	S		G6-3		HR BB	4	3	3	2	1	0	0	R 10										
Deivi Cruz, R OBP: 0.375, SLG: 0.467			HBP BB 1B	E5 WP	G5-3		F7		F7	5	0	1	0	0	0	3	H 14										
Inning Stats	R: 0 E: 0 K: 0 S: 9	H: 0 LOB: 0 BB: 0 P: 11	R: 0 E: 0 K: 1 S: 9	H: 0 LOB: 0 BB: 0 P: 12	R: 1 E: 0 K: 1 S: 22	H: 2 LOB: 3 BB: 1 P: 36	R: 2 E: 1 K: 0 S: 24	H: 2 LOB: 1 BB: 1 P: 39	R: 4 E: 0 K: 0 S: 15	H: 4 LOB: 1 BB: 2 P: 22	R: 0 E: 0 K: 1 S: 13	H: 1 LOB: 3 BB: 2 P: 28	R: 0 E: 0 K: 0 S: 8	H: 0 LOB: 0 BB: 0 P: 11	R: 0 E: 0 K: 2 S: 18	H: 2 LOB: 3 BB: 1 P: 30	R: 3 E: 0 K: 0 S: 15	H: 3 LOB: 1 BB: 1 P: 27	1B: 8 2B: 1 3B: 0 HR: 5	SF: 1 SAC: 0 DP: 1 HBP: 1	WP: 1 PB: 0 SB: 1 CS: 0	PA: 49					
PITCHER	IP	WLS	BF	H	R	ER	SO	BB	IBB	HBP	BLK	WP	HR	S	P	ERA	WHIP										
Calvin Maduro, R ERA: 13.5	4.0		22	6	6	6	2	3	0	1	0	1	3	71	110	13.50	2.250										
Tim Worrell, R ERA: 4.5	2.0	W	11	3	1	1	1	2	0	0	0	0	1	21	38	4.50	2.500										
Al Reyes, R ERA:	1.0		3	0	0	0	0	0	0	0	0	0	0	8	11	0.00	0.000										
B.J. Ryan, L ERA:	1.0		6	2	0	0	2	1	0	0	0	0	0	18	30	0.00	3.000										
Gabe Molina, R ERA: 27.0	1.0		7	3	3	3	0	1	0	0	0	0	1	15	27	27.00	4.000										

Detroit Tigers @ Baltimore Orioles
 Oriole Park at Camden Yards, Baltimore, MD
 Fri Apr 07 2000, 7:05 PM EDT
 Att: 39,415 - Sunny - 74 F

AB 40
 R 10
 H 14
 RBI 10
 BB 7
 SO 5
 LOB 21



Batter	1	2	3	4	5	6	7	8	9	AB	R	H	RBI	BB	SO	LOB	BOTTOM										
Brady Anderson, L OBP: 0.263, SLG: 0.176 Rich Amaral, R	G4-3		F7	K	G5-3		1B			5	0	1	0	0	1	2											
Delino DeShields, L OBP: 0.484, SLG: 0.533	F9		1B HR		1B	K	1B			5	2	3	1	0	1	0											
B.J. Surhoff, L OBP: 0.500, SLG: 0.563	G3-1		HR 1B		2B	K	F5			5	2	2	1	0	1	2											
Albert Belle, R OBP: 0.333, SLG: 0.714		E5 HR	HR		G1-3 HR	F9		G6-3 BB		4	3	2	4	1	0	0											
Harold Baines, L OBP: 0.154, SLG: 0.083		K	F8		G1-3		G6-3	G6-3		5	0	0	0	0	1	3											
Cal Ripken Jr., R OBP: 0.313, SLG: 0.500 Jeff Conine, R OBP: 0.400, SLG: 0.250		HR		G6-3	G6-3	1B E				3	2	1	2	1	0	1											
Will Clark, L OBP: 0.765, SLG: 0.818		G5-4-3 BB		G1-3 BB	HR	HR	E SF8	K		2	2	1	0	3	1	1											
Charles Johnson, R OBP: 0.438, SLG: 1.200		G5-4-3		G1-3	HR		E5 1B			4	2	2	4	0	0	2											
Mike Bordick, R OBP: 0.375, SLG: 0.786 Jesse Garcia, R			F8	G1-3	HR		SF8			3	1	1	2	0	0	2											
Inning Stats	R: 0 E: 0 K: 0 S: 4	H: 1 LOB: 0 BB: 0 P: 7	R: 2 E: 1 K: 1 S: 11	H: 1 LOB: 1 BB: 1 P: 18	R: 3 E: 0 K: 0 S: 11	H: 3 LOB: 0 BB: 0 P: 20	R: 0 E: 0 K: 1 S: 15	H: 1 LOB: 2 BB: 1 P: 26	R: 6 E: 0 K: 0 S: 23	H: 5 LOB: 0 BB: 1 P: 37	R: 0 E: 0 K: 2 S: 8	H: 0 LOB: 0 BB: 0 P: 12	R: 3 E: 1 K: 0 S: 17	H: 3 LOB: 2 BB: 1 P: 25	R: 0 E: 0 K: 1 S: 6	H: 0 LOB: 1 BB: 2 P: 16	1B: 7 2B: 1 3B: 1 HR: 4	SF: 1 SAC: 0 DP: 2 HBP: 0	WP: 0 PB: 0 SB: 0 CS: 0	PA: 43							
PITCHER	IP	WLS	BF	H	R	ER	SO	BB	IBB	HBP	BLK	WP	HR	S	P	ERA	WHIP										
Dave Milicki, R ERA: 15.75	4.0	L	22	8	8	7	2	2	0	0	0	0	2	50	84	15.75	2.500										
Mark Johnson, R ERA: 13.5	2.2		14	3	6	4	2	2	0	0	0	0	2	32	53	13.50	1.875										
Jim Poole, L ERA:	0.1		3	2	0	0	0	0	0	0	0	0	0	7	8	0.00	6.000										
Matt Anderson, R ERA:	1.0		4	0	0	0	1	2	0	0	0	0	0	6	16	0.00	2.000										

Detroit Tigers @ Baltimore Orioles
 Oriole Park at Camden Yards, Baltimore, MD
 Fri Apr 07 2000, 7:05 PM EDT
 Att: 39,415 - Sunny - 74 F

AB 36
 R 14
 H 13
 RBI 14
 BB 6
 SO 5
 LOB 13



Batter	1	2	3	4	5	6	7	8	9	10	AB	R	H	RBI	BB	SO	LOB	TOP						
Damon Easley, R OBP: 0.250, SLG: 0.118 Juan Gonzalez, R (7, PH) Shane Halter, R (7, 4)	3-1 SH2-3 1B		2-3 K		1-2 F9		1-1 G6-4-3		2-3 K		3	0	1	0	0	1	1							
Brad Ausmus, R OBP: 0.583, SLG: 0.778	0-0 SH2-3 1B		1-2 K		2-2 G5-3			1-2 FC3-2 1B		4-2 SH1-4 BB	4	0	3	0	1	0	0							
Bobby Higginson, L OBP: 0.318, SLG: 0.211	0-0 SH2-3		3-3 K			0-1 P6		0-0 E8 FC3-2 1B		0-1 SH1-4	3	0	1	0	0	1	1							
Dean Palmer, R OBP: 0.417, SLG: 0.632	2-3 K			4-2 G4-3 1B BB		1-3 K		1-3 K		4-1 G6-3 BB	3	1	0	0	2	3	4							
Tony Clark, S OBP: 0.348, SLG: 0.421	2-1 G3-1			2-0 G4-3		0-3 K		1-1 FC3-2		1-0 G6-3	5	0	0	0	0	1	7							
Juan Encarnacion, R OBP: 0.350, SLG: 0.474		0-1 L8		0-0 P4			2-2 1B 1B		0-2 L4		4	0	1	0	0	0	3							
Robert Fick, L OBP: 0.267, SLG: 0.267 Gregg Jefferies, S (9, PH)	1-2 G3		3-0 1B		2-1 1B 1B				4-2 G4-3 BB	3	0	2	1	0	0	0	0							
Karim Garcia, L Luis Polonia, L OBP: 0.167, SLG: 0.067	0-0 G3-1		0-0 F8		1-2 L7				1-2 G4-3	3	0	0	0	0	0	3								
Deivi Cruz, R OBP: 0.400, SLG: 0.474			1-1 G5-3		1-2 CS 1B		0-0 G6-4-3 1B		0-1 F8	4	0	2	0	0	0	1								
Inning Stats	R: 0 E: 0 K: 1 S: 9	H: 2 LOB: 2 BB: 0 P: 16	R: 0 E: 0 K: 0 S: 6	H: 0 LOB: 0 BB: 0 P: 7	R: 0 E: 0 K: 2 S: 16	H: 1 LOB: 1 BB: 0 P: 23	R: 1 E: 0 K: 0 S: 6	H: 1 LOB: 1 BB: 1 P: 15	R: 0 E: 0 K: 2 S: 8	H: 0 LOB: 0 BB: 0 P: 9	R: 0 E: 0 K: 0 S: 12	H: 3 LOB: 2 BB: 0 P: 18	R: 0 E: 1 K: 1 S: 14	H: 2 LOB: 2 BB: 0 P: 17	R: 0 E: 0 K: 1 S: 13	H: 0 LOB: 1 BB: 1 P: 20	R: 0 E: 0 K: 0 S: 7	H: 0 LOB: 1 BB: 2 P: 16	1B: 9 2B: 1 3B: 0 HR: 0	SF: 0 SAC: 2 DP: 2 HBP: 0	WP: 0 PB: 0 SB: 0 CS: 1	PA: 41		
PITCHER	IP 8.0	WLS 2	BF 33	H 10	R 1	ER 1	SO 6	BB 1	IBB 0	HBP 0	BLK 0	WP 0	HR 0	S 80	P 118	ERA 1.12	WHIP 1.375							
35 Mike Mussina, R ERA: 2.87 Chuck McElroy, L ERA: Al Reyes, R ERA:	(1, 1) 0.1 (9, 1) (9, 1)																							

Detroit Tigers @ Baltimore Orioles
Oriole Park at Camden Yards, Baltimore, MD
Sat. Apr. 08 2000, 1:35 PM EDT
Att. 42,547 - Cloudy - 81 F

AB	35
R	1
H	10
RBI	1
BB	4
SO	7
LOB	25



Batter	1	2	3	4	5	6	7	8	9	10	AB	R	H	RBI	BB	SO	LOB	BOTTOM						
Brady Anderson, L OBP: 0.273, SLG: 0.158	1-1 F7		4-0 FC6-4 BB		2-3 K			0-0 SH1-4		1-0 SH3-4	2	0	0	0	1	1	1							
Delino DeShields, L OBP: 0.391, SLG: 0.450	0-2 G6-3		1-2 FC6-4		3-3 K G5-4-3		3-1 L3		1-2 1B	5	0	1	1	0	1	3								
B.J. Surhoff, L OBP: 0.455, SLG: 0.500	0-2 P6		2-2 G2-3		2-3 K		0-0 FC4-6 BB 1B		4-1 FC4-6 BB	4	0	1	1	0	1	3								
Albert Belle, R OBP: 0.354, SLG: 0.647		0-0 CS 1B 1B		3-1 P6		0-0 G5-4-3		4-1 FC4-6 BB		1-2 FC4-6 BB	3	0	1	0	1	0	1							
Harold Baines, L OBP: 0.176, SLG: 0.125		1-0 1B		2-3 K		3-1 L7		0-0 FC4-6		1-2 FC4-6 BB	4	0	1	0	0	1	2							
Jeff Conine, R OBP: 0.222, SLG: 0.125		1-1 F8		2-0 G6-3		0-0 G5-3		1-0 F9		4-0 G3-1	4	0	0	0	0	2								
Will Clark, L OBP: 0.714, SLG: 0.786		3-3 K		1-2 2B		4-1 FC6-4 BB		0-0 G3-1		3-0 1 0 1 1 2	3	0	1	0	1	2								
Charles Johnson, R OBP: 0.400, SLG: 1.000			0-0 FC6-4 BB 1B		2-2 G6-3		1-1 FC6-4		3-2 F8	4	0	1	0	0	0	2								
Mike Bordick, R OBP: 0.400, SLG: 0.722			1-2 F8		0-1 G5-3		0-1 SH1-4 1B		3-2 SH3-4 1B	4	2	2	0	0	0	2								
Inning Stats	R: 0 E: 0 K: 0 S: 8	H: 0 LOB: 0 BB: 0 P: 9	R: 0 E: 0 K: 1 S: 7	H: 2 LOB: 2 BB: 0 P: 12	R: 0 E: 0 K: 0 S: 11	H: 1 LOB: 2 BB: 1 P: 19	R: 0 E: 0 K: 1 S: 7	H: 0 LOB: 0 BB: 0 P: 14	R: 0 E: 0 K: 0 S: 6	H: 0 LOB: 1 BB: 1 P: 14	R: 1 E: 0 K: 0 S: 8	H: 2 LOB: 2 BB: 1 P: 15	R: 0 E: 0 K: 0 S: 6	H: 0 LOB: 0 BB: 0 P: 10	R: 1 E: 0 K: 0 S: 8	H: 2 LOB: 1 BB: 0 P: 13	1B: 7 2B: 2 3B: 0 HR: 0	SF: 0 SAC: 2 DP: 2 HBP: 0	WP: 1 PB: 0 SB: 0 CS: 1	PA: 38				
PITCHER	IP 7.0	WLS 4	BF 26	H 4	R 0	ER 0	SO 5	BB 2	IBB 0	HBP 0	BLK 0	WP 1	HR 0	S 57	P 96	ERA 0.00	WHIP 0.857							
Hideo Nomo, R ERA: 1.93 Doug Brocail, R ERA: 8.1	(1, 1) 2.1 (8, 1)																							

Detroit Tigers @ Baltimore Orioles
Oriole Park at Camden Yards, Baltimore, MD
Sat. Apr. 08 2000, 1:35 PM EDT
Att. 42,547 - Cloudy - 81 F

AB	33
R	2
H	8
RBI	2
BB	3
SO	5
LOB	18



Batter	1	2	3	4	5	6	7	8	9	AB	R	H	RBI	BB	SO	LOB	TOP							
Luis Polonia, L OBP: 0.217, SLG: 0.211	3-2 E 3B	4-0 F9 BB BB		1-2 F8		0-2 F9		0-0 G1-3		4	1	1	0	1	0	0								
Gregg Jefferies, S OBP: 0.571, SLG: 0.250	4-2 F 1B	4-1 BB BB		1-1 BB 1B		2-3 K			2-1 G3-1	3	1	1	0	2	1	0								
Bobby Higginson, L OBP: 0.296, SLG: 0.250	1-0 E3 1B	2-1 F9 BB		0-0 G3			2-2 2B 2B		2-3 K	5	2	1	0	0	1	4								
Dean Palmer, R OBP: 0.379, SLG: 0.667	1-3 K	2-1 F3			0-0 HR		2-1 F9 2B		2-1 F9	5	1	1	1	0	1	5								
Brad Ausmus, R OBP: 0.571, SLG: 0.773	3-1 1B 2-3 3-H 1B		1-2 F8		3-2 G5-3		2-2 2B			4	0	2	2	0	0	0								
Robert Fick, L OBP: 0.316, SLG: 0.316	3-2 1B		2-2 1B		0-3 K		1-3 K			4	0	2	1	0	2	1								
Damion Easley, R OBP: 0.250, SLG: 0.118 Shane Halter, R OBP: 0.200, SLG: 0.200	0-3 K		2-1 1B		1-1 G5-3		1-2 F8			0	0	0	0	0	0	0								
Juan Encarnacion, R OBP: 0.333, SLG: 0.565	1-2 P3		0-0 G5-4-3		0-0 HR		0-2 E1			4	1	1	1	0	0	4								
Deivi Cruz, R OBP: 0.333, SLG: 0.391		1-1 L8		0-1 F8		1-0 F9		0-2 G5-4-3		4	0	0	0	0	0	1								
Inning Stats	R: 3 E: 1 K: 2 S: 29	H: 3 LOB: 2 BB: 1 P: 45	R: 0 E: 0 K: 0 S: 7	H: 0 LOB: 2 BB: 2 P: 20	R: 0 E: 0 K: 0 S: 13	H: 2 LOB: 1 BB: 0 P: 18	R: 0 E: 0 K: 0 S: 8	H: 1 LOB: 1 BB: 0 P: 10	R: 1 E: 0 K: 1 S: 12	H: 1 LOB: 0 BB: 0 P: 16	R: 1 E: 0 K: 1 S: 14	H: 2 LOB: 1 BB: 0 P: 22	R: 0 E: 1 K: 0 S: 7	H: 0 LOB: 0 BB: 0 P: 7	R: 0 E: 0 K: 1 S: 7	H: 0 LOB: 0 BB: 0 P: 13	1B: 5 2B: 2 3B: 1 HR: 2	SF: 0 SAC: 0 DP: 2 HBP: 0	WP: 0 PB: 0 SB: 0 CS: 0	PA: 40				
PITCHER	IP WLS BF H R ER SO BB IBB HBP BLK WP HR S P ERA WHIP	IP WLS BF H R ER SO BB IBB HBP BLK WP HR S P ERA WHIP																						
Jose Mercedes, R ERA: 5.4	(1, 1)	5.0	W	25	7	4	3	3	3	0	0	0	0	0	0	0	0	0	0	1	69	109	5.40	2.000
Tim Worrell, R ERA: 5.75	(6, 1)	2.0		9	3	2	2	2	0	0	0	0	0	0	0	0	0	0	0	1	23	34	9.00	1.500
Buddy Groom, L ERA:	(8, 1)	1.0		3	0	0	0	0	0	0	0	0	0	0	0	0	0	0	0	7	7	0.00	0.000	
Mike Trombley, R ERA:	(9, 1)	1.0		3	0	0	0	1	0	0	0	0	0	0	0	0	0	0	0	7	13	0.00	0.000	

Detroit Tigers @ Baltimore Orioles
Oriole Park at Camden Yards, Baltimore, MD


AB 37
R 6
H 10
RBI 5
BB 3
SO 6
LOB 18



WP: 0 PA: 40
PB: 0
SB: 0
CS: 0

Detroit Tigers @ Baltimore Orioles
Oriole Park at Camden Yards, Baltimore, MD

AB 39
R 11
H 16
RBI 9
BB 2
SO 6
LOB 16



WP: 0 PA: 43
PB: 0
SB: 3
CS: 1

Batter	1	2	3	4	5	6	7	8	9	AB	R	H	RBI	BB	SO	LOB	BOTTOM						
Rich Amaral, R OBP: 0.600, SLG: 0.600	2-2 G3	2-0 S 1B	1-0 G6-3	3-2 1B			1-0 G4-3 1B			5	1	3	0	0	0	0							
Delino DeShields, L OBP: 0.393, SLG: 0.440 Jesse Garcia, R	3-3 K	2-1 1B S	0-1 S	3-2 L7			3-2 G4-3			5	1	2	2	0	1	3							
B.J. Surhoff, L OBP: 0.407, SLG: 0.440	1-2 E 1B	0-3 K	3-3 K		0-1 L4		1-0 G3			5	1	1	0	0	2	4							
Albert Belle, R OBP: 0.444, SLG: 0.714	2-1 E 1B	4-1 BB 1B SF7 BB		0-0 1B 2B		2-0 F8		0-0 CS 2B		4	3	3	0	1	0	0							
Jeff Conine, R OBP: 0.357, SLG: 0.308	2-1 E8	1-1 BB 1B		0-0 2B 1B		3-2 G6-3		1-1 1B		5	1	3	1	0	0	0							
Cal Ripken Jr., R OBP: 0.286, SLG: 0.389	3-2 G1-3	4-2 BB		1-3 K		0-0 G4-3		1-0 F7		4	0	0	1	1	1	5							
Will Clark, L OBP: 0.615, SLG: 0.722		E3 1B		0-0 13 1B SF8 2B		2-2 G3-1		3-3 K		4	2	1	3	0	1	2							
13 Willie Morales, R OBP: 0.500, SLG: 0.500		1B 1B		2-2 1B 1B		1-2 F7				4	1	2	0	0	1	2							
Mike Bordick, R OBP: 0.375, SLG: 0.667		2-2 1B 1B		2-1 F8		0-0 SF8		0-1 G4-3		3	1	1	2	0	0	0							
Inning Stats	R: 2 E: 1 K: 1 S: 17	H: 2 LOB: 1 BB: 0 P: 30	R: 6 E: 1 K: 2 S: 28	H: 5 LOB: 2 BB: 2 P: 49	R: 0 E: 0 K: 1 S: 9	H: 1 LOB: 1 BB: 0 P: 15	R: 3 E: 0 K: 1 S: 19	H: 5 LOB: 2 BB: 0 P: 28	R: 0 E: 0 K: 0 S: 6	H: 0 LOB: 0 BB: 0 P: 11	R: 0 E: 0 K: 0 S: 7	H: 0 LOB: 0 BB: 0 P: 10	R: 0 E: 0 K: 1 S: 7	H: 1 LOB: 1 BB: 0 P: 12	R: 0 E: 0 K: 1 S: 7	H: 2 LOB: 2 BB: 0 P: 12	1B: 14 2B: 3 3B: 0 HR: 0	SF: 2 SAC: 0 DP: 1 HBP: 0	WP: 0 PB: 0 SB: 3 CS: 1	PA: 43			
PITCHER	IP WLS BF H R ER SO BB IBB HBP BLK WP HR S P ERA WHIP	IP WLS BF H R ER SO BB IBB HBP BLK WP HR S P ERA WHIP																					
C.J. Nitkowski, L ERA: 7.71	(1, 1)	3.1	L	25	11	11	7	5	2	0	0	0	0	0	0	0	0	0	0	24	40	0.00	0.750
Willie Blair, R ERA: 6.0	(4, 1)	2.2		10	2	0	0	0	0	0	0	0	0	0	0	0	0	0	0	7	12	0.00	1.000
Danny Patterson, R ERA:	(7, 1)	1.0		4	1	0	0	0	0	0	0	0	0	0	0	0	0	0	0	7	12	0.00	2.000
Todd Jones, R ERA:	(8, 1)	1.0		4	2	0	0	1	0	0	0	0	0	0	0	0	0	0	0	7	12	0.00	2.000

WP: 0 PA: 43
PB: 0
SB: 3
CS: 1

Batter	1	2	3	4	5	6	7	8	9	10	11	12	AB	R	H	RBI	BB	SO	LOB	TOP											
Brady Anderson, L (1.8) OBP: 0.397, SLG: 0.375	F8	1B			HR				1B				5	1	3	3	1	1	0												
Delino DeShields, L (1.4) OBP: 0.382, SLG: 0.400	BB	G4-3						2B	1B				5	1	1	0	1	1	3												
B.J. Surhoff, L (1.7) OBP: 0.333, SLG: 0.355	F8				G3-1			F7		P4		CS	G6-3	6	0	0	0	0	0	3											
Albert Belle, R (1.9) OBP: 0.455, SLG: 0.704	F8						F8	1B	2B				6	0	3	1	0	0	1												
Harold Baines, L (1.10) OBP: 0.217, SLG: 0.182		F7			K			BB	WP	1B			6	0	2	0	0	1	3												
Cal Ripken Jr, R (1.5) OBP: 0.289, SLG: 0.478		HR			G6-3			F9					5	1	1	1	0	1	3												
Will Clark, L (1.3) OBP: 0.581, SLG: 0.619		2B			F8			BB	IBB				3	1	0	0	2	0	0												
Charles Johnson, R (1.2) OBP: 0.360, SLG: 0.826		P6			F8					K			4	0	0	0	1	1	1												
Mike Bordick, R (1.6) OBP: 0.345, SLG: 0.615		1B			F8					K			5	1	1	0	0	1	3												
Inning Stats	R: 0 E: 0 K: 10	H: 0 LOB: 1 BB: 1 P: 19	R: 3 E: 0 K: 12	H: 3 LOB: 1 BB: 1 P: 22	R: 0 E: 0 K: 5	H: 0 LOB: 0 BB: 0 P: 7	R: 0 E: 0 K: 6	H: 0 LOB: 0 BB: 0 P: 7	R: 1 E: 0 K: 14	H: 1 LOB: 3 BB: 0 P: 21	R: 0 E: 0 K: 7	H: 3 LOB: 2 BB: 0 P: 25	R: 0 E: 0 K: 15	H: 2 LOB: 2 BB: 0 P: 24	R: 0 E: 0 K: 6	H: 0 LOB: 0 BB: 1 P: 13	R: 0 E: 0 K: 7	H: 1 LOB: 0 BB: 0 P: 13	1B: 7 2B: 2 3B: 0 HR: 2	SF: 0 SAC: 0 DP: 1 HBP: 0	WP: 1 PB: 0 SB: 0 CS: 0	PA: 51									
PITCHER	IP WLS BF H R ER SO BB IBB HBP BLK WP HR S P ERA WHIP																														
Chad Durbin, R (1.1) ERA: 3.96	5.2	26	5	4	4	2	3	0	0	0	0	0	0	0	42	64	2.70	1.500													
49 Chris Fussell, R (6.1) ERA: 0.87	3.1	15	5	1	1	4	0	0	0	0	0	0	0	0	10	21	0.00	0.500													
Ricky Bottalico, R (10.1) ERA: 0.75	2.0	6	0	0	0	0	1	0	0	0	0	0	0	0	7	13	0.00	1.000													
Jose Santiago, R (12.1) ERA:	1.0	W	3	1	0	0	0	0	0	0	0	0	0	0	0	0	0	0	0												

Baltimore Orioles @ Kansas City Royals
Kauffman Stadium, Kansas City, MO

Tue Apr 11 2000, 7:05 PM CDT
Alt: 13,080 - Cloudy - 62 F

AB 45
R 5
H 11
RBI 5
BB 5
SO 6
LOB 17




Batter	1	2	3	4	5	6	7	8	9	10	11	12	AB	R	H	RBI	BB	SO	LOB	BOTTOM										
Johnny Damon, L (1.7) OBP: 0.289, SLG: 0.385	P4		G1-3		G4-6-3		F8		FC6-2		BB		3	0	0	0	3	0	0											
Carlos Febles, R (1.4) OBP: 0.366, SLG: 0.378	F9	2B	B5-3		G4-6-3			G3	2B		E6		6	0	2	0	0	0	3											
Carlos Beltrán, S (1.8) OBP: 0.286, SLG: 0.436	F9		G3					G3			FC6-2		5	1	1	0	1	1	3											
Jermaine Dye, R (1.9) OBP: 0.488, SLG: 0.794	FC6-4	BB	G4-3					G3	HR		FC6-2		3	1	0	0	3	0	4											
29 Mike Sweeney, R (1.3) OBP: 0.359, SLG: 0.789	FC6-4				HR			E5	FC1-2-5		F7		6	2	1	2	0	0	9											
Joe Randa, R (1.5) OBP: 0.525, SLG: 0.778			F8					F8					6	2	4	3	0	0	1											
Mark Quinn, R (1.10) OBP: 0.353, SLG: 0.419								G5-3			FC6-4		6	0	2	0	0	0	4											
Brian Johnson, R (1.2) OBP: 0.296, SLG: 0.500								F9			FC6-4		5	1	1	2	1	1	3											
Rey Sanchez, R (1.6) OBP: 0.241, SLG: 0.222			G6-4-3					P4			G6-3		5	0	0	0	0	0	3											
Inning Stats	R: 0 E: 0 K: 10	H: 1 LOB: 2 BB: 1 P: 18	R: 0 E: 0 K: 8	H: 1 LOB: 1 BB: 1 P: 16	R: 0 E: 0 K: 5	H: 0 LOB: 0 BB: 0 P: 8	R: 1 E: 0 K: 13	H: 2 LOB: 1 BB: 0 P: 23	R: 0 E: 0 K: 6	H: 0 LOB: 0 BB: 0 P: 9	R: 3 E: 0 K: 19	H: 3 LOB: 1 BB: 1 P: 32	R: 0 E: 0 K: 11	H: 1 LOB: 1 BB: 2 P: 15	R: 0 E: 0 K: 10	H: 0 LOB: 2 BB: 0 P: 24	R: 2 E: 0 K: 3	H: 2 LOB: 0 BB: 0 P: 4	1B: 4 2B: 4 3B: 0 HR: 3	SF: 0 SAC: 0 DP: 2 HBP: 0	WP: 0 PB: 0 SB: 3 CS: 0	PA: 53								
PITCHER	IP WLS BF H R ER SO BB IBB HBP BLK WP HR S P ERA WHIP																													
Sidney Ponson, R (1.1) ERA: 5.54	7.0	28	5	2	2	0	3	0	0	0	0	0	0	1	19	32	27.00	4.000												
Al Reyes, R (8.1) ERA: 5.79	1.0	B	7	3	3	0	1	1	0	1	0	0	0	0	22	40	0.00	1.000												
B.J. Ryan, L (9.1) ERA:	2.0	10	1	0	0	1	1	1	0	1	0	0	0	0	9	16	0.00	1.500												
Chuck McElroy, L (11.1) ERA:	0.2	3	0	0	0	1	1	0	0	0	0	0	0	0	4	12	27.00	3.000												
Tim Worrell, R (11.1) ERA: 9.64	0.2	L	5	2	2	0	0	1	0	0	0	0	0	1	4	12	27.00	3.000												


Baltimore Orioles @ Kansas City Royals
Kauffman Stadium, Kansas City, MO

Tue Apr 11 2000, 7:05 PM CDT
Alt: 13,080 - Cloudy - 62 F

AB 45
R 7
H 11
RBI 7
BB 8
SO 2
LOB 30




Batter	1	2	3	4	5	6	7	8	9	AB	R	H	RBI	BB	SO	LOB	TOP						
Brady Anderson, L OBP: 0.364, SLG: 0.357	G4-3			G3-1				F7		4	0	1	0	1	0	1	Baltimore Orioles @ Kansas City Royals Kauffman Stadium, Kansas City, MO Wed Apr 12 2000, 7:05 PM CDT Att: 15,228 - Sunny - 56 F						
Delino DeShields, L OBP: 0.365, SLG: 0.382	G4-3		P6					F9		4	0	1	0	1	1	2							
B.J. Surhoff, L OBP: 0.316, SLG: 0.314	G4-3		K							4	1	0	0	1	1	3							
Albert Belle, R OBP: 0.421, SLG: 0.613										4	0	0	0	1	1	2							
Harold Baines, L OBP: 0.214, SLG: 0.185	F8									5	1	1	0	0	0	3							
Cal Ripken Jr., R OBP: 0.300, SLG: 0.462		L6								3	1	1	1	1	0	0							
Will Clark, L OBP: 0.543, SLG: 0.542										3	1	0	0	0	3	4							
Charles Johnson, R OBP: 0.379, SLG: 0.852										4	2	2	2	0	0	2							
Mike Bordick, R OBP: 0.364, SLG: 0.633										4	0	2	3	0	1	0							
Inning Stats	R: 0 E: 0 K: 0 S: 6	H: 0 LOB: 2 BB: 2 P: 17	R: 0 E: 0 K: 1 S: 5	H: 0 LOB: 0 BB: 0 P: 7	R: 0 E: 0 K: 2 S: 11	H: 1 LOB: 1 BB: 0 P: 18	R: 3 E: 1 K: 1 S: 16	H: 2 LOB: 1 BB: 1 P: 25	R: 0 E: 0 K: 0 S: 7	H: 1 LOB: 1 BB: 0 P: 8	R: 2 E: 0 K: 1 S: 10	H: 2 LOB: 1 BB: 1 P: 24	R: 1 E: 0 K: 1 S: 14	H: 2 LOB: 2 BB: 1 P: 24	R: 0 E: 0 K: 0 S: 5	H: 0 LOB: 0 BB: 0 P: 8		R: 0 E: 0 K: 1 S: 8	H: 0 LOB: 0 BB: 0 P: 14	1B: 5 2B: 3 3B: 0 HR: 0	SF: 0 SAC: 0 DP: 0 HBP: 1	WP: 0 PB: 0 SB: 4 CS: 1	PA: 41
PITCHER	IP	WLS	BF	H	R	ER	SO	BB	IBB	HBP	BLK	WP	HR	S	P	ERA		WHIP					
Mac Suzuki, R ERA: 5.79	(1, 1)	5.1	26	5	5	2	4	3	0	1	0	0	0	49	85	3.38		1.500					
Jerry Spradlin, R ERA: 2.94	(6, 1)	1.2	9	3	1	1	2	2	0	0	0	0	0	20	38	5.40		3.000					
Jose Santiago, R ERA:	(8, 1)	2.0	W	6	0	0	0	1	0	0	0	0	0	13	22	0.00		0.000					

Batter	1	2	3	4	5	6	7	8	9	AB	R	H	RBI	BB	SO	LOB	BOTTOM						
Johnny Damon, L OBP: 0.265, SLG: 0.357			G4-3							3	0	0	1	0	1	1	Baltimore Orioles @ Kansas City Royals Kauffman Stadium, Kansas City, MO Wed Apr 12 2000, 7:05 PM CDT Att: 15,228 - Sunny - 56 F						
Carlos Febles, R OBP: 0.356, SLG: 0.366	G6-3									4	0	1	0	0	0	2							
Carlos Beltrán, S OBP: 0.261, SLG: 0.395										4	0	0	0	0	1	2							
Jermaine Dye, R OBP: 0.489, SLG: 0.838		G6-3								3	1	1	1	1	0	1							
29 Mike Sweeney, R OBP: 0.372, SLG: 0.780										3	1	1	0	1	1	2							
Joe Randa, R OBP: 0.500, SLG: 0.725										4	1	1	0	0	1	2							
Gregg Zaun, S OBP: 0.438, SLG: 0.357										3	2	1	0	1	1	1							
Scott Pose, L ERA: 3.75	(1, 7)									1	0	0	0	1	0	0							
Mark Quinn, R OBP: 0.389, SLG: 0.469 ERA: 1.42	(7, PH) (8, 7)									1	1	1	1	1	1	0							
Rey Sanchez, R OBP: 0.273, SLG: 0.367	(1, 6)									3	1	2	4	0	0	1							
Inning Stats	R: 0 E: 0 K: 2 S: 9	H: 0 LOB: 0 BB: 0 P: 16	R: 0 E: 0 K: 0 S: 5	H: 1 LOB: 1 BB: 0 P: 8	R: 0 E: 0 K: 0 S: 4	H: 0 LOB: 0 BB: 1 P: 9	R: 0 E: 0 K: 0 S: 13	H: 1 LOB: 1 BB: 0 P: 22	R: 0 E: 0 K: 1 S: 7	H: 0 LOB: 0 BB: 0 P: 12	R: 0 E: 0 K: 0 S: 5	H: 1 LOB: 1 BB: 0 P: 9	R: 4 E: 0 K: 0 S: 17	H: 3 LOB: 1 BB: 2 P: 31	R: 0 E: 0 K: 2 S: 10	H: 0 LOB: 1 BB: 1 P: 15		R: 3 E: 0 K: 0 S: 6	H: 2 LOB: 0 BB: 1 P: 14	1B: 4 2B: 2 3B: 0 HR: 2	SF: 2 SAC: 0 DP: 1 HBP: 0	WP: 2 PB: 0 SB: 1 CS: 0	PA: 36
PITCHER	IP	WLS	BF	H	R	ER	SO	BB	IBB	HBP	BLK	WP	HR	S	P	ERA		WHIP					
Pat Rapp, R ERA: 3.75	(1, 1)	6.0	24	5	3	3	3	2	0	0	0	0	0	49	90	4.50		1.167					
Buddy Groom, L ERA: 1.42	(7, 1)	1.1	7	1	1	1	0	2	0	0	0	0	0	14	24	6.75		2.250					
Mike Trombley, R ERA: 9.0	(8, 1)	0.2	L	5	2	3	3	1	0	0	0	1	1	13	22	40.50		4.500					

Batter	1	2	3	4	5	6	7	8	9	AB	R	H	RBI	BB	SO	LOB	TOP				
Brady Anderson, L (1, 8) OBP: 0.342, SLG: 0.333	L6		G6-3			L3		S 1B E 1B	K	5	1	1	0	0	1	2	Baltimore Orioles @ Kansas City Royals Kauffman Stadium, Kansas City, MO Thu Apr 13 2000, 1:05 PM CDT Att: 23,724 - Sunny - 62 F				
Delino DeShields, L (1, 4) OBP: 0.336, SLG: 0.385	K			K		G4-3		S 1B SF7 1B		5	1	2	0	0	2	1					
B.J. Surhoff, L (1, 7) OBP: 0.326, SLG: 0.350	FC5-4 1B					K		K	F7	5	0	2	0	0	2	4					
Albert Belle, R (1, 9) OBP: 0.381, SLG: 0.559	FC5-4 1-2			G5-3				G6-3	SF7	3	0	0	1	0	0	2					
Harold Baines, L (1, 10) OBP: 0.250, SLG: 0.226 Rich Amaral, R (8, PR) OBP: 0.600, SLG: 0.600		G5-3		P6				FC5-4 1B	S 1B	4	0	2	0	0	0	1					
Cal Ripken Jr., R (1, 5) OBP: 0.285, SLG: 0.400		G5-3				K		F8	K	4	0	0	0	0	2	2					
Will Clark, L (1, 3) OBP: 0.528, SLG: 0.520 Jeff Conine, R (5, PH) OBP: 0.353, SLG: 0.313						K		FC5-4 1-2		1	0	0	0	0	1	0					
Charles Johnson, R (1, 2) OBP: 0.364, SLG: 0.774				K		G6-3			HR 1B	4	1	1	0	0	2	1					
Mike Bordick, R (1, 6) OBP: 0.405, SLG: 0.765				K				G4-3 2B		4	1	3	3	0	1	0					
Inning Stats	R: 0 E: 0 K: 1 S: 10	H: 1 LOB: 1 BB: 0 P: 13	R: 0 E: 0 K: 1 S: 7	H: 0 LOB: 0 BB: 0 P: 11	R: 0 E: 0 K: 2 S: 8	H: 1 LOB: 1 BB: 0 P: 12	R: 0 E: 0 K: 1 S: 9	H: 0 LOB: 0 BB: 0 P: 11	R: 0 E: 0 K: 1 S: 11	H: 1 LOB: 1 BB: 0 P: 14	R: 0 E: 0 K: 0 S: 7	H: 1 LOB: 1 BB: 0 P: 10	R: 4 E: 1 K: 2 S: 16	H: 5 LOB: 2 BB: 0 P: 27	R: 1 E: 0 K: 2 S: 14	H: 3 LOB: 2 BB: 0 P: 21		1B: 9 2B: 2 3B: 0 HR: 1	SF: 1 SAC: 0 DP: 0 HBP: 0	WP: 1 PB: 0 SB: 4 CS: 0	PA: 39
PITCHER	IP	WLS	BF	H	R	ER	SO	BB	IBB	HBP	BLK	WP	HR	S	P	ERA	WHIP				
Jeff Suppan, R (1, 1) ERA: 4.5	7.0		28	7	3	3	8	0	0	0	0	0	1	65	91	3.86	1.000				
Dan Reicher, R (8, 1) ERA: 3.0	1.0	H	5	2	1	1	2	0	0	0	0	0	0	11	18	9.00	2.000				
Ricky Bottalico, R (9, 1) ERA: 7.2	1.0	W	6	3	1	1	2	0	0	0	0	1	0	14	21	9.00	3.000				

Batter	1	2	3	4	5	6	7	8	9	AB	R	H	RBI	BB	SO	LOB	BOTTOM					
Johnny Damon, L (1, 7) OBP: 0.283, SLG: 0.378	1B G6-3	SF8		G5-3			G4-3 S 1B		SH3-4	3	1	2	1	0	0	1	Baltimore Orioles @ Kansas City Royals Kauffman Stadium, Kansas City, MO Thu Apr 13 2000, 1:05 PM CDT Att: 23,724 - Sunny - 62 F					
Carlos Febles, R (1, 4) OBP: 0.360, SLG: 0.356	2B G1-3 HR	G5-3				F8	G4-3		1B BB	4	1	1	0	1	0	2						
Carlos Beltrán, S (1, 8) OBP: 0.255, SLG: 0.375	G1-3			G4-3		G3	G4-3		1B	5	0	1	1	0	0	3						
Jermaine Dye, R (1, 9) OBP: 0.449, SLG: 0.756	G6-3			F3		P5	K			4	0	0	1	0	1	2						
29 Mike Sweeney, R (1, 3) OBP: 0.362, SLG: 0.800	HR			K		G4-3			K	4	1	1	2	0	2	0						
Joe Randa, R (1, 5) OBP: 0.479, SLG: 0.682	F8			F9			1B 1B		G5-3	4	0	1	0	0	0	0						
Mark Quinn, R (1, 10) OBP: 0.425, SLG: 0.486				K			1B 1B		1B	3	1	2	0	1	1	0						
Brian Johnson, R (1, 2) OBP: 0.290, SLG: 0.464		F7		2B 1B		K			F9	4	1	1	0	0	1	4						
Rey Sanchez, R (1, 6) OBP: 0.324, SLG: 0.471						L6			SH3-4 1B	4	1	3	1	0	0	2						
Inning Stats	R: 3 E: 0 K: 0 S: 11	H: 3 LOB: 0 BB: 0 P: 16	R: 1 E: 0 K: 0 S: 8	H: 1 LOB: 1 BB: 1 P: 14	R: 0 E: 0 K: 1 S: 9	H: 0 LOB: 0 BB: 0 P: 9	R: 1 E: 0 K: 1 S: 11	H: 2 LOB: 1 BB: 0 P: 15	R: 0 E: 0 K: 0 S: 5	H: 0 LOB: 0 BB: 0 P: 7	R: 0 E: 0 K: 1 S: 14	H: 2 LOB: 2 BB: 0 P: 16	R: 0 E: 0 K: 1 S: 10	H: 1 LOB: 1 BB: 0 P: 13	R: 0 E: 0 K: 1 S: 9	H: 1 LOB: 2 BB: 0 P: 13		R: 1 E: 0 K: 0 S: 5	H: 2 LOB: 2 BB: 1 P: 11	1B: 9 2B: 2 3B: 0 HR: 1	SF: 1 SAC: 1 DP: 0 HBP: 0	WP: 0 PB: 0 SB: 1 CS: 0
PITCHER	IP	WLS	BF	H	R	ER	SO	BB	IBB	HBP	BLK	WP	HR	S	P	ERA	WHIP					
35 Mike Mussina, R (1, 1) ERA: 3.8	8.0		35	10	5	5	5	1	0	0	0	0	0	77	103	5.62	1.375					
B.J. Ryan, L (9, 1) ERA: 2.45	0.1	L	4	2	1	1	0	1	0	0	0	0	0	5	11	27.00	9.000					

AB	38
R	5
H	12
RBI	4
BB	0
SO	12
LOB	14



AB	35
R	6
H	12
RBI	6
BB	2
SO	5
LOB	14



Batter	1	2	3	4	5	6	7	8	9	AB	R	H	RBI	BB	SO	LOB	TOP			
Rich Amaral, R OBP: 0.500, SLG: 0.500 (1, 8)	F9	G1-3			G5-3	G6-3 1B		1B 1B		5	0	2	1	0	0	0	Baltimore Orioles @ Minnesota Twins Hubert H. Humphrey Metrodome, Minneapolis, MN Fri Apr 14 2000, 8:05 PM EDT Att: 15,249 - Dome - 72 F			
Delino DeShields, L OBP: 0.388, SLG: 0.455 (1, 4)	F9		F8		HR	G6-3 1-2		1B 1B		5	1	2	1	0	0	1				
B.J. Surhoff, L OBP: 0.375, SLG: 0.422 (1, 7)	1B		FC8-6 1B		1B 2B		2B SF8 1B	F7		5	2	4	0	0	0	2				
Albert Belle, R OBP: 0.383, SLG: 0.553 (1, 9)	G5-3		FC8-6 1-2		F2		1-3 2B		CS BB	4	0	1	0	1	0	3				
Harold Baines, L OBP: 0.243, SLG: 0.222 (1, 10)		K	K		1B		K	F9		5	0	1	1	0	3	4				
Cal Ripken Jr., R OBP: 0.256, SLG: 0.382 (1, 5)	1B HR				F3	F7	SF8	G6-3 1-2		4	1	1	1	0	0	2				
Jeff Conine, R OBP: 0.429, SLG: 0.550 (1, 3)	1B HR				1-1 HR		2B WP 1B	K		4	3	3	1	0	1	1				
Charles Johnson, R OBP: 0.351, SLG: 0.743 (1, 2)	K				P4		WP 1B 2B	K		4	1	1	0	0	2	2				
Mike Bordick, R OBP: 0.390, SLG: 0.789 (1, 6)	1-1 HR				P2		G6-3 2-3 3-H	K		4	1	1	3	0	1	1				
Inning Stats	R: 0 E: 0 K: 0 S: 10	H: 1 LOB: 1 BB: 0 P: 17	R: 3 E: 0 K: 2 S: 11	H: 3 LOB: 0 BB: 0 P: 18	R: 0 E: 0 K: 1 S: 11	H: 1 LOB: 0 BB: 0 P: 16	R: 1 E: 0 K: 0 S: 8	H: 1 LOB: 0 BB: 0 P: 11	R: 2 E: 0 K: 0 S: 11	H: 3 LOB: 1 BB: 0 P: 16	R: 1 E: 0 K: 2 S: 16	H: 2 LOB: 1 BB: 0 P: 24	R: 0 E: 0 K: 2 S: 13	H: 2 LOB: 2 BB: 0 P: 18	R: 0 E: 0 K: 0 S: 7	H: 0 LOB: 0 BB: 1 P: 13	1B: 10 2B: 3 3B: 0 HR: 3	SF: 1 SAC: 0 DP: 1 HBP: 0	WP: 1 PB: 0 SB: 0 CS: 1	PA: 42
PITCHER	IP	WLS	BF	H	R	ER	SO	BB	IBB	HBP	BLK	WP	HR	S	P	ERA	WHIP			
Eric Milton, L ERA: 6.27	5.0		24	9	6	6	3	0	0	0	0	0	3	51	78	10.80	1.800			
LaTroy Hawkins, R ERA: 6.75	0.1		4	3	2	2	0	0	0	0	0	1	0	9	15	54.00	9.000			
Travis Miller, L ERA: 9.0	1.0		4	2	1	1	1	0	0	0	0	0	0	12	21	9.00	2.000			
Bob Wells, R ERA: 8.1	1.1	W	6	2	0	0	3	0	0	0	0	0	0	17	23	0.00	1.500			
Mark Redman, L ERA: 6.75	0.1		1	0	0	0	0	0	0	0	0	0	0	1	1	0.00	0.000			

AB	40
R	9
H	16
RBI	8
BB	1
SO	7
LOB	16



Batter	1	2	3	4	5	6	7	8	9	AB	R	H	RBI	BB	SO	LOB	BOTTOM			
Todd Walker, L OBP: 0.275, SLG: 0.324 (1, 4)	FC5-4 BB		F8	F8			F8	1B SF7 BB		3	0	0	0	1	0	1	Baltimore Orioles @ Minnesota Twins Hubert H. Humphrey Metrodome, Minneapolis, MN Fri Apr 14 2000, 8:05 PM EDT Att: 15,249 - Dome - 72 F			
Butch Huskey, R OBP: 0.237, SLG: 0.314 (8, FH)										0	0	0	0	1	0	0				
Jason Maxwell, R OBP: 0.083, SLG: 0.091 (8, PR)										0	1	0	0	0	0	0				
Cristian Guzman, S OBP: 0.385, SLG: 0.511 (1, 6)	FC5-4 G4-3 1-2		G3		G3		K	1-3 2-H 1B		5	0	1	1	0	1	1				
Matt Lawton, L OBP: 0.364, SLG: 0.529 (1, 9)	G4-3 1-2		2B		G6-4-3 1B		F8	SF7 3-H		4	0	2	1	0	0	1				
Ron Coomer, R OBP: 0.311, SLG: 0.462 (1, 3)	G4-3		G1-4-3		G6-4-3 1-2			BB BB F7		4	1	0	0	1	0	4				
Corey Koskie, L OBP: 0.378, SLG: 0.488 (1, 5)		1B SF9 2B		G3		1B 3B		BB 2B 1B		4	3	3	0	0	0	0				
David Ortiz, L OBP: 0.478, SLG: 0.444 (1, 10)		1-1 1B		1B 3B BB		G3 1B		2B 2B BB		2	2	2	1	2	0	0				
Matthew LeCroy, R OBP: 0.367, SLG: 0.538 (1, 2)	SF9			K		L7		2B 2B		3	1	1	3	0	1	2				
Jacque Jones, L OBP: 0.366, SLG: 0.634 (1, 7)	K			3B 1B		G3		K		4	1	1	0	0	2	4				
Tori Hunter, R OBP: 0.375, SLG: 0.486 (1, 8)	G1-6-3			1-1 3B		G3		1B 2B		4	1	2	4	0	0	2				
Inning Stats	R: 0 E: 0 K: 0 S: 7	H: 0 LOB: 1 BB: 1 P: 19	R: 1 E: 0 K: 1 S: 9	H: 2 LOB: 1 BB: 0 P: 13	R: 0 E: 0 K: 0 S: 7	H: 1 LOB: 1 BB: 0 P: 9	R: 2 E: 0 K: 1 S: 12	H: 2 LOB: 1 BB: 1 P: 23	R: 0 E: 0 K: 0 S: 5	H: 1 LOB: 0 BB: 0 P: 9	R: 1 E: 0 K: 1 S: 13	H: 2 LOB: 1 BB: 0 P: 19	R: 0 E: 0 K: 1 S: 7	H: 0 LOB: 0 BB: 0 P: 8	R: 6 E: 0 K: 1 S: 21	H: 4 LOB: 1 BB: 3 P: 41	1B: 6 2B: 4 3B: 2 HR: 0	SF: 2 SAC: 0 DP: 1 HBP: 0	WP: 0 PB: 0 SB: 0 CS: 0	PA: 40
PITCHER	IP	WLS	BF	H	R	ER	SO	BB	IBB	HBP	BLK	WP	HR	S	P	ERA	WHIP			
Jose Mercedes, R ERA: 5.73	6.0		27	8	4	4	2	2	0	0	0	0	0	15	24	6.00	1.667			
Chuck McElroy, L ERA: 10.13	1.0		6	1	3	3	1	2	0	0	0	0	0	8	11	27.00	3.000			
Al Reyes, R ERA: 9.0	0.1	H	3	2	1	1	1	0	0	0	0	0	0	5	14	27.00	3.000			
Buddy Groom, L ERA: 2.57	0.2	L	4	1	2	2	0	1	0	0	0	0	0	5	14	27.00	3.000			

AB	33
R	10
H	12
RBI	10
BB	5
SO	4
LOB	15



Batter	1	2	3	4	5	6	7	8	9	AB	R	H	RBI	BB	SO	LOB	TOP				
Brady Anderson, L (1, 8) OBP: 0.349, SLG: 0.395										5	1	2	0	0	0	2					
Mike Bordick, R (1, 6) OBP: 0.391, SLG: 0.767										5	1	2	1	0	0	1					
B.J. Surhoff, L (1, 7) OBP: 0.396, SLG: 0.500										5	1	3	2	0	1	1					
Albert Belle, R (1, 9) OBP: 0.385, SLG: 0.548										4	1	1	0	0	0	2					
Harold Baines, L (1, 10) OBP: 0.262, SLG: 0.244										5	1	2	0	0	1	2					
Cal Ripken Jr., R (1, 5) OBP: 0.295, SLG: 0.410										5	0	3	0	0	0	2					
Jeff Conine, R (1, 3) OBP: 0.400, SLG: 0.500										4	0	1	1	0	0	3					
Charles Johnson, R (1, 2) OBP: 0.341, SLG: 0.769										4	1	1	1	0	1	4					
Jesse Garcia, R (1, 4) OBP: 0.341, SLG: 0.769										4	0	0	0	0	1	2					
Inning Stats	R: 1 E: 0 K: 0 S: 13	H: 3 LOB: 2 BB: 0 P: 24	R: 1 E: 0 K: 0 S: 8	H: 1 LOB: 0 BB: 0 P: 10	R: 0 E: 0 K: 0 S: 6	H: 1 LOB: 0 BB: 0 P: 10	R: 1 E: 0 K: 1 S: 14	H: 3 LOB: 2 BB: 0 P: 18	R: 1 E: 0 K: 1 S: 11	H: 3 LOB: 1 BB: 0 P: 18	R: 1 E: 1 K: 1 S: 13	H: 2 LOB: 2 BB: 0 P: 21	R: 0 E: 0 K: 0 S: 6	H: 0 LOB: 0 BB: 0 P: 11	R: 1 E: 0 K: 0 S: 13	H: 1 LOB: 0 BB: 0 P: 16	1B: 9 2B: 5 3B: 0 HR: 2	SF: 0 SAC: 0 DP: 2 HBP: 1	WP: 0 PB: 1 SB: 1 CS: 0	PA: 42	
PITCHER	IP	WLS	BF	H	R	ER	SO	BB	IBB	HBP	BLK	WP	HR	S	P	ERA	WHIP				
Sean Bergman, R (1, 1) ERA: 8.16	6.0		29	12	4	4	3	0	0	1	0	0	1	60	92	6.00	2.000				
Travis Miller, L (7, 1) ERA: 9.53	0.2	L	3	1	1	1	1	0	0	0	0	0	0	8	14	13.50	1.500				
Hector Carrasco, R (7, 1) ERA: 0.87	0.2		4	1	0	0	0	0	0	0	0	0	0	7	11	0.00	1.500				
Mark Redman, L (8, 1) ERA: 6.43	1.2		6	1	1	1	0	0	0	0	0	0	1	17	23	5.40	0.600				

Baltimore Orioles @ Minnesota Twins
Hubert H. Humphrey Metrodome, Minneapolis, MN

AB 41
R 6
H 15
RBI 5
BB 0
SO 4
LOB 19



Sat Apr 15 2000, 7:05 PM EDT
Att: 18,745 - Dome - 72 F

Batter	1	2	3	4	5	6	7	8	9	AB	R	H	RBI	BB	SO	LOB	BOTTOM					
Todd Walker, L (1, 4) OBP: 0.267, SLG: 0.310										5	0	1	1	0	0	0						
Cristian Guzman, S (1, 6) OBP: 0.400, SLG: 0.520										3	1	2	0	0	0	0						
Matt Lawton, L (1, 9) OBP: 0.390, SLG: 0.528										2	1	1	0	1	1	0						
Butch Huskey, R (1, 10) OBP: 0.238, SLG: 0.308										4	0	1	0	0	1	6						
Corey Koskie, L (1, 5) OBP: 0.367, SLG: 0.511										4	1	1	2	0	0	1						
Ron Coomer, R (1, 3) OBP: 0.327, SLG: 0.488										4	0	2	1	0	1	1						
Matthew LeCroy, R (1, 2) OBP: 0.353, SLG: 0.483										3	0	0	0	1	1	1						
Jacque Jones, L (1, 7) OBP: 0.333, SLG: 0.578										4	0	0	0	0	1	3						
Torii Hunter, R (1, 8) OBP: 0.372, SLG: 0.525										3	1	1	0	0	1	0						
Midre Cummings, L (9, PH) OBP: 0.500, SLG: 0.750										1	0	0	0	0	0	0						
Inning Stats	R: 0 E: 0 K: 1 S: 7	H: 0 LOB: 0 BB: 0 P: 11	R: 0 E: 0 K: 0 S: 4	H: 1 LOB: 0 BB: 0 P: 7	R: 0 E: 0 K: 1 S: 10	H: 0 LOB: 0 BB: 0 P: 15	R: 3 E: 0 K: 2 S: 19	H: 3 LOB: 2 BB: 2 P: 34	R: 1 E: 0 K: 0 S: 6	H: 2 LOB: 1 BB: 0 P: 9	R: 0 E: 0 K: 1 S: 8	H: 1 LOB: 0 BB: 0 P: 13	R: 0 E: 0 K: 0 S: 11	H: 2 LOB: 2 BB: 0 P: 21	R: 0 E: 0 K: 1 S: 10	H: 0 LOB: 0 BB: 0 P: 16	R: 0 E: 0 K: 0 S: 8	H: 0 LOB: 0 BB: 0 P: 11	1B: 6 2B: 1 3B: 2 HR: 0	SF: 0 SAC: 1 DP: 2 HBP: 1	WP: 0 PB: 0 SB: 1 CS: 0	PA: 37
PITCHER	IP	WLS	BF	H	R	ER	SO	BB	IBB	HBP	BLK	WP	HR	S	P	ERA	WHIP					
Calvin Maduro, R (1, 1) ERA: 10.0	5.0		22	6	4	4	4	2	0	1	0	0	0	46	76	7.20	1.600					
Tim Worrell, R (6, 1) ERA: 7.11	1.2	W	7	2	0	0	1	0	0	0	0	0	0	14	26	0.00	1.200					
B.J. Ryan, L (7, 1) ERA: 1.8	1.1	H	5	1	0	0	1	0	0	0	0	0	0	15	24	0.00	0.750					
Mike Trombley, R (9, 1) ERA: 6.75	1.0	S	3	0	0	0	0	0	0	0	0	0	0	8	11	0.00	0.000					

Baltimore Orioles @ Minnesota Twins
Hubert H. Humphrey Metrodome, Minneapolis, MN

AB 33
R 4
H 9
RBI 4
BB 2
SO 6
LOB 12





Sat Apr 15 2000, 7:05 PM EDT
Att: 18,745 - Dome - 72 F


Batter	1	2	3	4	5	6	7	8	9	AB	R	H	RBI	BB	SO	LOB	TOP										
Brady Anderson, L (1, 8) OBP: 0.340, SLG: 0.452	2-2 HR	1-3 K			0-0 L4		0-1 G4-3			4	1	1	1	0	1	0	Baltimore Orioles @ Minnesota Twins Hubert H. Humphrey Metrodome, Minneapolis, MN Sun Apr 16 2000, 2:05 PM EDT Att: 14,066 - Dome - 72 F livebaseballscorecards.com										
Mike Bordick, R (1, 6) OBP: 0.390, SLG: 0.723	2-0 2B 1B	3-2 L9			0-2 G4-3		1-3 K			4	1	1	0	0	1	0											
B.J. Surhoff, L (1, 7) OBP: 0.386, SLG: 0.500	0-2 1B 2B			0-0 G3	2-0 G3			1-3 K		4	1	1	0	0	1	0											
Albert Belle, R (1, 9) OBP: 0.411, SLG: 0.565	2-2 G4-3 HR 2H 3H	1B		2-1 1B	0-0 1B 1B		1-2 F4			4	1	3	2	0	0	0											
Harold Baines, L (1, 10) OBP: 0.239, SLG: 0.222	0-0 G4-3			0-0 F7	1-3 K		1-1 G4-3			4	0	0	0	0	1	3											
Jeff Conine, R (1, 5) OBP: 0.379, SLG: 0.571	0-1 HR			0-0 F9	1-2 F9			0-1 E6		4	1	1	2	0	0	2											
Will Clark, L (1, 3) OBP: 0.500, SLG: 0.483	1-3 K			1-1 G6-3	0-0 1B ¹³ 1B			0-2 F9		4	0	1	0	0	1	1											
13 Willie Morales, R (1, 2) OBP: 0.250, SLG: 0.250	1-2 G6-3			3-2 G5-3	3-3 K			1-3 K		4	0	0	0	0	2	3											
Jesse Garcia, R (1, 4)		1-3 K2-3		0-0 G6-3			0-1 G4-3		0-1 F7	4	0	0	0	0	1	1											
Inning Stats	R: 5 E: 0 K: 1 S: 20	H: 5 LOB: 0 BB: 0 P: 28	R: 0 E: 0 K: 12 S: 12	H: 0 LOB: 0 BB: 0 P: 17	R: 0 E: 0 K: 0 S: 5	H: 1 LOB: 1 BB: 0 P: 7	R: 0 E: 0 K: 0 S: 7	H: 0 LOB: 0 BB: 0 P: 11	R: 0 E: 0 K: 2 S: 12	H: 2 LOB: 2 BB: 0 P: 17	R: 0 E: 0 K: 1 S: 7	H: 0 LOB: 0 BB: 0 P: 8	R: 0 E: 0 K: 1 S: 8	H: 0 LOB: 0 BB: 0 P: 11	R: 0 E: 1 K: 1 S: 11	H: 0 LOB: 1 BB: 0 P: 12		1B: 5 2B: 1 3B: 0 HR: 2	SF: 0 SAC: 0 DP: 0 HBP: 0	WP: 0 PB: 0 SB: 1 CS: 0	PA: 36						
PITCHER	IP	WLS	BF	H	R	ER	SO	BB	IBB	HBP	BLK	WP	HR	S	P	ERA	WHIP										
Joe Mays, R (1, 1) ERA: 9.56	8.0	L	32	8	5	5	7	0	0	0	0	0	2	76	106	5.62	1.000										
Eddie Guardado, L (9, 1) ERA: 6.35	1.0		4	0	0	0	1	0	0	0	0	0	0	11	12	0.00	0.000										


Batter	1	2	3	4	5	6	7	8	9	AB	R	H	RBI	BB	SO	LOB	BOTTOM										
Todd Walker, L (1, 4) OBP: 0.245, SLG: 0.283	0-0 G4-3	3-1 F7			1-2 G4-3		0-0 F7			4	0	0	0	0	0	3	Baltimore Orioles @ Minnesota Twins Hubert H. Humphrey Metrodome, Minneapolis, MN Sun Apr 16 2000, 2:05 PM EDT Att: 14,066 - Dome - 72 F livebaseballscorecards.com										
Cristian Guzman, S (1, 6) OBP: 0.390, SLG: 0.500	1-1 G3 BB 1B		0-1 G4-3		1-0 G4-3		0-1 B3			4	0	1	0	0	0	0											
Matt Lawton, L (1, 9) OBP: 0.397, SLG: 0.518	4-1 G3 BB		0-1 G4-3		1-2 G3-1		1-2 1B			3	0	1	0	1	0	0											
David Ortiz, L (1, 3) OBP: 0.444, SLG: 0.409	2-2 G3		2-2 BB 1B		0-0 G4-3		3-1 F8			4	0	1	0	0	0	3											
Corey Koskie, L (1, 5) OBP: 0.358, SLG: 0.479	1-2 F7		4-0 BB		2-1 F7		0-0 G4-3			3	0	0	0	1	0	3											
Midre Cummings, L (1, 10) OBP: 0.333, SLG: 0.500		2-3 K	0-0 F8		0-0 G4-3			0-3 K		4	0	0	0	0	2	2											
Marcus Jensen, S (1, 2) OBP: 0.200, SLG: 0.200		3-2 F8		1-2 G3-1		3-2 G1-3 1B		0-3 K		4	0	1	0	0	1	0											
Jacque Jones, L (1, 7) OBP: 0.306, SLG: 0.531		0-3 K WP HBP		0-0 G3		3-3 K		0-0 G6-3		4	0	0	0	0	2	1											
Tori Hunter, R (1, 8) OBP: 0.370, SLG: 0.500		1-0 WP HBP		1-1 G4-3		0-0 G1-3				2	0	0	0	0	0	1											
Inning Stats	R: 0 E: 0 K: 0 S: 10	H: 1 LOB: 2 BB: 1 P: 18	R: 0 E: 0 K: 2 S: 13	H: 0 LOB: 0 BB: 0 P: 22	R: 0 E: 0 K: 0 S: 8	H: 1 LOB: 2 BB: 1 P: 14	R: 0 E: 0 K: 0 S: 6	H: 0 LOB: 0 BB: 0 P: 8	R: 0 E: 0 K: 0 S: 8	H: 0 LOB: 0 BB: 0 P: 11	R: 0 E: 0 K: 1 S: 9	H: 1 LOB: 1 BB: 0 P: 15	R: 0 E: 0 K: 0 S: 8	H: 1 LOB: 1 BB: 0 P: 12	R: 0 E: 0 K: 2 S: 8	H: 0 LOB: 0 BB: 0 P: 8		1B: 4 2B: 0 3B: 0 HR: 0	SF: 0 SAC: 0 DP: 0 HBP: 1	WP: 2 PB: 0 SB: 0 CS: 0	PA: 35						
PITCHER	IP	WLS	BF	H	R	ER	SO	BB	IBB	HBP	BLK	WP	HR	S	P	ERA	WHIP										
Sidney Ponson, R (1, 1) ERA: 3.27	9.0	W	35	4	0	0	5	2	0	1	0	2	0	74	114	0.00	0.667										



Batter	1	2	3	4	5	6	7	8	9	AB R H RBI BB SO LOB	TOP																								
											<p>Tampa Bay Devil Rays @ Baltimore Orioles</p> <p>Oriole Park at Camden Yards, Baltimore, MD</p> <p>Mon Apr 17 2000, 7:05 PM EDT</p> <p>livebaseballscorecards.com</p> <p>AB 0</p> <p>R 0</p> <p>H 0</p> <p>RBI 0</p> <p>BB 0</p> <p>SO 0</p> <p>LOB 0</p> 																								
Inning Stats										1B: 0 SF: 0 2B: 0 SAC: 0 3B: 0 DP: 0 HR: 0 HBP: 0	WP: 0 PA: 0 FB: 0 SB: 0 CS: 0																								
PITCHER	IP	WLS	BF	H	R	ER	SO	BB	IBB	HBP	BLK	WP	HR	S	P	ERA	WHIP	PITCHER	IP	WLS	BF	H	R	ER	SO	BB	IBB	HBP	BLK	WP	HR	S	P	ERA	WHIP

Batter	1	2	3	4	5	6	7	8	9	AB R H RBI BB SO LOB	BOTTOM																								
											<p>Tampa Bay Devil Rays @ Baltimore Orioles</p> <p>Oriole Park at Camden Yards, Baltimore, MD</p> <p>Mon Apr 17 2000, 7:05 PM EDT</p> <p>livebaseballscorecards.com</p> <p>AB 0</p> <p>R 0</p> <p>H 0</p> <p>RBI 0</p> <p>BB 0</p> <p>SO 0</p> <p>LOB 0</p> 																								
Inning Stats										1B: 0 SF: 0 2B: 0 SAC: 0 3B: 0 DP: 0 HR: 0 HBP: 0	WP: 0 PA: 0 FB: 0 SB: 0 CS: 0																								
PITCHER	IP	WLS	BF	H	R	ER	SO	BB	IBB	HBP	BLK	WP	HR	S	P	ERA	WHIP	PITCHER	IP	WLS	BF	H	R	ER	SO	BB	IBB	HBP	BLK	WP	HR	S	P	ERA	WHIP

Batter	1	2	3	4	5	6	7	8	9	AB R H RBI BB SO LOB	TOP																								
											<p>Tampa Bay Devil Rays @ Baltimore Orioles Oriole Park at Camden Yards, Baltimore, MD Tue Apr 18 2000, 7:05 PM EDT</p> <p>livebaseballscorecards.com</p> <p>AB 0 R 0 H 0 RBI 0 BB 0 SO 0 LOB 0</p> 																								
Inning Stats										1B: 0 SF: 0 WP: 0 PA: 0 2B: 0 SAC: 0 FB: 0 3B: 0 DP: 0 SB: 0 HR: 0 HBP: 0 CS: 0																									
PITCHER	IP	WLS	BF	H	R	ER	SO	BB	IBB	HBP	BLK	WP	HR	S	P	ERA	WHIP	PITCHER	IP	WLS	BF	H	R	ER	SO	BB	IBB	HBP	BLK	WP	HR	S	P	ERA	WHIP

Batter	1	2	3	4	5	6	7	8	9	AB R H RBI BB SO LOB	BOTTOM																								
											<p>Tampa Bay Devil Rays @ Baltimore Orioles Oriole Park at Camden Yards, Baltimore, MD Tue Apr 18 2000, 7:05 PM EDT</p> <p>livebaseballscorecards.com</p> <p>AB 0 R 0 H 0 RBI 0 BB 0 SO 0 LOB 0</p> 																								
Inning Stats										1B: 0 SF: 0 WP: 0 PA: 0 2B: 0 SAC: 0 FB: 0 3B: 0 DP: 0 SB: 0 HR: 0 HBP: 0 CS: 0																									
PITCHER	IP	WLS	BF	H	R	ER	SO	BB	IBB	HBP	BLK	WP	HR	S	P	ERA	WHIP	PITCHER	IP	WLS	BF	H	R	ER	SO	BB	IBB	HBP	BLK	WP	HR	S	P	ERA	WHIP

Batter	1	2	3	4	5	6	7	8	9	AB	R	H	RBI	BB	SO	LOB	TOP					
Gerald Williams, R (1, 8) OBP: 0.314, SLG: 0.470	0-3 K		0-2 G4-6-3 1B		0-3 K		0-2 G6-3		0-3 K	5	0	1	0	0	3	7	Tampa Bay Devil Rays @ Baltimore Orioles Oriole Park at Camden Yards, Baltimore, MD Wed Apr 19 2000, 7:05 PM EDT Att: 40,077 - Cloudy - 71 F livebaseballscores.com					
Miguel Cairo, R (1, 4) OBP: 0.296, SLG: 0.302	1-0 G1-3		2-0 G4-6-3 1-2f		0-0 F8		0-0 F9		1-2 FC6-4 1-2f	5	0	0	0	0	0	8						
Jose Canseco, R (1, 10) OBP: 0.348, SLG: 0.467	1-2 1B			2-2 HR		0-1 FC6-4 1-2f		0-3 K		4	1	2	1	0	1	2						
Fred McGriff, L (1, 3) OBP: 0.304, SLG: 0.298	1-1 1B			1-3 K		4-2 FC5-4 BB		3-2 P4		3	0	1	0	1	1	0						
Greg Vaughn, R (1, 7) OBP: 0.403, SLG: 0.643	3-3 K			0-0 G6-3		1-1 F7		0-0 G5-3		4	0	0	0	0	1	3						
Vinny Castilla, R (1, 5) OBP: 0.290, SLG: 0.379		1-2 P4		2-1 HR		0-0 F7			3-1 BB SH3-4 1B	4	1	2	1	0	0	1						
John Flaherty, R (1, 2) OBP: 0.375, SLG: 0.538		2-1 F5		2-3 K		0-0 FC5-4 1-2f			1-0 SH3-4 1-2	3	0	0	0	0	1	1						
Bubba Trammell, R (1, 9) OBP: 0.435, SLG: 0.550 Dave Martinez, L (7, PR) OBP: 0.316, SLG: 0.390		1-0 F2			1-2 F8 BB 1B		4-0 SH1 BB		4-0 BB IBB	2	0	1	0	1	0	0						
Kevin Stocker, S (1, 6) OBP: 0.447, SLG: 0.537			2-3 K		4-1 FC6-4 BB		1-1 SH1		4-0 FC6-4 1-2 2-3 BB	1	0	0	0	2	1	0						
Inning Stats	R: 0 H: 2 E: 0 K: 2 S: 12	H: 2 LOB: 2 BB: 0 P: 18	R: 0 H: 0 E: 0 K: 0 S: 6	H: 0 LOB: 0 BB: 0 P: 10	R: 0 H: 1 E: 0 K: 1 S: 7	H: 1 LOB: 0 BB: 0 P: 11	R: 2 H: 2 E: 0 K: 2 S: 12	H: 2 LOB: 0 BB: 0 P: 19	R: 0 H: 1 E: 0 K: 1 S: 10	H: 1 LOB: 2 BB: 1 P: 15	R: 0 H: 0 E: 0 K: 0 S: 8	H: 0 LOB: 1 BB: 1 P: 13	R: 0 H: 0 E: 0 K: 0 S: 7	H: 0 LOB: 2 BB: 1 P: 11	R: 0 H: 0 E: 0 K: 1 S: 10	H: 0 LOB: 0 BB: 0 P: 13		R: 0 H: 1 E: 0 K: 1 S: 11	H: 1 LOB: 3 BB: 2 P: 24	1B: 5 2B: 0 3B: 0 HR: 2	SF: 0 SAC: 2 DP: 1 HBP: 0	WP: 0 PB: 0 SB: 0 CS: 0
PITCHER	IP WLS BF H R ER SO BB IBB HBP BLK WP HR S P ERA WHIP	8.0 W 6 1 0 0 1 1 1 0 0 0 0 2 72 110 2.25 1.125	1.0 W 6 1 0 0 1 1 1 0 0 0 0 0 11 24 0.00 2.000	PITCHER																		

Batter	1	2	3	4	5	6	7	8	9	AB	R	H	RBI	BB	SO	LOB	BOTTOM			
Brady Anderson, L (1, 8) OBP: 0.333, SLG: 0.422	0-1 F8		1-0 G4-6-3 1-2f		4-0 CS BB		2-2 FC4-2			3	0	0	0	1	0	2	Tampa Bay Devil Rays @ Baltimore Orioles Oriole Park at Camden Yards, Baltimore, MD Wed Apr 19 2000, 7:05 PM EDT Att: 40,077 - Cloudy - 71 F livebaseballscores.com			
Delino DeShields, L (1, 4) OBP: 0.398, SLG: 0.417	2-2 F8		0-0 F7		3-1 F7		3-H G4-3			4	0	0	0	0	0	2				
B.J. Surhoff, L (1, 7) OBP: 0.393, SLG: 0.491	0-1 1B			0-2 G5-3		1-2 CS		1-0 F9		3	0	1	0	1	0	0				
Albert Belle, R (1, 9) OBP: 0.400, SLG: 0.580	2-3 K			1-0 3B		2-2 G6-3		4-1 G6-4-3 BB		4	0	1	0	0	1	2				
Harold Baines, L (1, 10) OBP: 0.240, SLG: 0.208		0-0 G4-3		4-2 BB BB		2-0 L8		0-1 P5		3	0	0	0	1	0	0				
Cal Ripken Jr., R (1, 5) OBP: 0.292, SLG: 0.465		0-2 L4		3-3 K		1-0 F8		1-0 HR		4	1	1	1	0	1	2				
Will Clark, L (1, 3) OBP: 0.535, SLG: 0.500		0-2 1B		4-2 1-2 BB		4-2 2B 3B BB				1	1	1	0	2	0	0				
Charles Johnson, R (1, 2) OBP: 0.341, SLG: 0.762		3-1 G5-3		2-2 F7		3-0 3B 2B				3	1	1	0	0	0	4				
Mike Bordick, R (1, 6) OBP: 0.396, SLG: 0.760			3-2 G4-6-3 1B		2-1 F8		1-2 FC4-2 3B			3	0	2	2	0	0	0				
Inning Stats	R: 0 H: 1 E: 0 K: 1 S: 10	H: 1 LOB: 1 BB: 0 P: 14	R: 0 H: 1 E: 0 K: 0 S: 10	H: 1 LOB: 1 BB: 0 P: 13	R: 0 H: 1 E: 0 K: 0 S: 5	H: 1 LOB: 0 BB: 0 P: 9	R: 0 H: 1 E: 0 K: 1 S: 17	H: 1 LOB: 3 BB: 2 P: 31	R: 0 H: 0 E: 0 K: 0 S: 6	H: 0 LOB: 0 BB: 0 P: 11	R: 2 H: 2 E: 0 K: 0 S: 14	H: 2 LOB: 1 BB: 1 P: 27	R: 0 H: 0 E: 0 K: 0 S: 5	H: 0 LOB: 0 BB: 1 P: 11	R: 1 H: 1 E: 0 K: 0 S: 1	H: 1 LOB: 0 BB: 0 P: 2		1B: 3 2B: 1 3B: 2 HR: 1	SF: 0 SAC: 0 DP: 2 HBP: 0	WP: 0 PB: 0 SB: 0 CS: 1
PITCHER	IP WLS BF H R ER SO BB IBB HBP BLK WP HR S P ERA WHIP	6.1 L 6 1 1 1 0 1 0 0 0 0 1 12 23 5.40 1.200	PITCHER																	

Batter	1	2	3	4	5	6	7	8	9	AB	R	H	RBI	BB	SO	LOB	TOP											
Gerald Williams, R OBP: 0.324, SLG: 0.507	F5		G5-4-3 1B BB		L5-3		HR			3	2	1	2	1	0	1	Tampa Bay Devil Rays @ Baltimore Orioles Oriole Park at Camden Yards, Baltimore, MD Thu Apr 20 2000, 1:35 PM EDT Att: 34,536 - Cloudy - 68 F											
Dave Martinez, L OBP: 0.333, SLG: 0.444	K		G5-4-3 1B 2-H				K			4	0	2	1	0	2	0												
Jose Canseco, R OBP: 0.329, SLG: 0.438	G6-3		G5-4-3 1B 1-2 2-3		F8			F5		4	0	0	0	0	0	3												
Fred McGriff, L OBP: 0.300, SLG: 0.294		K	FC6-4 1B			K		P5		4	0	1	1	0	2	0												
Greg Vaughn, R OBP: 0.394, SLG: 0.610		FC5-4 1B BB	FC6-4 1B 1-2			P2		F8		3	0	0	0	1	0	1												
Vinny Castilla, R OBP: 0.286, SLG: 0.364		FC5-4 1B		G6-3		F9			F9	4	0	1	0	0	0	0												
Tony Graffanino, R OBP: 0.429, SLG: 0.333		FC5-4 1B FC6-4		F8			G3-1		K	4	0	0	0	0	1	2												
Mike DiFelice, R OBP: 0.350, SLG: 0.316		FC6-4		K			K		F9	4	0	0	0	0	2	2												
Ozzie Guillen, L OBP: 0.500, SLG: 0.429			WP 1B BB		L5-3 1B		HR 1B			2	2	2	0	1	0	0												
Inning Stats	R: 0 E: 0 K: 1 S: 7	H: 0 LOB: 0 BB: 0 P: 12	R: 0 E: 0 K: 1 S: 8	H: 1 LOB: 2 BB: 1 P: 18	R: 2 E: 0 K: 0 S: 11	H: 2 LOB: 1 BB: 2 P: 25	R: 0 E: 0 K: 1 S: 9	H: 0 LOB: 0 BB: 0 P: 16	R: 0 E: 0 K: 0 S: 7	H: 2 LOB: 1 BB: 0 P: 11	R: 0 E: 0 K: 1 S: 7	H: 0 LOB: 0 BB: 0 P: 10	R: 2 E: 0 K: 2 S: 10	H: 2 LOB: 0 BB: 0 P: 13	R: 0 E: 0 K: 1 S: 13	H: 0 LOB: 0 BB: 0 P: 16		R: 0 E: 0 K: 1 S: 9	H: 0 LOB: 0 BB: 0 P: 12	1B: 5 2B: 1 3B: 1 HR: 1	SF: 0 SAC: 0 DP: 2 HBP: 0	WP: 1 PB: 0 SB: 0 CS: 0	PA: 35					
PITCHER	IP	WLS	BF	H	R	ER	SO	BB	IBB	HBP	BLK	WP	HR	S	P	ERA	WHIP											
Pat Rapp, R ERA: 3.5	(1, 1)	6.0	W	24	5	2	2	4	3	0	0	0	1	0	49	92	3.00	1.333										
Mike Timlin, R ERA: 18.0	(7, 1)	1.0		5	2	2	2	2	0	0	0	0	0	1	10	13	18.00	2.000										
Buddy Groom, L ERA: 2.25	(8, 1)	1.0		3	0	0	0	0	0	0	0	0	0	0	13	16	0.00	0.000										
Calvin Maduro, R ERA: 9.0	(9, 1)	1.0		3	0	0	0	1	0	0	0	0	0	9	12	0.00	0.000											

Batter	1	2	3	4	5	6	7	8	9	AB	R	H	RBI	BB	SO	LOB	BOTTOM										
Brady Anderson, L OBP: 0.339, SLG: 0.417	G1-3			SF7			SH3-4 1B PB HBP	E1		3	1	1	1	0	0	1	Tampa Bay Devil Rays @ Baltimore Orioles Oriole Park at Camden Yards, Baltimore, MD Thu Apr 20 2000, 1:35 PM EDT Att: 34,536 - Cloudy - 68 F										
Delino DeShields, L OBP: 0.392, SLG: 0.434	1B		F7	B1-3			PB SH3-4 1B	G4-3		5	2	2	0	0	0	4											
B.J. Surhoff, L OBP: 0.406, SLG: 0.492	BB 2B		G5-4-3 BB		K		SH3-4			2	1	1	1	1	1	0											
Albert Belle, R OBP: 0.406, SLG: 0.558	2B G4-3 BB		G5-4-3		F9		PB F8 IBB			2	1	0	0	2	0	1											
Harold Baines, L OBP: 0.264, SLG: 0.314	G4-3		G1-3		HR		F8 PB IBB			3	1	2	2	0	0	0											
Jeff Conine, R OBP: 0.400, SLG: 0.571	2B						F8 PB IBB			0	0	0	0	1	0	0											
Cal Ripken Jr., R OBP: 0.288, SLG: 0.447	G4-3			1B SF7 1B		K		F8		4	1	1	1	0	1	3											
Will Clark, L OBP: 0.553, SLG: 0.500	F9			SF7 BB SF7 1B			CS BB	G6-4-3 BB		2	1	1	0	2	0	1											
Charles Johnson, R OBP: 0.333, SLG: 0.711		K				F8		G6-4-3		3	0	0	0	1	1	2											
Mike Bordick, R OBP: 0.386, SLG: 0.731		K		SF7		F8		E BB		2	0	0	1	1	1	1											
Inning Stats	R: 3 E: 0 K: 0 S: 10	H: 3 LOB: 1 BB: 1 P: 20	R: 0 E: 0 K: 2 S: 11	H: 1 LOB: 0 BB: 0 P: 17	R: 0 E: 0 K: 0 S: 8	H: 0 LOB: 0 BB: 1 P: 14	R: 2 E: 0 K: 0 S: 11	H: 2 LOB: 1 BB: 1 P: 21	R: 1 E: 0 K: 2 S: 10	H: 1 LOB: 0 BB: 0 P: 15	R: 0 E: 0 K: 0 S: 7	H: 0 LOB: 0 BB: 1 P: 14	R: 2 E: 0 K: 0 S: 6	H: 1 LOB: 2 BB: 2 P: 19	R: 0 E: 1 K: 0 S: 9	H: 0 LOB: 2 BB: 2 P: 20	R: 0 E: 0 K: 1 S: 9	H: 0 LOB: 0 BB: 0 P: 12	1B: 5 2B: 2 3B: 0 HR: 1	SF: 2 SAC: 1 DP: 2 HBP: 1	WP: 0 PB: 2 SB: 0 CS: 1	PA: 38					
PITCHER	IP	WLS	BF	H	R	ER	SO	BB	IBB	HBP	BLK	WP	HR	S	P	ERA	WHIP										
Ryan Rupe, R ERA: 10.98	(1, 1)	6.0	L	28	7	7	7	4	4	0	1	0	0	58	103	10.50	1.833										
Jim Morris, L ERA: 5.05	(7, 1)	0.1		3	1	0	0	0	0	1	0	0	0	2	7	0.00	3.000										
Jeff Sparks, R ERA: 2.16	(7, 1)	1.1		4	0	1	0	0	1	1	0	0	0	8	21	0.00	0.750										
Albie Lopez, R ERA: 8.0	(8, 1)	0.1		3	0	0	0	0	1	0	0	0	0	4	9	0.00	3.000										



Batter	1	2	3	4	5	6	7	8	9	AB	R	H	RBI	BB	SO	LOB	TOP								
Brady Anderson, L (1, 8) OBP: 0.318, SLG: 0.397	1-1 F5	1-0 L9		1-1 1B		0-1 G3			1-2 F5	5	0	1	0	0	0	0	Baltimore Orioles @ Oakland Athletics Network Associates Coliseum, Oakland, CA Sat Apr 22 2000, 4:05 PM EDT Att: 23,783 - Cloudy - 63 F								
Delino DeShields, L (1, 4) OBP: 0.368, SLG: 0.419	4-2 G4-3 BB		1-2 G3	0-3 K		2-1 L4			3-2 G4-3	4	0	0	0	1	1										
B.J. Surhoff, L (1, 7) OBP: 0.405, SLG: 0.485	3-2 G4-3		0-0 F8	0-2 1B		1-3 K2-3			3-2 1B	5	0	2	0	0	1										
Albert Belle, R (1, 9) OBP: 0.438, SLG: 0.536	4-2 BB		4-2 2B	0-1 P4			4-2 G6-4-3 HBP		1-1 F8	2	1	0	0	2	0	3									
Harold Baines, L (1, 10) OBP: 0.290, SLG: 0.367	2-1 L6		0-0 1B	1-H 2B			0-0 E 2B		0-0 F7	4	1	2	1	0	0	3									
Cal Ripken Jr., R (1, 5) OBP: 0.317, SLG: 0.509		0-1 HR	1-0 BB	2-3 1B		1-1 G6-3			2-2 G6-4-3	4	1	2	0	0	0	2									
Will Clark, L (1, 3) OBP: 0.354, SLG: 0.487		1-1 F8	4-2 1B	1-2 BB		3-1 E9			3-2 G4-3	3	0	1	0	1	0	1									
Greg Myers, L (1, 2) OBP: 0.250, SLG: 0.250		0-0 L7	3-3 K			2-3 K			0-2 1B	4	0	1	0	0	2	5									
Charles Johnson, R (9, 2) OBP: 0.321, SLG: 0.680										0	0	0	0	0	0	0									
Mike Bordick, R (1, 6) OBP: 0.369, SLG: 0.717		2-1 1-H HR				1-1 F9			3-2 F8	4	1	1	2	0	0	1									
Inning Stats	R: 0 E: 0 K: 0 S: 11	H: 0 LOB: 2 BB: 2 P: 25	R: 2 E: 0 K: 0 S: 8	H: 2 LOB: 0 BB: 0 P: 12	R: 1 E: 0 K: 1 S: 15	H: 2 LOB: 2 BB: 2 P: 28	R: 0 E: 0 K: 1 S: 12	H: 2 LOB: 2 BB: 0 P: 14	R: 1 E: 0 K: 1 S: 10	H: 2 LOB: 1 BB: 0 P: 16	R: 0 E: 0 K: 1 S: 7	H: 0 LOB: 0 BB: 0 P: 10	R: 0 E: 0 K: 0 S: 6	H: 0 LOB: 0 BB: 0 P: 12	R: 0 E: 0 K: 0 S: 9	H: 1 LOB: 0 BB: 0 P: 15	R: 0 E: 0 K: 0 S: 13	H: 1 LOB: 1 BB: 0 P: 21	1B: 7 2B: 2 3B: 0 HR: 1	SF: 0 SAC: 0 DP: 1 HBP: 1	WP: 0 PB: 0 SB: 1 CS: 0	PA: 40			
PITCHER	IP	WLS	BF	H	R	ER	SO	BB	IBB	HBP	BLK	WP	HR	S	P	ERA	WHIP								
Gil Heredia, R (1, 1) ERA: 3.24	6.0	L	30	8	4	3	4	4	0	0	0	0	1	63	105	4.50	2.000								
Jeff Tam, R (7, 1) ERA: 2.7	2.0		6	1	0	0	0	0	0	1	0	0	0	15	27	0.00	0.500								
Mike Magnante, L (9, 1) ERA: 3.0	1.0		4	1	0	0	0	0	0	0	0	0	0	13	21	0.00	1.000								

Batter	1	2	3	4	5	6	7	8	9	AB	R	H	RBI	BB	SO	LOB	BOTTOM								
Ryan Christenson, R (1, 8) OBP: 0.395, SLG: 0.281	1-0 F7		4-1 1B		3-2 FC4-6		4-2 G3-1		0-0 SH1-4	2	1	1	0	2	0	0	Baltimore Orioles @ Oakland Athletics Network Associates Coliseum, Oakland, CA Sat Apr 22 2000, 4:05 PM EDT Att: 23,783 - Cloudy - 63 F								
Jeremy Giambi, L (1, 7) OBP: 0.233, SLG: 0.259	1-0 F7		2-0 1B		0-0 FC4-6		1-1 G3-1		4-2 1B	4	0	1	0	1	0	2									
Jason Giambi, L (1, 10) OBP: 0.409, SLG: 0.764	0-1 F8		2-2 1B		1-0 P6		2-3 K		3-1 SF8	4	0	1	2	0	1	2									
Olmedo Saenz, R (1, 3) OBP: 0.396, SLG: 0.581		0-2 F5	1-0 P4		1-2 L5		2-1 F2		0-0 1B	5	0	1	0	0	0	3									
Matt Stairs, L (1, 9) OBP: 0.316, SLG: 0.462		1-1 F8		0-1 G3		1-1 3 F8		4-2 G4-6-3	4	1	2	0	1	0	3										
Miguel Tejada, R (1, 6) OBP: 0.351, SLG: 0.359		4-2 BB		1-0 F9		4-0 1B		0-0 G4-6-3	2	0	0	0	2	0	2										
3 Eric Chavez, L (1, 5) OBP: 0.420, SLG: 0.581		3-2 F9		0-1 G3		0-1 F8		1-2 P6	4	0	0	0	0	0	4										
Sal Fasano, R (1, 2) OBP: 0.353, SLG: 0.259			2-1 P6		1-0 G4-3		0-1 1B		3-2 SH1-4	2	0	0	0	0	0	1									
Ben Griève, L (6, PH) OBP: 0.324, SLG: 0.361									1-1 SH1-4	1	0	1	1	0	0	0									
Frank Menechino, R (6, PR) OBP: 0.340, SLG: 0.512									1-2 1B	1	1	1	0	0	0	0									
Rich Becker, L (9, PH) OBP: 0.423, SLG: 0.390									1-1 1B	2	0	0	0	0	0	0									
Jorge Velandia, R (1, 4) OBP: 0.150, SLG: 0.200									1-1 1B	2	0	1	0	0	0	0									
Ramon Hernandez, R (6, PH) OBP: 0.184, SLG: 0.235									1-2 1B	2	0	1	0	0	1	2									
Inning Stats	R: 0 E: 0 K: 0 S: 4	H: 0 LOB: 0 BB: 0 P: 6	R: 0 E: 0 K: 0 S: 16	H: 0 LOB: 1 BB: 1 P: 24	R: 1 E: 0 K: 0 S: 10	H: 2 LOB: 1 BB: 1 P: 22	R: 0 E: 0 K: 0 S: 6	H: 1 LOB: 1 BB: 0 P: 8	R: 0 E: 0 K: 0 S: 8	H: 1 LOB: 1 BB: 0 P: 12	R: 1 E: 0 K: 1 S: 12	H: 2 LOB: 2 BB: 1 P: 19	R: 0 E: 0 K: 1 S: 10	H: 0 LOB: 1 BB: 1 P: 19	R: 0 E: 0 K: 0 S: 7	H: 0 LOB: 0 BB: 1 P: 12	R: 1 E: 0 K: 0 S: 15	H: 3 LOB: 3 BB: 1 P: 26	1B: 8 2B: 1 3B: 0 HR: 0	SF: 1 SAC: 1 DP: 1 HBP: 0	WP: 0 PB: 0 SB: 0 CS: 0	PA: 41			
PITCHER	IP	WLS	BF	H	R	ER	SO	BB	IBB	HBP	BLK	WP	HR	S	P	ERA	WHIP								
Jose Mercedes, R (1, 1) ERA: 4.86	5.2	W	26	6	2	2	2	3	0	0	0	0	0	53	87	3.18	1.588								
Calvin Maduro, R (6, 1) ERA: 7.3	2.1	H	8	0	0	0	2	2	0	0	0	0	0	20	35	0.00	0.857								
Mike Timlin, R (9, 1) ERA: 10.13	0.2	H	6	3	1	1	0	1	0	0	0	0	0	13	24	13.50	6.000								
Buddy Groom, L (9, 1) ERA: 2.08	0.1	S	1	0	0	0	0	0	0	0	0	0	0	2	2	0.00	0.000								

AB	35
R	4
H	10
RBI	3
BB	4
SO	4
LOB	17



AB	33
R	3
H	9
RBI	3
BB	6
SO	2
LOB	19



Batter	1	2	3	4	5	6	7	8	9	AB	R	H	RBI	BB	SO	LOB	TOP					
Brady Anderson, L OBP: 0.310, SLG: 0.371	4-0 2B BB		2-0 F7						0-3 K	3	1	0	0	1	1	0						
Delino DeShields, L OBP: 0.356, SLG: 0.418	3-2 CS 1-H 2B			1-3 K					2-1 F7	4	0	1	1	0	2	0						
B.J. Surhoff, L OBP: 0.390, SLG: 0.461	0-0 F9			0-3 K					2-1 G4-3	3	0	0	0	0	1	1						
Albert Belle, R OBP: 0.407, SLG: 0.484	3-3 K			0-0 P4					1-0 G6-3	3	0	0	0	0	1	1						
Harold Baines, L OBP: 0.277, SLG: 0.349									3-2 P5	3	0	0	0	0	2	0						
Jeff Conine, R OBP: 0.388, SLG: 0.500									0-0 F8	3	0	0	0	0	0	0						
Will Clark, L OBP: 0.508, SLG: 0.422									2-3 K	3	0	0	0	0	2	0						
Charles Johnson, R OBP: 0.300, SLG: 0.667									2-3 K	3	1	1	1	0	1	0						
Mike Bordick, R OBP: 0.356, SLG: 0.676									0-0 G6-3	3	0	0	0	0	1	0						
Inning Stats	R: 1 E: 0 K: 1 S: 7	H: 1 LOB: 0 BB: 1 P: 17	R: 0 E: 0 K: 2 S: 9	H: 0 LOB: 0 BB: 1 P: 11	R: 0 E: 0 K: 0 S: 6	H: 0 LOB: 0 BB: 0 P: 10	R: 0 E: 0 K: 2 S: 7	H: 0 LOB: 0 BB: 0 P: 8	R: 0 E: 0 K: 1 S: 8	H: 0 LOB: 0 BB: 0 P: 13	R: 1 E: 0 K: 2 S: 10	H: 1 LOB: 0 BB: 0 P: 14	R: 0 E: 0 K: 0 S: 6	H: 0 LOB: 0 BB: 0 P: 12	R: 0 E: 0 K: 2 S: 7	H: 0 LOB: 0 BB: 0 P: 11	R: 0 E: 0 K: 1 S: 6	H: 0 LOB: 0 BB: 0 P: 8	1B: 0 2B: 1 3B: 0 HR: 1	SF: 0 SAC: 0 DP: 0 HBP: 0	WP: 0 PB: 0 SB: 0 CS: 1	PA: 29
PITCHER 21 Cal Eldred, R ERA: 6.04	IP: 9.0 WLS: W BF: 29 H: 2 R: 2 ER: 2 SO: 11 BB: 1 IBB: 0 HBP: 0 BLK: 0 WP: 0 HR: 1 S: 66 P: 104 ERA: 2.00 WHIP: 0.333															PITCHER						

Baltimore Orioles @ Chicago White Sox
Comiskey Park, Chicago, IL
Mon Apr 24 2000, 8:05 PM EDT
Att: 15,461 - Sunny - 51 F

AB 28
R 2
H 2
RBI 2
BB 1
SO 11
LOB 2



Batter	1	2	3	4	5	6	7	8	9	AB	R	H	RBI	BB	SO	LOB	BOTTOM			
Ray Durham, S OBP: 0.370, SLG: 0.544	0-3 K	1-3 K		2-2 1B					3-2 2B 1B	4	1	2	1	0	2	0				
Jose Valentin, S OBP: 0.355, SLG: 0.435	2-0 HR	4-2 FC6-4 BB		2-2 G4-3					0-0 G3	3	1	1	1	1	0	2				
Frank Thomas, R OBP: 0.465, SLG: 0.658	3-0 G6-3	1-3 K							1-1 2B	4	0	1	1	0	1	1				
Magglio Ordonez, R OBP: 0.407, SLG: 0.535	4-1 FC5-4 BB	1-1 FC6-4							2-1 F9	3	0	0	0	1	0	2				
14 Paul Konerko, R OBP: 0.412, SLG: 0.575	0-0 FC5-4			4-1 FC4-6 BB					3-3 K	3	0	0	0	1	1	2				
Chris Singleton, L OBP: 0.382, SLG: 0.559		0-0 1B 1B		0-0 FC4-6 CS					1-2 P4	4	1	1	0	0	0	1				
Carlos Lee, R OBP: 0.400, SLG: 0.523		3-2 FC6 1B HR		1-2 F7					2-1 F3	4	1	0	0	0	0	2				
Greg Norton, S OBP: 0.313, SLG: 0.523		1-1 HR 1B		1-2 CS					0-2 F7	4	2	2	2	0	0	0				
Josh Paul, R OBP: 0.387, SLG: 0.586		1-0 HR							0-0 1B 3B	4	2	2	3	0	1	0				
Inning Stats	R: 1 E: 0 K: 1 S: 7	H: 1 LOB: 1 BB: 1 P: 16	R: 4 E: 0 K: 2 S: 18	H: 3 LOB: 1 BB: 1 P: 30	R: 0 E: 0 K: 0 S: 8	H: 0 LOB: 0 BB: 1 P: 13	R: 0 E: 0 K: 0 S: 11	H: 1 LOB: 1 BB: 0 P: 17	R: 0 E: 0 K: 0 S: 8	H: 0 LOB: 0 BB: 0 P: 10	R: 2 E: 0 K: 1 S: 13	H: 3 LOB: 1 BB: 0 P: 22	R: 1 E: 0 K: 1 S: 13	H: 1 LOB: 0 BB: 0 P: 18	R: 0 E: 0 K: 1 S: 6	H: 0 LOB: 0 BB: 0 P: 8	1B: 4 2B: 1 3B: 1 HR: 3	SF: 0 SAC: 0 DP: 0 HBP: 0	WP: 0 PB: 0 SB: 0 CS: 1	PA: 37
PITCHER 35 Mike Mussina, R ERA: 4.5 Calvin Maduro, R ERA: 6.92 Chuck McElroy, L ERA: 20.25	IP: 6.1 WLS: L BF: 30 H: 7 R: 7 ER: 7 SO: 3 BB: 3 IBB: 0 HBP: 0 BLK: 0 WP: 0 HR: 2 S: 70 P: 111 ERA: 9.95 WHIP: 1.737															PITCHER				

Baltimore Orioles @ Chicago White Sox
Comiskey Park, Chicago, IL
Mon Apr 24 2000, 8:05 PM EDT
Att: 15,461 - Sunny - 51 F

AB 33
R 8
H 9
RBI 8
BB 3
SO 5
LOB 10



Batter	1	2	3	4	5	6	7	8	9	AB	R	H	RBI	BB	SO	LOB	TOP										
Brady Anderson, L (1, 10) OBP: 0.312, SLG: 0.397	G1-3	1-H 1B	2-2 1B				F8		G3-1	6	2	2	2	0	0	2	Baltimore Orioles @ Chicago White Sox Comiskey Park, Chicago, IL Tue Apr 25 2000, 8:05 PM EDT Att: 11,658 - Sunny - 54 F										
Delino DeShields, L (1, 4) OBP: 0.392, SLG: 0.451	BB	0-0	3-2 F8				HBP		F8	4	0	3	3	2	0	0											
B.J. Surhoff, L (1, 7) OBP: 0.409, SLG: 0.500	4-1 BB	0-1 P6	0-1 F8				G4-6-3 HBP		0-2 HR	4	1	2	2	1	0	2											
Albert Belle, R (1, 9) OBP: 0.402, SLG: 0.478	1-3 K		P6				G4-6-3		0-0 2B	5	0	1	0	1	1	6											
Jeff Conine, R (1, 3) OBP: 0.341, SLG: 0.439	1-1 P4		1B						0-0 G5-3	5	1	0	0	1	0	7											
Cal Ripken Jr., R (1, 5) OBP: 0.319, SLG: 0.476		4-2 G4-6-3 E	1-0 1B				L9		0-0 G4-3	4	2	1	0	1	0	0											
Charles Johnson, R (1, 2) OBP: 0.338, SLG: 0.661	4-1 G4-6-3 BB	2-2 3B	4-1 1B				G4-3		4-1 BB	2	1	1	1	3	0	0											
Rich Amaral, R (1, 8) OBP: 0.500, SLG: 0.529	1-1 G4-6-3	2-0 SF	1-0 1B				G6-4-3		4-2 S 2B	3	2	2	2	2	0	2											
Mike Bordick, R (1, 6) OBP: 0.346, SLG: 0.648	1-0 E5	0-0 SF	0-0 2B				G6-4-3		3-2 G4-6-3	3	3	0	1	1	0	4											
Inning Stats	R: 0 E: 0 K: 1 S: 7	H: 0 LOB: 2 BB: 2 P: 17	R: 3 E: 1 K: 0 S: 13	H: 2 LOB: 1 BB: 2 P: 25	R: 6 E: 1 K: 0 S: 23	H: 5 LOB: 2 BB: 2 P: 42	R: 0 E: 0 K: 0 S: 4	H: 1 LOB: 1 BB: 1 P: 10	R: 0 E: 0 K: 0 S: 8	H: 0 LOB: 0 BB: 0 P: 11	R: 2 E: 0 K: 0 S: 16	H: 2 LOB: 2 BB: 2 P: 28	R: 0 E: 0 K: 0 S: 7	H: 0 LOB: 1 BB: 2 P: 18	R: 1 E: 0 K: 0 S: 10	H: 2 LOB: 1 BB: 0 P: 12	1B: 6 2B: 4 3B: 1 HR: 1	SF: 1 SAC: 0 DP: 4 HBP: 1	WP: 0 PB: 0 SB: 2 CS: 0	PA: 50							
PITCHER	IP	WLS	BF	H	R	ER	SO	BB	IBB	HBP	BLK	WP	HR	S	P	ERA	WHIP										
Mike Siroka, L (1, 1) ERA: 6.23	2.1	L	18	5	8	5	1	5	0	0	0	0	0	31	63	19.29	4.286										
Scott Eyre, L (3, 1) ERA: 9.39	2.2		13	3	1	0	0	3	0	1	0	0	0	24	46	0.00	2.250										
Tanyon Sturtze, R (6, 1) ERA: 14.54	2.0		10	2	2	2	0	2	0	0	0	0	0	21	39	9.00	2.000										
Sean Lowe, R (8, 1) ERA: 2.03	1.0		4	0	0	0	0	2	0	0	0	0	0	7	18	0.00	2.000										
Bob Howry, R (9, 1) ERA: 5.59	1.0		5	2	1	1	0	0	0	0	0	0	1	10	12	9.00	2.000										

Batter	1	2	3	4	5	6	7	8	9	AB	R	H	RBI	BB	SO	LOB	BOTTOM										
Ray Durham, S (1, 4) OBP: 0.361, SLG: 0.548	G3	K			G4-3		SF9 3B		FC5-4	5	1	1	0	0	1	3	Baltimore Orioles @ Chicago White Sox Comiskey Park, Chicago, IL Tue Apr 25 2000, 8:05 PM EDT Att: 11,658 - Sunny - 54 F										
Jose Valentin, S (1, 6) OBP: 0.333, SLG: 0.411	G5-3		0-2 F3		F9		SF9		G4-3	4	0	0	1	0	1												
Frank Thomas, R (1, 10) OBP: 0.467, SLG: 0.640	4-1 CS		0-3 K		4-2 14 HR		P6		2-1 0	2	1	0	0	2	1	0											
Magglio Ordonez, R (1, 9) OBP: 0.411, SLG: 0.533	1-2 CS	1-3 K	1-0 14 FC4-6		3-2 14 HR		G4-3		3-2 G4-3	4	1	2	0	0	1	0											
14 Paul Konerko, R (1, 3) OBP: 0.416, SLG: 0.623		3-1 1B	1-1 FC4-6		0-0 1H		F8		2-2 F8	4	2	2	3	0	0	1											
Chris Singleton, L (1, 8) OBP: 0.388, SLG: 0.556		0-0 1B			2-2 1B		F9		2-2 F8	4	1	2	1	0	0	0											
Carlos Lee, R (1, 7) OBP: 0.392, SLG: 0.522		3-2 P4			2-1 F2		G1-3		0-0 G1-3	4	0	1	0	0	0	2											
Greg Norton, S (1, 5) OBP: 0.327, SLG: 0.521		3-2 1B			2-3 K		G1-3		0-0 FC5-4	4	0	2	0	0	1	2											
Mark Johnson, L (1, 2) OBP: 0.295, SLG: 0.375		2-0 1B			2-1 G4-3		L1-5		0-3 K	2	0	1	1	0	0	1											
Herbert Perry, R (6, PH) OBP: 0.258, SLG: 0.241										1	0	0	0	0	0	1											
Josh Paul, R (7, 2) OBP: 0.375, SLG: 0.567		1-3 1B								1	0	0	0	0	1	1											
Inning Stats	R: 0 E: 0 K: 0 S: 6	H: 0 LOB: 0 BB: 1 P: 14	R: 2 E: 0 K: 2 S: 16	H: 4 LOB: 2 BB: 0 P: 30	R: 0 E: 0 K: 1 S: 9	H: 1 LOB: 1 BB: 0 P: 11	R: 0 E: 0 K: 1 S: 11	H: 1 LOB: 1 BB: 0 P: 19	R: 3 E: 0 K: 0 S: 13	H: 2 LOB: 0 BB: 1 P: 26	R: 0 E: 0 K: 0 S: 5	H: 1 LOB: 0 BB: 0 P: 6	R: 1 E: 0 K: 0 S: 12	H: 1 LOB: 0 BB: 0 P: 21	R: 0 E: 0 K: 0 S: 8	H: 0 LOB: 0 BB: 0 P: 12	R: 0 E: 0 K: 1 S: 6	H: 1 LOB: 1 BB: 0 P: 7	1B: 7 2B: 3 3B: 1 HR: 1	SF: 1 SAC: 0 DP: 1 HBP: 0	WP: 0 PB: 0 SB: 0 CS: 1	PA: 39					
PITCHER	IP	WLS	BF	H	R	ER	SO	BB	IBB	HBP	BLK	WP	HR	S	P	ERA	WHIP										
Pat Rapp, R (1, 1) ERA: 4.7	5.0		24	8	5	5	4	2	0	0	0	0	0	3	4	0.00	3.000										
Calvin Maduro, R (6, 1) ERA: 6.75	0.1		2	1	0	0	0	0	0	0	0	0	0	3	4	0.00	3.000										
Buddy Groom, L (6, 1) ERA: 2.61	1.2		5	1	1	1	0	0	0	0	0	0	0	14	23	5.40	0.600										
Mike Trombley, R (8, 1) ERA: 4.91	1.0		3	0	0	0	0	0	0	0	0	0	0	8	12	0.00	0.000										
Mike Timlin, R (9, 1) ERA: 7.36	1.0		4	1	0	0	1	0	0	0	0	0	0	6	7	0.00	1.000										

AB 36
R 12
H 12
RBI 11
BB 12
SO 1
LOB 23



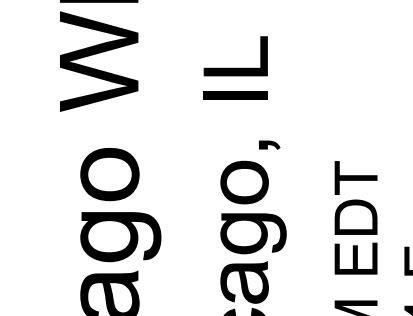
Batter	1	2	3	4	5	6	7	8	9	AB	R	H	RBI	BB	SO	LOB	TOP										
Brady Anderson, L OBP: 0.329, SLG: 0.394	G3		2-2 HR	4-1 BB		4-2 G6-3 1B BB		2-2 F7		3	1	1	0	2	0	1	Baltimore Orioles @ Chicago White Sox Comiskey Park, Chicago, IL Wed Apr 26 2000, 8:05 PM EDT Att. 13,649 - Sunny - 54 F										
Delino DeShields, L OBP: 0.393, SLG: 0.487	E4		1-0 HR	1-0 P5		2-2 G6-3 1B		1-1 F7		5	1	2	3	0	0	3											
B.J. Surhoff, L OBP: 0.398, SLG: 0.476	G3		1-1 G6-3		4-1 G3-1 BB	0-1 G6-3		0-1 G4-3		4	0	0	0	1	0	4											
Albert Belle, R OBP: 0.380, SLG: 0.446	K		1-1 G5-3		1-0 F7	2-1 G5-3			0-2 P5	5	0	0	0	0	1	4											
Harold Baines, L OBP: 0.279, SLG: 0.394 Jeff Conine, R (7, PH) OBP: 0.326, SLG: 0.419	G4-3		2-2 HR		0-2 G3-1		2-1 G4-3		0-0 F9	3	1	1	1	0	0	1											
Cal Ripken Jr., R OBP: 0.311, SLG: 0.456	G4-3		0-0 F8		1-1 F8		2-1 1B		1-1 G4-3	5	0	1	0	0	0	1											
Will Clark, L OBP: 0.507, SLG: 0.429	1B		1-2 F8		1-2 F8	0-1 HR 1B	2-3 K			4	1	2	0	0	1	1											
Greg Myers, L OBP: 0.125, SLG: 0.125	K		2-3 K		2-3 K	3-1 F8	1-0 G1-3			4	0	0	0	0	2	3											
Mike Bordick, R OBP: 0.378, SLG: 0.703			1-1 1B HR 1B		2-1 BB 1B	2-1 HR	4-0 BB			3	2	3	2	1	0	0											
Inning Stats	R: 0 E: 1 K: 1 S: 11	H: 0 LOB: 1 BB: 0 P: 15	R: 0 E: 0 K: 1 S: 10	H: 1 LOB: 1 BB: 0 P: 14	R: 4 E: 0 K: 0 S: 13	H: 4 LOB: 0 BB: 0 P: 21	R: 0 E: 0 K: 1 S: 10	H: 1 LOB: 1 BB: 1 P: 20	R: 0 E: 0 K: 0 S: 7	H: 0 LOB: 1 BB: 1 P: 13	R: 2 E: 0 K: 0 S: 17	H: 3 LOB: 2 BB: 1 P: 30	R: 0 E: 0 K: 1 S: 9	H: 1 LOB: 1 BB: 0 P: 16	R: 0 E: 0 K: 0 S: 8	H: 0 LOB: 1 BB: 1 P: 15		R: 0 E: 0 K: 0 S: 6	H: 0 LOB: 0 BB: 0 P: 7	1B: 7 2B: 0 3B: 0 HR: 3	SF: 0 SAC: 0 DP: 0 HBP: 0	WP: 0 PB: 0 SB: 1 CS: 1	PA: 42				
PITCHER	IP	WLS	BF	H	R	ER	SO	BB	IBB	HBP	BLK	WP	HR	S	P	ERA	WHIP										
Kip Wells, R ERA: 6.33	5.1	W	27	8	6	6	3	2	0	0	0	0	3	57	94	10.12	1.875										
Kelly Wunsch, L ERA: 1.54	1.2		8	2	0	0	1	1	0	0	0	0	0	20	35	0.00	1.800										
41 Bill Simas, R ERA: 2.25	1.0		4	0	0	0	0	1	0	0	0	0	0	8	15	0.00	1.000										
Keith Foulke, R ERA: 1.35	1.0		3	0	0	0	0	0	0	0	0	0	0	6	7	0.00	0.000										

Batter	1	2	3	4	5	6	7	8	9	AB	R	H	RBI	BB	SO	LOB	BOTTOM										
Ray Durham, S OBP: 0.363, SLG: 0.540	G5-3			1-2 HR 1B		0-1 SF7		4-1 BB		3	1	1	2	1	1	0	Baltimore Orioles @ Chicago White Sox Comiskey Park, Chicago, IL Wed Apr 26 2000, 8:05 PM EDT Att. 13,649 - Sunny - 54 F										
Jose Valentin, S OBP: 0.337, SLG: 0.395	K		0-3 K	1-2 HR BB		3-1 BB		0-3 K		3	1	0	0	2	3	3											
Frank Thomas, R OBP: 0.463, SLG: 0.667	F9		4-2 1B BB	0-1 HR		2-2 F9		2-1 SF9		3	1	1	5	1	0	1											
Magglio Ordonez, R OBP: 0.400, SLG: 0.513	F9		2-1 1B	1-2 1B		0-0 F9		0-0 F8		5	0	1	0	0	0	3											
14 Paul Konerko, R OBP: 0.409, SLG: 0.617	HR 2B		2-2 P3	2-2 P4			1-1 F7			4	1	1	0	0	0	2											
Chris Singleton, L OBP: 0.369, SLG: 0.526	E4 HR		2-3 K		1-0 G4-3		2-2 G5-3			4	1	0	0	0	1	3											
Carlos Lee, R OBP: 0.398, SLG: 0.556	HR		4-1 1B S BB	3-2 L9			1-3 K			3	2	1	3	1	1	0											
Herbert Perry, R OBP: 0.286, SLG: 0.364	HR		3-2 G6-3	1-2 K				1-1 BB 1B SF9 1B		4	2	2	1	0	1	1											
Josh Paul, R OBP: 0.417, SLG: 0.647	F8		0-1 BB 1B HR 1B	2-3 HR 1B		1-1 SF7 3B		2-2 BB 1B		4	2	3	0	0	0	0											
Inning Stats	R: 0 E: 0 K: 1 S: 8	H: 0 LOB: 0 BB: 0 P: 13	R: 4 E: 1 K: 1 S: 21	H: 3 LOB: 0 BB: 0 P: 31	R: 0 E: 0 K: 2 S: 13	H: 1 LOB: 2 BB: 1 P: 23	R: 5 E: 0 K: 0 S: 19	H: 3 LOB: 0 BB: 2 P: 35	R: 0 E: 0 K: 1 S: 7	H: 0 LOB: 0 BB: 0 P: 12	R: 1 E: 0 K: 0 S: 8	H: 1 LOB: 1 BB: 1 P: 15	R: 0 E: 0 K: 1 S: 9	H: 0 LOB: 0 BB: 0 P: 13	R: 1 E: 0 K: 1 S: 14	H: 2 LOB: 2 BB: 1 P: 23		R: 0 E: 0 K: 1 S: 6	H: 0 LOB: 0 BB: 0 P: 7	1B: 5 2B: 1 3B: 1 HR: 3	SF: 2 SAC: 0 DP: 0 HBP: 0	WP: 0 PB: 0 SB: 1 CS: 0	PA: 40				
PITCHER	IP	WLS	BF	H	R	ER	SO	BB	IBB	HBP	BLK	WP	HR	S	P	ERA	WHIP										
Sidney Ponson, R ERA: 5.4	4.0	L	23	7	9	8	4	3	0	0	0	0	3	61	102	18.00	2.500										
B.J. Ryan, L ERA: 0.96	1.0		3	0	0	0	1	0	0	0	0	0	0	7	12	0.00	0.000										
Chuck McElroy, L ERA: 14.14	3.0		14	3	2	2	2	2	0	0	0	0	0	31	51	6.00	1.667										

AB 38
R 6
H 10
RBI 6
BB 4
SO 4
LOB 18



AB 33
R 11
H 10
RBI 11
BB 5
SO 7
LOB 13



Batter	1	2	3	4	5	6	7	8	9	AB	R	H	RBI	BB	SO	LOB	TOP									
Brady Anderson, L OBP: 0.356, SLG: 0.405	1-1 2B HBP		1-2 1B		0-1 L4		0-0 2B 1B		4-2 BB	3	2	2	0	1	0	1	Baltimore Orioles @ Chicago White Sox Comiskey Park, Chicago, IL Thu Apr 27 2000, 8:05 PM EDT Att. 13,225 - Sunny - 65 F									
Delino DeShields, L OBP: 0.393, SLG: 0.506	0-0 G4-3 FC4-2 2B		3-2 G4-3		2-1 G4-3		2-1 2B		3-2 F8	5	0	2	2	0	0	3										
B.J. Surhoff, L OBP: 0.388, SLG: 0.455	1-0 G4-3		2-0 G6-3		1-0 G4-3		4-2 BB		0-2 F7	4	0	0	0	1	0	2										
Albert Belle, R OBP: 0.375, SLG: 0.436	3-0 FC4-2 CS			3-2 FC5-4 1B		3-2 P4		2-3 K		4	0	1	0	0	1	3										
Jeff Conine, R OBP: 0.340, SLG: 0.511	0-0 CS	3-1 G5-3 G1-3 2B		2-1 P4		3-2 HR		1-1 F3		4	2	2	1	0	0	1										
Cal Ripken Jr., R OBP: 0.312, SLG: 0.443		1-1 G5-3		1-0 FC5-4		4-0 BB		2-1 2B		2	0	0	0	1	0	2										
Mark Lewis, R OBP: 0.190, SLG: 0.250		2-3		1-2 G3		3-1 F8		0-3 K		1	0	0	0	0	0	1										
Will Clark, L OBP: 0.307, SLG: 0.420		2-1 G1-3 HBP		1-2 G3		3-1 F8		0-3 K		2	0	0	0	0	1	2										
Rich Amaral, R OBP: 0.455, SLG: 0.474										1	0	0	0	0	0	1										
Charles Johnson, R OBP: 0.319, SLG: 0.619		1-0 G1-3		3-3 K		2-2 F9		1-0 F7		4	0	0	1	0	1	2										
Mike Bordick, R OBP: 0.376, SLG: 0.688		1-2 3-H F9		1-2 1B		1-2 1B		0-0 F9		3	0	1	0	0	0	1										
Jesse Garcia, R (7, 6)		0-2 F9								1	0	0	0	0	0	0										
Inning Stats	R: 1 E: 0 K: 0 S: 4	H: 1 LOB: 0 BB: 0 P: 9	R: 1 E: 0 K: 0 S: 9	H: 1 LOB: 1 BB: 0 P: 16	R: 0 E: 0 K: 0 S: 8	H: 1 LOB: 1 BB: 0 P: 14	R: 0 E: 0 K: 0 S: 10	H: 1 LOB: 1 BB: 0 P: 17	R: 0 E: 0 K: 1 S: 10	H: 1 LOB: 1 BB: 0 P: 16	R: 1 E: 0 K: 0 S: 9	H: 1 LOB: 1 BB: 1 P: 23	R: 1 E: 0 K: 1 S: 16	H: 2 LOB: 2 BB: 1 P: 26	R: 0 E: 0 K: 1 S: 8	H: 1 LOB: 1 BB: 0 P: 12	R: 0 E: 0 K: 0 S: 10	H: 0 LOB: 1 BB: 1 P: 17	1B: 4 2B: 4 3B: 0 HR: 1	SF: 0 SAC: 0 DP: 0 HBP: 2	WP: 0 PB: 0 SB: 0 CS: 2	PA: 40				
PITCHER	IP	WLS	BF	H	R	ER	SO	BB	IBB	HBP	BLK	WP	HR	S	P	ERA	WHIP									
Jim Parque, L ERA: 5.34	(1, 1)	6.2	W	30	8	4	4	1	2	0	2	0	0	1	63	116	5.40	1.500								
Sean Lowe, R ERA: 1.94	(7, 1)	1.1		5	1	0	0	2	0	0	0	0	0	0	11	17	0.00	0.750								
Tanyon Sturtze, R ERA: 13.03	(9, 1)	1.0		4	0	0	0	0	1	0	0	0	0	0	10	17	0.00	1.000								

Batter	1	2	3	4	5	6	7	8	9	AB	R	H	RBI	BB	SO	LOB	BOTTOM										
Ray Durham, S OBP: 0.365, SLG: 0.551	1-1 1B SF8		0-0 F7		2-1 FC6		0-0 G5-3			2	1	1	0	0	0	2	Baltimore Orioles @ Chicago White Sox Comiskey Park, Chicago, IL Thu Apr 27 2000, 8:05 PM EDT Att. 13,225 - Sunny - 65 F										
Craig Wilson, R OBP: 0.383, SLG: 0.372	3-2 2B SF8		3-2 F7		2-1 FC6		1-1 G5-3			3	0	0	0	0	0	5											
Jose Valentin, S OBP: 0.383, SLG: 0.494	0-0 G6-4-3 1B		3-2 K		0-3 K		1-1 HR			5	2	4	5	0	1	0											
Frank Thomas, R OBP: 0.470, SLG: 0.675	2-1 SF8		1-1 SF8 3B		2-1 G4-3 2B		2-0 F9			2	0	1	1	2	0	0											
Magglio Ordonez, R OBP: 0.380, SLG: 0.488	3-2 G6-4-3		1-3 2-H 3-H 4-0 IBB		2-1 IBB		2-1 G4-3 2B			4	1	0	1	0	0	5											
14 Paul Konerko, R OBP: 0.418, SLG: 0.663			2-0 SF8		3-2 G4-3		0-0 E3 14 2B 1B			5	3	3	1	0	0	2											
Chris Singleton, L OBP: 0.382, SLG: 0.550			0-2 E4		1-0 G6-3		0-2 1B 2B			4	2	2	1	1	0	2											
Carlos Lee, R OBP: 0.395, SLG: 0.541			1-1 E4		0-1 G6-3		0-0 P4			2	1	0	0	1	2	1											
Jeff Abbott, R OBP: 0.190, SLG: 0.200			4-2 BB BB		0-1 BB		0-3 K			2	0	0	0	0	2	2											
Greg Norton, S OBP: 0.351, SLG: 0.510			1-2 3B		2-3 K		0-3 K			2	0	0	0	0	2	2											
Mark Johnson, L OBP: 0.333, SLG: 0.381			4-2 FC4-6 2B BB		2-3 K		0-0 F8			3	2	1	2	2	0	1											
Inning Stats	R: 1 E: 0 K: 0 S: 6	H: 2 LOB: 0 BB: 0 P: 11	R: 3 E: 1 K: 1 S: 25	H: 3 LOB: 3 BB: 3 P: 46	R: 6 E: 0 K: 0 S: 16	H: 3 LOB: 1 BB: 4 P: 38	R: 0 E: 0 K: 1 S: 12	H: 1 LOB: 2 BB: 1 P: 21	R: 0 E: 0 K: 1 S: 10	H: 0 LOB: 0 BB: 0 P: 6	R: 1 E: 0 K: 0 S: 7	H: 1 LOB: 0 BB: 0 P: 12	R: 2 E: 1 K: 1 S: 10	H: 2 LOB: 1 BB: 0 P: 11	R: 0 E: 0 K: 0 S: 10	H: 0 LOB: 1 BB: 0 P: 11	1B: 5 2B: 4 3B: 2 HR: 2	SF: 2 SAC: 0 DP: 1 HBP: 0	WP: 0 PB: 0 SB: 0 CS: 0	PA: 44							
PITCHER	IP	WLS	BF	H	R	ER	SO	BB	IBB	HBP	BLK	WP	HR	S	P	ERA	WHIP										
Jose Mercedes, R ERA: 6.38	(1, 1)	1.2	L	12	5	4	4	1	2	1	0	0	0	0	1	30	55	21.60	4.200								
Calvin Maduro, R ERA: 9.82	(2, 1)	1.1		11	3	6	6	0	3	1	0	0	0	0	1	17	40	40.50	4.500								
B.J. Ryan, L ERA: 0.79	(4, 1)	2.0		9	2	0	0	2	1	0	0	0	0	0	22	37	0.00	1.500									
Buddy Groom, L ERA: 2.38	(6, 1)	1.0		3	0	0	0	1	0	0	0	0	0	0	6	6	0.00	0.000									
Mike Trombley, R ERA: 5.4	(7, 1)	1.0		4	1	1	1	0	0	0	0	0	0	1	7	12	9.00	1.000									

AB 34
R 4
H 9
RBI 4
BB 3
SO 3
LOB 18

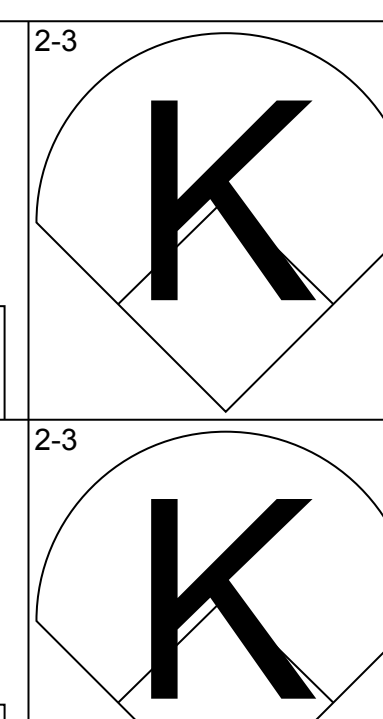
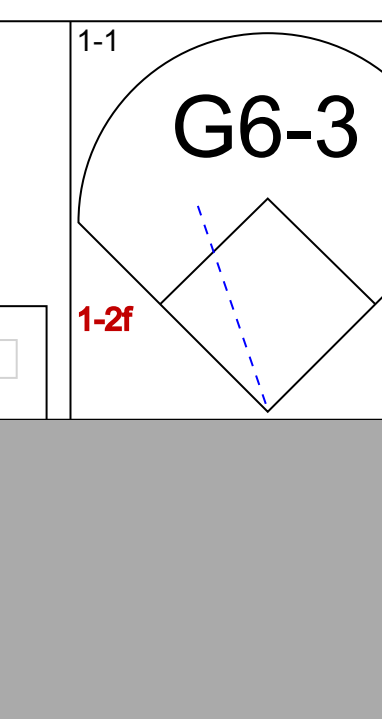
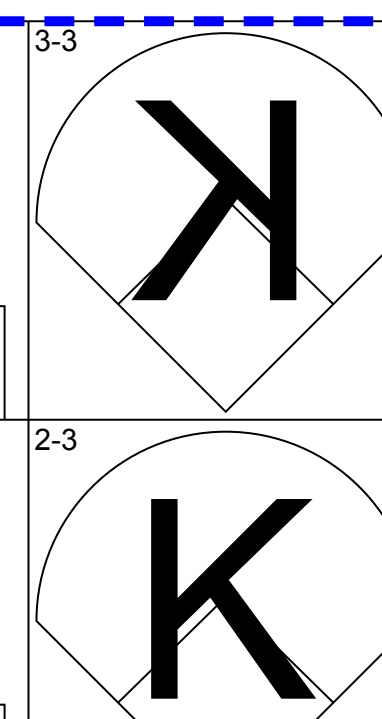
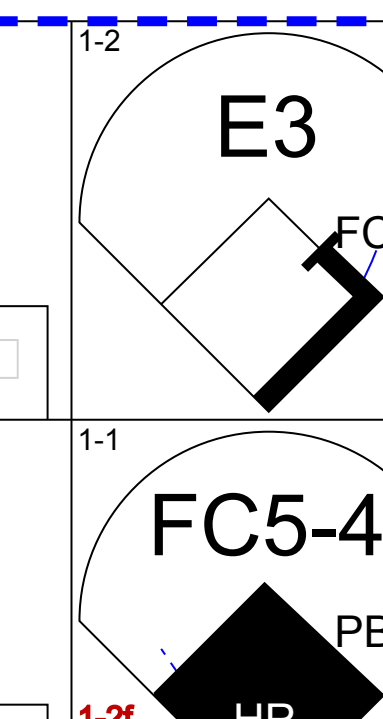
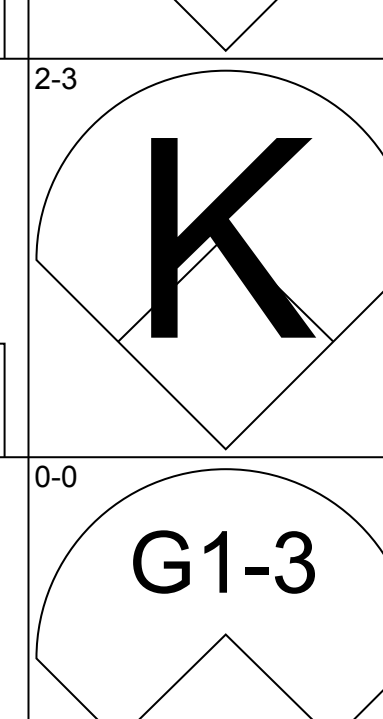
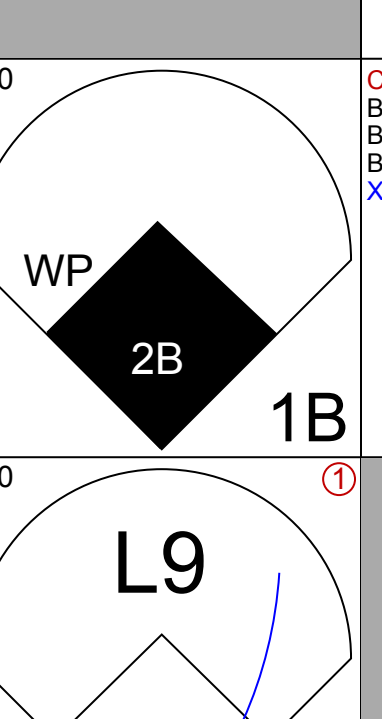
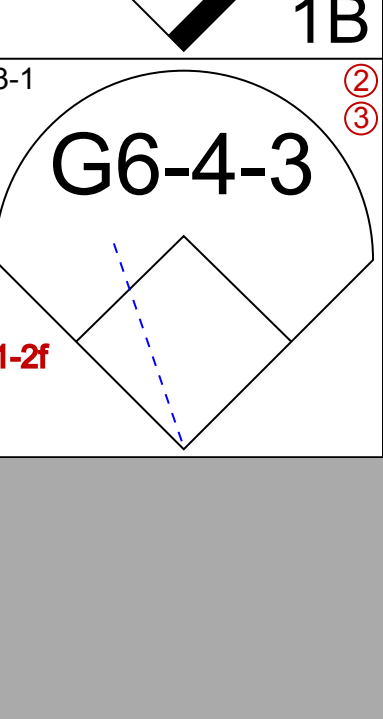
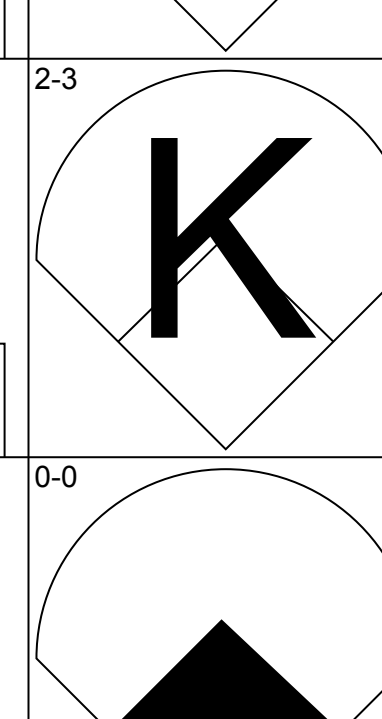
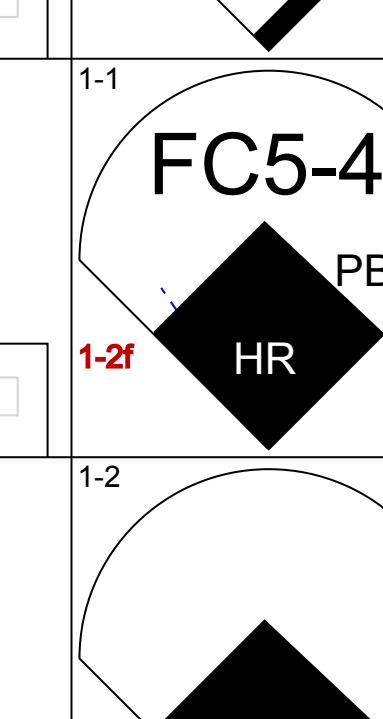
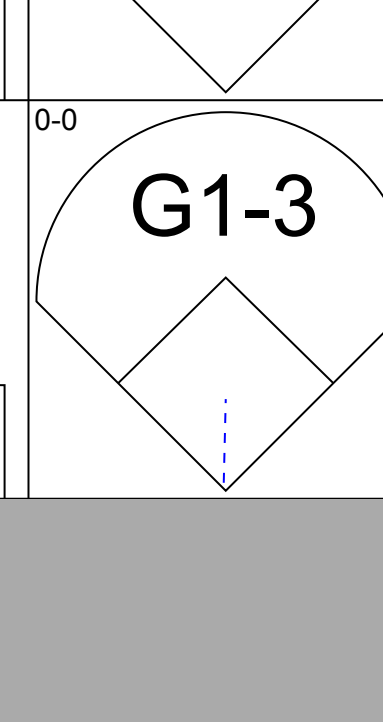
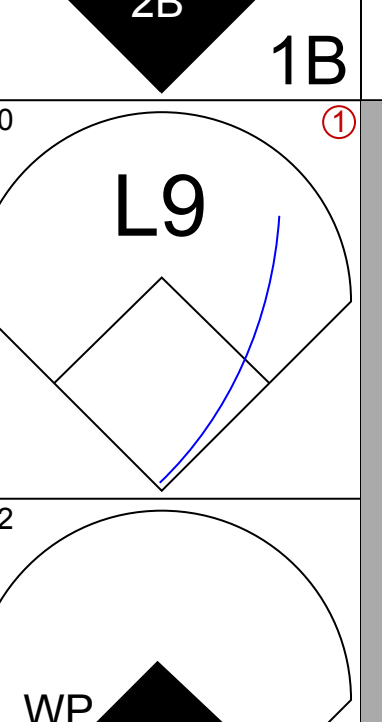
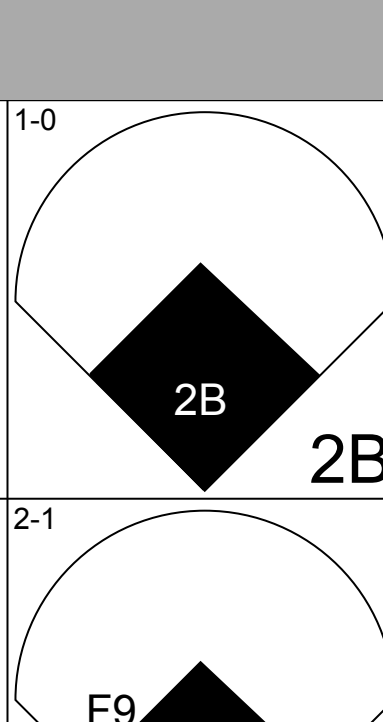
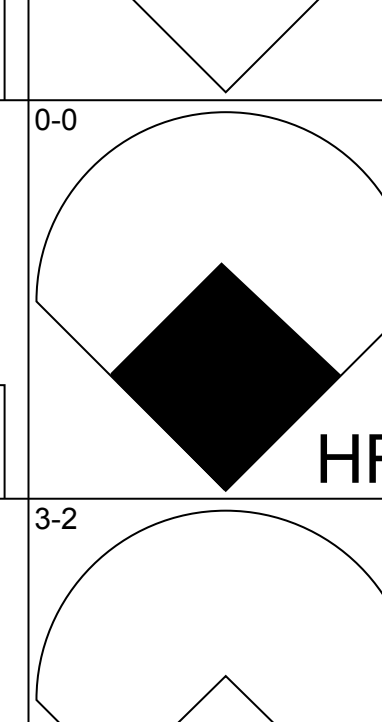
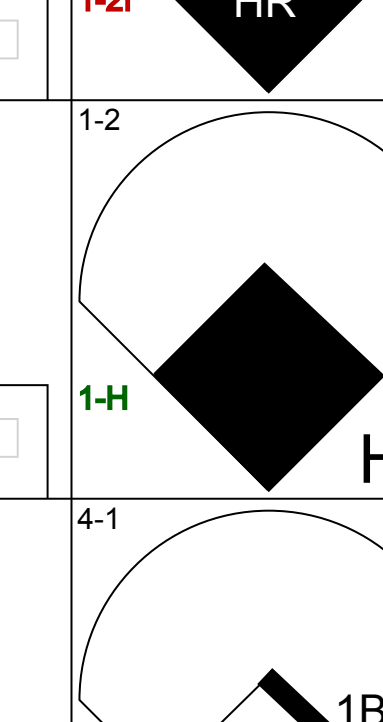
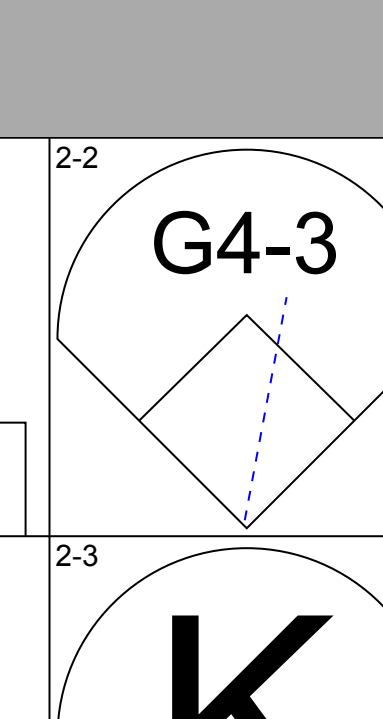
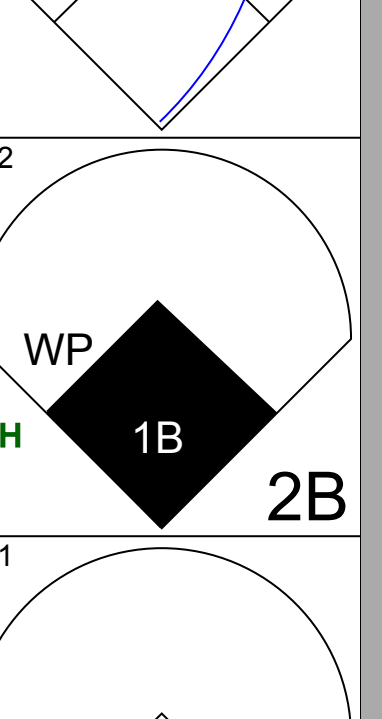
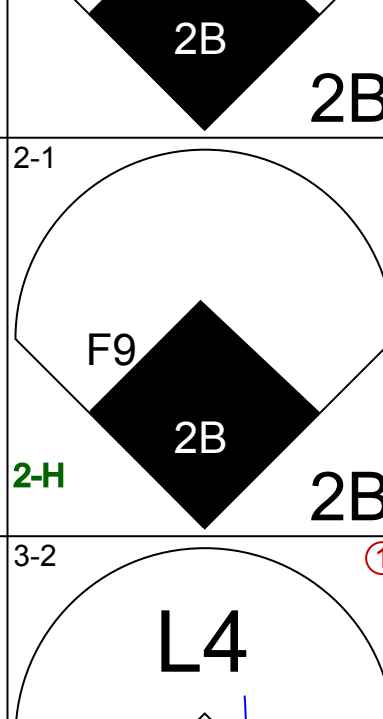
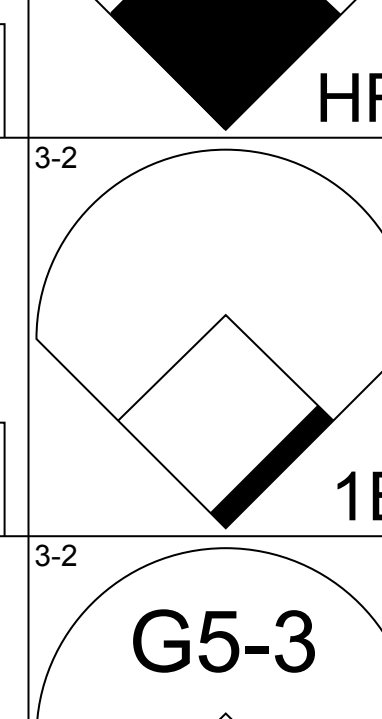
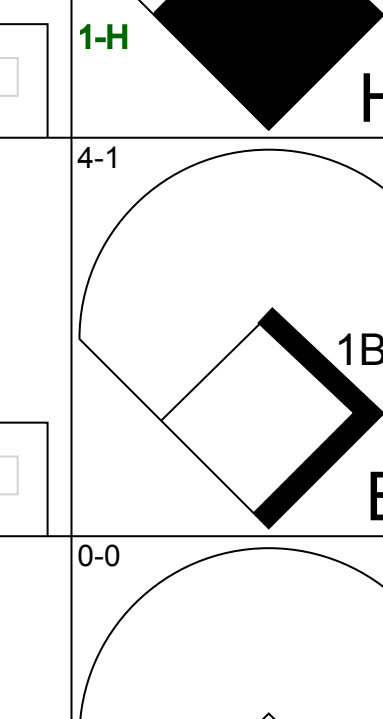

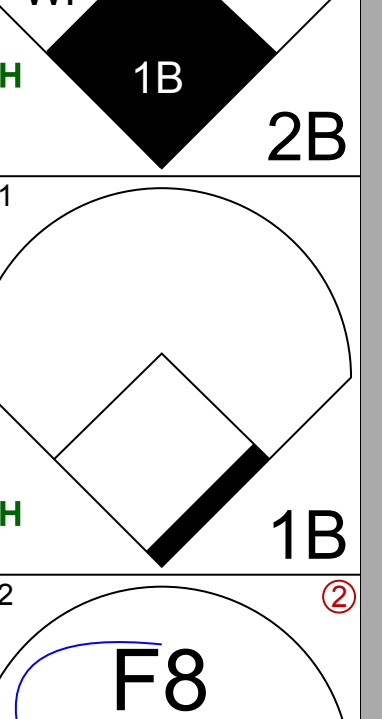
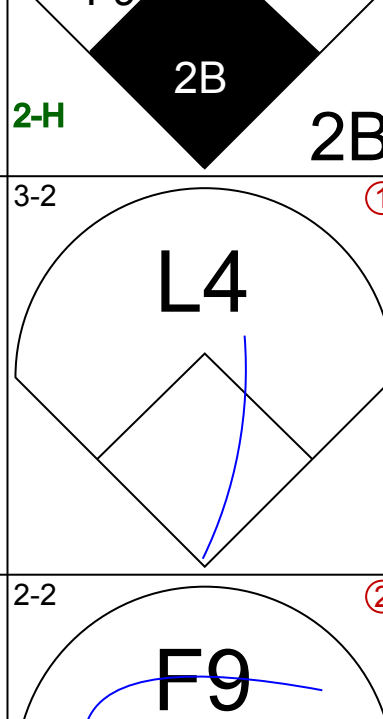
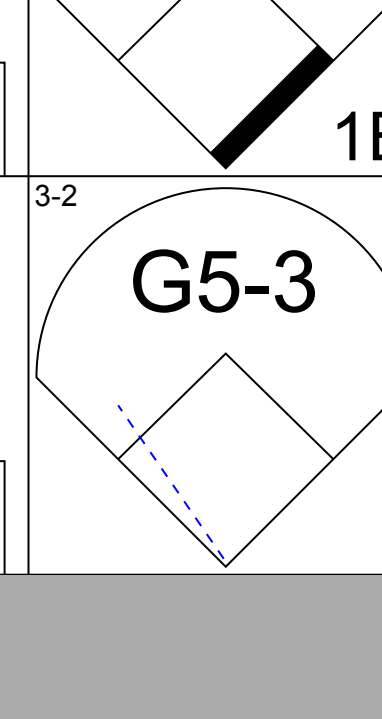

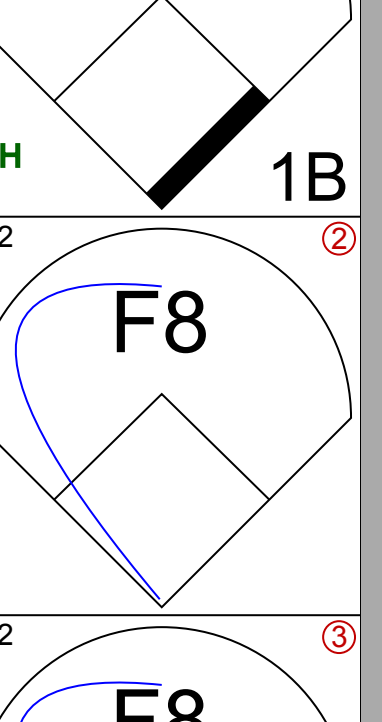
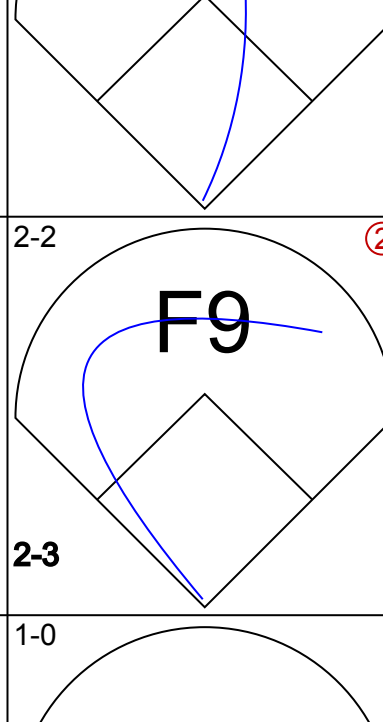
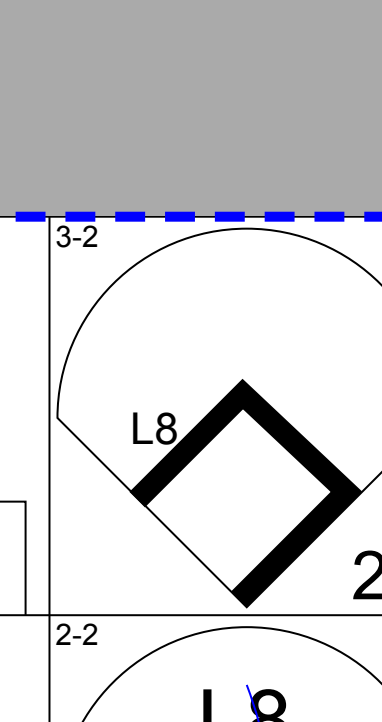
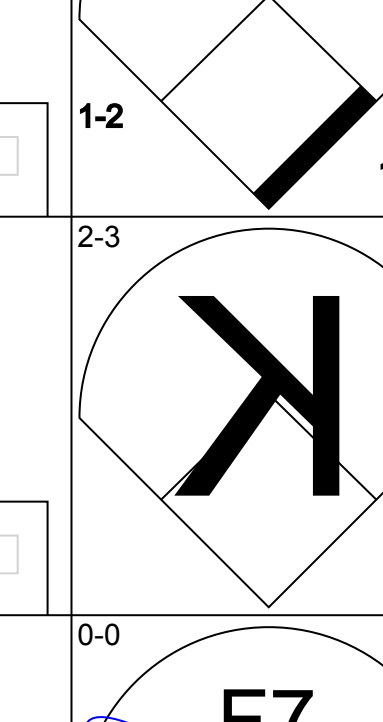
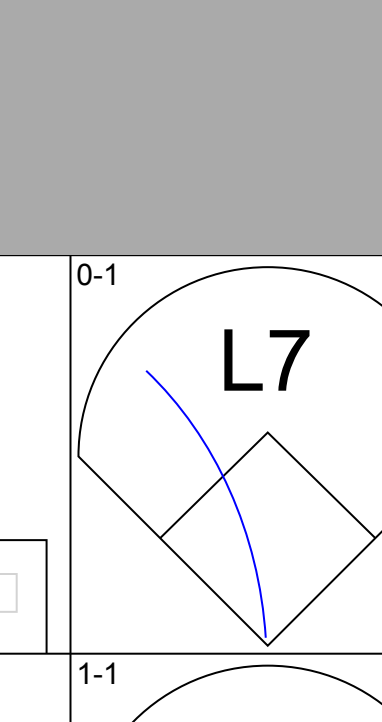
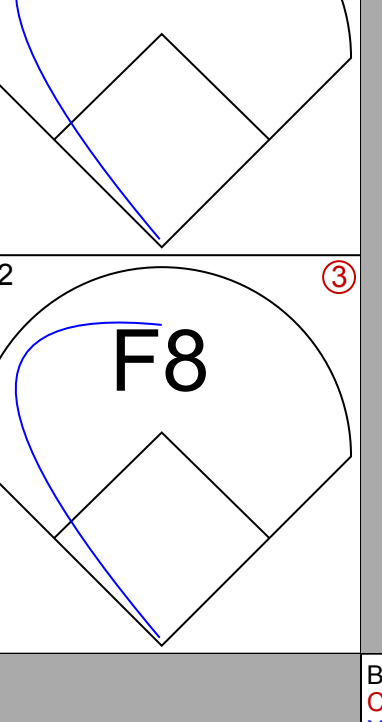
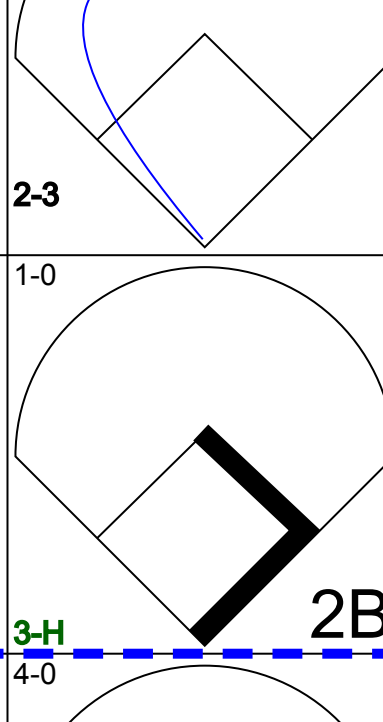
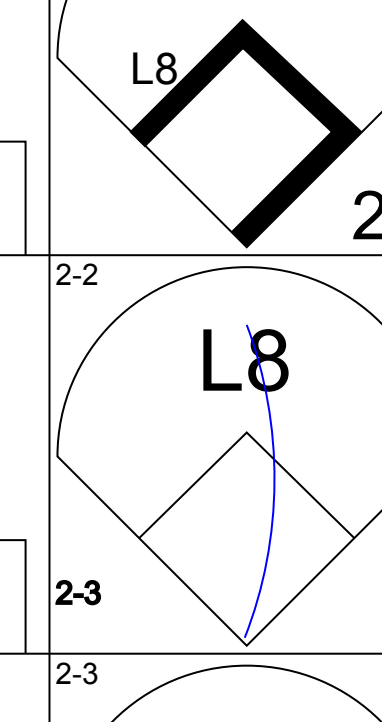
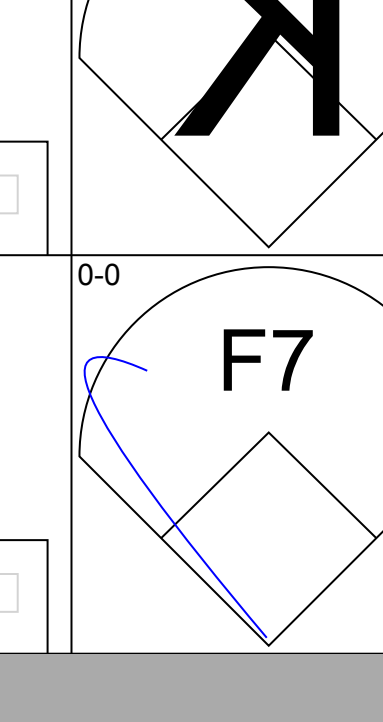
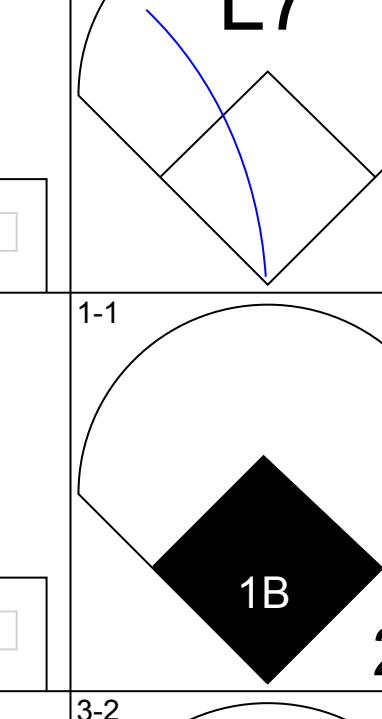
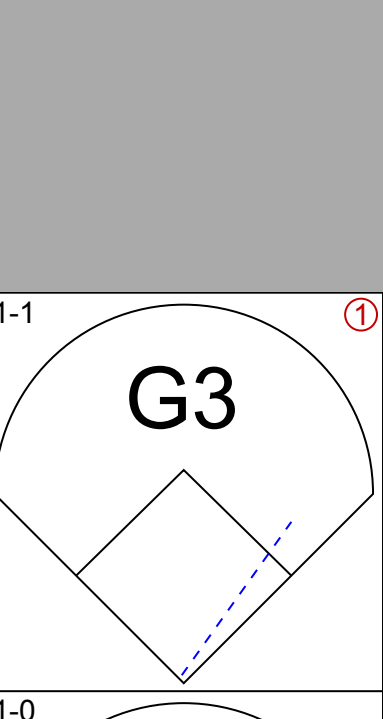
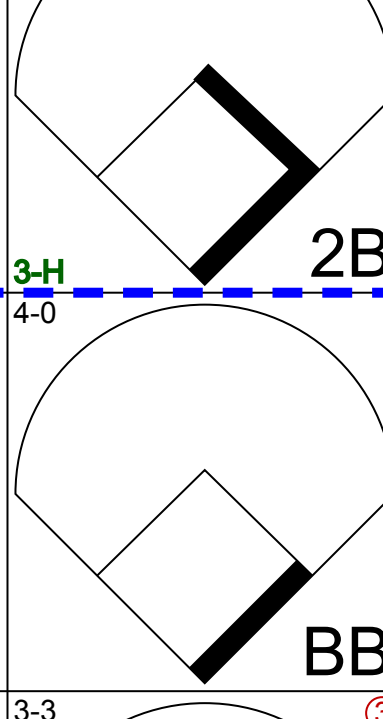
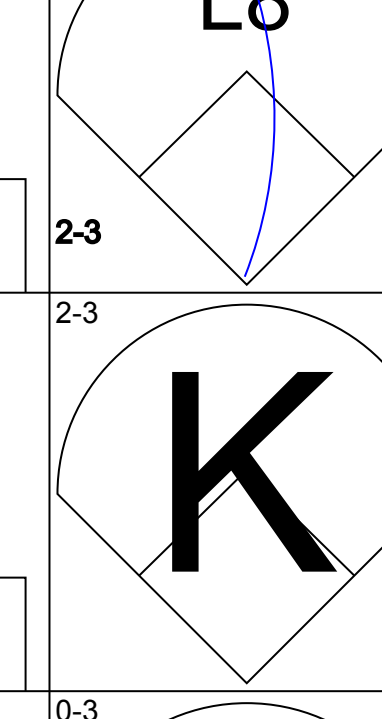
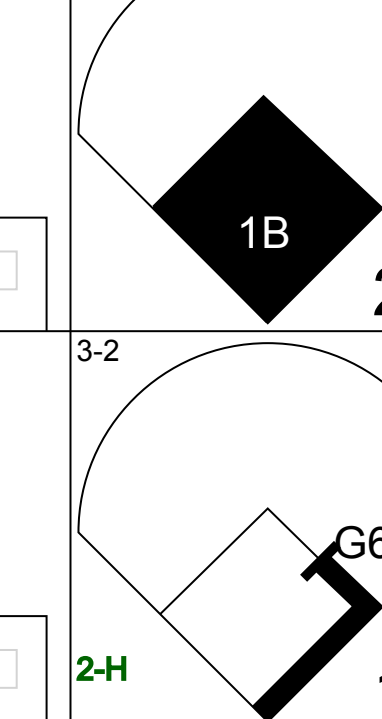
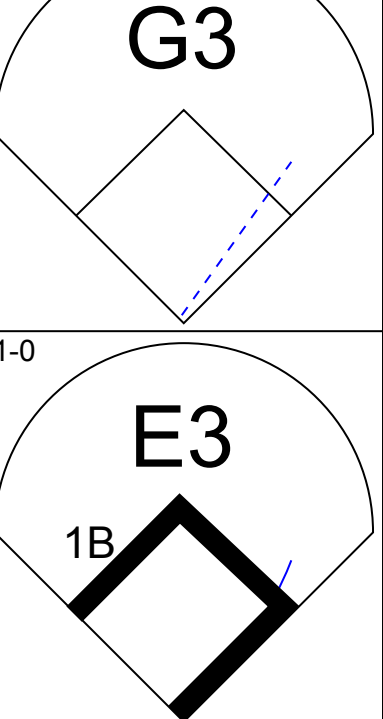
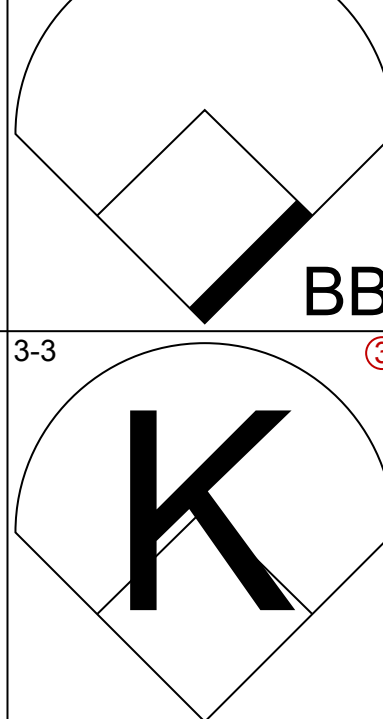
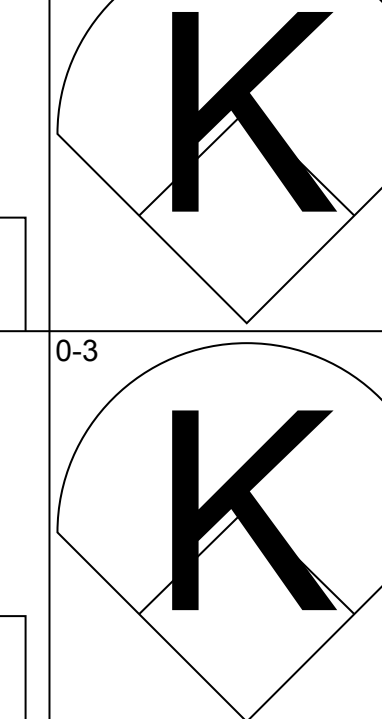


AB 34
R 13
H 13
RBI 12
BB 8
SO 5
LOB 20



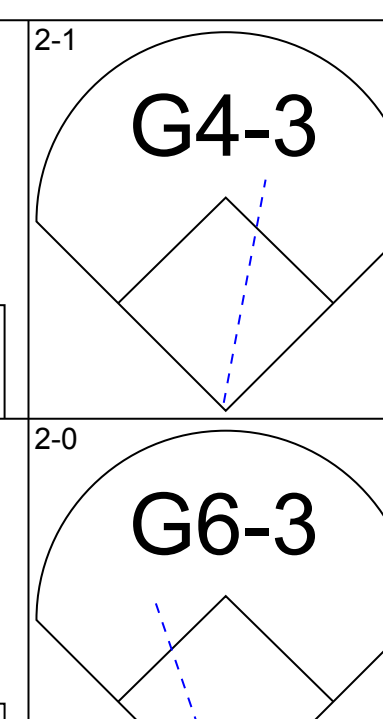
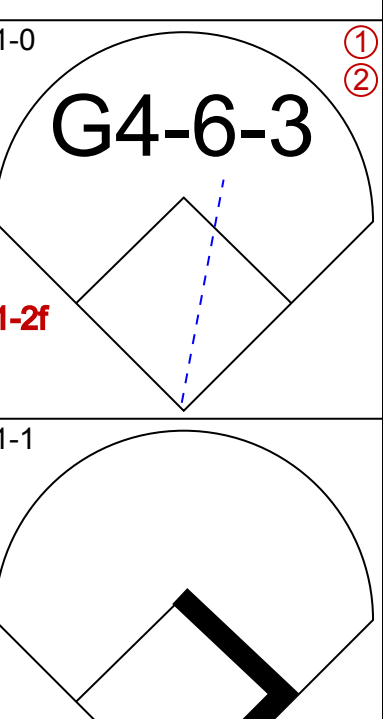
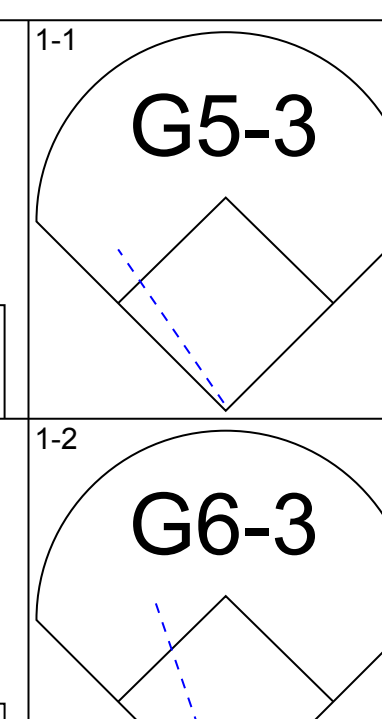
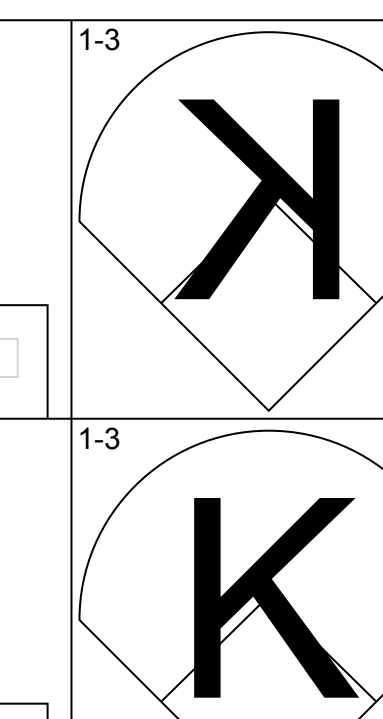
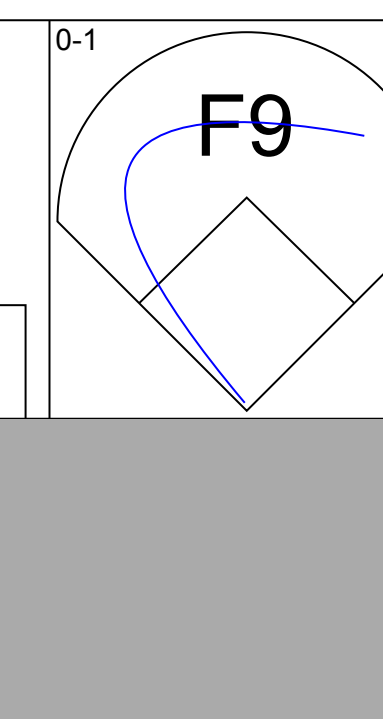
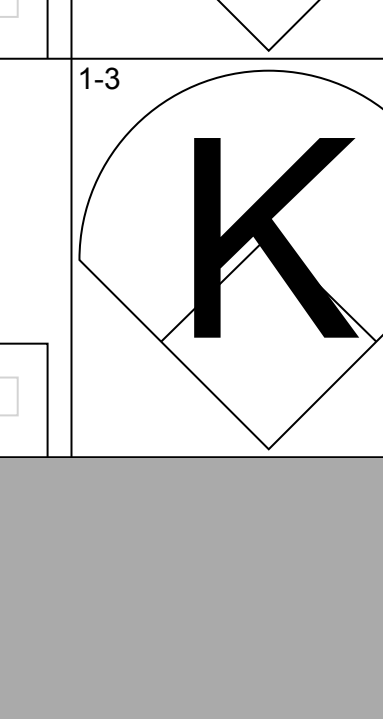
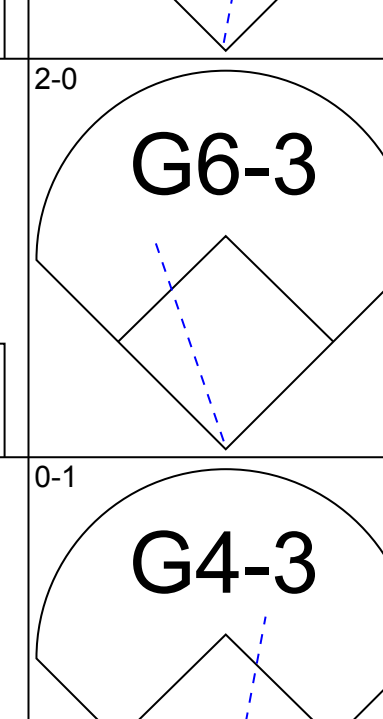
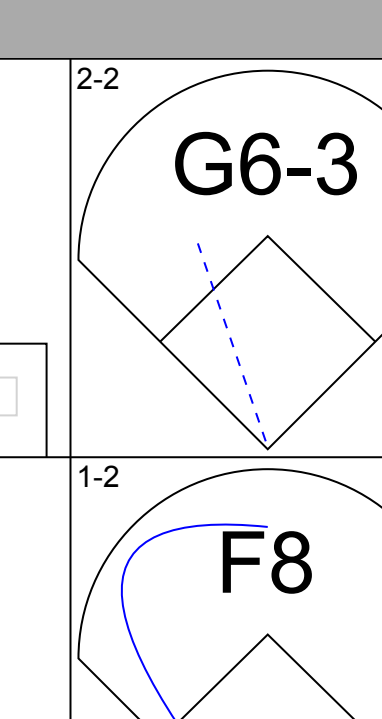
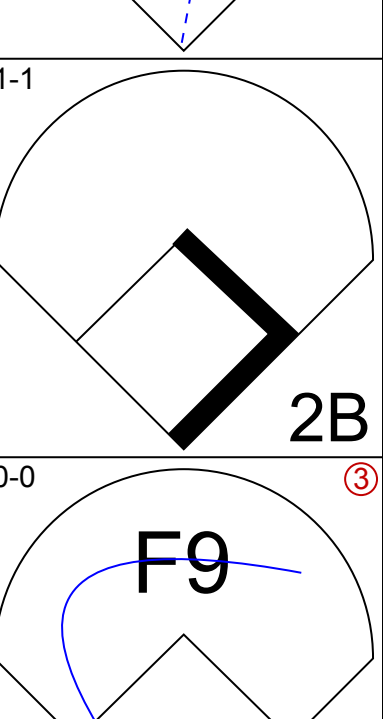
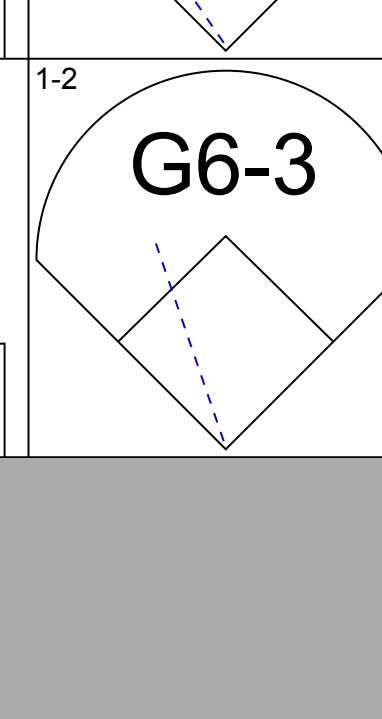
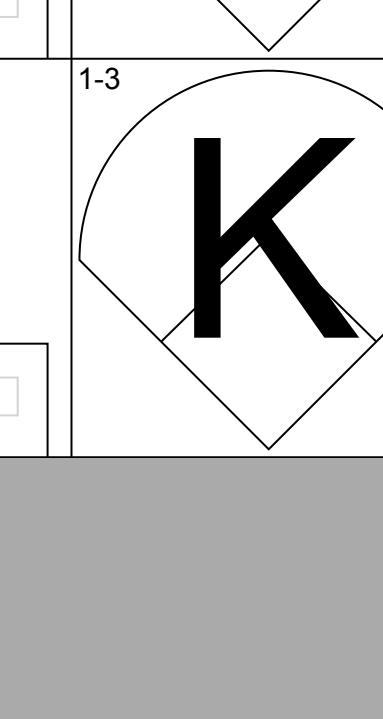
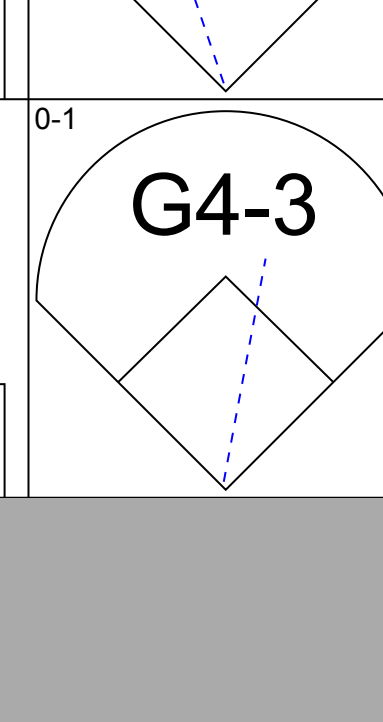
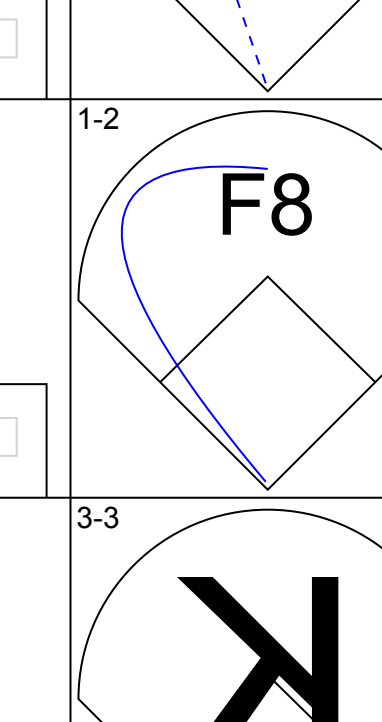
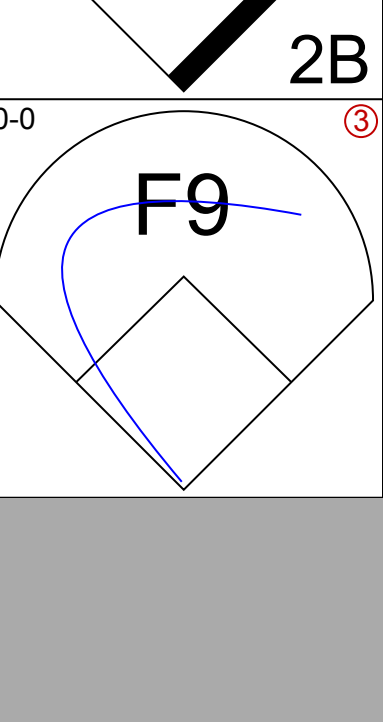
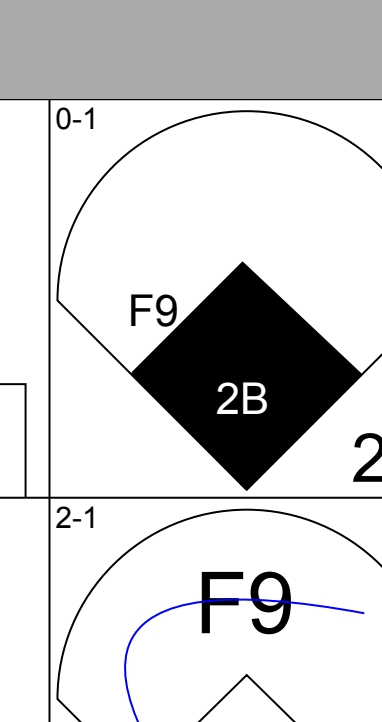
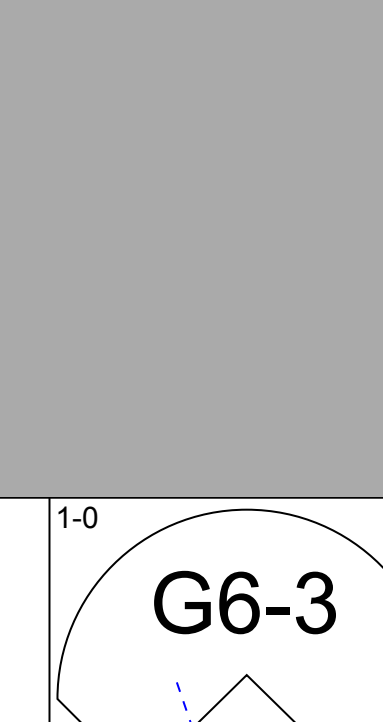
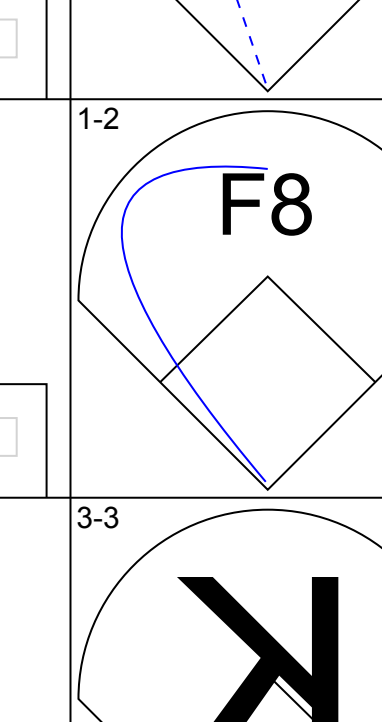
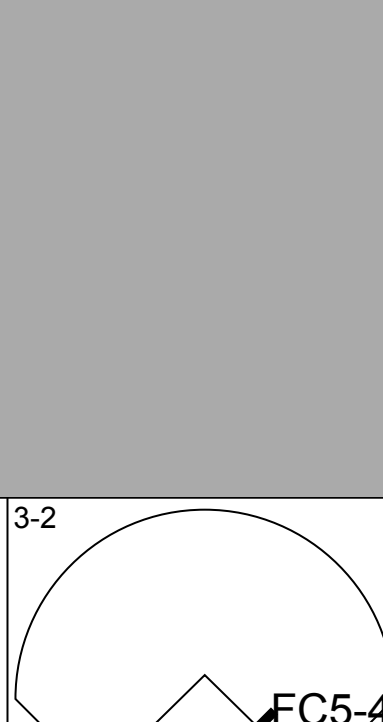
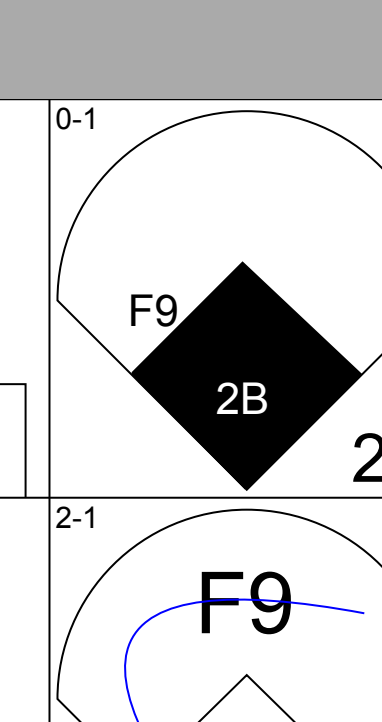
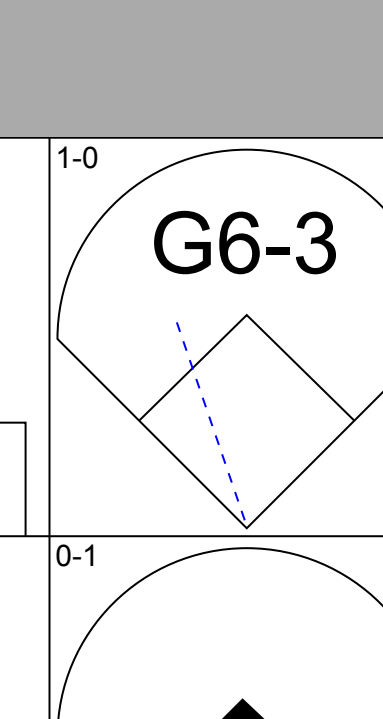

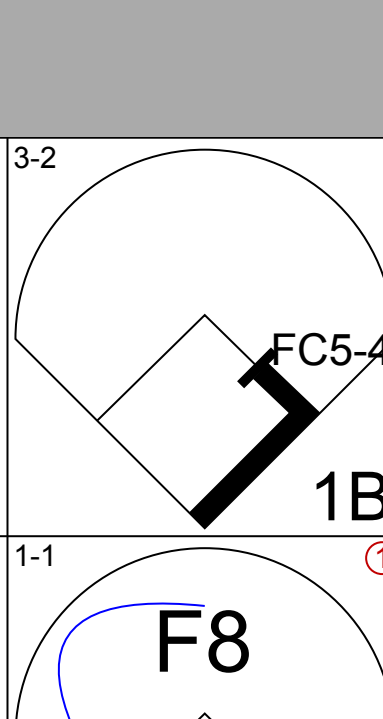
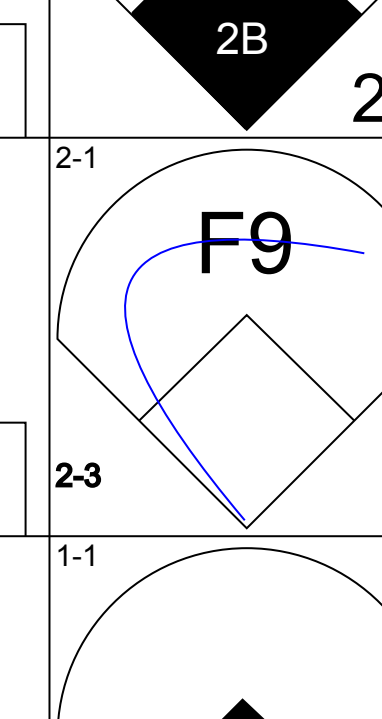
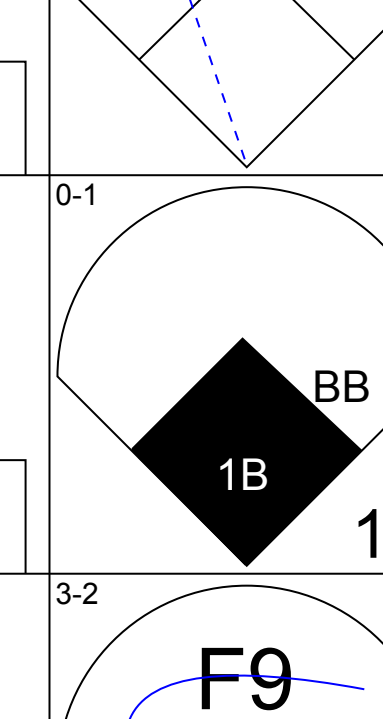
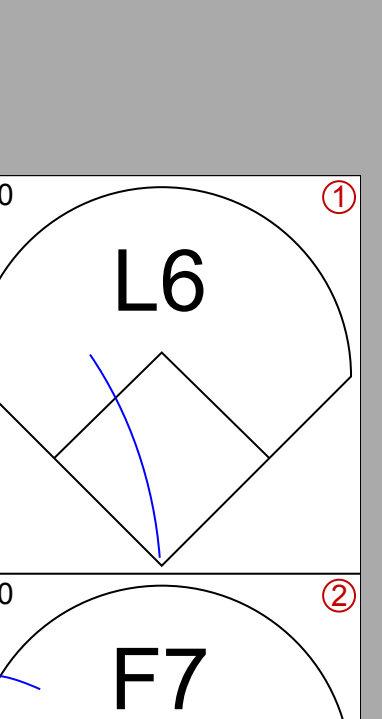
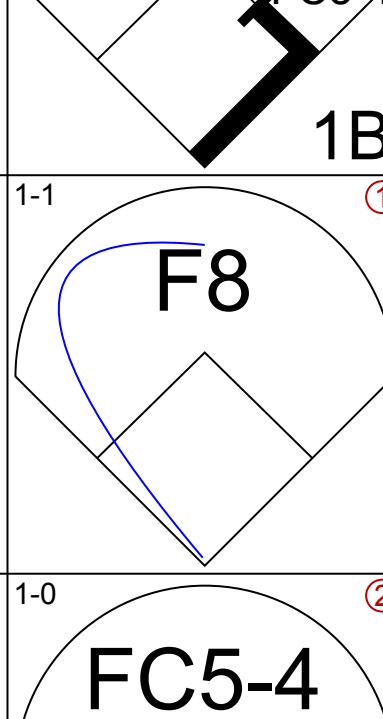
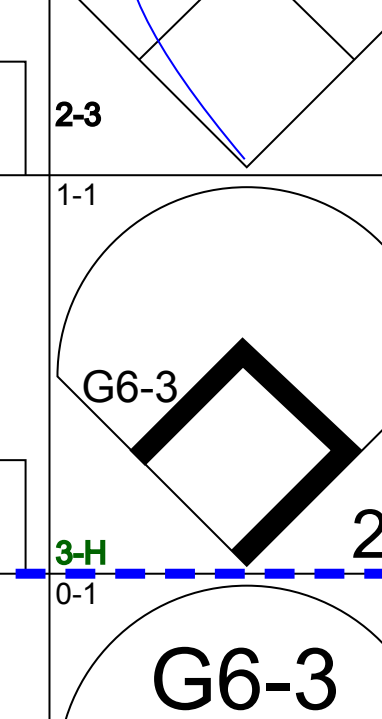
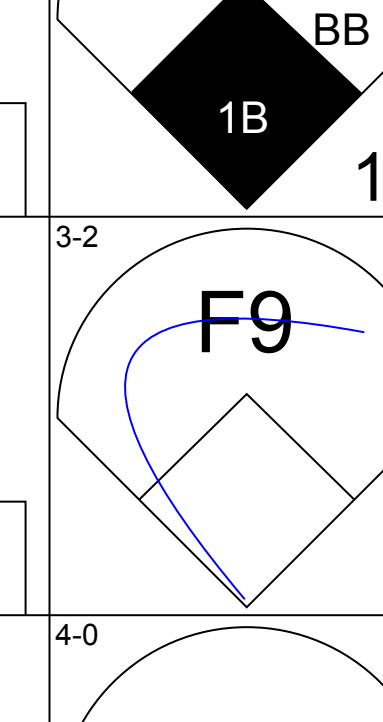
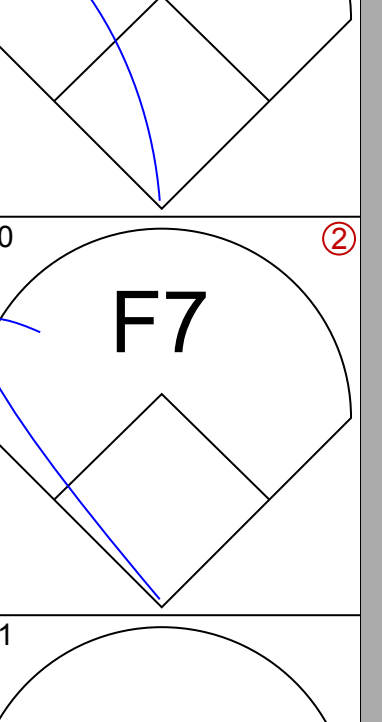
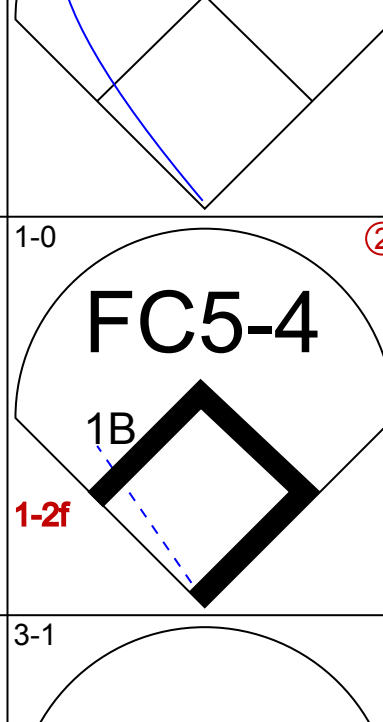
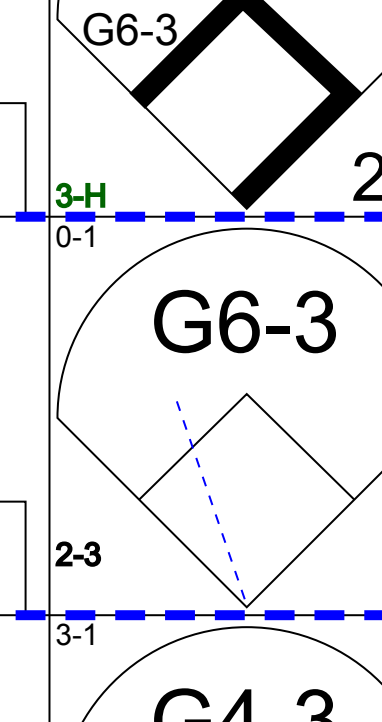
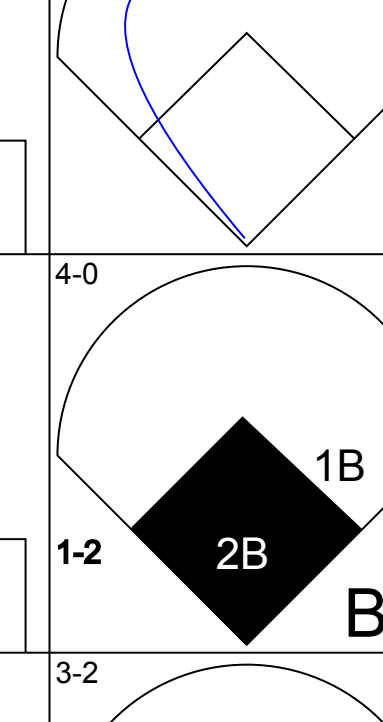
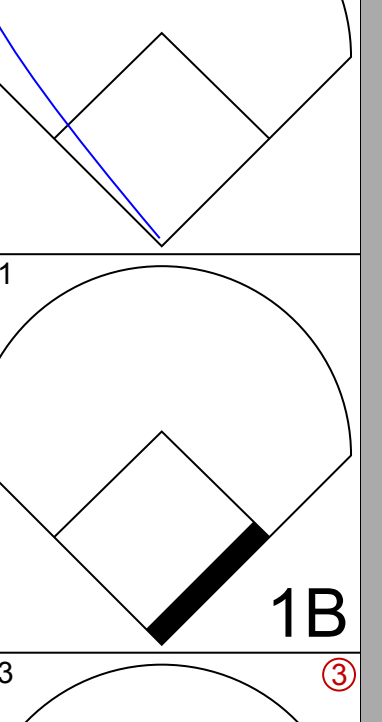
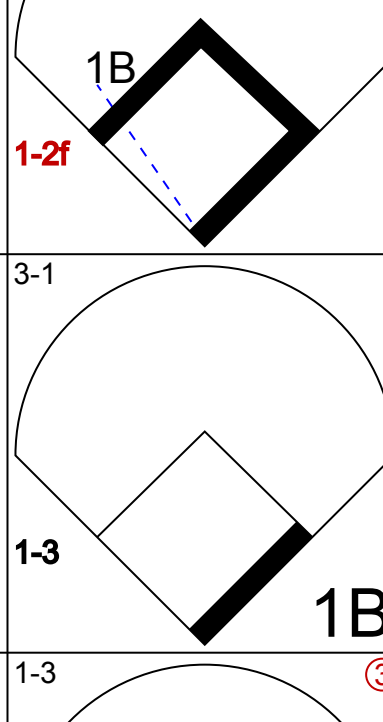

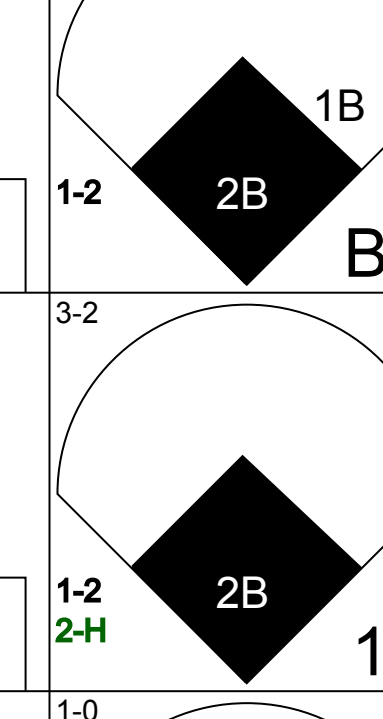
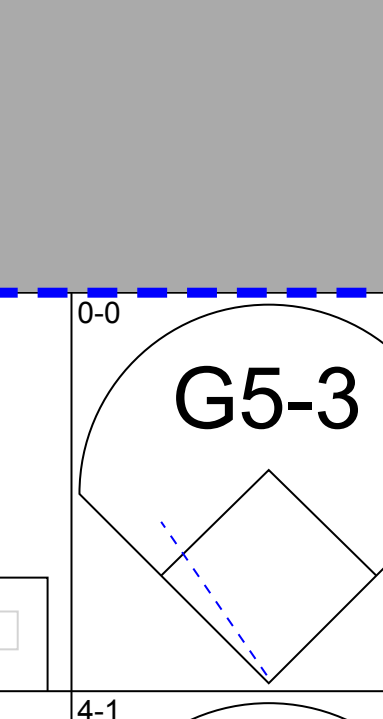
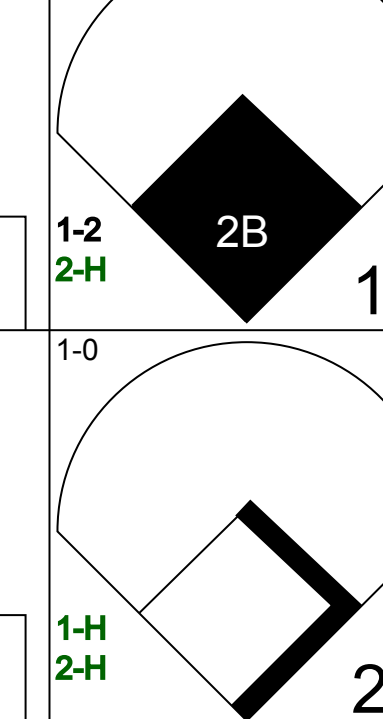
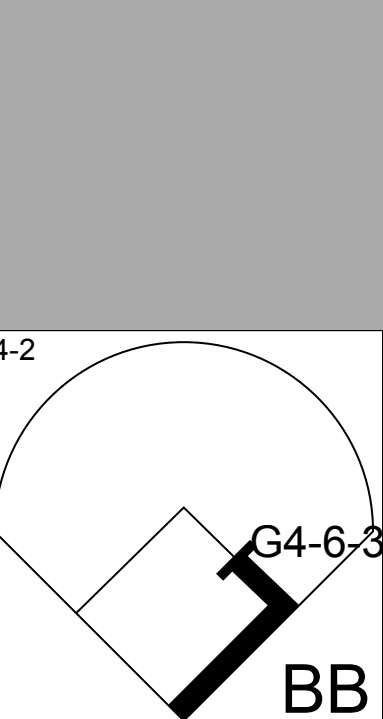
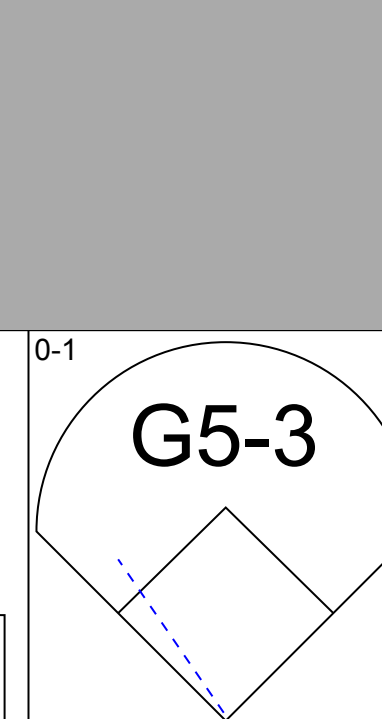
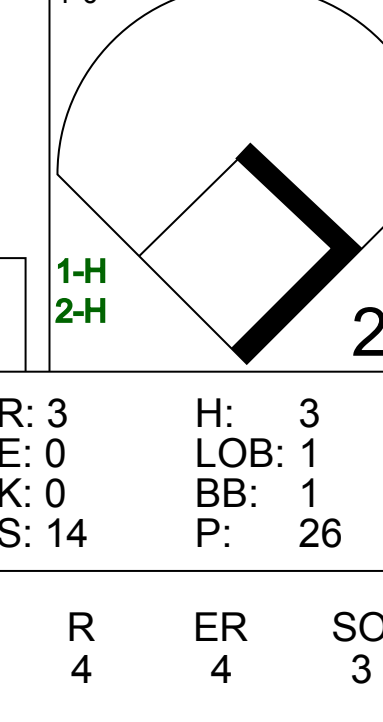
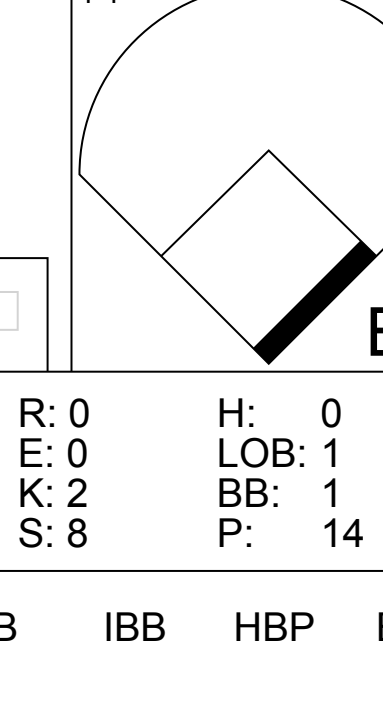
Batter	1	2	3	4	5	6	7	8	9	AB	R	H	RBI	BB	SO	LOB	TOP			
Luis Alicaia, S OBP: 0.370, SLG: 0.431 (1,4)	L9		F8	F8			K		G6-3	5	0	0	0	0	1	4	Texas Rangers @ Baltimore Orioles Oriole Park at Camden Yards, Baltimore, MD Fri Apr 28 2000, 7:05 PM EDT Att: 44,092 - Cloudy - 66 F			
Chad Curtis, R OBP: 0.317, SLG: 0.500 (1,7)	G4-3		HR		P4		CS 1B BB			3	1	1	2	1	0	0				
Ivan Rodriguez, R OBP: 0.363, SLG: 0.609 (1,2)			F8		G6-3		CS 1B			4	0	2	0	0	0	0				
Rafael Palmeiro, L OBP: 0.388, SLG: 0.627 Scott Sheldon, R (5, PR) (5, 3)	F7			F8	WP 1B		K			3	0	1	0	0	0	1				
David Segui, S OBP: 0.342, SLG: 0.500 (1,10)		G4-6-3 1B		K	K					4	0	1	0	0	3	1				
Ruben Mateo, R OBP: 0.333, SLG: 0.391 (1,8)	G4-6-3			2B		F9 S 1B		F8		4	1	2	0	0	0	1				
Gabe Kapler, R OBP: 0.367 (1,9)	P3			BB 2B		F5		K		4	0	1	1	0	1	1				
Mike Lamb, L OBP: 0.214, SLG: 0.154 Tom Evans, R OBP: 0.358, SLG: 0.302 (9, PH) (9, 5)			K	BB BB		F9		G6-3		2	0	0	0	1	1	1				
Royce Clayton, R OBP: 0.312, SLG: 0.405 (1,6)			HR 2B	BB		F8		G6-3		3	1	1	0	1	0	1				
Inning Stats	R: 0 E: 0 K: 0 S: 9	H: 1 LOB: 1 BB: 0 P: 13	R: 0 E: 0 K: 0 S: 7	H: 1 LOB: 0 BB: 0 P: 9	R: 2 E: 0 K: 1 S: 14	H: 2 LOB: 0 BB: 0 P: 20	R: 1 E: 0 K: 1 S: 24	H: 2 LOB: 3 BB: 2 P: 38	R: 0 E: 0 K: 0 S: 12	H: 1 LOB: 1 BB: 0 P: 14	R: 0 E: 0 K: 2 S: 9	H: 1 LOB: 1 BB: 1 P: 17	R: 0 E: 0 K: 2 S: 11	H: 0 LOB: 0 BB: 0 P: 18	R: 0 E: 0 K: 0 S: 6	H: 0 LOB: 0 BB: 0 P: 11	1B: 5 2B: 3 3B: 0 HR: 1	SF: 0 SAC: 0 DP: 1 HBP: 0	WP: 1 PB: 0 CS: 2	PA: 37
PITCHER	IP	WLS	BF	H	R	ER	SO	BB	IBB	HBP	BLK	WP	HR	S	P	ERA	WHIP			
Jason Johnson, R ERA: 2.77 (1,1)	7.0		31	9	3	3	5	3	0	0	0	1	1	84	129	3.86	1.714			
Buddy Groom, L ERA: 2.03 (8,1)	2.0	W	6	0	0	0	2	0	0	0	0	0	0	17	29	0.00	0.000			

Batter	1	2	3	4	5	6	7	8	9	AB	R	H	RBI	BB	SO	LOB	BOTTOM					
Brady Anderson, L OBP: 0.363, SLG: 0.423 (1,8)	1B		2B		F8		F8			4	0	2	0	0	0	0	Texas Rangers @ Baltimore Orioles Oriole Park at Camden Yards, Baltimore, MD Fri Apr 28 2000, 7:05 PM EDT Att: 44,092 - Cloudy - 66 F					
Delino DeShields, L OBP: 0.396, SLG: 0.500 (1,4)	1B		BB		F7		G4-3			3	0	1	0	1	0	0						
B.J. Surhoff, L OBP: 0.384, SLG: 0.449 Jeff Conine, R OBP: 0.340, SLG: 0.560 (2,7)	K		K			HR		F2		1	0	0	0	0	1	2						
Albert Belle, R OBP: 0.360, SLG: 0.415 (1,9)	K		P3		L6		G1-3			4	0	0	0	0	1	4						
Harold Baines, L OBP: 0.264, SLG: 0.371 (1,10)	G4-3			G4-3		G4-3		L8		4	0	0	0	0	0	2						
Cal Ripken Jr., R OBP: 0.309, SLG: 0.432 Mark Lewis, R OBP: 0.190, SLG: 0.250 (9, PR)	L3		G6-3		F9			2B BLK 1B		4	0	1	0	0	0	0						
Will Clark, L OBP: 0.521, SLG: 0.453 (1,3)		G6-4-3 1B		FC4-6 BB		L9		BLK 2B		3	0	2	0	1	0	0						
Greg Myers, L OBP: 0.182, SLG: 0.100 (1,2)	G6-4-3		FC4-6		HR BB			BLK		3	1	0	0	1	1	4						
Mike Bordick, R OBP: 0.375, SLG: 0.713 (1,6)			K		L8		HR			3	1	1	2	0	1	0						
Inning Stats	R: 0 E: 0 K: 2 S: 11	H: 2 LOB: 2 BB: 0 P: 14	R: 0 E: 0 K: 0 S: 6	H: 1 LOB: 0 BB: 0 P: 6	R: 0 E: 0 K: 2 S: 24	H: 1 LOB: 2 BB: 1 P: 32	R: 0 E: 0 K: 0 S: 7	H: 0 LOB: 1 BB: 1 P: 14	R: 0 E: 0 K: 0 S: 4	H: 0 LOB: 0 BB: 0 P: 7	R: 1 E: 0 K: 0 S: 5	H: 1 LOB: 0 BB: 0 P: 8	R: 2 E: 0 K: 0 S: 10	H: 1 LOB: 1 BB: 1 P: 20	R: 0 E: 0 K: 0 S: 8	H: 0 LOB: 0 BB: 0 P: 13	R: 1 E: 0 K: 1 S: 4	H: 2 LOB: 2 BB: 0 P: 9	1B: 4 2B: 2 3B: 0 HR: 2	SF: 0 SAC: 0 DP: 1 HBP: 0	WP: 0 PB: 0 CS: 0	PA: 35
PITCHER	IP	WLS	BF	H	R	ER	SO	BB	IBB	HBP	BLK	WP	HR	S	P	ERA	WHIP					
Esteban Loaiza, R ERA: 2.9 (1,1)	8.0		32	6	3	3	4	3	0	0	0	0	2	75	114	3.38	1.125					
59 Jeff Zimmerman, R ERA: 7.0 (9,1)	0.0	L	3	2	1	1	0	0	0	0	1	0	0	4	9	∞	∞					

Batter	1	2	3	4	5	6	7	8	9	AB	R	H	RBI	BB	SO	LOB	TOP											
Royce Clayton, R OBP: 0.304, SLG: 0.387										5	0	1	0	0	2	1	<p>Texas Rangers @ Baltimore Orioles</p> <p>Oriole Park at Camden Yards, Baltimore, MD</p> <p>Sun Apr 30 2000, 1:35 PM EDT</p> <p>Att: 48,563 - Sunny - 70 F</p>											
Luis Alicaes, S OBP: 0.360, SLG: 0.413										5	2	1	0	0	2	3												
Ivan Rodriguez, R OBP: 0.360, SLG: 0.656										5	3	3	3	0	0	1												
David Segui, S OBP: 0.262, SLG: 0.533										4	2	3	2	1	0	0												
Ruben Mateo, R OBP: 0.343, SLG: 0.396										5	0	2	1	0	1	2												
Chad Curtis, R OBP: 0.319, SLG: 0.507										5	0	1	0	0	1	4												
Gabe Kapler, R OBP: 0.260, SLG: 0.352										5	0	1	1	0	0	4												
Mike Lamb, L OBP: 0.227, SLG: 0.200										3	1	1	0	1	1	1												
Jason McDonald, S OBP: 0.200, SLG: 0.077										4	0	1	1	0	2	3												
Inning Stats	R: 0 E: 0 K: 2 S: 9	H: 0 LOB: 0 BB: 0 P: 13	R: 0 E: 0 K: 1 S: 9	H: 0 LOB: 0 BB: 0 P: 13	R: 1 E: 0 K: 0 S: 9	H: 2 LOB: 0 BB: 0 P: 14	R: 2 E: 0 K: 0 S: 15	H: 3 LOB: 1 BB: 0 P: 22	R: 0 E: 1 K: 0 S: 7	H: 1 LOB: 1 BB: 0 P: 13	R: 2 E: 0 K: 1 S: 14	H: 3 LOB: 2 BB: 1 P: 30	R: 1 E: 0 K: 2 S: 19	H: 2 LOB: 0 BB: 0 P: 30	R: 0 E: 0 K: 2 S: 15	H: 1 LOB: 1 BB: 0 P: 22	R: 2 E: 1 K: 1 S: 17	H: 2 LOB: 2 BB: 1 P: 26	1B: 6 2B: 6 3B: 0 HR: 2	SF: 0 SAC: 0 DP: 2 HBP: 0	WP: 3 PB: 1 SB: 0 CS: 0	PA: 43						
PITCHER	IP	WLS	BF	H	R	ER	SO	BB	IBB	HBP	BLK	WP	HR	S	P	ERA	WHIP											
Pat Rapp, R ERA: 5.34	(1, 1)	5.2	L	25	9	5	5	3	0	0	0	0	2	0	60	95	7.94	1.588										
B.J. Ryan, L ERA: 0.77	(6, 1)	0.1		2	0	0	0	1	0	0	0	0	0	0	3	10	0.00	3.000										
Calvin Maduro, R ERA: 9.77	(7, 1)	1.0		5	2	1	1	2	0	0	0	0	0	1	19	30	9.00	2.000										
Mike Trombley, R ERA: 4.82	(8, 1)	1.0		4	1	0	0	2	0	0	0	0	0	0	15	22	0.00	1.000										
Mike Timlin, R ERA: 6.35	(9, 1)	1.0		7	2	2	1	1	1	0	0	0	0	1	17	26	9.00	3.000										

AB	41
R	8
H	14
RBI	8
BB	2
SO	9
LOB	19



Batter	1	2	3	4	5	6	7	8	9	AB	R	H	RBI	BB	SO	LOB	BOTTOM										
Rich Amaral, R OBP: 0.385, SLG: 0.391										4	0	0	0	0	0	2	<p>Texas Rangers @ Baltimore Orioles</p> <p>Oriole Park at Camden Yards, Baltimore, MD</p> <p>Sun Apr 30 2000, 1:35 PM EDT</p> <p>Att: 48,563 - Sunny - 70 F</p>										
Greg Myers, L OBP: 0.167, SLG: 0.091										1	0	0	0	0	1	1											
Mike Bordick, R OBP: 0.365, SLG: 0.682										5	0	1	0	0	1	1											
B.J. Surhoff, L OBP: 0.364, SLG: 0.433										4	1	1	0	0	0	1											
Albert Belle, R OBP: 0.370, SLG: 0.420										4	0	1	0	0	1	1											
Jeff Conine, R OBP: 0.344, SLG: 0.544										4	1	2	1	0	0	1											
Cal Ripken Jr., R OBP: 0.292, SLG: 0.420										4	0	0	0	0	0	3											
Will Clark, L OBP: 0.519, SLG: 0.441										3	1	2	0	1	0	1											
Charles Johnson, R OBP: 0.320, SLG: 0.594										3	1	1	1	0	2	3											
Brady Anderson, L OBP: 0.358, SLG: 0.427										1	0	0	0	0	0	0											
Mark Lewis, R OBP: 0.250, SLG: 0.318										2	0	1	2	1	0	0											
Delino DeShields, L OBP: 0.468, SLG: 0.506										0	0	0	0	1	0	0											
Inning Stats	R: 0 E: 0 K: 0 S: 5	H: 0 LOB: 0 BB: 0 P: 9	R: 3 E: 0 K: 0 S: 14	H: 3 LOB: 1 BB: 1 P: 26	R: 0 E: 0 K: 1 S: 10	H: 0 LOB: 0 BB: 0 P: 16	R: 0 E: 0 K: 1 S: 7	H: 1 LOB: 1 BB: 0 P: 12	R: 0 E: 0 K: 0 S: 7	H: 1 LOB: 1 BB: 1 P: 13	R: 0 E: 0 K: 1 S: 12	H: 2 LOB: 2 BB: 0 P: 21	R: 0 E: 0 K: 0 S: 7	H: 0 LOB: 0 BB: 0 P: 9	R: 1 E: 0 K: 0 S: 10	H: 2 LOB: 1 BB: 0 P: 16	R: 0 E: 0 K: 2 S: 8	H: 0 LOB: 1 BB: 1 P: 14	1B: 5 2B: 4 3B: 0 HR: 0	SF: 0 SAC: 0 DP: 1 HBP: 0	WP: 0 PB: 0 SB: 0 CS: 0	PA: 38					
PITCHER	IP	WLS	BF	H	R	ER	SO	BB	IBB	HBP	BLK	WP	HR	S	P	ERA	WHIP										
Kenny Rogers, L ERA: 4.3	(1, 1)		32	9	4	4	3	2	0	0	0	0	0	2	2	0.00	0.000										
59 Jeff Zimmerman, R ERA: 6.75	(8, 1)	0.1	H	1	0	0	0	0	0	0	0	0	0	2	5	0.00	0.000										
Mike Venafro, L ERA: 6.43	(8, 1)	0.1	H	1	0	0	0	0	0	0	0	0	0	2	5	0.00	0.000										
John Wetteland, R ERA: 4.32	(9, 1)	1.0		4	0	0	0	2	1	0	0	0	0	8	14	0.00	1.000										

AB	35
R	4
H	9
RBI	4
BB	3
SO	5
LOB	14



Batter	1	2	3	4	5	6	7	8	9	AB	R	H	RBI	BB	SO	LOB	TOP										
Darin Erstad, L (1, 7) OBP: 0.508, SLG: 0.591	G6-3		F5					FC1-6		3	1	0	0	2	0	2	Anaheim Angels @ Baltimore Orioles Oriole Park at Camden Yards, Baltimore, MD Tue May 02 2000, 7:05 PM EDT Att: 34,923 - Sunny - 74 F										
Adam Kennedy, L (1, 4) OBP: 0.365, SLG: 0.496	K		F8					G4-6-3		5	1	0	0	0	1	5											
Mo Vaughn, L (1, 10) Edgard Clemente, R (9, PR) OBP: 0.300, SLG: 0.350	2B		F8							4	0	1	0	1	0	3											
Tim Salmon, R (1, 9) OBP: 0.357, SLG: 0.479										0	0	0	0	0	0	0											
16 Garret Anderson, L (1, 8) OBP: 0.239, SLG: 0.402										4	1	3	3	1	0	1											
Troy Glas, R (1, 5) OBP: 0.435, SLG: 0.677										5	1	0	0	0	2	5											
Scott Spiezio, S (1, 3) OBP: 0.391, SLG: 0.478										2	2	1	1	2	0	0											
Bengie Molina, R (1, 2) OBP: 0.276, SLG: 0.290										4	0	2	0	0	0	1											
Gary Disarcina, R (1, 6) Orlando Palmeiro, L (6, PH) Benji Gil, R (6, 6) OBP: 0.300, SLG: 0.291										2	0	2	0	0	0	0											
										1	0	0	0	0	0	2											
										1	0	1	0	0	0	0											
Inning Stats	R: 0 E: 0 K: 1 S: 12	H: 2 LOB: 2 BB: 0 P: 16	R: 0 E: 0 K: 1 S: 9	H: 0 LOB: 0 BB: 0 P: 11	R: 0 E: 0 K: 0 S: 11	H: 1 LOB: 1 BB: 0 P: 15	R: 0 E: 0 K: 0 S: 7	H: 0 LOB: 1 BB: 2 P: 17	R: 0 E: 0 K: 0 S: 8	H: 1 LOB: 1 BB: 1 P: 12	R: 2 E: 0 K: 0 S: 18	H: 3 LOB: 2 BB: 1 P: 24	R: 4 E: 1 K: 1 S: 17	H: 3 LOB: 1 BB: 1 P: 28	R: 0 E: 0 K: 0 S: 10	H: 1 LOB: 1 BB: 0 P: 14	R: 0 E: 0 K: 1 S: 10	H: 0 LOB: 1 BB: 1 P: 14	1B: 8 2B: 1 3B: 0 HR: 2	SF: 0 SAC: 0 DP: 4 HBP: 0	WP: 0 PB: 0 SB: 1 CS: 1	PA: 41					
PITCHER	IP	WLS	BF	H	R	ER	SO	BB	IBB	HBP	BLK	WP	HR	S	P	ERA	WHIP										
Sidney Ponson, R (1, 1) ERA: 5.4	6.2		33	9	6	4	3	5	0	0	0	0	2	75	114	5.40	2.100										
Buddy Groom, L (7, 1) ERA: 1.94	1.1		6	2	0	0	0	1	0	0	0	0	0	22	32	0.00	2.250										
Mike Trombley, R (9, 1) ERA: 4.35	1.0	W	2	0	0	0	1	0	0	0	0	0	0	5	5	0.00	0.000										

Batter	1	2	3	4	5	6	7	8	9	AB	R	H	RBI	BB	SO	LOB	BOTTOM										
Brady Anderson, L (1, 8) OBP: 0.364, SLG: 0.465	P5									4	1	2	3	0	1	0	Anaheim Angels @ Baltimore Orioles Oriole Park at Camden Yards, Baltimore, MD Tue May 02 2000, 7:05 PM EDT Att: 34,923 - Sunny - 74 F										
Delino DeShields, L (1, 4) OBP: 0.402, SLG: 0.495	L8									4	1	1	0	0	0	0											
B.J. Surhoff, L (1, 7) OBP: 0.351, SLG: 0.416	K									4	0	0	0	0	1	1											
Albert Belle, R (1, 9) OBP: 0.375, SLG: 0.418										3	1	1	0	1	1	0											
Jeff Conine, R (1, 10) OBP: 0.354, SLG: 0.550										3	1	1	1	1	0	1											
Cal Ripken Jr., R (1, 5) OBP: 0.290, SLG: 0.424										4	1	1	2	0	0	2											
Will Clark, L (1, 3) ERA: 3.43										1	1	1	0	0	0	0											
Rich Amaral, R (4, 3) OBP: 0.357, SLG: 0.360										2	0	0	0	0	0	2											
Harold Baines, L (9, PH) OBP: 0.274, SLG: 0.371										0	0	0	0	1	0	0											
Mark Lewis, R (9, PR) OBP: 0.250, SLG: 0.318										0	0	0	0	0	0	0											
Charles Johnson, R (1, 2) OBP: 0.316, SLG: 0.575										4	1	1	0	0	0	1											
Mike Bordick, R (1, 6) OBP: 0.360, SLG: 0.663										4	0	1	1	0	2	2											
Inning Stats	R: 0 E: 0 K: 1 S: 6	H: 0 LOB: 0 BB: 0 P: 10	R: 0 E: 0 K: 0 S: 4	H: 1 LOB: 0 BB: 0 P: 6	R: 1 E: 0 K: 1 S: 13	H: 2 LOB: 1 BB: 0 P: 20	R: 2 E: 0 K: 0 S: 11	H: 2 LOB: 1 BB: 1 P: 21	R: 2 E: 1 K: 1 S: 11	H: 1 LOB: 0 BB: 0 P: 14	R: 0 E: 1 K: 1 S: 7	H: 0 LOB: 1 BB: 0 P: 11	R: 0 E: 0 K: 1 S: 8	H: 0 LOB: 0 BB: 0 P: 12	R: 0 E: 0 K: 0 S: 7	H: 0 LOB: 0 BB: 0 P: 12	R: 2 E: 0 K: 0 S: 9	H: 3 LOB: 3 BB: 2 P: 19	1B: 5 2B: 3 3B: 0 HR: 1	SF: 0 SAC: 0 DP: 1 HBP: 0	WP: 0 PB: 0 SB: 1 CS: 0	PA: 36					
PITCHER	IP	WLS	BF	H	R	ER	SO	BB	IBB	HBP	BLK	WP	HR	S	P	ERA	WHIP										
Scott Schoeneweis, L (1, 1) ERA: 7.07	7.2		30	6	5	4	5	1	0	0	0	0	1	65	101	4.70	0.913										
Mark Pekovsek, R (8, 1) ERA: 7.07	0.1	H	1	0	0	0	0	0	0	0	0	0	0	2	5	0.00	0.000										
Troy Percival, R (9, 1) ERA: 4.0	0.0	L	5	3	2	2	0	1	1	0	0	0	0	9	19	*	*										



Batter	1	2	3	4	5	6	7	8	9	AB	R	H	RBI	BB	SO	LOB	TOP										
Darin Erstad, L (1,7) OBP: 0.511, SLG: 0.588	2-2 G3-6 1B		1-2 L6		4-0 BB		1-3 K		1-2 1B	4	0	2	0	1	1	0	Anaheim Angels @ Baltimore Orioles Oriole Park at Camden Yards, Baltimore, MD Wed May 03 2000, 7:05 PM EDT Att: 37,961 - Sunny - 73 F										
Adam Kennedy, L (1,4) OBP: 0.359, SLG: 0.483	2-1 G3-6 1-2		0-1 F7		2-3 3-H L7		2-2 1B		0-2 G5-3	5	0	1	0	0	0	4											
Mo Vaughn, L (1,3) OBP: 0.381, SLG: 0.541	1-3 K			2-2 G3		3-0 HR		1-3 K		4	1	1	1	0	2	1											
Tim Salmon, R (1,10) OBP: 0.353, SLG: 0.470		3-2 F7		1-1 F9		1-1 16 HR 1B		2-1 F9		4	1	1	0	0	0	0											
16 Garret Anderson, L (1,8) OBP: 0.239, SLG: 0.423		2-2 P6		0-1 F7		0-0 1-H HR		2-2 F2		4	1	1	2	0	0	0											
Troy Glaus, R (1,5) OBP: 0.437, SLG: 0.663		3-3 K			4-2 2B WP BB		1-1 G5-3		4-1 FC6-4 BB	2	1	0	0	2	1	0											
Orlando Palmeiro, L (1,9) Edgard Clemente, R (8,PH) OBP: 0.286, SLG: 0.333			2-1 G4-3		1-1 WP 1-3 2B		3-2 F9		0-1 FC6-4 1-2	3	0	1	0	0	0	0											
Matt Walbeck, S (1,2) OBP: 0.222, SLG: 0.417			2-2 HR		0-2 F7		1-0 G6-3		0-0 F8	4	1	1	1	0	0	2											
Benji Gil, R (1,6) OBP: 0.297, SLG: 0.339			2-2 HR		3-3 K		0-0 F3		1-0 G1-3	4	1	1	1	0	1	2											
Inning Stats	R: 0 E: 0 K: 1 S: 9	H: 1 LOB: 0 BB: 0 P: 14	R: 0 E: 0 K: 1 S: 11	H: 0 LOB: 0 BB: 0 P: 19	R: 2 E: 0 K: 0 S: 14	H: 2 LOB: 0 BB: 0 P: 21	R: 0 E: 0 K: 0 S: 7	H: 0 LOB: 0 BB: 0 P: 10	R: 1 E: 0 K: 1 S: 13	H: 1 LOB: 2 BB: 2 P: 25	R: 3 E: 0 K: 0 S: 11	H: 3 LOB: 0 BB: 0 P: 20	R: 0 E: 0 K: 2 S: 10	H: 1 LOB: 1 BB: 1 P: 14	R: 0 E: 0 K: 0 S: 9	H: 0 LOB: 1 BB: 1 P: 17		R: 0 E: 0 K: 0 S: 10	H: 1 LOB: 0 BB: 0 P: 12	1B: 4 2B: 1 3B: 0 HR: 4	SF: 0 SAC: 0 DP: 1 HBP: 0	WP: 1 PB: 0 SB: 0 CS: 0	PA: 38				
PITCHER	IP	WLS	BF	H	R	ER	SO	BB	IBB	HBP	BLK	WP	HR	S	P	ERA	WHIP										
Jason Johnson, R (1,1) ERA: 4.5	5.0	L	22	6	5	5	3	2	0	0	0	1	3	57	96	9.00	1.600										
Chuck McElroy, L (6,1) ERA: 13.5	1.0	4	1	1	1	0	0	0	0	0	0	0	1	8	13	9.00	1.000										
B.J. Ryan, L (7,1) ERA: 0.66	2.0	8	1	0	0	2	1	0	0	0	0	0	0	19	31	0.00	1.000										
Mike Timlin, R (9,1) ERA: 5.4	1.0	4	1	0	0	0	0	0	0	0	0	0	0	10	12	0.00	1.000										

Batter	1	2	3	4	5	6	7	8	9	AB	R	H	RBI	BB	SO	LOB	BOTTOM										
Brady Anderson, L (1,8) OBP: 0.346, SLG: 0.440	0-0 L4		2-0 F7		0-0 F8	2-2 G4-3			2-1 F8	5	0	0	0	0	0	5	Anaheim Angels @ Baltimore Orioles Oriole Park at Camden Yards, Baltimore, MD Wed May 03 2000, 7:05 PM EDT Att: 37,961 - Sunny - 73 F										
Delino DeShields, L (1,4) OBP: 0.402, SLG: 0.479	2-2 G4-3		1-3 K		3-3 K		4-1 CS BB		4-2 S BB	3	0	0	0	2	2	2											
B.J. Surhoff, L (1,7) OBP: 0.353, SLG: 0.438	1-0 G4-3			0-2 HR		4-1 1B 1B BB		2-2 F8		4	2	1	1	1	0	2											
Albert Belle, R (1,9) OBP: 0.388, SLG: 0.463		3-2 HR		2-1 G3 WP SF8 1B		2-1 1B 1B		3-1 F7		4	3	3	1	0	0	1											
Harold Baines, L (1,10) Rich Amaral, R (6,PR) OBP: 0.276, SLG: 0.370 OBP: 0.345, SLG: 0.346		1-1 L7		3-0 G3		1-1 BB 1B		1-0 CS		3	0	1	0	0	0	1											
Cal Ripken Jr., R (1,5) OBP: 0.289, SLG: 0.420		2-2 G5-3		1-2 SF8		2-3 K		0-0 FC6-4 1B		3	0	1	1	0	1	3											
Jeff Conine, R (1,3) OBP: 0.348, SLG: 0.531		3-3 K		3-H F7		1-2 2-H 3-H 1B		2-2 F9		4	0	1	2	0	1	1											
Charles Johnson, R (1,2) OBP: 0.313, SLG: 0.553			3-2 F9		1-0 G5-3		1-2 2-3 BB		0-1 FC6-4 1-2	3	0	0	0	1	0	1											
Mike Bordick, R (1,6) OBP: 0.365, SLG: 0.653			1-2 1B		4-1 S BB		1-1 F3		2-1 F8	3	0	1	0	1	0	3											
Inning Stats	R: 0 E: 0 K: 0 S: 5	H: 0 LOB: 0 BB: 0 P: 8	R: 1 E: 0 K: 1 S: 13	H: 1 LOB: 0 BB: 0 P: 22	R: 0 E: 0 K: 1 S: 10	H: 1 LOB: 1 BB: 0 P: 17	R: 2 E: 0 K: 0 S: 12	H: 2 LOB: 0 BB: 0 P: 20	R: 0 E: 0 K: 1 S: 7	H: 0 LOB: 1 BB: 1 P: 14	R: 2 E: 0 K: 1 S: 18	H: 3 LOB: 3 BB: 2 P: 35	R: 0 E: 0 K: 0 S: 8	H: 0 LOB: 0 BB: 1 P: 17	R: 0 E: 0 K: 1 S: 12	H: 1 LOB: 1 BB: 0 P: 16		R: 0 E: 0 K: 0 S: 7	H: 0 LOB: 1 BB: 1 P: 17	1B: 6 2B: 0 3B: 0 HR: 2	SF: 1 SAC: 0 DP: 0 HBP: 0	WP: 1 PB: 0 SB: 2 CS: 1	PA: 40				
PITCHER	IP	WLS	BF	H	R	ER	SO	BB	IBB	HBP	BLK	WP	HR	S	P	ERA	WHIP										
Ramon Ortiz, R (1,1) ERA: 5.47	5.0	W	21	4	4	4	3	2	0	0	0	0	2	48	86	7.20	1.200										
Shigetoshi Hasegawa, R (6,1) ERA: 11.12	0.2	H	6	3	1	1	1	1	0	0	0	0	0	14	25	13.50	6.000										
Mike Holtz, L (6,1) ERA:	0.2	H	3	0	0	0	0	1	0	0	0	0	0	8	16	0.00	1.500										
Mark Petkovsek, R (7,1) ERA: 6.32	1.2	H	5	1	0	0	1	0	0	0	0	0	0	15	22	0.00	0.600										
Troy Percival, R (9,1) ERA: 3.6	1.0	S	4	0	0	0	0	1	0	0	0	0	0	7	17	0.00	1.000										



Batter	1	2	3	4	5	6	7	8	9	AB	R	H	RBI	BB	SO	LOB	TOP					
Darin Erstad, L (1.7) OBP: 0.493, SLG: 0.563	G4-3		K	F7-2			F7		G4-3	5	0	0	0	0	1	2						
Adam Kennedy, L (1.4) OBP: 0.353, SLG: 0.488	K		P7				F9		P6	5	1	1	0	0	1	0						
Mo Vaughn, L (1.3) Shigetoshi Hasegawa, R (9.1)	G4-3				G3		K		G4-3	5	1	1	2	0	1	0						
Tim Salmon, R (1.9) OBP: 0.358, SLG: 0.495		G4-3		K	HR					3	1	1	1	1	1	0						
16 Garret Anderson, L (1.8) OBP: 0.240, SLG: 0.417	K									4	1	1	0	0	2	1						
Troy Glaus, R (1.10) OBP: 0.447, SLG: 0.660										2	3	1	0	2	1	0						
Scott Spiezio, S (1.5) OBP: 0.407, SLG: 0.500										3	1	2	3	1	0	0						
Bengie Molina, R (1.2) OBP: 0.288, SLG: 0.315										4	0	2	1	0	0	3						
Benji Gil, R (1.6) OBP: 0.309, SLG: 0.349										4	0	2	1	0	2	1						
Inning Stats	R: 0 E: 0 K: 1 S: 7	H: 0 LOB: 0 BB: 0 P: 8	R: 1 E: 0 K: 1 S: 15	H: 1 LOB: 1 BB: 1 P: 25	R: 0 E: 0 K: 2 S: 8	H: 0 LOB: 0 BB: 0 P: 12	R: 4 E: 0 K: 1 S: 16	H: 6 LOB: 1 BB: 0 P: 21	R: 1 E: 0 K: 0 S: 10	H: 1 LOB: 0 BB: 1 P: 15	R: 0 E: 0 K: 2 S: 13	H: 1 LOB: 1 BB: 0 P: 22	R: 0 E: 0 K: 1 S: 8	H: 0 LOB: 0 BB: 0 P: 12	R: 2 E: 0 K: 1 S: 13	H: 2 LOB: 2 BB: 2 P: 23	R: 0 E: 0 K: 0 S: 7	H: 0 LOB: 0 BB: 0 P: 12	1B: 6 2B: 4 3B: 1 HR: 2	SF: 0 SAC: 0 DP: 2 HBP: 0	WP: 0 PB: 0 SB: 1 CS: 0	PA: 39
PITCHER	IP	WLS	BF	H	R	ER	SO	BB	IBB	HBP	BLK	WP	HR	S	P	ERA	WHIP					
35 Mike Mussina, R (1.1) ERA: 4.56	4.1	L	22	8	6	6	5	2	0	0	0	0	1	53	77	12.46	2.308					
Calvin Maduro, R (5.1) ERA: 9.16	3.0		12	2	2	2	4	2	0	0	0	0	1	34	57	6.00	1.333					
Buddy Groom, L (8.1) ERA: 1.76	0.2		2	1	0	0	0	0	0	0	0	0	0	3	4	0.00	1.500					
Mike Trombley, R (9.1) ERA: 3.97	1.0		3	0	0	0	0	0	0	0	0	0	0	7	12	0.00	0.000					

Anaheim Angels @ Baltimore Orioles
 Oriole Park at Camden Yards, Baltimore, MD
 Thu May 04 2000, 3:05 PM EDT
 Att: 43,892 - Sunny - 77 F

AB	35
R	8
H	11
RBI	8
BB	4
SO	9
LOB	7



Batter	1	2	3	4	5	6	7	8	9	AB	R	H	RBI	BB	SO	LOB	BOTTOM					
Brady Anderson, L (1.8) OBP: 0.349, SLG: 0.463	E5		1B	HR		K			G6-3	4	2	1	2	1	1	1						
Delino DeShields, L (1.4) OBP: 0.420, SLG: 0.490			SF9			G3				4	1	3	0	1	0	1						
B.J. Surhoff, L (1.7) OBP: 0.347, SLG: 0.427	K		1B	F9			F7		F7	5	0	1	1	0	1	4						
Albert Belle, R (1.9) OBP: 0.375, SLG: 0.449	K		SF9	F8			G5-3			3	0	0	1	0	1	3						
Harold Baines, L (1.10) OBP: 0.275, SLG: 0.364		F7				G6-3				4	0	1	1	0	1	0						
Jeff Conine, R (1.3) OBP: 0.356, SLG: 0.522		F8							G4-3	3	0	1	0	1	0	0						
Mark Lewis, R (1.5) OBP: 0.214, SLG: 0.269									F9	4	0	0	0	0	1	3						
Charles Johnson, R (1.2) OBP: 0.310, SLG: 0.538			1B	K					G3	4	1	1	0	0	1	0						
Mike Bordick, R (1.6) OBP: 0.370, SLG: 0.643			G5-3	HR					K	3	1	1	0	1	1	1						
Inning Stats	R: 0 E: 1 K: 2 S: 10	H: 0 LOB: 2 BB: 1 P: 20	R: 0 E: 0 K: 0 S: 5	H: 0 LOB: 0 BB: 0 P: 8	R: 3 E: 0 K: 1 S: 22	H: 4 LOB: 3 BB: 2 P: 40	R: 2 E: 0 K: 1 S: 16	H: 3 LOB: 1 BB: 0 P: 25	R: 0 E: 0 K: 0 S: 5	H: 1 LOB: 0 BB: 0 P: 9	R: 0 E: 0 K: 1 S: 11	H: 0 LOB: 1 BB: 1 P: 20	R: 0 E: 0 K: 1 S: 7	H: 0 LOB: 0 BB: 0 P: 11	R: 0 E: 0 K: 0 S: 5	H: 0 LOB: 0 BB: 0 P: 10	R: 0 E: 0 K: 1 S: 10	H: 1 LOB: 1 BB: 0 P: 14	1B: 8 2B: 1 3B: 0 HR: 1	SF: 1 SAC: 0 DP: 1 HBP: 0	WP: 0 PB: 0 SB: 1 CS: 1	PA: 39
PITCHER	IP	WLS	BF	H	R	ER	SO	BB	IBB	HBP	BLK	WP	HR	S	P	ERA	WHIP					
Ken Hill, R (1.1) ERA: 7.39	5.0	W	25	8	5	5	4	3	0	0	0	0	0	18	31	0.00	0.500					
Eric Weaver, R (6.1) ERA: 9.45	2.0	H	7	0	0	0	2	1	0	0	0	0	0	15	24	0.00	0.500					
Shigetoshi Hasegawa, R (8.1) ERA: 9.45	2.0	S	7	1	0	0	1	0	0	0	0	0	0	15	24	0.00	0.500					

Anaheim Angels @ Baltimore Orioles
 Oriole Park at Camden Yards, Baltimore, MD
 Thu May 04 2000, 3:05 PM EDT
 Att: 43,892 - Sunny - 77 F

AB	34
R	5
H	9
RBI	5
BB	4
SO	7
LOB	13



Batter	1	2	3	4	5	6	7	8	9	AB	R	H	RBI	BB	SO	LOB	TOP								
Brady Anderson, L (1, 8) OBP: 0.345, SLG: 0.455	F9		E	F7		G4-3		SH1-3		4	1	1	0	0	0	1									
Delino DeShields, L (1, 4) OBP: 0.436, SLG: 0.524	F8		F					S		5	4	4	1	0	0	0									
B.J. Surhoff, L (1, 7) OBP: 0.349, SLG: 0.465	G6-3		E4					SF7		4	1	2	4	0	0	1									
Albert Belle, R (1, 9) OBP: 0.376, SLG: 0.441		F9						K		4	1	1	0	1	1	1									
Harold Baines, L (1, 10) OBP: 0.282, SLG: 0.395		P5	F9							4	1	1	2	1	0	3									
Rich Amaral, R (9, PR) OBP: 0.345, SLG: 0.346										0	0	0	0	0	0	0									
Cal Ripken Jr., R (1, 5) OBP: 0.294, SLG: 0.446			K							4	1	1	1	1	1	2									
Jeff Conine, R (1, 3) OBP: 0.359, SLG: 0.528										5	0	2	0	0	0	1									
Charles Johnson, R (1, 2) OBP: 0.304, SLG: 0.512		F8								4	0	0	0	1	2	3									
Mike Bordick, R (1, 6) OBP: 0.375, SLG: 0.637			K							4	1	2	0	0	2	1									
Inning Stats	R: 0 E: 0 K: 0 S: 8	H: 0 LOB: 0 BB: 0 P: 13	R: 1 E: 0 K: 0 S: 9	H: 2 LOB: 1 BB: 0 P: 15	R: 2 E: 1 K: 2 S: 13	H: 2 LOB: 2 BB: 1 P: 21	R: 0 E: 0 K: 1 S: 12	H: 1 LOB: 1 BB: 0 P: 20	R: 4 E: 0 K: 1 S: 23	H: 4 LOB: 1 BB: 1 P: 41	R: 1 E: 0 K: 0 S: 7	H: 2 LOB: 1 BB: 0 P: 11	R: 0 E: 0 K: 0 S: 7	H: 1 LOB: 0 BB: 0 P: 10	R: 2 E: 0 K: 1 S: 11	H: 2 LOB: 0 BB: 0 P: 18	R: 0 E: 0 K: 1 S: 9	H: 0 LOB: 1 BB: 2 P: 17	1B: 7 2B: 4 3B: 0 HR: 3	SF: 1 SAC: 1 DP: 1 HBP: 0	WP: 1 PB: 0 SB: 1 CS: 1	PA: 44			
PITCHER	IP	WLS	BF	H	R	ER	SO	BB	IBB	HBP	BLK	WP	HR	S	P	ERA	WHIP								
Orlando Hernandez, R (1, 1) ERA: 4.34	4.0		23	9	7	6	3	1	0	0	0	1	3	53	87	13.50	2.500								
Jason Grimsley, R (5, 1) ERA: 2.45	3.0		12	3	1	1	1	1	0	0	0	0	0	26	44	3.00	1.333								
Mike Stanton, L (8, 1) ERA: 3.65	0.2		2	2	2	2	0	0	0	0	0	0	0	8	13	27.00	3.000								
Jeff Nelson, R (8, 1) ERA: 1.53	1.1	W	5	0	0	0	2	2	0	0	0	0	0	12	22	0.00	1.500								

Baltimore Orioles @ New York Yankees
Yankee Stadium, Bronx, NY
 Fri May 05 2000, 7:05 PM EDT
 Att: 42,244 - Cloudy - 83 F

livebaseballscores.com

AB 38
 R 10
 H 14
 RBI 8
 BB 4
 SO 6
 LOB 13



Batter	1	2	3	4	5	6	7	8	9	AB	R	H	RBI	BB	SO	LOB	BOTTOM								
Ricky Ledee, L (1, 7) OBP: 0.333, SLG: 0.373	FC3-6	G4-3		G6-3						5	0	3	0	0	0	2									
2 Derek Jeter, R (1, 6) OBP: 0.365, SLG: 0.449	FC3-6	G1-3		G6-3						5	2	0	0	0	0	6									
Paul O'Neill, L (1, 9) OBP: 0.372, SLG: 0.427	2B	G6-3		G4-3						5	3	3	1	0	0	0									
Bernie Williams, S (1, 8) OBP: 0.373, SLG: 0.632	G6-3	2B		F8						5	3	3	4	0	0	0									
Tino Martinez, L (1, 3) OBP: 0.357, SLG: 0.475				F8						4	0	0	1	1	1	1									
Clayton Kershaw, R (9, PR) OBP: 0.324, SLG: 0.367				F7						0	1	0	0	0	0	0									
20 Jorge Posada, S (1, 2) OBP: 0.416, SLG: 0.652										5	2	4	4	0	0	0									
Shane Spencer, R (1, 10) OBP: 0.280, SLG: 0.500	F9									4	1	1	0	0	1	2									
Scott Brosius, R (1, 5) OBP: 0.405, SLG: 0.375		G5-3								3	0	1	1	0	0	0									
Wilson Delgado, S (1, 4) OBP: 0.360, SLG: 0.300										2	0	1	1	1	0	1									
Inning Stats	R: 3 E: 0 K: 0 S: 16	H: 4 LOB: 1 BB: 0 P: 23	R: 0 E: 0 K: 0 S: 7	H: 1 LOB: 0 BB: 0 P: 12	R: 0 E: 0 K: 0 S: 4	H: 0 LOB: 0 BB: 0 P: 7	R: 2 E: 0 K: 0 S: 9	H: 3 LOB: 1 BB: 0 P: 17	R: 0 E: 0 K: 0 S: 3	H: 0 LOB: 0 BB: 0 P: 5	R: 0 E: 0 K: 0 S: 4	H: 0 LOB: 1 BB: 0 P: 8	R: 3 E: 0 K: 2 S: 19	H: 4 LOB: 1 BB: 0 P: 26	R: 0 E: 0 K: 0 S: 5	H: 1 LOB: 1 BB: 1 P: 12	R: 4 E: 0 K: 0 S: 11	H: 3 LOB: 1 BB: 1 P: 16	1B: 11 2B: 3 3B: 0 HR: 3	SF: 1 SAC: 0 DP: 1 HBP: 1	WP: 0 PB: 0 SB: 0 CS: 0	PA: 42			
PITCHER	IP	WLS	BF	H	R	ER	SO	BB	IBB	HBP	BLK	WP	HR	S	P	ERA	WHIP								
Scott Erickson, R (1, 1) ERA: 7.5	6.0		27	8	5	5	0	0	0	0	0	0	1	16	22	40.50	6.000								
Buddy Groom, L (7, 1) ERA: 3.39	0.2	B	6	4	3	3	1	0	0	0	0	0	1	16	22	40.50	6.000								
Mike Trombley, R (7, 1) ERA: 3.55	1.1		5	1	0	0	1	1	0	0	0	0	0	8	16	0.00	1.500								
Mike Timlin, R (9, 1) ERA: 8.1	0.0		2	2	2	2	0	0	0	0	0	0	1	8	9	∞	∞								
B.J. Ryan, L (9, 1) ERA: 1.98	0.0	L	2	1	2	2	0	1	0	0	0	0	1	3	7	∞	∞								

Baltimore Orioles @ New York Yankees
Yankee Stadium, Bronx, NY
 Fri May 05 2000, 7:05 PM EDT
 Att: 42,244 - Cloudy - 83 F

livebaseballscores.com

AB 38
 R 12
 H 16
 RBI 12
 BB 2
 SO 2
 LOB 12



Batter	1	2	3	4	5	6	7	8	9	AB	R	H	RBI	BB	SO	LOB	TOP										
Delino DeShields, L (1, 4) OBP: 0.446, SLG: 0.538	4-2 G1-3 BB		0-2 F9		3-0 2H 2B			1-0 G4-6-3 1B		3	0	2	1	1	0	0	Baltimore Orioles @ New York Yankees Yankee Stadium, Bronx, NY Sat May 06 2000, 1:05 PM EDT Att: 54,350 - Sunny - 85 F										
Mike Bordick, R (1, 6) OBP: 0.371, SLG: 0.623	1-2 G1-3		3-2 FC5-4 1B		1-3 K			2-2 F3		4	0	1	0	0	1	3											
B.J. Surhoff, L (1, 7) OBP: 0.338, SLG: 0.449	2-3 K		0-1 FC5-4 1-2			0-1 P4		0-1 G4-6-3 1-2		4	0	0	0	0	1	3											
Albert Belle, R (1, 9) OBP: 0.372, SLG: 0.443	1-1 G5-3			0-0 F8				0-0 G5-3 2B		4	0	1	0	0	0	1											
Harold Baines, L (1, 10) OBP: 0.292, SLG: 0.393 Brady Anderson, L (9, PR) OBP: 0.345, SLG: 0.455		4-0 G6-3 BB		2-3 K				1-1 G5-3	2-2 PB DI 1B	3	0	1	0	1	1	1											
Cal Ripken Jr., R (1, 5) OBP: 0.283, SLG: 0.427		0-0 P4		1-2 G6-3				0-0 G6-3	1-2 P3	4	0	0	0	0	0	3											
Jeff Conine, R (1, 3) OBP: 0.354, SLG: 0.507		2-1 G6-3			0-1 F3			2-2 F8	4-1 1-3 BB	3	0	0	0	1	0	1											
Greg Myers, L (1, 2) OBP: 0.125, SLG: 0.067	2-1 G1-3				0-0 F9			2-2 G3	0-3 K	4	0	0	0	0	1	3											
Rich Amaral, R (1, 8) OBP: 0.344, SLG: 0.379			0-3 K		1-2 2B 2B			2-3 K		3	1	1	0	0	2	0	AB 32 R 1 H 6 RBI 1 BB 3 SO 6 LOB 15										
Inning Stats	R: 0 E: 0 K: 1 S: 12	H: 0 LOB: 1 BB: 1 P: 20	R: 0 E: 0 K: 0 S: 5	H: 0 LOB: 1 BB: 1 P: 13	R: 0 E: 0 K: 1 S: 12	H: 1 LOB: 1 BB: 0 P: 15	R: 0 E: 0 K: 1 S: 9	H: 0 LOB: 0 BB: 0 P: 12	R: 1 E: 0 K: 1 S: 10	H: 2 LOB: 1 BB: 0 P: 15	R: 0 E: 0 K: 0 S: 6	H: 1 LOB: 1 BB: 0 P: 7	R: 0 E: 0 K: 1 S: 10	H: 0 LOB: 0 BB: 0 P: 16	R: 0 E: 0 K: 0 S: 6	H: 1 LOB: 0 BB: 0 P: 9		R: 0 E: 0 K: 1 S: 12	H: 1 LOB: 2 BB: 1 P: 20	1B: 3 2B: 3 3B: 0 HR: 0	SF: 0 SAC: 0 DP: 1 HBP: 0	WP: 0 PB: 1 SB: 0 CS: 0	PA: 35				
PITCHER	IP	WLS	BF	H	R	ER	SO	BB	IBB	HBP	BLK	WP	HR	S	P	ERA	WHIP										
Roger Clemens, R (1, 1) ERA: 2.96	7.0	W	27	4	1	1	5	2	0	0	0	0	0	64	98	1.29	0.857										
Mike Stanton, L (8, 1) ERA: 3.39	1.0	H	3	1	0	0	0	0	0	0	0	0	0	6	9	0.00	1.000										
42 Mariano Rivera, R (9, 1) ERA: 2.16	1.0	S	5	1	0	0	1	1	0	0	0	0	0	12	20	0.00	2.000										

Batter	1	2	3	4	5	6	7	8	9	AB	R	H	RBI	BB	SO	LOB	BOTTOM										
Ricky Ledee, L (1, 7) OBP: 0.317, SLG: 0.352	0-1 G6-3		3-3 K2-3		2-2 G6-3			0-0 G5-3		4	0	0	0	0	1	0	Baltimore Orioles @ New York Yankees Yankee Stadium, Bronx, NY Sat May 06 2000, 1:05 PM EDT Att: 54,350 - Sunny - 85 F										
2 Derek Jeter, R (1, 6) OBP: 0.373, SLG: 0.459	3-3 K		2-1 F8		2-2 1B			0-0 FC3-6 2B		4	1	2	0	0	1	0											
Paul O'Neill, L (1, 9) OBP: 0.368, SLG: 0.415	1-1 G1-3		2-2 G6-3		2-2 G4-3			4-1 FC3-6 BB		3	0	0	0	1	0	1											
Bernie Williams, S (1, 8) OBP: 0.377, SLG: 0.633		0-1 20 2B 2B		4-1 2B SF7 BB				1-0 F8	2-0 FC3-6 2B 1-2 2-3	3	2	1	0	1	0	2											
Tino Martinez, L (1, 3) OBP: 0.362, SLG: 0.495		2-3 K		0-1 SF7 1-3 2B				1-0 G3	3-1 1-3 3H 2B	4	0	2	1	0	1	1											
20 Jorge Posada, S (1, 2) OBP: 0.419, SLG: 0.652		1-0 G6-3 2H 2B		2-3 K				2-1 G4-3	4-0 IBB	3	0	1	1	1	1	2											
Shane Spencer, R (1, 10) OBP: 0.268, SLG: 0.484		0-0 G6-3		1-0 SF7				0-1 F9	1-0 F8	3	0	0	1	0	0	4											
Scott Brosius, R (1, 5) OBP: 0.400, SLG: 0.353		4-1 BB		2-3 3H 2-3 K				1-2 F7		2	0	0	0	1	1	1											
Clay Bellinger, R (1, 4) OBP: 0.297, SLG: 0.333		2-1 P4			2-1 F2			0-0 P4		3	0	0	0	0	0	2											
Inning Stats	R: 0 E: 0 K: 1 S: 7	H: 0 LOB: 0 BB: 0 P: 11	R: 1 E: 0 K: 1 S: 10	H: 2 LOB: 2 BB: 1 P: 19	R: 0 E: 0 K: 1 S: 8	H: 0 LOB: 0 BB: 0 P: 15	R: 1 E: 0 K: 2 S: 10	H: 1 LOB: 1 BB: 1 P: 19	R: 0 E: 0 K: 0 S: 16	H: 1 LOB: 1 BB: 0 P: 24	R: 0 E: 0 K: 0 S: 4	H: 0 LOB: 0 BB: 0 P: 8	R: 0 E: 0 K: 0 S: 6	H: 0 LOB: 0 BB: 0 P: 7	R: 1 E: 0 K: 0 S: 7	H: 2 LOB: 3 BB: 2 P: 21	R: 0 E: 0 K: 0 S: 7	H: 1 LOB: 2 BB: 2 P: 20	1B: 1 2B: 5 3B: 0 HR: 0	SF: 1 SAC: 0 DP: 0 HBP: 0	WP: 0 PB: 0 SB: 0 CS: 0	PA: 34					
PITCHER	IP	WLS	BF	H	R	ER	SO	BB	IBB	HBP	BLK	WP	HR	S	P	ERA	WHIP										
Pat Rapp, R (1, 1) ERA: 4.95	7.2	L	33	6	3	3	5	3	1	0	0	0	0	67	122	3.52	1.174										
Calvin Maduro, R (8, 1) ERA: 9.0	0.1		1	0	0	0	0	0	0	0	0	0	0	1	2	0.00	0.000										



Batter	1	2	3	4	5	6	7	8	9	AB	R	H	RBI	BB	SO	LOB	TOP										
Brady Anderson, L (1, 8) OBP: 0.339, SLG: 0.442	1-1 G4-3		2-2 F9		1-1 F7			2-2 G3	0-2 G4-3 1B	5	1	1	0	0	0	2	Baltimore Orioles @ New York Yankees Yankee Stadium, Bronx, NY Sun May 07 2000, 1:05 PM EDT Att. 52,559 - Sunny - 90 F										
Delino DeShields, L (1, 4) OBP: 0.444, SLG: 0.559	1-3 K		2-1 G4-3			1-0 HR		3-3 K	0-1 G4-3 1B	5	2	2	2	0	2	1											
B.J. Surhoff, L (1, 7) OBP: 0.341, SLG: 0.455	2-3 K			1-0 G3		3-2 F9 SF8 2B		1-1 BB 2B 1B	0-0 G4-3	5	2	2	0	0	1	2											
Albert Belle, R (1, 9) OBP: 0.373, SLG: 0.436		0-0 G5-3		0-2 P6		0-1 F9		4-0 2B 1-2 BB	2-2 1B	4	0	1	2	1	0	1											
Harold Baines, L (1, 10) OBP: 0.298, SLG: 0.409		3-1 G4-3		0-0 1B		1-0 SF8		1-1 2B	0-2 P6	4	0	2	2	0	0	1											
Cal Ripken Jr., R (1, 5) OBP: 0.291, SLG: 0.455		1-1 HR		3-2 F8		3-H 2-1 F7		4-0 BB		3	1	1	1	1	0	1											
Jeff Conine, R (1, 3) OBP: 0.337, SLG: 0.481		1-2 G5-3		3-2 P4			0-3 K	1-2 P6		4	0	0	0	0	1	3											
Charles Johnson, R (1, 2) OBP: 0.323, SLG: 0.523			2-1 1B		0-1 1B		2-2 F8	3-1 1B 1B		4	1	3	0	0	0	0											
Mike Bordick, R (1, 6) OBP: 0.358, SLG: 0.600			0-0 P4		0-2 F8		0-0 G6-3	0-1 F8		4	0	0	0	0	0	3											
Inning Stats	R: 0 E: 0 K: 2 S: 10	H: 0 LOB: 0 BB: 0 P: 14	R: 1 E: 0 K: 0 S: 8	H: 1 LOB: 0 BB: 0 P: 13	R: 0 E: 0 K: 0 S: 11	H: 1 LOB: 1 BB: 0 P: 17	R: 0 E: 0 K: 0 S: 8	H: 1 LOB: 1 BB: 0 P: 12	R: 0 E: 0 K: 1 S: 9	H: 2 LOB: 0 BB: 0 P: 16	R: 0 E: 0 K: 1 S: 8	H: 0 LOB: 0 BB: 0 P: 10	R: 1 E: 0 K: 1 S: 15	H: 2 LOB: 2 BB: 2 P: 31	R: 3 E: 0 K: 0 S: 17	H: 4 LOB: 1 BB: 0 P: 22	1B: 8 2B: 2 3B: 0 HR: 2	SF: 1 SAC: 0 DP: 0 HBP: 0	WP: 0 PB: 0 SB: 0 CS: 0	PA: 41							
PITCHER	IP	WLS	BF	H	R	ER	SO	BB	IBB	HBP	BLK	WP	HR	S	P	ERA	WHIP										
Ramiro Mendoza, R (1, 1) ERA: 4.83	6.0		24	6	3	3	2	0	0	0	0	0	2	59	89	4.50	1.000										
Jason Grimsley, R (7, 1) ERA: 2.33	1.0		3	0	0	0	1	0	0	0	0	0	0	8	10	0.00	0.000										
Mike Stanton, L (8, 1) ERA: 3.86	0.2		3	1	1	1	1	0	0	0	0	0	0	10	16	13.50	1.500										
Jeff Nelson, R (8, 1) ERA: 1.5	0.1		4	1	0	0	0	2	0	0	0	0	0	5	15	0.00	9.000										
42 Mariano Rivera, R (9, 1) ERA: 3.57	1.0	L	7	4	3	3	0	0	0	0	0	0	0	17	22	27.00	4.000										

Batter	1	2	3	4	5	6	7	8	9	AB	R	H	RBI	BB	SO	LOB	BOTTOM										
Ricky Ledee, L (1, 7) OBP: 0.322, SLG: 0.382	0-1 G6-3			2-2 F8	1-2 P4			2-2 3B	0-0 SH5-3 1B	5	0	2	0	0	0	1	Baltimore Orioles @ New York Yankees Yankee Stadium, Bronx, NY Sun May 07 2000, 1:05 PM EDT Att. 52,559 - Sunny - 90 F										
2 Derek Jeter, R (1, 6) OBP: 0.362, SLG: 0.443	2-3 K			0-0 F8	2-3 K		0-0 G1-3	0-1 SH5-3	1-2 2-3	4	0	0	0	0	2	2											
Paul O'Neill, L (1, 9) OBP: 0.361, SLG: 0.405	0-0 G1-3			2-2 BB 1B		0-0 G4-3	1-0 G3	2-2 G4-3		5	1	1	0	0	0	3											
Bernie Williams, S (1, 8) OBP: 0.386, SLG: 0.634		2-1 G3		4-0 1B BB	1-2 BB	0-1 BB 2B	0-0 G6-3	4-0 IBB		3	1	1	0	2	0	1											
Tino Martinez, L (1, 3) OBP: 0.364, SLG: 0.486		0-1 G6-3		2-2 20 BB 1B	1-3 2-H	2-0 F7		2-0 K		4	1	1	1	1	1	4											
20 Jorge Posada, S (1, 2) OBP: 0.436, SLG: 0.663		2-1 G6-3		4-2 1-2 BB		4-0 BB BB		3-1 HR 2B	0-0 CS 1B	3	1	2	0	2	0	0											
Shane Spencer, R (1, 10) OBP: 0.275, SLG: 0.468			1-1 L6	1-0 G5-3		4-2 BB BB	1-2 2-3 BB	4-2 HR BB	0-3 K	3	1	0	0	2	1	4											
Scott Brosius, R (1, 5) OBP: 0.422, SLG: 0.474			3-2 G5-3		0-0 F9 2B	4-1 BB BB	1-2 2-3 BB	1-2 HR BB	3-3 K	4	1	2	5	1	1	1											
Clay Bellinger, R (1, 4) OBP: 0.282, SLG: 0.314			3-1 G5-3		1-0 F9		2-3 G4-3	0-2 SH5-3 1B		2	0	0	0	0	0	1											
Lance Johnson, L (6, PH) OBP: 0.316, SLG: 0.368										1	0	0	0	0	0	3											
Wilson Delgado, S (7, 4) OBP: 0.385, SLG: 0.333										1	0	1	0	0	0	0											
Inning Stats	R: 0 E: 0 K: 1 S: 6	H: 0 LOB: 0 BB: 0 P: 8	R: 0 E: 0 K: 0 S: 6	H: 0 LOB: 0 BB: 0 P: 10	R: 0 E: 0 K: 0 S: 8	H: 0 LOB: 0 BB: 0 P: 15	R: 1 E: 0 K: 0 S: 15	H: 2 LOB: 3 BB: 2 P: 30	R: 0 E: 0 K: 1 S: 11	H: 1 LOB: 1 BB: 0 P: 15	R: 1 E: 0 K: 0 S: 13	H: 1 LOB: 3 BB: 3 P: 29	R: 0 E: 0 K: 0 S: 6	H: 1 LOB: 1 BB: 0 P: 9	R: 4 E: 0 K: 1 S: 22	H: 4 LOB: 3 BB: 3 P: 41	R: 0 E: 0 K: 2 S: 9	H: 1 LOB: 1 BB: 0 P: 12	1B: 5 2B: 4 3B: 1 HR: 1	SF: 0 SAC: 1 DP: 1 HBP: 0	WP: 0 PB: 0 SB: 0 CS: 1	PA: 44					
PITCHER	IP	WLS	BF	H	R	ER	SO	BB	IBB	HBP	BLK	WP	HR	S	P	ERA	WHIP										
Sidney Ponson, R (1, 1) ERA: 5.08	6.0		27	4	2	2	0	1	0	0	0	0	0	10	20	18.00	3.000										
B.J. Ryan, L (7, 1) ERA: 3.07	1.0	H	6	2	2	2	0	0	0	0	0	0	0	10	20	18.00	3.000										
Mike Trombley, R (8, 1) ERA: 4.85	0.1	B	5	3	2	2	0	1	0	0	0	0	1	12	17	54.00	12.000										
Buddy Groom, L (8, 1) ERA: 3.24	0.2	W	3	0	0	0	1	0	1	0	0	0	0	6	13	0.00	0.000										
Mike Timlin, R (9, 1) ERA: 7.04	1.0	S	3	1	0	0	2	0	0	0	0	0	0	9	12	0.00	1.000										

Batter	1	2	3	4	5	6	7	8	9	AB	R	H	RBI	BB	SO	LOB	TOP					
Brady Anderson, L OBP: 0.336, SLG: 0.430 (1, 8)	G4-3		SH5-3	F8				K		3	0	0	0	1	1	3	Baltimore Orioles @ Toronto Blue Jays SkyDome, Toronto, ON Mon May 08 2000, 7:05 PM EDT Att: 15,103 - Sunny - 72 F					
Delino DeShields, L OBP: 0.450, SLG: 0.557 (1, 4)	FC6-4 BB		K					F7		4	0	2	0	1	1	4						
B.J. Surhoff, L OBP: 0.336, SLG: 0.445 (1, 7)	F8		G4-3		L9-3			1B		5	0	1	0	0	0	5						
Albert Belle, R OBP: 0.367, SLG: 0.426 (1, 9)	FC6-4			G5-3	F3			K		5	0	1	1	0	1	2						
Harold Baines, L OBP: 0.303, SLG: 0.409 (1, 10)				G3				L8		5	0	2	0	0	0	2						
Cal Ripken Jr., R OBP: 0.286, SLG: 0.456 (1, 5)										4	2	1	0	1	2	3						
Jeff Conine, R OBP: 0.352, SLG: 0.482 (1, 3)										4	1	2	1	1	1	3						
Rich Amaral, R OBP: 0.344, SLG: 0.379 (9, PR)	FC3-6									0	0	0	0	0	0	0						
Charles Johnson, R OBP: 0.327, SLG: 0.538 (1, 2)										5	1	2	2	0	0	3						
Mike Bordick, R OBP: 0.376, SLG: 0.614 (1, 6)										4	1	3	1	1	1	1						
Inning Stats	R: 0 E: 0 K: 0 S: 8	H: 0 LOB: 1 BB: 1 P: 15	R: 0 E: 0 K: 1 S: 7	H: 1 LOB: 1 BB: 0 P: 9	R: 0 E: 0 K: 1 S: 8	H: 1 LOB: 1 BB: 0 P: 12	R: 2 E: 0 K: 0 S: 9	H: 2 LOB: 2 BB: 2 P: 25	R: 0 E: 0 K: 0 S: 10	H: 1 LOB: 0 BB: 0 P: 12	R: 1 E: 0 K: 0 S: 10	H: 3 LOB: 3 BB: 1 P: 21	R: 0 E: 0 K: 3 S: 14	H: 2 LOB: 2 BB: 0 P: 16	R: 2 E: 0 K: 1 S: 10	H: 4 LOB: 2 BB: 0 P: 17	R: 0 E: 0 K: 1 S: 8	H: 0 LOB: 2 BB: 1 P: 16	1B: 10 2B: 5 3B: 0 HR: 0	SF: 0 SAC: 1 DP: 1 HBP: 0	WP: 0 PB: 0 SB: 1 CS: 0	PA: 45
PITCHER	IP	WLS	BF	H	R	ER	SO	BB	IBB	HBP	BLK	WP	HR	S	P	ERA	WHIP					
Kelvin Escobar, R ERA: 4.87 (1, 1)	7.0	W	36	12	5	5	5	4	0	0	0	0	0	65	114	6.43	2.286					
Pedro Borbon, L ERA: 7.3 (8, 1)	0.2	H	3	1	0	0	1	0	0	0	0	0	0	6	10	0.00	1.500					
John Frascatore, R ERA: 9.2 (8, 1)	0.1	H	2	1	0	0	0	0	0	0	0	0	0	2	3	0.00	3.000					
Billy Koch, R ERA: 4.24 (9, 1)	1.0	S	4	0	0	0	1	1	0	0	0	0	0	8	16	0.00	1.000					

AB	39
R	5
H	14
RBI	5
BB	5
SO	7
LOB	26



Batter	1	2	3	4	5	6	7	8	9	AB	R	H	RBI	BB	SO	LOB	BOTTOM				
José Cruz Jr., S OBP: 0.351, SLG: 0.612 (1, 8)	K		F7	K				L5		5	0	1	0	0	2	3	Baltimore Orioles @ Toronto Blue Jays SkyDome, Toronto, ON Mon May 08 2000, 7:05 PM EDT Att: 15,103 - Sunny - 72 F				
Homer Bush, R OBP: 0.254, SLG: 0.221 (1, 4)	L9			G4-3						2	0	0	0	1	0	1					
Raul Mondesi, R OBP: 0.315, SLG: 0.511 (1, 9)	F9		L6							3	0	0	0	1	0	4					
Carlos Delgado, L OBP: 0.454, SLG: 0.685 (1, 3)										4	2	3	0	0	0	1					
Brad Fullmer, L OBP: 0.418, SLG: 0.619 (1, 10)										3	1	1	0	1	0	2					
Tony Batista, R OBP: 0.331, SLG: 0.563 (1, 5)										4	2	2	2	0	2	1					
Darrin Fletcher, L OBP: 0.354, SLG: 0.591 (1, 2)										4	1	2	4	0	0	0					
Dewayne Wise, L OBP: 0.158, SLG: 0.111 (9, 7)										0	0	0	0	0	0	0					
Marty Cordova, R OBP: 0.354, SLG: 0.395 (1, 7)										4	0	2	0	0	0	0					
Alberto Castillo, R OBP: 0.269, SLG: 0.297 (9, 2)										0	0	0	0	0	0	0					
Alex Gonzalez, R OBP: 0.315, SLG: 0.333 (1, 6)										3	0	1	0	0	0	1					
Inning Stats	R: 0 E: 0 K: 1 S: 7	H: 0 LOB: 0 BB: 0 P: 13	R: 2 E: 0 K: 0 S: 6	H: 2 LOB: 0 BB: 0 P: 12	R: 0 E: 0 K: 0 S: 9	H: 0 LOB: 1 BB: 0 P: 16	R: 4 E: 0 K: 1 S: 19	H: 4 LOB: 1 BB: 1 P: 33	R: 0 E: 0 K: 0 S: 8	H: 1 LOB: 1 BB: 1 P: 15	R: 0 E: 0 K: 1 S: 9	H: 2 LOB: 3 BB: 1 P: 15	R: 0 E: 0 K: 0 S: 9	H: 1 LOB: 0 BB: 0 P: 15	R: 0 E: 0 K: 0 S: 9	H: 2 LOB: 1 BB: 0 P: 13	1B: 9 2B: 2 3B: 0 HR: 2	SF: 0 SAC: 1 DP: 3 HBP: 1	WP: 0 PB: 0 SB: 1 CS: 0	PA: 37	
PITCHER	IP	WLS	BF	H	R	ER	SO	BB	IBB	HBP	BLK	WP	HR	S	P	ERA	WHIP				
Jason Johnson, R ERA: 6.14 (1, 1)	4.0	L	20	6	6	6	2	2	0	0	0	0	0	31	56	0.00	2.400				
Jose Mercedes, R ERA: 5.4 (5, 1)	3.1		16	6	0	0	2	2	0	0	0	0	0	3	5	0.00	2.400				
Buddy Groom, L ERA: 3.12 (8, 1)	0.2		1	0	0	0	0	0	0	0	0	0	0	2	2	0.00	0.000				

AB	32
R	6
H	12
RBI	6
BB	3
SO	4
LOB	13



Batter	1	2	3	4	5	6	7	8	9	AB	R	H	RBI	BB	SO	LOB	TOP				
Rich Amaral, R OBP: 0.306, SLG: 0.333 (1, 8)	G4-3			G5-3		F9		G5-3		4	0	0	0	0	0	2	Baltimore Orioles @ Toronto Blue Jays SkyDome, Toronto, ON Tue May 09 2000, 7:05 PM EDT Att: 15,177 - Cloudy - 78 F				
Delino DeShields, L OBP: 0.444, SLG: 0.546 (1, 4)	G6-3			G6-3		G4-6-3				4	0	1	1	0	0	1					
B.J. Surhoff, L OBP: 0.326, SLG: 0.432 (1, 7)	G3-1			F3			G4-3	P6		4	0	0	0	0	0	1					
Albert Belle, R OBP: 0.371, SLG: 0.437 (1, 9)									F9	4	1	2	0	0	0	0					
Jeff Conine, R OBP: 0.368, SLG: 0.506 (1, 3)										4	1	3	0	0	0	1					
Cal Ripken Jr., R OBP: 0.294, SLG: 0.449 (1, 10)										4	0	1	2	0	0	3					
Charles Johnson, R OBP: 0.324, SLG: 0.526 (1, 2)										4	1	1	0	0	1	2					
Mark Lewis, R OBP: 0.226, SLG: 0.310 (1, 5)										3	1	1	0	0	0	0					
Mike Bordick, R OBP: 0.375, SLG: 0.612 (1, 6)										2	0	1	1	0	1	0					
Inning Stats	R: 0 H: 0 E: 0 K: 0 S: 10	H: 0 LOB: 0 BB: 0 P: 12	R: 0 H: 1 E: 0 K: 0 S: 6	LOB: 0 BB: 0 P: 9	R: 0 H: 0 E: 0 K: 2 S: 11	LOB: 0 BB: 0 P: 13	R: 0 H: 0 E: 0 K: 0 S: 6	H: 0 LOB: 0 BB: 0 P: 8	R: 2 H: 3 E: 0 K: 0 S: 11	H: 3 LOB: 0 BB: 0 P: 15	R: 0 H: 1 E: 0 K: 0 S: 4	H: 1 LOB: 1 BB: 0 P: 11	R: 2 H: 3 E: 0 K: 0 S: 11	H: 3 LOB: 1 BB: 0 P: 17	R: 0 H: 1 E: 0 K: 0 S: 6	LOB: 1 BB: 0 P: 8	1B: 7 2B: 3 3B: 0 HR: 0	SF: 1 SAC: 0 DP: 3 HBP: 0	WP: 0 PB: 0 SB: 0 CS: 0	PA: 34	
PITCHER	IP	WLS	BF	H	R	ER	SO	BB	IBB	HBP	BLK	WP	HR	S	P	ERA	WHIP				
David Wells, L ERA: 3.08 (1, 1)	8.0	W	30	9	4	4	2	0	0	0	0	0	0	66	93	4.50	1.125				
Billy Koch, R ERA: 4.0 (9, 1)	1.0	S	4	1	0	0	0	0	0	0	0	0	0	6	8	0.00	1.000				

Batter	1	2	3	4	5	6	7	8	9	AB	R	H	RBI	BB	SO	LOB	BOTTOM				
José Cruz Jr., S OBP: 0.346, SLG: 0.597 (1, 8)				K		G4-3		K		5	0	1	0	0	3	3	Baltimore Orioles @ Toronto Blue Jays SkyDome, Toronto, ON Tue May 09 2000, 7:05 PM EDT Att: 15,177 - Cloudy - 78 F				
Craig Grebeck, R OBP: 0.386, SLG: 0.548 (1, 4)	K	FC6-4			G6-3		FC6-4			4	0	1	0	0	1	3					
Raul Mondesi, R OBP: 0.327, SLG: 0.560 (1, 9)										4	3	3	2	0	0	1					
Carlos Delgado, L OBP: 0.449, SLG: 0.695 (1, 3)	K			F7						4	1	1	2	0	2	2					
Brad Fullmer, L OBP: 0.421, SLG: 0.615 (1, 10)	G3-1			G5-3						4	0	2	0	0	0	2					
Tony Batista, R OBP: 0.322, SLG: 0.547 (1, 5)		E5		K		F6		F7		4	1	0	0	0	1	2					
Darrin Fletcher, L OBP: 0.360, SLG: 0.619 (1, 2)										4	1	2	1	0	0	1					
Marty Cordova, R OBP: 0.350, SLG: 0.389 (1, 7)										4	0	1	0	0	0	2					
Dewayne Wise, L OBP: 0.156, SLG: 0.111 (9, 7)										0	0	0	0	0	0	0					
Alex Gonzalez, R OBP: 0.313, SLG: 0.331 (1, 6)										4	0	1	1	0	0	1					
Inning Stats	R: 0 H: 2 E: 0 K: 2 S: 14	H: 2 LOB: 2 BB: 0 P: 18	R: 1 H: 2 E: 1 K: 1 S: 13	H: 2 LOB: 0 BB: 0 P: 19	R: 1 H: 1 E: 0 K: 1 S: 12	H: 1 LOB: 0 BB: 0 P: 15	R: 0 H: 1 E: 0 K: 1 S: 11	H: 1 LOB: 1 BB: 0 P: 18	R: 1 H: 2 E: 0 K: 1 S: 10	H: 2 LOB: 1 BB: 0 P: 14	R: 1 H: 1 E: 0 K: 0 S: 13	H: 1 LOB: 0 BB: 0 P: 19	R: 2 H: 3 E: 0 K: 0 S: 13	H: 3 LOB: 1 BB: 0 P: 20	R: 0 H: 0 E: 0 K: 1 S: 8	H: 0 LOB: 0 BB: 0 P: 15	1B: 8 2B: 0 3B: 0 HR: 4	SF: 0 SAC: 0 DP: 0 HBP: 0	WP: 0 PB: 0 SB: 2 CS: 0	PA: 37	
PITCHER	IP	WLS	BF	H	R	ER	SO	BB	IBB	HBP	BLK	WP	HR	S	P	ERA	WHIP				
35 Mike Mussina, R ERA: 4.78 (1, 1)	7.0	L	34	12	6	5	6	0	0	0	0	0	0	86	123	6.43	1.714				
Calvin Maduro, R ERA: 8.55 (8, 1)	1.0		3	0	0	0	1	0	0	0	0	0	0	8	15	0.00	0.000				

AB	33
R	4
H	10
RBI	4
BB	0
SO	2
LOB	10

AB	37
R	6
H	12
RBI	6
BB	0
SO	7
LOB	17



Batter	1	2	3	4	5	6	7	8	9	AB	R	H	RBI	BB	SO	LOB	TOP										
Brady Anderson, L (1, 8) OBP: 0.333, SLG: 0.432	F8		K			1B		G6-3		4	1	1	0	0	1	1	Baltimore Orioles @ Toronto Blue Jays SkyDome, Toronto, ON Wed May 10, 2000, 7:05 PM EDT Att. 15,598 - Dome - 72 F										
Delino DeShields, L (1, 4) OBP: 0.438, SLG: 0.537 Ryan Minor, R (6, PH) OBP: 0.500, SLG: 0.500	K		K2-3			G4-3		G5-3		2	0	0	0	0	2	1											
B.J. Surhoff, L (1, 7) OBP: 0.318, SLG: 0.419	G4-3				F7	G4-3		F7		4	0	0	0	0	0	1											
Albert Belle, R (1, 9) OBP: 0.367, SLG: 0.455		HR			P6	F6		G6-3		4	1	1	1	0	0	1											
Jeff Conine, R (1, 3) OBP: 0.354, SLG: 0.484	K				G6-3	G6-3		F8		4	0	0	0	0	1	1											
Cal Ripken Jr., R (1, 10) OBP: 0.293, SLG: 0.441	K					F7		E6		4	0	1	0	0	1	0											
Charles Johnson, R (1, 2) OBP: 0.321, SLG: 0.525	K							F7		4	0	1	0	0	2	2											
Mark Lewis, R (1, 5) OBP: 0.235, SLG: 0.290					L8	L4				2	0	0	0	1	0	2											
Mike Bordick, R (1, 6) OBP: 0.366, SLG: 0.597			K			K		F9		3	0	0	0	0	2	3											
Inning Stats	R: 0 E: 0 K: 1 S: 8	H: 0 LOB: 0 BB: 0 P: 13	R: 1 E: 0 K: 3 S: 11	H: 1 LOB: 0 BB: 0 P: 20	R: 0 E: 0 K: 3 S: 9	H: 0 LOB: 1 BB: 1 P: 15	R: 0 E: 0 K: 0 S: 6	H: 0 LOB: 0 BB: 0 P: 10	R: 0 E: 0 K: 1 S: 8	H: 1 LOB: 1 BB: 0 P: 12	R: 1 E: 0 K: 0 S: 12	H: 2 LOB: 1 BB: 0 P: 17	R: 0 E: 0 K: 0 S: 4	H: 1 LOB: 1 BB: 0 P: 6	R: 0 E: 0 K: 0 S: 8	H: 0 LOB: 0 BB: 0 P: 14		R: 0 E: 1 K: 1 S: 9	H: 0 LOB: 1 BB: 0 P: 14	1B: 2 2B: 2 3B: 0 HR: 1	SF: 0 SAC: 0 DP: 0 HBP: 0	WP: 0 PB: 0 SB: 1 CS: 0	PA: 34				
PITCHER	IP	WLS	BF	H	R	ER	SO	BB	IBB	HBP	BLK	WP	HR	S	P	ERA	WHIP										
Lance Painter, L (1, 1) ERA: 3.42	5.0	W	18	2	1	1	8	1	0	0	0	0	1	42	70	1.80	0.600										
Eric Gunderson, L (6, 1) ERA: 7.2	0.1		3	2	1	1	0	0	0	0	0	0	0	9	13	27.00	6.000										
Paul Quantrill, R (6, 1) ERA: 3.98	3.2	S	13	1	0	0	1	0	0	0	0	0	0	24	38	0.00	0.273										

Batter	1	2	3	4	5	6	7	8	9	AB	R	H	RBI	BB	SO	LOB	BOTTOM										
José Cruz Jr., S (1, 8) OBP: 0.348, SLG: 0.590	1B	K	S		G1-6-3			F7		5	1	2	1	0	1	3	Baltimore Orioles @ Toronto Blue Jays SkyDome, Toronto, ON Wed May 10, 2000, 7:05 PM EDT Att. 15,598 - Dome - 72 F										
Homer Bush, R (1, 4) OBP: 0.282, SLG: 0.239	1B	FC6-4	1B			F9				4	0	2	2	0	0	2											
Raul Mondesi, R (1, 9) OBP: 0.325, SLG: 0.552	F8		1B			F7				4	1	1	0	0	0	3											
Carlos Delgado, L (1, 3) OBP: 0.444, SLG: 0.682	K		BB		K	L5				4	1	1	0	0	2	2											
Brad Fullmer, L (1, 10) OBP: 0.415, SLG: 0.602	G3		1B		P6			K		4	1	1	1	0	1	2											
Tony Batista, R (1, 5) OBP: 0.333, SLG: 0.585		HR	1B			K		K		3	1	2	1	1	1	0											
Darrin Fletcher, L (1, 2) OBP: 0.356, SLG: 0.604	FC5-4		F7		G3			F9		4	0	1	0	0	0	4											
Marty Cordova, R (1, 7) OBP: 0.346, SLG: 0.383 Dewayne Wise, L (9, 7) OBP: 0.158, SLG: 0.111	FC5-4	FC6-4	1B		G5-3			K		4	1	1	2	0	1	1											
Alex Gonzalez, R (1, 6) OBP: 0.326, SLG: 0.344	FC6-4		1B		G1-6-3			G6-3		4	1	3	0	0	0	0											
Inning Stats	R: 0 E: 0 K: 1 S: 7	H: 2 LOB: 2 BB: 0 P: 12	R: 1 E: 0 K: 1 S: 14	H: 3 LOB: 2 BB: 0 P: 20	R: 6 E: 0 K: 0 S: 17	H: 7 LOB: 1 BB: 1 P: 31	R: 0 E: 0 K: 1 S: 11	H: 1 LOB: 1 BB: 0 P: 18	R: 0 E: 0 K: 0 S: 3	H: 1 LOB: 0 BB: 0 P: 5	R: 0 E: 0 K: 0 S: 9	H: 0 LOB: 0 BB: 0 P: 11	R: 0 E: 0 K: 2 S: 10	H: 0 LOB: 0 BB: 0 P: 12	R: 0 E: 0 K: 1 S: 6	H: 0 LOB: 0 BB: 0 P: 8		R: 0 E: 0 K: 1 S: 6	H: 0 LOB: 0 BB: 0 P: 8	1B: 11 2B: 1 3B: 1 HR: 1	SF: 0 SAC: 0 DP: 1 HBP: 0	WP: 0 PB: 0 SB: 1 CS: 0	PA: 37				
PITCHER	IP	WLS	BF	H	R	ER	SO	BB	IBB	HBP	BLK	WP	HR	S	P	ERA	WHIP										
Scott Erickson, R (1, 1) ERA: 12.46	3.1	L	11	2	0	0	1	0	0	0	0	0	0	26	39	0.00	0.600										
Chuck McElroy, L (3, 1) ERA: 9.53	1.0		3	0	0	0	2	0	0	0	0	0	0	10	12	0.00	0.000										
Mike Trombley, R (7, 1) ERA: 4.5	1.0		3	0	0	0	1	0	0	0	0	0	0	6	8	0.00	0.000										

Batter	1	2	3	4	5	6	7	8	9	AB	R	H	RBI	BB	SO	LOB	TOP										
Jose Offerman, S OBP: 0.333, SLG: 0.347 (1, 4)	1-3 K		2-3 K		4-1 BB		0-0 1B	2-2 G3-1		4	0	1	0	1	2	3											
Darren Lewis, R OBP: 0.341, SLG: 0.263 Carl Everett, S OBP: 0.395, SLG: 0.719 Andy Sheets, R OBP: 0.050, SLG: 0.050 (1, 8)	1-0 F9		4-2 BB		0-1 F7		0-0 G3		0-0 G4-3	2	0	0	0	1	0	1											
Trot Nixon, L OBP: 0.403, SLG: 0.593 Jeff Frye, R OBP: 0.184, SLG: 0.189 (1, 9)	3-3 K		2-1 F9			2-1 L9		2-2 G6-3	0-0 L7	3	0	0	0	0	1	3											
Brian Daubach, L OBP: 0.412, SLG: 0.637 Manny Alexander, R OBP: 0.194, SLG: 0.296 Derek Lowe, R (1, 3)		3-1 P6		2-3 K		3-2 G3-1		1-0 HR	1-3 K	4	0	1	0	0	1	0											
Troy O'Leary, L OBP: 0.292, SLG: 0.424 (1, 7)		2-3 K		4-0 BB		4-1 1B		1-1 F7		2	0	0	0	2	1	1											
Mike Stanley, R OBP: 0.372, SLG: 0.484 (1, 10)		2-0 G5-3		1-1 F9		1-0 BB		1-0 BB		4	1	2	2	0	0	1											
Scott Hatteberg, L OBP: 0.267, SLG: 0.280 (1, 2)			4-1 SH3-4	2-1 L3		0-2 G3		2-0 HR		3	1	1	1	1	0	3											
3B Wilton Veras, R OBP: 0.304, SLG: 0.324 (1, 5)			4-0 SH3-4		1-0 F3		0-0 P4	1-0 HR		2	1	0	0	1	0	0											
Donnie Sadler, R OBP: 0.143, SLG: 0.571 (1, 6)			0-1 SH3-4		1-0 G6-3		3-2 P4	0-0 HR		3	1	1	2	0	0	0											
Inning Stats	R: 0 E: 0 K: 2 S: 7	H: 0 LOB: 0 BB: 0 P: 12	R: 0 E: 0 K: 1 S: 6	H: 0 LOB: 0 BB: 0 P: 13	R: 0 E: 0 K: 1 S: 11	H: 0 LOB: 3 BB: 3 P: 27	R: 0 E: 0 K: 1 S: 7	H: 0 LOB: 1 BB: 1 P: 16	R: 0 E: 0 K: 0 S: 16	H: 1 LOB: 1 BB: 1 P: 11	R: 0 E: 0 K: 0 S: 6	H: 1 LOB: 1 BB: 0 P: 9	R: 5 E: 0 K: 0 S: 13	H: 4 LOB: 1 BB: 0 P: 23	R: 0 E: 0 K: 1 S: 5	H: 0 LOB: 0 BB: 0 P: 6	1B: 3 2B: 0 3B: 0 HR: 3	SF: 0 SAC: 1 DP: 0 HBP: 1	WP: 0 PB: 0 SB: 0 CS: 0	PA: 40							
PITCHER	IP	WLS	BF	H	R	ER	SO	BB	IBB	HBP	BLK	WP	HR	S	P	ERA	WHIP										
Jason Johnson, R ERA: 4.66 (1, 1)	7.0		29	2	0	0	5	6	0	0	0	0	0	58	114	0.00	1.143										
Buddy Groom, L ERA: 3.5 (8, 1)	0.2	H	3	1	1	1	0	0	0	0	0	0	0	6	10	13.50	1.500										
Mike Trombley, R ERA: 6.6 (8, 1)	0.0	L	4	3	4	4	0	0	0	1	0	0	0	3	7	∞	∞										
Jose Mercedes, R ERA: 6.38 (8, 1)	0.1		1	0	0	0	0	0	0	0	0	0	0	4	6	0.00	0.000										
Mike Timlin, R ERA: 5.59 (9, 1)	1.0		3	0	0	0	1	0	0	0	0	0	0	5	6	0.00	0.000										

Boston Red Sox @ Baltimore Orioles
 Oriole Park at Camden Yards, Baltimore, MD

Sat May 13 2000, 1:35 PM EDT
 Att: 48,579 - Cloudy - 84 F

AB 32
 R 5
 H 6
 RBI 5
 BB 6
 SO 6
 LOB 13



Batter	1	2	3	4	5	6	7	8	9	AB	R	H	RBI	BB	SO	LOB	BOTTOM										
Brady Anderson, L OBP: 0.331, SLG: 0.476 (1, 8)	0-3 K		3-2 HR		2-2 F9			1-0 G4-6-3		4	1	2	1	0	1	1											
Mike Bordick, R OBP: 0.369, SLG: 0.594 (1, 6)	1-0 G4-3		1-1 G4-3			2-0 L9		0-0 G4-6-3		4	0	2	0	0	0	0											
Delino DeShields, L OBP: 0.413, SLG: 0.496 (1, 4)	3-2 G4-3			2-2 G3-1		2-1 1B		1-0 G4-6-3		4	0	1	0	0	0	3											
Albert Belle, R OBP: 0.361, SLG: 0.448 (1, 10)	3-0 G6-3			1-3 K		2-0 G1-6-3		3-3 K		4	0	1	0	0	2	2											
Jeff Conine, R OBP: 0.345, SLG: 0.461 (1, 3)		2-2 F8		0-0 1B		1-1 G1-6-3			1-1 1B	4	0	2	0	0	0	2											
B.J. Surhoff, L OBP: 0.316, SLG: 0.403 (1, 7)		2-2 G4-3		0-0 F8			4-2 1B		0-0 F8	3	0	0	0	1	0	2											
Charles Johnson, R OBP: 0.325, SLG: 0.532 (1, 2)		0-0 F8			2-0 1B		2-0 F9		2-3 K	4	0	1	0	0	1	2											
Mark Lewis, R OBP: 0.220, SLG: 0.263 Harold Baines, L OBP: 0.299, SLG: 0.390 Ryan Minor, R OBP: 0.333, SLG: 0.333 (1, 5)			0-1 G4-3		0-1 F9		1-0 G4-6-3		2-2 1B	3	0	1	0	0	0	1											
Rich Amaral, R OBP: 0.268, SLG: 0.289 (1, 9)			0-0 G5-3		0-0 B1		1-1 G4-6-3		1-3 1B	4	0	0	0	0	1	5											
Inning Stats	R: 0 E: 0 K: 1 S: 9	H: 1 LOB: 1 BB: 0 P: 16	R: 0 E: 0 K: 0 S: 10	H: 0 LOB: 0 BB: 0 P: 14	R: 1 E: 0 K: 0 S: 10	H: 1 LOB: 0 BB: 0 P: 14	R: 0 E: 0 K: 1 S: 11	H: 1 LOB: 1 BB: 0 P: 14	R: 0 E: 0 K: 0 S: 6	H: 2 LOB: 1 BB: 0 P: 13	R: 0 E: 0 K: 0 S: 6	H: 1 LOB: 1 BB: 1 P: 14	R: 0 E: 0 K: 1 S: 6	H: 2 LOB: 1 BB: 0 P: 11	R: 0 E: 0 K: 2 S: 13	H: 2 LOB: 2 BB: 0 P: 19	1B: 9 2B: 1 3B: 0 HR: 1	SF: 0 SAC: 0 DP: 3 HBP: 0	WP: 0 PB: 0 SB: 0 CS: 0	PA: 36							
PITCHER	IP	WLS	BF	H	R	ER	SO	BB	IBB	HBP	BLK	WP	HR	S	P	ERA	WHIP										
Jeff Fassero, L ERA: 3.86 (1, 1)	6.0		24	6	1	1	2	1	0	0	0	0	0	4	8	0.00	1.000										
Rich Garces, R ERA: 2.5 (7, 1)	1.0	W	3	1	0	0	0	0	0	0	0	0	0	4	8	0.00	1.000										
Derek Lowe, R ERA: 0.79 (8, 1)	2.0		9	4	0	0	3	0	0	0	0	0	0	19	30	0.00	2.000										

Boston Red Sox @ Baltimore Orioles
 Oriole Park at Camden Yards, Baltimore, MD

Sat May 13 2000, 1:35 PM EDT
 Att: 48,579 - Cloudy - 84 F

AB 35
 R 1
 H 11
 RBI 1
 BB 1
 SO 5
 LOB 18



Batter	1	2	3	4	5	6	7	8	9	AB	R	H	RBI	BB	SO	LOB	TOP								
Jose Offerman, S OBP: 0.336, SLG: 0.349										5	1	2	2	0	1	1									
Darren Lewis, R OBP: 0.367, SLG: 0.372										5	2	3	1	0	0	1									
Trot Nixon, L OBP: 0.410, SLG: 0.603										3	1	1	2	2	1	2									
Brian Daubach, L OBP: 0.412, SLG: 0.650										4	1	1	1	1	3	2									
Troy O'Leary, L OBP: 0.296, SLG: 0.414										3	1	0	0	2	0	1									
Mike Stanley, R OBP: 0.373, SLG: 0.469										3	1	0	1	2	0	2									
Jason Varitek, S OBP: 0.425, SLG: 0.462										5	1	1	0	0	0	5									
3B Wilton Veras, R OBP: 0.310, SLG: 0.342										5	0	2	0	0	0	4									
Donnie Sadler, R OBP: 0.250, SLG: 0.667										5	2	2	3	0	0	3									
Inning Stats	R: 1 E: 0 K: 2 S: 12	H: 1 LOB: 0 BB: 0 P: 19	R: 0 E: 0 K: 0 S: 6	H: 0 LOB: 0 BB: 1 P: 12	R: 0 E: 0 K: 0 S: 10	H: 1 LOB: 1 BB: 0 P: 15	R: 0 E: 0 K: 1 S: 6	H: 0 LOB: 1 BB: 1 P: 13	R: 1 E: 0 K: 1 S: 12	H: 3 LOB: 2 BB: 0 P: 23	R: 1 E: 0 K: 0 S: 8	H: 1 LOB: 1 BB: 1 P: 17	R: 0 E: 0 K: 0 S: 8	H: 0 LOB: 0 BB: 0 P: 12	R: 7 E: 0 K: 1 S: 16	H: 4 LOB: 1 BB: 4 P: 40	R: 0 E: 0 K: 0 S: 14	H: 2 LOB: 2 BB: 0 P: 21	1B: 6 2B: 3 3B: 1 HR: 2	SF: 0 SAC: 0 DP: 1 HBP: 0	WP: 0 PB: 0 SB: 1 CS: 0	PA: 45			
PITCHER	IP	WLS	BF	H	R	ER	SO	BB	IBB	HBP	BLK	WP	HR	S	P	ERA	WHIP								
35 Mike Mussina, R ERA: 4.68	7.0	L	29	6	3	3	4	3	0	0	0	0	2	62	111	3.86	1.286								
B.J. Ryan, L ERA: 8.09	0.0		4	0	4	4	0	4	0	0	0	0	0	3	19	∞	∞								
Jose Mercedes, R ERA: 7.3	0.2		6	4	3	3	0	0	0	0	0	0	0	10	17	40.50	6.000								
Chuck McElroy, L ERA: 8.53	1.1		6	2	0	0	1	0	0	0	0	0	0	17	25	0.00	1.500								

Boston Red Sox @ Baltimore Orioles
 Oriole Park at Camden Yards, Baltimore, MD

Sun May 14 2000, 1:35 PM EDT
 Att: 46,107 - Sunny - 73 F

AB 38
 R 10
 H 12
 RBI 10
 BB 7
 SO 5
 LOB 21



Batter	1	2	3	4	5	6	7	8	9	AB	R	H	RBI	BB	SO	LOB	BOTTOM								
Brady Anderson, L OBP: 0.343, SLG: 0.480										3	0	2	0	1	0	0									
Mike Bordick, R OBP: 0.366, SLG: 0.580										3	0	0	1	1	0	2									
B.J. Surhoff, L OBP: 0.309, SLG: 0.392										4	0	0	0	0	0	4									
Rich Amaral, R OBP: 0.288, SLG: 0.289										0	0	0	0	0	0	0									
Albert Belle, R OBP: 0.352, SLG: 0.435										4	0	0	0	0	0	3									
Harold Baines, L OBP: 0.306, SLG: 0.388										3	0	1	0	1	0	0									
Jeff Conine, R OBP: 0.342, SLG: 0.462										4	0	1	0	0	0	1									
Charles Johnson, R OBP: 0.331, SLG: 0.527										3	1	1	0	1	1	1									
Ryan Minor, R OBP: 0.286, SLG: 0.286										4	0	1	0	0	0	1									
Mark Lewis, R OBP: 0.200, SLG: 0.238										4	0	0	0	0	0	2									
Inning Stats	R: 0 E: 0 K: 0 S: 6	H: 0 LOB: 0 BB: 0 P: 11	R: 0 E: 0 K: 1 S: 10	H: 0 LOB: 1 BB: 1 P: 19	R: 0 E: 0 K: 0 S: 12	H: 1 LOB: 0 BB: 0 P: 15	R: 0 E: 0 K: 0 S: 7	H: 2 LOB: 2 BB: 0 P: 13	R: 1 E: 0 K: 0 S: 19	H: 2 LOB: 3 BB: 2 P: 33	R: 0 E: 0 K: 0 S: 7	H: 1 LOB: 1 BB: 0 P: 11	R: 0 E: 0 K: 0 S: 8	H: 0 LOB: 1 BB: 1 P: 17	R: 0 E: 0 K: 0 S: 6	H: 0 LOB: 0 BB: 0 P: 12	R: 0 E: 0 K: 0 S: 8	H: 0 LOB: 0 BB: 0 P: 11	1B: 5 2B: 1 3B: 0 HR: 0	SF: 0 SAC: 0 DP: 0 HBP: 0	WP: 1 PB: 0 SB: 2 CS: 0	PA: 36			
PITCHER	IP	WLS	BF	H	R	ER	SO	BB	IBB	HBP	BLK	WP	HR	S	P	ERA	WHIP								
Brian Rose, R ERA: 6.31	5.0	W	22	5	1	1	1	3	0	0	0	1	0	54	91	1.80	1.600								
Rheal Cormier, L ERA: 4.02	2.0	H	8	1	0	0	0	1	0	0	0	0	0	15	28	0.00	1.000								
John Wasdin, R ERA: 3.38	2.0		6	0	0	0	0	0	0	0	0	0	0	14	23	0.00	0.000								

Boston Red Sox @ Baltimore Orioles
 Oriole Park at Camden Yards, Baltimore, MD

Sun May 14 2000, 1:35 PM EDT
 Att: 46,107 - Sunny - 73 F

AB 32
 R 1
 H 6
 RBI 1
 BB 4
 SO 1
 LOB 14




Batter	1	2	3	4	5	6	7	8	9	AB	R	H	RBI	BB	SO	LOB	TOP									
Brady Anderson, L OBP: 0.345, SLG: 0.477	F7		F8			HR			K	5	1	2	0	0	1	1	Baltimore Orioles @ Anaheim Angels Edison International Field, Anaheim, CA Tue May 16 2000, 10:05 PM EDT Att: 15,881 - Cloudy - 62 F									
Mike Bordick, R OBP: 0.350, SLG: 0.588	G4-3				K	HR			G4-6-3	5	1	1	2	0	1	2										
Delino DeShields, L OBP: 0.410, SLG: 0.500	F7				BB				F9 SF7	3	1	1	0	1	1	0										
Albert Belle, R OBP: 0.355, SLG: 0.458		HR			E7				F9	4	1	2	1	0	0	1										
Harold Baines, L OBP: 0.322, SLG: 0.385					1B				F9	1	0	0	0	3	1	0										
Rich Amaral, R OBP: 0.288, SLG: 0.289					BB				WP BB	0	0	0	0	0	0	0										
Jeff Conine, R OBP: 0.338, SLG: 0.459					BB				IBB	3	0	1	1	0	1	2										
B.J. Surhoff, L OBP: 0.307, SLG: 0.384					G5-3				SF7	3	0	0	1	0	1	2										
Charles Johnson, R OBP: 0.320, SLG: 0.509					P5				WP BB	3	0	0	0	1	1	2										
Ryan Minor, R OBP: 0.182, SLG: 0.182					F7				E5	4	0	0	0	0	0	0										
Inning Stats	R: 0 H: 0 E: 0 K: 0 S: 7	H: 0 LOB: 0 BB: 0 P: 11	R: 1 H: 1 E: 0 K: 2 S: 14	H: 1 LOB: 0 BB: 0 P: 20	R: 0 H: 0 E: 0 K: 0 S: 8	H: 0 LOB: 0 BB: 0 P: 12	R: 0 H: 1 E: 1 K: 1 S: 13	H: 1 LOB: 2 BB: 2 P: 25	R: 0 H: 0 E: 0 K: 0 S: 3	H: 0 LOB: 0 BB: 0 P: 4	R: 2 H: 3 E: 0 K: 2 S: 17	H: 3 LOB: 2 BB: 1 P: 24	R: 0 H: 1 E: 0 K: 0 S: 10	H: 1 LOB: 1 BB: 0 P: 16	R: 1 H: 1 E: 0 K: 0 S: 10	H: 1 LOB: 3 BB: 2 P: 25	R: 0 H: 0 E: 1 K: 1 S: 8	H: 0 LOB: 0 BB: 0 P: 10	1B: 4 2B: 1 3B: 0 HR: 2	SF: 1 SAC: 0 DP: 1 HBP: 0	WP: 1 PB: 0 SB: 0 CS: 0	PA: 38				
PITCHER	IP	WLS	BF	H	R	ER	SO	BB	IBB	HBP	BLK	WP	HR	S	P	ERA	WHIP									
Kent Bottenfield, R ERA: 3.92	(1, 1)	7.1	L	32	7	4	4	5	3	1	0	0	0	2	76	124	4.91	1.364								
Mark Peltovsek, R ERA: 7.13	(8, 1)	1.2		6	0	0	0	1	1	0	0	0	1	0	14	23	0.00	0.600								

Batter	1	2	3	4	5	6	7	8	9	AB	R	H	RBI	BB	SO	LOB	BOTTOM									
Darin Erstad, L OBP: 0.441, SLG: 0.554	F7		SH SF7	1B		G4-3				3	1	1	0	2	0	0	Baltimore Orioles @ Anaheim Angels Edison International Field, Anaheim, CA Tue May 16 2000, 10:05 PM EDT Att: 15,881 - Cloudy - 62 F									
Adam Kennedy, L OBP: 0.335, SLG: 0.435	S		SH	F9		K			P4	4	0	1	0	0	1	3										
Mo Vaughn, L OBP: 0.385, SLG: 0.628	K		SF7	BB		FC5-4			G4-3	4	0	2	2	0	1	2										
Tim Salmon, R OBP: 0.365, SLG: 0.504	FC6-4		F3	BB		FC5-4			K	3	0	0	0	2	1	2										
16 Garret Anderson, L OBP: 0.256, SLG: 0.441	FC6-4		F3	BB		FC5-4			K	5	0	1	0	0	0	5										
Troy Glaus, R OBP: 0.441, SLG: 0.648			G5-3			G4-3			K	4	0	0	0	1	2	2										
Scott Spiezio, S OBP: 0.370, SLG: 0.474			F8			G4-3				4	0	1	0	0	0	1										
Bengie Molina, R OBP: 0.318, SLG: 0.410						F9			F9	4	1	2	0	0	0	2										
Benji Gil, R OBP: 0.284, SLG: 0.275			G3			G6-3			G4-3	4	1	1	0	0	0	2										
Inning Stats	R: 0 H: 1 E: 0 K: 1 S: 12	H: 1 LOB: 1 BB: 0 P: 17	R: 0 H: 1 E: 0 K: 1 S: 11	H: 1 LOB: 0 BB: 0 P: 17	R: 1 H: 1 E: 1 K: 0 S: 10	H: 1 LOB: 1 BB: 1 P: 17	R: 2 H: 4 E: 1 K: 0 S: 13	H: 4 LOB: 3 BB: 1 P: 23	R: 0 H: 0 E: 0 K: 0 S: 3	H: 0 LOB: 1 BB: 1 P: 9	R: 0 H: 1 E: 0 K: 1 S: 10	H: 1 LOB: 1 BB: 0 P: 17	R: 0 H: 1 E: 0 K: 0 S: 6	H: 1 LOB: 1 BB: 0 P: 8	R: 0 H: 0 E: 0 K: 0 S: 6	H: 0 LOB: 1 BB: 1 P: 15		R: 0 H: 0 E: 0 K: 2 S: 8	H: 0 LOB: 0 BB: 0 P: 10	1B: 7 2B: 2 3B: 0 HR: 0	SF: 1 SAC: 1 DP: 0 HBP: 0	WP: 0 PB: 0 SB: 2 CS: 0	PA: 42			
PITCHER	IP	WLS	BF	H	R	ER	SO	BB	IBB	HBP	BLK	WP	HR	S	P	ERA	WHIP									
Scott Erickson, R ERA: 8.62	(1, 1)	7.0	W	35	9	3	3	3	4	0	0	0	0	0	65	110	3.86	1.857								
Buddy Groom, L ERA: 3.32	(8, 1)	1.0	H	4	0	0	0	0	1	0	0	0	0	6	15	0.00	1.000									
Mike Timlin, R ERA: 5.06	(9, 1)	1.0	S	3	0	0	0	2	0	0	0	0	0	8	10	0.00	0.000									

Batter	1	2	3	4	5	6	7	8	9	AB	R	H	RBI	BB	SO	LOB	TOP								
Brady Anderson, L OBP: 0.353, SLG: 0.482 (1, 8)	0-0 FC6-4 1B SF8	0-0 1B CS 1B		2-3 K		2-2 1B			1-1 F7	5	1	3	0	0	1	0									
Mike Bordick, R OBP: 0.361, SLG: 0.579 (1, 6)	1-1 FC6-4 1B	1-1 P6		0-1 L9		3-2 F8			4-1 CS BB	4	0	1	0	1	0	5									
Delino DeShields, L OBP: 0.415, SLG: 0.500 (1, 4)	1-2 FC6-4 2B	1-1 F5			1-2 G4-3			1-1 F9 SF9 2B	4-1 S BB	4	2	1	0	1	0	5									
Albert Belle, R OBP: 0.357, SLG: 0.455 (1, 9)	1-0 SF8	3-2 1B			1-0 G5-3			2-1 F9	4-1 DI BB	3	0	1	3	1	0	1									
Jeff Conine, R OBP: 0.341, SLG: 0.469 (1, 3)	2-0 2B	1-2 CS		3-2 G6-4-3 1B		1-3 K		0-1 SF9	1-1 F8	4	1	2	2	0	1	2									
Cal Ripken Jr., R OBP: 0.292, SLG: 0.466 Ryan Minor, R OBP: 0.182, SLG: 0.182 (1, 5) (7, 5)	1-0 2B			1-0 G6-4-3		0-0 G6-3		1-1 F8		4	0	1	1	0	0	1									
B.J. Surhoff, L OBP: 0.312, SLG: 0.383 (1, 10)	2-1 F8			0-1 FC6-4 1B		4-2 S BB		0-0 P6		3	1	1	0	1	0	1									
Charles Johnson, R OBP: 0.326, SLG: 0.504 (1, 2)		4-2 1B 1B BB		0-0 FC6-4		1-2 L7		1-1 L4-3 1B		3	1	1	0	1	0	2									
Rich Amaral, R OBP: 0.267, SLG: 0.286 (1, 7)		0-0 1B 1B		0-0 G6-3		3-1 E5 1B		3-2 L4-3		4	1	1	0	0	0	1									
Inning Stats	R: 3 E: 0 K: 0 S: 11	H: 4 LOB: 1 BB: 0 P: 19	R: 2 E: 0 K: 0 S: 14	H: 3 LOB: 1 BB: 1 P: 24	R: 0 E: 0 K: 0 S: 7	H: 2 LOB: 1 BB: 0 P: 11	R: 0 E: 0 K: 1 S: 6	H: 0 LOB: 0 BB: 0 P: 8	R: 0 E: 0 K: 2 S: 9	H: 0 LOB: 0 BB: 0 P: 12	R: 1 E: 1 K: 0 S: 16	H: 1 LOB: 2 BB: 1 P: 29	R: 1 E: 0 K: 0 S: 8	H: 1 LOB: 0 BB: 0 P: 12	R: 0 E: 0 K: 0 S: 6	H: 1 LOB: 0 BB: 0 P: 10	R: 0 E: 0 K: 0 S: 7	H: 0 LOB: 2 BB: 3 P: 21	1B: 9 2B: 4 3B: 0 HR: 0	SF: 2 SAC: 0 DP: 2 HBP: 0	WP: 0 PB: 0 SB: 4 CS: 2	PA: 42			
PITCHER	IP	WLS	BF	H	R	ER	SO	BB	IBB	HBP	BLK	WP	HR	S	P	ERA	WHIP								
Scott Schoeneweis, L ERA: 5.46 (1, 1)	6.0		30	11	7	6	2	2	0	0	0	0	0	65	106	9.00	2.167								
Shigetoshi Hasegawa, R ERA: 6.08 (7, 1)	2.0	W	6	1	0	0	0	0	0	0	0	0	0	12	19	0.00	0.500								
Troy Percival, R ERA: 3.21 (9, 1)	1.0		5	0	0	0	0	3	0	0	0	0	0	7	21	0.00	3.000								

Baltimore Orioles @ Anaheim Angels
Edison International Field, Anaheim, CA
Wed May 17 2000, 10:05 PM EDT
Att. 17,697 - Sunny - 66 F


AB 34
R 7
H 12
RBI 6
BB 5
SO 2
LOB 18



Batter	1	2	3	4	5	6	7	8	9	AB	R	H	RBI	BB	SO	LOB	BOTTOM								
Darin Erstad, L OBP: 0.446, SLG: 0.561 (1, 7)	2-2 2B	1-2 F7			2-3 K					5	1	3	2	0	1	1									
Adam Kennedy, L OBP: 0.332, SLG: 0.434 (1, 4)	1-1 E 2B	2-2 L7			1-1 G6-3		1-0 F9	2-3 K		5	1	1	1	0	1	4									
Mo Vaughn, L OBP: 0.380, SLG: 0.615 (1, 3)	1-1 E3 2B	2-3 K			2-3 K		3-0 BB 1B	3-3 K		5	1	1	0	0	3	3									
Tim Salmon, R OBP: 0.377, SLG: 0.510 (1, 9)	0-1 BB 2B			4-1 16 G3-6-3 BB		0-1 G6-3	4-2 16 FC4-6 BB		4-2 16 SH2-3 BB	2	1	1	1	3	0	0									
16 Garret Anderson, L OBP: 0.250, SLG: 0.430 (1, 8)	2-1 G1-3			0-2 G3-6-3		2-1 F9	1-0 FC4-6		0-0 SH2-3	4	0	0	0	0	0	5									
Troy Glaus, R OBP: 0.451, SLG: 0.676 (1, 5)	4-2 BB BB			0-1 G6-3		0-0 HR		2-1 1B 2B	4-0 1B IBB	3	2	2	1	2	0	0									
Scott Spiezio, S OBP: 0.371, SLG: 0.465 (1, 10)	4-2 G4-6-3 BB			0-0 G4-3		3-2 G6-3		0-3 K	1-0 1B	4	0	1	1	1	1	1									
Bengie Molina, R OBP: 0.316, SLG: 0.404 Keith Lueltje, R (8, PR) (9, 6)	2-2 G4-6-3			2-1 F8		1-1 G5-3		1-0 BB 1B		4	0	1	0	0	0	3									
Benji Gil, R OBP: 0.295, SLG: 0.280 Orlando Palmeiro, L OBP: 0.479, SLG: 0.417 Matt Walbeck, S OBP: 0.213, SLG: 0.362 (1, 6) (8, PH) (9, 2)		1-2 1B		3-3 K		4-2 1B BB		4-0 1B BB		2	1	1	0	1	1	0									
Inning Stats	R: 3 E: 1 K: 0 S: 19	H: 3 LOB: 2 BB: 2 P: 35	R: 0 E: 1 K: 1 S: 16	H: 1 LOB: 0 BB: 0 P: 22	R: 0 E: 0 K: 1 S: 6	H: 0 LOB: 0 BB: 1 P: 10	R: 0 E: 0 K: 1 S: 15	H: 0 LOB: 0 BB: 0 P: 20	R: 0 E: 0 K: 2 S: 9	H: 0 LOB: 0 BB: 0 P: 14	R: 1 E: 0 K: 0 S: 11	H: 1 LOB: 3 BB: 2 P: 27	R: 2 E: 0 K: 3 S: 15	H: 3 LOB: 2 BB: 1 P: 28	R: 1 E: 0 K: 0 S: 4	H: 1 LOB: 2 BB: 2 P: 13	1B: 6 2B: 4 3B: 0 HR: 1	SF: 0 SAC: 1 DP: 2 HBP: 0	WP: 0 PB: 0 SB: 0 CS: 0	PA: 43					
PITCHER	IP	WLS	BF	H	R	ER	SO	BB	IBB	HBP	BLK	WP	HR	S	P	ERA	WHIP								
Pat Rapp, R ERA: 5.32 (1, 1)	6.0		25	4	3	3	4	3	0	0	0	0	0	5	12	27.00	6.000								
Mike Trombley, R ERA: 7.04 (7, 1)	0.1	H	3	1	1	1	0	1	0	0	0	0	0	5	12	27.00	6.000								
Buddy Groom, L ERA: 4.05 (7, 1)	1.0	H	7	3	2	2	1	1	0	0	0	0	0	12	24	18.00	4.000								
Mike Timlin, R ERA: 5.4 (8, 1)	1.0	L	8	2	1	1	2	2	1	0	0	0	0	13	32	9.00	4.000								

Baltimore Orioles @ Anaheim Angels
Edison International Field, Anaheim, CA
Wed May 17 2000, 10:05 PM EDT
Att. 17,697 - Sunny - 66 F

AB 34
R 8
H 11
RBI 6
BB 8
SO 7
LOB 17



Batter	1	2	3	4	5	6	7	8	9	AB	R	H	RBI	BB	SO	LOB	TOP			
Brady Anderson, L OBP: 0.361, SLG: 0.504	4-1 2B G4-3	3-2 1B		1-0 F9		0-0 HR	3-2 FC6			4	2	2	2	1	0	2				
Delino DeShields, L OBP: 0.415, SLG: 0.514	0-0 G4-3 2B	1-2 SF8		3-3 K		0-0 F9 2B		0-2 G4-3		4	1	2	1	0	1	0				
B.J. Surhoff, L OBP: 0.303, SLG: 0.371	1-3 K	0-0 F5			3-2 P5	0-0 F9		0-2 L5		5	0	0	0	0	1	4				
Albert Belle, R OBP: 0.358, SLG: 0.467	0-0 G4-3			3-2 2B	2-2 BB FC1-2 2B	0-0 P5		3-2 G5-3		5	0	2	1	0	0	2				
Harold Baines, L OBP: 0.328, SLG: 0.393 Jeff Conine, R OBP: 0.339, SLG: 0.465	3-1 2B		2-3 K		4-0 FC1-2 BB IBB	0-0 F7		2-2 G4-3		3	1	1	1	1	1	2				
Cal Ripken Jr., R OBP: 0.289, SLG: 0.451	1-3 K		0-0 F7		4-1 BB FC1-2 BB		1-0 F5		0-0 L6	4	0	0	0	1	1	2				
Will Clark, L OBP: 0.494, SLG: 0.431		0-1 F7	0-0 F7		1-2 FC1-2 BB		1-1 F8		1-2 F8	5	0	0	0	0	0	4				
Greg Myers, L OBP: 0.261, SLG: 0.333 Charles Johnson, R OBP: 0.326, SLG: 0.594		3-2 1B 1B		1-1 HR	4-0 1-2 2-3 3-H BB		0-1 FC6 BB 1B			3	2	3	2	1	0	0				
Mike Bordick, R OBP: 0.365, SLG: 0.573	1-1 1B SF8 1B		0-2 G6-3		3-2 F9		4-0 1-2 BB			3	1	1	0	1	0	3				
Inning Stats	R: 2 E: 0 K: 2 S: 11	H: 2 LOB: 1 BB: 1 P: 20	R: 2 E: 0 K: 0 S: 15	H: 3 LOB: 1 BB: 0 P: 23	R: 0 E: 0 K: 1 S: 9	H: 1 LOB: 0 BB: 0 P: 14	R: 1 E: 0 K: 1 S: 9	H: 1 LOB: 0 BB: 0 P: 14	R: 1 E: 0 K: 0 S: 18	H: 2 LOB: 1 BB: 0 P: 5	R: 0 E: 0 K: 0 S: 8	H: 1 LOB: 2 BB: 1 P: 17	R: 0 E: 0 K: 0 S: 10	H: 0 LOB: 0 BB: 0 P: 13	R: 0 E: 0 K: 0 S: 7	H: 0 LOB: 0 BB: 0 P: 10	1B: 4 2B: 5 3B: 0 HR: 2	SF: 1 SAC: 0 DP: 0 HBP: 0	WP: 0 PB: 0 SB: 0 CS: 0	PA: 43
PITCHER	IP WLS BF H R ER SO	IP WLS BF H R ER SO	IP WLS BF H R ER SO	IP WLS BF H R ER SO	IP WLS BF H R ER SO	IP WLS BF H R ER SO	IP WLS BF H R ER SO	IP WLS BF H R ER SO	IP WLS BF H R ER SO	IP WLS BF H R ER SO	IP WLS BF H R ER SO	IP WLS BF H R ER SO	IP WLS BF H R ER SO	IP WLS BF H R ER SO	IP WLS BF H R ER SO	IP WLS BF H R ER SO	BB IBB HBP BLK	WP HR S P	ERA WHIP	ERA WHIP
Rick Helling, R ERA: 3.14	(1, 1) 6.0 0 0 0	(1, 1) 6.0 0 0 0	(1, 1) 6.0 0 0 0	(1, 1) 6.0 0 0 0	(1, 1) 6.0 0 0 0	(1, 1) 6.0 0 0 0	(1, 1) 6.0 0 0 0	(1, 1) 6.0 0 0 0	(1, 1) 6.0 0 0 0	(1, 1) 6.0 0 0 0	(1, 1) 6.0 0 0 0	(1, 1) 6.0 0 0 0	(1, 1) 6.0 0 0 0	(1, 1) 6.0 0 0 0	(1, 1) 6.0 0 0 0	(1, 1) 6.0 0 0 0	3 1 0 0	2 67 5 11	10.50 2.167	10.50 2.167
Francisco Cordero, R ERA: 2.01	(7, 1) 0.2 0 0 0	(7, 1) 0.2 0 0 0	(7, 1) 0.2 0 0 0	(7, 1) 0.2 0 0 0	(7, 1) 0.2 0 0 0	(7, 1) 0.2 0 0 0	(7, 1) 0.2 0 0 0	(7, 1) 0.2 0 0 0	(7, 1) 0.2 0 0 0	(7, 1) 0.2 0 0 0	(7, 1) 0.2 0 0 0	(7, 1) 0.2 0 0 0	(7, 1) 0.2 0 0 0	(7, 1) 0.2 0 0 0	(7, 1) 0.2 0 0 0	(7, 1) 0.2 0 0 0	1 0 0 0	0 0 0 0	0.00 3.000	0.00 3.000
Mike Venafro, L ERA: 3.86	(7, 1) 1.1 0 0 0	(7, 1) 1.1 0 0 0	(7, 1) 1.1 0 0 0	(7, 1) 1.1 0 0 0	(7, 1) 1.1 0 0 0	(7, 1) 1.1 0 0 0	(7, 1) 1.1 0 0 0	(7, 1) 1.1 0 0 0	(7, 1) 1.1 0 0 0	(7, 1) 1.1 0 0 0	(7, 1) 1.1 0 0 0	(7, 1) 1.1 0 0 0	(7, 1) 1.1 0 0 0	(7, 1) 1.1 0 0 0	(7, 1) 1.1 0 0 0	(7, 1) 1.1 0 0 0	0 0 0 0	0 13 19	0.00 0.000	0.00 0.000
John Wetteland, R ERA: 5.4	(9, 1) 1.0 0 0 0	(9, 1) 1.0 0 0 0	(9, 1) 1.0 0 0 0	(9, 1) 1.0 0 0 0	(9, 1) 1.0 0 0 0	(9, 1) 1.0 0 0 0	(9, 1) 1.0 0 0 0	(9, 1) 1.0 0 0 0	(9, 1) 1.0 0 0 0	(9, 1) 1.0 0 0 0	(9, 1) 1.0 0 0 0	(9, 1) 1.0 0 0 0	(9, 1) 1.0 0 0 0	(9, 1) 1.0 0 0 0	(9, 1) 1.0 0 0 0	(9, 1) 1.0 0 0 0	0 0 0 0	0 7 10	0.00 0.000	0.00 0.000

Baltimore Orioles @ Texas Rangers
The Ballpark at Arlington, Arlington, TX
Thu May 18 2000, 8:05 PM EDT
Att: 32,961 - Cloudy - 85 F

AB 37
R 7
H 11
RBI 7
BB 5
SO 4
LOB 19





Batter	1	2	3	4	5	6	7	8	9	AB	R	H	RBI	BB	SO	LOB	BOTTOM			
Frank Catalanotto, L OBP: 0.634, SLG: 0.794	1-1 G5-4-3 1B		2-2 2B 1B	0-1 G3		1-2 1B HR 1B	0-0 F9			5	2	3	2	0	0	4				
Chad Curtis, R OBP: 0.347, SLG: 0.473 Scarborough Green, S OBP: 0.100, SLG: 0.100	2-1 G5-4-3		1-2 FC4-6 1-H 2B		2-1 F7	2-3 K		2-2 F8		5	0	1	1	0	1	3				
Rafael Palmeiro, L OBP: 0.400, SLG: 0.557	3-2 L9		1-1 L7		4-0 FC6-4 BB	2-1 HR 1B		3-2 G4-3		4	1	1	1	1	0	1				
David Segui, S OBP: 0.327, SLG: 0.510		0-1 F8	4-2 FC4-6 BB		1-1 F7	0-0 HR		2-2 G3		4	1	1	3	1	0	1				
Ruben Mateo, R OBP: 0.360, SLG: 0.476		0-0 L5	0-2 FC4-6		1-2 FC6-4	1-2 G5-3				4	0	0	0	0	0	3				
Mike Lamb, L OBP: 0.382, SLG: 0.525		0-1 1B 2B		3-2 G1-3		0-1 1B 2B				4	2	3	0	0	0	0				
Royce Clayton, R OBP: 0.313, SLG: 0.463		1-1 2B 1B		2-3 K		1-2 1B 1B				3	1	2	1	1	1	0				
Bill Haselman, R OBP: 0.391, SLG: 0.400		1-1 G1-3		2-1 2B		2-2 1B 1B				4	1	2	0	0	1	3				
Jason McDonald, S OBP: 0.370, SLG: 0.400			2-3 K		4-2 BB	1-0 F7		2-0 F5		3	0	0	0	1	1	5				
Inning Stats	R: 0 E: 0 K: 0 S: 7	H: 1 LOB: 0 BB: 0 P: 13	R: 1 E: 0 K: 0 S: 9	H: 2 LOB: 1 BB: 0 P: 11	R: 1 E: 0 K: 1 S: 26	H: 2 LOB: 2 BB: 1 P: 36	R: 0 E: 0 K: 1 S: 17	H: 1 LOB: 1 BB: 1 P: 28	R: 0 E: 0 K: 1 S: 9	H: 0 LOB: 0 BB: 1 P: 17	R: 6 E: 0 K: 1 S: 23	H: 6 LOB: 0 BB: 0 P: 33	R: 0 E: 0 K: 1 S: 10	H: 1 LOB: 2 BB: 1 P: 17	R: 0 E: 0 K: 0 S: 9	H: 0 LOB: 0 BB: 0 P: 16	1B: 7 2B: 5 3B: 0 HR: 1	SF: 0 SAC: 0 DP: 1 HBP: 0	WP: 0 PB: 0 SB: 0 CS: 0	PA: 40
PITCHER	IP WLS BF H R ER SO	IP WLS BF H R ER SO	IP WLS BF H R ER SO	IP WLS BF H R ER SO	IP WLS BF H R ER SO	IP WLS BF H R ER SO	IP WLS BF H R ER SO	IP WLS BF H R ER SO	IP WLS BF H R ER SO	IP WLS BF H R ER SO	IP WLS BF H R ER SO	IP WLS BF H R ER SO	IP WLS BF H R ER SO	IP WLS BF H R ER SO	IP WLS BF H R ER SO	IP WLS BF H R ER SO	BB IBB HBP BLK	WP HR S P	ERA WHIP	ERA WHIP
Sidney Ponson, R ERA: 5.99	(1, 1) 5.2 0 0 0	(1, 1) 5.2 0 0 0	(1, 1) 5.2 0 0 0	(1, 1) 5.2 0 0 0	(1, 1) 5.2 0 0 0	(1, 1) 5.2 0 0 0	(1, 1) 5.2 0 0 0	(1, 1) 5.2 0 0 0	(1, 1) 5.2 0 0 0	(1, 1) 5.2 0 0 0	(1, 1) 5.2 0 0 0	(1, 1) 5.2 0 0 0	(1, 1) 5.2 0 0 0	(1, 1) 5.2 0 0 0	(1, 1) 5.2 0 0 0	(1, 1) 5.2 0 0 0	3 0 0 0	0 85 129	9.53 2.294	9.53 2.294
B.J. Ryan, L ERA: 7.02	(6, 1) 0.1 0 0 0	(6, 1) 0.1 0 0 0	(6, 1) 0.1 0 0 0	(6, 1) 0.1 0 0 0	(6, 1) 0.1 0 0 0	(6, 1) 0.1 0 0 0	(6, 1) 0.1 0 0 0	(6, 1) 0.1 0 0 0	(6, 1) 0.1 0 0 0	(6, 1) 0.1 0 0 0	(6, 1) 0.1 0 0 0	(6, 1) 0.1 0 0 0	(6, 1) 0.1 0 0 0	(6, 1) 0.1 0 0 0	(6, 1) 0.1 0 0 0	(6, 1) 0.1 0 0 0	1 0 0 0	1 11 18	54.00 12.000	54.00 12.000
Al Reyes, R ERA: 6.43	(7, 1) 2.0 0 0 0	(7, 1) 2.0 0 0 0	(7, 1) 2.0 0 0 0	(7, 1) 2.0 0 0 0	(7, 1) 2.0 0 0 0	(7, 1) 2.0 0 0 0	(7, 1) 2.0 0 0 0	(7, 1) 2.0 0 0 0	(7, 1) 2.0 0 0 0	(7, 1) 2.0 0 0 0	(7, 1) 2.0 0 0 0	(7, 1) 2.0 0 0 0	(7, 1) 2.0 0 0 0	(7, 1) 2.0 0 0 0	(7, 1) 2.0 0 0 0	(7, 1) 2.0 0 0 0	0 0 0 0	0 14 24	0.00 0.000	0.00 0.000

Baltimore Orioles @ Texas Rangers
The Ballpark at Arlington, Arlington, TX
Thu May 18 2000, 8:05 PM EDT
Att: 32,961 - Cloudy - 85 F

AB 36
R 8
H 13
RBI 8
BB 4
SO 4
LOB 20




Batter	1	2	3	4	5	6	7	8	9	AB	R	H	RBI	BB	SO	LOB	TOP																		
																													<p>Baltimore Orioles @ Texas Rangers The Ballpark at Arlington, Arlington, TX Fri May 19 2000, 8:05 PM EDT</p> <p>livebaseballscorecards.com</p> <p>AB 0 R 0 H 0 RBI 0 BB 0 SO 0 LOB 0</p> 						
Inning Stats																	1B: 0 SF: 0 WP: 0 PA: 0 2B: 0 SAC: 0 PB: 0 3B: 0 DP: 0 SB: 0 HR: 0 HBP: 0 CS: 0																		
PITCHER	IP	WLS	BF	H	R	ER	SO	BB	IBB	HBP	BLK	WP	HR	S	P	ERA	WHIP	PITCHER	IP	WLS	BF	H	R	ER	SO	BB	IBB	HBP	BLK	WP	HR	S	P	ERA	WHIP

Batter	1	2	3	4	5	6	7	8	9	AB	R	H	RBI	BB	SO	LOB	BOTTOM																		
																														<p>Baltimore Orioles @ Texas Rangers The Ballpark at Arlington, Arlington, TX Fri May 19 2000, 8:05 PM EDT</p> <p>livebaseballscorecards.com</p> <p>AB 0 R 0 H 0 RBI 0 BB 0 SO 0 LOB 0</p> 					
Inning Stats																		1B: 0 SF: 0 WP: 0 PA: 0 2B: 0 SAC: 0 PB: 0 3B: 0 DP: 0 SB: 0 HR: 0 HBP: 0 CS: 0																	
PITCHER	IP	WLS	BF	H	R	ER	SO	BB	IBB	HBP	BLK	WP	HR	S	P	ERA	WHIP	PITCHER	IP	WLS	BF	H	R	ER	SO	BB	IBB	HBP	BLK	WP	HR	S	P	ERA	WHIP

Batter	1	2	3	4	5	6	7	8	9	AB	R	H	RBI	BB	SO	LOB	TOP										
Brady Anderson, L (1, 8) OBP: 0.364, SLG: 0.497										2	0	0	0	2	1	0	Baltimore Orioles @ Texas Rangers The Ballpark at Arlington, Arlington, TX Sat May 20 2000, 8:05 PM EDT Att: 48,164 - Cloudy - 75 F										
Delino DeShields, L (1, 4) OBP: 0.466, SLG: 0.500										4	0	0	0	0	0	3											
B.J. Surhoff, L (1, 7) OBP: 0.302, SLG: 0.374										4	0	1	0	0	0	0											
Albert Belle, R (1, 9) OBP: 0.361, SLG: 0.474										4	1	2	0	0	0	0											
Harold Baines, L (1, 10) OBP: 0.317, SLG: 0.378										4	0	0	0	0	1	2											
Cal Ripken Jr., R (1, 5) OBP: 0.295, SLG: 0.452										4	0	2	1	0	0	0											
Rich Amaral, R (9, PR) OBP: 0.267, SLG: 0.286										0	0	0	0	0	0	0											
Jeff Conine, R (1, 3) OBP: 0.346, SLG: 0.479										3	0	2	0	0	0	1											
Charles Johnson, R (1, 2) OBP: 0.318, SLG: 0.492										3	0	0	0	0	1	2											
Mike Bordick, R (1, 6) OBP: 0.358, SLG: 0.562										3	0	0	0	0	1	2											
Inning Stats	R: 0 E: 0 K: 1 S: 11	H: 0 LOB: 0 BB: 0 P: 14	R: 0 E: 0 K: 0 S: 5	H: 0 LOB: 0 BB: 0 P: 6	R: 0 E: 0 K: 0 S: 13	H: 1 LOB: 2 BB: 1 P: 22	R: 1 E: 0 K: 1 S: 12	H: 3 LOB: 1 BB: 0 P: 17	R: 0 E: 0 K: 0 S: 5	H: 0 LOB: 0 BB: 0 P: 11	R: 0 E: 0 K: 2 S: 7	H: 1 LOB: 1 BB: 0 P: 12	R: 0 E: 0 K: 2 S: 13	H: 1 LOB: 1 BB: 0 P: 19	R: 0 E: 0 K: 0 S: 13	H: 0 LOB: 0 BB: 1 P: 19	R: 0 E: 0 K: 0 S: 7	H: 1 LOB: 1 BB: 0 P: 13	1B: 4 2B: 3 3B: 0 HR: 0	SF: 0 SAC: 0 DP: 1 HBP: 0	WP: 0 PB: 0 SB: 0 CS: 1	PA: 34					
PITCHER	IP	WLS	BF	H	R	ER	SO	BB	IBB	HBP	BLK	WP	HR	S	P	ERA	WHIP										
Esteban Loaiza, R (1, 1) ERA: 4.73	7.0	W	28	6	1	1	4	2	0	0	0	0	0	69	108	1.29	1.143										
Mike Venafro, L (8, 1) ERA: 3.5	1.0	H	2	0	0	0	0	0	0	0	0	0	0	10	12	0.00	0.000										
John Wetteland, R (9, 1) ERA: 5.12	1.0	S	3	1	0	0	0	0	0	0	0	0	0	7	13	0.00	1.000										

Batter	1	2	3	4	5	6	7	8	9	AB	R	H	RBI	BB	SO	LOB	BOTTOM										
Luis Altea, S (1, 4) OBP: 0.392, SLG: 0.412										4	0	1	0	0	0	0	Baltimore Orioles @ Texas Rangers The Ballpark at Arlington, Arlington, TX Sat May 20 2000, 8:05 PM EDT Att: 48,164 - Cloudy - 75 F										
Chad Curtis, R (1, 7) OBP: 0.347, SLG: 0.473										2	0	1	1	0	1	0											
Scarborough Green, S (9, 9) OBP: 0.100, SLG: 0.100										0	0	0	0	0	0	0											
Ivan Rodriguez, R (1, 2) OBP: 0.399, SLG: 0.758										3	0	0	0	0	2	2											
Rafael Palmeiro, L (1, 3) OBP: 0.399, SLG: 0.573										3	1	1	1	0	0	1											
David Segui, S (1, 10) OBP: 0.420, SLG: 0.500										3	0	0	0	0	0	0											
Ruben Mateo, R (1, 8) OBP: 0.359, SLG: 0.473										3	0	1	0	0	1	0											
Mike Lamb, L (1, 5) OBP: 0.380, SLG: 0.518										3	0	1	0	0	0	0											
Royce Clayton, R (1, 6) OBP: 0.307, SLG: 0.455										3	0	0	0	0	0	2											
Jason McDonald, S (1, 9) OBP: 0.368, SLG: 0.413										3	1	1	0	0	0	0											
Inning Stats	R: 0 E: 0 K: 2 S: 8	H: 0 LOB: 0 BB: 0 P: 10	R: 0 E: 0 K: 1 S: 10	H: 0 LOB: 0 BB: 0 P: 15	R: 0 E: 0 K: 0 S: 7	H: 0 LOB: 0 BB: 0 P: 10	R: 0 E: 0 K: 0 S: 4	H: 1 LOB: 0 BB: 0 P: 5	R: 1 E: 0 K: 0 S: 11	H: 3 LOB: 1 BB: 0 P: 18	R: 1 E: 0 K: 1 S: 13	H: 2 LOB: 1 BB: 0 P: 20	R: 0 E: 0 K: 0 S: 10	H: 0 LOB: 0 BB: 0 P: 13	R: 0 E: 0 K: 0 S: 7	H: 0 LOB: 0 BB: 0 P: 8	R: 0 E: 0 K: 0 S: 10	H: 0 LOB: 0 BB: 0 P: 13	1B: 4 2B: 1 3B: 0 HR: 1	SF: 1 SAC: 0 DP: 2 HBP: 0	WP: 0 PB: 0 SB: 0 CS: 0	PA: 28					
PITCHER	IP	WLS	BF	H	R	ER	SO	BB	IBB	HBP	BLK	WP	HR	S	P	ERA	WHIP										
35 Mike Mussina, R (1, 1) ERA: 4.42	8.0	L	28	6	2	2	4	0	0	0	0	0	1	70	99	2.25	0.750										

AB	31
R	1
H	7
RBI	1
BB	2
SO	4
LOB	10



Batter	1	2	3	4	5	6	7	8	9	AB	R	H	RBI	BB	SO	LOB	TOP				
Rich Amaral, R OBP: 0.245, SLG: 0.261 Brady Anderson, L OBP: 0.362, SLG: 0.493 (8, PH)	G4-3	G6-3		F8		F8		FC6-5		4	0	0	0	0	0	4	Baltimore Orioles @ Texas Rangers The Ballpark at Arlington, Arlington, TX Sun May 21 2000, 8:05 PM EDT Att: 36,378 - Sunny - 82 F				
Mike Bordick, R OBP: 0.359, SLG: 0.583	HR		K		1B	2B		P3		5	2	2	1	0	1	2					
Delino DeShields, L OBP: 0.399, SLG: 0.490	1B		F7		K			F8		5	1	1	0	0	2	1					
Albert Belle, R OBP: 0.368, SLG: 0.475	1B		F7		1B	1B		G6-3		4	1	2	0	1	0	0					
Jeff Conine, R OBP: 0.356, SLG: 0.492	E9				F9			F8		5	0	3	1	0	0	1					
Will Clark, L OBP: 0.511, SLG: 0.464	G6-4-3				2B					4	1	3	1	1	1	1					
Cal Ripken Jr., R OBP: 0.294, SLG: 0.454	G6-4-3				2B					4	0	1	1	0	2	6					
B.J. Surhoff, L OBP: 0.311, SLG: 0.382					K			FC6-5		2	0	1	0	2	1	1					
Charles Johnson, R OBP: 0.319, SLG: 0.488					F8			SH3-4		3	0	1	0	0	0	3					
Inning Stats	R: 3 E: 1 K: 0 S: 16	H: 4 LOB: 1 BB: 1 P: 28	R: 0 E: 0 K: 0 S: 5	H: 0 LOB: 0 BB: 1 P: 10	R: 0 E: 0 K: 1 S: 11	H: 0 LOB: 0 BB: 0 P: 17	R: 1 E: 0 K: 1 S: 18	H: 2 LOB: 2 BB: 1 P: 27	R: 1 E: 0 K: 2 S: 16	H: 3 LOB: 2 BB: 1 P: 25	R: 0 E: 0 K: 1 S: 12	H: 2 LOB: 1 BB: 0 P: 16	R: 0 E: 0 K: 1 S: 10	H: 0 LOB: 1 BB: 1 P: 17	R: 0 E: 0 K: 2 S: 10	H: 1 LOB: 1 BB: 0 P: 14	1B: 8 2B: 5 3B: 0 HR: 1	SF: 0 SAC: 1 DP: 2 HBP: 0	WP: 1 PB: 0 SB: 0 CS: 0	PA: 42	
PITCHER	IP	WLS	BF	H	R	ER	SO	BB	IBB	HBP	BLK	WP	HR	S	P	ERA	WHIP				
Darren Oliver, L ERA: 5.4	4.2		24	9	5	4	3	2	1	0	0	1	1	63	104	7.71	2.357				
Mark Clark, R ERA: 7.2	2.0		9	4	0	0	1	0	0	0	0	0	0	22	33	0.00	2.000				
Francisco Cordero, R ERA: 1.98	0.2		3	0	0	0	1	1	0	0	0	0	0	6	13	0.00	1.500				
Mike Venafro, L ERA: 3.45	0.2	W	2	0	0	0	0	0	0	0	0	0	0	5	8	0.00	0.000				
John Weteland, R ERA: 4.87	1.0	S	4	1	0	0	2	0	0	0	0	0	0	10	14	0.00	1.000				

Batter	1	2	3	4	5	6	7	8	9	AB	R	H	RBI	BB	SO	LOB	BOTTOM				
Luis Altea, S OBP: 0.400, SLG: 0.421	FC3-6			FC5-4				F8		5	1	3	0	0	0	3	Baltimore Orioles @ Texas Rangers The Ballpark at Arlington, Arlington, TX Sun May 21 2000, 8:05 PM EDT Att: 36,378 - Sunny - 82 F				
Chad Curtis, R OBP: 0.351, SLG: 0.466	FC3-6			FC5-4						2	0	0	0	2	0	4					
Ivan Rodriguez, R OBP: 0.390, SLG: 0.744	G6-4-3			FC5-4						3	0	0	1	0	0	3					
Rafael Palmeiro, L OBP: 0.401, SLG: 0.589										3	1	1	2	1	0	1					
David Segui, S OBP: 0.310, SLG: 0.487				G4-6-3						4	0	0	0	0	1	4					
Ruben Mateo, R OBP: 0.382, SLG: 0.471										3	2	1	0	1	0	0					
Mike Lamb, L OBP: 0.389, SLG: 0.553				G3-1						2	1	1	2	1	0	0					
Royce Clayton, R OBP: 0.301, SLG: 0.444				K						4	0	0	0	0	1	2					
Jason McDonald, S OBP: 0.380, SLG: 0.406 Frank Catalanotto, L OBP: 0.643, SLG: 0.860 Scarborough Green, S OBP: 0.100, SLG: 0.100				P6						1	1	0	0	2	0	0					
Inning Stats	R: 0 E: 0 K: 0 S: 5	H: 1 LOB: 0 BB: 0 P: 7	R: 0 E: 0 K: 0 S: 3	H: 0 LOB: 0 BB: 0 P: 6	R: 0 E: 0 K: 1 S: 8	H: 0 LOB: 0 BB: 0 P: 14	R: 0 E: 0 K: 0 S: 7	H: 1 LOB: 2 BB: 2 P: 16	R: 0 E: 0 K: 0 S: 9	H: 0 LOB: 3 BB: 2 P: 20	R: 3 E: 0 K: 1 S: 12	H: 3 LOB: 0 BB: 0 P: 20	R: 2 E: 0 K: 0 S: 12	H: 1 LOB: 1 BB: 2 P: 25	R: 1 E: 0 K: 0 S: 11	H: 1 LOB: 1 BB: 1 P: 17	1B: 5 2B: 0 3B: 0 HR: 2	SF: 1 SAC: 1 DP: 2 HBP: 0	WP: 0 PB: 0 SB: 0 CS: 0	PA: 37	
PITCHER	IP	WLS	BF	H	R	ER	SO	BB	IBB	HBP	BLK	WP	HR	S	P	ERA	WHIP				
Scott Erickson, R ERA: 8.31	6.0		29	6	5	5	2	6	0	0	0	0	0	1	1	0.00	0.000				
Al Reyes, R ERA: 6.14	0.1	H	1	0	0	0	0	0	0	0	0	0	0	1	1	0.00	0.000				
Buddy Groom, L ERA: 4.29	1.0	L	4	0	1	1	0	1	0	0	0	0	0	9	19	9.00	1.000				
Mike Trombley, R ERA: 6.75	0.2		3	1	0	0	0	0	0	0	0	0	0	9	10	0.00	1.500				



Batter	1	2	3	4	5	6	7	8	9	AB	R	H	RBI	BB	SO	LOB	TOP										
Rickey Henderson, R OBP: 0.388, SLG: 0.287	(1, 7) K		(2, 1) F9		(1, 0) F9		(2, 1) F8		(4, 2) DI BB	4	0	0	0	1	1	3											
Mark McLemore, S OBP: 0.352, SLG: 0.297	(1, 4) G4-3			(1, 3) K		(0, 1) 1B		(0, 3) K	(1, 0) G1-3	5	0	1	0	0	2	2											
Alex Rodriguez, R OBP: 0.477, SLG: 0.721	(1, 6) G5-3			(4, 0) 1B BB		(0, 2) F9		(0, 1) CS 1B		3	0	1	0	1	0	1											
John Olerud, L OBP: 0.455, SLG: 0.493		(2, 2) G4-3		(3, 2) L8		(2, 1) F7		(3, 2) G4-3		4	0	0	0	0	0	3											
Edgar Martinez, R OBP: 0.423, SLG: 0.698		(2, 3) K		(1, 0) 1B		(3, 1) F8			(1, 1) HR 1B	4	0	2	0	0	1	1											
John Mabry, L OBP: 0.273, SLG: 0.300				(1, 3) 1B						0	1	0	0	0	0	0											
Jay Buhner, R OBP: 0.405, SLG: 0.609		(0, 0) 1B		(1, 0) F9				(4, 2) BB BB	(0, 2) HR	3	1	2	2	1	0	2											
David Bell, R OBP: 0.288, SLG: 0.392	(2, 3) K				(0, 1) L6		(1, 0) F9	(0, 2) G4-3 SH3-4	1B	4	0	1	0	0	1	2											
Dan Wilson, R OBP: 0.296, SLG: 0.366			(1, 1) G4-3		(0, 1) G1-3		(0, 0) F8	(1, 0) SH3-4		3	0	0	0	0	0	1											
Mike Cameron, R OBP: 0.344, SLG: 0.457			(3, 2) F8		(3, 1) 1B		(4, 2) BB	(1, 1) G4-3		3	0	1	0	1	0	2											
Inning Stats	R: 0 H: 0 E: 0 K: 1 S: 11	H: 0 LOB: 0 BB: 0 P: 16	R: 0 H: 1 E: 0 K: 2 S: 10	LOB: 1 BB: 0 P: 16	R: 0 H: 0 E: 0 K: 0 S: 8	H: 0 LOB: 0 BB: 0 P: 14	R: 0 H: 1 E: 0 K: 1 S: 11	LOB: 2 BB: 1 P: 21	R: 0 H: 1 E: 0 K: 0 S: 7	LOB: 1 BB: 0 P: 11	R: 0 H: 0 E: 0 K: 0 S: 9	H: 0 LOB: 2 BB: 2 P: 14	R: 0 H: 0 E: 0 K: 1 S: 10	H: 0 LOB: 0 BB: 2 P: 21	R: 0 H: 1 E: 0 K: 1 S: 10	LOB: 3 BB: 1 P: 24	R: 2 H: 3 E: 0 K: 0 S: 16	H: 3 LOB: 3 BB: 1 P: 24	1B: 7 2B: 0 3B: 0 HR: 1	SF: 0 SAC: 1 DP: 0 HBP: 0	WP: 0 PB: 0 SB: 0 CS: 1	PA: 38					
PITCHER	IP	WLS	BF	H	R	ER	SO	BB	IBB	HBP	BLK	WP	HR	S	P	ERA	WHIP										
Pat Rapp, R ERA: 4.61	(1, 1) 7.0		28	4	0	0	4	3	0	0	0	0	0	66	113	0.00	1.000										
Jason Johnson, R ERA: 4.5	(8, 1) 1.0	H	3	1	0	0	1	0	0	0	0	0	0	10	13	0.00	1.000										
Mike Timlin, R ERA: 6.39	(9, 1) 1.0	W	7	3	2	2	0	1	0	0	0	0	1	16	24	18.00	4.000										

Seattle Mariners @ Baltimore Orioles
Oriole Park at Camden Yards, Baltimore, MD
Tue May 23 2000, 7:05 PM EDT
Att: 37,747 - Cloudy - 73 F

AB 33
R 2
H 8
RBI 2
BB 4
SO 5
LOB 17



Batter	1	2	3	4	5	6	7	8	9	AB	R	H	RBI	BB	SO	LOB	BOTTOM										
Brady Anderson, L OBP: 0.371, SLG: 0.517	(1, 8) HR		(2, 3) K		(2, 2) 1B			(4, 1) BB		3	1	2	1	1	1	0											
Delino DeShields, L OBP: 0.390, SLG: 0.478	(1, 4) K		(1, 0) G3		(2, 2) CS 3H		(1, 1) F8	(1, 3) K		4	0	0	0	0	2	2											
B.J. Surhoff, L OBP: 0.305, SLG: 0.373	(1, 7) F7		(0, 0) G3-1		(3, 1) G6-3		(3, 1) G6-3	(1, 0) F2		4	0	0	0	0	0	2											
Albert Belle, R OBP: 0.365, SLG: 0.469	(1, 9) F9			(3, 1) G5-3		(1, 1) F8			(2, 0) HR 1B	4	1	1	0	0	0	0											
Harold Baines, L OBP: 0.315, SLG: 0.400		(2, 2) HR		(2, 2) G6-3		(0, 1) G4-3		(3, 1) F7		4	1	1	1	0	0	1											
Cal Ripken Jr., R OBP: 0.293, SLG: 0.470		(2, 0) F4		(2, 0) F8		(0, 0) G5-3		(2, 0) HR		4	1	1	2	0	0	0											
Will Clark, L OBP: 0.495, SLG: 0.444		(0, 0) G4-3			(3, 1) G5-3		(1, 1) G3-1			3	0	0	0	0	0	0											
Charles Johnson, R OBP: 0.326, SLG: 0.488		(3, 2) 1B			(0, 1) G1-3			(4, 2) BB BB		2	0	1	0	1	0	0											
Mike Bordick, R OBP: 0.359, SLG: 0.575		(2, 0) P6			(4, 1) 1B CS BB			(1, 0) P6		2	0	0	0	1	0	2											
Inning Stats	R: 1 H: 1 E: 0 K: 1 S: 9	H: 2 LOB: 1 BB: 0 P: 15	R: 0 H: 0 E: 0 K: 1 S: 5	H: 0 LOB: 0 BB: 0 P: 8	R: 0 H: 0 E: 0 K: 0 S: 7	H: 0 LOB: 0 BB: 0 P: 14	R: 0 H: 1 E: 0 K: 0 S: 12	LOB: 1 BB: 1 P: 22	R: 0 H: 0 E: 0 K: 0 S: 6	LOB: 0 BB: 0 P: 11	R: 0 H: 0 E: 0 K: 0 S: 5	H: 0 LOB: 0 BB: 0 P: 6	R: 0 H: 0 E: 0 K: 1 S: 11	H: 0 LOB: 2 BB: 2 P: 22	R: 2 H: 2 E: 0 K: 0 S: 4	H: 2 LOB: 0 BB: 0 P: 11	1B: 3 2B: 0 3B: 0 HR: 3	SF: 0 SAC: 0 DP: 0 HBP: 0	WP: 0 PB: 0 SB: 0 CS: 1	PA: 34							
PITCHER	IP	WLS	BF	H	R	ER	SO	BB	IBB	HBP	BLK	WP	HR	S	P	ERA	WHIP										
Gil Meche, R ERA: 4.1	(1, 1) 7.0		25	4	2	2	2	1	0	0	0	0	0	6	11	0.00	3.000										
Jose Paniagua, R ERA: 6.35	(8, 1) 0.1		2	0	0	0	0	1	0	0	0	0	0	6	11	0.00	3.000										
37 Robert Ramsay, L ERA: 1.69	(8, 1) 0.2		3	0	0	0	1	1	0	0	0	0	0	5	11	0.00	1.500										
Jose Mesa, R ERA: 5.09	(9, 1) 0.1	L	3	2	2	2	0	0	0	0	0	0	1	4	11	54.00	6.000										

Seattle Mariners @ Baltimore Orioles
Oriole Park at Camden Yards, Baltimore, MD
Tue May 23 2000, 7:05 PM EDT
Att: 37,747 - Cloudy - 73 F

AB 30
R 4
H 6
RBI 4
BB 3
SO 3
LOB 7



Batter	1	2	3	4	5	6	7	8	9	AB	R	H	RBI	BB	SO	LOB	TOP			
Rickey Henderson, R OBP: 0.385, SLG: 0.286 (1, 7)										4	0	1	0	0	1	2	Seattle Mariners @ Baltimore Orioles Oriole Park at Camden Yards, Baltimore, MD Wed May 24, 2000, 7:05 PM EDT Att: 37,262 - Cloudy - 82 F			
Mark McLemore, S OBP: 0.350, SLG: 0.295 (1, 4)										4	1	1	0	0	0	3				
Alex Rodriguez, R OBP: 0.467, SLG: 0.703 (1, 6)										4	0	0	0	0	1	2				
John Olerud, L OBP: 0.456, SLG: 0.487 (1, 3)										2	1	0	0	2	0	0				
Edgar Martinez, R OBP: 0.425, SLG: 0.720 (1, 10)										4	1	2	3	0	1	0				
Jay Buhner, R OBP: 0.393, SLG: 0.588 Dan Wilson, R OBP: 0.296, SLG: 0.366 (1, 9) (9, 2)										4	0	0	0	0	2	2				
Stan Javier, S OBP: 0.397, SLG: 0.467 (1, 8) (9, 9)										3	0	2	0	1	1	0				
Tom Lampkin, L OBP: 0.319, SLG: 0.492 Mike Cameron, R OBP: 0.342, SLG: 0.454 (1, 2) (9, PH) (9, 8)										3	0	1	0	0	0	2				
David Bell, R OBP: 0.282, SLG: 0.384 (1, 5)										3	0	0	0	0	1	3				
Inning Stats	R: 1 E: 0 K: 1 S: 12	H: 2 LOB: 2 BB: 1 P: 23	R: 0 E: 0 K: 0 S: 6	H: 0 LOB: 0 BB: 1 P: 11	R: 0 E: 0 K: 0 S: 3	H: 0 LOB: 0 BB: 0 P: 8	R: 2 E: 0 K: 0 S: 11	H: 2 LOB: 1 BB: 1 P: 21	R: 0 E: 0 K: 1 S: 8	H: 0 LOB: 0 BB: 0 P: 10	R: 0 E: 0 K: 2 S: 14	H: 2 LOB: 2 BB: 0 P: 18	R: 0 E: 0 K: 1 S: 12	H: 0 LOB: 0 BB: 0 P: 19	R: 0 E: 0 K: 3 S: 11	H: 0 LOB: 0 BB: 0 P: 17		1B: 5 2B: 1 3B: 0 HR: 1	SF: 0 SAC: 0 DP: 1 HBP: 0	WP: 0 PB: 0 SB: 1 CS: 1
PITCHER	IP WLS BF H R ER SO BB IBB HBP BLK WP HR S P ERA WHIP	IP WLS BF H R ER SO BB IBB HBP BLK WP HR S P ERA WHIP																		
Sidney Ponson, R ERA: 5.32 Buddy Groom, L ERA: 4.09 (1, 1) (9, 1)	8.0 W 32 7 3 3 5 3 0 0 0 0 1 72 120 3.38 1.250	1.0 L 3 0 0 0 3 0 0 0 0 0 0 11 17 0.00 0.000																		

AB	32
R	3
H	7
RBI	3
BB	3
SO	8
LOB	14



Batter	1	2	3	4	5	6	7	8	9	AB	R	H	RBI	BB	SO	LOB	BOTTOM	
Brady Anderson, L OBP: 0.374, SLG: 0.513 (1, 8)										3	0	1	0	0	0	1	Seattle Mariners @ Baltimore Orioles Oriole Park at Camden Yards, Baltimore, MD Wed May 24, 2000, 7:05 PM EDT Att: 37,262 - Cloudy - 82 F	
Mike Bordick, R OBP: 0.351, SLG: 0.561 (1, 6)										4	0	0	0	0	0	2		
Jeff Conine, R OBP: 0.353, SLG: 0.484 (1, 3)										4	0	1	0	0	1	0		
Albert Belle, R OBP: 0.363, SLG: 0.470 (1, 9)										4	1	1	0	0	1	1		
Cal Ripken Jr., R OBP: 0.305, SLG: 0.474 Delino DeShields, L OBP: 0.390, SLG: 0.478 (1, 5) (9, PR)										3	1	2	1	1	0	0		
Will Clark, L OBP: 0.495, SLG: 0.432 (1, 10)										2	1	0	0	2	0	1		
Charles Johnson, R OBP: 0.331, SLG: 0.489 (1, 2)										4	0	2	1	0	1	2		
B.J. Surhoff, L OBP: 0.298, SLG: 0.364 (1, 7)										4	0	0	1	0	0	4		
Mark Lewis, R OBP: 0.208, SLG: 0.244 (1, 4)										3	0	1	0	0	0	3		
Inning Stats	R: 0 E: 0 K: 0 S: 7	H: 2 LOB: 1 BB: 0 P: 12	R: 0 E: 0 K: 0 S: 8	H: 2 LOB: 2 BB: 0 P: 12	R: 0 E: 0 K: 0 S: 4	H: 0 LOB: 0 BB: 0 P: 11	R: 3 E: 0 K: 0 S: 12	H: 3 LOB: 0 BB: 1 P: 21	R: 0 E: 0 K: 0 S: 5	H: 0 LOB: 0 BB: 0 P: 11	R: 0 E: 0 K: 2 S: 8	H: 1 LOB: 1 BB: 0 P: 10	R: 1 E: 1 K: 1 S: 7	H: 0 LOB: 2 BB: 2 P: 18	1B: 7 2B: 1 3B: 0 HR: 0	SF: 0 SAC: 0 DP: 3 HBP: 1		WP: 0 PB: 0 SB: 0 CS: 0
PITCHER	IP WLS BF H R ER SO BB IBB HBP BLK WP HR S P ERA WHIP	IP WLS BF H R ER SO BB IBB HBP BLK WP HR S P ERA WHIP																
John Halama, L ERA: 4.03 Kazuhito Sasaki, R ERA: 5.4 Arthur Rhodes, L ERA: 3.0 (1, 1) (8, 1) (9, 1)	7.0 L 4 0 1 0 2 1 0 0 0 0 0 8 14 0.00 1.000	0.1 3 0 0 0 1 1 0 0 0 0 0 7 14 0.00 3.000																



Batter	1	2	3	4	5	6	7	8	9	AB	R	H	RBI	BB	SO	LOB	TOP										
Rickey Henderson, R OBP: 0.378, SLG: 0.282	G5-3		K				L9		G6-3	5	0	1	0	0	1	3											
Mark McLemore, S OBP: 0.348, SLG: 0.289	F8		G1-3				G4-3		FC1-6 BB	3	0	0	0	1	0	2											
Alex Rodriguez, R OBP: 0.463, SLG: 0.691	G4-3				E9 FC4 SF8 1B		G6-3		FC1-6 BB 1-2	4	1	1	0	0	0	1											
John Olerud, L OBP: 0.457, SLG: 0.480		K			FC4		G6-4-3 BB		BB 1-2	2	0	0	0	2	1	1											
Edgar Martinez, R OBP: 0.421, SLG: 0.712		FC4-6 1B			SF8		G6-4-3 1-2		F3	3	0	1	1	0	0	3											
Jay Buhner, R OBP: 0.388, SLG: 0.573		FC4-6 1-2			L7					3	0	0	0	1	1	2											
Mike Cameron, R OBP: 0.340, SLG: 0.448		K			K				L9	4	0	1	0	0	2	5											
Dan Wilson, R OBP: 0.304, SLG: 0.365							K		G5-3	3	0	1	0	1	1	0											
Carlos Guillen, S OBP: 0.254, SLG: 0.169							K		F7	2	0	0	0	0	2	1											
John Mabry, L OBP: 0.261, SLG: 0.286							K			2	0	0	0	0	1	2											
Inning Stats	R: 0 E: 0 K: 0 S: 7	H: 0 LOB: 0 BB: 0 P: 10	R: 0 E: 0 K: 2 S: 9	H: 1 LOB: 1 BB: 0 P: 13	R: 0 E: 0 K: 2 S: 14	H: 0 LOB: 1 BB: 1 P: 21	R: 1 E: 1 K: 1 S: 8	H: 1 LOB: 1 BB: 0 P: 12	R: 0 E: 0 K: 2 S: 13	H: 0 LOB: 0 BB: 1 P: 14	R: 0 E: 0 K: 2 S: 15	H: 2 LOB: 2 BB: 0 P: 21	R: 0 E: 0 K: 0 S: 13	H: 0 LOB: 3 BB: 3 P: 29	R: 0 E: 0 K: 0 S: 7	H: 0 LOB: 0 BB: 0 P: 11	1B: 5 2B: 0 3B: 0 HR: 0	SF: 1 SAC: 0 DP: 1 HBP: 0	WP: 0 PB: 0 SB: 0 CS: 0	PA: 37							
PITCHER	IP	WLS	BF	H	R	ER	SO	BB	IBB	HBP	BLK	WP	HR	S	P	ERA	WHIP										
35 Mike Mussina, R ERA: 4.03	7.0	W	28	5	1	0	9	2	0	0	0	0	0	73	109	0.00	1.000										
Al Reyes, R ERA: 5.53	0.2		5	0	0	0	0	3	0	0	0	0	0	9	22	0.00	4.500										
Buddy Groom, L ERA: 4.03	0.1	H	1	0	0	0	0	0	0	0	0	0	0	4	7	0.00	0.000										
Mike Timlin, R ERA: 5.93	1.0		3	0	0	0	0	0	0	0	0	0	0	7	11	0.00	0.000										

Seattle Mariners @ Baltimore Orioles
Oriole Park at Camden Yards, Baltimore, MD
Thu May 25 2000, 7:05 PM EDT
Att: 34,764 - Cloudy - 82 F

AB	31
R	1
H	5
RBI	1
BB	5
SO	9
LOB	20



Batter	1	2	3	4	5	6	7	8	9	AB	R	H	RBI	BB	SO	LOB	BOTTOM										
Brady Anderson, L OBP: 0.375, SLG: 0.516	P6		G1-3 2B		G4-3 1B		F7	F7		5	0	2	0	0	0	2											
Delino DeShields, L OBP: 0.397, SLG: 0.472	1B		G1-3		G4-3		F7			4	0	1	2	0	0	4											
B.J. Surhoff, L OBP: 0.308, SLG: 0.369	1B		F8		BB		BB 1B			3	1	2	1	1	0	1											
Albert Belle, R OBP: 0.360, SLG: 0.462	K		L8		G6-3		2B BB			3	0	0	0	1	1	5											
Harold Baines, L OBP: 0.308, SLG: 0.390	K				G3		P6			3	0	0	0	0	1	2											
Jeff Conine, R OBP: 0.358, SLG: 0.496							2B			1	0	1	2	0	0	0											
Cal Ripken Jr., R OBP: 0.310, SLG: 0.479		F8			L3-6 2B		P4			3	0	1	0	0	0	0											
Will Clark, L OBP: 0.476, SLG: 0.410		K			L3-6		G4-3			4	0	0	0	0	2	4											
Charles Johnson, R OBP: 0.329, SLG: 0.481		F8					K			4	1	1	0	0	1	0											
Mike Bordick, R OBP: 0.360, SLG: 0.560			2B G1-3 BB		1B G4-3 BB		1B 2B 1B		F4	2	3	1	0	2	0	0											
Inning Stats	R: 0 E: 0 K: 2 S: 10	H: 2 LOB: 2 BB: 0 P: 14	R: 0 E: 0 K: 1 S: 8	H: 0 LOB: 0 BB: 0 P: 10	R: 1 E: 0 K: 0 S: 9	H: 1 LOB: 1 BB: 1 P: 19	R: 0 E: 0 K: 0 S: 6	H: 1 LOB: 0 BB: 0 P: 8	R: 1 E: 0 K: 1 S: 12	H: 1 LOB: 2 BB: 2 P: 27	R: 0 E: 0 K: 0 S: 8	H: 0 LOB: 0 BB: 0 P: 14	R: 3 E: 0 K: 1 S: 19	H: 4 LOB: 3 BB: 1 P: 32	R: 0 E: 0 K: 0 S: 8	H: 0 LOB: 0 BB: 0 P: 12	1B: 6 2B: 4 3B: 0 HR: 0	SF: 0 SAC: 0 DP: 1 HBP: 1	WP: 0 PB: 0 SB: 0 CS: 0	PA: 37							
PITCHER	IP	WLS	BF	H	R	ER	SO	BB	IBB	HBP	BLK	WP	HR	S	P	ERA	WHIP										
Paul Abbott, R ERA: 6.55	3.1		14	3	1	1	3	1	0	0	0	0	0	29	45	2.70	1.200										
Frankie Rodriguez, R ERA: 4.09	2.2	L	13	4	3	3	1	2	0	0	0	0	0	28	52	10.12	2.250										
Arthur Rhodes, L ERA: 3.38	0.2		4	1	0	0	0	1	0	0	0	0	0	10	19	0.00	3.000										
Jose Paniagua, R ERA: 6.0	1.1		6	1	1	1	1	0	0	1	0	0	0	13	20	6.75	0.750										

Seattle Mariners @ Baltimore Orioles
Oriole Park at Camden Yards, Baltimore, MD
Thu May 25 2000, 7:05 PM EDT
Att: 34,764 - Cloudy - 82 F


AB	32
R	5
H	9
RBI	5
BB	4
SO	5
LOB	18



Batter	1	2	3	4	5	6	7	8	9	AB	R	H	RBI	BB	SO	LOB	TOP											
Brady Anderson, L OBP: 0.364, SLG: 0.480	1-1 2B SF7 1B	2-2 F8		3-2 F8		1-0 G6-4-3 1-2F		0-1 F7		5	1	1	0	0	0	3												
Mike Bordick, R OBP: 0.357, SLG: 0.557	0-0 HR	0-2 F9		0-1 F8		0-1 F9			2-1 F9	5	1	1	0	0	0	2												
Delino DeShields, L OBP: 0.397, SLG: 0.499	0-2 SF7		2-1 3B		1-2 2B 2B		1-3 K		4-0 G5-4-3 BB	3	1	2	1	1	1	0												
Albert Belle, R OBP: 0.358, SLG: 0.473	3-1 HR		0-0 G6-3		3-3 K		3-3 K		2-1 G5-4-3 1-2F	5	1	1	2	0	2	3												
Will Clark, L OBP: 0.466, SLG: 0.389	0-3 K		0-3 K		1-1 F5		3-2 F7			4	0	0	0	0	2	2												
Cal Ripken Jr., R OBP: 0.302, SLG: 0.494	2-0 HR		1-1 F8		1-0 WP 2B			0-3 K		4	1	2	2	0	1	1												
Harold Baines, L OBP: 0.304, SLG: 0.376	0-1 1B			3-1 F9	2-0 F8			3-3 K		4	0	1	0	0	1	1												
B.J. Surhoff, L OBP: 0.318, SLG: 0.421	2-2 F9			4-1 1B BB		1-0 E 2B		3-2 HR		3	2	2	1	1	0	1												
Charles Johnson, R OBP: 0.336, SLG: 0.525		1-1 G6-3		1-2 1B		2-1 E6 G6-4-3 2H		1-2 HR		4	1	2	1	0	0	0												
Inning Stats	R: 4 E: 0 K: 1 S: 19	H: 5 LOB: 1 BB: 0 P: 27	R: 0 E: 0 K: 0 S: 9	H: 0 LOB: 0 BB: 0 P: 12	R: 0 E: 0 K: 1 S: 8	H: 1 LOB: 1 BB: 0 P: 11	R: 0 E: 0 K: 0 S: 11	H: 1 LOB: 2 BB: 1 P: 22	R: 1 E: 0 K: 1 S: 10	H: 2 LOB: 1 BB: 0 P: 18	R: 0 E: 0 K: 2 S: 9	H: 0 LOB: 0 BB: 0 P: 16	R: 2 E: 0 K: 2 S: 16	H: 2 LOB: 0 BB: 0 P: 23	R: 0 E: 0 K: 0 S: 4	H: 0 LOB: 0 BB: 1 P: 12	1B: 3 2B: 4 3B: 1 HR: 4	SF: 1 SAC: 0 DP: 2 HBP: 0	WP: 1 PB: 0 SB: 0 CS: 0	PA: 40								
PITCHER	IP	WLS	BF	H	R	ER	SO	BB	IBB	HBP	BLK	WP	HR	S	P	ERA	WHIP											
Estaban Yan, R ERA: 5.98	(1, 1)	5.0	L	27	10	6	6	3	1	0	0	0	1	2	60	96	10.80	2.200										
Doug Creek, L ERA: 4.91	(6, 1)	2.2		8	1	1	1	4	0	0	0	0	0	1	22	36	3.38	0.375										
Billy Taylor, R ERA: 6.23	(8, 1)	0.1		2	1	1	1	0	0	0	0	0	0	1	6	7	27.00	3.000										
Roberto Hernandez, R ERA: 5.76	(9, 1)	1.0		3	0	0	0	0	1	0	0	0	0	0	4	12	0.00	1.000										

Baltimore Orioles @ Tampa Bay Devil Rays
Tropicana Field, St. Petersburg, FL
Tue May 30 2000, 7:15 PM EDT
Att: 13,113 - Dome - 72 F


AB 37
R 8
H 12
RBI 7
BB 2
SO 7
LOB 13



Batter	1	2	3	4	5	6	7	8	9	AB	R	H	RBI	BB	SO	LOB	BOTTOM										
Randy Winn, S OBP: 0.313, SLG: 0.267	0-1 G6-3		0-2 FC9-6 G6-3 1-2F		1-0 L4	1-1 FC6-4 1-2F			2-1 G3 1B 1B	5	1	1	0	0	0	4											
Gerald Williams, R OBP: 0.325, SLG: 0.424	0-0 G6-3		2-1 G6-3 1-3		0-3 K		0-1 1B		0-1 G3 1B 1B	5	1	2	0	0	1	2											
Jose Guillen, R OBP: 0.309, SLG: 0.453	1-2 1B		1-0 F8			0-2 1B E 1B	1-0 F9		2-1 G3 1-2 2-3	5	1	2	0	0	0	4											
Fred McGriff, L OBP: 0.340, SLG: 0.443	1-0 1B			1-3 K		1-0 1B E FC6-4 1B	0-0 L6		0-0 P3	5	1	2	0	0	1	3											
Vinny Castilla, R OBP: 0.265, SLG: 0.343	1-3 K			0-0 G6-3 2B		0-0 E4 FC6-4 1B	0-3 K		0-0 HR 1B	5	2	2	3	0	2	4											
Steve Cox, L OBP: 0.406, SLG: 0.535		2-2 G6-3		2-1 G6-3 2-3		0-1 FC6-4 1B		2-1 F7	3-1 HR	5	1	2	2	0	0	1											
John Flaherty, R OBP: 0.342, SLG: 0.394		1-1 L5		1-3 K		0-0 FC6-4		0-2 G6-3	0-3 K	4	0	0	1	0	1	2											
Greg Vaughn, R OBP: 0.382, SLG: 0.586						1-2 FC6-4 1-2 2-3 3H				1	0	0	0	0	1	0											
Miguel Cairo, R OBP: 0.328, SLG: 0.353		0-0 G4-3			1-2 2B	0-1 F7		1-0 1B		4	0	2	0	0	0	1											
Felix Martinez, S OBP: 0.471, SLG: 0.400			1-0 FC9-6 1B		1-3 K	4-1 FC6-4 BB		1-1 F3		2	0	1	0	1	1	1											
Bubba Trammell, R OBP: 0.342, SLG: 0.492										1	0	0	0	0	0	1											
Ozzie Guillen, L OBP: 0.321, SLG: 0.444										0	0	0	0	0	0	0											
Inning Stats	R: 0 E: 0 K: 1 S: 12	H: 2 LOB: 2 BB: 0 P: 15	R: 0 E: 0 K: 0 S: 6	H: 0 LOB: 0 BB: 0 P: 9	R: 0 E: 0 K: 2 S: 9	H: 1 LOB: 1 BB: 0 P: 13	R: 0 E: 0 K: 2 S: 10	H: 1 LOB: 1 BB: 0 P: 13	R: 3 E: 2 K: 0 S: 13	H: 3 LOB: 2 BB: 1 P: 19	R: 0 E: 0 K: 1 S: 7	H: 1 LOB: 1 BB: 0 P: 8	R: 0 E: 0 K: 0 S: 9	H: 1 LOB: 1 BB: 0 P: 13	R: 4 E: 0 K: 1 S: 13	H: 4 LOB: 0 BB: 0 P: 20	1B: 11 2B: 2 3B: 0 HR: 1	SF: 0 SAC: 0 DP: 0 HBP: 0	WP: 0 PB: 0 SB: 1 CS: 0	PA: 43							
PITCHER	IP	WLS	BF	H	R	ER	SO	BB	IBB	HBP	BLK	WP	HR	S	P	ERA	WHIP										
Sidney Ponson, R ERA: 5.09	(1, 1)	8.1	W	39	12	5	3	6	1	0	0	0	0	79	111	3.24	1.560										
B.J. Ryan, L ERA: 7.11	(9, 1)	0.1		3	2	2	2	0	0	0	0	0	1	4	7	54.00	6.000										
Mike Timlin, R ERA: 5.4	(9, 1)	0.1	S	1	0	0	0	1	0	0	0	0	0	3	3	0.00	0.000										

Baltimore Orioles @ Tampa Bay Devil Rays
Tropicana Field, St. Petersburg, FL
Tue May 30 2000, 7:15 PM EDT
Att: 13,113 - Dome - 72 F

AB 42
R 7
H 14
RBI 6
BB 1
SO 7
LOB 23



Batter	1	2	3	4	5	6	7	8	9	AB	R	H	RBI	BB	SO	LOB	TOP				
Brady Anderson, L OBP: 0.360, SLG: 0.472										5	0	1	0	0	3	3					
Mike Bordick, R OBP: 0.355, SLG: 0.550										4	1	1	0	0	1	1					
Delino DeShields, L OBP: 0.394, SLG: 0.483										4	1	1	0	0	0	2					
Albert Belle, R OBP: 0.356, SLG: 0.468										4	0	1	0	0	1	1					
Will Clark, L OBP: 0.467, SLG: 0.387										3	1	1	1	1	1	0					
Cal Ripken Jr., R OBP: 0.307, SLG: 0.491										3	0	1	2	0	1	0					
Harold Baines, L OBP: 0.296, SLG: 0.364										4	0	0	0	0	1	4					
B.J. Surhoff, L OBP: 0.316, SLG: 0.418										4	0	1	0	0	0	3					
Charles Johnson, R OBP: 0.340, SLG: 0.524										4	0	2	0	0	0	0					
Mark Lewis, R OBP: 0.208, SLG: 0.244										0	0	0	0	0	0	0					
Inning Stats	R: 0 E: 0 K: 1 S: 8	H: 1 LOB: 0 BB: 0 P: 9	R: 0 E: 0 K: 1 S: 7	H: 0 LOB: 0 BB: 0 P: 9	R: 0 E: 0 K: 1 S: 14	H: 1 LOB: 1 BB: 0 P: 21	R: 2 E: 1 K: 1 S: 18	H: 3 LOB: 1 BB: 0 P: 25	R: 0 E: 0 K: 0 S: 7	H: 0 LOB: 0 BB: 0 P: 10	R: 1 E: 0 K: 1 S: 12	H: 2 LOB: 3 BB: 1 P: 21	R: 0 E: 0 K: 1 S: 8	H: 0 LOB: 0 BB: 0 P: 11	R: 0 E: 0 K: 1 S: 8	H: 2 LOB: 2 BB: 0 P: 15	R: 0 E: 0 K: 1 S: 14	H: 2 LOB: 2 BB: 0 P: 23	1B: 9 2B: 0 3B: 0 HR: 0	SF: 0 SAC: 0 DP: 1 HBP: 1	WP: 0 PA: 37 CS: 0
PITCHER	IP	WLS	BF	H	R	ER	SO	BB	IBB	HBP	BLK	WP	HR	S	P	ERA	WHIP				
Cory Lidle, R ERA: 3.75	(1, 1)	5.1	24	7	3	2	4	1	0	1	0	0	0	61	88	3.38	1.500				
Mark Guthrie, L ERA: 4.33	(6, 1)	2.0	6	0	0	0	2	0	0	0	0	0	0	16	24	0.00	0.000				
Jim Mecir, R ERA: 3.5	(8, 1)	0.2	W	2	0	0	1	0	0	0	0	0	0	5	9	0.00	0.000				
Roberto Hernandez, R ERA: 5.54	(9, 1)	1.0	S	5	2	0	1	0	0	0	0	0	0	14	23	0.00	2.000				

Baltimore Orioles @ Tampa Bay Devil Rays
Tropicana Field, St. Petersburg, FL
Wed May 31 2000, 7:15 PM EDT
Att: 13,870 - Dome - 72 F

AB 35
R 3
H 9
RBI 3
BB 1
SO 8
LOB 14


Batter	1	2	3	4	5	6	7	8	9	AB	R	H	RBI	BB	SO	LOB	BOTTOM				
Gerald Williams, R OBP: 0.320, SLG: 0.417										4	0	0	0	0	1	1					
Jose Guillen, R OBP: 0.339, SLG: 0.455										2	3	1	0	1	0	0					
Steve Cox, L OBP: 0.404, SLG: 0.511										2	0	0	0	1	2	1					
Randy Winn, S OBP: 0.313, SLG: 0.267										0	0	0	0	0	0	0					
Fred McGriff, L OBP: 0.343, SLG: 0.457										3	1	1	2	1	0	2					
Vinny Castilla, R OBP: 0.269, SLG: 0.346										4	0	2	2	0	0	0					
Bubba Trammell, R OBP: 0.338, SLG: 0.478										4	0	1	0	0	0	4					
Russ Johnson, R ERA: 4.44										0	0	0	0	0	0	0					
Roberto Hernandez, R ERA: 5.54										0	0	0	0	0	0	0					
Mike DiFelice, R OBP: 0.355, SLG: 0.421										4	0	0	0	0	2	3					
Miguel Cairo, R OBP: 0.322, SLG: 0.347										3	0	0	0	0	0	0					
Felix Martinez, S OBP: 0.450, SLG: 0.389										3	0	1	0	0	1	0					
Inning Stats	R: 1 E: 0 K: 0 S: 12	H: 1 LOB: 2 BB: 1 P: 20	R: 0 E: 0 K: 1 S: 6	H: 0 LOB: 0 BB: 0 P: 7	R: 0 E: 0 K: 1 S: 8	H: 0 LOB: 0 BB: 0 P: 12	R: 0 E: 0 K: 0 S: 5	H: 0 LOB: 0 BB: 0 P: 5	R: 0 E: 0 K: 0 S: 7	H: 1 LOB: 1 BB: 0 P: 10	R: 1 E: 0 K: 2 S: 16	H: 2 LOB: 2 BB: 1 P: 25	R: 0 E: 0 K: 1 S: 7	H: 0 LOB: 0 BB: 0 P: 12	R: 2 E: 0 K: 1 S: 13	H: 2 LOB: 1 BB: 1 P: 21	1B: 5 2B: 0 3B: 0 HR: 1	SF: 0 SAC: 1 DP: 0 HBP: 1	WP: 0 PA: 34 CS: 0		
PITCHER	IP	WLS	BF	H	R	ER	SO	BB	IBB	HBP	BLK	WP	HR	S	P	ERA	WHIP				
35 Mike Mussina, R ERA: 3.92	(1, 1)	7.0	28	4	2	2	5	2	0	1	0	0	0	61	91	2.57	0.857				
Buddy Groom, L ERA: 4.44	(8, 1)	0.2	L	5	2	2	0	1	0	0	0	0	1	10	16	27.00	4.500				
Mike Trombley, R ERA: 6.0	(8, 1)	0.1		1	0	0	1	0	0	0	0	0	0	3	5	0.00	0.000				


Baltimore Orioles @ Tampa Bay Devil Rays
Tropicana Field, St. Petersburg, FL
Wed May 31 2000, 7:15 PM EDT
Att: 13,870 - Dome - 72 F

AB 29
R 4
H 6
RBI 4
BB 3
SO 6
LOB 11

Batter	1	2	3	4	5	6	7	8	9	AB	R	H	RBI	BB	SO	LOB	TOP										
Brady Anderson, L (1, 8) OBP: 0.363, SLG: 0.494	1-1 G6-3		0-0 B1-3			2-0 2B			1-0 HR	4	1	2	1	0	0	1	Baltimore Orioles @ Tampa Bay Devil Rays Tropicana Field, St. Petersburg, FL Thu Jun 01 2000, 7:15 PM EDT Att: 14,108 - Dome - 72 F livebaseballscorecards.com										
Mike Bordick, R (1, 6) OBP: 0.348, SLG: 0.538	0-2 F8			1-3 K		3-2 G6-3			0-0 G6-3	4	0	0	0	0	1	1											
Delino DeShields, L (1, 4) OBP: 0.386, SLG: 0.473	1-0 G1-3			0-1 G6-3					1-2 G4-3	4	0	0	0	0	0	0											
Albert Belle, R (1, 10) OBP: 0.360, SLG: 0.472		0-0 1B		1-2 F9					0-0 G4-6-3 1B	3	0	2	0	0	0	0											
Will Clark, L (1, 3) OBP: 0.464, SLG: 0.385		0-0 G6-4-3 1B			1-1 G3				1-1 G4-6-3 1-2	3	0	1	0	0	0	1											
Cal Ripken Jr., R (1, 5) OBP: 0.302, SLG: 0.481		1-0 G6-4-3 1-2			3-1 F8				1-1 F9	3	0	0	0	0	0	1											
Jeff Conine, R (1, 9) OBP: 0.349, SLG: 0.504			3-3 K		1-2 F8				2-3 K	3	0	0	0	0	2	0											
B.J. Surhoff, L (1, 7) OBP: 0.312, SLG: 0.411			0-0 G4-3			1-0 F7			0-1 F6	3	0	0	0	0	0	0											
Charles Johnson, R (1, 2) OBP: 0.340, SLG: 0.520			2-2 1B			3-3 K			2-1 F8	3	0	1	0	0	1	0											
Inning Stats	R: 0 E: 0 K: 0 S: 7	H: 0 LOB: 0 BB: 0 P: 9	R: 0 E: 0 K: 0 S: 3	H: 2 LOB: 0 BB: 0 P: 4	R: 0 E: 0 K: 1 S: 8	H: 1 LOB: 1 BB: 0 P: 13	R: 0 E: 0 K: 1 S: 8	H: 0 LOB: 0 BB: 0 P: 10	R: 0 E: 0 K: 0 S: 7	H: 0 LOB: 0 BB: 0 P: 12	R: 0 E: 0 K: 0 S: 4	H: 1 LOB: 0 BB: 0 P: 5	R: 0 E: 0 K: 1 S: 7	H: 0 LOB: 0 BB: 0 P: 10	R: 1 E: 0 K: 0 S: 8	H: 1 LOB: 0 BB: 0 P: 12	1B: 4 2B: 1 3B: 0 HR: 1	SF: 0 SAC: 0 DP: 2 HBP: 0	WP: 0 SB: 0 CS: 0	PA: 30							
PITCHER	IP	WLS	BF	H	R	ER	SO	BB	IBB	HBP	BLK	WP	HR	S	P	ERA	WHIP										
Bryan Rekar, R (1, 1) ERA: 4.81	8.1	W	28	6	1	1	4	0	0	0	0	0	1	55	86	1.08	0.720										
Roberto Hernandez, R (9, 1) ERA: 5.4	0.2	S	2	0	0	0	0	0	0	0	0	0	0	5	6	0.00	0.000										

Batter	1	2	3	4	5	6	7	8	9	AB	R	H	RBI	BB	SO	LOB	BOTTOM										
Randy Winn, S (1, 7) OBP: 0.350, SLG: 0.368	1-1 1B 2B		3-1 FC5-4 1B		2-3 K		3-2 G5-3			4	1	2	0	0	1	1	Baltimore Orioles @ Tampa Bay Devil Rays Tropicana Field, St. Petersburg, FL Thu Jun 01 2000, 7:15 PM EDT Att: 14,108 - Dome - 72 F livebaseballscorecards.com										
Gerald Williams, R (1, 8) OBP: 0.322, SLG: 0.416	1-3 K		1-0 FC5-4 WP 1-2		1-2 FC5 1B 2H		4-2 1B BB			3	0	1	1	1	1	2											
Jose Guillen, R (1, 9) OBP: 0.333, SLG: 0.441	3-2 G5-3		1-3 K		3-2 FC5 1B		1-0 F8			4	0	1	0	0	1	3											
Fred McGriff, L (1, 3) OBP: 0.341, SLG: 0.453	3-2 1B 2H		2-3 K		1-3 K			0-1 G3		4	0	1	1	0	2	3											
Vinny Castilla, R (1, 5) OBP: 0.269, SLG: 0.344	1-1 1B			0-0 G6-3	0-0 FC5		1-3 K			4	0	1	0	0	1	2											
Steve Cox, L (1, 10) OBP: 0.293, SLG: 0.490	0-0 G4-3			1-0 F7		3-2 G3-1		0-0 FC5-4 1B		4	0	1	0	0	0	2											
Mike DiFelice, R (1, 2) OBP: 0.348, SLG: 0.490		1-0 G6-3		4-1 FC6-4 BB		0-0 G5-3		1-2 FC5-4 1-2		3	0	0	0	1	0	1											
Miguel Cairo, R (1, 4) OBP: 0.317, SLG: 0.341		2-2 F7		0-0 FC6-4 1-2		2-0 G5-3				3	0	0	0	0	0	1											
Felix Martinez, S (1, 6) OBP: 0.435, SLG: 0.381		1-2 F7			0-1 S 1B		1-1 G3			3	1	1	0	0	0	0											
Inning Stats	R: 1 E: 0 K: 1 S: 16	H: 3 LOB: 2 BB: 0 P: 25	R: 0 E: 0 K: 0 S: 9	H: 0 LOB: 0 BB: 0 P: 13	R: 0 E: 0 K: 2 S: 9	H: 1 LOB: 1 BB: 0 P: 16	R: 0 E: 0 K: 0 S: 4	H: 0 LOB: 1 BB: 1 P: 9	R: 1 E: 0 K: 2 S: 15	H: 3 LOB: 2 BB: 0 P: 22	R: 0 E: 0 K: 0 S: 5	H: 0 LOB: 0 BB: 0 P: 10	R: 0 E: 0 K: 0 S: 8	H: 0 LOB: 1 BB: 1 P: 17	R: 0 E: 0 K: 1 S: 9	H: 1 LOB: 1 BB: 0 P: 11	1B: 7 2B: 1 3B: 0 HR: 0	SF: 0 SAC: 0 DP: 0 HBP: 0	WP: 1 SB: 1 CS: 0	PA: 34							
PITCHER	IP	WLS	BF	H	R	ER	SO	BB	IBB	HBP	BLK	WP	HR	S	P	ERA	WHIP										
Scott Erickson, R (1, 1) ERA: 6.31	8.0	L	34	8	2	2	6	2	0	0	0	1	0	75	123	2.25	1.250										

Batter	1	2	3	4	5	6	7	8	9	AB	R	H	RBI	BB	SO	LOB	TOP									
Brady Anderson, L (1, 8) OBP: 0.364, SLG: 0.497	G6-3		K		E1		1B		F8	5	0	2	0	0	1	1	Baltimore Orioles @ Montreal Expos Olympic Stadium, Montreal, QB Fri Jun 02 2000, 7:05 PM EDT Att: 12,654 - Dome - 72 F livebaseballscores.com AB 34 R 3 H 9 RBI 2 BB 4 SO 5 LOB 16 									
Mike Bordick, R (1, 6) OBP: 0.354, SLG: 0.545	G1-3			G3	K					5	0	3	1	0	1	2										
Delino DeShields, L (1, 4) OBP: 0.377, SLG: 0.460	K			G3		F8	F7		K	5	0	0	0	0	2	4										
Albert Belle, R (1, 9) OBP: 0.367, SLG: 0.490																										
Will Clark, L (1, 3) OBP: 0.457, SLG: 0.380																										
Cal Ripken Jr., R (1, 5) OBP: 0.301, SLG: 0.476																										
B.J. Surhoff, L (1, 7) B.J. Ryan, L (6, 1) Al Reyes, R (7, 1) Harold Baines, L (8, PH) Chuck McLeroy, L (8, 1)																										
Charles Johnson, R (1, 2) Jason Johnson, R (1, 1) Jeff Conine, R (6, 7)																										
Inning Stats	R: 0 E: 0 K: 1 S: 6	H: 0 LOB: 0 BB: 0 P: 9	R: 0 E: 0 K: 1 S: 8	H: 1 LOB: 1 BB: 0 P: 14	R: 0 E: 0 K: 1 S: 8	H: 0 LOB: 0 BB: 0 P: 9	R: 0 E: 0 K: 0 S: 6	H: 1 LOB: 1 BB: 1 P: 13	R: 1 E: 0 K: 1 S: 16	H: 1 LOB: 2 BB: 2 P: 28	R: 1 E: 0 K: 0 S: 11	H: 2 LOB: 1 BB: 0 P: 15	R: 0 E: 0 K: 0 S: 7	H: 2 LOB: 2 BB: 0 P: 12	R: 0 E: 0 K: 0 S: 6	H: 1 LOB: 1 BB: 0 P: 11		R: 1 E: 0 K: 1 S: 10	H: 1 LOB: 1 BB: 1 P: 16	1B: 6 2B: 2 3B: 0 HR: 1	SF: 0 SAC: 1 DP: 0 HBP: 0	WP: 0 PB: 1 SB: 0 CS: 1	PA: 39			
PITCHER	IP	WLS	BF	H	R	ER	SO	BB	IBB	HBP	BLK	WP	HR	S	P	ERA		WHIP								
Carl Pavano, R (1, 1) ERA: 3.05	8.0	W	34	8	2	1	4	3	0	0	0	0	1	68	111	1.12		1.375								
Guillermo Mota, R (9, 1) ERA: 6.23	0.0		1	0	1	1	0	1	0	0	0	0	0	0	4	∞		∞								
Steve Kline, L (9, 1) ERA: 1.2	1.0	S	4	1	0	0	1	0	0	0	0	0	0	10	12	0.00		1.000								

Batter	1	2	3	4	5	6	7	8	9	AB	R	H	RBI	BB	SO	LOB	BOTTOM									
Peter Bergeron, L (1, 8) OBP: 0.322, SLG: 0.366	F8		F9							4	0	2	0	0	0	1	Baltimore Orioles @ Montreal Expos Olympic Stadium, Montreal, QB Fri Jun 02 2000, 7:05 PM EDT Att: 12,654 - Dome - 72 F livebaseballscores.com AB 31 R 5 H 9 RBI 5 BB 2 SO 8 LOB 11 									
Jose Vidro, S (1, 4) OBP: 0.404, SLG: 0.583	K		P6		G4-3		F7			4	0	0	0	0	1	3										
Rondell White, R (1, 7) OBP: 0.385, SLG: 0.554	G1-4-3		K							3	1	1	0	1	1	1										
Vladimir Guerrero, R (1, 9) OBP: 0.449, SLG: 0.715																										
Lee Stevens, L (1, 3) OBP: 0.348, SLG: 0.527																										
Mike Mordecai, R (1, 5) OBP: 0.435, SLG: 0.682																										
Brian Schneider, L (1, 2) OBP: 0.400, SLG: 0.429																										
Orlando Cabrera, R (1, 6) OBP: 0.257, SLG: 0.395																										
Carl Pavano, R (1, 1) ERA: 4.75 Guillermo Mota, R (9, 1) Steve Kline, S (9, 1)																										
Inning Stats	R: 0 E: 0 K: 1 S: 8	H: 3 LOB: 0 BB: 0 P: 11	R: 2 E: 0 K: 0 S: 18	H: 3 LOB: 0 BB: 0 P: 27	R: 0 E: 0 K: 1 S: 13	H: 1 LOB: 1 BB: 0 P: 18	R: 1 E: 0 K: 2 S: 9	H: 1 LOB: 0 BB: 0 P: 9	R: 0 E: 0 K: 1 S: 11	H: 1 LOB: 1 BB: 0 P: 17	R: 2 E: 0 K: 1 S: 11	H: 1 LOB: 0 BB: 2 P: 22	R: 0 E: 0 K: 0 S: 7	H: 1 LOB: 1 BB: 0 P: 9	R: 0 E: 0 K: 2 S: 8	H: 1 LOB: 1 BB: 0 P: 11		R: 0 E: 0 K: 2 S: 8	H: 1 LOB: 1 BB: 0 P: 11	1B: 5 2B: 2 3B: 0 HR: 2	SF: 0 SAC: 0 DP: 1 HBP: 0	WP: 1 PB: 0 SB: 3 CS: 1	PA: 34			
PITCHER	IP	WLS	BF	H	R	ER	SO	BB	IBB	HBP	BLK	WP	HR	S	P	ERA		WHIP								
Jason Johnson, R (1, 1) ERA: 4.75	5.2	L	24	6	5	5	6	2	0	0	0	0	0	4	7	0.00		3.000								
B.J. Ryan, L (6, 1) ERA: 8.98	0.1		1	1	0	0	0	0	0	0	0	0	0	4	7	0.00		3.000								
Al Reyes, R (7, 1) ERA: 5.4	1.0		4	1	0	0	0	0	0	0	0	0	0	7	9	0.00	1.000									
Chuck McLeroy, L (8, 1) ERA: 7.98	1.0		4	1	0	0	2	0	0	0	0	0	0	8	11	0.00	1.000									

Batter	1	2	3	4	5	6	7	8	9	AB	R	H	RBI	BB	SO	LOB	TOP										
Brady Anderson, L OBP: 0.364, SLG: 0.489	4-1 FC5-4 BB		2-0 G4-3	3-1 G3		4-1 G5-4-3 BB			2-1 G4-3	3	0	0	0	2	0	0											
Mike Bordick, R OBP: 0.355, SLG: 0.546	1-2 F7		0-1 HR 1B		0-1 G6-3	0-0 G5-4-3			0-1 2B	5	1	2	0	0	0	3											
Delino DeShields, L OBP: 0.379, SLG: 0.455	1-2 F7		0-0 F8		0-0 BB 1B		4-0 G6-3 BB		2-3 K	4	0	1	0	1	1	3											
Albert Belle, R OBP: 0.368, SLG: 0.500	2-0 FC5-4		2-2 HR		4-0 BB 1B		3-2 G6-3 BB		0-2 G4-3	4	1	1	2	1	0	3											
Will Clark, L OBP: 0.444, SLG: 0.365		1-3 K	2-2 G1-3		3-2 F7		0-3 K			4	0	0	0	0	2	3											
Cal Ripken Jr., R OBP: 0.305, SLG: 0.473		2-1 1B 1B		0-1 P6	4-2 BB		0-0 F8			3	0	1	0	1	0	1											
B.J. Surhoff, L OBP: 0.311, SLG: 0.419		2-0 F7		1-1 HR	3-2 G4-3			1-1 F7		4	1	1	1	0	0	4											
Charles Johnson, R OBP: 0.353, SLG: 0.539		2-1 1B		2-0 HR	3-2 BB 1B			2-1 G1-3		4	1	3	1	0	0	0											
Pat Rapp, R Rich Amaral, R Jose Mercedes, R Chuck McElroy, L Al Reyes, R Harold Baines, L Mike Trombley, R	0-0 F8		2-1 F7		0-3 K			3-3 K		2	0	0	0	0	0	2											
Inning Stats	R: 0 E: 0 K: 0 S: 12	H: 0 LOB: 1 BB: 1 P: 20	R: 0 E: 0 K: 1 S: 9	H: 2 LOB: 2 BB: 0 P: 16	R: 2 E: 0 K: 0 S: 16	H: 2 LOB: 0 BB: 0 P: 22	R: 2 E: 0 K: 0 S: 9	H: 2 LOB: 0 BB: 0 P: 17	R: 0 E: 0 K: 1 S: 14	H: 1 LOB: 3 BB: 2 P: 28	R: 0 E: 0 K: 1 S: 9	H: 1 LOB: 1 BB: 1 P: 16	R: 0 E: 0 K: 1 S: 7	H: 0 LOB: 1 BB: 1 P: 14	R: 0 E: 0 K: 1 S: 9	H: 0 LOB: 0 BB: 0 P: 15	R: 0 E: 0 K: 1 S: 10	H: 1 LOB: 1 BB: 0 P: 14	1B: 5 2B: 1 3B: 0 HR: 3	SF: 0 SAC: 0 DP: 1 HBP: 0	WP: 0 PB: 0 SB: 0 CS: 0	PA: 40					
PITCHER	IP	WLS	BF	H	R	ER	SO	BB	IBB	HBP	BLK	WP	HR	S	P	ERA	WHIP										
52 T.J. Tucker, R ERA: 9.0	4.0		19	6	4	4	1	1	0	0	0	0	3	46	75	9.00	1.750										
Felipe Lira, R ERA: 6.11	1.0	W	7	2	0	0	0	2	0	0	0	0	0	17	34	0.00	4.000										
Anthony Telford, R ERA: 5.47	2.0	H	7	0	0	0	2	2	0	0	0	0	0	13	24	0.00	1.000										
Guillermo Mota, R ERA: 5.06	1.0	H	3	0	0	0	1	0	0	0	0	0	0	9	15	0.00	0.000										
Steve Kline, L ERA: 1.16	1.0	S	4	1	0	0	1	0	0	0	0	0	0	10	14	0.00	1.000										

Baltimore Orioles @ Montreal Expos
Olympic Stadium, Montreal, QB
Sat Jun 03 2000, 7:05 PM EDT
Att: 13,628 - Dome - 72 F

livebaseballscorecards.com

AB 35
R 4
H 9
RBI 4
BB 5
SO 5
LOB 20



Batter	1	2	3	4	5	6	7	8	9	AB	R	H	RBI	BB	SO	LOB	BOTTOM										
Peter Bergeron, L OBP: 0.324, SLG: 0.374	1-0 G3		3-1 2B 3B		4-2 HR BB	2-3 K		2-3 K		4	2	1	1	1	2	1											
Geoff Blum, S OBP: 0.373, SLG: 0.520	4-1 FC6-4 BB		2-2 G3 1B 2B		0-0 HR	3-2 G6-3				3	2	2	3	1	0	0											
Rondell White, R OBP: 0.383, SLG: 0.548	1-0 FC6-4 S		2-2 G3		2-2 G4-6-3 BB 1B	1-3 K				4	0	1	0	0	1	2											
Vladimir Guerrero, R OBP: 0.450, SLG: 0.726	3-3 K		0-1 CS G4-3 1B		2-3 K	1-1 K		1-1 HR		4	1	2	2	0	2	2											
Lee Stevens, L OBP: 0.350, SLG: 0.524		1-1 F8	3-2 G4-3		4-2 BB	1-0 BB		1-0 1B		3	0	1	0	1	0	1											
Trace Coulllette, R OBP: 0.345, SLG: 0.481		0-1 BB	2-0 CS		2-1 F9	0-0 G4-6-3		3-1 L3		3	0	1	0	0	0	2											
Guillermo Mota, R Steve Kline, S			2-3 2B		2-3 BB					0	0	0	0	0	0	0											
Charlie O'Brien, R OBP: 0.333, SLG: 0.538		1-1 P2		1-0 2B		4-1 SH1-4 BB		0-3 K		3	0	1	0	1	1	1											
Orlando Cabrera, R OBP: 0.265, SLG: 0.418		0-1 G6-3		1-1 G6-3 1B		0-0 SH1-4		1-0 HR		3	1	2	1	0	0	1											
52 T.J. Tucker, R Terry Jones, S Felipe Lira, R Mike Mercedal, R Anthony Telford, R Brian Schneider, L	2-0 3B 1B		0-0 G6-3		1-2 1B	1-3 K		2-1 F5		1	1	1	0	0	0	0											
Inning Stats	R: 0 E: 0 K: 1 S: 9	H: 0 LOB: 1 BB: 1 P: 18	R: 0 E: 0 K: 0 S: 8	H: 1 LOB: 1 BB: 0 P: 10	R: 3 E: 0 K: 0 S: 18	H: 4 LOB: 0 BB: 0 P: 32	R: 0 E: 0 K: 0 S: 6	H: 2 LOB: 1 BB: 0 P: 10	R: 2 E: 0 K: 2 S: 11	H: 2 LOB: 1 BB: 1 P: 18	R: 1 E: 0 K: 1 S: 12	H: 2 LOB: 1 BB: 0 P: 21	R: 1 E: 0 K: 2 S: 10	H: 1 LOB: 0 BB: 0 P: 15	R: 1 E: 0 K: 2 S: 10	H: 1 LOB: 0 BB: 0 P: 15	1B: 5 2B: 3 3B: 1 HR: 3	SF: 0 SAC: 1 DP: 2 HBP: 0	WP: 0 PB: 0 SB: 1 CS: 1	PA: 38							
PITCHER	IP	WLS	BF	H	R	ER	SO	BB	IBB	HBP	BLK	WP	HR	S	P	ERA	WHIP										
Pat Rapp, R ERA: 4.66	5.0	L	24	9	5	5	2	3	0	0	0	0	0	6	11	0.00	1.500										
Jose Mercedes, R ERA: 6.84	0.2		3	0	0	0	1	1	0	0	0	0	0	6	11	0.00	1.500										
Chuck McElroy, L ERA: 7.63	0.2		2	0	0	0	1	0	0	0	0	0	0	8	13	0.00	0.000										
Al Reyes, R ERA: 5.91	0.2		4	2	1	1	1	0	0	0	0	0	1	9	15	13.50	3.000										
Mike Trombley, R ERA: 6.16	1.0		4	1	1	1	2	0	0	0	0	0	1	10	15	9.00	1.000										

Baltimore Orioles @ Montreal Expos
Olympic Stadium, Montreal, QB
Sat Jun 03 2000, 7:05 PM EDT
Att: 13,628 - Dome - 72 F

livebaseballscorecards.com

AB 32
R 7
H 12
RBI 7
BB 4
SO 7
LOB 14



Batter	1	2	3	4	5	6	7	8	9	AB	R	H	RBI	BB	SO	LOB	TOP			
Brady Anderson, L (1, 8) OBP: 0.362, SLG: 0.482	0-3 K		1-0 P6			1-2 F7		4-2 BB		3	0	0	0	1	1	2				
Mike Bordick, R (1, 6) OBP: 0.349, SLG: 0.535	3-3 K			1-3 K		1-1 G1-3		0-0 F9		4	0	0	0	0	2	3				
Delino DeShields, L (1, 4) OBP: 0.371, SLG: 0.446	0-3 K			0-0 G3			2-2 F5		1-0 G4-3	4	0	0	0	0	1	0				
Albert Belle, R (1, 9) OBP: 0.366, SLG: 0.495		0-1 G3-6-3 1B		2-2 G6-3			0-0 F9		2-3 K	4	0	1	0	0	1	0				
Will Clark, L (1, 3) OBP: 0.441, SLG: 0.358 Mark Lewis, R (9, PH) OBP: 0.224, SLG: 0.283	1-1 G3-6-3				0-0 G3		4-2 BB		2-0 PB 2B	2	0	0	0	1	0	1				
Jeff Conine, R (1, 5) OBP: 0.342, SLG: 0.486	1-1 F7				2-3 K		1-1 P4		4-0 BB	3	0	0	0	1	1	1				
B.J. Surhoff, L (1, 7) OBP: 0.306, SLG: 0.411			3-1 L7		0-1 F7			0-1 G3	0-2 G4-3	4	0	0	0	0	2					
Greg Myers, L (1, 2) OBP: 0.286, SLG: 0.323			1-2 2B			1-1 E3 SH1-3		4-1 SH3-4 BB		2	0	1	0	1	0	0				
Sidney Ponson, R (1, 1) OBP: 0.342, SLG: 0.486			0-3 K			0-0 SH1-3		0-2 SH3-4		1	0	0	0	0	1	1				
Inning Stats	R: 0 H: 0 E: 0 K: 3 S: 10	H: 0 LOB: 0 BB: 0 P: 13	R: 0 H: 1 E: 0 K: 0 S: 6	LOB: 0 BB: 0 P: 8	R: 0 H: 1 E: 0 K: 1 S: 9	LOB: 1 BB: 0 P: 14	R: 0 H: 0 E: 0 K: 1 S: 8	LOB: 0 BB: 0 P: 11	R: 0 H: 0 E: 0 K: 0 S: 8	LOB: 1 BB: 0 P: 11	R: 0 H: 0 E: 0 K: 0 S: 8	LOB: 1 BB: 1 P: 15	R: 0 H: 0 E: 0 K: 0 S: 9	LOB: 2 BB: 2 P: 17	R: 0 H: 1 E: 0 K: 1 S: 8	LOB: 2 BB: 1 P: 17	1B: 1 2B: 2 3B: 0 HR: 0	SF: 0 SAC: 2 DP: 1 HBP: 0	WP: 0 PB: 1 SB: 0 CS: 0	PA: 34
PITCHER	IP	WLS	BF	H	R	ER	SO	BB	IBB	HBP	BLK	WP	HR	S	P	ERA	WHIP			
Tony Armas, R (1, 1) ERA: 2.51	8.0	W	29	2	0	0	6	3	0	0	0	0	0	64	97	0.00	0.625			
Steve Kline, L (9, 1) ERA: 1.13	1.0	S	5	1	0	0	1	1	0	0	0	0	0	8	17	0.00	2.000			

Baltimore Orioles @ Montreal Expos
Olympic Stadium, Montreal, QB
Sun Jun 04 2000, 1:35 PM EDT
Att: 15,181 - Dome - 72 F

AB	28
R	0
H	3
RBI	0
BB	4
SO	7
LOB	10



Batter	1	2	3	4	5	6	7	8	9	AB	R	H	RBI	BB	SO	LOB	BOTTOM			
Peter Bergeron, L (1, 8) OBP: 0.322, SLG: 0.377	0-3 K		1-2 2B			2-3 K		0-0 G6-3		4	0	1	0	0	2	0				
Geoff Blum, S (1, 4) OBP: 0.365, SLG: 0.491	2-1 F7		0-3 K			4-1 BB		2-2 L6		3	0	0	0	1	1	1				
Rondell White, R (1, 7) OBP: 0.385, SLG: 0.550	0-1 G6-3			4-2 S BB		2-1 L9		1-1 1B 2B		3	1	1	0	1	0	1				
Vladimir Guerrero, R (1, 9) OBP: 0.446, SLG: 0.716		2-3 K		0-3 K		1-2 G5-3		0-0 1B 2B		4	0	1	0	0	2	2				
Lee Stevens, L (1, 3) OBP: 0.349, SLG: 0.519		1-3 K		3-2 L8			1-0 F7	0-0 1B		4	0	1	1	0	1	1				
Mike Mordecai, R (1, 5) OBP: 0.423, SLG: 0.680		0-0 2B		1-3 K			0-0 F9	1-3 3-H K		4	0	2	0	0	2	3				
Brian Schneider, L (1, 2) OBP: 0.368, SLG: 0.353		0-2 G4-3			2-2 F3		4-1 FC6 BB			2	0	0	0	1	0	1				
Orlando Cabrera, R (1, 6) OBP: 0.260, SLG: 0.411			0-1 G4-3		0-2 L9		3-1 F9			3	0	0	0	0	2					
Tony Armas, R (1, 1) Steve Kline, S (9, 1)			1-0 P4		2-1 G4-3		0-0 FC6			3	0	0	0	0	2					
Inning Stats	R: 0 H: 0 E: 0 K: 1 S: 7	H: 1 LOB: 1 BB: 0 P: 9	R: 0 H: 1 E: 0 K: 2 S: 10	LOB: 1 BB: 0 P: 13	R: 0 H: 1 E: 0 K: 1 S: 12	LOB: 1 BB: 0 P: 14	R: 0 H: 0 E: 0 K: 2 S: 12	LOB: 1 BB: 1 P: 20	R: 0 H: 0 E: 0 K: 0 S: 8	LOB: 0 BB: 0 P: 12	R: 0 H: 0 E: 0 K: 1 S: 14	LOB: 1 BB: 1 P: 23	R: 0 H: 1 E: 0 K: 0 S: 6	LOB: 2 BB: 1 P: 14	R: 1 H: 3 E: 0 K: 1 S: 12	LOB: 3 BB: 0 P: 16	1B: 2 2B: 4 3B: 0 HR: 0	SF: 0 SAC: 0 DP: 0 HBP: 0	WP: 0 PB: 0 SB: 1 CS: 0	PA: 33
PITCHER	IP	WLS	BF	H	R	ER	SO	BB	IBB	HBP	BLK	WP	HR	S	P	ERA	WHIP			
Sidney Ponson, R (1, 1) ERA: 4.7	8.0	L	33	6	1	1	8	3	0	0	0	0	0	81	121	1.12	1.125			

Baltimore Orioles @ Montreal Expos
Olympic Stadium, Montreal, QB
Sun Jun 04 2000, 1:35 PM EDT
Att: 15,181 - Dome - 72 F


AB	30
R	1
H	6
RBI	1
BB	3
SO	8
LOB	13



Batter	1	2	3	4	5	6	7	8	9	AB	R	H	RBI	BB	SO	LOB	TOP				
Rich Amaral, R OBP: 0.273, SLG: 0.260 (1, 8)	4-2 1B S BB		2-2 F8 S 1B 1B		3-2 G6-3 2		4-2 1B 2B BB		1-3 K 1	3	2	1	0	2	1	0	Baltimore Orioles @ New York Mets Shea Stadium, Flushing, NY Mon Jun 05 2000, 7:10 PM EDT Att: 25,192 - Cloudy - 64 F				
Mike Bordick, R OBP: 0.354, SLG: 0.535 (1, 6)	1-3 K 1		4-1 1B BB		0-1 1B		2-1 2B 1B		2-2 G6-3 2	4	0	2	1	1	1	1					
Jeff Conine, R OBP: 0.338, SLG: 0.473 (1, 3)	4-0 1B BB		0-0 F8 2-3		2-2 F7 3		2-3 K 2		1-1 F8 3	4	0	0	0	1	1	5					
Albert Belle, R OBP: 0.372, SLG: 0.505 (1, 9)	2-1 1B G6-4-3		1-1 1B 1B				2-3 K 1		1-0 1B 2B	4	0	3	2	0	1	0					
Charles Johnson, R OBP: 0.345, SLG: 0.525 (1, 2)	2-1 G6-4-3 1-2		1-0 G5-3 3-H				3-1 G5-3 2		1-3 K 3	4	0	0	0	0	1	7					
Cal Ripken Jr., R OBP: 0.288, SLG: 0.462 (1, 5)		1-1 G5-3 1		0-1 F8 1			0-0 P4 3		0-1 P4 1	4	0	0	0	0	0	0					
B.J. Surhoff, L OBP: 0.313, SLG: 0.436 (1, 7)		2-2 1B CS		1-0 F8 2			0-1 HR X		1-2 2B X	4	1	3	1	0	0	0					
Mark Lewis, R OBP: 0.231, SLG: 0.286 (1, 4)		2-3 K 1-2		1-3 K 3			0-0 1B 35 FC1-6		0-3 K 2	3	0	1	0	0	2	1					
Mike Trombley, R (7, 1)										1	0	0	0	0	1	1					
Mike Timlin, R (9, 1)										0	0	0	0	0	0	0					
35 Mike Mussina, L (1, 1)			0-0 L7 1		2-2 P5 1			0-0 FC1-6 1B 1-2	1-1 F7 3	3	0	0	0	0	0	1					
Deino DeShields, L OBP: 0.359, SLG: 0.544 (7, PR) (7, 4)										1	1	0	0	0	0	1					
Inning Stats	R: 0 E: 0 K: 1 S: 11	H: 1 LOB: 2 BB: 2 P: 24	R: 0 E: 0 K: 1 S: 8	H: 1 LOB: 0 BB: 0 P: 13	R: 1 E: 0 K: 0 S: 12	H: 2 LOB: 2 BB: 1 P: 20	R: 0 E: 0 K: 1 S: 6	H: 0 LOB: 0 BB: 0 P: 8	R: 0 E: 0 K: 1 S: 15	H: 0 LOB: 1 BB: 0 P: 12	R: 3 E: 0 K: 2 S: 15	H: 4 LOB: 2 BB: 1 P: 25	R: 0 E: 0 K: 1 S: 11	H: 1 LOB: 1 BB: 0 P: 13	R: 0 E: 0 K: 1 S: 8	H: 0 LOB: 0 BB: 0 P: 12	1B: 7 2B: 2 3B: 0 HR: 1	SF: 0 SAC: 0 DP: 1 HBP: 0	WP: 0 PB: 0 SB: 2 CS: 1	PA: 39	
PITCHER	IP	WLS	BF	H	R	ER	SO	BB	IBB	HBP	BLK	WP	HR	S	P	ERA	WHIP				
Mike Hampton, L ERA: 3.98 (1, 1)	6.2	L	31	9	4	4	5	4	0	0	0	0	1	71	120	5.40	1.950				
Turk Wendell, R ERA: 3.41 (7, 1)	1.0		4	1	0	0	2	0	0	0	0	0	0	12	14	0.00	1.000				
Dennis Cook, L ERA: 5.48 (8, 1)	1.1		4	0	0	0	1	0	0	0	0	0	0	10	15	0.00	0.000				

Batter	1	2	3	4	5	6	7	8	9	AB	R	H	RBI	BB	SO	LOB	BOTTOM					
Jason Tyner, L OBP: 0.667, SLG: 0.667 (1, 7)	1-1 FC5-4 1B	0-2 BB BB 1B		0-0 SH2-3 1-2			1-0 G4-3 1			3	0	2	1	0	0	0	Baltimore Orioles @ New York Mets Shea Stadium, Flushing, NY Mon Jun 05 2000, 7:10 PM EDT Att: 25,192 - Cloudy - 64 F					
Derek Bell, R OBP: 0.375, SLG: 0.459 (1, 9)	2-2 FC5-4 31 FC9-6 1-2	4-0 BB BB BB		1-3 K 2			2-3 K 2			3	0	0	0	1	2	2						
Edgardo Alfonzo, R OBP: 0.444, SLG: 0.601 (1, 4)	4-1 31 FC9-6 BB	4-2 BB BB BB		2-2 G6-3 3			2-2 F9 3			2	0	0	1	2	0	1						
31 Mike Piazza, R OBP: 0.431, SLG: 0.703 (1, 2)	1-2 FC9-6 1-2 2-3	1-2 F8 3		2-2 G4-3 1			0-0 F7 1			4	0	0	0	0	0	5						
Robin Ventura, L OBP: 0.342, SLG: 0.479 (1, 5)	3-2 G1-3 3		0-1 FC5-4 1B		2-2 F6 2		0-0 G1-3 2			4	0	1	0	0	0	2						
Todd Zeile, R OBP: 0.376, SLG: 0.533 (1, 3)		2-3 K 1	2-3 K 1		1-1 P6 3			3-2 F8 3		4	0	0	0	0	2	1						
Jay Payton, R OBP: 0.279, SLG: 0.402 (1, 8)		2-2 L6 2	0-0 F9 2				0-1 F8 1		2-2 G5-3 1	4	0	0	0	0	0	1						
Melvin Mora, R OBP: 0.333, SLG: 0.378 (9, PH)		1-1 1B 1B	2-2 FC5-4 1-2		1-0 F8 2			1-3 K 2		3	1	1	0	0	0	1						
Lenny Harris, L OBP: 0.202, SLG: 0.250 (9, PH)										1	0	0	0	0	1	0						
Mike Hampton, R OBP: 0.400, SLG: 0.355 (7, 1)		3-2 BB BB 1B		1-2 SH2-3 1B			1-3 K 3		1-1 G1-3 3	3	1	2	0	0	1	0						
Turk Wendell, L (7, 1)										0	0	0	0	0	0	0						
Dennis Cook, L (8, 1)										0	0	0	0	0	0	0						
Matt Franco, L OBP: 0.356, SLG: 0.229 (9, PH)		1-3 BB 1B								1	0	0	0	0	0	0						
Inning Stats	R: 0 E: 1 K: 0 S: 12	H: 1 LOB: 2 BB: 1 P: 23	R: 2 E: 0 K: 1 S: 22	H: 3 LOB: 3 BB: 2 P: 40	R: 0 E: 0 K: 1 S: 12	H: 1 LOB: 1 BB: 0 P: 16	R: 0 E: 0 K: 1 S: 14	H: 1 LOB: 0 BB: 0 P: 18	R: 0 E: 0 K: 1 S: 9	H: 0 LOB: 0 BB: 0 P: 14	R: 0 E: 0 K: 1 S: 6	H: 0 LOB: 0 BB: 0 P: 8	R: 0 E: 0 K: 1 S: 8	H: 0 LOB: 0 BB: 0 P: 13	R: 0 E: 0 K: 0 S: 6	H: 0 LOB: 0 BB: 0 P: 9	R: 0 E: 0 K: 1 S: 9	H: 0 LOB: 0 BB: 0 P: 13	1B: 6 2B: 0 3B: 0 HR: 0	SF: 0 SAC: 1 DP: 0 HBP: 0	WP: 0 PB: 0 SB: 0 CS: 0	PA: 36
PITCHER	IP	WLS	BF	H	R	ER	SO	BB	IBB	HBP	BLK	WP	HR	S	P	ERA	WHIP					
35 Mike Mussina, R ERA: 3.86 (1, 1)	6.0	W	27	6	2	2	4	3	0	0	0	0	0	75	119	3.00	1.500					
Mike Trombley, R ERA: 5.57 (7, 1)	2.0	H	6	0	0	0	1	0	0	0	0	0	0	14	22	0.00	0.000					
Mike Timlin, R ERA: 5.06 (9, 1)	1.0	S	3	0	0	0	1	0	0	0	0	0	0	9	13	0.00	0.000					

AB	35
R	4
H	10
RBI	4
BB	4
SO	8
LOB	17





WP	0
PA	39
FB	0
SB	2
CS	1

AB	32
R	2
H	6
RBI	2
BB	3
SO	6
LOB	13



WP	0
PA	36
FB	0
SB	0
CS	0

Batter	1	2	3	4	5	6	7	8	9	AB R H RBI BB SO LOB	TOP																								
											<p>Baltimore Orioles @ New York Mets Shea Stadium, Flushing, NY Tue Jun 06 2000, 7:10 PM EDT</p> <p>livebaseballscorecards.com</p> <p>AB 0 R 0 H 0 RBI 0 BB 0 SO 0 LOB 0</p> 																								
Inning Stats										1B: 0 SF: 0 2B: 0 SAC: 0 3B: 0 DP: 0 HR: 0 HBP: 0	WP: 0 PA: 0 FB: 0 SB: 0 CS: 0																								
PITCHER	IP	WLS	BF	H	R	ER	SO	BB	IBB	HBP	BLK	WP	HR	S	P	ERA	WHIP	PITCHER	IP	WLS	BF	H	R	ER	SO	BB	IBB	HBP	BLK	WP	HR	S	P	ERA	WHIP

Batter	1	2	3	4	5	6	7	8	9	AB R H RBI BB SO LOB	BOTTOM																								
											<p>Baltimore Orioles @ New York Mets Shea Stadium, Flushing, NY Tue Jun 06 2000, 7:10 PM EDT</p> <p>livebaseballscorecards.com</p> <p>AB 0 R 0 H 0 RBI 0 BB 0 SO 0 LOB 0</p> 																								
Inning Stats										1B: 0 SF: 0 2B: 0 SAC: 0 3B: 0 DP: 0 HR: 0 HBP: 0	WP: 0 PA: 0 FB: 0 SB: 0 CS: 0																								
PITCHER	IP	WLS	BF	H	R	ER	SO	BB	IBB	HBP	BLK	WP	HR	S	P	ERA	WHIP	PITCHER	IP	WLS	BF	H	R	ER	SO	BB	IBB	HBP	BLK	WP	HR	S	P	ERA	WHIP


Batter	1	2	3	4	5	6	7	8	9	AB	R	H	RBI	BB	SO	LOB	TOP					
Brady Anderson, L (1, 8) OBP: 0.363, SLG: 0.480	1-2 1B		2-3 K		1-2 1B		2-3 K		3-2 P6	5	0	2	0	0	2	0	Baltimore Orioles @ New York Mets Shea Stadium, Flushing, NY Wed Jun 07 2000, 7:10 PM EDT Att: 34,492 - Sunny - 72 F					
Mike Bordick, R (1, 6) OBP: 0.352, SLG: 0.529	2-2 F7		1-0 1B		1-2 G4-6-3		2-2 F7		2-1 F9	4	0	1	0	0	0	3						
Mark Lewis, R (8, 6) OBP: 0.226, SLG: 0.280										1	0	0	0	0	0	0						
Delino DeShields, L (1, 4) OBP: 0.374, SLG: 0.458	1-1 P6		0-1 F7		1-2 2B		1-2 1B		1-1 2B	5	0	3	1	0	0	2						
Albert Belle, R (1, 9) OBP: 0.373, SLG: 0.500	3-1 G6-3				0-0 2B SF		4-2 1B		1-1 F8	4	1	1	0	1	1	3						
B.J. Surhoff, L (1, 7) OBP: 0.312, SLG: 0.437			2-3 K		1-2 SF FC7-2		0-1 F8		0-3 K	4	0	1	0	0	2	2						
Cal Ripken Jr., R (1, 5) OBP: 0.299, SLG: 0.480			1-0 HR		2-2 SF		1-0 P4		0-1 2B	2	1	1	2	0	0	0						
Jeff Conine, R (8, 5) OBP: 0.342, SLG: 0.483					2-3 3H P3		3-2 1B		2-2 F7	1	0	1	0	0	0	0						
Will Clark, L (1, 3) OBP: 0.436, SLG: 0.355	2-1 G4-3		2-1 P3		3-2 3H FC7-2		4-2 1B		0-3 K	3	0	0	0	1	1	3						
Charles Johnson, R (1, 2) OBP: 0.343, SLG: 0.516	3-2 G5-3				3-H		1-2 BB		2-0 G6-3	3	1	1	0	0	0	2						
Scott Erickson, R (1, 1) OBP: 0.337, SLG: 0.333			0-2 G1-3				1-1 G4-3			0	0	0	0	0	0	0						
Chuck McElroy, L (8, 1) OBP: 0.250, SLG: 0.286										0	0	0	0	0	0	0						
Al Reyes, R (8, 1) OBP: 0.200, SLG: 0.247										0	0	0	0	0	0	0						
B.J. Ryan, L (7, 1) OBP: 0.200, SLG: 0.247										0	0	0	0	0	0	0						
Jose Mercedes, R (7, 1) OBP: 0.200, SLG: 0.247										0	0	0	0	0	0	0						
Rich Amaral, R (8, 1) OBP: 0.200, SLG: 0.247										0	0	0	0	0	0	0						
Mike Trombley, R (8, 1) OBP: 0.200, SLG: 0.247										0	0	0	0	0	0	0						
Inning Stats	R: 0 E: 0 K: 0 S: 11	H: 1 LOB: 1 BB: 0 P: 18	R: 1 E: 0 K: 1 S: 10	H: 1 LOB: 0 BB: 0 P: 18	R: 0 E: 0 K: 1 S: 10	H: 1 LOB: 1 BB: 0 P: 13	R: 1 E: 1 K: 0 S: 21	H: 2 LOB: 1 BB: 0 P: 29	R: 1 E: 0 K: 1 S: 17	H: 3 LOB: 1 BB: 0 P: 20	R: 0 E: 0 K: 0 S: 14	H: 1 LOB: 2 BB: 1 P: 23	R: 0 E: 0 K: 2 S: 18	H: 1 LOB: 1 BB: 2 P: 27	R: 0 E: 0 K: 1 S: 9	H: 1 LOB: 1 BB: 0 P: 13	R: 0 E: 0 K: 0 S: 9	H: 1 LOB: 1 BB: 0 P: 16	1B: 7 2B: 5 3B: 0 HR: 1	SF: 1 SAC: 0 DP: 2 HBP: 0	WP: 0 PB: 0 SB: 2 CS: 0	PA: 40
PITCHER	IP	WLS	BF	H	R	ER	SO	BB	IBB	HBP	BLK	WP	HR	S	P	ERA	WHIP					
Rick Reed, R (1, 1) ERA: 4.31	5.0		22	8	3	3	3	0	0	0	0	0	1	69	98	5.40	1.600					
Pat Mahomes, R (6, 1) ERA: 4.14	1.0	W	5	1	0	0	0	1	0	0	0	0	0	14	23	0.00	2.000					
Dennis Cook, L (7, 1) ERA: 5.25	1.0	H	5	1	0	0	2	1	0	0	0	0	0	18	27	0.00	2.000					
Rich Rodriguez, L (8, 1) ERA: 7.52	2.0		8	2	0	0	1	0	0	0	0	0	0	18	29	0.00	1.000					

Batter	1	2	3	4	5	6	7	8	9	AB	R	H	RBI	BB	SO	LOB	BOTTOM					
Jason Tyner, L (1, 7) OBP: 0.250, SLG: 0.286	0-1 G3		1-0 G4-6-3			1-0 SF9				4	0	0	1	0	1	5	Baltimore Orioles @ New York Mets Shea Stadium, Flushing, NY Wed Jun 07 2000, 7:10 PM EDT Att: 34,492 - Sunny - 72 F					
Rich Rodriguez, L (8, 1) OBP: 0.200, SLG: 0.247										0	0	0	0	0	0	0						
Derek Bell, R (1, 9) OBP: 0.373, SLG: 0.455	2-3 K		2-3 K			3-H 3B				4	1	1	0	0	3	1						
Lenny Harris, L (8, 1) OBP: 0.200, SLG: 0.247										1	0	0	0	0	0	0						
Edgardo Alfonzo, R (1, 4) OBP: 0.448, SLG: 0.626	2-2 HR				0-2 G6-3					3	3	2	2	1	0	0						
Joe McElroy, R (8, 1) OBP: 0.323, SLG: 0.534						1-H 1B				1	0	1	0	0	0	0						
31 Mike Piazza, R (1, 2) OBP: 0.438, SLG: 0.719	1-1 HR				2-2 G5-3					2	3	1	1	2	0	0						
Todd Pratt, R (8, 2) OBP: 0.426, SLG: 0.707						1B SF7				0	0	0	0	0	0	0						
Robin Ventura, L (1, 5) OBP: 0.343, SLG: 0.472	1-0 F7				2-1 F7					3	1	0	1	2	1	2						
Todd Zeile, R (1, 3) OBP: 0.376, SLG: 0.530										5	1	2	3	0	2	2						
Jay Payton, R (1, 8) OBP: 0.278, SLG: 0.490										3	0	1	1	0	0	0						
Melvin Mora, R (1, 6) OBP: 0.236, SLG: 0.358										2	0	0	0	0	0	1						
Pat Mahomes, R (8, 1) OBP: 0.200, SLG: 0.247										0	0	0	0	0	0	0						
Matt Franco, R (8, 1) OBP: 0.200, SLG: 0.247										1	0	0	0	0	0	2						
Dennis Cook, L (7, 1) OBP: 0.200, SLG: 0.247										0	0	0	0	0	0	0						
Benny Abayavani, R (8, 7) OBP: 0.330, SLG: 0.389										1	0	1	2	0	0	0						
Rick Reed, R (1, 1) OBP: 0.238, SLG: 0.211										1	0	1	0	0	0	0						
20 Kurt Abbott, R (6, 6) OBP: 0.289, SLG: 0.324										2	2	2	0	1	0	0						
Inning Stats	R: 2 E: 0 K: 1 S: 13	H: 2 LOB: 0 BB: 0 P: 19	R: 0 E: 0 K: 1 S: 6	H: 0 LOB: 0 BB: 0 P: 10	R: 0 E: 0 K: 1 S: 7	H: 1 LOB: 0 BB: 0 P: 10	R: 0 E: 0 K: 0 S: 8	H: 0 LOB: 0 BB: 0 P: 12	R: 0 E: 0 K: 1 S: 6	H: 0 LOB: 0 BB: 0 P: 13	R: 4 E: 0 K: 0 S: 17	H: 4 LOB: 2 BB: 2 P: 35	R: 5 E: 0 K: 2 S: 24	H: 4 LOB: 3 BB: 4 P: 48	R: 0 E: 0 K: 2 S: 10	H: 1 LOB: 2 BB: 0 P: 18	R: 0 E: 0 K: 0 S: 10	H: 1 LOB: 2 BB: 0 P: 18	1B: 6 2B: 2 3B: 2 HR: 2	SF: 2 SAC: 0 DP: 1 HBP: 1	WP: 0 PB: 0 SB: 0 CS: 0	PA: 42
PITCHER	IP	WLS	BF	H	R	ER	SO	BB	IBB	HBP	BLK	WP	HR	S	P	ERA	WHIP					
Scott Erickson, R (1, 1) ERA: 6.8	5.1	L	22	6	6	6	4	1	0	0	0	0	2	48	81	10.12	1.312					
Chuck McElroy, L (6, 1) ERA: 7.63	0.0		1	0	0	0	0	1	0	0	0	0	0	2	6	∞	∞					
Al Reyes, R (6, 1) ERA: 7.5	1.1		8	2	3	3	1	2	0	0	0	0	0	17	33	20.25	3.000					
B.J. Ryan, L (7, 1) ERA: 7.91	0.0		3	2	0	0	0	1	0	0	0	0	0	8	14	∞	∞					
Jose Mercedes, R (7, 1) ERA: 6.75	0.1		3	1	2	2	1	1	0	0	0	0	0	6	13	54.00	6.000					

AB	37
R	3
H	12
RBI	3
BB	2
SO	6
LOB	19



AB	33
R	11
H	12
RBI	11
BB	6
SO	8
LOB	12



Batter	1	2	3	4	5	6	7	8	9	10	AB	R	H	RBI	BB	SO	LOB	TOP						
Brady Anderson, L OBP: 0.364, SLG: 0.480 (1, 8)	F9		P5	HR 2B					G5-3		4	1	1	1	1	0	0	Baltimore Orioles @ New York Mets Shea Stadium, Flushing, NY Thu Jun 08 2000, 7:10 PM EDT Att: 9,540 - Sunny - 76 F						
Mike Bordick, R OBP: 0.353, SLG: 0.540 (1, 6)	K		K	HR				F8	BB SF9 1B		5	2	2	2	0	2	1							
Delino DeShields, L OBP: 0.364, SLG: 0.463 (1, 4)	S 1B 1B		BB S 1B	CS 1B				P5	SF9 BB BB		4	0	3	0	1	0	1							
Albert Belle, R OBP: 0.362, SLG: 0.502 (1, 9)	1B		BB 1B	CS 1B	G4-3			G5-4-3 1B	BB		3	0	2	0	2	0	0							
Jeff Conine, R OBP: 0.245, SLG: 0.480 Will Clark, L OBP: 0.433, SLG: 0.355 (9, 3)	G4-3		BB 1B	1B	1B			G5-4-3 1B	SF9		3	1	1	0	1	0	3							
Cal Ripken Jr., R OBP: 0.302, SLG: 0.494 (1, 5)		HR	P6	1B SF9 1B				F8	F8		5	2	2	1	0	0	5							
B.J. Surhoff, L OBP: 0.314, SLG: 0.434 (1, 7)	L1		SH5-4 2B BB	SF9 1B				G3			4	1	1	1	1	0	0							
Charles Johnson, R OBP: 0.339, SLG: 0.509 (1, 2)	P5		P4	SF9 1B				G6-4-3 1B	K		4	0	1	1	0	1	1							
Jason Johnson, R Buddy Groom, L Harold Baines, L Rich Anzures, R Mike Trombley, R Mark Lewis, R Jose Mercedes, R (1, 11) (6, 1) (8, 1) (8, 1) (8, 1) (10, 1) (10, 1)	K		SH5-4	K				G6-4-3 1B	K		2	0	0	0	0	2	1							
Inning Stats	R: 0 E: 0 K: 1 S: 13	H: 2 LOB: 2 BB: 0 P: 24	R: 1 E: 0 K: 1 S: 11	H: 1 LOB: 0 BB: 0 P: 20	R: 0 E: 0 K: 1 S: 12	H: 1 LOB: 3 BB: 2 P: 23	R: 3 E: 0 K: 0 S: 18	H: 3 LOB: 0 BB: 1 P: 29	R: 2 E: 0 K: 1 S: 17	H: 3 LOB: 1 BB: 0 P: 26	R: 0 E: 0 K: 0 S: 7	H: 0 LOB: 0 BB: 1 P: 14	R: 0 E: 0 K: 0 S: 4	H: 1 LOB: 0 BB: 0 P: 7	R: 0 E: 0 K: 0 S: 5	H: 1 LOB: 0 BB: 0 P: 9	R: 1 E: 0 K: 2 S: 14		H: 1 LOB: 2 BB: 0 P: 25	R: 0 E: 0 K: 2 S: 9	H: 0 LOB: 0 BB: 0 P: 13	1B: 10 2B: 1 3B: 0 HR: 2	SF: 2 SAC: 1 DP: 2 HBP: 0	WP: 0 PB: 0 SB: 2 CS: 2
PITCHER	IP WLS BF H R ER SO	ERA WHIP	BB IBB HBP BLK	WP HR S P	ERA WHIP	PITCHER										ERA WHIP								
Glendon Rusch, L ERA: 4.11	5.0	2.600	3	2	10.80	Dennis Cook, L ERA: 5.04										0.000								
Pat Mahomes, R ERA: 4.04	1.0	1.000	1	0	0.00																			
Turk Wendell, R ERA: 3.28	1.1	1.500	0	0	0.00																			
John Franco, L ERA: 3.55	1.0	2.000	1	0	9.00																			
Armando Benitez, R ERA: 3.92	0.2	1.500	1	0	0.00																			

Batter	1	2	3	4	5	6	7	8	9	10	AB	R	H	RBI	BB	SO	LOB	BOTTOM						
Jason Tyner, L OBP: 0.308, SLG: 0.273 Melvin Mora, R OBP: 0.326, SLG: 0.368 (9, 7)	F7		CS BB		G4-3			K2-3			4	0	1	1	1	1	0	Baltimore Orioles @ New York Mets Shea Stadium, Flushing, NY Thu Jun 08 2000, 7:10 PM EDT Att: 9,540 - Sunny - 76 F						
Derek Bell, R OBP: 0.370, SLG: 0.447 (1, 9)	G4-3		CS 1-2	G4-3	P6	3-H 4-1 BB			F7		4	0	0	0	1	0	0							
Edgardo Alfonzo, R OBP: 0.451, SLG: 0.624 (1, 4)	1B		K	K	BB	F7			31 1B 1B		4	0	2	0	1	1	2							
31 Mike Piazza, R OBP: 0.437, SLG: 0.709 (1, 2)	K		HR 1B	G1-3				P4	1B		5	1	2	0	0	1	2							
Robin Ventura, L OBP: 0.345, SLG: 0.472 (1, 5)		F8	HR 2B	HR 2B				G3	K		4	2	1	0	1	1	2							
Todd Zeile, R OBP: 0.580, SLG: 0.544 John Franco, L (8, 1)		G5-3		HR				G6-3	F7		4	2	2	3	0	0	0							
Armando Benitez, R (9, 1)				HR							0	0	0	0	0	0	0							
Todd Pratt, R OBP: 0.420, SLG: 0.695 Dennis Cook, L (10, 1)				HR							1	0	0	0	0	2	0							
Jay Payton, R OBP: 0.290, SLG: 0.435 (1, 8)	G4-3		BB	BB							4	2	2	2	1	0	0							
20 Kurt Abbott, R OBP: 0.295, SLG: 0.364 (1, 6)			K	BB					HR		3	1	1	2	1	2	0							
Glendon Rusch, L ERA: 4.11 Pat Mahomes, R ERA: 4.04 Matt Franco, L ERA: 5.25 Benny Agabayan, R Turk Wendell, L Lenny Harris, L (1, 11) (6, 1) (8, 1) (8, 1) (7, 1) (8, 3)	G3-1		K	K				G5-3			2	0	0	0	0	1	2							
Inning Stats	R: 0 E: 0 K: 1 S: 8	H: 1 LOB: 1 BB: 0 P: 12	R: 0 E: 0 K: 0 S: 10	H: 0 LOB: 0 BB: 0 P: 14	R: 0 E: 0 K: 1 S: 8	H: 0 LOB: 0 BB: 1 P: 15	R: 3 E: 0 K: 2 S: 17	H: 3 LOB: 2 BB: 2 P: 33	R: 0 E: 0 K: 0 S: 8	H: 0 LOB: 1 BB: 0 P: 16	R: 3 E: 0 K: 0 S: 22	H: 3 LOB: 2 BB: 2 P: 35	R: 0 E: 0 K: 0 S: 5	H: 0 LOB: 0 BB: 0 P: 9	R: 1 E: 0 K: 2 S: 9	H: 1 LOB: 0 BB: 0 P: 13	R: 0 E: 0 K: 1 S: 10	H: 2 LOB: 2 BB: 0 P: 18	R: 1 E: 0 K: 0 S: 6	H: 1 LOB: 0 BB: 0 P: 9	1B: 6 2B: 2 3B: 0 HR: 3	SF: 1 SAC: 0 DP: 0 HBP: 0	WP: 0 PB: 0 SB: 0 CS: 1	PA: 45
PITCHER	IP WLS BF H R ER SO	ERA WHIP	BB IBB HBP BLK	WP HR S P	ERA WHIP	PITCHER										ERA WHIP								
Jason Johnson, R ERA: 5.36	5.1	2.062	5	1	10.12	Dennis Cook, L ERA: 5.04										0.000								
Buddy Groom, L ERA: 4.15	1.2	1.200	1	0	0.00																			
Mike Trombley, R ERA: 5.25	2.0	1.500	0	1	4.50																			
Jose Mercedes, R ERA: 7.0	0.1	3.000	0	1	27.00																			

Batter	1	2	3	4	5	6	7	8	9	AB	R	H	RBI	BB	SO	LOB	TOP										
Doug Glanville, R (1, 8) OBP: 0.315, SLG: 0.380	F7	E 1B		HR		G5-4-3 1-2	K		G6-3 1-2	6	2	2	3	0	1	5											
Ron Cant, R (1, 7) OBP: 0.305, SLG: 0.431	K	E4 1B HR		L8				K		5	1	1	0	0	2	1											
Bobby Abreu, L (1, 9) OBP: 0.413, SLG: 0.531										4	1	2	1	1	2	1											
Scott Rolen, R (1, 5) OBP: 0.349, SLG: 0.594	G3-1									5	2	1	3	0	1	2											
Mike Lieberthal, R (1, 2)										3	0	1	1	2	0	0											
Rob Ducey, L (1, 10) OBP: 0.357, SLG: 0.458										2	1	0	0	1	0	1											
Brian Hunter, R (7, PH) OBP: 0.277, SLG: 0.405										2	0	0	0	0	1	3											
Pat Burrell, R (1, 3) OBP: 0.339, SLG: 0.481										3	1	1	0	2	1	0											
Mickey Morandini, L (1, 4) OBP: 0.307, SLG: 0.276										5	1	1	0	0	1	3											
Desi Relaford, S (1, 6) OBP: 0.413, SLG: 0.401										3	0	1	0	2	1	3											
Inning Stats	R: 0 E: 0 K: 1 S: 9	H: 1 LOB: 1 BB: 0 P: 15	R: 7 E: 1 K: 0 S: 29	H: 4 LOB: 1 BB: 3 P: 53	R: 0 E: 0 K: 1 S: 8	H: 0 LOB: 0 BB: 0 P: 12	R: 1 E: 0 K: 1 S: 9	H: 1 LOB: 0 BB: 0 P: 15	R: 0 E: 0 K: 1 S: 14	H: 2 LOB: 1 BB: 0 P: 22	R: 1 E: 1 K: 1 S: 17	H: 1 LOB: 3 BB: 2 P: 32	R: 0 E: 0 K: 3 S: 11	H: 0 LOB: 2 BB: 2 P: 24	R: 0 E: 0 K: 1 S: 11	H: 0 LOB: 1 BB: 1 P: 18	1B: 6 2B: 1 3B: 1 HR: 2	SF: 0 SAC: 0 DP: 1 HBP: 0	WP: 0 PB: 0 SB: 1 CS: 0	PA: 46							
PITCHER	IP	WLS	BF	H	R	ER	SO	BB	IBB	HBP	BLK	WP	HR	S	P	ERA	WHIP										
Pat Rapp, R (1, 1) ERA: 4.67	5.2	L	29	9	8	3	4	3	0	0	0	0	2	75	123	4.76	2.118										
Chuck McElroy, L (6, 1) ERA: 7.02	1.1		8	1	1	0	2	2	0	0	0	0	0	20	37	0.00	2.250										
Al Reyes, R (8, 1) ERA: 6.92	1.0		5	0	0	0	3	2	0	0	0	0	0	11	24	0.00	2.000										
Mike Timlin, R (9, 1) ERA: 4.76	1.0		4	0	0	0	1	1	0	0	0	0	0	11	18	0.00	1.000										

Philadelphia Phillies @ Baltimore Orioles
 Oriole Park at Camden Yards, Baltimore, MD
 Fri Jun 09 2000, 7:35 PM EDT
 Att: 47,218 - Sunny - 92 F

AB	38
R	9
H	10
RBI	8
BB	8
SO	10
LOB	19



Batter	1	2	3	4	5	6	7	8	9	AB	R	H	RBI	BB	SO	LOB	BOTTOM										
Brady Anderson, L (1, 10) OBP: 0.361, SLG: 0.471	K								F7	4	0	0	0	1	2	2											
Mike Bordick, R (1, 6) OBP: 0.354, SLG: 0.535	F9									4	0	1	0	1	0	1											
Delino DeShields, L (1, 4) OBP: 0.376, SLG: 0.452	F7									5	0	0	0	0	1	3											
Albert Belle, R (1, 9) OBP: 0.386, SLG: 0.514										3	1	1	1	2	1	1											
Jeff Conine, R (1, 3) OBP: 0.349, SLG: 0.500										4	2	2	1	0	0	3											
Cal Ripken Jr., R (1, 5) OBP: 0.300, SLG: 0.489										4	0	1	0	0	0	1											
B.J. Surhoff, L (1, 7) OBP: 0.313, SLG: 0.430										4	0	1	0	0	1	1											
Charles Johnson, R (1, 2) OBP: 0.342, SLG: 0.544										4	2	2	2	0	0	3											
Rich Amaral, R (1, 8) OBP: 0.262, SLG: 0.250										4	0	1	1	0	0	1											
Inning Stats	R: 0 E: 0 K: 1 S: 7	H: 0 LOB: 0 BB: 0 P: 13	R: 1 E: 0 K: 1 S: 9	H: 1 LOB: 0 BB: 0 P: 16	R: 1 E: 0 K: 1 S: 11	H: 1 LOB: 1 BB: 1 P: 20	R: 2 E: 0 K: 0 S: 20	H: 4 LOB: 2 BB: 0 P: 30	R: 0 E: 0 K: 0 S: 7	H: 0 LOB: 1 BB: 1 P: 12	R: 0 E: 0 K: 1 S: 11	H: 0 LOB: 2 BB: 2 P: 23	R: 1 E: 0 K: 1 S: 10	H: 1 LOB: 0 BB: 0 P: 15	R: 0 E: 0 K: 0 S: 7	H: 1 LOB: 1 BB: 0 P: 10	1B: 5 2B: 0 3B: 0 HR: 4	SF: 0 SAC: 0 DP: 0 HBP: 0	WP: 0 PB: 0 SB: 0 CS: 0	PA: 40							
PITCHER	IP	WLS	BF	H	R	ER	SO	BB	IBB	HBP	BLK	WP	HR	S	P	ERA	WHIP										
Randy Wolf, L (1, 1) ERA: 3.95	6.2	W	30	7	4	4	4	3	0	0	0	0	3	72	119	5.40	1.500										
Chris Brock, R (7, 1) ERA: 3.95	1.1		6	1	1	1	1	1	0	0	0	0	1	12	22	6.75	1.500										
Bryan Ward, L (9, 1) ERA: 2.7	0.2		3	1	0	0	0	0	0	0	0	0	0	6	8	0.00	1.500										
Wayne Gomes, R (9, 1) ERA: 3.09	0.1		1	0	0	0	0	0	0	0	0	0	0	1	2	0.00	0.000										

Philadelphia Phillies @ Baltimore Orioles
 Oriole Park at Camden Yards, Baltimore, MD
 Fri Jun 09 2000, 7:35 PM EDT
 Att: 47,218 - Sunny - 92 F

AB	36
R	5
H	9
RBI	5
BB	4
SO	5
LOB	16



Batter	1	2	3	4	5	6	7	8	9	AB	R	H	RBI	BB	SO	LOB	TOP																					
Doug Glanville, R OBP: 0.317, SLG: 0.380	G4-3		G6-3			1B HR		FC5-4 BB		3	1	1	0	1	0	0	Philadelphia Phillies @ Baltimore Orioles Oriole Park at Camden Yards, Baltimore, MD Sat Jun 10 2000, 7:05 PM EDT Att: 48,443 - Sunny - 98 F																					
Ron Gant, R OBP: 0.304, SLG: 0.427	K		G5-3			1B HR		FC5-4 F7		4	1	1	0	0	1	1																						
Bobby Abreu, L OBP: 0.410, SLG: 0.540	K			G4-3		1B HR		F7		4	1	1	3	0	1	1																						
Scott Rolen, R OBP: 0.341, SLG: 0.579		G1-3		G5-3		F8		F8		4	0	0	0	0	0	1																						
Mike Lieberthal, R OBP: 0.352, SLG: 0.488		HR		P4		F7			G4-3 2B	4	1	2	1	0	0	0																						
Rob Ducey, L OBP: 0.351, SLG: 0.435		BB			K	K		G4-3	3	0	0	0	1	2	1																							
Pat Burrell, R OBP: 0.318, SLG: 0.448		F8			F9		F9	F8	4	0	0	0	0	0	2																							
Mickey Morandini, L OBP: 0.306, SLG: 0.276		L3			L8		L8	F7	4	0	1	0	0	0	2																							
Desi Relaford, S OBP: 0.406, SLG: 0.393			F7		F8		K2-3		3	0	0	0	0	1	1																							
Inning Stats	R: 0 E: 0 K: 2 S: 11	H: 0 LOB: 0 BB: 0 P: 14	R: 1 E: 0 K: 0 S: 14	H: 1 LOB: 1 BB: 1 P: 27	R: 0 E: 0 K: 0 S: 4	H: 0 LOB: 0 BB: 0 P: 5	R: 0 E: 0 K: 0 S: 4	H: 0 LOB: 0 BB: 0 P: 8	R: 0 E: 0 K: 1 S: 16	H: 1 LOB: 1 BB: 0 P: 21	R: 3 E: 0 K: 1 S: 12	H: 3 LOB: 0 BB: 0 P: 17	R: 0 E: 0 K: 1 S: 8	H: 0 LOB: 0 BB: 0 P: 10	R: 0 E: 0 K: 0 S: 7	H: 1 LOB: 1 BB: 0 P: 14	R: 0 E: 0 K: 0 S: 11	H: 1 LOB: 1 BB: 0 P: 22	1B: 3 2B: 1 3B: 0 HR: 2	SF: 0 SAC: 0 DP: 0 HBP: 0	WP: 0 PB: 0 SB: 0 CS: 0	PA: 35																
PITCHER	IP	WLS	BF	H	R	ER	SO	BB	IBB	HBP	BLK	WP	HR	S	P	ERA	WHIP	PITCHER				IP	WLS	BF	H	R	ER	SO	BB	IBB	HBP	BLK	WP	HR	S	P	ERA	WHIP
Sidney Ponson, R ERA: 4.68	(1, 1)	8.0	W	31	5	4	4	5	2	0	0	0	0	2	76	116	4.50	0.875																				
Mike Timlin, R ERA: 4.5	(9, 1)	1.0		4	1	0	0	0	0	0	0	0	0	0	11	22	0.00	1.000																				

AB	33
R	4
H	6
RBI	4
BB	2
SO	5
LOB	9



Batter	1	2	3	4	5	6	7	8	9	AB	R	H	RBI	BB	SO	LOB	BOTTOM																					
Brady Anderson, L OBP: 0.366, SLG: 0.476	2B	1B		F8		FC1-5 FC6		SF8 BB		4	2	2	0	1	0	2	Philadelphia Phillies @ Baltimore Orioles Oriole Park at Camden Yards, Baltimore, MD Sat Jun 10 2000, 7:05 PM EDT Att: 48,443 - Sunny - 98 F																					
Mike Bordick, R OBP: 0.347, SLG: 0.523	K	L9		F9		K		E6 HR		5	1	0	0	0	2	7																						
Delino DeShields, L OBP: 0.372, SLG: 0.453	F9 2B	F8		G6-3		FC6		SF8		4	1	1	2	0	0	5																						
Albert Belle, R OBP: 0.390, SLG: 0.529	F9			HR				F9		5	2	3	4	0	0	1																						
B.J. Surhoff, L OBP: 0.311, SLG: 0.430	1B	L7		K		G4-3		F2		5	1	1	1	0	1	3																						
Cal Ripken Jr., R OBP: 0.309, SLG: 0.511	1B		F7		HR			1B		4	1	3	3	0	0	0																						
Will Clark, L OBP: 0.421, SLG: 0.342	F7		F7		G3-1			G4-3		4	0	0	0	0	0	2																						
Harold Baines, L OBP: 0.299, SLG: 0.356		1B 1B BB		G3		FC1-5 1B BB		BB E BB		1	1	0	0	2	0	0																						
Rich Amaral, R OBP: 0.274, SLG: 0.250										0	1	0	0	1	0	0																						
Charles Johnson, R OBP: 0.346, SLG: 0.543		1B 1B		K		FC6 FC1-5 1B		K		4	1	2	0	0	2	1																						
Inning Stats	R: 3 E: 0 K: 1 S: 13	H: 4 LOB: 1 BB: 0 P: 19	R: 2 E: 0 K: 0 S: 18	H: 3 LOB: 2 BB: 1 P: 30	R: 0 E: 0 K: 0 S: 4	H: 0 LOB: 0 BB: 0 P: 6	R: 0 E: 0 K: 1 S: 7	H: 0 LOB: 0 BB: 0 P: 8	R: 2 E: 0 K: 1 S: 13	H: 2 LOB: 0 BB: 0 P: 18	R: 0 E: 0 K: 1 S: 10	H: 1 LOB: 2 BB: 1 P: 17	R: 0 E: 0 K: 0 S: 11	H: 1 LOB: 1 BB: 0 P: 18	R: 4 E: 1 K: 1 S: 9	H: 1 LOB: 0 BB: 2 P: 18	1B: 7 2B: 3 3B: 0 HR: 2	SF: 1 SAC: 0 DP: 0 HBP: 0	WP: 0 PB: 0 SB: 0 CS: 0	PA: 41																		
PITCHER	IP	WLS	BF	H	R	ER	SO	BB	IBB	HBP	BLK	WP	HR	S	P	ERA	WHIP	PITCHER				IP	WLS	BF	H	R	ER	SO	BB	IBB	HBP	BLK	WP	HR	S	P	ERA	WHIP
Curt Schilling, R ERA: 6.34	(1, 1)	5.0	L	27	10	7	7	3	2	0	0	0	0	0	19	29	12.60	2.400																				
Mark Holzemer, L ERA	(6, 1)	2.0		7	1	0	0	1	0	0	0	0	0	0	6	15	27.00	6.000																				
Jason Boyd, R ERA: 4.32	(8, 1)	0.1		4	0	3	1	1	2	0	0	0	0	0	6	15	27.00	6.000																				
Bryan Ward, L ERA: 4.5	(8, 1)	0.2		3	1	1	0	0	0	0	0	0	0	1	3	3	0.00	1.500																				

AB	36
R	11
H	12
RBI	10
BB	4
SO	5
LOB	21




Batter	1	2	3	4	5	6	7	8	9	AB	R	H	RBI	BB	SO	LOB	TOP								
Doug Glanville, R OBP: 0.313, SLG: 0.375	1-1 F9		2-2 FC6-4			2-2 P6		0-0 SF8		3	0	0	1	0	0	1	Philadelphia Phillies @ Baltimore Orioles Oriole Park at Camden Yards, Baltimore, MD Sun Jun 11 2000, 1:35 PM EDT Att: 47,540 - Sunny - 98 F								
Dest Relaford, S OBP: 0.398, SLG: 0.383	2-1 G4-3		2-3 K			0-1 F7		0-0 G6-3		4	0	0	0	0	1	2									
Bobby Abreu, L OBP: 0.404, SLG: 0.530	3-3 K				2-2 G6-3		1-2 G3-1		0-0 F7		4	0	0	0	0	1									
Scott Rolen, R OBP: 0.339, SLG: 0.577		2-1 F8		0-1 2B			0-0 F9		0-3 K		4	0	1	0	0	1									
Rob Ducey, L OBP: 0.359, SLG: 0.477		2-2 HR		1-2 P5			4-2 BB		0-3 K		3	1	1	1	1	1									
Pat Burrell, R OBP: 0.314, SLG: 0.426		0-3 K		1-3 K			2-2 F9		4-1 23 FC5-4 BB		3	0	0	0	1	2									
Brian Hunter, R OBP: 0.275, SLG: 0.378		1-1 F8				0-3 K		2-3 K	4-2 23 FC5-4 BB		3	0	0	0	1	2									
23 Kevin Jordan, R OBP: 0.282, SLG: 0.351			1-2 G6-3		1-1 F9-3			0-1 2B SF8 1B	1-2 23 FC5-4		4	1	1	0	0	3									
Tom Prince, R OBP: 0.286, SLG: 0.250		3-2 FC6-4 1B			1-0 F2			2-2 G6-3 2B			3	0	2	0	0	0									
Inning Stats	R: 0 E: 0 K: 1 S: 7	H: 0 LOB: 0 BB: 0 P: 13	R: 1 E: 0 K: 1 S: 13	H: 1 LOB: 0 BB: 0 P: 18	R: 0 E: 0 K: 1 S: 14	H: 1 LOB: 1 BB: 0 P: 22	R: 0 E: 0 K: 1 S: 13	H: 1 LOB: 1 BB: 0 P: 17	R: 0 E: 0 K: 1 S: 6	H: 0 LOB: 0 BB: 0 P: 8	R: 0 E: 0 K: 0 S: 8	H: 0 LOB: 0 BB: 0 P: 11	R: 0 E: 0 K: 1 S: 9	H: 0 LOB: 1 BB: 1 P: 17	R: 1 E: 0 K: 0 S: 8	H: 2 LOB: 1 BB: 0 P: 10	R: 0 E: 0 K: 2 S: 13	H: 0 LOB: 2 BB: 2 P: 22	1B: 2 2B: 3 3B: 0 HR: 1	SF: 1 SAC: 0 DP: 1 HBP: 0	WP: 1 PB: 0 SB: 0 CS: 0	PA: 35			
PITCHER	IP	WLS	BF	H	R	ER	SO	BB	IBB	HBP	BLK	WP	HR	S	P	ERA	WHIP								
35 Mike Mussina, R ERA: 3.73	8.0	W	30	5	2	2	6	1	0	0	0	1	1	78	116	2.25	0.750								
Mike Trombley, R ERA: 5.04	1.0		5	0	0	0	2	2	0	0	0	0	0	13	22	0.00	2.000								


AB	31
R	2
H	5
RBI	2
BB	3
SO	8
LOB	11



Batter	1	2	3	4	5	6	7	8	9	AB	R	H	RBI	BB	SO	LOB	BOTTOM								
Brady Anderson, L OBP: 0.370, SLG: 0.484	1-2 1B FC3-6 2B	0-1 FC5-4 1B			1-0 2B 1B	3-3 K		3-1 L3		5	2	3	0	0	1	1	Philadelphia Phillies @ Baltimore Orioles Oriole Park at Camden Yards, Baltimore, MD Sun Jun 11 2000, 1:35 PM EDT Att: 47,540 - Sunny - 98 F								
Mike Bordick, R OBP: 0.348, SLG: 0.533	0-1 FC3-6 1B	2-1 FC5-4			0-0 P3		1-0 HR	1-3 K		5	1	2	1	0	1	3									
Delino DeShields, L OBP: 0.374, SLG: 0.454	0-0 FC3-6		3-2 F7 1B		0-0 2B FC1-2 1B		2-0 F7			4	0	2	1	0	0	1									
Albert Belle, R OBP: 0.388, SLG: 0.529	3-2 F9		1-2 F9		1-1 FC1-2 2B		0-1 F8			4	0	1	1	0	0	2									
Rich Amaral, R OBP: 0.274, SLG: 0.250					1-3 2H					0	0	0	0	0	0	0									
B.J. Surhoff, L OBP: 0.314, SLG: 0.429	0-0 G4-3		0-1 F7		4-0 FC1-2 IBB		0-1 HR 1B			3	1	1	0	1	0	2									
Jeff Conine, R OBP: 0.353, SLG: 0.519		0-1 HR 1B	0-0 F8		3-2 FC1-2 FC6		0-2 HR			4	2	2	2	0	0	4									
Will Clark, L OBP: 0.416, SLG: 0.364		2-1 HR		2-0 F7	0-1 FC6		2-3 K			4	1	1	2	0	1	3									
Harold Baines, L OBP: 0.298, SLG: 0.348		3-2 P6		0-2 G4-3		2-2 G3		4-1 BB		3	0	0	0	1	0	0									
Greg Myers, L OBP: 0.256, SLG: 0.286		2-2 G4-3		1-1 G4-3		1-1 G5-3		0-0 P6		4	0	0	0	0	0	1									
Inning Stats	R: 1 E: 0 K: 0 S: 11	H: 2 LOB: 1 BB: 0 P: 15	R: 2 E: 0 K: 0 S: 14	H: 3 LOB: 1 BB: 0 P: 23	R: 0 E: 0 K: 0 S: 9	H: 1 LOB: 0 BB: 0 P: 13	R: 0 E: 0 K: 0 S: 6	H: 0 LOB: 0 BB: 0 P: 9	R: 1 E: 0 K: 0 S: 11	H: 3 LOB: 3 BB: 1 P: 20	R: 0 E: 0 K: 1 S: 10	H: 0 LOB: 0 BB: 0 P: 16	R: 3 E: 0 K: 1 S: 13	H: 3 LOB: 0 BB: 0 P: 18	R: 0 E: 0 K: 1 S: 8	H: 0 LOB: 1 BB: 1 P: 16	1B: 7 2B: 2 3B: 0 HR: 3	SF: 0 SAC: 0 DP: 0 HBP: 0	WP: 0 PB: 0 SB: 0 CS: 0	PA: 38					
PITCHER	IP	WLS	BF	H	R	ER	SO	BB	IBB	HBP	BLK	WP	HR	S	P	ERA	WHIP								
Andy Ashby, R ERA: 6.16	6.2	L	33	12	7	7	1	0	0	0	0	0	3	70	108	9.45	1.800								
Bryan Ward, L ERA: 3.39	1.1		5	0	0	0	2	1	0	0	0	0	0	12	22	0.00	0.750								



Batter	1	2	3	4	5	6	7	8	9	AB	R	H	RBI	BB	SO	LOB	TOP											
Luis Alica, S OBP: 0.393, SLG: 0.451	F8		F8	F8			G6-3		G6-3	4	1	1	0	1	0	1	<p>Texas Rangers @ Baltimore Orioles Oriole Park at Camden Yards, Baltimore, MD Tue Jun 13 2000, 7:35 PM EDT Att. 40,175 - Overcast - 73 F</p> <p>AB 30 R 2 H 6 RBI 2 BB 8 SO 4 LOB 25</p> 											
29 Rusty Greer, L OBP: 0.330, SLG: 0.367	FC6-4		FC6-4	K			G6-3		G1-3	2	1	0	0	2	1	2												
Ivan Rodriguez, R OBP: 0.405, SLG: 0.739	FC6-4		F8				S			4	0	2	0	0	0	3												
Rafael Palmeiro, L OBP: 0.405, SLG: 0.583	F9		FC6-4				S			4	0	1	0	1	0	3												
David Segui, S OBP: 0.398, SLG: 0.509		L8	FC6-4							3	0	1	1	1	1	3												
Dave Martinez, L OBP: 0.308, SLG: 0.361		G3	FC5-4							3	0	1	1	0	0	3												
Chad Curtis, R OBP: 0.319, SLG: 0.435		G3	FC5-4							0	0	0	0	0	0	0												
Frank Catalanotto, L OBP: 0.544, SLG: 0.625		G3	FC5-4							1	0	0	0	0	1	1												
Gabe Kapler, R OBP: 0.274, SLG: 0.346			FC5-4							3	0	0	0	1	0	3												
Mike Lamb, L OBP: 0.337, SLG: 0.437		L8								2	0	0	0	2	0	2												
Royce Clayton, R OBP: 0.283, SLG: 0.423		K								4	0	0	0	0	1	4												
Inning Stats	R: 0 E: 0 K: 0 S: 7	H: 0 LOB: 1 BB: 1 P: 15	R: 0 E: 0 K: 1 S: 12	H: 1 LOB: 2 BB: 1 P: 17	R: 2 E: 0 K: 0 S: 8	H: 1 LOB: 3 BB: 3 P: 24	R: 0 E: 0 K: 1 S: 7	H: 0 LOB: 1 BB: 1 P: 17	R: 0 E: 0 K: 0 S: 6	H: 1 LOB: 1 BB: 1 P: 12	R: 0 E: 0 K: 0 S: 4	H: 0 LOB: 0 BB: 1 P: 9	R: 0 E: 0 K: 0 S: 11	H: 2 LOB: 1 BB: 0 P: 21	R: 0 E: 0 K: 2 S: 10	H: 1 LOB: 1 BB: 0 P: 14	R: 0 E: 0 K: 0 S: 7	H: 0 LOB: 0 BB: 0 P: 10	1B: 5 2B: 1 3B: 0 HR: 0	SF: 0 SAC: 0 DP: 3 HBP: 0	WP: 0 PB: 0 SB: 1 CS: 0	PA: 38						
PITCHER	IP	WLS	BF	H	R	ER	SO	BB	IBB	HBP	BLK	WP	HR	S	P	ERA	WHIP											
Scott Erickson, R ERA: 6.19	(1, 1)	7.0	W	31	5	2	2	2	8	0	0	0	0	0	55	115	2.57	1.857										
Buddy Groom, L ERA: 4.1	(8, 1)	0.1	H	2	1	0	0	1	0	0	0	0	0	0	6	9	0.00	3.000										
Mike Trombley, R ERA: 4.91	(8, 1)	0.2	H	2	0	0	0	1	0	0	0	0	0	4	5	0.00	0.000											
Mike Timlin, R ERA: 4.26	(9, 1)	1.0	S	3	0	0	0	0	0	0	0	0	0	7	10	0.00	0.000											

Batter	1	2	3	4	5	6	7	8	9	AB	R	H	RBI	BB	SO	LOB	BOTTOM											
Brady Anderson, L OBP: 0.372, SLG: 0.481	FC5-4		F9				F3			3	0	1	0	1	0	0	<p>Texas Rangers @ Baltimore Orioles Oriole Park at Camden Yards, Baltimore, MD Tue Jun 13 2000, 7:35 PM EDT Att. 40,175 - Overcast - 73 F</p> <p>AB 28 R 3 H 6 RBI 3 BB 3 SO 7 LOB 11</p> 											
Mike Bordick, R OBP: 0.351, SLG: 0.533	F7		K							4	0	2	0	0	1	1												
Delino DeShields, L OBP: 0.369, SLG: 0.448	K									3	0	0	0	0	2	3												
Albert Belle, R OBP: 0.386, SLG: 0.522	FC5-4									3	0	0	0	1	1	3												
B.J. Surhoff, L OBP: 0.313, SLG: 0.438		P6								4	1	1	1	0	0	2												
Cal Ripken Jr., R OBP: 0.305, SLG: 0.503	G6-3									3	0	0	0	0	0	0												
Will Clark, L OBP: 0.421, SLG: 0.367										2	1	1	0	1	0	0												
Harold Baines, L OBP: 0.292, SLG: 0.341		F7								3	0	0	0	0	2	2												
Charles Johnson, R OBP: 0.346, SLG: 0.557			K							3	1	1	2	0	1	0												
Inning Stats	R: 0 E: 0 K: 1 S: 7	H: 1 LOB: 0 BB: 0 P: 12	R: 0 E: 0 K: 0 S: 10	H: 0 LOB: 1 BB: 1 P: 21	R: 0 E: 0 K: 2 S: 8	H: 0 LOB: 0 BB: 0 P: 13	R: 1 E: 0 K: 1 S: 10	H: 1 LOB: 0 BB: 0 P: 18	R: 2 E: 0 K: 2 S: 15	H: 3 LOB: 2 BB: 1 P: 27	R: 0 E: 0 K: 0 S: 7	H: 0 LOB: 0 BB: 0 P: 11	R: 0 E: 0 K: 1 S: 8	H: 0 LOB: 0 BB: 0 P: 17	R: 0 E: 0 K: 0 S: 7	H: 1 LOB: 1 BB: 1 P: 14		R: 0 E: 0 K: 0 S: 7	H: 1 LOB: 1 BB: 1 P: 14	1B: 4 2B: 1 3B: 0 HR: 2	SF: 0 SAC: 1 DP: 1 HBP: 0	WP: 0 PB: 0 SB: 0 CS: 0	PA: 32					
PITCHER	IP	WLS	BF	H	R	ER	SO	BB	IBB	HBP	BLK	WP	HR	S	P	ERA	WHIP											
Rick Helling, R ERA: 3.99	(1, 1)	7.0	L	29	6	3	3	7	2	0	0	0	0	0	67	122	3.86	1.143										
Mike Venafro, L ERA: 4.99	(8, 1)	1.0		3	0	0	0	0	0	1	0	0	0	5	11	0.00	0.000											

Batter	1	2	3	4	5	6	7	8	9	AB	R	H	RBI	BB	SO	LOB	TOP				
Luis Alica, S OBP: 0.392, SLG: 0.449 Frank Catalanotto, L OBP: 0.342, SLG: 0.640	2-0 P6		1-1 F7	0-1 2B 1B		0-0 G6-3		1-0 29 WP 29 SF7 2B		3	1	1	1	0	0	1					
29 Rusty Greer, L OBP: 0.313, SLG: 0.354	0-2 G1-3		3-2 G4-6-3	1-2 SF8		2-2 F7		3-H SF7		3	0	0	2	0	0	1					
Ivan Rodriguez, R OBP: 0.409, SLG: 0.757	1-3 K			2B				1-2 L8		5	2	3	3	0	1	0					
Rafael Palmeiro, L OBP: 0.408, SLG: 0.579		2-0 WP 1B		BB				0-1 F7		3	1	1	0	2	0	0					
David Segui, S OBP: 0.397, SLG: 0.520 Chad Curtis, R OBP: 0.315, SLG: 0.431		1-3 K		HR				3-3 K		3	1	1	3	0	1	3					
Dave Martinez, L OBP: 0.305, SLG: 0.353		1-3 K		G4-3				4-2 BB		4	0	0	0	1	2	1					
Mike Lamb, L OBP: 0.341, SLG: 0.431		4-1 BB		2B 1B BB				0-3 K		2	1	0	0	2	1	1					
Gabe Kapler, R OBP: 0.281, SLG: 0.369		1-2 F7		1B 29 SF8 2B				2-0 SH1-4 2B 2B		4	2	2	0	0	0	2					
Royce Clayton, R OBP: 0.288, SLG: 0.424				29 G4-6-3 1B				1-1 SH1-4		2	1	1	0	1	0	0					
Inning Stats	R: 0 E: 0 K: 1 S: 8	H: 0 LOB: 0 BB: 0 P: 11	R: 0 E: 0 K: 2 S: 12	H: 1 LOB: 2 BB: 1 P: 21	R: 0 E: 0 K: 0 S: 9	H: 1 LOB: 0 BB: 0 P: 13	R: 7 E: 0 K: 1 S: 32	H: 5 LOB: 2 BB: 4 P: 59	R: 0 E: 0 K: 0 S: 7	H: 0 LOB: 0 BB: 0 P: 12	R: 1 E: 0 K: 2 S: 17	H: 1 LOB: 1 BB: 1 P: 24	R: 2 E: 0 K: 0 S: 11	H: 2 LOB: 0 BB: 0 P: 19	R: 0 E: 0 K: 0 S: 8	H: 0 LOB: 0 BB: 0 P: 13	1B: 3 2B: 5 3B: 0 HR: 2	SF: 2 SAC: 1 DP: 1 HBP: 0	WP: 2 PB: 0 SB: 0 CS: 0	PA: 42	
PITCHER	IP	WLS	BF	H	R	ER	SO	BB	IBB	HBP	BLK	WP	HR	S	P	ERA	WHIP				
Pat Rapp, R ERA: 5.2	3.1		18	5	6	6	4	4	0	0	0	1	1	51	87	16.20	2.700				
Jason Johnson, R ERA: 5.48	0.2		5	2	1	1	0	1	0	0	0	0	0	10	17	13.50	4.500				
Chuck McElroy, L ERA: 6.27	2.0		6	0	0	0	0	0	0	0	0	0	0	13	20	0.00	0.000				
Jose Mercedes, R ERA: 7.45	2.0		10	3	3	3	2	1	0	0	0	1	1	28	43	13.50	2.000				
Mike Timlin, R ERA: 4.05	1.0	W	3	0	0	0	0	0	0	0	0	0	0	8	13	0.00	0.000				

Texas Rangers @ Baltimore Orioles
 Oriole Park at Camden Yards, Baltimore, MD
 Wed Jun 14 2000, 7:35 PM EDT
 Att: 39,231 - Cloudy - 70 F

AB 33
 R 10
 H 10
 RBI 10
 BB 6
 SO 6
 LOB 9



Batter	1	2	3	4	5	6	7	8	9	AB	R	H	RBI	BB	SO	LOB	BOTTOM				
Rich Amaral, R OBP: 0.299, SLG: 0.267	4-2 BB 1B HR	1-0 G6-3		3-2 1B		3-1 F9		0-1 G5-3 1B 1B		4	2	2	2	1	0	1					
Mike Bordick, R OBP: 0.352, SLG: 0.528	2-0 BB 1B HR	4-1 BB 1B BB		3-1 P4				3-0 G1-3 G5-3		4	1	1	0	1	0	3					
B.J. Surhoff, L OBP: 0.322, SLG: 0.456	4-0 1-2 2-3 HR	2-2 BB 1B		3-3 K				1-0 HR 2-H 3-H 1B 1B		4	2	3	4	1	1	1					
Albert Belle, R OBP: 0.390, SLG: 0.534	0-0 1-H 2-H 3-H HR	4-2 1-2 2-3 BB		0-0 F9				1-1 F8 1-3 1B		4	1	2	4	1	0	1					
Jeff Conine, R OBP: 0.343, SLG: 0.503	0-1 G4-3	2-3 K						0-3 K 1-0 L5		5	0	0	0	0	3	5					
Cal Ripken Jr., R OBP: 0.307, SLG: 0.500 Brady Anderson, L OBP: 0.372, SLG: 0.481	1-1 F9		2-3 K		3-2 G6-3			1-1 FC4-6 BB 1B 1B		5	1	2	0	0	1	0					
Will Clark, L OBP: 0.420, SLG: 0.358	3-3 K		4-1 G1-3 BB		2-1 G4-3			4-1 FC4-6 BB 1-2 BB		3	0	0	0	2	1	1					
Charles Johnson, R OBP: 0.342, SLG: 0.544		1-1 G6-3	2-2 G1-3					0-1 FC4-6 BB 1B 1B		4	1	0	0	1	1	3					
Mark Lewis, R OBP: 0.228, SLG: 0.296 Delino DeShields, L OBP: 0.375, SLG: 0.650		0-0 G6-3 1B 2B		1-3 K				4-2 G5-3 1B 1B BB		3	1	1	0	0	1	1					
Inning Stats	R: 4 E: 0 K: 1 S: 11	H: 2 LOB: 3 BB: 2 P: 25	R: 1 E: 0 K: 1 S: 13	H: 2 LOB: 3 BB: 2 P: 27	R: 0 E: 0 K: 2 S: 10	H: 0 LOB: 1 BB: 1 P: 19	R: 0 E: 0 K: 1 S: 9	H: 1 LOB: 0 BB: 0 P: 18	R: 0 E: 0 K: 1 S: 7	H: 0 LOB: 0 BB: 0 P: 11	R: 1 E: 0 K: 1 S: 9	H: 1 LOB: 0 BB: 0 P: 12	R: 4 E: 0 K: 0 S: 16	H: 4 LOB: 2 BB: 2 P: 33	R: 1 E: 0 K: 0 S: 6	H: 2 LOB: 2 BB: 1 P: 13	1B: 9 2B: 1 3B: 0 HR: 2	SF: 0 SAC: 0 DP: 0 HBP: 0	WP: 0 PB: 0 SB: 0 CS: 0	PA: 45	
PITCHER	IP	WLS	BF	H	R	ER	SO	BB	IBB	HBP	BLK	WP	HR	S	P	ERA	WHIP				
Kenny Rogers, L ERA: 4.11	6.1		30	6	6	6	7	5	0	0	0	0	0	10	16	18.00	2.000				
59 Jeff Zimmerman, R ERA: 5.6	1.0	H	5	1	2	2	1	1	0	0	0	0	0	4	8	∞	∞				
Mike Venafro, L ERA: 5.82	0.0		2	1	0	0	0	1	0	0	0	0	0	4	8	∞	∞				
Tim Crabtree, R ERA: 5.88	0.2	L	5	3	3	3	0	0	0	0	0	0	0	10	19	40.50	4.500				
John Wetteland, R ERA: 4.39	0.1		3	1	0	0	0	1	0	0	0	0	0	3	9	0.00	6.000				

Texas Rangers @ Baltimore Orioles
 Oriole Park at Camden Yards, Baltimore, MD
 Wed Jun 14 2000, 7:35 PM EDT
 Att: 39,231 - Cloudy - 70 F

AB 37
 R 11
 H 12
 RBI 11
 BB 8
 SO 8
 LOB 16



Batter	1	2	3	4	5	6	7	8	9	AB	R	H	RBI	BB	SO	LOB	TOP				
Dave Martinez, L (1, 9) OBP: 0.302, SLG: 0.345	1-3 K		4-2 FC4-6 1-2 BB		3-2 F5		2-3 K		3-1 G3	4	0	0	0	1	2	3	Texas Rangers @ Baltimore Orioles Oriole Park at Camden Yards, Baltimore, MD Thu Jun 15 2000, 7:35 PM EDT Att: 46,884 - Cloudy - 87 F				
29 Rusty Greer, L (1, 7) OBP: 0.398, SLG: 0.345	1-1 G6-3		0-0 FC4-6 1-2 2-H 1B		1-0 F7		3-2 G1-3		2-0 G3	5	0	1	1	0	0	3					
Ivan Rodriguez, R (1, 2) OBP: 0.402, SLG: 0.745	0-2 G6-3		2-2 FC4-6 1-2 2-3			1-2 G4-3		1-2 G4-3		4	0	0	0	0	0	2					
Rafael Palmeiro, L (1, 3) OBP: 0.406, SLG: 0.571		0-1 G3		1-2 G3		4-2 2B BB		1-0 F8		3	0	0	0	1	0	0					
David Segui, S (1, 10) OBP: 0.398, SLG: 0.524		3-3 K		0-2 F8		0-0 BB		1-1 2B 1B		4	0	2	0	0	1	0					
Frank Catalanotto, L (1, 4) OBP: 0.532, SLG: 0.615 Chad Curtis, R (8, PH) OBP: 0.318, SLG: 0.439 Scott Sheldon, R (8, 4) OBP: 0.300, SLG: 0.222		1-0 G4-3		1-2 F9		4-0 BB		0-0 BB		2	0	0	0	1	0	0					
Mike Lamb, L (1, 5) OBP: 0.339, SLG: 0.423			0-3 K		4-2 BB BB		1-0 P5		3-1 G4-3	3	0	0	0	1	1	5					
Gabe Kapler, R (1, 8) OBP: 0.288, SLG: 0.368			3-2 BB 29 1B 1B		2-3 K		2-0 F7		4-2 29 WP G3 BB	3	1	1	0	1	1	4					
Royce Clayton, R (1, 6) OBP: 0.287, SLG: 0.418			0-3 K		4-2 BB		0-0 F9		0-3 K	3	0	0	0	1	2	2					
Inning Stats	R: 0 E: 0 K: 1 S: 9	H: 0 LOB: 0 BB: 0 P: 11	R: 0 E: 0 K: 1 S: 10	H: 0 LOB: 0 BB: 0 P: 14	R: 1 E: 0 K: 2 S: 15	H: 2 LOB: 2 BB: 1 P: 24	R: 0 E: 0 K: 0 S: 11	H: 0 LOB: 0 BB: 0 P: 13	R: 0 E: 0 K: 1 S: 19	H: 1 LOB: 3 BB: 2 P: 22	R: 0 E: 0 K: 1 S: 7	H: 0 LOB: 0 BB: 0 P: 12	R: 0 E: 0 K: 0 S: 9	H: 2 LOB: 1 BB: 1 P: 15	R: 0 E: 0 K: 1 S: 8	H: 0 LOB: 1 BB: 1 P: 17	1B: 3 2B: 2 3B: 0 HR: 0	SF: 0 SAC: 0 DP: 0 HBP: 0	WP: 1 PB: 0 SB: 0 CS: 0	PA: 38	
PITCHER	IP	WLS	BF	H	R	ER	SO	BB	IBB	HBP	BLK	WP	HR	S	P	ERA	WHIP				
Sidney Ponson, R (1, 1) ERA: 4.63	3.0		12	2	1	1	4	1	0	0	0	0	0	34	49	3.00	1.000				
Chuck McElroy, L (4, 1) ERA: 5.69	2.0	W	8	0	0	0	1	2	0	0	0	0	0	30	46	0.00	1.000				
Gabe Molina, R (6, 1) ERA: 13.5	1.0	H	6	1	0	0	0	2	0	0	0	0	0	10	22	0.00	3.000				
Alan Mills, R (7, 1) ERA: 4.05	1.0	H	3	0	0	0	1	0	0	0	0	0	0	7	12	0.00	0.000				
Buddy Groom, L (8, 1) ERA: 3.95	1.0	H	5	2	0	0	0	0	0	0	0	0	0	9	15	0.00	2.000				
PITCHER	IP	WLS	BF	H	R	ER	SO	BB	IBB	HBP	BLK	WP	HR	S	P	ERA	WHIP				
Mike Trombley, R (9, 1) ERA: 4.73	1.0		4	0	0	0	1	1	0	0	0	0	0	8	17	0.00	1.000				

Batter	1	2	3	4	5	6	7	8	9	AB	R	H	RBI	BB	SO	LOB	BOTTOM				
Brady Anderson, L (1, 8) OBP: 0.373, SLG: 0.475	2-1 G4-3		4-1 F8-5 E BB		0-1 F7		4-1 BB SF8 BB		2-3 K	3	1	0	0	2	1	3	Texas Rangers @ Baltimore Orioles Oriole Park at Camden Yards, Baltimore, MD Thu Jun 15 2000, 7:35 PM EDT Att: 46,884 - Cloudy - 87 F				
Mike Bordick, R (1, 6) OBP: 0.352, SLG: 0.523	2-0 F9		0-1 E5 1-2			2-2 1B 2B 1B		0-1 P4		4	1	1	0	1	0	4					
Delino DeShields, L (1, 4) OBP: 0.379, SLG: 0.449 Mark Lewis, R (9, 4) OBP: 0.228, SLG: 0.296	1-1 G4-3		0-0 F8-5 2-3			3-2 2B 1-3 1B		4-1 BB HR BB		3	1	1	1	2	0	2					
Albert Belle, R (1, 9) OBP: 0.390, SLG: 0.559		2-1 HR	3-2 L1			0-0 L6		1-2 SF8		4	2	2	6	0	0	3					
B.J. Surhoff, L (1, 7) OBP: 0.323, SLG: 0.457		2-0 F9		1-0 F8		3-2 1-3 3-H 2B		1-0 P5		4	0	1	1	1	0	2					
Cal Ripken Jr., R (1, 5) OBP: 0.311, SLG: 0.497 Jeff Conine, R (8, PH) OBP: 0.341, SLG: 0.500		0-2 WP G1-3 1B		0-1 F9		1-0 F9		0-0 BB G5-3		3	2	1	0	0	0	2					
Will Clark, L (1, 3) OBP: 0.429, SLG: 0.360		1-2 G1-3 WP 1B		1-1 F7		4-0 BB		4-2 BB 1B BB		2	1	1	0	2	0	0					
Harold Baines, L (1, 10) OBP: 0.291, SLG: 0.338		2-0 G1-3		0-0 G3-1		3-2 L7		0-1 BB BB HR 1B		4	1	1	2	0	0	4					
Charles Johnson, R (1, 2) OBP: 0.340, SLG: 0.536		3-3 K		2-3 K				4-2 F3 HR BB		3	1	0	0	1	2	1					
Inning Stats	R: 0 E: 0 K: 0 S: 5	H: 3 LOB: 1 BB: 0 P: 10	R: 2 E: 0 K: 1 S: 13	H: 3 LOB: 1 BB: 0 P: 23	R: 0 E: 1 K: 0 S: 8	H: 0 LOB: 1 BB: 1 P: 15	R: 0 E: 0 K: 0 S: 5	H: 0 LOB: 0 BB: 0 P: 7	R: 0 E: 0 K: 1 S: 6	H: 0 LOB: 0 BB: 0 P: 8	R: 1 E: 0 K: 0 S: 16	H: 3 LOB: 3 BB: 1 P: 32	R: 1 E: 0 K: 0 S: 9	H: 0 LOB: 2 BB: 3 P: 24	R: 6 E: 0 K: 1 S: 22	H: 2 LOB: 1 BB: 4 P: 44	1B: 5 2B: 2 3B: 0 HR: 2	SF: 1 SAC: 0 DP: 1 HBP: 1	WP: 1 PB: 0 SB: 0 CS: 0	PA: 42	
PITCHER	IP	WLS	BF	H	R	ER	SO	BB	IBB	HBP	BLK	WP	HR	S	P	ERA	WHIP				
Esteban Loaiza, R (1, 1) ERA: 5.74	5.1	L	23	6	3	3	2	1	0	0	0	0	1	49	83	5.06	1.312				
Francisco Cordero, R (6, 1) ERA: 3.86	1.0		7	0	1	1	0	4	0	0	0	0	0	9	30	9.00	4.000				
59 Jeff Zimmerman, R (7, 1) ERA: 0.91	1.1		9	1	5	5	1	3	0	1	0	0	0	19	36	33.75	3.000				
Mark Clark, R (8, 1) ERA: 8.31	0.1		3	1	1	1	0	1	0	0	0	0	1	7	14	27.00	6.000				

Batter	1	2	3	4	5	6	7	8	9	AB	R	H	RBI	BB	SO	LOB	TOP				
Darin Erstad, L (1, 8) OBP: 0.430, SLG: 0.563	1-1 FC4-6 1B	0-2 FC6			1-1 G3		0-0 G4-3		0-1 G4-3	5	0	1	2	0	0	4	Anaheim Angels @ Baltimore Orioles Oriole Park at Camden Yards, Baltimore, MD Fri Jun 16 2000, 7:35 PM EDT Att: 45,006 - Cloudy - 89 F				
Kevin Stocker, S (1, 6) OBP: 0.373, SLG: 0.376	0-2 FC4-6 1-2f BB		2-2 F7		3-3 K		2-3 3-H 4-0 BB		2-3 3-H 1-1 G6-3	4	0	0	0	1	1	3					
Mo Vaughn, L (1, 10) OBP: 0.368, SLG: 0.568	4-0 BB		1-3 K		2-3 K		0-3 K			3	0	0	0	1	3	2					
Tim Salmon, R (1, 9) OBP: 0.408, SLG: 0.538	2-2 P6		0-0 FC4-6 1B		2-2 1B		2-2 2B		1-1 L4	4	0	2	0	0	0	2					
Troy Glaus, R (1, 5) OBP: 0.433, SLG: 0.637	1-3 K		1-1 FC4-6 1-2f		0-2 1B		0-2 G4-6-3 1B		1-2 G6-3	4	0	1	0	0	1	3					
Scott Spiezio, S (1, 3) OBP: 0.353, SLG: 0.432		2-0 P6		3-2 G1-3		1-2 G4-6-3 1-2f		1-0 G4-3	4	0	0	0	0	0	2						
Bengie Molina, R (1, 2) OBP: 0.355, SLG: 0.454	2-2 F8		2-3 K		2-1 2B G4-3 1B				4-0 SH1-4 G4-3 1B BB	3	1	1	0	1	1	0					
Benji Gil, R (0, PR) OBP: 0.266, SLG: 0.294				1-2 G3-1		0-3 K		0-1 G4-3 SH1-4 1B	4	1	2	0	0	1	1						
Adam Kennedy, L (1, 4) OBP: 0.333, SLG: 0.416	0-0 1B 2B				2-2 G6-3		0-0 G4-3 2B		1-0 SH1-4	3	0	2	1	0	0	0					
Orlando Palmeiro, L (1, 7) OBP: 0.432, SLG: 0.441	2-2 2H FC6 1B							1-2 2-3		1B: 6	SF: 0	WP: 0	PA: 38								
Inning Stats	R: 0 E: 0 K: 1 S: 13	H: 1 LOB: 2 BB: 1 P: 21	R: 1 E: 0 K: 0 S: 12	H: 2 LOB: 1 BB: 0 P: 18	R: 0 E: 0 K: 1 S: 13	H: 1 LOB: 1 BB: 0 P: 17	R: 0 E: 0 K: 1 S: 13	H: 0 LOB: 0 BB: 0 P: 19	R: 0 E: 0 K: 1 S: 8	H: 2 LOB: 1 BB: 0 P: 14	R: 0 E: 0 K: 1 S: 17	H: 2 LOB: 2 BB: 1 P: 22	R: 1 E: 0 K: 2 S: 10	H: 2 LOB: 2 BB: 1 P: 16	R: 0 E: 0 K: 0 S: 6	H: 0 LOB: 0 BB: 0 P: 9	R: 1 E: 0 K: 0 S: 7	H: 1 LOB: 2 BB: 1 P: 13	1B: 6 2B: 3 3B: 0 HR: 0	SF: 0 SAC: 1 DP: 1 HBP: 0	WP: 0 PB: 0 SB: 0 CS: 0
PITCHER	IP WLS BF H R ER SO BB IBB HBP BLK WP HR S P ERA WHIP	IP WLS BF H R ER SO BB IBB HBP BLK WP HR S P ERA WHIP	IP WLS BF H R ER SO BB IBB HBP BLK WP HR S P ERA WHIP	IP WLS BF H R ER SO BB IBB HBP BLK WP HR S P ERA WHIP	IP WLS BF H R ER SO BB IBB HBP BLK WP HR S P ERA WHIP	IP WLS BF H R ER SO BB IBB HBP BLK WP HR S P ERA WHIP	IP WLS BF H R ER SO BB IBB HBP BLK WP HR S P ERA WHIP	IP WLS BF H R ER SO BB IBB HBP BLK WP HR S P ERA WHIP	IP WLS BF H R ER SO BB IBB HBP BLK WP HR S P ERA WHIP	IP WLS BF H R ER SO BB IBB HBP BLK WP HR S P ERA WHIP	IP WLS BF H R ER SO BB IBB HBP BLK WP HR S P ERA WHIP	IP WLS BF H R ER SO BB IBB HBP BLK WP HR S P ERA WHIP	IP WLS BF H R ER SO BB IBB HBP BLK WP HR S P ERA WHIP	IP WLS BF H R ER SO BB IBB HBP BLK WP HR S P ERA WHIP	IP WLS BF H R ER SO BB IBB HBP BLK WP HR S P ERA WHIP	IP WLS BF H R ER SO BB IBB HBP BLK WP HR S P ERA WHIP	IP WLS BF H R ER SO BB IBB HBP BLK WP HR S P ERA WHIP				
35 Mike Mussina, R (1, 1) ERA: 3.67	6.2 W 29	8 2 2 6	2 0 0 0	0 0 0 0	0 0 0 0	0 0 3 3	0 0 6 9	0 0 7 13	2.70 1.500												
Buddy Groom, L (7, 1) ERA: 3.9	0.1 H 1	0 0 0 1	0 0 0 0	0 0 0 0	0 0 3 3	0 0 6 9	0 0 7 13	0.00 0.000													
Alan Mills, R (8, 1) ERA: 3.9	1.0 H 3	0 0 0 0	0 0 0 0	0 0 0 0	0 0 6 9	0 0 7 13	0.00 2.000														
Mike Timlin, R (9, 1) ERA: 4.29	1.0 S 5	1 1 1 0	1 0 0 0	0 0 0 0	0 0 7 13	9.00 2.000															

Batter	1	2	3	4	5	6	7	8	9	AB	R	H	RBI	BB	SO	LOB	BOTTOM		
Brady Anderson, L (1, 8) OBP: 0.383, SLG: 0.477	4-0 1B HR BB	2-2 CS 1B			4-2 BB G1-3 BB	4-2 BB				1	1	1	0	3	0	0	Anaheim Angels @ Baltimore Orioles Oriole Park at Camden Yards, Baltimore, MD Fri Jun 16 2000, 7:35 PM EDT Att: 45,006 - Cloudy - 89 F		
Mike Bordick, R (1, 6) OBP: 0.347, SLG: 0.515	0-1 L6	1-1 F9			3-2 G1-3 1-2	1-3 K				4	0	0	0	0	1	6			
B.J. Surhoff, L (1, 7) OBP: 0.322, SLG: 0.453	2-0 1B HR	1-2 CS	0-0 B5-3		3-3 K		0-0 L7			4	1	1	0	0	1	1			
Albert Belle, R (1, 9) OBP: 0.395, SLG: 0.585	1-1 1B HR		2-0 HR		4-0 BB IBB		3-2 P4			3	2	2	4	1	0	0			
Jeff Conine, R (1, 3) OBP: 0.339, SLG: 0.491	1-1 G6-3		3-1 G1-3		4-1 BB		1-1 G4-3			3	0	0	0	1	0	0			
Cal Ripken Jr., R (1, 5) OBP: 0.314, SLG: 0.498	0-0 1B		1-0 G1-3		2-0 P4			1-1 1B		4	0	2	0	0	0	3			
Will Clark, L (1, 10) OBP: 0.424, SLG: 0.364	1-3 K		2-3 K		2-2 2B		0-1 L8			4	0	1	0	0	2	1			
Charles Johnson, R (1, 2) OBP: 0.333, SLG: 0.524		1-0 G5-3		0-3 K		1-1 G6-3		0-3 K		4	0	0	0	0	2	1			
Mark Lewis, R (1, 4) OBP: 0.233, SLG: 0.286	4-2 F9 1B BB		3-2 G6-3		3-1 G5-3					2	0	0	0	1	0	1			
Inning Stats	R: 3 E: 0 K: 1 S: 11	H: 3 LOB: 1 BB: 1 P: 20	R: 0 E: 0 K: 0 S: 11	H: 1 LOB: 1 BB: 1 P: 20	R: 1 E: 0 K: 0 S: 5	H: 1 LOB: 0 BB: 0 P: 11	R: 0 E: 0 K: 2 S: 9	H: 0 LOB: 0 BB: 0 P: 14	R: 0 E: 0 K: 1 S: 11	H: 1 LOB: 3 BB: 3 P: 31	R: 0 E: 0 K: 1 S: 12	H: 1 LOB: 1 BB: 1 P: 23	R: 0 E: 0 K: 0 S: 7	H: 0 LOB: 0 BB: 0 P: 11	R: 0 E: 0 K: 1 S: 9	H: 1 LOB: 0 BB: 0 P: 10	1B: 4 2B: 1 3B: 0 HR: 2	SF: 0 SAC: 0 DP: 0 HBP: 0	WP: 0 PB: 0 SB: 0 CS: 1
PITCHER	IP WLS BF H R ER SO BB IBB HBP BLK WP HR S P ERA WHIP	IP WLS BF H R ER SO BB IBB HBP BLK WP HR S P ERA WHIP	IP WLS BF H R ER SO BB IBB HBP BLK WP HR S P ERA WHIP	IP WLS BF H R ER SO BB IBB HBP BLK WP HR S P ERA WHIP	IP WLS BF H R ER SO BB IBB HBP BLK WP HR S P ERA WHIP	IP WLS BF H R ER SO BB IBB HBP BLK WP HR S P ERA WHIP	IP WLS BF H R ER SO BB IBB HBP BLK WP HR S P ERA WHIP	IP WLS BF H R ER SO BB IBB HBP BLK WP HR S P ERA WHIP	IP WLS BF H R ER SO BB IBB HBP BLK WP HR S P ERA WHIP	IP WLS BF H R ER SO BB IBB HBP BLK WP HR S P ERA WHIP	IP WLS BF H R ER SO BB IBB HBP BLK WP HR S P ERA WHIP	IP WLS BF H R ER SO BB IBB HBP BLK WP HR S P ERA WHIP	IP WLS BF H R ER SO BB IBB HBP BLK WP HR S P ERA WHIP	IP WLS BF H R ER SO BB IBB HBP BLK WP HR S P ERA WHIP	IP WLS BF H R ER SO BB IBB HBP BLK WP HR S P ERA WHIP	IP WLS BF H R ER SO BB IBB HBP BLK WP HR S P ERA WHIP			
Scott Schoeneweis, L (1, 1) ERA: 5.08	3.0 L 15	5 4 4 1	2 0 0 0	0 0 0 0	0 0 27 51	0 0 27 58	0 0 5 10	0 0 16 21	0.00 2.333										
Mike Fyrite, R (4, 1) ERA: 2.76	2.2 1 0 0 3	2 1 0 0 0	0 0 0 0 0	0 0 0 0 0	0 0 27 58	0.00 1.125													
Mike Holtz, L (6, 1) ERA: 4.05	0.1 2 0 0 1	1 0 0 0 1	0 0 0 0 0	0 0 0 0 0	0 0 5 10	0.00 3.000													
Mark Petkovsek, R (7, 1) ERA: 6.58	2.0 6 1 0 0 1	0 0 0 0 1	0 0 0 0 0	0 0 0 0 0	0 0 16 21	0.00 0.500													



Batter	1	2	3	4	5	6	7	8	9	AB	R	H	RBI	BB	SO	LOB	TOP				
Darin Erstad, L (1, 7) OBP: 0.426, SLG: 0.557	1-1 G3		0-3 K		1-2 G1-3		2-2 1B		1-3 K	5	0	1	1	0	2	3	Anaheim Angels @ Baltimore Orioles Oriole Park at Camden Yards, Baltimore, MD Sat Jun 17 2000, 7:05 PM EDT Att: 45,758 - Cloudy - 81 F				
Kevin Stocker, S (1, 6) OBP: 0.388, SLG: 0.370	2-3 K		1-1 1B 16 HR		3-2 G4-3		1-0 L3-6		0-3 K	5	1	1	0	0	2	4					
Mo Vaughn, L (1, 3) OBP: 0.367, SLG: 0.575	0-1 G6-3		1-1 F5		0-0 F9				0-0 HR	4	1	1	1	0	0	2					
Tim Salmon, R (1, 9) OBP: 0.409, SLG: 0.538		2-1 HR 1B	1-0 16 HR		2-3 K				0-0 G6-3	4	2	2	1	0	1	0					
16 Garret Anderson, L (1, 8) OBP: 0.264, SLG: 0.487		2-1 L9	0-1 HR		3-2 G4-3				1-2 G4-3	4	1	1	3	0	0	1					
Troy Glaus, R (1, 5) OBP: 0.330, SLG: 0.643		0-0 HR	2-H 3-H F7		1-1 G5-3				1-2 G5-3	4	1	1	2	0	0	0					
Bengie Molina, R (1, 2) OBP: 0.348, SLG: 0.444		0-1 L5		1-0 F7			1-1 F7		0-2 E5 1B	4	0	0	0	0	0	0					
Adam Kennedy, L (1, 4) OBP: 0.336, SLG: 0.418		0-0 P6		1-1 G3-1			2-1 BB 1B		0-0 1B	4	1	2	0	0	0	0					
Orlando Palmeiro, L (1, 10) OBP: 0.435, SLG: 0.429			2-2 1B 1B HBP		0-2 G5-3		4-0 L3-6 1B BB		0-0 F7	2	1	0	0	1	0	2					
Inning Stats	R: 0 E: 0 K: 1 S: 11	H: 0 LOB: 0 BB: 0 P: 14	R: 2 E: 0 K: 0 S: 8	H: 2 LOB: 0 BB: 0 P: 12	R: 4 E: 0 K: 1 S: 20	H: 3 LOB: 0 BB: 0 P: 26	R: 0 E: 0 K: 0 S: 7	H: 0 LOB: 0 BB: 0 P: 9	R: 0 E: 0 K: 1 S: 14	H: 0 LOB: 0 BB: 0 P: 20	R: 1 E: 0 K: 0 S: 9	H: 2 LOB: 1 BB: 1 P: 19	R: 1 E: 0 K: 0 S: 9	H: 1 LOB: 0 BB: 0 P: 11	R: 0 E: 1 K: 2 S: 13	H: 1 LOB: 2 BB: 0 P: 14	1B: 6 2B: 1 3B: 0 HR: 3	SF: 0 SAC: 0 DP: 1 HBP: 1	WP: 0 PB: 0 SB: 0 CS: 0	PA: 38	
PITCHER	IP	WLS	BF	H	R	ER	SO	BB	IBB	HBP	BLK	WP	HR	S	P	ERA	WHIP				
Jason Johnson, R (1, 1) ERA: 5.93	7.0	L	29	7	7	7	3	1	0	1	0	0	2	77	112	9.00	1.143				
Mike Trombley, R (8, 1) ERA: 4.89	1.0		4	1	1	1	0	0	0	0	0	0	1	9	11	9.00	1.000				
Gabe Molina, R (9, 1) ERA: 9.0	1.0		5	1	0	0	2	0	0	0	0	0	0	13	14	0.00	1.000				

Batter	1	2	3	4	5	6	7	8	9	AB	R	H	RBI	BB	SO	LOB	BOTTOM				
Brady Anderson, L (1, 8) OBP: 0.379, SLG: 0.469	4-2 G4-6-3 BB BB	3-3 K			0-0 G3		2-1 L9	2-1 G1		4	0	0	0	1	1	4	Anaheim Angels @ Baltimore Orioles Oriole Park at Camden Yards, Baltimore, MD Sat Jun 17 2000, 7:05 PM EDT Att: 45,758 - Cloudy - 81 F				
Mike Bordick, R (1, 6) OBP: 0.352, SLG: 0.514	4-1 G4-6-3 BB		3-2 G1-3		0-0 P4		1-1 BB 1B	2-1 G6-3 1B		4	1	2	0	1	0	1					
Delino DeShields, L (1, 4) OBP: 0.379, SLG: 0.450	1-3 K		1-1 2B		1-2 P6		4-1 1B BB	2-2 L7		4	1	1	0	1	1	4					
Albert Belle, R (1, 9) OBP: 0.395, SLG: 0.593	1-2 G4-6-3		0-0 F8		2-1 HR		2-2 BB 1B	1-0 G6-3		5	1	2	2	0	0	4					
B.J. Surhoff, L (1, 7) OBP: 0.329, SLG: 0.456		4-2 2B BB	2-0 G3-1		2-1 1B		1-1 BB	1-2 2-H 1B		3	0	2	1	1	0	1					
Cal Ripken Jr., R (1, 5) OBP: 0.317, SLG: 0.493		0-1 F9		4-2 G4-6-3 BB		1-0 F8	4-1 FC4-6 BB			2	0	0	0	2	0	2					
Will Clark, L (1, 3) OBP: 0.420, SLG: 0.368		3-2 2B		1-1 F8		2-0 F7	0-0 FC4-6			4	0	1	0	0	0	5					
Harold Baines, L (1, 10) OBP: 0.296, SLG: 0.338		4-2 BB		1-1 G4-6-3		3-3 K		0-0 G6-4-3 1B		3	0	1	0	1	1	2					
Greg Myers, L (1, 2) OBP: 0.256, SLG: 0.308		2-3 K			0-0 G3 2B		3-3 K	1-1 G6-4-3		4	0	1	0	0	2	4					
Inning Stats	R: 0 E: 0 K: 1 S: 12	H: 0 LOB: 1 BB: 2 P: 22	R: 0 E: 0 K: 2 S: 20	H: 1 LOB: 3 BB: 2 P: 36	R: 0 E: 0 K: 0 S: 7	H: 1 LOB: 1 BB: 0 P: 13	R: 0 E: 0 K: 0 S: 6	H: 0 LOB: 0 BB: 1 P: 12	R: 0 E: 0 K: 1 S: 10	H: 1 LOB: 1 BB: 0 P: 20	R: 2 E: 0 K: 1 S: 15	H: 3 LOB: 3 BB: 2 P: 32	R: 0 E: 0 K: 0 S: 5	H: 1 LOB: 0 BB: 0 P: 8	R: 0 E: 0 K: 0 S: 6	H: 1 LOB: 0 BB: 0 P: 11	1B: 6 2B: 3 3B: 0 HR: 1	SF: 0 SAC: 0 DP: 4 HBP: 0	WP: 0 PB: 0 SB: 0 CS: 0	PA: 40	
PITCHER	IP	WLS	BF	H	R	ER	SO	BB	IBB	HBP	BLK	WP	HR	S	P	ERA	WHIP				
Tim Belcher, R (1, 1) ERA: 1.69	5.1	W	24	5	1	1	3	5	0	0	0	0	0	13	28	13.50	1.500				
Mike Holtz, L (6, 1) ERA: 5.11	1.1		6	1	2	2	2	1	0	0	0	0	0	13	28	13.50	1.500				
Al Levine, R (7, 1) ERA: 3.55	2.1		10	4	0	0	0	1	0	0	0	0	0	18	33	0.00	2.143				



Batter	1	2	3	4	5	6	7	8	9	AB	R	H	RBI	BB	SO	LOB	TOP								
Darin Erstad, L (1, 7) OBP: 0.423, SLG: 0.561	1-1 L4		0-2 FC6-4 1B	0-0 HR		0-0 G4-3		2-2 F7		5	2	1	2	0	0	3									
Orlando Palmeiro, L (1, 9) OBP: 0.453, SLG: 0.427	2-2 G1-3		3-2 1B 16 SF8 1B	3-2 F8		2-2 1B 1B		0-1 G6-3		5	1	2	1	0	0	0									
Mo Vaughn, L (1, 3) OBP: 0.374, SLG: 0.577	4-2 BB		0-1 16 SF8 1B HR	1-0 1B		0-1 1B		0-1 F5		4	1	3	1	1	0	0									
Tim Salmon, R (1, 10) OBP: 0.409, SLG: 0.535	3-2 G5-3		1-0 HR	2-2 G5-3		0-0 F2		2-2 1B		5	1	2	0	0	0	4									
16 Garret Anderson, L (1, 8) OBP: 0.260, SLG: 0.480		2-2 G4-3	0-0 SF8		3-2 G3-1		0-0 L7		1-1 G3		4	0	0	1	0	0	1								
Troy Glas, R (1, 5) OBP: 0.228, SLG: 0.649		3-3 K	0-0 HR		0-2 G5-3		1-1 G5-3				4	1	1	3	0	1	0								
Adam Kennedy, L (1, 4) OBP: 0.338, SLG: 0.423		1-0 2B	1-0 L6		1-3 K		2-2 CS 1B				4	0	2	0	0	1	0								
Matt Walbeck, S (1, 2) OBP: 0.222, SLG: 0.329		0-0 G5-3		0-1 G3		1-2 G4-3 1B 1B		0-1 G4-3		4	1	1	0	0	0	1									
Benji Gil, R (1, 6) OBP: 0.277, SLG: 0.301			2-0 FC6-4 1B	4-2 HR BB		0-1 G4-3 1B		2-0 F2		3	1	2	0	1	0	0									
Inning Stats	R: 0 E: 0 K: 0 S: 12	H: 0 LOB: 1 BB: 1 P: 22	R: 0 E: 0 K: 1 S: 10	H: 1 LOB: 1 BB: 0 P: 16	R: 5 E: 0 K: 0 S: 13	H: 5 LOB: 0 BB: 0 P: 20	R: 2 E: 0 K: 0 S: 15	H: 2 LOB: 1 BB: 1 P: 25	R: 0 E: 0 K: 1 S: 10	H: 0 LOB: 0 BB: 0 P: 14	R: 1 E: 0 K: 0 S: 12	H: 4 LOB: 2 BB: 0 P: 15	R: 0 E: 0 K: 0 S: 7	H: 1 LOB: 0 BB: 0 P: 10	R: 0 E: 0 K: 0 S: 7	H: 0 LOB: 0 BB: 0 P: 11	R: 0 E: 0 K: 0 S: 10	H: 1 LOB: 1 BB: 0 P: 13	1B: 11 2B: 1 3B: 0 HR: 2	SF: 1 SAC: 0 DP: 1 HBP: 0	WP: 0 PB: 0 SB: 0 CS: 1	PA: 42			
PITCHER	IP	WLS	BF	H	R	ER	SO	BB	IBB	HBP	BLK	WP	HR	S	P	ERA	WHIP								
Scott Erickson, R (1, 1) ERA: 6.88	5.2	L	29	11	8	8	2	2	0	0	0	0	2	69	109	12.71	2.294								
Jose Mercedes, R (6, 1) ERA: 6.68	3.1		12	3	0	0	0	0	0	0	0	0	0	27	37	0.00	0.900								

Anaheim Angels @ Baltimore Orioles
 Oriole Park at Camden Yards, Baltimore, MD
 Sun Jun 18 2000, 1:35 PM EDT
 Att: 41,198 - Cloudy - 88 F

AB 38
 R 8
 H 14
 RBI 8
 BB 2
 SO 2
 LOB 9



Batter	1	2	3	4	5	6	7	8	9	AB	R	H	RBI	BB	SO	LOB	BOTTOM								
Brady Anderson, L (1, 8) OBP: 0.376, SLG: 0.465	2-3 K		3-2 F8		1-2 G4-3		3-2 1B		3-2 SF7		4	0	1	2	0	1	1								
Mike Bordick, R (1, 6) OBP: 0.348, SLG: 0.506	0-2 FC5-4 K		2-3 K			0-3 K		0-0 F9		4	0	0	0	1	2	2									
Delino DeShields, L (1, 4) OBP: 0.372, SLG: 0.440	1-1 F7		1-2 L3			1-2 G4-3		3-2 G4-3		5	0	0	0	0	0	3									
Albert Belle, R (1, 9) OBP: 0.390, SLG: 0.584	1-2 FC5-4			0-0 P5		2-1 L8		0-3 K		4	0	0	0	0	1	1									
B.J. Surhoff, L (1, 7) OBP: 0.327, SLG: 0.453		2-2 F7		0-1 G4-3		1-2 BB 1B		0-1 G4-3		4	1	1	0	0	0	0									
Jeff Conine, R (1, 5) OBP: 0.337, SLG: 0.503		0-1 F7		1-2 F9		0-0 F9		0-0 HR		4	1	1	1	0	0	1									
Will Clark, L (1, 3) OBP: 0.428, SLG: 0.378		1-0 L4			0-0 2B		4-2 FC6-4 1B 1B		4-1 F9 1B SF7 BB		2	2	1	0	2	0	0								
Harold Baines, L (1, 10) OBP: 0.307, SLG: 0.345			4-2 HR			0-0 F7		0-0 FC6-4 1B		3	1	2	1	1	0	1									
Mark Lewis, R (9, PR) OBP: 0.233, SLG: 0.286						1-2 HR		1-2 2H 1B		0	0	0	0	0	0	0									
Charles Johnson, R (1, 2) OBP: 0.332, SLG: 0.534			2-2 HR			0-0 L8		2-1 FC6-4 1B		4	1	1	2	0	0	5									
Inning Stats	R: 0 E: 1 K: 1 S: 11	H: 0 LOB: 1 BB: 0 P: 15	R: 0 E: 0 K: 0 S: 6	H: 0 LOB: 0 BB: 0 P: 9	R: 2 E: 0 K: 1 S: 15	H: 1 LOB: 0 BB: 1 P: 27	R: 0 E: 0 K: 0 S: 6	H: 0 LOB: 0 BB: 0 P: 7	R: 0 E: 0 K: 1 S: 9	H: 0 LOB: 1 BB: 0 P: 12	R: 2 E: 0 K: 0 S: 18	H: 3 LOB: 2 BB: 1 P: 28	R: 0 E: 0 K: 1 S: 8	H: 0 LOB: 0 BB: 0 P: 11	R: 2 E: 0 K: 0 S: 15	H: 2 LOB: 2 BB: 2 P: 29	1B: 4 2B: 1 3B: 0 HR: 2	SF: 1 SAC: 0 DP: 0 HBP: 0	WP: 0 PB: 0 SB: 0 CS: 0	PA: 39					
PITCHER	IP	WLS	BF	H	R	ER	SO	BB	IBB	HBP	BLK	WP	HR	S	P	ERA	WHIP								
Seth Etherton, R (1, 1) ERA: 5.2	6.1	W	26	4	4	4	3	2	0	0	0	0	1	63	92	5.68	0.947								
Shigetoshi Hasegawa, R (7, 1) ERA: 5.54	1.2		8	2	2	2	1	1	0	0	0	0	1	18	30	10.80	1.800								
Troy Percival, R (9, 1) ERA: 3.81	1.0	S	5	1	0	0	0	1	0	0	0	0	0	13	23	0.00	2.000								

Anaheim Angels @ Baltimore Orioles
 Oriole Park at Camden Yards, Baltimore, MD
 Sun Jun 18 2000, 1:35 PM EDT
 Att: 41,198 - Cloudy - 88 F

AB 34
 R 6
 H 7
 RBI 6
 BB 4
 SO 4
 LOB 14



Batter	1	2	3	4	5	6	7	8	9	AB	R	H	RBI	BB	SO	LOB	TOP								
Delino DeShields, L OBP: 0.370, SLG: 0.434 (1, 4)	G3		G6-3			F7		G6-3		4	0	0	0	0	0	0	Baltimore Orioles @ Oakland Athletics Network Associates Coliseum, Oakland, CA Tue Jun 20 2000, 3:35 PM EDT Att: 20,337 - Sunny - 68 F								
Mike Bordick, R OBP: 0.354, SLG: 0.523 (1, 6)	F9			G4-3		HR		HR		4	2	2	1	0	0										
Will Clark, L OBP: 0.434, SLG: 0.406 (1, 3)	K			F8		HR		WP		4	1	2	2	0	1										
Albert Belle, R OBP: 0.383, SLG: 0.581 (1, 9)		F9		F8		F9		G1-3		4	0	0	0	0	1										
B.J. Surhoff, L OBP: 0.337, SLG: 0.458 (1, 7)	F9				E S	F7		G3 S		4	1	2	0	0	0										
Cal Ripken Jr., R OBP: 0.309, SLG: 0.481 (1, 5)	G5-3				G4-3		G6-3	F8		4	0	0	1	0	1										
Harold Baines, L OBP: 0.306, SLG: 0.362 (1, 10)			HR		K		G1-3	G3		4	1	1	1	0	1										
Greg Myers, L OBP: 0.277, SLG: 0.326 (1, 2)			G6-4-3				G4-3	K		4	0	2	0	0	1										
Luis Matos, R (1, 8)		G6-4-3			K			G4-3		3	0	0	0	0	1										
Inning Stats	R: 0 E: 0 K: 1 S: 9	H: 0 LOB: 0 BB: 0 P: 12	R: 0 E: 0 K: 0 S: 4	H: 0 LOB: 0 BB: 0 P: 6	R: 1 E: 0 K: 0 S: 9	H: 2 LOB: 0 BB: 0 P: 12	R: 0 E: 0 K: 0 S: 5	H: 0 LOB: 0 BB: 0 P: 6	R: 1 E: 0 K: 2 S: 14	H: 2 LOB: 1 BB: 0 P: 22	R: 2 E: 0 K: 0 S: 8	H: 2 LOB: 0 BB: 0 P: 16	R: 0 E: 0 K: 0 S: 4	H: 0 LOB: 0 BB: 0 P: 5	R: 1 E: 0 K: 1 S: 12	H: 2 LOB: 1 BB: 0 P: 19	R: 0 E: 0 K: 1 S: 13	H: 1 LOB: 1 BB: 0 P: 19	1B: 6 2B: 0 3B: 0 HR: 3	SF: 0 SAC: 0 DP: 1 HBP: 0	WP: 1 PB: 0 SB: 2 CS: 0	PA: 35			
PITCHER	IP	WLS	BF	H	R	ER	SO	BB	IBB	HBP	BLK	WP	HR	S	P	ERA	WHIP								
Tim Hudson, R ERA: 4.24 (1, 1)	8.0	W	31	8	5	5	3	0	0	0	0	1	3	65	98	5.62	1.000								
Jason Lirio, R ERA: 3.18 (9, 1)	1.0	S	4	1	0	0	1	0	0	0	0	0	0	13	19	0.00	1.000								

AB	35
R	5
H	9
RBI	5
BB	0
SO	4
LOB	6



Batter	1	2	3	4	5	6	7	8	9	AB	R	H	RBI	BB	SO	LOB	BOTTOM								
Terrence Long, L OBP: 0.344, SLG: 0.450 (1, 8)	K		BB			F7		F7		4	1	1	0	1	1	1	Baltimore Orioles @ Oakland Athletics Network Associates Coliseum, Oakland, CA Tue Jun 20 2000, 3:35 PM EDT Att: 20,337 - Sunny - 68 F								
Randy Velarde, R OBP: 0.407, SLG: 0.439 (1, 4)			BB			F8		F9		3	0	0	0	2	0	2									
Jason Giambi, L OBP: 0.471, SLG: 0.650 (1, 3)	P6		BB			F7		F5		4	0	1	1	0	0	2									
Ben Grievie, L OBP: 0.358, SLG: 0.517 (1, 7)	L4							F7		4	1	1	1	0	1	3									
Ryan Christenson, R OBP: 0.377, SLG: 0.313 (9, 7)			K							0	0	0	0	0	0	0									
John Jaha, R OBP: 0.423, SLG: 0.232 (1, 10)		K				K		K		4	0	0	0	0	4	0									
Matt Stairs, L OBP: 0.336, SLG: 0.420 (1, 9)	F6					F7		HR		4	2	2	1	0	0	0									
Miguel Tejada, R OBP: 0.318, SLG: 0.434 (1, 6)	K					K		HR		3	1	1	0	1	2	1									
3 Eric Chavez, L OBP: 0.357, SLG: 0.477 (1, 5)			F8			G3		HR		3	2	1	2	1	0	1									
Ramon Hernandez, R OBP: 0.337, SLG: 0.436 (1, 2)			K					F7		4	1	2	3	0	1	0									
Inning Stats	R: 0 E: 0 K: 1 S: 8	H: 0 LOB: 1 BB: 1 P: 14	R: 0 E: 0 K: 2 S: 8	H: 0 LOB: 0 BB: 0 P: 14	R: 1 E: 0 K: 2 S: 13	H: 2 LOB: 2 BB: 1 P: 22	R: 0 E: 0 K: 1 S: 8	H: 1 LOB: 0 BB: 0 P: 12	R: 0 E: 0 K: 0 S: 8	H: 1 LOB: 1 BB: 0 P: 13	R: 3 E: 0 K: 2 S: 16	H: 3 LOB: 0 BB: 0 P: 22	R: 0 E: 0 K: 0 S: 6	H: 0 LOB: 0 BB: 0 P: 8	R: 4 E: 0 K: 1 S: 16	H: 2 LOB: 1 BB: 3 P: 36	1B: 5 2B: 0 3B: 0 HR: 4	SF: 0 SAC: 0 DP: 0 HBP: 0	WP: 0 PB: 0 SB: 0 CS: 0	PA: 38					
PITCHER	IP	WLS	BF	H	R	ER	SO	BB	IBB	HBP	BLK	WP	HR	S	P	ERA	WHIP								
Sidney Ponson, R ERA: 4.9 (1, 1)	7.2	L	35	8	7	7	9	4	0	0	0	0	3	77	127	8.22	1.565								
Calvin Maduro, R ERA: 9.07 (8, 1)	0.1		3	1	1	1	0	1	0	0	0	0	1	6	14	27.00	6.000								

AB	33
R	8
H	9
RBI	8
BB	5
SO	9
LOB	10



Batter	1	2	3	4	5	6	7	8	9	AB	R	H	RBI	BB	SO	LOB	TOP	
Brady Anderson, L OBP: 0.373, SLG: 0.457 (1, 8)	F7 1B	K 1-2 2-3		HBP			P6 1B		F8 1B	4	0	0	0	0	1	4		
Mike Bordick, R OBP: 0.353, SLG: 0.517 Mark Lewis, R OBP: 0.230, SLG: 0.281 (8, 6)	E9 1B			L1 1B			G6-3 1B		FC6-4 1-2 2-3	3	1	0	0	1	0	1		
Delino DeShields, L OBP: 0.371, SLG: 0.433 (1, 4)	1B 1B	K 1B			G3-1 1B			G4-6-3 BB		3	1	1	1	1	1	3		
Albert Belle, R OBP: 0.385, SLG: 0.580 Luis Matos, R (8, 9)	1B 1B			FC3-6 1B		L4 1B		G4-6-3 1-2		4	0	2	0	0	0	1		
B.J. Surhoff, L OBP: 0.336, SLG: 0.455 (1, 7)	1B 1B			FC3-6 G6-3		G4-3 1B		G6-3 1B		4	0	1	1	0	0	1		
Cal Ripken Jr., R OBP: 0.305, SLG: 0.475 Jeff Conine, R OBP: 0.335, SLG: 0.494 (7, 5)	G5-4-3 1-2 2-H			G6-3 1-2		G4-3 1B			E 1B 1B	3	0	0	0	0	0	3		
Will Clark, L OBP: 0.430, SLG: 0.397 (1, 3)		S 1B BB		G4-3 1B		L6 1B			F7 1B	3	0	0	0	1	0	2		
Harold Baines, L OBP: 0.305, SLG: 0.359 (1, 10)		P6 1B			G6-3 1B		F8 1B		E8 FC6-4 1B 1B	4	0	1	0	0	0	1		
Charles Johnson, R OBP: 0.341, SLG: 0.555 (1, 2)		S 1B		G1-6-3 1B			F9 1B		FC6-4 1B 3-H	4	0	2	1	0	0	0		
Inning Stats	R: 2 H: 3 E: 1 K: 0 S: 9	WLS: 3 BF: 23 LOB: 1 BB: 0 P: 19	R: 0 H: 1 E: 0 K: 2 S: 17	R: 0 H: 1 E: 0 K: 0 S: 9	R: 0 H: 0 E: 0 K: 0 S: 9	R: 0 H: 0 E: 0 K: 0 S: 5	R: 0 H: 0 E: 0 K: 0 S: 12	R: 0 H: 0 E: 0 K: 0 S: 9	R: 0 H: 0 E: 0 K: 0 S: 3	R: 1 H: 3 E: 1 K: 0 S: 14	1B: 8 2B: 0 3B: 0 HR: 0	SF: 0 SAC: 0 DP: 2 HBP: 1	WP: 0 PB: 0 SB: 2 CS: 0	PA: 38				
PITCHER	IP	WLS	BF	H	R	ER	SO	BB	IBB	HBP	BLK	WP	HR	S	P	ERA	WHIP	
Ariel Prieto, R ERA: 6.0 (1, 1)	5.0	W	23	5	2	1	2	2	0	1	0	0	0	49	97	1.80	1.400	
Doug Jones, R ERA: 4.81 (6, 1)	2.0		6	0	0	0	0	0	0	0	0	0	0	21	27	0.00	0.000	
T.J. Mathews, R ERA: 6.25 (8, 1)	2.0		9	3	1	1	0	1	0	0	0	0	0	17	30	4.50	2.000	

Baltimore Orioles @ Oakland Athletics
Network Associates Coliseum, Oakland, CA
Wed Jun 21 2000, 10:05 PM EDT
Att: 25,287 - Sunny - 66 F

AB 34
R 3
H 8
RBI 3
BB 3
SO 2
LOB 18



Batter	1	2	3	4	5	6	7	8	9	AB	R	H	RBI	BB	SO	LOB	BOTTOM	
Terrence Long, L OBP: 0.349, SLG: 0.473 (1, 8)	E 1B	G4-3 1B		2B 2B	HR			F5 1B		5	3	3	2	0	0	1		
Randy Velarde, R OBP: 0.407, SLG: 0.444 Frank Menechino, R OBP: 0.342, SLG: 0.475 (9, 4)	K 1B	G3 1B		2B 2B	G4-3 1B			BB 2B 1B		5	1	2	1	0	1	2		
Jason Giambi, L OBP: 0.466, SLG: 0.639 (1, 3)	E3 1B		G3 1B	K 1B			F8 1B	2B 1B BB		4	0	0	0	1	1	2		
Ben Grieve, L OBP: 0.362, SLG: 0.522 (1, 7)	1B 1B		1B 1B	G3-1 1B			F8 1B	1B 2B		5	0	3	2	0	0	1		
Matt Stairs, L OBP: 0.333, SLG: 0.413 (1, 10)	K 1B		K 1B		HR BB		K 1B	G3 1B		4	1	0	0	1	3	5		
Miguel Tejada, R OBP: 0.319, SLG: 0.444 (1, 6)	L3 1B		1B 1B		HR HR		P4 1B	F8 1B		5	1	2	2	0	0	4		
Jeremy Giambi, L OBP: 0.352, SLG: 0.402 (1, 9)		3 2B SF8 1B	K 1B		K 1B		K 1B			4	1	1	0	0	3	2		
Eric Chavez, L OBP: 0.367, SLG: 0.513 (1, 5)		SF8 2B		SH3-4 2B 1B	SF9 3B			HR		4	3	4	1	0	0	0		
Ramon Hernandez, R OBP: 0.332, SLG: 0.433 (1, 2)	SF8 2-3 3-H			SH3-4 1B	SF9 1B		G3 1B			1	0	0	2	0	0	0		
Inning Stats	R: 1 H: 2 E: 1 K: 2 S: 13	WLS: 2 BF: 28 LOB: 2 BB: 0 P: 19	R: 0 H: 2 E: 0 K: 0 S: 11	R: 0 H: 2 E: 0 K: 2 S: 15	R: 2 H: 3 E: 0 K: 1 S: 15	R: 4 H: 3 E: 0 K: 1 S: 19	R: 0 H: 0 E: 0 K: 1 S: 11	R: 1 H: 1 E: 0 K: 1 S: 9	R: 1 H: 2 E: 0 K: 0 S: 13	R: 1 H: 2 E: 0 K: 0 S: 13	1B: 7 2B: 4 3B: 1 HR: 3	SF: 2 SAC: 1 DP: 0 HBP: 0	WP: 0 PB: 0 SB: 0 CS: 0	PA: 42				
PITCHER	IP	WLS	BF	H	R	ER	SO	BB	IBB	HBP	BLK	WP	HR	S	P	ERA	WHIP	
35 Mike Mussina, R ERA: 4.15 (1, 1)	4.2	L	28	12	8	8	6	1	0	0	0	0	0	70	104	15.43	2.786	
Jose Mercedes, R ERA: 6.49 (5, 1)	2.1		8	1	1	1	2	0	0	0	0	0	1	23	35	3.86	0.429	
Calvin Maduro, R ERA: 9.64 (8, 1)	1.0		6	2	1	1	0	1	0	0	0	0	0	13	27	9.00	3.000	

Baltimore Orioles @ Oakland Athletics
Network Associates Coliseum, Oakland, CA
Wed Jun 21 2000, 10:05 PM EDT
Att: 25,287 - Sunny - 66 F

AB 37
R 10
H 15
RBI 10
BB 2
SO 8
LOB 17

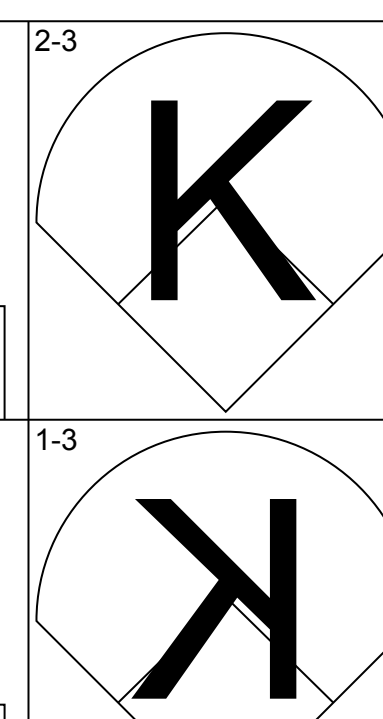
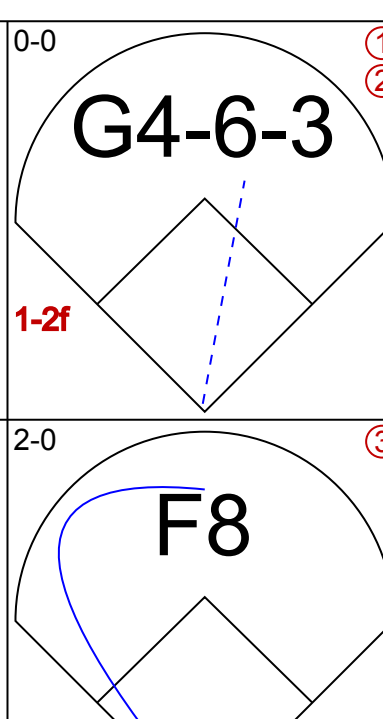
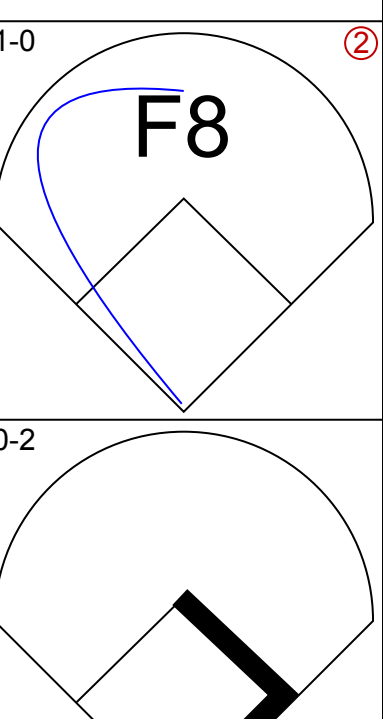
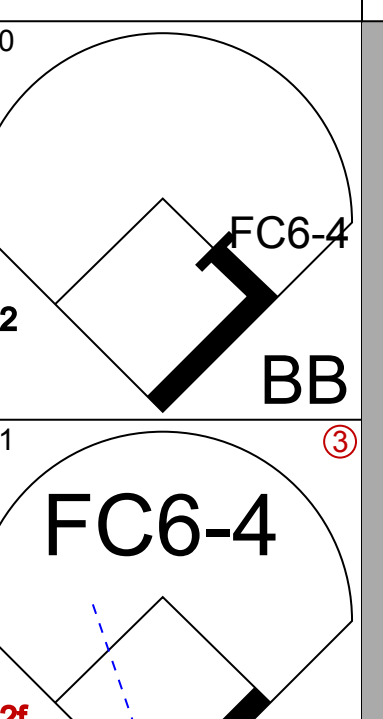
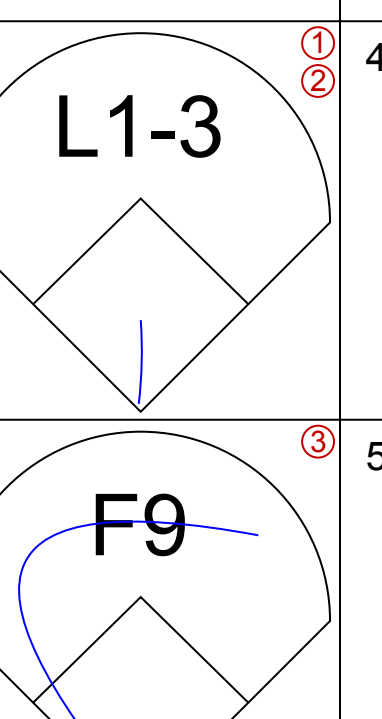
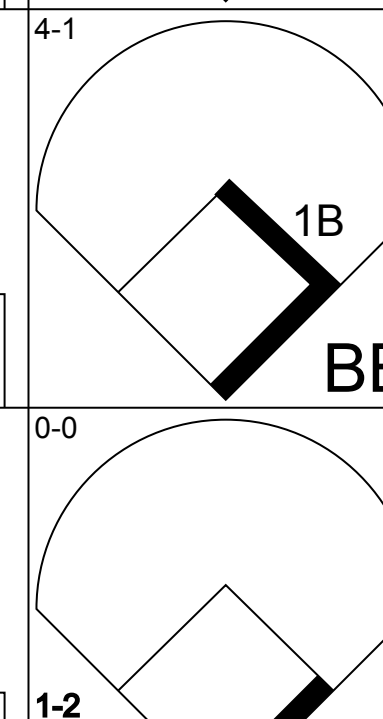

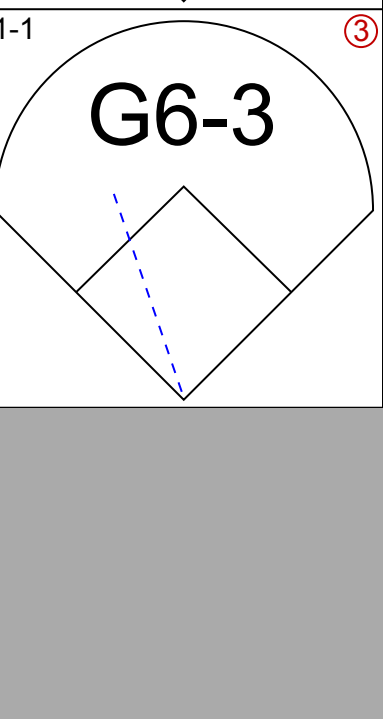


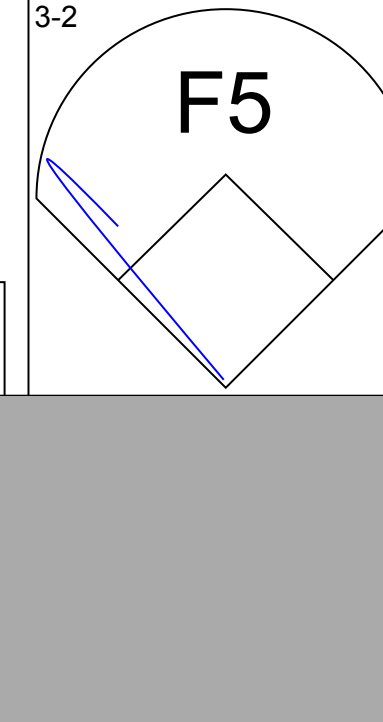
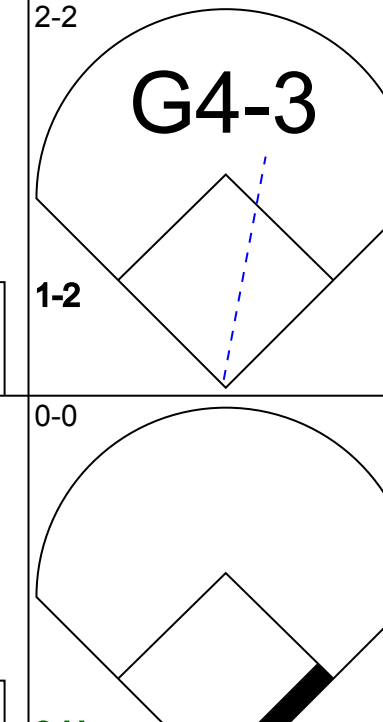

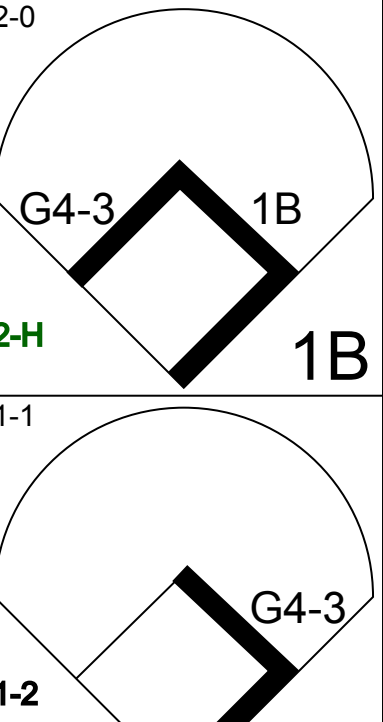

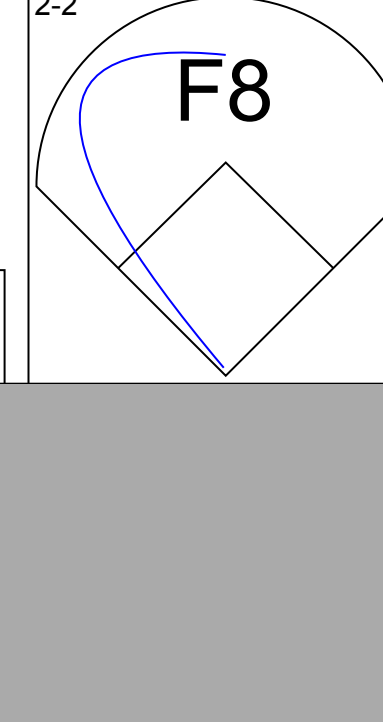

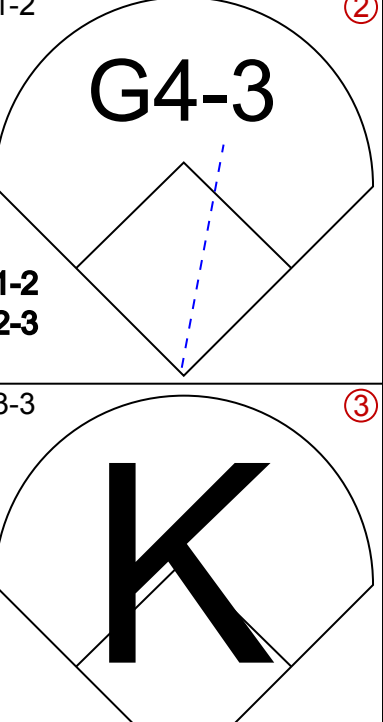



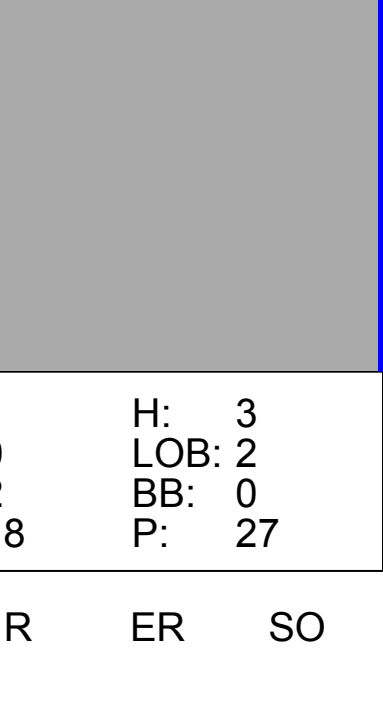
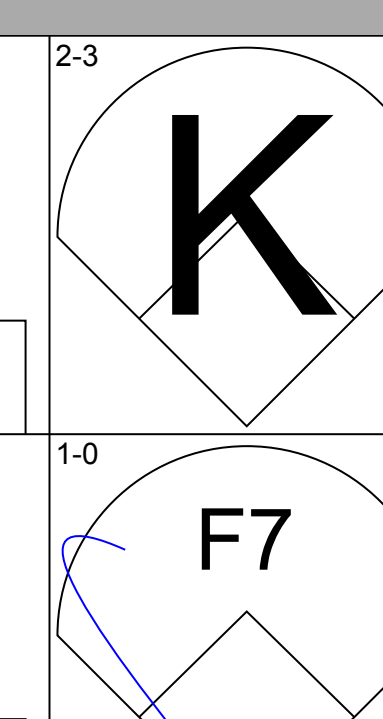
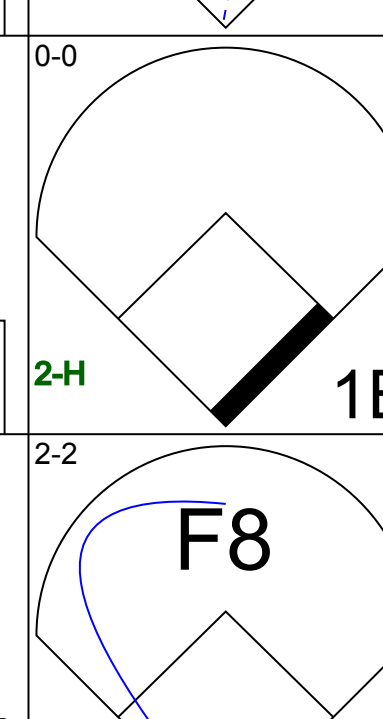
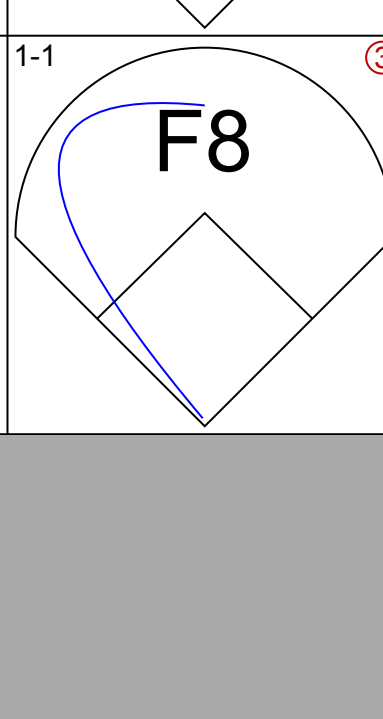
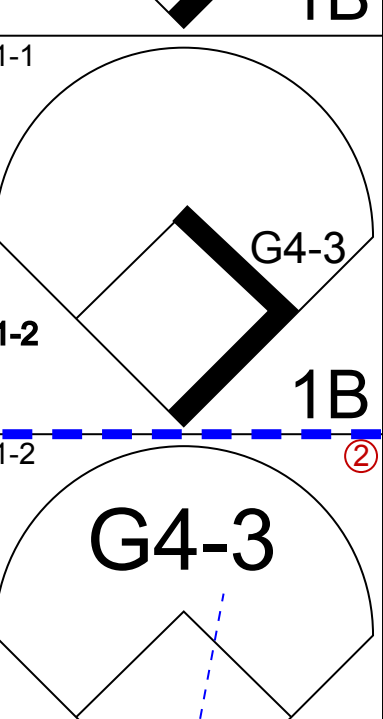
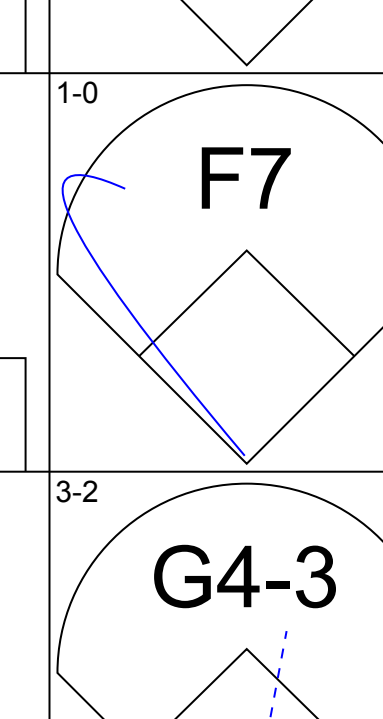
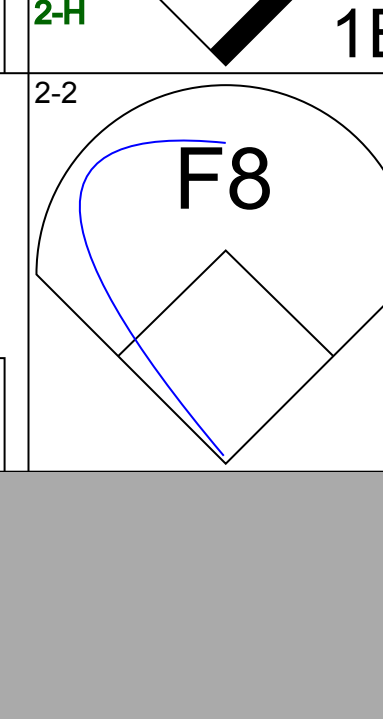
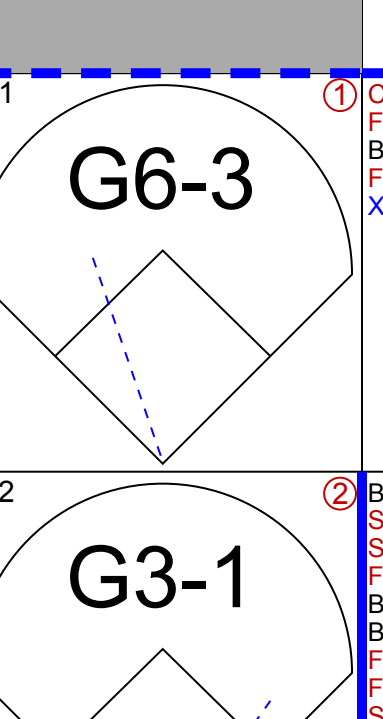
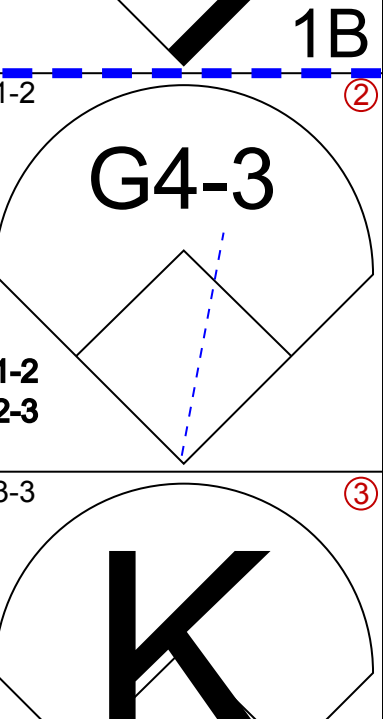
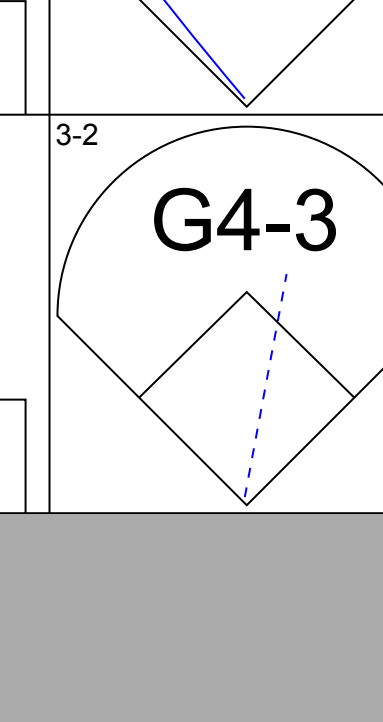
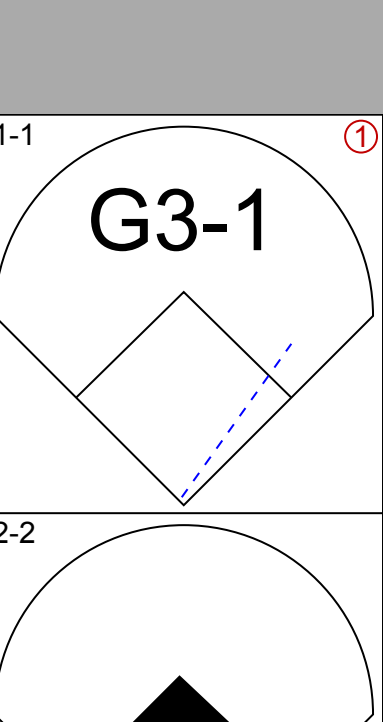
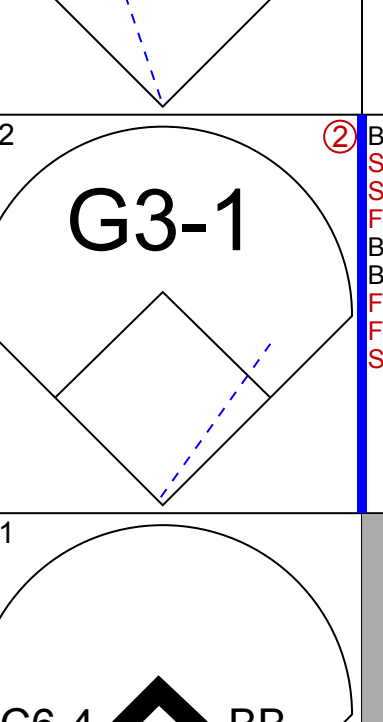

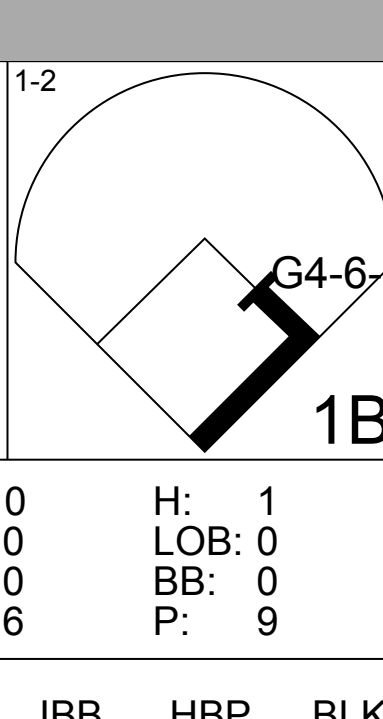
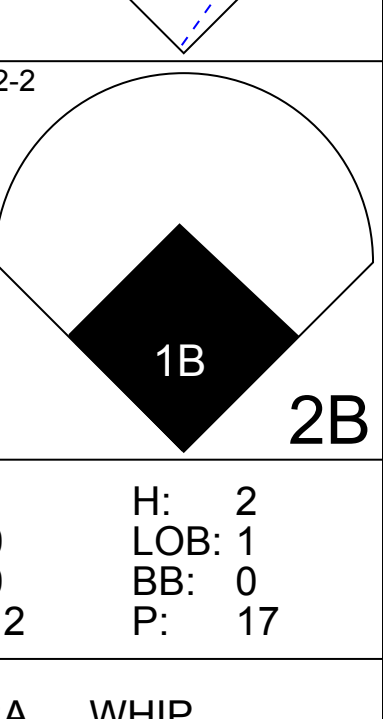
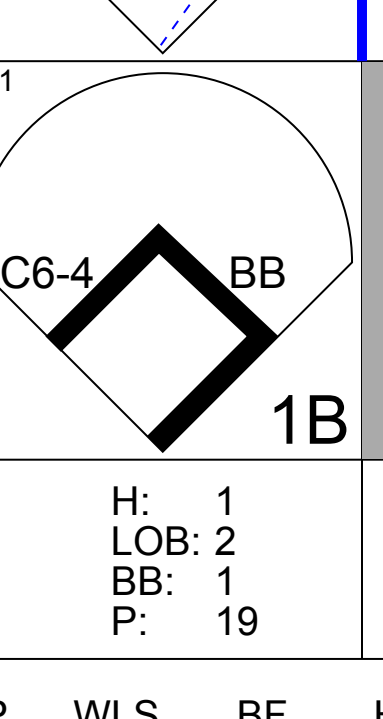
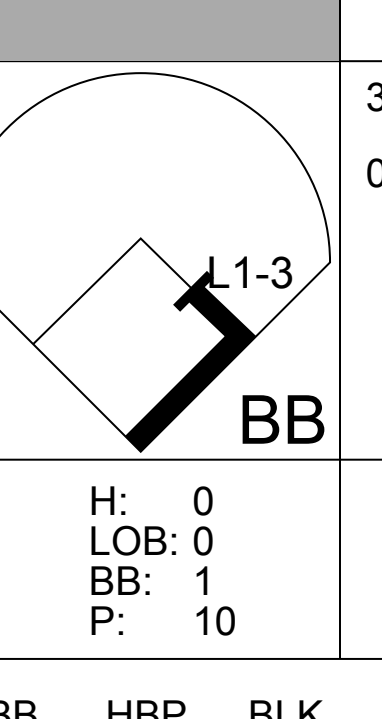


Batter	1	2	3	4	5	6	7	8	9	AB	R	H	RBI	BB	SO	LOB	TOP								
Brady Anderson, L (1, 8) OBP: 0.366, SLG: 0.447	G3-1		K		FC6-4		F8		G3	5	0	0	0	0	1	3	Baltimore Orioles @ Seattle Mariners Safeco Field, Seattle, WA Thu Jun 22 2000, 7:05 PM PDT Att: 31,688 - Cloudy - 71 F								
Mike Bordick, R (1, 6) OBP: 0.357, SLG: 0.515	K		G5-3			2B	1B		G4-6-3	3	1	1	0	2	1	0									
B.J. Surhoff, L (1, 7) OBP: 0.333, SLG: 0.454	F7				K	1H	HR	2B	G4-6-3	5	1	1	1	0	1	3									
Albert Belle, R (1, 9) OBP: 0.380, SLG: 0.571		P4		G6-3		P4			G5-3	4	0	0	0	0	0	2									
Jeff Conine, R (1, 5) OBP: 0.338, SLG: 0.516	F8	1B	2B		F7				F8	4	2	2	2	0	0	0									
Cal Ripken Jr., R (1, 10) OBP: 0.305, SLG: 0.471	F8				G4-3	1B			K	4	0	1	0	0	1	1									
Will Clark, L (1, 3) OBP: 0.432, SLG: 0.396					G3	F7			K	3	0	1	1	1	0	1									
Charles Johnson, R (1, 2) OBP: 0.344, SLG: 0.559					FC6-4	2B			K	4	0	2	0	0	2	2									
Mark Lewis, R (1, 4) OBP: 0.234, SLG: 0.271					F3				E5	2	0	0	0	1	1	2									
Delino DeShields, L (9, PH) OBP: 0.370, SLG: 0.431						FC6-4	BB			1	0	0	0	0	0	0									
Inning Stats	R: 0 E: 0 K: 1 S: 10	H: 0 LOB: 0 BB: 0 P: 17	R: 1 E: 0 K: 1 S: 13	H: 2 LOB: 1 BB: 0 P: 17	R: 0 E: 0 K: 1 S: 13	H: 0 LOB: 0 BB: 0 P: 18	R: 0 E: 0 K: 1 S: 6	H: 0 LOB: 0 BB: 0 P: 9	R: 0 E: 0 K: 0 S: 12	H: 1 LOB: 2 BB: 1 P: 21	R: 3 E: 0 K: 1 S: 15	H: 5 LOB: 2 BB: 0 P: 24	R: 0 E: 0 K: 0 S: 9	H: 0 LOB: 1 BB: 1 P: 18	R: 0 E: 0 K: 2 S: 8	H: 0 LOB: 1 BB: 1 P: 16	R: 0 E: 1 K: 0 S: 11	H: 0 LOB: 1 BB: 1 P: 21	1B: 4 2B: 3 3B: 0 HR: 1	SF: 0 SAC: 0 DP: 1 HBP: 0	WP: 0 PB: 0 SB: 1 CS: 0	PA: 39			
PITCHER	IP	WLS	BF	H	R	ER	SO	BB	IBB	HBP	BLK	WP	HR	S	P	ERA	WHIP								
Jamie Moyer, L (1, 1) ERA: 4.35	6.0	W	27	8	4	4	5	1	0	0	0	0	1	69	106	6.00	1.500								
37 Robert Ramsey, L (7, 1) ERA: 3.52	0.2	H	3	0	0	0	0	1	0	0	0	0	0	4	10	0.00	1.500								
Jose Mesa, R (7, 1) ERA: 6.19	1.1	H	5	0	0	0	2	1	0	0	0	0	0	13	24	0.00	0.750								
Jose Paniagua, R (9, 1) ERA: 4.1	1.0		4	0	0	0	0	1	0	0	0	0	0	11	21	0.00	1.000								

Batter	1	2	3	4	5	6	7	8	9	AB	R	H	RBI	BB	SO	LOB	BOTTOM								
Rickey Henderson, R (1, 7) OBP: 0.368, SLG: 0.303	G5-3		G4-3	E7		K				4	1	1	2	1	1	1	Baltimore Orioles @ Seattle Mariners Safeco Field, Seattle, WA Thu Jun 22 2000, 7:05 PM PDT Att: 31,688 - Cloudy - 71 F								
Mike Cameron, R (1, 8) OBP: 0.372, SLG: 0.471	K		K	SF8		K				4	0	0	1	0	4	3									
Alex Rodriguez, R (1, 6) OBP: 0.451, SLG: 0.648	K									5	1	3	0	0	2	1									
Edgar Martinez, R (1, 10) OBP: 0.460, SLG: 0.718		1B	L9							3	2	2	4	2	0	1									
John Olerud, L (1, 3) OBP: 0.423, SLG: 0.468		1B		E4		F8				5	2	2	0	0	0	3									
Jay Buhner, R (1, 9) OBP: 0.377, SLG: 0.500				1B						4	1	1	3	0	3	4									
Charles Gipson, R (8, 9) OBP: 0.360, SLG: 0.348										1	0	0	0	0	0	1									
John Mabry, L (1, 5) OBP: 0.299, SLG: 0.290	F8			1B						4	1	1	0	0	1	3									
Joe Oliver, R (1, 2) OBP: 0.393, SLG: 0.520						F8				3	2	2	1	1	0	0									
David Bell, R (1, 4) OBP: 0.282, SLG: 0.321	G6-4-3									4	1	2	0	0	1	2									
Inning Stats	R: 0 E: 0 K: 2 S: 10	H: 3 LOB: 0 BB: 1 P: 16	R: 3 E: 0 K: 0 S: 16	H: 3 LOB: 0 BB: 1 P: 26	R: 0 E: 0 K: 1 S: 13	H: 1 LOB: 1 BB: 0 P: 19	R: 4 E: 2 K: 2 S: 17	H: 4 LOB: 1 BB: 0 P: 28	R: 0 E: 0 K: 2 S: 8	H: 0 LOB: 1 BB: 1 P: 14	R: 0 E: 0 K: 2 S: 15	H: 1 LOB: 0 BB: 0 P: 24	R: 0 E: 0 K: 1 S: 11	H: 1 LOB: 2 BB: 1 P: 22	R: 4 E: 0 K: 2 S: 20	H: 4 LOB: 1 BB: 1 P: 33	1B: 11 2B: 1 3B: 0 HR: 2	SF: 1 SAC: 0 DP: 1 HBP: 0	WP: 2 PB: 0 SB: 0 CS: 0	PA: 42					
PITCHER	IP	WLS	BF	H	R	ER	SO	BB	IBB	HBP	BLK	WP	HR	S	P	ERA	WHIP								
Jason Johnson, R (1, 1) ERA: 6.15	5.1	L	27	9	7	5	7	2	0	0	0	0	1	72	116	8.44	2.062								
Alan Mills, L (6, 1) ERA: 4.5	0.2		4	1	0	0	2	1	0	0	0	2	0	9	20	0.00	3.000								
Chuck McElroy, L (7, 1) ERA: 5.11	1.0		3	0	0	0	1	0	0	0	0	0	0	9	13	0.00	0.000								
Buddy Groom, L (8, 1) ERA: 5.04	1.0		8	4	4	4	2	1	0	0	0	0	1	20	33	36.00	5.000								

AB	35
R	4
H	8
RBI	4
BB	4
SO	7
LOB	14

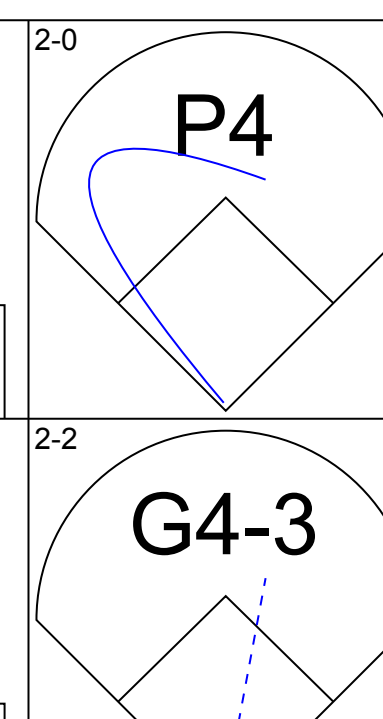
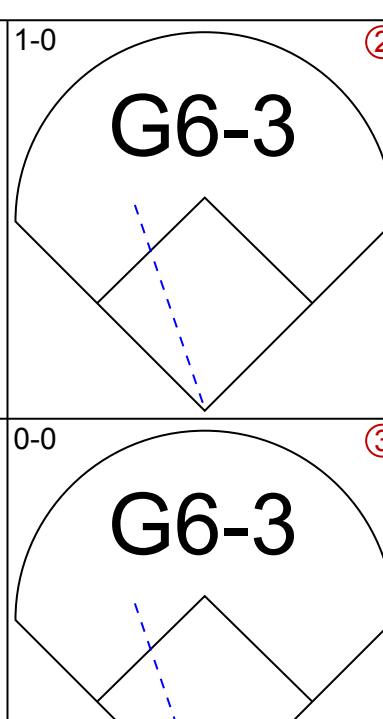
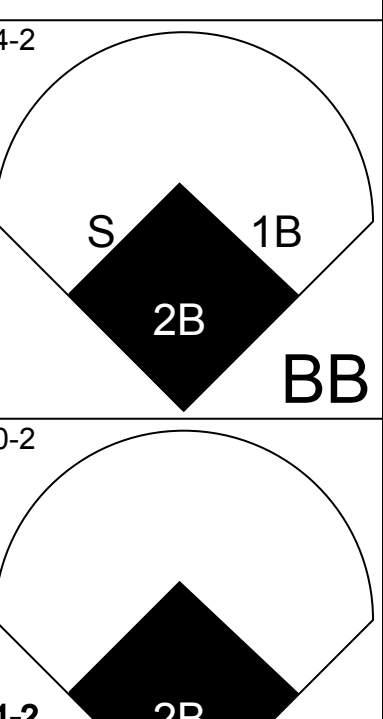
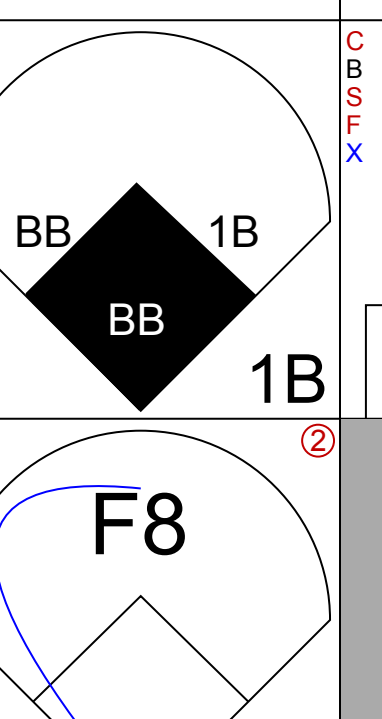
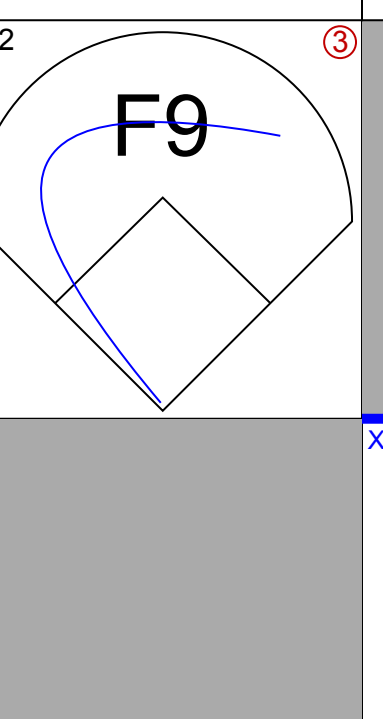
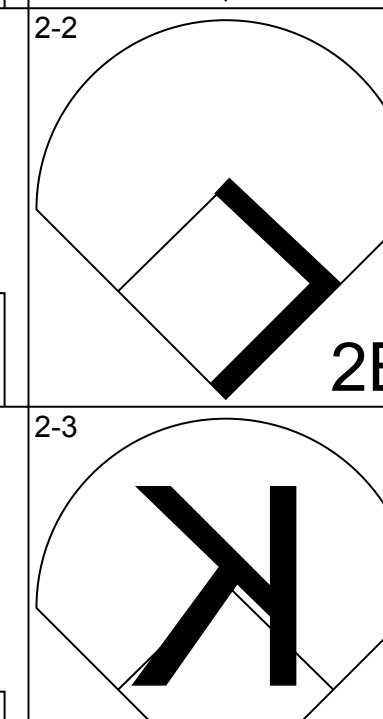

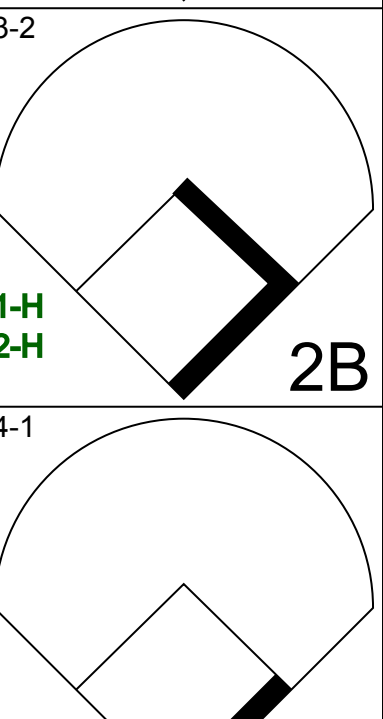
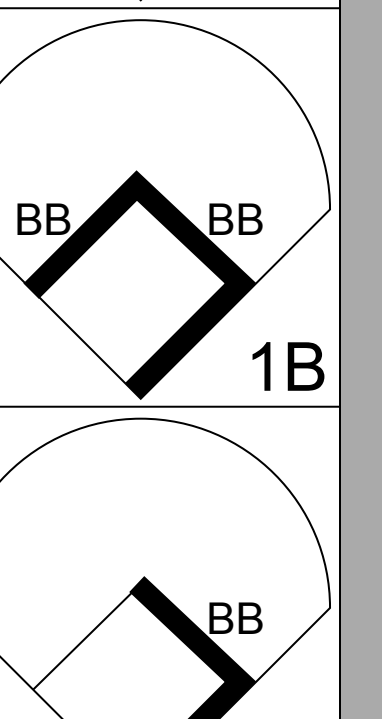
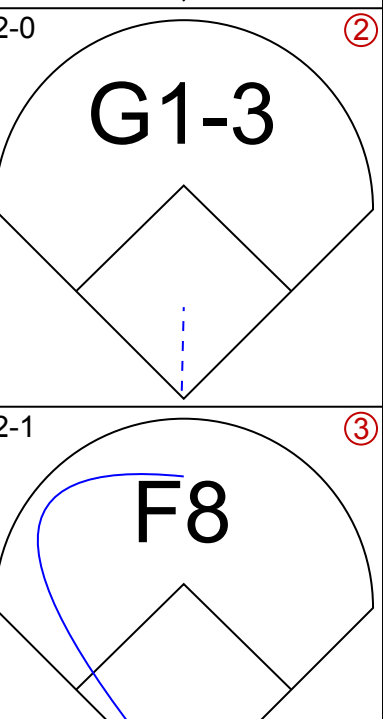

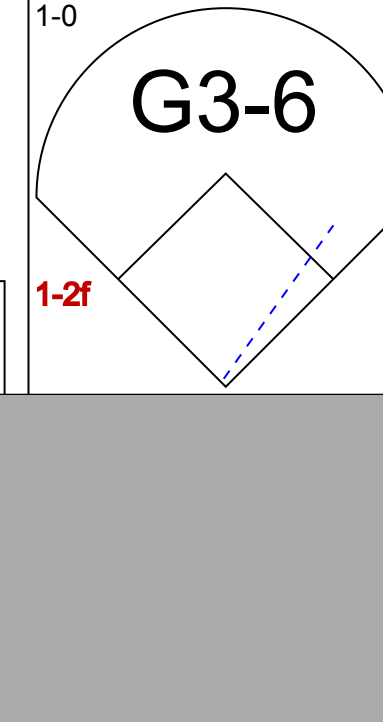
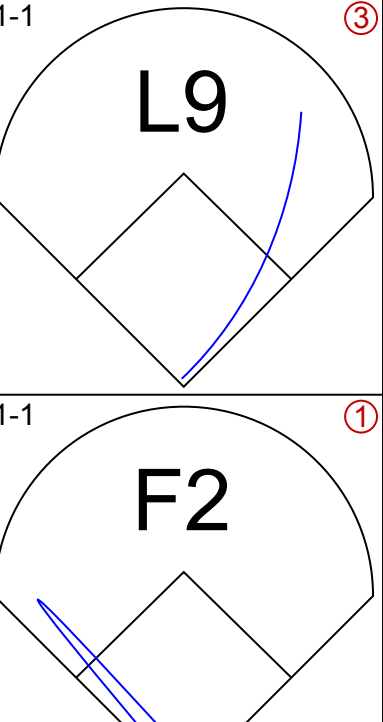
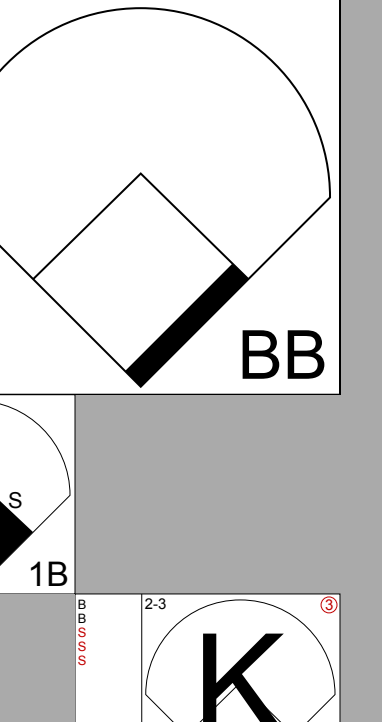



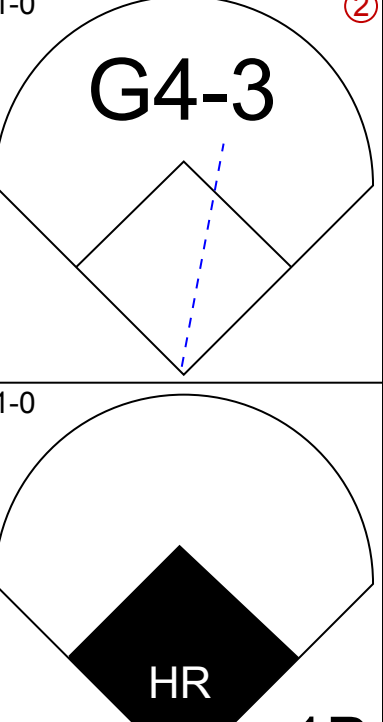
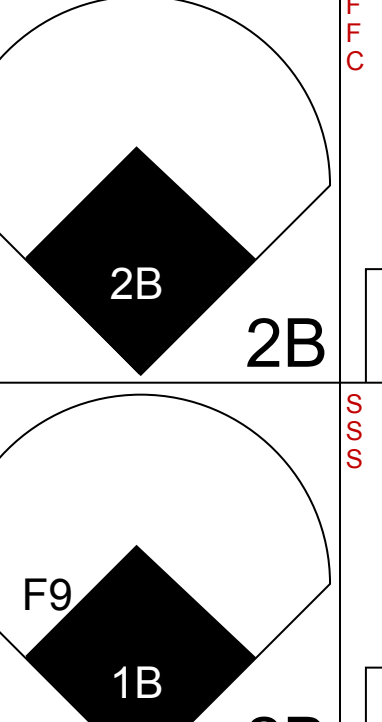

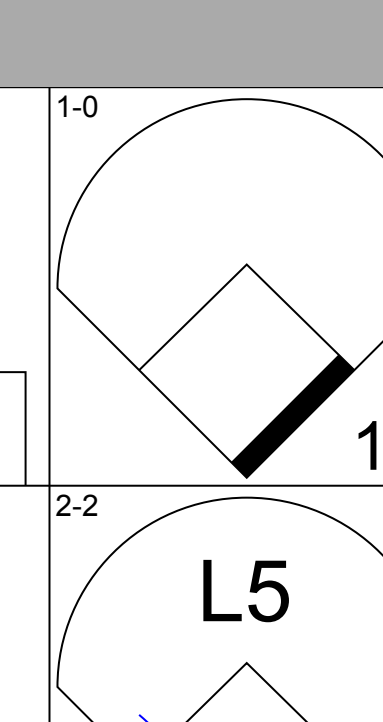
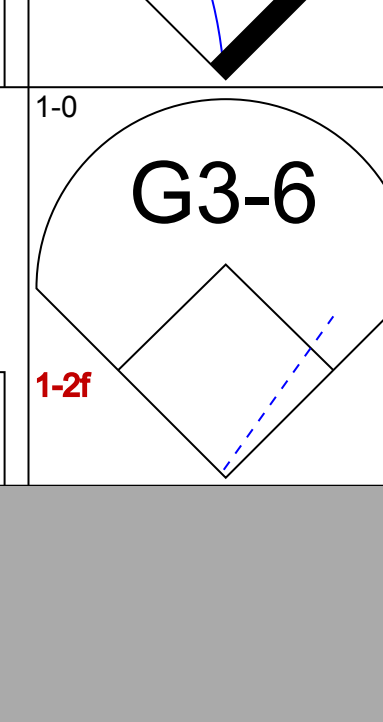
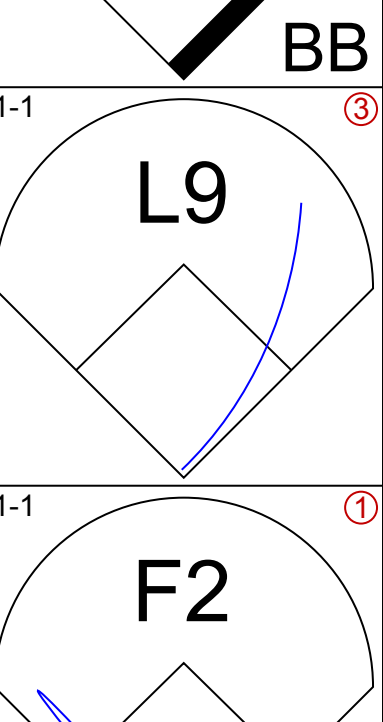
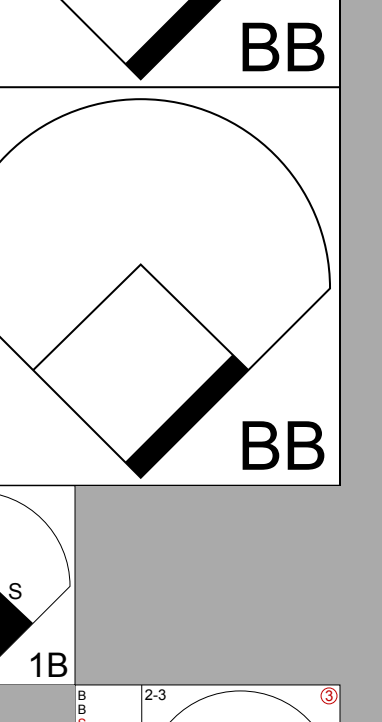

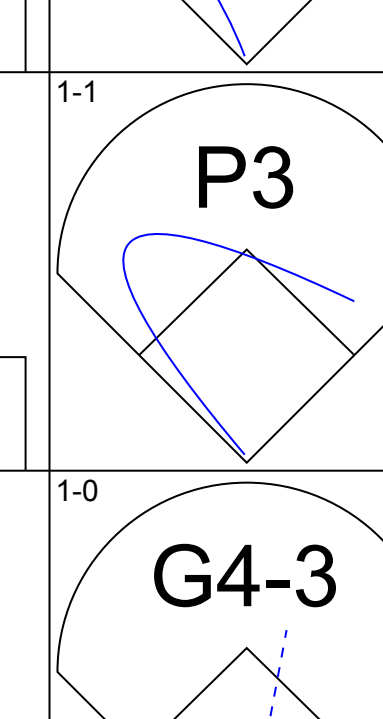
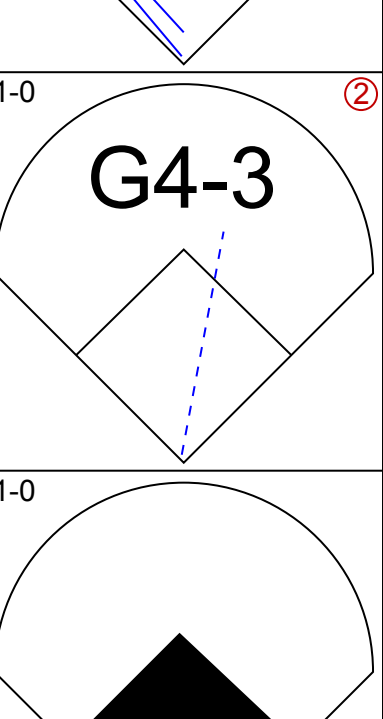
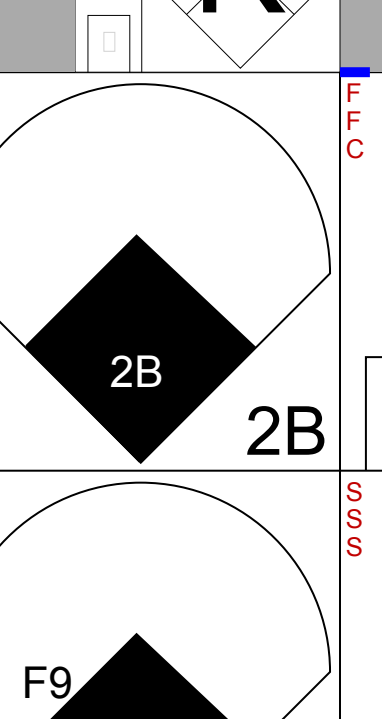
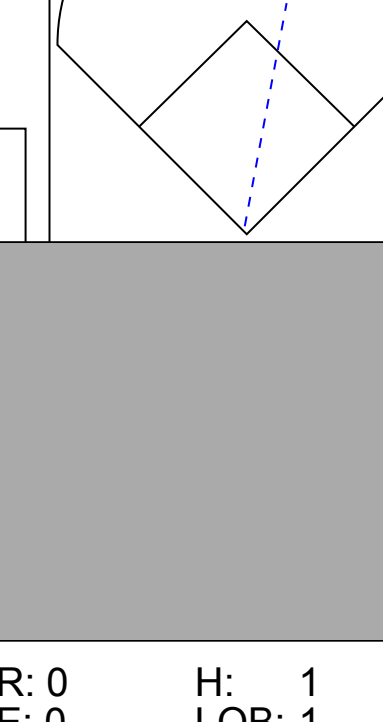
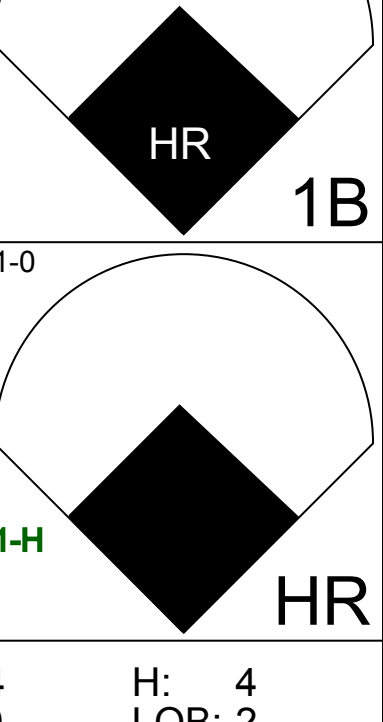
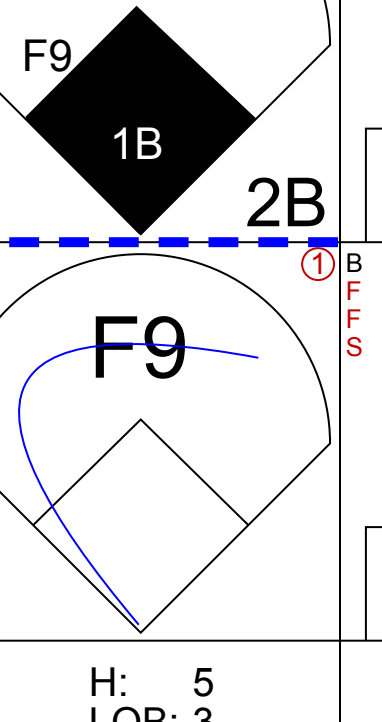

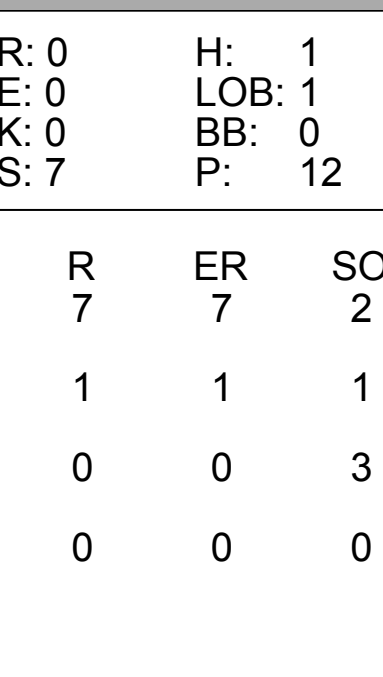
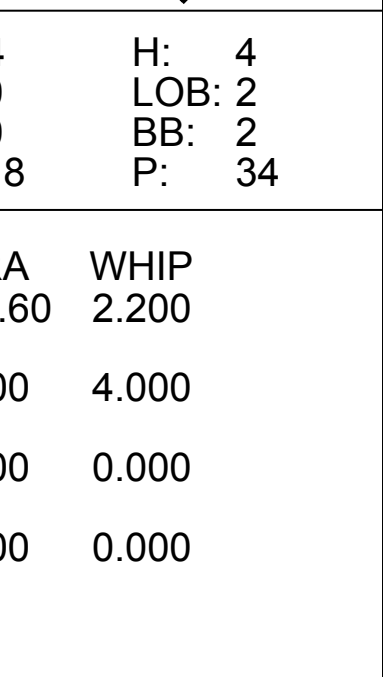
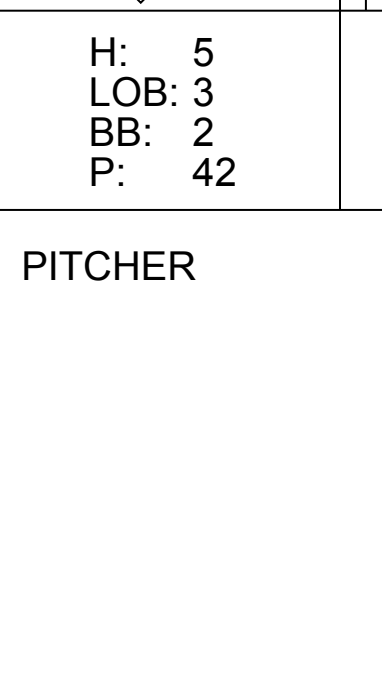
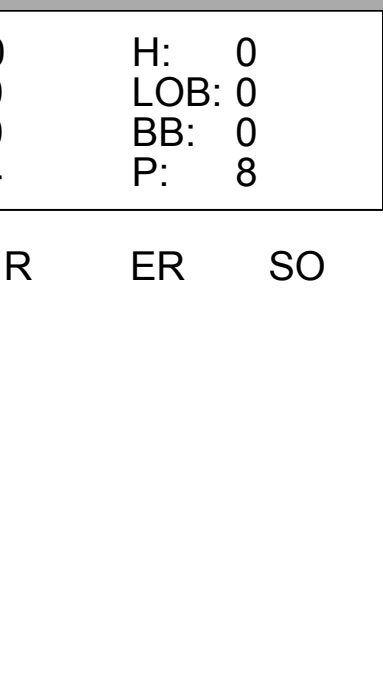
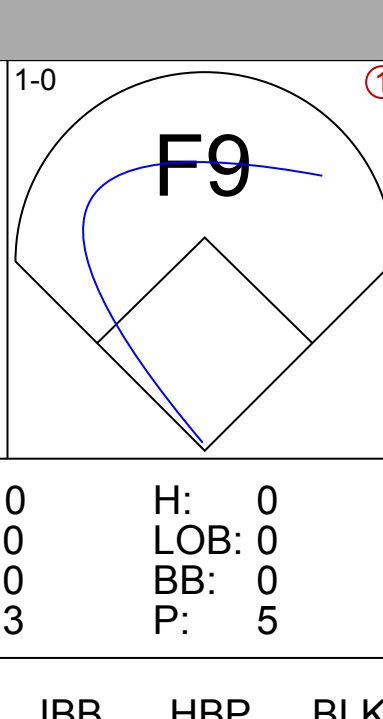
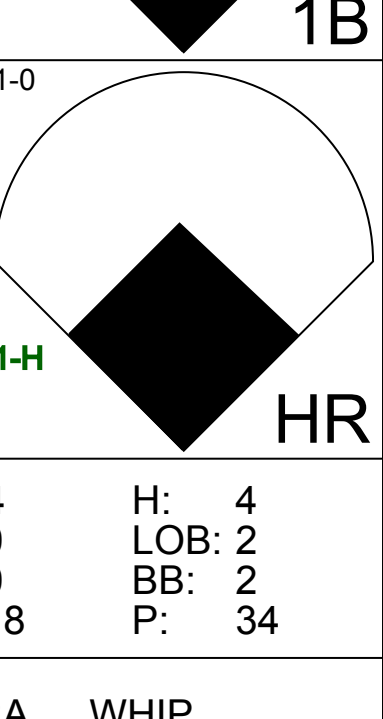
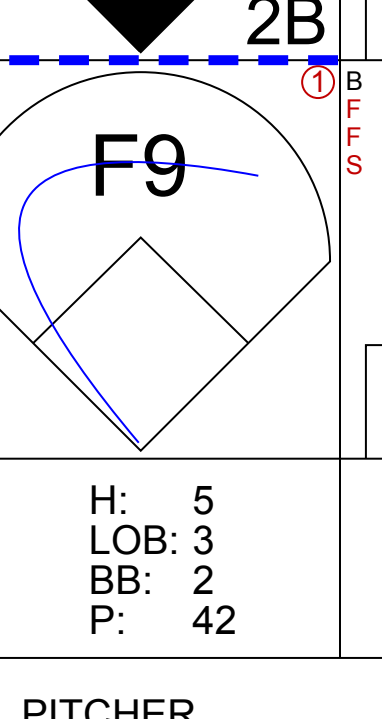
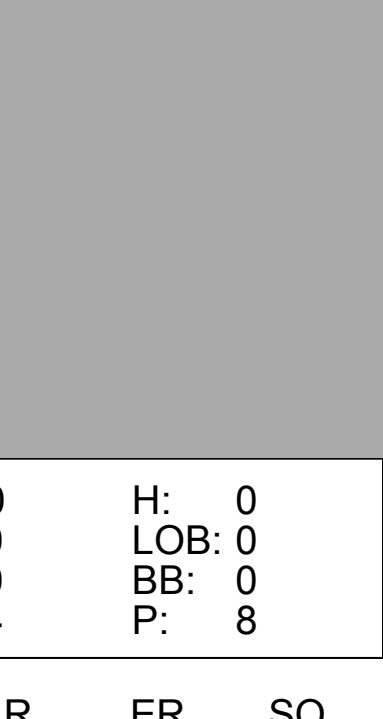


Batter	1	2	3	4	5	6	7	8	9	AB	R	H	RBI	BB	SO	LOB	TOP			
Brady Anderson, L OBP: 0.363, SLG: 0.440 (1, 8)										4	0	0	0	1	1	3				
Mike Bordick, R OBP: 0.355, SLG: 0.509 (1, 6)										5	0	1	1	0	1	2				
Delino DeShields, L OBP: 0.372, SLG: 0.434 (1, 4)										3	1	1	0	1	0	1				
Albert Belle, R OBP: 0.381, SLG: 0.570 (1, 9)										4	1	2	0	0	1	1				
B.J. Surhoff, L OBP: 0.332, SLG: 0.451 (1, 7)										4	0	1	1	0	1	3				
Jeff Conine, R OBP: 0.342, SLG: 0.516 (1, 5)										4	0	2	1	0	1	0				
Will Clark, L OBP: 0.423, SLG: 0.386 (1, 3)										4	0	0	0	0	0	3				
Harold Baines, L OBP: 0.299, SLG: 0.352 (8, PH) Charles Johnson, R OBP: 0.342, SLG: 0.556 (8, PH)										3	0	0	0	0	0	0				
Greg Myers, L OBP: 0.320, SLG: 0.391 (1, 2) Mark Lewis, R OBP: 0.246, SLG: 0.271 (9, PH)										0	0	0	0	1	0	0				
Inning Stats	R: 0 H: 1 E: 0 K: 2 S: 19	H: 1 R: 2 ER: 2 LOB: 2 BB: 1 P: 29	R: 0 H: 0 E: 0 K: 1 S: 8	H: 0 R: 1 ER: 0 LOB: 0 BB: 0 P: 14	R: 0 H: 1 E: 0 K: 0 S: 6	H: 1 R: 0 ER: 0 LOB: 0 BB: 0 P: 9	R: 1 H: 2 E: 0 K: 0 S: 12	H: 2 R: 1 ER: 1 LOB: 1 BB: 0 P: 17	R: 0 H: 0 E: 0 K: 1 S: 8	H: 0 R: 0 ER: 0 LOB: 2 BB: 1 P: 12	R: 0 H: 1 E: 0 K: 0 S: 9	H: 1 R: 0 ER: 0 LOB: 2 BB: 1 P: 19	R: 1 H: 3 E: 0 K: 2 S: 18	H: 3 R: 0 ER: 0 LOB: 2 BB: 1 P: 27	R: 0 H: 0 E: 0 K: 0 S: 5	H: 0 R: 0 ER: 0 LOB: 0 BB: 1 P: 10	1B: 8 2B: 3 3B: 0 HR: 0	SF: 0 SAC: 0 DP: 2 HBP: 0	WP: 0 PA: 38 PB: 0 SB: 0 CS: 0	
PITCHER	IP WLS BF H R ER SO BB IBB HBP BLK WP HR S P ERA WHIP	6.0 W 24 6 2 2 4 1 0 0 0 0 0 65 98 3.00 1.167	1.1 9 4 1 1 1 1 0 0 0 0 0 17 32 6.75 3.750	1.2 5 0 0 0 1 1 0 0 0 0 0 15 24 0.00 0.600																

Baltimore Orioles @ Seattle Mariners
Safeco Field, Seattle, WA
Fri Jun 23 2000, 7:05 PM PDT
Att: 40,383 - Cloudy - 72 F

AB 35
R 3
H 10
RBI 3
BB 3
SO 6
LOB 15



Batter	1	2	3	4	5	6	7	8	9	AB	R	H	RBI	BB	SO	LOB	BOTTOM		
Rickey Henderson, R OBP: 0.368, SLG: 0.302 (1, 7) Charles Gipson, R OBP: 0.360, SLG: 0.348 (9, 7)										4	2	1	1	1	0	1			
Stan Javier, S OBP: 0.363, SLG: 0.400 (1, 9)										5	1	1	0	0	0	1			
Alex Rodriguez, R OBP: 0.454, SLG: 0.654 (1, 6)										5	0	3	2	0	1	0			
Edgar Martinez, R OBP: 0.458, SLG: 0.709 (1, 10)										3	0	0	0	2	1	1			
John Olerud, L OBP: 0.424, SLG: 0.467 (1, 3)										3	0	1	1	1	0	3			
Mike Cameron, R OBP: 0.371, SLG: 0.467 (1, 8)										4	1	1	0	0	1	4			
Tom Lampkin, L OBP: 0.310, SLG: 0.505 (1, 2)										4	1	1	1	0	1	1			
John Mabry, L OBP: 0.309, SLG: 0.315 (1, 5)										4	2	2	1	0	1	1			
David Bell, R OBP: 0.282, SLG: 0.333 (1, 4)										4	1	1	2	0	1	1			
Inning Stats	R: 0 H: 1 E: 0 K: 1 S: 13	H: 1 R: 2 ER: 1 LOB: 1 BB: 0 P: 21	R: 0 H: 1 E: 0 K: 0 S: 7	H: 1 R: 0 ER: 0 LOB: 0 BB: 0 P: 12	R: 0 H: 0 E: 1 K: 1 S: 6	H: 0 R: 0 ER: 0 LOB: 0 BB: 0 P: 9	R: 4 H: 4 E: 0 K: 0 S: 18	H: 4 R: 1 ER: 2 LOB: 2 BB: 2 P: 34	R: 4 H: 5 E: 0 K: 1 S: 23	H: 5 R: 0 ER: 0 LOB: 3 BB: 2 P: 42	R: 0 H: 0 E: 0 K: 3 S: 13	H: 0 R: 0 ER: 0 LOB: 1 BB: 0 P: 15	R: 0 H: 0 E: 0 K: 0 S: 4	H: 0 R: 0 ER: 0 LOB: 0 BB: 0 P: 8	R: 0 H: 0 E: 0 K: 0 S: 4	H: 0 R: 0 ER: 0 LOB: 0 BB: 0 P: 8	1B: 6 2B: 4 3B: 0 HR: 1	SF: 0 SAC: 0 DP: 1 HBP: 0	WP: 1 PA: 40 PB: 0 SB: 2 CS: 0
PITCHER	IP WLS BF H R ER SO BB IBB HBP BLK WP HR S P ERA WHIP	5.0 L 26 9 7 7 2 2 0 0 0 0 0 18 35 9.00 4.000	1.0 7 2 1 1 1 2 0 0 0 0 0 18 35 9.00 4.000	1.0 4 0 0 0 3 0 0 0 0 0 1 0 13 15 0.00 0.000	1.0 3 0 0 0 0 0 0 0 0 0 0 4 8 0.00 0.000														

Baltimore Orioles @ Seattle Mariners
Safeco Field, Seattle, WA
Fri Jun 23 2000, 7:05 PM PDT
Att: 40,383 - Cloudy - 72 F

AB 36
R 8
H 11
RBI 8
BB 4
SO 6
LOB 13



Batter	1	2	3	4	5	6	7	8	9	AB	R	H	RBI	BB	SO	LOB	TOP				
Delino DeShields, L OBP: 0.370, SLG: 0.431 (1, 4)	G4-3		E5 SH5-3					G1-3		4	0	1	0	0	0	0	Baltimore Orioles @ Seattle Mariners Safeco Field, Seattle, WA Sat Jun 24 2000, 1:05 PM PDT Att: 45,142 - Dome - 72 F				
Mike Bordick, R OBP: 0.354, SLG: 0.507 (1, 6)	K		SH5-3					G6-3 1B		3	0	1	0	0	2	1					
B.J. Surhoff, L OBP: 0.331, SLG: 0.448 (1, 7)	1B 1B		K					G6-3 1-2		4	1	1	0	0	1	2					
Albert Belle, R OBP: 0.383, SLG: 0.572 (1, 10)	1B 1B		G6-3					F3		4	0	2	0	0	0	1					
Jeff Conine, R OBP: 0.345, SLG: 0.516 (1, 9)	1B 1-2 2-H							G6-3		4	0	2	1	0	0	1					
Cal Ripken Jr., R OBP: 0.300, SLG: 0.462 (1, 5)	F3							F8		4	0	0	0	0	0	4					
Will Clark, L OBP: 0.416, SLG: 0.378 (1, 3)			G4-3					K		3	0	0	0	0	1	1					
Charles Johnson, R OBP: 0.338, SLG: 0.548 (1, 2)			G6-3					F3		3	0	0	0	0	0	0					
Luis Matos, R (1, 8)			F9					F8		3	0	0	0	0	0	0					
Inning Stats	R: 1 H: 3 E: 0 K: 1 S: 12	H: 3 LOB: 2 BB: 0 P: 19	R: 0 H: 0 E: 0 K: 0 S: 4	H: 0 LOB: 0 BB: 0 P: 5	R: 0 H: 0 E: 1 K: 1 S: 9	H: 0 LOB: 1 BB: 0 P: 11	R: 0 H: 1 E: 0 K: 0 S: 8	H: 1 LOB: 0 BB: 0 P: 12	R: 0 H: 1 E: 0 K: 1 S: 12	H: 1 LOB: 1 BB: 0 P: 17	R: 0 H: 0 E: 0 K: 1 S: 8	H: 0 LOB: 0 BB: 0 P: 13	R: 0 H: 1 E: 0 K: 0 S: 7	H: 1 LOB: 0 BB: 0 P: 10	R: 0 H: 0 E: 0 K: 0 S: 6	H: 0 LOB: 0 BB: 0 P: 10	1B: 6 2B: 1 3B: 0 HR: 0	SF: 0 SAC: 1 DP: 1 HBP: 0	WP: 0 PB: 0 SB: 0 CS: 1	PA: 33	
PITCHER	IP	WLS	BF	H	R	ER	SO	BB	IBB	HBP	BLK	WP	HR	S	P	ERA	WHIP				
John Halama, L ERA: 4.6 (1, 1)	8.0	W	30	7	1	1	4	0	0	0	0	0	0	69	100	1.12	0.875				
Kazuhiro Sasaki, R ERA: 4.28 (9, 1)	1.0	S	3	0	0	0	0	0	0	0	0	0	0	6	10	0.00	0.000				

Batter	1	2	3	4	5	6	7	8	9	AB	R	H	RBI	BB	SO	LOB	BOTTOM				
Mark McLemore, S OBP: 0.355, SLG: 0.286 (1, 4)	2B SF8 1B	G4-3						F9		4	1	1	0	0	0	2	Baltimore Orioles @ Seattle Mariners Safeco Field, Seattle, WA Sat Jun 24 2000, 1:05 PM PDT Att: 45,142 - Dome - 72 F				
Stan Javier, S OBP: 0.361, SLG: 0.403 (1, 8) (9, 9)	2B 2B							K		4	1	1	0	0	2	1					
Alex Rodriguez, R OBP: 0.448, SLG: 0.647 (1, 6)	SF8							K		3	0	0	1	0	2	1					
Edgar Martinez, R OBP: 0.452, SLG: 0.697 (1, 10)	3-H K							K		4	0	0	0	0	1	1					
John Olerud, L OBP: 0.426, SLG: 0.471 (1, 3)	2-H 2B							F8		2	0	1	1	1	0	0					
Jay Buhner, R OBP: 0.372, SLG: 0.492 (1, 9)	K							FC4-6 BB		3	0	0	0	0	2	2					
Mike Cameron, R OBP: 0.371, SLG: 0.467 (9, 8)	K							FC4-6 1-2		0	0	0	0	0	0	0					
Raul Ibanez, L OBP: 0.326, SLG: 0.333 (1, 7)								F9		2	0	0	0	1	1	1					
Joe Oliver, R OBP: 0.355, SLG: 0.464 (1, 2)								K		3	0	0	0	0	2	1					
David Bell, R OBP: 0.286, SLG: 0.339 (1, 5)								G3 BB		2	0	1	0	1	0	0					
Inning Stats	R: 2 H: 3 E: 0 K: 2 S: 17	H: 3 LOB: 1 BB: 0 P: 29	R: 0 H: 1 E: 0 K: 2 S: 11	H: 1 LOB: 0 BB: 0 P: 18	R: 0 H: 0 E: 0 K: 1 S: 14	H: 0 LOB: 0 BB: 0 P: 21	R: 0 H: 0 E: 0 K: 1 S: 8	H: 0 LOB: 1 BB: 1 P: 14	R: 0 H: 0 E: 0 K: 1 S: 13	H: 0 LOB: 1 BB: 1 P: 22	R: 0 H: 0 E: 0 K: 0 S: 9	H: 0 LOB: 1 BB: 1 P: 18	R: 0 H: 0 E: 0 K: 1 S: 11	H: 0 LOB: 0 BB: 0 P: 15	R: 0 H: 0 E: 0 K: 2 S: 8	H: 0 LOB: 0 BB: 0 P: 10	1B: 1 2B: 3 3B: 0 HR: 0	SF: 1 SAC: 0 DP: 0 HBP: 0	WP: 0 PB: 0 SB: 0 CS: 0	PA: 31	
PITCHER	IP	WLS	BF	H	R	ER	SO	BB	IBB	HBP	BLK	WP	HR	S	P	ERA	WHIP				
Pat Rapp, R ERA: 5.4 (1, 1)	7.0	L	28	4	2	2	8	3	0	0	0	0	0	83	137	2.57	1.000				
Alan Mills, R ERA: 4.65 (8, 1)	1.0		3	0	0	0	2	0	0	0	0	0	0	8	10	0.00	0.000				

AB 32
R 1
H 7
RBI 1
BB 0
SO 4
LOB 10



Batter	1	2	3	4	5	6	7	8	9	AB	R	H	RBI	BB	SO	LOB	TOP					
Brady Anderson, L (1, 8) OBP: 0.361, SLG: 0.437	G4-3		K					K		4	0	1	0	0	2	1	Baltimore Orioles @ Seattle Mariners Safeco Field, Seattle, WA Sun Jun 25 2000, 1:35 PM PDT Att: 45,030 - Sunny - 74 F					
Mike Bordick, R (1, 6) OBP: 0.350, SLG: 0.500	G6-3		K					K		4	0	0	0	0	3	3						
Delino DeShields, L (1, 4) OBP: 0.365, SLG: 0.424	G6-3		K					K		4	0	0	0	0	2	1						
Albert Belle, R (1, 9)		G5-4-3 1B BB		K				G1-3		3	0	0	0	1	2	0						
B.J. Surhoff, L (1, 7)		G5-4-3 1B		L7				G6-3		4	0	1	0	0	0	0						
Cal Ripken Jr., R (1, 5)		G5-4-3		F8						4	0	0	0	0	1	2						
Jeff Conine, R (1, 3)		K						P5		3	0	0	0	0	1	1						
Harold Baines, L (1, 10)				HR				F5		3	1	1	1	0	0	0						
Charles Johnson, R (1, 2)				BB						1	1	1	1	2	0	0						
Inning Stats	R: 0 E: 0 K: 0 S: 4	H: 0 LOB: 0 BB: 0 P: 10	R: 0 E: 0 K: 1 S: 12	H: 1 LOB: 1 BB: 2 P: 20	R: 1 E: 0 K: 3 S: 11	H: 1 LOB: 1 BB: 1 P: 18	R: 0 E: 0 K: 1 S: 8	H: 0 LOB: 0 BB: 0 P: 15	R: 0 E: 0 K: 1 S: 12	H: 1 LOB: 2 BB: 1 P: 25	R: 0 E: 0 K: 0 S: 6	H: 0 LOB: 0 BB: 0 P: 11	R: 0 E: 0 K: 1 S: 6	H: 0 LOB: 0 BB: 0 P: 7	R: 1 E: 0 K: 3 S: 14	H: 1 LOB: 0 BB: 0 P: 24	R: 0 E: 0 K: 1 S: 6	H: 0 LOB: 0 BB: 0 P: 11	1B: 2 2B: 0 3B: 0 HR: 2	SF: 0 SAC: 0 DP: 1 HBP: 0	WP: 0 PB: 0 SB: 0 CS: 0	PA: 33
PITCHER	IP	WLS	BF	H	R	ER	SO	BB	IBB	HBP	BLK	WP	HR	S	P	ERA	WHIP					
Paul Abbott, R (1, 1) ERA: 4.23	7.0		27	4	2	2	7	3	0	0	0	0	2	62	112	2.57	1.000					
Arthur Rhodes, L (8, 1) ERA: 2.51	1.0	W	3	0	0	0	3	0	0	0	0	0	0	11	18	0.00	0.000					
Kazuhiro Sasaki, R (9, 1) ERA: 4.13	1.0	S	3	0	0	0	1	0	0	0	0	0	0	6	11	0.00	0.000					

Batter	1	2	3	4	5	6	7	8	9	AB	R	H	RBI	BB	SO	LOB	BOTTOM				
Rickey Henderson, R (1, 7) OBP: 0.367, SLG: 0.298	F8	F3						F9		3	0	0	0	1	0	4	Baltimore Orioles @ Seattle Mariners Safeco Field, Seattle, WA Sun Jun 25 2000, 1:35 PM PDT Att: 45,030 - Sunny - 74 F				
Stan Javier, S (1, 9)										3	1	1	0	1	0	1					
Alex Rodriguez, R (1, 6) OBP: 0.446, SLG: 0.640	P5									3	1	0	0	1	0	2					
Edgar Martinez, R (1, 10)	F9									4	0	0	0	0	2	3					
John Olerud, L (1, 3)										4	0	0	0	0	2	2					
Mike Cameron, R (1, 8) OBP: 0.372, SLG: 0.469										3	1	1	0	0	1	0					
Tom Lampkin, L (1, 2) OBP: 0.325, SLG: 0.534										2	1	1	4	2	0	0					
David Bell, R (1, 5) OBP: 0.282, SLG: 0.333										4	0	0	0	0	1	3					
Mark McLemore, S (1, 4) OBP: 0.358, SLG: 0.288										2	0	1	0	1	0	0					
Inning Stats	R: 0 E: 0 K: 0 S: 7	H: 1 LOB: 1 BB: 0 P: 10	R: 0 E: 0 K: 1 S: 16	H: 1 LOB: 3 BB: 2 P: 30	R: 0 E: 0 K: 1 S: 8	H: 0 LOB: 0 BB: 0 P: 15	R: 0 E: 0 K: 1 S: 10	H: 0 LOB: 1 BB: 1 P: 16	R: 0 E: 0 K: 2 S: 9	H: 0 LOB: 0 BB: 0 P: 12	R: 0 E: 0 K: 0 S: 8	H: 1 LOB: 1 BB: 0 P: 14	R: 4 E: 0 K: 1 S: 11	H: 1 LOB: 0 BB: 2 P: 25	R: 0 E: 0 K: 1 S: 6	H: 0 LOB: 0 BB: 0 P: 11	1B: 2 2B: 1 3B: 0 HR: 1	SF: 0 SAC: 0 DP: 0 HBP: 1	WP: 0 PB: 0 SB: 1 CS: 0	PA: 35	
PITCHER	IP	WLS	BF	H	R	ER	SO	BB	IBB	HBP	BLK	WP	HR	S	P	ERA	WHIP				
Sidney Ponson, R (1, 1) ERA: 4.75	7.0		30	3	2	2	5	6	0	0	0	0	0	70	123	2.57	1.286				
Alan Mills, R (8, 1) ERA: 4.6	0.1	H	1	0	0	0	0	0	0	0	0	0	0	2	2	0.00	0.000				
Buddy Groom, L (8, 1) ERA: 4.99	0.1	H	1	0	0	0	0	0	0	0	0	0	0	4	5	0.00	0.000				
Mike Timlin, R (8, 1) ERA: 5.16	0.1	L	3	1	2	2	1	0	0	1	0	0	1	5	10	54.00	3.000				



Batter	1	2	3	4	5	6	7	8	9	10	AB	R	H	RBI	BB	SO	LOB	TOP				
Brady Anderson, L OBP: 0.355, SLG: 0.428	F3		G1-6-3			G4-3		L5-3		F9	5	0	0	0	0	0	3	Baltimore Orioles @ Boston Red Sox Fenway Park, Boston, MA Tue Jun 27 2000, 7:05 PM EDT Att: 32,813 - Cloudy - 72 F				
Mike Bordick, R OBP: 0.347, SLG: 0.498	G4-3		K			F7			K	E6	5	1	1	0	0	2	1					
Delino DeShields, L OBP: 0.366, SLG: 0.427	G4-3					G6-3			1B	G4-3	5	1	2	0	0	0	2					
Albert Belle, R OBP: 0.362, SLG: 0.562	K					K			CS	F8	4	1	1	1	1	2	1					
Jeff Conine, R OBP: 0.345, SLG: 0.508						G4-3			G4-3	F8	4	1	2	0	1	0	1					
B.J. Surhoff, L OBP: 0.334, SLG: 0.446						CS			G3-1		4	0	2	2	1	0	1					
Cal Ripken Jr., R OBP: 0.289, SLG: 0.444											4	0	2	2	1	0	1					
Scott Erickson, R OBP: 0.333, SLG: 0.333											5	0	0	1	0	1	5					
Alan Mills, R OBP: 0.333, SLG: 0.333											0	0	0	0	0	0	0					
Buddy Groom, L OBP: 0.333, SLG: 0.333											0	0	0	0	0	0	0					
Will Clark, L OBP: 0.420, SLG: 0.380											2	0	1	0	1	1	1					
Luis Matos, R OBP: 0.304, SLG: 0.374											0	0	0	0	0	0	0					
Harold Baines, L OBP: 0.304, SLG: 0.374											1	0	1	0	0	0	0					
Mark Lewis, R OBP: 0.242, SLG: 0.287											1	1	0	0	0	0	2					
Charles Johnson, R OBP: 0.345, SLG: 0.573											4	1	1	2	0	1	2					
Inning Stats	R: 0 E: 0 K: 1 S: 12	H: 1 LOB: 1 BB: 0 P: 19	R: 0 E: 0 K: 1 S: 10	H: 1 LOB: 1 BB: 0 P: 17	R: 0 E: 1 K: 1 S: 6	H: 0 LOB: 0 BB: 1 P: 6	R: 0 E: 0 K: 1 S: 9	H: 0 LOB: 0 BB: 1 P: 16	R: 0 E: 0 K: 0 S: 8	H: 1 LOB: 1 BB: 0 P: 15	R: 0 E: 0 K: 0 S: 9	H: 1 LOB: 1 BB: 0 P: 16	R: 0 E: 0 K: 1 S: 10	H: 1 LOB: 1 BB: 0 P: 15	R: 1 E: 0 K: 2 S: 11	H: 2 LOB: 2 BB: 1 P: 19	R: 5 E: 1 K: 0 S: 18	H: 4 LOB: 2 BB: 1 P: 32	1B: 8 2B: 3 3B: 0 HR: 1	SF: 0 SAC: 0 DP: 2 HBP: 0	WP: 0 PB: 0 SB: 0 CS: 2	PA: 46
PITCHER	IP	WLS	BF	H	R	ER	SO	BB	IBB	HBP	BLK	WP	HR	S	P	ERA	WHIP					
Pete Schourek, L ERA: 3.98	7.0		25	4	0	0	4	2	0	0	0	0	0	63	101	0.00	0.857					
Rich Garces, R ERA: 2.23	0.1	H	2	1	0	0	1	0	0	0	0	0	0	9	13	0.00	3.000					
Rheal Cormier, L ERA: 3.86	0.2	H	1	0	0	0	0	0	0	0	0	0	0	1	2	0.00	0.000					
Derek Lowe, R ERA: 2.6	1.0	L	8	4	4	3	2	0	1	0	0	0	1	18	30	27.00	4.000					
Derek Lowe, R ERA: 2.6	1.0	L	8	4	4	3	2	0	1	0	0	0	1	18	30	27.00	4.000					

Batter	1	2	3	4	5	6	7	8	9	10	AB	R	H	RBI	BB	SO	LOB	BOTTOM						
Jose Offerman, S OBP: 0.331, SLG: 0.307	K		G5-3			G4-3			G3		5	0	1	1	0	1	4	Baltimore Orioles @ Boston Red Sox Fenway Park, Boston, MA Tue Jun 27 2000, 7:05 PM EDT Att: 32,813 - Cloudy - 72 F						
Jeff Frye, R OBP: 0.369, SLG: 0.355	G5-3		K						G6-3		5	0	0	0	0	3	0							
Brian Daubach, L OBP: 0.348, SLG: 0.483											3	0	0	0	0	1	1							
Izzy Alcantara, R OBP: 0.250, SLG: 0.250											2	1	1	0	0	1	0							
Nomar Garciaparra, R OBP: 0.438, SLG: 0.602											5	1	3	2	0	0	0							
Morgan Burkhardt, S OBP: 0.600, SLG: 0.500											4	0	2	0	1	0	0							
Mike Stanley, R OBP: 0.333, SLG: 0.421											4	0	1	0	0	3	4							
Scott Hatteberg, L OBP: 0.293, SLG: 0.337											4	1	1	0	1	2	3							
Manny Alexander, R OBP: 0.244, SLG: 0.299											2	0	0	0	0	1	2							
Jason Varitek, S OBP: 0.359, SLG: 0.431											1	0	0	0	0	2								
Derek Lowe, R OBP: 0.333, SLG: 0.421											0	0	0	0	0	0	0							
Bryce Florie, R OBP: 0.272, SLG: 0.302											0	0	0	0	0	0	0							
Curtis Pride, L OBP: 0.313, SLG: 0.333											3	0	1	0	0	1	1							
Darren Lewis, R OBP: 0.329, SLG: 0.350											0	0	0	0	1	0	0							
38 Wilton Veras, R OBP: 0.272, SLG: 0.302											0	0	0	0	0	0	0							
Inning Stats	R: 0 E: 0 K: 2 S: 13	H: 0 LOB: 0 BB: 0 P: 17	R: 0 E: 0 K: 2 S: 14	H: 2 LOB: 2 BB: 0 P: 23	R: 0 E: 0 K: 1 S: 12	H: 0 LOB: 1 BB: 1 P: 18	R: 0 E: 0 K: 1 S: 9	H: 0 LOB: 0 BB: 0 P: 14	R: 0 E: 0 K: 1 S: 11	H: 1 LOB: 1 BB: 0 P: 17	R: 0 E: 0 K: 2 S: 12	H: 1 LOB: 2 BB: 1 P: 19	R: 1 E: 0 K: 1 S: 10	H: 2 LOB: 1 BB: 0 P: 18	R: 0 E: 0 K: 1 S: 10	H: 0 LOB: 0 BB: 0 P: 16	R: 0 E: 0 K: 0 S: 9	H: 1 LOB: 3 BB: 2 P: 22	R: 2 E: 0 K: 2 S: 21	H: 3 LOB: 1 BB: 0 P: 28	1B: 9 2B: 0 3B: 0 HR: 1	SF: 0 SAC: 2 DP: 0 HBP: 0	WP: 1 PB: 0 SB: 0 CS: 0	PA: 43
PITCHER	IP	WLS	BF	H	R	ER	SO	BB	IBB	HBP	BLK	WP	HR	S	P	ERA	WHIP							
35 Mike Mussina, R ERA: 3.99	7.0		28	6	1	1	10	1	0	0	0	0	0	81	126	1.29	1.000							
Mike Timlin, R ERA: 4.81	1.2		7	1	0	0	1	0	1	0	0	0	0	16	29	0.00	0.600							
Chuck McElroy, L ERA: 4.91	0.0		1	0	0	0	0	1	0	0	0	0	0	4										
Mike Trombley, R ERA: 4.82	0.1	W	1	0	0	0	0	0	0	0	0	0	0	3	5	0.00	0.000							
Alan Mills, R ERA: 5.06	0.2		5	3	2	2	1	0	0	0	0	0	1	15	21	27.00	4.500							
PITCHER	IP	WLS	BF	H	R	ER	SO	BB	IBB	HBP	BLK	WP	HR	S	P	ERA	WHIP							
Buddy Groom, L ERA: 4.94	10.1		41	10	0	0	1	0	0	0	0	0	0	6	7	0.00	0.000							

Batter	1	2	3	4	5	6	7	8	9	AB	R	H	RBI	BB	SO	LOB	TOP										
Brady Anderson, L (1, 8) OBP: 0.354, SLG: 0.419	F8		K		G3			G3-1	S	5	0	1	0	0	1	2											
Mike Bordick, R (1, 6) OBP: 0.341, SLG: 0.485	1B		G6-3				F7	2B	F7	5	1	2	0	0	0	1											
Will Clark, L (1, 3) OBP: 0.414, SLG: 0.395	F2				G1		1B	HR	G6-3	5	1	2	0	0	0	2											
Albert Belle, R (1, 9) OBP: 0.379, SLG: 0.563	1B				F9		F8	HR		4	1	2	3	0	0	1											
B.J. Surhoff, L (1, 7) OBP: 0.339, SLG: 0.455	F8				F7		G4-3	L9		4	0	0	0	0	0	3											
Harold Baines, L (1, 10) OBP: 0.305, SLG: 0.374 Jeff Conine, R (8, FH) OBP: 0.347, SLG: 0.522		F7				P4		G4-3	HR	3	0	0	0	0	0	0											
Ryan Minor, R (1, 5) OBP: 0.263, SLG: 0.222		F8				1B		G6-3	1B	4	0	2	0	0	0	0											
Mark Lewis, R (1, 4) OBP: 0.257, SLG: 0.281		G6-3				1B		L9		4	0	2	0	0	0	1											
Greg Myers, L (1, 2) OBP: 0.296, SLG: 0.360			K			F8		L4	F7	4	0	0	0	0	1	3											
Inning Stats	R: 0 E: 0 K: 0 S: 9	H: 2 LOB: 2 BB: 0 P: 12	R: 0 E: 0 K: 0 S: 5	H: 0 LOB: 0 BB: 0 P: 7	R: 0 E: 0 K: 2 S: 9	H: 0 LOB: 0 BB: 0 P: 11	R: 0 E: 0 K: 0 S: 6	H: 0 LOB: 0 BB: 0 P: 10	R: 0 E: 0 K: 0 S: 10	H: 2 LOB: 2 BB: 0 P: 12	R: 0 E: 0 K: 0 S: 8	H: 1 LOB: 1 BB: 0 P: 13	R: 0 E: 0 K: 0 S: 10	H: 1 LOB: 1 BB: 0 P: 13	R: 4 E: 0 K: 0 S: 14	H: 5 LOB: 1 BB: 0 P: 24	R: 0 E: 0 K: 0 S: 9	H: 1 LOB: 1 BB: 0 P: 14	1B: 9 2B: 1 3B: 0 HR: 2	SF: 0 SAC: 0 DP: 0 HBP: 0	WP: 0 PA: 39 PB: 0 SB: 1 CS: 0						
PITCHER	IP	WLS	BF	H	R	ER	SO	BB	IBB	HBP	BLK	WP	HR	S	P	ERA	WHIP										
49 Tim Wakefield, R (1, 1) ERA: 5.27	7.1	W	31	9	3	3	2	0	0	0	0	0	1	64	90	3.68	1.227										
40 Sang-Hoon Lee, L (8, 1) ERA: 13.5	0.2		4	2	1	1	0	0	0	0	0	0	1	7	12	13.50	3.000										
John Wasdin, R (9, 1) ERA: 5.28	1.0		4	1	0	0	0	0	0	0	0	0	0	9	14	0.00	1.000										

Baltimore Orioles @ Boston Red Sox
Fenway Park, Boston, MA
Thu Jun 29 2000, 7:05 PM EDT
Att: 33,612 - Sunny - 75 F

AB 39
R 4
H 12
RBI 4
BB 0
SO 2
LOB 13



Batter	1	2	3	4	5	6	7	8	9	AB	R	H	RBI	BB	SO	LOB	BOTTOM										
Jose Offerman, S (1, 4) OBP: 0.340, SLG: 0.323	G5-4-3		WP	SF8	K		P5	SF7		4	0	2	2	0	1	2											
Jeff Erye, R (1, 9) OBP: 0.367, SLG: 0.343	G5-4-3		P3	K		G6-3		F9		5	0	0	0	1	1	4											
Carl Everett, S (1, 8) OBP: 0.400, SLG: 0.669	K		G4-3		FC5-4		F7	K		5	0	1	0	0	2	2											
Nomar Garciaparra, R (1, 6) OBP: 0.447, SLG: 0.661		P4	S	FC5-4	HR	1B	1B	BB	1B	4	2	2	0	1	0	1											
Morgan Burkhardt, S (1, 3) OBP: 0.714, SLG: 0.700 Izzy Alcantara, R (9, 9) OBP: 0.273, SLG: 0.273		FC6-4	HR	1B	1-2	BB	1B	1B	BB	2	3	2	0	3	0	0											
Scott Hatteberg, L (1, 10) OBP: 0.327, SLG: 0.398		FC6-4	BB	G3-1	HR	1B	1-2	2B	1B	4	2	3	3	1	0	3											
Jason Varitek, S (1, 2) OBP: 0.393, SLG: 0.424		FC6-4	HR		38 SH3-4	HBP	F8	F3	2B	4	3	1	1	1	0	5											
Brian Daubach, L (1, 7) OBP: 0.354, SLG: 0.515		HR		38 SH3-4	HBP	1B	HR	HR	2B	4	2	4	6	0	0	0											
3B Wilton Veras, R (1, 5) OBP: 0.278, SLG: 0.299		G4-3		SH3-4	1-2	1B	G6-3	G6-3		4	0	1	0	0	0	2											
Inning Stats	R: 0 E: 0 K: 1 S: 10	H: 1 LOB: 0 BB: 0 P: 16	R: 3 E: 0 K: 0 S: 11	H: 2 LOB: 1 BB: 1 P: 21	R: 0 E: 0 K: 0 S: 14	H: 1 LOB: 3 BB: 2 P: 27	R: 1 E: 0 K: 1 S: 10	H: 1 LOB: 1 BB: 0 P: 16	R: 3 E: 0 K: 1 S: 13	H: 5 LOB: 2 BB: 0 P: 21	R: 0 E: 0 K: 0 S: 16	H: 2 LOB: 3 BB: 1 P: 24	R: 1 E: 0 K: 1 S: 15	H: 1 LOB: 1 BB: 1 P: 22	R: 4 E: 0 K: 0 S: 20	H: 3 LOB: 1 BB: 2 P: 35	1B: 10 2B: 3 3B: 0 HR: 3	SF: 2 SAC: 1 DP: 1 HBP: 1	WP: 1 PA: 47 PB: 0 SB: 1 CS: 0								
PITCHER	IP	WLS	BF	H	R	ER	SO	BB	IBB	HBP	BLK	WP	HR	S	P	ERA	WHIP										
Scott Erickson, R (1, 1) ERA: 7.77	5.0	L	28	10	7	7	3	3	0	1	0	0	0	16	24	0.00	3.000										
Chuck McElroy, L (6, 1) ERA: 5.09	1.0		6	2	0	0	0	1	0	0	0	0	0	16	24	0.00	3.000										
Darren Holmes, R (7, 1) ERA: 13.11	1.0		10	4	5	5	1	3	0	0	0	0	1	28	47	45.00	7.000										
Jose Mercedes, R (8, 1) ERA: 5.97	1.0		3	0	0	0	0	0	0	0	0	0	0	7	10	0.00	0.000										

Baltimore Orioles @ Boston Red Sox
Fenway Park, Boston, MA
Thu Jun 29 2000, 7:05 PM EDT
Att: 33,612 - Sunny - 75 F

AB 36
R 12
H 16
RBI 12
BB 7
SO 4
LOB 19



Batter	1	2	3	4	5	6	7	8	9	AB	R	H	RBI	BB	SO	LOB	TOP										
Shannon Stewart, R (1, 7) OBP: 0.377, SLG: 0.568										4	0	2	1	0	1	1	Toronto Blue Jays @ Baltimore Orioles Oriole Park at Camden Yards, Baltimore, MD Fri Jun 30 2000, 7:35 PM EDT Att: 40,412 - Sunny - 84 F										
Chris Woodward, R (1, 6) OBP: 0.281, SLG: 0.421										4	0	0	0	0	1	3											
Raul Mondesi, R (1, 9) OBP: 0.328, SLG: 0.519										4	0	1	0	0	0	3											
Carlos Delgado, L (1, 3) OBP: 0.462, SLG: 0.705										4	0	0	0	0	1	1											
Brad Fullmer, L (1, 10) OBP: 0.373, SLG: 0.575										4	0	0	0	0	0	1											
Tony Batista, R (1, 5) OBP: 0.323, SLG: 0.557										4	1	1	1	0	0	0											
José Cruz Jr., S (1, 8) OBP: 0.322, SLG: 0.471										4	1	1	0	0	0	0											
Alberto Castillo, R (1, 2) OBP: 0.277, SLG: 0.283										2	0	1	1	1	0	0											
Homer Bush, R (1, 4) OBP: 0.248, SLG: 0.227										4	1	1	0	0	1	2											
Inning Stats	R: 0 E: 0 K: 2 S: 10	H: 1 LOB: 1 BB: 0 P: 17	R: 0 E: 0 K: 0 S: 9	H: 0 LOB: 0 BB: 0 P: 14	R: 0 E: 0 K: 0 S: 14	H: 2 LOB: 2 BB: 0 P: 22	R: 0 E: 0 K: 0 S: 12	H: 0 LOB: 0 BB: 0 P: 18	R: 2 E: 0 K: 1 S: 17	H: 3 LOB: 1 BB: 0 P: 26	R: 0 E: 0 K: 1 S: 6	H: 0 LOB: 1 BB: 0 P: 12	R: 0 E: 0 K: 0 S: 7	H: 0 LOB: 1 BB: 1 P: 12	R: 0 E: 1 K: 0 S: 5	H: 0 LOB: 1 BB: 0 P: 7	R: 1 E: 0 K: 1 S: 13	H: 1 LOB: 0 BB: 0 P: 19	1B: 3 2B: 2 3B: 1 HR: 1	SF: 1 SAC: 0 DP: 0 HBP: 0	WP: 0 PB: 0 SB: 0 CS: 0	PA: 36					
PITCHER	IP	WLS	BF	H	R	ER	SO	BB	IBB	HBP	BLK	WP	HR	S	P	ERA	WHIP										
Pat Rapp, R (1, 1) ERA: 5.18	7.0	W	28	6	2	2	3	1	0	0	0	0	0	75	121	2.57	1.000										
Alan Mills, R (8, 1) ERA: 4.89	2.0		8	1	1	1	1	0	0	0	0	0	1	18	26	4.50	0.500										

AB	34
R	3
H	7
RBI	3
BB	1
SO	4
LOB	11



Batter	1	2	3	4	5	6	7	8	9	AB	R	H	RBI	BB	SO	LOB	BOTTOM										
Brady Anderson, L (1, 8) OBP: 0.352, SLG: 0.413										4	2	0	0	1	1	4	Toronto Blue Jays @ Baltimore Orioles Oriole Park at Camden Yards, Baltimore, MD Fri Jun 30 2000, 7:35 PM EDT Att: 40,412 - Sunny - 84 F										
Mike Bordick, R (1, 6) OBP: 0.341, SLG: 0.483										5	1	2	0	0	0	1											
Delino DeShields, L (1, 4) OBP: 0.372, SLG: 0.434										4	1	2	2	0	1	0											
Albert Belle, R (1, 9) OBP: 0.381, SLG: 0.566										4	1	2	2	0	0	0											
Luis Matos, R (8, 9)										1	0	0	0	0	0	2											
B.J. Surhoff, L (1, 7) OBP: 0.334, SLG: 0.447										5	0	0	0	0	2	5											
Will Clark, L (1, 3) OBP: 0.421, SLG: 0.414										2	2	1	1	2	0	0											
Charles Johnson, R (1, 2) OBP: 0.355, SLG: 0.584										2	1	1	0	2	1	3											
Harold Baines, L (1, 10) OBP: 0.309, SLG: 0.377										5	0	2	2	0	0	5											
Ryan Minor, R (1, 5) OBP: 0.304, SLG: 0.238										3	0	1	0	0	0	1											
Inning Stats	R: 0 E: 0 K: 0 S: 9	H: 0 LOB: 0 BB: 0 P: 15	R: 1 E: 0 K: 1 S: 14	H: 1 LOB: 1 BB: 1 P: 27	R: 6 E: 0 K: 0 S: 25	H: 4 LOB: 2 BB: 3 P: 49	R: 0 E: 0 K: 1 S: 6	H: 0 LOB: 0 BB: 0 P: 9	R: 0 E: 0 K: 1 S: 10	H: 1 LOB: 0 BB: 0 P: 17	R: 0 E: 0 K: 1 S: 11	H: 1 LOB: 1 BB: 0 P: 14	R: 0 E: 0 K: 1 S: 12	H: 1 LOB: 3 BB: 1 P: 21	R: 1 E: 0 K: 0 S: 12	H: 3 LOB: 2 BB: 0 P: 18	1B: 8 2B: 2 3B: 0 HR: 1	SF: 0 SAC: 0 DP: 0 HBP: 2	WP: 2 PB: 0 SB: 0 CS: 0	PA: 42							
PITCHER	IP	WLS	BF	H	R	ER	SO	BB	IBB	HBP	BLK	WP	HR	S	P	ERA	WHIP										
32 Roy Halladay, R (1, 1) ERA: 11.6	2.2	L	16	4	7	7	1	4	0	0	0	2	0	23	38	0.00	0.857										
Lance Painter, L (3, 1) ERA: 4.5	2.1		10	2	0	0	2	0	0	1	0	0	0	11	14	0.00	1.000										
Pedro Borbon, L (6, 1) ERA: 4.07	1.0		4	1	0	0	1	0	0	0	0	0	0	12	21	0.00	2.000										
John Frascatore, R (7, 1) ERA: 7.23	1.0		6	1	0	0	1	1	0	1	0	0	0	12	18	9.00	3.000										
Billy Koch, R (8, 1) ERA: 3.1	1.0		6	3	1	1	0	0	0	0	0	0	0	12	18	9.00	3.000										

AB	35
R	8
H	11
RBI	7
BB	5
SO	5
LOB	21



Batter	1	2	3	4	5	6	7	8	9	AB	R	H	RBI	BB	SO	LOB	TOP					
Shannon Stewart, R OBP: 0.379, SLG: 0.571	G6-3		1B			2B		G3-1		4	1	2	0	0	0	0	Toronto Blue Jays @ Baltimore Orioles Oriole Park at Camden Yards, Baltimore, MD Sat Jul 01 2000, 7:05 PM EDT Att: 40,876 - Cloudy - 88 F					
Chris Woodward, R OBP: 0.279, SLG: 0.426	K		K			G6-3		F8		4	1	1	1	0	2	1						
Raul Mondesi, R OBP: 0.329, SLG: 0.529 Marty Cordova, R OBP: 0.329, SLG: 0.357	HR			L7		G5-3		P4		2	1	1	1	0	0	0						
Carlos Delgado, L OBP: 0.459, SLG: 0.698	G4-3			G4-3		G6-3		HR	BB	3	1	0	0	1	0	1						
Brad Fullmer, L OBP: 0.375, SLG: 0.574	K					WP		F7		4	0	2	1	0	1	1						
Tony Batista, R OBP: 0.322, SLG: 0.563	K			1B		G5-3		HR		4	1	1	2	0	2	2						
José Cruz Jr., S OBP: 0.318, SLG: 0.465	G3							F7		4	0	0	0	0	1	0						
Charlie Greene, R OBP: 0.111, SLG: 0.111 Todd Greene, R OBP: 0.308, SLG: 0.538				F9-3		K		K		3	0	1	0	0	2	0						
Homer Bush, R OBP: 0.245, SLG: 0.224	F9-3			F9		K		K		1	0	0	0	0	0	0						
Inning Stats	R: 1 E: 0 K: 1 S: 11	H: 1 LOB: 0 BB: 0 P: 15	R: 0 E: 0 K: 2 S: 8	H: 0 LOB: 0 BB: 0 P: 12	R: 0 E: 0 K: 1 S: 6	H: 2 LOB: 1 BB: 0 P: 11	R: 0 E: 0 K: 1 S: 10	H: 1 LOB: 1 BB: 0 P: 15	R: 0 E: 0 K: 2 S: 9	H: 0 LOB: 0 BB: 0 P: 10	R: 2 E: 0 K: 0 S: 14	H: 3 LOB: 1 BB: 0 P: 21	R: 0 E: 0 K: 2 S: 7	H: 0 LOB: 0 BB: 0 P: 8	R: 0 E: 0 K: 0 S: 6	H: 0 LOB: 0 BB: 0 P: 9		R: 2 E: 0 K: 0 S: 8	H: 1 LOB: 0 BB: 1 P: 16	1B: 4 2B: 3 3B: 0 HR: 2	SF: 0 SAC: 0 DP: 1 HBP: 0	WP: 1 PB: 0 SB: 0 CS: 0
PITCHER Sidney Ponson, R ERA: 4.77	IP: 9.0 WLS: W BF: 35	H: 8 R: 5 ER: 5 SO: 9	BB: 1 IBB: 0 HBP: 0 BLK: 0	WP: 1 HR: 2 S: 79 P: 117	ERA: 5.00 WHIP: 1.000	PITCHER										IP: WLS: BF: H: R: ER: SO: BB: IBB: HBP: BLK: WP: HR: S: P: ERA: WHIP						

AB	34
R	5
H	8
RBI	5
BB	1
SO	9
LOB	7



Batter	1	2	3	4	5	6	7	8	9	AB	R	H	RBI	BB	SO	LOB	BOTTOM			
Delino DeShields, L OBP: 0.373, SLG: 0.437 Mark Lewis, R OBP: 0.257, SLG: 0.281	K		FC3-6			G5-3		2B		5	1	2	0	0	1	1	Toronto Blue Jays @ Baltimore Orioles Oriole Park at Camden Yards, Baltimore, MD Sat Jul 01 2000, 7:05 PM EDT Att: 40,876 - Cloudy - 88 F			
Mike Bordick, R OBP: 0.342, SLG: 0.483	G5-3		L7			G5-4-3		1B		4	2	1	1	1	0	2				
Will Clark, L OBP: 0.429, SLG: 0.445	G4-3			HR		G4-3		BB		4	2	3	2	1	0	0				
Albert Belle, R OBP: 0.378, SLG: 0.558	K			F9		G4-3		G1-3		4	0	0	1	1	1	2				
B.J. Surhoff, L OBP: 0.335, SLG: 0.447	F7			F7		BB		L3		5	1	2	1	0	0	2				
Jeff Conine, R OBP: 0.357, SLG: 0.522	G5-3			HR		HR		BB		2	2	1	0	3	0	0				
Harold Baines, L OBP: 0.317, SLG: 0.413			HR	HR		HR		G4-6-3		4	3	2	4	1	0	5				
Charles Johnson, R OBP: 0.362, SLG: 0.598			FC3-6	HR		FC5-4		F3		3	1	2	3	1	0	1				
Luis Matos, R OBP: 0.357, SLG: 0.522	L7			K		FC5-4		F7		4	0	0	0	0	1	2				
Inning Stats	R: 0 E: 0 K: 1 S: 7	H: 0 LOB: 0 BB: 0 P: 9	R: 0 E: 0 K: 1 S: 6	H: 0 LOB: 0 BB: 0 P: 9	R: 1 E: 0 K: 0 S: 13	H: 2 LOB: 1 BB: 0 P: 18	R: 4 E: 0 K: 1 S: 11	H: 3 LOB: 0 BB: 1 P: 18	R: 5 E: 0 K: 0 S: 16	H: 3 LOB: 1 BB: 3 P: 35	R: 0 E: 0 K: 0 S: 5	H: 1 LOB: 1 BB: 1 P: 11	R: 0 E: 0 K: 0 S: 8	H: 1 LOB: 1 BB: 1 P: 15	R: 2 E: 0 K: 0 S: 23	H: 3 LOB: 3 BB: 2 P: 40		1B: 6 2B: 3 3B: 0 HR: 4	SF: 0 SAC: 0 DP: 2 HBP: 0	WP: 0 PB: 0 SB: 0 CS: 0
PITCHER Chris Carpenter, R ERA: 6.03 Matt DeWitt, R ERA: 7.71 John Frascatore, R ERA: 7.11	IP: 4.2 WLS: L BF: 24	H: 7 R: 9 ER: 9 SO: 3	BB: 3 IBB: 0 HBP: 0 BLK: 0	WP: 0 HR: 3 S: 46 P: 75	ERA: 17.36 WHIP: 2.143	PITCHER										IP: WLS: BF: H: R: ER: SO: BB: IBB: HBP: BLK: WP: HR: S: P: ERA: WHIP				

AB	35
R	12
H	13
RBI	12
BB	8
SO	3
LOB	15



Batter	1	2	3	4	5	6	7	8	9	AB	R	H	RBI	BB	SO	LOB	TOP										
Shannon Stewart, R (1, 7) OBP: 0.375, SLG: 0.568	G5-3		G6-3				F8		K	5	0	1	0	0	1	1	Toronto Blue Jays @ Baltimore Orioles Oriole Park at Camden Yards, Baltimore, MD Sun Jul 02 2000, 1:35 PM EDT Att: 41,267 - Cloudy - 90 F										
Craig Grebeck, R (1, 4) OBP: 0.326, SLG: 0.402	E4 HR		G6-3		G1-3			FC4-6 1B		4	1	1	0	0	0	2											
Raul Mondesi, R (1, 9) OBP: 0.331, SLG: 0.538	1-H HR		F9		P4			FC4-6 1B		4	1	2	2	0	0	2											
Carlos Delgado, L (1, 3) OBP: 0.457, SLG: 0.692	L7			F7		FC6-4 1B		FC4-6		4	0	1	0	0	0	2											
Brad Fullmer, L (1, 10) OBP: 0.370, SLG: 0.565	G3			G4-3		F8		P6		4	0	0	0	0	0	3											
Tony Batista, R (1, 5) OBP: 0.321, SLG: 0.559		K			FC6-4 1B			K		4	0	1	0	0	2	3											
José Cruz Jr., S (1, 8) OBP: 0.318, SLG: 0.463				F7		G4-3			K	4	0	1	0	0	1	2											
Alberto Castillo, R (1, 2) OBP: 0.278, SLG: 0.279 Marty Cordova, R (9, PH) OBP: 0.333, SLG: 0.357 Homer Bush, R (9, PR) OBP: 0.245, SLG: 0.224						FC5-4 BB		G4-3		2	0	0	0	1	1	1											
Chris Woodward, R (1, 6) OBP: 0.268, SLG: 0.406 Todd Greene, R (9, PH) OBP: 0.357, SLG: 0.571					FC5-4 2B		K2-3			1	0	1	0	0	0	0											
Inning Stats	R: 2 E: 1 K: 0 S: 13	H: 1 LOB: 0 BB: 0 P: 21	R: 0 E: 0 K: 3 S: 11	H: 1 LOB: 1 BB: 0 P: 16	R: 0 E: 0 K: 0 S: 16	H: 0 LOB: 0 BB: 0 P: 25	R: 0 E: 0 K: 0 S: 11	H: 1 LOB: 1 BB: 0 P: 14	R: 0 E: 0 K: 0 S: 10	H: 1 LOB: 1 BB: 0 P: 17	R: 0 E: 0 K: 1 S: 8	H: 0 LOB: 0 BB: 0 P: 11	R: 0 E: 0 K: 1 S: 12	H: 2 LOB: 2 BB: 0 P: 17	R: 0 E: 0 K: 2 S: 10	H: 1 LOB: 1 BB: 1 P: 20		1B: 6 2B: 1 3B: 0 HR: 1	SF: 0 SAC: 0 DP: 0 HBP: 0	WP: 0 PB: 0 SB: 0 CS: 1	PA: 37						
PITCHER	IP	WLS	BF	H	R	ER	SO	BB	IBB	HBP	BLK	WP	HR	S	P	ERA	WHIP										
35 Mike Mussina, R (1, 1) ERA: 3.84	7.0		28	5	2	1	4	1	0	0	0	0	1	80	121	1.29	0.857										
Mike Timlin, R (8, 1) ERA: 5.04	0.0		2	2	0	0	0	0	0	0	0	0	0	4	7	∞	∞										
Buddy Groom, L (8, 1) ERA: 4.68	0.2		2	0	0	0	0	0	0	0	0	0	0	4	4	0.00	0.000										
Mike Trombley, R (8, 1) ERA: 4.68	0.1	W	1	0	0	0	1	0	0	0	0	0	0	4	6	0.00	0.000										
Alan Mills, R (9, 1) ERA: 4.75	1.0	S	4	1	0	0	2	1	0	0	0	0	0	10	20	0.00	2.000										

Batter	1	2	3	4	5	6	7	8	9	AB	R	H	RBI	BB	SO	LOB	BOTTOM										
Brady Anderson, L (1, 8) OBP: 0.357, SLG: 0.416	P4				G5-4-3 1B					3	0	2	1	1	0	0	Toronto Blue Jays @ Baltimore Orioles Oriole Park at Camden Yards, Baltimore, MD Sun Jul 02 2000, 1:35 PM EDT Att: 41,267 - Cloudy - 90 F										
Mike Bordick, R (1, 6) OBP: 0.344, SLG: 0.482	F8		3-H 1B		G5-4-3 1B					3	0	1	0	1	0	1											
Delino DeShields, L (1, 4) OBP: 0.369, SLG: 0.431	K									4	0	0	0	0	1	4											
Albert Belle, R (1, 9) OBP: 0.376, SLG: 0.557		G6-3								4	1	1	0	0	0	0											
B.J. Surhoff, L (1, 7) OBP: 0.337, SLG: 0.449		F5								3	0	1	1	0	0	0											
Will Clark, L (1, 3) OBP: 0.426, SLG: 0.458		G4-3								4	1	1	1	0	1	2											
Jeff Conine, R (1, 5) OBP: 0.360, SLG: 0.524					G4-1 1B					3	1	1	0	1	0	1											
Harold Baines, L (1, 10) OBP: 0.312, SLG: 0.407										3	0	0	0	0	2	3											
Greg Myers, L (1, 2) OBP: 0.281, SLG: 0.340					G4-1					3	0	0	0	0	0	1											
Inning Stats	R: 0 E: 0 K: 1 S: 6	H: 0 LOB: 0 BB: 0 P: 7	R: 0 E: 0 K: 0 S: 9	H: 0 LOB: 0 BB: 0 P: 12	R: 1 E: 0 K: 1 S: 14	H: 2 LOB: 2 BB: 1 P: 25	R: 0 E: 0 K: 2 S: 10	H: 0 LOB: 2 BB: 1 P: 19	R: 0 E: 0 K: 0 S: 8	H: 1 LOB: 0 BB: 0 P: 14	R: 1 E: 0 K: 0 S: 11	H: 2 LOB: 1 BB: 0 P: 18	R: 0 E: 0 K: 0 S: 12	H: 1 LOB: 2 BB: 1 P: 20	R: 1 E: 0 K: 0 S: 8	H: 1 LOB: 0 BB: 0 P: 11		1B: 3 2B: 3 3B: 0 HR: 1	SF: 0 SAC: 0 DP: 1 HBP: 1	WP: 0 PB: 0 SB: 2 CS: 0	PA: 34						
PITCHER	IP	WLS	BF	H	R	ER	SO	BB	IBB	HBP	BLK	WP	HR	S	P	ERA	WHIP										
Kelvin Escobar, R (1, 1) ERA: 5.17	6.0		25	5	2	2	4	2	0	1	0	0	0	8	15	0.00	1.500										
Pedro Borbon, L (7, 1) ERA: 3.96	0.2		3	0	0	0	0	1	0	0	0	0	0	8	15	0.00	1.500										
Paul Quantrill, R (7, 1) ERA: 3.45	1.1	L	6	2	1	1	0	0	0	0	0	0	1	12	16	6.75	1.500										



Batter	1	2	3	4	5	6	7	8	9	AB	R	H	RBI	BB	SO	LOB	TOP			
Shannon Stewart, R (1, 7) OBP: 0.372, SLG: 0.559	4-2 S 1B BB		0-0 G6-3	2-2 F9			0-1 F9		0-2 FC4-6	4	1	0	0	1	0	1	<p>Toronto Blue Jays @ Baltimore Orioles</p> <p>Oriole Park at Camden Yards, Baltimore, MD</p> <p>Mon Jul 03 2000, 1:35 PM EDT</p> <p>Att: 39,617 - Cloudy - 94 F</p> <p>livebaseballscores.com</p>			
Homer Bush, R (1, 4) OBP: 0.244, SLG: 0.224	2-3 K		0-1 BB S HR 1B		0-1 F7		2-0 G3-1		2-3 K	5	1	1	0	0	2	2				
Raul Mondesi, R (1, 9) OBP: 0.333, SLG: 0.534	4-2 1B BB		4-2 1-2 HR BB		3-0 F8		1-1 G4-3			2	1	0	0	2	0	0				
Carlos Delgado, L (1, 3) OBP: 0.463, SLG: 0.709	3-2 1-3 2H 1B		4-2 1-2 3 HR BB		2-2 HR			0-1 G3 2B		3	2	3	2	1	0	0				
Brad Fullmer, L (1, 10) OBP: 0.364, SLG: 0.556	1-3 K		0-0 F9		1-0 F8			2-1 G3		4	0	0	0	0	1	5				
Tony Batista, R (1, 5)		2-2 G5-3	0-0 HR			3-2 F8		2-2 P3		4	1	1	4	0	0	1				
José Cruz Jr., S (1, 8) OBP: 0.317, SLG: 0.463		0-2 L9	1-2 G4-3			1-1 G4-3 2B		0-3 K		4	0	1	0	0	1	1				
Alberto Castillo, R (1, 2) OBP: 0.277, SLG: 0.273		4-2 BB		0-0 G6-3		1-1 G4-3		1-2 E6 FC4-6		3	0	0	0	1	0	1				
Chris Woodward, R (1, 6) OBP: 0.253, SLG: 0.382	2-3 K		1-1 L6			2-2 F9		1-3 K		4	0	0	0	0	2	3				
Inning Stats	R: 1 E: 0 K: 2 S: 14	H: 1 LOB: 1 BB: 2 P: 28	R: 0 E: 0 K: 1 S: 11	H: 0 LOB: 1 BB: 1 P: 19	R: 4 E: 0 K: 0 S: 13	H: 2 LOB: 0 BB: 2 P: 22	R: 0 E: 0 K: 0 S: 7	H: 0 LOB: 0 BB: 0 P: 10	R: 1 E: 0 K: 0 S: 7	H: 1 LOB: 1 BB: 0 P: 13	R: 0 E: 0 K: 0 S: 5	H: 0 LOB: 0 BB: 0 P: 8	R: 0 E: 0 K: 1 S: 13	H: 1 LOB: 1 BB: 0 P: 17	R: 0 E: 1 K: 2 S: 14	H: 0 LOB: 1 BB: 0 P: 18	1B: 2 2B: 2 3B: 0 HR: 2	SF: 0 SAC: 0 DP: 0 HBP: 0	WP: 0 PB: 0 SB: 2 CS: 0	PA: 38
PITCHER	IP WLS BF H R ER SO BB IBB HBP BLK WP HR S P ERA WHIP	IP WLS BF H R ER SO BB IBB HBP BLK WP HR S P ERA WHIP																		
Jason Johnson, R (1, 1) ERA: 6.4	5.0 L 23 4 6 6 3 5 0 0 0 0 2 52 92 10.80 1.800	4.0 15 2 0 0 3 0 0 0 0 0 0 43 61 0.00 0.500																		
Jose Mercedes, R (6, 1) ERA: 5.4																				

Batter	1	2	3	4	5	6	7	8	9	AB	R	H	RBI	BB	SO	LOB	BOTTOM					
Brady Anderson, L (1, 8) OBP: 0.351, SLG: 0.408	2-2 G5-3	0-0 F8			1-3 K				3-1 L6	5	0	0	0	0	2	2	<p>Toronto Blue Jays @ Baltimore Orioles</p> <p>Oriole Park at Camden Yards, Baltimore, MD</p> <p>Mon Jul 03 2000, 1:35 PM EDT</p> <p>Att: 39,617 - Cloudy - 94 F</p> <p>livebaseballscores.com</p>					
Mike Bordick, R (1, 6) OBP: 0.342, SLG: 0.477	1-1 G3		1-0 F7		1-0 F8		0-0 G4-3 1B		0-3 K	5	0	1	0	0	1	0						
B.J. Surhoff, L (1, 7) OBP: 0.339, SLG: 0.449	2-2 1B		2-0 E9 BLK		1-2 1B		2-1 G4-3		1-2 F8	4	1	2	0	0	0	1						
Albert Belle, R (1, 10) OBP: 0.372, SLG: 0.550	0-1 P4		2-3 K		1-2 P4		3-2 F8			4	0	0	0	0	1	4						
Jeff Conine, R (1, 5) OBP: 0.358, SLG: 0.517		2-3 K	3-1 F8			4-2 1B G6-4-3 BB		2-2 F9		3	1	0	0	1	1	0						
Charles Johnson, R (1, 2) OBP: 0.368, SLG: 0.618		2-2 1B 2B	3-1 G6-3		2-1 G6-3		0-2 G6-4-3 1B		1-1 HR	4	2	3	1	0	0	0						
Will Clark, L (1, 3) OBP: 0.423, SLG: 0.453		2-2 L9	1-1 2B 1B		2-1 G6-4-3		1-2 1-2 3H G6-4-3 1B		1-1 G1-3	4	0	1	0	0	0	2						
Mark Lewis, R (1, 4) OBP: 0.270, SLG: 0.294		0-0 1B 2H 1B	0-0 1B 1B		1-1 F7		0-2 1B		1-0 G6-3	4	0	2	1	0	0	1						
Luis Matos, R (1, 9) OBP: 0.158, SLG: 0.167		0-0 1B	0-0 1B		1-1 2B		0-1 L7		1-3 K	3	0	2	0	0	0	1						
Harold Baines, L (9, PH) ERA: 3.0		1-2 1B		1-1 2B						1	0	0	0	0	1	0						
Inning Stats	R: 0 E: 0 K: 0 S: 11	H: 1 LOB: 1 BB: 0 P: 16	R: 1 E: 0 K: 1 S: 13	H: 3 LOB: 2 BB: 0 P: 19	R: 1 E: 1 K: 1 S: 11	H: 0 LOB: 0 BB: 0 P: 19	R: 0 E: 0 K: 0 S: 8	H: 2 LOB: 2 BB: 0 P: 13	R: 0 E: 0 K: 0 S: 10	H: 1 LOB: 1 BB: 0 P: 14	R: 1 E: 0 K: 0 S: 13	H: 2 LOB: 1 BB: 1 P: 19	R: 0 E: 0 K: 0 S: 12	H: 1 LOB: 1 BB: 0 P: 18	R: 1 E: 0 K: 0 S: 8	H: 1 LOB: 0 BB: 0 P: 13	R: 0 E: 0 K: 2 S: 9	H: 0 LOB: 0 BB: 0 P: 13	1B: 8 2B: 2 3B: 0 HR: 1	SF: 0 SAC: 0 DP: 1 HBP: 0	WP: 0 PB: 0 SB: 0 CS: 0	PA: 38
PITCHER	IP WLS BF H R ER SO BB IBB HBP BLK WP HR S P ERA WHIP	IP WLS BF H R ER SO BB IBB HBP BLK WP HR S P ERA WHIP																				
David Wells, L (1, 1) ERA: 3.41	6.0 W 27 9 3 2 3 1 0 0 0 0 0 6 9 3.00 1.667	0.2 H 3 1 0 0 1 0 0 0 0 0 0 1 11 17 13.50 1.500	0.2 H 3 1 1 1 0 0 0 0 0 0 0 0 2 3 0.00 0.000	0.1 H 1 0 0 0 0 0 0 0 0 0 0 0 2 3 0.00 0.000	1.1 S 4 0 0 0 2 0 0 0 0 0 0 10 15 0.00 0.000																	
Pedro Borbon, L (7, 1) ERA: 3.95																						
John Frascatore, R (7, 1) ERA: 7.22																						
Lance Painter, L (8, 1) ERA: 4.46																						
Billy Koch, R (8, 1) ERA: 3.0																						

AB 33
R 6
H 6
RBI 6
BB 5
SO 6
LOB 14



AB 37
R 4
H 11
RBI 2
BB 1
SO 6
LOB 11



Batter	1	2	3	4	5	6	7	8	9	AB	R	H	RBI	BB	SO	LOB	TOP										
Brady Anderson, L (1, 8) OBP: 0.349, SLG: 0.415	2-3 K	0-0 HR		3-3 K		2-3 K			2-0 F8	5	1	2	0	3	1		Baltimore Orioles @ New York Yankees Yankee Stadium, Bronx, NY Tue Jul 04 2000, 1:05 PM EDT Att. 44,447 - Overcast - 79 F										
Mike Bordick, R (1, 6) OBP: 0.343, SLG: 0.489	1-2 HR	2-1 F9			1-1 G3		0-0 FC6-4 2B		2-3 K	5	1	2	1	0	1	0											
Will Clark, L (1, 3) OBP: 0.418, SLG: 0.446	1-2 WP 1B	3-2 G3-1			1-3 K		0-0 G6-3		0-0 P6	5	0	1	0	0	1	1											
Albert Belle, R (1, 9) OBP: 0.371, SLG: 0.545	0-2 F8				1-0 P4		2-1 FC6-4 HBP			3	0	0	0	0	0	1											
Luis Matos, R (9, 9) OBP: 0.156, SLG: 0.167										0	0	0	0	0	0	0											
B.J. Surhoff, L (1, 7) OBP: 0.335, SLG: 0.444	1-3 K				2-2 F8		0-0 E1 HR G4-3		2-1 P6	4	1	0	0	0	1	3											
Jeff Conine, R (1, 5) OBP: 0.352, SLG: 0.507	1-2 P5				3-2 G4-3		1-1 G4-3		0-0 FC6-4	4	0	0	0	0	0	5											
Harold Baines, L (1, 10) OBP: 0.314, SLG: 0.419		1-0 HR			0-3 K		4-0 HR IBB		0-1 L4	3	2	1	1	1	1	0											
Charles Johnson, R (1, 2) OBP: 0.374, SLG: 0.617		4-0 HR BB			1-2 1B		0-0 L8		4-0 G6-3 BB	2	1	1	0	2	0	2											
Mark Lewis, R (1, 4) OBP: 0.269, SLG: 0.333	1-1 F7				2-2 P4		0-0 HR		2-1 G6-3	4	1	1	3	0	0	3											
Inning Stats	R: 1 E: 0 K: 2 S: 21	H: 2 LOB: 2 BB: 0 P: 27	R: 3 E: 0 K: 0 S: 11	H: 2 LOB: 0 BB: 1 P: 22	R: 0 E: 0 K: 0 S: 9	H: 0 LOB: 0 BB: 0 P: 14	R: 0 E: 0 K: 2 S: 15	H: 1 LOB: 1 BB: 0 P: 21	R: 0 E: 0 K: 1 S: 6	H: 0 LOB: 0 BB: 0 P: 9	R: 3 E: 1 K: 1 S: 8	H: 1 LOB: 0 BB: 1 P: 15	R: 0 E: 0 K: 0 S: 6	H: 1 LOB: 2 BB: 0 P: 10	R: 0 E: 0 K: 0 S: 4	H: 0 LOB: 0 BB: 1 P: 10	R: 0 E: 0 K: 1 S: 5	H: 0 LOB: 0 BB: 0 P: 9	1B: 2 2B: 1 3B: 0 HR: 4	SF: 0 SAC: 0 DP: 1 HBP: 1	WP: 1 PB: 0 SB: 0 CS: 0	PA: 39					
PITCHER	IP	WLS	BF	H	R	ER	SO	BB	IBB	HBP	BLK	WP	HR	S	P	ERA	WHIP										
David Cone, R (1, 1) ERA: 6.4	5.2	L	27	6	7	4	5	1	1	0	0	1	4	67	103	6.35	1.235										
Randy Choate, L (6, 1) ERA:	0.2		3	1	0	0	1	0	0	0	0	0	0	5	7	0.00	1.500										
Ben Ford, R (7, 1) ERA: 8.1	1.2		6	0	0	0	1	0	0	1	0	0	0	8	18	0.00	0.600										
Craig Dingman, R (9, 1) ERA:	1.0		3	0	0	0	1	0	0	0	0	0	0	5	9	0.00	0.000										

Batter	1	2	3	4	5	6	7	8	9	AB	R	H	RBI	BB	SO	LOB	BOTTOM										
Chuck Knoblauch, R (1, 4) OBP: 0.351, SLG: 0.407	0-0 2 HBP 1B		4-1 2 G5-3 BB		2-0 F7			0-2 2 F9 1B 2B	1-1 2 2B 1B	4	3	3	1	1	0	0	Baltimore Orioles @ New York Yankees Yankee Stadium, Bronx, NY Tue Jul 04 2000, 1:05 PM EDT Att. 44,447 - Overcast - 79 F										
2 Derek Jeter, R (1, 6) OBP: 0.375, SLG: 0.469	1-1 1B G4-6-3 HBP		0-1 G5-3			1-0 G5-3		2-2 F9 2B	2-1 3-H 1B	4	1	1	1	0	0	2											
Paul O'Neill, L (1, 9) OBP: 0.356, SLG: 0.443	1-0 G4-6-3 1B		3-2 F7			0-0 G6-3		4-1 1B BB	0-1 G4-3	4	0	1	1	1	0	2											
Bernie Williams, S (1, 8) OBP: 0.399, SLG: 0.601	2-2 G4-6-3			1-1 G1-3		3-1 1B		1-1 1B BB		4	0	2	1	0	0	1											
David Justice, L (1, 10) OBP: 0.352, SLG: 0.555	2-3 K		2-0 G3			3-2 F7		1-2 3-H 1B	2-3 K	4	0	0	0	0	2	3											
20 Jorge Posada, S (1, 3) OBP: 0.445, SLG: 0.554		1-2 F8		4-2 FC5-4 BB			2-3 K		1-0 HR	3	1	1	1	1	1	0											
Shane Spencer, R (1, 7) OBP: 0.332, SLG: 0.469		2-2 1B		0-0 FC5-4			0-1 F7		3-3 K	4	0	1	0	0	1	1											
Chris Turner, R (1, 2) OBP: 0.400, SLG: 0.472	1-1 L4-3 1B				0-1 L4			0-0 F3	2-1 F8 1B 2B	3	0	0	0	0	0	1											
Tino Martinez, L (9, PH) OBP: 0.326, SLG: 0.431		1-2 L4-3								1	1	1	0	0	0	0											
Scott Brosius, R (1, 5) OBP: 0.316, SLG: 0.399			0-1 G3-1		0-2 L8			3-2 G5-3	0-1 F8	4	0	0	0	0	0	1											
Inning Stats	R: 2 E: 0 K: 1 S: 10	H: 2 LOB: 0 BB: 0 P: 16	R: 0 E: 0 K: 0 S: 9	H: 1 LOB: 0 BB: 0 P: 13	R: 0 E: 0 K: 0 S: 8	H: 0 LOB: 1 BB: 1 P: 15	R: 0 E: 0 K: 0 S: 6	H: 0 LOB: 1 BB: 1 P: 13	R: 0 E: 0 K: 0 S: 6	H: 1 LOB: 0 BB: 0 P: 8	R: 0 E: 0 K: 1 S: 7	H: 0 LOB: 0 BB: 0 P: 9	R: 0 E: 0 K: 1 S: 16	H: 2 LOB: 2 BB: 1 P: 28	R: 1 E: 0 K: 1 S: 15	H: 4 LOB: 1 BB: 0 P: 24	R: 3 E: 0 K: 1 S: 15	H: 4 LOB: 1 BB: 0 P: 24	1B: 6 2B: 4 3B: 0 HR: 1	SF: 0 SAC: 0 DP: 2 HBP: 1	WP: 0 PB: 0 SB: 0 CS: 0	PA: 39					
PITCHER	IP	WLS	BF	H	R	ER	SO	BB	IBB	HBP	BLK	WP	HR	S	P	ERA	WHIP										
Scott Erickson, R (1, 1) ERA: 7.32	7.2		31	6	3	3	2	3	0	1	0	0	0	67	112	3.52	1.174										
Buddy Groom, L (8, 1) ERA: 4.64	0.1	H	1	0	0	0	1	0	0	0	0	0	0	3	5	0.00	0.000										
Alan Mills, R (9, 1) ERA: 5.2	0.1		3	2	2	2	1	0	0	0	0	0	1	7	13	54.00	6.000										
Mike Trombley, R (9, 1) ERA: 4.85	0.2	S	4	2	1	1	0	0	0	0	0	0	0	8	11	13.50	3.000										



Batter	1	2	3	4	5	6	7	8	9	AB	R	H	RBI	BB	SO	LOB	TOP										
Brady Anderson, L (1, 8) OBP: 0.350, SLG: 0.413											4	1	1	0	1	2	3										
Mike Bordick, R (1, 6) OBP: 0.348, SLG: 0.491										3	1	2	1	2	0	1											
B.J. Surhoff, L (1, 7) OBP: 0.333, SLG: 0.443										5	1	1	1	0	1	4											
Albert Belle, R (1, 10) OBP: 0.366, SLG: 0.536										5	0	0	1	0	0	5											
Jeff Conine, R (1, 5) OBP: 0.349, SLG: 0.500										5	0	1	1	0	1	2											
Will Clark, L (1, 3) OBP: 0.419, SLG: 0.447										4	1	2	0	0	0	0											
Charles Johnson, R (1, 2) OBP: 0.376, SLG: 0.627										3	1	1	2	1	0	2											
Mark Lewis, R (1, 4) OBP: 0.256, SLG: 0.316										4	0	0	0	0	1	1											
Luis Matos, R (1, 9) OBP: 0.261, SLG: 0.381										3	1	2	0	1	0	0											
Inning Stats	R: 0 E: 0 K: 0 S: 5	H: 1 LOB: 1 BB: 1 P: 12	R: 0 E: 0 K: 1 S: 8	H: 0 LOB: 0 BB: 0 P: 15	R: 0 E: 0 K: 1 S: 7	H: 0 LOB: 0 BB: 0 P: 12	R: 0 E: 0 K: 1 S: 7	H: 0 LOB: 1 BB: 1 P: 14	R: 0 E: 0 K: 1 S: 10	H: 1 LOB: 2 BB: 1 P: 17	R: 6 E: 0 K: 0 S: 14	H: 7 LOB: 2 BB: 1 P: 38	R: 0 E: 0 K: 1 S: 13	H: 0 LOB: 0 BB: 1 P: 24	R: 0 E: 0 K: 0 S: 8	H: 0 LOB: 0 BB: 0 P: 14	1B: 6 2B: 2 3B: 1 HR: 1	SF: 0 SAC: 0 DP: 1 HBP: 0	WP: 0 PA: 41 PB: 1 SB: 0 CS: 0								
PITCHER	IP	WLS	BF	H	R	ER	SO	BB	IBB	HBP	BLK	WP	HR	S	P	ERA	WHIP										
Andy Pettitte, L (1, 1) ERA: 4.48	6.1	W	28	6	4	4	4	4	0	0	0	0	1	61	107	5.68	1.579										
Jason Grimsley, R (7, 1) ERA: 3.99	0.1		4	3	2	2	0	0	0	0	0	0	0	10	16	54.00	9.000										
Mike Stanton, L (7, 1) ERA: 3.2	0.0	H	1	1	0	0	0	0	0	0	0	0	0	1	1	∞	∞										
Jeff Nelson, R (7, 1) ERA: 1.81	1.1		5	0	0	0	1	1	0	0	0	0	0	15	29	0.00	0.750										
Craig Dingman, R (9, 1) ERA:	1.0		3	0	0	0	0	0	0	0	0	0	0	8	14	0.00	0.000										

Baltimore Orioles @ New York Yankees
Yankee Stadium, Bronx, NY
Wed Jul 05 2000, 7:05 PM EDT
Att: 40,031 - Sunny - 82 F

AB 36
R 6
H 10
RBI 6
BB 5
SO 5
LOB 18



Batter	1	2	3	4	5	6	7	8	9	AB	R	H	RBI	BB	SO	LOB	BOTTOM										
Chuck Knoblauch, R (1, 10) OBP: 0.352, SLG: 0.404										4	1	1	0	1	0	1											
Derek Jeter, R (1, 6) OBP: 0.375, SLG: 0.479										5	3	2	2	0	0	2											
Paul O'Neill, L (1, 9) OBP: 0.355, SLG: 0.444										4	0	1	2	0	0	0											
Felix Jose, S (7, 9) OBP: 0.286, SLG: 0.450										1	0	1	2	0	0	0											
Bernie Williams, S (1, 8) OBP: 0.399, SLG: 0.604										5	2	2	0	0	1	2											
David Justice, L (1, 7) OBP: 0.353, SLG: 0.554										4	0	1	0	1	0	2											
Tino Martinez, L (1, 3) OBP: 0.325, SLG: 0.428										4	1	1	1	0	0	3											
20 Jorge Posada, S (1, 2) OBP: 0.452, SLG: 0.554										0	2	0	0	3	0	0											
Scott Brosius, R (1, 5) OBP: 0.319, SLG: 0.415										4	2	2	4	0	1	4											
Jose Vizcaino, S (1, 4) OBP: 0.287, SLG: 0.282										4	1	2	1	0	0	2											
Inning Stats	R: 0 E: 0 K: 0 S: 6	H: 0 LOB: 0 BB: 0 P: 9	R: 3 E: 0 K: 0 S: 9	H: 2 LOB: 0 BB: 0 P: 16	R: 0 E: 0 K: 0 S: 5	H: 0 LOB: 0 BB: 0 P: 8	R: 0 E: 0 K: 0 S: 13	H: 0 LOB: 2 BB: 2 P: 26	R: 1 E: 0 K: 1 S: 11	H: 2 LOB: 0 BB: 0 P: 15	R: 6 E: 0 K: 1 S: 22	H: 5 LOB: 1 BB: 2 P: 43	R: 0 E: 0 K: 1 S: 13	H: 1 LOB: 2 BB: 1 P: 18	R: 2 E: 0 K: 0 S: 14	H: 3 LOB: 0 BB: 0 P: 18	1B: 7 2B: 4 3B: 0 HR: 2	SF: 0 SAC: 0 DP: 2 HBP: 1	WP: 0 PA: 41 PB: 0 SB: 1 CS: 0								
PITCHER	IP	WLS	BF	H	R	ER	SO	BB	IBB	HBP	BLK	WP	HR	S	P	ERA	WHIP										
Pat Rapp, R (1, 1) ERA: 5.55	5.1	L	25	6	7	7	0	3	0	0	0	0	2	51	90	11.81	1.688										
Darren Holmes, R (6, 1) ERA: 14.89	0.2		6	3	3	3	1	1	0	0	0	0	0	15	27	40.50	6.000										
Chuck McElroy, L (7, 1) ERA: 5.0	0.1		3	1	0	0	0	0	1	0	0	0	0	7	12	0.00	3.000										
Mike Timlin, R (7, 1) ERA: 5.4	1.2		7	3	2	2	1	0	0	0	0	0	0	20	24	10.80	1.800										

Baltimore Orioles @ New York Yankees
Yankee Stadium, Bronx, NY
Wed Jul 05 2000, 7:05 PM EDT
Att: 40,031 - Sunny - 82 F

AB 35
R 12
H 13
RBI 12
BB 5
SO 2
LOB 16



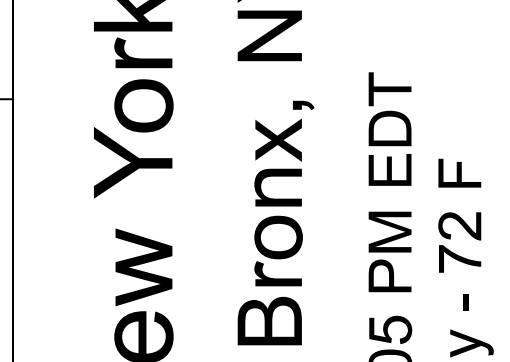
Batter	1	2	3	4	5	6	7	8	9	AB	R	H	RBI	BB	SO	LOB	TOP											
Brady Anderson, L OBP: 0.350, SLG: 0.421	3-2 HR	4-1 2B 1B BB	1-2 G4-3			2-3 K	2-1 FC6-4			4	2	1	1	1	1	2	Baltimore Orioles @ New York Yankees Yankee Stadium, Bronx, NY Thu Jul 06 2000, 12:05 PM EDT Att: 44,104 - Sunny - 72 F											
Mike Bordick, R OBP: 0.356, SLG: 0.498	1-0 1B	0-1 1B 2B	1-2 G6-3			4-0 BB		4-0 BB		3	2	2	2	2	0	1												
B.J. Surhoff, L OBP: 0.334, SLG: 0.442	3-2 F8 1B	0-0 1B G5-4-3		2-0 F8		2-2 L8		0-0 P6		5	1	2	2	0	0	2												
Albert Belle, R OBP: 0.366, SLG: 0.534	3-0 HBP 1B	1-3 G5-4-3 1B		1-0 G5-3		0-1 F7		3-2 G6-3		5	0	2	1	0	0	2												
Jeff Conine, R OBP: 0.346, SLG: 0.493	2-0 F8	0-0 G5-4-3		2-2 G5-3		1-1 BB 1B		2-2 F8		5	1	1	0	0	0	4												
Will Clark, L OBP: 0.423, SLG: 0.443	1-1 G5-4-3 HBP	4-0 FC6-4 BB		1-3 K		4-2 G5-4-3 1B WP BB		1-2 G5-3		2	1	0	0	2	1	0												
Charles Johnson, R OBP: 0.376, SLG: 0.620	1-2 G5-4-3	0-0 FC6-4		4-1 1B BB		0-0 G5-4-3 1B		3-2 G6-3		4	0	1	1	1	0	4												
Mark Lewis, R OBP: 0.279, SLG: 0.329		1-0 BB 2B S 1B	4-0 G4-3 S BB		0-1 G5-4-3 1B		0-1 G5-4-3		0-1 F7	3	1	2	0	1	0	2												
Delino DeShields, L OBP: 0.367, SLG: 0.429					1-3 G5-4-3 1B		1-2 2-3			1	0	0	0	0	0	0												
Luis Matos, R OBP: 0.296, SLG: 0.348		4-2 BB 2B BB	2-3 K		0-1 G5-4-3		4-2 FC6-4 BB			2	1	0	0	2	1	3												
Inning Stats	R: 2 E: 0 K: 0 S: 14	H: 4 LOB: 2 BB: 0 P: 28	R: 5 E: 0 K: 0 S: 11	H: 4 LOB: 1 BB: 3 P: 26	R: 0 E: 0 K: 1 S: 10	H: 0 LOB: 1 BB: 1 P: 18	R: 0 E: 0 K: 0 S: 6	H: 1 LOB: 0 BB: 0 P: 11	R: 0 E: 0 K: 1 S: 8	H: 1 LOB: 1 BB: 1 P: 13	R: 0 E: 0 K: 1 S: 13	H: 0 LOB: 1 BB: 1 P: 21	R: 2 E: 0 K: 0 S: 16	H: 2 LOB: 1 BB: 2 P: 27	R: 0 E: 0 K: 0 S: 10	H: 0 LOB: 1 BB: 1 P: 19	R: 0 E: 0 K: 0 S: 11	H: 0 LOB: 0 BB: 0 P: 15	1B: 8 2B: 2 3B: 0 HR: 1	SF: 0 SAC: 0 DP: 4 HBP: 1	WP: 1 PB: 0 SB: 2 CS: 0	PA: 44						
PITCHER	IP	WLS	BF	H	R	ER	SO	BB	IBB	HBP	BLK	WP	HR	S	P	ERA	WHIP											
Ed Yamali, L ERA: 15.0	(1, 1)	1.0		10	5	5	5	0	2	0	1	0	0	0	19	42	45.00	7.000										
Ben Ford, R ERA: 9.0	(2, 1)	1.0		6	3	2	2	0	1	0	0	0	0	6	12	18.00	4.000											
Mike Stanton, L ERA: 2.93	(3, 1)	3.2	W	14	1	0	0	3	3	0	0	0	0	35	61	0.00	1.091											
Jason Grimsley, R ERA: 4.22	(6, 1)	1.0		6	2	2	2	0	2	0	0	0	1	0	16	25	18.00	4.000										
Randy Choate, L ERA:	(7, 1)	0.2		3	0	0	0	0	1	0	0	0	0	3	9	0.00	1.500											

Batter	1	2	3	4	5	6	7	8	9	AB	R	H	RBI	BB	SO	LOB	BOTTOM											
Chuck Knoblauch, R OBP: 0.357, SLG: 0.406	0-2 L3 1B	0-0 2 S HR 1B		4-1 2 E 2B BB	1-2 F9		1-2 F8			4	2	2	1	1	0	0	Baltimore Orioles @ New York Yankees Yankee Stadium, Bronx, NY Thu Jul 06 2000, 12:05 PM EDT Att: 44,104 - Sunny - 72 F											
Derek Jeter, R OBP: 0.375, SLG: 0.486	0-0 L3	1-3 3H 1B		1-1 E5 2B	4-0 BB		2-2 G4-3			4	2	1	3	1	0	2												
Paul O'Neill, L OBP: 0.356, SLG: 0.456	2-2 G5-3	1-0 HR		2-2 1H 3H HR 2B	1-2 F8		2-3 K			5	2	2	3	0	1	1												
Bernie Williams, S OBP: 0.399, SLG: 0.610		BB 2B BB G4-3		2H HR		1-2 G5-3		0-1 G3		5	2	2	2	0	0	0												
David Justice, L OBP: 0.355, SLG: 0.563				0-2 HR		1-1 F9		1-3 K		3	2	1	1	1	0	0												
Felix Jose, S OBP: 0.273, SLG: 0.429				HR						1	0	0	0	0	1	0												
Tino Martinez, L OBP: 0.332, SLG: 0.432		4-0 BB 20 BB FC5-4 BB	3-2 F8	4-2 BB 20 1B BB		4-1 BB 20 1B BB		2-2 2B		2	1	1	0	3	0	0												
20 Jorge Posada, S OBP: 0.452, SLG: 0.549		4-2 FC5-4 BB 1B BB	2-3 K	1-0 F9		1-1 BB		3-3 K		4	1	1	1	1	2	2												
Scott Brosius, R OBP: 0.322, SLG: 0.411		4-2 FC5-4 BB	1-1 F8	1-0 G4-3		4-2 BB		1-2 2-3 BB		2	0	0	1	2	0	1												
Jose Vizcaino, S OBP: 0.279, SLG: 0.274		1-2 FC5-4 1B 2 HR		1-3 K		3-3 K		0-1 G3-1		4	1	0	1	0	2	5												
Inning Stats	R: 0 E: 0 K: 0 S: 9	H: 1 LOB: 0 BB: 0 P: 11	R: 8 E: 0 K: 0 S: 26	H: 4 LOB: 4 BB: 4 P: 53	R: 0 E: 0 K: 1 S: 11	H: 0 LOB: 0 BB: 0 P: 17	R: 5 E: 1 K: 1 S: 23	H: 3 LOB: 1 BB: 2 P: 37	R: 0 E: 0 K: 1 S: 16	H: 0 LOB: 1 BB: 1 P: 25	R: 0 E: 0 K: 0 S: 13	H: 1 LOB: 3 BB: 2 P: 24	R: 0 E: 0 K: 1 S: 13	H: 0 LOB: 0 BB: 0 P: 18	R: 0 E: 0 K: 2 S: 15	H: 1 LOB: 1 BB: 0 P: 21	1B: 4 2B: 3 3B: 0 HR: 4	SF: 0 SAC: 0 DP: 1 HBP: 0	WP: 0 PB: 0 SB: 1 CS: 0	PA: 43								
PITCHER	IP	WLS	BF	H	R	ER	SO	BB	IBB	HBP	BLK	WP	HR	S	P	ERA	WHIP											
Sidney Ponson, R ERA: 5.17	(1, 1)	1.1		10	3	6	6	0	4	0	0	0	0	26	47	40.50	5.250											
Jason Johnson, R ERA: 6.84	(2, 1)	2.0	L	12	4	6	5	2	1	0	0	0	3	35	57	22.50	2.500											
Chuck McElroy, L ERA: 5.02	(4, 1)	1.2		8	1	1	1	1	2	0	0	0	0	1	24	39	5.40	1.800										
Alan Mills, R ERA: 5.06	(6, 1)	1.0		6	1	0	0	0	2	0	0	0	0	13	24	0.00	3.000											
Darren Holmes, R ERA: 13.5	(7, 1)	1.0		3	0	0	0	1	0	0	0	0	0	13	18	0.00	0.000											

AB	34
R	9
H	11
RBI	7
BB	9
SO	3
LOB	20



AB	34
R	13
H	10
RBI	13
BB	9
SO	6
LOB	11



Batter	1	2	3	4	5	6	7	8	9	AB	R	H	RBI	BB	SO	LOB	TOP					
Brady Anderson, L (1, 8) OBP: 0.346, SLG: 0.415										4	0	0	0	0	3	0	Baltimore Orioles @ Philadelphia Phillies Veterans Stadium, Philadelphia, PA Fri Jul 07 2000, 7:35 PM EDT Att: 21,882 - Cloudy - 74 F					
Mike Bordick, R (1, 6) OBP: 0.357, SLG: 0.502										4	1	2	0	0	0	0						
Delino DeShields, L (1, 4) OBP: 0.363, SLG: 0.427										4	0	1	1	0	0	2						
Albert Belle, R (1, 9) OBP: 0.365, SLG: 0.531										4	0	1	1	0	0	2						
B.J. Surhoff, L (1, 7) OBP: 0.336, SLG: 0.446										4	1	2	0	0	0	1						
Jeff Conine, R (1, 3) OBP: 0.344, SLG: 0.487										3	0	0	0	1	1	3						
Greg Myers, L (1, 2) OBP: 0.279, SLG: 0.333 Buddy Groom, L (9, 1) Mike Timlin, R (9, 1)										4	0	1	1	0	3	2						
Mark Lewis, R (1, 5) OBP: 0.267, SLG: 0.313										4	0	0	0	0	0	2						
35 Mike Mussina, L (1, 1) Charles Johnson, R (9, 2) OBP: 0.376, SLG: 0.620										3	0	0	0	0	1	1						
Inning Stats	R: 0 E: 0 K: 1 S: 16	H: 1 LOB: 1 BB: 0 P: 23	R: 1 E: 0 K: 1 S: 12	H: 2 LOB: 1 BB: 0 P: 16	R: 0 E: 0 K: 0 S: 8	H: 0 LOB: 0 BB: 0 P: 13	R: 0 E: 0 K: 1 S: 11	H: 1 LOB: 1 BB: 0 P: 18	R: 0 E: 0 K: 1 S: 9	H: 0 LOB: 0 BB: 0 P: 11	R: 1 E: 0 K: 1 S: 16	H: 2 LOB: 1 BB: 0 P: 18	R: 0 E: 0 K: 1 S: 6	H: 0 LOB: 0 BB: 0 P: 7	R: 0 E: 0 K: 1 S: 6	H: 1 LOB: 1 BB: 0 P: 10		R: 0 E: 0 K: 1 S: 12	H: 0 LOB: 1 BB: 1 P: 19	1B: 5 2B: 2 3B: 0 HR: 0	SF: 0 SAC: 0 DP: 0 HBP: 0	WP: 0 PB: 0 CS: 0
PITCHER Curt Schilling, R (1, 1) ERA: 4.26	IP: 9.0 WLS: L BF: 35	H: 7 R: 2 ER: 2 SO: 8	BB: 1 IBB: 0 HBP: 0 BLK: 0	WP: 0 HR: 0 S: 96 P: 135	ERA: 2.00 WHIP: 0.889	PITCHER										IP: 9.0 WLS: L BF: 35	H: 7 R: 2 ER: 2 SO: 8	BB: 1 IBB: 0 HBP: 0 BLK: 0	WP: 0 HR: 0 S: 96 P: 135	ERA: 2.00 WHIP: 0.889		

AB	34
R	2
H	7
RBI	2
BB	1
SO	8
LOB	13



Batter	1	2	3	4	5	6	7	8	9	AB	R	H	RBI	BB	SO	LOB	BOTTOM			
Doug Glanville, R (1, 8) OBP: 0.304, SLG: 0.359										5	1	3	0	0	0	2	Baltimore Orioles @ Philadelphia Phillies Veterans Stadium, Philadelphia, PA Fri Jul 07 2000, 7:35 PM EDT Att: 21,882 - Cloudy - 74 F			
Ron Gant, R (1, 7) OBP: 0.320, SLG: 0.459										5	0	0	0	0	3	5				
Bobby Abreu, L (1, 9) OBP: 0.420, SLG: 0.533										3	0	0	0	1	1	0				
Scott Rolen, R (1, 5) OBP: 0.356, SLG: 0.556									4	0	0	0	0	2	2					
Mike Lieberthal, R (1, 2) OBP: 0.367, SLG: 0.523									4	0	3	1	0	0	0					
Pat Burrell, R (1, 3) OBP: 0.341, SLG: 0.470									2	0	1	0	2	0	1					
Mickey Morandini, L (1, 4) OBP: 0.317, SLG: 0.296									4	0	0	0	0	1	6					
Desi Relaford, S (1, 6) OBP: 0.381, SLG: 0.346 Brian Hunter, R (9, PH) Kevin Seifick, R (9, PR) OBP: 0.330, SLG: 0.346										3	0	0	0	0	2	0				
Curt Schilling, R (1, 1) OBP: 0.179, SLG: 0.185 Alex Arias, R (9, PH) OBP: 0.272, SLG: 0.280										3	0	0	0	0	1	0				
Inning Stats	R: 1 E: 0 K: 2 S: 13	H: 2 LOB: 3 BB: 2 P: 26	R: 0 E: 0 K: 0 S: 9	H: 1 LOB: 1 BB: 0 P: 11	R: 0 E: 0 K: 0 S: 10	H: 1 LOB: 2 BB: 1 P: 17	R: 0 E: 0 K: 3 S: 12	H: 1 LOB: 1 BB: 0 P: 15	R: 0 E: 0 K: 1 S: 10	H: 1 LOB: 1 BB: 0 P: 14	R: 0 E: 0 K: 2 S: 9	H: 0 LOB: 0 BB: 0 P: 12	R: 0 E: 0 K: 1 S: 10	H: 1 LOB: 2 BB: 0 P: 15	R: 0 E: 0 K: 0 S: 8	H: 1 LOB: 2 BB: 0 P: 10		1B: 5 2B: 3 3B: 0 HR: 0	SF: 0 SAC: 1 DP: 0 HBP: 0	WP: 0 PB: 0 CS: 0
PITCHER 35 Mike Mussina, R (1, 1) ERA: 3.68 Buddy Groom, L (9, 1) ERA: 4.59 Mike Timlin, R (9, 1) ERA: 5.27	IP: 8.0 WLS: W BF: 34	H: 7 R: 1 ER: 1 SO: 10	BB: 3 IBB: 0 HBP: 0 BLK: 0	WP: 0 HR: 0 S: 79 P: 118	ERA: 1.12 WHIP: 1.250	PITCHER										IP: 8.0 WLS: H BF: 2	H: 1 R: 0 ER: 0 SO: 10	BB: 2 IBB: 0 HBP: 0 BLK: 0	WP: 0 HR: 0 S: 79 P: 118	ERA: 1.12 WHIP: 1.250

AB	34
R	1
H	8
RBI	1
BB	3
SO	10
LOB	16



Batter	1	2	3	4	5	6	7	8	9	AB	R	H	RBI	BB	SO	LOB	TOP
Brady Anderson, L OBP: 0.350, SLG: 0.416	1-0 1B		2-0 F8			4-2 FC5-4 BB	0-2 G4-3		0-0 BB 1B	4	0	2	0	1	0	0	Baltimore Orioles @ Philadelphia Phillies Veterans Stadium, Philadelphia, PA Sat Jul 08 2000, 7:05 PM EDT Att: 28,385 - Cloudy - 79 F
Mike Bordick, R OBP: 0.353, SLG: 0.495	1-1 G4-3		0-1 F8			0-1 FC5-4		1-2 F9	4-1 BB 1B	4	0	0	0	0	0	2	
Luis Matos, R OBP: 0.321, SLG: 0.348						1-2 2-3			1-2 BB 1B	0	0	0	0	1	0	0	
Delino DeShields, L OBP: 0.363, SLG: 0.423	1-2 E6		2-0 F9			0-0 G1-4-3 1B		0-0 G4-3	3-2 F8	5	2	1	0	0	0	2	
Albert Belle, R OBP: 0.366, SLG: 0.530	1-1 E5 2B 1B			2-3 K		0-1 G1-4-3 1B		2-0 1B		4	1	2	1	0	1	1	
B.J. Surhoff, L OBP: 0.341, SLG: 0.453	0-0 1B			2-0 F7		2-2 1B		1-1 1B		4	0	3	2	0	0	0	
Mike Trombley, R OBP: 0.339, SLG: 0.478	2-2 G6-3			0-2 L4		0-0 L5		0-1 L7		4	0	0	0	0	0	4	
Will Clark, L OBP: 0.420, SLG: 0.454						1-0 G6-3			2-1 HR	4	1	1	1	0	0	1	
Charles Johnson, R OBP: 0.375, SLG: 0.613						4-0 FC5-4 BB BB		1-3 K	0-0 G6-3	3	0	0	0	1	1	0	
Jose Mercedes, R OBP: 0.352, SLG: 0.417						0-0 P4		0-0 F8	1-3 K	1	0	0	0	0	0	0	
Pat Rapp, R OBP: 0.321, SLG: 0.310										1	0	0	0	0	0	1	
Gabe Molina, R OBP: 0.321, SLG: 0.310										0	0	0	0	0	0	0	
Harold Baines, L OBP: 0.321, SLG: 0.310										0	0	0	0	0	0	0	
Darren Holmes, R OBP: 0.321, SLG: 0.310										0	0	0	0	0	0	0	
Mark Lewis, R OBP: 0.321, SLG: 0.310										0	0	0	0	0	1	0	
Inning Stats	R: 2 H: 3 E: 2 K: 0 S: 12	H: 3 R: 0 ER: 0 LOB: 1 BB: 0 P: 18	R: 0 H: 0 ER: 0 LOB: 0 BB: 0 P: 7	R: 0 H: 0 ER: 0 LOB: 0 BB: 0 P: 8	R: 0 H: 0 ER: 0 LOB: 0 BB: 0 P: 11	R: 0 H: 0 ER: 0 LOB: 2 BB: 2 P: 17	R: 1 H: 2 ER: 0 LOB: 1 BB: 0 P: 12	R: 0 H: 0 ER: 0 LOB: 0 BB: 0 P: 8	R: 0 H: 2 ER: 0 LOB: 2 BB: 0 P: 13	R: 1 H: 2 ER: 0 LOB: 2 BB: 1 P: 22	1B: 7 2B: 1 3B: 0 HR: 1	SF: 0 SAC: 0 DP: 0 HBP: 0	WP: 0 PA: 39 PB: 0 SB: 0 CS: 0				
PITCHER	IP WLS BF H R ER SO BB IBB HBP BLK WP HR S P ERA WHIP																
Andy Ashby, R ERA: 5.68	(1, 1) 8.0 W 33 7 3 1 2 2 0 0 0 0 0 61 94 1.12 1.125																
Steve Schrenk, R ERA: 5.16	(9, 1) 1.0 6 2 1 1 1 1 0 0 0 0 1 12 22 9.00 3.000																

Batter	1	2	3	4	5	6	7	8	9	AB	R	H	RBI	BB	SO	LOB	BOTTOM
Doug Glanville, R OBP: 0.300, SLG: 0.354	1-3 K	2-3 K	2-2 G6-3				1-3 K			5	0	0	0	0	4	2	Baltimore Orioles @ Philadelphia Phillies Veterans Stadium, Philadelphia, PA Sat Jul 08 2000, 7:05 PM EDT Att: 28,385 - Cloudy - 79 F
Kevin Seick, R OBP: 0.330, SLG: 0.346										0	0	0	0	0	0	0	
Mickey Morandini, L OBP: 0.319, SLG: 0.302	1-2 BB E BB 1B	1-2 G4-3		0-1 G3-1	0-1 FC4-6		1-0 23 1B 2B			5	2	2	0	0	0	1	
Bobby Abreu, L OBP: 0.423, SLG: 0.531	4-0 E BB BB BB	1-1 F5		3-2 2B 2B 1B		1-0 L6	4-1 23 1B BB			3	2	1	0	2	0	0	
Scott Rolen, R OBP: 0.363, SLG: 0.563	4-0 BB E 1B BB		1-1 E 2B 1B	0-1 2B 2B	0-1 2B 2B	1-0 BB 1B	1-2 1B			2	3	2	0	1	0	0	
23 Kevin Jordan, R OBP: 0.296, SLG: 0.352	1-2 2-3 3H		0-1 E 2B 1B	1-3 2B 2B		4-1 BB 1B	1-2 2H 1B			2	1	2	1	0	0	0	
Mike Lieberthal, R OBP: 0.368, SLG: 0.523	0-1 E4 1B BB		0-1 E5 2B 1B	0-0 2B 2B		4-1 BB 1B	0-1 F3			4	2	1	3	1	0	5	
Tom Prince, R OBP: 0.295, SLG: 0.256	1-2 2-3 3H		1-2 2B 2B	2-H 3H 2B		1-2 BB				0	0	0	0	0	0	0	
Pat Burrell, R OBP: 0.346, SLG: 0.484	4-2 1B SF8 BB		2-2 2B 2B	1-2 F9		1-0 F9		2-1 2B		4	2	2	3	1	0	3	
Rob Ducey, L OBP: 0.358, SLG: 0.478	1-0 SF8 1B		2-2 P6	0-3 K		2-0 1B		1-3 K		5	0	2	3	0	2	3	
Alex Arias, R OBP: 0.268, SLG: 0.291	3-2 SF8		2-1 2B 2B		2-1 F7	1-2 F8		3-3 K		4	1	1	2	0	1	3	
Andy Ashby, R OBP: 0.233, SLG: 0.179	1-2 3H		0-2 G6-3		2-2 FC4-6					4	0	2	1	0	0	1	
Brian Hunter, R OBP: 0.292, SLG: 0.446	2-1 F9		2-H							1	0	0	0	0	0	1	
Steve Schrenk, R ERA: 4.55										0	0	0	0	0	0	0	
Inning Stats	R: 5 H: 2 E: 1 K: 1 S: 19	H: 2 R: 0 ER: 0 LOB: 3 BB: 0 P: 39	R: 0 H: 0 ER: 0 LOB: 0 BB: 0 P: 12	R: 4 H: 4 ER: 1 LOB: 0 BB: 0 P: 28	R: 2 H: 3 ER: 0 LOB: 1 BB: 0 P: 19	R: 0 H: 1 ER: 0 LOB: 1 BB: 0 P: 17	R: 1 H: 2 ER: 0 LOB: 2 BB: 1 P: 18	R: 1 H: 2 ER: 0 LOB: 2 BB: 1 P: 25	R: 0 H: 1 ER: 0 LOB: 1 BB: 0 P: 19	1B: 9 2B: 6 3B: 0 HR: 0	SF: 1 SAC: 0 DP: 1 HBP: 0	WP: 0 PA: 45 PB: 0 SB: 0 CS: 0					
PITCHER	IP WLS BF H R ER SO BB IBB HBP BLK WP HR S P ERA WHIP																
Jose Mercedes, R ERA: 6.25	(1, 1) 3.0 L 19 4 2 2 2 3 0 0 0 0 0 0 27 36 9.00 2.000																
Pat Rapp, R ERA: 5.63	(4, 1) 2.0 10 4 2 2 2 0 0 0 0 0 0 0 8 18 9.00 3.000																
Gabe Molina, R ERA: 9.0	(6, 1) 1.0 6 2 1 1 0 1 0 0 0 0 0 0 8 18 9.00 3.000																
Darren Holmes, R ERA: 13.19	(7, 1) 1.0 6 2 1 1 1 1 0 0 0 0 0 0 16 25 9.00 3.000																
Mike Trombley, R ERA: 4.55	(8, 1) 1.0 4 1 0 0 2 0 0 0 0 0 0 0 13 19 0.00 1.000																

AB 36
R 4
H 9
RBI 4
BB 3
SO 3
LOB 11



AB 39
R 13
H 15
RBI 13
BB 5
SO 7
LOB 19



Batter	1	2	3	4	5	6	7	8	9	AB	R	H	RBI	BB	SO	LOB	TOP				
Brady Anderson, L (1, 8) OBP: 0.348, SLG: 0.411	G4-3		G4-3		K		F5		SH5-4 1B BB	4	1	0	0	1	1	1	Baltimore Orioles @ Philadelphia Phillies Veterans Stadium, Philadelphia, PA Sun Jul 09 2000, 1:35 PM EDT Att: 28,100 - Cloudy - 85 F				
Mike Bordick, R (1, 6) OBP: 0.358, SLG: 0.498	G6-3		1B		2B		1B		SH5-4	4	0	3	1	0	0	0					
Will Clark, L (1, 3) OBP: 0.424, SLG: 0.458	F8		1B		F8		1B		1B	5	0	3	2	0	0	1					
Albert Belle, R (1, 9) Mike Timlin, R (9, 1)	G4-3		F8		2B		F8		P4	5	0	1	0	0	0	6					
B.J. Surhoff, L (1, 7) OBP: 0.339, SLG: 0.447	G6-4-3 BB				F9		F8		F2	4	1	0	0	1	0	4					
Jeff Conine, R (1, 5) OBP: 0.333, SLG: 0.470	G6-4-3				K		P4		K	4	0	0	0	0	2	2					
Greg Myers, L (1, 2) OBP: 0.292, SLG: 0.344			K		FC6 1B		F8		1B	4	0	2	1	0	1	0					
Mark Lewis, R (1, 4) OBP: 0.263, SLG: 0.318			2B		F9		K		F9	4	1	1	0	0	1	2					
Scott Erickson, R (1, 1) OBP: 0.430, SLG: 0.800 Delino DeShazo, L (7, PH) Alan Mills, R (7, 1) Harold Baines, L (6, PH) Luis Matos, R (6, PH)	G4-3		1B		FC6 1B		G4-3		SH5-4 BB 1B	2	1	1	1	0	0	1					
Luis Matos, R (9, 9) OBP: 0.321, SLG: 0.348			2B		1B					1	0	0	0	0	0	0					
Inning Stats	R: 0 E: 0 K: 0 S: 8	H: 0 LOB: 0 BB: 0 P: 11	R: 0 E: 0 K: 0 S: 8	H: 0 LOB: 0 BB: 1 P: 13	R: 2 E: 0 K: 1 S: 17	H: 4 LOB: 2 BB: 0 P: 30	R: 1 E: 1 K: 1 S: 11	H: 1 LOB: 1 BB: 0 P: 23	R: 0 E: 0 K: 1 S: 13	H: 2 LOB: 2 BB: 0 P: 19	R: 0 E: 0 K: 0 S: 5	H: 0 LOB: 0 BB: 0 P: 6	R: 0 E: 0 K: 0 S: 13	H: 2 LOB: 2 BB: 0 P: 19	R: 0 E: 0 K: 1 S: 10	H: 1 LOB: 1 BB: 0 P: 11	R: 2 E: 0 K: 0 S: 8	H: 2 LOB: 2 BB: 1 P: 16	1B: 9 2B: 3 3B: 0 HR: 0	SF: 0 SAC: 1 DP: 1 HBP: 0	WP: 0 PA: 41 PB: 0 SB: 1 CS: 0
PITCHER	IP	WLS	BF	H	R	ER	SO	BB	IBB	HBP	BLK	WP	HR	S	P	ERA	WHIP				
48 David Coggin, R (1, 1) ERA: 5.32	6.0		26	7	3	2	4	1	0	0	0	0	0	62	102	3.00	1.333				
Bryan Ward, L (7, 1) ERA: 2.45	0.2	H	4	2	0	0	0	0	0	0	0	0	0	11	14	0.00	3.000				
Chris Brock, R (7, 1) ERA: 3.69	1.1	H	5	1	0	0	1	0	0	0	0	0	0	12	16	0.00	0.750				
Jeff Brantley, R (9, 1) ERA: 5.13	1.0	L	6	2	2	2	0	1	0	0	0	0	0	8	16	18.00	3.000				

Batter	1	2	3	4	5	6	7	8	9	AB	R	H	RBI	BB	SO	LOB	BOTTOM				
Doug Glanville, R (1, 8) OBP: 0.301, SLG: 0.352	F3				P6				K	4	0	1	0	1	1	0	Baltimore Orioles @ Philadelphia Phillies Veterans Stadium, Philadelphia, PA Sun Jul 09 2000, 1:35 PM EDT Att: 28,100 - Cloudy - 85 F				
Ron Gant, R (1, 7) OBP: 0.315, SLG: 0.451	E5		G6-3		G5-3		K		K	5	0	0	0	0	2	3					
Bobby Abreu, L (1, 9) OBP: 0.427, SLG: 0.539	2B		1B		G4-3		IBB			3	2	2	0	1	0	0					
Scott Rolen, R (1, 5) OBP: 0.365, SLG: 0.561	2B		F9		G5-3		F8			3	1	1	0	1	0	2					
Mike Lieberthal, R (1, 2) OBP: 0.370, SLG: 0.529	2B		G5-3		G5-3		P4			4	1	2	3	0	0	3					
Pat Burrell, R (1, 3) Jeff Brantley, R (9, 1)	K		F9		G6-4-3 BB		K			3	0	0	0	1	2	2					
23 Kevin Jordan, R (1, 4) OBP: 0.281, SLG: 0.345	G4-3		F9		G6-4-3		G4-3			4	0	0	0	0	0	2					
Desi Relaford, S (1, 6) OBP: 0.383, SLG: 0.349	1B				K		B3			4	0	2	0	0	1	0					
48 David Coggin, R (1, 1)			1B		F9		F7		F2	2	0	0	0	0	1	1					
Kevin Seick, R (6, PH) Bryan Ward, L (7, 1) Chris Brock, R (7, 1) Brian Hunter, R (9, 3)	K									1	0	0	0	0	0	0					
Inning Stats	R: 2 E: 1 K: 1 S: 10	H: 2 LOB: 1 BB: 1 P: 21	R: 0 E: 0 K: 1 S: 9	H: 2 LOB: 2 BB: 0 P: 12	R: 1 E: 0 K: 0 S: 11	H: 2 LOB: 1 BB: 0 P: 15	R: 0 E: 0 K: 1 S: 7	H: 0 LOB: 0 BB: 0 P: 13	R: 0 E: 0 K: 0 S: 7	H: 0 LOB: 0 BB: 0 P: 12	R: 1 E: 0 K: 0 S: 10	H: 2 LOB: 1 BB: 1 P: 17	R: 0 E: 0 K: 1 S: 13	H: 0 LOB: 2 BB: 2 P: 28	R: 0 E: 0 K: 1 S: 6	H: 0 LOB: 0 BB: 0 P: 9	R: 0 E: 0 K: 2 S: 10	H: 0 LOB: 0 BB: 0 P: 12	1B: 5 2B: 2 3B: 1 HR: 0	SF: 0 SAC: 0 DP: 1 HBP: 0	WP: 0 PA: 38 PB: 0 SB: 2 CS: 0
PITCHER	IP	WLS	BF	H	R	ER	SO	BB	IBB	HBP	BLK	WP	HR	S	P	ERA	WHIP				
Scott Erickson, R (1, 1) ERA: 7.22	6.0		27	8	4	4	3	2	0	0	0	0	0	54	90	6.00	1.667				
Alan Mills, R (7, 1) ERA: 4.81	2.0	W	8	0	0	0	2	1	1	0	0	0	0	19	37	0.00	0.500				
Mike Timlin, R (9, 1) ERA: 5.08	1.0	S	3	0	0	0	2	0	0	0	0	0	0	10	12	0.00	0.000				

Batter	1	2	3	4	5	6	7	8	9	AB	R	H	RBI	BB	SO	LOB	TOP									
Quilvio Veras, S OBP: 0.413, SLG: 0.409 Keith Lockhart, L OBP: 0.301, SLG: 0.382	4-2 CS BB			2-3 K		2-0 F7		1-0 G6-3	1-2 G4-3	1	0	0	0	1	1	0										
Andruw Jones, R OBP: 0.387, SLG: 0.559	1-0 F7			1-2 P6		0-0 G6-3		1-2 G6-3		4	0	0	0	0	0	1										
10 Chipper Jones, S OBP: 0.415, SLG: 0.610	3-3 SAFE K			0-0 HR		2-2 F7		1-2		4	1	2	1	0	1	1										
Brian Jordan, R OBP: 0.343, SLG: 0.486		0-2 G4-3		2-1 L4			0-1 F7	0-0 F8		4	0	0	0	0	0	1										
Andres Galarraga, R OBP: 0.389, SLG: 0.561 Trenidad Hubbard, R OBP: 0.286, SLG: 0.274 Andy Ashby, R OBP: 0.233, SLG: 0.179		1-3 K			0-1 HR		0-0 1B SF9 2B	3-2 S 1B 1B		4	2	3	1	0	1	0										
Wally Joyner, L OBP: 0.298, SLG: 0.284	1-3 K				1-0 1B G5-4-3 1B		0-0 1B	0-0 F7		4	0	2	0	0	1	1										
Javy Lopez, R OBP: 0.339, SLG: 0.471			1-2 G6-3		0-0 1B G5-4-3 1B		1-1 SF9	1-1 1B 1B		3	0	2	1	0	0	0										
Reggie Sanders, R OBP: 0.244, SLG: 0.293			0-0 G6-3		1-1 G5-4-3		4-1 BB	2-2 1B		3	0	1	1	1	0	2										
Rafael Furcal, S OBP: 0.392, SLG: 0.378			2-3 K		3-2 F7		0-3 K	0-0 L6		4	0	0	0	0	2	5										
Inning Stats	R: 0 E: 0 K: 1 S: 7	H: 0 LOB: 0 BB: 1 P: 15	R: 0 E: 0 K: 2 S: 12	H: 0 LOB: 0 BB: 0 P: 14	R: 0 E: 0 K: 1 S: 7	H: 0 LOB: 0 BB: 0 P: 10	R: 1 E: 0 K: 1 S: 10	H: 1 LOB: 1 BB: 0 P: 15	R: 1 E: 0 K: 0 S: 9	H: 3 LOB: 1 BB: 0 P: 14	R: 0 E: 0 K: 0 S: 5	H: 0 LOB: 0 BB: 0 P: 9	R: 1 E: 0 K: 1 S: 10	H: 2 LOB: 2 BB: 1 P: 15	R: 0 E: 0 K: 0 S: 8	H: 1 LOB: 1 BB: 0 P: 11	R: 1 E: 0 K: 0 S: 14	H: 3 LOB: 2 BB: 0 P: 21	1B: 7 2B: 1 3B: 0 HR: 2	SF: 1 SAC: 0 DP: 1 HBP: 0	WP: 0 PB: 0 SB: 1 CS: 1	PA: 37				
PITCHER	IP	WLS	BF	H	R	ER	SO	BB	IBB	HBP	BLK	WP	HR	S	P	ERA	WHIP									
Sidney Ponson, R ERA: 5.1	(1, 1)	7.0	L	27	6	3	3	6	2	0	0	0	0	2	60	92	3.86	1.143								
Alan Mills, R ERA: 4.93	(8, 1)	1.2		9	4	1	1	0	0	0	0	0	0	18	27	5.40	2.400									
Buddy Groom, L ERA: 4.54	(9, 1)	0.1		1	0	0	0	0	0	0	0	0	0	4	5	0.00	0.000									

Atlanta Braves @ Baltimore Orioles
Oriole Park at Camden Yards, Baltimore, MD

AB 34
R 4
H 10
RBI 4
BB 2
SO 6
LOB 13



WP: 0 PA: 37
PB: 0
SB: 1
CS: 1

Fri Jul 14, 2000, 7:35 PM EDT
Att: 47,715 - Cloudy - 75 F

Batter	1	2	3	4	5	6	7	8	9	AB	R	H	RBI	BB	SO	LOB	BOTTOM								
Brady Anderson, L OBP: 0.346, SLG: 0.405	4-2 1B BB		2-3 K		0-1 F8		1-1 F8			3	1	0	0	1	1	2									
Mike Bordick, R OBP: 0.353, SLG: 0.490	0-3 K		1-0 F8		2-1 FC6-4		1-3 K			4	0	0	0	0	2	3									
Delino DeShields, L OBP: 0.369, SLG: 0.423	2-0 1B		0-0 G6-3			4-0 FC5-4 BB		3-3 K		3	0	1	0	1	1	0									
Albert Belle, R OBP: 0.364, SLG: 0.525	0-1 1B			0-1 G1-3 1B		1-1 F7		1-1 L7		4	0	2	1	0	0	1									
B.J. Surhoff, L OBP: 0.337, SLG: 0.443	1-1 1B			3-2 G1-3		0-0 F7		3-1 F9		4	0	1	0	0	0	2									
Will Clark, L OBP: 0.426, SLG: 0.454		1-0 F9		1-3 K		4-2 FC5-4 BB		0-0 1B		3	0	1	0	1	1	1									
Jeff Conine, R OBP: 0.323, SLG: 0.455		0-1 G6-3		1-3 K		0-1 FC5-4		0-0 F8		4	0	0	0	0	1	4									
Harold Baines, L OBP: 0.329, SLG: 0.430		4-2 BB			3-2 FC6-4 1B		0-0 BLK 1B		0-0 F7	3	0	2	0	1	0	1									
Greg Myers, L OBP: 0.271, SLG: 0.318		0-0 G4-3			1-0 P6		1-0 F8		2-1 F7	4	0	0	0	0	0	4									
Inning Stats	R: 1 E: 0 K: 1 S: 11	H: 3 LOB: 2 BB: 1 P: 17	R: 0 E: 0 K: 0 S: 7	H: 0 LOB: 1 BB: 1 P: 12	R: 0 E: 0 K: 1 S: 5	H: 0 LOB: 0 BB: 0 P: 8	R: 0 E: 0 K: 2 S: 12	H: 1 LOB: 1 BB: 0 P: 17	R: 0 E: 0 K: 0 S: 8	H: 1 LOB: 1 BB: 0 P: 14	R: 0 E: 0 K: 0 S: 7	H: 0 LOB: 2 BB: 2 P: 16	R: 0 E: 0 K: 1 S: 7	H: 1 LOB: 1 BB: 0 P: 10	R: 0 E: 0 K: 1 S: 7	H: 0 LOB: 0 BB: 0 P: 14	R: 0 E: 0 K: 0 S: 5	H: 1 LOB: 1 BB: 0 P: 7	1B: 7 2B: 0 3B: 0 HR: 0	SF: 0 SAC: 0 DP: 0 HBP: 0	WP: 0 PB: 0 SB: 0 CS: 0	PA: 36			
PITCHER	IP	WLS	BF	H	R	ER	SO	BB	IBB	HBP	BLK	WP	HR	S	P	ERA	WHIP								
Andy Ashby, R ERA: 5.3	(1, 1)	9.0	W	36	7	1	1	6	4	0	0	1	0	69	115	1.00	1.222								
Andy Ashby, R ERA: 5.3	(9, 1)	9.0	W	36	7	1	1	6	4	0	0	1	0	69	115	1.00	1.222								

Atlanta Braves @ Baltimore Orioles
Oriole Park at Camden Yards, Baltimore, MD

AB 32
R 1
H 7
RBI 1
BB 4
SO 6
LOB 18




WP: 0 PA: 36
PB: 0
SB: 0
CS: 0


Fri Jul 14, 2000, 7:35 PM EDT
Att: 47,715 - Cloudy - 75 F

Batter	1	2	3	4	5	6	7	8	9	AB	R	H	RBI	BB	SO	LOB	TOP								
Rafael Furcal, S OBP: 0.387, SLG: 0.373	F7		E1		G3		F7			5	0	1	2	0	0	4	Atlanta Braves @ Baltimore Orioles Oriole Park at Camden Yards, Baltimore, MD Sat Jul 15 2000, 4:05 PM EDT Att: 49,013 - Cloudy - 78 F								
Andruw Jones, R OBP: 0.385, SLG: 0.557	WP		FC1-6	FC6-4		K	K			5	0	1	0	0	2	6									
10 Chipper Jones, S OBP: 0.414, SLG: 0.604	WP			P6		G4-3		G3		3	0	0	0	2	0	2									
Brian Jordan, R OBP: 0.341, SLG: 0.481	K		FC5-2			G6-3		G6-3		5	0	1	1	0	1	5									
Andres Galarraga, R OBP: 0.367, SLG: 0.555	P4		FC6-4	FC6-4				K		5	1	1	0	0	1	7									
Wally Joyner, L OBP: 0.302, SLG: 0.289		K			F7				G3	5	2	2	0	0	1	0									
Javy Lopez, R OBP: 0.343, SLG: 0.484		G5-3					E6		K	5	2	3	1	0	1	0									
Reggie Sanders, R OBP: 0.252, SLG: 0.293		G4-3							K	3	1	1	0	2	1	0									
Walt Weiss, S OBP: 0.389, SLG: 0.350					G6-3		SF8			2	1	1	2	0	0	1									
Inning Stats	R: 0 E: 0 K: 1 S: 11	H: 1 LOB: 2 BB: 1 P: 22	R: 0 E: 0 K: 1 S: 7	H: 0 LOB: 0 BB: 0 P: 12	R: 0 E: 1 K: 0 S: 7	H: 0 LOB: 3 BB: 1 P: 15	R: 4 E: 0 K: 0 S: 13	H: 5 LOB: 2 BB: 1 P: 25	R: 1 E: 0 K: 0 S: 9	H: 1 LOB: 1 BB: 1 P: 21	R: 0 E: 0 K: 1 S: 8	H: 0 LOB: 0 BB: 0 P: 13	R: 2 E: 1 K: 1 S: 15	H: 4 LOB: 2 BB: 0 P: 25	R: 0 E: 0 K: 2 S: 9	H: 0 LOB: 0 BB: 0 P: 13	R: 0 E: 0 K: 2 S: 10	H: 0 LOB: 0 BB: 0 P: 13	1B: 9 2B: 1 3B: 0 HR: 1	SF: 1 SAC: 0 DP: 0 HBP: 1	WP: 1 PB: 0 SB: 1 CS: 0	PA: 44			
PITCHER	IP	WLS	BF	H	R	ER	SO	BB	IBB	HBP	BLK	WP	HR	S	P	ERA	WHIP								
Scott Erickson, R ERA: 7.45	6.0	L	35	11	7	7	3	4	0	1	0	1	1	63	120	10.50	2.500								
Mike Trombley, R ERA: 4.23	2.0		6	0	0	0	2	0	0	0	0	0	0	16	26	0.00	0.000								
Mike Timlin, R ERA: 4.91	1.0		3	0	0	0	2	0	0	0	0	0	0	10	13	0.00	0.000								

Batter	1	2	3	4	5	6	7	8	9	AB	R	H	RBI	BB	SO	LOB	BOTTOM								
Brady Anderson, L OBP: 0.346, SLG: 0.404	G4-3						F8		K	3	1	1	0	0	1	1	Atlanta Braves @ Baltimore Orioles Oriole Park at Camden Yards, Baltimore, MD Sat Jul 15 2000, 4:05 PM EDT Att: 49,013 - Cloudy - 78 F								
Delino DeShields, L OBP: 0.366, SLG: 0.420										2	0	0	0	0	1	1									
Mike Bordick, R OBP: 0.354, SLG: 0.501	G6-3		E6		FC6-4					4	1	2	2	0	0	1									
Will Clark, L OBP: 0.424, SLG: 0.455	G4-3		G3					G4-3		4	1	1	0	0	0	1									
Albert Belle, R OBP: 0.361, SLG: 0.519		F7			F8		F3	G6-3		4	0	0	0	0	0	1									
Jeff Conine, R OBP: 0.326, SLG: 0.453					F7					3	0	1	0	1	1	1									
B.J. Surhoff, L OBP: 0.336, SLG: 0.446		F8					E5	L8		4	0	2	0	0	0	2									
Charles Johnson, R OBP: 0.364, SLG: 0.593		G5-3			G6-3		FC6-4		F8	4	0	0	0	0	0	3									
Mark Lewis, R OBP: 0.263, SLG: 0.315			G1-6-3						G4-3	4	0	1	0	0	1	0									
Luis Matos, R OBP: 0.290, SLG: 0.308										3	0	0	0	0	0	1									
Harold Baines, L OBP: 0.332, SLG: 0.430					FC4-6					0	0	0	0	1	0	0									
13 Ivanon Coffie, L										0	0	0	0	0	0	0									
Inning Stats	R: 0 E: 0 K: 0 S: 10	H: 0 LOB: 0 BB: 0 P: 14	R: 0 E: 0 K: 0 S: 12	H: 1 LOB: 1 BB: 0 P: 18	R: 1 E: 1 K: 0 S: 10	H: 2 LOB: 1 BB: 0 P: 15	R: 0 E: 0 K: 0 S: 8	H: 1 LOB: 1 BB: 0 P: 13	R: 0 E: 0 K: 1 S: 11	H: 1 LOB: 1 BB: 0 P: 12	R: 1 E: 1 K: 1 S: 11	H: 2 LOB: 1 BB: 0 P: 17	R: 0 E: 0 K: 1 S: 8	H: 0 LOB: 0 BB: 0 P: 11	R: 1 E: 0 K: 0 S: 8	H: 1 LOB: 1 BB: 1 P: 18	R: 0 E: 0 K: 1 S: 12	H: 0 LOB: 1 BB: 1 P: 20	1B: 4 2B: 3 3B: 0 HR: 1	SF: 0 SAC: 0 DP: 0 HBP: 0	WP: 0 PB: 0 SB: 1 CS: 0	PA: 37			
PITCHER	IP	WLS	BF	H	R	ER	SO	BB	IBB	HBP	BLK	WP	HR	S	P	ERA	WHIP								
Tom Glavine, L ERA: 3.5	7.0	W	28	7	2	1	3	0	0	0	0	0	0	70	100	1.29	1.000								
Mike Remlinger, L ERA: 3.67	1.0		5	1	1	1	0	1	0	0	0	0	1	8	18	9.00	2.000								
Kerry Ligtenberg, R ERA: 3.6	1.0		4	0	0	0	1	1	0	0	0	0	0	12	20	0.00	1.000								



Batter	1	2	3	4	5	6	7	8	9	AB	R	H	RBI	BB	SO	LOB	TOP				
Luis Castillo, S OBP: 0.461, SLG: 0.440	G4-3		G4-3 2B	G4-3		BB BB	FC6-4		G1-3	6	1	2	0	0	0	5	Florida Marlins @ Baltimore Orioles Oriole Park at Camden Yards, Baltimore, MD Sun Jul 16 2000, 1:35 PM EDT Att: 42,444 - Cloudy - 76 F				
Mark Kotsay, L OBP: 0.347, SLG: 0.466	F8		G4-3		1B SF9	F8		G4-3	G4-3	6	1	1	0	0	0	4					
Cliff Floyd, L OBP: 0.368, SLG: 0.508	2B BB				PB 1B			BB 1B		3	1	3	1	2	0	0					
Preston Wilson, R OBP: 0.343, SLG: 0.517	1H 2B		F8		SF9			1-2 BB		2	0	1	3	2	0	1					
Mike Lowell, R OBP: 0.311, SLG: 0.457	F8		F9		PB 1B	L4		F9		5	0	1	0	0	0	7					
Derrek Lee, R OBP: 0.376, SLG: 0.560					G6-3	K		G4-3	K	5	0	1	0	0	2	4					
Kevin Millar, R OBP: 0.389, SLG: 0.473	G4-3				HBP BB	F7		FC6-4 WP HBP	P4	3	0	0	0	1	0	3					
Alex Gonzalez, R OBP: 0.221, SLG: 0.305	F7		L6		L6		G5-3	K		5	1	1	0	0	1	3					
Mike Redmond, R OBP: 0.331, SLG: 0.302	F9									1	1	0	0	1	0	1					
Mark Smith, R OBP: 0.391, SLG: 0.468 (7, PH)										0	0	0	0	1	0	0					
Paul Bako, L OBP: 0.339, SLG: 0.299 (7, 2)										1	0	1	1	0	0	0					
Inning Stats	R: 1 E: 0 K: 0 S: 10	H: 1 LOB: 1 BB: 1 P: 21	R: 0 E: 0 K: 0 S: 14	H: 1 LOB: 1 BB: 0 P: 24	R: 1 E: 0 K: 0 S: 15	H: 2 LOB: 1 BB: 0 P: 24	R: 0 E: 0 K: 0 S: 10	H: 0 LOB: 2 BB: 1 P: 18	R: 1 E: 0 K: 1 S: 16	H: 3 LOB: 3 BB: 3 P: 32	R: 0 E: 0 K: 1 S: 11	H: 0 LOB: 2 BB: 1 P: 24	R: 0 E: 0 K: 1 S: 9	H: 1 LOB: 2 BB: 1 P: 18	R: 1 E: 0 K: 0 S: 8	H: 2 LOB: 1 BB: 0 P: 11		1B: 6 2B: 4 3B: 1 HR: 0	SF: 1 SAC: 0 DP: 0 HBP: 2	WP: 1 PB: 1 SB: 1 CS: 0	PA: 47
PITCHER	IP WLS BF H R ER SO	IP WLS BF H R ER SO	IP WLS BF H R ER SO	IP WLS BF H R ER SO	IP WLS BF H R ER SO	IP WLS BF H R ER SO	IP WLS BF H R ER SO	IP WLS BF H R ER SO	IP WLS BF H R ER SO	IP WLS BF H R ER SO	IP WLS BF H R ER SO	IP WLS BF H R ER SO	IP WLS BF H R ER SO	IP WLS BF H R ER SO	IP WLS BF H R ER SO	IP WLS BF H R ER SO	ERA WHIP	ERA WHIP	ERA WHIP		
Pat Rapp, R ERA: 5.88	5.1	28	8	4	4	1	3	0	0	1	0	0	0	0	0	0	0	6.75	2.062		
Chuck McElroy, L ERA: 4.97	0.1	2	0	0	0	0	1	0	0	0	0	0	0	0	0	0	0	0.00	3.000		
Alan Mills, R ERA: 4.79	0.1	W	2	0	0	0	1	0	0	0	0	0	0	0	0	0	0	0.00	3.000		
Mike Trombley, R ERA: 4.19	0.2	H	4	0	0	0	1	0	1	0	0	1	0	9	20	0.00	1.500				
Buddy Groom, L ERA: 4.46	0.2	H	4	1	0	0	1	0	0	0	0	0	0	6	14	0.00	3.000				

Batter	1	2	3	4	5	6	7	8	9	AB	R	H	RBI	BB	SO	LOB	BOTTOM				
Brady Anderson, L OBP: 0.349, SLG: 0.406	G3-1		WP HR BB			SF8		1B FC4-2 1B		3	1	2	1	1	0	0	Florida Marlins @ Baltimore Orioles Oriole Park at Camden Yards, Baltimore, MD Sun Jul 16 2000, 1:35 PM EDT Att: 42,444 - Cloudy - 76 F				
Mike Bordick, R OBP: 0.358, SLG: 0.503	FC3-6 1B		K2-3		1B	F9-3		FC4-2 1B		5	1	3	1	0	1	4					
Delino DeShields, L OBP: 0.369, SLG: 0.430	FC3-6 CS BB		HR		1B		G6-3	FC4-2 1B		5	1	2	3	0	0	3					
Albert Belle, R OBP: 0.364, SLG: 0.517			F3							3	0	1	1	2	1	1					
Luis Matos, R OBP: 0.290, SLG: 0.308	BB				K		1B BB			0	0	0	0	0	0	0					
B.J. Surhoff, L OBP: 0.342, SLG: 0.457	CS				G4-3		HR		G3-1	5	1	3	1	0	0	2					
Will Clark, L OBP: 0.421, SLG: 0.456			F7			E4 1B 2B		K		4	1	1	0	0	1	3					
Harold Baines, L OBP: 0.336, SLG: 0.431			F8			2B 13 1B		F8		2	0	1	0	1	0	1					
Mark Lewis, R OBP: 0.280, SLG: 0.312 (6, PR)					BB					1	1	0	0	0	0	2					
Charles Johnson, R OBP: 0.366, SLG: 0.595			CS		K					4	2	2	1	0	2	2					
13 Ivanon Coffie, L OBP: 0.500, SLG: 0.333					K					3	1	1	1	1	1	3					
Inning Stats	R: 0 E: 0 K: 0 S: 8	H: 1 LOB: 1 BB: 1 P: 17	R: 0 E: 0 K: 0 S: 12	H: 1 LOB: 0 BB: 0 P: 18	R: 3 E: 0 K: 2 S: 12	H: 1 LOB: 2 BB: 2 P: 23	R: 0 E: 0 K: 2 S: 10	H: 1 LOB: 1 BB: 1 P: 19	R: 0 E: 0 K: 1 S: 12	H: 3 LOB: 1 BB: 0 P: 16	R: 4 E: 1 K: 0 S: 15	H: 4 LOB: 1 BB: 0 P: 23	R: 0 E: 0 K: 1 S: 9	H: 1 LOB: 2 BB: 1 P: 16	R: 2 E: 0 K: 0 S: 16	H: 4 LOB: 2 BB: 0 P: 21		1B: 12 2B: 3 3B: 0 HR: 2	SF: 1 SAC: 0 DP: 1 HBP: 0	WP: 1 PB: 0 SB: 0 CS: 2	PA: 43
PITCHER	IP WLS BF H R ER SO	IP WLS BF H R ER SO	IP WLS BF H R ER SO	IP WLS BF H R ER SO	IP WLS BF H R ER SO	IP WLS BF H R ER SO	IP WLS BF H R ER SO	IP WLS BF H R ER SO	IP WLS BF H R ER SO	IP WLS BF H R ER SO	IP WLS BF H R ER SO	IP WLS BF H R ER SO	IP WLS BF H R ER SO	IP WLS BF H R ER SO	IP WLS BF H R ER SO	IP WLS BF H R ER SO		ERA WHIP	ERA WHIP	ERA WHIP	
23 Chuck Smith, R ERA: 3.11	5.0	22	7	3	3	0	4	0	0	0	0	0	0	0	0	0		5.40	2.200		
Vic Darenbourg, L ERA: 3.95	0.0	L	3	2	3	3	0	0	0	0	0	0	0	0	0	0	∞	∞			
Ricky Bones, R ERA: 2.22	1.0	4	2	1	0	0	0	0	0	0	0	0	0	11	17	0.00	2.000				
Ron Mahay, L ERA: 7.88	1.1	8	3	2	2	1	1	0	0	0	0	0	0	16	27	13.50	3.000				
Joe Strong, R ERA: 7.58	0.2	4	2	0	0	0	0	0	0	0	0	0	0	9	10	0.00	3.000				

Batter	1	2	3	4	5	6	7	8	9	AB	R	H	RBI	BB	SO	LOB	TOP				
Luis Castillo, S OBP: 0.462, SLG: 0.441	G4-3		1B		FC3-6			F9		4	1	2	0	0	0	0	Florida Marlins @ Baltimore Orioles Oriole Park at Camden Yards, Baltimore, MD Mon Jul 17 2000, 7:35 PM EDT Att: 37,591 - Cloudy - 87 F				
Mark Kotsay, L OBP: 0.345, SLG: 0.469	F		1B		FC3-6			G4-3		4	1	2	0	0	0	1					
Cliff Floyd, L OBP: 0.369, SLG: 0.508	F7		2B		F9					4	1	2	1	0	0	2					
Preston Wilson, R OBP: 0.342, SLG: 0.517	E6		1B		CS		G5-3	F3		4	0	1	2	0	0	2					
Mike Lowell, R OBP: 0.310, SLG: 0.454	FC4-6		G6-3					F9		4	0	1	0	0	0	3					
Derrek Lee, R OBP: 0.371, SLG: 0.550		G5-3	L8				G5-3	L9		4	0	0	0	0	0	1					
Mark Smith, R OBP: 0.375, SLG: 0.444		K			K			F3		4	0	0	0	0	2	0					
Andy Fox, L OBP: 0.241, SLG: 0.271		F8			F7					3	0	0	0	0	0	0					
Paul Bako, L OBP: 0.333, SLG: 0.294			F7		G4-3			G4-3		3	0	0	0	0	0	0					
Inning Stats	R: 0 E: 1 K: 0 S: 10	H: 1 LOB: 2 BB: 0 P: 19	R: 0 E: 0 K: 1 S: 8	H: 0 LOB: 0 BB: 0 P: 8	R: 3 E: 0 K: 0 S: 15	H: 4 LOB: 1 BB: 0 P: 19	R: 0 E: 0 K: 1 S: 9	H: 0 LOB: 0 BB: 0 P: 12	R: 0 E: 0 K: 0 S: 12	H: 1 LOB: 0 BB: 0 P: 16	R: 0 E: 0 K: 0 S: 7	H: 0 LOB: 0 BB: 0 P: 8	R: 0 E: 0 K: 0 S: 6	H: 1 LOB: 1 BB: 0 P: 11	R: 0 E: 0 K: 0 S: 7	H: 0 LOB: 0 BB: 0 P: 11	1B: 6 2B: 2 3B: 0 HR: 0	SF: 0 SAC: 0 DP: 0 HBP: 0	WP: 0 PB: 0 SB: 1 CS: 1	PA: 35	
PITCHER	IP	WLS	BF	H	R	ER	SO	BB	IBB	HBP	BLK	WP	HR	S	P	ERA	WHIP				
Jose Mercedes, R ERA: 5.92	7.0	W	27	7	3	3	2	0	0	0	0	0	0	67	91	3.86	1.000				
Buddy Groom, L ERA: 4.37	0.2	H	3	1	0	0	0	0	0	0	0	0	0	4	6	0.00	1.500				
Mike Trombley, R ERA: 4.15	0.1	H	1	0	0	0	0	0	0	0	0	0	0	2	5	0.00	0.000				
Mike Timlin, R ERA: 4.78	1.0	S	3	0	0	0	0	0	0	0	0	0	0	7	11	0.00	0.000				

Batter	1	2	3	4	5	6	7	8	9	AB	R	H	RBI	BB	SO	LOB	BOTTOM				
Brady Anderson, L OBP: 0.353, SLG: 0.420	FC6-4		E		F7			HR		4	2	3	1	0	0	0	Florida Marlins @ Baltimore Orioles Oriole Park at Camden Yards, Baltimore, MD Mon Jul 17 2000, 7:35 PM EDT Att: 37,591 - Cloudy - 87 F				
Mike Bordick, R OBP: 0.356, SLG: 0.500	FC6-4		E4		F9			G6-3		4	2	1	0	0	0	1					
Delino DeShields, L OBP: 0.369, SLG: 0.440	HR		SF8		G4-3			L3		2	1	1	3	1	0	0					
Albert Belle, R OBP: 0.363, SLG: 0.514	G6-3						F8	L3		4	0	1	1	0	0	1					
Luis Matos, R OBP: 0.290, SLG: 0.308								L3		0	0	0	0	0	0	0					
B.J. Surhoff, L OBP: 0.339, SLG: 0.453	F7				F7					3	0	0	0	0	0	0					
Will Clark, L OBP: 0.416, SLG: 0.450		G4-3			F8					3	0	0	0	0	1	0					
Harold Baines, L OBP: 0.336, SLG: 0.429		K						G3		3	0	1	0	0	1	0					
Charles Johnson, R OBP: 0.369, SLG: 0.594		G5-3								2	0	1	0	1	0	0					
13 Ivanon Coffie, L OBP: 0.286, SLG: 0.167			G3							3	0	0	0	0	1	3					
Inning Stats	R: 2 E: 0 K: 0 S: 14	H: 2 LOB: 0 BB: 0 P: 21	R: 0 E: 0 K: 1 S: 5	H: 0 LOB: 0 BB: 0 P: 7	R: 2 E: 1 K: 0 S: 8	H: 3 LOB: 1 BB: 0 P: 13	R: 0 E: 0 K: 1 S: 17	H: 1 LOB: 2 BB: 1 P: 25	R: 0 E: 0 K: 0 S: 8	H: 0 LOB: 0 BB: 0 P: 11	R: 0 E: 0 K: 1 S: 8	H: 0 LOB: 0 BB: 0 P: 12	R: 0 E: 0 K: 0 S: 6	H: 1 LOB: 0 BB: 0 P: 9	R: 1 E: 0 K: 0 S: 6	H: 1 LOB: 0 BB: 1 P: 13	1B: 6 2B: 1 3B: 0 HR: 2	SF: 1 SAC: 0 DP: 2 HBP: 0	WP: 0 PB: 0 SB: 0 CS: 0	PA: 31	
PITCHER	IP	WLS	BF	H	R	ER	SO	BB	IBB	HBP	BLK	WP	HR	S	P	ERA	WHIP				
38 Reid Cornelius, R ERA: 3.5	7.1	L	29	4	4	4	3	1	0	0	0	0	0	3	103	4.91	1.227				
Armando Almanza, L ERA: 1.47	0.2		2	0	0	0	0	1	0	0	0	0	0	3	8	0.00	1.500				

Batter	1	2	3	4	5	6	7	8	9	AB	R	H	RBI	BB	SO	LOB	TOP										
Luis Castillo, S (1,4) OBP: 0.461, SLG: 0.440	L7	FC3-6 1B			B1-3		G6-3		FC6-4 1B	5	0	2	1	0	0	0	Florida Marlins @ Baltimore Orioles Oriole Park at Camden Yards, Baltimore, MD Tue Jul 18 2000, 7:35 PM EDT Att: 38,828 - Cloudy - 88 F										
Mark Kotsay, L (1,9) OBP: 0.343, SLG: 0.462	G4-3	FC3-6			L9		F8		F7	5	0	0	0	0	0	3											
Cliff Floyd, L (1,7) OBP: 0.372, SLG: 0.508		G4-3						HR	FC6-4 FC5-4 1B	4	1	2	0	1	0	3											
Preston Wilson, R (1,8) OBP: 0.340, SLG: 0.521	F9		G5-3		G1-3			HR	FC5-4	5	1	1	2	0	0	3											
Derrek Lee, R (1,3) OBP: 0.376, SLG: 0.558		2B	G5-4-3 1B			K		HR	1B	4	2	3	0	0	1	0											
Kevin Millar, R (1,10) OBP: 0.391, SLG: 0.497		G3 1B	G5-4-3			P6		HR	HR	4	2	2	3	0	0	1											
Dave Berg, R (1,5) OBP: 0.360, SLG: 0.361		G3		K2-3			1B		K	4	0	1	0	0	2	1											
Alex Gonzalez, R (1,6) OBP: 0.222, SLG: 0.305		1B 1B	G5-3			F8			F8	4	1	1	1	0	0	1											
Mike Redmond, R (1,2) OBP: 0.329, SLG: 0.301		FC3-6 1B	P4				L9		K	4	0	1	0	0	1	0											
Inning Stats	R: 0 E: 0 K: 0 S: 14	H: 1 LOB: 1 BB: 0 P: 20	R: 3 E: 0 K: 0 S: 10	H: 5 LOB: 2 BB: 0 P: 13	R: 0 E: 0 K: 1 S: 6	H: 1 LOB: 0 BB: 0 P: 11	R: 0 E: 0 K: 1 S: 6	H: 0 LOB: 0 BB: 0 P: 8	R: 0 E: 0 K: 1 S: 3	H: 1 LOB: 1 BB: 0 P: 10	R: 0 E: 0 K: 0 S: 7	H: 0 LOB: 0 BB: 0 P: 12	R: 4 E: 0 K: 2 S: 16	H: 4 LOB: 0 BB: 0 P: 22	R: 0 E: 0 K: 0 S: 13	H: 1 LOB: 1 BB: 0 P: 19	1B: 9 2B: 2 3B: 0 HR: 2	SF: 0 SAC: 0 DP: 1 HBP: 0	WP: 0 PB: 0 SB: 1 CS: 0	PA: 40							
PITCHER	IP	WLS	BF	H	R	ER	SO	BB	IBB	HBP	BLK	WP	HR	S	P	ERA	WHIP										
35 Mike Mussina, R (1,1) ERA: 3.82	7.0	L	29	8	3	3	2	1	0	0	0	0	0	54	83	3.86	1.286										
Darren Holmes, R (8,1) ERA: 14.87	1.0		7	4	4	4	2	0	0	0	0	0	2	16	22	36.00	4.000										
Gabe Molina, R (9,1) ERA: 7.5	1.0		4	1	0	0	0	0	0	0	0	0	0	13	19	0.00	1.000										

Batter	1	2	3	4	5	6	7	8	9	AB	R	H	RBI	BB	SO	LOB	BOTTOM										
Brady Anderson, L (1,9) OBP: 0.355, SLG: 0.421	F4					G4-3			FC5-4 1B	4	0	2	0	0	0	1	Florida Marlins @ Baltimore Orioles Oriole Park at Camden Yards, Baltimore, MD Tue Jul 18 2000, 7:35 PM EDT Att: 38,828 - Cloudy - 88 F										
Mike Bordick, R (1,6) OBP: 0.353, SLG: 0.494	K2-3		F8			K2-3		FC5-4		4	0	0	0	0	2	4											
Will Clark, L (1,3) OBP: 0.410, SLG: 0.441	K			G1-3		F8		L6		4	0	0	0	0	1	3											
Albert Belle, R (1,10) OBP: 0.364, SLG: 0.517		G6-3			G1-4-3 1B		F9 2B		F8	4	0	2	0	0	0	0											
Jeff Conine, R (1,5) OBP: 0.325, SLG: 0.450		G1-3		G1-4-3		F9				4	0	1	0	0	0	2											
B.J. Surhoff, L (1,7) OBP: 0.338, SLG: 0.451					F7		P6		F2	4	0	1	0	0	0	2											
Charles Johnson, R (1,2) OBP: 0.364, SLG: 0.585			K		G6-3		K		P6	4	0	0	0	0	2	3											
Mark Lewis, R (1,4) OBP: 0.262, SLG: 0.313			L8		G6-3				FC6-4 1B	3	0	1	0	0	0	0											
Luis Matos, R (1,8) OBP: 0.294, SLG: 0.345			G6-3			G4-3 2B		FC6-4 FC5-4 1B		3	0	1	0	0	0	1											
Inning Stats	R: 0 E: 0 K: 2 S: 9	H: 0 LOB: 0 BB: 0 P: 15	R: 0 E: 0 K: 1 S: 9	H: 1 LOB: 1 BB: 0 P: 16	R: 0 E: 0 K: 0 S: 7	H: 1 LOB: 0 BB: 0 P: 14	R: 0 E: 0 K: 0 S: 6	H: 1 LOB: 0 BB: 0 P: 8	R: 0 E: 0 K: 1 S: 4	H: 0 LOB: 0 BB: 0 P: 6	R: 0 E: 0 K: 1 S: 7	H: 1 LOB: 1 BB: 0 P: 10	R: 0 E: 0 K: 1 S: 7	H: 1 LOB: 1 BB: 0 P: 13	R: 0 E: 0 K: 0 S: 11	H: 2 LOB: 2 BB: 0 P: 22	R: 0 E: 0 K: 0 S: 6	H: 1 LOB: 1 BB: 0 P: 9	1B: 6 2B: 2 3B: 0 HR: 0	SF: 0 SAC: 0 DP: 1 HBP: 0	WP: 0 PB: 0 SB: 0 CS: 0	PA: 34					
PITCHER	IP	WLS	BF	H	R	ER	SO	BB	IBB	HBP	BLK	WP	HR	S	P	ERA	WHIP										
Jesus Sanchez, L (1,1) ERA: 5.04	9.0	W	34	8	0	0	5	0	0	0	0	0	0	66	113	0.00	0.889										

AB	39
R	7
H	13
RBI	7
BB	1
SO	4
LOB	12



AB	34
R	0
H	8
RBI	0
BB	0
SO	5
LOB	16



Batter	1	2	3	4	5	6	7	8	9	AB	R	H	RBI	BB	SO	LOB	TOP							
Jose Offerman, S OBP: 0.336, SLG: 0.340 (1, 3)	2-2 HR 1B	1-2 F7		1-1 1B 1B		1-1 F9		0-2 F8	0-1 L7	6	1	2	0	0	0	2								
Jeff Frye, R OBP: 0.368, SLG: 0.351 Manny Alexander, R OBP: 0.234, SLG: 0.308 (1, 4)	0-3 K		0-2 F7	0-1 1B 1B		0-0 F8		2-2 P3		1	0	0	0	0	1	1								
Carl Everett, S OBP: 0.398, SLG: 0.641 (1, 8)	0-1 HR		2-3 K	1-3 K		2-3 K		2-3 K 2B 1B		5	2	1	2	0	4	2								
Nomar Garciaparra, R OBP: 0.461, SLG: 0.665 (1, 6)	1-1 G5-3		1-2 P4		0-0 1B 3B		1-1 1B SF8 1B	3-2 1B 2B		5	3	3	0	0	0	0								
Troy O'Leary, L OBP: 0.320, SLG: 0.408 (1, 7)	0-0 2B			4-0 2B BB	1-2 HR 1B		1-2 1B 1B	0-1 1B		4	2	4	3	1	0	0								
Morgan Burkhardt, S OBP: 0.429, SLG: 0.426 (1, 10)	0-3 K			0-3 K BB	3-3 K 1B		3-2 SF8 1B	3-3 K		4	0	0	1	0	4	4								
Ed Sprague, R OBP: 0.311, SLG: 0.500 (1, 5)		2-2 G3-1 2B		2-3 K	1-1 F7		3-3 P6		1-0 SH1-3 1B	5	0	2	0	0	1	3								
Jason Varitek, S OBP: 0.375, SLG: 0.442 (1, 2)		1-3 K		0-0 1B 2B	0-0 1B HR		0-2 1B		0-0 SH1-3	4	2	3	3	0	1	1								
Darren Lewis, R OBP: 0.320, SLG: 0.329 (1, 9)		0-0 G3-1		2-2 1B 1B	3-3 K		2-3 K		0-0 F8	5	1	1	1	0	2	4								
Inning Stats	R: 2 E: 0 K: 2 S: 14	H: 3 LOB: 1 BB: 0 P: 17	R: 0 E: 0 K: 1 S: 11	H: 1 LOB: 1 BB: 0 P: 15	R: 0 E: 0 K: 1 S: 9	H: 0 LOB: 0 BB: 0 P: 12	R: 3 E: 0 K: 3 S: 18	H: 4 LOB: 2 BB: 1 P: 28	R: 3 E: 0 K: 2 S: 14	H: 3 LOB: 0 BB: 0 P: 21	R: 0 E: 0 K: 1 S: 7	H: 0 LOB: 0 BB: 0 P: 10	R: 1 E: 0 K: 1 S: 17	H: 3 LOB: 2 BB: 0 P: 24	R: 2 E: 0 K: 2 S: 17	H: 2 LOB: 1 BB: 0 P: 27	R: 0 E: 0 K: 0 S: 5	H: 1 LOB: 1 BB: 0 P: 6	1B: 10 2B: 4 3B: 1 HR: 2	SF: 1 SAC: 1 DP: 0 HBP: 0	WP: 1 PB: 0 SB: 1 CS: 0	PA: 46		
PITCHER	IP WLS BF H R ER SO BB IBB HBP BLK WP HR S P ERA WHIP	5.0 L 27 11 8 8 9 1 0 0 0 0 2 66 93 14.40 2.400	6.1 H 9 3 1 1 2 0 0 0 0 0 0 24 34 4.50 1.500	8.1 H 10 3 2 2 2 0 0 0 0 1 0 22 33 9.00 1.500																				

Boston Red Sox @ Baltimore Orioles
 Oriole Park at Camden Yards, Baltimore, MD
 Thu Jul 20 2000, 1:35 PM EDT
 Att: 42,048 - Cloudy - 81 F

AB 43
 R 11
 H 17
 RBI 11
 BB 1
 SO 13
 LOB 17



Batter	1	2	3	4	5	6	7	8	9	AB	R	H	RBI	BB	SO	LOB	BOTTOM							
Brady Anderson, L OBP: 0.350, SLG: 0.415 (1, 8)	1-2 F7	0-1 L1		2-2 G6-3		3-1 G3		1-1 G3-1		5	0	0	0	0	0	1								
Mike Bordick, R OBP: 0.356, SLG: 0.494 (1, 6)	0-1 S HR BB 1B	0-1 1B			3-3 K		4-2 1B BB	0-3 K		4	2	2	0	1	2	0								
Delino DeShields, L OBP: 0.369, SLG: 0.437 (1, 4)	4-2 HR BB	3-2 F7			3-3 K		1-0 1B FC4-6 1B	1-1 F8		4	2	1	0	1	1	1								
Albert Belle, R OBP: 0.367, SLG: 0.519 (1, 9)	4-2 HR BB		0-0 F7		3-2 2B 2B		0-0 FC4-6 1B	0-0 G4-3		4	2	2	1	1	0	0								
B.J. Surhoff, L OBP: 0.339, SLG: 0.453 (1, 7)	0-0 F5		2-2 G3		0-0 2B		1-1 FC4-6 FC3-6 1B	2-1 DI 1B		5	0	2	2	0	0	4								
Will Clark, L OBP: 0.410, SLG: 0.454 (1, 3)	0-0 HR		0-2 1B		3-3 K		1-2 FC3-6 1B	1-1 G1-3		5	1	2	4	0	1	3								
Harold Baines, L OBP: 0.339, SLG: 0.428 (1, 10)	4-1 BB		1-2 L8			0-1 F7	1-2 1B			3	0	1	0	1	0	1								
Greg Myers, L OBP: 0.270, SLG: 0.314 (1, 2)	3-3 K			2-3 K		0-2 K	2-1 G3			4	0	1	0	0	2	3								
13 Ivanon Coffie, L OBP: 0.182, SLG: 0.100 (1, 5)		2-2 G4-3		3-2 G4-3		3-2 G4-3		0-3 K		4	0	0	0	0	1	1								
Inning Stats	R: 4 E: 0 K: 1 S: 15	H: 2 LOB: 1 BB: 3 P: 31	R: 0 E: 0 K: 0 S: 10	H: 1 LOB: 1 BB: 0 P: 15	R: 0 E: 0 K: 1 S: 10	H: 1 LOB: 0 BB: 0 P: 13	R: 0 E: 0 K: 1 S: 10	H: 0 LOB: 0 BB: 0 P: 17	R: 1 E: 0 K: 3 S: 15	H: 2 LOB: 1 BB: 0 P: 27	R: 0 E: 0 K: 0 S: 12	H: 1 LOB: 0 BB: 0 P: 18	R: 2 E: 0 K: 0 S: 20	H: 3 LOB: 2 BB: 1 P: 31	R: 0 E: 0 K: 2 S: 8	H: 0 LOB: 0 BB: 0 P: 9	R: 0 E: 0 K: 0 S: 7	H: 1 LOB: 1 BB: 0 P: 11	1B: 8 2B: 2 3B: 0 HR: 1	SF: 0 SAC: 0 DP: 0 HBP: 0	WP: 0 PB: 0 SB: 2 CS: 0	PA: 42		
PITCHER	IP WLS BF H R ER SO BB IBB HBP BLK WP HR S P ERA WHIP	5.0 W 24 6 5 5 5 3 0 0 0 0 0 1 60 103 9.00 1.800	1.2 H 9 3 2 2 0 1 0 0 0 0 0 0 26 40 10.80 2.400	1.1 H 5 1 0 0 2 0 0 0 0 0 0 0 14 18 0.00 0.750	1.0 H 4 1 0 0 0 0 0 0 0 0 0 0 7 11 0.00 1.000																			

Boston Red Sox @ Baltimore Orioles
 Oriole Park at Camden Yards, Baltimore, MD
 Thu Jul 20 2000, 1:35 PM EDT
 Att: 42,048 - Cloudy - 81 F

AB 38
 R 7
 H 11
 RBI 7
 BB 4
 SO 7
 LOB 14



Batter	1	2	3	4	5	6	7	8	9	AB	R	H	RBI	BB	SO	LOB	TOP				
Bernard Gilkey, R OBP: 0.236, SLG: 0.277	F9	G6-3				BB		K		3	0	0	0	2	1	0	Boston Red Sox @ Baltimore Orioles Oriole Park at Camden Yards, Baltimore, MD Thu Jul 20 2000, 7:35 PM EDT Att: 46,167 - Cloudy - 82 F				
Brian Daubach, L OBP: 0.347, SLG: 0.500	G4-3		F9 BB		F7			K		5	0	1	0	0	2	4					
Carl Everett, S OBP: 0.398, SLG: 0.635					F7				G4-3	3	0	0	0	2	1	1					
Nomar Garciaparra, R OBP: 0.453, SLG: 0.654	F8		F9		G5-3			G6-3	F7	5	0	0	0	0	0	4					
Troy O'Leary, L OBP: 0.324, SLG: 0.408		HBP HR	K			G3 BB		E HBP	F7	3	2	1	0	2	1	2					
Morgan Burkhardt, S OBP: 0.444, SLG: 0.419		HR HBP	K			BB G3		E		1	1	0	0	1	1	2					
Scott Hatteberg, L OBP: 0.328, SLG: 0.450		HR			K			E1		4	1	1	3	0	1	4					
Ed Sprague, R OBP: 0.310, SLG: 0.494	G6-3			G6-3		BB		FC6-4		4	0	1	1	0	0	3					
Manny Alexander, R OBP: 0.227, SLG: 0.298	G6-3			G5-3		BB		FC6-4		4	0	0	0	0	2	2					
Inning Stats	R: 0 E: 0 K: 0 S: 8	H: 0 LOB: 1 BB: 1 P: 16	R: 3 E: 0 K: 0 S: 8	H: 1 LOB: 0 BB: 1 P: 19	R: 0 E: 0 K: 2 S: 10	H: 1 LOB: 2 BB: 1 P: 19	R: 0 E: 0 K: 1 S: 7	H: 0 LOB: 0 BB: 0 P: 12	R: 0 E: 0 K: 0 S: 8	H: 1 LOB: 1 BB: 1 P: 15	R: 0 E: 0 K: 1 S: 13	H: 1 LOB: 0 BB: 0 P: 18	R: 0 E: 0 K: 3 S: 10	H: 0 LOB: 0 BB: 0 P: 13	R: 0 E: 0 K: 0 S: 9	H: 0 LOB: 0 BB: 0 P: 13	1B: 3 2B: 0 3B: 0 HR: 1	SF: 0 SAC: 0 DP: 0 HBP: 2	WP: 0 PB: 0 SB: 0 CS: 0	PA: 41	
PITCHER	IP	WLS	BF	H	R	ER	SO	BB	IBB	HBP	BLK	WP	HR	S	P	ERA	WHIP				
Scott Erickson, R ERA: 7.41	5.1	W	26	3	4	4	3	6	0	1	0	0	1	46	95	6.75	1.688				
Alan Mills, R ERA: 4.5	1.2	H	9	1	0	0	3	1	0	1	0	0	0	19	30	0.00	1.200				
Buddy Groom, L ERA: 4.25	1.0		3	0	0	0	3	0	0	0	0	0	0	10	13	0.00	0.000				
Mike Timlin, R ERA: 4.64	1.0		3	0	0	0	0	0	0	0	0	0	0	9	13	0.00	0.000				

AB	32
R	4
H	4
RBI	4
BB	7
SO	9
LOB	22



Batter	1	2	3	4	5	6	7	8	9	AB	R	H	RBI	BB	SO	LOB	BOTTOM				
Brady Anderson, L OBP: 0.351, SLG: 0.415	G6-4-3 1B	F8	S		F8		K			5	1	2	0	0	1	2	Boston Red Sox @ Baltimore Orioles Oriole Park at Camden Yards, Baltimore, MD Thu Jul 20 2000, 7:35 PM EDT Att: 46,167 - Cloudy - 82 F				
Mike Bordick, R OBP: 0.356, SLG: 0.501	G6-4-3 1B	K	P4			G4-3	HR			5	1	2	2	0	1	2					
Will Clark, L OBP: 0.410, SLG: 0.466	G6-4-3	K		HR		G5-3 1B	F9			5	1	2	1	0	1	3					
Albert Belle, R OBP: 0.372, SLG: 0.522	BB BB		FC3-6 1B	F9		G5-3 1B		FC5-4 BB		4	2	3	1	1	0	0					
Jeff Conine, R OBP: 0.326, SLG: 0.447	BB BB		FC3-6 1B	K		G5-3		FC5-4 1B		4	0	1	0	1	1	3					
B.J. Surhoff, L OBP: 0.345, SLG: 0.455	BB		FC3-6 BB							3	1	2	0	2	0	2					
Charles Johnson, R OBP: 0.364, SLG: 0.579	BB		2B BB	F8		G5-3		F8		3	1	0	1	2	0	6					
Mark Lewis, R OBP: 0.269, SLG: 0.327	P4		S SF9 2B		G6-3		SH1-3 HR	K		5	2	2	3	0	1	5					
Luis Matos, R OBP: 0.297, SLG: 0.333		BB	SF9		F7		SH1-3			1	0	0	1	1	0	0					
Inning Stats	R: 2 E: 0 K: 0 S: 16	H: 3 LOB: 3 BB: 3 P: 33	R: 0 E: 0 K: 2 S: 13	H: 0 LOB: 1 BB: 1 P: 21	R: 4 E: 0 K: 0 S: 15	H: 4 LOB: 1 BB: 1 P: 28	R: 1 E: 0 K: 1 S: 13	H: 2 LOB: 1 BB: 0 P: 19	R: 0 E: 0 K: 0 S: 7	H: 0 LOB: 0 BB: 0 P: 11	R: 0 E: 0 K: 0 S: 9	H: 2 LOB: 3 BB: 1 P: 19	R: 2 E: 0 K: 1 S: 12	H: 2 LOB: 0 BB: 0 P: 23	R: 0 E: 0 K: 1 S: 13	H: 1 LOB: 2 BB: 1 P: 23	1B: 11 2B: 1 3B: 0 HR: 2	SF: 1 SAC: 1 DP: 1 HBP: 0	WP: 0 PB: 0 SB: 2 CS: 0	PA: 44	
PITCHER	IP	WLS	BF	H	R	ER	SO	BB	IBB	HBP	BLK	WP	HR	S	P	ERA	WHIP				
Pete Schourek, L ERA: 5.05	2.1	L	15	5	4	4	2	4	0	0	0	0	0	33	60	15.43	3.857				
John Waddell, R ERA: 5.04	2.2		13	4	3	3	1	1	0	0	0	0	1	31	52	10.12	1.875				
Bryce Florie, R ERA: 5.23	3.0		16	5	2	2	2	1	1	0	0	0	1	34	65	6.00	2.000				

AB	35
R	9
H	14
RBI	9
BB	7
SO	5
LOB	23



Batter	1	2	3	4	5	6	7	8	9	AB R H RBI BB SO LOB	TOP											
Brady Anderson, L OBP: 0.348, SLG: 0.413 (1, 8)	0-2 G4-3	2-2 S 2B		1-2 L7		0-0 F7		1-3 K	1-1 F8	6 0 1 0 0 1 5	Baltimore Orioles @ Toronto Blue Jays SkyDome, Toronto, ON Fri Jul 21, 2000, 7:05 PM EDT Att: 23,470 - Cloudy - 68 F											
Mike Bordick, R OBP: 0.355, SLG: 0.497 (1, 6)	0-0 G4-3	2-3 K		2-2 G5-3		2-0 F9		1-0 2B	1B	5 1 1 0 0 1 4												
Delino DeShields, L OBP: 0.369, SLG: 0.444 (1, 4)	3-2 HR			1-2 L4		0-0 G6-3		3-2 F7	2-1 SF8	4 1 1 2 0 0 0												
Albert Belle, R OBP: 0.372, SLG: 0.523 Luis Matos, R OBP: 0.297, SLG: 0.333 (8, 9)	1-3 K			2-1 G5-3		1-1 L4		3-2 BB BB	0-0 2B	5 0 2 1 0 1 0 0 0 0 0 0 0 0												
B.J. Surhoff, L OBP: 0.345, SLG: 0.456 (1, 7)		0-1 1B 1B 2B		0-1 1B		1-2 G3-1		0-0 P6	3-2 F7	5 1 2 0 0 0 2												
Will Clark, L OBP: 0.417, SLG: 0.483 (1, 3)		1-0 E 1B 1B 2B		2-2 G3		1-0 1B 13 2B 1B		4-0 BB	1-2 BB	4 3 3 1 1 0 1												
Charles Johnson, R OBP: 0.365, SLG: 0.574 (1, 2)		3-2 E9 1B 13 G4-6-3 1B		2-1 G5-3		2-3 K		4-1 BB	1-2 2B BB	4 1 1 1 1 2 1												
Harold Baines, L OBP: 0.349, SLG: 0.451 (1, 10)		1-2 13 G4-6-3 1B		1-0 HR		2-1 13 2B 1B		0-3 K	0-0 13 FC4-6 1B	5 1 4 2 0 1 3												
13 Ivanon Coffie, L OBP: 0.313, SLG: 0.231 (1, 5)		1-1 G4-6-3		4-2 S BB		0-0 1B		4-0 1B SF8 BB	2-0 FC4-6	3 1 1 1 2 0 2												
Inning Stats	R: 1 E: 0 K: 1 S: 12	H: 1 LOB: 0 BB: 0 P: 16	R: 3 E: 1 K: 1 S: 18	H: 5 LOB: 1 BB: 0 P: 28	R: 0 E: 0 K: 0 S: 12	H: 1 LOB: 1 BB: 0 P: 17	R: 1 E: 0 K: 0 S: 11	H: 1 LOB: 1 BB: 1 P: 21	R: 0 E: 0 K: 0 S: 6	H: 0 LOB: 0 BB: 0 P: 8		R: 1 E: 0 K: 1 S: 9	H: 3 LOB: 2 BB: 0 P: 16	R: 0 E: 0 K: 1 S: 11	H: 1 LOB: 3 BB: 2 P: 25	R: 2 E: 0 K: 1 S: 12	H: 2 LOB: 1 BB: 1 P: 23	R: 1 E: 0 K: 1 S: 9	H: 2 LOB: 1 BB: 0 P: 15	1B: 9 2B: 4 3B: 0 HR: 3	SF: 1 SAC: 0 DP: 1 HBP: 0	WP: 0 PB: 0 SB: 2 CS: 0
PITCHER	IP WLS BF H R ER SO BB IBB HBP BLK WP HR S P ERA WHIP											PITCHER	IP WLS BF H R ER SO BB IBB HBP BLK WP HR S P ERA WHIP									
32 Roy Halladay, R ERA: 11.05	(1, 1) 3.1 L 18 8 5 5 2 1 0 0 0 0 0 2 47 73 13.50 2.700																					
Lance Painter, L ERA: 4.39	(4, 1) 2.2 11 3 1 1 1 0 0 0 0 0 0 21 33 3.38 1.125																					
Pedro Borbon, L ERA: 5.17	(7, 1) 1.1 8 1 1 1 2 3 0 0 0 0 0 15 34 6.75 3.000																					
Leo Estrella, R ERA: 5.79	(8, 1) 1.2 9 4 2 2 1 0 0 0 0 0 1 17 29 10.80 2.400																					

Batter	1	2	3	4	5	6	7	8	9	AB R H RBI BB SO LOB	BOTTOM											
Shannon Stewart, R OBP: 0.370, SLG: 0.548 (1, 7)	1-1 G5-3		0-1 HR		0-1 G1-3 3B	1-3 K			0-2 F9	5 2 2 2 0 1 1	Baltimore Orioles @ Toronto Blue Jays SkyDome, Toronto, ON Fri Jul 21, 2000, 7:05 PM EDT Att: 23,470 - Cloudy - 68 F											
Craig Grebeck, R OBP: 0.345, SLG: 0.404 (1, 4)	1-1 2B		3-2 F8		0-0 F3		0-0 P6	2-2 1B	5 0 2 0 0 0 1													
Raul Mondesi, R OBP: 0.330, SLG: 0.527 (1, 9)	0-0 F8		0-0 G5-3		0-1 G1-3		1-1 G6-3	1-0 P4	5 0 0 1 0 0 2													
Carlos Delgado, L OBP: 0.478, SLG: 0.720 (1, 3)	4-0 IBB		2-1 F8		3-2 4-2 BB		1-2 G4-3		2 0 0 0 2 0 0													
Brad Fullmer, L OBP: 0.357, SLG: 0.549 (1, 10)	1-0 F8			0-1 L4	1-2 F7			0-1 G6-3	4 0 0 0 0 0 3													
Tony Batista, R OBP: 0.332, SLG: 0.596 (1, 5)		0-0 G6-3		1-2 FC4-6 1B		0-1 HR		2-1 HR	4 2 3 2 0 0 0													
Darrin Fletcher, L OBP: 0.359, SLG: 0.534 (1, 2)		1-0 G4-3		2-2 FC4-6		1-0 F9		1-3 K	4 0 0 0 0 1 1													
José Cruz Jr., S OBP: 0.327, SLG: 0.484 (1, 8)		4-2 BB		0-1 F8		0-2 G4-3		1-2 G3	3 0 0 0 1 0 1													
Chris Woodward, R OBP: 0.264, SLG: 0.354 Marty Cordova, R OBP: 0.337, SLG: 0.376 (9, PH)		3-2 F8			1-1 3B 1B	0-1 1B		3-3 K	3 1 2 0 0 0 1 1 0 0 0 0 1 0													
Inning Stats	R: 0 E: 0 K: 0 S: 6	H: 1 LOB: 2 BB: 1 P: 13	R: 0 E: 0 K: 0 S: 8	H: 0 LOB: 1 BB: 1 P: 16	R: 1 E: 0 K: 0 S: 8	H: 1 LOB: 0 BB: 0 P: 13	R: 0 E: 0 K: 0 S: 10	H: 1 LOB: 1 BB: 0 P: 13	R: 2 E: 0 K: 0 S: 12	H: 2 LOB: 1 BB: 1 P: 18		R: 1 E: 0 K: 1 S: 11	H: 2 LOB: 1 BB: 0 P: 13	R: 0 E: 0 K: 0 S: 6	H: 0 LOB: 0 BB: 0 P: 8	R: 1 E: 0 K: 1 S: 10	H: 1 LOB: 0 BB: 0 P: 14	R: 0 E: 0 K: 1 S: 13	H: 1 LOB: 1 BB: 0 P: 19	1B: 4 2B: 1 3B: 1 HR: 3	SF: 0 SAC: 0 DP: 0 HBP: 0	WP: 0 PB: 0 SB: 0 CS: 0
PITCHER	IP WLS BF H R ER SO BB IBB HBP BLK WP HR S P ERA WHIP											PITCHER	IP WLS BF H R ER SO BB IBB HBP BLK WP HR S P ERA WHIP									
Pat Rapp, R ERA: 5.67	(1, 1) 6.2 W 30 7 4 4 1 0 0 0 0 0 0 1 10 14 9.00 1.350																					
Buddy Groom, L ERA: 4.39	(7, 1) 1.0 H 4 1 1 1 1 0 0 0 0 0 0 1 10 14 9.00 1.000																					
Mike Trombley, R ERA: 4.38	(8, 1) 0.1 H 1 0 0 0 0 0 0 0 0 0 0 0 3 4 0.00 0.000																					
Mike Timlin, R ERA: 4.5	(9, 1) 1.0 4 1 0 0 1 0 0 0 0 0 0 0 13 19 0.00 1.000																					

AB	41
R	9
H	16
RBI	8
BB	4
SO	6
LOB	18



Batter	1	2	3	4	5	6	7	8	9	AB	R	H	RBI	BB	SO	LOB	TOP								
Brady Anderson, L (1, 8) OBP: 0.351, SLG: 0.412	1-1 CS HBP	0-0 F7		3-2 G4-6-3 HBP		0-3 K		0-1 2H 3H 1B		3	0	1	2	0	1	1	Baltimore Orioles @ Toronto Blue Jays SkyDome, Toronto, ON Sat Jul 22 2000, 4:05 PM EDT Att: 27,585 - Dome - 72 F								
Mike Bordick, R (1, 6) OBP: 0.355, SLG: 0.495	4-2 2B BB		0-1 2B E	2-2 G4-6-3		1-0 F7		1-1 F7		4	2	1	0	1	0	2									
Delino DeShields, L (1, 4) OBP: 0.364, SLG: 0.441	0-2 F8		3-2 F3		2-2 S 1B		3-1 F9		1-1 G3-1	5	1	1	0	0	0	2									
Albert Belle, R (1, 9) OBP: 0.373, SLG: 0.527	1-1		1-0 E		1-1 P6		3-2 F9		2-1 G6-3	5	1	2	1	0	0	1									
Luis Matos, R (9, 9) OBP: 0.297, SLG: 0.333	1-H		1-3 E		1-H		1-0 F7			0	0	0	0	0	0	0									
B.J. Surhoff, L (1, 7) OBP: 0.346, SLG: 0.456	3-2 G4-3		0-1 E3 2B		3-2 1B		1-0 F7		0-0	5	1	2	2	0	0	1									
Will Clark, L (1, 3) OBP: 0.416, SLG: 0.481		1-0 2B 13 G3 1B	0-2 F7		0-0 1-2 1B				1-3 K	5	1	2	0	0	1	2									
Charles Johnson, R (1, 2) OBP: 0.363, SLG: 0.572		2-3 K	0-1 2B		0-3 K				3-2 G6-3	4	0	1	1	0	2	3									
Harold Baines, L (1, 10) OBP: 0.352, SLG: 0.457		3-2 13 G3 1B	0-3 K		1-0 G4-3				0-0 13 2B 1B	4	1	2	0	0	1	3									
13 Ivanon Coffie, L (1, 5) OBP: 0.300, SLG: 0.294		0-1 G3		2-1 G6-3		2-2 G4-3		1-0 1B 2B		4	1	1	1	0	0	1									
Inning Stats	R: 1 E: 0 K: 0 S: 12	H: 1 LOB: 1 BB: 1 P: 21	R: 1 E: 0 K: 1 S: 11	H: 2 LOB: 1 BB: 0 P: 17	R: 3 E: 1 K: 1 S: 18	H: 3 LOB: 1 BB: 0 P: 22	R: 0 E: 0 K: 0 S: 8	H: 0 LOB: 0 BB: 0 P: 15	R: 1 E: 0 K: 1 S: 16	H: 3 LOB: 2 BB: 0 P: 22	R: 0 E: 0 K: 1 S: 7	H: 0 LOB: 0 BB: 0 P: 10	R: 0 E: 0 K: 0 S: 8	H: 0 LOB: 0 BB: 0 P: 15	R: 2 E: 0 K: 1 S: 12	H: 3 LOB: 1 BB: 0 P: 18	R: 0 E: 0 K: 0 S: 6	H: 1 LOB: 1 BB: 0 P: 9	1B: 8 2B: 5 3B: 0 HR: 0	SF: 0 SAC: 0 DP: 1 HBP: 2	WP: 0 PB: 0 SB: 1 CS: 1	PA: 42			
PITCHER	IP	WLS	BF	H	R	ER	SO	BB	IBB	HBP	BLK	WP	HR	S	P	ERA	WHIP								
Esteban Loaiza, R (1, 1) ERA: 5.53	5.0	L	26	9	6	5	3	1	0	2	0	0	0	65	97	9.00	2.000								
Chris Carpenter, R (6, 1) ERA: 6.64	3.0		12	3	2	2	2	0	0	0	0	0	0	27	43	6.00	1.000								
Paul Quantrill, R (9, 1) ERA: 4.26	1.0		4	1	0	0	0	0	0	0	0	0	0	6	9	0.00	1.000								

Batter	1	2	3	4	5	6	7	8	9	AB	R	H	RBI	BB	SO	LOB	BOTTOM								
Shannon Stewart, R (1, 7) OBP: 0.365, SLG: 0.541	1-2 G5-3		1-0 G6-3		0-2 G1-3		1-1 G6-3			4	0	0	0	0	0	2	Baltimore Orioles @ Toronto Blue Jays SkyDome, Toronto, ON Sat Jul 22 2000, 4:05 PM EDT Att: 27,585 - Dome - 72 F								
Homer Bush, R (1, 4) OBP: 0.271, SLG: 0.255	0-1 L4		2-0 1B		0-0 G6-3				0-0 G3 1B	4	0	2	0	0	0	1									
Tony Batista, R (1, 5) OBP: 0.333, SLG: 0.595	2-1 2B 1B		1-2 1B		1-3 K				1-3 K	4	0	2	0	0	2	2									
Carlos Delgado, L (1, 3) OBP: 0.476, SLG: 0.718	0-2 1B		0-2 L6				1-1 G3		2-0 G3	4	0	1	0	0	0	3									
Brad Fullmer, L (1, 10) OBP: 0.356, SLG: 0.556	2-1 G3			0-0 G4-3			0-0 HR		1-1 F8	4	1	1	1	0	0	3									
José Cruz Jr., S (1, 8) OBP: 0.326, SLG: 0.480		2-1 G3		4-2 BB			1-1 G3		1-0 F8	3	0	0	0	1	0	0									
Marty Cordova, R (1, 9) OBP: 0.335, SLG: 0.392		0-1 G5-3		1-0 F8			1-2 P4		3-2 HR	4	1	1	1	0	0	1									
Alberto Castillo, R (1, 2) OBP: 0.277, SLG: 0.273		2-3 K		2-1 F7					0-1 F7	3	0	0	0	0	1	1									
Todd Greene, R (9, PH) OBP: 0.273, SLG: 0.455										1	0	0	0	0	0	0									
Alex Gonzalez, R (1, 6) OBP: 0.309, SLG: 0.380			0-2 G6-3 1B		3-2 G1-3 1B				3-1 G6-3	4	0	2	0	0	0	0									
Inning Stats	R: 0 E: 0 K: 0 S: 15	H: 2 LOB: 2 BB: 0 P: 20	R: 0 E: 0 K: 1 S: 7	H: 0 LOB: 0 BB: 0 P: 11	R: 0 E: 0 K: 0 S: 13	H: 3 LOB: 2 BB: 0 P: 17	R: 0 E: 0 K: 0 S: 6	H: 0 LOB: 1 BB: 1 P: 13	R: 0 E: 0 K: 0 S: 11	H: 1 LOB: 1 BB: 0 P: 15	R: 1 E: 0 K: 0 S: 10	H: 1 LOB: 0 BB: 0 P: 13	R: 0 E: 0 K: 1 S: 4	H: 0 LOB: 0 BB: 0 P: 7	R: 0 E: 0 K: 1 S: 7	H: 1 LOB: 1 BB: 0 P: 11	R: 1 E: 0 K: 0 S: 8	H: 1 LOB: 0 BB: 0 P: 15	1B: 6 2B: 1 3B: 0 HR: 2	SF: 0 SAC: 0 DP: 1 HBP: 0	WP: 0 PB: 0 SB: 0 CS: 0	PA: 36			
PITCHER	IP	WLS	BF	H	R	ER	SO	BB	IBB	HBP	BLK	WP	HR	S	P	ERA	WHIP								
Jose Mercedes, R (1, 1) ERA: 5.37	7.0	W	28	7	1	1	2	1	0	0	0	0	0	66	96	1.29	1.143								
Alan Mills, R (8, 1) ERA: 4.5	1.0		4	1	0	0	1	0	0	0	0	0	0	7	11	0.00	1.000								
Chuck McElroy, L (9, 1) ERA: 5.1	1.0		4	1	1	1	0	0	0	0	0	0	1	8	15	9.00	1.000								



Batter	1	2	3	4	5	6	7	8	9	AB	R	H	RBI	BB	SO	LOB	TOP										
Brady Anderson, L (1, 8) OBP: 0.348, SLG: 0.408																	4 0 0 0 0 2 0										
Mike Bordick, R (1, 6) OBP: 0.354, SLG: 0.492																	4 1 1 0 0 0 0										
Delino DeShields, L (1, 4) OBP: 0.362, SLG: 0.437																	3 0 0 0 1 1 0										
Albert Belle, R (1, 9) OBP: 0.369, SLG: 0.521																	4 0 0 0 0 0 2										
B.J. Surhoff, L (1, 7) OBP: 0.345, SLG: 0.454																	4 0 1 0 0 0 2										
Jeff Conine, R (1, 3) OBP: 0.336, SLG: 0.453																	3 0 3 0 1 0 0										
Harold Baines, L (1, 10) OBP: 0.354, SLG: 0.453																	2 0 0 1 2 0 2										
Charles Johnson, R (1, 2) OBP: 0.360, SLG: 0.566																	3 0 0 0 0 3 6										
Will Clark, L (9, PH) OBP: 0.415, SLG: 0.479																	1 0 0 0 0 1 1										
13 Ivanon Coffie, L (1, 5) OBP: 0.250, SLG: 0.238																	4 0 0 0 0 1 1										
Inning Stats	R: 0 E: 0 K: 2 S: 10	H: 0 LOB: 0 BB: 0 P: 17	R: 0 E: 0 K: 0 S: 10	H: 1 LOB: 1 BB: 0 P: 17	R: 0 E: 0 K: 2 S: 10	H: 0 LOB: 0 BB: 0 P: 14	R: 1 E: 0 K: 1 S: 11	H: 1 LOB: 3 BB: 3 P: 31	R: 0 E: 0 K: 1 S: 14	H: 2 LOB: 3 BB: 1 P: 23	R: 0 E: 0 K: 0 S: 7	H: 0 LOB: 0 BB: 0 P: 13	R: 0 E: 0 K: 0 S: 6	H: 0 LOB: 0 BB: 0 P: 7	R: 0 E: 0 K: 1 S: 8	H: 1 LOB: 1 BB: 0 P: 11	1B: 5 2B: 0 3B: 0 HR: 0	SF: 0 SAC: 0 DP: 0 HBP: 0	WP: 0 PB: 0 SB: 0 CS: 0	PA: 36							
PITCHER	IP	WLS	BF	H	R	ER	SO	BB	IBB	HBP	BLK	WP	HR	S	P	ERA	WHIP										
Frank Castillo, R (1, 1) ERA: 4.03	5.2	W	24	4	1	1	6	3	0	0	0	0	0	64	111	1.59	1.235										
Pedro Borbon, L (6, 1) ERA: 5.17	0.0		1	0	0	0	0	1	0	0	0	0	0	0	4	∞	∞										
Paul Quantrill, R (6, 1) ERA: 4.24	0.1	H	1	0	0	0	1	0	0	0	0	0	0	3	6	0.00	0.000										
Lance Painter, L (7, 1) ERA: 4.26	1.0	H	3	0	0	0	0	0	0	0	0	0	0	7	13	0.00	0.000										
Billy Koch, R (8, 1) ERA: 2.35	2.0	S	7	1	0	0	1	0	0	0	0	0	0	14	18	0.00	0.500										

Baltimore Orioles @ Toronto Blue Jays
SkyDome, Toronto, ON
 Sun Jul 23 2000, 1:05 PM EDT
 Att: 26,276 - Sunny - 71 F

AB	32
R	1
H	5
RBI	1
BB	4
SO	8
LOB	14



Batter	1	2	3	4	5	6	7	8	9	AB	R	H	RBI	BB	SO	LOB	BOTTOM										
Shannon Stewart, R (1, 7) OBP: 0.367, SLG: 0.544																	4 1 2 0 0 0 0										
Homer Bush, R (1, 4) OBP: 0.270, SLG: 0.258																	4 1 1 1 0 0 1										
Tony Batista, R (1, 5) OBP: 0.335, SLG: 0.605																	4 2 2 1 0 0 1										
Carlos Delgado, L (1, 3) OBP: 0.476, SLG: 0.718																	3 0 1 2 1 1 1										
Brad Fullmer, L (1, 10) OBP: 0.351, SLG: 0.548																	4 0 0 0 0 2 3										
José Cruz Jr., S (1, 8) OBP: 0.324, SLG: 0.476																	3 0 0 0 0 2 0										
Darrin Fletcher, L (1, 2) OBP: 0.359, SLG: 0.532																	3 0 1 0 0 0 0										
Marty Cordova, R (1, 9) OBP: 0.335, SLG: 0.391																	3 0 1 0 0 1 0										
Alex Gonzalez, R (1, 6) OBP: 0.306, SLG: 0.376																	3 0 0 0 0 1 2										
Inning Stats	R: 1 E: 0 K: 2 S: 12	H: 2 LOB: 1 BB: 0 P: 16	R: 0 E: 0 K: 1 S: 8	H: 0 LOB: 0 BB: 0 P: 13	R: 2 E: 0 K: 1 S: 20	H: 3 LOB: 1 BB: 0 P: 26	R: 0 E: 0 K: 0 S: 4	H: 2 LOB: 1 BB: 0 P: 7	R: 0 E: 0 K: 1 S: 8	H: 0 LOB: 0 BB: 0 P: 13	R: 0 E: 0 K: 1 S: 5	H: 0 LOB: 0 BB: 0 P: 11	R: 0 E: 0 K: 2 S: 11	H: 0 LOB: 0 BB: 0 P: 16	R: 1 E: 0 K: 0 S: 6	H: 1 LOB: 1 BB: 1 P: 15	1B: 3 2B: 4 3B: 0 HR: 1	SF: 0 SAC: 0 DP: 1 HBP: 0	WP: 0 PB: 0 SB: 0 CS: 0	PA: 32							
PITCHER	IP	WLS	BF	H	R	ER	SO	BB	IBB	HBP	BLK	WP	HR	S	P	ERA	WHIP										
35 Mike Mussina, R (1, 1) ERA: 3.86	8.0	L	32	8	4	4	7	1	0	0	0	0	1	74	117	4.50	1.125										

Baltimore Orioles @ Toronto Blue Jays
SkyDome, Toronto, ON
 Sun Jul 23 2000, 1:05 PM EDT
 Att: 26,276 - Sunny - 71 F

AB	31
R	4
H	8
RBI	4
BB	1
SO	7
LOB	8



Batter	1	2	3	4	5	6	7	8	9	AB	R	H	RBI	BB	SO	LOB	TOP											
Chuck Knoblauch, R (1, 4) <small>OBP: 0.348, SLG: 0.399</small> Jose Vizcaino, S (7, 4) <small>OBP: 0.312, SLG: 0.305</small>										3	0	0	1	0	1	2	New York Yankees @ Baltimore Orioles Oriole Park at Camden Yards, Baltimore, MD Mon Jul 24 2000, 7:35 PM EDT Att: 47,450 - Cloudy - 75 F											
2 Derek Jeter, R (1, 6) <small>OBP: 0.365, SLG: 0.481</small>										4	1	1	1	0	1	0												
Bernie Williams, S (1, 8) <small>OBP: 0.400, SLG: 0.598</small>										4	0	0	0	0	1	1												
Glenallen Hill, R (1, 10) <small>OBP: 0.302, SLG: 0.506</small>										4	1	1	1	0	1	0												
20 Jorge Posada, S (1, 2) <small>OBP: 0.433, SLG: 0.522</small>										4	0	0	0	0	3	1												
David Justice, L (1, 9) <small>OBP: 0.375, SLG: 0.581</small>										4	0	1	0	0	1	0												
Scott Brosius, R (1, 5) <small>OBP: 0.312, SLG: 0.384</small>										3	0	0	0	1	0	1												
Ryan Thompson, R (1, 7) <small>OBP: 0.261, SLG: 0.350</small> Paul O'Neill, L (9, PH) <small>OBP: 0.352, SLG: 0.449</small>										2	1	1	0	1	0	0												
Clay Bellinger, R (1, 3) <small>OBP: 0.293, SLG: 0.393</small> Tino Martinez, L (9, PH) <small>OBP: 0.326, SLG: 0.419</small>										3	1	1	0	0	1	2												
Inning Stats	R: 0 E: 0 K: 3 S: 9	H: 0 LOB: 0 BB: 0 P: 12	R: 1 E: 0 K: 1 S: 7	H: 1 LOB: 0 BB: 0 P: 12	R: 3 E: 1 K: 1 S: 12	H: 2 LOB: 1 BB: 1 P: 22	R: 0 E: 0 K: 0 S: 7	H: 0 LOB: 0 BB: 0 P: 11	R: 0 E: 0 K: 1 S: 8	H: 0 LOB: 0 BB: 0 P: 14	R: 0 E: 0 K: 1 S: 16	H: 1 LOB: 2 BB: 1 P: 26	R: 0 E: 0 K: 0 S: 7	H: 0 LOB: 0 BB: 0 P: 12	R: 0 E: 0 K: 1 S: 10	H: 1 LOB: 2 BB: 1 P: 19		1B: 3 2B: 1 3B: 0 HR: 1	SF: 1 SAC: 0 DP: 0 HBP: 0	WP: 0 PB: 0 SB: 0 CS: 0	PA: 36							
PITCHER	IP	WLS	BF	H	R	ER	SO	BB	IBB	HBP	BLK	WP	HR	S	P	ERA		WHIP										
John Parrish, L (1, 1) <small>ERA: 3.86</small> Mike Trombley, R (8, 1) <small>ERA: 4.19</small> Buddy Groom, L (9, 1) <small>ERA: 4.34</small>	7.0	L	28	4	4	3	9	2	0	0	0	0	1	67	109	3.86		0.857										

Batter	1	2	3	4	5	6	7	8	9	AB	R	H	RBI	BB	SO	LOB	BOTTOM											
Brady Anderson, L (1, 8) <small>OBP: 0.348, SLG: 0.406</small>										4	1	1	0	1	1	4	New York Yankees @ Baltimore Orioles Oriole Park at Camden Yards, Baltimore, MD Mon Jul 24 2000, 7:35 PM EDT Att: 47,450 - Cloudy - 75 F											
Mike Bordick, R (1, 6) <small>OBP: 0.355, SLG: 0.490</small>										4	0	1	0	1	2	7												
Delino DeShields, L (1, 4) <small>OBP: 0.360, SLG: 0.433</small>										5	1	1	1	0	1	2												
Albert Belle, R (1, 9) <small>OBP: 0.366, SLG: 0.516</small>										4	0	0	0	0	0	2												
B.J. Surhoff, L (1, 7) <small>OBP: 0.342, SLG: 0.449</small>										4	0	0	0	0	0	2												
Will Clark, L (1, 3) <small>OBP: 0.419, SLG: 0.480</small>										2	1	1	1	1	1	0												
Charles Johnson, R (1, 2) <small>OBP: 0.362, SLG: 0.569</small>										4	0	2	1	0	2	1												
Harold Baines, L (1, 10) <small>OBP: 0.354, SLG: 0.449</small> Jeff Conine, R (8, PH) <small>OBP: 0.335, SLG: 0.451</small>										2	0	0	0	1	1	3												
13 Ivanon Coffie, L (1, 5) <small>OBP: 0.286, SLG: 0.217</small>										2	0	0	0	2	1	2												
Inning Stats	R: 1 E: 0 K: 0 S: 15	H: 2 LOB: 1 BB: 0 P: 25	R: 1 E: 0 K: 3 S: 14	H: 1 LOB: 2 BB: 1 P: 25	R: 1 E: 0 K: 1 S: 12	H: 2 LOB: 1 BB: 0 P: 17	R: 0 E: 0 K: 0 S: 6	H: 0 LOB: 1 BB: 2 P: 16	R: 0 E: 0 K: 2 S: 17	H: 1 LOB: 3 BB: 2 P: 27	R: 0 E: 0 K: 0 S: 5	H: 0 LOB: 0 BB: 0 P: 7	R: 0 E: 0 K: 2 S: 10	H: 0 LOB: 0 BB: 0 P: 17	R: 0 E: 0 K: 1 S: 11	H: 0 LOB: 1 BB: 1 P: 20		1B: 5 2B: 1 3B: 0 HR: 0	SF: 0 SAC: 0 DP: 1 HBP: 1	WP: 0 PB: 0 SB: 2 CS: 0	PA: 39							
PITCHER	IP	WLS	BF	H	R	ER	SO	BB	IBB	HBP	BLK	WP	HR	S	P	ERA		WHIP										
Roger Clemens, R (1, 1) <small>ERA: 4.01</small> Mike Stanton, L (7, 1) <small>ERA: 2.74</small> 42 Mariano Rivera, R (8, 1) <small>ERA: 3.14</small>	6.0	W	29	6	3	3	6	5	0	1	0	0	0	11	18	0.00		0.000										

Batter	1	2	3	4	5	6	7	8	9	AB	R	H	RBI	BB	SO	LOB	TOP								
Jose Vizcaino, S OBP: 0.320, SLG: 0.323 (1, 4)	 0-3 1-0	 1-3 2B		 2-1 2-3			 0-1		 3-1	5	1	1	0	0	1	1									
2 Derek Jeter, R OBP: 0.388, SLG: 0.487 (1, 6)	 2-2	 4-1 BB		 1-1			 2-2			3	0	0	0	1	0	1									
Paul O'Neill, L OBP: 0.361, SLG: 0.463 (1, 9)	 1-1	 1-2			 2-3		 0-1			4	1	2	2	0	1	0									
Bernie Williams, S OBP: 0.403, SLG: 0.608 (1, 8)	 4-0 1-2	 1-3 2-H 3-H 1-2			 4-2			 2-1		2	1	1	0	2	0	2									
David Justice, L OBP: 0.378, SLG: 0.586 (1, 10)	 1-2 1-3 2-H		 2-3		 2-1		 0-1 20 P4-3			4	0	2	2	0	1	1									
Tino Martinez, L OBP: 0.322, SLG: 0.411 (1, 3)	 0-2		 1-2		 1-1		 3-H 1-3			4	0	0	0	0	1	4									
20 Jorge Posada, S OBP: 0.429, SLG: 0.510 (1, 2)		 1-3	 2-1			 0-0		 0-0 1-2		4	0	0	0	0	1	1									
Ryan Thompson, R OBP: 0.313, SLG: 0.464 (1, 7)		 0-1 1B		 1-1		 1-2		 3-3		4	1	1	0	0	1	0									
Scott Brosius, R OBP: 0.313, SLG: 0.386 (1, 5)		 0-2		 2-1 2B		 2-2		 3-2		4	0	1	0	0	0	1									
Inning Stats	R: 1 E: 0 K: 1 S: 14	H: 2 LOB: 2 BB: 1 P: 22	R: 2 E: 0 K: 1 S: 17	H: 3 LOB: 2 BB: 1 P: 25	R: 0 E: 0 K: 1 S: 8	H: 0 LOB: 0 BB: 0 P: 13	R: 0 E: 0 K: 0 S: 8	H: 1 LOB: 1 BB: 0 P: 14	R: 0 E: 0 K: 1 S: 9	H: 0 LOB: 1 BB: 1 P: 18	R: 0 E: 0 K: 0 S: 10	H: 0 LOB: 0 BB: 0 P: 13	R: 0 E: 0 K: 0 S: 7	H: 0 LOB: 0 BB: 0 P: 9	R: 1 E: 0 K: 1 S: 8	H: 2 LOB: 0 BB: 0 P: 11	R: 0 E: 0 K: 1 S: 9	H: 0 LOB: 0 BB: 0 P: 18	1B: 4 2B: 4 3B: 1 HR: 0	SF: 0 SAC: 0 DP: 1 HBP: 0	WP: 0 PB: 0 SB: 0 CS: 0	PA: 37			
PITCHER	IP	WLS	BF	H	R	ER	SO	BB	IBB	HBP	BLK	WP	HR	S	P	ERA	WHIP								
Sidney Ponson, R ERA: 5.44 (1, 1)	7.0	L	32	8	4	4	4	3	0	0	0	0	0	77	120	5.14	1.571								
Buddy Groom, L ERA: 4.23 (8, 1)	1.0		2	0	0	0	1	0	0	0	0	0	0	4	5	0.00	0.000								
Jose Mercedes, R ERA: 5.28 (9, 1)	1.0		3	0	0	0	1	0	0	0	0	0	0	9	18	0.00	0.000								

New York Yankees @ Baltimore Orioles
Oriole Park at Camden Yards, Baltimore, MD

AB 34
R 4
H 8
RBI 4
BB 3
SO 6
LOB 11



Wed Jul 26 2000, 7:05 PM EDT
Att: 47,691 - Cloudy - 74 F


Batter	1	2	3	4	5	6	7	8	9	AB	R	H	RBI	BB	SO	LOB	BOTTOM								
Delino DeShields, L OBP: 0.360, SLG: 0.436 (1, 4)	 2-1 1B		 3-2		 2-1		 3-1 2B		 2-3	5	1	2	0	0	1	0									
Mike Bordick, R OBP: 0.350, SLG: 0.481 (1, 6)	 3-3 1-2		 1-2		 2-3		 1-0		 3-1	4	0	0	0	0	2	1									
Will Clark, L OBP: 0.415, SLG: 0.472 (1, 3)	 0-0 2-H		 2-0			 0-3	 2-1			4	0	2	1	0	1	2									
Albert Belle, R OBP: 0.364, SLG: 0.513 (1, 9)	 0-1 1-2		 0-1			 0-1	 2-3			4	0	1	0	0	0	4									
B.J. Surhoff, L OBP: 0.345, SLG: 0.460 (1, 7)		 0-2 2B		 3-1		 2-0		 0-3		4	0	1	0	0	1	1									
Jeff Conine, R OBP: 0.343, SLG: 0.452 (1, 5)		 1-0		 0-1 1B		 4-1		 1-1		3	0	2	0	1	0	1									
Harold Baines, L OBP: 0.351, SLG: 0.440 (1, 10)		 3-3		 3-3		 4-2 1-2 2-3		 1-3		3	0	0	0	1	3	3									
Charles Johnson, R OBP: 0.359, SLG: 0.558 (1, 2)		 4-1		 0-0		 2-2 1-2	 0-3		 1-3	3	0	0	0	1	1	5									
Luis Matos, R OBP: 0.273, SLG: 0.324 Brady Anderson, L OBP: 0.349, SLG: 0.404 (9, PH)	 1-1				 0-0		 0-3		 0-0	3	0	0	0	0	1	2									
Inning Stats	R: 1 E: 0 K: 1 S: 10	H: 2 LOB: 0 BB: 0 P: 15	R: 0 E: 0 K: 1 S: 10	H: 1 LOB: 2 BB: 1 P: 19	R: 0 E: 0 K: 0 S: 9	H: 1 LOB: 1 BB: 0 P: 15	R: 0 E: 0 K: 1 S: 6	H: 0 LOB: 0 BB: 0 P: 10	R: 0 E: 0 K: 1 S: 13	H: 1 LOB: 3 BB: 2 P: 25	R: 0 E: 0 K: 1 S: 9	H: 1 LOB: 2 BB: 0 P: 15	R: 0 E: 0 K: 3 S: 11	H: 1 LOB: 1 BB: 0 P: 14	R: 0 E: 0 K: 1 S: 7	H: 0 LOB: 0 BB: 0 P: 12	1B: 5 2B: 3 3B: 0 HR: 0	SF: 0 SAC: 0 DP: 1 HBP: 1	WP: 0 PB: 0 SB: 2 CS: 0	PA: 38					
PITCHER	IP	WLS	BF	H	R	ER	SO	BB	IBB	HBP	BLK	WP	HR	S	P	ERA	WHIP								
Dwight Gooden, R ERA: 5.17 (1, 1)	5.2	W	25	6	1	1	5	3	0	0	0	0	0	54	94	1.59	1.588								
Jeff Nelson, R ERA: 2.04 (6, 1)	0.2	H	4	1	0	0	1	0	0	1	0	0	0	8	14	0.00	1.500								
Mike Stanton, L ERA: 2.64 (7, 1)	1.2	H	6	1	0	0	3	0	0	0	0	0	0	15	20	0.00	0.600								
42 Mariano Rivera, R ERA: 3.07 (9, 1)	1.0	S	3	0	0	0	1	0	0	0	0	0	0	7	12	0.00	0.000								


New York Yankees @ Baltimore Orioles
Oriole Park at Camden Yards, Baltimore, MD


AB 34
R 1
H 8
RBI 1
BB 3
SO 10
LOB 19



Wed Jul 26 2000, 7:05 PM EDT
Att: 47,691 - Cloudy - 74 F

Batter	1	2	3	4	5	6	7	8	9	AB R H RBI BB SO LOB	TOP																								
												<p>Cleveland Indians @ Baltimore Orioles Oriole Park at Camden Yards, Baltimore, MD Fri Jul 28 2000, 7:35 PM EDT</p> <p>livebaseballscorecards.com</p> <p>AB 0 R 0 H 0 RBI 0 BB 0 SO 0 LOB 0</p> 																							
Inning Stats											1B: 0 SF: 0 WP: 0 PA: 0 2B: 0 SAC: 0 FB: 0 3B: 0 DP: 0 SB: 0 HR: 0 HBP: 0 CS: 0																								
PITCHER	IP	WLS	BF	H	R	ER	SO	BB	IBB	HBP	BLK	WP	HR	S	P	ERA	WHIP	PITCHER	IP	WLS	BF	H	R	ER	SO	BB	IBB	HBP	BLK	WP	HR	S	P	ERA	WHIP

Batter	1	2	3	4	5	6	7	8	9	AB R H RBI BB SO LOB	BOTTOM																								
												<p>Cleveland Indians @ Baltimore Orioles Oriole Park at Camden Yards, Baltimore, MD Fri Jul 28 2000, 7:35 PM EDT</p> <p>livebaseballscorecards.com</p> <p>AB 0 R 0 H 0 RBI 0 BB 0 SO 0 LOB 0</p> 																							
Inning Stats											1B: 0 SF: 0 WP: 0 PA: 0 2B: 0 SAC: 0 FB: 0 3B: 0 DP: 0 SB: 0 HR: 0 HBP: 0 CS: 0																								
PITCHER	IP	WLS	BF	H	R	ER	SO	BB	IBB	HBP	BLK	WP	HR	S	P	ERA	WHIP	PITCHER	IP	WLS	BF	H	R	ER	SO	BB	IBB	HBP	BLK	WP	HR	S	P	ERA	WHIP

Batter	1	2	3	4	5	6	7	8	9	AB	R	H	RBI	BB	SO	LOB	TOP								
Bill Selby, L OBP: 0.167, SLG: 0.333 (1, 7)	G4-3	FC3-6 BB 1B HR	G4-3			F8		P4		6	2	1	0	0	0	5	Cleveland Indians @ Baltimore Orioles Oriole Park at Camden Yards, Baltimore, MD Sat Jul 29 2000, 1:15 PM EDT Att: 47,715 - Cloudy - 84 F								
Omar Vizquel, S OBP: 0.365, SLG: 0.405 (1, 6)	BB 1B	HR		HR	BB 1B	F5		G4-6-3		6	3	4	2	0	0	2									
Roberto Alomar, S OBP: 0.334, SLG: 0.415 (1, 4)	BB 1B	HR		F7	BB 1B		BB 1B	F8		5	3	3	1	1	0	1									
Manny Ramirez, R OBP: 0.425, SLG: 0.681 (1, 10)	K	HR		HR	BB 1B		BB 1B	K		4	3	2	6	2	2	2									
Jim Thome, L OBP: 0.400, SLG: 0.588 (1, 3)	BB	G4-3		BB	E7		F5	BB 1B		4	0	2	2	2	0	2									
Travis Fryman, R OBP: 0.404, SLG: 0.532 (1, 5)	K		2B	K	SF9		FC4	BB		4	1	2	2	1	2	4									
Russell Branyan, L OBP: 0.336, SLG: 0.590 (1, 9)		F8	K	G3	K		K	P6		6	0	0	0	0	3	7									
Sandy Alomar Jr., R OBP: 0.347, SLG: 0.437 (1, 2)		FC3-6 BB 1B	G5-3		L5	G4-3	FC4			5	1	1	0	0	0	3									
Jolbert Cabrera, R OBP: 0.317, SLG: 0.330 (1, 8)	FC3-6 1B		2B	2B	1B		G4-6-3 1B			5	1	5	1	0	0	0									
Inning Stats	R: 0 E: 0 K: 2 S: 17	H: 2 LOB: 3 BB: 1 P: 29	R: 5 E: 0 K: 0 S: 13	H: 4 LOB: 0 BB: 23	R: 1 E: 0 K: 1 S: 10	H: 2 LOB: 1 BB: 0 P: 17	R: 2 E: 0 K: 1 S: 13	H: 2 LOB: 1 BB: 1 P: 25	R: 5 E: 1 K: 1 S: 19	H: 5 LOB: 1 BB: 1 P: 31	R: 0 E: 0 K: 0 S: 7	H: 1 LOB: 1 BB: 0 P: 11	R: 1 E: 0 K: 1 S: 10	H: 2 LOB: 2 BB: 1 P: 19	R: 0 E: 0 K: 0 S: 7	H: 1 LOB: 0 BB: 10	R: 0 E: 0 K: 1 S: 11	H: 1 LOB: 2 BB: 1 P: 21	1B: 15 2B: 3 3B: 0 HR: 2	SF: 1 SAC: 0 DP: 1 HBP: 0	WP: 0 PB: 0 SB: 0 CS: 0	PA: 52			
PITCHER	IP	WLS	BF	H	R	ER	SO	BB	IBB	HBP	BLK	WP	HR	S	P	ERA	WHIP								
Pat Rapp, R ERA: 6.11 (1, 1)	4.0	L	25	10	8	8	4	3	0	0	0	0	2	53	94	18.00	3.250								
Gabe Molina, R ERA: 9.0 (5, 1)	3.0		19	8	6	5	2	2	0	0	0	0	0	36	61	15.00	3.333								
Ryan Kohlmeier, R ERA: (8, 1)	2.0		8	2	0	0	1	1	0	0	0	0	0	18	31	0.00	1.500								

Batter	1	2	3	4	5	6	7	8	9	AB	R	H	RBI	BB	SO	LOB	BOTTOM								
Brady Anderson, L OBP: 0.346, SLG: 0.401 (1, 8)	K		K		G4-3		K			3	0	0	0	0	2	1	Cleveland Indians @ Baltimore Orioles Oriole Park at Camden Yards, Baltimore, MD Sat Jul 29 2000, 1:15 PM EDT Att: 47,715 - Cloudy - 84 F								
Luis Matos, R OBP: 0.267, SLG: 0.316 (7, 8)										1	0	0	0	0	1	3									
Delino DeShields, L OBP: 0.337, SLG: 0.432 (1, 4)	G3-1		F8			G3	FC4-6			3	0	0	0	0	0	0									
6 Melvin Mora, R OBP: 0.315, SLG: 0.421 (7, 4)										1	0	0	0	0	0	3									
Will Clark, L OBP: 0.413, SLG: 0.473 (1, 3)	K		K			F8		2B		4	0	1	0	0	2	0									
Albert Belle, R OBP: 0.363, SLG: 0.510 (1, 9)		G6-3			F7			G1-3		4	0	1	0	0	0	1									
B.J. Surhoff, L OBP: 0.345, SLG: 0.459 (1, 7)					L5			F9		3	1	1	0	0	0	1									
Ryan Minor, R OBP: 0.292, SLG: 0.227 (7, 5)		HR				G6-3				1	0	0	0	0	0	1									
Jeff Conine, R OBP: 0.341, SLG: 0.449 (7, 7)		F9			F9		13 1B	K		4	0	1	0	0	1	2									
Harold Baines, L OBP: 0.349, SLG: 0.437 (1, 10)					G3		F8		F8	4	1	1	0	0	0	1									
Charles Johnson, R OBP: 0.364, SLG: 0.570 (1, 2)						K		13 1B	13 G5-4-3	3	1	2	3	1	1	0									
13 Ivanon Coffie, L OBP: 0.303, SLG: 0.250 (1, 6)		G6-3						6 FC4-6	G5-4-3	4	0	2	0	0	0	1									
Inning Stats	R: 0 E: 0 K: 2 S: 9	H: 0 LOB: 0 BB: 0 P: 12	R: 3 E: 0 K: 0 S: 14	H: 3 LOB: 0 BB: 0 P: 26	R: 0 E: 0 K: 2 S: 9	H: 0 LOB: 0 BB: 0 P: 12	R: 0 E: 0 K: 0 S: 5	H: 0 LOB: 0 BB: 0 P: 7	R: 0 E: 0 K: 1 S: 11	H: 1 LOB: 1 BB: 0 P: 16	R: 0 E: 0 K: 0 S: 8	H: 1 LOB: 1 BB: 0 P: 11	R: 0 E: 0 K: 1 S: 15	H: 3 LOB: 3 BB: 0 P: 21	R: 0 E: 0 K: 1 S: 6	H: 1 LOB: 1 BB: 0 P: 8	R: 0 E: 0 K: 0 S: 5	H: 0 LOB: 1 BB: 1 P: 12	1B: 7 2B: 1 3B: 0 HR: 1	SF: 0 SAC: 0 DP: 1 HBP: 0	WP: 0 PB: 0 SB: 0 CS: 0	PA: 36			
PITCHER	IP	WLS	BF	H	R	ER	SO	BB	IBB	HBP	BLK	WP	HR	S	P	ERA	WHIP								
Jason Bere, R ERA: 4.87 (1, 1)	7.0	W	29	8	3	3	6	0	0	0	0	0	1	71	105	3.86	1.143								
Justin Speier, R ERA: 2.63 (8, 1)	2.0		7	1	0	0	1	1	0	0	0	0	0	11	20	0.00	1.000								



Batter	1	2	3	4	5	6	7	8	9	AB	R	H	RBI	BB	SO	LOB	TOP								
Jolbert Cabrera, R OBP: 0.320, SLG: 0.333 (1, 8)																	5 0 2 0 0 0 1								
Omar Vizquel, S OBP: 0.365, SLG: 0.403 (1, 6)																	4 0 1 0 1 0 3								
Roberto Alomar, S OBP: 0.337, SLG: 0.416 (1, 4)																	4 0 2 0 1 0 3								
Manny Ramirez, R OBP: 0.426, SLG: 0.681 Bill Selby, L OBP: 0.167, SLG: 0.333 (8, PR)																	3 0 1 0 1 1 4 0 0 0 0 0 0 0								
Jim Thome, L OBP: 0.399, SLG: 0.583 (1, 3)																	3 0 0 0 1 2 4								
Wil Cordero, R OBP: 0.332, SLG: 0.500 (1, 7)																	4 0 0 0 0 0 4								
David Segui, S OBP: 0.392, SLG: 0.518 (1, 9)																	4 0 2 0 0 0 0								
Travis Fryman, R OBP: 0.400, SLG: 0.526 (1, 5)																	4 0 0 0 0 0 2								
Einar Diaz, R OBP: 0.320, SLG: 0.402 (1, 2)																	4 0 2 0 0 0 0								
Inning Stats	R: 0 E: 0 K: 0 S: 8	H: 1 LOB: 2 BB: 2 P: 21	R: 0 E: 0 K: 0 S: 4	H: 1 LOB: 0 BB: 0 P: 5	R: 0 E: 0 K: 1 S: 12	H: 2 LOB: 2 BB: 0 P: 20	R: 0 E: 0 K: 1 S: 7	H: 0 LOB: 0 BB: 0 P: 7	R: 0 E: 0 K: 0 S: 7	H: 0 LOB: 0 BB: 0 P: 9	R: 0 E: 0 K: 0 S: 8	H: 1 LOB: 2 BB: 1 P: 14	R: 0 E: 0 K: 0 S: 11	H: 1 LOB: 1 BB: 0 P: 16	R: 0 E: 0 K: 1 S: 11	H: 1 LOB: 2 BB: 1 P: 17	R: 0 E: 0 K: 0 S: 13	H: 3 LOB: 3 BB: 0 P: 20	1B: 8 2B: 2 3B: 0 HR: 0	SF: 0 SAC: 0 DP: 1 HBP: 0	WP: 1 PB: 0 SB: 2 CS: 1	PA: 39			
PITCHER	IP	WLS	BF	H	R	ER	SO	BB	IBB	HBP	BLK	WP	HR	S	P	ERA	WHIP								
Jose Mercedes, R ERA: 4.73 Buddy Groom, L ERA: 4.15 Alan Mills, R ERA: 4.57 Mike Trombley, R ERA: 4.08	(1, 1)	7.0	W	28	6	0	0	2	3	0	0	0	0	57	92	0.00	1.286								

Cleveland Indians @ Baltimore Orioles
Oriole Park at Camden Yards, Baltimore, MD

AB 35
R 0
H 10
RBI 0
BB 4
SO 3
LOB 21




WP: 1 PA: 39
PB: 0
SB: 2
CS: 1

Batter	1	2	3	4	5	6	7	8	9	AB	R	H	RBI	BB	SO	LOB	BOTTOM								
Brady Anderson, L OBP: 0.348, SLG: 0.410 (1, 9)																	4 2 2 1 0 0 2								
6 Melvin Mora, R OBP: 0.318, SLG: 0.427 (1, 6)																	4 0 2 1 0 1 1								
Delino DeShields, L OBP: 0.356, SLG: 0.429 (1, 4)																	3 0 0 0 1 0 1								
Albert Belle, R OBP: 0.359, SLG: 0.505 (1, 10)																	4 0 0 0 0 1 2								
B.J. Surhoff, L OBP: 0.342, SLG: 0.456 (1, 7)																	3 0 0 0 0 0 0								
Jeff Conine, R OBP: 0.345, SLG: 0.454 (1, 3)																	2 1 1 0 1 0 0								
Greg Myers, L OBP: 0.273, SLG: 0.315 (1, 2)																	3 1 1 1 0 1 1								
Ryan Minor, R OBP: 0.259, SLG: 0.200 (1, 5)																	3 0 0 0 0 2 2								
Luis Matos, R OBP: 0.292, SLG: 0.341 (1, 8)																	3 0 2 0 0 1 1								
Inning Stats	R: 1 E: 0 K: 0 S: 7	H: 1 LOB: 0 BB: 0 P: 11	R: 0 E: 0 K: 1 S: 8	H: 0 LOB: 0 BB: 0 P: 11	R: 0 E: 0 K: 0 S: 5	H: 1 LOB: 0 BB: 0 P: 8	R: 0 E: 0 K: 1 S: 8	H: 1 LOB: 0 BB: 0 P: 12	R: 0 E: 0 K: 1 S: 9	H: 0 LOB: 0 BB: 1 P: 17	R: 0 E: 0 K: 1 S: 9	H: 1 LOB: 0 BB: 0 P: 15	R: 0 E: 0 K: 0 S: 3	H: 0 LOB: 0 BB: 0 P: 4	R: 3 E: 1 K: 2 S: 18	H: 4 LOB: 2 BB: 1 P: 33	1B: 5 2B: 3 3B: 0 HR: 1	SF: 0 SAC: 0 DP: 1 HBP: 0	WP: 1 PB: 0 SB: 0 CS: 2	PA: 32					
PITCHER	IP	WLS	BF	H	R	ER	SO	BB	IBB	HBP	BLK	WP	HR	S	P	ERA	WHIP								
Steve Woodard, R ERA: 5.69 Paul Shuey, R ERA: 2.76 Cameron Caircross, L ERA: 2.25 Steve Reed, R ERA: 5.35	(1, 1)	6.0	L	20	4	1	1	4	1	0	0	0	0	45	74	1.50	0.833								
	(7, 1)	1.2		7	2	2	2	2	0	0	0	0	0	11	17	10.80	1.200								
	(8, 1)	0.0		3	2	1	1	0	1	0	0	0	0	7	15	*	*								
	(8, 1)	0.1		1	0	0	0	0	0	0	0	0	0	3	5	0.00	0.000								

Cleveland Indians @ Baltimore Orioles
Oriole Park at Camden Yards, Baltimore, MD

AB 29
R 4
H 8
RBI 3
BB 2
SO 6
LOB 10



WP: 1 PA: 32
PB: 0
SB: 0
CS: 2

Sat Jul 29 2000, 7:05 PM EDT
Att: 47,355 - Cloudy - 86 F

Sat Jul 29 2000, 7:05 PM EDT
Att: 47,355 - Cloudy - 86 F

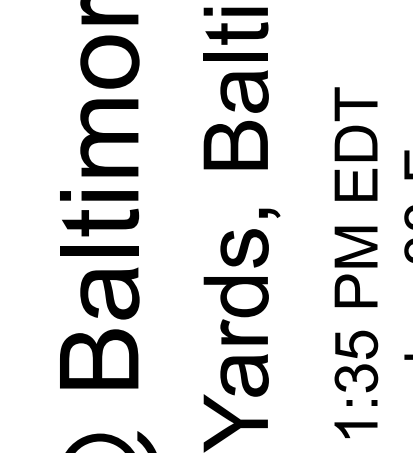
Batter	1	2	3	4	5	6	7	8	9	AB	R	H	RBI	BB	SO	LOB	TOP								
Kenny Lofton, L OBP: 0.395, SLG: 0.395 (1, 8)	E3 G5-4-3		K 1-2			K 1-2 2-3		FC5-4 1-2		4	0	0	0	1	2	2	Cleveland Indians @ Baltimore Orioles Oriole Park at Camden Yards, Baltimore, MD Sun Jul 30 2000, 1:35 PM EDT Att: 47,065 - Cloudy - 88 F								
Omar Vizquel, S OBP: 0.383, SLG: 0.401 (1, 6)	G5-4-3 1-2		G5-3		F3		WP 1B 1B	G3		5	1	1	0	0	0	6									
Roberto Alomar, S OBP: 0.340, SLG: 0.426 (1, 4)	BB 1B		G5-3		K		1-1 1B 1B		HR	5	1	3	1	0	1	4									
Manny Ramirez, R OBP: 0.433, SLG: 0.692 (1, 10)	BB 1-2				F8		BB HR HBP BB	1B BB	HR	2	2	1	1	3	0	0									
Wil Cordero, R OBP: 0.333, SLG: 0.497 (1, 7)	K				G6-3		1-1 BB HR HBP	1-2 HR HBP 1B	F8	4	1	1	1	0	1	2									
Travis Fryman, R OBP: 0.398, SLG: 0.520 (1, 5)					G6-3		4-1 BB HBP HR BB	4-2 1B BB	P6	4	1	0	0	1	0	2									
David Segui, S OBP: 0.394, SLG: 0.526 (1, 3)							2-0 BB 1B	0-0 HR	F7	4	1	2	4	1	0	2									
Sandy Alomar Jr., R OBP: 0.344, SLG: 0.431 (1, 2)							1-1 BB 1B	2-1 P4	G6-3 L8	5	0	1	0	0	1	1									
Jolbert Cabrera, R OBP: 0.326, SLG: 0.328 (1, 9)							3-1 L7	2-2 G4-3	FC5-4 BB	2	0	0	0	2	0	2									
Inning Stats	R: 0 E: 1 K: 1 S: 8	H: 1 LOB: 2 BB: 1 P: 18	R: 0 E: 0 K: 1 S: 6	H: 0 LOB: 0 BB: 0 P: 8	R: 0 E: 0 K: 1 S: 11	H: 0 LOB: 1 BB: 1 P: 22	R: 0 E: 0 K: 0 S: 5	H: 0 LOB: 0 BB: 0 P: 8	R: 0 E: 0 K: 1 S: 10	H: 2 LOB: 3 BB: 1 P: 20	R: 4 E: 0 K: 1 S: 14	H: 1 LOB: 2 BB: 1 P: 28	R: 1 E: 0 K: 0 S: 12	H: 3 LOB: 2 BB: 1 P: 20	R: 0 E: 0 K: 0 S: 10	H: 0 LOB: 1 BB: 1 P: 18	R: 2 E: 0 K: 0 S: 11	H: 2 LOB: 1 BB: 1 P: 20	1B: 6 2B: 0 3B: 0 HR: 3	SF: 0 SAC: 0 DP: 1 HBP: 1	WP: 2 PB: 0 SB: 1 CS: 0	PA: 44			
PITCHER	IP	WLS	BF	H	R	ER	SO	BB	IBB	HBP	BLK	WP	HR	S	P	ERA	WHIP								
John Parrish, L ERA: 4.85 (1, 1)	6.0	W	28	4	4	4	5	5	0	1	0	1	1	54	104	6.00	1.500								
Alan Mills, R ERA: 4.56 (7, 1)	2.0	H	10	3	1	1	0	2	0	0	0	1	0	22	38	4.50	2.500								
Mike Trombley, R ERA: 4.43 (9, 1)	1.0		6	2	2	2	0	1	0	0	0	0	2	11	20	18.00	3.000								

Batter	1	2	3	4	5	6	7	8	9	AB	R	H	RBI	BB	SO	LOB	BOTTOM								
Brady Anderson, L OBP: 0.353, SLG: 0.412 (1, 9)	2B 1B BB	BB 1-2			G3-1 SH1-3 1B	6 1B 6 S SF8 BB	SF8			1	2	1	1	3	0	0	Cleveland Indians @ Baltimore Orioles Oriole Park at Camden Yards, Baltimore, MD Sun Jul 30 2000, 1:35 PM EDT Att: 47,065 - Cloudy - 88 F								
6 Melvin Mora, R OBP: 0.317, SLG: 0.424 (1, 6)	F8	P4			SH1-3	1-2 1-3 2-H	K			4	0	1	1	0	1	3									
Delino DeShields, L OBP: 0.356, SLG: 0.432 (1, 4)	BB 1-3				G3-1	1-0 SF8		1B		4	1	2	1	0	0	1									
Albert Belle, R OBP: 0.360, SLG: 0.501 (1, 10)	BB 1B IBB				G4-3	4-0 F8		F9		3	0	0	0	2	0	2									
Jeff Conine, R OBP: 0.349, SLG: 0.456 (1, 3)	G6-4-3 1-2 2-H 3-H				G6-3	0-1 IBB		F9		5	1	3	2	0	0	3									
B.J. Surhoff, L OBP: 0.341, SLG: 0.453 (1, 7)	G6-4-3 1-2				G4-3	1-1 E 1B	K	F7		5	1	1	0	0	1	5									
Brook Fordyce, R OBP: 0.319, SLG: 0.465 (1, 2)					G4-3	0-0 E FC5-4 1B	1-2 FC5-4 1B	2B 1B		4	2	2	0	0	1	0									
Ryan Minor, R OBP: 0.233, SLG: 0.179 (1, 5)						1-0 E1	1-3 2-H	2B HBP		3	0	0	0	0	0	1									
13 Ivanon Coffie, L OBP: 0.324, SLG: 0.250 (7, PH) (8, 5)					F9	FC5-4		2B		0	1	0	0	0	0	0									
Luis Matos, R OBP: 0.308, SLG: 0.378 (1, 8)					P4	FC5-4 6 S 1-2	1-1 S SF8	2B		4	2	2	4	0	0	1									
Inning Stats	R: 2 E: 0 K: 0 S: 14	H: 2 LOB: 1 BB: 2 P: 30	R: 0 E: 0 K: 1 S: 10	H: 1 LOB: 2 BB: 1 P: 19	R: 0 E: 0 K: 0 S: 5	H: 0 LOB: 0 BB: 0 P: 7	R: 0 E: 0 K: 0 S: 6	H: 0 LOB: 0 BB: 0 P: 10	R: 4 E: 1 K: 2 S: 13	H: 3 LOB: 1 BB: 1 P: 24	R: 4 E: 0 K: 2 S: 14	H: 3 LOB: 0 BB: 0 P: 20	R: 0 E: 0 K: 0 S: 6	H: 1 LOB: 1 BB: 0 P: 10	1B: 10 2B: 2 3B: 0 HR: 0	SF: 2 SAC: 1 DP: 1 HBP: 1	WP: 0 PB: 0 SB: 5 CS: 0	PA: 42							
PITCHER	IP	WLS	BF	H	R	ER	SO	BB	IBB	HBP	BLK	WP	HR	S	P	ERA	WHIP								
Chuck Finley, L ERA: 3.93 (1, 1)	5.1	L	28	7	6	4	1	3	2	0	0	0	0	12	17	18.00	3.000								
Justin Speier, R ERA: 3.03 (6, 1)	1.0		6	3	2	2	1	0	0	0	0	0	0	8	13	27.00	1.500								
Paul Shuey, R ERA: 3.24 (7, 1)	0.2		4	1	2	2	1	0	0	0	0	0	0	6	10	0.00	1.000								
Steve Karsay, R ERA: 3.09 (8, 1)	1.0		4	1	0	0	0	0	0	0	0	0	0	6	10	0.00	1.000								

AB 35
R 7
H 9
RBI 7
BB 8
SO 5
LOB 21



AB 33
R 10
H 12
RBI 9
BB 5
SO 3
LOB 16



Batter	1	2	3	4	5	6	7	8	9	AB	R	H	RBI	BB	SO	LOB	TOP			
Jay Canizaro, R (1,4) OBP: 0.325, SLG: 0.414	G1-3			K		G1-3			K	4	0	0	0	0	2	0	Minnesota Twins @ Baltimore Orioles Oriole Park at Camden Yards, Baltimore, MD Tue Aug 01 2000, 7:35 PM EDT Att: 35,107 - Overcast - 80 F AB 30 R 0 H 1 RBI 0 BB 2 SO 15 LOB 6			
Denny Hocking, S (1,6) OBP: 0.361, SLG: 0.400	K2-3			K		F7			G5-3	4	0	0	0	0	2	0				
Midre Cummings, L (1,9) OBP: 0.355, SLG: 0.423	G3-1				BB				E3	3	0	0	0	1	0	0				
Ron Coomer, R (1,3)		G6-3			K				E4	4	0	1	0	0	1	2				
David Ortiz, L (1,10) OBP: 0.400, SLG: 0.469		K				K			K	3	0	0	0	1	3	2				
Corey Koskie, L (1,5) OBP: 0.406, SLG: 0.460		K				K				3	0	0	0	0	2	2				
Tori Hunter, R (1,8) OBP: 0.228, SLG: 0.275			L6			K			F9	3	0	0	0	0	1	0				
Jacque Jones, L (1,7) OBP: 0.326, SLG: 0.477			G1				K		G6-3	3	0	0	0	0	1	0				
Chad Moeller, R (1,2) OBP: 0.255, SLG: 0.261			K				K		K	3	0	0	0	0	3	0				
Inning Stats	R: 0 H: 0 E: 0 K: 1 S: 11	H: 0 LOB: 0 BB: 0 P: 15	R: 0 H: 0 E: 0 K: 2 S: 8	H: 0 LOB: 0 BB: 0 P: 11	R: 0 H: 0 E: 0 K: 1 S: 7	H: 0 LOB: 1 BB: 0 P: 12	R: 0 H: 0 E: 0 K: 3 S: 12	H: 0 LOB: 1 BB: 0 P: 21	R: 0 H: 0 E: 0 K: 3 S: 10	H: 0 LOB: 0 BB: 0 P: 15	R: 0 H: 1 E: 0 K: 0 S: 8	H: 1 LOB: 2 BB: 1 P: 15	R: 0 H: 0 E: 0 K: 1 S: 8	H: 0 LOB: 0 BB: 0 P: 8	R: 0 H: 0 E: 2 K: 2 S: 14	H: 0 LOB: 2 BB: 0 P: 20	1B: 1 2B: 0 3B: 0 HR: 0	SF: 0 SAC: 0 DP: 0 HBP: 0	WP: 0 PB: 0 SB: 0 CS: 0	PA: 32
PITCHER 35 Mike Mussina, R (1,1) ERA: 3.65	IP: 9.0 WLS: W BF: 32 H: 1 R: 0 ER: 0 SO: 15 BB: 2 IBB: 0 HBP: 0 BLK: 0 WP: 0 HR: 0 S: 85 P: 125 ERA: 0.00 WHIP: 0.333																			

Batter	1	2	3	4	5	6	7	8	9	AB	R	H	RBI	BB	SO	LOB	BOTTOM	
Brady Anderson, L (1,7) OBP: 0.353, SLG: 0.405	G5-3 BB	F5							K	2	2	0	0	3	1	2	Minnesota Twins @ Baltimore Orioles Oriole Park at Camden Yards, Baltimore, MD Tue Aug 01 2000, 7:35 PM EDT Att: 35,107 - Overcast - 80 F AB 36 R 10 H 13 RBI 9 BB 5 SO 5 LOB 14	
6 Melvin Mora, R (1,6) OBP: 0.329, SLG: 0.429	G5-3 BB	CS	P3						E5	4	2	3	0	1	0	0		
Delino DeShields, L (1,4) OBP: 0.361, SLG: 0.439	F9		G6-3 2B						F7	5	2	3	1	0	0	4		
Albert Belle, R (1,9) OBP: 0.364, SLG: 0.521	G5-3 BB		G6-3						F7	4	1	2	5	1	0	1		
Carlos Casimiro, R (1,10) OBP: 0.125, SLG: 0.250	G5-3		G4-3						K	5	0	0	1	0	1	4		
Chris Richard, L (1,3) OBP: 0.231, SLG: 0.292	K									4	0	1	0	0	2	2		
Brook Fordyce, R (1,2) OBP: 0.315, SLG: 0.496									G4-3	4	2	2	2	0	1	1		
Ryan Minor, R (1,5) OBP: 0.216, SLG: 0.171		G1-3							G6-3	4	0	0	0	0	0	0		
Luis Matos, R (1,8) OBP: 0.322, SLG: 0.385										4	1	2	0	0	0	0		
Inning Stats	R: 1 H: 0 E: 0 K: 1 S: 17	H: 2 LOB: 0 BB: 0 P: 14	R: 0 H: 1 E: 0 K: 0 S: 10	H: 1 LOB: 1 BB: 0 P: 14	R: 1 H: 1 E: 0 K: 0 S: 6	H: 1 LOB: 0 BB: 0 P: 13	R: 4 H: 3 E: 0 K: 2 S: 17	H: 3 LOB: 0 BB: 1 P: 26	R: 0 H: 1 E: 1 K: 0 S: 10	H: 1 LOB: 2 BB: 1 P: 19	R: 0 H: 1 E: 0 K: 1 S: 10	H: 1 LOB: 1 BB: 0 P: 13	R: 3 H: 4 E: 1 K: 1 S: 13	H: 4 LOB: 1 BB: 0 P: 20	1B: 8 2B: 2 3B: 0 HR: 3	SF: 0 SAC: 0 DP: 0 HBP: 0	WP: 0 PB: 0 SB: 0 CS: 1	PA: 42
PITCHER Mark Redman, L (1,1) ERA: 4.77 Bob Wells, R (6,1) ERA: 3.6 LaTroy Hawkins, R (6,1) ERA: 3.5 Eddie Guardado, L (7,1) ERA: 3.66 Johan Santana, L (8,1) ERA: 6.59	IP: 4.0 WLS: L BF: 22 H: 4 R: 7 ER: 7 SO: 7 BB: 4 IBB: 0 HBP: 0 BLK: 0 WP: 0 HR: 3 S: 53 P: 94 ERA: 15.75 WHIP: 2.750																	

Minnesota Twins @ Baltimore Orioles
 Oriole Park at Camden Yards, Baltimore, MD
 Tue Aug 01 2000, 7:35 PM EDT
 Att: 35,107 - Overcast - 80 F



Minnesota Twins @ Baltimore Orioles
 Oriole Park at Camden Yards, Baltimore, MD
 Tue Aug 01 2000, 7:35 PM EDT
 Att: 35,107 - Overcast - 80 F



Batter	1	2	3	4	5	6	7	8	9	AB	R	H	RBI	BB	SO	LOB	TOP										
Cristian Guzman, S OBP: 0.318, SLG: 0.415	4-2 1B BB	3-2 1B 2B		2-3 K					0-1 P6	5	3	2	1	1	1	3											
Jay Canizaro, R OBP: 0.330, SLG: 0.417	1-1 P4	2-0 2H 1B		1-0 1B					0-0 BB 1B F9	5	1	3	2	0	0	3											
Midre Cummings, L OBP: 0.352, SLG: 0.418	1-2 1B	3-2 G5-3							1-2 G5-3 1B	4	2	1	1	0	0	2											
Denny Hocking, S OBP: 0.363, SLG: 0.402	1-3 1B								1-2 2B 1B	1	0	1	0	0	0	0											
Ron Coomer, R OBP: 0.338, SLG: 0.452	4-2 1B BB G3	1-0 P3							0-0 G5-3 1B	3	1	0	0	2	0	2											
David Ortiz, L OBP: 0.400, SLG: 0.472	0-1 1B 1B								2-3 K	5	1	2	4	0	1	1											
Corey Koskie, L OBP: 0.401, SLG: 0.453	1-2 G3								2-3 K	5	0	0	1	0	2	4											
Tori Hunter, R OBP: 0.246, SLG: 0.291	2-2 1B								0-1 G6-3 1B L7	5	1	4	1	0	0	0											
Jacque Jones, L OBP: 0.324, SLG: 0.476	3-1 F7								0-2 G6-3 1B G4-3	5	0	1	0	0	0	4											
Danny Ardoin, R OBP: 0.360, SLG: 0.514									4-2 1B BB F9	2	1	0	0	3	1	0											
Inning Stats	R: 4 E: 1 K: 0 S: 18	H: 2 LOB: 1 BB: 2 P: 33	R: 1 E: 0 K: 1 S: 12	H: 2 LOB: 1 BB: 0 P: 21	R: 0 E: 0 K: 1 S: 7	H: 1 LOB: 1 BB: 0 P: 9	R: 0 E: 0 K: 1 S: 7	H: 1 LOB: 1 BB: 0 P: 12	R: 0 E: 0 K: 0 S: 5	H: 0 LOB: 0 BB: 0 P: 10	R: 5 E: 0 K: 0 S: 21	H: 5 LOB: 2 BB: 2 P: 38	R: 0 E: 0 K: 0 S: 13	H: 1 LOB: 2 BB: 1 P: 19	R: 0 E: 0 K: 2 S: 10	H: 1 LOB: 1 BB: 0 P: 15	R: 0 E: 0 K: 0 S: 8	H: 1 LOB: 1 BB: 1 P: 13	1B: 11 2B: 3 3B: 0 HR: 0	SF: 0 SAC: 0 DP: 0 HBP: 0	WP: 0 PB: 0 SB: 1 CS: 1	PA: 46					
PITCHER	IP	WLS	BF	H	R	ER	SO	BB	IBB	HBP	BLK	WP	HR	S	P	ERA	WHIP										
Pat Rapp, R ERA: 6.27	5.2	L	29	9	9	6	3	3	0	0	0	0	0	65	108	9.53	2.118										
Chuck McLeroy, L ERA: 6.89	0.1		4	2	1	1	0	1	0	0	0	0	0	5	15	27.00	9.000										
Ryan Kohlmeier, R ERA: 6.89	1.0		5	1	0	0	0	1	0	0	0	0	0	13	19	0.00	2.000										
B.J. Ryan, L ERA: 7.52	1.0		4	1	0	0	2	0	0	0	0	0	0	10	15	0.00	1.000										
Jason Johnson, R ERA: 6.75	1.0		4	1	0	0	0	1	0	0	0	0	0	8	13	0.00	2.000										
Batter	1	2	3	4	5	6	7	8	9	AB	R	H	RBI	BB	SO	LOB	BOTTOM										
Brady Anderson, L OBP: 0.356, SLG: 0.410	1-1 3B 1B	0-0 BB 1B		1-3 K					0-0 F7	5	2	3	0	0	1	0											
6 Melvin Mora, R OBP: 0.342, SLG: 0.440	4-1 3B BB	4-1 BB BB		2-2 2B 1B					1-1 BB 1B	3	1	3	2	2	0	0											
Delino DeShields, L OBP: 0.366, SLG: 0.450	0-0 1H 2H G4-3 3B	4-1 1-2 2-3 BB		0-1 1-3 2B					4-1 1-2 BB	3	1	2	2	2	1	1											
Albert Belle, R OBP: 0.360, SLG: 0.514	1-2 G4-3	1-0 F2		0-0 F9					2-1 F8	5	0	0	1	0	0	8											
13 Ivanon Coffie, L OBP: 0.308, SLG: 0.242	1-3 K								0-1 F7	5	0	1	0	0	1	0											
Greg Myers, L OBP: 0.280, SLG: 0.312	4-1 FC6-4 BB			0-2 G3-1 1B					2-1 L7	4	1	1	0	1	0	1											
Trenidad Hubbard, R OBP: 0.286, SLG: 0.291	0-0 FC6-4			1-0 G3-1					2-2 F2	5	0	1	0	0	0	3											
Chris Richard, L OBP: 0.233, SLG: 0.286				1-1 G3-1					1-2 G1-3	4	0	1	1	0	0	1											
Luis Matos, R OBP: 0.317, SLG: 0.364				2-2 G6-3					2-2 P4	3	1	0	0	1	1	0											
Inning Stats	R: 3 E: 0 K: 1 S: 13	H: 2 LOB: 1 BB: 2 P: 24	R: 0 E: 0 K: 0 S: 9	H: 1 LOB: 2 BB: 2 P: 21	R: 1 E: 0 K: 0 S: 10	H: 2 LOB: 0 BB: 0 P: 12	R: 0 E: 0 K: 2 S: 13	H: 2 LOB: 2 BB: 0 P: 16	R: 0 E: 0 K: 0 S: 9	H: 1 LOB: 1 BB: 1 P: 18	R: 0 E: 0 K: 0 S: 5	H: 0 LOB: 0 BB: 0 P: 8	R: 2 E: 0 K: 1 S: 19	H: 2 LOB: 1 BB: 1 P: 31	R: 0 E: 0 K: 0 S: 6	H: 1 LOB: 0 BB: 0 P: 10	1B: 7 2B: 3 3B: 2 HR: 0	SF: 0 SAC: 0 DP: 1 HBP: 0	WP: 0 PB: 0 SB: 0 CS: 1	PA: 44							
PITCHER	IP	WLS	BF	H	R	ER	SO	BB	IBB	HBP	BLK	WP	HR	S	P	ERA	WHIP										
Brad Radke, R ERA: 4.27	5.0		26	8	4	4	3	4	0	0	0	0	0	9	18	0.00	2.400										
Hector Carrasco, R ERA: 3.92	1.0		5	1	0	0	0	1	0	0	0	0	0	5	8	0.00	0.000										
Eddie Guardado, L ERA: 3.57	1.0		3	0	0	0	0	0	0	0	0	0	0	5	8	0.00	0.000										
Bob Wells, R ERA: 3.5	0.1		4	2	2	2	0	1	0	0	0	0	0	15	25	54.00	9.000										
LaTroy Hawkins, R ERA: 3.41	1.2		5	1	0	0	1	0	0	0	0	0	0	10	16	0.00	0.600										

Minnesota Twins @ Baltimore Orioles
 Oriole Park at Camden Yards, Baltimore, MD
 Wed Aug 02 2000, 3:05 PM EDT
 Att: 37,538 - Cloudy - 90 F

AB 40
 R 10
 H 14
 RBI 10
 BB 6
 SO 5
 LOB 19



Minnesota Twins @ Baltimore Orioles
 Oriole Park at Camden Yards, Baltimore, MD
 Wed Aug 02 2000, 3:05 PM EDT
 Att: 37,538 - Cloudy - 90 F

AB 37
 R 6
 H 12
 RBI 6
 BB 6
 SO 4
 LOB 14





Batter	1	2	3	4	5	6	7	8	9	10	AB	R	H	RBI	BB	SO	LOB	TOP				
Brady Anderson, L OBP: 0.359, SLG: 0.414 (1, 7)	K	K			HR		G4-3			F7	5	1	1	2	0	2	1	Baltimore Orioles @ Tampa Bay Devil Rays Tropicana Field, St. Petersburg, FL Sat Aug 05 2000, 4:15 PM EDT Att. 18,471 - Dome - 72 F				
6 Melvin Mora, R OBP: 0.337, SLG: 0.433 (1, 6)	G6-3		F7				P1			K	5	0	0	0	0	2	0					
Delino DeShields, L OBP: 0.368, SLG: 0.458 (1, 4)	WP E 1B		G6-3							K	4	1	2	0	0	1	0					
Albert Belle, R OBP: 0.361, SLG: 0.515 (1, 10)	E5		G3							G4-6-3 BB	2	0	0	0	2	0	0					
Jeff Conine, R OBP: 0.339, SLG: 0.439 (1, 9)	L7									G4-6-3 1-2f	4	0	0	0	0	1	4					
Chris Richard, L OBP: 0.268, SLG: 0.342 (1, 3)										F8	3	1	1	0	1	0	0					
Brook Fordyce, R OBP: 0.331, SLG: 0.500 (1, 2)										G6-3	4	0	1	1	0	0	1					
13 Ivanon Coffie, L OBP: 0.300, SLG: 0.341 (1, 5)										F7	4	0	0	0	0	3	1					
Luis Matos, R OBP: 0.297, SLG: 0.384 (1, 8)										K	4	1	1	0	0	2	1					
Inning Stats	R: 1 E: 1 K: 1 S: 12	H: 1 LOB: 1 BB: 0 P: 20	R: 1 E: 0 K: 2 S: 15	H: 1 LOB: 1 BB: 1 P: 26	R: 0 E: 0 K: 0 S: 6	H: 0 LOB: 0 BB: 0 P: 10	R: 0 E: 0 K: 0 S: 7	H: 1 LOB: 0 BB: 1 P: 13	R: 2 E: 0 K: 3 S: 30	H: 3 LOB: 2 BB: 1 P: 45	R: 0 E: 0 K: 1 S: 10	H: 0 LOB: 0 BB: 0 P: 15	R: 0 E: 0 K: 1 S: 9	H: 0 LOB: 0 BB: 1 P: 13	R: 0 E: 0 K: 0 S: 5	H: 0 LOB: 0 BB: 0 P: 6	R: 0 E: 0 K: 2 S: 9		H: 0 LOB: 0 BB: 0 P: 12	1B: 3 2B: 2 3B: 0 HR: 1	SF: 0 SAC: 0 DP: 1 HBP: 0	WP: 1 PB: 0 SB: 3 CS: 1
PITCHER	IP	WLS	BF	H	R	ER	SO	BB	IBB	HBP	BLK	WP	HR	S	P	ERA	WHIP					
Tanyon Sturtze, R ERA: 6.31 (1, 1)	5.0		23	6	4	3	6	2	0	0	0	1	1	70	114	5.40	1.600					
Doug Creek, L ERA: 3.16 (6, 1)	3.0		9	0	0	0	3	1	0	0	0	0	0	26	37	0.00	0.333					
Roberto Hernandez, R ERA: 3.44 (9, 1)	2.0	W	6	0	0	0	2	0	0	0	0	0	0	14	18	0.00	0.000					



Batter	1	2	3	4	5	6	7	8	9	10	AB	R	H	RBI	BB	SO	LOB	BOTTOM				
Gerald Williams, R OBP: 0.326, SLG: 0.464 (1, 8)	G6-4-3 1B		SF9			K				F7	5	1	2	0	0	1	2	Baltimore Orioles @ Tampa Bay Devil Rays Tropicana Field, St. Petersburg, FL Sat Aug 05 2000, 4:15 PM EDT Att. 18,471 - Dome - 72 F				
Russ Johnson, R OBP: 0.308, SLG: 0.294 (1, 4) (9, 5)	G6-4-3 1-2f		SF9 S BB			G5-3				G6-3	4	0	0	0	1	1	3					
Greg Vaughn, R OBP: 0.350, SLG: 0.554 (1, 7)	K		K			HR				K	5	2	2	1	0	3	2					
Fred McGriff, L OBP: 0.358, SLG: 0.456 (1, 3)			SF9			G4-3				G3-1 S BB 1B	4	1	2	1	0	0	1					
Jose Canseco, R OBP: 0.369, SLG: 0.458 (1, 10)			F8			K				F8	4	0	0	0	1	2	3					
Jose Guillen, R OBP: 0.345, SLG: 0.465 (1, 9)			E6 BB			E 1B				G6-3	4	1	2	1	1	0	0					
Aubrey Huff, L OBP: 0.214, SLG: 0.308 Miguel Cairo, R OBP: 0.312, SLG: 0.319 (1, 5) (9, 4)			F8			E9 2B				K	4	0	1	1	0	2	2					
Mike DiFelice, R OBP: 0.289, SLG: 0.407 (1, 2)			FC4 BB			G6-3				F8	3	0	0	0	1	1	1					
Ozzie Guillen, L OBP: 0.306, SLG: 0.380 Steve Cox, L OBP: 0.402, SLG: 0.450 Felix Martinez, S OBP: 0.332, SLG: 0.302 (1, 6) (9, PH) (10, 6)			FC4			F7 BB				G5-3	2	0	0	0	1	0	2					
Inning Stats	R: 0 E: 0 K: 1 S: 9	H: 1 LOB: 0 BB: 0 P: 11	R: 1 E: 1 K: 0 S: 7	H: 1 LOB: 2 BB: 1 P: 13	R: 1 E: 0 K: 2 S: 14	H: 1 LOB: 1 BB: 1 P: 26	R: 1 E: 1 K: 0 S: 9	H: 2 LOB: 2 BB: 1 P: 16	R: 1 E: 0 K: 2 S: 11	H: 2 LOB: 1 BB: 0 P: 18	R: 0 E: 0 K: 1 S: 7	H: 1 LOB: 1 BB: 0 P: 13	R: 0 E: 0 K: 2 S: 7	H: 0 LOB: 0 BB: 0 P: 10	R: 0 E: 0 K: 1 S: 9	H: 0 LOB: 0 BB: 0 P: 12	R: 1 E: 0 K: 0 S: 7		H: 1 LOB: 3 BB: 3 P: 25	1B: 5 2B: 2 3B: 1 HR: 1	SF: 1 SAC: 0 DP: 1 HBP: 0	WP: 0 PB: 0 SB: 3 CS: 0
PITCHER	IP	WLS	BF	H	R	ER	SO	BB	IBB	HBP	BLK	WP	HR	S	P	ERA	WHIP					
Sidney Ponson, R ERA: 5.34 (1, 1)	9.0		38	8	4	4	10	3	0	0	0	0	0	81	129	4.00	1.222					
Mike Trombley, R ERA: 4.93 (10, 1)	0.1	L	5	1	1	1	0	1	2	0	0	0	0	7	25	27.00	6.000					



Batter	1	2	3	4	5	6	7	8	9	AB	R	H	RBI	BB	SO	LOB	TOP					
Brady Anderson, L (1.7) OBP: 0.356, SLG: 0.409 Trendad Hubbard, R (7.7) OBP: 0.338, SLG: 0.267	2-2 P6	2-3 K		2-3 K		3-1 L4			1-2 G4-3	4	0	0	0	0	2	5	<p>Baltimore Orioles @ Tampa Bay Devil Rays Tropicana Field, St. Petersburg, FL Sun Aug 06 2000, 1:15 PM EDT Att: 18,864 - Dome - 72 F</p> <p>livebaseballscorecards.com</p> <p>AB 35 R 4 H 10 RBI 4 BB 1 SO 8 LOB 13</p> 					
6 Melvin Mora, R (1.6) OBP: 0.364, SLG: 0.444	0-2 HR		3-2 CS 1B		0-2 F8		3-2 F7		3-2 G5-3	5	1	2	1	0	0							
Delino DeShields, L (1.4) OBP: 0.364, SLG: 0.453	0-3 K		1-3 K		0-2 F5		3-1 G4-3			4	0	0	0	0	2	1						
Albert Belle, R (1.10) OBP: 0.362, SLG: 0.517	1-2 P4		2-3 K		0-0		2-1			4	0	2	0	0	1	1						
Jeff Conine, R (1.9) OBP: 0.341, SLG: 0.446		1-1 G4-3 3B		1-1 HR 1B		1-3 K		0-1 G5-3		4	2	2	0	0	1	2						
Chris Richard, L (1.3) OBP: 0.311, SLG: 0.476		1-1 G4-3		0-0 HR		3-1 G4-3 2B		0-1 G4-3 1B		4	1	3	3	0	0	0						
Greg Myers, L (1.2) OBP: 0.279, SLG: 0.300		3-H 1B BB		2-3 K		1-0 G4-3		0-0 G4-6-3		3	0	0	0	1	1	2						
13 Ivanon Coffie, L (1.5) OBP: 0.276, SLG: 0.313		0-0 F8		2-2 G5-3		2-1 G4-3		0-0 G4-3		4	0	0	0	0	0	2						
Luis Matos, R (1.8) OBP: 0.321, SLG: 0.368		2-1 1B		1-0		2-2			1-3 K	2	0	1	0	0	1	0						
Inning Stats	R: 1 E: 0 K: 1 S: 14	H: 1 LOB: 0 BB: 0 P: 17	R: 1 E: 0 K: 1 S: 14	H: 2 LOB: 2 BB: 1 P: 24	R: 0 E: 0 K: 2 S: 10	H: 1 LOB: 1 BB: 0 P: 16	R: 2 E: 0 K: 2 S: 15	H: 2 LOB: 1 BB: 0 P: 23	R: 0 E: 0 K: 1 S: 10	H: 1 LOB: 1 BB: 0 P: 11	R: 0 E: 0 K: 0 S: 9	H: 1 LOB: 2 BB: 0 P: 20	R: 0 E: 0 K: 0 S: 12	H: 1 LOB: 0 BB: 0 P: 20	R: 0 E: 0 K: 0 S: 4	H: 1 LOB: 0 BB: 0 P: 4		R: 0 E: 0 K: 1 S: 9	H: 0 LOB: 0 BB: 0 P: 14	1B: 5 2B: 3 3B: 1 HR: 2	SF: 0 SAC: 0 DP: 2 HBP: 2	WP: 0 PB: 0 SB: 0 CS: 1
PITCHER	IP WLS BF H R ER SO BB IBB HBP BLK WP HR S P ERA WHIP																					
Ryan Rupe, R (1.1) ERA: 7.91	5.0 W 23 7 4 4 7 1 0 1 0 0 2 63 91 7.20 1.600																					
Cory Lidle, R (6.1) ERA: 6.17	3.0 H 12 3 0 0 0 0 0 0 1 0 0 0 25 44 0.00 1.000																					
Roberto Hernandez, R (9.1) ERA: 3.38	1.0 S 3 0 0 0 1 0 0 0 0 0 0 0 9 14 0.00 0.000																					

Batter	1	2	3	4	5	6	7	8	9	AB	R	H	RBI	BB	SO	LOB	BOTTOM					
Gerald Williams, R (1.8) OBP: 0.328, SLG: 0.465	2-3 K2-3		4-0 HR G5-3 BB	3-2 F9-2			0-0 2B			3	2	1	0	1	1	1	<p>Baltimore Orioles @ Tampa Bay Devil Rays Tropicana Field, St. Petersburg, FL Sun Aug 06 2000, 1:15 PM EDT Att: 18,864 - Dome - 72 F</p> <p>livebaseballscorecards.com</p> <p>AB 31 R 7 H 10 RBI 7 BB 3 SO 3 LOB 12</p> 					
Miguel Cairo, R (1.4) OBP: 0.317, SLG: 0.328	0-1 2B 1B		1-2 G5-3	3-H	0-0 S 1B		0-0 SF8 2B			4	2	3	1	0	0	1						
Greg Vaughn, R (1.7) OBP: 0.394, SLG: 0.569 Jason Tyner, L (8.7) OBP: 0.216, SLG: 0.234	3-2 G6-3 1H 2B		1-0 HR	1-2 F7 1B		4-1 SF8 BB				3	1	2	3	1	0	1						
Fred McGriff, L (1.3) OBP: 0.357, SLG: 0.454	1-0 G6-3		4-2 HR BB	1-3 K		0-0 SF8				2	1	0	1	1	1	2						
Jose Canseco, R (1.10) OBP: 0.383, SLG: 0.450	0-0 G5-3		1-3 K	0-1 G5-3		2-1 F7				4	0	0	0	0	1	4						
Jose Guillen, R (1.9) OBP: 0.344, SLG: 0.475		1-2 F9	1-0 HR			2-2 P4		0-0 F8		4	1	1	2	0	0	0						
John Flaherty, R (1.2) OBP: 0.323, SLG: 0.383		1-2 G5-3	1-0 F8			1-0 L6		2-1		4	0	1	0	0	0	0						
Aubrey Huff, L (1.5) OBP: 0.294, SLG: 0.438 Russ Johnson, R (8.5) OBP: 0.305, SLG: 0.292		1-2 FC4-6 1B		0-0 SH1-3 F9-2 2B		0-1 G3-1		0-0 P4		3	0	2	0	0	0	0						
Felix Martinez, S (1.6) OBP: 0.327, SLG: 0.297		3-1 FC4-6		1-0 SH1-3				1-0 L6		3	0	0	0	0	0	2						
Inning Stats	R: 1 E: 0 K: 1 S: 11	H: 2 LOB: 1 BB: 0 P: 17	R: 0 E: 0 K: 0 S: 11	H: 1 LOB: 0 BB: 0 P: 17	R: 4 E: 0 K: 1 S: 12	H: 2 LOB: 0 BB: 2 P: 25	R: 0 E: 0 K: 0 S: 5	H: 1 LOB: 0 BB: 0 P: 9	R: 0 E: 0 K: 1 S: 9	H: 1 LOB: 1 BB: 0 P: 11	R: 0 E: 0 K: 0 S: 8	H: 0 LOB: 0 BB: 0 P: 11	R: 2 E: 0 K: 0 S: 9	H: 2 LOB: 1 BB: 1 P: 16	R: 0 E: 0 K: 0 S: 5	H: 1 LOB: 1 BB: 0 P: 8		R: 0 E: 0 K: 0 S: 5	H: 0 LOB: 0 BB: 0 P: 14	1B: 3 2B: 6 3B: 0 HR: 2	SF: 1 SAC: 1 DP: 1 HBP: 0	WP: 0 PB: 0 SB: 2 CS: 0
PITCHER	IP WLS BF H R ER SO BB IBB HBP BLK WP HR S P ERA WHIP																					
35 Mike Mussina, R (1.1) ERA: 3.88	6.1 L 30 9 7 7 3 0 3 0 0 0 0 0 2 62 101 9.95 1.895																					
B.J. Ryan, L (7.1) ERA: 6.95	1.2 6 1 0 0 0 0 0 0 0 0 0 0 8 13 0.00 0.600																					

Batter	1	2	3	4	5	6	7	8	9	AB	R	H	RBI	BB	SO	LOB	TOP											
Brady Anderson, L OBP: 0.361, SLG: 0.419	4-1 BB		4-2 6 2B 1B BB		2-2 HR		4-2 1-2 BB			1	2	1	1	3	0	0	Baltimore Orioles @ Detroit Tigers Comerica Park, Detroit, MI Mon Aug 07 2000, 7:05 PM EDT Att: 27,392 - Cloudy - 83 F											
6 Melvin Mora, R OBP: 0.337, SLG: 0.445	0-1 F8		1-1 1B 2B BB		2-1 G6-3		0-1 G1-3			4	0	1	0	0	3													
Delino DeShields, L OBP: 0.363, SLG: 0.451	1-2 F7		1-0 2H 3H 1-0 1B		0-0 G3			1-1 F8		4	0	1	1	0	1													
Albert Belle, R OBP: 0.359, SLG: 0.513 Trenidad Hubbard, R OBP: 0.283, SLG: 0.287	0-1 G4-3		0-0 F8		0-0 G3			1-0 G6-3		4	0	0	0	0	2													
Jeff Conine, R OBP: 0.340, SLG: 0.451		2-1 F9		1-1 SF 3B		2-1 F7		1-2 G5-3		4	1	1	0	0	0													
Chris Richard, L OBP: 0.306, SLG: 0.478		2-2 G1-3		1-1 G4-3		3-3 K		0-0 G4-3 13 SF8 2B		4	1	1	0	0	1													
Brook Fordyce, R OBP: 0.329, SLG: 0.497		1-0 1B		0-1 SF 13 1-3-5		2-2 P6		0-0 G4-3		3	0	1	1	0	1													
13 Ivanon Coffie, L OBP: 0.259, SLG: 0.294		1-2 G4-3		2-1 3H 2-1 1-3-5		2-2 G6-3		0-1 SF8		3	0	0	1	0	2													
Luis Matos, R OBP: 0.317, SLG: 0.361			1-3 K		0-0 L1		0-2 BB 1B		3-3 K	4	0	1	0	0	2													
Inning Stats	R: 0 E: 0 K: 0 S: 8	H: 0 LOB: 1 BB: 1 P: 13	R: 0 E: 0 K: 0 S: 9	H: 1 LOB: 1 BB: 0 P: 15	R: 1 E: 0 K: 1 S: 10	H: 2 LOB: 1 BB: 1 P: 18	R: 1 E: 1 K: 0 S: 8	H: 1 LOB: 0 BB: 0 P: 12	R: 1 E: 0 K: 1 S: 7	H: 1 LOB: 0 BB: 0 P: 11	R: 0 E: 0 K: 1 S: 6	H: 0 LOB: 0 BB: 0 P: 11	R: 0 E: 0 K: 0 S: 14	H: 1 LOB: 2 BB: 1 P: 21	R: 0 E: 0 K: 0 S: 6	H: 0 LOB: 0 BB: 0 P: 9		R: 1 E: 0 K: 1 S: 7	H: 1 LOB: 0 BB: 0 P: 10	1B: 3 2B: 3 3B: 1 HR: 1	SF: 2 SAC: 0 DP: 1 HBP: 0	WP: 0 PB: 0 SB: 0 CS: 0	PA: 36					
PITCHER	IP	WLS	BF	H	R	ER	SO	BB	IBB	HBP	BLK	WP	HR	S	P	ERA	WHIP											
Adam Bernero, R ERA: 3.75	(1, 1)	6.2	28	6	3	3	2	3	0	0	0	0	0	1	60	99	4.05	1.350										
Danny Patterson, R ERA: 3.02	(7, 1)	1.1	4	0	0	0	0	0	0	0	0	0	0	8	11	0.00	0.000											
Doug Brocail, R ERA: 4.17	(9, 1)	1.0	L	4	1	1	1	0	0	0	0	0	0	7	10	9.00	1.000											

Batter	1	2	3	4	5	6	7	8	9	AB	R	H	RBI	BB	SO	LOB	BOTTOM											
Damon Easley, R OBP: 0.336, SLG: 0.382	3-2 CS BB 1B		2-1 FC6-4 1B		1-1 F6	1-0 FC5-2		0-0 SH3		4	0	2	0	0	4		Baltimore Orioles @ Detroit Tigers Comerica Park, Detroit, MI Mon Aug 07 2000, 7:05 PM EDT Att: 27,392 - Cloudy - 83 F											
Brad Ausmus, R OBP: 0.347, SLG: 0.356	4-1 BB BB		1-2 FC6-4 1-2 3H		0-0 BB 1B	0-1 G5-3		2-1 P6		4	0	1	1	1	0	6												
Bobby Higginson, L OBP: 0.367, SLG: 0.543	4-1 1-2 2-3 BB		2-1 F9		4-2 1-2 2-3 BB		0-0 2B 1B	0-3 K		3	1	1	0	2	1	3												
Juan Gonzalez, R OBP: 0.322, SLG: 0.514	1-1 F7		1-1 F8		2-3 K		0-3 K	1-0 G6-3		5	0	0	0	0	2	6												
Dean Palmer, R OBP: 0.353, SLG: 0.501		2-0 2B		2-1 G5-3		0-1 HR	4-2 2B BB	0-3 K		4	1	2	1	1	1	0												
Wendell Magee, R OBP: 0.339, SLG: 0.468 Billy McMillon, L OBP: 0.667, SLG: 2.000	2-1 F7		1-1 P4		1-0 2B FC5-2 1B		1-0 1-3 2H 2B	3-2 G4-3		3	0	1	0	0	0	1												
Juan Encarnacion, R OBP: 0.331, SLG: 0.422		1-1 F8		3-3 K		0-0 P3	1-0 G5-3			4	0	0	0	0	1	4												
Deivi Cruz, R OBP: 0.308, SLG: 0.423		3-2 F9			0-2 G6-3	1-0 FC5-2 2B	0-1 P6			4	0	1	0	0	3													
Hal Morris, L OBP: 0.390, SLG: 0.374 Shane Halter, R OBP: 0.299, SLG: 0.347			4-0 1B FC6-4 BB		2-2 BB 1B	4-2 FC5-2 BB		3-1 SH3 1B		2	1	2	0	2	0	0												
Inning Stats	R: 0 E: 0 K: 0 S: 7	H: 1 LOB: 2 BB: 2 P: 19	R: 0 E: 0 K: 0 S: 8	H: 1 LOB: 0 BB: 0 P: 16	R: 1 E: 0 K: 0 S: 9	H: 1 LOB: 1 BB: 1 P: 19	R: 0 E: 0 K: 1 S: 7	H: 0 LOB: 0 BB: 0 P: 13	R: 0 E: 0 K: 1 S: 16	H: 2 LOB: 3 BB: 1 P: 25	R: 1 E: 0 K: 0 S: 10	H: 3 LOB: 3 BB: 1 P: 17	R: 1 E: 0 K: 1 S: 10	H: 2 LOB: 2 BB: 1 P: 16	R: 0 E: 0 K: 1 S: 8	H: 1 LOB: 0 BB: 0 P: 13		R: 0 E: 0 K: 1 S: 8	H: 0 LOB: 0 BB: 0 P: 12	1B: 7 2B: 7 3B: 0 HR: 1	SF: 0 SAC: 1 DP: 0 HBP: 0	WP: 0 PB: 0 SB: 0 CS: 1	PA: 42					
PITCHER	IP	WLS	BF	H	R	ER	SO	BB	IBB	HBP	BLK	WP	HR	S	P	ERA	WHIP											
John Parrish, L ERA: 4.42	(1, 1)	5.1	27	8	2	2	2	5	0	0	0	0	0	1	54	105	3.38	2.438										
Mike Trombley, R ERA: 4.87	(6, 1)	2.1	B	11	3	1	1	1	0	0	0	0	0	18	30	3.86	1.714											
Buddy Groom, L ERA: 3.89	(8, 1)	0.1	W	1	0	0	0	0	0	0	0	0	0	3	3	0.00	0.000											
Ryan Kohlmeier, R ERA:	(9, 1)	1.0	S	3	0	0	0	0	0	0	0	0	0	8	12	0.00	0.000											

Batter	1	2	3	4	5	6	7	8	9	AB	R	H	RBI	BB	SO	LOB	TOP		
Brady Anderson, L (1, 7) OBP: 0.360, SLG: 0.416	4-1 6 2B BB	1-2 F8			0-0 L8		0-1 G4-3			3	0	0	0	1	0	3			
6 Melvin Mora, R (1, 6) OBP: 0.346, SLG: 0.458	1-1 2B		3-2 1B G5-3		3-2 G6-4-3 1B			1-1 1B		4	1	4	0	0	0	0			
Delino DeShields, L (1, 4) OBP: 0.362, SLG: 0.449	2-1 F8		0-0 G5-3 1-3 1B		0-0 G6-4-3 1-2			0-3 K		4	0	1	0	0	1	4			
Albert Belle, R (1, 9) OBP: 0.356, SLG: 0.508	1-0 P4		0-1 G5-3 2-3 3-H		1-0 F2			0-3 K		4	0	0	1	0	1	4			
Jeff Conine, R (1, 10) OBP: 0.335, SLG: 0.444	2-1 G6-3		0-1 G5-3		0-0 G5-3			0-3 K		4	0	0	0	0	1	4			
Chris Richard, L (1, 3) OBP: 0.283, SLG: 0.440		0-3 K	0-1 G3-1		0-0 G6-3				1-3 K	4	0	0	0	0	2	1			
Brook Fordyce, R (1, 2) OBP: 0.333, SLG: 0.497		2-2 1B 1B		1-1 G6-3			0-0 1B		2-2 F8	4	0	2	0	0	0	0			
Ryan Minor, R (1, 5) OBP: 0.220, SLG: 0.179		1-2 1B		0-0 G4-3			0-0 L6		0-1 F8	4	0	1	0	0	0	1			
Luis Matos, R (1, 8) OBP: 0.306, SLG: 0.347		0-3 K		0-3 K			1-0 F8			3	0	0	0	0	2	3			
Inning Stats	R: 0 E: 0 K: 0 S: 8	H: 1 LOB: 2 BB: 1 P: 18	R: 0 E: 0 K: 2 S: 16	H: 2 LOB: 2 BB: 0 P: 20	R: 1 E: 0 K: 0 S: 10	H: 2 LOB: 1 BB: 0 P: 13	R: 0 E: 0 K: 1 S: 6	H: 0 LOB: 0 BB: 0 P: 7	R: 0 E: 0 K: 0 S: 3	H: 0 LOB: 0 BB: 0 P: 4	R: 0 E: 0 K: 0 S: 5	H: 1 LOB: 1 BB: 0 P: 6	R: 0 E: 0 K: 3 S: 11	H: 1 LOB: 1 BB: 0 P: 12	R: 0 E: 0 K: 1 S: 11	H: 0 LOB: 0 BB: 0 P: 14	1B: 7 2B: 1 3B: 0 HR: 0	SF: 0 SAC: 0 DP: 1 HBP: 0	WP: 0 PA: 35 PB: 0 SB: 0 CS: 0
PITCHER Brian Moehler, R (1, 1) ERA: 4.28	IP: 9.0 WLS: W BF: 35 H: 8 R: 1 ER: 1 SO: 7 BB: 1 IBB: 0 HBP: 0 BLK: 0 WP: 0 HR: 0 S: 78 P: 105 ERA: 1.00 WHIP: 1.000															PITCHER			

Baltimore Orioles @ Detroit Tigers
Comerica Park, Detroit, MI
Tue Aug 08 2000, 7:05 PM EDT
Att: 30,190 - Cloudy - 81 F

AB 34
R 1
H 8
RBI 1
BB 1
SO 7
LOB 20



Batter	1	2	3	4	5	6	7	8	9	AB	R	H	RBI	BB	SO	LOB	BOTTOM		
Damon Easley, R (1, 4) OBP: 0.341, SLG: 0.393	1-2 G4-6-3 HBP		1-1 F9		4-2 2B BB		0-0 HR			2	2	1	1	1	0	0			
Billy McMillon, L (1, 10) OBP: 0.444, SLG: 1.250	2-2 G4-6-3 1-2		2-2 G4-3		0-0 CI 2B SF7		3-1 G3			3	1	0	0	0	0	1			
Bobby Higginson, L (1, 7) OBP: 0.368, SLG: 0.542	2-2 1B		4-2 BB		1-3 K		0-0 G4-3			3	0	1	0	1	1	3			
Juan Gonzalez, R (1, 9) OBP: 0.325, SLG: 0.516	0-3 K		3-2 F7		1-0 2B		4-2 BB			3	0	1	2	1	1	2			
Dean Palmer, R (1, 5) (9, 3)		1-0 G6-3		0-1 G3 2B		1-2 SF7		2-3 K		3	0	1	1	0	1	1			
Hal Morris, L (1, 3) OBP: 0.389, SLG: 0.368		4-0 WP 1B BB		0-0 P6		3-H G6-3		2-2 P4		2	0	0	0	1	0	2			
Wendell Magee, R (8, FH) OBP: 0.336, SLG: 0.464										1	0	0	0	0	0	0			
Shane Halter, R (9, 5) OBP: 0.299, SLG: 0.347										0	0	0	0	0	0	0			
Juan Encarnacion, R (1, 8) OBP: 0.330, SLG: 0.420		1-3 K		0-1 G3		1-3 K		1-1 G5-4-3 1B		4	0	1	0	0	2	2			
Brad Ausmus, R (1, 2) OBP: 0.346, SLG: 0.355		1-2 WP 1B		0-0 F8		2-2 L6		1-0 G5-4-3 1-2		4	0	1	0	0	0	2			
Deivi Cruz, R (1, 6) OBP: 0.308, SLG: 0.422		1-1 P3		0-1 CI 2B 1B		2-0 F7				3	1	1	0	0	0	2			
Inning Stats	R: 0 E: 0 K: 1 S: 13	H: 1 LOB: 1 BB: 0 P: 18	R: 0 E: 0 K: 1 S: 9	H: 1 LOB: 1 BB: 1 P: 17	R: 0 E: 0 K: 0 S: 13	H: 0 LOB: 1 BB: 1 P: 23	R: 0 E: 0 K: 0 S: 6	H: 1 LOB: 1 BB: 0 P: 6	R: 3 E: 1 K: 1 S: 17	H: 2 LOB: 1 BB: 1 P: 24	R: 0 E: 0 K: 1 S: 8	H: 0 LOB: 0 BB: 0 P: 13	R: 1 E: 0 K: 1 S: 10	H: 1 LOB: 1 BB: 1 P: 19	R: 0 E: 0 K: 0 S: 6	H: 1 LOB: 0 BB: 0 P: 10	1B: 4 2B: 2 3B: 0 HR: 1	SF: 1 SAC: 0 DP: 2 HBP: 1	WP: 1 PA: 35 PB: 0 SB: 0 CS: 0
PITCHER Pat Rapp, R (1, 1) ERA: 6.14 Chuck McElroy, L (8, 1) ERA: 6.68	IP: 7.0 WLS: L BF: 32 H: 6 R: 4 ER: 3 SO: 5 BB: 4 IBB: 0 HBP: 1 BLK: 0 WP: 1 HR: 1 S: 76 P: 120 ERA: 3.86 WHIP: 1.429															PITCHER			

Baltimore Orioles @ Detroit Tigers
Comerica Park, Detroit, MI
Tue Aug 08 2000, 7:05 PM EDT
Att: 30,190 - Cloudy - 81 F

AB 28
R 4
H 7
RBI 4
BB 4
SO 5
LOB 15



Batter	1	2	3	4	5	6	7	8	9	AB	R	H	RBI	BB	SO	LOB	TOP		
Brady Anderson, L (1.7) Trendad Hubbard, R (6.7)										3	0	1	0	0	1	0	<p>Baltimore Orioles @ Detroit Tigers Comerica Park, Detroit, MI Thu Aug 10 2000, 1:05 PM EDT Att: 40,093 - Cloudy - 75 F</p>		
6 Melvin Mora, R (1.6) 13 Ivanon Coffie, L (7.6)										3	1	0	0	0	0	1			
Delino DeShields, L (1.4) Mark Lewis, R (7.4)										3	1	2	2	0	0	1			
Albert Belle, R (1.10)										4	0	0	0	0	0	3			
Jeff Conine, R (1.9)										3	0	1	0	1	0	1			
Chris Richard, L (1.3)										3	0	1	1	0	0	1			
Greg Myers, L (1.2)										4	0	0	0	0	0	3			
Ryan Minor, R (1.5)										3	0	0	0	0	3	1			
Luis Matos, R (1.8)										3	0	0	0	0	0	0			
Inning Stats	R: 0 E: 0 K: 1 S: 12	H: 1 LOB: 1 BB: 0 P: 17	R: 0 E: 0 K: 1 S: 7	H: 0 LOB: 1 BB: 1 P: 15	R: 2 E: 0 K: 0 S: 9	H: 2 LOB: 0 BB: 0 P: 18	R: 0 E: 0 K: 0 S: 5	H: 1 LOB: 0 BB: 0 P: 8	R: 0 E: 0 K: 1 S: 7	H: 0 LOB: 1 BB: 0 P: 12	R: 0 E: 0 K: 1 S: 6	H: 0 LOB: 0 BB: 0 P: 6	R: 0 E: 0 K: 0 S: 7	H: 0 LOB: 0 BB: 0 P: 7	R: 1 E: 0 K: 0 S: 15	H: 2 LOB: 1 BB: 0 P: 17		1B: 4 2B: 1 3B: 0 HR: 1	SF: 1 SAC: 0 DP: 1 HBP: 0
PITCHER	IP WLS BF H R ER SO BB IBB HBP BLK WP HR S P ERA WHIP																		
Steve Sparks, R (1.1) ERA: 5.3	7.2 W 28 4 2 2 4 1 0 0 0 0 0 1 55 91 2.35 0.652																		
C.J. Nitkowski, L (8.1) ERA: 5.34	0.1 1 0 0 0 0 0 0 0 0 0 0 0 5 5 0.00 0.000																		
Todd Jones, R (9.1) ERA: 3.35	0.2 4 2 1 1 0 0 0 0 0 0 0 0 14 16 13.50 3.000																		
Nelson Cruz, R (9.1) ERA: 1.91	0.1 1 0 0 0 0 0 0 0 0 0 0 0 1 1 0.00 0.000																		

Batter	1	2	3	4	5	6	7	8	9	AB	R	H	RBI	BB	SO	LOB	BOTTOM		
Rich Becker, L (1.8)										3	4	2	1	3	0	0	<p>Baltimore Orioles @ Detroit Tigers Comerica Park, Detroit, MI Thu Aug 10 2000, 1:05 PM EDT Att: 40,093 - Cloudy - 75 F</p>		
Billy McMillon, L (1.9)										5	2	1	0	0	1	5			
Bobby Higginson, L (1.7) Wendell Magee, R (7. PR) ERA: 0.333, SLG: 0.459										4	1	3	4	1	1	1			
Juan Gonzalez, R (1.10)										5	2	3	2	0	1	2			
Deivi Cruz, R (1.6)										4	0	0	1	0	1	4			
Damion Easley, R (1.4)										3	2	3	2	2	0	0			
Jose Macias, S (1.5)										5	1	2	1	0	0	3			
Shane Halter, R (1.3) Dusty Allen, R (8.3)										3	1	0	1	1	1	4			
Javier Cardona, R (1.2)										5	0	0	0	0	2	7			
Inning Stats	R: 1 E: 0 K: 1 S: 14	H: 2 LOB: 1 BB: 0 P: 18	R: 0 E: 0 K: 2 S: 10	H: 1 LOB: 0 BB: 0 P: 16	R: 4 E: 1 K: 0 S: 18	H: 4 LOB: 2 BB: 2 P: 30	R: 1 E: 0 K: 1 S: 10	H: 1 LOB: 1 BB: 1 P: 18	R: 4 E: 1 K: 2 S: 23	H: 3 LOB: 1 BB: 1 P: 33	R: 0 E: 0 K: 0 S: 11	H: 1 LOB: 2 BB: 1 P: 20	R: 4 E: 1 K: 1 S: 11	H: 2 LOB: 1 BB: 2 P: 24	R: 0 E: 0 K: 1 S: 10	H: 0 LOB: 0 BB: 0 P: 12		1B: 10 2B: 3 3B: 0 HR: 1	SF: 1 SAC: 0 DP: 0 HBP: 0
PITCHER	IP WLS BF H R ER SO BB IBB HBP BLK WP HR S P ERA WHIP																		
Sidney Ponson, R (1.1) ERA: 5.55	4.0 L 23 4 4 2 2 2 0 0 0 0 0 0 34 53 9.00 3.000																		
Jason Johnson, R (5.1) ERA: 6.47	2.0 13 4 4 2 2 2 0 0 0 0 0 1 11 24 36.00 4.000																		
B.J. Ryan, L (7.1) ERA: 8.22	1.0 7 2 4 4 1 2 0 0 0 0 0 0 10 12 0.00 0.000																		
Chuck McLeroy, L (8.1) ERA: 6.48	1.0 3 0 0 0 1 0 0 0 0 0 0 0 10 12 0.00 0.000																		

AB 32
R 3
H 6
RBI 3
BB 1
SO 4
LOB 11



AB 38
R 14
H 14
RBI 12
BB 7
SO 8
LOB 26



Batter	1	2	3	4	5	6	7	8	9	AB	R	H	RBI	BB	SO	LOB	TOP			
Jerry Hairston, R OBP: 0.400, SLG: 1.000 (1, 4)										4	2	1	1	1	1	2	Baltimore Orioles @ Kansas City Royals Kauffman Stadium, Kansas City, MO Fri Aug 11 2000, 7:05 PM CDT Att: 20,940 - Sunny - 82 F			
6 Melvin Mora, R OBP: 0.346, SLG: 0.458 (1, 6)										4	0	1	1	1	1	1				
Delino DeShields, L OBP: 0.369, SLG: 0.468 (1, 10)										5	3	3	1	0	0	1				
Albert Belle, R OBP: 0.351, SLG: 0.500 (1, 9)										5	0	1	1	0	1	3				
Jeff Conine, R OBP: 0.339, SLG: 0.442 (1, 7)										3	0	1	1	1	0	2				
Chris Richard, L OBP: 0.246, SLG: 0.377 (1, 3)										4	0	0	0	0	2	2				
Brook Fordyce, R OBP: 0.335, SLG: 0.497 (1, 2)										4	0	0	0	0	0	2				
Ryan Minor, R OBP: 0.216, SLG: 0.204 (9, PH)										3	0	0	0	0	1	1				
Greg Myers, L OBP: 0.275, SLG: 0.306 (9, FR)										1	0	1	0	0	0	0				
Mark Lewis, R OBP: 0.265, SLG: 0.330 (9, FR)										0	1	0	0	0	0	0				
Luis Matos, R OBP: 0.281, SLG: 0.337 (1, 8)										4	0	0	0	0	0	2				
Inning Stats	R: 1 E: 0 K: 0 S: 9	H: 1 LOB: 0 BB: 1 P: 21	R: 0 E: 0 K: 1 S: 8	H: 0 LOB: 1 BB: 1 P: 16	R: 2 E: 1 K: 0 S: 13	H: 1 LOB: 1 BB: 1 P: 25	R: 0 E: 1 K: 0 S: 6	H: 0 LOB: 1 BB: 0 P: 9	R: 1 E: 0 K: 1 S: 15	H: 2 LOB: 0 BB: 0 P: 23	R: 0 E: 0 K: 2 S: 8	H: 0 LOB: 0 BB: 0 P: 15	R: 1 E: 1 K: 2 S: 16	H: 1 LOB: 1 BB: 0 P: 22	R: 1 E: 0 K: 0 S: 15	H: 3 LOB: 2 BB: 0 P: 20	1B: 3 2B: 3 3B: 1 HR: 1	SF: 0 SAC: 0 DP: 1 HBP: 0	WP: 1 PB: 0 SB: 1 CS: 0	PA: 40
PITCHER	IP WLS BF H R ER SO BB IBB HBP BLK WP HR S P ERA WHIP																			
Dan Reichert, R ERA: 3.97 (1, 1)	7.0 W 29 4 4 3 4 3 0 0 0 0 1 1 69 124 3.86 1.000																			
Andy Larkin, R ERA: 4.41 (8, 1)	1.0 H 5 1 1 0 2 0 0 0 0 0 0 0 16 22 0.00 1.000																			
Ricky Bottalico, R ERA: 4.7 (9, 1)	1.0 S 6 3 1 1 0 0 0 0 0 0 0 0 15 20 9.00 3.000																			

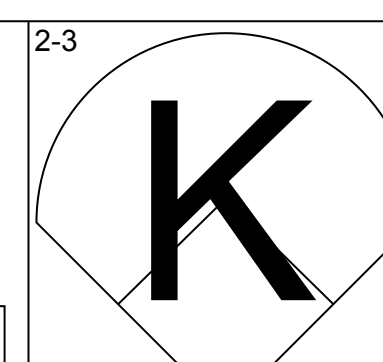
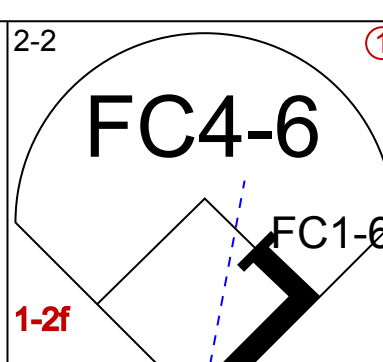
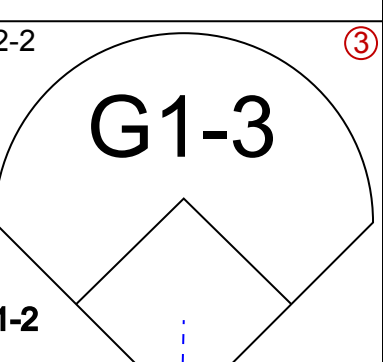
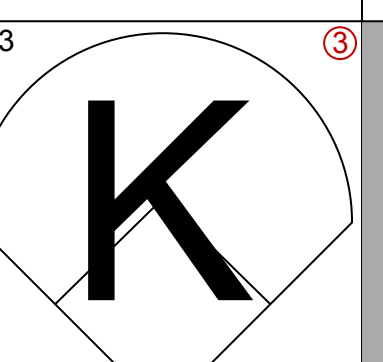
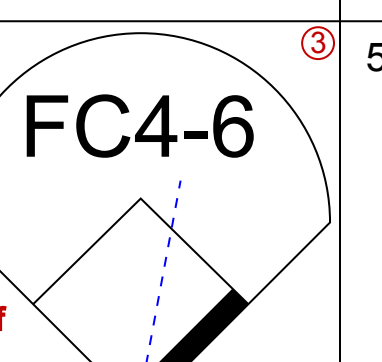
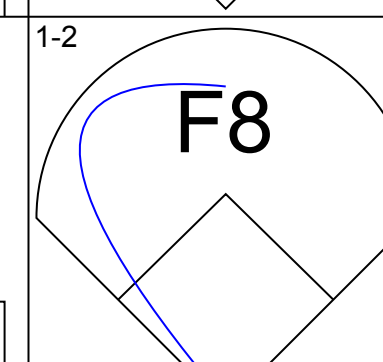
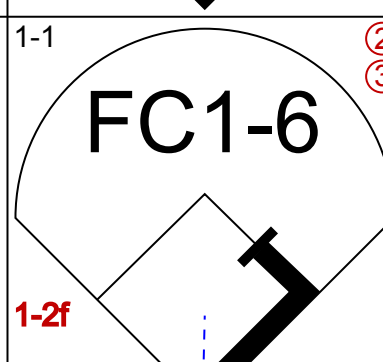
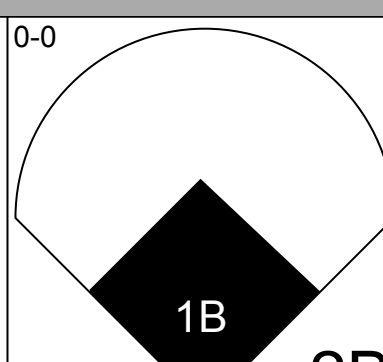
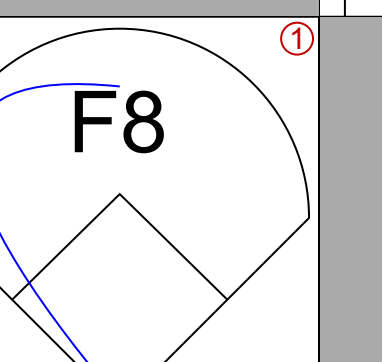
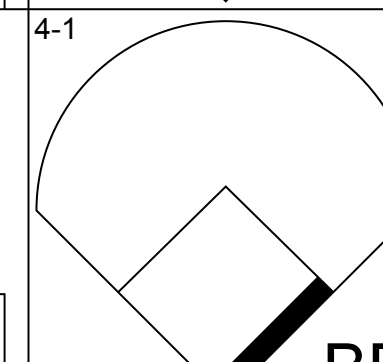
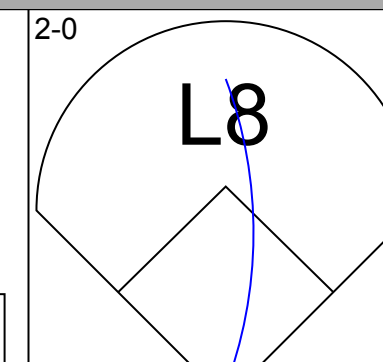
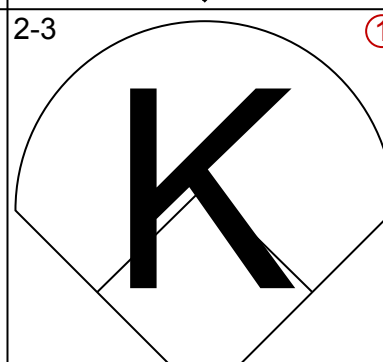
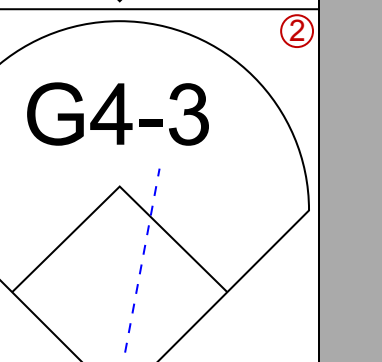
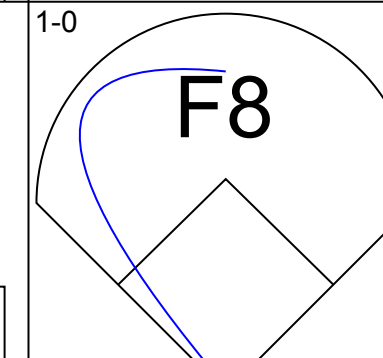
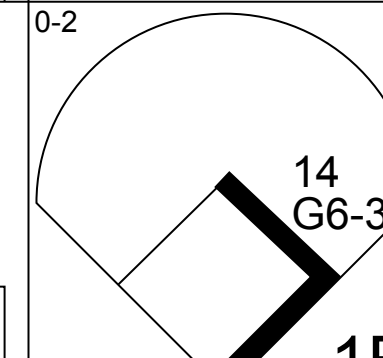
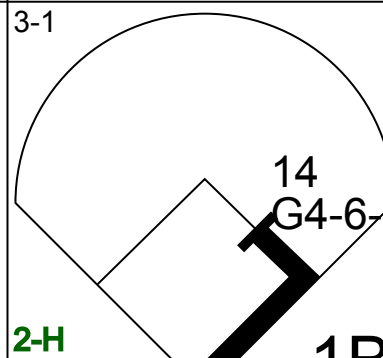
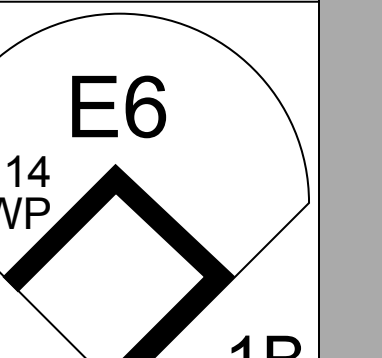
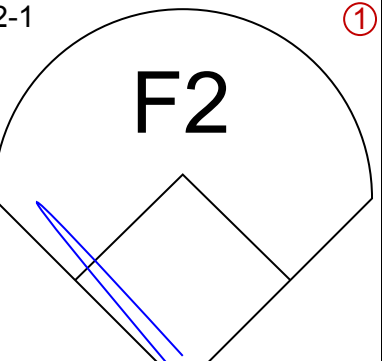
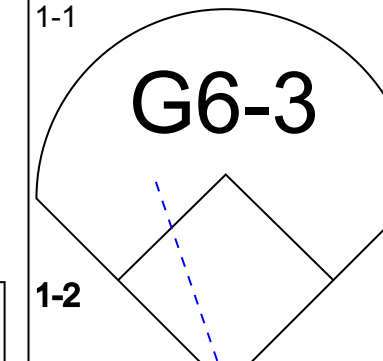
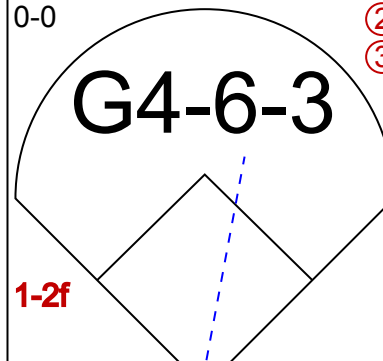
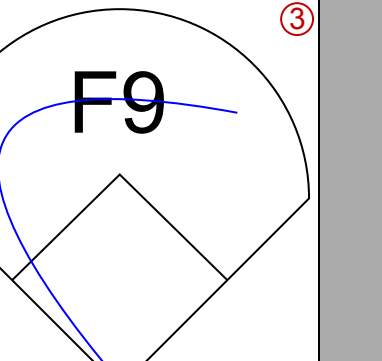
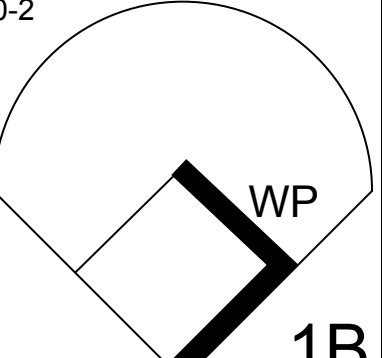
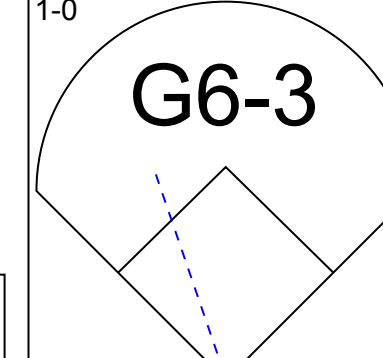
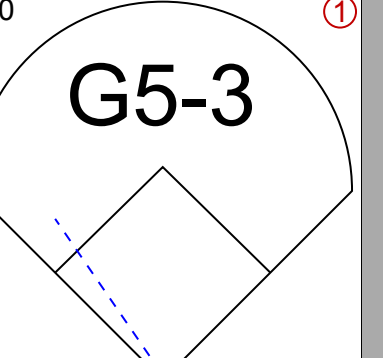
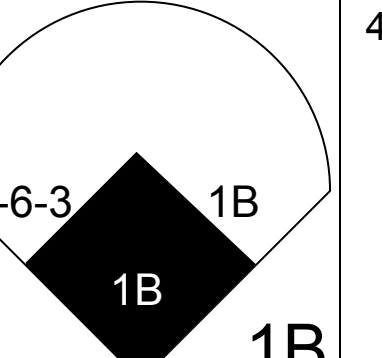
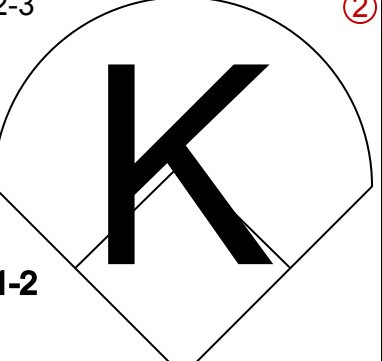
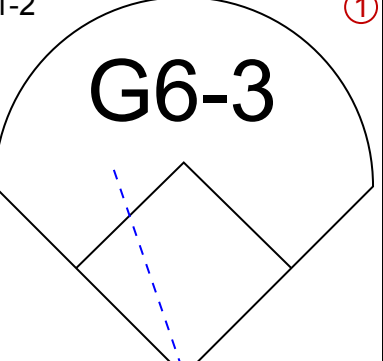
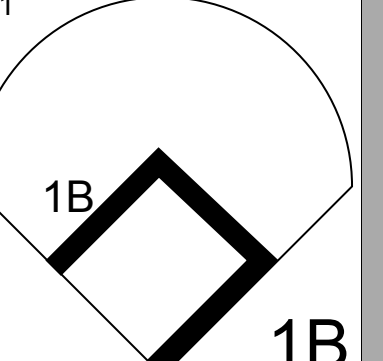
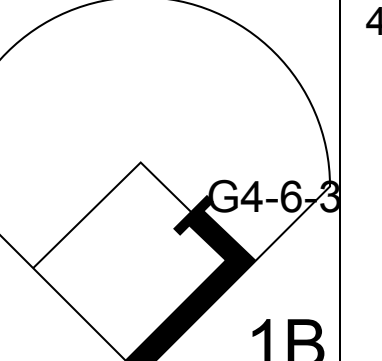
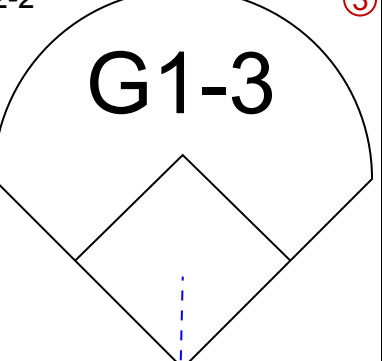
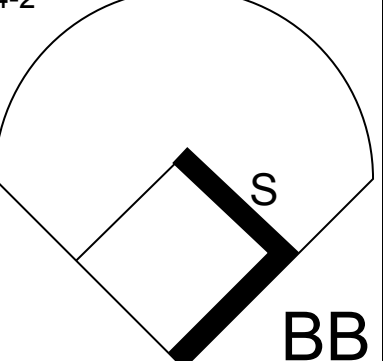

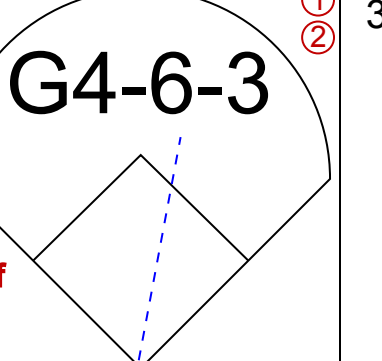
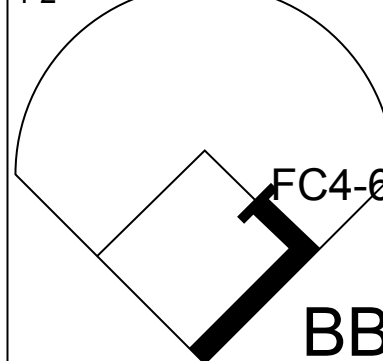
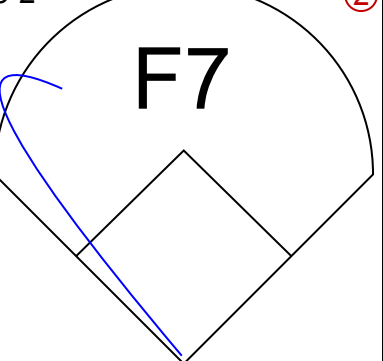
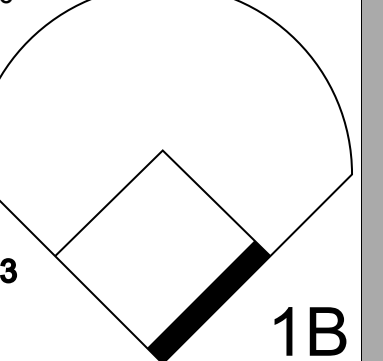
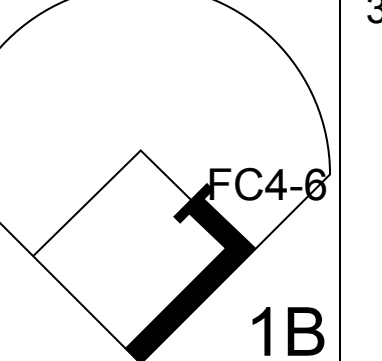
AB	37
R	6
H	8
RBI	5
BB	3
SO	6
LOB	16

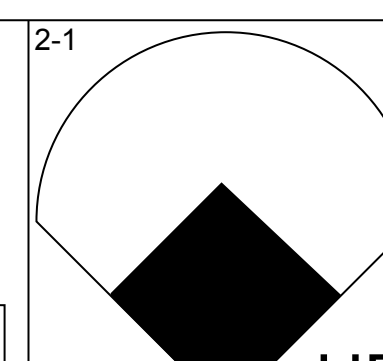
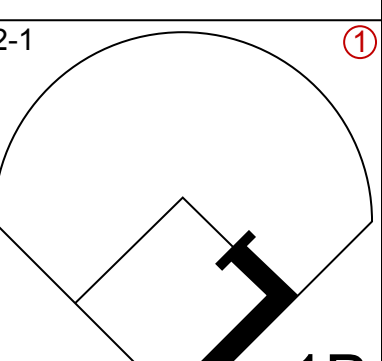
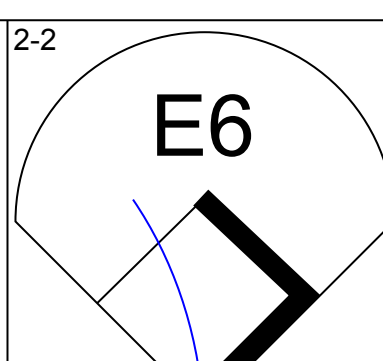
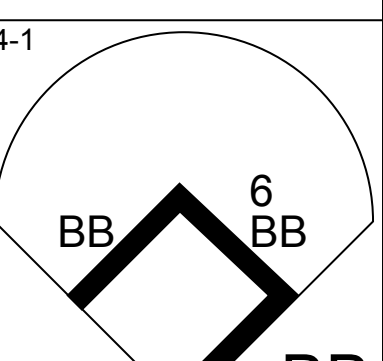
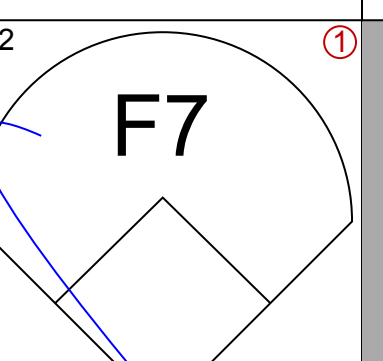
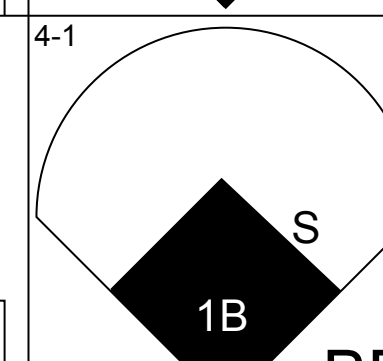
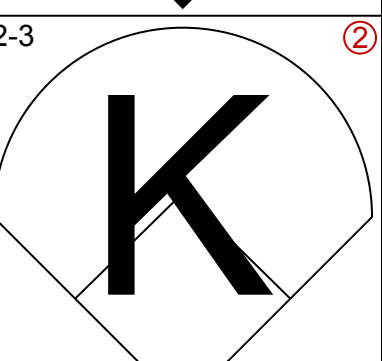
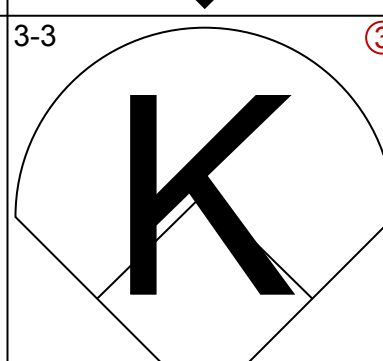
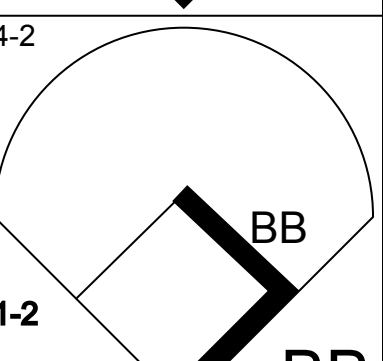
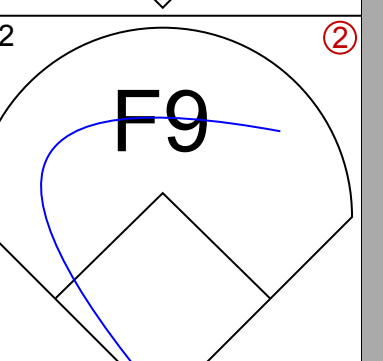
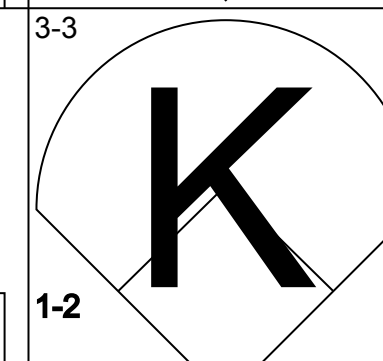
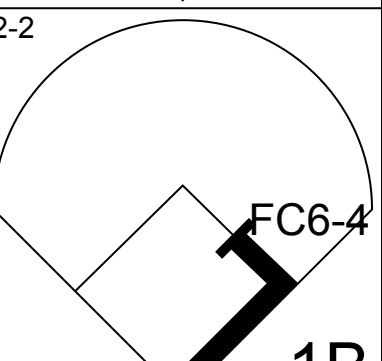
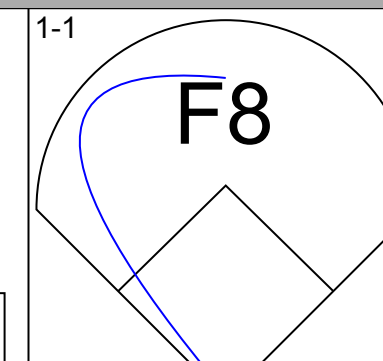
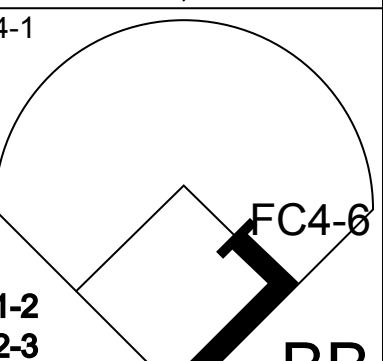
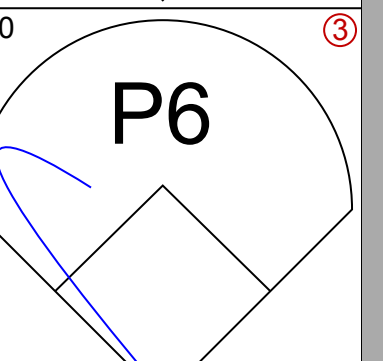
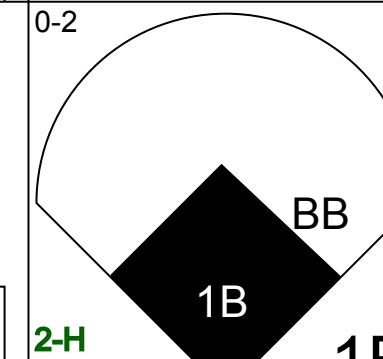
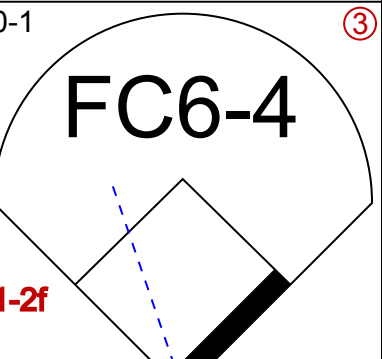
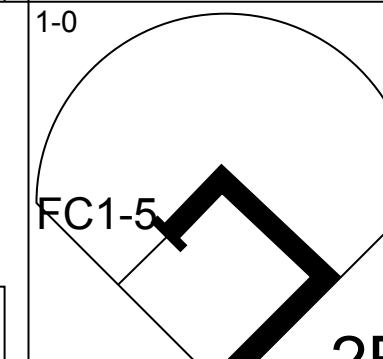
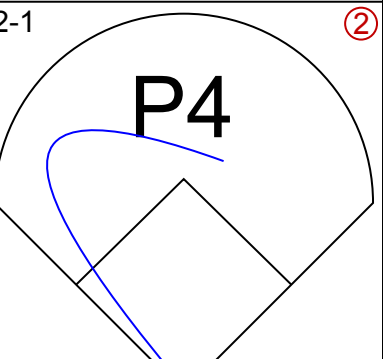
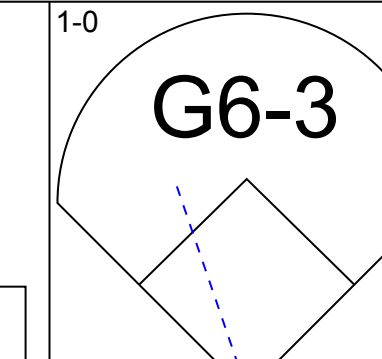
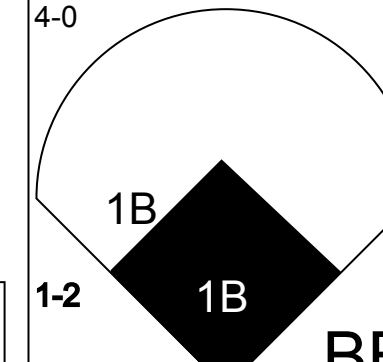

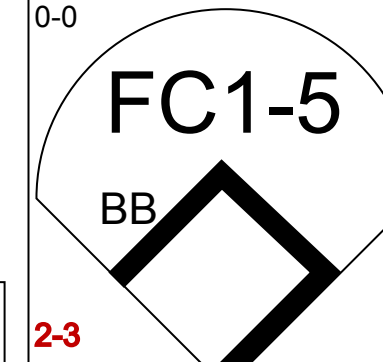
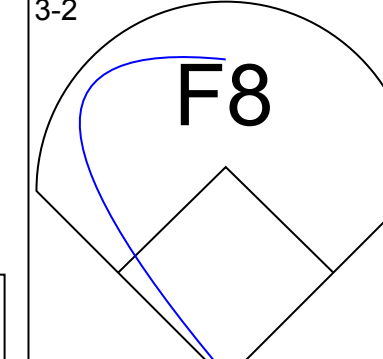
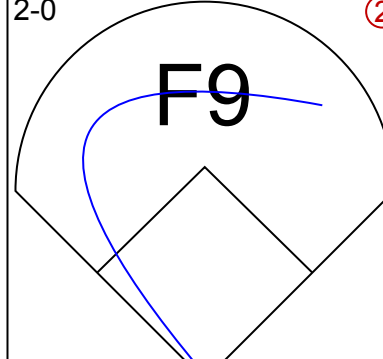
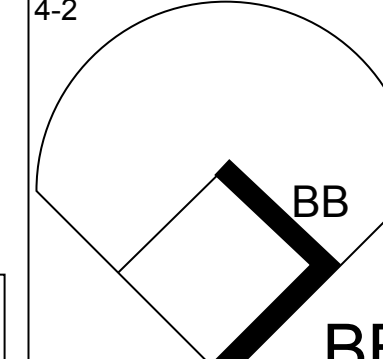

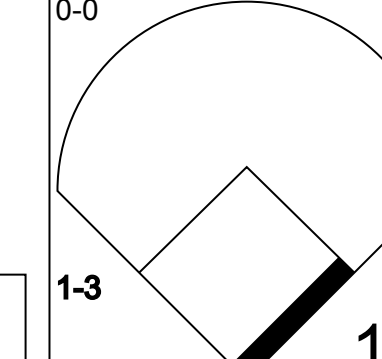
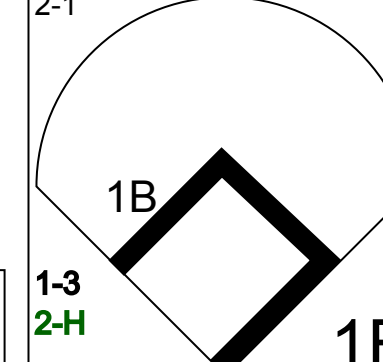
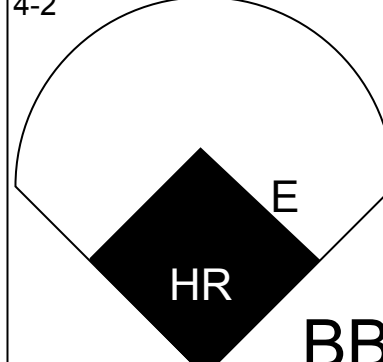
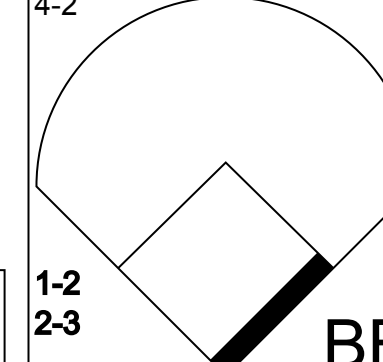
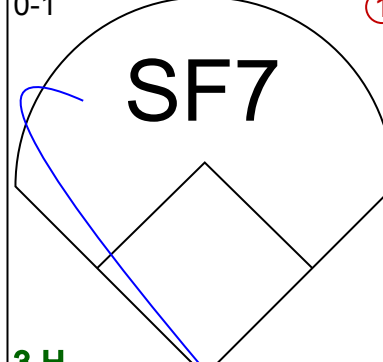
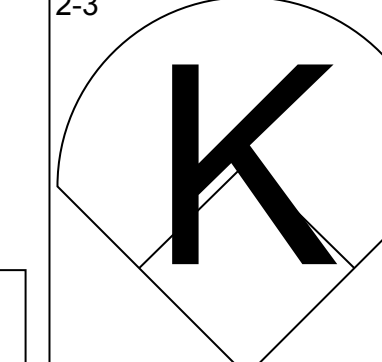
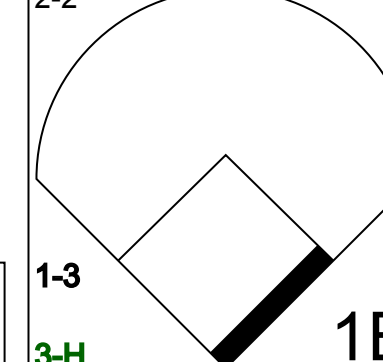
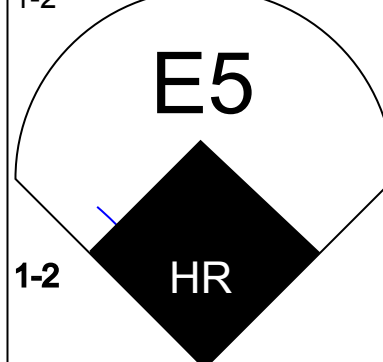
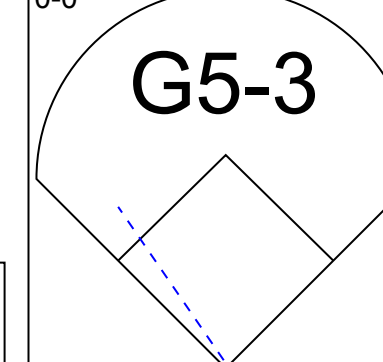
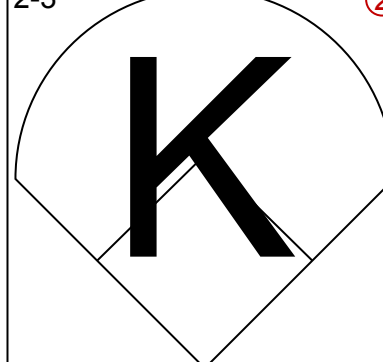
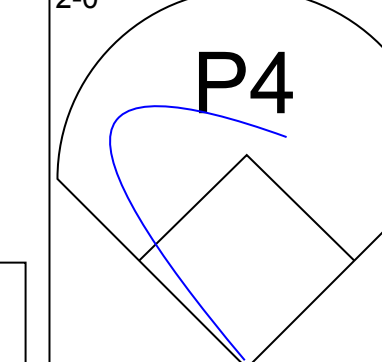
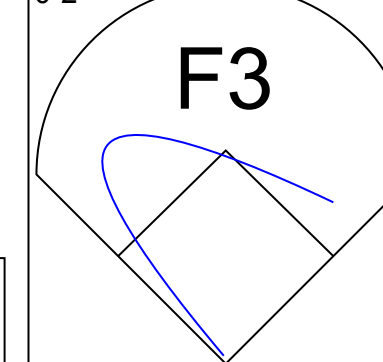
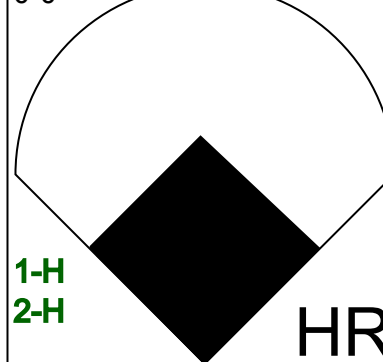

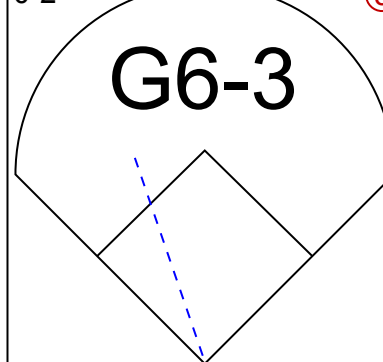

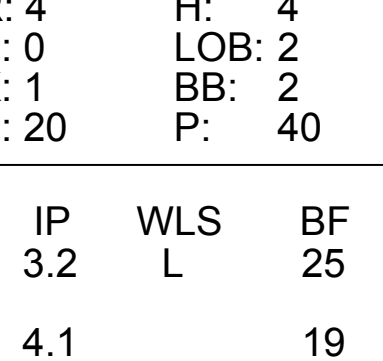

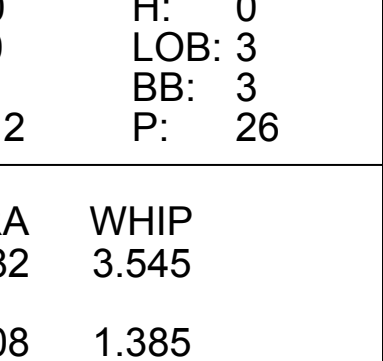
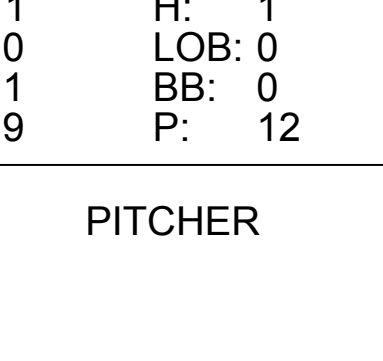


Batter	1	2	3	4	5	6	7	8	9	AB	R	H	RBI	BB	SO	LOB	BOTTOM			
Johnny Damon, L OBP: 0.388, SLG: 0.480 (1, 10)										4	1	1	1	0	0	1	Baltimore Orioles @ Kansas City Royals Kauffman Stadium, Kansas City, MO Fri Aug 11 2000, 7:05 PM CDT Att: 20,940 - Sunny - 82 F			
Rey Sanchez, R OBP: 0.291, SLG: 0.305 (1, 6)										4	0	1	0	0	0	2				
29 Mike Sweeney, R OBP: 0.402, SLG: 0.515 (1, 3)										4	1	1	2	0	0	2				
Jermaine Dye, R OBP: 0.384, SLG: 0.578 (1, 9)										4	2	3	0	0	1	0				
Joe Randa, R OBP: 0.355, SLG: 0.451 (1, 5)										4	0	0	0	0	1	3				
Mark Quinn, R OBP: 0.348, SLG: 0.526 (1, 7)										4	2	3	4	0	0	0				
Todd Dunwoody, L OBP: 0.273, SLG: 0.317 (1, 8)										4	0	1	0	0	2	1				
Gregg Zaun, S OBP: 0.344, SLG: 0.348 (1, 2)										3	1	1	0	0	0	2				
Jeff Reboulet, R OBP: 0.339, SLG: 0.292 (1, 4)										2	0	0	0	0	1	1				
Inning Stats	R: 0 E: 0 K: 0 S: 6	H: 0 LOB: 0 BB: 0 P: 9	R: 1 E: 0 K: 1 S: 16	H: 2 LOB: 0 BB: 0 P: 22	R: 0 E: 1 K: 0 S: 17	H: 0 LOB: 1 BB: 0 P: 25	R: 2 E: 0 K: 1 S: 14	H: 3 LOB: 1 BB: 0 P: 20	R: 0 E: 0 K: 0 S: 7	H: 1 LOB: 0 BB: 0 P: 12	R: 1 E: 0 K: 1 S: 8	H: 2 LOB: 0 BB: 0 P: 12	R: 3 E: 0 K: 1 S: 14	H: 3 LOB: 0 BB: 0 P: 18	R: 0 E: 0 K: 1 S: 7	H: 0 LOB: 0 BB: 0 P: 9		1B: 4 2B: 4 3B: 0 HR: 3	SF: 0 SAC: 1 DP: 2 HBP: 0	WP: 0 PB: 0 SB: 0 CS: 0
PITCHER	IP WLS BF H R ER SO BB IBB HBP BLK WP HR S P ERA WHIP																			
35 Mike Mussina, R ERA: 4.08 (7, 1)	1.1 L 4 0 0 0 2 0 0 0 0 0 0 0 11 14 0.00 0.000																			

AB	33
R	7
H	11
RBI	7
BB	0
SO	5
LOB	12



Batter	1	2	3	4	5	6	7	8	9	AB	R	H	RBI	BB	SO	LOB	TOP					
Ray Durham, S OBP: 0.350, SLG: 0.449										5	0	0	0	0	2	5	Chicago White Sox @ Baltimore Orioles Oriole Park at Camden Yards, Baltimore, MD Mon Aug 14 2000, 7:35 PM EDT Att: 40,047 - Cloudy - 78 F					
Jose Valentin, S OBP: 0.344, SLG: 0.508										4	1	1	0	0	0	1						
Frank Thomas, R OBP: 0.450, SLG: 0.655										3	0	0	0	1	1	1						
Magglio Ordonez, R OBP: 0.400, SLG: 0.589										4	0	3	1	0	0	1						
14 Paul Konerko, R OBP: 0.365, SLG: 0.479										4	0	0	0	0	0	3						
Herbert Perry, R OBP: 0.359, SLG: 0.482										4	1	2	0	0	0	1						
Carlos Lee, R OBP: 0.344, SLG: 0.505										4	0	2	0	0	1	1						
Chris Singleton, L OBP: 0.306, SLG: 0.391										3	0	0	0	1	1	4						
Charles Johnson, R OBP: 0.378, SLG: 0.587										3	0	2	1	1	0	1						
Inning Stats	R: 0 E: 0 K: 1 S: 8	H: 0 LOB: 1 BB: 1 P: 16	R: 0 E: 0 K: 1 S: 11	H: 1 LOB: 1 BB: 0 P: 17	R: 0 E: 0 K: 0 S: 8	H: 0 LOB: 1 BB: 1 P: 15	R: 0 E: 0 K: 0 S: 7	H: 1 LOB: 1 BB: 0 P: 11	R: 0 E: 0 K: 0 S: 12	H: 0 LOB: 1 BB: 1 P: 22	R: 1 E: 0 K: 1 S: 9	H: 2 LOB: 0 BB: 0 P: 14	R: 0 E: 0 K: 2 S: 13	H: 2 LOB: 2 BB: 0 P: 18	R: 0 E: 1 K: 0 S: 8	H: 1 LOB: 1 BB: 0 P: 16	R: 1 E: 0 K: 0 S: 9	H: 3 LOB: 1 BB: 0 P: 13	1B: 9 2B: 1 3B: 0 HR: 0	SF: 0 SAC: 0 DP: 2 HBP: 0	WP: 2 PB: 0 SB: 1 CS: 0	PA: 37
PITCHER	IP	WLS	BF	H	R	ER	SO	BB	IBB	HBP	BLK	WP	HR	S	P	ERA	WHIP					
Jose Mercedes, R ERA: 4.31	(1, 1)	8.0	W	32	7	1	1	5	3	0	0	0	0	76	129	1.12	1.250					
Mike Trombley, R ERA: 5.29	(9, 1)	1.0		5	3	1	1	0	0	0	0	0	0	9	13	9.00	3.000					

Batter	1	2	3	4	5	6	7	8	9	AB	R	H	RBI	BB	SO	LOB	BOTTOM				
Jerry Hairston, R OBP: 0.500, SLG: 0.765										4	1	2	1	1	0	0	Chicago White Sox @ Baltimore Orioles Oriole Park at Camden Yards, Baltimore, MD Mon Aug 14 2000, 7:35 PM EDT Att: 40,047 - Cloudy - 78 F				
6 Melvin Mora, R OBP: 0.354, SLG: 0.459										3	1	0	0	2	2	1					
Delino DeShields, L OBP: 0.371, SLG: 0.467										4	0	1	0	1	1	1					
Albert Belle, R OBP: 0.353, SLG: 0.504										5	1	2	1	0	0	4					
Trendad Hubbard, R OBP: 0.289, SLG: 0.272									0	0	0	0	0	0	0	0					
Jeff Conine, R OBP: 0.336, SLG: 0.430										4	1	1	0	1	0	4					
Chris Richard, L OBP: 0.282, SLG: 0.486										4	1	2	0	1	0	2					
Brook Fordyce, R OBP: 0.349, SLG: 0.538										2	1	1	2	2	1	2					
Ryan Minor, R OBP: 0.203, SLG: 0.193										5	1	1	1	0	1	6					
Luis Matos, R OBP: 0.279, SLG: 0.355										4	1	1	3	0	1	2					
Inning Stats	R: 4 E: 0 K: 1 S: 20	H: 4 LOB: 2 BB: 2 P: 40	R: 0 E: 0 K: 1 S: 12	H: 2 LOB: 1 BB: 0 P: 18	R: 3 E: 2 K: 1 S: 16	H: 1 LOB: 1 BB: 1 P: 30	R: 0 E: 0 K: 0 S: 12	H: 1 LOB: 3 BB: 2 P: 22	R: 0 E: 0 K: 1 S: 12	H: 0 LOB: 3 BB: 3 P: 26	R: 1 E: 0 K: 1 S: 9	H: 1 LOB: 0 BB: 0 P: 12	R: 0 E: 0 K: 0 S: 9	H: 0 LOB: 0 BB: 0 P: 13	R: 0 E: 0 K: 1 S: 10	H: 2 LOB: 2 BB: 0 P: 17	1B: 7 2B: 1 3B: 1 HR: 2	SF: 1 SAC: 0 DP: 0 HBP: 0	WP: 0 PB: 0 SB: 1 CS: 0	PA: 44	
PITCHER	IP	WLS	BF	H	R	ER	SO	BB	IBB	HBP	BLK	WP	HR	S	P	ERA	WHIP				
Mike Siroka, L ERA: 4.12	(1, 1)	3.2	L	25	8	7	4	3	5	0	0	0	0	59	109	9.82	3.545				
Kevin Beirne, R ERA: 6.35	(4, 1)	4.1		19	3	1	1	3	3	0	0	0	0	41	69	2.08	1.385				

AB 34
R 2
H 10
RBI 2
BB 3
SO 5
LOB 18



AB 35
R 8
H 11
RBI 8
BB 8
SO 6
LOB 22



Batter	1	2	3	4	5	6	7	8	9	AB	R	H	RBI	BB	SO	LOB	TOP										
Ray Durham, S OBP: 0.391, SLG: 0.448 (1, 4)										5	3	2	0	1	1	3	<p>Chicago White Sox @ Baltimore Orioles</p> <p>Oriole Park at Camden Yards, Baltimore, MD</p> <p>Tue Aug 15 2000, 7:35 PM EDT</p> <p>Att: 37,707 - Cloudy - 84 F</p> <p>livebaseballscorecards.com</p>										
Jose Valentin, S OBP: 0.344, SLG: 0.508 (1, 6)										6	2	2	1	0	0	5											
Frank Thomas, R OBP: 0.451, SLG: 0.661 Tony Graffanino, R OBP: 0.362, SLG: 0.415 (7, 5)										5	3	3	5	0	0	1											
Magglio Ordonez, R OBP: 0.402, SLG: 0.593 Mark Johnson, L OBP: 0.306, SLG: 0.324 (8, 2)										4	2	3	1	0	0	1											
Harold Baines, L OBP: 0.343, SLG: 0.440 (1, 10)										5	2	2	5	0	0	2											
Herbert Perry, R OBP: 0.356, SLG: 0.476 (7, 3)										4	0	0	0	1	1												
Jeff Abbott, R OBP: 0.346, SLG: 0.401 (8, 9)										5	1	1	1	0	1	3											
Chris Singleton, L OBP: 0.305, SLG: 0.387 (1, 8)										4	0	0	0	1	0	0											
Charles Johnson, R OBP: 0.380, SLG: 0.585 Carlos Lee, R OBP: 0.346, SLG: 0.506 (8, 7)										3	1	1	0	1	1	1											
Inning Stats	R: 2 E: 0 K: 0 S: 11	H: 2 LOB: 0 BB: 0 P: 17	R: 1 E: 0 K: 1 S: 11	H: 1 LOB: 2 BB: 2 P: 25	R: 0 E: 1 K: 0 S: 14	H: 0 LOB: 2 BB: 1 P: 22	R: 6 E: 1 K: 1 S: 19	H: 5 LOB: 0 BB: 0 P: 27	R: 0 E: 0 K: 2 S: 11	H: 0 LOB: 1 BB: 1 P: 20	R: 3 E: 0 K: 0 S: 11	H: 3 LOB: 1 BB: 0 P: 17	R: 2 E: 0 K: 0 S: 14	H: 3 LOB: 1 BB: 0 P: 20	R: 0 E: 0 K: 0 S: 4	H: 0 LOB: 0 BB: 0 P: 5		R: 0 E: 0 K: 0 S: 10	H: 2 LOB: 2 BB: 0 P: 14	1B: 10 2B: 3 3B: 0 HR: 3	SF: 1 SAC: 0 DP: 1 HBP: 0	WP: 0 PB: 0 SB: 3 CS: 0	PA: 49				
PITCHER	IP	WLS	BF	H	R	ER	SO	BB	IBB	HBP	BLK	WP	HR	S	P	ERA	WHIP										
Jason Johnson, R ERA: 7.14 (1, 1)	5.0	L	32	11	12	10	4	4	0	0	0	0	2	72	120	18.00	3.000										
B.J. Ryan, L ERA: 8.31 (6, 1)	2.0	9	3	2	2	0	0	0	0	0	0	0	1	19	28	9.00	1.500										
Jay Spurgeon, R ERA: (8, 1)	1.0	3	0	0	0	0	0	0	0	0	0	0	0	4	5	0.00	0.000										
Ryan Kohlmeier, R ERA: (9, 1)	1.0	5	2	0	0	0	0	0	0	0	0	0	0	10	14	0.00	2.000										

Batter	1	2	3	4	5	6	7	8	9	AB	R	H	RBI	BB	SO	LOB	BOTTOM										
Jerry Hairston, R OBP: 0.417, SLG: 0.619 (1, 4)										4	0	0	0	0	0	0	<p>Chicago White Sox @ Baltimore Orioles</p> <p>Oriole Park at Camden Yards, Baltimore, MD</p> <p>Tue Aug 15 2000, 7:35 PM EDT</p> <p>Att: 37,707 - Cloudy - 84 F</p> <p>livebaseballscorecards.com</p>										
6 Melvin Mora, R OBP: 0.354, SLG: 0.458 Trenidad Hubbard, R OBP: 0.276, SLG: 0.280 (8, 9)										3	0	1	0	0	0	0											
Delino DeShields, L OBP: 0.374, SLG: 0.467 (1, 7)										2	1	1	0	2	1	1											
Albert Belle, R OBP: 0.352, SLG: 0.505 Ryan Minor, R OBP: 0.200, SLG: 0.190 (8, 5)										3	1	1	1	0	0	1											
Jeff Conine, R OBP: 0.335, SLG: 0.428 (1, 10)										4	0	1	1	0	0	2											
Chris Richard, L OBP: 0.280, SLG: 0.487 (1, 3)										4	1	1	0	0	2	1											
Brook Fordyce, R OBP: 0.342, SLG: 0.526 (1, 2)										4	0	0	0	0	0	1											
Mark Lewis, R OBP: 0.281, SLG: 0.372 (8, 6)										4	1	2	2	0	1	0											
Luis Matos, R OBP: 0.271, SLG: 0.344 (1, 8)										3	0	0	0	0	0	1											
Inning Stats	R: 2 E: 0 K: 1 S: 13	H: 2 LOB: 1 BB: 1 P: 25	R: 0 E: 0 K: 0 S: 3	H: 0 LOB: 0 BB: 0 P: 6	R: 0 E: 0 K: 1 S: 9	H: 1 LOB: 1 BB: 0 P: 12	R: 0 E: 0 K: 0 S: 6	H: 0 LOB: 0 BB: 0 P: 7	R: 0 E: 0 K: 0 S: 7	H: 1 LOB: 0 BB: 0 P: 12	R: 0 E: 0 K: 0 S: 8	H: 0 LOB: 1 BB: 1 P: 15	R: 2 E: 0 K: 0 S: 10	H: 2 LOB: 0 BB: 0 P: 16	R: 0 E: 0 K: 0 S: 11	H: 2 LOB: 2 BB: 0 P: 16		R: 0 E: 0 K: 2 S: 8	H: 0 LOB: 0 BB: 0 P: 13	1B: 5 2B: 3 3B: 0 HR: 1	SF: 0 SAC: 0 DP: 2 HBP: 0	WP: 0 PB: 0 SB: 0 CS: 1	PA: 35				
PITCHER	IP	WLS	BF	H	R	ER	SO	BB	IBB	HBP	BLK	WP	HR	S	P	ERA	WHIP										
Rocky Biddle, R ERA: 7.3 (1, 1)	7.0	W	27	4	4	4	2	2	0	0	0	0	1	56	93	5.14	1.143										
56 Mark Buehrle, L ERA: 5.4 (8, 1)	1.0	5	2	0	0	0	0	0	0	0	0	0	0	11	16	0.00	2.000										
Lorenzo Barcelo, R ERA: 4.8 (9, 1)	1.0	3	0	0	0	0	2	0	0	0	0	0	0	8	13	0.00	0.000										

AB	44
R	14
H	16
RBI	13
BB	4
SO	4
LOB	19



AB	33
R	4
H	8
RBI	4
BB	2
SO	4
LOB	9



Batter	1	2	3	4	5	6	7	8	9	AB	R	H	RBI	BB	SO	LOB	TOP			
Ray Durham, S (1, 4) OBP: 0.354, SLG: 0.450	0-1 1B S 2B 1B	2-1 1B HR 1B		1-1 1B			1-1 F8		1-3 K	5	2	3	0	0	1	0				
Jose Valentin, S (1, 6) OBP: 0.343, SLG: 0.504	1-1 F2	0-1 HR 1B		0-3 K			1-3 K		2-3 K	5	1	1	1	0	3	2				
Frank Thomas, R (1, 3) OBP: 0.451, SLG: 0.666	4-0 1B 2B BB	1-3 HR 1B		0-0 F8			1-0 G5-3		1-0 F8	3	2	1	3	1	0	1				
Tony Graffanino, R (8, 5) OBP: 0.359, SLG: 0.411	1-2 2B BB	1-H HR								1	0	0	0	0	0	0				
Magglio Ordonez, R (1, 9) OBP: 0.403, SLG: 0.592	2-2 2B 1-2 2-3 1B	2-3 K					2-2 P4		0-1 14 2B 1B	4	1	2	0	0	1	0				
Harold Baines, L (1, 10) OBP: 0.340, SLG: 0.437	2-3 K	0-1 P5					1-2 G4-3		1-1 1-H 2B	2	0	0	0	0	1	3				
14 Paul Konerko, R (5, PH) OBP: 0.366, SLG: 0.482										2	0	1	1	0	0	0				
Herbert Perry, R (1, 5) OBP: 0.355, SLG: 0.476	0-0 1-3 2-H 3-H 2B			0-1 G4-3			1-0 G4-3		1-3 K	4	0	1	2	0	1	1				
Carlos Lee, R (1, 7) OBP: 0.345, SLG: 0.502	1-3 K			2-1 G6-3			0-1 G4-3		4-0 BB	3	0	0	0	1	1	2				
Chris Singleton, L (1, 8) OBP: 0.302, SLG: 0.383		0-0 E6 1B S 1B		1-0 G3			1-2 G1-3		1-3 K	4	1	0	0	0	1	2				
Charles Johnson, R (1, 2) OBP: 0.375, SLG: 0.578		0-3 K					1-1 L3		0-0 F8	4	0	0	0	0	2	3				
Inning Stats	R: 2 E: 0 K: 2 S: 14	H: 3 LOB: 2 BB: 1 P: 24	R: 4 E: 1 K: 2 S: 16	H: 3 LOB: 0 BB: 0 P: 21	R: 0 E: 0 K: 0 S: 5	H: 0 LOB: 0 BB: 0 P: 8	R: 0 E: 0 K: 2 S: 9	H: 1 LOB: 1 BB: 0 P: 12	R: 0 E: 0 K: 0 S: 7	H: 0 LOB: 0 BB: 0 P: 11	R: 0 E: 0 K: 1 S: 7	H: 0 LOB: 0 BB: 0 P: 10	R: 1 E: 0 K: 2 S: 13	H: 2 LOB: 2 BB: 1 P: 20	R: 0 E: 0 K: 12 S: 16	H: 0 LOB: 0 BB: 0 P: 16	1B: 6 2B: 2 3B: 0 HR: 1	SF: 0 SAC: 0 DP: 0 HBP: 0	WP: 0 PB: 0 SB: 2 CS: 0	PA: 39
PITCHER	IP WLS BF H R ER SO BB IBB HBP BLK WP HR S P ERA WHIP																			
35 Mike Mussina, R (1, 1) ERA: 4.24	4.0 L 21 7 6 5 6 1 0 0 0 0 0 1 44 65 11.25 2.000																			
Chuck McElroy, L (5, 1) ERA: 5.2	3.1 12 2 1 1 2 0 0 0 0 0 0 30 41 2.70 0.600																			
Mike Trombley, R (8, 1) ERA: 5.21	0.2 3 0 0 0 1 1 0 0 0 0 0 4 9 0.00 1.500																			
Buddy Groom, L (9, 1) ERA: 4.03	1.0 3 0 0 0 2 0 0 0 0 0 0 12 16 0.00 0.000																			

Chicago White Sox @ Baltimore Orioles
 Oriole Park at Camden Yards, Baltimore, MD
 Wed Aug 16 2000, 7:35 PM EDT
 Att: 39,079 - Cloudy - 86 F

AB 37
 R 7
 H 9
 RBI 7
 BB 2
 SO 11
 LOB 14



Batter	1	2	3	4	5	6	7	8	9	AB	R	H	RBI	BB	SO	LOB	BOTTOM			
Jerry Hairston, R (1, 4) OBP: 0.397, SLG: 0.520	1-1 L5		1-2 F8		1-0 F9		1-1 F8			4	0	0	0	0	0	1				
6 Melvin Mora, R (1, 6) OBP: 0.356, SLG: 0.466	3-2 1B 1B		1-2 BLK 3B		1-1 F8			0-3 K		4	1	2	1	0	1	0				
Delino DeShields, L (1, 7) OBP: 0.376, SLG: 0.466	3-2 G4-6-3 1B		4-1 G6-3 BLK BB		3-1 L4			3-2 F7		3	0	1	0	1	0	0				
Albert Belle, R (1, 9) OBP: 0.350, SLG: 0.501	2-1 G4-6-3		1-0 G6-3			0-2 F5		0-1 F8		4	0	0	0	0	0	3				
Jeff Conine, R (1, 3) OBP: 0.331, SLG: 0.423		1-1 E5 F9-6-5 HBP	0-0 F9		1-0 G4-3				0-0 F8	4	0	0	0	0	0	1				
Chris Richard, L (1, 10) OBP: 0.279, SLG: 0.468		2-2 HBP		2-2 F7		3-1 F8			3-3 K	3	0	0	0	0	1	0				
Brook Fordyce, R (1, 2) OBP: 0.340, SLG: 0.536		2-0 F9-6-5		0-0 G4-3				2-0 HR		4	1	1	1	0	0	2				
Ryan Minor, R (1, 5) OBP: 0.206, SLG: 0.183		2-0 G5-3		4-2 BB			1-0 F9			2	0	0	0	1	0	1				
Luis Matos, R (1, 8) OBP: 0.273, SLG: 0.343			3-2 6 3B 1B		2-2 G4-3		0-0 B1-3			3	1	1	0	0	0	1				
Inning Stats	R: 0 E: 0 K: 0 S: 11	H: 2 LOB: 1 BB: 0 P: 20	R: 0 E: 1 K: 0 S: 6	H: 0 LOB: 0 BB: 0 P: 13	R: 2 E: 0 K: 0 S: 15	H: 2 LOB: 1 BB: 1 P: 25	R: 0 E: 0 K: 0 S: 12	H: 0 LOB: 1 BB: 1 P: 20	R: 0 E: 0 K: 0 S: 5	H: 0 LOB: 0 BB: 0 P: 10	R: 1 E: 0 K: 0 S: 5	H: 1 LOB: 0 BB: 0 P: 9	R: 0 E: 0 K: 1 S: 9	H: 0 LOB: 0 BB: 0 P: 12	R: 0 E: 0 K: 1 S: 7	H: 0 LOB: 0 BB: 0 P: 10	1B: 3 2B: 1 3B: 1 HR: 1	SF: 0 SAC: 0 DP: 2 HBP: 1	WP: 0 PB: 0 SB: 0 CS: 0	PA: 34
PITCHER	IP WLS BF H R ER SO BB IBB HBP BLK WP HR S P ERA WHIP																			
Jim Parque, L (1, 1) ERA: 4.34	6.0 W 25 5 3 3 3 0 0 0 0 0 0 56 101 4.50 1.167																			
41 Bill Simas, R (7, 1) ERA: 3.53	2.0 H 6 0 0 0 1 0 0 0 0 0 0 13 18 0.00 0.000																			
Keith Foulke, R (9, 1) ERA: 3.2	1.0 3 0 0 0 1 0 0 0 0 0 0 7 10 0.00 0.000																			

Chicago White Sox @ Baltimore Orioles
 Oriole Park at Camden Yards, Baltimore, MD
 Wed Aug 16 2000, 7:35 PM EDT
 Att: 39,079 - Cloudy - 86 F

AB 31
 R 3
 H 5
 RBI 2
 BB 2
 SO 2
 LOB 9

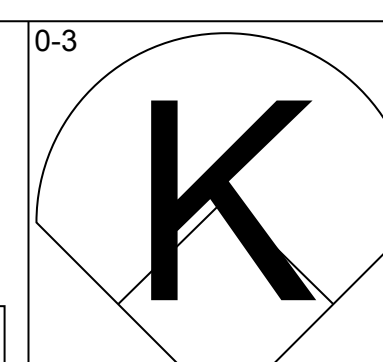
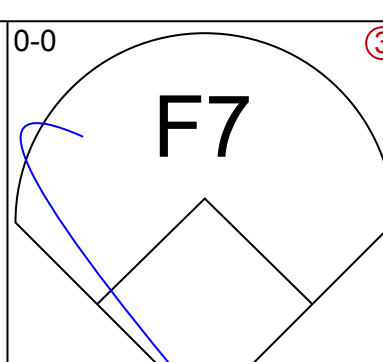
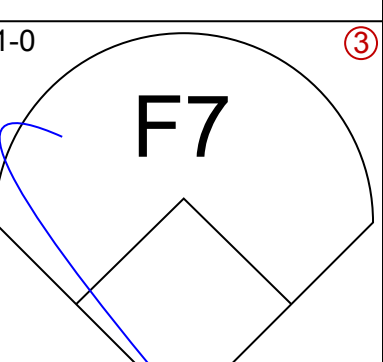
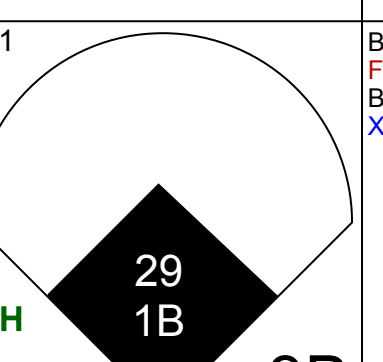
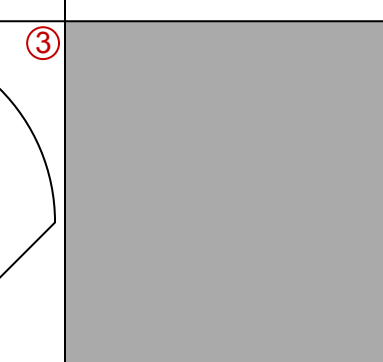
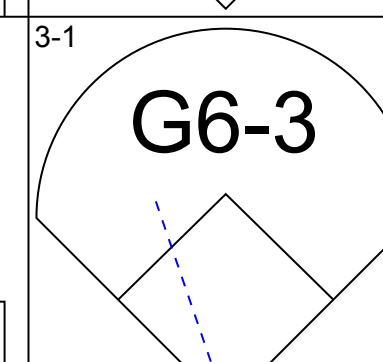
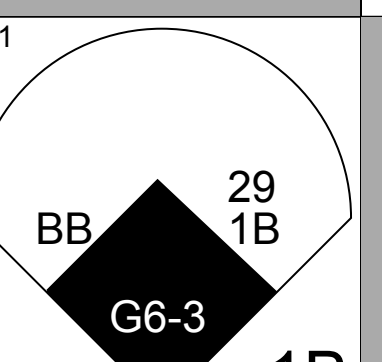
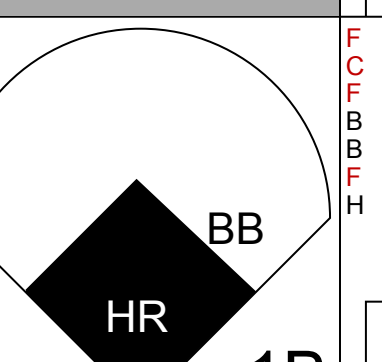
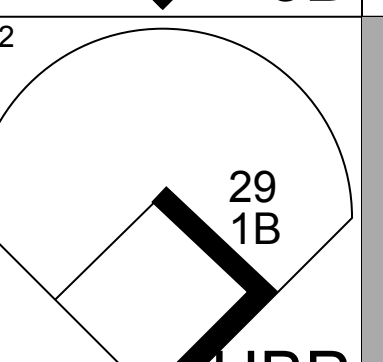
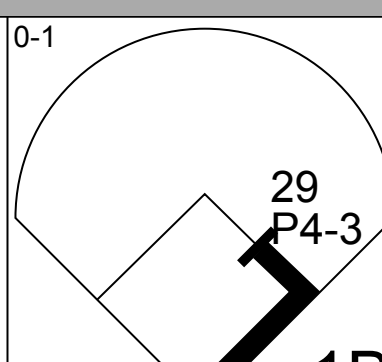
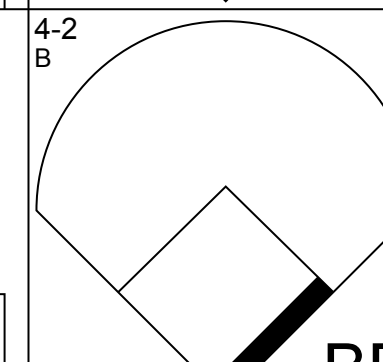
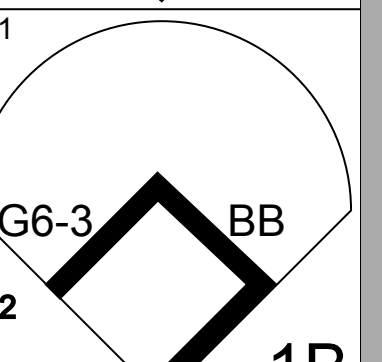
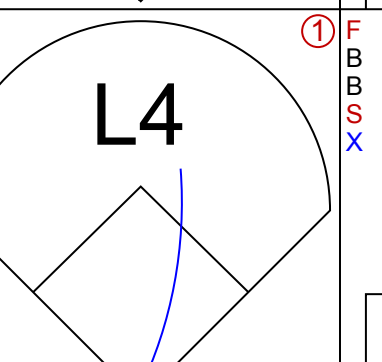
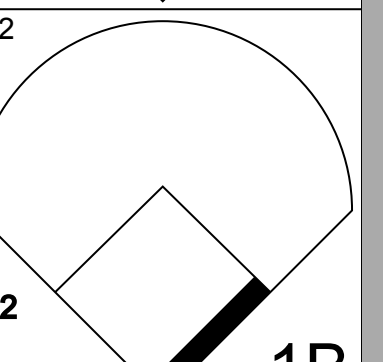
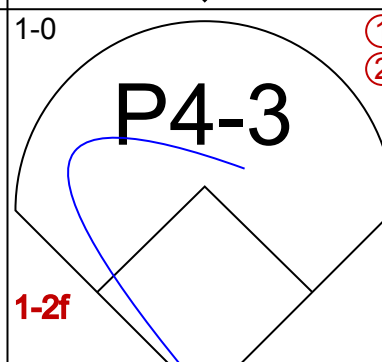
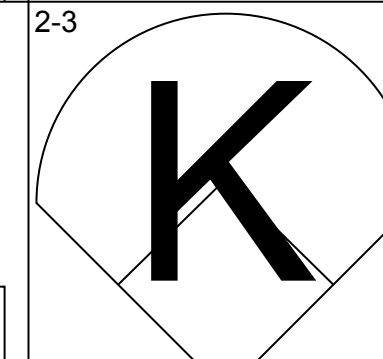
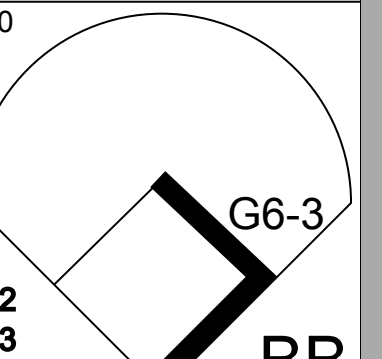
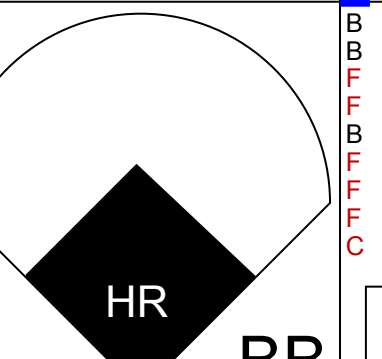
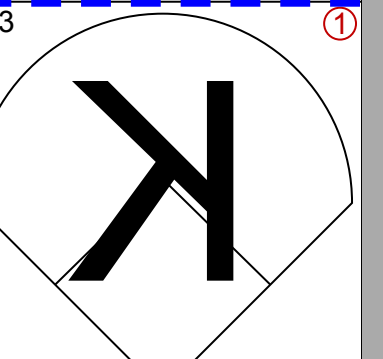
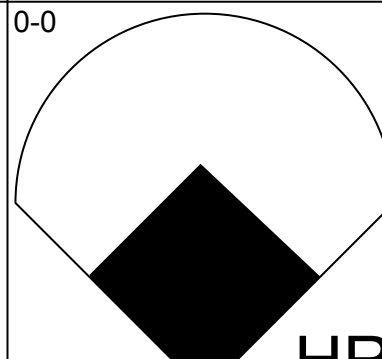
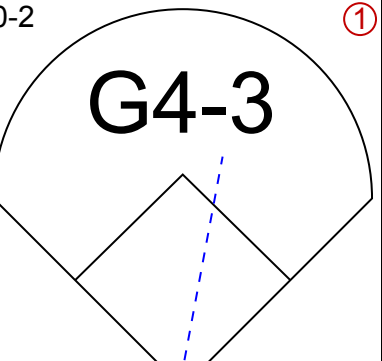
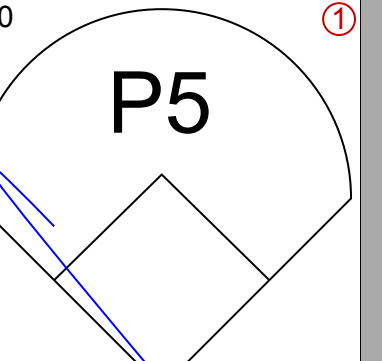
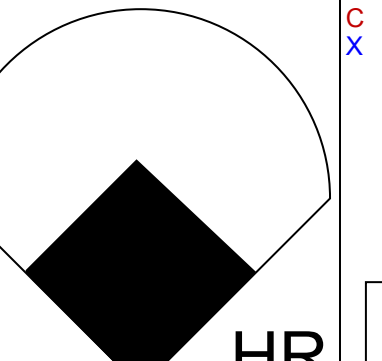
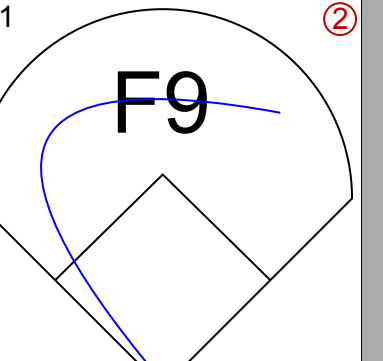
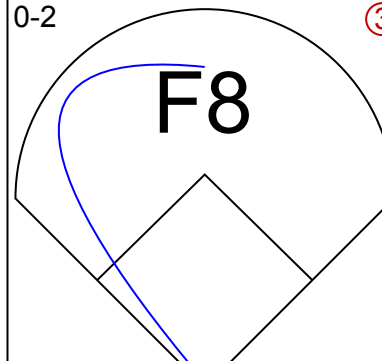
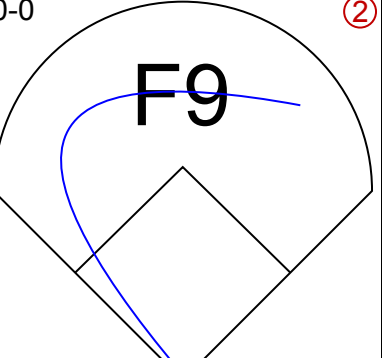
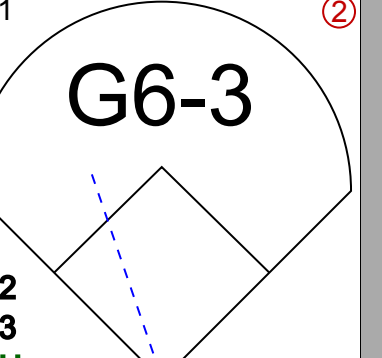
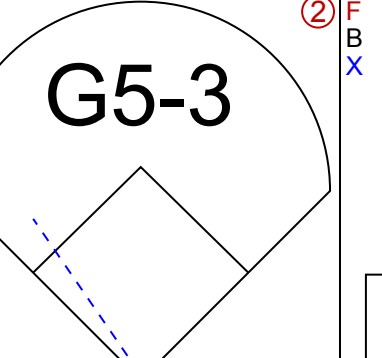
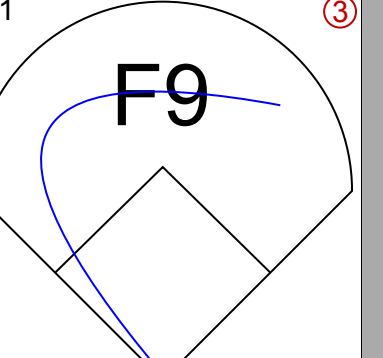
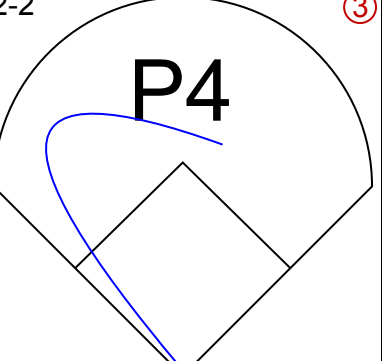
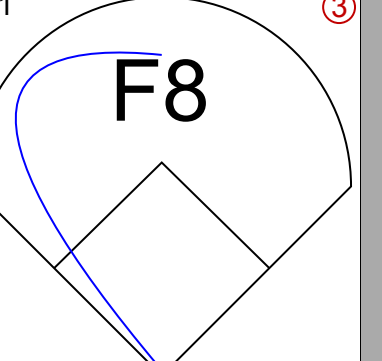
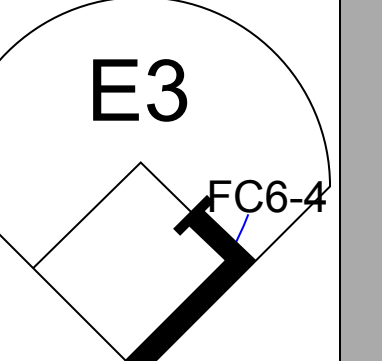
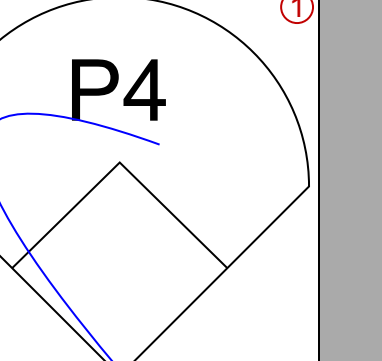
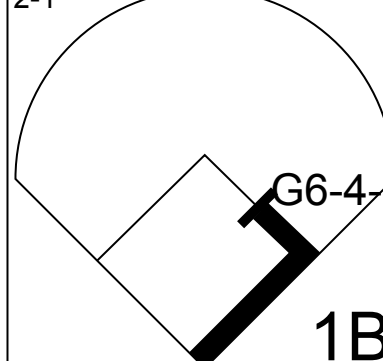
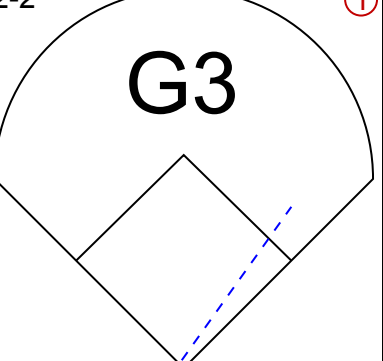
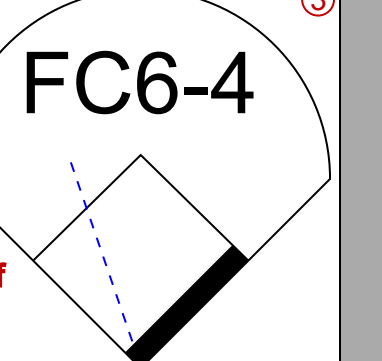
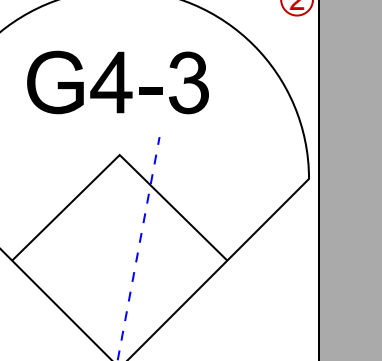
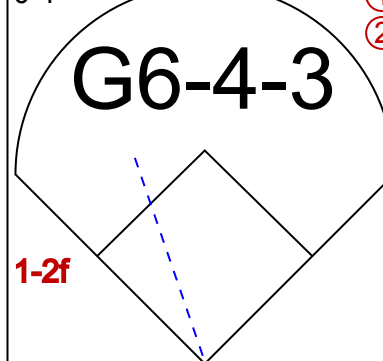
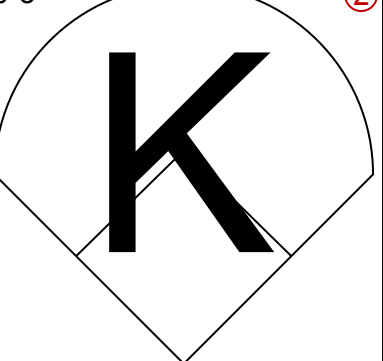
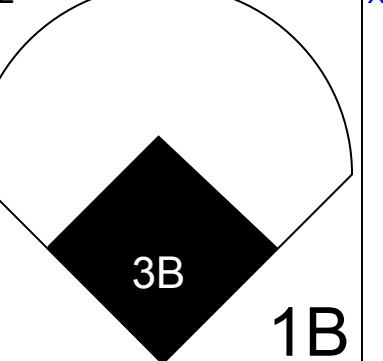
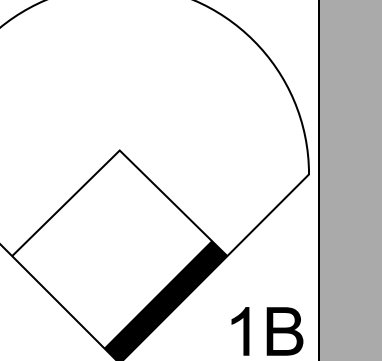


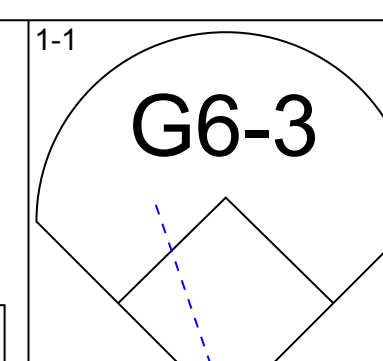
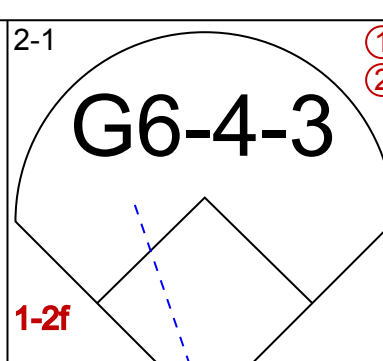
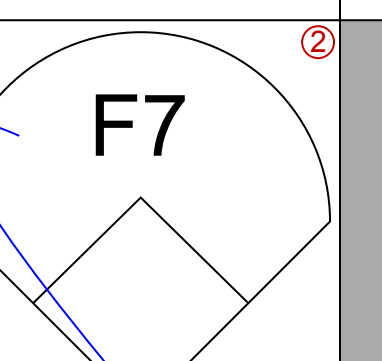
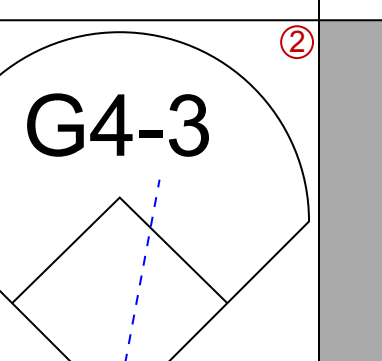
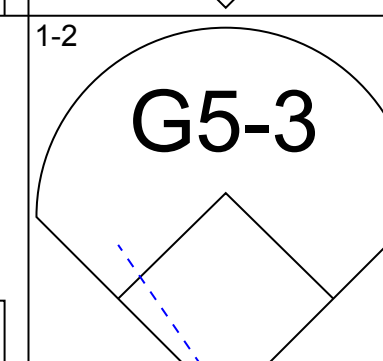
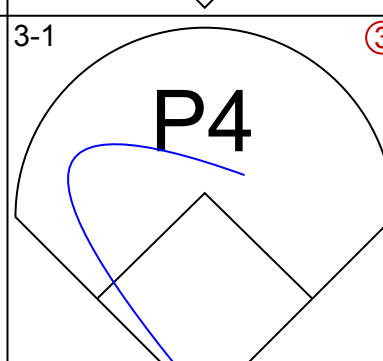
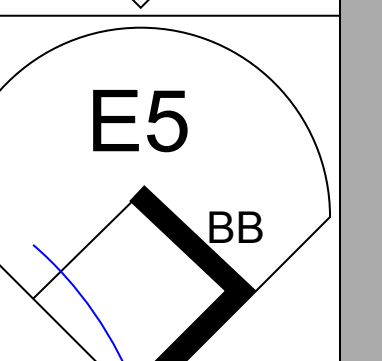
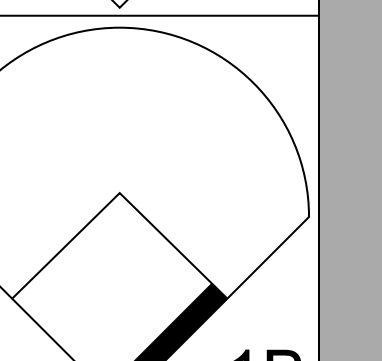
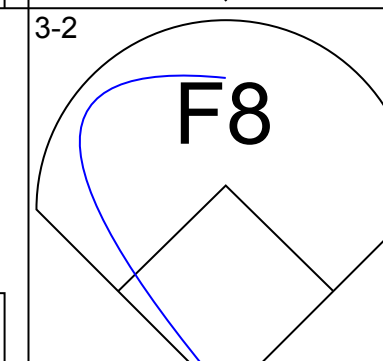
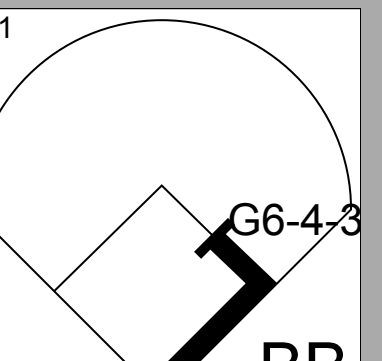
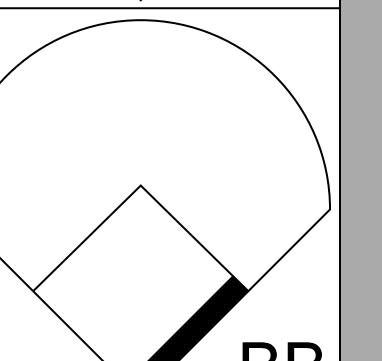
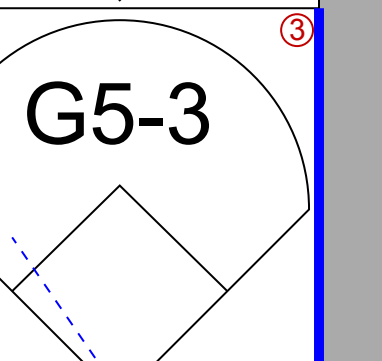
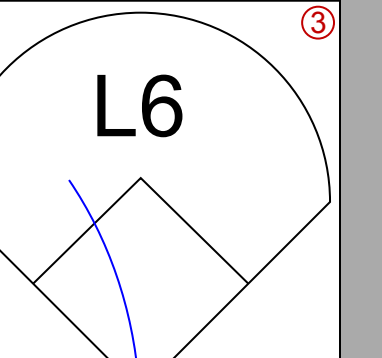
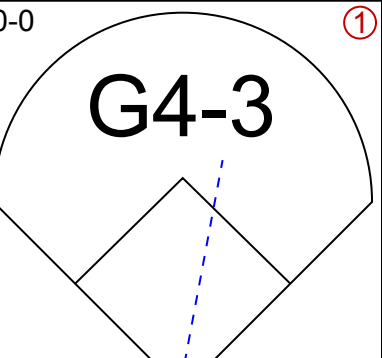
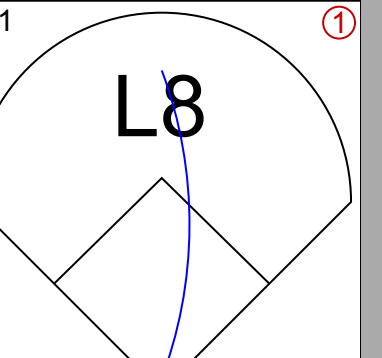
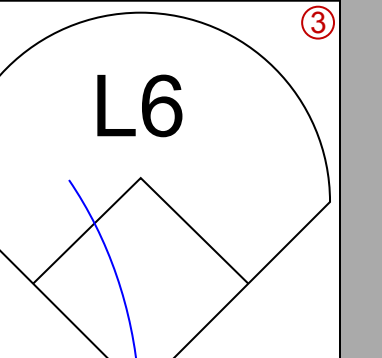
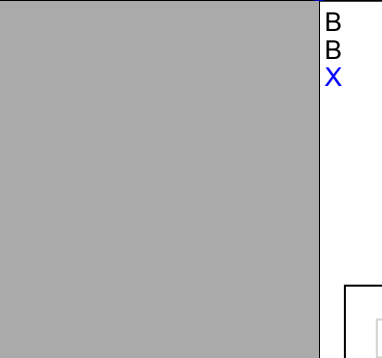
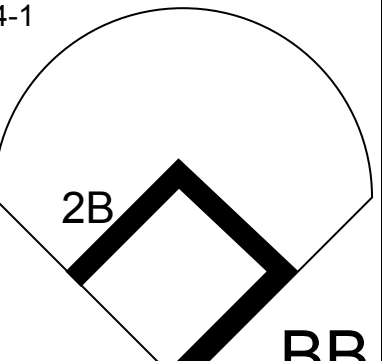
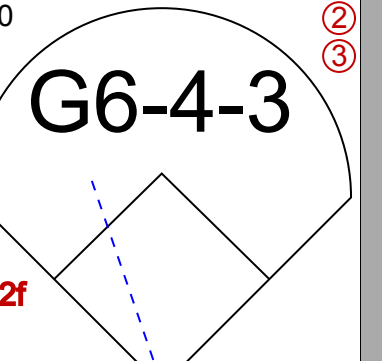
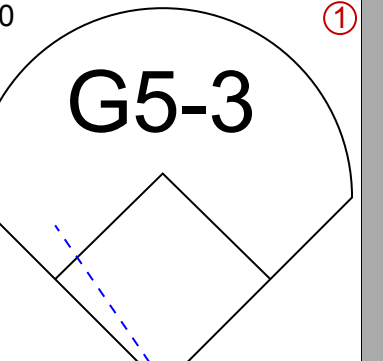
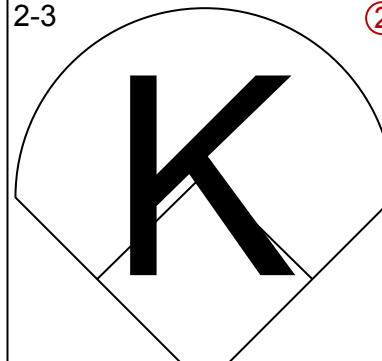
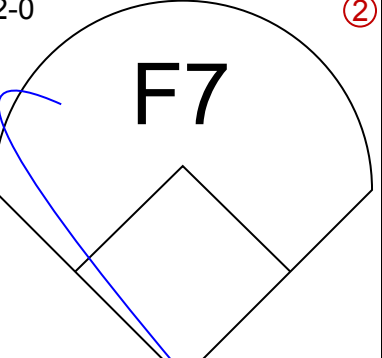
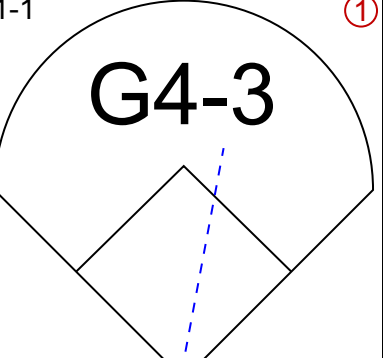

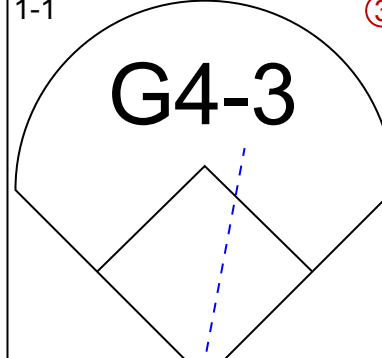
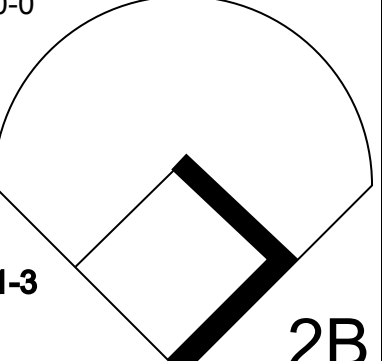
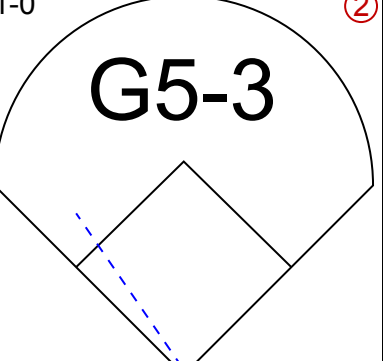
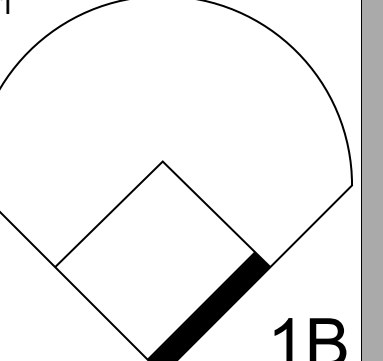
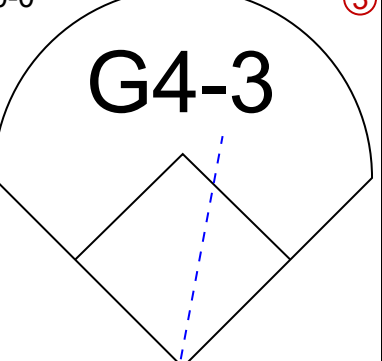
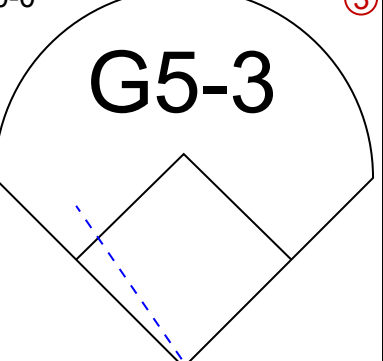

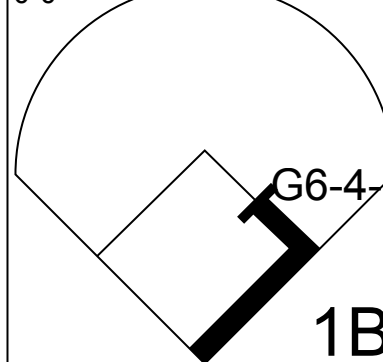
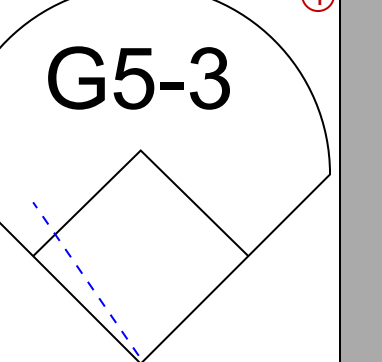

Batter	1	2	3	4	5	6	7	8	9	AB	R	H	RBI	BB	SO	LOB	TOP								
Ray Durham, S OBP: 0.352, SLG: 0.446	G6-3		K		G6-3				E6	4	1	0	0	1	1	3	Chicago White Sox @ Baltimore Orioles Oriole Park at Camden Yards, Baltimore, MD Thu Aug 17 2000, 3:05 PM EDT Att: 40,205 - Cloudy - 82 F								
Tony Graffanino, R OBP: 0.387, SLG: 0.440	E5									2	1	1	1	1	0	0									
Harold Baines, L OBP: 0.339, SLG: 0.435										1	0	0	0	0	1	2									
Jose Valentin, S OBP: 0.344, SLG: 0.512										1	1	1	2	0	0	0									
Frank Thomas, R OBP: 0.451, SLG: 0.661	F9									3	0	0	0	2	1	1									
Maggio Ordonez, R OBP: 0.400, SLG: 0.587	CS									4	0	0	0	0	1	3									
14 Paul Konerko, R OBP: 0.367, SLG: 0.481										3	0	1	0	1	1	1									
Herbert Perry, R OBP: 0.354, SLG: 0.471										3	0	0	0	1	2	4									
Carlos Lee, R OBP: 0.344, SLG: 0.502										4	0	1	0	0	1	2									
Jeff Abbott, R OBP: 0.349, SLG: 0.397										2	0	0	0	2	2	2									
Charles Johnson, R OBP: 0.371, SLG: 0.571										4	0	0	0	0	1	4									
Inning Stats	R: 0 E: 1 K: 0 S: 8	H: 0 LOB: 0 BB: 0 P: 13	R: 0 E: 0 K: 3 S: 10	H: 0 LOB: 0 BB: 0 P: 14	R: 0 E: 0 K: 2 S: 11	H: 0 LOB: 1 BB: 1 P: 24	R: 1 E: 0 K: 0 S: 11	H: 1 LOB: 0 BB: 1 P: 17	R: 0 E: 0 K: 2 S: 12	H: 0 LOB: 2 BB: 3 P: 20	R: 0 E: 0 K: 1 S: 8	H: 0 LOB: 2 BB: 2 P: 19	R: 0 E: 1 K: 2 S: 15	H: 1 LOB: 2 BB: 0 P: 21	R: 2 E: 1 K: 1 S: 14	H: 1 LOB: 0 BB: 0 P: 20	1B: 1 2B: 1 3B: 0 HR: 2	SF: 0 SAC: 0 DP: 2 HBP: 0	WP: 0 PB: 0 SB: 0 CS: 1	PA: 40					
PITCHER	IP	WLS	BF	H	R	ER	SO	BB	IBB	HBP	BLK	WP	HR	S	P	ERA	WHIP								
John Parrish, L ERA: 4.4	6.2	W	28	2	1	1	7	8	0	0	0	0	1	63	124	1.35	1.500								
Mike Trombley, R ERA: 5.07	1.1	H	6	1	0	0	3	0	0	0	0	0	0	18	26	0.00	0.750								
Ryan Kohlmeier, R ERA:	1.0		5	1	2	0	1	0	0	0	0	0	1	14	20	0.00	1.000								

Batter	1	2	3	4	5	6	7	8	9	AB	R	H	RBI	BB	SO	LOB	BOTTOM									
Jerry Hairston, R OBP: 0.406, SLG: 0.519	G6-3									2	0	1	2	0	0	0	Chicago White Sox @ Baltimore Orioles Oriole Park at Camden Yards, Baltimore, MD Thu Aug 17 2000, 3:05 PM EDT Att: 40,205 - Cloudy - 82 F									
6 Melvin Mora, R OBP: 0.355, SLG: 0.461	G5-3									3	0	0	0	0	4											
Delino DeShields, L OBP: 0.374, SLG: 0.464										2	0	0	1	1	0	3										
Albert Belle, R OBP: 0.351, SLG: 0.501	G1-3									4	0	2	0	0	1	2										
Jeff Conine, R OBP: 0.331, SLG: 0.430										4	1	1	1	0	0	2										
Chris Richard, L OBP: 0.289, SLG: 0.470										4	1	2	0	0	0	1										
Mark Lewis, R OBP: 0.280, SLG: 0.362										3	1	0	0	0	1	1										
Greg Myers, L OBP: 0.284, SLG: 0.326										3	1	2	0	0	0	0										
Luis Matos, R OBP: 0.289, SLG: 0.353										3	1	2	1	1	0	1										
Inning Stats	R: 0 E: 0 K: 0 S: 11	H: 0 LOB: 1 BB: 1 P: 20	R: 0 E: 0 K: 0 S: 5	H: 0 LOB: 0 BB: 0 P: 6	R: 0 E: 0 K: 1 S: 6	H: 1 LOB: 1 BB: 0 P: 10	R: 0 E: 0 K: 1 S: 6	H: 2 LOB: 1 BB: 0 P: 10	R: 2 E: 0 K: 0 S: 13	H: 2 LOB: 1 BB: 0 P: 20	R: 3 E: 0 K: 0 S: 12	H: 3 LOB: 1 BB: 1 P: 24	R: 0 E: 0 K: 0 S: 7	H: 1 LOB: 1 BB: 0 P: 7	R: 0 E: 0 K: 0 S: 5	H: 1 LOB: 0 BB: 0 P: 8	1B: 8 2B: 1 3B: 0 HR: 1	SF: 1 SAC: 1 DP: 3 HBP: 4	WP: 0 PB: 0 SB: 1 CS: 2	PA: 36						
PITCHER	IP	WLS	BF	H	R	ER	SO	BB	IBB	HBP	BLK	WP	HR	S	P	ERA	WHIP									
James Baldwin, R ERA: 4.29	5.1	L	28	8	5	5	2	2	0	4	0	0	0	11	53	90	8.44	1.875								
Lorenzo Barcelo, R ERA: 4.32	1.2		5	1	0	0	0	0	0	0	0	0	0	11	14	0.00	0.600									
Bob Howry, R ERA: 3.78	1.0		3	1	0	0	0	0	0	0	0	0	0	5	8	0.00	1.000									

Batter	1	2	3	4	5	6	7	8	9	AB	R	H	RBI	BB	SO	LOB	TOP										
Johnny Damon, L OBP: 0.389, SLG: 0.481 (1, 8)										4	2	2	2	0	0	0	Kansas City Royals @ Baltimore Orioles Oriole Park at Camden Yards, Baltimore, MD Fri Aug 18 2000, 7:35 PM EDT Att: 40,265 - Cloudy - 74 F										
Rey Sanchez, R OBP: 0.295, SLG: 0.312 (1, 6)										4	0	1	1	0	1	1											
29 Mike Sweeney, R OBP: 0.404, SLG: 0.527 (1, 3)										3	0	1	1	1	0	0											
Jermaine Dye, R OBP: 0.385, SLG: 0.576 (1, 10)										3	0	0	0	1	1	2											
Joe Randa, R OBP: 0.349, SLG: 0.442 (1, 5)										4	0	0	0	0	0	4											
Mark Quinn, R OBP: 0.355, SLG: 0.526 (1, 7)										4	0	0	0	0	2	0											
Todd Dunwoody, L OBP: 0.270, SLG: 0.311 (1, 9)										4	0	0	0	0	2	0											
Gregg Zaun, S OBP: 0.360, SLG: 0.357 (1, 2)										1	1	0	0	3	0	0											
Jeff Reboulet, R OBP: 0.328, SLG: 0.290 (1, 4)										4	1	0	0	0	0	3											
Inning Stats	R: 1 E: 0 K: 0 S: 10	H: 2 LOB: 1 BB: 1 P: 22	R: 0 E: 0 K: 2 S: 13	H: 0 LOB: 1 BB: 1 P: 20	R: 0 E: 0 K: 1 S: 9	H: 0 LOB: 0 BB: 0 P: 14	R: 0 E: 0 K: 2 S: 8	H: 0 LOB: 0 BB: 0 P: 12	R: 0 E: 0 K: 0 S: 7	H: 0 LOB: 0 BB: 0 P: 12	R: 0 E: 0 K: 0 S: 4	H: 0 LOB: 0 BB: 0 P: 6	R: 3 E: 1 K: 0 S: 16	H: 2 LOB: 2 BB: 2 P: 28	R: 0 E: 0 K: 1 S: 10	H: 0 LOB: 1 BB: 1 P: 16	1B: 3 2B: 0 3B: 1 HR: 0	SF: 0 SAC: 0 DP: 1 HBP: 0	WP: 0 PB: 0 SB: 1 CS: 0	PA: 36							
PITCHER	IP	WLS	BF	H	R	ER	SO	BB	IBB	HBP	BLK	WP	HR	S	P	ERA	WHIP										
Pat Rapp, R ERA: 6.0 (1, 1)	7.1	L	29	4	4	3	5	3	0	0	0	0	0	71	119	3.68	0.955										
B.J. Ryan, L ERA: 7.81 (8, 1)	1.2		7	0	0	0	1	2	0	0	0	0	0	13	23	0.00	1.200										

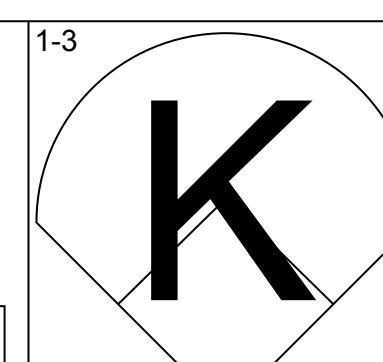
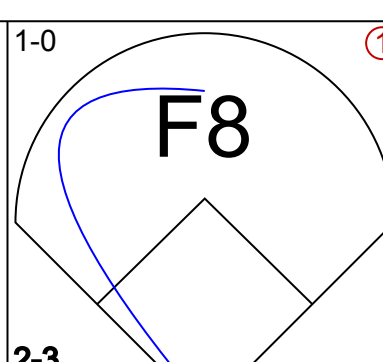
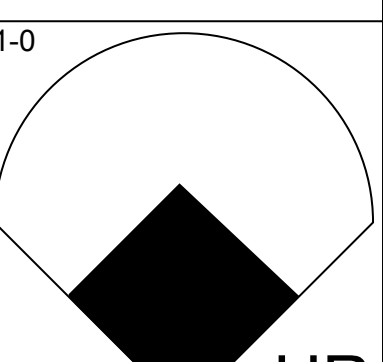
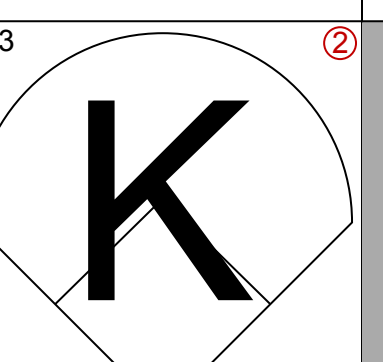
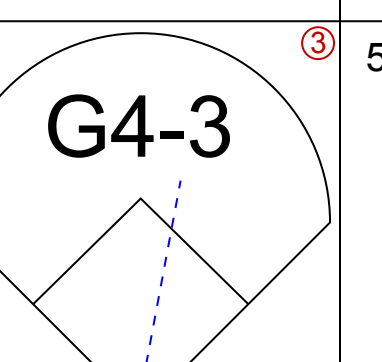
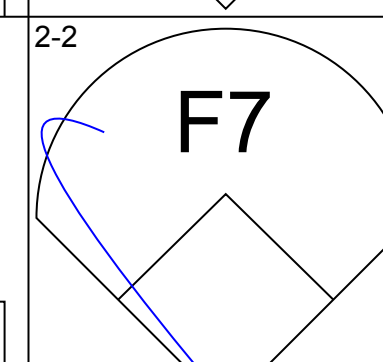
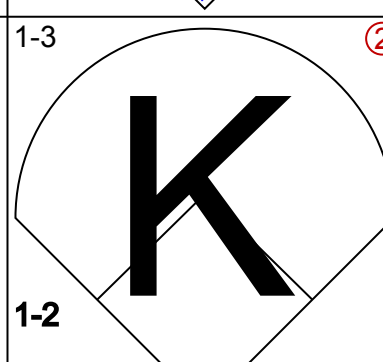
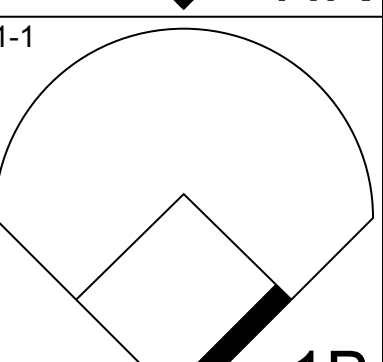
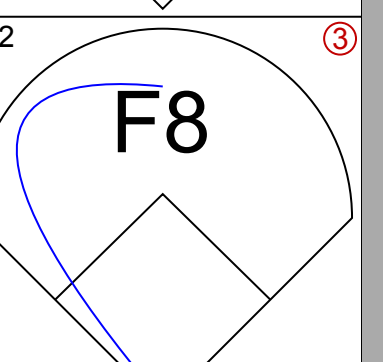
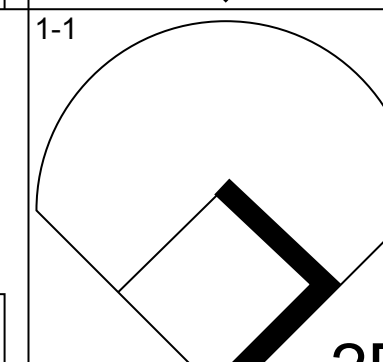
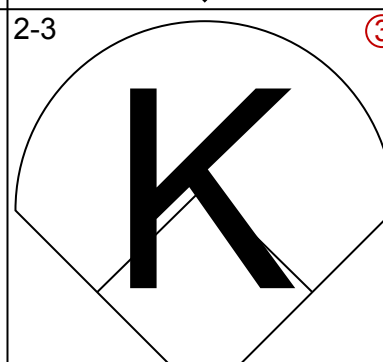
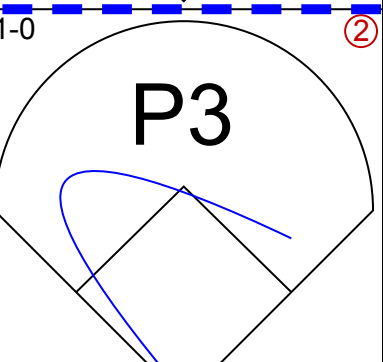

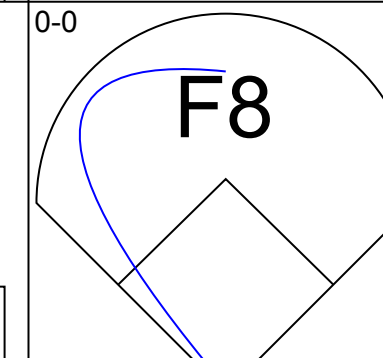
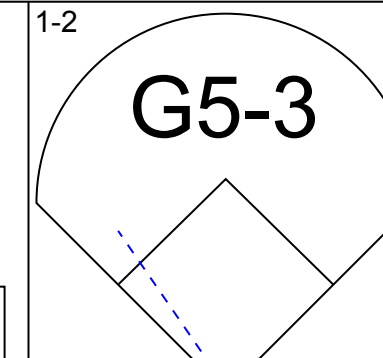
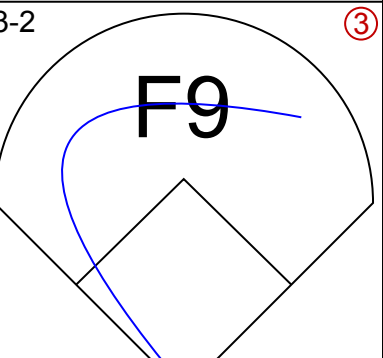

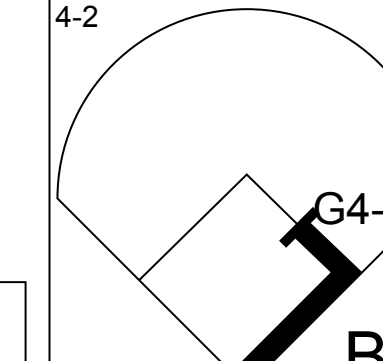
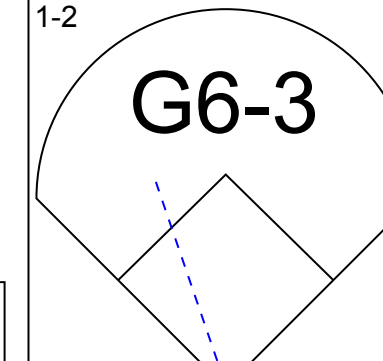
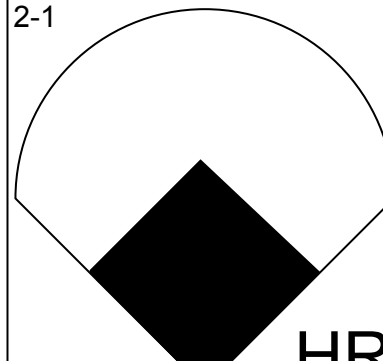


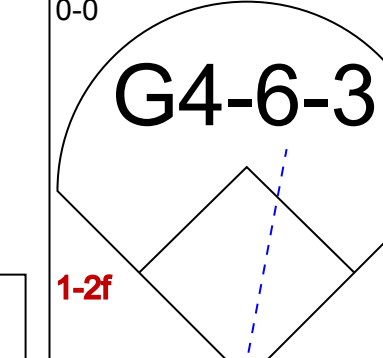
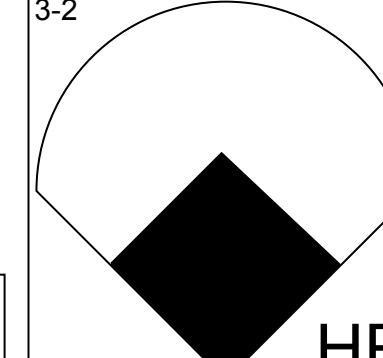
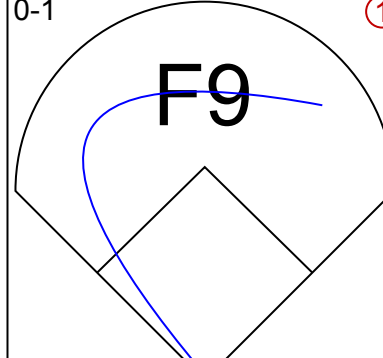

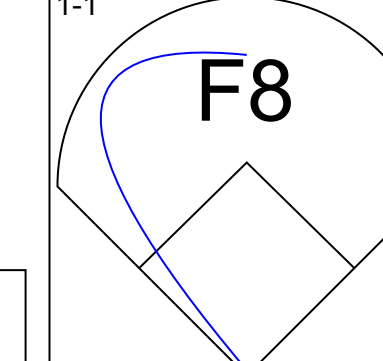
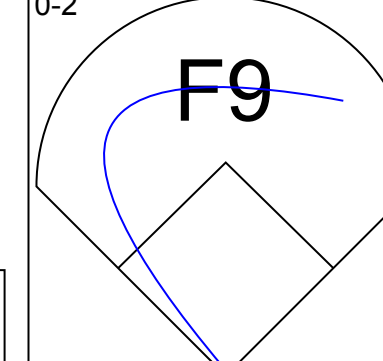
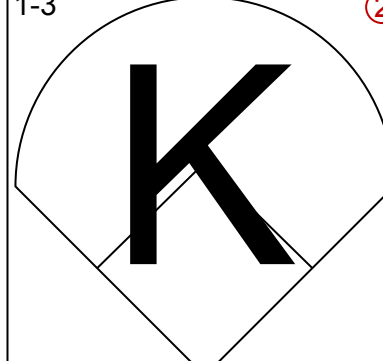
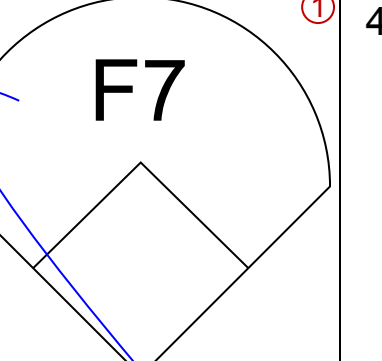
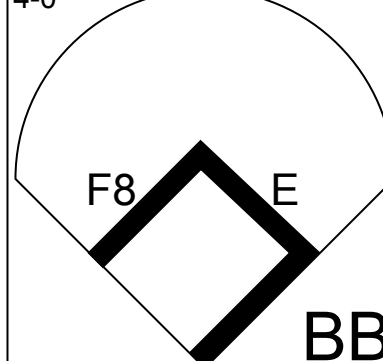
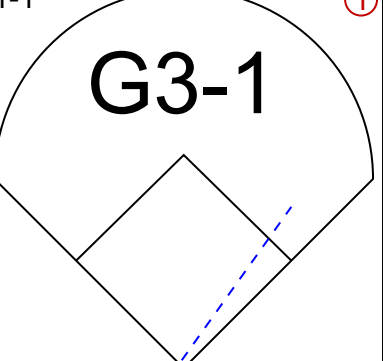

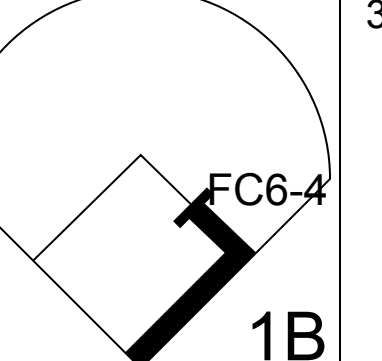
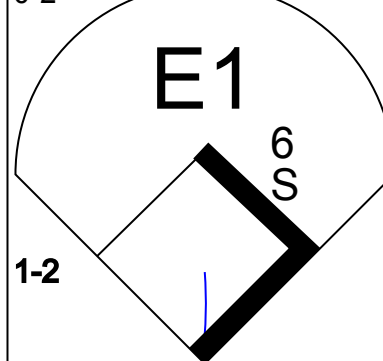
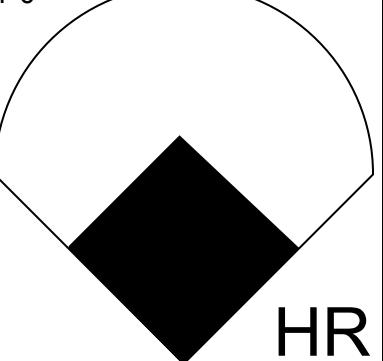
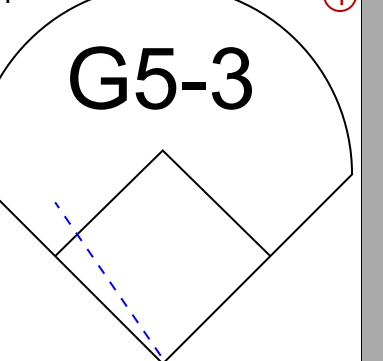
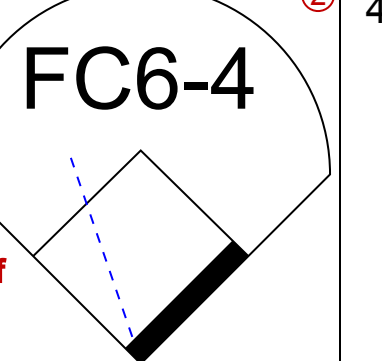
Batter	1	2	3	4	5	6	7	8	9	AB	R	H	RBI	BB	SO	LOB	BOTTOM										
Jerry Hairston, R OBP: 0.389, SLG: 0.484 (1, 4)										4	0	1	0	0	1	1	Kansas City Royals @ Baltimore Orioles Oriole Park at Camden Yards, Baltimore, MD Fri Aug 18 2000, 7:35 PM EDT Att: 40,265 - Cloudy - 74 F										
6 Melvin Mora, R OBP: 0.350, SLG: 0.455 (1, 6)										4	0	0	0	0	1	1											
Delino DeShields, L OBP: 0.373, SLG: 0.462 (1, 7)										4	0	1	0	0	1	0											
Albert Belle, R OBP: 0.348, SLG: 0.497 (1, 9)										4	0	0	0	0	1	0											
Jeff Conine, R OBP: 0.332, SLG: 0.431 (1, 10)										4	0	2	0	0	0	0											
Chris Richard, L OBP: 0.290, SLG: 0.465 (1, 3)										3	0	1	0	0	0	2											
Brook Fordyce, R OBP: 0.345, SLG: 0.544 (1, 2)										3	1	2	0	0	0	1											
Ryan Minor, R OBP: 0.197, SLG: 0.175 (1, 5)										3	0	0	0	0	2	3											
Luis Matos, R OBP: 0.291, SLG: 0.352 (1, 8)										3	0	1	1	0	0	2											
Inning Stats	R: 0 E: 0 K: 0 S: 8	H: 0 LOB: 0 BB: 0 P: 13	R: 0 E: 0 K: 1 S: 7	H: 1 LOB: 0 BB: 0 P: 10	R: 1 E: 0 K: 1 S: 9	H: 2 LOB: 0 BB: 0 P: 13	R: 0 E: 0 K: 1 S: 7	H: 0 LOB: 0 BB: 0 P: 8	R: 0 E: 0 K: 1 S: 13	H: 2 LOB: 2 BB: 0 P: 23	R: 0 E: 0 K: 1 S: 8	H: 1 LOB: 1 BB: 0 P: 16	R: 0 E: 0 K: 0 S: 11	H: 1 LOB: 1 BB: 0 P: 19	R: 0 E: 0 K: 1 S: 11	H: 1 LOB: 1 BB: 0 P: 18	R: 0 E: 0 K: 0 S: 6	H: 0 LOB: 0 BB: 0 P: 8	1B: 7 2B: 1 3B: 0 HR: 0	SF: 0 SAC: 0 DP: 2 HBP: 0	WP: 1 PB: 0 SB: 0 CS: 1	PA: 33					
PITCHER	IP	WLS	BF	H	R	ER	SO	BB	IBB	HBP	BLK	WP	HR	S	P	ERA	WHIP										
Blake Stein, R ERA: 6.14 (1, 1)	9.0	W	32	8	1	1	6	0	0	0	0	1	0	80	128	1.00	0.889										

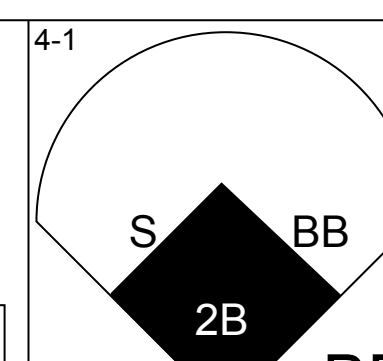
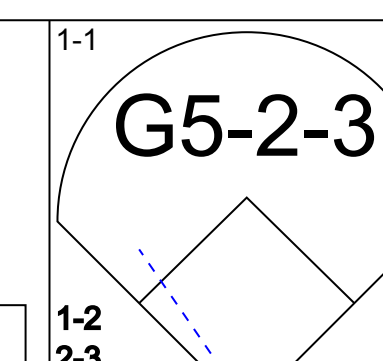
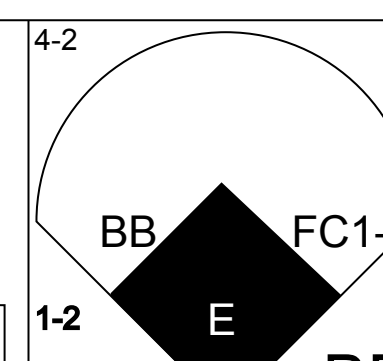


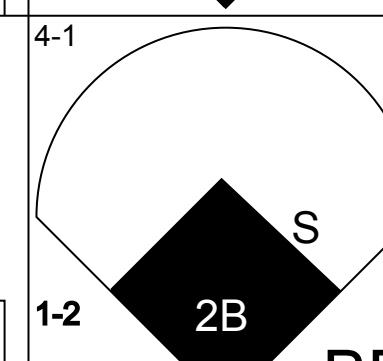
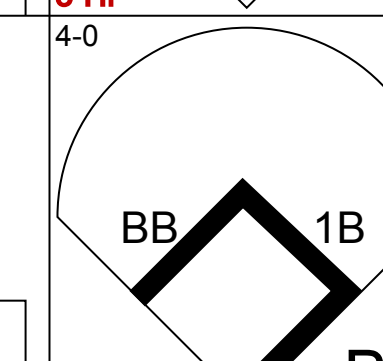
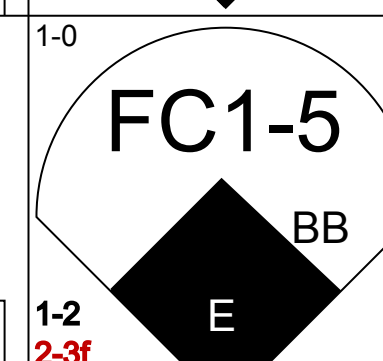


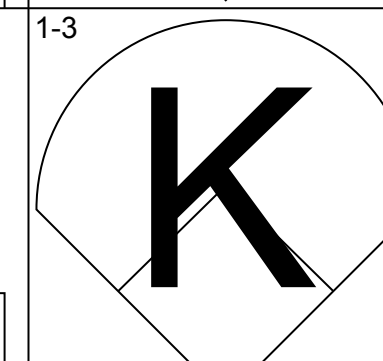
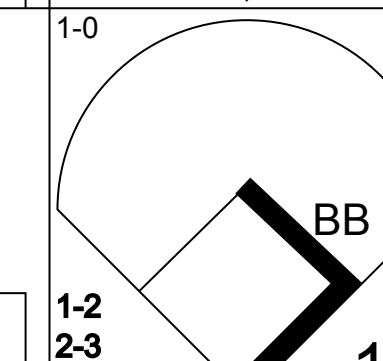
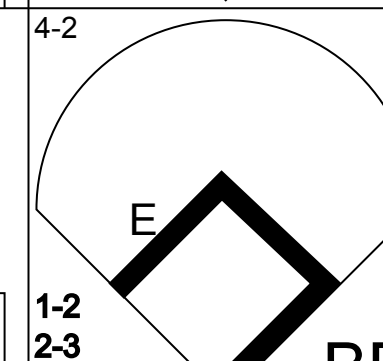


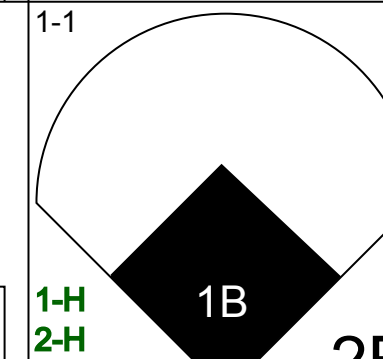
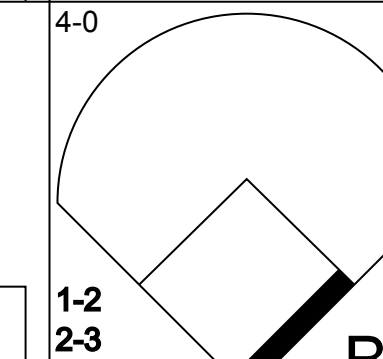
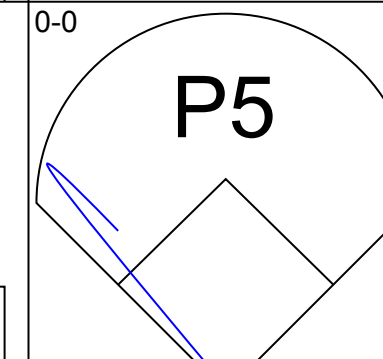


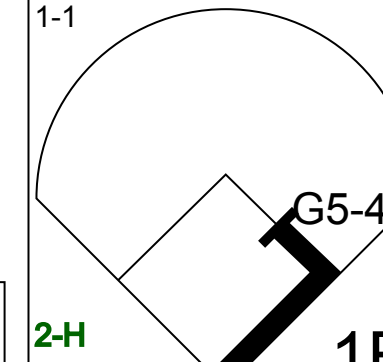
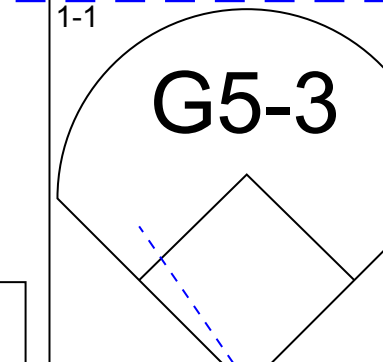
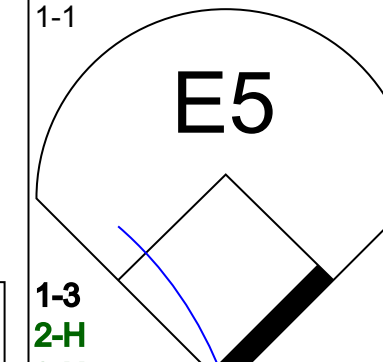

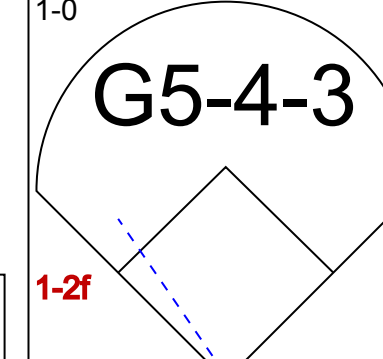
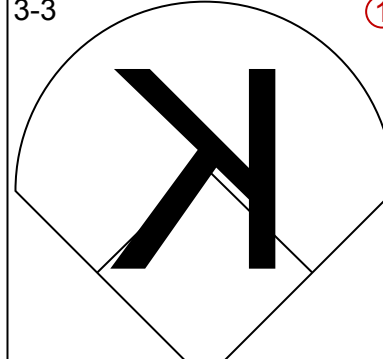


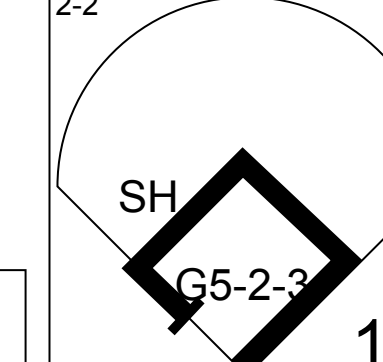
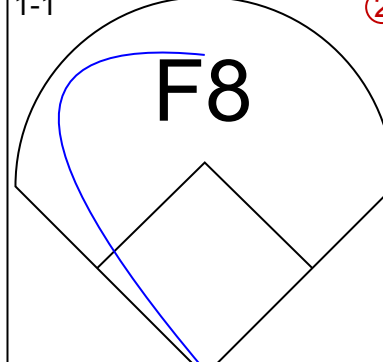
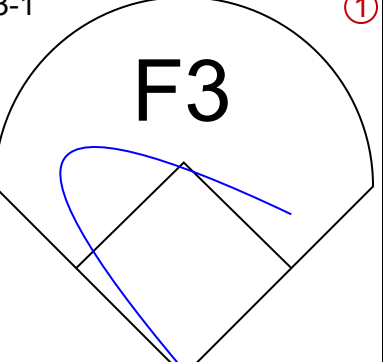
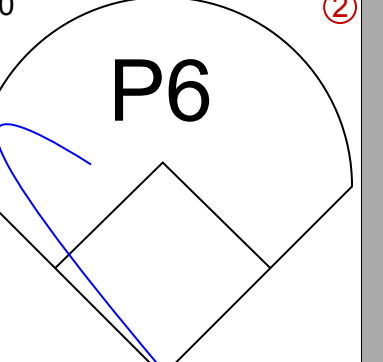
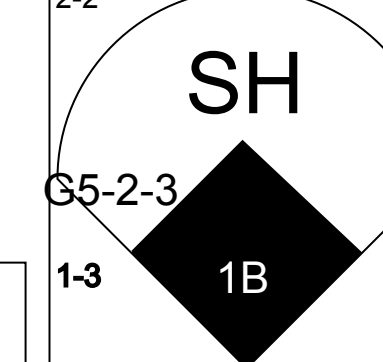
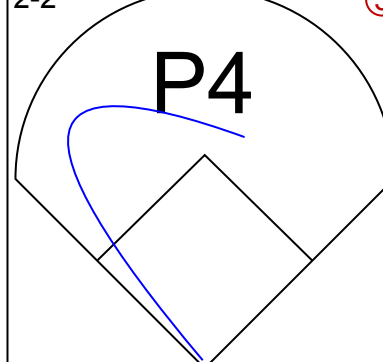
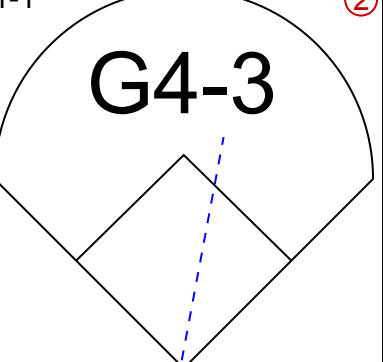
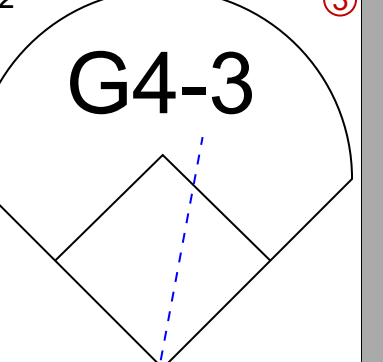
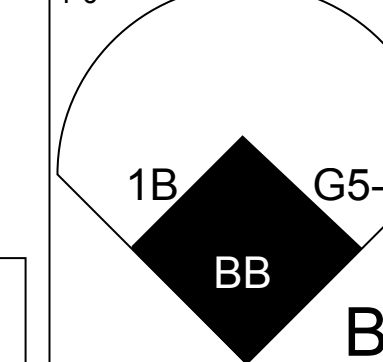
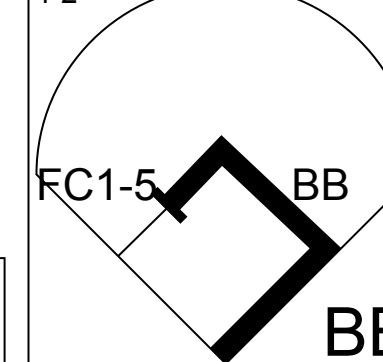
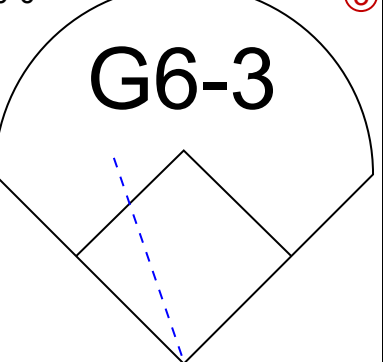


Batter	1	2	3	4	5	6	7	8	9	AB	R	H	RBI	BB	SO	LOB	TOP					
Johnny Damon, L OBP: 0.388, SLG: 0.482 (1, 8)										5	1	1	1	0	1	1	Kansas City Royals @ Baltimore Orioles Oriole Park at Camden Yards, Baltimore, MD Sat Aug 19 2000, 7:05 PM EDT Att: 43,827 - Sunny - 82 F livebaseballscorecards.com					
Rey Sanchez, R OBP: 0.301, SLG: 0.316 (1, 6)										4	2	3	0	0	0							
29 Mike Sweeney, R OBP: 0.406, SLG: 0.527 (1, 3)										4	0	2	1	1	0	2						
Jermaine Dye, R OBP: 0.387, SLG: 0.581 (1, 9)										3	2	1	1	2	2	3						
Joe Randa, R OBP: 0.348, SLG: 0.445 (1, 5)										5	1	1	3	0	0	5						
Mark Quinn, R OBP: 0.351, SLG: 0.520 (1, 10)										4	0	0	1	0	0	4						
Todd Dunwoody, L OBP: 0.263, SLG: 0.302 (1, 7)										4	0	0	0	0	0	2						
Gregg Zaun, S OBP: 0.356, SLG: 0.355 (1, 2)										4	0	1	0	0	0	1						
Wilson Delgado, S OBP: 0.354, SLG: 0.362 (1, 4)										4	1	2	0	0	1	1						
Inning Stats	R: 0 E: 0 K: 2 S: 14	H: 0 LOB: 1 BB: 1 P: 23	R: 0 E: 0 K: 0 S: 8	H: 0 LOB: 0 BB: 0 P: 10	R: 0 E: 0 K: 0 S: 5	H: 1 LOB: 0 BB: 0 P: 7	R: 1 E: 0 K: 0 S: 9	H: 2 LOB: 2 BB: 1 P: 15	R: 0 E: 0 K: 1 S: 7	H: 0 LOB: 0 BB: 0 P: 10	R: 3 E: 1 K: 0 S: 14	H: 2 LOB: 1 BB: 1 P: 22	R: 2 E: 0 K: 1 S: 22	H: 3 LOB: 2 BB: 0 P: 34	R: 0 E: 0 K: 0 S: 6	H: 1 LOB: 1 BB: 0 P: 8	R: 1 E: 0 K: 0 S: 8	H: 2 LOB: 0 BB: 0 P: 9	1B: 8 2B: 1 3B: 1 HR: 2	SF: 0 SAC: 0 DP: 2 HBP: 1	WP: 0 PB: 0 SB: 0 CS: 0	PA: 41
PITCHER	IP	WLS	BF	H	R	ER	SO	BB	IBB	HBP	BLK	WP	HR	S	P	ERA	WHIP					
Jose Mercedes, R ERA: 4.61 (1, 1)	6.0	L	30	8	6	6	3	3	0	1	0	0	1	69	107	9.00	1.833					
Jay Spurgeon, R ERA: 2.25 (7, 1)	3.0		11	3	1	1	1	0	0	0	0	0	1	24	31	3.00	1.000					

Batter	1	2	3	4	5	6	7	8	9	AB	R	H	RBI	BB	SO	LOB	BOTTOM				
Jerry Hairston, R OBP: 0.350, SLG: 0.429 (1, 4)										4	0	0	0	0	0	1	Kansas City Royals @ Baltimore Orioles Oriole Park at Camden Yards, Baltimore, MD Sat Aug 19 2000, 7:05 PM EDT Att: 43,827 - Sunny - 82 F livebaseballscorecards.com				
6 Melvin Mora, R OBP: 0.348, SLG: 0.452 (1, 6)										4	0	1	0	0	0	0					
Delino DeShields, L OBP: 0.374, SLG: 0.459 (1, 7)										2	0	0	0	2	0	1					
Trenidad Hubbard, R OBP: 0.276, SLG: 0.280 (9, 7)										0	0	0	0	0	0	0					
Albert Belle, R OBP: 0.346, SLG: 0.493 (1, 9)										4	0	0	0	0	0	3					
Jeff Conine, R OBP: 0.332, SLG: 0.427 (1, 10)										3	0	0	0	1	1	1					
Chris Richard, L OBP: 0.278, SLG: 0.444 (1, 3)										4	0	0	0	0	1	1					
Brook Fordyce, R OBP: 0.350, SLG: 0.551 (1, 2)										3	0	2	0	0	0	0					
Ryan Minor, R OBP: 0.188, SLG: 0.167 (1, 5)										3	0	0	0	0	1	3					
Luis Matos, R OBP: 0.292, SLG: 0.352 (1, 8)										3	0	1	0	0	1	0					
Inning Stats	R: 0 E: 0 K: 0 S: 9	H: 1 LOB: 2 BB: 1 P: 14	R: 0 E: 0 K: 0 S: 5	H: 1 LOB: 0 BB: 0 P: 10	R: 0 E: 0 K: 0 S: 4	H: 0 LOB: 0 BB: 1 P: 11	R: 0 E: 0 K: 0 S: 4	H: 0 LOB: 0 BB: 1 P: 6	R: 1 E: 1 K: 0 S: 10	H: 0 LOB: 2 BB: 1 P: 19	R: 0 E: 0 K: 2 S: 9	H: 1 LOB: 1 BB: 0 P: 14	R: 0 E: 0 K: 1 S: 10	H: 1 LOB: 1 BB: 0 P: 14	R: 0 E: 0 K: 1 S: 6	H: 0 LOB: 0 BB: 0 P: 11	1B: 3 2B: 1 3B: 0 HR: 0	SF: 0 SAC: 0 DP: 2 HBP: 0	WP: 0 PB: 0 SB: 0 CS: 0	PA: 33	
PITCHER	IP	WLS	BF	H	R	ER	SO	BB	IBB	HBP	BLK	WP	HR	S	P	ERA	WHIP				
Mac Suzuki, R ERA: 3.78 (1, 1)	9.0	W	33	4	0	0	4	3	0	0	0	0	0	62	110	0.00	0.778				

Batter	1	2	3	4	5	6	7	8	9	AB	R	H	RBI	BB	SO	LOB	TOP								
Johnny Damon, L (1, 8) OBP: 0.386, SLG: 0.479	1-0 G4-6-3 1B		3-3 K			0-0 G5-3		3-3 K		4	0	1	0	0	2	0	Kansas City Royals @ Baltimore Orioles Oriole Park at Camden Yards, Baltimore, MD Mon Aug 21 2000, 7:35 PM EDT Att: 33,365 - Sunny - 79 F livebaseballscorecards.com								
Rey Sanchez, R (1, 6) OBP: 0.298, SLG: 0.313	1-1 G4-6-3 1-2f		1-1 G6-3			1-2 E5 29 1B		0-0 B1-3		4	1	0	0	0	0	1									
29 Mike Sweeney, R (1, 3) OBP: 0.407, SLG: 0.525	4-1 1B BB					1-2 1B 1-3 1B		1-0 BB 1B 1B		3	0	2	0	1	1	0									
Jemaine Dye, R (1, 9) OBP: 0.389, SLG: 0.586	1-1 1B					1-1 G6-3 1-3 1B		1-2 BB 1B		4	0	3	1	0	0	0									
Joe Randa, R (1, 5) OBP: 0.344, SLG: 0.439	0-3 K					0-0 G3-1 G5-3		4-2 BB		3	0	0	0	1	1	4									
Mark Quinn, R (1, 7) OBP: 0.347, SLG: 0.512						1-0 G6-4-3 1B		3-2 G5-3		4	0	1	0	0	1	3									
Todd Dunwoody, L (1, 10) OBP: 0.256, SLG: 0.293						0-1 P6 1-2f		0-1 G3-1		4	0	0	0	0	0	1									
Gregg Zaun, S (1, 2) OBP: 0.356, SLG: 0.358						1-2 G4-3		0-3 K		4	0	1	0	0	2	0									
Wilson Delgado, S (1, 4) OBP: 0.333, SLG: 0.328						0-1 L7		0-0 G3-1		3	0	0	0	0	1	1									
Dave McCarty, R (9, PH) OBP: 0.316, SLG: 0.492						1-1 G4-3		0-0 G3-1		1	0	0	0	0	0	0									
Inning Stats	R: 0 E: 0 K: 1 S: 9	H: 2 LOB: 2 BB: 1 P: 16	R: 0 E: 0 K: 2 S: 8	H: 0 LOB: 0 BB: 0 P: 11	R: 0 E: 0 K: 2 S: 8	H: 0 LOB: 0 BB: 0 P: 13	R: 0 E: 0 K: 1 S: 5	H: 0 LOB: 0 BB: 0 P: 12	R: 0 E: 0 K: 0 S: 12	H: 1 LOB: 0 BB: 0 P: 8	R: 1 E: 1 K: 0 S: 12	H: 2 LOB: 2 BB: 0 P: 16	R: 0 E: 0 K: 0 S: 11	H: 1 LOB: 1 BB: 0 P: 15	R: 0 E: 0 K: 1 S: 15	H: 2 LOB: 3 BB: 1 P: 27	R: 0 E: 0 K: 1 S: 7	H: 0 LOB: 0 BB: 0 P: 7	1B: 7 2B: 1 3B: 0 HR: 0	SF: 0 SAC: 0 DP: 2 HBP: 0	WP: 0 PB: 0 SB: 0 CS: 0	PA: 36			
PITCHER	IP	WLS	BF	H	R	ER	SO	BB	IBB	HBP	BLK	WP	HR	S	P	ERA	WHIP								
35 Mike Mussina, R (1, 1) ERA: 4.09	7.0	W	27	6	1	0	6	1	0	0	0	0	0	61	91	0.00	1.000								
Buddy Groom, L (8, 1) ERA: 3.97	0.2	H	3	1	0	0	1	0	0	0	0	0	0	7	11	0.00	1.500								
Mike Trombley, R (8, 1) ERA: 5.04	0.1	H	3	1	0	0	0	1	0	0	0	0	0	8	16	0.00	6.000								
Ryan Kohlmeier, R (9, 1) ERA:	1.0	S	3	0	0	0	1	0	0	0	0	0	0	7	7	0.00	0.000								

Batter	1	2	3	4	5	6	7	8	9	AB	R	H	RBI	BB	SO	LOB	BOTTOM								
Brady Anderson, L (1, 7) OBP: 0.356, SLG: 0.409	1-2 G6-3		3-2 F5			2-1 F7		1-2 F9		4	0	0	0	0	0	0	Kansas City Royals @ Baltimore Orioles Oriole Park at Camden Yards, Baltimore, MD Mon Aug 21 2000, 7:35 PM EDT Att: 33,365 - Sunny - 79 F livebaseballscorecards.com								
6 Melvin Mora, R (1, 6) OBP: 0.353, SLG: 0.451	4-1 FC5-4 BB		0-0 F8			0-1 B1-3		0-0 G5-3		3	0	0	0	1	0	0									
Delino DeShields, L (1, 10) OBP: 0.375, SLG: 0.499	0-2 FC5-4 1-2f PO					2-2 G3-1		1-2 1B		4	0	1	0	0	1	1									
Albert Belle, R (1, 9) OBP: 0.346, SLG: 0.490	1-0 PO					0-0 F3		0-0 P6		4	0	2	0	0	0	1									
Trenidad Hubbard, R (9, 9) OBP: 0.276, SLG: 0.280						1-1 1B				0	0	0	0	0	0	0									
Jeff Conine, R (1, 5) OBP: 0.331, SLG: 0.427						2-2 G4-3		0-1 F8		3	0	0	0	0	0	2									
Chris Richard, L (1, 3) OBP: 0.298, SLG: 0.458						1-1 E 2B		1-0 G4-3		3	1	2	0	0	0	0									
Brook Fordyce, R (1, 2) OBP: 0.350, SLG: 0.548						2-0 E9 SF8 1B		1-0 F9		3	1	1	1	0	1	2									
Luis Matos, R (1, 8) OBP: 0.302, SLG: 0.357						2-2 SF8		0-1 1B		2	0	1	1	0	0	2									
Jerry Hairston, R (1, 4) OBP: 0.298, SLG: 0.357						3-1 P3		1-2 F8		3	0	0	0	0	0	1									
Inning Stats	R: 0 E: 0 K: 0 S: 8	H: 0 LOB: 0 BB: 1 P: 14	R: 0 E: 0 K: 1 S: 10	H: 2 LOB: 2 BB: 0 P: 16	R: 0 E: 0 K: 0 S: 11	H: 0 LOB: 0 BB: 0 P: 16	R: 0 E: 0 K: 1 S: 8	H: 0 LOB: 0 BB: 0 P: 10	R: 2 E: 1 K: 0 S: 16	H: 2 LOB: 0 BB: 0 P: 26	R: 0 E: 0 K: 0 S: 9	H: 1 LOB: 1 BB: 0 P: 12	R: 0 E: 0 K: 0 S: 8	H: 1 LOB: 1 BB: 0 P: 11	R: 0 E: 0 K: 0 S: 9	H: 1 LOB: 1 BB: 0 P: 11	1B: 6 2B: 1 3B: 0 HR: 0	SF: 1 SAC: 0 DP: 0 HBP: 0	WP: 0 PB: 0 SB: 0 CS: 0	PA: 32					
PITCHER	IP	WLS	BF	H	R	ER	SO	BB	IBB	HBP	BLK	WP	HR	S	P	ERA	WHIP								
Brian Meadows, R (1, 1) ERA: 5.13	8.0	L	31	7	2	1	2	1	0	0	0	0	0	79	116	1.12	1.000								

Batter	1	2	3	4	5	6	7	8	9	AB	R	H	RBI	BB	SO	LOB	TOP									
Brady Anderson, L (1, 7) OBP: 0.355, SLG: 0.414										5	1	1	1	0	2	3	Baltimore Orioles @ Chicago White Sox Comiskey Park, Chicago, IL Wed Aug 23 2000, 8:05 PM EDT Att: 22,528 - Cloudy - 80 F									
6 Melvin Mora, R (1, 6) OBP: 0.352, SLG: 0.448										4	0	1	0	0	1	2										
Delino DeShields, L (1, 10) OBP: 0.374, SLG: 0.459										4	0	1	0	0	1	3										
Albert Belle, R (1, 9) OBP: 0.344, SLG: 0.486										4	0	0	0	0	2											
Jeff Conine, R (1, 5) OBP: 0.335, SLG: 0.438										3	1	2	1	1	0	0										
Chris Richard, L (1, 3) OBP: 0.299, SLG: 0.485 Mike Kinkade, R (8, PH) (8, 3)										3	1	1	1	0	0	1										
Brook Fordyce, R (1, 2) OBP: 0.343, SLG: 0.536										4	0	0	0	0	1	0										
Luis Matos, R (1, 8) OBP: 0.308, SLG: 0.357										3	0	1	0	1	0	0										
Jerry Hairston, R (1, 4) OBP: 0.294, SLG: 0.413										4	1	1	1	0	0	2										
Inning Stats	R: 0 E: 0 K: 1 S: 9	H: 1 LOB: 1 BB: 0 P: 13	R: 0 E: 1 K: 0 S: 5	H: 0 LOB: 0 BB: 1 P: 10	R: 0 E: 1 K: 2 S: 10	H: 0 LOB: 2 BB: 1 P: 18	R: 1 E: 0 K: 0 S: 16	H: 1 LOB: 0 BB: 0 P: 21	R: 2 E: 0 K: 0 S: 11	H: 3 LOB: 1 BB: 0 P: 19	R: 1 E: 0 K: 1 S: 9	H: 1 LOB: 0 BB: 0 P: 15	R: 0 E: 0 K: 1 S: 8	H: 0 LOB: 0 BB: 0 P: 14	R: 0 E: 0 K: 0 S: 10	H: 1 LOB: 1 BB: 0 P: 15	R: 0 E: 0 K: 0 S: 8	H: 1 LOB: 1 BB: 0 P: 10	1B: 3 2B: 1 3B: 0 HR: 4	SF: 0 SAC: 0 DP: 1 HBP: 0	WP: 0 PB: 0 SB: 1 CS: 0	PA: 37				
PITCHER	IP	WLS	BF	H	R	ER	SO	BB	IBB	HBP	BLK	WP	HR	S	P	ERA	WHIP									
Sean Lowe, R (1, 1) ERA: 6.44	4.1		20	5	3	3	3	2	0	0	0	0	0	3	46	72	6.23	1.615								
Lorenzo Barcelo, R (5, 1) ERA: 3.8	3.1	W	12	2	1	1	2	0	0	0	0	0	1	30	49	2.70	0.600									
Kelly Wunsch, L (8, 1) ERA: 2.72	0.1		1	0	0	0	0	0	0	0	0	0	0	2	4	0.00	0.000									
Bob Howry, R (9, 1) ERA: 3.6	1.0		4	1	0	0	0	0	0	0	0	0	0	8	10	0.00	1.000									

Batter	1	2	3	4	5	6	7	8	9	AB	R	H	RBI	BB	SO	LOB	BOTTOM								
Ray Durham, S (1, 4) OBP: 0.365, SLG: 0.455										2	3	0	0	3	1	4	Baltimore Orioles @ Chicago White Sox Comiskey Park, Chicago, IL Wed Aug 23 2000, 8:05 PM EDT Att: 22,528 - Cloudy - 80 F								
Tony Graffano, R (1, 6) OBP: 0.397, SLG: 0.414										3	2	0	0	2	1	4									
Frank Thomas, R (1, 10) OBP: 0.450, SLG: 0.664										4	0	3	2	1	1	2									
Magglio Ordonez, R (1, 9) OBP: 0.400, SLG: 0.576										4	1	1	3	1	1	6									
Carlos Lee, R (1, 7) OBP: 0.340, SLG: 0.502										4	0	1	1	0	0	5									
Herbert Perry, R (1, 5) OBP: 0.354, SLG: 0.473										4	0	0	0	0	2	3									
14 Paul Konerko, R (1, 3) OBP: 0.359, SLG: 0.466										4	0	1	0	0	0	0									
Chris Singleton, L (1, 8) OBP: 0.305, SLG: 0.388										3	1	0	0	0	0	0									
Charles Johnson, R (1, 2) OBP: 0.375, SLG: 0.570										2	1	1	0	2	0	0									
Inning Stats	R: 3 E: 0 K: 1 S: 10	H: 2 LOB: 0 BB: 2 P: 22	R: 2 E: 1 K: 0 S: 11	H: 2 LOB: 3 BB: 3 P: 30	R: 0 E: 0 K: 1 S: 8	H: 0 LOB: 0 BB: 0 P: 14	R: 2 E: 1 K: 0 S: 15	H: 0 LOB: 2 BB: 3 P: 30	R: 0 E: 0 K: 0 S: 5	H: 0 LOB: 0 BB: 0 P: 9	R: 1 E: 0 K: 2 S: 12	H: 1 LOB: 1 BB: 1 P: 21	R: 0 E: 0 K: 1 S: 12	H: 0 LOB: 0 BB: 0 P: 16	R: 0 E: 0 K: 1 S: 15	H: 2 LOB: 2 BB: 0 P: 22	1B: 5 2B: 2 3B: 0 HR: 0	SF: 0 SAC: 1 DP: 2 HBP: 0	WP: 0 PB: 0 SB: 3 CS: 0	PA: 40					
PITCHER	IP	WLS	BF	H	R	ER	SO	BB	IBB	HBP	BLK	WP	HR	S	P	ERA	WHIP								
John Parrish, L (1, 1) ERA: 5.01	1.2	L	13	4	5	3	1	5	0	0	0	0	0	19	49	16.20	5.400								
Jason Johnson, R (2, 1) ERA: 6.75	6.1		27	3	3	1	5	4	0	0	0	0	0	69	115	1.42	1.105								

Batter	1	2	3	4	5	6	7	8	9	AB R H RBI BB SO LOB	TOP											
Brady Anderson, L (1, 7) OBP: 0.357, SLG: 0.415	3-2 SH1-3 FC4-2 2B		4-0 6 3B BB	4-2 BB		1-3 K			2-3 K 1-2	3 1 1 0 2 2 2	Baltimore Orioles @ Chicago White Sox Comiskey Park, Chicago, IL Thu Aug 24 2000, 2:05 PM EDT Att: 20,007 - Sunny - 74 F											
Jerry Hairston, R (1, 4) OBP: 0.309, SLG: 0.429	0-0 SH1-3		2-1 F8	1-1 F9			4-2 CS BB	2-2 2H 2B	3 0 1 1 1 0 2													
6 Melvin Mora, R (1, 6) OBP: 0.349, SLG: 0.451	3-2 FC4-2 CS		2-2 1H 1B 3B	0-1 G6-3			1-3 K	1-2 G1-3	5 1 1 1 0 1 4													
Albert Belle, R (1, 10) OBP: 0.342, SLG: 0.483	1-2 CS		1-0 F7	1-0 BB 1B 1B		3-1 G6-3	2-3 K	2-3 K	5 1 1 1 0 2 2													
Jeff Conine, R (1, 9) OBP: 0.339, SLG: 0.440			4-1 S 2B BB	0-0 BB 1B 1B		1-3 K		1-1 1B SF9 1B	3 3 2 0 1 1 0													
Chris Richard, L (1, 3) OBP: 0.315, SLG: 0.485			4-0 2B BB	4-0 G1-4-3 1B BB		2-3 K		0-1 G6-4-3 1B	2 1 1 0 2 1 0													
Brook Fordyce, R (1, 2) OBP: 0.346, SLG: 0.536			3-1 P6	0-2 G1-4-3 1B BB		4-2 G5-3 BB		0-1 SF9	2 0 1 3 1 0 2													
Mark Lewis, R (1, 5) OBP: 0.288, SLG: 0.382			1-2 1H 2H 2B	2-1 G1-4-3 1B BB		3-2 F8		0-0 G6-4-3 1-2	4 0 1 2 0 0 4													
Luis Matos, R (1, 8) OBP: 0.306, SLG: 0.353	1-2 F3			1-1 G5-3		2-2 G5-3 1-2		2-1 S 2B 1B	4 1 1 0 0 0 2													
Inning Stats	R: 0 E: 0 K: 0 S: 10	H: 1 LOB: 0 BB: 0 P: 17	R: 2 E: 0 K: 0 S: 10	H: 1 LOB: 1 BB: 2 P: 24	R: 4 E: 0 K: 0 S: 12	H: 4 LOB: 1 BB: 2 P: 27	R: 0 E: 0 K: 0 S: 8	H: 0 LOB: 1 BB: 1 P: 14	R: 0 E: 0 K: 2 S: 9	H: 0 LOB: 0 BB: 0 P: 15	R: 0 E: 0 K: 1 S: 14	H: 0 LOB: 1 BB: 1 P: 24	R: 0 E: 0 K: 2 S: 10	H: 0 LOB: 0 BB: 1 P: 17	R: 1 E: 0 K: 0 S: 7	H: 2 LOB: 0 BB: 0 P: 8	R: 1 E: 0 K: 2 S: 18	H: 2 LOB: 1 BB: 0 P: 27	1B: 6 2B: 3 3B: 1 HR: 0	SF: 1 SAC: 1 DP: 2 HBP: 0	WP: 0 PB: 0 SB: 2 CS: 2	PA: 41
PITCHER	IP WLS BF H R ER SO BB IBB HBP BLK WP HR S P ERA WHIP																					
Ken Hill, R (1, 1) ERA: 7.0	2.1 L 15 5 6 6 0 4 0 0 0 0 0 0 27 61 23.14 3.857																					
56 Mark Buehrle, L (3, 1) ERA: 4.59	4.2 16 1 0 0 5 3 0 0 0 0 0 0 46 77 0.00 0.857																					
41 Bill Simas, R (8, 1) ERA: 3.56	1.0 4 2 1 1 0 0 0 0 0 0 0 0 7 8 9.00 2.000																					
Keith Foulke, R (9, 1) ERA: 3.44	1.0 5 2 1 1 2 0 0 0 0 0 0 0 18 27 9.00 2.000																					

AB	31
R	8
H	10
RBI	8
BB	7
SO	7
LOB	18




Batter	1	2	3	4	5	6	7	8	9	AB R H RBI BB SO LOB	BOTTOM											
Ray Durham, S (1, 4) OBP: 0.366, SLG: 0.456	4-2 FC6-4 BB		2-3 K			3-1 E 2B		2-1 E4 2B SF7	2-3 K	3 1 1 0 1 1 1	Baltimore Orioles @ Chicago White Sox Comiskey Park, Chicago, IL Thu Aug 24 2000, 2:05 PM EDT Att: 20,007 - Sunny - 74 F											
Tony Graffanino, R (8, FR) OBP: 0.354, SLG: 0.410										1 1 0 0 0 1 1												
Jose Valentin, S (1, 6) OBP: 0.352, SLG: 0.525	0-1 FC6-4 G6-4-3 1-2		1-2 F2			1-0 E9 2H 1B		1-2 F7 2B		4 0 2 1 0 0 1												
Frank Thomas, R (1, 3) OBP: 0.447, SLG: 0.659	2-1 G6-4-3 1-2		0-0 F9			2-1 G6-3		2-1 SF7		3 0 0 1 0 0 2												
Magglio Ordonez, R (1, 9) OBP: 0.397, SLG: 0.571			0-2 G6-3			3-2 F7		3-2 F7		4 0 0 0 0 0 2												
Harold Baines, L (1, 10) OBP: 0.334, SLG: 0.429			2-2 G4-3			0-1 G4-3		1-0 F8	1-0 G4-3	4 0 0 0 0 0 2												
Carlos Lee, R (1, 7) OBP: 0.344, SLG: 0.504			0-1 G4-3			3-1 G6-4-3 1B		1-1 2B 1B	2-2 1B SF8 1B	4 2 3 0 0 0 0												
Herbert Perry, R (1, 5) OBP: 0.355, SLG: 0.476			1-0 E5 SH1-3			1-1 G6-4-3 1-2		0-2 1H 1B 2B	0-1 1-3 1B	4 1 2 1 0 0 1												
Chris Singleton, L (1, 8) OBP: 0.305, SLG: 0.387			0-0 SH1-3			2-1 F8		1-1 2H 1B	2-3 K	3 0 1 1 0 1 2												
Mark Johnson, L (1, 2) OBP: 0.295, SLG: 0.311			1-3 K			2-1 F8		1-1 G6-3		2 0 0 0 0 1 1												
14 Paul Konerko, R (7, PH) OBP: 0.359, SLG: 0.465									3H SF8	1 0 0 0 0 0 1												
Charles Johnson, R (8, 2) OBP: 0.374, SLG: 0.570										0 0 0 1 0 0 0												
Inning Stats	R: 0 E: 0 K: 0 S: 6	H: 0 LOB: 0 BB: 1 P: 12	R: 0 E: 0 K: 0 S: 8	H: 0 LOB: 0 BB: 0 P: 10	R: 0 E: 1 K: 2 S: 9	H: 0 LOB: 1 BB: 0 P: 13	R: 0 E: 0 K: 0 S: 8	H: 0 LOB: 0 BB: 0 P: 12	R: 0 E: 0 K: 0 S: 6	H: 1 LOB: 0 BB: 0 P: 10	R: 1 E: 1 K: 0 S: 9	H: 2 LOB: 1 BB: 0 P: 19	R: 2 E: 0 K: 0 S: 16	H: 3 LOB: 1 BB: 0 P: 23	R: 1 E: 1 K: 0 S: 11	H: 1 LOB: 2 BB: 0 P: 19	R: 1 E: 0 K: 2 S: 15	H: 2 LOB: 1 BB: 0 P: 21	1B: 6 2B: 3 3B: 0 HR: 0	SF: 2 SAC: 1 DP: 2 HBP: 0	WP: 0 PB: 0 SB: 0 CS: 0	PA: 37
PITCHER	IP WLS BF H R ER SO BB IBB HBP BLK WP HR S P ERA WHIP																					
Jose Mercedes, R (1, 1) ERA: 4.57	6.2 W 26 6 3 3 2 1 0 0 0 0 0 0 60 96 4.05 1.050																					
Buddy Groom, L (7, 1) ERA: 3.54	0.1 H 3 1 1 0 0 0 0 0 0 0 0 0 7 11 0.00 3.000																					
Mike Trombley, R (8, 1) ERA: 4.94	1.0 H 3 0 0 0 0 0 0 0 0 0 0 0 6 11 0.00 0.000																					
Ryan Kohlmeier, R (9, 1) ERA: 0.69	1.0 5 2 1 1 2 0 0 0 0 0 0 0 15 21 9.00 2.000																					

AB	33
R	5
H	9
RBI	5
BB	1
SO	4
LOB	14



Batter	1	2	3	4	5	6	7	8	9	AB	R	H	RBI	BB	SO	LOB	TOP					
Gerald Williams, R (1, 8) OBP: 0.321, SLG: 0.455	P4		G4-3			G6-3		G5-3		4	0	0	0	0	0	0	Tampa Bay Devil Rays @ Baltimore Orioles Oriole Park at Camden Yards, Baltimore, MD Sat Aug 26 2000, 1:35 PM EDT Att: 40,441 - Cloudy - 88 F livebaseballscorecards.com					
Miguel Cairo, R (1, 4) OBP: 0.327, SLG: 0.344	G6-3		G6-3			HR		K		4	1	1	0	0	1	0						
Greg Vaughn, R (1, 10) OBP: 0.387, SLG: 0.527	F8			P4		HR			F8	4	1	1	2	0	0	0						
Fred McGriff, L (1, 3) OBP: 0.366, SLG: 0.458		G4-3 1B		G3		G4-3			HR	4	2	2	1	0	0	0						
Steve Cox, L (1, 7) OBP: 0.389, SLG: 0.466 Jason Tyner, L (9, 7) OBP: 0.243, SLG: 0.254	G4-3		G4-3		K	G4-3		G4-3	G4-3	4	0	0	0	0	1	1						
Jose Guillen, R (1, 9) OBP: 0.337, SLG: 0.462		G3				G6-3			F9	4	0	1	0	0	0	1						
John Flaherty, R (1, 2) OBP: 0.300, SLG: 0.372						P6		F9		3	0	1	1	0	0	1						
Russ Johnson, R (1, 5) OBP: 0.324, SLG: 0.310								K		3	0	1	0	0	2	2						
Felix Martinez, S (1, 6) OBP: 0.318, SLG: 0.295						P6		G3		3	0	0	0	0	0	1						
Inning Stats	R: 0 E: 0 K: 0 S: 6	H: 0 LOB: 0 BB: 0 P: 10	R: 1 E: 0 K: 1 S: 12	H: 2 LOB: 1 BB: 0 P: 17	R: 0 E: 0 K: 0 S: 6	H: 0 LOB: 0 BB: 0 P: 9	R: 0 E: 0 K: 1 S: 6	H: 0 LOB: 0 BB: 0 P: 10	R: 0 E: 0 K: 0 S: 11	H: 1 LOB: 1 BB: 0 P: 19	R: 2 E: 0 K: 0 S: 7	H: 2 LOB: 0 BB: 0 P: 12	R: 0 E: 0 K: 1 S: 6	H: 1 LOB: 0 BB: 0 P: 8	R: 0 E: 0 K: 1 S: 8	H: 0 LOB: 0 BB: 0 P: 12		R: 1 E: 0 K: 0 S: 9	H: 1 LOB: 0 BB: 0 P: 15	1B: 4 2B: 1 3B: 0 HR: 2	SF: 0 SAC: 0 DP: 0 HBP: 0	WP: 0 PB: 0 CS: 1
PITCHER Sidney Ponson, R (1, 1) ERA: 5.27	IP: 9.0 WLS: L BF: 33	H: 7 R: 4 ER: 4 SO: 4	BB: 0 IBB: 0 HBP: 0 BLK: 0	WP: 0 HR: 2 S: 71 P: 112	ERA: 4.00 WHIP: 0.778	PITCHER																

Batter	1	2	3	4	5	6	7	8	9	AB	R	H	RBI	BB	SO	LOB	BOTTOM					
Brady Anderson, L (1, 10) OBP: 0.357, SLG: 0.411	G4-3			G5-3		G4-3		K		4	0	0	0	0	1	0	Tampa Bay Devil Rays @ Baltimore Orioles Oriole Park at Camden Yards, Baltimore, MD Sat Aug 26 2000, 1:35 PM EDT Att: 40,441 - Cloudy - 88 F livebaseballscorecards.com					
6 Melvin Mora, R (1, 6) OBP: 0.343, SLG: 0.440	F9			G5-3		F7		P6		4	0	0	0	0	0	0						
Delino DeShields, L (1, 7) OBP: 0.371, SLG: 0.452	G4-3			G6-3		G6-3		L7		4	0	0	0	0	0	0						
Albert Belle, R (1, 9) OBP: 0.340, SLG: 0.480				G3-6-3 1B		L9		E6 FC4-6 1B		4	0	2	0	0	0	0						
Jeff Conine, R (1, 5) OBP: 0.343, SLG: 0.444				L8		G6-3		FC4-6 1B		4	0	1	0	0	1	2						
Chris Richard, L (1, 3) OBP: 0.318, SLG: 0.477				G3-6-3		1B		FC4-6 BB		4	1	1	0	0	0	4						
Greg Myers, L (1, 2) OBP: 0.282, SLG: 0.313				G4-3		E 2H		L7		3	0	1	1	1	0	1						
Jerry Hairston, R (1, 4) OBP: 0.355, SLG: 0.509						E6		BB		3	0	2	0	0	1	3						
Luis Matos, R (1, 8) OBP: 0.298, SLG: 0.336				F9		G4-3		F7		3	0	0	0	0	0	6						
Inning Stats	R: 0 E: 0 K: 0 S: 10	H: 0 LOB: 0 BB: 0 P: 14	R: 0 E: 0 K: 0 S: 9	H: 1 LOB: 0 BB: 0 P: 12	R: 0 E: 0 K: 0 S: 8	H: 1 LOB: 0 BB: 0 P: 12	R: 0 E: 0 K: 0 S: 5	H: 0 LOB: 0 BB: 0 P: 8	R: 1 E: 1 K: 0 S: 13	H: 3 LOB: 2 BB: 0 P: 22	R: 0 E: 0 K: 0 S: 8	H: 0 LOB: 0 BB: 0 P: 11	R: 0 E: 1 K: 1 S: 11	H: 1 LOB: 3 BB: 1 P: 22	R: 0 E: 0 K: 1 S: 10	H: 0 LOB: 0 BB: 0 P: 16		R: 0 E: 0 K: 1 S: 10	H: 1 LOB: 1 BB: 0 P: 14	1B: 5 2B: 2 3B: 0 HR: 0	SF: 0 SAC: 0 DP: 1 HBP: 0	WP: 0 PB: 0 CS: 1
PITCHER Tanyon Sturtze, R (1, 1) ERA: 4.74 Dave Eiland, R (3, 1) ERA: 6.46 Esteban Yan, R (7, 1) ERA: 6.57 Roberto Hernandez, R (9, 1) ERA: 3.15	IP: 2.0 WLS: W BF: 19	H: 5 R: 1 ER: 1 SO: 0	BB: 1 IBB: 0 HBP: 0 BLK: 0	WP: 0 HR: 0 S: 19 P: 26	ERA: 0.00 WHIP: 0.500	PITCHER																

Batter	1	2	3	4	5	6	7	8	9	AB	R	H	RBI	BB	SO	LOB	TOP																	
Gerald Williams, R (1, 8) OBP: 0.321, SLG: 0.453	2-1 FC4-6 1B		2-3 K		1-2 F7			0-1 G5-3		4	0	1	0	0	1	0	<p>Tampa Bay Devil Rays @ Baltimore Orioles</p> <p>Oriole Park at Camden Yards, Baltimore, MD</p> <p>Sat Aug 26 2000, 7:05 PM EDT</p> <p>Att: 38,783 - Cloudy - 85 F</p> <p>livebaseballscores.com</p>																	
Jason Tyner, L (1, 7) OBP: 0.297, SLG: 0.258	2-2 FC4-6 F7 1-2		1-0 1B		1-0 G6-3			4-1 BB		3	0	1	0	1	0	1																		
Greg Vaughn, R (1, 10) OBP: 0.385, SLG: 0.523	1-1 F7		0-0 F3		2-3 K			4-2 BB		3	0	0	0	1	1	2																		
Steve Cox, L (1, 3) OBP: 0.391, SLG: 0.464	4-2 BB		1-0 1B		3-2 F8			2-2 G4-3		3	0	1	0	1	0	2																		
Bobby Smith, R (1, 4) OBP: 0.318, SLG: 0.476	2-3 K		0-0 G1-3		1-3 K			2-3 K		4	0	0	0	0	3	4																		
Aubrey Huff, L (1, 5) OBP: 0.321, SLG: 0.480		0-0 E7		2-2 G3-1				1-2 L8		4	0	0	0	0	1	0																		
Jose Guillen, R (1, 9) OBP: 0.336, SLG: 0.459		0-3 K		1-1 G5-4-3 1B				2-3 K		4	0	1	0	0	3	1																		
Mike DiFelice, R (1, 2) OBP: 0.275, SLG: 0.379		0-3 K		0-1 G5-4-3 1-2				1-3 K		3	0	0	0	0	2	2																		
Ozzie Guillen, L (1, 6) OBP: 0.307, SLG: 0.368 Russ Johnson, R (8, PH) OBP: 0.323, SLG: 0.308	1-2 G1-3				1-2 G5-3			2-3 K		2	0	0	0	0	0	1																		
										1	0	0	0	0	1	0	<p>AB 31</p> <p>R 0</p> <p>H 4</p> <p>RBI 0</p> <p>BB 3</p> <p>SO 12</p> <p>LOB 13</p> 																	
Inning Stats	R: 0 H: 1 E: 0 K: 1 S: 13	H: 1 LOB: 2 BB: 1 P: 24	R: 0 H: 0 E: 1 K: 2 S: 11	H: 0 LOB: 1 BB: 0 P: 12	R: 0 H: 2 E: 0 K: 1 S: 7	H: 2 LOB: 2 BB: 0 P: 11	R: 0 H: 1 E: 0 K: 0 S: 7	H: 1 LOB: 0 BB: 0 P: 10	R: 0 H: 0 E: 0 K: 2 S: 9	H: 0 LOB: 0 BB: 0 P: 15	R: 0 H: 0 E: 0 K: 2 S: 13	H: 0 LOB: 0 BB: 0 P: 17	R: 0 H: 0 E: 0 K: 1 S: 14	H: 0 LOB: 2 BB: 2 P: 25	R: 0 H: 0 E: 0 K: 3 S: 10	H: 0 LOB: 0 BB: 0 P: 12		1B: 4 2B: 0 3B: 0 HR: 0	SF: 0 SAC: 0 DP: 1 HBP: 0	WP: 0 PB: 0 SB: 0 CS: 0	PA: 34													
PITCHER	IP WLS BF H R ER SO BB IBB HBP BLK WP HR S P ERA WHIP																																	
35 Mike Mussina, R (1, 1) ERA: 3.94	7.0	26	4	0	0	8	1	0	0	0	0	0	0	0	68	100	0.00	0.714																
Buddy Groom, L (8, 1) ERA: 3.95	1.0	W	5	0	0	0	1	2	0	0	0	0	0	0	14	25	0.00	2.000																
Mike Trombley, R (9, 1) ERA: 4.75	1.0	S	3	0	0	0	3	0	0	0	0	0	0	0	10	12	0.00	0.000																

Batter	1	2	3	4	5	6	7	8	9	AB	R	H	RBI	BB	SO	LOB	BOTTOM																	
Jerry Hairston, R (1, 4) OBP: 0.354, SLG: 0.500	2-2 S 1B		2-2 G5-3		1-0 B1-3			2-1 F8		2-1 SH1-3							3	0	1	1	0	0	0											
6 Melvin Mora, R (1, 6) OBP: 0.345, SLG: 0.440	1-3 K				1-0 B1-3			2-1 S 1B		2-3 3H 1-1 1B							4	0	2	1	0	1	1											
Delino DeShields, L (1, 7) OBP: 0.369, SLG: 0.448	3-3 K				0-1 G4-3			2-3 K		2-3 3H 1-2 L7							4	0	0	0	0	2	3											
Albert Belle, R (1, 9) OBP: 0.342, SLG: 0.480 Brady Anderson, L (9, 9) OBP: 0.337, SLG: 0.411	0-0 F9				3-2 1B			1-2 K		0-0 F9							4	0	2	0	0	0	2											
																	0	0	0	0	0	0	0											
Jeff Conine, R (1, 5) OBP: 0.343, SLG: 0.443		1-1 F8			0-0 P5			2-2 1B		2-2 1B							3	0	1	0	0	0	1											
Chris Richard, L (1, 3) OBP: 0.311, SLG: 0.464		2-0 F7						2-2 F2		0-0 L8							3	0	0	0	0	0	1											
Brook Fordyce, R (1, 2) OBP: 0.344, SLG: 0.530		3-2 G6-3						2-3 K		0-0 G6-3							3	0	0	0	0	1	1											
Mike Kinkade, R (1, 10) OBP: 0.167, SLG: 0.167 Trenidad Hubbard, R (8, PR) OBP: 0.276, SLG: 0.280								1-2 F8		1-1 SH SH1-3 1B							3	0	1	0	0	0	0											
																	0	1	0	0	0	0	0											
Luis Matos, R (1, 8) OBP: 0.294, SLG: 0.331								2-2 G6-3		0-0 SH SH1-3 6 1B							2	1	0	0	0	1	0											
																	1B: 7 2B: 0 3B: 0 HR: 0	SF: 0 SAC: 2 DP: 0 HBP: 0	WP: 0 PB: 0 SB: 0 CS: 0	PA: 31														
Inning Stats	R: 0 H: 1 E: 0 K: 2 S: 11	H: 1 LOB: 1 BB: 0 P: 17	R: 0 H: 0 E: 0 K: 0 S: 6	H: 0 LOB: 0 BB: 0 P: 12	R: 0 H: 0 E: 0 K: 0 S: 12	H: 0 LOB: 0 BB: 0 P: 19	R: 0 H: 1 E: 0 K: 0 S: 7	H: 1 LOB: 1 BB: 0 P: 11	R: 0 H: 0 E: 0 K: 1 S: 13	H: 0 LOB: 0 BB: 0 P: 18	R: 0 H: 1 E: 0 K: 2 S: 10	H: 1 LOB: 1 BB: 0 P: 15	R: 0 H: 2 E: 0 K: 0 S: 6	H: 2 LOB: 1 BB: 0 P: 8	R: 2 H: 2 E: 1 K: 0 S: 11	H: 2 LOB: 1 BB: 0 P: 16	1B: 7 2B: 0 3B: 0 HR: 0	SF: 0 SAC: 2 DP: 0 HBP: 0	WP: 0 PB: 0 SB: 0 CS: 0	PA: 31														
PITCHER	IP WLS BF H R ER SO BB IBB HBP BLK WP HR S P ERA WHIP																																	
Paul Wilson, R (1, 1) ERA: 2.25	6.0	L	8	4	2	1	0	0	0	0	0	0	0	0	13	19	6.75	3.000																
Cory Lidle, R (7, 1) ERA: 6.19																																		
Doug Creek, L (8, 1) ERA: 4.07	0.2	2	0	0	0	0	0	0	0	0	0	0	0	0	4	5	0.00	0.000																

Batter	1	2	3	4	5	6	7	8	9	AB	R	H	RBI	BB	SO	LOB	TOP										
Gerald Williams, R OBP: 0.323, SLG: 0.453 (1, 8)										4	0	2	0	1	1	3	Tampa Bay Devil Rays @ Baltimore Orioles Oriole Park at Camden Yards, Baltimore, MD Sun Aug 27 2000, 1:35 PM EDT Att: 36,078 - Cloudy - 85 F										
Jason Tyner, L OBP: 0.269, SLG: 0.271 (1, 7)										4	0	2	0	0	0	1											
Greg Vaughn, R OBP: 0.382, SLG: 0.517 (1, 10)										4	0	0	0	0	0	3											
Fred McGriff, L OBP: 0.364, SLG: 0.455 (1, 3)										4	0	0	0	0	2	2											
Bobby Smith, R OBP: 0.325, SLG: 0.467 (1, 4)										2	0	0	0	1	2	0											
Steve Cox, L OBP: 0.293, SLG: 0.465 (1, 9)										4	1	2	0	0	0	2											
Russ Johnson, R OBP: 0.323, SLG: 0.308 (9, PR)										0	0	0	0	0	0	0											
Aubrey Huff, L OBP: 0.333, SLG: 0.537 (1, 5)										4	1	2	2	0	0	2											
Jose Guillen, R OBP: 0.336, SLG: 0.459 (9, PR)										0	0	0	0	0	0	0											
John Flaherty, R OBP: 0.303, SLG: 0.374 (1, 2)										4	0	2	0	0	0	2											
Felix Martinez, S OBP: 0.314, SLG: 0.291 (1, 6)										3	0	0	0	0	0	3											
Miguel Cairo, R OBP: 0.326, SLG: 0.343 (9, PH)										1	0	0	0	0	0	2											
Inning Stats	R: 0 E: 1 K: 0 S: 11	H: 1 LOB: 1 BB: 0 P: 20	R: 2 E: 1 K: 1 S: 13	H: 3 LOB: 1 BB: 0 P: 16	R: 0 E: 0 K: 0 S: 6	H: 1 LOB: 0 BB: 0 P: 10	R: 0 E: 0 K: 0 S: 8	H: 1 LOB: 2 BB: 1 P: 16	R: 0 E: 0 K: 1 S: 9	H: 2 LOB: 1 BB: 0 P: 16	R: 0 E: 0 K: 0 S: 4	H: 0 LOB: 1 BB: 1 P: 6	R: 0 E: 0 K: 0 S: 7	H: 0 LOB: 0 BB: 1 P: 12	R: 0 E: 0 K: 2 S: 7	H: 0 LOB: 0 BB: 0 P: 11	R: 0 E: 0 K: 1 S: 9	H: 2 LOB: 2 BB: 0 P: 13	1B: 9 2B: 0 3B: 0 HR: 1	SF: 0 SAC: 0 DP: 3 HBP: 1	WP: 0 PB: 0 SB: 0 CS: 0	PA: 37					
PITCHER	IP	WLS	BF	H	R	ER	SO	BB	IBB	HBP	BLK	WP	HR	S	P	ERA	WHIP										
Jay Spurgeon, R ERA: 2.45 (1, 1)	7.0	W	29	8	2	2	2	2	0	1	0	0	1	58	96	2.57	1.429										
Mike Trombley, R ERA: 4.57 (8, 1)	1.0	H	3	0	0	0	2	0	0	0	0	0	0	7	11	0.00	0.000										
Ryan Kohlmeier, R ERA: 0.6 (9, 1)	1.0	S	5	2	0	0	1	0	0	0	0	0	0	9	13	0.00	2.000										

Batter	1	2	3	4	5	6	7	8	9	AB	R	H	RBI	BB	SO	LOB	BOTTOM										
Brady Anderson, L OBP: 0.358, SLG: 0.412 (1, 9)										4	1	2	0	0	0	3	Tampa Bay Devil Rays @ Baltimore Orioles Oriole Park at Camden Yards, Baltimore, MD Sun Aug 27 2000, 1:35 PM EDT Att: 36,078 - Cloudy - 85 F										
6 Melvin Mora, R OBP: 0.344, SLG: 0.447 (1, 6)										4	1	1	2	0	1	4											
Delino DeShields, L OBP: 0.370, SLG: 0.447 (1, 7)										3	0	1	0	1	0	1											
Jeff Conine, R OBP: 0.339, SLG: 0.438 (1, 5)										4	0	0	0	0	1	4											
Chris Richard, L OBP: 0.310, SLG: 0.465 (1, 3)										4	1	1	0	0	0	0											
Mike Kinkade, R OBP: 0.400, SLG: 0.444 (1, 10)										3	0	2	1	0	0	0											
Trenidad Hubbard, R OBP: 0.270, SLG: 0.280 (8, PR)										0	0	0	0	0	0	0											
Brook Fordyce, R OBP: 0.342, SLG: 0.522 (1, 2)										3	0	0	0	1	1	2											
Jerry Hairston, R OBP: 0.362, SLG: 0.492 (1, 4)										3	0	1	0	1	0	2											
Luis Matos, R OBP: 0.299, SLG: 0.336 (1, 8)										4	0	2	0	0	1	3											
Inning Stats	R: 0 E: 0 K: 1 S: 13	H: 1 LOB: 1 BB: 0 P: 16	R: 0 E: 0 K: 0 S: 6	H: 0 LOB: 0 BB: 0 P: 9	R: 0 E: 0 K: 0 S: 14	H: 2 LOB: 3 BB: 1 P: 24	R: 0 E: 0 K: 0 S: 11	H: 1 LOB: 2 BB: 1 P: 23	R: 3 E: 0 K: 1 S: 19	H: 4 LOB: 1 BB: 0 P: 29	R: 0 E: 0 K: 0 S: 15	H: 1 LOB: 1 BB: 0 P: 20	R: 0 E: 0 K: 1 S: 8	H: 1 LOB: 0 BB: 0 P: 12	R: 0 E: 0 K: 1 S: 10	H: 0 LOB: 1 BB: 1 P: 19	1B: 7 2B: 2 3B: 0 HR: 1	SF: 0 SAC: 0 DP: 0 HBP: 1	WP: 0 PB: 0 SB: 1 CS: 1	PA: 36							
PITCHER	IP	WLS	BF	H	R	ER	SO	BB	IBB	HBP	BLK	WP	HR	S	P	ERA	WHIP										
Ryan Rupe, R ERA: 6.8 (1, 1)	5.0	L	25	8	3	3	2	2	0	0	0	0	0	63	101	5.40	2.000										
Tony Flore, R ERA: (6, 1)	3.0		11	2	0	0	2	1	0	1	0	0	0	33	51	0.00	1.000										

AB	34
R	2
H	10
RBI	2
BB	2
SO	5
LOB	20

AB	32
R	3
H	10
RBI	3
BB	3
SO	4
LOB	19



Batter	1	2	3	4	5	6	7	8	9	AB	R	H	RBI	BB	SO	LOB	TOP										
Damon Easley, R OBP: 0.357, SLG: 0.429	3-2 P6	2-1 F8		1-2 G5-3	0-1 F3		0-0 P6		1-2 1B	6	0	1	0	0	0	4	Detroit Tigers @ Baltimore Orioles Oriole Park at Camden Yards, Baltimore, MD Tue Aug 29 2000, 7:35 PM EDT Att: 31,980 - Cloudy - 70 F										
Juan Encarnacion, R OBP: 0.336, SLG: 0.442	3-1 F9		3-2 BB 1B	2-1 S 1B	2-1 2H 3H 0-0 1B			1-2 HR 1B	F3	6	3	4	2	0	0	1											
Bobby Higginson, L OBP: 0.375, SLG: 0.545	1-0 F8		4-0 1B HR BB	4-1 1B BB				1-2 1H HR	F9	3	2	1	2	2	0	1											
Juan Gonzalez, R OBP: 0.350, SLG: 0.529		3-2 1B BB G5-3 1B	1-1 HR 1B	3-2 F8			0-2 P4		0-3 K	5	2	2	1	0	1	2											
Jose Macias, S OBP: 0.349, SLG: 0.389		4-0 G5-3 1B BB	0-2 2H HR	3-2 F8			1-2 1B		1-3 K	0	0	0	0	0	0	0											
Dean Palmer, R OBP: 0.346, SLG: 0.499		1-2 G6-3 BB	1-H 2-H HR	3-2 1B			0-3 1B		3-1 L6	4	2	3	4	1	1	0											
Javier Cardona, R OBP: 0.194, SLG: 0.265		2-2 G6-3 G5-3 1B	2-2 F9	1-1 F9			0-3 K			0	0	0	0	0	0	0											
Wendell Magee, R OBP: 0.322, SLG: 0.434		1-0 G5-3	0-0 2B	1-1 1B 1B			1-0 F8		1-3 K	5	0	1	0	0	1	3											
Deivi Cruz, R OBP: 0.310, SLG: 0.439		1-2 2-3 3-H		3-2 P 1B						4	1	2	1	0	0	3											
Billy McMillon, L OBP: 0.460, SLG: 0.614		4-1 G6-3 BB	3-3 K	1-3 1B 1B			1-2 G6-3		2-0 HR	1	0	0	0	0	0	0											
Brad Ausmus, R OBP: 0.354, SLG: 0.359		1-2 G6-3	3-3 K	3-3 K			1-1 L3		0-0 F8	3	1	1	0	1	1	1											
Dusty Allen, R OBP: 0.211, SLG: 0.353		1-2 2-3 3-H		1-2 K						1	1	1	1	0	0	0											
Shane Halter, R OBP: 0.279, SLG: 0.343		1-2 G6-3	3-3 K	3-3 K						5	0	0	1	0	2	5											
Inning Stats	R: 0 H: 0 E: 0 K: 0 S: 6	H: 0 LOB: 0 BB: 0 P: 13	R: 2 H: 2 E: 0 K: 0 S: 15	H: 2 LOB: 2 BB: 2 P: 32	R: 4 H: 4 E: 0 K: 2 S: 21	H: 4 LOB: 1 BB: 1 P: 37	R: 1 H: 2 E: 0 K: 0 S: 15	H: 2 LOB: 2 BB: 1 P: 29	R: 2 H: 3 E: 0 K: 1 S: 13	H: 3 LOB: 1 BB: 0 P: 22	R: 0 H: 1 E: 0 K: 1 S: 10	H: 1 LOB: 1 BB: 0 P: 12	R: 0 H: 0 E: 0 K: 0 S: 7	H: 0 LOB: 0 BB: 0 P: 9	R: 2 H: 2 E: 0 K: 2 S: 18	H: 2 LOB: 0 BB: 0 P: 24	R: 1 H: 2 E: 0 K: 1 S: 13	H: 2 LOB: 1 BB: 0 P: 17	1B: 12 2B: 1 3B: 0 HR: 3	SF: 0 SAC: 0 DP: 0 HBP: 0	WP: 0 PA: 47 PB: 0 SB: 2 CS: 0						
PITCHER	IP	WLS	BF	H	R	ER	SO	BB	IBB	HBP	BLK	WP	HR	S	P	ERA	WHIP										
John Parrish, L ERA: 6.23	2.1	L	16	6	6	6	0	3	0	0	0	0	1	33	67	23.14	3.857										
Jason Johnson, R ERA: 6.82	5.2		26	8	5	5	6	1	0	0	0	0	1	72	111	7.94	1.588										
Chuck McElroy, L ERA: 6.26	1.0		5	2	1	1	1	0	0	0	0	0	1	13	17	9.00	2.000										

Batter	1	2	3	4	5	6	7	8	9	AB	R	H	RBI	BB	SO	LOB	BOTTOM										
Brady Anderson, L OBP: 0.357, SLG: 0.409	4-0 G5-3 1B BB		1-3 K		1-1 L5-3			1-3 K		3	1	0	0	1	2	1	Detroit Tigers @ Baltimore Orioles Oriole Park at Camden Yards, Baltimore, MD Tue Aug 29 2000, 7:35 PM EDT Att: 31,980 - Cloudy - 70 F										
6 Melvin Mora, R OBP: 0.340, SLG: 0.442	3-2 G5-3		2-1 F9		1-0 G5-3			2-0 F9		4	0	0	0	0	0	1											
Delino DeShields, L OBP: 0.371, SLG: 0.447	2-2 1B		0-0 1B			2-2 G3-1		1-2 G6-3		4	0	2	1	0	0	0											
Albert Belle, R OBP: 0.341, SLG: 0.479	1-1 1B		1-2 F9			0-3 K		0-0 F9		4	0	1	0	0	1	1											
Jeff Conine, R OBP: 0.337, SLG: 0.434	2-3 K				3-3 K			2-3 K		3	0	0	0	0	3	2											
Mark Lewis, R OBP: 0.293, SLG: 0.395									2-1 G4-3 2B	1	0	1	0	0	0	0											
Chris Richard, L OBP: 0.308, SLG: 0.483	3-1 F5				1-2 F8			0-0 HR	1-1 G4-3	4	1	1	1	0	0	3											
Brook Fordyce, R OBP: 0.342, SLG: 0.517		2-2 G6-3			4-2 FC6-4 BB			1-2 L4	1-0 G1-3	2	0	0	0	1	0	0											
Luis Matos, R OBP: 0.297, SLG: 0.333		0-1 G1-3			2-2 FC6-4			2-1 G5-4-3 1B		1	0	0	0	0	0	0											
Trenidad Hubbard, R OBP: 0.280, SLG: 0.284					1-2 1B					2	0	1	0	0	0	1											
Jerry Hairston, R OBP: 0.361, SLG: 0.484					0-0 L5-3 1B			1-2 G5-4-3		3	0	1	0	0	1	1											
Inning Stats	R: 1 H: 2 E: 0 K: 1 S: 14	H: 2 LOB: 2 BB: 1 P: 29	R: 0 H: 0 E: 0 K: 1 S: 13	H: 0 LOB: 0 BB: 0 P: 18	R: 0 H: 1 E: 0 K: 1 S: 9	H: 1 LOB: 1 BB: 1 P: 13	R: 0 H: 0 E: 0 K: 1 S: 14	H: 0 LOB: 1 BB: 1 P: 24	R: 0 H: 1 E: 0 K: 0 S: 4	H: 1 LOB: 0 BB: 0 P: 6	R: 0 H: 0 E: 0 K: 2 S: 9	H: 0 LOB: 0 BB: 0 P: 13	R: 1 H: 2 E: 0 K: 0 S: 8	H: 2 LOB: 0 BB: 0 P: 13	R: 0 H: 0 E: 0 K: 1 S: 8	H: 0 LOB: 0 BB: 0 P: 12	R: 0 H: 1 E: 0 K: 0 S: 6	H: 1 LOB: 1 BB: 0 P: 10	1B: 5 2B: 2 3B: 0 HR: 1	SF: 0 SAC: 0 DP: 2 HBP: 0	WP: 0 PA: 34 PB: 0 SB: 0 CS: 0						
PITCHER	IP	WLS	BF	H	R	ER	SO	BB	IBB	HBP	BLK	WP	HR	S	P	ERA	WHIP										
Jeff Weaver, R ERA: 4.73	6.1	W	26	6	2	2	6	2	0	0	0	0	0	69	112	2.84	1.263										
C.J. Nitkowski, L ERA: 5.03	1.2		4	0	0	0	1	0	0	0	0	0	0	10	16	0.00	0.000										
Danny Patterson, R ERA: 3.2	1.0		4	1	0	0	0	0	0	0	0	0	0	6	10	0.00	1.000										



Batter	1	2	3	4	5	6	7	8	9	AB	R	H	RBI	BB	SO	LOB	TOP			
Billy McMillon, L OBP: 0.426, SLG: 0.563 (1, 10)	G6-3		F8			P6			F7	4	0	0	0	0	0	1				
Juan Encarnacion, R OBP: 0.332, SLG: 0.438 (1, 8)	F8		F8			P4			F8	4	0	0	0	0	0	1				
Bobby Higginson, L OBP: 0.372, SLG: 0.541 (1, 7)	K				F7				G3	4	0	0	0	0	1	0				
Juan Gonzalez, R OBP: 0.347, SLG: 0.525 (1, 9)		K			K				G1-3	3	0	0	0	0	2	0				
Dean Palmer, R OBP: 0.344, SLG: 0.495 (1, 3)		L9			F9				F9	3	0	0	0	0	0	0				
Damon Easley, R OBP: 0.397, SLG: 0.428 Shane Halter, R OBP: 0.279, SLG: 0.343 (8, 5)					G5-3				K	3	0	1	0	0	1	0				
Deivi Cruz, R OBP: 0.308, SLG: 0.436 (1, 6)					G6-3				L8	3	0	0	0	0	0	1				
Brad Ausmus, R OBP: 0.354, SLG: 0.366 (1, 2)					F8				HR	3	1	1	1	0	1	0				
Jose Macias, S OBP: 0.349, SLG: 0.383 (8, 4)									L5	2	0	0	0	1	0	0				
Inning Stats	R: 0 E: 0 K: 1 S: 8	H: 0 LOB: 0 BB: 0 P: 11	R: 0 E: 0 K: 1 S: 8	H: 1 LOB: 1 BB: 0 P: 11	R: 0 E: 0 K: 1 S: 8	H: 0 LOB: 1 BB: 1 P: 14	R: 0 E: 0 K: 0 S: 5	H: 0 LOB: 0 BB: 0 P: 8	R: 0 E: 0 K: 0 S: 5	H: 0 LOB: 0 BB: 0 P: 8	R: 0 E: 0 K: 0 S: 8	H: 0 LOB: 0 BB: 0 P: 14	R: 1 E: 0 K: 1 S: 9	H: 1 LOB: 0 BB: 0 P: 11	R: 0 E: 0 K: 0 S: 6	H: 0 LOB: 0 BB: 0 P: 12	1B: 1 2B: 0 3B: 0 HR: 1	SF: 0 SAC: 0 DP: 0 HBP: 0	WP: 0 PB: 0 SB: 0 CS: 0	PA: 30
PITCHER Jose Mercedes, R ERA: 4.28 (1, 1)	IP: 9.0 WLS: W BF: 30 H: 2 R: 1 ER: 1 SO: 5 BB: 1 IBB: 0 HBP: 0 BLK: 0 WP: 0 HR: 1 S: 62 P: 98 ERA: 1.00 WHIP: 0.333															PITCHER Jose Mercedes, R ERA: 4.28 (1, 1)	IP: 9.0 WLS: W BF: 30 H: 2 R: 1 ER: 1 SO: 5 BB: 1 IBB: 0 HBP: 0 BLK: 0 WP: 0 HR: 1 S: 62 P: 98 ERA: 1.00 WHIP: 0.333			

Detroit Tigers @ Baltimore Orioles
Oriole Park at Camden Yards, Baltimore, MD
Wed Aug 30 2000, 7:35 PM EDT
Att: 31,383 - Cloudy - 78 F

AB 29
R 1
H 2
RBI 1
BB 1
SO 5
LOB 3



Batter	1	2	3	4	5	6	7	8	9	AB	R	H	RBI	BB	SO	LOB	BOTTOM			
Brady Anderson, L OBP: 0.355, SLG: 0.405 (1, 8)	P4		K		CS	1B	F7	F8		4	1	0	0	1	1	3				
6 Melvin Mora, R OBP: 0.345, SLG: 0.444 (1, 6)	S		F8			1B	BB			3	1	2	0	1	0	1				
Delino DeShields, L OBP: 0.372, SLG: 0.447 (1, 7)	K				F7	1B	BB			3	1	1	0	1	1	1				
Albert Belle, R OBP: 0.340, SLG: 0.477 Trenidad Hubbard, R OBP: 0.280, SLG: 0.284 (9, 9)	G4-3				F7	1B	BB			4	1	1	2	0	0	3				
Jeff Conine, R OBP: 0.338, SLG: 0.435 (1, 10)					K	BB	1B			4	0	2	0	0	1	2				
Chris Richard, L OBP: 0.313, SLG: 0.479 (1, 3)					G3	BB	1B			3	1	1	1	1	2	1				
Brook Fordyce, R OBP: 0.336, SLG: 0.507 (1, 2)	G6-4-3				G3	L1				4	0	0	0	0	0	5				
Mark Lewis, R OBP: 0.314, SLG: 0.417 (1, 5)					S	CS	G6-4-3			3	0	3	2	1	0	0				
Jerry Hairston, R OBP: 0.355, SLG: 0.471 (1, 4)					K	L9	G6-4-3			4	0	1	0	0	1	5				
Inning Stats	R: 0 E: 0 K: 1 S: 10	H: 0 LOB: 1 BB: 1 P: 18	R: 0 E: 0 K: 1 S: 8	H: 1 LOB: 0 BB: 0 P: 12	R: 0 E: 0 K: 2 S: 13	H: 1 LOB: 1 BB: 0 P: 21	R: 0 E: 0 K: 1 S: 8	H: 0 LOB: 0 BB: 0 P: 14	R: 1 E: 0 K: 0 S: 13	H: 1 LOB: 0 BB: 1 P: 22	R: 4 E: 0 K: 0 S: 25	H: 5 LOB: 2 BB: 2 P: 38	R: 0 E: 0 K: 0 S: 15	H: 1 LOB: 2 BB: 1 P: 23	R: 0 E: 0 K: 1 S: 13	H: 2 LOB: 2 BB: 0 P: 20	1B: 10 2B: 1 3B: 0 HR: 0	SF: 0 SAC: 0 DP: 2 HBP: 0	WP: 0 PB: 0 SB: 3 CS: 1	PA: 38
PITCHER Hideo Nomo, R ERA: 5.02 Willie Blair, R ERA: 5.25 C.J. Nitkowski, L ERA: 5.03 Matt Anderson, R ERA: 3.9 Adam Bernero, R ERA: 4.38 (8, 1)	IP: 5.0 WLS: L BF: 21 H: 5 R: 4 ER: 4 SO: 5 BB: 3 IBB: 0 HBP: 0 BLK: 0 WP: 0 HR: 0 S: 62 P: 102 ERA: 7.20 WHIP: 1.600															PITCHER Hideo Nomo, R ERA: 5.02 Willie Blair, R ERA: 5.25 C.J. Nitkowski, L ERA: 5.03 Matt Anderson, R ERA: 3.9 Adam Bernero, R ERA: 4.38 (8, 1)	IP: 5.0 WLS: L BF: 21 H: 5 R: 4 ER: 4 SO: 5 BB: 3 IBB: 0 HBP: 0 BLK: 0 WP: 0 HR: 0 S: 62 P: 102 ERA: 7.20 WHIP: 1.600			

Detroit Tigers @ Baltimore Orioles
Oriole Park at Camden Yards, Baltimore, MD
Wed Aug 30 2000, 7:35 PM EDT
Att: 31,383 - Cloudy - 78 F

AB 32
R 5
H 11
RBI 5
BB 5
SO 6
LOB 21



Batter	1	2	3	4	5	6	7	8	9	AB	R	H	RBI	BB	SO	LOB	TOP										
Billy McMillon, L (1, 10) OBP: 0.404, SLG: 0.529	1-3 K		0-0 G3			2-3 K		1-0 1B	2-2 L4	3	0	0	0	0	2	0	Detroit Tigers @ Baltimore Orioles Oriole Park at Camden Yards, Baltimore, MD Thu Aug 31 2000, 7:35 PM EDT Att: 33,709 - Cloudy - 84 F										
Wendell Magee, R (8, FH) OBP: 0.327, SLG: 0.438								2-3 1B		1	0	1	0	0	0	0											
Rich Becker, L (9, FH) OBP: 0.390, SLG: 0.388										1	0	0	0	0	0	1											
Juan Encarnacion, R (1, 8) OBP: 0.333, SLG: 0.438	0-0 G1-3				0-1 G4-3			1-0 1B	2-2 1B	5	0	2	2	0	1	0											
Bobby Higginson, L (1, 7) OBP: 0.369, SLG: 0.535	3-3 K				0-1 G5-3			3-2 1B	1-3 1B	5	0	0	0	0	3	3											
Juan Gonzalez, R (1, 9) OBP: 0.346, SLG: 0.522		1-0 F8			0-1 1B			1-1 P3	1-1 L7	4	0	1	1	0	0	2											
Dean Palmer, R (1, 3) OBP: 0.347, SLG: 0.496		1-2 1B			1-2 G6-3			1-1 1B	4-2 FC5 S	3	0	2	0	1	0	1											
Dusty Allen, R (9, 3) OBP: 0.211, SLG: 0.353								1-1 1B	4-2 BB	0	0	0	0	0	0	0											
Damion Easley, R (1, 4) OBP: 0.358, SLG: 0.427		2-3 K			2-0 G5-3			1-1 G6-4-3 1B	4-2 FC5 BB	3	1	1	0	1	1	1											
Deivi Cruz, R (1, 6) OBP: 0.308, SLG: 0.441		0-0 F9			2-0 HR			3-1 G6-4-3 1B	0-0 FC5 2B 3B	4	2	1	1	0	0	5											
Brad Ausmus, R (1, 2) OBP: 0.355, SLG: 0.370			1-3 K		1-2 F3			0-2 1B SH5-4 1B	2-2 3B 2B	4	2	2	1	0	1	0											
Jose Macias, S (1, 5) OBP: 0.349, SLG: 0.397			0-3 K2-3		2-2 G4-3			0-1 SH5-4 1B	2-2 1B 3B	3	1	1	2	0	1	0											
Inning Stats	R: 0 E: 0 K: 2 S: 8	H: 0 LOB: 0 BB: 0 P: 12	R: 0 E: 0 K: 1 S: 8	H: 1 LOB: 1 BB: 0 P: 12	R: 0 E: 0 K: 2 S: 8	H: 0 LOB: 0 BB: 0 P: 9	R: 0 E: 0 K: 0 S: 9	H: 1 LOB: 1 BB: 0 P: 10	R: 1 E: 0 K: 0 S: 8	H: 1 LOB: 0 BB: 0 P: 15	R: 0 E: 0 K: 2 S: 10	H: 0 LOB: 0 BB: 0 P: 15	R: 0 E: 0 K: 0 S: 7	H: 2 LOB: 1 BB: 0 P: 13	R: 1 E: 0 K: 1 S: 12	H: 3 LOB: 2 BB: 0 P: 16	R: 4 E: 0 K: 1 S: 27	H: 3 LOB: 1 BB: 2 P: 46	1B: 8 2B: 1 3B: 1 HR: 1	SF: 0 SAC: 1 DP: 1 HBP: 0	WP: 0 PB: 0 SB: 1 CS: 0	PA: 39					
PITCHER	IP	WLS	BF	H	R	ER	SO	BB	IBB	HBP	BLK	WP	HR	S	P	ERA	WHIP										
35 Mike Mussina, R (1, 1) ERA: 3.85	7.0		25	5	1	1	7	0	0	0	0	0	1	58	86	1.29	0.714										
Mike Trombley, R (8, 1) ERA: 4.5	0.1	L	2	1	1	1	0	0	0	0	0	0	0	5	5	27.00	3.000										
Buddy Groom, L (8, 1) ERA: 3.83	0.1		3	2	0	0	1	0	0	0	0	0	0	5	8	0.00	6.000										
Alan Mills, R (8, 1) ERA: 5.29	0.1		3	0	2	2	0	2	0	0	0	0	0	9	18	54.00	6.000										
Ryan Kohlmeier, R (9, 1) ERA: 1.72	0.2		5	3	2	2	0	0	0	0	0	0	0	17	25	27.00	4.500										

Batter	1	2	3	4	5	6	7	8	9	AB	R	H	RBI	BB	SO	LOB	BOTTOM										
Brady Anderson, L (1, 8) OBP: 0.357, SLG: 0.408	3-2 6 BB 1B		0-0 G4-3		3-3 K			2-1 2B		4	0	2	0	0	1	1	Detroit Tigers @ Baltimore Orioles Oriole Park at Camden Yards, Baltimore, MD Thu Aug 31 2000, 7:35 PM EDT Att: 33,709 - Cloudy - 84 F										
6 Melvin Mora, R (1, 6) OBP: 0.348, SLG: 0.449	4-2 1B BB		1-2 E6 1B			1-2 SH3-1 SF7 2B		1-3 K		3	1	2	0	1	1	2											
Delino DeShields, L (1, 7) OBP: 0.369, SLG: 0.444	1-1 L7		1-3 K			2-1 SH3-1		0-0 G4-3		3	0	0	0	0	1	4											
Albert Belle, R (1, 9) OBP: 0.338, SLG: 0.474	0-0 F9		3-3 K			0-0 SF7		2-3 K		3	0	0	1	0	2	4											
Jeff Conine, R (1, 10) OBP: 0.340, SLG: 0.434	2-2 G4-3				1-3 K			2-2 WP 1B	2-2 S HBP	3	0	1	0	0	1	2											
Trendad Hubbard, R (8, PR) OBP: 0.260, SLG: 0.264						0-0 1B				0	0	0	0	0	0	0											
Chris Richard, L (1, 3) OBP: 0.304, SLG: 0.464		1-3 K			0-1 G4-3			1-2 G4-3	1-3 K	4	0	0	0	0	2	2											
Brook Fordyce, R (1, 2) OBP: 0.330, SLG: 0.498		1-0 F8			0-2 G4-3			0-0 G5-3	1-2 G6-3	4	0	0	0	0	0	0											
Mark Lewis, R (1, 5) OBP: 0.307, SLG: 0.408		1-3 K			0-0 L7			1-3 K	2-3 K	3	0	0	0	0	2	0											
Greg Myers, L (9, PH) OBP: 0.279, SLG: 0.309										1	0	0	0	0	1	0											
Jerry Hairston, R (1, 4) OBP: 0.350, SLG: 0.451			4-1 6 BB G4-3					1-2 E4 2B	0-1 G5-3	3	0	0	0	1	1	0											
Inning Stats	R: 0 E: 0 K: 0 S: 12	H: 1 LOB: 2 BB: 1 P: 22	R: 0 E: 0 K: 2 S: 7	H: 0 LOB: 0 BB: 0 P: 10	R: 0 E: 1 K: 2 S: 11	H: 1 LOB: 2 BB: 1 P: 20	R: 0 E: 0 K: 1 S: 8	H: 0 LOB: 0 BB: 0 P: 9	R: 0 E: 0 K: 0 S: 8	H: 0 LOB: 0 BB: 0 P: 12	R: 1 E: 0 K: 0 S: 10	H: 2 LOB: 1 BB: 0 P: 14	R: 0 E: 0 K: 2 S: 12	H: 1 LOB: 2 BB: 0 P: 17	R: 0 E: 0 K: 2 S: 10	H: 0 LOB: 2 BB: 0 P: 15	R: 0 E: 0 K: 1 S: 10	H: 0 LOB: 0 BB: 0 P: 13	1B: 3 2B: 2 3B: 0 HR: 0	SF: 1 SAC: 1 DP: 0 HBP: 1	WP: 1 PB: 0 SB: 1 CS: 0	PA: 36					
PITCHER	IP	WLS	BF	H	R	ER	SO	BB	IBB	HBP	BLK	WP	HR	S	P	ERA	WHIP										
Brian Moehler, R (1, 1) ERA: 4.0	6.2		28	5	1	1	8	2	0	0	0	0	0	65	100	1.35	1.050										
Danny Patterson, R (7, 1) ERA: 3.14	1.0	W	4	0	0	0	2	0	0	1	0	0	0	10	15	0.00	0.000										
C.J. Nitkowski, L (8, 1) ERA: 5.01	0.1	H	1	0	0	0	1	0	0	0	0	0	0	3	4	0.00	0.000										
Todd Jones, R (9, 1) ERA: 3.08	1.0		3	0	0	0	1	0	0	0	0	0	0	10	13	0.00	0.000										



Batter	1	2	3	4	5	6	7	8	9	AB	R	H	RBI	BB	SO	LOB	TOP										
Brady Anderson, L (1, 8) OBP: 0.358, SLG: 0.411	F8		G5-4-3			1B		G3		4	1	2	0	0	0	0											
6 Melvin Mora, R (1, 6) OBP: 0.346, SLG: 0.445 Chris Richard, L (8, 3) OBP: 0.302, SLG: 0.460	F8		G5-4-3			F8		G4-3		3	0	0	0	0	0	3											
Delino DeShields, L (1, 7) OBP: 0.370, SLG: 0.444	P6					1B		G6-3		4	0	2	1	0	0	0											
Albert Belle, R (1, 9) OBP: 0.336, SLG: 0.471						K		G6-3		4	0	0	0	0	1	1											
Jeff Conine, R (1, 3) OBP: 0.337, SLG: 0.431 (8, 5)	F8					F8				3	0	0	0	0	0	0											
Cal Ripken Jr., R (1, 10) OBP: 0.290, SLG: 0.443						F8		F7		3	0	1	0	0	0	0											
Brook Fordyce, R (1, 2) OBP: 0.331, SLG: 0.509						HR		P3		3	1	1	1	0	0	1											
Mark Lewis, R (1, 5) OBP: 0.315, SLG: 0.409 (8, 6)								G5-3		2	0	1	0	1	0	0											
Jerry Hairston, R (1, 4) OBP: 0.341, SLG: 0.438								L8		2	0	0	0	0	0	1											
Inning Stats	R: 0 E: 0 K: 0 S: 4	H: 0 LOB: 0 BB: 0 P: 10	R: 0 E: 0 K: 0 S: 8	H: 1 LOB: 1 BB: 0 P: 12	R: 0 E: 0 K: 0 S: 9	H: 2 LOB: 1 BB: 0 P: 14	R: 0 E: 0 K: 1 S: 7	H: 1 LOB: 0 BB: 0 P: 10	R: 1 E: 0 K: 0 S: 9	H: 1 LOB: 0 BB: 1 P: 19	R: 1 E: 0 K: 0 S: 8	H: 2 LOB: 0 BB: 0 P: 11	R: 0 E: 0 K: 0 S: 8	H: 0 LOB: 0 BB: 0 P: 13	R: 0 E: 0 K: 0 S: 7	H: 0 LOB: 0 BB: 0 P: 13	R: 0 E: 0 K: 0 S: 10	H: 0 LOB: 0 BB: 0 P: 14	1B: 5 2B: 1 3B: 0 HR: 1	SF: 0 SAC: 1 DP: 2 HBP: 0	WP: 0 PB: 0 SB: 0 CS: 1	PA: 31					
PITCHER	IP	WLS	BF	H	R	ER	SO	BB	IBB	HBP	BLK	WP	HR	S	P	ERA	WHIP										
Chuck Finley, L (1, 1) ERA: 4.31	7.0	W	25	7	2	2	1	1	0	0	0	0	1	53	89	2.57	1.143										
Paul Shuey, R (8, 1) ERA: 3.42	1.0	H	3	0	0	0	0	0	0	0	0	0	0	7	13	0.00	0.000										
Bob Wickman, R (9, 1) ERA: 3.15	1.0	S	3	0	0	0	0	0	0	0	0	0	0	10	14	0.00	0.000										

Baltimore Orioles @ Cleveland Indians
Jacobs Field, Cleveland, OH
Fri Sep 01 2000, 7:05 PM EDT
Att: 42,647 - Sunny - 80 F

AB	29
R	2
H	7
RBI	2
BB	1
SO	1
LOB	6



Batter	1	2	3	4	5	6	7	8	9	AB	R	H	RBI	BB	SO	LOB	BOTTOM										
Kenny Lofton, L (1, 8) OBP: 0.366, SLG: 0.432	G6-3		1B			B1-3		G4-3		4	1	2	0	0	0	1											
Omar Vizquel, S (1, 6) OBP: 0.397, SLG: 0.388	G6-3		P6			F8		G6-3		3	1	0	1	1	0	1											
Roberto Alomar, S (1, 4) OBP: 0.357, SLG: 0.450	G4-3		K			F8		1B		3	2	1	0	1	1	1											
Manny Ramirez, R (1, 9) OBP: 0.444, SLG: 0.670 Jolbert Cabrera, R (7, PR) OBP: 0.300, SLG: 0.318 (8, 9)	PB		K			F8		2B		3	0	1	0	1	1	3											
Jim Thome, L (1, 3) OBP: 0.415, SLG: 0.572	BB					FC6-4		K		2	1	1	2	2	1	2											
David Segui, S (1, 10) OBP: 0.393, SLG: 0.516	G4-3					FC6-4		G1-3		4	0	2	1	0	0	3											
Travis Fryman, R (1, 5) OBP: 0.399, SLG: 0.527						FC6-4		G3-1		4	0	1	0	0	0	2											
Wil Cordero, R (1, 7) OBP: 0.333, SLG: 0.476 Dave Roberts, L (9, 7) OBP: 0.333, SLG: 0.333								F9		4	0	3	1	0	0	0											
Sandy Alomar Jr., R (1, 2) OBP: 0.334, SLG: 0.420	6-4-3					G6-4-3		F9		4	0	0	0	0	0	5											
Inning Stats	R: 1 E: 0 K: 0 S: 12	H: 1 LOB: 2 BB: 2 P: 25	R: 0 E: 0 K: 0 S: 4	H: 2 LOB: 0 BB: 0 P: 9	R: 0 E: 0 K: 2 S: 8	H: 1 LOB: 1 BB: 0 P: 12	R: 1 E: 0 K: 0 S: 13	H: 2 LOB: 1 BB: 1 P: 24	R: 2 E: 0 K: 0 S: 14	H: 2 LOB: 1 BB: 1 P: 23	R: 0 E: 0 K: 0 S: 8	H: 1 LOB: 1 BB: 0 P: 13	R: 1 E: 0 K: 1 S: 15	H: 2 LOB: 3 BB: 1 P: 26	R: 0 E: 0 K: 0 S: 7	H: 0 LOB: 0 BB: 0 P: 10	1B: 9 2B: 2 3B: 1 HR: 0	SF: 0 SAC: 0 DP: 1 HBP: 0	WP: 0 PB: 3 SB: 1 CS: 0	PA: 36							
PITCHER	IP	WLS	BF	H	R	ER	SO	BB	IBB	HBP	BLK	WP	HR	S	P	ERA	WHIP										
Sidney Ponson, R (1, 1) ERA: 5.33	6.1	L	31	10	5	5	2	5	0	0	0	0	0	66	122	7.11	2.368										
Chuck McElroy, L (7, 1) ERA: 6.02	1.2		5	1	0	0	1	0	0	0	0	0	0	15	20	0.00	0.600										

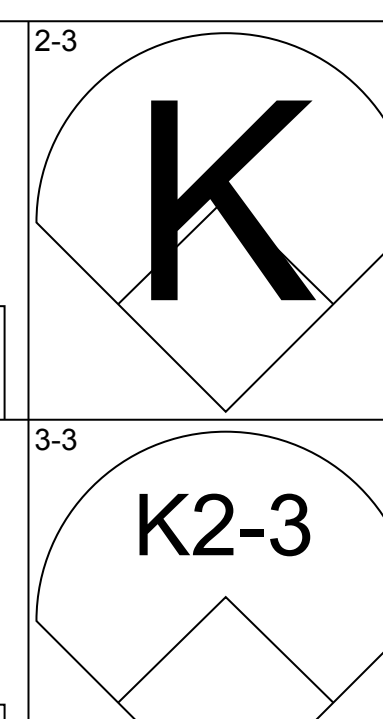
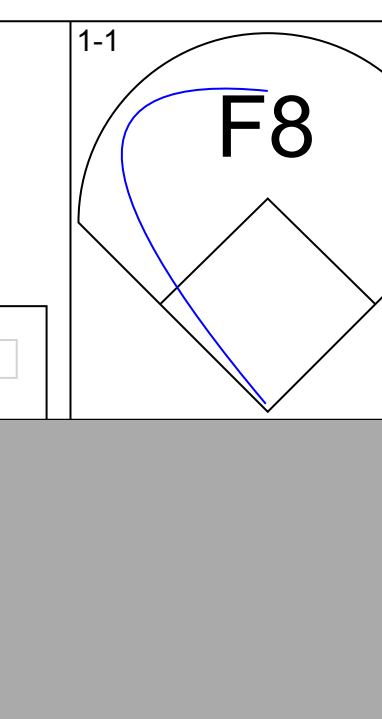
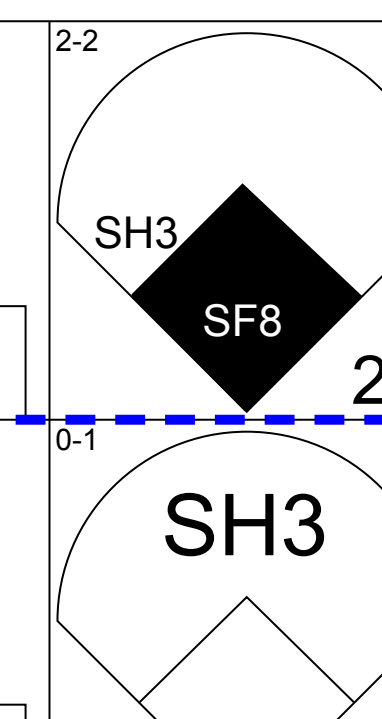
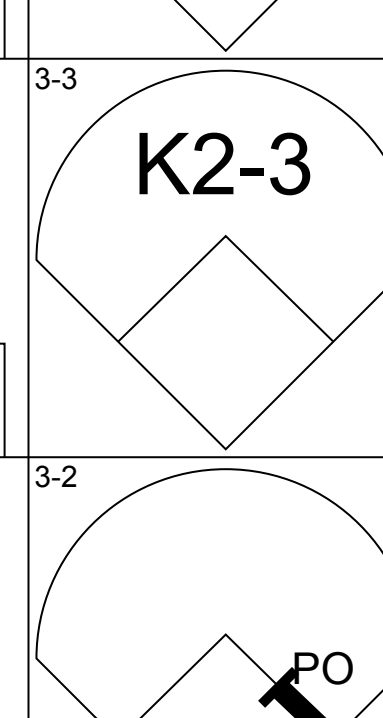
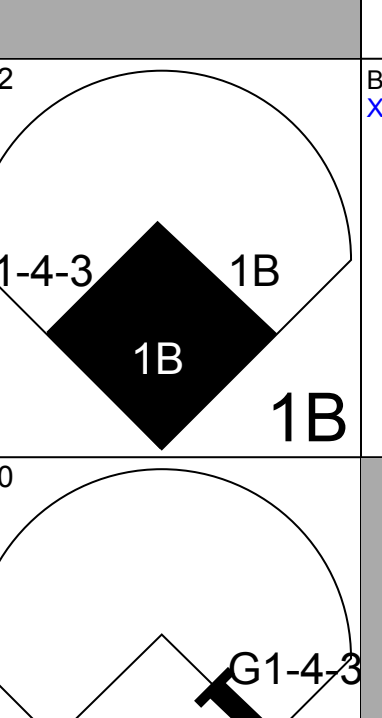
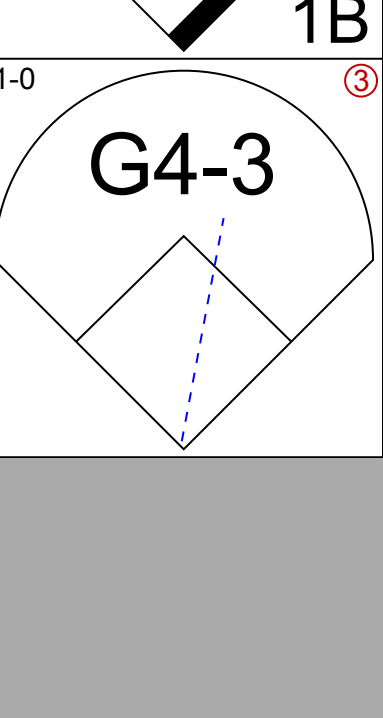
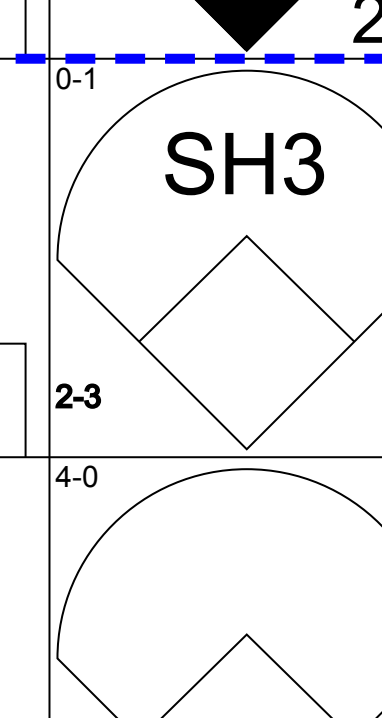
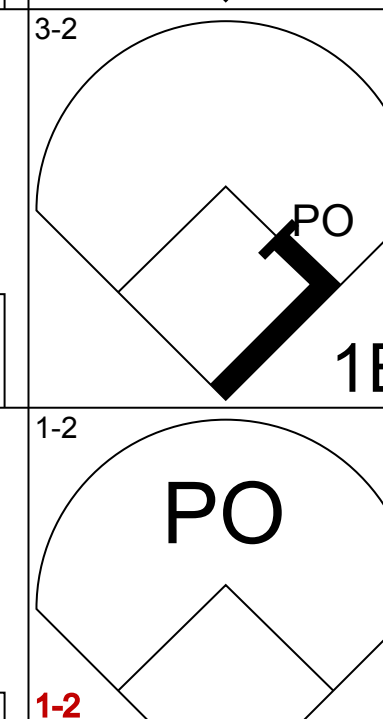
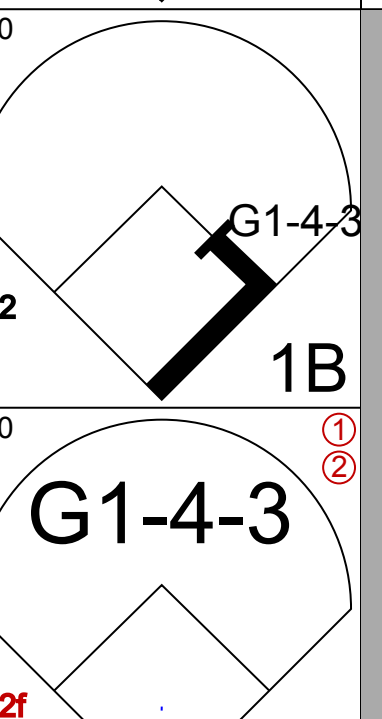
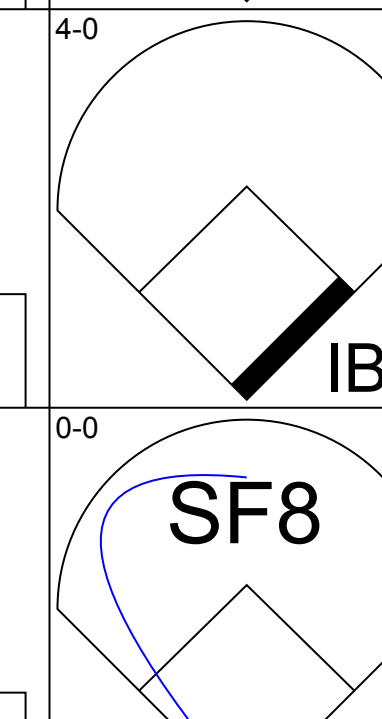
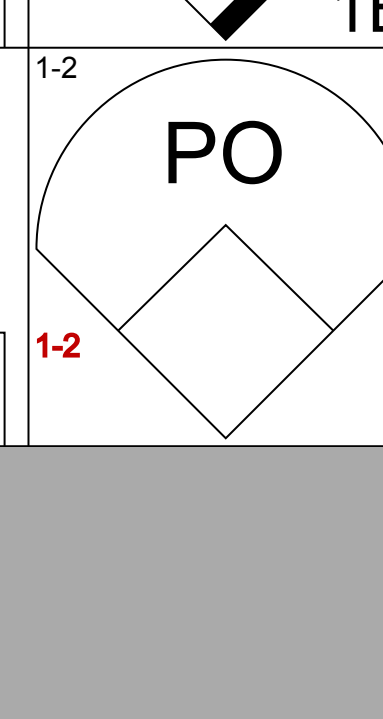
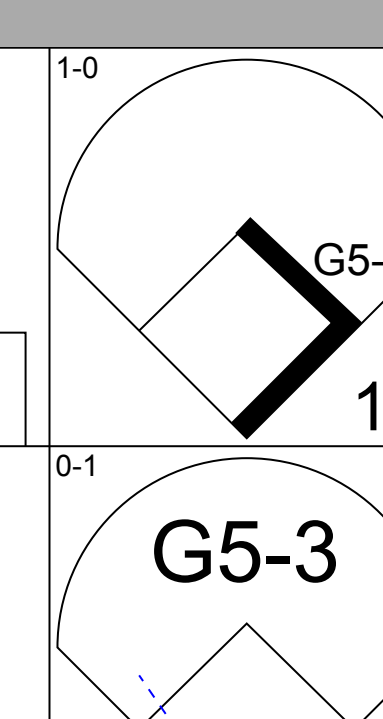
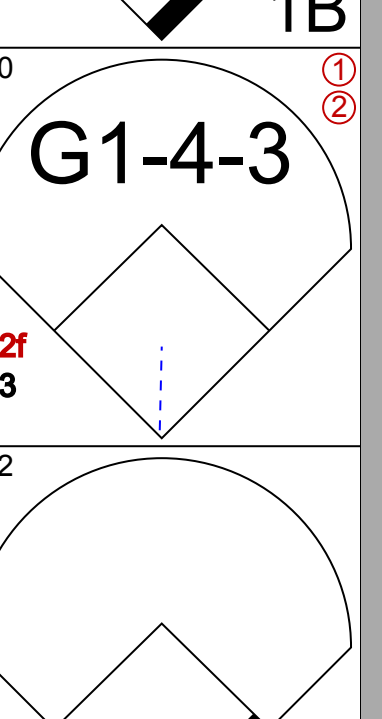
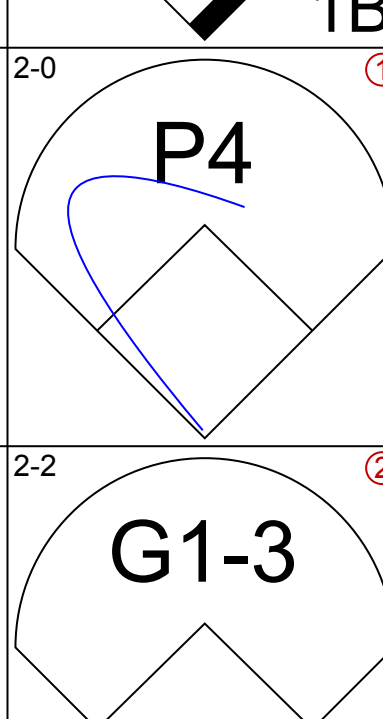
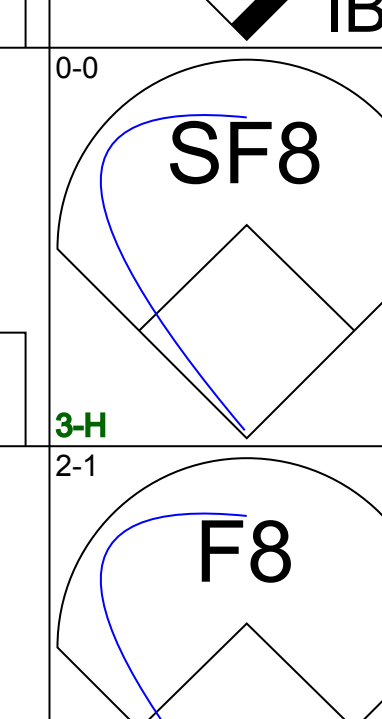
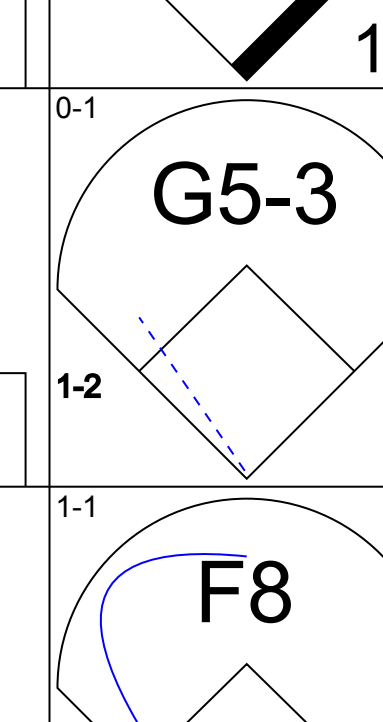
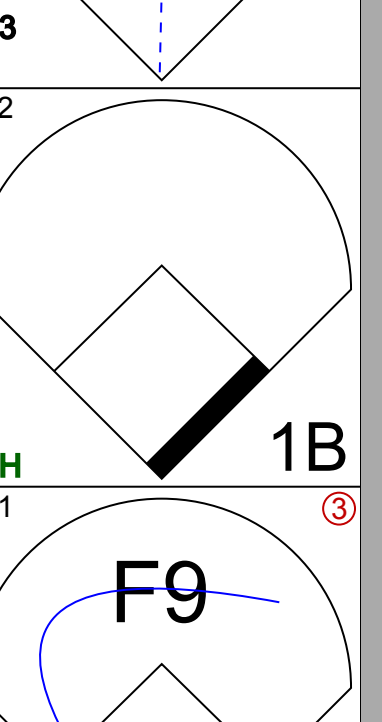
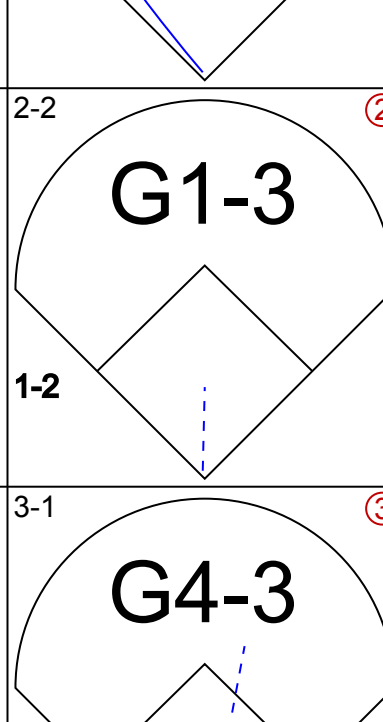
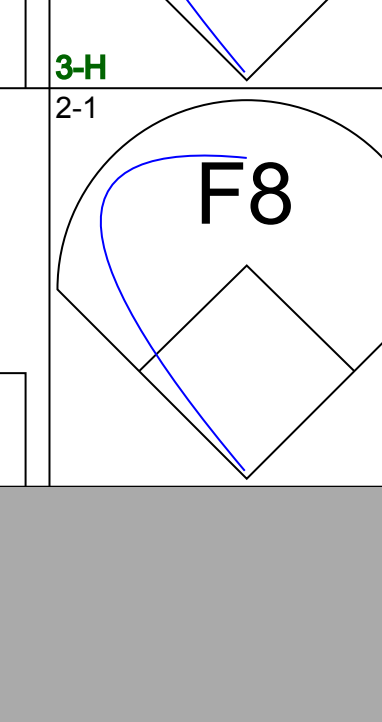
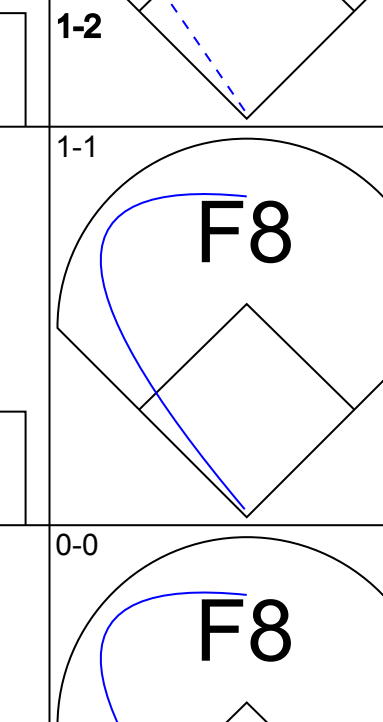
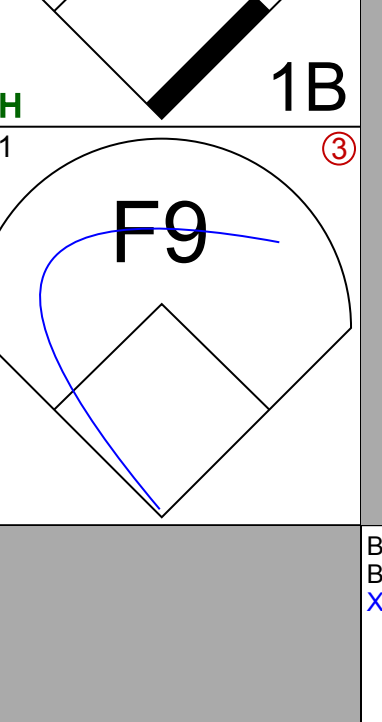
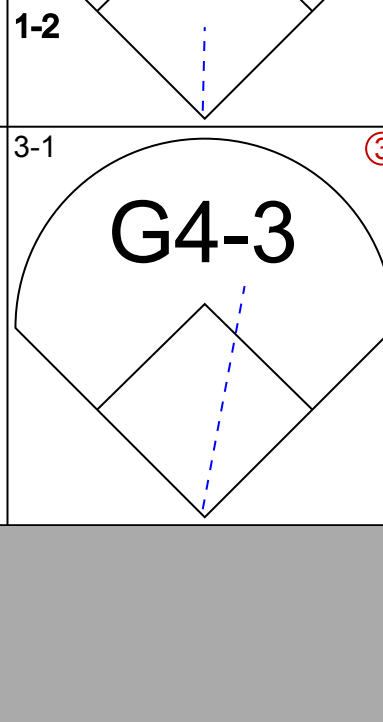
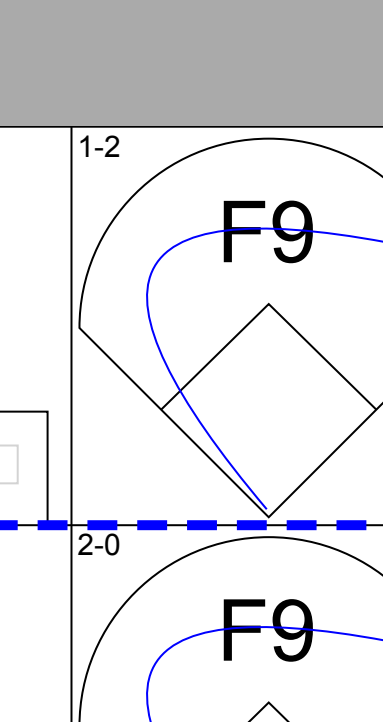
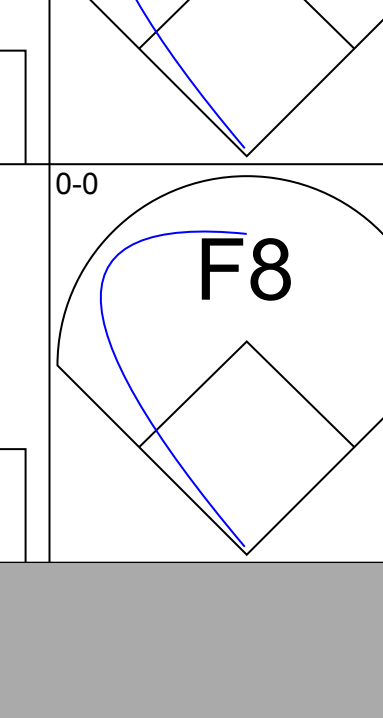
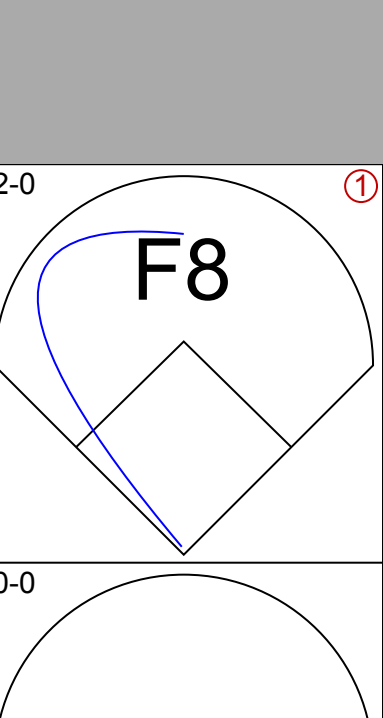
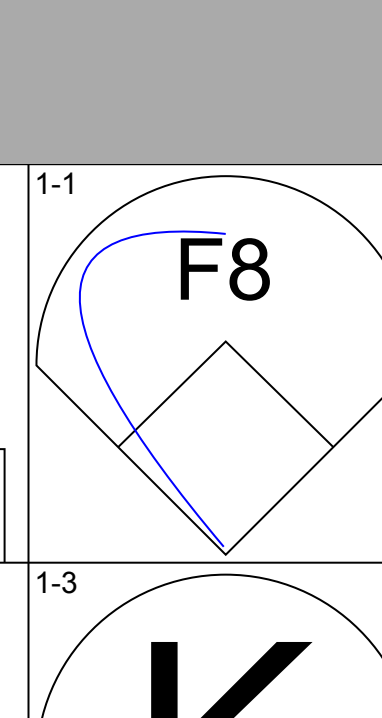
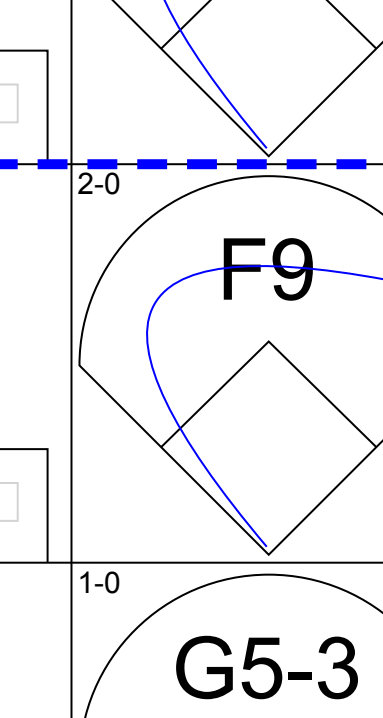
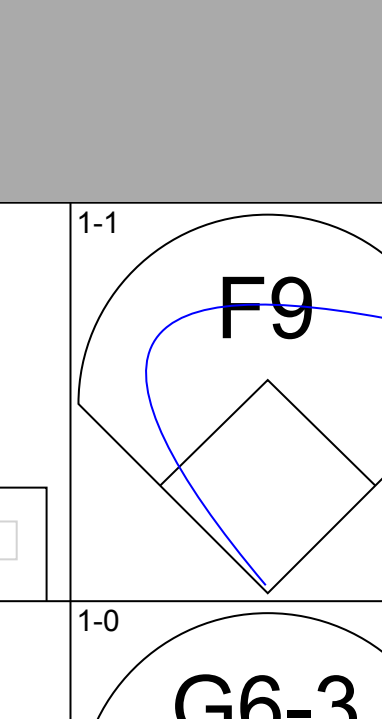
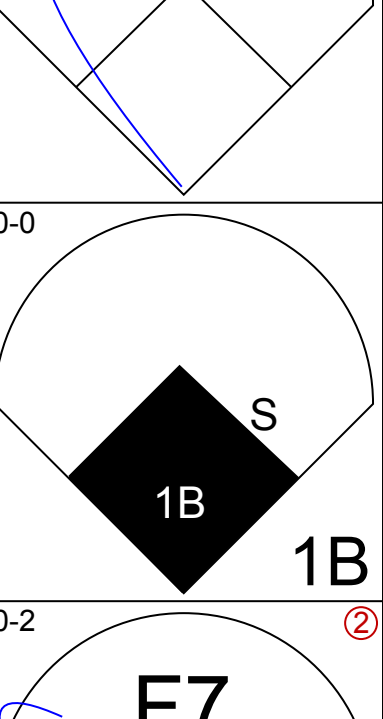
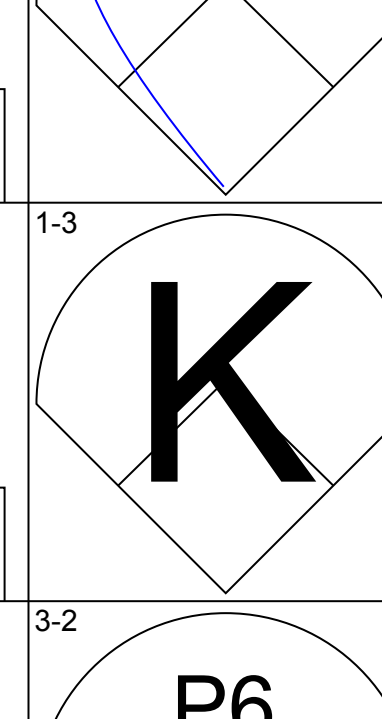
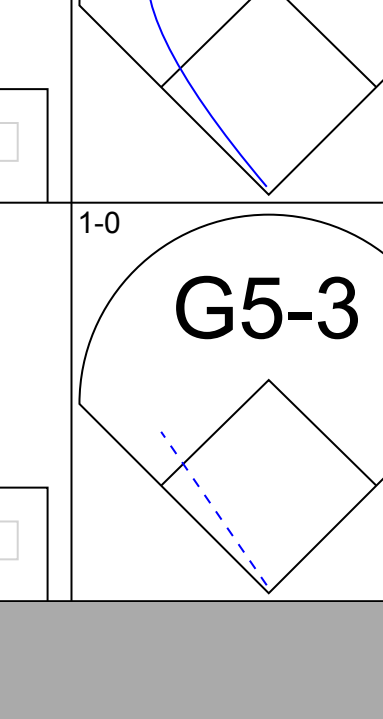
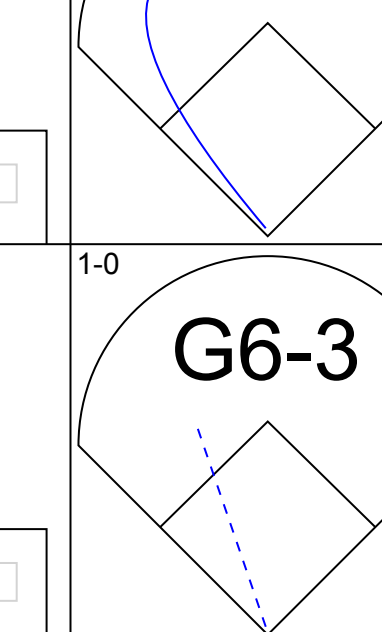
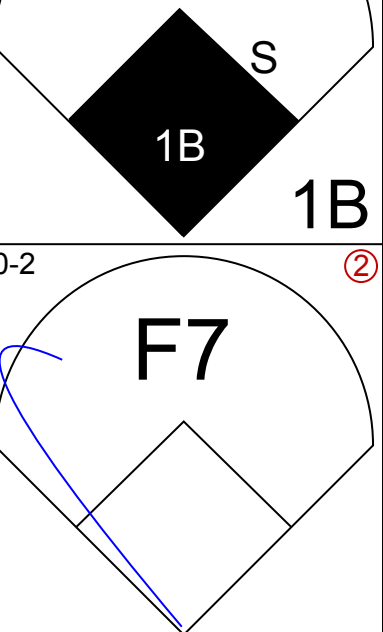
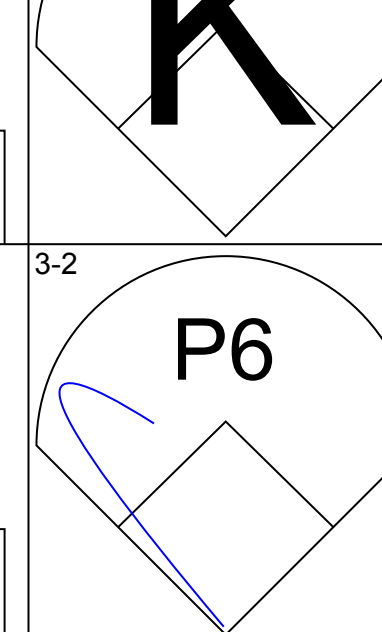
Baltimore Orioles @ Cleveland Indians
Jacobs Field, Cleveland, OH
Fri Sep 01 2000, 7:05 PM EDT
Att: 42,647 - Sunny - 80 F

AB	31
R	5
H	11
RBI	5
BB	5
SO	3
LOB	18



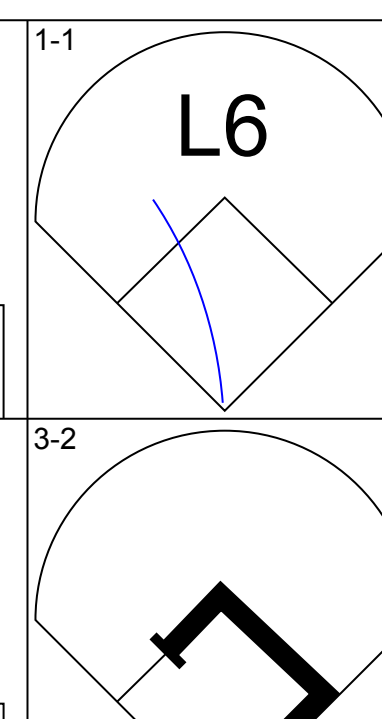
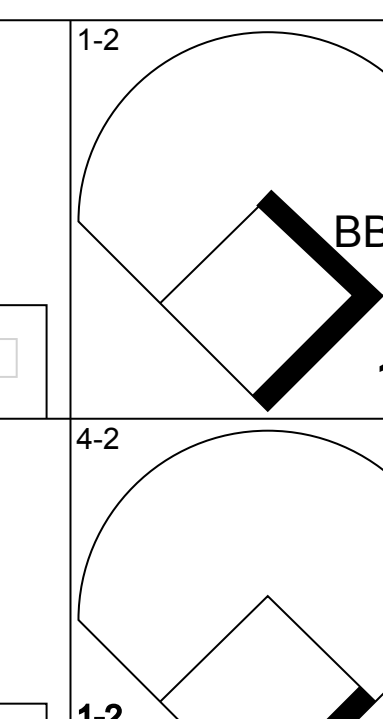
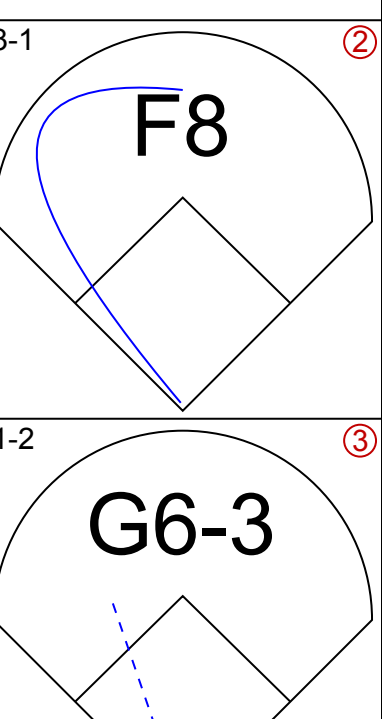
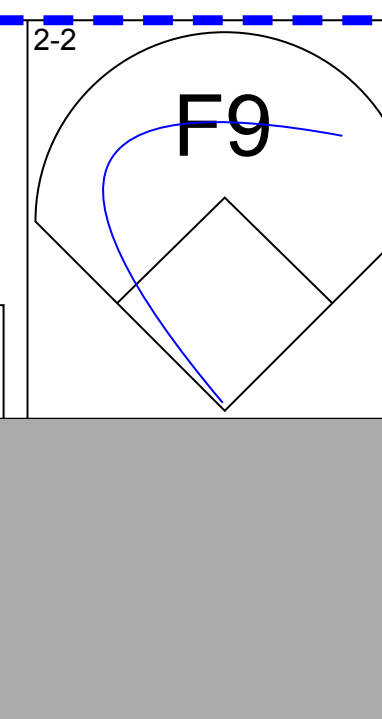
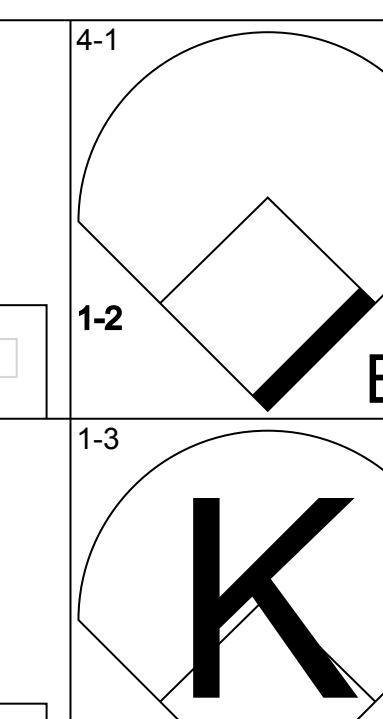
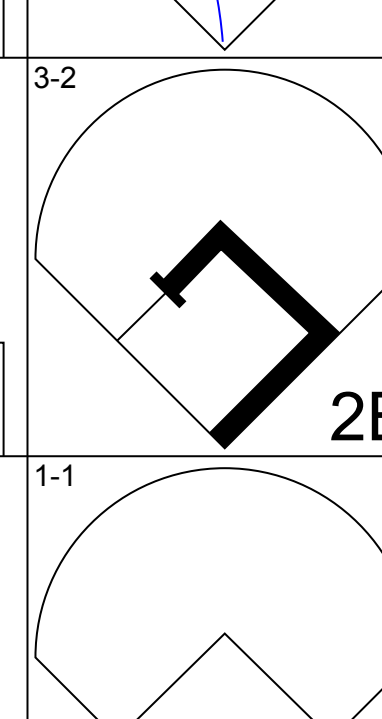
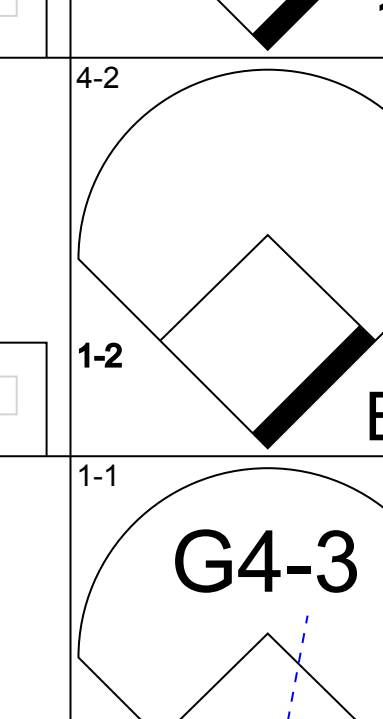
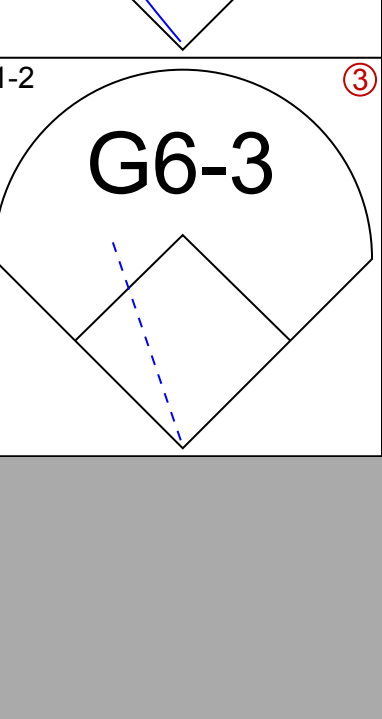
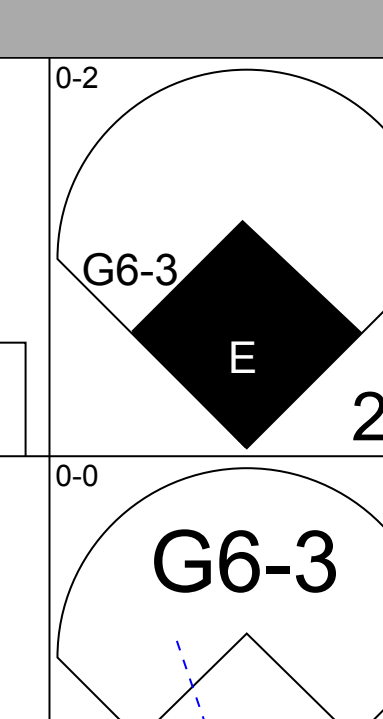
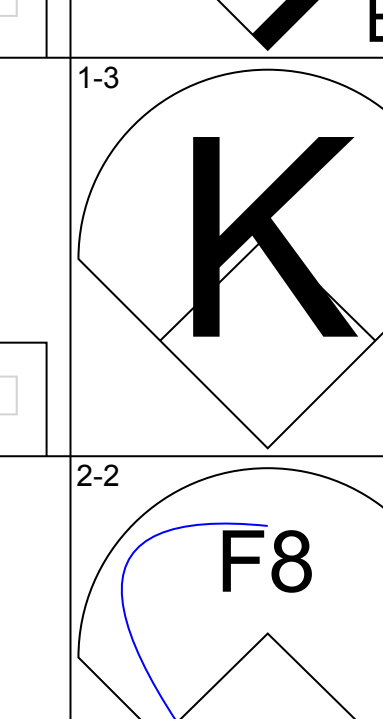
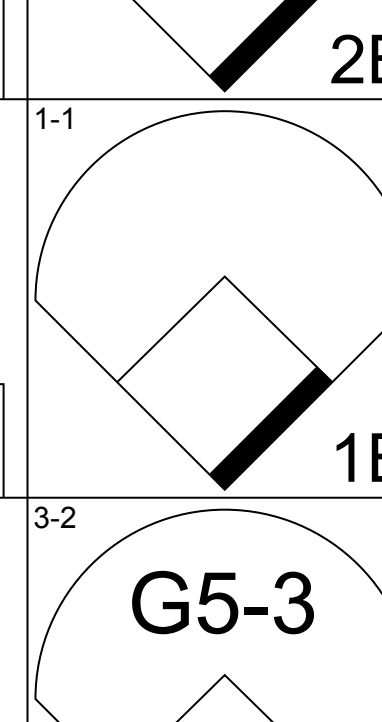
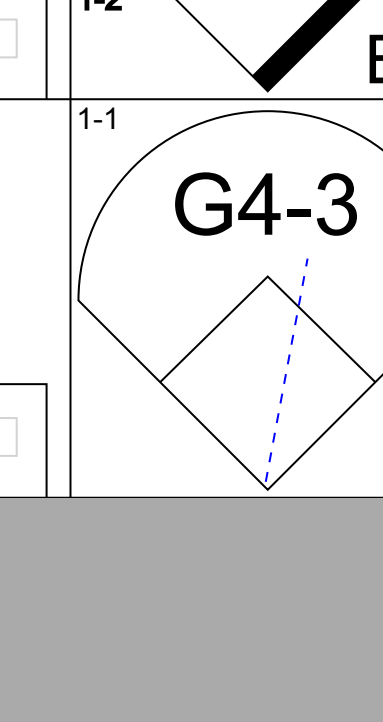
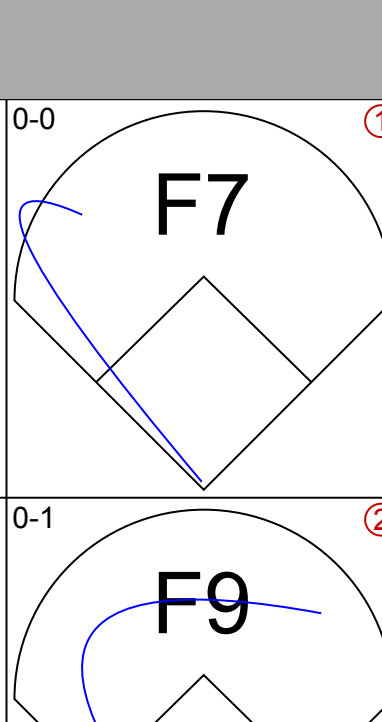
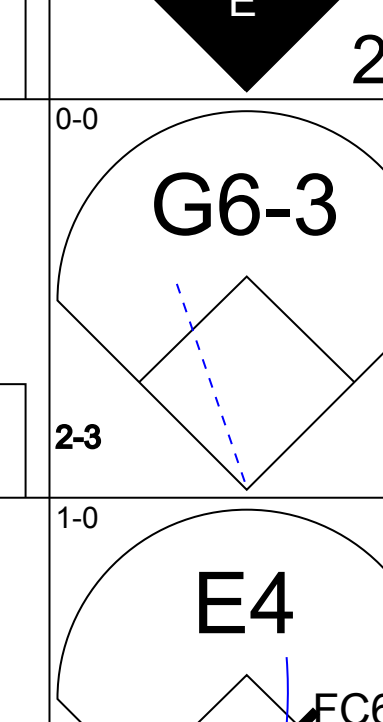
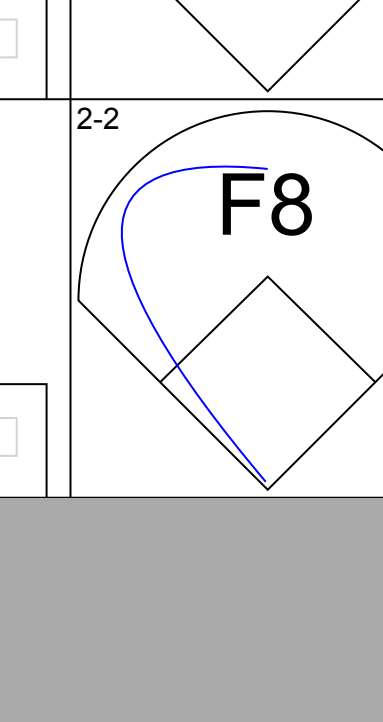
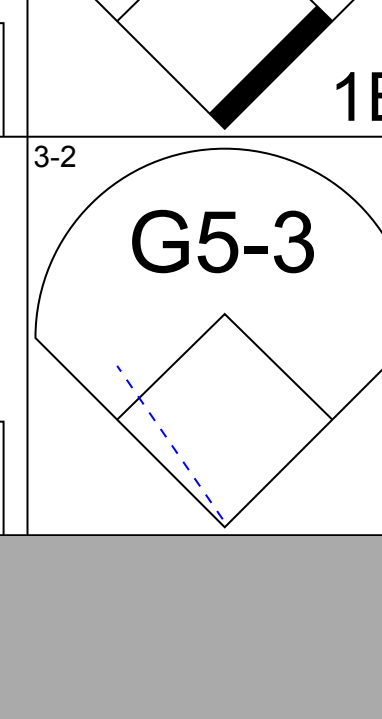
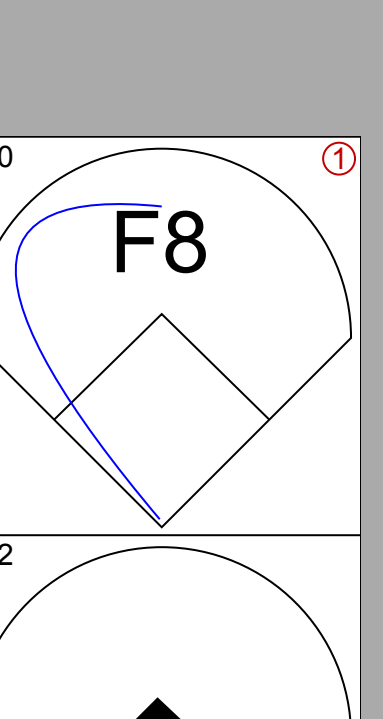
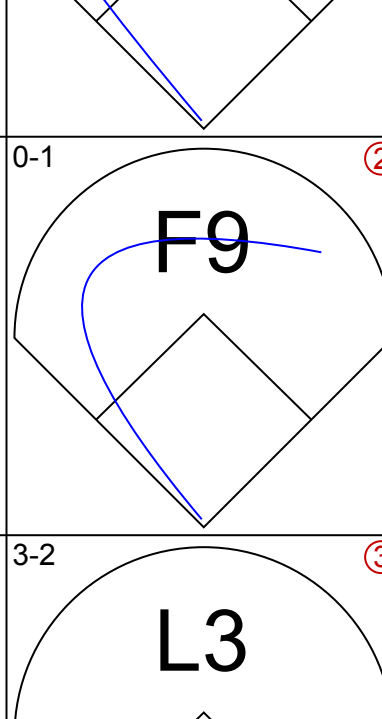
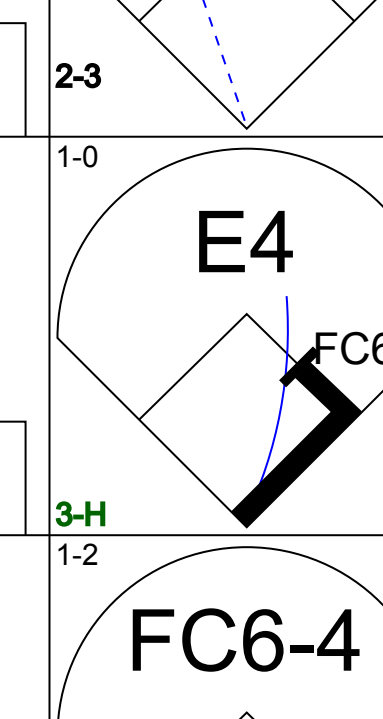
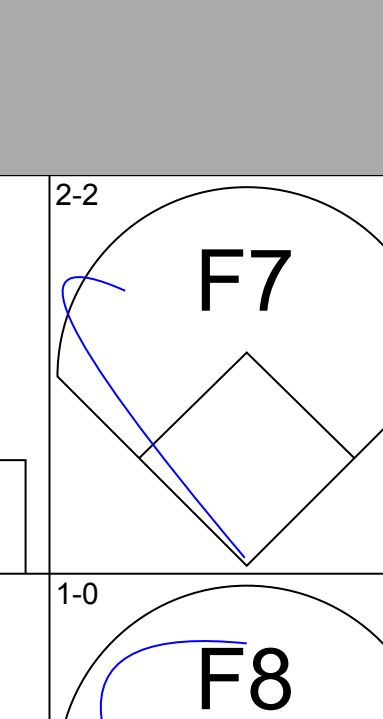
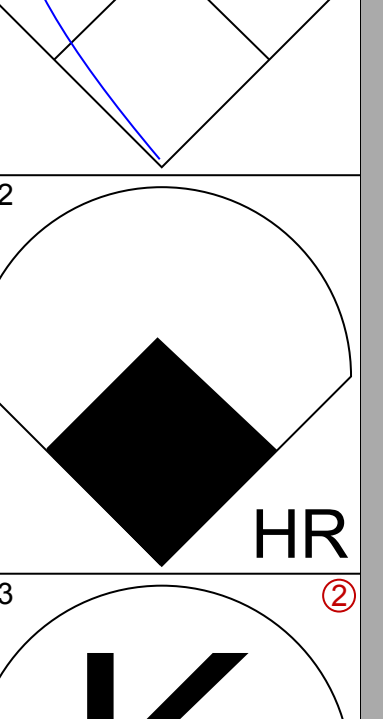
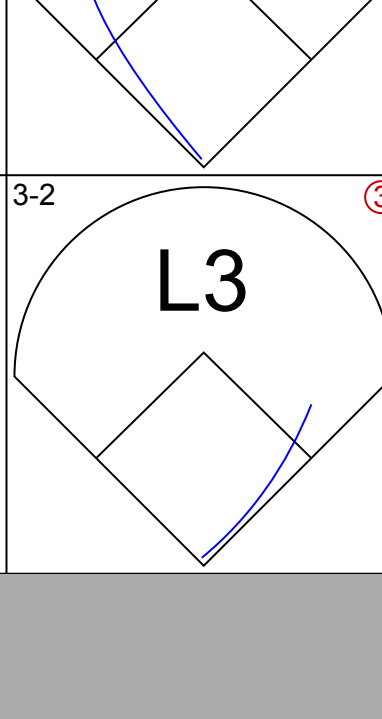
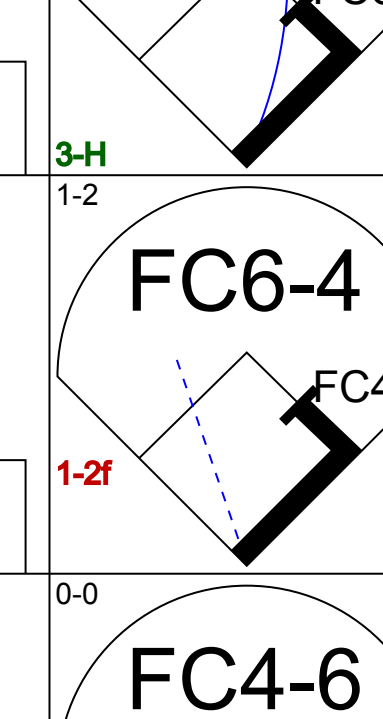

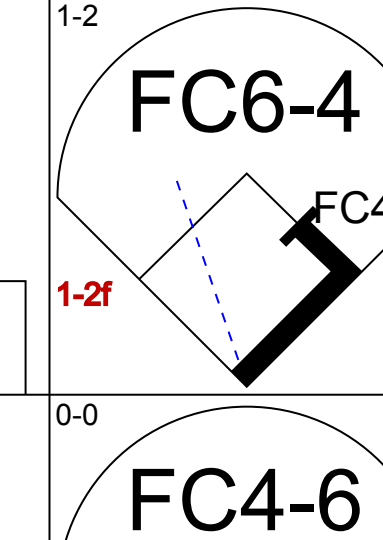
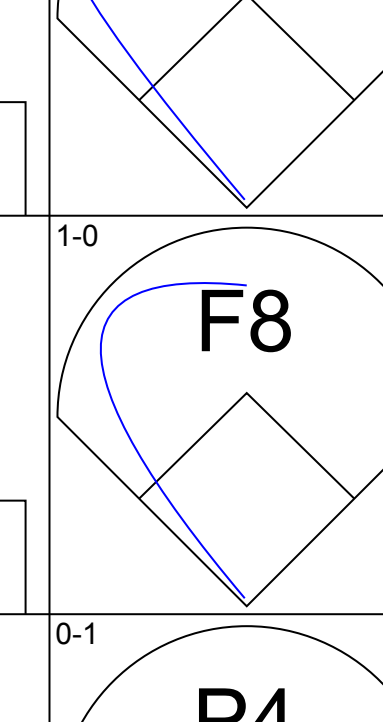
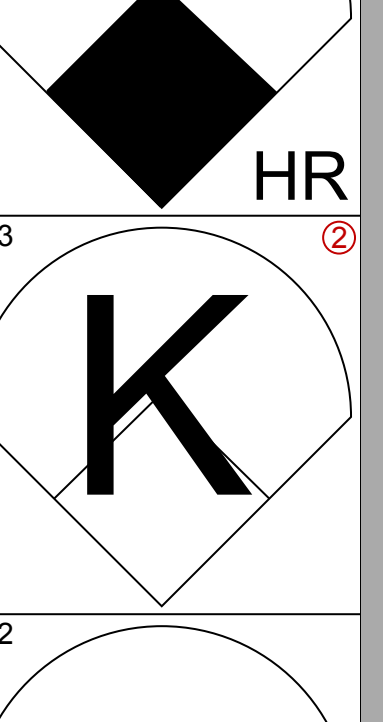
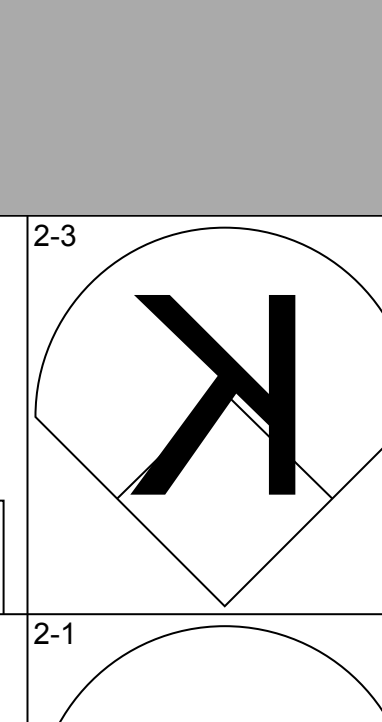
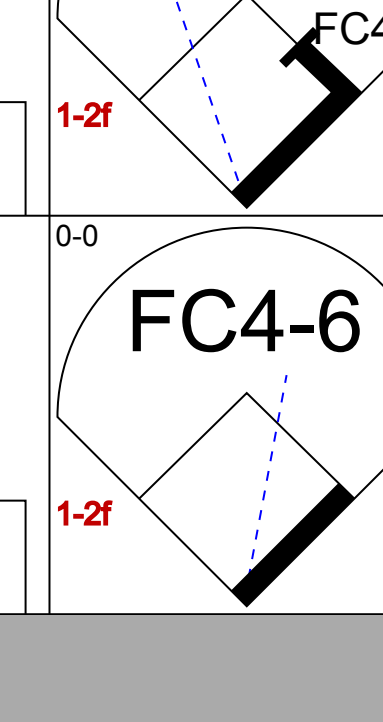
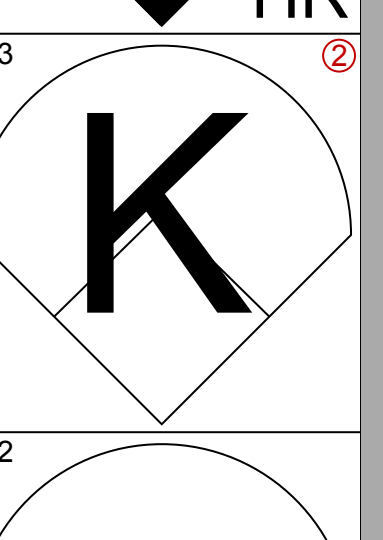
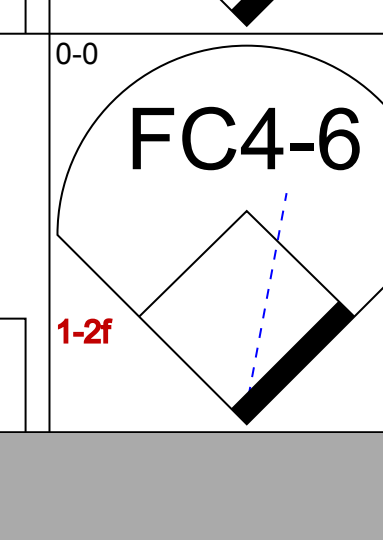
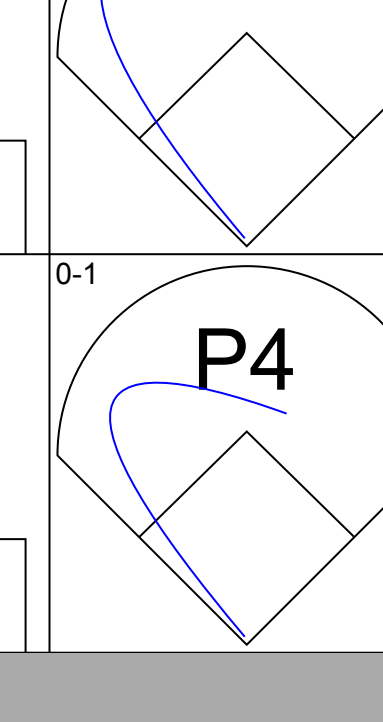
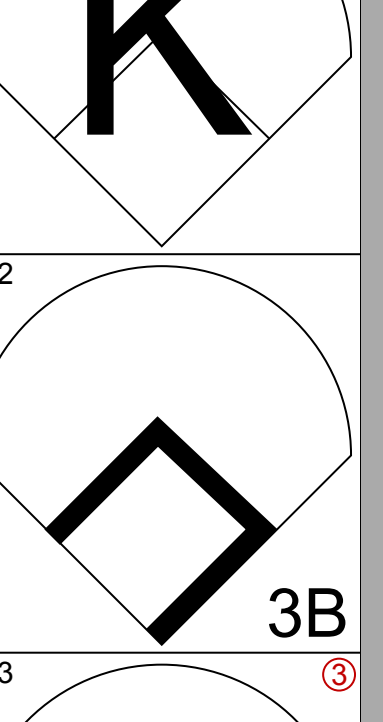
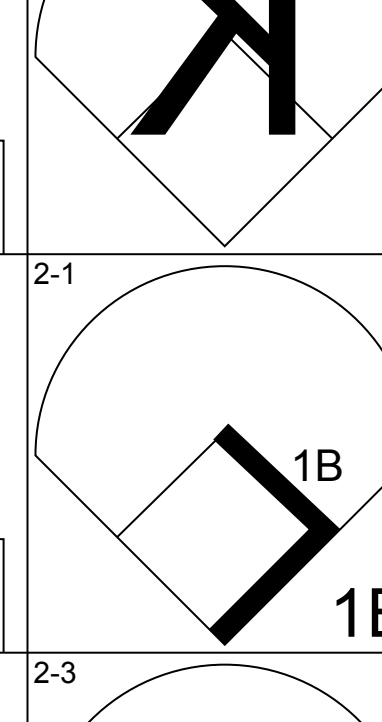
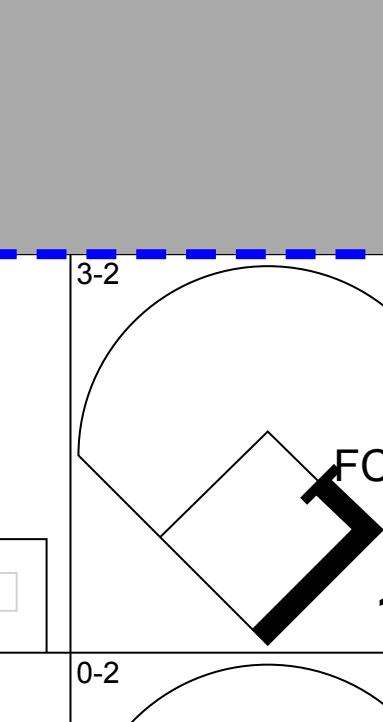
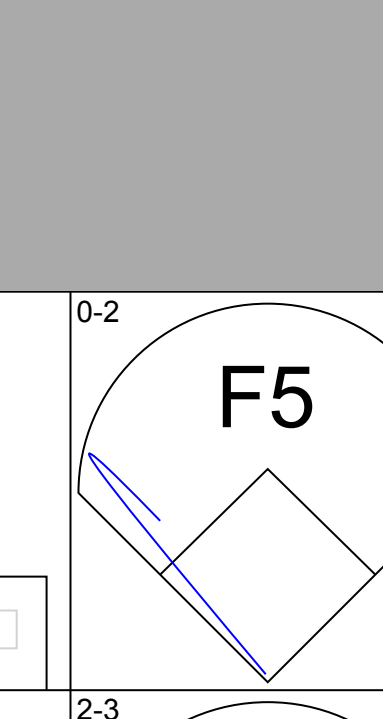

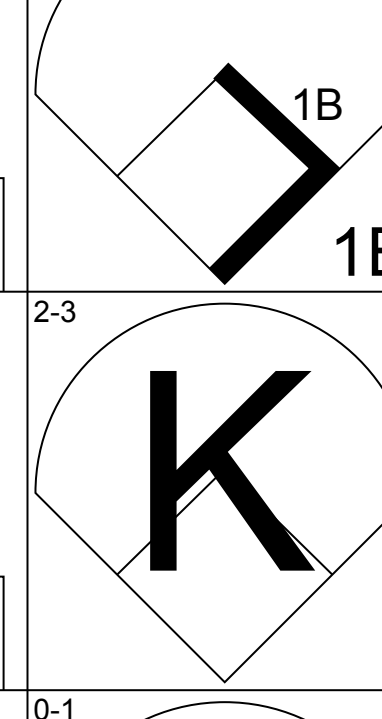
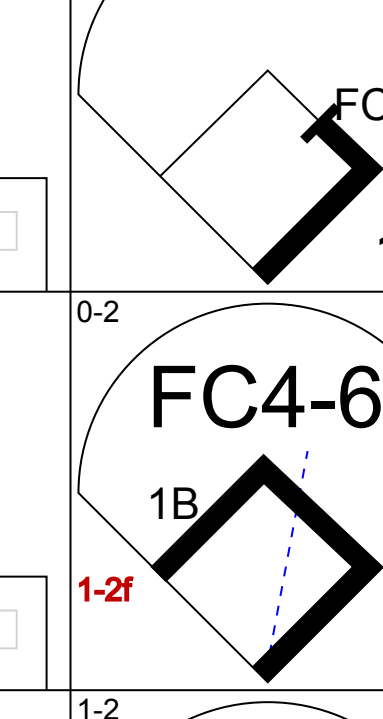
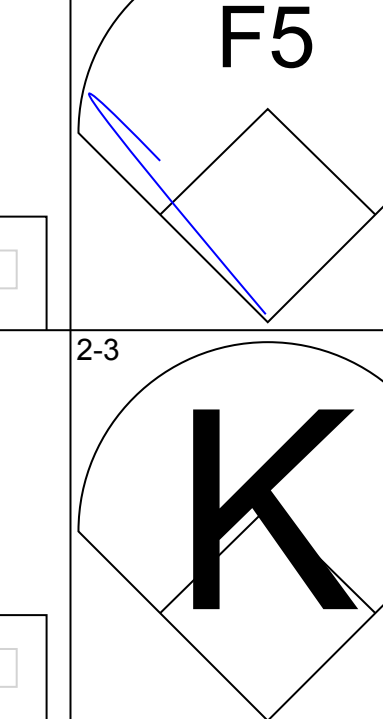
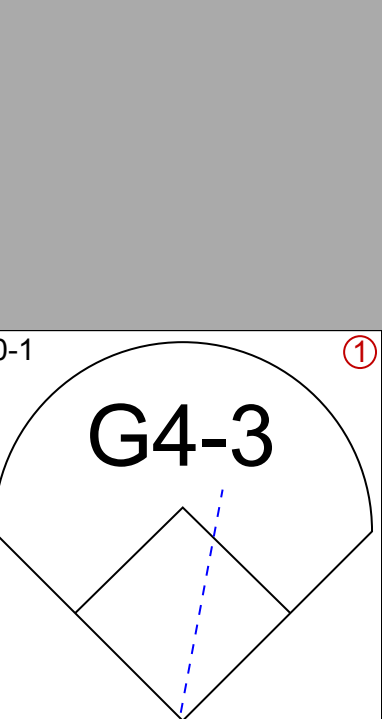
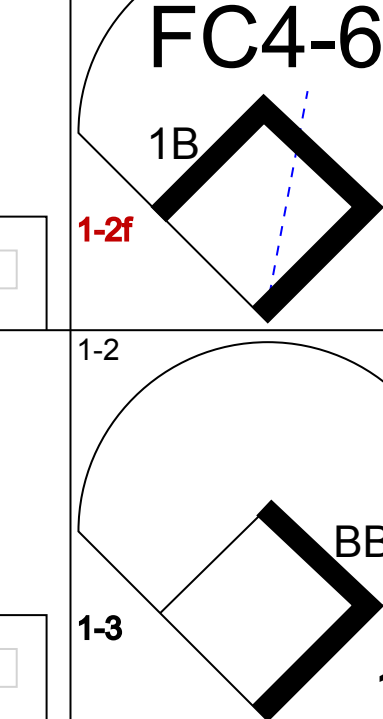

Batter	1	2	3	4	5	6	7	8	9	AB	R	H	RBI	BB	SO	LOB	TOP																				
Brady Anderson, L (1, 9) OBP: 0.360, SLG: 0.411	1-3 K		4-1 BB		1-1 F9		0-1 1B 1-2 1B	4-2 BB		3	1	1	0	2	1	2	Baltimore Orioles @ Cleveland Indians Jacobs Field, Cleveland, OH Sat Sep 02 2000, 1:05 PM EDT Att: 42,736 - Cloudy - 77 F																				
Jerry Hairston, R (1, 4) OBP: 0.345, SLG: 0.429	3-2 P6		2-2 G1-2-3 3-H			4-0 2B BB	1-2 1B 1B	2-0 P4		4	2	1	0	1	0	4																					
Delino DeShields, L (1, 7) OBP: 0.373, SLG: 0.447	0-1 F9			4-1 G6-4-3 BB		2-2 1B SF7 1-H	1-2 CS 1B 1-2 2-H 3-H		0-1 B2-3	4	1	2	3	1	0	0																					
Albert Belle, R (1, 10) OBP: 0.338, SLG: 0.473 Trenidad Hubbard, R (9, PR) OBP: 0.280, SLG: 0.284		4-2 G4-6-3 BB		1-3 K		1-3 K	0-1 CS 2B 1B 1-2 2-H		0-0 BLK 2B	4	1	2	1	1	2	2																					
Jeff Conine, R (1, 5) OBP: 0.341, SLG: 0.438	0-1 G4-6-3 1-2		0-2 G6-4-3 1-2			1-1 1B	1-2 1B		0-1 1B 2B	5	1	3	2	0	0	2																					
Chris Richard, L (1, 3) OBP: 0.313, SLG: 0.461	0-3 K				3-1 1B	2-1 SF7	4-0 IBB		4-0 1B IBB	2	0	1	1	2	1	0																					
Mark Lewis, R (1, 6) OBP: 0.324, SLG: 0.412			4-0 2B G1-2-3 BB		0-1 1B	0-1 F9			2-1 1B G5-4-3	4	0	2	1	1	1	3																					
Fernando Lunar, R (1, 2) OBP: 0.262, SLG: 0.190 Brook Fordyce, R (9, PH) OBP: 0.225, SLG: 0.507			0-1 F2		2-3 K		1-1 FC5-4 HBP	3-2 F3	0-0 G5-4-3 1-2	3	0	0	0	0	1	3																					
Gene Kingsale, S (1, 8) OBP: 0.250, SLG: 0.500			0-0 2B		1-0 F9		1-0 FC5-4 1B 1B	1-0 F8		4	1	1	0	0	0	3																					
Inning Stats	R: 0 E: 0 K: 1 S: 10	H: 0 LOB: 0 BB: 14	R: 0 E: 0 K: 1 S: 8	H: 0 LOB: 0 BB: 12	R: 0 E: 0 K: 1 S: 8	H: 1 LOB: 2 BB: 2 P: 18	R: 0 E: 0 K: 1 S: 8	H: 0 LOB: 0 BB: 1 P: 13	R: 0 E: 0 K: 1 S: 12	H: 2 LOB: 2 BB: 0 P: 19	R: 2 E: 0 K: 1 S: 12	H: 2 LOB: 1 BB: 1 P: 22	R: 4 E: 0 K: 1 S: 19	H: 5 LOB: 2 BB: 1 P: 28	R: 0 E: 0 K: 0 S: 10	H: 0 LOB: 1 BB: 1 P: 20		R: 2 E: 0 K: 0 S: 8	H: 3 LOB: 2 BB: 1 P: 14	1B: 8 2B: 5 3B: 0 HR: 0	SF: 1 SAC: 0 DP: 4 HBP: 1	WP: 0 PA: 44 PB: 0 SB: 0 CS: 2															
PITCHER	IP	WLS	BF	H	R	ER	SO	BB	IBB	HBP	BLK	WP	HR	S	P	ERA	WHIP	PITCHER		IP	WLS	BF	H	R	ER	SO	BB	IBB	HBP	BLK	WP	HR	S	P	ERA	WHIP	
Bartolo Colon, R (1, 1) ERA: 4.34	5.0	B	20	3	1	1	4	5	0	0	0	0	0	46	80	1.80	1.600	Jim Brower, R (9, 1) ERA: 6.5		0.2		1	0	0	0	0	0	0	0	0	0	1	1	0.00	0.000		
Chris Nething, R (6, 1) ERA: 9.0	1.0	B	5	2	1	1	1	0	0	0	0	0	0	12	18	9.00	2.000																				
Steve Karsay, R (7, 1) ERA: 3.98	0.1	L	5	3	4	4	0	0	0	1	0	0	0	0	11	15	108.00	9.000																			
Steve Reed, R (7, 1) ERA: 4.75	0.2		4	2	0	0	1	0	1	0	0	0	0	8	13	0.00	3.000																				
Justin Speier, R (8, 1) ERA: 3.4	1.1		9	3	2	2	0	1	1	0	1	0	0	17	33	13.50	3.000																				

Batter	1	2	3	4	5	6	7	8	9	AB	R	H	RBI	BB	SO	LOB	BOTTOM																			
Kenny Lofton, L (1, 8) OBP: 0.366, SLG: 0.435	4-1 1B SF9 BB	3-2 1-H 3B			3-2 G6-3		2-2 G4-3		1-1 G6-3	4	1	1	1	1	0	0	Baltimore Orioles @ Cleveland Indians Jacobs Field, Cleveland, OH Sat Sep 02 2000, 1:05 PM EDT Att: 42,736 - Cloudy - 77 F																			
Omar Vizquel, S (1, 6) OBP: 0.388, SLG: 0.388	3-2 BB	2-0 F9			1-2 G5-3		0-1 G5-3		2-2 BB 1B	5	1	2	0	0	1																					
Roberto Alomar, S (1, 4) OBP: 0.356, SLG: 0.448	2-2 SF9 3-H		2-2 F8		3-1 G6-3			0-1 G4-3	4-1 S 1B 1-2 BB	3	0	0	1	1	0																					
Manny Ramirez, R (1, 9) OBP: 0.449, SLG: 0.671 Jolbert Cabrera, R (9, PR) OBP: 0.300, SLG: 0.318	4-2 BB		3-2 G6-3		1-2 1B SF8 1B		1-0 1B SF8 1B	1-0 E 2B 1B	1-0 S 1B 1-2 2-H	4	2	3	1	1	0																					
Jim Thome, L (1, 10) OBP: 0.413, SLG: 0.568	0-0 F7		3-3 K		0-0 1B		1-3 1B		1-2 F7 F7	5	0	1	0	0	1																					
David Segui, S (1, 3) OBP: 0.389, SLG: 0.512	3-2 G3			0-1 G1-3		3-0 SF8		1-2 E5 2B	2-2 G4-3 1-2 2-3	4	1	0	1	0	5																					
Travis Fryman, R (1, 5) OBP: 0.398, SLG: 0.527		0-0 G6-3		1-0 F8		3-2 F2		1-0 WP 1-H 2-H 2B		4	0	1	2	0	1																					
Wil Cordero, R (1, 7) OBP: 0.332, SLG: 0.473		3-2 P4		1-0 E5		0-0 F9		4-2 2B BB		3	0	0	0	1	1																					
Einar Diaz, R (1, 2) OBP: 0.320, SLG: 0.400 Bill Selby, L (8, PH) OBP: 0.296, SLG: 0.296 Sandy Alomar Jr., R (9, 2) OBP: 0.334, SLG: 0.420		2-1 3B 1B		1-0 F7			0-0 F9	1-1 L3		3	1	1	0	0	1																					
Inning Stats	R: 1 E: 0 K: 0 S: 17	H: 1 LOB: 2 BB: 2 P: 33	R: 1 E: 0 K: 0 S: 12	H: 2 LOB: 1 BB: 0 P: 22	R: 0 E: 0 K: 1 S: 9	H: 0 LOB: 0 BB: 0 P: 17	R: 0 E: 1 K: 0 S: 5	H: 0 LOB: 1 BB: 0 P: 8	R: 0 E: 0 K: 0 S: 9	H: 0 LOB: 0 BB: 0 P: 16	R: 1 E: 0 K: 0 S: 11	H: 2 LOB: 1 BB: 0 P: 18	R: 0 E: 0 K: 0 S: 8	H: 0 LOB: 0 BB: 0 P: 10	R: 2 E: 1 K: 0 S: 13	H: 2 LOB: 2 BB: 1 P: 22		R: 1 E: 0 K: 0 S: 13	H: 2 LOB: 3 BB: 1 P: 24	1B: 7 2B: 1 3B: 1 HR: 0	SF: 2 SAC: 0 DP: 0 HBP: 0	WP: 1 PA: 42 PB: 0 SB: 2 CS: 0														
PITCHER	IP	WLS	BF	H	R	ER	SO	BB	IBB	HBP	BLK	WP	HR	S	P	ERA	WHIP	PITCHER		IP	WLS	BF	H	R	ER	SO	BB	IBB	HBP	BLK	WP	HR	S	P	ERA	WHIP
Pat Rapp, R (1, 1) ERA: 5.86	6.0	W	26	5	3	3	3	2	0	0	0	0	0	63	114	4.50	1.167	Mike Trombley, R (8, 1) ERA: 4.77		0.1	H	3	1	0	0	0	1	0	6	12	0.00	6.000				
Buddy Groom, L (7, 1) ERA: 3.7	1.2	H	7	1	2	0	0	0	0	0	0	0	0	15	20	0.00	0.600	Ryan Kohlmeier, R (9, 1) ERA: 2.16		1.0	S	6	2	1	1	0	1	0	13	24	9.00	3.000				

Batter	1	2	3	4	5	6	7	8	9	AB	R	H	RBI	BB	SO	LOB	TOP			
Brady Anderson, L (1, 9) OBP: 0.358, SLG: 0.410										4	1	2	1	0	1	0	Baltimore Orioles @ Minnesota Twins Hubert H. Humphrey Metrodome, Minneapolis, MN Mon Sep 04 2000, 2:05 PM EDT Att: 8,373 - Dome - 72 F			
Jerry Hairston, R (1, 4) OBP: 0.361, SLG: 0.435										3	1	1	0	0	1					
Delino DeShields, L (1, 7) Trenidad Hubbard, R (9, 7) OBP: 0.379, SLG: 0.449 OBP: 0.280, SLG: 0.284										3	0	3	0	1	0	0				
Jeff Conine, R (1, 5) OBP: 0.340, SLG: 0.438										3	0	1	1	0	0	3				
Cal Ripken Jr., R (1, 10) OBP: 0.292, SLG: 0.449										4	0	1	1	0	0	3				
Brook Fordyce, R (1, 2) OBP: 0.324, SLG: 0.511										4	0	0	0	0	0	3				
Chris Richard, L (1, 3) OBP: 0.318, SLG: 0.522										4	0	0	0	0	0	1				
Mark Lewis, R (1, 6) OBP: 0.310, SLG: 0.390										4	1	1	0	0	1	0				
Gene Kingsale, S (1, 8) OBP: 0.111, SLG: 0.222										3	0	0	0	0	0	1				
Inning Stats	R: 0 E: 0 K: 2 S: 13	H: 1 LOB: 0 BB: 0 P: 22	R: 0 E: 0 K: 0 S: 6	H: 1 LOB: 1 BB: 0 P: 8	R: 0 E: 0 K: 0 S: 5	H: 0 LOB: 0 BB: 0 P: 8	R: 1 E: 0 K: 0 S: 11	H: 3 LOB: 1 BB: 0 P: 18	R: 1 E: 0 K: 0 S: 9	H: 2 LOB: 1 BB: 0 P: 15	R: 0 E: 0 K: 1 S: 9	H: 1 LOB: 0 BB: 0 P: 14	R: 0 E: 0 K: 0 S: 9	H: 0 LOB: 0 BB: 0 P: 16	R: 0 E: 0 K: 0 S: 6	H: 0 LOB: 0 BB: 0 P: 10	1B: 8 2B: 1 3B: 0 HR: 0	SF: 1 SAC: 1 DP: 1 HBP: 0	WP: 0 PB: 0 SB: 1 CS: 0	PA: 36
PITCHER	IP WLS BF H R ER SO BB IBB HBP BLK WP HR S P ERA WHIP																			
Mark Redman, L (1, 1) ERA: 4.67	7.0 L 27 8 2 2 3 0 0 0 0 0 0 0 102 2.57 1.143																			
Bob Wells, R (8, 1) ERA: 3.95	1.0 5 1 1 1 0 0 1 0 0 0 0 0 9 9.00 1.000																			
Jack Cressend, R (9, 1) ERA: 4.26	1.0 3 0 0 0 0 0 0 0 0 0 0 0 6 0.00 0.000																			

AB 32
R 3
H 9
RBI 3
BB 1
SO 3
LOB 12



Batter	1	2	3	4	5	6	7	8	9	AB	R	H	RBI	BB	SO	LOB	BOTTOM					
Denny Hocking, S (1, 4) OBP: 0.367, SLG: 0.406										4	0	1	0	1	0	2	Baltimore Orioles @ Minnesota Twins Hubert H. Humphrey Metrodome, Minneapolis, MN Mon Sep 04 2000, 2:05 PM EDT Att: 8,373 - Dome - 72 F					
Cristian Guzman, S (1, 6) OBP: 0.313, SLG: 0.413										4	1	2	0	1	1	3						
Matt Lawton, L (1, 9) OBP: 0.419, SLG: 0.478										5	0	1	0	0	0	6						
Ron Coomer, R (1, 3) OBP: 0.330, SLG: 0.436										4	0	0	1	0	0	1						
David Ortiz, L (1, 10) OBP: 0.383, SLG: 0.473										4	1	1	1	0	0	1						
Jason Maxwell, R (8, PR) OBP: 0.317, SLG: 0.348										0	0	0	0	0	0	0						
Corey Koskie, L (1, 5) OBP: 0.393, SLG: 0.442										3	0	0	0	0	2	0						
Jay Canizaro, R (8, PH) OBP: 0.326, SLG: 0.411										1	0	0	0	0	0	1						
Tori Hunter, R (1, 8) OBP: 0.295, SLG: 0.359										4	0	3	0	0	0	0						
Jacque Jones, L (1, 7) OBP: 0.306, SLG: 0.450										4	0	0	0	0	2	3						
A.J. Pierzynski, L (1, 2) OBP: 0.282, SLG: 0.324										4	0	2	0	0	1	0						
Brian Buchanan, R (8, PR) OBP: 0.234, SLG: 0.295										0	0	0	0	0	0	0						
Inning Stats	R: 0 E: 0 K: 0 S: 12	H: 2 LOB: 1 BB: 0 P: 20	R: 0 E: 0 K: 0 S: 6	H: 0 LOB: 0 BB: 0 P: 9	R: 0 E: 0 K: 1 S: 17	H: 1 LOB: 2 BB: 1 P: 25	R: 1 E: 0 K: 2 S: 15	H: 2 LOB: 1 BB: 0 P: 20	R: 0 E: 0 K: 0 S: 7	H: 0 LOB: 0 BB: 0 P: 11	R: 0 E: 0 K: 0 S: 9	H: 0 LOB: 0 BB: 0 P: 12	R: 0 E: 0 K: 2 S: 14	H: 2 LOB: 2 BB: 0 P: 22	R: 1 E: 1 K: 0 S: 10	H: 1 LOB: 1 BB: 0 P: 12	R: 0 E: 0 K: 1 S: 19	H: 2 LOB: 3 BB: 1 P: 30	1B: 6 2B: 2 3B: 1 HR: 1	SF: 0 SAC: 0 DP: 0 HBP: 0	WP: 0 PB: 0 SB: 0 CS: 0	PA: 39
PITCHER	IP WLS BF H R ER SO BB IBB HBP BLK WP HR S P ERA WHIP																					
Jose Mercedes, R (1, 1) ERA: 4.11	6.2 W 27 7 1 1 1 0 1 0 0 0 0 0 13 6.75 0.750																					
Buddy Groom, L (7, 1) ERA: 3.79	1.1 H 6 1 1 1 0 0 0 0 0 0 0 0 13 6.75 0.750																					
Ryan Kohlmeier, R (9, 1) ERA: 2.04	1.0 S 6 2 0 0 1 1 0 0 0 0 0 0 19 3.00 3.000																					

AB 37
R 2
H 10
RBI 2
BB 2
SO 6
LOB 17



Batter	1	2	3	4	5	6	7	8	9	AB	R	H	RBI	BB	SO	LOB	TOP					
Brady Anderson, L (1,9) OBP: 0.356, SLG: 0.404	G5-3		G3			F7		G4-3		4	0	0	0	0	0	0	Baltimore Orioles @ Minnesota Twins Hubert H. Humphrey Metrodome, Minneapolis, MN Wed Sep 06 2000, 1:05 PM EDT Att: 5,753 - Dome - 72 F					
Jerry Hairston, R (1,4) OBP: 0.377, SLG: 0.435	1B		G5-3			2B SF8 1B		BB		3	1	2	0	1	0	0						
Delino DeShields, L (1,7) OBP: 0.373, SLG: 0.450	F7			G6-3		SF8 2B		K		4	0	1	0	0	1	2						
Jeff Conine, R (1,5) OBP: 0.337, SLG: 0.433	F7			G6-3		SF8		K		3	0	0	1	0	1	2						
Karim Garcia, L (1,10) OBP: 0.143, SLG: 0.143		G3-1		G1-3		K			K	4	0	0	0	0	2	1						
Chris Richard, L (1,3) OBP: 0.309, SLG: 0.497		HBP					G4-3		F7	3	0	0	0	0	0	0						
13 Ivanon Coffie, L (1,6) OBP: 0.270, SLG: 0.304		F9					G6-3		1B	4	0	2	0	0	0	1						
13 Willie Morales, R (1,2) OBP: 0.273, SLG: 0.364 Brook Fordyce, R (9,PH) OBP: 0.324, SLG: 0.511		F9					F9		G6-3	3	0	1	0	0	0	2						
Gene Kingsale, S (1,8) OBP: 0.250, SLG: 0.313			K			G4-3				3	0	0	0	0	2	2						
Inning Stats	R: 0 E: 0 K: 0 S: 9	H: 1 LOB: 1 BB: 0 P: 16	R: 0 E: 0 K: 0 S: 8	H: 0 LOB: 1 BB: 0 P: 10	R: 0 E: 0 K: 1 S: 6	H: 0 LOB: 0 BB: 0 P: 9	R: 0 E: 0 K: 0 S: 5	H: 0 LOB: 0 BB: 0 P: 6	R: 0 E: 0 K: 0 S: 13	H: 1 LOB: 1 BB: 0 P: 15	R: 1 E: 0 K: 1 S: 16	H: 2 LOB: 1 BB: 0 P: 26	R: 0 E: 0 K: 1 S: 7	H: 1 LOB: 1 BB: 0 P: 9	R: 0 E: 0 K: 2 S: 10	H: 0 LOB: 1 BB: 1 P: 16	R: 0 E: 0 K: 1 S: 9	H: 1 LOB: 1 BB: 0 P: 11	1B: 4 2B: 2 3B: 0 HR: 0	SF: 1 SAC: 0 DP: 0 HBP: 1	WP: 0 PB: 0 SB: 0 CS: 0	PA: 35
PITCHER Brad Radke, R (1,1) ERA: 4.37	IP: 9.0 WLS: W BF: 35 H: 6 R: 1 ER: 1 SO: 6 BB: 1 IBB: 0 HBP: 1 BLK: 0 WP: 0 HR: 0 S: 83 P: 118 ERA: 1.00 WHIP: 0.778															PITCHER						

Batter	1	2	3	4	5	6	7	8	9	AB	R	H	RBI	BB	SO	LOB	BOTTOM			
Jay Canizaro, R (1,4) OBP: 0.326, SLG: 0.409 Denny Hocking, S (8,4) OBP: 0.370, SLG: 0.408	FC1-6 1B		G5-3		K		K			4	0	1	0	0	2	3	Baltimore Orioles @ Minnesota Twins Hubert H. Humphrey Metrodome, Minneapolis, MN Wed Sep 06 2000, 1:05 PM EDT Att: 5,753 - Dome - 72 F			
Cristian Guzman, S (1,6) OBP: 0.312, SLG: 0.411	FC1-6 CS		G3			F8		1B 2B		4	1	1	0	0	0	1				
Matt Lawton, L (1,9) OBP: 0.417, SLG: 0.480	L6		F7			K		K		4	0	0	0	0	2	2				
Ron Coomer, R (1,3) OBP: 0.330, SLG: 0.436		E 1B 2B		K		K		G1-3 1B		4	1	2	1	0	2	0				
David Ortiz, L (1,10) OBP: 0.379, SLG: 0.472		E4 1B		K			G6-3	G1-3		4	0	0	0	0	1	2				
Corey Koskie, L (1,5) OBP: 0.394, SLG: 0.438			K		K		1B G4-3 BB	K		3	1	0	0	1	3	3				
Tori Hunter, R (1,8) OBP: 0.297, SLG: 0.364		K					G4-3 1B			3	1	2	0	0	1	2				
Jacque Jones, L (1,7) OBP: 0.308, SLG: 0.451							G4-3			3	0	2	2	0	0	1				
Chad Moeller, R (1,2) OBP: 0.276, SLG: 0.284					F7			1B		3	0	1	1	0	1	4				
Inning Stats	R: 0 E: 0 K: 0 S: 8	H: 1 LOB: 0 BB: 0 P: 11	R: 1 E: 1 K: 3 S: 14	H: 2 LOB: 2 BB: 0 P: 22	R: 0 E: 0 K: 0 S: 5	H: 0 LOB: 0 BB: 0 P: 8	R: 0 E: 0 K: 3 S: 10	H: 0 LOB: 0 BB: 0 P: 11	R: 0 E: 0 K: 1 S: 9	H: 2 LOB: 2 BB: 0 P: 13	R: 0 E: 0 K: 2 S: 9	H: 0 LOB: 0 BB: 0 P: 12	R: 2 E: 0 K: 1 S: 14	H: 2 LOB: 1 BB: 1 P: 24	R: 1 E: 0 K: 2 S: 13	H: 2 LOB: 1 BB: 0 P: 19	1B: 7 2B: 3 3B: 0 HR: 0	SF: 0 SAC: 0 DP: 1 HBP: 0	WP: 0 PB: 0 SB: 0 CS: 2	PA: 33
PITCHER Sidney Ponson, R (1,1) ERA: 5.26 B.J. Ryan, L (8,1) ERA: 6.89	IP: 7.2 WLS: L BF: 32 H: 9 R: 4 ER: 3 SO: 11 BB: 1 IBB: 0 HBP: 0 BLK: 0 WP: 0 HR: 0 S: 78 P: 113 ERA: 3.52 WHIP: 1.304															PITCHER				

AB	32
R	1
H	6
RBI	1
BB	1
SO	6
LOB	11

AB	32
R	4
H	9
RBI	4
BB	1
SO	12
LOB	18



Batter	1	2	3	4	5	6	7	8	9	AB	R	H	RBI	BB	SO	LOB	TOP								
Brady Anderson, L OBP: 0.355, SLG: 0.402 (1, 9)	F8			G5-3 BB BB		K		P4		3	0	0	0	1	1	1									
Jerry Hairston, R OBP: 0.373, SLG: 0.421 (1, 4)	G6-3			G5-3 BB		F8		F9		3	0	0	0	1	0	0									
Delino DeShields, L OBP: 0.370, SLG: 0.446 (1, 7)	G6-3			G5-3		G4-3		K		4	0	0	0	0	1	2									
Cal Ripken Jr., R OBP: 0.295, SLG: 0.446 (7, 5)		G6-3		G5-3				F8		3	0	0	0	0	0	1									
Ryan Minor, R OBP: 0.186, SLG: 0.167 (9, PH)								G4-3		0	0	0	0	0	0	0									
Greg Myers, L OBP: 0.276, SLG: 0.306 (1, 10)										1	0	0	0	0	0	0									
Karim Garcia, L OBP: 0.125, SLG: 0.125 (1, 3)						K		G4-3		3	0	0	0	0	2	0									
Chris Richard, L OBP: 0.315, SLG: 0.517 (1, 2)										2	1	1	1	1	0	0									
Brook Fordyce, R OBP: 0.324, SLG: 0.508 (1, 6)										3	0	1	0	0	1	0									
Mark Lewis, R OBP: 0.309, SLG: 0.384 (1, 8)										3	0	1	0	0	1	1									
Gene Kingsale, S OBP: 0.263, SLG: 0.278 (1, 3)										2	0	0	0	1	0	2									
Inning Stats	R: 0 E: 0 K: 0 S: 5	H: 0 LOB: 0 BB: 0 P: 9	R: 0 E: 0 K: 1 S: 7	H: 0 LOB: 0 BB: 0 P: 11	R: 0 E: 0 K: 1 S: 7	H: 1 LOB: 0 BB: 0 P: 9	R: 0 E: 0 K: 0 S: 6	H: 0 LOB: 1 BB: 2 P: 14	R: 1 E: 0 K: 2 S: 13	H: 2 LOB: 1 BB: 0 P: 18	R: 0 E: 0 K: 1 S: 6	H: 0 LOB: 0 BB: 1 P: 8	R: 0 E: 0 K: 0 S: 4	H: 0 LOB: 0 BB: 1 P: 9	R: 0 E: 0 K: 0 S: 10	H: 0 LOB: 1 BB: 0 P: 21	R: 0 E: 0 K: 1 S: 14	H: 0 LOB: 0 BB: 0 P: 18	1B: 2 2B: 1 3B: 0 HR: 1	SF: 0 SAC: 0 DP: 2 HBP: 0	WP: 0 PB: 0 SB: 1 CS: 1	PA: 32			
PITCHER	IP	WLS	BF	H	R	ER	SO	BB	IBB	HBP	BLK	WP	HR	S	P	ERA	WHIP								
Ramon Ortiz, R ERA: 5.72 (8, 1)	7.2	W	27	3	1	1	5	4	0	0	0	0	1	55	93	1.17	0.913								
Mike Holtz, L ERA: 4.51 (9, 1)	0.1	H	1	0	0	0	0	0	0	0	0	0	0	3	6	0.00	0.000								
Troy Percival, R ERA: 4.7	1.0	S	3	0	0	0	1	0	0	0	0	0	0	14	18	0.00	0.000								

Baltimore Orioles @ Anaheim Angels
Edison International Field, Anaheim, CA
Fri Sep 08 2000, 10:05 PM EDT
Att: 30,480 - Sunny - 72 F

AB 27
R 1
H 3
RBI 1
BB 4
SO 6
LOB 7



Batter	1	2	3	4	5	6	7	8	9	AB	R	H	RBI	BB	SO	LOB	BOTTOM								
Darin Erstad, L OBP: 0.405, SLG: 0.549 (1, 10)	G1-3			G5-3		K2-3				4	0	1	1	0	1	1									
Scott Spiezio, S OBP: 0.339, SLG: 0.464 (1, 3)										2	0	0	0	1	1	2									
Mo Vaughn, L OBP: 0.377, SLG: 0.527 (1, 9)										4	0	1	0	0	1	3									
Tim Salmon, R OBP: 0.402, SLG: 0.562 (1, 8)										4	0	0	0	0	1	3									
16 Garret Anderson, L OBP: 0.302, SLG: 0.513 (1, 5)										4	0	0	0	0	1	3									
Troy Glaus, R OBP: 0.405, SLG: 0.610 (1, 2)										2	0	0	0	2	1	0									
Bengie Molina, R OBP: 0.316, SLG: 0.413 (1, 4)										4	1	1	0	0	0	3									
Adam Kennedy, L OBP: 0.301, SLG: 0.403 (1, 6)										4	0	3	0	0	1	0									
Benji Gil, R OBP: 0.310, SLG: 0.349 (1, 2)										4	1	1	1	0	2	4									
Inning Stats	R: 0 E: 1 K: 2 S: 12	H: 0 LOB: 2 BB: 1 P: 22	R: 1 E: 0 K: 0 S: 14	H: 3 LOB: 2 BB: 0 P: 18	R: 0 E: 0 K: 0 S: 11	H: 1 LOB: 2 BB: 1 P: 19	R: 0 E: 0 K: 1 S: 11	H: 1 LOB: 2 BB: 0 P: 16	R: 0 E: 0 K: 3 S: 16	H: 0 LOB: 0 BB: 1 P: 24	R: 0 E: 0 K: 1 S: 6	H: 0 LOB: 0 BB: 0 P: 12	R: 0 E: 0 K: 2 S: 10	H: 1 LOB: 1 BB: 0 P: 14	R: 0 E: 0 K: 2 S: 10	H: 1 LOB: 1 BB: 0 P: 14	1B: 6 2B: 0 3B: 0 HR: 1	SF: 0 SAC: 0 DP: 0 HBP: 1	WP: 0 PB: 0 SB: 2 CS: 0	PA: 36					
PITCHER	IP	WLS	BF	H	R	ER	SO	BB	IBB	HBP	BLK	WP	HR	S	P	ERA	WHIP								
Pat Rapp, R ERA: 5.75 (7, 1)	6.0	L	29	6	2	2	6	3	0	1	0	0	0	6	12	3.00	1.500								
B.J. Ryan, L ERA: 6.68	1.0		3	0	0	0	1	0	0	0	0	0	0	6	12	0.00	0.000								
Mike Trombley, R ERA: 4.55	1.0		4	1	0	0	2	0	0	0	0	0	0	10	14	0.00	1.000								

Baltimore Orioles @ Anaheim Angels
Edison International Field, Anaheim, CA
Fri Sep 08 2000, 10:05 PM EDT
Att: 30,480 - Sunny - 72 F

AB 32
R 2
H 7
RBI 2
BB 3
SO 9
LOB 19



Batter	1	2	3	4	5	6	7	8	9	AB	R	H	RBI	BB	SO	LOB	TOP								
Brady Anderson, L (1, 9) OBP: 0.357, SLG: 0.405										4	2	2	1	1	2	2	Baltimore Orioles @ Anaheim Angels Edison International Field, Anaheim, CA Sat Sep 09 2000, 4:05 PM EDT Att: 22,332 - Sunny - 75 F								
Jerry Hairston, R (1, 4) OBP: 0.363, SLG: 0.418										3	1	1	0	2	0	1									
Delino DeShields, L (1, 7) OBP: 0.371, SLG: 0.448										5	1	2	3	0	0	2									
Trenidad Hubbard, R (9, 7) OBP: 0.278, SLG: 0.281										0	0	0	0	0	0	0									
Jeff Conine, R (1, 5) OBP: 0.340, SLG: 0.434										4	0	2	2	1	0	2									
Cal Ripken Jr., R (1, 10) OBP: 0.291, SLG: 0.441										3	1	0	0	0	0	2									
Greg Myers, L (7, PH) OBP: 0.271, SLG: 0.300										2	0	0	0	0	1	2									
Brook Fordyce, R (1, 2) OBP: 0.322, SLG: 0.502										5	1	1	0	0	2	0									
Chris Richard, L (1, 3) OBP: 0.320, SLG: 0.536										4	1	2	1	0	0	2									
Mark Lewis, R (1, 6) OBP: 0.314, SLG: 0.394										4	1	2	1	0	0	1									
Gene Kingsale, S (1, 8) OBP: 0.304, SLG: 0.318										4	2	2	2	0	0	0									
Inning Stats	R: 0 E: 0 K: 0 S: 5	H: 0 LOB: 0 BB: 1 P: 13	R: 2 E: 1 K: 1 S: 15	H: 3 LOB: 2 BB: 0 P: 29	R: 0 E: 0 K: 0 S: 6	H: 0 LOB: 1 BB: 2 P: 15	R: 4 E: 0 K: 0 S: 13	H: 5 LOB: 1 BB: 1 P: 28	R: 0 E: 0 K: 1 S: 7	H: 1 LOB: 1 BB: 0 P: 8	R: 0 E: 0 K: 1 S: 9	H: 0 LOB: 0 BB: 0 P: 14	R: 0 E: 0 K: 1 S: 8	H: 1 LOB: 0 BB: 0 P: 12	R: 0 E: 0 K: 0 S: 5	H: 0 LOB: 0 BB: 0 P: 6	R: 4 E: 1 K: 1 S: 17	H: 4 LOB: 0 BB: 0 P: 29	1B: 10 2B: 3 3B: 0 HR: 1	SF: 0 SAC: 0 DP: 3 HBP: 0	WP: 0 PB: 0 SB: 2 CS: 3	PA: 42			
PITCHER	IP	WLS	BF	H	R	ER	SO	BB	IBB	HBP	BLK	WP	HR	S	P	ERA	WHIP								
Scott Karl, L (1, 1) ERA: 7.95	3.1	L	19	7	6	4	1	3	0	0	0	0	1	34	71	10.80	3.000								
Lou Pote, R (4, 1) ERA: 3.99	3.2		13	3	0	0	3	1	0	0	0	0	0	29	48	0.00	1.091								
Ben Weber, R (8, 1) ERA: 12.71	1.0		8	4	4	3	0	0	0	0	0	0	0	16	24	27.00	4.000								
Derrick Turnbow, R (9, 1) ERA: 4.22	1.0		2	0	0	0	1	0	0	0	0	0	0	6	11	0.00	0.000								

AB 38
R 10
H 14
RBI 10
BB 4
SO 5
LOB 14



Batter	1	2	3	4	5	6	7	8	9	AB	R	H	RBI	BB	SO	LOB	BOTTOM								
Darin Erstad, L (1, 8) OBP: 0.406, SLG: 0.549										4	1	2	0	1	1	0	Baltimore Orioles @ Anaheim Angels Edison International Field, Anaheim, CA Sat Sep 09 2000, 4:05 PM EDT Att: 22,332 - Sunny - 75 F								
Orlando Palmeiro, L (1, 7) OBP: 0.352, SLG: 0.390										0	0	0	0	3	0	0									
Ron Gant, R (7, PH) OBP: 0.325, SLG: 0.488										2	0	0	1	0	0	3									
Mo Vaughn, L (1, 3) OBP: 0.376, SLG: 0.524										3	0	0	1	1	1	3									
Tim Salmon, R (1, 10) OBP: 0.402, SLG: 0.558										3	0	0	1	2	2	2									
16 Garret Anderson, L (1, 9) OBP: 0.302, SLG: 0.513										4	0	1	0	0	0	4									
Troy Glaus, R (1, 5) OBP: 0.405, SLG: 0.609										4	0	2	0	0	0	1									
Adam Kennedy, L (1, 4) OBP: 0.301, SLG: 0.404										4	0	1	0	0	0	3									
Matt Walbeck, S (1, 2) OBP: 0.246, SLG: 0.373										2	1	1	0	1	1	0									
Benjie Molina, R (8, PH) OBP: 0.317, SLG: 0.413										0	0	0	0	1	0	0									
Kevin Stocker, S (1, 6) OBP: 0.347, SLG: 0.333										2	0	0	0	0	0	1									
Benji Gil, R (7, PH) OBP: 0.312, SLG: 0.351										1	1	1	0	0	0	0									
Scott Spiezio, S (8, PH) OBP: 0.338, SLG: 0.462										1	0	0	0	0	0	2									
Inning Stats	R: 0 E: 0 K: 1 S: 5	H: 0 LOB: 1 BB: 1 P: 13	R: 0 E: 0 K: 0 S: 10	H: 1 LOB: 1 BB: 1 P: 17	R: 1 E: 0 K: 0 S: 13	H: 0 LOB: 3 BB: 5 P: 36	R: 0 E: 0 K: 1 S: 9	H: 1 LOB: 0 BB: 0 P: 10	R: 0 E: 0 K: 0 S: 10	H: 0 LOB: 1 BB: 1 P: 15	R: 0 E: 0 K: 0 S: 9	H: 1 LOB: 1 BB: 0 P: 13	R: 2 E: 0 K: 1 S: 13	H: 3 LOB: 1 BB: 0 P: 18	R: 0 E: 0 K: 0 S: 13	H: 1 LOB: 2 BB: 1 P: 23	R: 0 E: 0 K: 2 S: 10	H: 1 LOB: 1 BB: 0 P: 14	1B: 6 2B: 2 3B: 0 HR: 0	SF: 1 SAC: 0 DP: 4 HBP: 0	WP: 0 PB: 0 SB: 0 CS: 0	PA: 40			
PITCHER	IP	WLS	BF	H	R	ER	SO	BB	IBB	HBP	BLK	WP	HR	S	P	ERA	WHIP								
Jose Mercedes, R (1, 1) ERA: 3.98	6.0		25	3	1	1	2	8	0	0	0	0	0	10	13	1.50	1.833								
Buddy Groom, L (7, 1) ERA: 4.01	0.2		5	3	2	2	0	0	0	0	0	0	0	10	13	27.00	4.500								
Mike Trombley, R (7, 1) ERA: 4.45	1.1	H	6	1	0	0	1	1	0	0	0	0	0	16	28	0.00	1.500								
B.J. Ryan, L (9, 1) ERA: 6.48	1.0		4	1	0	0	2	0	0	0	0	0	0	10	14	0.00	1.000								

AB 30
R 3
H 8
RBI 3
BB 9
SO 5
LOB 19



Batter	1	2	3	4	5	6	7	8	9	AB	R	H	RBI	BB	SO	LOB	TOP										
Brady Anderson, L (1, 9) OBP: 0.360, SLG: 0.407	0-0 G3 1B		4-2 CS BB		3-2 G4-3 1B		3-2 P4			3	0	2	0	1	0	1	Baltimore Orioles @ Anaheim Angels Edison International Field, Anaheim, CA Sun Sep 10 2000, 8:05 PM EDT Att: 22,606 - Sunny - 80 F										
6 Melvin Mora, R (1, 6) OBP: 0.343, SLG: 0.440	0-3 K		3-2 F7		3-2 G4-3		0-1 P3			4	0	0	0	0	1	4											
Delino DeShields, L (1, 7) OBP: 0.370, SLG: 0.448	1-1 G3		2-1		2-1 F9			2-3 K		4	0	1	0	0	1	2											
Jeff Conine, R (1, 10) Luis Matos, R (8, PR) OBP: 0.297, SLG: 0.333	2-3 K		0-0 G4-3		2-1 F7			4-2 G5-3 BB		3	0	0	0	1	1	2											
Chris Richard, L (1, 3) OBP: 0.318, SLG: 0.529		1-0 FC6-5 S 1B		1-1 F9		1-1 G3		1-2 G5-3		4	0	1	0	0	0	1											
Brook Fordyce, R (1, 2) OBP: 0.325, SLG: 0.500		4-1 FC6-5 BB		1-0		3-1 G4-3		0-1 F9		3	0	1	0	1	0	2											
Mark Lewis, R (1, 5) 13 Ivanon Coffie, L (9, PH) OBP: 0.266, SLG: 0.298		1-0 FC6-5		3-2 F9			2-0 2B G4-3 1B		3-3 K	3	1	1	0	0	0	3											
Jerry Hairston, R (1, 4) OBP: 0.378, SLG: 0.422		2-3 K		1-0 F9		1-1 G4-3		3-2 F8		4	0	1	0	0	1	3											
Gene Kingsale, S (1, 8) OBP: 0.259, SLG: 0.269		2-0 F7			2-1 B1-3		2-1 G4-3		0-2 G6-3	4	0	0	1	0	0	3											
Inning Stats	R: 0 E: 0 K: 2 S: 11	H: 1 LOB: 1 BB: 0 P: 14	R: 0 E: 0 K: 1 S: 8	H: 1 LOB: 2 BB: 1 P: 17	R: 0 E: 0 K: 0 S: 11	H: 1 LOB: 1 BB: 1 P: 20	R: 0 E: 0 K: 0 S: 7	H: 1 LOB: 1 BB: 0 P: 13	R: 0 E: 0 K: 0 S: 11	H: 0 LOB: 0 BB: 0 P: 21	R: 0 E: 0 K: 0 S: 6	H: 2 LOB: 1 BB: 0 P: 12	R: 1 E: 0 K: 0 S: 10	H: 2 LOB: 1 BB: 0 P: 18	R: 0 E: 0 K: 1 S: 10	H: 0 LOB: 2 BB: 1 P: 17		R: 0 E: 0 K: 1 S: 9	H: 0 LOB: 0 BB: 0 P: 15	1B: 5 2B: 2 3B: 0 HR: 0	SF: 0 SAC: 0 DP: 0 HBP: 0	WP: 0 PB: 0 SB: 1 CS: 1	PA: 36				
PITCHER	IP	WLS	BF	H	R	ER	SO	BB	IBB	HBP	BLK	WP	HR	S	P	ERA	WHIP										
Al Levine, R (1, 1) ERA: 3.38	4.0		17	4	0	0	3	2	0	0	0	0	0	37	64	0.00	1.500										
Mike Fyrite, R (5, 1) ERA: 2.22	1.0		4	1	0	0	0	0	0	0	0	0	0	11	21	0.00	1.000										
Mark Peikovsky, R (6, 1) ERA: 4.87	1.1	B	6	2	1	1	0	0	0	0	0	0	0	11	22	6.75	1.500										
Mike Holtz, L (7, 1) ERA: 4.86	0.1		1	0	0	0	0	0	0	0	0	0	0	3	6	0.00	0.000										
Shigetoshi Hasegawa, R (7, 1) ERA: 3.44	1.1	W	5	0	0	0	1	1	0	0	0	0	0	12	19	0.00	0.750										
Troy Percival, R (9, 1) ERA: 4.6	1.0	S	3	0	0	0	1	0	0	0	0	0	0	9	15	0.00	0.000										

AB	33
R	1
H	7
RBI	1
BB	3
SO	5
LOB	21



Batter	1	2	3	4	5	6	7	8	9	AB	R	H	RBI	BB	SO	LOB	BOTTOM										
Darin Erstad, L (1, 7) OBP: 0.406, SLG: 0.547	2-3 K			0-2 BB 1B	0-0 F8		1-2 L4			4	1	1	0	0	1	3	Baltimore Orioles @ Anaheim Angels Edison International Field, Anaheim, CA Sun Sep 10 2000, 8:05 PM EDT Att: 22,606 - Sunny - 80 F										
Scott Spiezio, S (1, 10) OBP: 0.337, SLG: 0.457	0-1 F9			4-1 1B BB		0-1 L9		0-2 F9		3	0	0	0	1	0	0											
Mo Vaughn, L (1, 3) OBP: 0.375, SLG: 0.522	3-3 K			0-1 1B		2-1 F8		3-1 F9		4	0	1	1	0	1	0											
Tim Salmon, R (1, 9) OBP: 0.401, SLG: 0.555		1-1 G6-3		0-3 K		4-2 BB		2-3 K		3	0	0	0	1	2	1											
16 Garret Anderson, L (1, 8) OBP: 0.300, SLG: 0.511		0-2 G6-3		2-0 F7		0-2 L8				3	0	0	0	0	0	2											
Troy Glaus, R (1, 5) OBP: 0.405, SLG: 0.607		1-0 G5-3			4-2 1B BB		3-3 K			2	0	0	0	1	1	0											
Bengie Molina, R (1, 2) OBP: 0.317, SLG: 0.415			1-2 F8		0-1 F8		0-0 1B 2B			3	1	1	0	0	0	1											
Adam Kennedy, L (1, 4) OBP: 0.301, SLG: 0.403			1-2 L6		0-0 F7		1-0 G1-3 1B			3	0	1	1	0	0	1											
Kevin Stocker, S (1, 6) OBP: 0.347, SLG: 0.333			2-3 K		2-2 1B		0-0 G1-3			3	0	1	0	0	1	1											
Inning Stats	R: 0 E: 0 K: 2 S: 10	H: 0 LOB: 0 BB: 0 P: 15	R: 0 E: 0 K: 0 S: 7	H: 0 LOB: 0 BB: 0 P: 9	R: 0 E: 0 K: 1 S: 11	H: 0 LOB: 0 BB: 0 P: 15	R: 1 E: 0 K: 1 S: 11	H: 2 LOB: 1 BB: 1 P: 17	R: 0 E: 0 K: 0 S: 9	H: 1 LOB: 2 BB: 1 P: 15	R: 0 E: 0 K: 0 S: 12	H: 0 LOB: 1 BB: 1 P: 18	R: 1 E: 0 K: 1 S: 9	H: 2 LOB: 1 BB: 0 P: 14	R: 0 E: 0 K: 1 S: 8	H: 0 LOB: 0 BB: 0 P: 13		1B: 4 2B: 1 3B: 0 HR: 0	SF: 0 SAC: 0 DP: 0 HBP: 0	WP: 0 PB: 0 SB: 0 CS: 0	PA: 31						
PITCHER	IP	WLS	BF	H	R	ER	SO	BB	IBB	HBP	BLK	WP	HR	S	P	ERA	WHIP										
35 Mike Mussina, R (1, 1) ERA: 3.85	8.0	L	31	5	2	2	6	3	0	0	0	0	0	77	116	2.25	1.000										

AB	28
R	2
H	5
RBI	2
BB	3
SO	6
LOB	9



Batter	1	2	3	4	5	6	7	8	9	AB	R	H	RBI	BB	SO	LOB	TOP										
Jerry Hairston, R OBP: 0.363, SLG: 0.402	F7		G6-3		F8		FC1-2		F9	5	0	0	0	0	0	2	<p>Baltimore Orioles @ Anaheim Angels Edison International Field, Anaheim, CA</p> <p>Mon Sep 11 2000, 10:05 PM EDT Att. 17,323 - Sunny - 88 F</p>										
6 Melvin Mora, R OBP: 0.346, SLG: 0.443	G4-3 1B		F7		FC4-6 HBP		K		BB	4	0	2	0	0	1	2											
Delino DeShields, L OBP: 0.370, SLG: 0.445	G4-3		1B E BB		FC4-6		K		BB	3	1	0	0	2	1	4											
Jeff Conine, R OBP: 0.342, SLG: 0.439	K		1B						BB	4	1	2	1	1	1	1											
Cal Ripken Jr., R OBP: 0.291, SLG: 0.438 13 Ivanon Coffie, L (8, PR) OBP: 0.262, SLG: 0.293	L6		G6-3						BB	4	0	1	0	0	0	1											
Brook Fordyce, R OBP: 0.331, SLG: 0.502	BLK 1B BB		L3 1B						BB	3	1	2	0	1	0	0											
Ryan Minor, R OBP: 0.178, SLG: 0.157	F9		L3						BB	4	0	0	0	0	1	4											
Luis Matos, R OBP: 0.296, SLG: 0.331	S 1B		G6-3						BB	4	0	1	1	0	0	2											
Gene Kingsale, S OBP: 0.258, SLG: 0.267	K								F8	4	0	1	0	0	2	1											
Inning Stats	R: 0 E: 0 K: 1 S: 10	H: 1 LOB: 1 BB: 0 P: 12	R: 1 E: 0 K: 1 S: 11	H: 1 LOB: 1 BB: 1 P: 18	R: 1 E: 0 K: 0 S: 8	H: 1 LOB: 0 BB: 0 P: 16	R: 0 E: 0 K: 1 S: 5	H: 0 LOB: 1 BB: 0 P: 8	R: 0 E: 0 K: 1 S: 8	H: 0 LOB: 0 BB: 0 P: 12	R: 1 E: 0 K: 1 S: 8	H: 1 LOB: 0 BB: 0 P: 15	R: 0 E: 1 K: 2 S: 10	H: 1 LOB: 2 BB: 0 P: 18	R: 0 E: 0 K: 0 S: 10	H: 2 LOB: 2 BB: 2 P: 16	R: 0 E: 0 K: 0 S: 9	H: 1 LOB: 3 BB: 2 P: 22	1B: 7 2B: 2 3B: 0 HR: 1	SF: 0 SAC: 0 DP: 1 HBP: 1	WP: 0 PB: 0 CS: 2	PA: 41					
PITCHER	IP	WLS	BF	H	R	ER	SO	BB	IBB	HBP	BLK	WP	HR	S	P	ERA	WHIP										
Scott Schoeneweis, L ERA: 4.81	(1, 1)	6.1	L 28	6	3	2	4	2	0	1	1	0	1	53	88	2.84	1.263										
Ben Weber, R ERA: 12.34	(7, 1)	0.1	1	0	0	0	1	0	0	0	0	0	0	3	5	0.00	0.000										
Mike Holtz, L ERA: 4.82	(7, 1)	0.1	1	0	0	0	1	0	0	0	0	0	0	4	6	0.00	0.000										
Mark Petkovsek, R ERA: 4.8	(8, 1)	1.0	5	2	0	0	0	0	0	0	0	0	0	10	16	0.00	2.000										
Mike Fyhris, R ERA: 2.17	(9, 1)	1.0	6	1	0	0	0	1	1	0	0	0	0	9	22	0.00	2.000										

AB 36
R 3
H 9
RBI 2
BB 4
SO 6
LOB 20



Batter	1	2	3	4	5	6	7	8	9	AB	R	H	RBI	BB	SO	LOB	BOTTOM										
Darin Erstad, L OBP: 0.405, SLG: 0.544	P4		G4-3				G6-3			3	0	0	0	1	0	1	<p>Baltimore Orioles @ Anaheim Angels Edison International Field, Anaheim, CA</p> <p>Mon Sep 11 2000, 10:05 PM EDT Att. 17,323 - Sunny - 88 F</p>										
Orlando Palmeiro, L OBP: 0.393, SLG: 0.397					WP 16 1B		G3		B2-3	4	1	2	0	0	0	1											
Mo Vaughn, L OBP: 0.376, SLG: 0.522	K				2B					4	0	2	0	0	2	2											
Tim Salmon, R OBP: 0.400, SLG: 0.553	L8									4	0	1	0	0	2	3											
16 Garret Anderson, L OBP: 0.300, SLG: 0.509										4	0	1	1	0	1	3											
Troy Glaus, R OBP: 0.404, SLG: 0.603										3	0	0	0	1	2	2											
Bengie Molina, R OBP: 0.315, SLG: 0.411										4	0	0	0	0	0	4											
Adam Kennedy, L OBP: 0.299, SLG: 0.400										4	0	0	0	0	0	0											
Benji Gil, R OBP: 0.315, SLG: 0.355										3	0	2	0	0	0	0											
Inning Stats	R: 0 E: 0 K: 1 S: 13	H: 0 LOB: 0 BB: 0 P: 14	R: 0 E: 0 K: 0 S: 6	H: 0 LOB: 0 BB: 0 P: 6	R: 1 E: 0 K: 2 S: 15	H: 2 LOB: 2 BB: 1 P: 25	R: 0 E: 0 K: 0 S: 6	H: 1 LOB: 1 BB: 1 P: 10	R: 0 E: 0 K: 0 S: 10	H: 2 LOB: 2 BB: 0 P: 13	R: 0 E: 0 K: 0 S: 5	H: 1 LOB: 0 BB: 0 P: 8	R: 0 E: 0 K: 2 S: 12	H: 1 LOB: 1 BB: 0 P: 16	R: 0 E: 0 K: 1 S: 9	H: 0 LOB: 0 BB: 0 P: 12	1B: 7 2B: 1 3B: 0 HR: 0	SF: 0 SAC: 0 DP: 1 HBP: 0	WP: 1 PB: 0 CS: 0	PA: 35							
PITCHER	IP	WLS	BF	H	R	ER	SO	BB	IBB	HBP	BLK	WP	HR	S	P	ERA	WHIP										
Sidney Ponson, R ERA: 5.06	(1, 1)	9.0	W 35	8	1	1	7	2	0	0	0	1	0	88	120	1.00	1.111										

AB 33
R 1
H 8
RBI 1
BB 2
SO 7
LOB 16



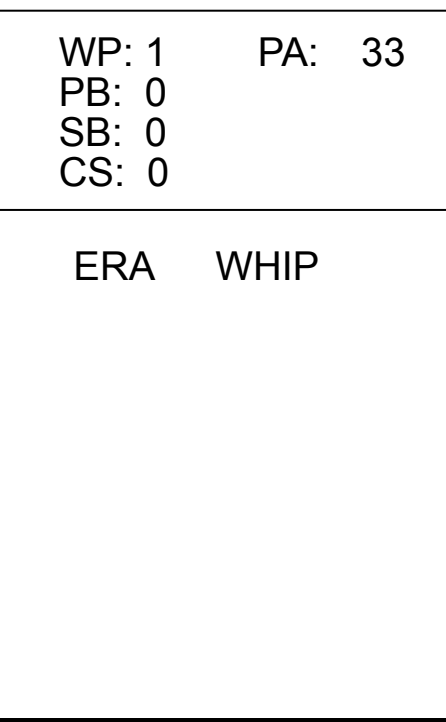
Batter	1	2	3	4	5	6	7	8	9	AB	R	H	RBI	BB	SO	LOB	TOP				
Brady Anderson, L (1, 10) OBP: 0.365, SLG: 0.420										4	2	2	0	1	1	1	<p>Baltimore Orioles @ Texas Rangers The Ballpark at Arlington, Arlington, TX Tue Sep 12 2000, 10:00 PM EDT Att: 24,221 - Cloudy - 76 F</p> <p>livebaseballscorecards.com</p>				
6 Melvin Mora, R (1, 6) OBP: 0.341, SLG: 0.435										5	0	1	0	0	1	4					
Delino DeShields, L (1, 7) OBP: 0.367, SLG: 0.442										3	0	1	3	0	1	1					
Brook Fordyce, R (1, 2) OBP: 0.333, SLG: 0.500										3	0	1	0	0	1	1					
Mark Lewis, R (1, 5) OBP: 0.307, SLG: 0.383										4	0	0	0	0	3	4					
Jerry Hairston, R (1, 4) OBP: 0.359, SLG: 0.384										3	1	0	0	1	0	1					
Ryan Minor, R (1, 3) Chris Richard, L (9, PH) OBP: 0.316, SLG: 0.519										3	0	0	0	0	0	1					
Luis Matos, R (1, 9) Karim Garcia, L (9, PH) OBP: 0.115, SLG: 0.115										3	0	1	0	0	0	0					
Gene Kingsale, S (1, 8) Greg Myers, L (9, PH) Trinidad Hubbard, R (9, PH) OBP: 0.279, SLG: 0.281										1	0	1	2	0	0	0					
Inning Stats	R: 0 E: 1 K: 1 S: 8	H: 0 LOB: 0 BB: 0 P: 14	R: 0 E: 1 K: 1 S: 8	H: 1 LOB: 1 BB: 0 P: 13	R: 2 E: 0 K: 0 S: 10	H: 3 LOB: 2 BB: 0 P: 15	R: 0 E: 0 K: 1 S: 10	H: 1 LOB: 1 BB: 0 P: 15	R: 0 E: 0 K: 1 S: 6	H: 0 LOB: 0 BB: 0 P: 10	R: 0 E: 0 K: 1 S: 6	H: 0 LOB: 0 BB: 0 P: 9	R: 1 E: 0 K: 2 S: 12	H: 2 LOB: 1 BB: 0 P: 19	R: 2 E: 0 K: 1 S: 18	H: 1 LOB: 1 BB: 2 P: 31		1B: 5 2B: 3 3B: 0 HR: 0	SF: 1 SAC: 0 DP: 1 HBP: 1	WP: 0 PB: 0 SB: 0 CS: 1	PA: 38
PITCHER	IP	WLS	BF	H	R	ER	SO	BB	IBB	HBP	BLK	WP	HR	S	P	ERA	WHIP				
Kenny Rogers, L (1, 1) ERA: 4.61	7.0	W	29	7	3	3	6	1	0	1	0	0	0	61	98	3.86	1.143				
59 Jeff Zimmerman, R (8, 1) ERA: 5.43	1.0	H	3	0	0	0	2	0	0	0	0	0	0	7	11	0.00	0.000				
John Wetteland, R (9, 1) ERA: 4.24	1.0	S	6	1	2	2	1	2	0	0	0	0	0	18	31	18.00	3.000				

Batter	1	2	3	4	5	6	7	8	9	AB	R	H	RBI	BB	SO	LOB	BOTTOM				
Luis Altea, S (1, 4) OBP: 0.358, SLG: 0.404										4	1	1	1	0	0	0	<p>Baltimore Orioles @ Texas Rangers The Ballpark at Arlington, Arlington, TX Tue Sep 12 2000, 10:00 PM EDT Att: 24,221 - Cloudy - 76 F</p> <p>livebaseballscorecards.com</p>				
Frank Catalanotto, L (1, 3) OBP: 0.390, SLG: 0.469										2	1	0	0	2	1	0					
29 Rusty Greer, L (1, 7) Scarborough Green, S (9, 8) OBP: 0.276, SLG: 0.268										2	1	0	0	2	1	1					
Rafael Palmeiro, L (1, 10) OBP: 0.392, SLG: 0.539										3	1	1	0	1	0	3					
Ricky Ledee, L (1, 8) OBP: 0.320, SLG: 0.376										4	1	2	2	0	1	3					
Pedro Valdes, L (1, 9) Gabe Kapler, R (8, PH) OBP: 0.352, SLG: 0.458										3	1	1	3	0	0	0					
Mike Lamb, L (1, 5) OBP: 0.335, SLG: 0.392										3	0	0	0	0	0	0					
Randy Knorr, R (1, 2) OBP: 0.200, SLG: 0.200										3	0	0	0	0	0	1					
44 Kelly Dransfeldt, R (1, 6) OBP: 0.167, SLG: 0.333										3	0	0	0	0	0	1					
Inning Stats	R: 4 E: 0 K: 1 S: 11	H: 2 LOB: 0 BB: 2 P: 27	R: 0 E: 0 K: 0 S: 3	H: 0 LOB: 0 BB: 0 P: 4	R: 1 E: 0 K: 0 S: 6	H: 1 LOB: 1 BB: 1 P: 14	R: 0 E: 1 K: 0 S: 10	H: 0 LOB: 1 BB: 0 P: 16	R: 1 E: 0 K: 0 S: 12	H: 1 LOB: 1 BB: 2 P: 23	R: 0 E: 0 K: 0 S: 5	H: 0 LOB: 0 BB: 0 P: 6	R: 0 E: 0 K: 2 S: 9	H: 1 LOB: 1 BB: 0 P: 13	R: 0 E: 0 K: 2 S: 9	H: 1 LOB: 1 BB: 0 P: 13		1B: 3 2B: 0 3B: 0 HR: 2	SF: 0 SAC: 0 DP: 1 HBP: 0	WP: 1 PB: 0 SB: 0 CS: 0	PA: 33
PITCHER	IP	WLS	BF	H	R	ER	SO	BB	IBB	HBP	BLK	WP	HR	S	P	ERA	WHIP				
Jay Spurgeon, R (1, 1) ERA: 7.8	4.0	L	21	4	6	6	1	5	0	0	0	0	2	38	78	13.50	2.250				
Chuck McElroy, L (5, 1) ERA: 5.69	2.0		5	0	0	0	0	0	0	0	0	0	0	9	12	0.00	0.000				
B.J. Ryan, L (7, 1) ERA: 6.29	1.0		3	0	0	0	0	0	0	0	0	0	0	5	10	0.00	0.000				
Buddy Groom, L (8, 1) ERA: 3.93	1.0		4	1	0	0	2	0	0	0	0	0	0	9	13	0.00	1.000				

Baltimore Orioles @ Texas Rangers
The Ballpark at Arlington, Arlington, TX
Tue Sep 12 2000, 10:00 PM EDT
Att: 24,221 - Cloudy - 76 F

livebaseballscorecards.com

Baltimore Orioles @ Texas Rangers
The Ballpark at Arlington, Arlington, TX
Tue Sep 12 2000, 10:00 PM EDT
Att: 24,221 - Cloudy - 76 F



AB 33
R 5
H 8
RBI 5
BB 3
SO 9
LOB 16

AB 28
R 6
H 5
RBI 6
BB 5
SO 3
LOB 10

Batter	1	2	3	4	5	6	7	8	9	AB	R	H	RBI	BB	SO	LOB	TOP			
Brady Anderson, L (1, 7) OBP: 0.369, SLG: 0.419	4-0 1B 2B BB	1-2 L3		4-1 E 1B BB	4-1 G1-3 FC1-5 BB		0-0 1B		2-3 K	3	2	1	0	3	1	1	Baltimore Orioles @ Texas Rangers The Ballpark at Arlington, Arlington, TX Wed Sep 13 2000, 8:05 PM EDT Att: 24,819 - Cloudy - 88 F			
6 Melvin Mora, R (1, 6) OBP: 0.338, SLG: 0.429	2-2 F8	2-0 F9		1-0 P6	0-1 FC1-5		1-2 F8		4-2 1B BB	5	0	0	0	1	0	5				
Delino DeShields, L (1, 10) OBP: 0.367, SLG: 0.441	0-3 K		2-2 2B 1B	3-2 E5 1B SF8	2-2 G1-3			1-1 L4	0-1 1B BB	6	2	2	0	0	1	4				
Cal Ripken Jr., R (1, 5) OBP: 0.296, SLG: 0.442	1-2 2B		0-0 1B	0-1 HBP 1B		2-3 K		0-1 CS 1B	0-3 K	5	2	4	1	0	1	0				
Mark Lewis, R (8, PR) OBP: 0.305, SLG: 0.380	1-3 2B		1-3 1B	1-3 HBP 1B				1-1 CS 1B		1	0	0	0	0	1	2				
Chris Richard, L (1, 3) OBP: 0.330, SLG: 0.534	0-1 1B		3-2 FC6-4 1B	1-3 SF8		4-2 HBP		1-1 CS 1B		3	1	3	5	0	0	0				
Brook Fordyce, R (1, 2) OBP: 0.335, SLG: 0.498	0-0 E		0-2 FC6-4 WP BB	1-2 HBP 1B		0-1 F9		3-2 F8		5	0	2	1	0	0	4				
Jerry Hairston, R (1, 4) OBP: 0.368, SLG: 0.377	1-1 E3		4-2 WP BB	4-2 HBP		2-2 G6-3		1-2 S HBP		2	1	0	0	1	0	2				
Luis Matos, R (1, 9) OBP: 0.288, SLG: 0.319	1-0 L4		1-3 K	0-0 G5-3			2-0 G6-3		1-0 F9	5	0	0	0	0	1	8				
Gene Kingsale, S (1, 8) OBP: 0.262, SLG: 0.317		0-0 G1-3	1-1 F7		0-0 FC1-5 BB 1B		0-1 G5-3		3-2 6 WP 3B	5	1	2	1	0	0	2				
Inning Stats	R: 3 E: 1 K: 1 S: 16	H: 3 LOB: 2 BB: 1 P: 25	R: 0 E: 0 K: 0 S: 5	H: 0 LOB: 0 BB: 0 P: 8	R: 2 E: 0 K: 1 S: 21	H: 3 LOB: 2 BB: 1 P: 32	R: 2 E: 1 K: 0 S: 12	H: 2 LOB: 3 BB: 1 P: 27	R: 0 E: 0 K: 1 S: 10	H: 0 LOB: 1 BB: 0 P: 18	R: 0 E: 0 K: 0 S: 10	H: 1 LOB: 1 BB: 0 P: 10	R: 0 E: 0 K: 0 S: 10	H: 2 LOB: 2 BB: 0 P: 15	R: 2 E: 0 K: 2 S: 17	H: 2 LOB: 2 BB: 1 P: 28	1B: 11 2B: 2 3B: 1 HR: 0	SF: 1 SAC: 0 DP: 0 HBP: 3	WP: 2 PB: 0 SB: 2 CS: 2	PA: 49
PITCHER	IP WLS BF H R ER SO BB IBB HBP BLK WP HR S P ERA WHIP	IP WLS BF H R ER SO BB IBB HBP BLK WP HR S P ERA WHIP	IP WLS BF H R ER SO BB IBB HBP BLK WP HR S P ERA WHIP	IP WLS BF H R ER SO BB IBB HBP BLK WP HR S P ERA WHIP	IP WLS BF H R ER SO BB IBB HBP BLK WP HR S P ERA WHIP	IP WLS BF H R ER SO BB IBB HBP BLK WP HR S P ERA WHIP	IP WLS BF H R ER SO BB IBB HBP BLK WP HR S P ERA WHIP	IP WLS BF H R ER SO BB IBB HBP BLK WP HR S P ERA WHIP	IP WLS BF H R ER SO BB IBB HBP BLK WP HR S P ERA WHIP	IP WLS BF H R ER SO BB IBB HBP BLK WP HR S P ERA WHIP	IP WLS BF H R ER SO BB IBB HBP BLK WP HR S P ERA WHIP	IP WLS BF H R ER SO BB IBB HBP BLK WP HR S P ERA WHIP	IP WLS BF H R ER SO BB IBB HBP BLK WP HR S P ERA WHIP	IP WLS BF H R ER SO BB IBB HBP BLK WP HR S P ERA WHIP	IP WLS BF H R ER SO BB IBB HBP BLK WP HR S P ERA WHIP	IP WLS BF H R ER SO BB IBB HBP BLK WP HR S P ERA WHIP	IP WLS BF H R ER SO BB IBB HBP BLK WP HR S P ERA WHIP			
Ryan Glynn, R (1, 1) ERA: 4.99	3.1 L	22 7	7 5	2 2	3 0	0 0	0 0	1 0	49 80	13.50	3.000									
Jonathan Johnson, R (4, 1) ERA: 2.91	2.2	12 7	0 0	1 1	1 0	2 0	0 0	0 0	22 43	0.00	1.125									
40 Matt Perisho, L (7, 1) ERA: 7.1	1.1	7 3	0 0	0 0	0 0	0 0	0 0	0 0	13 18	0.00	2.250									
Francisco Cordero, R (8, 1) ERA: 5.45	1.2	8 2	2 2	2 2	1 0	0 1	0 0	1 0	21 35	10.80	1.800									

Batter	1	2	3	4	5	6	7	8	9	AB	R	H	RBI	BB	SO	LOB	BOTTOM					
Luis Altea, S (1, 4) OBP: 0.358, SLG: 0.402	1-2 G1-3		4-0 29 2B BB		0-1 G4-3		2-2 G6-3			3	1	0	0	1	0	0	Baltimore Orioles @ Texas Rangers The Ballpark at Arlington, Arlington, TX Wed Sep 13 2000, 8:05 PM EDT Att: 24,819 - Cloudy - 88 F					
Frank Catalanotto, L (1, 10) OBP: 0.368, SLG: 0.463	2-2 G3		4-2 29 2B BB		0-0 L9		1-3 K2-3			3	1	0	0	1	1	0						
29 Rusty Greer, L (1, 7) OBP: 0.378, SLG: 0.458	1-0 G3		1-2 G4-3 1H 2H		1-1 G3			1-1 G1-3		4	0	1	2	0	0	0						
Rafael Palmeiro, L (1, 3) OBP: 0.391, SLG: 0.539		1-3 K	3-2 G4-3		0-0 G6-3 3B 2B			3-3 K		4	1	1	0	0	2	1						
Gabe Kapler, R (1, 8) OBP: 0.351, SLG: 0.455		1-2 G4-3	4-1 BB		2-2 G6-3			1-2 E8		3	0	0	0	1	0	1						
Ricky Ledee, L (1, 9) OBP: 0.322, SLG: 0.381		4-0 2B BB	0-0 L7		0-0 3B			2-3 K		3	1	1	1	1	1	3						
Bill Haselman, R (1, 2) OBP: 0.330, SLG: 0.468		3-2 1H 2B		2-1 F8		0-2 G1-3		1-2 G6-3		3	0	1	1	0	0	1						
Pedro Valdes, L (0, PH) OBP: 0.240, SLG: 0.417									1-2 G6-3	1	0	0	0	0	0	0						
Mike Lamb, L (1, 5) OBP: 0.336, SLG: 0.393		1-1 G5-3		1-0 G6-4-3 1B		1-1 G6-3		0-1 G6-4-3 1B		4	0	2	0	0	0	2						
Royce Clayton, R (1, 6) OBP: 0.297, SLG: 0.383			0-0 F7		0-0 G6-4-3		3-2 F9		1-1 G6-4-3	4	0	0	0	0	0	2						
Inning Stats	R: 0 E: 0 K: 0 S: 7	H: 0 LOB: 0 BB: 0 P: 11	R: 1 E: 0 K: 1 S: 13	H: 1 LOB: 1 BB: 1 P: 23	R: 2 E: 0 K: 0 S: 13	H: 1 LOB: 2 BB: 3 P: 29	R: 0 E: 0 K: 0 S: 4	H: 1 LOB: 0 BB: 0 P: 7	R: 0 E: 0 K: 0 S: 5	H: 0 LOB: 0 BB: 0 P: 6	R: 1 E: 0 K: 0 S: 11	H: 2 LOB: 1 BB: 0 P: 14	R: 0 E: 0 K: 1 S: 12	H: 0 LOB: 0 BB: 0 P: 18	R: 0 E: 1 K: 2 S: 12	H: 0 LOB: 1 BB: 0 P: 19	R: 0 E: 0 K: 0 S: 8	H: 1 LOB: 0 BB: 0 P: 10	1B: 2 2B: 3 3B: 1 HR: 0	SF: 0 SAC: 0 DP: 2 HBP: 0	WP: 0 PB: 0 SB: 0 CS: 0	PA: 36
PITCHER	IP WLS BF H R ER SO BB IBB HBP BLK WP HR S P ERA WHIP	IP WLS BF H R ER SO BB IBB HBP BLK WP HR S P ERA WHIP	IP WLS BF H R ER SO BB IBB HBP BLK WP HR S P ERA WHIP	IP WLS BF H R ER SO BB IBB HBP BLK WP HR S P ERA WHIP	IP WLS BF H R ER SO BB IBB HBP BLK WP HR S P ERA WHIP	IP WLS BF H R ER SO BB IBB HBP BLK WP HR S P ERA WHIP	IP WLS BF H R ER SO BB IBB HBP BLK WP HR S P ERA WHIP	IP WLS BF H R ER SO BB IBB HBP BLK WP HR S P ERA WHIP	IP WLS BF H R ER SO BB IBB HBP BLK WP HR S P ERA WHIP	IP WLS BF H R ER SO BB IBB HBP BLK WP HR S P ERA WHIP	IP WLS BF H R ER SO BB IBB HBP BLK WP HR S P ERA WHIP	IP WLS BF H R ER SO BB IBB HBP BLK WP HR S P ERA WHIP	IP WLS BF H R ER SO BB IBB HBP BLK WP HR S P ERA WHIP	IP WLS BF H R ER SO BB IBB HBP BLK WP HR S P ERA WHIP	IP WLS BF H R ER SO BB IBB HBP BLK WP HR S P ERA WHIP	IP WLS BF H R ER SO BB IBB HBP BLK WP HR S P ERA WHIP	IP WLS BF H R ER SO BB IBB HBP BLK WP HR S P ERA WHIP					
Pat Rapp, R (1, 1) ERA: 5.77	5.2	W 25	4 0	4 0	4 0	0 0	0 0	0 0	51 87	6.35	1.588											
B.J. Ryan, L (6, 1) ERA: 6.06	1.1	H 4	0 0	0 0	1 0	0 0	0 0	0 0	14 21	0.00	0.000											
Buddy Groom, L (8, 1) ERA: 3.86	1.0	H 4	0 0	0 0	2 0	0 0	0 0	0 0	12 19	0.00	0.000											
Ryan Kohlmeier, R (9, 1) ERA: 2.29	1.0	3 1	0 0	0 0	0 0	0 0	0 0	0 0	8 10	0.00	1.000											



Batter	1	2	3	4	5	6	7	8	9	AB	R	H	RBI	BB	SO	LOB	TOP										
Rickey Henderson, R OBP: 0.378, SLG: 0.517 Charles Gipson, R OBP: 0.400, SLG: 0.346	1-2 G6-3 3B		2-2 E6 BB E	4-0 BB		4-2 F8 S BB		1-3 K	4-0 FC3-6 1B BB	3	2	1	0	2	1	0											
Mike Cameron, R OBP: 0.355, SLG: 0.428	1-0 G6-3		4-2 BB E BB	1-3 K		1-1 F8		1-3 K	1-1 FC3-6 1B BB	5	0	1	3	1	2	3											
Alex Rodriguez, R OBP: 0.433, SLG: 0.615	0-0 G6-3		1-1 E6 BB		1-1 1B 1B SF8 1B	3-3 K		4-2 S BB	4-2 FC3-6 BB	5	1	1	0	1	1	4											
Edgar Martinez, R OBP: 0.418, SLG: 0.586	4-2 FC6-4 BB		2-2 F9		0-0 1B HR 1B	4-1 BB BB		2-3 K	4-2 BB	3	1	1	0	3	1	3											
John Olerud, L OBP: 0.395, SLG: 0.431	2-1 FC6-4		4-0 BB		2-1 1B HR 1B	4-2 BB BB			SH4-4 1B 1B F7	4	2	2	0	2	0	4											
Jay Buhner, R OBP: 0.378, SLG: 0.549 Stan Javier, S OBP: 0.346, SLG: 0.394 Raul Ibanez, L OBP: 0.287, SLG: 0.310		4-2 G5-4-3 BB	2-3 K		0-0 SF8	1-1 L6			2-2 1B SH3-4 BB 1B	1	0	0	0	1	1	3											
Carlos Guillen, S OBP: 0.323, SLG: 0.392		2-0 F9		1-2 SH5-3 1B	3-2 F8		1-2 L4		0-1 SH3-4	4	0	1	0	0	0	3											
Joe Oliver, R OBP: 0.309, SLG: 0.494 Chris Widger, R OBP: 0.307, SLG: 0.440		1-2 G5-4-3		0-0 SH5-3	0-0 HR		1-1 G6-3		4-0 BB 1B 1B IBB	3	2	1	3	1	0	1											
David Bell, R OBP: 0.308, SLG: 0.344			1-1 G5-3	1-1 L7	2-0 L7		2-2 F8		1-1 BB 1B	5	1	1	1	0	0	1											
Inning Stats	R: 1 E: 0 K: 0 S: 10	H: 1 LOB: 1 BB: 1 P: 18	R: 0 E: 0 K: 0 S: 8	H: 0 LOB: 0 BB: 1 P: 15	R: 1 E: 2 K: 1 S: 18	H: 0 LOB: 3 BB: 2 P: 34	R: 0 E: 0 K: 1 S: 9	H: 1 LOB: 2 BB: 1 P: 16	R: 4 E: 0 K: 0 S: 11	H: 4 LOB: 0 BB: 0 P: 19	R: 0 E: 0 K: 1 S: 13	H: 0 LOB: 3 BB: 3 P: 30	R: 0 E: 0 K: 3 S: 15	H: 0 LOB: 1 BB: 1 P: 23	R: 4 E: 0 K: 0 S: 15	H: 4 LOB: 3 BB: 3 P: 32	1B: 8 2B: 0 3B: 1 HR: 1	SF: 1 SAC: 2 DP: 1 HBP: 0	WP: 0 PB: 0 CS: 2 SB: 0	PA: 50							
PITCHER	IP	WLS	BF	H	R	ER	SO	BB	IBB	HBP	BLK	WP	HR	S	P	ERA	WHIP										
Jose Mercedes, R ERA: 4.18	5.0	L	27	6	6	5	2	5	0	0	0	0	1	56	102	9.00	2.200										
45 Lestl Brea, R ERA: 10.13	2.0	9	0	0	0	0	1	3	0	0	0	0	0	25	46	0.00	1.500										
Mike Trombley, R ERA: 4.38	1.0	4	0	0	0	3	1	0	0	0	0	0	0	15	23	0.00	1.000										
Buddy Groom, L ERA: 4.47	0.2	9	4	4	4	0	2	1	0	0	0	0	0	13	29	54.00	9.000										
B.J. Ryan, L ERA: 6.0	0.1	1	0	0	0	0	0	0	0	0	0	0	0	2	3	0.00	0.000										

Seattle Mariners @ Baltimore Orioles
Oriole Park at Camden Yards, Baltimore, MD

Fri Sep 15 2000, 7:05 PM EDT
Att: 38,510 - Cloudy - 70 F

AB 35
R 10
H 10
RBI 9
BB 12
SO 6
LOB 25



Batter	1	2	3	4	5	6	7	8	9	AB	R	H	RBI	BB	SO	LOB	BOTTOM										
Brady Anderson, L OBP: 0.371, SLG: 0.419	1-2 G5-3		4-2 BB		4-2 FC4-6 BB		1-0 1B		3-2 L8	3	0	1	0	2	0	2											
6 Melvin Mora, R OBP: 0.335, SLG: 0.424	3-2 G6-3		1-2 B2		2-2 FC4-6 2B		0-1 G5-3			4	1	0	0	0	0	5											
Delino DeShields, L OBP: 0.369, SLG: 0.443	1-0 1B		2-1 F8		0-0 2B			2-1 G1-3		4	0	2	2	0	0	2											
Cal Ripken Jr., R OBP: 0.292, SLG: 0.435	2-3 K		0-0 P6			1-1 G6-3		1-1 G6-3		4	0	0	0	0	1	3											
Chris Richard, L OBP: 0.324, SLG: 0.524 Ryan Minor, R OBP: 0.169, SLG: 0.149		1-2 F7		2-2 G3		2-3 K		1-3 K		3	0	0	0	0	1	0											
Brook Fordyce, R OBP: 0.340, SLG: 0.510		0-2 G3-1 2B		3-2 G1-3		1-0 2B			0-2 G3 BB 1B	4	0	3	0	0	0	0											
Karim Garcia, L OBP: 0.100, SLG: 0.100		1-0 G3-1		0-1 F8		1-2 G6-3			1-0 F2	4	0	0	0	0	0	3											
Jerry Hairston, R OBP: 0.364, SLG: 0.368		1-0 G1-4-3			1-0 G1-3		2-1 G6-3		4-2 G3 BB	3	0	0	0	1	0	1											
Luis Matos, R OBP: 0.294, SLG: 0.327 Gene Kingsale, S OBP: 0.256, SLG: 0.310			0-2 BB 1B		3-1 FC4-6 BB 2B 1B		2-2 P6		3-2 G3	3	1	2	0	0	0	0											
Inning Stats	R: 0 E: 0 K: 1 S: 11	H: 1 LOB: 1 BB: 0 P: 18	R: 0 E: 0 K: 0 S: 8	H: 1 LOB: 1 BB: 0 P: 11	R: 0 E: 0 K: 0 S: 13	H: 1 LOB: 2 BB: 1 P: 20	R: 0 E: 0 K: 0 S: 11	H: 0 LOB: 0 BB: 0 P: 16	R: 2 E: 0 K: 0 S: 13	H: 2 LOB: 1 BB: 1 P: 23	R: 0 E: 0 K: 1 S: 9	H: 1 LOB: 1 BB: 0 P: 14	R: 0 E: 0 K: 1 S: 7	H: 0 LOB: 0 BB: 0 P: 11	R: 0 E: 0 K: 0 S: 12	H: 1 LOB: 2 BB: 1 P: 23	1B: 5 2B: 3 3B: 0 HR: 0	SF: 0 SAC: 0 DP: 0 HBP: 0	WP: 0 PB: 0 CS: 0	PA: 37							
PITCHER	IP	WLS	BF	H	R	ER	SO	BB	IBB	HBP	BLK	WP	HR	S	P	ERA	WHIP										
Aaron Sele, R ERA: 4.71	7.0	W	29	7	2	2	2	2	0	0	0	0	0	73	115	2.57	1.286										
Arthur Rhodes, L ERA: 4.23	1.0	3	0	0	0	1	0	0	0	0	0	0	0	7	11	0.00	0.000										
Brett Tomko, R ERA: 4.8	1.0	5	1	0	0	0	1	0	0	0	0	0	0	12	23	0.00	2.000										

Seattle Mariners @ Baltimore Orioles
Oriole Park at Camden Yards, Baltimore, MD

Fri Sep 15 2000, 7:05 PM EDT
Att: 38,510 - Cloudy - 70 F

AB 34
R 2
H 8
RBI 2
BB 3
SO 3
LOB 18



Batter	1	2	3	4	5	6	7	8	9	AB	R	H	RBI	BB	SO	LOB	TOP								
Rickey Henderson, R OBP: 0.377, SLG: 0.319 Raul Ibanez, L OBP: 0.290, SLG: 0.313	1-0 HR 2B		1-1 F9		G6-3			0-0 3B	1-1 G4-3	4	1	1	0	0	0	2									
Mike Cameron, R OBP: 0.356, SLG: 0.429 Charles Gipson, R OBP: 0.419, SLG: 0.444	3-2 L8		3-2 FC5-4 1B		1-0 1B	0-2 P4		3-1 3B		4	1	2	1	0	0	1									
Alex Rodriguez, R OBP: 0.433, SLG: 0.618 Stan Javier, S OBP: 0.346, SLG: 0.394	0-1 HR		1-2 FC5-4		0-1 1B	1-3 K		1-3 K		5	2	2	2	0	2	2									
Edgar Martinez, R OBP: 0.417, SLG: 0.581	0-1 P4		0-1 G1-3		4-1 1B	3-3 K		0-1 F9		4	1	0	0	1	1	2									
John Olerud, L OBP: 0.396, SLG: 0.432 Brian Leshar, R OBP: 1.000, SLG: 1.750	1-2 G4-3			0-0 G3 1B	4-1 1B		1-2 1B	2-2 1B		2	1	1	1	1	0	0									
Jay Buhner, R OBP: 0.377, SLG: 0.545 Al Martin, L OBP: 0.340, SLG: 0.461		0-0 F9		1-3 K	1-2 2B	3-2 HR		0-0 F8		4	1	1	1	0	2	2									
Carlos Guillen, S OBP: 0.321, SLG: 0.392		1-3 K		2-1 G3	0-1 HR		1-3 K	0-3 K		5	1	1	2	0	3	3									
Dan Wilson, R OBP: 0.294, SLG: 0.340		1-1 G2-3		0-1 G6-3	0-1 HR		3-1 F8	2-0 HR		5	2	2	3	0	0	2									
David Bell, R OBP: 0.311, SLG: 0.355			2-2 F9 1B					3-2 G6-3	1-0 HR	4	2	2	3	1	0	0									
Inning Stats	R: 2 E: 0 K: 0 S: 12	H: 2 LOB: 0 BB: 0 P: 17	R: 0 E: 0 K: 1 S: 6	H: 0 LOB: 0 BB: 0 P: 8	R: 1 E: 0 K: 0 S: 17	H: 2 LOB: 1 BB: 0 P: 24	R: 0 E: 0 K: 1 S: 8	H: 1 LOB: 1 BB: 0 P: 11	R: 7 E: 0 K: 0 S: 24	H: 5 LOB: 1 BB: 3 P: 45	R: 0 E: 0 K: 2 S: 9	H: 0 LOB: 0 BB: 0 P: 13	R: 0 E: 0 K: 2 S: 11	H: 1 LOB: 1 BB: 0 P: 17	R: 1 E: 0 K: 1 S: 11	H: 2 LOB: 1 BB: 0 P: 18	R: 3 E: 0 K: 1 S: 13	H: 3 LOB: 0 BB: 0 P: 19	1B: 9 2B: 3 HR: 3	SF: 0 SAC: 0 DP: 0 HBP: 0	WP: 0 PB: 0 SB: 1 CS: 0	PA: 46			
PITCHER	IP	WLS	BF	H	R	ER	SO	BB	IBB	HBP	BLK	WP	HR	S	P	ERA	WHIP								
35 Mike Mussina, R ERA: 3.97	4.2	L	21	7	5	5	2	0	0	0	0	0	1	10	21	9.64	1.500								
45 Lest Brea, R ERA: 18.56	0.0		5	3	5	5	0	2	0	0	0	0	0	1	10	∞	∞								
Chuck McElroy, L ERA: 5.5	3.1		14	3	1	1	5	1	0	0	0	0	0	1	34	2.70	1.200								
Mike Trombley, R ERA: 4.74	1.0		6	3	3	3	1	0	0	0	0	0	1	13	19	27.00	3.000								

Seattle Mariners @ Baltimore Orioles
 Oriole Park at Camden Yards, Baltimore, MD
 Sat Sep 16 2000, 7:05 PM EDT
 Att: 44,619 - Sunny - 67 F

AB 43
 R 14
 H 16
 RBI 14
 BB 3
 SO 8
 LOB 15



Batter	1	2	3	4	5	6	7	8	9	AB	R	H	RBI	BB	SO	LOB	BOTTOM								
Brady Anderson, L OBP: 0.370, SLG: 0.416	3-2 F7		1-2 G3-1			0-0 P4		4-1 FC1-6 BB		3	0	0	0	1	0	0									
Jerry Hairston, R OBP: 0.357, SLG: 0.358 Jesse Garcia, R	0-1 G5-3		1-2 L8			1-2 L7		0-0 E6 FC1-6		3	0	0	0	0	0	0									
Delino DeShields, L OBP: 0.369, SLG: 0.442 Trinidad Hubbard, R OBP: 0.282, SLG: 0.286	1-1 G3			4-2 G5-4-3 BB		0-1 FC6-4 1B		3-2 FC1-6		1	0	0	0	1	0	0									
Cal Ripken Jr., R OBP: 0.295, SLG: 0.434 Mark Lewis, R OBP: 0.303, SLG: 0.378		4-2 FC5-4 BB		0-1 G5-4-3		4-2 FC6-4 BB		2-3 K		1	0	0	0	2	0	1									
6 Melvin Mora, R OBP: 0.337, SLG: 0.425		0-1 FC5-4 1B		3-1 1B		0-1 FC6-4			1-3 K	4	0	2	0	0	1	2									
Brook Fordyce, R OBP: 0.338, SLG: 0.506 Fernando Lunar, R OBP: 0.243, SLG: 0.175		1-3 K		0-1 P6			1-3 K		1-3 K	2	0	0	0	0	1	3									
Ryan Minor, R OBP: 0.160, SLG: 0.141		1-3 K			1-0 P4			1-3 K		4	0	0	0	0	2	2									
Luis Matos, R OBP: 0.289, SLG: 0.320		1-1 FC5-4			2-1 F7			1-0 G6-3		3	0	0	0	0	0	2									
Gene Kingsale, S OBP: 0.239, SLG: 0.289			1-1 F9			0-0 G5-3		1-1 F7		3	0	0	0	0	0	0									
Inning Stats	R: 0 E: 0 K: 0 S: 7	H: 0 LOB: 0 BB: 0 P: 11	R: 0 E: 0 K: 2 S: 14	H: 1 LOB: 2 BB: 1 P: 21	R: 0 E: 0 K: 0 S: 8	H: 0 LOB: 0 BB: 0 P: 11	R: 0 E: 0 K: 0 S: 9	H: 1 LOB: 1 BB: 1 P: 16	R: 0 E: 0 K: 0 S: 4	H: 0 LOB: 0 BB: 0 P: 7	R: 0 E: 0 K: 0 S: 11	H: 1 LOB: 2 BB: 1 P: 16	R: 0 E: 0 K: 1 S: 6	H: 0 LOB: 0 BB: 0 P: 8	R: 0 E: 1 K: 1 S: 10	H: 0 LOB: 2 BB: 1 P: 20	R: 0 E: 0 K: 3 S: 10	H: 0 LOB: 0 BB: 0 P: 13	1B: 3 2B: 0 HR: 0	SF: 0 SAC: 0 DP: 1 HBP: 0	WP: 0 PB: 0 SB: 0 CS: 0	PA: 34			
PITCHER	IP	WLS	BF	H	R	ER	SO	BB	IBB	HBP	BLK	WP	HR	S	P	ERA	WHIP								
Jamie Moyer, L ERA: 5.22	7.0	W	26	3	0	0	3	3	0	0	0	0	0	10	20	0.00	1.000								
37 Robert Ramsey, L ERA: 3.52	1.0		5	0	0	0	1	1	0	0	0	0	0	10	20	0.00	1.000								
58 Kevin Hodges, R ERA: 3.77	1.0		3	0	0	0	3	0	0	0	0	0	0	10	13	0.00	0.000								

Seattle Mariners @ Baltimore Orioles
 Oriole Park at Camden Yards, Baltimore, MD
 Sat Sep 16 2000, 7:05 PM EDT
 Att: 44,619 - Sunny - 67 F

AB 30
 R 0
 H 3
 RBI 0
 BB 4
 SO 7
 LOB 15



Batter	1	2	3	4	5	6	7	8	9	AB	R	H	RBI	BB	SO	LOB	TOP									
Stan Javier, S OBP: 0.347, SLG: 0.393	0-1 G3 1B		0-1 F8			0-1 F7		4-1 SH2-3 HR BB		3	1	1	0	1	0	0										
John Olerud, L OBP: 0.396, SLG: 0.437	0-0 G3		0-0 G6-3			0-2 HR		0-0 SH2-3		3	1	1	1	0	0	1										
Alex Rodriguez, R OBP: 0.431, SLG: 0.622	2-3 K		1-3 K			1-2 F8		2-2 HR		4	1	1	2	0	2	1										
Edgar Martinez, R OBP: 0.415, SLG: 0.579	0-2 L6					0-2 F8		0-2 F7		4	0	1	0	0	0	1										
Al Martin, L OBP: 0.341, SLG: 0.461 Charles Gipson, R OBP: 0.419, SLG: 0.444		2-1 SH2-4 BB 1B		0-0 G3		2-3 K		0-0 1B		4	0	2	0	0	1	1										
Mike Cameron, R OBP: 0.355, SLG: 0.426	4-1 SH2-4 BB		1-3 K			1-3 K		3-3 K		3	0	0	0	1	3	1										
Carlos Guillen, S OBP: 0.324, SLG: 0.397	0-1 SH2-4					0-0 B3		1-0 F9 2B		2	0	1	0	1	0	0										
Joe Oliver, R OBP: 0.302, SLG: 0.484	1-2 P4					1-3 K		0-2 F9		4	0	0	0	0	1	4										
David Bell, R OBP: 0.308, SLG: 0.352	1-0 P6					2-2 F9		3-2 P4		4	0	0	0	0	1	3										
Inning Stats	R: 0 E: 0 K: 1 S: 10	H: 1 LOB: 1 BB: 0 P: 12	R: 0 E: 0 K: 0 S: 9	H: 1 LOB: 2 BB: 1 P: 17	R: 0 E: 0 K: 1 S: 6	H: 0 LOB: 0 BB: 0 P: 7	R: 0 E: 0 K: 1 S: 8	H: 0 LOB: 0 BB: 0 P: 10	R: 0 E: 0 K: 1 S: 7	H: 0 LOB: 0 BB: 0 P: 10	R: 1 E: 0 K: 1 S: 15	H: 2 LOB: 1 BB: 0 P: 18	R: 0 E: 0 K: 1 S: 12	H: 1 LOB: 1 BB: 0 P: 17	R: 2 E: 0 K: 1 S: 12	H: 2 LOB: 1 BB: 1 P: 21	R: 0 E: 0 K: 1 S: 11	H: 0 LOB: 0 BB: 1 P: 18	1B: 4 2B: 1 3B: 0 HR: 2	SF: 0 SAC: 2 DP: 0 HBP: 0	WP: 0 PB: 0 SB: 1 CS: 1	PA: 36				
PITCHER	IP	WLS	BF	H	R	ER	SO	BB	IBB	HBP	BLK	WP	HR	S	P	ERA	WHIP									
Sidney Ponson, R ERA: 5.0	(1, 1)	8.0	L	33	7	3	3	7	2	0	0	0	0	2	79	112	3.38	1.125								
Mike Trombley, R ERA: 4.66	(9, 1)	1.0		3	0	0	0	1	1	0	0	0	0	0	11	18	0.00	1.000								

Seattle Mariners @ Baltimore Orioles
 Oriole Park at Camden Yards, Baltimore, MD
 Sun Sep 17 2000, 1:35 PM EDT
 Att: 40,440 - Sunny - 73 F

AB 31
 R 3
 H 7
 RBI 3
 BB 3
 SO 8
 LOB 12



Batter	1	2	3	4	5	6	7	8	9	AB	R	H	RBI	BB	SO	LOB	BOTTOM									
Brady Anderson, L OBP: 0.373, SLG: 0.415	1-1 G6-3		4-1 L6-3 BB		4-0 S IBB			4-2 FC5-4 BB		1	0	0	0	4	0	0										
Jerry Hairston, R OBP: 0.345, SLG: 0.344	1-2 E5		0-1 L6-3		1-1 G5-3		1-3 K	3-2 G6-3		5	0	0	0	0	1	6										
Delino DeShields, L OBP: 0.366, SLG: 0.439	1-0 F7				1-1 F9		3-2 F7	2-1 FC5-4 1B		4	0	0	0	0	0	2										
Chris Richard, L OBP: 0.323, SLG: 0.518	0-0 F9				2-2 G4-3		1-2 P4	0-1 1B		4	0	1	0	0	0	1										
6 Melvin Mora, R OBP: 0.336, SLG: 0.423			0-1 G1-3		2-1 1B		1-1 G6-3	0-3 K		4	0	1	0	0	1	2										
Greg Myers, L OBP: 0.287, SLG: 0.352 Trenidad Hubbard, R OBP: 0.282, SLG: 0.286		3-2 G3		1-1 G4-3			0-0 HR	1-2 S 2B 1B		4	1	2	1	0	0	1										
Brook Fordyce, R OBP: 0.344, SLG: 0.511		4-2 FC6-4 BB			1-0 G6-3 2B		3-1 G6-4-3 1B	3-3 K		3	0	2	0	1	1	1										
Mark Lewis, R OBP: 0.302, SLG: 0.381 Jesse Garcia, R		2-2 FC6-4			1-0 G6-3		2-0 L5	3-2 2B		4	0	1	1	0	0	3										
Luis Matos, R OBP: 0.284, SLG: 0.314 Karim Garcia, L OBP: 0.097, SLG: 0.097			0-3 K		0-2 F7		0-0 G6-4-3	0-3 K		3	0	0	0	0	1	2										
Inning Stats	R: 0 E: 1 K: 0 S: 8	H: 0 LOB: 1 BB: 0 P: 11	R: 0 E: 0 K: 0 S: 13	H: 0 LOB: 1 BB: 1 P: 22	R: 0 E: 0 K: 1 S: 9	H: 0 LOB: 0 BB: 1 P: 13	R: 0 E: 0 K: 0 S: 9	H: 1 LOB: 1 BB: 0 P: 15	R: 0 E: 0 K: 0 S: 7	H: 1 LOB: 2 BB: 1 P: 14	R: 0 E: 0 K: 0 S: 8	H: 0 LOB: 0 BB: 0 P: 13	R: 1 E: 0 K: 0 S: 5	H: 2 LOB: 0 BB: 0 P: 10	R: 0 E: 0 K: 2 S: 12	H: 1 LOB: 2 BB: 1 P: 19	R: 1 E: 0 K: 2 S: 17	H: 2 LOB: 2 BB: 1 P: 31	1B: 4 2B: 3 3B: 0 HR: 1	SF: 0 SAC: 0 DP: 2 HBP: 0	WP: 0 PB: 0 SB: 2 CS: 0	PA: 38				
PITCHER	IP	WLS	BF	H	R	ER	SO	BB	IBB	HBP	BLK	WP	HR	S	P	ERA	WHIP									
Freddy Garcia, R ERA: 3.62	(1, 1)	7.0		27	4	1	1	1	2	1	0	0	0	1	59	98	1.29	0.857								
Arthur Rhodes, L ERA: 4.19	(8, 1)	0.2	H	4	1	0	0	1	1	0	0	0	0	9	16	0.00	3.000									
Kazuhiro Sasaki, R ERA: 3.49	(8, 1)	1.1	S	7	2	1	1	3	0	1	0	0	0	20	34	6.75	1.500									

Seattle Mariners @ Baltimore Orioles
 Oriole Park at Camden Yards, Baltimore, MD
 Sun Sep 17 2000, 1:35 PM EDT
 Att: 40,440 - Sunny - 73 F

AB 33
 R 2
 H 7
 RBI 2
 BB 5
 SO 5
 LOB 20



Batter	1	2	3	4	5	6	7	8	9	AB	R	H	RBI	BB	SO	LOB	TOP										
Terrence Long, L OBP: 0.349, SLG: 0.475 (1, 8)	4-2 S BB		3-2 1-H 1B	1-1 L5		1-2 P6	4-0 1B BB		4-2 FC4-6 BB	3	0	1	2	3	0	4											
Randy Velarde, R OBP: 0.389, SLG: 0.398 (1, 4)	2-3 K		1-1 BB 1B		0-3 K	2-3 K	0-1 1-2 2-3 3-H 1B		1-1 F9	6	0	2	2	0	3	4											
Jason Giambi, L OBP: 0.468, SLG: 0.639 (1, 3)	0-1 L8		4-0 1-2 BB		1-3 K	0-3 K	1-2 P5		0-1 FC4-6 BB 1-2	5	0	0	0	1	2	6											
Matt Stairs, L OBP: 0.327, SLG: 0.414 (1, 10)	3-1 F7		2-1 P3		4-2 FC6-4 1B BB		1-2 K		4-1 1-2 BB	4	1	1	0	2	1	5											
Ben Grieve, L OBP: 0.357, SLG: 0.495 (8, PH) Ryan Christenson, R OBP: 0.352, SLG: 0.369 (8, 7)		2-2 G1-3	0-0 L7		1-0 FC6-4 1B		2-3 K	4-0 FC5-4 BB BB	0-3 K	4	0	1	0	1	1	3											
Miguel Tejada, R OBP: 0.339, SLG: 0.472 (1, 6)		2-0 F9		4-1 F9 3 BB BB	1-0 FC6-4		1-0 BB 3 BB 1B	2-1 P5		4	1	1	0	1	0	3											
Eric Chavez, L OBP: 0.360, SLG: 0.512 (1, 5)		2-0 2B		4-1 1-2 BB		2-1 HR	4-0 BB BB BB	1-3 K		3	2	2	1	2	1	1											
Jeremy Giambi, L OBP: 0.327, SLG: 0.387 (7, PH) Adam Platt, R OBP: 0.369, SLG: 0.493 (7, 9) Bo Porter, R OBP: 0.375, SLG: 0.714 (7, 2)		0-0 G4-3		3-2 F9		4-2 BB	4-0 BB BB 1B BB	4-2 FC5-4 BB		2	0	0	0	1	0	3											
Sal Fasano, R OBP: 0.288, SLG: 0.410 (6, PH) Mark Bellhorn, S OBP: 0.375, SLG: 0.286 (6, 2) A.J. Hinch, R OBP: 0.500, SLG: 0.400 (7, PH) Ramon Hernandez, R OBP: 0.309, SLG: 0.393 (7, 2)			1-0 WP 1B HBP	1-3 K		4-2 BB	4-1 BB 1B BB	2-2 FC5-4		1	1	0	0	0	1	2											
Inning Stats	R: 0 E: 0 K: 1 S: 11	H: 0 LOB: 1 BB: 1 P: 20	R: 0 E: 0 K: 0 S: 6	H: 1 LOB: 1 BB: 0 P: 12	R: 1 E: 0 K: 0 S: 10	H: 2 LOB: 2 BB: 1 P: 21	R: 0 E: 0 K: 1 S: 13	H: 0 LOB: 2 BB: 1 P: 26	R: 0 E: 0 K: 2 S: 12	H: 1 LOB: 2 BB: 1 P: 19	R: 1 E: 0 K: 2 S: 19	H: 1 LOB: 2 BB: 2 P: 32	R: 5 E: 0 K: 2 S: 17	H: 3 LOB: 2 BB: 4 P: 38	R: 0 E: 0 K: 1 S: 11	H: 0 LOB: 2 BB: 2 P: 24	R: 0 E: 0 K: 1 S: 13	H: 0 LOB: 2 BB: 2 P: 22	1B: 5 2B: 2 3B: 0 HR: 1	SF: 0 SAC: 0 DP: 0 HBP: 1	WP: 1 PB: 0 SB: 1 CS: 0	PA: 50					
PITCHER	IP	WLS	BF	H	R	ER	SO	BB	IBB	HBP	BLK	WP	HR	S	P	ERA	WHIP										
Jay Spurgeon, R ERA: 6.26 (1, 1)	5.0		26	5	2	2	4	6	0	1	0	1	1	56	108	3.60	2.200										
Jason Johnson, R ERA: 7.13 (6, 1)	1.1	L	8	2	3	3	3	2	0	0	0	0	0	22	36	20.25	3.000										
B.J. Ryan, L ERA: 6.57 (7, 1)	0.0	B	3	0	0	0	0	3	0	0	0	0	0	1	13	∞	∞										
Buddy Groom, L ERA: 4.98 (7, 1)	0.2		3	1	2	2	1	0	0	0	0	0	0	9	11	27.00	1.500										
45 Leshi Brea, R ERA: 13.5 (8, 1)	2.0		10	0	0	0	2	4	0	0	0	0	0	24	46	0.00	2.000										

Oakland Athletics @ Baltimore Orioles
Oriole Park at Camden Yards, Baltimore, MD
Tue Sep 19 2000, 1:35 PM EDT
Att: 30,166 - Cloudy - 72 F

AB 34
R 7
H 8
RBI 7
BB 15
SO 10
LOB 35





Batter	1	2	3	4	5	6	7	8	9	AB	R	H	RBI	BB	SO	LOB	BOTTOM										
Brady Anderson, L OBP: 0.372, SLG: 0.412 (1, 7)	0-0 F8 1B		3-3 K		1-0 SF8	4-0 FC6-4 IBB			3-2 F3	3	0	1	1	1	1	1											
Jerry Hairston, R OBP: 0.354, SLG: 0.358 (1, 4)	2-0 G4-6-3 1B			1-1 1B 2B	0-0 1B	2-2 FC6-4			1-1 G1-3	5	1	3	0	0	0	3											
Delino DeShields, L OBP: 0.367, SLG: 0.443 (1, 10)	1-0 F8			0-3 K	3-1 1-3 2-H 1B				0-0 G4-3	5	0	1	1	0	1	3											
Chris Richard, L OBP: 0.320, SLG: 0.503 (1, 3)	1-1 G4-6-3			1-0 F8	0-2 G5-3				1-3 K2-3	4	0	0	0	0	1	5											
6 Melvin Mora, R OBP: 0.334, SLG: 0.420 (2, PH) Mark Lewis, R OBP: 0.308, SLG: 0.392 (3, 6)		3-3 K		1-0 S 1B		2-1 G4-3 1B 2B			0-3 K	0	0	0	0	0	0	0											
Greg Myers, L OBP: 0.279, SLG: 0.339 (1, 2) Fernando Lunar, R OBP: 0.243, SLG: 0.175 (8, PH) 13 Ivanon Coffie, L OBP: 0.273, SLG: 0.305 (9, 5)		0-2 F8		1-1 G3		1-1 G4-3			1-0 1B	3	0	0	0	0	0	2											
Ryan Minor, R OBP: 0.167, SLG: 0.148 (6, PH) Brook Fordyce, R OBP: 0.341, SLG: 0.506 (9, 2)		0-0 G4-3			3-2 G5-3	0-0 2B 1B			0-3 K	3	0	1	1	0	0	0											
Luis Matos, R OBP: 0.289, SLG: 0.325 (1, 9)			0-0 F8		2-1 1B SF8 1B	3-H 2-2 1B			0-3 K	4	1	2	0	0	1	1											
Gene Kingsale, S OBP: 0.259, SLG: 0.302 (1, 8)			0-0 CS 1B		0-0 1B 1B	1-0 L7			3-3 K	4	1	2	0	0	1	3											
Inning Stats	R: 0 E: 0 K: 0 S: 5	H: 2 LOB: 1 BB: 0 P: 9	R: 0 E: 0 K: 1 S: 8	H: 0 LOB: 0 BB: 0 P: 11	R: 0 E: 0 K: 1 S: 7	H: 1 LOB: 0 BB: 0 P: 10	R: 1 E: 0 K: 1 S: 9	H: 2 LOB: 1 BB: 0 P: 13	R: 2 E: 0 K: 0 S: 13	H: 4 LOB: 2 BB: 0 P: 22	R: 1 E: 0 K: 0 S: 17	H: 3 LOB: 3 BB: 1 P: 29	R: 0 E: 0 K: 2 S: 7	H: 0 LOB: 0 BB: 0 P: 9	R: 0 E: 0 K: 3 S: 12	H: 1 LOB: 1 BB: 0 P: 16	R: 0 E: 0 K: 0 S: 6	H: 0 LOB: 0 BB: 0 P: 10	1B: 10 2B: 3 3B: 0 HR: 0	SF: 1 SAC: 0 DP: 1 HBP: 0	WP: 0 PB: 0 SB: 1 CS: 1	PA: 39					
PITCHER	IP	WLS	BF	H	R	ER	SO	BB	IBB	HBP	BLK	WP	HR	S	P	ERA	WHIP										
Ariel Prieto, R ERA: 5.08 (1, 1)	4.2		21	3	3	3	3	0	0	0	0	0	0	7	10	13.50	1.500										
Mike Magnante, L ERA: 4.38 (6, 1)	0.2		3	1	1	1	0	0	0	0	0	0	0	13	22	0.00	3.000										
T.J. Mathews, R ERA: 6.43 (7, 1)	2.0	W	7	1	1	0	5	0	0	0	0	0	0	19	25	0.00	0.500										
Jason Istringhausen, R ERA: 3.92 (9, 1)	1.0	S	3	0	0	0	0	0	0	0	0	0	0	6	10	0.00	0.000										

Oakland Athletics @ Baltimore Orioles
Oriole Park at Camden Yards, Baltimore, MD
Tue Sep 19 2000, 1:35 PM EDT
Att: 30,166 - Cloudy - 72 F

AB 37
R 4
H 13
RBI 4
BB 1
SO 8
LOB 19



Batter	1	2	3	4	5	6	7	8	9	AB R H RBI BB SO LOB	TOP																								
												<p>Oakland Athletics @ Baltimore Orioles Oriole Park at Camden Yards, Baltimore, MD Tue Sep 19 2000, 7:05 PM EDT</p> <p>livebaseballscorecards.com</p> <p>AB 0 R 0 H 0 RBI 0 BB 0 SO 0 LOB 0</p> 																							
Inning Stats											1B: 0 SF: 0 WP: 0 PA: 0 2B: 0 SAC: 0 FB: 0 3B: 0 DP: 0 SB: 0 HR: 0 HBP: 0 CS: 0																								
PITCHER	IP	WLS	BF	H	R	ER	SO	BB	IBB	HBP	BLK	WP	HR	S	P	ERA	WHIP	PITCHER	IP	WLS	BF	H	R	ER	SO	BB	IBB	HBP	BLK	WP	HR	S	P	ERA	WHIP

Batter	1	2	3	4	5	6	7	8	9	AB R H RBI BB SO LOB	BOTTOM																								
												<p>Oakland Athletics @ Baltimore Orioles Oriole Park at Camden Yards, Baltimore, MD Tue Sep 19 2000, 7:05 PM EDT</p> <p>livebaseballscorecards.com</p> <p>AB 0 R 0 H 0 RBI 0 BB 0 SO 0 LOB 0</p> 																							
Inning Stats											1B: 0 SF: 0 WP: 0 PA: 0 2B: 0 SAC: 0 FB: 0 3B: 0 DP: 0 SB: 0 HR: 0 HBP: 0 CS: 0																								
PITCHER	IP	WLS	BF	H	R	ER	SO	BB	IBB	HBP	BLK	WP	HR	S	P	ERA	WHIP	PITCHER	IP	WLS	BF	H	R	ER	SO	BB	IBB	HBP	BLK	WP	HR	S	P	ERA	WHIP

Batter	1	2	3	4	5	6	7	8	9	AB	R	H	RBI	BB	SO	LOB	TOP										
Terrence Long, L (1, 8) OBP: 0.349, SLG: 0.473	1-2 S 1B		2-1 F8		3-2 G5-3		0-3 K			4	0	1	0	0	1	2											
Randy Velarde, R (1, 4) OBP: 0.358, SLG: 0.395	2-3 K		1-1 F7			0-1 G6-3		4-2 G3 BB		3	0	0	0	1	1												
Jason Giambi, L (1, 3) OBP: 0.465, SLG: 0.634	3-1 G4-3			2-2 F7		2-1 F7		1-2 G3		4	0	0	0	0	0	2											
Ben Grieve, L (1, 7) OBP: 0.358, SLG: 0.495	2-1 G3			2-0 1B		4-0 1B BB		2-2 L7		3	0	1	0	1	0	2											
Miguel Tejada, R (1, 6) OBP: 0.338, SLG: 0.471		0-1 G4-3		1-1 L9		1-2 1B BB		0-3 K		4	0	1	0	0	1	2											
Matt Stairs, L (1, 10) OBP: 0.326, SLG: 0.412		4-0 BB		0-1 F2		0-3 K			2-3 K	3	0	0	0	1	2	3											
Adam Platt, R (1, 9) OBP: 0.359, SLG: 0.489		0-1 F7			2-2 WP 3 PB 1B		1-0 F8		1-3 K	3	0	1	0	0	0	1											
Jeremy Giambi, L (0, PH) OBP: 0.326, SLG: 0.386										1	0	0	0	0	1	0											
3 Eric Chavez, L (1, 5) OBP: 0.358, SLG: 0.508		0-2 G1-3			1-3 K		1-0 F5		1-3 K	4	0	0	0	0	2	2											
A.J. Hinch, R (1, 2) OBP: 0.375, SLG: 0.286				1-0 F7		0-2 G5-3				2	0	0	0	0	0	1											
Ramon Hernandez, R (7, PH) OBP: 0.311, SLG: 0.393										0	0	0	0	1	0	0											
Inning Stats	R: 0 E: 0 K: 1 S: 11	H: 1 LOB: 1 BB: 0 P: 19	R: 0 E: 0 K: 0 S: 7	H: 0 LOB: 1 BB: 1 P: 11	R: 0 E: 0 K: 0 S: 5	H: 0 LOB: 0 BB: 0 P: 9	R: 0 E: 0 K: 0 S: 8	H: 1 LOB: 1 BB: 0 P: 13	R: 0 E: 0 K: 1 S: 15	H: 1 LOB: 1 BB: 0 P: 21	R: 0 E: 0 K: 1 S: 11	H: 1 LOB: 2 BB: 1 P: 18	R: 0 E: 0 K: 1 S: 12	H: 0 LOB: 1 BB: 1 P: 11	R: 0 E: 0 K: 3 S: 9	H: 0 LOB: 0 BB: 0 P: 13	1B: 4 2B: 0 3B: 0 HR: 0	SF: 0 SAC: 0 DP: 0 HBP: 0	WP: 1 PB: 1 SB: 1 CS: 0	PA: 35							
PITCHER	IP	WLS	BF	H	R	ER	SO	BB	IBB	HBP	BLK	WP	HR	S	P	ERA	WHIP										
Chuck McElroy, L (1, 1) ERA: 5.02	5.0	W	19	3	0	0	2	1	0	0	0	1	0	46	73	0.00	0.800										
Luis Rivera, R (6, 1) ERA: 1.23	2.0	H	4	1	0	0	0	1	0	0	0	0	0	8	15	0.00	3.000										
B.J. Ryan, L (6, 1) ERA: 6.23	0.2	H	8	0	0	0	2	2	0	0	0	0	0	17	30	0.00	1.000										
Mike Trombley, R (8, 1) ERA: 4.64	0.1	H	1	0	0	0	1	0	0	0	0	0	0	3	3	0.00	0.000										
Ryan Kohlmeier, R (9, 1) ERA: 2.69	1.0	S	3	0	0	0	3	0	0	0	0	0	0	9	13	0.00	0.000										

Oakland Athletics @ Baltimore Orioles
Oriole Park at Camden Yards, Baltimore, MD
Wed Sep 20 2000, 1:05 PM EDT
Att: 32,539 - Sunny - 88 F

AB 31
R 0
H 4
RBI 0
BB 4
SO 8
LOB 16



Batter	1	2	3	4	5	6	7	8	9	AB	R	H	RBI	BB	SO	LOB	BOTTOM										
Brady Anderson, L (1, 10) OBP: 0.373, SLG: 0.410	3-2 F8		4-1 BB		2-1 SAFE P6 1-2			4-1 1B BB		2	0	0	0	2	0	1											
Jerry Hairston, R (1, 4) OBP: 0.352, SLG: 0.355	3-2 F8		0-0 F9			1-0 P6		2-1 1B BB		4	0	1	0	0	0	1											
Delino DeShields, L (1, 7) OBP: 0.363, SLG: 0.446	0-2 G4-3			4-2 HR BB		0-0 3B		2-3 K		3	1	1	0	1	1	2											
Cal Ripken Jr., R (1, 5) OBP: 0.294, SLG: 0.430		4-0 G1-3 BB		0-0 L8		0-1 G1-3		0-0 P5		3	0	0	0	1	0	4											
Brook Fordyce, R (1, 2) OBP: 0.341, SLG: 0.515		0-1 G1-3		0-2 HR		0-1 F7				3	1	1	2	0	0	2											
Mark Lewis, R (1, 6) OBP: 0.309, SLG: 0.387		1-0 P4		4-1 HR G4-3 BB			2-1 G6-3			2	0	0	0	1	0	1											
Trenidad Hubbard, R (1, 9) OBP: 0.270, SLG: 0.272		1-1 L7		0-0 G4-3			1-3 K			3	0	0	0	0	1	2											
Ryan Minor, R (1, 3) OBP: 0.161, SLG: 0.143			1-3 K		3-2 F8		3-3 K			3	0	0	0	0	2	0											
Luis Matos, R (1, 8) OBP: 0.290, SLG: 0.325		0-2 G3-1		0-2 CS 1B		1-0 G6-3				3	0	1	0	0	0	0											
Inning Stats	R: 0 E: 0 K: 0 S: 9	H: 0 LOB: 0 BB: 0 P: 15	R: 0 E: 0 K: 0 S: 5	H: 0 LOB: 1 BB: 1 P: 11	R: 0 E: 0 K: 1 S: 8	H: 0 LOB: 1 BB: 1 P: 13	R: 2 E: 0 K: 0 S: 8	H: 1 LOB: 0 BB: 2 P: 16	R: 0 E: 0 K: 0 S: 7	H: 1 LOB: 0 BB: 0 P: 13	R: 0 E: 0 K: 0 S: 6	H: 1 LOB: 1 BB: 0 P: 7	R: 0 E: 0 K: 2 S: 10	H: 0 LOB: 0 BB: 0 P: 16	R: 0 E: 0 K: 1 S: 9	H: 1 LOB: 2 BB: 1 P: 18	1B: 2 2B: 0 3B: 1 HR: 1	SF: 0 SAC: 0 DP: 1 HBP: 0	WP: 0 PB: 0 SB: 0 CS: 1	PA: 31							
PITCHER	IP	WLS	BF	H	R	ER	SO	BB	IBB	HBP	BLK	WP	HR	S	P	ERA	WHIP										
Barry Zito, L (1, 1) ERA: 2.69	7.2	L	30	4	2	2	4	5	0	0	0	0	0	61	108	2.35	1.174										
Jeff Tam, R (8, 1) ERA: 2.53	0.1		1	0	0	0	0	0	0	0	0	0	0	1	1	0.00	0.000										

Oakland Athletics @ Baltimore Orioles
Oriole Park at Camden Yards, Baltimore, MD
Wed Sep 20 2000, 1:05 PM EDT
Att: 32,539 - Sunny - 88 F

AB 26
R 2
H 4
RBI 2
BB 5
SO 4
LOB 13



Batter	1	2	3	4	5	6	7	8	9	AB	R	H	RBI	BB	SO	LOB	TOP			
Terrence Long, L (1, 8) OBP: 0.347, SLG: 0.471	1-2 1B	0-2 P6		1-3 K		3-2 G3		0-0 G4-6-3		5	0	1	0	0	1	2				
Jose Ortiz, R (1, 4) Olmedo Saenz, R (9, PH) Randy Velarde, R (9, PR) OBP: 0.359, SLG: 0.395	3-2 F7		4-2 G6-4-3 BB	1-3 K		0-0 F8		2-2 FC6-4 F8 HBP		3	0	0	0	1	1	2				
Jason Giambi, L (1, 3) OBP: 0.464, SLG: 0.630	0-1 BB 1-3 1B		0-0 G6-4-3 1-2		2-3 K		4-1 F8 1B BB	1-2 F8		4	0	1	0	1	1	2				
Matt Stairs, L (1, 10) OBP: 0.329, SLG: 0.419	1-2 P3		1-1 E 1B		1-1 HR		2-2 F7	4-0 FC6-4 IBB		4	2	2	1	1	0	3				
Ben Grieve, L (1, 7) Ryan Christenson, R (7, PR) OBP: 0.349, SLG: 0.365	4-1 BB		3-2 E8 1B		3-2 F7		0-0 3 FC6 1B	1-2 FC6-4		3	0	1	0	1	0	1				
Miguel Tejada, R (1, 6) OBP: 0.339, SLG: 0.469	2-2 L4		0-0 1-2 1B		1-0 HBP		1-0 F8	0-2 G5-3		4	0	1	1	0	0	7				
3 Eric Chavez, L (1, 5) OBP: 0.357, SLG: 0.512		0-2 HR	0-1 G4-3		0-2 G5-3		2-2 FC6 1-2			4	1	1	1	0	0	5				
Jeremy Giambi, L (1, 9) Bo Porter, R (8, 9) OBP: 0.375, SLG: 0.714	1-2 F7			0-0 HR		2-1 SH1-3 2B		0-0 G4-3		4	1	2	1	0	0	0				
Ramon Hernandez, R (1, 2) OBP: 0.311, SLG: 0.393	0-3 K		0-1 G4-3		1-1 F8		0-1 SH1-3	0-2 G4-6-3 1B		3	0	1	0	0	1	0				
Inning Stats	R: 0 E: 0 K: 0 S: 15	H: 2 LOB: 3 BB: 1 P: 26	R: 1 E: 0 K: 0 S: 15	H: 1 LOB: 0 BB: 0 P: 16	R: 1 E: 1 K: 0 S: 11	H: 2 LOB: 2 BB: 1 P: 19	R: 1 E: 0 K: 0 S: 10	H: 1 LOB: 0 BB: 0 P: 13	R: 1 E: 0 K: 0 S: 12	H: 1 LOB: 1 BB: 0 P: 19	R: 0 E: 0 K: 0 S: 10	H: 1 LOB: 2 BB: 1 P: 19	R: 0 E: 0 K: 0 S: 5	H: 1 LOB: 2 BB: 0 P: 5	R: 0 E: 0 K: 0 S: 13	H: 0 LOB: 2 BB: 1 P: 21	1B: 6 2B: 1 3B: 0 HR: 3	SF: 0 SAC: 1 DP: 2 HBP: 2	WP: 0 PB: 0 SB: 0 CS: 0	PA: 42
PITCHER	IP WLS BF H R ER SO BB IBB HBP BLK WP HR S P ERA WHIP	6.2 L 33 9 4 3 4 3 0 0 0 0 3 78 120 4.05 1.800	0.1 1 0 0 0 0 0 0 0 0 0 0 0 3 5 0.00 0.000	2.0 8 1 0 0 0 0 1 1 0 0 0 0 18 26 0.00 0.500	PITCHER															

Oakland Athletics @ Baltimore Orioles
 Oriole Park at Camden Yards, Baltimore, MD
 Wed Sep 20 2000, 7:05 PM EDT
 Att: 33,181 - Sunny - 92 F

AB 35
 R 4
 H 10
 RBI 4
 BB 4
 SO 4
 LOB 24



Batter	1	2	3	4	5	6	7	8	9	AB	R	H	RBI	BB	SO	LOB	BOTTOM					
Brady Anderson, L (1, 9) Luis Matos, R (8, 9) OBP: 0.372, SLG: 0.410	1-3 K		3-1 G6-4-3 1B		0-0 G3			1-3 K		3	0	1	0	0	1	1						
Jerry Hairston, R (1, 4) OBP: 0.349, SLG: 0.352	2-2 G5-3		0-0 G6-4-3 1-2			1-3 K		0-0 WP 1B		4	0	1	0	0	1	2						
Delino DeShields, L (1, 7) OBP: 0.370, SLG: 0.449	0-0 S 1B			3-2 2B		1-2 G6-3		4-2 1B BB		3	0	2	0	1	0	0						
Chris Richard, L (1, 3) OBP: 0.313, SLG: 0.492	1-3 K		0-0 P4		0-0 P6		1-1 FC3-6 1B	0-1 G3		4	0	0	0	0	2	4						
Brook Fordyce, R (1, 2) OBP: 0.340, SLG: 0.511		0-0 F8		1-0 P6			1-1 FC3-6 1B	0-0 G4-3		4	0	1	0	0	0	1						
Greg Myers, L (1, 10) Karim Garcia, L (7, PR) OBP: 0.094, SLG: 0.094		2-2 G3		1-1 L6			0-0 FC3-6 1-2	0-3 K		3	0	0	0	0	0	2						
Mark Lewis, R (1, 5) OBP: 0.307, SLG: 0.390		0-0 G5-3			1-2 L6		1-0 F7	2-1 13 1B 2B		4	0	1	0	0	0	1						
Jesse Garcia, R (1, 6) 13 Ivanon Coffie, L (9, PH) OBP: 0.125, SLG: 0.067			0-2 G1-3		0-1 1B		0-1 G4-3	1-1 1B		3	0	1	0	0	0	1						
Gene Kingsale, S (1, 8) OBP: 0.259, SLG: 0.298			2-1 1B		0-3 K			2-2 F8	1-1 G4-3	4	0	1	0	0	1	3						
Inning Stats	R: 0 E: 0 K: 2 S: 10	H: 1 LOB: 1 BB: 0 P: 14	R: 0 E: 0 K: 0 S: 6	H: 0 LOB: 0 BB: 0 P: 8	R: 0 E: 0 K: 0 S: 8	H: 2 LOB: 1 BB: 0 P: 13	R: 0 E: 0 K: 0 S: 8	H: 1 LOB: 1 BB: 0 P: 13	R: 0 E: 0 K: 1 S: 12	H: 1 LOB: 1 BB: 0 P: 13	R: 0 E: 0 K: 2 S: 9	H: 0 LOB: 0 BB: 0 P: 12	R: 0 E: 0 K: 0 S: 6	H: 1 LOB: 1 BB: 0 P: 8	R: 0 E: 0 K: 1 S: 15	H: 1 LOB: 2 BB: 1 P: 22	R: 0 E: 0 K: 1 S: 10	H: 2 LOB: 2 BB: 0 P: 14	1B: 7 2B: 2 3B: 0 HR: 0	SF: 0 SAC: 0 DP: 1 HBP: 0	WP: 1 PB: 0 SB: 1 CS: 0	PA: 36
PITCHER	IP WLS BF H R ER SO BB IBB HBP BLK WP HR S P ERA WHIP	7.2 W 29 7 0 0 0 7 0 0 0 1 0 6 10 0.00 3.000	0.1 2 0 0 0 0 1 0 0 0 0 1 0 6 10 0.00 3.000	1.0 5 2 0 0 0 1 0 0 0 0 0 0 10 14 0.00 2.000	PITCHER																	

Oakland Athletics @ Baltimore Orioles
 Oriole Park at Camden Yards, Baltimore, MD
 Wed Sep 20 2000, 7:05 PM EDT
 Att: 33,181 - Sunny - 92 F

AB 35
 R 0
 H 9
 RBI 0
 BB 1
 SO 7
 LOB 15



Batter	1	2	3	4	5	6	7	8	9	AB	R	H	RBI	BB	SO	LOB	TOP										
Gene Kingsale, S (1, 8) OBP: 0.258, SLG: 0.295	0-2 FC5-4 1B		2-2 G6-3		1-1 G5-3			2-2 F9		4	0	1	0	0	0	1	Baltimore Orioles @ Boston Red Sox Fenway Park, Boston, MA Fri Sep 22 2000, 7:05 PM EDT Att: 32,708 - Sunny - 68 F										
Jerry Hairston, R (1, 4) OBP: 0.353, SLG: 0.377	0-1 FC5-4			2-2 HR			0-0 F9	1-2 1B		4	1	2	1	0	0	1											
Delino DeShields, L (1, 7) OBP: 0.369, SLG: 0.445	0-0 F9			0-0 G3-1		2-3 K		2-2 G4-3		4	0	0	0	0	1	2											
Cal Ripken Jr., R (1, 5) OBP: 0.290, SLG: 0.424	1-3 K			3-2 G6-3		1-2 G5-3			0-2 F5	4	0	0	0	0	1	1											
6 Melvin Mora, R (1, 6) OBP: 0.333, SLG: 0.419		0-1 CS 1B		1-0 P4			1-0 P6		0-0 F9	4	0	1	0	0	0	0											
Chris Richard, L (1, 3) OBP: 0.312, SLG: 0.484		1-3 K			4-1 HR BB		1-3 K		1-2 G4-3	3	1	0	0	1	2	1											
Brook Fordyce, R (1, 2) OBP: 0.340, SLG: 0.509		3-2 G6-3			0-1 F9		1-0 1B			3	0	1	0	0	0	2											
Greg Myers, L (1, 10) OBP: 0.281, SLG: 0.358			4-2 FC5-4 BB		2-2 HR		3-1 F8			2	1	1	2	1	0	1											
Luis Matos, R (1, 9) OBP: 0.283, SLG: 0.317			1-0 FC5-4 G6-3		1-1 G1-3			1-2 F7		3	0	0	0	0	0	1											
Inning Stats	R: 0 E: 0 K: 1 S: 11	H: 1 LOB: 1 BB: 0 P: 12	R: 0 E: 0 K: 1 S: 9	H: 1 LOB: 0 BB: 0 P: 13	R: 0 E: 0 K: 0 S: 7	H: 0 LOB: 0 BB: 1 P: 14	R: 1 E: 0 K: 0 S: 9	H: 1 LOB: 0 BB: 0 P: 15	R: 2 E: 0 K: 0 S: 11	H: 1 LOB: 0 BB: 1 P: 19	R: 0 E: 0 K: 1 S: 8	H: 0 LOB: 0 BB: 0 P: 11	R: 0 E: 0 K: 1 S: 7	H: 1 LOB: 1 BB: 0 P: 13	R: 0 E: 0 K: 0 S: 12	H: 1 LOB: 1 BB: 0 P: 18	R: 0 E: 0 K: 0 S: 7	H: 0 LOB: 0 BB: 0 P: 8	1B: 4 2B: 0 3B: 0 HR: 2	SF: 0 SAC: 0 DP: 1 HBP: 0	WP: 0 PB: 0 SB: 1 CS: 1	PA: 33					
PITCHER	IP	WLS	BF	H	R	ER	SO	BB	IBB	HBP	BLK	WP	HR	S	P	ERA	WHIP										
Ramon Martinez, R (1, 1) ERA: 5.99	7.0	L	26	5	3	3	4	2	0	0	0	0	2	62	97	3.86	1.000										
Rich Garcés, R (8, 1) ERA: 3.07	1.0		4	1	0	0	0	0	0	0	0	0	0	12	18	0.00	1.000										
Rheal Cormier, L (9, 1) ERA: 4.57	1.0		3	0	0	0	0	0	0	0	0	0	0	7	8	0.00	0.000										

AB	31
R	3
H	6
RBI	3
BB	2
SO	4
LOB	10



Batter	1	2	3	4	5	6	7	8	9	AB	R	H	RBI	BB	SO	LOB	BOTTOM										
Trot Nixon, L (1, 9) OBP: 0.382, SLG: 0.481	1-1 G6-4-3 1B		4-1 E BB		1-2 F9			1-1 G4-3		3	0	1	0	1	0	0	Baltimore Orioles @ Boston Red Sox Fenway Park, Boston, MA Fri Sep 22 2000, 7:05 PM EDT Att: 32,708 - Sunny - 68 F										
Darren Lewis, R (1, 8) OBP: 0.309, SLG: 0.308	2-1 F9		1-1 E8			0-1 G5-3			0-1 G3-1	3	0	1	1	0	0	1											
Scott Hatteberg, L (9, PH) OBP: 0.368, SLG: 0.452			1-3 2-H 1B							1	0	0	0	0	0	0											
Jason Varitek, S (1, 2) OBP: 0.342, SLG: 0.396	1-0 G6-4-3		2-2 F7			0-0 G6-3			1-2 G1-3	4	0	0	0	0	0	3											
Nomar Garciaparra, R (1, 6) OBP: 0.430, SLG: 0.589		1-0 F9		0-0 FC4-6 1B		0-1 G6-3			0-0 G6-3	4	0	1	0	0	0	0											
Troy O'Leary, L (1, 7) OBP: 0.320, SLG: 0.405		2-0 G3		3-2 FC4-6 FC6-4			3-2 F8			3	0	0	0	0	0	1											
Dante Bichette, R (1, 10) OBP: 0.346, SLG: 0.473		1-3 K		2-2 FC6-4			2-2 F9			3	0	0	0	0	1	1											
Brian Daubach, L (1, 3) OBP: 0.319, SLG: 0.460			1-0 G4-3		0-1 F7		1-3 K			3	0	0	0	0	1	1											
Manny Alexander, R (1, 5) OBP: 0.261, SLG: 0.325			0-0 BB E 1B					0-0 G3-1		2	1	1	0	0	0	0											
Midge Cummings, L (8, PH) OBP: 0.335, SLG: 0.391										1	0	0	0	0	0	0											
Lou Merloni, R (9, 5) OBP: 0.355, SLG: 0.465										0	0	0	0	0	0	0											
Mike Lansing, R (1, 4) OBP: 0.298, SLG: 0.370			3-2 BB E 1B					0-3 G3-1		2	0	0	0	0	0	1											
Carl Everett, S (8, PH) OBP: 0.372, SLG: 0.590										1	0	0	0	0	1	0											
Donnie Sadler, R (9, 4) OBP: 0.239, SLG: 0.296										0	0	0	0	0	0	0											
Inning Stats	R: 0 E: 0 K: 0 S: 5	H: 1 LOB: 0 BB: 0 P: 9	R: 0 E: 0 K: 1 S: 5	H: 0 LOB: 0 BB: 0 P: 9	R: 1 E: 1 K: 0 S: 12	H: 2 LOB: 2 BB: 1 P: 23	R: 0 E: 0 K: 0 S: 13	H: 1 LOB: 1 BB: 0 P: 18	R: 0 E: 0 K: 0 S: 5	H: 0 LOB: 0 BB: 0 P: 5	R: 0 E: 0 K: 1 S: 9	H: 0 LOB: 0 BB: 0 P: 15	R: 0 E: 0 K: 1 S: 6	H: 0 LOB: 0 BB: 0 P: 7	R: 0 E: 0 K: 0 S: 7	H: 0 LOB: 0 BB: 0 P: 8	1B: 4 2B: 0 3B: 0 HR: 0	SF: 0 SAC: 0 DP: 1 HBP: 0	WP: 0 PB: 0 SB: 0 CS: 0	PA: 31							
PITCHER	IP	WLS	BF	H	R	ER	SO	BB	IBB	HBP	BLK	WP	HR	S	P	ERA	WHIP										
Sidney Ponson, R (1, 1) ERA: 4.83	9.0	W	31	4	1	1	3	1	0	0	0	0	0	67	101	1.00	0.556										

AB	30
R	1
H	4
RBI	1
BB	1
SO	3
LOB	8



Batter	1	2	3	4	5	6	7	8	9	10	AB	R	H	RBI	BB	SO	LOB	TOP										
Gene Kingsale, S OBP: 0.265, SLG: 0.303	0-2 SH5-3 1B 2B		0-0 G5-3		1-0 G4-3		4-1 1B E BB		0-1 G4-3	2-0 FC4-6 1-2f 2-3	5	2	1	0	1	0	2											
Jerry Hairston, R OBP: 0.362, SLG: 0.387	0-0 SH5-3		3-2 G1-6-3 1B			1-3 K	1-2 E 1B		1-0 G6-3 S 1B		4	1	3	0	0	1	0											
Delino DeShields, L OBP: 0.366, SLG: 0.444	3-0 1B		1-1 G1-6-3 1-2f			4-2 S 2B BB	3-2 E6 1B 3-H		3-2 G6-3		4	1	1	1	1	0	3											
Cal Ripken Jr., R OBP: 0.292, SLG: 0.424	0-1 1B			0-3 K		0-3 K	0-1 1-3 2-H 1B		1-3 K		5	0	2	1	0	3	2											
Chris Richard, L OBP: 0.319, SLG: 0.506	1-2 F9			3-2 HR		3-2 6 1B 2B	1-1 P6			0-0 G4-3 6 SH1-4 1B	5	3	3	2	0	0	4											
6 Melvin Mora, R OBP: 0.333, SLG: 0.417	0-3 K			1-2 P3		2-1 1B			1-2 G6-3		4	0	1	1	0	1	2											
Brook Fordyce, R OBP: 0.338, SLG: 0.504		2-3 K		3-3 K		1-2 P6			1-2 1B		5	0	1	0	0	2	2											
Greg Myers, L OBP: 0.277, SLG: 0.352		1-1 G3-1			0-0 F8				3-1 G5-3	2-3 K																		
Trendad Hubbard, R OBP: 0.266, SLG: 0.297																												
Brady Anderson, L OBP: 0.374, SLG: 0.410																												
Luis Matos, R OBP: 0.281, SLG: 0.314		1-1 G6-3			0-3 K				0-0 G5-3	1-3 K																		
Inning Stats	R: 1 E: 0 K: 1 S: 13	H: 3 LOB: 2 BB: 0 P: 17	R: 0 E: 0 K: 1 S: 7	H: 0 LOB: 0 BB: 0 P: 11	R: 0 E: 0 K: 0 S: 6	H: 1 LOB: 0 BB: 0 P: 10	R: 1 E: 0 K: 2 S: 15	H: 1 LOB: 0 BB: 0 P: 22	R: 0 E: 0 K: 1 S: 6	H: 0 LOB: 0 BB: 0 P: 7	R: 2 E: 0 K: 2 S: 17	H: 2 LOB: 1 BB: 1 P: 28	R: 2 E: 1 K: 0 S: 15	H: 2 LOB: 2 BB: 1 P: 27	R: 0 E: 0 K: 1 S: 13	H: 1 LOB: 1 BB: 0 P: 18	R: 0 E: 0 K: 1 S: 6	H: 1 LOB: 1 BB: 0 P: 16	R: 1 E: 0 K: 0 S: 6	H: 2 LOB: 2 BB: 1 P: 13	1B: 10 2B: 2 3B: 0 HR: 1	SF: 0 SAC: 2 DP: 1 HBP: 0	WP: 0 PB: 0 SB: 2 CS: 0	PA: 46				
PITCHER	IP WLS BF H R ER SO BB IBB HBP BLK WP HR S P ERA WHIP	5.0 1.0 0.2 1.1 1.0	19 6 5 6 4	5 2 1 2 1	2 2 0 0 0	5 2 1 2 1	0 0 1 0 0	0 0 0 0 0	0 0 0 0 0	0 0 0 0 0	0 0 0 0 0	17 28 22 17 16	67 18.00 3.000 0.00 0.00	1.000 3.000 3.000 1.500 1.000	PITCHER	IP WLS BF H R ER SO BB IBB HBP BLK WP HR S P ERA WHIP	0.1 0.2	2 4	1 1	1 0	0 0	0 0	0 0	3 10	27.00 0.00	3.000 1.500		

Baltimore Orioles @ Boston Red Sox
Fenway Park, Boston, MA
Sat Sep 23 2000, 4:35 PM EDT
Att: 32,273 - Cloudy - 69 F

livebaseballscorecards.com

AB 41
R 7
H 13
RBI 6
BB 3
SO 10
LOB 17

Batter	1	2	3	4	5	6	7	8	9	10	AB	R	H	RBI	BB	SO	LOB	BOTTOM									
Trot Nixon, L OBP: 0.379, SLG: 0.475	2-3 K		1-1 F8		2-1 L7	2-0 F9			2-2 G1-6-3	4-2 BB	5	0	0	1	1	1	1										
Darren Lewis, R OBP: 0.308, SLG: 0.311	0-1 P4		0-1 G3		2-0 1B 2B	1-3 K			2-1 1B		4	1	1	0	0	1	1										
Midre Cummings, L OBP: 0.338, SLG: 0.394											1	0	1	0	0	0	0										
Donnie Sadler, R OBP: 0.239, SLG: 0.296											0	0	0	0	0	0	0										
Dante Bichette, R OBP: 0.345, SLG: 0.470	0-0 F9		3-1 HR 1B		3-2 F9		2-1 G5-3		1-1 P5		5	1	1	0	0	0	2										
Nomar Garciaparra, R OBP: 0.433, SLG: 0.595		2-1 1B 2B 1B	3-0 1-H HR		4-1 1B 2B IBB		2-2 F8			4-1 2B BB	3	4	2	2	2	0	0										
Troy O'Leary, L OBP: 0.322, SLG: 0.409		0-0 2B 1B	1-2 G4-3		1-1 2B 1B		1-1 K			0-0 BB 2B	5	2	3	2	0	1	0										
Lou Merloni, R OBP: 0.366, SLG: 0.486		1-1 G1-3 1-H 2-H 2B		2-2 G5-3	0-0 1-3 3-H 2B			2-3 K		4-0 BB IBB IBB	4	0	2	3	1	1	0										
Scott Hatteberg, L OBP: 0.365, SLG: 0.444		2-2 F7		3-2 G4-3	2-2 L3			1-2 G4-3		4-0 BB IBB	4	0	0	0	1	0	3										
Mike Lansing, R OBP: 0.297, SLG: 0.371		1-0 G1-3		1-0 2B		1-0 P6		2-2 G6-3		2-2 L7	4	0	1	0	0	0	1										
Jason Varitek, S OBP: 0.341, SLG: 0.395		2-3									1	0	0	0	0	0	3										
Rico Brogna, L OBP: 0.277, SLG: 0.351		1-2 F8		2-2 P6		1-0 1B			0-3 K		4	0	1	0	0	1	2										
Brian Daubach, L OBP: 0.318, SLG: 0.459										0-0 F2	1	0	0	0	0	0	3										
Inning Stats	R: 0 E: 0 K: 1 S: 6	H: 0 LOB: 0 BB: 0 P: 8	R: 2 E: 0 K: 0 S: 12	H: 3 LOB: 1 BB: 0 P: 19	R: 0 E: 0 K: 0 S: 10	H: 1 LOB: 0 BB: 0 P: 18	R: 0 E: 0 K: 0 S: 11	H: 1 LOB: 1 BB: 0 P: 19	R: 0 E: 0 K: 1 S: 6	H: 0 LOB: 0 BB: 0 P: 11	R: 0 E: 0 K: 1 S: 13	H: 0 LOB: 0 BB: 0 P: 19	R: 0 E: 0 K: 1 S: 9	H: 0 LOB: 0 BB: 0 P: 14	R: 0 E: 0 K: 1 S: 11	H: 1 LOB: 1 BB: 0 P: 16	R: 2 E: 0 K: 0 S: 11	H: 3 LOB: 3 BB: 4 P: 29	1B: 6 2B: 5 3B: 0 HR: 1	SF: 0 SAC: 0 DP: 0 HBP: 0	WP: 0 PB: 0 SB: 0 CS: 0	PA: 46					
PITCHER	IP WLS BF H R ER SO BB IBB HBP BLK WP HR S P ERA WHIP	5.0 1.2 0.1 2.0	9 6 0 7	6 0 0 1	6 1 0 2	1 0 0 2	1 0 0 2	1 0 0 2	0 0 0 2	0 0 0 2	0 0 0 2	16 25 5 30	10.80 0.00 0.000 0.000	1.800 0.600 0.000 0.500	PITCHER	IP WLS BF H R ER SO BB IBB HBP BLK WP HR S P ERA WHIP	0.1 0.2	2 4	1 1	0 0	0 0	0 0	3 10	27.00 0.00	3.000 1.500		

Baltimore Orioles @ Boston Red Sox
Fenway Park, Boston, MA
Sat Sep 23 2000, 4:35 PM EDT
Att: 32,273 - Cloudy - 69 F

livebaseballscorecards.com

AB 41
R 8
H 12
RBI 8
BB 5
SO 5
LOB 16

Batter	1	2	3	4	5	6	7	8	9	AB	R	H	RBI	BB	SO	LOB	TOP								
Gene Kingsale, S (1, 8) OBP: 0.250, SLG: 0.290	G4-3		K			K		SF9		3	0	0	1	0	2	1	Baltimore Orioles @ Boston Red Sox Fenway Park, Boston, MA Sun Sep 24 2000, 1:05 PM EDT Att: 32,183 - Cloudy - 78 F								
Jerry Hairston, R (1, 4) OBP: 0.354, SLG: 0.377	P3		K			F9		K		4	0	0	0	0	2	2									
Delino DeShields, L (1, 7) OBP: 0.363, SLG: 0.441	G3					F8			K	4	0	0	0	0	1	0									
Chris Richard, L (1, 3) OBP: 0.318, SLG: 0.503		E4				K			G6-3	4	0	1	0	0	1	0									
6 Melvin Mora, R (1, 6) OBP: 0.330, SLG: 0.413		B2				F8			K	4	0	0	0	0	1	2									
Greg Myers, L (1, 10) OBP: 0.271, SLG: 0.344		G5-3				F8			G4-3	3	0	0	0	0	0	2									
Mark Lewis, R (1, 5) OBP: 0.303, SLG: 0.383		F8				F9			F9	3	0	0	0	0	0	1									
Fernando Lunar, R (1, 2) OBP: 0.250, SLG: 0.185			G4-3							2	0	1	0	0	0	0									
Brady Anderson, L (8, PH) OBP: 0.375, SLG: 0.410										0	0	0	0	1	0	0									
Jesse Garcia, R (8, FR) OBP: 0.125, SLG: 0.067										0	1	0	0	0	0	0									
Brook Fordyce, R (8, 2) OBP: 0.336, SLG: 0.504										0	0	0	0	0	0	0									
Luis Matos, R (1, 9) OBP: 0.287, SLG: 0.320										3	0	2	0	0	0	1									
Inning Stats	R: 0 E: 0 K: 0 S: 8	H: 0 LOB: 0 BB: 0 P: 13	R: 0 E: 1 K: 0 S: 9	H: 0 LOB: 1 BB: 0 P: 15	R: 0 E: 0 K: 2 S: 9	H: 1 LOB: 0 BB: 0 P: 12	R: 0 E: 0 K: 1 S: 6	H: 0 LOB: 0 BB: 0 P: 8	R: 0 E: 0 K: 0 S: 5	H: 1 LOB: 1 BB: 0 P: 9	R: 0 E: 0 K: 1 S: 7	H: 0 LOB: 0 BB: 0 P: 9	R: 0 E: 0 K: 0 S: 8	H: 1 LOB: 0 BB: 0 P: 10	R: 1 E: 0 K: 0 S: 13	H: 1 LOB: 2 BB: 1 P: 19	R: 0 E: 0 K: 2 S: 11	H: 0 LOB: 0 BB: 0 P: 14	1B: 4 2B: 0 3B: 0 HR: 0	SF: 1 SAC: 0 DP: 0 HBP: 0	WP: 0 PB: 0 SB: 2 CS: 1	PA: 32			
PITCHER	IP	WLS	BF	H	R	ER	SO	BB	IBB	HBP	BLK	WP	HR	S	P	ERA	WHIP								
Tomo Ohka, R (1, 1) ERA: 3.27	7.1	L	27	4	1	1	4	1	0	0	0	0	0	59	87	1.23	0.682								
Rich Garcés, R (8, 1) ERA: 3.04	0.2		2	0	0	0	1	0	0	0	0	0	0	6	8	0.00	0.000								
Jeff Fassero, L (9, 1) ERA: 4.92	1.0		3	0	0	0	2	0	0	0	0	0	0	11	14	0.00	0.000								


AB	30
R	1
H	4
RBI	1
BB	1
SO	7
LOB	9




Batter	1	2	3	4	5	6	7	8	9	AB	R	H	RBI	BB	SO	LOB	BOTTOM								
Trot Nixon, L (1, 9) OBP: 0.375, SLG: 0.469	K		K			F8		K	F8	5	0	0	0	0	3	2	Baltimore Orioles @ Boston Red Sox Fenway Park, Boston, MA Sun Sep 24 2000, 1:05 PM EDT Att: 32,183 - Cloudy - 78 F								
Jose Offerman, S (1, 4) OBP: 0.355, SLG: 0.359			K			F8				4	0	2	0	0	1	0									
Mike Lansing, R (8, FR) OBP: 0.297, SLG: 0.371										0	0	0	0	0	0	0									
Dante Bichette, R (1, 10) OBP: 0.345, SLG: 0.469										4	0	1	0	0	2	2									
Nomar Garciaparra, R (1, 6) OBP: 0.434, SLG: 0.594										3	0	1	0	1	1	2									
Troy O'Leary, L (1, 7) OBP: 0.320, SLG: 0.406										4	0	0	0	0	3	4									
Lou Merloni, R (1, 5) OBP: 0.374, SLG: 0.491										3	0	2	0	0	1	1									
Manny Alexander, R (7, FR) OBP: 0.261, SLG: 0.325										0	0	0	0	0	0	0									
Carl Everett, S (9, PH) OBP: 0.373, SLG: 0.590										0	0	0	0	1	0	0									
Bernard Gilkey, R (9, FR) OBP: 0.260, SLG: 0.280										0	0	0	0	0	0	0									
Scott Hatteberg, L (1, 2) OBP: 0.363, SLG: 0.440										4	0	1	0	0	2	3									
Darren Lewis, R (1, 8) OBP: 0.306, SLG: 0.309										2	0	0	0	0	0	1									
Midre Cummings, L (7, PH) OBP: 0.336, SLG: 0.392										1	0	0	0	0	1	3									
Donnie Sadler, R (8, 8) OBP: 0.247, SLG: 0.305										1	0	1	0	0	0	0									
Rico Brogna, L (1, 3) OBP: 0.273, SLG: 0.345										3	0	0	0	0	2	3									
Brian Daubach, L (9, PH) OBP: 0.318, SLG: 0.458										1	0	0	0	0	0	3									
Inning Stats	R: 0 E: 0 K: 2 S: 13	H: 1 LOB: 1 BB: 0 P: 17	R: 0 E: 0 K: 2 S: 10	H: 1 LOB: 1 BB: 0 P: 15	R: 0 E: 0 K: 3 S: 9	H: 0 LOB: 0 BB: 0 P: 12	R: 0 E: 0 K: 3 S: 14	H: 1 LOB: 1 BB: 0 P: 17	R: 0 E: 0 K: 1 S: 8	H: 0 LOB: 0 BB: 0 P: 10	R: 0 E: 0 K: 1 S: 8	H: 0 LOB: 0 BB: 0 P: 10	R: 0 E: 1 K: 3 S: 17	H: 2 LOB: 3 BB: 0 P: 25	R: 0 E: 0 K: 1 S: 10	H: 1 LOB: 2 BB: 1 P: 18	R: 0 E: 0 K: 0 S: 9	H: 2 LOB: 2 BB: 1 P: 17	1B: 7 2B: 2 3B: 0 HR: 0	SF: 0 SAC: 0 DP: 1 HBP: 0	WP: 0 PB: 0 SB: 0 CS: 0	PA: 37			
PITCHER	IP	WLS	BF	H	R	ER	SO	BB	IBB	HBP	BLK	WP	HR	S	P	ERA	WHIP								
35 Mike Mussina, R (1, 1) ERA: 3.85	7.0	W	27	5	0	0	15	0	0	0	0	0	0	79	106	0.00	0.714								
Mike Trombley, R (8, 1) ERA: 4.33	0.2	H	4	1	0	0	1	0	1	0	0	0	0	7	15	0.00	1.500								
Buddy Groom, L (8, 1) ERA: 4.92	0.1	H	1	0	0	0	0	0	0	0	0	0	0	3	3	0.00	0.000								
Ryan Kohlmeier, R (9, 1) ERA: 2.7	1.0	S	5	2	0	0	0	1	0	0	0	0	0	9	17	0.00	3.000								

AB	35
R	0
H	8
RBI	0
BB	2
SO	16
LOB	24



Batter	1	2	3	4	5	6	7	8	9	AB	R	H	RBI	BB	SO	LOB	TOP
Shannon Stewart, R (1,7) OBP: 0.366, SLG: 0.516	1-2 BB SF9 1B		2-1 G5-3			0-0 CS 1B		0-2 L9		4	1	2	0	0	0	0	<p>Toronto Blue Jays @ Baltimore Orioles</p> <p>Oriole Park at Camden Yards, Baltimore, MD</p> <p>Tue Sep 26 2000, 7:05 PM EDT</p> <p>Att: 31,614 - Cloudy - 59 F</p> <p>livebaseballscores.com</p> <p>AB 30 R 1 H 5 RBI 1 BB 4 SO 4 LOB 13</p> 
Alex Gonzalez, R (1,6) OBP: 0.312, SLG: 0.391	1-0 BB 1B		0-0 L5		4-2 BB BB		1-0 G5-3		3	0	1	0	1	0	0		
Dave Martinez, L (1,9) OBP: 0.355, SLG: 0.381	0-3 K		3-2 F7		2-0 P6		1-0 F5		4	0	0	0	0	1	3		
Carlos Delgado, L (1,3) OBP: 0.475, SLG: 0.679	4-2 BB 1-2 2-3			0-3 K	4-1 BB		0-1 G4-3		2	0	0	0	2	1	0		
Darrin Fletcher, L (1,2) OBP: 0.354, SLG: 0.514	1-0 SF9			0-0 2B 1B	0-1 G3		3-2 F7		3	0	1	1	0	0	2		
Tony Batista, R (1,5) OBP: 0.311, SLG: 0.520	3-1 L5			2-2 2B	1-3 2B		0-1 L6		3-3 K	4	0	1	0	0	1	2	
José Cruz Jr., S (1,8) OBP: 0.325, SLG: 0.471		1-0 G3		4-0 BB		2-1 G4-3		1-0 L9	2	3	0	0	0	1	0	0	
Todd Greene, R (1,10) OBP: 0.278, SLG: 0.419		0-0 G5-3		1-3 K		1-1 F2		1-2 F2	3	4	0	0	0	0	1	3	
Mickey Morandini, L (1,4) OBP: 0.327, SLG: 0.318		1-2 P4		0-0 F8		1-1 F8				3	0	0	0	0	0	3	
Inning Stats	R: 1 H: 2 E: 0 LOB: 2 K: 1 S: 12	H: 0 R: 1 ER: 0 LOB: 0 BB: 0 P: 22	R: 0 H: 0 E: 0 LOB: 0 BB: 0 P: 7	R: 0 H: 0 E: 0 LOB: 0 BB: 0 P: 11	R: 0 H: 2 E: 0 LOB: 3 K: 2 S: 12	R: 0 H: 1 E: 0 LOB: 2 BB: 2 P: 17	R: 0 H: 0 E: 0 LOB: 0 BB: 0 P: 9	R: 0 H: 0 E: 0 LOB: 0 BB: 0 P: 10	R: 0 H: 0 E: 0 LOB: 0 BB: 0 P: 11	R: 0 H: 0 E: 0 LOB: 0 BB: 0 P: 14	1B: 4 2B: 1 3B: 0 HR: 0	SF: 1 SAC: 0 DP: 0 HBP: 0	WP: 0 PB: 0 SB: 0 CS: 1	PA: 35			
PITCHER	IP WLS BF H R ER SO BB IBB HBP BLK WP HR S P ERA WHIP																
Jose Mercedes, R (1,1) ERA: 4.03	7.0 W 29 5 1 1 3 4 0 0 0 0 0 0 56 95 1.29 1.286																
Buddy Groom, L (8,1) ERA: 4.54	1.0 H 3 0 0 0 0 0 0 0 0 0 0 0 7 11 0.00 0.000																
Ryan Kohlmeier, R (9,1) ERA: 2.59	1.0 S 3 0 0 0 1 0 0 0 0 0 0 0 9 14 0.00 0.000																

Batter	1	2	3	4	5	6	7	8	9	AB	R	H	RBI	BB	SO	LOB	BOTTOM
Gene Kingsale, S (1,8) OBP: 0.250, SLG: 0.288	3-2 F9		0-0 P4			1-2 1B 2B 1B		0-0 F9		4	1	1	0	0	0	0	<p>Toronto Blue Jays @ Baltimore Orioles</p> <p>Oriole Park at Camden Yards, Baltimore, MD</p> <p>Tue Sep 26 2000, 7:05 PM EDT</p> <p>Att: 31,614 - Cloudy - 59 F</p> <p>livebaseballscores.com</p> <p>AB 29 R 2 H 7 RBI 2 BB 0 SO 4 LOB 6</p> 
Jerry Hairston, R (1,4) OBP: 0.352, SLG: 0.373	1-2 G5-3			0-0 B3		2-2 1B		2-3 K		4	0	1	0	0	1	0	
Delino DeShields, L (1,7) OBP: 0.365, SLG: 0.441	1-1 G4-3			2-2 F7		0-1 2B		3-2 G4-3		4	0	1	1	0	0	0	
Albert Belle, R (1,10) OBP: 0.339, SLG: 0.470		3-2 G6-3		3-2 F2		3-H 2-3 K				3	0	0	0	0	1	1	
Cal Ripken Jr., R (1,5) OBP: 0.292, SLG: 0.423		0-1 L7			0-2 1B		1-1 L7			3	0	1	0	0	0	0	
6 Melvin Mora, R (1,6) OBP: 0.332, SLG: 0.415		2-1 1B			0-1 F7		0-1 1B SF9 1B			3	1	2	0	0	0	1	
Chris Richard, L (1,3) OBP: 0.318, SLG: 0.500		0-0 F7			0-0 F7		2-0 1B		1-3 1B	3	0	1	0	0	0	2	
Brook Fordyce, R (1,2) OBP: 0.334, SLG: 0.500			2-2 F8		1-3 K		3-1 SF9			2	0	0	1	0	1	1	
Luis Matos, R (1,9) OBP: 0.283, SLG: 0.314			3-2 P6			0-0 G4-3		3-H 1-3 K		3	0	0	0	0	1	1	
Inning Stats	R: 0 H: 0 E: 0 LOB: 0 K: 0 S: 9	H: 1 R: 2 ER: 2 LOB: 0 BB: 0 P: 15	R: 0 H: 0 E: 0 LOB: 0 BB: 0 P: 12	R: 0 H: 0 E: 0 LOB: 0 BB: 0 P: 13	R: 0 H: 1 E: 0 LOB: 1 K: 1 S: 9	R: 0 H: 3 E: 0 LOB: 1 BB: 0 P: 18	R: 1 H: 2 E: 0 LOB: 1 BB: 0 P: 17	R: 0 H: 0 E: 0 LOB: 0 BB: 0 P: 14	1B: 6 2B: 1 3B: 0 HR: 0	SF: 1 SAC: 0 DP: 0 HBP: 0	WP: 0 PB: 0 SB: 1 CS: 0	PA: 30					
PITCHER	IP WLS BF H R ER SO BB IBB HBP BLK WP HR S P ERA WHIP																
David Wells, L (1,1) ERA: 3.96	8.0 L 30 7 2 2 4 0 0 0 0 0 0 0 75 113 2.25 0.875																

Batter	1	2	3	4	5	6	7	8	9	AB	R	H	RBI	BB	SO	LOB	TOP										
Shannon Stewart, R (1, 7) OBP: 0.366, SLG: 0.519 Dewayne Wise, L (8, 7) OBP: 0.208, SLG: 0.136	G1-3			F8 G5-3 1B		F9			F7	3	0	1	0	0	0	0											
Alex Gonzalez, R (1, 6) OBP: 0.310, SLG: 0.386 Chris Woodward, R (6, 6) OBP: 0.254, SLG: 0.337	G6-3			G5-3		K			G6-3	3	0	0	0	0	1	1											
Dave Martinez, L (1, 9) OBP: 0.351, SLG: 0.376 Chad Mottola, R (5, 9) OBP: 0.300, SLG: 0.222	G3			F8					K	2	0	0	0	0	0	1											
Carlos Delgado, L (1, 3)				K						2	0	0	0	1	2	1											
Darrin Fletcher, L (1, 10) OBP: 0.354, SLG: 0.518 Marty Cordova, R (7, PH) OBP: 0.317, SLG: 0.340	G4-3								K	2	1	1	1	0	0	0											
Tony Batista, R (1, 5) OBP: 0.310, SLG: 0.522	F8									3	0	0	0	0	0	1											
José Cruz Jr., S (1, 8) OBP: 0.351, SLG: 0.467 10 Vernon Wells, R (5, 8)				K						2	0	0	0	0	1	0											
Craig Grebeck, R (1, 4) OBP: 0.362, SLG: 0.408				K						3	0	0	0	0	2	0											
Alberto Castillo, R (1, 2) OBP: 0.285, SLG: 0.262				F8						3	0	0	0	0	0	0											
Inning Stats	R: 0 E: 0 K: 0 S: 8	H: 0 LOB: 0 BB: 0 P: 14	R: 0 E: 0 K: 1 S: 6	H: 0 LOB: 0 BB: 0 P: 8	R: 0 E: 0 K: 2 S: 9	H: 0 LOB: 0 BB: 0 P: 15	R: 0 E: 0 K: 1 S: 8	H: 1 LOB: 1 BB: 0 P: 13	R: 1 E: 0 K: 0 S: 6	H: 1 LOB: 0 BB: 0 P: 13	R: 0 E: 0 K: 1 S: 8	H: 0 LOB: 1 BB: 1 P: 10	R: 0 E: 0 K: 2 S: 10	H: 0 LOB: 1 BB: 1 P: 21	R: 0 E: 0 K: 1 S: 7	H: 0 LOB: 0 BB: 0 P: 13	R: 0 E: 0 K: 1 S: 7	H: 0 LOB: 0 BB: 0 P: 10	1B: 1 2B: 0 3B: 0 HR: 1	SF: 0 SAC: 0 DP: 0 HBP: 0	WP: 0 PB: 0 SB: 0 CS: 0	PA: 30					
PITCHER	IP	WLS	BF	H	R	ER	SO	BB	IBB	HBP	BLK	WP	HR	S	P	ERA	WHIP										
Pat Rapp, R (1, 1) ERA: 5.9	7.0	W	24	2	1	1	7	1	0	0	0	0	1	55	94	1.29	0.429										
Jay Spurgeon, R (8, 1) ERA: 6.0	1.0		3	0	0	0	1	0	0	0	0	0	0	7	13	0.00	0.000										
Buddy Groom, L (9, 1) ERA: 4.78	0.1		1	0	0	0	0	0	0	0	0	0	0	1	1	0.00	0.000										
45 Lesli Brea, R (9, 1) ERA: 12.38	0.2		2	0	0	0	1	0	0	0	0	0	0	6	9	0.00	0.000										

Toronto Blue Jays @ Baltimore Orioles
 Oriole Park at Camden Yards, Baltimore, MD
 Thu Sep 28 2000, 7:05 PM EDT
 Att: 32,203 - Cloudy - 68 F

AB 29
 R 1
 H 2
 RBI 1
 BB 1
 SO 9
 LOB 5



Batter	1	2	3	4	5	6	7	8	9	AB	R	H	RBI	BB	SO	LOB	BOTTOM											
Brady Anderson, L (1, 9) OBP: 0.377, SLG: 0.421 Karim Garcia, L (6, PH) OBP: 0.091, SLG: 0.091	HR	1B BB		BB	SF8	G6-3				2	4	2	4	2	0	0												
Jerry Hairston, R (1, 4) OBP: 0.349, SLG: 0.365	K	E4 1B		E4 1B	1B				F7	6	4	2	2	0	1	2												
Delino DeShields, L (1, 7) OBP: 0.366, SLG: 0.446 Trenidad Hubbard, R (5, PR) OBP: 0.271, SLG: 0.274	2B BB	G6-3 1B		F7	1B 1B				G4-3 1B	4	2	3	5	1	0	2												
Albert Belle, R (1, 10) OBP: 0.339, SLG: 0.467	F8	G6-3		F9	1B				G4-3	6	0	2	2	0	0	3												
Chris Richard, L (1, 3) OBP: 0.314, SLG: 0.493 Ryan Minor, R (8, 3) OBP: 0.170, SLG: 0.143	1B 2B	K		FC1-6 1B	K				PB 1B G6-3 BB	5	2	2	1	0	2	3												
Cal Ripken Jr., R (1, 5) OBP: 0.301, SLG: 0.430 Mark Lewis, R (5, PR) OBP: 0.305, SLG: 0.385	1B			K	1B 1B				G6-3 PB 1B	4	1	3	1	0	1	0												
6 Melvin Mora, R (1, 6) OBP: 0.333, SLG: 0.412 Jesse Garcia, R (5, PH) OBP: 0.158, SLG: 0.059	F9			K	1B 1B				P4	2	1	1	0	0	0	1												
Brook Fordyce, R (1, 2) OBP: 0.342, SLG: 0.514 Fernando Lunar, R (8, 2) OBP: 0.247, SLG: 0.182		BB E 1B		P4	1B 2B 1B				G6-3	5	4	4	2	0	0	1												
Gene Kingsale, S (1, 8) OBP: 0.253, SLG: 0.288	F8			G4-3	2B 1B 1B				L7	6	2	2	2	0	0	3												
Inning Stats	R: 3 E: 0 K: 1 S: 14	H: 3 LOB: 1 BB: 1 P: 25	R: 3 E: 2 K: 1 S: 15	H: 2 LOB: 1 BB: 1 P: 27	R: 0 E: 0 K: 1 S: 7	H: 0 LOB: 1 BB: 0 P: 13	R: 10 E: 2 K: 0 S: 28	H: 8 LOB: 0 BB: 1 P: 51	R: 5 E: 0 K: 2 S: 28	H: 7 LOB: 3 BB: 1 P: 46	R: 1 E: 0 K: 0 S: 7	H: 1 LOB: 0 BB: 0 P: 10	R: 0 E: 0 K: 0 S: 3	H: 1 LOB: 0 BB: 0 P: 5	R: 1 E: 0 K: 0 S: 9	H: 1 LOB: 1 BB: 1 P: 14	R: 0 E: 0 K: 0 S: 3	H: 0 LOB: 0 BB: 0 P: 5	1B: 18 2B: 2 3B: 0 HR: 3	SF: 1 SAC: 0 DP: 1 HBP: 1	WP: 0 PB: 1 SB: 0 CS: 0	PA: 54						
PITCHER	IP	WLS	BF	H	R	ER	SO	BB	IBB	HBP	BLK	WP	HR	S	P	ERA	WHIP											
Chris Carpenter, R (1, 1) ERA: 6.27	3.0	L	18	5	6	4	3	2	0	1	0	0	0	1	36	65	12.00	2.333										
32 Roy Halladay, R (4, 1) ERA: 10.84	0.2		9	5	7	3	0	1	0	0	0	0	0	18	36	40.50	9.000											
Lance Painter, L (4, 1) ERA: 4.73	1.0		12	8	8	5	1	1	0	0	0	0	1	32	52	45.00	9.000											
John Frascatore, R (5, 1) ERA: 5.53	3.1		15	5	2	1	1	1	0	0	0	0	1	25	38	2.70	1.800											

Toronto Blue Jays @ Baltimore Orioles
 Oriole Park at Camden Yards, Baltimore, MD
 Thu Sep 28 2000, 7:05 PM EDT
 Att: 32,203 - Cloudy - 68 F

AB 47
 R 23
 H 23
 RBI 20
 BB 5
 SO 5
 LOB 21



Batter	1	2	3	4	5	6	7	8	9	AB	R	H	RBI	BB	SO	LOB	TOP			
Chuck Knoblauch, R (1, 4) OBP: 0.364, SLG: 0.381	F3		2-1 1B 2 HBP		1-2 G6-3			2-1 F9		4	1	1	0	0	0	0	New York Yankees @ Baltimore Orioles Oriole Park at Camden Yards, Baltimore, MD Fri Sep 29 2000, 7:05 PM EDT Att: 47,674 - Sunny - 66 F			
2 Derek Jeter, R (1, 6) OBP: 0.416, SLG: 0.481	4-2 BB		1-2 1B HBP		1-0 HBP			1-0 G5-3		1	0	0	0	1	0	0				
Paul O'Neill, L (1, 9) OBP: 0.338, SLG: 0.426	2-2 P6		0-2 F7		0-0 F7			1-0 G1-3		4	0	0	0	0	0	4				
Bernie Williams, S (1, 8) OBP: 0.392, SLG: 0.567	3-3 K		0-0 1B 2H			2-2 G4-3			0-0 1B SF8	4	1	2	1	0	1	1				
David Justice, L (1, 7) OBP: 0.376, SLG: 0.587 Ryan Thompson, R (9, PH) OBP: 0.358, SLG: 0.532		2-1 G3	2-3 K			0-0 G4-3			1-0 F9	3	0	0	0	0	1	2				
Glenallen Hill, R (1, 10) OBP: 0.336, SLG: 0.600	2-2 20 E 2B			0-3 K		0-0 F9			0-2 1B 1B	4	0	2	0	0	1	0				
20 Jorge Posada, S (1, 2) OBP: 0.376, SLG: 0.529 Luis Polonia, L (9, PH) OBP: 0.331, SLG: 0.409	1-2 E1 G5-4-3			4-2 BB L4-3			3-3 K		0-2 SF8	2	0	0	0	1	1	1				
Tino Martinez, L (1, 3) OBP: 0.328, SLG: 0.422 Clay Bellinger, R (9, PH) OBP: 0.254, SLG: 0.382	0-0 G5-4-3			0-1 L4-3			0-2 G4-3		3-H 1-2	3	0	0	0	0	0	3				
Scott Brosius, R (1, 5) OBP: 0.299, SLG: 0.374 Alfonso Soriano, R (9, PH) OBP: 0.188, SLG: 0.362			0-0 F8		0-1 F8		1-1 G6-3		0-1 F9	3	0	0	0	0	0	0				
Inning Stats	R: 0 E: 0 K: 1 S: 13	H: 0 LOB: 1 BB: 1 P: 24	R: 0 E: 1 K: 0 S: 9	H: 1 LOB: 1 BB: 0 P: 14	R: 1 E: 0 K: 1 S: 14	H: 2 LOB: 2 BB: 0 P: 19	R: 0 E: 0 K: 1 S: 11	H: 0 LOB: 0 BB: 1 P: 15	R: 0 E: 0 K: 0 S: 6	H: 0 LOB: 0 BB: 0 P: 8	R: 0 E: 0 K: 1 S: 9	H: 0 LOB: 0 BB: 0 P: 13	R: 0 E: 0 K: 0 S: 4	H: 0 LOB: 0 BB: 0 P: 8	R: 1 E: 0 K: 0 S: 13	H: 3 LOB: 2 BB: 0 P: 15		1B: 5 2B: 2 3B: 0 HR: 0	SF: 1 SAC: 0 DP: 2 HBP: 2	WP: 0 PB: 0 SB: 0 CS: 0
PITCHER	IP WLS BF H R ER SO BB IBB HBP BLK WP HR S P ERA WHIP	IP WLS BF H R ER SO BB IBB HBP BLK WP HR S P ERA WHIP	IP WLS BF H R ER SO BB IBB HBP BLK WP HR S P ERA WHIP	IP WLS BF H R ER SO BB IBB HBP BLK WP HR S P ERA WHIP	IP WLS BF H R ER SO BB IBB HBP BLK WP HR S P ERA WHIP	IP WLS BF H R ER SO BB IBB HBP BLK WP HR S P ERA WHIP	IP WLS BF H R ER SO BB IBB HBP BLK WP HR S P ERA WHIP	IP WLS BF H R ER SO BB IBB HBP BLK WP HR S P ERA WHIP	IP WLS BF H R ER SO BB IBB HBP BLK WP HR S P ERA WHIP	IP WLS BF H R ER SO BB IBB HBP BLK WP HR S P ERA WHIP	IP WLS BF H R ER SO BB IBB HBP BLK WP HR S P ERA WHIP	IP WLS BF H R ER SO BB IBB HBP BLK WP HR S P ERA WHIP	IP WLS BF H R ER SO BB IBB HBP BLK WP HR S P ERA WHIP	IP WLS BF H R ER SO BB IBB HBP BLK WP HR S P ERA WHIP	IP WLS BF H R ER SO BB IBB HBP BLK WP HR S P ERA WHIP	IP WLS BF H R ER SO BB IBB HBP BLK WP HR S P ERA WHIP	IP WLS BF H R ER SO BB IBB HBP BLK WP HR S P ERA WHIP			

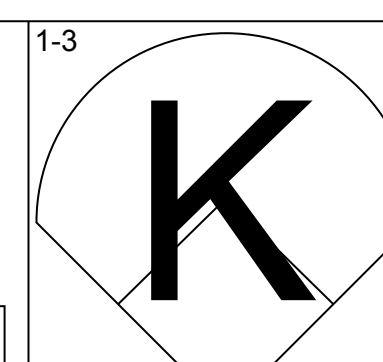
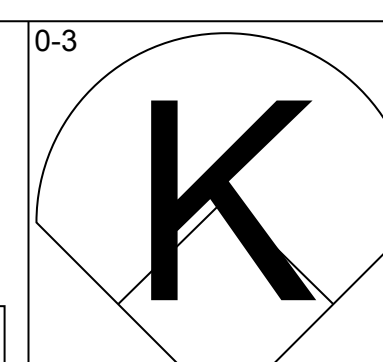
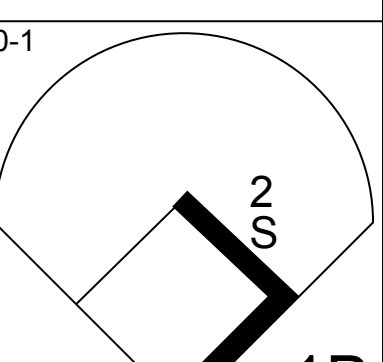
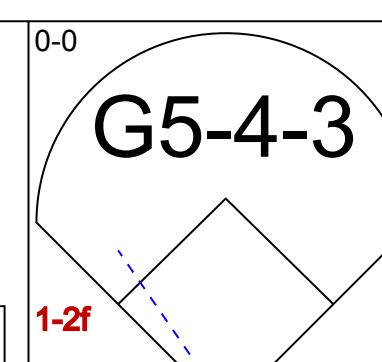
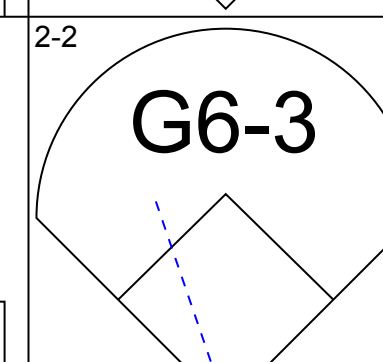
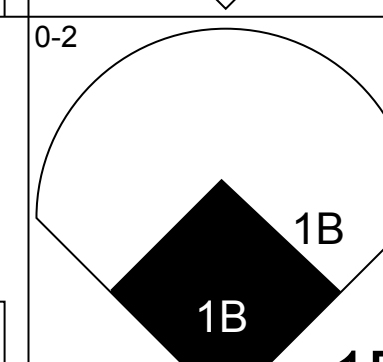
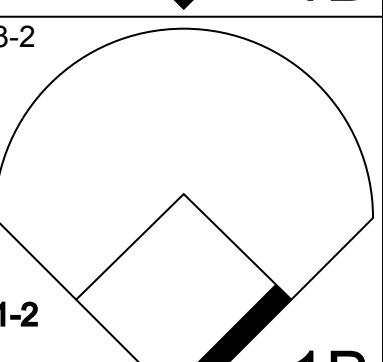
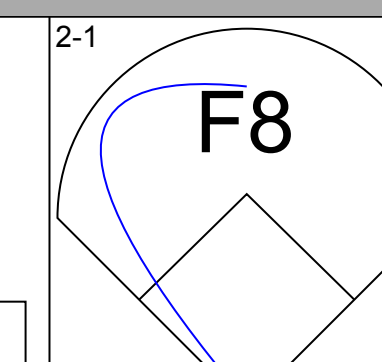
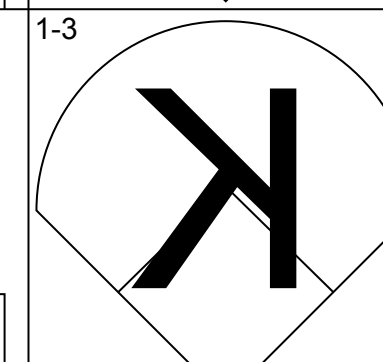
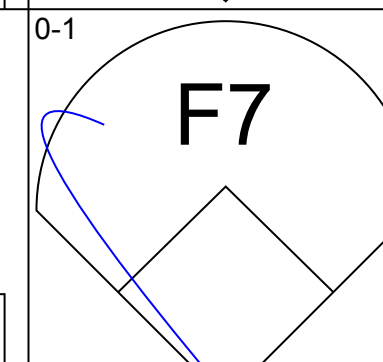
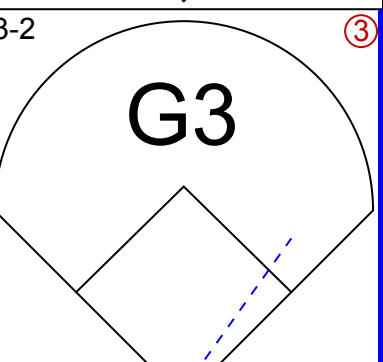
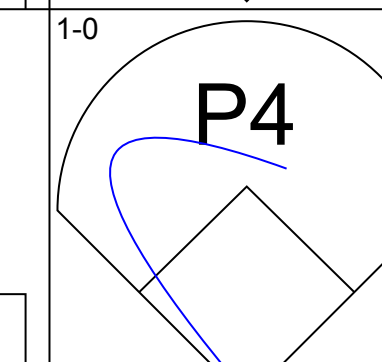
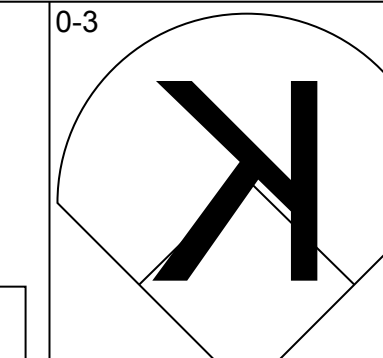
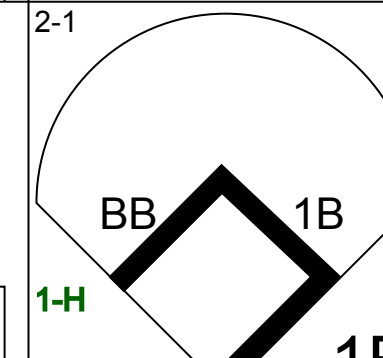
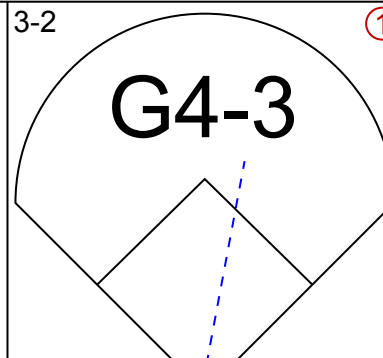
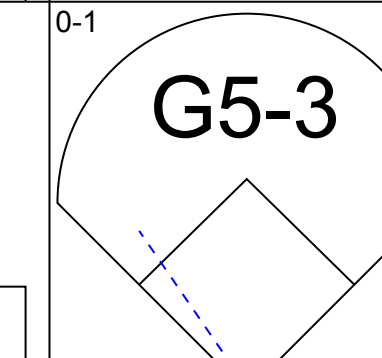
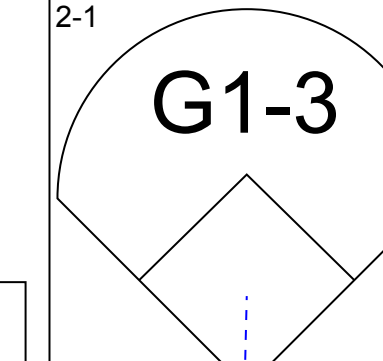
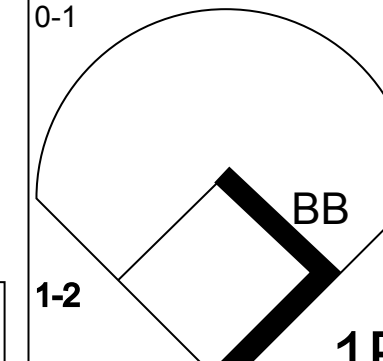
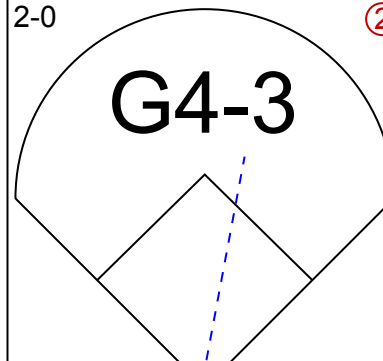
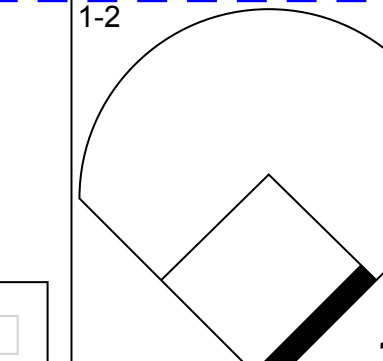
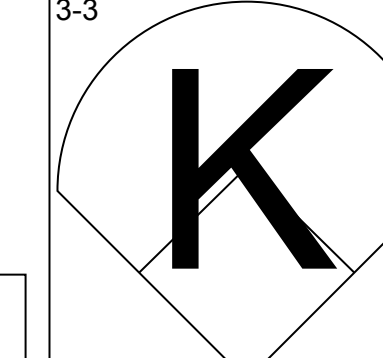
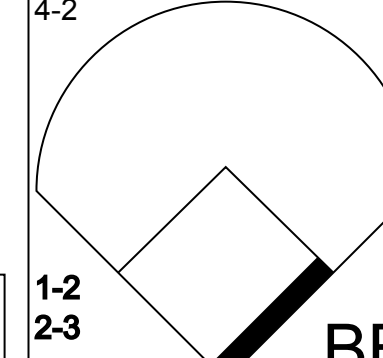
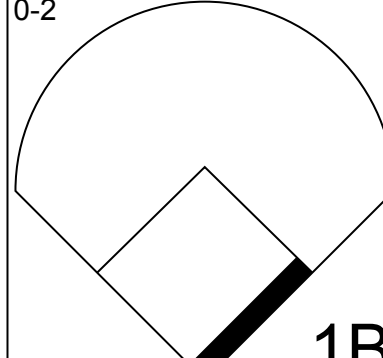
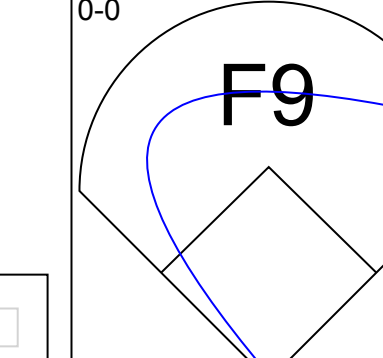
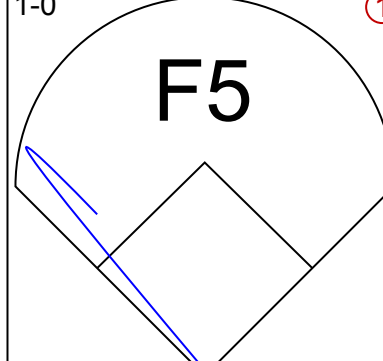
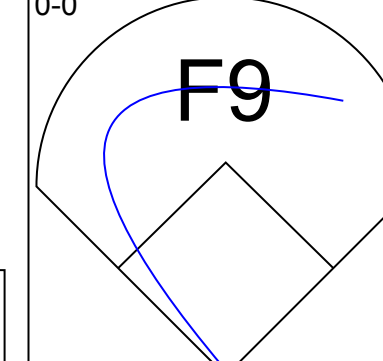
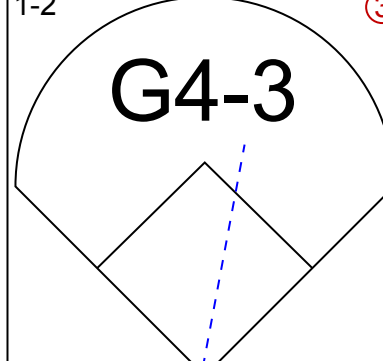
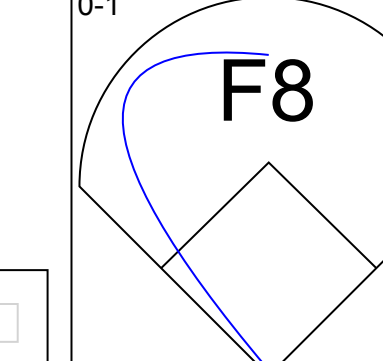
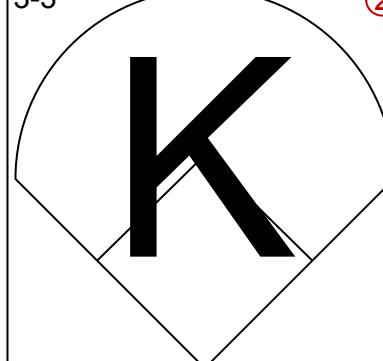
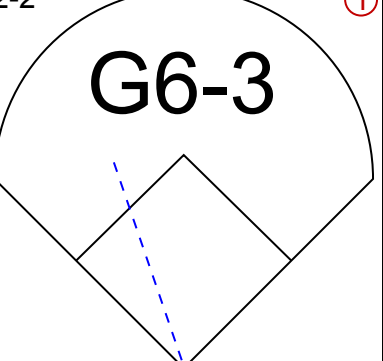
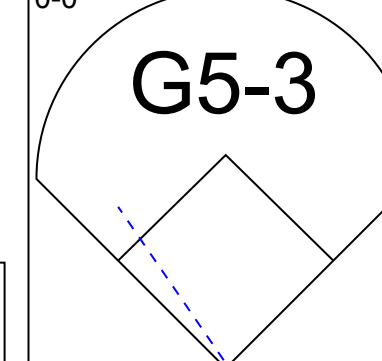
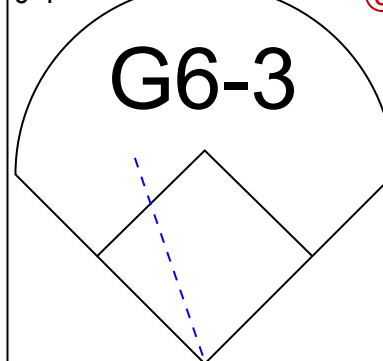
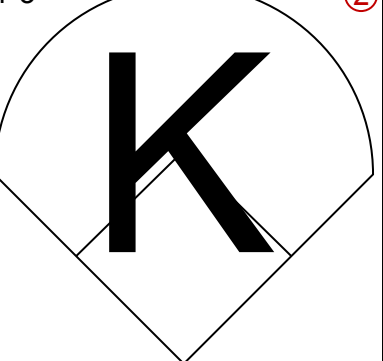
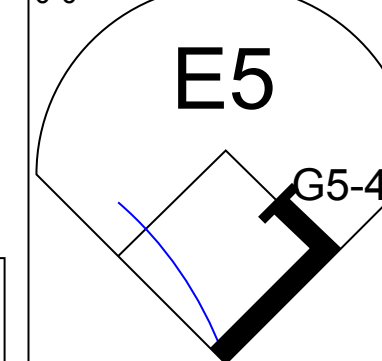
AB	31
R	2
H	6
RBI	2
BB	2
SO	4
LOB	14



Batter	1	2	3	4	5	6	7	8	9	AB	R	H	RBI	BB	SO	LOB	BOTTOM			
Brady Anderson, L (1, 9) OBP: 0.375, SLG: 0.417 Gene Kingsale, S (9, 8) OBP: 0.253, SLG: 0.288	K	4-0 E 1B BB	3-1 F9		0-1 FC1-6 E BLK		3-3 K	3-2 G3		5	1	0	0	1	2	3	New York Yankees @ Baltimore Orioles Oriole Park at Camden Yards, Baltimore, MD Fri Sep 29 2000, 7:05 PM EDT Att: 47,674 - Sunny - 66 F			
Jerry Hairston, R (1, 4) OBP: 0.343, SLG: 0.358	K	2-2 E9 1B 1B	0-0 F2		1-3 K		3-2 L7	2-1 F7		6	1	1	1	0	2	3				
Delino DeShields, L (1, 7) OBP: 0.370, SLG: 0.447	0-1 FC5-4 1B	3-1 1B 1B	1-0 G3		4-1 E BB		4-0 FC6-4 BB			3	1	2	1	2	0	1				
Albert Belle, R (1, 10) OBP: 0.339, SLG: 0.466	0-0 FC5-4	0-1 1B HR 1B		4-2 6 1B BB	1-0 E6		2-1 FC6-4			4	1	1	1	1	0	4				
Cal Ripken Jr., R (1, 5) OBP: 0.305, SLG: 0.440 Mark Lewis, R (9, 5) OBP: 0.305, SLG: 0.385		2-0 BB 1B HR 1B		2-0 P5	1-3 K			3-2 HR		4	3	2	2	1	1	4				
6 Melvin Mora, R (1, 6) OBP: 0.338, SLG: 0.414		0-1 BB 1B K		0-1 K		4-1 G4-3 BB		0-1 HR 1B		3	2	2	0	2	1	2				
Chris Richard, L (1, 3) OBP: 0.320, SLG: 0.522		1-2 BB HR 1B		2-3 K		0-1 G4-3		1-1 HR		4	3	2	5	1	1	3				
Brook Fordyce, R (1, 2) OBP: 0.343, SLG: 0.512 Fernando Lujan, R (9, 2) OBP: 0.247, SLG: 0.182		1-1 FC5-4 1B		0-3 K		0-0 F8		1-0 FC5-4 1B		5	0	2	2	0	1	3				
Luis Matos, R (1, 8) OBP: 0.283, SLG: 0.309		0-0 FC6-4 BB E		0-1 WP 1B		4-2 FC1-6 BB		0-1 FC5-4 G3		4	1	1	1	1	0	3				
Inning Stats	R: 0 E: 0 K: 2 S: 10	H: 1 LOB: 1 BB: 0 P: 15	R: 10 E: 1 K: 1 S: 23	H: 6 LOB: 0 BB: 4 P: 49	R: 0 E: 0 K: 0 S: 6	H: 1 LOB: 1 BB: 0 P: 10	R: 0 E: 0 K: 2 S: 11	H: 1 LOB: 2 BB: 1 P: 19	R: 0 E: 1 K: 2 S: 12	H: 0 LOB: 3 BB: 2 P: 23	R: 0 E: 0 K: 0 S: 5	H: 0 LOB: 1 BB: 1 P: 9	R: 0 E: 0 K: 1 S: 8	H: 0 LOB: 1 BB: 1 P: 20	R: 3 E: 0 K: 0 S: 15	H: 4 LOB: 1 BB: 0 P: 25		1B: 10 2B: 0 3B: 0 HR: 3	SF: 0 SAC: 0 DP: 0 HBP: 0	WP: 1 PB: 0 SB: 0 CS: 0
PITCHER	IP WLS BF H R ER SO BB IBB HBP BLK WP HR S P ERA WHIP	IP WLS BF H R ER SO BB IBB HBP BLK WP HR S P ERA WHIP	IP WLS BF H R ER SO BB IBB HBP BLK WP HR S P ERA WHIP	IP WLS BF H R ER SO BB IBB HBP BLK WP HR S P ERA WHIP	IP WLS BF H R ER SO BB IBB HBP BLK WP HR S P ERA WHIP	IP WLS BF H R ER SO BB IBB HBP BLK WP HR S P ERA WHIP	IP WLS BF H R ER SO BB IBB HBP BLK WP HR S P ERA WHIP	IP WLS BF H R ER SO BB IBB HBP BLK WP HR S P ERA WHIP	IP WLS BF H R ER SO BB IBB HBP BLK WP HR S P ERA WHIP	IP WLS BF H R ER SO BB IBB HBP BLK WP HR S P ERA WHIP	IP WLS BF H R ER SO BB IBB HBP BLK WP HR S P ERA WHIP	IP WLS BF H R ER SO BB IBB HBP BLK WP HR S P ERA WHIP	IP WLS BF H R ER SO BB IBB HBP BLK WP HR S P ERA WHIP	IP WLS BF H R ER SO BB IBB HBP BLK WP HR S P ERA WHIP	IP WLS BF H R ER SO BB IBB HBP BLK WP HR S P ERA WHIP	IP WLS BF H R ER SO BB IBB HBP BLK WP HR S P ERA WHIP				

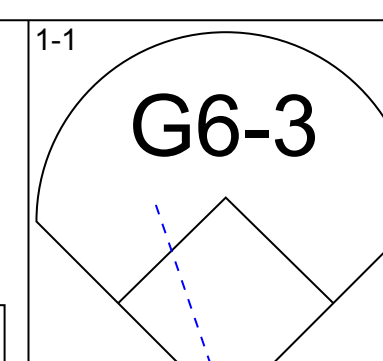
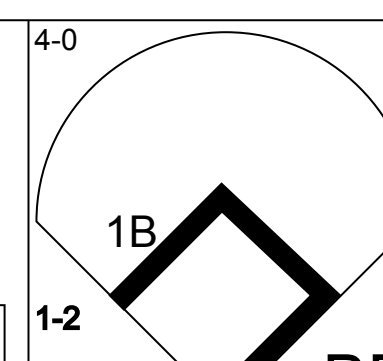

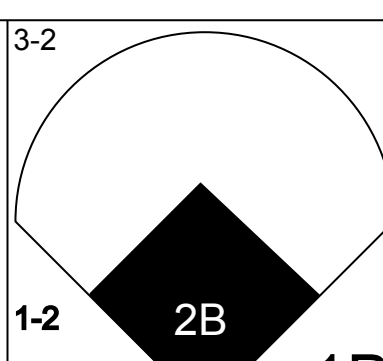
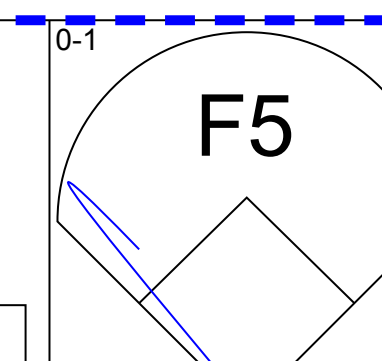
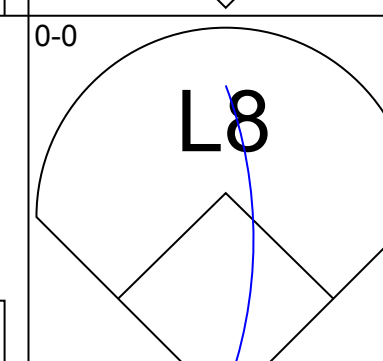
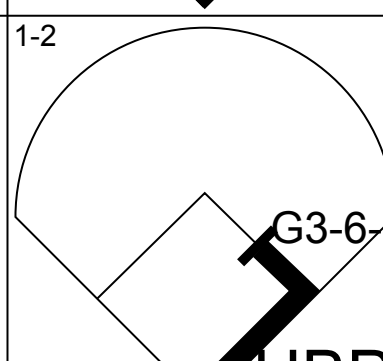

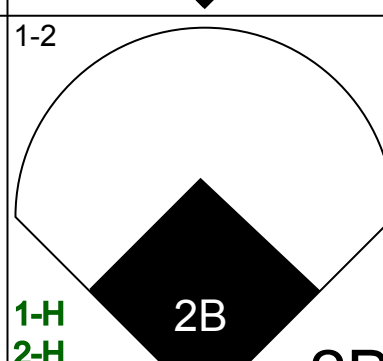
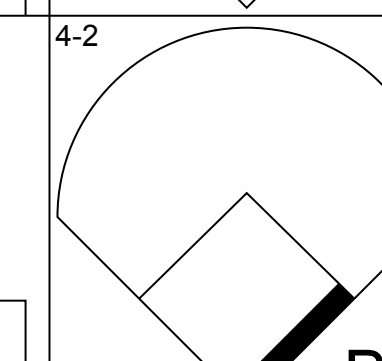
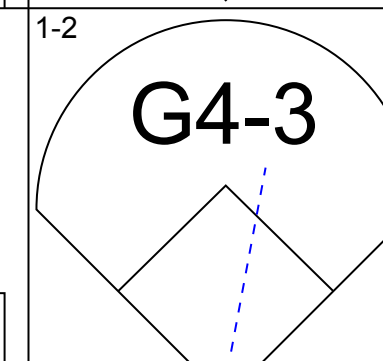
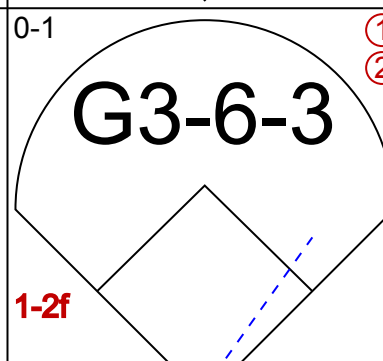
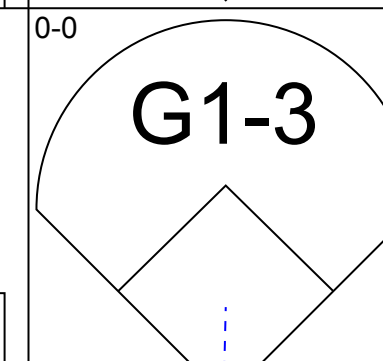
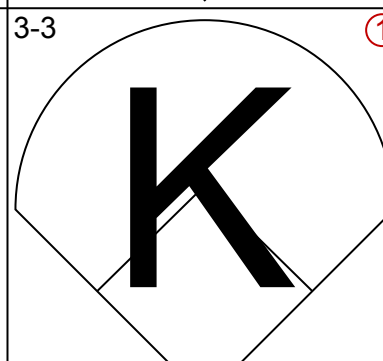
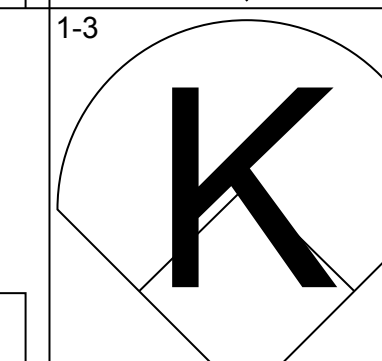
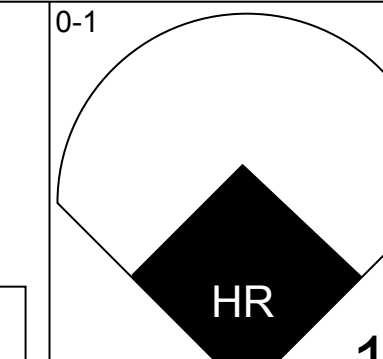
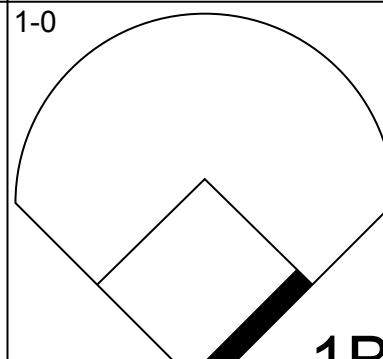
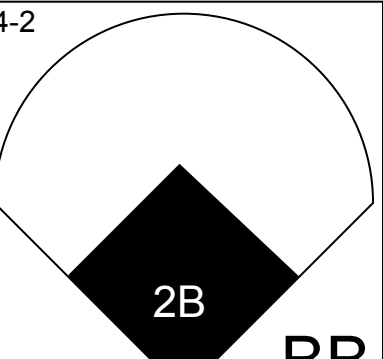
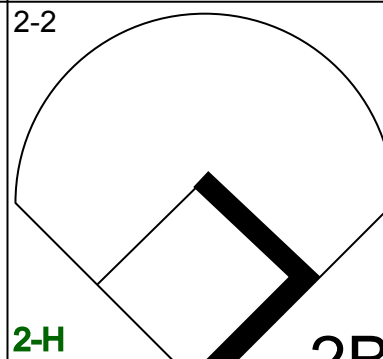
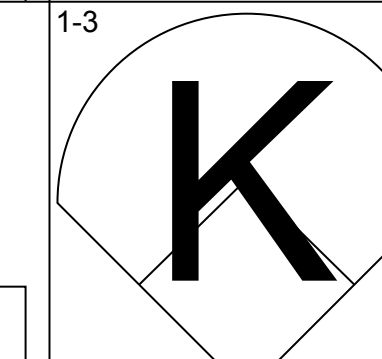
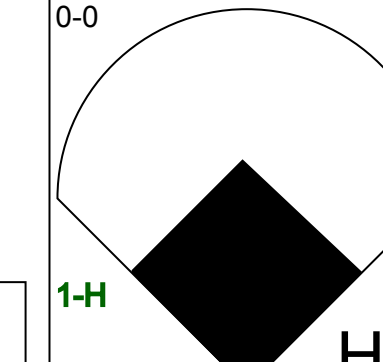
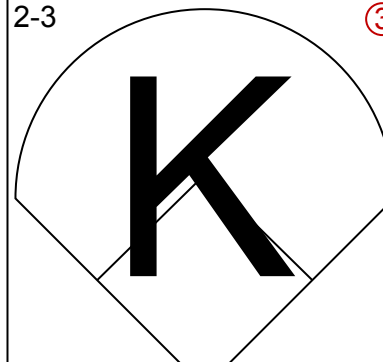
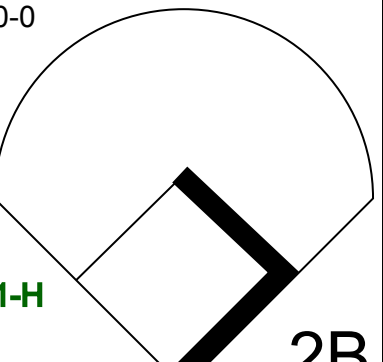
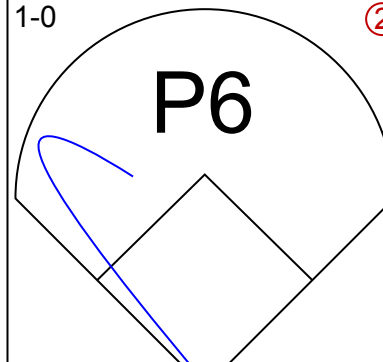

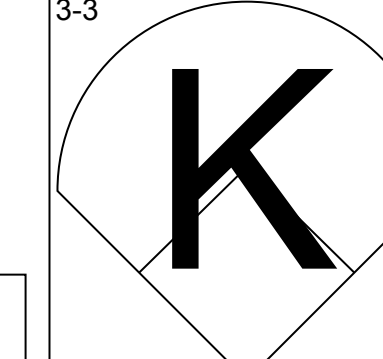
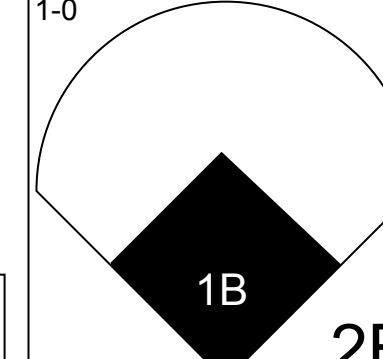
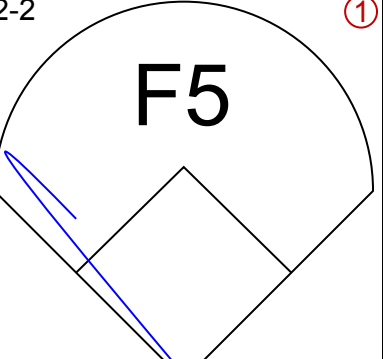
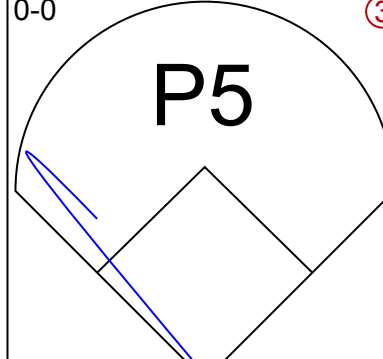
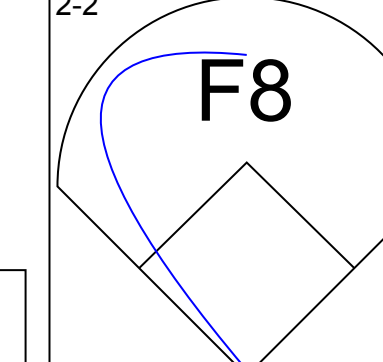
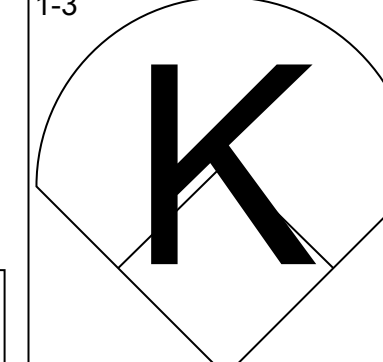
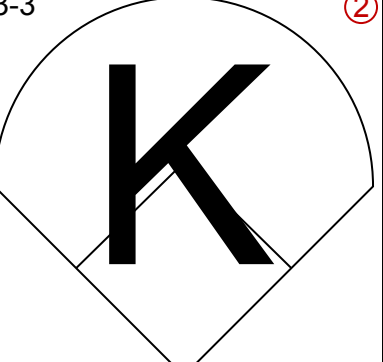
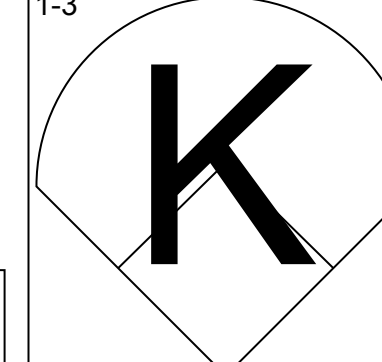
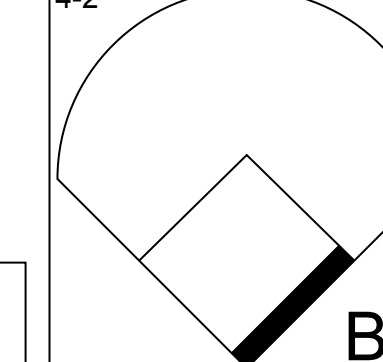
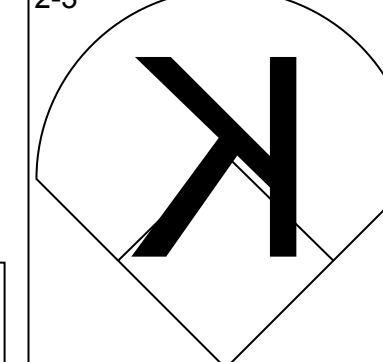
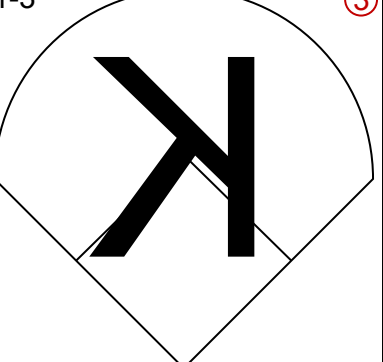
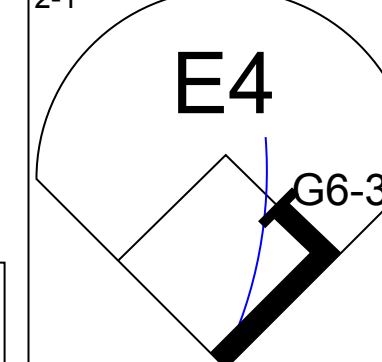
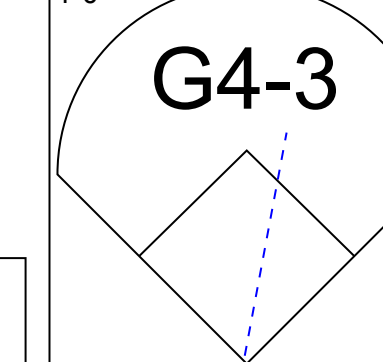
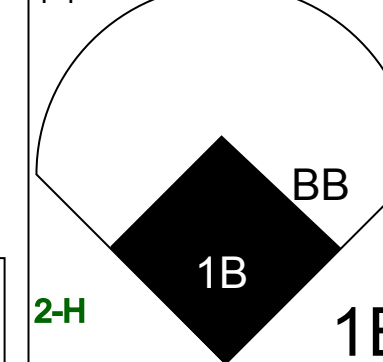

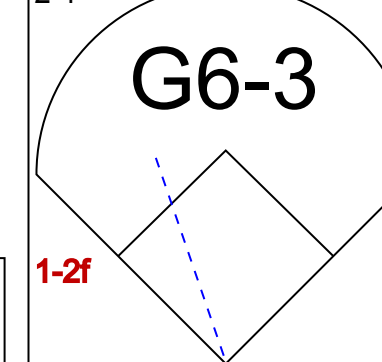
AB	38
R	13
H	13
RBI	13
BB	9
SO	8
LOB	26



Batter	1	2	3	4	5	6	7	8	9	AB	R	H	RBI	BB	SO	LOB	TOP					
Jose Vizcaino, S OBP: 0.306, SLG: 0.297 (1, 4)										4	0	1	0	0	2	1	<p>New York Yankees @ Baltimore Orioles Oriole Park at Camden Yards, Baltimore, MD Sat Sep 30 2000, 7:05 PM EDT Att: 48,129 - Sunny - 68 F</p>					
2 Derek Jeter, R OBP: 0.417, SLG: 0.482 Alfonso Soriano, R OBP: 0.184, SLG: 0.354 (1, 6)										3	1	2	0	0	0	0						
Paul O'Neill, L OBP: 0.336, SLG: 0.424 Luis Polonia, L OBP: 0.330, SLG: 0.408 (1, 9)										3	0	0	0	0	1	3						
Bernie Williams, S OBP: 0.391, SLG: 0.566 Ryan Thompson, R OBP: 0.352, SLG: 0.521 (6, 8)										3	0	1	1	0	1	0						
David Justice, L OBP: 0.377, SLG: 0.586 (1, 10)										4	0	2	0	0	0	0						
Jose Canseco, R OBP: 0.376, SLG: 0.446 (1, 7)										3	0	1	0	1	1	1						
Luis Sojo, R OBP: 0.323, SLG: 0.423 (1, 5)										4	0	0	0	0	0	5						
Chris Turner, R OBP: 0.313, SLG: 0.295 (1, 2)										4	0	0	0	0	1	1						
Clay Bellinger, R OBP: 0.289, SLG: 0.376 (1, 3)										3	0	0	0	0	1	0						
Inning Stats	R: 0 E: 0 K: 2 S: 12	H: 0 LOB: 0 BB: 0 P: 16	R: 0 E: 0 K: 2 S: 9	H: 0 LOB: 0 BB: 0 P: 14	R: 0 E: 0 K: 1 S: 6	H: 0 LOB: 0 BB: 0 P: 10	R: 1 E: 0 K: 1 S: 16	H: 3 LOB: 3 BB: 1 P: 22	R: 0 E: 0 K: 1 S: 16	H: 2 LOB: 2 BB: 0 P: 25	R: 0 E: 1 K: 0 S: 11	H: 0 LOB: 0 BB: 0 P: 17	R: 0 E: 1 K: 0 S: 3	H: 0 LOB: 0 BB: 0 P: 3	R: 0 E: 0 K: 0 S: 5	H: 1 LOB: 1 BB: 0 P: 8		R: 0 E: 0 K: 0 S: 7	H: 1 LOB: 1 BB: 0 P: 9	1B: 7 2B: 0 3B: 0 HR: 0	SF: 0 SAC: 0 DP: 1 HBP: 0	WP: 0 PB: 0 SB: 1 CS: 0
PITCHER	IP WLS BF ERA WHIP	H R ER SO	BB IBB HBP BLK	WP HR S P	ERA WHIP	PITCHER										IP WLS BF H R ER SO BB IBB HBP BLK WP HR S P ERA WHIP						
35 Mike Mussina, R ERA: 3.79 B.J. Ryan, L ERA: 5.79 Ryan Kohlmeier, R ERA: 2.49 (1, 1)	6.1 W 26	6 1 1 7	1 0 0 0	0 0 0 0	0 0 7 105	1.42 1.105											71 10 9	0.00 0.000 0.000				

AB	34
R	1
H	7
RBI	1
BB	1
SO	7
LOB	11



Batter	1	2	3	4	5	6	7	8	9	AB	R	H	RBI	BB	SO	LOB	BOTTOM			
Brady Anderson, L OBP: 0.378, SLG: 0.424 Luis Matos, R OBP: 0.281, SLG: 0.308 (1, 9)										3	2	2	1	1	0	0	<p>New York Yankees @ Baltimore Orioles Oriole Park at Camden Yards, Baltimore, MD Sat Sep 30 2000, 7:05 PM EDT Att: 48,129 - Sunny - 68 F</p>			
Jerry Hairston, R OBP: 0.355, SLG: 0.369 (1, 4)										3	1	2	3	1	0	0				
Delino DeShields, L OBP: 0.367, SLG: 0.444 Trenidad Hubbard, R OBP: 0.289, SLG: 0.271 (1, 7)										4	0	0	0	0	1	4				
Albert Belle, R OBP: 0.343, SLG: 0.469 (1, 10)										4	2	3	1	1	1	1				
Cal Ripken Jr., R OBP: 0.307, SLG: 0.454 Mark Lewis, R OBP: 0.305, SLG: 0.385 (1, 5)										4	1	2	3	0	1	2				
Chris Richard, L OBP: 0.319, SLG: 0.521 (1, 3)										4	1	1	0	0	1	2				
6 Melvin Mora, R OBP: 0.336, SLG: 0.410 Jesse Garcia, R OBP: 0.158, SLG: 0.059 (1, 6)										4	0	0	0	0	3	2				
Brook Fordyce, R OBP: 0.341, SLG: 0.507 (1, 2)										3	0	0	0	1	2	2				
Gene Kingsale, S OBP: 0.264, SLG: 0.298 (1, 8)										4	2	2	1	0	0	2				
Inning Stats	R: 0 E: 0 K: 0 S: 6	H: 2 LOB: 1 BB: 1 P: 8	R: 1 E: 0 K: 1 S: 12	H: 2 LOB: 1 BB: 0 P: 22	R: 1 E: 0 K: 2 S: 11	H: 2 LOB: 1 BB: 0 P: 18	R: 2 E: 0 K: 2 S: 14	H: 3 LOB: 2 BB: 1 P: 23	R: 1 E: 0 K: 2 S: 13	H: 1 LOB: 1 BB: 1 P: 23	R: 3 E: 0 K: 1 S: 21	H: 4 LOB: 1 BB: 0 P: 33	R: 0 E: 1 K: 1 S: 7	H: 0 LOB: 0 BB: 0 P: 12	R: 0 E: 0 K: 2 S: 13	H: 0 LOB: 1 BB: 1 P: 19		1B: 6 2B: 4 3B: 0 HR: 2	SF: 0 SAC: 0 DP: 2 HBP: 1	WP: 0 PB: 0 SB: 0 CS: 0
PITCHER	IP WLS BF ERA WHIP	H R ER SO	BB IBB HBP BLK	WP HR S P	ERA WHIP	PITCHER										IP WLS BF H R ER SO BB IBB HBP BLK WP HR S P ERA WHIP				
David Cone, R ERA: 6.91 Randy Keister, L ERA: 11.81 42 Mariano Rivera, R ERA: 2.89 Mike Stanton, L ERA: 4.1 (1, 1)	4.0 L 23	8 6 6 4	3 0 0 0	1 0 0 0	0 0 31 49	13.50 2.750											7 12 12	0.00 0.000 0.000		

AB	35
R	9
H	12
RBI	9
BB	4
SO	10
LOB	16



