

# Baltimore Orioles - 2001





Batter	1	2	3	4	5	6	7	8	9	AB	R	H	RBI	BB	SO	LOB	TOP								
Chris Stynes, R OBP: 0.222, SLG: 0.333 Mike Lansing, R (8, PR) (8, 4)	0-3 K		0-0 F9			1-2 G5-3		1-0 BB 2B		4	0	1	0	0	1	0									
Trot Nixon, L OBP: 0.375, SLG: 0.714	2-1 CS 1B		0-0 L3			1-2 P6		1-3 K		4	0	1	0	0	1	1									
Carl Everett, S (1, 8)	2-3 K 1-2			3-3 K		0-0 G3-1		4-0 BB IBB		3	0	0	0	1	2	1									
Manny Ramirez, R OBP: 0.286, SLG: 0.167		3-3 K		1-3 K			0-1 F8	4-1 BB		3	0	0	0	1	2	0									
Troy O'Leary, L (1, 7)		2-3 K		1-3 K			0-0 F7	0-3 K		4	0	0	0	0	3	3									
Jason Varitek, S OBP: 0.333, SLG: 0.143		2-3 K			3-2 F9		4-0 FC5-4 BB	2-1 F7		3	0	0	0	1	1	0									
Shea Hillenbrand, R OBP: 0.250, SLG: 0.375			1-0 E5 HR		2-2 F9		0-0 FC5-4 1-2	1-2 2B		4	1	1	0	0	0	1									
Brian Daubach, L OBP: 0.250, SLG: 1.000			0-0 HR		0-0 E6		2-0 HR	1-0 F7		4	2	2	3	0	0	1									
Craig Grebeck, R (1, 6)			2-3 K		0-1 F9		0-3 K	0-3 K		4	0	0	0	0	3	2									
<b>Inning Stats</b>	R: 0 H: 1 E: 0 K: 2 S: 9	H: 1 LOB: 1 BB: 0 P: 13	R: 0 H: 0 E: 0 K: 3 S: 11	H: 0 LOB: 0 BB: 0 P: 18	R: 2 H: 1 E: 1 K: 1 S: 8	H: 1 LOB: 0 BB: 0 P: 11	R: 0 H: 0 E: 0 K: 3 S: 13	H: 0 LOB: 0 BB: 0 P: 18	R: 0 H: 0 E: 1 K: 0 S: 10	H: 0 LOB: 1 BB: 0 P: 15	R: 0 H: 0 E: 0 K: 0 S: 9	H: 0 LOB: 1 BB: 1 P: 11	R: 0 H: 0 E: 0 K: 0 S: 4	H: 0 LOB: 1 BB: 1 P: 8	R: 1 H: 2 E: 0 K: 3 S: 13	H: 2 LOB: 2 BB: 2 P: 25	R: 0 H: 1 E: 0 K: 1 S: 9	H: 1 LOB: 1 BB: 0 P: 13	1B: 1 2B: 3 3B: 0 HR: 2	SF: 0 SAC: 0 DP: 1 HBP: 0	WP: 0 PB: 0 SB: 0 CS: 1	PA: 36			
<b>PITCHER</b>	IP	WLS	BF	H	R	ER	SO	BB	IBB	HBP	BLK	WP	HR	S	P	ERA	WHIP								
Sidney Ponson, R ERA: 2.45	(1, 1)	7.1	L	28	4	3	2	10	1	0	0	0	2	70	103	2.46	0.682								
B.J. Ryan, L ERA:	(8, 1)	0.1		2	0	0	0	1	0	1	0	0	0	3	8	0.00	0.000								
Mike Trombley, R ERA:	(8, 1)	0.1		2	0	0	0	1	1	0	0	0	0	4	8	0.00	3.000								
Willis Roberts, R ERA:	(9, 1)	1.0		4	1	0	0	1	0	0	0	0	0	9	13	0.00	1.000								

**Boston Red Sox @ Baltimore Orioles**  
 Oriole Park at Camden Yards, Baltimore, MD  
 Wed Apr 04 2001, 7:05 PM EDT  
 Att: 35,602 - Cloudy - 59 F

AB 33  
 R 3  
 H 5  
 RBI 3  
 BB 3  
 SO 13  
 LOB 9



Batter	1	2	3	4	5	6	7	8	9	AB	R	H	RBI	BB	SO	LOB	BOTTOM								
Brady Anderson, L OBP: 0.111, SLG: 0.111	1-2 F7		0-0 L9			3-3 K		2-2 G1-3		4	0	0	0	0	1	0									
Mike Bordick, R OBP: 0.250, SLG: 0.143	0-1 F6		1-3 K			1-3 K		2-1 P4		4	0	0	0	0	2	0									
Delino DeShields, L (1, 10)	4-0 BB			4-0 FC4-6 BB		2-3 K		0-1 F7		2	0	0	0	2	1	0									
David Segui, S OBP: 0.143, SLG: 0.143	0-0 G4-3			0-0 FC4-6 1-2		2-3 K		4-1 BB		3	0	0	0	0	1	2									
Chris Richard, L (1, 9)		2-2 G3-1		1-0 P4		4-1 BB				2	0	0	0	1	0	1									
6 Melvin Mora, R (1, 8)		1-0 F8		2-2 2-4 1-2		0-0 G5-3		0-3 K		3	0	0	0	0	1	1									
Cal Ripken Jr., R (1, 5)		1-1 E5 WP		2-2 L9		2-2 L9		1-0 G4-3		3	0	0	0	0	0	0									
Brook Fordyce, R (1, 2)		2-3 K 1-2		0-0 G5-3				0-3 K		3	0	0	0	0	2	1									
Jerry Hairston, R OBP: 0.429, SLG: 0.714			0-3 K			2-3 K		1-3 K		3	0	0	0	0	3	0									
<b>Inning Stats</b>	R: 0 H: 0 E: 0 K: 0 S: 7	H: 0 LOB: 1 BB: 1 P: 12	R: 0 H: 0 E: 1 K: 1 S: 10	H: 0 LOB: 1 BB: 0 P: 16	R: 0 H: 0 E: 0 K: 2 S: 8	H: 0 LOB: 0 BB: 0 P: 9	R: 0 H: 0 E: 0 K: 0 S: 5	H: 0 LOB: 1 BB: 1 P: 12	R: 0 H: 0 E: 0 K: 0 S: 5	H: 0 LOB: 0 BB: 0 P: 7	R: 0 H: 0 E: 0 K: 3 S: 9	H: 0 LOB: 0 BB: 0 P: 15	R: 0 H: 0 E: 0 K: 3 S: 10	H: 0 LOB: 1 BB: 1 P: 18	R: 0 H: 0 E: 0 K: 2 S: 8	H: 0 LOB: 0 BB: 0 P: 10	R: 0 H: 0 E: 0 K: 0 S: 7	H: 0 LOB: 0 BB: 0 P: 11	1B: 0 2B: 0 3B: 0 HR: 0	SF: 0 SAC: 0 DP: 0 HBP: 0	WP: 1 PB: 0 SB: 0 CS: 0	PA: 30			
<b>PITCHER</b>	IP	WLS	BF	H	R	ER	SO	BB	IBB	HBP	BLK	WP	HR	S	P	ERA	WHIP								
Hideo Nomo, R ERA:	(1, 1)	9.0	W	31	0	0	0	11	3	0	0	0	1	69	110	0.00	0.333								

**Boston Red Sox @ Baltimore Orioles**  
 Oriole Park at Camden Yards, Baltimore, MD  
 Wed Apr 04 2001, 7:05 PM EDT  
 Att: 35,602 - Cloudy - 59 F

AB 27  
 R 0  
 H 0  
 RBI 0  
 BB 3  
 SO 11  
 LOB 5





Batter	1	2	3	4	5	6	7	8	9	AB	R	H	RBI	BB	SO	LOB	TOP				
Trot Nixon, L OBP: 0.250, SLG: 0.455 (1, 9)	F7		G4-3		G5-3		F6			4	0	0	0	0	0	2	<b>Boston Red Sox @ Baltimore Orioles</b> Oriole Park at Camden Yards, Baltimore, MD Thu Apr 05 2001, 7:05 PM EDT Att: 33,469 - Sunny - 64 F				
Jose Offerman, S OBP: 0.500, SLG: 0.500 (1, 4) (9, 3)	1B		K			F9 1B FC3	L4			4	1	2	0	0	1	2					
Carl Everett, S OBP: 0.167, SLG: 0.091 (1, 8)	K		P6			FC3-6 1B		G4-3		4	0	1	0	0	1	2					
Manny Ramirez, R OBP: 0.273, SLG: 0.200 (1, 10)	1B			F8		F9		L9		4	0	1	0	0	0	2					
Troy O'Leary, L (1, 7)	G4-3			K		FC3 FC3-6		K		4	0	0	1	0	2	3					
Jason Varitek, S OBP: 0.308, SLG: 0.182 (1, 2)		K		1B		FC3-6		F9		4	0	1	0	0	1	2					
Shea Hillenbrand, R OBP: 0.250, SLG: 0.333 (1, 5)		K		P6		P6		PB 1B		4	0	1	0	0	1	3					
Brian Daubach, L OBP: 0.273, SLG: 0.800 Dante Bichette, R (9, PH) Craig Grebeck, R (9, 6)	G6-3			L7		WP G4-3 BB		K		2	0	0	0	1	0	0					
Mike Lansing, R OBP: 0.250, SLG: 0.500 (1, 6) (9, 4)			G4-3 2B		F9		G4-3		P4	4	0	1	0	0	0	2					
<b>Inning Stats</b>	R: 0 E: 0 K: 1 S: 10	H: 2 LOB: 2 BB: 0 P: 13	R: 0 E: 0 K: 2 S: 8	H: 0 LOB: 0 BB: 0 P: 11	R: 0 E: 0 K: 1 S: 11	H: 1 LOB: 1 BB: 0 P: 17	R: 0 E: 0 K: 1 S: 9	H: 1 LOB: 0 BB: 0 P: 11	R: 0 E: 0 K: 0 S: 6	H: 0 LOB: 0 BB: 0 P: 6	R: 1 E: 0 K: 0 S: 8	H: 2 LOB: 2 BB: 1 P: 13	R: 0 E: 0 K: 0 S: 10	H: 0 LOB: 0 BB: 1 P: 18	R: 0 E: 0 K: 1 S: 9	H: 1 LOB: 1 BB: 0 P: 16		1B: 6 2B: 1 3B: 0 HR: 0	SF: 0 SAC: 0 DP: 0 HBP: 0	WP: 1 PB: 1 SB: 0 CS: 0	PA: 36
<b>PITCHER</b>	IP	WLS	BF	H	R	ER	SO	BB	IBB	HBP	BLK	WP	HR	S	P	ERA	WHIP				
Jason Johnson, R ERA: 1.08 Buddy Groom, L ERA:	8.1		34	7	1	1	6	1	0	0	0	1	0	77	111	1.08	0.960				
0.2	W	2	0	0	0	1	0	0	0	0	0	0	0	4	6	0.00	0.000				

Batter	1	2	3	4	5	6	7	8	9	AB	R	H	RBI	BB	SO	LOB	BOTTOM					
Brady Anderson, L OBP: 0.154, SLG: 0.231 (1, 9)	K2-3		F8			G4-3			G6-3 FC5-2 2B	4	0	1	0	0	1	2	<b>Boston Red Sox @ Baltimore Orioles</b> Oriole Park at Camden Yards, Baltimore, MD Thu Apr 05 2001, 7:05 PM EDT Att: 33,469 - Sunny - 64 F					
Mike Bordick, R OBP: 0.333, SLG: 0.300 (1, 6)	2B			G6-3		HBP		G6-3	3	0	1	0	0	0	1							
Delino DeShields, L (1, 7)	K			P3		9-1-5		FC5-2 6 BB IBB	3	1	0	0	1	1	3							
David Segui, S OBP: 0.182, SLG: 0.100 (1, 3)	K			L9		G1-3		6 BB FC5-2 IBB	3	0	0	0	1	1	1							
Jeff Conine, R (1, 10)		G4-3 6 BB		G5-3		F9		FC5-2 6 BB	3	0	0	0	1	0	3							
6 Melvin Mora, R OBP: 0.273, SLG: 0.222 (1, 8)	G4-3			1B 2B		F8		1-2 2-3 3-H BB	3	1	1	1	1	0	1							
Cal Ripken Jr., R OBP: 0.100, SLG: 0.100 (1, 5)	F2			F9-3 1B		F5			3	0	1	1	0	0	0							
Brook Fordyce, R OBP: 0.100, SLG: 0.100 (1, 2)			L9		F9-3		G4-6-3 1B		3	0	1	0	0	0	1							
Jerry Hairston, R OBP: 0.500, SLG: 0.667 (1, 4)			CS BB		G4-3 WP 9-1-5 1B		G4-6-3		2	0	1	0	1	0	1							
<b>Inning Stats</b>	R: 0 E: 0 K: 3 S: 12	H: 1 LOB: 1 BB: 0 P: 19	R: 0 E: 0 K: 0 S: 7	H: 0 LOB: 0 BB: 1 P: 14	R: 0 E: 0 K: 0 S: 7	H: 0 LOB: 0 BB: 1 P: 14	R: 0 E: 0 K: 0 S: 10	H: 0 LOB: 0 BB: 0 P: 14	R: 1 E: 0 K: 0 S: 12	H: 2 LOB: 0 BB: 0 P: 16	R: 0 E: 0 K: 0 S: 9	H: 1 LOB: 1 BB: 0 P: 18	R: 0 E: 0 K: 0 S: 5	H: 0 LOB: 0 BB: 0 P: 10	R: 0 E: 0 K: 0 S: 6	H: 1 LOB: 0 BB: 0 P: 8		R: 1 E: 0 K: 0 S: 13	H: 1 LOB: 3 BB: 3 P: 26	1B: 3 2B: 5 3B: 0 HR: 0	SF: 0 SAC: 0 DP: 4 HBP: 1	WP: 1 PB: 0 SB: 0 CS: 1
<b>PITCHER</b>	IP	WLS	BF	H	R	ER	SO	BB	IBB	HBP	BLK	WP	HR	S	P	ERA	WHIP					
Frank Castillo, R ERA: 1.69 Rich Garcés, R ERA: Rod Beck, R ERA: Derek Lowe, R ERA: 10.8	5.1		19	4	1	1	3	2	0	0	0	1	0	11	23	0.00	0.000					
1.2		5	0	0	0	0	0	0	0	1	0	0	0	6	8	0.00	1.000					
0.2	L	6	1	1	1	0	1	2	0	0	0	0	0	13	26	13.50	3.000					



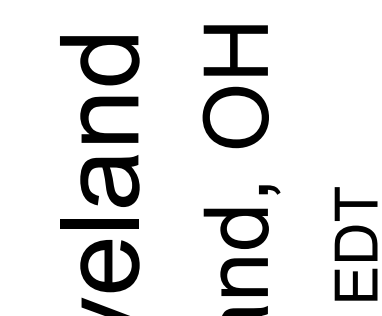
Batter	1	2	3	4	5	6	7	8	9	AB	R	H	RBI	BB	SO	LOB	TOP							
<b>Brady Anderson, L</b> (1, 9) OBP: 0.176, SLG: 0.235	F8		1B 2B 1B		G3-1		K			4	1	1	0	0	1	1	<b>Baltimore Orioles @ Cleveland Indians</b> Jacobs Field, Cleveland, OH Fri Apr 06 2001, 7:05 PM EDT Att: 32,738 - Overcast - 68 F							
<b>Mike Bordick, R</b> (1, 6) OBP: 0.375, SLG: 0.357	F9		2B SF8 1B					F9		4	1	2	1	0	0	0								
<b>Delino DeShields, L</b> (1, 7) OBP: 0.375, SLG: 0.162	BB		1-3 2-H 2B		K			G6-3		3	0	1	1	1	1	1								
<b>David Segui, S</b> (1, 3) OBP: 0.200, SLG: 0.083	K		SF8					BB		2	0	0	1	1	1	1								
<b>Jeff Conine, R</b> (1, 10)		G4-3	G6-3					K		4	0	0	0	0	1	2								
<b>6 Melvin Mora, R</b> (1, 8) OBP: 0.200, SLG: 0.154	K			K					G6-3	4	0	0	0	0	3	0								
<b>Cal Ripken Jr., R</b> (1, 5) OBP: 0.071, SLG: 0.071	K				F9				K	4	0	0	0	0	2	0								
<b>Brook Fordyce, R</b> (1, 2) OBP: 0.154, SLG: 0.231 <b>31 Jay Gibbons, L</b> (9, PH)			K	K					P6	3	0	1	0	0	2	0								
<b>Jerry Hairston, R</b> (1, 4) OBP: 0.462, SLG: 0.583			1B 1B 1B		G6-3			F9		3	1	1	0	0	0	1								
<b>Inning Stats</b>	R: 0 E: 0 K: 1 S: 9	H: 0 LOB: 1 BB: 1 P: 18	R: 0 E: 0 K: 2 S: 9	H: 0 LOB: 0 BB: 0 P: 12	R: 3 E: 0 K: 1 S: 19	H: 4 LOB: 1 BB: 0 P: 27	R: 0 E: 0 K: 2 S: 10	H: 0 LOB: 0 BB: 0 P: 12	R: 0 E: 0 K: 1 S: 9	H: 1 LOB: 1 BB: 0 P: 13	R: 0 E: 0 K: 1 S: 7	H: 0 LOB: 0 BB: 0 P: 9	R: 0 E: 0 K: 1 S: 12	H: 1 LOB: 1 BB: 0 P: 17	R: 0 E: 0 K: 1 S: 9	H: 0 LOB: 1 BB: 1 P: 15		R: 0 E: 0 K: 1 S: 7	H: 0 LOB: 0 BB: 0 P: 11	1B: 4 2B: 2 3B: 0 HR: 0	SF: 1 SAC: 0 DP: 0 HBP: 0	WP: 0 PB: 0 SB: 0 CS: 0	PA: 35	
<b>PITCHER</b>	IP	WLS	BF	H	R	ER	SO	BB	IBB	HBP	BLK	WP	HR	S	P	ERA	WHIP							
<b>Dave Burba, R</b> (1, 1) ERA: 4.05	6.2		27	6	3	3	8	1	0	0	0	0	0	69	100	4.05	1.050							
<b>Ricardo Rincon, L</b> (7, 1) ERA:	0.1	W	1	0	0	0	1	0	0	0	0	0	0	6	8	0.00	0.000							
<b>Paul Shuey, R</b> (8, 1) ERA:	1.0	H	4	0	0	0	1	1	0	0	0	0	0	9	15	0.00	1.000							
<b>Bob Wickman, R</b> (9, 1) ERA:	1.0	S	3	0	0	0	1	0	0	0	0	0	0	7	11	0.00	0.000							

Batter	1	2	3	4	5	6	7	8	9	AB	R	H	RBI	BB	SO	LOB	BOTTOM							
<b>Jacob Cruz, L</b> (1, 8) OBP: 0.286, SLG: 0.167 <b>Marty Cordova, R</b> (7, PH) (8, 7)	F8		L7		F8		BB BB BB			3	0	0	0	0	0	3	<b>Baltimore Orioles @ Cleveland Indians</b> Jacobs Field, Cleveland, OH Fri Apr 06 2001, 7:05 PM EDT Att: 32,738 - Overcast - 68 F							
<b>Omar Vizquel, S</b> (1, 6) OBP: 0.417, SLG: 0.364	FC5-4 1B		F9		G3		F9			4	0	1	0	0	0	5								
<b>Roberto Alomar, S</b> (1, 4) OBP: 0.308, SLG: 0.273	FC5-4 1-2			F7		G5-3	BB BB			3	0	0	0	1	0	1								
<b>Juan Gonzalez, R</b> (1, 9) OBP: 0.308, SLG: 1.000	K			G6-3		HR	BB			3	1	1	2	1	1	1								
<b>Jim Thome, L</b> (1, 3) OBP: 0.231, SLG: 0.364		K		F7		HR	F6			4	1	1	1	0	1	3								
<b>Ellis Burks, R</b> (1, 10) OBP: 0.417, SLG: 0.455	F9				2B 1B		K		G6-3	4	1	1	0	0	1	0								
<b>Russell Branyan, L</b> (1, 5) OBP: 0.250, SLG: 0.727 <b>John McDonald, R</b> (9, 5)			K		K		K		K	4	0	0	0	0	4	1								
<b>Wil Cordero, R</b> (1, 7) OBP: 0.429, SLG: 0.400 <b>Jolbert Cabrera, R</b> (7, PR) (8, 8)			G4-3		BLK 2B		BB SH2-4 BB		G4-3	2	0	1	1	1	0	0								
<b>Einar Diaz, R</b> (1, 2)				HBP			SH2-4			0	0	0	0	1	0	0								
<b>Inning Stats</b>	R: 0 E: 0 K: 1 S: 9	H: 1 LOB: 1 BB: 0 P: 13	R: 0 E: 0 K: 2 S: 9	H: 0 LOB: 0 BB: 0 P: 11	R: 0 E: 0 K: 0 S: 10	H: 0 LOB: 1 BB: 0 P: 15	R: 0 E: 0 K: 0 S: 8	H: 0 LOB: 0 BB: 0 P: 11	R: 1 E: 0 K: 1 S: 12	H: 2 LOB: 2 BB: 1 P: 17	R: 2 E: 0 K: 2 S: 11	H: 2 LOB: 0 BB: 0 P: 16	R: 1 E: 0 K: 0 S: 10	H: 0 LOB: 3 BB: 4 P: 26	R: 0 E: 0 K: 1 S: 7	H: 0 LOB: 0 BB: 0 P: 11		1B: 2 2B: 1 3B: 0 HR: 2	SF: 0 SAC: 1 DP: 0 HBP: 1	WP: 0 PB: 0 SB: 0 CS: 0	PA: 35			
<b>PITCHER</b>	IP	WLS	BF	H	R	ER	SO	BB	IBB	HBP	BLK	WP	HR	S	P	ERA	WHIP							
<b>Jose Mercedes, R</b> (1, 1) ERA: 5.68	6.1	L	27	5	4	4	6	2	0	1	1	0	2	64	92	5.68	1.105							
<b>B.J. Ryan, L</b> (7, 1) ERA:	0.1		3	0	0	0	0	2	0	0	0	0	0	4	12	0.00	6.000							
<b>Calvin Maduro, R</b> (7, 1) ERA:	1.1		5	0	0	0	1	1	0	0	0	0	0	8	16	0.00	0.750							

AB 32  
R 3  
H 6  
RBI 3  
BB 2  
SO 11  
LOB 6



AB 28  
R 4  
H 5  
RBI 4  
BB 5  
SO 7  
LOB 14





Batter	1	2	3	4	5	6	7	8	9	10	11	AB	R	H	RBI	BB	SO	LOB	TOP			
Brady Anderson, L OBP: 0.261, SLG: 0.200 (1, 9)	F7 1B BB		F8		G4-3			K		FC5 BB IBB		3	0	0	0	3	1	1				
Mike Bordick, R OBP: 0.409, SLG: 0.368 (1, 6)			F7		F7			S BB		F2	G1-3	5	1	2	0	1	0	4				
Delino DeShields, L OBP: 0.381, SLG: 0.200 (1, 7)	F7		F7		G4-3			F7		FC5 BB		4	0	1	1	1	0	3				
David Segui, S OBP: 0.200, SLG: 0.176 (1, 3)	P5		K					G3-1		FC5		5	0	1	0	0	1	8				
Jeff Conine, R OBP: 0.154, SLG: 0.083 (1, 5)	P4							K		G5-3	F8	5	0	1	1	0	1	3				
31 Jay Gibbons, L OBP: 0.509, SLG: 0.400 (1, 10)										G6-3		4	1	2	0	1	0	1				
6 Melvin Mora, R OBP: 0.200, SLG: 0.167 (1, 8)											6 1B 2B BB	5	1	1	1	0	0	2				
Greg Myers, L OBP: 0.250, SLG: 0.250 Chris Richard, L (10, PR)												4	0	1	0	0	1	2				
Fernando Lumar, R OBP: 1.000, SLG: 2.000 (10, 2)												0	0	0	0	0	0	0				
Jerry Hairston, R OBP: 0.412, SLG: 0.467 (1, 4)												1	0	1	2	0	0	0				
<b>Inning Stats</b>	R: 0 E: 0 K: 1 S: 6	H: 1 LOB: 2 BB: 1 P: 14	R: 0 E: 0 K: 1 S: 6	H: 1 LOB: 0 BB: 0 P: 9	R: 2 E: 0 K: 1 S: 12	H: 3 LOB: 2 BB: 1 P: 19	R: 0 E: 0 K: 1 S: 6	H: 1 LOB: 0 BB: 0 P: 9	R: 0 E: 1 K: 0 S: 4	H: 0 LOB: 0 BB: 0 P: 4	R: 0 E: 0 K: 1 S: 10	H: 0 LOB: 1 BB: 1 P: 19	R: 0 E: 0 K: 1 S: 8	H: 0 LOB: 0 BB: 0 P: 10	R: 0 E: 0 K: 0 S: 9	H: 1 LOB: 3 BB: 2 P: 21	R: 2 E: 0 K: 0 S: 18	H: 2 LOB: 2 BB: 2 P: 30	1B: 8 2B: 2 3B: 0 HR: 0	SF: 0 SAC: 1 DP: 3 HBP: 0	WP: 0 PB: 0 SB: 1 CS: 0	PA: 47
<b>PITCHER</b>	IP ERA WLS BF H R ER SO BB IBB HBP BLK WP HR S P ERA WHIP																		<b>PITCHER</b>	IP ERA WLS BF H R ER SO BB IBB HBP BLK WP HR S P ERA WHIP		
Bartolo Colon, R ERA: 5.4 (1, 1)	8.0	1.2	7	1	0	0	1	0	1	0	0	0	0	0	15	24	0.00	0.600				
Steve Karsay, R ERA: (9, 1)	0.1	2	0	0	0	0	0	1	0	0	0	0	0	0	2	7	0.00	3.000				
Ricardo Rincon, L ERA: (10, 1)	1.0	L	7	2	2	2	0	1	1	0	0	0	0	0	18	30	18.00	3.000				

Baltimore Orioles @ Cleveland Indians  
Jacobs Field, Cleveland, OH  
Sat/Apr 07 2001, 1:05 PM EDT  
Att: 40,704 - Sunny - 72 F

AB 39  
R 4  
H 10  
RBI 4  
BB 7  
SO 6  
LOB 26



Batter	1	2	3	4	5	6	7	8	9	10	11	AB	R	H	RBI	BB	SO	LOB	BOTTOM			
Jacob Cruz, L OBP: 0.273, SLG: 0.200 Jobert Cabrera, R OBP: 0.200, SLG: 0.200 (11, 8)	CS 1B		K		F9			G5-3		F9-2		4	0	1	0	0	1	0				
Omar Vizquel, S OBP: 0.353, SLG: 0.267 (1, 6)	G6-3		L5					P4				4	0	0	0	1	0	1				
Roberto Alomar, S OBP: 0.222, SLG: 0.188 (1, 4)	K		G1-3					F8		F8		5	0	0	0	0	1	1				
Juan Gonzalez, R OBP: 0.278, SLG: 0.765 (1, 9)								F7		K		5	1	1	0	0	1	1				
Jim Thome, L OBP: 0.222, SLG: 0.267 (1, 3)								G3-1		K		4	0	0	0	1	2	1				
Ellis Burks, R OBP: 0.529, SLG: 0.733 (1, 7)								S 1B		E BB F9-2 BB		4	1	3	2	1	1	2				
Russell Branyan, L OBP: 0.250, SLG: 0.600 (1, 5)								G4-3		L5		4	0	1	0	0	1	3				
Wil Cordero, R OBP: 0.364, SLG: 0.250 (1, 10)								F8		F8		3	0	0	0	1	0	2				
Eddie Taubensee, L Marty Cordova, R Einar Diaz, R (11, 2)								G3-1		K		3	0	0	0	0	1	1				
<b>Inning Stats</b>	R: 0 E: 0 K: 1 S: 8	H: 1 LOB: 0 BB: 0 P: 13	R: 2 E: 0 K: 1 S: 14	H: 3 LOB: 1 BB: 0 P: 24	R: 0 E: 0 K: 1 S: 7	H: 0 LOB: 0 BB: 0 P: 10	R: 0 E: 0 K: 0 S: 11	H: 1 LOB: 1 BB: 0 P: 16	R: 0 E: 0 K: 0 S: 8	H: 0 LOB: 0 BB: 0 P: 14	R: 0 E: 0 K: 1 S: 7	H: 0 LOB: 0 BB: 0 P: 10	R: 0 E: 0 K: 1 S: 11	H: 0 LOB: 0 BB: 0 P: 19	R: 0 E: 1 K: 1 S: 12	H: 0 LOB: 2 BB: 2 P: 24	R: 0 E: 0 K: 1 S: 7	H: 0 LOB: 2 BB: 2 P: 17	1B: 5 2B: 1 3B: 0 HR: 1	SF: 0 SAC: 0 DP: 1 HBP: 0	WP: 1 PB: 0 SB: 1 CS: 1	PA: 42
<b>PITCHER</b>	IP ERA WLS BF H R ER SO BB IBB HBP BLK WP HR S P ERA WHIP																		<b>PITCHER</b>	IP ERA WLS BF H R ER SO BB IBB HBP BLK WP HR S P ERA WHIP		
Pat Hentgen, R ERA: 1.62 (1, 1)	8.0	1.1	6	0	0	0	3	2	0	0	0	0	0	0	19	37	0.00	1.500				
Willis Roberts, R ERA: (9, 1)	0.0	1	0	0	0	0	0	0	0	0	0	0	0	0	1	1						
Buddy Groom, L ERA: (10, 1)	0.2	W	1	0	0	0	0	0	0	0	0	0	0	3	5	0.00	0.000					
Mike Trombley, R ERA: (11, 1)	1.0	S	5	0	0	0	1	2	0	0	0	1	0	7	17	0.00	2.000					

Baltimore Orioles @ Cleveland Indians  
Jacobs Field, Cleveland, OH  
Sat/Apr 07 2001, 1:05 PM EDT  
Att: 40,704 - Sunny - 72 F

AB 38  
R 2  
H 6  
RBI 2  
BB 4  
SO 8  
LOB 17









Batter	1	2	3	4	5	6	7	8	9	AB	R	H	RBI	BB	SO	LOB	TOP					
<b>Brady Anderson, L</b> (1, 10) OBP: 0.226, SLG: 0.148	G4-3		G3-1			2B BB		P6		3	1	0	0	1	0	0	<b>Baltimore Orioles @ Boston Red Sox</b> Fenway Park, Boston, MA Tue Apr 10 2001, 6:05 PM EDT Att: 27,664 - Sunny - 52 F					
<b>Mike Bordick, R</b> (1, 6) OBP: 0.400, SLG: 0.423	BB		G6-3			1B 2B		P4		3	0	1	1	1	0	0						
<b>Delino DeShields, L</b> (1, 7) OBP: 0.310, SLG: 0.136	K		K			K		G3-1		4	0	0	0	0	3	2						
<b>David Segui, S</b> (1, 3) <b>31 Jay Gibbons, L</b> (7, 3) OBP: 0.500, SLG: 0.333	G1-3			G3-1		FC5-4 1B		F8		3	0	1	0	0	0	1						
<b>Chris Richard, L</b> (1, 9) OBP: 0.364, SLG: 0.333		CS BB		G6-4-3 1B		K		1B 2B		3	0	2	0	1	1	2						
<b>Cal Ripken Jr., R</b> (1, 5) OBP: 0.100, SLG: 0.053 <b>Mike Kinkade, R</b> (7, 5) OBP: 0.250, SLG: 0.250	P4			G6-4-3		FC5-4		HBP 1B		3	0	0	0	0	0	4						
<b>Brook Fordyce, R</b> (1, 2) <b>Fernando Lujan, R</b> (7, 2) OBP: 1.000, SLG: 2.000		6 1B BB				F8		6 1B HBP		2	0	0	0	1	1	0						
<b>6 Melvin Mora, R</b> (1, 8) OBP: 0.185, SLG: 0.160		1B				G6-3		G5-4-3		4	0	1	0	0	1	3						
<b>Jerry Hairston, R</b> (1, 4) OBP: 0.304, SLG: 0.333	F7					F5		G5-3		3	0	0	0	0	0	2						
<b>Inning Stats</b>	R: 0 E: 0 K: 1 S: 10	H: 0 LOB: 1 BB: 1 P: 18	R: 0 E: 0 K: 0 S: 8	H: 1 LOB: 2 BB: 2 P: 17	R: 0 E: 0 K: 1 S: 7	H: 0 LOB: 0 BB: 0 P: 10	R: 0 E: 0 K: 0 S: 7	H: 1 LOB: 0 BB: 0 P: 8	R: 0 E: 0 K: 0 S: 6	H: 0 LOB: 0 BB: 0 P: 11	R: 1 E: 0 K: 2 S: 13	H: 2 LOB: 2 BB: 1 P: 20	R: 0 E: 0 K: 0 S: 10	H: 0 LOB: 0 BB: 0 P: 12	R: 0 E: 0 K: 0 S: 6	H: 0 LOB: 0 BB: 0 P: 10		R: 0 E: 0 K: 0 S: 12	H: 2 LOB: 2 BB: 0 P: 21	1B: 4 2B: 2 3B: 0 HR: 0	SF: 0 SAC: 0 DP: 2 HBP: 1	WP: 0 PB: 0 SB: 1 CS: 1
<b>PITCHER</b>	IP	WLS	BF	H	R	ER	SO	BB	IBB	HBP	BLK	WP	HR	S	P	ERA	WHIP					
<b>Hideo Nomo, R</b> (1, 1) ERA: 0.6	6.0	W	24	4	1	1	4	4	0	0	0	0	0	51	84	1.50	1.333					
<b>49 Tim Wakefield, R</b> (7, 1) ERA: 1.5	3.0	S	11	2	0	0	2	0	0	1	0	0	0	28	43	0.00	0.667					

Batter	1	2	3	4	5	6	7	8	9	AB	R	H	RBI	BB	SO	LOB	BOTTOM					
<b>Trot Nixon, L</b> (1, 9) OBP: 0.367, SLG: 0.500	1B HBP	SF8		1B BB	F7		F9			2	1	0	1	1	0	0	<b>Baltimore Orioles @ Boston Red Sox</b> Fenway Park, Boston, MA Tue Apr 10 2001, 6:05 PM EDT Att: 27,664 - Sunny - 52 F					
<b>Jose Offerman, S</b> (1, 4) OBP: 0.500, SLG: 0.500 <b>Lou Merloni, R</b> (8, 4) OBP: 1.000, SLG: 1.000	HBP	F7		1B BB	1B			G1-3 1B		3	1	1	0	1	1	1						
<b>Carl Everett, S</b> (1, 8) OBP: 0.367, SLG: 0.571 <b>Darren Lewis, R</b> (8, 8) OBP: 0.182, SLG: 0.100	1B		K	1B FC3-6 1B	P4		P3	1B		4	1	2	0	0	1	1						
<b>Manny Ramirez, R</b> (1, 10) OBP: 0.483, SLG: 0.500 <b>Dante Bichette, R</b> (8, PH)	K		K	FC3-6 1B	1B	FC4-6 BB		G1-3		3	0	1	2	1	2	2						
<b>Troy O'Leary, L</b> (1, 7) OBP: 0.091, SLG: 0.048	K		G4-3	FC3-6 1B	FC4-6	FC4-6		F8		5	0	1	0	0	1	4						
<b>Jason Varitek, S</b> (1, 2) OBP: 0.280, SLG: 0.348		2B 2B		1B 2B FC3-6		P4				4	2	2	1	0	0	3						
<b>Shea Hillenbrand, R</b> (1, 5) OBP: 0.321, SLG: 0.500	E6	2B G4-3		1B F7		G6-3				4	2	1	0	0	0	4						
<b>Brian Daubach, L</b> (1, 3) OBP: 0.296, SLG: 0.808	G4-3	SF8 2B		1B HR	HR			K		4	3	3	5	0	1	0						
<b>Mike Lansing, R</b> (1, 6) OBP: 0.267, SLG: 0.500	G4-3			K	F7			P4		4	0	0	1	0	1	1						
<b>Inning Stats</b>	R: 0 E: 0 K: 3 S: 15	H: 1 LOB: 2 BB: 0 P: 24	R: 3 E: 1 K: 0 S: 17	H: 2 LOB: 0 BB: 0 P: 26	R: 0 E: 0 K: 2 S: 11	H: 0 LOB: 0 BB: 0 P: 16	R: 6 E: 0 K: 1 S: 24	H: 6 LOB: 2 BB: 2 P: 39	R: 1 E: 0 K: 0 S: 13	H: 2 LOB: 1 BB: 0 P: 22	R: 0 E: 0 K: 0 S: 17	H: 0 LOB: 1 BB: 1 P: 26	R: 0 E: 0 K: 1 S: 10	H: 0 LOB: 0 BB: 0 P: 14	R: 0 E: 0 K: 0 S: 10	H: 1 LOB: 1 BB: 0 P: 12		1B: 7 2B: 3 3B: 0 HR: 2	SF: 1 SAC: 0 DP: 0 HBP: 1	WP: 0 PB: 0 SB: 1 CS: 0	PA: 41	
<b>PITCHER</b>	IP	WLS	BF	H	R	ER	SO	BB	IBB	HBP	BLK	WP	HR	S	P	ERA	WHIP					
<b>Sidney Ponson, R</b> (1, 1) ERA: 6.75	3.1	L	20	6	8	6	0	2	0	1	0	0	0	1	24	36	10.80	3.000				
<b>Calvin Maduro, R</b> (4, 1) ERA: 7.71	1.2		10	5	2	2	0	0	0	0	0	0	0	17	26	0.00	1.000					
<b>B.J. Ryan, L</b> (6, 1) ERA:	1.0		4	0	0	0	0	1	0	0	0	0	0	10	14	0.00	0.000					
<b>Mike Trombley, R</b> (7, 1) ERA:	1.0		3	0	0	0	1	0	0	0	0	0	0	10	14	0.00	0.000					
<b>Ryan Kohlmeier, R</b> (8, 1) ERA:	1.0		4	1	0	0	0	0	0	0	0	0	0	10	12	0.00	1.000					



Batter	1	2	3	4	5	6	7	8	9	AB	R	H	RBI	BB	SO	LOB	TOP								
<b>Delino DeShields, L</b> OBP: 0.294, SLG: 0.115	G4-3 2B	K		K			G3-1		G1-3	4	1	0	0	1	2	3									
<b>Mike Bordick, R</b> OBP: 0.353, SLG: 0.367	G4-3	F9			G5-3			L4		4	0	0	0	0	0	2									
<b>Chris Richard, L</b> OBP: 0.400, SLG: 0.462	1B	2B	K2-3		L9			1B		4	1	2	1	0	1	1									
<b>Jeff Conine, R</b> OBP: 0.286, SLG: 0.368 <b>6 Melvin Mora, R</b> OBP: 0.195, SLG: 0.160	2B	1B		L3	1B		F9	F8		4	1	2	1	0	0	1									
<b>David Segui, S</b> OBP: 0.214, SLG: 0.240	2B	2B	L3		L3		K	K		4	1	1	1	0	2	2									
<b>31 Jay Gibbons, L</b> OBP: 0.394, SLG: 0.222 <b>Brady Anderson, L</b> OBP: 0.250, SLG: 0.179	F8		G3-1		G3-1		G6-3	E9	SF9	3	0	0	0	0	0	1									
<b>Cal Ripken Jr., R</b> OBP: 0.125, SLG: 0.136	2B			L6			G1-3	SF9	1B	3	0	1	2	0	0	0									
<b>Brook Fordyce, R</b> OBP: 0.261, SLG: 0.364	L7						G6-3	G1-3	1B	4	0	2	0	0	0	1									
<b>Jerry Hairston, R</b> OBP: 0.296, SLG: 0.320					G5-3		F8	G1-3		4	0	1	0	0	0	2									
<b>Inning Stats</b>	R: 4 H: 4 E: 0 K: 0 S: 22	H: 4 R: 1 LOB: 1 BB: 1 P: 35	R: 0 H: 1 E: 0 K: 2 S: 12	H: 1 R: 0 LOB: 1 BB: 0 P: 17	R: 0 H: 1 E: 0 K: 1 S: 8	H: 1 R: 0 LOB: 0 BB: 0 P: 10	R: 0 H: 1 E: 0 K: 1 S: 11	H: 0 R: 0 LOB: 1 BB: 0 P: 19	R: 0 H: 0 E: 0 K: 1 S: 9	H: 0 R: 0 LOB: 0 BB: 0 P: 14	R: 0 H: 0 E: 0 K: 1 S: 10	H: 0 R: 0 LOB: 0 BB: 0 P: 17	R: 0 H: 0 E: 0 K: 1 S: 5	H: 0 R: 0 LOB: 0 BB: 0 P: 7	R: 0 H: 1 E: 0 K: 1 S: 11	H: 1 R: 0 LOB: 1 BB: 0 P: 16	R: 1 H: 2 E: 1 K: 0 S: 8	H: 2 R: 0 LOB: 1 BB: 0 P: 12	1B: 6 2B: 5 3B: 0 HR: 0	SF: 1 SAC: 0 DP: 1 HBP: 0	WP: 0 PB: 0 SB: 1 CS: 0	PA: 37			
<b>PITCHER</b>	IP	WLS	BF	H	R	ER	SO	BB	IBB	HBP	BLK	WP	HR	S	P	ERA	WHIP								
<b>Frank Castillo, R</b> ERA: 5.0	3.2	L	18	7	4	4	2	1	0	0	0	0	0	50	75	9.82	2.182								
<b>Pete Schourek, L</b> ERA:	2.1		7	0	0	0	2	0	0	0	0	0	0	22	37	0.00	0.000								
<b>Rich Garcés, R</b> ERA:	2.0		7	1	0	0	1	0	0	0	0	0	0	16	23	0.00	0.500								
<b>Rod Beck, R</b> ERA:	1.0		5	2	1	0	0	0	0	0	0	0	0	8	12	0.00	2.000								

**Baltimore Orioles @ Boston Red Sox**  
Fenway Park, Boston, MA  
Wed Apr 11 2001, 6:05 PM EDT  
Att: 26,302 - Cloudy - 52 F

AB 35  
R 5  
H 10  
RBI 5  
BB 1  
SO 5  
LOB 13



Batter	1	2	3	4	5	6	7	8	9	AB	R	H	RBI	BB	SO	LOB	BOTTOM								
<b>Trot Nixon, L</b> OBP: 0.371, SLG: 0.500	K		F9		G4-6-3		K		G3	4	0	1	1	1	2	0									
<b>Jose Offerman, S</b> OBP: 0.481, SLG: 0.455	G4-6-3		K		G4-6-3		K		G3	4	0	1	0	1	2	2									
<b>Carl Everett, S</b> OBP: 0.314, SLG: 0.485	G4-6-3		G4-3		K		F8		G3	5	0	0	0	0	1	4									
<b>Manny Ramirez, R</b> OBP: 0.529, SLG: 0.519 <b>Darren Lewis, R</b> OBP: 0.192, SLG: 0.100	2B	G4-3	BB		1B		FC6-4	1B	K	3	2	2	0	2	1	0									
<b>Troy O'Leary, L</b> OBP: 0.185, SLG: 0.192	G4-3	1B	2B		1B		FC6-4	1B	K	5	1	3	0	0	1	3									
<b>Jason Varitek, S</b> OBP: 0.310, SLG: 0.346	G4-3				1B		K		BB	3	0	1	1	1	1	3									
<b>Shea Hillenbrand, R</b> OBP: 0.313, SLG: 0.469	FC6-4	1B			P6		FC6-4	BB	F8	4	0	1	1	0	0	6									
<b>Brian Daubach, L</b> OBP: 0.323, SLG: 0.821	FC6-4		SF8-6-4		SF8-6-4		BB		2B	2	1	1	1	1	0	1									
<b>Craig Grebeck, R</b> <b>Scott Hatteberg, L</b> OBP: 0.333, SLG: 0.667 <b>Lou Merloni, R</b> OBP: 1.000, SLG: 1.000 <b>Dante Bichette, R</b> OBP: 0.185, SLG: 0.192	F9				G4-6-3		K		K	1	0	0	0	1	0	1									
<b>Inning Stats</b>	R: 0 H: 1 E: 0 K: 1 S: 11	H: 2 R: 0 LOB: 1 BB: 1 P: 19	R: 0 H: 0 E: 0 K: 1 S: 7	H: 0 R: 0 LOB: 0 BB: 0 P: 10	R: 1 H: 3 E: 0 K: 0 S: 10	H: 3 R: 0 LOB: 1 BB: 0 P: 17	R: 0 H: 0 E: 0 K: 2 S: 16	H: 2 R: 0 LOB: 3 BB: 1 P: 25	R: 0 H: 0 E: 0 K: 2 S: 7	H: 0 R: 0 LOB: 0 BB: 0 P: 11	R: 0 H: 0 E: 0 K: 2 S: 10	H: 0 R: 0 LOB: 1 BB: 1 P: 19	R: 1 H: 2 E: 0 K: 1 S: 16	H: 2 R: 0 LOB: 3 BB: 2 P: 28	1B: 7 2B: 4 3B: 0 HR: 0	SF: 1 SAC: 0 DP: 3 HBP: 0	WP: 0 PB: 0 SB: 0 CS: 0	PA: 41							
<b>PITCHER</b>	IP	WLS	BF	H	R	ER	SO	BB	IBB	HBP	BLK	WP	HR	S	P	ERA	WHIP								
<b>Jason Johnson, R</b> ERA: 2.92	4.0	W	15	2	0	0	7	2	0	0	0	0	0	37	63	0.00	1.000								
<b>Willis Roberts, R</b> ERA:	0.2	H	6	2	1	1	1	1	1	0	0	0	0	15	27	13.50	4.500								
<b>Buddy Groom, L</b> ERA:	0.1	S	1	0	0	0	0	0	0	0	0	0	0	1	1	0.00	0.000								

**Baltimore Orioles @ Boston Red Sox**  
Fenway Park, Boston, MA  
Wed Apr 11 2001, 6:05 PM EDT  
Att: 26,302 - Cloudy - 52 F

AB 33  
R 4  
H 10  
RBI 4  
BB 7  
SO 10  
LOB 24





Batter	1	2	3	4	5	6	7	8	9	AB	R	H	RBI	BB	SO	LOB	TOP				
<b>Brady Anderson, L</b> (1, 9) OBP: 0.243, SLG: 0.182	F7	G4-3			P4		G6-3		1B	5	0	1	0	0	0	2					
<b>Mike Bordick, R</b> (1, 6) OBP: 0.410, SLG: 0.412	G3-1						FC5		1B	4	1	3	0	1	0	1					
<b>Chris Richard, L</b> (1, 3) OBP: 0.300, SLG: 0.333	G3-1	CS			F8				K	5	0	0	0	0	2	4					
<b>David Segui, S</b> (1, 10) OBP: 0.281, SLG: 0.259	31 2B									2	0	1	0	2	1	0					
<b>31 Jay Gibbons, L</b> (1, 7) OBP: 0.333, SLG: 0.308									K	4	0	1	1	0	3	2					
<b>Mike Kinkade, R</b> (1, 5) OBP: 0.250, SLG: 0.250	F8									4	0	1	0	0	0	3					
<b>Brook Fordyce, R</b> (1, 2) OBP: 0.299, SLG: 0.385										4	1	1	0	0	1	3					
<b>6 Melvin Mora, R</b> (1, 8) OBP: 0.161, SLG: 0.138										4	0	0	0	0	2	1					
<b>Jerry Hairston, R</b> (1, 4) OBP: 0.323, SLG: 0.357										3	0	1	1	1	0	0					
<b>Inning Stats</b>	R: 1 E: 0 K: 0 S: 13	H: 2 LOB: 2 BB: 1 P: 22	R: 1 E: 0 K: 1 S: 17	H: 2 LOB: 1 BB: 1 P: 26	R: 0 E: 0 K: 3 S: 10	H: 0 LOB: 0 BB: 0 P: 17	R: 0 E: 0 K: 0 S: 7	H: 0 LOB: 0 BB: 0 P: 11	R: 0 E: 0 K: 1 S: 8	H: 1 LOB: 1 BB: 0 P: 14	R: 0 E: 0 K: 1 S: 7	H: 0 LOB: 1 BB: 1 P: 14	R: 0 E: 0 K: 1 S: 17	H: 2 LOB: 2 BB: 0 P: 26	R: 0 E: 0 K: 1 S: 16	H: 2 LOB: 2 BB: 0 P: 22	1B: 6 2B: 3 3B: 0 HR: 0	SF: 0 SAC: 0 DP: 0 HBP: 0	WP: 0 PB: 0 SB: 0 CS: 1	PA: 40	
<b>PITCHER</b>	IP	WLS	BF	H	R	ER	SO	BB	IBB	HBP	BLK	WP	HR	S	P	ERA	WHIP				
<b>Tomo Ohka, R</b> (1, 1) ERA: 4.5	6.0	W	25	5	2	2	5	3	0	0	0	0	0	62	101	3.00	1.333				
<b>Rolando Arrojo, R</b> (7, 1) ERA:	3.0	S	14	4	0	0	4	1	0	0	0	0	0	40	62	0.00	1.667				

**Baltimore Orioles @ Boston Red Sox**  
Fenway Park, Boston, MA  
Thu Apr 12 2001, 6:05 PM EDT  
Att: 30,083 - Cloudy - 47 F

AB	35
R	2
H	9
RBI	2
BB	4
SO	9
LOB	16



Batter	1	2	3	4	5	6	7	8	9	AB	R	H	RBI	BB	SO	LOB	BOTTOM				
<b>Trot Nixon, L</b> (1, 9) OBP: 0.359, SLG: 0.467	F7								L8	4	1	1	0	0	0	1					
<b>Jose Offerman, S</b> (1, 4) OBP: 0.484, SLG: 0.440	B1-3									3	1	1	0	1	0	0					
<b>Carl Everett, S</b> (1, 8) OBP: 0.333, SLG: 0.486	K									4	2	2	0	0	2	1					
<b>Manny Ramirez, R</b> (1, 10) OBP: 0.500, SLG: 0.516										4	1	1	0	0	3	3					
<b>Troy O'Leary, L</b> (1, 7) OBP: 0.256, SLG: 0.333	F7									4	1	3	4	0	0	0					
<b>Jason Varitek, S</b> (1, 2) OBP: 0.303, SLG: 0.310	G6-3									3	0	0	0	1	0	3					
<b>Shea Hillenbrand, R</b> (1, 5) OBP: 0.309, SLG: 0.444										4	1	1	1	0	3	2					
<b>Brian Daubach, L</b> (1, 3) OBP: 0.314, SLG: 0.781										4	1	1	1	0	2	2					
<b>Craig Grebeck, R</b> (1, 6) OBP: 0.111, SLG: 0.059										4	0	1	2	0	1	0					
<b>Inning Stats</b>	R: 0 E: 0 K: 1 S: 7	H: 0 LOB: 0 BB: 0 P: 12	R: 0 E: 0 K: 1 S: 7	H: 0 LOB: 0 BB: 0 P: 9	R: 0 E: 0 K: 3 S: 11	H: 0 LOB: 0 BB: 0 P: 14	R: 6 E: 0 K: 1 S: 20	H: 7 LOB: 1 BB: 0 P: 29	R: 2 E: 0 K: 1 S: 11	H: 3 LOB: 2 BB: 1 P: 21	R: 0 E: 0 K: 1 S: 13	H: 1 LOB: 0 BB: 0 P: 13	R: 0 E: 0 K: 2 S: 10	H: 0 LOB: 0 BB: 0 P: 14	1B: 8 2B: 2 3B: 1 HR: 0	SF: 0 SAC: 0 DP: 1 HBP: 0	WP: 0 PB: 0 SB: 0 CS: 0	PA: 36			
<b>PITCHER</b>	IP	WLS	BF	H	R	ER	SO	BB	IBB	HBP	BLK	WP	HR	S	P	ERA	WHIP				
<b>Jose Mercedes, R</b> (1, 1) ERA: 10.13	4.1	L	24	10	8	8	6	1	0	0	0	0	0	51	78	16.61	2.538				
<b>Calvin Maduro, R</b> (5, 1) ERA: 4.91	2.2		9	1	0	0	3	1	0	0	0	0	0	25	42	0.00	0.750				
<b>Mike Trombley, R</b> (8, 1) ERA:	1.0		3	0	0	0	2	0	0	0	0	0	0	10	14	0.00	0.000				

**Baltimore Orioles @ Boston Red Sox**  
Fenway Park, Boston, MA  
Thu Apr 12 2001, 6:05 PM EDT  
Att: 30,083 - Cloudy - 47 F

AB	34
R	8
H	11
RBI	8
BB	2
SO	11
LOB	12





Batter	1	2	3	4	5	6	7	8	9	AB	R	H	RBI	BB	SO	LOB	TOP		
Gerald Williams, R OBP: 0.176, SLG: 0.303	F8			F3		G6-3			L5	4	0	0	0	0	0	0			
Steve Cox, L OBP: 0.375, SLG: 0.531	G6-3			K			HR		P4	4	1	1	0	0	1	0			
Greg Vaughn, R OBP: 0.350, SLG: 0.353	K			BB			HR		K	3	1	1	2	1	2	0			
Fred McGriff, L OBP: 0.341, SLG: 0.436		F8								3	0	0	0	0	2	1			
Ben Grievie, L OBP: 0.250, SLG: 0.250		F7				G4-3				3	0	0	0	0	1	0			
Aubrey Huff, L OBP: 0.250, SLG: 0.250		G4-3				G1-3				3	0	0	0	0	1	0			
Russ Johnson, R OBP: 0.412, SLG: 0.600				G4-3					F7	3	0	1	0	0	1	0			
John Flaherty, R OBP: 0.226, SLG: 0.233				G4-3					G1-3	3	0	0	0	0	0	1			
Felix Martinez, S OBP: 0.200, SLG: 0.257				L1-5					K	3	0	0	0	0	2	1			
<b>Inning Stats</b>	R: 0 H: 0 E: 0 K: 1 S: 8	H: 0 LOB: 0 BB: 0 P: 12	R: 0 H: 0 E: 0 K: 0 S: 10	H: 0 LOB: 0 BB: 0 P: 15	R: 0 H: 1 E: 0 K: 0 S: 5	H: 0 LOB: 1 BB: 0 P: 7	R: 0 H: 0 E: 0 K: 2 S: 11	H: 0 LOB: 0 BB: 1 P: 20	R: 0 H: 0 E: 0 K: 1 S: 7	H: 0 LOB: 0 BB: 0 P: 8	R: 2 H: 2 E: 0 K: 3 S: 13	H: 0 LOB: 0 BB: 0 P: 19	R: 0 H: 0 E: 0 K: 1 S: 10	H: 0 LOB: 0 BB: 0 P: 13	R: 0 H: 0 E: 0 K: 1 S: 6	H: 0 LOB: 0 BB: 0 P: 8	1B: 1 2B: 2 3B: 0 HR: 1	SF: 0 SAC: 0 DP: 1 HBP: 0	WP: 0 PA: 30 PB: 0 CS: 0
<b>PITCHER</b> Pat Hentgen, R ERA: 1.75	IP: 9.0 WLS: L BF: 30 H: 3 R: 2 ER: 2 SO: 10 BB: 1 IBB: 0 HBP: 0 BLK: 0 WP: 0 HR: 1 S: 81 P: 116 ERA: 2.00 WHIP: 0.444															<b>PITCHER</b>			

Tampa Bay Devil Rays @ Baltimore Orioles  
 Oriole Park at Camden Yards, Baltimore, MD  
 Fri Apr 13 2001, 7:05 PM EDT  
 Att: 34,656 - Sunny - 78 F

AB	29
R	2
H	3
RBI	2
BB	1
SO	10
LOB	3



Batter	1	2	3	4	5	6	7	8	9	AB	R	H	RBI	BB	SO	LOB	BOTTOM		
Brady Anderson, L OBP: 0.244, SLG: 0.189	F8			K					G4-3	4	0	1	0	0	1	0			
Mike Bordick, R OBP: 0.429, SLG: 0.444	K			HBP			SH1			2	0	1	0	0	1	0			
Delino DeShields, L OBP: 0.263, SLG: 0.100	F7			F7		G5-3			G1-3	4	0	0	0	0	0	3			
David Segui, S OBP: 0.278, SLG: 0.233		G6-3				G1-3				3	0	0	0	1	0	1			
31 Jay Gibbons, L OBP: 0.316, SLG: 0.250		F8				F7				3	0	0	0	1	1	2			
Chris Richard, L OBP: 0.250, SLG: 0.273		F8				G3-1			F7	4	0	0	0	0	0	1			
Cal Ripken Jr., R OBP: 0.143, SLG: 0.154				F2		FC6-4				4	0	1	0	0	1	1			
Brook Fordyce, R OBP: 0.267, SLG: 0.357				G4-3						2	0	0	0	0	0	0			
Jerry Hairston, R OBP: 0.294, SLG: 0.323				F8		FC6-4			G5-3	3	0	0	0	0	0	2			
<b>Inning Stats</b>	R: 0 H: 0 E: 0 K: 1 S: 10	H: 0 LOB: 0 BB: 0 P: 12	R: 0 H: 0 E: 0 K: 0 S: 6	H: 0 LOB: 0 BB: 0 P: 12	R: 0 H: 0 E: 0 K: 0 S: 6	H: 0 LOB: 0 BB: 0 P: 12	R: 0 H: 0 E: 0 K: 1 S: 6	H: 0 LOB: 1 BB: 0 P: 11	R: 0 H: 1 E: 0 K: 1 S: 10	H: 0 LOB: 2 BB: 1 P: 18	R: 0 H: 0 E: 0 K: 0 S: 4	H: 0 LOB: 0 BB: 0 P: 8	R: 0 H: 1 E: 0 K: 0 S: 8	H: 0 LOB: 1 BB: 0 P: 11	R: 0 H: 0 E: 0 K: 1 S: 8	H: 0 LOB: 1 BB: 1 P: 15	1B: 2 2B: 1 3B: 0 HR: 0	SF: 0 SAC: 1 DP: 0 HBP: 2	WP: 0 PA: 34 PB: 0 CS: 0
<b>PITCHER</b> Albie Lopez, R ERA: 1.5	IP: 9.0 WLS: W BF: 34 H: 3 R: 0 ER: 0 SO: 4 BB: 2 IBB: 0 HBP: 2 BLK: 0 WP: 0 HR: 0 S: 66 P: 112 ERA: 0.00 WHIP: 0.556															<b>PITCHER</b>			

Tampa Bay Devil Rays @ Baltimore Orioles  
 Oriole Park at Camden Yards, Baltimore, MD  
 Fri Apr 13 2001, 7:05 PM EDT  
 Att: 34,656 - Sunny - 78 F

AB	29
R	0
H	3
RBI	0
BB	2
SO	4
LOB	10





Batter	1	2	3	4	5	6	7	8	9	AB	R	H	RBI	BB	SO	LOB	TOP										
<b>Gerald Williams, R</b> OBP: 0.205, SLG: 0.324 (1, 8)	4-0 HR BB		3-2 G1-3	2-2 S 2B		1-1 P5			2-3 K	4	1	1	0	1	1	2											
<b>Russ Johnson, R</b> OBP: 0.495, SLG: 0.684 (1, 4)	2-2 1-H HR		4-2 1B BB	2-2 G5-3			3-1 G4-3		2-3 K	4	1	1	2	1	1	2											
<b>Greg Vaughn, R</b> OBP: 0.333, SLG: 0.316 (1, 7)	3-2 L6		3-0 P5		4-2 FC6-4 BB		2-3 K		0-0 F3	4	0	0	0	1	1	3											
<b>Fred McGriff, L</b> OBP: 0.333, SLG: 0.419 (1, 3)	1-0 G1-3		0-0 1B		0-0 F7		0-1 G4-3			4	0	1	0	0	0	1											
<b>Ben Grieve, L</b> OBP: 0.250, SLG: 0.231 (1, 10)	1-2 HBP		0-0 P6		3-2 F8			0-0 L7		3	0	0	0	0	0	3											
<b>Jose Guillen, R</b> OBP: 0.154, SLG: 0.154 (1, 9)	1-1 F9			1-1 HR 1B	0-2 FC6-4			0-3 K		4	1	1	0	0	1	2											
<b>Aubrey Huff, L</b> OBP: 0.143, SLG: 0.571 (1, 5)		2-2 G3		0-0 1-H HR		3-1 G3		0-2 F5		4	1	1	2	0	0	0											
<b>Mike DiFelice, R</b> <b>Randy Winn, S</b> OBP: 0.354, SLG: 0.900 (9, PH)	0-1 P3		0-0 G5-3		2-2 F7			3-2 HR		3	0	0	0	0	0	0											
<b>Felix Martinez, S</b> <b>Steve Cox, L</b> <b>Damian Rolls, R</b> OBP: 0.211, SLG: 0.263 (9, PH) OBP: 0.384, SLG: 0.531 (9, PR)	0-0 G6-3		1-2 E5		2-2 1B			4-2 S BB		3	0	1	0	0	0	0											
<b>Inning Stats</b>	R: 2 E: 0 K: 0 S: 13	H: 1 LOB: 1 BB: 1 P: 25	R: 0 E: 0 K: 0 S: 6	H: 0 LOB: 0 BB: 0 P: 8	R: 0 E: 0 K: 0 S: 10	H: 1 LOB: 2 BB: 1 P: 20	R: 2 E: 1 K: 0 S: 17	H: 3 LOB: 2 BB: 0 P: 23	R: 0 E: 0 K: 0 S: 16	H: 0 LOB: 1 BB: 1 P: 23	R: 0 E: 0 K: 1 S: 7	H: 0 LOB: 0 BB: 0 P: 12	R: 0 E: 0 K: 1 S: 7	H: 0 LOB: 0 BB: 0 P: 7	R: 1 E: 0 K: 2 S: 17	H: 1 LOB: 2 BB: 1 P: 28	1B: 3 2B: 1 3B: 0 HR: 3	SF: 0 SAC: 0 DP: 0 HBP: 1	WP: 0 PB: 0 SB: 2 CS: 1	PA: 39							
<b>PITCHER</b>	IP	WLS	BF	H	R	ER	SO	BB	IBB	HBP	BLK	WP	HR	S	P	ERA	WHIP										
<b>Chuck McElroy, L</b> ERA: 6.23 (1, 1)	3.2		19	5	4	4	0	2	0	1	0	0	0	41	69	9.82	1.909										
<b>John Bale, L</b> ERA: (4, 1)	2.1	W	9	1	0	0	0	1	0	0	0	0	0	32	49	0.00	0.857										
<b>Mike Trombley, R</b> ERA: (7, 1)	2.0	H	6	0	0	0	2	0	0	0	0	0	0	14	19	0.00	0.000										
<b>Ryan Kohlmeier, R</b> ERA: 3.86 (9, 1)	1.0	S	5	1	1	1	2	1	0	0	0	0	1	17	28	9.00	2.000										

**Tampa Bay Devil Rays @ Baltimore Orioles**  
**Oriole Park at Camden Yards, Baltimore, MD**  
 Sat Apr 14 2001, 1:35 PM EDT  
 Att: 43,621 - Sunny - 70 F

AB	34
R	5
H	7
RBI	5
BB	4
SO	4
LOB	13



Batter	1	2	3	4	5	6	7	8	9	AB	R	H	RBI	BB	SO	LOB	BOTTOM										
<b>Brady Anderson, L</b> OBP: 0.244, SLG: 0.175 (1, 9)	3-2 F8		4-1 BB	2-1 G3-1		0-0 G4-3		3-0 CS		3	0	0	1	1	0	2											
<b>Mike Bordick, R</b> OBP: 0.391, SLG: 0.400 (1, 6)	2-3 K		1-1 G6-3	1-1 G5-3		2-3 K				4	0	0	0	0	2	3											
<b>Delino DeShields, L</b> OBP: 0.286, SLG: 0.121 (1, 7)	3-2 1B		1-1 G4-3	4-0 L9 BB BB	0-1 G3-1					3	1	1	0	1	0	0											
<b>David Segui, S</b> OBP: 0.325, SLG: 0.250 (1, 10)	1-2 P5		4-2 1B BB	4-1 6 2B BB		0-1 G3-6 1B				2	2	1	0	2	0	1											
<b>Chris Richard, L</b> OBP: 0.286, SLG: 0.308 (1, 3)		2-1 CS 1B	3-2 1B BB	3-1 L9		0-0 G3-6				4	1	2	0	0	0	3											
<b>Greg Myers, L</b> OBP: 0.250, SLG: 0.250 (1, 2)	2-3 K		2-1 6 1B 1B HBP 1B	3-2 E3		2-3 K				4	1	1	2	0	2	2											
<b>Cal Ripken Jr., R</b> OBP: 0.156, SLG: 0.167 (1, 5)	2-3 K		2-2 HBP 6 1B G3-1 1B	2-2 P6		0-1 G4-3				4	1	1	1	0	1	3											
<b>6 Melvin Mora, R</b> OBP: 0.200, SLG: 0.212 (1, 8)			0-0 P4	2-2 G3-1 HBP 1B	3-2 2B		2-3 K			4	0	2	1	0	1	0											
<b>Jerry Hairston, R</b> OBP: 0.316, SLG: 0.324 (1, 4)			2-2 F3	2-2 G3-1 HBP	3-1 G6-3		0-0 CS 1B			3	0	1	1	0	0	2											
<b>Inning Stats</b>	R: 0 E: 0 K: 1 S: 15	H: 1 LOB: 0 BB: 0 P: 24	R: 0 E: 0 K: 2 S: 8	H: 1 LOB: 0 BB: 0 P: 14	R: 0 E: 0 K: 0 S: 7	H: 0 LOB: 1 BB: 1 P: 14	R: 4 E: 0 K: 0 S: 22	H: 4 LOB: 2 BB: 1 P: 41	R: 2 E: 1 K: 0 S: 17	H: 1 LOB: 2 BB: 2 P: 37	R: 0 E: 0 K: 1 S: 7	H: 0 LOB: 0 BB: 0 P: 9	R: 0 E: 0 K: 1 S: 6	H: 1 LOB: 0 BB: 0 P: 8	R: 0 E: 0 K: 1 S: 6	H: 1 LOB: 0 BB: 0 P: 11	1B: 8 2B: 1 3B: 0 HR: 0	SF: 0 SAC: 0 DP: 1 HBP: 1	WP: 0 PB: 0 SB: 0 CS: 2	PA: 37							
<b>PITCHER</b>	IP	WLS	BF	H	R	ER	SO	BB	IBB	HBP	BLK	WP	HR	S	P	ERA	WHIP										
<b>Paul Wilson, R</b> ERA: 5.79 (1, 1)	3.1		18	6	4	4	3	2	0	1	0	0	0	19	39	6.75	2.250										
<b>Rusty Meacham, R</b> ERA: 2.45 (4, 1)	1.1	L	8	1	2	1	0	2	0	0	0	0	0	15	22	0.00	0.429										
<b>Ken Hill, R</b> ERA: 8.53 (5, 1)	2.1		7	1	0	0	2	0	0	0	0	0	0	6	11	0.00	1.000										
<b>Tanyon Sturtze, R</b> ERA: 4.5 (8, 1)	1.0		3	1	0	0	1	0	0	0	0	0	0	6	11	0.00	1.000										

**Tampa Bay Devil Rays @ Baltimore Orioles**  
**Oriole Park at Camden Yards, Baltimore, MD**  
 Sat Apr 14 2001, 1:35 PM EDT  
 Att: 43,621 - Sunny - 70 F

AB	31
R	6
H	9
RBI	6
BB	4
SO	6
LOB	16







Batter	1	2	3	4	5	6	7	8	9	AB	R	H	RBI	BB	SO	LOB	TOP					
Gerald Williams, R OBP: 0.250, SLG: 0.381 (1, 8)	 2B	 F8			 K		 1B		 1B	5	1	3	1	0	1	1	<p><b>Tampa Bay Devil Rays @ Baltimore Orioles</b>  <b>Oriole Park at Camden Yards, Baltimore, MD</b>  Sun Apr 15 2001, 1:35 PM EDT  Att: 30,441 - Cloudy - 74 F</p>					
Steve Cox, L OBP: 0.342, SLG: 0.459 (1, 3)	 L7		 K		 L8		 G4-3		 K	5	0	0	0	0	2	5						
Greg Vaughn, R OBP: 0.380, SLG: 0.512 (1, 7)	 2H HR		 G3-6 1B			 G6-3 1B		 HR	 G6-3	5	2	4	3	0	0	2						
Fred McGriff, L OBP: 0.327, SLG: 0.468 (1, 10)	 HR		 G3-6			 G6-3		 G5-3		4	1	1	1	0	0	2						
Ben Grieve, L OBP: 0.229, SLG: 0.209 (1, 9)	 G3			 G3		 K		 K		4	0	0	0	0	2	0						
Aubrey Huff, L OBP: 0.182, SLG: 0.455 (1, 5)	 1B			 G3-1			 L8		 K	4	0	1	0	0	1	0						
Russ Johnson, R OBP: 0.395, SLG: 0.591 (1, 4)	 P6			 G4-3			 HR BB		 P6	3	1	0	0	1	0	1						
John Flaherty, R OBP: 0.257, SLG: 0.353 (1, 2)		 G5-3			 G1-3		 HR		 1B 1B	4	2	2	2	0	0	0						
Felix Martinez, S OBP: 0.238, SLG: 0.310 (1, 6)	 F7				 2B		 F8		 1B	4	0	2	0	0	0	0						
<b>Inning Stats</b>	R: 3 E: 0 K: 0 S: 13	H: 4 LOB: 1 BB: 0 P: 21	R: 0 E: 0 K: 0 S: 7	H: 0 LOB: 0 BB: 0 P: 9	R: 0 E: 0 K: 1 S: 8	H: 1 LOB: 0 BB: 0 P: 10	R: 0 E: 0 K: 0 S: 6	H: 0 LOB: 1 BB: 0 P: 12	R: 0 E: 0 K: 1 S: 15	H: 1 LOB: 0 BB: 0 P: 20	R: 0 E: 0 K: 0 S: 8	H: 1 LOB: 0 BB: 0 P: 13	R: 2 E: 0 K: 0 S: 9	H: 2 LOB: 1 BB: 1 P: 15	R: 1 E: 0 K: 2 S: 14	H: 1 LOB: 0 BB: 0 P: 23	R: 1 E: 0 K: 1 S: 10	H: 3 LOB: 2 BB: 0 P: 18	1B: 7 2B: 2 3B: 0 HR: 4	SF: 0 SAC: 0 DP: 2 HBP: 0	WP: 0 PB: 0 CS: 0	PA: 39
<b>PITCHER</b>	IP WLS BF H R ER SO BB IBB HBP BLK WP HR S P ERA WHIP	IP WLS BF H R ER SO BB IBB HBP BLK WP HR S P ERA WHIP																				
Sidney Ponson, R ERA: 6.62 (1, 1)	7.0 L 29 9 5 5 3 1 0 0 0 0 3 66 100 6.43 1.429																					
B.J. Ryan, L ERA: 3.39 (8, 1)	1.0 4 1 1 1 2 0 0 0 0 0 1 14 23 9.00 1.000																					
Willis Roberts, R ERA: 1.17 (9, 1)	1.0 6 3 1 1 1 0 0 0 0 0 0 10 18 9.00 3.000																					

Batter	1	2	3	4	5	6	7	8	9	AB	R	H	RBI	BB	SO	LOB	BOTTOM					
Brady Anderson, L OBP: 0.240, SLG: 0.159 (1, 9)	 P5		 F8	 1B BB			 K		 G3	4	0	0	0	1	1	0	<p><b>Tampa Bay Devil Rays @ Baltimore Orioles</b>  <b>Oriole Park at Camden Yards, Baltimore, MD</b>  Sun Apr 15 2001, 1:35 PM EDT  Att: 30,441 - Cloudy - 74 F</p>					
Mike Bordick, R OBP: 0.412, SLG: 0.444 (1, 6)	 K		 2B	 1B			 G5-4-3 1B		 K	5	0	3	0	0	2	0						
Delino DeShields, L OBP: 0.297, SLG: 0.111 (7, PH) Mike Kinkade, R OBP: 0.222, SLG: 0.222 (8, 7)	 K		 K	 F7			 G5-4-3 1-2			3	0	0	0	0	2	3						
Chris Richard, L OBP: 0.313, SLG: 0.310 (1, 3)		 G4-3	 BB		 K			 G6-3 1B		3	1	1	0	1	1	0						
Cal Ripken Jr., R OBP: 0.167, SLG: 0.176 (1, 5)		 31 BB 1B	 P6		 F8			 G6-3 1-2		4	1	1	0	0	0	3						
31 Jay Gibbons, L OBP: 0.304, SLG: 0.211 (1, 10)		 1B BB		 G4-3	 G4-3			 F9		3	0	0	0	1	0	1						
Greg Myers, L OBP: 0.417, SLG: 0.667 (1, 2)		 1-2 2H 1B		 HR			 F7		 1B	4	1	3	3	0	0	0						
6 Melvin Mora, R OBP: 0.179, SLG: 0.189 (1, 8)		 F7		 F7			 G5-3		 K	4	0	0	0	0	1	3						
Jerry Hairston, R OBP: 0.310, SLG: 0.395 (1, 4)		 F9		 HR			 G5-3		 F3	4	1	1	1	0	0	2						
<b>Inning Stats</b>	R: 0 E: 0 K: 2 S: 9	H: 0 LOB: 0 BB: 0 P: 13	R: 1 E: 0 K: 0 S: 15	H: 2 LOB: 2 BB: 1 P: 26	R: 0 E: 0 K: 1 S: 10	H: 1 LOB: 1 BB: 1 P: 23	R: 2 E: 0 K: 0 S: 17	H: 3 LOB: 2 BB: 1 P: 27	R: 0 E: 0 K: 1 S: 6	H: 0 LOB: 0 BB: 0 P: 10	R: 0 E: 0 K: 0 S: 8	H: 0 LOB: 0 BB: 0 P: 12	R: 0 E: 0 K: 1 S: 9	H: 1 LOB: 0 BB: 0 P: 13	R: 1 E: 0 K: 1 S: 11	H: 2 LOB: 1 BB: 0 P: 17	R: 0 E: 0 K: 1 S: 10	H: 0 LOB: 0 BB: 0 P: 18	1B: 6 2B: 1 3B: 0 HR: 2	SF: 0 SAC: 0 DP: 1 HBP: 0	WP: 0 PB: 0 CS: 0	PA: 38
<b>PITCHER</b>	IP WLS BF H R ER SO BB IBB HBP BLK WP HR S P ERA WHIP	IP WLS BF H R ER SO BB IBB HBP BLK WP HR S P ERA WHIP																				
Bryan Rekar, R ERA: 3.5 (1, 1)	5.0 W 24 6 3 3 4 3 0 0 0 0 2 57 99 4.50 1.800																					
Doug Creek, L ERA: 3.18 (6, 1)	2.0 W 7 2 1 1 1 0 0 0 0 0 0 18 26 4.50 1.000																					
Tanyon Sturtze, R ERA: 3.86 (8, 1)	1.0 H 4 1 0 0 1 0 0 0 0 0 0 10 16 0.00 1.000																					
Esteban Yan, R ERA: 5.79 (9, 1)	1.0 S 3 0 0 0 1 0 0 0 0 0 0 10 18 0.00 0.000																					



Batter	1	2	3	4	5	6	7	8	9	AB	R	H	RBI	BB	SO	LOB	TOP											
Gerald Williams, R OBP: 0.250, SLG: 0.391	1-3 K		1-2 G5-3		3-2 CS	1-2 G5-3			1-2 G3-1 SF7 2B	4	1	1	0	0	1	0	<p><b>Tampa Bay Devil Rays @ Baltimore Orioles</b>  <b>Oriole Park at Camden Yards, Baltimore, MD</b>            Mon Apr 16 2001, 7:05 PM EDT            Att: 24,558 - Cloudy - 55 F</p> <p>livebaseballscorecards.com</p> <p>AB 27 R 2 H 4 RBI 2 BB 3 SO 5 LOB 7</p> 											
Steve Cox, L OBP: 0.333, SLG: 0.425	1-1 HBP		3-2 G4-3			0-2 F9			0-2 G3-1	3	0	0	0	0	0	1												
Greg Vaughn, R OBP: 0.389, SLG: 0.511	0-2 HBP			4-1 CS BB		0-0 F7			2-0 SF7	2	0	1	1	1	0	0												
Fred McGriff, L OBP: 0.321, SLG: 0.440	2-2 G5-4-3			2-2 G6-3			0-3 K		3-H 4-1 BB	3	0	0	0	1	1	3												
Ben Grieve, L OBP: 0.212, SLG: 0.191		1-2 P4		2-3 K			3-2 G6-3		2-1 G4-3	4	0	0	0	0	1	2												
Aubrey Huff, L OBP: 0.143, SLG: 0.357		2-2 F9			0-1 G4-3		1-1 P4			3	0	0	0	0	0	0												
Russ Johnson, R OBP: 0.379, SLG: 0.542		4-1 BB			3-3 K			0-3 K		2	0	0	0	1	2	0												
John Flaherty, R OBP: 0.263, SLG: 0.378		1-0 G5-3			0-2 1B 2B			3-2 L8		3	1	1	0	0	0	1												
Felix Martinez, S OBP: 0.244, SLG: 0.311			1-2 G4-3		1-2 CS 1B			3-2 G4-3		3	0	1	1	0	0	0												
<b>Inning Stats</b>	R: 0 E: 0 K: 1 S: 10	H: 1 LOB: 1 BB: 0 P: 14	R: 0 E: 0 K: 0 S: 9	H: 0 LOB: 1 BB: 1 P: 17	R: 0 E: 0 K: 0 S: 13	H: 0 LOB: 0 BB: 0 P: 18	R: 0 E: 0 K: 1 S: 7	H: 0 LOB: 1 BB: 1 P: 15	R: 1 E: 0 K: 1 S: 15	H: 2 LOB: 0 BB: 0 P: 20	R: 0 E: 0 K: 0 S: 7	H: 0 LOB: 0 BB: 0 P: 8	R: 0 E: 0 K: 1 S: 8	H: 0 LOB: 0 BB: 0 P: 12	R: 0 E: 0 K: 1 S: 9	H: 0 LOB: 0 BB: 0 P: 15	R: 1 E: 0 K: 0 S: 10	H: 1 LOB: 1 BB: 1 P: 19	1B: 2 2B: 3 3B: 0 HR: 0	SF: 1 SAC: 0 DP: 2 HBP: 1	WP: 0 PB: 0 SB: 1 CS: 2	PA: 33						
<b>PITCHER</b>	IP	WLS	BF	H	R	ER	SO	BB	IBB	HBP	BLK	WP	HR	S	P	ERA	WHIP											
Jason Johnson, R ERA: 2.45	(1, 1)	6.0	W	21	3	1	1	3	2	0	1	0	0	0	61	92	1.50	0.833										
Buddy Groom, L ERA:	(7, 1)	1.0	H	3	0	0	0	1	0	0	0	0	0	0	8	12	0.00	0.000										
Mike Trombley, R ERA: 1.29	(8, 1)	2.0		8	1	1	1	1	1	0	0	0	0	0	19	34	4.50	1.000										

Batter	1	2	3	4	5	6	7	8	9	AB	R	H	RBI	BB	SO	LOB	BOTTOM											
Brady Anderson, L OBP: 0.255, SLG: 0.167	3-1 FC4-6 1B		1-0 F7		2-1 F8		4-0 E S FC3-2 BB	0-1 FC6 SF8		4	0	1	0	1	0	3	<p><b>Tampa Bay Devil Rays @ Baltimore Orioles</b>  <b>Oriole Park at Camden Yards, Baltimore, MD</b>            Mon Apr 16 2001, 7:05 PM EDT            Att: 24,558 - Cloudy - 55 F</p> <p>livebaseballscorecards.com</p> <p>AB 32 R 6 H 8 RBI 5 BB 5 SO 3 LOB 25</p> 											
Mike Bordick, R OBP: 0.393, SLG: 0.417	1-1 F8		0-1 F8		3-3 K		4-2 FC3-2 E 1B BB	2-1 SF8		3	1	0	1	1	1	2												
Delino DeShields, L OBP: 0.280, SLG: 0.146	1-1 FC4-6 WP		3-2 1B		0-1 1B		0-1 E1 FC3-2 1B	3-2 G4-3		5	1	2	1	0	0	4												
Chris Richard, L OBP: 0.278, SLG: 0.273	1-0 P3		2-3 K		1-0 F7		1-2 2-3 3-H 1-0 FC3-2 WP 1B			4	0	0	0	0	1	6												
Greg Myers, L OBP: 0.500, SLG: 0.867		1-0 HR		4-2 BB		3-1 F7	1-0 WP 1B			3	1	2	3	1	0	0												
Cal Ripken Jr., R OBP: 0.150, SLG: 0.158	2-0 G5-3			2-2 F8		0-2 F8	2-2 F8			4	0	0	0	0	0	3												
Brook Fordyce, R OBP: 0.294, SLG: 0.333	4-2 6 CS BB			3-2 P5		4-2 BB	1-1 F9			2	0	0	0	2	0	3												
6 Melvin Mora, R OBP: 0.209, SLG: 0.244	3-2 1B			1-3 K		3-2 P3	0-0 FC6 SF8 2B			4	1	2	0	0	1	2												
Jerry Hairston, R OBP: 0.326, SLG: 0.390	1-2 F8			1-1 S 1B 1B		1-1 WP E HBP	1-2 E6 FC6			3	2	1	0	0	0	2												
<b>Inning Stats</b>	R: 0 E: 0 K: 0 S: 7	H: 1 LOB: 1 BB: 0 P: 13	R: 1 E: 0 K: 0 S: 12	H: 2 LOB: 1 BB: 1 P: 23	R: 0 E: 0 K: 1 S: 9	H: 1 LOB: 1 BB: 0 P: 15	R: 0 E: 0 K: 1 S: 15	H: 0 LOB: 1 BB: 1 P: 25	R: 1 E: 0 K: 1 S: 10	H: 2 LOB: 1 BB: 0 P: 17	R: 0 E: 0 K: 0 S: 11	H: 0 LOB: 1 BB: 1 P: 21	R: 3 E: 1 K: 0 S: 12	H: 1 LOB: 2 BB: 2 P: 26	R: 1 E: 1 K: 0 S: 12	H: 1 LOB: 1 BB: 0 P: 18	R: 1 E: 0 K: 0 S: 10	H: 1 LOB: 1 BB: 1 P: 19	1B: 6 2B: 1 3B: 0 HR: 1	SF: 1 SAC: 0 DP: 0 HBP: 1	WP: 4 PB: 0 SB: 0 CS: 1	PA: 39						
<b>PITCHER</b>	IP	WLS	BF	H	R	ER	SO	BB	IBB	HBP	BLK	WP	HR	S	P	ERA	WHIP											
Ryan Rupe, R ERA: 7.53	(1, 1)	5.2	L	24	6	2	2	3	2	0	0	0	0	0	58	101	3.18	1.412										
Ken Hill, R ERA: 10.29	(6, 1)	0.2		8	1	3	2	0	3	0	1	0	1	0	13	31	27.00	6.000										
Rusty Meacham, R ERA: 2.08	(7, 1)	0.2		2	0	0	0	0	0	0	0	0	1	0	5	8	0.00	0.000										
Mike Judd, R ERA: 2.08	(8, 1)	1.0		5	1	1	0	0	0	0	0	0	0	0	12	18	0.00	1.000										



Batter	1	2	3	4	5	6	7	8	9	AB	R	H	RBI	BB	SO	LOB	TOP										
<b>Kenny Lofton, L</b> OBP: 0.455, SLG: 0.455 (1, 8)	G4-3	F8			F9	E4			F9 BB	5	0	2	0	0	0	1	<b>Cleveland Indians @ Baltimore Orioles</b> Oriole Park at Camden Yards, Baltimore, MD Tue Apr 17 2001, 7:05 PM EDT Att: 28,679 - Cloudy - 50 F										
<b>Omar Vizquel, S</b> OBP: 0.291, SLG: 0.245 (1, 6)	K	G4-6-3			K	F9			K	5	0	0	0	0	3	3											
<b>Roberto Alomar, S</b> OBP: 0.360, SLG: 0.341 <b>Jolbert Cabrera, R</b> (9, PH) OBP: 0.344, SLG: 0.367 (9, 4)	BB	BB			G4-3	G4-3				3	1	1	0	1	0	1											
<b>Juan Gonzalez, R</b> OBP: 0.358, SLG: 0.723 <b>Jacob Cruz, L</b> (9, PH) OBP: 0.273, SLG: 0.286 (9, 9)	BB	BB			L8	2B			F9	3	2	1	0	1	0	1											
<b>Ellis Burks, R</b> OBP: 0.404, SLG: 0.545 (1, 10)	BB	BB			F9	1B			F9	4	2	1	0	1	2	3											
<b>Jim Thome, L</b> OBP: 0.234, SLG: 0.262 (1, 3)	BB	BB			F8	HR			K	4	0	1	2	0	1	3											
<b>Wil Cordero, R</b> OBP: 0.359, SLG: 0.333 (1, 7)	BB	BB			P4	HR			G6-3	3	1	1	1	1	0	0											
<b>Russell Branyan, L</b> OBP: 0.277, SLG: 0.568 (1, 5)	BB	BB			K	HR			K	4	1	1	4	0	2	2											
<b>Einar Diaz, R</b> OBP: 0.345, SLG: 0.360 (1, 2)	BB	BB			F7	E4			G5-3	4	1	2	0	0	0	0											
<b>Inning Stats</b>	R: 3 H: 3 E: 0 K: 1 S: 22	H: 3 R: 2 ER: 0 LOB: 2 P: 36	R: 0 H: 1 E: 0 K: 0 S: 9	H: 1 R: 0 ER: 0 LOB: 0 P: 15	R: 0 H: 0 E: 0 K: 0 S: 16	H: 0 R: 0 ER: 0 LOB: 0 P: 25	R: 0 H: 0 E: 0 K: 1 S: 8	H: 0 R: 0 ER: 0 LOB: 0 P: 11	R: 0 H: 0 E: 0 K: 1 S: 7	H: 0 R: 0 ER: 0 LOB: 0 P: 13	R: 5 H: 5 E: 2 K: 0 S: 24	H: 5 R: 1 ER: 1 LOB: 1 P: 44	R: 0 H: 0 E: 0 K: 2 S: 9	H: 0 R: 0 ER: 0 LOB: 0 P: 16	R: 0 H: 0 E: 0 K: 1 S: 7	H: 0 R: 1 ER: 0 LOB: 0 P: 13		R: 0 H: 1 E: 0 K: 2 S: 12	H: 1 R: 2 ER: 1 LOB: 2 P: 17	1B: 8 2B: 1 3B: 0 HR: 1	SF: 0 SAC: 0 DP: 1 HBP: 0	WP: 0 PB: 0 SB: 0 CS: 0	PA: 41				
<b>PITCHER</b>	IP	WLS	BF	H	R	ER	SO	BB	IBB	HBP	BLK	WP	HR	S	P	ERA	WHIP										
<b>Jose Mercedes, R</b> ERA: 9.77 (1, 1)	5.0	L	23	6	5	5	3	3	0	0	0	0	0	68	111	9.00	1.800										
<b>B.J. Ryan, L</b> ERA: 5.79 (6, 1)	2.0		10	3	3	2	2	0	1	0	0	0	1	27	49	9.00	1.500										
<b>Willis Roberts, R</b> ERA: 1.04 (8, 1)	1.0		3	0	0	0	1	0	0	0	0	0	0	7	13	0.00	0.000										
<b>Ryan Kohlmeier, R</b> ERA: 3.18 (9, 1)	1.0		5	1	0	0	2	1	0	0	0	0	0	12	17	0.00	2.000										

AB	36
R	8
H	10
RBI	7
BB	5
SO	8
LOB	16



Batter	1	2	3	4	5	6	7	8	9	AB	R	H	RBI	BB	SO	LOB	BOTTOM											
<b>Brady Anderson, L</b> OBP: 0.271, SLG: 0.176 (1, 9)	FC5-4		G4-3			BB			G1-3	3	0	1	0	1	0	0	<b>Cleveland Indians @ Baltimore Orioles</b> Oriole Park at Camden Yards, Baltimore, MD Tue Apr 17 2001, 7:05 PM EDT Att: 28,679 - Cloudy - 50 F											
<b>Mike Bordick, R</b> OBP: 0.397, SLG: 0.385 (1, 6)	FC5-4		G6-3			K			K	4	0	0	0	0	2	2												
<b>Delino DeShields, L</b> OBP: 0.296, SLG: 0.140 (1, 7)	BB		F7			K			BB	2	0	0	0	2	1	1												
<b>Greg Myers, L</b> OBP: 0.450, SLG: 0.722 (1, 10)	BB		G3-1			F8			G3-1	3	0	0	0	1	0	2												
<b>Cal Ripken Jr., R</b> OBP: 0.143, SLG: 0.150 <b>Mike Kinkade, R</b> (7, PH) OBP: 0.273, SLG: 0.273 (8, 5)	G5-4-3		G4-3			1B			G6-3	2	0	0	0	0	0	3												
<b>Chris Richard, L</b> OBP: 0.300, SLG: 0.378 (1, 3)	HR		K			1B			K	4	1	2	1	0	2	0												
<b>Brook Fordyce, R</b> ERA: 5.51 <b>Fernando Lumar, R</b> (7, PH) OBP: 0.500, SLG: 0.667 (8, 2)	P4		L4			P6			F9	2	0	0	0	0	0	0												
<b>6 Melvin Mora, R</b> OBP: 0.196, SLG: 0.227 (1, 8)	G6-3		G6-3			K				3	0	0	0	0	1	2												
<b>Jerry Hairston, R</b> OBP: 0.306, SLG: 0.364 (1, 4)	K		F8			G6-3				3	0	0	0	0	1	2												
<b>Inning Stats</b>	R: 0 H: 1 E: 0 K: 0 S: 8	H: 1 R: 0 ER: 0 LOB: 0 P: 20	R: 1 H: 1 E: 0 K: 1 S: 9	H: 1 R: 0 ER: 0 LOB: 0 P: 18	R: 0 H: 0 E: 0 K: 0 S: 10	H: 0 R: 0 ER: 0 LOB: 0 P: 16	R: 0 H: 0 E: 0 K: 1 S: 10	H: 0 R: 0 ER: 0 LOB: 0 P: 13	R: 0 H: 0 E: 0 K: 0 S: 6	H: 0 R: 0 ER: 0 LOB: 0 P: 10	R: 0 H: 2 E: 0 K: 1 S: 13	H: 2 R: 0 ER: 0 LOB: 2 P: 20	R: 0 H: 0 E: 0 K: 1 S: 12	H: 0 R: 1 ER: 0 LOB: 1 P: 18	R: 0 H: 0 E: 0 K: 1 S: 5	H: 0 R: 0 ER: 0 LOB: 0 P: 7		1B: 3 2B: 0 3B: 0 HR: 1	SF: 0 SAC: 0 DP: 1 HBP: 0	WP: 0 PB: 0 SB: 0 CS: 0	PA: 34							
<b>PITCHER</b>	IP	WLS	BF	H	R	ER	SO	BB	IBB	HBP	BLK	WP	HR	S	P	ERA	WHIP											
<b>Dave Burba, R</b> ERA: 5.51 (1, 1)	6.0	W	24	4	1	1	4	3	0	0	0	0	0	1	62	110	1.50	1.167										
<b>Steve Reed, R</b> ERA: 3.38 (7, 1)	2.0		7	0	0	0	2	1	0	0	0	0	0	21	30	0.00	0.500											
<b>Justin Speier, R</b> ERA: 8.31 (9, 1)	1.0		3	0	0	0	1	0	0	0	0	0	0	5	7	0.00	0.000											

AB	30
R	1
H	4
RBI	1
BB	4
SO	7
LOB	14





Batter	1	2	3	4	5	6	7	8	9	AB	R	H	RBI	BB	SO	LOB	TOP				
<b>Kenny Lofton, L</b> OBP: 0.400, SLG: 0.400	L7		S 1B				F8	F7		4	1	1	0	0	0	0	<b>Cleveland Indians @ Baltimore Orioles</b> Oriole Park at Camden Yards, Baltimore, MD Wed Apr 18 2001, 7:05 PM EDT Att: 28,801 - Cloudy - 49 F				
<b>Omar Vizquel, S</b> OBP: 0.286, SLG: 0.245	G6-3		S 1B				G6-3	F9		4	0	1	2	0	0	0					
<b>Roberto Alomar, S</b> OBP: 0.370, SLG: 0.319	K		S 1B				L7	F7		3	0	0	0	1	1	0					
<b>Juan Gonzalez, R</b> OBP: 0.351, SLG: 0.686			S 1B				L8	G5-3		4	1	1	0	0	0	2					
<b>Jim Thome, L</b> OBP: 0.235, SLG: 0.244	P5		S 1B				F8	G6-3		3	1	0	0	1	0	0					
<b>Ellis Burks, R</b> OBP: 0.393, SLG: 0.511	P4		S 1B				G6-3	G5-3		3	0	0	0	1	0	0					
<b>Marty Cordova, R</b> OBP: 0.455, SLG: 0.790			S 1B				F8	K		4	0	2	2	0	1	0					
<b>Jolbert Cabrera, R</b> OBP: 0.344, SLG: 0.367			S 1B				CS 1B	K		0	0	0	0	0	0	0					
<b>Russell Branyan, L</b> OBP: 0.255, SLG: 0.521			S 1B				G4-3	G4-3		4	0	0	0	0	0	2					
<b>Einar Diaz, R</b> OBP: 0.344, SLG: 0.357			S 1B				F9	P2		3	1	1	0	0	0	0					
<b>Inning Stats</b>	R: 0 H: 0 E: 0 K: 1 S: 7	H: 0 LOB: 0 BB: 0 P: 12	R: 0 H: 2 E: 0 K: 0 S: 7	H: 0 LOB: 0 BB: 0 P: 13	R: 2 H: 3 E: 0 K: 0 S: 18	H: 3 LOB: 2 BB: 1 P: 27	R: 0 H: 1 E: 0 K: 0 S: 8	H: 1 LOB: 0 BB: 0 P: 13	R: 0 H: 0 E: 0 K: 0 S: 6	H: 0 LOB: 0 BB: 0 P: 9	R: 2 H: 2 E: 0 K: 0 S: 23	H: 2 LOB: 2 BB: 2 P: 37	R: 0 H: 0 E: 0 K: 0 S: 6	H: 0 LOB: 0 BB: 0 P: 9	R: 0 H: 0 E: 0 K: 1 S: 10	H: 0 LOB: 0 BB: 0 P: 11	1B: 6 2B: 0 3B: 0 HR: 0	SF: 0 LOB: 0 SAC: 0 DP: 0 HBP: 0	WP: 0 PB: 0 SB: 2 CS: 1	PA: 36	
<b>PITCHER</b>	IP	WLS	BF	H	R	ER	SO	BB	IBB	HBP	BLK	WP	HR	S	P	ERA	WHIP				
<b>Pat Hentgen, R</b> ERA: 2.59	(1, 1)	5.2	L	25	6	4	4	1	3	0	0	0	0	67	108	6.35	1.588				
<b>B.J. Ryan, L</b> ERA: 4.5	(6, 1)	1.1		4	0	0	0	0	0	0	0	0	0	8	12	0.00	0.000				
<b>Chad Paronto, R</b> ERA:	(8, 1)	2.0		6	0	0	0	1	0	0	0	0	0	13	15	0.00	0.000				

AB 32  
R 4  
H 6  
RBI 4  
BB 3  
SO 2  
LOB 4



Batter	1	2	3	4	5	6	7	8	9	AB	R	H	RBI	BB	SO	LOB	BOTTOM					
<b>Brady Anderson, L</b> OBP: 0.270, SLG: 0.167	G4-3		G6-3					P6		3	0	0	0	1	0	1	<b>Cleveland Indians @ Baltimore Orioles</b> Oriole Park at Camden Yards, Baltimore, MD Wed Apr 18 2001, 7:05 PM EDT Att: 28,801 - Cloudy - 49 F					
<b>Mike Bordick, R</b> OBP: 0.344, SLG: 0.357	G5-3		G5-3				F7	E5		4	0	0	0	0	0	2						
<b>Delino DeShields, L</b> OBP: 0.276, SLG: 0.128	K		G5-3				F8	FC4-6		4	0	0	0	0	1	3						
<b>Greg Myers, L</b> OBP: 0.458, SLG: 0.682			L8				G4-3	G4-3		4	1	2	0	0	0	1						
<b>David Segui, S</b> OBP: 0.318, SLG: 0.229			G4-3				K	F7		3	0	0	0	1	2	1						
<b>Chris Richard, L</b> OBP: 0.295, SLG: 0.390			K				K	L4		4	0	1	1	0	2	2						
<b>31 Jay Gibbons, L</b> OBP: 0.296, SLG: 0.217			G6-3				K	F9		4	0	1	0	0	1	1						
<b>Mike Kinkade, R</b> OBP: 0.400, SLG: 0.357			G6-3				K	G6-3		3	0	2	0	1	0	3						
<b>Jerry Hairston, R</b> OBP: 0.283, SLG: 0.333			G5-3				K	FC5-4		4	0	0	0	0	2	4						
<b>Inning Stats</b>	R: 0 H: 0 E: 0 K: 1 S: 7	H: 2 LOB: 2 BB: 1 P: 11	R: 0 H: 2 E: 0 K: 1 S: 12	H: 2 LOB: 1 BB: 1 P: 23	R: 0 H: 0 E: 0 K: 0 S: 11	H: 0 LOB: 0 BB: 0 P: 17	R: 0 H: 0 E: 0 K: 1 S: 5	H: 0 LOB: 0 BB: 0 P: 11	R: 0 H: 1 E: 0 K: 3 S: 11	H: 1 LOB: 1 BB: 0 P: 17	R: 0 H: 0 E: 0 K: 0 S: 13	H: 0 LOB: 1 BB: 1 P: 21	R: 0 H: 0 E: 0 K: 0 S: 7	H: 0 LOB: 0 BB: 0 P: 10	R: 0 H: 1 E: 1 K: 0 S: 7	H: 1 LOB: 2 BB: 0 P: 8		R: 1 H: 2 E: 0 K: 2 S: 19	H: 2 LOB: 2 BB: 1 P: 34	1B: 5 2B: 1 3B: 0 HR: 0	SF: 0 LOB: 0 SAC: 0 DP: 1 HBP: 0	WP: 0 PB: 0 SB: 0 CS: 0
<b>PITCHER</b>	IP	WLS	BF	H	R	ER	SO	BB	IBB	HBP	BLK	WP	HR	S	P	ERA	WHIP					
<b>Bartolo Colon, R</b> ERA: 3.64	(1, 1)	8.0	W	30	4	0	0	6	2	0	0	0	0	73	118	0.00	0.750					
<b>Bob Wickman, R</b> ERA: 2.84	(9, 1)	1.0		6	2	1	1	2	1	0	0	0	0	19	34	9.00	3.000					

AB 33  
R 1  
H 6  
RBI 1  
BB 3  
SO 8  
LOB 18





Batter	1	2	3	4	5	6	7	8	9	AB	R	H	RBI	BB	SO	LOB	TOP											
<b>Kenny Lofton, L</b> OBP: 0.333, SLG: 0.333	1-1 PB S E 1B	0-0 F7		2-0 FC3-6 S 1-2		2-0 L7	1-0 L8		1-0 F7	6	1	1	0	0	0	4	<b>Cleveland Indians @ Baltimore Orioles</b> Oriole Park at Camden Yards, Baltimore, MD Thu Apr 19 2001, 3:05 PM EDT Att: 34,100 - Cloudy - 61 F											
<b>Jolbert Cabrera, R</b> OBP: 0.324, SLG: 0.324	2-1 E5 2B SF7 1-H	0-1 F8		4-0 BB 1-3		2-2 G3-1	0-1 G4-3			4	1	0	1	1	0	3												
<b>Roberto Alomar, S</b> OBP: 0.373, SLG: 0.346	2-1 2B		1-3 K	3-1 F8		1-1 S 2B 1B		1-3 K		5	1	2	0	0	2	2												
<b>Juan Gonzalez, R</b> OBP: 0.387, SLG: 0.709 <b>Jacob Cruz, L</b> OBP: 0.273, SLG: 0.286	0-0 F2		2-0 F9 2B		1-1 PB HR 1B	4-2 2B BB		2-2 G6-4 1B		4	2	3	0	1	0	2												
<b>Ellis Burks, R</b> OBP: 0.377, SLG: 0.510	3-2 SF7		0-0 F9		1-0 F9	1-0 2B 2B		0-0 G6-4-3 1B		4	1	1	2	0	0	3												
<b>Wil Cordero, R</b> OBP: 0.386, SLG: 0.395	1-1 F9		1-2 L8		1-1 PB HR 1B	1-1 2B		0-0 HR 1B		5	2	3	2	0	0	2												
<b>Marty Cordova, R</b> OBP: 0.500, SLG: 1.067		0-1 HBP 1B		2-0 HR	1-0 HR	0-3 K		3-3 K		5	2	3	4	0	2	2												
<b>Russell Branyan, L</b> OBP: 0.286, SLG: 0.500		1-2 HBP		4-1 FC6-4 BB	2-2 F9		4-2 BB		1-3 K	2	0	0	0	2	1	1												
<b>Einar Diaz, R</b> OBP: 0.324, SLG: 0.424	0-2 P3		0-0 FC6-4 FC3-6	1-2 F7		3-1 F7		1-0 HR		5	1	1	2	0	0	4												
<b>Inning Stats</b>	R: 2 E: 1 K: 0 S: 12	H: 2 LOB: 1 BB: 0 P: 21	R: 0 E: 0 K: 0 S: 10	H: 1 LOB: 2 BB: 0 P: 11	R: 0 E: 0 K: 1 S: 9	H: 1 LOB: 1 BB: 0 P: 13	R: 1 E: 0 K: 0 S: 6	H: 1 LOB: 2 BB: 2 P: 21	R: 3 E: 0 K: 1 S: 14	H: 3 LOB: 0 BB: 1 P: 19	R: 0 E: 0 K: 0 S: 7	H: 0 LOB: 1 BB: 1 P: 15	R: 0 E: 0 K: 1 S: 8	H: 1 LOB: 1 BB: 0 P: 11	R: 2 E: 0 K: 2 S: 9	H: 2 LOB: 0 BB: 0 P: 15		1B: 7 2B: 4 3B: 0 HR: 3	SF: 1 SAC: 0 DP: 1 HBP: 1	WP: 0 PB: 2 SB: 4 CS: 0	PA: 46							
<b>PITCHER</b>	IP	WLS	BF	H	R	ER	SO	BB	IBB	HBP	BLK	WP	HR	S	P	ERA	WHIP											
<b>Chuck McElroy, L</b> ERA: 6.92	4.1	L	24	7	5	4	1	2	0	1	0	0	0	1	42	73	8.31	2.077										
<b>Chad Paronto, R</b> ERA: 10.8	1.1		9	4	4	4	0	1	0	0	0	0	0	1	19	34	27.00	3.750										
<b>Mike Trombley, R</b> ERA: 1.08	1.1		5	0	0	0	1	1	0	0	0	0	0	0	10	18	0.00	0.750										
<b>Buddy Groom, L</b> ERA: 5.4	1.0		3	1	0	0	1	0	0	0	0	0	0	0	8	11	0.00	1.000										
<b>Ryan Kohlmeier, R</b> ERA: 5.4	1.0		5	2	2	2	2	0	0	0	0	0	0	1	9	15	18.00	2.000										

Batter	1	2	3	4	5	6	7	8	9	AB	R	H	RBI	BB	SO	LOB	BOTTOM										
<b>Brady Anderson, L</b> OBP: 0.299, SLG: 0.207	0-0 BLK G6-3 1B		2-2 FC6-4 1B			2-0 BB 1B		3-1 F9		4	1	3	0	0	0	0	<b>Cleveland Indians @ Baltimore Orioles</b> Oriole Park at Camden Yards, Baltimore, MD Thu Apr 19 2001, 3:05 PM EDT Att: 34,100 - Cloudy - 61 F										
<b>Jerry Hairston, R</b> OBP: 0.281, SLG: 0.327	1-2 G6-3 BLK 1B		2-1 B3			0-2 P4		2-0 G4-3		4	1	1	0	0	0	2											
<b>Mike Bordick, R</b> OBP: 0.328, SLG: 0.339 <b>31 Jay Gibbons, L</b> OBP: 0.321, SLG: 0.250	2-1 G6-3		2-0 FC6-4 CS			2-0 F7		0-0 E 1B		3	0	0	1	0	0	3											
<b>Jeff Conine, R</b> OBP: 0.320, SLG: 0.364	3-1 CS 1B		0-1 CS	3-2 G4-3		4-2 BB		1-2 E5 1B 2B		3	1	1	1	1	0	1											
<b>David Segui, S</b> OBP: 0.311, SLG: 0.222 <b>Chris Richard, L</b> OBP: 0.298, SLG: 0.386	2-3 K		0-3 K2-3			1-0 F5		0-0 2B 1B		1	0	0	0	0	1	1											
<b>Mike Kinkade, R</b> OBP: 0.388, SLG: 0.389		0-3 K		3-2 G5-3		1-2 F8		2-1 E 2B		4	0	1	2	0	1	0											
<b>Cal Ripken Jr., R</b> OBP: 0.174, SLG: 0.186		3-1 2B			4-0 L5-3 BB		0-1 P1		3-1 P2	3	0	1	0	1	0	1											
<b>Brook Fordyce, R</b> OBP: 0.256, SLG: 0.286 <b>Fernando Lumar, R</b> OBP: 0.400, SLG: 0.500		3-2 G5-3			1-1 L5-3		1-1 G5-3		1-3 K	3	0	0	0	0	0	2											
<b>6 Melvin Mora, R</b> OBP: 0.180, SLG: 0.208		1-0 L7			0-2 F7			0-2 L9		4	0	0	0	0	1	2											
<b>Inning Stats</b>	R: 2 E: 0 K: 1 S: 12	H: 3 LOB: 1 BB: 0 P: 20	R: 0 E: 0 K: 1 S: 9	H: 1 LOB: 0 BB: 0 P: 16	R: 0 E: 0 K: 1 S: 11	H: 0 LOB: 0 BB: 0 P: 17	R: 0 E: 0 K: 0 S: 5	H: 1 LOB: 2 BB: 1 P: 17	R: 0 E: 0 K: 0 S: 6	H: 0 LOB: 0 BB: 0 P: 11	R: 3 E: 1 K: 2 S: 17	H: 3 LOB: 1 BB: 0 P: 27	1B: 7 2B: 4 3B: 0 HR: 0	SF: 0 SAC: 0 DP: 2 HBP: 0	WP: 0 PB: 0 SB: 0 CS: 2	PA: 37											
<b>PITCHER</b>	IP	WLS	BF	H	R	ER	SO	BB	IBB	HBP	BLK	WP	HR	S	P	ERA	WHIP										
<b>CC Sabathia, L</b> ERA: 4.86	6.0	W	23	6	2	2	3	2	0	0	0	0	0	53	94	3.00	1.333										
<b>Steve Reed, R</b> ERA: 2.84	1.0		3	0	0	0	0	0	0	0	0	0	0	7	9	0.00	0.000										
<b>Steve Karsay, R</b> ERA: 5.14	1.0		3	0	0	0	0	0	0	0	0	0	0	6	11	0.00	0.000										
<b>Paul Shuey, R</b> ERA: 5.14	1.0		7	3	3	2	2	0	0	0	0	0	0	17	27	18.00	3.000										





Batter	1	2	3	4	5	6	7	8	9	AB R H RBI BB SO LOB	TOP											
<b>Brady Anderson, L</b> (1, 9) OBP: 0.278, SLG: 0.190	F4		P6	F8		G4-3			G3-1	5 0 0 0 0 0 1	<b>Baltimore Orioles @ Tampa Bay Devil Rays</b> Tropicana Field, St. Petersburg, FL Fri Apr 20 2001, 7:15 PM EDT Att: 11,417 - Dome - 72 F											
<b>Mike Bordick, R</b> (1, 6) OBP: 0.306, SLG: 0.313	K		K		G1-3		G6-3		G6-3	5 0 0 0 0 2 0												
<b>Delino DeShields, L</b> (1, 7) OBP: 0.300, SLG: 0.176				1B	1B		G3			4 2 3 0 0 0 0												
<b>Jeff Conine, R</b> (1, 5) OBP: 0.276, SLG: 0.308	G4-3		E6	F4			F9			4 1 0 0 0 0 3												
<b>David Segui, S</b> (1, 10) OBP: 0.347, SLG: 0.333		K	HBP	1B	BB				HR	3 2 2 2 1 1 0												
<b>Chris Richard, L</b> (1, 8) OBP: 0.314, SLG: 0.383	F5		HBP	1B					L4	3 1 1 1 0 0 0												
<b>31 Jay Gibbons, L</b> (1, 3) OBP: 0.344, SLG: 0.321		1B	HBP	1B					G6-3	4 0 2 3 0 0 2												
<b>Brook Fordyce, R</b> (1, 2) OBP: 0.233, SLG: 0.256	P4		F8			P5			K	4 0 0 0 0 1 2												
<b>Jerry Hairston, R</b> (1, 4) OBP: 0.262, SLG: 0.304			F3	F7		F7			F9	4 0 0 0 0 0 1												
<b>Inning Stats</b>	R: 0 E: 0 K: 1 S: 15	H: 1 LOB: 1 BB: 0 P: 21	R: 0 E: 0 K: 1 S: 10	H: 1 LOB: 1 BB: 0 P: 15	R: 0 E: 0 K: 1 S: 11	H: 0 LOB: 0 BB: 0 P: 15	R: 4 E: 1 K: 0 S: 17	H: 3 LOB: 1 BB: 0 P: 28	R: 1 E: 0 K: 0 S: 11	H: 2 LOB: 2 BB: 1 P: 16		R: 0 E: 0 K: 0 S: 6	H: 0 LOB: 0 BB: 0 P: 9	R: 0 E: 0 K: 0 S: 5	H: 0 LOB: 0 BB: 0 P: 7	R: 1 E: 0 K: 1 S: 7	H: 1 LOB: 0 BB: 0 P: 11	R: 0 E: 0 K: 0 S: 6	H: 0 LOB: 0 BB: 0 P: 13	1B: 6 2B: 1 3B: 0 HR: 1	SF: 0 SAC: 0 DP: 0 HBP: 1	WP: 0 PB: 0 SB: 1 CS: 1
<b>PITCHER</b>	IP WLS BF H R ER SO BB IBB HBP BLK WP HR S P ERA WHIP											<b>PITCHER</b>	IP WLS BF H R ER SO BB IBB HBP BLK WP HR S P ERA WHIP									
<b>Bryan Rekar, R</b> (1, 1) ERA: 4.37	4.2 L 24 7 5 4 3 1 0 0 0 0 0 0 63 94 7.71 1.714																					
<b>Rusty Meacham, R</b> (5, 1) ERA: 3.39	3.1 11 1 1 1 1 0 0 0 0 0 1 19 28 2.70 0.300																					
<b>Tanyon Sturtze, R</b> (9, 1) ERA: 9.35	1.0 3 0 0 0 0 0 0 0 0 0 0 6 13 0.00 0.000																					

Batter	1	2	3	4	5	6	7	8	9	AB R H RBI BB SO LOB	BOTTOM											
<b>Gerald Williams, R</b> (1, 8) OBP: 0.242, SLG: 0.333	1B		G6-3		FC6-4		F8		B5	5 0 1 0 0 0 4	<b>Baltimore Orioles @ Tampa Bay Devil Rays</b> Tropicana Field, St. Petersburg, FL Fri Apr 20 2001, 7:15 PM EDT Att: 11,417 - Dome - 72 F											
<b>Russ Johnson, R</b> (1, 4) OBP: 0.400, SLG: 0.487	K					F9				3 0 1 1 1 1 1												
<b>Steve Cox, L</b> (9, PH) OBP: 0.340, SLG: 0.432			BB				1B			0 0 0 0 1 0 0												
<b>Greg Vaughn, R</b> (1, 10) OBP: 0.338, SLG: 0.435	1B		K			F7			K	5 0 1 0 0 3 5												
<b>Fred McGriff, L</b> (1, 3) OBP: 0.290, SLG: 0.385	G4-3				G4-3		2B		K	3 1 0 0 1 1 1												
<b>Ben Grieve, L</b> (1, 7) OBP: 0.266, SLG: 0.276		F8			G4-3					4 0 2 1 0 0 0												
<b>Randy Winn, S</b> (8, PR) OBP: 0.364, SLG: 0.900							2B		G6-3	0 0 0 0 0 0 0												
<b>Jose Guillen, R</b> (1, 9) OBP: 0.172, SLG: 0.172		G6-3			G4-3		F8		G6-3	4 0 0 0 0 0 2												
<b>Vinny Castilla, R</b> (1, 5) OBP: 0.224, SLG: 0.326		F8							F7	4 1 1 0 0 1 2												
<b>Mike DiFelice, R</b> (1, 2) OBP: 0.105, SLG: 0.263			F9						G3	3 0 0 0 0 2 1												
<b>Felix Martinez, S</b> (1, 6) OBP: 0.339, SLG: 0.379			G6-3		FC6-4					4 1 4 1 0 0 0												
<b>Inning Stats</b>	R: 0 E: 0 K: 1 S: 6	H: 2 LOB: 1 BB: 0 P: 8	R: 0 E: 0 K: 0 S: 5	H: 0 LOB: 0 BB: 0 P: 7	R: 0 E: 0 K: 1 S: 12	H: 1 LOB: 2 BB: 1 P: 22	R: 0 E: 0 K: 0 S: 5	H: 0 LOB: 0 BB: 0 P: 7	R: 0 E: 0 K: 2 S: 9	H: 1 LOB: 1 BB: 0 P: 12	R: 1 E: 0 K: 0 S: 10	H: 1 LOB: 1 BB: 1 P: 21	R: 2 E: 0 K: 2 S: 16	H: 3 LOB: 1 BB: 0 P: 24	R: 0 E: 0 K: 1 S: 12	H: 1 LOB: 2 BB: 0 P: 20	R: 0 E: 0 K: 1 S: 19	H: 1 LOB: 2 BB: 1 P: 28	1B: 8 2B: 2 3B: 0 HR: 0	SF: 0 SAC: 0 DP: 0 HBP: 0	WP: 0 PB: 0 SB: 2 CS: 0	PA: 39
<b>PITCHER</b>	IP WLS BF H R ER SO BB IBB HBP BLK WP HR S P ERA WHIP											<b>PITCHER</b>	IP WLS BF H R ER SO BB IBB HBP BLK WP HR S P ERA WHIP									
<b>Willis Roberts, R</b> (1, 1) ERA: 1.23	6.0 W 24 5 1 1 4 2 0 0 0 0 0 0 47 77 1.50 1.167																					
<b>Mike Trombley, R</b> (7, 1) ERA: 2.61	2.0 10 4 2 2 3 0 0 0 0 0 0 28 44 9.00 2.000																					
<b>Ryan Kohlmeier, R</b> (9, 1) ERA: 4.7	1.0 S 5 1 0 0 1 1 0 0 0 0 0 0 19 28 0.00 2.000																					

AB	36
R	6
H	8
RBI	6
BB	1
SO	4
LOB	9



AB	36
R	3
H	10
RBI	3
BB	3
SO	8
LOB	16









Batter	1	2	3	4	5	6	7	8	9	10	11	AB	R	H	RBI	BB	SO	LOB	TOP					
Brady Anderson, L OBP: 0.295, SLG: 0.250 (1, 9)	4-1 BB	2-1 HR		2-1 F9			1-3 K	1-2 G6-3			0-1 SH1-3	4	1	1	3	1	1	3						
Mike Bordick, R OBP: 0.337, SLG: 0.356 (1, 6)	4-1 SAFE BB	2-2 G6-3			0-0 BB 31 1B		1-0 F8		1-1 F7 1B		1-1 1B	5	3	3	0	1	0	0						
Delino DeShields, L OBP: 0.329, SLG: 0.230 (1, 7)	0-0 F8		1-1 HR 1B		4-2 BB 31 1B		3-1 F9		0-0 F7		0-1 1B 31 FC3-2	5	1	2	1	1	0	2						
David Segui, S OBP: 0.390, SLG: 0.396 (9, 4)	2-2 1B		3-2 F7		3-2 F9			1-1 WP 31 G6-3 1B	1-0 31 G4-6-3 1B		0-0 31 FC3-2 1B	5	1	3	1	0	0	3						
Jerry Hairston, R OBP: 0.259, SLG: 0.295 (9, 4)	1-2 1B		1-2 F9		1-2 31 1B BB			1-2 31 G6-3 1B	0-1 31 G4-6-3 1B		1-3 31 FC3-2 1B	1	0	1	1	0	0	0						
31 Jay Gibbons, L OBP: 0.317, SLG: 0.297 (1, 10)	0-0 P6		1-1 P5		0-1 WP 1B			1-0 G6-3	0-1 G4-6-3		1-1 FC3-2	6	0	1	1	0	0	7						
Chris Richard, L OBP: 0.344, SLG: 0.473 (9, 3)		2-3 K	1-1 HR		1-3 K			4-2 FC6-4 1B BB		0-1 G6-3	1B	5	1	2	2	1	3	3						
Cal Ripken Jr., R OBP: 0.182, SLG: 0.192 (1, 5)		0-0 P4	2-1 F9			1-0 P4		2-2 FC6-4 1B		2-2 G6-3		5	0	1	1	0	0	1						
Brook Fordyce, R OBP: 0.229, SLG: 0.250 (1, 2)		2-2 6 1B HR 1B		0-1 F9		0-0 F8		0-1 FC6-4 6 BB		0-3 K		5	1	1	0	0	1	2						
6 Melvin Mora, R OBP: 0.237, SLG: 0.222 (9, 8)		3-2 HR 1B		2-2 F9		1-3 K		4-1 BB			1-0 E6 1B SH1-3 1B	4	2	1	0	1	1	0						
<b>Inning Stats</b>	R: 0 E: 0 K: 0 S: 12	H: 1 LOB: 2 BB: 2 P: 22	R: 3 E: 0 K: 1 S: 17	H: 3 LOB: 0 BB: 0 P: 28	R: 2 E: 0 K: 0 S: 12	H: 2 LOB: 0 BB: 0 P: 19	R: 0 E: 0 K: 0 S: 8	H: 0 LOB: 0 BB: 0 P: 12	R: 1 E: 0 K: 1 S: 12	H: 2 LOB: 1 BB: 1 P: 20	R: 0 E: 0 K: 1 S: 5	H: 0 LOB: 0 BB: 0 P: 7	R: 0 E: 0 K: 1 S: 6	H: 0 LOB: 0 BB: 0 P: 11	R: 1 E: 0 K: 0 S: 15	H: 2 LOB: 3 BB: 0 P: 28	R: 0 E: 0 K: 1 S: 8	H: 1 LOB: 0 BB: 0 P: 10	R: 0 E: 0 K: 1 S: 13	H: 3 LOB: 2 BB: 0 P: 19	1B: 13 2B: 1 3B: 0 HR: 2	SF: 0 SAC: 1 DP: 2 HBP: 0	WP: 2 PB: 0 SB: 2 CS: 0	PA: 51
<b>PITCHER</b>	Mike Judd, R ERA: 4.5 (1, 1)	Travis Phelps, R ERA: 3.86 (4, 1)	Doug Creek, L ERA: 3.6 (5, 1)	Tanyon Sturtze, R ERA: 7.94 (8, 1)	Dan Wheeler, R ERA: 2.25 (9, 1)	<b>PITCHER</b>	Esteban Yan, R ERA: 6.23 (10, 1)																	

**Baltimore Orioles @ Tampa Bay Devil Rays**  
Tropicana Field, St. Petersburg, FL  
Sun Apr 22 2001, 1:15 PM EDT  
Att. 17,198 - Dome - 72 F

livebaseballscorecards.com

AB 45  
R 10  
H 16  
RBI 10  
BB 5  
SO 6  
LOB 21

Batter	1	2	3	4	5	6	7	8	9	10	11	AB	R	H	RBI	BB	SO	LOB	BOTTOM	
Gerald Williams, R OBP: 0.236, SLG: 0.319 (1, 8)	0-1 F7		1-2 S 1B		1-3 K		2-2 F7		1-1 P6		1-1 G4-3	6	0	1	1	0	1	3		
Steve Cox, L OBP: 0.340, SLG: 0.447 (1, 3)	2-3 K		3-3 K		1-1 E4 2B			4-2 BB 1B BB	3-2 HR		1-3 K	3	0	1	1	0	2	1		
Russ Johnson, R OBP: 0.453, SLG: 0.581 (8, 9)			1-2 K		1-1 K			1-1 HR				2	2	1	2	1	1	0		
Greg Vaughn, R OBP: 0.346, SLG: 0.465 (1, 7)	3-3 K		0-0 P5		0-0 F8			4-1 1B BB	1-1 HR			4	1	1	1	1	1	2		
Ben Grieve, L OBP: 0.301, SLG: 0.328 (1, 10)		0-3 K	0-2 G4-3			4-0 L5-3 BB		2-3 K	2-0 S 1B			4	0	1	0	1	2	3		
Randy Winn, S OBP: 0.438, SLG: 0.857 (9, PR)								1-2 K	2-0 S 1B			0	0	0	0	0	0	0		
Jose Guillen, R OBP: 0.237, SLG: 0.243 (1, 9)		0-0 CS 1B			0-0 G6-3		0-0 F8	1-0 1B	2-0 G6-3			5	0	2	1	0	0	2		
Aubrey Huff, L OBP: 0.083, SLG: 0.208 (1, 5)	1-0 F9		1-2 F7		1-2 L5-3			1-3 K		0-1 G4-3		5	0	0	0	0	1	4		
Mike DiFelice, R OBP: 0.133, SLG: 0.071 (1, 2)			1-2 2B 2B 1B		0-3 K		2-1 HBP	0-0 F7		0-1 L5		2	1	1	0	0	1	0		
Fred McGriff, L OBP: 0.280, SLG: 0.366 (8, PH)												1	0	0	0	0	0	2		
John Flaherty, R OBP: 0.226, SLG: 0.353 (9, 2)												1	0	0	0	0	0	0		
Damian Rolls, R OBP: 0.333, SLG: 0.400 (1, 4)			0-0 2B 2B		1-3 K		1-3 K		4-0 FC4-6 BB	0-0 P4		4	1	1	0	1	2	1		
Felix Martinez, S OBP: 0.324, SLG: 0.364 (1, 6)			1-0 2B 2B		4-0 E BB		1-1 F3		1-1 FC4-6 DI HR		1-3 K	4	3	1	2	1	1	2		
<b>Inning Stats</b>	R: 0 E: 0 K: 2 S: 9	H: 0 LOB: 0 BB: 0 P: 14	R: 0 E: 0 K: 1 S: 5	H: 1 LOB: 0 BB: 0 P: 6	R: 3 E: 0 K: 1 S: 15	H: 4 LOB: 1 BB: 0 P: 21	R: 0 E: 0 K: 1 S: 10	H: 0 LOB: 0 BB: 0 P: 13	R: 1 E: 0 K: 2 S: 12	H: 1 LOB: 2 BB: 2 P: 24	R: 0 E: 0 K: 0 S: 5	H: 0 LOB: 0 BB: 0 P: 5	R: 0 E: 0 K: 0 S: 5	H: 0 LOB: 0 BB: 0 P: 5	R: 0 E: 0 K: 1 S: 8	H: 0 LOB: 0 BB: 0 P: 11	1B: 5 2B: 4 3B: 0 HR: 2	SF: 0 SAC: 0 DP: 1 HBP: 1	WP: 0 PB: 0 SB: 2 CS: 1	PA: 47
<b>PITCHER</b>	Jose Mercedes, R ERA: 8.34 (8, 1)	B.J. Ryan, L ERA: 5.66 (8, 1)	Mike Trombley, R ERA: 2.45 (9, 1)	Ryan Kohlmeier, R ERA: 7.27 (10, 1)	Chad Paronto, R ERA: 6.75 (10, 1)	<b>PITCHER</b>														

**Baltimore Orioles @ Tampa Bay Devil Rays**  
Tropicana Field, St. Petersburg, FL  
Sun Apr 22 2001, 1:15 PM EDT  
Att. 17,198 - Dome - 72 F

livebaseballscorecards.com

AB 41  
R 8  
H 10  
RBI 8  
BB 5  
SO 12  
LOB 20



Batter	1	2	3	4	5	6	7	8	9	AB	R	H	RBI	BB	SO	LOB	TOP								
<b>Brady Anderson, L</b> (1, 9) OBP: 0.301, SLG: 0.274	0-1 BB 31 1B 2B	2-0 F7		2-2 FC4-6 1B		0-0 G6-3	3-1 F7			5	1	2	1	0	0	2	<b>Baltimore Orioles @ Detroit Tigers</b> Comerica Park, Detroit, MI Tue Apr 24 2001, 7:05 PM EDT Att: 14,101 - Cloudy - 53 F								
<b>Mike Bordick, R</b> (1, 6) OBP: 0.318, SLG: 0.333	1-2 G5-3		0-2 G5-3	0-1 FC4-6 BB		2-2 P6		2-2 F7		5	0	0	1	0	0	2									
<b>Delino DeShields, L</b> (1, 7) OBP: 0.340, SLG: 0.266	4-1 31 1B BB BB		2-3 K	1-2 BB			1-0 SF9 3B	3-2 G5-3		3	1	1	0	2	1	0									
<b>Chris Richard, L</b> (1, 3) OBP: 0.333, SLG: 0.458	1-3 K		1-2 G4-3	0-3 K			1-0 SF9	1-1 FC6-4 1B		4	0	1	1	0	2	4									
<b>Mike Kinkade, R</b> (1, 5) OBP: 0.429, SLG: 0.423	4-2 31 1B 1-2 2-3 BB			1-1 31 2B 1B	1-2 31 G4-6-3 1B		0-1 31 1B 6 2B 1B	0-0 FC6-4 1-2 BB		4	2	3	0	1	0	1									
<b>31 Jay Gibbons, L</b> (1, 10) OBP: 0.370, SLG: 0.405	0-0 1-2 2-3 1B			0-0 6 SH E 2B	0-0 G4-6-3 1-2 BB		0-0 6 2B 1-3 SF8 1B	1-1 2B		5	2	4	2	0	0	1									
<b>6 Melvin Mora, R</b> (1, 8) OBP: 0.254, SLG: 0.259	0-1 F8			1-0 SH FC1-5 E 1B	0-1 1B		3-0 1-3 3-H 4-0 2B	0-0 F8		4	0	2	1	0	0	4									
<b>Brook Fordyce, R</b> (1, 2) OBP: 0.226, SLG: 0.229		2-2 G3		0-1 E2 FC1-5 1B	0-1 G6-3			1-0 G5-3		4	1	0	0	1	0	3									
<b>Jerry Hairston, R</b> (1, 4) OBP: 0.239, SLG: 0.277		1-3 K		1-0 FC1-5 1B FC4-6		0-1 G1-3	2-2 SF8	2-2 G5-3		4	1	0	1	0	1	3									
<b>Inning Stats</b>	R: 1 E: 0 K: 1 S: 14	H: 2 LOB: 3 BB: 2 P: 24	R: 0 E: 0 K: 1 S: 7	H: 0 LOB: 0 BB: 0 P: 12	R: 0 E: 0 K: 1 S: 10	H: 0 LOB: 0 BB: 0 P: 13	R: 4 E: 1 K: 1 S: 18	H: 3 LOB: 2 BB: 1 P: 27	R: 0 E: 0 K: 0 S: 8	H: 2 LOB: 1 BB: 0 P: 9	R: 0 E: 0 K: 0 S: 7	H: 0 LOB: 0 BB: 0 P: 9	R: 3 E: 0 K: 0 S: 13	H: 4 LOB: 2 BB: 1 P: 27	R: 0 E: 0 K: 0 S: 10	H: 1 LOB: 1 BB: 0 P: 16	R: 0 E: 0 K: 0 S: 7	H: 1 LOB: 1 BB: 0 P: 11	1B: 8 2B: 4 3B: 1 HR: 0	SF: 2 SAC: 1 DP: 1 HBP: 0	WP: 0 PB: 0 SB: 0 CS: 0	PA: 45			
<b>PITCHER</b>	IP	WLS	BF	H	R	ER	SO	BB	IBB	HBP	BLK	WP	HR	S	P	ERA	WHIP								
<b>Jeff Weaver, R</b> (1, 1) ERA: 5.09	6.1	L	34	11	8	6	4	3	0	0	0	0	0	70	105	8.53	2.211								
<b>Victor Santos, R</b> (7, 1) ERA:	1.2		7	1	0	0	0	0	1	0	0	0	0	17	32	0.00	0.600								
<b>Matt Perisho, L</b> (9, 1) ERA: 7.36	1.0		4	1	0	0	0	0	0	0	0	0	0	7	11	0.00	1.000								

Batter	1	2	3	4	5	6	7	8	9	AB	R	H	RBI	BB	SO	LOB	BOTTOM								
<b>Roger Cedeno, S</b> (1, 9) OBP: 0.265, SLG: 0.194	0-1 B5-3		0-2 P6		0-0 B1-3		0-1 3B 1B		2-3 K	5	1	1	0	0	1	1	<b>Baltimore Orioles @ Detroit Tigers</b> Comerica Park, Detroit, MI Tue Apr 24 2001, 7:05 PM EDT Att: 14,101 - Cloudy - 53 F								
<b>Damon Easley, R</b> (1, 4) OBP: 0.253, SLG: 0.292	3-2 P5		1-2 F8		2-3 K		2-1 1-H 3B		0-1 FC5-4 1-2 BB	5	0	1	1	0	1	1									
<b>Bobby Higginson, L</b> (1, 7) OBP: 0.346, SLG: 0.478	2-0 G3-1		1-1 2B			2-2 P5	0-1 F9			4	0	1	0	0	0	1									
<b>Tony Clark, S</b> (1, 3) OBP: 0.362, SLG: 0.525		4-2 BB 1B BB	3-2 G6-3			0-2 G4-3		0-3 K		3	1	0	0	1	1	1									
<b>Robert Fick, L</b> (1, 10) OBP: 0.486, SLG: 0.829		2-1 F8		1-0 FC1-6 1B		3-1 HR		0-0 FC6-4 1B		4	1	3	1	0	0	1									
<b>Jose Macias, S</b> (1, 5) OBP: 0.405, SLG: 0.641		1-2 F7		0-2 FC1-6 1-2 BB		0-0 2B		2-2 FC6-4 1-2 BB		4	0	1	0	0	0	3									
<b>Deivi Cruz, R</b> (1, 6) OBP: 0.200, SLG: 0.302		4-1 1B 1-2 BB		1-2 P4		0-0 F8		1-0 F7		3	0	0	0	1	0	3									
<b>Juan Encarnacion, R</b> (1, 8) OBP: 0.266, SLG: 0.339		0-0 1-2 2-H 1B		0-3 K			1-0 F7		2-2 G5-3	4	0	1	1	0	1	1									
<b>15 Brandon Inge, R</b> (1, 2) OBP: 0.283, SLG: 0.364 <b>Billy McMillon, L</b> (9, PH) OBP: 0.208, SLG: 0.238		2-1 G1-3			1-1 G5-3		1-1 G4-3		4-2 FC5-4 BB	3	0	0	0	0	0	2									
<b>Inning Stats</b>	R: 0 E: 0 K: 0 S: 6	H: 0 LOB: 0 BB: 0 P: 11	R: 1 E: 0 K: 0 S: 12	H: 1 LOB: 2 BB: 2 P: 25	R: 0 E: 0 K: 0 S: 12	H: 1 LOB: 1 BB: 0 P: 17	R: 0 E: 0 K: 1 S: 11	H: 1 LOB: 0 BB: 0 P: 13	R: 0 E: 0 K: 1 S: 7	H: 0 LOB: 0 BB: 0 P: 10	R: 1 E: 0 K: 0 S: 10	H: 2 LOB: 1 BB: 0 P: 15	R: 1 E: 0 K: 0 S: 9	H: 2 LOB: 1 BB: 0 P: 13	R: 0 E: 0 K: 1 S: 8	H: 1 LOB: 1 BB: 0 P: 11	R: 0 E: 0 K: 1 S: 11	H: 0 LOB: 1 BB: 1 P: 19	1B: 4 2B: 2 3B: 1 HR: 1	SF: 0 SAC: 0 DP: 0 HBP: 0	WP: 0 PB: 0 SB: 0 CS: 0	PA: 38			
<b>PITCHER</b>	IP	WLS	BF	H	R	ER	SO	BB	IBB	HBP	BLK	WP	HR	S	P	ERA	WHIP								
<b>Pat Hentgen, R</b> (1, 1) ERA: 2.82	7.0	W	30	7	3	3	2	2	0	0	0	0	0	67	104	3.86	1.286								
<b>Mike Trombley, R</b> (8, 1) ERA: 2.08	2.0		8	1	0	0	2	1	0	0	0	0	0	19	30	0.00	1.000								



Batter	1	2	3	4	5	6	7	8	9	AB	R	H	RBI	BB	SO	LOB	TOP										
<b>Brady Anderson, L</b> (1, 9) OBP: 0.295, SLG: 0.260	G6-3		G6-3			F9		F8		4	1	0	0	0	0	1	<b>Baltimore Orioles @ Detroit Tigers</b> Comerica Park, Detroit, MI Wed Apr 25 2001, 7:05 PM EDT Att: 18,919 - Sunny - 44 F										
<b>Mike Bordick, R</b> (1, 6) OBP: 0.333, SLG: 0.378	P6		BB 1B			F9			HR	4	2	2	1	1	0	1											
<b>Delino DeShields, L</b> (1, 7) OBP: 0.373, SLG: 0.273	1B		BB			G4-3			BB	2	1	1	0	3	0	1											
<b>Jeff Conine, R</b> (1, 3) OBP: 0.250, SLG: 0.281	K		L8			SF9			G6-3	4	0	1	1	0	1	4											
<b>31 Jay Gibbons, L</b> (1, 10) OBP: 0.373, SLG: 0.378		6 F8 WP BB				F8			K	3	1	0	0	2	1	1											
<b>Cal Ripken Jr., R</b> (1, 5) OBP: 0.186, SLG: 0.250	F9		F8			HR			FC5-4	4	1	1	3	0	0	2											
<b>6 Melvin Mora, R</b> (1, 8) OBP: 0.269, SLG: 0.250	F8		F8			BB			K	2	0	0	0	2	1	2											
<b>Brook Fordyce, R</b> (1, 2) OBP: 0.211, SLG: 0.212	G6-3		G4-3			K			K	4	0	0	0	0	2	3											
<b>Fernando Lumar, R</b> (9, 2) OBP: 0.400, SLG: 0.500			G4-3			K			K	0	0	0	0	0	0	0											
<b>Jerry Hairston, R</b> (1, 4) OBP: 0.240, SLG: 0.275			G4-3			F7			F7	4	0	1	0	0	0	0											
<b>Inning Stats</b>	R: 0 E: 0 K: 1 S: 9	H: 1 LOB: 1 BB: 0 P: 12	R: 0 E: 0 K: 0 S: 9	H: 0 LOB: 1 BB: 1 P: 17	R: 0 E: 0 K: 0 S: 10	H: 1 LOB: 2 BB: 1 P: 14	R: 0 E: 0 K: 0 S: 8	H: 0 LOB: 1 BB: 1 P: 17	R: 5 E: 0 K: 1 S: 22	H: 1 LOB: 1 BB: 4 P: 48	R: 0 E: 0 K: 0 S: 7	H: 1 LOB: 1 BB: 0 P: 9	R: 0 E: 0 K: 1 S: 12	H: 1 LOB: 1 BB: 0 P: 19	R: 0 E: 0 K: 1 S: 9	H: 0 LOB: 0 BB: 0 P: 14	R: 1 E: 0 K: 1 S: 8	H: 1 LOB: 0 BB: 1 P: 13	1B: 4 2B: 0 3B: 0 HR: 2	SF: 1 SAC: 0 DP: 1 HBP: 1	WP: 1 PB: 1 SB: 1 CS: 0	PA: 41					
<b>PITCHER</b>	IP	WLS	BF	H	R	ER	SO	BB	IBB	HBP	BLK	WP	HR	S	P	ERA	WHIP										
<b>Steve Sparks, R</b> (1, 1) ERA: 3.46	6.0	L	30	4	5	5	2	7	0	1	0	1	1	65	117	7.50	1.833										
<b>Matt Anderson, R</b> (7, 1) ERA: 15.95	2.0		7	1	0	0	2	0	0	0	0	0	0	21	33	0.00	0.500										
<b>Todd Jones, R</b> (9, 1) ERA: 8.59	1.0		4	1	1	1	1	1	0	0	0	0	1	8	13	9.00	2.000										

Batter	1	2	3	4	5	6	7	8	9	AB	R	H	RBI	BB	SO	LOB	BOTTOM										
<b>Jose Macias, S</b> (1, 5) OBP: 0.383, SLG: 0.591	G6-3		1B			G4-3		P3	K	5	0	1	0	0	1	1	<b>Baltimore Orioles @ Detroit Tigers</b> Comerica Park, Detroit, MI Wed Apr 25 2001, 7:05 PM EDT Att: 18,919 - Sunny - 44 F										
<b>Robert Fick, L</b> (1, 3) OBP: 0.463, SLG: 0.763	G6-3		1B			G1-4-3		BB	F7	3	0	0	0	1	0	0											
<b>Ryan Jackson, L</b> (8, FR) (9, 3)	G6-3		1B			G1-4-3		BB	F7	1	1	0	0	0	0	0											
<b>Bobby Higginson, L</b> (1, 7) OBP: 0.341, SLG: 0.479	F7		K			F8		1B 2B		4	1	1	2	0	1	0											
<b>Tony Clark, S</b> (1, 10) OBP: 0.356, SLG: 0.554		G4-3				G4-3		K		4	1	1	1	0	1	2											
<b>Deivi Cruz, R</b> (1, 6) OBP: 0.203, SLG: 0.299	G6-3		F7			F7		K	1B	4	0	1	1	0	1	0											
<b>Juan Encarnacion, R</b> (1, 8) OBP: 0.279, SLG: 0.381	G6-3		G4-3			G4-3		BB	1B	4	0	2	0	0	0	0											
<b>Damion Easley, R</b> (1, 4) OBP: 0.277, SLG: 0.297			FC4 1B			FC5-4 HBP		K	FC6 BB	2	0	1	0	1	1	1											
<b>Roger Cedeno, S</b> (1, 9) OBP: 0.264, SLG: 0.185			FC4 1B			FC5-4 BB		F7	FC6	3	0	0	0	1	0	5											
<b>Javier Cardona, R</b> (1, 2) OBP: 0.286, SLG: 0.286			K			FC5-4		BB	G4-3	3	1	1	0	0	1	3											
<b>Billy McMillon, L</b> (9, PH) OBP: 0.200, SLG: 0.227			K			FC5-4		BB	G4-3	1	0	0	0	0	0	0											
<b>Inning Stats</b>	R: 0 E: 0 K: 0 S: 8	H: 0 LOB: 0 BB: 0 P: 13	R: 0 E: 0 K: 0 S: 5	H: 0 LOB: 0 BB: 0 P: 8	R: 0 E: 1 K: 1 S: 8	H: 2 LOB: 2 BB: 0 P: 13	R: 0 E: 0 K: 1 S: 7	H: 0 LOB: 0 BB: 0 P: 8	R: 0 E: 0 K: 0 S: 7	H: 0 LOB: 1 BB: 1 P: 14	R: 0 E: 0 K: 0 S: 8	H: 0 LOB: 0 BB: 0 P: 13	R: 1 E: 0 K: 2 S: 14	H: 2 LOB: 1 BB: 0 P: 17	R: 3 E: 0 K: 1 S: 20	H: 4 LOB: 3 BB: 2 P: 38	R: 0 E: 0 K: 1 S: 9	H: 0 LOB: 0 BB: 0 P: 14	1B: 5 2B: 1 3B: 1 HR: 1	SF: 0 SAC: 0 DP: 0 HBP: 1	WP: 0 PB: 0 SB: 0 CS: 0	PA: 38					
<b>PITCHER</b>	IP	WLS	BF	H	R	ER	SO	BB	IBB	HBP	BLK	WP	HR	S	P	ERA	WHIP										
<b>Willis Roberts, R</b> (1, 1) ERA: 1.25	7.0	W	26	4	1	1	4	1	0	0	0	0	0	9	18	0.00	0.714										
<b>Buddy Groom, L</b> (8, 1) ERA: 4.75	0.1		4	2	3	3	0	1	0	0	0	0	0	9	18	81.00	9.000										
<b>Chad Paronto, R</b> (8, 1) ERA: 6.0	0.2	H	5	2	0	0	1	1	0	0	0	0	0	11	20	0.00	4.500										
<b>Ryan Kohlmeier, R</b> (9, 1) ERA: 6.52	1.0	S	3	0	0	0	1	0	0	0	0	0	0	9	14	0.00	0.000										


AB	31
R	6
H	6
RBI	5
BB	8
SO	5
LOB	15




AB	34
R	4
H	8
RBI	4
BB	3
SO	6
LOB	12





Batter	1	2	3	4	5	6	7	8	9	AB	R	H	RBI	BB	SO	LOB	TOP				
Brady Anderson, L (1,9) OBP: 0.283, SLG: 0.247	F9		G3			G3-1	F7			4	0	0	0	0	0	1	<p><b>Baltimore Orioles @ Detroit Tigers</b> Comerica Park, Detroit, MI Thu Apr 26 2001, 1:05 PM EDT Att: 18,824 - Cloudy - 60 F</p>				
Mike Bordick, R (1,6) OBP: 0.340, SLG: 0.384	31 1B		P3			3B	1B	F9		4	1	2	0	0	0	0					
Delino DeShields, L (1,7) OBP: 0.369, SLG: 0.300	F8			G4-3		PB	3B	F7		4	1	1	1	0	0	1					
31 Jay Gibbons, L (1,10) OBP: 0.364, SLG: 0.367	1B			F8		F5		F3		4	0	1	0	0	0	1					
Mike Kinkade, R (1,5) OBP: 0.406, SLG: 0.400	L4			G5-3		1B		G4-3		4	0	1	0	0	0	2					
Chris Richard, L (1,3) OBP: 0.343, SLG: 0.460		F8				K		6 1B	1B	4	0	2	0	0	1	1					
Greg Myers, L (1,2) OBP: 0.429, SLG: 0.615		G4-3				F7		6 1B	1B	4	0	1	0	0	0	1					
6 Melvin Mora, R (1,8) OBP: 0.268, SLG: 0.250		G1-3				K		1-2 2-3	FC4-6	4	0	1	0	0	1	3					
Jerry Hairston, R (1,4) OBP: 0.228, SLG: 0.260			G5-3			G5-3		F3	F9	4	0	0	0	0	0	4	<p><b>AB 36</b> <b>R 2</b> <b>H 9</b> <b>RBI 1</b> <b>BB 0</b> <b>SO 2</b> <b>LOB 14</b></p> 				
<b>Inning Stats</b>	R: 0 E: 0 K: 0 S: 8	H: 2 LOB: 2 BB: 0 P: 10	R: 0 E: 0 K: 0 S: 8	H: 0 LOB: 0 BB: 0 P: 9	R: 0 E: 0 K: 0 S: 7	H: 0 LOB: 0 BB: 0 P: 12	R: 0 E: 0 K: 1 S: 10	H: 1 LOB: 1 BB: 0 P: 15	R: 2 E: 0 K: 1 S: 12	H: 3 LOB: 1 BB: 0 P: 16	R: 0 E: 0 K: 0 S: 6	H: 1 LOB: 1 BB: 0 P: 13	R: 0 E: 0 K: 0 S: 6	H: 0 LOB: 0 BB: 0 P: 8	R: 0 E: 0 K: 0 S: 20	H: 2 LOB: 2 BB: 0 P: 29		1B: 8 2B: 0 3B: 1 HR: 0	SF: 0 SAC: 0 DP: 0 HBP: 0	WP: 0 PB: 1 SB: 0 CS: 0	PA: 36
<b>PITCHER</b> Chris Holt, R (1,1) ERA: 5.4	IP: 9.0 WLS: W BF: 36 H: 9 R: 2 ER: 2 SO: 2 BB: 0 IBB: 0 HBP: 0 BLK: 0 WP: 0 HR: 0 S: 84 P: 121 ERA: 2.00 WHIP: 1.000															<b>PITCHER</b>					

Batter	1	2	3	4	5	6	7	8	9	AB	R	H	RBI	BB	SO	LOB	BOTTOM				
Jose Macias, S (1,4) OBP: 0.385, SLG: 0.633	HR	WP S	G6-3			P6	P5			5	1	2	1	0	0	5	<p><b>Baltimore Orioles @ Detroit Tigers</b> Comerica Park, Detroit, MI Thu Apr 26 2001, 1:05 PM EDT Att: 18,824 - Cloudy - 60 F</p>				
Ryan Jackson, L (1,3) OBP: 0.356, SLG: 0.486	F8	L3		G6-3	BB	F9	K			4	0	0	0	1	1	3					
Bobby Higginson, L (1,7) OBP: 0.372, SLG: 0.565	F8		1B	2B	G6-3	BB	SH	3B	G4-3	3	2	1	0	2	0	0					
Tony Clark, S (1,10) OBP: 0.548, SLG: 0.778	3B	2B	1B	1B	G6-3	1-2 2-3	SH	BB	K	4	3	2	1	1	1	2					
Wendell Magee, R (1,9) OBP: 0.301, SLG: 0.418	2H	3B	K	G4-3		SH	3B	2B	K	4	1	2	1	0	1	2					
Juan Encarnacion, R (1,8) OBP: 0.192, SLG: 0.282	FC6-4	BB	15 BB	1B	G6-3	2B	3B	K		4	1	2	3	1	1	1					
Deivi Cruz, R (1,6) OBP: 0.318, SLG: 0.325	FC6-4		P6		P3	G6-3				4	0	0	0	0	0	5					
Shane Halter, R (1,5) OBP: 0.300, SLG: 0.348		G4-3	15 BB	1B	L5		2B			4	0	2	2	0	0	0					
15 Brandon Inge, R (1,2) OBP: 0.318, SLG: 0.325	F2		1-2 2-3	BB		F3	BB			2	0	0	0	2	0	0	<p><b>AB 34</b> <b>R 8</b> <b>H 11</b> <b>RBI 8</b> <b>BB 7</b> <b>SO 4</b> <b>LOB 18</b></p> 				
<b>Inning Stats</b>	R: 2 E: 0 K: 0 S: 15	H: 3 LOB: 2 BB: 1 P: 25	R: 0 E: 0 K: 0 S: 12	H: 1 LOB: 1 BB: 0 P: 16	R: 2 E: 0 K: 1 S: 19	H: 4 LOB: 3 BB: 1 P: 34	R: 0 E: 0 K: 0 S: 7	H: 0 LOB: 1 BB: 2 P: 17	R: 0 E: 0 K: 0 S: 4	H: 0 LOB: 0 BB: 0 P: 7	R: 0 E: 0 K: 0 S: 7	H: 0 LOB: 0 BB: 0 P: 11	R: 4 E: 1 K: 1 S: 17	H: 2 LOB: 2 BB: 3 P: 34	R: 0 E: 0 K: 2 S: 10	H: 1 LOB: 1 BB: 0 P: 14		1B: 4 2B: 4 3B: 2 HR: 1	SF: 0 SAC: 1 DP: 1 HBP: 0	WP: 1 PB: 0 SB: 1 CS: 0	PA: 42
<b>PITCHER</b> Jason Johnson, R (1,1) ERA: 4.67 B.J. Ryan, L (3,1) ERA: 4.66 Jorge Julio, R (7,1) ERA: 54.0 Chuck McLeroy, L (7,1) ERA: 6.59 Mike Trombley, R (8,1) ERA: 1.93	IP: 2.2 WLS: L BF: 18 H: 8 R: 4 ER: 4 SO: 1 BB: 2 IBB: 0 HBP: 0 BLK: 0 WP: 0 HR: 1 S: 44 P: 72 ERA: 13.50 WHIP: 3.750															<b>PITCHER</b>					



Batter	1	2	3	4	5	6	7	8	9	AB	R	H	RBI	BB	SO	LOB	TOP										
<b>Brady Anderson, L</b> (1, 9) OBP: 0.288, SLG: 0.233	L9		F8	F9			G4-3		F7	5	0	0	0	0	0	1											
<b>Mike Bordick, R</b> (1, 6) OBP: 0.327, SLG: 0.367	G6-3		F8			K		K		4	0	0	0	0	2	0											
<b>Delino DeShields, L</b> (1, 7) OBP: 0.374, SLG: 0.392	HR		HR			F9		K		4	2	2	2	0	1	0											
<b>Jeff Conine, R</b> (1, 3) OBP: 0.300, SLG: 0.314	BB		BB 31 HBP	1B		G6-3		1B		3	0	2	0	1	0	0											
<b>31 Jay Gibbons, L</b> (1, 10) OBP: 0.356, SLG: 0.346	K		BB HBP					1B		3	0	0	0	0	1	2											
<b>Chris Richard, L</b> (1, 8) OBP: 0.338, SLG: 0.439			F9	BB		G4-3				3	0	0	0	1	1	0											
<b>Cal Ripken Jr., R</b> (1, 5) OBP: 0.206, SLG: 0.317	E5 1B		F9			P3				4	1	2	1	0	0	3											
<b>Mike Kinkade, R</b> (1, 2) OBP: 0.361, SLG: 0.353	K			K				F3		4	0	0	0	0	2	1											
<b>Jerry Hairston, R</b> (1, 4) OBP: 0.229, SLG: 0.250	P4			G6-3				P3		3	0	0	0	1	0	1											
<b>Inning Stats</b>	R: 1 E: 0 K: 1 S: 13	H: 1 LOB: 1 BB: 1 P: 24	R: 0 E: 1 K: 1 S: 7	H: 1 LOB: 0 BB: 0 P: 13	R: 1 E: 0 K: 0 S: 10	H: 2 LOB: 3 BB: 1 P: 19	R: 0 E: 0 K: 1 S: 6	H: 0 LOB: 0 BB: 0 P: 8	R: 0 E: 0 K: 0 S: 4	H: 0 LOB: 0 BB: 0 P: 11	R: 0 E: 0 K: 0 S: 8	H: 0 LOB: 0 BB: 0 P: 14	R: 0 E: 0 K: 2 S: 12	H: 1 LOB: 1 BB: 0 P: 17	R: 1 E: 0 K: 1 S: 14	H: 1 LOB: 1 BB: 1 P: 24	1B: 3 2B: 0 3B: 0 HR: 3	SF: 0 SAC: 0 DP: 0 HBP: 1	WP: 0 PB: 0 CS: 0	PA: 37							
<b>PITCHER</b>	IP	WLS	BF	H	R	ER	SO	BB	IBB	HBP	BLK	WP	HR	S	P	ERA	WHIP										
<b>Joe Mays, R</b> (1, 1) ERA: 2.8	7.0	W	28	4	2	2	4	2	0	1	0	0	2	54	98	2.57	0.857										
<b>Bob Wells, R</b> (8, 1) ERA: 4.22	1.2		8	2	1	1	3	1	0	0	0	0	1	23	37	5.40	1.800										
<b>LaTroy Hawkins, R</b> (9, 1) ERA: 1.86	0.1	S	1	0	0	0	0	0	0	0	0	0	0	3	4	0.00	0.000										

**Baltimore Orioles @ Minnesota Twins**  
 Hubert H. Humphrey Metrodome, Minneapolis, MN  
 Fri Apr 27 2001, 8:05 PM EDT  
 Att: 24,369 - Dome - 72 F

AB	33
R	3
H	6
RBI	3
BB	3
SO	7
LOB	8



Batter	1	2	3	4	5	6	7	8	9	AB	R	H	RBI	BB	SO	LOB	BOTTOM										
<b>Jacque Jones, L</b> (1, 7) OBP: 0.284, SLG: 0.355	1B 2B BB	G4-3		G6-3			G3			3	1	0	0	1	0	0											
<b>Denny Hocking, S</b> (1, 6) OBP: 0.238, SLG: 0.282	2B 1B	G4-3				FC4-6 1B	FC5-4 S 1B			4	1	3	0	0	0	0											
<b>Matt Lawton, L</b> (1, 9) OBP: 0.451, SLG: 0.394	1B HR 2B		S 1B	1B		FC4-6 G6-4-3 1B	FC5-4 HBP			3	1	2	1	0	0	1											
<b>Corey Koskie, L</b> (1, 5) OBP: 0.372, SLG: 0.481	HR WP 1B		F9			G6-4-3	FC5-4			4	1	1	1	0	0	4											
<b>David Ortiz, L</b> (1, 10) OBP: 0.413, SLG: 0.657	F7					K		F9		4	0	1	0	0	1	2											
<b>Torii Hunter, R</b> (1, 8) OBP: 0.323, SLG: 0.448	K2-3			K		G5-3		L8		4	0	0	0	0	2	4											
<b>Doug Mientkiewicz, L</b> (1, 3) OBP: 0.493, SLG: 0.671	HR		F9					K		4	2	2	4	0	1	2											
<b>Tom Prince, R</b> (1, 2) OBP: 0.290, SLG: 0.429	F9			K				F8		3	0	0	0	0	1	0											
<b>Luis Rivas, R</b> (1, 4) OBP: 0.215, SLG: 0.329		F8		G1-3				F8		3	0	0	0	0	0	0											
<b>Inning Stats</b>	R: 5 E: 0 K: 1 S: 24	H: 4 LOB: 0 BB: 1 P: 34	R: 0 E: 0 K: 0 S: 7	H: 0 LOB: 0 BB: 0 P: 8	R: 0 E: 0 K: 1 S: 11	H: 2 LOB: 2 BB: 0 P: 15	R: 0 E: 0 K: 1 S: 7	H: 0 LOB: 0 BB: 0 P: 8	R: 0 E: 0 K: 0 S: 4	H: 1 LOB: 0 BB: 0 P: 9	R: 1 E: 0 K: 1 S: 8	H: 1 LOB: 0 BB: 0 P: 8	R: 0 E: 0 K: 0 S: 10	H: 1 LOB: 2 BB: 0 P: 15	R: 0 E: 0 K: 1 S: 6	H: 0 LOB: 0 BB: 0 P: 11	1B: 6 2B: 1 3B: 0 HR: 2	SF: 0 SAC: 0 DP: 1 HBP: 1	WP: 1 PB: 0 SB: 2 CS: 0	PA: 34							
<b>PITCHER</b>	IP	WLS	BF	H	R	ER	SO	BB	IBB	HBP	BLK	WP	HR	S	P	ERA	WHIP										
<b>Jose Mercedes, R</b> (1, 1) ERA: 7.92	8.0	L	34	9	6	6	5	1	0	1	0	1	2	77	108	6.75	1.250										

**Baltimore Orioles @ Minnesota Twins**  
 Hubert H. Humphrey Metrodome, Minneapolis, MN  
 Fri Apr 27 2001, 8:05 PM EDT  
 Att: 24,369 - Dome - 72 F

AB	32
R	6
H	9
RBI	6
BB	1
SO	5
LOB	13





Batter	1	2	3	4	5	6	7	8	9	AB	R	H	RBI	BB	SO	LOB	TOP										
<b>Brady Anderson, L</b> (1, 9) OBP: 0.284, SLG: 0.256	1-2 S 2B		2-2 G1-3		1-0 1B		4-2 1B WP BB		2-3 K	4	0	2	0	1	1	2	<b>Baltimore Orioles @ Minnesota Twins</b> Hubert H. Humphrey Metrodome, Minneapolis, MN Sat Apr 28 2001, 7:05 PM EDT Att: 30,479 - Dome - 72 F <a href="http://livebaseballscorecards.com">livebaseballscorecards.com</a>										
<b>Mike Bordick, R</b> (1, 6) OBP: 0.340, SLG: 0.372	0-1 G6-3		2-2 G6-3		0-0 G4-6-3 1B		2-2 1B		4-0 2B IBB	4	0	2	0	1	0	1											
<b>Delino DeShields, L</b> (1, 7) OBP: 0.363, SLG: 0.392	2-0 F7		2-2 G3		0-0 G4-6-3 1-2			2-3 K	0-1 2B	5	0	1	2	0	1	3											
<b>Jeff Conine, R</b> (1, 3) OBP: 0.333, SLG: 0.316	4-0 2-3 BB			0-1 G4-6-3 1B		4-2 WP BB		0-1 G5-3	0-1 F9	3	0	1	0	2	0	2											
<b>Mike Kinkade, R</b> (1, 10)	0-1 F9			1-3 K		1-1 F8		3-3 K		4	0	0	0	0	2	4											
<b>Cal Ripken Jr., R</b> (1, 5) OBP: 0.209, SLG: 0.313		1-1 G4-3		0-2 G4-6-3 1-2		1-0 G5-3			0-0 2B SH1-3	4	0	1	0	0	0	2											
<b>Chris Richard, L</b> (9, PR) OBP: 0.338, SLG: 0.439										0	1	0	0	0	0	0											
<b>6 Melvin Mora, R</b> (1, 8) OBP: 0.284, SLG: 0.269		3-2 1B			2-0 HR 1B		3-3 K		1-1 SH1-3 1B	3	1	2	0	0	1	1											
<b>Brook Fordyce, R</b> (1, 2) OBP: 0.230, SLG: 0.304	0-1 F2				0-0 1-H HR		1-1 F9		0-0 WP 2B 2B	4	2	2	3	0	0	1											
<b>Jerry Hairston, R</b> (1, 4) OBP: 0.230, SLG: 0.241	3-2 P3				1-3 K		3-2 G4-3		4-2 WP 2B BB	3	1	0	0	1	1	1											
<b>Inning Stats</b>	R: 0 E: 0 K: 0 S: 8	H: 1 LOB: 2 BB: 1 P: 15	R: 0 E: 0 K: 0 S: 12	H: 1 LOB: 1 BB: 0 P: 19	R: 0 E: 0 K: 0 S: 10	H: 0 LOB: 0 BB: 0 P: 16	R: 0 E: 0 K: 1 S: 8	H: 1 LOB: 0 BB: 0 P: 9	R: 2 E: 0 K: 1 S: 8	H: 4 LOB: 1 BB: 1 P: 17	R: 0 E: 0 K: 0 S: 12	H: 1 LOB: 2 BB: 1 P: 22	R: 0 E: 0 K: 2 S: 8	H: 0 LOB: 0 BB: 0 P: 13	R: 3 E: 0 K: 1 S: 13	H: 3 LOB: 2 BB: 2 P: 25	1B: 7 2B: 3 3B: 0 HR: 1	SF: 0 SAC: 1 DP: 2 HBP: 0	WP: 3 PA: 40 PB: 0 SB: 1 CS: 0								
<b>PITCHER</b>	IP	WLS	BF	H	R	ER	SO	BB	IBB	HBP	BLK	WP	HR	S	P	ERA	WHIP										
<b>Mark Redman, L</b> (1, 1) ERA: 4.94	7.0	L	29	8	2	2	3	3	0	0	0	2	1	66	110	2.57	1.571										
<b>Eddie Guardado, L</b> (8, 1) ERA: 9.35	1.2		10	3	3	3	3	1	1	0	0	1	0	19	35	16.20	2.400										
<b>Hector Carrasco, R</b> (9, 1) ERA: 4.5	0.1		1	0	0	0	0	0	0	0	0	0	0	2	3	0.00	0.000										

Batter	1	2	3	4	5	6	7	8	9	AB	R	H	RBI	BB	SO	LOB	BOTTOM											
<b>Cristian Guzman, S</b> (1, 6) OBP: 0.372, SLG: 0.653	2-0 1B		0-1 G6-4-3 1-2		0-0 F7			0-1 F8		4	0	1	0	0	0	2	<b>Baltimore Orioles @ Minnesota Twins</b> Hubert H. Humphrey Metrodome, Minneapolis, MN Sat Apr 28 2001, 7:05 PM EDT Att: 30,479 - Dome - 72 F <a href="http://livebaseballscorecards.com">livebaseballscorecards.com</a>											
<b>Chad Allen, R</b> (1, 7) OBP: 0.350, SLG: 0.375	0-1 F9		4-2 BB		1-0 F9			1-2 1B		2	0	0	0	1	0	1												
<b>Matt Lawton, L</b> (8, PH) OBP: 0.457, SLG: 0.403									1-0 1B	1	0	1	0	0	0	0												
<b>Corey Koskie, L</b> (1, 5) OBP: 0.367, SLG: 0.469	1-2 F8		1-0 F7		0-1 CS 1B			1-0 G6-3		4	0	1	0	0	0	3												
<b>David Ortiz, L</b> (1, 10) OBP: 0.393, SLG: 0.622	0-1 F8			1-2 G1-3		2-1 F8			0-0 G3	4	0	0	0	0	0	2												
<b>Brian Buchanan, R</b> (1, 9) OBP: 0.083, SLG: 0.333		0-0 L4		0-1 G6-3		0-1 CS	1-3 K		0-1 G1-3 2B 1B	2	0	0	0	0	0	0												
<b>Jacque Jones, L</b> (6, PH) OBP: 0.289, SLG: 0.359										2	1	1	0	0	1	0												
<b>Torii Hunter, R</b> (1, 8) OBP: 0.314, SLG: 0.424	0-2 G6-3			1-1 F7			0-1 1B FC8-2 1B		1-2 G1-3	4	0	1	0	0	0	1												
<b>Doug Mientkiewicz, L</b> (1, 3) OBP: 0.407, SLG: 0.676		0-2 F7			2-1 L8		1-2 1B		0-1 2B	4	0	2	1	0	0	0												
<b>Tom Prince, R</b> (1, 2) OBP: 0.314, SLG: 0.516			3-1 HR		4-1 S BB		0-0 FC8-2		3-2 F8	3	1	1	1	1	0	3												
<b>Luis Rivas, R</b> (1, 4) OBP: 0.222, SLG: 0.325			4-2 HR		3-2 S BB		3-H			1	0	0	0	1	0	1												
<b>Denny Hocking, S</b> (8, PH) OBP: 0.233, SLG: 0.275					1-2 F7				0-0 G4-3	1	0	0	0	0	0	0												
<b>Inning Stats</b>	R: 0 E: 0 K: 0 S: 8	H: 1 LOB: 0 BB: 0 P: 11	R: 0 E: 0 K: 0 S: 7	H: 0 LOB: 0 BB: 0 P: 7	R: 1 E: 0 K: 0 S: 10	H: 1 LOB: 1 BB: 2 P: 22	R: 0 E: 0 K: 0 S: 7	H: 0 LOB: 0 BB: 0 P: 9	R: 0 E: 0 K: 0 S: 6	H: 1 LOB: 1 BB: 0 P: 9	R: 0 E: 0 K: 1 S: 11	H: 2 LOB: 1 BB: 0 P: 13	R: 0 E: 0 K: 0 S: 7	H: 1 LOB: 1 BB: 0 P: 9	R: 1 E: 0 K: 0 S: 11	H: 2 LOB: 1 BB: 0 P: 15	1B: 6 2B: 2 3B: 0 HR: 1	SF: 0 SAC: 0 DP: 2 HBP: 0	WP: 0 PA: 36 PB: 0 SB: 1 CS: 1									
<b>PITCHER</b>	IP	WLS	BF	H	R	ER	SO	BB	IBB	HBP	BLK	WP	HR	S	P	ERA	WHIP											
<b>Chuck McElroy, L</b> (1, 1) ERA: 5.12	5.2	W	22	3	1	1	0	3	0	0	0	0	0	1	46	75	1.59	1.059										
<b>Chad Paronto, R</b> (6, 1) ERA: 5.69	0.1	H	0	0	0	0	0	0	0	0	0	0	0	1	1	0.00	0.000											
<b>Buddy Groom, L</b> (7, 1) ERA: 4.05	1.0	H	4	2	0	0	1	0	0	0	0	0	0	11	13	0.00	2.000											
<b>Mike Trombley, R</b> (8, 1) ERA: 2.25	2.0	S	9	3	1	1	0	0	0	0	0	0	0	18	24	4.50	1.500											





Batter	1	2	3	4	5	6	7	8	9	AB	R	H	RBI	BB	SO	LOB	TOP								
<b>Brady Anderson, L</b> (1, 9) OBP: 0.274, SLG: 0.245	G3-1		E4 G5-3		K			K		4	0	0	0	0	2	2	<b>Baltimore Orioles @ Minnesota Twins</b> Hubert H. Humphrey Metrodome, Minneapolis, MN Sun Apr 29 2001, 2:05 PM EDT Att: 23,011 - Dome - 72 F <a href="http://livebaseballscorecards.com">livebaseballscorecards.com</a>								
<b>Mike Bordick, R</b> (1, 6) OBP: 0.336, SLG: 0.361	L7		G5-3			G1-3 1B BB		F3		3	0	0	0	1	0	2									
<b>Delino DeShields, L</b> (1, 7) OBP: 0.370, SLG: 0.390			K2-3			G1-3 1B		K2-3		3	0	1	0	1	2	2									
<b>Mike Kinkade, R</b> (1, 5) OBP: 0.295, SLG: 0.286	K				K	G1-3			F9	4	0	0	0	0	2	3									
<b>Cal Ripken Jr., R</b> (1, 10) OBP: 0.197, SLG: 0.294		G6-3		F8		K		G5-3		4	0	0	0	0	1	2									
<b>Chris Richard, L</b> (1, 3) OBP: 0.346, SLG: 0.443	K					K				4	0	2	0	0	2	2									
<b>6 Melvin Mora, R</b> (1, 8) OBP: 0.282, SLG: 0.282	G5-3			CS		F8				4	0	1	0	0	0	0									
<b>Brook Fordyce, R</b> (1, 2) OBP: 0.215, SLG: 0.283			G4-3			G5-3		L9		4	0	0	0	0	0	2									
<b>Jerry Hairston, R</b> (1, 4) OBP: 0.244, SLG: 0.247			G5-3 BB					F7		2	0	1	0	1	0	0									
<b>Inning Stats</b>	R: 0 E: 0 K: 1 S: 9	H: 0 LOB: 1 BB: 1 P: 18	R: 0 E: 0 K: 1 S: 8	H: 0 LOB: 0 BB: 0 P: 11	R: 0 E: 1 K: 1 S: 13	H: 0 LOB: 2 BB: 1 P: 20	R: 0 E: 0 K: 1 S: 7	H: 1 LOB: 0 BB: 0 P: 11	R: 0 E: 0 K: 1 S: 12	H: 1 LOB: 1 BB: 0 P: 17	R: 0 E: 0 K: 2 S: 15	H: 1 LOB: 2 BB: 1 P: 25	R: 0 E: 0 K: 0 S: 5	H: 0 LOB: 0 BB: 0 P: 7	R: 0 E: 0 K: 2 S: 8	H: 0 LOB: 0 BB: 0 P: 12	R: 0 E: 0 K: 0 S: 13	H: 2 LOB: 2 BB: 0 P: 19	1B: 4 2B: 1 3B: 0 HR: 0	SF: 0 SAC: 0 DP: 0 HBP: 0	WP: 0 PB: 0 SB: 0 CS: 1	PA: 36			
<b>PITCHER</b>	IP	WLS	BF	H	R	ER	SO	BB	IBB	HBP	BLK	WP	HR	S	P	ERA	WHIP								
<b>J.C. Romero, L</b> (1, 1) ERA: 5.95	6.0	W	24	3	0	0	7	3	0	0	0	0	0	64	102	0.00	1.000								
<b>Hector Carrasco, R</b> (7, 1) ERA: 4.09	1.0		3	0	0	0	0	0	0	0	0	0	0	5	7	0.00	0.000								
<b>Travis Miller, L</b> (8, 1) ERA: 7.71	1.0		3	0	0	0	2	0	0	0	0	0	0	8	12	0.00	0.000								
<b>Bob Wells, R</b> (9, 1) ERA: 3.97	0.2		4	2	0	0	0	0	0	0	0	0	0	11	15	0.00	3.000								
<b>LaTroy Hawkins, R</b> (9, 1) ERA: 1.6	0.1	S	1	0	0	0	0	0	0	0	0	0	0	2	4	0.00	0.000								

Batter	1	2	3	4	5	6	7	8	9	AB	R	H	RBI	BB	SO	LOB	BOTTOM								
<b>Cristian Guzman, S</b> (1, 6) OBP: 0.366, SLG: 0.658	F8			G4-3 3B	L6		G5-3			4	1	1	0	0	0	0	<b>Baltimore Orioles @ Minnesota Twins</b> Hubert H. Humphrey Metrodome, Minneapolis, MN Sun Apr 29 2001, 2:05 PM EDT Att: 23,011 - Dome - 72 F <a href="http://livebaseballscorecards.com">livebaseballscorecards.com</a>								
<b>Luis Rivas, R</b> (1, 4) OBP: 0.235, SLG: 0.333			G4-6-3 1B	G4-3	S 1B		L3			4	1	2	1	0	0	0									
<b>Matt Lawton, L</b> (1, 9) OBP: 0.458, SLG: 0.400	G4-6-3 1-2			HR 1B	1B BB			F3		3	1	1	0	1	0	1									
<b>Corey Koskie, L</b> (1, 5) OBP: 0.372, SLG: 0.506		K		HR 1B	1B			P4		4	1	2	3	0	1	0									
<b>David Ortiz, L</b> (1, 10) OBP: 0.386, SLG: 0.603				E4	P6					4	0	1	0	0	1	2									
<b>Chad Allen, R</b> (8, PR) OBP: 0.350, SLG: 0.375								FC6-4 1B		0	0	0	0	0	0	0									
<b>Torii Hunter, R</b> (1, 8) OBP: 0.282, SLG: 0.378			G3	G5-3		G4-3		FC6-4		4	0	0	0	0	0	2									
<b>Doug Mientkiewicz, L</b> (1, 3) OBP: 0.417, SLG: 0.671				CS 1B	IBB		K			2	0	1	0	1	1	0									
<b>Jacque Jones, L</b> (1, 7) OBP: 0.279, SLG: 0.346			K	G4-3		K				3	0	0	0	0	2	3									
<b>A.J. Pierzynski, L</b> (1, 2) OBP: 0.294, SLG: 0.440			L4		G4-3		K			3	0	0	0	0	1	0									
<b>Inning Stats</b>	R: 0 E: 0 K: 0 S: 7	H: 1 LOB: 0 BB: 0 P: 10	R: 0 E: 0 K: 2 S: 12	H: 0 LOB: 0 BB: 0 P: 18	R: 0 E: 1 K: 1 S: 9	H: 1 LOB: 0 BB: 0 P: 16	R: 3 E: 1 K: 0 S: 19	H: 3 LOB: 2 BB: 1 P: 30	R: 1 E: 0 K: 0 S: 11	H: 2 LOB: 2 BB: 1 P: 23	R: 0 E: 0 K: 2 S: 12	H: 0 LOB: 0 BB: 0 P: 14	R: 0 E: 0 K: 1 S: 8	H: 0 LOB: 0 BB: 0 P: 10	R: 0 E: 0 K: 0 S: 9	H: 1 LOB: 1 BB: 0 P: 13	1B: 6 2B: 0 3B: 1 HR: 1	SF: 0 SAC: 0 DP: 1 HBP: 0	WP: 0 PB: 0 SB: 1 CS: 1	PA: 33					
<b>PITCHER</b>	IP	WLS	BF	H	R	ER	SO	BB	IBB	HBP	BLK	WP	HR	S	P	ERA	WHIP								
<b>Pat Hentgen, R</b> (1, 1) ERA: 3.32	5.0	L	23	7	4	4	3	1	0	0	0	0	0	58	97	0.00	1.600								
<b>B.J. Ryan, L</b> (6, 1) ERA: 3.55	3.0		10	1	0	0	3	0	0	0	0	0	0	29	37	0.00	0.333								





Batter	1	2	3	4	5	6	7	8	9	AB	R	H	RBI	BB	SO	LOB	TOP					
<b>Gerald Williams, R</b> OBP: 0.287, SLG: 0.389 (1, 8)	F8		K		G1-3		K			4	0	0	0	0	2	2	<b>Tampa Bay Devil Rays @ Baltimore Orioles</b> Oriole Park at Camden Yards, Baltimore, MD Mon Apr 30 2001, 7:05 PM EDT Att: 28,510 - Sunny - 75 F <a href="http://livebaseballscorecards.com">livebaseballscorecards.com</a>					
<b>Russ Johnson, R</b> OBP: 0.407, SLG: 0.493 (5, 6)	G5-3		K		F9		G1-3			4	0	0	0	0	1	2						
<b>Ben Grieve, L</b> OBP: 0.333, SLG: 0.298 (1, 7)	G3			2B		HBP BB SF9		K		4	2	2	0	0	1	0						
<b>Greg Vaughn, R</b> OBP: 0.327, SLG: 0.404 (1, 10)		G4-3		2B	G6-3	HBP BB SF9		G6-3		2	1	0	0	2	0	0						
<b>Fred McGriff, L</b> OBP: 0.310, SLG: 0.415 (1, 3)	K			G6-3	F9					4	0	2	1	0	1	2						
<b>Vinny Castilla, R</b> OBP: 0.234, SLG: 0.301 (1, 5)	F9			1-3 2-H	K			F9		3	0	0	0	0	1	3						
<b>Jose Guillen, R</b> OBP: 0.213, SLG: 0.220 (1, 9)			FC1-5	1B	G6-3			F9		3	0	1	2	0	0	1						
<b>John Flaherty, R</b> OBP: 0.233, SLG: 0.314 (1, 2)			FC1-5	1B	P3			F9		3	0	0	0	1	0	3						
<b>Felix Martinez, S</b> OBP: 0.315, SLG: 0.337 <b>Damian Rolls, R</b> OBP: 0.286, SLG: 0.333 <b>Steve Cox, L</b> OBP: 0.304, SLG: 0.396 (9, PH)	FC1-5				K			G5-3		2	0	0	0	0	1	2						
<b>Inning Stats</b>	R: 0 E: 0 K: 0 S: 7	H: 0 LOB: 0 BB: 0 P: 11	R: 0 E: 0 K: 1 S: 5	H: 0 LOB: 0 BB: 0 P: 6	R: 0 E: 0 K: 1 S: 11	H: 1 LOB: 2 BB: 1 P: 19	R: 2 E: 0 K: 1 S: 16	H: 2 LOB: 1 BB: 1 P: 29	R: 0 E: 0 K: 1 S: 6	H: 0 LOB: 0 BB: 0 P: 10	R: 1 E: 0 K: 0 S: 9	H: 1 LOB: 2 BB: 1 P: 15	R: 0 E: 0 K: 1 S: 7	H: 0 LOB: 0 BB: 0 P: 10	R: 0 E: 0 K: 1 S: 8	H: 1 LOB: 1 BB: 0 P: 13	R: 0 E: 0 K: 0 S: 7	H: 0 LOB: 0 BB: 0 P: 10	1B: 3 2B: 2 3B: 0 HR: 0	SF: 1 SAC: 0 DP: 0 HBP: 1	WP: 0 PB: 0 SB: 0 CS: 0	PA: 36
<b>PITCHER</b>	IP	WLS	BF	H	R	ER	SO	BB	IBB	HBP	BLK	WP	HR	S	P	ERA	WHIP					
<b>Willis Roberts, R</b> ERA: 1.95 (1, 1)	6.0	W	26	4	3	3	5	3	0	1	0	0	0	54	90	4.50	1.167					
<b>Chad Paronto, R</b> ERA: 4.32 (7, 1)	2.0	H	7	1	0	0	2	0	0	0	0	0	0	15	23	0.00	0.500					
<b>Ryan Kohlmeier, R</b> ERA: 5.91 (9, 1)	1.0	S	3	0	0	0	0	0	0	0	0	0	0	7	10	0.00	0.000					

Batter	1	2	3	4	5	6	7	8	9	AB	R	H	RBI	BB	SO	LOB	BOTTOM				
<b>Brady Anderson, L</b> OBP: 0.282, SLG: 0.286 (1, 9)	HR	F6		S			FC3-6			4	1	2	2	0	0	3	<b>Tampa Bay Devil Rays @ Baltimore Orioles</b> Oriole Park at Camden Yards, Baltimore, MD Mon Apr 30 2001, 7:05 PM EDT Att: 28,510 - Sunny - 75 F <a href="http://livebaseballscorecards.com">livebaseballscorecards.com</a>				
<b>Mike Bordick, R</b> OBP: 0.342, SLG: 0.360 (1, 6)	F8			K2-3			1B			3	0	1	0	1	1	1					
<b>Delino DeShields, L</b> OBP: 0.356, SLG: 0.376 (1, 7)	K	SF8-3-5			G1-3		K			3	0	0	1	0	2	2					
<b>Chris Richard, L</b> OBP: 0.354, SLG: 0.438 (1, 3)	BB			G4-3		K				3	0	1	0	1	1	0					
<b>Mike Kinkade, R</b> OBP: 0.292, SLG: 0.283 (1, 5)	F9			F8		G5-3				4	0	1	0	0	0	1					
<b>31 Jay Gibbons, L</b> OBP: 0.348, SLG: 0.327 (1, 10)		6 HR		F7			K			3	1	0	0	1	1	1					
<b>6 Melvin Mora, R</b> OBP: 0.280, SLG: 0.320 (1, 8)		HR			G5-3		F5			4	1	1	2	0	1	1					
<b>Brook Fordyce, R</b> OBP: 0.217, SLG: 0.270 (1, 2)		BB		G5-3		P6		F8		3	1	0	0	1	0	1					
<b>Jerry Hairston, R</b> OBP: 0.258, SLG: 0.262 (1, 4)		BB		E6			FC3-6			3	1	2	0	0	0	0					
<b>Inning Stats</b>	R: 1 E: 0 K: 1 S: 8	H: 1 LOB: 1 BB: 1 P: 16	R: 3 E: 0 K: 0 S: 19	H: 2 LOB: 1 BB: 3 P: 36	R: 0 E: 0 K: 0 S: 7	H: 0 LOB: 0 BB: 0 P: 9	R: 1 E: 1 K: 1 S: 13	H: 1 LOB: 1 BB: 0 P: 19	R: 0 E: 0 K: 1 S: 5	H: 0 LOB: 0 BB: 0 P: 8	R: 0 E: 0 K: 1 S: 7	H: 0 LOB: 0 BB: 0 P: 10	R: 0 E: 0 K: 1 S: 13	H: 3 LOB: 2 BB: 0 P: 20	R: 0 E: 0 K: 1 S: 10	H: 1 LOB: 1 BB: 0 P: 11	1B: 6 2B: 1 3B: 0 HR: 2	SF: 1 SAC: 0 DP: 1 HBP: 0	WP: 0 PB: 0 SB: 1 CS: 0	PA: 35	
<b>PITCHER</b>	IP	WLS	BF	H	R	ER	SO	BB	IBB	HBP	BLK	WP	HR	S	P	ERA	WHIP				
<b>Paul Wilson, R</b> ERA: 6.35 (1, 1)	6.1	L	29	6	5	4	4	4	0	0	0	0	0	7	10	0.00	1.579				
<b>Doug Creek, L</b> ERA: 2.54 (7, 1)	0.2		2	1	0	0	1	0	0	0	0	0	0	7	10	0.00	1.500				
<b>Esteban Yan, R</b> ERA: 4.63 (8, 1)	1.0		4	1	0	0	1	0	0	0	0	0	0	10	11	0.00	1.000				







Batter	1	2	3	4	5	6	7	8	9	AB	R	H	RBI	BB	SO	LOB	TOP									
<b>Gerald Williams, R</b> OBP: 0.291, SLG: 0.388 (1, 8)										4	3	2	0	1	0	1	<b>Tampa Bay Devil Rays @ Baltimore Orioles</b> Oriole Park at Camden Yards, Baltimore, MD Wed May 02 2001, 7:05 PM EDT Att: 26,615 - Sunny - 84 F									
<b>Damian Rolls, R</b> OBP: 0.297, SLG: 0.286 (1, 4)										5	1	2	0	0	0	2										
<b>Ben Grieve, L</b> OBP: 0.351, SLG: 0.348 (1, 10)										5	1	4	5	0	1	0										
<b>Greg Vaughn, R</b> OBP: 0.319, SLG: 0.386 (1, 7)										4	1	1	1	0	1	3										
<b>Steve Cox, L</b> OBP: 0.311, SLG: 0.375 (1, 3)										3	0	0	0	2	0	4										
<b>Vinny Castilla, R</b> OBP: 0.244, SLG: 0.317 (1, 5)										5	0	2	1	0	0	2										
<b>Jose Guillen, R</b> OBP: 0.243, SLG: 0.239 (1, 9)										4	0	2	0	0	0	2										
<b>John Flaherty, R</b> OBP: 0.231, SLG: 0.307 (1, 2)										5	0	1	0	0	2	5										
<b>Felix Martinez, S</b> OBP: 0.312, SLG: 0.333 (1, 6)										4	1	1	0	0	0	3										
<b>Inning Stats</b>	R: 1 E: 0 K: 0 S: 10	H: 2 LOB: 1 BB: 0 P: 15	R: 0 E: 0 K: 0 S: 5	H: 0 LOB: 0 BB: 0 P: 5	R: 0 E: 0 K: 0 S: 9	H: 0 LOB: 0 BB: 0 P: 13	R: 1 E: 0 K: 2 S: 15	H: 2 LOB: 2 BB: 0 P: 24	R: 1 E: 0 K: 0 S: 11	H: 3 LOB: 2 BB: 0 P: 18	R: 0 E: 0 K: 0 S: 6	H: 2 LOB: 1 BB: 0 P: 9	R: 1 E: 0 K: 0 S: 7	H: 2 LOB: 2 BB: 1 P: 13	R: 0 E: 0 K: 0 S: 7	H: 1 LOB: 0 BB: 0 P: 9	R: 3 E: 0 K: 2 S: 17	H: 3 LOB: 2 BB: 2 P: 30	1B: 13 2B: 1 3B: 0 HR: 1	SF: 1 SAC: 0 DP: 2 HBP: 1	WP: 0 PB: 0 SB: 1 CS: 0	PA: 44				
<b>PITCHER</b>	IP	WLS	BF	H	R	ER	SO	BB	IBB	HBP	BLK	WP	HR	S	P	ERA	WHIP									
<b>Jose Mercedes, R</b> ERA: 7.54 (1, 1)	6.1	L	29	10	4	4	2	0	0	1	0	0	0	0	3	7	0.00	6.000								
<b>B.J. Ryan, L</b> ERA: 3.46 (7, 1)	0.1		3	1	0	0	0	1	0	0	0	0	0	3	7	0.00	6.000									
<b>Josh Towers, R</b> ERA: (7, 1)	1.1		4	1	0	0	0	0	0	0	0	0	0	8	10	0.00	0.750									
<b>Jorge Julio, R</b> ERA: 33.75 (9, 1)	1.0		8	3	3	3	2	2	0	0	0	0	1	17	30	27.00	5.000									

Batter	1	2	3	4	5	6	7	8	9	AB	R	H	RBI	BB	SO	LOB	BOTTOM								
<b>Brady Anderson, L</b> OBP: 0.271, SLG: 0.274 (1, 9)										4	0	0	0	0	0	2	<b>Tampa Bay Devil Rays @ Baltimore Orioles</b> Oriole Park at Camden Yards, Baltimore, MD Wed May 02 2001, 7:05 PM EDT Att: 26,615 - Sunny - 84 F								
<b>6 Melvin Mora, R</b> OBP: 0.281, SLG: 0.309 (1, 6)										4	0	0	0	0	3	2									
<b>Delino DeShields, L</b> OBP: 0.330, SLG: 0.344 (1, 7)										4	0	0	0	0	0	2									
<b>Jeff Conine, R</b> OBP: 0.327, SLG: 0.310 (1, 3)										4	0	1	0	0	1	0									
<b>Chris Richard, L</b> OBP: 0.356, SLG: 0.425 (1, 8)										4	0	1	0	0	1	1									
<b>Cal Ripken Jr., R</b> OBP: 0.215, SLG: 0.284 (1, 5)										3	0	0	0	0	0	1									
<b>31 Jay Gibbons, L</b> OBP: 0.343, SLG: 0.371 (1, 10)										3	1	2	1	0	0	2									
<b>Fernando Lunar, R</b> OBP: 0.375, SLG: 0.429 (1, 2)										3	0	1	0	0	0	3									
<b>Jerry Hairston, R</b> OBP: 0.273, SLG: 0.322 (1, 4)										3	0	1	0	0	0	0									
<b>Inning Stats</b>	R: 0 E: 0 K: 0 S: 10	H: 0 LOB: 0 BB: 0 P: 17	R: 0 E: 0 K: 1 S: 8	H: 0 LOB: 0 BB: 0 P: 12	R: 1 E: 0 K: 1 S: 13	H: 3 LOB: 2 BB: 0 P: 16	R: 0 E: 0 K: 0 S: 6	H: 0 LOB: 0 BB: 0 P: 13	R: 0 E: 0 K: 0 S: 4	H: 1 LOB: 0 BB: 0 P: 6	R: 0 E: 0 K: 1 S: 9	H: 0 LOB: 0 BB: 0 P: 14	R: 0 E: 0 K: 1 S: 7	H: 1 LOB: 2 BB: 0 P: 11	R: 0 E: 0 K: 1 S: 13	H: 0 LOB: 0 BB: 0 P: 20	R: 0 E: 0 K: 0 S: 8	H: 1 LOB: 1 BB: 0 P: 14	1B: 5 2B: 0 3B: 0 HR: 1	SF: 0 SAC: 0 DP: 1 HBP: 1	WP: 0 PB: 0 SB: 0 CS: 0	PA: 33			
<b>PITCHER</b>	IP	WLS	BF	H	R	ER	SO	BB	IBB	HBP	BLK	WP	HR	S	P	ERA	WHIP								
<b>Ryan Rupe, R</b> ERA: 5.93 (1, 1)	5.0	W	18	4	1	1	2	0	0	0	0	0	0	41	64	1.80	0.800								
<b>Tanyon Sturtze, R</b> ERA: 5.4 (6, 1)	4.0	S	15	2	0	0	3	0	0	1	0	0	0	37	59	0.00	0.500								



Batter	1	2	3	4	5	6	7	8	9	AB	R	H	RBI	BB	SO	LOB	TOP								
Chuck Knoblauch R (1.7) OBP: 0.387, SLG: 0.405	G6-3		F7		G4-3		1B WP 2S BB	F9		4	1	0	0	1	0	2	<b>New York Yankees @ Baltimore Orioles</b> Oriole Park at Camden Yards, Baltimore, MD Thu May 03 2001, 7:05 PM EDT Att: 40,218 - Sunny - 90 F								
2 Derek Jeter R (1.6) OBP: 0.355, SLG: 0.321	K		G1-3		G1-3		WP 1B BB	F8		4	0	0	0	1	1										
Paul O'Neill, L (1.9) OBP: 0.331, SLG: 0.525	K		G4-3		1B		WP 1B	K		5	1	2	1	0	2										
Bernie Williams, S (1.8) OBP: 0.309, SLG: 0.348		F9			2B 1B		K	G6-3		5	1	2	1	0	1										
Tino Martinez, L (1.3) OBP: 0.358, SLG: 0.509					G4-3 1H 2B		K			3	0	1	1	1	1										
David Justice, L (1.10) OBP: 0.310, SLG: 0.423	F7				G4-3		K	K		4	0	0	0	0	2										
Alfonso Soriano, R (1.4) OBP: 0.311, SLG: 0.422	G6-3				F3		S SF7 2B	S HBP		3	1	1	0	0	2										
Joe Oliver, R (1.2) OBP: 0.381, SLG: 0.421					P4		SF7	K		3	1	1	1	0	1										
Scott Brosius, R (1.5) OBP: 0.353, SLG: 0.454					1H HR		G5-3	L3		3	2	1	2	1	0										
<b>Inning Stats</b>	R: 0 E: 0 K: 2 S: 12	H: 0 LOB: 0 BB: 0 P: 18	R: 0 E: 0 K: 0 S: 8	H: 0 LOB: 1 BB: 1 P: 15	R: 2 E: 0 K: 0 S: 14	H: 2 LOB: 0 BB: 0 P: 16	R: 1 E: 0 K: 0 S: 11	H: 2 LOB: 1 BB: 0 P: 15	R: 2 E: 0 K: 0 S: 14	H: 2 LOB: 1 BB: 1 P: 23	R: 1 E: 0 K: 1 S: 10	H: 1 LOB: 0 BB: 0 P: 13	R: 1 E: 0 K: 3 S: 14	H: 1 LOB: 2 BB: 2 P: 28	R: 0 E: 0 K: 1 S: 13	H: 0 LOB: 1 BB: 0 P: 16	R: 0 E: 0 K: 1 S: 7	H: 0 LOB: 0 BB: 0 P: 10	1B: 4 2B: 3 3B: 0 HR: 1	SF: 1 SAC: 0 DP: 0 HBP: 1	WP: 1 PB: 0 SB: 4 CS: 0	PA: 40			
<b>PITCHER</b>	IP	WLS	BF	H	R	ER	SO	BB	IBB	HBP	BLK	WP	HR	S	P	ERA	WHIP								
Chuck McElroy, L (1.1) ERA: 5.92	5.0		23	6	5	5	2	2	0	0	0	0	1	59	87	9.00	1.600								
Chad Paronto, R (6.1) ERA: 5.79	1.0	L	7	2	2	2	1	2	0	0	0	0	0	14	27	18.00	4.000								
Buddy Groom, L (7.1) ERA: 3.52	1.0		3	0	0	0	3	0	0	0	0	1	0	10	14	0.00	0.000								
Mike Trombley, R (8.1) ERA: 1.77	2.0		7	0	0	0	2	0	0	1	0	0	0	20	26	0.00	0.000								

Batter	1	2	3	4	5	6	7	8	9	AB	R	H	RBI	BB	SO	LOB	BOTTOM								
Brady Anderson, L (1.7) OBP: 0.276, SLG: 0.273	G1-3	G5-3			1-2 2-3 HR 1B		G4-3		31 DI BB	4	1	1	0	1	0	1	<b>New York Yankees @ Baltimore Orioles</b> Oriole Park at Camden Yards, Baltimore, MD Thu May 03 2001, 7:05 PM EDT Att: 40,218 - Sunny - 90 F								
6 Melvin Mora, R (1.8) OBP: 0.290, SLG: 0.301	1B BB				F9				P1	2	0	0	0	1	1										
31 Jay Gibbons, L (9, PH) OBP: 0.338, SLG: 0.365					K					1	0	0	0	0	0										
Mike Bordick, R (1.6) OBP: 0.328, SLG: 0.343	S 1B				F3		G6-3			4	0	1	0	0	1										
Jeff Conine, R (1.3) OBP: 0.321, SLG: 0.370	K				K					4	1	1	4	0	2										
Mike Kinkade, R (1.10) OBP: 0.275, SLG: 0.265	F3				F8				G6-3	3	0	0	0	0	2										
Delino DeShields, L (8, PH) OBP: 0.336, SLG: 0.351					G5-3			G4-3 S 1B		1	0	1	0	0	0										
Chris Richard, L (1.9) OBP: 0.351, SLG: 0.417					G4-3			G4-3		4	1	1	0	0	0										
Cal Ripken Jr., R (1.5) OBP: 0.205, SLG: 0.269	L9				F7		G5-3			4	0	0	0	0	1										
Brook Fordyce, R (1.2) OBP: 0.227, SLG: 0.265										3	1	1	0	0	1										
Greg Myers, L (9, PH) OBP: 0.414, SLG: 0.593		P3			1B HBP HR 1B		K		G4-3	1	0	0	0	0	0										
Jerry Hairston, R (1.4) OBP: 0.282, SLG: 0.333					1B HR HBP				K	3	1	1	1	0	2										
<b>Inning Stats</b>	R: 0 E: 0 K: 1 S: 14	H: 1 LOB: 2 BB: 1 P: 24	R: 1 E: 0 K: 0 S: 16	H: 2 LOB: 1 BB: 0 P: 21	R: 0 E: 0 K: 2 S: 10	H: 0 LOB: 0 BB: 0 P: 17	R: 0 E: 0 K: 0 S: 8	H: 0 LOB: 0 BB: 0 P: 10	R: 4 E: 0 K: 1 S: 16	H: 3 LOB: 0 BB: 0 P: 24	R: 0 E: 0 K: 1 S: 5	H: 0 LOB: 0 BB: 0 P: 6	R: 0 E: 0 K: 1 S: 7	H: 0 LOB: 1 BB: 0 P: 10	R: 0 E: 0 K: 1 S: 8	H: 1 LOB: 1 BB: 0 P: 11	R: 0 E: 0 K: 1 S: 11	H: 0 LOB: 1 BB: 1 P: 15	1B: 5 2B: 1 3B: 0 HR: 1	SF: 0 SAC: 0 DP: 0 HBP: 2	WP: 0 PB: 1 SB: 2 CS: 0	PA: 38			
<b>PITCHER</b>	IP	WLS	BF	H	R	ER	SO	BB	IBB	HBP	BLK	WP	HR	S	P	ERA	WHIP								
Ted Lilly, L (1.1) ERA: 5.29	4.2		22	6	5	5	4	1	0	1	1	1	1	63	95	9.64	1.500								
Ramiro Mendoza, R (5.1) ERA: 3.0	2.2	W	10	1	0	0	2	0	0	1	0	0	0	15	20	0.00	0.375								
42 Mariano Rivera, R (8.1) ERA: 1.93	1.2	S	6	0	0	0	2	1	0	0	0	0	0	17	23	0.00	0.600								

AB	34
R	7
H	8
RBI	6
BB	4
SO	8
LOB	17



AB	34
R	5
H	7
RBI	5
BB	2
SO	8
LOB	17



livebaseballscores.com

livebaseballscores.com



Batter	1	2	3	4	5	6	7	8	9	AB	R	H	RBI	BB	SO	LOB	TOP										
<b>Chuck Knoblauch, R</b> OBP: 0.381, SLG: 0.405	L8	G4-3			F5			G6-3		5	0	1	1	0	0	1	<b>New York Yankees @ Baltimore Orioles</b> Oriole Park at Camden Yards, Baltimore, MD Fri May 04 2001, 7:05 PM EDT Att: 43,133 - Cloudy - 91 F										
<b>2 Derek Jeter, R</b> OBP: 0.373, SLG: 0.339	1B BB			2B	BB	2B		F8 BB		3	2	2	0	2	1	2											
<b>Paul O'Neill, L</b> OBP: 0.341, SLG: 0.552	1B		G1-4-3 2H		L8			F8		5	1	3	1	0	0	2											
<b>Bernie Williams, S</b> OBP: 0.326, SLG: 0.347	F7		G1-4-3					E9 G4-3 20 2B		3	1	1	1	2	0	3											
<b>Tino Martinez, L</b> OBP: 0.367, SLG: 0.504					L8			G4-3 BB		3	0	1	1	2	0	3											
<b>David Justice, L</b> OBP: 0.300, SLG: 0.407										4	0	0	0	0	2	5											
<b>Alfonso Soriano, R</b> OBP: 0.308, SLG: 0.419	K		G4-6-3 1-2					L9		1	0	0	0	0	0	3											
<b>20 Jorge Posada, S</b> OBP: 0.356, SLG: 0.533					G4-3					5	0	1	1	0	1	0											
<b>Luis Sojo, R</b> OBP: 0.208, SLG: 0.136					F9			F7		4	1	1	0	1	0	1											
<b>Scott Brosius, R</b> OBP: 0.355, SLG: 0.478	F4				G4-3			K		5	1	2	1	0	1	1											
<b>Inning Stats</b>	R: 1 E: 0 K: 1 S: 13	H: 2 LOB: 2 BB: 1 P: 23	R: 0 E: 0 K: 0 S: 11	H: 0 LOB: 1 BB: 1 P: 23	R: 1 E: 0 K: 0 S: 7	H: 2 LOB: 1 BB: 1 P: 14	R: 0 E: 0 K: 0 S: 7	H: 0 LOB: 0 BB: 0 P: 11	R: 0 E: 0 K: 2 S: 9	H: 1 LOB: 2 BB: 1 P: 18	R: 1 E: 0 K: 2 S: 17	H: 3 LOB: 2 BB: 0 P: 23	R: 2 E: 1 K: 1 S: 17	H: 3 LOB: 1 BB: 0 P: 22	R: 1 E: 0 K: 0 S: 10	H: 1 LOB: 3 BB: 3 P: 30	R: 0 E: 0 K: 1 S: 7	H: 0 LOB: 0 BB: 0 P: 11	1B: 6 2B: 4 3B: 1 HR: 1	SF: 0 SAC: 0 DP: 1 HBP: 0	WP: 0 PB: 0 SB: 1 CS: 0	PA: 45					
<b>PITCHER</b>	IP	WLS	BF	H	R	ER	SO	BB	IBB	HBP	BLK	WP	HR	S	P	ERA	WHIP										
<b>Pat Hentgen, R</b> ERA: 3.47	6.0		29	8	3	3	3	3	1	0	0	0	0	64	112	4.50	1.833										
<b>Buddy Groom, L</b> ERA: 4.15	1.0	B	6	3	2	1	1	0	0	0	0	0	0	17	22	9.00	3.000										
<b>Chad Paronto, R</b> ERA: 6.52	0.1	L	3	1	1	1	0	1	0	0	0	0	1	4	11	27.00	6.000										
<b>B.J. Ryan, L</b> ERA: 3.38	0.1		3	0	0	0	0	1	1	0	0	0	0	5	16	0.00	3.000										
<b>Josh Towers, R</b> ERA:	1.1		4	0	0	0	1	0	0	0	0	0	0	8	14	0.00	0.000										
<b>Batter</b>	<b>1</b>	<b>2</b>	<b>3</b>	<b>4</b>	<b>5</b>	<b>6</b>	<b>7</b>	<b>8</b>	<b>9</b>	<b>AB</b>	<b>R</b>	<b>H</b>	<b>RBI</b>	<b>BB</b>	<b>SO</b>	<b>LOB</b>	<b>BOTTOM</b>										
<b>Brady Anderson, L</b> OBP: 0.266, SLG: 0.261	F8		L7	F7		K		G4-3		5	0	0	0	0	1	6	<b>New York Yankees @ Baltimore Orioles</b> Oriole Park at Camden Yards, Baltimore, MD Fri May 04 2001, 7:05 PM EDT Att: 43,133 - Cloudy - 91 F										
<b>Mike Bordick, R</b> OBP: 0.323, SLG: 0.336	G4-3		K		S 1B			F8		5	0	1	0	0	1	3											
<b>Delino DeShields, L</b> OBP: 0.333, SLG: 0.347	HR 1B		K		K			F8		4	1	1	0	0	2	2											
<b>Jeff Conine, R</b> OBP: 0.333, SLG: 0.440	HR			FC3-6 6 SF8 BB 1B	P4			F8		4	2	2	2	0	0	1											
<b>Chris Richard, L</b> OBP: 0.347, SLG: 0.402	P4			FC3-6 BB 1B	K			F2		3	0	0	0	1	1	1											
<b>31 Jay Gibbons, L</b> OBP: 0.320, SLG: 0.343			K		FC3-6 WP 1B			K		4	1	0	0	0	3	2											
<b>6 Melvin Mora, R</b> OBP: 0.278, SLG: 0.291					SF8			F7		3	0	0	1	0	1	0											
<b>Brook Fordyce, R</b> OBP: 0.253, SLG: 0.292					3H 2-2					4	1	3	1	0	0	0											
<b>Gene Kingsale, S</b> (9, PR)					1B 1B			E 1B 1B		0	0	0	0	0	0	0											
<b>Jerry Hairston, R</b> OBP: 0.302, SLG: 0.354					E S 1B			S 1B		3	0	3	1	0	0	0											
<b>Inning Stats</b>	R: 2 E: 0 K: 0 S: 9	H: 2 LOB: 0 BB: 0 P: 14	R: 0 E: 0 K: 1 S: 8	H: 0 LOB: 0 BB: 0 P: 11	R: 0 E: 0 K: 2 S: 16	H: 1 LOB: 1 BB: 0 P: 25	R: 2 E: 0 K: 0 S: 15	H: 3 LOB: 2 BB: 1 P: 26	R: 0 E: 0 K: 2 S: 12	H: 1 LOB: 1 BB: 0 P: 18	R: 1 E: 1 K: 2 S: 14	H: 2 LOB: 1 BB: 0 P: 20	R: 0 E: 0 K: 0 S: 7	H: 0 LOB: 0 BB: 0 P: 9	R: 0 E: 0 K: 2 S: 10	H: 0 LOB: 2 BB: 0 P: 16	R: 0 E: 0 K: 0 S: 8	H: 1 LOB: 2 BB: 0 P: 11	1B: 9 2B: 0 3B: 0 HR: 1	SF: 1 SAC: 1 DP: 0 HBP: 0	WP: 1 PB: 0 SB: 3 CS: 0	PA: 38					
<b>PITCHER</b>	IP	WLS	BF	H	R	ER	SO	BB	IBB	HBP	BLK	WP	HR	S	P	ERA	WHIP										
<b>Roger Clemens, R</b> ERA: 4.6	5.2		27	9	5	4	6	1	0	0	0	0	1	71	110	6.35	1.765										
<b>Mike Stanton, L</b> ERA: 0.49	2.0	W	6	0	0	0	2	0	0	0	0	0	0	17	23	0.00	0.000										
<b>42 Mariano Rivera, R</b> ERA: 1.76	1.1	S	5	1	0	0	1	0	0	0	0	0	0	11	17	0.00	0.750										



Batter	1	2	3	4	5	6	7	8	9	AB	R	H	RBI	BB	SO	LOB	TOP																						
<b>Chuck Knoblauch, R</b> OBP: 0.382, SLG: 0.404 (1, 7)										5	1	2	1	0	2	2	<b>New York Yankees @ Baltimore Orioles</b> Oriole Park at Camden Yards, Baltimore, MD Sat May 05 2001, 1:35 PM EDT Att: 47,726 - Cloudy - 85 F																						
<b>2 Derek Jeter, R</b> OBP: 0.374, SLG: 0.342 (1, 6)										5	1	2	1	0	1	1																							
<b>Paul O'Neill, L</b> OBP: 0.343, SLG: 0.543 (1, 9)										4	0	1	1	1	0	1																							
<b>Bernie Williams, S</b> OBP: 0.330, SLG: 0.333 (1, 8)										3	0	0	0	2	1	1																							
<b>Tino Martinez, L</b> OBP: 0.364, SLG: 0.496 (1, 3)										4	1	1	0	0	0	5																							
<b>David Justice, L</b> OBP: 0.290, SLG: 0.393 (1, 10)										4	0	0	0	0	1	1																							
<b>20 Jorge Posada, S</b> OBP: 0.361, SLG: 0.521 (1, 2)										2	0	0	0	2	1	0																							
<b>Alfonso Soriano, R</b> OBP: 0.306, SLG: 0.413 (1, 4)										4	1	1	0	0	1	3																							
<b>Scott Brosius, R</b> OBP: 0.360, SLG: 0.474 (1, 5)										3	1	1	1	1	0	1																							
<b>Inning Stats</b>	R: 0 E: 0 K: 1 S: 9	H: 0 LOB: 0 BB: 0 P: 13	R: 0 E: 0 K: 0 S: 3	H: 0 LOB: 0 BB: 0 P: 6	R: 4 E: 0 K: 0 S: 15	H: 4 LOB: 1 BB: 2 P: 33	R: 0 E: 0 K: 1 S: 5	H: 0 LOB: 0 BB: 0 P: 8	R: 0 E: 0 K: 1 S: 7	H: 1 LOB: 3 BB: 2 P: 16	R: 0 E: 0 K: 1 S: 10	H: 0 LOB: 1 BB: 1 P: 19	R: 0 E: 0 K: 1 S: 9	H: 1 LOB: 1 BB: 0 P: 12	R: 1 E: 0 K: 2 S: 15	H: 2 LOB: 2 BB: 1 P: 27	R: 0 E: 0 K: 1 S: 5	H: 0 LOB: 0 BB: 0 P: 10	1B: 8 2B: 0 3B: 0 HR: 0	SF: 0 SAC: 0 DP: 1 HBP: 0	WP: 0 PB: 0 SB: 2 CS: 0	PA: 40																	
<b>PITCHER</b>	IP	WLS	BF	H	R	ER	SO	BB	IBB	HBP	BLK	WP	HR	S	P	ERA	WHIP	<b>PITCHER</b>				IP	WLS	BF	H	R	ER	SO	BB	IBB	HBP	BLK	WP	HR	S	P	ERA	WHIP	
<b>Willis Roberts, R</b> ERA: 2.6 (1, 1)	7.0	L	31	6	4	4	4	5	0	0	0	0	0	0	58	107	5.14	1.571																					
<b>Chuck McElroy, L</b> ERA: 6.2 (8, 1)	0.1		3	1	1	1	1	1	0	0	0	0	0	0	7	15	27.00	6.000																					
<b>Jose Mercedes, R</b> ERA: 7.41 (8, 1)	0.2		3	1	0	0	1	0	0	0	0	0	0	0	8	12	0.00	1.500																					
<b>Ryan Kohlmeier, R</b> ERA: 4.97 (9, 1)	1.0		3	0	0	0	1	0	0	0	0	0	0	0	5	10	0.00	0.000																					

AB	34
R	5
H	8
RBI	4
BB	6
SO	7
LOB	15



Batter	1	2	3	4	5	6	7	8	9	AB	R	H	RBI	BB	SO	LOB	BOTTOM																						
<b>Gene Kingsale, S</b> (1, 8)										4	0	0	0	0	2	2	<b>New York Yankees @ Baltimore Orioles</b> Oriole Park at Camden Yards, Baltimore, MD Sat May 05 2001, 1:35 PM EDT Att: 47,726 - Cloudy - 85 F																						
<b>Mike Bordick, R</b> OBP: 0.313, SLG: 0.325 (1, 6)										4	0	0	0	0	2	3																							
<b>Delino DeShields, L</b> OBP: 0.331, SLG: 0.337 (1, 7)										3	0	0	0	1	0	1																							
<b>Jeff Conine, R</b> OBP: 0.311, SLG: 0.407 (1, 3)										4	0	0	0	0	2	2																							
<b>Cal Ripken Jr., R</b> OBP: 0.218, SLG: 0.280 (1, 5)										4	1	2	0	0	0	0																							
<b>Mike Kinkade, R</b> OBP: 0.273, SLG: 0.264 (1, 10)										4	0	1	0	0	3	2																							
<b>Chris Richard, L</b> OBP: 0.343, SLG: 0.396 (1, 9)										4	0	1	0	0	1	2																							
<b>Fernando Lunar, R</b> OBP: 0.273, SLG: 0.300 <b>Greg Myers, L</b> OBP: 0.400, SLG: 0.571 (9, PH)										3	0	0	0	0	1	6																							
<b>Jerry Hairston, R</b> OBP: 0.318, SLG: 0.364 (1, 4)										3	1	2	1	1	0	0																							
<b>Inning Stats</b>	R: 0 E: 0 K: 0 S: 8	H: 2 LOB: 2 BB: 0 P: 10	R: 0 E: 0 K: 0 S: 9	H: 2 LOB: 0 BB: 0 P: 17	R: 1 E: 1 K: 1 S: 10	H: 0 LOB: 1 BB: 2 P: 18	R: 1 E: 1 K: 2 S: 19	H: 2 LOB: 1 BB: 0 P: 26	R: 0 E: 0 K: 1 S: 7	H: 0 LOB: 0 BB: 0 P: 13	R: 0 E: 1 K: 2 S: 14	H: 1 LOB: 2 BB: 0 P: 20	R: 0 E: 0 K: 2 S: 10	H: 1 LOB: 1 BB: 0 P: 15	R: 0 E: 0 K: 2 S: 7	H: 0 LOB: 0 BB: 0 P: 9	R: 0 E: 0 K: 2 S: 11	H: 0 LOB: 0 BB: 0 P: 16	1B: 6 2B: 0 3B: 0 HR: 0	SF: 0 SAC: 0 DP: 0 HBP: 0	WP: 0 PB: 1 SB: 3 CS: 1	PA: 37																	
<b>PITCHER</b>	IP	WLS	BF	H	R	ER	SO	BB	IBB	HBP	BLK	WP	HR	S	P	ERA	WHIP	<b>PITCHER</b>				IP	WLS	BF	H	R	ER	SO	BB	IBB	HBP	BLK	WP	HR	S	P	ERA	WHIP	
<b>Andy Pettitte, L</b> ERA: 2.63 (1, 1)	7.0	W	30	6	2	0	8	2	0	0	0	0	0	0	77	119	0.00	1.143																					
<b>Brian Boehringer, R</b> ERA: 0.93 (8, 1)	2.0	S	6	0	0	0	4	0	0	0	0	0	0	0	18	25	0.00	0.000																					

AB	34
R	2
H	6
RBI	1
BB	2
SO	12
LOB	18





Batter	1	2	3	4	5	6	7	8	9	AB	R	H	RBI	BB	SO	LOB	TOP					
Chuck Knoblauch R (1, 10) OBP: 0.372, SLG: 0.393	2-2 F8		3-1 F9			0-1 F9		2-2 G1-3		4	0	0	0	0	0	1						
2 Derek Jeter R (1, 6) OBP: 0.376, SLG: 0.356	2-1 F9			3-2 G6-3		2-2 G4-3		1-3 K		4	0	2	0	0	1	0						
Paul O'Neill L (1, 9) OBP: 0.333, SLG: 0.526	1-2 F8			0-1 F8		3-2 G4-3		2-2 G3-1		4	0	0	0	0	0	2						
Bernie Williams S (1, 8) OBP: 0.316, SLG: 0.316		0-2 G4-3		2-2 G6-3		3-3 K			1-3 K	4	0	0	0	0	2	2						
Tino Martinez L (1, 3) OBP: 0.360, SLG: 0.488	3-2 F8		2-1 F9				1-0 1B		1-1 G6-3	4	1	1	0	0	0	1						
David Justice L (1, 7) OBP: 0.297, SLG: 0.397	1-1 F7				1-0 20 S		2-0 1B		2-2 G3-1	4	0	2	0	0	0	0						
20 Jorge Posada S (1, 2) OBP: 0.351, SLG: 0.510			1-0 G3		3-3 K		1-0 SF7			2	0	0	1	0	1	1						
Luis Sojo R (1, 4) OBP: 0.222, SLG: 0.160			1-0 S		2-1 G1-3		3-H 1-3			3	0	1	0	0	1	2						
Scott Brosius R (1, 5) OBP: 0.359, SLG: 0.496			0-1 F9		0-0 G4-3		1-1 CS		2-2 HR	3	1	1	1	0	0	2						
<b>Inning Stats</b>	R: 0 E: 0 K: 0 S: 11	H: 0 LOB: 0 BB: 0 P: 16	R: 0 E: 0 K: 0 S: 8	H: 0 LOB: 0 BB: 0 P: 12	R: 0 E: 0 K: 0 S: 6	H: 1 LOB: 1 BB: 0 P: 11	R: 0 E: 0 K: 0 S: 12	H: 1 LOB: 1 BB: 0 P: 18	R: 0 E: 0 K: 1 S: 8	H: 1 LOB: 1 BB: 0 P: 14	R: 0 E: 0 K: 1 S: 11	H: 1 LOB: 1 BB: 0 P: 19	R: 1 E: 0 K: 1 S: 8	H: 2 LOB: 0 BB: 0 P: 14	R: 1 E: 0 K: 1 S: 12	H: 1 LOB: 0 BB: 0 P: 19	R: 0 E: 0 K: 1 S: 9	H: 0 LOB: 0 BB: 0 P: 13	1B: 5 2B: 1 3B: 0 HR: 1	SF: 1 SAC: 0 DP: 0 HBP: 0	WP: 0 PB: 0 SB: 2 CS: 1	PA: 34
<b>PITCHER</b>	IP	WLS	BF	H	R	ER	SO	BB	IBB	HBP	BLK	WP	HR	S	P	ERA	WHIP					
Jason Johnson R (1, 1) ERA: 3.4	7.0		26	6	1	1	3	0	0	0	0	0	0	64	104	1.29	0.857					
Mike Trombley R (8, 1) ERA: 2.11	1.0	L	4	1	1	1	1	0	0	0	0	0	1	12	19	9.00	1.000					
Buddy Groom L (9, 1) ERA: 3.72	1.0		3	0	0	0	1	0	0	0	0	0	0	9	13	0.00	0.000					

**New York Yankees @ Baltimore Orioles**  
 Oriole Park at Camden Yards, Baltimore, MD  
 Sun May 06 2001, 1:35 PM EDT  
 Att: 47,740 - Cloudy - 68 F

AB 32  
 R 2  
 H 7  
 RBI 2  
 BB 0  
 SO 5  
 LOB 11



Batter	1	2	3	4	5	6	7	8	9	AB	R	H	RBI	BB	SO	LOB	BOTTOM					
Brady Anderson L (1, 9) OBP: 0.265, SLG: 0.269	2-3 K		1-1 1B		3-1 CS		0-0 F7		1-3 K	4	1	1	0	0	2	0						
Mike Bordick R (1, 6) OBP: 0.326, SLG: 0.342	3-2 F9		0-1 CS		4-0 G3			2-2 BB		3	0	2	1	1	0	0						
Delino DeShields L (1, 7) OBP: 0.329, SLG: 0.327	4-1 BB		0-2 CS		1-3 K		1-2 G3		1-0 G6-3	3	0	0	0	1	1	2						
Jeff Conine R (1, 3) OBP: 0.323, SLG: 0.404	0-0 G5-3				1-0 1B		3-2 F8		4-2 CS	3	0	1	0	1	0	2						
Gene Kingsale S (9, PR)									BB	0	0	0	0	0	0	0						
Chris Richard L (1, 8) OBP: 0.330, SLG: 0.379		3-2 G3		1-0 F8		0-2 F7			3-3 K	4	0	0	0	0	1	2						
31 Jay Gibbons L (1, 10) OBP: 0.316, SLG: 0.338		1-0 G3-1		0-1 G4-3		1-0 1B			0-3 K	4	0	1	0	0	1	2						
Cal Ripken Jr. R (1, 5) OBP: 0.233, SLG: 0.294		1-1 L8			2-2 E6		1-2 G6-3			3	0	2	0	0	0	0						
Brook Fordyce R (1, 2) OBP: 0.244, SLG: 0.280			2-2 F9		0-3 K		0-1 G6-3			3	0	0	0	0	1	3						
Jerry Hairston R (1, 4) OBP: 0.310, SLG: 0.353			3-2 G4-3		1-2 E6		0-1 F9			3	0	0	0	0	0	1						
<b>Inning Stats</b>	R: 0 E: 0 K: 1 S: 13	H: 0 LOB: 1 BB: 1 P: 22	R: 0 E: 0 K: 0 S: 6	H: 0 LOB: 0 BB: 0 P: 11	R: 1 E: 0 K: 0 S: 13	H: 2 LOB: 0 BB: 0 P: 19	R: 0 E: 0 K: 1 S: 7	H: 1 LOB: 1 BB: 0 P: 10	R: 0 E: 1 K: 1 S: 13	H: 1 LOB: 0 BB: 0 P: 19	R: 0 E: 0 K: 0 S: 7	H: 0 LOB: 1 BB: 1 P: 15	R: 0 E: 0 K: 0 S: 9	H: 2 LOB: 1 BB: 0 P: 11	R: 0 E: 0 K: 1 S: 12	H: 1 LOB: 1 BB: 0 P: 16	R: 0 E: 0 K: 2 S: 8	H: 0 LOB: 1 BB: 1 P: 15	1B: 5 2B: 3 3B: 0 HR: 0	SF: 0 SAC: 0 DP: 2 HBP: 0	WP: 0 PB: 0 SB: 0 CS: 3	PA: 35
<b>PITCHER</b>	IP	WLS	BF	H	R	ER	SO	BB	IBB	HBP	BLK	WP	HR	S	P	ERA	WHIP					
35 Mike Mussina R (1, 1) ERA: 3.38	7.0		26	6	1	1	3	2	0	0	0	0	0	68	107	1.29	1.143					
Mike Stanton L (8, 1) ERA: 0.47	1.0	H	4	1	0	0	1	0	0	0	0	0	0	12	16	0.00	1.000					
42 Mariano Rivera R (9, 1) ERA: 1.65	1.0	S	3	0	0	0	2	1	0	0	0	0	0	8	15	0.00	1.000					

**New York Yankees @ Baltimore Orioles**  
 Oriole Park at Camden Yards, Baltimore, MD  
 Sun May 06 2001, 1:35 PM EDT  
 Att: 47,740 - Cloudy - 68 F

AB 30  
 R 1  
 H 7  
 RBI 1  
 BB 3  
 SO 6  
 LOB 12





Batter	1	2	3	4	5	6	7	8	9	AB	R	H	RBI	BB	SO	LOB	TOP									
<b>Brady Anderson, L</b> OBP: 0.265, SLG: 0.276	1-1 F7		2-1 G4-3		2-2 WP G1-4-3 2B		0-1 F9			4	1	1	0	0	0	0	<b>Baltimore Orioles @ Tampa Bay Devil Rays</b> Tropicana Field, St. Petersburg, FL Tue May 08 2001, 7:15 PM EDT Att: 9,010 - Dome - 72 F <a href="http://livebaseballscorecards.com">livebaseballscorecards.com</a>									
<b>Mike Bordick, R</b> OBP: 0.324, SLG: 0.339	2-2 F8		2-2		1-0 G1-4-3		1-2 F8			4	0	1	1	0	0	0										
<b>Delino DeShields, L</b> OBP: 0.319, SLG: 0.315	3-2 L5		2-1 F7		0-0 F9			1-0 F8		4	0	0	0	0	0	1										
<b>Jeff Conine, R</b> OBP: 0.319, SLG: 0.383		1-2 G5-3		2-3 K	2-3 K			4-2 FC3-6 BB		3	0	0	0	1	2	0										
<b>Chris Richard, L</b> OBP: 0.345, SLG: 0.392		4-0 2B 31 G5-3 BB		0-1 1B 2B		4-0 31 G5-3 BB		1-1 FC3-6 FC6-4		2	2	1	0	2	0	1										
<b>Cal Ripken Jr., R</b> OBP: 0.234, SLG: 0.303		1-0 2B		0-0 P5		2-0 F2		1-2 FC6-4		4	0	1	0	0	0	3										
<b>31 Jay Gibbons, L</b> OBP: 0.313, SLG: 0.324		2-1 G5-3		4-0 1B BB		1-1 G5-3		0-3 K		3	0	0	1	1	1	2										
<b>Brook Fordyce, R</b> OBP: 0.244, SLG: 0.278		3-H F9		1-1 1-3 2-H 1B		1-3 K		1-2 G4-3		4	0	1	1	0	1	2										
<b>Jerry Hairston, R</b> OBP: 0.299, SLG: 0.340			2-3 K	0-2 F7		2-0 F9		0-1 F8		4	0	0	0	0	1	2										
<b>Inning Stats</b>	R: 0 E: 0 K: 0 S: 9	H: 0 LOB: 0 BB: 0 P: 15	R: 1 E: 0 K: 0 S: 8	H: 1 LOB: 1 BB: 1 P: 17	R: 0 E: 0 K: 1 S: 10	H: 1 LOB: 1 BB: 0 P: 18	R: 1 E: 0 K: 1 S: 15	H: 2 LOB: 2 BB: 1 P: 22	R: 1 E: 0 K: 1 S: 10	H: 1 LOB: 0 BB: 0 P: 15	R: 0 E: 0 K: 1 S: 6	H: 0 LOB: 1 BB: 1 P: 14	R: 0 E: 0 K: 0 S: 6	H: 0 LOB: 0 BB: 0 P: 9	R: 0 E: 0 K: 0 S: 8	H: 0 LOB: 1 BB: 1 P: 15	R: 0 E: 0 K: 1 S: 8	H: 0 LOB: 0 BB: 0 P: 9	1B: 2 2B: 3 3B: 0 HR: 0	SF: 0 SAC: 0 DP: 0 HBP: 0	WP: 1 PB: 0 SB: 0 CS: 0	PA: 36				
<b>PITCHER</b>	IP	WLS	BF	H	R	ER	SO	BB	IBB	HBP	BLK	WP	HR	S	P	ERA	WHIP									
<b>Tanyon Sturtze, R</b> ERA: 5.4	(1, 1)	5.0		22	5	3	3	3	2	0	0	0	1	0	52	87	5.40	1.400								
<b>Doug Creek, L</b> ERA: 4.3	(6, 1)	0.2		3	0	0	0	0	1	0	0	0	0	0	3	10	0.00	1.500								
<b>Rusty Meacham, R</b> ERA: 2.37	(6, 1)	2.1	W	8	0	0	0	1	1	0	0	0	0	0	17	28	0.00	0.429								
<b>Esteban Yan, R</b> ERA: 3.95	(9, 1)	1.0	S	3	0	0	0	1	0	0	0	0	0	8	9	0.00	0.000									

Batter	1	2	3	4	5	6	7	8	9	AB	R	H	RBI	BB	SO	LOB	BOTTOM								
<b>Gerald Williams, R</b> OBP: 0.279, SLG: 0.369	0-2 1B 1B 2B	0-2		0-0 G1-3			0-2 F2			4	1	2	0	0	0	1	<b>Baltimore Orioles @ Tampa Bay Devil Rays</b> Tropicana Field, St. Petersburg, FL Tue May 08 2001, 7:15 PM EDT Att: 9,010 - Dome - 72 F <a href="http://livebaseballscorecards.com">livebaseballscorecards.com</a>								
<b>Russ Johnson, R</b> OBP: 0.404, SLG: 0.494	0-0 1B BB	0-3 K			1-2 F9		0-2 E3 CS			4	1	1	0	0	1	1									
<b>Ben Grieve, L</b> OBP: 0.357, SLG: 0.349	4-2 1B BB	1-3 K			2-1 G3-1		1-2 CS	3-3 K		3	1	0	0	1	2	1									
<b>Randy Winn, S</b> OBP: 0.440, SLG: 0.667	1-2 1B BB						1-2 CS			0	0	0	0	0	0	0									
<b>Greg Vaughn, R</b> OBP: 0.309, SLG: 0.359	2-0 1B 2-H 3-H		2-3 K		2-1 F5			3-3 K		4	0	1	2	0	2	0									
<b>Fred McGriff, L</b> OBP: 0.314, SLG: 0.460	3-3 K		0-1 G4-3			2-2 2B		2-1 HR		4	1	2	1	0	1	2									
<b>Vinny Castilla, R</b> OBP: 0.247, SLG: 0.344	1-2 F9		0-0 F9			0-0 G6-3		0-0 G4-3		3	0	0	0	0	0	3									
<b>Aubrey Huff, L</b> OBP: 0.176, SLG: 0.412										1	0	0	0	0	0	0									
<b>Jose Guillen, R</b> OBP: 0.272, SLG: 0.260	1-1			0-0		0-3 K				3	0	2	1	0	1	1									
<b>John Flaherty, R</b> OBP: 0.247, SLG: 0.318	2-1 F2			1-0 F8		0-0 G5-3				3	0	0	0	0	0	4									
<b>Felix Martinez, S</b> OBP: 0.299, SLG: 0.320		1-2 G4-3		1-0 F8			0-0 F9			3	0	0	0	0	0	1									
<b>Inning Stats</b>	R: 3 E: 0 K: 1 S: 20	H: 4 LOB: 2 BB: 1 P: 33	R: 0 E: 0 K: 2 S: 12	H: 1 LOB: 1 BB: 0 P: 14	R: 0 E: 0 K: 1 S: 6	H: 0 LOB: 0 BB: 0 P: 8	R: 0 E: 0 K: 0 S: 4	H: 1 LOB: 1 BB: 0 P: 6	R: 0 E: 0 K: 0 S: 7	H: 0 LOB: 0 BB: 0 P: 12	R: 0 E: 0 K: 1 S: 8	H: 1 LOB: 1 BB: 0 P: 10	R: 0 E: 1 K: 0 S: 10	H: 0 LOB: 0 BB: 0 P: 11	R: 1 E: 0 K: 2 S: 10	H: 1 LOB: 0 BB: 0 P: 18	1B: 5 2B: 2 3B: 0 HR: 1	SF: 0 SAC: 0 DP: 0 HBP: 0	WP: 0 PB: 0 SB: 0 CS: 1	PA: 34					
<b>PITCHER</b>	IP	WLS	BF	H	R	ER	SO	BB	IBB	HBP	BLK	WP	HR	S	P	ERA	WHIP								
<b>Jose Mercedes, R</b> ERA: 6.9	(1, 1)	8.0	L	33	8	4	4	7	1	0	0	0	1	77	112	4.50	1.125								



Batter	1	2	3	4	5	6	7	8	9	AB	R	H	RBI	BB	SO	LOB	TOP					
<b>Brady Anderson, L</b> OBP: 0.262, SLG: 0.268	G4-3			F8	K			F2		4	1	0	0	1	1	3	<b>Baltimore Orioles @ Tampa Bay Devil Rays</b> Tropicana Field, St. Petersburg, FL Wed May 09 2001, 7:15 PM EDT Att: 8,945 - Dome - 72 F					
<b>Mike Bordick, R</b> OBP: 0.326, SLG: 0.336	G5-3			F5	K					4	1	1	0	0	1	0						
<b>Delino DeShields, L</b> OBP: 0.313, SLG: 0.310	F7			P6			G6-3			5	1	1	2	0	1	2						
<b>Chris Richard, L</b> OBP: 0.365, SLG: 0.406		G6-3								4	2	3	0	0	0	0						
<b>Cal Ripken Jr., R</b> OBP: 0.242, SLG: 0.319		P5								5	1	2	2	0	0	2						
<b>31 Jay Gibbons, L</b> OBP: 0.302, SLG: 0.312 <b>Mike Kinkade, R</b> (7, PH) OBP: 0.281, SLG: 0.259		G5-3								3	0	0	0	0	1	3						
<b>6 Melvin Mora, R</b> OBP: 0.297, SLG: 0.315				K						3	2	2	2	1	1	0						
<b>Brook Fordyce, R</b> OBP: 0.256, SLG: 0.272				K						2	0	0	0	2	1	1						
<b>Jerry Hairston, R</b> OBP: 0.298, SLG: 0.336				G5-3						4	0	1	2	0	0	2						
<b>Inning Stats</b>	R: 0 E: 0 K: 0 S: 10	H: 0 LOB: 0 BB: 0 P: 16	R: 0 E: 0 K: 0 S: 4	H: 0 LOB: 0 BB: 0 P: 5	R: 0 E: 0 K: 2 S: 8	H: 0 LOB: 0 BB: 0 P: 11	R: 0 E: 0 K: 0 S: 8	H: 0 LOB: 0 BB: 0 P: 14	R: 2 E: 0 K: 2 S: 18	H: 2 LOB: 2 BB: 2 P: 36	R: 0 E: 0 K: 1 S: 11	H: 2 LOB: 2 BB: 0 P: 21	R: 6 E: 0 K: 0 S: 21	H: 4 LOB: 2 BB: 2 P: 36	R: 0 E: 0 K: 1 S: 16	H: 1 LOB: 2 BB: 1 P: 26	R: 0 E: 0 K: 0 S: 9	H: 1 LOB: 0 BB: 0 P: 12	1B: 8 2B: 2 3B: 0 HR: 0	SF: 0 SAC: 0 DP: 1 HBP: 2	WP: 0 PB: 0 CS: 0	PA: 42
<b>PITCHER</b>	IP	WLS	BF	H	R	ER	SO	BB	IBB	HBP	BLK	WP	HR	S	P	ERA	WHIP					
<b>Albie Lopez, R</b> ERA: 3.38	3.1		10	0	0	0	2	0	0	0	0	0	0	25	37	0.00	0.000					
<b>Mike Judd, R</b> ERA: 4.05	1.2	H	9	2	2	2	2	2	0	0	0	0	0	23	45	10.80	2.400					
<b>Jeff Wallace, L</b> ERA: 9.0	1.0	L	5	2	0	0	1	0	0	0	0	0	0	11	21	0.00	2.000					
<b>Ryan Rupe, R</b> ERA: 9.0	0.2		8	3	6	6	0	1	0	2	0	0	0	17	27	81.00	6.000					
<b>Doug Creek, L</b> ERA: 3.71	2.1		10	3	0	0	1	2	0	0	0	0	0	29	47	0.00	2.143					

Batter	1	2	3	4	5	6	7	8	9	AB	R	H	RBI	BB	SO	LOB	BOTTOM					
<b>Gerald Williams, R</b> OBP: 0.276, SLG: 0.357	F8				K				P6	4	0	0	0	1	2	2	<b>Baltimore Orioles @ Tampa Bay Devil Rays</b> Tropicana Field, St. Petersburg, FL Wed May 09 2001, 7:15 PM EDT Att: 8,945 - Dome - 72 F					
<b>Russ Johnson, R</b> OBP: 0.407, SLG: 0.489	K									3	2	1	1	1	2	2						
<b>Ben Grieve, L</b> OBP: 0.353, SLG: 0.345	F8									4	0	1	1	0	1	1						
<b>Fred McGriff, L</b> OBP: 0.320, SLG: 0.483		G3-1								3	2	1	2	1	0	1						
<b>Greg Vaughn, R</b> OBP: 0.307, SLG: 0.380		K								4	1	1	2	0	2	0						
<b>Jose Guillen, R</b> OBP: 0.271, SLG: 0.259										4	0	1	0	0	0	0						
<b>John Flaherty, R</b> OBP: 0.250, SLG: 0.330 <b>Randy Winn, S</b> (9, PH) OBP: 0.423, SLG: 0.636										3	0	1	0	0	0	0						
<b>Damian Rolls, R</b> OBP: 0.368, SLG: 0.500										4	1	3	0	0	1	1						
<b>Felix Martinez, S</b> OBP: 0.291, SLG: 0.311 <b>Steve Cox, L</b> (9, PH) OBP: 0.306, SLG: 0.368										3	0	0	0	0	0	2						
<b>Steve Cox, L</b> (9, PH) OBP: 0.306, SLG: 0.368										1	0	0	0	0	0	1						
<b>Inning Stats</b>	R: 0 E: 0 K: 1 S: 10	H: 1 LOB: 0 BB: 0 P: 13	R: 0 E: 0 K: 1 S: 8	H: 1 LOB: 0 BB: 0 P: 13	R: 0 E: 0 K: 2 S: 14	H: 1 LOB: 2 BB: 1 P: 23	R: 2 E: 0 K: 0 S: 14	H: 1 LOB: 0 BB: 1 P: 23	R: 2 E: 0 K: 1 S: 13	H: 3 LOB: 1 BB: 0 P: 19	R: 0 E: 0 K: 0 S: 8	H: 0 LOB: 0 BB: 0 P: 11	R: 0 E: 0 K: 1 S: 8	H: 1 LOB: 0 BB: 0 P: 12	R: 2 E: 1 K: 2 S: 12	H: 1 LOB: 1 BB: 1 P: 22	R: 0 E: 0 K: 0 S: 11	H: 1 LOB: 1 BB: 0 P: 16	1B: 4 2B: 3 3B: 0 HR: 2	SF: 0 SAC: 0 DP: 0 HBP: 0	WP: 0 PB: 0 CS: 1	PA: 38
<b>PITCHER</b>	IP	WLS	BF	H	R	ER	SO	BB	IBB	HBP	BLK	WP	HR	S	P	ERA	WHIP					
<b>Sidney Ponson, R</b> ERA: 6.23	4.0		16	3	2	2	4	3	2	2	4	0	0	0	0	72	4.50	1.250				
<b>Josh Towers, R</b> ERA: 3.18	3.0	W	12	4	2	2	2	0	0	0	0	0	0	29	42	6.00	1.333					
<b>Buddy Groom, L</b> ERA: 5.4	0.1		3	1	2	2	1	1	0	0	0	0	1	7	15	54.00	6.000					
<b>Mike Trombley, R</b> ERA: 1.96	1.2	S	6	1	0	0	1	0	0	0	0	0	0	16	23	0.00	0.600					









Batter	1	2	3	4	5	6	7	8	9	AB	R	H	RBI	BB	SO	LOB	TOP								
<b>Brady Anderson, L</b> (1, 9) OBP: 0.285, SLG: 0.259	0-1 1B			2-2 G6-3	3-2 F8			2-2 G3		4	0	1	0	0	0	1	<b>Baltimore Orioles @ New York Yankees</b> Yankee Stadium, Bronx, NY Fri May 11 2001, 7:05 PM EDT Att: 40,433 - Sunny - 79 F								
<b>Mike Bordick, R</b> (1, 6) OBP: 0.318, SLG: 0.321	0-0 L3			0-1 G3		0-0 HR		1-2 F8		2	0	0	0	0	0	0									
<b>Mike Kinkade, R</b> (5, 3) OBP: 0.288, SLG: 0.321										2	1	1	1	0	0	0									
<b>Delino DeShields, L</b> (1, 7) OBP: 0.322, SLG: 0.311	2-3 K			2-2 G5-3		0-3 K			0-2 G4-3	3	0	0	0	0	2	0									
<b>31 Jay Gibbons, L</b> (8, 3) OBP: 0.299, SLG: 0.308										1	0	0	0	0	0	0									
<b>Chris Richard, L</b> (1, 3) OBP: 0.382, SLG: 0.491		0-3 K		1-1 HR		0-0 G1-3			1-1 1B 2B	4	2	2	1	0	1	0									
<b>Cal Ripken Jr., R</b> (1, 5) OBP: 0.243, SLG: 0.327		0-1 P6		0-0 2B		1-0 F7			1-1 F7	4	1	1	0	0	0	1									
<b>Greg Myers, L</b> (1, 10) OBP: 0.436, SLG: 0.611		2-3 K		2-0 1B 2B		1-2 G4-3			1-1 1B	4	1	2	2	0	1	0									
<b>6 Melvin Mora, R</b> (1, 8) OBP: 0.318, SLG: 0.323			3-2 G6-3		0-0 1B 2B		0-0 G6-4-3		1-0 1B	4	0	3	0	0	0	0									
<b>Fernando Lunar, R</b> (1, 2) OBP: 0.400, SLG: 0.412			0-1 G1-3		0-1 1B		0-1 G6-4-3		1-3 K	4	0	1	1	0	1	3									
<b>Jerry Hairston, R</b> (1, 4) OBP: 0.287, SLG: 0.325			3-1 L7		0-0 G4-6-3				3-2 G1-3	3	0	0	0	0	0	2									
<b>Inning Stats</b>	R: 0 E: 0 K: 1 S: 6	H: 1 LOB: 0 BB: 0 P: 8	R: 0 E: 0 K: 2 S: 10	H: 0 LOB: 0 BB: 0 P: 12	R: 0 E: 0 K: 0 S: 7	H: 0 LOB: 0 BB: 0 P: 13	R: 0 E: 0 K: 0 S: 8	H: 0 LOB: 0 BB: 0 P: 12	R: 3 E: 0 K: 0 S: 15	H: 5 LOB: 1 BB: 0 P: 21	R: 1 E: 0 K: 1 S: 8	H: 1 LOB: 0 BB: 0 P: 9	R: 0 E: 0 K: 0 S: 6	H: 1 LOB: 0 BB: 0 P: 7	R: 0 E: 0 K: 0 S: 11	H: 0 LOB: 0 BB: 0 P: 17	R: 1 E: 0 K: 1 S: 13	H: 3 LOB: 2 BB: 0 P: 18	1B: 6 2B: 3 3B: 0 HR: 2	SF: 0 SAC: 0 DP: 2 HBP: 0	WP: 0 PB: 0 SB: 0 CS: 0	PA: 35			
<b>PITCHER</b>	IP	WLS	BF	H	R	ER	SO	BB	IBB	HBP	BLK	WP	HR	S	P	ERA	WHIP								
<b>35 Mike Mussina, R</b> (1, 1) ERA: 3.67	6.0	W	23	7	4	4	4	0	0	0	0	0	2	54	75	6.00	1.167								
<b>Ramiro Mendoza, R</b> (7, 1) ERA: 3.0	3.0	S	12	4	1	1	1	0	0	0	0	0	0	30	42	3.00	1.333								

Batter	1	2	3	4	5	6	7	8	9	AB	R	H	RBI	BB	SO	LOB	BOTTOM								
<b>Chuck Knoblauch, R</b> (1, 10) OBP: 0.351, SLG: 0.392	0-2 G4-3	0-0 G4-3		2-1 2B	2-2 L5		1-1 G1-6-3	3-1 1B		6	1	2	2	0	0	0	<b>Baltimore Orioles @ New York Yankees</b> Yankee Stadium, Bronx, NY Fri May 11 2001, 7:05 PM EDT Att: 40,433 - Sunny - 79 F								
<b>2 Derek Jeter, R</b> (1, 6) OBP: 0.386, SLG: 0.374	0-1 1B	4-2 FC4-6 BB		4-0 2B	4-0 BB			G5-3		3	2	1	0	3	1	2									
<b>Paul O'Neill, L</b> (1, 9) OBP: 0.346, SLG: 0.517	4-2 1B	1-0 FC4-6 BB		2-2 1B	0-3 K			0-0 E4 1B		2	1	1	2	1	0	1									
<b>Clay Bellinger, R</b> (5, 7) OBP: 0.053, SLG: 0.053	1-2 1B	1-2 1B		1-1 2B	0-3 K					2	1	0	0	0	1	1									
<b>Bernie Williams, S</b> (1, 8) OBP: 0.313, SLG: 0.305	4-2 1B	1-2 G3		1-2 FC4-6 1B		3-1 G6-3		2-2 1B		4	2	2	0	1	0	1									
<b>Donzell McDonald, S</b> (8, 8) OBP: 0.333, SLG: 0.333	1-2 2B							1-2 1B		0	0	0	0	0	0	0									
<b>Tino Martinez, L</b> (1, 3) OBP: 0.366, SLG: 0.504	0-0 2B		2-2 P6	0-2 FC4-6 BB		1-2 1B		1-1 E9 1B		5	2	2	2	0	0	3									
<b>20 Jorge Posada, S</b> (1, 2) OBP: 0.331, SLG: 0.459	1-3 2B	3-0 1B		4-2 K	4-2 BB		0-3 K	2-3 K		4	1	1	1	1	3	4									
<b>David Justice, L</b> (1, 7) OBP: 0.290, SLG: 0.376	1-2 P6		0-2 G4-3	4-2 BB		2-1 F9		0-2 1B		4	1	1	1	1	0	3									
<b>Alfonso Soriano, R</b> (1, 4) OBP: 0.302, SLG: 0.419	1-1 2B						1-0 G1-3	0-0 1B		5	2	3	4	0	0	3									
<b>Scott Brosius, R</b> (1, 5) OBP: 0.350, SLG: 0.485	1-2 G1-3			0-1 2B	2-2 L9		1-2 F9	1-2 1B		5	1	2	2	0	0	1									
<b>Inning Stats</b>	R: 5 E: 0 K: 0 S: 24	H: 4 LOB: 1 BB: 2 P: 39	R: 0 E: 0 K: 0 S: 8	H: 0 LOB: 1 BB: 1 P: 14	R: 0 E: 0 K: 1 S: 11	H: 0 LOB: 0 BB: 0 P: 15	R: 4 E: 0 K: 0 S: 23	H: 5 LOB: 3 BB: 3 P: 40	R: 0 E: 0 K: 1 S: 11	H: 0 LOB: 1 BB: 1 P: 19	R: 0 E: 0 K: 1 S: 11	H: 1 LOB: 0 BB: 0 P: 17	R: 0 E: 0 K: 0 S: 6	H: 0 LOB: 0 BB: 0 P: 9	R: 5 E: 2 K: 2 S: 25	H: 5 LOB: 2 BB: 0 P: 38	1B: 10 2B: 5 3B: 0 HR: 0	SF: 0 SAC: 0 DP: 0 HBP: 0	WP: 0 PB: 0 SB: 1 CS: 0	PA: 47					
<b>PITCHER</b>	IP	WLS	BF	H	R	ER	SO	BB	IBB	HBP	BLK	WP	HR	S	P	ERA	WHIP								
<b>Willis Roberts, R</b> (1, 1) ERA: 4.54	3.0	L	20	7	9	9	1	4	0	0	0	0	0	49	80	27.00	3.667								
<b>Chuck McElroy, L</b> (4, 1) ERA: 5.34	4.0		17	3	0	0	2	3	0	0	0	0	0	45	73	0.00	1.500								
<b>Chad Paronto, R</b> (8, 1) ERA: 6.55	1.0		10	5	5	0	2	0	0	0	0	0	0	25	38	0.00	5.000								

AB	35
R	5
H	11
RBI	5
BB	0
SO	5
LOB	7





Batter	1	2	3	4	5	6	7	8	9	AB	R	H	RBI	BB	SO	LOB	TOP								
<b>Jerry Hairston, R</b> OBP: 0.284, SLG: 0.328 (1, 4)										5	1	1	0	0	0	3	<b>Baltimore Orioles @ New York Yankees</b> Yankee Stadium, Bronx, NY Sat May 12 2001, 1:05 PM EDT Att: 48,288 - Cloudy - 85 F								
<b>Mike Bordick, R</b> OBP: 0.314, SLG: 0.324 (1, 6)										5	1	1	1	0	1	2									
<b>Delino DeShields, L</b> OBP: 0.327, SLG: 0.325 (1, 7)										4	0	2	1	0	1	1									
<b>Jeff Conine, R</b> OBP: 0.321, SLG: 0.368 (1, 3)										3	1	1	1	1	1	1									
<b>Cal Ripken Jr., R</b> OBP: 0.243, SLG: 0.324 (1, 5)										4	0	1	1	0	1	3									
<b>Chris Richard, L</b> OBP: 0.370, SLG: 0.473 (1, 9)										4	0	0	0	0	1	1									
<b>6 Melvin Mora, R</b> OBP: 0.325, SLG: 0.340 (1, 8)										4	1	2	0	0	1	0									
<b>Mike Kinkade, R</b> OBP: 0.270, SLG: 0.300 (1, 10)										4	0	0	0	0	1	2									
<b>Brook Fordyce, R</b> OBP: 0.277, SLG: 0.306 (1, 2)										4	1	3	1	0	0	0									
<b>Inning Stats</b>	R: 1 E: 0 K: 3 S: 20	H: 2 LOB: 1 BB: 0 P: 28	R: 1 E: 0 K: 0 S: 16	H: 2 LOB: 0 BB: 0 P: 19	R: 0 E: 0 K: 0 S: 6	H: 0 LOB: 0 BB: 0 P: 9	R: 0 E: 0 K: 0 S: 7	H: 1 LOB: 0 BB: 0 P: 13	R: 3 E: 0 K: 1 S: 15	H: 4 LOB: 1 BB: 0 P: 20	R: 0 E: 0 K: 0 S: 8	H: 0 LOB: 0 BB: 0 P: 10	R: 0 E: 0 K: 0 S: 8	H: 1 LOB: 2 BB: 1 P: 15	R: 0 E: 0 K: 2 S: 7	H: 0 LOB: 0 BB: 0 P: 12		R: 0 E: 0 K: 0 S: 9	H: 1 LOB: 0 BB: 0 P: 15	1B: 6 2B: 5 3B: 0 HR: 0	SF: 0 SAC: 0 DP: 1 HBP: 0	WP: 0 PB: 0 SB: 4 CS: 0	PA: 38		
<b>PITCHER</b>	IP	WLS	BF	H	R	ER	SO	BB	IBB	HBP	BLK	WP	HR	S	P	ERA	WHIP								
<b>Ted Lilly, L</b> ERA: 6.23 (1, 1)	4.2		22	8	5	5	5	0	0	0	1	0	0	61	84	9.64	1.714								
<b>Brian Boehringer, R</b> ERA: 0.83 (5, 1)	2.1	10	2	0	0	0	0	1	0	0	0	0	0	19	30	0.00	1.286								
<b>Mike Stanton, L</b> ERA: 0.44 (8, 1)	1.0	W	3	0	0	0	2	0	0	0	0	0	0	7	12	0.00	0.000								
<b>42 Mariano Rivera, R</b> ERA: 1.35 (9, 1)	1.0	S	3	1	0	0	0	0	0	0	0	0	0	9	15	0.00	1.000								

Batter	1	2	3	4	5	6	7	8	9	AB	R	H	RBI	BB	SO	LOB	BOTTOM								
<b>Chuck Knoblauch, R</b> OBP: 0.358, SLG: 0.395 (1, 10)										4	1	2	1	0	1	1	<b>Baltimore Orioles @ New York Yankees</b> Yankee Stadium, Bronx, NY Sat May 12 2001, 1:05 PM EDT Att: 48,288 - Cloudy - 85 F								
<b>2 Derek Jeter, R</b> OBP: 0.386, SLG: 0.393 (1, 6)										4	1	1	3	1	0	3									
<b>Paul O'Neill, L</b> OBP: 0.341, SLG: 0.507 (1, 9)										5	0	1	0	0	0	4									
<b>Bernie Williams, S</b> OBP: 0.310, SLG: 0.333 (1, 8)										4	1	1	1	0	0	1									
<b>Tino Martinez, L</b> OBP: 0.369, SLG: 0.500 (1, 3)										3	1	1	0	1	0	0									
<b>20 Jorge Posada, S</b> OBP: 0.321, SLG: 0.443 (1, 2)										4	0	0	0	0	0	3									
<b>David Justice, L</b> OBP: 0.289, SLG: 0.398 (1, 7)										3	1	1	2	0	0	0									
<b>Alfonso Soriano, R</b> OBP: 0.308, SLG: 0.429 (1, 4)										4	1	2	0	0	0	0									
<b>Scott Brosius, R</b> OBP: 0.361, SLG: 0.496 (1, 5)										3	2	2	0	1	0	1									
<b>Inning Stats</b>	R: 0 E: 0 K: 1 S: 11	H: 1 LOB: 1 BB: 0 P: 15	R: 2 E: 2 K: 0 S: 16	H: 1 LOB: 3 BB: 1 P: 28	R: 0 E: 0 K: 0 S: 8	H: 0 LOB: 0 BB: 0 P: 10	R: 2 E: 0 K: 0 S: 16	H: 3 LOB: 1 BB: 1 P: 27	R: 1 E: 0 K: 0 S: 9	H: 2 LOB: 0 BB: 0 P: 13	R: 0 E: 0 K: 0 S: 8	H: 1 LOB: 1 BB: 0 P: 12	R: 0 E: 0 K: 0 S: 7	H: 0 LOB: 1 BB: 1 P: 13	R: 3 E: 0 K: 0 S: 8	H: 3 LOB: 0 BB: 0 P: 12	R: 0 E: 0 K: 0 S: 8	H: 0 LOB: 0 BB: 0 P: 12	R: 3 E: 0 K: 0 S: 8	H: 3 LOB: 0 BB: 0 P: 12	1B: 6 2B: 2 3B: 0 HR: 3	SF: 1 SAC: 0 DP: 1 HBP: 1	WP: 1 PB: 0 SB: 2 CS: 1	PA: 39	
<b>PITCHER</b>	IP	WLS	BF	H	R	ER	SO	BB	IBB	HBP	BLK	WP	HR	S	P	ERA	WHIP								
<b>Jason Johnson, R</b> ERA: 3.63 (1, 1)	5.0		25	7	5	3	1	2	0	0	0	0	1	23	37	9.00	1.667								
<b>Josh Towers, R</b> ERA: 5.19 (6, 1)	3.0	L	14	4	3	3	0	1	0	0	0	0	1	23	37	9.00	1.667								

AB 37  
R 5  
H 11  
RBI 5  
BB 1  
SO 7  
LOB 13

AB 34  
R 8  
H 11  
RBI 7  
BB 3  
SO 1  
LOB 13






Batter	1	2	3	4	5	6	7	8	9	10	11	AB R H RBI BB SO LOB
Brady Anderson, L (1,9) OBP: 0.274, SLG: 0.264	F5		1B		F8		K		BB IBB		FC6-4 1B	5 0 2 0 1 1 0
Jerry Hairston, R (1,4) OBP: 0.286, SLG: 0.323	F8		1B		K			F7	BB		FC6-4 1B	5 1 1 1 1 1 1
Delino DeShields, L (1,7) OBP: 0.327, SLG: 0.320	F7		G3		P4			HR 1B	F7		1B HR BB	5 2 1 0 1 0 5
Greg Myers, L (1,10) OBP: 0.455, SLG: 0.675 Mike Kinkade, R (10, PR) OBP: 0.281, SLG: 0.311		K		1B HR BB		G3		HR			HR 1B	4 2 2 2 1 1 0 1 1 1 1 0 0 0
Jeff Conine, R (1,3) OBP: 0.333, SLG: 0.419		1B		HR 1B		F9		F8		K	HR	6 2 3 3 0 1 1
Chris Richard, L (1,8) OBP: 0.289, SLG: 0.492	F7			HR 1B		S 1B		F7		F7	G4-3	6 1 2 3 0 0 2
Cal Ripken Jr., R (1,5) OBP: 0.241, SLG: 0.327	P4			F8		G6-3			G3-1 2B	P6		5 0 1 0 0 0 3
6 Melvin Mora, R (1,6) OBP: 0.311, SLG: 0.324			G1-3		G1-3		F7		K		K	5 0 0 0 0 2 1
Brook Fordyce, R (1,2) OBP: 0.273, SLG: 0.300			K		K		F9		G3-1		1B FC6-4 1B	5 1 1 0 0 2 1

Inning Stats	R: 0	H: 0	E: 0	K: 0	S: 7	H: 0	LOB: 0	BB: 0	P: 9	R: 0	H: 1	E: 0	K: 1	S: 10	H: 1	LOB: 1	BB: 0	P: 13	R: 0	H: 2	E: 0	K: 1	S: 18	H: 2	LOB: 2	BB: 0	P: 25	R: 3	H: 2	E: 0	K: 1	S: 20	H: 0	LOB: 0	BB: 0	P: 17	R: 0	H: 1	E: 0	K: 0	S: 6	H: 0	LOB: 1	BB: 0	P: 10	R: 0	H: 0	E: 0	K: 1	S: 8	H: 0	LOB: 0	BB: 0	P: 13	R: 2	H: 2	E: 0	K: 0	S: 13	H: 1	LOB: 3	BB: 2	P: 25	R: 0	H: 1	E: 0	K: 1	S: 13	H: 1	LOB: 1	BB: 0	P: 10	R: 5	H: 4	E: 0	K: 1	S: 15	H: 4	LOB: 0	BB: 1	P: 26	1B: 10	SF: 0	2B: 1	SAC: 0	3B: 0	DP: 0	HR: 3	HBP: 0	WP: 0	PA: 51
<b>PITCHER</b>	IP	WLS	BF	H	R	ER	SO	BB	IBB	HBP	BLK	WP	HR	S	P	ERA	WHIP																																																																										
Orlando Hernandez, R (1,1) ERA: 5.11	8.0		33	8	5	5	5	1	0	0	0	0	2	91	137	5.62	1.125																																																																										
Todd Williams, R (9,1) ERA: 2.51	0.2		5	1	0	0	1	1	1	0	0	0	0	9	20	0.00	3.000																																																																										
Mike Stanton, L (9,1) ERA: 0.41	1.1		5	1	0	0	1	0	0	0	0	0	0	11	15	0.00	0.750																																																																										
42 Mariano Rivera, R (11,1) ERA: 3.43	1.0	L	8	4	5	5	1	1	0	0	0	0	1	15	26	45.00	5.000																																																																										

**Baltimore Orioles @ New York Yankees**  
 Yankee Stadium, Bronx, NY  
 Sun May 13 2001, 1:05 PM EDT  
 Att: 39,819 - Sunny - 64 F

livebaseballscorecards.com

AB 47  
 R 10  
 H 14  
 RBI 10  
 BB 4  
 SO 8  
 LOB 14



Batter	1	2	3	4	5	6	7	8	9	10	11	AB R H RBI BB SO LOB
Chuck Knoblauch, R (1,10) OBP: 0.368, SLG: 0.394	FC4-6 1B HBP		2B 1B		HBP		L7		DI HR BB		K	3 2 1 0 1 1 1
2 Derek Jeter, R (1,6) OBP: 0.379, SLG: 0.383	B1		P4		F9		FC4-6 1B		F9		G6-3	6 0 1 0 0 0 5
Paul O'Neill, L (1,9) OBP: 0.349, SLG: 0.529	FC4-6 1B		G6-3		G6-3		FC4-6 1B		HR			5 1 3 2 0 0 1
Bernie Williams, S (1,8) OBP: 0.306, SLG: 0.327	FC4-6		2B 20 1B		K		FC4-6		K			5 1 1 1 0 2 4
Tino Martinez, L (1,3) OBP: 0.364, SLG: 0.497	FC4-6		2B 20 1B		P6		G4-3				K	5 1 1 0 0 1 4
20 Jorge Posada, S (1,2) OBP: 0.324, SLG: 0.442		G4-3		2H 3H 1B		1B		G6-3		K	K	5 0 2 2 0 1 0
David Justice, L (1,7) OBP: 0.286, SLG: 0.398		G6-3 2B		F8		P4		L4		K	K	5 0 1 0 0 1 2
Alfonso Soriano, R (1,4) OBP: 0.304, SLG: 0.421		G6-3		K		F7		G6-3			1B	5 0 1 0 0 1 2
Scott Brosius, R (1,5) OBP: 0.351, SLG: 0.482 Luis Sojo, R (10,5) OBP: 0.214, SLG: 0.154		P4		K		F9		K			K	4 0 0 0 0 2 2 1 0 0 0 0 1 1

Inning Stats	R: 0	H: 1	E: 0	K: 0	S: 7	H: 1	LOB: 2	BB: 0	P: 11	R: 0	H: 1	E: 0	K: 0	S: 7	H: 1	LOB: 1	BB: 0	P: 11	R: 3	H: 4	E: 0	K: 0	S: 19	H: 4	LOB: 1	BB: 0	P: 28	R: 0	H: 0	E: 0	K: 2	S: 17	H: 0	LOB: 1	BB: 0	P: 25	R: 0	H: 1	E: 0	K: 0	S: 6	H: 2	LOB: 2	BB: 0	P: 16	R: 0	H: 0	E: 0	K: 0	S: 7	H: 1	LOB: 0	BB: 1	P: 8	R: 0	H: 0	E: 0	K: 3	S: 10	H: 0	LOB: 0	BB: 0	P: 14	R: 0	H: 1	E: 0	K: 2	S: 11	H: 1	LOB: 1	BB: 0	P: 17	1B: 8	SF: 0	2B: 2	SAC: 0	3B: 0	DP: 0	HR: 1	HBP: 2	WP: 0	PA: 47
<b>PITCHER</b>	IP	WLS	BF	H	R	ER	SO	BB	IBB	HBP	BLK	WP	HR	S	P	ERA	WHIP																																																																	
Jose Mercedes, R (1,1) ERA: 6.54	6.2		31	9	3	3	0	0	0	0	0	0	0	71	103	4.05	1.350																																																																	
Buddy Groom, L (7,1) ERA: 4.91	1.0		3	0	0	0	0	0	0	0	0	0	0	8	11	0.00	0.000																																																																	
Mike Trombley, R (8,1) ERA: 1.85	0.1	H	1	0	0	0	0	0	0	0	0	0	0	3	3	0.00	0.000																																																																	
Ryan Kohlmeier, R (9,1) ERA: 5.52	1.0	B	5	1	2	2	2	1	0	0	0	0	1	11	23	18.00	2.000																																																																	
B.J. Ryan, L (10,1) ERA: 2.81	2.0	W	7	1	0	0	5	0	0	0	0	0	0	21	31	0.00	0.500																																																																	

**Baltimore Orioles @ New York Yankees**  
 Yankee Stadium, Bronx, NY  
 Sun May 13 2001, 1:05 PM EDT  
 Att: 39,819 - Sunny - 64 F

livebaseballscorecards.com

AB 44  
 R 5  
 H 11  
 RBI 5  
 BB 1  
 SO 10  
 LOB 22









Batter	1	2	3	4	5	6	7	8	9	AB	R	H	RBI	BB	SO	LOB	TOP					
Roger Cedeno, S OBP: 0.306, SLG: 0.287 (1, 9)	G4-3		G3-1		K		F8		E7	5	0	1	0	0	1	1						
Jose Macias, S OBP: 0.326, SLG: 0.455 (1, 5)	E4		G4-3		G4-3			G4-3	L4-6-3	5	0	0	0	0	0	3						
Bobby Higginson, L OBP: 0.302, SLG: 0.515 (1, 7)	FC9-6			P6		HR		1B	WP	4	1	2	1	0	0	1						
Tony Clark, S OBP: 0.418, SLG: 0.547 Ryan Jackson, L OBP: 0.318, SLG: 0.400 (1, 3) (8, 3)	F5			2B		K		K		4	0	1	0	0	2	2						
Dean Palmer, R OBP: 0.326, SLG: 0.450 (1, 10)			G5-3		F8		K		BB	4	0	1	0	0	1	1						
Deivi Cruz, R OBP: 0.287, SLG: 0.397 (1, 6)			G5-3				G6-3			3	0	1	0	1	0	0						
Juan Encarnacion, R OBP: 0.319, SLG: 0.426 (1, 8)					F4				HR	4	1	2	1	0	1	5						
Damon Easley, R OBP: 0.331, SLG: 0.397 (1, 4)					F8		G6-3			4	0	1	0	0	1	1						
15 Brandon Inge, R OBP: 0.263, SLG: 0.311 Robert Fick, L OBP: 0.393, SLG: 0.596 (1, 2) (9, PH)			G5-3				L7			3	0	1	0	0	0	0						
<b>Inning Stats</b>	R: 0 E: 1 K: 0 S: 8	H: 0 LOB: 1 BB: 0 P: 14	R: 0 E: 0 K: 0 S: 8	H: 1 LOB: 1 BB: 0 P: 13	R: 0 E: 0 K: 0 S: 8	H: 0 LOB: 0 BB: 0 P: 11	R: 0 E: 0 K: 0 S: 8	H: 2 LOB: 2 BB: 0 P: 12	R: 0 E: 0 K: 1 S: 8	H: 1 LOB: 1 BB: 0 P: 11	R: 1 E: 0 K: 2 S: 15	H: 1 LOB: 0 BB: 0 P: 23	R: 1 E: 0 K: 1 S: 10	H: 1 LOB: 0 BB: 0 P: 15	R: 0 E: 0 K: 2 S: 17	H: 2 LOB: 3 BB: 1 P: 27	R: 0 E: 1 K: 1 S: 9	H: 2 LOB: 1 BB: 0 P: 13	1B: 6 2B: 3 3B: 0 HR: 2	SF: 0 SAC: 0 DP: 1 HBP: 0	WP: 1 PB: 0 SB: 0 CS: 0	PA: 38
<b>PITCHER</b>	IP	WLS	BF	H	R	ER	SO	BB	IBB	HBP	BLK	WP	HR	S	P	ERA	WHIP					
Pat Hentgen, R ERA: 3.47 (1, 1)	7.0	W	28	6	2	2	4	0	0	0	0	0	2	65	99	2.57	0.857					
Buddy Groom, L ERA: 4.53 (8, 1)	0.2	H	3	1	0	0	1	0	0	0	0	0	0	11	15	0.00	1.500					
Mike Trombley, R ERA: 1.82 (8, 1)	0.1	H	4	2	0	0	1	1	0	0	0	1	0	8	16	0.00	9.000					
B.J. Ryan, L ERA: 2.85 (9, 1)	1.0	S	3	1	0	0	1	0	0	0	0	0	0	7	9	0.00	1.000					

Detroit Tigers @ Baltimore Orioles  
Oriole Park at Camden Yards, Baltimore, MD  
Wed May 16 2001, 7:05 PM EDT  
Att: 27,722 - Cloudy - 71 F

AB 37  
R 2  
H 10  
RBI 2  
BB 1  
SO 7  
LOB 15



Batter	1	2	3	4	5	6	7	8	9	AB	R	H	RBI	BB	SO	LOB	BOTTOM				
Delino DeShields, L OBP: 0.338, SLG: 0.331 (1, 7)	PB HBP 1B BB		FC6-4 BB		1B 2B			G4-3		2	2	1	0	2	0	0					
Mike Bordick, R OBP: 0.327, SLG: 0.336 (1, 6)	1B HBP		FC6-4 S		1B			G5-3		3	1	1	1	0	0	1					
Chris Richard, L OBP: 0.366, SLG: 0.476 (1, 9)	K		F7		G4-3			P6		4	0	0	0	0	1	4					
Greg Myers, L OBP: 0.412, SLG: 0.596 (1, 10)	K		K				F7			3	0	0	0	0	2	3					
David Segui, S OBP: 0.388, SLG: 0.400 (1, 3)	1B				K		F8			3	0	1	2	0	1	0					
Cal Ripken Jr., R OBP: 0.235, SLG: 0.318 (1, 5)	F7				G5-3			K		3	0	0	0	0	1	1					
6 Melvin Mora, R OBP: 0.323, SLG: 0.330 (1, 8)			G5-3		G5-3			L4		3	0	0	0	0	0	0					
Brook Fordyce, R OBP: 0.271, SLG: 0.289 (1, 2)			G5-3		F5			G4-3		3	0	0	0	0	0	0					
Jerry Hairston, R OBP: 0.284, SLG: 0.319 (1, 4)			G6-3		G1-3			G6-3		3	0	0	0	0	0	0					
<b>Inning Stats</b>	R: 2 E: 0 K: 2 S: 14	H: 1 LOB: 1 BB: 1 P: 22	R: 0 E: 0 K: 0 S: 5	H: 0 LOB: 0 BB: 0 P: 6	R: 0 E: 0 K: 1 S: 10	H: 0 LOB: 1 BB: 1 P: 17	R: 0 E: 0 K: 1 S: 6	H: 0 LOB: 0 BB: 0 P: 8	R: 1 E: 0 K: 0 S: 12	H: 2 LOB: 1 BB: 0 P: 16	R: 0 E: 0 K: 1 S: 7	H: 0 LOB: 0 BB: 0 P: 11	R: 0 E: 0 K: 0 S: 7	H: 0 LOB: 0 BB: 0 P: 10	R: 0 E: 0 K: 0 S: 9	H: 0 LOB: 0 BB: 0 P: 15	1B: 2 2B: 1 3B: 0 HR: 0	SF: 0 SAC: 0 DP: 0 HBP: 1	WP: 0 PB: 1 SB: 1 CS: 0	PA: 30	
<b>PITCHER</b>	IP	WLS	BF	H	R	ER	SO	BB	IBB	HBP	BLK	WP	HR	S	P	ERA	WHIP				
Jeff Weaver, R ERA: 3.55 (1, 1)	8.0	L	30	3	3	2	5	2	0	1	0	0	0	70	105	2.25	0.625				

Detroit Tigers @ Baltimore Orioles  
Oriole Park at Camden Yards, Baltimore, MD  
Wed May 16 2001, 7:05 PM EDT  
Att: 27,722 - Cloudy - 71 F

AB 27  
R 3  
H 3  
RBI 3  
BB 2  
SO 5  
LOB 9

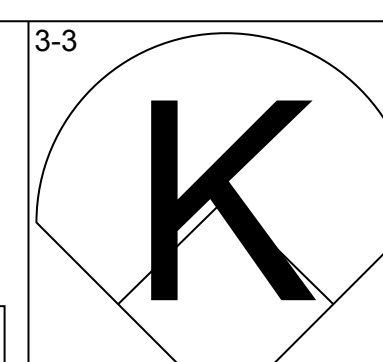
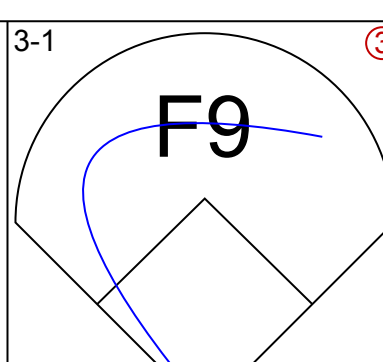
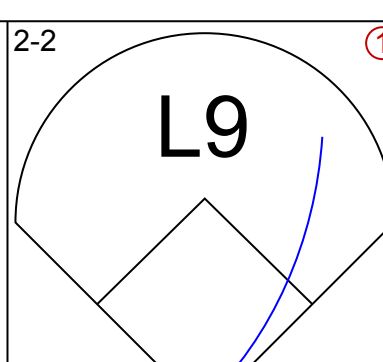
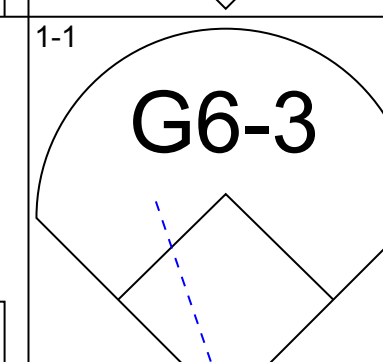
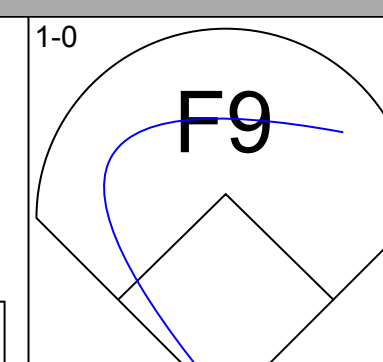
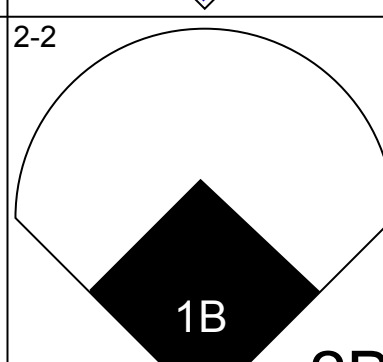
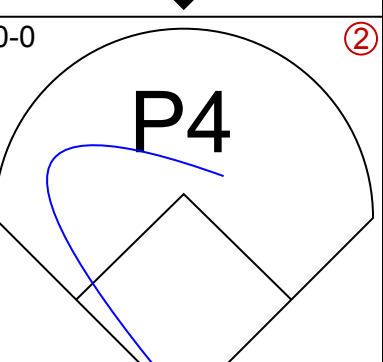
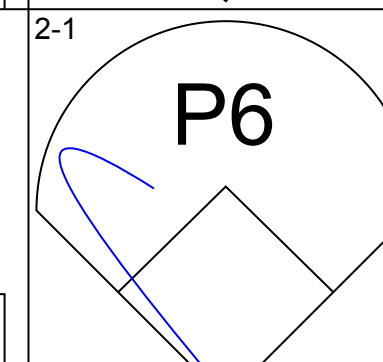
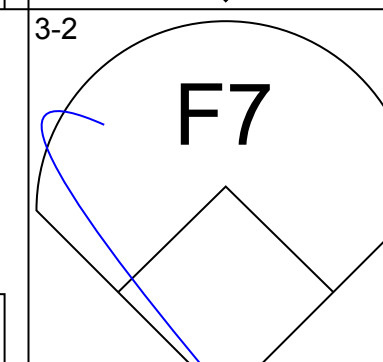
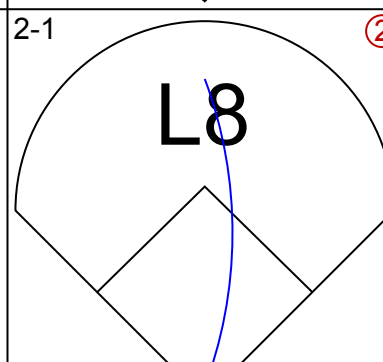
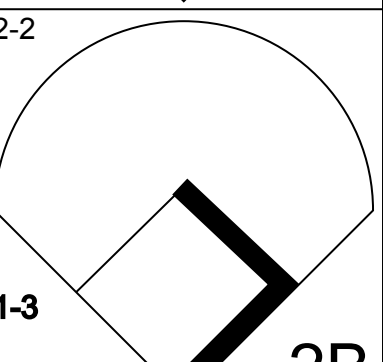
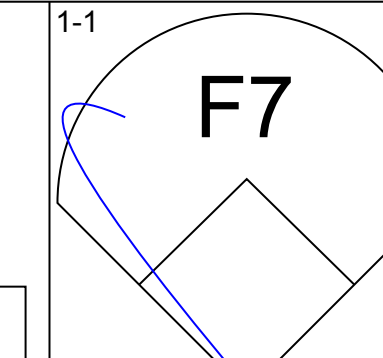
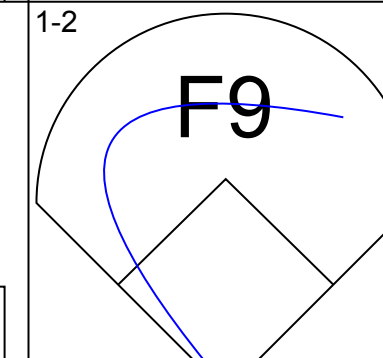
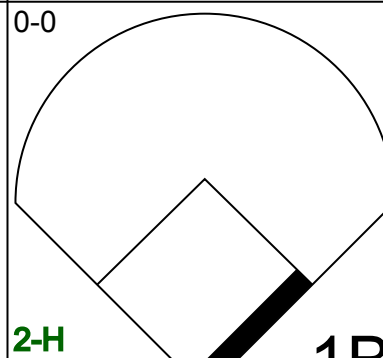
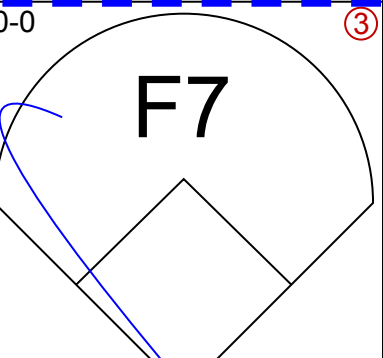
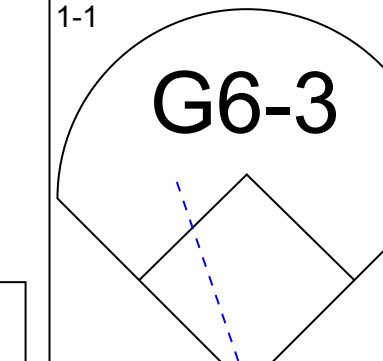
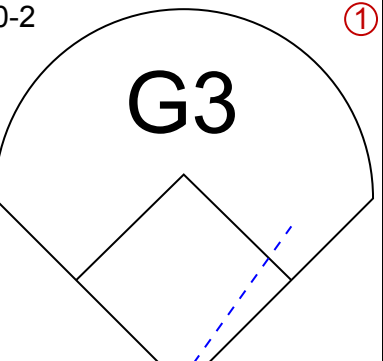
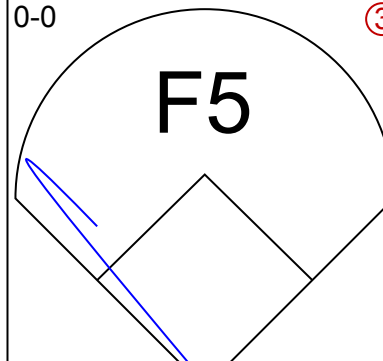
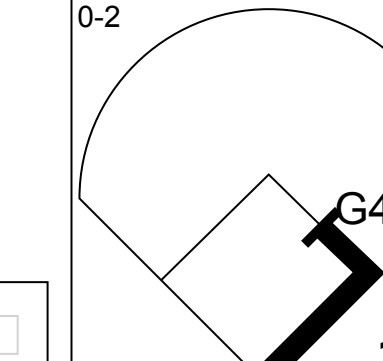
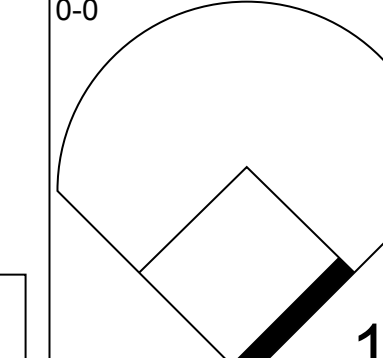
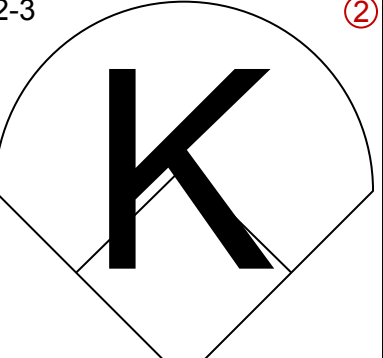
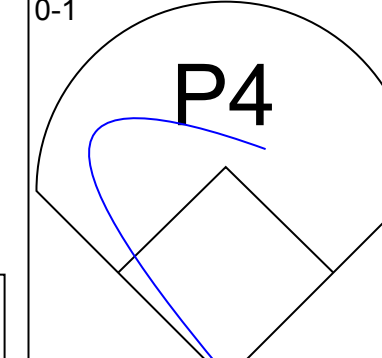
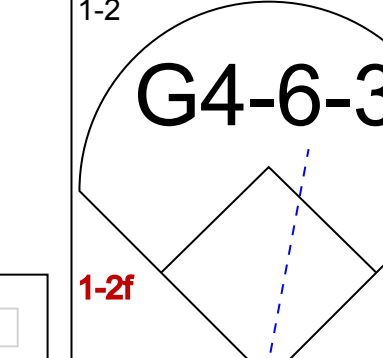
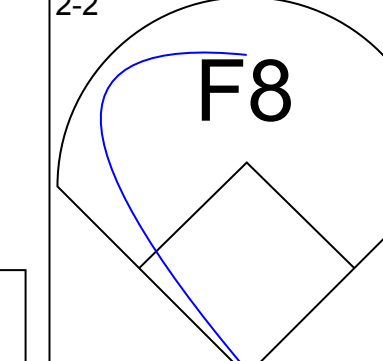
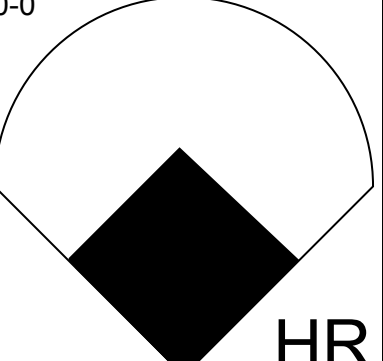
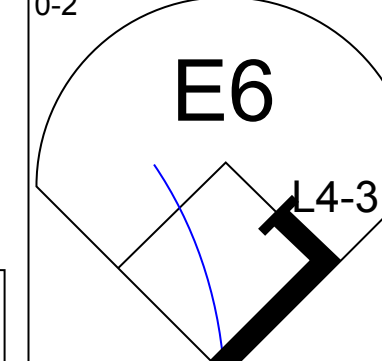
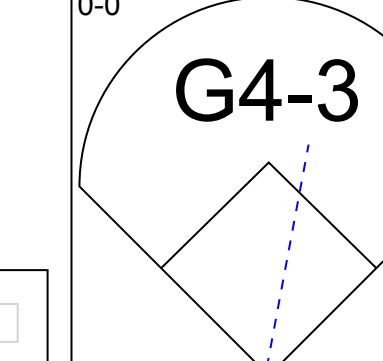
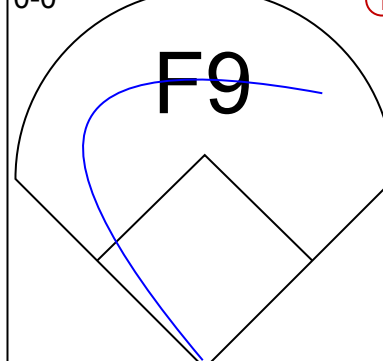
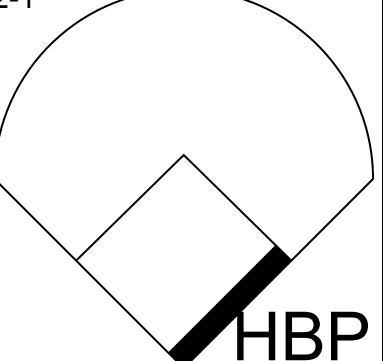
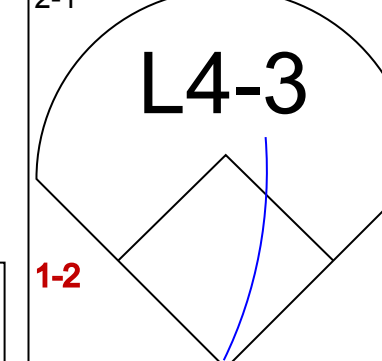
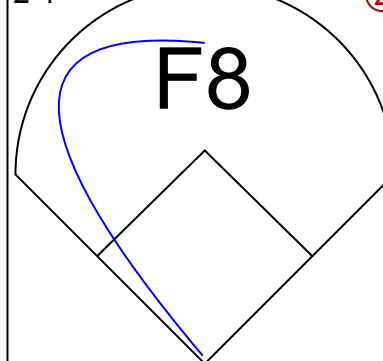
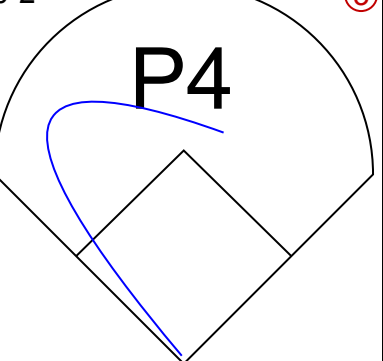
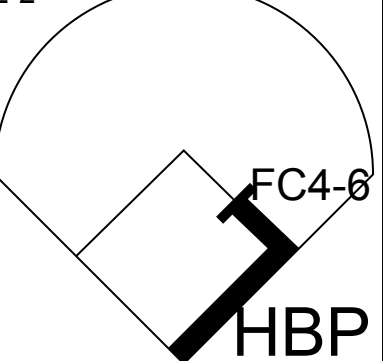




Batter	1	2	3	4	5	6	7	8	9	AB	R	H	RBI	BB	SO	LOB	TOP										
Roger Cedeno, S (1.9) OBP: 0.302, SLG: 0.284	G4-3		G3				G4-3		FC1	5	1	1	1	0	0	2	<b>Detroit Tigers @ Baltimore Orioles</b> Oriole Park at Camden Yards, Baltimore, MD Thu May 17 2001, 7:05 PM EDT Att: 27,508 - Cloudy - 61 F										
Robert Fick, L (1.2) OBP: 0.415, SLG: 0.672 15 Brandon Inge, R (8, FR) OBP: 0.260, SLG: 0.308	K		HR					BB	P4	4	1	3	4	0	1	0											
Bobby Higginson, L (1.7) OBP: 0.399, SLG: 0.504	G4-3		G4-3					BB		3	0	0	0	1	0	1											
Tony Clark, S (1.3) OBP: 0.407, SLG: 0.529 Ryan Jackson, L (8.3) OBP: 0.316, SLG: 0.400		G4-3			K		K			4	0	0	0	0	3	3											
Dean Palmer, R (1.10) OBP: 0.333, SLG: 0.446		G4-3			K					0	0	0	0	0	0	0											
Deivi Cruz, R (1.6) OBP: 0.279, SLG: 0.386		G5-4-3			K					3	0	1	0	1	0	0											
Juan Encarnacion, R (1.8) OBP: 0.324, SLG: 0.451										4	2	2	1	0	1	0											
Damon Easley, R (1.4) OBP: 0.342, SLG: 0.398										2	2	1	0	2	0	0											
Shane Halter, R (1.5) OBP: 0.300, SLG: 0.291										2	1	1	1	0	0	0											
<b>Inning Stats</b>	R: 0 E: 0 K: 1 S: 6	H: 0 LOB: 0 BB: 0 P: 9	R: 0 E: 0 K: 0 S: 7	H: 1 LOB: 0 BB: 0 P: 9	R: 3 E: 0 K: 0 S: 13	H: 2 LOB: 0 BB: 1 P: 23	R: 0 E: 0 K: 2 S: 8	H: 0 LOB: 0 BB: 0 P: 13	R: 3 E: 0 K: 2 S: 17	H: 4 LOB: 1 BB: 0 P: 31	R: 0 E: 0 K: 0 S: 7	H: 0 LOB: 0 BB: 0 P: 11	R: 0 E: 0 K: 0 S: 6	H: 0 LOB: 0 BB: 0 P: 9	R: 0 E: 0 K: 1 S: 13	H: 1 LOB: 3 BB: 2 P: 21	R: 1 E: 0 K: 0 S: 11	H: 1 LOB: 1 BB: 1 P: 19	1B: 6 2B: 1 3B: 0 HR: 2	SF: 0 SAC: 2 DP: 2 HBP: 0	WP: 0 PB: 0 SB: 1 CS: 0	PA: 38					
<b>PITCHER</b>	IP	WLS	BF	H	R	ER	SO	BB	IBB	HBP	BLK	WP	HR	S	P	ERA	WHIP										
Willis Roberts, R (1.1) ERA: 5.15	6.0	L	25	7	6	6	5	1	0	0	0	0	1	58	96	9.00	1.333										
Chuck McElroy, L (7.1) ERA: 5.1	1.1		6	1	0	0	1	1	0	0	0	0	0	12	19	0.00	1.500										
Mike Trombley, R (8.1) ERA: 2.05	1.2		7	1	1	1	0	2	0	0	0	0	1	18	30	5.40	1.800										

Batter	1	2	3	4	5	6	7	8	9	AB	R	H	RBI	BB	SO	LOB	BOTTOM										
Brady Anderson, L (1.9) OBP: 0.281, SLG: 0.253	F5								K	4	1	0	0	0	1	2	<b>Detroit Tigers @ Baltimore Orioles</b> Oriole Park at Camden Yards, Baltimore, MD Thu May 17 2001, 7:05 PM EDT Att: 27,508 - Cloudy - 61 F										
Mike Bordick, R (1.6) OBP: 0.329, SLG: 0.344	G3		2B						G6-4-3	5	1	2	2	0	0	1											
Delino DeShields, L (1.7) OBP: 0.335, SLG: 0.336	G3		HR							4	1	1	1	0	0	2											
Greg Myers, L (1.10) OBP: 0.418, SLG: 0.647	G3-1									4	1	2	2	0	0	1											
David Segui, S (1.3) OBP: 0.380, SLG: 0.390		G4-3								4	0	1	0	0	1	1											
Chris Richard, L (1.8) OBP: 0.363, SLG: 0.465										3	0	0	0	1	0	1											
Cal Ripken Jr., R (1.5) OBP: 0.235, SLG: 0.316										4	0	1	0	0	1	1											
Brook Fordyce, R (1.2) OBP: 0.261, SLG: 0.277										4	0	0	0	0	1	2											
Jerry Hairston, R (1.4) OBP: 0.296, SLG: 0.345										4	1	3	0	0	0	0											
<b>Inning Stats</b>	R: 0 E: 0 K: 0 S: 12	H: 1 LOB: 1 BB: 0 P: 21	R: 0 E: 0 K: 0 S: 5	H: 0 LOB: 0 BB: 1 P: 11	R: 5 E: 0 K: 0 S: 19	H: 6 LOB: 2 BB: 0 P: 35	R: 0 E: 1 K: 0 S: 10	H: 0 LOB: 1 BB: 0 P: 15	R: 0 E: 0 K: 1 S: 7	H: 1 LOB: 1 BB: 0 P: 10	R: 0 E: 0 K: 1 S: 9	H: 1 LOB: 1 BB: 0 P: 16	R: 0 E: 0 K: 1 S: 8	H: 0 LOB: 0 BB: 0 P: 12	R: 0 E: 0 K: 1 S: 8	H: 1 LOB: 0 BB: 0 P: 13	1B: 5 2B: 4 3B: 0 HR: 1	SF: 0 SAC: 0 DP: 2 HBP: 1	WP: 0 PB: 1 SB: 0 CS: 0	PA: 38							
<b>PITCHER</b>	IP	WLS	BF	H	R	ER	SO	BB	IBB	HBP	BLK	WP	HR	S	P	ERA	WHIP										
Steve Sparks, R (1.1) ERA: 4.24	5.2	W	27	8	5	5	1	0	1	0	0	0	1	59	100	7.94	1.588										
Matt Anderson, R (6.1) ERA: 8.62	1.1	H	5	1	0	0	1	0	0	0	0	0	0	10	17	0.00	0.750										
Danny Patterson, R (8.1) ERA: 0.86	1.0	H	3	0	0	0	1	0	0	0	0	0	0	8	12	0.00	0.000										
Todd Jones, R (9.1) ERA: 4.3	1.0	S	3	1	0	0	1	0	0	0	0	0	0	8	13	0.00	1.000										

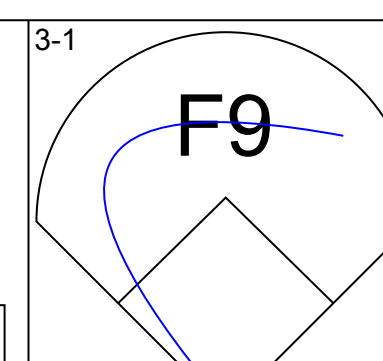
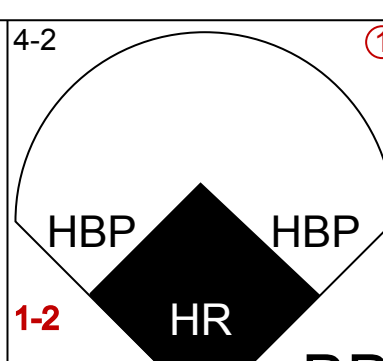
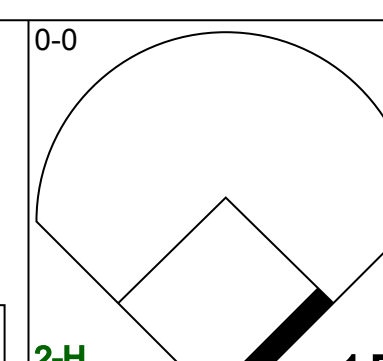
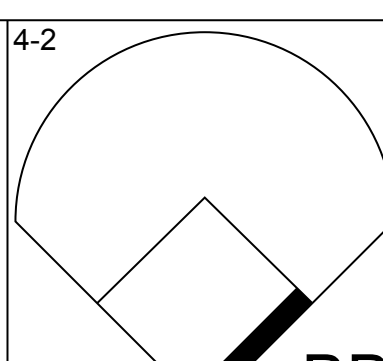
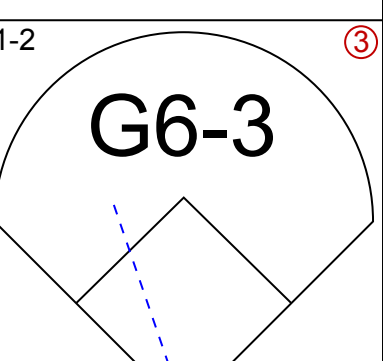
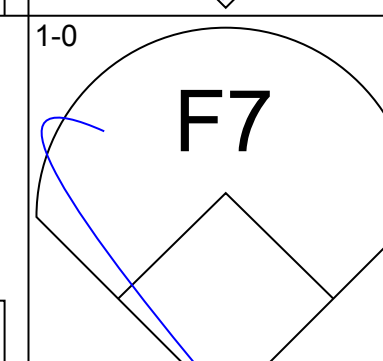
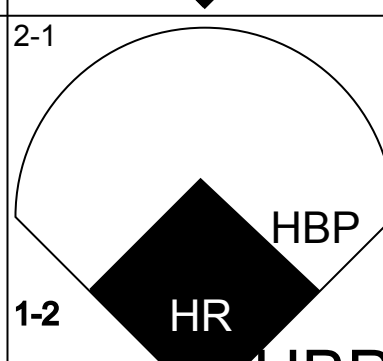
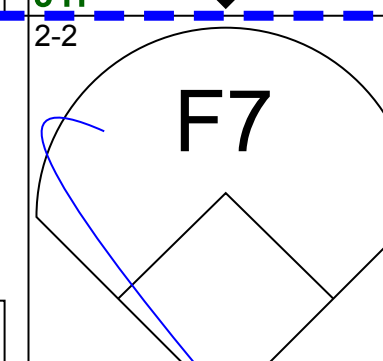
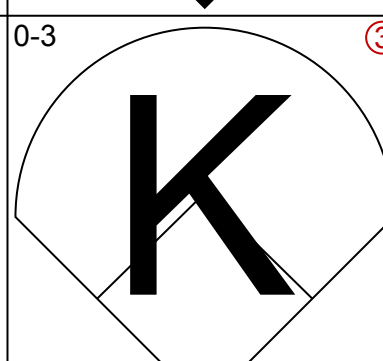
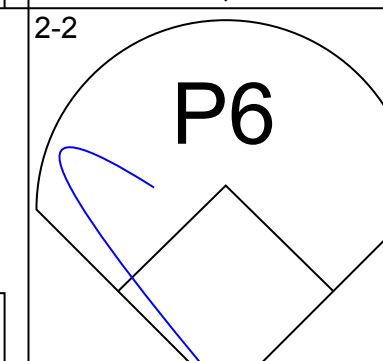
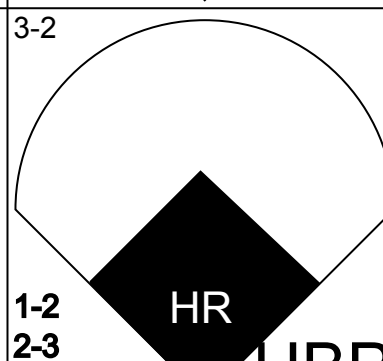
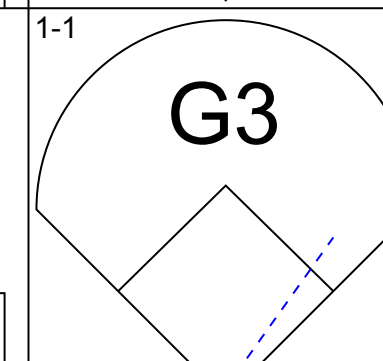
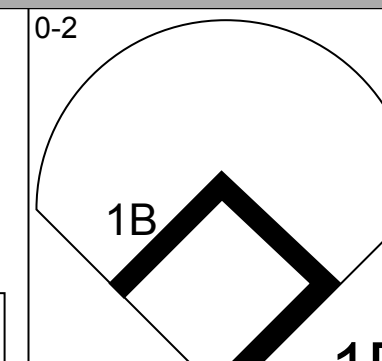
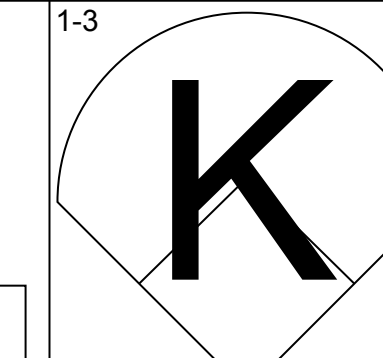
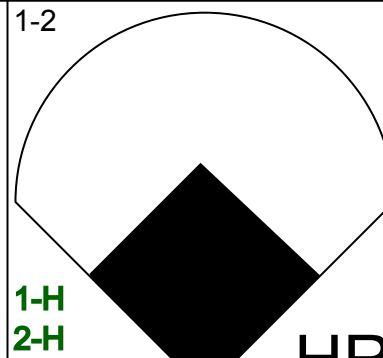
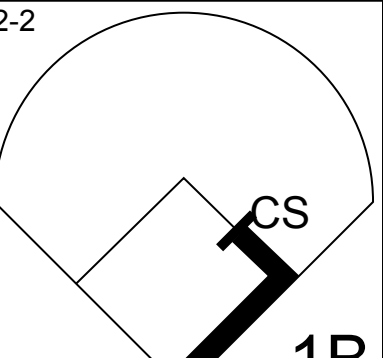
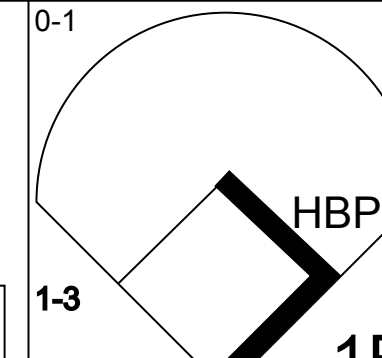

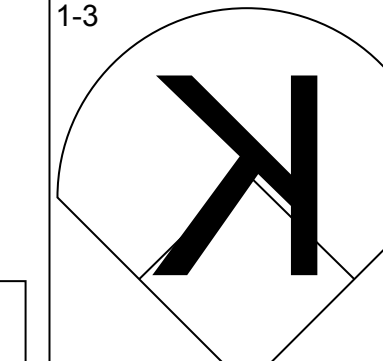
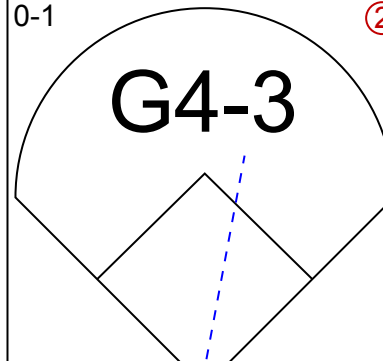
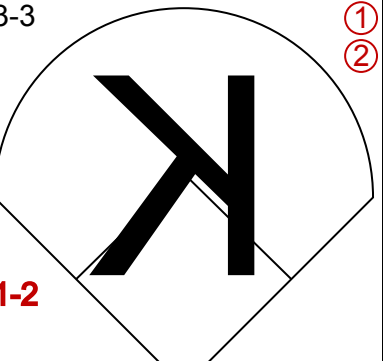
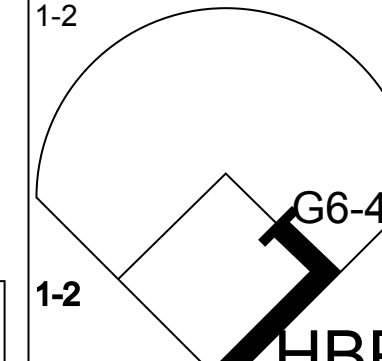

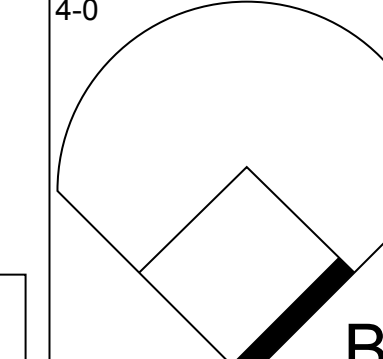
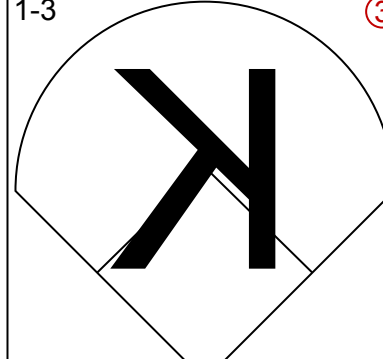
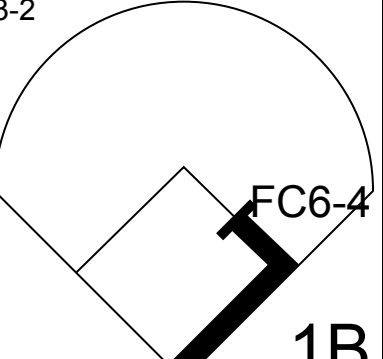
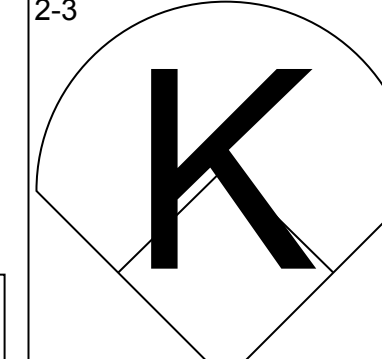

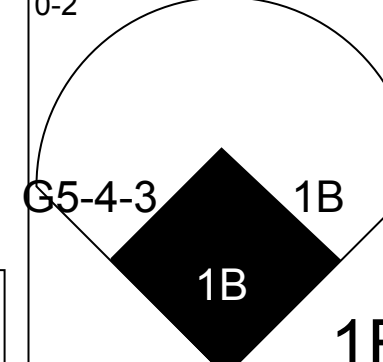
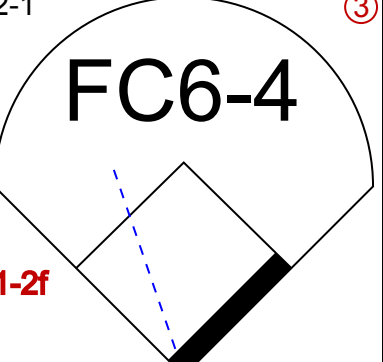
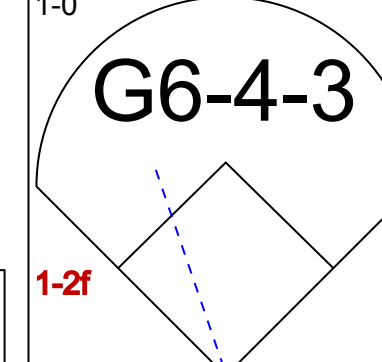
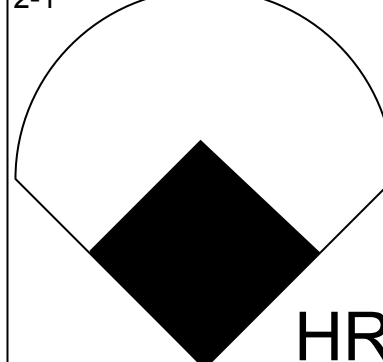
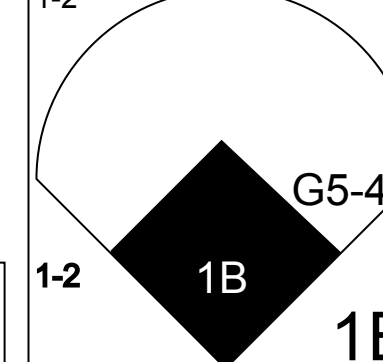
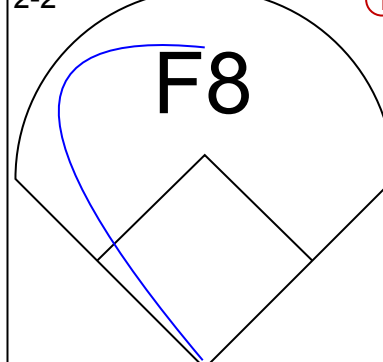
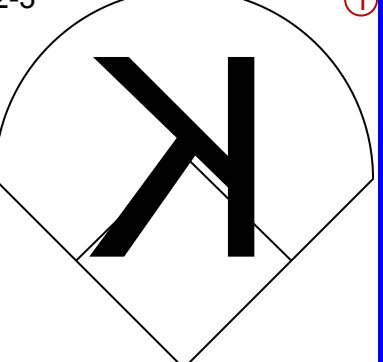
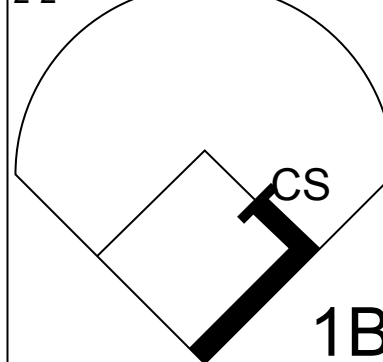
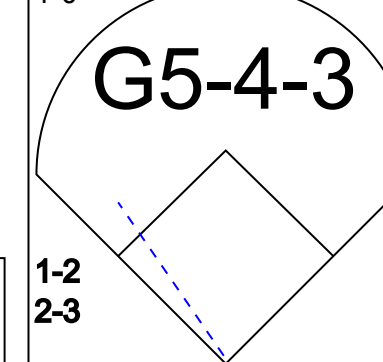
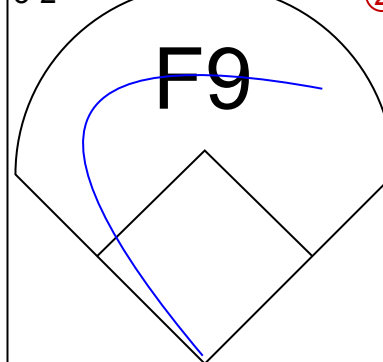
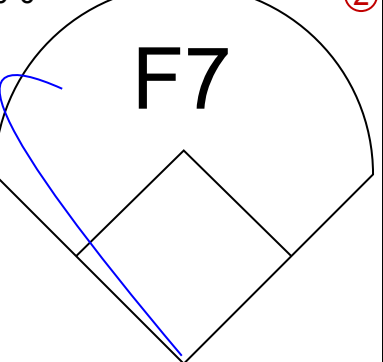
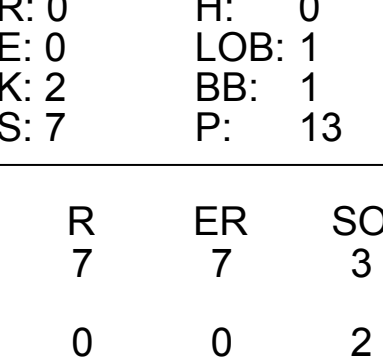

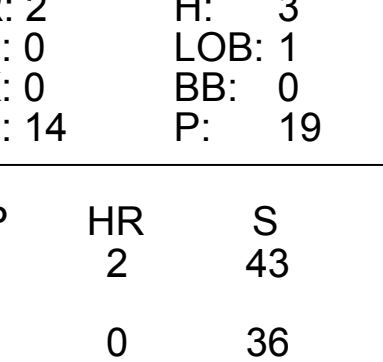
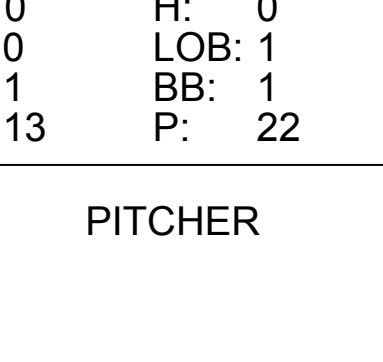
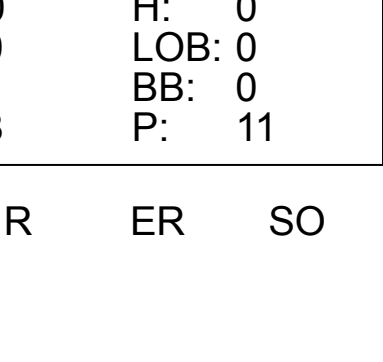


Batter	1	2	3	4	5	6	7	8	9	AB	R	H	RBI	BB	SO	LOB	TOP					
<b>Cristian Guzman, S</b> OBP: 0.338, SLG: 0.531 (1, 6)										4	0	0	0	0	1	1						
<b>Luis Rivas, R</b> OBP: 0.265, SLG: 0.377 (1, 4)										4	1	1	0	0	0	1						
<b>Matt Lawton, L</b> OBP: 0.392, SLG: 0.365 (1, 9)										4	0	1	0	0	0	1						
<b>Corey Koskie, L</b> OBP: 0.321, SLG: 0.424 (1, 5)										4	0	1	1	0	0	2						
<b>Doug Mientkiewicz, L</b> OBP: 0.464, SLG: 0.679 (1, 3)										4	0	1	0	0	0	1						
<b>Brian Buchanan, R</b> OBP: 0.192, SLG: 0.538 (1, 10)										4	0	1	0	0	1	1						
<b>Jacque Jones, L</b> OBP: 0.292, SLG: 0.343 (1, 7)										4	1	1	1	0	0	1						
<b>Tori Hunter, R</b> OBP: 0.288, SLG: 0.392 (1, 8)										2	0	0	0	0	0	1						
<b>Tom Prince, R</b> OBP: 0.295, SLG: 0.370 (1, 2)										2	0	0	0	0	0	1						
<b>Inning Stats</b>	R: 0 E: 0 K: 1 S: 8	H: 0 LOB: 0 BB: 0 P: 14	R: 0 E: 0 K: 0 S: 9	H: 1 LOB: 1 BB: 0 P: 12	R: 0 E: 0 K: 0 S: 5	H: 0 LOB: 0 BB: 0 P: 10	R: 0 E: 0 K: 0 S: 7	H: 0 LOB: 0 BB: 0 P: 12	R: 1 E: 0 K: 1 S: 15	H: 1 LOB: 1 BB: 0 P: 19	R: 1 E: 0 K: 0 S: 10	H: 2 LOB: 1 BB: 0 P: 16	R: 0 E: 1 K: 0 S: 7	H: 0 LOB: 0 BB: 0 P: 9	R: 0 E: 0 K: 0 S: 12	H: 1 LOB: 2 BB: 0 P: 17	R: 0 E: 0 K: 0 S: 7	H: 1 LOB: 0 BB: 0 P: 8	1B: 3 2B: 3 HR: 1	SF: 0 SAC: 0 DP: 2 HBP: 2	WP: 0 PB: 0 SB: 0 CS: 0	PA: 34
<b>PITCHER</b>	IP	WLS	BF	H	R	ER	SO	BB	IBB	HBP	BLK	WP	HR	S	P	ERA	WHIP					
<b>Jason Johnson, R</b> ERA: 3.44 (1, 1)	7.2	W	30	5	2	2	2	0	0	2	0	0	1	72	108	2.35	0.652					
<b>Buddy Groom, L</b> ERA: 4.15 (8, 1)	1.1		4	1	0	0	0	0	0	0	0	0	0	8	9	0.00	0.750					

Minnesota Twins @ Baltimore Orioles  
 Oriole Park at Camden Yards, Baltimore, MD  
 Fri May 18 2001, 7:05 PM EDT  
 Att: 38,558 - Cloudy - 64 F

AB 32  
 R 2  
 H 6  
 RBI 2  
 BB 0  
 SO 2  
 LOB 10



Batter	1	2	3	4	5	6	7	8	9	AB	R	H	RBI	BB	SO	LOB	BOTTOM				
<b>Jerry Hairston, R</b> OBP: 0.306, SLG: 0.345 (1, 4)										3	1	1	2	2	0	0					
<b>Mike Bordick, R</b> OBP: 0.328, SLG: 0.338 (1, 6)										3	1	0	0	0	1	2					
<b>Chris Richard, L</b> OBP: 0.367, SLG: 0.462 (1, 9)										3	1	1	0	0	0	1					
<b>Jeff Conine, R</b> OBP: 0.376, SLG: 0.481 (1, 3)										4	1	3	4	0	1	0					
<b>David Segui, S</b> OBP: 0.373, SLG: 0.371 (1, 10)										3	0	0	0	0	2	1					
<b>6 Melvin Mora, R</b> OBP: 0.328, SLG: 0.330 (1, 8)										3	0	1	0	1	2	3					
<b>Cal Ripken Jr., R</b> OBP: 0.236, SLG: 0.314 (1, 5)										4	1	1	0	0	0	5					
<b>Mike Kinkade, R</b> OBP: 0.304, SLG: 0.379 (1, 7)										4	2	2	1	0	1	0					
<b>Brady Anderson, L</b> OBP: 0.281, SLG: 0.253 (9, 7)										0	0	0	0	0	0	0					
<b>Brook Fordyce, R</b> OBP: 0.261, SLG: 0.276 (1, 2)										4	0	1	0	0	0	2					
<b>Inning Stats</b>	R: 0 E: 0 K: 0 S: 6	H: 0 LOB: 0 BB: 0 P: 12	R: 0 E: 0 K: 2 S: 7	H: 0 LOB: 1 BB: 1 P: 13	R: 5 E: 0 K: 1 S: 21	H: 3 LOB: 0 BB: 1 P: 36	R: 2 E: 0 K: 0 S: 14	H: 3 LOB: 1 BB: 0 P: 19	R: 0 E: 0 K: 1 S: 13	H: 0 LOB: 1 BB: 1 P: 22	R: 0 E: 0 K: 1 S: 11	H: 2 LOB: 2 BB: 0 P: 15	R: 0 E: 0 K: 1 S: 8	H: 0 LOB: 0 BB: 0 P: 11	1B: 8 2B: 0 3B: 0 HR: 2	SF: 0 SAC: 0 DP: 1 HBP: 3	WP: 0 PB: 0 SB: 0 CS: 2	PA: 37			
<b>PITCHER</b>	IP	WLS	BF	H	R	ER	SO	BB	IBB	HBP	BLK	WP	HR	S	P	ERA	WHIP				
<b>Eric Milton, L</b> ERA: 3.43 (1, 1)	3.1	L	19	6	7	7	3	2	0	2	0	0	0	36	59	0.00	1.875				
<b>Johan Santana, L</b> ERA: 5.19 (4, 1)	2.2		13	4	0	0	2	1	0	1	0	0	0	12	18	0.00	0.000				
<b>Jack Cressend, R</b> ERA: 2.45 (7, 1)	2.0		5	0	0	0	2	0	0	0	0	0	0	12	18	0.00	0.000				

Minnesota Twins @ Baltimore Orioles  
 Oriole Park at Camden Yards, Baltimore, MD  
 Fri May 18 2001, 7:05 PM EDT  
 Att: 38,558 - Cloudy - 64 F

AB 31  
 R 7  
 H 10  
 RBI 7  
 BB 3  
 SO 7  
 LOB 14





Batter	1	2	3	4	5	6	7	8	9	AB	R	H	RBI	BB	SO	LOB	TOP								
<b>Cristian Guzman, S</b> OBP: 0.346, SLG: 0.539 (1, 6)	G5-3		1B		1B		2B	F7		5	2	3	0	0	0	0	<b>Minnesota Twins @ Baltimore Orioles</b> Oriole Park at Camden Yards, Baltimore, MD Sat May 19 2001, 7:05 PM EDT Att: 40,041 - Cloudy - 79 F								
<b>Denny Hocking, S</b> OBP: 0.292, SLG: 0.317 (1, 10)	F8		G3-6-1		G5-3		G1-3	F7		5	1	3	2	0	0										
<b>Matt Lawton, L</b> OBP: 0.386, SLG: 0.355 (1, 9)	BB		K		G6-3		G1-3	L8		4	0	0	1	1	1	4									
<b>Corey Koskie, L</b> OBP: 0.317, SLG: 0.416 (1, 5)	K		G3-6-1		G5-3		1B	G3		5	1	1	1	0	1	4									
<b>Doug Mientkiewicz, L</b> OBP: 0.468, SLG: 0.674 (1, 3)		G3					1B	G4-3		4	1	2	0	1	0	0									
<b>Tori Hunter, R</b> OBP: 0.294, SLG: 0.422 (1, 8)	1B		FC6-4		G1-3		G5-3	HR		5	1	2	2	0	0	4									
<b>Jacque Jones, L</b> OBP: 0.289, SLG: 0.338 (1, 7)	F5		K				1B	K		5	0	1	0	0	3	2									
<b>Luis Rivas, R</b> OBP: 0.275, SLG: 0.376 (1, 4)	BB		G5-3							3	0	1	1	1	0	1									
<b>A.J. Pierzynski, L</b> OBP: 0.256, SLG: 0.352 (1, 2)	K				1B		G1-3			4	1	1	0	0	2	4									
<b>Inning Stats</b>	R: 0 E: 0 K: 1 S: 8	H: 0 LOB: 1 BB: 1 P: 17	R: 0 E: 0 K: 1 S: 14	H: 1 LOB: 2 BB: 1 P: 26	R: 0 E: 0 K: 1 S: 8	H: 2 LOB: 1 BB: 0 P: 12	R: 0 E: 0 K: 1 S: 9	H: 1 LOB: 0 BB: 0 P: 13	R: 2 E: 0 K: 0 S: 15	H: 3 LOB: 2 BB: 1 P: 25	R: 0 E: 0 K: 2 S: 12	H: 0 LOB: 0 BB: 0 P: 19	R: 4 E: 0 K: 0 S: 23	H: 6 LOB: 2 BB: 0 P: 32	R: 0 E: 0 K: 0 S: 4	H: 0 LOB: 0 BB: 0 P: 5	R: 1 E: 0 K: 1 S: 15	H: 1 LOB: 0 BB: 0 P: 21	1B: 11 2B: 2 3B: 0 HR: 1	SF: 0 SAC: 0 DP: 1 HBP: 0	WP: 0 PB: 0 SB: 2 CS: 0	PA: 43			
<b>PITCHER</b>	IP	WLS	BF	H	R	ER	SO	BB	IBB	HBP	BLK	WP	HR	S	P	ERA	WHIP								
<b>Jose Mercedes, R</b> ERA: 6.28 (1, 1)	5.0		24	7	2	2	4	2	1	0	0	0	0	54	93	3.60	1.800								
<b>B.J. Ryan, L</b> ERA: 4.29 (6, 1)	2.0	L	12	6	4	4	2	0	0	0	0	0	0	35	51	18.00	3.000								
<b>Chad Paronto, R</b> ERA: 4.8 (8, 1)	1.0		3	0	0	0	0	0	0	0	0	0	0	4	5	0.00	0.000								
<b>Buddy Groom, L</b> ERA: 4.5 (9, 1)	1.0		4	1	1	1	1	0	0	0	0	0	1	15	21	9.00	1.000								

Batter	1	2	3	4	5	6	7	8	9	AB	R	H	RBI	BB	SO	LOB	BOTTOM								
<b>Brady Anderson, L</b> OBP: 0.281, SLG: 0.253 (1, 9)	G4-3			K	G6-3			FC6-4		4	0	1	0	0	1	0	<b>Minnesota Twins @ Baltimore Orioles</b> Oriole Park at Camden Yards, Baltimore, MD Sat May 19 2001, 7:05 PM EDT Att: 40,041 - Cloudy - 79 F								
<b>Mike Bordick, R</b> OBP: 0.326, SLG: 0.354 (1, 6)	G5-3			HR			K	F3		4	1	1	1	0	1	1									
<b>Delino DeShields, L</b> OBP: 0.327, SLG: 0.326 (1, 10)	G5-3			F7			F7	FC6-4		4	1	0	0	0	0	1									
<b>Jeff Conine, R</b> OBP: 0.371, SLG: 0.471 (1, 5)	P6			G5-3			G5-3			4	0	1	1	0	0	0									
<b>David Segui, S</b> OBP: 0.367, SLG: 0.354 (1, 3)	G4-3				F8		1B	L7		3	0	0	0	1	0	1									
<b>Chris Richard, L</b> OBP: 0.364, SLG: 0.478 (1, 8)	G4-3						HR			4	1	1	1	0	1	1									
<b>31 Jay Gibbons, L</b> OBP: 0.292, SLG: 0.300 (7, PH)				F8			G4-3			2	0	0	0	0	0	0									
<b>6 Melvin Mora, R</b> OBP: 0.323, SLG: 0.325 (8, 8)								F9		2	0	0	0	0	0	1									
<b>Brook Fordyce, R</b> OBP: 0.271, SLG: 0.280 (9, PH)				G4-3			HR	F7		2	1	1	0	1	0	0									
<b>Greg Myers, L</b> OBP: 0.411, SLG: 0.635 (9, PH)							BB			1	0	0	0	0	0	0									
<b>Jerry Hairston, R</b> OBP: 0.306, SLG: 0.366 (1, 4)				F9			HR	F7		3	1	1	2	0	0	2									
<b>Inning Stats</b>	R: 0 E: 0 K: 0 S: 6	H: 0 LOB: 0 BB: 0 P: 11	R: 0 E: 0 K: 0 S: 5	H: 0 LOB: 0 BB: 0 P: 7	R: 0 E: 0 K: 0 S: 7	H: 0 LOB: 0 BB: 0 P: 10	R: 1 E: 0 K: 1 S: 12	H: 1 LOB: 0 BB: 0 P: 19	R: 3 E: 0 K: 0 S: 15	H: 2 LOB: 0 BB: 1 P: 25	R: 0 E: 0 K: 1 S: 7	H: 0 LOB: 0 BB: 0 P: 9	R: 0 E: 0 K: 0 S: 9	H: 1 LOB: 2 BB: 1 P: 17	R: 1 E: 1 K: 0 S: 10	H: 2 LOB: 1 BB: 0 P: 16	R: 0 E: 0 K: 1 S: 10	H: 0 LOB: 0 BB: 0 P: 17	1B: 3 2B: 0 3B: 0 HR: 3	SF: 0 SAC: 0 DP: 0 HBP: 0	WP: 0 PB: 0 SB: 0 CS: 0	PA: 35			
<b>PITCHER</b>	IP	WLS	BF	H	R	ER	SO	BB	IBB	HBP	BLK	WP	HR	S	P	ERA	WHIP								
<b>Joe Mays, R</b> ERA: 2.67 (1, 1)	6.0	W	22	3	4	4	2	1	0	0	0	0	0	16	29	0.00	1.800								
<b>Eddie Guardado, L</b> ERA: 5.09 (7, 1)	1.2	H	8	2	1	0	0	1	0	0	0	0	0	3	4	0.00	3.000								
<b>Bob Wells, R</b> ERA: 3.86 (8, 1)	0.1	H	2	1	0	0	0	0	0	0	0	0	0	3	4	0.00	3.000								
<b>LaTroy Hawkins, R</b> ERA: 2.55 (9, 1)	1.0	S	3	0	0	0	1	0	0	0	0	0	0	10	17	0.00	0.000								

AB	40
R	7
H	14
RBI	7
BB	3
SO	7
LOB	19



AB	33
R	5
H	6
RBI	5
BB	2
SO	3
LOB	7





Batter	1	2	3	4	5	6	7	8	9	AB	R	H	RBI	BB	SO	LOB	TOP										
<b>Cristian Guzman, S</b> (1, 6) OBP: 0.337, SLG: 0.526	F8		F8				G3-1			4	0	0	0	0	1	3											
<b>Denny Hocking, S</b> (1, 10) OBP: 0.275, SLG: 0.297	G3-1		G5-3				F7		L9	4	0	0	0	0	0	0											
<b>Corey Koskie, L</b> (1, 5) OBP: 0.310, SLG: 0.405	K		G5-3				F8		F8	4	0	0	0	0	1	0											
<b>Doug Mientkiewicz, L</b> (1, 3) OBP: 0.463, SLG: 0.662		G3-1					G4-3		K	4	0	1	0	0	1	0											
<b>Tori Hunter, R</b> (1, 8) OBP: 0.283, SLG: 0.406		L7							G5-3								G6-3										
<b>Jacque Jones, L</b> (1, 7) OBP: 0.294, SLG: 0.338		1B BB					F8		1B 1B	3	1	1	0	1	0	1											
<b>Chad Allen, R</b> (1, 9) OBP: 0.364, SLG: 0.386							F3		1B 1B	4	0	2	0	0	1	1											
<b>A.J. Pierzynski, L</b> (1, 2) OBP: 0.269, SLG: 0.363			K							3	0	2	1	0	1	2											
<b>Jason Maxwell, R</b> (1, 4) OBP: 0.258, SLG: 0.414										2	1	1	1	0	1	1											
<b>Matt Lawton, L</b> (7, PH) OBP: 0.390, SLG: 0.359										1	0	1	0	0	0	0											
<b>Luis Rivas, R</b> (7, 4) OBP: 0.275, SLG: 0.376										0	0	0	0	0	0	0											
<b>Inning Stats</b>	R: 0 E: 0 K: 1 S: 10	H: 0 LOB: 0 BB: 0 P: 17	R: 0 E: 0 K: 1 S: 20	H: 1 LOB: 2 BB: 1 P: 28	R: 1 E: 0 K: 0 S: 10	H: 1 LOB: 0 BB: 0 P: 14	R: 0 E: 0 K: 0 S: 12	H: 1 LOB: 1 BB: 0 P: 17	R: 0 E: 0 K: 2 S: 9	H: 1 LOB: 0 BB: 0 P: 15	R: 0 E: 0 K: 0 S: 8	H: 0 LOB: 0 BB: 0 P: 10	R: 1 E: 0 K: 0 S: 9	H: 4 LOB: 2 BB: 0 P: 14	R: 0 E: 0 K: 1 S: 8	H: 0 LOB: 0 BB: 0 P: 12	R: 0 E: 0 K: 1 S: 9	H: 0 LOB: 0 BB: 0 P: 15	1B: 7 2B: 0 3B: 0 HR: 1	SF: 0 SAC: 0 DP: 0 HBP: 0	WP: 0 PB: 0 SB: 0 CS: 1	PA: 34					
<b>PITCHER</b>	IP	WLS	BF	H	R	ER	SO	BB	IBB	HBP	BLK	WP	HR	S	P	ERA	WHIP										
<b>Sidney Ponson, R</b> (1, 1) ERA: 5.45	6.1		26	7	2	2	4	1	0	0	0	0	1	76	113	2.84	1.263										
<b>Mike Trombley, R</b> (7, 1) ERA: 1.95	2.2	W	8	1	0	0	2	0	0	0	0	0	0	19	29	0.00	0.375										

Minnesota Twins @ Baltimore Orioles  
 Oriole Park at Camden Yards, Baltimore, MD  
 Sun May 20 2001, 1:35 PM EDT  
 Att: 41,959 - Overcast - 66 F

AB 33  
 R 2  
 H 8  
 RBI 2  
 BB 1  
 SO 6  
 LOB 9




Batter	1	2	3	4	5	6	7	8	9	AB	R	H	RBI	BB	SO	LOB	BOTTOM										
<b>Jerry Hairston, R</b> (1, 4) OBP: 0.299, SLG: 0.356	G5-3		P3				F7		G5-3	4	0	0	0	0	0	0											
<b>Mike Bordick, R</b> (1, 6) OBP: 0.324, SLG: 0.352	K						G3 2B		F7	4	1	1	0	0	2	0											
<b>Chris Richard, L</b> (1, 9) OBP: 0.361, SLG: 0.468	F5						G3		G4-3	3	0	0	0	1	0	1											
<b>Jeff Conine, R</b> (1, 3) OBP: 0.366, SLG: 0.472		P6					G4-3 6 WP 2B		K	4	1	1	1	0	2	1											
<b>David Segui, S</b> (1, 10) OBP: 0.373, SLG: 0.343							G4-3			2	0	0	0	2	1	1											
<b>Brady Anderson, L</b> (9, PR) OBP: 0.281, SLG: 0.253										0	1	0	0	0	0	0											
<b>6 Melvin Mora, R</b> (1, 8) OBP: 0.328, SLG: 0.325		G6-3					K			3	0	1	0	0	1	1											
<b>Cal Ripken Jr., R</b> (1, 5) OBP: 0.238, SLG: 0.314		F7					1B		SH1-3 1B	3	0	1	0	0	0	3											
<b>Mike Kinkade, R</b> (1, 7) OBP: 0.301, SLG: 0.362							F8		K	3	0	0	0	0	1	3											
<b>Fernando Lunar, R</b> (1, 2) OBP: 0.333, SLG: 0.350							F7			3	0	0	1	0	1	1											
<b>Inning Stats</b>	R: 0 E: 0 K: 1 S: 11	H: 0 LOB: 0 BB: 0 P: 18	R: 0 E: 0 K: 0 S: 11	H: 0 LOB: 1 BB: 1 P: 20	R: 0 E: 0 K: 0 S: 8	H: 0 LOB: 0 BB: 0 P: 11	R: 2 E: 0 K: 1 S: 20	H: 3 LOB: 2 BB: 0 P: 32	R: 0 E: 0 K: 2 S: 9	H: 0 LOB: 0 BB: 0 P: 15	R: 0 E: 0 K: 2 S: 10	H: 0 LOB: 0 BB: 0 P: 11	R: 0 E: 0 K: 1 S: 9	H: 1 LOB: 1 BB: 0 P: 14	R: 0 E: 0 K: 1 S: 10	H: 0 LOB: 1 BB: 1 P: 17	R: 0 E: 0 K: 0 S: 9	H: 0 LOB: 2 BB: 1 P: 17	1B: 3 2B: 1 3B: 0 HR: 0	SF: 1 SAC: 1 DP: 0 HBP: 2	WP: 1 PB: 0 SB: 0 CS: 0	PA: 36					
<b>PITCHER</b>	IP	WLS	BF	H	R	ER	SO	BB	IBB	HBP	BLK	WP	HR	S	P	ERA	WHIP										
<b>Mark Redman, L</b> (1, 1) ERA: 4.22	5.0		20	3	2	2	4	1	0	0	0	0	0	59	96	3.60	0.800										
<b>Hector Carrasco, R</b> (6, 1) ERA: 3.91	3.0		11	1	0	0	4	1	0	0	0	0	0	29	42	0.00	0.667										
<b>Bob Wells, R</b> (9, 1) ERA: 4.29	0.0	L	2	0	1	1	0	1	0	1	0	0	0	3	8	∞	∞										
<b>Eddie Guardado, L</b> (9, 1) ERA: 4.91	0.2		3	0	0	0	0	0	0	1	0	0	0	6	9	0.00	0.000										


Minnesota Twins @ Baltimore Orioles  
 Oriole Park at Camden Yards, Baltimore, MD  
 Sun May 20 2001, 1:35 PM EDT  
 Att: 41,959 - Overcast - 66 F

AB 29  
 R 3  
 H 4  
 RBI 2  
 BB 3  
 SO 8  
 LOB 11





Batter	1	2	3	4	5	6	7	8	9	AB R H RBI BB SO LOB	TOP																								
											<b>Anaheim Angels @ Baltimore Orioles</b> Oriole Park at Camden Yards, Baltimore, MD Tue May 22 2001, 7:05 PM EDT <a href="http://livebaseballscorecards.com">livebaseballscorecards.com</a>																								
												<b>AB</b>	<b>0</b>																						
												<b>R</b>	<b>0</b>																						
												<b>H</b>	<b>0</b>																						
												<b>RBI</b>	<b>0</b>																						
												<b>BB</b>	<b>0</b>																						
												<b>SO</b>	<b>0</b>																						
												<b>LOB</b>	<b>0</b>																						
																																			
Inning Stats		1B: 0	SF: 0	WP: 0	PA: 0																														
		2B: 0	SAC: 0	FB: 0																															
		3B: 0	DP: 0	SB: 0																															
		HR: 0	HBP: 0	CS: 0																															
PITCHER	IP	WLS	BF	H	R	ER	SO	BB	IBB	HBP	BLK	WP	HR	S	P	ERA	WHIP	PITCHER	IP	WLS	BF	H	R	ER	SO	BB	IBB	HBP	BLK	WP	HR	S	P	ERA	WHIP

Batter	1	2	3	4	5	6	7	8	9	AB R H RBI BB SO LOB	BOTTOM																								
											<b>Anaheim Angels @ Baltimore Orioles</b> Oriole Park at Camden Yards, Baltimore, MD Tue May 22 2001, 7:05 PM EDT <a href="http://livebaseballscorecards.com">livebaseballscorecards.com</a>																								
												<b>AB</b>	<b>0</b>																						
												<b>R</b>	<b>0</b>																						
												<b>H</b>	<b>0</b>																						
												<b>RBI</b>	<b>0</b>																						
												<b>BB</b>	<b>0</b>																						
												<b>SO</b>	<b>0</b>																						
												<b>LOB</b>	<b>0</b>																						
																																			
Inning Stats		1B: 0	SF: 0	WP: 0	PA: 0																														
		2B: 0	SAC: 0	FB: 0																															
		3B: 0	DP: 0	SB: 0																															
		HR: 0	HBP: 0	CS: 0																															
PITCHER	IP	WLS	BF	H	R	ER	SO	BB	IBB	HBP	BLK	WP	HR	S	P	ERA	WHIP	PITCHER	IP	WLS	BF	H	R	ER	SO	BB	IBB	HBP	BLK	WP	HR	S	P	ERA	WHIP



Batter	1	2	3	4	5	6	7	8	9	AB	R	H	RBI	BB	SO	LOB	TOP								
David Eckstein, R (1, 6) OBP: 0.384, SLG: 0.360 Scott Spiezio, S (7, 5) OBP: 0.296, SLG: 0.330	1-0 WP S HBP	1-3 K		3-2 G6-3		0-0 L5		0-0 G4-6-3		3	0	0	0	0	1	3									
Darin Erstad, L (1, 8) OBP: 0.312, SLG: 0.365	3-3 K		4-2 2B BB	3-2 2B 2B		1-3 K		0-0 G1-3		4	2	1	1	1	2	1									
Troy Glaus, R (1, 5) OBP: 0.369, SLG: 0.555 Jamie Burke, R (7, 2) OBP: 0.333, SLG: 0.333	1-2 F8		1-2 G3 16 1B 2B	3-0 2B		2-1 HR			0-3 K	4	2	3	3	0	0	1									
Wally Joyner, L (1, 3) OBP: 0.325, SLG: 0.385	4-2 2-3 BB		2-1 G3	0-0 G4-3		1-1 P6			0-1 F8	4	0	0	0	1	0	2									
16 Garret Anderson, L (1, 7) OBP: 0.306, SLG: 0.372	1-2 G4-3		2-2 1B		1-1 2B				1-2 F8	5	0	2	1	0	0	2									
Tim Salmon, R (1, 9) OBP: 0.358, SLG: 0.336		1-0 L5	3-3 K		1-3 K				1-1 F9	4	0	0	0	0	2	2									
Adam Kennedy, L (1, 4) OBP: 0.374, SLG: 0.481		0-2 1B 2B	0-1 F8		1-0 HBP				2-2 1B	3	0	2	0	0	0	1									
Jorge Fabregas, L (1, 2) OBP: 0.182, SLG: 0.318 Jose Nieves, R (7, 6) (7, 6)		2-0 F7		1-1 G4-3	1-3 K				0-3 K	3	0	0	0	0	1	3									
Orlando Palmeiro, L (1, 10) OBP: 0.344, SLG: 0.375 Benji Gil, R (8, 6) OBP: 0.371, SLG: 0.547		0-0 2-3 1B		4-1 G6-3 2B BB	0-3 K				1-0 G4-6-3 1B	2	1	1	0	1	1	2									
<b>Inning Stats</b>	R: 0 E: 0 K: 1 S: 13	H: 0 LOB: 2 BB: 1 P: 23	R: 0 E: 0 K: 1 S: 10	H: 2 LOB: 2 BB: 0 P: 14	R: 2 E: 0 K: 1 S: 18	H: 2 LOB: 1 BB: 1 P: 29	R: 2 E: 0 K: 0 S: 15	H: 2 LOB: 1 BB: 1 P: 29	R: 0 E: 0 K: 3 S: 12	H: 1 LOB: 2 BB: 0 P: 16	R: 1 E: 0 K: 1 S: 8	H: 1 LOB: 0 BB: 0 P: 12	R: 0 E: 0 K: 1 S: 9	H: 1 LOB: 1 BB: 0 P: 13	R: 0 E: 0 K: 0 S: 3	H: 1 LOB: 0 BB: 0 P: 4	R: 0 E: 0 K: 1 S: 14	H: 0 LOB: 0 BB: 0 P: 18	1B: 4 2B: 5 3B: 0 HR: 1	SF: 0 SAC: 0 DP: 1 HBP: 2	WP: 1 PB: 0 SB: 1 CS: 0	PA: 41			
<b>PITCHER</b>	IP	WLS	BF	H	R	ER	SO	BB	IBB	HBP	BLK	WP	HR	S	P	ERA	WHIP								
Willis Roberts, R (1, 1) ERA: 5.36	5.0	W	27	7	4	4	6	3	0	2	0	1	0	68	111	7.20	2.000								
B.J. Ryan, L (6, 1) ERA: 4.29	2.0	8	2	1	1	2	0	0	0	0	0	0	1	17	25	4.50	1.000								
Chad Paronto, R (8, 1) ERA: 4.5	1.0	3	1	0	0	0	0	0	0	0	0	0	0	3	4	0.00	1.000								
Ryan Kohlmeier, R (9, 1) ERA: 4.86	1.0	3	0	0	0	1	0	0	0	0	0	0	0	14	18	0.00	0.000								

Anaheim Angels @ Baltimore Orioles  
 Oriole Park at Camden Yards, Baltimore, MD  
 Wed May 23 2001, 3:05 PM EDT  
 Att: 31,249 - Sunny - 78 F

AB	36
R	5
H	10
RBI	5
BB	3
SO	9
LOB	19



Batter	1	2	3	4	5	6	7	8	9	AB	R	H	RBI	BB	SO	LOB	BOTTOM								
Brady Anderson, L (1, 9) OBP: 0.290, SLG: 0.255			0-0 F7		4-2 2B BB		2-2 1B			3	2	1	1	2	0	2									
Mike Bordick, R (1, 6) OBP: 0.332, SLG: 0.364	1-0 WP 1B	2-1 S G3 2B HBP	1-0 2B		1-2 2-3 3H 2B BB		1-3 K			3	2	2	1	0	1	1									
Delino DeShields, L (1, 7) OBP: 0.324, SLG: 0.322	3-1 1B 2B WP	2-1 G3	2-0 G3		3-3 K		1-3 K			5	1	1	0	0	2	5									
Jeff Conine, R (1, 3) OBP: 0.387, SLG: 0.495	2-2 2B 1B	4-2 2B SF7 BB		0-1 F9	2-0 2B			0-2 G1-3 BB 1B		4	2	3	3	1	0	0									
David Segui, S (1, 10) OBP: 0.379, SLG: 0.380 31 Jay Gibbons, L (8, 6) OBP: 0.289, SLG: 0.296	1-0 WP 1B 2B	0-0 6 2B 2B		2-1 G4-3	2-2 F9			2-3 K		4	2	2	3	0	0	1									
Cal Ripken Jr., R (1, 5) OBP: 0.238, SLG: 0.315 Mike Kinkade, R (8, 6) OBP: 0.311, SLG: 0.362	2-2 1B	2-2 SF7		1-2 G4-3		0-3 K		4-1 G1-3 BB		3	0	1	2	0	1	0									
6 Melvin Mora, R (1, 8) OBP: 0.331, SLG: 0.331	2-1 G6-3				4-1 1B BB BB	1-1 G5-3		3-2 G1-3		4	1	1	1	1	0	2									
Brook Fordyce, R (1, 2) OBP: 0.279, SLG: 0.288 Fernando Lujan, R (8, 2) OBP: 0.320, SLG: 0.333	2-2 1B	0-1 G6-3			1-0 BB BB	0-3 K		1-2 G5-3		4	1	2	0	0	1	1									
Jerry Hairston, R (1, 4) OBP: 0.304, SLG: 0.359	1-1 FC4-6 1B		2-1 G6-3		2-2 BB 2B 1B		0-3 K			4	1	2	0	0	1	0									
<b>Inning Stats</b>	R: 5 E: 0 K: 0 S: 22	H: 7 LOB: 2 BB: 1 P: 42	R: 3 E: 0 K: 0 S: 13	H: 2 LOB: 1 BB: 1 P: 24	R: 0 E: 0 K: 0 S: 5	H: 1 LOB: 0 BB: 0 P: 10	R: 0 E: 0 K: 0 S: 7	H: 0 LOB: 0 BB: 0 P: 10	R: 4 E: 0 K: 1 S: 19	H: 3 LOB: 1 BB: 2 P: 38	R: 0 E: 0 K: 2 S: 8	H: 0 LOB: 0 BB: 0 P: 9	R: 0 E: 0 K: 3 S: 12	H: 1 LOB: 1 BB: 0 P: 16	R: 0 E: 0 K: 1 S: 14	H: 1 LOB: 2 BB: 1 P: 24	1B: 10 2B: 5 3B: 0 HR: 0	SF: 2 SAC: 0 DP: 0 HBP: 1	WP: 2 PB: 0 SB: 1 CS: 0	PA: 44					
<b>PITCHER</b>	IP	WLS	BF	H	R	ER	SO	BB	IBB	HBP	BLK	WP	HR	S	P	ERA	WHIP								
Scott Schoeneweis, L (1, 1) ERA: 4.48	4.0	L	27	12	11	11	0	3	0	1	0	0	0	52	98	24.75	3.750								
47 Mark Lukasiewicz, L (5, 1) ERA: 13.5	0.2	3	0	0	0	1	1	0	0	0	0	0	0	8	16	0.00	1.500								
Lou Pote, R (5, 1) ERA: 4.5	3.1	14	3	1	1	6	1	0	0	0	0	0	0	40	59	2.70	1.200								

Anaheim Angels @ Baltimore Orioles  
 Oriole Park at Camden Yards, Baltimore, MD  
 Wed May 23 2001, 3:05 PM EDT  
 Att: 31,249 - Sunny - 78 F

AB	36
R	12
H	15
RBI	11
BB	5
SO	7
LOB	15









Batter	1	2	3	4	5	6	7	8	9	AB	R	H	RBI	BB	SO	LOB	TOP											
<b>29 Rusty Greer, L</b> OBP: 0.351, SLG: 0.484	4-2 BB		1-2 G1-6-3 1B		1-1 G6-4-3 1-2f	0-0 L9		4-2 BB 1B BB		3	0	1	0	2	0	2												
<b>Ivan Rodriguez, R</b> OBP: 0.329, SLG: 0.492	2-3 K		1-1 G1-6-3 1B		4-2 2B BB		1-2 G3	0-0 BB 1B		4	1	2	1	1	1	1												
<b>Alex Rodriguez, R</b> OBP: 0.417, SLG: 0.688	1-2 F8		1-0 G1-6-3		1-0 2B		1-2 1B E 1B	4-0 BB BB		4	1	2	1	1	0	3												
<b>Rafael Palmeiro, L</b> OBP: 0.354, SLG: 0.506	2-3 K		2-1 F9		3-2 L4		1-1 E S 1B	0-0 BB BB		5	0	1	0	0	1	6												
<b>Gabe Kapler, R</b> OBP: 0.432, SLG: 0.626		1-3 K		0-1 P4		1-0 HR		0-0 P4	1-3 K	5	1	1	1	0	2	2												
<b>Andres Galarraga, R</b> OBP: 0.293, SLG: 0.406		2-2 2B		1-2 F9		0-0 G5-3		3-2 G6-3	1-3 K	5	0	1	0	0	1	1												
<b>Frank Catalanotto, L</b> 10 Michael Young, R	0-1 G5-3		3-2 F8		1-2 WP E 2B		1-0 F9	2-2 G4-3		3	1	1	0	0	0	1	AB 38											
<b>Ruben Sierra, S</b>										1	0	0	0	0	0	0	R 6											
<b>Ken Caminiti, S</b>	4-1 BB				2-1 HR		3-3 K			3	1	1	1	1	2	1	H 12											
<b>Ruben Mateo, R</b>	2-1 F8				1-0 29 G6-4-3 1B		0-0 E6			4	1	2	0	0	2		RBI 4											
<b>Inning Stats</b>	R: 0 E: 0 K: 2 S: 14	H: 0 LOB: 1 BB: 1 P: 23	R: 0 E: 0 K: 1 S: 13	H: 1 LOB: 2 BB: 1 P: 22	R: 0 E: 0 K: 0 S: 8	H: 2 LOB: 1 BB: 0 P: 13	R: 0 E: 0 K: 0 S: 10	H: 0 LOB: 0 BB: 0 P: 14	R: 2 E: 0 K: 1 S: 16	H: 3 LOB: 1 BB: 1 P: 28	R: 2 E: 1 K: 1 S: 12	H: 2 LOB: 1 BB: 0 P: 17	R: 1 E: 0 K: 0 S: 17	H: 2 LOB: 1 BB: 0 P: 23	R: 1 E: 0 K: 1 S: 11	H: 2 LOB: 2 BB: 2 P: 24	R: 0 E: 0 K: 2 S: 10	H: 0 LOB: 0 BB: 0 P: 14	1B: 6 2B: 3 3B: 1 HR: 2	SF: 0 SAC: 0 DP: 2 HBP: 0	WP: 1 PA: 43 PB: 0 SB: 1 CS: 0							
<b>PITCHER</b>	IP	WLS	BF	H	R	ER	SO	BB	IBB	HBP	BLK	WP	HR	S	P	ERA	WHIP											
<b>Jose Mercedes, R</b>	(1, 1)	6.0	W	28	8	4	3	4	3	0	0	0	1	2	73	117	4.50	1.833										
<b>Chad Paronto, R</b>	(7, 1)	1.0	H	5	2	1	0	0	0	0	0	0	0	0	17	23	0.00	2.000										
<b>Buddy Groom, L</b>	(8, 1)	0.2	H	4	1	1	1	1	1	0	0	0	0	0	9	18	13.50	3.000										
<b>Mike Trombley, R</b>	(8, 1)	1.1	S	6	1	0	0	2	1	0	0	0	0	0	12	20	0.00	1.500										

Texas Rangers @ Baltimore Orioles  
 Oriole Park at Camden Yards, Baltimore, MD  
 Fri May 25 2001, 7:05 PM EDT  
 Att: 33,117 - Cloudy - 71 F

AB	38
R	6
H	12
RBI	4
BB	5
SO	7
LOB	19




Batter	1	2	3	4	5	6	7	8	9	AB	R	H	RBI	BB	SO	LOB	BOTTOM										
<b>Brady Anderson, L</b> OBP: 0.297, SLG: 0.275	2-2 L9		4-1 FC1-5 1B BB	0-1 HR		2-3 K				3	2	1	1	1	1	0											
<b>Mike Bordick, R</b> OBP: 0.321, SLG: 0.351	1-2 G6-3		0-0 FC1-5 1B 2-3f	0-1 F8		1-3 K				4	1	0	0	0	1	2											
<b>Chris Richard, L</b> OBP: 0.355, SLG: 0.452	1-2 G4-3		1-0 1B 2B 1B	1-2 P6		1-2 G6-3				4	1	1	1	0	0	0											
<b>Jeff Conine, R</b> OBP: 0.404, SLG: 0.530		3-1 6 1B G6-4-3 2B	0-0 2B 1B	1-3 3-H	1-1 SF8 3B	4-0 FC6-4 BB				3	3	3	1	1	0	0											
<b>David Segui, S</b> OBP: 0.300, SLG: 0.378		4-0 G6-4-3 6 1B BB	4-0 2B IBB	3-2 SF8	3-2 SF8	0-0 FC6-4				1	0	0	1	2	0	1											
<b>6 Melvin Mora, R</b> OBP: 0.336, SLG: 0.336		1-0 G6-4-3 1B	3-2 P6	3-1 G4-6-3 1B		0-1 G6-3				4	0	2	0	0	0	3											
<b>Delino DeShields, L</b> OBP: 0.322, SLG: 0.327		1-1 G6-4-3	0-1 2B	0-1 G4-6-3		0-2 G6-3				4	0	1	2	0	0	3	AB 31										
<b>Brook Fordyce, R</b> OBP: 0.285, SLG: 0.303		2-1 G5-3	1-3 K			2-2 G4-3				4	0	1	0	0	1	3	R 7										
<b>Jerry Hairston, R</b> OBP: 0.301, SLG: 0.366			1-2 FC1-5 BB 1B	2-2 P6		3-2 G5-3				4	0	1	0	0	0	1	H 10										
<b>Inning Stats</b>	R: 0 E: 0 K: 0 S: 10	H: 2 LOB: 1 BB: 1 P: 18	R: 4 E: 0 K: 1 S: 20	H: 4 LOB: 2 BB: 2 P: 34	R: 1 E: 0 K: 0 S: 11	H: 1 LOB: 0 BB: 0 P: 14	R: 1 E: 0 K: 0 S: 9	H: 2 LOB: 0 BB: 0 P: 16	R: 0 E: 0 K: 1 S: 11	H: 0 LOB: 0 BB: 0 P: 18	R: 0 E: 0 K: 1 S: 7	H: 0 LOB: 1 BB: 1 P: 13	R: 0 E: 0 K: 0 S: 9	H: 1 LOB: 1 BB: 0 P: 12	R: 0 E: 0 K: 2 S: 10	H: 0 LOB: 0 BB: 0 P: 14	1B: 5 2B: 3 3B: 1 HR: 1	SF: 1 SAC: 0 DP: 2 HBP: 0	WP: 0 PA: 36 PB: 0 SB: 0 CS: 0								
<b>PITCHER</b>	IP	WLS	BF	H	R	ER	SO	BB	IBB	HBP	BLK	WP	HR	S	P	ERA	WHIP										
<b>Pat Mahomes, R</b>	(1, 1)	4.0	L	22	8	7	7	1	0	0	0	0	0	24	43	0.00	0.750										
<b>Tim Crabtree, R</b>	(5, 1)	2.2		9	1	0	0	2	1	0	0	0	0	9	11	0.00	1.000										
<b>Mike Venafro, L</b>	(7, 1)	1.0		4	1	0	0	0	0	0	0	0	0	1	2	0.00	0.000										
<b>J.D. Smart, R</b>	(8, 1)	0.1		1	0	0	0	0	0	0	0	0	0	1	2	0.00	0.000										


Texas Rangers @ Baltimore Orioles  
 Oriole Park at Camden Yards, Baltimore, MD  
 Fri May 25 2001, 7:05 PM EDT  
 Att: 33,117 - Cloudy - 71 F

AB	31
R	7
H	10
RBI	6
BB	4
SO	3
LOB	13





Batter	1	2	3	4	5	6	7	8	9	AB R H RBI BB SO LOB	TOP																								
											<p><b>Texas Rangers @ Baltimore Orioles</b>  Oriole Park at Camden Yards, Baltimore, MD  Sat May 26 2001, 1:35 PM EDT</p> <p><a href="http://livebaseballscorecards.com">livebaseballscorecards.com</a></p> <p>AB 0 R 0 H 0 RBI 0 BB 0 SO 0 LOB 0</p>  <p>1B: 0 SF: 0 WP: 0 PA: 0  2B: 0 SAC: 0 FB: 0  3B: 0 DP: 0 SB: 0  HR: 0 HBP: 0 CS: 0</p>																								
Inning Stats																																			
PITCHER	IP	WLS	BF	H	R	ER	SO	BB	IBB	HBP	BLK	WP	HR	S	P	ERA	WHIP	PITCHER	IP	WLS	BF	H	R	ER	SO	BB	IBB	HBP	BLK	WP	HR	S	P	ERA	WHIP

Batter	1	2	3	4	5	6	7	8	9	AB R H RBI BB SO LOB	BOTTOM																								
											<p><b>Texas Rangers @ Baltimore Orioles</b>  Oriole Park at Camden Yards, Baltimore, MD  Sat May 26 2001, 1:35 PM EDT</p> <p><a href="http://livebaseballscorecards.com">livebaseballscorecards.com</a></p> <p>AB 0 R 0 H 0 RBI 0 BB 0 SO 0 LOB 0</p>  <p>1B: 0 SF: 0 WP: 0 PA: 0  2B: 0 SAC: 0 FB: 0  3B: 0 DP: 0 SB: 0  HR: 0 HBP: 0 CS: 0</p>																								
Inning Stats																																			
PITCHER	IP	WLS	BF	H	R	ER	SO	BB	IBB	HBP	BLK	WP	HR	S	P	ERA	WHIP	PITCHER	IP	WLS	BF	H	R	ER	SO	BB	IBB	HBP	BLK	WP	HR	S	P	ERA	WHIP



Batter	1	2	3	4	5	6	7	8	9	AB	R	H	RBI	BB	SO	LOB	TOP										
<b>29 Rusty Greer, L</b> OBP: 0.353, SLG: 0.489										4	1	2	0	0	1	1											
<b>Ivan Rodriguez, R</b> OBP: 0.326, SLG: 0.485										4	0	1	0	0	0	2											
<b>Alex Rodriguez, R</b> OBP: 0.419, SLG: 0.683										3	0	1	1	1	1	1											
<b>Rafael Palmeiro, L</b> OBP: 0.348, SLG: 0.494										4	0	0	0	0	1	4											
<b>Gabe Kapler, R</b> OBP: 0.434, SLG: 0.631										4	0	2	0	0	1	1											
<b>Frank Catalanotto, L</b> OBP: 0.332, SLG: 0.529										3	0	1	0	0	0	2											
<b>Andres Calarraga, R</b> OBP: 0.291, SLG: 0.454										1	0	0	0	0	0	1											
<b>Ken Caminiti, S</b> OBP: 0.303, SLG: 0.406										3	0	0	0	0	1	2											
<b>Ruben Mateo, R</b> OBP: 0.322, SLG: 0.341										3	0	0	0	0	1	1											
<b>10 Michael Young, R</b> OBP: 0.250, SLG: 0.250										3	0	1	0	0	0	0											
<b>Inning Stats</b>	R: 0 E: 0 K: 1 S: 10	H: 1 LOB: 1 BB: 0 P: 16	R: 0 E: 0 K: 0 S: 12	H: 1 LOB: 0 BB: 0 P: 16	R: 1 E: 0 K: 0 S: 16	H: 3 LOB: 2 BB: 0 P: 24	R: 0 E: 0 K: 2 S: 11	H: 1 LOB: 1 BB: 0 P: 18	R: 0 E: 0 K: 0 S: 7	H: 0 LOB: 0 BB: 0 P: 9	R: 0 E: 0 K: 1 S: 9	H: 0 LOB: 1 BB: 1 P: 14	R: 0 E: 0 K: 0 S: 4	H: 0 LOB: 0 BB: 0 P: 5	R: 0 E: 0 K: 1 S: 9	H: 0 LOB: 0 BB: 0 P: 14	R: 0 E: 0 K: 1 S: 17	H: 1 LOB: 0 BB: 0 P: 23	1B: 6 2B: 3 3B: 0 HR: 0	SF: 0 SAC: 0 DP: 3 HBP: 0	WP: 0 PB: 0 SB: 1 CS: 0	PA: 33					
<b>PITCHER</b>	IP	WLS	BF	H	R	ER	SO	BB	IBB	HBP	BLK	WP	HR	S	P	ERA	WHIP										
<b>Sidney Ponson, R</b> ERA: 4.73	(1, 1)	7.0	W	27	7	1	1	4	1	0	0	0	0	69	102	1.29	1.143										
<b>B.J. Ryan, L</b> ERA: 3.97	(8, 1)	1.1	H	5	1	0	0	2	0	0	0	0	0	23	33	0.00	0.750										
<b>Mike Trombley, R</b> ERA: 1.99	(9, 1)	0.2	S	1	0	0	0	0	0	0	0	0	0	3	4	0.00	0.000										

Texas Rangers @ Baltimore Orioles  
 Oriole Park at Camden Yards, Baltimore, MD  
 Sun May 27 2001, 1:35 PM EDT  
 Att: 39,426 - Cloudy - 74 F

AB 32  
 R 1  
 H 8  
 RBI 1  
 BB 1  
 SO 6  
 LOB 15



Batter	1	2	3	4	5	6	7	8	9	AB	R	H	RBI	BB	SO	LOB	BOTTOM										
<b>Brady Anderson, L</b> OBP: 0.302, SLG: 0.276										3	0	1	0	1	0	1											
<b>Mike Bordick, R</b> OBP: 0.315, SLG: 0.343										4	1	0	0	0	0	5											
<b>Chris Richard, L</b> OBP: 0.359, SLG: 0.460										4	1	2	1	0	0	1											
<b>Jeff Conine, R</b> OBP: 0.398, SLG: 0.524										3	0	1	1	0	0	1											
<b>David Segui, S</b> OBP: 0.304, SLG: 0.385										4	1	2	0	0	0	0											
<b>Greg Myers, L</b> OBP: 0.417, SLG: 0.611										2	0	0	0	2	1	4											
<b>Cal Ripken Jr., R</b> OBP: 0.254, SLG: 0.328										4	0	1	1	0	0	2											
<b>Brook Fordyce, R</b> OBP: 0.276, SLG: 0.293										4	0	0	0	0	1	3											
<b>Jerry Hairston, R</b> OBP: 0.306, SLG: 0.372										3	0	1	0	1	0	0											
<b>Inning Stats</b>	R: 2 E: 0 K: 0 S: 10	H: 2 LOB: 0 BB: 0 P: 16	R: 0 E: 0 K: 1 S: 13	H: 0 LOB: 3 BB: 3 P: 32	R: 1 E: 1 K: 0 S: 11	H: 1 LOB: 2 BB: 1 P: 18	R: 0 E: 0 K: 0 S: 9	H: 1 LOB: 1 BB: 0 P: 14	R: 0 E: 0 K: 0 S: 4	H: 0 LOB: 0 BB: 0 P: 4	R: 0 E: 0 K: 1 S: 14	H: 2 LOB: 2 BB: 0 P: 23	R: 0 E: 0 K: 0 S: 6	H: 0 LOB: 0 BB: 0 P: 8	R: 0 E: 0 K: 0 S: 17	H: 0 LOB: 0 BB: 0 P: 23	1B: 6 2B: 2 3B: 0 HR: 0	SF: 1 SAC: 0 DP: 1 HBP: 0	WP: 1 PB: 0 SB: 0 CS: 0	PA: 36							
<b>PITCHER</b>	IP	WLS	BF	H	R	ER	SO	BB	IBB	HBP	BLK	WP	HR	S	P	ERA	WHIP										
<b>Ryan Glynn, R</b> ERA: 6.17	(1, 1)	6.2	L	31	7	3	2	1	4	0	0	0	0	65	112	2.70	1.650										
<b>Juan Moreno, L</b> ERA: 1.93	(7, 1)	0.1		2	1	0	0	1	0	0	0	0	0	5	8	0.00	3.000										
<b>J.D. Smart, R</b> ERA:	(8, 1)	1.0		3	0	0	0	0	0	0	0	0	0	6	8	0.00	0.000										

Texas Rangers @ Baltimore Orioles  
 Oriole Park at Camden Yards, Baltimore, MD  
 Sun May 27 2001, 1:35 PM EDT  
 Att: 39,426 - Cloudy - 74 F

AB 31  
 R 3  
 H 8  
 RBI 3  
 BB 4  
 SO 2  
 LOB 17





Batter	1	2	3	4	5	6	7	8	9	AB	R	H	RBI	BB	SO	LOB	TOP					
29 Rusty Greer, L OBP: 0.359, SLG: 0.492	G5-3		1B			K	1B	1B		5	0	3	1	0	1	0	<p>Texas Rangers @ Baltimore Orioles</p> <p>Oriole Park at Camden Yards, Baltimore, MD</p> <p>Mon May 28 2001, 1:35 PM EDT</p> <p>Att: 37,090 - Cloudy - 77 F</p>					
Ivan Rodriguez, R OBP: 0.329, SLG: 0.489	K		1B					E6		5	1	2	0	0	1	3						
Alex Rodriguez, R OBP: 0.414, SLG: 0.668	F8		F9			G6-3		1B	F7	4	1	0	0	1	0	3						
Rafael Palmeiro, L OBP: 0.344, SLG: 0.486		P3		F2		G4-3		1B	P4	5	1	1	0	0	0	1						
Gabe Kapler, R OBP: 0.425, SLG: 0.611		F9		G5-3			G6-3	1B	F9	5	1	1	2	0	0	0						
Frank Catalanotto, L OBP: 0.330, SLG: 0.562					F7			1B		4	1	2	1	0	0	2						
Ruben Mateo, R OBP: 0.322, SLG: 0.341								HR		0	0	0	0	0	0	0						
Andres Galarraga, R OBP: 0.299, SLG: 0.420					G5-3			HR	29 1B	3	1	1	1	1	1	1						
Scott Sheldon, R OBP: 0.346, SLG: 0.423			P4		F7		P6	29 1B		4	0	1	1	0	0	0						
10 Michael Young, R OBP: 0.250, SLG: 0.250			G1-3		G6-3		29 1B	F3		4	0	1	0	0	0	3						
<b>Inning Stats</b>	R: 0 E: 0 K: 1 S: 10	H: 0 LOB: 0 BB: 0 P: 17	R: 0 E: 0 K: 1 S: 11	H: 1 LOB: 1 BB: 0 P: 16	R: 0 E: 0 K: 0 S: 13	H: 2 LOB: 2 BB: 0 P: 15	R: 0 E: 0 K: 0 S: 6	H: 0 LOB: 0 BB: 0 P: 11	R: 0 E: 0 K: 0 S: 7	H: 0 LOB: 0 BB: 0 P: 9	R: 0 E: 0 K: 1 S: 8	H: 1 LOB: 1 BB: 0 P: 9	R: 2 E: 0 K: 0 S: 9	H: 4 LOB: 2 BB: 0 P: 17	R: 4 E: 1 K: 0 S: 13	H: 4 LOB: 3 BB: 2 P: 26	R: 0 E: 0 K: 0 S: 6	H: 0 LOB: 0 BB: 0 P: 10	1B: 9 2B: 1 3B: 0 HR: 2	SF: 0 SAC: 0 DP: 0 HBP: 0	WP: 0 PB: 0 SB: 0 CS: 0	PA: 41
<b>PITCHER</b>	IP	WLS	BF	H	R	ER	SO	BB	IBB	HBP	BLK	WP	HR	S	P	ERA	WHIP					
Josh Towers, R ERA: 4.02	7.0		28	8	2	2	3	0	0	0	0	0	2	64	94	2.57	1.143					
Chad Paronto, R ERA: 5.29	0.0	L	4	2	4	2	0	1	0	0	0	0	0	5	12	∞	∞					
Chuck McElroy, L ERA: 4.94	1.0		6	2	0	0	0	0	1	0	0	0	0	8	14	0.00	2.000					
Ryan Kohlmeier, R ERA: 4.88	1.0		3	0	0	0	0	0	0	0	0	0	0	6	10	0.00	0.000					

AB	39
R	6
H	12
RBI	6
BB	2
SO	3
LOB	13



Batter	1	2	3	4	5	6	7	8	9	AB	R	H	RBI	BB	SO	LOB	BOTTOM					
Jerry Hairston, R OBP: 0.310, SLG: 0.383	G1-3		SF9			CS		G4-3		3	0	2	1	0	0	0	<p>Texas Rangers @ Baltimore Orioles</p> <p>Oriole Park at Camden Yards, Baltimore, MD</p> <p>Mon May 28 2001, 1:35 PM EDT</p> <p>Att: 37,090 - Cloudy - 77 F</p>					
Mike Bordick, R OBP: 0.309, SLG: 0.335	G4-3		F7			F8		G4-3		4	0	0	0	0	0	3						
Chris Richard, L OBP: 0.351, SLG: 0.448	G4-3				K			L6		4	0	0	0	0	2	2						
Jeff Conine, R OBP: 0.393, SLG: 0.514		K			G6-3			F8		4	1	1	0	0	1	0						
David Segui, S OBP: 0.417, SLG: 0.439		K						HR		4	1	3	1	0	1	0						
Cal Ripken Jr., R OBP: 0.246, SLG: 0.319					1B			G6-3		4	0	0	0	0	0	3						
6 Melvin Mora, R OBP: 0.333, SLG: 0.331			G3					K		2	1	0	1	1	1	0						
Mike Kinkade, R OBP: 0.312, SLG: 0.361			G3							3	0	1	0	0	0	2						
Brook Fordyce, R OBP: 0.270, SLG: 0.286			G3					F9		3	0	0	0	0	1	2						
<b>Inning Stats</b>	R: 0 E: 0 K: 0 S: 6	H: 0 LOB: 0 BB: 0 P: 6	R: 0 E: 0 K: 2 S: 11	H: 0 LOB: 0 BB: 0 P: 16	R: 1 E: 0 K: 0 S: 6	H: 1 LOB: 1 BB: 1 P: 12	R: 0 E: 0 K: 1 S: 13	H: 1 LOB: 1 BB: 0 P: 19	R: 0 E: 0 K: 1 S: 7	H: 0 LOB: 0 BB: 0 P: 9	R: 0 E: 0 K: 1 S: 11	H: 1 LOB: 0 BB: 0 P: 17	R: 1 E: 1 K: 0 S: 10	H: 2 LOB: 1 BB: 0 P: 16	R: 0 E: 0 K: 0 S: 5	H: 1 LOB: 1 BB: 0 P: 7		R: 1 E: 0 K: 1 S: 8	H: 1 LOB: 0 BB: 0 P: 11	1B: 5 2B: 1 3B: 0 HR: 1	SF: 2 SAC: 0 DP: 1 HBP: 0	WP: 0 PB: 0 SB: 0 CS: 1
<b>PITCHER</b>	IP	WLS	BF	H	R	ER	SO	BB	IBB	HBP	BLK	WP	HR	S	P	ERA	WHIP					
Kenny Rogers, L ERA: 5.72	6.0		23	5	2	2	5	1	0	0	0	0	0	11	15	3.00	1.000					
J.D. Smart, R ERA: 3.6	1.2	W	6	1	0	0	0	0	0	0	0	0	0	1	2	0.00	0.000					
59 Jeff Zimmerman, R ERA: 3.38	1.0		4	1	1	1	1	0	0	0	0	0	1	8	11	9.00	1.000					





Batter	1	2	3	4	5	6	7	8	9	AB	R	H	RBI	BB	SO	LOB	TOP					
Brady Anderson, L (1, 10) OBP: 0.306, SLG: 0.277	4-0 G5-4-3 BB		0-1 F9			2-0 E8 F9 G4-3 1B		3-2 E5 S WP		3	1	1	0	1	0	0						
Mike Bordick, R (1, 6) OBP: 0.303, SLG: 0.328	0-1 G5-4-3 1-2			1-2 F9		3-1 F9		1-3 K		4	0	0	0	0	1	3						
Chris Richard, L (1, 9) OBP: 0.348, SLG: 0.439	4-2 BB			1-2 G3-1		2-0 G4-3		1-1 G5-3		3	0	0	1	1	0	1						
Jeff Conine, R (1, 5) OBP: 0.397, SLG: 0.509	0-0 G5-3			0-0 F8		3-H 2-2 FC6-4 BB 1B		4-0 BB		3	0	1	0	1	0	1						
David Segui, S (1, 3) OBP: 0.411, SLG: 0.424		0-0 F7			2-1 G3-1	4-1 FC6-4 BB		0-1 G3-1		3	0	0	0	1	0	2						
6 Melvin Mora, R (1, 8) OBP: 0.333, SLG: 0.331 Greg Myers, L (9, PH) OBP: 0.410, SLG: 0.600		1-3 K			2-2 1B G5-3 1B	1-1 FC6-4			1-0 F8	3	1	1	0	0	1	2						
Delino DeShields, L (1, 7) OBP: 0.326, SLG: 0.327		2-1 L5			0-0 G5-3 1-3 1B		3-2 G4-3		4-1 BB	3	0	1	0	1	0	0						
Brook Fordyce, R (1, 2) OBP: 0.264, SLG: 0.279 31 Jay Gibbons, L (9, PH) OBP: 0.295, SLG: 0.329			0-2 G6-3		3-2 G5-3		1-1 G6-3		0-3 K	3	0	0	1	0	0	1						
Jerry Hairston, R (1, 4) OBP: 0.303, SLG: 0.374			2-2 G3-1		1-0 F8		0-0 F7		1-2 F9	4	0	0	0	0	0	2						
<b>Inning Stats</b>	R: 0 E: 0 K: 0 S: 6	H: 0 LOB: 1 BB: 2 P: 14	R: 0 E: 0 K: 1 S: 6	H: 0 LOB: 0 BB: 0 P: 9	R: 0 E: 0 K: 0 S: 10	H: 0 LOB: 0 BB: 0 P: 12	R: 0 E: 0 K: 0 S: 7	H: 0 LOB: 0 BB: 0 P: 9	R: 1 E: 0 K: 0 S: 10	H: 2 LOB: 1 BB: 0 P: 18	R: 1 E: 1 K: 0 S: 13	H: 2 LOB: 2 BB: 1 P: 27	R: 0 E: 0 K: 0 S: 6	H: 0 LOB: 0 BB: 0 P: 10	R: 0 E: 1 K: 1 S: 11	H: 0 LOB: 2 BB: 1 P: 20	R: 0 E: 0 K: 1 S: 9	H: 0 LOB: 1 BB: 1 P: 14	1B: 4 2B: 0 3B: 0 HR: 0	SF: 0 SAC: 0 DP: 1 HBP: 0	WP: 1 PB: 0 SB: 1 CS: 0	PA: 36
<b>PITCHER</b>	IP WLS BF H R ER SO BB IBB HBP BLK WP HR S P ERA WHIP	7.0 W 27 4 2 1 1 3 0 0 0 0 0 0 58 99 1.29 1.000	0.2 H 3 0 0 0 1 0 0 0 0 1 0 9 14 0.00 0.000	0.1 H 2 0 0 0 0 1 0 0 0 0 0 2 6 0.00 3.000	1.0 S 4 0 0 0 1 1 0 0 0 0 0 9 14 0.00 1.000	<b>PITCHER</b>										IP WLS BF H R ER SO BB IBB HBP BLK WP HR S P ERA WHIP						

Baltimore Orioles @ Seattle Mariners  
Safeco Field, Seattle, WA  
Tue May 29 2001, 7:05 PM PDT  
Att: 30,413 - Overcast - 64 F

AB 31  
R 2  
H 4  
RBI 2  
BB 5  
SO 3  
LOB 13



Batter	1	2	3	4	5	6	7	8	9	AB	R	H	RBI	BB	SO	LOB	BOTTOM			
51 Ichiro Suzuki, L (1, 9) OBP: 0.383, SLG: 0.483	1-1 G6-3		2-0 F8		1-0 PB 1B 1-3 2-H 1B		2-1 2B			4	0	2	1	0	0	0				
Mark McLemore, S (1, 7) OBP: 0.372, SLG: 0.470	0-0 S 1B		1-1 HR		0-3 K		1-1 G1-3			4	1	2	1	0	1	3				
Edgar Martinez, R (1, 10) OBP: 0.450, SLG: 0.517	1-0 F8		2-1 G6-3		2-2 PB 1B 1-2 3-H 1B			3-3 K		4	0	1	1	0	1	1				
John Olerud, L (1, 3) OBP: 0.443, SLG: 0.478	2-2 G6-3			2-1 G6-3		2-1 F7		1-1 F8		4	0	0	0	0	0	3				
Bret Boone, R (1, 4) OBP: 0.346, SLG: 0.505		1-2 F9		1-0 G6-3		2-1 G4-3		1-2 1B		4	0	1	0	0	0	0				
Mike Cameron, R (1, 8) OBP: 0.359, SLG: 0.479		3-1 F9		2-3 K		1-2 G4-6-3 1B		0-3 K		4	0	1	0	0	2	1				
Carlos Guillen, S (1, 6) OBP: 0.335, SLG: 0.321		4-1 BB			1-2 51 1B 1B	0-1 G4-6-3				2	1	1	0	1	0	1				
Tom Lampkin, L (1, 2) OBP: 0.315, SLG: 0.400 Dan Wilson, R (9, 2) OBP: 0.295, SLG: 0.333		0-1 F4			2-2 P6		2-3 K			3	0	0	0	0	1	2				
David Bell, R (1, 5) OBP: 0.252, SLG: 0.313			0-1 G1-3		0-1 51 1B 1B		0-0 F9			3	1	1	0	0	0	0				
<b>Inning Stats</b>	R: 0 E: 0 K: 0 S: 8	H: 1 LOB: 1 BB: 0 P: 11	R: 0 E: 0 K: 0 S: 8	H: 0 LOB: 1 BB: 1 P: 16	R: 1 E: 0 K: 0 S: 7	H: 1 LOB: 0 BB: 0 P: 12	R: 0 E: 0 K: 1 S: 6	H: 0 LOB: 0 BB: 0 P: 11	R: 2 E: 0 K: 1 S: 17	H: 4 LOB: 2 BB: 0 P: 25	R: 0 E: 0 K: 0 S: 7	H: 1 LOB: 0 BB: 0 P: 10	R: 0 E: 0 K: 1 S: 8	H: 1 LOB: 1 BB: 0 P: 13	R: 0 E: 0 K: 2 S: 12	H: 1 LOB: 1 BB: 0 P: 17	1B: 7 2B: 1 3B: 0 HR: 1	SF: 0 SAC: 0 DP: 1 HBP: 0	WP: 0 PB: 1 SB: 1 CS: 0	PA: 33
<b>PITCHER</b>	IP WLS BF H R ER SO BB IBB HBP BLK WP HR S P ERA WHIP	8.0 L 33 9 3 3 5 1 0 0 0 0 1 73 115 3.38 1.250	<b>PITCHER</b>										IP WLS BF H R ER SO BB IBB HBP BLK WP HR S P ERA WHIP							

Baltimore Orioles @ Seattle Mariners  
Safeco Field, Seattle, WA  
Tue May 29 2001, 7:05 PM PDT  
Att: 30,413 - Overcast - 64 F

AB 32  
R 3  
H 9  
RBI 3  
BB 1  
SO 5  
LOB 11





Batter	1	2	3	4	5	6	7	8	9	AB	R	H	RBI	BB	SO	LOB	TOP								
<b>Delino DeShields, L</b> (1, 7) OBP: 0.328, SLG: 0.325	2-1 1B S SF7	4-1 BB		1-2 FC6-4		0-1 P6		2-3 K		4	1	1	0	1	1	4									
<b>Mike Bordick, R</b> (1, 6) OBP: 0.305, SLG: 0.342	3-2 P4	0-0 G5-3			0-1 F9		4-1 G4-3 WP BB		0-0 HR	4	1	1	1	1	0	3									
<b>David Segui, S</b> (1, 3) OBP: 0.411, SLG: 0.422	1-2 BB 1B		2-2 F8		1-2 FC6-4 1B		1-3 K		0-0 F3	5	0	2	0	0	1	1									
<b>Jeff Conine, R</b> (1, 9) OBP: 0.397, SLG: 0.509	4-2 BB		3-1 2B		0-1 F9		2-1 G4-3		3-3 K	4	0	1	0	1	1	2									
<b>Cal Ripken Jr., R</b> (1, 5) OBP: 0.245, SLG: 0.317	0-1 SF7		3-1 F5		0-0 FC6-4		1-0 F7		0-1 BB 6 2B 1B	4	1	1	1	0	0	3									
<b>Mike Kinkade, R</b> (1, 10) OBP: 0.313, SLG: 0.360	1-2 F9		1-1 F7			0-0 CS 1B		4-0 1B 6 E G6-4-3 BB	3	0	1	0	0	0	3										
<b>Chris Richard, L</b> (8, FH) OBP: 0.356, SLG: 0.439								4-2 2B BB	0	1	0	0	2	0	0										
<b>6 Melvin Mora, R</b> (1, 8) OBP: 0.342, SLG: 0.348		2-1 G6-4-3 E 1B		1-0 G6-3		1-2 G4-3 1B		3-2 E1 G6-4-3 1B	5	1	3	1	0	0	1		AB 38								
<b>Fernando Lunar, R</b> (1, 2) OBP: 0.321, SLG: 0.333		0-0 E1		1-0 FC6-4 1B		1-0 G4-3		0-1 G6-4-3 1B	3	0	1	0	0	0	2		R 5								
<b>Greg Myers, L</b> (8, FH) OBP: 0.419, SLG: 0.607								1-2 2-3 G6-4-3 1B	1	0	1	0	0	0	0		H 13								
<b>Brady Anderson, L</b> (8, FR) OBP: 0.306, SLG: 0.277		1-2 G6-4-3						1-2 2-3 G6-4-3 1B	1	0	0	0	0	0	0		RBI 4								
<b>Brook Fordyce, R</b> (8, 2) OBP: 0.262, SLG: 0.277									1	0	0	0	0	0	2		BB 5								
<b>Jerry Hairston, R</b> (1, 4) OBP: 0.302, SLG: 0.371		0-1 G6-4-3		1-2 F7		2-2 1B		0-0 G6-4-3	4	0	1	1	0	0	5		SO 3								
<b>Inning Stats</b>	R: 1 E: 0 K: 0 S: 18	H: 2 LOB: 2 BB: 1 P: 29	R: 0 E: 1 K: 0 S: 7	H: 1 LOB: 2 BB: 1 P: 13	R: 0 E: 0 K: 0 S: 9	H: 1 LOB: 1 BB: 0 P: 18	R: 0 E: 0 K: 0 S: 8	H: 1 LOB: 1 BB: 0 P: 12	R: 0 E: 0 K: 0 S: 9	H: 1 LOB: 1 BB: 0 P: 10	R: 1 E: 0 K: 0 S: 11	H: 3 LOB: 1 BB: 0 P: 15	R: 0 E: 0 K: 1 S: 8	H: 0 LOB: 1 BB: 1 P: 16	R: 1 E: 1 K: 1 S: 10	H: 1 LOB: 2 BB: 1 P: 19	R: 2 E: 0 K: 1 S: 13	H: 3 LOB: 2 BB: 1 P: 23	1B: 10 2B: 2 3B: 0 HR: 1	SF: 1 SAC: 0 DP: 2 HBP: 0	WP: 1 PB: 0 SB: 1 CS: 1	PA: 44			
<b>PITCHER</b>	IP	WLS	BF	H	R	ER	SO	BB	IBB	HBP	BLK	WP	HR	S	P	ERA	WHIP								
<b>John Halama, L</b> (1, 1) ERA: 4.63	6.0	W	28	9	2	2	0	2	0	0	0	0	0	62	97	3.00	1.833								
<b>Jose Paniagua, L</b> (7, 1) ERA: 3.12	1.0	H	6	0	1	0	1	2	0	0	0	1	0	12	27	0.00	2.000								
<b>Norm Charlton, L</b> (8, 1) ERA: 3.74	1.1	H	5	2	1	1	1	0	0	0	0	0	1	8	10	6.75	1.500								
<b>Ryan Franklin, R</b> (9, 1) ERA: 2.75	0.2		5	2	1	1	1	1	0	0	0	0	0	11	21	13.50	4.500								

Baltimore Orioles @ Seattle Mariners  
Safeco Field, Seattle, WA  
Wed May 30 2001, 7:05 PM PDT  
Att: 34,757 - Sunny - 70 F

AB	38
R	5
H	13
RBI	4
BB	5
SO	3
LOB	26



Batter	1	2	3	4	5	6	7	8	9	AB	R	H	RBI	BB	SO	LOB	BOTTOM								
<b>51 Ichiro Suzuki, L</b> (1, 9) OBP: 0.393, SLG: 0.485	1-2 G2-3	2-0 G3			1-0 CS 1B		1-2 E7 1B SF8	1-0 S 1B 2B		5	2	2	1	0	0	1									
<b>Mark McLemore, S</b> (1, 7) OBP: 0.388, SLG: 0.475	4-2 S BB		0-0 G6-3		4-1 FC6-4 S BB		1-2 S SF8 1B	2-0 2B HR 1B		3	2	2	1	2	0	0									
<b>Edgar Martinez, R</b> (1, 10) OBP: 0.449, SLG: 0.519	3-3 K		0-1 F8		4-2 FC6-4 BB		2-1 SF8	0-2 HR 2B		3	1	1	1	1	1	1									
<b>John Olerud, L</b> (1, 3) OBP: 0.442, SLG: 0.489	1-0 G3		2-2 F7		3-1 FC6-4		4-1 FC5-4 BB	0-1 HR		4	1	1	3	1	0	3									
<b>Bret Boone, R</b> (1, 4) OBP: 0.347, SLG: 0.520		2-3 K		1-2 1B		1-3 K	2-0 SF8	0-1 HR		4	1	2	2	0	2	0									
<b>Mike Cameron, R</b> (1, 8) OBP: 0.355, SLG: 0.468		0-3 K		0-0 F8		4-2 E 1B BB	3-1 FC5-4	0-1 G5-3		4	1	0	0	1	1	2									
<b>Carlos Guillen, S</b> (1, 6) OBP: 0.337, SLG: 0.325		4-2 HR BB		2-3 K		1-1 G5-3		0-1 2B		4	2	1	0	1	1	2									
<b>David Bell, R</b> (1, 5) OBP: 0.258, SLG: 0.338		1-2 HR		0-0 F8		0-0 1B		1-0 F8		4	1	2	3	0	0	2									
<b>Dan Wilson, R</b> (1, 2) OBP: 0.302, SLG: 0.343		4-1 BB		1-2 F8		0-0 F8		3-2 51 2B 2B		3	1	1	1	1	0	1									
<b>Inning Stats</b>	R: 0 E: 0 K: 1 S: 10	H: 0 LOB: 1 BB: 1 P: 19	R: 2 E: 0 K: 2 S: 14	H: 1 LOB: 2 BB: 2 P: 27	R: 0 E: 0 K: 0 S: 7	H: 0 LOB: 0 BB: 0 P: 9	R: 0 E: 0 K: 1 S: 9	H: 1 LOB: 1 BB: 0 P: 12	R: 0 E: 0 K: 0 S: 11	H: 1 LOB: 2 BB: 2 P: 23	R: 1 E: 1 K: 1 S: 9	H: 1 LOB: 1 BB: 1 P: 15	R: 2 E: 1 K: 0 S: 13	H: 1 LOB: 1 BB: 1 P: 25	R: 7 E: 0 K: 0 S: 17	H: 7 LOB: 0 BB: 0 P: 25	1B: 5 2B: 4 3B: 0 HR: 3	SF: 2 SAC: 0 DP: 0 HBP: 0	WP: 0 PB: 0 SB: 5 CS: 1	PA: 43					
<b>PITCHER</b>	IP	WLS	BF	H	R	ER	SO	BB	IBB	HBP	BLK	WP	HR	S	P	ERA	WHIP								
<b>Jason Johnson, R</b> (1, 1) ERA: 3.44	6.0	L	27	4	3	2	5	6	0	0	0	0	0	10	18	0.00	6.000								
<b>B.J. Ryan, L</b> (7, 1) ERA: 3.91	0.1		4	1	2	0	0	1	0	0	0	0	0	3	7	0.00	0.000								
<b>Mike Trombley, R</b> (7, 1) ERA: 1.95	0.2		2	0	0	0	0	0	0	0	0	0	0	3	7	0.00	0.000								
<b>Ryan Kohlmeier, R</b> (8, 1) ERA: 7.5	0.1		7	6	6	6	0	0	0	0	0	0	1	12	19	162.00	18.000								
<b>Chad Paronto, R</b> (8, 1) ERA: 5.6	0.2		3	1	1	1	0	0	0	0	0	0	1	5	6	13.50	1.500								

Baltimore Orioles @ Seattle Mariners  
Safeco Field, Seattle, WA  
Wed May 30 2001, 7:05 PM PDT  
Att: 34,757 - Sunny - 70 F

AB	34
R	12
H	12
RBI	12
BB	7
SO	5
LOB	12





Batter	1	2	3	4	5	6	7	8	9	AB	R	H	RBI	BB	SO	LOB	TOP										
<b>Brady Anderson, L</b> OBP: 0.299, SLG: 0.271 (1, 9)										4	0	0	0	0	0	2	<b>Baltimore Orioles @ Seattle Mariners</b> Safeco Field, Seattle, WA Thu May 31 2001, 7:05 PM PDT Att: 37,612 - Cloudy - 72 F										
<b>Chris Richard, L</b> OBP: 0.389, SLG: 0.438 (1, 8)										3	0	1	0	1	0	1											
<b>David Segui, S</b> OBP: 0.397, SLG: 0.404 (1, 3)										4	0	0	0	0	1	3											
<b>Jeff Conine, R</b> OBP: 0.393, SLG: 0.496 (1, 10)										3	0	0	0	1	0	0											
<b>Greg Myers, L</b> OBP: 0.394, SLG: 0.567 (1, 2)										4	0	0	0	0	1	2											
<b>Cal Ripken Jr., R</b> OBP: 0.245, SLG: 0.336 (1, 5)										4	1	1	1	0	0	0											
<b>Delino DeShields, L</b> OBP: 0.323, SLG: 0.318 (1, 7)										3	0	0	0	0	0	0											
<b>6 Melvin Mora, R</b> OBP: 0.348, SLG: 0.362 (1, 6)										3	0	2	0	0	0	0											
<b>Jerry Hairston, R</b> OBP: 0.304, SLG: 0.373 (1, 4)										2	0	1	0	0	1	1											
<b>Inning Stats</b>	R: 0 E: 0 K: 1 S: 11	H: 0 LOB: 2 BB: 2 P: 22	R: 0 E: 0 K: 0 S: 5	H: 0 LOB: 0 BB: 0 P: 7	R: 0 E: 0 K: 0 S: 10	H: 1 LOB: 0 BB: 0 P: 14	R: 0 E: 0 K: 0 S: 5	H: 0 LOB: 0 BB: 0 P: 7	R: 0 E: 0 K: 1 S: 8	H: 1 LOB: 1 BB: 0 P: 11	R: 0 E: 0 K: 0 S: 4	H: 0 LOB: 0 BB: 0 P: 7	R: 1 E: 0 K: 0 S: 8	H: 1 LOB: 0 BB: 0 P: 12	R: 0 E: 0 K: 0 S: 9	H: 2 LOB: 2 BB: 0 P: 15	R: 0 E: 0 K: 1 S: 7	H: 0 LOB: 0 BB: 0 P: 9	1B: 3 2B: 2 3B: 0 HR: 1	SF: 0 SAC: 1 DP: 1 HBP: 0	WP: 0 PB: 0 SB: 1 CS: 0	PA: 33					
<b>PITCHER</b>	IP	WLS	BF	H	R	ER	SO	BB	IBB	HBP	BLK	WP	HR	S	P	ERA	WHIP										
<b>Aaron Sele, R</b> ERA: 2.65 (1, 1)	7.1	W	27	4	1	1	2	2	0	0	0	0	1	54	85	1.23	0.818										
<b>Arthur Rhodes, L</b> ERA: 1.23 (8, 1)	0.2	H	3	1	0	0	0	0	0	0	0	0	0	6	10	0.00	1.500										
<b>Kazuhiro Sasaki, R</b> ERA: 3.04 (9, 1)	1.0	S	3	0	0	0	1	0	0	0	0	0	0	7	9	0.00	0.000										

Batter	1	2	3	4	5	6	7	8	9	AB	R	H	RBI	BB	SO	LOB	BOTTOM										
<b>51 Ichiro Suzuki, L</b> OBP: 0.385, SLG: 0.483 (1, 9)										3	1	1	0	1	0	1	<b>Baltimore Orioles @ Seattle Mariners</b> Safeco Field, Seattle, WA Thu May 31 2001, 7:05 PM PDT Att: 37,612 - Cloudy - 72 F										
<b>Mark McLemore, S</b> OBP: 0.391, SLG: 0.471 (1, 8)										3	0	1	0	1	2	2											
<b>Edgar Martinez, R</b> OBP: 0.445, SLG: 0.514 (1, 10)										2	0	0	1	1	1	2											
<b>John Olerud, L</b> OBP: 0.448, SLG: 0.489 (1, 3)										2	0	1	1	2	0	3											
<b>Bret Boone, R</b> OBP: 0.341, SLG: 0.510 (1, 4)										4	0	0	0	0	1	9											
<b>Carlos Guillen, S</b> OBP: 0.335, SLG: 0.320 (1, 6)										3	0	0	0	1	0	1											
<b>Al Martin, L</b> OBP: 0.312, SLG: 0.226 (1, 7)										4	0	0	0	0	1	2											
<b>Dan Wilson, R</b> OBP: 0.302, SLG: 0.343 (9, 2)										0	0	0	0	0	0	0											
<b>Tom Lampkin, L</b> OBP: 0.312, SLG: 0.386 (1, 2)										3	0	0	0	1	0	1											
<b>Mike Cameron, R</b> OBP: 0.355, SLG: 0.468 (8, PR)										0	0	0	0	0	0	0											
<b>David Bell, R</b> OBP: 0.272, SLG: 0.358 (1, 5)										3	1	3	0	0	0	0											
<b>Inning Stats</b>	R: 0 E: 0 K: 2 S: 8	H: 0 LOB: 0 BB: 0 P: 13	R: 0 E: 0 K: 0 S: 10	H: 0 LOB: 1 BB: 1 P: 16	R: 2 E: 0 K: 1 S: 16	H: 2 LOB: 2 BB: 2 P: 30	R: 0 E: 0 K: 0 S: 5	H: 0 LOB: 0 BB: 0 P: 6	R: 0 E: 0 K: 0 S: 11	H: 2 LOB: 3 BB: 1 P: 19	R: 0 E: 0 K: 0 S: 7	H: 0 LOB: 0 BB: 1 P: 13	R: 0 E: 0 K: 1 S: 11	H: 2 LOB: 3 BB: 1 P: 19	R: 0 E: 0 K: 1 S: 11	H: 0 LOB: 1 BB: 1 P: 18	R: 0 E: 0 K: 1 S: 11	H: 0 LOB: 1 BB: 1 P: 18	1B: 5 2B: 1 3B: 0 HR: 0	SF: 1 SAC: 0 DP: 1 HBP: 0	WP: 0 PB: 0 SB: 2 CS: 1	PA: 36					
<b>PITCHER</b>	IP	WLS	BF	H	R	ER	SO	BB	IBB	HBP	BLK	WP	HR	S	P	ERA	WHIP										
<b>Jose Mercedes, R</b> ERA: 5.81 (1, 1)	6.1	L	30	6	2	2	4	4	2	0	0	0	0	1	2	2.84	1.579										
<b>Buddy Groom, L</b> ERA: 4.5 (7, 1)	0.1		1	0	0	0	0	0	0	0	0	0	0	1	2	0.00	0.000										
<b>Mike Trombley, R</b> ERA: 1.87 (7, 1)	1.1		4	0	0	0	1	1	0	0	0	0	0	14	22	0.00	0.750										

AB	30
R	1
H	5
RBI	1
BB	2
SO	3
LOB	9





Batter	1	2	3	4	5	6	7	8	9	AB	R	H	RBI	BB	SO	LOB	TOP					
<b>Brady Anderson, L</b> OBP: 0.302, SLG: 0.280	2-1 1B BB	1-3 K		3-2 FC1-6 S			3-2 G5-3	1-1 1B 2B		5	2	2	1	0	1	2						
<b>Mike Bordick, R</b> OBP: 0.312, SLG: 0.349	1-1 BB BB 1B	1-1 L5		1-2 F7			2-2 HR S 1B	1-0 2B 1B		5	1	3	1	0	0	2						
<b>David Segui, S</b> OBP: 0.397, SLG: 0.392	4-0 BB BB 1-2		0-1 G3	2-2 F9			4-0 HR BB	1-3 K2-3		3	1	0	0	2	1	2						
<b>Jeff Conine, R</b> OBP: 0.393, SLG: 0.516	0-1 L5		0-0 1B		2-2 F7		0-0 HR 1-2 HR		0-0 F7	5	1	2	3	0	0	3						
<b>Greg Myers, L</b> OBP: 0.380, SLG: 0.531	4-1 BB 1-2 2-3 3-4		2-2 F7		3-3 K		3-1 F8		1-3 K	4	0	0	1	1	2	1						
<b>Chris Richard, L</b> OBP: 0.348, SLG: 0.424	0-3 K		0-0 F9		0-0 G3-1		0-2 G3		1-3 K	5	0	0	0	0	2	4						
<b>Delino DeShields, L</b> OBP: 0.321, SLG: 0.313	2-0 G3			4-2 HR BB			0-1 F8		0-3 K	3	1	0	0	1	1	3						
<b>Brook Fordyce, R</b> OBP: 0.269, SLG: 0.306		2-1 SH2-3 1B		1-1 HR			0-0 G5-3		2-2 G5-3	4	1	2	2	0	0	0						
<b>Jerry Hairston, R</b> OBP: 0.310, SLG: 0.374		0-1 SH2-3		0-1 FC1-6 1B			1-3 K		4-1 2B BB	2	1	1	0	1	1	0						
<b>Inning Stats</b>	R: 1 E: 0 K: 1 S: 11	H: 2 LOB: 3 BB: 2 P: 24	R: 0 E: 0 K: 1 S: 9	H: 1 LOB: 1 BB: 0 P: 13	R: 0 E: 0 K: 0 S: 7	H: 1 LOB: 1 BB: 0 P: 9	R: 2 E: 0 K: 0 S: 19	H: 2 LOB: 1 BB: 1 P: 30	R: 0 E: 0 K: 1 S: 6	H: 0 LOB: 0 BB: 0 P: 12	R: 0 E: 0 K: 0 S: 6	H: 0 LOB: 0 BB: 0 P: 7	R: 3 E: 0 K: 0 S: 14	H: 2 LOB: 1 BB: 1 P: 26	R: 2 E: 0 K: 2 S: 14	H: 2 LOB: 1 BB: 1 P: 23	R: 0 E: 0 K: 2 S: 7	H: 0 LOB: 0 BB: 0 P: 9	1B: 7 2B: 1 3B: 0 HR: 2	SF: 0 SAC: 1 DP: 0 HBP: 0	WP: 0 PB: 0 SB: 2 CS: 0	PA: 42
<b>PITCHER</b>	IP	WLS	BF	H	R	ER	SO	BB	IBB	HBP	BLK	WP	HR	S	P	ERA	WHIP					
<b>Gil Heredia, R</b> ERA: 7.04	(1, 1)	6.0	27	6	3	3	4	3	0	0	0	0	1	59	95	4.50	1.500					
<b>Jim Mecir, R</b> ERA: 3.45	(7, 1)	1.0	L 6	2	3	3	0	1	0	0	0	0	1	14	26	27.00	3.000					
<b>Mark Guthrie, L</b> ERA: 5.79	(8, 1)	1.0	6	2	2	2	2	1	0	0	0	0	0	14	23	18.00	3.000					
<b>T.J. Mathews, R</b> ERA: 5.49	(9, 1)	1.0	3	0	0	0	2	0	0	0	0	0	0	7	9	0.00	0.000					

Baltimore Orioles @ Oakland Athletics  
Network Associates Coliseum, Oakland, CA

AB 36  
R 8  
H 10  
RBI 8  
BB 5  
SO 8  
LOB 17



WP: 0 PA: 42  
PB: 0  
SB: 2  
CS: 0

Batter	1	2	3	4	5	6	7	8	9	AB	R	H	RBI	BB	SO	LOB	BOTTOM					
<b>Johnny Damon, L</b> OBP: 0.287, SLG: 0.308	3-2 G4-3		2-1 G4-3			1-1 HR S 1B	3-3 K			4	1	1	0	0	1	1						
<b>Frank Menechino, R</b> OBP: 0.388, SLG: 0.483	3-3 K			1-2 F8		4-2 HR BB	0-0 1B			3	1	1	0	1	1	0						
<b>Jason Giambi, L</b> OBP: 0.510, SLG: 0.698	2-1 G6-3			4-2 G1-3 BB		3-2 HR 1-2 2H	1-1 F7			3	1	1	3	1	0	2						
<b>Terrence Long, L</b> OBP: 0.333, SLG: 0.425		1-3 K		0-0 G1-3		1-0 G4-3		2-2 F7		4	0	0	0	0	1	1						
<b>Miguel Tejada, R</b> OBP: 0.341, SLG: 0.510		1-3 K		1-3 K		0-0 2B		1-2 F5		4	0	1	0	0	2	1						
<b>Robin Jennings, L</b> OBP: 0.297, SLG: 0.343					1-1 F2		2-1 F7		1-3 K	3	0	1	0	0	0	1						
<b>Adam Platt, R</b> OBP: 0.302, SLG: 0.286										1	0	0	0	0	1	0						
<b>Olmedo Saenz, R</b> OBP: 0.316, SLG: 0.382		0-0 G5-3			3-1 HR	2-2 P6			1-2 L5	4	1	1	1	0	0	2						
<b>Mark Bellhorn, S</b> OBP: 0.263, SLG: 0.265			3-2 F8		2-3 K		1-1 F8		1-0 E3 G6-4-3	4	0	0	0	0	1	0						
<b>Ramon Hernandez, R</b> OBP: 0.300, SLG: 0.319			0-1 G6-3		3-1 F5		4-1 1B BB		1-1 G6-4-3	3	0	0	0	1	0	1						
<b>Inning Stats</b>	R: 0 E: 0 K: 1 S: 10	H: 0 LOB: 0 BB: 0 P: 18	R: 0 E: 0 K: 2 S: 8	H: 1 LOB: 1 BB: 0 P: 10	R: 0 E: 0 K: 0 S: 8	H: 0 LOB: 0 BB: 0 P: 13	R: 0 E: 0 K: 1 S: 9	H: 0 LOB: 1 BB: 1 P: 15	R: 1 E: 0 K: 1 S: 9	H: 1 LOB: 0 BB: 0 P: 18	R: 3 E: 0 K: 0 S: 16	H: 3 LOB: 1 BB: 1 P: 29	R: 0 E: 0 K: 1 S: 10	H: 1 LOB: 2 BB: 1 P: 19	R: 0 E: 0 K: 1 S: 9	H: 0 LOB: 0 BB: 0 P: 13	R: 0 E: 1 K: 0 S: 7	H: 0 LOB: 0 BB: 0 P: 10	1B: 3 2B: 1 3B: 0 HR: 2	SF: 0 SAC: 0 DP: 1 HBP: 0	WP: 0 PB: 0 SB: 1 CS: 0	PA: 36
<b>PITCHER</b>	IP	WLS	BF	H	R	ER	SO	BB	IBB	HBP	BLK	WP	HR	S	P	ERA	WHIP					
<b>Sidney Ponson, R</b> ERA: 4.89	(1, 1)	6.0	W 25	5	4	4	4	5	0	0	0	0	2	60	103	6.00	1.167					
<b>B.J. Ryan, L</b> ERA: 3.65	(7, 1)	1.2	H 7	1	0	0	1	1	0	0	0	0	0	16	28	0.00	1.200					
<b>Mike Trombley, R</b> ERA: 1.8	(8, 1)	1.1	4	0	0	0	1	0	0	0	0	0	0	10	14	0.00	0.000					

Baltimore Orioles @ Oakland Athletics  
Network Associates Coliseum, Oakland, CA

AB 33  
R 4  
H 6  
RBI 4  
BB 3  
SO 7  
LOB 9



WP: 0 PA: 36  
PB: 0  
SB: 1  
CS: 0



Batter	1	2	3	4	5	6	7	8	9	AB	R	H	RBI	BB	SO	LOB	TOP								
<b>Brady Anderson, L</b> (1, 9) OBP: 0.304, SLG: 0.283	1-2 G4-3	1-2 S 1B		3-1 P6		3-2 P4		0-0 G6-4-3 1B		5	1	2	2	0	0	1									
<b>Mike Bordick, R</b> (1, 6) OBP: 0.309, SLG: 0.345	3-2 1B 2B	2-2 L4		0-1 L7		1-1 G1-3		2-0 G6-4-3 1B		5	1	1	0	0	0	3									
<b>David Segui, S</b> (1, 10) OBP: 0.413, SLG: 0.412	0-0 2B	1-0 1B		1-2 1B			2-1 F8		1-0 1B SF7	5	2	4	1	0	0	0									
<b>Jeff Conine, R</b> (1, 3) OBP: 0.393, SLG: 0.520	3-2 1B 2B	0-1 G1-3		2-2 F7			1-0 L7		1-2 1B G6-4-3	5	0	2	2	0	0	2									
<b>Cal Ripken Jr., R</b> (1, 5) OBP: 0.244, SLG: 0.329	1-1 P3		3-2 F8		3-1 F7		4-2 1B BB		1-0 SF7	3	1	0	1	1	0	1									
<b>Mike Kinkade, R</b> (1, 7) OBP: 0.318, SLG: 0.375	2-1 G3		0-0 2B		2-3 K		0-1 1B 1B		0-0 G6-4-3 1B	5	0	2	0	0	1	2									
<b>6 Melvin Mora, R</b> (1, 8) OBP: 0.358, SLG: 0.368		1-2 1B 1B		4-1 BB		2-2 P4		1-2 1B		3	1	2	1	1	0	0									
<b>Brook Fordyce, R</b> (1, 2) OBP: 0.262, SLG: 0.297		3-0 F8		0-2 P6		1-1 P4		2-3 K		4	0	0	0	0	1	5									
<b>Jerry Hairston, R</b> (1, 4) OBP: 0.313, SLG: 0.377		2-2 1B 1B		2-3 K		0-0 S 1B		0-1 G6-3		4	1	2	0	0	1	2									
<b>Inning Stats</b>	R: 2 E: 0 K: 0 S: 15	H: 3 LOB: 1 BB: 0 P: 25	R: 3 E: 0 K: 0 S: 19	H: 4 LOB: 1 BB: 0 P: 29	R: 0 E: 0 K: 1 S: 12	H: 1 LOB: 2 BB: 1 P: 21	R: 0 E: 0 K: 0 S: 10	H: 1 LOB: 1 BB: 0 P: 16	R: 0 E: 0 K: 1 S: 10	H: 0 LOB: 0 BB: 0 P: 17	R: 0 E: 0 K: 0 S: 8	H: 1 LOB: 1 BB: 0 P: 13	R: 1 E: 0 K: 1 S: 15	H: 2 LOB: 2 BB: 1 P: 25	R: 0 E: 0 K: 0 S: 4	H: 1 LOB: 0 BB: 0 P: 6	R: 1 E: 0 K: 0 S: 7	H: 2 LOB: 0 BB: 0 P: 10	1B: 13 2B: 2 3B: 0 HR: 0	SF: 1 SAC: 0 DP: 2 HBP: 0	WP: 0 PB: 0 SB: 4 CS: 0	PA: 42			
<b>PITCHER</b>	IP	WLS	BF	H	R	ER	SO	BB	IBB	HBP	BLK	WP	HR	S	P	ERA	WHIP								
<b>Barry Zito, L</b> (1, 1) ERA: 5.35	5.0	L	25	9	5	5	2	1	0	0	0	0	0	66	108	9.00	2.000								
<b>Chad Bradford, R</b> (6, 1) ERA: 2.75	3.0		13	4	1	1	1	1	0	0	0	0	0	27	44	3.00	1.667								
<b>Mike Magnante, L</b> (9, 1) ERA: 3.06	1.0		4	2	1	1	0	0	0	0	0	0	0	7	10	9.00	2.000								

Baltimore Orioles @ Oakland Athletics  
 Network Associates Coliseum, Oakland, CA  
 Sat Jun 02 2001, 4:05 PM EDT  
 Att: 23,726 - Cloudy - 63 F

AB 39  
 R 7  
 H 15  
 RBI 7  
 BB 2  
 SO 3  
 LOB 16



Batter	1	2	3	4	5	6	7	8	9	AB	R	H	RBI	BB	SO	LOB	BOTTOM								
<b>Johnny Damon, L</b> (1, 7) OBP: 0.286, SLG: 0.305	0-1 F7		1-3 K		2-0 1B		3-2 G6-3 1-2f		1-1 F7	5	0	1	0	0	1	4									
<b>Frank Menechino, R</b> (1, 4) OBP: 0.390, SLG: 0.480	1-1 G1-3		2-2 1B		0-3 K			4-2 BB BB		3	0	1	0	1	1	1									
<b>Jason Giambi, L</b> (1, 3) OBP: 0.506, SLG: 0.686	0-1 G3		1-2 L6		0-0 P6		0-0 P6	4-2 BB BB		3	0	0	0	1	0	1									
<b>Miguel Tejada, R</b> (1, 6) OBP: 0.335, SLG: 0.500		1-2 P6		0-0 F3		3-2 F5		2-2 P4		4	0	0	0	0	0	2									
<b>Terrence Long, L</b> (1, 8) OBP: 0.332, SLG: 0.427		1-1 2B		0-1 G3		3-2 F7		2-2 F5		4	0	1	0	0	0	2									
<b>Olmedo Saenz, R</b> (1, 10) OBP: 0.321, SLG: 0.381		1-1 HBP		0-1 1B			1-2 G1-3	1-0 P6		3	0	1	0	0	0	2									
<b>Robin Jennings, L</b> (1, 9) OBP: 0.300, SLG: 0.342		0-0 F7		0-1 P4			0-0 HBP 1B		1-3 K	3	0	1	0	0	0	3									
<b>Adam Piatt, R</b> (9, PH) OBP: 0.299, SLG: 0.283										1	0	0	0	0	1	0									
<b>Mark Bellhorn, S</b> (1, 5) OBP: 0.262, SLG: 0.263		0-3 K		1-1 F2		0-2 HBP 1B		1-2 HBP 1B		4	0	1	0	0	2	2									
<b>Tom Wilson, R</b> (1, 2) OBP: 0.333, SLG: 0.500			1-3 K		0-0 F3		1-2 HBP 1B		0-1 1B	2	0	0	0	0	1	0									
<b>Eric Byrnes, R</b> (9, PH) OBP: 0.300, SLG: 0.222								1-2 HBP		1	0	1	0	0	0	0									
<b>Inning Stats</b>	R: 0 E: 0 K: 0 S: 6	H: 0 LOB: 0 BB: 0 P: 7	R: 0 E: 0 K: 1 S: 11	H: 1 LOB: 0 BB: 0 P: 14	R: 0 E: 0 K: 2 S: 12	H: 1 LOB: 1 BB: 0 P: 17	R: 0 E: 0 K: 0 S: 7	H: 1 LOB: 1 BB: 0 P: 7	R: 0 E: 0 K: 0 S: 7	H: 1 LOB: 1 BB: 0 P: 10	R: 0 E: 0 K: 0 S: 9	H: 0 LOB: 0 BB: 0 P: 15	R: 0 E: 0 K: 0 S: 16	H: 2 LOB: 2 BB: 0 P: 21	R: 0 E: 0 K: 0 S: 18	H: 0 LOB: 2 BB: 2 P: 31	R: 0 E: 0 K: 2 S: 10	H: 1 LOB: 1 BB: 0 P: 15	1B: 6 2B: 1 3B: 0 HR: 0	SF: 0 SAC: 0 DP: 1 HBP: 2	WP: 0 PB: 0 SB: 0 CS: 0	PA: 37			
<b>PITCHER</b>	IP	WLS	BF	H	R	ER	SO	BB	IBB	HBP	BLK	WP	HR	S	P	ERA	WHIP								
<b>Josh Towers, R</b> (1, 1) ERA: 2.78	7.0	W	30	6	0	0	4	2	0	2	0	0	0	78	109	0.00	1.143								
<b>Buddy Groom, L</b> (8, 1) ERA: 4.0	2.0		7	1	0	0	2	0	0	0	0	0	0	18	28	0.00	0.500								

Baltimore Orioles @ Oakland Athletics  
 Network Associates Coliseum, Oakland, CA  
 Sat Jun 02 2001, 4:05 PM EDT  
 Att: 23,726 - Cloudy - 63 F

AB 33  
 R 0  
 H 7  
 RBI 0  
 BB 2  
 SO 6  
 LOB 17





Batter	1	2	3	4	5	6	7	8	9	AB	R	H	RBI	BB	SO	LOB	TOP					
<b>Brady Anderson, L</b> OBP: 0.308, SLG: 0.288 (1, 9)	G1-3		1B			F8		1B		4	0	2	0	0	0	0	<b>Baltimore Orioles @ Oakland Athletics</b> Network Associates Coliseum, Oakland, CA Sun Jun 03 2001, 4:05 PM EDT Att: 18,977 - Sunny - 64 F					
<b>Chris Richard, L</b> OBP: 0.352, SLG: 0.444 (1, 8)	G4-3		1B			HR		F8		4	1	2	1	0	0	1						
<b>David Segui, S</b> OBP: 0.300, SLG: 0.396 (1, 10)	G4-3		K			F8		G3		4	0	0	0	0	1	3						
<b>Jeff Conine, R</b> OBP: 0.403, SLG: 0.534 (1, 3)		1B				F9		1B		4	0	3	0	0	0	0						
<b>Greg Myers, L</b> OBP: 0.360, SLG: 0.500 (1, 2)	F7		1B			K		G4-3		4	0	0	0	0	1	3						
<b>6 Melvin Mora, R</b> OBP: 0.355, SLG: 0.372 (1, 6)	2B					G1-6-3				4	0	1	0	0	1	1						
<b>Cal Ripken Jr., R</b> OBP: 0.298, SLG: 0.320 (1, 5)	P4					G6-3		K		4	0	0	0	0	2	2						
<b>Delino DeShields, L</b> OBP: 0.321, SLG: 0.313 (1, 7)			1B			K		G1-3		3	0	1	0	0	1	0						
<b>Jerry Hairston, R</b> OBP: 0.309, SLG: 0.371 (1, 4)			K			G4-3		G5-3		3	0	0	0	0	1	1						
<b>Inning Stats</b>	R: 0 E: 0 K: 0 S: 6	H: 0 LOB: 0 BB: 0 P: 10	R: 0 E: 0 K: 0 S: 10	H: 2 LOB: 1 BB: 0 P: 17	R: 0 E: 0 K: 2 S: 13	H: 3 LOB: 2 BB: 0 P: 21	R: 0 E: 0 K: 1 S: 9	H: 0 LOB: 0 BB: 0 P: 16	R: 0 E: 0 K: 1 S: 8	H: 0 LOB: 0 BB: 0 P: 11	R: 1 E: 0 K: 0 S: 7	H: 2 LOB: 1 BB: 0 P: 10	R: 0 E: 0 K: 1 S: 6	H: 0 LOB: 0 BB: 0 P: 9	R: 0 E: 0 K: 0 S: 7	H: 1 LOB: 1 BB: 0 P: 10	R: 0 E: 0 K: 2 S: 11	H: 1 LOB: 1 BB: 0 P: 16	1B: 6 2B: 2 3B: 0 HR: 1	SF: 0 SAC: 0 DP: 0 HBP: 0	WP: 0 PB: 0 SB: 0 CS: 2	PA: 34
<b>PITCHER</b>	IP	WLS	BF	H	R	ER	SO	BB	IBB	HBP	BLK	WP	HR	S	P	ERA	WHIP					
<b>Cory Lidle, R</b> ERA: 4.88 (1, 1)	7.0	W	26	7	1	1	5	0	0	0	0	0	1	59	94	1.29	1.000					
<b>Jeff Tam, R</b> ERA: 3.86 (8, 1)	1.0	H	4	1	0	0	0	0	0	0	0	0	0	7	10	0.00	1.000					
<b>Jason Istringhausen, R</b> ERA: 9.57 (9, 1)	1.0		4	1	0	0	2	0	0	0	0	0	0	11	16	0.00	1.000					

Batter	1	2	3	4	5	6	7	8	9	AB	R	H	RBI	BB	SO	LOB	BOTTOM					
<b>Johnny Damon, L</b> OBP: 0.285, SLG: 0.301 (1, 7)	P6		G4-3	L1-3			FC1-6			3	1	0	0	1	0	4	<b>Baltimore Orioles @ Oakland Athletics</b> Network Associates Coliseum, Oakland, CA Sun Jun 03 2001, 4:05 PM EDT Att: 18,977 - Sunny - 64 F					
<b>Frank Menechino, R</b> OBP: 0.393, SLG: 0.477 (1, 4)	2B		G4-3			F8	G5-3	1B		3	0	1	0	1	0	1						
<b>Jason Giambi, L</b> OBP: 0.506, SLG: 0.688 (1, 3)	1B		G2-3			K		BB		4	0	2	0	0	1	0						
<b>Miguel Tejada, R</b> OBP: 0.333, SLG: 0.495 (1, 6)	2B					K		1B		4	1	1	1	0	1	4						
<b>Terrence Long, L</b> OBP: 0.335, SLG: 0.428 (1, 8)	L8					K		1B		4	1	2	0	0	2	4						
<b>Olmedo Saenz, R</b> OBP: 0.321, SLG: 0.401 (1, 10)			K			SH		1B		3	1	1	1	0	1	1						
<b>Robin Jennings, L</b> OBP: 0.273, SLG: 0.310 (1, 9)			F7			P6		BB		4	0	0	0	0	0	4						
<b>Mark Bellhorn, S</b> OBP: 0.261, SLG: 0.244 (1, 5)			F2			BB		BB		3	0	0	1	1	2	1						
<b>Ramon Hernandez, R</b> OBP: 0.310, SLG: 0.339 (1, 2)						HR		BB		2	1	1	2	2	1	0						
<b>Inning Stats</b>	R: 0 E: 0 K: 1 S: 13	H: 2 LOB: 2 BB: 0 P: 18	R: 0 E: 0 K: 1 S: 5	H: 0 LOB: 0 BB: 0 P: 10	R: 1 E: 0 K: 0 S: 11	H: 1 LOB: 0 BB: 1 P: 23	R: 2 E: 1 K: 0 S: 13	H: 2 LOB: 2 BB: 2 P: 24	R: 0 E: 0 K: 2 S: 7	H: 0 LOB: 0 BB: 0 P: 9	R: 0 E: 0 K: 1 S: 10	H: 1 LOB: 1 BB: 0 P: 20	R: 1 E: 0 K: 1 S: 10	H: 1 LOB: 2 BB: 2 P: 20	R: 1 E: 0 K: 2 S: 9	H: 1 LOB: 0 BB: 0 P: 15	R: 1 E: 0 K: 2 S: 9	H: 1 LOB: 0 BB: 0 P: 15	1B: 5 2B: 2 3B: 0 HR: 2	SF: 0 SAC: 1 DP: 2 HBP: 0	WP: 1 PB: 0 SB: 1 CS: 0	PA: 36
<b>PITCHER</b>	IP	WLS	BF	H	R	ER	SO	BB	IBB	HBP	BLK	WP	HR	S	P	ERA	WHIP					
<b>Willis Roberts, R</b> ERA: 5.1 (1, 1)	3.1	L	18	5	3	2	2	3	0	0	0	0	1	40	72	5.40	2.400					
<b>Chuck McElroy, L</b> ERA: 4.67 (4, 1)	3.2		14	2	1	1	4	2	0	0	0	1	0	29	52	2.46	1.091					
<b>John Parrish, L</b> ERA: 9.0 (8, 1)	1.0		4	1	1	1	2	0	0	0	0	0	1	9	15	9.00	1.000					

AB	34
R	1
H	9
RBI	1
BB	0
SO	7
LOB	11





Batter	1	2	3	4	5	6	7	8	9	AB	R	H	RBI	BB	SO	LOB	TOP										
<b>Brady Anderson, L</b> (1, 10) OBP: 0.318, SLG: 0.309	1-1 F8	4-2 1B 2B BB		1-3 K		0-1 HR		4-1 BB	1-2 1B	4	2	2	2	2	1	0	<b>Baltimore Orioles @ New York Yankees</b> Yankee Stadium, Bronx, NY Tue Jun 05 2001, 7:05 PM EDT Att: 30,605 - Sunny - 76 F										
<b>Mike Bordick, R</b> (1, 6) OBP: 0.310, SLG: 0.359	1-2 G6-3	0-0 2B 1B			1-1 F5	2-0 HR		0-0 P6	2-3 K	6	2	2	3	0	1	4											
<b>Chris Richard, L</b> (1, 9) OBP: 0.359, SLG: 0.460	2-2 1B 2B	0-1 WP 1H 2H 3H			0-0 1B 1B	0-0 F7		1-3 K		5	2	3	2	0	1	2											
<b>Jeff Conine, R</b> (1, 5) OBP: 0.403, SLG: 0.529	2-1 FC6-4 2H	1-3 K			0-0 31 HBP 1B	1-1 P4		3-2 F7		5	0	2	1	0	1	3											
<b>David Segui, S</b> (1, 3) OBP: 0.400, SLG: 0.396	0-2 FC6-4 1-2		1-3 K		2-2 31 HBP 1B		0-1 F5		1-0 1B 1B	5	1	2	1	0	1	1											
<b>6 Melvin Mora, R</b> (1, 8) OBP: 0.351, SLG: 0.373		2-2 P3	1-0 P4		1-3 K		3-1 2B		2-0 F8	5	0	1	0	0	1	3											
<b>31 Jay Gibbons, L</b> (1, 7) <b>Mike Kinkade, R</b> (9, 7) OBP: 0.318, SLG: 0.375		1-0 1B 1B	0-1 F7		2-2 1-2 2-3 HBP		3-1 F9		1-3 K	4	1	1	0	0	1	2											
<b>Brook Fordyce, R</b> (1, 2) OBP: 0.260, SLG: 0.294		2-3 K		2-3 K	2-3 K		0-1 F7		1-2 1B 1B	5	1	1	0	0	3	5											
<b>Jerry Hairston, R</b> (1, 4) OBP: 0.316, SLG: 0.377		2-2 1B 1B	1-3 K		2-3 K		1-0 BB 1B		1-1 1B 1B	5	1	3	1	0	2	0											
<b>Inning Stats</b>	R: 1 E: 0 K: 0 S: 16	H: 2 LOB: 1 BB: 0 P: 22	R: 4 E: 0 K: 2 S: 23	H: 4 LOB: 1 BB: 1 P: 35	R: 0 E: 0 K: 1 S: 6	H: 0 LOB: 0 BB: 0 P: 8	R: 0 E: 0 K: 3 S: 10	H: 0 LOB: 0 BB: 0 P: 14	R: 1 E: 0 K: 2 S: 15	H: 3 LOB: 3 BB: 0 P: 23	R: 2 E: 0 K: 1 S: 10	H: 2 LOB: 0 BB: 0 P: 15	R: 0 E: 0 K: 0 S: 8	H: 1 LOB: 1 BB: 0 P: 14	R: 0 E: 0 K: 1 S: 11	H: 1 LOB: 2 BB: 0 P: 20		R: 2 E: 0 K: 2 S: 21	H: 4 LOB: 2 BB: 0 P: 30	1B: 12 2B: 3 3B: 0 HR: 2	SF: 0 SAC: 0 DP: 0 HBP: 1	WP: 1 PB: 0 SB: 1 CS: 0	PA: 47				
<b>PITCHER</b>	IP	WLS	BF	H	R	ER	SO	BB	IBB	HBP	BLK	WP	HR	S	P	ERA	WHIP										
<b>35 Mike Mussina, R</b> (1, 1) ERA: 3.78	5.0	L	26	9	6	6	8	1	0	1	0	1	0	70	102	10.80	2.000										
<b>Brandon Knight, R</b> (6, 1) ERA: 9.0	4.0		21	8	4	4	4	1	0	0	0	0	2	50	79	9.00	2.250										

Batter	1	2	3	4	5	6	7	8	9	AB	R	H	RBI	BB	SO	LOB	BOTTOM										
<b>Chuck Knoblauch, R</b> (1, 7) OBP: 0.353, SLG: 0.369	2-0 F7		0-1 G4-3			0-2 G4-3		3-2 PB 1B 2B		4	1	1	1	0	0	0	<b>Baltimore Orioles @ New York Yankees</b> Yankee Stadium, Bronx, NY Tue Jun 05 2001, 7:05 PM EDT Att: 30,605 - Sunny - 76 F										
<b>2 Derek Jeter, R</b> (1, 6) OBP: 0.383, SLG: 0.429	1-1 E4 WP		2-3 K			2-2 L7		2-1 F9		4	0	0	0	0	1	1											
<b>David Justice, L</b> (1, 10) OBP: 0.338, SLG: 0.462	4-2 1-2 BB			1-0 G4-3		1-0 G4-3		2-2 FC6-4 2H 1B		3	0	1	1	1	0	0											
<b>Bernie Williams, S</b> (1, 8) OBP: 0.355, SLG: 0.434	2-2 F9			0-1 G6-3			2-2 G3 2B	3-2 FC6-4 HBP		3	0	1	0	0	0	2											
<b>Tino Martinez, L</b> (1, 3) OBP: 0.332, SLG: 0.423	1-2 F7			1-0 G4-3			1-1 F7	1-2 FC6-4		4	0	0	0	0	0	5											
<b>Paul O'Neill, L</b> (1, 9) OBP: 0.314, SLG: 0.453		1-2 G5-3			1-0 HR		3-1 G3		0-2 G4-3	4	1	1	1	0	0	1											
<b>Scott Brosius, R</b> (1, 5) OBP: 0.362, SLG: 0.498		2-3 K			1-0 G1-3		0-1 P4		2-3 K	4	0	0	0	0	2	1											
<b>Joe Oliver, R</b> (1, 2) OBP: 0.229, SLG: 0.242		3-3 K			1-3 K			1-3 K	2-1 F9	4	0	0	0	0	3	0											
<b>Alfonso Soriano, R</b> (1, 4) OBP: 0.288, SLG: 0.377			1-0 F9			3-3 K		1-0 2B 2B		3	1	1	0	0	1	0											
<b>Inning Stats</b>	R: 0 E: 1 K: 0 S: 14	H: 0 LOB: 2 BB: 1 P: 24	R: 0 E: 0 K: 2 S: 10	H: 0 LOB: 0 BB: 0 P: 16	R: 0 E: 0 K: 1 S: 7	H: 0 LOB: 0 BB: 0 P: 10	R: 0 E: 0 K: 0 S: 4	H: 0 LOB: 0 BB: 0 P: 6	R: 1 E: 0 K: 2 S: 10	H: 1 LOB: 0 BB: 0 P: 16	R: 0 E: 0 K: 0 S: 9	H: 0 LOB: 0 BB: 0 P: 12	R: 0 E: 0 K: 0 S: 9	H: 1 LOB: 1 BB: 0 P: 15	R: 2 E: 0 K: 1 S: 22	H: 3 LOB: 2 BB: 0 P: 35		R: 0 E: 0 K: 1 S: 11	H: 0 LOB: 0 BB: 0 P: 15	1B: 1 2B: 3 3B: 0 HR: 1	SF: 0 SAC: 0 DP: 0 HBP: 1	WP: 1 PB: 1 SB: 0 CS: 0	PA: 35				
<b>PITCHER</b>	IP	WLS	BF	H	R	ER	SO	BB	IBB	HBP	BLK	WP	HR	S	P	ERA	WHIP										
<b>Jason Johnson, R</b> (1, 1) ERA: 3.33	7.2	W	29	4	3	2	6	1	0	0	0	0	0	75	118	2.35	0.652										
<b>B.J. Ryan, L</b> (8, 1) ERA: 3.46	1.1		6	1	0	0	1	0	0	1	0	0	0	21	31	0.00	0.750										







Batter	1	2	3	4	5	6	7	8	9	AB	R	H	RBI	BB	SO	LOB	TOP					
<b>Brady Anderson, L</b> (1, 7) OBP: 0.312, SLG: 0.302										4	0	0	0	0	3	1	<b>Baltimore Orioles @ New York Yankees</b> Yankee Stadium, Bronx, NY Thu Jun 07 2001, 7:05 PM EDT Att: 30,786 - Sunny - 78 F					
<b>Mike Bordick, R</b> (1, 6) OBP: 0.319, SLG: 0.393										4	0	0	0	0	1	0						
<b>Chris Richard, L</b> (1, 9) OBP: 0.348, SLG: 0.440										4	0	0	0	0	1	0						
<b>Jeff Conine, R</b> (1, 5) OBP: 0.399, SLG: 0.507										2	0	0	0	2	0	1						
<b>David Segui, S</b> (1, 3) OBP: 0.392, SLG: 0.390											4	0	1	0	0	1		2				
<b>Greg Myers, L</b> (1, 2) OBP: 0.346, SLG: 0.479											3	0	0	0	0	1		1				
<b>6 Melvin Mora, R</b> (1, 8) OBP: 0.359, SLG: 0.380											3	0	2	0	0	0		1				
<b>Delino DeShields, L</b> (1, 10) OBP: 0.316, SLG: 0.307											3	0	0	0	0	3		3				
<b>Jerry Hairston, R</b> (1, 4) OBP: 0.313, SLG: 0.387											3	0	0	0	0	0		2				
<b>Inning Stats</b>	R: 0 E: 0 K: 3 S: 10	H: 0 LOB: 0 BB: 0 P: 12	R: 0 E: 0 K: 1 S: 9	H: 0 LOB: 0 BB: 1 P: 16	R: 0 E: 0 K: 2 S: 9	H: 1 LOB: 1 BB: 0 P: 13	R: 0 E: 0 K: 1 S: 7	H: 0 LOB: 1 BB: 1 P: 13	R: 0 E: 0 K: 1 S: 11	H: 1 LOB: 1 BB: 0 P: 22	R: 0 E: 1 K: 1 S: 10	H: 0 LOB: 1 BB: 0 P: 16	R: 0 E: 0 K: 1 S: 12	H: 1 LOB: 1 BB: 0 P: 20	R: 0 E: 0 K: 0 S: 11	H: 0 LOB: 0 BB: 0 P: 16		R: 0 E: 0 K: 0 S: 4	H: 0 LOB: 0 BB: 0 P: 7	1B: 1 2B: 2 3B: 0 HR: 0	SF: 0 SAC: 0 DP: 1 HBP: 0	WP: 2 PB: 0 SB: 1 CS: 0
<b>PITCHER</b>	IP	WLS	BF	H	R	ER	SO	BB	IBB	HBP	BLK	WP	HR	S	P	ERA	WHIP					
<b>Roger Clemens, R</b> (1, 1) ERA: 4.0	8.0	W	29	3	0	0	10	2	0	0	0	2	0	79	128	0.00	0.625					
<b>42 Mariano Rivera, R</b> (9, 1) ERA: 2.78	1.0		3	0	0	0	0	0	0	0	0	0	0	4	7	0.00	0.000					

Batter	1	2	3	4	5	6	7	8	9	AB	R	H	RBI	BB	SO	LOB	BOTTOM				
<b>Chuck Knoblauch, R</b> (1, 7) OBP: 0.345, SLG: 0.356										4	0	0	0	0	0	2	<b>Baltimore Orioles @ New York Yankees</b> Yankee Stadium, Bronx, NY Thu Jun 07 2001, 7:05 PM EDT Att: 30,786 - Sunny - 78 F				
<b>2 Derek Jeter, R</b> (1, 6) OBP: 0.383, SLG: 0.424										4	0	1	0	0	0	1					
<b>David Justice, L</b> (1, 10) OBP: 0.330, SLG: 0.446										4	0	0	0	0	0	2					
<b>Bernie Williams, S</b> (1, 8) OBP: 0.356, SLG: 0.431										4	0	1	0	0	0	1					
<b>Tino Martinez, L</b> (1, 3) OBP: 0.333, SLG: 0.425										4	2	2	0	0	0	2					
<b>Paul O'Neill, L</b> (1, 9) OBP: 0.316, SLG: 0.455										4	1	2	0	0	0	1					
<b>Scott Brosius, R</b> (1, 5) OBP: 0.367, SLG: 0.493										3	1	1	1	1	1	2					
<b>Todd Greene, R</b> (1, 2) OBP: 0.571, SLG: 1.286										4	0	3	3	0	0	2					
<b>Alfonso Soriano, R</b> (1, 4) OBP: 0.296, SLG: 0.381										4	0	2	0	0	0	3					
<b>Inning Stats</b>	R: 0 E: 0 K: 0 S: 10	H: 0 LOB: 0 BB: 0 P: 15	R: 3 E: 0 K: 0 S: 17	H: 5 LOB: 1 BB: 0 P: 19	R: 0 E: 0 K: 0 S: 7	H: 1 LOB: 1 BB: 0 P: 14	R: 0 E: 0 K: 0 S: 7	H: 1 LOB: 1 BB: 0 P: 8	R: 0 E: 0 K: 1 S: 6	H: 0 LOB: 0 BB: 0 P: 8	R: 0 E: 0 K: 1 S: 11	H: 2 LOB: 2 BB: 0 P: 15	R: 0 E: 0 K: 0 S: 6	H: 1 LOB: 1 BB: 0 P: 10	R: 1 E: 0 K: 0 S: 10	H: 2 LOB: 2 BB: 1 P: 19		1B: 9 2B: 3 3B: 0 HR: 0	SF: 0 SAC: 0 DP: 0 HBP: 0	WP: 1 PB: 0 SB: 0 CS: 0	PA: 36
<b>PITCHER</b>	IP	WLS	BF	H	R	ER	SO	BB	IBB	HBP	BLK	WP	HR	S	P	ERA	WHIP				
<b>Sidney Ponson, R</b> (1, 1) ERA: 4.83	8.0	L	36	12	4	4	1	1	0	0	0	1	0	74	108	4.50	1.625				



Batter	1	2	3	4	5	6	7	8	9	AB	R	H	RBI	BB	SO	LOB	TOP					
Terry Jones, S OBP: 0.320, SLG: 0.360 (1, 7)	2-1 G4-3 1B			3-2 G4-3		0-1 F7		1-2 2B 1B	4 0 2 0 0 0 1													
Mike Mordecai, R OBP: 0.297, SLG: 0.406 (1, 5)	2-3 K			0-1 F9		1-1 G5-3		0-0 F9	4 0 0 0 0 1 3													
Vladimir Guerrero, R OBP: 0.381, SLG: 0.664 (1, 9)	0-1 G4-3 1-2			0-2 G6-3			1-1 CS 1B	0-1 2B 1-3	4 0 2 0 0 0 1													
Lee Stevens, L OBP: 0.298, SLG: 0.463 (1, 3)		1-0 F8			1-3 K		0-3 K	3-1 G6-3	4 0 0 0 0 2 3													
Orlando Cabrera, R OBP: 0.317, SLG: 0.408 (1, 6)		2-2 F8			2-1 1B		0-2 G1-3 1-2		3 0 1 0 0 0 1													
Andy Tracy, L OBP: 0.170, SLG: 0.255 (1, 10)		2-3 K			3-3 K			0-2 F8	3 0 0 0 0 2 1													
Milton Bradley, S OBP: 0.294, SLG: 0.330 (1, 8)			0-0 G4-3		2-1 L5			1-1 G3-1	3 0 0 0 0 0 1													
Michael Barrett, R OBP: 0.293, SLG: 0.333 (1, 2)			0-1 F9			0-0 L8		2-2 L7	3 0 0 0 0 0 0													
Geoff Blum, S OBP: 0.323, SLG: 0.350 (1, 4)			1-2 L7			0-2 1B		0-1 F8	3 0 1 0 0 0 0													
<b>Inning Stats</b>	R: 0 E: 0 K: 1 S: 7	H: 1 LOB: 0 BB: 0 P: 11	R: 0 E: 0 K: 1 S: 8	H: 0 LOB: 0 BB: 0 P: 13	R: 0 E: 0 K: 0 S: 6	H: 0 LOB: 0 BB: 0 P: 7	R: 0 E: 0 K: 2 S: 8	H: 0 LOB: 1 BB: 0 P: 11	R: 0 E: 0 K: 2 S: 10	H: 1 LOB: 1 BB: 0 P: 18	R: 0 E: 0 K: 1 S: 9	H: 1 LOB: 0 BB: 0 P: 10	R: 0 E: 0 K: 1 S: 8	H: 1 LOB: 0 BB: 0 P: 9	R: 0 E: 0 K: 0 S: 9	H: 0 LOB: 0 BB: 0 P: 12	R: 0 E: 0 K: 0 S: 10	H: 2 LOB: 2 BB: 0 P: 14	1B: 5 2B: 1 3B: 0 HR: 0	SF: 0 SAC: 0 DP: 1 HBP: 0	WP: 0 PB: 0 SB: 0 CS: 1	PA: 31
<b>PITCHER</b> Josh Towers, R ERA: 1.99 (1, 1)	IP: 9.0 WLS: W BF: 31 H: 6 R: 0 ER: 0 SO: 5 BB: 0 IBB: 0 HBP: 0 BLK: 0 WP: 0 HR: 0 S: 75 P: 105 ERA: 0.00 WHIP: 0.667																					

**Montreal Expos @ Baltimore Orioles**  
 Oriole Park at Camden Yards, Baltimore, MD  
 Fri Jun 08 2001, 7:05 PM EDT  
 Att: 39,940 - Sunny - 85 F

AB	31
R	0
H	6
RBI	0
BB	0
SO	5
LOB	11



Batter	1	2	3	4	5	6	7	8	9	AB	R	H	RBI	BB	SO	LOB	BOTTOM			
Brady Anderson, L OBP: 0.310, SLG: 0.296 (1, 7) (6, 9)	2-2 G6-3	4-1 6 BB BB		1-1 P6		2-0 G4-3		2-2 FC4-6	4 0 0 1 1 0 3											
6 Melvin Mora, R OBP: 0.366, SLG: 0.379 (1, 8)	1-0 G5-3	4-0 FC6-4 BB		4-2 CS BB		3-H G3		1-1 F9	3 0 1 1 2 0 2											
Mike Bordick, R OBP: 0.314, SLG: 0.387 (1, 6)	1-1 G5-3	1-1 FC6-4		1-2 SF8			1-0 F9		3 0 0 1 0 0 4											
Jeff Conine, R OBP: 0.395, SLG: 0.497 (1, 10)	4-1 BB		1-1 F7	3-1 CS	1-3 K2-3		1-1 G6-3		3 0 0 0 1 1 0											
David Segui, S OBP: 0.395, SLG: 0.413 (1, 3)	0-0 G1-3		0-0 HR		4-1 BB		0-1 G1-3		3 1 1 1 1 0 2											
Cal Ripken Jr., R OBP: 0.238, SLG: 0.312 (1, 5)		1-0 G4-3	2-0 G6-3		2-1 P6			1-0 G4-3	4 0 0 0 0 0 1											
Chris Richard, L OBP: 0.352, SLG: 0.440 Delino DeShields, L OBP: 0.320, SLG: 0.311 (1, 9) (6, 7)		0-1 1B 6 BB 1B	3-1 HBP		1-2 G4-3			1-0 1B 1B	2 1 1 0 0 0 1 1 1 1 0 0 0 0											
Fernando Lumar, R OBP: 0.344, SLG: 0.393 (1, 2)		0-2 P6	0-0 G4-3			2-2 SH3 G4-3 2B		0-0 FC4-6 1B	4 1 2 0 0 0 2											
Jerry Hairston, R OBP: 0.323, SLG: 0.406 (1, 4)		3-2 6 BB BB 1B		3-2 SF8 3B		0-1 SH3		0-2 FC4-6 1B	3 1 3 1 0 0 0											
<b>Inning Stats</b>	R: 0 E: 0 K: 0 S: 8	H: 1 LOB: 2 BB: 1 P: 16	R: 1 E: 0 K: 0 S: 12	H: 2 LOB: 3 BB: 2 P: 25	R: 1 E: 0 K: 0 S: 6	H: 1 LOB: 1 BB: 0 P: 12	R: 1 E: 0 K: 0 S: 13	H: 1 LOB: 1 BB: 1 P: 25	R: 0 E: 0 K: 1 S: 10	H: 0 LOB: 1 BB: 1 P: 18	R: 1 E: 0 K: 0 S: 7	H: 1 LOB: 0 BB: 0 P: 12	R: 0 E: 0 K: 0 S: 5	H: 0 LOB: 0 BB: 0 P: 7	R: 1 E: 0 K: 0 S: 12	H: 3 LOB: 2 BB: 0 P: 17	1B: 6 2B: 1 3B: 1 HR: 1	SF: 1 SAC: 1 DP: 0 HBP: 1	WP: 0 PB: 0 SB: 0 CS: 1	PA: 39
<b>PITCHER</b> Matt Blank, L ERA: 6.94 Bob Scanlan, R ERA: 7.36 (1, 1) (6, 1)	IP: 5.0 WLS: L BF: 25 H: 5 R: 3 ER: 3 SO: 3 BB: 3 IBB: 0 HBP: 1 BLK: 0 WP: 0 HR: 1 S: 49 P: 96 ERA: 5.40 WHIP: 2.000																			

**Montreal Expos @ Baltimore Orioles**  
 Oriole Park at Camden Yards, Baltimore, MD  
 Fri Jun 08 2001, 7:05 PM EDT  
 Att: 39,940 - Sunny - 85 F

AB	30
R	5
H	9
RBI	5
BB	5
SO	1
LOB	15





Batter	1	2	3	4	5	6	7	8	9	AB	R	H	RBI	BB	SO	LOB	TOP																			
Terry Jones, S OBP: 0.300, SLG: 0.333 (1, 7)										5	0	1	0	0	0	3	<b>Montreal Expos @ Baltimore Orioles</b> Oriole Park at Camden Yards, Baltimore, MD Sat Jun 09 2001, 7:05 PM EDT Att: 39,521 - Sunny - 85 F																			
Curtis Pride, L OBP: 0.356, SLG: 0.400 (1, 10)										3	0	0	0	0	3																					
Ryan Minor, R OBP: 0.267, SLG: 0.357 (8, FH)										0	1	0	0	1	0																					
Vladimir Guerrero, R OBP: 0.382, SLG: 0.662 (1, 9)										4	2	2	0	0	0																					
Lee Stevens, L OBP: 0.306, SLG: 0.463 (1, 3)										2	1	1	0	2	0																					
Orlando Cabrera, R OBP: 0.316, SLG: 0.405 (1, 6)										4	0	1	3	0	2																					
Geoff Blum, S OBP: 0.327, SLG: 0.350 (1, 4)										3	0	1	0	1	1																					
Michael Barrett, R OBP: 0.266, SLG: 0.325 (1, 2)										4	0	0	0	0	1																					
Randy Knorr, R OBP: 0.373, SLG: 0.524 (9, 2)										0	0	0	0	0	0																					
Andy Tracy, L OBP: 0.175, SLG: 0.240 (1, 5)										3	0	0	0	1	2																					
Milton Bradley, S OBP: 0.303, SLG: 0.339 (1, 8)										4	0	3	0	0	1																					
<b>Inning Stats</b>	R: 0 E: 0 K: 0 S: 9	H: 1 LOB: 0 BB: 0 P: 14	R: 0 E: 0 K: 0 S: 10	H: 0 LOB: 1 BB: 1 P: 17	R: 0 E: 0 K: 1 S: 7	H: 1 LOB: 0 BB: 0 P: 14	R: 0 E: 0 K: 0 S: 7	H: 0 LOB: 0 BB: 0 P: 11	R: 0 E: 0 K: 0 S: 8	H: 0 LOB: 0 BB: 0 P: 10	R: 0 E: 0 K: 0 S: 6	H: 1 LOB: 2 BB: 1 P: 13	R: 1 E: 0 K: 2 S: 13	H: 3 LOB: 2 BB: 0 P: 19	R: 3 E: 1 K: 1 S: 17	H: 2 LOB: 2 BB: 3 P: 34	R: 0 E: 0 K: 0 S: 8	H: 1 LOB: 0 BB: 0 P: 9	1B: 9 2B: 1 3B: 0 HR: 0	SF: 0 SAC: 0 DP: 2 HBP: 0	WP: 0 PB: 0 SB: 0 CS: 1	PA: 38														
<b>PITCHER</b>	IP WLS BF H R ER SO BB IBB HBP BLK WP HR S P ERA WHIP																																			
Willis Roberts, R ERA: 4.7 (1, 1)	7.0	26	6	1	1	3	2	0	0	0	0	0	0	60	98	1.29	1.143																			
B.J. Ryan, L ERA: 4.05 (8, 1)	0.2	7	2	3	2	1	3	0	0	0	0	0	0	15	32	27.00	7.500																			
Ryan Kohlmeier, R ERA: 6.98 (8, 1)	1.1	4	1	0	0	0	0	0	0	0	0	0	0	10	11	0.00	0.750																			

AB	32
R	4
H	9
RBI	3
BB	5
SO	4
LOB	15



Batter	1	2	3	4	5	6	7	8	9	AB	R	H	RBI	BB	SO	LOB	BOTTOM																			
Brady Anderson, L OBP: 0.307, SLG: 0.294 (1, 9)										5	0	1	1	0	4	<b>Montreal Expos @ Baltimore Orioles</b> Oriole Park at Camden Yards, Baltimore, MD Sat Jun 09 2001, 7:05 PM EDT Att: 39,521 - Sunny - 85 F																				
Mike Bordick, R OBP: 0.308, SLG: 0.378 (1, 6)										5	0	0	0	1	5																					
Delino DeShields, L OBP: 0.319, SLG: 0.310 (1, 7)										4	0	1	0	0	2																					
Jeff Conine, R OBP: 0.392, SLG: 0.490 (1, 3)										4	0	1	0	0	1																					
David Segui, S OBP: 0.384, SLG: 0.400 (1, 10)										4	0	0	0	1	2																					
6 Melvin Mora, R OBP: 0.388, SLG: 0.396 (1, 8)										3	1	1	1	0	1																					
Cal Ripken Jr., R OBP: 0.233, SLG: 0.304 (1, 5)										4	1	0	0	0	1																					
Fernando Lunar, R OBP: 0.389, SLG: 0.419 (1, 2)										3	0	2	0	1	0																					
Jerry Hairston, R OBP: 0.326, SLG: 0.408 (1, 4)										4	0	2	0	0	3																					
<b>Inning Stats</b>	R: 0 E: 0 K: 0 S: 5	H: 0 LOB: 0 BB: 0 P: 8	R: 0 E: 0 K: 0 S: 13	H: 0 LOB: 1 BB: 0 P: 21	R: 0 E: 0 K: 0 S: 7	H: 1 LOB: 1 BB: 0 P: 11	R: 0 E: 0 K: 0 S: 11	H: 1 LOB: 1 BB: 0 P: 13	R: 0 E: 0 K: 3 S: 11	H: 0 LOB: 0 BB: 0 P: 16	R: 1 E: 0 K: 1 S: 9	H: 2 LOB: 1 BB: 0 P: 14	R: 0 E: 0 K: 2 S: 10	H: 1 LOB: 1 BB: 0 P: 15	R: 1 E: 1 K: 1 S: 15		H: 1 LOB: 2 BB: 1 P: 23	1B: 7 2B: 0 3B: 0 HR: 1	SF: 0 SAC: 0 DP: 0 HBP: 1	WP: 0 PB: 0 SB: 2 CS: 0	PA: 38															
<b>PITCHER</b>	IP WLS BF H R ER SO BB IBB HBP BLK WP HR S P ERA WHIP																																			
Masato Yoshii, R ERA: 2.91 (1, 1)	6.2	27	6	1	1	4	0	0	0	0	0	0	0	64	92	1.35	0.900																			
Graeme Lloyd, L ERA: 2.89 (7, 1)	1.1	5	1	0	0	2	0	0	0	0	0	0	0	12	19	0.00	0.750																			
Ugueth Urbina, R ERA: 4.82 (9, 1)	1.0	6	1	1	0	1	1	0	0	0	0	0	0	15	23	0.00	2.000																			

AB	36
R	2
H	8
RBI	2
BB	1
SO	7
LOB	17





Batter	1	2	3	4	5	6	7	8	9	AB	R	H	RBI	BB	SO	LOB	TOP					
Terry Jones, S OBP: 0.323, SLG: 0.355 Mark Smith, R OBP: 0.296, SLG: 0.304	2-2 L9 BB E 1B		2-3 K		1-1 P4			2-2 P4		1 0 1 0 0 0 0 3 1 0 0 0 1 2							<b>Montreal Expos @ Baltimore Orioles</b> Oriole Park at Camden Yards, Baltimore, MD Sun Jun 10 2001, 1:35 PM EDT Att: 36,868 - Cloudy - 88 F					
Curtis Pride, L OBP: 0.364, SLG: 0.388	4-1 E 1-2 BB		1-1 G4-3		4-0 G6-4-3 BB			0-0 F7		2 0 0 0 2 0 0												
Vladimir Guerrero, R OBP: 0.376, SLG: 0.591	0-0 L9		1-1 G6-3		1-1 G6-4-3			3-2 G5-3		4 0 0 0 0 0 3												
Lee Stevens, L OBP: 0.301, SLG: 0.455	2-1 F7			1-1 G3				0-0 E4 1B 1B		4 1 0 0 0 0 1												
Orlando Cabrera, R OBP: 0.312, SLG: 0.398	2-1 L9			0-2 G4-3				1-1 F8		4 0 0 0 0 0 3												
Geoff Blum, S OBP: 0.331, SLG: 0.361		0-1 SH1-3 2B		1-1 F8				0-0 F7		4 0 2 0 0 0 0												
Michael Barrett, R OBP: 0.293, SLG: 0.331		0-0 SH1-3			0-0 L8			1-0 1B		3 0 2 1 0 0 0												
Andy Tracy, L OBP: 0.183, SLG: 0.231 Mike Mordecai, R OBP: 0.293, SLG: 0.400		1-3 K			4-2 1B BB			0-0 F9		2 0 0 0 1 1 2 1 0 0 0 0 0 2												
Milton Bradley, S OBP: 0.303, SLG: 0.339		0-0 F7			2-1 CS 1B			3-1 L7		3 0 1 0 0 0 1												
<b>Inning Stats</b>	R: 1 E: 1 K: 0 S: 9	H: 1 LOB: 2 BB: 1 P: 19	R: 0 E: 0 K: 1 S: 8	H: 1 LOB: 0 BB: 0 P: 9	R: 0 E: 0 K: 1 S: 9	H: 0 LOB: 0 BB: 0 P: 13	R: 0 E: 0 K: 0 S: 8	H: 0 LOB: 0 BB: 0 P: 10	R: 0 E: 0 K: 0 S: 7	H: 1 LOB: 1 BB: 1 P: 14	R: 0 E: 0 K: 0 S: 3	H: 0 LOB: 0 BB: 1 P: 9	R: 0 E: 0 K: 0 S: 8	H: 1 LOB: 1 BB: 0 P: 12	R: 0 E: 0 K: 0 S: 6	H: 0 LOB: 0 BB: 0 P: 11		R: 1 E: 1 K: 0 S: 13	H: 2 LOB: 2 BB: 0 P: 22	1B: 5 2B: 1 3B: 0 HR: 0	SF: 0 SAC: 1 DP: 1 HBP: 0	WP: 0 PB: 0 SB: 0 CS: 1
<b>PITCHER</b> Jason Johnson, R ERA: 3.09 Buddy Groom, L ERA: 4.82	IP: 8.2 WLS: W BF: 34	H: 6 R: 2 ER: 1 SO: 2	BB: 3 IBB: 0 HBP: 0 BLK: 0	WP: 0 HR: 0 S: 68 P: 113	ERA: 1.04 WHIP: 1.038																	

AB	31
R	2
H	6
RBI	1
BB	3
SO	2
LOB	14



Batter	1	2	3	4	5	6	7	8	9	AB	R	H	RBI	BB	SO	LOB	BOTTOM					
Brady Anderson, L OBP: 0.306, SLG: 0.293	2-2 G5-3				0-3 K			2-0 F7		4 0 1 1 0 1 0							<b>Montreal Expos @ Baltimore Orioles</b> Oriole Park at Camden Yards, Baltimore, MD Sun Jun 10 2001, 1:35 PM EDT Att: 36,868 - Cloudy - 88 F					
6 Melvin Mora, R OBP: 0.361, SLG: 0.387	1-1 F9				1-0 G6-3			1-3 K		4 0 0 0 0 1 2												
David Segui, S OBP: 0.394, SLG: 0.414	0-0 FC6-4 1B			1-0 G1-3				4-1 BB		3 1 2 0 1 0 0												
Jeff Conine, R OBP: 0.383, SLG: 0.477	0-1 FC6-4			3-1 L4				1-3 K		4 0 0 0 0 1 3												
Greg Myers, L OBP: 0.333, SLG: 0.459					0-3 K			0-3 K		3 0 0 0 0 2 1												
Cal Ripken Jr., R OBP: 0.234, SLG: 0.305					0-1 G6-3			0-0 CS 1B		3 0 1 1 0 0 0												
Delino DeShields, L OBP: 0.319, SLG: 0.306					2-3 K			3-2 CS		2 1 0 0 1 1 0												
Brook Fordyce, R OBP: 0.256, SLG: 0.289					1-0 G5-3			2-2 L1		3 1 1 0 0 0 0												
Jerry Hairston, R OBP: 0.326, SLG: 0.407					0-2 L7			1-2 G6-3		3 0 1 1 0 0 0												
<b>Inning Stats</b>	R: 0 E: 0 K: 0 S: 8	H: 1 LOB: 1 BB: 0 P: 11	R: 2 E: 0 K: 1 S: 22	H: 3 LOB: 2 BB: 1 P: 31	R: 0 E: 0 K: 1 S: 6	H: 0 LOB: 0 BB: 0 P: 13	R: 0 E: 0 K: 1 S: 6	H: 0 LOB: 0 BB: 0 P: 9	R: 0 E: 0 K: 1 S: 7	H: 0 LOB: 0 BB: 0 P: 8	R: 1 E: 0 K: 1 S: 12	H: 2 LOB: 0 BB: 0 P: 18	R: 0 E: 0 K: 0 S: 7	H: 0 LOB: 0 BB: 0 P: 10	R: 0 E: 0 K: 2 S: 8	H: 0 LOB: 1 BB: 1 P: 16		R: 0 E: 0 K: 0 S: 8	H: 0 LOB: 1 BB: 1 P: 16	1B: 5 2B: 1 3B: 0 HR: 0	SF: 0 SAC: 0 DP: 0 HBP: 0	WP: 0 PB: 0 SB: 0 CS: 1
<b>PITCHER</b> Javier Vazquez, R ERA: 4.47	IP: 8.0 WLS: L BF: 31	H: 6 R: 3 ER: 3 SO: 6	BB: 2 IBB: 0 HBP: 0 BLK: 0	WP: 0 HR: 0 S: 76 P: 116	ERA: 3.38 WHIP: 1.000																	

AB	29
R	3
H	6
RBI	3
BB	2
SO	6
LOB	6





Batter	1	2	3	4	5	6	7	8	9	AB	R	H	RBI	BB	SO	LOB	TOP										
<b>Timo Perez, L</b> OBP: 0.314, SLG: 0.336 (1, 9)	2-2 1B FC3-6 2B	0-0 1-H 3B	2-2 1-2 2-H 1B		1-0 1B		4-1 BB		1-1 L6	5	1	4	2	1	0	0											
<b>Edgardo Alfonso, R</b> OBP: 0.332, SLG: 0.469 <b>Desi Relaford, S</b> OBP: 0.375, SLG: 0.465 (8, 4)	1-0 BB E 1B	1-1 L8	0-2 1-2 2-3 1B		3-2 F9		2-0 F8			5	1	2	0	0	0	4											
<b>Benny Agbavani, R</b> OBP: 0.382, SLG: 0.409 (1, 7)	4-1 FC3-6 1-2 BB		F8 G4-3		1-3 K			0-3 K		4	0	0	0	1	2	4											
<b>31 Mike Piazza, R</b> OBP: 0.332, SLG: 0.533 <b>Todd Pratt, R</b> OBP: 0.333, SLG: 0.326 (9, 2)			1-0 G6-3	0-0 HR 1B		1-0 F9		0-1 P4		5	1	1	0	0	1	3											
<b>Robin Ventura, L</b> OBP: 0.413, SLG: 0.533 (1, 5)	2-2 FC3-6		4-1 2B 2B BB	0-1 1-H HR		1-0 G3		0-0 HR		4	3	2	4	1	0	1											
<b>Todd Zeile, R</b> OBP: 0.386, SLG: 0.363 (1, 3)	3-2 L6		3-2 2B 2B	1-1 G5-3		2-2 G1-3		4-1 BB		4	1	1	0	1	0	1											
<b>Tsuyoshi Shinjo, R</b> OBP: 0.323, SLG: 0.457 (1, 8)		0-0 FC3-6 1B	0-0 1B 2B	0-1 F7		1-2 G4-3 1B		2-0 L9		5	1	3	2	0	0	1											
<b>Mark Johnson, L</b> OBP: 0.357, SLG: 0.478 <b>Lenny Harris, L</b> OBP: 0.301, SLG: 0.299 (9, PH)	1-0 FC3-6 1-2 3B		4-2 1B 1B BB	3-2 F8		2-3 K		1-0 G6-3		3	2	0	0	1	1	2											
<b>Rey Ordóñez, R</b> OBP: 0.271, SLG: 0.293 (1, 6)	1-0 F5		2-2 1B 1B 1B		1-1 G5-3		2-2 G4-3		1-2 G5-3		5	0	1	1	0	2											
<b>Inning Stats</b>	R: 2 E: 1 K: 1 S: 18	H: 2 LOB: 1 BB: 1 P: 30	R: 1 E: 0 K: 0 S: 6	H: 2 LOB: 1 BB: 0 P: 9	R: 4 E: 0 K: 0 S: 23	H: 5 LOB: 3 BB: 2 P: 39	R: 2 E: 0 K: 0 S: 11	H: 2 LOB: 0 BB: 0 P: 15	R: 0 E: 0 K: 1 S: 11	H: 1 LOB: 1 BB: 0 P: 17	R: 0 E: 0 K: 0 S: 5	H: 0 LOB: 0 BB: 0 P: 9	R: 0 E: 0 K: 1 S: 12	H: 1 LOB: 2 BB: 1 P: 23	R: 1 E: 0 K: 1 S: 8	H: 1 LOB: 1 BB: 1 P: 14	R: 0 E: 0 K: 0 S: 7	H: 0 LOB: 0 BB: 0 P: 10	1B: 8 2B: 3 3B: 1 HR: 2	SF: 0 SAC: 0 DP: 0 HBP: 0	WP: 0 PB: 0 SB: 0 CS: 0	PA: 46					
<b>PITCHER</b>	IP	WLS	BF	H	R	ER	SO	BB	IBB	HBP	BLK	WP	HR	S	P	ERA	WHIP										
<b>Jose Mercedes, R</b> ERA: 6.15 (1, 1)	2.2	L	18	7	7	6	1	3	0	0	0	0	0	36	65	20.25	3.750										
<b>Chuck McElroy, L</b> ERA: 4.62 (3, 1)	4.1		20	6	2	2	2	1	0	0	0	0	1	50	77	4.15	1.615										
<b>Ryan Kohlmeier, R</b> ERA: 7.08 (8, 1)	1.0		5	1	1	1	1	1	0	0	0	0	0	1	14	9.00	2.000										
<b>Mike Trombley, R</b> ERA: 2.21 (9, 1)	1.0		3	0	0	0	0	0	0	0	0	0	0	7	10	0.00	0.000										

**New York Mets @ Baltimore Orioles**  
Oriole Park at Camden Yards, Baltimore, MD

AB 41  
R 10  
H 14  
RBI 9  
BB 5  
SO 4  
LOB 18



WP: 0 PA: 46  
PB: 0  
SB: 0  
CS: 0

Tue Jun 12 2001, 7:05 PM EDT  
Att: 34,812 - Sunny - 94 F

Batter	1	2	3	4	5	6	7	8	9	AB	R	H	RBI	BB	SO	LOB	BOTTOM										
<b>Brady Anderson, L</b> OBP: 0.310, SLG: 0.293 (1, 9)	4-2 HR BB		0-3 K		0-0 G6-3 1B		0-0 G6-3			3	1	1	0	1	1	1											
<b>Mike Bordick, R</b> OBP: 0.311, SLG: 0.391 (1, 6)	3-2 1-H HR		4-2 FC3-6 1-3 BB		2-1 G6-3			3-2 F7		3	1	1	2	1	0	2											
<b>Delino DeShields, L</b> OBP: 0.317, SLG: 0.301 (1, 7)	1-3 K		1-1 FC3-6 1-2 3-H BB		4-2 BB			0-0 G5-3		3	0	0	1	1	1	1											
<b>Jeff Conine, R</b> OBP: 0.380, SLG: 0.471 (1, 5)	1-1 G5-3		1-0 L9		0-3 K			0-2 1B		4	0	1	0	0	1	4											
<b>David Segui, S</b> OBP: 0.384, SLG: 0.402 (1, 3)	0-0 F7			0-1 F9				0-0 G4-3		4	0	0	0	0	0	1											
<b>6 Melvin Mora, R</b> OBP: 0.354, SLG: 0.378 (1, 8)		1-3 K		0-1 G6-3				2-2 G4-3		4	0	0	0	0	1	0											
<b>31 Jay Gibbons, L</b> OBP: 0.288, SLG: 0.312 (1, 10)		0-3 K		2-1 G6-3				3-2 F8		4	0	0	0	0	2	0											
<b>Brook Fordyce, R</b> OBP: 0.256, SLG: 0.294 (1, 2)		1-3 K2-3			0-2 G6-3			3-2 G1-3		4	0	1	0	0	1	0											
<b>Jerry Hairston, R</b> OBP: 0.329, SLG: 0.408 (1, 4)			2-2 WP S FC3-6 1B		0-0 G6-3 1B			1-3 K		4	1	2	0	0	1	1											
<b>Inning Stats</b>	R: 2 E: 0 K: 1 S: 15	H: 1 LOB: 0 BB: 1 P: 24	R: 0 E: 0 K: 3 S: 11	H: 0 LOB: 0 BB: 0 P: 13	R: 1 E: 0 K: 1 S: 11	H: 1 LOB: 1 BB: 1 P: 19	R: 0 E: 0 K: 0 S: 6	H: 0 LOB: 0 BB: 0 P: 8	R: 0 E: 0 K: 1 S: 15	H: 2 LOB: 3 BB: 1 P: 21	R: 0 E: 0 K: 0 S: 12	H: 0 LOB: 0 BB: 0 P: 19	R: 0 E: 0 K: 1 S: 9	H: 0 LOB: 0 BB: 0 P: 13	R: 0 E: 0 K: 0 S: 8	H: 1 LOB: 1 BB: 0 P: 11	R: 0 E: 0 K: 1 S: 15	H: 1 LOB: 1 BB: 0 P: 21	1B: 4 2B: 1 3B: 0 HR: 1	SF: 0 SAC: 0 DP: 0 HBP: 0	WP: 1 PB: 0 SB: 2 CS: 0	PA: 36					
<b>PITCHER</b>	IP	WLS	BF	H	R	ER	SO	BB	IBB	HBP	BLK	WP	HR	S	P	ERA	WHIP										
<b>Rick Reed, R</b> ERA: 2.62 (1, 1)	6.0	W	25	4	3	3	6	3	0	0	0	0	0	70	104	4.50	1.167										
<b>Rick White, R</b> ERA: 3.6 (7, 1)	3.0	S	11	2	0	0	2	0	0	0	0	0	0	32	45	0.00	0.667										

**New York Mets @ Baltimore Orioles**  
Oriole Park at Camden Yards, Baltimore, MD

AB 33  
R 3  
H 6  
RBI 3  
BB 3  
SO 8  
LOB 10



WP: 1 PA: 36  
PB: 0  
SB: 2  
CS: 0

Tue Jun 12 2001, 7:05 PM EDT  
Att: 34,812 - Sunny - 94 F



Batter	1	2	3	4	5	6	7	8	9	10	AB	R	H	RBI	BB	SO	LOB				
<b>Timo Perez, L</b> OBP: 0.324, SLG: 0.353 (1, 9)											5	1	3	1	0	0	4				
<b>Eduardo Alfonso, R</b> OBP: 0.324, SLG: 0.457 <b>Benny Actaviani, R</b> OBP: 0.379, SLG: 0.406 (1, 4) (9, 7)											5	0	0	0	0	0	4				
<b>31 Mike Piazza, R</b> OBP: 0.336, SLG: 0.537 (1, 10) (9, 2)											6	1	3	1	0	1	1				
<b>Robin Ventura, L</b> OBP: 0.411, SLG: 0.522 (1, 5)											4	1	0	0	2	1	4				
<b>Tsuyoshi Shinjo, R</b> OBP: 0.323, SLG: 0.450 (1, 8)											5	1	1	1	1	1	3				
<b>Todd Zeile, R</b> OBP: 0.363, SLG: 0.370 <b>Desi Relaford, S</b> OBP: 0.372, SLG: 0.460 (1, 3) (9, PR) (9, 4)											4	0	2	0	1	0	0				
<b>Todd Pratt, R</b> OBP: 0.345, SLG: 0.348 <b>Mark Johnson, L</b> OBP: 0.379, SLG: 0.500 (1, 2) (9, PH) (9, 3)											3	1	1	0	1	1	1				
<b>Darryl Hamilton, L</b> OBP: 0.307, SLG: 0.243 <b>Joe McGee, R</b> OBP: 0.359, SLG: 0.443 (1, 7) (9, PH) (9, 7)											2	0	0	0	1	0	3				
<b>Lenny Harris, L</b> OBP: 0.330, SLG: 0.309 <b>John Franco, L</b> <b>Armando Benitez, R</b> (9, 1) (10, 1)											1	0	1	1	0	0	0				
<b>Rey Ordonez, R</b> OBP: 0.274, SLG: 0.295 (1, 6)											5	0	2	0	0	0	4				
<b>Inning Stats</b>	R: 0 E: 0 K: 1 S: 12	H: 1 LOB: 2 BB: 1 P: 24	R: 0 E: 0 K: 1 S: 11	H: 1 LOB: 2 BB: 1 P: 20	R: 0 E: 0 K: 0 S: 4	H: 0 LOB: 0 BB: 0 P: 6	R: 0 E: 0 K: 0 S: 5	H: 1 LOB: 1 BB: 0 P: 6	R: 0 E: 0 K: 0 S: 12	H: 1 LOB: 2 BB: 1 P: 23	R: 1 E: 0 K: 1 S: 10	H: 2 LOB: 1 BB: 0 P: 13	R: 2 E: 1 K: 0 S: 12	H: 1 LOB: 1 BB: 1 P: 25	R: 3 E: 0 K: 1 S: 24	H: 3 LOB: 2 BB: 2 P: 38	R: 1 E: 0 K: 1 S: 12	H: 2 LOB: 1 BB: 0 P: 15	1B: 10 2B: 4 3B: 0 HR: 0	SF: 0 SAC: 1 DP: 0 HBP: 1	WP: 0 PA: 51
<b>PITCHER</b>	IP	WLS	BF	H	R	ER	SO	BB	IBB	HBP	BLK	WP	HR	S	P	ERA	WHIP				
<b>Sidney Ponson, R</b> ERA: 4.48 (1, 1)	6.1		29	7	1	1	2	3	0	0	0	0	0	61	102	1.42	1.579				
<b>B.J. Ryan, L</b> ERA: 4.16 (7, 1)	1.1		8	2	2	1	1	1	0	1	0	0	0	15	29	6.75	2.250				
<b>Mike Trombley, R</b> ERA: 2.87 (8, 1)	1.0	B	8	3	3	3	1	2	0	0	0	0	0	22	37	27.00	5.000				
<b>Buddy Groom, L</b> ERA: 4.95 (9, 1)	1.1	L	6	2	1	1	1	0	0	0	0	0	0	16	20	6.75	1.500				

**TOP**

**New York Mets @ Baltimore Orioles**  
Oriole Park at Camden Yards, Baltimore, MD  
Wed Jun 13 2001, 7:05 PM EDT  
Att: 34,881 - Cloudy - 95 F

livebaseballscorecards.com

AB	43
R	7
H	14
RBI	6
BB	6
SO	5
LOB	25



Batter	1	2	3	4	5	6	7	8	9	10	AB	R	H	RBI	BB	SO	LOB				
<b>Brady Anderson, L</b> OBP: 0.311, SLG: 0.296 (1, 9)											5	1	2	0	0	0	1				
<b>Mike Bordick, R</b> OBP: 0.314, SLG: 0.397 <b>Chris Richard, L</b> OBP: 0.351, SLG: 0.438 (1, 6) (9, 8)											4	0	2	1	0	1	1				
<b>David Segui, S</b> OBP: 0.396, SLG: 0.412 (1, 3)											4	1	3	1	1	0	1				
<b>Jeff Conine, R</b> OBP: 0.360, SLG: 0.463 (1, 10)											3	2	0	0	2	0	4				
<b>Mike Kinkade, R</b> OBP: 0.330, SLG: 0.366 (1, 7)											3	1	0	0	2	1	3				
<b>6 Melvin Mora, R</b> OBP: 0.369, SLG: 0.384 (1, 8) (9, 6)											5	0	3	2	0	1	0				
<b>Cal Ripken Jr., R</b> OBP: 0.233, SLG: 0.302 (1, 5)											5	0	1	2	0	0	3				
<b>Fernando Lumar, R</b> OBP: 0.376, SLG: 0.400 <b>Greg Myers, L</b> OBP: 0.341, SLG: 0.459 <b>Dellin DeShields, L</b> OBP: 0.317, SLG: 0.301 (1, 2) (10, PH) (10, PR)											4	0	1	0	0	0	1				
<b>Jerry Hairston, R</b> OBP: 0.326, SLG: 0.404 (1, 4)											5	1	1	0	0	2	2				
<b>Inning Stats</b>	R: 2 E: 0 K: 0 S: 21	H: 2 LOB: 2 BB: 2 P: 40	R: 1 E: 0 K: 1 S: 11	H: 3 LOB: 2 BB: 1 P: 17	R: 2 E: 0 K: 0 S: 12	H: 2 LOB: 0 BB: 2 P: 23	R: 1 E: 0 K: 1 S: 16	H: 3 LOB: 2 BB: 0 P: 25	R: 0 E: 0 K: 0 S: 9	H: 1 LOB: 1 BB: 0 P: 16	R: 0 E: 0 K: 0 S: 5	H: 1 LOB: 0 BB: 0 P: 8	R: 0 E: 0 K: 0 S: 11	H: 0 LOB: 0 BB: 0 P: 14	R: 0 E: 0 K: 0 S: 7	H: 0 LOB: 1 BB: 1 P: 12	R: 0 E: 0 K: 2 S: 10	H: 0 LOB: 2 BB: 1 P: 18	1B: 12 2B: 1 3B: 0 HR: 0	SF: 0 SAC: 0 DP: 2 HBP: 0	WP: 0 PA: 45
<b>PITCHER</b>	IP	WLS	BF	H	R	ER	SO	BB	IBB	HBP	BLK	WP	HR	S	P	ERA	WHIP				
<b>Glendon Rusch, L</b> ERA: 6.43 (1, 1)	3.1		20	9	6	6	1	4	0	0	1	0	0	51	90	16.20	3.900				
<b>Dicky Gonzalez, R</b> ERA: 5.46 (4, 1)	4.2		17	4	0	0	2	0	0	0	0	0	0	45	67	0.00	0.857				
<b>John Franco, L</b> ERA: 4.44 (9, 1)	1.0	W	4	0	0	0	0	1	0	0	0	0	0	7	12	0.00	1.000				
<b>Armando Benitez, R</b> ERA: 3.21 (10, 1)	1.0	S	4	0	0	0	2	1	0	0	0	0	0	10	18	0.00	1.000				

**BOTTOM**

**New York Mets @ Baltimore Orioles**  
Oriole Park at Camden Yards, Baltimore, MD  
Wed Jun 13 2001, 7:05 PM EDT  
Att: 34,881 - Cloudy - 95 F

livebaseballscorecards.com

AB	39
R	6
H	13
RBI	6
BB	6
SO	5
LOB	16





Batter	1	2	3	4	5	6	7	8	9	AB	R	H	RBI	BB	SO	LOB	TOP											
<b>Benny Agbayani, R</b> (1, 7) OBP: 0.376, SLG: 0.401	G5-3			FC4-6 1B		K		G6-3		4	0	1	0	0	1	0	<b>New York Mets @ Baltimore Orioles</b> Oriole Park at Camden Yards, Baltimore, MD Thu Jun 14 2001, 7:05 PM EDT Att: 37,853 - Cloudy - 91 F											
<b>Dest Relaford, S</b> (1, 4) OBP: 0.359, SLG: 0.442	F8			F8		F7		K		4	0	0	0	0	1	1												
<b>31 Mike Piazza, R</b> (1, 10) OBP: 0.335, SLG: 0.545	F8			K				G6-3		4	1	1	1	0	1	1												
<b>Robin Ventura, L</b> (1, 5) OBP: 0.404, SLG: 0.512		G4-3		FC4-6 1-2		F5			G1-3	4	0	0	0	0	0	1												
<b>Tsuyoshi Shinjo, R</b> (1, 8) OBP: 0.316, SLG: 0.440		G6-3				F7			K	4	0	0	0	0	1	0												
<b>Todd Zeile, R</b> (1, 3) OBP: 0.369, SLG: 0.387		L9				1B BB				3	1	2	1	1	0	0												
<b>Mark Johnson, L</b> (1, 9) OBP: 0.406, SLG: 0.519				G4-6-3 1B				G6-3		3	0	2	0	0	0	0												
<b>Joe McEwing, R</b> (0, PH) OBP: 0.354, SLG: 0.437						1B			K	1	0	0	0	0	1	1												
<b>Todd Pratt, R</b> (1, 2) OBP: 0.344, SLG: 0.367				G4-6-3 1-2		K				3	0	1	0	0	1	3												
<b>Rey Ordóñez, R</b> (1, 6) OBP: 0.270, SLG: 0.291				F3		G3-1		G4-3		3	0	0	0	0	0	3												
<b>Inning Stats</b>	R: 0 E: 0 K: 0 S: 6	H: 0 LOB: 0 BB: 0 P: 7	R: 0 E: 0 K: 0 S: 9	H: 0 LOB: 0 BB: 0 P: 10	R: 0 E: 0 K: 0 S: 5	H: 1 LOB: 0 BB: 0 P: 7	R: 0 E: 0 K: 1 S: 12	H: 1 LOB: 1 BB: 0 P: 17	R: 0 E: 0 K: 1 S: 13	H: 1 LOB: 2 BB: 1 P: 23	R: 1 E: 0 K: 0 S: 9	H: 1 LOB: 0 BB: 0 P: 10	R: 1 E: 0 K: 0 S: 13	H: 2 LOB: 1 BB: 0 P: 21	R: 0 E: 0 K: 1 S: 8	H: 0 LOB: 0 BB: 0 P: 10	R: 0 E: 0 K: 2 S: 11	H: 1 LOB: 1 BB: 0 P: 19	1B: 4 2B: 1 3B: 0 HR: 2	SF: 0 SAC: 0 DP: 1 HBP: 0	WP: 0 PB: 0 CS: 0	PA: 34						
<b>PITCHER</b>	IP	WLS	BF	H	R	ER	SO	BB	IBB	HBP	BLK	WP	HR	S	P	ERA	WHIP											
<b>Josh Towers, R</b> (1, 1) ERA: 2.09	7.0	W	27	6	2	2	3	1	0	0	0	0	0	2	67	95	2.57	1.000										
<b>Ryan Kohlmeier, R</b> (8, 1) ERA: 8.75	1.0	H	3	0	0	0	1	0	0	0	0	0	0	8	10	0.00	0.000											
<b>John Parrish, L</b> (9, 1) ERA: 5.4	0.1	H	1	0	0	0	0	0	0	0	0	0	0	2	4	0.00	0.000											
<b>Mike Trombley, R</b> (9, 1) ERA: 2.84	0.1	S	2	1	0	0	1	0	0	0	0	0	0	6	11	0.00	3.000											
<b>Buddy Groom, L</b> (9, 1) ERA: 4.87	0.1	S	1	0	0	0	1	0	0	0	0	0	0	3	4	0.00	0.000											

Batter	1	2	3	4	5	6	7	8	9	AB	R	H	RBI	BB	SO	LOB	BOTTOM										
<b>Brady Anderson, L</b> (1, 7) OBP: 0.310, SLG: 0.292	K			G4-3		F9				3	0	0	0	1	1	0	<b>New York Mets @ Baltimore Orioles</b> Oriole Park at Camden Yards, Baltimore, MD Thu Jun 14 2001, 7:05 PM EDT Att: 37,853 - Cloudy - 91 F										
<b>1 Brian Roberts, S</b> (1, 6) OBP: 0.250, SLG: 0.250	L8			1B 1B				G4-3		4	1	1	0	0	0	2											
<b>David Segui, S</b> (1, 10) OBP: 0.399, SLG: 0.410	G6-3			1B 6 HBP						3	1	1	0	1	0	0											
<b>Jeff Conine, R</b> (1, 5) OBP: 0.383, SLG: 0.463		G5-3		6 HBP 1B						4	1	2	1	0	1	1											
<b>Chris Richard, L</b> (1, 9) OBP: 0.349, SLG: 0.450		K		E3 6 HBP				G5-3		4	1	1	2	0	1	3											
<b>6 Melvin Mora, R</b> (1, 8) OBP: 0.357, SLG: 0.378		F3		1-2 2-3 3-H				G5-3		3	0	0	1	0	0	0											
<b>31 Jay Gibbons, L</b> (1, 3) OBP: 0.287, SLG: 0.320				K		G4-6-3				4	1	1	0	0	1	3											
<b>Brook Fordyce, R</b> (1, 2) OBP: 0.257, SLG: 0.295				G1-6-3 1B				F8		3	0	1	0	0	0	1											
<b>Jerry Hairston, R</b> (1, 4) OBP: 0.326, SLG: 0.403				G1-6-3				F7		3	0	1	1	0	0	1											
<b>Inning Stats</b>	R: 0 E: 0 K: 1 S: 6	H: 0 LOB: 0 BB: 0 P: 8	R: 0 E: 0 K: 1 S: 9	H: 0 LOB: 0 BB: 0 P: 16	R: 0 E: 0 K: 1 S: 9	H: 1 LOB: 0 BB: 0 P: 13	R: 2 E: 1 K: 0 S: 17	H: 3 LOB: 2 BB: 0 P: 19	R: 0 E: 0 K: 0 S: 5	H: 0 LOB: 0 BB: 0 P: 9	R: 0 E: 0 K: 1 S: 7	H: 0 LOB: 1 BB: 1 P: 13	R: 1 E: 0 K: 0 S: 14	H: 2 LOB: 2 BB: 1 P: 26	R: 2 E: 0 K: 0 S: 12	H: 2 LOB: 0 BB: 0 P: 19		1B: 6 2B: 1 3B: 0 HR: 1	SF: 0 SAC: 0 DP: 2 HBP: 1	WP: 0 PB: 0 CS: 0	PA: 34						
<b>PITCHER</b>	IP	WLS	BF	H	R	ER	SO	BB	IBB	HBP	BLK	WP	HR	S	P	ERA	WHIP										
<b>Steve Trachsel, R</b> (1, 1) ERA: 7.27	6.2	L	28	6	3	2	4	2	0	1	0	0	0	66	102	2.70	1.200										
<b>Dennis Cook, L</b> (7, 1) ERA: 4.3	1.1		6	2	2	2	0	0	0	0	0	0	1	13	21	13.50	1.500										

AB	33
R	2
H	7
RBI	2
BB	1
SO	6
LOB	10



AB	31
R	5
H	8
RBI	5
BB	2
SO	4
LOB	11





Batter	1	2	3	4	5	6	7	8	9	AB	R	H	RBI	BB	SO	LOB	TOP		
Jerry Hairston, R OBP: 0.320, SLG: 0.394	F8	F8		F8	K			K		5	0	0	0	0	2	3	<b>Baltimore Orioles @ Philadelphia Phillies</b> Veterans Stadium, Philadelphia, PA Fri Jun 15 2001, 7:05 PM EDT Att: 18,710 - Cloudy - 81°F		
1 Brian Roberts, S OBP: 0.333, SLG: 0.333	1B	K		G6-3				P4		5	1	2	0	0	1	0			
David Segui, S OBP: 0.305, SLG: 0.417	1B			HR	G6-3	G3-6				5	2	3	0	0	0	1			
Jeff Conine, R OBP: 0.383, SLG: 0.479	1B			F9				G3-1		5	2	2	1	0	1	2			
Mike Kinkade, R OBP: 0.343, SLG: 0.407	E			HR						4	2	2	4	1	0	0			
6 Melvin Mora, R OBP: 0.358, SLG: 0.389	K			G6-3				F3		5	0	2	1	0	1	2			
Cal Ripken Jr., R OBP: 0.243, SLG: 0.302	E4				G3			P4		3	0	1	0	2	0	1			
Brook Fordyce, R OBP: 0.257, SLG: 0.289	G5-3			G1-3						3	0	0	0	1	1	5			
Willis Roberts, R 45 Lesli Brea, R 31 Jay Gibbons, L John Parrish, L Chuck McLeroy, L Delino DeShields, L Ryan Kohlmeier, R Buddy Groom, L				K	K			K		2	0	0	0	0	2	0			
<b>Inning Stats</b>	R: 3 E: 1 K: 1 S: 17	H: 5 LOB: 2 BB: 0 P: 25	R: 0 E: 0 K: 2 S: 11	H: 0 LOB: 0 BB: 0 P: 13	R: 2 E: 0 K: 0 S: 10	H: 2 LOB: 1 BB: 1 P: 18	R: 0 E: 0 K: 1 S: 8	H: 0 LOB: 0 BB: 0 P: 11	R: 2 E: 0 K: 1 S: 15	H: 2 LOB: 3 BB: 3 P: 28	R: 0 E: 0 K: 2 S: 14	H: 1 LOB: 2 BB: 1 P: 25	R: 0 E: 0 K: 1 S: 11	H: 1 LOB: 1 BB: 0 P: 18	R: 0 E: 0 K: 0 S: 6	H: 0 LOB: 0 BB: 0 P: 9		1B: 8 2B: 2 3B: 0 HR: 2	SF: 0 SAC: 0 DP: 1 HBP: 0
<b>PITCHER</b>	IP WLS BF H R ER SO BB IBB HBP BLK WP HR S P ERA WHIP																		
Omar Daal, L ERA: 4.09	4.2	2.0	W	8	2	0	0	3	1	0	0	0	0	0	0	23	35	0.00	1.500
Vicente Padilla, R ERA: 4.5	0.1	1	0	0	0	0	1	0	0	0	0	0	0	0	0	3	6	0.00	0.000
Rheal Cormier, L ERA: 3.48	1.0	4	1	0	0	1	0	0	0	0	0	0	0	0	11	18	0.00	1.000	
Jose Santiago, R ERA: 5.77	1.0	3	0	0	0	0	0	0	0	0	0	0	0	0	6	9	0.00	0.000	
Jose Mesa, R ERA: 3.33																			
<b>Batter</b>	<b>1</b>	<b>2</b>	<b>3</b>	<b>4</b>	<b>5</b>	<b>6</b>	<b>7</b>	<b>8</b>	<b>9</b>	<b>AB</b>	<b>R</b>	<b>H</b>	<b>RBI</b>	<b>BB</b>	<b>SO</b>	<b>LOB</b>	<b>BOTTOM</b>		
Doug Glanville, R OBP: 0.289, SLG: 0.404	F9	P4		11 2B	F7	F7				5	1	1	1	0	0	3	<b>Baltimore Orioles @ Philadelphia Phillies</b> Veterans Stadium, Philadelphia, PA Fri Jun 15 2001, 7:05 PM EDT Att: 18,710 - Cloudy - 81°F		
11 Jimmy Rollins, S OBP: 0.324, SLG: 0.424	1B	F8		HR	BB	L5		L3		5	3	2	1	1	0	3			
Bobby Abreu, L OBP: 0.367, SLG: 0.515	BB			G1-3	HR			L9		5	3	3	3	1	0	1			
Scott Rolen, R OBP: 0.350, SLG: 0.432	SF7			HR	BB			L9		3	2	2	3	2	0	0			
23 Kevin Jordan, R OBP: 0.369, SLG: 0.396	BB			L6-4	F7			G3		1	0	0	0	0	0	1			
Pat Burrell, R OBP: 0.375, SLG: 0.480	1B			L6-4	F7					3	0	1	2	2	0	1			
Travis Lee, L OBP: 0.367, SLG: 0.465	SF7				HR			F5		4	1	1	2	0	0	4			
Johnny Estrada, S OBP: 0.289, SLG: 0.397						G6-3				5	2	3	2	0	0	1			
Marlon Anderson, L OBP: 0.324, SLG: 0.418	F7				F7					5	1	3	1	0	0	2			
Jose Santiago, R Jose Mesa, R				1B						0	0	0	0	0	0	0			
Omar Daal, L Vicente Padilla, R Rheal Cormier, L Tomas Perez, S				11 2B	BB					1	0	0	0	0	0	1			
<b>Inning Stats</b>	R: 3 E: 0 K: 0 S: 14	H: 3 LOB: 2 BB: 2 P: 31	R: 0 E: 0 K: 0 S: 7	H: 0 LOB: 0 BB: 0 P: 7	R: 0 E: 0 K: 0 S: 5	H: 1 LOB: 1 BB: 0 P: 5	R: 7 E: 0 K: 0 S: 27	H: 8 LOB: 1 BB: 0 P: 38	R: 2 E: 0 K: 0 S: 13	H: 1 LOB: 3 BB: 4 P: 32	R: 0 E: 0 K: 0 S: 14	H: 1 LOB: 1 BB: 1 P: 22	R: 3 E: 0 K: 0 S: 14	H: 4 LOB: 1 BB: 0 P: 20	R: 0 E: 0 K: 0 S: 7	H: 0 LOB: 1 BB: 0 P: 12	1B: 8 2B: 7 3B: 0 HR: 4	SF: 1 SAC: 0 DP: 1 HBP: 1	WP: 0 PA: 49 PB: 0 SB: 1 CS: 0
<b>PITCHER</b>	IP WLS BF H R ER SO BB IBB HBP BLK WP HR S P ERA WHIP																		
Willis Roberts, R ERA: 5.66	3.0	L	5	2	1	1	0	0	0	0	0	0	0	0	0	0	0	27.00	4.000
45 Lesli Brea, R ERA: 9.0	1.0	5	2	1	1	0	0	0	0	0	1	14	22	9.00	2.000				
John Parrish, L ERA: 11.57	0.2	7	1	2	2	0	4	0	0	0	0	10	27	27.00	7.500				
Chuck McLeroy, L ERA: 4.46	1.1	6	1	0	0	0	1	0	0	0	0	17	27	0.00	1.500				
Ryan Kohlmeier, R ERA: 7.66	1.0	7	4	3	3	0	0	0	0	0	2	14	20	27.00	4.000				
<b>Buddy Groom, L</b> ERA: 4.64	1.0	4	0	0	0	0	0	0	0	0	0	7	12	0.00	0.000				



Batter	1	2	3	4	5	6	7	8	9	AB	R	H	RBI	BB	SO	LOB	TOP					
Jerry Hairston, R OBP: 0.317, SLG: 0.390	G4-3	L8		K		1B		L5		5	0	1	0	0	1	1						
1 Brian Roberts, S OBP: 0.357, SLG: 0.429	WP HR		K		1B	K		L6		5	2	2	0	0	2	2						
David Segui, S OBP: 0.399, SLG: 0.430	HR		G5-3		K		F8	G1-3		5	1	1	2	0	1	1						
Jeff Conine, R OBP: 0.384, SLG: 0.474	FC6-4 1B		G5-3		1B	BB	P4	P5		4	0	1	0	1	0	0						
Chris Richard, L OBP: 0.352, SLG: 0.472	F2			HR	G4-3					4	1	2	1	0	0	3						
6 Melvin Mora, R OBP: 0.381, SLG: 0.392 John Parrish, L	FC6-4 1B			HR	G5-3		G2-3			4	1	2	0	0	0	2						
Cal Ripken Jr., R OBP: 0.243, SLG: 0.318	FC6-4			HR				F9		4	1	1	2	0	1	2						
Fernando Lunar, R OBP: 0.341, SLG: 0.359			K		K		G5-3	G5-3		4	0	0	0	0	2	0						
Jason Johnson, R			K		K		E1			2	0	0	0	0	2	0						
B.J. Ryan, L										1	0	0	0	0	0	0						
45 Lesli Brea, R										0	0	0	0	0	0	0						
31 Jay Gibbons, L OBP: 0.300, SLG: 0.320								BB		0	0	0	0	1	0	0						
<b>Inning Stats</b>	R: 2 E: 0 K: 0 S: 15	H: 4 LOB: 2 BB: 0 P: 21	R: 0 E: 0 K: 2 S: 11	H: 0 LOB: 0 BB: 0 P: 12	R: 0 E: 0 K: 1 S: 9	H: 0 LOB: 0 BB: 0 P: 15	R: 3 E: 0 K: 3 S: 15	H: 3 LOB: 0 BB: 0 P: 22	R: 1 E: 0 K: 1 S: 11	H: 1 LOB: 1 BB: 1 P: 20	R: 0 E: 1 K: 2 S: 15	H: 1 LOB: 2 BB: 0 P: 21	R: 0 E: 0 K: 0 S: 8	H: 0 LOB: 1 BB: 1 P: 12	R: 0 E: 0 K: 0 S: 8	H: 0 LOB: 1 BB: 1 P: 15	R: 0 E: 0 K: 0 S: 7	H: 0 LOB: 0 BB: 0 P: 11	1B: 5 2B: 2 3B: 0 HR: 3	SF: 0 SAC: 0 DP: 0 HBP: 0	WP: 2 PB: 0 SB: 1 CS: 0	PA: 40
<b>PITCHER</b>	IP WLS BF H R ER SO BB IBB HBP BLK WP HR S P ERA WHIP	IP WLS BF H R ER SO BB IBB HBP BLK WP HR S P ERA WHIP	IP WLS BF H R ER SO BB IBB HBP BLK WP HR S P ERA WHIP	IP WLS BF H R ER SO BB IBB HBP BLK WP HR S P ERA WHIP	IP WLS BF H R ER SO BB IBB HBP BLK WP HR S P ERA WHIP	IP WLS BF H R ER SO BB IBB HBP BLK WP HR S P ERA WHIP	IP WLS BF H R ER SO BB IBB HBP BLK WP HR S P ERA WHIP	IP WLS BF H R ER SO BB IBB HBP BLK WP HR S P ERA WHIP	IP WLS BF H R ER SO BB IBB HBP BLK WP HR S P ERA WHIP	IP WLS BF H R ER SO BB IBB HBP BLK WP HR S P ERA WHIP	IP WLS BF H R ER SO BB IBB HBP BLK WP HR S P ERA WHIP	IP WLS BF H R ER SO BB IBB HBP BLK WP HR S P ERA WHIP	IP WLS BF H R ER SO BB IBB HBP BLK WP HR S P ERA WHIP	IP WLS BF H R ER SO BB IBB HBP BLK WP HR S P ERA WHIP	IP WLS BF H R ER SO BB IBB HBP BLK WP HR S P ERA WHIP	IP WLS BF H R ER SO BB IBB HBP BLK WP HR S P ERA WHIP	IP WLS BF H R ER SO BB IBB HBP BLK WP HR S P ERA WHIP					
Robert Person, R ERA: 4.78	Ed Vosberg, L ERA	Chris Brock, R ERA: 3.82	Jose Santiago, R ERA: 5.6	Ricky Bottalico, R ERA: 3.79																		

Baltimore Orioles @ Philadelphia Phillies  
Veterans Stadium, Philadelphia, PA  
Sat Jun 16 2001, 7:05 PM EDT  
Att: 21,796 - Cloudy - 75 F

livebaseballscorecards.com

AB 38  
R 6  
H 10  
RBI 5  
BB 2  
SO 9  
LOB 11




Batter	1	2	3	4	5	6	7	8	9	AB	R	H	RBI	BB	SO	LOB	BOTTOM			
Doug Glanville, R OBP: 0.297, SLG: 0.418	G1-3		SH1-3 SF8 2B		WP SF9 2B	FC6-4		1B		6	3	4	4	0	0	3				
11 Jimmy Rollins, S OBP: 0.322, SLG: 0.431	F7		SH1-3		K	HR		F9		5	1	1	3	0	2	2				
Bobby Abreu, L OBP: 0.373, SLG: 0.513	BB		BB		BB	1B		F7		3	0	1	0	3	1	1				
Scott Rolen, R OBP: 0.351, SLG: 0.428	F8		SF8		BB	G4-6-3 2B		BB		2	0	0	1	2	0	2				
Pat Burrell, R OBP: 0.376, SLG: 0.483			K		SF9	BB 1B		BB		3	1	1	1	1	2	1				
Travis Lee, L OBP: 0.364, SLG: 0.459	G6-3				P6	BB 1B		K		5	1	1	0	0	2	4				
Johnny Estrada, S OBP: 0.307, SLG: 0.451			K		K2-3					4	2	2	1	1	2	0				
Marlon Anderson, L OBP: 0.325, SLG: 0.424					F8					2	1	1	0	0	0	0				
Chris Brock, R OBP: 0.333, SLG: 0.333										0	0	0	0	0	0	0				
Brian Hunter, R OBP: 0.420, SLG: 0.439			SH 2B							2	1	2	2	0	0	0				
Jose Santiago, R										0	0	0	0	0	0	0				
Ricky Bottalico, L OBP: 0.500, SLG: 1.000			2B					1B		1	1	1	1	0	0	0				
Robert Person, R OBP: 0.115, SLG: 0.120										0	1	0	0	0	0	0				
Ed Vosberg, L										0	0	0	0	0	0	0				
Tomas Perez, S OBP: 0.326, SLG: 0.310			2B					G6-3		2	2	1	1	1	0	1				
<b>Inning Stats</b>	R: 0 E: 0 K: 0 S: 9	H: 0 LOB: 1 BB: 1 P: 18	R: 0 E: 0 K: 2 S: 7	H: 0 LOB: 0 BB: 0 P: 9	R: 3 E: 1 K: 1 S: 11	H: 2 LOB: 1 BB: 1 P: 22	R: 0 E: 0 K: 1 S: 6	H: 0 LOB: 0 BB: 0 P: 8	R: 2 E: 0 K: 2 S: 18	H: 1 LOB: 2 BB: 2 P: 40	R: 7 E: 0 K: 0 S: 29	H: 8 LOB: 3 BB: 3 P: 53	R: 0 E: 0 K: 3 S: 15	H: 1 LOB: 2 BB: 1 P: 28	R: 2 E: 0 K: 0 S: 12	H: 3 LOB: 1 BB: 0 P: 19	1B: 6 2B: 6 3B: 0 HR: 3	SF: 2 SAC: 2 DP: 1 HBP: 1	WP: 1 PB: 0 SB: 2 CS: 0	PA: 48
<b>PITCHER</b>	IP WLS BF H R ER SO BB IBB HBP BLK WP HR S P ERA WHIP	IP WLS BF H R ER SO BB IBB HBP BLK WP HR S P ERA WHIP	IP WLS BF H R ER SO BB IBB HBP BLK WP HR S P ERA WHIP	IP WLS BF H R ER SO BB IBB HBP BLK WP HR S P ERA WHIP	IP WLS BF H R ER SO BB IBB HBP BLK WP HR S P ERA WHIP	IP WLS BF H R ER SO BB IBB HBP BLK WP HR S P ERA WHIP	IP WLS BF H R ER SO BB IBB HBP BLK WP HR S P ERA WHIP	IP WLS BF H R ER SO BB IBB HBP BLK WP HR S P ERA WHIP	IP WLS BF H R ER SO BB IBB HBP BLK WP HR S P ERA WHIP	IP WLS BF H R ER SO BB IBB HBP BLK WP HR S P ERA WHIP	IP WLS BF H R ER SO BB IBB HBP BLK WP HR S P ERA WHIP	IP WLS BF H R ER SO BB IBB HBP BLK WP HR S P ERA WHIP	IP WLS BF H R ER SO BB IBB HBP BLK WP HR S P ERA WHIP	IP WLS BF H R ER SO BB IBB HBP BLK WP HR S P ERA WHIP	IP WLS BF H R ER SO BB IBB HBP BLK WP HR S P ERA WHIP	IP WLS BF H R ER SO BB IBB HBP BLK WP HR S P ERA WHIP	IP WLS BF H R ER SO BB IBB HBP BLK WP HR S P ERA WHIP			
Jason Johnson, R ERA: 3.24	B.J. Ryan, L ERA: 5.34	45 Lesli Brea, R ERA: 18.0	John Parrish, L ERA: 10.38																	

Baltimore Orioles @ Philadelphia Phillies  
Veterans Stadium, Philadelphia, PA  
Sat Jun 16 2001, 7:05 PM EDT  
Att: 21,796 - Cloudy - 75 F

livebaseballscorecards.com

AB 35  
R 14  
H 15  
RBI 14  
BB 8  
SO 9  
LOB 14





Batter	1	2	3	4	5	6	7	8	9	AB	R	H	RBI	BB	SO	LOB	TOP					
Brady Anderson, L (1,9) OBP: 0.312, SLG: 0.305	1-3 K	2-2 HR		0-3 K		2-3 K			4-1 FC4-6 BB	4	1	1	3	1	3	0	<b>Baltimore Orioles @ Philadelphia Phillies</b> Veterans Stadium, Philadelphia, PA Sun Jun 17 2001, 1:35 PM EDT Att: 36,911 - Cloudy - 79 F					
1 Brian Roberts, S (1,6) OBP: 0.316, SLG: 0.368	1-2 G4-3 PB HR	0-0 P4			3-1 G4-3		0-0 G1-3		0-1 FC4-6 BB	5	2	1	0	0	0	1						
David Segui, S (1,3) OBP: 0.404, SLG: 0.455	2-1 G4-3			0-0 HR	2-1 1B		3-2 G4-3		3-2 1B	5	2	3	1	0	0	1						
Jeff Conine, R (1,5) OBP: 0.389, SLG: 0.494	1-1 HR			0-1 P3	0-0 2B		0-0 F9		2-2 1B	5	2	3	2	0	0	0						
Chris Richard, L (1,8) OBP: 0.348, SLG: 0.472	1-3 K			1-2 G4-3	2-1 31 G1-3 1H 2H 2B				1-1 SF7	4	0	1	3	0	1	0						
31 Jay Gibbons, L (1,7) OBP: 0.307, SLG: 0.356		2-0 G4-3		2-2 1B	0-0 G1-3				0-0 HR	4	1	2	1	0	0	1						
6 Melvin Mora, R (8,8) OBP: 0.359, SLG: 0.389					2-3				3-H G4-3	1	0	0	0	0	0	2						
Jerry Hairston, R (1,4) OBP: 0.320, SLG: 0.397		4-2 F9 HR BB		0-0 F8	1-1 F8				0-0 3B	3	1	1	0	1	0	2						
Brook Fordyce, R (1,2) OBP: 0.251, SLG: 0.282		0-0 E1 HR		0-0 P6	1-0 G6-3				0-3 K	4	1	0	0	0	1	2						
Jose Mercedes, R (1,1)		1-1 F9		1-3 K	1-3 K				0-1 F9	3	0	0	0	0	2	2						
Mike Kinkade, R (8,PH)										1	0	0	0	0	0	1						
Mike Trombley, R (8,1)										0	0	0	0	0	0	0						
Buddy Groom, L (8,1)										0	0	0	0	0	0	0						
<b>Inning Stats</b>	R: 2 E: 0 K: 2 S: 13	H: 2 LOB: 0 BB: 0 P: 19	R: 3 E: 1 K: 0 S: 11	H: 1 LOB: 0 BB: 1 P: 20	R: 1 E: 0 K: 0 S: 10	H: 2 LOB: 1 BB: 0 P: 13	R: 0 E: 0 K: 2 S: 7	H: 0 LOB: 0 BB: 0 P: 8	R: 2 E: 0 K: 0 S: 10	H: 3 LOB: 1 BB: 0 P: 18	R: 0 E: 0 K: 0 S: 7	H: 0 LOB: 0 BB: 0 P: 11	R: 0 E: 0 K: 0 S: 5	H: 0 LOB: 0 BB: 0 P: 8	R: 1 E: 0 K: 1 S: 10	H: 2 LOB: 1 BB: 0 P: 11	R: 1 E: 0 K: 0 S: 12	H: 2 LOB: 2 BB: 1 P: 22	1B: 6 2B: 1 3B: 1 HR: 4	SF: 1 SAC: 0 DP: 0 HBP: 0	WP: 0 PB: 1 SB: 0 CS: 0	PA: 42
<b>PITCHER</b>	IP WLS BF H R ER SO BB IBB HBP BLK WP HR S P ERA WHIP																					
Amaury Telemaco, R (1,1) ERA: 4.64	3.0 L 16 5 6 3 2 1 0 0 0 0 0 3 34 52 9.00 2.000																					
Chris Brock, R (4,1) ERA: 4.13	2.0 9 3 2 2 2 0 0 0 0 0 0 0 17 26 9.00 1.500																					
Ed Vosberg, L (6,1) ERA: 4.13	1.0 3 0 0 0 2 0 0 0 0 0 0 0 7 11 0.00 0.000																					
Rheal Cormier, L (7,1) ERA: 3.57	2.0 8 2 1 1 1 0 0 0 0 0 0 1 15 19 4.50 1.000																					
Jose Mesa, R (9,1) ERA: 3.54	1.0 6 2 1 1 0 1 0 0 0 0 0 0 12 22 9.00 3.000																					


Batter	1	2	3	4	5	6	7	8	9	AB	R	H	RBI	BB	SO	LOB	BOTTOM					
Doug Glanville, R (1,8) OBP: 0.296, SLG: 0.414	1-2 G6-3	2-3 K			1-1 BB		1-2 F8	0-1 FC1-6		5	0	1	0	0	1	1	<b>Baltimore Orioles @ Philadelphia Phillies</b> Veterans Stadium, Philadelphia, PA Sun Jun 17 2001, 1:35 PM EDT Att: 36,911 - Cloudy - 79 F					
11 Jimmy Rollins, S (1,6) OBP: 0.316, SLG: 0.423	2-1 G3-1		2-2 F7		3-3 K		3-1 F8	2-2 F9		5	0	0	0	0	1	3						
Bobby Abreu, L (1,9) OBP: 0.377, SLG: 0.512	2-1 BB		1-2 F7		4-1 1B		2-0 1B	0-1 G3		4	0	2	0	1	0	1						
Scott Rolen, R (1,5) OBP: 0.348, SLG: 0.421	4-2 BB		1-2 F9		0-3 K		1-2 G4-3		2-2 G6-3	4	0	0	0	1	1	4						
Pat Burrell, R (1,7) OBP: 0.376, SLG: 0.479	0-3 K			3-3 K		4-2 G4-6-3 1B BB		3-1 1B	2-3 K	4	2	1	0	1	3	2						
Travis Lee, L (1,3) OBP: 0.368, SLG: 0.462		2-1 HR		1-1 G4-3		0-0 1B	1-2 G4-6-3 1B	2-2 1B	2-3 K	5	2	3	0	0	1	0						
Johnny Estrada, S (1,2) OBP: 0.304, SLG: 0.442		1-1 F9		0-2 G1-3		0-0 G4-6-3	1-2 1B	3-2 E	2-3 K	4	1	1	1	0	0	3						
Marlon Anderson, L (1,4) OBP: 0.333, SLG: 0.446		0-1 HR			0-0 BB	1-2 1B		1-1 E3		4	2	3	3	0	0	1						
Amaury Telemaco, R (1,1) ERA: 4.64										1	0	0	0	0	1	0						
Chris Brock, R (4,1) ERA: 4.13										0	0	0	0	0	0	0						
Brian Hunter, R (5,PH) ERA: 4.13										1	0	0	0	0	1	1						
Ed Vosberg, L (6,1) ERA: 4.13										0	0	0	0	0	0	0						
23 Kevin Jordan, R (8,PH) ERA: 3.57										1	0	0	0	0	0	1						
Rheal Cormier, L (7,1) ERA: 3.57										0	0	0	0	0	0	0						
Turner Ward, S (8,PH) ERA: 3.54										1	0	1	2	0	0	0						
Jose Mesa, R (9,1) ERA: 3.54										0	0	0	0	0	0	0						
<b>Inning Stats</b>	R: 0 E: 0 K: 1 S: 15	H: 1 LOB: 2 BB: 1 P: 24	R: 2 E: 0 K: 2 S: 12	H: 2 LOB: 0 BB: 0 P: 17	R: 0 E: 0 K: 0 S: 11	H: 0 LOB: 0 BB: 0 P: 15	R: 0 E: 0 K: 1 S: 8	H: 0 LOB: 0 BB: 0 P: 12	R: 0 E: 0 K: 3 S: 16	H: 2 LOB: 3 BB: 1 P: 25	R: 1 E: 0 K: 0 S: 12	H: 2 LOB: 1 BB: 1 P: 20	R: 0 E: 0 K: 0 S: 9	H: 1 LOB: 1 BB: 0 P: 16	R: 4 E: 1 K: 0 S: 24	H: 4 LOB: 1 BB: 0 P: 37	R: 0 E: 0 K: 2 S: 13	H: 0 LOB: 0 BB: 0 P: 19	1B: 11 2B: 0 3B: 0 HR: 1	SF: 0 SAC: 0 DP: 1 HBP: 0	WP: 0 PB: 0 SB: 0 CS: 0	PA: 42
<b>PITCHER</b>	IP WLS BF H R ER SO BB IBB HBP BLK WP HR S P ERA WHIP																					
Jose Mercedes, R (1,1) ERA: 5.97	7.0 W 31 8 3 3 3 0 0 0 0 0 0 0 12 20 3.86 1.571																					
Mike Trombley, R (8,1) ERA: 3.55	0.0 3 3 3 3 0 0 0 0 0 0 0 0 12 20 0.00 0.500																					
Buddy Groom, L (8,1) ERA: 4.24	2.0 8 1 1 0 2 0 0 0 0 0 0 0 25 36 0.00 0.500																					




AB 39  
R 10  
H 12  
RBI 10  
BB 2  
SO 7  
LOB 12

AB 39  
R 7  
H 12  
RBI 6  
BB 3  
SO 9  
LOB 17



Batter	1	2	3	4	5	6	7	8	9	AB	R	H	RBI	BB	SO	LOB	TOP					
Shannon Stewart, R (1, 7) OBP: 0.388, SLG: 0.491	0-2 1B	2-1 G4-3		1-1 FC6-4			1-0 F8		1-2 1B	5	1	2	0	0	0	2	<p><b>Toronto Blue Jays @ Baltimore Orioles</b>  <b>Oriole Park at Camden Yards, Baltimore, MD</b>            Mon Jun 18 2001, 7:05 PM EDT            Att: 33,605 - Sunny - 87 F</p> <p>livebaseballscores.com</p> <p>AB 36 R 2 H 9 RBI 2 BB 1 SO 7 LOB 14</p> 					
Alex Gonzalez, R (1, 6) OBP: 0.297, SLG: 0.368	3-1 2B G4-3		0-0 G5-3		3-2 G5-3		3-1 HBP		2-3 K	4	1	1	1	0	1	1						
Raul Mondesi, R (1, 9) OBP: 0.391, SLG: 0.511	1-0 G4-3		3-3 K		0-3 K		2-3 K			4	0	1	0	0	3	1						
Carlos Delgado, L (1, 3) OBP: 0.407, SLG: 0.549	2-3 K		3-2 1B		0-2 G4-3		1-0 G3-1			4	0	1	0	0	1	3						
José Cruz Jr., S (1, 8) OBP: 0.344, SLG: 0.466	2-2 G4-3		1-2 1B		0-0 G3-1			1-3 K		4	0	1	1	0	1	1						
Brad Fullmer, L (1, 10) OBP: 0.321, SLG: 0.441	0-2 F8		2-1 G4-3			1-1 BB		0-1 G6-3		3	0	1	0	0	0	3						
Tony Fernandez, S (8, FH) OBP: 0.356, SLG: 0.333										1	0	0	0	0	0	0						
Tony Batista, R (1, 5) OBP: 0.251, SLG: 0.403		0-2 G6-3		1-3 K		0-0 F7		2-2 F4		4	0	0	0	0	1	1						
Darrin Fletcher, L (1, 2) OBP: 0.267, SLG: 0.330		2-2 G3-1		1-1 G4-3		4-1 BB			1-2 F9	2	0	0	0	1	0	0						
Brian Simmons, S (9, FH) OBP: 0.286, SLG: 0.349						1-2 BB				1	0	0	0	0	0	0						
Homer Bush, R (1, 4) OBP: 0.404, SLG: 0.510		1-1 S		1-0 FC6-4		0-0 G5-3			1-1 F9	4	0	2	0	0	0	2						
<b>Inning Stats</b>	R: 2 E: 0 K: 1 S: 16	H: 3 LOB: 1 BB: 0 P: 24	R: 0 E: 0 K: 0 S: 10	H: 1 LOB: 1 BB: 0 P: 15	R: 0 E: 0 K: 1 S: 14	H: 2 LOB: 2 BB: 0 P: 23	R: 0 E: 0 K: 1 S: 8	H: 1 LOB: 1 BB: 0 P: 12	R: 0 E: 0 K: 0 S: 10	H: 0 LOB: 0 BB: 0 P: 13	R: 0 E: 0 K: 0 S: 6	H: 1 LOB: 2 BB: 1 P: 11	R: 0 E: 0 K: 1 S: 6	H: 0 LOB: 0 BB: 0 P: 13	R: 0 E: 0 K: 1 S: 9	H: 0 LOB: 0 BB: 0 P: 12	R: 0 E: 0 K: 1 S: 11	H: 1 LOB: 1 BB: 0 P: 16	1B: 7 2B: 1 3B: 1 HR: 0	SF: 0 SAC: 0 DP: 0 HBP: 1	WP: 0 PB: 0 SB: 2 CS: 0	PA: 38
<b>PITCHER</b>	IP WLS BF H R ER SO BB IBB HBP BLK WP HR S P ERA WHIP	7.0 W 31 8 2 2 5 1 0 1 0 0 0 0 70 111 2.57 1.286	1.0 H 3 0 0 0 1 0 0 0 0 0 0 9 12 0.00 0.000	1.0 S 4 1 0 0 1 0 0 0 0 0 0 11 16 0.00 1.000	<b>PITCHER</b>										IP WLS BF H R ER SO BB IBB HBP BLK WP HR S P ERA WHIP							
Sidney Ponson, R (1, 1) ERA: 4.28											7.0 W 31 8 2 2 5 1 0 1 0 0 0 70 111 2.57 1.286											
Chuck McElroy, L (8, 1) ERA: 4.35											1.0 H 3 0 0 0 1 0 0 0 0 0 0 9 12 0.00 0.000											
Mike Trombley, R (9, 1) ERA: 3.46											1.0 S 4 1 0 0 1 0 0 0 0 0 0 11 16 0.00 1.000											

Batter	1	2	3	4	5	6	7	8	9	AB	R	H	RBI	BB	SO	LOB	BOTTOM				
Brady Anderson, L (1, 7) OBP: 0.311, SLG: 0.304			2-0 E8 1B		3-1 F9		1-2 G6-3			4	1	1	0	0	1	0	<p><b>Toronto Blue Jays @ Baltimore Orioles</b>  <b>Oriole Park at Camden Yards, Baltimore, MD</b>            Mon Jun 18 2001, 7:05 PM EDT            Att: 33,605 - Sunny - 87 F</p> <p>livebaseballscores.com</p> <p>AB 33 R 3 H 10 RBI 3 BB 3 SO 6 LOB 14</p> 				
Brian Roberts, S (1, 6) OBP: 0.304, SLG: 0.435	0-1 F7		0-0 F2		1-1 G4-3		3-2 2B 3B			4	1	1	0	0	1	1					
David Segui, S (1, 3) OBP: 0.412, SLG: 0.465	4-2 1B BB		3-3 K		2-2 1B		1-0 2B			3	0	2	1	1	1	1					
Jeff Conine, R (1, 5) OBP: 0.391, SLG: 0.495	0-0 1B		2-3 1B		1-3 K		3-H K			4	0	2	1	0	2	2					
Chris Richard, L (1, 9) OBP: 0.346, SLG: 0.465	1-2 F7		3-H K			2-2 F8		4-0 IBB		3	0	0	0	1	1	3					
6 Melvin Mora, R (1, 8) OBP: 0.357, SLG: 0.387		0-1 B5-3		2-1 L5		1-2 31 2B F9-2		2-0 F7		4	0	1	0	0	0	2					
31 Jay Gibbons, L (1, 10) OBP: 0.322, SLG: 0.410		1-0 HR		2-2 G4-3		1-2 2B		3-2 F7		4	1	3	1	0	0	0					
Brook Fordyce, R (1, 2) OBP: 0.251, SLG: 0.277		1-2 L9		1-2 G4-3		4-2 BB		3-3 K		3	0	0	0	1	1	1					
Fernando Lunar, R (9, 2) OBP: 0.341, SLG: 0.359				1-2 G4-3						0	0	0	0	0	0	0					
Jerry Hairston, R (1, 4) OBP: 0.315, SLG: 0.391		2-2 F9		1-1 P4		0-1 F9-2		3-2 G1-3		4	0	0	0	0	0	4					
<b>Inning Stats</b>	R: 0 E: 0 K: 1 S: 12	H: 1 LOB: 2 BB: 1 P: 20	R: 1 E: 0 K: 0 S: 9	H: 1 LOB: 0 BB: 0 P: 13	R: 1 E: 1 K: 2 S: 12	H: 2 LOB: 1 BB: 0 P: 21	R: 0 E: 0 K: 0 S: 10	H: 1 LOB: 1 BB: 0 P: 16	R: 0 E: 0 K: 1 S: 10	H: 1 LOB: 1 BB: 0 P: 17	R: 0 E: 0 K: 0 S: 17	H: 2 LOB: 2 BB: 1 P: 25	R: 1 E: 0 K: 1 S: 12	H: 2 LOB: 2 BB: 1 P: 24	R: 0 E: 0 K: 1 S: 9	H: 0 LOB: 0 BB: 0 P: 18	1B: 6 2B: 3 3B: 1 HR: 1	SF: 0 SAC: 0 DP: 1 HBP: 0	WP: 1 PB: 0 SB: 0 CS: 0	PA: 36	
<b>PITCHER</b>	IP WLS BF H R ER SO BB IBB HBP BLK WP HR S P ERA WHIP	6.0 L 27 8 2 2 4 2 0 0 0 0 0 7 11 27.00 3.000	0.1 L 2 1 1 1 0 0 0 0 0 0 0 7 11 27.00 3.000	1.2 7 1 0 0 2 0 1 0 0 0 0 14 31 0.00 0.600	<b>PITCHER</b>										IP WLS BF H R ER SO BB IBB HBP BLK WP HR S P ERA WHIP						
Steve Parris, R (1, 1) ERA: 5.21											6.0 L 27 8 2 2 4 2 0 0 0 0 0 7 11 27.00 3.000										
Pedro Borbon, L (7, 1) ERA: 3.42											0.1 L 2 1 1 1 0 0 0 0 0 0 0 7 11 27.00 3.000										
Bob File, R (7, 1) ERA: 1.52											1.2 7 1 0 0 2 0 1 0 0 0 0 14 31 0.00 0.600										



Batter	1	2	3	4	5	6	7	8	9	AB	R	H	RBI	BB	SO	LOB	TOP								
Shannon Stewart, R (1, 7) OBP: 0.386, SLG: 0.491			G6-3					F3		4	0	1	0	0	1	1	<b>Toronto Blue Jays @ Baltimore Orioles</b> Oriole Park at Camden Yards, Baltimore, MD Tue Jun 19 2001, 7:05 PM EDT Att: 31,001 - Sunny - 91 F <a href="http://livebaseballscorecards.com">livebaseballscorecards.com</a>								
Alex Gonzalez, R (1, 6) OBP: 0.299, SLG: 0.374			F8			SF9				3	0	2	1	0	0	0									
Raul Mondesi, R (1, 9) OBP: 0.392, SLG: 0.522						F8		F8		4	0	2	0	0	0	3									
Carlos Delgado, L (1, 3) OBP: 0.405, SLG: 0.542						F9		G3		3	0	0	0	1	0	4									
Brad Fullmer, L (1, 10) OBP: 0.317, SLG: 0.435 Brian Simmons, S (9, PH) OBP: 0.283, SLG: 0.345						FC9-2		F7		3	0	0	0	0	0	3									
Jose Cruz Jr., S (1, 8) OBP: 0.346, SLG: 0.476						G4-6-3				4	0	2	0	0	1	0									
Tony Batista, R (1, 5) OBP: 0.251, SLG: 0.399						P3		F9		3	0	0	0	1	0	2									
Darrin Fletcher, L (1, 2) OBP: 0.263, SLG: 0.325 Tony Fernandez, S (9, PH) OBP: 0.311, SLG: 0.328						G4-6-3		F9		3	0	0	0	0	0	2									
Homer Bush, R (1, 4) OBP: 0.411, SLG: 0.515						F9				3	1	2	0	0	0	0									
<b>Inning Stats</b>	R: 0 E: 0 K: 1 S: 12	H: 2 LOB: 2 BB: 1 P: 23	R: 0 E: 0 K: 0 S: 8	H: 0 LOB: 0 BB: 0 P: 12	R: 0 E: 0 K: 0 S: 7	H: 0 LOB: 0 BB: 0 P: 9	R: 0 E: 0 K: 0 S: 8	H: 1 LOB: 0 BB: 0 P: 10	R: 0 E: 0 K: 0 S: 8	H: 1 LOB: 0 BB: 0 P: 11	R: 1 E: 0 K: 0 S: 10	H: 2 LOB: 1 BB: 0 P: 14	R: 0 E: 0 K: 0 S: 5	H: 1 LOB: 1 BB: 0 P: 7	R: 0 E: 0 K: 0 S: 8	H: 2 LOB: 2 BB: 1 P: 9		R: 0 E: 0 K: 2 S: 9	H: 0 LOB: 1 BB: 1 P: 17	1B: 4 2B: 4 3B: 2 HR: 0	SF: 1 SAC: 0 DP: 2 HBP: 0	WP: 0 PB: 0 SB: 0 CS: 1	PA: 35		
<b>PITCHER</b>	IP	WLS	BF	H	R	ER	SO	BB	IBB	HBP	BLK	WP	HR	S	P	ERA	WHIP								
Josh Towers, R (1, 1) ERA: 1.97	7.0	W	26	7	1	1	1	1	0	0	0	0	0	58	86	1.29	1.143								
Ryan Kohlmeier, R (8, 1) ERA: 7.43	0.2	H	4	2	0	0	0	0	0	0	0	0	0	7	8	0.00	3.000								
Buddy Groom, L (8, 1) ERA: 4.01	1.1	S	5	0	0	0	2	1	0	0	0	0	0	10	18	0.00	0.750								

Batter	1	2	3	4	5	6	7	8	9	AB	R	H	RBI	BB	SO	LOB	BOTTOM									
Brady Anderson, L (1, 9) OBP: 0.318, SLG: 0.322			F7							3	1	2	1	0	0	0	<b>Toronto Blue Jays @ Baltimore Orioles</b> Oriole Park at Camden Yards, Baltimore, MD Tue Jun 19 2001, 7:05 PM EDT Att: 31,001 - Sunny - 91 F <a href="http://livebaseballscorecards.com">livebaseballscorecards.com</a>									
Brian Roberts, S (1, 4) OBP: 0.296, SLG: 0.385	G6-3		F8			CS		L4		3	0	0	0	1	0	1										
David Segui, S (1, 3) OBP: 0.419, SLG: 0.506								1B		3	2	2	2	1	0	1										
Jeff Conine, R (1, 7) OBP: 0.393, SLG: 0.495	P5					G1-6-3		G4-3		4	0	2	0	0	0	1										
Chris Richard, L (1, 8) OBP: 0.346, SLG: 0.463 Jerry Hairston, R (8, 4) OBP: 0.314, SLG: 0.389			CS			G1-6-3		G1-6-3		3	0	1	0	0	0	3										
Cal Ripken Jr., R (1, 5) OBP: 0.240, SLG: 0.313	G6-3					L6				3	0	0	0	0	0	1										
31 Jay Gibbons, L (1, 10) OBP: 0.331, SLG: 0.444										3	1	2	1	0	1	0										
6 Melvin Mora, R (1, 6) OBP: 0.362, SLG: 0.406								F8		3	1	2	1	0	0	0										
Brook Fordyce, R (1, 2) OBP: 0.247, SLG: 0.272			F9							3	0	0	0	0	1	2										
<b>Inning Stats</b>	R: 1 E: 0 K: 0 S: 6	H: 2 LOB: 0 BB: 0 P: 10	R: 0 E: 0 K: 1 S: 9	H: 1 LOB: 0 BB: 0 P: 12	R: 1 E: 0 K: 0 S: 7	H: 1 LOB: 0 BB: 0 P: 8	R: 1 E: 0 K: 0 S: 6	H: 2 LOB: 0 BB: 0 P: 7	R: 1 E: 0 K: 1 S: 10	H: 1 LOB: 0 BB: 0 P: 16	R: 0 E: 0 K: 0 S: 6	H: 1 LOB: 1 BB: 1 P: 12	R: 0 E: 0 K: 0 S: 8	H: 2 LOB: 1 BB: 0 P: 12	R: 1 E: 0 K: 0 S: 11	H: 1 LOB: 1 BB: 1 P: 21		1B: 6 2B: 0 3B: 0 HR: 5	SF: 0 SAC: 0 DP: 4 HBP: 1	WP: 0 PB: 0 SB: 0 CS: 2	PA: 33					
<b>PITCHER</b>	IP	WLS	BF	H	R	ER	SO	BB	IBB	HBP	BLK	WP	HR	S	P	ERA	WHIP									
Joey Hamilton, R (1, 1) ERA: 4.84	5.0	L	19	7	4	4	2	0	0	0	0	0	0	4	38	5	7.20	1.400								
Lance Painter, L (6, 1) ERA: 7.85	2.1		11	4	1	1	0	2	0	0	0	0	1	21	39	3.86	2.571									
Paul Quantrill, R (8, 1) ERA: 2.06	0.2		2	0	0	0	0	0	0	0	0	0	0	4	6	0.00	0.000									







Batter	1	2	3	4	5	6	7	8	9	AB	R	H	RBI	BB	SO	LOB	TOP			
Ray Durham, S OBP: 0.329, SLG: 0.435	F7	F7		P3		G3		G4-6-3		5	0	0	0	0	0	2	<b>Chicago White Sox @ Baltimore Orioles</b> Oriole Park at Camden Yards, Baltimore, MD Thu Jun 21 2001, 7:05 PM EDT Att: 34,735 - Cloudy - 90 F			
Chris Singleton, L OBP: 0.297, SLG: 0.384	HR	1B			1B			G5-3		4	2	3	0	1	0	0				
Carlos Lee, R OBP: 0.352, SLG: 0.537	HR	P4			1B				K	5	1	2	3	0	1	3				
Magglio Ordonez, R OBP: 0.275, SLG: 0.557	G6-3					F9		G5-3	G4-3	5	0	1	0	0	0	1				
Jose Canseco, R OBP: 0.200, SLG: 0.400	G6-3				2B			G5-3	F9	5	0	1	0	0	0	1				
14 Paul Konerko, R OBP: 0.355, SLG: 0.510		HR								3	1	2	1	1	0	1				
Jeff Liefer, L Tony Graffanino, R OBP: 0.333, SLG: 0.338		HR							K	3	1	1	1	1	1	2				
Royce Clayton, R OBP: 0.199, SLG: 0.248		FC6-4								4	1	2	1	0	0	3				
Mark Johnson, L OBP: 0.167, SLG: 0.167		FC6-4								4	0	1	0	0	0	1				
<b>Inning Stats</b>	R: 2 H: 2 E: 0 K: 0 S: 9	H: 2 LOB: 0 BB: 0 P: 16	R: 2 H: 4 E: 0 K: 0 S: 15	H: 4 LOB: 2 BB: 0 P: 20	R: 0 H: 1 E: 0 K: 0 S: 13	H: 1 LOB: 1 BB: 0 P: 21	R: 0 H: 0 E: 0 K: 0 S: 9	H: 0 LOB: 0 BB: 0 P: 13	R: 1 H: 2 E: 0 K: 0 S: 14	H: 2 LOB: 3 BB: 3 P: 30	R: 0 H: 1 E: 0 K: 1 S: 8	H: 1 LOB: 1 BB: 0 P: 9	R: 1 H: 2 E: 0 K: 0 S: 11	H: 2 LOB: 0 BB: 0 P: 17	R: 0 H: 0 E: 0 K: 1 S: 8	H: 0 LOB: 0 BB: 0 P: 12		1B: 8 2B: 1 3B: 0 HR: 4	SF: 0 SAC: 0 DP: 1 HBP: 0	WP: 0 PB: 0 SB: 2 CS: 1
<b>PITCHER</b>	IP	WLS	BF	H	R	ER	SO	BB	IBB	HBP	BLK	WP	HR	S	P	ERA	WHIP			
Jason Johnson, R ERA: 3.57	4.2	L	23	9	5	5	0	1	0	0	0	0	3	54	84	9.64	2.143			
Calvin Maduro, R ERA: 4.22	3.1		15	4	1	1	1	2	0	0	0	0	1	31	51	2.70	1.800			
John Parrish, L ERA: 7.5	1.0		3	0	0	0	1	0	0	0	0	0	0	8	12	0.00	0.000			

Batter	1	2	3	4	5	6	7	8	9	AB	R	H	RBI	BB	SO	LOB	BOTTOM			
Brady Anderson, L OBP: 0.313, SLG: 0.316	G4-3		P4			L9			G4-3	4	0	0	0	0	0	1	<b>Chicago White Sox @ Baltimore Orioles</b> Oriole Park at Camden Yards, Baltimore, MD Thu Jun 21 2001, 7:05 PM EDT Att: 34,735 - Cloudy - 90 F			
1 Brian Roberts, S OBP: 0.306, SLG: 0.382	G5-3		G4-3			K			G3	4	0	0	0	0	1	1				
David Segui, S OBP: 0.407, SLG: 0.485	K					K				3	0	0	0	0	3	0				
Jeff Conine, R OBP: 0.397, SLG: 0.492		L7				K			G6-3	3	0	0	0	0	1	0				
31 Jay Gibbons, L OBP: 0.333, SLG: 0.456		G4-3				G4-3			L8	3	0	0	0	0	0	0				
6 Melvin Mora, R OBP: 0.386, SLG: 0.412						G6-3			F8	3	0	1	0	0	0	0				
Cal Ripken Jr., R OBP: 0.240, SLG: 0.310						G6-3			G4-6-3	3	0	1	0	0	1	1				
Brook Fordyce, R OBP: 0.249, SLG: 0.279						G5-3			G4-6-3	3	0	1	0	0	0	1				
Jerry Hairston, R OBP: 0.310, SLG: 0.384						G4-3			L3	3	0	0	0	0	0	1				
<b>Inning Stats</b>	R: 0 H: 0 E: 0 K: 1 S: 9	H: 0 LOB: 0 BB: 0 P: 15	R: 0 H: 1 E: 0 K: 1 S: 16	H: 1 LOB: 1 BB: 0 P: 21	R: 0 H: 1 E: 0 K: 0 S: 16	H: 1 LOB: 1 BB: 0 P: 23	R: 0 H: 0 E: 0 K: 2 S: 7	H: 0 LOB: 0 BB: 0 P: 9	R: 0 H: 0 E: 0 K: 1 S: 9	H: 0 LOB: 0 BB: 0 P: 12	R: 0 H: 0 E: 0 K: 1 S: 8	H: 0 LOB: 0 BB: 0 P: 10	R: 0 H: 1 E: 0 K: 0 S: 6	H: 1 LOB: 0 BB: 0 P: 10	R: 0 H: 0 E: 0 K: 0 S: 7	H: 0 LOB: 0 BB: 0 P: 9		1B: 2 2B: 1 3B: 0 HR: 0	SF: 0 SAC: 0 DP: 1 HBP: 0	WP: 0 PB: 0 SB: 1 CS: 0
<b>PITCHER</b>	IP	WLS	BF	H	R	ER	SO	BB	IBB	HBP	BLK	WP	HR	S	P	ERA	WHIP			
Kip Wells, R ERA: 2.38	8.0	W	26	3	0	0	6	0	0	0	0	0	0	76	109	0.00	0.375			
Gary Glover, R ERA: 8.24	1.0		3	0	0	0	0	0	0	0	0	0	0	7	9	0.00	0.000			



Batter	1	2	3	4	5	6	7	8	9	AB	R	H	RBI	BB	SO	LOB	TOP			
Ray Durham, S OBP: 0.323, SLG: 0.426	F7	P6		G5-3			F7		G4-3	5	0	0	0	0	0	2	Chicago White Sox @ Baltimore Orioles Oriole Park at Camden Yards, Baltimore, MD Fri Jun 22 2001, 7:05 PM EDT Att: 43,101 - Cloudy - 88 F			
Chris Singleton, L OBP: 0.305, SLG: 0.390	BB 2B		P6		G4-3		FC5-4 1B		FC6-4 1B	5	1	3	0	0	0	0				
Carlos Lee, R OBP: 0.349, SLG: 0.534	K		S FC5-4		P6		FC5-4		FC6-4	5	1	1	0	0	1	3				
Magglio Ordonez, R OBP: 0.368, SLG: 0.555	BB 2B		FC5-4		F8				14 BB 2B	1	2	0	0	3	0	0				
Jose Canseco, R OBP: 0.222, SLG: 0.444	1-H 2-H 2B		FC5-4		P4		K		K	4	0	1	3	0	1	2				
14 Paul Konerko, R OBP: 0.354, SLG: 0.504 Tony Graffanino, R OBP: 0.333, SLG: 0.338	F2		G6-3		G6-3		BB 2B		BB	3	0	0	0	1	0	2				
Herbert Perry, R OBP: 0.329, SLG: 0.419		F4		K		FC5-4 1B		1-H 2-H 2B		4	0	2	1	0	1	0				
Sandy Alomar Jr., R OBP: 0.294, SLG: 0.321 Jeff Liefer, L OBP: 0.273, SLG: 0.438 Mark Johnson, L OBP: 0.167, SLG: 0.167	L9		G5-3		FC5-4		G3-1			3	0	0	0	0	0	1				
Royce Clayton, R OBP: 0.206, SLG: 0.250							P6		G4-3	3	0	1	0	0	0	0				
<b>Inning Stats</b>	R: 2 E: 0 K: 1 S: 14	H: 2 LOB: 1 BB: 1 P: 24	R: 0 E: 0 K: 0 S: 7	H: 1 LOB: 1 BB: 0 P: 11	R: 1 E: 1 K: 0 S: 5	H: 1 LOB: 1 BB: 1 P: 15	R: 0 E: 0 K: 1 S: 7	H: 0 LOB: 1 BB: 0 P: 13	R: 0 E: 0 K: 0 S: 9	H: 1 LOB: 1 BB: 0 P: 12	R: 0 E: 0 K: 0 S: 6	H: 1 LOB: 1 BB: 0 P: 10	R: 1 E: 0 K: 1 S: 8	H: 1 LOB: 2 BB: 2 P: 20	R: 0 E: 0 K: 0 S: 7	H: 1 LOB: 1 BB: 0 P: 10		1B: 5 2B: 3 3B: 0 HR: 0	SF: 0 SAC: 0 DP: 0 HBP: 1	WP: 0 PB: 0 SB: 2 CS: 0
<b>PITCHER</b>	IP WLS BF H R ER SO BB IBB HBP BLK WP HR S P ERA WHIP	IP WLS BF H R ER SO BB IBB HBP BLK WP HR S P ERA WHIP																		
Jose Mercedes, R ERA: 5.81	(1, 1)	7.0	W	30	6	3	3	2	2	0	1	0	0	0	0	55	92	3.86	1.143	
Mike Trombley, R ERA: 3.54	(8, 1)	0.2	H	4	1	1	1	1	2	0	0	0	0	0	6	17	13.50	4.500		
Buddy Groom, L ERA: 3.81	(8, 1)	1.1	S	5	1	0	0	0	0	0	0	0	0	0	9	13	0.00	0.750		

Batter	1	2	3	4	5	6	7	8	9	AB	R	H	RBI	BB	SO	LOB	BOTTOM			
Jerry Hairston, R OBP: 0.316, SLG: 0.393	G4-3		S 1B			S 1B	G4-3 1B		G4-3	5	2	3	1	0	0	1	Chicago White Sox @ Baltimore Orioles Oriole Park at Camden Yards, Baltimore, MD Fri Jun 22 2001, 7:05 PM EDT Att: 43,101 - Cloudy - 88 F			
1 Brian Roberts, S OBP: 0.300, SLG: 0.368	G1-3		G1-3			G4-3	2-H 2B			4	1	1	0	0	0	2				
David Segui, S OBP: 0.409, SLG: 0.488	F8				G6-3	S 1B	HBP		1-H 2-H 2B	3	1	1	2	0	0	0				
Jeff Conine, R OBP: 0.399, SLG: 0.495		G5-3			1B	F3				3	0	1	0	1	0	2				
Mike Kinkade, R OBP: 0.339, SLG: 0.390		F9			2B	1-2 2-3				4	0	2	2	0	0	2				
6 Melvin Mora, R OBP: 0.369, SLG: 0.411					2-H 1B	2-H 3-H 1B				3	1	1	0	1	0	2				
Cal Ripken Jr., R OBP: 0.240, SLG: 0.309	P4				G5-3				1B G6-3 BB	4	0	1	0	0	1	1				
Delino DeShields, L OBP: 0.310, SLG: 0.293										4	1	1	0	0	0	2				
Fernando Lunar, R OBP: 0.308, SLG: 0.319										4	0	0	1	0	0	2				
<b>Inning Stats</b>	R: 0 E: 0 K: 0 S: 6	H: 0 LOB: 0 BB: 0 P: 9	R: 0 E: 0 K: 0 S: 8	H: 1 LOB: 1 BB: 0 P: 9	R: 0 E: 0 K: 0 S: 8	H: 1 LOB: 1 BB: 0 P: 11	R: 0 E: 0 K: 0 S: 12	H: 2 LOB: 1 BB: 0 P: 14	R: 0 E: 0 K: 1 S: 7	H: 0 LOB: 0 BB: 0 P: 9	R: 2 E: 0 K: 0 S: 9	H: 2 LOB: 1 BB: 0 P: 15	R: 3 E: 0 K: 0 S: 20	H: 4 LOB: 2 BB: 1 P: 31	R: 1 E: 0 K: 0 S: 8	H: 1 LOB: 1 BB: 1 P: 16		1B: 8 2B: 3 3B: 0 HR: 0	SF: 0 SAC: 0 DP: 0 HBP: 1	WP: 0 PB: 0 SB: 4 CS: 0
<b>PITCHER</b>	IP WLS BF H R ER SO BB IBB HBP BLK WP HR S P ERA WHIP	IP WLS BF H R ER SO BB IBB HBP BLK WP HR S P ERA WHIP																		
David Wells, L ERA: 4.56	(1, 1)	6.2	L	30	10	5	5	1	0	0	0	67	90	6.75	1.500					
Sean Lowe, R ERA: 2.53	(7, 1)	1.1		7	1	1	1	0	1	1	0	0	0	11	24	6.75	1.500			











Batter	1	2	3	4	5	6	7	8	9	AB	R	H	RBI	BB	SO	LOB	TOP								
<b>Brady Anderson, L</b> (1, 9) OBP: 0.307, SLG: 0.310	3-1 G3	2-3 K			0-0 F7	3-2 1 S 2B		3-3 K		5	0	1	2	0	2	3	<b>Baltimore Orioles @ Toronto Blue Jays</b> SkyDome, Toronto, ON Mon Jun 25 2001, 7:05 PM EDT Att: 18,243 - Sunny - 78 F								
<b>Brian Roberts, S</b> (1, 6) OBP: 0.319, SLG: 0.378	3-2 BB 1B	3-1 L3			2-1 F 1B	1-2 G5-3		0-2 P6		5	2	2	0	0	0	4									
<b>David Segui, S</b> (1, 3) OBP: 0.413, SLG: 0.472	4-1 1B 31 HR BB			0-0 F7	4-2 1B BB		2-2 6 2B HBP	2-2 G4-3		2	2	0	0	2	0	1									
<b>Jeff Conine, R</b> (1, 10) OBP: 0.405, SLG: 0.490	0-0 31 HR 1B			2-3 K	0-0 BB		2-1 6 2B FC5-2 1B		2-1 F9	5	1	3	2	0	1	0									
<b>31 Jay Gibbons, L</b> (1, 7) OBP: 0.331, SLG: 0.463	3-2 HR			1-0 1B	3-2 F9		0-3 K	4-1 BB		4	1	2	3	1	1	3									
<b>6 Melvin Mora, R</b> (1, 8) OBP: 0.373, SLG: 0.429	2-1 G6-3 1B			1-3 K	1-1 G4-3 1B		1-0 FC5-2 2B	2-0 F9		5	1	3	1	0	1	2									
<b>Cal Ripken Jr., R</b> (1, 5) OBP: 0.244, SLG: 0.310	1-1 G6-3 1B			3-1 F3	0-0 G4-3 1B		2-1 FC5-2	2-3 K		5	1	1	0	0	1	4									
<b>Fernando Lumar, R</b> (1, 2) OBP: 0.317, SLG: 0.327		3-2 1B 1B		1-2 G1-3	3-2 G4-3		0-1 F9			4	0	1	0	0	0	4									
<b>Jerry Hairston, R</b> (1, 4) OBP: 0.326, SLG: 0.398	1-1 1B			0-2 F9	1-0 P3		0-0 1B			4	0	2	0	0	0	2									
<b>Inning Stats</b>	R: 4 E: 0 K: 0 S: 17	H: 4 LOB: 0 BB: 1 P: 33	R: 0 E: 0 K: 1 S: 10	H: 2 LOB: 0 BB: 0 P: 19	R: 0 E: 0 K: 2 S: 8	H: 1 LOB: 1 BB: 0 P: 12	R: 0 E: 0 K: 0 S: 8	H: 0 LOB: 0 BB: 0 P: 12	R: 1 E: 1 K: 0 S: 10	H: 2 LOB: 1 BB: 1 P: 18	R: 2 E: 0 K: 0 S: 14	H: 3 LOB: 1 BB: 0 P: 23	R: 1 E: 0 K: 1 S: 12	H: 2 LOB: 2 BB: 0 P: 19	R: 0 E: 0 K: 1 S: 10	H: 1 LOB: 1 BB: 1 P: 15	R: 0 E: 0 K: 1 S: 7	H: 0 LOB: 1 BB: 1 P: 17	1B: 12 2B: 3 3B: 0 HR: 1	SF: 0 SAC: 0 DP: 2 HBP: 1	WP: 0 PB: 0 SB: 1 CS: 0	PA: 43			
<b>PITCHER</b>	IP	WLS	BF	H	R	ER	SO	BB	IBB	HBP	BLK	WP	HR	S	P	ERA	WHIP								
<b>Joey Hamilton, R</b> (1, 1) ERA: 5.21	5.2	L	27	11	7	7	3	2	0	0	0	0	1	60	106	11.12	2.294								
<b>Pedro Borbon, L</b> (6, 1) ERA: 3.39	2.1		12	4	1	1	2	0	0	1	0	0	0	29	45	3.86	1.714								
<b>Kelvim Escobar, R</b> (9, 1) ERA: 5.45	1.0		4	0	0	0	1	1	0	0	0	0	0	7	17	0.00	1.000								

Batter	1	2	3	4	5	6	7	8	9	AB	R	H	RBI	BB	SO	LOB	BOTTOM								
<b>Shannon Stewart, R</b> (1, 7) OBP: 0.382, SLG: 0.482	2-3 K	4-2 BB			2-0 L7		1-1 2B			3	0	1	0	1	1	0	<b>Baltimore Orioles @ Toronto Blue Jays</b> SkyDome, Toronto, ON Mon Jun 25 2001, 7:05 PM EDT Att: 18,243 - Sunny - 78 F								
<b>Homer Bush, R</b> (1, 4) OBP: 0.402, SLG: 0.479	2-1 1B	1-2 G6-3			2-0 G6-3		3-2 F7			2	1	1	0	0	0	2									
<b>Chris Woodward, R</b> (3, 5) OBP: 0.191, SLG: 0.426	2B 1B				2-3 K			2-3 K		2	0	0	0	0	0	1									
<b>Raul Mondesi, R</b> (1, 9) OBP: 0.385, SLG: 0.509	1-0 2B 1B			0-0 F9	2-3 K			2-3 K		4	1	1	0	0	2	0									
<b>Carlos Delgado, L</b> (1, 3) OBP: 0.408, SLG: 0.558	3-2 F8 2B			2-1 FC6-4 HBP		2-2 G4-3		4-1 BB		2	0	1	2	1	0	0									
<b>José Cruz Jr., S</b> (1, 8) OBP: 0.349, SLG: 0.472	3-2 F8			1-3 K		1-0 2B		1-1 F8		4	0	1	0	0	1	3									
<b>Brad Fullmer, L</b> (1, 10) OBP: 0.314, SLG: 0.430	3-2 P4			0-0 FC6-4		2-3 K		1-1 P6		4	0	0	0	0	1	4									
<b>Darrin Fletcher, L</b> (1, 2) OBP: 0.269, SLG: 0.346		1-2 G3-1		1-0 L3		2-0 G3		2-1 G3		4	0	0	0	0	0	1									
<b>Jeff Frye, R</b> (1, 5) OBP: 0.286, SLG: 0.253		4-2 FC5-4 BB		3-2 P2		0-1 F9		0-0 L7		3	0	0	0	1	0	0									
<b>Cesar Izturis, S</b> (1, 6) OBP: 0.100, SLG: 0.100		1-2 FC5-4 BB		0-0 F9		0-3 K2-3		0-2 G6-3		4	0	0	0	0	1	1									
<b>Inning Stats</b>	R: 2 E: 0 K: 1 S: 18	H: 3 LOB: 1 BB: 0 P: 32	R: 0 E: 0 K: 0 S: 15	H: 0 LOB: 2 BB: 2 P: 26	R: 0 E: 0 K: 1 S: 6	H: 0 LOB: 0 BB: 0 P: 9	R: 0 E: 0 K: 0 S: 5	H: 0 LOB: 0 BB: 0 P: 9	R: 0 E: 0 K: 1 S: 10	H: 1 LOB: 1 BB: 0 P: 17	R: 0 E: 0 K: 1 S: 11	H: 1 LOB: 1 BB: 0 P: 15	R: 0 E: 0 K: 1 S: 8	H: 0 LOB: 1 BB: 1 P: 16	R: 0 E: 0 K: 0 S: 6	H: 0 LOB: 0 BB: 0 P: 8	1B: 2 2B: 3 3B: 0 HR: 0	SF: 0 SAC: 0 DP: 0 HBP: 1	WP: 0 PB: 0 SB: 0 CS: 0	PA: 36					
<b>PITCHER</b>	IP	WLS	BF	H	R	ER	SO	BB	IBB	HBP	BLK	WP	HR	S	P	ERA	WHIP								
<b>Willis Roberts, R</b> (1, 1) ERA: 5.2	7.0	W	29	5	2	2	5	2	0	1	0	0	0	70	119	2.57	1.000								
<b>Mike Trombley, R</b> (8, 1) ERA: 3.46	1.0		4	0	0	0	1	1	0	0	0	0	0	8	16	0.00	1.000								
<b>Buddy Groom, L</b> (9, 1) ERA: 3.67	1.0		3	0	0	0	0	0	0	0	0	0	0	6	8	0.00	0.000								

AB	39
R	8
H	15
RBI	8
BB	3
SO	6
LOB	23



AB	32
R	2
H	5
RBI	2
BB	3
SO	6
LOB	12









Batter	1	2	3	4	5	6	7	8	9	AB	R	H	RBI	BB	SO	LOB	TOP											
Jerry Hairston, R OBP: 0.324, SLG: 0.395										4	1	1	0	1	0	2												
Brian Roberts, S OBP: 0.321, SLG: 0.389										5	1	2	0	0	0	3												
David Segui, S OBP: 0.410, SLG: 0.471										5	0	2	2	0	1	2												
Jeff Conine, R OBP: 0.407, SLG: 0.500										4	1	1	2	1	2	2												
31 Jay Gibbons, L OBP: 0.324, SLG: 0.470										5	0	0	0	0	3													
6 Melvin Mora, R OBP: 0.370, SLG: 0.420										4	0	1	0	0	1	0												
Cal Ripken Jr., R OBP: 0.249, SLG: 0.310										3	2	1	0	1	0	1												
Tony Batista, R OBP: 0.255, SLG: 0.414										4	1	3	2	0	0	0												
Brook Fordyce, R OBP: 0.246, SLG: 0.275										4	1	1	0	0	2	3												
<b>Inning Stats</b>	R: 0 E: 0 K: 0 S: 18	H: 1 LOB: 2 BB: 1 P: 27	R: 1 E: 0 K: 1 S: 10	H: 2 LOB: 1 BB: 0 P: 18	R: 2 E: 0 K: 1 S: 12	H: 3 LOB: 1 BB: 0 P: 17	R: 0 E: 0 K: 1 S: 14	H: 1 LOB: 1 BB: 0 P: 18	R: 0 E: 0 K: 1 S: 11	H: 0 LOB: 0 BB: 0 P: 16	R: 4 E: 0 K: 1 S: 20	H: 3 LOB: 1 BB: 2 P: 40	R: 0 E: 0 K: 0 S: 3	H: 0 LOB: 0 BB: 0 P: 4	R: 0 E: 0 K: 1 S: 7	H: 1 LOB: 0 BB: 0 P: 11	R: 0 E: 0 K: 1 S: 11	H: 1 LOB: 1 BB: 0 P: 16	1B: 6 2B: 4 3B: 0 HR: 2	SF: 0 SAC: 0 DP: 1 HBP: 0	WP: 1 PB: 0 SB: 1 CS: 0	PA: 41						
<b>PITCHER</b>	IP	WLS	BF	H	R	ER	SO	BB	IBB	HBP	BLK	WP	HR	S	P	ERA	WHIP											
Esteban Loaiza, R ERA: 5.16	(1, 1)	5.1	L	26	8	5	5	4	2	0	0	0	1	2	73	114	8.44	1.875										
Kevin Escobar, R ERA: 5.84	(6, 1)	0.2	5	2	2	2	0	1	0	0	0	0	0	0	12	22	27.00	4.500										
Bob Fife, R ERA: 1.39	(7, 1)	1.0	3	0	0	0	0	0	0	0	0	0	0	3	4	0.00	0.000											
Brian Bowles, R ERA: 1.39	(8, 1)	1.0	3	1	0	0	1	0	0	0	0	0	0	7	11	0.00	1.000											
Paul Quantrill, R ERA: 1.84	(9, 1)	1.0	4	1	0	0	1	0	0	0	0	0	0	11	16	0.00	1.000											

Baltimore Orioles @ Toronto Blue Jays  
SkyDome, Toronto, ON  
Wed Jun 27 2001, 7:05 PM EDT  
Att: 17,517 - Sunny - 82 F

AB 38  
R 7  
H 12  
RBI 6  
BB 3  
SO 6  
LOB 16



Batter	1	2	3	4	5	6	7	8	9	AB	R	H	RBI	BB	SO	LOB	BOTTOM										
Brian Simmons, S OBP: 0.273, SLG: 0.326										3	0	0	0	1	1	0											
Jeff Fife, R OBP: 0.289, SLG: 0.236										3	0	0	0	0	0	2											
Tony Fernandez, S OBP: 0.372, SLG: 0.366										1	0	1	0	0	0	0											
Cesar Izturis, S OBP: 0.231, SLG: 0.231										0	0	0	0	0	0	0											
Raul Mondesi, R OBP: 0.386, SLG: 0.508										4	1	2	0	0	0	1											
Carlos Delgado, L OBP: 0.403, SLG: 0.546										3	0	0	0	1	0	3											
José Cruz Jr., S OBP: 0.347, SLG: 0.477										3	1	0	0	1	1	1											
Brad Fullmer, L OBP: 0.314, SLG: 0.438										3	1	1	0	0	0	1											
Shannon Stewart, R OBP: 0.379, SLG: 0.476										0	0	0	0	1	0	0											
Alex Gonzalez, R OBP: 0.299, SLG: 0.372										4	0	1	0	0	2	1											
Darrin Fletcher, L OBP: 0.265, SLG: 0.346										3	0	0	1	0	0	1											
Chris Woodward, R OBP: 0.170, SLG: 0.377										3	0	0	1	0	0	1											
<b>Inning Stats</b>	R: 0 E: 0 K: 0 S: 9	H: 1 LOB: 1 BB: 0 P: 13	R: 2 E: 0 K: 0 S: 9	H: 2 LOB: 2 BB: 2 P: 23	R: 1 E: 0 K: 0 S: 4	H: 1 LOB: 0 BB: 1 P: 11	R: 0 E: 0 K: 1 S: 9	H: 0 LOB: 0 BB: 0 P: 13	R: 0 E: 0 K: 0 S: 7	H: 0 LOB: 0 BB: 0 P: 13	R: 0 E: 0 K: 0 S: 9	H: 0 LOB: 0 BB: 0 P: 12	R: 0 E: 0 K: 1 S: 9	H: 1 LOB: 2 BB: 0 P: 15	R: 0 E: 0 K: 2 S: 13	H: 0 LOB: 1 BB: 1 P: 21	1B: 4 2B: 1 3B: 0 HR: 0	SF: 1 SAC: 0 DP: 1 HBP: 0	WP: 1 PB: 0 SB: 1 CS: 0	PA: 35							
<b>PITCHER</b>	IP	WLS	BF	H	R	ER	SO	BB	IBB	HBP	BLK	WP	HR	S	P	ERA	WHIP										
Jose Mercedes, R ERA: 5.63	(1, 1)	7.2	W	30	5	3	3	2	3	0	0	0	0	63	108	3.52	1.043										
Buddy Groom, L ERA: 3.49	(8, 1)	1.1	5	0	0	0	2	1	0	0	0	0	0	15	25	0.00	0.750										

Baltimore Orioles @ Toronto Blue Jays  
SkyDome, Toronto, ON  
Wed Jun 27 2001, 7:05 PM EDT  
Att: 17,517 - Sunny - 82 F

AB 30  
R 3  
H 5  
RBI 2  
BB 4  
SO 4  
LOB 11





Batter	1	2	3	4	5	6	7	8	9	AB	R	H	RBI	BB	SO	LOB	TOP				
Jerry Hairston, R OBP: 0.323, SLG: 0.393 (1, 4)	G6-3		SH1-4	FC4-6		1B		G5-3		4	0	1	0	0	0	2					
1 Brian Roberts, S OBP: 0.311, SLG: 0.379 (1, 6)	K		SF8	FC6-4		1B		F9		4	0	1	2	0	1	2					
David Segui, S OBP: 0.309, SLG: 0.466 (1, 3)	G6-3		BLK		L6			F9		4	0	1	0	1	0	0					
Jeff Conine, R OBP: 0.402, SLG: 0.491 (1, 7)		F9	F7		G5-3	G5-4-3		F8		4	0	0	0	1	0	4					
Tony Batista, R OBP: 0.252, SLG: 0.408 (1, 5)	G6-3			E5	G5-3					4	1	0	0	0	1	1					
6 Melvin Mora, R OBP: 0.375, SLG: 0.425 (1, 8)				31 1B				F3		2	1	1	0	2	0	0					
31 Jay Gibbons, L OBP: 0.322, SLG: 0.463 (1, 10)				1B				F8		4	0	1	1	0	0	3					
Fernando Lunar, R OBP: 0.313, SLG: 0.322 (1, 2)			E5					K		4	1	1	1	0	1	0					
Larry Bigbie, L OBP: 0.182, SLG: 0.273 (1, 9)			SH1-4					G6-3		4	2	2	1	0	1	2					
<b>Inning Stats</b>	R: 0 E: 0 K: 1 S: 7	H: 0 LOB: 0 BB: 0 P: 12	R: 0 E: 0 K: 0 S: 7	H: 1 LOB: 1 BB: 0 P: 13	R: 2 E: 1 K: 0 S: 11	H: 2 LOB: 1 BB: 0 P: 16	R: 2 E: 1 K: 1 S: 14	H: 2 LOB: 2 BB: 1 P: 23	R: 0 E: 0 K: 0 S: 7	H: 0 LOB: 2 BB: 2 P: 17	R: 1 E: 0 K: 0 S: 14	H: 3 LOB: 2 BB: 1 P: 23	R: 0 E: 0 K: 1 S: 9	H: 0 LOB: 0 BB: 0 P: 10	R: 0 E: 0 K: 0 S: 8	H: 0 LOB: 0 BB: 0 P: 11	1B: 6 2B: 2 3B: 0 HR: 0	SF: 1 SAC: 1 DP: 1 HBP: 0	WP: 0 PB: 0 SB: 1 CS: 0	PA: 40	
<b>PITCHER</b>	IP	WLS	BF	H	R	ER	SO	BB	IBB	HBP	BLK	WP	HR	S	P	ERA	WHIP				
Chris Michalak, L ERA: 3.69 (1, 1)	5.1	L	30	8	5	2	2	2	2	0	1	0	0	59	103	3.38	1.875				
Bob Fife, R ERA: 1.29 (6, 1)	2.2		7	0	0	0	2	0	0	0	0	0	0	17	22	0.00	0.000				
Pedro Borbon, L ERA: 3.25 (9, 1)	1.0		3	0	0	0	0	0	0	0	0	0	0	8	11	0.00	0.000				

Baltimore Orioles @ Toronto Blue Jays  
SkyDome, Toronto, ON  
Thu Jun 28 2001, 12:35 PM EDT  
Att: 17,322 - Cloudy - 86 F

AB	34
R	5
H	8
RBI	5
BB	4
SO	4
LOB	14



Batter	1	2	3	4	5	6	7	8	9	AB	R	H	RBI	BB	SO	LOB	BOTTOM					
Shannon Stewart, R OBP: 0.375, SLG: 0.470 (1, 7)	K		F9			P6			F9	4	0	0	0	0	1	0						
Jeff Erye, R OBP: 0.288, SLG: 0.236 (1, 4) (9, 5)				F8					F8	4	0	1	0	0	1	0						
José Cruz Jr., S OBP: 0.344, SLG: 0.471 (1, 8)				L7					K	3	0	0	0	0	1	1						
Carlos Delgado, L OBP: 0.402, SLG: 0.542 (1, 3)		G4-3			F7					2	0	0	0	1	0	0						
Brad Fullmer, L OBP: 0.315, SLG: 0.441 (1, 10)		PB				G4-3			G4-3	3	0	1	0	0	0	1						
Alex Gonzalez, R OBP: 0.296, SLG: 0.368 (1, 6)						K			K	3	0	0	0	0	2	1						
Brian Simmons, S OBP: 0.265, SLG: 0.315 (1, 9)						G6-3			G3	3	0	0	0	0	0	1						
Chris Woodward, R OBP: 0.164, SLG: 0.364 (1, 5)										2	0	0	0	0	0	0						
Tony Fernandez, S OBP: 0.397, SLG: 0.361 (9, PH)					F8					1	0	0	0	0	0	0						
Cesar Izturis, S OBP: 0.231, SLG: 0.231 (9, 4)									G4-3	0	0	0	0	0	0	0						
Alberto Castillo, R OBP: 0.319, SLG: 0.354 (1, 2)										2	0	0	0	0	1	0						
Darin Fletcher, L OBP: 0.264, SLG: 0.344 (9, PH)									G3-1	1	0	0	0	0	0	0						
<b>Inning Stats</b>	R: 0 E: 0 K: 1 S: 7	H: 1 LOB: 0 BB: 0 P: 8	R: 0 E: 0 K: 0 S: 7	H: 1 LOB: 0 BB: 0 P: 14	R: 0 E: 0 K: 0 S: 4	H: 0 LOB: 0 BB: 0 P: 6	R: 0 E: 0 K: 0 S: 10	H: 0 LOB: 0 BB: 0 P: 14	R: 0 E: 0 K: 1 S: 10	H: 0 LOB: 0 BB: 0 P: 13	R: 0 E: 0 K: 1 S: 5	H: 0 LOB: 0 BB: 0 P: 7	R: 0 E: 0 K: 1 S: 6	H: 0 LOB: 1 BB: 1 P: 13	R: 0 E: 0 K: 1 S: 6	H: 0 LOB: 0 BB: 0 P: 8	R: 0 E: 0 K: 1 S: 6	H: 0 LOB: 0 BB: 0 P: 9	1B: 1 2B: 1 3B: 0 HR: 0	SF: 0 SAC: 0 DP: 1 HBP: 0	WP: 0 PB: 1 SB: 0 CS: 0	PA: 29
<b>PITCHER</b>	IP	WLS	BF	H	R	ER	SO	BB	IBB	HBP	BLK	WP	HR	S	P	ERA	WHIP					
Sidney Ponson, R ERA: 4.03 (1, 1)	9.0	W	29	2	0	0	6	1	0	0	0	0	0	61	92	0.00	0.333					

Baltimore Orioles @ Toronto Blue Jays  
SkyDome, Toronto, ON  
Thu Jun 28 2001, 12:35 PM EDT  
Att: 17,322 - Cloudy - 86 F

AB	28
R	0
H	2
RBI	0
BB	1
SO	6
LOB	4





Batter	1	2	3	4	5	6	7	8	9	AB	R	H	RBI	BB	SO	LOB	TOP								
Jerry Hairston, R OBP: 0.321, SLG: 0.393	1-3 K		1-2 G4-3		2-0 6 2B		1-1 F8		1-3 K	5	1	1	0	0	2	5									
6 Melvin Mora, R OBP: 0.376, SLG: 0.435	2-0 G6-3			2-2 E7 1B	0-0 2B		3-2 SF9		1-3 K	4	1	2	2	0	1	2									
David Segui, S OBP: 0.314, SLG: 0.464	2-2 G5-3			4-2 1B 31 G1-2-3 BB	4-1 BB		0-1 L3		0-1 1B	3	0	1	1	2	0	1									
Jeff Conine, R OBP: 0.398, SLG: 0.484		1-1 L8		1-1 1B	2-3 K		3-2 L7		1-1 G1-3	5	0	1	1	0	1	4									
Tony Batista, R OBP: 0.252, SLG: 0.404	0-1 G6-3			0-0 F8		0-2 P5		4-2 31 FC6-4 BB		3	0	0	0	1	0	2									
Cal Ripken Jr., R OBP: 0.249, SLG: 0.309	0-1 G1-3			1-0 1B		0-0 F7		2-1 P6		4	0	1	0	0	0	1									
31 Jay Gibbons, L OBP: 0.314, SLG: 0.450			1-3 K		0-0 G1-2-3		0-1 F7		1-1 FC6-4	4	0	0	0	0	1	4									
Brook Fordyce, R OBP: 0.251, SLG: 0.281			3-2 E3		1-2 G1-3		1-0 1B 6 SF9 2B		4-1 1B BB	3	2	1	0	1	0	0									
Larry Bigbie, L OBP: 0.267, SLG: 0.333			1-0 F7		2-1 G3-1		0-0 6 SF9 F8 1B		0-0 1B	4	0	2	0	0	0	1									
<b>Inning Stats</b>	R: 0 E: 0 K: 1 S: 9	H: 0 LOB: 0 BB: 0 P: 14	R: 0 E: 0 K: 0 S: 6	H: 0 LOB: 0 BB: 0 P: 7	R: 0 E: 1 K: 1 S: 12	H: 0 LOB: 1 BB: 0 P: 18	R: 1 E: 1 K: 0 S: 11	H: 3 LOB: 2 BB: 1 P: 19	R: 1 E: 0 K: 1 S: 15	H: 2 LOB: 2 BB: 1 P: 26	R: 0 E: 0 K: 0 S: 6	H: 0 LOB: 0 BB: 0 P: 6	R: 1 E: 0 K: 0 S: 10	H: 2 LOB: 1 BB: 0 P: 15	R: 0 E: 0 K: 0 S: 11	H: 0 LOB: 1 BB: 1 P: 21	R: 1 E: 0 K: 2 S: 12	H: 2 LOB: 2 BB: 1 P: 19	1B: 5 2B: 4 3B: 0 HR: 0	SF: 1 SAC: 0 DP: 1 HBP: 0	WP: 0 PB: 0 CS: 0	PA: 40			
<b>PITCHER</b>	IP	WLS	BF	H	R	ER	SO	BB	IBB	HBP	BLK	WP	HR	S	P	ERA	WHIP								
56 Mark Buehrle, L ERA: 3.33	7.0	L	30	7	3	3	3	2	0	0	0	0	0	69	105	3.86	1.286								
Gary Glover, R ERA: 7.04	1.0		4	0	0	0	0	1	0	0	0	0	0	11	21	0.00	1.000								
Jon Garland, R ERA: 4.46	1.0		6	2	1	1	2	1	0	0	0	0	0	12	19	9.00	3.000								

Baltimore Orioles @ Chicago White Sox  
Comiskey Park, Chicago, IL  
Fri Jun 29 2001, 8:05 PM EDT  
Att: 27,890 - Sunny - 84 F

AB 35  
R 4  
H 9  
RBI 4  
BB 4  
SO 5  
LOB 20




Batter	1	2	3	4	5	6	7	8	9	AB	R	H	RBI	BB	SO	LOB	BOTTOM								
Jose Valentin, S OBP: 0.342, SLG: 0.548	4-2 F8 SH2-3 BB		4-0 G4-6-3 BB		0-2 1B		1-2 G4-3			2	0	1	0	2	0	1									
Chris Singleton, L OBP: 0.309, SLG: 0.377	0-0 SH2-3		1-2 G4-6-3		0-1 F8			0-2 G3		3	0	0	0	0	0	4									
Ray Durham, S OBP: 0.330, SLG: 0.445	1-0 F8			1-0 P4		1-2 G5-4-3 1B		1-0 L9		4	0	1	0	0	0	1									
Magglio Ordonez, R OBP: 0.381, SLG: 0.551	1-2 G4-3			0-1 1B		1-1 G5-4-3 1B		0-0 G5-3		4	0	2	0	0	0	1									
Carlos Lee, R OBP: 0.344, SLG: 0.538		0-0 F7		1-2 P5		2-1 G5-4-3		2-2 G5-3		4	0	0	0	0	0	3									
Jose Canseco, R OBP: 0.226, SLG: 0.400		2-2 F7		1-1 F9		0-2 G5-3		1-3 K		4	0	0	0	0	1	2									
Jeff Liefer, L OBP: 0.276, SLG: 0.470		0-2 F5			2-1 F9		2-2 G4-3		2-2 F8	4	0	0	0	0	0	0									
Sandy Alomar Jr., R OBP: 0.295, SLG: 0.333			1-1 L3		1-1 G6-3		0-0 FC6-4 1B			3	0	1	0	0	0	0									
Royce Clayton, R OBP: 0.216, SLG: 0.275			1-1 E S 1B		1-0 E6 1B		3-2 FC6-4			3	0	1	0	0	0	1									
<b>Inning Stats</b>	R: 0 E: 0 K: 0 S: 8	H: 0 LOB: 1 BB: 1 P: 14	R: 0 E: 0 K: 0 S: 8	H: 0 LOB: 0 BB: 0 P: 10	R: 0 E: 0 K: 0 S: 8	H: 1 LOB: 1 BB: 1 P: 15	R: 0 E: 0 K: 0 S: 8	H: 1 LOB: 1 BB: 0 P: 11	R: 0 E: 0 K: 0 S: 11	H: 1 LOB: 2 BB: 0 P: 15	R: 0 E: 0 K: 0 S: 10	H: 2 LOB: 1 BB: 0 P: 14	R: 0 E: 0 K: 0 S: 14	H: 1 LOB: 1 BB: 0 P: 20	R: 0 E: 0 K: 0 S: 5	H: 0 LOB: 0 BB: 0 P: 6	R: 0 E: 0 K: 1 S: 12	H: 0 LOB: 0 BB: 0 P: 17	1B: 6 2B: 0 3B: 0 HR: 0	SF: 0 SAC: 1 DP: 2 HBP: 0	WP: 0 PB: 0 CS: 0	PA: 34			
<b>PITCHER</b>	IP	WLS	BF	H	R	ER	SO	BB	IBB	HBP	BLK	WP	HR	S	P	ERA	WHIP								
Josh Towers, R ERA: 2.17	1.1		28	6	0	0	0	2	0	0	0	0	0	67	99	0.00	1.143								
Mike Trombley, R ERA: 3.3	0.1	S	6	0	0	0	1	0	0	0	0	0	0	17	23	0.00	0.000								

Baltimore Orioles @ Chicago White Sox  
Comiskey Park, Chicago, IL  
Fri Jun 29 2001, 8:05 PM EDT  
Att: 27,890 - Sunny - 84 F

AB 31  
R 0  
H 6  
RBI 0  
BB 2  
SO 1  
LOB 13





Batter	1	2	3	4	5	6	7	8	9	AB	R	H	RBI	BB	SO	LOB	TOP											
Jerry Hairston, R OBP: 0.322, SLG: 0.394 (1, 4)	1-1 FC4-6 1B	1-2 F7				1-2 BB 1B			1-1 G3-1	5	0	2	0	0	0	3	<p><b>Baltimore Orioles @ Chicago White Sox</b> Comiskey Park, Chicago, IL Sat Jun 30 2001, 7:05 PM EDT Att: 33,439 - Sunny - 92 F</p> <p>livebaseballscores.com</p>											
1 Brian Roberts, S OBP: 0.303, SLG: 0.365 (1, 6)	3-2 F9		1-2 L9		0-2 BB 1B		3-2 G4-3	2-3 K	5	0	1	0	0	0	1													
David Segui, S OBP: 0.413, SLG: 0.460 (1, 3)	0-0 FC4-6 1B		0-0 1B		2-3 K		4-2 BB	1-1 P6	4	0	1	0	1	1	3													
Jeff Conine, R OBP: 0.400, SLG: 0.482 (1, 7)	3-2 1B		0-0 L4		4-1 BB		2-3 K		3	0	1	0	1	1	2													
Tony Batista, R OBP: 0.248, SLG: 0.398 (1, 5)	1-0 F8		0-2 F5		1-0 P6		1-3 K		4	0	0	0	0	1	7													
6 Melvin Mora, R OBP: 0.370, SLG: 0.428 (1, 8)		2-2 F9		1-2 B1-3		2-2 F9		0-1 G4-3	4	0	0	0	0	0	3													
31 Jay Gibbons, L OBP: 0.319, SLG: 0.451 (1, 10)	3-2 1B		3-2 F8		1-2 FC6-4 1B		3-3 K		4	0	2	0	0	1	0													
Brook Fordyce, R OBP: 0.261, SLG: 0.312 (1, 2)	3-2 1B		2-1 2B		2-0 FC6-4		3-2 HR		4	1	3	1	0	0	1													
Larry Bigbie, L OBP: 0.211, SLG: 0.263 (1, 9)	1-2 F7		0-0 F8		0-3 K		2-2 G4-3		4	0	0	0	0	1	4													
<b>Inning Stats</b>	R: 0 E: 0 K: 0 S: 12	H: 2 LOB: 2 BB: 0 P: 20	R: 0 E: 0 K: 0 S: 21	H: 2 LOB: 2 BB: 0 P: 31	R: 0 E: 0 K: 0 S: 9	H: 1 LOB: 1 BB: 0 P: 10	R: 0 E: 0 K: 0 S: 13	H: 1 LOB: 3 BB: 1 P: 19	R: 0 E: 0 K: 1 S: 9	H: 1 LOB: 1 BB: 0 P: 14	R: 0 E: 0 K: 2 S: 15	H: 0 LOB: 1 BB: 1 P: 25	R: 1 E: 0 K: 1 S: 12	H: 1 LOB: 0 BB: 0 P: 20	R: 0 E: 0 K: 1 S: 8		H: 0 LOB: 0 BB: 0 P: 12	1B: 8 2B: 1 3B: 0 HR: 1	SF: 0 SAC: 0 DP: 0 HBP: 0	WP: 0 PB: 0 SB: 0 CS: 0	PA: 39							
<b>PITCHER</b>	IP	WLS	BF	H	R	ER	SO	BB	IBB	HBP	BLK	WP	HR	S	P	ERA	WHIP											
James Baldwin, R ERA: 4.02 (1, 1)	5.0	W	24	8	0	0	1	1	0	0	0	0	0	0	76	111	0.00	1.800										
Alan Embree, L ERA: 10.71 (6, 1)	1.0		4	1	0	0	1	0	0	0	0	0	0	9	14	0.00	1.000											
Bob Howry, R ERA: 3.47 (7, 1)	2.0		8	1	1	1	3	1	0	0	0	0	0	1	27	45	4.50	1.000										
Keith Foulke, R ERA: 2.76 (9, 1)	1.0	S	3	0	0	0	1	0	0	0	0	0	0	8	12	0.00	0.000											



Batter	1	2	3	4	5	6	7	8	9	AB	R	H	RBI	BB	SO	LOB	BOTTOM											
Ray Durham, S OBP: 0.329, SLG: 0.446 (1, 4)	3-2 SH3 2B	2-2 F7		2-0 FC3-6 BB		0-2 G5-3				4	0	1	0	0	0	3	<p><b>Baltimore Orioles @ Chicago White Sox</b> Comiskey Park, Chicago, IL Sat Jun 30 2001, 7:05 PM EDT Att: 33,439 - Sunny - 92 F</p> <p>livebaseballscores.com</p>											
Chris Singleton, L OBP: 0.310, SLG: 0.373 (1, 8)	1-0 SH3		2-2 F7	4-2 BB		1-2 G4-3			2	0	0	0	1	0	0													
Carlos Lee, R OBP: 0.339, SLG: 0.530 Jose Valentin, S OBP: 0.342, SLG: 0.548 (8, 5)	0-0 P4		2-0 F7	2-2 L9		1-3 K			4	0	0	0	0	1	4													
Magglio Ordonez, R OBP: 0.380, SLG: 0.546 (1, 9)	2-3 K		1-1 L8		3-2 14 1B		2-2 E5		4	0	1	0	0	1	1													
14 Paul Konerko, R OBP: 0.355, SLG: 0.515 Jeff Liefer, L OBP: 0.276, SLG: 0.470 (8, 7)		0-0 G5-3		2-1 HR	2-2 1B		0-0 P4		4	1	2	1	0	0	1													
Jose Canseco, R OBP: 0.286, SLG: 0.424 (1, 10)	3-2 HR 1B		4-2 S 1B BB	1-0 F8		1-1 G5-4-3 1B			3	2	2	0	1	0	1													
Herbert Perry, R OBP: 0.322, SLG: 0.437 (8, 3)	1-0 HR		3-3 K	1-2 F9		0-0 G5-4-3			4	1	1	2	0	1	3													
Sandy Alomar Jr., R OBP: 0.294, SLG: 0.331 (1, 2)	0-1 F7		0-0 FC3-6 HBP 2H 1B		2-1 F8		1-0 F8		4	0	1	1	0	0	0													
Royce Clayton, R OBP: 0.218, SLG: 0.272 (1, 6)	0-1 E5		4-1 FC3-6 HBP		2-2 G5-3				2	0	0	0	0	0	0													
<b>Inning Stats</b>	R: 0 E: 0 K: 1 S: 10	H: 1 LOB: 1 BB: 0 P: 16	R: 2 E: 2 K: 0 S: 14	H: 2 LOB: 1 BB: 0 P: 20	R: 0 E: 0 K: 0 S: 6	H: 0 LOB: 0 BB: 0 P: 11	R: 2 E: 0 K: 1 S: 19	H: 2 LOB: 3 BB: 2 P: 40	R: 0 E: 0 K: 0 S: 10	H: 0 LOB: 1 BB: 0 P: 17	R: 0 E: 0 K: 1 S: 13	R: 0 E: 1 K: 1 S: 13	H: 0 LOB: 1 BB: 0 P: 17	R: 0 E: 0 K: 0 S: 4	H: 1 LOB: 0 BB: 0 P: 6	1B: 5 2B: 1 3B: 0 HR: 2	SF: 0 SAC: 1 DP: 1 HBP: 1	WP: 0 PB: 0 SB: 1 CS: 0	PA: 35									
<b>PITCHER</b>	IP	WLS	BF	H	R	ER	SO	BB	IBB	HBP	BLK	WP	HR	S	P	ERA	WHIP											
Willis Roberts, R ERA: 5.42 (1, 1)	3.1	L	18	5	4	4	2	1	0	1	0	0	0	2	42	72	10.80	1.800										
Calvin Maduro, R ERA: 3.39 (4, 1)	2.2		10	2	0	0	0	1	0	0	0	0	0	26	45	0.00	1.125											
B.J. Ryan, L ERA: 5.16 (7, 1)	1.0		4	0	0	0	1	0	0	0	0	0	0	13	17	0.00	0.000											
Chad Paronto, R ERA: 5.48 (8, 1)	1.0		3	1	0	0	0	0	0	0	0	0	0	4	6	0.00	1.000											









Batter	1	2	3	4	5	6	7	8	9	AB	R	H	RBI	BB	SO	LOB	TOP								
<b>Chuck Knoblauch</b> R (1,7) OBP: 0.340, SLG: 0.351	1-1 F8	0-0 FC4-6 1B			1-0 2 G4-3 2B	1-2 2 1B FC1-6 HBP		1-0 2 S G1-3 2B	4-2 2 1B BB	4	3	3	1	1	0	0									
<b>2 Derek Jeter</b> R (1,6) OBP: 0.369, SLG: 0.413	0-0 HR	2-3 3-H FC4-6 1-2			2-2 G4-3	1-1 FC1-6 1B		2-3 K	1-0 1B	6	1	3	1	0	1	4									
<b>Bernie Williams</b> S (1,8) OBP: 0.411, SLG: 0.550	4-1 FC5-4 BB		0-1 G5-3		0-1 HR 2B	1-0 FC1-6 FC6-4 1-2		4-0 G1-3 E IBB	1-2 F3	4	2	1	2	2	0	4									
<b>Tino Martinez</b> L (1,3) OBP: 0.314, SLG: 0.457	1-1 F7		1-3 K		0-0 2H HR	1-0 FC6-4 1-2		0-0 G1-3		5	1	1	3	0	1	3									
<b>Shane Spencer</b> R (1,10) OBP: 0.250, SLG: 0.467	2-2 FC5-4 1-2		0-0 F8		0-1 F8		1-0 F9	1-1 E6		5	0	0	0	0	0	1									
<b>Paul O'Neill</b> L (1,9) OBP: 0.326, SLG: 0.431		3-3 K		1-3 K	0-2 S 1B		4-2 E S 1B BB	0-2 F8		4	1	1	0	1	2	1									
<b>Todd Greene</b> R (1,2) OBP: 0.314, SLG: 0.438		1-2 G4-3 1B 1B		0-0 G5-3	2-3 K		2-2 1H 1B WP	1-3 K	1-3 K	5	1	2	1	0	2	1	AB 43 R 10 H 14 RBI 9 BB 4 SO 7 LOB 20								
<b>Scott Brosius</b> R (1,5) OBP: 0.363, SLG: 0.486		2-2 1B G4-3 1B		0-0 2B		0-0 HR	1-3 K	0-0 E6 2 1B BB		5	1	3	1	0	1	1									
<b>Alfonso Soriano</b> R (1,4) OBP: 0.299, SLG: 0.397		0-1 G4-3		2-2 P6	1-1 L5		3-2 G6-3	1-2 F8		5	0	0	0	0	0	5									
<b>Inning Stats</b>	R: 1 E: 0 K: 0 S: 9	H: 1 LOB: 1 BB: 1 P: 17	R: 1 E: 0 K: 1 S: 22	H: 3 LOB: 2 BB: 0 P: 28	R: 0 E: 0 K: 1 S: 6	H: 0 LOB: 0 BB: 0 P: 7	R: 0 E: 0 K: 1 S: 10	H: 1 LOB: 1 BB: 0 P: 13	R: 3 E: 0 K: 1 S: 15	H: 4 LOB: 1 BB: 0 P: 20	R: 2 E: 0 K: 0 S: 9	H: 2 LOB: 1 BB: 1 P: 14	R: 1 E: 0 K: 1 S: 15	H: 1 LOB: 1 BB: 1 P: 26	R: 2 E: 1 K: 1 S: 13	H: 1 LOB: 1 BB: 1 P: 21	R: 0 E: 1 K: 1 S: 14	H: 1 LOB: 3 BB: 1 P: 22	1B: 8 2B: 3 3B: 0 HR: 3	SF: 0 SAC: 0 DP: 0 HBP: 1	WP: 1 PB: 0 SB: 3 CS: 0	PA: 48			
<b>PITCHER</b>	IP	WLS	BF	H	R	ER	SO	BB	IBB	HBP	BLK	WP	HR	S	P	ERA	WHIP	<b>PITCHER</b>							
<b>Jose Mercedes</b> R (1,1) ERA: 5.94	5.1	L	29	11	7	7	4	1	0	1	0	0	3	69	95	11.81	2.250								
<b>Chuck McElroy</b> L (6,1) ERA: 5.39	2.1		11	2	3	2	2	1	1	0	0	1	0	24	44	7.71	1.286								
<b>Chad Paronto</b> R (8,1) ERA: 5.16	1.1		8	1	0	0	1	1	0	0	0	0	0	20	29	0.00	1.500								
<b>Batter</b>	<b>1</b>	<b>2</b>	<b>3</b>	<b>4</b>	<b>5</b>	<b>6</b>	<b>7</b>	<b>8</b>	<b>9</b>	<b>AB</b>	<b>R</b>	<b>H</b>	<b>RBI</b>	<b>BB</b>	<b>SO</b>	<b>LOB</b>	<b>BOTTOM</b>								
<b>Jerry Hairston</b> R (1,4) OBP: 0.323, SLG: 0.387	4-0 S 1B HR BB	2-1 G5-3		1-2 G6-3			1-0 G6-3			3	1	0	0	1	0	1									
<b>1 Brian Roberts</b> S (1,6) OBP: 0.316, SLG: 0.361	2-2 S HR 1B		3-2 G1-3		2-1 L1			1-1 F7		4	1	1	0	0	0	0									
<b>David Segui</b> S (1,3) OBP: 0.413, SLG: 0.469	1-1 1H 2H HR		0-1 G1-3		1-1 G3			2-1 F7		4	1	1	3	0	0	0									
<b>Jeff Conine</b> R (1,9) OBP: 0.400, SLG: 0.479	0-0 G6-3		4-2 BB		0-1 G6-3			1-2 G3		3	0	0	0	1	0	0									
<b>Tony Batista</b> R (1,10) OBP: 0.257, SLG: 0.400	3-2 P5		1-3 K		0-1 6 G6-4-3 1B			3-2 6 2B SF8 1B		4	1	2	0	0	1	1									
<b>6 Melvin Mora</b> R (1,8) OBP: 0.373, SLG: 0.428	0-3 K			4-2 31 HR BB		2-0 G6-4-3		0-1 SF8 2B		3	1	1	0	1	1	1									
<b>Cal Ripken Jr.</b> R (1,5) OBP: 0.261, SLG: 0.318		1-0 31 FC4-6 1B		1-1 F7		0-3 K		1-0 SF8		3	0	1	1	0	1	1	AB 32 R 6 H 7 RBI 6 BB 3 SO 4 LOB 8								
<b>31 Jay Gibbons</b> L (1,7) OBP: 0.312, SLG: 0.451		0-1 FC4-6		0-1 2H HR		1-0 G4-3		2-3 3-H K		4	1	1	2	0	1	2									
<b>Brook Fordyce</b> R (1,2) OBP: 0.257, SLG: 0.307	1-2 F7		1-2 G4-3					0-0 G5-3		3	0	0	0	0	0	1									
<b>Larry Bigbie</b> L (9,PH) OBP: 0.200, SLG: 0.250										1	0	0	0	0	0	1									
<b>Inning Stats</b>	R: 3 E: 0 K: 1 S: 12	H: 2 LOB: 0 BB: 1 P: 22	R: 0 E: 0 K: 0 S: 9	H: 1 LOB: 0 BB: 0 P: 13	R: 0 E: 0 K: 1 S: 10	H: 0 LOB: 1 BB: 1 P: 18	R: 2 E: 0 K: 0 S: 10	H: 1 LOB: 0 BB: 1 P: 17	R: 0 E: 0 K: 1 S: 6	H: 1 LOB: 0 BB: 0 P: 8	R: 0 E: 0 K: 0 S: 5	H: 0 LOB: 0 BB: 0 P: 8	R: 0 E: 0 K: 0 S: 7	H: 0 LOB: 0 BB: 0 P: 11	R: 1 E: 0 K: 1 S: 16	H: 2 LOB: 1 BB: 0 P: 22	1B: 4 2B: 1 3B: 0 HR: 2	SF: 1 SAC: 0 DP: 1 HBP: 0	WP: 0 PB: 0 SB: 2 CS: 0	PA: 36					
<b>PITCHER</b>	IP	WLS	BF	H	R	ER	SO	BB	IBB	HBP	BLK	WP	HR	S	P	ERA	WHIP	<b>PITCHER</b>							
<b>Randy Keisler</b> L (1,1) ERA: 7.45	4.0		19	4	5	5	2	3	0	0	0	0	0	41	70	11.25	1.750								
<b>Ramiro Mendoza</b> R (5,1) ERA: 4.44	4.0	W	12	1	0	0	1	0	0	0	0	0	0	24	36	0.00	0.250								
<b>Jay Witasick</b> R (9,1) ERA: 2.3	1.0		5	2	1	1	1	0	0	0	0	0	0	16	22	9.00	2.000								

**New York Yankees @ Baltimore Orioles**  
**Oriole Park at Camden Yards, Baltimore, MD**  
 Tue Jul 03 2001, 7:05 PM EDT  
 Att: 47,702 - Cloudy - 82 F

livebaseballscorecards.com



**New York Yankees @ Baltimore Orioles**  
**Oriole Park at Camden Yards, Baltimore, MD**  
 Tue Jul 03 2001, 7:05 PM EDT  
 Att: 47,702 - Cloudy - 82 F

livebaseballscorecards.com





Batter	1	2	3	4	5	6	7	8	9	AB	R	H	RBI	BB	SO	LOB	TOP										
<b>Chuck Knoblauch, R</b> OBP: 0.335, SLG: 0.346	G1-3	F9		F8		G5-3			F8	5	0	0	0	0	0	2	<b>New York Yankees @ Baltimore Orioles</b> Oriole Park at Camden Yards, Baltimore, MD Wed Jul 04 2001, 4:05 PM EDT Att: 47,355 - Cloudy - 92 F										
<b>2 Derek Jeter, R</b> OBP: 0.370, SLG: 0.413	1B		K		G4-3		F7		K	5	1	2	0	0	2	0											
<b>Bernie Williams, S</b> OBP: 0.411, SLG: 0.547	F9		HR		G4-3		P4			5	1	2	0	0	2	0											
<b>Tino Martinez, L</b> OBP: 0.315, SLG: 0.456			L7		FC4-6				F7	5	0	2	1	0	1	2											
<b>20 Jorge Posada, S</b> OBP: 0.407, SLG: 0.533	G4-3		HR		FC4-6				1B	1	1	0	0	3	0	2											
<b>Paul O'Neill, L</b> OBP: 0.329, SLG: 0.446					FC4-6				SH2-3	3	1	2	3	0	0	2											
<b>Gerald Williams, R</b> OBP: 0.264, SLG: 0.332			HR		FC4-6					0	0	0	0	0	0	0											
<b>Shane Spencer, R</b> OBP: 0.250, SLG: 0.444			F9		F7				K	3	0	0	0	1	1	3											
<b>Scott Brosius, R</b> OBP: 0.364, SLG: 0.484			F7		G5-4-3					3	0	1	0	0	0	2											
<b>Alfonso Soriano, R</b> OBP: 0.295, SLG: 0.391	FC6-4		G5-4-3		L7				K	4	0	0	0	0	1	5											
<b>Inning Stats</b>	R: 0 E: 0 K: 0 S: 12	H: 2 LOB: 2 BB: 0 P: 18	R: 0 E: 0 K: 0 S: 8	H: 1 LOB: 2 BB: 1 P: 15	R: 3 E: 0 K: 1 S: 12	H: 2 LOB: 0 BB: 1 P: 17	R: 0 E: 0 K: 0 S: 7	H: 0 LOB: 0 BB: 0 P: 12	R: 1 E: 0 K: 0 S: 13	H: 2 LOB: 2 BB: 1 P: 23	R: 0 E: 0 K: 1 S: 4	H: 0 LOB: 0 BB: 0 P: 6	R: 0 E: 0 K: 2 S: 6	H: 0 LOB: 0 BB: 0 P: 7	R: 0 E: 0 K: 2 S: 11	H: 1 LOB: 2 BB: 1 P: 21	R: 0 E: 0 K: 1 S: 10	H: 1 LOB: 1 BB: 0 P: 12	1B: 7 2B: 1 3B: 0 HR: 1	SF: 0 SAC: 1 DP: 1 HBP: 1	WP: 0 PB: 0 SB: 0 CS: 0	PA: 40					
<b>PITCHER</b>	IP	WLS	BF	H	R	ER	SO	BB	IBB	HBP	BLK	WP	HR	S	P	ERA	WHIP										
<b>Sidney Ponson, R</b> ERA: 3.93	2.0		10	3	0	0	0	1	0	0	0	0	0	20	33	0.00	2.000										
<b>Calvin Maduro, R</b> ERA: 4.58	4.1	L	19	4	4	4	1	2	0	1	0	0	1	37	60	8.31	1.385										
<b>B.J. Ryan, L</b> ERA: 5.04	0.2		3	0	0	0	1	1	0	0	0	0	0	7	11	0.00	1.500										
<b>Mike Trombley, R</b> ERA: 3.18	1.2		6	1	0	0	3	0	0	0	0	0	0	15	23	0.00	0.600										
<b>Buddy Groom, L</b> ERA: 3.34	0.1		2	1	0	0	0	0	0	0	0	0	0	4	4	0.00	3.000										
<b>Batter</b>	<b>1</b>	<b>2</b>	<b>3</b>	<b>4</b>	<b>5</b>	<b>6</b>	<b>7</b>	<b>8</b>	<b>9</b>	<b>AB</b>	<b>R</b>	<b>H</b>	<b>RBI</b>	<b>BB</b>	<b>SO</b>	<b>LOB</b>	<b>BOTTOM</b>										
<b>Jerry Hairston, R</b> OBP: 0.322, SLG: 0.383	G5-3		G3-1		K					3	1	0	0	1	1	2	<b>New York Yankees @ Baltimore Orioles</b> Oriole Park at Camden Yards, Baltimore, MD Wed Jul 04 2001, 4:05 PM EDT Att: 47,355 - Cloudy - 92 F										
<b>1 Brian Roberts, S</b> OBP: 0.313, SLG: 0.382	E5				1B		L4		L8	4	1	1	0	0	0	1											
<b>David Segui, S</b> OBP: 0.414, SLG: 0.469					3B					4	0	2	1	0	2	1											
<b>Brady Anderson, L</b> OBP: 0.306, SLG: 0.306	K				G6-4-3		K			0	0	0	0	0	0	0											
<b>Mike Kinkade, R</b> OBP: 0.336, SLG: 0.385					1B				SF9	0	0	0	0	0	0	0											
<b>Jeff Conine, R</b> OBP: 0.394, SLG: 0.473	F9				G6-4-3		K		SF9	3	0	0	1	0	1	2											
<b>31 Jay Gibbons, L</b> OBP: 0.310, SLG: 0.465					P6					4	1	1	1	0	1	2											
<b>Tony Batista, R</b> OBP: 0.254, SLG: 0.395										4	0	0	0	0	1	0											
<b>6 Melvin Mora, R</b> OBP: 0.371, SLG: 0.423										3	0	0	0	1	1	0											
<b>Fernando Lumar, R</b> OBP: 0.342, SLG: 0.368										4	0	2	0	0	0	0											
<b>Larry Bigbie, L</b> OBP: 0.174, SLG: 0.217										3	0	0	0	0	2	3											
<b>Inning Stats</b>	R: 0 E: 2 K: 1 S: 7	H: 0 LOB: 1 BB: 0 P: 9	R: 0 E: 0 K: 1 S: 8	H: 0 LOB: 0 BB: 0 P: 11	R: 0 E: 0 K: 0 S: 12	H: 0 LOB: 0 BB: 0 P: 17	R: 1 E: 0 K: 0 S: 8	H: 2 LOB: 0 BB: 0 P: 15	R: 0 E: 0 K: 2 S: 12	H: 1 LOB: 2 BB: 1 P: 19	R: 0 E: 0 K: 2 S: 8	H: 0 LOB: 0 BB: 0 P: 11	R: 1 E: 0 K: 1 S: 8	H: 2 LOB: 1 BB: 0 P: 11	R: 1 E: 0 K: 1 S: 12	H: 1 LOB: 2 BB: 1 P: 17	R: 0 E: 0 K: 1 S: 6	H: 0 LOB: 0 BB: 0 P: 10	1B: 4 2B: 0 3B: 1 HR: 1	SF: 1 SAC: 0 DP: 1 HBP: 0	WP: 0 PB: 0 SB: 0 CS: 0	PA: 35					
<b>PITCHER</b>	IP	WLS	BF	H	R	ER	SO	BB	IBB	HBP	BLK	WP	HR	S	P	ERA	WHIP										
<b>Roger Clemens, R</b> ERA: 3.55	6.2	W	26	5	2	2	6	1	0	0	0	0	0	60	90	2.70	0.900										
<b>Mark Weathers, R</b> ERA: 4.01	0.2	H	4	1	1	1	1	1	0	0	0	0	0	8	13	13.50	3.000										
<b>42 Mariano Rivera, R</b> ERA: 2.23	1.2	S	5	0	0	0	2	0	0	0	0	0	0	13	17	0.00	0.000										



Batter	1	2	3	4	5	6	7	8	9	AB	R	H	RBI	BB	SO	LOB	TOP								
Chuck Knoblauch, R (1, 10) OBP: 0.333, SLG: 0.348	P1		G5-3		K		FC		2B	5	1	1	1	0	1	1	<b>New York Yankees @ Baltimore Orioles</b> Oriole Park at Camden Yards, Baltimore, MD Thu Jul 05 2001, 7:05 PM EDT Att: 44,635 - Cloudy - 84 F								
2 Derek Jeter, R (1, 6) OBP: 0.370, SLG: 0.416	HR		G4-3		F9		F9		FC6-4 1B	5	1	2	2	0	0	1									
Bernie Williams, S (1, 8) OBP: 0.410, SLG: 0.554	HR				P6				FC6-4	4	1	1	2	1	0	1									
Tino Martinez, L (1, 3) OBP: 0.316, SLG: 0.464	F9		G3						F7	5	1	2	1	0	0	2									
20 Jorge Posada, S (1, 2) OBP: 0.408, SLG: 0.540	2B				F8		G4-6-3			4	0	2	0	0	0	1									
Paul O'Neill, L (1, 9) OBP: 0.326, SLG: 0.441	G5-3				L7		G6-3		2B	4	0	0	0	0	1	2									
Shane Spencer, R (1, 7) OBP: 0.264, SLG: 0.448					1B				K	4	1	2	0	0	2	1									
Scott Brosius, R (1, 5) OBP: 0.364, SLG: 0.483	G5-3				1B		SH1		K	3	0	1	0	0	1	0									
Alfonso Soriano, R (1, 4) OBP: 0.295, SLG: 0.389	L6				F9		E6		E6 2B 1B	4	1	1	0	0	0	2									
<b>Inning Stats</b>	R: 2 H: 3 E: 0 K: 0 S: 16	H: 3 LOB: 1 BB: 0 P: 24	R: 0 H: 0 E: 0 K: 1 S: 6	H: 0 LOB: 0 BB: 10 P: 10	R: 0 H: 0 E: 0 K: 0 S: 9	H: 0 LOB: 1 BB: 1 P: 17	R: 0 H: 2 E: 0 K: 0 S: 11	H: 2 LOB: 2 BB: 0 P: 13	R: 0 H: 0 E: 0 K: 1 S: 6	H: 0 LOB: 0 BB: 0 P: 8	R: 0 H: 1 E: 0 K: 0 S: 5	H: 1 LOB: 1 BB: 0 P: 7	R: 1 H: 2 E: 1 K: 0 S: 9	H: 2 LOB: 1 BB: 0 P: 13	R: 1 H: 2 E: 0 K: 2 S: 15	H: 2 LOB: 1 BB: 0 P: 16	R: 2 H: 2 E: 1 K: 1 S: 19	H: 2 LOB: 1 BB: 0 P: 27	1B: 6 2B: 4 HR: 2	SF: 1 SAC: 1 DP: 1 HBP: 0	WP: 0 PB: 0 SB: 0 CS: 0	PA: 40			
<b>PITCHER</b>	IP	WLS	BF	H	R	ER	SO	BB	IBB	HBP	BLK	WP	HR	S	P	ERA	WHIP								
Josh Towers, R (1, 1) ERA: 2.22	7.0	L	29	8	3	2	2	1	0	0	0	0	1	62	92	2.57	1.286								
B.J. Ryan, L (8, 1) ERA: 5.23	0.2		4	2	1	1	1	0	0	0	0	0	1	12	13	13.50	3.000								
Chad Paronto, R (8, 1) ERA: 5.25	1.1		7	2	2	1	2	0	0	0	0	0	0	22	30	6.75	1.500								

Batter	1	2	3	4	5	6	7	8	9	AB	R	H	RBI	BB	SO	LOB	BOTTOM									
Jerry Hairston, R (1, 4) OBP: 0.320, SLG: 0.380	G1-3		G3			G1-3		1B	FC5-4	5	0	1	0	0	0	2	<b>New York Yankees @ Baltimore Orioles</b> Oriole Park at Camden Yards, Baltimore, MD Thu Jul 05 2001, 7:05 PM EDT Att: 44,635 - Cloudy - 84 F									
1 Brian Roberts, S (1, 6) OBP: 0.310, SLG: 0.388	G4-3				WP SF8 2B	P6		F9		4	1	1	0	0	0	1										
David Segui, S (1, 3) OBP: 0.415, SLG: 0.468	F8				K					3	0	1	0	1	1	1										
Jeff Conine, R (1, 9) OBP: 0.388, SLG: 0.467					SF8	F9		G5-3		3	0	0	1	0	0	3										
Tony Batista, R (1, 10) OBP: 0.254, SLG: 0.393	P6				F8					4	1	1	0	0	1	1										
6 Melvin Mora, R (1, 8) OBP: 0.369, SLG: 0.418	F8				G5-3				E1	3	1	0	0	0	0	1										
Cal Ripken Jr., R (1, 5) OBP: 0.269, SLG: 0.326					F8				FC1-6	4	0	3	2	0	0	0										
Mike Kinkade, R (1, 7) OBP: 0.328, SLG: 0.374					F8				FC1-6	3	0	0	0	0	1	4										
Chris Richard, L (9, PH) OBP: 0.345, SLG: 0.461					G6-4-3				FC5-4	1	0	0	0	0	0	1										
Fernando Lujan, R (1, 2) OBP: 0.342, SLG: 0.366									P6	3	0	1	0	0	0	2	<b>Baltimore Orioles</b>									
31 Jay Gibbons, L (9, PH) OBP: 0.309, SLG: 0.462										1	0	0	0	0	0	1										
<b>Inning Stats</b>	R: 0 H: 0 E: 0 K: 0 S: 7	H: 0 LOB: 0 BB: 0 P: 8	R: 0 H: 0 E: 0 K: 0 S: 11	H: 0 LOB: 0 BB: 0 P: 17	R: 0 H: 1 E: 0 K: 0 S: 6	H: 1 LOB: 1 BB: 0 P: 9	R: 1 H: 1 E: 0 K: 1 S: 12	H: 1 LOB: 0 BB: 0 P: 20	R: 0 H: 0 E: 0 K: 1 S: 10	H: 0 LOB: 0 BB: 0 P: 16	R: 0 H: 1 E: 0 K: 2 S: 13	H: 1 LOB: 3 BB: 1 P: 20	R: 0 H: 2 E: 0 K: 1 S: 15	H: 2 LOB: 2 BB: 0 P: 23	R: 2 H: 2 E: 1 K: 0 S: 23	H: 2 LOB: 1 BB: 0 P: 30		1B: 7 2B: 1 3B: 0 HR: 0	SF: 1 SAC: 0 DP: 1 HBP: 1	WP: 1 PB: 0 SB: 0 CS: 0	PA: 37					
<b>PITCHER</b>	IP	WLS	BF	H	R	ER	SO	BB	IBB	HBP	BLK	WP	HR	S	P	ERA		WHIP								
Ted Lilly, L (1, 1) ERA: 4.73	6.0	W	21	3	1	1	2	1	0	0	0	0	0	12	15	0.00		1.000								
Jay Witasick, R (7, 1) ERA: 2.25	1.0	H	5	1	0	0	2	0	0	1	0	0	0	13	18	0.00		3.000								
Mike Stanton, L (8, 1) ERA: 1.89	0.2	H	4	2	0	0	1	0	0	0	0	0	0	12	20	27.00		6.000								
Mark Wohlers, R (8, 1) ERA: 4.24	0.1	H	4	2	2	1	0	0	0	0	0	0	0	13	15	0.00		0.000								
42 Mariano Rivera, R (9, 1) ERA: 2.18	1.0	S	3	0	0	0	0	0	0	0	0	0	0	13	15	0.00	0.000									







Batter	1	2	3	4	5	6	7	8	9	AB	R	H	RBI	BB	SO	LOB	TOP							
Doug Glanville, R (1, 8) OBP: 0.299, SLG: 0.418	1-1 CS 1B	1-2 1B		0-0 F3			1-2 G6-3		2-3 K	5	0	2	0	0	1	1	<b>Philadelphia Phillies @ Baltimore Orioles</b> Oriole Park at Camden Yards, Baltimore, MD Sat Jul 07 2001, 7:05 PM EDT Att: 49,072 - Sunny - 88 F  <b>AB 32</b> <b>R 3</b> <b>H 6</b> <b>RBI 3</b> <b>BB 7</b> <b>SO 7</b> <b>LOB 21</b>							
11 Jimmy Rollins, S (1, 6) OBP: 0.311, SLG: 0.424	2-1 E3 1B	2-2 G3			4-2 G5-4-3 BB		2-1 G5-3		0-0 L9	4	1	0	0	1	0	3								
Bobby Abreu, L (1, 9) OBP: 0.392, SLG: 0.527	1-3 1B BB		3-3 K		2-2 G5-4-3 1-2			4-1 BB BB 2B BB	2-3 K	3	1	0	0	2	2	1								
Scott Rolen, R (1, 5) OBP: 0.366, SLG: 0.433	1-2 1B		1-0 P5		3-2 1B			3-2 F8		4	0	2	1	0	0	1								
Travis Lee, L (1, 3) OBP: 0.365, SLG: 0.481	2-2 P4		3-2 2B		2-3 K			4-2 BB 2B BB		3	1	1	0	1	1	3								
Pat Burrell, R (1, 10) OBP: 0.397, SLG: 0.445	1-1 F9		2-3 K			1-0 E5 G4-6-3		4-2 2B BB		3	0	0	0	1	1	3								
Eric Valent, L (1, 7) OBP: 0.214, SLG: 0.231		4-2 11 WP 1B BB		0-0 F6		0-0 F3		0-0 F3		2	0	0	0	1	0	1								
Brian Hunter, R (8, PH) OBP: 0.375, SLG: 0.400		1-3 K		4-0 BB		1-0 G4-6-3 1-2		1-3 2-H 3-H 3-2 2B		1	0	1	2	0	0	0								
Johnny Estrada, S (1, 2) OBP: 0.303, SLG: 0.389										3	0	0	0	1	1	4								
Marlon Anderson, L (1, 4) OBP: 0.312, SLG: 0.421		3-2 L8		1-0 L9			2-3 K	0-1 G6-3		4	0	0	0	0	1	4								
<b>Inning Stats</b>	R: 1 E: 2 K: 0 S: 15	H: 2 LOB: 2 BB: 1 P: 26	R: 0 E: 0 K: 1 S: 16	H: 1 LOB: 2 BB: 1 P: 27	R: 0 E: 0 K: 2 S: 10	H: 1 LOB: 1 BB: 0 P: 19	R: 0 E: 0 K: 0 S: 3	H: 0 LOB: 1 BB: 1 P: 8	R: 0 E: 0 K: 1 S: 13	H: 0 LOB: 0 BB: 0 P: 5	R: 0 E: 0 K: 1 S: 10	H: 0 LOB: 0 BB: 0 P: 15	R: 2 E: 0 K: 0 S: 16	H: 1 LOB: 2 BB: 3 P: 34	R: 0 E: 0 K: 2 S: 8	H: 0 LOB: 0 BB: 0 P: 12	1B: 4 2B: 2 3B: 0 HR: 0	SF: 0 SAC: 0 DP: 2 HBP: 0	WP: 1 PB: 0 SB: 1 CS: 1	PA: 39				
<b>PITCHER</b>	IP WLS BF H R ER SO BB IBB HBP BLK WP HR S P ERA WHIP	IP WLS BF H R ER SO BB IBB HBP BLK WP HR S P ERA WHIP	IP WLS BF H R ER SO BB IBB HBP BLK WP HR S P ERA WHIP	IP WLS BF H R ER SO BB IBB HBP BLK WP HR S P ERA WHIP	IP WLS BF H R ER SO BB IBB HBP BLK WP HR S P ERA WHIP	IP WLS BF H R ER SO BB IBB HBP BLK WP HR S P ERA WHIP	IP WLS BF H R ER SO BB IBB HBP BLK WP HR S P ERA WHIP	IP WLS BF H R ER SO BB IBB HBP BLK WP HR S P ERA WHIP	IP WLS BF H R ER SO BB IBB HBP BLK WP HR S P ERA WHIP	IP WLS BF H R ER SO BB IBB HBP BLK WP HR S P ERA WHIP	IP WLS BF H R ER SO BB IBB HBP BLK WP HR S P ERA WHIP	IP WLS BF H R ER SO BB IBB HBP BLK WP HR S P ERA WHIP	IP WLS BF H R ER SO BB IBB HBP BLK WP HR S P ERA WHIP	IP WLS BF H R ER SO BB IBB HBP BLK WP HR S P ERA WHIP	IP WLS BF H R ER SO BB IBB HBP BLK WP HR S P ERA WHIP	IP WLS BF H R ER SO BB IBB HBP BLK WP HR S P ERA WHIP	IP WLS BF H R ER SO BB IBB HBP BLK WP HR S P ERA WHIP	IP WLS BF H R ER SO BB IBB HBP BLK WP HR S P ERA WHIP	IP WLS BF H R ER SO BB IBB HBP BLK WP HR S P ERA WHIP	IP WLS BF H R ER SO BB IBB HBP BLK WP HR S P ERA WHIP	IP WLS BF H R ER SO BB IBB HBP BLK WP HR S P ERA WHIP	IP WLS BF H R ER SO BB IBB HBP BLK WP HR S P ERA WHIP		
Jason Johnson, R (1, 1) ERA: 3.22	6.0 W 26	5 1 0 4	4 0 0 0	4 0 0 0	1 0 60 108	0 0 18 34	13.50 1.500																	
B.J. Ryan, L (7, 1) ERA: 5.57	1.1 H 6	0 2 2 1	2 0 0 0	0 0 0 0	0 0 2 6	∞																		
Mike Trombley, R (8, 1) ERA: 3.23	0.0 S 6	1 0 0 2	0 0 0 0	1 0 0 0	0 0 14 21	0.00 0.600																		
Buddy Groom, L (8, 1) ERA: 3.0	1.2 S 6	1 0 0 2	0 0 0 0	0 0 0 0	0 0 14 21	0.00 0.600																		

Batter	1	2	3	4	5	6	7	8	9	AB	R	H	RBI	BB	SO	LOB	BOTTOM							
Jerry Hairston, R (1, 4) OBP: 0.318, SLG: 0.372	4-1 31 BB 1 S BB		0-2 L7	2-3 K		0-2 3B		2-3 K		2	0	0	0	1	1	2	<b>Philadelphia Phillies @ Baltimore Orioles</b> Oriole Park at Camden Yards, Baltimore, MD Sat Jul 07 2001, 7:05 PM EDT Att: 49,072 - Sunny - 88 F  <b>AB 32</b> <b>R 4</b> <b>H 10</b> <b>RBI 4</b> <b>BB 6</b> <b>SO 9</b> <b>LOB 24</b>							
Brady Anderson, L (5, 9) OBP: 0.308, SLG: 0.316	2-3 K		0-0 31 E BB 1B		3-1 L4	0-0 G1-6-3		2-3 K		5	0	1	0	0	2	2								
1 Brian Roberts, S (1, 6) OBP: 0.298, SLG: 0.367	1-2 K		4-1 31 BB BB		0-0 F8		2-3 K	1-3 K		3	0	0	0	2	2	0								
David Segui, S (1, 3) OBP: 0.415, SLG: 0.457	4-1 31 BB BB		1-2 31 E BB		2-1 L8		0-1 HR			3	1	1	1	1	0	2								
31 Jay Gibbons, L (1, 7) OBP: 0.317, SLG: 0.481	4-2 G5-4-3 BB		1-1 E4		2-1 L8					4	1	2	0	0	0	6								
Tony Batista, R (1, 10) OBP: 0.259, SLG: 0.392	1-0 G5-4-3 1-2		0-2 G6-3		1-2 SH5-4 3B 1B	1-0 1B 1B				4	1	2	0	0	0	6								
Chris Richard, L (1, 9) OBP: 0.350, SLG: 0.462		0-2 L6-3 1B		0-0 6 G5-3 G3 1B		2-0 SH5-4 3B 1B	2-2 1B 1B	1-2 1B		4	1	4	0	0	0	0								
Cal Ripken Jr., R (1, 5) OBP: 0.270, SLG: 0.324		3-2 L6-3 1-2		2-2 G3		1-0 SH5-4	3-2 1B	1-2 2-3 1B		3	0	1	0	0	0	2								
6 Melvin Mora, R (1, 8) OBP: 0.365, SLG: 0.420		1-3 K		2-2 G5-3		4-0 3B IBB	3-2 F8			3	1	0	0	1	1	4								
Fernando Lunar, R (1, 2) OBP: 0.325, SLG: 0.338			1-3 K		4-2 BB	1-3 K	1-2 G3			3	0	0	0	1	2	6								
<b>Inning Stats</b>	R: 0 E: 0 K: 1 S: 12	H: 0 LOB: 3 BB: 3 P: 27	R: 0 E: 0 K: 1 S: 13	H: 1 LOB: 0 BB: 0 P: 17	R: 0 E: 1 K: 1 S: 13	H: 1 LOB: 3 BB: 1 P: 19	R: 0 E: 0 K: 1 S: 14	H: 1 LOB: 2 BB: 1 P: 24	R: 0 E: 0 K: 1 S: 5	H: 0 LOB: 0 BB: 0 P: 10	R: 3 E: 0 K: 1 S: 14	H: 3 LOB: 1 BB: 1 P: 23	R: 1 E: 0 K: 1 S: 19	H: 4 LOB: 3 BB: 0 P: 31	R: 0 E: 0 K: 3 S: 9	H: 0 LOB: 0 BB: 0 P: 14	1B: 8 2B: 1 3B: 1 HR: 1	SF: 0 SAC: 1 DP: 2 HBP: 0	WP: 0 PB: 0 SB: 1 CS: 0	PA: 39				
<b>PITCHER</b>	IP WLS BF H R ER SO BB IBB HBP BLK WP HR S P ERA WHIP	IP WLS BF H R ER SO BB IBB HBP BLK WP HR S P ERA WHIP	IP WLS BF H R ER SO BB IBB HBP BLK WP HR S P ERA WHIP	IP WLS BF H R ER SO BB IBB HBP BLK WP HR S P ERA WHIP	IP WLS BF H R ER SO BB IBB HBP BLK WP HR S P ERA WHIP	IP WLS BF H R ER SO BB IBB HBP BLK WP HR S P ERA WHIP	IP WLS BF H R ER SO BB IBB HBP BLK WP HR S P ERA WHIP	IP WLS BF H R ER SO BB IBB HBP BLK WP HR S P ERA WHIP	IP WLS BF H R ER SO BB IBB HBP BLK WP HR S P ERA WHIP	IP WLS BF H R ER SO BB IBB HBP BLK WP HR S P ERA WHIP	IP WLS BF H R ER SO BB IBB HBP BLK WP HR S P ERA WHIP	IP WLS BF H R ER SO BB IBB HBP BLK WP HR S P ERA WHIP	IP WLS BF H R ER SO BB IBB HBP BLK WP HR S P ERA WHIP	IP WLS BF H R ER SO BB IBB HBP BLK WP HR S P ERA WHIP	IP WLS BF H R ER SO BB IBB HBP BLK WP HR S P ERA WHIP	IP WLS BF H R ER SO BB IBB HBP BLK WP HR S P ERA WHIP	IP WLS BF H R ER SO BB IBB HBP BLK WP HR S P ERA WHIP	IP WLS BF H R ER SO BB IBB HBP BLK WP HR S P ERA WHIP	IP WLS BF H R ER SO BB IBB HBP BLK WP HR S P ERA WHIP	IP WLS BF H R ER SO BB IBB HBP BLK WP HR S P ERA WHIP	IP WLS BF H R ER SO BB IBB HBP BLK WP HR S P ERA WHIP	IP WLS BF H R ER SO BB IBB HBP BLK WP HR S P ERA WHIP		
Nelson Figueroa, R (1, 1) ERA: 2.05	5.0 L 24	5 2 2 4	0 1 0 0	0 0 0 0	0 0 16 25	13.50 2.250																		
Wayne Gomes, R (6, 1) ERA: 3.75	1.1 B 8	3 2 2 2	0 0 0 0	0 0 0 0	0 0 3 5	∞																		
Ed Vosberg, L (7, 1) ERA: 6.0	0.0 S 6	1 0 0 0	0 0 0 0	0 0 0 0	0 0 10 17	0.00 1.500																		
Cliff Politte, R (7, 1) ERA: 6.0	0.2 S 3	1 0 0 0	0 0 0 0	0 0 0 0	0 0 9 14	0.00 0.000																		
Rheal Cormier, L (8, 1) ERA: 2.64	1.0 S 3	0 0 0 3	0 0 0 0	0 0 0 3	0 0 9 14	0.00 0.000																		





Batter	1	2	3	4	5	6	7	8	9	AB	R	H	RBI	BB	SO	LOB	TOP								
Doug Glanville, R (1, 8) OBP: 0.300, SLG: 0.417	2-2 FC4-6 1B	2-2 G4-3		2-1 E6 1B		2-3 K			2-2 G5-3	5	0	2	1	0	1	3									
11 Jimmy Rollins, S (1, 6) OBP: 0.309, SLG: 0.419	0-2 FC4-6 1-2		1-1 L7	1-2 F7			0-2 L6		4-2 1B HR BB	4	1	0	0	1	0	2									
Bobby Abreu, L (1, 9) OBP: 0.394, SLG: 0.527	0-3 K		2-0 S 1B		0-1 S 1B		4-2 S 1B BB		1-3 K	4	0	2	0	1	2	2									
Scott Rolen, R (1, 5) OBP: 0.366, SLG: 0.430	4-2 S BB		0-3 K		0-0 F2		0-0 L4		0-0 S 1B HR	4	1	1	0	1	1	3									
Travis Lee, L (1, 3) OBP: 0.366, SLG: 0.490	2-0 L3		1-3 K		0-0 F9		1-1 S 1B		1-1 S 1B HR	5	1	2	3	0	1	4									
Pat Burrell, R (1, 10) OBP: 0.367, SLG: 0.444		0-1 F9		2-2 SH2-4 1B	3-3 K		3-1 F2		0-1 S 1B	5	1	2	0	0	1	3									
Marlon Anderson, L (1, 4) OBP: 0.314, SLG: 0.421		1-2 E 1B		1-2 SH2-4 E 1B		1-0 G4-3		2-2 G1-3	1-2 F8	5	1	2	0	0	0	1									
Gary Bennett, R (1, 2) OBP: 0.304, SLG: 0.271	0-2 E3		0-0 SH2-4		0-1 G4-3		1-1 F8			2	0	0	0	0	0	1									
Johnny Estrada, S (8, PH) OBP: 0.301, SLG: 0.386	1-2 S		1-2 2-3		4-0 BB					1	0	0	0	0	0	0									
Eric Valent, L (1, 7) OBP: 0.219, SLG: 0.207	1-0 F8		0-3 K					2-3 K		3	0	0	0	1	2	4									
<b>Inning Stats</b>	R: 0 E: 0 K: 1 S: 12	H: 1 LOB: 2 BB: 1 P: 20	R: 0 E: 1 K: 0 S: 14	H: 1 LOB: 2 BB: 0 P: 18	R: 0 E: 0 K: 2 S: 9	H: 1 LOB: 1 BB: 0 P: 13	R: 2 E: 1 K: 1 S: 16	H: 3 LOB: 1 BB: 0 P: 22	R: 0 E: 0 K: 1 S: 7	H: 1 LOB: 1 BB: 0 P: 10	R: 0 E: 0 K: 1 S: 6	H: 0 LOB: 2 BB: 1 P: 13	R: 0 E: 0 K: 0 S: 10	H: 1 LOB: 2 BB: 1 P: 18	R: 0 E: 0 K: 1 S: 9	H: 0 LOB: 0 BB: 0 P: 14	R: 3 E: 0 K: 1 S: 20	H: 3 LOB: 1 BB: 1 P: 29	1B: 10 2B: 0 3B: 0 HR: 1	SF: 0 SAC: 1 DP: 0 HBP: 0	WP: 0 PB: 0 SB: 3 CS: 0	PA: 43			
<b>PITCHER</b>	IP WLS BF H R ER SO BB IBB HBP BLK WP HR S P ERA WHIP	IP WLS BF H R ER SO BB IBB HBP BLK WP HR S P ERA WHIP	IP WLS BF H R ER SO BB IBB HBP BLK WP HR S P ERA WHIP	IP WLS BF H R ER SO BB IBB HBP BLK WP HR S P ERA WHIP	IP WLS BF H R ER SO BB IBB HBP BLK WP HR S P ERA WHIP	IP WLS BF H R ER SO BB IBB HBP BLK WP HR S P ERA WHIP	IP WLS BF H R ER SO BB IBB HBP BLK WP HR S P ERA WHIP	IP WLS BF H R ER SO BB IBB HBP BLK WP HR S P ERA WHIP	IP WLS BF H R ER SO BB IBB HBP BLK WP HR S P ERA WHIP	IP WLS BF H R ER SO BB IBB HBP BLK WP HR S P ERA WHIP	IP WLS BF H R ER SO BB IBB HBP BLK WP HR S P ERA WHIP	IP WLS BF H R ER SO BB IBB HBP BLK WP HR S P ERA WHIP	IP WLS BF H R ER SO BB IBB HBP BLK WP HR S P ERA WHIP	IP WLS BF H R ER SO BB IBB HBP BLK WP HR S P ERA WHIP	IP WLS BF H R ER SO BB IBB HBP BLK WP HR S P ERA WHIP	IP WLS BF H R ER SO BB IBB HBP BLK WP HR S P ERA WHIP	IP WLS BF H R ER SO BB IBB HBP BLK WP HR S P ERA WHIP	IP WLS BF H R ER SO BB IBB HBP BLK WP HR S P ERA WHIP	IP WLS BF H R ER SO BB IBB HBP BLK WP HR S P ERA WHIP	IP WLS BF H R ER SO BB IBB HBP BLK WP HR S P ERA WHIP	IP WLS BF H R ER SO BB IBB HBP BLK WP HR S P ERA WHIP	IP WLS BF H R ER SO BB IBB HBP BLK WP HR S P ERA WHIP	IP WLS BF H R ER SO BB IBB HBP BLK WP HR S P ERA WHIP	IP WLS BF H R ER SO BB IBB HBP BLK WP HR S P ERA WHIP	IP WLS BF H R ER SO BB IBB HBP BLK WP HR S P ERA WHIP

Philadelphia Phillies @ Baltimore Orioles  
 Oriole Park at Camden Yards, Baltimore, MD  
 Sun Jul 08 2001, 1:35 PM EDT  
 Att: 47,210 - Cloudy - 82 F

AB 38  
 R 5  
 H 11  
 RBI 4  
 BB 4  
 SO 8  
 LOB 23



Batter	1	2	3	4	5	6	7	8	9	AB	R	H	RBI	BB	SO	LOB	BOTTOM								
Brady Anderson, L (1, 7) OBP: 0.306, SLG: 0.311	2-2 F7		4-2 S BB		2-2 SAFE F5 1-2	1-0 G3-1			1-1 G4-3	4	0	0	0	1	0	4									
1 Brian Roberts, S (1, 6) OBP: 0.296, SLG: 0.362	2-2 L3		2-3 K			0-0 31 F9 BB 1B	1-2 G4-3			4	1	1	0	0	1	3									
David Segui, S (1, 3) OBP: 0.412, SLG: 0.451	0-2 F9		3-3 K			4-0 BB 6 SF8 BB	3-1 F8			3	1	0	0	1	1	3									
31 Jay Gibbons, L (1, 10) OBP: 0.310, SLG: 0.470		0-0 F7		0-1 F8		1-0 F9	2-3 K			4	0	0	0	0	1	2									
Chris Richard, L (1, 9) OBP: 0.352, SLG: 0.474		2-1 F7		0-1 HR		4-0 BB HBP IBB		0-3 K		3	2	1	1	1	1	0									
Tony Batista, R (1, 5) OBP: 0.299, SLG: 0.389		0-1 G5-3		0-0 F7		4-2 HBP BB BB	1-2 2-3 3H	1-3 K		3	0	0	1	1	1	0									
6 Melvin Mora, R (1, 8) OBP: 0.360, SLG: 0.415			2-2 G6-3	2-1 F7		1-0 SF8	1-0 G5-3			3	0	0	1	0	0	0									
Brook Fordyce, R (1, 2) OBP: 0.263, SLG: 0.309			1-0 1B		0-0 G1-3	3H 4-0 S HBP BB	1-0 G3			2	0	1	0	1	0	0									
Fernando Lujan, R (8, 2) OBP: 0.325, SLG: 0.338			1B			1-2 2-3 HBP BB				0	0	0	0	0	0	0									
Mike Kinkade, R (9, PH) OBP: 0.333, SLG: 0.400			1B							1	0	0	0	0	0	0									
Jerry Hairston, R (1, 4) OBP: 0.323, SLG: 0.375			1-1 S 1B		1-1 F5 1B	2-0 HBP		1-1 F8		3	0	2	1	0	0	0									
<b>Inning Stats</b>	R: 0 E: 0 K: 0 S: 10	H: 0 LOB: 0 BB: 0 P: 14	R: 0 E: 0 K: 0 S: 5	H: 0 LOB: 0 BB: 0 P: 7	R: 0 E: 0 K: 2 S: 15	H: 2 LOB: 3 BB: 1 P: 28	R: 1 E: 0 K: 0 S: 7	H: 1 LOB: 0 BB: 0 P: 9	R: 0 E: 0 K: 0 S: 7	H: 1 LOB: 0 BB: 0 P: 10	R: 3 E: 0 K: 0 S: 6	H: 1 LOB: 3 BB: 4 P: 27	R: 0 E: 0 K: 1 S: 12	H: 0 LOB: 0 BB: 0 P: 18	R: 0 E: 0 K: 2 S: 9	H: 0 LOB: 0 BB: 0 P: 10	R: 0 E: 0 K: 0 S: 5	H: 0 LOB: 0 BB: 0 P: 8	1B: 4 2B: 0 3B: 0 HR: 1	SF: 1 SAC: 0 DP: 0 HBP: 1	WP: 1 PB: 0 SB: 0 CS: 0	PA: 37			
<b>PITCHER</b>	IP WLS BF H R ER SO BB IBB HBP BLK WP HR S P ERA WHIP	IP WLS BF H R ER SO BB IBB HBP BLK WP HR S P ERA WHIP	IP WLS BF H R ER SO BB IBB HBP BLK WP HR S P ERA WHIP	IP WLS BF H R ER SO BB IBB HBP BLK WP HR S P ERA WHIP	IP WLS BF H R ER SO BB IBB HBP BLK WP HR S P ERA WHIP	IP WLS BF H R ER SO BB IBB HBP BLK WP HR S P ERA WHIP	IP WLS BF H R ER SO BB IBB HBP BLK WP HR S P ERA WHIP	IP WLS BF H R ER SO BB IBB HBP BLK WP HR S P ERA WHIP	IP WLS BF H R ER SO BB IBB HBP BLK WP HR S P ERA WHIP	IP WLS BF H R ER SO BB IBB HBP BLK WP HR S P ERA WHIP	IP WLS BF H R ER SO BB IBB HBP BLK WP HR S P ERA WHIP	IP WLS BF H R ER SO BB IBB HBP BLK WP HR S P ERA WHIP	IP WLS BF H R ER SO BB IBB HBP BLK WP HR S P ERA WHIP	IP WLS BF H R ER SO BB IBB HBP BLK WP HR S P ERA WHIP	IP WLS BF H R ER SO BB IBB HBP BLK WP HR S P ERA WHIP	IP WLS BF H R ER SO BB IBB HBP BLK WP HR S P ERA WHIP	IP WLS BF H R ER SO BB IBB HBP BLK WP HR S P ERA WHIP	IP WLS BF H R ER SO BB IBB HBP BLK WP HR S P ERA WHIP	IP WLS BF H R ER SO BB IBB HBP BLK WP HR S P ERA WHIP	IP WLS BF H R ER SO BB IBB HBP BLK WP HR S P ERA WHIP	IP WLS BF H R ER SO BB IBB HBP BLK WP HR S P ERA WHIP	IP WLS BF H R ER SO BB IBB HBP BLK WP HR S P ERA WHIP	IP WLS BF H R ER SO BB IBB HBP BLK WP HR S P ERA WHIP	IP WLS BF H R ER SO BB IBB HBP BLK WP HR S P ERA WHIP	IP WLS BF H R ER SO BB IBB HBP BLK WP HR S P ERA WHIP

Philadelphia Phillies @ Baltimore Orioles  
 Oriole Park at Camden Yards, Baltimore, MD  
 Sun Jul 08 2001, 1:35 PM EDT  
 Att: 47,210 - Cloudy - 82 F

AB 30  
 R 4  
 H 5  
 RBI 4  
 BB 5  
 SO 5  
 LOB 12





Batter	1	2	3	4	5	6	7	8	9	AB	R	H	RBI	BB	SO	LOB	TOP					
<b>Brady Anderson, L</b> (1, 9) OBP: 0.305, SLG: 0.310	1-1 2B 1B		0-0 F7		2-2 E3		0-3 K			4	1	1	0	0	1	0	<b>Baltimore Orioles @ Atlanta Braves</b> Turner Field, Atlanta, GA Thu Jul 12 2001, 7:35 PM EDT Att: 44,465 - Cloudy - 86 F					
<b>Brian Roberts, S</b> (1, 4) OBP: 0.294, SLG: 0.367	1-0 1B SF8		1-2 G1-3		2-1 F7		0-0 G6-3			4	1	1	0	0	0	1						
<b>David Segui, S</b> (1, 3) OBP: 0.414, SLG: 0.452	0-0 G1-6-3 2B 1B			2-2 F8 2B 1B		1-3 K		2-2 G2-3		4	1	2	1	0	1	0						
<b>Jeff Conine, R</b> (1, 7) OBP: 0.383, SLG: 0.461	0-0 SF8			1-2 F8 1B		0-3 K		2-1 G1-6-3		3	0	0	1	0	1	1						
<b>Chris Richard, L</b> (1, 8) OBP: 0.355, SLG: 0.479	0-2 G1-6-3			2-1 FC5-4 2B 1B		2-1 PO 1B		1-2 F7		4	0	2	1	0	0	1						
<b>6 Melvin Mora, R</b> (1, 6) OBP: 0.362, SLG: 0.420		1-2 FC1-6 1B		1-2 FC5-4 FC6-4 2B		0-0 PO 1B		0-3 G3 31 HR 2B		4	1	2	0	0	1	1						
<b>Cal Ripken Jr., R</b> (1, 5) OBP: 0.269, SLG: 0.323		0-2 FC1-6 1B		1-0 FC6-4 1B				1-1 G5-3 1B		4	0	1	0	0	0	3						
<b>Jerry Hairston, R</b> (9, PR) OBP: 0.323, SLG: 0.375		1-2 G4-6-3 1B		1-2 FC6-4 1B				0-1 G3 1B		0	0	0	0	0	0	0						
<b>Fernando Lumar, R</b> (1, 2) OBP: 0.314, SLG: 0.325		1-0 G4-6-3 1B			0-0 F9 1B			0-1 G3 1B		3	0	0	0	0	0	2						
<b>Tony Batista, R</b> (9, PH) OBP: 0.250, SLG: 0.389		1-2 G4-6-3 1B			0-1 F9 1B			2-3 PO 1B		0	0	0	0	0	0	0						
<b>Sidney Ponson, R</b> (1, 1) OBP: 0.314, SLG: 0.491			0-0 P4		0-1 F9 1B			1-0 HR		2	0	0	0	0	0	0						
<b>31 Jay Gibbons, L</b> (7, PH) OBP: 0.314, SLG: 0.491										1	1	1	2	0	0	0						
<b>B.J. Ryan, L</b> (7, 1)										0	0	0	0	0	0	0						
<b>Chad Paronto, R</b> (8, 1)										0	0	0	0	0	0	0						
<b>Inning Stats</b>	R: 2 E: 0 K: 0 S: 10	H: 3 LOB: 0 BB: 0 P: 11	R: 0 E: 0 K: 0 S: 7	H: 1 LOB: 0 BB: 0 P: 9	R: 0 E: 0 K: 0 S: 5	H: 0 LOB: 0 BB: 0 P: 6	R: 1 E: 0 K: 0 S: 14	H: 2 LOB: 1 BB: 0 P: 21	R: 0 E: 1 K: 2 S: 8	H: 0 LOB: 0 BB: 0 P: 12	R: 0 E: 0 K: 2 S: 8	H: 1 LOB: 0 BB: 0 P: 11	R: 2 E: 0 K: 1 S: 11	H: 2 LOB: 2 BB: 0 P: 13	R: 0 E: 0 K: 1 S: 6	H: 0 LOB: 0 BB: 0 P: 10	R: 0 E: 0 K: 1 S: 9	H: 1 LOB: 1 BB: 0 P: 11	1B: 6 2B: 3 3B: 0 HR: 1	SF: 1 SAC: 0 DP: 2 HBP: 0	WP: 0 PB: 0 SB: 0 CS: 0	PA: 36
<b>PITCHER</b>	IP	WLS	BF	H	R	ER	SO	BB	IBB	HBP	BLK	WP	HR	S	P	ERA	WHIP					
<b>Greg Maddux, R</b> (1, 1) ERA: 2.6	8.0	W	31	9	5	5	3	0	0	0	0	0	1	69	93	5.62	1.125					
<b>Steve Karsay, R</b> (9, 1) ERA: 1.37	1.0	S	3	1	0	0	1	0	0	0	0	0	0	9	11	0.00	1.000					

AB	33
R	5
H	10
RBI	5
BB	0
SO	4
LOB	9



Batter	1	2	3	4	5	6	7	8	9	AB	R	H	RBI	BB	SO	LOB	BOTTOM					
<b>Keith Lockhart, L</b> (1, 4) OBP: 0.340, SLG: 0.315	1-1 F7		0-3 K		1-0 FC6 1B		1-3 K			3	0	1	0	0	1	0	<b>Baltimore Orioles @ Atlanta Braves</b> Turner Field, Atlanta, GA Thu Jul 12 2001, 7:35 PM EDT Att: 44,465 - Cloudy - 86 F					
<b>Quilvio Veras, S</b> (7, PH) OBP: 0.325, SLG: 0.357	1-2 HR		0-1 G6-3		0-0 F7		1-2 G1-3			4	1	1	1	0	0	2						
<b>B.J. Surhoff, L</b> (1, 7) OBP: 0.335, SLG: 0.432	1-2 HR		0-1 G6-3		0-0 FC6 1B		2-2 G4-3			4	1	1	1	0	0	2						
<b>Andruw Jones, R</b> (1, 8) OBP: 0.331, SLG: 0.499	1-1 G6-3		0-1 G3		0-0 HR		0-3 K			4	1	1	1	0	1	0						
<b>10 Chipper Jones, S</b> (1, 5) OBP: 0.414, SLG: 0.631		0-0 FC5-4 1B		1-0 G3-6-3 1B		0-0 HR		2-2 F8		3	1	3	1	0	0	0						
<b>Ken Caminiti, S</b> (1, 3) OBP: 0.330, SLG: 0.455		0-1 F8		1-3 K		1-0 G6-3		0-0 E S 1B		4	1	1	0	0	1	2						
<b>Rico Brogna, L</b> (7, 3) OBP: 0.295, SLG: 0.333		0-1 FC5-4 1B		0-2 G3-6-3 1B		4-2 BB		4-2 FC6-4 1B BB		2	1	0	0	1	0	2						
<b>Wes Helms, R</b> (9, PH) OBP: 0.274, SLG: 0.403		1-0 2B		0-2 G3-6-3 1B		0-1 P4		1-2 FC6-4 1B		0	0	0	0	0	0	0						
<b>Brian Jordan, R</b> (1, 9) OBP: 0.328, SLG: 0.469		0-1 F8		0-2 G3-6-3 1B		0-1 P4		0-0 FC6-4 1B		4	0	2	2	0	0	1						
<b>Paul Bako, L</b> (1, 2) OBP: 0.357, SLG: 0.365		1-0 2B		0-0 P4		0-0 1B		1-2 FC6-4 1B		2	1	0	0	0	0	2						
<b>Javy Lopez, R</b> (9, PH) OBP: 0.309, SLG: 0.392		1-0 P4		0-0 1B		1-2 G6-3		1-2 FC6-4		1	0	0	0	0	0	2						
<b>Mark DeRosa, R</b> (1, 6) OBP: 0.492, SLG: 0.481		1-0 2B		0-0 P4		0-0 1B		1-2 FC6-4		0	0	0	0	0	0	0						
<b>Greg Maddux, R</b> (1, 1) OBP: 0.175, SLG: 0.154										3	0	1	0	0	0	2						
<b>Dave Martinez, L</b> (8, PH) OBP: 0.381, SLG: 0.422										1	0	0	0	0	0	2						
<b>Steve Karsay, R</b> (9, 1) ERA: 4.97										0	0	0	0	0	0	0						
<b>Inning Stats</b>	R: 1 E: 0 K: 0 S: 10	H: 1 LOB: 0 BB: 0 P: 14	R: 1 E: 0 K: 0 S: 7	H: 2 LOB: 1 BB: 0 P: 9	R: 1 E: 0 K: 1 S: 9	H: 1 LOB: 0 BB: 0 P: 9	R: 0 E: 0 K: 1 S: 9	H: 1 LOB: 0 BB: 0 P: 11	R: 0 E: 0 K: 0 S: 10	H: 2 LOB: 2 BB: 0 P: 14	R: 2 E: 0 K: 0 S: 10	H: 2 LOB: 1 BB: 1 P: 16	R: 0 E: 0 K: 1 S: 9	H: 0 LOB: 0 BB: 0 P: 13	R: 1 E: 0 K: 1 S: 15	H: 2 LOB: 2 BB: 1 P: 22	R: 0 E: 0 K: 1 S: 9	H: 1 LOB: 1 BB: 1 P: 11	1B: 6 2B: 1 3B: 0 HR: 4	SF: 0 SAC: 0 DP: 1 HBP: 0	WP: 0 PB: 0 SB: 1 CS: 0	PA: 36
<b>PITCHER</b>	IP	WLS	BF	H	R	ER	SO	BB	IBB	HBP	BLK	WP	HR	S	P	ERA	WHIP					
<b>Sidney Ponson, R</b> (1, 1) ERA: 4.17	6.0	L	27	9	5	5	2	1	0	0	0	0	0	16	22	0.00	0.600					
<b>B.J. Ryan, L</b> (7, 1) ERA: 5.29	1.2	L	6	1	1	0	2	0	0	0	0	0	0	8	13	0.00	6.000					
<b>Chad Paronto, R</b> (8, 1) ERA: 4.97	0.1	S	3	1	0	0	0	1	0	0	0	0	0	8	13	0.00	6.000					

AB	34
R	6
H	11
RBI	6
BB	2
SO	4
LOB	13





Batter	1	2	3	4	5	6	7	8	9	AB	R	H	RBI	BB	SO	LOB	TOP				
Jerry Hairston, R OBP: 0.319, SLG: 0.370 (1, 4)	F8		F7			F5		K		4	0	0	0	0	1	2					
Brian Roberts, S OBP: 0.283, SLG: 0.353 (1, 6)	G4-3		G3-1			G5-3		K		4	0	0	0	0	1	2					
David Segui, S OBP: 0.408, SLG: 0.444 (1, 3)	F8				F9			G4-3		4	0	0	0	0	0	1					
Jeff Conine, R OBP: 0.381, SLG: 0.456 (1, 9)		L8			6 CS BB				G6-3	3	0	0	0	1	1	0					
Tony Batista, R OBP: 0.259, SLG: 0.390 (1, 5)	F8				L6				G5-3	4	0	1	0	0	0	1					
Melvin Mora, R OBP: 0.360, SLG: 0.416 (1, 8)	F9				CS	K			G5-3	3	0	0	0	1	1	0					
Mike Kinkade, R OBP: 0.333, SLG: 0.393 (1, 7)			2B BB			K				2	1	0	0	1	2	2					
Brook Fordyce, R OBP: 0.269, SLG: 0.316 (1, 2)			1-H 2B					L9		2	0	1	1	1	0	2					
Josh Towers, R (1, 1)			F5							2	0	0	0	0	0	2					
Alan Mills, R (7, 1)						G4-3				0	0	0	0	0	0	0					
Cal Ripken Jr., R OBP: 0.272, SLG: 0.330 (8, PH)										1	0	1	0	0	0	0					
Mike Trombley, R (8, 1)								2B		0	0	0	0	0	0	0					
<b>Inning Stats</b>	R: 0 E: 0 K: 0 S: 9	H: 0 LOB: 0 BB: 0 P: 14	R: 0 E: 0 K: 0 S: 5	H: 0 LOB: 0 BB: 0 P: 10	R: 1 E: 0 K: 0 S: 12	H: 1 LOB: 1 BB: 1 P: 22	R: 0 E: 0 K: 0 S: 3	H: 0 LOB: 0 BB: 1 P: 9	R: 0 E: 0 K: 2 S: 11	H: 0 LOB: 0 BB: 0 P: 17	R: 0 E: 0 K: 2 S: 11	H: 1 LOB: 2 BB: 1 P: 17	R: 0 E: 0 K: 2 S: 10	H: 1 LOB: 1 BB: 0 P: 16	R: 0 E: 0 K: 0 S: 6	H: 0 LOB: 0 BB: 0 P: 9	1B: 0 2B: 3 3B: 0 HR: 0	SF: 0 SAC: 0 DP: 0 HBP: 0	WP: 0 PB: 0 SB: 0 CS: 1	PA: 34	
<b>PITCHER</b>	IP	WLS	BF	H	R	ER	SO	BB	IBB	HBP	BLK	WP	HR	S	P	ERA	WHIP				
Tom Glavine, L ERA: 4.36 (1, 1)	7.0	W	26	2	1	1	4	4	0	0	0	0	0	63	108	1.29	0.857				
Mike Remlinger, L ERA: 2.52 (8, 1)	1.0		4	1	0	0	2	0	0	0	0	0	0	10	16	0.00	1.000				
Jose Cabrera, R ERA: 1.07 (9, 1)	1.0		3	0	0	0	0	0	0	0	0	0	0	6	9	0.00	0.000				

Baltimore Orioles @ Atlanta Braves  
Turner Field, Atlanta, GA  
Fri Jul 13, 2001, 7:35 PM EDT  
Att: 44,461 - Cloudy - 85 F

AB 29  
R 1  
H 3  
RBI 1  
BB 4  
SO 6  
LOB 12



Batter	1	2	3	4	5	6	7	8	9	AB	R	H	RBI	BB	SO	LOB	BOTTOM				
Quiulvio Veras, S OBP: 0.330, SLG: 0.357 (1, 4)	1B E				G1-3 1B BB		WP 2B HBP	L8		3	3	1	0	1	0	2					
B.J. Surhoff, L OBP: 0.337, SLG: 0.437 (1, 7)	10 1B E		F9		G1-3		F9 1-H E 2B			4	2	2	1	0	0	2					
Andruw Jones, R OBP: 0.330, SLG: 0.496 (1, 8)	10 1B E CS		F9				F9			4	1	1	3	0	0	2					
10 Chipper Jones, S OBP: 0.415, SLG: 0.628 (1, 5)	3-H 2H CS 1B		G3-1		F8		E IBB			3	0	1	1	1	0	1					
Ken Caminiti, S OBP: 0.326, SLG: 0.448 (1, 3)	P6						E8			3	0	0	0	0	1	2					
Wes Helms, R OBP: 0.278, SLG: 0.407 (7, 3)					K		F8			1	0	1	1	0	0	0					
Brian Jordan, R OBP: 0.324, SLG: 0.463 (1, 9)	K				F9		F5			4	0	0	0	0	2	3					
Javy Lopez, R OBP: 0.308, SLG: 0.393 (1, 2)		F8			G4-3		E6			4	0	1	0	0	0	0					
Mark DeRosa, R OBP: 0.478, SLG: 0.466 (1, 6)		G4-3			G1-3 1B SH1-3		P6			4	1	1	0	0	1	2					
Tom Glavine, L OBP: 0.172, SLG: 0.115 (1, 1)					SH1-3					0	0	0	0	1	0	0					
Dave Martinez, L OBP: 0.378, SLG: 0.419 (7, PH)							L6			1	0	0	0	0	0	0					
Mike Remlinger, L (8, 1)										0	0	0	0	0	0	0					
Keith Lockhart, L OBP: 0.337, SLG: 0.311 (9, 4)										1	0	0	0	0	0	1					
<b>Inning Stats</b>	R: 3 E: 1 K: 1 S: 15	H: 3 LOB: 2 BB: 0 P: 21	R: 0 E: 0 K: 0 S: 8	H: 0 LOB: 1 BB: 1 P: 14	R: 0 E: 0 K: 0 S: 8	H: 0 LOB: 0 BB: 0 P: 12	R: 0 E: 0 K: 1 S: 8	H: 0 LOB: 0 BB: 0 P: 12	R: 2 E: 1 K: 0 S: 5	H: 2 LOB: 1 BB: 1 P: 20	R: 0 E: 1 K: 1 S: 13	H: 0 LOB: 1 BB: 1 P: 26	R: 0 E: 0 K: 1 S: 14	H: 1 LOB: 1 BB: 0 P: 19	1B: 6 2B: 3 3B: 0 HR: 0	SF: 0 SAC: 1 DP: 1 HBP: 1	WP: 1 PB: 0 SB: 0 CS: 2	PA: 37			
<b>PITCHER</b>	IP	WLS	BF	H	R	ER	SO	BB	IBB	HBP	BLK	WP	HR	S	P	ERA	WHIP				
Josh Towers, R ERA: 2.65 (1, 1)	6.1	L	29	6	7	5	2	2	0	1	0	0	0	60	94	1.263	1.263				
Alan Mills, R ERA (7, 1)	0.2		4	1	0	0	1	0	1	0	0	0	0	8	17	0.00	1.500				
Mike Trombley, R ERA: 3.33 (8, 1)	1.0		4	1	0	0	1	0	0	0	0	0	0	14	19	0.00	1.000				

Baltimore Orioles @ Atlanta Braves  
Turner Field, Atlanta, GA  
Fri Jul 13, 2001, 7:35 PM EDT  
Att: 44,461 - Cloudy - 85 F

AB 32  
R 7  
H 8  
RBI 6  
BB 3  
SO 4  
LOB 15




















Batter	1	2	3	4	5	6	7	8	9	AB	R	H	RBI	BB	SO	LOB	TOP					
Brady Anderson, L (1,9) OBP: 0.303, SLG: 0.305	4-2 BB			1-3 K		2-3 K		1-0 P5		3	0	0	0	1	2	2	<p><b>Baltimore Orioles @ Florida Marlins</b> Pro Player Stadium, Miami, FL Tue Jul 17 2001, 7:05 PM EDT Att: 19,348 - Cloudy - 81 F</p> <p>AB 31 R 3 H 6 RBI 3 BB 3 SO 5 LOB 11</p> 					
6 Melvin Mora, R (1,6) OBP: 0.352, SLG: 0.404 Chad Paronto, R (6,1) Mike Kinkade, R (8,PH) OBP: 0.344, SLG: 0.405	1-1 B1-3			3-2 F7		1-2 G6-3		3-1 1B		3	0	0	0	0	0	2						
Chris Richard, L (1,8) Buddy Groom, L (8,1)	1-1 G3			1-0 G4-3			1-0 F9	1-1 F8		4	0	0	0	0	0	2						
Jeff Conine, R (1,3) OBP: 0.380, SLG: 0.449		1-2 F5			1-1 G1-3		0-1 HR 1B		0-0 L5	4	1	1	0	0	0	0						
31 Jay Gibbons, L (1,7) OBP: 0.313, SLG: 0.503		3-2 G4-3			0-0 HR		2-1 F7		1-2 G1-3 1B	4	1	2	1	0	0	1						
Cal Ripken Jr., R (1,5) OBP: 0.280, SLG: 0.368		2-1 P6			4-1 FC6 BB		0-0 HR		2-2 G1-3	3	1	1	2	1	0	1						
Brook Fordyce, R (1,2) OBP: 0.260, SLG: 0.305			1-2 G4-3		1-3 K		1-0 F2		1-0 G1-3	4	0	0	0	0	1	2						
Jerry Hairston, R (1,4) OBP: 0.307, SLG: 0.354 John Wascidin, R (5,1) OBP: 0.333, SLG: 0.667 Tony Batista, R (6,6) OBP: 0.256, SLG: 0.389			1-3 K		0-2 FC6			3-2 F9		2	0	0	0	0	1	1						
Sidney Ponson, R (1,1) 1 Brian Roberts, S (5,4) OBP: 0.281, SLG: 0.339			0-3 K			1-0 CS S 1B		4-2 1B BB		1	0	0	0	0	1	0						
<b>Inning Stats</b>	R: 0 H: 0 E: 0 K: 0 S: 7	H: 0 LOB: 0 BB: 1 P: 13	R: 0 H: 0 E: 0 K: 0 S: 9	H: 0 LOB: 0 BB: 0 P: 15	R: 0 H: 0 E: 0 K: 2 S: 10	H: 0 LOB: 0 BB: 0 P: 12	R: 0 H: 0 E: 0 K: 1 S: 7	H: 0 LOB: 1 BB: 0 P: 12	R: 1 H: 1 E: 0 K: 1 S: 11	H: 1 LOB: 1 BB: 1 P: 17	R: 0 H: 1 E: 0 K: 1 S: 8	H: 1 LOB: 0 BB: 0 P: 20	R: 2 H: 2 E: 0 K: 0 S: 7	H: 2 LOB: 0 BB: 0 P: 11	R: 0 H: 1 E: 0 K: 0 S: 13	H: 1 LOB: 2 BB: 1 P: 25		R: 0 H: 1 E: 0 K: 0 S: 9	H: 1 LOB: 1 BB: 0 P: 13	1B: 4 2B: 0 3B: 0 HR: 2	SF: 0 SAC: 0 DP: 0 HBP: 0	WP: 0 PB: 0 SB: 1 CS: 1
<b>PITCHER</b>	IP WLS BF H R ER SO BB IBB HBP BLK WP HR S P ERA WHIP																					
A.J. Burnett, R (1,1) ERA: 3.13 Vic Darenbourg, L (8,1) ERA: 4.22	7.2 W 29 5 3 3 5 3 0 0 0 0 0 2 70 114 3.52 1.043																					
	1.1 S 5 1 0 0 0 0 0 0 0 0 0 0 0 11 16 0.00 0.750																					


Batter	1	2	3	4	5	6	7	8	9	AB	R	H	RBI	BB	SO	LOB	BOTTOM			
Eric Owens, R (1,8) OBP: 0.308, SLG: 0.343	1-1 L6	1-2 1B		4-2 HBP BB		0-1 E9 1B	2-0 G4-6-3			4	1	2	1	1	0	1	<p><b>Baltimore Orioles @ Florida Marlins</b> Pro Player Stadium, Miami, FL Tue Jul 17 2001, 7:05 PM EDT Att: 19,348 - Cloudy - 81 F</p> <p>AB 33 R 8 H 12 RBI 8 BB 7 SO 7 LOB 14</p> 			
Alex Gonzalez, R (1,6) OBP: 0.326, SLG: 0.403	1-2 F9		0-2 G6-3	1-0 HBP		1-0 1B BB		0-1 G4-3		4	1	1	2	0	0	0				
Cliff Floyd, L (1,7) OBP: 0.419, SLG: 0.653	1-0 1B 2B		0-2 F7	1-2 3-H 3-H 3-2 F9		3-H 4-0 1B BB		0-0 HR		4	3	2	1	1	0	3				
Mike Lowell, R (1,5) OBP: 0.353, SLG: 0.482 Andy Fox, L (6,PR) (7,5)	4-2 1B BB		2-3 K		2-1 G5-3	1-2 1B 1B		2-3 K		3	0	1	0	1	1	0				
Kevin Millar, R (1,9) OBP: 0.373, SLG: 0.571 Ryan Thompson, R (8,PR) OBP: 0.444, SLG: 0.647 (9,9)	1-2 1B			3-3 K	0-0 F8	0-2 BB 1B		4-0 BB BB		4	0	2	3	1	1	0				
Derek Lee, R (1,3) OBP: 0.317, SLG: 0.428	1-2 2-H K		0-0 K	0-0 1B 3B	2-2 1B	1-3 2-H 3-H 4-1 BB 1B		4-2 FC5-4 BB		3	1	2	0	2	1	2				
Mike Redmond, R (1,2) OBP: 0.393, SLG: 0.494		4-2 SH3-4 1B BB		0-0 E6 SH5-4 1B HBP	2-3 K	0-1 G5-3		1-2 FC5-4		4	2	0	0	1	1	7				
Dave Berg, R (1,4) OBP: 0.228, SLG: 0.340		1-3 K		3-0 HBP SH5-4 1B		0-1 G6-3	0-2 G6-3			4	0	1	1	0	1	1				
A.J. Burnett, R (1,1) OBP: 0.172, SLG: 0.148 Vic Darenbourg, L (8,1)	1-0 SH3-4		1-0 SH3-4		1-2 3-H 3-H 2-3 K	0-3 K		0-0 G4-6-3 1B		2	0	1	0	0	1	0				
<b>Inning Stats</b>	R: 1 H: 2 E: 0 K: 1 S: 17	H: 2 LOB: 2 BB: 1 P: 25	R: 1 H: 1 E: 0 K: 1 S: 11	H: 1 LOB: 1 BB: 1 P: 18	R: 0 H: 0 E: 0 K: 1 S: 13	H: 0 LOB: 0 BB: 0 P: 15	R: 2 H: 2 E: 1 K: 1 S: 12	H: 2 LOB: 3 BB: 1 P: 26	R: 0 H: 1 E: 0 K: 1 S: 14	H: 1 LOB: 1 BB: 0 P: 19	R: 3 H: 4 E: 1 K: 1 S: 17	H: 4 LOB: 3 BB: 2 P: 27	R: 0 H: 1 E: 0 K: 0 S: 5	H: 1 LOB: 0 BB: 0 P: 7	R: 1 H: 1 E: 0 K: 1 S: 11	H: 1 LOB: 2 BB: 2 P: 22		1B: 9 2B: 1 3B: 1 HR: 1	SF: 0 SAC: 2 DP: 1 HBP: 1	WP: 0 PB: 0 SB: 0 CS: 0
<b>PITCHER</b>	IP WLS BF H R ER SO BB IBB HBP BLK WP HR S P ERA WHIP																			
Sidney Ponson, R (1,1) ERA: 4.28 John Wascidin, R (5,1) ERA: 7.52 Chad Paronto, R (6,1) ERA: 5.0 Buddy Groom, L (8,1) ERA: 3.53	1.2 L 11 5 3 3 2 1 0 0 0 0 0 0 28 39 16.20 3.600																			
	1.1 5 1 0 0 0 1 0 0 0 0 0 0 8 14 0.00 1.500																			
	1.0 6 1 1 1 1 2 0 0 0 0 0 1 11 22 9.00 3.000																			









Batter	1	2	3	4	5	6	7	8	9	AB R H RBI BB SO LOB	TOP																								
											<p>Texas Rangers @ Baltimore Orioles  Oriole Park at Camden Yards, Baltimore, MD  Wed Jul 18 2001, 7:05 PM EDT</p> <p><a href="http://livebaseballscorecards.com">livebaseballscorecards.com</a></p> <p>AB 0 R 0 H 0 RBI 0 BB 0 SO 0 LOB 0</p>  <p>1B: 0 SF: 0 WP: 0 PA: 0  2B: 0 SAC: 0 FB: 0  3B: 0 DP: 0 SB: 0  HR: 0 HBP: 0 CS: 0</p>																								
Inning Stats																																			
PITCHER	IP	WLS	BF	H	R	ER	SO	BB	IBB	HBP	BLK	WP	HR	S	P	ERA	WHIP	PITCHER	IP	WLS	BF	H	R	ER	SO	BB	IBB	HBP	BLK	WP	HR	S	P	ERA	WHIP


Batter	1	2	3	4	5	6	7	8	9	AB R H RBI BB SO LOB	BOTTOM																								
											<p>Texas Rangers @ Baltimore Orioles  Oriole Park at Camden Yards, Baltimore, MD  Wed Jul 18 2001, 7:05 PM EDT</p> <p><a href="http://livebaseballscorecards.com">livebaseballscorecards.com</a></p> <p>AB 0 R 0 H 0 RBI 0 BB 0 SO 0 LOB 0</p>  <p>1B: 0 SF: 0 WP: 0 PA: 0  2B: 0 SAC: 0 FB: 0  3B: 0 DP: 0 SB: 0  HR: 0 HBP: 0 CS: 0</p>																								
Inning Stats																																			
PITCHER	IP	WLS	BF	H	R	ER	SO	BB	IBB	HBP	BLK	WP	HR	S	P	ERA	WHIP	PITCHER	IP	WLS	BF	H	R	ER	SO	BB	IBB	HBP	BLK	WP	HR	S	P	ERA	WHIP




Batter	1	2	3	4	5	6	7	8	9	AB R H RBI BB SO LOB	TOP																								
												<p style="text-align: center;"><b>Texas Rangers @ Baltimore Orioles</b>  Oriole Park at Camden Yards, Baltimore, MD  Thu Jul 19 2001, 1:05 PM EDT</p> <p style="text-align: right;"><a href="http://livebaseballscorecards.com">livebaseballscorecards.com</a></p> <p><b>AB 0</b>  <b>R 0</b>  <b>H 0</b>  <b>RBI 0</b>  <b>BB 0</b>  <b>SO 0</b>  <b>LOB 0</b></p> 																							
<b>Inning Stats</b>											1B: 0 SF: 0 WP: 0 PA: 0 2B: 0 SAC: 0 FB: 0 3B: 0 DP: 0 SB: 0 HR: 0 HBP: 0 CS: 0																								
PITCHER	IP	WLS	BF	H	R	ER	SO	BB	IBB	HBP	BLK	WP	HR	S	P	ERA	WHIP	PITCHER	IP	WLS	BF	H	R	ER	SO	BB	IBB	HBP	BLK	WP	HR	S	P	ERA	WHIP

Batter	1	2	3	4	5	6	7	8	9	AB R H RBI BB SO LOB	BOTTOM																								
												<p style="text-align: center;"><b>Texas Rangers @ Baltimore Orioles</b>  Oriole Park at Camden Yards, Baltimore, MD  Thu Jul 19 2001, 1:05 PM EDT</p> <p style="text-align: right;"><a href="http://livebaseballscorecards.com">livebaseballscorecards.com</a></p> <p><b>AB 0</b>  <b>R 0</b>  <b>H 0</b>  <b>RBI 0</b>  <b>BB 0</b>  <b>SO 0</b>  <b>LOB 0</b></p> 																							
<b>Inning Stats</b>											1B: 0 SF: 0 WP: 0 PA: 0 2B: 0 SAC: 0 FB: 0 3B: 0 DP: 0 SB: 0 HR: 0 HBP: 0 CS: 0																								
PITCHER	IP	WLS	BF	H	R	ER	SO	BB	IBB	HBP	BLK	WP	HR	S	P	ERA	WHIP	PITCHER	IP	WLS	BF	H	R	ER	SO	BB	IBB	HBP	BLK	WP	HR	S	P	ERA	WHIP



Batter	1	2	3	4	5	6	7	8	9	AB R H RBI BB SO LOB	TOP																								
											<p>Texas Rangers @ Baltimore Orioles  Oriole Park at Camden Yards, Baltimore, MD  Thu Jul 19 2001, 7:05 PM EDT</p> <p><a href="http://livebaseballscorecards.com">livebaseballscorecards.com</a></p> <p>AB 0 R 0 H 0 RBI 0 BB 0 SO 0 LOB 0</p>  <p>1B: 0 SF: 0 WP: 0 PA: 0  2B: 0 SAC: 0 FB: 0  3B: 0 DP: 0 SB: 0  HR: 0 HBP: 0 CS: 0</p>																								
Inning Stats																																			
PITCHER	IP	WLS	BF	H	R	ER	SO	BB	IBB	HBP	BLK	WP	HR	S	P	ERA	WHIP	PITCHER	IP	WLS	BF	H	R	ER	SO	BB	IBB	HBP	BLK	WP	HR	S	P	ERA	WHIP

Batter	1	2	3	4	5	6	7	8	9	AB R H RBI BB SO LOB	BOTTOM																								
											<p>Texas Rangers @ Baltimore Orioles  Oriole Park at Camden Yards, Baltimore, MD  Thu Jul 19 2001, 7:05 PM EDT</p> <p><a href="http://livebaseballscorecards.com">livebaseballscorecards.com</a></p> <p>AB 0 R 0 H 0 RBI 0 BB 0 SO 0 LOB 0</p>  <p>1B: 0 SF: 0 WP: 0 PA: 0  2B: 0 SAC: 0 FB: 0  3B: 0 DP: 0 SB: 0  HR: 0 HBP: 0 CS: 0</p>																								
Inning Stats																																			
PITCHER	IP	WLS	BF	H	R	ER	SO	BB	IBB	HBP	BLK	WP	HR	S	P	ERA	WHIP	PITCHER	IP	WLS	BF	H	R	ER	SO	BB	IBB	HBP	BLK	WP	HR	S	P	ERA	WHIP



Batter	1	2	3	4	5	6	7	8	9	AB R H RBI BB SO LOB	TOP																								
											<b>Anaheim Angels @ Baltimore Orioles</b> Oriole Park at Camden Yards, Baltimore, MD Fri Jul 20 2001, 7:05 PM EDT <a href="http://livebaseballscorecards.com">livebaseballscorecards.com</a>																								
Inning Stats											AB 0 R 0 H 0 RBI 0 BB 0 SO 0 LOB 0																								
PITCHER	IP	WLS	BF	H	R	ER	SO	BB	IBB	HBP	BLK	WP	HR	S	P	ERA	WHIP	PITCHER	IP	WLS	BF	H	R	ER	SO	BB	IBB	HBP	BLK	WP	HR	S	P	ERA	WHIP

Batter	1	2	3	4	5	6	7	8	9	AB R H RBI BB SO LOB	BOTTOM																								
											<b>Anaheim Angels @ Baltimore Orioles</b> Oriole Park at Camden Yards, Baltimore, MD Fri Jul 20 2001, 7:05 PM EDT <a href="http://livebaseballscorecards.com">livebaseballscorecards.com</a>																								
Inning Stats											AB 0 R 0 H 0 RBI 0 BB 0 SO 0 LOB 0																								
PITCHER	IP	WLS	BF	H	R	ER	SO	BB	IBB	HBP	BLK	WP	HR	S	P	ERA	WHIP	PITCHER	IP	WLS	BF	H	R	ER	SO	BB	IBB	HBP	BLK	WP	HR	S	P	ERA	WHIP



Batter	1	2	3	4	5	6	7	8	9	10	AB	R	H	RBI	BB	SO	LOB	TOP								
David Eckstein, R OBP: 0.358, SLG: 0.356 (1.6)	1-1 G4-6-3 1B		1-2 HR 1B		1-0 HR 1B	0-1 FC5-4			1-1 G4-3 SF7 2B		5	3	4	0	0	0	2	<b>Anaheim Angels @ Baltimore Orioles</b> Oriole Park at Camden Yards, Baltimore, MD Sat Jul 21 2001, 7:05 PM EDT Att. 47,234 - Sunny - 86 F								
Troy Glaus, R OBP: 0.356, SLG: 0.513 (1.5)	0-3 K		0-1 HR		2-1 HR	1-3 K			1-0 G4-3		5	2	2	4	0	2	4									
Darin Erstad, L OBP: 0.347, SLG: 0.391 (1.8)	0-2 CI 16 G4-6-3		0-3 K		1-2 F7			1-2 G6-3	1-0 SF7		3	0	0	1	0	1	0									
16 Garrett Anderson, L OBP: 0.300, SLG: 0.441 (1.7)	1-2 G4-6-3				0-1 2B	0-0 1B		2-2 F2	1-2 G6-3		5	0	2	0	0	0	2									
Shawn Wooten, R OBP: 0.357, SLG: 0.516 (1.10)		0-1 F8		4-2 HBP	0-1 FC6-4 1B			0-3 K		0-3 K	4	0	1	0	0	2	0									
Tim Salmon, R OBP: 0.357, SLG: 0.354 (1.9)		0-1 G5-3		0-3 K	0-0 FC6-4 1B				1-2 L5		5	0	0	0	0	2	4									
Scott Spiezio, S OBP: 0.311, SLG: 0.409 (1.3)		3-2 G3		1-3 K		0-0 FC1-5 HBP 1B			0-0 L9		5	1	2	0	0	1	2									
Bengie Molina, R OBP: 0.323, SLG: 0.305 (1.2)			0-0 G5-3	0-0 G1-3		2-2 FC5-4 FC1-5 HBP			0-1 2B		4	0	2	1	0	0	2									
Adam Kennedy, L OBP: 0.351, SLG: 0.411 Benji Gil, R OBP: 0.367, SLG: 0.592 (8. PH) (8.4)			1-2 G5-3		0-2 F9	0-1 FC1-5 FC5-4		0-0 G5-3	3-H 1-3 K		3	0	0	0	0	0	2									
						1-2 2-3f					2	0	0	0	0	1	2									
<b>Inning Stats</b>	R: 0 E: 1 K: 1 S: 12	H: 1 LOB: 1 BB: 0 P: 14	R: 0 E: 0 K: 0 S: 8	H: 0 LOB: 0 BB: 0 P: 11	R: 2 E: 0 K: 1 S: 13	H: 2 LOB: 0 BB: 0 P: 15	R: 0 E: 0 K: 2 S: 13	H: 1 LOB: 2 BB: 0 P: 18	R: 2 E: 0 K: 1 S: 14	H: 4 LOB: 2 BB: 0 P: 18	R: 0 E: 0 K: 1 S: 9	H: 0 LOB: 0 BB: 0 P: 12	R: 0 E: 0 K: 0 S: 7	H: 1 LOB: 1 BB: 0 P: 8	R: 1 E: 0 K: 0 S: 7	H: 1 LOB: 0 BB: 0 P: 11	R: 1 E: 0 K: 3 S: 13	H: 2 LOB: 1 BB: 0 P: 17	1B: 7 2B: 3 3B: 1 HR: 2	SF: 1 SAC: 0 DP: 1 HBP: 2	WP: 0 PB: 0 SB: 0 CS: 0	PA: 45				
<b>PITCHER</b>	IP WLS BF H R ER SO BB IBB HBP BLK WP HR S P ERA WHIP	7.2 0.1 0.1 0.2 1.0	35 1 2 5	10 0 1 2	4 0 1 1	4 0 1 1	6 0 0 3	0 0 0 0	0 0 0 0	0 0 0 0	0 0 0 0	0 0 0 0	0 0 0 0	0 0 0 0	0 0 0 0	0 0 0 0	0 0 0 0	0 0 0 0	0 0 0 0	0 0 0 0	0 0 0 0	0 0 0 0	0 0 0 0	0 0 0 0	4.70 0.00 27.00 0.00 9.00	1.304 0.000 3.000 0.000 2.000

AB	41
R	6
H	13
RBI	6
BB	0
SO	9
LOB	20



Batter	1	2	3	4	5	6	7	8	9	10	AB	R	H	RBI	BB	SO	LOB	BOTTOM							
1 Brian Roberts, S OBP: 0.285, SLG: 0.339 (1.6)	1-0 L9		0-0 L8		2-2 6 2B 1B			0-0 F7	1-0 6 S 1B 1B		5	2	2	1	0	0	1	<b>Anaheim Angels @ Baltimore Orioles</b> Oriole Park at Camden Yards, Baltimore, MD Sat Jul 21 2001, 7:05 PM EDT Att. 47,234 - Sunny - 86 F							
6 Melvin Mora, R OBP: 0.348, SLG: 0.401 (1.8)	0-1 F8		1-3 K		0-1 1-H 2B			0-1 B5-3	1-2 S 1-H 3-H 3-3 1B 1B		5	0	2	3	0	1	1								
Chris Richard, L OBP: 0.344, SLG: 0.452 (1.9)	1-0 L7			1-1 G1-3	0-0 G3-1			4-2 1B		1-3 K	4	0	0	0	1	1	2								
Jeff Conine, R OBP: 0.368, SLG: 0.469 (1.3)		4-2 31 G4-3 BB		1-2 31 G4-3 1B 2B		0-0 F8		2-1 1B		3-2 G5-3	4	1	2	0	1	0	0								
31 Jay Gibbons, L OBP: 0.299, SLG: 0.476 (1.7)		0-1 G4-3		1-2 G4-3		0-0 G4-3		1-2 G4-3		0-0 L3	5	0	0	0	0	0	4								
Cal Ripken Jr., R OBP: 0.276, SLG: 0.363 (1.5)		1-2 L8		1-1 1B		2-2 G4-3			0-0 L8	2-2 L8	5	0	1	1	0	0	1								
Tony Batista, R OBP: 0.261, SLG: 0.404 (1.10)		3-2 G6-3		3-1 G5-3				0-0 G4-6-3 1B	0-1 FC4-6 1B		4	0	2	0	0	0	2								
Brook Fordyce, R OBP: 0.257, SLG: 0.301 Brady Anderson, L OBP: 0.301, SLG: 0.303 Fernando Lunard, R OBP: 0.302, SLG: 0.311 (9. PH) (10.2)			3-3 K		1-3 K2-3			1-1 G4-6-3	2-2 FC4-6 1B HBP		3	0	0	0	0	2	1								
Jerry Hairston, R OBP: 0.306, SLG: 0.349 (1.4)			4-2 BB		0-2 G4-3			0-0 G5-3	1-0 1 1B 6 1B HBP		1	1	0	0	0	0	1								
											2	1	0	0	1	0	0								
<b>Inning Stats</b>	R: 0 E: 0 K: 0 S: 4	H: 0 LOB: 0 BB: 0 P: 6	R: 0 E: 0 K: 0 S: 12	H: 0 LOB: 1 BB: 1 P: 20	R: 0 E: 0 K: 2 S: 9	H: 0 LOB: 1 BB: 1 P: 17	R: 1 E: 0 K: 1 S: 13	H: 2 LOB: 1 BB: 0 P: 20	R: 1 E: 0 K: 1 S: 12	H: 2 LOB: 1 BB: 0 P: 15	R: 0 E: 0 K: 0 S: 6	H: 0 LOB: 0 BB: 0 P: 8	R: 0 E: 0 K: 0 S: 4	H: 1 LOB: 0 BB: 0 P: 5	R: 0 E: 0 K: 0 S: 10	H: 1 LOB: 2 BB: 1 P: 17	R: 3 E: 0 K: 1 S: 14	H: 3 LOB: 1 BB: 0 P: 22	R: 0 E: 0 K: 0 S: 7	H: 0 LOB: 0 BB: 0 P: 12	1B: 7 2B: 2 3B: 0 HR: 0	SF: 0 SAC: 0 DP: 1 HBP: 1	WP: 0 PB: 0 SB: 3 CS: 0	PA: 42	
<b>PITCHER</b>	IP WLS BF H R ER SO BB IBB HBP BLK WP HR S P ERA WHIP	7.2 0.1 1.0 1.0	30 2 7 3	5 1 3 3	2 0 3 1	2 0 1 0	3 0 1 0	0 0 0 0	0 0 0 0	0 0 0 0	0 0 0 0	0 0 0 0	0 0 0 0	0 0 0 0	0 0 0 0	0 0 0 0	0 0 0 0	0 0 0 0	0 0 0 0	0 0 0 0	0 0 0 0	0 0 0 0	0 0 0 0	2.35 0.00 27.00 0.000	1.043 3.000 3.000 0.000

AB	38
R	5
H	9
RBI	5
BB	3
SO	4
LOB	13









Batter	1	2	3	4	5	6	7	8	9	AB	R	H	RBI	BB	SO	LOB	TOP
Orlando Palmeiro, L OBP: 0.344, SLG: 0.381 David Eckstein, R OBP: 0.359, SLG: 0.354	L8	L7			G4-3				G6-3	4	0	1	0	0	0	2	
Troy Glaus, R OBP: 0.360, SLG: 0.508	FC3-6 E BB		K						G4-3	4	0	1	0	1	2	1	
Darin Erstad, L OBP: 0.343, SLG: 0.382	E4 FC3-6		G3 CS BB		G4-3					3	0	0	0	1	1	3	
16 Garret Anderson, L OBP: 0.296, SLG: 0.437	FC3-6		G3						K	4	0	0	0	0	1	3	
Scott Spiezio, S OBP: 0.320, SLG: 0.419	K		CS		P6				E6 1B BB	3	1	1	0	1	1	2	
Tim Salmon, R OBP: 0.358, SLG: 0.350		F8			K				K HBP	3	0	0	0	0	2	1	
Adam Kennedy, L OBP: 0.354, SLG: 0.414 Benji Gil, R OBP: 0.366, SLG: 0.594	F7								K HBP	3	0	2	1	0	0	0	
Bengie Molina, R OBP: 0.321, SLG: 0.303	BB 1B				F8				P4	4	0	1	0	0	0	4	
Jose Nieves, R OBP: 0.321, SLG: 0.303									G6-3	3	0	0	0	1	2	0	
<b>Inning Stats</b>	R: 0 H: 0 E: 1 K: 1 S: 11	H: 0 R: 1 ER: 0 LOB: 2 BB: 1 P: 19	H: 1 R: 0 ER: 0 LOB: 0 BB: 1 P: 22	H: 0 R: 0 ER: 0 LOB: 0 BB: 1 P: 19	H: 1 R: 0 ER: 0 LOB: 1 BB: 0 P: 14	H: 1 R: 0 ER: 0 LOB: 1 BB: 0 P: 13	H: 2 R: 1 ER: 1 LOB: 1 BB: 0 P: 20	H: 1 R: 0 ER: 0 LOB: 1 BB: 0 P: 19	H: 0 R: 0 ER: 0 LOB: 0 BB: 1 P: 20	H: 0 R: 0 ER: 0 LOB: 0 BB: 0 P: 10	1B: 6 2B: 0 3B: 0 HR: 0	SF: 0 SAC: 0 DP: 0 HBP: 1	WP: 1 PB: 0 SB: 2 CS: 1	PA: 39			
<b>PITCHER</b>	IP WLS BF H R ER SO BB IBB HBP BLK WP HR S P ERA WHIP	IP WLS BF H R ER SO BB IBB HBP BLK WP HR S P ERA WHIP	IP WLS BF H R ER SO BB IBB HBP BLK WP HR S P ERA WHIP	IP WLS BF H R ER SO BB IBB HBP BLK WP HR S P ERA WHIP	IP WLS BF H R ER SO BB IBB HBP BLK WP HR S P ERA WHIP	IP WLS BF H R ER SO BB IBB HBP BLK WP HR S P ERA WHIP	IP WLS BF H R ER SO BB IBB HBP BLK WP HR S P ERA WHIP	IP WLS BF H R ER SO BB IBB HBP BLK WP HR S P ERA WHIP	IP WLS BF H R ER SO BB IBB HBP BLK WP HR S P ERA WHIP								
Jason Johnson, R ERA: 3.18 B.J. Ryan, L ERA: 5.5 Mike Trombley, R ERA: 3.42 Buddy Groom, L ERA: 3.32	6.2 0.2 (8, 1) (8, 1)	W H L	29 3 0	6 0 0	1 0 0	0 0 0	7 2 0	3 1 0	0 0 0	0 0 0	1 0 0	82 6 2	12 12 5	0.00 0.00 ∞	1.350 1.500 ∞		

Anaheim Angels @ Baltimore Orioles  
 Oriole Park at Camden Yards, Baltimore, MD  
 Sun Jul 22 2001, 7:35 PM EDT  
 Att: 38,423 - Cloudy - 87 F

AB 33  
 R 1  
 H 6  
 RBI 1  
 BB 4  
 SO 10  
 LOB 18



Batter	1	2	3	4	5	6	7	8	9	AB	R	H	RBI	BB	SO	LOB	BOTTOM
Brady Anderson, L OBP: 0.299, SLG: 0.295	G4-3		G5-3		G1-3				L8	4	0	0	0	0	0	0	
1 Brian Roberts, S OBP: 0.305, SLG: 0.352	G3			BB S 1B					1B FC6-2 1B	3	0	2	0	1	0	0	
Chris Richard, L OBP: 0.356, SLG: 0.455				BB BB					31 E 1B	2	1	1	0	2	0	1	
Jeff Conine, R OBP: 0.394, SLG: 0.473	G5-3			BB BB					31 E 1B	2	2	1	0	2	0	1	
31 Jay Gibbons, L OBP: 0.303, SLG: 0.495				BB BB					31 E 1B	4	2	2	2	0	1	5	
Cal Ripken Jr., R OBP: 0.281, SLG: 0.365	L5			K					6 SH1-3 1B	4	0	2	1	0	1	4	
6 Melvin Mora, R OBP: 0.346, SLG: 0.395	F9			K					SH1-3 1B	3	0	0	1	0	1	5	
Tony Batista, R OBP: 0.261, SLG: 0.410	CS		F8		CS 1B				P3	4	0	1	0	0	0	1	
Brook Fordyce, R OBP: 0.253, SLG: 0.297 Fernando Lumar, R OBP: 0.300, SLG: 0.319	F8			F8					F8	3	0	0	0	0	0	1	
<b>Inning Stats</b>	R: 0 H: 0 E: 0 K: 0 S: 10	H: 1 R: 0 ER: 0 LOB: 0 BB: 0 P: 7	H: 0 R: 0 ER: 0 LOB: 0 BB: 0 P: 16	H: 0 R: 0 ER: 0 LOB: 0 BB: 0 P: 34	H: 1 R: 0 ER: 0 LOB: 3 BB: 2 P: 20	H: 1 R: 0 ER: 0 LOB: 0 BB: 0 P: 12	H: 2 R: 2 ER: 0 LOB: 1 BB: 2 P: 24	H: 0 R: 0 ER: 0 LOB: 0 BB: 0 P: 13	H: 4 R: 3 ER: 1 LOB: 1 BB: 0 P: 21	1B: 8 2B: 0 3B: 0 HR: 1	SF: 0 SAC: 1 DP: 1 HBP: 0	WP: 0 PB: 0 SB: 1 CS: 2	PA: 36				
<b>PITCHER</b>	IP WLS BF H R ER SO BB IBB HBP BLK WP HR S P ERA WHIP	IP WLS BF H R ER SO BB IBB HBP BLK WP HR S P ERA WHIP	IP WLS BF H R ER SO BB IBB HBP BLK WP HR S P ERA WHIP	IP WLS BF H R ER SO BB IBB HBP BLK WP HR S P ERA WHIP	IP WLS BF H R ER SO BB IBB HBP BLK WP HR S P ERA WHIP	IP WLS BF H R ER SO BB IBB HBP BLK WP HR S P ERA WHIP	IP WLS BF H R ER SO BB IBB HBP BLK WP HR S P ERA WHIP	IP WLS BF H R ER SO BB IBB HBP BLK WP HR S P ERA WHIP	IP WLS BF H R ER SO BB IBB HBP BLK WP HR S P ERA WHIP								
Pat Rapp, R ERA: 4.63 Toby Borland, R ERA: 11.57	5.2 2.1	W L	21 14	3 6	0 5	0 4	0 0	3 0	0 0	0 0	0 1	56 32	93 51	15.43 3.000			

Anaheim Angels @ Baltimore Orioles  
 Oriole Park at Camden Yards, Baltimore, MD  
 Sun Jul 22 2001, 7:35 PM EDT  
 Att: 38,423 - Cloudy - 87 F

AB 29  
 R 5  
 H 9  
 RBI 4  
 BB 5  
 SO 3  
 LOB 18





Batter	1	2	3	4	5	6	7	8	9	AB	R	H	RBI	BB	SO	LOB	TOP																					
David Eckstein, R (1, 6) OBP: 0.356, SLG: 0.352 Jose Nieves, R (8, PH) (8, 6)	1-1 P4		1-1 G6-3	2-1 F8		0-1 2B 1B		0-1 F9		4	1	1	0	0	0	0	4																					
Troy Glaus, R (1, 5) OBP: 0.360, SLG: 0.508	4-2 16 2B BB		0-3 K	3-3 K		2-2 2B		3-3 K		4	1	1	3	1	3	2	4																					
Darin Erstad, L (1, 8) OBP: 0.343, SLG: 0.379	1-0 G4-1		4-2 WP 16 1B BB		3-2 16 1B 3 HBP			1-2 G3-1		3	1	0	0	1	0	2	3																					
16 Garret Anderson, L (1, 7) OBP: 0.297, SLG: 0.439	0-2 2B 2B		2-2 1B 1B		2-2 L9-3		0-1 G4-3		1-2 F3	5	2	2	1	0	0	1	5																					
Scott Spiezio, S (1, 3) OBP: 0.322, SLG: 0.422	3-2 2B		2-1 1B 1B		2-2 G4-3		3-2 L7		1-0 P5	5	1	2	2	0	0	0	5																					
Shawn Wooten, R (1, 10) OBP: 0.352, SLG: 0.503	1-2 F8		1-0 1B 2B		1-2 F8		2-2 P6			4	1	1	1	0	0	1	4																					
Tim Salmon, R (1, 9) OBP: 0.360, SLG: 0.350		3-3 K	1-1 2B 1B		0-3 K			4-1 HBP BB		3	0	1	1	1	2	0	3																					
Bengie Molina, R (1, 2) OBP: 0.331, SLG: 0.318	0-2 F8		1-1 2B		2-2 1B 1B 2B			1-1 1B BB		3	1	2	1	0	0	0	3																					
Adam Kennedy, L (1, 4) OBP: 0.353, SLG: 0.411	3-1 F9			3-1 F8		2-1 1B 2B		0-2 F9		4	1	1	0	0	0	2	4																					
<b>Inning Stats</b>	R: 2 E: 0 K: 0 S: 17	H: 2 LOB: 1 BB: 1 P: 27	R: 0 E: 0 K: 1 S: 8	H: 0 LOB: 0 BB: 0 P: 14	R: 4 E: 0 K: 1 S: 17	H: 5 LOB: 2 BB: 1 P: 29	R: 0 E: 0 K: 1 S: 7	H: 0 LOB: 0 BB: 0 P: 15	R: 0 E: 0 K: 0 S: 9	H: 0 LOB: 0 BB: 0 P: 15	R: 3 E: 0 K: 1 S: 19	H: 4 LOB: 1 BB: 0 P: 26	R: 0 E: 0 K: 0 S: 9	H: 0 LOB: 0 BB: 0 P: 14	R: 0 E: 0 K: 1 S: 10	H: 0 LOB: 2 BB: 1 P: 18	R: 0 E: 0 K: 0 S: 7	H: 0 LOB: 0 BB: 0 P: 10	1B: 7 2B: 5 3B: 0 HR: 0	SF: 0 SAC: 0 DP: 1 HBP: 2	WP: 1 PB: 0 SB: 0 CS: 0	PA: 41																
<b>PITCHER</b>	IP	WLS	BF	H	R	ER	SO	BB	IBB	HBP	BLK	WP	HR	S	P	ERA	WHIP	<b>PITCHER</b>				IP	WLS	BF	H	R	ER	SO	BB	IBB	HBP	BLK	WP	HR	S	P	ERA	WHIP
Jose Mercedes, R (1, 1) ERA: 5.85	3.0	L	17	7	6	6	2	2	0	0	0	1	0	42	70	18.00	3.000																					
John Waddell, R (4, 1) ERA: 7.31	5.0		21	4	3	3	3	1	0	2	0	0	0	54	88	5.40	1.000																					
Mike Trombley, R (9, 1) ERA: 3.35	1.0		3	0	0	0	0	0	0	0	0	0	0	7	10	0.00	0.000																					

Anaheim Angels @ Baltimore Orioles  
 Oriole Park at Camden Yards, Baltimore, MD  
 Mon Jul 23 2001, 12:35 PM EDT  
 Att: 40,880 - Cloudy - 93 F

AB 36  
 R 9  
 H 11  
 RBI 9  
 BB 3  
 SO 5  
 LOB 10



Batter	1	2	3	4	5	6	7	8	9	AB	R	H	RBI	BB	SO	LOB	BOTTOM																					
1 Brian Roberts, S (1, 6) OBP: 0.316, SLG: 0.357	0-1 FC6-4 1B	2-0 FC5-4 1B		1-3 K		4-2 FC5-4 BB		0-0 F7		4	0	2	0	1	1	2	4																					
6 Melvin Mora, R (1, 8) OBP: 0.347, SLG: 0.399 Larry Bigbie, L (9, 8) OBP: 0.174, SLG: 0.217	0-2 L6	0-1 FC5-4			2-1 2B	0-1 FC5-4		2-2 1B		5	0	2	1	0	0	6	5																					
Chris Richard, L (1, 9) OBP: 0.350, SLG: 0.446	0-1 FC6-4 1B	0-1 F9			2-3 K		2-1 F7	3-2 G3-1		5	0	0	0	0	1	6	5																					
Jeff Conine, R (1, 3) OBP: 0.394, SLG: 0.472	3-1 1B		1-2 G1-3		1-3 K		1-1 31 G3 1B		0-0 G1-3	5	0	2	0	0	1	1	5																					
31 Jay Gibbons, L (1, 7) OBP: 0.297, SLG: 0.485 Mike Kinkade, R (9, PH) OBP: 0.338, SLG: 0.397	2-0 F7		1-0 F7		2-2 L4		0-0 G3		2-2 F7	4	0	0	0	0	0	4	4																					
Cal Ripken Jr., R (1, 10) OBP: 0.287, SLG: 0.368		1-2 SH3-4 1B 1B		4-0 BB		0-0 F7	1-2 F8		0-1 WP 1B	4	2	2	0	1	0	1	4																					
Tony Batista, R (1, 5) OBP: 0.283, SLG: 0.410		2-1 SH3-4 1B 1B	1-0 G5-3			3-2 L8		1-0 F5	1-1 1B 1B	5	1	2	1	0	0	1	5																					
Fernando Lunar, R (1, 2) OBP: 0.317, SLG: 0.357		0-0 SH3-4		0-1 G6-3		0-0 1B 2B		1-0 6 1B	1-1 1B 1B	4	1	3	0	0	0	0	4																					
Jerry Hairston, R (1, 4) OBP: 0.310, SLG: 0.353		0-0 FC5-4 1B 1B		1-0 G5-3		4-2 1B BB		4-0 6 1B BB	2-1 F8	3	0	1	2	2	0	2	3																					
<b>Inning Stats</b>	R: 0 E: 0 K: 0 S: 10	H: 2 LOB: 2 BB: 0 P: 15	R: 2 E: 0 K: 0 S: 13	H: 4 LOB: 2 BB: 0 P: 17	R: 0 E: 0 K: 1 S: 6	H: 0 LOB: 1 BB: 1 P: 12	R: 0 E: 0 K: 2 S: 12	H: 1 LOB: 1 BB: 0 P: 19	R: 0 E: 0 K: 0 S: 12	H: 1 LOB: 3 BB: 2 P: 23	R: 0 E: 0 K: 0 S: 8	H: 1 LOB: 1 BB: 0 P: 12	R: 1 E: 0 K: 0 S: 11	H: 2 LOB: 2 BB: 1 P: 22	R: 1 E: 0 K: 0 S: 12	H: 3 LOB: 2 BB: 0 P: 18	1B: 11 2B: 3 3B: 0 HR: 0	SF: 0 SAC: 1 DP: 0 HBP: 0	WP: 1 PB: 0 SB: 0 CS: 0	PA: 45																		
<b>PITCHER</b>	IP	WLS	BF	H	R	ER	SO	BB	IBB	HBP	BLK	WP	HR	S	P	ERA	WHIP	<b>PITCHER</b>				IP	WLS	BF	H	R	ER	SO	BB	IBB	HBP	BLK	WP	HR	S	P	ERA	WHIP
Ismael Valdez, R (1, 1) ERA: 3.94	5.2	W	27	8	2	2	3	2	0	0	0	0	0	13	21	0.00	1.500																					
Shigetoshi Hasegawa, R (6, 1) ERA: 3.45	1.1		6	1	0	0	0	1	0	0	0	0	0	11	22	9.00	3.000																					
Toby Borland, R (8, 1) ERA: 10.8	1.0		6	2	1	1	0	1	0	0	0	0	0	11	22	9.00	3.000																					
Mike Holtz, L (9, 1) ERA: 4.56	1.0		6	3	1	1	0	0	0	0	0	1	0	12	18	9.00	3.000																					

Anaheim Angels @ Baltimore Orioles  
 Oriole Park at Camden Yards, Baltimore, MD  
 Mon Jul 23 2001, 12:35 PM EDT  
 Att: 40,880 - Cloudy - 93 F

AB 40  
 R 4  
 H 14  
 RBI 4  
 BB 4  
 SO 3  
 LOB 23





Batter	1	2	3	4	5	6	7	8	9	AB	R	H	RBI	BB	SO	LOB	TOP					
1 Brian Roberts, S OBP: 0.312, SLG: 0.351	G3		G5-3	E7			F9		F9	5	0	1	1	0	0	2						
6 Melvin Mora, R OBP: 0.348, SLG: 0.395	F7			P4			G6-3			3	0	0	0	2	0	1						
Chris Richard, L OBP: 0.351, SLG: 0.445	F7								F8	5	2	2	0	0	0	2						
Jeff Conine, R OBP: 0.397, SLG: 0.472										4	1	2	1	1	0	1						
31 Jay Gibbons, L OBP: 0.302, SLG: 0.508										3	1	2	3	0	0	0						
Mike Kinkade, R OBP: 0.343, SLG: 0.402										1	1	1	0	0	0	0						
Brady Anderson, L OBP: 0.298, SLG: 0.294										1	0	0	0	0	1	3						
Cal Ripken Jr., R OBP: 0.286, SLG: 0.366										4	0	1	1	0	0	2						
Tony Batista, R OBP: 0.262, SLG: 0.412										3	1	1	1	0	0	0						
Fernando Lunar, R OBP: 0.306, SLG: 0.343										4	0	0	0	0	2	2						
Jerry Hairston, R OBP: 0.312, SLG: 0.358										4	1	2	0	0	1	1						
<b>Inning Stats</b>	R: 0 E: 0 K: 0 S: 7	H: 0 LOB: 0 BB: 0 P: 12	R: 2 E: 0 K: 0 S: 9	H: 2 LOB: 0 BB: 0 P: 15	R: 2 E: 0 K: 0 S: 13	H: 4 LOB: 2 BB: 1 P: 18	R: 1 E: 1 K: 1 S: 10	H: 2 LOB: 1 BB: 0 P: 12	R: 0 E: 0 K: 0 S: 6	H: 0 LOB: 0 BB: 0 P: 11	R: 0 E: 0 K: 1 S: 9	H: 0 LOB: 0 BB: 0 P: 13	R: 0 E: 0 K: 1 S: 7	H: 0 LOB: 0 BB: 0 P: 9	R: 2 E: 0 K: 0 S: 16	H: 3 LOB: 1 BB: 0 P: 28	R: 0 E: 0 K: 1 S: 20	H: 1 LOB: 3 BB: 2 P: 32	1B: 8 2B: 3 3B: 0 HR: 1	SF: 1 SAC: 0 DP: 0 HBP: 0	WP: 0 PB: 0 SB: 0 CS: 0	PA: 41
<b>PITCHER</b>	IP	WLS	BF	H	R	ER	SO	BB	IBB	HBP	BLK	WP	HR	S	P	ERA	WHIP					
Rick Helling, R ERA: 5.35	7.0		29	8	5	5	3	1	0	0	0	0	1	61	90	6.43	1.286					
Mike Venafro, L ERA: 2.99	1.0	W	6	3	2	2	0	0	0	0	0	0	0	16	28	18.00	3.000					
59 Jeff Zimmerman, R ERA: 3.06	1.0	S	6	1	0	0	1	2	0	0	0	0	0	20	32	0.00	3.000					

Baltimore Orioles @ Texas Rangers  
The Ballpark at Arlington, Arlington, TX  
Tue Jul 24 2001, 8:35 PM EDT  
Att: 35,517 - Sunny - 95 F

AB 37  
R 7  
H 12  
RBI 7  
BB 3  
SO 4  
LOB 14



Batter	1	2	3	4	5	6	7	8	9	AB	R	H	RBI	BB	SO	LOB	BOTTOM				
Frank Catalanotto, L OBP: 0.363, SLG: 0.469	F7						P6			3	1	1	0	1	0	1					
Mike Lamb, L OBP: 0.342, SLG: 0.390	F7									4	1	2	1	0	0	1					
Alex Rodriguez, R OBP: 0.408, SLG: 0.607	G6-3									4	1	1	2	0	1	1					
Rafael Palmeiro, L OBP: 0.376, SLG: 0.541										3	1	1	0	1	0	0					
Ivan Rodriguez, R OBP: 0.340, SLG: 0.559										4	0	0	0	0	0	2					
Ruben Sierra, S OBP: 0.325, SLG: 0.616										3	1	2	1	0	0	1					
Gabe Kapler, R OBP: 0.330, SLG: 0.410										4	1	0	0	0	0	1					
Ricky Ledee, L OBP: 0.262, SLG: 0.290										3	1	1	0	0	0	0					
Randy Velarde, R OBP: 0.392, SLG: 0.474										1	0	1	1	0	0	0					
10 Michael Young, R OBP: 0.286, SLG: 0.381										4	1	1	1	0	1	1					
<b>Inning Stats</b>	R: 0 E: 0 K: 0 S: 6	H: 0 LOB: 0 BB: 0 P: 8	R: 1 E: 0 K: 0 S: 7	H: 1 LOB: 0 BB: 0 P: 9	R: 0 E: 0 K: 1 S: 10	H: 1 LOB: 1 BB: 0 P: 16	R: 0 E: 0 K: 1 S: 9	H: 0 LOB: 0 BB: 0 P: 16	R: 0 E: 0 K: 0 S: 4	H: 1 LOB: 0 BB: 0 P: 8	R: 3 E: 1 K: 0 S: 12	H: 2 LOB: 1 BB: 2 P: 23	R: 2 E: 0 K: 0 S: 11	H: 3 LOB: 1 BB: 0 P: 14	R: 2 E: 1 K: 0 S: 12	H: 2 LOB: 1 BB: 0 P: 17	1B: 4 2B: 6 3B: 0 HR: 0	SF: 1 SAC: 0 DP: 1 HBP: 0	WP: 0 PB: 0 SB: 1 CS: 0	PA: 36	
<b>PITCHER</b>	IP	WLS	BF	H	R	ER	SO	BB	IBB	HBP	BLK	WP	HR	S	P	ERA	WHIP				
Sidney Ponson, R ERA: 4.43	7.0		30	8	5	5	2	2	0	0	0	0	0	59	94	6.43	1.429				
B.J. Ryan, L ERA: 5.45	0.1	H	1	0	0	0	0	0	0	0	0	0	0	1	1	0.00	0.000				
Mike Trombley, R ERA: 3.33	0.1	L	3	1	1	0	0	0	0	0	0	0	0	7	9	0.00	3.000				
Buddy Groom, L ERA: 3.29	0.1		2	1	1	0	0	0	0	0	0	0	0	4	7	0.00	3.000				

Baltimore Orioles @ Texas Rangers  
The Ballpark at Arlington, Arlington, TX  
Tue Jul 24 2001, 8:35 PM EDT  
Att: 35,517 - Sunny - 95 F

AB 33  
R 8  
H 10  
RBI 6  
BB 2  
SO 2  
LOB 8









Batter	1	2	3	4	5	6	7	8	9	AB	R	H	RBI	BB	SO	LOB	TOP										
Brady Anderson, L (1, 9) OBP: 0.291, SLG: 0.286										4	0	0	1	0	2	2											
6 Melvin Mora, R (1, 6) OBP: 0.346, SLG: 0.389										4	0	1	0	0	0	2											
Chris Richard, L (1, 8) OBP: 0.351, SLG: 0.452										3	0	1	0	1	0	2											
Jeff Conine, R (1, 3) OBP: 0.396, SLG: 0.466										3	0	0	0	1	1	2											
Mike Kinkade, R (1, 7) OBP: 0.348, SLG: 0.400										3	1	1	0	1	0	2											
Cal Ripken Jr., R (1, 5) OBP: 0.288, SLG: 0.366										4	1	1	0	0	0	1											
Tony Batista, R (1, 10) OBP: 0.260, SLG: 0.406										4	0	0	0	0	1	2											
Fernando Lumar, R (1, 2) OBP: 0.306, SLG: 0.337										2	0	0	1	1	0	1											
31 Jay Gibbons, L (9, PH) OBP: 0.295, SLG: 0.495										1	0	0	0	0	0	0											
Jerry Hairston, R (1, 4) OBP: 0.311, SLG: 0.355										2	0	0	0	1	0	1											
<b>Inning Stats</b>	R: 0 E: 0 K: 1 S: 8	H: 0 LOB: 1 BB: 1 P: 16	R: 0 E: 0 K: 0 S: 9	H: 0 LOB: 0 BB: 0 P: 11	R: 0 E: 0 K: 1 S: 5	H: 0 LOB: 0 BB: 0 P: 8	R: 0 E: 0 K: 0 S: 6	H: 1 LOB: 0 BB: 0 P: 10	R: 2 E: 1 K: 0 S: 14	H: 1 LOB: 2 BB: 2 P: 30	R: 0 E: 0 K: 1 S: 10	H: 0 LOB: 0 BB: 1 P: 15	R: 0 E: 1 K: 0 S: 6	H: 0 LOB: 2 BB: 0 P: 12	R: 0 E: 0 K: 0 S: 7	H: 0 LOB: 0 BB: 0 P: 11	1B: 4 2B: 0 3B: 0 HR: 0	SF: 0 SAC: 0 DP: 2 HBP: 0	WP: 0 PB: 0 SB: 0 CS: 1	PA: 35							
<b>PITCHER</b>	IP	WLS	BF	H	R	ER	SO	BB	IBB	HBP	BLK	WP	HR	S	P	ERA	WHIP										
Doug Davis, L (1, 1) ERA: 4.43	7.0		27	4	2	1	4	4	0	0	0	0	0	63	107	1.29	1.143										
Mike Venafro, L (8, 1) ERA: 2.92	1.0	W	5	0	0	0	0	0	1	0	0	0	0	6	12	0.00	0.000										
59 Jeff Zimmerman, R (9, 1) ERA: 2.94	1.0	S	3	0	0	0	0	0	0	0	0	0	0	7	11	0.00	0.000										

Baltimore Orioles @ Texas Rangers  
The Ballpark at Arlington, Arlington, TX  
Wed Jul 25 2001, 9:05 PM EDT  
Att: 37,822 - Sunny - 93 F

AB 30  
R 2  
H 4  
RBI 2  
BB 5  
SO 4  
LOB 15




Batter	1	2	3	4	5	6	7	8	9	AB	R	H	RBI	BB	SO	LOB	BOTTOM										
Frank Catalanotto, L (1, 7) OBP: 0.358, SLG: 0.462										4	0	0	0	0	1	2											
Bo Porter, R (9, 7) OBP: 0.266, SLG: 0.378										0	0	0	0	0	0	0											
Mike Lamb, L (1, 5) OBP: 0.348, SLG: 0.404										4	1	2	1	0	0	0											
Alex Rodriguez, R (1, 6) OBP: 0.410, SLG: 0.604										3	1	1	1	0	1	1											
Rafael Palmeiro, L (1, 3) OBP: 0.379, SLG: 0.547										3	2	1	1	1	1	1											
Ruben Sierra, S (1, 10) OBP: 0.322, SLG: 0.606										4	0	2	1	0	1	0											
Gabe Kapler, R (1, 8) OBP: 0.325, SLG: 0.405										4	0	0	1	0	0	2											
Ricky Ledee, L (1, 9) OBP: 0.264, SLG: 0.284										2	0	0	0	1	0	0											
Bill Haselman, R (1, 2) OBP: 0.190, SLG: 0.238										3	0	0	0	0	0	2											
10 Michael Young, R (1, 4) OBP: 0.302, SLG: 0.410										3	1	2	0	0	0	0											
<b>Inning Stats</b>	R: 0 E: 0 K: 1 S: 11	H: 1 LOB: 1 BB: 0 P: 15	R: 0 E: 0 K: 1 S: 8	H: 0 LOB: 0 BB: 0 P: 14	R: 0 E: 0 K: 0 S: 6	H: 1 LOB: 0 BB: 0 P: 12	R: 0 E: 0 K: 1 S: 12	H: 0 LOB: 0 BB: 0 P: 18	R: 0 E: 0 K: 0 S: 9	H: 0 LOB: 0 BB: 0 P: 13	R: 0 E: 0 K: 0 S: 6	H: 0 LOB: 0 BB: 0 P: 10	R: 2 E: 0 K: 0 S: 13	H: 2 LOB: 2 BB: 2 P: 26	R: 3 E: 0 K: 1 S: 18	H: 4 LOB: 1 BB: 0 P: 23	1B: 5 2B: 2 3B: 0 HR: 1	SF: 1 SAC: 0 DP: 0 HBP: 0	WP: 0 PB: 0 SB: 1 CS: 0	PA: 34							
<b>PITCHER</b>	IP	WLS	BF	H	R	ER	SO	BB	IBB	HBP	BLK	WP	HR	S	P	ERA	WHIP										
Calvin Maduro, R (1, 1) ERA: 3.23	6.2		24	4	2	2	3	1	0	0	0	0	0	61	97	2.70	0.750										
B.J. Ryan, L (7, 1) ERA: 5.45	0.0		1	0	0	0	0	1	0	0	0	0	0	2	6	∞	∞										
Willis Roberts, R (7, 1) ERA: 5.2	0.1		1	0	0	0	0	0	0	0	0	0	0	2	5	0.00	0.000										
Jose Mercedes, R (8, 1) ERA: 6.02	1.0	L	7	4	3	3	1	0	0	0	0	0	1	18	23	27.00	4.000										


Baltimore Orioles @ Texas Rangers  
The Ballpark at Arlington, Arlington, TX  
Wed Jul 25 2001, 9:05 PM EDT  
Att: 37,822 - Sunny - 93 F

AB 30  
R 5  
H 8  
RBI 5  
BB 2  
SO 4  
LOB 8






Batter	1	2	3	4	5	6	7	8	9	AB	R	H	RBI	BB	SO	LOB	TOP					
Brady Anderson, L (1, 9) OBP: 0.295, SLG: 0.299	G4-3		CS BB		HR		BB		G3	4	1	2	3	1	0	1	<p>Baltimore Orioles @ Texas Rangers The Ballpark at Arlington, Arlington, TX Thu Jul 26 2001, 8:35 PM EDT Att: 41,668 - Sunny - 94 F</p> <p>livebaseballscorecards.com</p> <p>AB 36 R 7 H 11 RBI 6 BB 4 SO 4 LOB 17</p> 					
1 Brian Roberts, S (1, 10) OBP: 0.313, SLG: 0.373	WP E 1B		F8		F9		F7		SF8	4	1	1	1	0	0	3						
6 Melvin Mora, R (1, 6) OBP: 0.346, SLG: 0.385	K		K FC4		K		BB		2B BB	3	1	0	0	2	3	1						
Jeff Conine, R (1, 3) OBP: 0.397, SLG: 0.468	E5		FC4		G1-6-3 1B		F8		2B	5	0	2	1	0	0	4						
Mike Kinkade, R (1, 7) OBP: 0.343, SLG: 0.388	F3			K		G1-6-3 1B		G6-3 BB	G4-3	4	0	0	0	1	1	3						
Cal Ripken Jr., R (1, 5) OBP: 0.288, SLG: 0.376		G5-3		G6-3			HR		F5	4	1	1	1	0	0	1						
Chris Richard, L (1, 8) OBP: 0.350, SLG: 0.449		G4-3		G5-3			FC3-6 1B		G6-3	4	1	1	0	0	0	1						
Fernando Lumar, R (1, 2) OBP: 0.316, SLG: 0.346 Larry Bigbie, L (9, PH) OBP: 0.206, SLG: 0.250					G1-3		FC3-6 1B		2B G3 1B	3	0	2	0	0	0	0						
Jerry Hairston, R (1, 4) OBP: 0.311, SLG: 0.357		G6-3		G5-3		FC3-6 6 BB 1B		G3 1 SF8 2B	4	1	1	0	0	0	3							
<b>Inning Stats</b>	R: 1 E: 1 K: 1 S: 11	H: 1 LOB: 1 BB: 0 P: 18	R: 0 E: 0 K: 0 S: 8	H: 1 LOB: 1 BB: 0 P: 13	R: 0 E: 0 K: 1 S: 9	H: 0 LOB: 1 BB: 1 P: 16	R: 0 E: 0 K: 1 S: 5	H: 0 LOB: 0 BB: 0 P: 9	R: 1 E: 0 K: 0 S: 8	H: 1 LOB: 0 BB: 0 P: 13	R: 0 E: 0 K: 1 S: 8	H: 1 LOB: 0 BB: 0 P: 12	R: 2 E: 0 K: 0 S: 16	H: 4 LOB: 3 BB: 1 P: 30	R: 0 E: 0 K: 0 S: 10	H: 0 LOB: 0 BB: 1 P: 15		R: 3 E: 0 K: 0 S: 19	H: 3 LOB: 1 BB: 1 P: 30	1B: 7 2B: 2 3B: 0 HR: 2	SF: 1 SAC: 0 DP: 2 HBP: 0	WP: 2 PB: 0 SB: 0 CS: 1
<b>PITCHER</b>	IP WLS BF H R ER SO BB IBB HBP BLK WP HR S P ERA WHIP	6.1 W 28 8 4 3 4 1 0 0 0 2 2 58 97 4.26 1.421	2.1 H 11 2 3 3 0 3 0 0 0 0 0 32 54 11.57 2.143	0.1 S 2 1 0 0 0 0 0 0 0 0 0 4 5 0.00 3.000	<b>PITCHER</b>										IP WLS BF H R ER SO BB IBB HBP BLK WP HR S P ERA WHIP							


Batter	1	2	3	4	5	6	7	8	9	AB	R	H	RBI	BB	SO	LOB	BOTTOM			
Frank Catalanotto, L (1, 7) OBP: 0.360, SLG: 0.474	HR		G6-3			F7	1B SF7 1B			4	2	2	1	0	0	0	<p>Baltimore Orioles @ Texas Rangers The Ballpark at Arlington, Arlington, TX Thu Jul 26 2001, 8:35 PM EDT Att: 41,668 - Sunny - 94 F</p> <p>livebaseballscorecards.com</p> <p>AB 34 R 9 H 13 RBI 7 BB 0 SO 5 LOB 9</p> 			
Mike Lamb, L (1, 5) OBP: 0.353, SLG: 0.416	P6			G6-3		E	FC4-6 1B			4	1	2	0	0	0	0				
Alex Rodriguez, R (1, 6) OBP: 0.408, SLG: 0.602	P4			E5		E7	SF7			3	1	1	1	0	0	0				
Rafael Palmeiro, L (1, 3) OBP: 0.378, SLG: 0.546	F8			F9-3		1B HR 2B	FC4-6			4	1	1	1	0	0	2				
Ivan Rodriguez, R (1, 2) OBP: 0.341, SLG: 0.554		G4-6-3 1B			G6-4-3 1B	K		S E 1B		4	2	3	0	0	1	1				
Ruben Sierra, S (1, 10) OBP: 0.327, SLG: 0.607 Bo Porter, R (6, FR) OBP: 0.294, SLG: 0.373		G4-6-3			G6-4-3 1B	HR 1B		K		3	0	2	0	0	0	1				
Ricky Ledee, L (1, 9) OBP: 0.283, SLG: 0.311		K			G6-4-3	HR		K		4	1	1	3	0	2	2				
Gabe Kapler, R (1, 8) OBP: 0.324, SLG: 0.403				F3		G5-3		K		4	0	1	1	0	1	1				
10 Michael Young, R (1, 4) OBP: 0.297, SLG: 0.402				F9		F9		F9		3	0	0	0	0	0	1				
<b>Inning Stats</b>	R: 1 E: 0 K: 0 S: 9	H: 1 LOB: 0 BB: 0 P: 11	R: 0 E: 0 K: 1 S: 8	H: 1 LOB: 0 BB: 0 P: 10	R: 0 E: 0 K: 0 S: 12	H: 0 LOB: 0 BB: 0 P: 14	R: 0 E: 1 K: 0 S: 8	H: 0 LOB: 0 BB: 0 P: 12	R: 1 E: 0 K: 0 S: 12	H: 3 LOB: 1 BB: 0 P: 16	R: 5 E: 1 K: 1 S: 17	H: 5 LOB: 1 BB: 0 P: 27	R: 1 E: 0 K: 0 S: 8	H: 2 LOB: 1 BB: 0 P: 14	R: 1 E: 1 K: 3 S: 10	H: 1 LOB: 0 BB: 0 P: 15		1B: 9 2B: 3 3B: 0 HR: 2	SF: 1 SAC: 0 DP: 3 HBP: 0	WP: 0 PB: 0 SB: 3 CS: 0
<b>PITCHER</b>	IP WLS BF H R ER SO BB IBB HBP BLK WP HR S P ERA WHIP	6.0 L 26 10 7 7 2 10 7 7 2 0 0 18 29 4.50 1.667	2.0 9 3 2 1 3 0 0 0 0 0 0 0 18 29 4.50 1.500	<b>PITCHER</b>										IP WLS BF H R ER SO BB IBB HBP BLK WP HR S P ERA WHIP						







Batter	1	2	3	4	5	6	7	8	9	AB	R	H	RBI	BB	SO	LOB	TOP					
<b>Brady Anderson, L</b> (1, 7) OBP: 0.295, SLG: 0.298	1-2 P6		1-1 G3	0-1 G3-1		2-0			0-0 P5	5	0	1	0	0	0	3	<b>Baltimore Orioles @ Anaheim Angels</b> Edison International Field, Anaheim, CA Sat Jul 28 2001, 10:05 PM EDT Att: 39,261 - Sunny - 73 F <a href="http://livebaseballscorecards.com">livebaseballscorecards.com</a>					
<b>Brian Roberts, S</b> (1, 6) OBP: 0.325, SLG: 0.395	1-1 F9		2-0		2-2	2-1 G4-3			2-3 K	5	0	2	0	0	1	2						
<b>Chris Richard, L</b> (1, 9) OBP: 0.346, SLG: 0.440	3-2 F7		0-1 G3-1		2-1	CI			0-1	4	0	1	1	0	0	1						
<b>Jeff Conine, R</b> (1, 3) OBP: 0.385, SLG: 0.453		1-1 G5-3		2-0	2-3	F9			3-3	5	0	0	0	0	2	3						
<b>31 Jay Gibbons, L</b> (1, 10) OBP: 0.298, SLG: 0.490		3-2		4-2	1-2	FC4-6			0-3	3	1	1	0	1	1	2						
<b>Tony Batista, R</b> (1, 5) OBP: 0.282, SLG: 0.407		0-0		1-1	1-2	P6			2-1	4	1	2	0	0	0	3						
<b>Larry Bigbie, L</b> (1, 8) OBP: 0.310, SLG: 0.429		4-1		0-0	1-3	1B			0-0	3	1	2	2	1	0	1						
<b>Fernando Lunar, R</b> (1, 2) OBP: 0.311, SLG: 0.339		2-2		0-2	1-2	F3			1-1	4	0	1	1	0	0	2						
<b>Jerry Hairston, R</b> (1, 4) OBP: 0.309, SLG: 0.352			1-2	2-0	1-1	F7			3-2	3	1	0	0	0	0	2						
<b>Inning Stats</b>	R: 0 E: 0 K: 0 S: 8	H: 0 LOB: 0 BB: 0 P: 13	R: 0 E: 0 K: 0 S: 10	H: 1 LOB: 2 BB: 1 P: 20	R: 0 E: 0 K: 0 S: 8	H: 1 LOB: 1 BB: 0 P: 12	R: 2 E: 0 K: 0 S: 12	H: 3 LOB: 2 BB: 1 P: 21	R: 0 E: 1 K: 1 S: 16	H: 1 LOB: 2 BB: 0 P: 24	R: 0 E: 0 K: 2 S: 9	H: 0 LOB: 0 BB: 0 P: 14	R: 0 E: 0 K: 0 S: 5	H: 1 LOB: 0 BB: 0 P: 8	R: 1 E: 0 K: 1 S: 16	H: 1 LOB: 1 BB: 0 P: 24		1B: 7 2B: 2 3B: 0 HR: 1	SF: 0 SAC: 0 DP: 1 HBP: 1	WP: 0 PB: 0 SB: 0 CS: 0	PA: 40	
<b>PITCHER</b>	IP	WLS	BF	H	R	ER	SO	BB	IBB	HBP	BLK	WP	HR	S	P	ERA		WHIP				
<b>Pat Rapp, R</b> (1, 1) ERA: 4.62	6.0	29	8	3	3	1	2	0	0	0	0	0	1	65	109	4.50		1.667				
<b>47 Mark Lukasiewicz, L</b> (7, 1) ERA: 6.32	1.0	3	0	0	0	2	0	0	0	0	0	0	0	9	14	0.00		0.000				
<b>Ben Weber, R</b> (8, 1) ERA: 2.68	1.0	W	3	1	0	0	0	0	0	0	0	0	0	5	8	0.00		1.000				
<b>Troy Percival, R</b> (9, 1) ERA: 2.21	1.0	S	5	1	1	1	1	0	0	1	0	0	0	16	24	9.00		1.000				

Batter	1	2	3	4	5	6	7	8	9	AB	R	H	RBI	BB	SO	LOB	BOTTOM					
<b>David Eckstein, R</b> (1, 6) OBP: 0.357, SLG: 0.359	3-1 F8					0-0 SH3			1-0	3	1	1	1	0	1	3	<b>Baltimore Orioles @ Anaheim Angels</b> Edison International Field, Anaheim, CA Sat Jul 28 2001, 10:05 PM EDT Att: 39,261 - Sunny - 73 F <a href="http://livebaseballscorecards.com">livebaseballscorecards.com</a>					
<b>Darin Erstad, L</b> (1, 8) OBP: 0.335, SLG: 0.377			1-0		2-1	G4-3			4-0	4	1	0	0	1	1	4						
<b>Troy Glaus, R</b> (1, 5) OBP: 0.358, SLG: 0.513			0-1		4-0				0-1	3	0	0	1	2	0	1						
<b>16 Garret Anderson, L</b> (1, 10) OBP: 0.301, SLG: 0.454	1-2		1-1		0-3	K			1-0	5	0	2	1	0	1	3						
<b>Scott Spiezio, S</b> (1, 7) OBP: 0.327, SLG: 0.452		2-0		2-2					4-0	4	2	3	2	1	0	1						
<b>Tim Salmon, R</b> (1, 9) OBP: 0.365, SLG: 0.354		3-2		2-2					4-2	4	0	0	0	1	1	2						
<b>Shawn Woolen, R</b> (1, 3) OBP: 0.340, SLG: 0.497		1-2		0-1						5	1	2	1	0	0	4						
<b>Orlando Palmeiro, L</b> (9, 7) OBP: 0.338, SLG: 0.371		2-H								0	0	0	0	0	0	0						
<b>Bengie Molina, R</b> (1, 2) OBP: 0.331, SLG: 0.329		1-1		1-3					0-1	4	0	2	0	0	1	0						
<b>Adam Kennedy, L</b> (1, 4) OBP: 0.357, SLG: 0.410		4-2		1-1					0-1	3	1	2	0	1	0	2						
<b>Inning Stats</b>	R: 0 E: 0 K: 1 S: 8	H: 2 LOB: 3 BB: 1 P: 16	R: 0 E: 0 K: 1 S: 16	H: 2 LOB: 3 BB: 1 P: 27	R: 0 E: 0 K: 1 S: 5	H: 0 LOB: 0 BB: 0 P: 7	R: 1 E: 0 K: 1 S: 12	H: 1 LOB: 0 BB: 0 P: 17	R: 0 E: 0 K: 1 S: 8	H: 1 LOB: 2 BB: 1 P: 15	R: 1 E: 0 K: 0 S: 17	H: 3 LOB: 3 BB: 0 P: 26	R: 0 E: 0 K: 0 S: 9	H: 1 LOB: 1 BB: 0 P: 13	R: 4 E: 0 K: 0 S: 14	H: 4 LOB: 3 BB: 3 P: 28		1B: 7 2B: 1 3B: 1 HR: 3	SF: 0 SAC: 1 DP: 0 HBP: 1	WP: 1 PB: 0 SB: 0 CS: 0	PA: 43	
<b>PITCHER</b>	IP	WLS	BF	H	R	ER	SO	BB	IBB	HBP	BLK	WP	HR	S	P	ERA		WHIP				
<b>Willis Roberts, R</b> (1, 1) ERA: 5.09	5.2	28	7	2	2	5	3	0	0	0	0	0	1	23	30	16.20		2.400				
<b>Ryan Kohlmeier, R</b> (6, 1) ERA: 8.92	1.2	L	9	4	3	3	0	0	0	0	0	0	0	6	19	13.50		3.000				
<b>Alan Mills, R</b> (8, 1) ERA: 5.06	0.2		6	1	1	1	0	1	2	0	0	0	0	6	19	13.50		3.000				











Batter	1	2	3	4	5	6	7	8	9	AB	R	H	RBI	BB	SO	LOB	TOP										
Jason Tyner, L (1, 7) OBP: 0.323, SLG: 0.337	F7		SF7				G4-3			3	0	1	1	0	0	0	<b>Tampa Bay Devil Rays @ Baltimore Orioles</b> Oriole Park at Camden Yards, Baltimore, MD Tue Jul 31 2001, 7:05 PM EDT Att: 41,711 - Cloudy - 85 F <a href="http://livebaseballscorecards.com">livebaseballscorecards.com</a>										
Damian Rolls, R (1, 8) OBP: 0.289, SLG: 0.339	F7		F8				G6-3			4	0	0	0	0	0	2											
Greg Vaughn, R (1, 10) OBP: 0.330, SLG: 0.476	P4		F7				F8			4	1	1	0	0	0	1											
Steve Cox, L (1, 3) OBP: 0.309, SLG: 0.432		2B								3	1	2	1	1	1	0											
Toby Hall, R (1, 2) OBP: 0.250, SLG: 0.500		2B								4	1	1	0	0	0	3											
Ben Griewe, L (1, 9) OBP: 0.360, SLG: 0.374										4	1	2	2	0	1	1											
Chris Gomez, R (1, 6) OBP: 0.252, SLG: 0.306										4	0	0	0	0	2	2											
Aubrey Huff, L (1, 5) OBP: 0.287, SLG: 0.350										4	1	1	0	0	1	1											
Brent Abernathy, R (1, 4) OBP: 0.327, SLG: 0.419										4	0	1	1	0	0	1											
<b>Inning Stats</b>	R: 0 E: 0 K: 0 S: 5	H: 0 LOB: 0 BB: 0 P: 8	R: 2 E: 0 K: 1 S: 16	H: 3 LOB: 1 BB: 0 P: 22	R: 0 E: 0 K: 0 S: 11	H: 1 LOB: 2 BB: 1 P: 18	R: 2 E: 0 K: 0 S: 9	H: 3 LOB: 1 BB: 0 P: 10	R: 1 E: 0 K: 1 S: 10	H: 2 LOB: 0 BB: 0 P: 14	R: 0 E: 0 K: 0 S: 7	H: 0 LOB: 0 BB: 0 P: 9	R: 0 E: 0 K: 0 S: 8	H: 0 LOB: 0 BB: 0 P: 11	R: 0 E: 0 K: 1 S: 7	H: 0 LOB: 0 BB: 0 P: 11	R: 0 E: 0 K: 1 S: 9	H: 0 LOB: 0 BB: 0 P: 12	1B: 6 2B: 3 3B: 0 HR: 0	SF: 1 SAC: 0 DP: 0 HBP: 0	WP: 0 PB: 0 CS: 1	PA: 37					
<b>PITCHER</b>	IP	WLS	BF	H	R	ER	SO	BB	IBB	HBP	BLK	WP	HR	S	P	ERA	WHIP										
Josh Towers, R (1, 1) ERA: 3.7	5.0	L	24	9	5	5	2	1	0	0	0	0	0	51	72	9.00	2.000										
John Wasdin, R (6, 1) ERA: 6.39	4.0		12	0	0	0	3	0	0	0	0	0	0	31	43	0.00	0.000										

Batter	1	2	3	4	5	6	7	8	9	AB	R	H	RBI	BB	SO	LOB	BOTTOM										
Brady Anderson, L (1, 9) OBP: 0.293, SLG: 0.291			F9				P5			4	0	0	0	0	2	0	<b>Tampa Bay Devil Rays @ Baltimore Orioles</b> Oriole Park at Camden Yards, Baltimore, MD Tue Jul 31 2001, 7:05 PM EDT Att: 41,711 - Cloudy - 85 F <a href="http://livebaseballscorecards.com">livebaseballscorecards.com</a>										
Brian Roberts, S (1, 6) OBP: 0.312, SLG: 0.376										4	0	1	0	0	1	0											
Chris Richard, L (1, 8) OBP: 0.345, SLG: 0.448										4	1	1	1	0	1	1											
Jeff Conine, R (1, 3) OBP: 0.385, SLG: 0.456										4	1	1	0	0	0	1											
31 Jay Gibbons, L (1, 7) OBP: 0.300, SLG: 0.488										4	1	2	0	0	0	0											
Cal Ripken Jr., R (1, 10) OBP: 0.290, SLG: 0.385										4	0	1	2	0	0	1											
Tony Batista, R (1, 5) OBP: 0.264, SLG: 0.405										4	0	2	0	0	1	1											
Fernando Lumar, R (1, 2) OBP: 0.302, SLG: 0.328										3	0	0	0	0	1	3											
Larry Bigbie, L (9, PH) OBP: 0.333, SLG: 0.400										0	0	0	0	1	0	0											
Jerry Hairston, R (1, 4) OBP: 0.308, SLG: 0.358										4	1	1	1	0	0	2											
<b>Inning Stats</b>	R: 0 E: 0 K: 1 S: 12	H: 1 LOB: 1 BB: 0 P: 17	R: 0 E: 0 K: 1 S: 8	H: 0 LOB: 0 BB: 0 P: 13	R: 0 E: 0 K: 1 S: 5	H: 0 LOB: 0 BB: 0 P: 6	R: 3 E: 1 K: 0 S: 13	H: 4 LOB: 1 BB: 0 P: 17	R: 0 E: 0 K: 1 S: 10	H: 0 LOB: 0 BB: 0 P: 13	R: 0 E: 0 K: 1 S: 14	H: 1 LOB: 1 BB: 0 P: 22	R: 1 E: 0 K: 0 S: 8	H: 2 LOB: 0 BB: 0 P: 15	R: 0 E: 0 K: 1 S: 9	H: 0 LOB: 0 BB: 0 P: 14	R: 0 E: 0 K: 0 S: 13	H: 1 LOB: 2 BB: 1 P: 21	1B: 6 2B: 1 3B: 0 HR: 2	SF: 0 SAC: 0 DP: 2 HBP: 0	WP: 0 PB: 0 CS: 0	PA: 36					
<b>PITCHER</b>	IP	WLS	BF	H	R	ER	SO	BB	IBB	HBP	BLK	WP	HR	S	P	ERA	WHIP										
Paul Wilson, R (1, 1) ERA: 6.6	5.0	W	20	5	3	3	4	0	0	0	0	0	1	19	32	5.40	1.000										
Travis Phelps, R (6, 1) ERA: 3.69	1.2	H	7	3	1	1	1	0	0	0	0	0	1	19	32	5.40	1.800										
Doug Creek, L (7, 1) ERA: 4.11	1.0	H	3	0	0	0	1	0	0	0	0	0	0	10	15	0.00	0.000										
Esteban Yan, R (8, 1) ERA: 3.99	1.1	S	6	1	0	0	0	1	0	0	0	0	0	15	25	0.00	1.500										







Batter	1	2	3	4	5	6	7	8	9	AB	R	H	RBI	BB	SO	LOB	TOP										
Jason Tyner, L (1, 7) OBP: 0.333, SLG: 0.343	1-1 G3 S 1B		4-2 BB 1B 1B BB		2-0 G6-3			0-0 G4-3 SH1-4 1B		3	1	2	0	1	0	0											
Brent Abernathy, R (1, 4) OBP: 0.325, SLG: 0.411	2-3 K		0-1 P6		0-0 G4-3			2-1 SH1-4		3	0	0	0	0	1	2											
Ben Grieve, L (1, 9) OBP: 0.360, SLG: 0.377	2-2 G3		1-1 BB 1B		1-3 K			2-2 G4-3		4	1	1	0	0	1	2											
Greg Vaughn, R (1, 10) OBP: 0.330, SLG: 0.470	3-3 K		4-2 1B 1B BB		1-0 G5-3			1-0 F7		3	0	0	0	1	1	2											
Steve Cox, L (1, 3) OBP: 0.301, SLG: 0.417		2-2 G4-3	2-2 G6-4-3 1B		1-3 K			2-1 F8		4	0	1	2	0	1	0											
Randy Winn, S (1, 8) OBP: 0.381, SLG: 0.446		0-0 B5-3	0-1 G6-4-3 1-2		1-0 F7			0-2 F9		4	0	0	0	0	0	2											
Aubrey Huff, L (1, 5) OBP: 0.294, SLG: 0.361		4-1 1B 2B BB		0-1 F9 FC9-2 2B			2-1 G4-3		0-1 G4-3	3	1	1	0	1	0	0											
Chris Gomez, R (1, 6) OBP: 0.253, SLG: 0.300		1-2 2B 1B		2-1 F9			2-0 F8			3	0	1	0	0	0	1											
John Flaherty, R (1, 2) OBP: 0.253, SLG: 0.330		0-0 2B		0-0 FC9-2 3-H			0-0 F9			3	0	1	1	0	0	1											
<b>Inning Stats</b>	R: 0 E: 0 K: 2 S: 14	H: 1 LOB: 1 BB: 0 P: 21	R: 1 E: 0 K: 0 S: 9	H: 2 LOB: 2 BB: 1 P: 16	R: 2 E: 0 K: 0 S: 20	H: 2 LOB: 1 BB: 2 P: 31	R: 0 E: 0 K: 0 S: 5	H: 1 LOB: 0 BB: 0 P: 7	R: 0 E: 0 K: 1 S: 5	H: 0 LOB: 0 BB: 0 P: 8	R: 0 E: 0 K: 0 S: 4	H: 0 LOB: 0 BB: 0 P: 8	R: 0 E: 0 K: 0 S: 7	H: 1 LOB: 1 BB: 0 P: 12	R: 0 E: 0 K: 0 S: 7	H: 0 LOB: 0 BB: 0 P: 9	1B: 5 2B: 3 3B: 0 HR: 0	SF: 0 SAC: 1 DP: 2 HBP: 0	WP: 0 PB: 0 SB: 1 CS: 1	PA: 34							
<b>PITCHER</b>	IP WLS BF L	H R ER SO	BB IBB HBP BLK	WP HR S P	ERA WHIP	<b>PITCHER</b>	IP WLS BF L	H R ER SO	BB IBB HBP BLK	WP HR S P	ERA WHIP																
Calvin Maduro, R (1, 1) ERA: 3.29	7.0	3	3	4	3	0	0	0	0	0	0	0	0	0	0	0	3.86	1.286									
Ryan Kohlmeier, R (8, 1) ERA: 8.23	2.0	0	0	0	0	0	0	0	0	0	0	0	0	0	0	0	0.00	0.500									

Tampa Bay Devil Rays @ Baltimore Orioles  
 Oriole Park at Camden Yards, Baltimore, MD  
 Thu Aug 02 2001, 3:05 PM EDT  
 Att: 40,139 - Sunny - 93 F

AB	30
R	3
H	7
RBI	3
BB	3
SO	4
LOB	10



Batter	1	2	3	4	5	6	7	8	9	AB	R	H	RBI	BB	SO	LOB	BOTTOM						
Brady Anderson, L (1, 9) OBP: 0.301, SLG: 0.298	2-0 G4-3	4-0 BB			2-1 1B SF9 1B		4-1 1B SH1-3 BB		3-2 2B	3	1	2	0	2	0	0							
1 Brian Roberts, S (1, 10) OBP: 0.305, SLG: 0.366	1-3 K	0-3 K			0-0 1B		2-0 SH1-3		1-0 L4	4	0	1	0	0	2	4							
Chris Richard, L (1, 8) OBP: 0.345, SLG: 0.444	4-1 BB BB		1-3 K		1-1 SF9		1-0 CS 1B			2	0	1	2	1	1	0							
Jeff Conine, R (1, 3) OBP: 0.382, SLG: 0.453	4-0 BB		0-0 G6-3		0-0 P4		2-2 CS	0-0 G5-3		3	0	0	0	1	0	1							
31 Jay Gibbons, L (1, 7) OBP: 0.304, SLG: 0.489	3-3 K		0-3 K		2-0 F8			1-2 G6-3 2B		4	0	1	0	0	2	3							
Tony Batista, R (1, 5) OBP: 0.281, SLG: 0.407		1-0 E5 G6-4-3		1-2 G5-3		3-2 G5-3		2-0 G6-3		4	0	0	0	0	0	1							
6 Melvin Mora, R (1, 6) OBP: 0.338, SLG: 0.377		1-1 G6-4-3 1-2		3-2 2B		0-0 F2		1-3 K		4	0	1	0	0	1	2							
Brook Fordyce, R (1, 2) OBP: 0.252, SLG: 0.312		2-2 BB 2B		0-1 G5-3		0-0 F8		2-3 K		3	0	1	0	0	0	1							
Larry Bigbie, L (9, PH) OBP: 0.343, SLG: 0.406										1	0	0	0	0	1	0							
Jerry Hairston, R (1, 4) OBP: 0.312, SLG: 0.366		4-1 BB BB		3-2 G6-3		0-0 SH1-3 1B BB 1B		3-1 F7		3	1	1	0	1	0	1							
<b>Inning Stats</b>	R: 0 E: 0 K: 2 S: 9	H: 0 LOB: 2 BB: 2 P: 23	R: 0 E: 1 K: 1 S: 12	H: 1 LOB: 3 BB: 2 P: 24	R: 0 E: 0 K: 2 S: 7	H: 0 LOB: 0 BB: 0 P: 8	R: 0 E: 0 K: 0 S: 11	H: 1 LOB: 1 BB: 0 P: 18	R: 1 E: 0 K: 0 S: 7	H: 2 LOB: 1 BB: 0 P: 12	R: 0 E: 0 K: 0 S: 9	H: 0 LOB: 0 BB: 0 P: 12	R: 1 E: 0 K: 0 S: 6	H: 2 LOB: 1 BB: 1 P: 15	R: 0 E: 0 K: 1 S: 8	H: 1 LOB: 1 BB: 0 P: 12	R: 0 E: 0 K: 1 S: 11	H: 1 LOB: 1 BB: 0 P: 20	1B: 4 2B: 4 3B: 0 HR: 0	SF: 1 SAC: 1 DP: 1 HBP: 0	WP: 0 PB: 0 SB: 0 CS: 1	PA: 39	
<b>PITCHER</b>	IP WLS BF H	H R ER SO	BB IBB HBP BLK	WP HR S P	ERA WHIP	<b>PITCHER</b>	IP WLS BF H	H R ER SO	BB IBB HBP BLK	WP HR S P	ERA WHIP												
Tanyon Sturtze, R (1, 1) ERA: 5.13	7.0	3	2	5	5	0	0	0	0	0	0	0	0	0	0	0	2.57	1.571					
Jesus Colome, R (8, 1) ERA: 3.52	1.0	0	0	1	0	0	0	0	0	0	0	0	0	0	0	0	0.00	1.000					
Victor Zambrano, R (9, 1) ERA: 1.96	1.0	0	0	1	0	0	0	0	0	0	0	0	0	0	0	0	0.00	1.000					

Tampa Bay Devil Rays @ Baltimore Orioles  
 Oriole Park at Camden Yards, Baltimore, MD  
 Thu Aug 02 2001, 3:05 PM EDT  
 Att: 40,139 - Sunny - 93 F

AB	31
R	2
H	8
RBI	2
BB	5
SO	7
LOB	13





Batter	1	2	3	4	5	6	7	8	9	AB	R	H	RBI	BB	SO	LOB	TOP											
<b>Brady Anderson, L</b> OBP: 0.307, SLG: 0.299	1-2 SH1-3 6 2B	4-2 1B			G3		4-2 BB 6 HBP BB		4-2 BB	2	1	1	0	3	0	0	<b>Baltimore Orioles @ Toronto Blue Jays</b> SkyDome, Toronto, ON Fri Aug 03 2001, 7:05 PM EDT Att: 20,115 - Sunny - 83 F											
<b>6 Melvin Mora, R</b> OBP: 0.339, SLG: 0.374	2-2 SH1-3	0-3 K			1-2 HBP		1-1 BB HBP		0-0 F9	2	0	0	0	0	1	4												
<b>Chris Richard, L</b> OBP: 0.343, SLG: 0.443	0-0 2B		0-0 G6-3		2-0 F8		1-1 F7		2-1 G3	5	0	1	1	0	0	4												
<b>Jeff Conine, R</b> OBP: 0.381, SLG: 0.448	0-3 K		2-1 P3		1-1 P3		4-2 31 FC6 BB			3	0	0	0	1	1	2												
<b>Mike Kinkade, R</b> OBP: 0.331, SLG: 0.372							1-2 2-3 BB			0	0	0	0	0	0	0												
<b>31 Jay Gibbons, L</b> OBP: 0.299, SLG: 0.480	0-2 L9		2-3 K		0-0 G6-3		1-0 FC6			4	0	0	0	0	1	4												
<b>Cal Ripken Jr., R</b> OBP: 0.290, SLG: 0.383		1-1 G4-3		2-1 1B		2-1 G5-3		0-0 L6		3	0	1	0	0	0	0												
<b>Larry Bigbie, L</b> OBP: 0.333, SLG: 0.394										1	0	0	0	0	0	0												
<b>Tony Batista, R</b> OBP: 0.261, SLG: 0.408		0-0 G5-3		3-3 K		1-2 2B		1-1 G1-3		4	0	1	0	0	1	1												
<b>Brook Fordyce, R</b> OBP: 0.252, SLG: 0.308		4-1 BB BB BB		0-2 L7		0-0 G5-3		0-2 G4-3		3	0	0	0	1	0	2												
<b>Jerry Hairston, R</b> OBP: 0.311, SLG: 0.363		4-2 BB BB		1-2 G5-3			0-1 F7		1-1 P3	3	0	0	0	1	0	1												
<b>Inning Stats</b>	R: 1 E: 0 K: 1 S: 13	H: 2 LOB: 1 BB: 0 P: 16	R: 0 E: 0 K: 1 S: 11	H: 0 LOB: 3 BB: 3 P: 24	R: 0 E: 0 K: 1 S: 7	H: 0 LOB: 0 BB: 0 P: 11	R: 0 E: 0 K: 1 S: 15	H: 1 LOB: 1 BB: 0 P: 21	R: 0 E: 0 K: 0 S: 9	H: 0 LOB: 1 BB: 0 P: 14	R: 0 E: 0 K: 0 S: 12	H: 0 LOB: 3 BB: 2 P: 23	R: 0 E: 0 K: 0 S: 7	H: 0 LOB: 0 BB: 1 P: 8	R: 0 E: 0 K: 0 S: 7	H: 0 LOB: 1 BB: 1 P: 14	1B: 2 2B: 2 3B: 0 HR: 0	SF: 0 SAC: 1 DP: 0 HBP: 2	WP: 0 PA: 39 PB: 0 SB: 1 CS: 0									
<b>PITCHER</b>	IP	WLS	BF	H	R	ER	SO	BB	IBB	HBP	BLK	WP	HR	S	P	ERA	WHIP											
<b>Kelvin Escobar, R</b> ERA: 3.74	(1, 1)	5.2	W	24	3	1	1	4	3	0	1	0	0	0	58	91	1.59	1.059										
<b>Bob Fife, R</b> ERA: 2.55	(6, 1)	1.1		8	1	0	0	0	2	0	1	0	0	0	16	28	0.00	2.250										
<b>Paul Quantrill, R</b> ERA: 2.79	(8, 1)	1.0		3	0	0	0	0	0	0	0	0	0	7	8	0.00	0.000											
<b>Dan Plesac, L</b> ERA: 3.66	(9, 1)	1.0		4	0	0	0	0	1	0	0	0	0	7	14	0.00	1.000											

Batter	1	2	3	4	5	6	7	8	9	AB	R	H	RBI	BB	SO	LOB	BOTTOM											
<b>José Cruz Jr., S</b> OBP: 0.335, SLG: 0.477	0-1 3B				G4-3		2-3 K			5	1	1	0	0	1	2	<b>Baltimore Orioles @ Toronto Blue Jays</b> SkyDome, Toronto, ON Fri Aug 03 2001, 7:05 PM EDT Att: 20,115 - Sunny - 83 F											
<b>Chris Latham, S</b> OBP: 0.500, SLG: 0.577		G5-3			G3					0	0	0	0	0	0	0												
<b>Alex Gonzalez, R</b> OBP: 0.291, SLG: 0.390	1-0 2B					0-1 E		0-3 K		5	2	2	1	0	2	0												
<b>Shannon Stewart, R</b> OBP: 0.374, SLG: 0.460	2-1 L6		3-2 1B PB	1-2 HR 1B		2-2 E6 1B		1-0 FC6-4 HBP		4	2	2	0	0	0	1												
<b>Carlos Delgado, L</b> OBP: 0.400, SLG: 0.528	3-1 G4-3		1-3 K	1-1 HR		1-2 G3		0-0 FC6-4 BB 1B		5	1	1	3	0	1	3												
<b>Raul Mondesi, R</b> OBP: 0.344, SLG: 0.460	2-2 1B		2-2 G6-3	1-2 G6-3		1-3 K2-3		0-0 BB 1B		5	0	2	0	0	1	2												
<b>Brad Fullmer, L</b> OBP: 0.324, SLG: 0.440	2-3 K		1-0 2B 1B		1-0 F8		1-0 G4-3		4-2 BB	4	1	1	1	1	1	2												
<b>Felipe Lopez, S</b> OBP: 0.400, SLG: 0.600		0-3 K	1-2 2B		3-1 1B SF8 1B		1-2 F9		0-0 P5	5	1	2	1	0	1	3												
<b>Darrin Fletcher, L</b> OBP: 0.287, SLG: 0.352		3-1 HR 1B	4-1 HBP		3-1 1B		1-1 FC1-6 1B			3	1	3	0	0	0	0												
<b>Homer Bush, R</b> OBP: 0.385, SLG: 0.481		0-1 HR		0-0 P6		0-0 SF8		0-1 FC1-6		3	1	1	3	0	0	3												
<b>Inning Stats</b>	R: 2 E: 0 K: 1 S: 15	H: 3 LOB: 1 BB: 0 P: 25	R: 2 E: 0 K: 1 S: 13	H: 2 LOB: 0 BB: 0 P: 21	R: 2 E: 0 K: 1 S: 20	H: 3 LOB: 2 BB: 0 P: 33	R: 2 E: 0 K: 1 S: 16	H: 2 LOB: 0 BB: 0 P: 20	R: 1 E: 1 K: 1 S: 15	H: 1 LOB: 1 BB: 0 P: 20	R: 0 E: 0 K: 1 S: 11	H: 1 LOB: 1 BB: 0 P: 15	R: 0 E: 0 K: 1 S: 9	H: 1 LOB: 3 BB: 1 P: 14	1B: 10 2B: 2 3B: 1 HR: 2	SF: 1 SAC: 0 DP: 0 HBP: 2	WP: 0 PA: 43 PB: 1 SB: 1 CS: 0											
<b>PITCHER</b>	IP	WLS	BF	H	R	ER	SO	BB	IBB	HBP	BLK	WP	HR	S	P	ERA	WHIP											
<b>Jose Mercedes, R</b> ERA: 6.01	(1, 1)	2.2	L	17	5	4	6	3	0	0	0	0	0	1	46	76	20.25	3.000										
<b>John Wascidin, R</b> ERA: 6.53	(3, 1)	3.1		16	5	4	3	2	0	0	0	0	0	1	41	59	8.10	1.500										
<b>36 Kris Foster, R</b> ERA:	(7, 1)	1.0		4	1	0	0	1	0	0	0	0	0	11	15	0.00	1.000											
<b>Willis Roberts, R</b> ERA: 5.05	(8, 1)	1.0		6	1	0	0	1	1	0	1	0	0	9	14	0.00	2.000											

AB	30
R	1
H	4
RBI	1
BB	6
SO	4
LOB	18





Batter	1	2	3	4	5	6	7	8	9	AB	R	H	RBI	BB	SO	LOB	TOP										
<b>Brady Anderson, L</b> OBP: 0.307, SLG: 0.305 (1, 9)										4	1	1	0	0	0	0	<b>Baltimore Orioles @ Toronto Blue Jays</b> SkyDome, Toronto, ON Sat Aug 04 2001, 4:05 PM EDT Att: 22,322 - Sunny - 84 F										
<b>6 Melvin Mora, R</b> OBP: 0.339, SLG: 0.377 (1, 6)										3	0	1	1	0	0	0											
<b>David Segui, S</b> OBP: 0.404, SLG: 0.439 (1, 3)										4	0	1	0	0	0	1											
<b>Jeff Conine, R</b> OBP: 0.380, SLG: 0.444 (1, 10)										3	0	0	0	1	2	1											
<b>31 Jay Gibbons, L</b> OBP: 0.301, SLG: 0.480 <b>1 Brian Roberts, S</b> OBP: 0.306, SLG: 0.362 (6, PH)										2	0	1	0	0	0	2											
<b>Tony Batista, R</b> OBP: 0.299, SLG: 0.405 (1, 5)										2	0	0	0	0	0	0											
<b>Chris Richard, L</b> OBP: 0.340, SLG: 0.439 (1, 8)										3	0	0	0	0	1	0											
<b>Fernando Lunar, R</b> OBP: 0.304, SLG: 0.323 (1, 2)										3	0	0	0	0	1	0											
<b>Jerry Hairston, R</b> OBP: 0.309, SLG: 0.360 (1, 4)										3	0	0	0	0	1	0											
<b>Inning Stats</b>	R: 1 E: 0 K: 2 S: 14	H: 3 LOB: 2 BB: 0 P: 22	R: 0 E: 0 K: 0 S: 6	H: 0 LOB: 0 BB: 0 P: 8	R: 0 E: 0 K: 0 S: 16	H: 1 LOB: 2 BB: 1 P: 26	R: 0 E: 0 K: 2 S: 7	H: 0 LOB: 0 BB: 0 P: 8	R: 0 E: 0 K: 1 S: 7	H: 0 LOB: 0 BB: 0 P: 11	R: 0 E: 0 K: 0 S: 7	H: 0 LOB: 0 BB: 0 P: 11	R: 0 E: 0 K: 0 S: 11	H: 0 LOB: 0 BB: 0 P: 16	R: 0 E: 0 K: 1 S: 9	H: 0 LOB: 0 BB: 0 P: 12	1B: 2 2B: 1 3B: 1 HR: 0	SF: 1 SAC: 0 DP: 0 HBP: 0	WP: 0 PB: 0 SB: 0 CS: 0	PA: 32							
<b>PITCHER</b>	IP	WLS	BF	H	R	ER	SO	BB	IBB	HBP	BLK	WP	HR	S	P	ERA	WHIP										
<b>Brandon Lyon, R</b> ERA: 1.23 (1, 1)	7.1	W	27	4	1	1	5	1	0	0	0	0	0	67	101	1.23	0.682										
<b>Dan Plesac, L</b> ERA: 3.58 (8, 1)	0.2	H	2	0	0	0	0	0	0	0	0	0	0	8	12	0.00	0.000										
<b>Billy Koch, R</b> ERA: 4.3 (9, 1)	1.0	S	3	0	0	0	1	0	0	0	0	0	0	9	12	0.00	0.000										

Batter	1	2	3	4	5	6	7	8	9	AB	R	H	RBI	BB	SO	LOB	BOTTOM										
<b>José Cruz Jr., S</b> OBP: 0.334, SLG: 0.477 (1, 8)										4	0	1	0	0	0	0	<b>Baltimore Orioles @ Toronto Blue Jays</b> SkyDome, Toronto, ON Sat Aug 04 2001, 4:05 PM EDT Att: 22,322 - Sunny - 84 F										
<b>Alex Gonzalez, R</b> OBP: 0.295, SLG: 0.395 (1, 6)										3	0	2	0	0	0	0											
<b>Shannon Stewart, R</b> OBP: 0.371, SLG: 0.456 (1, 7)										4	0	0	0	0	0	3											
<b>Carlos Delgado, L</b> OBP: 0.399, SLG: 0.527 (1, 3)										4	1	1	0	0	1	1											
<b>Raul Mondesi, R</b> OBP: 0.342, SLG: 0.457 (1, 9)										3	1	0	0	0	0	1											
<b>Brad Fullmer, L</b> OBP: 0.324, SLG: 0.437 (1, 10)										2	0	0	1	1	1	0											
<b>Felipe Lopez, S</b> OBP: 0.375, SLG: 0.500 (1, 5)										3	0	1	1	0	0	0											
<b>Darrin Fletcher, L</b> OBP: 0.284, SLG: 0.348 (1, 2)										3	0	0	0	0	1	2											
<b>Homer Bush, R</b> OBP: 0.377, SLG: 0.470 (1, 4)										3	0	0	0	0	0	2											
<b>Inning Stats</b>	R: 0 E: 0 K: 0 S: 9	H: 1 LOB: 0 BB: 0 P: 12	R: 1 E: 0 K: 0 S: 6	H: 1 LOB: 0 BB: 0 P: 10	R: 0 E: 0 K: 0 S: 9	H: 1 LOB: 2 BB: 0 P: 16	R: 1 E: 1 K: 1 S: 12	H: 1 LOB: 2 BB: 1 P: 18	R: 0 E: 0 K: 0 S: 10	H: 0 LOB: 1 BB: 0 P: 17	R: 0 E: 0 K: 1 S: 8	H: 0 LOB: 0 BB: 0 P: 14	R: 0 E: 0 K: 0 S: 5	H: 0 LOB: 0 BB: 0 P: 10	R: 0 E: 0 K: 1 S: 7	H: 0 LOB: 0 BB: 0 P: 10	1B: 2 2B: 3 3B: 0 HR: 0	SF: 0 SAC: 0 DP: 0 HBP: 1	WP: 0 PB: 0 SB: 2 CS: 0	PA: 31							
<b>PITCHER</b>	IP	WLS	BF	H	R	ER	SO	BB	IBB	HBP	BLK	WP	HR	S	P	ERA	WHIP										
<b>Sidney Ponson, R</b> ERA: 4.24 (1, 1)	8.0	L	31	5	2	1	3	1	0	1	0	0	0	66	107	1.12	0.750										

AB	30
R	1
H	4
RBI	1
BB	1
SO	6
LOB	6



AB	29
R	2
H	5
RBI	2
BB	1
SO	3
LOB	9





Batter	1	2	3	4	5	6	7	8	9	AB	R	H	RBI	BB	SO	LOB	TOP					
<b>Brady Anderson, L</b> (1, 7) OBP: 0.306, SLG: 0.304	F5		G4-3-6				K		SH5-4	4	0	1	0	0	1	2	<b>Baltimore Orioles @ Toronto Blue Jays</b> SkyDome, Toronto, ON Sun Aug 05 2001, 1:05 PM EDT Att: 27,724 - Sunny - 84 F					
<b>Brian Roberts, S</b> (1, 6) OBP: 0.303, SLG: 0.365	F5			1B	F7		G4-3		SF9	4	1	1	1	0	0	2						
<b>Chris Richard, L</b> (1, 9) OBP: 0.344, SLG: 0.439	K			FC4-6 1B		2B 6 SF9 1B		K	FC6-4 BB	4	1	2	1	1	2	0						
<b>David Segui, S</b> (1, 3)		G3		FC4-6 1B		K		F8	FC6-4	5	1	0	0	0	1	4						
<b>Cal Ripken Jr., R</b> (1, 5) OBP: 0.293, SLG: 0.388	G6-3			G1-3						4	0	2	0	0	0	1						
<b>Melvin Mora, R</b> (1, 8) OBP: 0.343, SLG: 0.381							SF9			2	0	2	2	1	0	0						
<b>Tony Batista, R</b> (1, 10) OBP: 0.257, SLG: 0.401										4	0	0	0	0	0	5						
<b>Fernando Lumar, R</b> (1, 2) OBP: 0.304, SLG: 0.323 <b>Jeff Conine, R</b> (9, PH) OBP: 0.381, SLG: 0.444				G4-3-6 1B			G4-3		SH5-4 1 SF9 BB	3	0	1	0	0	0	0						
<b>Jerry Hairston, R</b> (1, 4) OBP: 0.311, SLG: 0.364			F8				G4-3		1 SF9 SH5-4 1B	4	0	2	0	0	0	1						
<b>Inning Stats</b>	R: 0 E: 0 K: 1 S: 9	H: 0 LOB: 0 BB: 0 P: 13	R: 0 E: 0 K: 0 S: 8	H: 1 LOB: 1 BB: 0 P: 9	R: 0 E: 0 K: 0 S: 5	H: 1 LOB: 0 BB: 0 P: 8	R: 2 E: 0 K: 0 S: 11	H: 3 LOB: 1 BB: 0 P: 16	R: 0 E: 0 K: 0 S: 13	H: 1 LOB: 1 BB: 0 P: 18	R: 1 E: 0 K: 1 S: 8	H: 2 LOB: 1 BB: 0 P: 11	R: 0 E: 0 K: 1 S: 10	H: 1 LOB: 2 BB: 1 P: 13	R: 0 E: 0 K: 1 S: 9	H: 1 LOB: 2 BB: 1 P: 15		R: 1 E: 0 K: 0 S: 15	H: 1 LOB: 2 BB: 2 P: 26	1B: 8 2B: 3 3B: 0 HR: 0	SF: 2 SAC: 1 DP: 1 HBP: 0	WP: 0 PB: 0 SB: 0 CS: 0
<b>PITCHER</b>	IP	WLS	BF	H	R	ER	SO	BB	IBB	HBP	BLK	WP	HR	S	P	ERA	WHIP					
<b>Esteban Loaiza, R</b> (1, 1) ERA: 5.17	6.1	W	27	9	3	3	2	0	0	0	0	0	0	58	80	4.26	1.421					
<b>Pedro Borbon, L</b> (7, 1) ERA: 3.79	1.1	H	4	0	0	0	2	0	0	0	0	0	0	10	13	0.00	0.000					
<b>Paul Quantrill, R</b> (8, 1) ERA: 2.79	0.0		2	1	0	0	0	1	0	0	0	0	0	3	7	∞	∞					
<b>Billy Koch, R</b> (8, 1) ERA: 4.37	1.1	S	7	1	1	1	0	2	0	0	0	0	0	17	29	6.75	2.250					

Batter	1	2	3	4	5	6	7	8	9	AB	R	H	RBI	BB	SO	LOB	BOTTOM				
<b>José Cruz Jr., S</b> (1, 8) OBP: 0.338, SLG: 0.499	2B		HR		HR		G3			4	3	3	3	0	0	0	<b>Baltimore Orioles @ Toronto Blue Jays</b> SkyDome, Toronto, ON Sun Aug 05 2001, 1:05 PM EDT Att: 27,724 - Sunny - 84 F				
<b>Jeff Eves, R</b> (1, 5) OBP: 0.289, SLG: 0.269			P4		G6-3		P4			4	0	1	1	0	0	0					
<b>Shannon Stewart, R</b> (1, 7) OBP: 0.368, SLG: 0.452 <b>Chris Latham, S</b> (9, 7) OBP: 0.500, SLG: 0.577			G1-3		F9				F9	4	0	0	0	0	0	1					
<b>Carlos Delgado, L</b> (1, 3) OBP: 0.398, SLG: 0.524			G3-1						K	4	0	1	0	0	1	1					
<b>Raul Mondesi, R</b> (1, 9) OBP: 0.341, SLG: 0.462					F7				L5	4	1	1	1	0	1	1					
<b>Brad Fullmer, L</b> (1, 10) OBP: 0.321, SLG: 0.434										3	0	0	0	0	1	0					
<b>Felipe Lopez, S</b> (1, 6) OBP: 0.364, SLG: 0.455										3	0	1	0	0	1	0					
<b>Alberto Castillo, R</b> (1, 2) OBP: 0.269, SLG: 0.281										3	0	1	0	0	0	0					
<b>Homer Bush, R</b> (1, 4) OBP: 0.376, SLG: 0.467			HR		F9				G1-3	3	1	1	0	0	0	2					
<b>Inning Stats</b>	R: 1 E: 0 K: 0 S: 9	H: 2 LOB: 0 BB: 0 P: 14	R: 1 E: 0 K: 0 S: 5	H: 1 LOB: 0 BB: 0 P: 7	R: 2 E: 0 K: 0 S: 14	H: 2 LOB: 0 BB: 0 P: 20	R: 0 E: 0 K: 2 S: 12	H: 2 LOB: 2 BB: 0 P: 14	R: 1 E: 0 K: 0 S: 10	H: 2 LOB: 1 BB: 0 P: 14	R: 0 E: 0 K: 1 S: 8	H: 0 LOB: 0 BB: 0 P: 10	R: 0 E: 0 K: 0 S: 6	H: 0 LOB: 0 BB: 0 P: 10	R: 0 E: 0 K: 1 S: 11	H: 0 LOB: 0 BB: 0 P: 16		1B: 4 2B: 2 3B: 0 HR: 3	SF: 0 SAC: 0 DP: 0 HBP: 0	WP: 0 PB: 0 SB: 0 CS: 1	PA: 32
<b>PITCHER</b>	IP	WLS	BF	H	R	ER	SO	BB	IBB	HBP	BLK	WP	HR	S	P	ERA	WHIP				
<b>Josh Towers, R</b> (1, 1) ERA: 3.88	7.1	L	30	9	5	5	3	0	0	0	0	0	0	3	68	6.14	1.227				
<b>B.J. Ryan, L</b> (8, 1) ERA: 5.22	0.2		2	0	0	0	1	0	0	0	0	0	0	7	10	0.00	0.000				



Batter	1	2	3	4	5	6	7	8	9	AB	R	H	RBI	BB	SO	LOB	TOP							
6 Melvin Mora, R OBP: 0.346, SLG: 0.387 (1, 8)										5	0	3	1	0	0	2								
1 Brian Roberts, S OBP: 0.301, SLG: 0.357 Larry Bigbie, L OBP: 0.333, SLG: 0.394 (1, 6)										4	1	0	0	1	1	4								
David Segui, S OBP: 0.394, SLG: 0.426 (1, 3)										5	1	1	2	0	1	2								
Jeff Conine, R OBP: 0.381, SLG: 0.453 Chris Richard, R OBP: 0.344, SLG: 0.439 (1, 9)										5	2	2	2	0	0	1								
Cal Ripken Jr., R OBP: 0.292, SLG: 0.388 (1, 5)										5	0	1	2	0	1	0								
Tony Batista, R OBP: 0.256, SLG: 0.399 (1, 10)										4	1	1	0	0	1	1								
Mike Kinkade, R OBP: 0.344, SLG: 0.393 Brady Anderson, L OBP: 0.305, SLG: 0.303 (1, 7)										3	2	3	0	0	0	0								
Brook Fordyce, R OBP: 0.256, SLG: 0.316 Fernando Lunar, R OBP: 0.304, SLG: 0.323 (1, 2)										4	2	2	1	0	0	2								
Jerry Hairston, R OBP: 0.310, SLG: 0.364 (1, 4)										3	0	1	1	0	1	2								
<b>Inning Stats</b>	R: 0 E: 0 K: 1 S: 9	H: 1 LOB: 1 BB: 0 P: 14	R: 0 E: 0 K: 0 S: 8	H: 1 LOB: 1 BB: 0 P: 15	R: 0 E: 0 K: 1 S: 11	H: 1 LOB: 0 BB: 0 P: 15	R: 0 E: 0 K: 0 S: 10	H: 0 LOB: 0 BB: 0 P: 14	R: 5 E: 0 K: 1 S: 21	H: 5 LOB: 1 BB: 1 P: 36	R: 1 E: 1 K: 0 S: 7	H: 3 LOB: 1 BB: 0 P: 12	R: 0 E: 0 K: 0 S: 4	H: 0 LOB: 0 BB: 0 P: 7	R: 2 E: 1 K: 1 S: 17	H: 2 LOB: 2 BB: 0 P: 23	R: 1 E: 0 K: 2 S: 11	H: 1 LOB: 0 BB: 0 P: 18	1B: 9 2B: 4 3B: 0 HR: 1	SF: 1 SAC: 0 DP: 0 HBP: 0	WP: 0 PB: 0 SB: 0 CS: 2	PA: 41		
<b>PITCHER</b>	IP WLS BF H R ER SO BB IBB HBP BLK WP HR S P ERA WHIP	4.2 L 22 7 5 5 2 1 0 0 0 0 0 0 51 82 9.64 1.714	3.1 H 15 6 3 2 2 0 0 0 0 0 0 36 54 5.40 1.800	1.0 L 4 1 1 1 2 0 0 0 0 0 1 11 18 9.00 1.000																				

Baltimore Orioles @ Kansas City Royals  
Kauffman Stadium, Kansas City, MO  
Mon Aug 06 2001, 7:05 PM CDT  
Att: 22,578 - Sunny - 91 F

AB	39
R	9
H	14
RBI	9
BB	1
SO	6
LOB	15




Batter	1	2	3	4	5	6	7	8	9	AB	R	H	RBI	BB	SO	LOB	BOTTOM							
Carlos Febles, R OBP: 0.274, SLG: 0.269 (1, 4)										4	0	1	1	1	1	1								
Neftali Pérez, S OBP: 0.321, SLG: 0.429 (1, 6)										4	1	2	0	1	0	3								
Carlos Beltrán, S OBP: 0.325, SLG: 0.455 (1, 8)										5	2	3	1	0	0	1								
29 Mike Sweeney, R OBP: 0.373, SLG: 0.581 (1, 3)										4	2	2	1	1	0	3								
Raul Ibanez, L OBP: 0.394, SLG: 0.465 Dave McCarty, R OBP: 0.300, SLG: 0.353 (1, 10)										3	0	0	1	0	1	5								
Joe Randa, R OBP: 0.308, SLG: 0.365 (1, 5)										5	0	2	2	0	2	3								
Dee Brown, L OBP: 0.318, SLG: 0.396 (1, 7)										5	0	2	0	0	0	2								
Mark Quinn, R OBP: 0.295, SLG: 0.487 (1, 9)										5	0	3	0	0	2	2								
Brent Mayne, L OBP: 0.375, SLG: 0.392 Gregg Zaun, S OBP: 0.257, SLG: 0.355 (1, 2)										3	1	0	0	0	1	3								
<b>Inning Stats</b>	R: 0 E: 0 K: 1 S: 12	H: 1 LOB: 2 BB: 1 P: 19	R: 0 E: 0 K: 2 S: 13	H: 1 LOB: 0 BB: 0 P: 17	R: 3 E: 1 K: 1 S: 19	H: 3 LOB: 1 BB: 0 P: 23	R: 0 E: 0 K: 0 S: 6	H: 1 LOB: 0 BB: 0 P: 12	R: 0 E: 0 K: 1 S: 13	H: 1 LOB: 1 BB: 1 P: 20	R: 1 E: 0 K: 1 S: 13	H: 2 LOB: 1 BB: 0 P: 17	R: 0 E: 0 K: 0 S: 8	H: 1 LOB: 1 BB: 0 P: 14	R: 0 E: 0 K: 0 S: 8	H: 2 LOB: 2 BB: 1 P: 15	R: 2 E: 0 K: 1 S: 14	H: 3 LOB: 1 BB: 0 P: 20	1B: 8 2B: 5 3B: 2 HR: 0	SF: 1 SAC: 0 DP: 1 HBP: 0	WP: 0 PB: 0 SB: 4 CS: 1	PA: 45		
<b>PITCHER</b>	IP WLS BF H R ER SO BB IBB HBP BLK WP HR S P ERA WHIP	5.2 W 28 9 4 2 6 2 0 0 0 0 0 9 16 0.00 0.750	1.1 H 5 1 0 0 0 0 0 0 0 0 0 4 4 0.00 3.000	0.2 L 3 2 0 0 0 1 0 0 0 0 0 4 11 0.00 3.000	0.1 L 2 0 0 0 0 1 0 0 0 0 0 4 11 0.00 3.000	1.0 L 6 3 2 2 1 0 0 0 0 0 0 14 20 18.00 3.000																		


Baltimore Orioles @ Kansas City Royals  
Kauffman Stadium, Kansas City, MO  
Mon Aug 06 2001, 7:05 PM CDT  
Att: 22,578 - Sunny - 91 F

AB	40
R	6
H	15
RBI	6
BB	3
SO	7
LOB	26





Batter	1	2	3	4	5	6	7	8	9	AB	R	H	RBI	BB	SO	LOB	TOP										
Brady Anderson, L (1, 7) OBP: 0.305, SLG: 0.303 1 Brian Roberts, S (1, PH) OBP: 0.298, SLG: 0.349	4-2 6 F 6 S G5-3 BB		0-0 G4-3		2-1 F8		1-2 P5	3-3 K		0	0	0	0	0	0	0	Baltimore Orioles @ Kansas City Royals Kauffman Stadium, Kansas City, MO Tue Aug 07 2001, 7:05 PM CDT Att: 17,266 - Sunny - 87 F										
6 Melvin Mora, R (1, 6) OBP: 0.347, SLG: 0.385	3-2 G5-3 1-H			1-2 3B 1B	2-1 F8		4-0 1B BB	2-1 F8		4	1	1	1	1	0	2											
David Segui, S (1, 10) OBP: 0.394, SLG: 0.433	1-3 K			1-1 1B 3B		0-0 F5	0-1 1B		0-0 F9	5	1	2	1	0	1	0											
Jeff Conine, R (1, 3) OBP: 0.384, SLG: 0.453	2-3 K			0-0 CS 1B		4-2 3B BB	0-1 G5-3		0-0 G4-6-3 1B	4	1	2	1	1	1	2											
Chris Richard, L (1, 9) OBP: 0.342, SLG: 0.434	1-0 L4			4-2 1B BB		1-0 F9		1-3 K	1-0 G4-6-3	4	1	0	0	1	1	2											
Tony Batista, R (1, 5) OBP: 0.259, SLG: 0.405	0-1 P6			1-1 1B BB		1-0 F8		2-0 BB 1B		4	1	2	1	0	0	1											
Larry Bigbie, L (1, 8) OBP: 0.375, SLG: 0.400	1-3 K			3-2 1B		4-0 FC6-4 IBB		4-1 1B 2B BB		2	1	1	1	2	1	0											
Fernando Lunar, R (1, 2) OBP: 0.303, SLG: 0.321			0-0 F9	1-0 G4-3		2-1 FC6-4		0-1 2B 2H 1B		4	0	1	1	0	0	3											
Jerry Hairston, R (1, 4) OBP: 0.310, SLG: 0.365			1-2 P6		0-0 F7		0-0 P4	0-1 1B 3H 2B		4	0	1	1	0	0	0											
<b>Inning Stats</b>	R: 1 E: 0 K: 2 S: 15	H: 0 LOB: 0 BB: 1 P: 25	R: 0 E: 0 K: 1 S: 6	H: 0 LOB: 0 BB: 0 P: 8	R: 0 E: 0 K: 0 S: 6	H: 0 LOB: 0 BB: 0 P: 7	R: 3 E: 0 K: 0 S: 17	H: 4 LOB: 1 BB: 1 P: 28	R: 0 E: 0 K: 0 S: 5	H: 0 LOB: 0 BB: 0 P: 9	R: 1 E: 0 K: 0 S: 7	H: 1 LOB: 2 BB: 1 P: 19	R: 0 E: 0 K: 0 S: 8	H: 1 LOB: 2 BB: 1 P: 13	R: 2 E: 0 K: 2 S: 14	H: 3 LOB: 2 BB: 1 P: 26		R: 0 E: 0 K: 0 S: 3	H: 1 LOB: 0 BB: 0 P: 4	1B: 7 2B: 1 3B: 2 HR: 0	SF: 0 SAC: 0 DP: 1 HBP: 0	WP: 0 PB: 0 SB: 1 CS: 1	PA: 41				
<b>PITCHER</b>	IP	WLS	BF	H	R	ER	SO	BB	IBB	HBP	BLK	WP	HR	S	P	ERA	WHIP										
Jeff Suppan, R (1, 1) ERA: 4.53	7.0	L	31	6	5	4	3	4	1	0	0	0	0	64	109	5.14	1.429										
Cory Bailey, R (8, 1) ERA: 3.89	1.0		7	3	2	2	2	1	0	0	0	0	0	14	26	18.00	4.000										
Roberto Hernandez, R (9, 1) ERA: 4.47	1.0		3	1	0	0	0	0	0	0	0	0	0	3	4	0.00	1.000										

Batter	1	2	3	4	5	6	7	8	9	AB	R	H	RBI	BB	SO	LOB	BOTTOM										
Carlos Febles, R (1, 4) OBP: 0.274, SLG: 0.262	3-2 G4-3			2-0 F9		2-3 K		4-2 BB		3	0	0	0	1	1	2	Baltimore Orioles @ Kansas City Royals Kauffman Stadium, Kansas City, MO Tue Aug 07 2001, 7:05 PM CDT Att: 17,266 - Sunny - 87 F										
Neftali Perez, S (1, 6) OBP: 0.318, SLG: 0.425	0-0 G1-3			1-3 K		1-2 FC6-4		1-1 F8		4	0	0	0	0	1	3											
Carlos Beltrán, S (1, 8) OBP: 0.325, SLG: 0.453	1-2 G4-3			0-2 F8		2-0 P6			0-0 1B 1B	4	1	1	0	0	0	2											
29 Mike Sweeney, R (1, 3) OBP: 0.370, SLG: 0.576		2-2 G6-3			3-2 P6		2-2 G6-3		1-2 F3	4	0	0	0	0	0	1											
Raul Ibanez, L (1, 10) OBP: 0.397, SLG: 0.466		0-1 F7			1-2 F7		0-0 FC1-6 1B		3-1 1B 1B	4	1	2	0	0	0	0											
Joe Randa, R (1, 5) OBP: 0.307, SLG: 0.364		2-2 P4			3-2 G5-3		1-1 FC1-6 FC4-6		1-2 1B 1B	4	0	1	1	0	0	1											
Dee Brown, L (1, 7) OBP: 0.321, SLG: 0.397			1-0 F7			1-0 HBP 1B		0-1 FC4-6		4	1	2	1	0	0	1											
Mark Quinn, R (1, 9) OBP: 0.298, SLG: 0.485			3-2 G4-3			1-0 FC6-4 1B HBP		1-0 G4-6-3 1B	3-3 K	3	0	1	0	0	1	2											
Brent Mayne, L (1, 2) OBP: 0.374, SLG: 0.390			0-0 G5-3			0-1 FC6-4 1B		3-1 G4-6-3	2-1 F7	4	0	1	1	0	0	3											
<b>Inning Stats</b>	R: 0 E: 0 K: 0 S: 7	H: 0 LOB: 0 BB: 0 P: 11	R: 0 E: 0 K: 0 S: 10	H: 0 LOB: 0 BB: 0 P: 14	R: 0 E: 0 K: 0 S: 6	H: 0 LOB: 0 BB: 0 P: 10	R: 0 E: 0 K: 1 S: 7	H: 0 LOB: 0 BB: 0 P: 10	R: 0 E: 0 K: 0 S: 10	H: 0 LOB: 0 BB: 0 P: 17	R: 1 E: 0 K: 1 S: 10	H: 2 LOB: 2 BB: 0 P: 17	R: 0 E: 0 K: 0 S: 8	H: 1 LOB: 1 BB: 0 P: 11	R: 0 E: 0 K: 0 S: 9	H: 1 LOB: 1 BB: 1 P: 18		R: 2 E: 0 K: 1 S: 19	H: 4 LOB: 2 BB: 0 P: 30	1B: 8 2B: 0 3B: 0 HR: 0	SF: 0 SAC: 0 DP: 1 HBP: 1	WP: 0 PB: 0 SB: 0 CS: 0	PA: 36				
<b>PITCHER</b>	IP	WLS	BF	H	R	ER	SO	BB	IBB	HBP	BLK	WP	HR	S	P	ERA	WHIP										
Calvin Maduro, R (1, 1) ERA: 3.05	6.0		21	2	1	1	2	1	0	0	0	0	0	50	79	1.50	0.333										
36 Kris Foster, R (7, 1) ERA:	2.0		8	2	0	0	0	1	0	0	0	0	0	17	29	0.00	1.500										
Ryan Kohlmeier, R (9, 1) ERA: 8.78	0.1		5	4	2	2	0	0	0	0	0	0	0	11	17	54.00	12.000										
Willis Roberts, R (9, 1) ERA: 4.96	0.2	S	2	0	0	0	1	0	0	0	0	0	0	8	13	0.00	0.000										



Batter	1	2	3	4	5	6	7	8	9	AB	R	H	RBI	BB	SO	LOB	TOP								
<b>Brady Anderson, L</b> (1, 9) OBP: 0.301, SLG: 0.298	1-1 G4-3		2-2 F7		2-2 F9		0-1 F9		1-2 G1-6-3	5	0	0	0	0	0	2									
<b>6 Melvin Mora, R</b> (1, 6) OBP: 0.348, SLG: 0.393	0-1 HR		4-0 G3 BB		1-3 K		3-2 F9			3	1	1	1	1	1	0									
<b>David Segui, S</b> (1, 3) OBP: 0.395, SLG: 0.442	2-2 2B		3-2 G3		0-0 3B 2B		0-1 G1-3			4	1	2	0	0	0	1									
<b>Jeff Conine, R</b> (1, 7) OBP: 0.383, SLG: 0.457	0-1 G6-3		2-3 K		2-2 SF8 3B		3-1 G6-3			4	1	1	1	0	1	2									
<b>Chris Richard, L</b> (1, 8) OBP: 0.341, SLG: 0.435	0-1 G3			0-1 G6-4-3 2B		1-1 G4-3		1-2 F8		4	0	1	0	0	0	2									
<b>Cal Ripken Jr., R</b> (1, 5) OBP: 0.294, SLG: 0.399		1-1 HR		4-2 G6-4-3 BB		1-0 SF8		1-3 K		2	1	1	2	1	1	0									
<b>Tony Batista, R</b> (1, 10) OBP: 0.299, SLG: 0.403		0-0 P4		2-0 G6-4-3		1-1 1 WP BB 1B		3-3 K		4	0	1	0	0	1	2									
<b>Fernando Lunar, R</b> (1, 2) OBP: 0.308, SLG: 0.316		1-0 P3		2-3 K		4-1 1 WP BB		4-2 1B BB		2	0	0	0	2	1	1									
<b>Jerry Hairston, R</b> (1, 4) OBP: 0.309, SLG: 0.364		1-3 K			0-2 G1-3		0-2 G3		2-0 G1-6-3 1B	1	0	0	0	0	1	0									
<b>1 Brian Roberts, S</b> (2, 4) OBP: 0.299, SLG: 0.349					1-2 2-3				1-2 1B	3	0	1	0	0	0	2									
<b>Inning Stats</b>	R: 1 E: 0 K: 0 S: 13	H: 2 LOB: 1 BB: 0 P: 16	R: 1 E: 0 K: 1 S: 7	H: 1 LOB: 0 BB: 0 P: 10	R: 0 E: 0 K: 1 S: 12	H: 0 LOB: 1 BB: 1 P: 23	R: 0 E: 0 K: 1 S: 8	H: 1 LOB: 1 BB: 1 P: 16	R: 0 E: 0 K: 1 S: 9	H: 0 LOB: 0 BB: 0 P: 12	R: 2 E: 0 K: 0 S: 13	H: 3 LOB: 2 BB: 1 P: 22	R: 0 E: 0 K: 0 S: 7	H: 0 LOB: 0 BB: 0 P: 10	R: 0 E: 0 K: 1 S: 8	H: 0 LOB: 0 BB: 0 P: 13	R: 0 E: 0 K: 1 S: 9	H: 1 LOB: 1 BB: 1 P: 19	1B: 2 2B: 3 3B: 1 HR: 2	SF: 1 SAC: 0 DP: 2 HBP: 0	WP: 1 PB: 0 SB: 0 CS: 0	PA: 37			
<b>PITCHER</b>	IP	WLS	BF	H	R	ER	SO	BB	IBB	HBP	BLK	WP	HR	S	P	ERA	WHIP								
<b>Chad Durbin, R</b> (1, 1) ERA: 4.74	7.0	L	30	7	4	4	4	3	0	0	0	1	2	69	109	5.14	1.429								
<b>Doug Henry, R</b> (8, 1) ERA: 6.32	1.0		3	0	0	0	1	0	0	0	0	0	0	8	13	0.00	0.000								
<b>Jason Grimsley, R</b> (9, 1) ERA: 3.05	1.0		4	1	0	0	1	1	0	0	0	0	0	9	19	0.00	2.000								

**Baltimore Orioles @ Kansas City Royals**  
Kauffman Stadium, Kansas City, MO  
Wed Aug 08 2001, 7:05 PM CDT  
Att: 17,885 - Sunny - 84 F

AB 32  
R 4  
H 8  
RBI 4  
BB 4  
SO 6  
LOB 12



Batter	1	2	3	4	5	6	7	8	9	AB	R	H	RBI	BB	SO	LOB	BOTTOM								
<b>Donnie Sadler, R</b> (1, 4) OBP: 0.255, SLG: 0.239	2-1 F8		1-1 SF9		1-3 K			0-0 F8		2	0	0	1	0	1	0									
<b>Luis Alicea, S</b> (8, PH) OBP: 0.326, SLG: 0.351			3-H F9		0-1 G4-3			2-2 HBP		1	0	0	0	0	0	1									
<b>Neftali Perez, S</b> (1, 6) OBP: 0.317, SLG: 0.422	2-1 F8		0-2 F9		0-1 G4-3					3	0	0	0	0	0	0									
<b>Carlos Beltrán, S</b> (1, 8) OBP: 0.326, SLG: 0.452	4-1 29 BB			2-0 G5-3		0-0 29 1B		0-2 F8		3	0	1	0	1	0	2									
<b>29 Mike Sweeney, R</b> (1, 3) OBP: 0.371, SLG: 0.575	3-1 G5-3			2-2 G6-3		0-0 1B				4	0	2	0	0	0	1									
<b>Raul Ibanez, L</b> (1, 7) OBP: 0.390, SLG: 0.457		0-2 G5-3		2-0 F7		2-0 F7				3	0	0	0	0	0	2									
<b>Dave McCarty, R</b> (9, PH) OBP: 0.304, SLG: 0.357										1	0	1	0	0	0	0									
<b>Joe Randa, R</b> (1, 5) OBP: 0.305, SLG: 0.360		1-3 K		2-2 G6-3		1-3 K		1-0 G4-6-3		4	0	0	0	0	2	4									
<b>Dee Brown, L</b> (1, 10) OBP: 0.316, SLG: 0.391		0-2 G3		0-0 G4-3		1-3 K		1-0 G4-3		4	0	0	0	0	1	3									
<b>Mark Quinn, R</b> (1, 9) OBP: 0.298, SLG: 0.484			0-2 G3 SF9 1B		3-2 F7		0-2 F2			3	1	1	0	0	0	0									
<b>Gregg Zaun, S</b> (1, 2) OBP: 0.263, SLG: 0.382			1-0 G3		1-2 F9					3	0	1	0	0	0	1									
<b>Inning Stats</b>	R: 0 E: 0 K: 0 S: 7	H: 0 LOB: 1 BB: 1 P: 18	R: 0 E: 0 K: 1 S: 10	H: 0 LOB: 0 BB: 0 P: 11	R: 1 E: 0 K: 0 S: 9	H: 1 LOB: 0 BB: 0 P: 11	R: 0 E: 0 K: 0 S: 6	H: 0 LOB: 0 BB: 0 P: 12	R: 0 E: 0 K: 0 S: 9	H: 0 LOB: 0 BB: 0 P: 14	R: 0 E: 0 K: 1 S: 9	H: 0 LOB: 0 BB: 0 P: 11	R: 0 E: 0 K: 2 S: 9	H: 2 LOB: 2 BB: 0 P: 13	R: 0 E: 0 K: 0 S: 14	H: 1 LOB: 2 BB: 0 P: 19	R: 0 E: 0 K: 0 S: 6	H: 2 LOB: 1 BB: 0 P: 10	1B: 5 2B: 1 3B: 0 HR: 0	SF: 1 SAC: 0 DP: 1 HBP: 1	WP: 0 PB: 0 SB: 2 CS: 0	PA: 34			
<b>PITCHER</b>	IP	WLS	BF	H	R	ER	SO	BB	IBB	HBP	BLK	WP	HR	S	P	ERA	WHIP								
<b>Jose Mercedes, R</b> (1, 1) ERA: 5.79	6.2	W	24	3	1	1	3	1	0	0	0	0	0	3	4	0.00	0.600								
<b>B.J. Ryan, L</b> (7, 1) ERA: 5.09	0.1	H	1	0	0	0	1	0	0	0	0	0	0	3	4	0.00	0.000								
<b>Alan Mills, R</b> (8, 1) ERA: 3.52	0.2		4	1	0	0	0	0	0	1	0	0	0	11	16	0.00	1.500								
<b>Buddy Groom, L</b> (8, 1) ERA: 3.27	1.1	S	5	2	0	0	0	0	0	0	0	0	0	9	13	0.00	1.500								

**Baltimore Orioles @ Kansas City Royals**  
Kauffman Stadium, Kansas City, MO  
Wed Aug 08 2001, 7:05 PM CDT  
Att: 17,885 - Sunny - 84 F

AB 31  
R 1  
H 6  
RBI 1  
BB 1  
SO 4  
LOB 14





Batter	1	2	3	4	5	6	7	8	9	AB	R	H	RBI	BB	SO	LOB	TOP										
<b>Brady Anderson, L</b> (1, 9) OBP: 0.300, SLG: 0.295	F7		G3-1				G4-3		L9	4	0	0	0	0	0	0											
<b>6 Melvin Mora, R</b> (1, 6) OBP: 0.344, SLG: 0.388	G5-6-3		K				G6-3		G1-3	5	0	0	0	0	1	1											
<b>David Segui, S</b> (1, 3) OBP: 0.300, SLG: 0.456										3	1	2	1	1	0	0											
<b>Jeff Conine, R</b> (1, 7) OBP: 0.384, SLG: 0.460	F8									4	1	2	0	0	0	2											
<b>Chris Richard, L</b> (1, 8) OBP: 0.345, SLG: 0.442										4	1	3	1	0	0	1											
<b>Cal Ripken Jr., R</b> (1, 5) OBP: 0.291, SLG: 0.393										4	0	0	0	0	2	5											
<b>Tony Batista, R</b> (1, 10) OBP: 0.261, SLG: 0.410										3	1	1	2	1	0	3											
<b>Fernando Lunar, R</b> (1, 2) OBP: 0.302, SLG: 0.309										3	0	0	0	0	0	1											
<b>Larry Bigbie, L</b> (8, PH) OBP: 0.366, SLG: 0.389										1	0	0	0	0	1	2											
<b>Brook Fordyce, R</b> (8, 2) OBP: 0.256, SLG: 0.316										0	0	0	0	0	0	0											
<b>Jerry Hairston, R</b> (1, 4) OBP: 0.306, SLG: 0.361										4	0	0	0	0	0	0											
<b>Inning Stats</b>	R: 0 E: 0 K: 0 S: 7	H: 1 LOB: 1 BB: 0 P: 9	R: 0 E: 0 K: 0 S: 9	H: 1 LOB: 1 BB: 0 P: 12	R: 0 E: 0 K: 1 S: 8	H: 0 LOB: 0 BB: 0 P: 13	R: 0 E: 0 K: 1 S: 7	H: 1 LOB: 2 BB: 1 P: 15	R: 0 E: 0 K: 0 S: 8	H: 0 LOB: 1 BB: 0 P: 14	R: 4 E: 0 K: 0 S: 13	H: 4 LOB: 0 BB: 0 P: 20	R: 0 E: 0 K: 2 S: 14	H: 1 LOB: 2 BB: 1 P: 21	R: 0 E: 0 K: 0 S: 9	H: 0 LOB: 0 BB: 0 P: 14	1B: 4 2B: 2 3B: 0 HR: 2	SF: 0 SAC: 0 DP: 0 HBP: 1	WP: 0 PB: 0 SB: 0 CS: 0	PA: 38							
<b>PITCHER</b>	IP	WLS	BF	H	R	ER	SO	BB	IBB	HBP	BLK	WP	HR	S	P	ERA	WHIP										
<b>51 Kris Wilson, R</b> (1, 1) ERA: 4.2	5.1	W	25	7	4	4	2	1	0	1	0	0	2	49	79	6.75	1.500										
<b>Cory Bailey, R</b> (6, 1) ERA: 3.74	1.2	H	6	1	0	0	0	0	0	0	0	0	0	11	17	0.00	0.600										
<b>Jason Grimsley, R</b> (8, 1) ERA: 3.0	1.0	H	4	0	0	0	2	1	0	0	0	0	0	13	20	0.00	1.000										
<b>Roberto Hernandez, R</b> (9, 1) ERA: 4.37	1.0	S	3	0	0	0	0	0	0	0	0	0	0	9	14	0.00	0.000										

**Baltimore Orioles @ Kansas City Royals**  
Kauffman Stadium, Kansas City, MO  
Thu Aug 09 2001, 7:05 PM CDT  
Att: 31,832 - Sunny - 91 F

AB	35
R	4
H	8
RBI	4
BB	2
SO	4
LOB	15




Batter	1	2	3	4	5	6	7	8	9	AB	R	H	RBI	BB	SO	LOB	BOTTOM										
<b>Carlos Febles, R</b> (1, 4) OBP: 0.279, SLG: 0.295	L9									5	2	2	0	0	0	3											
<b>Neftali Feliz, S</b> (1, 6) OBP: 0.314, SLG: 0.418	P6									4	0	0	2	0	0	0											
<b>Carlos Beltrán, S</b> (1, 8) OBP: 0.329, SLG: 0.451										3	1	1	0	1	0	0											
<b>29 Mike Sweeney, R</b> (1, 3) OBP: 0.372, SLG: 0.575										5	1	2	0	0	0	2											
<b>Raul Ibanez, L</b> (1, 9) OBP: 0.398, SLG: 0.487	F8									3	2	2	3	1	0	2											
<b>Mark Quinn, R</b> (1, 10) OBP: 0.296, SLG: 0.481										4	0	1	0	0	1	3											
<b>Dee Brown, L</b> (1, 7) OBP: 0.323, SLG: 0.397										4	0	3	0	0	0	0											
<b>Gregg Zaun, S</b> (1, 2) OBP: 0.262, SLG: 0.368										4	0	1	1	0	0	3											
<b>Donnie Sadler, R</b> (1, 5) OBP: 0.255, SLG: 0.234										3	0	0	0	0	1	3											
<b>Inning Stats</b>	R: 0 E: 0 K: 0 S: 12	H: 1 LOB: 2 BB: 0 P: 19	R: 0 E: 0 K: 1 S: 11	H: 1 LOB: 0 BB: 0 P: 17	R: 1 E: 0 K: 0 S: 10	H: 1 LOB: 0 BB: 0 P: 14	R: 1 E: 0 K: 0 S: 14	H: 3 LOB: 2 BB: 0 P: 22	R: 3 E: 0 K: 1 S: 16	H: 5 LOB: 2 BB: 0 P: 23	R: 1 E: 0 K: 0 S: 12	H: 1 LOB: 2 BB: 2 P: 25	R: 0 E: 0 K: 0 S: 7	H: 0 LOB: 0 BB: 0 P: 9	R: 0 E: 1 K: 0 S: 6	H: 0 LOB: 1 BB: 0 P: 8	1B: 7 2B: 3 3B: 1 HR: 1	SF: 1 SAC: 0 DP: 1 HBP: 2	WP: 1 PB: 0 SB: 2 CS: 0	PA: 40							
<b>PITCHER</b>	IP	WLS	BF	H	R	ER	SO	BB	IBB	HBP	BLK	WP	HR	S	P	ERA	WHIP										
<b>Sidney Ponson, R</b> (1, 1) ERA: 4.45	4.2	L	26	11	5	5	1	0	0	2	0	0	0	62	94	9.64	2.357										
<b>John Wasdin, R</b> (5, 1) ERA: 6.25	3.1		14	1	1	1	1	1	1	0	0	0	0	26	43	2.70	0.600										


**Baltimore Orioles @ Kansas City Royals**  
Kauffman Stadium, Kansas City, MO  
Thu Aug 09 2001, 7:05 PM CDT  
Att: 31,832 - Sunny - 91 F

AB	35
R	6
H	12
RBI	6
BB	2
SO	2
LOB	16





Batter	1	2	3	4	5	6	7	8	9	AB	R	H	RBI	BB	SO	LOB	TOP																																		
																														<b>Boston Red Sox @ Baltimore Orioles</b> Oriole Park at Camden Yards, Baltimore, MD Fri Aug 10 2001, 7:05 PM EDT <a href="http://livebaseballscorecards.com">livebaseballscorecards.com</a>																					
																																	<b>AB</b> 0 <b>R</b> 0 <b>H</b> 0 <b>RBI</b> 0 <b>BB</b> 0 <b>SO</b> 0 <b>LOB</b> 0																		
																																																			
Inning Stats																																	1B: 0 SF: 0 WP: 0 PA: 0 2B: 0 SAC: 0 PB: 0 3B: 0 DP: 0 SB: 0 HR: 0 HBP: 0 CS: 0																		
PITCHER																IP	WLS	BF	H	R	ER	SO	BB	IBB	HBP	BLK	WP	HR	S		P	ERA	WHIP	PITCHER	IP	WLS	BF	H	R	ER	SO	BB	IBB	HBP	BLK	WP	HR	S	P	ERA	WHIP

Batter	1	2	3	4	5	6	7	8	9	AB	R	H	RBI	BB	SO	LOB	BOTTOM																																		
																															<b>Boston Red Sox @ Baltimore Orioles</b> Oriole Park at Camden Yards, Baltimore, MD Fri Aug 10 2001, 7:05 PM EDT <a href="http://livebaseballscorecards.com">livebaseballscorecards.com</a>																				
																																	<b>AB</b> 0 <b>R</b> 0 <b>H</b> 0 <b>RBI</b> 0 <b>BB</b> 0 <b>SO</b> 0 <b>LOB</b> 0																		
																																																			
Inning Stats																																	1B: 0 SF: 0 WP: 0 PA: 0 2B: 0 SAC: 0 PB: 0 3B: 0 DP: 0 SB: 0 HR: 0 HBP: 0 CS: 0																		
PITCHER																IP	WLS	BF	H	R	ER	SO	BB	IBB	HBP	BLK	WP	HR	S	P		ERA	WHIP	PITCHER	IP	WLS	BF	H	R	ER	SO	BB	IBB	HBP	BLK	WP	HR	S	P	ERA	WHIP



Batter	1	2	3	4	5	6	7	8	9	AB	R	H	RBI	BB	SO	LOB	TOP								
Trot Nixon, L OBP: 0.378, SLG: 0.513 (1, 8)																	4 1 2 1 0 1 0								
Scott Hatteberg, L OBP: 0.331, SLG: 0.376 (1, 2)																	4 0 1 0 0 0 1								
Nomar Garciaparra, R OBP: 0.369, SLG: 0.590 (1, 6)																	4 0 0 0 0 0 2								
Manny Ramirez, R OBP: 0.411, SLG: 0.637 (1, 7)																	4 1 2 1 0 0 1								
Dante Bichette, R OBP: 0.338, SLG: 0.493 (1, 10)																	4 0 0 0 0 0 1								
Brian Daubach, L OBP: 0.352, SLG: 0.511 (1, 3)																	4 0 1 0 0 2 1								
Chris Stynes, R OBP: 0.347, SLG: 0.449 (1, 5)																	3 0 0 0 0 0 1								
Troy O'Leary, L OBP: 0.303, SLG: 0.452 (1, 9)																	2 0 0 0 0 0 0								
Shea Hillenbrand, R OBP: 0.289, SLG: 0.407 (7, PH)																	1 0 0 0 0 0 1								
Darren Lewis, R OBP: 0.279, SLG: 0.355 (7, 8)																	0 0 0 0 0 0 0								
Mike Lansing, R OBP: 0.301, SLG: 0.397 (1, 4)																	3 0 0 0 0 0 0								
<b>Inning Stats</b>	R: 0 E: 0 K: 1 S: 7	H: 0 LOB: 0 BB: 0 P: 11	R: 0 E: 0 K: 1 S: 10	H: 0 LOB: 0 BB: 0 P: 13	R: 0 E: 0 K: 0 S: 8	H: 0 LOB: 0 BB: 0 P: 10	R: 0 E: 0 K: 0 S: 8	H: 1 LOB: 1 BB: 0 P: 10	R: 0 E: 0 K: 0 S: 8	H: 0 LOB: 0 BB: 0 P: 10	R: 1 E: 0 K: 0 S: 12	H: 2 LOB: 1 BB: 0 P: 15	R: 1 E: 0 K: 0 S: 17	H: 2 LOB: 1 BB: 0 P: 23	R: 0 E: 0 K: 0 S: 7	H: 0 LOB: 0 BB: 0 P: 11	R: 0 E: 0 K: 1 S: 11	H: 1 LOB: 1 BB: 0 P: 12	1B: 2 2B: 2 3B: 0 HR: 2	SF: 0 SAC: 0 DP: 0 HBP: 0	WP: 0 PB: 0 SB: 0 CS: 0	PA: 33			
<b>PITCHER</b>	IP	WLS	BF	H	R	ER	SO	BB	IBB	HBP	BLK	WP	HR	S	P	ERA	WHIP								
Josh Towers, R ERA: 3.81 (1, 1)	6.2	W	25	5	2	2	2	0	0	0	0	0	2	65	85	2.70	0.750								
B.J. Ryan, L ERA: 5.05 (7, 1)	0.1	H	1	0	0	0	0	0	0	0	0	0	0	5	7	0.00	0.000								
Buddy Groom, L ERA: 3.2 (8, 1)	1.0	H	3	0	0	0	0	0	0	0	0	0	0	7	11	0.00	0.000								
Willis Roberts, R ERA: 4.92 (9, 1)	1.0	S	4	1	0	0	1	0	0	0	0	0	0	11	12	0.00	1.000								

**Boston Red Sox @ Baltimore Orioles**  
 Oriole Park at Camden Yards, Baltimore, MD

Sat Aug 11 2001, 1:15 PM EDT  
 Att: 48,748 - Cloudy - 93 F

AB 33  
 R 2  
 H 6  
 RBI 2  
 BB 0  
 SO 3  
 LOB 8



Batter	1	2	3	4	5	6	7	8	9	AB	R	H	RBI	BB	SO	LOB	BOTTOM								
6 Melvin Mora, R OBP: 0.341, SLG: 0.383 (1, 6)																	4 0 0 0 0 2 5								
Larry Bigbie, L OBP: 0.348, SLG: 0.366 (1, 8)																	5 0 1 0 0 2 3								
David Segui, S OBP: 0.401, SLG: 0.458 (1, 3)																	3 1 1 1 1 2 0								
Jeff Conine, R OBP: 0.385, SLG: 0.457 (1, 7)																	2 1 0 0 2 0 1								
Brady Anderson, L OBP: 0.300, SLG: 0.295 (9, 7)																	0 0 0 0 0 0 0								
Chris Richard, L OBP: 0.344, SLG: 0.439 (1, 9)																	4 1 1 0 0 0 3								
Cal Ripken Jr., R OBP: 0.299, SLG: 0.399 (1, 5)																	3 0 3 0 1 0 0								
Tony Batista, R OBP: 0.259, SLG: 0.407 (1, 10)																	3 0 0 1 0 0 4								
Brook Fordyce, R OBP: 0.260, SLG: 0.316 (1, 2)																	3 0 1 0 1 0 3								
1 Brian Roberts, S OBP: 0.299, SLG: 0.349 (8, PR)																	0 0 0 0 0 0 0								
Fernando Lujan, R OBP: 0.302, SLG: 0.309 (9, 2)																	0 0 0 0 0 0 0								
Jerry Hairston, R OBP: 0.308, SLG: 0.363 (1, 4)																	3 1 1 0 0 1 1								
<b>Inning Stats</b>	R: 0 E: 0 K: 1 S: 8	H: 0 LOB: 0 BB: 0 P: 11	R: 1 E: 0 K: 0 S: 19	H: 2 LOB: 3 BB: 1 P: 29	R: 2 E: 1 K: 0 S: 15	H: 1 LOB: 2 BB: 3 P: 29	R: 1 E: 0 K: 1 S: 10	H: 2 LOB: 1 BB: 0 P: 17	R: 0 E: 0 K: 1 S: 11	H: 0 LOB: 0 BB: 0 P: 13	R: 0 E: 0 K: 1 S: 10	H: 1 LOB: 2 BB: 1 P: 17	R: 0 E: 0 K: 3 S: 11	H: 1 LOB: 2 BB: 0 P: 14	R: 0 E: 0 K: 0 S: 7	H: 1 LOB: 2 BB: 0 P: 11	1B: 6 2B: 2 3B: 0 HR: 0	SF: 1 SAC: 1 DP: 0 HBP: 1	WP: 0 PB: 0 SB: 3 CS: 1	PA: 38					
<b>PITCHER</b>	IP	WLS	BF	H	R	ER	SO	BB	IBB	HBP	BLK	WP	HR	S	P	ERA	WHIP								
David Cone, R ERA: 4.2 (1, 1)	4.0	L	22	5	4	2	2	4	0	1	0	0	0	8	11	4.50	2.250								
Casey Fossum, L ERA: 1.04 (5, 1)	1.0		4	1	0	0	0	0	0	0	0	0	0	8	11	0.00	1.000								
Rich Garces, R ERA: 3.06 (6, 1)	1.0		3	0	0	0	1	0	0	0	0	0	0	11	13	0.00	0.000								
Ugueth Urbina, R ERA: 3.88 (7, 1)	1.0		5	1	0	0	1	1	0	0	0	0	0	10	17	0.00	2.000								
Derek Lowe, R ERA: 3.9 (8, 1)	1.0		4	1	0	0	3	0	0	0	0	0	0	11	14	0.00	1.000								

**Boston Red Sox @ Baltimore Orioles**  
 Oriole Park at Camden Yards, Baltimore, MD

Sat Aug 11 2001, 1:15 PM EDT  
 Att: 48,748 - Cloudy - 93 F


AB 30  
 R 4  
 H 8  
 RBI 2  
 BB 5  
 SO 7  
 LOB 20






Batter	1	2	3	4	5	6	7	8	9	AB	R	H	RBI	BB	SO	LOB	TOP					
Nomar Garciaparra, R OBP: 0.370, SLG: 0.558	0-0 F9	1-2 HR		2-0 FC6-4 1-2f		1-1 F3		0-0 HR		5	2	2	1	0	0	1	<b>Boston Red Sox @ Baltimore Orioles</b> Oriole Park at Camden Yards, Baltimore, MD Sun Aug 12 2001, 1:35 PM EDT Att: 48,037 - Cloudy - 82 F					
Trot Nixon, L OBP: 0.376, SLG: 0.507	1-3 K	2-3 K		4-1 BB		0-1 F9		2-3 K		4	0	0	0	1	3	2						
Carl Everett, S OBP: 0.331, SLG: 0.468	2-1 E	0-0 L3		1-3 K		4-1 BB FC5-2		0-0 HR		4	2	2	3	1	1	2						
Manny Ramirez, R OBP: 0.413, SLG: 0.642	4-0 E 1B	0-0 G5-3		0-3 K		4-0 BB FC5-2 1-2 FC1-2		3-2 HR		3	2	1	1	2	1	2						
Dante Bichette, R OBP: 0.335, SLG: 0.486	0-1 E6 1B		2-1 P6		0-2 G6-3		4-1 FC1-2 FC5-2 1-2 BB	1-0 P4		4	1	0	0	1	0	2						
Chris Stynes, R OBP: 0.341, SLG: 0.440	1-0 E3 1B		0-0 F7		0-1 P4		0-1 FC5-2 FC1-2 1-2 2-3 3-H	3-3 K		5	1	0	0	0	1	5						
Jose Offerman, S OBP: 0.324, SLG: 0.340	1-0 HR		4-1 BB		4-2 CS BB		0-0 FC1-2 CS-4-6 1-2 2-3 3-H		2-3 K	3	1	1	2	2	1	3						
Mike Lansing, R OBP: 0.299, SLG: 0.405	1-0 HR		3-2 G5-3		3-0 CS		2-1 P4 1-2		1-0 F9	5	1	1	2	0	0	4						
Doug Mirabeli, R OBP: 0.331, SLG: 0.396	2-1 F2			2-2 FC6-4 1B		3-2 HR		4-2 1B HR BB	1-3 K	4	2	2	1	1	1	1						
<b>Inning Stats</b>	R: 6 E: 3 K: 1 S: 14	H: 3 LOB: 1 BB: 1 P: 25	R: 1 E: 0 K: 1 S: 14	H: 1 LOB: 0 BB: 0 P: 17	R: 0 E: 0 K: 0 S: 7	H: 0 LOB: 1 BB: 1 P: 16	R: 0 E: 0 K: 2 S: 11	H: 1 LOB: 2 BB: 1 P: 20	R: 0 E: 0 K: 0 S: 10	H: 0 LOB: 0 BB: 1 P: 17	R: 1 E: 0 K: 0 S: 10	H: 1 LOB: 0 BB: 0 P: 16	R: 0 E: 0 K: 0 S: 6	H: 0 LOB: 3 BB: 3 P: 19	R: 4 E: 0 K: 2 S: 14	H: 3 LOB: 0 BB: 1 P: 27	R: 0 E: 0 K: 2 S: 7	H: 0 LOB: 0 BB: 0 P: 11	1B: 3 2B: 1 3B: 0 HR: 5	SF: 0 SAC: 0 DP: 0 HBP: 0	WP: 0 PB: 0 SB: 0 CS: 1	PA: 46
<b>PITCHER</b>	IP WLS BF H R ER SO BB IBB HBP BLK WP HR S P ERA WHIP	IP WLS BF H R ER SO BB IBB HBP BLK WP HR S P ERA WHIP	IP WLS BF H R ER SO BB IBB HBP BLK WP HR S P ERA WHIP	IP WLS BF H R ER SO BB IBB HBP BLK WP HR S P ERA WHIP	IP WLS BF H R ER SO BB IBB HBP BLK WP HR S P ERA WHIP	IP WLS BF H R ER SO BB IBB HBP BLK WP HR S P ERA WHIP	IP WLS BF H R ER SO BB IBB HBP BLK WP HR S P ERA WHIP	IP WLS BF H R ER SO BB IBB HBP BLK WP HR S P ERA WHIP	IP WLS BF H R ER SO BB IBB HBP BLK WP HR S P ERA WHIP	IP WLS BF H R ER SO BB IBB HBP BLK WP HR S P ERA WHIP	IP WLS BF H R ER SO BB IBB HBP BLK WP HR S P ERA WHIP	IP WLS BF H R ER SO BB IBB HBP BLK WP HR S P ERA WHIP	IP WLS BF H R ER SO BB IBB HBP BLK WP HR S P ERA WHIP	IP WLS BF H R ER SO BB IBB HBP BLK WP HR S P ERA WHIP	IP WLS BF H R ER SO BB IBB HBP BLK WP HR S P ERA WHIP	IP WLS BF H R ER SO BB IBB HBP BLK WP HR S P ERA WHIP						
Jason Johnson, R ERA: 3.17	3.1 L	20 5	7 1	2 1	2 1	0 0	0 0	0 0	0 0	2 1	40 26	71 40	2.70 3.38	2.400 0.750								
John Bale, L ERA: 2.57	4.1 1	9 1	1 1	1 2	1 0	0 0	0 0	0 0	0 0	1 6	26 19	40 30	3.38 0.00	0.750 3.000								
36 Kris Foster, R ERA:	7.1 1	6 3	0 4	0 4	2 2	1 0	0 0	0 0	0 0	2 7	14 27	27 36.00	4.000									
Alan Mills, R ERA: 7.27	8.1 1	7 3	4 4	2 2	1 0	0 0	0 0	0 0	0 0	2 7	14 11	27 0.00	4.000									
John Waddim, R ERA: 6.11	9.1 1	3 0	0 0	0 2	0 0	0 0	0 0	0 0	0 0	7 11	11 0.00	0.000										

AB	37
R	12
H	9
RBI	10
BB	8
SO	8
LOB	22



Batter	1	2	3	4	5	6	7	8	9	AB	R	H	RBI	BB	SO	LOB	BOTTOM			
6 Melvin Mora, R OBP: 0.339, SLG: 0.381	0-0 G3-1 BB E 1B			0-0 F7		3-3 K		2-0 L7		5	1	1	0	0	2	1	<b>Boston Red Sox @ Baltimore Orioles</b> Oriole Park at Camden Yards, Baltimore, MD Sun Aug 12 2001, 1:35 PM EDT Att: 48,037 - Cloudy - 82 F			
Larry Bigbie, L OBP: 0.353, SLG: 0.341	4-2 BB SF8 BB	2-1 G1-3		4-2 2B BB		3-3 K		1-1 F7		3	1	0	0	2	1	0				
David Segui, S OBP: 0.401, SLG: 0.459	0-0 G3-1	3-3 K		2-0 2B		2-2 F8		4-1 1B E BB		4	1	1	0	1	1	2				
Jeff Conine, R OBP: 0.388, SLG: 0.461	1-0 E4 BB BB		0-1 WP 2B	1-0 G6-4-3 HBP		3-1 G5-3		1-0 E FC3-6 1B		4	3	2	0	0	0	1				
Chris Richard, L OBP: 0.345, SLG: 0.435	4-2 BB BB		4-2 S 2B	0-2 G6-4-3 1-2f		0-0 G4-3		0-0 E4 FC3-6		3	1	0	0	1	0	4				
Cal Ripken Jr., R OBP: 0.298, SLG: 0.401	1-0 SF8		2-2 1-H 3-H 2B		0-3 K2-3		0-1 G6-3	1-2 FC3-6 HR		4	1	1	4	0	1	1				
Tony Batista, R OBP: 0.262, SLG: 0.423	4-2 BB BB		4-2 K		0-2 G6-3		1-1 HR	1-2 HR		4	2	2	3	1	1	1				
Fernando Lunar, R OBP: 0.303, SLG: 0.305	4-0 BB BB		0-2 P6		2-3 K		0-0 F9	1-1 F8		2	0	0	1	1	1	1				
1 Brian Roberts, S OBP: 0.297, SLG: 0.347										1	0	0	0	0	0	0				
Brook Fordyce, R OBP: 0.260, SLG: 0.316										0	0	0	0	0	0	0				
Brady Anderson, L OBP: 0.299, SLG: 0.294	1-2 2-3 3-H									1	0	0	0	0	0	0				
Jerry Hairston, R OBP: 0.308, SLG: 0.362	1-2 G4-3		0-0 G3		0-3 K		1-2 1B			4	0	1	0	0	1	4				
<b>Inning Stats</b>	R: 3 E: 1 K: 0 S: 17	H: 1 LOB: 3 BB: 4 P: 36	R: 0 E: 0 K: 2 S: 8	H: 0 LOB: 0 BB: 0 P: 15	R: 2 E: 0 K: 1 S: 16	H: 2 LOB: 1 BB: 0 P: 24	R: 0 E: 0 K: 0 S: 7	H: 1 LOB: 2 BB: 1 P: 14	R: 0 E: 0 K: 3 S: 10	H: 0 LOB: 0 BB: 0 P: 16	R: 0 E: 0 K: 0 S: 7	H: 0 LOB: 0 BB: 0 P: 12	R: 1 E: 0 K: 0 S: 10	H: 2 LOB: 1 BB: 0 P: 14	R: 4 E: 1 K: 0 S: 14	H: 2 LOB: 0 BB: 1 P: 23	1B: 3 2B: 3 3B: 0 HR: 2	SF: 1 SAC: 0 DP: 1 HBP: 2	WP: 1 PB: 0 SB: 1 CS: 0	PA: 44
<b>PITCHER</b>	IP WLS BF H R ER SO BB IBB HBP BLK WP HR S P ERA WHIP	IP WLS BF H R ER SO BB IBB HBP BLK WP HR S P ERA WHIP	IP WLS BF H R ER SO BB IBB HBP BLK WP HR S P ERA WHIP	IP WLS BF H R ER SO BB IBB HBP BLK WP HR S P ERA WHIP	IP WLS BF H R ER SO BB IBB HBP BLK WP HR S P ERA WHIP	IP WLS BF H R ER SO BB IBB HBP BLK WP HR S P ERA WHIP	IP WLS BF H R ER SO BB IBB HBP BLK WP HR S P ERA WHIP	IP WLS BF H R ER SO BB IBB HBP BLK WP HR S P ERA WHIP	IP WLS BF H R ER SO BB IBB HBP BLK WP HR S P ERA WHIP	IP WLS BF H R ER SO BB IBB HBP BLK WP HR S P ERA WHIP	IP WLS BF H R ER SO BB IBB HBP BLK WP HR S P ERA WHIP	IP WLS BF H R ER SO BB IBB HBP BLK WP HR S P ERA WHIP	IP WLS BF H R ER SO BB IBB HBP BLK WP HR S P ERA WHIP	IP WLS BF H R ER SO BB IBB HBP BLK WP HR S P ERA WHIP	IP WLS BF H R ER SO BB IBB HBP BLK WP HR S P ERA WHIP					
Rolando Arrojo, R ERA: 3.29	2.0 W	15 17	5 1	2 0	2 6	1 1	0 0	0 0	0 0	0 42	64 64	9.00 0.00	3.500 0.400							
49 Tim Wakefield, R ERA: 3.32	3.1 1	17 4	0 0	0 6	1 1	0 0	0 0	0 0	0 2	42 22	64 34	9.00 5.40	3.500 3.000							
Rod Beck, R ERA: 3.43	8.1 1	11 4	5 1	0 0	1 0	0 0	0 0	0 0	0 2	22 3	34 3	5.40 0.00	3.000 0.000							
Derek Lowe, R ERA: 3.88	9.1 0	1 1	0 0	0 0	0 0	0 0	0 0	0 0	0 2	3 3	3 3	0.00 0.000								

AB	35
R	10
H	8
RBI	8
BB	6
SO	8
LOB	15









Batter	1	2	3	4	5	6	7	8	9	AB	R	H	RBI	BB	SO	LOB	TOP					
<b>Carlos Febles, R</b> OBP: 0.289, SLG: 0.305 (1, 4)	G4-3 BB		G4-3		G4-3		F9			3	0	0	0	1	0	2						
<b>Brent Mayne, L</b> OBP: 0.394, SLG: 0.380 (1, 2)	G6-3		G6-3 FC6-4 BB		G6-3		G5-3			3	0	0	0	1	0	2						
<b>Carlos Beltrán, S</b> OBP: 0.332, SLG: 0.449 (1, 8)	G4-3		FC6-4 HR		F7		F8			4	1	0	1	0	0	2						
<b>Joe Randa, R</b> OBP: 0.305, SLG: 0.367 (1, 5)	G6-3		HR		F7		G4-3			4	1	1	2	0	0	1						
<b>Raul Ibanez, L</b> OBP: 0.390, SLG: 0.488 <b>Dave McCarty, R</b> OBP: 0.316, SLG: 0.373 (8, PH) (8, 3)		F8	F7		BLK 1B		G4-3			3	1	1	0	0	0	0						
<b>Luis Alica, S</b> OBP: 0.327, SLG: 0.351 (1, 10)	K		K		S 1B		G6-3			4	0	1	1	0	2	0						
<b>Dee Brown, L</b> OBP: 0.312, SLG: 0.379 (1, 7)		G6-3 BB	G6-3		F7		G4-3			3	0	0	0	1	0	1						
<b>Mark Quinn, R</b> OBP: 0.294, SLG: 0.463 (1, 9)		F7	G4-3		S 1B		G3-1			4	0	1	0	0	0	1						
<b>Donnie Sadler, R</b> OBP: 0.256, SLG: 0.238 (1, 6)			G4-3 FC6-4 2B		G3		B5			3	1	1	0	0	0	1						
<b>Inning Stats</b>	R: 0 E: 0 K: 0 S: 15	H: 0 LOB: 1 BB: 1 P: 26	R: 0 E: 0 K: 1 S: 9	H: 0 LOB: 1 BB: 1 P: 13	R: 3 E: 0 K: 0 S: 17	H: 2 LOB: 0 BB: 1 P: 26	R: 0 E: 0 K: 1 S: 8	H: 0 LOB: 0 BB: 0 P: 10	R: 0 E: 0 K: 0 S: 6	H: 0 LOB: 0 BB: 0 P: 9	R: 1 E: 0 K: 0 S: 13	H: 2 LOB: 1 BB: 0 P: 22	R: 0 E: 0 K: 0 S: 7	H: 1 LOB: 1 BB: 0 P: 8	R: 0 E: 0 K: 0 S: 5	H: 0 LOB: 0 BB: 0 P: 7	R: 0 E: 0 K: 0 S: 4	H: 0 LOB: 0 BB: 0 P: 4	1B: 3 2B: 1 3B: 0 HR: 1	SF: 0 SAC: 0 DP: 0 HBP: 0	WP: 0 PB: 0 SB: 3 CS: 0	PA: 35
<b>PITCHER</b>	IP	WLS	BF	H	R	ER	SO	BB	IBB	HBP	BLK	WP	HR	S	P	ERA	WHIP					
<b>Jose Mercedes, R</b> ERA: 5.79 (1, 1)	6.0	W	25	4	4	4	2	3	0	0	1	0	1	68	106	6.00	1.167					
<b>John Wasdin, R</b> ERA: 5.99 (7, 1)	1.0	H	4	1	0	0	0	0	0	0	0	0	0	7	8	0.00	1.000					
<b>Buddy Groom, L</b> ERA: 3.06 (8, 1)	1.0	H	3	0	0	0	0	0	0	0	0	0	0	5	7	0.00	0.000					
<b>Willis Roberts, R</b> ERA: 4.83 (9, 1)	1.0	S	3	0	0	0	0	0	0	0	0	0	0	4	4	0.00	0.000					

**Kansas City Royals @ Baltimore Orioles**  
Oriole Park at Camden Yards, Baltimore, MD  
Wed Aug 15 2001, 7:05 PM EDT  
Att: 38,545 - Sunny - 86 F

AB 32  
R 4  
H 5  
RBI 4  
BB 3  
SO 2  
LOB 10



Batter	1	2	3	4	5	6	7	8	9	AB	R	H	RBI	BB	SO	LOB	BOTTOM					
<b>Brady Anderson, L</b> OBP: 0.303, SLG: 0.299 (1, 7)	G3 HR 6 HBP 1B	G6-3			G3		G6-3			4	1	1	0	0	0	1						
<b>6 Melvin Mora, R</b> OBP: 0.339, SLG: 0.376 (1, 6)	G3 HR HBP	F8			G5-3		E6			3	1	0	0	0	0	1						
<b>Chris Richard, L</b> OBP: 0.345, SLG: 0.444 (1, 9)	G3		HR		F8		K			4	1	1	1	0	1	3						
<b>Jeff Conine, R</b> OBP: 0.388, SLG: 0.467 (1, 3)	HR		K		G5-3		G4-3			4	1	1	3	0	1	0						
<b>Cal Ripken Jr., R</b> OBP: 0.305, SLG: 0.421 (1, 5)	G6-3		F8		HR		BB			3	1	1	1	1	0	0						
<b>Tony Batista, R</b> OBP: 0.282, SLG: 0.418 (1, 10)	FC6-4 BB		P6		K		L4			3	0	0	0	1	1	1						
<b>Larry Bigbie, L</b> OBP: 0.339, SLG: 0.327 (1, 8)	FC6-4		K		1B		F8			4	0	1	0	0	1	2						
<b>Brook Fordyce, R</b> OBP: 0.262, SLG: 0.316 <b>Fernando Lumar, R</b> OBP: 0.303, SLG: 0.305 (9, 2)		F7		G1-6-3 1B	P6					3	0	1	0	0	0	1						
<b>Jerry Hairston, R</b> OBP: 0.307, SLG: 0.361 (1, 4)	G6-3 2B		G1-6-3		G6-3					3	0	1	0	0	0	1						
<b>Inning Stats</b>	R: 3 E: 0 K: 0 S: 13	H: 2 LOB: 1 BB: 1 P: 27	R: 0 E: 0 K: 0 S: 8	H: 1 LOB: 0 BB: 0 P: 13	R: 1 E: 0 K: 1 S: 10	H: 1 LOB: 0 BB: 0 P: 16	R: 0 E: 0 K: 1 S: 8	H: 1 LOB: 0 BB: 0 P: 10	R: 0 E: 0 K: 0 S: 4	H: 0 LOB: 0 BB: 0 P: 4	R: 1 E: 0 K: 1 S: 9	H: 2 LOB: 1 BB: 0 P: 12	R: 0 E: 1 K: 1 S: 9	H: 0 LOB: 1 BB: 0 P: 13	R: 0 E: 0 K: 0 S: 7	H: 0 LOB: 1 BB: 1 P: 11	1B: 3 2B: 1 3B: 0 HR: 3	SF: 0 SAC: 0 DP: 1 HBP: 1	WP: 0 PB: 0 SB: 0 CS: 0	PA: 34		
<b>PITCHER</b>	IP	WLS	BF	H	R	ER	SO	BB	IBB	HBP	BLK	WP	HR	S	P	ERA	WHIP					
<b>51 Kris Wilson, R</b> ERA: 4.39 (1, 1)	6.2	L	29	7	5	5	3	1	0	1	0	0	0	3	3	0.00	0.000					
<b>Scott Mullen, L</b> ERA: (7, 1)	0.1		1	0	0	0	1	0	0	0	0	0	0	3	3	0.00	0.000					
<b>Cory Bailey, R</b> ERA: 3.59 (8, 1)	1.0		4	0	0	0	0	1	0	0	0	0	0	7	11	0.00	1.000					

**Kansas City Royals @ Baltimore Orioles**  
Oriole Park at Camden Yards, Baltimore, MD  
Wed Aug 15 2001, 7:05 PM EDT  
Att: 38,545 - Sunny - 86 F

AB 31  
R 5  
H 7  
RBI 5  
BB 2  
SO 4  
LOB 10





Batter	1	2	3	4	5	6	7	8	9	AB	R	H	RBI	BB	SO	LOB	TOP					
<b>Carlos Febles, R</b> OBP: 0.286, SLG: 0.301 (1, 4)											5	1	1	1	0	1	4					
<b>Neft Perez, S</b> OBP: 0.309, SLG: 0.413 (1, 6)											4	0	1	0	0	0	2					
<b>Carlos Beltrán, S</b> OBP: 0.335, SLG: 0.456 (1, 8)											4	2	2	2	1	0	1					
<b>Joe Randa, R</b> OBP: 0.304, SLG: 0.364 <b>Dave McCarty, R</b> OBP: 0.316, SLG: 0.373 (8, 3)											4	1	0	0	1	0	3					
<b>Raul Ibanez, L</b> OBP: 0.385, SLG: 0.497 (8, 9)											5	1	1	3	0	2	0					
<b>Luis Alica, S</b> OBP: 0.326, SLG: 0.349 (1, 10)											5	0	1	0	0	1	1					
<b>Gregg Zaun, S</b> OBP: 0.308, SLG: 0.447 (1, 2)											4	1	2	1	1	0	0					
<b>Dee Brown, L</b> OBP: 0.315, SLG: 0.381 (1, 7)											4	1	2	0	0	1	1					
<b>Donnie Sadler, R</b> OBP: 0.262, SLG: 0.240 (8, 5)											3	2	1	0	1	1	3					
<b>Inning Stats</b>	R: 0 E: 0 K: 1 S: 14	H: 2 LOB: 1 BB: 0 P: 20	R: 0 E: 1 K: 0 S: 10	H: 1 LOB: 3 BB: 1 P: 15	R: 0 E: 0 K: 0 S: 8	H: 0 LOB: 0 BB: 0 P: 12	R: 0 E: 0 K: 1 S: 9	H: 2 LOB: 1 BB: 0 P: 15	R: 0 E: 0 K: 1 S: 8	H: 0 LOB: 0 BB: 2 P: 10	R: 3 E: 0 K: 2 S: 12	H: 1 LOB: 0 BB: 2 P: 25	R: 3 E: 0 K: 0 S: 8	H: 2 LOB: 0 BB: 0 P: 11	R: 3 E: 1 K: 0 S: 15	H: 3 LOB: 2 BB: 1 P: 29	R: 0 E: 0 K: 1 S: 7	H: 0 LOB: 0 BB: 0 P: 14	1B: 8 2B: 0 3B: 0 HR: 3	SF: 0 SAC: 1 DP: 0 HBP: 0	WP: 0 PB: 0 SB: 1 CS: 0	PA: 43
<b>PITCHER</b>	IP	WLS	BF	H	R	ER	SO	BB	IBB	HBP	BLK	WP	HR	S	P	ERA	WHIP					
<b>Sidney Ponson, R</b> ERA: 4.63 <b>36 Kris Foster, R</b> ERA: 3.5 <b>John Bale, L</b> ERA: 2.25	(1, 1) (8, 1) (9, 1)	7.0 1.0 1.0	L 8 3	32 3 0	8 3 0	6 2 0	5 0 1	3 1 0	0 0 0	0 0 0	0 0 0	0 0 0	2 1 0	69 15 7	108 29 14	7.71 18.00 0.00	1.571 4.000 0.000					

**Kansas City Royals @ Baltimore Orioles**  
**Oriole Park at Camden Yards, Baltimore, MD**  
 Thu Aug 16 2001, 12:35 PM EDT  
 Att: 40,788 - Sunny - 88 F

**AB 38**  
**R 9**  
**H 11**  
**RBI 7**  
**BB 4**  
**SO 6**  
**LOB 15**

Batter	1	2	3	4	5	6	7	8	9	AB	R	H	RBI	BB	SO	LOB	BOTTOM					
<b>Brady Anderson, L</b> OBP: 0.304, SLG: 0.300 (1, 7)											5	0	2	0	0	1	3					
<b>6 Melvin Mora, R</b> OBP: 0.336, SLG: 0.373 <b>1 Brian Roberts, S</b> OBP: 0.294, SLG: 0.344 (8, PH) (9, 6)											3	0	0	0	0	1	3					
<b>Chris Richard, L</b> OBP: 0.346, SLG: 0.445 (1, 9)											4	1	1	0	1	0	2					
<b>Jeff Conine, R</b> OBP: 0.387, SLG: 0.466 <b>Mike Kinkade, R</b> OBP: 0.346, SLG: 0.390 (8, PH) (9, 3)											3	0	1	0	0	0	1					
<b>Cal Ripken Jr., R</b> OBP: 0.310, SLG: 0.425 (1, 10)											4	0	3	1	0	0	0					
<b>Tony Batista, R</b> OBP: 0.282, SLG: 0.416 (1, 5)											4	0	1	1	0	0	4					
<b>Larry Bigbie, L</b> OBP: 0.333, SLG: 0.321 (1, 8)											4	0	1	0	0	0	5					
<b>Fernando Lunar, R</b> OBP: 0.295, SLG: 0.297 (1, 2)											4	0	0	0	0	2	3					
<b>Jerry Hairston, R</b> OBP: 0.313, SLG: 0.366 (1, 4)											3	0	3	0	1	0	0					
<b>Inning Stats</b>	R: 0 E: 0 K: 0 S: 4	H: 0 LOB: 0 BB: 0 P: 6	R: 0 E: 0 K: 0 S: 12	H: 2 LOB: 1 BB: 0 P: 19	R: 0 E: 0 K: 2 S: 14	H: 1 LOB: 1 BB: 0 P: 17	R: 0 E: 0 K: 0 S: 11	H: 2 LOB: 2 BB: 0 P: 16	R: 0 E: 0 K: 1 S: 13	H: 1 LOB: 1 BB: 1 P: 20	R: 0 E: 0 K: 0 S: 5	H: 0 LOB: 0 BB: 0 P: 7	R: 0 E: 0 K: 1 S: 13	H: 2 LOB: 2 BB: 0 P: 15	R: 2 E: 0 K: 0 S: 12	H: 2 LOB: 2 BB: 2 P: 28	R: 0 E: 0 K: 0 S: 10	H: 2 LOB: 2 BB: 0 P: 12	1B: 11 2B: 1 3B: 0 HR: 0	SF: 0 SAC: 0 DP: 1 HBP: 0	WP: 0 PB: 0 SB: 1 CS: 2	PA: 40
<b>PITCHER</b>	IP	WLS	BF	H	R	ER	SO	BB	IBB	HBP	BLK	WP	HR	S	P	ERA	WHIP					
<b>Paul Byrd, R</b> ERA: 3.52 <b>Jason Grimsley, R</b> ERA: 3.22 <b>Scott Mullen, L</b> ERA: <b>Roberto Hernandez, R</b> ERA: 4.11	(1, 1) (8, 1) (8, 1) (9, 1)	7.0 0.1 0.2 1.0	W 5 2 5	28 2 0 2	0 2 0 2	0 2 0 0	0 0 0 0	4 0 0 0	0 0 0 0	0 0 0 0	0 0 0 0	0 0 0 0	0 0 0 0	10 2 4 10	24 4 12	54.00 0.00 0.00 0.00	12.000 1.286 0.000 2.000					

**Kansas City Royals @ Baltimore Orioles**  
**Oriole Park at Camden Yards, Baltimore, MD**  
 Thu Aug 16 2001, 12:35 PM EDT  
 Att: 40,788 - Sunny - 88 F

**AB 37**  
**R 2**  
**H 12**  
**RBI 2**  
**BB 3**  
**SO 4**  
**LOB 25**







Batter	1	2	3	4	5	6	7	8	9	AB	R	H	RBI	BB	SO	LOB	TOP										
Brady Anderson, L (1, 9) OBP: 0.306, SLG: 0.299	F9		BB				G1-3			2	0	0	0	2	0	1	<b>Baltimore Orioles @ Boston Red Sox</b> Fenway Park, Boston, MA Sat Aug 18 2001, 5:05 PM EDT Att: 31,199 - Cloudy - 84 F										
1 Brian Roberts, S (1, 6) OBP: 0.286, SLG: 0.333	G6-3		K2-3			BB	F8		K	4	0	0	0	0	2	5											
6 Melvin Mora, R (1, 8) OBP: 0.336, SLG: 0.372	F9			G6-3			K		K	4	0	1	0	0	2	0											
Jeff Conine, R (1, 3) OBP: 0.384, SLG: 0.460		L8		G6-3		L3			K	4	0	0	0	0	1	1											
Cal Ripken Jr., R (1, 10) OBP: 0.305, SLG: 0.418		K		F2		G4-3			F3	4	0	0	0	0	1	0											
Tony Batista, R (1, 5) OBP: 0.281, SLG: 0.411	F8				G5-3		BB		K	3	1	0	0	1	1	0											
Mike Kinkade, R (1, 7) OBP: 0.352, SLG: 0.392			F9						G6-3	2	0	1	0	0	0	0											
Chris Richard, L (9, PH) OBP: 0.348, SLG: 0.446					1B		FC6-4			1	0	0	0	0	0	0											
Brook Fordyce, R (1, 2) OBP: 0.277, SLG: 0.351			F9				FC6-4			3	0	2	1	0	0	1											
Jerry Hairston, R (1, 4) OBP: 0.312, SLG: 0.364			F9		P4		FC6-4			3	0	0	0	0	0	4											
<b>Inning Stats</b>	R: 0 E: 0 K: 0 S: 5	H: 0 LOB: 0 BB: 0 P: 10	R: 0 E: 0 K: 1 S: 11	H: 0 LOB: 0 BB: 0 P: 16	R: 0 E: 0 K: 1 S: 14	H: 1 LOB: 2 BB: 1 P: 22	R: 0 E: 0 K: 0 S: 8	H: 1 LOB: 0 BB: 0 P: 10	R: 0 E: 0 K: 0 S: 15	H: 1 LOB: 3 BB: 1 P: 30	R: 0 E: 0 K: 0 S: 8	H: 0 LOB: 0 BB: 0 P: 9	R: 1 E: 0 K: 0 S: 19	H: 1 LOB: 1 BB: 0 P: 27	R: 0 E: 0 K: 3 S: 10	H: 0 LOB: 0 BB: 0 P: 15	R: 0 E: 0 K: 1 S: 8	H: 0 LOB: 0 BB: 0 P: 12	1B: 3 2B: 1 3B: 0 HR: 0	SF: 0 SAC: 0 DP: 1 HBP: 1	WP: 0 PB: 0 SB: 0 CS: 0	PA: 34					
<b>PITCHER</b>	IP	WLS	BF	H	R	ER	SO	BB	IBB	HBP	BLK	WP	HR	S	P	ERA	WHIP										
Casey Fossum, L (1, 1) ERA: 0.63	4.2		19	3	0	0	2	2	0	0	0	0	0	50	83	0.00	1.071										
Rich Garces, R (5, 1) ERA: 2.77	1.1	W	4	0	0	0	1	0	0	0	0	0	0	11	14	0.00	0.000										
Derek Lowe, R (7, 1) ERA: 4.03	2.0		8	1	1	1	3	1	0	0	0	0	0	29	42	4.50	1.000										
Ugueth Urbina, R (9, 1) ERA: 3.83	1.0		3	0	0	0	1	0	0	0	0	0	0	8	12	0.00	0.000										

Batter	1	2	3	4	5	6	7	8	9	AB	R	H	RBI	BB	SO	LOB	BOTTOM										
Jose Offerman, S (1, 3) OBP: 0.325, SLG: 0.349	G6-3						P6			3	0	0	0	0	1	2	<b>Baltimore Orioles @ Boston Red Sox</b> Fenway Park, Boston, MA Sat Aug 18 2001, 5:05 PM EDT Att: 31,199 - Cloudy - 84 F										
Nomar Garciaparra, R (1, 6) OBP: 0.349, SLG: 0.599	K		G6-3		P4		G4-6-3			4	0	1	0	0	1	1											
Trot Nixon, L (1, 8) OBP: 0.378, SLG: 0.509			K			BB	G4-6-3			3	1	1	0	1	1	1											
Manny Ramirez, R (1, 7) OBP: 0.409, SLG: 0.625	F9		G6-3			FC5-4			G6-3	4	0	1	0	0	0	1											
Dante Bichette, R (1, 10) OBP: 0.329, SLG: 0.484		HBP		G6-3		FC5-4			K	4	2	1	1	0	1	1											
Troy O'Leary, L (1, 9) OBP: 0.300, SLG: 0.452		F8		G1-3		HR				4	1	2	0	0	0	1											
Shea Hillenbrand, R (1, 5) OBP: 0.289, SLG: 0.401		1B		K		G5-3			K	3	0	0	0	0	2	3											
Mike Lansing, R (1, 4) OBP: 0.304, SLG: 0.416		S			F7		HR			3	1	2	4	0	0	0											
Doug Mirabeli, R (1, 2) OBP: 0.336, SLG: 0.408							G6-3			2	0	0	0	1	1	2											
<b>Inning Stats</b>	R: 0 E: 0 K: 1 S: 12	H: 1 LOB: 1 BB: 0 P: 16	R: 1 E: 0 K: 2 S: 16	H: 2 LOB: 2 BB: 0 P: 24	R: 0 E: 0 K: 1 S: 10	H: 0 LOB: 0 BB: 0 P: 16	R: 0 E: 0 K: 1 S: 10	H: 0 LOB: 0 BB: 0 P: 14	R: 0 E: 0 K: 0 S: 8	H: 0 LOB: 1 BB: 1 P: 14	R: 4 E: 0 K: 0 S: 19	H: 3 LOB: 0 BB: 1 P: 29	R: 0 E: 0 K: 0 S: 8	H: 1 LOB: 0 BB: 0 P: 13	R: 0 E: 0 K: 2 S: 12	H: 1 LOB: 1 BB: 0 P: 17		1B: 5 2B: 0 3B: 2 HR: 1	SF: 0 SAC: 1 DP: 1 HBP: 1	WP: 0 PB: 0 SB: 2 CS: 0	PA: 34						
<b>PITCHER</b>	IP	WLS	BF	H	R	ER	SO	BB	IBB	HBP	BLK	WP	HR	S	P	ERA	WHIP										
Jason Johnson, R (1, 1) ERA: 3.34	6.0	L	27	6	5	5	5	2	0	1	0	0	0	75	113	7.50	1.333										
Jorge Julio, R (7, 1) ERA: 8.44	2.0		7	2	0	0	2	0	0	0	0	0	0	20	30	0.00	1.000										





Batter	1	2	3	4	5	6	7	8	9	AB	R	H	RBI	BB	SO	LOB	TOP					
6 Melvin Mora, R OBP: 0.334, SLG: 0.368	1-3 K	2-2 F3		2-2 F7		2-1 1B HBP	0-0 F7		0-2 FC5-4	5	2	0	0	0	1	5						
1 Brian Roberts, S OBP: 0.292, SLG: 0.348	1-0 L6		1-1 F S 1B		0-2 G3	2-1 1B 2B	1-2 G6-3		1-2 1B 2B	6	3	3	0	0	0	0						
David Segui, S OBP: 0.409, SLG: 0.471	0-3 K		0-1 E4 1B		1-1 1B 2B	0-2 1B 1B	1-0		4-0 1B G4-3	5	3	3	3	1	1	1						
Brady Anderson, L OBP: 0.306, SLG: 0.299			1-3		1-1 1B 2B	2-H 2B 1B			1-0 G4-3	0	1	0	0	0	0	0						
Jeff Conine, R OBP: 0.390, SLG: 0.466		1-1 S 1B	0-2 G5-4-3		0-0 2B 1B	0-0 1B 1B	2-2 G5-3		1-0 G4-3	6	3	5	3	0	0	0						
Chris Richard, L OBP: 0.348, SLG: 0.447		3-3 K	1-3 K		1-0 2B 2B	3-2 S 1B			2-3 K	6	1	2	3	0	3	4						
Cal Ripken Jr., R OBP: 0.309, SLG: 0.418		3-2 HBP 1B	2-2 G5-4-3		1-2 L5	1-0 FC5-2 BB			2-0 G5-3	5	0	2	2	1	0	4						
Tony Batista, R OBP: 0.412	0-3 K			3-1 F9	3-0 2B	1-2 FC5-2 BB			4-1 FC5-4 BB	4	0	1	2	2	1	4						
Fernando Lumar, R OBP: 0.298, SLG: 0.300	1-1 HBP 1B			1-2 FC5-4	1-0 G6-3	1-1 FC5-2			1-0 FC5-4	5	0	2	0	0	0	5						
Jerry Hairston, R OBP: 0.313, SLG: 0.363	2-1 HBP			1-2 FC5-4		1-2 K			0-0 FC5-4	4	0	1	0	0	1	4						
<b>Inning Stats</b>	R: 0 E: 0 K: 2 S: 8	H: 0 LOB: 0 BB: 0 P: 10	R: 1 E: 0 K: 2 S: 18	H: 3 LOB: 3 BB: 0 P: 30	R: 1 E: 1 K: 1 S: 15	H: 2 LOB: 1 BB: 0 P: 19	R: 0 E: 0 K: 0 S: 13	H: 1 LOB: 1 BB: 0 P: 19	R: 3 E: 0 K: 0 S: 13	H: 4 LOB: 1 BB: 0 P: 20	R: 4 E: 0 K: 1 S: 27	H: 5 LOB: 3 BB: 1 P: 42	R: 1 E: 0 K: 0 S: 10	H: 1 LOB: 0 BB: 0 P: 14	R: 0 E: 0 K: 1 S: 8	H: 0 LOB: 1 BB: 1 P: 17	R: 3 E: 0 K: 0 S: 18	H: 3 LOB: 3 BB: 2 P: 33	1B: 14 2B: 4 3B: 0 HR: 1	SF: 0 SAC: 0 DP: 1 HBP: 2	WP: 0 PB: 0 SB: 5 CS: 0	PA: 52
<b>PITCHER</b>	IP WLS BF H R ER SO BB IBB HBP BLK WP HR S P ERA WHIP																					
Hideo Nomo, R ERA: 4.24	(1, 1) 5.0 26 10 5 5 5 0 0 0 1 0 0 0 0 67 98 9.00 2.000																					
Hipolito Pichardo, R ERA: 4.93	(6, 1) 0.1 L 5 3 4 4 1 0 0 0 1 0 0 0 0 10 14 108.00 9.000																					
Rich Garcés, R ERA: 2.73	(6, 1) 0.2 5 2 0 0 0 1 0 0 0 0 0 0 0 17 28 0.00 4.500																					
Sun-Woo Kim, R ERA: 5.89	(7, 1) 2.1 13 4 4 4 1 1 1 0 0 0 0 1 26 45 15.43 2.143																					
Bill Puleipher, L ERA: 4.22	(9, 1) 0.2 3 0 0 0 0 1 0 0 0 0 0 0 0 10 19 0.00 1.500																					

**Baltimore Orioles @ Boston Red Sox**  
Fenway Park, Boston, MA  
Sun Aug 19 2001, 1:05 PM EDT  
Att: 33,145 - Sunny - 83 F

AB 46  
R 13  
H 19  
RBI 13  
BB 4  
SO 7  
LOB 27



Batter	1	2	3	4	5	6	7	8	9	AB	R	H	RBI	BB	SO	LOB	BOTTOM			
Jose Offerman, S OBP: 0.323, SLG: 0.347	1-1 1B	1-0 F8	1-1 G3			0-0 G3-1		1-3 K		5	0	1	0	0	1	4				
Nomar Garciaparra, R OBP: 0.338, SLG: 0.504	0-1 F9	4-0 BB HR BB		2-2 F2		0-0 F8		0-1 E1		4	1	0	0	1	0	1				
Trot Nixon, L OBP: 0.378, SLG: 0.506	2-3 K	4-2 HR BB		3-2 FC5-4		3-2 F8		1-3 K		4	1	1	1	1	2	2				
Manny Ramirez, R OBP: 0.412, SLG: 0.633	2-2	1-1		0-3 K		0-0 2B SF7			2-2 DI 1B	4	1	3	4	0	1	1				
Darren Lewis, R OBP: 0.294, SLG: 0.360	1-2 1B	1-H 2-H 3-H		1-2 HR					2-2 F7	1	1	1	0	0	0	0				
Dante Bichette, R OBP: 0.327, SLG: 0.483	1-3 K	1-1 F9		0-2 FC5-4		1-3 2B			2-2 F7	5	0	1	0	0	1	4				
Troy O'Leary, L OBP: 0.302, SLG: 0.460		2-1 1B 3B	0-1 CS		1-3 K		2-1 SF7		2-2 G5-3	4	1	2	1	0	1	1				
Mike Lansing, R OBP: 0.306, SLG: 0.413		2-2 S BB	2-2 G4-3		2-3 K		3-H 4-2		3-3 K	4	1	1	1	1	2	2				
Scott Hatteberg, L OBP: 0.335, SLG: 0.373		4-1 BB S	2-2 BB		3-2		1-0 G6-4-3		1-2 K	2	1	1	0	1	0	2				
Shea Hillenbrand, R OBP: 0.286, SLG: 0.398		0-3 K	4-1 BB		0-1 G1-3				2-3 K	3	0	0	0	1	2	3				
<b>Inning Stats</b>	R: 6 E: 0 K: 1 S: 13	H: 3 LOB: 3 BB: 3 P: 39	R: 0 E: 0 K: 0 S: 12	H: 2 LOB: 1 BB: 1 P: 21	R: 0 E: 0 K: 1 S: 13	H: 1 LOB: 1 BB: 0 P: 18	R: 0 E: 0 K: 2 S: 12	H: 0 LOB: 1 BB: 0 P: 18	R: 0 E: 0 K: 0 S: 5	H: 0 LOB: 0 BB: 0 P: 8	R: 1 E: 0 K: 0 S: 7	H: 2 LOB: 2 BB: 1 P: 14	R: 0 E: 1 K: 3 S: 13	H: 0 LOB: 1 BB: 0 P: 17	R: 0 E: 0 K: 1 S: 14	H: 1 LOB: 1 BB: 0 P: 23	1B: 8 2B: 1 3B: 1 HR: 1	SF: 1 SAC: 0 DP: 1 HBP: 1	WP: 0 PB: 0 SB: 2 CS: 1	PA: 43
<b>PITCHER</b>	IP WLS BF H R ER SO BB IBB HBP BLK WP HR S P ERA WHIP																			
Calvin Maduro, R ERA: 3.83	(1, 1) 3.0 19 7 6 6 3 4 0 0 1 0 0 0 0 32 46 3.00 1.000																			
John Wasdin, R ERA: 5.8	(4, 1) 3.0 W 13 3 1 1 3 0 0 0 1 0 0 0 0 45 79 18.00 3.667																			
John Bale, L ERA: 1.86	(7, 1) 1.0 H 3 0 0 0 0 1 0 0 0 0 0 0 0 5 12 0.00 1.000																			
Buddy Groom, L ERA: 2.94	(8, 1) 1.0 H 4 0 0 0 3 0 0 0 0 0 0 0 0 13 17 0.00 0.000																			
Willis Roberts, R ERA: 4.79	(9, 1) 1.0 4 1 0 0 1 0 0 0 0 0 0 0 0 14 23 0.00 1.000																			

**Baltimore Orioles @ Boston Red Sox**  
Fenway Park, Boston, MA  
Sun Aug 19 2001, 1:05 PM EDT  
Att: 33,145 - Sunny - 83 F

AB 36  
R 7  
H 11  
RBI 7  
BB 5  
SO 10  
LOB 20





Batter	1	2	3	4	5	6	7	8	9	AB	R	H	RBI	BB	SO	LOB	TOP								
6 Melvin Mora, R OBP: 0.333, SLG: 0.365	0-1 S 1B		2-2 F8	0-3 K			1-1 E6 BB	0-0 F9		5	0	1	0	0	1	3									
Larry Bigbie, L OBP: 0.353, SLG: 0.383	3-2 F7		3-2 2B 1B		0-0 HR		4-2 E2 BB	1-0 G4-3		4	2	2	1	1	0	1									
David Segui, S OBP: 0.306, SLG: 0.470	0-0 F8		0-0 1-H 2B		3-3 K		3-3 K	0-0 F5		5	0	1	1	0	2	3									
Jeff Conine, R OBP: 0.392, SLG: 0.465	4-2 FC6-4 BB		1-2 F7		0-0 WP 1B		4-0 G4-6-3 BB	2-0 G6-3		3	0	1	0	2	0	1									
Chris Richard, L OBP: 0.347, SLG: 0.443	2-0 FC6-4 1-2			4-0 G5-3 HR BB	0-2 F7		1-0 G4-6-3 1-2			3	1	0	0	1	0	6									
Cal Ripken Jr., R OBP: 0.308, SLG: 0.416		1-3 K		3-2 G5-3	1-2 G1-3			1-0 E 1B		4	0	1	0	0	1	2									
Tony Batista, R OBP: 0.284, SLG: 0.417	0-2 F2		2-1 HR		1-2 G5-3		3-2 F7			4	1	1	2	0	0	1									
Brook Fordyce, R OBP: 0.273, SLG: 0.346	2-0 G6-3		2-1 F8		1-3 K		1-2 E4			4	0	0	0	0	1	1									
Jerry Hairston, R OBP: 0.313, SLG: 0.362			0-3 K	0-1 1B		2-3 K	0-1 L6			4	0	1	0	0	2	2									
<b>Inning Stats</b>	R: 0 E: 0 K: 0 S: 9	H: 1 LOB: 2 BB: 1 P: 18	R: 0 E: 0 K: 1 S: 7	H: 0 LOB: 0 BB: 0 P: 10	R: 1 E: 0 K: 1 S: 21	H: 2 LOB: 1 BB: 0 P: 27	R: 2 E: 0 K: 1 S: 12	H: 2 LOB: 1 BB: 1 P: 23	R: 1 E: 0 K: 1 S: 15	H: 2 LOB: 1 BB: 0 P: 19	R: 0 E: 0 K: 2 S: 9	H: 0 LOB: 0 BB: 0 P: 13	R: 0 E: 2 K: 1 S: 9	H: 0 LOB: 2 BB: 2 P: 22	R: 0 E: 0 K: 0 S: 10	H: 1 LOB: 2 BB: 0 P: 15	R: 0 E: 0 K: 0 S: 3	H: 0 LOB: 0 BB: 0 P: 6	1B: 5 2B: 1 3B: 0 HR: 2	SF: 0 SAC: 0 DP: 1 HBP: 0	WP: 1 PB: 0 SB: 2 CS: 0	PA: 40			
<b>PITCHER</b>	IP	WLS	BF	H	R	ER	SO	BB	IBB	HBP	BLK	WP	HR	S	P	ERA	WHIP								
Paul Wilson, R ERA: 6.12	5.0		24	7	4	4	4	2	0	0	0	1	2	64	97	7.20	1.800								
Travis Phelps, R ERA: 3.4	1.1	W	7	0	0	0	3	2	0	0	0	0	0	17	33	0.00	1.500								
Doug Creek, L ERA: 4.08	0.2	H	1	0	0	0	0	0	0	0	0	0	0	1	2	0.00	0.000								
Victor Zambrano, R ERA: 3.56	2.0		8	1	0	0	0	0	0	0	0	0	0	13	21	0.00	0.500								

**Baltimore Orioles @ Tampa Bay Devil Rays**  
Tropicana Field, St. Petersburg, FL  
Tue Aug 21 2001, 7:15 PM EDT  
Att: 13,247 - Dome - 72 F

AB	36
R	4
H	8
RBI	4
BB	4
SO	7
LOB	20



Batter	1	2	3	4	5	6	7	8	9	AB	R	H	RBI	BB	SO	LOB	BOTTOM								
Jason Tyner, L OBP: 0.315, SLG: 0.322	0-2 BB E BB 1B		1-3 K		0-0 G3		1-1 L5			5	2	2	0	0	1	2									
Brent Abernathy, R OBP: 0.382, SLG: 0.433	0-2 E4 BB BB G6-3		1-1 1B	3-2 1B		1-0 G5-3		3-3 K		5	1	2	1	0	1	2									
Greg Vaughn, R OBP: 0.327, SLG: 0.443	4-2 G6-3 BB 1-2 2-3 BB		0-0 F5	1-1 F8		0-0 S 2B		1-2 FC6-4 1B		4	0	2	1	1	0	2									
Ben Grieve, L OBP: 0.361, SLG: 0.366	4-1 G6-3 BB 1-2 2-3 3-H		4-0 1B BB		0-1 G3-1		3-2 G4-3	3-2 F8		3	0	0	1	2	0	2									
Toby Hall, R OBP: 0.371, SLG: 0.448	1-0 G6-3 1-2 2-3 3-H		1-1 1B		1-1 F7		1-2 F9	1-1 FC6-4		5	0	1	0	0	0	3									
Randy Winn, S OBP: 0.354, SLG: 0.428	1-1 G4-3		2-3 K		1-0 HR		2-2 18 S G6-3 HR 1B			4	2	2	1	0	1	4									
Aubrey Huff, L OBP: 0.289, SLG: 0.352		0-1 1B	2-3 K		0-1 2B		0-2 G6-3			4	0	2	0	0	1	4									
1B Jared Sandberg, R OBP: 0.302, SLG: 0.333		1-3 K		0-2 F7		1-3 K		4-2 HR BB		3	1	0	0	1	2	2									
Chris Gomez, R OBP: 0.288, SLG: 0.376		0-2 F9		3-2 G3 1B 2B		1-0 G4-3		0-1 HR		4	2	2	3	0	0	1									
<b>Inning Stats</b>	R: 2 E: 1 K: 0 S: 15	H: 1 LOB: 1 BB: 2 P: 25	R: 0 E: 0 K: 2 S: 11	H: 1 LOB: 0 BB: 0 P: 13	R: 0 E: 0 K: 2 S: 12	H: 2 LOB: 3 BB: 1 P: 22	R: 1 E: 0 K: 0 S: 14	H: 2 LOB: 1 BB: 0 P: 21	R: 1 E: 0 K: 1 S: 11	H: 2 LOB: 1 BB: 0 P: 14	R: 1 E: 0 K: 0 S: 7	H: 2 LOB: 1 BB: 0 P: 13	R: 3 E: 0 K: 0 S: 15	H: 2 LOB: 0 BB: 1 P: 23	R: 0 E: 0 K: 1 S: 16	H: 1 LOB: 1 BB: 0 P: 24	1B: 6 2B: 5 3B: 0 HR: 2	SF: 0 SAC: 0 DP: 1 HBP: 0	WP: 0 PB: 0 SB: 2 CS: 0	PA: 41					
<b>PITCHER</b>	IP	WLS	BF	H	R	ER	SO	BB	IBB	HBP	BLK	WP	HR	S	P	ERA	WHIP								
Jose Mercedes, R ERA: 5.76	5.2	L	30	10	5	3	5	3	0	0	0	0	1	67	102	4.76	2.294								
B.J. Ryan, L ERA: 4.85	0.1		1	0	0	0	0	0	0	0	0	0	0	3	6	0.00	0.000								
Alan Mills, R ERA: 7.71	2.0		10	3	3	3	1	1	0	0	0	0	1	31	47	13.50	2.000								

**Baltimore Orioles @ Tampa Bay Devil Rays**  
Tropicana Field, St. Petersburg, FL  
Tue Aug 21 2001, 7:15 PM EDT  
Att: 13,247 - Dome - 72 F

AB	37
R	8
H	13
RBI	7
BB	4
SO	6
LOB	22





Batter	1	2	3	4	5	6	7	8	9	AB	R	H	RBI	BB	SO	LOB	TOP					
Brady Anderson, L (1, 9) OBP: 0.309, SLG: 0.305	1-3 K		0-3 K		1-2 6 SF7 3B	4-2 6 1B BB		4-0 S HR BB		3	2	1	3	2	2	0	<b>Baltimore Orioles @ Tampa Bay Devil Rays</b> Tropicana Field, St. Petersburg, FL Wed Aug 22 2001, 7:15 PM EDT Att: 12,113 - Dome - 72 F  <b>AB 39</b> <b>R 10</b> <b>H 14</b> <b>RBI 10</b> <b>BB 5</b> <b>SO 8</b> <b>LOB 17</b>					
6 Melvin Mora, R (1, 6) OBP: 0.333, SLG: 0.367	1-1 G6-3		1-0 FC4-6 1B		1-0 SF7	2-2 1B		3-1 F7		4	0	2	3	0	0	1						
David Segui, S (1, 3) OBP: 0.309, SLG: 0.470	2-2 1B		1-0 FC4-6		0-1 1B	1-2 3H 1B		4-1 HR IBB		4	1	2	0	1	0	3						
Jeff Conine, R (1, 7) OBP: 0.390, SLG: 0.469	0-0 F8				2-2 F8	3-1 F3		1-1 HR		5	1	1	3	0	0	4						
Larry Bigbie, L (8, 8) OBP: 0.353, SLG: 0.383								1-2 HR		0	0	0	0	0	0	0						
Chris Richard, L (1, 8) OBP: 0.352, SLG: 0.447		3-2 E 1B 1B		1-1 F7		2-0 WP 1B 1B		4-1 BB		4	1	3	0	1	0	0						
Cal Ripken Jr., R (1, 5) OBP: 0.304, SLG: 0.410		0-1 F8		1-0 G6-3		2-2 G5-3		1-2 F8		5	0	0	0	0	1	4						
Tony Batista, R (1, 10) OBP: 0.268, SLG: 0.418		1-2 E5 1B			4-2 E 1B FC3-2 BB	1-0 1B BB 1B		1-3 K		4	1	2	1	1	2	1						
Fernando Lumar, R (1, 2) OBP: 0.301, SLG: 0.303		2-2 F8			0-0 E5 FC3-2 3B 1B	1-0 BB 6 1B 1B		2-3 K		5	2	2	0	0	2	2						
Jerry Hairston, R (1, 4) OBP: 0.311, SLG: 0.360			1-2 P4		0-0 FC3-2 3B	1-2 6 BB 1B		1-1 G6-3		5	2	1	0	0	1	2						
<b>Inning Stats</b>	R: 0 E: 0 K: 1 S: 9	H: 1 LOB: 1 BB: 0 P: 13	R: 0 E: 1 K: 0 S: 12	H: 2 LOB: 1 BB: 0 P: 18	R: 0 E: 0 K: 1 S: 9	H: 1 LOB: 1 BB: 0 P: 12	R: 0 E: 0 K: 0 S: 6	H: 0 LOB: 0 BB: 0 P: 11	R: 3 E: 1 K: 0 S: 16	H: 3 LOB: 1 BB: 1 P: 24	R: 4 E: 0 K: 0 S: 19	H: 5 LOB: 2 BB: 1 P: 35	R: 0 E: 0 K: 2 S: 11	H: 0 LOB: 1 BB: 1 P: 19	R: 3 E: 0 K: 1 S: 12	H: 2 LOB: 1 BB: 2 P: 28	R: 0 E: 0 K: 3 S: 9	H: 0 LOB: 0 BB: 0 P: 13	1B: 12 2B: 0 3B: 1 HR: 1	SF: 1 SAC: 0 DP: 0 HBP: 0	WP: 1 PB: 0 CS: 1	PA: 45
<b>PITCHER</b>	IP WLS BF H R ER SO BB IBB HBP BLK WP HR S P ERA WHIP	IP WLS BF H R ER SO BB IBB HBP BLK WP HR S P ERA WHIP	IP WLS BF H R ER SO BB IBB HBP BLK WP HR S P ERA WHIP	IP WLS BF H R ER SO BB IBB HBP BLK WP HR S P ERA WHIP	IP WLS BF H R ER SO BB IBB HBP BLK WP HR S P ERA WHIP	IP WLS BF H R ER SO BB IBB HBP BLK WP HR S P ERA WHIP	IP WLS BF H R ER SO BB IBB HBP BLK WP HR S P ERA WHIP	IP WLS BF H R ER SO BB IBB HBP BLK WP HR S P ERA WHIP	IP WLS BF H R ER SO BB IBB HBP BLK WP HR S P ERA WHIP	IP WLS BF H R ER SO BB IBB HBP BLK WP HR S P ERA WHIP	IP WLS BF H R ER SO BB IBB HBP BLK WP HR S P ERA WHIP	IP WLS BF H R ER SO BB IBB HBP BLK WP HR S P ERA WHIP	IP WLS BF H R ER SO BB IBB HBP BLK WP HR S P ERA WHIP	IP WLS BF H R ER SO BB IBB HBP BLK WP HR S P ERA WHIP	IP WLS BF H R ER SO BB IBB HBP BLK WP HR S P ERA WHIP	IP WLS BF H R ER SO BB IBB HBP BLK WP HR S P ERA WHIP	IP WLS BF H R ER SO BB IBB HBP BLK WP HR S P ERA WHIP					
Ryan Rupe, R (1, 1) ERA: 7.02	5.1	25	9	5	5	2	1	0	0	0	0	1	0	57	88	8.44	1.875					
Jesus Colome, R (6, 1) ERA: 3.16	0.0	4	3	2	2	0	1	0	0	0	0	0	0	10	17	∞	∞					
Jason Standridge, R (6, 1) ERA: 2.51	2.1	11	1	3	3	2	2	1	0	0	0	0	1	22	47	11.57	1.286					
Bobby Seay, L (8, 1) ERA: 3.38	0.1	2	1	0	0	1	0	0	0	0	0	0	0	5	8	0.00	3.000					
Esteban Yan, R (9, 1) ERA: 4.72	1.0	W	3	0	0	0	3	0	0	0	0	0	0	9	13	0.00	0.000					

Batter	1	2	3	4	5	6	7	8	9	AB	R	H	RBI	BB	SO	LOB	BOTTOM					
Jason Tyner, L (1, 7) OBP: 0.323, SLG: 0.337	0-1 L1		0-0 G5-3			0-0 1B G1-2-3 1B		1-1 2B 1B		6	1	4	2	0	0	1	<b>Baltimore Orioles @ Tampa Bay Devil Rays</b> Tropicana Field, St. Petersburg, FL Wed Aug 22 2001, 7:15 PM EDT Att: 12,113 - Dome - 72 F  <b>AB 45</b> <b>R 11</b> <b>H 20</b> <b>RBI 11</b> <b>BB 1</b> <b>SO 3</b> <b>LOB 17</b>					
Brent Abernathy, R (1, 4) OBP: 0.368, SLG: 0.443	1-2 G6-3		2-1 1B			1-1 G1-2-3 1B		0-0 1B 2B		5	0	3	3	0	1	1						
Greg Vaughn, R (1, 10) OBP: 0.328, SLG: 0.443	0-0 P6			2-0 P3		1-0 G1-2-3 1B		0-0 P4		5	0	2	1	0	0	1						
Ben Grieve, L (1, 9) OBP: 0.364, SLG: 0.370		1-0 G4-3 2B		3-3 K		0-0 G1-2-3		2-3 BB 1B		4	1	2	0	1	1	3						
Toby Hall, R (1, 2) OBP: 0.358, SLG: 0.444		0-2 G4-3		1-2 P4		1-1 P4		1-1 P6		5	1	1	0	0	0	6						
Randy Winn, S (1, 8) OBP: 0.352, SLG: 0.427		0-1 L3			2-2 G6-3		1-2 HR 2B		1-0 G6-3		5	1	1	1	0	0		2				
Aubrey Huff, L (1, 3) ERA: 4.69		1-0 F7			0-0 G3		1-0 HR		3-2 G5-3		3	1	1	2	0	0		1				
Russ Johnson, R (6, PH) OBP: 0.379, SLG: 0.421								2H HR		2	1	1	1	0	0	0						
1B Jared Sandberg, R (1, 5) OBP: 0.333, SLG: 0.364			2-2 G5-3		0-3 K		1-0 3B 1B		1-1 2B 1B		5	3	3	1	0	1		0				
Chris Gomez, R (1, 6) OBP: 0.291, SLG: 0.376			1-2 E5 1B			1-2 1B 1B		0-0 P5 P3		5	2	2	0	0	0	2						
<b>Inning Stats</b>	R: 0 E: 0 K: 0 S: 7	H: 0 LOB: 0 BB: 0 P: 8	R: 0 E: 0 K: 0 S: 8	H: 1 LOB: 1 BB: 0 P: 10	R: 1 E: 1 K: 0 S: 9	H: 1 LOB: 1 BB: 0 P: 14	R: 0 E: 0 K: 1 S: 7	H: 0 LOB: 0 BB: 0 P: 13	R: 0 E: 0 K: 1 S: 8	H: 0 LOB: 0 BB: 0 P: 10	R: 1 E: 0 K: 0 S: 10	H: 4 LOB: 2 BB: 0 P: 14	R: 3 E: 0 K: 1 S: 12	H: 4 LOB: 1 BB: 0 P: 15	R: 5 E: 0 K: 0 S: 24	H: 7 LOB: 3 BB: 1 P: 40	R: 1 E: 0 K: 0 S: 14	H: 3 LOB: 2 BB: 0 P: 19	1B: 13 2B: 5 3B: 1 HR: 1	SF: 0 SAC: 0 DP: 1 HBP: 0	WP: 0 PB: 0 CS: 0	PA: 46
<b>PITCHER</b>	IP WLS BF H R ER SO BB IBB HBP BLK WP HR S P ERA WHIP	IP WLS BF H R ER SO BB IBB HBP BLK WP HR S P ERA WHIP	IP WLS BF H R ER SO BB IBB HBP BLK WP HR S P ERA WHIP	IP WLS BF H R ER SO BB IBB HBP BLK WP HR S P ERA WHIP	IP WLS BF H R ER SO BB IBB HBP BLK WP HR S P ERA WHIP	IP WLS BF H R ER SO BB IBB HBP BLK WP HR S P ERA WHIP	IP WLS BF H R ER SO BB IBB HBP BLK WP HR S P ERA WHIP	IP WLS BF H R ER SO BB IBB HBP BLK WP HR S P ERA WHIP	IP WLS BF H R ER SO BB IBB HBP BLK WP HR S P ERA WHIP	IP WLS BF H R ER SO BB IBB HBP BLK WP HR S P ERA WHIP	IP WLS BF H R ER SO BB IBB HBP BLK WP HR S P ERA WHIP	IP WLS BF H R ER SO BB IBB HBP BLK WP HR S P ERA WHIP	IP WLS BF H R ER SO BB IBB HBP BLK WP HR S P ERA WHIP	IP WLS BF H R ER SO BB IBB HBP BLK WP HR S P ERA WHIP	IP WLS BF H R ER SO BB IBB HBP BLK WP HR S P ERA WHIP	IP WLS BF H R ER SO BB IBB HBP BLK WP HR S P ERA WHIP	IP WLS BF H R ER SO BB IBB HBP BLK WP HR S P ERA WHIP					
Sidney Ponson, R (1, 1) ERA: 4.69	1.0	H	4	1	0	0	1	0	0	0	0	0	0	7	7	0.00	1.000					
Jorge Julio, R (7, 1) ERA: 7.11	0.1	H	4	3	3	3	0	0	0	0	0	0	0	13	19	81.00	9.000					
Buddy Groom, L (8, 1) ERA: 3.47	0.1	H	3	2	0	0	0	0	0	0	0	0	0	5	7	0.00	6.000					
John Wasdin, R (8, 1) ERA: 6.12	1.0	L	8	4	3	3	0	1	0	0	0	0	0	19	32	27.00	5.000					



Batter	1	2	3	4	5	6	7	8	9	AB	R	H	RBI	BB	SO	LOB	TOP								
6 Melvin Mora, R OBP: 0.332, SLG: 0.365	G5-3	F9		K		G6-3		PB 1B		5	0	1	1	0	1	3	<b>Baltimore Orioles @ Tampa Bay Devil Rays</b> Tropicana Field, St. Petersburg, FL Thu Aug 23 2001, 7:15 PM EDT Att: 29,018 - Dome - 72 F <a href="http://livebaseballscorecards.com">livebaseballscorecards.com</a>								
Jerry Hairston, R OBP: 0.312, SLG: 0.357	F9		G4-3		E6 1B 1B		S HBP	BB	3	1	0	0	1	0	0										
David Segui, S OBP: 0.409, SLG: 0.476	1B 2B		E	2B	F9		K	K	5	2	2	0	0	2	5										
Jeff Conine, R OBP: 0.395, SLG: 0.481	2H 1B		E8 FC6-2 1B	2B	F8 1B		F7		5	1	4	3	0	0	1										
Cal Ripken Jr., R OBP: 0.302, SLG: 0.407	P4		FC6-2 FC6-4	1B		G5-3		K	5	0	1	1	0	1	3										
Tony Batista, R OBP: 0.287, SLG: 0.421 1 Brian Roberts, S OBP: 0.295, SLG: 0.351		F8	FC6-4	1B	F8			2B 3B	4	0	1	0	0	0	3										
Mike Kinkade, R OBP: 0.358, SLG: 0.397 Chris Richard, L OBP: 0.356, SLG: 0.453	1B			1B	G1-3			G5-3 6 1B 2B	3	0	2	0	0	0	2										
Brook Fordyce, R OBP: 0.268, SLG: 0.339	F8			F3		P3		G5-3 SAFE	5	0	0	0	0	1	5										
Larry Bigbie, L OBP: 0.347, SLG: 0.375				K		K		K	4	0	1	0	0	3	2										
<b>Inning Stats</b>	R: 1 E: 0 K: 0 S: 13	H: 2 LOB: 1 BB: 0 P: 20	R: 0 E: 0 K: 0 S: 13	H: 2 LOB: 2 BB: 0 P: 20	R: 1 E: 1 K: 0 S: 11	H: 2 LOB: 1 BB: 0 P: 16	R: 0 E: 0 K: 2 S: 9	H: 1 LOB: 1 BB: 0 P: 13	R: 1 E: 1 K: 0 S: 7	H: 2 LOB: 2 BB: 0 P: 16	R: 0 E: 0 K: 1 S: 7	H: 0 LOB: 1 BB: 0 P: 10	R: 0 E: 0 K: 1 S: 6	H: 0 LOB: 1 BB: 0 P: 9	R: 2 E: 0 K: 2 S: 19	H: 3 LOB: 3 BB: 1 P: 28		R: 2 E: 0 K: 2 S: 14	H: 3 LOB: 0 BB: 0 P: 19	1B: 10 2B: 3 HR: 1	SF: 0 SAC: 0 DP: 0 HBP: 1	WP: 0 PB: 1 CS: 3	PA: 44		
<b>PITCHER</b>	IP	WLS	BF	H	R	ER	SO	BB	IBB	HBP	BLK	WP	HR	S	P	ERA	WHIP								
Nick Bierbrodt, L ERA: 6.09	6.0		28	9	3	2	3	0	0	0	0	0	0	60	95	3.00	1.500								
Victor Zambrano, R ERA: 3.99	1.1	L	7	2	2	2	1	0	0	1	0	0	0	9	13	13.50	1.500								
Doug Creek, L ERA: 4.05	0.1		1	0	0	0	1	0	0	0	0	0	0	4	6	0.00	0.000								
Travis Phelps, R ERA: 3.71	0.2		6	3	2	2	2	1	0	0	0	0	1	21	32	27.00	6.000								
Bobby Seay, L ERA: 2.7	0.2		2	1	0	0	1	0	0	0	0	0	0	5	5	0.00	1.500								

Batter	1	2	3	4	5	6	7	8	9	AB	R	H	RBI	BB	SO	LOB	BOTTOM								
Jason Tyner, L OBP: 0.318, SLG: 0.332	G3		G3			E4 G6-4-3		B1-3		4	0	0	0	0	0	0	<b>Baltimore Orioles @ Tampa Bay Devil Rays</b> Tropicana Field, St. Petersburg, FL Thu Aug 23 2001, 7:15 PM EDT Att: 29,018 - Dome - 72 F <a href="http://livebaseballscorecards.com">livebaseballscorecards.com</a>								
Brent Abernathy, R OBP: 0.380, SLG: 0.433	F9			G5-3		P6		F8	4	0	0	0	0	0	1										
Greg Vaughn, R OBP: 0.326, SLG: 0.439	G5-3			G5-3		G6-4-3		G4-3	4	0	0	0	0	0	1										
Ben Grieve, L OBP: 0.365, SLG: 0.368				K				1B 3B BB	2	1	0	0	2	2	0										
Toby Hall, R OBP: 0.352, SLG: 0.448		F8			L5		F9	1B 2B	4	1	1	0	0	0	2										
Steve Cox, L OBP: 0.297, SLG: 0.399		P5			G6-3			L8	4	1	1	0	0	0	2										
Randy Winn, S OBP: 0.356, SLG: 0.438				K				1B 3B	4	1	3	3	0	1	1										
1B Jared Sandberg, R OBP: 0.346, SLG: 0.396								1B DI 1B	4	0	2	1	0	0	2										
Chris Gomez, R OBP: 0.287, SLG: 0.371				G5-4-3		L5		G1-4-3	3	0	0	0	0	0	3										
<b>Inning Stats</b>	R: 0 E: 0 K: 0 S: 6	H: 0 LOB: 0 BB: 0 P: 7	R: 0 E: 0 K: 1 S: 7	H: 0 LOB: 1 BB: 1 P: 11	R: 0 E: 0 K: 0 S: 8	H: 1 LOB: 0 BB: 0 P: 11	R: 0 E: 0 K: 1 S: 10	H: 0 LOB: 0 BB: 0 P: 18	R: 1 E: 0 K: 0 S: 11	H: 2 LOB: 1 BB: 0 P: 13	R: 0 E: 1 K: 0 S: 5	H: 0 LOB: 0 BB: 0 P: 7	R: 2 E: 0 K: 0 S: 12	H: 2 LOB: 1 BB: 1 P: 19	R: 0 E: 0 K: 0 S: 5	H: 0 LOB: 0 BB: 0 P: 7		R: 1 E: 0 K: 1 S: 13	H: 2 LOB: 1 BB: 0 P: 20	1B: 4 2B: 2 3B: 1 HR: 0	SF: 0 SAC: 0 DP: 2 HBP: 0	WP: 0 PB: 0 CS: 0	PA: 35		
<b>PITCHER</b>	IP	WLS	BF	H	R	ER	SO	BB	IBB	HBP	BLK	WP	HR	S	P	ERA	WHIP								
Josh Towers, R ERA: 4.05	6.1		25	5	3	3	2	2	0	0	0	0	0	55	80	4.26	1.105								
Jorge Julio, R ERA: 6.43	0.2	W	2	0	0	0	0	0	0	0	0	0	0	4	6	0.00	0.000								
Buddy Groom, L ERA: 3.53	1.2	H	7	2	1	1	1	0	0	0	0	0	0	16	24	5.40	1.200								
Willis Roberts, R ERA: 4.81	0.1	S	1	0	0	0	0	0	0	0	0	0	0	2	3	0.00	0.000								



Batter	1	2	3	4	5	6	7	8	9	AB	R	H	RBI	BB	SO	LOB	TOP		
<b>José Cruz Jr. S</b> OBP: 0.325, SLG: 0.521	0-3 <b>K</b>		0-0 <b>F8</b>		2-0 <b>F6</b>		1-2 <b>G4-3</b>		4-0 <b>S</b> <b>2B</b> <b>IBB</b>	4	1	0	0	1	1	2			
<b>Alex Gonzalez R</b> OBP: 0.298, SLG: 0.388	0-0 <b>F9</b>		1-0 <b>G6-3</b>		1-0 <b>L9</b>			0-0 <b>G6-3</b>	1-2 <b>2B</b>	5	0	1	2	0	0	0			
<b>Shannon Stewart R</b> OBP: 0.374, SLG: 0.468	3-2 <b>L6</b>		0-2 <b>2B</b>			0-2 <b>F7</b>		4-0 <b>1B</b> <b>BB</b>	1-0 <b>G1-3</b>	4	1	1	0	1	0	1			
<b>Carlos Delgado L</b> OBP: 0.405, SLG: 0.558		1-1 <b>FC5-4</b> <b>1B</b>	4-1 <b>FC6-4</b> <b>BB</b>			0-1 <b>FC5-4</b> <b>1B</b>		0-0 <b>L9</b>		3	0	2	0	1	0	1			
<b>Raul Mondesi R</b> OBP: 0.336, SLG: 0.463		2-1 <b>FC5-4</b> <b>G4-3</b> <b>1B</b>	0-2 <b>FC6-4</b>			0-0 <b>FC5-4</b> <b>S</b>		3-1 <b>1B</b>		4	1	1	1	0	0	4			
<b>Brad Fullmer L</b> OBP: 0.330, SLG: 0.451		0-2 <b>G4-3</b>		1-0 <b>FC4-6</b> <b>1B</b>		3-3 <b>K2-3</b>		0-1 <b>G3</b>		4	0	1	0	0	1	3			
<b>Felipe Lopez S</b> OBP: 0.297, SLG: 0.410		0-1 <b>2B</b> <b>1B</b>		1-2 <b>FC4-6</b> <b>CS</b>			0-0 <b>2B</b>		4-0 <b>G6-3</b> <b>S</b> <b>2B</b> <b>BB</b>	3	2	2	1	1	0	1			
<b>Darrin Fletcher L</b> OBP: 0.278, SLG: 0.350		0-0 <b>2B</b>		0-0 <b>F8</b>			2-0 <b>P6</b>		3-2 <b>F7</b>	4	0	1	1	0	0	3			
<b>Homer Bush R</b> OBP: 0.349, SLG: 0.418		0-1 <b>P4</b>		1-0 <b>CS</b> <b>1B</b>			0-3 <b>K</b>		0-0 <b>G6-3</b>	4	0	1	0	0	1	3			
<b>Inning Stats</b>	R: 0 E: 0 K: 1 S: 7	H: 0 LOB: 0 BB: 0 P: 10	R: 2 E: 0 K: 0 S: 14	H: 3 LOB: 1 BB: 0 P: 17	R: 0 E: 0 K: 0 S: 9	H: 1 LOB: 2 BB: 1 P: 14	R: 0 E: 0 K: 0 S: 6	H: 1 LOB: 0 BB: 0 P: 8	R: 0 E: 0 K: 1 S: 11	H: 1 LOB: 1 BB: 0 P: 14	R: 0 E: 0 K: 1 S: 8	H: 1 LOB: 1 BB: 0 P: 11	R: 1 E: 0 K: 0 S: 6	H: 1 LOB: 1 BB: 1 P: 13	R: 2 E: 0 K: 0 S: 8	H: 1 LOB: 1 BB: 2 P: 21	1B: 6 2B: 4 3B: 0 HR: 0	SF: 0 SAC: 0 DP: 0 HBP: 0	WP: 0 PA: 39 PB: 0 SB: 3 CS: 2
<b>PITCHER</b> <b>Jason Johnson R</b> ERA: 3.43	IP: 9.0 WLS: L BF: 39 H: 10 R: 5 ER: 5 SO: 3 BB: 3 IBB: 1 HBP: 0 BLK: 0 WP: 0 HR: 0 S: 72 P: 115 ERA: 5.00 WHIP: 1.444																		

Toronto Blue Jays @ Baltimore Orioles  
Oriole Park at Camden Yards, Baltimore, MD

AB 35  
R 5  
H 10  
RBI 5  
BB 4  
SO 3  
LOB 18



WP: 0 PA: 39  
PB: 0  
SB: 3  
CS: 2

Fri Aug 24 2001, 7:05 PM EDT  
Att: 43,606 - Cloudy - 87 F

Batter	1	2	3	4	5	6	7	8	9	AB	R	H	RBI	BB	SO	LOB	BOTTOM
<b>Brady Anderson L</b> OBP: 0.311, SLG: 0.305	2-1 <b>G3</b>		4-1 <b>6 BB</b> <b>BB</b>		3-1 <b>1B</b>			2-3 <b>K</b>		3	0	1	0	1	1	0	
<b>6 Melvin Mora R</b> OBP: 0.333, SLG: 0.363	0-3 <b>K</b>		4-1 <b>G3-6-3</b> <b>BB</b>		1-1 <b>F8</b>			4-0 <b>G3-6-3</b> <b>BB</b>		2	0	0	0	2	1	1	
<b>Chris Richard L</b> OBP: 0.355, SLG: 0.456	0-1 <b>3B</b>		0-0 <b>G3-6-3</b>			0-3 <b>K</b>		0-0 <b>G3-6-3</b>		4	0	1	0	0	1	4	
<b>Jeff Conine R</b> OBP: 0.391, SLG: 0.476	2-1 <b>G6-3</b>			1-2 <b>E5</b> <b>G6-4-3</b> <b>1B</b>		0-2 <b>F8</b>			0-1 <b>L3</b>	4	0	0	0	0	0	1	
<b>Cal Ripken Jr. R</b> OBP: 0.302, SLG: 0.405		1-1 <b>G6-3</b>		1-1 <b>G6-4-3</b> <b>1B</b>		0-3 <b>K</b>			2-0 <b>F8</b>	4	0	1	0	0	1	0	
<b>Tony Batista R</b> OBP: 0.287, SLG: 0.422		0-2 <b>E5</b>		0-0 <b>G6-4-3</b>			2-3 <b>K</b>		0-1 <b>1B</b> <b>2B</b>	4	0	1	0	0	1	2	
<b>Larry Bigbie L</b> OBP: 0.342, SLG: 0.368		0-0 <b>L8</b>		2-3 <b>K</b>			0-2 <b>F7</b>		0-0 <b>1B</b> <b>1B</b>	4	0	1	0	0	1	1	
<b>Brook Fordyce R</b> OBP: 0.272, SLG: 0.343			3-2 <b>6 BB</b> <b>BB</b> <b>1B</b>		0-0 <b>F8</b>				0-3 <b>K</b>	3	0	2	0	0	0	0	
<b>1 Brian Roberts S</b> OBP: 0.294, SLG: 0.349									1-2 <b>K</b>	1	0	0	0	0	1	2	
<b>Jerry Hairston R</b> OBP: 0.310, SLG: 0.355			2-2 <b>F8</b>		2-2 <b>L9</b>		1-2 <b>F9</b>			3	0	0	0	0	0	2	
<b>Inning Stats</b>	R: 0 E: 0 K: 1 S: 9	H: 1 LOB: 1 BB: 0 P: 13	R: 0 E: 1 K: 0 S: 6	H: 0 LOB: 0 BB: 0 P: 7	R: 0 E: 0 K: 1 S: 10	H: 1 LOB: 1 BB: 0 P: 14	R: 0 E: 0 K: 2 S: 10	H: 0 LOB: 0 BB: 0 P: 10	R: 0 E: 0 K: 1 S: 13	H: 1 LOB: 1 BB: 0 P: 17	R: 0 E: 0 K: 1 S: 5	H: 0 LOB: 0 BB: 1 P: 11	R: 0 E: 0 K: 1 S: 9	H: 2 LOB: 2 BB: 0 P: 11	1B: 5 2B: 1 3B: 1 HR: 0	SF: 0 SAC: 0 DP: 3 HBP: 0	WP: 0 PA: 35 PB: 0 SB: 0 CS: 0
<b>PITCHER</b> <b>Chris Carpenter R</b> ERA: 4.4	IP: 7.0 WLS: W BF: 27 H: 5 R: 0 ER: 0 SO: 5 BB: 2 IBB: 0 HBP: 0 BLK: 0 WP: 0 HR: 0 S: 5 P: 72 ERA: 0.00 WHIP: 1.000																
<b>Dan Plesac L</b> ERA: 3.49	IP: 1.0 WLS: H BF: 3 H: 0 R: 0 ER: 0 SO: 1 BB: 1 IBB: 0 HBP: 0 BLK: 0 WP: 0 HR: 0 S: 5 P: 11 ERA: 0.00 WHIP: 1.000																
<b>Paul Quantrill R</b> ERA: 2.58	IP: 1.0 WLS: 5 BF: 2 H: 0 R: 0 ER: 0 SO: 1 BB: 0 IBB: 0 HBP: 0 BLK: 0 WP: 0 HR: 0 S: 9 P: 11 ERA: 0.00 WHIP: 2.000																

Toronto Blue Jays @ Baltimore Orioles  
Oriole Park at Camden Yards, Baltimore, MD

AB 32  
R 0  
H 7  
RBI 0  
BB 3  
SO 7  
LOB 13



WP: 0 PA: 35  
PB: 0  
SB: 0  
CS: 0

Fri Aug 24 2001, 7:05 PM EDT  
Att: 43,606 - Cloudy - 87 F



Batter	1	2	3	4	5	6	7	8	9	AB	R	H	RBI	BB	SO	LOB	TOP
José Cruz Jr. S OBP: 0.325, SLG: 0.517 Chris Latham, S OBP: 0.462, SLG: 0.500	(1, 8) K		(1, 3) K	(1, 3) K			(4, 2) BB 1B BB	(0, 1) G6-3		3	1	0	0	1	3	2	
Alex Gonzalez, R OBP: 0.299, SLG: 0.394	(1, 6) G4-3		(3, 2) HR	(3, 2) G5-3			(1, 2) 1B 1B		(1, 0) F3	5	2	2	1	0	0	2	
Shannon Stewart, R OBP: 0.375, SLG: 0.466 Jeff Frye, R OBP: 0.305, SLG: 0.331	(1, 7) BB 1B		(0, 1) G6-3		(2, 2) F7		(0, 0) L7		(1, 0) FC6-4 BB HR HBP	4	0	1	0	0	0	2	
Carlos Delgado, L OBP: 0.407, SLG: 0.556	(1, 3) 1-2 BB			(1, 3) K	(0, 0) G4-3		(4, 0) 1B BB		(4, 1) FC6-4 BB	2	0	0	0	3	1	0	
Raul Mondesi, R OBP: 0.338, SLG: 0.462	(1, 9) P9			(4, 2) S 1B BB	(4, 2) BB		(2, 1) 1B BB		(3, 2) FC6-4 HR	3	2	1	2	2	0	4	
Brad Fullmer, L OBP: 0.331, SLG: 0.457		(3, 1) F7		(0, 2) 1B 1B	(1, 1) G3		(1, 1) F7		(0, 0) HR	5	2	2	4	0	0	3	
Felipe Lopez, S OBP: 0.290, SLG: 0.394	(1, 5) K		(1, 2) 1B 1B	(1, 3) 1B 1B		(1, 3) K	(0, 1) L4		(1, 2) F8	5	1	1	0	0	2	3	
Darrin Fletcher, L OBP: 0.278, SLG: 0.349	(1, 2) F8		(2, 2) 1B 1B	(1, 1) G5-3					(2, 3) K	4	0	1	2	0	1	0	
Homer Bush, R OBP: 0.347, SLG: 0.415	(1, 4) P9		(0, 0) P9	(0, 1) S 1B		(2, 2) G6-3			(0, 0) G5-3	4	0	1	0	0	0	0	
<b>Inning Stats</b>	R: 0 H: 1 E: 0 K: 1 S: 11	H: 0 R: 0 ER: 0 LOB: 0 BB: 0 P: 16	R: 1 H: 1 E: 0 K: 1 S: 10	H: 0 R: 0 ER: 0 LOB: 0 BB: 0 P: 14	R: 3 H: 4 E: 0 K: 2 S: 28	H: 0 R: 0 ER: 0 LOB: 1 BB: 1 P: 17	R: 0 H: 0 E: 0 K: 1 S: 9	H: 0 R: 0 ER: 0 LOB: 2 BB: 2 P: 25	R: 0 H: 0 E: 0 K: 1 S: 9	H: 0 R: 0 ER: 0 LOB: 0 BB: 0 P: 11	R: 3 H: 1 E: 0 K: 0 S: 9	H: 1 R: 0 ER: 0 LOB: 1 BB: 1 P: 19	1B: 7 2B: 0 3B: 0 HR: 2	SF: 0 SAC: 0 DP: 0 HBP: 1	WP: 0 PB: 0 SB: 2 CS: 0	PA: 43	
<b>PITCHER</b>	IP WLS BF H R ER SO BB IBB HBP BLK WP HR S P ERA WHIP																
Calvin Maduro, R ERA: 4.24	(1, 1) 3.1 L 18 6 4 4 4 2 0 0 0 0 0 1 51 80 10.80 2.400																
John Bale, L ERA: 2.7	(4, 1) 3.2 16 2 2 2 2 3 0 0 0 0 0 0 39 66 4.91 1.364																
B.J. Ryan, L ERA: 4.74	(8, 1) 1.0 3 0 0 0 1 0 0 0 0 0 0 0 9 11 0.00 0.000																
Alan Mills, R ERA: 9.24	(9, 1) 1.0 6 1 3 3 0 1 0 1 0 0 0 1 9 19 27.00 2.000																

Toronto Blue Jays @ Baltimore Orioles  
Oriole Park at Camden Yards, Baltimore, MD

Sat Aug 25 2001, 7:05 PM EDT  
Att: 42,260 - Cloudy - 85 F



AB 36  
R 9  
H 9  
RBI 9  
BB 6  
SO 7  
LOB 16

Batter	1	2	3	4	5	6	7	8	9	AB	R	H	RBI	BB	SO	LOB	BOTTOM
Brady Anderson, L OBP: 0.308, SLG: 0.301	(1, 7) K		(0, 2) G6-3			(1, 0) F7			(0, 3) K	4	0	0	0	0	2	1	
Brian Roberts, S OBP: 0.293, SLG: 0.347	(1, 10) F8		(0, 1) F7			(2, 2) G4-6-3 1B			(1, 0) G1-3	4	0	1	0	0	0	0	
Chris Richard, L OBP: 0.354, SLG: 0.456	(1, 9) 2B		(2, 3) K			(0, 2) G4-6-3			(0, 1) F9	4	0	1	0	0	1	1	
Jeff Conine, R OBP: 0.392, SLG: 0.475	(1, 3) G5-3		(4, 2) FC6-4 BB			(0, 0) G4-6-3 1B			(3, 3) K	3	0	1	0	1	1	1	
Tony Batista, R OBP: 0.268, SLG: 0.421		(2, 1) S 1B		(0, 3) K		(2, 0) G4-6-3				3	0	1	0	0	1	2	
Melvin Mora, R OBP: 0.331, SLG: 0.360		(0, 3) K		(2, 1) FC6-4		(0, 1) F8				3	0	0	0	0	1	2	
Larry Bigbie, L OBP: 0.329, SLG: 0.352		(0, 3) K			(1, 1) G3-1				(0, 3) K	3	0	0	0	0	2	1	
Brook Fordyce, R OBP: 0.273, SLG: 0.340		(1, 2) G4-3			(4, 2) G4-6-3 BB				(1, 0) G5-3	2	0	0	0	1	0	1	
Jerry Hairston, R OBP: 0.311, SLG: 0.355			(3, 1) F9		(3, 2) G4-6-3				(2, 1) 1B	3	0	1	0	0	0	1	
<b>Inning Stats</b>	R: 0 H: 1 E: 0 K: 1 S: 7	H: 1 R: 0 ER: 0 LOB: 0 BB: 0 P: 13	R: 0 H: 1 E: 0 K: 2 S: 11	H: 0 R: 0 ER: 0 LOB: 0 BB: 0 P: 14	R: 0 H: 0 E: 0 K: 2 S: 10	H: 0 R: 0 ER: 0 LOB: 1 BB: 1 P: 18	R: 0 H: 1 E: 0 K: 0 S: 7	H: 0 R: 0 ER: 0 LOB: 0 BB: 0 P: 10	R: 0 H: 1 E: 0 K: 2 S: 10	H: 1 R: 0 ER: 0 LOB: 0 BB: 0 P: 13	R: 0 H: 0 E: 0 K: 1 S: 6	H: 0 R: 0 ER: 0 LOB: 0 BB: 0 P: 10	1B: 4 2B: 1 3B: 0 HR: 0	SF: 0 SAC: 0 DP: 3 HBP: 0	WP: 0 PB: 0 SB: 1 CS: 0	PA: 31	
<b>PITCHER</b>	IP WLS BF H R ER SO BB IBB HBP BLK WP HR S P ERA WHIP																
Kelvim Escobar, R ERA: 3.0	(1, 1) 9.0 W 31 5 0 0 8 2 0 0 0 0 0 0 73 113 0.00 0.778																

Toronto Blue Jays @ Baltimore Orioles  
Oriole Park at Camden Yards, Baltimore, MD

Sat Aug 25 2001, 7:05 PM EDT  
Att: 42,260 - Cloudy - 85 F



AB 29  
R 0  
H 5  
RBI 0  
BB 2  
SO 8  
LOB 10



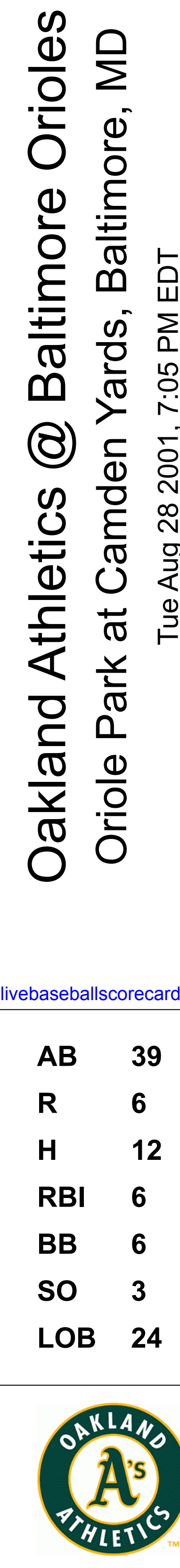
Batter	1	2	3	4	5	6	7	8	9	AB R H RBI BB SO LOB	TOP											
10 Vernon Wells, R OBP: 0.333, SLG: 0.457										5 1 3 0 0 0 1	<b>Toronto Blue Jays @ Baltimore Orioles</b> Oriole Park at Camden Yards, Baltimore, MD Sun Aug 26 2001, 1:35 PM EDT Att: 37,994 - Sunny - 85 F <a href="http://livebaseballscorecards.com">livebaseballscorecards.com</a>											
Alex Gonzalez, R OBP: 0.300, SLG: 0.393										4 1 1 0 1 0 2												
Brad Fuller, L OBP: 0.331, SLG: 0.456										5 1 2 0 0 0 3												
Carlos Delgado, L OBP: 0.408, SLG: 0.556										3 1 1 1 1 1 2												
Raul Mondesi, R OBP: 0.338, SLG: 0.460										4 0 1 1 0 0 1												
Chris Latham, S OBP: 0.446, SLG: 0.521										4 1 1 1 0 1 2												
Felipe Lopez, S OBP: 0.274, SLG: 0.377										3 0 0 1 0 2 1												
Darrin Fletcher, L OBP: 0.277, SLG: 0.348										4 0 1 1 0 0 1												
Homer Bush, R OBP: 0.341, SLG: 0.407										4 0 0 0 0 1 1												
<b>Inning Stats</b>	R: 1 E: 0 K: 0 S: 6	H: 2 LOB: 1 BB: 0 P: 10	R: 0 E: 0 K: 1 S: 10	H: 0 LOB: 0 BB: 0 P: 16	R: 0 E: 0 K: 0 S: 8	H: 0 LOB: 0 BB: 0 P: 12	R: 0 E: 0 K: 1 S: 7	H: 0 LOB: 0 BB: 0 P: 13	R: 1 E: 0 K: 0 S: 13	H: 2 LOB: 1 BB: 0 P: 23		R: 3 E: 0 K: 0 S: 21	H: 2 LOB: 1 BB: 2 P: 36	R: 0 E: 0 K: 1 S: 9	H: 2 LOB: 2 BB: 0 P: 13	R: 0 E: 0 K: 1 S: 6	H: 0 LOB: 0 BB: 0 P: 8	R: 0 E: 0 K: 0 S: 7	H: 2 LOB: 2 BB: 0 P: 10	1B: 7 2B: 2 3B: 1 HR: 0	SF: 1 SAC: 0 DP: 0 HBP: 0	WP: 1 PB: 0 SB: 1 CS: 0
<b>PITCHER</b>	IP WLS BF H R ER SO BB IBB HBP BLK WP HR S P ERA WHIP											<b>PITCHER</b>	IP WLS BF H R ER SO BB IBB HBP BLK WP HR S P ERA WHIP									
Jose Mercedes, R ERA: 5.82	(1, 1) 6.0 L 26 6 5 5 3 2 0 0 0 0 1 0 65 110 7.50 1.333																					
John Waddn, R ERA: 5.89	(7, 1) 2.0 8 2 0 0 2 0 0 0 0 0 0 15 21 0.00 1.000																					
Buddy Groom, L ERA: 3.46	(9, 1) 1.0 5 2 0 0 0 0 0 0 0 0 0 7 10 0.00 2.000																					

Batter	1	2	3	4	5	6	7	8	9	AB R H RBI BB SO LOB	BOTTOM											
6 Melvin Mora, R OBP: 0.331, SLG: 0.367										4 1 1 1 0 2 0	<b>Toronto Blue Jays @ Baltimore Orioles</b> Oriole Park at Camden Yards, Baltimore, MD Sun Aug 26 2001, 1:35 PM EDT Att: 37,994 - Sunny - 85 F <a href="http://livebaseballscorecards.com">livebaseballscorecards.com</a>											
1 Brian Roberts, S OBP: 0.293, SLG: 0.346										4 0 1 0 0 0 0												
Chris Richard, L OBP: 0.350, SLG: 0.451										4 0 0 0 0 2 1												
Jeff Conine, R OBP: 0.390, SLG: 0.472										3 0 0 0 0 0 0												
Cal Ripken Jr., R OBP: 0.299, SLG: 0.402										3 0 0 0 0 1 0												
Tony Batieta, R OBP: 0.288, SLG: 0.420										3 0 1 0 0 1 0												
Larry Bigbie, L OBP: 0.317, SLG: 0.338										3 0 0 0 0 0 1												
Fernando Lunar, R OBP: 0.296, SLG: 0.297										3 0 0 0 0 1 0												
Luis Matos, R										3 0 0 0 0 1 0												
<b>Inning Stats</b>	R: 0 E: 0 K: 1 S: 6	H: 0 LOB: 0 BB: 0 P: 14	R: 0 E: 0 K: 0 S: 12	H: 1 LOB: 1 BB: 0 P: 20	R: 0 E: 0 K: 0 S: 7	H: 0 LOB: 0 BB: 0 P: 10	R: 0 E: 0 K: 1 S: 7	H: 0 LOB: 0 BB: 0 P: 9	R: 0 E: 0 K: 1 S: 8	H: 0 LOB: 0 BB: 0 P: 12		R: 1 E: 0 K: 1 S: 15	H: 2 LOB: 1 BB: 0 P: 24	R: 0 E: 0 K: 1 S: 9	H: 0 LOB: 0 BB: 0 P: 14	R: 0 E: 0 K: 1 S: 8	H: 0 LOB: 0 BB: 0 P: 12	R: 0 E: 0 K: 2 S: 9	H: 0 LOB: 0 BB: 0 P: 12	1B: 2 2B: 0 3B: 0 HR: 1	SF: 0 SAC: 0 DP: 0 HBP: 0	WP: 0 PB: 0 SB: 0 CS: 0
<b>PITCHER</b>	IP WLS BF H R ER SO BB IBB HBP BLK WP HR S P ERA WHIP											<b>PITCHER</b>	IP WLS BF H R ER SO BB IBB HBP BLK WP HR S P ERA WHIP									
Brandon Lyon, R ERA: 5.61	(1, 1) 6.0 W 21 3 1 1 4 0 0 0 0 0 0 1 55 89 1.50 0.500																					
Bob Fife, R ERA: 2.83	(7, 1) 1.0 3 0 0 0 1 0 0 0 0 0 0 9 14 0.00 0.000																					
Scott Eyre, L ERA:	(8, 1) 1.0 3 0 0 0 1 0 0 0 0 0 0 8 12 0.00 0.000																					
Paul Quantrill, R ERA: 2.54	(9, 1) 1.0 3 0 0 0 2 0 0 0 0 0 0 9 12 0.00 0.000																					



Batter	1	2	3	4	5	6	7	8	9	AB	R	H	RBI	BB	SO	LOB	TOP				
<b>Johnny Damon, L</b> OBP: 0.321, SLG: 0.369 (1, 8)	G4-3		BB 1B 2H 1B	G1-3		S S 1B		F9		5	1	2	1	0	0	0	<b>Oakland Athletics @ Baltimore Orioles</b> Oriole Park at Camden Yards, Baltimore, MD Tue Aug 28 2001, 7:05 PM EDT Att: 31,048 - Sunny - 90 F <a href="http://livebaseballscores.com">livebaseballscores.com</a>				
<b>Jeremy Giambi, L</b> OBP: 0.384, SLG: 0.462 (1, 10)	F9		1B BB 1B	HR BB		L5		G6-3		4	1	1	0	1	0	1					
<b>Jason Giambi, L</b> OBP: 0.466, SLG: 0.644 (1, 3)	1B		1B BB 1-2 2-3	HR		IBB		BB		2	1	2	2	3	0	0					
<b>Jermaine Dye, R</b> OBP: 0.347, SLG: 0.451 (1, 9)	F7		1B	G1-3		P4		F9		5	0	1	1	0	0	4					
<b>3 Eric Chavez, L</b> OBP: 0.317, SLG: 0.469 (1, 5)		F7	F2		E S 1B	F4		G4-3		5	0	1	0	0	0	5					
<b>Miguel Tejada, R</b> OBP: 0.313, SLG: 0.463 (1, 6)	G4-3		K		G5-3 BB		G5-3	G5-3		4	0	0	0	1	1	3					
<b>Terrence Long, L</b> OBP: 0.342, SLG: 0.419 (1, 7)	L8			HR 1B	F7	G5-3 1B		BB 1B		5	1	3	0	0	0	2					
<b>Ramon Hernandez, R</b> OBP: 0.320, SLG: 0.383 (1, 2)			1B 2B	HR	G5-3	G5-3		BB		4	2	2	2	1	0	3					
<b>Frank Menechino, R</b> OBP: 0.366, SLG: 0.381 (1, 4)			G1-3	G6-3	K	K		F9		5	0	0	0	0	2	6					
<b>Inning Stats</b>	R: 0 E: 0 K: 0 S: 13	H: 1 LOB: 1 BB: 0 P: 16	R: 0 E: 0 K: 0 S: 8	H: 0 LOB: 0 BB: 0 P: 12	R: 2 E: 0 K: 1 S: 20	H: 4 LOB: 3 BB: 1 P: 27	R: 4 E: 0 K: 0 S: 11	H: 3 LOB: 0 BB: 1 P: 22	R: 0 E: 0 K: 1 S: 12	H: 1 LOB: 2 BB: 1 P: 24	R: 0 E: 0 K: 1 S: 8	H: 1 LOB: 1 BB: 0 P: 13	R: 0 E: 0 K: 0 S: 7	H: 0 LOB: 1 BB: 1 P: 13	R: 0 E: 0 K: 0 S: 14	H: 1 LOB: 2 BB: 1 P: 23	1B: 9 2B: 1 3B: 0 HR: 2	SF: 0 SAC: 0 DP: 0 HBP: 0	WP: 0 PB: 0 SB: 3 CS: 0	PA: 45	
<b>PITCHER</b>	IP	WLS	BF	H	R	ER	SO	BB	IBB	HBP	BLK	WP	HR	S	P	ERA	WHIP				
<b>Sidney Ponson, R</b> ERA: 4.94 (1, 1)	4.0	L	22	8	6	6	1	2	0	0	0	0	2	52	77	13.50	2.500				
<b>John Waddell, R</b> ERA: 5.56 (5, 1)	3.0		14	3	0	0	2	1	1	0	0	0	0	33	58	0.00	1.333				
<b>Jorge Julio, R</b> ERA: 5.63 (8, 1)	1.0		4	0	0	0	0	1	0	0	0	0	0	7	13	0.00	1.000				
<b>Willis Roberts, R</b> ERA: 4.77 (9, 1)	1.0		5	1	0	0	0	1	0	0	0	0	0	14	23	0.00	2.000				

Batter	1	2	3	4	5	6	7	8	9	AB	R	H	RBI	BB	SO	LOB	BOTTOM					
<b>Brady Anderson, L</b> OBP: 0.308, SLG: 0.301 (1, 7)	SH 6 1B 1B		G6-3		F7			G6-3		4	1	1	0	0	0	1	<b>Oakland Athletics @ Baltimore Orioles</b> Oriole Park at Camden Yards, Baltimore, MD Tue Aug 28 2001, 7:05 PM EDT Att: 31,048 - Sunny - 90 F <a href="http://livebaseballscores.com">livebaseballscores.com</a>					
<b>6 Melvin Mora, R</b> OBP: 0.332, SLG: 0.366 (1, 6)	SH 1B 1B		G5-3			BB		F7		3	1	1	0	1	0	0						
<b>Chris Richard, L</b> OBP: 0.348, SLG: 0.448 (1, 9)	SH G4-3 1B 1-2 2-3		L1		K			G6-3		3	0	0	0	0	1	1						
<b>Jeff Conine, R</b> OBP: 0.391, SLG: 0.471 (1, 3)	G4-3 1-2 2H 3H 1B			S BB	F8			L9		3	0	1	2	1	0	1						
<b>Cal Ripken Jr., R</b> OBP: 0.296, SLG: 0.397 (1, 5)	G4-3 1-2 2-3		P6		P6			G4-3		4	0	0	0	0	0	4						
<b>Tony Batista, R</b> OBP: 0.287, SLG: 0.418 (1, 10)	K		P6		P6			P4		3	0	0	0	0	1	2						
<b>Luis Matos, R</b> OBP: 0.167, SLG: 0.167 (1, 8)		G6-4-3 1B	K		K			K		3	0	1	0	0	2	1						
<b>Brook Fordyce, R</b> OBP: 0.270, SLG: 0.336 (1, 2)		F7			F7			F9		3	0	0	0	0	0	1						
<b>Jerry Hairston, R</b> OBP: 0.311, SLG: 0.353 (1, 4)		G6-4-3 1-2			G5-3			G6-3 BB		2	0	0	0	1	0	1						
<b>Inning Stats</b>	R: 2 E: 1 K: 1 S: 12	H: 3 LOB: 1 BB: 0 P: 14	R: 0 E: 0 K: 0 S: 6	H: 1 LOB: 0 BB: 0 P: 6	R: 0 E: 0 K: 0 S: 5	H: 0 LOB: 0 BB: 0 P: 5	R: 0 E: 0 K: 1 S: 10	H: 0 LOB: 1 BB: 1 P: 18	R: 0 E: 0 K: 0 S: 7	H: 0 LOB: 0 BB: 0 P: 11	R: 0 E: 0 K: 1 S: 10	H: 0 LOB: 1 BB: 1 P: 18	R: 0 E: 0 K: 1 S: 9	H: 0 LOB: 0 BB: 0 P: 10	R: 0 E: 0 K: 0 S: 4	H: 0 LOB: 0 BB: 1 P: 11	R: 0 E: 0 K: 0 S: 4	H: 0 LOB: 0 BB: 0 P: 6	1B: 4 2B: 0 3B: 0 HR: 0	SF: 0 SAC: 1 DP: 3 HBP: 0	WP: 0 PB: 0 SB: 1 CS: 0	PA: 32
<b>PITCHER</b>	IP	WLS	BF	H	R	ER	SO	BB	IBB	HBP	BLK	WP	HR	S	P	ERA	WHIP					
<b>Mark Mulder, L</b> ERA: 3.6 (1, 1)	8.0	W	29	4	2	2	4	3	0	0	0	0	0	63	93	2.25	0.875					
<b>Mike Magnante, L</b> ERA: 2.36 (9, 1)	0.1		1	0	0	0	0	0	0	0	0	0	0	2	4	0.00	0.000					
<b>Jeff Tam, R</b> ERA: 2.92 (9, 1)	0.2		2	0	0	0	0	0	0	0	0	0	0	2	2	0.00	0.000					





Batter	1	2	3	4	5	6	7	8	9	AB	R	H	RBI	BB	SO	LOB	TOP								
<b>Johnny Damon, L</b> OBP: 0.320, SLG: 0.368 (1, 8)										5	0	1	0	0	1	2									
<b>Jeremy Giambi, L</b> OBP: 0.383, SLG: 0.462 (1, 10)										4	1	1	0	0	1	2									
<b>Jason Giambi, L</b> OBP: 0.467, SLG: 0.644 (1, 3)										3	0	1	1	1	0	1									
<b>Jemaine Dye, R</b> OBP: 0.347, SLG: 0.449 (1, 9)										4	0	1	0	0	1	2									
<b>Terrence Long, L</b> OBP: 0.342, SLG: 0.417 (1, 7)										4	0	1	0	0	0	3									
<b>Miguel Tejada, R</b> OBP: 0.310, SLG: 0.460 (1, 6)										4	0	0	0	0	1	2									
<b>3 Eric Chavez, L</b> OBP: 0.318, SLG: 0.478 (1, 5)										4	2	2	1	0	1	0									
<b>Ramon Hernandez, R</b> OBP: 0.319, SLG: 0.390 (1, 2)										4	1	1	2	0	2	0									
<b>Frank Menechino, R</b> OBP: 0.367, SLG: 0.383 (1, 4)										3	0	1	0	1	0	0									
<b>Inning Stats</b>	R: 0 E: 0 K: 1 S: 14	H: 2 LOB: 2 BB: 0 P: 18	R: 0 E: 0 K: 1 S: 6	H: 0 LOB: 0 BB: 0 P: 8	R: 1 E: 0 K: 2 S: 15	H: 2 LOB: 1 BB: 0 P: 22	R: 1 E: 0 K: 1 S: 9	H: 1 LOB: 0 BB: 0 P: 13	R: 0 E: 0 K: 0 S: 5	H: 1 LOB: 0 BB: 0 P: 6	R: 0 E: 0 K: 0 S: 9	H: 1 LOB: 1 BB: 0 P: 13	R: 2 E: 0 K: 0 S: 8	H: 2 LOB: 0 BB: 0 P: 14	R: 0 E: 0 K: 0 S: 9	H: 0 LOB: 1 BB: 1 P: 16	R: 0 E: 0 K: 0 S: 8	H: 0 LOB: 1 BB: 1 P: 16	1B: 3 2B: 4 3B: 0 HR: 2	SF: 0 SAC: 0 DP: 1 HBP: 0	WP: 0 PB: 0 SB: 1 CS: 0	PA: 37			
<b>PITCHER</b>	IP	WLS	BF	H	R	ER	SO	BB	IBB	HBP	BLK	WP	HR	S	P	ERA	WHIP								
<b>Josh Towers, R</b> ERA: 4.11 (1, 1)	7.0	L	29	9	4	4	5	0	0	0	0	0	2	66	94	5.14	1.286								
<b>B.J. Ryan, L</b> ERA: 4.53 (8, 1)	1.0		4	0	0	0	0	1	0	0	0	0	0	9	16	0.00	1.000								
<b>Buddy Groom, L</b> ERA: 3.4 (9, 1)	1.0		4	0	0	0	2	1	0	0	0	0	0	8	16	0.00	1.000								

Oakland Athletics @ Baltimore Orioles  
Oriole Park at Camden Yards, Baltimore, MD  
Wed Aug 29 2001, 7:05 PM EDT  
Att: 31,628 - Cloudy - 87 F

AB 35  
R 4  
H 9  
RBI 4  
BB 2  
SO 7  
LOB 12



Batter	1	2	3	4	5	6	7	8	9	AB	R	H	RBI	BB	SO	LOB	BOTTOM								
<b>1 Brian Roberts, S</b> OBP: 0.296, SLG: 0.342 (1, 10)										2	1	0	0	2	0	0									
<b>Larry Bigbie, L</b> OBP: 0.326, SLG: 0.351 (1, 7)										3	0	1	0	1	0	1									
<b>Chris Richard, L</b> OBP: 0.344, SLG: 0.443 (1, 9)										4	0	0	0	0	2	3									
<b>Jeff Conine, R</b> OBP: 0.391, SLG: 0.471 (1, 3)										4	0	2	1	0	0	1									
<b>Cal Ripken Jr., R</b> OBP: 0.296, SLG: 0.394 (1, 5)										3	0	0	0	1	0	2									
<b>6 Melvin Mora, R</b> OBP: 0.331, SLG: 0.364 (1, 6)										3	0	0	0	1	1	2									
<b>Luis Matos, R</b> ERA: 3.29 (1, 8)										1	0	0	0	2	1	0									
<b>Tony Batista, R</b> OBP: 0.266, SLG: 0.417 (9, PH)										1	0	0	0	0	0	2									
<b>Brook Fordyce, R</b> OBP: 0.267, SLG: 0.332 (1, 2)										3	0	0	0	0	0	3									
<b>Jerry Hairston, R</b> OBP: 0.309, SLG: 0.351 (1, 4)										3	0	0	0	0	1	0									
<b>Inning Stats</b>	R: 0 E: 0 K: 0 S: 6	H: 0 LOB: 1 BB: 1 P: 13	R: 0 E: 0 K: 0 S: 8	H: 1 LOB: 2 BB: 2 P: 21	R: 0 E: 0 K: 2 S: 9	H: 0 LOB: 1 BB: 1 P: 16	R: 0 E: 0 K: 0 S: 6	H: 0 LOB: 0 BB: 0 P: 8	R: 0 E: 0 K: 1 S: 7	H: 0 LOB: 0 BB: 0 P: 13	R: 1 E: 0 K: 1 S: 18	H: 1 LOB: 1 BB: 1 P: 24	R: 0 E: 0 K: 0 S: 6	H: 0 LOB: 0 BB: 1 P: 15	R: 0 E: 0 K: 0 S: 6	H: 0 LOB: 0 BB: 0 P: 8	R: 0 E: 0 K: 1 S: 10	H: 1 LOB: 2 BB: 1 P: 19	1B: 2 2B: 1 3B: 0 HR: 0	SF: 0 SAC: 0 DP: 3 HBP: 0	WP: 0 PB: 0 SB: 2 CS: 0	PA: 34			
<b>PITCHER</b>	IP	WLS	BF	H	R	ER	SO	BB	IBB	HBP	BLK	WP	HR	S	P	ERA	WHIP								
<b>Tim Hudson, R</b> ERA: 3.29 (1, 1)	6.1	W	25	2	1	1	4	6	0	0	0	0	0	58	105	1.42	1.263								
<b>Jeff Tam, R</b> ERA: 2.89 (7, 1)	0.2	H	1	0	0	0	0	0	0	0	0	0	0	2	5	0.00	0.000								
<b>Mike Magnante, L</b> ERA: 2.3 (8, 1)	1.1	H	4	0	0	0	0	0	0	0	0	0	0	9	12	0.00	0.000								
<b>Jason Isringhausen, R</b> ERA: 3.05 (9, 1)	0.2		4	1	0	0	1	1	0	0	0	0	0	7	15	0.00	3.000								

Oakland Athletics @ Baltimore Orioles  
Oriole Park at Camden Yards, Baltimore, MD  
Wed Aug 29 2001, 7:05 PM EDT  
Att: 31,628 - Cloudy - 87 F

AB 27  
R 1  
H 3  
RBI 1  
BB 7  
SO 5  
LOB 14





Batter	1	2	3	4	5	6	7	8	9	AB	R	H	RBI	BB	SO	LOB	TOP										
<b>Johnny Damon, L</b> (1, 8) OBP: 0.319, SLG: 0.366	G4-3	G4-3			SF9	L5		BB BB BB	L5	5	1	1	1	0	0	2	<b>Oakland Athletics @ Baltimore Orioles</b> <b>Oriole Park at Camden Yards, Baltimore, MD</b> Thu Aug 30 2001, 7:05 PM EDT Att: 44,068 - Cloudy - 81 F										
<b>Jeremy Giambi, L</b> (1, 10) OBP: 0.382, SLG: 0.459 <b>Ron Gant, R</b> (6, PH) OBP: 0.335, SLG: 0.439	K		F8		3H 1B BB FC6-4	K		BB BB BB 1B	2B	2	1	0	0	1	1	0											
<b>Jason Giambi, L</b> (1, 3) OBP: 0.469, SLG: 0.645 <b>Olmedo Saenz, R</b> (7, PH) OBP: 0.310, SLG: 0.407	3 HR BB		G5-4-3 1B		3 FC6-4 1B		L7	3 HR BB	2B	1	1	1	0	2	0	0											
<b>Jermaine Dye, R</b> (1, 9) OBP: 0.350, SLG: 0.449 <b>F.P. Santangelo, S</b> (8, PH) OBP: 0.250, SLG: 0.133	3 HR BB		G5-4-3 1B		3 FC6-4 1B		3 HR BB	3 HR BB	G1-3	2	1	1	1	2	0	1											
<b>3 Eric Chavez, L</b> (1, 5) OBP: 0.319, SLG: 0.491	1H 2H HR			F5	FC6-4		FC1-6	HR		5	2	2	8	0	0	3											
<b>Miguel Tejada, R</b> (1, 6) OBP: 0.311, SLG: 0.459	1B			F9	K		K	1B		5	0	2	0	0	2	3											
<b>Terrence Long, L</b> (1, 7) OBP: 0.340, SLG: 0.415	G6-3			P6				G3-1 F7		5	1	1	0	0	0	2											
<b>Ramon Hernandez, R</b> (1, 2) OBP: 0.317, SLG: 0.387		G5-3			1B SF9 1B			G6-3	G5-3	5	1	1	0	0	0	1											
<b>Frank Menechino, R</b> (1, 4) OBP: 0.369, SLG: 0.384	K				BB BB 1B		E6	E6 1B	2B BB	4	3	2	0	1	1	0											
<b>Inning Stats</b>	R: 3 E: 0 K: 1 S: 24	H: 2 LOB: 1 BB: 2 P: 43	R: 0 E: 0 K: 1 S: 8	H: 0 LOB: 0 BB: 0 P: 13	R: 0 E: 0 K: 0 S: 7	H: 1 LOB: 0 BB: 0 P: 10	R: 0 E: 0 K: 0 S: 7	H: 0 LOB: 0 BB: 0 P: 10	R: 3 E: 0 K: 1 S: 20	H: 3 LOB: 2 BB: 2 P: 38	R: 1 E: 1 K: 1 S: 11	H: 2 LOB: 1 BB: 0 P: 21	R: 0 E: 0 K: 1 S: 11	H: 0 LOB: 1 BB: 1 P: 16	R: 6 E: 1 K: 0 S: 24	H: 3 LOB: 1 BB: 3 P: 46		R: 2 E: 0 K: 0 S: 15	H: 2 LOB: 1 BB: 1 P: 26	1B: 10 2B: 1 3B: 0 HR: 2	SF: 1 SAC: 0 DP: 1 HBP: 0	WP: 0 PB: 0 SB: 1 CS: 0	PA: 49				
<b>PITCHER</b>	IP	WLS	BF	H	R	ER	SO	BB	IBB	HBP	BLK	WP	HR	S	P	ERA	WHIP										
<b>Jason Johnson, R</b> (1, 1) ERA: 3.66	4.1	L	22	6	6	6	2	4	0	0	0	0	1	61	105	12.46	2.308										
<b>John Bale, L</b> (5, 1) ERA: 2.16	3.1		17	3	5	2	3	3	0	0	0	0	0	42	76	5.40	1.800										
<b>Alan Mills, R</b> (8, 1) ERA: 10.38	0.1		4	2	2	0	0	1	0	0	0	0	1	9	16	0.00	9.000										
<b>Jorge Julio, R</b> (9, 1) ERA: 7.0	1.0		6	2	2	2	0	1	0	0	0	0	0	15	26	18.00	3.000										

AB 39  
R 15  
H 13  
RBI 14  
BB 9  
SO 5  
LOB 14



Batter	1	2	3	4	5	6	7	8	9	AB	R	H	RBI	BB	SO	LOB	BOTTOM										
<b>1 Brian Roberts, S</b> (1, 6) OBP: 0.291, SLG: 0.336	K		G6-3		G5-3		L9			4	0	0	0	0	1	0	<b>Oakland Athletics @ Baltimore Orioles</b> <b>Oriole Park at Camden Yards, Baltimore, MD</b> Thu Aug 30 2001, 7:05 PM EDT Att: 44,068 - Cloudy - 81 F										
<b>Jerry Hairston, R</b> (1, 4) OBP: 0.310, SLG: 0.353			6 F7 2B			F9		P6		3	0	1	0	1	0	0											
<b>6 Melvin Mora, R</b> (1, 8) OBP: 0.330, SLG: 0.362 <b>Larry Bigbie, L</b> (6, PH) OBP: 0.318, SLG: 0.342	F5		F9			K		G6-3		2	0	0	0	0	2	2											
<b>Jeff Conine, R</b> (1, 3) OBP: 0.392, SLG: 0.469	G4-3		G5-3			BB 1B BB		BB		2	0	0	0	2	0	2											
<b>Cal Ripken Jr., R</b> (1, 5) OBP: 0.298, SLG: 0.395		P4			F7-4-3 1B			K		4	0	2	0	0	1	1											
<b>Tony Batista, R</b> (1, 10) OBP: 0.288, SLG: 0.416		1B 1B			F7			L4		3	0	1	0	1	0	1											
<b>Chris Richard, L</b> (1, 9) OBP: 0.341, SLG: 0.438		K			F7-4-3		F8		P6	4	0	0	0	0	1	5											
<b>Fernando Lunar, R</b> (1, 2) OBP: 0.295, SLG: 0.296		1B			G3		G4-3		K	4	0	1	0	0	1	0											
<b>Luis Matos, R</b> (1, 7) OBP: 0.250, SLG: 0.100		P6			F3		G6-3			3	0	0	0	0	2	2											
<b>Inning Stats</b>	R: 0 E: 0 K: 1 S: 8	H: 0 LOB: 1 BB: 1 P: 14	R: 0 E: 0 K: 1 S: 11	H: 2 LOB: 2 BB: 0 P: 17	R: 0 E: 1 K: 0 S: 7	H: 1 LOB: 1 BB: 0 P: 11	R: 0 E: 0 K: 0 S: 6	H: 1 LOB: 0 BB: 0 P: 11	R: 0 E: 0 K: 1 S: 15	H: 0 LOB: 3 BB: 2 P: 28	R: 0 E: 0 K: 0 S: 6	H: 0 LOB: 0 BB: 0 P: 6	R: 0 E: 0 K: 1 S: 9	H: 0 LOB: 1 BB: 1 P: 15	R: 0 E: 0 K: 1 S: 5	H: 0 LOB: 0 BB: 0 P: 5		1B: 4 2B: 2 3B: 0 HR: 0	SF: 0 SAC: 0 DP: 1 HBP: 0	WP: 0 PB: 0 SB: 0 CS: 0	PA: 35						
<b>PITCHER</b>	IP	WLS	BF	H	R	ER	SO	BB	IBB	HBP	BLK	WP	HR	S	P	ERA	WHIP										
<b>Barry Zito, L</b> (1, 1) ERA: 3.83	6.0	W	25	5	0	0	3	3	0	0	0	0	0	53	90	0.00	1.333										
<b>Luis Vizcaino, R</b> (7, 1) ERA: 3.51	2.0		7	0	0	0	1	1	0	0	0	0	0	15	21	0.00	0.500										
<b>Gil Heredia, R</b> (9, 1) ERA: 5.43	1.0		3	0	0	0	1	0	0	0	0	0	0	5	5	0.00	0.000										

AB 31  
R 0  
H 5  
RBI 0  
BB 4  
SO 5  
LOB 13





Batter	1	2	3	4	5	6	7	8	9	AB	R	H	RBI	BB	SO	LOB	TOP				
51 Ichiro Suzuki, L (1, 9) OBP: 0.391, SLG: 0.461	G5-3		G4-3		G4-3			G5-4-3 1B		4	0	1	0	0	0	0	<b>Seattle Mariners @ Baltimore Orioles</b> Oriole Park at Camden Yards, Baltimore, MD Fri Aug 31 2001, 7:05 PM EDT Att: 37,084 - Cloudy - 87°F				
Mark McLemore, S (1, 6) OBP: 0.396, SLG: 0.382	BB 1B		1B		F7			G5-4-3 1-2		4	0	2	0	0	0	1					
Edgar Martinez, R (1, 10) OBP: 0.432, SLG: 0.554	1-2 BB		F9		G4-3			1-3		3	0	0	0	1	1						
John Olerud, L (1, 3) OBP: 0.402, SLG: 0.468	1-3 K		1-2 1B		F9			0-2 L4		4	0	1	0	0	1	2					
Bret Boone, R (1, 4) OBP: 0.359, SLG: 0.565	1-1 P3		L3		G5-3			2-2 G1-3		4	0	0	0	0	0	4					
Al Martin, L (1, 7) OBP: 0.328, SLG: 0.375		G3-1		G4-3				0-1 G3-1		3	0	0	0	0	0	0					
Mike Cameron, R (1, 8) OBP: 0.344, SLG: 0.475		0-0 S 1B		F9				2-3 K		3	0	1	0	0	1	0					
David Bell, R (1, 5) OBP: 0.305, SLG: 0.419		2-0 FC6-5-4-6 1-3		F9				3-2 FC4-6 1B		3	0	1	0	0	0	1					
Dan Wilson, R (1, 2) OBP: 0.307, SLG: 0.378		1-1 G5-3		F7				0-0 FC4-6 1-2		3	0	0	0	0	0	2					
<b>Inning Stats</b>	R: 0 E: 0 K: 1 S: 12	H: 1 LOB: 2 BB: 1 P: 19	R: 0 E: 0 K: 0 S: 8	H: 1 LOB: 1 BB: 0 P: 14	R: 0 E: 0 K: 0 S: 9	H: 2 LOB: 2 BB: 0 P: 11	R: 0 E: 0 K: 0 S: 8	H: 0 LOB: 0 BB: 0 P: 10	R: 0 E: 0 K: 0 S: 9	H: 0 LOB: 0 BB: 0 P: 18	R: 0 E: 0 K: 1 S: 13	H: 1 LOB: 1 BB: 0 P: 18	R: 0 E: 0 K: 1 S: 9	H: 1 LOB: 0 BB: 0 P: 13	R: 0 E: 0 K: 0 S: 8	H: 0 LOB: 0 BB: 0 P: 10	1B: 6 2B: 0 3B: 0 HR: 0	SF: 0 SAC: 0 DP: 1 HBP: 0	WP: 0 PB: 0 SB: 1 CS: 0	PA: 32	
<b>PITCHER</b>	IP	WLS	BF	H	R	ER	SO	BB	IBB	HBP	BLK	WP	HR	S	P	ERA	WHIP				
Calvin Maduro, R (1, 1) ERA: 3.78	7.0	W	27	5	0	0	2	1	0	0	0	0	0	64	98	0.00	0.857				
Buddy Groom, L (8, 1) ERA: 3.31	1.1	H	4	1	0	0	1	0	0	0	0	0	0	12	16	0.00	0.750				
Willis Roberts, R (9, 1) ERA: 4.76	0.1		1	0	0	0	0	0	0	0	0	0	0	5	7	0.00	0.000				

Batter	1	2	3	4	5	6	7	8	9	AB	R	H	RBI	BB	SO	LOB	BOTTOM				
6 Melvin Mora, R (1, 6) OBP: 0.331, SLG: 0.366	F8		FC4-6 1B		1B 2B			P4		4	1	2	0	0	0	1	<b>Seattle Mariners @ Baltimore Orioles</b> Oriole Park at Camden Yards, Baltimore, MD Fri Aug 31 2001, 7:05 PM EDT Att: 37,084 - Cloudy - 87°F				
Larry Bigbie, L (1, 8) OBP: 0.304, SLG: 0.325	K		FC4-6 1-2		K			K		4	0	0	0	0	3	2					
Luis Matos, R (9, 8) OBP: 0.250, SLG: 0.100			1-2							0	0	0	0	0	0	0					
Chris Richard, L (1, 9) OBP: 0.343, SLG: 0.438	G1-3		4-2 BB		E 1B 2H			G4-3		3	1	1	1	1	0	0					
Jeff Conine, R (1, 3) OBP: 0.393, SLG: 0.468		4-2 G6-3 BB	1-2 L8		E8 1B			F8		3	0	1	0	1	0	2					
Cal Ripken Jr., R (1, 10) OBP: 0.298, SLG: 0.394	G6-3				K			G5-3		4	0	1	0	0	1	2					
Tony Batieta, R (1, 5) OBP: 0.288, SLG: 0.419	F9				K			G5-3		4	1	1	0	0	1	2					
Brady Anderson, L (1, 7) OBP: 0.307, SLG: 0.298		4-2 BB			K			L3		3	0	0	0	1	1	2					
Brook Fordyce, R (1, 2) OBP: 0.264, SLG: 0.330	K				P6			SF8 3B		2	0	0	1	0	1	3					
Jerry Hairston, R (1, 4) OBP: 0.310, SLG: 0.355			K		G1-3			E7 2B		3	0	1	0	0	1	0					
<b>Inning Stats</b>	R: 0 E: 0 K: 1 S: 9	H: 0 LOB: 0 BB: 0 P: 12	R: 0 E: 0 K: 1 S: 11	H: 0 LOB: 2 BB: 2 P: 21	R: 0 E: 0 K: 1 S: 18	H: 1 LOB: 1 BB: 1 P: 25	R: 0 E: 0 K: 2 S: 12	H: 1 LOB: 1 BB: 0 P: 18	R: 2 E: 1 K: 0 S: 10	H: 3 LOB: 1 BB: 0 P: 14	R: 0 E: 0 K: 1 S: 5	H: 0 LOB: 0 BB: 0 P: 9	R: 0 E: 0 K: 0 S: 7	H: 0 LOB: 0 BB: 0 P: 7	R: 0 E: 0 K: 0 S: 8	H: 0 LOB: 0 BB: 0 P: 10	1B: 4 2B: 2 3B: 1 HR: 0	SF: 1 SAC: 0 DP: 0 HBP: 0	WP: 0 PB: 0 SB: 3 CS: 0	PA: 34	
<b>PITCHER</b>	IP	WLS	BF	H	R	ER	SO	BB	IBB	HBP	BLK	WP	HR	S	P	ERA	WHIP				
Aaron Sele, R (1, 1) ERA: 3.49	6.0	L	28	7	3	2	7	3	0	0	0	0	0	72	108	3.00	1.667				
John Halama, L (7, 1) ERA: 5.03	2.0		6	0	0	0	1	0	0	0	0	0	0	12	16	0.00	0.000				

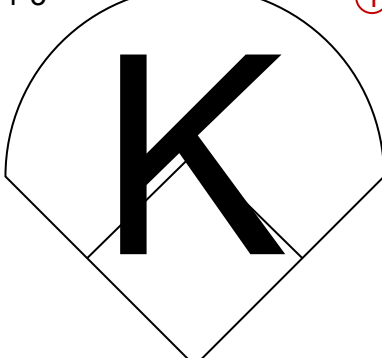
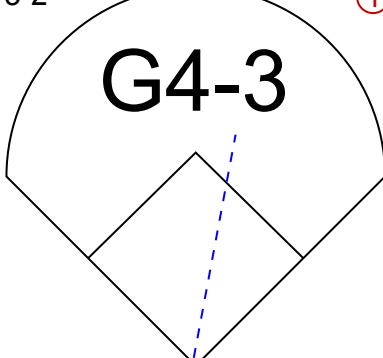
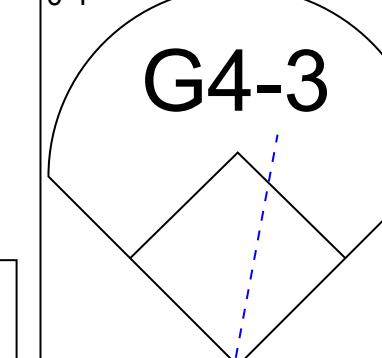
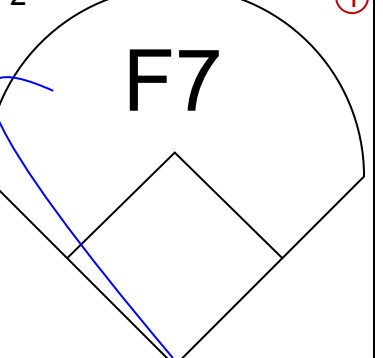
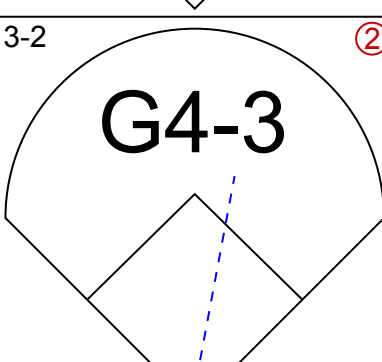
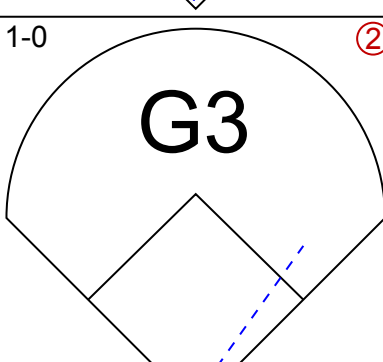
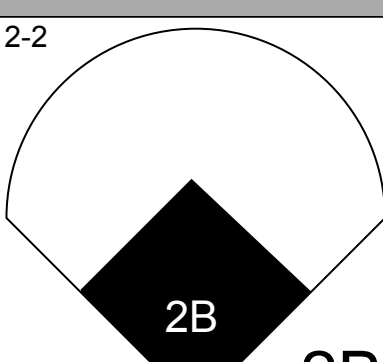
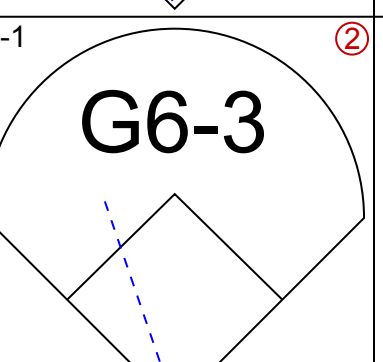
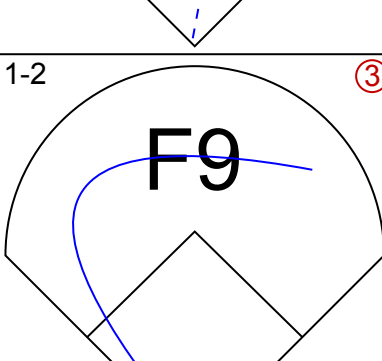
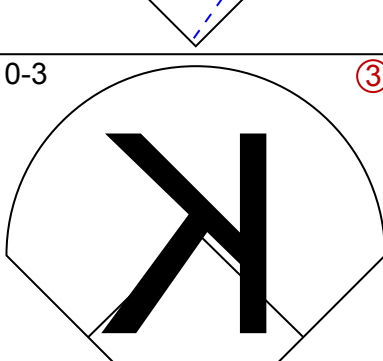
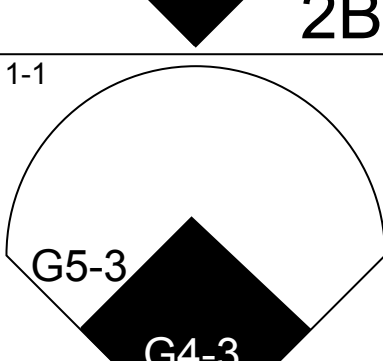
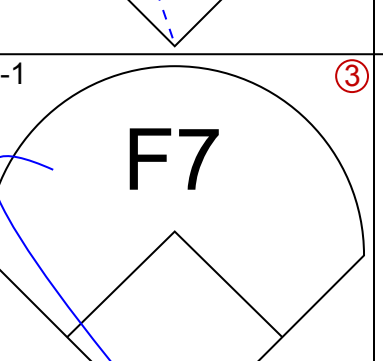
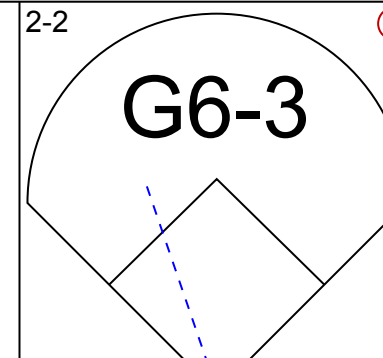
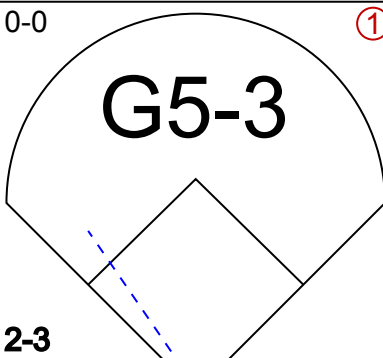
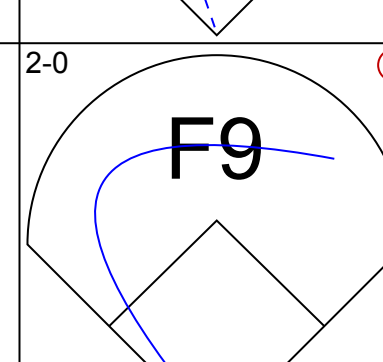
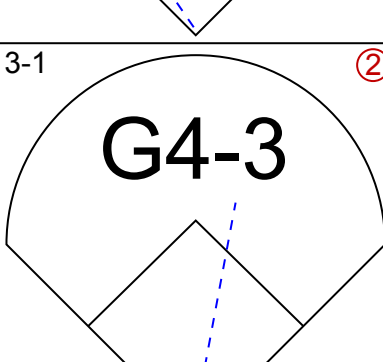
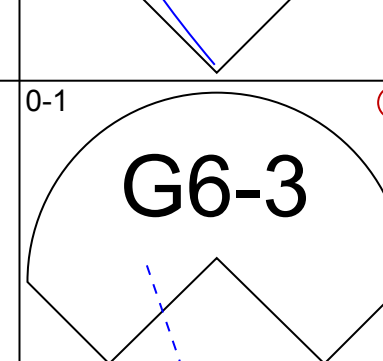
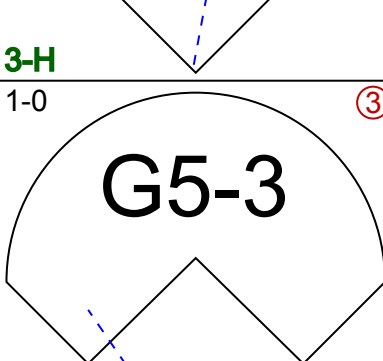
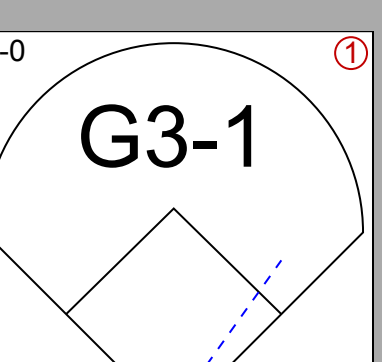
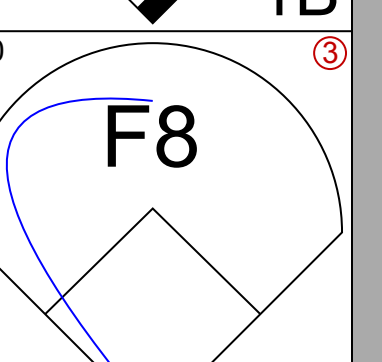
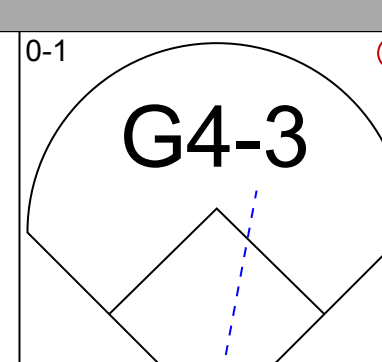
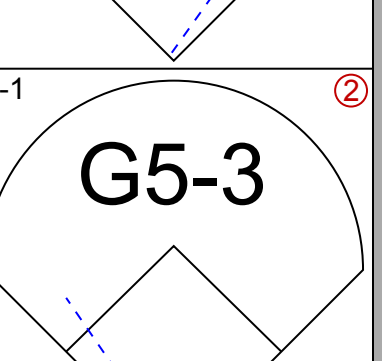
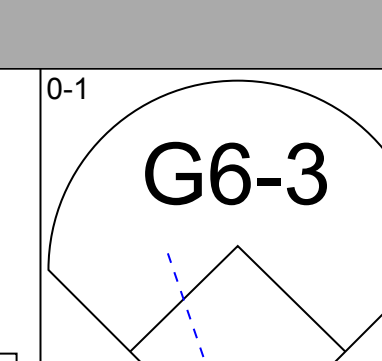
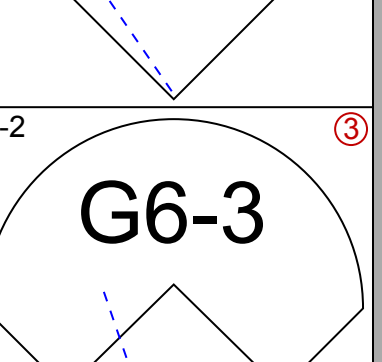
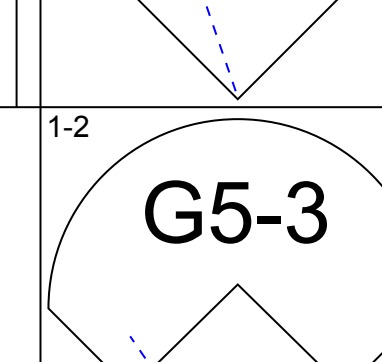








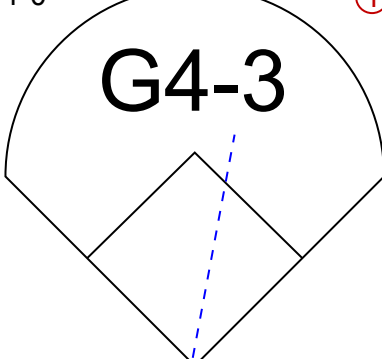
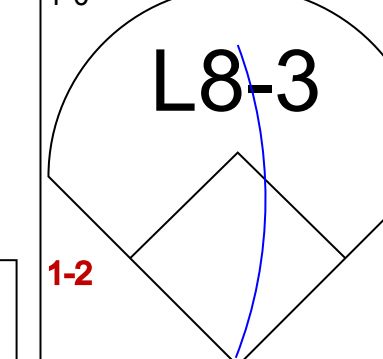
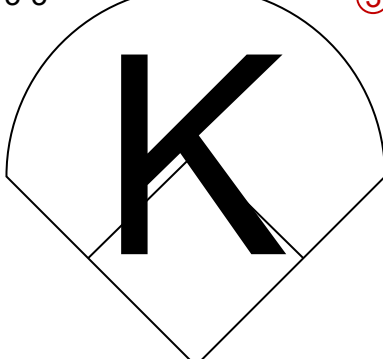
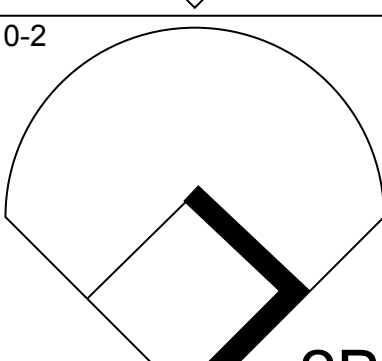
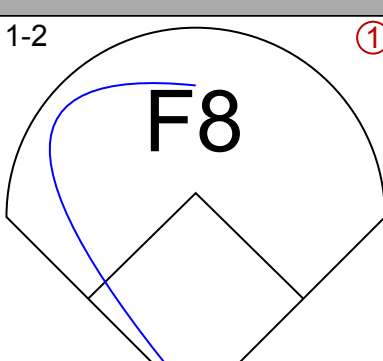
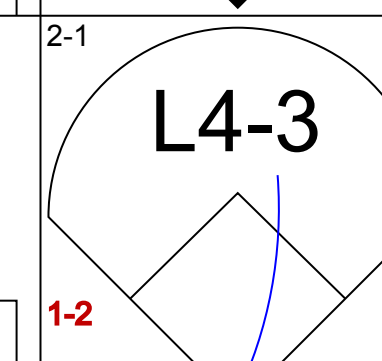
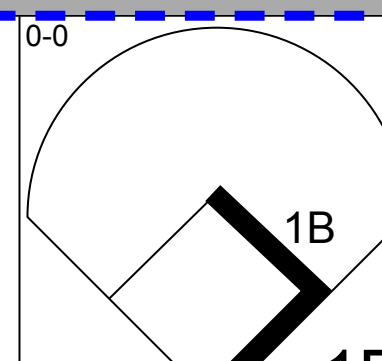
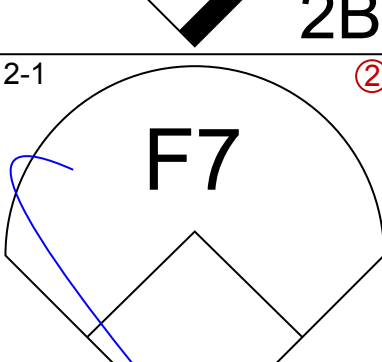
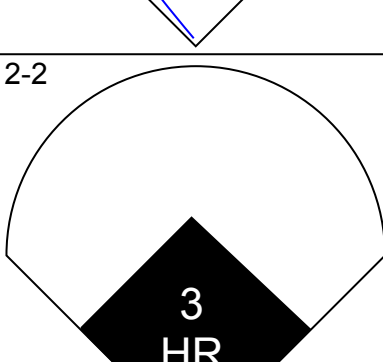
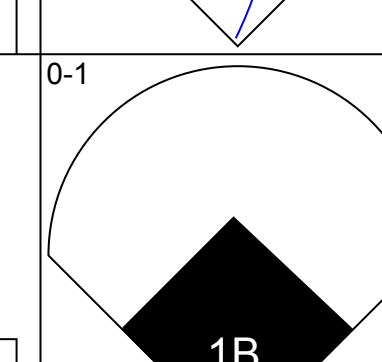
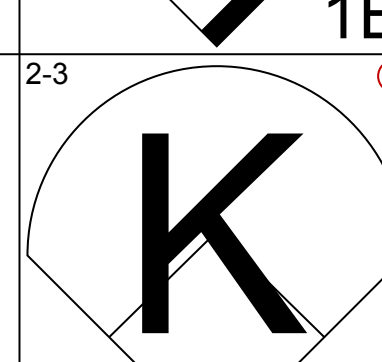
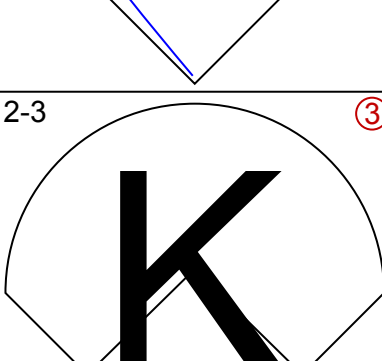

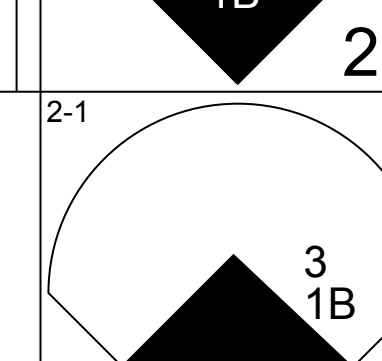
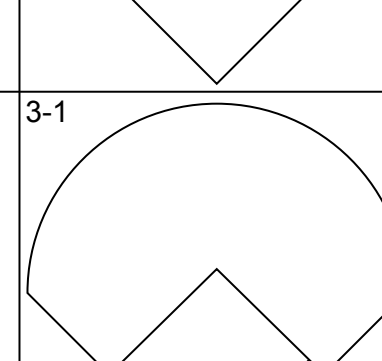
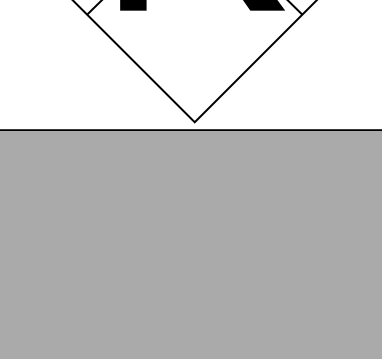
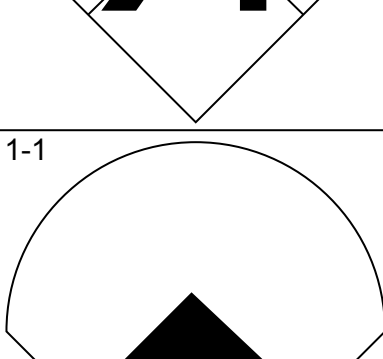
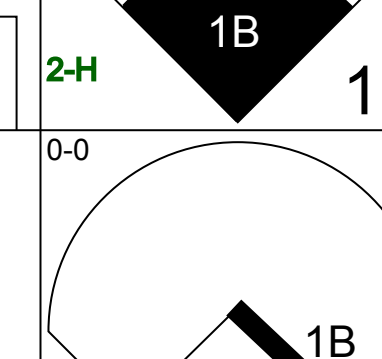
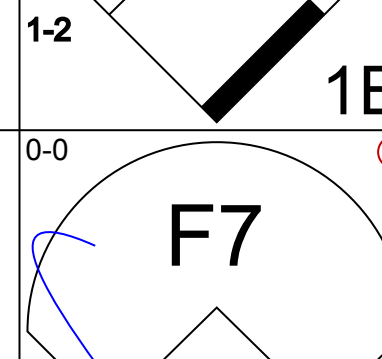
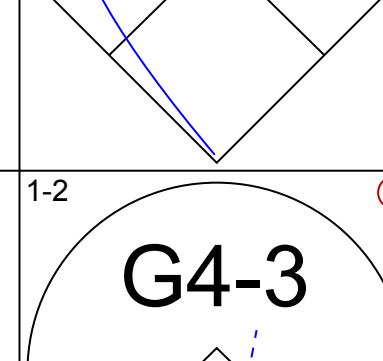
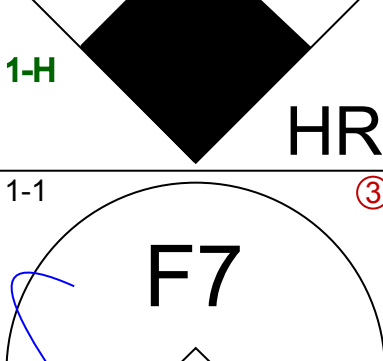
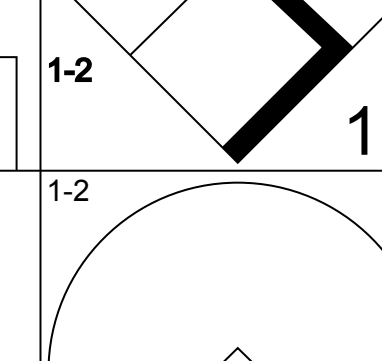
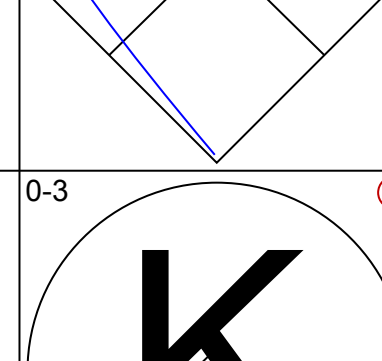
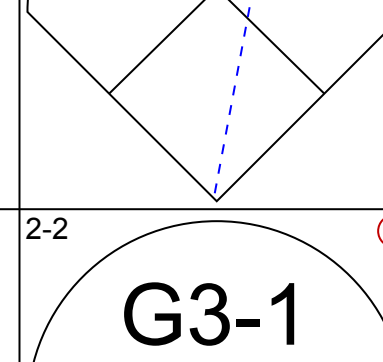
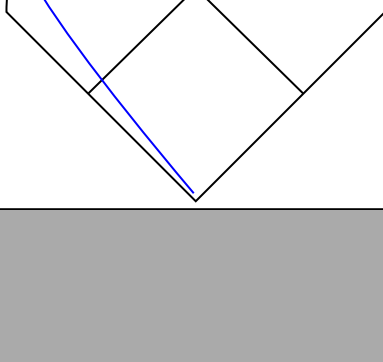
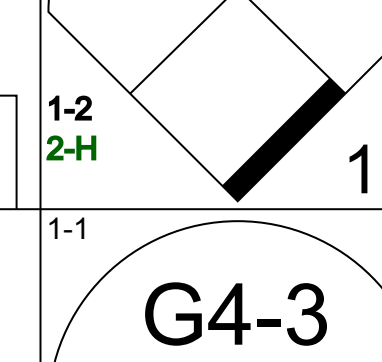

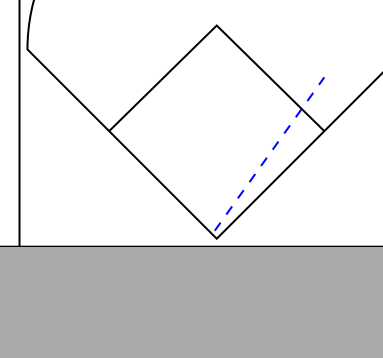
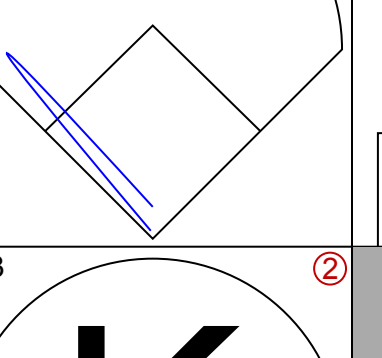
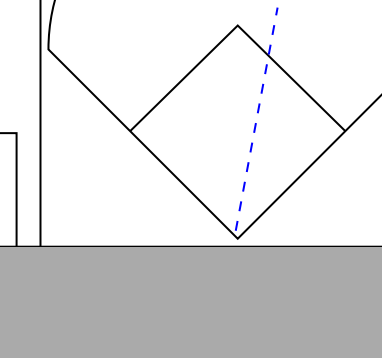
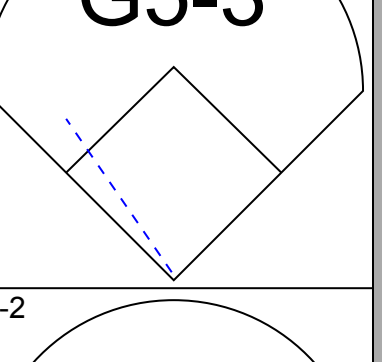
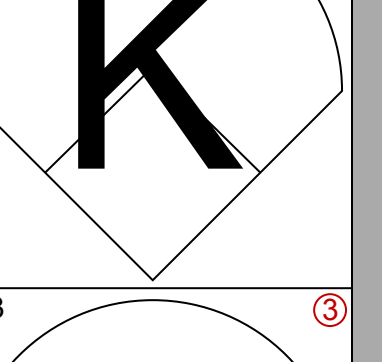
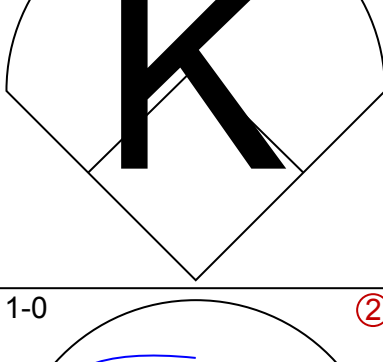
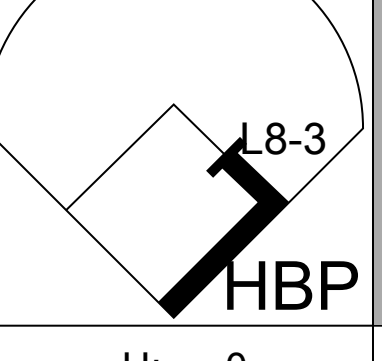
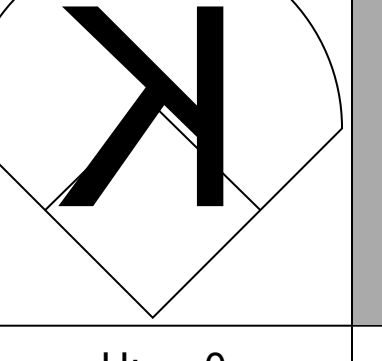
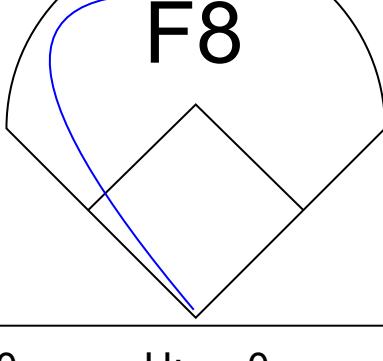


Batter	1	2	3	4	5	6	7	8	9	AB	R	H	RBI	BB	SO	LOB	TOP			
Willie Harris, L (1, 8)										4	0	0	0	0	1	0				
1 Brian Roberts, S (1, 10) OBP: 0.285, SLG: 0.338										4	1	1	0	0	0	0				
Chris Richard, L (1, 9)							 2B			4	1	1	1	0	1	0				
Jeff Conine, R (1, 3) OBP: 0.396, SLG: 0.464										3	0	0	0	0	1	1				
Tony Batista, R (1, 5) OBP: 0.264, SLG: 0.412										3	0	0	1	0	1	0				
6 Melvin Mora, R (1, 6) OBP: 0.329, SLG: 0.362										3	0	1	0	0	0	0				
Brady Anderson, L (1, 7) OBP: 0.309, SLG: 0.305										3	0	0	0	0	0	1				
Brook Fordyce, R (1, 2) OBP: 0.263, SLG: 0.327										3	0	0	0	0	1	0				
Jerry Hairston, R (1, 4) OBP: 0.308, SLG: 0.350										3	0	0	0	0	0	0				
<b>Inning Stats</b>	R: 0 H: 0 E: 0 K: 1 S: 12	H: 0 R: 0 ER: 0 LOB: 0 BB: 0 P: 17	R: 0 H: 0 E: 0 K: 0 S: 6	H: 0 R: 0 ER: 0 LOB: 0 BB: 0 P: 10	R: 0 H: 0 E: 0 K: 0 S: 6	H: 0 R: 0 ER: 0 LOB: 0 BB: 0 P: 11	R: 0 H: 0 E: 0 K: 1 S: 7	H: 0 R: 0 ER: 0 LOB: 1 BB: 0 P: 11	R: 0 H: 0 E: 0 K: 0 S: 7	H: 0 R: 0 ER: 0 LOB: 0 BB: 0 P: 8	R: 2 H: 2 E: 0 K: 0 S: 9	H: 2 R: 0 ER: 0 LOB: 0 BB: 0 P: 16	R: 0 H: 0 E: 0 K: 1 S: 7	H: 0 R: 0 ER: 0 LOB: 0 BB: 0 P: 12	R: 0 H: 0 E: 0 K: 0 S: 7	H: 0 R: 0 ER: 0 LOB: 0 BB: 0 P: 10	1B: 1 2B: 2 3B: 0 HR: 0	SF: 0 SAC: 0 DP: 0 HBP: 0	WP: 0 PB: 0 SB: 0 CS: 0	PA: 30
<b>PITCHER</b>	IP WLS BF H R ER SO BB IBB HBP BLK WP HR S P ERA WHIP																			
Tim Hudson, R (1, 1) ERA: 3.25	8.0 W 27 3 2 2 5 0 0 0 0 0 0 0 67 104 2.25 0.375																			
Jason Loringhausen, R (9, 1) ERA: 3.0	1.0 S 3 0 0 0 0 0 0 0 0 0 0 0 0 7 10 0.00 0.000																			

Baltimore Orioles @ Oakland Athletics  
Network Associates Coliseum, Oakland, CA  
Mon Sep 03 2001, 10:05 PM EDT  
Att: 28,665 - Sunny - 69 F

AB 30  
R 2  
H 3  
RBI 2  
BB 0  
SO 5  
LOB 2



Batter	1	2	3	4	5	6	7	8	9	AB	R	H	RBI	BB	SO	LOB	BOTTOM			
Johnny Damon, L (1, 8)										3	0	0	0	1	1	1				
Jeremy Giambi, L (1, 10) OBP: 0.387, SLG: 0.466										3	0	1	0	0	0	1				
Olmedo Saenz, R (8, PH) OBP: 0.309, SLG: 0.406										1	0	1	0	0	0	0				
Jason Giambi, L (1, 3) OBP: 0.473, SLG: 0.640										4	2	2	0	0	1	2				
Jermaine Dye, R (1, 9) OBP: 0.350, SLG: 0.455										4	1	2	1	0	2	2				
3 Eric Chavez, L (1, 5) OBP: 0.323, SLG: 0.498										4	1	2	2	0	0	2				
Terrence Long, L (1, 7) OBP: 0.336, SLG: 0.407										4	0	1	1	0	1	2				
Ramon Hernandez, R (1, 2) OBP: 0.312, SLG: 0.379										3	0	0	0	0	0	2				
Miguel Tejada, R (1, 6) OBP: 0.310, SLG: 0.453										3	0	0	0	0	2	0				
Frank Menechino, R (1, 4) OBP: 0.368, SLG: 0.379										2	0	0	0	0	1	0				
<b>Inning Stats</b>	R: 0 H: 1 E: 0 K: 1 S: 9	H: 0 R: 0 ER: 0 LOB: 0 BB: 0 P: 14	R: 0 H: 0 E: 0 K: 0 S: 7	H: 0 R: 0 ER: 0 LOB: 0 BB: 0 P: 10	R: 0 H: 0 E: 0 K: 0 S: 6	H: 0 R: 0 ER: 0 LOB: 0 BB: 0 P: 10	R: 2 H: 2 E: 0 K: 1 S: 15	H: 2 R: 0 ER: 0 LOB: 0 BB: 0 P: 20	R: 0 H: 0 E: 0 K: 2 S: 10	H: 0 R: 0 ER: 0 LOB: 2 BB: 1 P: 13	R: 2 H: 4 E: 0 K: 0 S: 13	H: 4 R: 0 ER: 0 LOB: 0 BB: 1 P: 23	R: 0 H: 0 E: 0 K: 2 S: 7	H: 0 R: 0 ER: 0 LOB: 2 BB: 0 P: 14	R: 0 H: 2 E: 0 K: 2 S: 12	H: 2 R: 0 ER: 0 LOB: 0 BB: 0 P: 17	1B: 6 2B: 4 3B: 0 HR: 1	SF: 0 SAC: 0 DP: 2 HBP: 1	WP: 0 PB: 0 SB: 0 CS: 0	PA: 33
<b>PITCHER</b>	IP WLS BF H R ER SO BB IBB HBP BLK WP HR S P ERA WHIP																			
Josh Towers, R (1, 1) ERA: 4.2	6.0 L 25 7 4 4 4 1 0 0 0 0 0 0 0 4 8 6.00 1.333																			
Ryan Kohlmeier, R (7, 1) ERA: 8.55	0.2 2 0 0 0 1 0 0 0 0 0 0 0 0 4 8 0.00 0.000																			
B.J. Ryan, L (7, 1) ERA: 4.57	0.1 1 0 0 0 1 0 0 0 0 0 0 0 0 3 6 0.00 0.000																			
Buddy Groom, L (8, 1) ERA: 3.25	1.0 5 2 0 0 2 0 0 0 0 0 0 0 0 12 17 0.00 2.000																			

Baltimore Orioles @ Oakland Athletics  
Network Associates Coliseum, Oakland, CA  
Mon Sep 03 2001, 10:05 PM EDT  
Att: 28,665 - Sunny - 69 F

AB 31  
R 4  
H 9  
RBI 4  
BB 1  
SO 8  
LOB 12





Batter	1	2	3	4	5	6	7	8	9	AB	R	H	RBI	BB	SO	LOB	TOP									
<b>1 Brian Roberts, S</b> OBP: 0.285, SLG: 0.332	F7		G6-3					F8		4	0	0	0	0	1	0	<b>Baltimore Orioles @ Oakland Athletics</b> Network Associates Coliseum, Oakland, CA Tue Sep 04 2001, 10:05 PM EDT Att: 16,123 - Overcast - 64 F									
<b>Jerry Hairston, R</b> OBP: 0.312, SLG: 0.354	CS 1B HBP							F2		3	1	2	0	0	0	0										
<b>Chris Richard, L</b> OBP: 0.339, SLG: 0.430	F9		P5					G3		4	0	0	0	0	1	3										
<b>Jeff Conine, R</b> OBP: 0.395, SLG: 0.462								F7		4	0	1	1	0	0	0										
<b>Cal Ripken Jr., R</b> OBP: 0.298, SLG: 0.392	F9							G6-3		3	1	1	0	1	0	1										
<b>Tony Batista, R</b> OBP: 0.266, SLG: 0.411								F8		3	0	1	0	1	1	0										
<b>Brady Anderson, L</b> OBP: 0.306, SLG: 0.302								P6		4	0	0	0	0	1	3										
<b>Brook Fordyce, R</b> OBP: 0.260, SLG: 0.324 <b>Willie Harris, L</b> (9, PH)								F7		3	0	0	0	0	2	2										
<b>Luis Matos, R</b> OBP: 0.188, SLG: 0.071								G5-3		3	0	0	0	0	0	0										
<b>Inning Stats</b>	R: 1 E: 0 K: 0 S: 15	H: 1 LOB: 1 BB: 0 P: 21	R: 0 E: 0 K: 3 S: 10	H: 0 LOB: 0 BB: 0 P: 14	R: 0 E: 0 K: 0 S: 9	H: 1 LOB: 1 BB: 0 P: 13	R: 0 E: 0 K: 1 S: 13	H: 0 LOB: 2 BB: 2 P: 28	R: 0 E: 0 K: 1 S: 11	H: 0 LOB: 0 BB: 0 P: 18	R: 0 E: 0 K: 0 S: 7	H: 0 LOB: 0 BB: 0 P: 9	R: 0 E: 0 K: 0 S: 8	H: 0 LOB: 0 BB: 0 P: 10	R: 0 E: 0 K: 1 S: 8	H: 1 LOB: 1 BB: 0 P: 13		R: 1 E: 1 K: 1 S: 13	H: 2 LOB: 1 BB: 0 P: 24	1B: 3 2B: 2 3B: 0 HR: 0	SF: 0 SAC: 0 DP: 0 HBP: 1	WP: 0 PB: 0 SB: 1 CS: 1	PA: 35			
<b>PITCHER</b>	IP	WLS	BF	H	R	ER	SO	BB	IBB	HBP	BLK	WP	HR	S	P	ERA	WHIP									
<b>Barry Zito, L</b> ERA: 3.7	(1, 1)	6.0	W	23	2	1	0	5	2	0	1	0	0	0	65	103	0.00	0.667								
<b>Jeff Tam, R</b> ERA: 2.88	(7, 1)	2.0	H	7	1	0	0	1	0	0	0	0	0	0	16	23	0.00	0.500								
<b>Chad Bradford, R</b> ERA: 2.88	(9, 1)	0.1		3	2	1	1	0	0	0	0	0	0	0	8	16	27.00	6.000								
<b>Jason Isringhausen, R</b> ERA: 2.97	(9, 1)	0.2	S	2	0	0	0	1	0	0	0	0	0	0	5	8	0.00	0.000								

Batter	1	2	3	4	5	6	7	8	9	AB	R	H	RBI	BB	SO	LOB	BOTTOM									
<b>Frank Menechino, R</b> OBP: 0.368, SLG: 0.377	K	2B								3	0	0	0	2	1	2	<b>Baltimore Orioles @ Oakland Athletics</b> Network Associates Coliseum, Oakland, CA Tue Sep 04 2001, 10:05 PM EDT Att: 16,123 - Overcast - 64 F									
<b>Jeremy Giambi, L</b> OBP: 0.388, SLG: 0.470 <b>Olmedo Saenz, R</b> OBP: 0.307, SLG: 0.403		BB								2	1	1	1	1	0	0										
<b>Jason Giambi, L</b> OBP: 0.476, SLG: 0.640 <b>Ron Gant, R</b> OBP: 0.341, SLG: 0.446 <b>Greg Myers, L</b> OBP: 0.301, SLG: 0.424		3 HR								0	1	0	0	3	0	0										
<b>Jermaine Dye, R</b> OBP: 0.349, SLG: 0.453		BB								1	0	0	0	0	0	0										
<b>3 Eric Chavez, L</b> OBP: 0.322, SLG: 0.502		BB								1	0	0	0	0	1	3										
<b>Terrence Long, L</b> OBP: 0.335, SLG: 0.408		HR								4	1	1	3	0	1	2										
<b>Ramon Hernandez, R</b> OBP: 0.311, SLG: 0.378										4	1	1	0	0	0	2										
<b>Miguel Tejada, R</b> OBP: 0.310, SLG: 0.450										4	0	1	1	0	1	0										
<b>F.P. Santangelo, S</b> OBP: 0.295, SLG: 0.194										2	1	1	0	2	0	1										
<b>Inning Stats</b>	R: 3 E: 0 K: 2 S: 12	H: 1 LOB: 0 BB: 2 P: 27	R: 1 E: 0 K: 0 S: 14	H: 2 LOB: 3 BB: 2 P: 30	R: 0 E: 0 K: 0 S: 8	H: 0 LOB: 0 BB: 0 P: 13	R: 0 E: 0 K: 0 S: 4	H: 0 LOB: 1 BB: 1 P: 9	R: 0 E: 0 K: 0 S: 9	H: 1 LOB: 2 BB: 1 P: 14	R: 0 E: 1 K: 0 S: 9	H: 0 LOB: 2 BB: 1 P: 16	R: 0 E: 0 K: 0 S: 5	H: 0 LOB: 0 BB: 0 P: 7	R: 1 E: 0 K: 2 S: 21	H: 2 LOB: 3 BB: 2 P: 39		1B: 2 2B: 3 3B: 0 HR: 1	SF: 0 SAC: 0 DP: 1 HBP: 0	WP: 0 PB: 0 SB: 0 CS: 0	PA: 39					
<b>PITCHER</b>	IP	WLS	BF	H	R	ER	SO	BB	IBB	HBP	BLK	WP	HR	S	P	ERA	WHIP									
<b>Jason Johnson, R</b> ERA: 3.75	(1, 1)	5.2	L	28	4	4	4	4	6	1	0	0	0	0	7	10	0.00	0.000								
<b>John Parrish, L</b> ERA: 5.94	(6, 1)	1.1		4	0	0	0	0	0	0	0	0	0	0	7	10	0.00	0.000								
<b>36 Kris Foster, R</b> ERA: 4.76	(8, 1)	0.2		6	2	1	1	1	2	0	0	0	0	0	17	33	13.50	6.000								
<b>John Bale, L</b> ERA: 2.12	(8, 1)	0.1		1	0	0	0	1	0	0	0	0	0	0	4	6	0.00	0.000								

AB	32
R	2
H	5
RBI	1
BB	2
SO	7
LOB	10





**BOTTOM**

AB	30
R	5
H	6
RBI	5
BB	9
SO	6
LOB	22





Batter	1	2	3	4	5	6	7	8	9	AB	R	H	RBI	BB	SO	LOB	TOP										
Willie Harris, L OBP: 0.100, SLG: 0.100 Luis Matos, R OBP: 0.278, SLG: 0.375	K		G6-4-3 1B		F8			2B 1B	HR	3	0	1	0	0	1	0	<p><b>Baltimore Orioles @ Oakland Athletics</b> Network Associates Coliseum, Oakland, CA</p> <p>Wed Sep 05 2001, 3:35 PM EDT Att: 30,922 - Sunny - 65 F</p> <p>livebaseballscores.com</p> <p>AB 38 R 6 H 13 RBI 6 BB 1 SO 6 LOB 16</p> 										
1 Brian Roberts, S OBP: 0.337, SLG: 0.430	G3		G6-4-3 1-2		G4-3			2B 1B	1B	5	1	2	0	0	0	1											
Chris Richard, L OBP: 0.337, SLG: 0.430	G4-3			G1-3	G4-3			1-H 2-H	K	5	0	1	2	0	1	1											
Jeff Conine, R OBP: 0.396, SLG: 0.462		E7 1B		G5-4-3 1B	G6-3			K		4	0	2	0	0	1	1											
Cal Ripken Jr., R OBP: 0.295, SLG: 0.388	K			G5-4-3 1-2			G6-3	P6		4	0	0	0	0	1	3											
Tony Batista, R OBP: 0.288, SLG: 0.414					G5-3		FC5 2B	K		4	0	2	0	0	1	1											
Brady Anderson, L OBP: 0.308, SLG: 0.302	P6								P6	3	1	1	0	1	0	2											
Fernando Lunar, R OBP: 0.288, SLG: 0.289	G5-3				G6-3		K	G5-3		4	0	0	0	0	1	5											
Jerry Hairston, R OBP: 0.313, SLG: 0.362			F8				FC5		HR	4	2	2	2	0	0	2											
<b>Inning Stats</b>	R: 0 E: 0 K: 1 S: 7	H: 0 LOB: 0 BB: 0 P: 10	R: 0 E: 1 K: 1 S: 15	H: 2 LOB: 2 BB: 0 P: 21	R: 0 E: 0 K: 0 S: 4	H: 1 LOB: 0 BB: 0 P: 5	R: 0 E: 0 K: 0 S: 7	H: 1 LOB: 0 BB: 0 P: 11	R: 2 E: 0 K: 0 S: 12	H: 2 LOB: 0 BB: 0 P: 18	R: 0 E: 0 K: 0 S: 6	H: 0 LOB: 0 BB: 0 P: 9	R: 0 E: 0 K: 1 S: 14	H: 1 LOB: 2 BB: 1 P: 23	R: 2 E: 0 K: 2 S: 14	H: 3 LOB: 1 BB: 0 P: 20		R: 2 E: 0 K: 1 S: 12	H: 3 LOB: 1 BB: 0 P: 15	1B: 9 2B: 2 3B: 0 HR: 2	SF: 0 SAC: 0 DP: 2 HBP: 0	WP: 0 PB: 0 SB: 0 CS: 0	PA: 39				
<b>PITCHER</b>	IP	WLS	BF	H	R	ER	SO	BB	IBB	HBP	BLK	WP	HR	S	P	ERA	WHIP										
Cory Lidle, R ERA: 3.76	7.0	W	27	7	2	2	3	1	0	0	0	0	1	65	97	2.57	1.143										
Mike Magnante, L ERA: 2.79	0.0		3	3	2	2	0	0	0	0	0	0	0	7	8	∞	∞										
Luis Vizcaino, R ERA: 3.33	1.0		3	0	0	0	2	0	0	0	0	0	0	7	12	0.00	0.000										
Jim Mecir, R ERA: 4.18	1.0		6	3	2	2	1	0	0	0	0	0	1	12	15	18.00	3.000										

Batter	1	2	3	4	5	6	7	8	9	AB	R	H	RBI	BB	SO	LOB	BOTTOM										
Frank Menechino, R OBP: 0.371, SLG: 0.380	F2		F9			2B BB				4	0	2	2	1	0	1	<p><b>Baltimore Orioles @ Oakland Athletics</b> Network Associates Coliseum, Oakland, CA</p> <p>Wed Sep 05 2001, 3:35 PM EDT Att: 30,922 - Sunny - 65 F</p> <p>livebaseballscores.com</p> <p>AB 36 R 12 H 14 RBI 12 BB 6 SO 3 LOB 12</p> 										
Jeremy Giambi, L OBP: 0.388, SLG: 0.467 Olmedo Saenz, R OBP: 0.305, SLG: 0.400	F9			HR BB	K	K	K			2	1	0	0	1	1	1											
Jason Giambi, L OBP: 0.477, SLG: 0.649 Ron Gant, R OBP: 0.340, SLG: 0.444	F7			HR				G5-3		3	1	2	2	1	0	0											
Jermaine Dye, R OBP: 0.350, SLG: 0.461		G5-3		P4				HR		4	2	2	2	0	0	0											
3 Eric Chavez, L OBP: 0.323, SLG: 0.503		G6-3		G4-3				2B		5	1	2	0	0	0	2											
Terrence Long, L OBP: 0.337, SLG: 0.414	F8			HR				F8		4	2	2	2	1	0	1											
Miguel Tejada, R OBP: 0.309, SLG: 0.448			G6-3	E4		E 1B	G5-4-3	G6-3		5	1	1	1	0	0	2											
Greg Myers, L OBP: 0.313, SLG: 0.426				F7		E 1B				2	2	1	1	2	0	1											
F.P. Santangelo, S OBP: 0.313, SLG: 0.250	P6				F2	2B SF9 1B				4	2	2	2	0	0	1											
<b>Inning Stats</b>	R: 0 E: 0 K: 0 S: 6	H: 0 LOB: 0 BB: 0 P: 11	R: 0 E: 0 K: 0 S: 7	H: 0 LOB: 0 BB: 0 P: 13	R: 0 E: 0 K: 0 S: 11	H: 0 LOB: 1 BB: 1 P: 18	R: 3 E: 1 K: 0 S: 17	H: 2 LOB: 1 BB: 1 P: 29	R: 0 E: 0 K: 1 S: 11	H: 1 LOB: 2 BB: 1 P: 17	R: 6 E: 1 K: 1 S: 22	H: 7 LOB: 2 BB: 1 P: 32	R: 2 E: 0 K: 1 S: 11	H: 2 LOB: 1 BB: 2 P: 21	R: 1 E: 0 K: 0 S: 13	H: 2 LOB: 1 BB: 0 P: 24		1B: 6 2B: 5 3B: 0 HR: 3	SF: 1 SAC: 0 DP: 1 HBP: 0	WP: 0 PB: 0 SB: 0 CS: 0	PA: 43						
<b>PITCHER</b>	IP	WLS	BF	H	R	ER	SO	BB	IBB	HBP	BLK	WP	HR	S	P	ERA	WHIP										
Calvin Maduro, R ERA: 4.41	5.0	L	25	7	7	7	1	0	0	0	0	0	0	9	12	∞	∞										
B.J. Ryan, L ERA: 4.96	0.0		3	3	1	1	0	0	0	0	0	0	0	9	12	∞	∞										
John Wasdin, R ERA: 5.55	2.0		10	2	3	3	2	2	1	0	0	0	0	18	32	13.50	2.000										
Willis Roberts, R ERA: 4.76	1.0		5	2	1	1	0	0	0	0	0	0	1	13	24	9.00	2.000										



Batter	1	2	3	4	5	6	7	8	9	AB	R	H	RBI	BB	SO	LOB	TOP			
Willie Harris, L OBP: 0.071, SLG: 0.071 (1, 8)										4	0	0	0	0	1	3				
Brian Roberts, S OBP: 0.286, SLG: 0.344 (1, 6)										4	1	1	1	0	1	0				
David Segui, S OBP: 0.406, SLG: 0.473 Brady Anderson, L OBP: 0.309, SLG: 0.303 (1, 3) (5, 7)										2	0	0	0	0	0	0				
Jeff Conine, R OBP: 0.394, SLG: 0.459 (1, 7) (5, 3)										3	0	0	0	1	1	1				
Cal Ripken Jr., R OBP: 0.292, SLG: 0.384 (1, 5)										4	0	0	0	0	0	3				
Tony Batista, R OBP: 0.287, SLG: 0.411 (1, 10)										3	0	0	0	1	2	0				
Chris Richard, L OBP: 0.335, SLG: 0.426 (1, 9)										3	0	0	0	0	0	1				
Brook Fordyce, R OBP: 0.264, SLG: 0.322 (1, 2)										1	0	0	0	2	0	0				
Jerry Hairston, R OBP: 0.311, SLG: 0.360 (1, 4)										3	0	0	0	0	0	3				
<b>Inning Stats</b>	R: 0 E: 0 K: 0 S: 6	H: 0 LOB: 0 BB: 0 P: 9	R: 0 E: 0 K: 1 S: 7	H: 0 LOB: 0 BB: 0 P: 8	R: 0 E: 0 K: 0 S: 7	H: 0 LOB: 1 BB: 1 P: 16	R: 0 E: 0 K: 1 S: 9	H: 0 LOB: 1 BB: 1 P: 17	R: 0 E: 0 K: 0 S: 12	H: 1 LOB: 1 BB: 0 P: 17	R: 0 E: 0 K: 0 S: 7	H: 0 LOB: 0 BB: 0 P: 11	R: 1 E: 0 K: 1 S: 17	H: 1 LOB: 0 BB: 0 P: 24	R: 0 E: 1 K: 1 S: 6	H: 0 LOB: 0 BB: 0 P: 9	1B: 1 2B: 0 3B: 0 HR: 1	SF: 0 SAC: 0 DP: 1 HBP: 0	WP: 1 PB: 0 SB: 1 CS: 0	PA: 33
<b>PITCHER</b>	IP WLS BF H R ER SO BB IBB HBP BLK WP HR S P ERA WHIP																			
Paul Abbott, R ERA: 4.13 Jeff Nelson, R ERA: 2.79 (1, 1) (9, 1)	8.0 W 30 2 1 1 4 4 0 0 0 0 1 1 72 117 1.12 0.750																			
	1.0 3 0 0 0 1 0 0 0 0 0 0 0 6 9 0.00 0.000																			

Baltimore Orioles @ Seattle Mariners  
Safeco Field, Seattle, WA  
Fri Sep 07 2001, 7:05 PM PDT  
Att: 45,797 - Sunny - 67 F

AB 29  
R 1  
H 2  
RBI 1  
BB 4  
SO 5  
LOB 11



Batter	1	2	3	4	5	6	7	8	9	AB	R	H	RBI	BB	SO	LOB	BOTTOM			
51 Ichiro Suzuki, L OBP: 0.382, SLG: 0.457 Charles Gipson, R OBP: 0.231, SLG: 0.217 (1, 9) (9, 9)										5	0	3	0	0	0	0				
Stan Javier, S OBP: 0.376, SLG: 0.377 Ramón Vázquez, L OBP: 1.000, SLG: 1.000 (1, 7) (8, PH) (9, 6)										3	1	0	0	1	0	2				
Edgar Martínez, R OBP: 0.429, SLG: 0.544 Jay Buhner, R OBP: 0.455, SLG: 0.444 (1, 10) (8, PH)										2	2	1	0	2	0	0				
John Olerud, L OBP: 0.401, SLG: 0.460 (1, 3)										3	4	2	1	2	0	2				
Bret Boone, R OBP: 0.365, SLG: 0.577 (1, 4)										3	1	1	3	1	1	4				
Mike Cameron, R OBP: 0.351, SLG: 0.497 (1, 8)										4	1	2	4	0	2	2				
Tom Lampkin, L OBP: 0.300, SLG: 0.330 Pat Borders, R (1, 2) (9, 2)										4	0	0	0	1	0	3				
David Bell, R OBP: 0.302, SLG: 0.413 (1, 5)										4	0	2	2	0	0	0				
Mark McLemore, S OBP: 0.381, SLG: 0.375 (1, 6) (9, 7)										4	0	0	0	0	2	4				
<b>Inning Stats</b>	R: 4 E: 0 K: 0 S: 22	H: 3 LOB: 0 BB: 1 P: 31	R: 0 E: 0 K: 1 S: 10	H: 1 LOB: 0 BB: 0 P: 15	R: 2 E: 0 K: 0 S: 17	H: 2 LOB: 2 BB: 1 P: 23	R: 0 E: 0 K: 1 S: 10	H: 1 LOB: 2 BB: 2 P: 21	R: 0 E: 0 K: 1 S: 9	H: 0 LOB: 0 BB: 0 P: 15	R: 0 E: 0 K: 0 S: 7	H: 0 LOB: 0 BB: 0 P: 11	R: 2 E: 0 K: 2 S: 16	H: 3 LOB: 2 BB: 1 P: 27	R: 2 E: 0 K: 1 S: 18	H: 2 LOB: 2 BB: 2 P: 29	1B: 9 2B: 1 3B: 0 HR: 2	SF: 1 SAC: 0 DP: 0 HBP: 1	WP: 1 PB: 0 SB: 0 CS: 2	PA: 43
<b>PITCHER</b>	IP WLS BF H R ER SO BB IBB HBP BLK WP HR S P ERA WHIP																			
Jose Mercedes, R ERA: 6.11 John Bale, L ERA: 2.57 Ryan Kohlmeier, R ERA: 8.9 (1, 1) (4, 1) (8, 1)	3.0 L 20 3 2 2 4 2 0 0 0 0 0 0 39 67 4.50 1.250																			
	1.0 7 2 2 2 1 2 0 0 0 0 1 0 18 29 18.00 4.000																			

Baltimore Orioles @ Seattle Mariners  
Safeco Field, Seattle, WA  
Fri Sep 07 2001, 7:05 PM PDT  
Att: 45,797 - Sunny - 67 F

AB 34  
R 10  
H 12  
RBI 10  
BB 7  
SO 6  
LOB 18





Batter	1	2	3	4	5	6	7	8	9	AB	R	H	RBI	BB	SO	LOB	TOP										
Willie Harris, L OBP: 0.059, SLG: 0.059 Luis Matos, R OBP: 0.263, SLG: 0.353	E3 1B G4-6-3		G5-3			G4-3		FC6-4		3	1	0	0	0	0	0											
Brian Roberts, S OBP: 0.290, SLG: 0.347	G4-6-3 1B		K			G4-3				4	0	2	0	0	1	0											
Chris Richard, L OBP: 0.334, SLG: 0.423	G4-6-3 BB				G1-3					3	0	0	0	1	1	1											
Jeff Conine, R OBP: 0.391, SLG: 0.455	G4-6-3				F8					4	0	0	0	0	2												
Cal Ripken Jr., R OBP: 0.290, SLG: 0.381	G4-3				G4-3					3	0	0	0	0	1												
Tony Batista, R OBP: 0.288, SLG: 0.411		G5-3								3	0	1	0	0	1	0											
Brady Anderson, L OBP: 0.309, SLG: 0.302		K				F7				2	0	0	0	1	1	1											
Geronimo Gil, R OBP: 0.312, SLG: 0.360		F9				K				3	0	0	0	0	1	2											
Jerry Hairston, R OBP: 0.312, SLG: 0.360			P3							3	0	1	0	0	0	1											
<b>Inning Stats</b>	R: 1 H: 1 E: 1 K: 0 S: 13	H: 1 LOB: 1 BB: 1 P: 20	R: 0 H: 0 E: 0 K: 1 S: 8	H: 0 LOB: 0 BB: 0 P: 11	R: 0 H: 0 E: 0 K: 1 S: 10	H: 0 LOB: 0 BB: 0 P: 12	R: 0 H: 0 E: 0 K: 0 S: 6	H: 0 LOB: 0 BB: 0 P: 9	R: 0 H: 2 E: 0 K: 1 S: 8	H: 2 LOB: 2 BB: 0 P: 13	R: 0 H: 0 E: 0 K: 1 S: 6	H: 0 LOB: 0 BB: 0 P: 7	R: 0 H: 0 E: 0 K: 1 S: 8	H: 0 LOB: 0 BB: 0 P: 11	R: 0 H: 0 E: 0 K: 0 S: 6	H: 0 LOB: 1 BB: 1 P: 14	R: 0 H: 1 E: 0 K: 0 S: 5	H: 1 LOB: 0 BB: 0 P: 8	1B: 4 2B: 0 3B: 0 HR: 0	SF: 0 SAC: 0 DP: 2 HBP: 0	WP: 0 PB: 0 SB: 1 CS: 0	PA: 31					
<b>PITCHER</b>	IP	WLS	BF	H	R	ER	SO	BB	IBB	HBP	BLK	WP	HR	S	P	ERA	WHIP										
Joel Pineiro, R ERA: 1.84	7.2	W	27	3	1	0	5	2	0	0	0	0	0	64	96	0.00	0.652										
Norm Charlton, L ERA: 3.07	1.1		4	1	0	0	0	0	0	0	0	0	0	6	9	0.00	0.750										

Baltimore Orioles @ Seattle Mariners  
Safeco Field, Seattle, WA  
Sat Sep 08 2001, 7:05 PM PDT  
Att: 45,894 - Sunny - 70 F

AB 29  
R 1  
H 4  
RBI 0  
BB 2  
SO 5  
LOB 9



Batter	1	2	3	4	5	6	7	8	9	AB	R	H	RBI	BB	SO	LOB	BOTTOM										
51 Ichiro Suzuki, L OBP: 0.384, SLG: 0.462	F8 G4-3 1B									4	2	2	1	1	0	3											
Mike Cameron, R OBP: 0.352, SLG: 0.495	G4-3 F8 BB		S 2B 1B	K	K			L8		4	1	1	0	1	2	4											
Bret Boone, R OBP: 0.365, SLG: 0.577	F8		E SF7 2B	S 1B				G5-3		5	1	2	1	0	0	2											
Edgar Martinez, R OBP: 0.431, SLG: 0.543 Ramón Vázquez, L OBP: 1.000, SLG: 1.000	G4-3		E 1B BB	K				1B 1B		4	1	2	1	1	1	2											
John Olerud, L OBP: 0.401, SLG: 0.458			FC5 1B	G4-3				G6-4-3 1B		4	1	1	0	1	0	4											
Jay Buhner, R OBP: 0.400, SLG: 0.385 Charles Gipson, R OBP: 0.231, SLG: 0.217	G6-3		K					1B 1B		4	0	1	0	0	2	7											
Mark McLemore, S OBP: 0.379, SLG: 0.377			L6					F8		3	0	1	1	0	0	2											
David Bell, R OBP: 0.301, SLG: 0.412	F8		SF7 1B					G1-3		4	0	1	1	0	0	2											
Dan Wilson, R OBP: 0.306, SLG: 0.380	G5-3		1B 1B					G6-3		4	0	2	1	0	0	2											
<b>Inning Stats</b>	R: 1 H: 1 E: 0 K: 0 S: 15	H: 1 LOB: 2 BB: 2 P: 30	R: 0 H: 0 E: 0 K: 0 S: 6	H: 0 LOB: 0 BB: 0 P: 11	R: 5 H: 5 E: 1 K: 1 S: 22	H: 5 LOB: 2 BB: 1 P: 34	R: 0 H: 1 E: 0 K: 2 S: 11	H: 1 LOB: 1 BB: 0 P: 15	R: 0 H: 2 E: 0 K: 1 S: 10	H: 2 LOB: 2 BB: 0 P: 12	R: 0 H: 1 E: 0 K: 0 S: 10	H: 1 LOB: 1 BB: 0 P: 15	R: 0 H: 1 E: 0 K: 0 S: 7	H: 1 LOB: 1 BB: 0 P: 11	1B: 9 2B: 3 3B: 0 HR: 1	SF: 1 SAC: 0 DP: 1 HBP: 0	WP: 0 PB: 0 SB: 3 CS: 0	PA: 41									
<b>PITCHER</b>	IP	WLS	BF	H	R	ER	SO	BB	IBB	HBP	BLK	WP	HR	S	P	ERA	WHIP										
Rick Bauer, R ERA: 4.0	2.2	L	18	6	6	3	1	3	0	0	0	0	0	41	73	10.12	3.375										
John Waddell, R ERA: 5.18	4.1		20	6	0	0	4	0	1	0	0	0	0	42	61	0.00	1.385										
Jorge Julio, R ERA: 5.4	1.0		3	1	0	0	0	0	0	0	0	0	0	7	11	0.00	1.000										

Baltimore Orioles @ Seattle Mariners  
Safeco Field, Seattle, WA  
Sat Sep 08 2001, 7:05 PM PDT  
Att: 45,894 - Sunny - 70 F

AB 36  
R 6  
H 13  
RBI 6  
BB 4  
SO 5  
LOB 28





Batter	1	2	3	4	5	6	7	8	9	AB	R	H	RBI	BB	SO	LOB	TOP										
1 Brian Roberts, S OBP: 0.285, SLG: 0.341	B1-3		F8			F8			G4-3	4	0	0	0	0	0	0											
Jerry Hairston, R OBP: 0.309, SLG: 0.357	K			K			F8		G3	4	0	0	0	0	2	0											
Tony Batista, R OBP: 0.266, SLG: 0.408	F9			G3-1			G1-3			3	0	0	0	0	0	0											
Jeff Conine, R OBP: 0.395, SLG: 0.457		1B		1B			BB			2	0	2	0	1	0	0											
Cal Ripken Jr., R OBP: 0.288, SLG: 0.378	F7			CS	F7		P4			3	0	0	0	0	0	2											
Brady Anderson, L OBP: 0.307, SLG: 0.299	G6-3				K				G4-1	3	0	0	0	0	1	1											
Brook Fordyce, R OBP: 0.262, SLG: 0.319	G5-3				G4-3				K	3	0	0	0	0	1	1											
Luis Matos, R OBP: 0.227, SLG: 0.300			G6-3			K			F8	3	0	0	0	0	1	0											
Willie Harris, L OBP: 0.050, SLG: 0.050			G6-3			G3-1			K	3	0	0	0	0	1	0											
<b>Inning Stats</b>	R: 0 H: 0 E: 0 K: 1 S: 7	H: 0 R: 0 ER: 0 LOB: 0 BB: 0 P: 10	R: 0 H: 1 E: 0 K: 0 S: 8	H: 1 R: 0 ER: 0 LOB: 1 BB: 0 P: 11	R: 0 H: 0 E: 0 K: 0 S: 6	H: 0 R: 0 ER: 0 LOB: 0 BB: 0 P: 10	R: 0 H: 1 E: 0 K: 1 S: 7	H: 1 R: 0 ER: 0 LOB: 0 BB: 0 P: 9	R: 0 H: 0 E: 0 K: 1 S: 7	H: 0 R: 0 ER: 0 LOB: 0 BB: 0 P: 11	R: 0 H: 0 E: 0 K: 1 S: 11	H: 0 R: 0 ER: 0 LOB: 1 BB: 1 P: 16	R: 0 H: 0 E: 0 K: 1 S: 6	H: 0 R: 0 ER: 0 LOB: 0 BB: 0 P: 8	R: 0 H: 0 E: 0 K: 1 S: 11	H: 0 R: 0 ER: 0 LOB: 0 BB: 0 P: 15	1B: 2 2B: 0 3B: 0 HR: 0	SF: 0 SAC: 0 DP: 0 HBP: 0	WP: 0 PB: 0 SB: 1 CS: 1	PA: 30							
<b>PITCHER</b>	IP	WLS	BF	H	R	ER	SO	BB	IBB	HBP	BLK	WP	HR	S	P	ERA	WHIP										
Jamie Moyer, L ERA: 3.35	7.0	W	23	2	0	0	4	1	0	0	0	0	0	53	77	0.00	0.429										
Arthur Rhodes, L ERA: 1.34	1.0		3	0	0	0	1	0	0	0	0	0	0	6	8	0.00	0.000										
Kazuhiko Sasaki, R ERA: 3.32	1.0		3	0	0	0	1	0	0	0	0	0	0	11	15	0.00	0.000										

Baltimore Orioles @ Seattle Mariners  
Safeco Field, Seattle, WA  
Sun Sep.09 2001, 1:35 PM PDT  
Att: 45,344 - Sunny - 66 F

AB 28  
R 0  
H 2  
RBI 0  
BB 1  
SO 6  
LOB 4




Batter	1	2	3	4	5	6	7	8	9	AB	R	H	RBI	BB	SO	LOB	BOTTOM										
51 Ichiro Suzuki, L OBP: 0.382, SLG: 0.459	G1-3		G3-1	P4			K			4	0	0	0	0	1	1											
Mark McLemore, S OBP: 0.381, SLG: 0.380			G4-3							3	1	2	0	0	0	0											
Ed Sprague, R OBP: 0.397, SLG: 0.492 (7, PH)	HR						1B			0	0	0	0	1	0	0											
Charles Gipson, R OBP: 0.251, SLG: 0.217 (7, PR)							BB			0	0	0	0	0	0	0											
Bret Boone, R OBP: 0.366, SLG: 0.584	1B									4	2	2	2	0	0	2											
Edgar Martinez, R OBP: 0.430, SLG: 0.549	HR									3	1	1	2	0	1	1											
Jay Buhner, R OBP: 0.375, SLG: 0.357 (8, PH)	K									1	0	0	0	0	1	0											
John Olerud, L OBP: 0.398, SLG: 0.455	F7									4	0	0	0	0	1	1											
Mike Cameron, R OBP: 0.353, SLG: 0.495			G5-3							4	1	2	0	0	0	0											
Ramón Vázquez, L OBP: 0.200, SLG: 0.200										4	0	0	0	0	1	2											
David Bell, R OBP: 0.301, SLG: 0.414										3	0	1	0	0	0	1											
Dan Wilson, R OBP: 0.309, SLG: 0.392										3	1	2	2	0	0	1											
<b>Inning Stats</b>	R: 2 H: 2 E: 0 K: 1 S: 12	H: 2 R: 0 ER: 0 LOB: 0 BB: 0 P: 20	R: 0 H: 1 E: 0 K: 1 S: 9	H: 1 R: 0 ER: 0 LOB: 1 BB: 0 P: 12	R: 2 H: 2 E: 0 K: 0 S: 11	H: 2 R: 0 ER: 0 LOB: 0 BB: 0 P: 16	R: 1 H: 2 E: 0 K: 0 S: 13	H: 2 R: 0 ER: 0 LOB: 1 BB: 0 P: 18	R: 0 H: 1 E: 0 K: 0 S: 16	H: 1 R: 0 ER: 0 LOB: 1 BB: 1 P: 18	R: 0 H: 0 E: 0 K: 0 S: 7	H: 0 R: 0 ER: 0 LOB: 0 BB: 0 P: 9	R: 1 H: 1 E: 0 K: 1 S: 8	H: 1 R: 0 ER: 0 LOB: 1 BB: 1 P: 16	R: 0 H: 1 E: 0 K: 2 S: 16	H: 1 R: 0 ER: 0 LOB: 1 BB: 0 P: 22	1B: 5 2B: 2 3B: 0 HR: 3	SF: 0 SAC: 0 DP: 1 HBP: 0	WP: 0 PB: 0 SB: 0 CS: 0	PA: 34							
<b>PITCHER</b>	IP	WLS	BF	H	R	ER	SO	BB	IBB	HBP	BLK	WP	HR	S	P	ERA	WHIP										
Josh Towers, R ERA: 4.34	6.0	L	26	8	5	5	2	0	0	0	0	0	0	68	93	7.50	1.333										
John Parrish, L ERA: 6.11	1.0		4	1	1	1	1	1	0	0	0	0	1	8	16	9.00	2.000										
Buddy Groom, L ERA: 3.2	1.0		4	1	0	0	2	0	0	0	0	0	0	16	22	0.00	1.000										


Baltimore Orioles @ Seattle Mariners  
Safeco Field, Seattle, WA  
Sun Sep.09 2001, 1:35 PM PDT  
Att: 45,344 - Sunny - 66 F

AB 33  
R 6  
H 10  
RBI 6  
BB 1  
SO 5  
LOB 9







Batter	1	2	3	4	5	6	7	8	9	AB R H RBI BB SO LOB	TOP																								
											<p>Toronto Blue Jays @ Baltimore Orioles  Oriole Park at Camden Yards, Baltimore, MD  Tue Sep 11 2001, 7:05 PM EDT</p> <p><a href="http://livebaseballscorecards.com">livebaseballscorecards.com</a></p> <p>AB 0 R 0 H 0 RBI 0 BB 0 SO 0 LOB 0</p> 																								
Inning Stats										1B: 0 SF: 0 2B: 0 SAC: 0 3B: 0 DP: 0 HR: 0 HBP: 0	WP: 0 PA: 0 PB: 0 SB: 0 CS: 0																								
PITCHER	IP	WLS	BF	H	R	ER	SO	BB	IBB	HBP	BLK	WP	HR	S	P	ERA	WHIP	PITCHER	IP	WLS	BF	H	R	ER	SO	BB	IBB	HBP	BLK	WP	HR	S	P	ERA	WHIP


Batter	1	2	3	4	5	6	7	8	9	AB R H RBI BB SO LOB	BOTTOM																								
											<p>Toronto Blue Jays @ Baltimore Orioles  Oriole Park at Camden Yards, Baltimore, MD  Tue Sep 11 2001, 7:05 PM EDT</p> <p><a href="http://livebaseballscorecards.com">livebaseballscorecards.com</a></p> <p>AB 0 R 0 H 0 RBI 0 BB 0 SO 0 LOB 0</p> 																								
Inning Stats										1B: 0 SF: 0 2B: 0 SAC: 0 3B: 0 DP: 0 HR: 0 HBP: 0	WP: 0 PA: 0 PB: 0 SB: 0 CS: 0																								
PITCHER	IP	WLS	BF	H	R	ER	SO	BB	IBB	HBP	BLK	WP	HR	S	P	ERA	WHIP	PITCHER	IP	WLS	BF	H	R	ER	SO	BB	IBB	HBP	BLK	WP	HR	S	P	ERA	WHIP




Batter	1	2	3	4	5	6	7	8	9	AB R H RBI BB SO LOB	TOP																								
												<p>Toronto Blue Jays @ Baltimore Orioles</p> <p>Oriole Park at Camden Yards, Baltimore, MD</p> <p>Wed Sep 12 2001, 7:05 PM EDT</p> <p><a href="http://livebaseballscorecards.com">livebaseballscorecards.com</a></p> <p>AB 0</p> <p>R 0</p> <p>H 0</p> <p>RBI 0</p> <p>BB 0</p> <p>SO 0</p> <p>LOB 0</p> 																							
Inning Stats											1B: 0 SF: 0 WP: 0 PA: 0 2B: 0 SAC: 0 FB: 0 3B: 0 DP: 0 SB: 0 HR: 0 HBP: 0 CS: 0																								
PITCHER	IP	WLS	BF	H	R	ER	SO	BB	IBB	HBP	BLK	WP	HR	S	P	ERA	WHIP	PITCHER	IP	WLS	BF	H	R	ER	SO	BB	IBB	HBP	BLK	WP	HR	S	P	ERA	WHIP


Batter	1	2	3	4	5	6	7	8	9	AB R H RBI BB SO LOB	BOTTOM																								
												<p>Toronto Blue Jays @ Baltimore Orioles</p> <p>Oriole Park at Camden Yards, Baltimore, MD</p> <p>Wed Sep 12 2001, 7:05 PM EDT</p> <p><a href="http://livebaseballscorecards.com">livebaseballscorecards.com</a></p> <p>AB 0</p> <p>R 0</p> <p>H 0</p> <p>RBI 0</p> <p>BB 0</p> <p>SO 0</p> <p>LOB 0</p> 																							
Inning Stats											1B: 0 SF: 0 WP: 0 PA: 0 2B: 0 SAC: 0 FB: 0 3B: 0 DP: 0 SB: 0 HR: 0 HBP: 0 CS: 0																								
PITCHER	IP	WLS	BF	H	R	ER	SO	BB	IBB	HBP	BLK	WP	HR	S	P	ERA	WHIP	PITCHER	IP	WLS	BF	H	R	ER	SO	BB	IBB	HBP	BLK	WP	HR	S	P	ERA	WHIP




Batter	1	2	3	4	5	6	7	8	9	AB R H RBI BB SO LOB	TOP																								
											<p>Toronto Blue Jays @ Baltimore Orioles  Oriole Park at Camden Yards, Baltimore, MD  Thu Sep 13 2001, 7:05 PM EDT</p> <p><a href="http://livebaseballscorecards.com">livebaseballscorecards.com</a></p> <p>AB 0 R 0 H 0 RBI 0 BB 0 SO 0 LOB 0</p> 																								
Inning Stats										1B: 0 SF: 0 WP: 0 PA: 0 2B: 0 SAC: 0 FB: 0 3B: 0 DP: 0 SB: 0 HR: 0 HBP: 0 CS: 0																									
PITCHER	IP	WLS	BF	H	R	ER	SO	BB	IBB	HBP	BLK	WP	HR	S	P	ERA	WHIP	PITCHER	IP	WLS	BF	H	R	ER	SO	BB	IBB	HBP	BLK	WP	HR	S	P	ERA	WHIP


Batter	1	2	3	4	5	6	7	8	9	AB R H RBI BB SO LOB	BOTTOM																								
											<p>Toronto Blue Jays @ Baltimore Orioles  Oriole Park at Camden Yards, Baltimore, MD  Thu Sep 13 2001, 7:05 PM EDT</p> <p><a href="http://livebaseballscorecards.com">livebaseballscorecards.com</a></p> <p>AB 0 R 0 H 0 RBI 0 BB 0 SO 0 LOB 0</p> 																								
Inning Stats										1B: 0 SF: 0 WP: 0 PA: 0 2B: 0 SAC: 0 FB: 0 3B: 0 DP: 0 SB: 0 HR: 0 HBP: 0 CS: 0																									
PITCHER	IP	WLS	BF	H	R	ER	SO	BB	IBB	HBP	BLK	WP	HR	S	P	ERA	WHIP	PITCHER	IP	WLS	BF	H	R	ER	SO	BB	IBB	HBP	BLK	WP	HR	S	P	ERA	WHIP




Batter	1	2	3	4	5	6	7	8	9	AB R H RBI BB SO LOB	TOP																								
												<p><b>Boston Red Sox @ Baltimore Orioles</b>  Oriole Park at Camden Yards, Baltimore, MD  Fri Sep 14 2001, 7:05 PM EDT</p> <p><a href="http://livebaseballscorecards.com">livebaseballscorecards.com</a></p> <p><b>AB 0</b>  <b>R 0</b>  <b>H 0</b>  <b>RBI 0</b>  <b>BB 0</b>  <b>SO 0</b>  <b>LOB 0</b></p> 																							
Inning Stats											1B: 0 SF: 0 WP: 0 PA: 0 2B: 0 SAC: 0 FB: 0 3B: 0 DP: 0 SB: 0 HR: 0 HBP: 0 CS: 0																								
PITCHER	IP	WLS	BF	H	R	ER	SO	BB	IBB	HBP	BLK	WP	HR	S	P	ERA	WHIP	PITCHER	IP	WLS	BF	H	R	ER	SO	BB	IBB	HBP	BLK	WP	HR	S	P	ERA	WHIP


Batter	1	2	3	4	5	6	7	8	9	AB R H RBI BB SO LOB	BOTTOM																								
												<p><b>Boston Red Sox @ Baltimore Orioles</b>  Oriole Park at Camden Yards, Baltimore, MD  Fri Sep 14 2001, 7:05 PM EDT</p> <p><a href="http://livebaseballscorecards.com">livebaseballscorecards.com</a></p> <p><b>AB 0</b>  <b>R 0</b>  <b>H 0</b>  <b>RBI 0</b>  <b>BB 0</b>  <b>SO 0</b>  <b>LOB 0</b></p> 																							
Inning Stats											1B: 0 SF: 0 WP: 0 PA: 0 2B: 0 SAC: 0 FB: 0 3B: 0 DP: 0 SB: 0 HR: 0 HBP: 0 CS: 0																								
PITCHER	IP	WLS	BF	H	R	ER	SO	BB	IBB	HBP	BLK	WP	HR	S	P	ERA	WHIP	PITCHER	IP	WLS	BF	H	R	ER	SO	BB	IBB	HBP	BLK	WP	HR	S	P	ERA	WHIP




Batter	1	2	3	4	5	6	7	8	9	AB R H RBI BB SO LOB	TOP																								
												<p><b>Boston Red Sox @ Baltimore Orioles</b>  Oriole Park at Camden Yards, Baltimore, MD  Sat Sep 15 2001, 1:15 PM EDT</p> <p><a href="http://livebaseballscorecards.com">livebaseballscorecards.com</a></p> <p><b>AB 0</b>  <b>R 0</b>  <b>H 0</b>  <b>RBI 0</b>  <b>BB 0</b>  <b>SO 0</b>  <b>LOB 0</b></p> 																							
Inning Stats											1B: 0 SF: 0 WP: 0 PA: 0 2B: 0 SAC: 0 FB: 0 3B: 0 DP: 0 SB: 0 HR: 0 HBP: 0 CS: 0																								
PITCHER	IP	WLS	BF	H	R	ER	SO	BB	IBB	HBP	BLK	WP	HR	S	P	ERA	WHIP	PITCHER	IP	WLS	BF	H	R	ER	SO	BB	IBB	HBP	BLK	WP	HR	S	P	ERA	WHIP


Batter	1	2	3	4	5	6	7	8	9	AB R H RBI BB SO LOB	BOTTOM																								
												<p><b>Boston Red Sox @ Baltimore Orioles</b>  Oriole Park at Camden Yards, Baltimore, MD  Sat Sep 15 2001, 1:15 PM EDT</p> <p><a href="http://livebaseballscorecards.com">livebaseballscorecards.com</a></p> <p><b>AB 0</b>  <b>R 0</b>  <b>H 0</b>  <b>RBI 0</b>  <b>BB 0</b>  <b>SO 0</b>  <b>LOB 0</b></p> 																							
Inning Stats											1B: 0 SF: 0 WP: 0 PA: 0 2B: 0 SAC: 0 FB: 0 3B: 0 DP: 0 SB: 0 HR: 0 HBP: 0 CS: 0																								
PITCHER	IP	WLS	BF	H	R	ER	SO	BB	IBB	HBP	BLK	WP	HR	S	P	ERA	WHIP	PITCHER	IP	WLS	BF	H	R	ER	SO	BB	IBB	HBP	BLK	WP	HR	S	P	ERA	WHIP




Batter	1	2	3	4	5	6	7	8	9	AB R H RBI BB SO LOB	TOP																								
											<p><b>Boston Red Sox @ Baltimore Orioles</b>  Oriole Park at Camden Yards, Baltimore, MD  Sat Sep 15 2001, 7:05 PM EDT</p> <p><a href="http://livebaseballscorecards.com">livebaseballscorecards.com</a></p> <p><b>AB 0</b>  <b>R 0</b>  <b>H 0</b>  <b>RBI 0</b>  <b>BB 0</b>  <b>SO 0</b>  <b>LOB 0</b></p> 																								
Inning Stats										1B: 0 SF: 0 WP: 0 PA: 0 2B: 0 SAC: 0 FB: 0 3B: 0 DP: 0 SB: 0 HR: 0 HBP: 0 CS: 0																									
PITCHER	IP	WLS	BF	H	R	ER	SO	BB	IBB	HBP	BLK	WP	HR	S	P	ERA	WHIP	PITCHER	IP	WLS	BF	H	R	ER	SO	BB	IBB	HBP	BLK	WP	HR	S	P	ERA	WHIP

Batter	1	2	3	4	5	6	7	8	9	AB R H RBI BB SO LOB	BOTTOM																								
											<p><b>Boston Red Sox @ Baltimore Orioles</b>  Oriole Park at Camden Yards, Baltimore, MD  Sat Sep 15 2001, 7:05 PM EDT</p> <p><a href="http://livebaseballscorecards.com">livebaseballscorecards.com</a></p> <p><b>AB 0</b>  <b>R 0</b>  <b>H 0</b>  <b>RBI 0</b>  <b>BB 0</b>  <b>SO 0</b>  <b>LOB 0</b></p> 																								
Inning Stats										1B: 0 SF: 0 WP: 0 PA: 0 2B: 0 SAC: 0 FB: 0 3B: 0 DP: 0 SB: 0 HR: 0 HBP: 0 CS: 0																									
PITCHER	IP	WLS	BF	H	R	ER	SO	BB	IBB	HBP	BLK	WP	HR	S	P	ERA	WHIP	PITCHER	IP	WLS	BF	H	R	ER	SO	BB	IBB	HBP	BLK	WP	HR	S	P	ERA	WHIP



Batter	1	2	3	4	5	6	7	8	9	AB R H RBI BB SO LOB	TOP																								
												<p><b>Boston Red Sox @ Baltimore Orioles</b>  Oriole Park at Camden Yards, Baltimore, MD  Sun Sep 16 2001, 1:35 PM EDT</p> <p><a href="http://livebaseballscorecards.com">livebaseballscorecards.com</a></p> <p><b>AB 0</b>  <b>R 0</b>  <b>H 0</b>  <b>RBI 0</b>  <b>BB 0</b>  <b>SO 0</b>  <b>LOB 0</b></p> 																							
<b>Inning Stats</b>											1B: 0 SF: 0 WP: 0 PA: 0 2B: 0 SAC: 0 FB: 0 3B: 0 DP: 0 SB: 0 HR: 0 HBP: 0 CS: 0																								
PITCHER	IP	WLS	BF	H	R	ER	SO	BB	IBB	HBP	BLK	WP	HR	S	P	ERA	WHIP	PITCHER	IP	WLS	BF	H	R	ER	SO	BB	IBB	HBP	BLK	WP	HR	S	P	ERA	WHIP

Batter	1	2	3	4	5	6	7	8	9	AB R H RBI BB SO LOB	BOTTOM																								
												<p><b>Boston Red Sox @ Baltimore Orioles</b>  Oriole Park at Camden Yards, Baltimore, MD  Sun Sep 16 2001, 1:35 PM EDT</p> <p><a href="http://livebaseballscorecards.com">livebaseballscorecards.com</a></p> <p><b>AB 0</b>  <b>R 0</b>  <b>H 0</b>  <b>RBI 0</b>  <b>BB 0</b>  <b>SO 0</b>  <b>LOB 0</b></p> 																							
<b>Inning Stats</b>											1B: 0 SF: 0 WP: 0 PA: 0 2B: 0 SAC: 0 FB: 0 3B: 0 DP: 0 SB: 0 HR: 0 HBP: 0 CS: 0																								
PITCHER	IP	WLS	BF	H	R	ER	SO	BB	IBB	HBP	BLK	WP	HR	S	P	ERA	WHIP	PITCHER	IP	WLS	BF	H	R	ER	SO	BB	IBB	HBP	BLK	WP	HR	S	P	ERA	WHIP



Batter	1	2	3	4	5	6	7	8	9	AB	R	H	RBI	BB	SO	LOB	TOP				
<b>Brady Anderson, L</b> (1,7) OBP: 0.304, SLG: 0.296	F9		FC4-6 2B		G3-1		P4	K		5	1	0	0	0	1	3	<b>Baltimore Orioles @ Toronto Blue Jays</b> SkyDome, Toronto, ON Tue Sep 18 2001, 7:05 PM EDT Att: 18,604 - Sunny - 68 F				
<b>Jerry Hairston, R</b> (1,4) OBP: 0.306, SLG: 0.361	G5-3		K			F8	HR		F2	5	1	1	1	0	1	1					
<b>Chris Richard, L</b> (1,10) OBP: 0.337, SLG: 0.428	F7					E7 1B	K		G5-4-3 1B	5	1	3	1	0	1	0					
<b>Jeff Conine, R</b> (1,3) OBP: 0.393, SLG: 0.454		F9	G3-1			BB 2H BB 1B	G4-3		G5-4-3 1B	5	1	1	1	0	0	2					
<b>Cal Ripken Jr., R</b> (1,5) OBP: 0.290, SLG: 0.387					K					4	1	2	1	0	2	1					
<b>Tony Batista, R</b> (1,6) OBP: 0.266, SLG: 0.406		F7			K	BB 1-2 BB BB		G3		3	0	0	0	1	1	1					
<b>Geronimo Gil, R</b> (1,2) <b>Willie Harris, L</b> (8, PR) OBP: 0.050, SLG: 0.050					G5-3			FC5-4 BB HBP		2	0	1	0	1	0	0					
<b>Larry Bigbie, L</b> (1,9) <b>Mike Kinkade, R</b> (8, PH) <b>Fernando Lumar, R</b> (8, 2) OBP: 0.288, SLG: 0.289						G4-3		FC5-4 BB		2	0	0	1	1	1	2					
<b>Luis Matos, R</b> (1,8) OBP: 0.231, SLG: 0.292								FC5-4 1-2 2-3		0	0	0	0	1	0	0					
<b>Inning Stats</b>	R: 0 E: 0 K: 0 S: 5	H: 0 LOB: 0 BB: 0 P: 9	R: 0 E: 0 K: 1 S: 11	H: 2 LOB: 2 BB: 0 P: 15	R: 1 E: 0 K: 1 S: 12	H: 2 LOB: 1 BB: 0 P: 16	R: 0 E: 0 K: 2 S: 8	H: 0 LOB: 0 BB: 0 P: 11	R: 0 E: 0 K: 1 S: 8	H: 0 LOB: 0 BB: 0 P: 14	R: 2 E: 1 K: 2 S: 17	H: 2 LOB: 3 BB: 3 P: 31	R: 1 E: 0 K: 1 S: 10	H: 1 LOB: 0 BB: 0 P: 17	R: 1 E: 0 K: 1 S: 13	H: 1 LOB: 2 BB: 1 P: 25		R: 0 E: 0 K: 0 S: 5	H: 1 LOB: 0 BB: 0 P: 7	1B: 6 2B: 1 3B: 0 HR: 2	SF: 0 SAC: 0 DP: 1 HBP: 1
<b>PITCHER</b>	IP	WLS	BF	H	R	ER	SO	BB	IBB	HBP	BLK	WP	HR	S	P	ERA	WHIP			ERA	WHIP
<b>Kelvin Escobar, R</b> (1,1) ERA: 3.24	5.2		26	6	3	3	6	3	0	0	0	0	0	56	91	4.76	1.588			0.00	0.000
<b>Bob Fife, R</b> (6,1) ERA: 3.11	0.1		1	0	0	0	1	0	0	0	0	0	0	5	5	0.00	0.000			0.00	0.000
<b>Pedro Borbon, L</b> (7,1) ERA: 3.86	0.2	H	3	1	1	1	1	0	0	0	0	0	1	8	14	13.50	1.500			0.00	0.000
<b>Paul Quantrill, R</b> (7,1) ERA: 2.68	0.2	B	4	1	1	1	0	0	0	1	0	0	1	7	14	13.50	1.500			0.00	0.000
<b>Dan Plesac, L</b> (8,1) ERA: 3.16	0.2	W	3	0	0	0	1	1	0	0	0	0	0	8	14	0.00	1.500			0.00	0.000

Batter	1	2	3	4	5	6	7	8	9	AB	R	H	RBI	BB	SO	LOB	BOTTOM				
<b>José Cruz Jr., S</b> (1,8) OBP: 0.316, SLG: 0.505	K					F8		K		5	0	0	0	0	4	6	<b>Baltimore Orioles @ Toronto Blue Jays</b> SkyDome, Toronto, ON Tue Sep 18 2001, 7:05 PM EDT Att: 18,604 - Sunny - 68 F				
<b>Alex Gonzalez, R</b> (1,6) OBP: 0.302, SLG: 0.396			G5-4-3 BB			HBP 1B		K		4	2	3	4	1	1	2					
<b>Shannon Stewart, R</b> (1,7) <b>10 Vernon Wells, R</b> (9, 8) OBP: 0.418, SLG: 0.524	G1-3		G5-4-3			HBP		K		3	0	0	0	1	1	2					
<b>Carlos Delgado, L</b> (1,3) OBP: 0.409, SLG: 0.559			F8					F8		4	0	0	0	0	2	4					
<b>Raul Mondesi, R</b> (1,9) OBP: 0.346, SLG: 0.464		G5-3			G5-3			P4		4	1	1	1	0	0	1					
<b>Brad Fullmer, L</b> (1,10) OBP: 0.334, SLG: 0.465						FC3-6 1B		F7		4	2	3	1	0	0	1					
<b>Felipe Lopez, S</b> (1,5) OBP: 0.287, SLG: 0.421			FC3-6 CS			F7		F5		4	1	1	1	0	0	2					
<b>Homer Bush, R</b> (1,4) <b>Cesar Izturis, S</b> (8, PR) OBP: 0.286, SLG: 0.404					CS	F8		E HR 1B		4	0	3	0	0	0	0					
<b>Alberto Castillo, R</b> (1,2) <b>Tony Fernandez, S</b> (8, PH) <b>Josh Phelps, R</b> (7, 2)						HBP 1B		E5 HR		1	0	1	0	0	0	0					
<b>Inning Stats</b>	R: 1 E: 0 K: 2 S: 14	H: 1 LOB: 0 BB: 0 P: 19	R: 2 E: 0 K: 1 S: 11	H: 3 LOB: 1 BB: 0 P: 16	R: 0 E: 0 K: 0 S: 6	H: 0 LOB: 0 BB: 1 P: 14	R: 0 E: 0 K: 0 S: 4	H: 1 LOB: 0 BB: 0 P: 6	R: 0 E: 0 K: 1 S: 14	H: 2 LOB: 3 BB: 0 P: 23	R: 2 E: 0 K: 2 S: 17	H: 4 LOB: 2 BB: 0 P: 26	R: 0 E: 0 K: 0 S: 7	H: 0 LOB: 1 BB: 1 P: 13	R: 3 E: 1 K: 2 S: 15	H: 2 LOB: 1 BB: 0 P: 24		R: 0 E: 0 K: 0 S: 5	H: 0 LOB: 0 BB: 0 P: 7	1B: 7 2B: 1 3B: 0 HR: 5	SF: 0 SAC: 0 DP: 1 HBP: 1
<b>PITCHER</b>	IP	WLS	BF	H	R	ER	SO	BB	IBB	HBP	BLK	WP	HR	S	P	ERA	WHIP			ERA	WHIP
<b>Jason Johnson, R</b> (1,1) ERA: 3.89	5.1		26	10	5	5	4	1	0	0	0	0	0	7	10	0.00	3.000			0.00	3.000
<b>John Bale, L</b> (6,1) ERA: 2.53	0.1		2	1	0	0	1	0	0	0	0	0	0	7	10	0.00	3.000			0.00	3.000
<b>John Wasdin, R</b> (6,1) ERA: 5.15	0.1		2	0	0	0	1	1	0	0	0	1	0	5	11	0.00	3.000			0.00	3.000
<b>B.J. Ryan, L</b> (7,1) ERA: 4.86	1.0		3	0	0	0	0	0	0	0	0	0	0	5	7	0.00	0.000			0.00	0.000
<b>Jorge Julio, R</b> (8,1) ERA: 4.97	1.0	L	6	2	3	0	2	0	0	0	0	0	1	15	24	0.00	2.000			0.00	2.000

AB 35  
R 5  
H 9  
RBI 5  
BB 4  
SO 9  
LOB 15



AB 36  
R 8  
H 13  
RBI 8  
BB 2  
SO 8  
LOB 20





Batter	1	2	3	4	5	6	7	8	9	AB	R	H	RBI	BB	SO	LOB	TOP										
Jerry Hairston, R OBP: 0.306, SLG: 0.358 (1, 4)	G5-3		G5-3			P6		G5-3		4	0	0	0	0	0	0	Baltimore Orioles @ Toronto Blue Jays SkyDome, Toronto, ON Wed Sep 19 2001, 7:05 PM EDT Att: 31,303 - Dome - 72 F										
Luis Matos, R OBP: 0.287, SLG: 0.357 (1, 8)	1B		K			F8		G6-3 BB	1B	4	1	2	0	0	1	0											
Chris Richard, L OBP: 0.336, SLG: 0.425 (1, 10)	K		K			K		G6-3 BB	1B	3	0	0	0	1	3	1											
Jeff Conine, R OBP: 0.392, SLG: 0.452 (1, 3)	2H					G6-3		G6-3	1B	4	0	1	1	0	1	2											
Cal Ripken Jr., R OBP: 0.290, SLG: 0.388 (1, 5)	K					K		K	2B	4	0	1	0	0	3	2											
Tony Batista, R OBP: 0.285, SLG: 0.404 (1, 6)			G1-3			G5-3		G6-3		3	0	0	0	0	0	1											
Mike Kinkade, R OBP: 0.395, SLG: 0.389 (1, 7)			G5-3			G5-3		K		3	0	0	0	0	1	1											
Geronimo Gil, R OBP: 0.400, SLG: 0.375 (1, 2)						K		K		3	0	1	0	0	2	0											
Larry Bigbie, L OBP: 0.304, SLG: 0.300 (1, 9)			K			K		G6-3		3	0	0	0	0	2	1											
<b>Inning Stats</b>	R: 1 H: 2 E: 0 K: 2 S: 12	H: 2 LOB: 1 BB: 0 P: 16	R: 0 H: 1 E: 0 K: 1 S: 10	H: 1 LOB: 1 BB: 0 P: 15	R: 0 H: 0 E: 0 K: 2 S: 9	H: 0 LOB: 0 BB: 0 P: 15	R: 0 H: 0 E: 0 K: 1 S: 5	H: 0 LOB: 0 BB: 0 P: 8	R: 0 H: 0 E: 0 K: 2 S: 8	H: 0 LOB: 0 BB: 0 P: 10	R: 0 H: 0 E: 0 K: 1 S: 9	H: 1 LOB: 1 BB: 0 P: 13	R: 0 H: 0 E: 0 K: 2 S: 9	H: 1 LOB: 1 BB: 0 P: 12	R: 0 H: 0 E: 0 K: 1 S: 8	H: 0 LOB: 0 BB: 1 P: 10	R: 0 H: 1 E: 0 K: 1 S: 10	H: 1 LOB: 1 BB: 1 P: 18	1B: 2 2B: 3 3B: 0 HR: 0	SF: 0 SAC: 0 DP: 1 HBP: 0	WP: 0 PB: 0 SB: 0 CS: 0	PA: 32					
<b>PITCHER</b>	IP	WLS	BF	H	R	ER	SO	BB	IBB	HBP	BLK	WP	HR	S	P	ERA	WHIP										
32 Roy Halladay, R ERA: 3.66 (1, 1)	7.0	W	25	4	1	1	11	0	0	0	0	0	0	62	89	1.29	0.571										
Paul Quantrill, R ERA: 2.94 (8, 1)	1.0	H	3	0	0	0	1	0	0	0	0	0	0	8	10	0.00	0.000										
Billy Koch, R ERA: 5.04 (9, 1)	1.0	S	4	1	0	0	1	1	0	0	0	0	0	10	18	0.00	2.000										

Batter	1	2	3	4	5	6	7	8	9	AB	R	H	RBI	BB	SO	LOB	BOTTOM										
José Cruz Jr., S OBP: 0.318, SLG: 0.503 (1, 8)	G4-3		K			FC2-5		F4		4	1	1	0	0	1	0	Baltimore Orioles @ Toronto Blue Jays SkyDome, Toronto, ON Wed Sep 19 2001, 7:05 PM EDT Att: 31,303 - Dome - 72 F										
Alex Gonzalez, R OBP: 0.304, SLG: 0.394 (1, 6)	G6-4-3					FC2-5		K		2	0	0	0	2	1	2											
Shannon Stewart, R OBP: 0.372, SLG: 0.451 (1, 7)	G6-4-3		L5							4	0	1	1	0	0	2											
Carlos Delgado, L OBP: 0.409, SLG: 0.559 (1, 3)								G4-3		4	2	2	0	0	0	2											
Raul Mondesi, R OBP: 0.345, SLG: 0.468 (1, 9)								G4-3		4	1	1	2	0	2	3											
Brad Fullmer, L OBP: 0.334, SLG: 0.466 (1, 10)								K		3	0	1	1	0	1	0											
Felipe Lopez, S OBP: 0.296, SLG: 0.427 (1, 5)										3	0	2	0	0	1	1											
Cesar Izturis, S OBP: 0.281, SLG: 0.393 (1, 4)										3	0	0	0	0	0	3											
Alberto Castillo, R OBP: 0.267, SLG: 0.270 (1, 2)										3	0	1	0	0	1	0											
<b>Inning Stats</b>	R: 0 H: 0 E: 0 K: 0 S: 7	H: 0 LOB: 0 BB: 1 P: 13	R: 1 H: 2 E: 0 K: 1 S: 15	H: 2 LOB: 1 BB: 0 P: 24	R: 0 H: 0 E: 0 K: 1 S: 8	H: 0 LOB: 1 BB: 1 P: 12	R: 2 H: 3 E: 0 K: 1 S: 9	H: 3 LOB: 0 BB: 0 P: 10	R: 1 H: 3 E: 0 K: 1 S: 13	H: 3 LOB: 2 BB: 0 P: 16	R: 0 H: 1 E: 0 K: 0 S: 6	H: 0 LOB: 0 BB: 0 P: 9	R: 0 H: 0 E: 0 K: 2 S: 9	H: 0 LOB: 0 BB: 0 P: 11	R: 0 H: 0 E: 0 K: 1 S: 8	H: 0 LOB: 0 BB: 0 P: 14	1B: 7 2B: 3 3B: 0 HR: 1	SF: 0 SAC: 0 DP: 3 HBP: 0	WP: 1 PB: 1 SB: 0 CS: 0	PA: 32							
<b>PITCHER</b>	IP	WLS	BF	H	R	ER	SO	BB	IBB	HBP	BLK	WP	HR	S	P	ERA	WHIP										
Calvin Maduro, R ERA: 4.64 (1, 1)	4.1	L	21	2	0	0	0	0	0	0	0	0	0	47	69	8.31	2.308										
John Waddell, R ERA: 4.95 (5, 1)	2.2		8	1	0	0	3	0	0	0	0	0	0	20	26	0.00	0.375										
Buddy Groom, L ERA: 3.14 (8, 1)	1.0		3	0	0	0	1	0	0	0	0	0	0	8	14	0.00	0.000										







Batter	1	2	3	4	5	6	7	8	9	AB R H RBI BB SO LOB	TOP																	
Chuck Knoblauch R (1, 7) OBP: 0.338, SLG: 0.345	4-2 G4-3 2 PB 1B BB		2-1 G6-3		1-0 F9			2-2 G3	1-2 1B	4 1 1 0 1 0 1	<b>New York Yankees @ Baltimore Orioles</b> Oriole Park at Camden Yards, Baltimore, MD Fri Sep 21 2001, 7:05 PM EDT Att: 47,099 - Cloudy - 79 F																	
2 Derek Jeter R (1, 6) OBP: 0.375, SLG: 0.479	2-1 G4-3		0-1 G6-3			0-1 G6-3		0-3 K	1-2 F9	5 0 0 0 0 1 3																		
David Justice L (1, 10) OBP: 0.333, SLG: 0.446	0-0 L3		2-2 G1-3			2-1 G4-3		1-1 F7		4 0 0 0 0 0 1																		
Tino Martinez L (1, 3) OBP: 0.329, SLG: 0.512	3-2 1B			1-2 L9		2-1 F7			1-0 HR	4 1 2 2 0 0 0																		
20 Jorge Posada S (1, 2) Erick Almonte R (9, PR) Todd Greene R (9, 2) OBP: 0.295, SLG: 0.351	1-2 G6-3			0-1 F8			3-3 K		1-0 FC5-4 1B	4 0 1 0 0 1 1 0 0 0 0 0 0 0 0 0 0 0 0 0 0																		
Shane Spencer R (1, 9) OBP: 0.321, SLG: 0.444		1-2 E S 1B		2-2 L8		2-2 G6-3			1-0 FC5-4 HR	4 1 1 0 0 0 1																		
Scott Brosius R (1, 5) OBP: 0.357, SLG: 0.470		1-3 K			0-0 2B		1-2 HR HBP		1-2 HR	3 2 2 2 0 1 1																		
Alfonso Soriano R (1, 4) OBP: 0.308, SLG: 0.448		1-1 L9			0-2 G6-3		0-1 HR		1-2 G6-3	4 1 1 2 0 0 3																		
Gerald Williams R (1, 8) OBP: 0.265, SLG: 0.313		2-3 K			2-3 K		2-2 G6-3		1-2 1B	4 0 1 0 0 2 2																		
<b>Inning Stats</b>	R: 1 E: 0 K: 0 S: 13	H: 1 LOB: 1 BB: 1 P: 23	R: 0 E: 0 K: 2 S: 13	H: 1 LOB: 1 BB: 0 P: 18	R: 0 E: 0 K: 0 S: 8	H: 0 LOB: 0 BB: 0 P: 12	R: 0 E: 0 K: 0 S: 8	H: 1 LOB: 0 BB: 0 P: 11	R: 0 E: 0 K: 1 S: 6	H: 0 LOB: 0 BB: 0 P: 10	R: 2 E: 0 K: 1 S: 15	H: 1 LOB: 0 BB: 0 P: 23	R: 0 E: 0 K: 1 S: 9	H: 0 LOB: 0 BB: 0 P: 12	R: 3 E: 0 K: 0 S: 24	H: 5 LOB: 2 BB: 0 P: 31	1B: 5 2B: 1 3B: 0 HR: 3	SF: 0 SAC: 0 DP: 0 HBP: 1	WP: 0 PB: 1 SB: 1 CS: 0	PA: 38								
<b>PITCHER</b>	IP WLS BF H R ER SO BB IBB HBP BLK WP HR S P ERA WHIP											IP WLS BF H R ER SO BB IBB HBP BLK WP HR S P ERA WHIP																
Rick Bauer R (1, 1) ERA: 3.38	7.0		27	4	3	2	4	1	0	0	0	0	0	1	71	108	2.57	0.714										
John Waddell R (8, 1) ERA: 4.87	1.0	H	3	0	0	0	1	0	0	0	0	0	0	0	9	12	0.00	0.000										
Willis Roberts R (9, 1) ERA: 4.9	1.0	W	8	5	3	3	0	0	0	0	0	0	0	2	24	31	27.00	5.000										

Batter	1	2	3	4	5	6	7	8	9	AB R H RBI BB SO LOB	BOTTOM																	
Luis Matos R (1, 9) OBP: 0.350, SLG: 0.556	0-0 FC1-5 2B		3-2 HR							4 1 2 1 0 1 0	<b>New York Yankees @ Baltimore Orioles</b> Oriole Park at Camden Yards, Baltimore, MD Fri Sep 21 2001, 7:05 PM EDT Att: 47,099 - Cloudy - 79 F																	
Willie Harris L (1, 8) OBP: 0.125, SLG: 0.167	1-0 FC1-5 L5-3		1-1 2B		1-2 1B SF9		3-3 K			4 2 2 0 0 1 1																		
Jeff Conine R (1, 3) OBP: 0.391, SLG: 0.449	0-0 L5-3		0-0 F9		2-2 1B			2-2 P6		4 0 1 0 0 0 2																		
Chris Richard L (1, 10) OBP: 0.338, SLG: 0.429		2-1 G4-3 1B	4-2 2B		0-0 SF9			1-3 K		2 2 1 1 1 1 0																		
Cal Ripken Jr. R (1, 5) OBP: 0.291, SLG: 0.391		1-2 G4-3	1-2 2B		3-H F9			1-1 G4-3		4 0 1 2 0 0 2																		
Tony Batista R (1, 6) OBP: 0.289, SLG: 0.413 1 Brian Roberts S (9, PR) OBP: 0.283, SLG: 0.341		0-1 1B	0-0 G1-3			2-3 K			0-2 SH1-4 1B	4 0 2 1 0 1 1 0 1 0 0 0 0 0																		
Brady Anderson L (1, 7) OBP: 0.307, SLG: 0.295		3-H K		2-3 K		1-0 F7			1-2 SH1-4 1B	4 1 1 0 0 2 1																		
Geronimo Gil R (1, 2) OBP: 0.308, SLG: 0.273		0-0 G5-3		2-2 G4-3		2-3 K			0-0 SH1-4	3 0 0 0 0 1 1																		
Jerry Hairston R (1, 4) OBP: 0.306, SLG: 0.358			3-3 K		1-2 P4		2-0 F7		2-H 3-H 1B	4 0 1 2 0 1 0																		
<b>Inning Stats</b>	R: 0 E: 0 K: 0 S: 3	H: 1 LOB: 0 BB: 0 P: 4	R: 1 E: 0 K: 1 S: 13	H: 2 LOB: 1 BB: 0 P: 16	R: 3 E: 0 K: 1 S: 23	H: 3 LOB: 1 BB: 1 P: 35	R: 0 E: 0 K: 1 S: 15	H: 0 LOB: 0 BB: 0 P: 20	R: 1 E: 0 K: 1 S: 11	H: 2 LOB: 1 BB: 0 P: 15	R: 0 E: 0 K: 2 S: 8	H: 0 LOB: 0 BB: 0 P: 13	R: 0 E: 0 K: 1 S: 8	H: 0 LOB: 0 BB: 0 P: 14	R: 0 E: 0 K: 1 S: 9	H: 0 LOB: 0 BB: 0 P: 13	R: 2 E: 0 K: 0 S: 6	H: 3 LOB: 1 BB: 0 P: 6	1B: 6 2B: 5 3B: 0 HR: 1	SF: 1 SAC: 1 DP: 1 HBP: 0	WP: 0 PB: 0 SB: 0 CS: 0	PA: 36						
<b>PITCHER</b>	IP WLS BF H R ER SO BB IBB HBP BLK WP HR S P ERA WHIP											IP WLS BF H R ER SO BB IBB HBP BLK WP HR S P ERA WHIP																
35 Mike Mussina R (1, 1) ERA: 3.41	6.0		26	8	5	5	6	1	0	0	0	0	0	1	73	103	7.50	1.500										
Jay Witaslick R (7, 1) ERA: 3.46	2.0		6	0	0	0	2	0	0	0	0	0	0	0	17	27	0.00	0.000										
42 Mariano Rivera R (9, 1) ERA: 2.5	0.1	L	4	3	2	2	0	0	0	0	0	0	0	0	6	6	54.00	9.000										





Batter	1	2	3	4	5	6	7	8	9	AB	R	H	RBI	BB	SO	LOB	TOP																			
<b>Chuck Knoblauch, R</b> (1, 7) OBP: 0.339, SLG: 0.358	F8			G6-3		HR		HR		4	2	2	2	0	0	0	<b>New York Yankees @ Baltimore Orioles</b> Oriole Park at Camden Yards, Baltimore, MD Sat Sep 22 2001, 1:25 PM EDT Att: 47,068 - Cloudy - 86 F																			
<b>Enrique Wilson, S</b> (1, 6) OBP: 0.247, SLG: 0.295	F9			G4-3				G5-3		4	0	1	0	0	0	0																				
<b>Bernie Williams, S</b> (1, 8) OBP: 0.392, SLG: 0.502										3	0	1	0	0	1	1																				
<b>Juan Rivera, R</b> (6, 8)	K			BB				F9		1	0	0	0	0	0	0																				
<b>Tino Martinez, L</b> (1, 3) OBP: 0.330, SLG: 0.511										1	0	0	0	1	0	0																				
<b>Nick Johnson, L</b> (6, PH) OBP: 0.321, SLG: 0.304										2	0	2	0	0	0	0																				
<b>David Justice, L</b> (1, 10) OBP: 0.333, SLG: 0.443										2	0	0	0	1	1	1																				
<b>Randy Velarde, R</b> (9, PH) OBP: 0.368, SLG: 0.452										0	0	0	0	1	0	0																				
<b>Shane Spencer, R</b> (1, 9) OBP: 0.316, SLG: 0.436										4	0	0	0	0	2	5																				
<b>Scott Brosius, R</b> (1, 5) OBP: 0.354, SLG: 0.465				K				F5		4	0	0	0	0	3	2																				
<b>Todd Greene, R</b> (1, 2) OBP: 0.280, SLG: 0.333				K				F9		4	0	0	0	0	1	2																				
<b>Alfonso Soriano, R</b> (1, 4) OBP: 0.307, SLG: 0.446				K						2	0	0	0	0	2	0																				
<b>Erick Almonte, R</b> (6, 6) OBP: 0.500, SLG: 0.500				K				F8		1	0	0	0	0	0	0																				
<b>Inning Stats</b>	R: 0 H: 0 E: 0 K: 1 S: 6	H: 0 LOB: 0 BB: 0 P: 9	R: 0 H: 0 E: 0 K: 0 S: 7	H: 0 LOB: 0 BB: 0 P: 13	R: 0 H: 0 E: 0 K: 3 S: 14	H: 0 LOB: 0 BB: 0 P: 19	R: 0 H: 1 E: 0 K: 1 S: 17	H: 3 LOB: 1 BB: 0 P: 27	R: 0 H: 0 E: 0 K: 0 S: 7	H: 0 LOB: 0 BB: 0 P: 11	R: 1 H: 1 E: 0 K: 10 S: 10	H: 1 LOB: 0 BB: 0 P: 15	R: 0 H: 1 E: 0 K: 2 S: 11	H: 1 LOB: 2 BB: 1 P: 19	1B: 3 2B: 1 3B: 0 HR: 2	SF: 0 SAC: 0 DP: 1 HBP: 0	WP: 0 PB: 0 SB: 0 CS: 0	PA: 35																		
<b>PITCHER</b>	IP	WLS	BF	H	R	ER	SO	BB	IBB	HBP	BLK	WP	HR	S	P	ERA	WHIP	<b>PITCHER</b>		IP	WLS	BF	H	R	ER	SO	BB	IBB	HBP	BLK	WP	HR	S	P	ERA	WHIP
<b>Sean Dougllass, R</b> (1, 1) ERA: 7.27	5.0	W	20	3	1	1	7	2	0	0	0	0	1	58	96	1.80	1.000																			
<b>John Bale, L</b> (6, 1) ERA: 2.59	3.0		10	2	1	1	1	0	0	0	0	0	1	28	42	3.00	0.667																			
<b>John Parrish, L</b> (9, 1) ERA: 5.68	1.0		5	1	0	0	2	1	0	0	0	0	0	11	19	0.00	2.000																			

AB	32
R	2
H	6
RBI	2
BB	3
SO	10
LOB	11




Batter	1	2	3	4	5	6	7	8	9	AB	R	H	RBI	BB	SO	LOB	BOTTOM																			
<b>Luis Matos, R</b> (1, 8) OBP: 0.333, SLG: 0.500	P6	FC6-4	K		G6-4-3 HBP			K		4	0	0	0	0	2	3	<b>New York Yankees @ Baltimore Orioles</b> Oriole Park at Camden Yards, Baltimore, MD Sat Sep 22 2001, 1:25 PM EDT Att: 47,068 - Cloudy - 86 F																			
<b>Brian Roberts, S</b> (1, 6) OBP: 0.285, SLG: 0.350	1B		G4-6-3 BLK	F7	F6		G3		5	2	2	0	0	0	2	2																				
<b>Jeff Conine, R</b> (1, 3) OBP: 0.389, SLG: 0.446	BB		G4-6-3	K	G6-4-3			K	5	0	1	1	0	2	2																					
<b>Cal Ripken Jr., R</b> (1, 10) OBP: 0.296, SLG: 0.393	3H								3	2	2	1	2	0	0	0																				
<b>Casey Blake, R</b> (6, PR) OBP: 0.400, SLG: 0.364	1-2		2B	G4-3	1B			2B	0	1	0	0	0	0	0	0																				
<b>Tony Batista, R</b> (1, 5) OBP: 0.270, SLG: 0.414	P6		G4-3	1B	1B			P6	5	2	2	0	0	0	3																					
<b>Mike Kinkade, R</b> (1, 7) OBP: 0.347, SLG: 0.384	G4-3		G4-3	1B	1B			1B	5	2	2	2	0	1	4																					
<b>Geronimo Gil, R</b> (1, 2) OBP: 0.389, SLG: 0.438			G5-3	1B	2B			1B	5	1	3	5	0	1	1																					
<b>Larry Bigbie, L</b> (1, 9) OBP: 0.308, SLG: 0.316			G4-3	2B	1B			K	5	1	2	1	0	1	1																					
<b>Jerry Hairston, R</b> (1, 4) OBP: 0.310, SLG: 0.362			FC6-4	2B	2B			BB	3	0	2	1	1	1	2																					
<b>Inning Stats</b>	R: 1 H: 2 E: 0 K: 0 S: 16	H: 2 LOB: 2 BB: 1 P: 28	R: 0 H: 1 E: 0 K: 0 S: 8	H: 1 LOB: 0 BB: 0 P: 14	R: 5 H: 6 E: 0 K: 1 S: 16	H: 6 LOB: 1 BB: 0 P: 25	R: 3 H: 5 E: 0 K: 2 S: 15	H: 0 LOB: 0 BB: 0 P: 9	R: 0 H: 0 E: 1 K: 2 S: 11	H: 0 LOB: 1 BB: 0 P: 14	R: 0 H: 0 E: 0 K: 1 S: 11	H: 0 LOB: 1 BB: 1 P: 19	R: 2 H: 2 E: 0 K: 2 S: 15	H: 2 LOB: 1 BB: 1 P: 28	1B: 10 2B: 5 3B: 1 HR: 0	SF: 0 SAC: 0 DP: 1 HBP: 1	WP: 0 PB: 0 SB: 0 CS: 0	PA: 44																		
<b>PITCHER</b>	IP	WLS	BF	H	R	ER	SO	BB	IBB	HBP	BLK	WP	HR	S	P	ERA	WHIP	<b>PITCHER</b>		IP	WLS	BF	H	R	ER	SO	BB	IBB	HBP	BLK	WP	HR	S	P	ERA	WHIP
<b>Sterling Hitchcock, L</b> (1, 1) ERA: 6.03	2.2	L	18	9	6	6	0	1	0	0	0	0	0	37	63	20.25	3.750																			
<b>Brandon Knight, R</b> (3, 1) ERA: 12.79	1.1		9	5	3	3	3	0	0	0	0	0	0	18	34	20.25	3.750																			
<b>65 Adrian Hernandez, R</b> (5, 1) ERA: 3.6	3.0		11	0	0	0	3	1	0	1	0	0	0	27	42	0.00	0.333																			
<b>Randy Choate, L</b> (8, 1) ERA: 3.68	1.0		6	2	2	2	2	1	0	0	0	0	0	15	28	18.00	3.000																			










Batter	1	2	3	4	5	6	7	8	9	AB	R	H	RBI	BB	SO	LOB	TOP			
Luis Matos, R OBP: 0.309, SLG: 0.449	(1, 8) K	(1, 3) K		(2, 1) F9			(4, 1) 1B BB	(0, 0) 2B		4	1	1	0	1	2	3				
Larry Bigbie, L OBP: 0.326, SLG: 0.340	(1, 9) 1B		(2, 2) G4-3		(4, 2) G6-4-3 BB		(0, 0) 1B FC6-4	(0, 1) G4-3		4	1	3	0	1	0	1				
Jeff Conine, R OBP: 0.384, SLG: 0.441	(1, 3) F9		(1, 2) G4-3		(1, 2) G6-4-3		(2, 0) F8		(1, 2) E 2B	5	1	1	0	0	0	5				
Chris Richard, L OBP: 0.343, SLG: 0.436	(1, 10) 1B		(1, 2) P5		(1, 3) K		(0, 2) FC6-4 1B		(0, 0) E8 G6-3 2H 1B	5	0	3	2	0	1	1				
Cal Ripken Jr., R OBP: 0.292, SLG: 0.394	(1, 5) F6		(1, 1) F2			(0, 0) G6-3	(0, 0) FC6-4 1B		(1, 1) G6-3	5	0	0	1	0	0	5				
Tony Batista, R OBP: 0.277, SLG: 0.420		(0, 1) 1B G3-1 1B		(0, 1) G4-3 2B		(4, 2) 1B BB	(0, 2) 1B		(2, 3) K	4	2	3	0	1	1	1				
Brady Anderson, L OBP: 0.307, SLG: 0.295	(1, 7) G3-1 1B		(2, 2) G4-3		(0, 0) G4-3		(2, 2) 1B		(3, 2) P6	5	0	2	1	0	0	4				
Geronomo Gil, R OBP: 0.385, SLG: 0.417	(1, 2) G3-1		(0, 0) G3-1		(2, 2) G6-3		(1, 1) 1B		(0, 2) G6-3	4	0	1	1	0	0	2				
Jerry Hairston, R OBP: 0.309, SLG: 0.361	(1, 4) K		(1, 3) K		(4, 0) BB		(0, 3) K		(1, 0) F9	3	0	0	0	1	2	2				
<b>Inning Stats</b>	R: 0 H: 2 E: 0 K: 1 S: 16	H: 2 R: 1 ER: 0 LOB: 2 BB: 0 P: 27	R: 1 H: 2 E: 0 K: 2 S: 12	H: 1 R: 0 ER: 0 LOB: 1 BB: 0 P: 16	R: 0 H: 1 E: 0 K: 0 S: 11	H: 1 R: 0 ER: 0 LOB: 2 BB: 1 P: 16	R: 0 H: 0 E: 0 K: 1 S: 9	H: 0 R: 0 ER: 0 LOB: 0 BB: 1 P: 15	R: 1 H: 2 E: 0 K: 1 S: 13	H: 2 R: 0 ER: 0 LOB: 2 BB: 1 P: 20	R: 2 H: 3 E: 0 K: 0 S: 12	H: 3 R: 0 ER: 0 LOB: 2 BB: 1 P: 19	R: 0 H: 1 E: 0 K: 0 S: 7	H: 1 R: 1 ER: 1 LOB: 1 BB: 0 P: 8	R: 1 H: 2 E: 1 K: 1 S: 16	H: 2 R: 0 ER: 0 LOB: 1 BB: 0 P: 23	1B: 11 2B: 3 3B: 0 HR: 0	SF: 0 SAC: 0 DP: 1 HBP: 0	WP: 0 PB: 0 SB: 1 CS: 0	PA: 43
<b>PITCHER</b>	IP WLS BF H R ER SO BB IBB HBP BLK WP HR S P ERA WHIP																			
David Cone, R ERA: 4.25	(1, 1) 5.0 22 6 1 1 4 2 0 0 0 0 0 0 56 90 1.80 1.600																			
49 Tim Wakefield, R ERA: 3.61	(6, 1) 2.0 L 12 5 3 3 1 2 0 0 0 0 0 0 25 39 13.50 3.500																			
Rich Garcés, R ERA: 3.92	(8, 1) 1.0 4 1 0 0 0 0 0 0 0 0 0 0 7 8 0.00 1.000																			
Rod Beck, R ERA: 3.95	(9, 1) 1.0 5 2 1 1 1 0 0 0 0 0 0 0 16 23 9.00 2.000																			

**Baltimore Orioles @ Boston Red Sox**  
Fenway Park, Boston, MA  
Mon Sep 24 2001, 7:05 PM EDT  
Att: 30,114 - Overcast - 68 F

AB 39  
R 5  
H 14  
RBI 5  
BB 4  
SO 6  
LOB 24



Batter	1	2	3	4	5	6	7	8	9	AB	R	H	RBI	BB	SO	LOB	BOTTOM			
Jose Offerman, S OBP: 0.333, SLG: 0.358	(1, 4) 1B		(2, 3) K			(2, 2) G4-3 1B		(1, 2) 2B		4	0	3	0	0	1	0				
Trot Nixon, L OBP: 0.373, SLG: 0.496	(1, 8) F8			(3, 1) HR		(1, 1) G4-3		(0, 2) F8		4	1	1	1	0	0	3				
Manny Ramirez, R OBP: 0.402, SLG: 0.610	(1, 10) G5-4-3 1B			(0, 1) F8		(4, 0) BB		(1, 0) F3		3	0	1	0	1	0	1				
Brian Daubach, L OBP: 0.346, SLG: 0.499	(1, 7) G5-4-3			(1, 2) F8		(2, 3) K			(4, 2) BB	3	0	0	0	1	1	4				
Calvin Pickering, L OBP: 0.393, SLG: 0.480		(4, 2) G5-4-3 BB		(2, 2) G4-3			(1, 1) WP 1B		(2, 3) K	3	0	1	0	1	1	1				
Chris Stynes, R OBP: 0.320, SLG: 0.402	(1, 5) G5-4-3		(0, 1) G5-4-3		(2, 2) G6-3		(2, 3) K		(3, 3) K	4	0	0	0	0	2	3				
Lou Merloni, R OBP: 0.275, SLG: 0.284	(1, 6) P6				(2, 2) G5-3		(2, 2) G6-3		(3, 1) F8	4	0	0	0	0	0	2				
Darren Lewis, R OBP: 0.306, SLG: 0.383	(1, 9) G6-3			(2, 2) G6-3		(0, 1) F7			(2, 3) K	3	0	0	0	0	1	1				
Joe Oliver, R OBP: 0.234, SLG: 0.295	(1, 2) G5-3		(0, 1) G5-3			(1, 3) K		(2, 2) G6-3		2	0	0	0	0	1	0				
52 James Lofton, S OBP: 0.162, SLG: 0.111	(8, PH)									1	0	0	0	0	0	0				
Doug Mirabelli, R OBP: 0.325, SLG: 0.418	(9, 2)									0	0	0	0	0	0	0				
<b>Inning Stats</b>	R: 0 H: 2 E: 0 K: 0 S: 9	H: 0 R: 0 ER: 0 LOB: 0 BB: 1 P: 9	R: 0 H: 0 E: 0 K: 1 S: 8	H: 0 R: 0 ER: 0 LOB: 0 BB: 0 P: 12	R: 1 H: 1 E: 0 K: 0 S: 10	H: 1 R: 0 ER: 0 LOB: 0 BB: 0 P: 16	R: 0 H: 0 E: 0 K: 2 S: 8	H: 0 R: 0 ER: 0 LOB: 2 BB: 1 P: 12	R: 0 H: 1 E: 0 K: 2 S: 13	H: 1 R: 0 ER: 0 LOB: 1 BB: 0 P: 23	R: 0 H: 1 E: 0 K: 2 S: 13	H: 1 R: 0 ER: 0 LOB: 1 BB: 0 P: 20	R: 0 H: 1 E: 0 K: 0 S: 11	H: 1 R: 1 ER: 0 LOB: 1 BB: 0 P: 15	R: 0 H: 0 E: 0 K: 2 S: 14	H: 0 R: 0 ER: 0 LOB: 1 BB: 1 P: 26	1B: 4 2B: 1 3B: 0 HR: 1	SF: 0 SAC: 0 DP: 2 HBP: 0	WP: 1 PB: 0 SB: 0 CS: 0	PA: 34
<b>PITCHER</b>	IP WLS BF H R ER SO BB IBB HBP BLK WP HR S P ERA WHIP																			
Calvin Maduro, R ERA: 4.41	(1, 1) 6.0 W 22 4 1 1 3 2 0 0 0 0 1 0 53 83 1.50 1.000																			
Jorge Julio, R ERA: 4.3	(7, 1) 1.0 H 4 1 0 0 2 0 0 0 0 0 1 0 13 20 0.00 1.000																			
Buddy Groom, L ERA: 3.45	(8, 1) 1.0 H 4 1 0 0 0 0 0 0 0 0 0 0 11 15 0.00 1.000																			
B.J. Ryan, L ERA: 4.72	(9, 1) 1.0 4 0 0 0 2 1 0 0 0 0 0 0 14 26 0.00 1.000																			

**Baltimore Orioles @ Boston Red Sox**  
Fenway Park, Boston, MA  
Mon Sep 24 2001, 7:05 PM EDT  
Att: 30,114 - Overcast - 68 F

AB 31  
R 1  
H 6  
RBI 1  
BB 3  
SO 7  
LOB 15



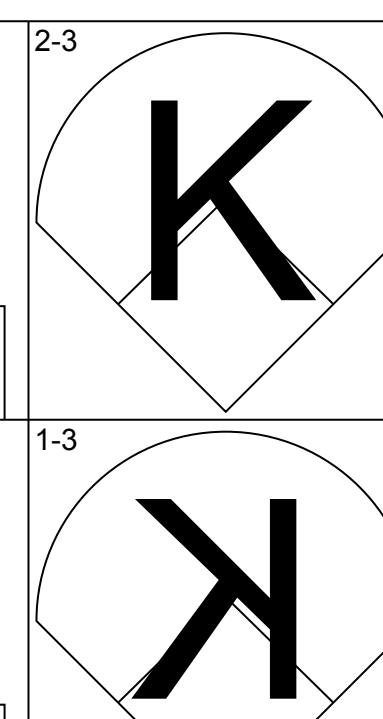

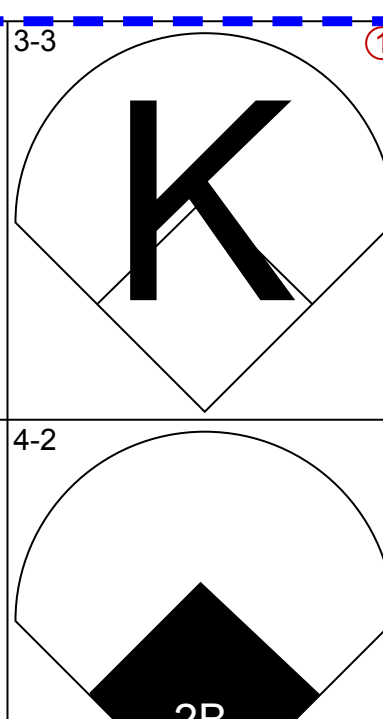
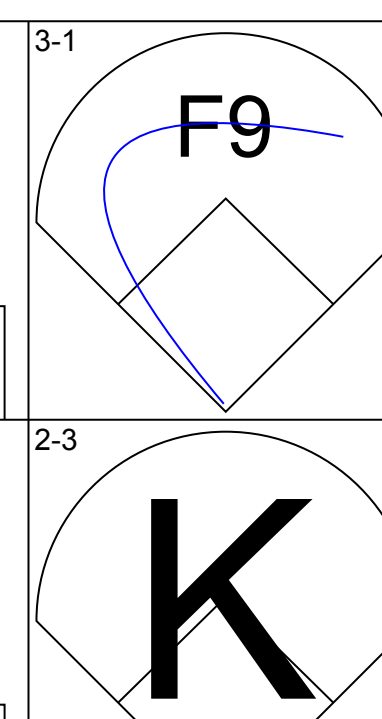
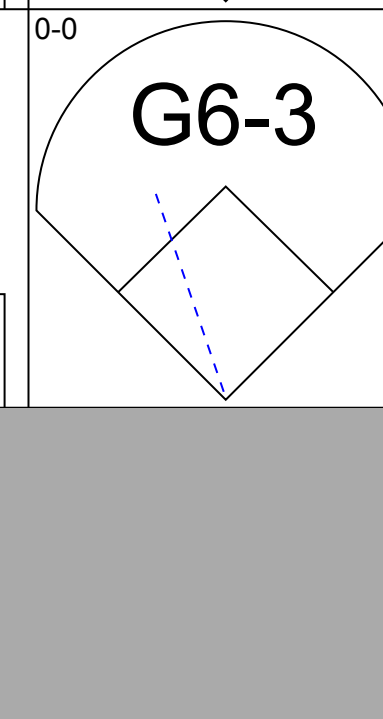
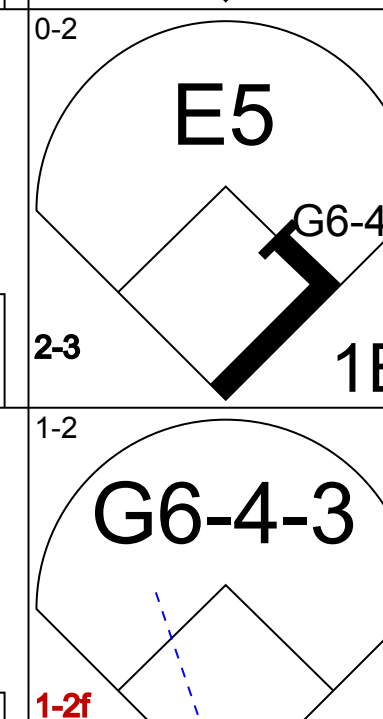
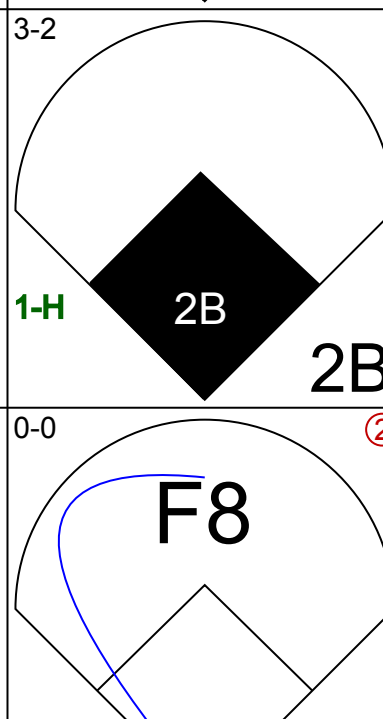



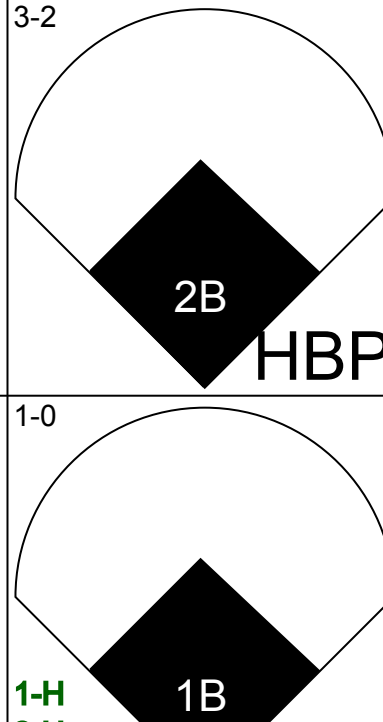
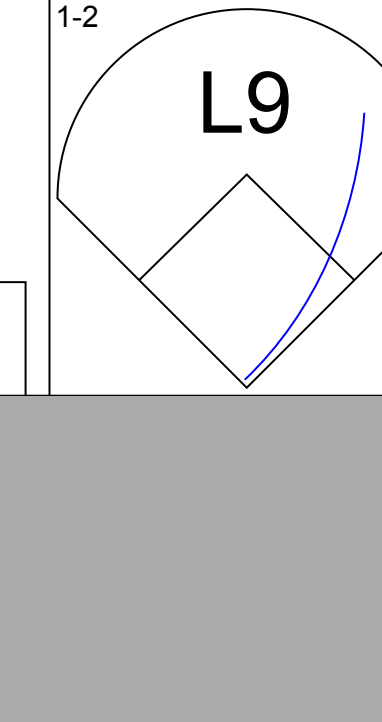
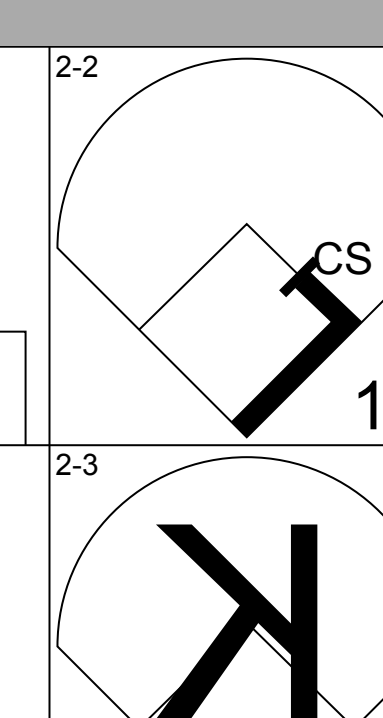
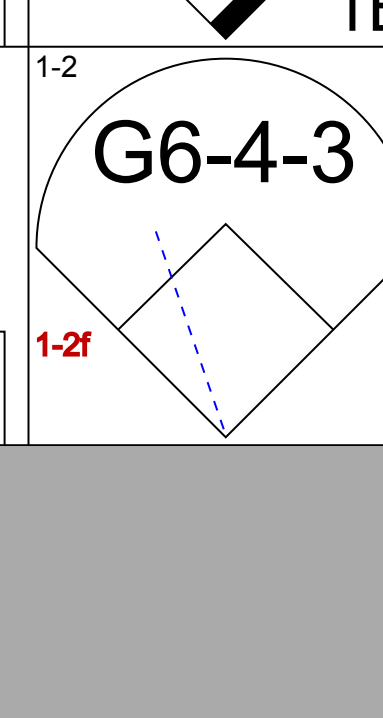
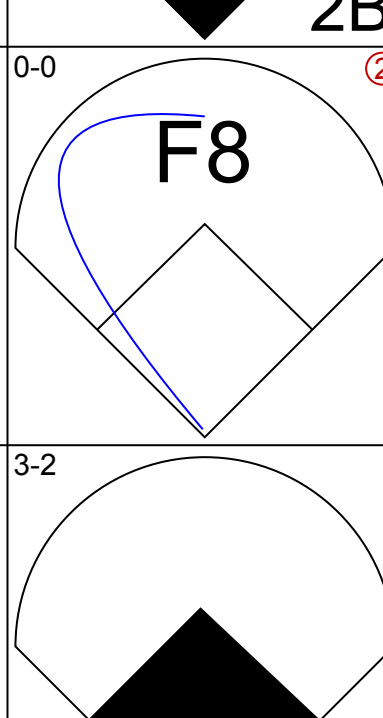
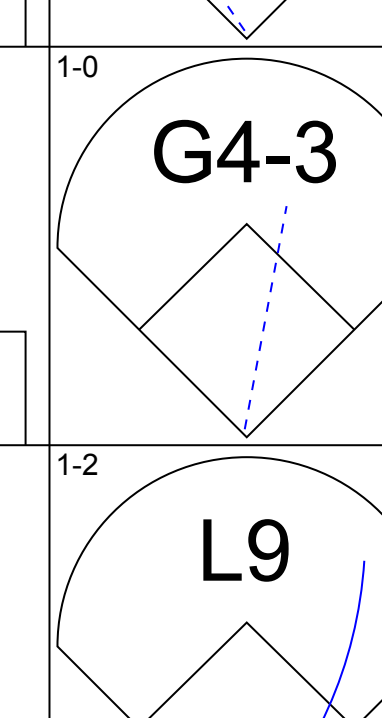

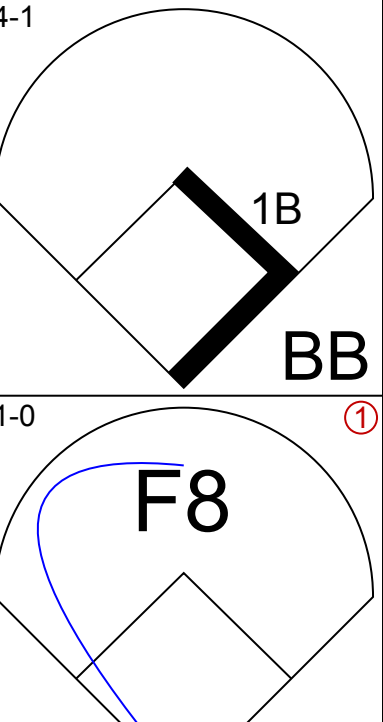
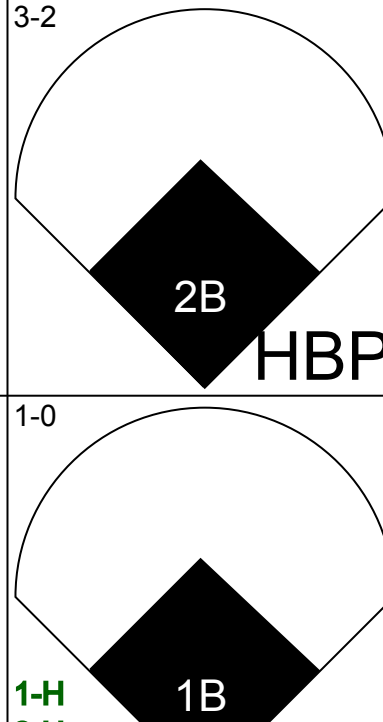
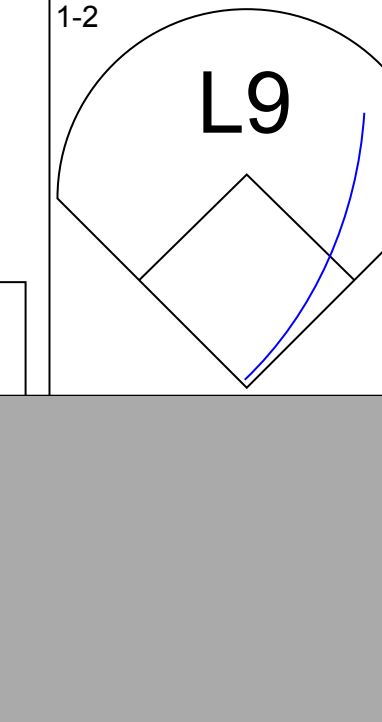

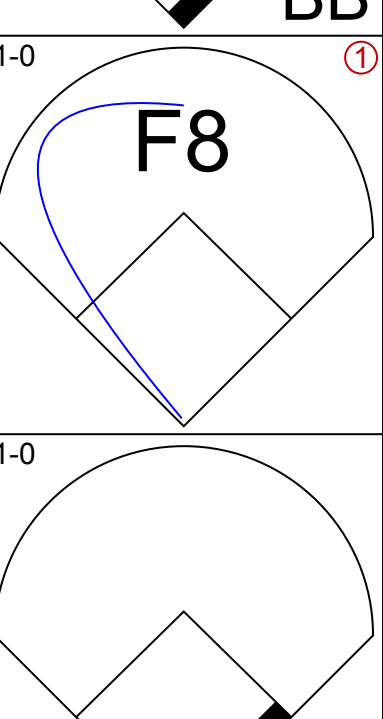
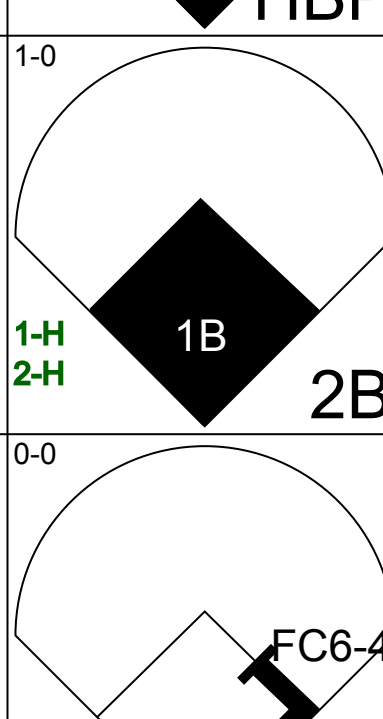
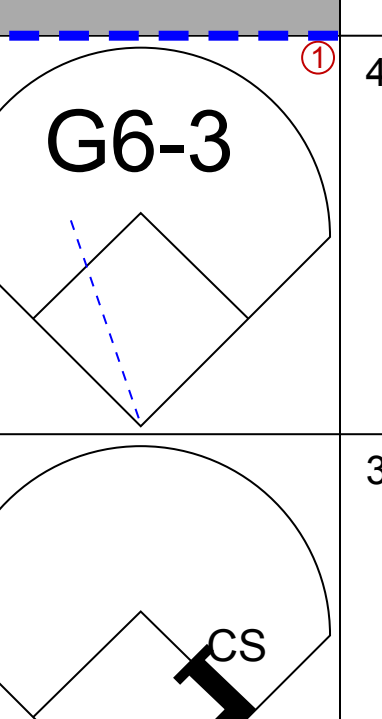
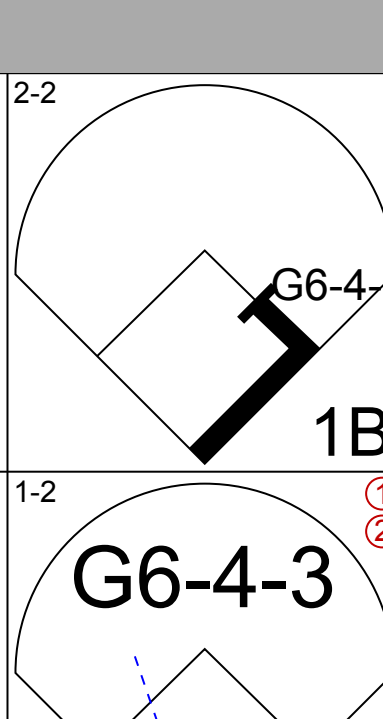
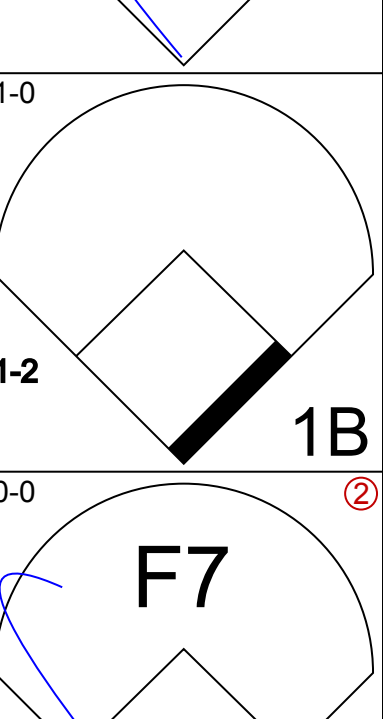
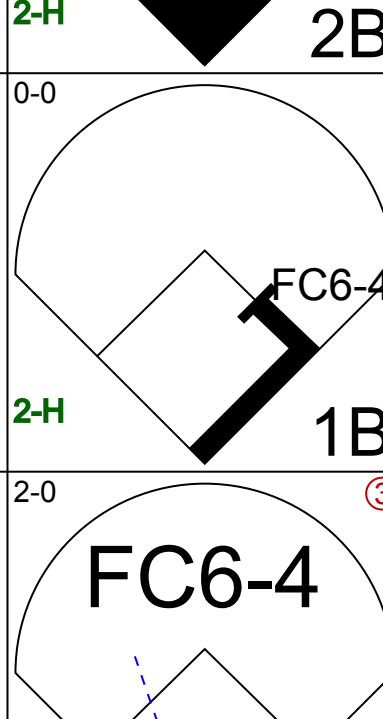
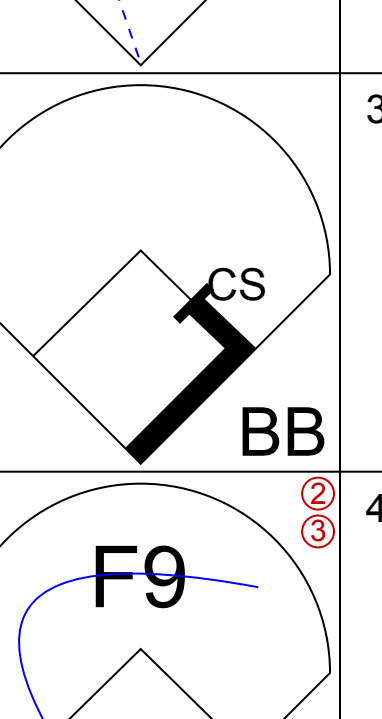
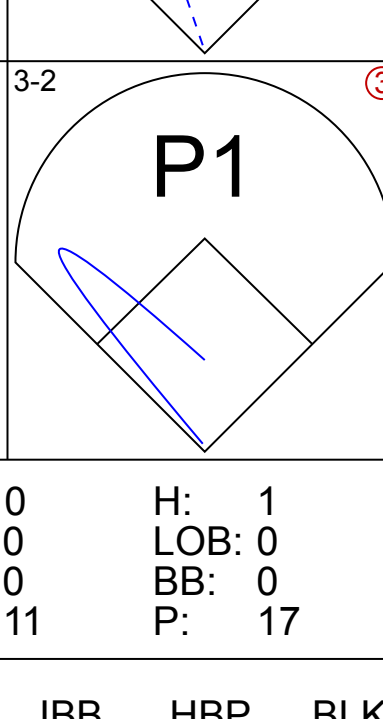
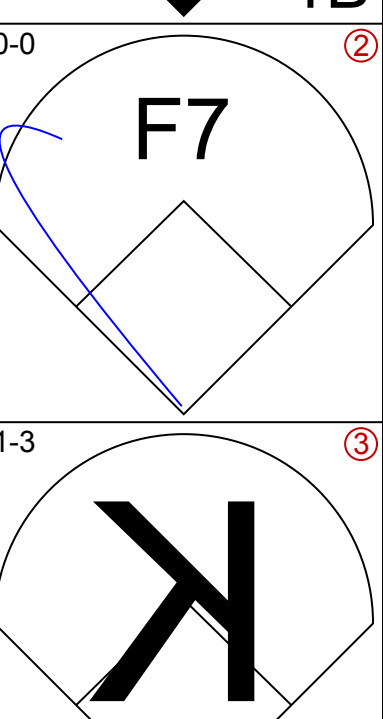
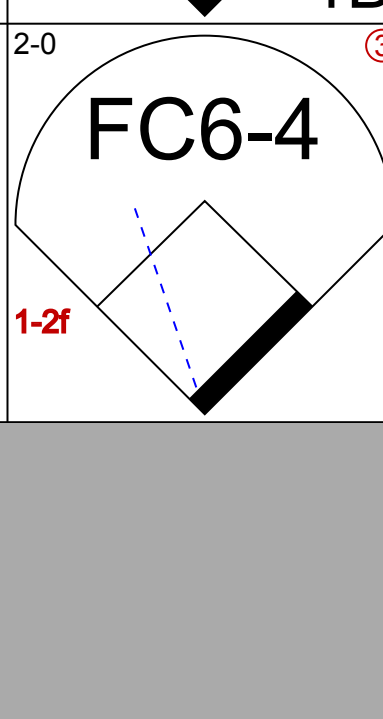
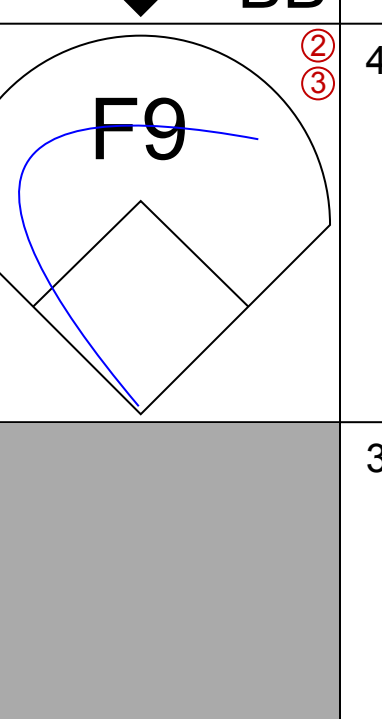

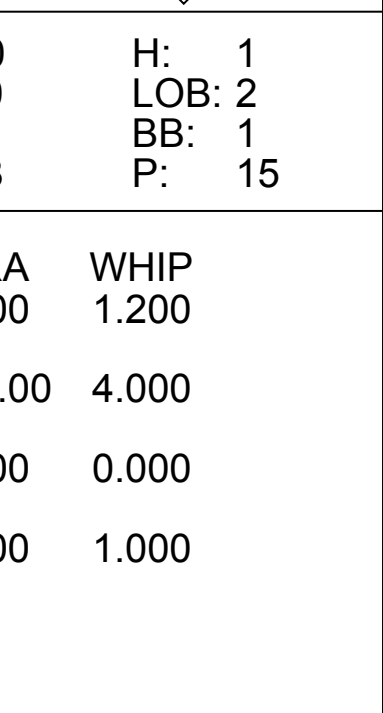
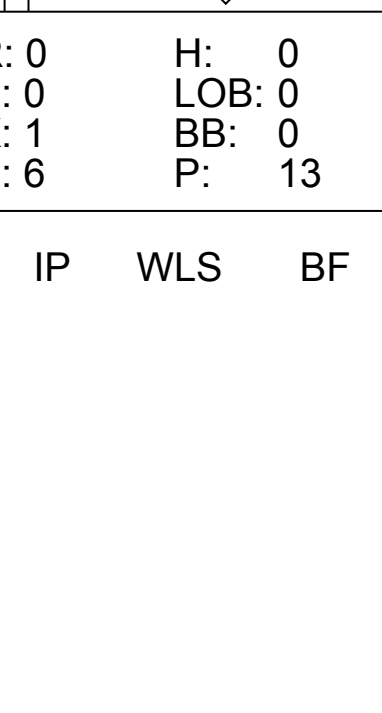








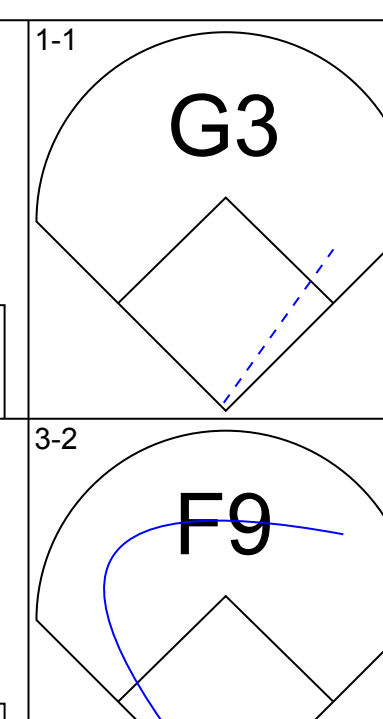
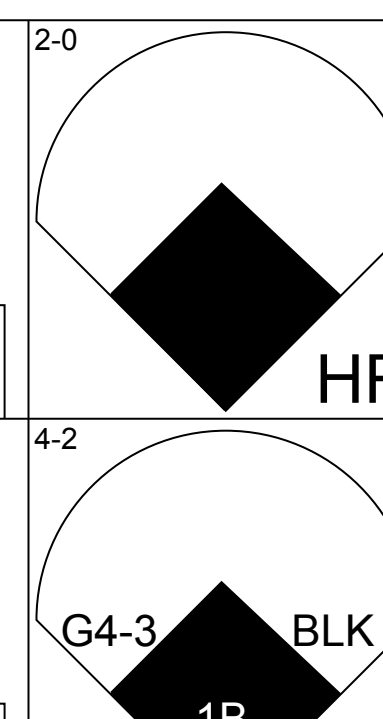
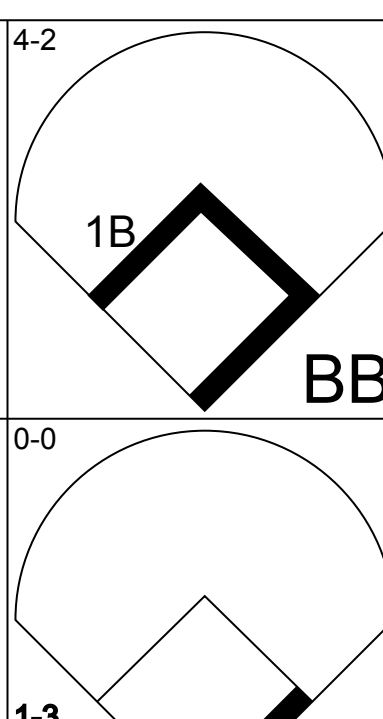
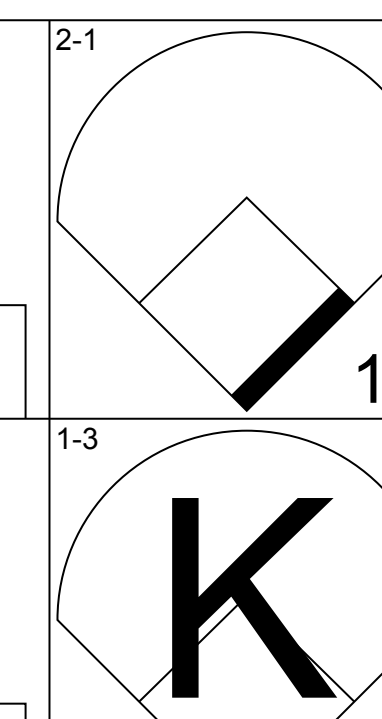

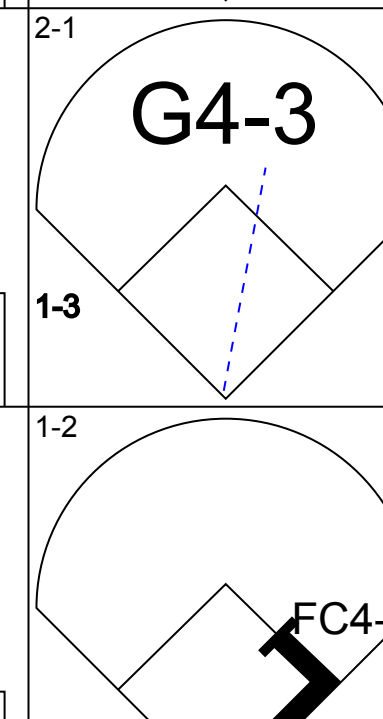
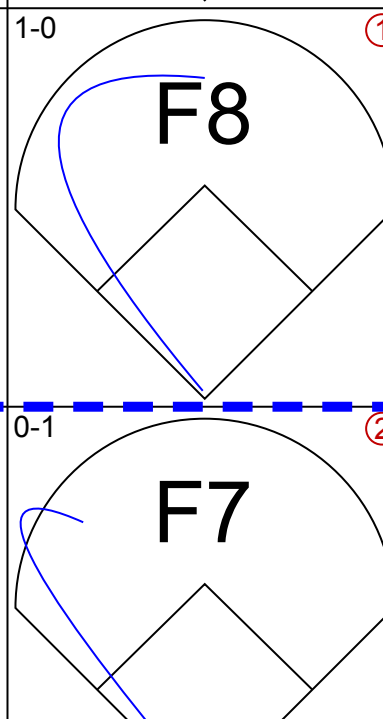
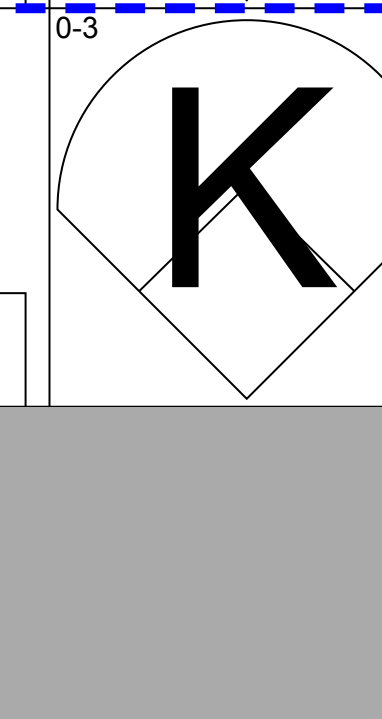

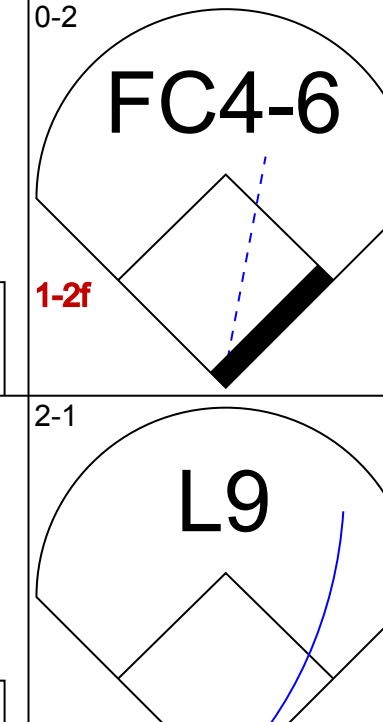


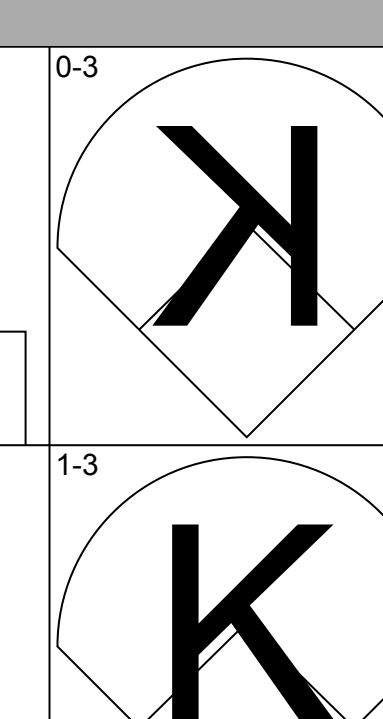
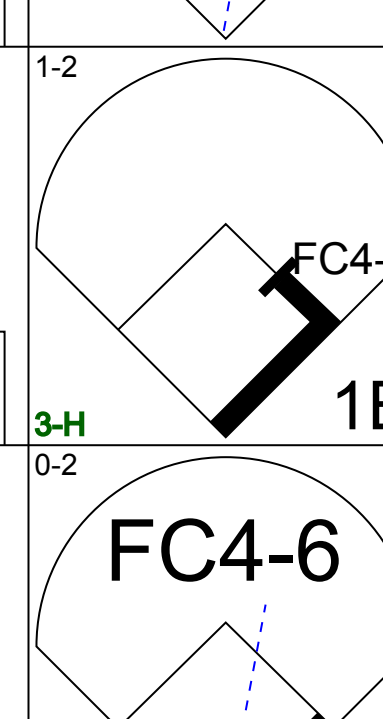
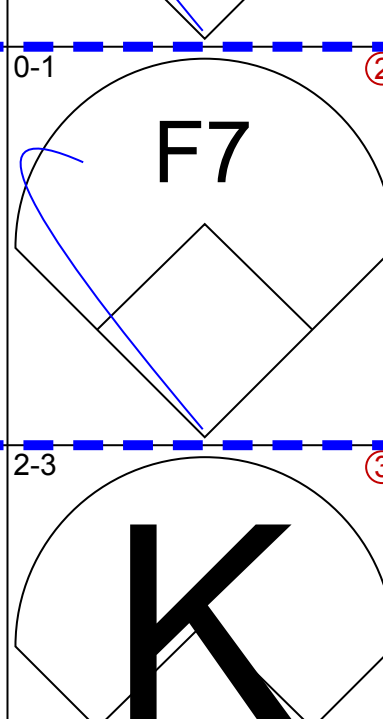
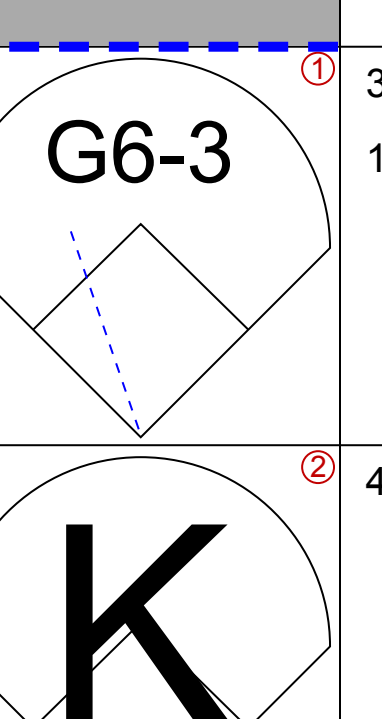

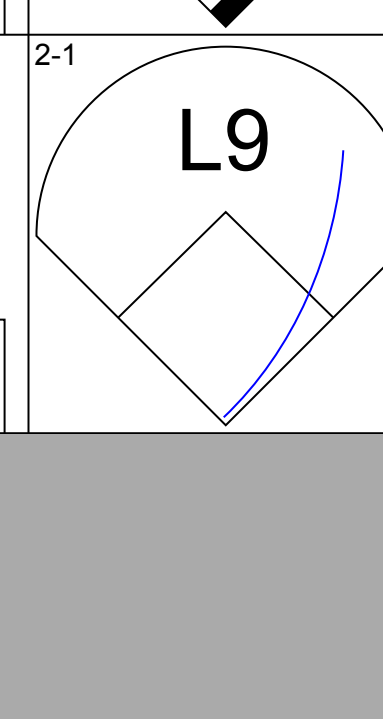




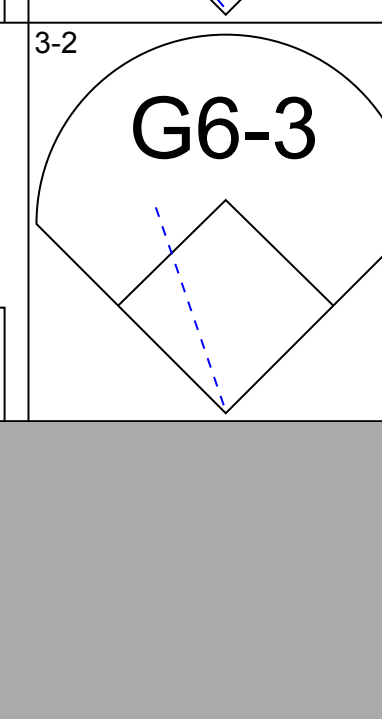

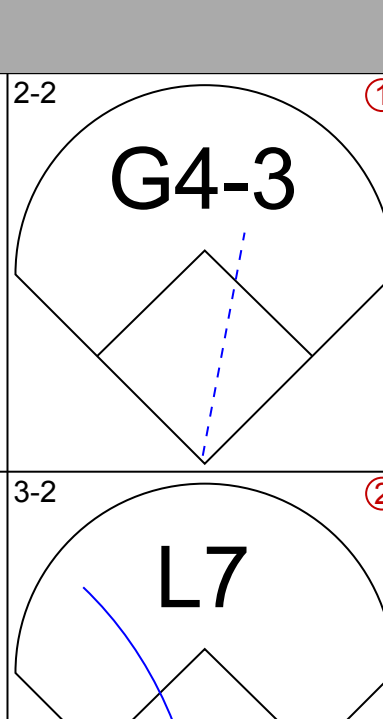
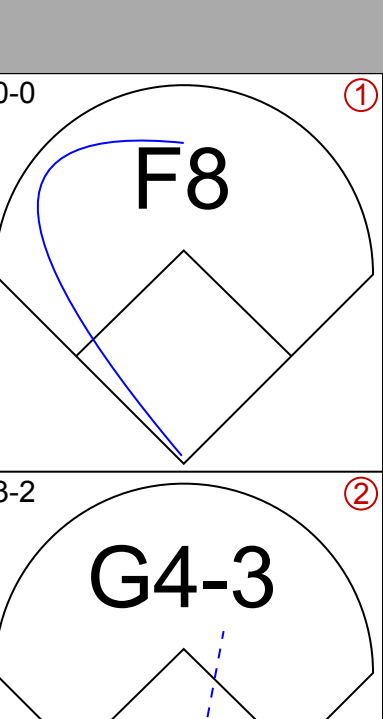
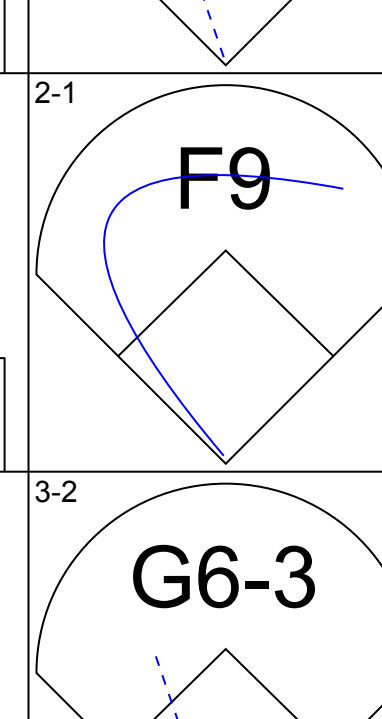
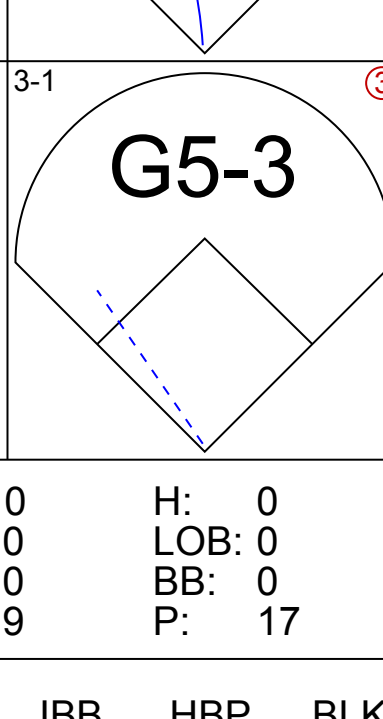
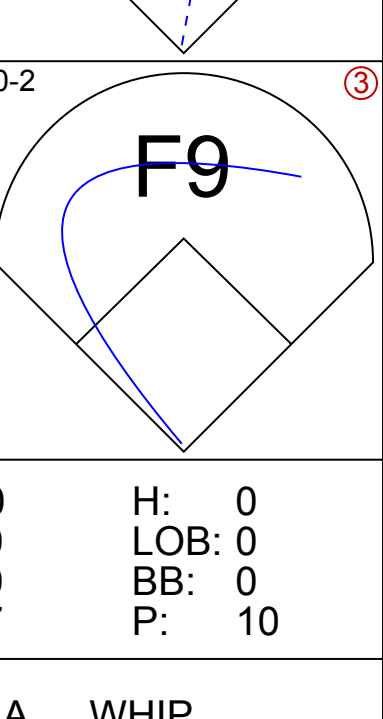
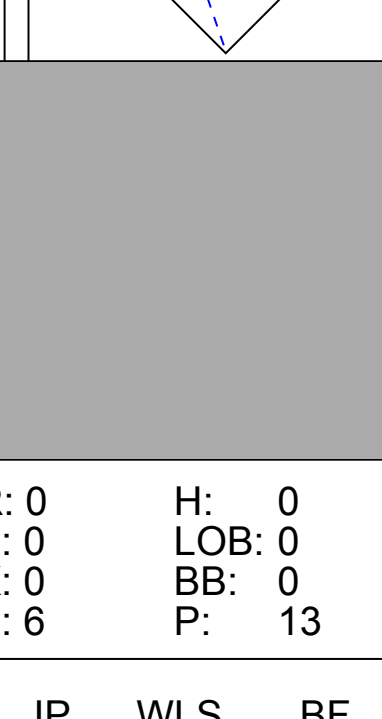





Batter	1	2	3	4	5	6	7	8	9	AB	R	H	RBI	BB	SO	LOB	TOP			
Luis Matos, R OBP: 0.309, SLG: 0.500 (1, 8)										3	0	0	0	1	2	0				
Larry Bigbie, L OBP: 0.326, SLG: 0.333 (1, 9)										3	1	0	0	1	3	1				
Jeff Conine, R OBP: 0.386, SLG: 0.448 (1, 3)										4	1	2	1	0	0	0				
Chris Richard, L OBP: 0.342, SLG: 0.440 (1, 10)										4	0	1	0	0	0	3				
Cal Ripken Jr., R OBP: 0.294, SLG: 0.390 (1, 5)										2	1	0	0	1	1	1				
Tony Batista, R OBP: 0.281, SLG: 0.436 (1, 6)										4	1	1	2	0	0	1				
Brady Anderson, L OBP: 0.312, SLG: 0.299 (1, 7)										3	0	3	1	1	0	0				
Geronimo Gil, R OBP: 0.314, SLG: 0.313 (1, 2)										4	0	0	0	0	0	5				
Jerry Hairston, R OBP: 0.306, SLG: 0.355 (1, 4)										3	0	0	0	0	1	2				
<b>Inning Stats</b>	R: 0 H: 0 E: 0 K: 2 S: 7	H: 0 LOB: 0 BB: 0 P: 10	R: 0 H: 1 E: 0 K: 1 S: 9	LOB: 0 BB: 0 P: 13	R: 0 H: 1 E: 0 K: 0 S: 11	LOB: 0 BB: 0 P: 17	R: 0 H: 1 E: 1 K: 1 S: 12	LOB: 1 BB: 1 P: 19	R: 0 H: 1 E: 0 K: 1 S: 8	LOB: 2 BB: 1 P: 15	R: 4 H: 3 E: 0 K: 1 S: 15	H: 3 LOB: 1 BB: 1 P: 31	R: 0 H: 0 E: 0 K: 1 S: 6	H: 0 LOB: 0 BB: 0 P: 13	R: 0 H: 0 E: 0 K: 0 S: 5	H: 0 LOB: 0 BB: 1 P: 11	1B: 5 2B: 2 3B: 0 HR: 0	SF: 0 SAC: 0 DP: 2 HBP: 1	WP: 0 PB: 0 SB: 1 CS: 2	PA: 35
<b>PITCHER</b>	IP	WLS	BF	H	R	ER	SO	BB	IBB	HBP	BLK	WP	HR	S	P	ERA	WHIP			
Derek Lowe, R ERA: 3.57 (1, 1)	5.0		18	4	0	0	5	2	0	0	0	0	0	47	74	0.00	1.200			
49 Tim Wakefield, R ERA: 3.81 (6, 1)	1.0	L	8	3	4	4	1	1	0	1	0	0	0	15	31	36.00	4.000			
Willie Banks, R ERA: (7, 1)	2.0		6	0	0	0	1	0	0	0	0	0	0	13	23	0.00	0.000			
Todd Erdos, R ERA: 5.06 (9, 1)	1.0		3	0	0	0	0	1	0	0	0	0	0	5	11	0.00	1.000			

**Baltimore Orioles @ Boston Red Sox**  
Fenway Park, Boston, MA  
Thu Sep 27 2001, 7:05 PM EDT  
Att: 32,719 - Cloudy - 62 F

AB 30  
R 4  
H 7  
RBI 4  
BB 4  
SO 7  
LOB 13



Batter	1	2	3	4	5	6	7	8	9	AB	R	H	RBI	BB	SO	LOB	BOTTOM			
Jose Offerman, S OBP: 0.341, SLG: 0.370 (1, 4)										3	1	2	1	1	0	0				
Darren Lewis, R OBP: 0.322, SLG: 0.385 (1, 9)										3	1	1	0	1	1	1				
Trot Nixon, L OBP: 0.370, SLG: 0.490 (1, 8)										4	0	0	0	0	2	4				
Brian Daubach, L OBP: 0.348, SLG: 0.507 Chris Stynes, R OBP: 0.321, SLG: 0.401 (9, PH)										3	0	1	1	0	1	2				
Dante Bichette, R OBP: 0.328, SLG: 0.456 (1, 7)										4	0	0	0	0	3	3				
Scott Hatteberg, L OBP: 0.333, SLG: 0.345 (1, 10)										4	0	0	0	0	1	1				
Shea Hillenbrand, R OBP: 0.293, SLG: 0.353 (1, 5)										3	0	0	0	0	0	0				
Doug Mirabeli, R OBP: 0.337, SLG: 0.443 (1, 2)										3	0	0	0	0	0	0				
Lou Merloni, R OBP: 0.276, SLG: 0.284 (1, 6)										3	0	0	0	0	1	0				
<b>Inning Stats</b>	R: 0 H: 0 E: 0 K: 1 S: 8	H: 0 LOB: 0 BB: 0 P: 13	R: 0 H: 0 E: 0 K: 3 S: 9	LOB: 0 BB: 0 P: 11	R: 0 H: 0 E: 0 K: 0 S: 9	LOB: 0 BB: 0 P: 17	R: 2 H: 2 E: 0 K: 0 S: 13	LOB: 1 BB: 1 P: 24	R: 0 H: 1 E: 0 K: 1 S: 9	LOB: 2 BB: 1 P: 16	R: 0 H: 0 E: 0 K: 0 S: 6	H: 0 LOB: 0 BB: 0 P: 13	R: 0 H: 1 E: 0 K: 3 S: 11	H: 1 LOB: 1 BB: 0 P: 16	R: 0 H: 0 E: 0 K: 1 S: 8	H: 0 LOB: 0 BB: 0 P: 9	1B: 3 2B: 0 3B: 0 HR: 1	SF: 0 SAC: 0 DP: 0 HBP: 0	WP: 0 PB: 0 SB: 0 CS: 0	PA: 33
<b>PITCHER</b>	IP	WLS	BF	H	R	ER	SO	BB	IBB	HBP	BLK	WP	HR	S	P	ERA	WHIP			
Sean Douglass, R ERA: 5.79 (1, 1)	5.1		21	3	2	2	4	2	0	0	1	0	0	2	2	0.00	0.938			
B.J. Ryan, L ERA: 4.02 (6, 1)	0.1	H	1	0	0	0	0	0	0	0	0	0	0	2	2	0.00	0.000			
Jorge Julio, R ERA: 3.78 (6, 1)	2.0	H	7	1	0	0	3	0	0	0	0	0	0	17	31	0.00	0.500			
Buddy Groom, L ERA: 3.43 (8, 1)	0.1	H	1	0	0	0	1	0	0	0	0	0	0	3	3	0.00	0.000			
Willis Roberts, R ERA: 4.85 (9, 1)	1.0	S	3	0	0	0	1	0	0	0	0	0	0	8	9	0.00	0.000			

**Baltimore Orioles @ Boston Red Sox**  
Fenway Park, Boston, MA  
Thu Sep 27 2001, 7:05 PM EDT  
Att: 32,719 - Cloudy - 62 F

AB 31  
R 2  
H 4  
RBI 2  
BB 2  
SO 9  
LOB 11





Batter	1	2	3	4	5	6	7	8	9	AB	R	H	RBI	BB	SO	LOB	TOP		
Luis Matos, R OBP: 0.292, SLG: 0.469 (1, 8)										4	0	0	0	0	2	1	<p><b>Baltimore Orioles @ New York Yankees</b>  Yankee Stadium, Bronx, NY  Fri Sep 28 2001, 7:05 PM EDT  Att: 42,066 - Cloudy - 61 F</p>		
Larry Bigbie, L OBP: 0.323, SLG: 0.331 (1, 9)										4	0	1	0	0	2	1			
Jeff Conine, R OBP: 0.385, SLG: 0.446 (1, 3)										4	0	1	0	0	0	1			
Chris Richard, L OBP: 0.340, SLG: 0.437 (1, 10)										3	0	0	0	0	3	2			
Cal Ripken Jr., R OBP: 0.293, SLG: 0.387 (1, 5)										3	0	0	0	0	0	1			
Tony Batista, R OBP: 0.279, SLG: 0.433 (1, 6)										3	0	0	0	0	1	1			
Brady Anderson, L OBP: 0.310, SLG: 0.297 (1, 7)										3	0	0	0	0	2	0			
Geronimo Gil, R OBP: 0.289, SLG: 0.286 (1, 2)										3	0	0	0	0	1	0			
Jerry Hairston, R OBP: 0.306, SLG: 0.355 (1, 4)										3	0	1	0	0	2	0			
<b>Inning Stats</b>	R: 0 H: 0 E: 0 K: 2 S: 8	H: 0 LOB: 0 BB: 0 P: 11	R: 0 H: 0 E: 0 K: 2 S: 13	H: 0 LOB: 0 BB: 0 P: 19	R: 0 H: 0 E: 0 K: 3 S: 11	H: 1 LOB: 1 BB: 0 P: 16	R: 0 H: 0 E: 0 K: 1 S: 7	H: 0 LOB: 0 BB: 0 P: 9	R: 0 H: 1 E: 0 K: 1 S: 5	H: 1 LOB: 1 BB: 0 P: 5	R: 0 H: 1 E: 0 K: 1 S: 17	H: 1 LOB: 1 BB: 0 P: 21	R: 0 H: 0 E: 0 K: 1 S: 6	H: 0 LOB: 0 BB: 0 P: 9	R: 0 H: 0 E: 0 K: 2 S: 10	H: 0 LOB: 0 BB: 0 P: 12	1B: 3 2B: 0 3B: 0 HR: 0	SF: 0 SAC: 0 DP: 0 HBP: 0	WP: 0 PA: 30 PB: 0 SB: 0 CS: 0
<b>PITCHER</b> 35 Mike Mussina, R ERA: 3.27 (1, 1)	IP: 9.0 WLS: W BF: 30 H: 3 R: 0 ER: 0 SO: 13 BB: 0 IBB: 0 HBP: 0 BLK: 0 WP: 0 HR: 0 S: 84 P: 114 ERA: 0.00 WHIP: 0.333															<b>PITCHER</b> IP: 9.0 WLS: W BF: 30 H: 3 R: 0 ER: 0 SO: 13 BB: 0 IBB: 0 HBP: 0 BLK: 0 WP: 0 HR: 0 S: 84 P: 114 ERA: 0.00 WHIP: 0.333			

Batter	1	2	3	4	5	6	7	8	9	AB	R	H	RBI	BB	SO	LOB	BOTTOM		
Chuck Knoblauch, R OBP: 0.341, SLG: 0.358 Clay Bellinger, R OBP: 0.213, SLG: 0.365 (6, 7) (7, 7)										3	0	1	0	0	0	1	<p><b>Baltimore Orioles @ New York Yankees</b>  Yankee Stadium, Bronx, NY  Fri Sep 28 2001, 7:05 PM EDT  Att: 42,066 - Cloudy - 61 F</p>		
Nick Johnson, L OBP: 0.314, SLG: 0.344 (1, 10)										3	1	0	0	0	0	1			
2 Derek Jeter, R OBP: 0.380, SLG: 0.480 Enrique Wilson, S OBP: 0.246, SLG: 0.290 (8, 6)										3	3	2	0	0	1	0			
Bernie Williams, S OBP: 0.392, SLG: 0.504 (1, 8)										3	2	1	2	1	1	2			
Tino Martinez, L OBP: 0.334, SLG: 0.517 (1, 3)										3	1	3	2	1	0	0			
Shane Spencer, R OBP: 0.319, SLG: 0.444 (1, 9)										3	0	1	2	1	0	2			
Scott Brosius, R OBP: 0.349, SLG: 0.455 (1, 5)										4	0	0	0	0	0	4			
Todd Greene, R OBP: 0.267, SLG: 0.314 (1, 2)										4	0	1	0	0	0	0			
Alfonso Soriano, R OBP: 0.307, SLG: 0.439 (1, 4)										3	0	0	0	1	1	1			
<b>Inning Stats</b>	R: 3 H: 1 E: 0 K: 1 S: 14	H: 1 LOB: 1 BB: 1 P: 22	R: 0 H: 0 E: 1 K: 0 S: 6	H: 0 LOB: 0 BB: 0 P: 8	R: 2 H: 3 E: 0 K: 0 S: 17	H: 3 LOB: 1 BB: 0 P: 20	R: 0 H: 1 E: 0 K: 0 S: 7	H: 1 LOB: 1 BB: 0 P: 9	R: 0 H: 1 E: 0 K: 0 S: 4	H: 1 LOB: 1 BB: 1 P: 9	R: 2 H: 2 E: 0 K: 0 S: 13	H: 2 LOB: 1 BB: 2 P: 23	R: 0 H: 0 E: 0 K: 1 S: 7	H: 0 LOB: 0 BB: 0 P: 9	R: 0 H: 0 E: 0 K: 1 S: 7	H: 0 LOB: 0 BB: 0 P: 9	1B: 4 2B: 3 3B: 1 HR: 1	SF: 0 SAC: 0 DP: 3 HBP: 2	WP: 1 PA: 37 PB: 0 SB: 0 CS: 0
<b>PITCHER</b> Jason Johnson, R ERA: 4.01 Ryan Kohlmeier, R ERA: 8.16 (1, 1) (7, 1)	IP: 6.1 WLS: L BF: 33 H: 9 R: 7 ER: 7 SO: 2 BB: 4 IBB: 0 HBP: 0 BLK: 0 WP: 1 HR: 1 S: 66 P: 97 ERA: 9.95 WHIP: 2.053															<b>PITCHER</b> IP: 1.2 WLS: L BF: 4 H: 0 R: 0 ER: 0 SO: 1 BB: 0 IBB: 0 HBP: 0 BLK: 0 WP: 0 HR: 0 S: 10 P: 13 ERA: 0.00 WHIP: 0.000			







Batter	1	2	3	4	5	6	7	8	9	10	11	12	13	14	15	AB	R	H	RBI	BB	SO	LOB	TOP			
Luis Matos, R OBP: 0.286, SLG: 0.419 (1, 8)																6	0	1	0	1	3	8				
Larry Bieble, L OBP: 0.319, SLG: 0.315 (1, 9)																6	0	0	0	1	3	6				
Jeff Conine, R OBP: 0.382, SLG: 0.444 (1, 7)																7	0	1	0	0	0	5				
Chris Richard, L OBP: 0.339, SLG: 0.439 (1, 10)																6	1	1	1	1	1	2				
Cal Ripken Jr., R OBP: 0.286, SLG: 0.378 (1, 5)																7	0	0	0	0	4	2				
Tony Batista, R OBP: 0.281, SLG: 0.436 (1, 6)																7	0	2	0	0	1	1				
Casey Blake, R OBP: 0.316, SLG: 0.371 (1, 3)																7	0	1	0	0	3	3				
Gerónimo Gil, R OBP: 0.354, SLG: 0.310 (1, 2)																4	0	2	0	2	0	0				
6 Melvin Mora, R OBP: 0.329, SLG: 0.362 (13, PR)																0	0	0	0	0	0	0				
Fernando Luna, R OBP: 0.287, SLG: 0.287 (13, 2)																1	0	0	0	0	0	0				
Jerry Hairston, R OBP: 0.308, SLG: 0.351 (1, 4)																2	0	0	0	2	0	1				
<b>Inning Stats</b>	R: 0 E: 0 K: 1 S: 12	H: 0 LOB: 1 BB: 1 P: 19	R: 0 E: 0 K: 0 S: 4	H: 0 LOB: 0 BB: 0 P: 7	R: 0 E: 1 K: 1 S: 12	H: 0 LOB: 2 BB: 1 P: 20	R: 0 E: 0 K: 2 S: 15	H: 0 LOB: 1 BB: 1 P: 26	R: 0 E: 0 K: 1 S: 14	H: 1 LOB: 2 BB: 1 P: 22	R: 0 E: 0 K: 0 S: 6	H: 0 LOB: 0 BB: 0 P: 8	R: 0 E: 0 K: 2 S: 13	H: 1 LOB: 1 BB: 0 P: 9	R: 0 E: 0 K: 1 S: 10	H: 0 LOB: 0 BB: 0 P: 11	R: 0 E: 0 K: 1 S: 7	H: 0 LOB: 0 BB: 0 P: 11	R: 0 E: 0 K: 1 S: 7	H: 0 LOB: 0 BB: 0 P: 11	R: 0 E: 0 K: 1 S: 9	H: 0 LOB: 0 BB: 0 P: 13	1B: 7 2B: 0 3B: 0 HR: 1	SF: 0 SAC: 1 DP: 0 HBP: 1	WP: 0 PB: 0 SB: 1 CS: 0	PA: 62
<b>PITCHER</b>	IP WLS BF H R ER SO BB IBB HBP BLK WP HR S P ERA WHIP	6.0 1.0 3 0 0 0 0 5 0 0 0 0 0 0 6 8 0.00 0.000	7.1 1.0 6 1 0 0 0 1 0 0 0 0 0 0 13 20.00 2.000	8.1 1.0 6 1 0 0 0 0 0 0 0 0 0 0 17 23 0.00 1.000	9.1 2.0 8 2 0 0 2 0 0 0 0 0 0 0 16 19 0.00 0.500	11.1 2.0 7 1 0 0 3 0 0 0 0 0 0 0 16 19 0.00 0.500	<b>PITCHER</b>	IP WLS BF H R ER SO BB IBB HBP BLK WP HR S P ERA WHIP	13.1 2.0 3 0 0 0 0 1 0 0 0 0 0 0 9 13 0.00 0.000	15.1 1.0 3 0 0 0 0 1 0 0 0 0 0 0 9 13 0.00 0.000																

**Baltimore Orioles @ New York Yankees**  
 Yankee Stadium, Bronx, NY  
 Sun Sep 30 2001, 1:05 PM EDT  
 Att: 55,351 - Cloudy - 54 F

AB: 53  
 R: 1  
 H: 8  
 RBI: 1  
 BB: 7  
 SO: 15  
 LOB: 28

Batter	1	2	3	4	5	6	7	8	9	10	11	12	13	14	15	AB	R	H	RBI	BB	SO	LOB	BOTTOM					
Alfonso Soriano, R OBP: 0.304, SLG: 0.434 (1, 4)																5	0	1	0	0	3	0						
2 Derek Jeter, R OBP: 0.376, SLG: 0.475 (1, 6)																5	0	0	0	0	1	1						
Gerard Williams, R OBP: 0.263, SLG: 0.310 (11, PR)																2	0	0	0	0	1	3						
Bernie Williams, S OBP: 0.394, SLG: 0.510 (1, 8)																4	1	1	1	2	0	2						
Tino Martinez, L OBP: 0.331, SLG: 0.510 (1, 3)																5	0	1	0	0	2	2						
Enrique Wilson, S OBP: 0.245, SLG: 0.288 (12, 6)																1	0	0	0	0	1	2						
David Justice, L OBP: 0.333, SLG: 0.438 (1, 10)																2	0	0	0	1	0	0						
Erick Almonte, R OBP: 0.300, SLG: 0.500 (7, PR)																0	0	0	0	0	0	0						
Randy Velarde, R OBP: 0.382, SLG: 0.439 (8, PH)																2	0	0	0	1	1	2						
Shane Spencer, R OBP: 0.312, SLG: 0.431 (1, 9)																6	0	0	0	0	4	2						
Scott Brosius, R OBP: 0.350, SLG: 0.454 (1, 5)																6	0	2	0	0	1	1						
Todd Greene, R OBP: 0.240, SLG: 0.281 (1, 2)																6	0	0	0	0	1	3						
Clay Bellinger, R OBP: 0.205, SLG: 0.351 (1, 7)																3	0	0	0	0	1	0						
Nick Johnson, L OBP: 0.333, SLG: 0.344 (11, PH)																0	0	0	0	1	0	0						
Chuck Knoblauch, R OBP: 0.341, SLG: 0.358 (13, PR)																0	0	0	0	0	0	0						
Luis Sojo, R OBP: 0.218, SLG: 0.192 (14, 3)																1	0	0	0	0	1	0						
<b>Inning Stats</b>	R: 0 E: 0 K: 0 S: 8	H: 0 LOB: 0 BB: 0 P: 9	R: 0 E: 0 K: 1 S: 8	H: 0 LOB: 0 BB: 0 P: 10	R: 0 E: 0 K: 0 S: 7	H: 0 LOB: 0 BB: 0 P: 9	R: 0 E: 0 K: 1 S: 11	H: 1 LOB: 1 BB: 0 P: 17	R: 0 E: 0 K: 0 S: 10	H: 0 LOB: 0 BB: 0 P: 11	R: 0 E: 0 K: 3 S: 10	H: 0 LOB: 2 BB: 1 P: 16	R: 0 E: 0 K: 1 S: 9	H: 0 LOB: 0 BB: 0 P: 16	R: 0 E: 0 K: 1 S: 10	H: 0 LOB: 0 BB: 0 P: 17	R: 0 E: 0 K: 1 S: 11	H: 0 LOB: 1 BB: 1 P: 16	R: 0 E: 0 K: 1 S: 8	H: 0 LOB: 2 BB: 1 P: 16	R: 0 E: 0 K: 1 S: 14	H: 1 LOB: 1 BB: 0 P: 20	R: 0 E: 0 K: 1 S: 8	H: 1 LOB: 0 BB: 0 P: 13	1B: 4 2B: 0 3B: 0 HR: 1	SF: 0 SAC: 2 DP: 0 HBP: 1	WP: 0 PB: 0 SB: 1 CS: 1	PA: 56
<b>PITCHER</b>	IP WLS BF H R ER SO BB IBB HBP BLK WP HR S P ERA WHIP	5.8 0.2 20 0 0 0 0 2 0 0 0 0 0 0 12 15 0.00 1.500	4.6 2.0 7 0 0 0 6 0 0 0 0 0 0 0 19 31 0.00 0.500	5.0 0.1 2 1 0 0 0 0 0 0 0 0 0 0 8 11 0.00 3.000	3.4 2.0 8 0 0 0 2 1 0 0 0 0 0 0 15 25 0.00 0.500	<b>PITCHER</b>	IP WLS BF H R ER SO BB IBB HBP BLK WP HR S P ERA WHIP	12.1 4.0 40 2 0 0 5 1 0 0 0 0 0 0 0 65 0.00 0.750																				

**Baltimore Orioles @ New York Yankees**  
 Yankee Stadium, Bronx, NY  
 Sun Sep 30 2001, 1:05 PM EDT  
 Att: 55,351 - Cloudy - 54 F

AB: 48  
 R: 1  
 H: 5  
 RBI: 1  
 BB: 5  
 SO: 17  
 LOB: 18



Batter	1	2	3	4	5	6	7	8	9	AB	R	H	RBI	BB	SO	LOB	TOP								
Shannon Stewart, R OBP: 0.366, SLG: 0.451																	4 0 0 0 0 2 2								
Alex Gonzalez, R OBP: 0.300, SLG: 0.391																	4 0 2 0 0 0 1								
Raul Mondesi, R OBP: 0.344, SLG: 0.458																	4 0 0 0 0 1 5								
Carlos Delgado, L OBP: 0.407, SLG: 0.551																	4 0 1 0 0 0 2								
José Cruz Jr., S OBP: 0.323, SLG: 0.517																	4 1 2 1 0 0 2								
Brad Fullmer, L OBP: 0.329, SLG: 0.450																	3 0 0 0 1 1 1								
Felipe Lopez, S OBP: 0.282, SLG: 0.409																	4 0 0 0 0 0 3								
Darrin Fletcher, L OBP: 0.275, SLG: 0.348																	4 0 1 0 0 1 2								
Cesar Izturis, S OBP: 0.282, SLG: 0.385																	3 0 1 0 0 0 1								
<b>Inning Stats</b>	R: 0 E: 1 K: 1 S: 10	H: 0 LOB: 0 BB: 0 P: 13	R: 0 E: 0 K: 0 S: 10	H: 1 LOB: 2 BB: 1 P: 22	R: 0 E: 0 K: 2 S: 11	H: 1 LOB: 1 BB: 0 P: 15	R: 0 E: 0 K: 1 S: 7	H: 1 LOB: 1 BB: 0 P: 12	R: 0 E: 0 K: 0 S: 10	H: 2 LOB: 2 BB: 0 P: 15	R: 1 E: 0 K: 0 S: 7	H: 1 LOB: 0 BB: 0 P: 11	R: 0 E: 0 K: 0 S: 8	H: 0 LOB: 0 BB: 0 P: 13	R: 0 E: 1 K: 0 S: 9	H: 1 LOB: 1 BB: 0 P: 15	R: 0 E: 0 K: 1 S: 9	H: 0 LOB: 0 BB: 0 P: 13	1B: 4 2B: 2 3B: 0 HR: 1	SF: 0 SAC: 0 DP: 1 HBP: 0	WP: 0 PB: 0 SB: 1 CS: 2	PA: 35			
<b>PITCHER</b>	IP	WLS	BF	H	R	ER	SO	BB	IBB	HBP	BLK	WP	HR	S	P	ERA	WHIP								
Rick Bauer, R ERA: 4.5	(1, 1)	7.0	L	30	7	1	1	4	1	0	0	0	1	66	106	1.29	1.143								
Buddy Groom, L ERA: 3.23	(8, 1)	2.0		5	0	0	0	1	0	0	0	0	0	15	23	0.00	0.000								

Toronto Blue Jays @ Baltimore Orioles  
 Oriole Park at Camden Yards, Baltimore, MD  
 Mon Oct 01 2001, 7:05 PM EDT  
 Att: 37,108 - Cloudy - 71 F

AB 34  
 R 1  
 H 7  
 RBI 1  
 BB 1  
 SO 5  
 LOB 19



Batter	1	2	3	4	5	6	7	8	9	AB	R	H	RBI	BB	SO	LOB	BOTTOM								
Luis Matos, R OBP: 0.284, SLG: 0.410																	4 0 1 0 0 1 1								
Larry Bigbie, L OBP: 0.318, SLG: 0.321 63 Tim Raines, S																	4 0 1 0 0 0 1 0 0 0 0 0 0 0								
Jeff Conine, R OBP: 0.382, SLG: 0.442																	3 0 0 0 1 0 1								
Chris Richard, L OBP: 0.338, SLG: 0.437																	4 0 1 0 0 2 2								
Cal Ripken Jr., R OBP: 0.284, SLG: 0.374																	4 0 0 0 0 2 3								
Tony Batista, R OBP: 0.279, SLG: 0.433																	4 0 0 0 0 0 0								
Brady Anderson, L OBP: 0.309, SLG: 0.294																	3 0 0 0 0 1 0								
Geronimo Gil, R OBP: 0.373, SLG: 0.333																	3 0 2 0 0 0 0								
Jerry Hairston, R OBP: 0.309, SLG: 0.351																	3 0 1 0 0 1 1								
<b>Inning Stats</b>	R: 0 E: 0 K: 2 S: 14	H: 1 LOB: 2 BB: 1 P: 25	R: 0 E: 0 K: 0 S: 13	H: 0 LOB: 0 BB: 0 P: 18	R: 0 E: 0 K: 0 S: 8	H: 1 LOB: 1 BB: 0 P: 14	R: 0 E: 0 K: 0 S: 4	H: 0 LOB: 0 BB: 0 P: 8	R: 0 E: 0 K: 1 S: 11	H: 2 LOB: 1 BB: 0 P: 17	R: 0 E: 0 K: 0 S: 10	H: 1 LOB: 1 BB: 0 P: 14	R: 0 E: 0 K: 2 S: 13	H: 1 LOB: 1 BB: 0 P: 21	R: 0 E: 0 K: 0 S: 6	H: 0 LOB: 0 BB: 0 P: 8	R: 0 E: 0 K: 2 S: 9	H: 0 LOB: 0 BB: 0 P: 12	1B: 5 2B: 1 3B: 0 HR: 0	SF: 0 SAC: 0 DP: 0 HBP: 0	WP: 0 PB: 0 SB: 1 CS: 0	PA: 33			
<b>PITCHER</b>	IP	WLS	BF	H	R	ER	SO	BB	IBB	HBP	BLK	WP	HR	S	P	ERA	WHIP								
Esteban Loaiza, R ERA: 5.06	(1, 1)	7.0		27	6	0	0	5	1	0	0	0	0	73	117	0.00	1.000								
Paul Quantrill, R ERA: 3.15	(8, 1)	1.0	H	3	0	0	0	0	0	0	0	0	0	6	8	0.00	0.000								
Billy Koch, R ERA: 4.75	(9, 1)	1.0	S	3	0	0	0	2	0	0	0	0	0	9	12	0.00	0.000								

Toronto Blue Jays @ Baltimore Orioles  
 Oriole Park at Camden Yards, Baltimore, MD  
 Mon Oct 01 2001, 7:05 PM EDT  
 Att: 37,108 - Cloudy - 71 F


AB 32  
 R 0  
 H 6  
 RBI 0  
 BB 1  
 SO 7  
 LOB 9










Batter	1	2	3	4	5	6	7	8	9	AB	R	H	RBI	BB	SO	LOB	TOP																		
Shannon Stewart, R (1, 7) Chris Latham, S (9, 7) OBP: 0.368, SLG: 0.454 OBP: 0.377, SLG: 0.456	E6		G5-3		G6-3		10 PB 2B		1B	5	0	2	0	0	0	1	<p>Toronto Blue Jays @ Baltimore Orioles</p> <p>Oriole Park at Camden Yards, Baltimore, MD</p> <p>Wed Oct 03 2001, 7:05 PM EDT</p> <p>Att: 33,705 - Sunny - 83 F</p> <p>livebaseballscorecards.com</p> <p>AB 38 R 7 H 13 RBI 7 BB 3 SO 7 LOB 18</p> 																		
Alex Gonzalez, R (1, 6) OBP: 0.300, SLG: 0.389	K		CS 1B		K		K		1B	5	0	2	1	0	3	2																			
Raul Mondesi, R (1, 9) 10 Vernon Wells, R (6, 9) OBP: 0.342, SLG: 0.453 OBP: 0.371, SLG: 0.458	K		S BB		G6-3		G4-3		K	2	0	0	0	1	1	1																			
Carlos Delgado, L (1, 3) OBP: 0.409, SLG: 0.549	F5		BB						1B 3B 1B	4	2	2	0	1	0	3																			
José Cruz Jr., S (1, 8) OBP: 0.325, SLG: 0.528		P6	G3-1						F8	5	2	2	2	0	0	4																			
Brad Fullmer, L (1, 10) Tony Fernandez, S (8, PH) OBP: 0.327, SLG: 0.447 OBP: 0.346, SLG: 0.383		P6		S 1B			G4-3		1B 3B 1B	3	1	1	0	0	0	0																			
Felipe Lopez, S (1, 5) OBP: 0.292, SLG: 0.422		FC5-4 BB		CS 1B			F8		1B 3B 3B	3	0	2	4	1	0	0																			
Darrin Fletcher, L (1, 2) OBP: 0.275, SLG: 0.346		FC5-4		F8			F9		G4-3	4	0	0	0	0	0	3																			
Cesar Izturis, S (1, 4) OBP: 0.281, SLG: 0.389			1B 2B				K		L3-5	4	1	1	0	0	2	1																			
<b>Inning Stats</b>	R: 0 E: 1 K: 2 S: 9	H: 0 LOB: 1 BB: 0 P: 16	R: 0 E: 0 K: 0 S: 8	H: 0 LOB: 1 BB: 1 P: 16	R: 1 E: 0 K: 0 S: 15	H: 2 LOB: 2 BB: 2 P: 28	R: 1 E: 0 K: 1 S: 17	H: 2 LOB: 0 BB: 0 P: 23	R: 0 E: 0 K: 0 S: 5	H: 0 LOB: 0 BB: 0 P: 5	R: 2 E: 0 K: 0 S: 9	H: 2 LOB: 0 BB: 0 P: 13	R: 0 E: 0 K: 2 S: 12	H: 1 LOB: 1 BB: 0 P: 20	R: 3 E: 0 K: 0 S: 8	H: 4 LOB: 0 BB: 0 P: 11		R: 0 E: 0 K: 1 S: 10	H: 2 LOB: 2 BB: 0 P: 14	1B: 9 2B: 3 3B: 1 HR: 1	SF: 0 SAC: 0 DP: 1 HBP: 0	WP: 0 PB: 1 SB: 3 CS: 2	PA: 41												
<b>PITCHER</b>	IP WLS BF H R ER SO BB IBB HBP BLK WP HR S P ERA WHIP																																		
Jason Johnson, R (1, 1) ERA: 4.09	5.0	23	6	4	4	4	3	0	0	0	0	0	0	0	0	8	10	7.20	1.800																
John Bale, L (6, 1) ERA: 3.04	1.1	4	0	0	0	1	0	0	0	0	0	0	0	0	0	8	10	0.00	0.000																
John Wasdin, R (7, 1) ERA: 4.95	0.2	3	1	0	0	1	0	0	0	0	0	0	0	0	0	9	16	0.00	1.500																
Buddy Groom, L (8, 1) ERA: 3.66	0.0	L	3	3	3	0	0	0	0	0	0	0	0	0	4	6	∞	∞																	
Jorge Julio, R (8, 1) ERA: 3.05	2.0	B	8	3	0	0	1	0	0	0	0	0	0	0	14	19	0.00	1.500																	

Batter	1	2	3	4	5	6	7	8	9	AB	R	H	RBI	BB	SO	LOB	BOTTOM																	
63 Tim Raines, S (1, 8) OBP: 0.444, SLG: 0.625	SH3 SF8 2B		G6-3		E S 2B 1B		SH1-3 2B BB		L8	4	3	2	0	1	0	0	<p>Toronto Blue Jays @ Baltimore Orioles</p> <p>Oriole Park at Camden Yards, Baltimore, MD</p> <p>Wed Oct 03 2001, 7:05 PM EDT</p> <p>Att: 33,705 - Sunny - 83 F</p> <p>livebaseballscorecards.com</p> <p>AB 33 R 6 H 10 RBI 6 BB 4 SO 5 LOB 13</p> 																	
Luis Matos, R (1, 9) OBP: 0.316, SLG: 0.440	SH3		S 1B		1H 2B 2B		SH1-3		1B SF7 BB	2	3	2	1	1	0	0																		
Jeff Conine, R (1, 3) 6 Melvin Mora, R (9, PR) OBP: 0.389, SLG: 0.448 OBP: 0.329, SLG: 0.362	SF8		1H 1B		FC1-6 2H 2B		2B IBB		1B	3	0	3	3	1	0	0																		
Chris Richard, L (1, 10) Tim Raines, S (7, PH) OBP: 0.340, SLG: 0.438 OBP: 0.424, SLG: 0.430	F7		K		FC1-6 2B		L9		SF7	3	0	0	0	0	1	2																		
Tony Batista, R (1, 6) OBP: 0.279, SLG: 0.432		F9		1B	F9		1B 2B		K	5	0	2	1	0	1	2																		
Brady Anderson, L (1, 7) OBP: 0.309, SLG: 0.296		G1-4-3		F9		K	K			4	0	0	0	0	2	3																		
Cal Ripken Jr., R (1, 5) OBP: 0.281, SLG: 0.369		BB		L5		F5		P6		3	0	0	0	1	0	1																		
Geronimo Gil, R (1, 2) OBP: 0.362, SLG: 0.314		G1-3		F9		1B		G5-3		4	0	1	0	0	0	2																		
Jerry Hairston, R (1, 4) OBP: 0.307, SLG: 0.349			K		G6-3		B1-3		G5-3	4	0	0	0	0	1	1																		
<b>Inning Stats</b>	R: 1 E: 0 K: 0 S: 12	H: 1 LOB: 0 BB: 0 P: 17	R: 0 E: 0 K: 0 S: 18	H: 0 LOB: 1 BB: 1 P: 28	R: 1 E: 0 K: 2 S: 17	H: 2 LOB: 1 BB: 0 P: 24	R: 0 E: 0 K: 0 S: 7	H: 1 LOB: 0 BB: 0 P: 9	R: 2 E: 0 K: 0 S: 15	H: 3 LOB: 1 BB: 0 P: 25	R: 0 E: 0 K: 1 S: 11	H: 1 LOB: 1 BB: 0 P: 15	R: 1 E: 0 K: 1 S: 8	H: 1 LOB: 2 BB: 2 P: 21	R: 0 E: 0 K: 0 S: 6	H: 0 LOB: 0 BB: 0 P: 10		R: 1 E: 0 K: 1 S: 12	H: 1 LOB: 1 BB: 1 P: 21	1B: 6 2B: 4 3B: 0 HR: 0	SF: 2 SAC: 2 DP: 0 HBP: 0	WP: 0 PB: 0 SB: 2 CS: 0	PA: 41											
<b>PITCHER</b>	IP WLS BF H R ER SO BB IBB HBP BLK WP HR S P ERA WHIP																																	
Pasqual Coco, R (1, 1) ERA: 4.4	4.1	19	5	3	3	2	1	0	0	0	0	0	0	0	24	40	9.00	2.000																
Kevin Beirne, R (5, 1) ERA: 15.0	2.0	11	3	2	2	1	1	1	0	0	0	0	0	6	11	0.00	1.500																	
Scott Eyre, L (7, 1) ERA: 4.05	0.2	W	3	1	0	0	1	0	0	0	0	0	0	0	6	10	0.00	0.000																
Bob File, R (8, 1) ERA: 3.31	1.0	H	3	0	0	0	0	0	0	0	0	0	0	6	10	0.00	0.000																	
Billy Koch, R (9, 1) ERA: 4.81	1.0	S	5	1	1	1	1	1	0	0	0	0	0	12	21	9.00	2.000																	



Batter	1	2	3	4	5	6	7	8	9	AB	R	H	RBI	BB	SO	LOB	TOP			
Chris Stynes, R OBP: 0.324, SLG: 0.416 (1, 7)	G5-3			K	P5			HR	BB 1B	5	1	2	3	0	1	1	<b>Boston Red Sox @ Baltimore Orioles</b> Oriole Park at Camden Yards, Baltimore, MD Thu Oct 04 2001, 7:05 PM EDT Att: 43,302 - Sunny - 84 F <a href="http://livebaseballscorecards.com">livebaseballscorecards.com</a>			
Lou Merloni, R OBP: 0.302, SLG: 0.399 (1, 6)	F9			S 2B 1B			F9	K	BB 1B	5	1	2	0	0	1	0				
Trot Nixon, L OBP: 0.375, SLG: 0.494 (1, 8)	K			K				F8	BB 1B	3	0	0	0	2	2	1				
Brian Daubach, L OBP: 0.354, SLG: 0.520 (1, 9)		K						F9	F8	5	0	2	1	0	1	4				
Calvin Pickering, L OBP: 0.368, SLG: 0.408 (1, 10)		G6-4-3 BB			2B			K	1B	2	0	0	0	2	2	2				
Morgan Burkhardt, S OBP: 0.192, SLG: 0.160 (1, 3)	G6-4-3							HR 1B	K	3	1	0	0	1	2	4				
Scott Hatteberg, L OBP: 0.333, SLG: 0.343 Doug Mirabelli, R OBP: 0.333, SLG: 0.460 (8, 2)			F9		G6-3			F7	HR	3	0	0	0	0	0	1				
Shea Hillenbrand, R OBP: 0.293, SLG: 0.396 (1, 5)			P3					HR 1B	L4	4	1	2	0	0	0	0				
53 Angel Santos, S OBP: 0.235, SLG: 0.214 (1, 4)			K					K	G3	4	0	0	0	0	3	3				
<b>Inning Stats</b>	R: 0 E: 0 K: 1 S: 10	H: 0 LOB: 0 BB: 0 P: 18	R: 0 E: 0 K: 1 S: 6	H: 0 LOB: 0 BB: 1 P: 15	R: 0 E: 0 K: 1 S: 9	H: 0 LOB: 0 BB: 0 P: 14	R: 1 E: 0 K: 3 S: 17	H: 2 LOB: 2 BB: 1 P: 27	R: 0 E: 0 K: 1 S: 9	H: 0 LOB: 1 BB: 1 P: 15	R: 3 E: 0 K: 2 S: 15	H: 2 LOB: 0 BB: 1 P: 25	R: 0 E: 0 K: 2 S: 12	H: 1 LOB: 1 BB: 0 P: 19	R: 1 E: 0 K: 0 S: 13	H: 3 LOB: 3 BB: 1 P: 23	1B: 6 2B: 1 3B: 0 HR: 2	SF: 0 SAC: 0 DP: 1 HBP: 0	WP: 0 PB: 0 SB: 1 CS: 0	PA: 40
<b>PITCHER</b>	IP WLS BF H R ER SO BB IBB HBP BLK WP HR S P ERA WHIP																			
Calvin Maduro, R ERA: 4.23 (1, 1)	6.1	26	4	3	3	8	4	0	0	0	0	0	0	0	1	8	12	4.26	1.263	
John Wasdin, R ERA: 5.03 (7, 1)	0.2	L	3	1	1	1	2	0	0	0	0	0	0	0	1	8	12	13.50	1.500	
B.J. Ryan, L ERA: 4.33 (8, 1)	1.0		4	1	0	2	0	0	0	0	0	0	0	0	0	12	19	0.00	1.000	
Willis Roberts, R ERA: 4.85 (9, 1)	1.0		7	3	1	1	0	1	0	0	0	0	0	1	13	23	9.00	4.000		

Batter	1	2	3	4	5	6	7	8	9	AB	R	H	RBI	BB	SO	LOB	BOTTOM					
63 Tim Raines, S OBP: 0.385, SLG: 0.500 (1, 8)	WP S SF9 1B		G6-3						K	4	1	1	0	0	1	2	<b>Boston Red Sox @ Baltimore Orioles</b> Oriole Park at Camden Yards, Baltimore, MD Thu Oct 04 2001, 7:05 PM EDT Att: 43,302 - Sunny - 84 F <a href="http://livebaseballscorecards.com">livebaseballscorecards.com</a>					
Luis Matos, R OBP: 0.313, SLG: 0.425 (1, 9)	SF9 S G5-3 BB		K					P4		3	1	0	0	1	1	2						
Jeff Conine, R OBP: 0.388, SLG: 0.447 (1, 3)	SF9						F8 S 1B		F8	3	0	1	1	0	1	0						
Chris Richard, L OBP: 0.340, SLG: 0.438 (1, 10)	G5-3						F8		G1-3	4	1	1	1	0	0	1						
Tony Batista, R OBP: 0.281, SLG: 0.438 (1, 6)	L5						G2-3		G4-3 3B	4	1	2	1	0	0	1						
Tim Raines, S OBP: 0.408, SLG: 0.410 (1, 7)			G4-3				K		G4-3	4	0	0	1	0	2	2						
Cal Ripken Jr., R OBP: 0.281, SLG: 0.368 (1, 5)			L7				SH1-4 BB 1B		F3	4	0	1	0	0	1	1						
Brook Fordyce, R OBP: 0.271, SLG: 0.325 Brian Roberts, S OBP: 0.286, SLG: 0.345 (9, PH)			F7				SH1-4 BB 1B		K	2	0	0	0	1	1	0						
Jerry Hairston, R OBP: 0.305, SLG: 0.347 (1, 4)			P4				SH1-4		G5-3	3	0	0	0	0	1	1						
<b>Inning Stats</b>	R: 2 E: 0 K: 0 S: 6	H: 1 LOB: 1 BB: 1 P: 16	R: 0 E: 0 K: 0 S: 7	H: 0 LOB: 0 BB: 0 P: 9	R: 0 E: 0 K: 1 S: 9	H: 0 LOB: 0 BB: 0 P: 14	R: 0 E: 0 K: 1 S: 12	H: 1 LOB: 1 BB: 0 P: 19	R: 0 E: 0 K: 0 S: 8	H: 1 LOB: 2 BB: 1 P: 19	R: 1 E: 0 K: 2 S: 16	H: 2 LOB: 1 BB: 0 P: 26	R: 0 E: 0 K: 0 S: 9	H: 0 LOB: 0 BB: 0 P: 16	R: 0 E: 0 K: 0 S: 6	H: 0 LOB: 0 BB: 0 P: 12	R: 1 E: 0 K: 2 S: 12	H: 2 LOB: 1 BB: 0 P: 17	1B: 4 2B: 2 3B: 1 HR: 0	SF: 1 SAC: 1 DP: 0 HBP: 0	WP: 1 PB: 0 SB: 5 CS: 0	PA: 36
<b>PITCHER</b>	IP WLS BF H R ER SO BB IBB HBP BLK WP HR S P ERA WHIP																					
Hideo Nomo, R ERA: 4.5 (1, 1)	7.0	W	28	5	3	3	6	2	0	0	0	0	0	0	0	67	119	3.86	1.000			
Rich Garces, R ERA: 3.93 (8, 1)	1.0	H	3	0	0	0	0	0	0	0	0	0	0	0	6	12	0.00	0.000				
Ugueth Urbina, R ERA: 3.7 (9, 1)	1.0	S	5	2	1	1	2	0	0	0	0	0	0	0	12	17	9.00	2.000				



Batter	1	2	3	4	5	6	7	8	9	AB	R	H	RBI	BB	SO	LOB	TOP								
Jose Offerman, S (1.4) OBP: 0.341, SLG: 0.368										5	1	2	1	0	1	1									
Chris Stynes, R (1.7) OBP: 0.326, SLG: 0.416										3	1	1	0	1	0	1									
Darren Lewis, R (8.7) OBP: 0.327, SLG: 0.374										0	0	0	0	0	0	0									
Trot Nixon, L (1.8) OBP: 0.377, SLG: 0.502										4	1	3	2	0	0	1									
Brian Daubach, L (1.9) OBP: 0.351, SLG: 0.515										4	0	0	0	0	1	5									
Calvin Pickering, L (1.3)										4	0	1	1	0	2	0									
Morgan Burkhardt, S (1.10) OBP: 0.207, SLG: 0.276										4	1	1	1	0	2	1									
Scott Hattenberg, L (1.2) OBP: 0.332, SLG: 0.345										4	1	1	0	0	0	0									
Shea Hillenbrand, R (1.5) OBP: 0.291, SLG: 0.392										4	0	0	0	0	0	1									
Lou Merloni, R (1.6) OBP: 0.301, SLG: 0.394										4	0	1	0	0	1	1									
<b>Inning Stats</b>	R: 0 E: 0 K: 0 S: 9	H: 1 LOB: 1 BB: 0 P: 14	R: 0 E: 0 K: 1 S: 7	H: 0 LOB: 0 BB: 0 P: 10	R: 0 E: 0 K: 0 S: 6	H: 0 LOB: 0 BB: 0 P: 12	R: 1 E: 0 K: 1 S: 9	H: 1 LOB: 0 BB: 0 P: 12	R: 3 E: 0 K: 1 S: 21	H: 4 LOB: 2 BB: 1 P: 36	R: 0 E: 0 K: 1 S: 7	H: 0 LOB: 0 BB: 0 P: 11	R: 0 E: 0 K: 1 S: 8	H: 0 LOB: 0 BB: 0 P: 9	R: 1 E: 0 K: 1 S: 16	H: 3 LOB: 1 BB: 0 P: 21	R: 0 E: 0 K: 1 S: 10	H: 1 LOB: 1 BB: 0 P: 15	1B: 7 2B: 1 3B: 0 HR: 2	SF: 0 SAC: 0 DP: 1 HBP: 0	WP: 0 PB: 0 SB: 0 CS: 0	PA: 37			
<b>PITCHER</b>	IP	WLS	BF	H	R	ER	SO	BB	IBB	HBP	BLK	WP	HR	S	P	ERA	WHIP								
Ryan Kohlmeier, R (1.1) ERA: 7.3	4.2	L	21	6	4	4	2	1	0	0	0	0	2	49	80	7.71	1.500								
36 Kris Foster, R (5.1) ERA: 2.7	2.1		7	0	0	0	3	0	0	0	0	0	0	18	24	0.00	0.000								
Jorge Julio, R (8.1) ERA: 3.48	0.0		2	2	1	1	0	0	0	0	0	0	0	7	10	∞	∞								
Buddy Groom, L (8.1) ERA: 3.6	1.0		3	1	0	0	1	0	0	0	0	0	0	9	11	0.00	1.000								
Alan Mills, R (9.1) ERA: 9.64	1.0		4	1	0	0	1	0	0	0	0	0	0	10	15	0.00	1.000								

**Boston Red Sox @ Baltimore Orioles**  
 Oriole Park at Camden Yards, Baltimore, MD

Fri Oct 05 2001, 1:05 PM EDT  
 Att: 46,736 - Sunny - 85 F



AB 36  
 R 5  
 H 10  
 RBI 5  
 BB 1  
 SO 7  
 LOB 11

Batter	1	2	3	4	5	6	7	8	9	AB	R	H	RBI	BB	SO	LOB	BOTTOM								
63 Tim Raines, S (1.8) OBP: 0.353, SLG: 0.400										3	0	0	0	1	2	2									
Luis Matos, R (1.9) OBP: 0.311, SLG: 0.418										4	0	1	0	0	1	2									
Jeff Conine, R (1.7) OBP: 0.387, SLG: 0.446										4	0	1	0	0	0	2									
Chris Richard, L (1.10) OBP: 0.337, SLG: 0.435										4	0	0	0	0	2	3									
Tony Batista, R (1.6) OBP: 0.279, SLG: 0.435										4	0	0	0	0	1	1									
Cal Ripken Jr., R (1.5) OBP: 0.281, SLG: 0.367										4	0	1	0	0	0	0									
Casey Blake, R (1.3) OBP: 0.317, SLG: 0.351										2	0	0	0	1	0	1									
1 Brian Roberts, S (9. PH) OBP: 0.285, SLG: 0.343										1	0	0	0	0	0	0									
Brook Fordyce, R (1.2) OBP: 0.268, SLG: 0.322										3	0	0	0	0	2	3									
Jerry Hairston, R (1.4) OBP: 0.305, SLG: 0.345										2	0	0	0	1	1	1									
<b>Inning Stats</b>	R: 0 E: 0 K: 1 S: 6	H: 0 LOB: 0 BB: 0 P: 7	R: 0 E: 0 K: 0 S: 10	H: 0 LOB: 0 BB: 0 P: 17	R: 0 E: 0 K: 1 S: 15	H: 0 LOB: 1 BB: 1 P: 25	R: 0 E: 0 K: 0 S: 9	H: 1 LOB: 1 BB: 0 P: 13	R: 0 E: 0 K: 2 S: 7	H: 0 LOB: 1 BB: 1 P: 11	R: 0 E: 1 K: 2 S: 16	H: 1 LOB: 2 BB: 0 P: 22	R: 0 E: 0 K: 2 S: 14	H: 1 LOB: 2 BB: 1 P: 24	R: 0 E: 0 K: 1 S: 7	H: 0 LOB: 0 BB: 0 P: 12	1B: 3 2B: 0 3B: 0 HR: 0	SF: 0 SAC: 0 DP: 0 HBP: 0	WP: 0 PB: 0 SB: 3 CS: 0	PA: 34					
<b>PITCHER</b>	IP	WLS	BF	H	R	ER	SO	BB	IBB	HBP	BLK	WP	HR	S	P	ERA	WHIP								
Frank Castillo, R (1.1) ERA: 4.21	7.0	W	26	2	0	0	6	2	0	0	0	0	0	70	105	0.00	0.571								
Willie Banks, R (8.1) ERA: 0.84	2.0		8	1	0	0	3	1	0	0	0	0	0	21	36	0.00	1.000								

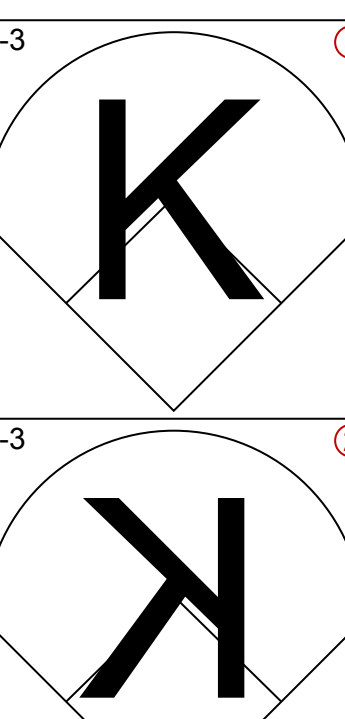
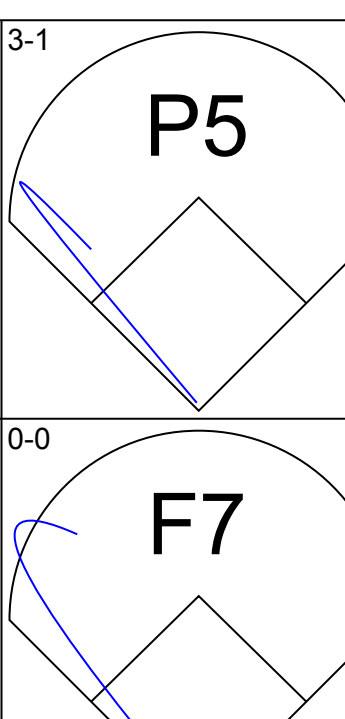
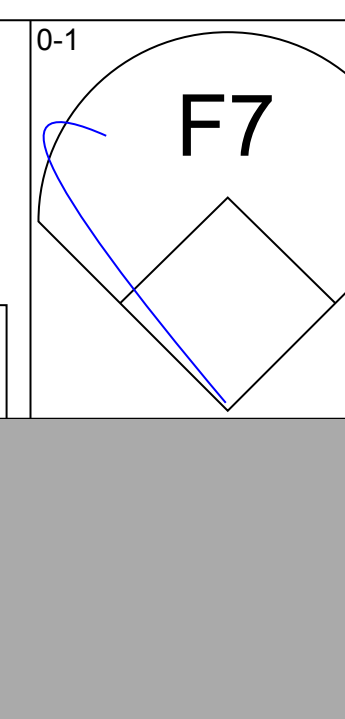
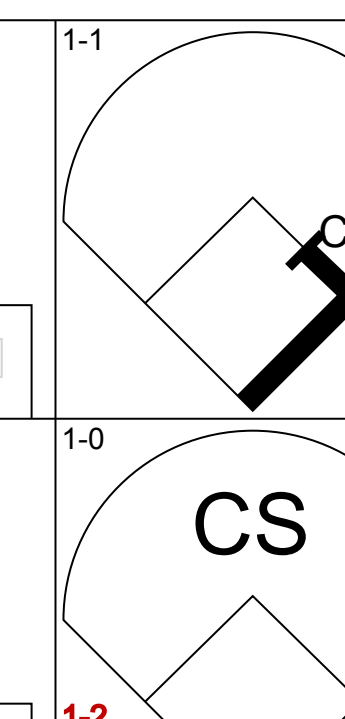
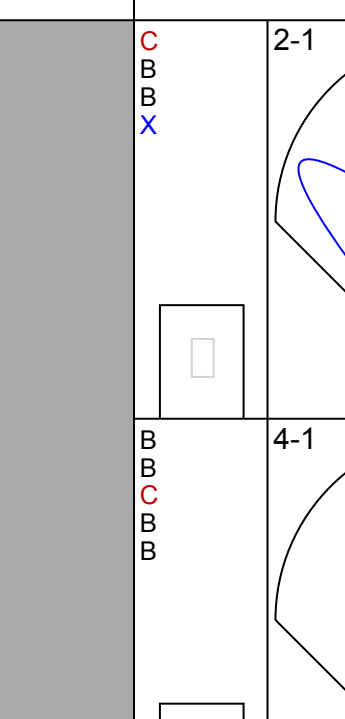
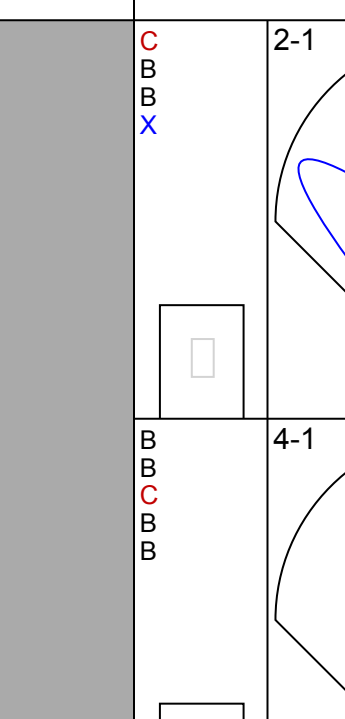
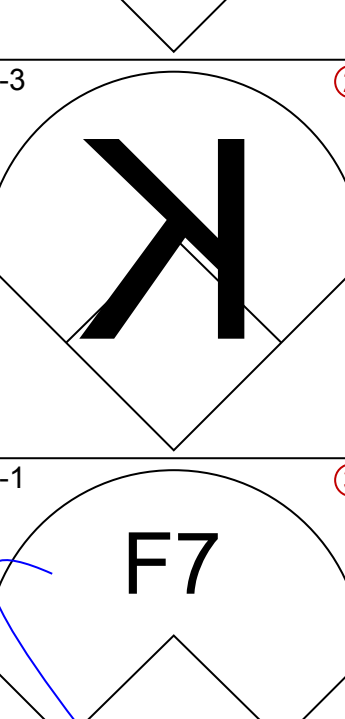
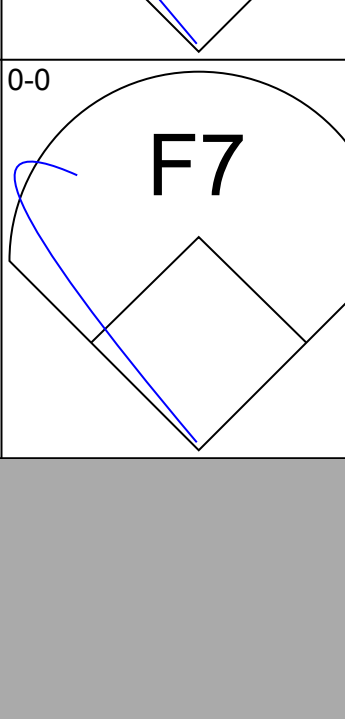
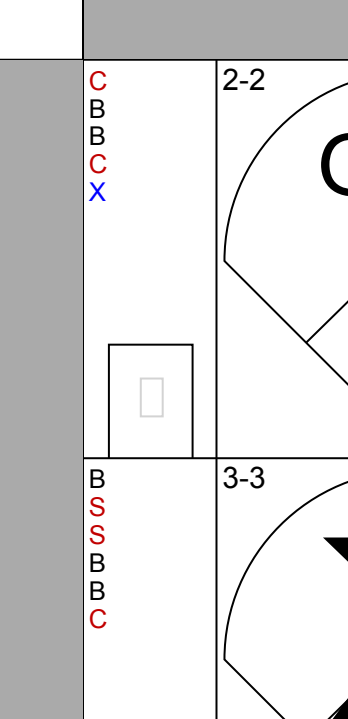
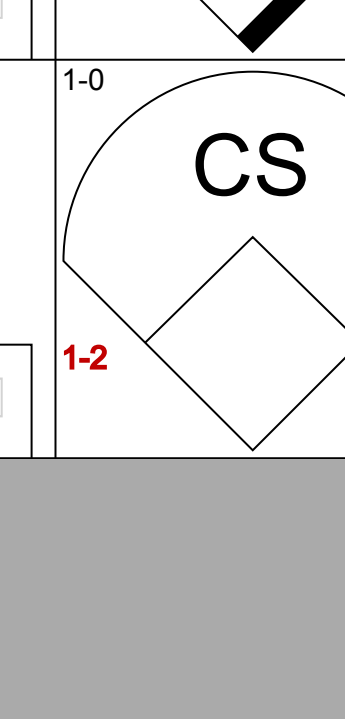
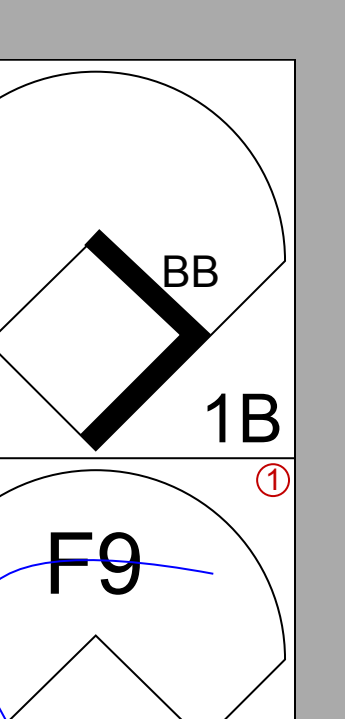
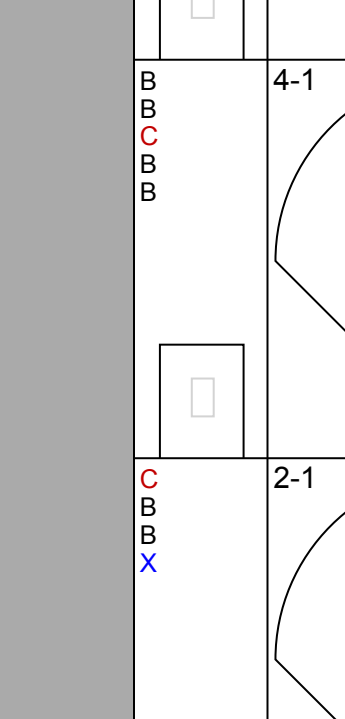
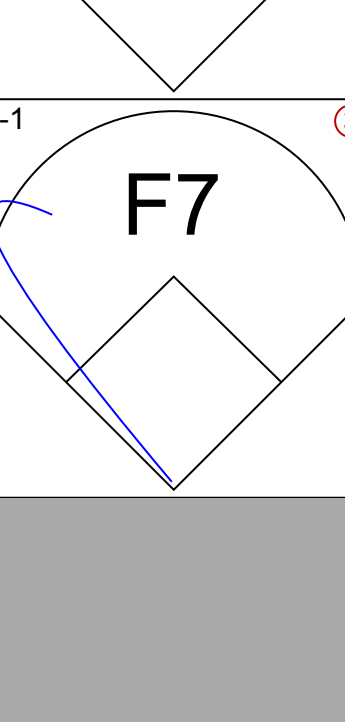
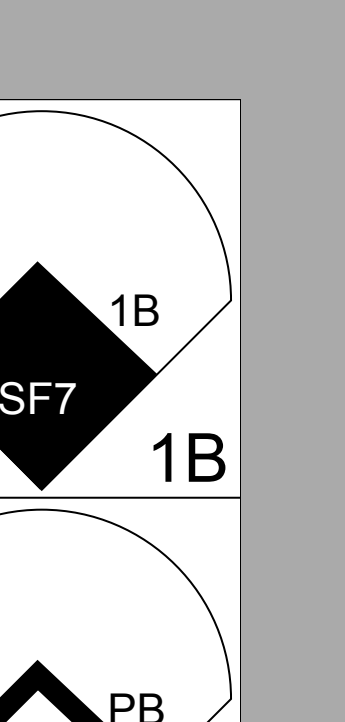
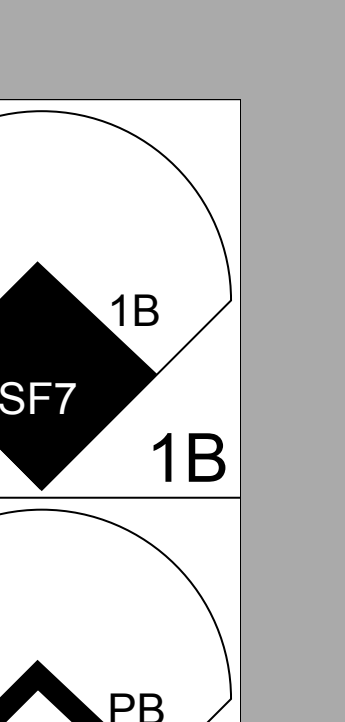
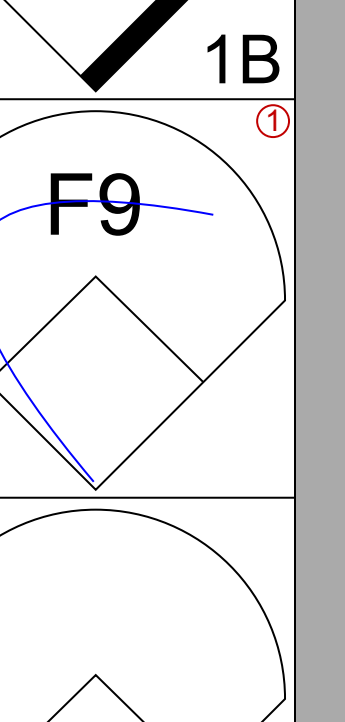
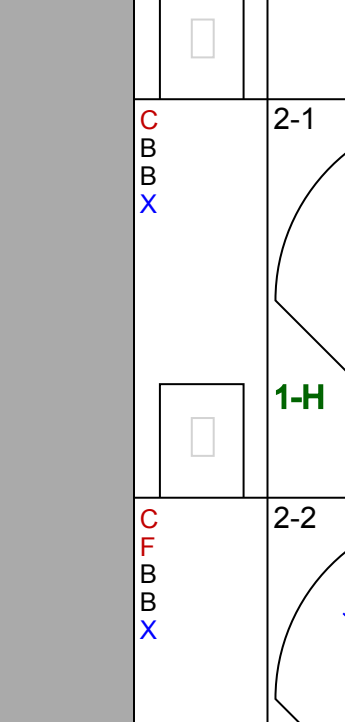
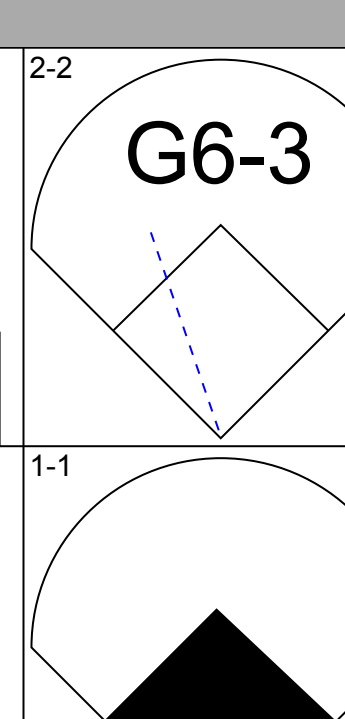


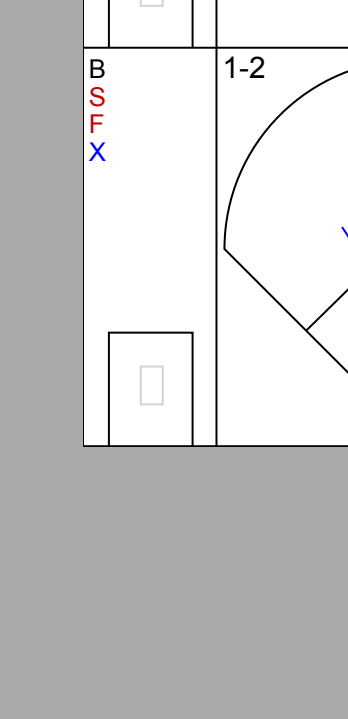
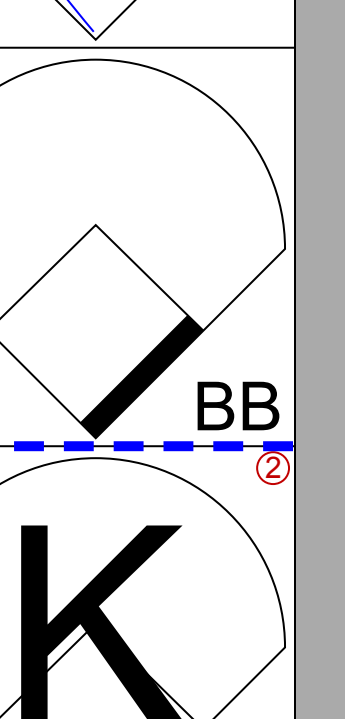
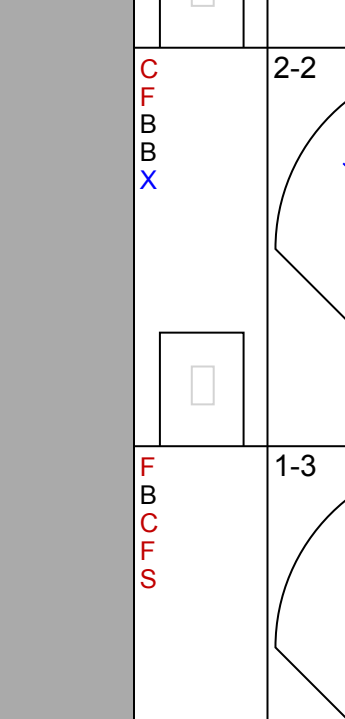
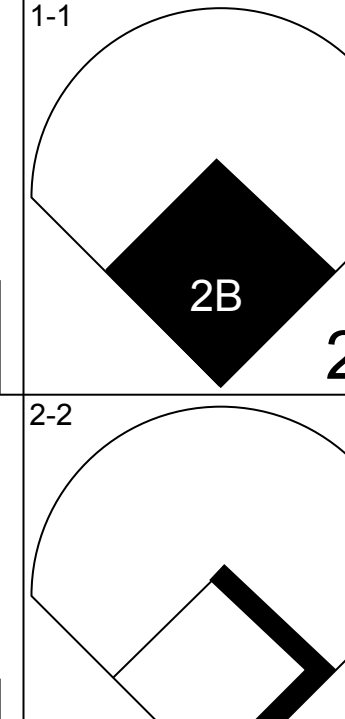
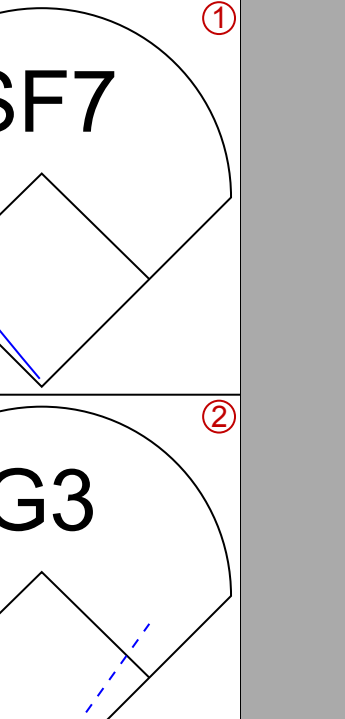
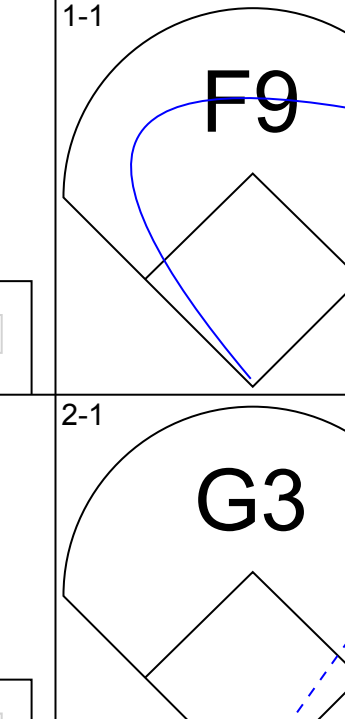
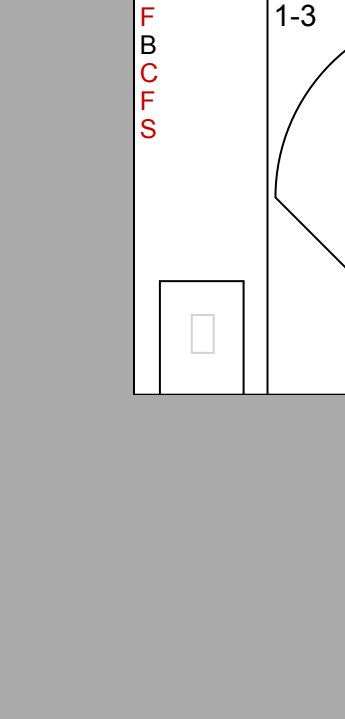
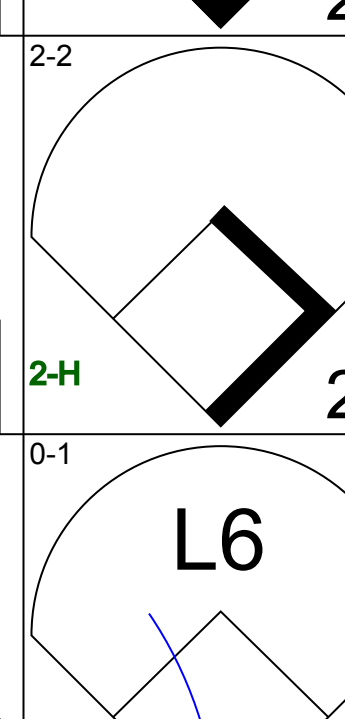
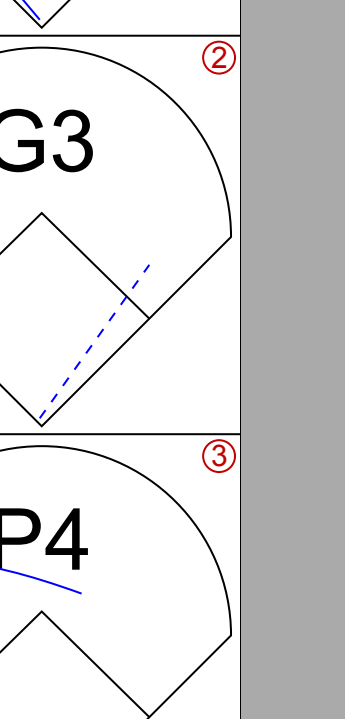
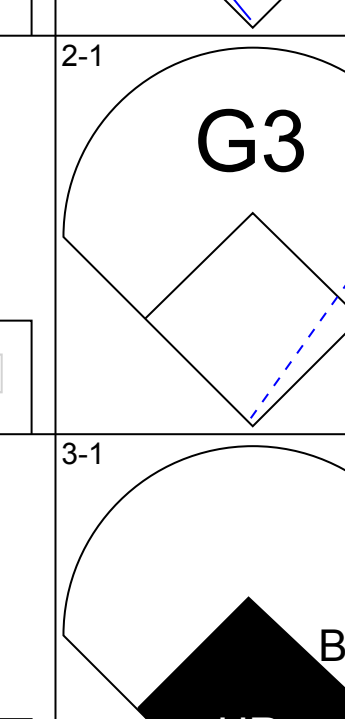
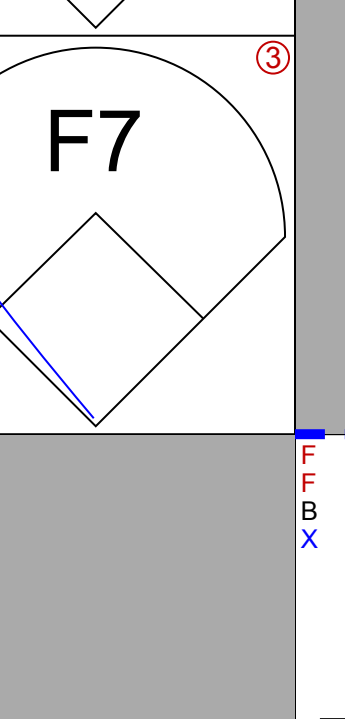
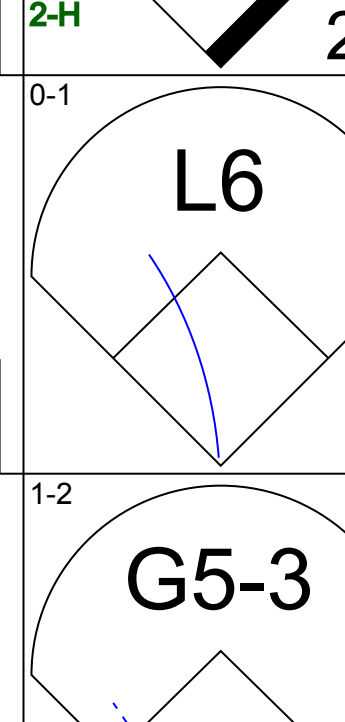
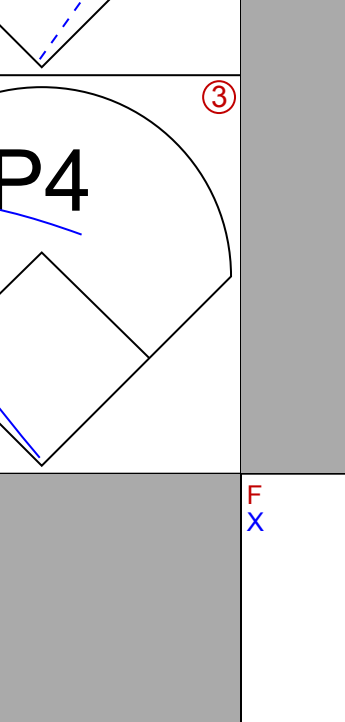
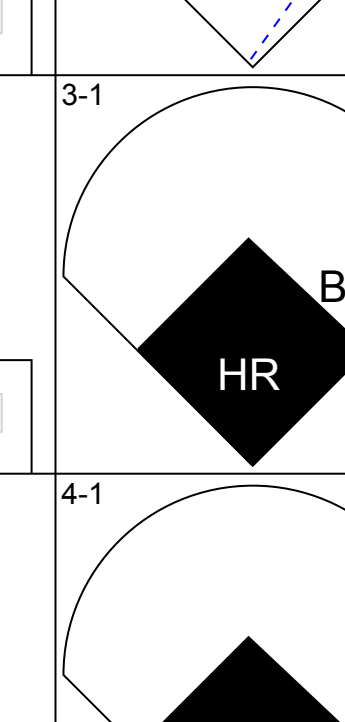
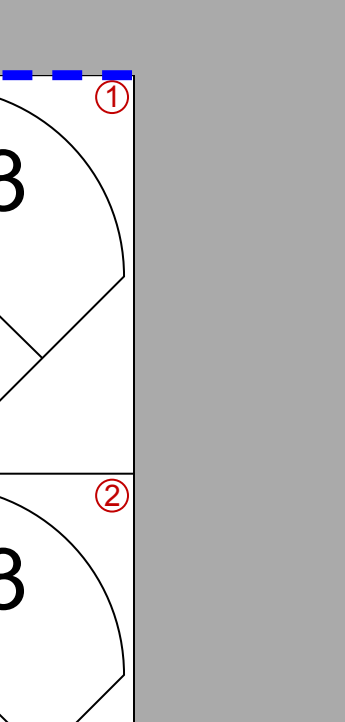
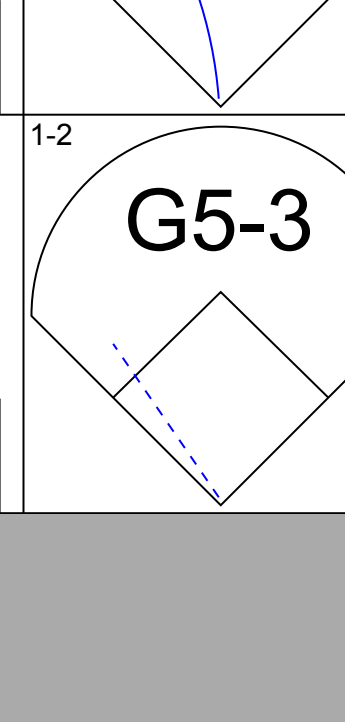
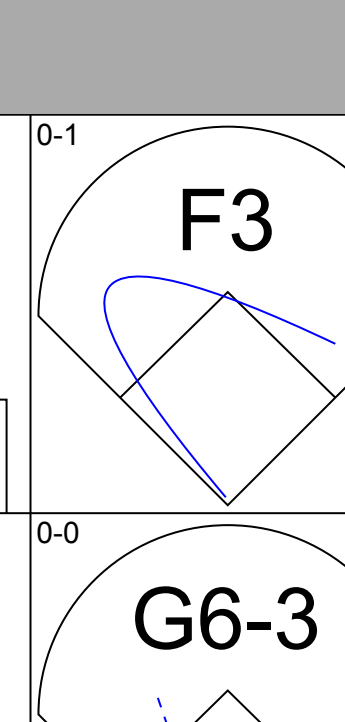
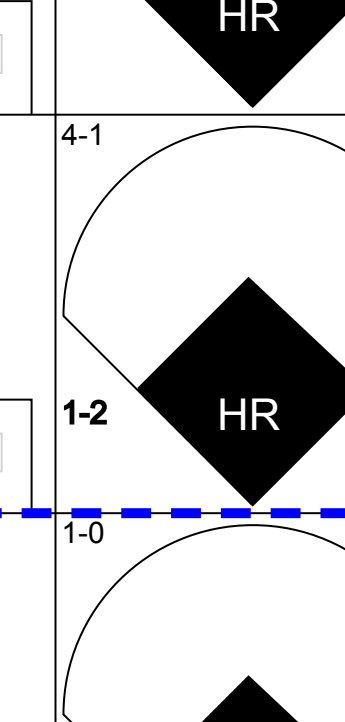
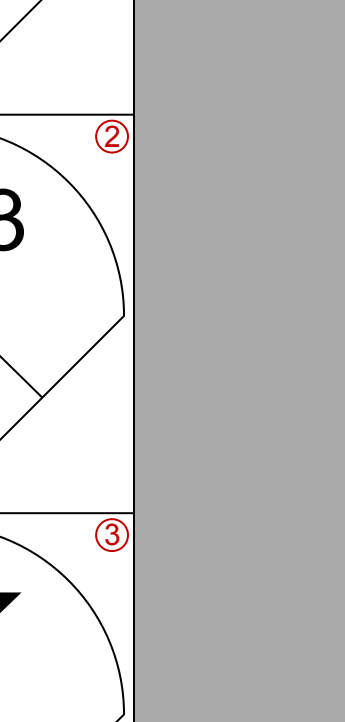
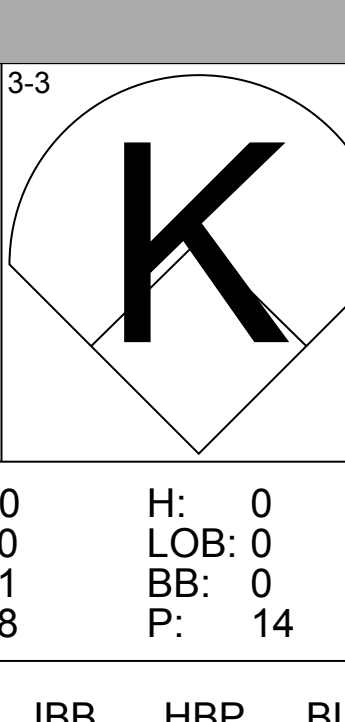
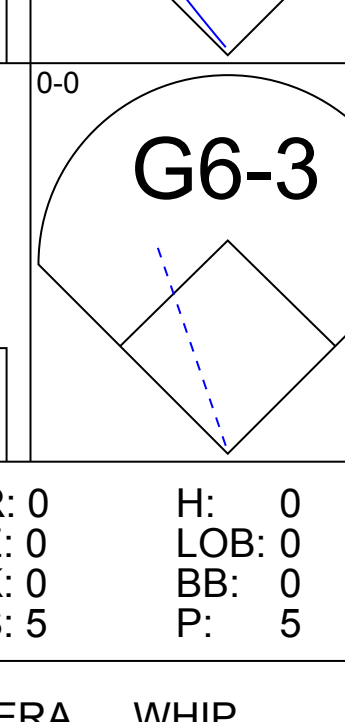
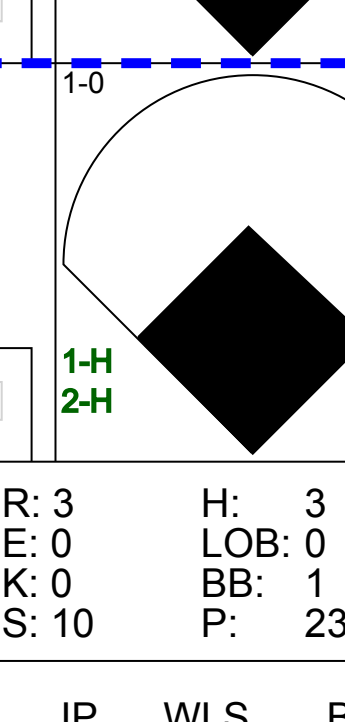
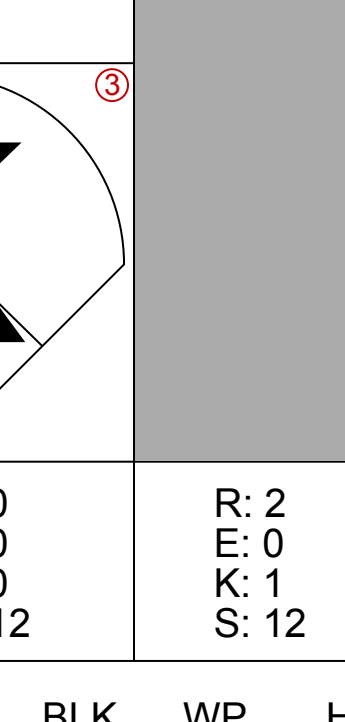
**Boston Red Sox @ Baltimore Orioles**  
 Oriole Park at Camden Yards, Baltimore, MD

Fri Oct 05 2001, 1:05 PM EDT  
 Att: 46,736 - Sunny - 85 F



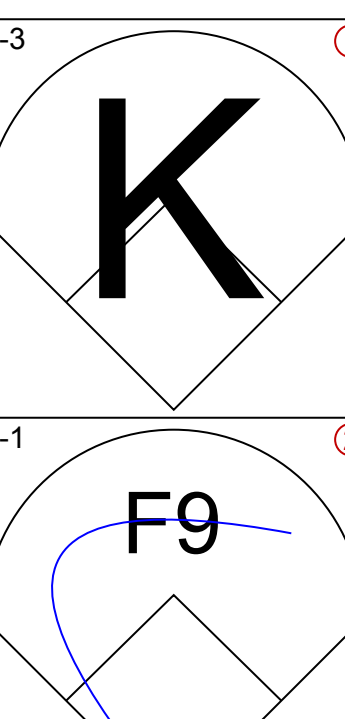
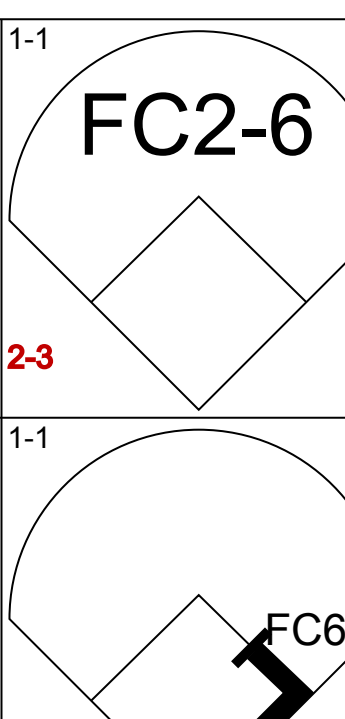
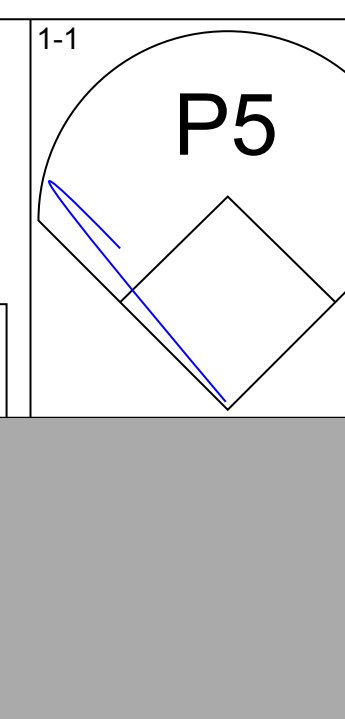
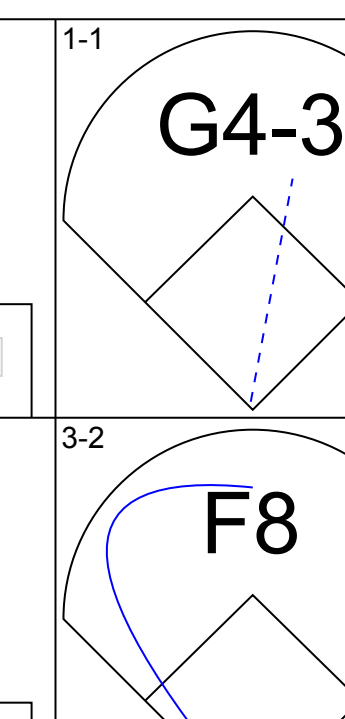
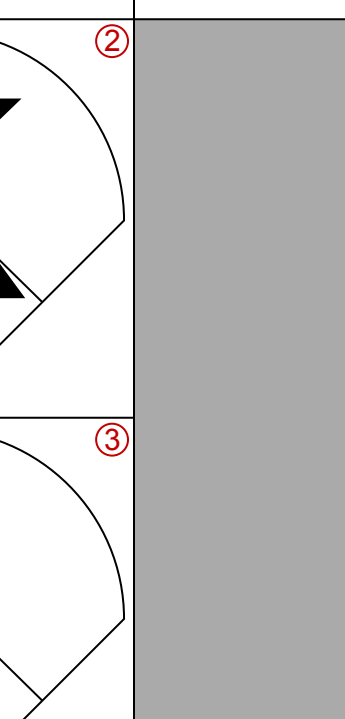
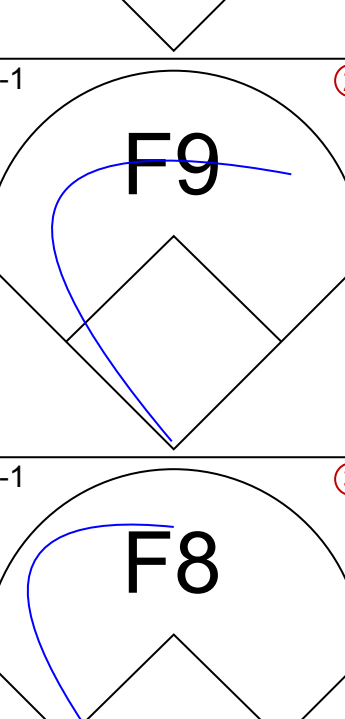
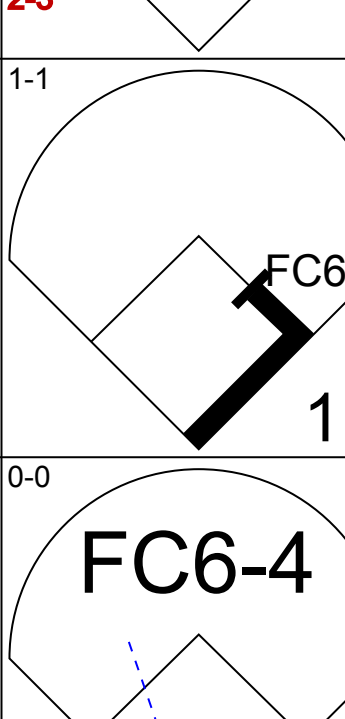
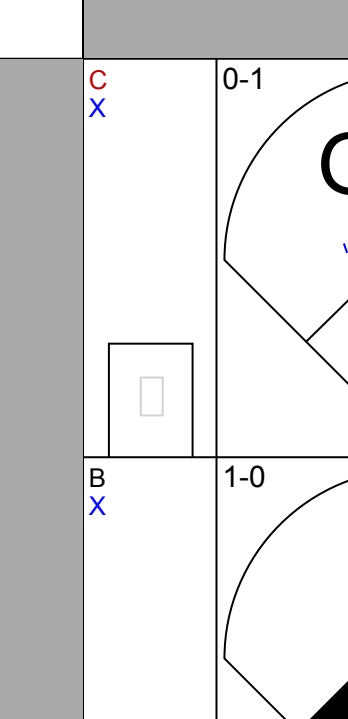
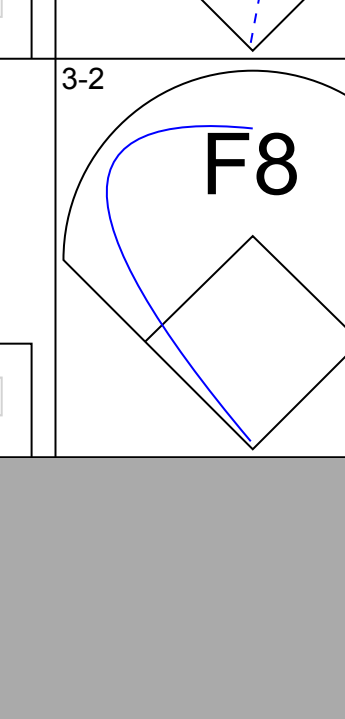
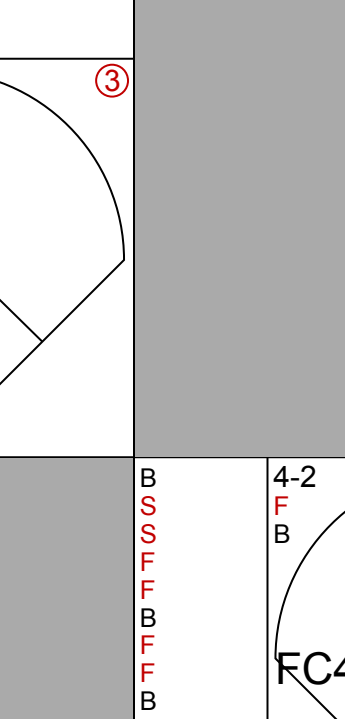
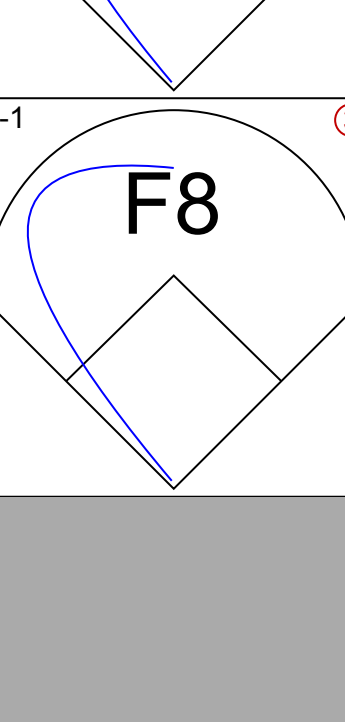
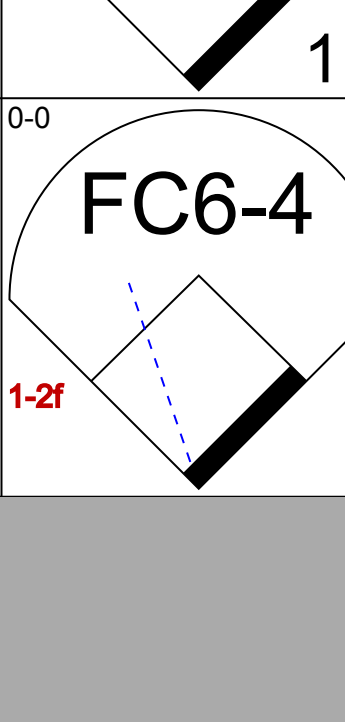
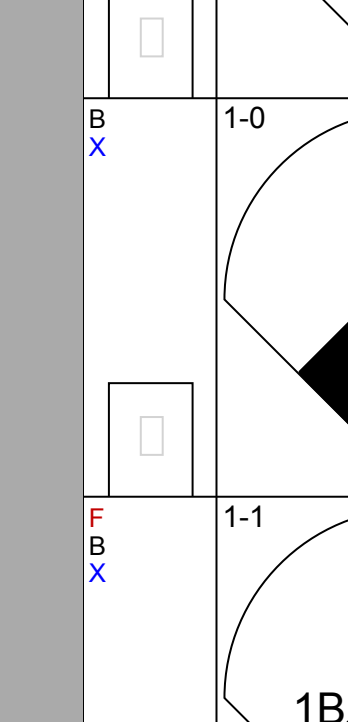
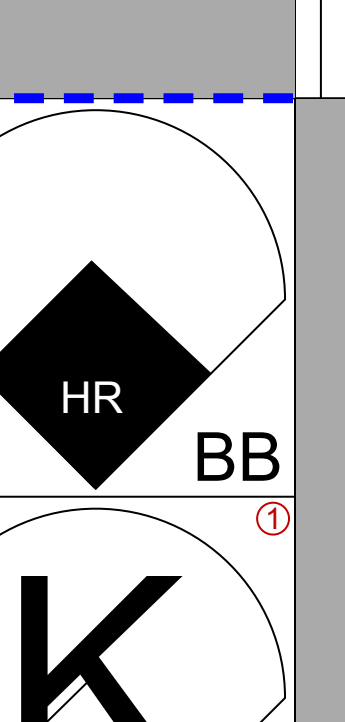
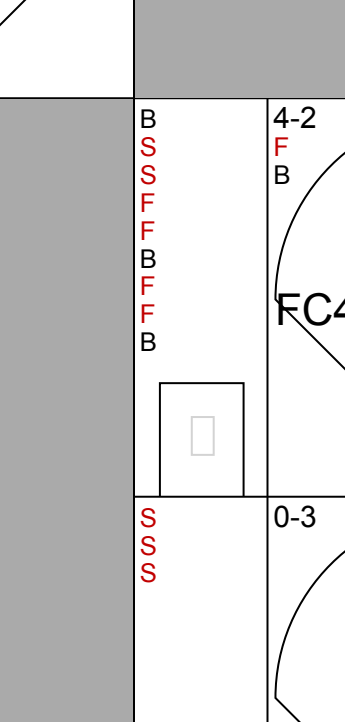
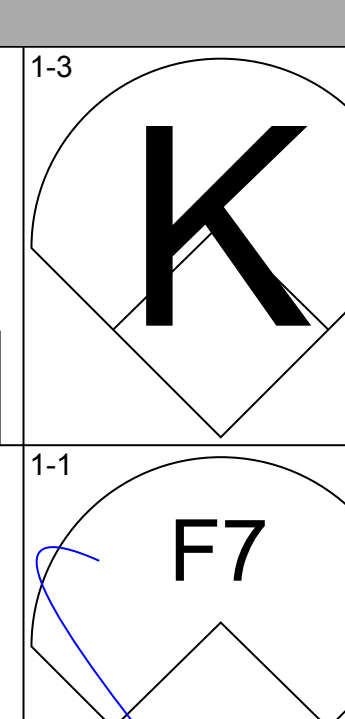
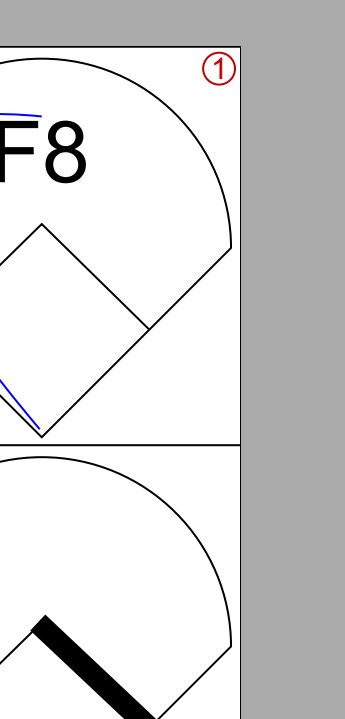
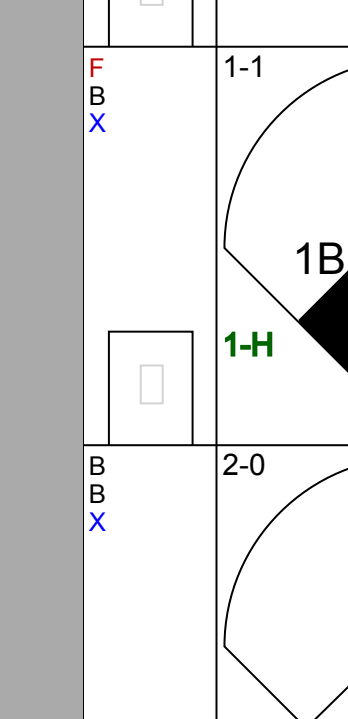
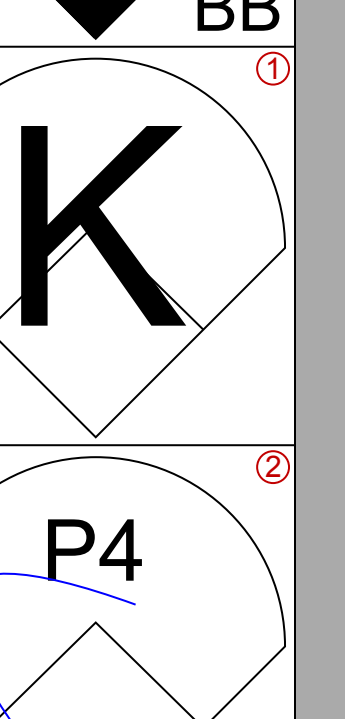
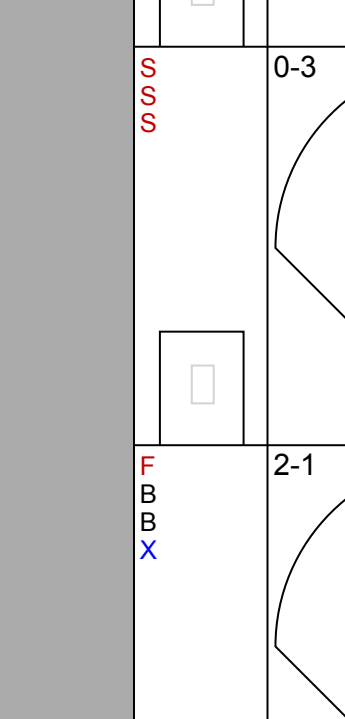
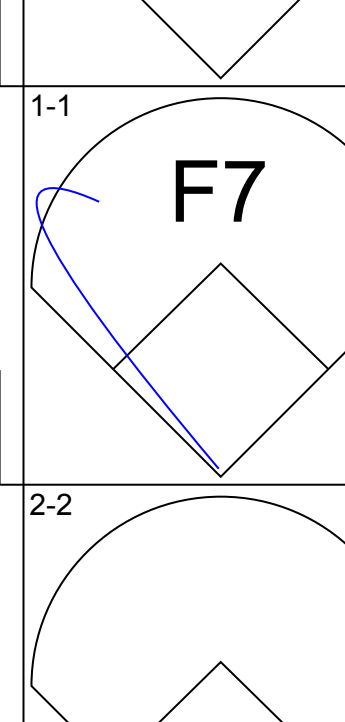
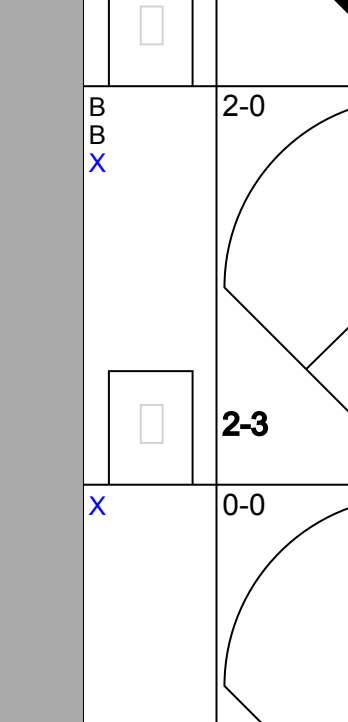
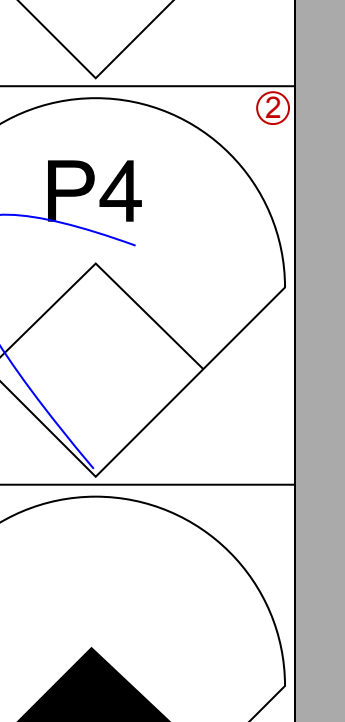
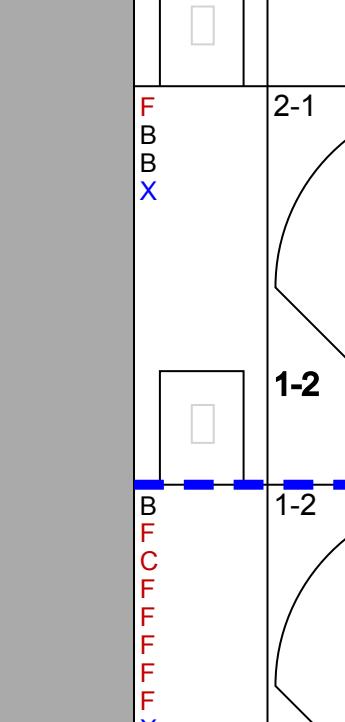
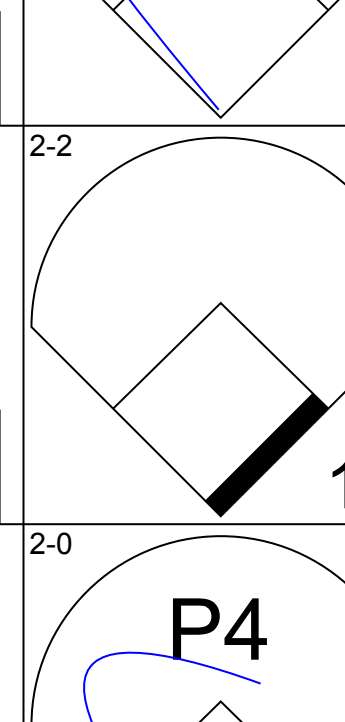
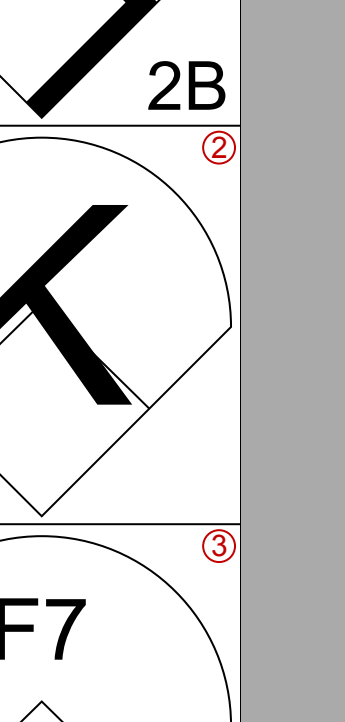
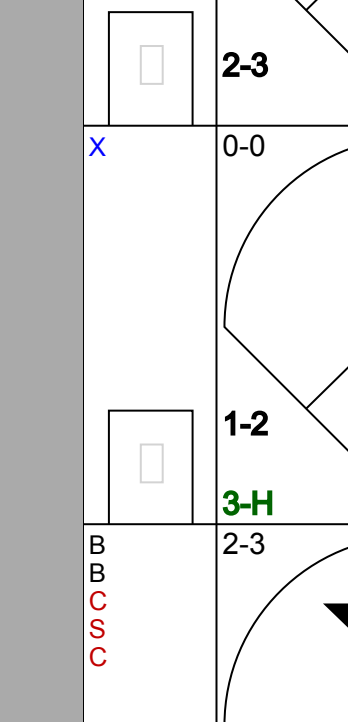
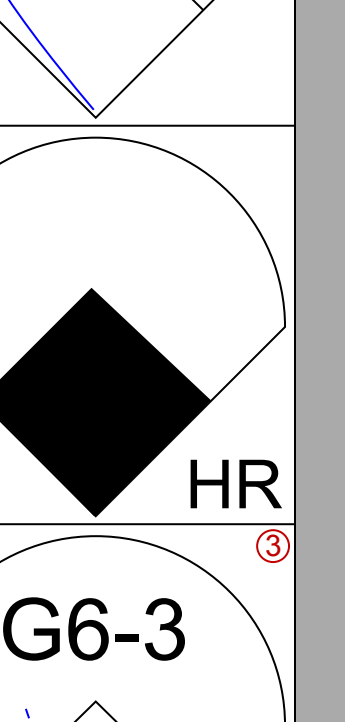
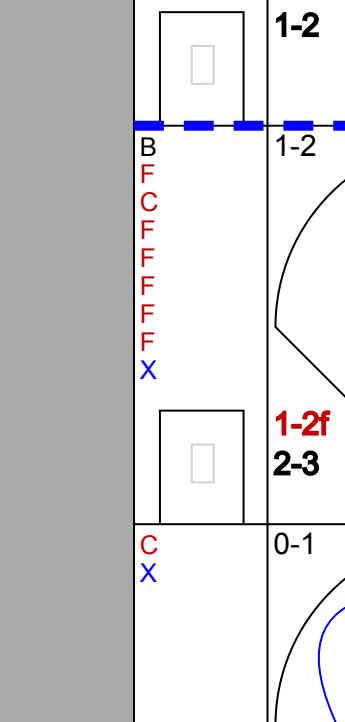
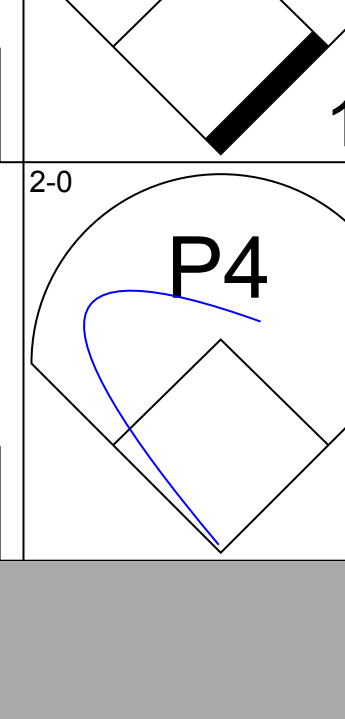
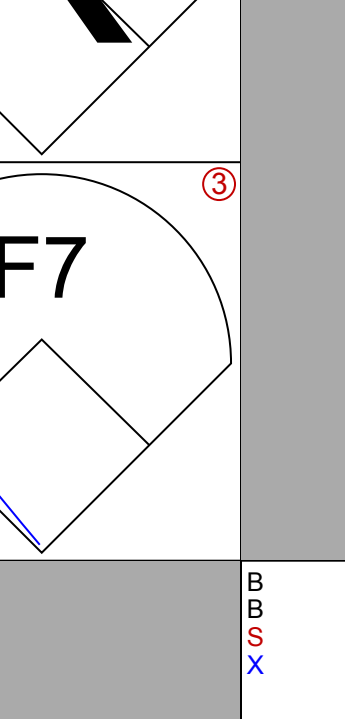
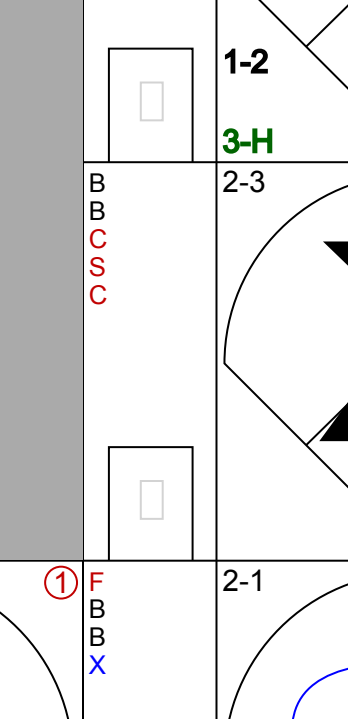
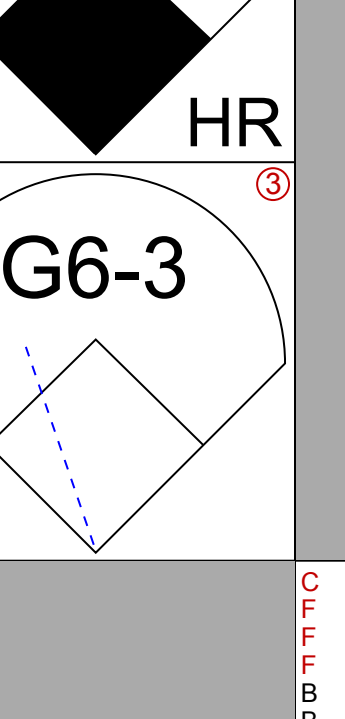
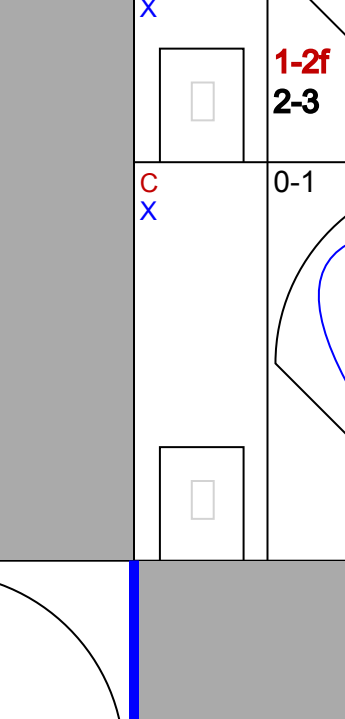
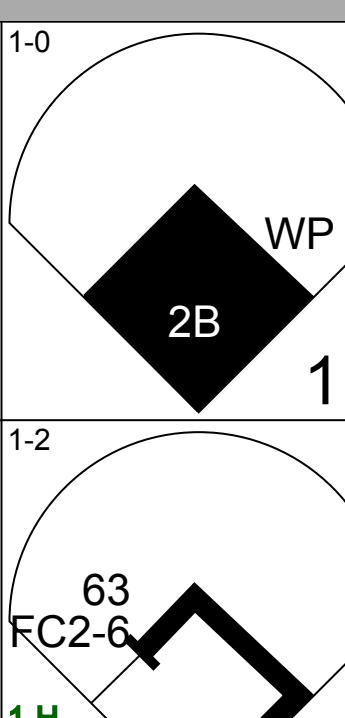
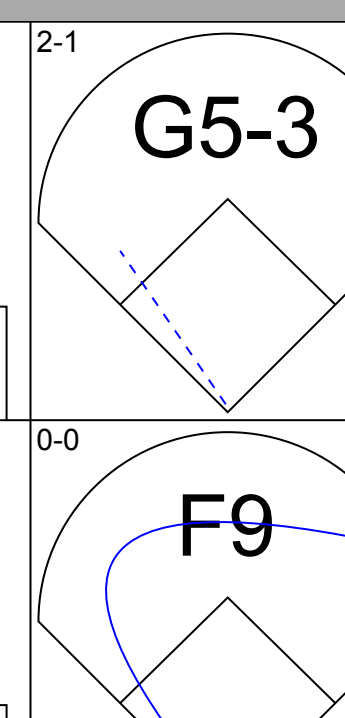
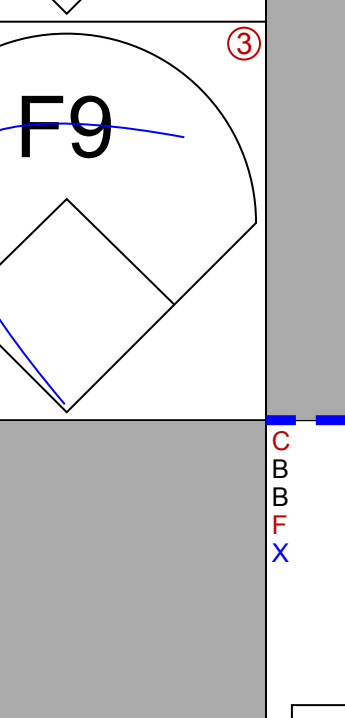
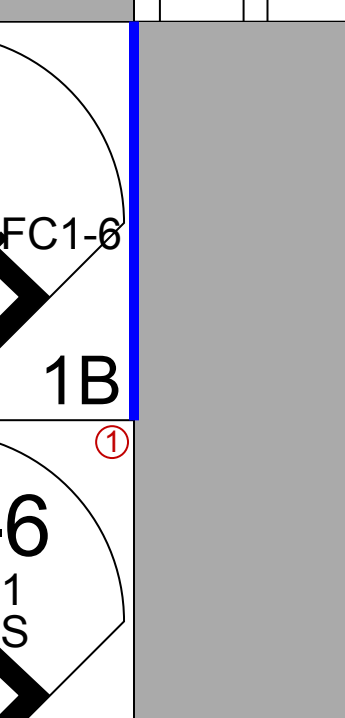
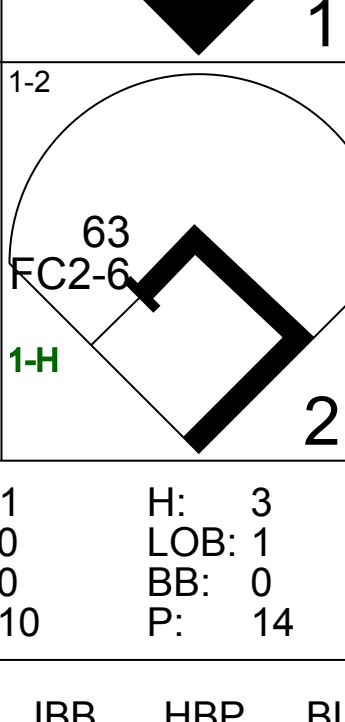
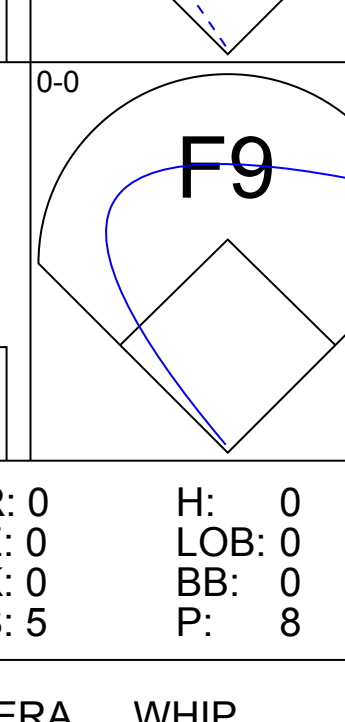
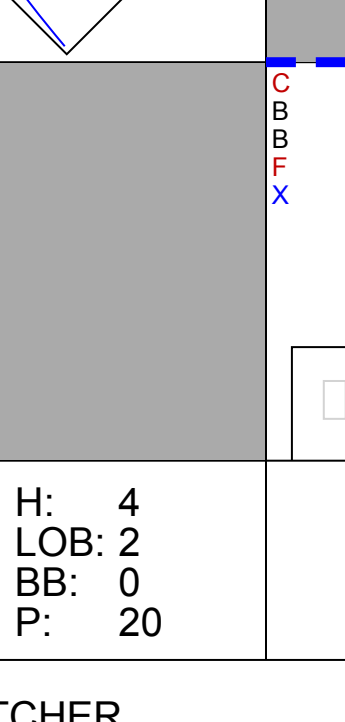
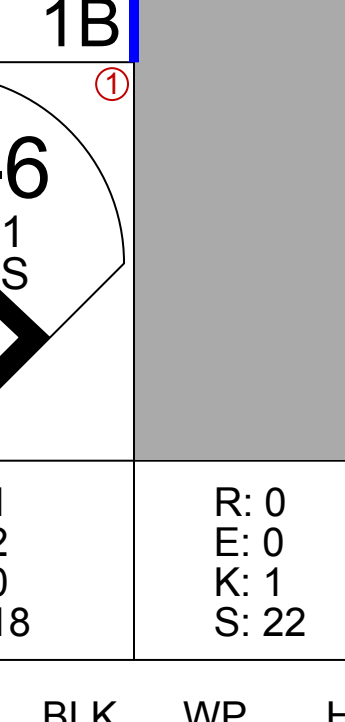
AB 31  
 R 0  
 H 3  
 RBI 0  
 BB 3  
 SO 9  
 LOB 15



Batter	1	2	3	4	5	6	7	8	9	10	AB	R	H	RBI	BB	SO	LOB	TOP				
52 James Lofton, S OBP: 0.214, SLG: 0.231 (1, 6)											5	0	1	0	0	1	0	<b>Boston Red Sox @ Baltimore Orioles</b> Oriole Park at Camden Yards, Baltimore, MD Fri Oct 05 2001, 7:05 PM EDT Att. 47,927 - Sunny - 82 F				
Darren Lewis, R OBP: 0.329, SLG: 0.371 (1, 7)											4	1	1	0	1	1	0					
Trot Nixon, L OBP: 0.377, SLG: 0.507 (1, 8)											5	2	2	2	0	1	1					
Brian Daubach, L OBP: 0.351, SLG: 0.512 (1, 3)											4	0	1	0	1	0	0					
Troy O'Leary, L OBP: 0.296, SLG: 0.439 (1, 9)											4	1	1	1	0	2	2					
Morgan Burkhardt, S OBP: 0.208, SLG: 0.303 (1, 10)											4	0	1	1	0	0	3					
Shea Hillenbrand, R OBP: 0.291, SLG: 0.391 (1, 5)											4	1	1	0	0	0	2					
Doug Mirabelli, R OBP: 0.332, SLG: 0.453 (1, 2)											3	1	0	0	1	0	1					
53 Angel Santos, S OBP: 0.211, SLG: 0.188 Calvin Pickering, L OBP: 0.371, SLG: 0.463 Chris Stynes, R OBP: 0.325, SLG: 0.415 (7, PR)											2	0	0	0	0	1	0					
Inning Stats	R: 0 E: 0 K: 2 S: 9	H: 0 LOB: 0 BB: 0 P: 13	R: 1 E: 0 K: 0 S: 16	H: 2 LOB: 1 BB: 0 P: 22	R: 0 E: 0 K: 1 S: 8	H: 0 LOB: 0 BB: 0 P: 14	R: 1 E: 0 K: 0 S: 12	H: 2 LOB: 1 BB: 0 P: 19	R: 0 E: 0 K: 0 S: 5	H: 0 LOB: 0 BB: 0 P: 5	R: 3 E: 0 K: 0 S: 10	H: 3 LOB: 0 BB: 1 P: 23	R: 0 E: 0 K: 1 S: 12	H: 1 LOB: 2 BB: 1 P: 18	R: 0 E: 0 K: 1 S: 8	H: 0 LOB: 0 BB: 0 P: 12	R: 2 E: 0 K: 1 S: 12		H: 1 LOB: 0 BB: 1 P: 23	1B: 5 2B: 2 3B: 0 HR: 2	SF: 1 SAC: 0 DP: 0 HBP: 0	WP: 0 PB: 2 SB: 0 CS: 1
PITCHER	IP	WLS	BF	H	R	ER	SO	BB	IBB	HBP	BLK	WP	HR	S	P	ERA	WHIP					
Jose Mercedes, R ERA: 5.82 (1, 1)	6.2		26	5	4	3	4	1	0	0	0	0	0	66	105	4.05	0.900					
John Wasdin, R ERA: 5.11 (7, 1)	0.2	B	5	3	1	1	0	1	0	0	0	0	1	9	17	13.50	6.000					
Buddy Groom, L ERA: 3.56 (8, 1)	0.2		2	0	0	0	1	0	0	0	0	0	0	6	7	0.00	0.000					
Willis Roberts, R ERA: 4.91 (9, 1)	2.0	L	8	1	2	2	2	1	0	0	0	0	1	20	35	9.00	1.000					

AB	37
R	7
H	9
RBI	7
BB	3
SO	7
LOB	9



Batter	1	2	3	4	5	6	7	8	9	10	AB	R	H	RBI	BB	SO	LOB	BOTTOM						
63 Tim Raines, S OBP: 0.273, SLG: 0.300 (1, 8)											5	0	0	0	0	2	2	<b>Boston Red Sox @ Baltimore Orioles</b> Oriole Park at Camden Yards, Baltimore, MD Fri Oct 05 2001, 7:05 PM EDT Att. 47,927 - Sunny - 82 F						
1 Brian Roberts, S OBP: 0.284, SLG: 0.341 (1, 4)											5	0	1	0	0	0	1							
Jeff Conine, R OBP: 0.369, SLG: 0.445 (1, 3)											3	2	1	0	2	0	1							
Chris Richard, L OBP: 0.336, SLG: 0.434 (1, 10)											5	1	1	1	0	3	2							
Tony Batista, R OBP: 0.292, SLG: 0.438 Jerry Hairston, R OBP: 0.305, SLG: 0.345 (10, PR)											5	0	3	0	0	0	1							
Tim Raines, S OBP: 0.417, SLG: 0.455 (1, 7)											0	0	0	0	0	0	0							
Cal Ripken Jr., R OBP: 0.278, SLG: 0.363 (1, 5)											5	1	3	3	0	1	3							
Gerónimo Gil, R OBP: 0.371, SLG: 0.327 6 Melvin Mora, R OBP: 0.329, SLG: 0.362 Brook Fordyce, R OBP: 0.268, SLG: 0.322 (10, 2)											4	1	2	0	0	0	2							
Luis Matos, R OBP: 0.308, SLG: 0.421 (1, 9)											4	0	1	1	0	0	1							
Inning Stats	R: 0 E: 0 K: 1 S: 7	H: 0 LOB: 0 BB: 0 P: 11	R: 0 E: 0 K: 1 S: 10	H: 1 LOB: 1 BB: 0 P: 16	R: 1 E: 0 K: 0 S: 10	H: 3 LOB: 1 BB: 0 P: 14	R: 0 E: 0 K: 1 S: 8	H: 1 LOB: 1 BB: 0 P: 11	R: 0 E: 0 K: 0 S: 5	H: 0 LOB: 0 BB: 0 P: 8	R: 2 E: 0 K: 1 S: 12	H: 4 LOB: 2 BB: 0 P: 20	R: 0 E: 0 K: 0 S: 9	H: 0 LOB: 0 BB: 0 P: 15	R: 2 E: 0 K: 1 S: 13	H: 1 LOB: 0 BB: 1 P: 19	R: 0 E: 0 K: 1 S: 13		H: 1 LOB: 2 BB: 0 P: 18	R: 0 E: 0 K: 1 S: 22	H: 1 LOB: 2 BB: 1 P: 29	1B: 8 2B: 4 3B: 0 HR: 1	SF: 0 SAC: 0 DP: 1 HBP: 0	WP: 1 PB: 0 SB: 1 CS: 0
PITCHER	IP	WLS	BF	H	R	ER	SO	BB	IBB	HBP	BLK	WP	HR	S	P	ERA	WHIP							
Sun-Woo Kim, R ERA: 5.83 (1, 1)	6.0		26	9	3	3	4	0	0	0	0	1	0	52	80	4.50	1.500							
Todd Erdos, R ERA: 4.96 (7, 1)	1.0	H	3	0	0	0	0	0	0	0	0	0	0	9	15	0.00	0.000							
49 Tim Wakefield, R ERA: 3.9 (8, 1)	2.1	W	12	3	2	2	3	2	0	0	0	0	1	38	55	7.71	2.143							
Rich Garces, R ERA: 3.9 (10, 1)	0.2	S	2	0	0	0	0	0	0	0	0	0	0	10	11	0.00	0.000							

AB	41
R	5
H	12
RBI	5
BB	2
SO	7
LOB	19





Batter	1	2	3	4	5	6	7	8	9	AB	R	H	RBI	BB	SO	LOB	TOP										
Jose Offerman, S (1, 4) OBP: 0.342, SLG: 0.374	G3-1	G1-2-3						K		5	1	2	2	0	1	3	<b>Boston Red Sox @ Baltimore Orioles</b> Oriole Park at Camden Yards, Baltimore, MD Sat Oct 06 2001, 7:05 PM EDT Att: 48,807 - Cloudy - 65 F										
Darren Lewis, R (1, 9) OBP: 0.326, SLG: 0.366	K		G4-3			P4		1B	K	5	0	1	0	0	2	2											
Trot Nixon, L (1, 8) OBP: 0.376, SLG: 0.505	F5		G3			K		1B		4	0	1	0	0	1	0											
Brian Daubach, L (1, 3)		HR	F7			G6-3		K		3	1	0	0	1	1	2											
Dante Bichette, R (1, 10) OBP: 0.322, SLG: 0.460		HR				F8		K		4	1	2	2	0	1	2											
Troy O'Leary, L (1, 7) OBP: 0.295, SLG: 0.437		1B	G4-6-3			L7			K	4	0	1	0	0	1	1											
Chris Stynes, R (1, 5) OBP: 0.322, SLG: 0.410		K	G5-3			G6-3		K		4	0	0	0	0	2	1											
Lou Merloni, R (1, 6) OBP: 0.306, SLG: 0.397		1B				G6-3		2B	1B	4	1	2	0	0	1	0											
Joe Oliver, R (1, 2) OBP: 0.275, SLG: 0.354		G1-2-3				K		K		4	1	3	1	0	1	0											
		1B				HR		1B	2B																		
<b>Inning Stats</b>	R: 0 E: 0 K: 1 S: 8	H: 0 LOB: 0 BB: 0 P: 14	R: 2 E: 0 K: 1 S: 16	H: 4 LOB: 2 BB: 1 P: 26	R: 0 E: 0 K: 0 S: 7	H: 0 LOB: 0 BB: 0 P: 9	R: 0 E: 0 K: 0 S: 9	H: 1 LOB: 0 BB: 0 P: 14	R: 2 E: 0 K: 2 S: 12	H: 2 LOB: 0 BB: 0 P: 17	R: 0 E: 0 K: 0 S: 8	H: 0 LOB: 0 BB: 0 P: 11	R: 0 E: 0 K: 1 S: 11	H: 0 LOB: 0 BB: 0 P: 15	R: 0 E: 0 K: 3 S: 15	H: 2 LOB: 2 BB: 0 P: 17	R: 1 E: 0 K: 3 S: 18	H: 3 LOB: 2 BB: 0 P: 26	1B: 9 2B: 1 3B: 0 HR: 2	SF: 0 SAC: 0 DP: 2 HBP: 0	WP: 0 PB: 0 SB: 0 CS: 0	PA: 38					
<b>PITCHER</b>	IP	WLS	BF	H	R	ER	SO	BB	IBB	HBP	BLK	WP	HR	S	P	ERA	WHIP										
Rick Bauer, R (1, 1) ERA: 4.64	7.0	L	27	7	4	4	5	1	0	0	0	0	2	71	106	5.14	1.143										
B.J. Ryan, L (8, 1) ERA: 4.25	1.0		5	2	0	0	3	0	0	0	0	0	0	15	17	0.00	2.000										
Buddy Groom, L (9, 1) ERA: 3.55	0.1		1	0	0	0	1	0	0	0	0	0	0	4	7	0.00	0.000										
Jorge Julio, R (9, 1) ERA: 3.8	0.2		5	3	1	1	2	0	0	0	0	0	0	14	19	13.50	4.500										

AB	37
R	5
H	12
RBI	5
BB	1
SO	11
LOB	11



Batter	1	2	3	4	5	6	7	8	9	AB	R	H	RBI	BB	SO	LOB	BOTTOM										
63 Tim Raines, S (1, 8) OBP: 0.269, SLG: 0.261	SF9		F7			L4		K		3	1	0	0	1	1	4	<b>Boston Red Sox @ Baltimore Orioles</b> Oriole Park at Camden Yards, Baltimore, MD Sat Oct 06 2001, 7:05 PM EDT Att: 48,807 - Cloudy - 65 F										
Luis Matos, R (1, 9) OBP: 0.300, SLG: 0.408						F9		FC6-4		3	0	0	0	0	2	2											
Tim Raines, S (8, FH) OBP: 0.413, SLG: 0.449	K					K		1B		1	0	0	0	0	0	3											
Casey Blake, R (9, 3) OBP: 0.317, SLG: 0.351								1B		0	0	0	0	0	0	0											
Jeff Conine, R (1, 3) OBP: 0.386, SLG: 0.443	SF9					F8			L9	3	0	0	1	0	1	0											
Chris Richard, L (1, 10) OBP: 0.335, SLG: 0.435	G3					G4-3		K		4	0	1	0	0	1	0											
Tony Batista, R (1, 6) OBP: 0.280, SLG: 0.435		F8				G4-3		K		4	0	0	0	0	2	1											
Brady Anderson, L (1, 7) OBP: 0.311, SLG: 0.300						G4-3		1B	K	4	0	2	0	0	1	1											
Cal Ripken Jr., R (1, 5) OBP: 0.276, SLG: 0.361						P6		F8		3	0	0	0	0	0	1											
Geronimo Gil, R (1, 2) OBP: 0.369, SLG: 0.328						L9		BB	1B	3	0	1	0	0	0	0											
Jerry Hairston, R (1, 4) OBP: 0.305, SLG: 0.344						K		E1	FC6-4	2	0	0	0	1	1	0											
								BB																			
<b>Inning Stats</b>	R: 1 E: 0 K: 1 S: 10	H: 0 LOB: 1 BB: 1 P: 16	R: 0 E: 0 K: 0 S: 3	H: 1 LOB: 0 BB: 0 P: 5	R: 0 E: 0 K: 1 S: 6	H: 0 LOB: 0 BB: 0 P: 8	R: 0 E: 0 K: 1 S: 5	H: 0 LOB: 0 BB: 0 P: 9	R: 0 E: 1 K: 2 S: 11	H: 0 LOB: 1 BB: 0 P: 14	R: 0 E: 0 K: 2 S: 7	H: 0 LOB: 0 BB: 0 P: 11	R: 0 E: 0 K: 1 S: 12	H: 2 LOB: 3 BB: 1 P: 26	R: 0 E: 0 K: 2 S: 13	H: 1 LOB: 1 BB: 0 P: 18	1B: 2 2B: 2 3B: 0 HR: 0	SF: 1 SAC: 0 DP: 0 HBP: 0	WP: 0 PB: 0 SB: 1 CS: 0	PA: 33							
<b>PITCHER</b>	IP	WLS	BF	H	R	ER	SO	BB	IBB	HBP	BLK	WP	HR	S	P	ERA	WHIP										
David Cone, R (1, 1) ERA: 4.31	8.0	W	29	3	1	0	7	2	0	0	0	0	0	57	95	0.00	0.625										
Ugueth Urbina, R (9, 1) ERA: 3.65	1.0		4	1	0	0	2	0	0	0	0	0	0	13	18	0.00	1.000										

AB	30
R	1
H	4
RBI	1
BB	2
SO	9
LOB	12

