Baltimore Orioles - 2002

Batter	1	2	3	4	5	6	7	8	9	AB	R	H	RBI	BB	SO	LOB
Alfonso Soriano, R (1, 4)	B X 1-0 G5-3 ①		B B C B C F F C 3-3 K ②		C F F B X 1-2 G6-3 ② 1-2 2-3			B B B B 4-0 2 HR BB	C X 0-1 G2-3 ① 1-2 2-3	4	1	0	0	1	1	4
2 Derek Jeter, R (1, 6) OBP: 0.600, SLG: 1.333	C F B B B F B S 4-2 E 25 BB BB		B B B C X 3-1 G5-3 ③		C B B B B 4-1 BB			B B B X 3-0 1-H HR	X 0-0 L3 ②	3	2	1	2	2	0	2
25 Jason Giambi, L (1, 3) OBP: 0.400, SLG: 0.250	B B B C B 4-1 E 1-2 BB			C X 0-1 G1-3 ①	B X 1-0 G4-3 ③			B C X 1-1 BB 1B	B X 1-0 G6-3 ③	4	0	1	0	1	0	5
Bernie Williams, S (1, 8)	B B F B B 4-1 G6-4-3 1-2 2-H BB			H 1-0 CS HBP		C F B X 1-2 G6-3 ①		B B B B 4-0 1-2 BB		1	0	0	0	2	0	0
Robin Ventura, L (1, 5)	B X 1-0 G6-4-3 ② ③ 1-2f			F B C B B B 4-2 1-2 BB ②		B C B F F X 2-2 P6 ②		C F C 0-3 K ①		3	0	0	0	1	1	4
20 Jorge Posada, S (1, 2)		B B F C X 2-2 F7 ①		C B X 1-1 G4-3 ③		B F X 1-1 G4-3 ③		X 0-0 F8 ②		4	0	0	0	0	0	3
Rondell White, R (1, 7) OBP: 0.250, SLG: 0.250		B C B X 2-1 G5-3 ②			B C X 1-1 G6-3 1B 1B		C B B S S 2-3 K ①	B C B F B X 3-2 F9 ③		4	0	1	0	0	1	2
Shane Spencer, R (1, 9) OBP: 0.750, SLG: 1.000		F B C B F X 2-2 CS 1B			X 0-0 G6-3 1-2 1B		B X 1-0 P4 ②		B B C X 2-1 G2-3 2B	4	0	3	0	0	0	0
Nick Johnson, L (1, 10)		B C B 2-1 CS ③ 1-2	B F X 1-1 F5 ①		C S B S 1-3 K ①		B B F S X 2-2 G4-3 ③		B C B F B B 4-2 G2-3 BB	3	0	0	0	1	1	2
Inning Stats	R: 1 E: 0 K: 0 S: 7 H: 0 LOB: 1 BB: 3 P: 21	R: 0 E: 0 K: 0 S: 10 H: 1 LOB: 0 BB: 0 P: 18	R: 0 E: 0 K: 1 S: 9 H: 0 LOB: 0 BB: 0 P: 16	R: 0 E: 0 K: 0 S: 6 H: 0 LOB: 1 BB: 1 P: 12	R: 0 E: 0 K: 1 S: 12 H: 2 LOB: 3 BB: 1 P: 20	R: 0 E: 0 K: 0 S: 9 H: 0 LOB: 0 BB: 0 P: 13	R: 0 E: 0 K: 1 S: 7 H: 0 LOB: 0 BB: 0 P: 12	R: 2 E: 0 K: 1 S: 10 H: 2 LOB: 2 BB: 2 P: 25	R: 0 E: 0 K: 0 S: 8 H: 1 LOB: 2 BB: 1 P: 15	1B: 4 2B: 1 3B: 0 HR: 1 SF: 0 SAC: 0 DP: 1 HBP: 1						

PITCHER		IP	WLS	BF	H	R	ER	SO	BB	IBB	HBP	BLK	WP	HR	S	P	ERA	WHIP
Scott Erickson, R	(1, 1)	6.0	W	24	3	1	0	2	5	0	1	0	0	0	53	100	0.00	1.333
ERA:																		
Rodrigo Lopez, R	(7, 1)	1.0		7	2	2	2	1	2	0	0	0	0	1	10	27	18.00	4.000
ERA: 18.0																		
B.J. Ryan, L	(8, 1)	0.2		2	0	0	0	1	0	0	0	0	0	0	4	4	0.00	0.000
ERA:																		
Willis Roberts, R	(8, 1)	0.1		1	0	0	0	0	0	0	0	0	0	0	3	6	0.00	0.000
ERA:																		
Jorge Julio, R	(9, 1)	1.0		5	1	0	0	0	1	0	0	0	0	0	8	15	0.00	2.000
ERA:																		

PITCHER	IP	WLS	BF	H	R	ER	SO	BB	IBB	HBP	BLK	WP	HR	S	P	ERA	WHIP

TOP

New York Yankees @ Baltimore Orioles

Oriole Park at Camden Yards, Baltimore, MD

Mon Apr 01 2002, 3:05 PM EST
Att. 48,058 - Cloudy - 62 F

livebaseballscorecards.com

AB	30
R	3
H	6
RBI	2
BB	8
SO	4
LOB	22

WP: 0 PB: 0 SB: 1 CS: 2 PA: 40

New York Yankees @ Baltimore Orioles

Oriole Park at Camden Yards, Baltimore, MD

Mon Apr 01 2002, 3:05 PM EST

Att. 48,058 - Cloudy - 62 F

livebaseballscorecards.com

BOTTOM

Batter	1	2	3	4	5	6	7	8	9	AB	R	H	RBI	BB	SO	LOB
Jerry Hairston, R (1, 4) OBP: 0.200, SLG: 0.200	L7		F8	E5 1B		G5-3		FC4-6 1B		5	0	1	0	0	0	2
Chris Singleton, L (1, 8)	G3			G3-1 B2-3		K		K		5	0	0	0	0	2	4
David Segui, S (1, 10) OBP: 0.600, SLG: 0.600	FC5-4 1B			31 BB WP HR 1B	K	K		2-4 1B		5	1	3	1	0	2	0
Jeff Conine, R (1, 3)	FC5-4			31 BB HR BB	31 1B 6 2B BB		G5-3	2-4		2	2	0	0	2	0	1
31 Jay Gibbons, L (1, 9) OBP: 0.500, SLG: 0.333		K		HR BB	6 2B WP 1B		G3			3	2	1	0	1	1	0
Tony Batista, R (1, 5) OBP: 0.500, SLG: 1.333		F9		HR	6 2B BB		F7			3	2	1	4	1	0	0
6 Melvin Mora, R (1, 7) OBP: 0.750, SLG: 1.000		F7		S 1B BB	2B			S 2B BB		2	2	1	3	2	0	0
Geronimo Gil, R (1, 2) OBP: 0.500, SLG: 0.750			K	E 1B	F7			FC4-6 1B 2B		4	1	2	2	0	1	1
Mike Bordick, R (1, 6)			K	F7	P3			FC4-6 BB		3	0	0	0	1	1	2
Inning Stats	R: 0 E: 0 K: 0 S: 9 H: 1 LOB: 1 BB: 0 P: 12	R: 0 E: 0 K: 1 S: 9 H: 0 LOB: 0 BB: 0 P: 16	R: 0 E: 0 K: 2 S: 13 H: 0 LOB: 0 BB: 0 P: 17	R: 5 E: 1 K: 0 S: 24 H: 4 LOB: 2 BB: 3 P: 43	R: 3 E: 0 K: 1 S: 15 H: 2 LOB: 1 BB: 2 P: 27	R: 0 E: 0 K: 2 S: 8 H: 0 LOB: 0 BB: 0 P: 10	R: 0 E: 0 K: 0 S: 4 H: 0 LOB: 0 BB: 0 P: 7	R: 2 E: 0 K: 1 S: 20 H: 2 LOB: 2 BB: 2 P: 34		1B: 6 2B: 2 3B: 0 HR: 1 SF: 0 SAC: 0 DP: 0 HBP: 0						

	AB	32
	R	10
	H	9
	RBI	10
	BB	7
	SO	7
	LOB	10

WP: 2 PB: 0 SB: 2 CS: 0 PA: 39

PITCHER		IP	WLS	BF	H	R	ER	SO	BB	IBB	HBP	BLK	WP	HR	S	P	ERA	WHIP
Roger Clemens, R ERA: 16.62	(1, 1)	4.1	L	25	7	8	8	4	5	0	0	0	2	1	68	111	16.61	2.769
Jay Tessmer, R ERA:	(5, 1)	1.0		3	0	0	0	0	0	0	0	0	0	0	4	7	0.00	0.000
Ted Lilly, L ERA:	(6, 1)	1.2		5	0	0	0	2	0	0	0	0	0	0	10	14	0.00	0.000
Steve Karsay, R ERA: 18.0	(8, 1)	1.0		7	2	2	2	1	2	0	0	0	0	0	20	34	18.00	4.000

PITCHER	IP	WLS	BF	H	R	ER	SO	BB	IBB	HBP	BLK	WP	HR	S	P	ERA	WHIP

Batter	1	2	3	4	5	6	7	8	9	AB	R	H	RBI	BB	SO	LOB
Alfonso Soriano, R (1, 4) OBP: 0.333, SLG: 0.375	C S B C 1-3 ① K		B F S B F F F X 2-2 1B		C F X 0-2 ③ FC5-4 1-2f			B B X 2-0 2 G4-3 2B		4	0	2	0	0	1	1
2 Derek Jeter, R (1, 6) OBP: 0.333, SLG: 0.571	F C X 0-2 ② G4-3		X 0-0 ③ F9			X 0-0 ① L5		X 0-0 ② G4-3 2-3		4	0	0	0	0	0	2
25 Jason Giambi, L (1, 3) OBP: 0.222, SLG: 0.125	B X 1-0 ③ G4-3			C F C 0-3 ① K		C F B B S 2-3 ② K		B C F S 2-3 ③ K		4	0	0	0	0	3	1
Bernie Williams, S (1, 8) OBP: 0.625, SLG: 0.250		C B C B F X 2-2 BB 1B		C B B X 2-1 ② G3		X 0-0 ③ P4			B C B B S S B 4-2 FC3-6 20 E BB	3	0	1	0	1	0	0
Robin Ventura, L (1, 5) OBP: 0.500, SLG: 0.833		B B S F F B F F B 4-2 G6-4-3 1-2 BB		C B C C X 1-2 1B			C X 0-1 HR		F B S B S 2-3 ① K	3	1	2	1	1	1	1
20 Jorge Posada, S (1, 2)		X 0-0 ① L7		X 0-0 ③ L6			C B B S B S 3-3 ① K		C B S X 1-2 E4 FC3-6 1-2	4	0	0	0	0	1	4
Rondell White, R (1, 7) OBP: 0.250, SLG: 0.250		C B C X 1-2 ② ③ G6-4-3 1-2f			C X 0-1 G5-4-3 1B		B B B C X 3-1 ② F9		X 0-0 ② FC3-6 1-2f 2-3	4	0	1	0	0	0	4
Shane Spencer, R (1, 9) OBP: 0.375, SLG: 0.500			S B F B X 2-2 ① F9		B X 1-0 ① ② G5-4-3 1-2f		B S F C 1-3 ③ K		C F B F F X 1-2 ③ F8	4	0	0	0	0	1	3
Nick Johnson, L (1, 10)			B X 1-0 ② P4		H 1-0 FC5-4 HBP			C F B F S 1-3 ① K		2	0	0	0	0	1	0
Inning Stats	R: 0 H: 0 E: 0 LOB: 0 K: 1 BB: 0 S: 7 P: 9	R: 0 H: 1 E: 0 LOB: 1 K: 0 BB: 1 S: 13 P: 20	R: 0 H: 1 E: 0 LOB: 1 K: 0 BB: 0 S: 11 P: 16	R: 0 H: 1 E: 0 LOB: 1 K: 1 BB: 0 S: 9 P: 12	R: 0 H: 1 E: 0 LOB: 1 K: 0 BB: 0 S: 6 P: 8	R: 0 H: 0 E: 0 LOB: 0 K: 1 BB: 0 S: 5 P: 7	R: 1 H: 1 E: 0 LOB: 0 K: 2 BB: 0 S: 10 P: 17	R: 0 H: 1 E: 0 LOB: 1 K: 2 BB: 0 S: 9 P: 14	R: 0 H: 0 E: 1 LOB: 2 K: 1 BB: 1 S: 14 P: 22	1B: 4 SF: 0 2B: 1 SAC: 0 3B: 0 DP: 2 HR: 1 HBP: 1						

TOP

New York Yankees @ Baltimore Orioles

Oriole Park at Camden Yards, Baltimore, MD

Wed Apr 03 2002, 7:05 PM EST
Att. 32,142 - Cloudy - 53 F

livebaseballscorecards.com

AB	32
R	1
H	6
RBI	1
BB	2
SO	8
LOB	16

PITCHER		IP	WLS	BF	H	R	ER	SO	BB	IBB	HBP	BLK	WP	HR	S	P	ERA	WHIP
Jason Johnson, R ERA: 1.17	(1, 1)	7.2	L	29	6	1	1	6	1	0	1	0	0	1	67	98	1.17	0.913
Buddy Groom, L ERA:	(8, 1)	0.2		4	0	0	0	2	1	0	0	0	0	0	11	20	0.00	1.500
Willis Roberts, R ERA:	(9, 1)	0.2		2	0	0	0	0	0	0	0	0	0	0	6	7	0.00	0.000

PITCHER		IP	WLS	BF	H	R	ER	SO	BB	IBB	HBP	BLK	WP	HR	S	P	ERA	WHIP

Batter	1	2	3	4	5	6	7	8	9	AB	R	H	RBI	BB	SO	LOB
Jerry Hairston, R (1, 4) OBP: 0.111, SLG: 0.111	B B C B C X 3-2 F7 ①		B X 1-0 L8 ③			B B B C C F X 3-2 L8 ②		B X 1-0 F9 ② 2-3		4	0	0	0	0	0	2
Chris Singleton, L (1, 8) OBP: 0.111, SLG: 0.111	C X 0-1 G1-3 ②			B B C X 2-1 1B		F B B X 2-1 G3 ③		B C F B X 2-2 F8 ③		4	0	1	0	0	0	1
David Segui, S (1, 10) OBP: 0.333, SLG: 0.333	B X 1-0 G6-3 ③			X 0-0 F8 ①			B C S X 1-2 G5-3 ①		B C F B B F F C 3-3 K ①	4	0	0	0	0	1	1
Jeff Conine, R (1, 3) OBP: 0.375, SLG: 0.167		B C F S 1-3 K ①		F F B F X 1-2 F2 ②			B C F F X 1-2 F7 ②		X 0-0 1B	4	0	1	0	0	1	1
Tony Batista, R (1, 5) OBP: 0.250, SLG: 0.571		F B B B B X 3-1 P6 ②		B B X 2-0 G5-3 ③			C X 0-1 E8 6 BB		C C F X 0-2 F7 ②	4	0	0	0	0	0	2
6 Melvin Mora, R (1, 7) OBP: 0.625, SLG: 0.600		B B F B B F F X 3-2 F8 ③		C B X 1-1 31 G6-4-3 1B			B B B C B 4-1 1-2 BB		B B X 2-0 L4 ③	3	0	1	0	1	0	1
31 Jay Gibbons, L (1, 9) OBP: 0.429, SLG: 0.333			B X 1-0 SH5-3 1B	X 0-0 G6-4-3 ①② 1-2f			X 0-0 F5 ③			3	0	1	0	0	0	3
Geronimo Gil, R (1, 2) OBP: 0.333, SLG: 0.500			X 0-0 SH5-3 ① 1-2	B F F F F X 1-2 L4 ③				B X 1-0 P6 ①		2	0	0	0	0	0	0
Mike Bordick, R (1, 6) OBP: 0.286, SLG: 0.333			C X 0-1 P4 ②			B C F F F B F X 2-2 F8 ①		X 0-0 F9 2B		3	0	1	0	0	0	1
Inning Stats	R: 0 H: 0 E: 0 LOB: 0 K: 0 BB: 0 S: 6 P: 10	R: 0 H: 0 E: 0 LOB: 0 K: 1 BB: 0 S: 9 P: 16	R: 0 H: 1 E: 0 LOB: 1 K: 0 BB: 0 S: 5 P: 7	R: 0 H: 1 E: 0 LOB: 1 K: 0 BB: 0 S: 8 P: 13	R: 0 H: 1 E: 0 LOB: 0 K: 0 BB: 0 S: 8 P: 10	R: 0 H: 0 E: 0 LOB: 0 K: 0 BB: 0 S: 12 P: 19	R: 0 H: 0 E: 1 LOB: 2 K: 0 BB: 1 S: 11 P: 17	R: 0 H: 1 E: 0 LOB: 1 K: 0 BB: 0 S: 6 P: 10	R: 0 H: 1 E: 0 LOB: 1 K: 1 BB: 0 S: 11 P: 16	1B: 4 SF: 0 2B: 1 SAC: 1 3B: 0 DP: 1 HR: 0 HBP: 0						

BOTTOM

New York Yankees @ Baltimore Orioles

Oriole Park at Camden Yards, Baltimore, MD

Wed Apr 03 2002, 7:05 PM EST
Att. 32,142 - Cloudy - 53 F

livebaseballscorecards.com

AB	31
R	0
H	5
RBI	0
BB	1
SO	2
LOB	12

WP: 0 PA: 33
PB: 0
SB: 0
CS: 0

PITCHER		IP	WLS	BF	H	R	ER	SO	BB	IBB	HBP	BLK	WP	HR	S	P	ERA	WHIP
David Wells, L ERA:	(1, 1)	7.1	W	27	4	0	0	1	1	0	0	0	0	0	61	95	0.00	0.682
Steve Karsay, R ERA: 13.5	(8, 1)	0.1	H	1	0	0	0	0	0	0	0	0	0	0	1	2	0.00	0.000
Mike Stanton, L ERA:	(8, 1)	0.1	H	1	0	0	0	0	0	0	0	0	0	0	3	5	0.00	0.000
42 Mariano Rivera, R ERA:	(9, 1)	1.0	S	4	1	0	0	1	0	0	0	0	0	0	11	16	0.00	1.000

PITCHER	IP	WLS	BF	H	R	ER	SO	BB	IBB	HBP	BLK	WP	HR	S	P	ERA	WHIP

Batter	1	2	3	4	5	6	7	8	9	AB	R	H	RBI	BB	SO	LOB
Alfonso Soriano, R (1, 4) OBP: 0.308, SLG: 0.333	X 0-0 G4-3 25 BB 1B		C F B X 1-2 ② G1-3		C F X 0-2 ① G6-3		B X 1-0 ③ F8			4	0	1	0	0	0	0
2 Derek Jeter, R (1, 6) OBP: 0.308, SLG: 0.455	X 0-0 ① F2		B F X 1-1 ③ G4-3		B B X 2-0 ② G1-3			B C X 1-1 25 G6-4-3 1B		4	0	1	0	0	0	1
25 Jason Giambi, L (1, 10) OBP: 0.308, SLG: 0.182	B B B B 4-0 G4-3 1-2 BB			C F X 0-2 20 1B HR 1B	B F C X 1-2 ③ F7			C B B X 2-1 ①② G6-4-3 1-2f		3	1	1	0	1	0	1
Bernie Williams, S (1, 8) OBP: 0.417, SLG: 0.125	B B C B F F X 3-2 ② G4-3 1-2 2-3			B F F B B X 3-2 ① F7		B B C X 2-1 ① F8		B C B F F S 2-3 ③ K		4	0	0	0	0	1	3
Rondell White, R (1, 7) OBP: 0.167, SLG: 0.167	X 0-0 ③ G5-3			C B F B F F F F F 2-3 S ② K		S B B B C X 2-2 ② L5			B C X 1-1 ① G4-3	4	0	0	0	0	1	3
20 Jorge Posada, S (1, 2) OBP: 0.167, SLG: 0.167		B C B S F F B S 3-3 ① K		C X 0-1 1-2 HR 1B		B S F B X 2-2 1B			B X 1-0 ② F8	4	1	2	0	0	1	0
Robin Ventura, L (1, 5) OBP: 0.417, SLG: 0.900		B C X 1-1 ② F8		C C X 0-2 1-H 2-H HR		F B B S S 2-3 ③ K			C B F B X 2-2 ③ F8	4	1	1	3	0	1	1
Shane Spencer, R (1, 9) OBP: 0.273, SLG: 0.364	X 0-0 ③ G1-3			B B S S S B F S 3-3 ③ K			X 0-0 ① P6			3	0	0	0	0	1	0
Nick Johnson, L (1, 3) OBP: 0.400, SLG: 0.625			S X 0-1 ① 1B		B C X 1-1 HR		C C B B X 2-2 ② G3-1			3	1	2	1	0	0	0
Inning Stats	R: 0 H: 1 E: 0 LOB: 2 K: 0 BB: 1 S: 7 P: 14	R: 0 H: 0 E: 0 LOB: 0 K: 1 BB: 0 S: 8 P: 12	R: 0 H: 1 E: 0 LOB: 0 K: 0 BB: 0 S: 7 P: 9	R: 3 H: 3 E: 0 LOB: 0 K: 2 BB: 0 S: 23 P: 31	R: 1 H: 1 E: 0 LOB: 0 K: 0 BB: 0 S: 9 P: 13	R: 0 H: 1 E: 0 LOB: 1 K: 1 BB: 0 S: 11 P: 19	R: 0 H: 0 E: 0 LOB: 0 K: 0 BB: 0 S: 5 P: 8	R: 0 H: 1 E: 0 LOB: 0 K: 1 BB: 0 S: 8 P: 13	R: 0 H: 0 E: 0 LOB: 0 K: 0 BB: 0 S: 6 P: 10	1B: 6 SF: 0 2B: 0 SAC: 0 3B: 0 DP: 1 HR: 2 HBP: 0						

TOP

New York Yankees @ Baltimore Orioles

Oriole Park at Camden Yards, Baltimore, MD

Thu Apr 04 2002, 7:05 PM EST
Att. 33,317 - Cloudy - 54 F

livebaseballscorecards.com

AB	33
R	4
H	8
RBI	4
BB	1
SO	5
LOB	9

PITCHER		IP	WLS	BF	H	R	ER	SO	BB	IBB	HBP	BLK	WP	HR	S	P	ERA	WHIP
Sidney Ponson, R ERA: 6.0	(1, 1)	6.0	L	25	7	4	4	4	1	0	0	0	0	2	65	98	6.00	1.333
Chris Brock, R ERA:	(7, 1)	2.0		6	1	0	0	1	0	0	0	0	0	0	13	21	0.00	0.500
Jorge Julio, R ERA:	(9, 1)	1.0		3	0	0	0	0	0	0	0	0	0	0	6	10	0.00	0.000

PITCHER	IP	WLS	BF	H	R	ER	SO	BB	IBB	HBP	BLK	WP	HR	S	P	ERA	WHIP

Batter	1	2	3	4	5	6	7	8	9	AB	R	H	RBI	BB	SO	LOB
Jerry Hairston, R (1, 4) OBP: 0.154, SLG: 0.154	C X 0-1 F7 ①		B C X 1-1 WP G2-3 1B		F C B F F X 1-2 G5-3 ②			B B B C X 3-1 P5 ①		4	0	1	0	0	0	0
Chris Singleton, L (1, 8) OBP: 0.077, SLG: 0.077	C F B S 1-3 K ②		F S X 0-2 G2-3 ① 1-2		S F S 0-3 K ③			F B T F F S 1-3 K CS		4	0	0	0	0	3	1
David Segui, S (1, 10) OBP: 0.308, SLG: 0.308	C B C X 1-2 G1-3 ③		B B S F B X 3-2 F5 ② 2-3			C F B B X 2-2 1B		1 SAFE X 0-0 F8 ②③ 1-2		4	0	1	0	0	0	2
Jeff Conine, R (1, 3) OBP: 0.250, SLG: 0.100		S X 0-1 F7 ①	C X 0-1 F9 ③			F B X 1-1 L7 ①			B S C F F F X 1-2 F8 ①	4	0	0	0	0	0	2
31 Jay Gibbons, L (1, 9) OBP: 0.455, SLG: 0.333		X 0-0 6 2B 1B		B F B X 2-1 F9 ①		B B F F C 2-3 K ②			B B B B 4-0 6 1B BB BB	3	1	1	0	1	1	1
Tony Batista, R (1, 5) OBP: 0.250, SLG: 0.400		C B B X 2-1 F5 ②		B B X 2-0 G5-3 ②		S F X 0-2 F9 ③			B B C B B 4-1 6 1B 1-2 BB	3	0	0	0	1	0	2
6 Melvin Mora, R (1, 7) OBP: 0.667, SLG: 0.750		C X 0-1 1-3 2B		F C B H 2-2 HBP			C X 0-1 F9 ①		F B F B B X 3-2 1-2 2-H 1B	3	0	2	1	0	0	0
Geronimo Gil, R (1, 2) OBP: 0.333, SLG: 0.375		B C B B F B 4-2 BB		C F X 0-2 G5-3 ③			S B B F B F X 2-2 G6-3 ②		F F F F S 0-3 K ②	2	0	0	0	1	0	1
Brook Fordyce, R (9, PH)										1	0	0	0	0	1	2
Mike Bordick, R (1, 6) OBP: 0.182, SLG: 0.200		X 0-0 F5 ③			B F F B B X 3-2 F8 ①		B S B C B X 3-2 P4 ③		X 0-0 F9 ③	4	0	0	0	0	0	5
Inning Stats	R: 0 E: 0 K: 1 S: 8 H: 0 LOB: 0 BB: 0 P: 10	R: 0 E: 0 K: 0 S: 10 H: 2 LOB: 3 BB: 1 P: 16	R: 0 E: 0 K: 0 S: 10 H: 1 LOB: 1 BB: 0 P: 14	R: 0 E: 0 K: 0 S: 8 H: 0 LOB: 1 BB: 0 P: 14	R: 0 E: 0 K: 1 S: 11 H: 0 LOB: 0 BB: 0 P: 15	R: 0 E: 0 K: 1 S: 11 H: 1 LOB: 1 BB: 0 P: 16	R: 0 E: 0 K: 0 S: 9 H: 0 LOB: 0 BB: 0 P: 14	R: 0 E: 1 K: 1 S: 8 H: 0 LOB: 0 BB: 0 P: 12	R: 1 E: 0 K: 1 S: 15 H: 1 LOB: 2 BB: 2 P: 27	1B: 4 2B: 1 3B: 0 HR: 0	SF: 0 SAC: 0 DP: 0 HBP: 1						

PITCHER		IP	WLS	BF	H	R	ER	SO	BB	IBB	HBP	BLK	WP	HR	S	P	ERA	WHIP
35 Mike Mussina, R ERA:	(1, 1)	7.0	W	27	4	0	0	3	1	0	1	0	1	0	67	99	0.00	0.714
Mike Stanton, L ERA:	(8, 1)	1.0		3	0	0	0	1	0	0	0	0	0	0	8	12	0.00	0.000
Jay Tessmer, R ERA: 6.75	(9, 1)	0.1		3	0	1	1	0	2	0	0	0	0	0	7	16	27.00	6.000
42 Mariano Rivera, R ERA:	(9, 1)	0.2	S	3	1	0	0	1	0	0	0	0	0	0	8	11	0.00	1.500

PITCHER	IP	WLS	BF	H	R	ER	SO	BB	IBB	HBP	BLK	WP	HR	S	P	ERA	WHIP

BOTTOM

New York Yankees @ Baltimore Orioles

Oriole Park at Camden Yards, Baltimore, MD

Thu Apr 04 2002, 7:05 PM EST
Att. 33,317 - Cloudy - 54 F

livebaseballscorecards.com

AB	32
R	1
H	5
RBI	1
BB	3
SO	5
LOB	16

1B: 4	SF: 0	WP: 1	PA: 36
2B: 1	SAC: 0	PB: 0	
3B: 0	DP: 0	SB: 0	
HR: 0	HBP: 1	CS: 1	

Batter	1	2	3	4	5	6	7	8	9	AB	R	H	RBI	BB	SO	LOB
18 Johnny Damon, L (1, 8) OBP: 0.455, SLG: 0.778	B F B X 2-1 HR		F X 0-1 1B		B B X 2-0 S 1B 1B		B C B B F F X 3-2 G1-3 ②		X 0-0 FC6-4 ③ 1-2f	5	2	3	1	0	0	2
Jose Offerman, S (1, 10) OBP: 0.300, SLG: 0.500	X 0-0 L9 ①		C B C F F B X 2-2 P6 ②		B B S B B 4-1 PO 1B 1-2 BB		B S F C 1-3 K ③			3	0	0	0	1	1	1
Nomar Garciaparra, R (1, 6) OBP: 0.300, SLG: 0.700	X 0-0 HR		C X 0-1 F8 ③		B S B X 2-1 1-2 2-H 1B			F F B X 1-2 G4-3 ①		4	1	2	2	0	0	1
Manny Ramirez, R (1, 7) OBP: 0.500, SLG: 0.167	B B C X 2-1 F7 ②			B B X 2-0 G6-3 ①	B B B C 2 SAFE 3-1 PO ③ 2-3	X 0-0 G6-3 ①		C B B C B X 3-2 G4-6-3 1B		4	0	1	0	0	0	0
Tony Clark, S (1, 3) OBP: 0.500, SLG: 0.778	B C B C C 2-3 K ③			B F X 1-1 FC5-4 1B		B S C F X 1-2 F5 ②		S F B B X 2-2 G4-6-3 ②③ 1-2f		4	0	1	0	0	1	1
Trot Nixon, L (1, 9) OBP: 0.400, SLG: 0.625		B F B F X 2-2 L6 ①		B F B X 2-1 FC5-4 ② 1-2f		C S B B B F X 3-2 2B 1B			B B C F B X 3-2 G4-3 ①	4	0	1	0	0	0	1
Shea Hillenbrand, R (1, 5) OBP: 0.400, SLG: 0.444		B C F F X 1-2 F9 ②		C B F F X 1-2 G1-3 ③		C X 0-1 1-3 2B			B C B S B X 3-2 G5-3 ②	4	0	1	0	0	0	1
Jason Varitek, S (1, 2) OBP: 0.667, SLG: 1.000		C B B X 2-1 G4-3 ③			C B B X 2-1 F8 ①	C C F F B B F X 2-2 G6-3 ③			B B X 2-0 1B 1B	4	0	1	0	0	0	2
Rey Sanchez, R (1, 4) OBP: 0.333, SLG: 0.250			F B X 1-1 P6 ①		C F X 0-2 F1 ②		X 0-0 G1-3 ①		C X 0-1 1-2 18 FC6-4 1B	4	0	1	0	0	0	0
Inning Stats	R: 2 E: 0 K: 1 S: 9 H: 2 LOB: 0 BB: 0 P: 15	R: 0 E: 0 K: 0 S: 9 H: 0 LOB: 0 BB: 0 P: 14	R: 0 E: 0 K: 0 S: 11 H: 1 LOB: 0 BB: 0 P: 14	R: 0 E: 0 K: 0 S: 9 H: 1 LOB: 1 BB: 0 P: 15	R: 1 E: 0 K: 0 S: 10 H: 2 LOB: 1 BB: 1 P: 23	R: 0 E: 0 K: 0 S: 17 H: 2 LOB: 2 BB: 0 P: 23	R: 0 E: 0 K: 1 S: 8 H: 0 LOB: 0 BB: 0 P: 12	R: 0 E: 0 K: 0 S: 9 H: 1 LOB: 0 BB: 0 P: 15	R: 0 E: 0 K: 0 S: 10 H: 2 LOB: 2 BB: 0 P: 18	1B: 8 2B: 1 3B: 0 HR: 2	SF: 0 SAC: 0 DP: 1 HBP: 0						

TOP

Boston Red Sox @ Baltimore Orioles

Oriole Park at Camden Yards, Baltimore, MD

Fri Apr 05 2002, 7:05 PM EST
Att. 31,261 - Cloudy - 51 F

livebaseballscorecards.com

AB	36
R	3
H	11
RBI	3
BB	1
SO	2
LOB	9

PITCHER		IP	WLS	BF	H	R	ER	SO	BB	IBB	HBP	BLK	WP	HR	S	P	ERA	WHIP
Josh Towers, R ERA: 4.5	(1, 1)	6.0	L	26	8	3	3	1	1	0	0	0	0	2	65	104	4.50	1.500
Rick Bauer, R ERA:	(7, 1)	3.0		11	3	0	0	1	0	0	0	0	0	0	27	45	0.00	1.000

PITCHER	IP	WLS	BF	H	R	ER	SO	BB	IBB	HBP	BLK	WP	HR	S	P	ERA	WHIP

Batter	1	2	3	4	5	6	7	8	9	AB	R	H	RBI	BB	SO	LOB
Jerry Hairston, R (1, 4) OBP: 0.118, SLG: 0.118	C B F B B S 3-3 K ①			C B X 1-1 G6-3 ①		C X 0-1 G5-4-3 ② ③ 1-2f		B C F X 1-2 F9 ③		4	0	0	0	0	1	5
Chris Singleton, L (1, 8) OBP: 0.118, SLG: 0.176	X 0-0 F7 ②			B B C X 2-1 G4-3 ②			C X 0-1 P4 ①		X 0-0 F8 2B	4	0	1	0	0	0	0
David Segui, S (1, 10) OBP: 0.235, SLG: 0.235	S B X 1-1 G3-1 ③			B C B F X 2-2 G4-3 ③			B X 1-0 P6 ②		X 0-0 F9 ①	4	0	0	0	0	0	1
Jeff Conine, R (1, 3) OBP: 0.188, SLG: 0.071		B B X 2-0 G6-3 ①			B X 1-0 E5 31 G6-4-3		B B B C X 3-1 F7 ③		F X 0-1 F8 2-3 ②	4	0	0	0	0	0	1
31 Jay Gibbons, L (1, 9) OBP: 0.400, SLG: 0.250		X 0-0 G4-3 ②			X 0-0 G6-4-3 ① ② 1-2f			C F B B B B 4-2 BB 1B BB	X 0-0 P6 ③	3	0	0	0	1	0	2
Tony Batista, R (1, 5) OBP: 0.267, SLG: 0.385		C F B F X 1-2 F7 ③			X 0-0 G5-3 ③			C S F F X 0-2 BB 1-2 1B		3	0	1	0	0	0	0
6 Melvin Mora, R (1, 7) OBP: 0.600, SLG: 0.600			B S B S X 2-2 G5-3 ①			B C B B C F B 4-2 BB BB		X 0-0 L8 ①		2	0	0	0	1	0	2
Brook Fordyce, R (1, 2) Gary Matthews, S (8, PH) Fernando Lunar, R (9, 2)			C X 0-1 G5-3 ②			B B B C B 4-1 G5-4-3 1-2 BB		C B F X 1-2 P5 ②		1 1 0	0 0 0	0 0 0	0 0 0	1 0 0	0 0 0	0 2 0
Mike Bordick, R (1, 6) OBP: 0.214, SLG: 0.167			B C X 1-1 G6-3 ③			C X 0-1 F2 ①		B B B B 4-0 1-2 2-3 BB		2	0	0	0	1	0	2
Inning Stats	R: 0 E: 0 K: 1 S: 6 H: 0 LOB: 0 BB: 0 P: 10	R: 0 E: 0 K: 0 S: 6 H: 0 LOB: 0 BB: 0 P: 9	R: 0 E: 0 K: 0 S: 7 H: 0 LOB: 0 BB: 0 P: 10	R: 0 E: 0 K: 0 S: 7 H: 0 LOB: 0 BB: 0 P: 12	R: 0 E: 1 K: 0 S: 3 H: 0 LOB: 0 BB: 0 P: 4	R: 0 E: 0 K: 0 S: 8 H: 0 LOB: 1 BB: 2 P: 16	R: 0 E: 0 K: 0 S: 5 H: 0 LOB: 0 BB: 0 P: 9	R: 0 E: 0 K: 0 S: 14 H: 1 LOB: 3 BB: 2 P: 24	R: 0 E: 0 K: 0 S: 5 H: 1 LOB: 1 BB: 0 P: 5	1B: 1 2B: 1 3B: 0 HR: 0 SF: 0 SAC: 0 DP: 2 HBP: 0						

PITCHER		IP	WLS	BF	H	R	ER	SO	BB	IBB	HBP	BLK	WP	HR	S	P	ERA	WHIP
Derek Lowe, R ERA:	(1, 1)	7.0	W	24	1	0	0	1	3	0	0	0	0	0	49	81	0.00	0.571
Rich Garces, R ERA:	(8, 1)	1.0	H	4	0	0	0	0	1	0	0	0	0	0	7	13	0.00	0.000
Ugueth Urbina, R ERA: 4.5	(9, 1)	1.0	S	4	1	0	0	0	0	0	0	0	0	0	5	5	0.00	1.000

PITCHER	IP	WLS	BF	H	R	ER	SO	BB	IBB	HBP	BLK	WP	HR	S	P	ERA	WHIP

BOTTOM

Boston Red Sox @ Baltimore Orioles

Oriole Park at Camden Yards, Baltimore, MD

Fri Apr 05 2002, 7:05 PM EST
Att. 31,261 - Cloudy - 51 F

livebaseballscorecards.com

AB	28
R	0
H	2
RBI	0
BB	4
SO	1
LOB	15

Batter	1	2	3	4	5	6	7	8	9	AB	R	H	RBI	BB	SO	LOB
Rickey Henderson, R (1, 10) OBP: 0.250, SLG: 0.250	C F B B S 2-3 ① K		C B X 1-1 ② F2			B C F B C 2-3 ② K		C C F X 0-2 18 1B HR 1B		4	1	1	0	0	2	0
18 Johnny Damon, L (1, 8) OBP: 0.400, SLG: 0.615	X 0-0 ② G1-3		B B X 2-0 ③ G4-3			C B X 1-1 ③ G3-1		C B X 1-1 1-3 HR 1B		4	1	1	0	0	0	0
Nomar Garciaparra, R (1, 6) OBP: 0.357, SLG: 0.857	X 0-0 ③ F8			B X 1-0 ① F7			X 0-0 1B SF8 1B	X 0-0 1-H 3-H HR		4	2	2	3	0	0	0
Manny Ramirez, R (1, 7) OBP: 0.429, SLG: 0.200		C C B X 1-2 ① G5-3		F C B B B C 3-3 ② K			F S B B X 2-2 1-3 1B	X 0-0 ③ G5-3		4	0	1	0	0	1	0
Brian Daubach, L (1, 3) OBP: 0.250, SLG: 0.250		B B S F F X 2-2 FC5-4 1B 1B		C F B B B X 3-2 ③ G4-3			F F B B F F F S 2-3 ① K		B C F F F B X 2-2 ① P4	4	0	1	0	0	1	2
Shea Hillenbrand, R (1, 5) OBP: 0.357, SLG: 0.417		C C X 0-2 ② F8			C F X 0-2 ① G5-3		B X 1-0 3-H ② SF8		C B B X 2-1 1B	3	0	1	1	0	0	1
Trot Nixon, L (1, 9) OBP: 0.357, SLG: 0.500		B B B C X 3-1 1-2 FC5-4 1B			B B C C F X 2-2 ② F7		B C C B B X 3-2 ③ F8		C C B B F C 2-3 ② K	4	0	1	0	0	1	2
Doug Mirabelli, R (1, 2)		B F B S F F X 2-2 ③ FC5-4 1-2f 2-3			C S X 0-2 ③ G6-3			C X 0-1 ① F9	B C S S 1-3 ③ K	4	0	0	0	0	1	3
Rey Sanchez, R (1, 4) OBP: 0.250, SLG: 0.182			C B S X 1-2 ① L1			F C C 0-3 ① K		S C X 0-2 ② G6-3		3	0	0	0	0	1	0
Inning Stats	R: 0 E: 0 K: 1 S: 5 H: 0 LOB: 0 BB: 0 P: 7	R: 0 E: 0 K: 0 S: 17 H: 2 LOB: 2 BB: 0 P: 25	R: 0 E: 0 K: 0 S: 6 H: 0 LOB: 0 BB: 0 P: 10	R: 0 E: 0 K: 1 S: 7 H: 0 LOB: 0 BB: 0 P: 14	R: 0 E: 0 K: 0 S: 10 H: 0 LOB: 0 BB: 0 P: 12	R: 0 E: 0 K: 2 S: 8 H: 0 LOB: 0 BB: 0 P: 11	R: 1 E: 0 K: 1 S: 14 H: 2 LOB: 1 BB: 0 P: 22	R: 3 E: 0 K: 0 S: 13 H: 3 LOB: 0 BB: 0 P: 14	R: 0 E: 0 K: 2 S: 14 H: 1 LOB: 1 BB: 0 P: 21	1B: 7 2B: 0 3B: 0 HR: 1 SF: 1 SAC: 0 DP: 0 HBP: 0						

PITCHER		IP	WLS	BF	H	R	ER	SO	BB	IBB	HBP	BLK	WP	HR	S	P	ERA	WHIP
Scott Erickson, R ERA: 2.57	(1, 1)	8.0	L	31	7	4	4	5	0	0	0	0	0	1	80	115	4.50	0.875
B.J. Ryan, L ERA:	(9, 1)	0.2		3	1	0	0	1	0	0	0	0	0	0	11	17	0.00	1.500
Willis Roberts, R ERA:	(9, 1)	0.1		1	0	0	0	1	0	0	0	0	0	0	3	4	0.00	0.000

PITCHER	IP	WLS	BF	H	R	ER	SO	BB	IBB	HBP	BLK	WP	HR	S	P	ERA	WHIP

TOP

Boston Red Sox @ Baltimore Orioles

Oriole Park at Camden Yards, Baltimore, MD

Sat Apr 06 2002, 1:35 PM EST
Att. 34,978 - Cloudy - 48 F

livebaseballscorecards.com

AB	34
R	4
H	8
RBI	4
BB	0
SO	7
LOB	8

WP: 0 PB: 0 SB: 0 CS: 0
PA: 35

BOTTOM

Boston Red Sox @ Baltimore Orioles

Oriole Park at Camden Yards, Baltimore, MD

Sat Apr 06 2002, 1:35 PM EST
Att. 34,978 - Cloudy - 48 F

livebaseballscorecards.com

Batter	1	2	3	4	5	6	7	8	9	AB	R	H	RBI	BB	SO	LOB
Jerry Hairston, R (1, 4) OBP: 0.095, SLG: 0.095	C B X 1-1 ① G5-3		B B X 2-0 ③ F7			B C F F F F B X 2-2 ② F8		X 0-0 ③ F8		4	0	0	0	0	0	0
Chris Singleton, L (1, 8) OBP: 0.143, SLG: 0.150	B F F X 1-2 ② F8			S B B F B F B 4-2 G3 S BB		S B C X 1-2 ③ P5			B C B X 2-1 ① P6	3	0	0	0	1	0	0
David Segui, S (1, 10) OBP: 0.190, SLG: 0.190	C X 0-1 ③ G4-3			B S C X 1-2 ① G3 1-3			C F S 0-3 ① K		X 0-0 ② F2	4	0	0	0	0	1	1
Jeff Conine, R (1, 3) OBP: 0.200, SLG: 0.167		B B C X 2-1 ① F8		B B X 2-0 ② G6-3			F B B C X 2-2 ② F8		F X 0-1 ② 2B	4	0	1	0	0	0	1
Tony Batista, R (1, 5) OBP: 0.263, SLG: 0.353		B F B X 2-1 ② G5-3		B B S S B F S 3-3 ③ K			B F X 1-1 1B		F X 0-1 ③ F7	4	0	1	0	0	1	2
6 Melvin Mora, R (1, 7) OBP: 0.500, SLG: 0.462		X 0-0 ③ F7			C B F F X 1-2 ① G6-3		B B B X 3-0 ③ F7			3	0	0	0	0	0	1
31 Jay Gibbons, L (1, 9) OBP: 0.389, SLG: 0.467			X 0-0 HR		C B X 1-1 ② G1-3			C S F X 0-2 ① P4		3	1	1	1	0	0	0
Geronimo Gil, R (1, 2) OBP: 0.250, SLG: 0.273			S X 0-1 ① G6-3		B S S X 1-2 ③ G3			X 0-0 ② F8		3	0	0	0	0	0	0
Mike Bordick, R (1, 6) OBP: 0.235, SLG: 0.400			C F F S 0-3 ② K			F B F S 1-3 ① K		C C B B F X 2-2 HR		3	1	1	1	0	2	0
Inning Stats	R: 0 E: 0 K: 0 S: 7 H: 0 LOB: 0 BB: 0 P: 9	R: 0 E: 0 K: 0 S: 5 H: 0 LOB: 0 BB: 0 P: 9	R: 1 E: 0 K: 1 S: 8 H: 1 LOB: 0 BB: 0 P: 10	R: 0 E: 0 K: 1 S: 11 H: 0 LOB: 1 BB: 1 P: 21	R: 0 E: 0 K: 0 S: 9 H: 0 LOB: 0 BB: 0 P: 12	R: 0 E: 0 K: 1 S: 12 H: 0 LOB: 0 BB: 0 P: 16	R: 0 E: 0 K: 1 S: 9 H: 1 LOB: 1 BB: 0 P: 15	R: 1 E: 0 K: 0 S: 10 H: 1 LOB: 0 BB: 0 P: 12	R: 0 E: 0 K: 0 S: 7 H: 1 LOB: 1 BB: 0 P: 9	1B: 1 2B: 1 3B: 0 HR: 2 SF: 0 SAC: 0 DP: 0 HBP: 0							

	AB	31
	R	2
	H	4
	RBI	2
	BB	1
	SO	4
	LOB	5

PITCHER	IP	WLS	BF	H	R	ER	SO	BB	IBB	HBP	BLK	WP	HR	S	P	ERA	WHIP
Frank Castillo, R (1, 1) ERA: 1.5	6.0		20	1	1	1	3	1	0	0	0	0	1	52	77	1.50	0.333
Casey Fossum, L (7, 1) ERA: 3.0	2.0	W	8	2	1	1	1	0	0	0	0	0	1	19	27	4.50	1.000
Ugueth Urbina, R (9, 1) ERA: 3.0	1.0	S	4	1	0	0	0	0	0	0	0	0	0	7	9	0.00	1.000

PITCHER	IP	WLS	BF	H	R	ER	SO	BB	IBB	HBP	BLK	WP	HR	S	P	ERA	WHIP

WP: 0 PB: 0 SB: 1 CS: 0 PA: 32

Batter	1	2	3	4	5	6	7	8	9	AB	R	H	RBI	BB	SO	LOB
18 Johnny Damon, L (1, 8) OBP: 0.350, SLG: 0.500	C B X 1-1 ① F7		B F X 1-1 ① F7		C X 0-1 ① G1-3		C F S 0-3 ② K		X 0-0 F7 1-3 1B	5	0	1	0	0	1	1
Carlos Baerga, S (1, 10) OBP: 0.400, SLG: 0.400	B B X 2-0 ② G3		C F F B B X 3-2 ② P5		C X 0-1 BB 1B		X 0-0 1B		B B F X 2-1 ② F7 1-2	5	0	2	0	0	0	3
Nomar Garciaparra, R (1, 6) OBP: 0.316, SLG: 0.684	F F X 0-2 ③ F8		X 0-0 1-2 1B		B C B F X 2-2 ② F9		B X 1-0 ③ F7		X 0-0 ③ F9	5	0	1	0	0	0	4
Manny Ramirez, R (1, 7) OBP: 0.444, SLG: 0.167		F B B C B B 4-2 G3 HR BB	S S F X 0-2 ③ G4-3		B B B 4-0 1-2 BB			C C B X 1-2 ① G6-3		2	1	0	0	2	0	2
Tony Clark, S (1, 3) OBP: 0.429, SLG: 0.692		C F B B B X 2-2 ① G3 1-2		C F B F B X 2-2 HR 2B	X 0-0 ③ P4			S S T F B X 1-2 ② F8		4	1	1	0	0	0	3
Trot Nixon, L (1, 9) OBP: 0.333, SLG: 0.438		B F B B C S 3-3 ② K		B B X 2-0 ① L4		C B F F B S 2-3 ① K		C C X 0-2 1B		4	0	1	0	0	2	2
Shea Hillenbrand, R (1, 5) OBP: 0.389, SLG: 0.813		B X 1-0 2-H HR		C B X 1-1 2-H HR		C B C B X 2-2 ② F9		B C X 1-1 ③ F8		4	2	2	4	0	0	1
Jason Varitek, S (1, 2) OBP: 0.462, SLG: 0.636		B F C B B S 3-3 ③ K		B F F X 1-2 ② F7		C B C S 1-3 ③ K			C B B S B X 3-2 ① G4-3	4	0	0	0	0	2	0
Lou Merloni, R (1, 4) OBP: 0.500, SLG: 0.333			B F B B X 3-1 1B 1B	X 0-0 ③ P4			B C C X 1-2 ① F8		B B B C B 4-1 18 1B BB	3	0	1	0	1	0	0
Inning Stats	R: 0 E: 0 K: 0 S: 6 H: 0 LOB: 0 BB: 0 P: 9	R: 2 E: 0 K: 2 S: 12 H: 1 LOB: 0 BB: 1 P: 25	R: 0 E: 0 K: 0 S: 13 H: 2 LOB: 2 BB: 0 P: 20	R: 2 E: 0 K: 0 S: 11 H: 2 LOB: 0 BB: 0 P: 17	R: 0 E: 0 K: 0 S: 8 H: 1 LOB: 2 BB: 1 P: 14	R: 0 E: 0 K: 2 S: 10 H: 0 LOB: 0 BB: 0 P: 15	R: 0 E: 0 K: 1 S: 8 H: 1 LOB: 1 BB: 0 P: 10	R: 0 E: 0 K: 0 S: 13 H: 1 LOB: 1 BB: 0 P: 16	R: 0 E: 0 K: 0 S: 8 H: 1 LOB: 2 BB: 1 P: 17	1B: 6 2B: 1 3B: 0 HR: 2 SF: 0 SAC: 0 DP: 0 HBP: 0						

PITCHER	IP	WLS	BF	H	R	ER	SO	BB	IBB	HBP	BLK	WP	HR	S	P	ERA	WHIP
Calvin Maduro, R (1, 1) ERA: 9.0	4.0	L	18	5	4	4	2	1	0	0	0	0	2	42	71	9.00	1.500
Rodrigo Lopez, R (5, 1) ERA: 3.6	4.0		16	3	0	0	3	1	0	0	0	0	0	39	55	0.00	1.000
Jorge Julio, R (9, 1) ERA:	1.0		5	1	0	0	0	1	0	0	0	0	0	8	17	0.00	2.000

PITCHER	IP	WLS	BF	H	R	ER	SO	BB	IBB	HBP	BLK	WP	HR	S	P	ERA	WHIP

TOP

Boston Red Sox @ Baltimore Orioles

Oriole Park at Camden Yards, Baltimore, MD

Sun Apr 07 2002, 1:35 PM EDT
Att. 33,790 - Sunny - 50 F

livebaseballscorecards.com

AB	36
R	4
H	9
RBI	4
BB	3
SO	5
LOB	16

1B: 6	SF: 0	WP: 0	PA: 39
2B: 1	SAC: 0	PB: 0	
3B: 0	DP: 0	SB: 0	
HR: 2	HBP: 0	CS: 0	

BOTTOM

Boston Red Sox @ Baltimore Orioles

Oriole Park at Camden Yards, Baltimore, MD

Sun Apr 07 2002, 1:35 PM EDT
Att. 33,790 - Sunny - 50 F

livebaseballscorecards.com

Batter	1	2	3	4	5	6	7	8	9	AB	R	H	RBI	BB	SO	LOB
Jerry Hairston, R (1, 4) OBP: 0.120, SLG: 0.083	B B C X 2-1 F7 ①		B B B C C F B 4-2 BB		C B C B S 3-3 K ③			X 0-0 B2 ②		3	0	0	0	1	1	1
Chris Singleton, L (1, 8) OBP: 0.160, SLG: 0.167	S X 0-1 F8 ②		C X 0-1 F9 ③			B B F B S F X 3-2 L9 ①		X 0-0 1-2 1B		4	0	1	0	0	0	1
David Segui, S (1, 10) OBP: 0.160, SLG: 0.160	C B S B S 2-3 K ③			F B X 1-1 F8 ①		B F F F F B B X 3-2 P4 ②		X 0-0 F9 ③		4	0	0	0	0	1	2
Jeff Conine, R (1, 3) OBP: 0.250, SLG: 0.273		F C B X 1-2 F3 ①		X 0-0 31 E 2B		B B C X 2-1 L8 ③			S B F B F F X 2-2 31 1B 31 DI 1B	4	1	2	0	0	0	0
Tony Batista, R (1, 5) OBP: 0.261, SLG: 0.300		C B F B B F F F X 3-2 G5-3 ②		X 0-0 F2 ②			B C B F B B 4-2 31 G4-6-3 BB		C B X 1-1 P6 ①	3	0	0	0	1	0	2
31 Jay Gibbons, L (1, 9) OBP: 0.455, SLG: 0.579		X 0-0 2B		X 0-0 E5 2-H 1B			C F B X 1-2 ①② G4-6-3 1-2f		S S F B X 1-2 1-3 DI 1B	4	0	3	0	0	0	1
6 Melvin Mora, R (1, 7) OBP: 0.409, SLG: 0.353		C B F S 1-3 K ③		F L B B B S 3-3 K ③			C B B F B C 3-3 K ③		C F S 0-3 K ②	4	0	0	0	0	4	4
Geronimo Gil, R (1, 2) OBP: 0.200, SLG: 0.214			C S S 0-3 K ①		C X 0-1 G2-3 ①			F C X 0-2 F3 ①	B C B C B X 2-2 G3 ③ 1-2	3	0	0	0	0	1	0
Gary Matthews, S (9, PH)										1	0	0	0	0	0	2
Mike Bordick, R (1, 6) OBP: 0.250, SLG: 0.353			X 0-0 F9 ②		C B B B X 3-1 P4 ②			B C H 2-1 1B HBP		2	0	0	0	0	0	0
Inning Stats	R: 0 E: 0 K: 1 S: 7 H: 0 LOB: 0 BB: 0 P: 11	R: 0 E: 0 K: 1 S: 13 H: 1 LOB: 1 BB: 0 P: 18	R: 0 E: 0 K: 1 S: 9 H: 0 LOB: 1 BB: 1 P: 13	R: 1 E: 1 K: 1 S: 8 H: 2 LOB: 1 BB: 0 P: 12	R: 0 E: 0 K: 1 S: 7 H: 0 LOB: 0 BB: 0 P: 13	R: 0 E: 0 K: 0 S: 10 H: 0 LOB: 0 BB: 0 P: 18	R: 0 E: 0 K: 1 S: 8 H: 0 LOB: 0 BB: 1 P: 16	R: 0 E: 0 K: 0 S: 7 H: 1 LOB: 2 BB: 0 P: 9	R: 0 E: 0 K: 1 S: 17 H: 2 LOB: 2 BB: 0 P: 23	1B: 4 2B: 2 3B: 0 HR: 0	SF: 0 SAC: 0 DP: 1 HBP: 1						

	AB	32
	R	1
	H	6
	RBI	0
	BB	2
	SO	7
	LOB	13

WP: 0 PB: 0 SB: 0 CS: 0 PA: 35

PITCHER		IP	WLS	BF	H	R	ER	SO	BB	IBB	HBP	BLK	WP	HR	S	P	ERA	WHIP
Pedro Martinez, R ERA: 7.0	(1, 1)	6.0	W	22	3	1	0	5	1	0	0	0	0	0	54	85	0.00	0.667
Rolando Arrojo, R ERA:	(7, 1)	2.0	H	8	1	0	0	1	1	0	1	0	0	0	15	25	0.00	1.000
Ugueth Urbina, R ERA: 2.25	(9, 1)	1.0	S	5	2	0	0	1	0	0	0	0	0	0	17	23	0.00	2.000

PITCHER	IP	WLS	BF	H	R	ER	SO	BB	IBB	HBP	BLK	WP	HR	S	P	ERA	WHIP

Batter	1	2	3	4	5	6	7	8	9	AB	R	H	RBI	BB	SO	LOB
Jason Tyner, L (1, 7) OBP: 0.258, SLG: 0.148	C X 0-1 G6-3		B C X 1-1 G5-3 1-2		C F B X 1-2 E9 1B 2-H 1B	X 0-0 F7			S S S 0-3 K	5	1	1	1	0	1	3
Randy Winn, S (1, 8) OBP: 0.167, SLG: 0.300	F B F B F X 2-2 P4		S B C F X 1-2 F7		B F C X 1-2 1B 3-H 1B		C B B F X 2-2 E3 S		F B X 1-1 2B	5	0	2	1	0	0	1
Steve Cox, L (1, 3) OBP: 0.313, SLG: 0.333	X 0-0 1B 2B			B B B C X 3-1 G4-3	F B S F B X 2-2 1-3 1B		B F C P B S 3-3 K		B S X 1-1 G4-3	5	0	2	0	0	1	2
Greg Vaughn, R (1, 10) OBP: 0.300, SLG: 0.231	F B X 1-1 2-H 1B			S B B B X 3-1 E6 CS	S B S B S 2-3 K		B F B B X 3-1 F2 1-2			4	0	1	0	0	1	3
Toby Hall, R (1, 2) OBP: 0.385, SLG: 0.375		B X 1-0 F9		B F B B F B 4-2 1-2 BB		F C X 0-2 G2-3	F X 0-1 G5-3			3	0	0	0	1	0	1
Ben Grieve, L (1, 9) OBP: 0.357, SLG: 0.480		C B X 1-1 P6		C X 0-1 G6-3		B F B X 2-1 2B 1B 1B		X 0-0 F7		4	1	1	0	0	0	1
Brent Abernathy, R (1, 4) OBP: 0.321, SLG: 0.556		C B B B F E X 3-2 F8		C X 0-1 G4-3	X 0-0 1B 1-3 2B			B F X 1-1 G5-3		4	0	1	0	0	0	0
Bobby Smith, R (1, 5) OBP: 0.125, SLG: 0.130			F F B B B F S 2-3 K	C X 0-1 G6-3	B C X 1-1 2-3 3-H 1B			B B F F B F S 3-3 K		4	0	1	1	0	2	0
Chris Gomez, R (1, 6) OBP: 0.333, SLG: 0.526			B B B C B 4-1 G5-3 BB	C B B F X 2-2 E 2B	F B F C 1-3 K				B B C F S 2-3 K	3	1	1	0	1	2	2
Inning Stats	R: 0 E: 0 K: 0 S: 9 H: 2 LOB: 2 BB: 0 P: 12	R: 0 E: 0 K: 0 S: 7 H: 0 LOB: 0 BB: 0 P: 12	R: 0 E: 0 K: 1 S: 11 H: 0 LOB: 1 BB: 1 P: 19	R: 0 E: 1 K: 0 S: 8 H: 0 LOB: 1 BB: 1 P: 18	R: 2 E: 1 K: 1 S: 20 H: 4 LOB: 2 BB: 0 P: 28	R: 1 E: 0 K: 1 S: 12 H: 3 LOB: 2 BB: 0 P: 16	R: 0 E: 1 K: 1 S: 11 H: 0 LOB: 1 BB: 0 P: 18	R: 0 E: 0 K: 1 S: 7 H: 0 LOB: 0 BB: 0 P: 11	R: 0 E: 0 K: 2 S: 10 H: 1 LOB: 1 BB: 0 P: 14	1B: 6 2B: 4 3B: 0 HR: 0 SF: 0 SAC: 0 DP: 0 HBP: 0						

TOP

Tampa Bay Devil Rays @ Baltimore Orioles

Oriole Park at Camden Yards, Baltimore, MD

Wed Apr 10 2002, 7:05 PM EDT
Att. 22,781 - Sunny - 69 F

livebaseballscorecards.com

AB	37
R	3
H	10
RBI	3
BB	2
SO	7
LOB	13

WP: 0 PB: 0 SB: 1 CS: 1 PA: 39

PITCHER		IP	WLS	BF	H	R	ER	SO	BB	IBB	HBP	BLK	WP	HR	S	P	ERA	WHIP
Jason Johnson, R ERA: 2.77	(1, 1)	5.1	L	25	8	3	3	2	2	0	0	0	0	0	61	97	5.06	1.875
Chris Brock, R ERA:	(6, 1)	0.1		2	1	0	0	1	0	0	0	0	0	0	5	7	0.00	3.000
B.J. Ryan, L ERA:	(6, 1)	0.2		3	0	0	0	1	0	0	0	0	0	0	8	12	0.00	0.000
Willis Roberts, R ERA:	(7, 1)	1.2		5	0	0	0	1	0	0	0	0	0	0	11	18	0.00	0.000
Buddy Groom, L ERA:	(9, 1)	1.0		4	1	0	0	2	0	0	0	0	0	0	10	14	0.00	1.000

PITCHER	IP	WLS	BF	H	R	ER	SO	BB	IBB	HBP	BLK	WP	HR	S	P	ERA	WHIP

Batter	1	2	3	4	5	6	7	8	9	AB	R	H	RBI	BB	SO	LOB
Jerry Hairston, R (1, 4) OBP: 0.167, SLG: 0.143	G3-1 SF7 2B		K			FC4-6 HBP	G5-3		F7	4	1	1	0	0	1	6
Chris Singleton, L (1, 8) OBP: 0.138, SLG: 0.143	G3-1 2-3		F8			FC4-6 F7 1-2f		K2-3		4	0	0	0	0	1	2
David Segui, S (1, 10) OBP: 0.138, SLG: 0.143	SF7 3-H			F7		0-0 F7 1-2		K2-3		3	0	0	1	0	1	1
Jeff Conine, R (1, 3) OBP: 0.250, SLG: 0.269	31 FC4-6 1B			G6-3		F8		G5-3		4	0	1	0	0	0	1
31 Jay Gibbons, L (1, 9) OBP: 0.423, SLG: 0.652	FC4-6 1-2f			K			F9		HR	4	1	1	1	0	1	1
Tony Batista, R (1, 5) OBP: 0.296, SLG: 0.333		K			K		6 FC5-4 1B		SH1-4 6 BB 1B	4	0	2	0	0	2	0
Luis Garcia, S (9, PR)										0	0	0	0	0	0	0
6 Melvin Mora, R (1, 7) OBP: 0.423, SLG: 0.316		L5-3 BB			F2		FC5-4 BB BB 1-2f		SH1-4 1-2	2	0	0	0	2	0	1
Geronimo Gil, R (1, 2) OBP: 0.278, SLG: 0.250		L5-3 1-2			1B		BB 1-2		SH1-4 1-2 2-3	2	0	1	0	1	0	1
Gary Matthews, S (9, PH)										0	0	0	0	0	0	0
Mike Bordick, R (1, 6) OBP: 0.250, SLG: 0.300			G1-3		G5-3		BB 1-2 2-3		K	3	0	0	0	1	1	4
Inning Stats	R: 1 H: 2 E: 0 LOB: 1 K: 0 BB: 0 S: 13 P: 22	R: 0 H: 0 E: 0 LOB: 0 K: 1 BB: 1 S: 5 P: 10	R: 0 H: 0 E: 0 LOB: 0 K: 1 BB: 0 S: 8 P: 12	R: 0 H: 0 E: 0 LOB: 0 K: 1 BB: 0 S: 5 P: 6	R: 0 H: 1 E: 0 LOB: 1 K: 1 BB: 0 S: 9 P: 14	R: 0 H: 0 E: 0 LOB: 1 K: 0 BB: 0 S: 5 P: 10	R: 0 H: 1 E: 0 LOB: 3 K: 0 BB: 2 S: 10 P: 24	R: 0 H: 0 E: 0 LOB: 0 K: 2 BB: 0 S: 10 P: 14	R: 1 H: 2 E: 0 LOB: 3 K: 1 BB: 1 S: 14 P: 24	1B: 4 SF: 1 2B: 2 SAC: 1 3B: 0 DP: 1 HR: 1 HBP: 1						

PITCHER		IP	WLS	BF	H	R	ER	SO	BB	IBB	HBP	BLK	WP	HR	S	P	ERA	WHIP
Paul Wilson, R ERA: 1.2	(1, 1)	7.0	W	28	4	1	1	4	3	0	1	0	0	0	55	98	1.29	1.000
Doug Creek, L ERA:	(8, 1)	0.2	H	2	0	0	0	2	0	0	0	0	0	0	7	10	0.00	0.000
Victor Zambrano, R ERA:	(8, 1)	0.1	H	1	0	0	0	0	0	0	0	0	0	0	3	4	0.00	0.000
Esteban Yan, R ERA: 3.0	(9, 1)	1.0	S	6	2	1	1	1	1	0	0	0	0	1	14	24	9.00	3.000

PITCHER	IP	WLS	BF	H	R	ER	SO	BB	IBB	HBP	BLK	WP	HR	S	P	ERA	WHIP

BOTTOM

Tampa Bay Devil Rays @ Baltimore Orioles

Oriole Park at Camden Yards, Baltimore, MD

Wed Apr 10 2002, 7:05 PM EDT
Att. 22,781 - Sunny - 69 F

livebaseballscorecards.com

AB	30
R	2
H	6
RBI	2
BB	4
SO	7
LOB	17

WP: 0	PA: 37		
PB: 0			
SB: 0			
CS: 0			

Tampa Bay Devil Rays @ Baltimore Orioles

Oriole Park at Camden Yards, Baltimore, MD

Thu Apr 11 2002, 7:05 PM EDT

Att. 24,179 - Cloudy - 66 F

livebaseballscorecards.com

TOP

Batter	1	2	3	4	5	6	7	8	9	AB	R	H	RBI	BB	SO	LOB
Jason Tyner, L (1, 7) OBP: 0.257, SLG: 0.161	B F X 1-1 ① B2-3		B X 1-0 ① FC6-4 BB 1-2f 1B	B X 1-0 G1-6-3 1-2 1B			C B F B X 2-2 ② G4-3			4	1	1	0	0	0	1
Randy Winn, S (1, 8) OBP: 0.176, SLG: 0.273	C F S 0-3 ② K		B C B F B B 4-2 FC6-4 1B 2B 1-2 BB	F S F X 0-2 ②③ G1-6-3 1-2f			C B B C B X 3-2 ③ G4-3			3	1	0	0	1	1	2
Steve Cox, L (1, 3) OBP: 0.314, SLG: 0.333 Jason Smith, L (7, 5)	B F B S S 2-3 ③ K		F X 0-1 FC6-4 1-2 2-H 1B		C B B F X 2-2 ① G1-3			S B C S 1-3 ① K		3 1	0 0	1 0	1 0	0 0	1 1	0 0
Greg Vaughn, R (1, 10) OBP: 0.265, SLG: 0.200		C B S F X 1-2 ① F7	B S B X 2-1 ② FC6-4 2B 1-2f 2-3		C B B B C S 3-3 ② K			B F S X 1-2 ② F3		4	1	0	0	0	1	2
Toby Hall, R (1, 2) OBP: 0.400, SLG: 0.407		B B B C B 4-1 HR BB	B B C X 2-1 1-H 3-H 2B		X 0-0 ③ G5-3			S F B X 1-2 ③ G6-3		3	1	1	2	1	0	0
Ben Grieve, L (1, 9) OBP: 0.355, SLG: 0.571 Jason Conti, L (7, 9)		X 0-0 ③ 1-H HR	X 0-0 ③ G3-1			C C C 0-3 ① K			C F H 1-2 HBP	3 0	1 0	1 0	2 0	0 0	1 0	1 0
Brent Abernathy, R (1, 4) OBP: 0.313, SLG: 0.500		B X 1-0 ② G5-3		C B F B B B 4-2 S E BB		C B B C B C 3-3 ② K			C C B S 1-3 ① K	3	1	0	0	1	2	1
Bobby Smith, R (1, 5) OBP: 0.143, SLG: 0.148 (7, 3)		B X 1-0 ③ F9		F B C B X 2-2 E8 1B 1-H 1B		B X 1-0 ③ F8			C B S B X 2-2 ② F9	4	0	1	0	0	0	1
Chris Gomez, R (1, 6) OBP: 0.333, SLG: 0.500 Felix Escalona, R (8, 6) OBP: 0.200, SLG: 0.200			F X 0-1 FC6-4 1B	S F B B B F F X 3-2 ① F7		X 0-0 ① G1-3			C B F S 1-3 ③ K	3 1	0 0	1 0	0 0	0 0	0 1	1 1
Inning Stats	R: 0 H: 0 E: 0 LOB: 0 K: 2 BB: 0 S: 8 P: 11	R: 2 H: 1 E: 0 LOB: 0 K: 0 BB: 1 S: 8 P: 15	R: 3 H: 3 E: 0 LOB: 1 K: 0 BB: 1 S: 12 P: 21	R: 1 H: 2 E: 1 LOB: 1 K: 0 BB: 1 S: 15 P: 25	R: 0 H: 0 E: 0 LOB: 0 K: 1 BB: 0 S: 7 P: 12	R: 0 H: 0 E: 0 LOB: 0 K: 2 BB: 0 S: 7 P: 11	R: 0 H: 0 E: 0 LOB: 0 K: 0 BB: 0 S: 7 P: 12	R: 0 H: 0 E: 0 LOB: 0 K: 1 BB: 0 S: 9 P: 12	R: 0 H: 0 E: 0 LOB: 1 K: 2 BB: 0 S: 11 P: 16	1B: 4 SF: 0 2B: 1 SAC: 0 3B: 0 DP: 1 HR: 1 HBP: 1						

	AB	32
	R	6
	H	6
	RBI	5
	BB	3
	SO	8
	LOB	10

WP: 0 PA: 36
PB: 0
SB: 1
CS: 0

PITCHER		IP	WLS	BF	H	R	ER	SO	BB	IBB	HBP	BLK	WP	HR	S	P	ERA	WHIP
Sidney Ponson, R ERA: 9.0	(1, 1)	4.0		20	6	6	6	2	3	0	0	0	0	1	43	72	13.50	2.250
Rodrigo Lopez, R ERA: 2.0	(5, 1)	4.0	W	12	0	0	0	4	0	0	0	0	0	0	30	47	0.00	0.000
Jorge Julio, R ERA:	(9, 1)	1.0		4	0	0	0	2	0	0	1	0	0	0	11	16	0.00	0.000

PITCHER	IP	WLS	BF	H	R	ER	SO	BB	IBB	HBP	BLK	WP	HR	S	P	ERA	WHIP

BOTTOM

Tampa Bay Devil Rays @ Baltimore Orioles

Oriole Park at Camden Yards, Baltimore, MD

Thu Apr 11 2002, 7:05 PM EDT

Att. 24,179 - Cloudy - 66 F

livebaseballscorecards.com

Batter	1	2	3	4	5	6	7	8	9	AB	R	H	RBI	BB	SO	LOB
Jerry Hairston, R (1, 4) OBP: 0.206, SLG: 0.188 Chris Singleton, L (6, PR) OBP: 0.161, SLG: 0.167 (7, 8)	1-1: 6 S 1B		2-1: F9 ①	1-3: K ③		1-0: 1B 1B 0-2: 6 BB 1B 1B		1-3: K ②		4	1	2	0	0	1	2
										2	2	1	0	0	1	0
6 Melvin Mora, R (1, 7) OBP: 0.469, SLG: 0.348 (7, 4)	4-1: 1B 1-2 BB		2-3: K ②		1-2: S SF7 1B	1-0: F8 4-1: E 1B 1B 1-2 2-3 BB		1-0: 1B		4	2	2	0	2	1	1
David Segui, S (1, 3) OBP: 0.257, SLG: 0.242	0-1: FC6-4 1-3 2-H 1B		0-0: 1B		4-0: SF7 WP 1-2 BB	3-1: 1B 2B 1B 1-2 2-2: E5 E 1-3 2-H 3-H 1B		1-0: F8 ③		5	2	4	3	1	0	1
Jeff Conine, R (1, 10) OBP: 0.273, SLG: 0.300	1-3: K ①		2-3: K ③		2-2: SF7 ① 1-3 2-H	3-1: 2B 31 2B 1B 1-2 2-H 0-0: E6 WP 2-H 3-H 1B				4	1	2	3	0	2	3
Tony Batista, R (1, 5) OBP: 0.313, SLG: 0.414	2-1: P4 ②			0-0: G6-3 1B 2B	0-0: F3 ②	2-2: 31 2B 2B 1-3 2-H 1-0: F8 1-2				5	2	2	1	0	0	4
Gary Matthews, S (1, 8) (7, 7)	1-0: FC6-4 ③ 1-2f			1-1: G6-3 ① 2-3	4-0: BB	4-1: 31 2B 1B BB		1-0: G5-3 ①		3	1	0	0	2	0	3
31 Jay Gibbons, L (1, 9) OBP: 0.387, SLG: 0.607 Luis Garcia, S (8, 9)		1-1: E1 G4-6-3		1-1: L1 ②	3-3: K ③	0-0: 1B 2B 1-3 2-H 3-H		0-1: P4 ②		5	1	1	2	0	1	3
										0	0	0	0	0	0	0
Geronimo Gil, R (1, 2) OBP: 0.304, SLG: 0.429 Fernando Lunar, R (9, 2)		2-2: G4-6-3 ① ② 1-2f		1-1: BB 3-H 1B		HR 0-3: K		0-1: F9 ③		5	1	2	2	0	1	4
										0	0	0	0	0	0	0
Mike Bordick, R (1, 6) OBP: 0.321, SLG: 0.478 Mike Moriarty, R (8, PH) (9, 6)		2-1: F8 ③		4-1: 1-2 BB		0-2: HR 0-1: 6 BB 1B 1B 2-H 3-H 1B		2-1: G1-3 ①		3	2	2	3	1	0	0
										1	0	0	0	0	0	0
Inning Stats	R: 1 E: 0 K: 1 S: 12 H: 2 LOB: 2 BB: 1 P: 21	R: 0 E: 1 K: 0 S: 8 H: 0 LOB: 0 BB: 0 P: 13	R: 0 E: 0 K: 2 S: 10 H: 1 LOB: 1 BB: 0 P: 16	R: 1 E: 0 K: 1 S: 12 H: 2 LOB: 2 BB: 1 P: 20	R: 1 E: 0 K: 1 S: 10 H: 1 LOB: 2 BB: 2 P: 24	R: 12 E: 2 K: 1 S: 32 H: 11 LOB: 2 BB: 2 P: 53	R: 0 E: 0 K: 0 S: 5 H: 0 LOB: 0 BB: 0 P: 6	R: 0 E: 0 K: 1 S: 8 H: 1 LOB: 1 BB: 0 P: 13		1B: 13 2B: 3 3B: 0 HR: 2	SF: 1 SAC: 0 DP: 1 HBP: 0		WP: 2 PB: 0 SB: 2 CS: 0	PA: 48		

	AB	41
	R	15
	H	18
	RBI	14
	BB	6
	SO	7
	LOB	21

PITCHER		IP	WLS	BF	H	R	ER	SO	BB	IBB	HBP	BLK	WP	HR	S	P	ERA	WHIP
Joe Kennedy, L ERA: 6.3	(1, 1)	5.0		25	6	3	3	5	4	0	0	0	1	0	52	94	5.40	2.000
Travis Phelps, R ERA: 11.57	(6, 1)	0.1	H	4	3	3	3	0	0	0	0	0	0	2	9	14	81.00	9.000
Jesus Colome, R ERA: 13.5	(6, 1)	0.1	L	9	6	5	5	1	2	0	0	0	0	0	18	31	135.00	24.000
Steve Kent, L ERA:	(6, 1)	2.1		10	3	4	2	1	0	0	0	0	1	0	18	27	7.71	1.286

PITCHER	IP	WLS	BF	H	R	ER	SO	BB	IBB	HBP	BLK	WP	HR	S	P	ERA	WHIP

Batter	1	2	3	4	5	6	7	8	9	AB	R	H	RBI	BB	SO	LOB
6 Melvin Mora, R (1, 4) OBP: 0.444, SLG: 0.308	C B B X 2-1 ① F9		B X 1-0 ③ F2			B C B X 2-1 ① F8		B B B C B 4-1 CS BB		3	0	0	0	1	0	0
Mike Bordick, R (1, 6) OBP: 0.281, SLG: 0.407	C F B B X 2-2 ② G6-3			B F X 1-1 ① F9		C B B X 2-1 ② F7		C B 1-1 ③ CS 1-2	B X 1-0 ① G5-3	4	0	0	0	0	0	0
David Segui, S (1, 3) OBP: 0.308, SLG: 0.278	F B F X 1-2 1B			B B S F B B 4-2 E SF7 BB		B B C B X 3-1 ③ G3			X 0-0 2B 1B	3	1	2	0	1	0	0
Jeff Conine, R (1, 7) OBP: 0.270, SLG: 0.324	B B X 2-0 ③ F8			F S B X 1-2 E1 1-3			B C B C X 2-2 ① G4-3		B X 1-0 1-3 2B	4	0	1	0	0	0	2
Tony Batista, R (1, 5) OBP: 0.278, SLG: 0.375		B S B B S F F F X 3-2 ① F2		X 0-0 ② SF7 3-H			C B X 1-1 ② F7		S F B B F S 2-3 ② K	3	0	0	1	0	1	2
21 Marty Cordova, R (1, 10) OBP: 0.500, SLG: 1.333		B B B C C B 4-2 FC6-4 BB		B F B F F X 2-2 ③ G4-3			B B F B B X 3-1 HR		B F S X 1-2 ③ F5	3	1	1	1	1	0	3
Gary Matthews, S (1, 9)		C X 0-1 ② FC6-4 CS 1-2f			S B X 1-1 ① G6-3		B B C C S 2-3 ③ K			3	0	0	0	0	1	1
Brook Fordyce, R (1, 2)		B B 2-0 ③ CS 1-2	S B F F B X 2-2 ① F8		F B B F B F S 3-3 ② K			B X 1-0 ① P6		3	0	0	0	0	1	0
Chris Singleton, L (1, 8) OBP: 0.147, SLG: 0.152			B C S X 1-2 ② G3		B F B F F F X 2-2 ③ G4-3			B F B F F B F S 3-3 ② K		3	0	0	0	0	1	0

Inning Stats																																	
	R: 0	H: 1		R: 0	H: 0		R: 0	H: 0		R: 1	H: 0		R: 0	H: 0		R: 0	H: 0		R: 1	H: 1		R: 0	H: 0		R: 0	H: 2		1B: 2	SF: 1		WP: 0	PA: 35	
	E: 0	LOB: 1		E: 0	LOB: 0		E: 0	LOB: 0		E: 1	LOB: 1		E: 0	LOB: 0		E: 0	LOB: 0		E: 0	LOB: 0		E: 0	LOB: 0		E: 0	LOB: 2		2B: 1	SAC: 0		PB: 0		
	K: 0	BB: 0		K: 0	BB: 1		K: 0	BB: 0		K: 0	BB: 1		K: 1	BB: 0		S: 6	BB: 0		K: 1	BB: 0		K: 1	BB: 1		K: 1	BB: 0		3B: 0	DP: 0		SB: 0		
	S: 9	P: 16		S: 10	P: 19		S: 8	P: 12		S: 12	P: 20		S: 12	P: 18		P: 13			S: 10	P: 18		S: 8	P: 17		S: 10	P: 15		HR: 1	HBP: 0		CS: 2		

PITCHER		IP	WLS	BF	H	R	ER	SO	BB	IBB	HBP	BLK	WP	HR	S	P	ERA	WHIP
56 Mark Buehrle, L ERA: 0.95	(1, 1)	7.0	W	25	2	2	1	2	2	0	0	0	0	1	67	116	1.29	0.571
Gary Glover, R ERA: 4.15	(8, 1)	1.0	H	3	0	0	0	1	1	0	0	0	0	0	8	17	0.00	1.000
Keith Foulke, R ERA: 6.35	(9, 1)	1.0	S	5	2	0	0	1	0	0	0	0	0	0	10	15	0.00	2.000

PITCHER	IP	WLS	BF	H	R	ER	SO	BB	IBB	HBP	BLK	WP	HR	S	P	ERA	WHIP

TOP

Baltimore Orioles @ Chicago White Sox

Comiskey Park, Chicago, IL

Fri Apr 12 2002, 2:05 PM EDT
Att. 41,128 - Overcast - 61 F

livebaseballscorecards.com

AB	29
R	2
H	4
RBI	2
BB	3
SO	4
LOB	8

BOTTOM

Baltimore Orioles @ Chicago White Sox

Comiskey Park, Chicago, IL

Fri Apr 12 2002, 2:05 PM EDT
Att. 41,128 - Overcast - 61 F

livebaseballscorecards.com

Batter	1	2	3	4	5	6	7	8	9	AB	R	H	RBI	BB	SO	LOB
Kenny Lofton, L (1, 8) OBP: 0.452, SLG: 0.389	X 0-0 CS 1B		L P S X 1-2 G4-6-3 1B		B B C S F B X 3-2 HR 1B		B F B B S B 4-2 BB			3	1	3	0	1	0	0
Ray Durham, S (1, 4) OBP: 0.475, SLG: 0.563	B C P B C B 4-2 ① F8 S 1-2 BB		F X 0-1 ②③ G4-6-3 1-2f		L B X 1-1 1-H HR		B F F B B X 3-2 ②③ G5-3 2-3f			3	1	1	2	1	0	4
Frank Thomas, R (1, 10) OBP: 0.333, SLG: 0.563	B X 1-0 ② F8 1-3			B X 1-0 ① F9	B B X 2-0 ② G5-3			C B B X 2-1 ① F8		4	0	0	0	0	0	1
Magglio Ordonez, R (1, 9) OBP: 0.375, SLG: 0.541	C B F C 1-3 ③ K			B S X 1-1 14 S HR 1B	C X 0-1 ③ G6-3			C X 0-1 ② P6		4	1	1	0	0	1	1
14 Paul Konerko, R (1, 3) OBP: 0.275, SLG: 0.333		X 0-0 ① P2		B B C X 2-1 ② F7 1-2	C B B F X 1-2 ① G1-3			C F X 0-2 ③ G5-3		4	0	0	0	0	0	1
Jose Valentin, S (1, 5) OBP: 0.216, SLG: 0.400		B S T F B B X 3-2 ② G6-3		C B X 1-1 2-H HR	C B B F B X 3-2 ② F8					3	1	1	2	0	0	0
Carlos Lee, R (1, 7) OBP: 0.306, SLG: 0.400 Aaron Rowand, R (9, 7)		C B C T F S 1-3 ③ K		B B X 2-0 ③ G5-3		B F X 1-1 ③ F9				3 0 0 0	0 0	0 0	0 0	0 0	1 0 0 0	0 0
Sandy Alomar Jr., R (1, 2) OBP: 0.435, SLG: 0.773			C F B B F B X 3-2 ① G4-3		X 0-0 HR		F B X 1-1 G5-3 SH1 1B			3	1	2	1	0	0	0
Royce Clayton, R (1, 6) OBP: 0.172, SLG: 0.385			B B C F B X 3-2 1B 1B		C X 0-1 ① G6-3		X 0-0 ① SH1 1-2			2	0	1	0	0	0	0
Inning Stats	R: 0 H: 1 E: 0 LOB: 1 K: 1 BB: 1 S: 8 P: 13	R: 0 H: 0 E: 0 LOB: 0 K: 1 BB: 0 S: 10 P: 14	R: 0 H: 2 E: 0 LOB: 1 K: 0 BB: 0 S: 13 P: 19	R: 2 H: 2 E: 0 LOB: 0 K: 0 BB: 0 S: 8 P: 15	R: 3 H: 3 E: 0 LOB: 0 K: 0 BB: 0 S: 12 P: 18	R: 0 H: 0 E: 0 LOB: 0 K: 0 BB: 0 S: 9 P: 14	R: 0 H: 1 E: 0 LOB: 1 K: 0 BB: 1 S: 8 P: 16	R: 0 H: 0 E: 0 LOB: 0 K: 0 BB: 0 S: 7 P: 9		1B: 6 SF: 0 2B: 0 SAC: 1 3B: 0 DP: 2 HR: 3 HBP: 0						

	AB	29
	R	5
	H	9
	RBI	5
	BB	2
	SO	2
	LOB	7

WP: 0 PA: 32
PB: 0
SB: 2
CS: 1

PITCHER		IP	WLS	BF	H	R	ER	SO	BB	IBB	HBP	BLK	WP	HR	S	P	ERA	WHIP
Josh Towers, R ERA: 5.84	(1, 1)	6.1	L	27	9	5	5	2	1	0	0	0	0	3	63	97	7.11	1.579
B.J. Ryan, L ERA:	(7, 1)	0.2		2	0	0	0	0	1	0	0	0	0	0	5	12	0.00	1.500
Willis Roberts, R ERA:	(8, 1)	1.0		3	0	0	0	0	0	0	0	0	0	0	7	9	0.00	0.000

PITCHER	IP	WLS	BF	H	R	ER	SO	BB	IBB	HBP	BLK	WP	HR	S	P	ERA	WHIP

Batter	1	2	3	4	5	6	7	8	9	AB	R	H	RBI	BB	SO	LOB
6 Melvin Mora, R (1, 4) OBP: 0.500, SLG: 0.357	FC1-5 WP 1B		PB S 1B BB		G6-3 HBP		E SF9 1B			2	2	2	0	1	0	0
Chris Singleton, L (1, 8) OBP: 0.132, SLG: 0.139	FC1-5 S 1-3		F9		G6-3 1-2		SF9 1-H			3	0	0	1	0	0	3
David Sequi, S (1, 3) OBP: 0.302, SLG: 0.275	K		1-H 1B		G6-3		G3-1			4	0	1	1	0	1	2
Jeff Conine, R (1, 7) OBP: 0.244, SLG: 0.289	G1-3 1-2		L8			G6-3		F7		4	0	0	0	0	0	2
31 Jay Gibbons, L (1, 9) OBP: 0.343, SLG: 0.531		F9		G6-3		F5		G4-3		4	0	0	0	0	0	0
Tony Batista, R (1, 5) OBP: 0.300, SLG: 0.457		G5-3		HR		21 BB HBP		K		3	1	1	1	0	1	0
21 Marty Cordova, R (1, 10) OBP: 0.500, SLG: 0.800		BB		G6-3		1-2 BB			K	2	0	0	0	2	1	0
Geronimo Gil, R (1, 2) OBP: 0.259, SLG: 0.360		G4-3		F8		K			F7	4	0	0	0	0	1	3
Mike Bordick, R (1, 6) OBP: 0.250, SLG: 0.355			G4-3		G5-3		G5-3		K	4	0	0	0	0	1	0
Inning Stats	R: 0 E: 0 K: 1 S: 9 H: 1 LOB: 1 BB: 0 P: 14	R: 0 E: 0 K: 0 S: 13 H: 0 LOB: 1 BB: 1 P: 18	R: 1 E: 0 K: 0 S: 9 H: 1 LOB: 1 BB: 1 P: 17	R: 1 E: 0 K: 0 S: 7 H: 1 LOB: 0 BB: 0 P: 10	R: 0 E: 0 K: 0 S: 5 H: 0 LOB: 1 BB: 0 P: 8	R: 0 E: 0 K: 1 S: 12 H: 0 LOB: 2 BB: 1 P: 22	R: 1 E: 1 K: 0 S: 8 H: 1 LOB: 0 BB: 0 P: 12	R: 0 E: 0 K: 1 S: 7 H: 0 LOB: 0 BB: 0 P: 11	R: 0 E: 0 K: 2 S: 10 H: 0 LOB: 0 BB: 0 P: 15	1B: 3 2B: 0 3B: 0 HR: 1 SF: 1 SAC: 0 DP: 0 HBP: 2							

PITCHER	IP	WLS	BF	H	R	ER	SO	BB	IBB	HBP	BLK	WP	HR	S	P	ERA	WHIP
Todd Ritchie, R (1, 1) ERA: 3.86	7.0		30	4	3	2	2	3	0	2	0	1	1	63	101	2.57	1.000
Antonio Osuna, R (8, 1) ERA: 8.53	1.0	W	3	0	0	0	1	0	0	0	0	0	0	7	11	0.00	0.000
Keith Foulke, R (9, 1) ERA: 5.4	1.0	S	3	0	0	0	2	0	0	0	0	0	0	10	15	0.00	0.000

PITCHER	IP	WLS	BF	H	R	ER	SO	BB	IBB	HBP	BLK	WP	HR	S	P	ERA	WHIP

TOP

Baltimore Orioles @ Chicago White Sox

Comiskey Park, Chicago, IL

Sat Apr 13 2002, 2:05 PM EDT
Att. 19,201 - Sunny - 50 F

livebaseballscorecards.com

AB	30
R	3
H	4
RBI	3
BB	3
SO	5
LOB	10

1B: 3	SF: 1	WP: 1	PA: 36
2B: 0	SAC: 0	PB: 1	
3B: 0	DP: 0	SB: 2	
HR: 1	HBP: 2	CS: 0	

Batter	1	2	3	4	5	6	7	8	9	AB	R	H	RBI	BB	SO	LOB
Kenny Lofton, L (1, 8) OBP: 0.457, SLG: 0.400	1-2 1B		1-2 G6-3 ①		1-1 G6-3 ③			0-0 WP E 1B		4	1	2	0	0	0	1
Ray Durham, S (1, 4) OBP: 0.477, SLG: 0.556	1-2 F7 ①		1-0 2-H 1B ②			1-1 G5-4-3 1B		2-1 E4 1B 14 1B 1-H		4	1	2	1	0	0	1
Frank Thomas, R (1, 10) OBP: 0.372, SLG: 0.583	3-2 G6-4-3 1-3 1B		0-2 1B			1-2 G5-4-3 ①② 1-2f		2-2 FC6-4 14 1B 1-3 1B		4	0	3	0	0	0	1
Magglio Ordonez, R (1, 9) OBP: 0.341, SLG: 0.488	2-2 G6-4-3 ②③ 1-2f		3-1 G5-3 ③			0-1 L8 ③		0-3 K ②		4	0	0	0	0	1	5
14 Paul Konerko, R (1, 3) OBP: 0.273, SLG: 0.326		0-3 K ①		2-1 P6 ①			2-2 G3 ①	1-2 FC6-4 1-2 3-H 1B		4	0	1	1	0	1	0
Jose Valentin, S (1, 5) OBP: 0.244, SLG: 0.487		2-2 S 1B		0-0 G1-3 ②			0-1 HR	2-0 FC6-4 ③ 1-2f 2-3		4	1	2	1	0	0	2
Carlos Lee, R (1, 7) OBP: 0.282, SLG: 0.368		1-2 G5-3 ② 1-2		3-2 F9 ③			1-1 F8 ②			3	0	0	0	0	0	1
Aaron Rowand, R (9, 7)										0	0	0	0	0	0	0
Mark Johnson, L (1, 2) OBP: 0.375, SLG: 0.333		2-1 G4-3 ③			1-0 G4-3 ①		3-1 G4-3 ③			3	0	0	0	0	0	1
Royce Clayton, R (1, 6) OBP: 0.188, SLG: 0.414			2-0 1B 2B		1-0 G6-3 ②			1-3 K ①		3	1	1	0	0	1	0
Inning Stats	R: 0 E: 0 K: 0 S: 14 H: 2 LOB: 1 BB: 0 P: 21	R: 0 E: 0 K: 1 S: 11 H: 1 LOB: 1 BB: 0 P: 16	R: 1 E: 0 K: 0 S: 10 H: 3 LOB: 1 BB: 0 P: 17	R: 0 E: 0 K: 0 S: 7 H: 0 LOB: 0 BB: 0 P: 12	R: 0 E: 0 K: 0 S: 4 H: 0 LOB: 0 BB: 0 P: 7	R: 0 E: 0 K: 0 S: 8 H: 1 LOB: 0 BB: 0 P: 10	R: 1 E: 0 K: 0 S: 9 H: 1 LOB: 0 BB: 0 P: 15	R: 2 E: 1 K: 2 S: 20 H: 3 LOB: 2 BB: 0 P: 28		1B: 9 2B: 1 3B: 0 HR: 1 SF: 0 SAC: 0 DP: 2 HBP: 0						

PITCHER		IP	WLS	BF	H	R	ER	SO	BB	IBB	HBP	BLK	WP	HR	S	P	ERA	WHIP
Scott Erickson, R ERA: 2.57	(1, 1)	7.0		26	8	2	2	1	0	0	0	0	0	1	63	98	2.57	1.143
Willis Roberts, R ERA: 1.93	(8, 1)	0.2	L	6	3	2	1	2	0	0	0	0	1	0	19	25	13.50	4.500
Buddy Groom, L ERA:	(8, 1)	0.1		1	0	0	0	0	0	0	0	0	0	0	1	3	0.00	0.000

PITCHER	IP	WLS	BF	H	R	ER	SO	BB	IBB	HBP	BLK	WP	HR	S	P	ERA	WHIP

BOTTOM

Baltimore Orioles @ Chicago White Sox

Comiskey Park, Chicago, IL

Sat Apr 13 2002, 2:05 PM EDT
Att. 19,201 - Sunny - 50 F

livebaseballscorecards.com

AB	33
R	4
H	11
RBI	3
BB	0
SO	3
LOB	12

1B: 9	SF: 0	WP: 1	PA: 33
2B: 1	SAC: 0	PB: 0	
3B: 0	DP: 2	SB: 1	
HR: 1	HBP: 0	CS: 0	

Batter	1	2	3	4	5	6	7	8	9	AB	R	H	RBI	BB	SO	LOB
6 Melvin Mora, R (1, 4) OBP: 0.533, SLG: 0.467	BBBB 4-0 F8 31 1B BB	CCX 0-2 1-H 2-H IHR		BCBFBFB 4-2 1B 1B BB	BCFBX 2-2 ③ G6-3			BBBCFFB 4-2 BB BB		2	3	1	3	3	0	0
Chris Singleton, L (1, 8) OBP: 0.140, SLG: 0.146	CBBFX 2-2 ① F9	BBBCX 3-1 ② F8		BCFFX 1-2 1-3 1B 1B		BCFFX 1-2 ① G3		FFBBFS 2-3 ② K		5	1	1	0	0	1	2
David Sequi, S (1, 3) OBP: 0.375, SLG: 0.349	BBBFB 4-1 31 1B 1-2 BB	BFX 1-1 2B		FFFBX 1-2 31 HR 2-H 3-H 1B		BX 1-0 1B		BBBBB 4-0 1-2 BB		3	1	3	2	2	0	0
Jeff Conine, R (1, 7) OBP: 0.217, SLG: 0.256	X 0-0 ② F8 2-3	BCX 1-1 ③ L9		CSFS 0-3 ① K		CFFBBFX 2-2 ② P4		BCFX 1-2 ③ F9		5	0	0	0	0	1	7
31 Jay Gibbons, L (1, 9) OBP: 0.375, SLG: 0.649	BCBFX 2-2 1-2 3-H 1B	BBFBCX 3-2 21 1B 2B	X 0-0 1-H HR			FX 0-1 ③ F7			FBBX 2-1 ① L6	5	2	3	3	0	0	1
Tony Batista, R (1, 5) OBP: 0.289, SLG: 0.410	X 0-0 ③ F8	BCSX 1-2 ① F4	BFBFX 2-2 ② F7				BBB 4-0 G5-4-3 BB		BCBX 2-1 ② F7	4	0	0	0	1	0	3
21 Marty Cordova, R (1, 10) OBP: 0.462, SLG: 0.556		BBBCB 4-1 6 IHR 1B BB	X 0-0 2-H 1B 1B	BBX 2-0 ③ F2			CBBFFX 2-2 ① F9		SFBS 1-3 ③ K	4	1	1	1	1	1	1
Geronimo Gil, R (1, 2) OBP: 0.258, SLG: 0.345		BBBCFS 3-3 ① K	BCBSFX 2-2 1-2 G1-6-3 1B		X 0-0 ① L3		SSBFFX 1-2 ②③ 1-2f G5-4-3			4	0	1	0	0	1	2
Mike Bordick, R (1, 6) OBP: 0.250, SLG: 0.343		BBCX 2-1 1-2 6 IHR 1B	BFBX 2-1 ②③ 1-2f G1-6-3		BCFBX 2-2 ② P4			BCBBX 3-1 ① F9		4	1	1	0	0	0	2
Inning Stats	R: 1 H: 1 E: 0 LOB: 2 K: 0 BB: 2 S: 9 P: 21	R: 3 H: 3 E: 0 LOB: 1 K: 1 BB: 1 S: 15 P: 29	R: 1 H: 3 E: 0 LOB: 1 K: 0 BB: 0 S: 13 P: 21	R: 4 H: 3 E: 0 LOB: 0 K: 1 BB: 1 S: 19 P: 29	R: 0 H: 0 E: 0 LOB: 0 K: 0 BB: 0 S: 7 P: 11	R: 0 H: 1 E: 0 LOB: 1 K: 0 BB: 0 S: 12 P: 16	R: 0 H: 0 E: 0 LOB: 1 K: 0 BB: 1 S: 9 P: 16	R: 0 H: 0 E: 0 LOB: 2 K: 1 BB: 2 S: 12 P: 26	R: 0 H: 0 E: 0 LOB: 0 K: 1 BB: 0 S: 7 P: 12	1B: 7 SF: 0 2B: 2 SAC: 0 3B: 0 DP: 2 HR: 2 HBP: 0						

TOP

Baltimore Orioles @ Chicago White Sox

Comiskey Park, Chicago, IL

Sun Apr 14 2002, 2:05 PM EDT

Att. 23,951 - Sunny - 70 F

livebaseballscorecards.com

AB	36
R	9
H	11
RBI	9
BB	7
SO	4
LOB	18

WP: 0 PA: 43
PB: 0
SB: 0
CS: 0

PITCHER		IP	WLS	BF	H	R	ER	SO	BB	IBB	HBP	BLK	WP	HR	S	P	ERA	WHIP
Dan Wright, R ERA: 5.87	(1, 1)	2.0	L	14	5	5	5	1	3	0	0	0	0	0	27	56	22.50	4.000
Lorenzo Barcelo, R ERA: 10.8	(3, 1)	4.0		18	6	4	4	1	1	0	0	0	0	1	48	71	9.00	1.750
Mike Porzio, L ERA:	(7, 1)	2.0		8	0	0	0	1	3	0	0	0	0	0	21	42	0.00	1.500
Damaso Marte, L ERA: 11.57	(9, 1)	1.0		3	0	0	0	1	0	0	0	0	0	0	7	12	0.00	0.000

PITCHER	IP	WLS	BF	H	R	ER	SO	BB	IBB	HBP	BLK	WP	HR	S	P	ERA	WHIP

Batter	1	2	3	4	5	6	7	8	9	AB	R	H	RBI	BB	SO	LOB
Kenny Lofton, L (1, 8) OBP: 0.471, SLG: 0.467	B F C X 1-2 1B 3B		B B X 2-0 ① F7		B B X 2-0 S 1B		C B X 1-1 ③ G6-3		C B F X 1-2 DI 2-3 1B	5	1	3	0	0	0	0
Ray Durham, S (1, 4) OBP: 0.449, SLG: 0.500	B B F S F S 2-3 ① K		F F F C 0-3 ② K		B B F B B B 4-1 1-2 BB			C B X 1-1 ① G4-3	C S X 1-2 ② F7 1-2	4	0	0	0	1	2	3
Frank Thomas, R (1, 10) OBP: 0.333, SLG: 0.512	B F C X 1-2 ② F7		F B B C S S 2-3 ③ K		B X 1-0 ③ P4			B B X 2-0 ② F8	C B S X 1-2 ③ G6-3	5	0	0	0	0	1	5
Magglio Ordonez, R (1, 9) OBP: 0.354, SLG: 0.489	F F F X 0-2 14 2B 3-H 1B			B F B B B X 3-1 ① F9		B X 1-0 ① F9		S B F X 1-2 14 1B 1B		4	2	2	1	0	0	0
14 Paul Konerko, R (1, 3) OBP: 0.313, SLG: 0.383	B X 1-0 1-H 2B			X 0-0 ② F8		B B X 2-0 G5-3 1B 1B		C B B F X 2-2 1B 1-3 1B		4	0	3	1	0	0	0
Jose Valentin, S (1, 5) OBP: 0.267, SLG: 0.488	B X 1-0 ③ F8			C S B X 1-2 ③ F8		B F B X 2-1 G5-3 1-2 1B		B X 1-0 1-3 3-H 1B		4	0	2	1	0	0	1
Carlos Lee, R (1, 7) OBP: 0.302, SLG: 0.439			B B B C B 4-1 G6-4-3 BB		C X 0-1 HR		B X 1-0 ②③ G5-3 1-2 2-3f	X 0-0 ③ F8		3	1	1	1	1	0	4
Sandy Alomar Jr., R (1, 2) OBP: 0.407, SLG: 0.731			B C X 1-1 ① ② G6-4-3 1-2f		C C B X 1-2 ① G6-3		B C X 1-1 ① F4		C B X 1-1 1B 2B	4	0	1	0	0	0	1
Royce Clayton, R (1, 6) OBP: 0.167, SLG: 0.364			C F X 0-2 ③ F3		C B X 1-1 ② G6-3		F B F X 1-2 ② G5-3		B F B F S 2-3 ① K	4	0	0	0	0	1	1
Inning Stats	R: 2 E: 0 K: 1 S: 16 H: 3 LOB: 1 BB: 0 P: 22		R: 0 E: 0 K: 0 S: 6 H: 0 LOB: 0 BB: 1 P: 11	R: 0 E: 0 K: 2 S: 8 H: 0 LOB: 0 BB: 0 P: 12	R: 0 E: 0 K: 0 S: 6 H: 0 LOB: 0 BB: 0 P: 10	R: 1 E: 0 K: 0 S: 10 H: 2 LOB: 2 BB: 1 P: 19	R: 0 E: 0 K: 0 S: 5 H: 2 LOB: 1 BB: 0 P: 11	R: 0 E: 0 K: 0 S: 7 H: 0 LOB: 0 BB: 0 P: 10	R: 1 E: 0 K: 0 S: 11 H: 3 LOB: 2 BB: 0 P: 18	R: 0 E: 0 K: 1 S: 14 H: 2 LOB: 2 BB: 0 P: 20	1B: 8 2B: 2 3B: 1 HR: 1 SF: 0 SAC: 0 DP: 2 HBP: 0						

PITCHER		IP	WLS	BF	H	R	ER	SO	BB	IBB	HBP	BLK	WP	HR	S	P	ERA	WHIP
Calvin Maduro, R ERA: 6.3	(1, 1)	6.0	W	25	7	3	3	3	2	0	0	0	0	1	51	85	4.50	1.500
Rodrigo Lopez, R ERA: 2.45	(7, 1)	2.0		9	3	1	1	0	0	0	0	0	0	0	18	28	4.50	1.500
Jorge Julio, R ERA:	(9, 1)	1.0		5	2	0	0	1	0	0	0	0	0	0	14	20	0.00	2.000

PITCHER	IP	WLS	BF	H	R	ER	SO	BB	IBB	HBP	BLK	WP	HR	S	P	ERA	WHIP

BOTTOM

Baltimore Orioles @ Chicago White Sox

Comiskey Park, Chicago, IL

Sun Apr 14 2002, 2:05 PM EDT
Att. 23,951 - Sunny - 70 F

livebaseballscorecards.com

AB	37
R	4
H	12
RBI	4
BB	2
SO	4
LOB	15

1B: 8	SF: 0	WP: 0	PA: 39
2B: 2	SAC: 0	PB: 0	
3B: 1	DP: 2	SB: 1	
HR: 1	HBP: 0	CS: 0	

Batter	1	2	3	4	5	6	7	8	9	AB	R	H	RBI	BB	SO	LOB
6 Melvin Mora, R (1, 4) OBP: 0.531, SLG: 0.471	C S F B X 1-2 ① F4		C C C 0-3 ③ K			S B F X 1-2 1B		B B X 2-0 G6-3 1-2 1B		4	0	2	0	0	1	1
Chris Singleton, L (1, 8) OBP: 0.128, SLG: 0.133	L F X 0-2 ② G3			B X 1-0 ① F8		B C S S 1-3 ③ K		B C B F X 2-2 ① ② G6-3 1-2f 2-3		4	0	0	0	0	1	3
David Segui, S (1, 10) OBP: 0.365, SLG: 0.326	F F C 0-3 ③ K			B C X 1-1 ② F7			X 0-0 ① F7	C B B B B 4-1 BB		3	0	0	0	1	1	0
Jeff Conine, R (1, 3) OBP: 0.220, SLG: 0.255		C C X 0-2 ① G4-3		X 0-0 ③ G1-3			X 0-0 31 1B E 1B	X 0-0 ③ P4		4	1	1	0	0	0	2
31 Jay Gibbons, L (1, 9) OBP: 0.386, SLG: 0.707		X 0-0 ② G3			B F F S 1-3 ① K		F F F B B B X 3-2 1-2 E 1B		B X 1-0 HR	4	2	2	1	0	1	0
Tony Batista, R (1, 5) OBP: 0.286, SLG: 0.419		B B B X 3-0 ③ G6-3			C S X 0-2 ② F7		B F X 1-1 E4 1-H 2-H SF8 2B		B X 1-0 ① L6	4	1	1	2	0	0	0
Gary Matthews, S (1, 7)			C B X 1-1 ① G6-3		B C B X 2-1 ③ F2		X 0-0 ② SF8 3-H		B B B C B 4-1 G5-4-3 BB	2	0	0	1	1	0	0
Geronimo Gil, R (1, 2) OBP: 0.250, SLG: 0.333			S B F B F B X 3-2 ② G4-3			F B X 1-1 ① G6-3	B B X 2-0 ③ G5-3	X 0-0 ② ③ G5-4-3 1-2f		1	0	0	0	0	0	0
Brook Fordyce, R (4, 2)										3	0	0	0	0	0	1
Mike Moriarty, R (1, 6) OBP: 0.500, SLG: 0.500			B B X 2-0 1B			C F S 0-3 ② K		X 0-0 G6-3 6 1B 1B		3	0	2	0	0	1	0
Inning Stats	R: 0 E: 0 K: 1 S: 10 H: 0 LOB: 0 BB: 0 P: 11	R: 0 E: 0 K: 0 S: 5 H: 0 LOB: 0 BB: 0 P: 8	R: 0 E: 0 K: 1 S: 10 H: 1 LOB: 1 BB: 0 P: 16	R: 0 E: 0 K: 0 S: 4 H: 0 LOB: 0 BB: 0 P: 6	R: 0 E: 0 K: 1 S: 8 H: 0 LOB: 0 BB: 0 P: 11	R: 0 E: 0 K: 2 S: 11 H: 1 LOB: 1 BB: 0 P: 14	R: 3 E: 1 K: 0 S: 10 H: 3 LOB: 0 BB: 0 P: 16	R: 0 E: 0 K: 0 S: 7 H: 2 LOB: 2 BB: 1 P: 15	R: 1 E: 0 K: 0 S: 4 H: 1 LOB: 0 BB: 1 P: 10	1B: 6 2B: 1 3B: 0 HR: 1	SF: 1 SAC: 0 DP: 2 HBP: 0						

TOP

Baltimore Orioles @ Chicago White Sox

Comiskey Park, Chicago, IL

Mon Apr 15 2002, 2:05 PM EDT

Att. 15,794 - Sunny - 77 F

livebaseballscorecards.com

AB	32
R	4
H	8
RBI	4
BB	2
SO	5
LOB	7

WP: 0 PB: 0 SB: 0 CS: 0 PA: 35

PITCHER		IP	WLS	BF	H	R	ER	SO	BB	IBB	HBP	BLK	WP	HR	S	P	ERA	WHIP
Jon Garland, R ERA: 6.06	(1, 1)	7.0	W	26	5	3	2	5	0	0	0	0	0	0	58	82	2.57	0.714
Bob Howry, R ERA: 1.5	(8, 1)	2.0		9	3	1	1	0	2	0	0	0	0	1	11	25	4.50	2.500

PITCHER	IP	WLS	BF	H	R	ER	SO	BB	IBB	HBP	BLK	WP	HR	S	P	ERA	WHIP

Baltimore Orioles @ Chicago White Sox

Comiskey Park, Chicago, IL

Mon Apr 15 2002, 2:05 PM EDT
Att. 15,794 - Sunny - 77 F

BOTTOM

livebaseballscorecards.com

Batter	1	2	3	4	5	6	7	8	9	AB	R	H	RBI	BB	SO	LOB
Kenny Lofton, L (1, 8) OBP: 0.500, SLG: 0.511 Aaron Rowand, R (5, PH) (6, 8) OBP: 0.667, SLG: 0.333	2-1 PB S 14 1B 1B	4-2 BB 14 1B 1B 1-2 2-3 BB	0-2 1B G5-4-3 2B 2-H 3-H		0-0 G4-3 14 HR 2B 1-3		1-2 2B			2 2	3 1	2 2	2 0	1 0	0 0	0 0
Ray Durham, S (1, 4) OBP: 0.453, SLG: 0.500 Tony Graffanino, R (6, 4) OBP: 0.333, SLG: 0.333	2-3 ① K 1-2	2-2 14 1B BB 2B 1B 1-2 2-H 3-H	0-2 G5-4-3 1B 2-3		1-2 ① G4-3 2-3 3-H		1-3 ① K			4 1	1 0	2 0	3 0	0 0	1 1	2 1
Frank Thomas, R (1, 10) OBP: 0.358, SLG: 0.488	4-2 14 1B BB 2-3	4-2 14 1B 2B BB 1-2 2-3	1-2 ① ② G5-4-3 1-2f 3-H		4-2 14 HR BB		3-3 ② K			2	2	0	0	3	1	2
14 Paul Konerko, R (1, 3) OBP: 0.340, SLG: 0.462	3-1 FC5-4 1B 1-2 3-H	0-0 2B 1B 1-2 2-3 3-H	2-1 ③ G6-3		0-1 HR 1-H 3-H		1-2 ③ G6-3			5	1	3	5	0	0	1
Carlos Lee, R (1, 7) OBP: 0.292, SLG: 0.435	0-3 ② K	0-0 2B 1-3 2-H 3-H		0-1 ① L5	1-1 ② G6-3			2-1 ① F8		5	0	1	2	0	1	2
Jose Valentin, S (1, 5) OBP: 0.240, SLG: 0.438	1-1 ③ FC5-4 1-2f	0-3 ② K		3-3 ② K	1-0 ③ P6			2-1 ② F2		5	0	0	0	0	2	4
Jeff Liefer, L (1, 9) OBP: 0.333, SLG: 0.200		0-2 ③ G3 G4-3		2-0 1B		1-1 ① F8		4-1 BB		4 1	0 0	1 0	0 1	1 0	0 0	2 2
Mark Johnson, L (1, 2) OBP: 0.381, SLG: 0.316	1-0 BB 1B 1B 1B	4-2 2B 2B BB		2-3 ③ K		0-1 ② P4		1-1 ③ G3		4	2	1	0	1	1	2
Royce Clayton, R (1, 6) OBP: 0.225, SLG: 0.432	1-1 BB 1B 1B 1-2	1-0 2B 2B 1-3			2-2 2B G4-3 1B	0-0 ③ F9				4	3	3	0	0	0	0
Inning Stats	R: 1 E: 0 K: 2 S: 15 H: 2 LOB: 2 BB: 1 P: 27	R: 5 E: 0 K: 1 S: 20 H: 5 LOB: 2 BB: 2 P: 32	R: 3 E: 0 K: 0 S: 15 H: 3 LOB: 0 BB: 1 P: 23	R: 0 E: 0 K: 2 S: 9 H: 1 LOB: 1 BB: 0 P: 16	R: 4 E: 0 K: 0 S: 15 H: 3 LOB: 0 BB: 1 P: 24	R: 0 E: 0 K: 0 S: 5 H: 0 LOB: 0 BB: 0 P: 6	R: 0 E: 0 K: 2 S: 13 H: 1 LOB: 1 BB: 0 P: 19	R: 0 E: 0 K: 0 S: 7 H: 0 LOB: 1 BB: 1 P: 16		1B: 9 2B: 5 3B: 0 HR: 1	SF: 0 SAC: 0 DP: 1 HBP: 0			WP: 0 PB: 1 SB: 1 CS: 0	PA: 44		

AB	38
R	13
H	15
RBI	12
BB	6
SO	7
LOB	16

PITCHER		IP	WLS	BF	H	R	ER	SO	BB	IBB	HBP	BLK	WP	HR	S	P	ERA	WHIP
Jason Johnson, R ERA: 6.28	(1, 1)	1.1	L	13	6	6	6	2	3	0	0	0	0	0	30	54	40.50	6.750
Chris Brock, R ERA: 9.0	(2, 1)	0.2		6	3	3	3	1	1	0	0	0	0	0	12	17	40.50	6.000
B.J. Ryan, L ERA: 6.35	(3, 1)	3.0		14	5	4	4	2	1	0	0	0	0	1	32	51	12.00	2.000
Willis Roberts, R ERA: 1.35	(6, 1)	2.0		7	1	0	0	2	0	0	0	0	0	0	18	25	0.00	0.500
Jorge Julio, R ERA:	(8, 1)	1.0		4	0	0	0	0	1	0	0	0	0	0	7	16	0.00	1.000

PITCHER	IP	WLS	BF	H	R	ER	SO	BB	IBB	HBP	BLK	WP	HR	S	P	ERA	WHIP

Batter	1	2	3	4	5	6	7	8	9	AB	R	H	RBI	BB	SO	LOB
6 Melvin Mora, R (1, 4) OBP: 0.537, SLG: 0.500	C S B X 1-2 ① L9		C F B B F X 2-2 S 1B 1B		C B H 2-1 G1-3 HBP		B B C X 2-1 ② G6-3		B F B F B X 3-2 DI 2B	4	1	2	0	0	0	0
Chris Singleton, L (1, 8) OBP: 0.135, SLG: 0.122	L X 0-1 ② B3		B B B C F F B 4-2 1B 31 1B 1-2 BB		S L B F F S 1-3 ① K		X 0-0 ③ F7		F B S S 1-3 ② K	4	1	0	0	1	2	2
David Segui, S (1, 3) OBP: 0.386, SLG: 0.400	C S B B B B 4-2 BB		X 0-0 31 1B 1-3 2-H 1B		C C B F X 1-2 ② G1-3 1-2			B X 1-0 HR	B S S B X 2-2 ③ G6-3 2-3	4	1	2	2	1	0	2
Jeff Conine, R (1, 7) OBP: 0.222, SLG: 0.255	B F X 1-1 ③ F7		C S S 0-3 ② K		X 0-0 ③ G5-3			B F B X 2-1 31 1B SF9 1B		4	1	1	0	0	1	4
31 Jay Gibbons, L (1, 9) OBP: 0.396, SLG: 0.689		X 0-0 ① F8	X 0-0 FC6-4 1-3 3-H 1B			B S F X 1-2 ① G4-3		X 0-0 1-3 1B		4	0	2	1	0	0	0
Tony Batista, R (1, 5) OBP: 0.283, SLG: 0.478		B B S B S F X 3-2 HR	C X 0-1 ③ FC6-4 1-2f			B F F S 1-3 ② K		B X 1-0 ① SF9 3-H		3	1	1	2	0	1	2
21 Marty Cordova, R (1, 10) OBP: 0.471, SLG: 0.538		C B X 1-1 ② G6-3		B X 1-0 G6-4-3 1B		B S C X 1-2 1B		C S C 0-3 ② K		4	0	2	0	0	1	1
Geronimo Gil, R (1, 2) OBP: 0.222, SLG: 0.294		C B B S S 2-3 ③ K		B B X 2-0 ① ② G6-4-3 1-2f		S F S 0-3 ③ K		F B F F C 1-3 ③ K		4	0	0	0	0	3	3
Mike Bordick, R (1, 6) OBP: 0.227, SLG: 0.308			B X 1-0 ① G6-3	S B F C 1-3 ③ K			C X 0-1 ① B1-3		X 0-0 ① F8	4	0	0	0	0	1	0
Inning Stats	R: 0 E: 0 K: 0 S: 9 H: 0 LOB: 1 BB: 1 P: 15	R: 1 E: 0 K: 1 S: 10 H: 1 LOB: 0 BB: 0 P: 16	R: 2 E: 0 K: 1 S: 15 H: 3 LOB: 2 BB: 1 P: 22	R: 0 E: 0 K: 1 S: 5 H: 1 LOB: 0 BB: 0 P: 9	R: 0 E: 0 K: 1 S: 11 H: 0 LOB: 1 BB: 0 P: 15	R: 0 E: 0 K: 2 S: 12 H: 1 LOB: 1 BB: 0 P: 15	R: 0 E: 0 K: 0 S: 5 H: 0 LOB: 0 BB: 0 P: 7	R: 2 E: 0 K: 2 S: 12 H: 3 LOB: 1 BB: 0 P: 17	R: 0 E: 0 K: 1 S: 10 H: 1 LOB: 1 BB: 0 P: 16	1B: 7 2B: 1 3B: 0 HR: 2 SF: 1 SAC: 0 DP: 1 HBP: 1							

Baltimore Orioles @ New York Yankees

Yankee Stadium, Bronx, NY

Tue Apr 16 2002, 7:05 PM EDT

Att. 33,721 - Sunny - 84 F

TOP

livebaseballscorecards.com

AB	35
R	5
H	10
RBI	5
BB	2
SO	9
LOB	14

WP: 0 PB: 0 SB: 1 CS: 0 PA: 39

PITCHER		IP	WLS	BF	H	R	ER	SO	BB	IBB	HBP	BLK	WP	HR	S	P	ERA	WHIP
Roger Clemens, R ERA: 6.46	(1, 1)	7.0		29	6	3	3	6	2	0	1	0	0	1	67	99	3.86	1.143
Ramiro Mendoza, R ERA: 15.0	(8, 1)	0.0	L	3	3	2	2	0	0	0	0	0	0	1	4	7	∞	∞
Steve Karsay, R ERA: 3.24	(8, 1)	1.1		5	1	0	0	2	0	0	0	0	0	0	12	17	0.00	0.750
Mike Stanton, L ERA: 1.69	(9, 1)	0.2		2	0	0	0	1	0	0	0	0	0	0	6	9	0.00	0.000

PITCHER	IP	WLS	BF	H	R	ER	SO	BB	IBB	HBP	BLK	WP	HR	S	P	ERA	WHIP

Baltimore Orioles @ New York Yankees

Yankee Stadium, Bronx, NY

Tue Apr 16 2002, 7:05 PM EDT

Att. 33,721 - Sunny - 84 F

BOTTOM

Batter	1	2	3	4	5	6	7	8	9	AB	R	H	RBI	BB	SO	LOB
Alfonso Soriano, R (1, 4) OBP: 0.385, SLG: 0.597	G4-3	1-3 2-H 3-H 2B		G5-3			2 G6-4-3 S 1B		F9	5	0	2	2	0	0	0
Nick Johnson, L (1, 10) OBP: 0.355, SLG: 0.392	K	BB		G3			2 G6-4-3 1-2 BB		F7	3	0	0	0	2	1	0
2 Derek Jeter, R (1, 6) OBP: 0.347, SLG: 0.409	25 S 1B	K			25 G6-3 1B		G6-4-3 1-2f 2-3		G1-3	5	0	2	0	0	1	5
25 Jason Giambi, L (1, 3) OBP: 0.379, SLG: 0.400	K 1-2	K			G6-3 1-2f		IBB			3	0	0	0	1	2	5
20 Jorge Posada, S (1, 2) OBP: 0.393, SLG: 0.429		G4-3 2B 2B	K		K		P4			4	1	1	0	0	2	2
Robin Ventura, L (1, 5) OBP: 0.365, SLG: 0.745		G4-3 2-3	L4			3-2 HR		L9		4	1	1	1	0	0	1
Rondell White, R (1, 7) OBP: 0.328, SLG: 0.526		BB 2B 3-H 2B	2B			F8		FC4-6 1B		4	1	3	1	0	0	0
John Vander Wal, L (1, 9) OBP: 0.333, SLG: 0.308 Shane Spencer, R (8, PH) OBP: 0.283, SLG: 0.293 (9, 9)		BB 2B BB	K			G6-3		FC4-6 1-2f		2 1	1 0	0 0	0 0	1 0	1 0	1 1
Gerald Williams, R (1, 8)		2B 1-2 2-3 BB		F9		G5-3		K		3	0	0	0	1	1	1
Inning Stats	R: 0 E: 0 K: 2 S: 10 H: 1 LOB: 1 BB: 0 P: 16	R: 3 E: 0 K: 2 S: 20 H: 3 LOB: 3 BB: 3 P: 38	R: 0 E: 0 K: 2 S: 9 H: 1 LOB: 1 BB: 0 P: 11	R: 0 E: 0 K: 0 S: 9 H: 0 LOB: 0 BB: 0 P: 13	R: 0 E: 0 K: 1 S: 7 H: 1 LOB: 0 BB: 0 P: 11	R: 1 E: 0 K: 0 S: 10 H: 1 LOB: 0 BB: 0 P: 15	R: 0 E: 0 K: 0 S: 11 H: 1 LOB: 2 BB: 2 P: 27	R: 0 E: 0 K: 1 S: 13 H: 1 LOB: 1 BB: 0 P: 16	R: 0 E: 0 K: 0 S: 6 H: 0 LOB: 0 BB: 0 P: 9	1B: 4 2B: 4 3B: 0 HR: 1 SF: 0 SAC: 0 DP: 2 HBP: 0	WP: 0 PB: 0 SB: 2 CS: 0 PA: 39					

livebaseballscorecards.com

	AB	34
	R	4
	H	9
	RBI	4
	BB	5
	SO	8
	LOB	16

PITCHER	IP	WLS	BF	H	R	ER	SO	BB	IBB	HBP	BLK	WP	HR	S	P	ERA	WHIP
Sidney Ponson, R (1, 1) ERA: 7.88	6.0		27	7	4	4	7	3	0	0	0	0	1	65	104	6.00	1.667
Rick Bauer, R (7, 1) ERA:	1.0	W	5	1	0	0	0	1	1	0	0	0	0	11	27	0.00	2.000
Buddy Groom, L (8, 1) ERA:	0.1	H	2	1	0	0	0	0	0	0	0	0	0	6	9	0.00	3.000
Jorge Julio, R (8, 1) ERA:	1.2	S	5	0	0	0	1	0	0	0	0	0	0	13	16	0.00	0.000

PITCHER	IP	WLS	BF	H	R	ER	SO	BB	IBB	HBP	BLK	WP	HR	S	P	ERA	WHIP

Batter	1	2	3	4	5	6	7	8	9	AB	R	H	RBI	BB	SO	LOB
6 Melvin Mora, R (1, 8) OBP: 0.534, SLG: 0.488	B S B C F F B B 4-2 S BB	C C X 0-2 ③ F7			C X 0-1 E S 1B		C F B X 1-2 ② G6-3			3	0	1	0	1	0	2
Mike Bordick, R (1, 6) OBP: 0.208, SLG: 0.279	C F S 0-3 ① K 1-2		B F F B F F F X 2-2 ① F7		C B B X 2-1 ① F3		B X 1-0 ③ G6-3			4	0	0	0	0	1	2
David Segui, S (1, 3) OBP: 0.393, SLG: 0.396	B C B B B 4-1 BB		B B F F X 2-2 1B 1B		F B F B S 2-3 ② K 1-3			F B F B B C 3-3 ① K		3	0	1	0	1	2	1
Jeff Conine, R (1, 7) OBP: 0.224, SLG: 0.255	B C F F B S 2-3 ② K		B X 1-0 1-2 1B		B B C F S 2-3 ③ K			B B F B F X 3-2 ② F8		4	0	1	0	0	2	3
31 Jay Gibbons, L (1, 9) OBP: 0.385, SLG: 0.714	C B F B S 2-3 ③ K		B X 1-0 ② F8			X 0-0 HR		B F B B B X 3-1 ③ G4-3		4	1	1	1	0	1	4
Tony Batista, R (1, 5) OBP: 0.281, SLG: 0.460		B C B B B X 3-1 21 CS 1B	B B F B B C X 3-2 ③ F2			F C X 0-2 ① F9			C F B C 1-3 ① K	4	0	1	0	0	1	2
21 Marty Cordova, R (1, 10) OBP: 0.429, SLG: 0.471		B S B B F X 2-2 ① BB 1-2 1B		B F F F X 1-2 ① G5-3		X 0-0 ② F7			B B X 2-0 ② P3	4	0	1	0	0	0	0
Geronimo Gil, R (1, 2) OBP: 0.225, SLG: 0.289		B F S X 1-2 ② F2		F B F B F S 2-3 ② K		B C F C 1-3 ③ K			X 0-0 1B	4	0	1	0	0	2	1
Jerry Hairston, R (1, 4) OBP: 0.211, SLG: 0.171		B B B C B 4-1 1-2 BB		X 0-0 ③ F9			C C B B X 2-2 ① L4		C C F X 0-2 ③ L5	3	0	0	0	1	0	1
Inning Stats	R: 0 E: 0 K: 3 S: 16 H: 0 LOB: 2 BB: 2 P: 28	R: 0 E: 0 K: 0 S: 12 H: 2 LOB: 2 BB: 1 P: 22	R: 0 E: 0 K: 0 S: 14 H: 2 LOB: 2 BB: 0 P: 23	R: 0 E: 0 K: 1 S: 8 H: 0 LOB: 0 BB: 0 P: 11	R: 0 E: 0 K: 2 S: 10 H: 1 LOB: 1 BB: 0 P: 16	R: 1 E: 0 K: 1 S: 8 H: 1 LOB: 0 BB: 0 P: 9	R: 0 E: 0 K: 0 S: 7 H: 0 LOB: 0 BB: 0 P: 11	R: 0 E: 0 K: 1 S: 8 H: 0 LOB: 0 BB: 0 P: 17	R: 0 E: 0 K: 1 S: 9 H: 1 LOB: 1 BB: 0 P: 12	1B: 6 2B: 0 3B: 0 HR: 1 SF: 0 SAC: 0 DP: 0 HBP: 0						

TOP

Baltimore Orioles @ New York Yankees

Yankee Stadium, Bronx, NY

Wed Apr 17 2002, 7:05 PM EDT

Att. 27,912 - Sunny - 89 F

livebaseballscorecards.com

AB	33
R	1
H	7
RBI	1
BB	3
SO	9
LOB	16

PITCHER		IP	WLS	BF	H	R	ER	SO	BB	IBB	HBP	BLK	WP	HR	S	P	ERA	WHIP
Orlando Hernandez, R ERA: 1.29	(1, 1)	6.0	W	26	6	1	1	7	3	0	0	0	0	1	68	109	1.50	1.500
Steve Karsay, R ERA: 2.61	(7, 1)	2.0	H	6	0	0	0	1	0	0	0	0	0	0	15	28	0.00	0.000
Mike Stanton, L ERA: 1.42	(9, 1)	1.0		4	1	0	0	1	0	0	0	0	0	0	9	12	0.00	1.000

PITCHER	IP	WLS	BF	H	R	ER	SO	BB	IBB	HBP	BLK	WP	HR	S	P	ERA	WHIP

Batter	1	2	3	4	5	6	7	8	9	AB	R	H	RBI	BB	SO	LOB
Alfonso Soriano, R (1, 4) OBP: 0.406, SLG: 0.667	HR		1B		F7		2B			4	1	3	1	0	0	0
Nick Johnson, L (1, 10) OBP: 0.364, SLG: 0.389	K		1-3		P6		FC5-4			3	0	1	0	1	1	0
2 Derek Jeter, R (1, 6) OBP: 0.329, SLG: 0.386	K		G3		F9		FC5-4			4	0	0	0	0	1	4
25 Jason Giambi, L (1, 3) OBP: 0.400, SLG: 0.492	G6-3			20 HR		HR		HR		4	3	3	1	0	0	0
20 Jorge Posada, S (1, 2) OBP: 0.400, SLG: 0.491		F8-3		2-H HR		K1-3		P2		4	1	2	2	0	1	1
Robin Ventura, L (1, 5) OBP: 0.339, SLG: 0.686		F8-3		G3-1		F1		K		4	0	0	0	0	1	2
Rondell White, R (1, 7) OBP: 0.338, SLG: 0.574		F8		1B		G6-3		HR		4	1	2	2	0	0	0
John Vander Wal, L (1, 9) OBP: 0.333, SLG: 0.267			G3-1	F7			G1-6-3	HR		2	0	0	0	1	0	1
Shane Spencer, R (7, PR) (8, 9) OBP: 0.298, SLG: 0.381							BB			1	1	1	1	0	0	0
Gerald Williams, R (1, 8)			L9	P5			G1-6-3	F2		4	0	0	0	0	0	2
Inning Stats	R: 1 E: 0 K: 2 S: 11 H: 1 LOB: 0 BB: 0 P: 13	R: 0 E: 0 K: 0 S: 7 H: 1 LOB: 0 BB: 0 P: 8	R: 0 E: 0 K: 0 S: 10 H: 2 LOB: 2 BB: 0 P: 11	R: 2 E: 0 K: 0 S: 12 H: 3 LOB: 1 BB: 0 P: 17	R: 0 E: 0 K: 0 S: 7 H: 0 LOB: 0 BB: 0 P: 11	R: 1 E: 0 K: 1 S: 8 H: 1 LOB: 0 BB: 0 P: 12	R: 0 E: 0 K: 0 S: 9 H: 1 LOB: 2 BB: 2 P: 19	R: 3 E: 0 K: 1 S: 11 H: 3 LOB: 0 BB: 0 P: 16		1B: 5 2B: 3 3B: 0 HR: 5 SF: 0 SAC: 0 DP: 2 HBP: 0						

PITCHER		IP	WLS	BF	H	R	ER	SO	BB	IBB	HBP	BLK	WP	HR	S	P	ERA	WHIP
Josh Towers, R ERA: 5.59	(1, 1)	7.0	L	30	9	4	4	3	2	0	0	0	0	3	64	91	5.14	1.571
Erik Bedard, L ERA: 13.5	(8, 1)	0.2		3	1	1	1	1	0	0	0	0	0	0	5	7	13.50	1.500
Willis Roberts, R ERA: 3.86	(8, 1)	0.1		3	2	2	2	0	0	0	0	0	0	2	6	9	54.00	6.000

PITCHER	IP	WLS	BF	H	R	ER	SO	BB	IBB	HBP	BLK	WP	HR	S	P	ERA	WHIP

BOTTOM

Baltimore Orioles @ New York Yankees

Yankee Stadium, Bronx, NY

Wed Apr 17 2002, 7:05 PM EDT
Att. 27,912 - Sunny - 89 F

livebaseballscorecards.com

AB	34
R	7
H	12
RBI	7
BB	2
SO	4
LOB	10

Batter	1	2	3	4	5	6	7	8	9	AB	R	H	RBI	BB	SO	LOB
6 Melvin Mora, R (1, 6) OBP: 0.500, SLG: 0.444	C C B X 1-2 ① G5-3		B X 1-0 ③ F9		C B X 1-1 ② L5			C X 0-1 ② B5-3		4	0	0	0	0	0	1
Gary Matthews, S (1, 8) (7, 7) OBP: 0.263, SLG: 0.133	B X 1-0 ② G6-3			B C F B X 2-2 E HR 1B 1B	S X 0-1 ③ F7			B B B C X 3-1 S 1B		4	1	2	0	0	0	0
David Segui, S (1, 3) OBP: 0.391, SLG: 0.393 Chris Singleton, L (7, 8) OBP: 0.132, SLG: 0.120	C F B T F X 1-2 ③ G4-3			S X 0-1 E7 HR 1-3 1B		B C X 1-1 ① G5-3		C X 0-1 ③ G3 1-2		3 1	1 0	1 0	0 0	0 0	0 0	0 1
Jeff Conine, R (1, 7) (7, 3) OBP: 0.226, SLG: 0.305		C C C 0-3 ① K		X 0-0 1-H 3-H HR		B B S X 2-1 ② F9			C F F C 0-3 ① K	4	1	1	3	0	2	0
Tony Batista, R (1, 5) OBP: 0.279, SLG: 0.463		F B X 1-1 ② F7		B X 1-1 31 G4-3 21 G5-3 2B		F C X 0-2 ③ F2			C B X 1-1 ② F8	4	1	1	0	0	0	0
31 Jay Gibbons, L (1, 9) OBP: 0.357, SLG: 0.660		S F S 0-3 ③ K		X 0-0 ① G4-3 2-3			C B B F S 2-3 ① K		C C F X 0-2 ③ G3-1	4	0	0	0	0	2	1
21 Marty Cordova, R (1, 10) OBP: 0.417, SLG: 0.450			B F C B F F X 2-2 ① G1-3	F S X 0-2 ② G5-3 3-H			B F S B X 2-2 G5-4-3 1B			3	0	1	1	0	0	0
Brook Fordyce, R (1, 2)			C B B X 2-1 ② G4-3	F C C 0-3 ③ K			F X 0-1 ② ③ G5-4-3 1-2f			3	0	0	0	0	1	1
Jerry Hairston, R (1, 4) OBP: 0.220, SLG: 0.211			B F C B B F X 3-2 2B		B C F B S 2-3 ① K			C B B X 2-1 ① F7		3	0	1	0	0	1	0
Inning Stats	R: 0 E: 0 K: 0 S: 9 H: 0 LOB: 0 BB: 0 P: 12	R: 0 E: 0 K: 2 S: 8 H: 0 LOB: 0 BB: 0 P: 9	R: 0 E: 0 K: 0 S: 12 H: 1 LOB: 1 BB: 0 P: 20	R: 4 E: 1 K: 1 S: 15 H: 4 LOB: 0 BB: 0 P: 18	R: 0 E: 0 K: 1 S: 7 H: 0 LOB: 0 BB: 0 P: 10	R: 0 E: 0 K: 0 S: 7 H: 0 LOB: 0 BB: 0 P: 10	R: 0 E: 0 K: 1 S: 8 H: 1 LOB: 0 BB: 0 P: 12	R: 0 E: 0 K: 0 S: 8 H: 1 LOB: 1 BB: 0 P: 13	R: 0 E: 0 K: 1 S: 10 H: 0 LOB: 0 BB: 0 P: 11	1B: 4 2B: 2 3B: 0 HR: 1	SF: 0 SAC: 0 DP: 1 HBP: 0						

TOP

Baltimore Orioles @ New York Yankees

Yankee Stadium, Bronx, NY

Thu Apr 18 2002, 7:05 PM EDT
Att. 35,212 - Cloudy - 83 F

livebaseballscorecards.com

AB	33
R	4
H	7
RBI	4
BB	0
SO	6
LOB	4

WP: 0 PB: 0 SB: 1 CS: 0 PA: 33

PITCHER	IP	WLS	BF	H	R	ER	SO	BB	IBB	HBP	BLK	WP	HR	S	P	ERA	WHIP
David Wells, L (1, 1) ERA: 3.45	8.0	W	30	7	4	4	5	0	0	0	0	0	1	74	104	4.50	0.875
42 Mariano Rivera, R (9, 1) ERA: 1.35	1.0		3	0	0	0	1	0	0	0	0	0	0	10	11	0.00	0.000

PITCHER	IP	WLS	BF	H	R	ER	SO	BB	IBB	HBP	BLK	WP	HR	S	P	ERA	WHIP

Batter	1	2	3	4	5	6	7	8	9	AB	R	H	RBI	BB	SO	LOB
Alfonso Soriano, R (1, 4) OBP: 0.405, SLG: 0.648	X 0-0 1B S 2 1B 1B	C X 0-1 G5-3 ③		S F S 0-3 K ②		X 0-0 G4-6-3 1B 1-3	B S B F S 2-3 K ③			5	1	2	0	0	2	3
Nick Johnson, L (1, 10) OBP: 0.380, SLG: 0.386	B B X 2-0 2 1B 20 1B 1B 1-3	B C B F B C 3-3 K ①	C B B F B B 4-2 BB			C X 0-1 G4-6-3 ① ② 1-2f 3-H		C B B C B B 4-2 2 FC6-4 BB		3	1	1	0	2	1	1
2 Derek Jeter, R (1, 6) OBP: 0.333, SLG: 0.387	F X 0-1 ① 1B 1-3 3-H	B C F B B F S 3-3 K ②	C B B B F F X 3-2 G6-3 ③			C B F B F X 2-2 25 S 25 1B 1B		B X 1-0 FC6-4 ① 25 S 20 2B 1-2f		5	2	2	1	0	1	2
25 Jason Giambi, L (1, 3) OBP: 0.400, SLG: 0.476	C B B B X 3-1 G4-3 ②	B B B 4-0 BB			B C B B C F F X 3-2 G3-1 ①	B F B B C X 3-2 1-H 1B		C B B B S C 3-3 K ② 1-2		4	0	1	1	1	1	2
20 Jorge Posada, S (1, 2) OBP: 0.415, SLG: 0.509	B B B S X 3-1 3-H 1B	B F C B B C 3-3 K ③			B C B B B 4-1 1B BB	F B C B C 2-3 K ③		B X 1-0 2-H 2B		4	0	2	2	1	2	2
Robin Ventura, L (1, 5) OBP: 0.344, SLG: 0.655	F B B B X 3-1 G1-3 ③			B F F B B B 4-2 1B HR BB	X 0-0 1-2 1B		B B B C X 3-1 G3 ①	B S C S 1-3 K ③		4	1	1	0	1	1	2
Rondell White, R (1, 8) OBP: 0.319, SLG: 0.538 (8, 7)		F S X 0-2 G6-3 ①		B F C F S 1-3 K ①	B C X 1-1 F8 ②		B X 1-0 E4 BB			4	0	0	0	0	1	3
John Vander Wal, L (1, 9) OBP: 0.318, SLG: 0.263		C B F B C 2-3 K ②		B S B F B X 3-2 1-2 HR 1B	F B X 1-1 F8 ③		F B C B F X 2-2 P6 ②			4	1	1	0	0	1	3
Gerald Williams, R (8, 8)										0	0	0	0	0	0	0
Shane Spencer, R (1, 7) OBP: 0.353, SLG: 0.500 (8, 9)		B B X 2-0 2B		B F B B B X 3-1 1-H 2-H HR		B B F B B 4-1 1B G4-6-3 BB	B S B S F B B 4-2 1-2 BB			2	2	2	3	2	0	0
Inning Stats	R: 2 E: 0 K: 0 S: 10 H: 4 LOB: 1 BB: 0 P: 21	R: 0 E: 0 K: 1 S: 9 H: 1 LOB: 1 BB: 0 P: 13	R: 0 E: 0 K: 3 S: 10 H: 0 LOB: 1 BB: 1 P: 23	R: 3 E: 0 K: 2 S: 20 H: 2 LOB: 1 BB: 2 P: 38	R: 0 E: 0 K: 0 S: 11 H: 1 LOB: 2 BB: 1 P: 20	R: 2 E: 0 K: 1 S: 14 H: 3 LOB: 1 BB: 1 P: 25	R: 0 E: 1 K: 1 S: 13 H: 0 LOB: 2 BB: 1 P: 25	R: 1 E: 0 K: 2 S: 10 H: 1 LOB: 1 BB: 1 P: 20		1B: 9 2B: 2 3B: 0 HR: 1	SF: 0 SAC: 0 DP: 1 HBP: 0					

PITCHER		IP	WLS	BF	H	R	ER	SO	BB	IBB	HBP	BLK	WP	HR	S	P	ERA	WHIP
Scott Erickson, R ERA: 3.91	(1, 1)	4.1	L	24	8	5	5	6	4	0	0	0	0	1	56	109	10.38	2.769
Rick Bauer, R ERA: 2.7	(5, 1)	2.2		13	3	2	2	2	2	0	0	0	0	0	31	56	6.75	1.875
B.J. Ryan, L ERA: 6.75	(8, 1)	1.0		5	1	1	1	2	1	0	0	0	0	0	10	20	9.00	2.000

PITCHER	IP	WLS	BF	H	R	ER	SO	BB	IBB	HBP	BLK	WP	HR	S	P	ERA	WHIP

BOTTOM

Baltimore Orioles @ New York Yankees

Yankee Stadium, Bronx, NY

Thu Apr 18 2002, 7:05 PM EDT
Att. 35,212 - Cloudy - 83 F

livebaseballscorecards.com

AB	35
R	8
H	12
RBI	7
BB	7
SO	10
LOB	18

1B: 9	SF: 0	WP: 0	PA: 42
2B: 2	SAC: 0	PB: 0	
3B: 0	DP: 1	SB: 3	
HR: 1	HBP: 0	CS: 0	

Baltimore Orioles @ Tampa Bay Devil Rays

Tropicana Field, St. Petersburg, FL

Fri Apr 19 2002, 7:15 PM EDT

Att. 11,124 - Dome - 72 F

livebaseballscorecards.com

TOP

Batter	1	2	3	4	5	6	7	8	9	10	11	12	13	14	AB	R	H	RBI	BB	SO	LOB
6 Melvin Mora, R (1, 7) OBP: 0.485, SLG: 0.408	P4		BB G4-6-3			K		2B CS HBP		F2			K		4	1	0	0	1	2	3
Chris Singleton, L (1, 8) OBP: 0.119, SLG: 0.109	G6-3		G4-6-3 1-2f			F7		K		G3			SF8 3-H		5	0	0	1	0	1	6
Jeff Conine, R (1, 3) OBP: 0.250, SLG: 0.338	G6-3			1B		G6-3		2B 1-H 2-H			P6		1B		6	0	3	2	0	0	0
31 Jay Gibbons, L (1, 9) OBP: 0.339, SLG: 0.661		G4-3		F8			HR	P6			F8		F7		6	1	1	1	0	0	3
Gary Matthews, S (13, 9) OBP: 0.263, SLG: 0.133															0	0	0	0	0	0	0
Tony Batista, R (1, 5) OBP: 0.269, SLG: 0.433		G1-3		K			F7		K		F8			SH1-4 21 1B SH4 1B	6	1	1	0	0	2	1
21 Marty Cordova, R (1, 10) OBP: 0.400, SLG: 0.423		K		K			G6-4-3 1-2f 1B		G3-1			L5		SH4 SH1-4 1-2 1B	6	0	2	0	0	2	1
Mike Bordick, R (1, 6) OBP: 0.208, SLG: 0.292			E 2B		G6-3		G6-4-3 1-2f		G4-3			G6-3		SH1-4 1-2 2-3	5	1	1	0	0	0	1
Geronimo Gil, R (1, 2) OBP: 0.227, SLG: 0.286			E3 SH1-3 2-H		F7			L7		SH3-4 1B		G6-3		SH4 2-3 3-H	4	0	1	0	0	0	0
Mike Moriarty, R (10, PR) OBP: 0.500, SLG: 0.500															0	0	0	0	0	0	0
Brook Fordyce, R (10, 2)															1	0	0	1	0	0	0
Jerry Hairston, R (1, 4) OBP: 0.244, SLG: 0.286			SH1-3 2-3		G6-3			CS 2B 2B		SH3-4 1-2			6 BLK SF8 2B	F3	4	2	2	0	0	0	1
Inning Stats	R: 0 E: 0 K: 0 S: 10 H: 0 LOB: 0 BB: 0 P: 15	R: 0 E: 0 K: 1 S: 10 H: 0 LOB: 0 BB: 0 P: 17	R: 1 E: 1 K: 0 S: 7 H: 1 LOB: 1 BB: 1 P: 14	R: 0 E: 0 K: 2 S: 10 H: 1 LOB: 1 BB: 0 P: 20	R: 0 E: 0 K: 0 S: 7 H: 0 LOB: 0 BB: 0 P: 8	R: 0 E: 0 K: 1 S: 7 H: 0 LOB: 0 BB: 0 P: 10	R: 1 E: 0 K: 0 S: 9 H: 2 LOB: 0 BB: 0 P: 14	R: 2 E: 0 K: 1 S: 15 H: 2 LOB: 1 BB: 0 P: 24	R: 0 E: 0 K: 1 S: 10 H: 0 LOB: 0 BB: 0 P: 12	R: 0 E: 0 K: 1 S: 10 H: 1 LOB: 2 BB: 0 P: 15	R: 0 E: 0 K: 0 S: 7 H: 0 LOB: 0 BB: 0 P: 10	R: 0 E: 0 K: 0 S: 6 H: 0 LOB: 0 BB: 0 P: 12	R: 1 E: 0 K: 1 S: 13 H: 2 LOB: 1 BB: 0 P: 20	R: 1 E: 0 K: 0 S: 14 H: 2 LOB: 1 BB: 0 P: 20	1B: 6 2B: 4 3B: 0 HR: 1 SF: 1 SAC: 4 DP: 2 HBP: 1						

	AB	R	H	RBI	BB	SO	LOB
	47	6	11	5	1	7	16

PITCHER		IP	WLS	BF	H	R	ER	SO	BB	IBB	HBP	BLK	WP	HR	S	P	ERA	WHIP
Tanyon Sturtze, R ERA: 5.55	(1, 1)	7.2		30	6	4	1	5	1	0	1	0	0	1	70	114	1.17	0.913
Steve Kent, L ERA: 4.7	(8, 1)	0.1		1	0	0	0	0	0	0	0	0	0	0	5	8	0.00	0.000
Victor Zambrano, R ERA: 4.5	(9, 1)	3.0		10	1	0	0	1	0	0	0	0	0	0	27	37	0.00	0.333
Esteban Yan, R ERA: 2.16	(12, 1)	2.0		8	2	1	1	1	0	0	0	1	0	0	19	32	4.50	1.000
Jesus Colome, R ERA: 11.42	(14, 1)	1.0	L	5	2	1	1	0	0	0	0	0	0	0	14	20	9.00	2.000

PITCHER	IP	WLS	BF	H	R	ER	SO	BB	IBB	HBP	BLK	WP	HR	S	P	ERA	WHIP

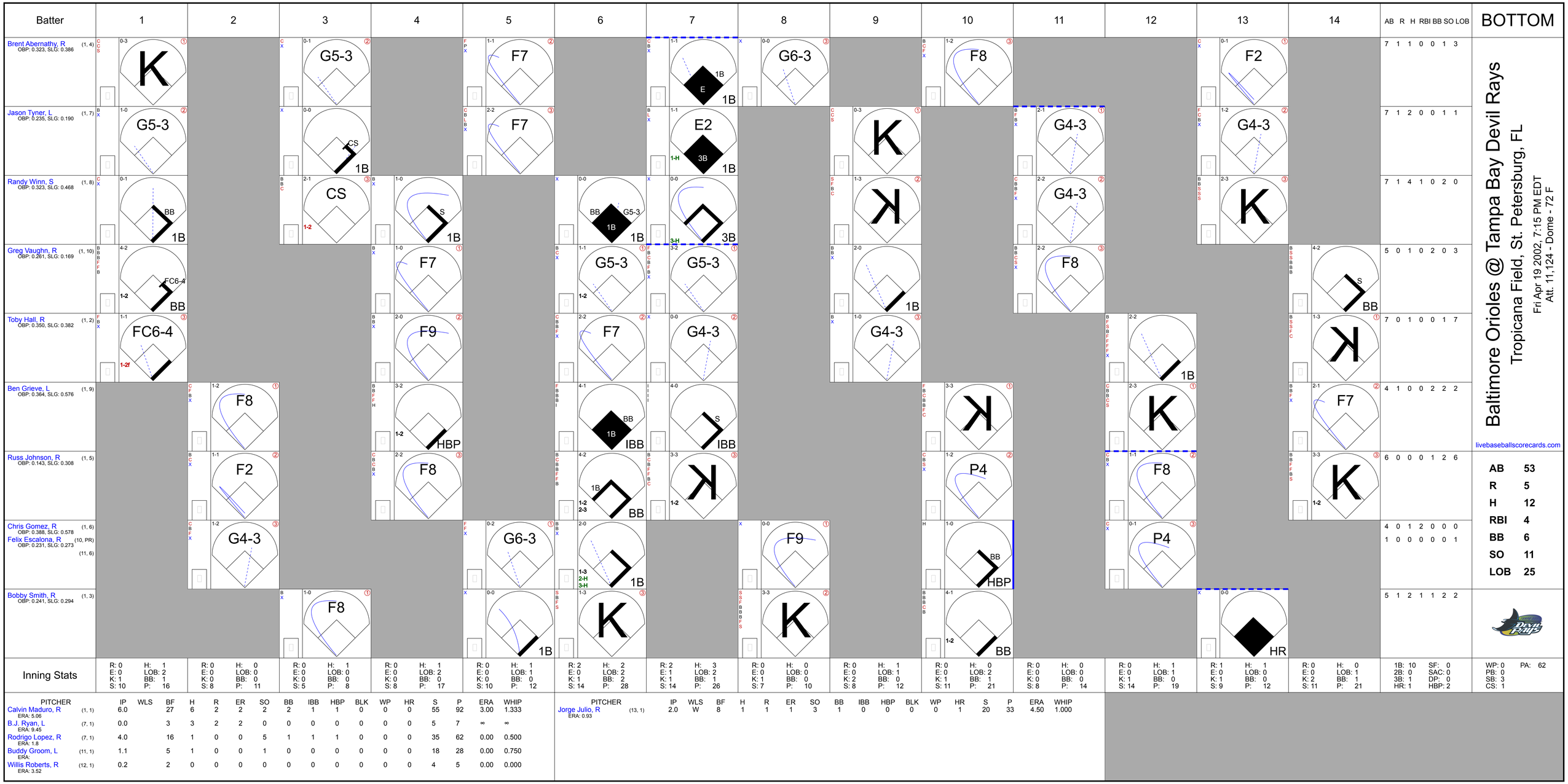
Batter
1
2
3
4
5
6
7
8
9
10
11
12
13
14
AB R H RBI BB SO LOB
BOTTOM
Brent Abernathy, R (1, 4) OBP: 0.323, SLG: 0.386
Jason Tyner, L (1, 7) OBP: 0.235, SLG: 0.190
Randy Winn, S (1, 8) OBP: 0.323, SLG: 0.468
Greg Vaughn, R (1, 10) OBP: 0.261, SLG: 0.169
Toby Hall, R (1, 2) OBP: 0.350, SLG: 0.382
Ben Grieve, L (1, 9) OBP: 0.364, SLG: 0.576
Russ Johnson, R (1, 5) OBP: 0.143, SLG: 0.308
Chris Gomez, R (1, 6) OBP: 0.388, SLG: 0.578
Felix Escalona, R (10, PR) (11, 6) OBP: 0.231, SLG: 0.273
Bobby Smith, R (1, 3) OBP: 0.241, SLG: 0.294
Baltimore Orioles @ Tampa Bay Devil Rays
Tropicana Field, St. Petersburg, FL
Fri Apr 19 2002, 7:15 PM EDT
Att. 11,124 - Dome - 72 F
livebaseballscorecards.com
AB 53
R 5
H 12
RBI 4
BB 6
SO 11
LOB 25
Inning Stats
PITCHER IP WLS BF H R ER SO BB IBB HBP BLK WP HR S P ERA WHIP
Calvin Maduro, R (1, 1) ERA: 5.06 6.0 27 6 2 2 2 2 1 1 0 0 0 55 92 3.00 1.333
B.J. Ryan, L (7, 1) ERA: 9.45 0.0 3 3 2 2 0 0 0 0 0 0 0 5 7 ∞ ∞
Rodrigo Lopez, R (7, 1) ERA: 1.8 4.0 16 1 0 0 5 1 1 1 0 0 0 35 62 0.00 0.500
Buddy Groom, L (11, 1) ERA: 1.1 5 1 0 0 1 0 0 0 0 0 0 0 18 28 0.00 0.750
Willis Roberts, R (12, 1) ERA: 3.52 0.2 2 0 0 0 0 0 0 0 0 0 0 4 5 0.00 0.000
PITCHER IP WLS BF H R ER SO BB IBB HBP BLK WP HR S P ERA WHIP
Jorge Julio, R (13, 1) ERA: 0.93 2.0 W 8 1 1 1 3 1 0 0 0 0 1 20 33 4.50 1.000
1B: 10 SF: 0
2B: 0 SAC: 0
3B: 1 DP: 0
HR: 1 HBP: 2
WP: 0 PA: 62
PB: 0
SB: 3
CS: 1

Batter	1	2	3	4	5	6	7	8	9	AB	R	H	RBI	BB	SO	LOB
6 Melvin Mora, R (1, 7) OBP: 0.466, SLG: 0.407	F9	P6			2B	F7		F8		5	1	1	0	0	0	4
Chris Singleton, L (1, 8) OBP: 0.156, SLG: 0.169	2B BB	B5-3			3B		F9		2B 1B	4	2	2	1	1	0	0
Jeff Conine, R (1, 3) OBP: 0.260, SLG: 0.357	2B	L7			G5-3		1B		F8	5	0	2	1	0	0	2
31 Jay Gibbons, L (1, 9) Gary Matthews, S (9, 9) OBP: 0.358, SLG: 0.698 OBP: 0.263, SLG: 0.133	BB	G5-3				HR	1B		L4	4 0	1 0	2 0	1 0	1 0	0 0	1 0
Tony Batista, R (1, 5) OBP: 0.264, SLG: 0.431	F8		P5			G5-3	F9		2B	5	1	1	1	0	0	4
21 Marty Cordova, R (1, 10) OBP: 0.400, SLG: 0.484	L9		G4-3			G6-3 2B	F9		2B	5	1	2	1	0	0	4
Mike Bordick, R (1, 6) OBP: 0.207, SLG: 0.269		G5-3	F8			G6-3		K	BB	4	0	0	0	1	1	1
Geronimo Gil, R (1, 2) OBP: 0.224, SLG: 0.261		K			G4-3	2B HBP		G4-3	F2	4	0	0	0	0	1	2
Jerry Hairston, R (1, 4) OBP: 0.286, SLG: 0.333		6 S 1B			G6-3	1-3 3-H 2B		BB		3	0	2	1	1	0	0
Inning Stats	R: 1 E: 0 K: 0 S: 10 H: 1 LOB: 2 BB: 2 P: 19	R: 0 E: 0 K: 1 S: 10 H: 1 LOB: 1 BB: 0 P: 19	R: 0 E: 0 K: 0 S: 6 H: 0 LOB: 0 BB: 0 P: 9	R: 0 E: 0 K: 0 S: 6 H: 0 LOB: 0 BB: 0 P: 12	R: 1 E: 0 K: 0 S: 12 H: 2 LOB: 1 BB: 0 P: 18	R: 2 E: 0 K: 0 S: 12 H: 3 LOB: 2 BB: 0 P: 23	R: 0 E: 0 K: 0 S: 13 H: 2 LOB: 2 BB: 0 P: 18	R: 0 E: 0 K: 1 S: 8 H: 0 LOB: 1 BB: 1 P: 16	R: 2 E: 1 K: 0 S: 13 H: 3 LOB: 2 BB: 1 P: 22	1B: 4 2B: 6 3B: 1 HR: 1	SF: 0 SAC: 0 DP: 0 HBP: 1						

TOP

Baltimore Orioles @ Tampa Bay Devil Rays

Tropicana Field, St. Petersburg, FL

Sat Apr 20 2002, 6:15 PM EDT
Att. 11,402 - Dome - 72 F

livebaseballscorecards.com

AB	39
R	6
H	12
RBI	6
BB	4
SO	2
LOB	18

PITCHER		IP	WLS	BF	H	R	ER	SO	BB	IBB	HBP	BLK	WP	HR	S	P	ERA	WHIP
Paul Wilson, R ERA: 2.57	(1, 1)	6.0	L	28	7	4	4	1	2	0	1	0	0	1	56	100	6.00	1.500
Jorge Sosa, R ERA: 5.14	(7, 1)	2.1		11	3	1	1	1	1	0	0	0	0	0	25	39	3.86	1.714
Tom Martin, L ERA: 16.2	(9, 1)	0.2		5	2	1	1	0	1	0	0	0	0	0	9	17	13.50	4.500

PITCHER	IP	WLS	BF	H	R	ER	SO	BB	IBB	HBP	BLK	WP	HR	S	P	ERA	WHIP

Batter	1	2	3	4	5	6	7	8	9	AB	R	H	RBI	BB	SO	LOB
Brent Abernathy, R (1, 4) OBP: 0.303, SLG: 0.361	B C C F X 1-2 ① G6-3	B X 1-0 ③ G6-3			B X 1-0 ① F8			X 0-0 ① G6-3		4	0	0	0	0	0	1
Jason Tyner, L (1, 7) OBP: 0.264, SLG: 0.224	C X 0-1 1B 1B 1B	X 0-0 2B 1B			C B B B C F X 3-2 ② F7			X 0-0 FC3-6 1B		4	2	3	0	0	0	0
Randy Winn, S (1, 8) OBP: 0.333, SLG: 0.485	B B B C F X 3-2 1B 1-3 1B	C X 0-1 G4-3 SF7 1-H 2B			B F S X 1-2 ③ F3			B X 1-0 ② FC3-6 1B 1-2f		4	1	2	1	0	0	1
Ben Grieve, L (1, 9) OBP: 0.371, SLG: 0.571	B F B X 2-1 1-2 3-H 1B	F B B X 2-1 ① G4-3 2-3				B F B F X 2-2 ① L3		B S X 1-1 1-3 1B		4	0	2	1	0	0	1
Greg Vaughn, R (1, 10) OBP: 0.247, SLG: 0.161	B C F B S 2-3 ② K	B X 1-0 ② SF7 3-H				C B B S X 2-2 ② F5		B F X 1-1 ③ F9		3	0	0	1	0	1	4
Chris Gomez, R (1, 6) OBP: 0.358, SLG: 0.531	F X 0-1 ③ F9		C C B B F F B F S 3-3 ③ K			B B B C X 3-1 ③ F8			B C B X 2-1 ① P5	4	0	0	0	0	1	2
Russ Johnson, R (1, 5) OBP: 0.222, SLG: 0.313		B C B F F X 2-2 S 1B	B B C B S F F B 4-2 G6-4-3 BB				C F C 0-3 ① K		B C C B B F X 3-2 ② F7	3	0	1	0	1	1	0
John Flaherty, R (1, 2) OBP: 0.273, SLG: 0.364		F B B F X 2-2 ① F9	X 0-0 ① ② G6-4-3 1-2f				C F B B B F F X 3-2 ② F2		C X 0-1 DI 1B	4	0	1	0	0	0	2
Bobby Smith, R (1, 3) OBP: 0.228, SLG: 0.278 Toby Hall, R (9, PH) OBP: 0.344, SLG: 0.375		B C S F F B B F C 3-3 ② K 1-2		C B X 1-1 ③ F6			C S B S 1-3 ③ K		B S F F F B F X 2-2 ③ P4 1-2	3 1	0 0	0 0	0 0	0 0	2 0	1 1
Inning Stats	R: 1 H: 3 E: 0 LOB: 2 K: 1 BB: 0 S: 16 P: 24	R: 0 H: 1 E: 0 LOB: 1 K: 1 BB: 0 S: 14 P: 22	R: 2 H: 2 E: 0 LOB: 0 K: 1 BB: 0 S: 12 P: 18	R: 0 H: 0 E: 0 LOB: 0 K: 0 BB: 1 S: 7 P: 12	R: 0 H: 0 E: 0 LOB: 0 K: 0 BB: 0 S: 8 P: 13	R: 0 H: 0 E: 0 LOB: 0 K: 0 BB: 0 S: 8 P: 15	R: 0 H: 0 E: 0 LOB: 0 K: 2 BB: 0 S: 11 P: 15	R: 0 H: 2 E: 0 LOB: 2 K: 0 BB: 0 S: 7 P: 10	R: 0 H: 1 E: 0 LOB: 1 K: 0 BB: 0 S: 14 P: 21	1B: 8 2B: 1 3B: 0 HR: 0	SF: 1 SAC: 0 DP: 1 HBP: 0			WP: 0 PB: 0 SB: 1 CS: 0	PA: 36		

PITCHER		IP	WLS	BF	H	R	ER	SO	BB	IBB	HBP	BLK	WP	HR	S	P	ERA	WHIP
Jason Johnson, R ERA: 5.48	(1, 1)	7.0	W	27	6	3	3	5	1	0	0	0	0	0	76	119	3.86	1.000
Willis Roberts, R ERA: 2.79	(8, 1)	2.0	S	9	3	0	0	0	0	0	0	0	0	0	21	31	0.00	1.500

PITCHER	IP	WLS	BF	H	R	ER	SO	BB	IBB	HBP	BLK	WP	HR	S	P	ERA	WHIP

Baltimore Orioles @ Tampa Bay Devil Rays

Tropicana Field, St. Petersburg, FL

Sat Apr 20 2002, 6:15 PM EDT

Att. 11,402 - Dome - 72 F

BOTTOM

livebaseballscorecards.com

AB	34
R	3
H	9
RBI	3
BB	1
SO	5
LOB	13

Batter	1	2	3	4	5	6	7	8	9	AB	R	H	RBI	BB	SO	LOB
Jerry Hairston, R (1, 4) OBP: 0.264, SLG: 0.306	C B S B C 2-3 ① K		X 0-0 ② B5-3 1-2		B C L B S 2-3 ② K			C B B C B X 3-2 ① L7		4	0	0	0	0	2	1
Gary Matthews, S (1, 8) OBP: 0.348, SLG: 0.176	B B B B 4-0 WP BB		B B F C B B 4-2 BB		B X 1-0 ③ G4-3			B C B X 2-1 S 1B		2	0	1	0	2	0	0
David Segui, S (1, 10) OBP: 0.382, SLG: 0.373	B B B B 4-0 1-2 G5-4-3 BB		F S B B B S 3-3 ③ K			F C B F F B X 2-2 ① G1-3		C S S 0-3 ② K		3	0	0	0	1	2	3
Jeff Conine, R (1, 3) OBP: 0.260, SLG: 0.342	C C B B F X 2-2 ② ③ G5-4-3 1-2f			F B B F X 2-2 ① P4		F S B B X 2-2 ② F8		B I I I 4-0 1-2 IBB		3	0	0	0	1	0	2
31 Jay Gibbons, L (1, 9) OBP: 0.352, SLG: 0.672		F B X 1-1 ① F7		B F F F B X 2-2 ② F5		X 0-0 S 1B		C X 0-1 ③ G3-1		4	0	1	0	0	0	2
Tony Batista, R (1, 5) OBP: 0.263, SLG: 0.435		X 0-0 ② F4		C B B X 2-1 21 2B 2B		B C F B B F S 3-3 ③ K 1-2			B B S B X 3-1 ① F8	4	1	1	0	0	1	1
21 Marty Cordova, R (1, 7) OBP: 0.385, SLG: 0.486		X 0-0 ③ F8		B C B X 2-1 2-H 2B			B B F F S 2-3 ① K		S B B C S 2-3 ② K	4	0	1	1	0	2	0
Brook Fordyce, R (1, 2)			C C B B B F B F F X 3-2 ① G5-3	B X 1-0 ③ G3-1			C X 0-1 ② G5-3		X 0-0 ③ G6-3	4	0	0	0	0	0	1
Mike Bordick, R (1, 6) OBP: 0.213, SLG: 0.259			B B B B 4-0 B5-3 BB	F F B X 1-2 ① P4			B B F F S 2-3 ③ K			2	0	0	0	1	1	0
Inning Stats	R: 0 E: 0 K: 1 S: 7 H: 0 LOB: 1 BB: 2 P: 19	R: 0 E: 0 K: 0 S: 4 H: 0 LOB: 0 BB: 0 P: 5	R: 0 E: 0 K: 1 S: 12 H: 0 LOB: 2 BB: 2 P: 26	R: 1 E: 0 K: 0 S: 12 H: 2 LOB: 1 BB: 0 P: 21	R: 0 E: 0 K: 1 S: 7 H: 0 LOB: 0 BB: 0 P: 11	R: 0 E: 0 K: 1 S: 14 H: 1 LOB: 1 BB: 0 P: 21	R: 0 E: 0 K: 2 S: 8 H: 0 LOB: 0 BB: 0 P: 12	R: 0 E: 0 K: 1 S: 10 H: 1 LOB: 2 BB: 1 P: 19	R: 0 E: 0 K: 1 S: 6 H: 0 LOB: 0 BB: 0 P: 11	1B: 2 2B: 2 3B: 0 HR: 0 SF: 0 SAC: 0 DP: 1 HBP: 0							

TOP

Baltimore Orioles @ Tampa Bay Devil Rays

Tropicana Field, St. Petersburg, FL

Sun Apr 21 2002, 1:15 PM EDT
Att. 13,091 - Dome - 72 F

livebaseballscorecards.com

AB	30
R	1
H	4
RBI	1
BB	5
SO	8
LOB	10

WP: 1 PA: 35
PB: 0
SB: 2
CS: 0

PITCHER		IP	WLS	BF	H	R	ER	SO	BB	IBB	HBP	BLK	WP	HR	S	P	ERA	WHIP
48 Delvin James, R ERA: 2.53	(1, 1)	5.2		23	3	1	1	3	4	0	0	0	1	0	51	95	1.59	1.235
Jesus Colome, R ERA: 9.28	(6, 1)	2.0		8	1	0	0	4	0	1	0	0	0	0	21	37	0.00	0.500
Doug Creek, L ERA: 4.5	(8, 1)	0.1	W	1	0	0	0	0	0	0	0	0	0	0	2	2	0.00	0.000
Esteban Yan, R ERA: 1.93	(9, 1)	1.0	S	3	0	0	0	1	0	0	0	0	0	0	6	11	0.00	0.000

PITCHER	IP	WLS	BF	H	R	ER	SO	BB	IBB	HBP	BLK	WP	HR	S	P	ERA	WHIP

Batter	1	2	3	4	5	6	7	8	9	AB	R	H	RBI	BB	SO	LOB
Jason Tyner, L (1, 7) OBP: 0.263, SLG: 0.225	C X 0-1 G4-3 ①		B C S F B X 2-2 F8 ②		B X 1-0 G3-1 ③			C B B X 2-1 1B 1B 1B		4	1	1	0	0	0	2
Randy Winn, S (1, 8) OBP: 0.329, SLG: 0.471	C S F X 0-2 L5 ②		C B 1 SAFE 1-1 PO ③ 1-2	L X 0-1 G1-3 ①		B F B F F X 2-2 F8 ①		B X 1-0 1B 1-2 1B		4	0	1	0	0	0	0
Ben Grieve, L (1, 9) OBP: 0.378, SLG: 0.567	C B F B B X 3-2 G6-3 ③			B C F B B X 3-2 FC4-6 1B		F X 0-1 L4 ②		C B X 1-1 1-3 2-H 1B		4	0	2	1	0	0	0
Greg Vaughn, R (1, 10) OBP: 0.234, SLG: 0.152		X 0-0 G3-1 ①		X 0-0 F9 ②		S S B S 1-3 K ③		C S B B S 2-3 K ③		4	0	0	0	0	2	3
Toby Hall, R (1, 2) OBP: 0.344, SLG: 0.362		B B B C B 4-1 BB		S B F F F X 1-2 FC4-6 1-2f ③			B X 1-0 P4 ①			2	0	0	0	1	0	1
Chris Gomez, R (1, 6) OBP: 0.339, SLG: 0.500		X 0-0 L9 ②			F B B B X 3-1 G5-3 ①		X 0-0 G5-3 ②			3	0	0	0	0	0	1
Russ Johnson, R (1, 5) OBP: 0.190, SLG: 0.263		B X 1-0 F4 ③			C S X 0-2 F7 ②		B F S F B B S 3-3 K ③			3	0	0	0	0	1	1
Bobby Smith, R (1, 3) OBP: 0.233, SLG: 0.281			B X 1-0 F8 ①		B X 1-0 2B 1B			S S B B B S 3-3 K ①		3	1	1	0	0	1	0
Felix Escalona, R (1, 4) OBP: 0.313, SLG: 0.429			X 0-0 PO 1B		S P S F X 1-2 1-H 2B			B B F B F S 3-3 K ②		3	0	2	1	0	1	0
Inning Stats	R: 0 E: 0 K: 0 S: 9 H: 0 LOB: 0 BB: 0 P: 12	R: 0 E: 0 K: 0 S: 4 H: 0 LOB: 1 BB: 1 P: 9	R: 0 E: 0 K: 0 S: 7 H: 1 LOB: 0 BB: 0 P: 11	R: 0 E: 0 K: 0 S: 11 H: 1 LOB: 1 BB: 0 P: 15	R: 1 E: 0 K: 0 S: 12 H: 2 LOB: 1 BB: 0 P: 17	R: 0 E: 0 K: 1 S: 9 H: 0 LOB: 0 BB: 0 P: 12	R: 0 E: 0 K: 1 S: 6 H: 0 LOB: 0 BB: 0 P: 10	R: 1 E: 0 K: 3 S: 14 H: 3 LOB: 2 BB: 0 P: 26		1B: 6 2B: 1 3B: 0 HR: 0	SF: 0 SAC: 0 DP: 0 HBP: 0					

PITCHER		IP	WLS	BF	H	R	ER	SO	BB	IBB	HBP	BLK	WP	HR	S	P	ERA	WHIP
Sidney Ponson, R ERA: 6.08	(1, 1)	7.2	L	29	6	2	2	4	1	0	0	0	0	0	67	104	2.35	0.913
Erik Bedard, L ERA: 13.5	(8, 1)	0.0		1	1	0	0	0	0	0	0	0	0	0	2	3	∞	∞
Rick Bauer, R ERA: 2.57	(8, 1)	0.1		1	0	0	0	1	0	0	0	0	0	0	3	5	0.00	0.000

PITCHER	IP	WLS	BF	H	R	ER	SO	BB	IBB	HBP	BLK	WP	HR	S	P	ERA	WHIP

BOTTOM

Baltimore Orioles @ Tampa Bay Devil Rays

Tropicana Field, St. Petersburg, FL

Sun Apr 21 2002, 1:15 PM EDT
Att. 13,091 - Dome - 72 F

livebaseballscorecards.com

AB	30
R	2
H	7
RBI	2
BB	1
SO	5
LOB	8

WP: 0 PA: 32
PB: 0
SB: 0
CS: 0

Batter	1	2	3	4	5	6	7	8	9	AB	R	H	RBI	BB	SO	LOB
18 Johnny Damon, L (1, 8) OBP: 0.413, SLG: 0.557	1-1 G4-3	2-2 G4-3			1-2 1B S 1B 1B	1-0 G3-1			1-2 G4-3 2-3	5	1	1	0	0	0	1
Shea Hillenbrand, R (1, 5) OBP: 0.392, SLG: 0.662	1-1 2B 2B		0-1 G4-3		2-2 1B 1-3 G4-6-3 1B		0-0 G1-3		3-2 F3	5	2	2	0	0	0	1
Nomar Garciaparra, R (1, 6) OBP: 0.324, SLG: 0.508	4-1 2B BB		0-0 G4-3		0-0 G4-6-3 1-3 3-H 1B		2-0 G6-3		0-1 F9	4	1	1	1	1	0	1
Manny Ramirez, R (1, 7) OBP: 0.513, SLG: 0.741	3-2 G6-3 1-H 2-H 2B		1-2 G5-3		1-1 G4-6-3 1-2f 3-H		4-0 BB			3	0	1	2	1	0	1
Tony Clark, S (1, 3) OBP: 0.246, SLG: 0.283	1-0 G6-3 2-3			1-1 G6-3	0-0 1B		1-2 G4-3			4	0	1	0	0	0	2
Brian Daubach, L (1, 10) OBP: 0.382, SLG: 0.645 Jose Offerman, S (8, PH) OBP: 0.345, SLG: 0.577	4-0 BB			4-1 BB BB	3-1 G3			3-2 F8		1 1	0 0	0 0	0 0	2 0	0 0	1 0
Jason Varitek, S (1, 2) OBP: 0.353, SLG: 0.510	1-2 G6-3			0-2 F7		1-2 G3-1 SF8 2B		1-2 G1-3		4	1	1	0	0	0	3
Trot Nixon, L (1, 9) OBP: 0.314, SLG: 0.323		3-2 G6-3		4-1 FC6-4 1-2 BB		3-1 G3-1 2-3		2-3 K		3	0	0	0	1	1	1
Rey Sanchez, R (1, 4) OBP: 0.276, SLG: 0.273 Carlos Baerga, S (9, PH) OBP: 0.444, SLG: 0.563		1-1 G5-3		1-0 FC6-4 1-2f		1-2 SF8 3-H			0-1 18 G4-3 2B	2 1	0 0	0 1	1 0	0 0	0 0	2 0
Inning Stats	R: 2 E: 0 K: 0 S: 13 H: 2 LOB: 2 BB: 2 P: 28	R: 0 E: 0 K: 0 S: 8 H: 0 LOB: 0 BB: 0 P: 14	R: 0 E: 0 K: 0 S: 6 H: 0 LOB: 0 BB: 0 P: 7	R: 0 E: 0 K: 0 S: 8 H: 0 LOB: 2 BB: 2 P: 18	R: 2 E: 0 K: 0 S: 12 H: 4 LOB: 1 BB: 0 P: 19	R: 1 E: 0 K: 0 S: 9 H: 1 LOB: 0 BB: 0 P: 15	R: 0 E: 0 K: 0 S: 5 H: 0 LOB: 1 BB: 1 P: 12	R: 0 E: 0 K: 1 S: 11 H: 0 LOB: 0 BB: 0 P: 17	R: 0 E: 0 K: 0 S: 10 H: 1 LOB: 1 BB: 0 P: 14	1B: 4 2B: 4 3B: 0 HR: 0	SF: 1 SAC: 0 DP: 1 HBP: 0						

TOP

Boston Red Sox @ Baltimore Orioles

Oriole Park at Camden Yards, Baltimore, MD

Tue Apr 23 2002, 7:05 PM EDT
Att. 26,301 - Sunny - 52 F

livebaseballscorecards.com

AB	33
R	5
H	8
RBI	4
BB	5
SO	1
LOB	13

PITCHER		IP	WLS	BF	H	R	ER	SO	BB	IBB	HBP	BLK	WP	HR	S	P	ERA	WHIP
Scott Erickson, R ERA: 4.6	(1, 1)	6.0	W	28	7	5	5	0	4	0	0	0	0	0	56	101	7.50	1.833
Rick Bauer, R ERA: 2.25	(7, 1)	1.0	H	4	0	0	0	0	1	0	0	0	0	0	5	12	0.00	1.000
Buddy Groom, L ERA:	(8, 1)	1.0	H	3	0	0	0	1	0	0	0	0	0	0	11	17	0.00	0.000
Jorge Julio, R ERA: 0.84	(9, 1)	1.0	S	4	1	0	0	0	0	0	0	0	0	0	10	14	0.00	1.000

PITCHER	IP	WLS	BF	H	R	ER	SO	BB	IBB	HBP	BLK	WP	HR	S	P	ERA	WHIP

Boston Red Sox @ Baltimore Orioles

Oriole Park at Camden Yards, Baltimore, MD

Tue Apr 23 2002, 7:05 PM EDT
Att. 26,301 - Sunny - 52 F

livebaseballscorecards.com

BOTTOM

Batter	1	2	3	4	5	6	7	8	9	AB	R	H	RBI	BB	SO	LOB
Jerry Hairston, R (1, 4) OBP: 0.276, SLG: 0.302	C B B X 2-1 SH1-3 1B 1B	C B C F B B C 3-3 K ③		F B C H 2-2 1B 1B HBP	C B C B X 2-2 FC3-6 ② 1-2f 2-3			B B C F F F X 2-2 G5-3 ②		4	2	1	0	0	1	3
Chris Singleton, L (1, 8) OBP: 0.176, SLG: 0.190	B B F X 2-1 SH1-3 ① 1-2		C S X 0-2 F9 ① B B X 2-0 1-3 1B 1B		X 0-0 G3 ③			C X 0-1 1B		4	1	2	0	0	0	2
David Segui, S (1, 10) OBP: 0.384, SLG: 0.365	B F B F X 2-2 2-H 1B		B F C B B B 4-2 2B SF8 BB C F S 0-3 K ②			X 0-0 G5-3 ①		C F P B X 2-2 G4-3 ③		4	1	1	1	1	1	3
Jeff Conine, R (1, 3) OBP: 0.272, SLG: 0.364	C B F B F B X 3-2 F8 ②		B B X 2-0 1-3 2B X 0-0 2-H 3-H 1B			C X 0-1 L9 ②				4	0	2	2	0	0	1
31 Jay Gibbons, L (1, 9) OBP: 0.347, SLG: 0.643 Gary Matthews, S (9, 9) OBP: 0.348, SLG: 0.176	X 0-0 G3-1 ③		B B C F B B 4-2 BB X 0-0 F8 ③			B F F X 1-2 F7 ③				3 0	0 0	0 0	0 0	1 0	0 0	2 0
Tony Batista, R (1, 5) OBP: 0.263, SLG: 0.444		C B X 1-1 G6-3 ①	B B S S B X 3-2 SF8 ② 3-H		B X 1-0 21 SH1-3 1B 2B		C C F X 0-2 F9 ①			3	1	1	1	0	0	0
21 Marty Cordova, R (1, 7) OBP: 0.381, SLG: 0.459		C X 0-1 G4-3 ② B F C B B S 3-3 K ③			X 0-0 SH1-3 ① 2-3		B B B C B 4-1 G6-4-3 BB			2	0	0	0	1	1	2
Geronimo Gil, R (1, 2) OBP: 0.264, SLG: 0.420		B X 1-0 HR		B B X 2-0 HR	C F B F F X 1-2 FC3-6 1B 3-H 1B		F B B F F X 2-2 ② ③ G6-4-3 1-2f			4	2	3	3	0	0	1
Mike Bordick, R (1, 6) OBP: 0.231, SLG: 0.310		C X 0-1 3B		C L F B B X 2-2 F9 ①	C G B B X 2-2 FC3-6 1-2 1B			B C B X 2-1 G3 ①		4	0	2	0	0	0	0
Inning Stats	R: 1 H: 2 E: 0 LOB: 1 K: 0 BB: 0 S: 12 P: 21	R: 1 H: 2 E: 0 LOB: 1 K: 1 BB: 0 S: 11 P: 16	R: 1 H: 1 E: 0 LOB: 2 K: 1 BB: 2 S: 14 P: 30	R: 3 H: 3 E: 0 LOB: 1 K: 1 BB: 0 S: 13 P: 21	R: 1 H: 3 E: 0 LOB: 2 K: 0 BB: 0 S: 14 P: 20	R: 0 H: 0 E: 0 LOB: 0 K: 0 BB: 0 S: 6 P: 7	R: 0 H: 0 E: 0 LOB: 0 K: 0 BB: 1 S: 9 P: 15	R: 0 H: 1 E: 0 LOB: 1 K: 0 BB: 0 S: 13 P: 18		1B: 7 SF: 1 2B: 2 SAC: 2 3B: 1 DP: 1 HR: 2 HBP: 1						

	AB	R	H	RBI	BB	SO	LOB
AB	**32**						
R	**7**						
H	**12**						
RBI	**7**						
BB	**3**						
SO	**3**						
LOB	**14**						

WP: 0 PA: 39
PB: 0
SB: 0
CS: 0

PITCHER		IP	WLS	BF	H	R	ER	SO	BB	IBB	HBP	BLK	WP	HR	S	P	ERA	WHIP
Frank Castillo, R ERA: 3.8	(1, 1)	3.1	L	19	6	5	5	2	2	0	1	0	0	2	44	80	13.50	2.400
Rolando Arrojo, R ERA: 3.29	(4, 1)	3.2		16	5	2	2	1	1	0	0	0	0	0	35	50	4.91	1.636
Casey Fossum, L ERA: 1.93	(8, 1)	1.0		4	1	0	0	0	0	0	0	0	0	0	13	18	0.00	1.000

PITCHER	IP	WLS	BF	H	R	ER	SO	BB	IBB	HBP	BLK	WP	HR	S	P	ERA	WHIP

Batter	1	2	3	4	5	6	7	8	9	AB	R	H	RBI	BB	SO	LOB
18 Johnny Damon, L (1, 8) OBP: 0.400, SLG: 0.533	C B X 1-1 G1-3 ①		B B C C X 2-2 P6 ①	B B C F F X 2-2 P6 ③			B C X 1-1 G1-3 ①		B C B X 2-1 F9 DI 2B 1B	5	1	1	0	0	0	1
Jose Offerman, S (1, 10) OBP: 0.353, SLG: 0.548	X 0-0 F8 ②		X 0-0 1B SF8 1B		C X 0-1 FC5-4 1B		S C X 0-2 F6 ②		B B B B C X 3-1 F9 ② 1-3	5	1	2	0	0	0	1
Nomar Garciaparra, R (1, 6) OBP: 0.356, SLG: 0.544	X 0-0 S 1B		B S S S B X 2-2 1-3 1B		B X 1-0 FC5-4 ① 1-2f		F X 0-1 FC6-4 1B		X 0-0 3-H 2B	5	0	4	1	0	0	1
Manny Ramirez, R (1, 7) OBP: 0.494, SLG: 0.705	B B B I 4-0 1-2 IBB		X 0-0 SF8 ② 3-H		C B X 1-1 P4 ②		C B X 1-1 FC6-4 ③ 1-2f		B F B B S T F X 3-2 F9 ③	3	0	0	1	1	0	3
Tony Clark, S (1, 3) OBP: 0.230, SLG: 0.263	X 0-0 F7 ③		F B X 1-1 F9 ③		C X 0-1 G4-3 ③			X 0-0 G6-3 ①		4	0	0	0	0	0	4
Shea Hillenbrand, R (1, 5) OBP: 0.372, SLG: 0.625		B C X 1-1 G1-3 ①		C X 0-1 G1-3 ①		B C X 1-1 F9 ①		C B X 1-1 L6 ②		4	0	0	0	0	0	0
Jason Varitek, S (1, 2) OBP: 0.382, SLG: 0.528		F F F X 0-2 L5 ②		F F X 0-2 2B G6-3 1B		F B B S X 2-2 FC5-4 1B		C B X 1-1 1B		4	1	3	0	0	0	0
Trot Nixon, L (1, 9) OBP: 0.324, SLG: 0.348		C X 0-1 E7 1B		C B B B X 3-1 G6-3 1-3 2B		S S F S 0-3 K ②		C S B C 1-3 K ③		4	0	2	0	0	2	2
Rey Sanchez, R (1, 4) OBP: 0.262, SLG: 0.259 Carlos Baerga, S (9, PH) OBP: 0.421, SLG: 0.529		B B F X 2-1 G6-3 ③		F X 0-1 G6-3 ② 2-3 3-H		B B X 2-0 FC5-4 ③ 1-2f			C C X 0-2 G3-1 ①	3 1	0 0	0 0	1 0	0 0	0 0	3 0
Inning Stats	R: 0 H: 1 E: 0 LOB: 2 K: 0 BB: 1 S: 5 P: 10	R: 0 H: 1 E: 0 LOB: 1 K: 0 BB: 0 S: 10 P: 13	R: 1 H: 2 E: 0 LOB: 1 K: 0 BB: 0 S: 10 P: 15	R: 1 H: 2 E: 0 LOB: 1 K: 0 BB: 0 S: 13 P: 18	R: 0 H: 1 E: 0 LOB: 1 K: 0 BB: 0 S: 7 P: 9	R: 0 H: 1 E: 0 LOB: 1 K: 1 BB: 0 S: 10 P: 15	R: 0 H: 1 E: 0 LOB: 1 K: 0 BB: 0 S: 9 P: 11	R: 0 H: 1 E: 0 LOB: 1 K: 1 BB: 0 S: 8 P: 11	R: 1 H: 2 E: 0 LOB: 1 K: 0 BB: 0 S: 13 P: 21	1B: 10 SF: 1 2B: 2 SAC: 0 3B: 0 DP: 0 HR: 0 HBP: 0						

PITCHER		IP	WLS	BF	H	R	ER	SO	BB	IBB	HBP	BLK	WP	HR	S	P	ERA	WHIP
Rodrigo Lopez, R ERA: 2.21	(1, 1)	5.1	W	25	8	2	2	0	0	1	0	0	0	0	50	73	3.38	1.500
B.J. Ryan, L ERA: 9.0	(6, 1)	0.1	H	1	0	0	0	1	0	0	0	0	0	0	4	4	0.00	0.000
Rick Bauer, R ERA: 1.8	(6, 1)	2.0	H	8	2	0	0	0	0	0	0	0	0	0	15	21	0.00	1.000
Buddy Groom, L ERA:	(8, 1)	0.1	H	1	0	0	0	1	0	0	0	0	0	0	3	4	0.00	0.000
Jorge Julio, R ERA: 1.54	(9, 1)	1.0	S	5	2	1	1	0	0	0	0	0	0	0	13	21	9.00	2.000

PITCHER	IP	WLS	BF	H	R	ER	SO	BB	IBB	HBP	BLK	WP	HR	S	P	ERA	WHIP

TOP

Boston Red Sox @ Baltimore Orioles

Oriole Park at Camden Yards, Baltimore, MD

Wed Apr 24 2002, 7:05 PM EDT
Att. 29,004 - Sunny - 62 F

livebaseballscorecards.com

AB	38
R	3
H	12
RBI	3
BB	1
SO	2
LOB	15

WP: 0	PA: 40		
PB: 0			
SB: 1			
CS: 0			

Boston Red Sox @ Baltimore Orioles

Oriole Park at Camden Yards, Baltimore, MD

Wed Apr 24 2002, 7:05 PM EDT
Att. 29,004 - Sunny - 62 F

BOTTOM

livebaseballscorecards.com

Batter	1	2	3	4	5	6	7	8	9	AB	R	H	RBI	BB	SO	LOB
6 Melvin Mora, R (1, 8) OBP: 0.461, SLG: 0.393	C B F C 1-3 ① K	B B C F C 2-3 ② K			H 1-0 2B WP HBP	C S X 0-2 ② FC3-6 PB 1B 1-2f		B C B S B C 3-3 ③ K		2	1	0	0	0	2	1
Chris Singleton, L (6, 8) OBP: 0.171, SLG: 0.185										2	1	0	0	0	1	1
Gary Matthews, S (1, 9) OBP: 0.407, SLG: 0.300	B X 1-0 S 1B 1B	B F C S 1-3 ③ K			X 0-0 WP SF7 2B 1-3	B B B B 4-0 1B BB 2-3				3	2	2	0	1	1	1
David Segui, S (1, 10) OBP: 0.390, SLG: 0.364	B B C B B 4-1 1B BB 1-2	C S F B B F F S 2-3 ① K			L S B C 1-3 ① K 2-3 3-H	B C X 1-1 FC6-4 1B 1-2 3-H				3	0	1	1	1	2	1
Jeff Conine, R (1, 3) OBP: 0.259, SLG: 0.350	C C S 0-3 ② K	F B B F X 2-2 ② F8			B C C X 1-2 ② SF7 3-H	B F F X 1-2 ③ FC6-4 1-2f				3	0	0	1	0	1	4
Tony Batista, R (1, 5) OBP: 0.286, SLG: 0.461	C C X 1-2 1B 1-2 2-H	C B C B F F X 2-2 21 S 1B			B X 1-0 21 1B 1B	C B X 1-1 ① G6-3				4	0	3	1	0	0	0
21 Marty Cordova, R (1, 7) OBP: 0.370, SLG: 0.439	C S X 0-2 ③ F7	B B C C S 2-3 ③ K 1-2			B F X 1-1 1B 1-2		S F S 0-3 ② K			4	0	1	0	0	2	3
Mike Bordick, R (1, 6) OBP: 0.217, SLG: 0.290		C C B S 1-3 ① K		B X 1-0 ① F7	B C X 1-1 ③ L7		X 0-0 ③ F9			4	0	0	0	0	1	2
Geronimo Gil, R (1, 2) OBP: 0.281, SLG: 0.444		F F X 0-2 PB 2B 2B		B B F X 2-1 ② G5-3		B X 1-0 FC3-6 1B		F X 0-1 ① L4		4	1	2	0	0	0	0
Jerry Hairston, R (1, 4) OBP: 0.274, SLG: 0.316		F C B X 1-2 2-H 2B		B C B C B F F X 3-2 ③ G4-3		X 0-0 ① F2		C B B C X 2-2 ② F9		4	0	1	1	0	0	1

	AB	33
	R	5
	H	10
	RBI	4
	BB	2
	SO	10
	LOB	14

Inning Stats	1	2	3	4	5	6	7	8	9
	R: 1 H: 2 E: 0 LOB: 2 K: 2 BB: 1 S: 14 P: 21	R: 1 H: 2 E: 0 LOB: 1 K: 3 BB: 0 S: 15 P: 20	R: 0 H: 1 E: 0 LOB: 1 K: 2 BB: 0 S: 17 P: 25	R: 0 H: 0 E: 0 LOB: 0 K: 0 BB: 0 S: 8 P: 14	R: 2 H: 3 E: 0 LOB: 2 K: 1 BB: 0 S: 12 P: 18	R: 1 H: 2 E: 1 LOB: 2 K: 0 BB: 1 S: 10 P: 17	R: 0 H: 0 E: 0 LOB: 0 K: 1 BB: 0 S: 6 P: 7	R: 0 H: 0 E: 0 LOB: 0 K: 1 BB: 0 S: 8 P: 13	

	1B: 7	SF: 1	WP: 1	PA: 37
	2B: 3	SAC: 0	PB: 2	
	3B: 0	DP: 0	SB: 2	
	HR: 0	HBP: 1	CS: 0	

PITCHER		IP	WLS	BF	H	R	ER	SO	BB	IBB	HBP	BLK	WP	HR	S	P	ERA	WHIP
Darren Oliver, L ERA: 4.26	(1, 1)	4.2	L	24	8	4	4	8	1	0	1	0	1	0	64	95	7.71	1.929
49 Tim Wakefield, R ERA: 3.12	(5, 1)	2.1		10	2	1	1	1	1	0	0	0	0	0	18	27	3.86	1.286
Rich Garces, R ERA: 8.53	(8, 1)	1.0		3	0	0	0	1	0	0	0	0	0	0	8	13	0.00	0.000

PITCHER	IP	WLS	BF	H	R	ER	SO	BB	IBB	HBP	BLK	WP	HR	S	P	ERA	WHIP

Boston Red Sox @ Baltimore Orioles

Oriole Park at Camden Yards, Baltimore, MD

Thu Apr 25 2002, 3:05 PM EDT

Att. 31,353 - Cloudy - 61 F

TOP

livebaseballscorecards.com

Batter	1	2	3	4	5	6	7	8	9	AB	R	H	RBI	BB	SO	LOB
18 Johnny Damon, L (1, 8) OBP: 0.400, SLG: 0.532	F5		2B FC6-5 1B		WP S 1B 1B	SF9 3-H		FC6-4 1-2f		4	2	2	1	0	0	1
Shea Hillenbrand, R (1, 5) OBP: 0.386, SLG: 0.632	G6-3		FC6-5 1-3 2B		WP 1-2 1B BB	1-2 1B		K		4	1	2	0	1	1	1
Nomar Garciaparra, R (1, 6) OBP: 0.359, SLG: 0.528	K		FC6-5 2-3 3-H		1B 1-2 2-3 BB	K			1B 1B	4	0	1	1	1	2	3
Manny Ramirez, R (1, 7) OBP: 0.500, SLG: 0.712		G3-1 SF8 2B	K		1-3 2-H 3-H 1B		1-2 1B		F9	5	1	3	2	0	1	2
Tony Clark, S (1, 3) OBP: 0.212, SLG: 0.242		G3-1 2-3		P6	K		F9		P6	5	0	0	0	0	1	5
Brian Daubach, L (1, 10) OBP: 0.359, SLG: 0.600		SF8 3-H		F9		K	K		1-2 1B	4	0	1	1	0	2	1
Jason Varitek, S (1, 2) OBP: 0.367, SLG: 0.491		K		G3-1		2B BB	G		G	4	1	0	0	1	1	3
Trot Nixon, L (1, 9) OBP: 0.346, SLG: 0.429			HR		F9	1B 18 SF9 1-3 2B		18 FC6-4 1B		4	2	3	1	0	0	0
Rey Sanchez, R (1, 4) OBP: 0.262, SLG: 0.258			G4-3		G6-3	1B 2-3 3-H 1B		F9		4	0	1	1	0	0	1
Inning Stats	R: 0 E: 0 K: 1 S: 11 H: 0 LOB: 0 BB: 0 P: 13	R: 1 E: 0 K: 1 S: 11 H: 1 LOB: 0 BB: 0 P: 18	R: 2 E: 0 K: 1 S: 13 H: 3 LOB: 1 BB: 0 P: 21	R: 0 E: 0 K: 0 S: 7 H: 0 LOB: 0 BB: 0 P: 15	R: 2 E: 0 K: 1 S: 14 H: 2 LOB: 2 BB: 2 P: 27	R: 2 E: 0 K: 2 S: 15 H: 3 LOB: 2 BB: 1 P: 25	R: 0 E: 0 K: 1 S: 15 H: 1 LOB: 1 BB: 0 P: 18	R: 0 E: 0 K: 1 S: 8 H: 1 LOB: 1 BB: 0 P: 10	R: 0 E: 0 K: 0 S: 12 H: 2 LOB: 2 BB: 0 P: 14	1B: 9 2B: 3 3B: 0 HR: 1	SF: 2 SAC: 0 DP: 0 HBP: 0						

	AB	38
	R	7
	H	13
	RBI	7
	BB	3
	SO	8
	LOB	17

WP: 1 PB: 0 SB: 1 CS: 0 PA: 43

PITCHER	IP	WLS	BF	H	R	ER	SO	BB	IBB	HBP	BLK	WP	HR	S	P	ERA	WHIP
Calvin Maduro, R (1, 1) ERA: 6.0	5.0	L	23	6	5	5	4	2	0	0	0	1	1	56	94	9.00	1.600
Josh Towers, R (6, 1) ERA: 5.64	3.0		15	5	2	2	4	1	0	0	0	0	0	38	53	6.00	2.000
Willis Roberts, R (9, 1) ERA: 2.53	1.0		5	2	0	0	0	0	0	0	0	0	0	12	14	0.00	2.000

PITCHER	IP	WLS	BF	H	R	ER	SO	BB	IBB	HBP	BLK	WP	HR	S	P	ERA	WHIP

BOTTOM

Boston Red Sox @ Baltimore Orioles

Oriole Park at Camden Yards, Baltimore, MD

Thu Apr 25 2002, 3:05 PM EDT

Att. 31,353 - Cloudy - 61 F

livebaseballscorecards.com

Batter	1	2	3	4	5	6	7	8	9	AB	R	H	RBI	BB	SO	LOB
Jerry Hairston, R (1, 4) OBP: 0.273, SLG: 0.300	B C F F X 1-2 ① F9			B F B B F B 4-2 ② BB		B B C X 2-1 ② F9		C B B C F X 2-2 ③ F9		3	0	0	0	1	0	2
Gary Matthews, S (1, 7) OBP: 0.387, SLG: 0.292	B S C B S 2-3 ② K			L B S C 1-3 ① K		C B S B X 2-2 1-2 1B			B F S S 1-3 ① K	4	0	1	0	0	3	1
David Segui, S (1, 10) OBP: 0.383, SLG: 0.348	B C X 1-1 ③ L5			B X 1-0 ② F8		B F F F B S 2-3 ③ K			B B B C B 4-1 FC4-6 BB	3	0	0	0	1	1	3
Jeff Conine, R (1, 3) OBP: 0.247, SLG: 0.333		F F F B B S 2-3 ① K		C B X 1-1 ③ G4-3			B C S B F F F X 2-2 ① G6-3		S B C B F F F X 2-2 ② FC4-6 1-2f	4	0	0	0	0	1	2
31 Jay Gibbons, L (1, 9) OBP: 0.329, SLG: 0.608		S S X 0-2 ② G3-1			C B B S X 2-2 ① G1-3		F F S 0-3 ② K		S S C 0-3 ③ K	4	0	0	0	0	2	1
Tony Batista, R (1, 5) OBP: 0.276, SLG: 0.443		B C S F B B C 3-3 ③ K			F C F F X 0-2 ② G1-3		C S F B B C 2-3 ③ K			3	0	0	0	0	2	0
Mike Bordick, R (1, 6) OBP: 0.211, SLG: 0.281 Mike Moriarty, R (8, 6) OBP: 0.400, SLG: 0.400		B X 1-0 ① F7			C C B B B C 3-3 ③ K			X 0-0 ① G1-3		2 1	0 0	0 0	0 0	0 0	1 0	0 0
Brook Fordyce, R (1, 2) OBP: 0.150, SLG: 0.056		B C S F S 1-3 ② K				H 1-0 1B HBP		S C F B F B F X 2-2 1B		2	0	1	0	0	1	0
Chris Singleton, L (1, 8) OBP: 0.164, SLG: 0.176		C F S 0-3 ③ K				X 0-0 ① F8		S F B F S 1-3 ② K		3	0	0	0	0	2	2

AB	29
R	0
H	2
RBI	0
BB	2
SO	13
LOB	11

Inning Stats	1	2	3	4	5	6	7	8	9	1B: 2	SF: 0	WP: 0	PA: 32
	R: 0 E: 0 K: 1 S: 9	H: 0 LOB: 0 BB: 0 P: 13	R: 0 E: 0 K: 2 S: 11	H: 0 LOB: 0 BB: 0 P: 16	R: 0 E: 0 K: 2 S: 8	H: 0 LOB: 0 BB: 0 P: 10	R: 0 E: 0 K: 1 S: 8	H: 0 LOB: 1 BB: 1 P: 15	R: 0 E: 0 K: 1 S: 11	H: 0 LOB: 0 BB: 0 P: 16	R: 0 E: 0 K: 1 S: 9	H: 1 LOB: 2 BB: 0 P: 16	R: 0 E: 0 K: 2 S: 13	H: 0 LOB: 0 BB: 0 P: 17	R: 0 E: 0 K: 1 S: 15	H: 1 LOB: 1 BB: 0 P: 20	R: 0 E: 0 K: 2 S: 12	H: 0 LOB: 1 BB: 1 P: 19	2B: 0 3B: 0 HR: 0	SAC: 0 DP: 0 HBP: 1	PB: 0 SB: 0 CS: 0	

PITCHER		IP	WLS	BF	H	R	ER	SO	BB	IBB	HBP	BLK	WP	HR	S	P	ERA	WHIP
Pedro Martinez, R ERA: 3.38	(1, 1)	7.0	W	24	1	0	0	10	1	0	1	0	0	0	69	103	0.00	0.286
Sun-Woo Kim, R ERA: 2.89	(8, 1)	1.0		4	1	0	0	1	0	0	0	0	0	0	15	20	0.00	1.000
Willie Banks, R ERA: 7.36	(9, 1)	1.0		4	0	0	0	2	1	0	0	0	0	0	12	19	0.00	1.000

PITCHER	IP	WLS	BF	H	R	ER	SO	BB	IBB	HBP	BLK	WP	HR	S	P	ERA	WHIP

Batter	1	2	3	4	5	6	7	8	9	10	AB	R	H	RBI	BB	SO	LOB
6 Melvin Mora, R (1, 6) OBP: 0.451, SLG: 0.367	4-1 2B 1B BB	2-3 ③ K		0-0 ③ G6-3			2-2 1B SH1-4 1-2 HBP		2-1 ③ G6-3	1-3 ③ K	4	1	0	0	1	2	3
Gary Matthews, S (1, 8) OBP: 0.371, SLG: 0.259	1-3 ① K		1-3 ① K		1-0 ① G4-3		1-1 ① SH1-4 1-2 2-3			4-2 CS BB	3	0	0	0	1	2	1
David Segui, S (1, 10) OBP: 0.393, SLG: 0.375 Chris Singleton, L (7, PH) OBP: 0.187, SLG: 0.200	0-0 1-3 1B 2B		1-0 2B 1B		1-2 ② G5-3		1-0 G5-4-3 2-3 3-H 1B			0-1 ① 2B 1-2 1B	3 2	1 1	2 2	0 1	0 0	0 0	0 0
Jeff Conine, R (1, 3) OBP: 0.277, SLG: 0.382	1-0 31 G4-3 HR 2-H 3-H 1B		0-0 ② 1-H 2B		2-1 1B		2-2 ②③ G5-4-3 1-2f			1-1 1-3 1B 2B	5	2	4	2	0	0	2
31 Jay Gibbons, L (1, 9) OBP: 0.321, SLG: 0.577	1-1 ② G4-3 2-3		1-0 ③ F8		2-0 ③ G4-3			1-3 ① K		4-0 21 FC4-6 1B E IBB	4	1	0	0	1	1	3
Tony Batista, R (1, 5) OBP: 0.283, SLG: 0.476	0-2 HR 3-H			2-3 ① K		1-0 ① F8		2-1 ② F9		2-1 21 FC4-6 1-2 2-H 3-H 1B	5	1	2	4	0	1	0
21 Marty Cordova, R (1, 7) OBP: 0.373, SLG: 0.444	1-2 ③ G3			0-1 1B 2B		4-2 CS BB		2-3 ③ K		2-2 ② FC4-6 E E 1-2f 2-3	4	1	1	0	1	1	2
Geronimo Gil, R (1, 2) OBP: 0.274, SLG: 0.424		2-2 ① G6-3		1-2 ② G5-3		3-3 ②③ K 1-2			1-3 ① K	1-2 E9 E 1-3 3-H 1B	5	1	1	1	0	2	2
Jerry Hairston, R (1, 4) OBP: 0.296, SLG: 0.313		3-2 ② F8		1-0 2-3 1B			4-1 6 SH1-4 HBP 1B BB		1-3 ② K	0-0 E7 2-H 3-H 1B	4	1	2	2	1	1	0
Inning Stats	R: 4 H: 3 E: 0 LOB: 0 K: 1 BB: 1 S: 16 P: 24	R: 0 H: 0 E: 0 LOB: 0 K: 1 BB: 0 S: 10 P: 17	R: 0 H: 2 E: 0 LOB: 1 K: 1 BB: 0 S: 6 P: 9	R: 0 H: 2 E: 0 LOB: 2 K: 1 BB: 0 S: 10 P: 14	R: 0 H: 1 E: 0 LOB: 1 K: 0 BB: 0 S: 7 P: 13	R: 0 H: 0 E: 0 LOB: 0 K: 1 BB: 1 S: 7 P: 15	R: 1 H: 1 E: 0 LOB: 1 K: 0 BB: 1 S: 11 P: 21	R: 0 H: 0 E: 0 LOB: 0 K: 2 BB: 0 S: 9 P: 14	R: 0 H: 0 E: 0 LOB: 0 K: 2 BB: 0 S: 8 P: 12	R: 5 H: 5 E: 2 LOB: 1 K: 1 BB: 2 S: 20 P: 35	1B: 9 2B: 4 3B: 0 HR: 1	SF: 0 SAC: 1 DP: 1 HBP: 1	WP: 0 PB: 0 SB: 0 CS: 2	PA: 46			

PITCHER		IP	WLS	BF	H	R	ER	SO	BB	IBB	HBP	BLK	WP	HR	S	P	ERA	WHIP
Dan Reichert, R ERA: 6.59	(1, 1)	6.0		28	8	5	5	5	3	0	1	0	0	1	61	103	7.50	1.833
Cory Bailey, R ERA: 6.94	(7, 1)	3.0	B	9	1	0	0	4	0	0	0	0	0	0	23	36	0.00	0.333
Jason Grimsley, R ERA: 5.19	(10, 1)	1.0	L	9	5	5	4	1	1	1	0	0	0	0	20	35	36.00	6.000

PITCHER	IP	WLS	BF	H	R	ER	SO	BB	IBB	HBP	BLK	WP	HR	S	P	ERA	WHIP

TOP

Baltimore Orioles @ Kansas City Royals

Kauffman Stadium, Kansas City, MO

Fri Apr 26 2002, 7:05 PM CDT
Att. 12,372 - Cloudy - 57 F

livebaseballscorecards.com

AB	39
R	10
H	14
RBI	10
BB	5
SO	10
LOB	13

Baltimore Orioles @ Kansas City Royals

Kauffman Stadium, Kansas City, MO

Fri Apr 26 2002, 7:05 PM CDT
Att. 12,372 - Cloudy - 57 F

livebaseballscorecards.com

BOTTOM

Batter	1	2	3	4	5	6	7	8	9	10	AB	R	H	RBI	BB	SO	LOB
Chuck Knoblauch, R (1, 7) OBP: 0.253, SLG: 0.265	4-2 HR BB	1-0 G6-3 2-3		1-2 FC5-4 1B 1-2f E		0-2 F9		1-1 G4-3 S 1B		4-2 BB BB	3	2	0	0	1	0	2
Donnie Sadler, R (8, PH) OBP: 0.261, SLG: 0.190 (9, 7)											1	0	1	0	1	0	0
Michael Tucker, L (1, 9) OBP: 0.371, SLG: 0.414	1-1 1-H HR	1-0 F9		1-2 E8 1-H 2B 1B		4-1 BB		1-2 G4-3 1-3		4-2 1-2 2-3 BB	4	2	2	2	2	0	2
Carlos Beltrán, S (1, 8) OBP: 0.345, SLG: 0.514	4-1 L3-6 29 BB BB		4-2 29 S BB	1-1 29 2B 2-H 2B		0-2 F8		1-1 F8		3-1 G4-3	4	1	1	1	2	0	5
29 Mike Sweeney, R (1, 3) OBP: 0.381, SLG: 0.462	4-1 1B 1-2 BB		1-3 K 1-2	3-1 2-H 2B		0-1 F8			3-2 G6-3		4	0	1	1	1	1	2
Raul Ibanez, L (1, 10) OBP: 0.291, SLG: 0.431 Dave McCarty, R (9, PH) OBP: 0.143, SLG: 0.333	0-1 L3-6 2-3	1-2 P4	0-0 F2				2-3 K		0-3 K		4	0	0	0	0	1	4
											1	0	0	0	0	1	0
Joe Randa, R (1, 5) OBP: 0.388, SLG: 0.564	3-2 1-2 1B		4-1 BB		2-2 FC1-5-4 1B		1-3 K		2-3 K		4	0	2	0	1	2	0
Neifi Perez, S (1, 6) OBP: 0.244, SLG: 0.337	1-3 K		1-2 F9		1-0 FC1-5-4 G5-3 1B 1-2f		2-1 1B			1-1 G3	5	0	1	0	0	1	5
Brent Mayne, L (1, 2) OBP: 0.276, SLG: 0.260		4-2 G6-3 SH5-3 BB		3-1 F8	2-1 G5-3 1-2 1B		0-3 K			3-2 G3	4	0	1	0	1	1	1
Carlos Febles, R (1, 4) OBP: 0.362, SLG: 0.420		0-0 SH5-3 1-2		3-2 FC5-4 1B	1-2 G5-3 1-2 2-3f 1B			0-1 G1-3		2-1 BB 2B	4	0	2	0	0	0	2

Inning Stats	1	2	3	4	5	6	7	8	9	10
	R: 2 E: 0 K: 1 S: 14	H: 2 LOB: 2 BB: 3 P: 31	R: 0 E: 0 K: 0 S: 11	H: 0 LOB: 1 BB: 1 P: 17	R: 0 E: 0 K: 1 S: 13	H: 0 LOB: 2 BB: 2 P: 24	R: 3 E: 1 K: 0 S: 16	H: 4 LOB: 1 BB: 0 P: 28	R: 0 E: 0 K: 0 S: 11	H: 2 LOB: 1 BB: 0 P: 17
	R: 0 E: 0 K: 0 S: 9	H: 0 LOB: 1 BB: 1 P: 13	R: 0 E: 0 K: 3 S: 11	H: 1 LOB: 1 BB: 0 P: 16	R: 0 E: 0 K: 0 S: 9	H: 1 LOB: 1 BB: 0 P: 12	R: 0 E: 0 K: 2 S: 9	H: 0 LOB: 0 BB: 0 P: 14	R: 0 E: 0 K: 0 S: 16	H: 1 LOB: 3 BB: 2 P: 33

1B: 7	SF: 0	WP: 0	PA: 48
2B: 4	SAC: 1	PB: 0	
3B: 0	DP: 2	SB: 2	
HR: 1	HBP: 0	CS: 0	

PITCHER		IP	WLS	BF	H	R	ER	SO	BB	IBB	HBP	BLK	WP	HR	S	P	ERA	WHIP
Sean Douglass, R ERA: 7.36	(1, 1)	3.2		19	3	3	3	2	6	0	0	0	0	1	46	87	7.36	2.455
Travis Driskill, R ERA: 7.71	(4, 1)	2.1		12	5	2	2	0	1	0	0	0	0	0	28	43	7.71	2.571
B.J. Ryan, L ERA: 7.88	(7, 1)	1.0		4	1	0	0	3	0	0	0	0	0	0	11	16	0.00	1.000
Willis Roberts, R ERA: 2.45	(8, 1)	0.1		2	1	0	0	0	0	0	0	0	0	0	4	5	0.00	3.000
Buddy Groom, L ERA:	(8, 1)	1.2	W	5	0	0	0	2	0	0	0	0	0	0	14	21	0.00	0.000

PITCHER		IP	WLS	BF	H	R	ER	SO	BB	IBB	HBP	BLK	WP	HR	S	P	ERA	WHIP
Jorge Julio, R ERA: 1.42	(10, 1)	1.0		6	1	0	0	0	2	0	0	0	0	0	16	33	0.00	3.000

AB	38
R	5
H	11
RBI	4
BB	9
SO	7
LOB	23

Batter	1	2	3	4	5	6	7	8	9	AB	R	H	RBI	BB	SO	LOB
6 Melvin Mora, R (1, 7) OBP: 0.460, SLG: 0.413	C B B F B B 4-2 G4-6-3 BB	C C B S 1-3 ③ K			B B C S X 2-2 HR		X 0-0 ③ F8		C B B C B B 4-2 WP E BB	3	1	1	1	2	1	1
Chris Singleton, L (1, 8) OBP: 0.175, SLG: 0.187	C X 0-1 ① ② G4-6-3 1-2f		F F B S 1-3 ① K		B X 1-0 ③ L9			C S S 0-3 ① K	B F X 2-1 E3 WP 1-2	5	0	0	0	0	2	2
Jeff Conine, R (1, 3) OBP: 0.273, SLG: 0.366	C C B F H 2-2 31 BB HR HBP		B F F B B F R X 3-2 ② G6-3			X 0-0 ① G5-3		F F C 0-3 ② K	B X 1-0 ② G5-3 1-2 2-3	4	1	0	0	0	1	2
31 Jay Gibbons, L (1, 9) OBP: 0.326, SLG: 0.573	B B C B B 4-1 HR 1-2 BB		B X 1-0 ③ F8			B X 1-0 ② F7		X 0-0 WP HR 2B	C B C S 1-3 ③ K	4	2	1	0	1	1	2
Tony Batista, R (1, 5) OBP: 0.302, SLG: 0.568	B C S B X 2-2 1-H 2-H HR			C B B F B X 3-2 ① P4		B X 1-0 21 1B 2B		B B S C B X 3-2 2-H HR		4	3	3	5	0	0	0
21 Marty Cordova, R (1, 10) OBP: 0.364, SLG: 0.429	C C S 0-3 ③ K			X 0-0 ② P5		S C X 0-2 2-H 1B		X 0-0 ③ F8		4	0	1	1	0	1	0
Mike Bordick, R (1, 6) OBP: 0.227, SLG: 0.299		F C X 0-2 G3 2B		C X 0-1 ③ P6		B B S B X 3-1 ③ F5			C B B B F B 4-2 HR BB	3	1	1	0	1	0	1
Geronimo Gil, R (1, 2) OBP: 0.273, SLG: 0.460		S X 0-1 ① G3 2-3			B X 1-0 ① F7		S X 0-1 ① F8		X 0-0 1-H HR	4	1	1	2	0	0	1
Jerry Hairston, R (1, 4) OBP: 0.280, SLG: 0.294		C B C S 1-3 ② K			F B C X 1-2 ② F7		C X 0-1 ② F9		C F F B X 1-2 ① F4	4	0	0	0	0	1	1
Inning Stats	R: 3 H: 1 E: 0 LOB: 0 K: 1 BB: 2 S: 14 P: 26	R: 0 H: 1 E: 0 LOB: 1 K: 2 BB: 0 S: 11 P: 13	R: 0 H: 0 E: 0 LOB: 0 K: 1 BB: 0 S: 9 P: 14	R: 0 H: 0 E: 0 LOB: 0 K: 0 BB: 0 S: 6 P: 9	R: 1 H: 1 E: 0 LOB: 0 K: 0 BB: 0 S: 8 P: 13	R: 1 H: 2 E: 0 LOB: 1 K: 0 BB: 0 S: 8 P: 13	R: 0 H: 0 E: 0 LOB: 0 K: 0 BB: 0 S: 5 P: 5	R: 2 H: 2 E: 0 LOB: 0 K: 2 BB: 0 S: 11 P: 14	R: 2 H: 1 E: 1 LOB: 2 K: 1 BB: 2 S: 15 P: 28	1B: 1 SF: 0 2B: 3 SAC: 0 3B: 0 DP: 1 HR: 4 HBP: 1						

TOP

Baltimore Orioles @ Kansas City Royals

Kauffman Stadium, Kansas City, MO

Sat Apr 27 2002, 6:05 PM CDT
Att. 16,850 - Cloudy - 72 F

livebaseballscorecards.com

AB	35
R	9
H	8
RBI	9
BB	4
SO	7
LOB	10

WP: 2 PA: 40
PB: 0
SB: 0
CS: 0

PITCHER		IP	WLS	BF	H	R	ER	SO	BB	IBB	HBP	BLK	WP	HR	S	P	ERA	WHIP
Paul Byrd, R ERA: 3.06	(1, 1)	7.0	L	28	5	5	5	4	2	0	1	0	0	2	61	93	6.43	1.000
Brian Shouse, L ERA: 2.7	(8, 1)	0.1		1	0	0	0	1	0	0	0	0	0	0	3	3	0.00	0.000
Nate Field, R ERA: 9.0	(8, 1)	1.0		9	3	4	4	1	2	0	0	0	1	2	19	33	36.00	5.000
Miguel Asencio, R ERA: 27.0	(9, 1)	0.2		2	0	0	0	1	0	0	0	0	1	0	4	6	0.00	0.000

PITCHER	IP	WLS	BF	H	R	ER	SO	BB	IBB	HBP	BLK	WP	HR	S	P	ERA	WHIP

Batter	1	2	3	4	5	6	7	8	9	AB	R	H	RBI	BB	SO	LOB
Donnie Sadler, R (1, 7) OBP: 0.286, SLG: 0.308	0-0 E3 SH1-3 1B 1B		0-1 F5 ①	0-1 F9 ③			0-2 3B		2-2 G4-3 ② 2-H	5	1	2	1	0	0	2
Michael Tucker, L (1, 9) OBP: 0.365, SLG: 0.393	1-1 SH1-3 ① 2-3		1-2 F9 ②		2-3 K ①		4-1 PB BB		3-3 K ③	3	0	0	0	1	2	0
Carlos Beltrán, S (1, 8) OBP: 0.341, SLG: 0.500	0-0 29 BB 3-H 1B		1-3 K ③		3-3 K ②		3-2 G4-3 ③ 1-2			4	0	1	1	0	2	2
29 Mike Sweeney, R (1, 3) OBP: 0.386, SLG: 0.494	4-2 FC5-4 ② 1-2 BB			0-0 HR	2-1 F8 ③			1-3 K ①		3	1	1	1	1	1	0
Raul Ibanez, L (1, 10) OBP: 0.276, SLG: 0.407 Luis Alicea, S (8, PH) OBP: 0.292, SLG: 0.190	0-0 FC5-4 ③ 1-2f			0-1 G4-3 ①		0-3 K ①		2-1 F9 ②		3 1	0 0	0 0	0 0	0 0	1 0	1 0
Joe Randa, R (1, 5) OBP: 0.380, SLG: 0.534		2-2 F9 ①		2-0 F9 ②		3-3 K ②		4-0 BB		3	0	0	0	1	1	0
Neifi Perez, S (1, 6) OBP: 0.244, SLG: 0.345		0-2 F7 ②		0-1 1B 2B		1-1 G4-3 ③		1-2 L9 ③		4	1	1	0	0	0	1
Brent Mayne, L (1, 2) OBP: 0.295, SLG: 0.288 A.J. Hinch, R (9, PH)		0-2 2B		4-1 1B BB			1-0 L7 ①		1-1 F8 ①	2 1	0 0	1 0	0 0	1 0	0 0	0 0
Carlos Febles, R (1, 4) OBP: 0.371, SLG: 0.444		1-3 K ③		0-0 1-3 2-H 1B			0-0 G3 ②		1-1 PB G4-3 2B	4	1	2	1	0	1	1
Inning Stats	R: 1 E: 1 K: 0 S: 7 H: 2 LOB: 1 BB: 1 P: 12	R: 0 E: 0 K: 1 S: 14 H: 1 LOB: 1 BB: 0 P: 17	R: 0 E: 0 K: 1 S: 8 H: 0 LOB: 0 BB: 0 P: 10	R: 2 E: 0 K: 0 S: 10 H: 3 LOB: 2 BB: 1 P: 16	R: 0 E: 0 K: 2 S: 10 H: 0 LOB: 0 BB: 0 P: 17	R: 0 E: 0 K: 2 S: 8 H: 0 LOB: 0 BB: 0 P: 12	R: 0 E: 0 K: 0 S: 10 H: 1 LOB: 2 BB: 1 P: 18	R: 0 E: 0 K: 1 S: 8 H: 0 LOB: 1 BB: 1 P: 16	R: 1 E: 0 K: 1 S: 10 H: 1 LOB: 0 BB: 0 P: 17	1B: 3 2B: 3 3B: 1 HR: 1	SF: 0 SAC: 1 DP: 0 HBP: 0			WP: 0 PB: 2 SB: 0 CS: 0	PA: 38		

PITCHER		IP	WLS	BF	H	R	ER	SO	BB	IBB	HBP	BLK	WP	HR	S	P	ERA	WHIP
Sidney Ponson, R ERA: 5.28	(1, 1)	7.0	W	30	7	3	2	6	3	0	0	0	0	1	67	102	2.57	1.429
B.J. Ryan, L ERA: 7.0	(8, 1)	1.0		4	0	0	0	1	1	0	0	0	0	0	8	16	0.00	1.000
Rick Bauer, R ERA: 1.64	(9, 1)	1.0		4	1	1	0	1	0	0	0	0	0	0	10	17	0.00	1.000

PITCHER	IP	WLS	BF	H	R	ER	SO	BB	IBB	HBP	BLK	WP	HR	S	P	ERA	WHIP

BOTTOM

Baltimore Orioles @ Kansas City Royals

Kauffman Stadium, Kansas City, MO

Sat Apr 27 2002, 6:05 PM CDT
Att. 16,850 - Cloudy - 72 F

livebaseballscorecards.com

AB	33
R	4
H	8
RBI	4
BB	4
SO	8
LOB	7

Batter	1	2	3	4	5	6	7	8	9	AB	R	H	RBI	BB	SO	LOB
6 Melvin Mora, R (1, 7) OBP: 0.452, SLG: 0.388	C F X 0-2 ① P4		B F B B B 4-1 2B SF9 BB	B B B C C X 3-2 ② F8		B B B C B 4-1 2B BB	C C S 0-3 ③ K	B B B C F S 3-3 ③ K 2-3 3-H		4	2	0	0	2	2	3
Chris Singleton, L (1, 8) OBP: 0.186, SLG: 0.222	B X 1-0 ② G3-1		C B F B F X 2-2 SF9 1-3 2B	C B F B C 2-3 ③ K		B F F X 1-2 1B 1-H 2B		S S S 0-3 ① K	F B S X 1-2 ① G6-3	6	0	2	1	0	2	1
Jeff Conine, R (1, 3) OBP: 0.276, SLG: 0.367	X 0-0 ③ F8		X 0-0 ① SF9 2-3 3-H		B B X 2-0 ① F9	B F B X 2-1 31 BB 2-3 1B		B X 1-0 31 BB 2B 1B	B C X 1-1 ② F9	5	1	2	1	0	0	0
31 Jay Gibbons, L (1, 9) OBP: 0.358, SLG: 0.588		X 0-0 21 1B 2B	F B X 1-1 ② F7		B X 1-0 BB 21 E 1B	C B S B F B B 4-2 1-2 BB		B B B C C F F B 4-2 2B 21 1B 1-2 BB	B F F B F B F B 4-2 WP BB	3	3	2	0	3	0	1
Tony Batista, R (1, 5) OBP: 0.314, SLG: 0.565		B B B B F B 4-1 F8 21 1B 1B BB	B B X 2-1 ③ G6-3		B B F B S B 4-2 21 FC5-4 1-2 BB	C B C S 1-3 ③ K		C X 0-1 21 1B 1-3 2-H 2B	B F F X 2-1 ③ F2 1-2	4	2	1	1	2	1	5
21 Marty Cordova, R (1, 10) OBP: 0.400, SLG: 0.500		F B B S F B X 3-2 1B 1-2 2-H 1B		B S X 1-1 WP WP 2B 1B	F X 0-1 ② FC5-4 1-2f 2-H		F C B B B X 3-2 SF6 3B	C C B B B X 3-2 BB 2B 2-3 3-H 1B		5	3	4	2	0	0	1
Mike Bordick, R (1, 6) OBP: 0.238, SLG: 0.290		B B S F X 2-2 ① F8 2-3		B B B 4-0 WP 1-2 2B BB	C B X 1-1 ③ F9		X 0-0 ① SF6 3-H	B B F B B 4-1 2B 6 WP 1-2 BB		2	2	0	1	2	0	3
Geronimo Gil, R (1, 2) OBP: 0.296, SLG: 0.500		C F E X 0-2 G4-6-3 1-3 3-H 1B		F C F F S 0-3 ① K		C X 0-1 ① G4-3	B S S T X 1-2 2B	B C S X 1-2 6 WP 1-3 2-H 3-H 2B		5	0	3	3	0	1	2
Mike Moriarty, R (1, 4) OBP: 0.300, SLG: 0.400		C X 0-1 ② ③ G4-6-3 1-2f		B B X 2-0 1-H 2-H 2B		F B X 1-1 ② G5-3	B X 1-0 ② F9	C X 0-1 ② P5		5	0	1	2	0	0	5
Inning Stats	R: 0 H: 0 E: 0 LOB: 0 K: 0 BB: 0 S: 5 P: 6	R: 2 H: 3 E: 0 LOB: 1 K: 0 BB: 1 S: 15 P: 24	R: 1 H: 1 E: 0 LOB: 1 K: 0 BB: 1 S: 10 P: 19	R: 2 H: 2 E: 0 LOB: 1 K: 2 BB: 1 S: 14 P: 26	R: 1 H: 1 E: 1 LOB: 1 K: 0 BB: 1 S: 8 P: 16	R: 1 H: 2 E: 0 LOB: 3 K: 1 BB: 2 S: 16 P: 29	R: 1 H: 2 E: 0 LOB: 1 K: 1 BB: 0 S: 12 P: 17	R: 5 H: 4 E: 0 LOB: 1 K: 2 BB: 2 S: 23 P: 39	R: 0 H: 0 E: 0 LOB: 1 K: 0 BB: 1 S: 11 P: 19	1B: 7 SF: 2 2B: 7 SAC: 0 3B: 1 DP: 1 HR: 0 HBP: 0						

PITCHER		IP	WLS	BF	H	R	ER	SO	BB	IBB	HBP	BLK	WP	HR	S	P	ERA	WHIP
Bryan Rekar, R ERA: 15.43	(1, 1)	3.0	L	16	5	5	5	0	3	0	0	0	1	0	32	56	15.00	2.667
Jeremy Affeldt, L ERA: 2.6	(4, 1)	3.0		16	4	2	1	3	3	0	0	0	1	0	36	64	3.00	2.333
Blake Stein, R ERA: 10.22	(7, 1)	1.1		12	6	6	6	2	2	0	0	0	0	0	30	48	40.50	6.000
Brad Voyles, R ERA:	(8, 1)	0.2		2	0	0	0	1	0	0	0	0	1	0	5	8	0.00	0.000
Miguel Asencio, R ERA: 19.64	(9, 1)	1.0		4	0	0	0	0	1	0	0	0	1	0	11	19	0.00	1.000

PITCHER	IP	WLS	BF	H	R	ER	SO	BB	IBB	HBP	BLK	WP	HR	S	P	ERA	WHIP

TOP

Baltimore Orioles @ Kansas City Royals

Kauffman Stadium, Kansas City, MO

Sun Apr 28 2002, 1:05 PM CDT

Att. 15,643 - Sunny - 54 F

livebaseballscorecards.com

AB	39
R	13
H	15
RBI	11
BB	9
SO	6
LOB	21

Batter	1	2	3	4	5	6	7	8	9	AB	R	H	RBI	BB	SO	LOB
Donnie Sadler, R (1, 7) OBP: 0.281, SLG: 0.300	B B B C C X 3-2 ① G6-3		B X 1-0 ③ G4-3			B B C X 2-1 ③ G5-3			B B C C X 2-2 FC4-6 1B	4	0	1	0	0	0	0
Michael Tucker, L (1, 9) OBP: 0.359, SLG: 0.375	B B C X 2-1 ② G4-3			B C B B B 4-1 G5-4-3 BB			B C F X 1-2 ① G6-3		B C X 1-1 ① FC4-6 WP 29 BB 1-2f	3	0	0	0	1	0	1
Carlos Beltrán, S (1, 8) OBP: 0.337, SLG: 0.488	C B B B F X 2-2 1B			F B X 1-1 ①② G5-4-3 1-2f			B B X 2-0 ② F8		B B B C F F X 3-2 ② L8	4	0	1	0	0	0	2
29 Mike Sweeney, R (1, 3) OBP: 0.391, SLG: 0.500	B X 1-0 ③ P4			C B B B X 3-1 ③ G5-3			B X 1-0 2B		C B C F B F B B 4-2 WP 1-2 BB	3	0	1	0	1	0	1
Luis Alicea, S (1, 4) OBP: 0.250, SLG: 0.160		B X 1-0 ① G6-3			C B X 1-1 ① G4-3		X 0-0 ③ L8		B B C X 2-1 ③ G6-3 1-2 2-3	4	0	0	0	0	0	3
Joe Randa, R (1, 5) OBP: 0.365, SLG: 0.508		C B X 1-1 ② G3-1			C B X 1-1 ② L5			B X 1-0 ① F3		3	0	0	0	0	0	0
Neifi Perez, S (1, 6) OBP: 0.247, SLG: 0.356		F F B B X 2-2 ③ F8			B B C B X 3-1 ③ G3			B F X 1-1 2B		3	0	1	0	0	0	0
Raul Ibanez, L (1, 10) OBP: 0.262, SLG: 0.386			C C B B F X 2-2 ① F7			C C B B B X 3-2 ① G6-3		F X 0-1 ② L8		3	0	0	0	0	0	1
A.J. Hinch, R (1, 2)			C F X 0-2 ② G3-1			B F B F B F X 3-2 ② G6-3		X 0-0 ③ P4		3	0	0	0	0	0	1
Inning Stats	R: 0 H: 1 E: 0 LOB: 1 K: 0 BB: 0 S: 9 P: 17	R: 0 H: 0 E: 0 LOB: 0 K: 0 BB: 0 S: 6 P: 10	R: 0 H: 0 E: 0 LOB: 0 K: 0 BB: 0 S: 8 P: 11	R: 0 H: 0 E: 0 LOB: 0 K: 0 BB: 1 S: 5 P: 13	R: 0 H: 0 E: 0 LOB: 0 K: 0 BB: 0 S: 6 P: 11	R: 0 H: 0 E: 0 LOB: 0 K: 0 BB: 0 S: 9 P: 17	R: 0 H: 1 E: 0 LOB: 1 K: 0 BB: 0 S: 6 P: 10	R: 0 H: 1 E: 0 LOB: 1 K: 0 BB: 0 S: 6 P: 8	R: 0 H: 1 E: 0 LOB: 2 K: 0 BB: 1 S: 15 P: 27	1B: 2 SF: 0 2B: 2 SAC: 0 3B: 0 DP: 1 HR: 0 HBP: 0						WP: 1 PA: 32 PB: 0 SB: 0 CS: 0

PITCHER	IP	WLS	BF	H	R	ER	SO	BB	IBB	HBP	BLK	WP	HR	S	P	ERA	WHIP
Scott Erickson, R (1, 1) ERA: 3.57	9.0	W	32	4	0	0	0	2	0	0	0	1	0	70	124	0.00	0.667

PITCHER	IP	WLS	BF	H	R	ER	SO	BB	IBB	HBP	BLK	WP	HR	S	P	ERA	WHIP

BOTTOM

Baltimore Orioles @ Kansas City Royals

Kauffman Stadium, Kansas City, MO

Sun Apr 28 2002, 1:05 PM CDT
Att. 15,643 - Sunny - 54 F

livebaseballscorecards.com

AB	30
R	0
H	4
RBI	0
BB	2
SO	0
LOB	9

Baltimore Orioles @ Boston Red Sox

Fenway Park, Boston, MA

Mon Apr 29 2002, 6:05 PM EDT

Att. 31,177 - Cloudy - 43 F

TOP

livebaseballscorecards.com

Batter	1	2	3	4	5	6	7	8	9	AB	R	H	RBI	BB	SO	LOB
6 Melvin Mora, R (1, 7) OBP: 0.454, SLG: 0.437	F9	CS 1-2	E8 G1-3 1B		F5		HR			4	1	2	1	0	0	0
Chris Singleton, L (1, 8) OBP: 0.189, SLG: 0.235	F6		F3		2B		K			4	0	1	0	0	1	1
Jeff Conine, R (1, 3) OBP: 0.266, SLG: 0.353	G6-3		G1-3 2-3		F9			F7		4	0	0	0	0	0	2
31 Jay Gibbons, L (1, 9) OBP: 0.354, SLG: 0.573		21 1B 1B 1B	F8			G4-3		F7		4	1	1	0	0	0	1
Tony Batista, R (1, 5) OBP: 0.311, SLG: 0.552		21 1B 1-2 1B 1B		G5-3		K		G2-3		4	1	1	0	0	1	0
21 Marty Cordova, R (1, 10) OBP: 0.406, SLG: 0.500		1B 1-3 2-H FC5-4 1B		G1-3		1B			K	4	1	2	1	0	1	0
Mike Bordick, R (1, 6) OBP: 0.238, SLG: 0.301		P4		G1-3		F3			2B	4	0	1	0	0	0	3
Geronimo Gil, R (1, 2) OBP: 0.324, SLG: 0.557 Brook Fordyce, R (8, 2) OBP: 0.143, SLG: 0.053		FC5-4 1-3 3-H 1B			HR		G4-6-3 BB		G5-3	2 1	1 0	2 0	2 0	1 0	0 0	0 1
Mike Moriarty, R (1, 4) OBP: 0.214, SLG: 0.286		FC5-4 6 CS 1-2f 3-H			G4-3		G4-6-3 1-2f		G5-3	4	0	0	1	0	0	3
Inning Stats	R: 0 E: 0 K: 0 S: 6 H: 0 LOB: 0 BB: 0 P: 9	R: 3 E: 0 K: 0 S: 12 H: 4 LOB: 0 BB: 0 P: 19	R: 0 E: 1 K: 0 S: 8 H: 1 LOB: 1 BB: 0 P: 10	R: 0 E: 0 K: 0 S: 11 H: 0 LOB: 0 BB: 0 P: 19	R: 1 E: 0 K: 0 S: 16 H: 2 LOB: 1 BB: 0 P: 23	R: 0 E: 0 K: 1 S: 14 H: 1 LOB: 1 BB: 0 P: 20	R: 1 E: 0 K: 1 S: 8 H: 1 LOB: 0 BB: 1 P: 15	R: 0 E: 0 K: 0 S: 7 H: 0 LOB: 0 BB: 0 P: 10	R: 0 E: 0 K: 1 S: 10 H: 1 LOB: 1 BB: 0 P: 13	1B: 6 2B: 2 3B: 0 HR: 2 SF: 0 SAC: 0 DP: 1 HBP: 0						

	AB	35
	R	5
	H	10
	RBI	5
	BB	1
	SO	3
	LOB	11

WP: 0 PB: 0 SB: 0 CS: 1 PA: 37

PITCHER		IP	WLS	BF	H	R	ER	SO	BB	IBB	HBP	BLK	WP	HR	S	P	ERA	WHIP
Frank Castillo, R ERA: 4.28	(1, 1)	6.0	L	25	8	4	4	1	0	0	0	0	0	1	67	100	6.00	1.333
49 Tim Wakefield, R ERA: 3.1	(7, 1)	3.0		11	2	1	1	2	1	0	0	0	0	1	25	38	3.00	1.000

PITCHER	IP	WLS	BF	H	R	ER	SO	BB	IBB	HBP	BLK	WP	HR	S	P	ERA	WHIP

Batter	1	2	3	4	5	6	7	8	9	AB	R	H	RBI	BB	SO	LOB
Rickey Henderson, R (1, 8) OBP: 0.410, SLG: 0.406	X 0-0 ① F9		B B B C C X 3-2 ③ G3			B B B C B 4-1 1-2 1B 2B BB	C B B B C B 4-2 FC5 BB			2	1	0	0	2	0	0
Shea Hillenbrand, R (1, 5) OBP: 0.396, SLG: 0.598	B X 1-0 ② G6-3			B F C X 1-2 G4-6-3 1B		X 0-0 1-2 2-H 2B 1B	B F X 1-1 ③ FC5 1-2 2-3f			4	0	2	1	0	0	2
Nomar Garciaparra, R (1, 6) OBP: 0.374, SLG: 0.536	F B B B B 4-1 BB			X 0-0 ① P6		S F F X 0-2 1-3 2-H 2B		X 0-0 ① F9		3	0	1	1	1	0	1
Manny Ramirez, R (1, 7) OBP: 0.495, SLG: 0.693	C X 0-1 ③ G6-3			B F X 1-1 ②③ G4-6-3 1-2f		C B B F B X 3-2 ② F9		B C C B B F B 4-2 G5-4-3 BB		3	0	0	0	1	0	4
Brian Daubach, L (1, 10) OBP: 0.380, SLG: 0.591 Carlos Baerga, S (6, PH) OBP: 0.320, SLG: 0.391		C C B B X 2-2 ① F8	B C B B S C 3-3 ① K			B C F X 1-2 ③ G1-3		F C B B F F X 2-2 ②③ G5-4-3 1-2f		2 2	0 0	0 0	0 0	0 0	1 0	0 3
Tony Clark, S (1, 3) OBP: 0.229, SLG: 0.273		C S B X 1-2 ② G3	B F B F B F X 3-2 ② F7				C B F B X 2-2 1B 2B		S B X 1-1 WP 1B 1B	4	1	2	0	0	0	0
Jason Varitek, S (1, 2) OBP: 0.348, SLG: 0.470		B X 1-0 ③ F7	B F B B B X 3-1 ③ G4-3				C C B B S 2-3 ① K		C C F B X 1-2 1-2 G4-6-3 1B	4	0	1	0	0	1	1
Trot Nixon, L (1, 9) OBP: 0.341, SLG: 0.415			C X 0-1 ① P5			B B X 2-0 ① G3	S B B B B X 3-1 ② P6		C L B F B B X 3-2 ① 2-3 P6	4	0	0	0	0	0	3
Rey Sanchez, R (1, 4) OBP: 0.278, SLG: 0.275 Jose Offerman, S (9, PH) OBP: 0.386, SLG: 0.526			F B X 1-1 ② G4-3			C X 0-1 BB 1B 1B	B X 1-0 FC5 2-H 1B		X 0-0 ②③ G4-6-3 1-2f	3 1	1 0	2 0	1 0	0 0	0 0	0 2
Inning Stats	R: 0 H: 0 E: 0 LOB: 1 K: 0 BB: 1 S: 5 P: 10	R: 0 H: 0 E: 0 LOB: 0 K: 0 BB: 0 S: 7 P: 11	R: 0 H: 0 E: 0 LOB: 0 K: 0 BB: 0 S: 7 P: 11	R: 0 H: 1 E: 0 LOB: 0 K: 0 BB: 0 S: 6 P: 8	R: 0 H: 0 E: 0 LOB: 0 K: 1 BB: 0 S: 9 P: 18	R: 2 H: 3 E: 0 LOB: 2 K: 0 BB: 1 S: 15 P: 25	R: 1 H: 2 E: 0 LOB: 2 K: 1 BB: 1 S: 13 P: 26	R: 0 H: 0 E: 0 LOB: 0 K: 0 BB: 1 S: 9 P: 15	R: 0 H: 2 E: 0 LOB: 1 K: 0 BB: 0 S: 11 P: 16	1B: 6 2B: 2 3B: 0 HR: 0	SF: 0 SAC: 0 DP: 3 HBP: 0			WP: 1 PB: 0 SB: 0 CS: 0	PA: 36		

PITCHER		IP	WLS	BF	H	R	ER	SO	BB	IBB	HBP	BLK	WP	HR	S	P	ERA	WHIP
Rodrigo Lopez, R ERA: 2.42	(1, 1)	5.2	W	22	4	2	2	1	2	0	0	0	0	0	46	79	3.18	1.059
B.J. Ryan, L ERA: 7.2	(6, 1)	1.0	H	4	1	1	1	1	0	0	0	0	0	0	11	19	9.00	1.000
Rick Bauer, R ERA: 1.54	(7, 1)	0.2	H	5	1	0	0	0	2	0	0	0	0	0	9	19	0.00	4.500
Buddy Groom, L ERA:	(8, 1)	0.2	H	1	0	0	0	0	0	0	0	0	0	0	5	7	0.00	0.000
Jorge Julio, R ERA: 1.32	(9, 1)	1.0	S	4	2	0	0	0	0	0	0	0	1	0	11	16	0.00	2.000

PITCHER	IP	WLS	BF	H	R	ER	SO	BB	IBB	HBP	BLK	WP	HR	S	P	ERA	WHIP

BOTTOM

Baltimore Orioles @ Boston Red Sox

Fenway Park, Boston, MA

Mon Apr 29 2002, 6:05 PM EDT

Att. 31,177 - Cloudy - 43 F

livebaseballscorecards.com

AB	32
R	3
H	8
RBI	3
BB	4
SO	2
LOB	16

Batter	1	2	3	4	5	6	7	8	9	AB	R	H	RBI	BB	SO	LOB
6 Melvin Mora, R (1, 6) OBP: 0.455, SLG: 0.453	B X 1-0 CS 2B		B F F F B X 2-2 ③ G5-3			C B X 1-1 1B		C B F B X 2-2 ③ F9		4	0	2	0	0	0	1
Gary Matthews, S (1, 8) OBP: 0.333, SLG: 0.226	C B S F S 1-3 ① K			B C S X 1-2 ① F2		X 0-0 ① F2			C S X 0-2 ① G1-3	4	0	0	0	0	1	2
David Segui, S (1, 10) OBP: 0.375, SLG: 0.355	C B X 1-1 ② ③ G6-3 2-3			X 0-0 ② G6-3		S F B C 1-3 ② K			B X 1-0 ② F8	4	0	0	0	0	1	2
Jeff Conine, R (1, 3) OBP: 0.265, SLG: 0.349		B B X 2-0 ① F9		C X 0-1 31 1B 1B		C B S F B S 2-3 ③ K			B C B F B S 3-3 ③ K	4	0	1	0	0	2	1
31 Jay Gibbons, L (1, 9) OBP: 0.373, SLG: 0.587		C C X 0-2 ② 1B		X 0-0 1-3 1B			X 0-0 G6-4-3 1B			3	0	3	0	0	0	0
Tony Batista, R (1, 5) OBP: 0.303, SLG: 0.535		C B X 1-1 ③ G5-3		C S B B X 2-2 ③ G5-3			C F B F B X 2-2 ① ② G6-4-3 1-2f			3	0	0	0	0	0	3
21 Marty Cordova, R (1, 7) OBP: 0.403, SLG: 0.492			F B F X 1-2 ① G6-3		B B X 2-0 G5-4-3 1B		F B F B B X 3-2 ③ G5-3			3	0	1	0	0	0	0
Brook Fordyce, R (1, 2) OBP: 0.125, SLG: 0.045			B C X 1-1 ② G5-3		X 0-0 ① ② G5-4-3 1-2f			B B F F F X 2-2 ① G5-3		3	0	0	0	0	0	1
Jerry Hairston, R (1, 4) OBP: 0.282, SLG: 0.296			C C X 0-2 1B		S B X 1-1 ③ G6-3			C B X 1-1 ② F8		3	0	1	0	0	0	0
Inning Stats	R: 0 H: 1 E: 0 LOB: 0 K: 1 BB: 0 S: 7 P: 10	R: 0 H: 1 E: 0 LOB: 0 K: 0 BB: 0 S: 6 P: 9	R: 0 H: 1 E: 0 LOB: 1 K: 0 BB: 0 S: 12 P: 16	R: 0 H: 2 E: 0 LOB: 2 K: 0 BB: 0 S: 10 P: 13	R: 0 H: 1 E: 0 LOB: 0 K: 0 BB: 0 S: 4 P: 7	R: 0 H: 1 E: 0 LOB: 1 K: 2 BB: 0 S: 10 P: 14	R: 0 H: 1 E: 0 LOB: 0 K: 0 BB: 0 S: 8 P: 13	R: 0 H: 0 E: 0 LOB: 0 K: 0 BB: 0 S: 9 P: 14	R: 0 H: 0 E: 0 LOB: 0 K: 1 BB: 0 S: 7 P: 11	1B: 7 SF: 0 2B: 1 SAC: 0 3B: 0 DP: 2 HR: 0 HBP: 0						

TOP

Baltimore Orioles @ Boston Red Sox

Fenway Park, Boston, MA

Tue Apr 30 2002, 6:05 PM EDT

Att. 31,751 - Cloudy - 52 F

livebaseballscorecards.com

AB	31
R	0
H	8
RBI	0
BB	0
SO	4
LOB	10

PITCHER		IP	WLS	BF	H	R	ER	SO	BB	IBB	HBP	BLK	WP	HR	S	P	ERA	WHIP
Darren Oliver, L ERA: 2.89	(1, 1)	9.0	W	31	8	0	0	4	0	0	0	0	0	0	73	107	0.00	0.889

PITCHER	IP	WLS	BF	H	R	ER	SO	BB	IBB	HBP	BLK	WP	HR	S	P	ERA	WHIP

Baltimore Orioles @ Boston Red Sox

Fenway Park, Boston, MA

Tue Apr 30 2002, 6:05 PM EDT

Att. 31,751 - Cloudy - 52 F

BOTTOM

livebaseballscorecards.com

Batter	1	2	3	4	5	6	7	8	9	AB	R	H	RBI	BB	SO	LOB
18 Johnny Damon, L (1, 8) OBP: 0.412, SLG: 0.535	C B S F F X 1-2 E6 G3 S 2B	F B F B X 2-2 1-2 1B			B F B F X 2-2 ② G4-3			F X 0-1 G4-3 S 1B 1B		4	2	2	0	0	0	0
Jose Offerman, S (1, 10) OBP: 0.354, SLG: 0.476	B C B X 2-1 ① G3 1-3	B B F B X 3-1 ③ F5			C X 0-1 ③ G6-3			B B C X 2-1 ① G4-3 1-3		4	0	0	0	0	0	4
Nomar Garciaparra, R (1, 6) OBP: 0.379, SLG: 0.545	B F C F B X 2-2 1B 3-H 2B		C X 0-1 ① L7			B X 1-0 ① G5-3		S B F F B B X 3-2 CS 3-H 1B		4	1	2	2	0	0	0
Manny Ramirez, R (1, 7) OBP: 0.495, SLG: 0.679	B F F F F X 1-2 2-H 1B		C B C B B X 3-2 ② G6-3			F B B C X 2-2 ② G6-3		C B B F B B 4-2 ② 1B 1-2 BB		3	0	1	1	1	0	0
Shea Hillenbrand, R (1, 5) OBP: 0.390, SLG: 0.582	B B X 2-0 ② F8		X 0-0 ③ P5			C F F X 0-2 ③ F9		C X 0-1 1-2 1B		4	0	1	0	0	0	1
Tony Clark, S (1, 3) OBP: 0.216, SLG: 0.257	F B F B S 2-3 ③ K2-3			X 0-0 ① G3-1			C B B X 2-1 ① G4-3	X 0-0 ③ G1-3		4	0	0	0	0	1	3
Trot Nixon, L (1, 9) OBP: 0.330, SLG: 0.400		C B S F S 1-3 ① K		B F B B S X 3-2 ② F8			C F F X 0-2 ② F9			3	0	0	0	0	1	0
Doug Mirabelli, R (1, 2) OBP: 0.231, SLG: 0.261		C B B X 2-1 ② F8		C B S B C 2-3 ③ K			B B C F X 2-2 ③ P4			3	0	0	0	0	1	0
Rey Sanchez, R (1, 4) OBP: 0.280, SLG: 0.319		C X 0-1 E5 18 1B			B S B X 2-1 ① G5-3			B S X 1-1 HR		3	1	1	1	0	0	0
Inning Stats	R: 2 E: 1 K: 1 S: 21 H: 2 LOB: 1 BB: 0 P: 31	R: 0 E: 1 K: 1 S: 13 H: 1 LOB: 2 BB: 0 P: 21	R: 0 E: 0 K: 0 S: 6 H: 0 LOB: 0 BB: 0 P: 9	R: 0 E: 0 K: 1 S: 7 H: 0 LOB: 0 BB: 0 P: 12	R: 0 E: 0 K: 0 S: 7 H: 0 LOB: 0 BB: 0 P: 11	R: 0 E: 0 K: 0 S: 8 H: 0 LOB: 0 BB: 0 P: 11	R: 0 E: 0 K: 0 S: 9 H: 0 LOB: 0 BB: 0 P: 13	R: 2 E: 0 K: 0 S: 16 H: 4 LOB: 2 BB: 1 P: 26		1B: 5 2B: 1 3B: 0 HR: 1 SF: 0 SAC: 0 DP: 0 HBP: 0						

	AB	32
	R	4
	H	7
	RBI	4
	BB	1
	SO	3
	LOB	8

WP: 0 PB: 0 SB: 2 CS: 1 PA: 33

PITCHER		IP	WLS	BF	H	R	ER	SO	BB	IBB	HBP	BLK	WP	HR	S	P	ERA	WHIP
Calvin Maduro, R ERA: 5.46	(1, 1)	7.0	L	28	5	4	3	3	0	0	0	0	0	1	75	113	3.86	0.714
Willis Roberts, R ERA: 2.25	(8, 1)	1.0		5	2	0	0	0	1	0	0	0	0	0	12	21	0.00	3.000

PITCHER	IP	WLS	BF	H	R	ER	SO	BB	IBB	HBP	BLK	WP	HR	S	P	ERA	WHIP

Batter	1	2	3	4	5	6	7	8	9	AB	R	H	RBI	BB	SO	LOB
Jerry Hairston, R (1, 4) OBP: 0.268, SLG: 0.280	C B F F C 1-3 ① K	B B F X 2-1 ③ F8		B F B X 2-1 ③ F8			B X 1-0 ② P3			4	0	0	0	0	1	3
Chris Singleton, L (1, 8) OBP: 0.191, SLG: 0.247	B X 1-0 ② G4-3		C X 0-1 ① G4-3		C B S F F X 1-2 2B		F X 0-1 ③ G4-3			4	0	1	0	0	0	0
David Sequi, S (1, 10) OBP: 0.370, SLG: 0.363	X 0-0 2B	B B X 2-0 ② F8			B B F C B S 3-3 ① K			X 0-0 ① G6-3		4	0	1	0	0	1	1
Jeff Conine, R (1, 3) OBP: 0.256, SLG: 0.336	B B B C C S 3-3 ③ K	B B C F X 2-2 ③ G5-3			S C S 0-3 ② K			S X 0-1 ② P4		4	0	0	0	0	2	2
31 Jay Gibbons, L (1, 9) OBP: 0.368, SLG: 0.573		C B X 1-1 ① G6-3		S B X 1-1 ① F8	F B S F B F X 2-2 ③ G3			F B F X 1-2 1B		4	0	1	0	0	0	1
Tony Batista, R (1, 5) OBP: 0.310, SLG: 0.573 Mike Moriarty, R (8, 5) OBP: 0.214, SLG: 0.286		C B B X 2-1 HR		B C B F F B X 3-2 21 2B 2B		C X 0-1 ① F3		B B X 2-0 ③ P4		4 2 0 0	2	1	0	0	1	1 0
21 Marty Cordova, R (1, 7) OBP: 0.408, SLG: 0.500		C B B B B 4-1 2B BB		X 0-0 2-H 2B		X 0-0 ② F8			C C C 0-3 ① K	3	1	1	1	1	1	0
Brook Fordyce, R (1, 2) OBP: 0.107, SLG: 0.038		C T T T S 0-3 ② K		X 0-0 ② F8		C S X 0-2 ③ G1-3			C S B F X 1-2 ② G6-3	4	0	0	0	0	1	2
Mike Bordick, R (1, 6) OBP: 0.250, SLG: 0.316		X 0-0 1-H 2B		B C B B B 4-1 BB			B X 1-0 ① F3		X 0-0 ③ P4	3	0	1	1	1	0	0
Inning Stats	R: 0 H: 1 E: 0 LOB: 1 K: 2 BB: 0 S: 9 P: 14	R: 2 H: 2 E: 0 LOB: 1 K: 1 BB: 1 S: 13 P: 22	R: 0 H: 0 E: 0 LOB: 0 K: 0 BB: 0 S: 6 P: 10	R: 1 H: 2 E: 0 LOB: 2 K: 0 BB: 1 S: 11 P: 21	R: 0 H: 1 E: 0 LOB: 1 K: 2 BB: 0 S: 16 P: 22	R: 0 H: 0 E: 0 LOB: 0 K: 0 BB: 0 S: 6 P: 6	R: 0 H: 0 E: 0 LOB: 0 K: 0 BB: 0 S: 4 P: 6	R: 0 H: 1 E: 0 LOB: 1 K: 0 BB: 0 S: 7 P: 10	R: 0 H: 0 E: 0 LOB: 0 K: 1 BB: 0 S: 8 P: 9	1B: 1 2B: 5 3B: 0 HR: 1	SF: 0 SAC: 0 DP: 0 HBP: 0					

PITCHER		IP	WLS	BF	H	R	ER	SO	BB	IBB	HBP	BLK	WP	HR	S	P	ERA	WHIP
Pedro Martinez, R ERA: 3.67	(1, 1)	5.0	W	23	6	3	3	5	2	0	0	0	0	1	55	89	5.40	1.600
Rolando Arrojo, R ERA: 3.63	(6, 1)	2.0		6	0	0	0	0	0	0	0	0	0	0	10	12	0.00	0.000
Casey Fossum, L ERA: 1.69	(8, 1)	1.0		4	1	0	0	0	0	0	0	0	0	0	7	10	0.00	1.000
Rich Garces, R ERA: 7.36	(9, 1)	1.0		3	0	0	0	1	0	0	0	0	0	0	8	9	0.00	0.000

PITCHER	IP	WLS	BF	H	R	ER	SO	BB	IBB	HBP	BLK	WP	HR	S	P	ERA	WHIP

TOP

Baltimore Orioles @ Boston Red Sox

Fenway Park, Boston, MA

Wed May 01 2002, 6:05 PM EDT

Att. 33,274 - Sunny - 60 F

livebaseballscorecards.com

AB	34
R	3
H	7
RBI	3
BB	2
SO	6
LOB	10

1B: 1	SF: 0	WP: 0	PA: 36
2B: 5	SAC: 0	PB: 0	
3B: 0	DP: 0	SB: 0	
HR: 1	HBP: 0	CS: 0	

Batter	1	2	3	4	5	6	7	8	9	AB	R	H	RBI	BB	SO	LOB
18 Johnny Damon, L (1, 8) OBP: 0.412, SLG: 0.538	BCBFX 2-2 ① G4-3		BX 1-0 1B E 2B	FFX 0-2 ② F2		BCCFS 1-3 ① K		X 0-0 WP 1-3 1B 1B		5	2	2	0	0	1	2
Jose Offerman, S (1, 3) OBP: 0.415, SLG: 0.543	BBCBFB 4-2 1B HR BB		BX 1-0 S 2-3 1B 1B	CSBX 1-2 1-3 1B 2B		FBSX 1-2 1-3 1B		BCX 1-1 G1-3 1-H HR 3-H 1B		4	4	4	2	1	0	0
Nomar Garciaparra, R (1, 6) OBP: 0.380, SLG: 0.543	FBBBX 2-1 HR 1-3 1B		FBBBX 2-1 ① G5-3 1-3 3-H	BBX 2-0 HR 2-H 3-H 1B		SBSSFFBFX 2-2 ② SF7 3-H		CX 0-1 ① F2		4	2	2	3	0	0	2
Manny Ramirez, R (1, 7) OBP: 0.500, SLG: 0.744	FX 0-1 1-H HR 3-H		BCBBFB 4-2 1B BB	CCBFX 1-2 1-H HR		CCFFFBBS 2-3 ③ K		CCFBX 1-2 ② G1-3 1-2		4	2	2	5	1	1	2
Brian Daubach, L (1, 10) OBP: 0.382, SLG: 0.633	BBBSFC 2-3 ② K		X 0-0 1-2 3-H 1B	BX 1-0 ③ F9			BCX 1-1 ① F9	BBBCCX 3-1 2-H HR		5	1	2	3	0	1	0
Shea Hillenbrand, R (1, 5) OBP: 0.371, SLG: 0.552	CFBFFBBS 2-3 ③ K		BCFBFS 1-3 ② K		CBX 1-1 ① G1-3		X 0-0 ② G6-3	BFX 1-1 ③ G5-3		5	0	0	0	0	2	2
Jason Varitek, S (1, 2)		BBCBBB 4-1 G1-6-3 BB	BBCBFS 2-3 ③ K		CFS 0-3 ② K		X 0-0 ③ F7			3	0	0	0	1	2	2
Trot Nixon, L (1, 9) OBP: 0.327, SLG: 0.427		FX 0-1 ①② G1-6-3 1-2f		X 0-0 ① F5	CX 0-1 ③ F8			CBBX 2-1 HR		4	1	1	1	0	0	1
Rey Sanchez, R (1, 4) OBP: 0.304, SLG: 0.342		FFFS 0-3 ③ K		X 0-0 2B 1B 1B		X 0-0 1B SF7 1B		X 0-0 18 1B 1B 1B		4	3	3	0	0	1	0
Inning Stats	R: 3 E: 0 K: 2 S: 17 H: 2 LOB: 0 BB: 1 P: 29	R: 0 E: 0 K: 1 S: 7 H: 0 LOB: 0 BB: 1 P: 11	R: 2 E: 0 K: 2 S: 13 H: 3 LOB: 2 BB: 1 P: 24	R: 4 E: 0 K: 0 S: 14 H: 4 LOB: 0 BB: 0 P: 19	R: 0 E: 0 K: 1 S: 7 H: 0 LOB: 0 BB: 0 P: 8	R: 1 E: 0 K: 2 S: 20 H: 2 LOB: 1 BB: 0 P: 26	R: 0 E: 0 K: 0 S: 4 H: 0 LOB: 0 BB: 0 P: 5	R: 5 E: 0 K: 0 S: 16 H: 5 LOB: 0 BB: 0 P: 24		1B: 10 2B: 2 3B: 0 HR: 4	SF: 1 SAC: 0 DP: 1 HBP: 0					

PITCHER	IP	WLS	BF	H	R	ER	SO	BB	IBB	HBP	BLK	WP	HR	S	P	ERA	WHIP
Sean Douglass, R (1, 1) ERA: 9.45	3.0	L	16	5	5	4	5	3	0	0	0	0	1	37	64	12.00	2.667
Josh Towers, R (4, 1) ERA: 7.9	5.0		26	11	10	10	3	0	0	0	0	1	3	61	82	18.00	2.200

PITCHER	IP	WLS	BF	H	R	ER	SO	BB	IBB	HBP	BLK	WP	HR	S	P	ERA	WHIP

BOTTOM

Baltimore Orioles @ Boston Red Sox

Fenway Park, Boston, MA

Wed May 01 2002, 6:05 PM EDT

Att. 33,274 - Sunny - 60 F

livebaseballscorecards.com

AB	38
R	15
H	16
RBI	14
BB	3
SO	8
LOB	11

WP: 1 PA: 42
PB: 0
SB: 2
CS: 0

Batter	1	2	3	4	5	6	7	8	9	AB	R	H	RBI	BB	SO	LOB
Chuck Knoblauch, R (1, 7) OBP: 0.253, SLG: 0.264	X 0-0 ① F8			B C F X 1-2 G6-3 1B		C X 0-1 ① L6	S B X 1-1 ③ F9			4	0	1	0	0	0	3
Raul Ibanez, L (1, 9) OBP: 0.237, SLG: 0.352	B C B X 2-1 ② G4-3			B B F B X 3-1 ①② G6-3 1-2f		X 0-0 ② G6-3		C F B X 1-2 ① G4-3		4	0	0	0	0	0	2
29 Mike Sweeney, R (1, 10) OBP: 0.385, SLG: 0.480	C B X 1-1 ③ G6-3			B F F X 1-2 1B		B B B C B 4-1 1B BB		B F B X 2-1 1B 2B		3	1	2	0	1	0	0
Carlos Beltrán, S (1, 8) OBP: 0.319, SLG: 0.485		F X 0-1 ① G4-3		S C B B F X 2-2 G4-3		B B F S X 2-2 1-2 2-H 1B		X 0-0 ② G5-3		4	0	1	1	0	0	2
Joe Randa, R (1, 5) OBP: 0.367, SLG: 0.474		C B C B X 2-2 ② G3-1			B C X 1-1 G6-3 1B	C B C B B S 3-3 ③ K		B B C C X 2-2 2-H 1B		4	0	2	1	0	1	2
Dave McCarty, R (1, 3) OBP: 0.160, SLG: 0.292		B X 1-0 ③ G4-3			X 0-0 ①② G6-3 1-2f		C B S B B B 4-2 FC5-4 BB	B B F C B X 3-2 ③ G6-3		3	0	0	0	1	0	2
Neifi Perez, S (1, 6) OBP: 0.250, SLG: 0.324			X 0-0 ① G4-3		B F F B F F F B B 4-2 BB	F B C X 1-2 ① FC5-4 1B 1-2f			C B F B B F F F X 3-2 ① L7	3	0	0	0	1	0	1
A.J. Hinch, R (1, 2) OBP: 0.241, SLG: 0.200 Luis Alicea, S (9, PH) OBP: 0.235, SLG: 0.161			B F B X 2-1 ② F8		C C X 0-2 ③ G1-3		S B X 1-1 ② F7		B C B X 2-1 ② G6-3	3 1	0 0	0 0	0 0	0 0	0 0	2 0
Carlos Febles, R (1, 4) OBP: 0.390, SLG: 0.448			B S B F F C 2-3 ③ K			B B C X 2-1 1B 2B	X 0-0 1-2 1B		C B F X 1-2 ③ G3	4	1	2	0	0	1	0
Inning Stats	R: 0 E: 0 K: 0 S: 5 H: 0 LOB: 0 BB: 0 P: 8	R: 0 E: 0 K: 0 S: 6 H: 0 LOB: 0 BB: 0 P: 9	R: 0 E: 0 K: 1 S: 7 H: 0 LOB: 0 BB: 0 P: 11	R: 0 E: 0 K: 0 S: 12 H: 2 LOB: 1 BB: 0 P: 19	R: 0 E: 0 K: 0 S: 11 H: 1 LOB: 1 BB: 1 P: 16	R: 1 E: 0 K: 1 S: 12 H: 2 LOB: 2 BB: 1 P: 23	R: 0 E: 0 K: 0 S: 10 H: 1 LOB: 2 BB: 1 P: 17	R: 1 E: 0 K: 0 S: 12 H: 2 LOB: 1 BB: 0 P: 20	R: 0 E: 0 K: 0 S: 11 H: 0 LOB: 0 BB: 0 P: 17	1B: 6 2B: 2 3B: 0 HR: 0	SF: 0 SAC: 0 DP: 2 HBP: 0						

TOP

Kansas City Royals @ Baltimore Orioles

Oriole Park at Camden Yards, Baltimore, MD

Thu May 02 2002, 7:05 PM EDT
Att. 25,748 - Cloudy - 74 F

livebaseballscorecards.com

AB	33
R	2
H	8
RBI	2
BB	3
SO	2
LOB	14

WP: 0 PB: 0 SB: 0 CS: 0 PA: 36

PITCHER		IP	WLS	BF	H	R	ER	SO	BB	IBB	HBP	BLK	WP	HR	S	P	ERA	WHIP
Sidney Ponson, R ERA: 4.54	(1, 1)	7.0	W	28	6	1	1	2	3	0	0	0	0	0	63	103	1.29	1.286
Buddy Groom, L ERA: 1.13	(8, 1)	0.2	H	4	2	1	1	0	0	0	0	0	0	0	9	14	13.50	3.000
Rick Bauer, R ERA: 1.38	(8, 1)	1.1	S	4	0	0	0	0	0	0	0	0	0	0	14	23	0.00	0.000

PITCHER	IP	WLS	BF	H	R	ER	SO	BB	IBB	HBP	BLK	WP	HR	S	P	ERA	WHIP

Batter	1	2	3	4	5	6	7	8	9	AB	R	H	RBI	BB	SO	LOB
6 Melvin Mora, R (1, 4) OBP: 0.448, SLG: 0.443	C X 0-1 ① F7		C S B B B C 3-3 ① K		B X 1-0 ② F8			B F X 1-1 1B 2B 1B		4	1	1	0	0	1	0
Chris Singleton, L (1, 8) OBP: 0.204, SLG: 0.269	X 0-0 ② B1-3		C X 0-1 G4-3 HR 2B		F B X 1-1 ③ F7			X 0-0 1-2 2B 1B		4	2	2	0	0	0	0
David Segui, S (1, 10) OBP: 0.375, SLG: 0.417	B X 1-0 HR		C F B X 1-2 ② G4-3 2-3			S X 0-1 ① F8		B C X 1-1 1-H 2-H 2B		4	1	2	3	0	0	1
Jeff Conine, R (1, 3) OBP: 0.264, SLG: 0.368	X 0-0 1B		B B B C X 3-1 3-H HR			F F S 0-3 ② K		B S X 1-1 ② G6-3		4	1	2	2	0	1	1
31 Jay Gibbons, L (1, 9) OBP: 0.355, SLG: 0.550	B C S S 1-3 ③ K		B F S S 1-3 ③ K			B X 1-0 ③ F9		X 0-0 ③ F7		4	0	0	0	0	2	2
Tony Batista, R (1, 5) OBP: 0.310, SLG: 0.594		B S B X 2-1 HR		C B C X 1-2 ① P4			C B C B X 2-2 ① F7			3	1	1	1	0	0	0
21 Marty Cordova, R (1, 7) OBP: 0.392, SLG: 0.478		X 0-0 ① F8		S B B X 2-1 ② L7			X 0-0 ② G6-3			3	0	0	0	0	0	0
Brook Fordyce, R (1, 2) OBP: 0.097, SLG: 0.034		F C C 0-3 ② K		B X 1-0 ③ F7			C F F F C 0-3 ③ K			3	0	0	0	0	2	0
Mike Bordick, R (1, 6) OBP: 0.242, SLG: 0.304		X 0-0 ③ F9			C F B F B B F C 3-3 ① K			B B X 2-0 ① G6-3		3	0	0	0	0	1	0
Inning Stats	R: 1 H: 2 E: 0 LOB: 1 K: 1 BB: 0 S: 8 P: 10	R: 1 H: 1 E: 0 LOB: 0 K: 1 BB: 0 S: 7 P: 9	R: 2 H: 2 E: 0 LOB: 0 K: 2 BB: 0 S: 13 P: 21	R: 0 H: 0 E: 0 LOB: 0 K: 0 BB: 0 S: 6 P: 10	R: 0 H: 0 E: 0 LOB: 0 K: 1 BB: 0 S: 8 P: 13	R: 0 H: 0 E: 0 LOB: 0 K: 1 BB: 0 S: 6 P: 7	R: 0 H: 0 E: 0 LOB: 0 K: 1 BB: 0 S: 9 P: 11	R: 2 H: 3 E: 0 LOB: 1 K: 0 BB: 0 S: 9 P: 14		1B: 3 SF: 0 2B: 2 SAC: 0 3B: 0 DP: 0 HR: 3 HBP: 0					WP: 0 PA: 32 PB: 0 SB: 0 CS: 0	

BOTTOM

Kansas City Royals @ Baltimore Orioles

Oriole Park at Camden Yards, Baltimore, MD

Thu May 02 2002, 7:05 PM EDT
Att. 25,748 - Cloudy - 74 F

livebaseballscorecards.com

AB	32
R	6
H	8
RBI	6
BB	0
SO	7
LOB	4

PITCHER		IP	WLS	BF	H	R	ER	SO	BB	IBB	HBP	BLK	WP	HR	S	P	ERA	WHIP
Paul Byrd, R ERA: 3.4	(1, 1)	7.0	L	26	5	4	4	7	0	0	0	0	0	3	57	81	5.14	0.714
Roberto Hernandez, R ERA: 18.0	(8, 1)	1.0		6	3	2	2	0	0	0	0	0	0	0	9	14	18.00	3.000

PITCHER	IP	WLS	BF	H	R	ER	SO	BB	IBB	HBP	BLK	WP	HR	S	P	ERA	WHIP

Kansas City Royals @ Baltimore Orioles

Oriole Park at Camden Yards, Baltimore, MD

Fri May 03 2002, 7:05 PM EDT
Att. 31,792 - Cloudy - 66 F

livebaseballscorecards.com

TOP

Batter	1	2	3	4	5	6	7	8	9	AB	R	H	RBI	BB	SO	LOB
Chuck Knoblauch, R (1, 7) OBP: 0.262, SLG: 0.263	1-2 C B F F F X 2B 29 1B 1B	0-1 C X G5-4-3 ② ③ 1-2f			2-2 B F F B X FC4-2 ① FC4-6 1-2 3-H		4-0 B B B B 2B 29 E BB		2-2 B C C B F F X G5-3 ③	4	2	1	0	1	0	3
Michael Tucker, L (1, 9) OBP: 0.333, SLG: 0.358	1-2 C B C X 29 1B SF9 2B 1-3		2-1 B C B X G4-3 ①		2-1 B F B X FC4-6 ② 29 S 1-2f 2-3		1-1 F B X 29 E 2B 1-3			4	1	2	0	0	0	2
29 Mike Sweeney, R (1, 3) OBP: 0.389, SLG: 0.476	X 0-0 1B 1B 2-3 3-H		3-1 C B B B X G5-3 ②		4-2 B B S C B F B 1-2 BB		2-2 B B F C X E5 2-3 3-H			3	0	1	1	1	0	1
Carlos Beltrán, S (1, 8) OBP: 0.308, SLG: 0.465	B F F F F F S 1-3 K ①		1-1 C B X F7 ③		2-0 B B X L8 ③		X 0-0 G3-1 ③			4	0	0	0	0	1	7
Joe Randa, R (1, 5) OBP: 0.351, SLG: 0.456	B X 1-0 SF9 ② 3-H			C B C X 1-2 L9 ①		C B F X 1-2 G6-3 ①		C B F B X 2-2 F9 ①		3	0	0	1	0	0	0
Raul Ibanez, L (1, 10) OBP: 0.238, SLG: 0.347	B B X 2-0 1-2 1B			L X 0-1 F8 ②		C X 0-1 F8 ②		X 0-0 G4-3 ②		4	0	1	0	0	0	0
Neifi Perez, S (1, 6) OBP: 0.241, SLG: 0.311	B X 1-0 G1-3 ③			C F F C 0-3 K ③		X 0-0 G4-3 ③		C C X 0-2 G5-3 ③		4	0	0	0	0	1	2
Juan Brito, R (1, 2) OBP: 0.333, SLG: 0.333		S X 0-1 G6-3 ①			C C B X 1-2 E5 1B FC4-2 1B		F B B B C X 3-2 G5-3 ①		C B X 1-1 F9 ①	3	0	1	0	0	0	0
Luis Alicea, S (9, PH) OBP: 0.229, SLG: 0.156										1	0	0	0	0	0	0
Carlos Febles, R (1, 4) OBP: 0.395, SLG: 0.443		B B F B B B 4-1 G5-4-3 BB			B L B L B X 3-2 FC4-6 FC4-2 2-3 1B		X 0-0 F8 ②		F S B C 1-3 K ②	3	0	1	0	1	1	0
Inning Stats	R: 2 H: 4 E: 0 LOB: 2 K: 1 BB: 0 S: 18 P: 25	R: 0 H: 0 E: 0 LOB: 0 K: 0 BB: 1 S: 5 P: 9	R: 0 H: 0 E: 0 LOB: 0 K: 0 BB: 0 S: 6 P: 12	R: 0 H: 0 E: 0 LOB: 0 K: 1 BB: 0 S: 9 P: 10	R: 0 H: 2 E: 1 LOB: 3 K: 0 BB: 1 S: 15 P: 29	R: 0 H: 0 E: 0 LOB: 0 K: 0 BB: 0 S: 6 P: 7	R: 1 H: 1 E: 1 LOB: 2 K: 0 BB: 1 S: 10 P: 20	R: 0 H: 0 E: 0 LOB: 0 K: 0 BB: 0 S: 7 P: 9	R: 0 H: 0 E: 0 LOB: 0 K: 1 BB: 0 S: 10 P: 14	1B: 5 SF: 1 2B: 2 SAC: 0 3B: 0 DP: 1 HR: 0 HBP: 0						

	AB	33
	R	3
	H	7
	RBI	2
	BB	3
	SO	3
	LOB	15

WP: 0 PA: 37
PB: 0
SB: 1
CS: 0

PITCHER		IP	WLS	BF	H	R	ER	SO	BB	IBB	HBP	BLK	WP	HR	S	P	ERA	WHIP
Scott Erickson, R ERA: 3.45	(1, 1)	6.2		28	6	3	2	2	3	0	0	0	0	0	63	103	2.70	1.350
B.J. Ryan, L ERA: 7.2	(7, 1)	0.0		1	1	0	0	0	0	0	0	0	0	0	2	3	∞	∞
Willis Roberts, R ERA: 2.03	(7, 1)	1.1	W	5	0	0	0	0	0	0	0	0	0	0	11	15	0.00	0.000
Jorge Julio, R ERA: 1.23	(9, 1)	1.0	S	3	0	0	0	1	0	0	0	0	0	0	10	14	0.00	0.000

PITCHER	IP	WLS	BF	H	R	ER	SO	BB	IBB	HBP	BLK	WP	HR	S	P	ERA	WHIP

BOTTOM

Kansas City Royals @ Baltimore Orioles

Oriole Park at Camden Yards, Baltimore, MD

Fri May 03 2002, 7:05 PM EDT

Att. 31,792 - Cloudy - 66 F

livebaseballscorecards.com

Batter	1	2	3	4	5	6	7	8	9	AB	R	H	RBI	BB	SO	LOB
6 Melvin Mora, R (1, 8) OBP: 0.445, SLG: 0.427	B C F H 2-2 CS HBP		F B C B B B 4-2 1B G6-3 BB		B B C S S 2-3 ① K	B S S B B S 3-3 ③ K 1-2		C B X 1-1 ③ G1-6-3		3	0	0	0	1	2	1
Gary Matthews, S (1, 9) OBP: 0.349, SLG: 0.235	C C F C 0-3 ① K		X 0-0 ① G6-3 1-2		C B S B F B X 3-2 BB 21 1B 1B		C S B B B B 4-2 1B G5-4-3 BB			3	2	1	0	1	1	2
Jeff Conine, R (1, 3) OBP: 0.260, SLG: 0.381	F B T SAFE F B X 2-2 ② 1-2 1B		C C B X 1-2 2-3 1B		F C S 0-3 ② K		B F F F B X 2-2 G5-4-3 1-3 1B			4	0	3	0	0	1	1
Tony Batista, R (1, 5) OBP: 0.308, SLG: 0.578	B F F X 1-2 ③ F9		C S B S 1-3 ② K2-3		B B B B 4-0 21 1B 1-2 BB		B B F B X 3-1 ① ② G5-4-3 1-2f 3-H			3	0	0	0	1	1	4
21 Marty Cordova, R (1, 7) OBP: 0.410, SLG: 0.535		C S B X 1-2 HR	X 0-0 ③ G6-3		B B C C F F X 2-2 1-3 2-H 1B		B C X 1-1 1B			4	1	3	2	0	0	2
31 Jay Gibbons, L (1, 10) OBP: 0.351, SLG: 0.548		B S C S S 1-3 ① K	C B F F X 1-2 2B		B B S F X 2-2 ③ G4-3		X 0-0 ③ G5-3			4	0	1	0	0	1	3
Mike Bordick, R (1, 6) OBP: 0.242, SLG: 0.313		X 0-0 ② B3-1	B F B F C 2-3 ① K			B C F B F B F X 3-2 ① G6-3		C X 0-1 SH1-4 PB 2B		4	1	1	0	0	1	1
Brook Fordyce, R (1, 2) OBP: 0.118, SLG: 0.032		C B B B B 4-1 BLK BB	B X 1-0 ② G5-3			X 0-0 ② G6-3		B X 1-0 ① SH1-4 2-3		2	0	0	0	1	0	1
Jerry Hairston, R (1, 4) OBP: 0.267, SLG: 0.269		B B C X 2-1 ③ F3 1-2	X 0-0 ③ G6-3			B B B B 4-0 6 S BB		B C F B B X 3-2 ② G5-3 3-H		3	0	0	0	1	0	2
Inning Stats	R: 0 H: 1 E: 0 LOB: 1 K: 1 BB: 0 S: 12 P: 17	R: 1 H: 1 E: 0 LOB: 1 K: 1 BB: 1 S: 10 P: 18	R: 0 H: 1 E: 0 LOB: 2 K: 1 BB: 1 S: 10 P: 16	R: 0 H: 1 E: 0 LOB: 1 K: 1 BB: 0 S: 9 P: 13	R: 1 H: 2 E: 0 LOB: 2 K: 2 BB: 1 S: 18 P: 31	R: 0 H: 0 E: 0 LOB: 1 K: 1 BB: 1 S: 9 P: 19	R: 1 H: 2 E: 0 LOB: 1 K: 0 BB: 1 S: 11 P: 21	R: 1 H: 1 E: 0 LOB: 0 K: 0 BB: 0 S: 8 P: 13		1B: 6 SF: 0 2B: 2 SAC: 1 3B: 0 DP: 1 HR: 1 HBP: 1						

	AB	30
	R	4
	H	9
	RBI	2
	BB	5
	SO	7
	LOB	17

WP: 0 PA: 37
PB: 1
SB: 1
CS: 1

PITCHER		IP	WLS	BF	H	R	ER	SO	BB	IBB	HBP	BLK	WP	HR	S	P	ERA	WHIP
Jeremy Affeldt, L ERA: 2.53	(1, 1)	4.0		18	4	1	1	4	2	0	1	1	0	1	41	64	2.25	1.500
Blake Stein, R ERA: 9.39	(5, 1)	2.0		10	2	1	1	3	2	0	0	0	0	0	27	50	4.50	2.000
Cory Bailey, R ERA: 6.32	(7, 1)	2.0	L	9	3	2	1	0	1	0	0	0	0	0	19	34	4.50	2.000

PITCHER	IP	WLS	BF	H	R	ER	SO	BB	IBB	HBP	BLK	WP	HR	S	P	ERA	WHIP

Batter	1	2	3	4	5	6	7	8	9	AB	R	H	RBI	BB	SO	LOB
Chuck Knoblauch, R (1, 7) OBP: 0.261, SLG: 0.263	B X 1-0 ① F7		C X 0-1 ② F7		F C B F X 1-2 ③ G1			B F X 1-1 BB 1B		4	0	1	0	0	0	1
Michael Tucker, L (1, 9) OBP: 0.330, SLG: 0.345	L B X 1-1 ② G1-3		X 0-0 ③ L7			C B X 1-1 ① F7		B B C B F F B 4-2 1-2 BB		3	0	0	0	1	0	0
29 Mike Sweeney, R (1, 10) OBP: 0.393, SLG: 0.477	C X 0-1 1B 1B			B X 1-0 ① F8		C F F B X 1-2 G6-4-3 1B		B B F F S 2-3 ② K		4	0	2	0	0	1	2
Carlos Beltrán, S (1, 8) OBP: 0.314, SLG: 0.476	C B S X 1-2 1-3 1B			C B B F F B X 3-2 2B		B X 1-0 ② ③ G6-4-3 1-2f		B X 1-0 ③ L4		4	0	2	0	0	0	3
Joe Randa, R (1, 5) OBP: 0.351, SLG: 0.451	B X 1-0 ③ F8			B C F X 1-2 ② G5-3			F X 0-1 1B		X 0-0 ① F9	3	0	1	0	0	0	3
Donnie Sadler, R (7, PR) OBP: 0.286, SLG: 0.308 (7, 5)										1	0	0	0	0	0	0
Dave McCarty, R (1, 3) OBP: 0.138, SLG: 0.250		B S B S B X 3-2 ① F8		C B X 1-1 ③ G6-3			S C B B C 2-3 ① K		B F B S X 2-2 ② G5-3	4	0	0	0	0	1	2
Neifi Perez, S (1, 6) OBP: 0.233, SLG: 0.300		X 0-0 ② P6			B F X 1-1 ① F8		B F F F X 1-2 ② P5		B F F X 1-2 ③ G6-3	4	0	0	0	0	0	1
A.J. Hinch, R (1, 2) OBP: 0.219, SLG: 0.179		C S F B F F B F X 2-2 ③ F9			C C X 0-2 ② G1-6-3		X 0-0 ③ F7			3	0	0	0	0	0	1
Carlos Febles, R (1, 4) OBP: 0.398, SLG: 0.437			C F F B B F X 2-2 ① G6-3		B B B C B 4-1 BB			C B X 1-1 ① G1-6-3		1	0	0	0	1	0	0
Luis Alicea, S (8, PH) OBP: 0.222, SLG: 0.152 (8, 4)										1	0	0	0	0	0	0
Inning Stats	R: 0 E: 0 K: 0 S: 9 H: 2 LOB: 2 BB: 0 P: 13	R: 0 E: 0 K: 0 S: 11 H: 0 LOB: 0 BB: 0 P: 16	R: 0 E: 0 K: 0 S: 8 H: 0 LOB: 0 BB: 0 P: 10	R: 0 E: 0 K: 0 S: 10 H: 1 LOB: 1 BB: 0 P: 16	R: 0 E: 0 K: 0 S: 10 H: 0 LOB: 1 BB: 1 P: 16	R: 0 E: 0 K: 0 S: 7 H: 1 LOB: 0 BB: 0 P: 10	R: 0 E: 0 K: 1 S: 10 H: 1 LOB: 1 BB: 0 P: 13	R: 0 E: 0 K: 1 S: 11 H: 1 LOB: 2 BB: 1 P: 20	R: 0 E: 0 K: 0 S: 7 H: 0 LOB: 0 BB: 0 P: 10	1B: 5 2B: 1 3B: 0 HR: 0 SF: 0 SAC: 0 DP: 1 HBP: 0						

PITCHER		IP	WLS	BF	H	R	ER	SO	BB	IBB	HBP	BLK	WP	HR	S	P	ERA	WHIP
Rodrigo Lopez, R ERA: 1.91	(1, 1)	7.0	W	26	5	0	0	1	1	0	0	0	0	0	65	94	0.00	0.857
Travis Driskill, R ERA: 5.4	(8, 1)	1.0		5	1	0	0	1	1	0	0	0	0	0	11	20	0.00	2.000
Buddy Groom, L ERA: 1.0	(9, 1)	1.0		3	0	0	0	0	0	0	0	0	0	0	7	10	0.00	0.000

PITCHER	IP	WLS	BF	H	R	ER	SO	BB	IBB	HBP	BLK	WP	HR	S	P	ERA	WHIP

TOP

Kansas City Royals @ Baltimore Orioles

Oriole Park at Camden Yards, Baltimore, MD

Sat May 04 2002, 1:35 PM EDT
Att. 42,131 - Sunny - 64 F

livebaseballscorecards.com

AB	32
R	0
H	6
RBI	0
BB	2
SO	2
LOB	13

WP: 0 PB: 0 SB: 0 CS: 0
PA: 34

Batter	1	2	3	4	5	6	7	8	9	AB	R	H	RBI	BB	SO	LOB
6 Melvin Mora, R (1, 7) OBP: 0.443, SLG: 0.453	S F B F C 1-3 K ①	B X 1-0 1-H 3-H HR	B S X 1-1 FC5 ③ 1-2 2-3f		B F X 1-1 F4 ③		F H 1-1 FC4-6 1-2 2-3 HBP			4	1	1	3	0	1	4
Chris Singleton, L (1, 8) OBP: 0.194, SLG: 0.255	C X 0-1 F5 ②	B B B X 2-1 F9 ③		C B B X 2-1 F8 ①		B B B C X 3-1 G4-3 ①	X 0-0 FC4-6 ③ 1-2f			5	0	0	0	0	0	3
Jeff Conine, R (1, 3) OBP: 0.277, SLG: 0.374	F C F B F X 1-2 G5-3 ③		X 0-0 BB 21 HR 1B	B B F B S F X 3-2 F8 ②		F B B X 2-1 G5-3 ②		B B F B X 3-1 F9 ①		5	1	1	0	0	0	0
31 Jay Gibbons, L (1, 9) OBP: 0.339, SLG: 0.528 Gary Matthews, S (7, 9) OBP: 0.364, SLG: 0.235		F B F X 1-2 G4-3 ①	B S C B F X 2-2 F7 ①	C B B B F F C 3-3 K ③		X 0-0 G6-3 ③		B B F F B B 4-2 21 E BB G1-2-3 BB		4 0	0 0	0 0	0 0	0 1	1 0	1 0
Tony Batista, R (1, 5) OBP: 0.336, SLG: 0.613	C B B F B F X 3-2 HR	B C B B B 4-1 1-2 21 HR BB			B B B C F B 4-2 1B 21 1B SF8 BB		C B X 1-1 BB 1B 1B	B C B B B 4-1 21 E 1-2 BB		2	4	2	1	3	0	0
21 Marty Cordova, R (1, 10) OBP: 0.422, SLG: 0.573	B C B B F T F B 4-2 1B 1B FC9-6 BB	X 0-0 1-H 2-H HR			B S X 1-1 1B 1-2 1B		B S S C 1-3 K ①	B B F C F X 2-2 E6 1-2 2-3		4	2	2	3	1	1	3
Mike Bordick, R (1, 6) OBP: 0.255, SLG: 0.318 Mike Moriarty, R (7, PH) OBP: 0.188, SLG: 0.250 (8, 6)	C B S T X 1-2 FC9-6 6 HR 1B 1-2	B B B C B 4-1 6 FC5 BB			S C B B S 2-3 K ①		F B F S 1-3 K ②	F C X 0-2 G1-2-3 ② ③ 3-Hf		2 2	1 0	1 0	0 0	1 1	1 2	2 4
Brook Fordyce, R (1, 2) OBP: 0.184, SLG: 0.088	F X 0-1 FC9-6 1-2 2-3 1B	B F B X 2-1 F5 ②			B F F X 1-2 1-2 2-3 1B		B F S B B F B 4-2 6 HBP 1B 1-2 BB			3	0	2	0	1	0	1
Jerry Hairston, R (1, 4) OBP: 0.278, SLG: 0.275	C C X 0-2 FC9-6 ② 6 HR 1-2f 2-3 3-H	B F C B B B 4-2 6 FC5 1-2 BB			C X 0-1 SF8 ② 3-H		X 0-0 6 HBP 1-2 2-H 1B			2	1	1	3	1	0	2
Inning Stats	R: 0 E: 0 K: 1 S: 11 H: 0 LOB: 0 BB: 0 P: 13	R: 5 E: 0 K: 0 S: 22 H: 4 LOB: 0 BB: 1 P: 34	R: 3 E: 0 K: 0 S: 14 H: 2 LOB: 2 BB: 3 P: 31	R: 0 E: 0 K: 1 S: 10 H: 0 LOB: 0 BB: 0 P: 18	R: 1 E: 0 K: 1 S: 14 H: 2 LOB: 2 BB: 1 P: 23	R: 0 E: 0 K: 0 S: 5 H: 0 LOB: 0 BB: 0 P: 10	R: 1 E: 0 K: 2 S: 14 H: 2 LOB: 3 BB: 1 P: 22	R: 0 E: 1 K: 0 S: 12 H: 0 LOB: 2 BB: 2 P: 25		1B: 7 2B: 0 3B: 0 HR: 3 SF: 1 SAC: 0 DP: 1 HBP: 1						

BOTTOM

Kansas City Royals @ Baltimore Orioles

Oriole Park at Camden Yards, Baltimore, MD

Sat May 04 2002, 1:35 PM EDT

Att. 42,131 - Sunny - 64 F

livebaseballscorecards.com

AB	33
R	10
H	10
RBI	10
BB	8
SO	5
LOB	20

PITCHER		IP	WLS	BF	H	R	ER	SO	BB	IBB	HBP	BLK	WP	HR	S	P	ERA	WHIP
Jeff Suppan, R ERA: 4.63	(1, 1)	2.1	L	16	6	8	8	1	3	0	0	0	0	3	41	65	30.86	3.857
Brad Voyles, R ERA: 5.4	(3, 1)	1.2		6	0	0	0	1	1	0	0	0	0	0	16	31	0.00	0.600
Miguel Asencio, R ERA: 14.29	(5, 1)	2.0		9	2	1	1	1	1	0	0	0	0	0	19	33	4.50	1.500
Roberto Hernandez, R ERA: 13.5	(7, 1)	1.0		7	2	1	1	2	1	0	1	0	0	0	14	22	9.00	3.000
Jason Grimsley, R ERA: 5.91	(8, 1)	1.0		5	0	0	0	0	2	0	0	0	0	0	12	25	0.00	2.000

PITCHER	IP	WLS	BF	H	R	ER	SO	BB	IBB	HBP	BLK	WP	HR	S	P	ERA	WHIP

Kansas City Royals @ Baltimore Orioles

Oriole Park at Camden Yards, Baltimore, MD

Sun May 05 2002, 1:35 PM EDT

Att. 39,348 - Sunny - 73 F

TOP

livebaseballscorecards.com

Batter	1	2	3	4	5	6	7	8	9	AB	R	H	RBI	BB	SO	LOB
Chuck Knoblauch, R (1, 7) OBP: 0.261, SLG: 0.262	P4		F8			G3 29 1B PB 1B	K			4	1	1	0	0	1	2
Michael Tucker, L (1, 9) OBP: 0.327, SLG: 0.375	HR		F7			F7		G4-3		4	1	1	1	0	0	1
29 Mike Sweeney, R (1, 3) OBP: 0.388, SLG: 0.468	G1-3			P4		PB G3 1-2 1B		F3		4	0	1	0	0	0	0
Carlos Beltrán, S (1, 8) OBP: 0.320, SLG: 0.477	S 1B			K		G3 1-2 2-3		1B 1B		4	0	2	0	0	1	2
Luis Alicea, S (1, 5) OBP: 0.225, SLG: 0.162	F9 1-2			G3-1		G3-1 2-3 3-H		1-3 1B		4	0	1	0	0	0	2
Donnie Sadler, R (8, PR) OBP: 0.286, SLG: 0.308 (8, 5)										0	0	0	0	0	0	0
Raul Ibanez, L (1, 10) OBP: 0.229, SLG: 0.333		K			K		F9			3	0	0	0	0	2	0
Joe Randa, R (8, PH) OBP: 0.347, SLG: 0.446		K			G1-3		1B		K	1	0	0	0	0	1	2
Neifi Perez, S (1, 6) OBP: 0.233, SLG: 0.298		K							K	4	0	1	0	0	2	0
Juan Brito, R (1, 2) OBP: 0.500, SLG: 0.500		G6-3			1B		1B		K	3	0	2	0	0	0	0
Dave McCarty, R (9, PH) OBP: 0.133, SLG: 0.241										1	0	0	0	0	1	0
Carlos Febles, R (1, 4) OBP: 0.379, SLG: 0.413			K		F7		K		G6-3	4	0	0	0	0	2	3

	AB	36
	R	2
	H	9
	RBI	1
	BB	0
	SO	10
	LOB	12

Inning Stats	1	2	3	4	5	6	7	8	9
	R: 1 E: 0 K: 0 S: 11	H: 2 LOB: 1 BB: 0 P: 16	R: 0 E: 0 K: 2 S: 9	H: 0 LOB: 0 BB: 0 P: 11	R: 0 E: 0 K: 1 S: 12	H: 0 LOB: 0 BB: 0 P: 16	R: 0 E: 0 K: 1 S: 8	H: 0 LOB: 0 BB: 0 P: 12	R: 0 E: 0 K: 1 S: 8	H: 1 LOB: 1 BB: 0 P: 12	R: 1 E: 0 K: 0 S: 8	H: 2 LOB: 1 BB: 0 P: 14	R: 0 E: 0 K: 2 S: 15	H: 2 LOB: 2 BB: 0 P: 21	R: 0 E: 0 K: 1 S: 11	H: 2 LOB: 2 BB: 0 P: 15	R: 0 E: 0 K: 2 S: 7	H: 0 LOB: 0 BB: 0 P: 9

	1B: 8	SF: 0
	2B: 0	SAC: 0
	3B: 0	DP: 0
	HR: 1	HBP: 0

	WP: 0	PA: 36
	PB: 1	
	SB: 1	
	CS: 0	

PITCHER		IP	WLS	BF	H	R	ER	SO	BB	IBB	HBP	BLK	WP	HR	S	P	ERA	WHIP
Calvin Maduro, R ERA: 4.72	(1, 1)	6.1	W	26	7	2	1	5	0	0	0	0	0	1	64	92	1.42	1.105
Rick Bauer, R ERA: 1.26	(7, 1)	1.1	H	6	2	0	0	2	0	0	0	0	0	0	15	21	0.00	1.500
Buddy Groom, L ERA: 0.96	(8, 1)	0.1	H	1	0	0	0	1	0	0	0	0	0	0	3	4	0.00	0.000
Jorge Julio, R ERA: 1.15	(9, 1)	1.0	S	3	0	0	0	2	0	0	0	0	0	0	7	9	0.00	0.000

PITCHER	IP	WLS	BF	H	R	ER	SO	BB	IBB	HBP	BLK	WP	HR	S	P	ERA	WHIP

Batter	1	2	3	4	5	6	7	8	9	AB	R	H	RBI	BB	SO	LOB
6 Melvin Mora, R (1, 8) OBP: 0.445, SLG: 0.449	B X 1-0 2B 1B		C F F X 0-2 ① F7		B C C F X 1-2 ③ G5-3 1-2		B F B C F B F B 4-2 G4-3 WP FC5-2 BB			3	0	1	0	1	0	1
Gary Matthews, S (1, 9) OBP: 0.375, SLG: 0.289	B B X 2-0 1-3 2B		F F B B X 2-2 ② F9			B C B B C X 3-2 HR 1B	B X 1-0 ① G4-3 1-3			4	1	2	0	0	0	1
Jeff Conine, R (1, 3) OBP: 0.276, SLG: 0.394	C B B B X 3-1 ① L1		B B F S X 2-2 ③ F8			B C B F F B F F X 3-2 1-H HR	B C F B X 2-2 ② FC5-2 3-H			4	1	1	2	0	0	3
Tony Batista, R (1, 5) OBP: 0.326, SLG: 0.591	B X 1-0 ② G1-3			C C B B F X 2-2 ① F2		B B X 2-0 ① F7	C B C S 1-3 ③ K			4	0	0	0	0	1	3
21 Marty Cordova, R (1, 7) OBP: 0.425, SLG: 0.570	S B X 1-1 ③ F9			B C C X 1-2 CS 1B		F S X 0-2 31 G4-3 1B 1B		C B B B F C 3-3 ① K		4	1	2	0	0	1	2
31 Jay Gibbons, L (1, 10) OBP: 0.336, SLG: 0.514		C B S B F F F B X 3-2 ① P3		X 0-0 ② F7		F B B X 2-1 ② G4-3 1-2		C B B B B 4-1 1B 1B BB		3	0	0	0	1	0	2
Mike Bordick, R (1, 6) OBP: 0.275, SLG: 0.348		B X 1-0 2B		1 SAFE 0-0 ③ CS 1-2	C F B F B B S 3-3 ① K	B B C X 2-1 1B 2-H 1B		X 0-0 1B 1-2 1B		4	0	3	1	0	1	0
Brook Fordyce, R (1, 2) OBP: 0.214, SLG: 0.132		B B F X 2-1 ② P3			X 0-0 ② G5-3	C X 0-1 1-3 1B		C B X 1-1 ② 1-3 2-H 1B		4	0	2	0	0	0	1
Jerry Hairston, R (1, 4) OBP: 0.277, SLG: 0.265		B X 1-0 ③ L3			C B B F B B 4-2 6 CS BB	X 0-0 ③ G1-3		C B B B F X 3-2 ③ L8		3	0	0	0	1	0	5
Inning Stats	R: 0 E: 0 K: 0 S: 7 H: 2 LOB: 2 BB: 0 P: 15	R: 0 E: 0 K: 0 S: 10 H: 1 LOB: 1 BB: 0 P: 17	R: 0 E: 0 K: 0 S: 10 H: 0 LOB: 0 BB: 0 P: 14	R: 0 E: 0 K: 0 S: 8 H: 1 LOB: 0 BB: 0 P: 11	R: 0 E: 0 K: 1 S: 11 H: 0 LOB: 1 BB: 1 P: 19	R: 3 E: 0 K: 0 S: 20 H: 5 LOB: 2 BB: 0 P: 32	R: 0 E: 0 K: 1 S: 11 H: 0 LOB: 1 BB: 1 P: 19	R: 0 E: 0 K: 1 S: 10 H: 2 LOB: 2 BB: 1 P: 21		1B: 8 2B: 2 3B: 0 HR: 1 SF: 0 SAC: 0 DP: 0 HBP: 0						

PITCHER		IP	WLS	BF	H	R	ER	SO	BB	IBB	HBP	BLK	WP	HR	S	P	ERA	WHIP
Chris George, L ERA: 4.64	(1, 1)	5.2	L	25	8	3	3	1	1	0	0	0	0	1	63	105	4.76	1.588
Dan Reichert, R ERA: 6.75	(6, 1)	1.1		6	1	0	0	1	1	0	0	0	1	0	14	22	0.00	1.500
Cory Bailey, R ERA: 5.94	(8, 1)	1.0		5	2	0	0	1	1	0	0	0	0	0	10	21	0.00	3.000

PITCHER	IP	WLS	BF	H	R	ER	SO	BB	IBB	HBP	BLK	WP	HR	S	P	ERA	WHIP

BOTTOM

Kansas City Royals @ Baltimore Orioles

Oriole Park at Camden Yards, Baltimore, MD

Sun May 05 2002, 1:35 PM EDT
Att. 39,348 - Sunny - 73 F

livebaseballscorecards.com

AB	33
R	3
H	11
RBI	3
BB	3
SO	3
LOB	18

WP: 1 PB: 0 SB: 0 CS: 2 PA: 37

Cleveland Indians @ Baltimore Orioles

Oriole Park at Camden Yards, Baltimore, MD

Mon May 06 2002, 7:05 PM EDT

Att. 24,976 - Sunny - 72 F

TOP

livebaseballscorecards.com

Batter	1	2	3	4	5	6	7	8	9	AB	R	H	RBI	BB	SO	LOB
Omar Vizquel, S (1, 6) OBP: 0.414, SLG: 0.566	C B C S 1-3 ① K		F B F F B S 2-3 ③ K		L B L F B B F B 4-2 WP F7 CS BB		C B F F X 1-2 1B 1B		C B X 1-1 HR 1B	4	1	2	0	1	2	1
Ricky Gutierrez, R (1, 4) OBP: 0.281, SLG: 0.284	B B C X 2-1 ② F9			B B C X 2-1 1B HR 1B	C X 0-1 ① F7 1-2		P B C F X 2-2 FC4-6 1-2 1B		B C F B F F X 2-2 ① F8	5	1	2	0	0	0	2
Matt Lawton, L (1, 9) OBP: 0.359, SLG: 0.500	B C B X 2-1 ③ G2-3			B C B X 2-1 HR 1-2 1B	B B B B 4-0 BB 2-3		B X 1-0 ③ FC4-6 1-2f		B X 1-0 HR 1-H	4	2	2	2	1	0	2
Jim Thome, L (1, 3) OBP: 0.341, SLG: 0.495		C X 0-1 ① F7		X 0-0 HR 1-H 2-H	S S F S 0-3 ② K			B C B S X 2-2 ① G6-3	C X 0-1 ② G1-5-3	5	1	1	3	0	1	2
Travis Fryman, R (1, 5) OBP: 0.295, SLG: 0.355		C B S B X 2-2 G5-4-3 1B		X 0-0 1B SF9 1B	B B S S 3 SAFE 2-1 ③ CS 3-H		B F C B B X 3-2 G6-3 1B	B B F C F X 2-2 ② F8	C B B F F F X 2-2 ③ G4-3	5	1	3	0	0	0	0
Brady Anderson, L (1, 10) OBP: 0.357, SLG: 0.309		B B C X 2-1 ② ③ G5-4-3 1-2f		B F B F B X 3-2 S 1-3 1B		C B X 1-1 ① ② G6-3 1-2f		B C X 1-1 1B 2B		4	1	2	0	0	0	2
Jolbert Cabrera, R (1, 8) OBP: 0.200, SLG: 0.286			S X 0-1 ① L5	S X 0-1 ① SF9 3-H		C X 0-1 ③ F9		F S F X 0-2 HR 2-H 1B		3	1	1	2	0	0	0
Russell Branyan, L (1, 7) OBP: 0.277, SLG: 0.429			C S B F S 1-3 ② K	B B F F S 2-3 ② K 1-2			B C F S 1-3 ① K	X 0-0 HR 2-H		4	1	1	2	0	3	1
Einar Díaz, R (1, 2) OBP: 0.299, SLG: 0.429			C B B X 2-1 1B	B B X 2-0 ③ G1-3			B C B X 2-1 ② L6	C X 0-1 ③ G4-3		4	0	1	0	0	0	1

	AB	38
	R	9
	H	15
	RBI	9
	BB	2
	SO	6
	LOB	11

Inning Stats																				
	R: 0	H: 0	R: 0	H: 1	R: 0	H: 1	R: 4	H: 5	R: 0	H: 0	R: 0	H: 1	R: 0	H: 2	R: 3	H: 3	R: 2	H: 2	1B: 11	SF: 1	WP: 1	PA: 42
	E: 0	LOB: 0	E: 0	LOB: 0	E: 0	LOB: 1	E: 0	LOB: 1	E: 0	LOB: 1	E: 0	LOB: 0	E: 0	LOB: 2	E: 0	LOB: 0	E: 0	LOB: 0	2B: 1	SAC: 0	PB: 0	
	K: 1	BB: 0	K: 0	BB: 0	K: 2	BB: 0	K: 1	BB: 0	K: 1	BB: 2	K: 0	BB: 0	K: 1	BB: 0	K: 0	BB: 0	K: 0	BB: 0	3B: 0	DP: 2	SB: 1	
	S: 7	P: 12	S: 7	P: 11	S: 12	P: 17	S: 15	P: 26	S: 11	P: 21	S: 7	P: 11	S: 14	P: 20	S: 16	P: 21	S: 15	P: 21	HR: 3	HBP: 0	CS: 1	

PITCHER		IP	WLS	BF	H	R	ER	SO	BB	IBB	HBP	BLK	WP	HR	S	P	ERA	WHIP
Sean Douglass, R ERA: 8.49	(1, 1)	5.0		22	7	4	4	5	2	0	0	0	1	1	52	87	7.20	1.800
Willis Roberts, R ERA: 1.76	(6, 1)	2.0		8	3	0	0	1	0	0	0	0	0	0	21	31	0.00	1.500
Buddy Groom, L ERA: 3.48	(8, 1)	1.0	L	6	3	3	3	0	0	0	0	0	0	1	16	21	27.00	3.000
Travis Driskill, R ERA: 8.31	(9, 1)	1.0		5	2	2	2	0	0	0	0	0	0	1	15	21	18.00	2.000

PITCHER	IP	WLS	BF	H	R	ER	SO	BB	IBB	HBP	BLK	WP	HR	S	P	ERA	WHIP

Batter	1	2	3	4	5	6	7	8	9	AB	R	H	RBI	BB	SO	LOB
6 Melvin Mora, R (1, 7) OBP: 0.447, SLG: 0.462	F B F X 1-2 G5-3 ①		B F C F B F X 2-2 F9 ②		C F X 0-2 3B 1B			C F B X 1-2 G6-3 2B		4	1	2	0	0	0	1
Chris Singleton, L (1, 8) OBP: 0.196, SLG: 0.275	C B S B X 2-2 G3 ②		B X 1-0 F9 ③		B X 1-0 1-H 2-H 3-H 9-1-5 3B			C S F S 0-3 K ①		4	0	1	3	0	1	2
Jeff Conine, R (1, 3) OBP: 0.268, SLG: 0.382	B C B B F X 3-2 F9 ③			B F X 1-1 F9 ①	X 0-0 9-1-5 ② ③ 3-Hf			C B B F X 2-2 G6-3 2-3 ②		4	0	0	0	0	0	2
31 Jay Gibbons, L (1, 9) OBP: 0.333, SLG: 0.530		B X 1-0 F8 ①		F X 0-1 HR		B X 1-0 F8 ①		S S S 0-3 K2-3 ③		4	1	1	1	0	1	1
Tony Batista, R (1, 5) OBP: 0.323, SLG: 0.576		C B B X 2-1 F9 ②		C F B B B S 3-3 K ②		B X 1-0 F7 ②			B C B B B 4-1 1B BB	3	0	0	0	1	1	0
21 Marty Cordova, R (1, 10) OBP: 0.418, SLG: 0.566		C X 0-1 2B		C F X 0-2 F9 ③		B C B B B C S 3-3 K ③			X 0-0 F8 ①	4	0	1	0	0	1	1
Mike Bordick, R (1, 6) OBP: 0.283, SLG: 0.366	B X 1-0 G6-3 ③				C F B B B F F F F 3-2 X G3 3B 2B		C B C F B X 2-2 F9 ①		C B B X 2-1 1-2 1B	4	1	2	0	0	0	1
Izzy Molina, R (1, 2) OBP: 0.333, SLG: 0.333 Gary Matthews, S (9, PH) OBP: 0.367, SLG: 0.282			C B F B X 2-2 L1 ①		S B X 1-1 G3 3B 1B		S B B B S B F X 3-2 G6-3 ②		C F S 0-3 K ②	3 1	1 0	1 0	0 0	0 0	0 1	0 2
Jerry Hairston, R (1, 4) OBP: 0.276, SLG: 0.264			C B B B X 2-2 1B		C L B F X 1-2 G3 ① 1-2 2-3		F C B F B B B X 3-2 F8 ③		B C X 1-1 P4 ③	4	0	1	0	0	0	4
Inning Stats	R: 0 H: 0 E: 0 LOB: 0 K: 0 BB: 0 S: 9 P: 15	R: 0 H: 1 E: 0 LOB: 1 K: 0 BB: 0 S: 6 P: 10	R: 0 H: 1 E: 0 LOB: 1 K: 0 BB: 0 S: 12 P: 19	R: 1 H: 1 E: 0 LOB: 0 K: 1 BB: 0 S: 10 P: 14	R: 3 H: 4 E: 0 LOB: 0 K: 0 BB: 0 S: 18 P: 24	R: 0 H: 0 E: 0 LOB: 0 K: 1 BB: 0 S: 5 P: 10	R: 0 H: 0 E: 0 LOB: 0 K: 0 BB: 0 S: 12 P: 20	R: 0 H: 1 E: 0 LOB: 1 K: 2 BB: 0 S: 13 P: 16	R: 0 H: 1 E: 0 LOB: 2 K: 1 BB: 1 S: 9 P: 16	1B: 4 2B: 4 3B: 1 HR: 1	SF: 0 SAC: 0 DP: 1 HBP: 0					WP: 0 PB: 0 SB: 0 CS: 0	PA: 36

PITCHER		IP	WLS	BF	H	R	ER	SO	BB	IBB	HBP	BLK	WP	HR	S	P	ERA	WHIP
Ryan Drese, R ERA: 6.75	(1, 1)	7.0	W	27	7	4	4	2	0	0	0	0	0	1	72	112	5.14	1.000
Paul Shuey, R ERA:	(8, 1)	1.0	H	4	1	0	0	2	0	0	0	0	0	0	13	16	0.00	1.000
David Riske, R ERA: 3.86	(9, 1)	1.0		5	1	0	0	1	1	0	0	0	0	0	9	16	0.00	2.000

PITCHER	IP	WLS	BF	H	R	ER	SO	BB	IBB	HBP	BLK	WP	HR	S	P	ERA	WHIP

BOTTOM

Cleveland Indians @ Baltimore Orioles

Oriole Park at Camden Yards, Baltimore, MD

Mon May 06 2002, 7:05 PM EDT
Att. 24,976 - Sunny - 72 F

livebaseballscorecards.com

AB	35
R	4
H	9
RBI	4
BB	1
SO	5
LOB	14

Batter	1	2	3	4	5	6	7	8	9	10	AB	R	H	RBI	BB	SO	LOB
Omar Vizquel, S (1, 6) OBP: 0.416, SLG: 0.560	B C F F F B B B 4-2 G6-3 BB		B X 1-0 1B 1-2 1B		P C X 1-1 ① ② L1-3 1-2			F X 0-1 ① F5			3	0	1	0	1	0	1
Ricky Gutierrez, R (1, 4) OBP: 0.280, SLG: 0.308	C F X 0-2 ① G6-3 1-2		B X 1-0 ② F9		C F F B X 1-2 HR			B C F S 1-3 ② K			4	1	1	1	0	1	3
Matt Lawton, L (1, 10) OBP: 0.356, SLG: 0.492	C X 0-1 ② G1-3		X 0-0 1-2 2-H 1B		C B X 1-1 ③ L4			B S C S 1-3 K			4	0	1	1	0	1	1
Jim Thome, L (1, 3) OBP: 0.331, SLG: 0.478	C X 0-1 ③ G4-3		B B X 2-0 ③ G3-1			B S B S X 2-2 ① G1			S C B S 1-3 ① K		4	0	0	0	0	1	3
Travis Fryman, R (1, 5) OBP: 0.286, SLG: 0.342		C X 0-1 ① G6-3		C B X 1-1 ① L8		X 0-0 ② F8			X 0-0 ② G5-3		4	0	0	0	0	0	0
Brady Anderson, L (1, 9) OBP: 0.338, SLG: 0.288		B S F S 1-3 ② K		F B C S 1-3 ② K		B F F C 1-3 ③ K			S F S 0-3 ③ K		4	0	0	0	0	4	0
Jolbert Cabrera, R (1, 8) OBP: 0.158, SLG: 0.222		B F C X 1-2 ③ F9		B X 1-0 ③ G6-3			B C F F F X 1-2 ① P3			X 0-0 ① F7	4	0	0	0	0	0	0
Russell Branyan, L (1, 7) OBP: 0.276, SLG: 0.453			C S B S 1-3 ① K		B S B S B X 3-2 HR		X 0-0 ② G6-3			B B B C X 3-1 ② F8	4	1	1	1	0	1	0
Einar Díaz, R (1, 2) OBP: 0.308, SLG: 0.425			B C B S B B 4-2 1B 1B BB		C F X 0-2 L1-3 1B		B S B S X 2-2 ③ F8			C B F X 1-2 ③ P6	3	1	1	0	1	0	0
Inning Stats	R: 0 H: 0 E: 0 LOB: 1 K: 0 BB: 1 S: 11 P: 15	R: 0 H: 0 E: 0 LOB: 0 K: 1 BB: 0 S: 8 P: 10	R: 1 H: 2 E: 0 LOB: 2 K: 1 BB: 1 S: 9 P: 18	R: 0 H: 0 E: 0 LOB: 0 K: 1 BB: 0 S: 6 P: 9	R: 2 H: 3 E: 0 LOB: 0 K: 0 BB: 0 S: 15 P: 20	R: 0 H: 0 E: 0 LOB: 0 K: 1 BB: 0 S: 7 P: 10	R: 0 H: 0 E: 0 LOB: 0 K: 0 BB: 0 S: 9 P: 12	R: 0 H: 0 E: 0 LOB: 0 K: 2 BB: 0 S: 8 P: 10	R: 0 H: 0 E: 0 LOB: 0 K: 2 BB: 0 S: 7 P: 8	R: 0 H: 0 E: 0 LOB: 0 K: 0 BB: 0 S: 6 P: 10	1B: 3 SF: 0 2B: 1 SAC: 0 3B: 0 DP: 1 HR: 2 HBP: 0						

PITCHER		IP	WLS	BF	H	R	ER	SO	BB	IBB	HBP	BLK	WP	HR	S	P	ERA	WHIP
Sidney Ponson, R ERA: 4.34	(1, 1)	8.0		30	5	3	3	6	2	0	0	0	0	2	73	104	3.38	0.875
Jorge Julio, R ERA: 1.02	(9, 1)	2.0	W	6	0	0	0	2	0	0	0	0	0	0	13	18	0.00	0.000

PITCHER	IP	WLS	BF	H	R	ER	SO	BB	IBB	HBP	BLK	WP	HR	S	P	ERA	WHIP

TOP

Cleveland Indians @ Baltimore Orioles

Oriole Park at Camden Yards, Baltimore, MD

Tue May 07 2002, 7:05 PM EDT
Att. 26,455 - Cloudy - 77 F

livebaseballscorecards.com

AB	34
R	3
H	5
RBI	3
BB	2
SO	8
LOB	8

WP: 0 PA: 36
PB: 0
SB: 0
CS: 0

Batter	1	2	3	4	5	6	7	8	9	10	AB	R	H	RBI	BB	SO	LOB
6 Melvin Mora, R (1, 8) OBP: 0.445, SLG: 0.459	L X 0-1 G5-3 ①		C B B C X 2-2 F8 ①		C F F X 0-2 F7 ①			B S X 1-1 1-2 E 1B 1B		F S X 0-2 1-2 1B 1B	5	1	2	0	0	0	1
Gary Matthews, S (1, 9) OBP: 0.389, SLG: 0.364	B B F X 2-1 1B 3B		B B X 2-0 G6-3 ②		B S X 1-1 1-2 G4-3 ②③			B C B L X 2-2 1-2 2-H FC5-4 1B		B B S X 2-1 1-2 2-3 FC6-4 1B	5	1	3	1	0	0	1
Jeff Conine, R (1, 3) OBP: 0.273, SLG: 0.382	C X 0-1 3-H 1B		B C B C B X 3-2 1B			F B X 1-1 G6-3 ①		B X 1-0 1-2f 2-H FC5-4 G6-4-3 ①		X 0-0 1-2f 3-H FC6-4 ②	5	0	2	2	0	0	3
Tony Batista, R (1, 5) OBP: 0.314, SLG: 0.557	B B B C X 3-1 P4 ②		X 0-0 F7 ③			C S S 0-3 K ②		B X 1-0 1-2f G6-4-3 ②③			4	0	0	0	0	1	3
21 Marty Cordova, R (1, 7) OBP: 0.400, SLG: 0.540	C S B S 1-3 K ③			L X 0-1 G2-3 ①		X 0-0 G5-3 ③			B X 1-0 G6-3 ①		4	0	0	0	0	1	1
31 Jay Gibbons, L (1, 10) OBP: 0.331, SLG: 0.521		C C F X 0-2 G3 ①		F B X 1-1 L3 ②			C B F X 1-2 G5-4-3 1B		C B S S 1-3 K ②		4	0	1	0	0	1	0
Mike Bordick, R (1, 6) OBP: 0.291, SLG: 0.371		B C S B B X 3-2 FC6-4 1B		C C B B F X 2-2 S 1B			C B F X 1-2 1-2f G5-4-3 ①② G5-4-3		X 0-0 G6-3 ③		4	0	2	0	0	0	1
Geronimo Gil, R (1, 2) OBP: 0.308, SLG: 0.527		C B X 1-1 L4 ②		C X 0-1 1-2 G4-3 ③			X 0-0 F8 ③			C F F B F B F S 2-3 K2-3 ①	4	0	0	0	0	1	2
Jerry Hairston, R (1, 4) OBP: 0.294, SLG: 0.286		L C X 0-2 1-2f FC6-4 ③			X 0-0 CS 1B			B C C B X 2-2 6 1B 1B		B B C X 2-1 1B 6 1B FC6-4 1B	4	2	3	0	0	0	1
Inning Stats	R: 1 H: 2 E: 0 LOB: 1 K: 1 BB: 0 S: 11 P: 17	R: 0 H: 1 E: 0 LOB: 1 K: 0 BB: 0 S: 12 P: 16	R: 0 H: 1 E: 0 LOB: 1 K: 0 BB: 0 S: 8 P: 15	R: 0 H: 1 E: 0 LOB: 1 K: 0 BB: 0 S: 10 P: 13	R: 0 H: 1 E: 0 LOB: 0 K: 0 BB: 0 S: 7 P: 8	R: 0 H: 0 E: 0 LOB: 0 K: 1 BB: 0 S: 6 P: 7	R: 0 H: 1 E: 0 LOB: 0 K: 0 BB: 0 S: 7 P: 9	R: 2 H: 3 E: 1 LOB: 0 K: 0 BB: 0 S: 10 P: 17	R: 0 H: 0 E: 0 LOB: 0 K: 1 BB: 0 S: 5 P: 7	R: 1 H: 3 E: 0 LOB: 3 K: 1 BB: 0 S: 14 P: 20	1B: 12 SF: 0 2B: 0 SAC: 0 3B: 1 DP: 2 HR: 0 HBP: 0						

PITCHER		IP	WLS	BF	H	R	ER	SO	BB	IBB	HBP	BLK	WP	HR	S	P	ERA	WHIP
Chuck Finley, L ERA: 5.12	(1, 1)	7.0		26	7	1	1	2	0	0	0	0	0	0	61	85	1.29	1.000
Paul Shuey, R ERA: 0.6	(8, 1)	1.0	B	5	3	2	1	0	0	0	0	0	0	0	10	17	9.00	3.000
Mark Wohlers, R ERA: 8.04	(9, 1)	1.2	L	8	3	1	1	2	0	0	0	0	0	0	19	27	5.40	1.800

PITCHER	IP	WLS	BF	H	R	ER	SO	BB	IBB	HBP	BLK	WP	HR	S	P	ERA	WHIP

BOTTOM

Cleveland Indians @ Baltimore Orioles

Oriole Park at Camden Yards, Baltimore, MD

Tue May 07 2002, 7:05 PM EDT
Att. 26,455 - Cloudy - 77 F

livebaseballscorecards.com

AB	39
R	4
H	13
RBI	3
BB	0
SO	4
LOB	13

Batter	1	2	3	4	5	6	7	8	9	AB	R	H	RBI	BB	SO	LOB
Omar Vizquel, S (1, 6) OBP: 0.430, SLG: 0.559	C C B B B B 4-2 G4-3 BB	C S X 0-2 ③ 1-3 2-H 1B	F S X 0-2 ③ FC4-6 1-2f			C C H 1-2 BB HBP		B B C S F B B 4-2 PB BB		2	0	1	1	2	0	3
Ricky Gutierrez, R (1, 4) OBP: 0.292, SLG: 0.309	C B F X 1-2 ① G4-3 1-2		F B X 1-1 BB HR 1B	B B C C B X 3-2 ① F8		B B B C B 4-1 1-2 BB		B B H 3-0 1-2 HBP		3	1	1	0	1	0	1
Matt Lawton, L (1, 9) OBP: 0.351, SLG: 0.477	B X 1-0 ② F7		B B B C B 4-1 1-2 HR BB	B B C X 2-1 ② G4-3		B B B C C X 2-2 ③ G4-3		C B X 1-1 ③ F9		4	1	0	0	1	0	5
Jim Thome, L (1, 3) OBP: 0.333, SLG: 0.496	C X 0-1 ③ G1-3		B B X 2-0 1-H 2-H HR	B F X 1-1 ③ F8			F B B B B 4-1 CS BB		X 0-0 ① F7	4	1	1	3	1	0	1
Ellis Burks, R (1, 10) OBP: 0.416, SLG: 0.526		F H 1-1 FC5-4 HBP	X 0-0 PB G5-3 1B		B C S X 1-2 ① G5-3		C B S B B F S 3-3 ① ② K 1-2		F F S 0-3 ② K	4	0	1	0	0	2	1
Travis Fryman, R (1, 5) OBP: 0.281, SLG: 0.336 Brady Anderson, L (5, PH) OBP: 0.338, SLG: 0.279 (5, 7)	B C X 1-1 ① FC5-4 2B 1-2f SF7	B F F X 1-2 ① G5-3 1-2	B X 1-0 ② P4		B X 1-0 ③ F8		C S B B F H 3-2 HBP		2 2	1 0	0 0	0 0	0 0	0 0	2 0
Russell Branyan, L (1, 7) OBP: 0.291, SLG: 0.495 (5, 5)	B X 1-0 1-3 1B 2B	B F B B F B 4-2 PB BB	S B S B S 2-3 ③ K			F B B B C X 3-2 HR	B X 1-0 ③ F7		4	2	2	1	1	1	1
Jolbert Cabrera, R (1, 8) OBP: 0.174, SLG: 0.190	B B B C B 4-1 1B BB	F F B X 1-2 ② F8			C F F B B B S 3-3 ① K			B F X 1-1 ① G4-3		3	0	0	0	1	1	2
Einar Díaz, R (1, 2) OBP: 0.305, SLG: 0.416	C X 0-1 ② SF7 3-H	B B B C B 4-1 1-2 2-3 FC4-6 BB			B F B B X 3-1 ② G5-3			C B X 1-1 ② G6-3		2	0	0	1	1	0	0
Inning Stats	R: 0 E: 0 K: 0 S: 8 H: 0 LOB: 1 BB: 1 P: 14	R: 2 E: 0 K: 0 S: 10 H: 2 LOB: 2 BB: 1 P: 17	R: 3 E: 0 K: 0 S: 17 H: 3 LOB: 3 BB: 3 P: 34	R: 0 E: 0 K: 0 S: 7 H: 0 LOB: 0 BB: 0 P: 13	R: 0 E: 0 K: 1 S: 7 H: 0 LOB: 0 BB: 0 P: 11	R: 0 E: 0 K: 1 S: 12 H: 0 LOB: 2 BB: 1 P: 25	R: 0 E: 0 K: 1 S: 6 H: 0 LOB: 0 BB: 1 P: 14	R: 1 E: 0 K: 0 S: 12 H: 1 LOB: 2 BB: 1 P: 25	R: 0 E: 0 K: 1 S: 8 H: 0 LOB: 1 BB: 0 P: 12	1B: 3 2B: 2 3B: 0 HR: 2 SF: 1 SAC: 0 DP: 1 HBP: 4						

TOP

Cleveland Indians @ Baltimore Orioles

Oriole Park at Camden Yards, Baltimore, MD

Wed May 08 2002, 7:05 PM EDT
Att. 29,361 - Cloudy - 74 F

livebaseballscorecards.com

AB	30
R	6
H	6
RBI	6
BB	8
SO	4
LOB	16

PITCHER		IP	WLS	BF	H	R	ER	SO	BB	IBB	HBP	BLK	WP	HR	S	P	ERA	WHIP
Scott Erickson, R ERA: 4.22	(1, 1)	2.0	L	14	5	5	5	0	3	0	1	0	0	1	23	43	22.50	4.000
Travis Driskill, R ERA: 3.86	(3, 1)	5.0		19	0	0	0	3	4	0	1	0	0	0	44	85	0.00	0.800
Rick Bauer, R ERA: 1.76	(8, 1)	1.0		6	1	1	1	0	1	0	1	0	0	1	12	25	9.00	2.000
B.J. Ryan, L ERA: 6.55	(9, 1)	1.0		4	0	0	0	1	0	0	1	0	0	0	8	12	0.00	0.000

PITCHER	IP	WLS	BF	H	R	ER	SO	BB	IBB	HBP	BLK	WP	HR	S	P	ERA	WHIP

WP: 0 PB: 2 SB: 0 CS: 1 PA: 43

Batter	1	2	3	4	5	6	7	8	9	AB	R	H	RBI	BB	SO	LOB
6 Melvin Mora, R (1, 4) OBP: 0.436, SLG: 0.447	K		L4 1B 1-2 1B		L5		F9		B5-3	5	0	1	0	0	1	3
Gary Matthews, S (1, 8) OBP: 0.397, SLG: 0.417	G3-1		1-2 2-3 1B			SF9 3B		G6-3		4	1	2	0	0	0	0
David Segui, S (1, 10) OBP: 0.360, SLG: 0.398	K		L4 2-3			K		F9		4	0	0	0	0	2	4
Jeff Conine, R (1, 3) OBP: 0.265, SLG: 0.374		F8		F8		SF9 3-H		E6 31 FC4-6		3	0	0	1	0	0	0
31 Jay Gibbons, L (1, 9) OBP: 0.328, SLG: 0.512		1B		G4-3		G4-3		FC4-6 1-2f		4	0	1	0	0	0	1
Tony Batista, R (1, 5) OBP: 0.319, SLG: 0.552		K		BB			F7		21 FC6-4 1B	3	0	1	0	1	1	1
21 Marty Cordova, R (1, 7) OBP: 0.384, SLG: 0.516		P4		F9			G6-3		FC6-4 E 1-2f G5-3	4	1	0	0	0	0	3
Geronimo Gil, R (1, 2) OBP: 0.329, SLG: 0.532			6 1B 1B BB		F7		1B		E9 1-3 1B	3	0	2	0	1	0	0
Mike Bordick, R (1, 6) OBP: 0.289, SLG: 0.366			F8		K		1-2 1B		G5-3 3-H	4	0	1	1	0	1	2
Inning Stats	R: 0 H: 0 E: 0 LOB: 0 K: 2 BB: 0 S: 9 P: 12	R: 0 H: 1 E: 0 LOB: 1 K: 1 BB: 0 S: 10 P: 17	R: 0 H: 2 E: 0 LOB: 2 K: 0 BB: 1 S: 12 P: 22	R: 0 H: 0 E: 0 LOB: 1 K: 0 BB: 1 S: 5 P: 11	R: 0 H: 0 E: 0 LOB: 0 K: 1 BB: 0 S: 8 P: 11	R: 1 H: 1 E: 0 LOB: 0 K: 1 BB: 0 S: 16 P: 24	R: 0 H: 2 E: 0 LOB: 2 K: 0 BB: 0 S: 12 P: 19	R: 0 H: 0 E: 1 LOB: 1 K: 0 BB: 0 S: 10 P: 16	R: 1 H: 2 E: 1 LOB: 1 K: 0 BB: 0 S: 8 P: 11	1B: 7 SF: 1 2B: 1 SAC: 0 3B: 1 DP: 1 HR: 0 HBP: 0						

PITCHER		IP	WLS	BF	H	R	ER	SO	BB	IBB	HBP	BLK	WP	HR	S	P	ERA	WHIP
Danys Baez, R ERA: 3.92	(1, 1)	7.0	W	28	6	1	1	5	2	0	0	0	0	0	72	116	1.29	1.143
Ricardo Rincon, L ERA: 3.0	(8, 1)	1.0		4	0	0	0	0	0	0	0	0	0	0	10	16	0.00	0.000
Chad Paronto, R ERA: 7.71	(9, 1)	1.0		5	2	1	1	0	0	0	0	0	0	0	8	11	9.00	2.000

PITCHER	IP	WLS	BF	H	R	ER	SO	BB	IBB	HBP	BLK	WP	HR	S	P	ERA	WHIP

BOTTOM

Cleveland Indians @ Baltimore Orioles

Oriole Park at Camden Yards, Baltimore, MD

Wed May 08 2002, 7:05 PM EDT
Att. 29,361 - Cloudy - 74 F

livebaseballscorecards.com

AB	34
R	2
H	8
RBI	2
BB	2
SO	5
LOB	14

WP: 0	PA: 37		
PB: 0			
SB: 0			
CS: 0			

Batter	1	2	3	4	5	6	7	8	9	AB	R	H	RBI	BB	SO	LOB
6 Melvin Mora, R (1, 6) OBP: 0.438, SLG: 0.458	B X 1-0 ① F7			C C F B S 1-3 K 2B G4-3	B X 1-0 2-H 2B		C C B B X 2-2 ③ 1-H 1B			4	1	2	2	0	1	0
Chris Singleton, L (1, 8) OBP: 0.198, SLG: 0.283	C B S S 1-3 ② K			X 0-0 G4-3 SF9 1-3 2B	B B C X 2-1 ③ L9			X 0-0 ① G4-3		4	1	1	0	0	1	1
David Segui, S (1, 10) OBP: 0.350, SLG: 0.385 Gary Matthews, S (8, PH) OBP: 0.407, SLG: 0.417	C B F X 1-2 ③ F5			X 0-0 ① G4-3 2-3 3-H		C S S 0-3 ① K		B B B B 4-0 CS BB		3 0	0 0	0 0	1 0	0 1	1 0	1 0
Jeff Conine, R (1, 3) OBP: 0.258, SLG: 0.366		C F B B C 2-3 ① K		C C X 0-2 ② SF9 3-H		B C C X 1-2 ② G5-3		F B F B F B S 3-3 ② ③ K 1-2		3	0	0	1	0	2	1
31 Jay Gibbons, L (1, 9) OBP: 0.333, SLG: 0.535		B C X 1-1 ② F7		F B C B F S 2-3 ③ K		X 0-0 HR			B B X 2-0 F8 1B	4	1	2	1	0	1	0
Tony Batista, R (1, 5) OBP: 0.317, SLG: 0.550		B X 1-0 ③ F8			B F F B F B X 3-2 21 2B 2B	C B F B B X 2-2 ③ G5-3			S S F B B B F B X 3-2 ① F8 1-2	4	1	1	0	0	0	1
21 Marty Cordova, R (1, 7) OBP: 0.379, SLG: 0.516			B S C B F B S 3-3 ① K		B B F X 2-1 6 2B 2-H 2B		C C B B B S 3-3 ① K		X 0-0 ② P3	4	1	1	1	0	2	1
Geronimo Gil, R (1, 2) OBP: 0.314, SLG: 0.506			F B B B S X 2-2 ② G4-3		F X 0-1 ① G5-3		C F S 0-3 ② K		B F X 1-1 ③ L8	4	0	0	0	0	1	2
Jerry Hairston, R (1, 4) OBP: 0.295, SLG: 0.280			C F B F C 1-3 ③ K		X 0-0 ② G6-3		B C B B F B 4-2 6 S 6 1B BB			2	1	0	0	1	1	1
Inning Stats	R: 0 E: 0 K: 1 S: 7 H: 0 LOB: 0 BB: 0 P: 10	R: 0 E: 0 K: 1 S: 6 H: 0 LOB: 0 BB: 0 P: 10	R: 0 E: 0 K: 2 S: 11 H: 0 LOB: 0 BB: 0 P: 17	R: 2 E: 0 K: 2 S: 13 H: 1 LOB: 0 BB: 0 P: 16	R: 2 E: 0 K: 0 S: 12 H: 3 LOB: 1 BB: 0 P: 20	R: 1 E: 0 K: 1 S: 10 H: 1 LOB: 0 BB: 0 P: 13	R: 1 E: 0 K: 2 S: 11 H: 1 LOB: 1 BB: 1 P: 20	R: 0 E: 0 K: 1 S: 5 H: 0 LOB: 0 BB: 1 P: 12	R: 0 E: 0 K: 0 S: 9 H: 1 LOB: 1 BB: 0 P: 15	1B: 2 2B: 4 3B: 0 HR: 1 SF: 1 SAC: 0 DP: 0 HBP: 0							

TOP

Baltimore Orioles @ Tampa Bay Devil Rays

Tropicana Field, St. Petersburg, FL

Fri May 10 2002, 7:15 PM EDT

Att. 10,635 - Dome - 72 F

livebaseballscorecards.com

AB	32
R	6
H	7
RBI	6
BB	2
SO	10
LOB	8

WP: 1 PA: 35
PB: 0
SB: 1
CS: 1

PITCHER		IP	WLS	BF	H	R	ER	SO	BB	IBB	HBP	BLK	WP	HR	S	P	ERA	WHIP
Ryan Rupe, R ERA: 4.84	(1, 1)	7.0	L	28	6	6	6	9	1	0	0	0	1	1	70	106	7.71	1.000
Doug Creek, L ERA: 3.97	(8, 1)	1.0		3	0	0	0	1	1	0	0	0	0	0	5	12	0.00	1.000
Jorge Sosa, R ERA: 4.26	(9, 1)	1.0		4	1	0	0	0	0	0	0	0	0	0	9	15	0.00	1.000

PITCHER	IP	WLS	BF	H	R	ER	SO	BB	IBB	HBP	BLK	WP	HR	S	P	ERA	WHIP

Baltimore Orioles @ Tampa Bay Devil Rays

Tropicana Field, St. Petersburg, FL

Fri May 10 2002, 7:15 PM EDT

Att. 10,635 - Dome - 72 F

livebaseballscorecards.com

BOTTOM

Batter	1	2	3	4	5	6	7	8	9	AB	R	H	RBI	BB	SO	LOB
Brent Abernathy, R (1, 4) OBP: 0.310, SLG: 0.358	S F S 0-3 ① K		C B F X 1-2 1B		C C X 0-2 ② G4-3		C B F X 1-2 WP 1B 1B		F C F B B B X 3-2 2B	5	1	3	0	0	1	0
Randy Winn, S (1, 9) OBP: 0.307, SLG: 0.406	C B B C B X 3-2 ② G4-3		B F B B C C 2-3 ③ K		X 0-0 ③ B5-3		B B B C X 3-1 1-H 2-H 1B		C F B X 1-2 ② L3	5	0	1	2	0	1	2
Steve Cox, L (1, 3) OBP: 0.372, SLG: 0.437	F B F B S 2-3 ③ K			B F X 1-1 ① P6		C B S C 1-3 ① K	S B F F B B X 3-2 ③ F8		B B F B X 3-1 ③ F7	5	0	0	0	0	2	2
Ben Grieve, L (1, 10) OBP: 0.383, SLG: 0.495		C C B B X 2-2 2B		B X 1-0 ② P3		B C C B B B 4-2 BB BB		C B B B B 4-1 SH5-4 BB BB		2	0	1	0	2	0	0
Greg Vaughn, R (1, 7) OBP: 0.220, SLG: 0.133		B C S S 1-3 ① K		F F B F B B B 4-2 1B HR BB		C B B B B B 4-1 1-2 G5-4-3 BB		B B C F B B 4-2 1-2 SH5-4 BB		1	1	0	0	3	1	1
Toby Hall, R (1, 2) OBP: 0.229, SLG: 0.261		F B B B F X 2-2 ② F7		B X 1-0 1-3 HR 1B		B X 1-0 ② ③ G5-4-3 1-2f		C X 0-1 ① SH5-4 1-2 2-3		3	1	1	0	0	0	3
Jason Conti, L (1, 8) OBP: 0.324, SLG: 0.400 Russ Johnson, R (8, PH) OBP: 0.324, SLG: 0.276 Jason Tyner, L (9, 8) OBP: 0.250, SLG: 0.235		C B B B F X 2-2 ③ P3		B X 1-0 1-H 3-H HR			C S S 0-3 ① K	4-0 G5-4-3 IBB		3	1	1	3	0	1	1
										0	0	0	0	1	0	0
										0	0	0	0	0	0	0
Chris Gomez, R (1, 6) OBP: 0.296, SLG: 0.402			X 0-0 ① F8	S S F B X 1-2 ③ G6-3			C B C F B X 2-2 ② G5-3	B B B C C X 3-2 ② ③ G5-4-3 1-2f		4	0	0	0	0	0	3
18 Jared Sandberg, R (1, 5) OBP: 0.167, SLG: 0.091			C B C C C 1-3 ② K		B B C F X 2-2 ① G6-3		B F F B B B 4-2 WP 1B 1B BB		C X 0-1 ① F8	3	1	0	0	1	1	0
Inning Stats	R: 0 H: 0 E: 0 LOB: 0 K: 2 BB: 0 S: 9 P: 14	R: 0 H: 1 E: 0 LOB: 1 K: 1 BB: 0 S: 12 P: 19	R: 0 H: 1 E: 0 LOB: 1 K: 2 BB: 0 S: 10 P: 14	R: 3 H: 2 E: 0 LOB: 0 K: 0 BB: 1 S: 12 P: 21	R: 0 H: 0 E: 0 LOB: 0 K: 0 BB: 0 S: 7 P: 9	R: 0 H: 0 E: 0 LOB: 1 K: 1 BB: 2 S: 7 P: 17	R: 2 H: 2 E: 0 LOB: 1 K: 1 BB: 1 S: 18 P: 31	R: 0 H: 0 E: 0 LOB: 2 K: 0 BB: 3 S: 8 P: 23	R: 0 H: 1 E: 0 LOB: 1 K: 0 BB: 0 S: 11 P: 18	1B: 4 SF: 0 2B: 2 SAC: 1 3B: 0 DP: 2 HR: 1 HBP: 0						

	AB	31
	R	5
	H	7
	RBI	5
	BB	7
	SO	7
	LOB	12

WP: 1 PA: 39
PB: 0
SB: 0
CS: 0

PITCHER		IP	WLS	BF	H	R	ER	SO	BB	IBB	HBP	BLK	WP	HR	S	P	ERA	WHIP
Rodrigo Lopez, R ERA: 2.31	(1, 1)	6.0	W	24	4	3	3	6	3	0	0	0	0	1	57	94	4.50	1.167
Willis Roberts, R ERA: 2.81	(7, 1)	0.2	H	5	2	2	2	1	1	0	0	0	1	0	14	24	27.00	4.500
B.J. Ryan, L ERA: 6.35	(7, 1)	0.1	H	2	0	0	0	0	1	0	0	0	0	0	5	12	0.00	3.000
Rick Bauer, R ERA: 1.72	(8, 1)	0.1	H	2	0	0	0	0	1	0	0	0	0	0	4	8	0.00	3.000
Buddy Groom, L ERA: 3.27	(8, 1)	0.2	H	2	0	0	0	0	0	1	0	0	0	0	3	10	0.00	0.000

PITCHER		IP	WLS	BF	H	R	ER	SO	BB	IBB	HBP	BLK	WP	HR	S	P	ERA	WHIP
Jorge Julio, R ERA: 0.96	(9, 1)	1.0	S	4	1	0	0	0	0	0	0	0	0	0	11	18	0.00	1.000

Batter	1	2	3	4	5	6	7	8	9	AB	R	H	RBI	BB	SO	LOB
6 Melvin Mora, R (1, 4) OBP: 0.423, SLG: 0.438	C S F B F S 1-3 ① K		C F S 0-3 ① K		S B F B F F F X 2-2 ① F8		S B X 1-1 ② F9		B B X 2-0 ② P4	5	0	0	0	0	2	2
Gary Matthews, S (1, 7) OBP: 0.406, SLG: 0.423	C B B F C 2-3 ② K		B B F C S 2-3 ② K		C C B F X 2-2 ② G4-3		C X 0-1 2B		B B B C B 4-1 1-2 BB	4	0	1	0	1	2	1
Jeff Conine, R (1, 3) OBP: 0.263, SLG: 0.374	B X 1-0 2B		S F X 0-2 ③ F9		B X 1-0 31 2B 1B		B F B S X 2-2 ③ F8		B C B B X 3-1 ③ F8	5	1	2	0	0	0	4
31 Jay Gibbons, L (1, 9) OBP: 0.345, SLG: 0.554	F B B B C X 3-2 ③ G6-3			B S F F B F X 2-2 2B 2B	B F F F B B X 3-2 1-H 2B			C B B B B 4-1 21 F9 WP BB		3	1	2	1	1	0	1
Tony Batista, R (1, 5) OBP: 0.315, SLG: 0.549		B X 1-0 ① G6-3		C B S B F B X 3-2 2-H 1B 2B	C F X 0-2 ③ G1-3			B B X 2-0 ① G5-3 1-2		4	1	1	1	0	0	2
21 Marty Cordova, R (1, 10) OBP: 0.383, SLG: 0.505		B C F B B B 4-2 FC6-4 BB		C B B B C B 4-2 1B 1B BB		X 0-0 ① F9		F B B S B F X 3-2 ② F9 2-3		2	1	0	0	2	0	1
Mike Bordick, R (1, 6) OBP: 0.288, SLG: 0.362	X 0-0 ② L8		C C F F X 0-2 ① 1-3 2-H 1B			B B C B X 3-1 ② F9		C B F S 1-3 ③ K		4	0	1	1	0	1	2
Geronimo Gil, R (1, 2) OBP: 0.322, SLG: 0.506	X 0-0 ③ FC6-4 1-2f		X 0-0 G4-6-3 3-H 1B			X 0-0 ③ G6-3			X 0-0 BB 1B	4	0	2	1	0	0	1
Chris Singleton, L (1, 8) OBP: 0.200, SLG: 0.282			C B B B F F X 3-2 1B	C F B F F X 1-2 ② ③ G4-6-3 1-2f			C S F X 0-2 ① G3-1		B B X 2-0 ① P6	4	0	1	0	0	0	2
Inning Stats	R: 0 H: 1 E: 0 LOB: 1 K: 2 BB: 0 S: 12 P: 19	R: 0 H: 0 E: 0 LOB: 1 K: 0 BB: 1 S: 5 P: 10	R: 0 H: 1 E: 0 LOB: 1 K: 2 BB: 0 S: 13 P: 18	R: 3 H: 4 E: 0 LOB: 0 K: 0 BB: 1 S: 22 P: 32	R: 1 H: 2 E: 0 LOB: 1 K: 0 BB: 0 S: 18 P: 26	R: 0 H: 0 E: 0 LOB: 0 K: 0 BB: 0 S: 4 P: 7	R: 0 H: 1 E: 0 LOB: 1 K: 0 BB: 0 S: 11 P: 14	R: 0 H: 0 E: 0 LOB: 1 K: 1 BB: 1 S: 9 P: 19	R: 0 H: 1 E: 0 LOB: 2 K: 0 BB: 1 S: 6 P: 17	1B: 5 SF: 0 2B: 5 SAC: 0 3B: 0 DP: 1 HR: 0 HBP: 0						WP: 1 PA: 39 PB: 0 SB: 0 CS: 0	

PITCHER		IP	WLS	BF	H	R	ER	SO	BB	IBB	HBP	BLK	WP	HR	S	P	ERA	WHIP
Tanyon Sturtze, R ERA: 5.15	(1, 1)	6.0		26	8	4	4	4	2	0	0	0	0	0	74	112	6.00	1.667
Jorge Sosa, R ERA: 3.68	(7, 1)	2.0		8	1	0	0	1	1	0	0	0	1	0	20	33	0.00	1.000
Esteban Yan, R ERA: 6.28	(9, 1)	1.0	W	5	1	0	0	0	1	0	0	0	0	0	6	17	0.00	2.000

PITCHER	IP	WLS	BF	H	R	ER	SO	BB	IBB	HBP	BLK	WP	HR	S	P	ERA	WHIP

TOP

Baltimore Orioles @ Tampa Bay Devil Rays

Tropicana Field, St. Petersburg, FL

Sat May 11 2002, 6:15 PM EDT
Att. 10,811 - Dome - 72 F

livebaseballscorecards.com

AB	35
R	4
H	10
RBI	4
BB	4
SO	5
LOB	16

BOTTOM

Baltimore Orioles @ Tampa Bay Devil Rays

Tropicana Field, St. Petersburg, FL

Sat May 11 2002, 6:15 PM EDT

Att. 10,811 - Dome - 72 F

livebaseballscorecards.com

Batter	1	2	3	4	5	6	7	8	9	AB	R	H	RBI	BB	SO	LOB
Brent Abernathy, R (1, 4) OBP: 0.328, SLG: 0.395	L8 2B		G5-3 BB		3-H 3B		G6-3		1-2 2-H HR 1B	4	1	3	2	1	0	0
Randy Winn, S (1, 9) OBP: 0.310, SLG: 0.423	L8 2-3		G5-3 1-2		G6-4-3 BB			F3	1-H 2-H HR	4	1	1	3	1	0	2
Steve Cox, L (1, 3) OBP: 0.368, SLG: 0.431	G4-3		F5		1-2f G6-4-3			FC4-6 1B		4	0	1	0	0	0	4
Ben Grieve, L (1, 10) OBP: 0.371, SLG: 0.478	G4-3			L4		K		FC4-6 1-2f		4	0	0	0	0	1	2
Greg Vaughn, R (1, 7) OBP: 0.228, SLG: 0.130		L3 BB		G4-1 S BB		P4		K		2	0	0	0	2	1	1
Jason Conti, L (1, 8) OBP: 0.297, SLG: 0.364 Russ Johnson, R (9, PH) OBP: 0.324, SLG: 0.276 Jason Tyner, L (9, PH) OBP: 0.255, SLG: 0.241		L3 1-2		G4-1 1-3		K			FC3-5 1B 1B	3 0 1	0 0 0	0 0 1	0 0 0	0 0 0	1 0 0	2 0 0
Chris Gomez, R (1, 6) OBP: 0.311, SLG: 0.418		2B BB		K			F9 18 G6-3 2B		FC3-5 1-2 1B 1B	3	2	2	0	1	1	1
John Flaherty, R (1, 2) OBP: 0.280, SLG: 0.375		1-H 2B			18 L9 3B 2B		F9 2-3		FC3-5 1B 1-2 2-3f HR	4	2	2	0	0	0	3
18 Jared Sandberg, R (1, 5) OBP: 0.125, SLG: 0.067			F7		L9 2-3		G6-3 3-H			4	0	0	1	0	1	3

	AB	33
	R	6
	H	10
	RBI	6
	BB	5
	SO	5
	LOB	18

Inning Stats	1	2	3	4	5	6	7	8	9
	R: 0 H: 1 E: 0 LOB: 1 K: 0 BB: 0 S: 9 P: 11	R: 0 H: 1 E: 0 LOB: 2 K: 0 BB: 2 S: 4 P: 15	R: 0 H: 0 E: 0 LOB: 1 K: 0 BB: 1 S: 8 P: 16	R: 0 H: 0 E: 0 LOB: 1 K: 1 BB: 1 S: 7 P: 13	R: 1 H: 2 E: 0 LOB: 1 K: 0 BB: 1 S: 9 P: 19	R: 0 H: 0 E: 0 LOB: 0 K: 2 BB: 0 S: 9 P: 16	R: 1 H: 1 E: 0 LOB: 0 K: 0 BB: 0 S: 9 P: 13	R: 0 H: 1 E: 0 LOB: 1 K: 1 BB: 0 S: 10 P: 13	R: 4 H: 4 E: 0 LOB: 0 K: 1 BB: 0 S: 14 P: 19

	1B	4	SF	0	WP	0	PA	38
	2B	5	SAC	0	PB	0		
	3B	1	DP	2	SB	1		
	HR	1	HBP	0	CS	0		

PITCHER		IP	WLS	BF	H	R	ER	SO	BB	IBB	HBP	BLK	WP	HR	S	P	ERA	WHIP
Calvin Maduro, R ERA: 4.35	(1, 1)	5.0		21	4	1	1	1	5	0	0	0	0	0	37	74	1.80	1.800
Rick Bauer, R ERA: 2.04	(6, 1)	2.0	H	7	1	1	1	2	0	0	0	0	0	0	18	29	4.50	0.500
Buddy Groom, L ERA: 3.0	(8, 1)	1.0	H	4	1	0	0	1	0	0	0	0	0	0	10	13	0.00	1.000
Jorge Julio, R ERA: 2.79	(9, 1)	0.2	L	6	4	4	4	1	0	0	0	0	0	1	14	19	54.00	6.000

PITCHER		IP	WLS	BF	H	R	ER	SO	BB	IBB	HBP	BLK	WP	HR	S	P	ERA	WHIP

Batter	1	2	3	4	5	6	7	8	9	AB	R	H	RBI	BB	SO	LOB
6 Melvin Mora, R (1, 7) (8, 4) OBP: 0.408, SLG: 0.419	0-0 E5 S 31 1B 1B	0-1 L5		1-0 B5-3 1-2		0-0 F8			0-0 G6-3	5	1	0	0	0	0	4
Chris Singleton, L (1, 8) OBP: 0.225, SLG: 0.322	2-1 31 1B 1-2 1B 1B	0-2 G3		0-0 2-H 1B			1-2 31 BB 1B		1-0 3B	5	1	4	0	0	0	1
Jeff Conine, R (1, 3) OBP: 0.261, SLG: 0.368	3-3 K 2-3		0-0 21 HBP 1B		1-2 G6-3		0-0 F3		1-0 P4	5	0	1	0	0	1	4
31 Jay Gibbons, L (1, 9) OBP: 0.347, SLG: 0.545	3-1 21 WP 21 G5-3 1B 1-2 3-H 1B		2-2 F9		1-3 K		4-1 G6-4-3 1-2 BB		0-0 F8	4	1	1	1	1	1	2
Tony Batista, R (1, 5) OBP: 0.314, SLG: 0.540	1-1 21 G5-3 21 WP 1-2 2-H 1B		1-3 K		3-1 F3		2-1 G6-4-3 1-2f			4	0	1	1	0	1	3
21 Marty Cordova, R (1, 10) OBP: 0.378, SLG: 0.490	3-2 G5-3 1-3 2-H		1-2 1-2 HBP			2-0 G4-3		0-0 F9		3	0	0	1	0	0	1
Mike Bordick, R (1, 6) OBP: 0.295, SLG: 0.380	2-1 F9		0-3 K			0-0 3B		4-1 BB		3	0	1	0	1	1	3
Brook Fordyce, R (1, 2) OBP: 0.239, SLG: 0.190		0-0 2B		0-1 6 B5-3 1B 1B		0-0 P6		1-2 F9		4	0	2	0	0	0	2
Jerry Hairston, R (1, 4) OBP: 0.296, SLG: 0.274		0-0 B1-3		0-2 F9		4-2 BB		2-1 G6-3		2	0	0	0	1	0	2
Gary Matthews, S (8, PH) (8, 7) OBP: 0.400, SLG: 0.415										1	0	0	0	0	0	1
Inning Stats	R: 3 E: 1 K: 1 S: 16 H: 3 LOB: 1 BB: 0 P: 30	R: 0 E: 0 K: 0 S: 7 H: 1 LOB: 1 BB: 0 P: 7	R: 0 E: 0 K: 2 S: 13 H: 1 LOB: 2 BB: 0 P: 17	R: 0 E: 0 K: 0 S: 7 H: 2 LOB: 2 BB: 0 P: 8	R: 0 E: 0 K: 1 S: 9 H: 0 LOB: 0 BB: 0 P: 14	R: 0 E: 0 K: 0 S: 6 H: 1 LOB: 2 BB: 1 P: 12	R: 0 E: 0 K: 0 S: 7 H: 1 LOB: 1 BB: 1 P: 14	R: 0 E: 0 K: 0 S: 7 H: 0 LOB: 1 BB: 1 P: 14	R: 0 E: 0 K: 0 S: 4 H: 1 LOB: 1 BB: 0 P: 6	1B: 7 2B: 1 3B: 2 HR: 0	SF: 0 SAC: 0 DP: 1 HBP: 1						

TOP

Baltimore Orioles @ Tampa Bay Devil Rays

Tropicana Field, St. Petersburg, FL

Sun May 12 2002, 1:15 PM EDT
Att. 10,264 - Dome - 72 F

livebaseballscorecards.com

AB	36
R	3
H	10
RBI	3
BB	3
SO	4
LOB	23

WP: 1 PA: 40
PB: 0
SB: 1
CS: 0

PITCHER		IP	WLS	BF	H	R	ER	SO	BB	IBB	HBP	BLK	WP	HR	S	P	ERA	WHIP
Paul Wilson, R ERA: 3.42	(1, 1)	7.0	W	32	9	3	1	4	2	0	1	0	1	0	65	102	1.29	1.571
Victor Zambrano, R ERA: 4.87	(8, 1)	1.0	H	4	0	0	0	0	1	0	0	0	0	0	7	14	0.00	1.000
Esteban Yan, R ERA: 5.87	(9, 1)	1.0	S	4	1	0	0	0	0	0	0	0	0	0	4	6	0.00	1.000

PITCHER	IP	WLS	BF	H	R	ER	SO	BB	IBB	HBP	BLK	WP	HR	S	P	ERA	WHIP

Batter	1	2	3	4	5	6	7	8	9	AB	R	H	RBI	BB	SO	LOB
Brent Abernathy, R (1, 4) OBP: 0.333, SLG: 0.398	C F F B X 1-2 S 2B 1B	B F B C X 2-2 ③ G4-3		C X 0-1 2-H 1B			B B B C C F S 3-3 ② K			4	1	2	1	0	1	1
Randy Winn, S (1, 9) OBP: 0.309, SLG: 0.418	L S T B B C 2-3 ① K 1-2	B B S B S X 3-2 ① L8	F B X 1-1 ③ F7				B C X 1-1 CS 1B			4	0	1	0	0	1	2
Steve Cox, L (1, 3) OBP: 0.372, SLG: 0.441	X 0-0 2-H 2B	B B X 2-0 ② F9			C B S X 1-2 ① G3		B S F P 2-2 ③ CS 1-2	C B X 1-1 BB HBP SF7 1B		4	1	2	1	0	0	0
Ben Grieve, L (1, 10) OBP: 0.368, SLG: 0.466	B B F B F S 3-3 ② K	B C F B B F C 3-3 ③ K			C X 0-1 ② F8			C F B H 2-2 BB 1-2 HBP		3	0	0	0	0	2	1
Greg Vaughn, R (1, 7) OBP: 0.236, SLG: 0.136 Jason Tyner, L (9, 7) OBP: 0.255, SLG: 0.241	B F B S B X 3-2 ③ F7			B C X 1-1 G6-3 2B 1B	F B X 1-1 ③ G5-3			B C B B B 4-1 1-2 2-3 BB		3 0	1 0	1 0	0 0	1 0	0 0	1 0
Jason Conti, L (1, 8) OBP: 0.268, SLG: 0.324		C B S S 1-3 ① K		S B B X 2-1 ① G6-3 1-2		F B S S 1-3 ① K		B X 1-0 ① P6		4	0	0	0	0	2	4
John Flaherty, R (1, 2) OBP: 0.310, SLG: 0.481		C X 0-1 1B 2B		C F B B X 2-2 18 2B 2-H 2B		B F B S F B F F X 3-2 ② L8		F B X 1-1 ② SF7 3-H		3	2	2	2	0	0	0
18 Jared Sandberg, R (1, 5) OBP: 0.150, SLG: 0.158		B C C B B F S 2-3 ② K		B B B X 3-0 1B 2-H 2B		C B S F S 1-3 ③ K		B X 1-0 ③ F8		4	1	1	1	0	2	3
Felix Escalona, R (1, 6) OBP: 0.250, SLG: 0.273		B X 1-0 2-H 1B		B X 1-0 ② F7			X 0-0 ① G5-3			3	0	1	1	0	0	1
Inning Stats	R: 1 H: 2 E: 0 LOB: 1 K: 2 BB: 0 S: 16 P: 25	R: 1 H: 2 E: 0 LOB: 1 K: 2 BB: 0 S: 13 P: 19	R: 0 H: 0 E: 0 LOB: 0 K: 1 BB: 0 S: 8 P: 16	R: 3 H: 4 E: 0 LOB: 1 K: 0 BB: 0 S: 13 P: 23	R: 0 H: 0 E: 0 LOB: 0 K: 0 BB: 0 S: 7 P: 9	R: 0 H: 0 E: 0 LOB: 0 K: 2 BB: 0 S: 13 P: 18	R: 0 H: 1 E: 0 LOB: 0 K: 1 BB: 0 S: 10 P: 15	R: 1 H: 1 E: 0 LOB: 2 K: 0 BB: 1 S: 9 P: 19		1B: 6 SF: 1 2B: 4 SAC: 0 3B: 0 DP: 0 HR: 0 HBP: 1				WP: 0 PA: 36 PB: 0 SB: 1 CS: 1		

BOTTOM

Baltimore Orioles @ Tampa Bay Devil Rays

Tropicana Field, St. Petersburg, FL

Sun May 12 2002, 1:15 PM EDT

Att. 10,264 - Dome - 72 F

livebaseballscorecards.com

AB	32
R	6
H	10
RBI	6
BB	1
SO	8
LOB	13

PITCHER		IP	WLS	BF	H	R	ER	SO	BB	IBB	HBP	BLK	WP	HR	S	P	ERA	WHIP
Sidney Ponson, R ERA: 4.64	(1, 1)	6.2	L	29	9	5	5	8	0	0	0	0	0	0	77	121	6.75	1.350
B.J. Ryan, L ERA: 6.94	(7, 1)	0.1		2	1	1	1	0	0	0	1	0	0	0	7	11	27.00	3.000
Willis Roberts, R ERA: 2.65	(8, 1)	1.0		4	0	0	0	0	1	0	0	0	0	0	5	12	0.00	1.000

PITCHER	IP	WLS	BF	H	R	ER	SO	BB	IBB	HBP	BLK	WP	HR	S	P	ERA	WHIP

Batter	1	2	3	4	5	6	7	8	9	AB	R	H	RBI	BB	SO	LOB
6 Melvin Mora, R (1, 7) OBP: 0.401, SLG: 0.410	C S B B F F S 2-3 K	X 0-0 1-2 1B		C X 0-1 L9	F F B X 1-2 F9		C B F B B X 3-2 G5-3		5	0	1	0	0	1	6
Chris Singleton, L (1, 8) OBP: 0.224, SLG: 0.317	B B F F F X 2-2 F7	C B B B X 3-1 G3-1		B B X 2-0 F8			C X 0-1 G4-3		B S B F F X 2-2 1B 31 SF8 1B	5	1	1	0	0	0	4
Jeff Conine, R (1, 3) OBP: 0.259, SLG: 0.363	F B X 1-1 F3		B B F F F B S 3-3 K		F S C 0-3 K		B B C B C X 3-2 F9		C X 0-1 1-3 21 S 1B	5	0	1	0	0	2	0
31 Jay Gibbons, L (1, 9) OBP: 0.349, SLG: 0.537 Gary Matthews, S (9, 9) OBP: 0.400, SLG: 0.415		F F B B B F B 4-2 2B 21 SF9 BB	S B X 1-1 G5-3		B B C B F F F B 4-2 G4-3 BB		B S X 1-1 L8		B S B X 2-1 3-H SF8	2 0	1 0	0 0	1 0	2 0	0 0	0 0
Tony Batista, R (1, 5) OBP: 0.323, SLG: 0.567	X 0-0 21 SF9 1-3 G4-3 2B	X 0-0 HR			B B C F X 2-2 G4-3 1-2			B B F B B 4-1 SH1-4 21 1B BB	C F X 0-2 F7	4	2	2	1	1	0	2
21 Marty Cordova, R (1, 10) OBP: 0.371, SLG: 0.481	X 0-0 SF9 2-3 3-H	B C C C 1-3 K			X 0-0 L9			C F B X 1-2 SH1-4 1B	B C C B B S 3-3 1-2 K	4	0	1	1	0	2	2
Mike Bordick, R (1, 6) OBP: 0.312, SLG: 0.380	B B B B 4-0 PB G4-3 1B BB			B B B B 4-0 1B BB		B B B B 4-0 L1-3 BB		F X 0-1 SH1-4 1-2 2-3		0	1	0	0	3	0	0
Geronimo Gil, R (1, 2) OBP: 0.330, SLG: 0.500	X 0-0 G4-3 1-2 3-H			S X 0-1 1-2 1B		B F B X 2-1 L1-3 1-2		I I I I 4-0 IBB		3	0	1	1	1	0	2
Jerry Hairston, R (1, 4) OBP: 0.304, SLG: 0.283		B B F B F F F F F 3-2 X 6 1B 2-H 1B		B B C X 2-1 F2		B F F F X 1-2 1B		B F B F F C 2-3 K		4	0	2	1	0	1	5
Inning Stats	R: 0 E: 0 K: 1 S: 11 H: 0 LOB: 0 BB: 0 P: 16	R: 3 E: 0 K: 0 S: 16 H: 3 LOB: 2 BB: 2 P: 30	R: 1 E: 0 K: 2 S: 10 H: 1 LOB: 0 BB: 0 P: 15	R: 0 E: 0 K: 0 S: 7 H: 1 LOB: 2 BB: 1 P: 15	R: 0 E: 0 K: 1 S: 11 H: 0 LOB: 1 BB: 1 P: 17	R: 0 E: 0 K: 0 S: 9 H: 1 LOB: 1 BB: 1 P: 17	R: 0 E: 0 K: 0 S: 7 H: 0 LOB: 0 BB: 0 P: 11	R: 0 E: 0 K: 1 S: 13 H: 1 LOB: 3 BB: 2 P: 27	R: 1 E: 0 K: 1 S: 14 H: 2 LOB: 1 BB: 0 P: 21	1B: 7 2B: 2 3B: 0 HR: 1	SF: 2 SAC: 1 DP: 1 HBP: 0						

TOP

Baltimore Orioles @ Cleveland Indians

Jacobs Field, Cleveland, OH

Tue May 14 2002, 7:05 PM EDT

Att. 30,447 - Sunny - 57 F

livebaseballscorecards.com

AB	32
R	5
H	9
RBI	5
BB	7
SO	6
LOB	21

PITCHER		IP	WLS	BF	H	R	ER	SO	BB	IBB	HBP	BLK	WP	HR	S	P	ERA	WHIP
Danys Baez, R ERA: 4.2	(1, 1)	6.0		28	6	4	4	4	5	0	0	0	0	1	64	110	6.00	1.833
Ricardo Rincon, L ERA: 3.46	(7, 1)	1.0		3	0	0	0	0	0	0	0	0	0	0	7	11	0.00	0.000
David Riske, R ERA: 4.08	(8, 1)	1.0		6	1	0	0	1	1	1	0	0	0	0	13	27	0.00	2.000
Paul Shuey, R ERA: 1.13	(9, 1)	1.0	W	5	2	1	1	1	0	0	0	0	0	0	14	21	9.00	2.000

PITCHER	IP	WLS	BF	H	R	ER	SO	BB	IBB	HBP	BLK	WP	HR	S	P	ERA	WHIP

WP: 0	PA: 42
PB: 1	
SB: 1	
CS: 0	

Baltimore Orioles @ Cleveland Indians

Jacobs Field, Cleveland, OH

Tue May 14 2002, 7:05 PM EDT

Att. 30,447 - Sunny - 57 F

livebaseballscorecards.com

BOTTOM

Batter	1	2	3	4	5	6	7	8	9	AB	R	H	RBI	BB	SO	LOB
Omar Vizquel, S (1, 6) OBP: 0.419, SLG: 0.556	L5		HR		G4-3		G4-3		1B 2B 2-H	5	2	2	2	0	0	0
Ricky Gutierrez, R (1, 4) OBP: 0.313, SLG: 0.333 John McDonald, R (9, PR) OBP: 0.316, SLG: 0.278	G4-3 2B		G4-3		HBP		G6-3		HR 1B 2-H	4 0	0 1	2 0	1 0	0 0	0 0	0 0
Matt Lawton, L (1, 9) OBP: 0.363, SLG: 0.503	G4-3 2-3		1B 2B		G4-3			G4-6-3 1B	HR 1-H	5	1	3	2	0	0	2
Jim Thome, L (1, 3) OBP: 0.344, SLG: 0.500	BB		1B 2-H			BB 1B G6-4-3 1B		G4-6-3 1-2f		3	1	2	0	1	0	1
Ellis Burks, R (1, 10) OBP: 0.395, SLG: 0.491	G5-3		F7			G6-4-3 BB 1-2 1B		BB		3	0	1	0	1	0	3
Russell Branyan, L (1, 5) OBP: 0.295, SLG: 0.468		F7		P4		G6-4-3 BB 1-2 2-3		F8		3	0	0	0	1	0	1
Brady Anderson, L (1, 7) OBP: 0.322, SLG: 0.257		G4-3		F7		G6-4-3 1-2f 2-3 3-H			K	4	0	0	0	0	1	2
Einar Díaz, R (1, 2) OBP: 0.273, SLG: 0.375		2B		G1-3		G5-3			G1-3	4	0	1	0	0	0	1
Jolbert Cabrera, R (1, 8) OBP: 0.118, SLG: 0.125		G5-3			B1-3		F9		E5 2B	4	1	0	0	0	0	1
Inning Stats	R: 0 E: 0 K: 0 S: 12 H: 1 LOB: 2 BB: 1 P: 21	R: 0 E: 0 K: 0 S: 13 H: 1 LOB: 1 BB: 0 P: 19	R: 1 E: 0 K: 0 S: 12 H: 3 LOB: 1 BB: 0 P: 19	R: 0 E: 0 K: 0 S: 5 H: 0 LOB: 0 BB: 0 P: 11	R: 0 E: 0 K: 0 S: 7 H: 0 LOB: 1 BB: 0 P: 9	R: 1 E: 0 K: 0 S: 9 H: 2 LOB: 1 BB: 1 P: 17	R: 0 E: 0 K: 0 S: 9 H: 0 LOB: 0 BB: 0 P: 14	R: 0 E: 0 K: 0 S: 13 H: 1 LOB: 1 BB: 1 P: 23	R: 4 E: 1 K: 1 S: 19 H: 3 LOB: 1 BB: 0 P: 29	1B: 5 2B: 4 3B: 0 HR: 2	SF: 0 SAC: 0 DP: 2 HBP: 1	WP: 0 PB: 0 SB: 0 CS: 0	PA: 39				

	AB	35
	R	6
	H	11
	RBI	5
	BB	3
	SO	1
	LOB	11

PITCHER		IP	WLS	BF	H	R	ER	SO	BB	IBB	HBP	BLK	WP	HR	S	P	ERA	WHIP
Scott Erickson, R ERA: 4.09	(1, 1)	6.0		26	7	2	2	0	2	0	1	0	0	1	58	96	3.00	1.500
Rick Bauer, R ERA: 1.93	(7, 1)	1.0	H	4	1	0	0	0	0	0	0	0	0	0	11	17	0.00	1.000
Buddy Groom, L ERA: 2.84	(8, 1)	0.2	H	1	0	0	0	0	0	0	0	0	0	0	6	8	0.00	0.000
Willis Roberts, R ERA: 2.6	(8, 1)	0.1	H	2	0	0	0	0	1	0	0	0	0	0	5	12	0.00	3.000
Jorge Julio, R ERA: 2.7	(9, 1)	0.2	L	6	3	4	0	1	0	0	0	0	0	1	19	29	0.00	4.500

PITCHER		IP	WLS	BF	H	R	ER	SO	BB	IBB	HBP	BLK	WP	HR	S	P	ERA	WHIP

Batter	1	2	3	4	5	6	7	8	9	AB	R	H	RBI	BB	SO	LOB
Mike Bordick, R (1, 6) OBP: 0.310, SLG: 0.375	C B X 1-1 F8 1B 1B		C C F X 0-2 ① F9	C X 0-1 ③ F3				B C B F S 2-3 ② K		4	0	1	0	0	1	3
Chris Singleton, L (1, 8) OBP: 0.240, SLG: 0.355	B F B S F X 2-2 G4-6-3 1-2 1B		X 0-0 ② ③ G6-4-3 1-2f			B B X 2-0 HR		B B C X 2-1 1B		4	1	3	1	0	0	1
David Segui, S (1, 10) OBP: 0.336, SLG: 0.368	B X 1-0 ① F8 2-3			B S B F X 2-2 ① L6		B S X 1-1 ① G4-3		B S F F B B S 3-3 ③ K		4	0	0	0	0	1	3
Jeff Conine, R (1, 3) OBP: 0.259, SLG: 0.360	B X 1-0 ② ③ G4-6-3 1-2f			B X 1-0 ② F9		F B C X 1-2 31 G6-4-3 1B			C F B B X 2-2 ① L9	4	0	1	0	0	0	2
31 Jay Gibbons, L (1, 9) OBP: 0.340, SLG: 0.521		B B X 2-0 ① G4-3		S S F F F X 0-2 ③ G4-3		X 0-0 ② ③ G6-4-3 1-2f			X 0-0 ② F7	4	0	0	0	0	0	1
Tony Batista, R (1, 5) OBP: 0.327, SLG: 0.563		B B C B B 4-1 BB			C X 0-1 21 CS 1B		C F B B B X 3-2 ① G5-3		B C B C X 2-2 E6	3	0	1	0	1	0	0
21 Marty Cordova, R (1, 7) OBP: 0.367, SLG: 0.467		C B X 1-1 ② F9			B F B B C B 4-2 ① G5-3 1-2 BB		C B X 1-1 ② F8		C X 0-1 ③ G4-3	3	0	0	0	1	0	2
Geronimo Gil, R (1, 2) OBP: 0.320, SLG: 0.484		X 0-0 ③ G3			X 0-0 ② G5-3 1-2		C S X 0-2 ③ G4-3			3	0	0	0	0	0	2
Jerry Hairston, R (1, 4) OBP: 0.313, SLG: 0.287			C C F E B X 1-2 G6-4-3 1B		F F B B B B 4-2 BB			C B B X 2-1 ① G6-3		2	0	1	0	1	0	0

Inning Stats									
	R: 0 E: 0 K: 0 S: 8	H: 2 LOB: 1 BB: 0 P: 13	R: 0 E: 0 K: 0 S: 5	H: 0 LOB: 1 BB: 1 P: 12	R: 0 E: 0 K: 0 S: 10	H: 1 LOB: 0 BB: 0 P: 11	R: 0 E: 0 K: 0 S: 10	H: 0 LOB: 0 BB: 0 P: 13	R: 0 E: 0 K: 0 S: 9	H: 1 LOB: 2 BB: 2 P: 17
	R: 1 E: 0 K: 0 S: 7	H: 2 LOB: 0 BB: 0 P: 11	R: 0 E: 0 K: 0 S: 8	H: 0 LOB: 0 BB: 0 P: 12	R: 0 E: 0 K: 2 S: 11	H: 1 LOB: 1 BB: 0 P: 20	R: 0 E: 1 K: 0 S: 9	H: 0 LOB: 1 BB: 0 P: 13	1B: 6 2B: 0 3B: 0 HR: 1	SF: 0 SAC: 0 DP: 3 HBP: 0

PITCHER		IP	WLS	BF	H	R	ER	SO	BB	IBB	HBP	BLK	WP	HR	S	P	ERA	WHIP
Bartolo Colon, R ERA: 2.77	(1, 1)	8.0	W	30	7	1	1	2	3	0	0	0	0	1	68	109	1.12	1.250
Bob Wickman, R ERA: 3.97	(9, 1)	1.0	S	4	0	0	0	0	0	0	0	0	0	0	9	13	0.00	0.000

PITCHER	IP	WLS	BF	H	R	ER	SO	BB	IBB	HBP	BLK	WP	HR	S	P	ERA	WHIP

TOP

Baltimore Orioles @ Cleveland Indians

Jacobs Field, Cleveland, OH

Wed May 15 2002, 7:05 PM EDT

Att. 26,315 - Sunny - 66 F

livebaseballscorecards.com

AB	31
R	1
H	7
RBI	1
BB	3
SO	2
LOB	14

BOTTOM

Baltimore Orioles @ Cleveland Indians

Jacobs Field, Cleveland, OH

Wed May 15 2002, 7:05 PM EDT

Att. 26,315 - Sunny - 66 F

livebaseballscorecards.com

Batter	1	2	3	4	5	6	7	8	9	AB	R	H	RBI	BB	SO	LOB
Omar Vizquel, S (1, 6) OBP: 0.421, SLG: 0.561	C S X 0-2 G4-3 E 2B		B B B C X 3-1 ① G4-3		B C X 1-1 G6-4-3 1B		B B X 2-0 ② F9			4	1	2	0	0	0	0
Ricky Gutierrez, R (1, 4) OBP: 0.305, SLG: 0.324	C B C B X 2-2 ① G4-3 2-3		C B C B B X 3-2 ② G6-3		L P F B F F X 2-2 ① ② G6-4-3 1-2f		B C C B B X 3-2 ③ G4-3			4	0	0	0	0	0	2
Matt Lawton, L (1, 9) OBP: 0.366, SLG: 0.510	C X 0-1 ② G6-3		B C B X 2-1 2B		X 0-0 ③ L5			B X 1-0 PB 1B SF8 1B		4	1	2	0	0	0	1
Jim Thome, L (1, 3) OBP: 0.354, SLG: 0.504	3 SAFE B B B B B 4-0 3-H BB		F C B B S 2-3 ③ K			C B B X 2-1 BB 1B		B X 1-0 SF8 PB 1-2 WP 1B		3	1	2	0	1	1	1
Ellis Burks, R (1, 10) OBP: 0.391, SLG: 0.478	B C B X 2-1 ③ L5			F B F B C 2-3 ① K		X 0-0 ① F4		B B B B 4-0 WP SF8 1-2 2-3 BB		3	0	0	0	1	1	2
Russell Branyan, L (1, 5) OBP: 0.294, SLG: 0.464		B C C B B X 3-2 BB 1B		B B F S S 2-3 ② K		C B B S B S 3-3 ② K		B X 1-0 ① SF8 1-2 2-3 3-H		3	0	1	1	0	2	1
Bruce Aven, R (1, 7)		B C B X 2-1 ① F8		B B B C B 4-1 S BB		B C B C B B 4-2 1-2 BB		B C F S 1-3 ② K 2-3 3-H		2	0	0	0	2	1	2
Brady Anderson, L (1, 8) OBP: 0.337, SLG: 0.257 Jolbert Cabrera, R (6, PH) (7, 8) OBP: 0.111, SLG: 0.118		B B B B 4-0 G6-4-3 1-2 BB		S S B B B F B 4-2 1-2 BB		F F B X 1-2 ③ L8		C B X 1-1 ③ F9		0 2	0 0	0 0	0 0	2 0	0 0	0 3
Eddie Pérez, R (1, 2) OBP: 0.250, SLG: 0.321	S X 0-1 ② ③ G6-4-3 1-2f		F F S 0-3 ③ K				S X 0-1 ① G1-3			3	0	0	0	0	1	4
Inning Stats	R: 1 H: 1 E: 1 LOB: 1 K: 0 BB: 1 S: 10 P: 18	R: 0 H: 1 E: 0 LOB: 1 K: 0 BB: 1 S: 7 P: 16	R: 0 H: 1 E: 0 LOB: 1 K: 1 BB: 0 S: 10 P: 20	R: 0 H: 0 E: 0 LOB: 2 K: 3 BB: 2 S: 13 P: 25	R: 0 H: 1 E: 0 LOB: 0 K: 0 BB: 0 S: 9 P: 11	R: 0 H: 1 E: 0 LOB: 2 K: 1 BB: 1 S: 11 P: 21	R: 0 H: 0 E: 0 LOB: 0 K: 0 BB: 0 S: 6 P: 11	R: 2 H: 2 E: 0 LOB: 1 K: 1 BB: 1 S: 9 P: 18		1B: 5 SF: 1 2B: 2 SAC: 0 3B: 0 DP: 2 HR: 0 HBP: 0				WP: 1 PA: 35 PB: 1 SB: 1 CS: 0		

PITCHER		IP	WLS	BF	H	R	ER	SO	BB	IBB	HBP	BLK	WP	HR	S	P	ERA	WHIP
Rodrigo Lopez, R ERA: 2.01	(1, 1)	5.2		25	5	1	0	5	5	0	0	0	0	0	57	107	0.00	1.765
B.J. Ryan, L ERA: 6.75	(6, 1)	0.1		1	0	0	0	0	0	0	0	0	0	0	3	4	0.00	0.000
Rick Bauer, R ERA: 2.61	(7, 1)	2.0	L	9	2	2	2	1	1	0	0	0	1	0	15	29	9.00	1.500

PITCHER	IP	WLS	BF	H	R	ER	SO	BB	IBB	HBP	BLK	WP	HR	S	P	ERA	WHIP

Batter	1	2	3	4	5	6	7	8	9	AB	R	H	RBI	BB	SO	LOB
Brent Abernathy, R (1, 4) OBP: 0.301, SLG: 0.356	C F B B X 2-2 F8 ①		B X 1-0 P5 ②		C B X 1-1 G6-3 ①		B B C B X 3-1 F3 ②		B B C X 2-1 L8 ②	5	0	0	0	0	0	4
Jason Tyner, L (1, 7) OBP: 0.261, SLG: 0.255	B F B X 2-1 G3-1 ②		B F F X 1-2 G3 ③		B X 1-0 G4-6-3 1B		B F X 1-1 G6-3 ③		S B C B B X 3-2 G4-3 ③	4	0	1	0	0	0	2
Randy Winn, S (9, PH) OBP: 0.314, SLG: 0.405										1	0	0	0	0	0	2
Steve Cox, L (1, 3) OBP: 0.370, SLG: 0.500	C B B S C 2-3 K ③			X 0-0 FC5 1B 1B	F B B S F X 2-2 G4-6-3 ② ③ 1-2f			X 0-0 L9 ①		4	0	1	0	0	1	1
Ben Grieve, L (1, 9) OBP: 0.355, SLG: 0.432		X 0-0 G4-3 ①		B B B F X 3-1 FC5 HR 1-2 1B		X 0-0 G6-3 ①		C B B S X 2-2 G5-3 ②		4	1	1	0	0	0	0
Greg Vaughn, R (1, 10) OBP: 0.242, SLG: 0.137		X 0-0 G5-3 ②		C B F B B X 3-2 FC5 HR ① 1-3 2-3f		S B B B B 4-1 2B BB		C S B B B B 4-2 BB		2	1	0	0	2	0	2
Toby Hall, R (1, 2) OBP: 0.239, SLG: 0.294		C X 0-1 F9 ③		X 0-0 HR 2-H 3-H		X 0-0 2B 1-3		X 0-0 G4-3 ③		4	1	2	3	0	0	1
John Flaherty, R (8, 2) OBP: 0.310, SLG: 0.481										0	0	0	0	0	0	0
Jason Conti, L (1, 8) OBP: 0.292, SLG: 0.372			B B B B 4-0 2B BB	B F B S F B S 3-3 K ②		X 0-0 F7 ②			B C S F F S 1-3 K ①	3	0	0	0	1	2	2
Chris Gomez, R (1, 6) OBP: 0.316, SLG: 0.452			B C F F X 1-2 2B 1-3	X 0-0 E9 2B		F X 0-1 L7 ③			B X 1-0 BB 1B	4	0	3	0	0	0	2
18 Jared Sandberg, R (1, 5) OBP: 0.100, SLG: 0.103			F F B B S 2-3 K ①	C F F F S 0-3 K ③			S B X 1-1 G4-3 ①		B B B B 4-0 BB 1-2	3	0	0	0	0	2	3
Jason Smith, L (9, PH) OBP: 0.300, SLG: 0.222										0	0	0	0	1	0	0

Inning Stats										
	R: 0	H: 0	R: 0	H: 0	R: 0	H: 1	R: 3	H: 4	R: 0	H: 1
	E: 0	LOB: 0	E: 0	LOB: 0	E: 0	LOB: 2	E: 2	LOB: 1	E: 0	LOB: 0
	K: 1	BB: 0	K: 0	BB: 0	K: 1	BB: 1	K: 2	BB: 0	K: 0	BB: 0
	S: 8	P: 14	S: 4	P: 4	S: 11	P: 20	S: 17	P: 26	S: 7	P: 11

Inning Stats										
	R: 0	H: 1	R: 0	H: 0	R: 0	H: 0	R: 0	H: 1	1B: 4	SF: 0
	E: 0	LOB: 1	E: 0	LOB: 0	E: 0	LOB: 1	E: 0	LOB: 2	2B: 3	SAC: 0
	K: 0	BB: 1	K: 0	BB: 0	K: 0	BB: 1	K: 1	BB: 1	3B: 0	DP: 1
	S: 6	P: 10	S: 6	P: 11	S: 7	P: 13	S: 11	P: 22	HR: 1	HBP: 0

	WP: 0	PA: 38
	PB: 0	
	SB: 0	
	CS: 0	

PITCHER		IP	WLS	BF	H	R	ER	SO	BB	IBB	HBP	BLK	WP	HR	S	P	ERA	WHIP
Calvin Maduro, R ERA: 4.43	(1, 1)	5.1		22	6	3	3	4	1	0	0	0	0	1	48	76	5.06	1.312
Willis Roberts, R ERA: 2.37	(6, 1)	1.2	W	7	1	0	0	0	1	0	0	0	0	0	11	20	0.00	1.200
Buddy Groom, L ERA: 2.7	(8, 1)	0.2	H	3	0	0	0	0	1	0	0	0	0	0	6	12	0.00	1.500
Jorge Julio, R ERA: 2.53	(8, 1)	1.1	S	6	1	0	0	1	1	0	0	0	0	0	12	23	0.00	1.500

PITCHER		IP	WLS	BF	H	R	ER	SO	BB	IBB	HBP	BLK	WP	HR	S	P	ERA	WHIP

TOP

Tampa Bay Devil Rays @ Baltimore Orioles

Oriole Park at Camden Yards, Baltimore, MD

Fri May 17 2002, 7:05 PM EDT
Att. 36,914 - Cloudy - 80 F

livebaseballscorecards.com

AB	34
R	3
H	8
RBI	3
BB	4
SO	5
LOB	19

Tampa Bay Devil Rays @ Baltimore Orioles

Oriole Park at Camden Yards, Baltimore, MD

Fri May 17 2002, 7:05 PM EDT

Att. 36,914 - Cloudy - 80 F

livebaseballscorecards.com

BOTTOM

Batter	1	2	3	4	5	6	7	8	9	AB	R	H	RBI	BB	SO	LOB
6 Melvin Mora, R (1, 4) OBP: 0.391, SLG: 0.397	B F X 1-1 ① P3		X 0-0 ① F8		B X 1-0 ① F7		C F B C 1-3 ① K			4	0	0	0	0	1	0
Chris Singleton, L (1, 8) OBP: 0.241, SLG: 0.359	C F F B S 1-3 ② K		C X 0-1 ② 1B 2B		X 0-0 ② G4-1		C X 0-1 ② G2-3			4	1	1	0	0	1	0
Jeff Conine, R (1, 3) OBP: 0.270, SLG: 0.384	F C B B B B 4-2 BB		F B B X 2-1 F9 31 BB 2-H 1B		C X 0-1 E5 31 BB		B X 1-0 HR			3	1	2	2	1	0	0
31 Jay Gibbons, L (1, 10) OBP: 0.344, SLG: 0.514	B X 1-0 ③ G4-3		B F B F B B 4-2 1-2 BB		B B F B B 4-1 1-2 BB		B B F X 2-1 ③ F9			2	0	0	0	2	0	1
Tony Batista, R (1, 5) OBP: 0.325, SLG: 0.554		X 0-0 ① F7	B X 1-0 ② F9 2-3		B X 1-0 ③ P6			B B B X 3-0 G1-3 1B		4	1	1	0	0	0	4
21 Marty Cordova, R (1, 7) OBP: 0.363, SLG: 0.459		C S B B X 2-2 S E 1B	B B X 2-0 ③ G5-3			B X 1-0 ① L8		B B F F S 2-3 ① K		4	1	1	0	0	1	3
Gary Matthews, S (1, 9) OBP: 0.391, SLG: 0.404		B C F B B X 3-2 ② F7 1-2		B F B C B X 3-2 ① G4-3		C B B X 2-1 WP S E 1B		B X 1-0 ② G1-3 1-2		4	1	1	0	0	0	2
Geronimo Gil, R (1, 2) OBP: 0.327, SLG: 0.484		F B X 1-1 E8 2-H 1B		B F S F X 1-2 ② F8		B F C F B X 2-2 E5 G6-4-3 1-H		B S S S X 1-2 S 2-H 1B		4	0	2	3	0	0	0
Mike Bordick, R (1, 6) OBP: 0.301, SLG: 0.362		B B X 2-0 ③ G3		X 0-0 ③ L7		B L F X 1-2 ② ③ G6-4-3 1-2f		F B F B X 2-2 ③ P4 1-2		4	0	0	0	0	0	3
Inning Stats	R: 0 H: 0 E: 0 LOB: 1 K: 1 BB: 1 S: 9 P: 16	R: 1 H: 2 E: 1 LOB: 1 K: 0 BB: 0 S: 10 P: 18	R: 1 H: 2 E: 0 LOB: 2 K: 0 BB: 1 S: 9 P: 18	R: 0 H: 0 E: 0 LOB: 0 K: 0 BB: 0 S: 8 P: 12	R: 0 H: 0 E: 1 LOB: 2 K: 0 BB: 1 S: 6 P: 12	R: 1 H: 1 E: 1 LOB: 0 K: 0 BB: 0 S: 10 P: 16	R: 1 H: 1 E: 0 LOB: 0 K: 1 BB: 0 S: 8 P: 12	R: 1 H: 2 E: 0 LOB: 1 K: 1 BB: 0 S: 11 P: 20		1B: 6 SF: 0 2B: 1 SAC: 0 3B: 0 DP: 1 HR: 1 HBP: 0						

PITCHER		IP	WLS	BF	H	R	ER	SO	BB	IBB	HBP	BLK	WP	HR	S	P	ERA	WHIP	PITCHER		IP	WLS	BF	H	R	ER	SO	BB	IBB	HBP	BLK	WP	HR	S	P	ERA	WHIP
Tanyon Sturtze, R ERA: 5.01	(1, 1)	5.0		23	4	2	2	1	3	0	0	0	0	0	42	76	3.60	1.400																			
Victor Zambrano, R ERA: 5.11	(6, 1)	3.0	L	13	4	3	3	2	0	0	0	0	1	1	29	48	9.00	1.333																			

Batter	1	2	3	4	5	6	7	8	9	AB	R	H	RBI	BB	SO	LOB
Brent Abernathy, R (1, 4) OBP: 0.311, SLG: 0.364	C X 0-1 ① F7		S F X 0-2 BB 1B 1B	B B F X 2-1 1-2 3-H 1B		B C X 1-1 1B		X 0-0 ② G6-3		5	0	3	1	0	0	0
Jason Smith, L (1, 5) OBP: 0.267, SLG: 0.214	C S S 0-3 ② K		X 0-0 1-2 BB 1B	B F F B F S 2-3 ③ K		X 0-0 ② F7		C B X 1-1 ③ G3-1		5	0	1	0	0	2	3
Randy Winn, S (1, 8) OBP: 0.317, SLG: 0.397	C F B F F F S 1-3 ③ K2-3		B B B F B 4-1 1-2 2-3 BB		B X 1-0 ① G6-3	S B F X 1-2 ③ L8			B B B B 4-0 S HR BB	3	1	0	0	2	1	1
Steve Cox, L (1, 3) OBP: 0.377, SLG: 0.503		C B B B F X 3-2 FC5-4 1B	B B X 2-0 ③ L7		C X 0-1 BB 1B 1B		C B X 1-1 S 1B		F S F S 0-3 ① K	5	1	3	0	0	1	4
Ben Grieve, L (1, 9) OBP: 0.350, SLG: 0.419		B B S C X 2-2 ① FC5-4 G5-3 1-2f		C S B B X 2-2 ① G4-3	B B B B 4-0 1B 1-2 BB		B C C C 1-3 ① K		C S B S 1-3 ② K	4	0	0	0	1	2	3
Greg Vaughn, R (1, 10) OBP: 0.247, SLG: 0.191		S C B X 1-2 ② G5-3 1-2		B X 1-0 ② HR	F B B X 2-1 ② F8		C F B B B S 3-3 ② K 1-2		B B C X 2-1 1-H HR	5	2	2	3	0	1	4
John Flaherty, R (1, 2) OBP: 0.382, SLG: 0.500		S B B C S 2-3 ③ K	C B C B X 2-2 FC6-4 1B 1B	B B X 2-0 1-3 2-H 1B		F B B B C B 4-2 BB		B B B C F B 4-2 BB		3	1	2	1	2	1	1
Chris Gomez, R (1, 6) OBP: 0.312, SLG: 0.442			B F X 1-1 ① F9	C C B B F X 2-2 FC6-4 1-2 1B	X 0-0 ③ F8		C B C B B S 3-3 ③ K		B X 1-0 ③ F3	5	0	1	0	0	1	5
Jason Tyner, L (1, 7) OBP: 0.255, SLG: 0.248			B C B X 2-1 ② G4-3	C B X 1-1 ② FC6-4 1B 1-2f 2-3		B X 1-0 ① G4-3		B C B X 2-1 ① L6		4	0	0	0	0	0	2
Inning Stats	R: 0 H: 0 E: 0 LOB: 0 K: 2 BB: 0 S: 11 P: 12	R: 0 H: 1 E: 0 LOB: 1 K: 1 BB: 0 S: 12 P: 20	R: 0 H: 2 E: 0 LOB: 3 K: 0 BB: 1 S: 10 P: 19	R: 2 H: 4 E: 0 LOB: 2 K: 1 BB: 0 S: 19 P: 31	R: 1 H: 2 E: 0 LOB: 2 K: 0 BB: 1 S: 7 P: 16	R: 0 H: 1 E: 0 LOB: 2 K: 0 BB: 1 S: 7 P: 25	R: 0 H: 1 E: 0 LOB: 1 K: 3 BB: 0 S: 13 P: 10	R: 0 H: 0 E: 0 LOB: 0 K: 0 BB: 0 S: 5 P: 8	R: 2 H: 1 E: 0 LOB: 1 K: 2 BB: 2 S: 12 P: 24	1B: 10 SF: 0 2B: 0 SAC: 0 3B: 0 DP: 0 HR: 2 HBP: 0						

TOP

Tampa Bay Devil Rays @ Baltimore Orioles

Oriole Park at Camden Yards, Baltimore, MD

Sat May 18 2002, 7:05 PM EDT
Att. 35,093 - Cloudy - 60 F

livebaseballscorecards.com

AB	39
R	5
H	12
RBI	5
BB	5
SO	9
LOB	23

PITCHER		IP	WLS	BF	H	R	ER	SO	BB	IBB	HBP	BLK	WP	HR	S	P	ERA	WHIP
Sidney Ponson, R ERA: 4.63	(1, 1)	6.0		30	10	3	3	4	2	0	0	0	0	1	66	108	4.50	2.000
B.J. Ryan, L ERA: 6.57	(7, 1)	0.1		2	1	0	0	1	0	0	0	0	0	0	5	7	0.00	3.000
Rick Bauer, R ERA: 2.82	(7, 1)	1.2	L	7	0	1	1	2	2	0	0	0	0	0	13	30	5.40	1.200
Buddy Groom, L ERA: 2.57	(9, 1)	0.2		2	0	0	0	2	0	0	0	0	0	0	7	8	0.00	0.000
Jorge Julio, R ERA: 2.91	(9, 1)	0.1		3	1	1	1	0	1	0	0	0	0	1	5	12	27.00	6.000

PITCHER	IP	WLS	BF	H	R	ER	SO	BB	IBB	HBP	BLK	WP	HR	S	P	ERA	WHIP

Batter	1	2	3	4	5	6	7	8	9	AB	R	H	RBI	BB	SO	LOB
6 Melvin Mora, R (1, 6) OBP: 0.385, SLG: 0.397	E7 SF9 2B	L1			F8		G6-3		FC5-4 1-2f	5	1	1	0	0	0	2
Chris Singleton, L (1, 8) OBP: 0.248, SLG: 0.371	F8		G3-1 31 SF8 2B		G3-1			31 WP 1B		4	1	2	0	0	0	1
Jeff Conine, R (1, 3) OBP: 0.264, SLG: 0.377	SF9 3-H		G3-1 2-3			G4-3		K		3	0	0	1	0	1	2
31 Jay Gibbons, L (1, 9) OBP: 0.341, SLG: 0.517	2B		SF8 3-H			G4-3		P6 1-2		3	0	1	1	0	0	1
Tony Batista, R (1, 5) OBP: 0.324, SLG: 0.543	F7		P4			21 1B BB		L4		3	0	0	0	1	0	2
21 Marty Cordova, R (1, 10) OBP: 0.367, SLG: 0.461		1B		P2		FC4-6 1-2 1B			G6-3	4	0	2	0	0	0	0
Gary Matthews, S (1, 7) OBP: 0.411, SLG: 0.492		F9 1B 2B		L6-3 1B		FC4-6 1-2f			HR	4	2	3	1	0	0	2
Geronimo Gil, R (1, 2) OBP: 0.324, SLG: 0.475		F9 2-3		L6-3 1-2			K		6 FC5-4 1B	4	0	1	0	0	1	2
Luis Garcia, S (9, PR)										0	0	0	0	0	0	0
Jerry Hairston, R (1, 4) OBP: 0.314, SLG: 0.288		3-H 1B			K		K		K	3	0	1	1	0	2	0
Ryan McGuire, L (9, PH)										1	0	0	0	0	1	1
Inning Stats	R: 1 E: 1 K: 0 S: 6 H: 2 LOB: 1 BB: 0 P: 12	R: 1 E: 0 K: 0 S: 15 H: 3 LOB: 1 BB: 0 P: 22	R: 1 E: 0 K: 0 S: 9 H: 1 LOB: 0 BB: 0 P: 13	R: 0 E: 0 K: 0 S: 6 H: 1 LOB: 0 BB: 0 P: 10	R: 0 E: 0 K: 1 S: 11 H: 0 LOB: 0 BB: 0 P: 17	R: 0 E: 0 K: 0 S: 13 H: 1 LOB: 2 BB: 1 P: 25	R: 0 E: 0 K: 2 S: 7 H: 0 LOB: 0 BB: 0 P: 13	R: 0 E: 0 K: 1 S: 11 H: 1 LOB: 1 BB: 0 P: 17	R: 1 E: 0 K: 1 S: 11 H: 2 LOB: 1 BB: 0 P: 15	1B: 6 2B: 5 3B: 0 HR: 1 SF: 2 SAC: 0 DP: 1 HBP: 0							

PITCHER		IP	WLS	BF	H	R	ER	SO	BB	IBB	HBP	BLK	WP	HR	S	P	ERA	WHIP
Paul Wilson, R ERA: 3.47	(1, 1)	7.0		28	8	3	3	3	1	0	0	0	0	0	67	112	3.86	1.286
Doug Creek, L ERA: 4.05	(8, 1)	1.0	W	4	1	0	0	1	0	0	0	0	1	0	11	17	0.00	1.000
Esteban Yan, R ERA: 5.71	(9, 1)	1.0	S	5	2	1	1	1	0	0	0	0	0	1	11	15	9.00	2.000

PITCHER	IP	WLS	BF	H	R	ER	SO	BB	IBB	HBP	BLK	WP	HR	S	P	ERA	WHIP

BOTTOM

Tampa Bay Devil Rays @ Baltimore Orioles

Oriole Park at Camden Yards, Baltimore, MD

Sat May 18 2002, 7:05 PM EDT
Att. 35,093 - Cloudy - 60 F

livebaseballscorecards.com

AB	34
R	4
H	11
RBI	4
BB	1
SO	5
LOB	13

1B: 6	SF: 2	WP: 1	PA: 37
2B: 5	SAC: 0	PB: 0	
3B: 0	DP: 1	SB: 0	
HR: 1	HBP: 0	CS: 0	

Tampa Bay Devil Rays @ Baltimore Orioles

Oriole Park at Camden Yards, Baltimore, MD

Sun May 19 2002, 1:35 PM EDT

Att. 37,590 - Cloudy - 61 F

livebaseballscorecards.com

TOP

Batter	1	2	3	4	5	6	7	8	9	AB	R	H	RBI	BB	SO	LOB
Jason Tyner, L (1, 7) OBP: 0.259, SLG: 0.248	C B X 1-1 ① G3-1		B B C F X 2-2 ③ G4-3 1-2		B B C S F X 2-2 FC6-5 S 3-H 1B		B B F B F S 3-3 ② K		B F C B F B B 4-2 FC5-4 BB	4	0	1	1	1	1	3
Jason Smith, L (1, 6) OBP: 0.278, SLG: 0.188	S C S 0-3 ② K			S B B X 2-1 ① G3-1	P B F F F B B 4-2 FC6-5 1-2 BB		C B F B X 2-2 ③ FC5 1-2 2-3f		P X 1-0 ③ FC5-4 1-2f	2	0	0	0	1	1	0
Chris Gomez, R (7, PH) (7, 6) OBP: 0.307, SLG: 0.435										2	0	0	0	0	0	3
Randy Winn, S (1, 8) OBP: 0.310, SLG: 0.387	B X 1-0 ③ P5			C C F B B X 2-2 ② G6-3	B B B X 3-0 ③ FC6-5 1-2 2-3f			S B X 1-1 ① F8		4	0	0	0	0	0	2
Steve Cox, L (1, 3) OBP: 0.374, SLG: 0.493		C X 0-1 ① G3		B B B B 4-0 HR BB		B F B X 2-1 ① G5-3		X 0-0 ② F8		3	1	0	0	1	0	0
Greg Vaughn, R (1, 10) OBP: 0.253, SLG: 0.243		C B B F B S 3-3 ② K		C B X 1-1 1-H HR		B S C F S 1-3 ② K		X 0-0 HR		4	2	2	3	0	2	0
John Flaherty, R (1, 2) OBP: 0.368, SLG: 0.471		C B F B F S 2-3 ③ K		B X 1-0 ③ F8		C X 0-1 ③ G5-3		B C X 1-1 1B		4	0	1	0	0	1	0
Jason Conti, L (1, 9) OBP: 0.308, SLG: 0.404			C B B B X 3-1 18 G6-3 1B		B B C S X 2-2 B5-3 1B 2B		B B B C X 3-1 ① F7	B F B X 2-1 ③ F7		4	1	2	0	0	0	1
18 Jared Sandberg, R (1, 5) OBP: 0.118, SLG: 0.121			C X 0-1 ① ② G6-3 1-2f		B S S F S 1-3 ① K		F X 0-1 FC5 E 1B		C B S B B F S 3-3 ① K	4	0	1	0	0	2	2
Felix Escalona, R (1, 4) OBP: 0.262, SLG: 0.263			F B B B X 3-1 S 1B		X 0-0 ② B5-3 2-3		S F F X 0-2 E5 FC5 1-2		X 0-0 ② F8	4	0	1	0	0	0	2
Inning Stats	R: 0 E: 0 K: 1 S: 6 H: 0 LOB: 0 BB: 0 P: 8	R: 0 E: 0 K: 2 S: 9 H: 0 LOB: 0 BB: 0 P: 14	R: 0 E: 0 K: 0 S: 9 H: 2 LOB: 1 BB: 0 P: 17	R: 2 E: 0 K: 0 S: 9 H: 1 LOB: 0 BB: 1 P: 19	R: 1 E: 0 K: 1 S: 17 H: 2 LOB: 2 BB: 1 P: 28	R: 0 E: 0 K: 1 S: 8 H: 0 LOB: 0 BB: 0 P: 11	R: 0 E: 1 K: 1 S: 14 H: 1 LOB: 2 BB: 0 P: 22	R: 1 E: 0 K: 0 S: 8 H: 2 LOB: 1 BB: 0 P: 12	R: 0 E: 0 K: 1 S: 10 H: 0 LOB: 1 BB: 1 P: 17	1B: 5 2B: 1 3B: 0 HR: 2 SF: 0 SAC: 0 DP: 1 HBP: 0							

	AB	35
	R	4
	H	8
	RBI	4
	BB	3
	SO	7
	LOB	13

WP: 0 PB: 0 SB: 2 CS: 0 PA: 38

PITCHER		IP	WLS	BF	H	R	ER	SO	BB	IBB	HBP	BLK	WP	HR	S	P	ERA	WHIP
Scott Erickson, R ERA: 4.11	(1, 1)	6.1	L	27	6	3	3	5	2	0	0	0	0	1	66	108	4.26	1.263
B.J. Ryan, L ERA: 6.39	(7, 1)	0.1		1	0	0	0	1	0	0	0	0	0	0	3	6	0.00	0.000
Willis Roberts, R ERA: 2.53	(7, 1)	2.1		10	2	1	1	1	1	0	0	0	0	1	21	34	3.86	1.286

PITCHER	IP	WLS	BF	H	R	ER	SO	BB	IBB	HBP	BLK	WP	HR	S	P	ERA	WHIP

Tampa Bay Devil Rays @ Baltimore Orioles

Oriole Park at Camden Yards, Baltimore, MD

Sun May 19 2002, 1:35 PM EDT

Att. 37,590 - Cloudy - 61 F

livebaseballscorecards.com

BOTTOM

Batter	1	2	3	4	5	6	7	8	9	AB	R	H	RBI	BB	SO	LOB
6 Melvin Mora, R (1, 7) OBP: 0.382, SLG: 0.393	2-2 31 G4-3 1B 1B		3-2 F7 ②		0-3 K ②			2-2 G5-3 ①		4	0	1	0	0	1	2
Chris Singleton, L (1, 8) OBP: 0.255, SLG: 0.370	1-2 31 G4-3 1B 1-2 1B		1-1 F7 ③		2-1 F8 ③			4-0 31 DI BB		3	0	1	0	1	0	2
Jeff Conine, R (1, 3) OBP: 0.258, SLG: 0.368	2-1 L4 ①			0-0 G5-3 ①		0-0 P4 ①		1-1 P4 ②		4	0	0	0	0	0	3
31 Jay Gibbons, L (1, 10) OBP: 0.333, SLG: 0.503	0-2 G4-3 ② 1-2 2-3			1-0 G3 ②		3-2 G4-3 ②		1-2 G4-3 ③ 1-2		4	0	0	0	0	0	3
Tony Batista, R (1, 5) OBP: 0.322, SLG: 0.535	2-2 P6 ③			0-0 1B		0-0 G5-3 ③			1-3 K ①	4	0	1	0	0	1	2
Gary Matthews, S (1, 9) OBP: 0.390, SLG: 0.462		3-3 K ①		2-3 K ③			0-1 G6-3 ①		1-3 K ②	4	0	0	0	0	3	1
Mike Bordick, R (1, 6) OBP: 0.314, SLG: 0.370		1-2 F7 ②			2-2 F7 HBP 1B		4-2 BB		2-1 DI 1B	3	0	2	0	1	0	0
Brook Fordyce, R (1, 2) OBP: 0.260, SLG: 0.182		2-1 G5-3 ③			1-0 1-2 HBP		1-3 K ②		3-2 1-2 HBP	2	0	0	0	0	1	1
Jerry Hairston, R (1, 4) OBP: 0.303, SLG: 0.278			2-3 K ①		0-2 F7 ① 2-3		0-2 G1-3 ③		0-3 K ③	4	0	0	0	0	2	5

	AB	32
	R	0
	H	5
	RBI	0
	BB	2
	SO	8
	LOB	19

Inning Stats	1	2	3	4	5	6	7	8	9
	R: 0 E: 0 K: 0 S: 18	H: 2 LOB: 2 BB: 0 P: 25	R: 0 E: 0 K: 1 S: 9	H: 0 LOB: 0 BB: 0 P: 15	R: 0 E: 0 K: 1 S: 11	H: 0 LOB: 0 BB: 0 P: 17	R: 0 E: 0 K: 1 S: 8	H: 1 LOB: 1 BB: 0 P: 11	R: 0 E: 0 K: 1 S: 15	H: 1 LOB: 2 BB: 0 P: 20	R: 0 E: 0 K: 0 S: 6	H: 0 LOB: 0 BB: 0 P: 9	R: 0 E: 0 K: 1 S: 10	H: 0 LOB: 1 BB: 1 P: 15	R: 0 E: 0 K: 0 S: 8	H: 0 LOB: 1 BB: 1 P: 16	R: 0 E: 0 K: 3 S: 14	H: 1 LOB: 2 BB: 0 P: 21

	1B: 5	SF: 0	WP: 0	PA: 36
	2B: 0	SAC: 0	PB: 0	
	3B: 0	DP: 0	SB: 0	
	HR: 0	HBP: 2	CS: 0	

PITCHER		IP	WLS	BF	H	R	ER	SO	BB	IBB	HBP	BLK	WP	HR	S	P	ERA	WHIP
Travis Harper, R ERA: 2.81	(1, 1)	5.0	W	20	4	0	0	4	0	0	1	0	0	0	61	88	0.00	0.800
Steve Kent, L ERA: 2.57	(6, 1)	4.0	S	16	1	0	0	4	2	0	1	0	0	0	38	61	0.00	0.750

PITCHER	IP	WLS	BF	H	R	ER	SO	BB	IBB	HBP	BLK	WP	HR	S	P	ERA	WHIP

Batter	1	2	3	4	5	6	7	8	9	10	11	12	13	14	AB	R	H	RBI	BB	SO	LOB
6 Melvin Mora, R (1, 7) OBP: 0.374, SLG: 0.379	4-1 21 E 21 S 21 SF4 BB	0-2 FC6-2-5 3-H		0-1 SH5-4 1-2 2-3		1-3 K			2-0 G6-3			1-2 F9		0-1 L8	5	1	0	0	1	1	2
Gary Matthews, S (1, 9) OBP: 0.369, SLG: 0.431	2-3 K	1-1 F9		0-3 K		2-0 P3			2-2 G1-3			1-2 L9		1-2 21 CS 1-H 1B	7	0	1	1	0	2	4
21 Marty Cordova, R (1, 10) OBP: 0.358, SLG: 0.458	2-2 SF4 1-H		1-2 G4-3 HR 2B	1-2 G5-3			3-2 F9			1-3 K		1-1 G6-3		1-1 CS 1-2	5	1	1	1	0	1	2
Jeff Conine, R (1, 3) OBP: 0.261, SLG: 0.364	4-2 1B BB	2-2 G4-3 2-3			1-2 F3		1-0 G4-3			3-2 G1-3			1-1 G5-4-3 1B		5	0	1	0	1	0	1
Tony Batista, R (1, 5) OBP: 0.322, SLG: 0.525	1-0 1-2 1B	2-3 K			2-1 1B HBP		0-1 F5			2-3 K			1-1 G5-4-3 1-2f		5	0	1	0	0	2	2
Geronimo Gil, R (1, 2) OBP: 0.324, SLG: 0.495	0-3 K		0-0 HR 3-H		0-0 1-2 1B			0-2 G4-3			1-3 K		0-0 G6-3		6	1	2	2	0	2	2
Mike Bordick, R (1, 6) OBP: 0.308, SLG: 0.355		1-2 G1-3	0-1 F3		1-0 P3			3-3 K			1-3 K			4-1 SH2-3 1B BB	5	1	0	0	1	2	2
Jerry Hairston, R (1, 4) OBP: 0.315, SLG: 0.319		1-0 HR		1-2 6 SH5-4 E 1B	1-2 L9			2-3 K			2-1 S 1B			0-0 SH2-3 1-2	5	1	3	1	0	1	2
Chris Singleton, L (1, 8) OBP: 0.259, SLG: 0.383		3-2 6 FO6-3S 3B		1-2 E4 6 SH5-4 1-2		1-2 F7			1-2 F9		2-2 G4-3 1-2			0-2 S 1B 2-H 1B	6	1	2	1	0	0	2
Inning Stats	R: 1 E: 0 K: 2 S: 17 H: 1 LOB: 2 BB: 2 P: 29	R: 1 E: 0 K: 0 S: 12 H: 2 LOB: 1 BB: 0 P: 18	R: 2 E: 0 K: 1 S: 13 H: 2 LOB: 0 BB: 0 P: 18	R: 0 E: 1 K: 1 S: 16 H: 1 LOB: 2 BB: 0 P: 19	R: 0 E: 0 K: 0 S: 9 H: 1 LOB: 2 BB: 0 P: 14	R: 0 E: 0 K: 1 S: 8 H: 0 LOB: 0 BB: 0 P: 12	R: 0 E: 0 K: 0 S: 6 H: 0 LOB: 0 BB: 0 P: 10	R: 0 E: 0 K: 2 S: 10 H: 0 LOB: 0 BB: 0 P: 15	R: 0 E: 0 K: 0 S: 8 H: 0 LOB: 0 BB: 0 P: 13	R: 0 E: 0 K: 2 S: 11 H: 0 LOB: 0 BB: 0 P: 17	R: 0 E: 0 K: 2 S: 13 H: 1 LOB: 1 BB: 0 P: 19	R: 0 E: 0 K: 0 S: 9 H: 0 LOB: 0 BB: 0 P: 12	R: 0 E: 0 K: 0 S: 5 H: 1 LOB: 0 BB: 0 P: 7	R: 2 E: 0 K: 0 S: 13 H: 2 LOB: 0 BB: 1 P: 19	1B: 7 2B: 1 3B: 1 HR: 2 SF: 1 SAC: 2 DP: 1 HBP: 1						

PITCHER		IP	WLS	BF	H	R	ER	SO	BB	IBB	HBP	BLK	WP	HR	S	P	ERA	WHIP
Barry Zito, L ERA: 3.92	(1, 1)	6.0		29	7	4	4	5	2	0	1	0	0	2	75	110	6.00	1.500
Chad Bradford, R ERA: 1.33	(7, 1)	2.0		6	0	0	0	2	0	0	0	0	0	0	16	25	0.00	0.000
Jim Mecir, R ERA: 4.43	(9, 1)	2.0		6	0	0	0	2	0	0	0	0	0	0	19	30	0.00	0.000
Billy Koch, R ERA: 5.4	(11, 1)	3.0		10	2	0	0	2	0	0	0	0	0	0	27	38	0.00	0.667
Mike Venafro, L ERA: 3.45	(14, 1)	1.0	L	5	2	2	2	0	1	0	0	0	0	0	13	19	18.00	3.000

PITCHER	IP	WLS	BF	H	R	ER	SO	BB	IBB	HBP	BLK	WP	HR	S	P	ERA	WHIP

TOP

Baltimore Orioles @ Oakland Athletics

Network Associates Coliseum, Oakland, CA

Tue May 21 2002, 10:05 PM EDT

Att. 10,245 - Cloudy - 60 F

livebaseballscorecards.com

AB	49
R	6
H	11
RBI	6
BB	3
SO	11
LOB	19

WP: 0 PB: 0 SB: 4 CS: 1 PA: 57

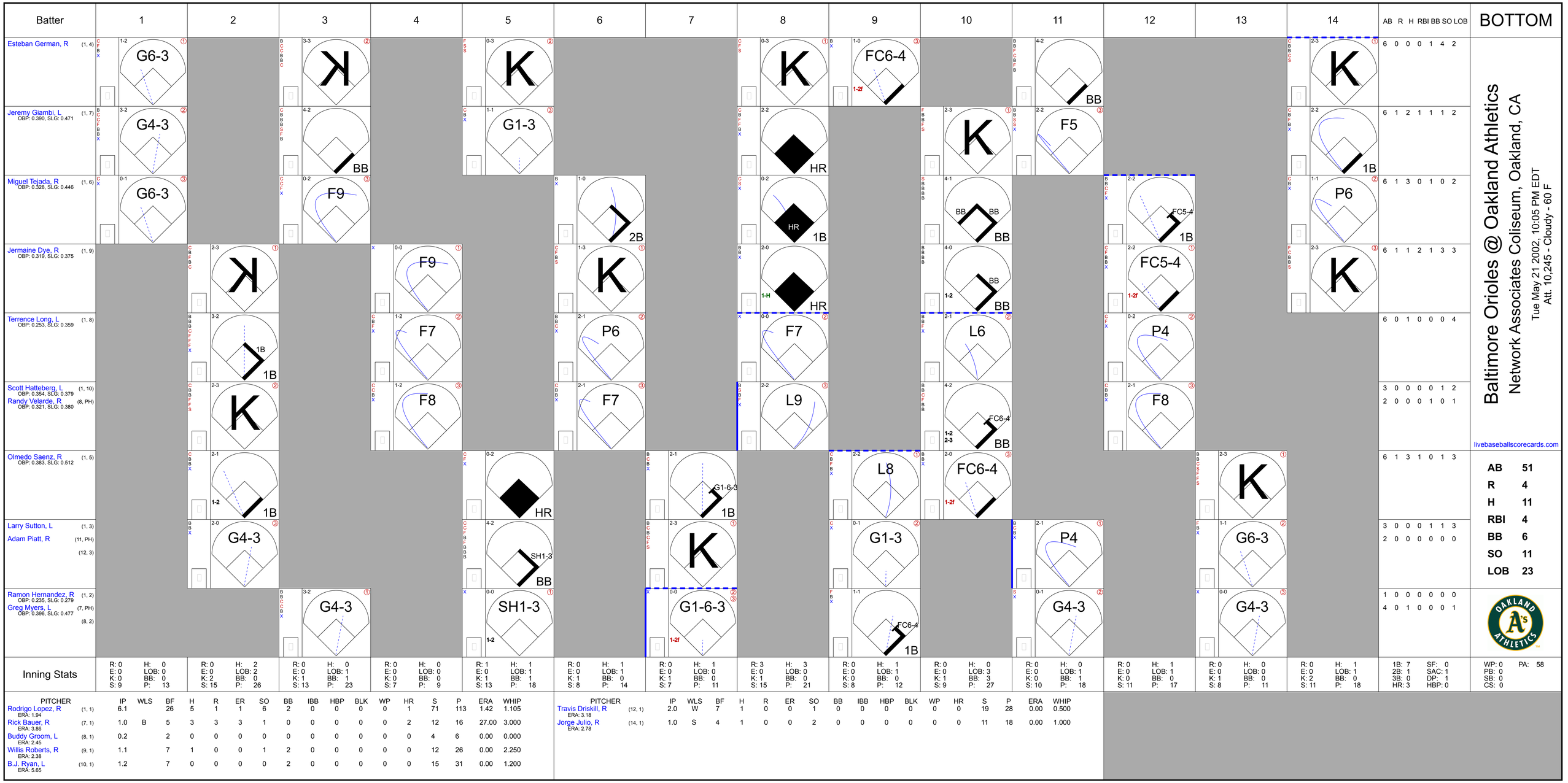

Baltimore Orioles @ Oakland Athletics

Network Associates Coliseum, Oakland, CA

Tue May 21 2002, 10:05 PM EDT
Att. 10,245 - Cloudy - 60 F

livebaseballscorecards.com

Batter	1	2	3	4	5	6	7	8	9	10	11	12	13	14	AB	R	H	RBI	BB	SO	LOB
Esteban German, R (1, 4)	G6-3		K		K			K	FC6-4		BB			K	6	0	0	0	1	4	2
Jeremy Giambi, L (1, 7) OBP: 0.390, SLG: 0.471	G4-3		BB		G1-3			HR		K	F5			1B	6	1	2	1	1	1	2
Miguel Tejada, R (1, 6) OBP: 0.328, SLG: 0.446	G6-3		F9			2B		HR 1B		BB BB BB		FC5-4 1B		P6	6	1	3	0	1	0	2
Jermaine Dye, R (1, 9) OBP: 0.319, SLG: 0.375		K		F9		K		HR		BB BB		FC5-4		K	6	1	1	2	1	3	3
Terrence Long, L (1, 8) OBP: 0.253, SLG: 0.359		1B 1B		F7		P6		F7		L6		P4			6	0	1	0	0	0	4
Scott Hatteberg, L (1, 10) OBP: 0.354, SLG: 0.379		K		F8		F7		L9		FC6-4 BB		F8			3	0	0	0	0	1	2
Randy Velarde, R (8, PH) OBP: 0.321, SLG: 0.380															2	0	0	0	1	0	1
Olmedo Saenz, R (1, 5) OBP: 0.383, SLG: 0.512		1B			HR		G1-6-3 1B		L8	FC6-4			K		6	1	3	1	0	1	3
Larry Sutton, L (1, 3)		G4-3			SH1-3 BB		K		G1-3		P4		G6-3		3	0	0	0	1	1	3
Adam Piatt, R (11, PH) (12, 3)															2	0	0	0	0	0	0
Ramon Hernandez, R (1, 2) OBP: 0.235, SLG: 0.279			G4-3		SH1-3		G1-6-3		FC6-4 1B		G4-3		G4-3		1	0	0	0	0	0	0
Greg Myers, L (7, PH) OBP: 0.396, SLG: 0.477 (8, 2)															4	0	1	0	0	0	1
Inning Stats	R: 0 E: 0 K: 0 S: 9 H: 0 LOB: 0 BB: 0 P: 13	R: 0 E: 0 K: 2 S: 15 H: 2 LOB: 2 BB: 0 P: 26	R: 0 E: 0 K: 1 S: 13 H: 0 LOB: 1 BB: 1 P: 23	R: 0 E: 0 K: 0 S: 7 H: 0 LOB: 0 BB: 0 P: 9	R: 1 E: 0 K: 1 S: 13 H: 1 LOB: 1 BB: 1 P: 18	R: 0 E: 0 K: 1 S: 8 H: 1 LOB: 1 BB: 0 P: 14	R: 0 E: 0 K: 1 S: 7 H: 1 LOB: 0 BB: 0 P: 11	R: 3 E: 0 K: 1 S: 15 H: 3 LOB: 0 BB: 0 P: 21	R: 0 E: 0 K: 0 S: 8 H: 1 LOB: 1 BB: 0 P: 12	R: 0 E: 0 K: 1 S: 9 H: 0 LOB: 3 BB: 3 P: 27	R: 0 E: 0 K: 0 S: 10 H: 0 LOB: 1 BB: 1 P: 18	R: 0 E: 0 K: 0 S: 11 H: 1 LOB: 1 BB: 0 P: 17	R: 0 E: 0 K: 1 S: 8 H: 0 LOB: 0 BB: 0 P: 11	R: 0 E: 0 K: 2 S: 11 H: 1 LOB: 1 BB: 0 P: 18	1B: 7 2B: 1 3B: 0 HR: 3 SF: 0 SAC: 1 DP: 1 HBP: 0	WP: 0 PB: 0 SB: 0 CS: 0 PA: 58

PITCHER		IP	WLS	BF	H	R	ER	SO	BB	IBB	HBP	BLK	WP	HR	S	P	ERA	WHIP
Rodrigo Lopez, R ERA: 1.94	(1, 1)	6.1		26	5	1	1	6	2	0	0	0	0	1	71	113	1.42	1.105
Rick Bauer, R ERA: 3.86	(7, 1)	1.0	B	5	3	3	3	1	0	0	0	0	0	2	12	16	27.00	3.000
Buddy Groom, L ERA: 2.45	(8, 1)	0.2		2	0	0	0	0	0	0	0	0	0	0	4	6	0.00	0.000
Willis Roberts, R ERA: 2.38	(9, 1)	1.1		7	1	0	0	1	2	0	0	0	0	0	12	26	0.00	2.250
B.J. Ryan, L ERA: 5.65	(10, 1)	1.2		7	0	0	0	0	2	0	0	0	0	0	15	31	0.00	1.200

PITCHER		IP	WLS	BF	H	R	ER	SO	BB	IBB	HBP	BLK	WP	HR	S	P	ERA	WHIP
Travis Driskill, R ERA: 3.18	(12, 1)	2.0	W	7	1	0	0	1	0	0	0	0	0	0	19	28	0.00	0.500
Jorge Julio, R ERA: 2.78	(14, 1)	1.0	S	4	1	0	0	2	0	0	0	0	0	0	11	18	0.00	1.000

AB	51
R	4
H	11
RBI	4
BB	6
SO	11
LOB	23

Batter	1	2	3	4	5	6	7	8	9	AB	R	H	RBI	BB	SO	LOB
6 Melvin Mora, R (1, 7) OBP: 0.371, SLG: 0.375	C B F X 1-2 ① F8		B B X 2-0 ② G5-3		C S F F B F X 1-2 S 1B 2-3 1B			C B C B X 2-2 ① G5-3		4	1	1	0	0	0	0
1 Brian Roberts, S (1, 10) OBP: 0.750, SLG: 1.000	C B B B C B 4-2 BB 1B BB		C C B B F B B 4-2 S 1B BB		F B X 1-1 ② SF8 2-3 3-H			C X 0-1 S BLK 1B		1	2	1	1	2	0	0
Chris Singleton, L (1, 8) OBP: 0.272, SLG: 0.389	B B S B B 4-1 1B 1-2 BB		B B F X 2-1 E S 1-H 2-1 1B		C B X 1-1 CS 1-H 3-H 1B			B B B C X 3-1 ② F7 1-2		3	0	2	3	1	0	1
Jeff Conine, R (1, 3) OBP: 0.260, SLG: 0.361	X 0-0 ② 1-3 2-H 1B		B C B S B 3-2 ③ 2-1 1-H	C F C 0-3 ① K	B B C F F B 3-2 ③ CS 1-2	C B F B B C 2-3 ① K		F B C B X 2-2 ③ G6-3 2-3		4	0	1	1	0	2	1
31 Jay Gibbons, L (1, 9) OBP: 0.343, SLG: 0.513	C B C F B X 2-2 ③ G5-3			B B F X 2-1 G5-4-3 1B		C B F F F B B B 4-2 CS BB			X 0-0 E 2B	3	1	2	0	1	0	1
Tony Batista, R (1, 5) OBP: 0.315, SLG: 0.512		B B B X 3-0 ① F7		C B B F F F X 2-2 ②③ G5-4-3 1-2f		C S B B B F S 3-3 ②③ K 1-2			F X 0-1 ① G6-3	4	0	0	0	0	1	3
Mike Bordick, R (1, 6) OBP: 0.301, SLG: 0.346 Luis Garcia, S (9, PH)		B B F B S X 3-2 ② F8			C X 0-1 ① F7		B C B C B X 3-2 ① F9		X 0-0 E6 2-H	3 1	0 0	0 0	0 0	0 0	0 0	0 0
Brook Fordyce, R (1, 2) OBP: 0.264, SLG: 0.174 Gary Matthews, S (9, PH) OBP: 0.365, SLG: 0.425		B X 1-0 ③ G6-3			C B B B B 4-1 6 1B 1B 1 SF8 BB		C B B B X 2-1 ② F6		F B F B X 2-2 ② F8	2 1	1 0	0 0	0 0	1 0	0 0	0 1
Jerry Hairston, R (1, 4) OBP: 0.315, SLG: 0.319 Ryan McGuire, L (9, PH)			B C S F B S 2-3 ① K		B C X 1-1 1 SF8 6 1B 1-2 1B 1B		X 0-0 ③ G6-3		F C B S 1-3 ③ K	3 1	1 0	1 0	0 0	0 0	1 1	0 1
Inning Stats	R: 1 H: 1 E: 0 LOB: 1 K: 0 BB: 2 S: 11 P: 22	R: 0 H: 0 E: 0 LOB: 0 K: 0 BB: 0 S: 5 P: 12	R: 1 H: 1 E: 0 LOB: 1 K: 1 BB: 1 S: 12 P: 25	R: 0 H: 1 E: 0 LOB: 0 K: 1 BB: 0 S: 10 P: 14	R: 3 H: 3 E: 0 LOB: 0 K: 0 BB: 1 S: 18 P: 29	R: 0 H: 0 E: 0 LOB: 1 K: 2 BB: 1 S: 11 P: 20	R: 0 H: 0 E: 0 LOB: 0 K: 0 BB: 0 S: 6 P: 11	R: 0 H: 1 E: 0 LOB: 1 K: 0 BB: 0 S: 10 P: 17	R: 1 H: 1 E: 1 LOB: 1 K: 1 BB: 0 S: 10 P: 13	1B: 7 SF: 1 2B: 2 SAC: 0 3B: 0 DP: 2 HR: 0 HBP: 0						

TOP

Baltimore Orioles @ Oakland Athletics

Network Associates Coliseum, Oakland, CA

Wed May 22 2002, 3:35 PM EDT

Att. 20,444 - Cloudy - 61 F

livebaseballscorecards.com

AB	30
R	6
H	8
RBI	5
BB	5
SO	5
LOB	8

PITCHER		IP	WLS	BF	H	R	ER	SO	BB	IBB	HBP	BLK	WP	HR	S	P	ERA	WHIP
Erik Hiljus, R ERA: 5.91	(1, 1)	4.2		22	6	5	5	2	4	0	0	0	0	0	53	96	9.64	2.143
Mike Fyhrie, R ERA: 5.9	(5, 1)	2.1	W	6	0	0	0	2	1	0	0	0	0	0	20	37	0.00	0.429
Jim Mecir, R ERA: 4.22	(8, 1)	1.0	H	4	1	0	0	0	0	0	0	1	0	0	10	17	0.00	1.000
Billy Koch, R ERA: 5.16	(9, 1)	1.0	S	5	1	1	0	1	0	0	0	0	0	0	10	13	0.00	1.000

PITCHER	IP	WLS	BF	H	R	ER	SO	BB	IBB	HBP	BLK	WP	HR	S	P	ERA	WHIP

BOTTOM

Baltimore Orioles @ Oakland Athletics

Network Associates Coliseum, Oakland, CA

Wed May 22 2002, 3:35 PM EDT

Att. 20,444 - Cloudy - 61 F

livebaseballscorecards.com

Batter	1	2	3	4	5	6	7	8	9	AB	R	H	RBI	BB	SO	LOB
Esteban German, R (1, 4) OBP: 0.333, SLG: 0.200	B B B C X 3-1 1B 1B	C B C X 1-2 HR 1-2 1B		B B B B 4-0 1B 1B FC6-4 BB	B C B X 2-2 F8 ③		X 0-0 F9 ③			4	2	2	0	1	0	4
Larry Sutton, L (1, 7) OBP: 0.333, SLG: 0.625 (8, 3)	B X 1-0 F7 ①	C F X 0-2 1-H 2-H HR		C C B F X 1-2 FC6-4 1B 1-2 1B		B C B B C X 3-2 F8 ①		C B X 1-1 G6-3 ①		5	1	2	3	0	0	1
Miguel Tejada, R (1, 6) OBP: 0.330, SLG: 0.451	C C X 0-2 L5 ②	F C F X 0-2 F9 ②		X 0-0 FC6-4 1-2 2-3 1B		B C F B F F S 2-3 K ②		B B C B X 3-1 3 G1-3 1B 2B		5	1	2	0	0	1	1
Jermaine Dye, R (1, 10) OBP: 0.333, SLG: 0.393	B C S B X 2-2 1-2 1B	B B C F B F F X 3-2 2B		X 0-0 FC6-4 3 BB ② 1-2f 2-3 3-H		C B B B X 2-1 G5-3 ③		B B B B 4-0 3 G1-3 1B BB		4	0	2	1	1	0	2
3 Eric Chavez, L (1, 5) OBP: 0.325, SLG: 0.562	C B B F X 2-2 L9 ③	C C B B B F F X 3-2 P5 ③		B B B C B 4-1 1-2 BB			B X 1-0 G3 ①	F B X 1-1 G1-3 ② 1-2 2-3		4	0	0	0	1	0	5
Olmedo Saenz, R (1, 3) OBP: 0.392, SLG: 0.533 Eric Byrnes, R (7, PR) (8, 7) OBP: 0.368, SLG: 0.556	B F B F X 2-2 2B 2B	B C X 1-1 F9 ① C X 0-1 F3 ③					B C B X 2-1 BB BB 1B	B F X 1-1 2-H 3-H 1B ③		4 1	1 0	2 1	0 1	0 0	0 0	3 0
Terrence Long, L (1, 8) OBP: 0.258, SLG: 0.364	X 0-0 F8 1B 2-H 2B	B C F F X 1-2 L8 ②			C B S B X 2-2 G3-1 ①		C B B B B 4-1 BB 1-2 BB			3	1	1	1	1	0	0
Adam Piatt, R (1, 9) OBP: 0.244, SLG: 0.281	C B B F F F X 2-2 F8 ① 2-3	X 0-0 F7 ③			B B F B B 4-1 BB		B C S S 1-3 K ②			3	0	0	0	1	1	3
Ramon Hernandez, R (1, 2) OBP: 0.244, SLG: 0.281	B B B C X 3-1 1B HR 3-H 1B			B X 1-0 G1-3 ①	F F S 0-3 K ②		B C B B C B 4-2 1-2 2-3 BB			3	1	1	1	1	1	1
Inning Stats	R: 0 H: 2 E: 0 LOB: 2 K: 0 BB: 0 S: 12 P: 20	R: 5 H: 6 E: 0 LOB: 1 K: 0 BB: 0 S: 31 P: 45	R: 0 H: 0 E: 0 LOB: 0 K: 0 BB: 0 S: 7 P: 9	R: 1 H: 2 E: 0 LOB: 3 K: 0 BB: 2 S: 10 P: 20	R: 0 H: 0 E: 0 LOB: 1 K: 1 BB: 1 S: 10 P: 18	R: 0 H: 0 E: 0 LOB: 0 K: 1 BB: 0 S: 10 P: 17	R: 0 H: 1 E: 0 LOB: 3 K: 1 BB: 2 S: 10 P: 22	R: 1 H: 2 E: 0 LOB: 2 K: 0 BB: 1 S: 8 P: 18		1B: 8 SF: 0 2B: 4 SAC: 0 3B: 0 DP: 0 HR: 1 HBP: 0				WP: 0 PA: 42 PB: 0 SB: 0 CS: 0		

	AB	36
	R	7
	H	13
	RBI	7
	BB	6
	SO	3
	LOB	20

PITCHER		IP	WLS	BF	H	R	ER	SO	BB	IBB	HBP	BLK	WP	HR	S	P	ERA	WHIP
Calvin Maduro, R ERA: 5.18	(1, 1)	4.0	L	24	10	6	6	0	2	0	0	0	0	1	60	94	13.50	3.000
Sean Douglass, R ERA: 7.2	(5, 1)	3.1		16	2	1	1	3	4	0	0	0	0	0	34	69	2.70	1.800
Buddy Groom, L ERA: 2.35	(8, 1)	0.2		2	1	0	0	0	0	0	0	0	0	0	4	6	0.00	1.500

PITCHER	IP	WLS	BF	H	R	ER	SO	BB	IBB	HBP	BLK	WP	HR	S	P	ERA	WHIP

Baltimore Orioles @ Oakland Athletics

Network Associates Coliseum, Oakland, CA

Thu May 23 2002, 3:35 PM EDT

Att. 11,737 - Sunny - 64 F

TOP

livebaseballscorecards.com

Batter	1	2	3	4	5	6	7	8	9	AB	R	H	RBI	BB	SO	LOB
6 Melvin Mora, R (1, 7) OBP: 0.376, SLG: 0.387	B1-3	G1-3			G4-3	21 F8 1-H 2B		1 FC5-4 1-2 1B	1-2 1B	6	0	3	1	0	0	0
1 Brian Roberts, S (1, 4) OBP: 0.300, SLG: 0.143	F9 1B		F8		E4 21 2B 31 1B	F7		FC5-4 21 HR 1-2f 2-3	F8	6	2	0	0	0	0	5
21 Marty Cordova, R (1, 10) OBP: 0.374, SLG: 0.500			BB		31 1B 1-3 2B	F8 2-3		1-0 1-H 3-H HR		4	2	3	3	1	0	1
Jeff Conine, R (1, 3) OBP: 0.259, SLG: 0.353 Ryan McGuire, L (8, 3)	G6-3		L4		31 1B 1B IBB	G5-3		F9		4 0	1 0	0 0	0 0	1 0	0 0	3 0
Tony Batista, R (1, 5) OBP: 0.312, SLG: 0.503		F8	L7		K		G5-3	1B		5	0	1	0	0	1	4
31 Jay Gibbons, L (1, 9) OBP: 0.345, SLG: 0.516		G3 HR 2B		L1	1B 1-3 2-H 3-H 1B		G4-3	G4-3		5	1	2	2	0	0	1
Geronimo Gil, R (1, 2) OBP: 0.336, SLG: 0.536		G3 2-3		HR	1-2 3-H 1B		2B		P4	5	1	3	2	0	0	1
Mike Bordick, R (1, 6) OBP: 0.298, SLG: 0.336		WP HR BB		G4-3	F3		F7		G6-3	4	1	0	0	1	0	3
Chris Singleton, L (1, 8) OBP: 0.284, SLG: 0.411 Luis Garcia, S (9, PH) OBP: 0.500, SLG: 0.500 (9, 8)		1-H 3-H HR		F9	6 S 6 2B BB			1 6 FC5-4 21 1B HR HBP	6 1B	2 1	3 0	1 1	3 0	1 0	0 0	0 0
Inning Stats	R: 0 H: 1 E: 0 LOB: 1 K: 0 BB: 0 S: 7 P: 9	R: 3 H: 2 E: 0 LOB: 0 K: 0 BB: 1 S: 13 P: 25	R: 0 H: 0 E: 0 LOB: 1 K: 0 BB: 1 S: 7 P: 15	R: 1 H: 1 E: 0 LOB: 0 K: 0 BB: 0 S: 9 P: 14	R: 3 H: 3 E: 1 LOB: 2 K: 1 BB: 1 S: 16 P: 29	R: 1 H: 1 E: 0 LOB: 1 K: 0 BB: 1 S: 11 P: 24	R: 0 H: 1 E: 0 LOB: 1 K: 0 BB: 0 S: 11 P: 17	R: 3 H: 3 E: 0 LOB: 1 K: 0 BB: 0 S: 10 P: 13	R: 0 H: 2 E: 0 LOB: 2 K: 0 BB: 0 S: 9 P: 11	1B: 7 SF: 0 2B: 4 SAC: 0 3B: 0 DP: 0 HR: 3 HBP: 1						WP: 1 PA: 47 PB: 0 SB: 1 CS: 0	

	AB	42
	R	11
	H	14
	RBI	11
	BB	4
	SO	1
	LOB	18

PITCHER		IP	WLS	BF	H	R	ER	SO	BB	IBB	HBP	BLK	WP	HR	S	P	ERA	WHIP
Mark Mulder, L ERA: 6.96	(1, 1)	4.2	L	24	6	7	4	1	2	1	0	0	1	2	47	83	7.71	1.714
Mike Magnante, L ERA: 7.9	(5, 1)	2.1		12	3	2	2	0	1	0	1	0	0	0	27	51	7.71	1.714
Mike Holtz, L ERA: 6.43	(8, 1)	2.0		11	5	2	2	0	0	0	0	0	0	1	19	23	9.00	2.500

PITCHER	IP	WLS	BF	H	R	ER	SO	BB	IBB	HBP	BLK	WP	HR	S	P	ERA	WHIP

Baltimore Orioles @ Oakland Athletics

Network Associates Coliseum, Oakland, CA

Thu May 23 2002, 3:35 PM EDT

Att. 11,737 - Sunny - 64 F

livebaseballscorecards.com

BOTTOM

Batter	1	2	3	4	5	6	7	8	9	AB	R	H	RBI	BB	SO	LOB
Randy Velarde, R (1, 4) OBP: 0.328, SLG: 0.370	2-1 G4-3 S 1B 1B		3-3 K ①		2-0 1-2 HBP		0-1 G1-3 ②		0-3 K ③	4	1	1	0	0	2	2
Larry Sutton, L (1, 7) OBP: 0.231, SLG: 0.417	2-3 K ① 1-2		3-3 K ②		1-2 G4-3 ③		1-3 K ③			4	0	0	0	0	3	4
Miguel Tejada, R (1, 6) OBP: 0.328, SLG: 0.452	1-2 G4-3 ② 2-3		1-2 G4-3 ③			2-2 3 1B 2B		0-3 K ①		4	1	1	0	0	1	1
Jermaine Dye, R (1, 9) OBP: 0.330, SLG: 0.386 Adam Piatt, R (9, 9)	2-2 3-H 1B			3-2 P4 ①		2-3 K ①		0-0 G6-3 ②		4 0	0 0	1 0	1 0	0 0	1 0	1 0
3 Eric Chavez, L (1, 5) OBP: 0.323, SLG: 0.553	1-0 F2 ③			2-3 K ②		0-1 2-H 1B		0-1 F8 ③		4	0	1	1	0	1	1
Olmedo Saenz, R (1, 3) OBP: 0.400, SLG: 0.521		4-2 G4-6-3 1B BB		0-0 G6-3 ③		0-2 L6 ②			0-0 FC6-4 1B	3	0	1	0	1	0	1
Terrence Long, L (1, 8) OBP: 0.265, SLG: 0.366 Eric Byrnes, R (9, 8) OBP: 0.350, SLG: 0.526		0-0 G4-6-3 1-2 1B			4-0 FC4-6 BB	1-0 P6 ③			2-2 FC6-4 1B 1-2f G3 ①	2 1	0 1	1 0	0 0	1 0	0 0	1 1
Scott Hatteberg, L (1, 10) OBP: 0.358, SLG: 0.396		3-2 G4-6-3 ① ② 1-2f 2-3			2-1 F7 ①		2-1 3B		1-1 G3 1-3 1B	4	0	2	0	0	0	3
Ramon Hernandez, R (1, 2) OBP: 0.236, SLG: 0.271		2-2 F9 ③			1-0 FC4-6 HBP ② 1-2f		0-3 K ①		2-2 G3 ② 1-2 3-H	4	0	0	1	0	1	4
Inning Stats	R: 1 E: 0 K: 1 S: 17 H: 2 LOB: 1 BB: 0 P: 25	R: 0 E: 0 K: 0 S: 12 H: 1 LOB: 1 BB: 1 P: 21	R: 0 E: 0 K: 2 S: 9 H: 0 LOB: 0 BB: 0 P: 16	R: 0 E: 0 K: 1 S: 8 H: 0 LOB: 0 BB: 0 P: 13	R: 0 E: 0 K: 0 S: 6 H: 0 LOB: 2 BB: 1 P: 16	R: 1 E: 0 K: 1 S: 16 H: 2 LOB: 1 BB: 0 P: 21	R: 0 E: 0 K: 2 S: 10 H: 1 LOB: 1 BB: 0 P: 13	R: 0 E: 0 K: 1 S: 6 H: 0 LOB: 0 BB: 0 P: 6	R: 1 E: 0 K: 1 S: 13 H: 2 LOB: 1 BB: 0 P: 18	1B: 6 2B: 1 3B: 1 HR: 0	SF: 0 SAC: 0 DP: 1 HBP: 1					

	AB	34
	R	3
	H	8
	RBI	3
	BB	2
	SO	9
	LOB	19

PITCHER		IP	WLS	BF	H	R	ER	SO	BB	IBB	HBP	BLK	WP	HR	S	P	ERA	WHIP
Sidney Ponson, R ERA: 4.48	(1, 1)	6.0	W	25	5	2	2	5	2	0	1	0	0	0	68	112	3.00	1.167
Rick Bauer, R ERA: 3.55	(7, 1)	2.0		7	1	0	0	3	0	0	0	0	0	0	16	19	0.00	0.500
Willis Roberts, R ERA: 2.66	(9, 1)	1.0		5	2	1	1	1	0	0	0	0	0	0	13	18	9.00	2.000

PITCHER	IP	WLS	BF	H	R	ER	SO	BB	IBB	HBP	BLK	WP	HR	S	P	ERA	WHIP

WP: 0 PB: 0 SB: 1 CS: 0 PA: 37

Batter	1	2	3	4	5	6	7	8	9	AB	R	H	RBI	BB	SO	LOB
6 Melvin Mora, R (1, 7) OBP: 0.373, SLG: 0.403	B B C X 2-1 ① F8		B B C S B X 3-2 ③ G1-3			B X 1-0 HR		C B B X 2-1 ① B1-3		4	1	1	1	0	0	0
1 Brian Roberts, S (1, 4) OBP: 0.286, SLG: 0.182	C B B F C 2-3 ② K			X 0-0 ① F8		C B B F X 2-2 ① G1-3		C X 0-1 1B		4	0	1	0	0	1	0
Chris Singleton, L (1, 8) OBP: 0.289, SLG: 0.416	F C B B S 2-3 ③ K			L B C F F F H 2-2 31 BB HBP		X 0-0 31 G3 2B		F B B F X 2-2 ② F7		3	0	1	0	0	1	1
31 Jay Gibbons, L (1, 9) OBP: 0.343, SLG: 0.506		B S B C B S 3-3 ① K		B B B F B B 4-1 1-2 BB		B X 1-0 ② G3 2-3		F B X 1-1 ③ G4-3		3	0	0	0	1	1	2
Tony Batista, R (1, 5) OBP: 0.316, SLG: 0.517		B B F B X 3-1 HR		B B B F S F S 3-3 ② K		B B B C S B B 4-2 BB			C X 0-1 ① F2	3	1	1	1	1	1	2
21 Marty Cordova, R (1, 10) OBP: 0.364, SLG: 0.484		C S S 0-3 ② K		S F S 0-3 ③ K		B C B C B S 3-3 ③ K			S B S B C 2-3 ② K	4	0	0	0	0	4	4
Geronimo Gil, R (1, 2) OBP: 0.325, SLG: 0.518		C F B S 1-3 ③ K			X 0-0 ① G5-3		X 0-0 ① P6		C X 0-1 ③ G1-4-3	4	0	0	0	0	1	0
Ryan McGuire, L (1, 3)			C S B B B X 3-2 ① G4-3		B C B C S 2-3 ② K2-3		B S X 1-1 ② G4-3			3	0	0	0	0	1	0
Mike Bordick, R (1, 6) OBP: 0.292, SLG: 0.328			C B F X 1-2 ② P3		B B B C F X 3-2 ③ G5-3		C B S B B X 3-2 ③ G5-3			3	0	0	0	0	0	0
Inning Stats	R: 0 E: 0 K: 2 S: 8 H: 0 LOB: 0 BB: 0 P: 14	R: 1 E: 0 K: 3 S: 11 H: 1 LOB: 0 BB: 0 P: 18	R: 0 E: 0 K: 0 S: 9 H: 0 LOB: 0 BB: 0 P: 16	R: 0 E: 0 K: 2 S: 14 H: 0 LOB: 2 BB: 1 P: 23	R: 0 E: 0 K: 1 S: 7 H: 0 LOB: 0 BB: 0 P: 12	R: 1 E: 0 K: 1 S: 11 H: 2 LOB: 2 BB: 1 P: 22	R: 0 E: 0 K: 0 S: 6 H: 0 LOB: 0 BB: 0 P: 10	R: 0 E: 0 K: 0 S: 9 H: 1 LOB: 1 BB: 0 P: 14	R: 0 E: 0 K: 1 S: 7 H: 0 LOB: 0 BB: 0 P: 9	1B: 1 2B: 1 3B: 0 HR: 2 SF: 0 SAC: 0 DP: 0 HBP: 1						WP: 0 PB: 0 SB: 0 CS: 0 PA: 34	

PITCHER		IP	WLS	BF	H	R	ER	SO	BB	IBB	HBP	BLK	WP	HR	S	P	ERA	WHIP
Freddy Garcia, R ERA: 3.72	(1, 1)	7.0	W	27	3	2	2	9	2	0	1	0	0	2	66	115	2.57	0.714
Ryan Franklin, R ERA: 3.77	(8, 1)	2.0		7	1	0	0	1	0	0	0	0	0	0	16	23	0.00	0.500

PITCHER	IP	WLS	BF	H	R	ER	SO	BB	IBB	HBP	BLK	WP	HR	S	P	ERA	WHIP

TOP

Baltimore Orioles @ Seattle Mariners

Safeco Field, Seattle, WA

Fri May 24 2002, 7:05 PM PDT
Att. 44,900 - Cloudy - 67 F

livebaseballscorecards.com

AB	31
R	2
H	4
RBI	2
BB	2
SO	10
LOB	9

Baltimore Orioles @ Seattle Mariners

Safeco Field, Seattle, WA

Fri May 24 2002, 7:05 PM PDT

Att. 44,900 - Cloudy - 67 F

livebaseballscorecards.com

BOTTOM

Batter	1	2	3	4	5	6	7	8	9	AB	R	H	RBI	BB	SO	LOB
51 Ichiro Suzuki, L (1, 9) OBP: 0.431, SLG: 0.451	C B S S 1-3 ① K		C B F B B F F F B 4-2 CS BB		C F X 0-2 HR 1B	B B B C X 3-1 ① L8		C F B F F X 1-2 ③ G4-3		4	1	1	0	1	1	1
Mark McLemore, S (1, 7) OBP: 0.412, SLG: 0.512	C B F F B B B 4-2 WP BB		C S S S 1-3 ① ② K 1-2		B F B C X 2-2 1-H HR	B X 1-0 CS 1B				3	1	2	2	1	1	1
Bret Boone, R (1, 4) OBP: 0.337, SLG: 0.428	B B C C S 2-3 ② K 1-2		X 0-0 ③ G6-3		C C F B F X 1-2 1B HR 1B	C S B S 1-3 ② K				4	1	1	0	0	2	2
John Olerud, L (1, 3) OBP: 0.396, SLG: 0.459	B B B C B 4-1 BB			F X 0-1 BB 1B 1B	X 0-0 1-2 HR 1B	P B S B 3-1 ③ CS 1-2	C B X 1-1 ① F7			3	2	2	0	1	0	0
Ruben Sierra, S (1, 10) OBP: 0.374, SLG: 0.512	F B C B B B X 3-2 ③ G4-3			B B X 2-0 ① F7	B C B X 2-1 1-H 2-H HR		B X 1-0 ② G4-3			4	1	1	3	0	0	3
Mike Cameron, R (1, 8) OBP: 0.362, SLG: 0.500		C B B X 2-1 ① F7		B C X 1-1 ② F9	F X 0-1 G5-3 S 1B		C F B F B B X 3-2 ③ P6			4	0	1	0	0	0	1
Desi Relaford, S (1, 6) OBP: 0.362, SLG: 0.324		B X 1-0 1B		C B B B B 4-1 FC5 1B 1-2 BB	B B B 4-0 1-2 G5-3 BB			B B B C F B 4-2 BB		1	0	1	0	3	0	0
Dan Wilson, R (1, 2) OBP: 0.339, SLG: 0.347		C C F B B S 2-3 ② K		X 0-0 1-2 2-H FC5 1B	F B F B S 2-3 ① K			F B S F S 1-3 ① K		4	0	1	1	0	3	4
Jeff Cirillo, R (1, 5) OBP: 0.283, SLG: 0.361		B F F B B S 3-3 ③ K		C X 0-1 ③ 1-2 2-3f FC5	B X 1-0 ② ③ 1-2 2-3f G5-3			C B C B B X 3-2 ② P3		4	0	0	0	0	1	6
Inning Stats	R: 0 H: 0 E: 0 LOB: 2 K: 2 BB: 2 S: 13 P: 27	R: 0 H: 1 E: 0 LOB: 1 K: 2 BB: 0 S: 10 P: 18	R: 0 H: 0 E: 0 LOB: 0 K: 1 BB: 1 S: 9 P: 14	R: 1 H: 2 E: 0 LOB: 2 K: 0 BB: 1 S: 9 P: 16	R: 5 H: 6 E: 0 LOB: 1 K: 1 BB: 1 S: 20 P: 32	R: 0 H: 1 E: 0 LOB: 0 K: 1 BB: 0 S: 8 P: 15	R: 0 H: 0 E: 0 LOB: 0 K: 0 BB: 0 S: 7 P: 12	R: 0 H: 0 E: 0 LOB: 1 K: 1 BB: 1 S: 14 P: 23		1B: 8 SF: 0 2B: 0 SAC: 0 3B: 0 DP: 1 HR: 2 HBP: 0						WP: 1 PA: 38 PB: 0 SB: 1 CS: 2

	AB	31
	R	6
	H	10
	RBI	6
	BB	6
	SO	8
	LOB	18

PITCHER		IP	WLS	BF	H	R	ER	SO	BB	IBB	HBP	BLK	WP	HR	S	P	ERA	WHIP
Scott Erickson, R ERA: 4.68	(1, 1)	4.0	L	24	9	6	6	5	4	0	0	0	1	2	57	96	13.50	3.250
Willis Roberts, R ERA: 2.28	(5, 1)	4.0		13	1	0	0	3	2	0	0	0	0	0	33	61	0.00	0.750

PITCHER	IP	WLS	BF	H	R	ER	SO	BB	IBB	HBP	BLK	WP	HR	S	P	ERA	WHIP

Batter	1	2	3	4	5	6	7	8	9	AB	R	H	RBI	BB	SO	LOB
6 Melvin Mora, R (1, 6) OBP: 0.374, SLG: 0.405	1-1 SH5-3 1 31 BB 2B	1-2 L9			0-1 B1-3		4-1 1 1B BB		1-2 P6	4	1	1	0	1	0	1
1 Brian Roberts, S (1, 4) OBP: 0.278, SLG: 0.200	0-0 SH5-3 2-3		1-3 K			1-1 F9	1-2 1B		2-0 F8 1-2	4	0	1	0	0	1	1
Chris Singleton, L (1, 8) OBP: 0.293, SLG: 0.418	4-2 31 BB BB BB		0-1 F7			3-2 HR 2B	2-3 K		0-1 F9	4	1	1	0	1	1	3
Jeff Conine, R (1, 3) OBP: 0.269, SLG: 0.374	4-2 31 BB 1-2 BB		2-2 P3			2-0 2-H HR		0-0 21 FC6-4 31 S 1B		3	1	2	2	1	0	0
31 Jay Gibbons, L (1, 9) OBP: 0.341, SLG: 0.497	4-2 1-2 2-3 3-H BB			1-1 G1-3		2-2 F8		1-3 K 1-2		3	0	0	1	1	1	1
Tony Batista, R (1, 5) OBP: 0.320, SLG: 0.514	0-0 F5			1-0 E2 21 G6-4-3		0-2 1B		1-1 21 FC6-4 HBP		3	0	1	0	0	0	3
21 Marty Cordova, R (1, 10) OBP: 0.354, SLG: 0.470	3-3 K			0-0 G6-4-3 1-2f		1-2 G5-3		0-0 FC6-4 1-2f 2-3		4	0	0	0	0	1	7
Geronimo Gil, R (1, 2) OBP: 0.315, SLG: 0.500		1-1 G6-3			0-1 F2		1-1 F7	0-0 G5-3		4	0	0	0	0	0	2
Gary Matthews, S (1, 7) OBP: 0.360, SLG: 0.416		3-2 L6			0-1 F7		3-3 K		1-1 1 PB 1B	4	0	1	0	0	1	0
Inning Stats	R: 1 E: 0 K: 1 S: 13 H: 1 LOB: 3 BB: 3 P: 29	R: 0 E: 0 K: 0 S: 10 H: 0 LOB: 0 BB: 0 P: 15	R: 0 E: 0 K: 1 S: 10 H: 0 LOB: 0 BB: 0 P: 13	R: 0 E: 1 K: 0 S: 4 H: 0 LOB: 0 BB: 0 P: 6	R: 0 E: 0 K: 0 S: 6 H: 0 LOB: 0 BB: 0 P: 6	R: 2 E: 0 K: 0 S: 17 H: 3 LOB: 1 BB: 0 P: 26	R: 0 E: 0 K: 2 S: 12 H: 1 LOB: 2 BB: 1 P: 23	R: 0 E: 0 K: 1 S: 8 H: 1 LOB: 2 BB: 0 P: 10	R: 0 E: 0 K: 0 S: 8 H: 1 LOB: 1 BB: 0 P: 12	1B: 4 2B: 2 3B: 0 HR: 1 SF: 0 SAC: 1 DP: 1 HBP: 1							

PITCHER		IP	WLS	BF	H	R	ER	SO	BB	IBB	HBP	BLK	WP	HR	S	P	ERA	WHIP
Rafael Soriano, R ERA: 2.53	(1, 1)	5.2	L	24	4	3	3	2	3	0	0	0	0	1	57	91	4.76	1.235
Shigetoshi Hasegawa, R ERA: 0.82	(6, 1)	1.1		6	1	0	0	2	1	0	0	0	0	0	15	27	0.00	1.500
40 Julio Mateo, R ERA: 1.23	(8, 1)	2.0		9	2	0	0	1	0	0	1	0	0	0	16	22	0.00	1.000

PITCHER	IP	WLS	BF	H	R	ER	SO	BB	IBB	HBP	BLK	WP	HR	S	P	ERA	WHIP

TOP

Baltimore Orioles @ Seattle Mariners

Safeco Field, Seattle, WA

Sat May 25 2002, 6:05 PM PDT
Att. 45,854 - Cloudy - 66 F

livebaseballscorecards.com

AB	33
R	3
H	7
RBI	3
BB	4
SO	5
LOB	18

1B: 4	SF: 0	WP: 0	PA: 39
2B: 2	SAC: 1	PB: 1	
3B: 0	DP: 1	SB: 1	
HR: 1	HBP: 1	CS: 0	

Baltimore Orioles @ Seattle Mariners

Safeco Field, Seattle, WA

Sat May 25 2002, 6:05 PM PDT

Att. 45,854 - Cloudy - 66 F

BOTTOM

livebaseballscorecards.com

Batter	1	2	3	4	5	6	7	8	9	AB	R	H	RBI	BB	SO	LOB
51 Ichiro Suzuki, L (1, 9) OBP: 0.437, SLG: 0.457	G3 1B		1B			K		E 1B 1-2 2-3		4	0	3	0	0	1	0
Mark McLemore, S (1, 8) Mike Cameron, R (8, PH) OBP: 0.360, SLG: 0.497 (9, 8) OBP: 0.404, SLG: 0.500	G3 1-2		G3			K		E6 1-2 2-3 3-H		3 1	0 0	0 0	0 1	0 0	1 0	2 2
Bret Boone, R (1, 4) OBP: 0.335, SLG: 0.440	G5-3			F9			HR	F9-2 3-H		4	1	1	1	0	0	3
John Olerud, L (1, 3) OBP: 0.393, SLG: 0.450		BB		L7			K		G4-3	3	0	0	0	1	1	0
Ruben Sierra, S (1, 10) OBP: 0.366, SLG: 0.500		K		F8			F8		K	4	0	0	0	0	2	1
Carlos Guillen, S (1, 6) OBP: 0.359, SLG: 0.488		F7			CS 1B		F8		G6-3	4	0	1	0	0	0	1
Chris Snelling, L (1, 7)		L9			F9			L8		3	0	0	0	0	0	2
Dan Wilson, R (1, 2) Desi Relaford, S (8, PH) OBP: 0.333, SLG: 0.340 OBP: 0.368, SLG: 0.333 Ben Davis, S (9, 2) OBP: 0.261, SLG: 0.258			P3		K 1-2			51 1B BB E 1B		2 1 0	0 1 0	0 1 0	0 0 0	0 0 0	1 0 0	1 0 0
Jeff Cirillo, R (1, 5) OBP: 0.284, SLG: 0.356			L7			G6-3		E 51 1B 1-2 F9-2 BB		2	0	0	0	1	0	0
Inning Stats	R: 0 H: 1 E: 0 LOB: 0 K: 0 BB: 0 S: 7 P: 11	R: 0 H: 0 E: 0 LOB: 1 K: 1 BB: 1 S: 9 P: 16	R: 0 H: 1 E: 0 LOB: 1 K: 0 BB: 0 S: 6 P: 12	R: 0 H: 0 E: 0 LOB: 0 K: 0 BB: 0 S: 8 P: 15	R: 0 H: 1 E: 0 LOB: 1 K: 1 BB: 0 S: 8 P: 14	R: 0 H: 0 E: 0 LOB: 0 K: 2 BB: 0 S: 8 P: 13	R: 1 H: 1 E: 0 LOB: 0 K: 1 BB: 0 S: 9 P: 13	R: 1 H: 2 E: 1 LOB: 2 K: 0 BB: 1 S: 11 P: 17	R: 0 H: 0 E: 0 LOB: 0 K: 1 BB: 0 S: 8 P: 12	1B: 5 2B: 2 3B: 0 HR: 1	SF: 0 SAC: 0 DP: 2 HBP: 0			WP: 0 PB: 0 SB: 0 CS: 1		PA: 33	

	AB	31
	R	2
	H	6
	RBI	2
	BB	2
	SO	6
	LOB	12

PITCHER		IP	WLS	BF	H	R	ER	SO	BB	IBB	HBP	BLK	WP	HR	S	P	ERA	WHIP
Travis Driskill, R ERA: 2.6	(1, 1)	6.0	W	21	4	1	1	4	1	0	0	0	0	1	48	84	1.50	0.833
B.J. Ryan, L ERA: 5.17	(7, 1)	1.1	H	4	0	0	0	1	0	0	0	0	0	0	9	12	0.00	0.000
Rick Bauer, R ERA: 3.91	(8, 1)	0.0		2	1	0	0	0	1	0	0	0	0	0	3	7	∞	∞
Buddy Groom, L ERA: 2.12	(8, 1)	1.2	S	6	1	1	1	1	0	0	0	0	0	0	14	20	5.40	0.600

PITCHER	IP	WLS	BF	H	R	ER	SO	BB	IBB	HBP	BLK	WP	HR	S	P	ERA	WHIP

Batter	1	2	3	4	5	6	7	8	9	AB	R	H	RBI	BB	SO	LOB
6 Melvin Mora, R (1, 7) OBP: 0.366, SLG: 0.395	C S X 0-2 F8		C C F B X 1-2 ③ FC5-4 1-2f			B C X 1-1 ① G6-3		C B X 1-1 ③ FC6-4 1-2f		4	0	0	0	0	0	2
Chris Singleton, L (1, 8) OBP: 0.298, SLG: 0.420	B C S X 1-2 21 G6-4-3 1B			B C B B S X 3-2 S 21 S SF9 1B		B X 1-0 ② F9			B C B B F F X 3-2 ① G4-3	4	1	2	0	0	0	0
21 Marty Cordova, R (1, 10) OBP: 0.344, SLG: 0.456	C X 0-1 ② ③ G6-4-3 1-2f			F B S B S 2-3 ① K 1-2		C B B X 2-1 ③ F2			C B B X 2-1 ② G6-3	4	0	0	0	0	1	2
Jeff Conine, R (1, 3) OBP: 0.263, SLG: 0.368		C X 0-1 ① F9		C C B B B X 3-2 ② SF9 2-H			B C X 1-1 ① G6-3		B X 1-0 ③ G6-3	3	0	0	1	0	0	0
Tony Batista, R (1, 5) OBP: 0.320, SLG: 0.511		B B B F F F C 3-3 ② K		F X 0-1 1B			B X 1-0 ② G5-3			3	0	1	0	0	1	0
31 Jay Gibbons, L (1, 9) OBP: 0.335, SLG: 0.488		X 0-0 ③ G5-3		X 0-0 ③ G4-3			X 0-0 ③ F7			3	0	0	0	0	0	1
Geronimo Gil, R (1, 2) OBP: 0.307, SLG: 0.488			C B X 1-1 ① G2-3		C X 0-1 ① F5			B C F B X 2-2 ① P3		3	0	0	0	0	0	0
Mike Bordick, R (1, 6) OBP: 0.293, SLG: 0.328			C B F F B B X 3-2 ② F8		B B C X 2-1 ② L5			B B B C X 3-1 FC5-4 1B		3	0	1	0	0	0	0
Jerry Hairston, R (1, 4) OBP: 0.316, SLG: 0.319			B C X 1-1 6 FC5-4 1B		C X 0-1 ③ F8			C F B X 1-2 ② FC5-4 6 FC6-4 1-2f		3	0	1	0	0	0	1
Inning Stats	R: 0 H: 1 E: 0 LOB: 0 K: 0 BB: 0 S: 8 P: 9	R: 0 H: 0 E: 0 LOB: 0 K: 1 BB: 0 S: 7 P: 10	R: 0 H: 1 E: 0 LOB: 1 K: 0 BB: 0 S: 12 P: 18	R: 1 H: 2 E: 0 LOB: 1 K: 1 BB: 0 S: 12 P: 20	R: 0 H: 0 E: 0 LOB: 0 K: 0 BB: 0 S: 6 P: 8	R: 0 H: 0 E: 0 LOB: 0 K: 0 BB: 0 S: 5 P: 9	R: 0 H: 0 E: 0 LOB: 0 K: 0 BB: 0 S: 4 P: 6	R: 0 H: 1 E: 0 LOB: 1 K: 0 BB: 0 S: 10 P: 17	R: 0 H: 0 E: 0 LOB: 0 K: 0 BB: 0 S: 7 P: 13	1B: 5 SF: 1 2B: 0 SAC: 0 3B: 0 DP: 1 HR: 0 HBP: 0						

PITCHER		IP	WLS	BF	H	R	ER	SO	BB	IBB	HBP	BLK	WP	HR	S	P	ERA	WHIP
Jamie Moyer, L ERA: 4.25	(1, 1)	8.0	W	28	5	1	1	2	0	0	0	0	0	0	64	97	1.12	0.625
Ryan Franklin, R ERA: 3.64	(9, 1)	1.0		3	0	0	0	0	0	0	0	0	0	0	7	13	0.00	0.000

PITCHER	IP	WLS	BF	H	R	ER	SO	BB	IBB	HBP	BLK	WP	HR	S	P	ERA	WHIP

TOP

Baltimore Orioles @ Seattle Mariners

Safeco Field, Seattle, WA

Sun May 26 2002, 1:35 PM PDT
Att. 45,674 - Overcast - 62 F

livebaseballscorecards.com

AB	30
R	1
H	5
RBI	1
BB	0
SO	2
LOB	6

Baltimore Orioles @ Seattle Mariners

Safeco Field, Seattle, WA

Sun May 26 2002, 1:35 PM PDT

Att. 45,674 - Overcast - 62 F

livebaseballscorecards.com

BOTTOM

Batter	1	2	3	4	5	6	7	8	9	AB	R	H	RBI	BB	SO	LOB
51 Ichiro Suzuki, L (1, 10) OBP: 0.441, SLG: 0.458	G1-3	FC4-6 1-2 2-3 1B		G6-3		1B BB		BB 1B 1B		4	1	2	0	1	0	0
Mark McLemore, S (1, 7) OBP: 0.404, SLG: 0.496	F8	SF9 2-3 3-H			K	1B 1-2		1B 1-2 BB		3	0	1	1	1	1	0
Bret Boone, R (1, 4) OBP: 0.332, SLG: 0.434	K	FC4-6 1-2f			F8	F9		1-2 2-H 1B		5	0	1	1	0	1	4
John Olerud, L (1, 3) OBP: 0.393, SLG: 0.473		HR	K		2B		G4-3	F5		5	1	2	1	0	1	2
Chris Snelling, L (1, 9)		K	BB		P4		G6-3			3	0	0	0	1	1	1
Mike Cameron, R (1, 8) OBP: 0.368, SLG: 0.497	2B 1B 1B	SAFE 1-2				1B 1B BB	BB			2	2	1	0	2	1	1
Carlos Guillen, S (1, 6) OBP: 0.367, SLG: 0.518	E 1-3 2B	HR				1B SF7-5-4 1-H 1B	L7			4	3	3	2	0	0	1
Ben Davis, S (1, 2) OBP: 0.274, SLG: 0.273	E3 51 1B SF9 2-H 3-H 1B	F9				SF7-5-4 1-3 1B		G3-1		4	1	2	1	0	0	0
Desi Relaford, S (1, 5) OBP: 0.364, SLG: 0.325	51 1B SF9 BB	F5				SF7-5-4 1-2 3-H				2	0	0	1	1	1	0
Inning Stats	R: 0 H: 0 E: 0 LOB: 0 K: 1 BB: 0 S: 9 P: 15	R: 4 H: 5 E: 1 LOB: 2 K: 1 BB: 1 S: 18 P: 29	R: 0 H: 0 E: 0 LOB: 0 K: 2 BB: 1 S: 11 P: 19	R: 1 H: 1 E: 0 LOB: 0 K: 0 BB: 0 S: 14 P: 17	R: 0 H: 1 E: 0 LOB: 1 K: 1 BB: 0 S: 9 P: 18	R: 2 H: 3 E: 0 LOB: 2 K: 0 BB: 2 S: 19 P: 31	R: 0 H: 0 E: 0 LOB: 1 K: 0 BB: 1 S: 7 P: 16	R: 1 H: 2 E: 0 LOB: 2 K: 1 BB: 1 S: 11 P: 20		1B: 8 SF: 2 2B: 3 SAC: 0 3B: 0 DP: 1 HR: 2 HBP: 0				WP: 0 PA: 40 PB: 0 SB: 0 CS: 0		

	AB	32
	R	8
	H	12
	RBI	7
	BB	6
	SO	6
	LOB	9

PITCHER		IP	WLS	BF	H	R	ER	SO	BB	IBB	HBP	BLK	WP	HR	S	P	ERA	WHIP
Rodrigo Lopez, R ERA: 2.57	(1, 1)	5.0	L	23	7	5	5	5	2	0	0	0	0	2	61	98	9.00	1.800
Rick Bauer, R ERA: 4.44	(6, 1)	1.0		7	3	2	2	0	2	0	0	0	0	0	19	31	18.00	5.000
Sean Douglass, R ERA: 6.75	(7, 1)	1.0		4	0	0	0	0	1	0	0	0	0	0	7	16	0.00	1.000
Jorge Julio, R ERA: 3.04	(8, 1)	1.0		6	2	1	1	1	1	0	0	0	0	0	11	20	9.00	3.000

PITCHER	IP	WLS	BF	H	R	ER	SO	BB	IBB	HBP	BLK	WP	HR	S	P	ERA	WHIP

Oakland Athletics @ Baltimore Orioles

Oriole Park at Camden Yards, Baltimore, MD

Tue May 28 2002, 7:05 PM EDT
Att. 24,825 - Cloudy - 85 F

TOP

livebaseballscorecards.com

Batter	1	2	3	4	5	6	7	8	9	AB	R	H	RBI	BB	SO	LOB
Esteban German, R (1, 4) OBP: 0.367, SLG: 0.240	F9	1B		BB		1B		G5-3		4	0	2	0	1	0	0
Larry Sutton, L (1, 3) OBP: 0.167, SLG: 0.294	F9	K		K		F2		G1		5	0	0	0	0	2	5
Miguel Tejada, R (1, 6) OBP: 0.324, SLG: 0.463	G6-3		G6-3		FC5-4 1B	F9			L8	5	0	1	0	0	0	2
Jermaine Dye, R (1, 9) OBP: 0.333, SLG: 0.398		3 HR BB	P4		FC5-4 2B		G3		3 1B	4	2	1	0	1	0	1
3 Eric Chavez, L (1, 5) OBP: 0.337, SLG: 0.555		1-H HR	S BB		F5		BB		FC4-6 1B	3	1	2	2	2	0	1
Terrence Long, L (1, 8) OBP: 0.269, SLG: 0.360		HR BB	K		1-H 2B		K		K	4	1	1	1	1	3	4
Adam Piatt, R (1, 7) OBP: 0.435, SLG: 1.000		1-H HR	G6-3	G6-3			BB		FC4-6	4	1	1	2	1	0	3
Scott Hatteberg, L (1, 10) OBP: 0.367, SLG: 0.435		F7	2B		G1-3	G3-1				4	0	1	0	0	0	2
Ramon Hernandez, R (1, 2) OBP: 0.239, SLG: 0.302		G5-3		F3		1B		K		4	0	1	0	0	1	1

	AB	R	H	RBI	BB	SO	LOB
	37	5	10	5	6	6	19

Inning Stats	1	2	3	4	5	6	7	8	9
	R: 0 E: 0 K: 0 S: 10	H: 0 LOB: 0 BB: 0 P: 14	R: 4 E: 0 K: 1 S: 18	H: 3 LOB: 1 BB: 2 P: 31	R: 0 E: 0 K: 1 S: 8	H: 0 LOB: 1 BB: 1 P: 16	R: 0 E: 0 K: 1 S: 10	H: 1 LOB: 2 BB: 1 P: 20	R: 1 E: 0 K: 0 S: 13	H: 2 LOB: 1 BB: 0 P: 20	R: 0 E: 0 K: 0 S: 13	H: 2 LOB: 2 BB: 0 P: 19	R: 0 E: 0 K: 1 S: 15	H: 0 LOB: 2 BB: 2 P: 27	R: 0 E: 0 K: 1 S: 8	H: 0 LOB: 0 BB: 0 P: 11	R: 0 E: 0 K: 1 S: 14	H: 2 LOB: 2 BB: 0 P: 19

1B: 6	SF: 0	WP: 0	PA: 43
2B: 2	SAC: 0	PB: 0	
3B: 0	DP: 0	SB: 1	
HR: 2	HBP: 0	CS: 0	

PITCHER		IP	WLS	BF	H	R	ER	SO	BB	IBB	HBP	BLK	WP	HR	S	P	ERA	WHIP
Calvin Maduro, R ERA: 5.57	(1, 1)	4.2	L	24	6	5	5	3	4	0	0	0	0	2	57	98	9.64	2.143
Willis Roberts, R ERA: 2.03	(5, 1)	3.1		14	2	0	0	2	2	0	0	0	0	0	38	60	0.00	1.200
B.J. Ryan, L ERA: 4.86	(9, 1)	1.0		5	2	0	0	1	0	0	0	0	0	0	14	19	0.00	2.000

PITCHER	IP	WLS	BF	H	R	ER	SO	BB	IBB	HBP	BLK	WP	HR	S	P	ERA	WHIP

Oakland Athletics @ Baltimore Orioles

Oriole Park at Camden Yards, Baltimore, MD

Tue May 28 2002, 7:05 PM EDT

Att. 24,825 - Cloudy - 85 F

livebaseballscorecards.com

BOTTOM

Batter	1	2	3	4	5	6	7	8	9	AB	R	H	RBI	BB	SO	LOB
6 Melvin Mora, R (1, 7) OBP: 0.367, SLG: 0.400	S 2B	SF7 3-H		F9			L5		BB	3	0	1	1	1	0	1
1 Brian Roberts, S (1, 4) OBP: 0.217, SLG: 0.150	F3	FC6-4 1-2f		G6-3			F2		P4	5	0	0	0	0	0	5
Chris Singleton, L (1, 8) OBP: 0.295, SLG: 0.410	K 2-3		G4-3		G3		BB		K	4	0	0	0	1	2	2
Jeff Conine, R (1, 3) OBP: 0.263, SLG: 0.366	P4		FC5-4 31 1B		G6-3		L7			4	0	1	0	0	0	2
31 Jay Gibbons, L (1, 9) OBP: 0.333, SLG: 0.482		L6	FC5-4 1-2		K			G4-3		4	0	1	0	0	1	0
Tony Batista, R (1, 5) OBP: 0.328, SLG: 0.522		E8 21 1B	FC5-4 1-2f 2-3			21 B1-3		21 G5-3		4	1	3	0	0	0	2
21 Marty Cordova, R (1, 10) OBP: 0.342, SLG: 0.450		1B 6 E SF7 3-H	K			B1-3 1-2		G5-3 1-2		4	1	1	1	0	1	4
Geronimo Gil, R (1, 2) OBP: 0.298, SLG: 0.472		E6 1B 1-2		G1-3		F9		K		4	0	0	0	0	1	3
Mike Bordick, R (1, 6) OBP: 0.300, SLG: 0.343		1 FC6-4 1-2 2-3				K			G5-3	3	0	2	0	0	1	1
Gary Matthews, S (9, PH) OBP: 0.356, SLG: 0.410										1	0	0	0	0	0	0
Inning Stats	R: 0 E: 0 K: 1 S: 18 H: 1 LOB: 1 BB: 0 P: 22	R: 2 E: 2 K: 0 S: 17 H: 3 LOB: 2 BB: 0 P: 27	R: 0 E: 0 K: 1 S: 9 H: 2 LOB: 2 BB: 0 P: 12	R: 0 E: 0 K: 0 S: 10 H: 1 LOB: 1 BB: 0 P: 15	R: 0 E: 0 K: 1 S: 6 H: 0 LOB: 0 BB: 0 P: 10	R: 0 E: 0 K: 1 S: 14 H: 1 LOB: 1 BB: 0 P: 19	R: 0 E: 0 K: 0 S: 9 H: 0 LOB: 1 BB: 1 P: 15	R: 0 E: 0 K: 1 S: 14 H: 1 LOB: 1 BB: 0 P: 23	R: 0 E: 0 K: 1 S: 11 H: 0 LOB: 1 BB: 1 P: 17	1B: 6 2B: 3 3B: 0 HR: 0	SF: 1 SAC: 0 DP: 0 HBP: 0						

	AB	36
	R	2
	H	9
	RBI	2
	BB	2
	SO	6
	LOB	20

PITCHER		IP	WLS	BF	H	R	ER	SO	BB	IBB	HBP	BLK	WP	HR	S	P	ERA	WHIP
Mark Mulder, L ERA: 6.1	(1, 1)	6.0	W	27	8	2	1	4	0	0	0	0	0	0	74	105	1.50	1.333
Jim Mecir, R ERA: 3.42	(7, 1)	2.0	H	8	1	0	0	1	1	0	0	0	0	0	23	38	0.00	1.000
Billy Koch, R ERA: 5.26	(9, 1)	1.0	S	4	0	0	0	1	1	0	0	0	0	0	11	17	0.00	1.000

PITCHER	IP	WLS	BF	H	R	ER	SO	BB	IBB	HBP	BLK	WP	HR	S	P	ERA	WHIP

WP: 0 PB: 0 SB: 1 CS: 0 PA: 39

Batter	1	2	3	4	5	6	7	8	9	AB	R	H	RBI	BB	SO	LOB
Randy Velarde, R (1, 4) OBP: 0.317, SLG: 0.345	B F B X 2-1 ① F9		B C B B X 3-1 ① F8	C X 0-1 ③ G6-3		C B B C B B 4-2 1-2 BB			B B C B X 3-1 ① G6-3	4	0	0	0	1	0	0
Scott Hatteberg, L (1, 10) OBP: 0.374, SLG: 0.456	C F B X 1-2 1B		X 0-0 HR		B B C F F B B 4-2 1B G4-6-3 BB	C X 0-1 ③ G4-3			B B C F B X 3-2 ② F9	4	2	2	1	1	0	2
Miguel Tejada, R (1, 6) OBP: 0.330, SLG: 0.478	B B C S S X 2-2 ② F8		B C C T T B F F R X 2-2 HR		B F X 1-1 G4-6-3 1-3 1B		B B C B X 3-1 ① G4-3		B C B B F B 4-2 BB	4	1	2	1	1	0	1
Jermaine Dye, R (1, 9) OBP: 0.336, SLG: 0.387	B C B S F S 2-3 ③ K		B B B B 4-0 3 HR BB		C X 0-1 ① ② G4-6-3 1-2f 3-H		C B B B B F B 4-2 3 1B BB		B C F S 1-3 ③ K	3	1	0	0	2	2	3
3 Eric Chavez, L (1, 5) OBP: 0.346, SLG: 0.575		B B F F F F X 2-2 ① F2	F B X 1-1 1-H HR		C F B B B B B 4-2 E S BB		F C X 0-2 G6-3 1-2 1B			3	1	2	2	1	0	0
Adam Piatt, R (1, 7) OBP: 0.407, SLG: 0.875		B X 1-0 ② G6-3	X 0-0 G3-6 1B		C B B X 2-1 ③ G6-3 1-3		C F B X 1-2 ② ③ G6-3 1-2f			4	0	1	0	0	0	3
Terrence Long, L (1, 8) OBP: 0.268, SLG: 0.358	C F B F B F B F F 3-2 X BB 1B	F C X 0-2 ② ③ G3-6 1-2f			C S B S 1-3 ① K			B C X 1-1 ① G5-3		4	0	1	0	0	1	1
Olmedo Saenz, R (1, 3) OBP: 0.388, SLG: 0.492	B B B S B 4-1 1-2 BB			X 0-0 ① F9	C F B S 1-3 ② K			C F B B X 2-2 G6-4-3 1B		3	0	1	0	1	1	0
Ramon Hernandez, R (1, 2) OBP: 0.239, SLG: 0.301	C F F E X 0-2 ③ L9			C F B B B X 2-2 G4-3	B X 1-0 BB 1B			B C B X 2-1 ② ③ G6-4-3 1-2f		4	0	1	0	0	0	3
Inning Stats	R: 0 E: 0 K: 1 S: 12 H: 1 LOB: 1 BB: 0 P: 19	R: 0 E: 0 K: 0 S: 18 H: 1 LOB: 2 BB: 1 P: 28	R: 4 E: 0 K: 0 S: 15 H: 4 LOB: 0 BB: 1 P: 25	R: 0 E: 0 K: 0 S: 7 H: 0 LOB: 0 BB: 0 P: 9	R: 1 E: 0 K: 0 S: 11 H: 1 LOB: 1 BB: 2 P: 22	R: 0 E: 0 K: 2 S: 11 H: 1 LOB: 2 BB: 1 P: 18	R: 0 E: 0 K: 0 S: 10 H: 1 LOB: 1 BB: 1 P: 18	R: 0 E: 0 K: 0 S: 7 H: 1 LOB: 0 BB: 0 P: 12	R: 0 E: 0 K: 1 S: 10 H: 0 LOB: 1 BB: 1 P: 21	1B: 7 2B: 0 3B: 0 HR: 3	SF: 0 SAC: 0 DP: 4 HBP: 0			WP: 0 PB: 0 SB: 1 CS: 0		PA: 40	

PITCHER		IP	WLS	BF	H	R	ER	SO	BB	IBB	HBP	BLK	WP	HR	S	P	ERA	WHIP
Sidney Ponson, R ERA: 4.8	(1, 1)	5.0		24	7	5	5	1	4	0	0	0	0	3	63	103	9.00	2.200
Rick Bauer, R ERA: 4.13	(6, 1)	2.0	W	9	2	0	0	2	2	0	0	0	0	0	21	36	0.00	2.000
Buddy Groom, L ERA: 2.0	(8, 1)	1.0		3	1	0	0	0	0	0	0	0	0	0	7	12	0.00	1.000
Jorge Julio, R ERA: 2.92	(9, 1)	1.0		4	0	0	0	1	1	0	0	0	0	0	10	21	0.00	1.000

PITCHER	IP	WLS	BF	H	R	ER	SO	BB	IBB	HBP	BLK	WP	HR	S	P	ERA	WHIP

TOP

Oakland Athletics @ Baltimore Orioles

Oriole Park at Camden Yards, Baltimore, MD

Wed May 29 2002, 7:05 PM EDT
Att. 24,913 - Cloudy - 86 F

livebaseballscorecards.com

AB	33
R	5
H	10
RBI	4
BB	7
SO	4
LOB	13

BOTTOM

Oakland Athletics @ Baltimore Orioles

Oriole Park at Camden Yards, Baltimore, MD

Wed May 29 2002, 7:05 PM EDT

Att. 24,913 - Cloudy - 86 F

livebaseballscorecards.com

Batter	1	2	3	4	5	6	7	8	9	AB	R	H	RBI	BB	SO	LOB
6 Melvin Mora, R (1, 10) OBP: 0.368, SLG: 0.400	BB, BB, 1B		F8-3, 1-2	F8, 1-2		FC5-2, SF8, 1 1B, HR, 1-2 2-3 3-Hf		1B, 1B		5	1	2	0	0	0	6
1 Brian Roberts, S (1, 4) OBP: 0.214, SLG: 0.160	F4		F8	L3		HR, 1-2 2-3 3-H		P4		5	1	1	1	0	0	3
Chris Singleton, L (1, 8) OBP: 0.303, SLG: 0.415	BB, 1-2			HR, 1B	G3	SF8, 2-3 3-H		1-2, 1B		3	1	2	1	1	0	0
Jeff Conine, R (1, 3) OBP: 0.271, SLG: 0.399	G6-4-3, 1-2 2-3, BB			1-H, HR	K	1-H, HR, 3-H		K		4	2	2	5	1	2	2
Tony Batista, R (1, 5) OBP: 0.330, SLG: 0.532	G6-4-3, 1-2f			HR	31 S, BB	G6-3		F8		4	1	1	1	1	0	5
31 Jay Gibbons, L (1, 9) OBP: 0.337, SLG: 0.486		F8	21 HR, 2B	G4-3, 1-2		G6-3, 21 1B, BB				3	1	1	0	1	0	1
21 Marty Cordova, R (1, 7) OBP: 0.352, SLG: 0.476		G5-3	2-H, HR			SH, 6 FC5-2, BB	G6-3, 1-2, 1B			3	1	2	2	1	0	0
Geronimo Gil, R (1, 2) OBP: 0.304, SLG: 0.473		G4-3	1B, 1B			6 FC5-2, 1 1B, SH, 1-2, 1B	G6-3, 1-2f 2-3			4	1	2	0	0	0	2
Mike Bordick, R (1, 6) OBP: 0.307, SLG: 0.350			6 F8-3, 1B	6 CS, 1-3, 1B		SH, 1 1B, 6 FC5-2, SF8, 1-2 2-3	L6			3	1	2	0	0	0	1
Inning Stats	R: 0 E: 0 K: 0 S: 11 H: 1 LOB: 2 BB: 2 P: 24	R: 0 E: 0 K: 0 S: 8 H: 0 LOB: 0 BB: 0 P: 10	R: 0 E: 0 K: 0 S: 8 H: 1 LOB: 0 BB: 0 P: 11	R: 5 E: 0 K: 0 S: 21 H: 7 LOB: 1 BB: 0 P: 33	R: 0 E: 0 K: 1 S: 10 H: 0 LOB: 1 BB: 1 P: 18	R: 5 E: 0 K: 0 S: 13 H: 3 LOB: 0 BB: 1 P: 20	R: 0 E: 0 K: 0 S: 11 H: 1 LOB: 1 BB: 1 P: 16	R: 0 E: 0 K: 1 S: 13 H: 2 LOB: 2 BB: 0 P: 15		1B: 10 2B: 2 3B: 0 HR: 4 SF: 1 SAC: 1 DP: 3 HBP: 0						

	AB	34
	R	10
	H	15
	RBI	10
	BB	5
	SO	2
	LOB	20

WP: 0 PB: 0 SB: 1 CS: 1 PA: 41

PITCHER		IP	WLS	BF	H	R	ER	SO	BB	IBB	HBP	BLK	WP	HR	S	P	ERA	WHIP
Erik Hiljus, R ERA: 6.5	(1, 1)	3.0		16	7	5	5	0	2	0	0	0	0	3	40	65	15.00	3.000
Mike Fyhrie, R ERA: 6.39	(4, 1)	2.0	L	11	3	3	3	1	2	0	0	0	0	0	24	44	13.50	2.500
Chad Bradford, R ERA: 1.9	(6, 1)	1.0		5	2	2	2	0	0	0	0	0	0	1	7	7	18.00	2.000
Mike Venafro, L ERA: 3.18	(7, 1)	1.0		4	1	0	0	0	1	0	0	0	0	0	11	16	0.00	2.000
Mike Magnante, L ERA: 7.36	(8, 1)	1.0		5	2	0	0	1	0	0	0	0	0	0	13	15	0.00	2.000

PITCHER	IP	WLS	BF	H	R	ER	SO	BB	IBB	HBP	BLK	WP	HR	S	P	ERA	WHIP

Batter	1	2	3	4	5	6	7	8	9	AB	R	H	RBI	BB	SO	LOB
51 Ichiro Suzuki, L (1, 9) OBP: 0.432, SLG: 0.446	F C X 0-2 ① G6-3	X 0-0 FC3-6 1B 1-2 2-3 3-H		C X 0-1 ③ G3			B C X 1-1 ① G5-3		B B I I 4-0 IBB	4	0	1	1	1	0	0
Mark McLemore, S (1, 4) OBP: 0.399, SLG: 0.482 Bret Boone, R (9, PH) OBP: 0.327, SLG: 0.424 (9, 4)	C X 0-1 ② G1-3	B X 1-0 ① FC3-6 SF7 1-2f 2-3 3-H			B C B B C F X 3-2 ① G3		B C F B S 2-3 ② K		C B S S C 1-3 ② K	4	0	0	1	0	1	2
										1	0	0	0	0	1	2
Carlos Guillen, S (1, 6) OBP: 0.370, SLG: 0.517	C B B F B X 3-2 BB 1B 1B	F S X 0-2 ② SF7 1-2 3-H			X 0-0 ② G3		B B C C F X 2-2 ③ G3-1		C S S 0-3 ③ K	4	1	1	1	0	1	2
John Olerud, L (1, 10) OBP: 0.390, SLG: 0.466 23 Luis Ugueto, S (8, PR) OBP: 0.273, SLG: 0.111	B B B C B 4-1 1B 1-2 BB	B X 1-0 ③ G3			B C B X 2-1 2B			C B B C B F F X 3-2 G6-3 1B		3	0	2	0	1	0	1
										0	0	0	0	0	0	0
Chris Snelling, L (1, 7) OBP: 0.263, SLG: 0.389	B X 1-0 FC6-4 1B 1-2 2-H		B B F F F X 2-2 ① G5-3		B C C F B X 2-2 ③ F7			S P X 1-1 ①② G6-3 1-2f		4	0	1	1	0	0	2
Mike Cameron, R (1, 8) OBP: 0.357, SLG: 0.474	B C B X 2-1 ③ FC6-4 1-2f		C F B H 2-2 G4-6-3 HBP			X 0-0 ① G4-3		B C B X 2-1 ③ G6-3		3	0	0	0	0	0	3
Desi Relaford, S (1, 5) OBP: 0.369, SLG: 0.325		F H 1-1 SH 1B 51 1B HBP	X 0-0 ②③ G4-6-3 1-2f			C C B B B X 3-2 ② G3			F B B X 2-1 S SH3-4 2B 1B	3	2	1	0	0	0	1
Dan Wilson, R (1, 2) OBP: 0.342, SLG: 0.358		B B B C X 3-1 51 1B SH 1-2 FC3-6 1B		C B F X 1-2 ① F8		X 0-0 1B			L X 0-1 ① SH3-4 1-2	3	1	2	0	0	0	0
Jeff Cirillo, R (1, 3) OBP: 0.286, SLG: 0.353		X 0-0 SH FC3-6 51 1B SF7 1-2 2-3		B B X 2-0 ② G6-3		X 0-0 ③ G6-3			B F B B X 3-1 2-H 2B	3	1	1	1	0	0	1
Inning Stats	R: 1 H: 2 E: 0 LOB: 2 K: 0 BB: 1 S: 12 P: 22	R: 3 H: 2 E: 1 LOB: 1 K: 0 BB: 0 S: 10 P: 16	R: 0 H: 0 E: 0 LOB: 0 K: 0 BB: 0 S: 7 P: 11	R: 0 H: 0 E: 0 LOB: 0 K: 0 BB: 0 S: 6 P: 9	R: 0 H: 1 E: 0 LOB: 1 K: 0 BB: 0 S: 11 P: 18	R: 0 H: 1 E: 0 LOB: 1 K: 0 BB: 0 S: 6 P: 9	R: 0 H: 0 E: 0 LOB: 0 K: 1 BB: 0 S: 9 P: 14	R: 0 H: 1 E: 0 LOB: 1 K: 0 BB: 0 S: 10 P: 15	R: 1 H: 2 E: 0 LOB: 2 K: 2 BB: 1 S: 12 P: 22	1B: 7 SF: 1 2B: 2 SAC: 2 3B: 0 DP: 2 HR: 0 HBP: 2						

PITCHER		IP	WLS	BF	H	R	ER	SO	BB	IBB	HBP	BLK	WP	HR	S	P	ERA	WHIP
Scott Erickson, R ERA: 4.54	(1, 1)	8.0		33	7	4	3	1	1	0	2	0	0	0	71	114	3.38	1.000
Jorge Julio, R ERA: 3.24	(9, 1)	0.1	L	3	2	1	1	0	0	0	0	0	0	0	6	11	27.00	6.000
Buddy Groom, L ERA: 1.93	(9, 1)	0.2		3	0	0	0	2	0	1	0	0	0	0	6	11	0.00	0.000

PITCHER	IP	WLS	BF	H	R	ER	SO	BB	IBB	HBP	BLK	WP	HR	S	P	ERA	WHIP

TOP

Seattle Mariners @ Baltimore Orioles

Oriole Park at Camden Yards, Baltimore, MD

Thu May 30 2002, 7:05 PM EDT

Att. 30,287 - Sunny - 87 F

livebaseballscorecards.com

AB	32
R	5
H	9
RBI	5
BB	2
SO	3
LOB	14

Batter	1	2	3	4	5	6	7	8	9	AB	R	H	RBI	BB	SO	LOB
6 Melvin Mora, R (1, 7) OBP: 0.361, SLG: 0.391	L7		K		F9		P3			4	0	0	0	0	1	0
1 Brian Roberts, S (1, 4) OBP: 0.250, SLG: 0.214	G3-1			E 31 FC4-6 BB		F8		SH1-4 2B		3	1	1	0	1	0	0
Chris Singleton, L (1, 8) OBP: 0.302, SLG: 0.412 Gary Matthews, S (3, 8) OBP: 0.359, SLG: 0.425	G3			E1 31 FC4-6 BB 1-3		HR 2B		SH1-4 2-3		1 2	0 1	0 1	0 0	0 0	0 0	0 1
Jeff Conine, R (1, 3) OBP: 0.280, SLG: 0.423		2B		P6		2-H HR		IBB		3	1	2	2	1	0	2
Tony Batista, R (1, 5) OBP: 0.329, SLG: 0.524		F8		31 FC4-6 1-2 BB		P5		K		3	0	0	0	1	1	3
31 Jay Gibbons, L (1, 9) OBP: 0.330, SLG: 0.475		P6		FC4-6 1-2f 2-3 3-H		F9		G4-3		4	0	0	1	0	0	5
21 Marty Cordova, R (1, 10) OBP: 0.344, SLG: 0.463		P6		P4			K		K	4	0	0	0	0	2	3
Brook Fordyce, R (1, 2) OBP: 0.263, SLG: 0.240			F8		L6	HR			G5-3	4	1	1	1	0	0	0
Mike Bordick, R (1, 6) OBP: 0.301, SLG: 0.342 Luis Garcia, S (9, PH) OBP: 0.333, SLG: 0.333			F9		F8		F7		K2-3	3 1	0 0	0 0	0 0	0 0	0 1	0 0
Inning Stats	R: 0 H: 0 E: 0 LOB: 0 K: 0 BB: 0 S: 10 P: 14	R: 0 H: 1 E: 0 LOB: 1 K: 0 BB: 0 S: 8 P: 15	R: 0 H: 0 E: 0 LOB: 0 K: 1 BB: 0 S: 9 P: 15	R: 1 H: 0 E: 1 LOB: 2 K: 0 BB: 2 S: 9 P: 19	R: 0 H: 0 E: 0 LOB: 0 K: 0 BB: 0 S: 7 P: 9	R: 2 H: 2 E: 0 LOB: 0 K: 0 BB: 0 S: 12 P: 18	R: 1 H: 1 E: 0 LOB: 0 K: 1 BB: 0 S: 10 P: 14	R: 0 H: 1 E: 0 LOB: 2 K: 1 BB: 1 S: 10 P: 16	R: 0 H: 0 E: 0 LOB: 0 K: 2 BB: 0 S: 9 P: 13	1B: 0 SF: 0 2B: 3 SAC: 1 3B: 0 DP: 0 HR: 2 HBP: 0							

PITCHER		IP	WLS	BF	H	R	ER	SO	BB	IBB	HBP	BLK	WP	HR	S	P	ERA	WHIP
Rafael Soriano, R ERA: 2.81	(1, 1)	5.1		22	3	3	2	1	2	0	0	0	0	1	49	81	3.38	0.938
Shigetoshi Hasegawa, R ERA: 1.11	(6, 1)	2.1	B	10	2	1	1	2	0	1	0	0	0	1	22	35	3.86	0.857
Arthur Rhodes, L ERA: 3.26	(8, 1)	0.1	W	1	0	0	0	0	0	0	0	0	0	0	4	4	0.00	0.000
Kazuhiro Sasaki, R ERA:	(9, 1)	1.0	S	3	0	0	0	2	0	0	0	0	0	0	9	13	0.00	0.000

PITCHER	IP	WLS	BF	H	R	ER	SO	BB	IBB	HBP	BLK	WP	HR	S	P	ERA	WHIP

BOTTOM

Seattle Mariners @ Baltimore Orioles

Oriole Park at Camden Yards, Baltimore, MD

Thu May 30 2002, 7:05 PM EDT
Att. 30,287 - Sunny - 87 F

livebaseballscorecards.com

AB	32
R	4
H	5
RBI	4
BB	3
SO	5
LOB	14

WP: 0 PA: 36
PB: 0
SB: 0
CS: 0

Batter	1	2	3	4	5	6	7	8	9	10	AB	R	H	RBI	BB	SO	LOB
51 Ichiro Suzuki, L (1, 9) OBP: 0.435, SLG: 0.454	X 0-0 HR 1B		B F F B F B S 3-3 ① K	B X 1-1 ① P6			B C B X 2-1 SH1-3 E 2B	C F B F X 1-2 FC4-6 1B			5	2	3	0	0	1	1
Mark McLemore, S (1, 7) OBP: 0.395, SLG: 0.476	B X 1-0 ① F5		B B B C C C X 3-2 BB 1B 1B	B B B C C C F F F F 3-3 F S ②③ K 1-2			X 0-0 ① SH1-3 2-3	X 0-0 ③ FC4-6 1-2f			4	1	1	0	0	1	3
Carlos Guillen, S (1, 6) OBP: 0.371, SLG: 0.517 Desi Relaford, S (5, PH) OBP: 0.368, SLG: 0.325 (5, 6)	B F F F X 1-2 ② F7		X 0-0 BB 1B 1-2 1B	F B X 1-1 ① L3			B B C C C X 2-2 E3 G4-3 3-H 2B 1B		F B S B F F X 2-2 ① P4		2 3	1 1	1 1	0 0	0 0	0 0	1 0
John Olerud, L (1, 3) OBP: 0.390, SLG: 0.478 Charles Gipson, R (9, PR) OBP: 0.348, SLG: 0.350 (9, 5)	C B B C C X 2-2 1-H HR		C B X 1-1 ② F7	B B F C B X 3-2 ② F8			C X 0-1 ② G4-3 2-3		B B B C B 4-1 FC6-4 BB		4 0	1 0	1 0	2 0	1 0	0 0	3 0
Ruben Sierra, S (1, 10) OBP: 0.362, SLG: 0.484	X 0-0 ③ F7		B B B S B 4-1 1B 2B 1-2 2-3 BB	F B B S X 2-2 ③ G3-1			B B X 2-0 3-H 2B		B C X 1-1 ② FC6-4 1-2f		4	1	1	1	1	0	1
Bret Boone, R (1, 4) OBP: 0.329, SLG: 0.421		B F B B F X 3-2 ① G4-3	B C X 1-1 2B 1-2 2-H 3-H 1B			B X 1-0 ① G6-3	B B C C B B 4-2 BB		B F C X 1-2 ③ G4-3		4	0	1	2	1	0	1
Mike Cameron, R (1, 8) OBP: 0.353, SLG: 0.472		F C B S 1-3 ② K	B X 1-0 1-3 2-H 2B			X 0-0 ② F7	C B F F C 1-3 ③ K			C C B B F S 2-3 ① K	5	0	1	1	0	3	2
Ben Davis, S (1, 2) OBP: 0.305, SLG: 0.324 23 Luis Ugueto, S (10, PR) OBP: 0.273, SLG: 0.111 Dan Wilson, R (10, 2) OBP: 0.342, SLG: 0.358		B F S B B X 3-2 2B	B X 1-0 ③ G4-3			B B B B 4-0 BB	C B C C 1-3 ① K			X 0-0 G4-6-3 1B	4 0 0	0 0 0	2 0 0	0 0 0	1 0 0	1 0 0	2 0 0
Jeff Cirillo, R (1, 5) OBP: 0.284, SLG: 0.349 (9, 3)		B B F X 2-1 ③ F9		B X 1-0 CS 1B			L B F B S 2-3 ③ K	C B B B X 3-1 ② F9		X 0-0 ②③ G4-6-3 1-2f	5	0	1	0	0	1	3
Inning Stats	R: 2 E: 0 K: 0 S: 10 H: 2 LOB: 0 BB: 0 P: 14	R: 0 E: 0 K: 1 S: 11 H: 1 LOB: 1 BB: 0 P: 20	R: 3 E: 0 K: 1 S: 15 H: 4 LOB: 2 BB: 1 P: 29	R: 0 E: 0 K: 1 S: 11 H: 1 LOB: 1 BB: 0 P: 16	R: 0 E: 0 K: 0 S: 8 H: 0 LOB: 0 BB: 0 P: 14	R: 0 E: 0 K: 1 S: 5 H: 0 LOB: 1 BB: 1 P: 12	R: 2 E: 1 K: 1 S: 16 H: 3 LOB: 2 BB: 1 P: 27	R: 0 E: 0 K: 1 S: 10 H: 1 LOB: 1 BB: 0 P: 15	R: 0 E: 0 K: 0 S: 11 H: 0 LOB: 1 BB: 1 P: 19	R: 0 E: 0 K: 1 S: 6 H: 1 LOB: 1 BB: 0 P: 8	1B: 8 2B: 5 3B: 0 HR: 1 SF: 0 SAC: 1 DP: 2 HBP: 0						

PITCHER		IP	WLS	BF	H	R	ER	SO	BB	IBB	HBP	BLK	WP	HR	S	P	ERA	WHIP
Travis Driskill, R ERA: 3.86	(1, 1)	6.0		27	8	5	5	4	2	0	0	0	0	1	60	105	7.50	1.667
B.J. Ryan, L ERA: 4.91	(7, 1)	1.2		9	3	2	1	2	1	0	0	0	0	0	21	36	5.40	2.400
Buddy Groom, L ERA: 1.8	(8, 1)	1.1		6	1	0	0	0	1	0	0	0	0	0	16	25	0.00	1.500
Rick Bauer, R ERA: 3.99	(10, 1)	1.0	W	3	1	0	0	1	0	0	0	0	0	0	6	8	0.00	1.000

PITCHER	IP	WLS	BF	H	R	ER	SO	BB	IBB	HBP	BLK	WP	HR	S	P	ERA	WHIP

TOP

Seattle Mariners @ Baltimore Orioles

Oriole Park at Camden Yards, Baltimore, MD

Fri May 31 2002, 7:05 PM EDT
Att. 32,353 - Cloudy - 88 F

livebaseballscorecards.com

AB	40
R	7
H	13
RBI	6
BB	4
SO	7
LOB	17

WP: 0 PA: 45
PB: 0
SB: 0
CS: 1

Seattle Mariners @ Baltimore Orioles

Oriole Park at Camden Yards, Baltimore, MD

Fri May 31 2002, 7:05 PM EDT

Att. 32,353 - Cloudy - 88 F

livebaseballscorecards.com

BOTTOM

Batter	1	2	3	4	5	6	7	8	9	10	AB	R	H	RBI	BB	SO	LOB
6 Melvin Mora, R (1, 10) OBP: 0.357, SLG: 0.385	P4		L5 2-3		F9		HR 2B 1B		G5-3		5	1	1	0	0	0	2
Gary Matthews, S (1, 9) OBP: 0.361, SLG: 0.447	K		G5-3		E6 1-H 2B		HR 1-3 2B		K		5	1	2	1	0	2	1
Chris Singleton, L (1, 8) OBP: 0.299, SLG: 0.424	G3-1		G3		P5		HR 2-H 3-H		G3-1		5	1	1	3	0	0	2
Jeff Conine, R (1, 3) OBP: 0.283, SLG: 0.437 1 Brian Roberts, S (10, PR) OBP: 0.250, SLG: 0.214		F8		HR		K F8				21 SH SF9 1B	5 0	1 1	2 0	1 0	0 0	1 0	0 0
21 Marty Cordova, R (1, 7) OBP: 0.341, SLG: 0.457		2B 1B		P3	F7			G6-3		SH 1-3	4	0	1	0	0	0	0
Tony Batista, R (1, 5) OBP: 0.339, SLG: 0.549		1-3 2B		P5	HR			2B 1B		IBB	4	2	3	1	1	0	0
Geronimo Gil, R (1, 2) OBP: 0.300, SLG: 0.474		P4		F9	K			1-H 2B		SF9 3-H	4	0	1	2	0	1	2
Mike Bordick, R (1, 6) OBP: 0.300, SLG: 0.340		G3-1			F7		G6-3	1B			4	0	1	0	0	0	2
Jerry Hairston, R (1, 4) OBP: 0.321, SLG: 0.333			6 S 2B		E 1B		F8	G1-3			4	1	2	0	0	0	1
Inning Stats	R: 0 H: 0 E: 0 LOB: 0 K: 1 BB: 0 S: 7 P: 9	R: 0 H: 2 E: 0 LOB: 2 K: 0 BB: 0 S: 14 P: 19	R: 0 H: 1 E: 0 LOB: 1 K: 0 BB: 0 S: 10 P: 15	R: 1 H: 1 E: 0 LOB: 0 K: 0 BB: 0 S: 9 P: 13	R: 1 H: 2 E: 1 LOB: 1 K: 0 BB: 0 S: 11 P: 16	R: 1 H: 1 E: 0 LOB: 0 K: 2 BB: 0 S: 12 P: 18	R: 3 H: 3 E: 0 LOB: 0 K: 0 BB: 0 S: 11 P: 13	R: 1 H: 3 E: 0 LOB: 1 K: 0 BB: 0 S: 15 P: 22	R: 0 H: 0 E: 0 LOB: 0 K: 1 BB: 0 S: 7 P: 8	R: 1 H: 1 E: 1 LOB: 3 K: 0 BB: 1 S: 5 P: 14	1B: 6 SF: 1 2B: 5 SAC: 1 3B: 0 DP: 0 HR: 3 HBP: 0						

PITCHER		IP	WLS	BF	H	R	ER	SO	BB	IBB	HBP	BLK	WP	HR	S	P	ERA	WHIP
Jamie Moyer, L ERA: 4.29	(1, 1)	5.2		24	7	3	3	2	0	0	0	0	0	2	60	87	4.76	1.235
40 Julio Mateo, R ERA: 4.32	(6, 1)	1.0	H	6	3	3	3	1	0	0	0	0	0	1	12	14	27.00	3.000
Ryan Franklin, R ERA: 3.77	(7, 1)	1.1	B	6	3	1	1	0	0	0	0	0	0	0	17	24	6.75	2.250
John Halama, L ERA: 2.29	(9, 1)	1.1	L	7	1	1	0	1	0	1	0	0	0	0	12	22	0.00	0.750

PITCHER	IP	WLS	BF	H	R	ER	SO	BB	IBB	HBP	BLK	WP	HR	S	P	ERA	WHIP

AB	40
R	8
H	14
RBI	8
BB	1
SO	4
LOB	10

WP: 0 PA: 43
PB: 0
SB: 1
CS: 0

Seattle Mariners @ Baltimore Orioles

Oriole Park at Camden Yards, Baltimore, MD

Sat Jun 01 2002, 7:05 PM EDT

Att. 39,519 - Sunny - 93 F

TOP

livebaseballscorecards.com

Batter	1	2	3	4	5	6	7	8	9	AB	R	H	RBI	BB	SO	LOB
51 Ichiro Suzuki, L (1, 9) OBP: 0.439, SLG: 0.455	B F F X 1-2 F8 S 1B	F F B B C 2-3 ② K	X 0-0 E3 S 1B	I I I 4-0 IBB	B F B X 2-1 CS 1B	4	1	2	0	1	1	0
Mark McLemore, S (1, 5) OBP: 0.395, SLG: 0.473 Jeff Cirillo, R (9, 5) OBP: 0.284, SLG: 0.349	C S B B B X 3-2 ① F8	B B C X 2-1 FC5-4 1B	B B C C C X 3-2 1-H S 2B 1B	C B B X 2-1 ② F9	B C B S B S 3-3 ② ③ 1-2 K	5 0	1 0	2 0	1 0	0 0	1 0	4 0
Bret Boone, R (1, 4) OBP: 0.323, SLG: 0.413	F B C B B X 3-2 ② F8 1-3	X 0-0 ③ FC5-4 1-2f	F B B B B F X 3-2 ① G6-3 1-2	S X 0-1 ③ G1-3						4	0	0	0	0	0	5
John Olerud, L (1, 3) OBP: 0.387, SLG: 0.478	X 0-0 ③ G5-3	C X 0-1 ① G5-3	B B F X 2-1 WP 2-H 2B	B C B F B X 3-2 ① G6-3						4	0	1	1	0	0	1
Ruben Sierra, S (1, 10) OBP: 0.365, SLG: 0.484	C B X 1-1 1B	F F B F X 1-2 ② P6	C F F B S 1-3 ② K	B B C X 2-1 E 1B						4	0	2	0	0	1	1
Chris Snelling, L (1, 7) OBP: 0.217, SLG: 0.318	B X 1-0 ① P6	X 0-0 ③ G4-3	B B C F B F F C 3-3 ③ 2-3 K	C X 0-1 ② F8						4	0	0	0	0	1	3
Desi Relaford, S (1, 6) OBP: 0.364, SLG: 0.333	B C X 1-1 ② F7	S B B F X 2-2 ① P6	S B B C X 2-2 SH1-3 2B 2B	B B C B S X 3-2 1-3 E6						4	1	1	0	0	0	2
Dan Wilson, R (1, 2) OBP: 0.333, SLG: 0.348	B C B F S 2-3 ③ K	F X 0-1 ② F9	X 0-0 ① SH1-3 2-3	F F F F B X 1-2 ③ G6-3						3	0	0	0	0	1	3
Mike Cameron, R (1, 8) OBP: 0.351, SLG: 0.473	C F X 0-2 ① F9	B X 1-0 ③ P6	C B F B F X 2-2 3-H 2B	C X 0-1 ① F9						4	0	1	1	0	0	0

Inning Stats	1	2	3	4	5	6	7	8	9
	R: 0 E: 0 K: 0 S: 10	R: 0 E: 0 K: 1 S: 8	R: 0 E: 0 K: 1 S: 9	R: 0 E: 0 K: 0 S: 7	R: 0 E: 0 K: 0 S: 6	R: 2 E: 1 K: 2 S: 19	R: 1 E: 0 K: 0 S: 12	R: 0 E: 1 K: 0 S: 15	R: 0 E: 0 K: 1 S: 7
	H: 1 LOB: 1 BB: 0 P: 17	H: 1 LOB: 1 BB: 0 P: 13	H: 1 LOB: 1 BB: 0 P: 13	H: 0 LOB: 0 BB: 0 P: 8	H: 0 LOB: 0 BB: 0 P: 9	H: 2 LOB: 1 BB: 0 P: 31	H: 2 LOB: 2 BB: 1 P: 22	H: 1 LOB: 2 BB: 0 P: 24	H: 1 LOB: 1 BB: 0 P: 12

1B: 6	SF: 0	WP: 1
2B: 4	SAC: 1	PA: 38
3B: 0	DP: 1	PB: 0
HR: 0	HBP: 0	SB: 3
		CS: 1

AB	36
R	3
H	9
RBI	3
BB	1
SO	5
LOB	19

PITCHER		IP	WLS	BF	H	R	ER	SO	BB	IBB	HBP	BLK	WP	HR	S	P	ERA	WHIP
Rodrigo Lopez, R ERA: 2.57	(1, 1)	7.0		30	7	3	2	4	0	1	0	0	1	0	71	113	2.57	1.000
Willis Roberts, R ERA: 1.91	(8, 1)	2.0	W	8	2	0	0	1	0	0	0	0	0	0	22	36	0.00	1.000

PITCHER	IP	WLS	BF	H	R	ER	SO	BB	IBB	HBP	BLK	WP	HR	S	P	ERA	WHIP

Batter	1	2	3	4	5	6	7	8	9	AB	R	H	RBI	BB	SO	LOB
6 Melvin Mora, R (1, 6) OBP: 0.355, SLG: 0.383	B C F X 1-2 CS 1B			C B F F B F S 2-3 ① K		B C L L 1-3 ① K		F F B B X 2-2 ③ G5-3		4	0	1	0	0	2	2
Gary Matthews, S (1, 9) OBP: 0.356, SLG: 0.438	B F B B C X 2-2 ① ② G4-3 1-2			C F B F X 1-2 ② F9		B B B C F F X 3-2 ② F7			B F B F X 2-2 SH 31 1B 1B	4	1	1	0	0	0	3
Chris Singleton, L (1, 8) OBP: 0.294, SLG: 0.416	B B X 2-0 ③ F8			B B C X 2-1 ③ F8		B C F X 1-2 ③ G4-3			X 0-0 SH 31 1B 1-3	3	1	0	0	0	0	2
Jeff Conine, R (1, 3) OBP: 0.286, SLG: 0.440		F B F C 1-3 ① K			F B C X 1-2 ① G5-3		X 0-0 31 G3-1 G6-3 2B		I I I I 4-0 31 1B IBB	3	1	1	0	1	1	0
31 Jay Gibbons, L (1, 10) OBP: 0.328, SLG: 0.470		F B B S S S 2-3 ② K			F F F C 0-3 ② K		B B C B X 3-1 ① G3-1 2-3		C X 0-1 1-2 2-H 3-H 1B	4	0	1	2	0	2	1
Tony Batista, R (1, 5) OBP: 0.335, SLG: 0.541	B B X 2-0 ③ F3				B B B X 3-0 ③ L8		B X 1-0 ② G6-3 3-H			3	0	0	1	0	0	0
21 Marty Cordova, R (1, 7) OBP: 0.341, SLG: 0.474			C X 0-1 ① F8			C S X 0-2 HR	F F C 0-3 ③ K			3	1	1	1	0	1	0
Geronimo Gil, R (1, 2) OBP: 0.301, SLG: 0.471			C X 0-1 ② P4			C S X 0-2 HBP 1B		C C B B F C 2-3 ① K		3	0	1	0	0	1	0
Jerry Hairston, R (1, 4) OBP: 0.321, SLG: 0.328			C X 0-1 ③ F7			H 1-0 1-2 HBP		B S B B C X 3-2 ② F7		2	0	0	0	0	0	0
Inning Stats	R: 0 H: 1 E: 0 LOB: 0 K: 0 BB: 0 S: 7 P: 12	R: 0 H: 0 E: 0 LOB: 0 K: 2 BB: 0 S: 7 P: 12	R: 0 H: 0 E: 0 LOB: 0 K: 0 BB: 0 S: 6 P: 6	R: 0 H: 0 E: 0 LOB: 0 K: 1 BB: 0 S: 11 P: 16	R: 0 H: 0 E: 0 LOB: 0 K: 1 BB: 0 S: 8 P: 12	R: 1 H: 2 E: 0 LOB: 2 K: 1 BB: 0 S: 16 P: 22	R: 1 H: 1 E: 0 LOB: 0 K: 1 BB: 0 S: 7 P: 11	R: 0 H: 0 E: 0 LOB: 0 K: 1 BB: 0 S: 10 P: 17	R: 2 H: 2 E: 1 LOB: 2 K: 0 BB: 1 S: 6 P: 12	1B: 4 SF: 0 2B: 1 SAC: 1 3B: 0 DP: 0 HR: 1 HBP: 1						WP: 0 PA: 32 PB: 0 SB: 0 CS: 1

PITCHER		IP	WLS	BF	H	R	ER	SO	BB	IBB	HBP	BLK	WP	HR	S	P	ERA	WHIP
James Baldwin, R ERA: 4.67	(1, 1)	7.0		25	4	2	2	6	0	0	1	0	0	1	62	91	2.57	0.571
Shigetoshi Hasegawa, R ERA: 1.07	(8, 1)	1.0	H	3	0	0	0	1	0	0	0	0	0	0	10	17	0.00	0.000
Kazuhiro Sasaki, R ERA: 0.44	(9, 1)	0.0	L	4	2	2	1	0	0	1	0	0	0	0	6	12	∞	∞

PITCHER	IP	WLS	BF	H	R	ER	SO	BB	IBB	HBP	BLK	WP	HR	S	P	ERA	WHIP

BOTTOM

Seattle Mariners @ Baltimore Orioles

Oriole Park at Camden Yards, Baltimore, MD

Sat Jun 01 2002, 7:05 PM EDT
Att. 39,519 - Sunny - 93 F

livebaseballscorecards.com

AB	29
R	4
H	6
RBI	4
BB	1
SO	7
LOB	8

Seattle Mariners @ Baltimore Orioles

Oriole Park at Camden Yards, Baltimore, MD

Sun Jun 02 2002, 1:35 PM EDT
Att. 39,883 - Cloudy - 88 F

TOP

livebaseballscorecards.com

Batter	1	2	3	4	5	6	7	8	9	AB	R	H	RBI	BB	SO	LOB
Mark McLemore, S (1, 7) OBP: 0.394, SLG: 0.467	B C C B B C 3-3 ① K		B B C B B B 4-1 51 1B 1-2 BB		L C B B B S 3-3 ② K	C F B X 1-2 FC6-4 1-2f		B B B C B 4-1 BB 51 1B HR BB	F F X 0-2 ③ F9	2	0	0	0	1	2	1
Ruben Sierra, S (6, PH) (6, 7)										1	0	0	0	1	0	2
Charles Gipson, R (8, PR) (8, 7)										1	1	0	0	0	0	0
Mike Cameron, R (1, 8) OBP: 0.348, SLG: 0.466	C X 0-1 ② G5-3		X 0-0 ① F9 2-3		C X 0-1 ③ F2		C X 0-1 1B 1B	C L B S 1-3 ① K		5	1	1	0	0	1	4
51 Ichiro Suzuki, L (1, 10) OBP: 0.446, SLG: 0.463	C B F B X 2-2 1B		B B S C F X 2-2 G6-3 1-2 1B 3-H			B B S B X 3-1 2B 1B 1B	X 0-0 ① F7	B C B B X 3-1 BB HR 1B 1-2		5	2	4	1	0	0	1
John Olerud, L (1, 3) OBP: 0.388, SLG: 0.473	B C F X 1-2 ③ F8		B C C X 1-2 ② ③ G6-3 1-2f			B C C B X 2-2 ① F8	B F B X 2-1 1B 1B 1B 1-3	F C B B B B 4-2 HR BB 1-2 2-3		4	2	1	0	1	0	4
Bret Boone, R (1, 4) OBP: 0.333, SLG: 0.438		F B B X 2-1 ① G6-3		H 1-0 HBP G1-6-4-3		F B F B X 2-2 1B 2B 1-3	B C X 1-1 1B 1B 1B 1-2 3-H	B F X 1-1 HR 1-H 2-H 3-H		4	3	3	5	0	0	0
Chris Snelling, L (1, 9) OBP: 0.179, SLG: 0.259	C F B X 1-2 ② F2			B B F B X 3-1 ① ② G1-6-4-3 1-2f		S F X 0-2 ② P4	S B F S 1-3 ② K	S B F X 1-2 ② G6-3		5	0	0	0	0	1	6
Desi Relaford, S (1, 6) OBP: 0.374, SLG: 0.333	C B B B B 4-2 BB			B F F B S 2-3 ③ K		B B S B B 4-1 1B 1B BB	B F B X 2-1 1B 1B 1B 1-3 2-H	S C B B X 2-2 ③ G6-3		3	1	1	1	2	1	1
Ben Davis, S (1, 2) OBP: 0.322, SLG: 0.342	B B X 2-0 ③ P6				B B X 2-0 1B	X 0-0 1B 1-3 2-H 3-H	F B F F B X 2-2 1B 1-2 3-H		F X 0-1 ① G1-3	5	0	3	3	0	0	1
Jeff Cirillo, R (1, 5) OBP: 0.287, SLG: 0.347			C S B F B F B F B 4-2 F9 BB 51 1B BB		X 0-0 ① F8	B B X 2-0 FC6-4 1-2 3-H 1B	X 0-0 ③ L8		C B X 1-1 ② P3	4	1	1	1	1	0	3
Inning Stats	R: 0 H: 1 E: 0 LOB: 1 K: 1 BB: 0 S: 11 P: 17	R: 0 H: 0 E: 0 LOB: 1 K: 0 BB: 1 S: 8 P: 17	R: 1 H: 1 E: 0 LOB: 1 K: 0 BB: 2 S: 14 P: 25	R: 0 H: 0 E: 0 LOB: 0 K: 1 BB: 0 S: 5 P: 11	R: 0 H: 1 E: 0 LOB: 1 K: 1 BB: 0 S: 7 P: 12	R: 3 H: 4 E: 0 LOB: 2 K: 0 BB: 1 S: 18 P: 32	R: 3 H: 5 E: 0 LOB: 2 K: 1 BB: 0 S: 17 P: 25	R: 4 H: 2 E: 0 LOB: 1 K: 1 BB: 2 S: 16 P: 32	R: 0 H: 0 E: 0 LOB: 0 K: 0 BB: 0 S: 7 P: 8	1B: 12 SF: 0 2B: 1 SAC: 0 3B: 0 DP: 2 HR: 1 HBP: 1						

	AB	39
	R	11
	H	14
	RBI	11
	BB	6
	SO	5
	LOB	23

WP: 0 PA: 46
PB: 0
SB: 0
CS: 0

PITCHER		IP	WLS	BF	H	R	ER	SO	BB	IBB	HBP	BLK	WP	HR	S	P	ERA	WHIP
Sean Douglass, R ERA: 6.33	(1, 1)	5.1		23	5	3	3	3	3	0	1	0	0	0	53	97	5.06	1.500
B.J. Ryan, L ERA: 5.21	(6, 1)	0.2		5	2	1	1	0	1	0	0	0	0	0	10	17	13.50	4.500
Rick Bauer, R ERA: 4.8	(7, 1)	0.2	B	7	5	3	3	1	0	0	0	0	0	0	16	24	40.50	7.500
Jorge Julio, R ERA: 3.86	(7, 1)	0.2	L	4	1	2	2	1	1	0	0	0	0	0	7	15	27.00	3.000
Buddy Groom, L ERA: 2.61	(8, 1)	0.2		4	1	2	2	0	1	0	0	0	0	1	10	18	27.00	3.000

PITCHER		IP	WLS	BF	H	R	ER	SO	BB	IBB	HBP	BLK	WP	HR	S	P	ERA	WHIP
Calvin Maduro, R ERA: 5.47	(9, 1)	1.0		3	0	0	0	0	0	0	0	0	0	0	7	8	0.00	0.000

BOTTOM

Seattle Mariners @ Baltimore Orioles

Oriole Park at Camden Yards, Baltimore, MD

Sun Jun 02 2002, 1:35 PM EDT
Att. 39,883 - Cloudy - 88 F

livebaseballscorecards.com

Batter	1	2	3	4	5	6	7	8	9	AB	R	H	RBI	BB	SO	LOB
1 Brian Roberts, S (1, 4) OBP: 0.297, SLG: 0.250	1-2 1B SF8 1B	2-2 1B FC4-6 1B		2-2 ③ G6-3		4-0 BB		0-3 ③ K		4	2	2	0	1	1	1
Gary Matthews, S (1, 7) OBP: 0.368, SLG: 0.447	1-0 G1-3 31 HR 1-3 1B	2-0 FC4-6 1-3 1B			1-2 FC3-6 BB 31 FC3-2 1B	2-1 ③ F8			1-1 ① F8	5	1	3	0	0	0	1
Chris Singleton, L (1, 8) OBP: 0.292, SLG: 0.409	1-0 ① SF8 3-H	1-2 ② FC4-6 1-2f 3-H			4-1 FC3-6 1-2 BB		0-3 ① K		0-1 ② G4-3	3	0	0	2	1	1	1
Jeff Conine, R (1, 3) OBP: 0.284, SLG: 0.449	3-2 ② G1-3 1-2	1-0 ③ G3			1-1 ① FC3-6 31 FC3-2 1B 1-2f 2-3		0-1 ② G5-3		0-0 HR	5	2	1	1	0	0	4
31 Jay Gibbons, L (1, 9) OBP: 0.330, SLG: 0.484	0-1 2-H HR		0-0 ① G4-3		1-0 ② FC3-2 1B 1-2 3-H		0-0 FC5-4 1B		2-1 ③ F5	5	1	2	2	0	0	2
Tony Batista, R (1, 5) OBP: 0.333, SLG: 0.535	3-2 ③ F3		3-2 ② P3		1-1 1-2 2-H 1B		2-2 ③ FC5-4 1-2f			4	0	1	1	0	0	1
21 Marty Cordova, R (1, 10) OBP: 0.333, SLG: 0.462		1-3 ① K	1-1 ③ G1-5-3		1-3 ③ K			2-0 ① G3		4	0	0	0	0	2	2
Brook Fordyce, R (1, 2) OBP: 0.279, SLG: 0.296		3-2 HR 2B		0-2 ① G4-3		0-0 ① L7		0-1 2B		4	1	2	0	0	0	0
Mike Bordick, R (1, 6) OBP: 0.299, SLG: 0.357 6 Melvin Mora, R (9, 6) OBP: 0.355, SLG: 0.383		1-1 2-H HR		3-2 ② F8		2-1 ② F5		0-3 ② K		4 0	1 0	1 0	2 0	0 0	1 0	1 0
Inning Stats	R: 3 E: 0 K: 0 S: 23 H: 3 LOB: 0 BB: 0 P: 32	R: 3 E: 0 K: 1 S: 18 H: 4 LOB: 1 BB: 0 P: 29	R: 0 E: 0 K: 0 S: 7 H: 0 LOB: 0 BB: 0 P: 11	R: 0 E: 0 K: 0 S: 11 H: 0 LOB: 0 BB: 0 P: 16	R: 1 E: 0 K: 1 S: 14 H: 2 LOB: 2 BB: 1 P: 23	R: 0 E: 0 K: 0 S: 5 H: 0 LOB: 1 BB: 0 P: 13	R: 0 E: 0 K: 1 S: 10 H: 1 LOB: 1 BB: 0 P: 12	R: 0 E: 0 K: 2 S: 12 H: 1 LOB: 1 BB: 0 P: 14	R: 1 E: 0 K: 0 S: 7 H: 1 LOB: 0 BB: 0 P: 10	1B: 7 2B: 2 3B: 0 HR: 3	SF: 1 SAC: 0 DP: 0 HBP: 0			WP: 0 PB: 0 SB: 0 CS: 0	PA: 41		

	AB	38
	R	8
	H	12
	RBI	8
	BB	2
	SO	5
	LOB	13

PITCHER		IP	WLS	BF	H	R	ER	SO	BB	IBB	HBP	BLK	WP	HR	S	P	ERA	WHIP
Joel Pineiro, R ERA: 3.74	(1, 1)	5.0		25	9	7	7	2	1	0	0	0	0	2	73	111	12.60	2.000
40 Julio Mateo, R ERA: 3.86	(6, 1)	1.0		4	0	0	0	0	1	0	0	0	0	0	5	13	0.00	1.000
Arthur Rhodes, L ERA: 3.1	(7, 1)	1.0	W	4	1	0	0	1	0	0	0	0	0	0	10	12	0.00	1.000
Ryan Franklin, R ERA: 3.82	(8, 1)	2.0		8	2	1	1	2	0	0	0	0	0	1	19	24	4.50	1.000

PITCHER	IP	WLS	BF	H	R	ER	SO	BB	IBB	HBP	BLK	WP	HR	S	P	ERA	WHIP

Baltimore Orioles @ New York Yankees

Yankee Stadium, Bronx, NY

Mon Jun 03 2002, 7:05 PM EDT

Att. 31,476 - Cloudy - 72 F

TOP

livebaseballscorecards.com

Batter	1	2	3	4	5	6	7	8	9	AB	R	H	RBI	BB	SO	LOB
6 Melvin Mora, R (1, 7) OBP: 0.351, SLG: 0.378	C F B C 1-3 ① K		C B F B S 2-3 ② K		S S B S 1-3 ③ K			S X 0-1 1 SH5-4 1B 1B	C B X 1-1 ③ G5-3	5	1	1	0	0	3	2
1 Brian Roberts, S (1, 4) OBP: 0.325, SLG: 0.286	B C B F X 2-2 PO 1B		C B F S 1-3 ③ K			B X 1-0 S 31 S 1B 1B		C X 0-1 ① SH5-4 1-2		3	1	2	0	0	1	0
Chris Singleton, L (1, 8) OBP: 0.291, SLG: 0.406	S S S 0-3 ② K			C S F B F F X 1-2 ① G4-3		F B F F B F S 2-3 ① K 1-2		C C X 0-2 2-H 1B		4	0	1	1	0	2	2
Jeff Conine, R (1, 3) OBP: 0.284, SLG: 0.445	F F P 1 SAFE 1-2 ③ PO 1-2	B F F C 1-3 ① K		B F S X 1-2 31 S 1B		B C B S B S 3-3 ② K 2-3		S B F F S 1-3 ② K		4	0	1	0	0	3	2
31 Jay Gibbons, L (1, 10) OBP: 0.333, SLG: 0.481		B B C B C F F B 4-2 2B IBB BB		B C F B X 2-2 ② G1-3 1-2		F C B F B F X 1-2 3-H 1B		P B F B X 3-1 ③ F7		3	1	1	1	1	0	2
Tony Batista, R (1, 5) OBP: 0.332, SLG: 0.534		C B B F X 2-2 WP 1-3 2B		C X 0-1 ③ F7		C B F B F B S 3-3 ③ K			S F B B X 2-2 ① G6-3	4	0	1	0	0	1	2
Gary Matthews, S (1, 9) OBP: 0.373, SLG: 0.443		B B B I 4-0 G4-6-3 2-3 3-H IBB	C B C C 1-3 ① K		B S F B F F C 2-3 ① K			F F X 0-2 S 2B 1B		3	1	1	0	1	2	0
Geronimo Gil, R (1, 2) OBP: 0.293, SLG: 0.457	S X 0-1 ② ③ G4-6-3 1-2f		F F B X 1-2 ② F9		F B S S C 1-3 ② K			B S B S S 2-3 ② K		4	0	0	0	0	2	3
Mike Bordick, R (1, 6) OBP: 0.303, SLG: 0.373			C B C F S 1-3 ① K		X 0-0 2B		B X 1-0 ③ G5-3		B B X 2-0 1-H 2B	4	0	2	1	0	1	0

Inning Stats	R: 0 E: 0 K: 2 S: 12	H: 1 LOB: 0 BB: 0 P: 15	R: 1 E: 0 K: 1 S: 12	H: 1 LOB: 1 BB: 2 P: 23	R: 0 E: 0 K: 3 S: 10	H: 0 LOB: 0 BB: 0 P: 14	R: 0 E: 0 K: 0 S: 14	H: 1 LOB: 1 BB: 0 P: 18	R: 0 E: 0 K: 2 S: 10	H: 1 LOB: 1 BB: 0 P: 13	R: 1 E: 0 K: 3 S: 18	H: 2 LOB: 1 BB: 0 P: 28	R: 0 E: 0 K: 2 S: 9	H: 0 LOB: 0 BB: 0 P: 13	R: 1 E: 0 K: 1 S: 14	H: 2 LOB: 1 BB: 0 P: 17	R: 1 E: 0 K: 1 S: 12	H: 2 LOB: 1 BB: 0 P: 19	1B: 7 2B: 3 3B: 0 HR: 0	SF: 0 SAC: 1 DP: 1 HBP: 0	WP: 1 PB: 0 SB: 4 CS: 0	PA: 38

	AB	34
	R	4
	H	10
	RBI	3
	BB	2
	SO	15
	LOB	13

PITCHER		IP	WLS	BF	H	R	ER	SO	BB	IBB	HBP	BLK	WP	HR	S	P	ERA	WHIP
Roger Clemens, R ERA: 3.69	(1, 1)	7.0		27	6	2	2	13	1	1	0	0	1	0	85	124	2.57	1.000
Steve Karsay, R ERA: 2.34	(8, 1)	1.0		5	2	1	1	1	0	0	0	0	0	0	14	17	9.00	2.000
42 Mariano Rivera, R ERA: 1.82	(9, 1)	1.0	L	5	2	1	1	1	0	0	0	0	0	0	12	19	9.00	2.000

PITCHER	IP	WLS	BF	H	R	ER	SO	BB	IBB	HBP	BLK	WP	HR	S	P	ERA	WHIP

BOTTOM

Baltimore Orioles @ New York Yankees

Yankee Stadium, Bronx, NY

Mon Jun 03 2002, 7:05 PM EDT

Att. 31,476 - Cloudy - 72 F

livebaseballscorecards.com

Batter	1	2	3	4	5	6	7	8	9	AB	R	H	RBI	BB	SO	LOB
Alfonso Soriano, R (1, 4) OBP: 0.341, SLG: 0.581	G6-3		G5-3		G4-3			BB, 20 SF8, 2B 1-H	F8	5	1	1	1	0	0	2
2 Derek Jeter, R (1, 6) OBP: 0.380, SLG: 0.431	G4-3			F9		G6-3		20 SF8, BB BB		3	0	0	0	1	0	0
Bernie Williams, S (1, 8) OBP: 0.409, SLG: 0.488	1B			K		G3		1-2 2-3 BB		3	0	1	0	1	1	0
25 Jason Giambi, L (1, 3) OBP: 0.421, SLG: 0.592	F8			20 BB BB		BB		K		2	0	0	0	2	1	4
20 Jorge Posada, S (1, 2) OBP: 0.374, SLG: 0.521		F7		1-2 BB		K		SF8 2-3 3-H		2	0	0	1	1	1	1
Robin Ventura, L (1, 5) OBP: 0.345, SLG: 0.491		F8	P1				CS BB	F9		2	0	0	0	1	0	2
Enrique Wilson, S (7, PR) OBP: 0.262, SLG: 0.342 (8, 5)										1	0	0	0	0	0	2
Rondell White, R (1, 7) OBP: 0.322, SLG: 0.393		F9			G6-3		F9		S 1B	4	0	1	0	0	0	1
Gerald Williams, R (9, PR)										0	0	0	0	0	0	0
John Vander Wal, L (1, 9) OBP: 0.346, SLG: 0.424			K		K		K		B1	4	0	0	0	0	3	2
Nick Johnson, L (1, 10) OBP: 0.327, SLG: 0.421			G4-3		HR		CS 1-2	2B 1B	K 1-2	4	2	2	1	0	1	1
Inning Stats	R: 0 H: 1 E: 0 LOB: 1 K: 0 BB: 0 S: 9 P: 12	R: 0 H: 0 E: 0 LOB: 0 K: 0 BB: 0 S: 10 P: 12	R: 0 H: 0 E: 0 LOB: 0 K: 1 BB: 0 S: 10 P: 14	R: 0 H: 0 E: 0 LOB: 2 K: 1 BB: 2 S: 15 P: 27	R: 1 H: 1 E: 0 LOB: 0 K: 1 BB: 0 S: 12 P: 17	R: 0 H: 0 E: 0 LOB: 1 K: 1 BB: 1 S: 12 P: 20	R: 0 H: 0 E: 0 LOB: 1 K: 1 BB: 1 S: 6 P: 11	R: 2 H: 2 E: 0 LOB: 2 K: 1 BB: 2 S: 9 P: 22	R: 0 H: 1 E: 0 LOB: 2 K: 1 BB: 0 S: 8 P: 12	1B: 3 SF: 1 2B: 1 SAC: 0 3B: 0 DP: 0 HR: 1 HBP: 0						

	AB	30
	R	3
	H	5
	RBI	3
	BB	6
	SO	7
	LOB	15

WP: 0 PA: 38
PB: 0
SB: 1
CS: 1

PITCHER		IP	WLS	BF	H	R	ER	SO	BB	IBB	HBP	BLK	WP	HR	S	P	ERA	WHIP
Sidney Ponson, R ERA: 4.72	(1, 1)	7.0		29	4	3	3	5	5	0	0	0	0	1	78	123	3.86	1.286
Willis Roberts, R ERA: 1.91	(8, 1)	0.0		1	0	0	0	0	1	0	0	0	0	0	0	4	∞	∞
B.J. Ryan, L ERA: 5.12	(8, 1)	0.1	H	1	0	0	0	1	0	0	0	0	0	0	3	4	0.00	0.000
Jorge Julio, R ERA: 3.62	(8, 1)	1.2	W	6	1	0	0	1	0	0	0	0	0	0	10	16	0.00	0.600

PITCHER	IP	WLS	BF	H	R	ER	SO	BB	IBB	HBP	BLK	WP	HR	S	P	ERA	WHIP

Batter	1	2	3	4	5	6	7	8	9	AB	R	H	RBI	BB	SO	LOB
1 Brian Roberts, S (1, 4) OBP: 0.356, SLG: 0.325	B C S X 1-2 FC5 S 1B	B C B X 2-1 ③ F9			C X 0-1 G4-3 BB 2B 1B	B S B X 2-1 S 1B		X 0-0 ① F8		5	1	3	0	0	0	4
Gary Matthews, S (1, 9) OBP: 0.374, SLG: 0.446	C C S 0-3 ① K		S X 0-1 E 2B		B B B C B 4-1 1-2 G4-3 2B BB	B S S S 1-3 ② 1-2 K		B C B X 2-1 ② FC4-6 1B 1-2f		4	2	1	0	1	2	3
Chris Singleton, L (1, 8) OBP: 0.294, SLG: 0.405	F X 0-1 ② P6		X 0-0 E5 31 1B 2-H 1B		B C F X 1-2 ① G4-3 1-2 2-3	C B F S 1-3 ③ K		X 0-0 1-2 1B		5	0	2	0	0	1	4
Jeff Conine, R (1, 3) OBP: 0.283, SLG: 0.446 Ryan McGuire, L (7, 3)	F F B X 1-2 ③ FC5 1-3		F B B F S 2-3 ① K		F B S X 1-2 31 1B 2B 2-H 3-H		B C C F X 1-2 ① G4-3	C F F F F B X 1-2 ③ L7		4	1	1	2	0	1	2
										1	0	0	0	0	0	2
31 Jay Gibbons, L (1, 10) OBP: 0.335, SLG: 0.479		C S B F B F B F F 3-3 ① K	B S B B F X 2-2 G4-6-3 1-2 1B		X 0-0 2B 21 SF8 1B 2-H		S B S C 1-3 ② K		C C B F S 1-3 ① K	5	1	2	1	0	3	0
Tony Batista, R (1, 5) OBP: 0.338, SLG: 0.538		C B B C F B B 4-2 1B 21 BB BB	F C B X 1-2 ② ③ G4-6-3 1-2f		B X 1-0 21 SF8 2B 1-3		C B B X 2-1 21 1B 1B		B X 1-0 ② P4	4	0	2	0	1	0	2
21 Marty Cordova, R (1, 7) OBP: 0.335, SLG: 0.460		B S B B B 4-1 1B 1-2 BB		S C S 0-3 ① K	B C B S B X 3-2 ② SF8 2-3 3-H		C B X 1-1 1-2 1B		X 0-0 ③ F7	3	0	1	1	1	1	0
Geronimo Gil, R (1, 2) OBP: 0.285, SLG: 0.444		S B C C 1-3 ② K		X 0-0 ② G5-3	C X 0-1 ③ G1-3		B X 1-0 ③ G6-3			4	0	0	0	0	1	5
Mike Bordick, R (1, 6) OBP: 0.308, SLG: 0.377		B X 1-0 1-2 2-3 1B		C B F X 1-2 ③ G4-3		C B S B F F X 2-2 ① G5-3		S B F X 1-2 FC4-6 1B		4	0	2	0	0	0	0
Inning Stats	R: 0 H: 1 E: 0 LOB: 1 K: 1 BB: 0 S: 11 P: 13	R: 0 H: 1 E: 0 LOB: 3 K: 2 BB: 2 S: 18 P: 33	R: 1 H: 3 E: 1 LOB: 1 K: 1 BB: 0 S: 12 P: 17	R: 0 H: 0 E: 0 LOB: 0 K: 1 BB: 0 S: 7 P: 8	R: 4 H: 4 E: 0 LOB: 1 K: 0 BB: 1 S: 16 P: 26	R: 0 H: 1 E: 0 LOB: 1 K: 2 BB: 0 S: 13 P: 19	R: 0 H: 2 E: 0 LOB: 2 K: 1 BB: 0 S: 12 P: 18	R: 0 H: 2 E: 0 LOB: 2 K: 0 BB: 0 S: 13 P: 17	R: 0 H: 0 E: 0 LOB: 0 K: 1 BB: 0 S: 6 P: 8	1B: 11 SF: 1 2B: 3 SAC: 0 3B: 0 DP: 1 HR: 0 HBP: 0						WP: 0 PA: 43 PB: 0 SB: 2 CS: 0

PITCHER	IP	WLS	BF	H	R	ER	SO	BB	IBB	HBP	BLK	WP	HR	S	P	ERA	WHIP
Mike Thurman, R (1, 1) ERA: 4.76	4.1		22	7	4	4	5	3	0	0	0	0	0	57	86	8.31	2.308
Ramiro Mendoza, R (5, 1) ERA: 4.05	1.2	W	8	3	1	1	2	0	0	0	0	0	0	20	30	5.40	1.800
Steve Karsay, R (7, 1) ERA: 2.21	2.0		10	4	0	0	1	0	0	0	0	0	0	25	35	0.00	2.000
Randy Choate, L (9, 1) ERA: 3.57	1.0		3	0	0	0	1	0	0	0	0	0	0	6	8	0.00	0.000

PITCHER	IP	WLS	BF	H	R	ER	SO	BB	IBB	HBP	BLK	WP	HR	S	P	ERA	WHIP

TOP

Baltimore Orioles @ New York Yankees

Yankee Stadium, Bronx, NY

Tue Jun 04 2002, 7:05 PM EDT
Att. 32,214 - Cloudy - 68 F

livebaseballscorecards.com

AB	39
R	5
H	14
RBI	4
BB	3
SO	9
LOB	22

Batter	1	2	3	4	5	6	7	8	9	AB	R	H	RBI	BB	SO	LOB
Alfonso Soriano, R (1, 4) OBP: 0.342, SLG: 0.590	F9	K		G6-3		2 1B BB 1-2	HR			5	2	2	1	0	1	1
Nick Johnson, L (1, 10) OBP: 0.329, SLG: 0.417	E7 2 E 25 2B 1B	K			F7	2 1B 25 HR BB 1-2 2-3	G4-3			4	2	1	0	1	1	1
2 Derek Jeter, R (1, 6) OBP: 0.380, SLG: 0.430	E4 25 2B 2-3	G4-3			25 CS 1B	25 HR 1-3 2-H 3-H 1B	E5			5	2	2	2	0	0	2
25 Jason Giambi, L (1, 3) OBP: 0.428, SLG: 0.613 Ron Coomer, R (9, 3) OBP: 0.392, SLG: 0.592	G6-3 1-H 3-H 2B		PB G1-3 BB		BB 1-2 1B	HR 1-H 3-H	K			4 0	1 0	3 0	5 0	1 0	1 0	1 0
Bernie Williams, S (1, 8) OBP: 0.411, SLG: 0.486 Gerald Williams, R (8, 8)	G6-3 2-3		G1-3 1-2		BB 1-2	HR 1B		G6-3		3 1	1 0	1 0	0 0	1 0	0 0	2 0
Robin Ventura, L (1, 5) OBP: 0.343, SLG: 0.503 Enrique Wilson, S (7, 5) OBP: 0.256, SLG: 0.333	K		F7		G4-3	1-H HR		F7		4 1	1 0	1 0	2 0	0 0	1 0	4 0
Rondell White, R (1, 7) OBP: 0.329, SLG: 0.410		1B 2B 1B	G5-3 2-3		K HR			BB		4	2	2	1	1	1	1
Shane Spencer, R (1, 9) OBP: 0.340, SLG: 0.386		1-3 2B 1B		K	FC3-6 1B		L5	P4		5	1	2	0	0	1	1
Alberto Castillo, R (1, 2) OBP: 0.185, SLG: 0.192		2-H 3-H 2B		F7		FC3-6 BB 1B 2 1-2f 1B	K			4	1	1	2	0	1	1
Inning Stats	R: 2 E: 2 K: 1 S: 12 H: 2 LOB: 1 BB: 0 P: 16	R: 2 E: 0 K: 2 S: 13 H: 3 LOB: 1 BB: 0 P: 18	R: 0 E: 0 K: 0 S: 8 H: 0 LOB: 1 BB: 1 P: 16	R: 0 E: 0 K: 1 S: 7 H: 0 LOB: 0 BB: 0 P: 8	R: 0 E: 0 K: 0 S: 12 H: 2 LOB: 2 BB: 1 P: 23	R: 8 E: 0 K: 1 S: 27 H: 7 LOB: 0 BB: 1 P: 39	R: 1 E: 1 K: 2 S: 12 H: 1 LOB: 1 BB: 0 P: 22	R: 0 E: 0 K: 0 S: 8 H: 0 LOB: 1 BB: 1 P: 16		1B: 9 2B: 2 3B: 0 HR: 4 SF: 0 SAC: 0 DP: 0 HBP: 0						

PITCHER		IP	WLS	BF	H	R	ER	SO	BB	IBB	HBP	BLK	WP	HR	S	P	ERA	WHIP
Scott Erickson, R ERA: 5.01	(1, 1)	5.2	L	30	10	8	7	5	3	0	0	0	0	0	69	106	11.12	2.294
B.J. Ryan, L ERA: 6.52	(6, 1)	0.0		3	3	3	3	0	0	0	0	0	0	2	7	11	∞	∞
Calvin Maduro, R ERA: 5.56	(6, 1)	2.1		11	2	2	2	2	1	0	0	0	0	2	23	41	7.71	1.286

PITCHER	IP	WLS	BF	H	R	ER	SO	BB	IBB	HBP	BLK	WP	HR	S	P	ERA	WHIP

BOTTOM

Baltimore Orioles @ New York Yankees

Yankee Stadium, Bronx, NY

Tue Jun 04 2002, 7:05 PM EDT
Att. 32,214 - Cloudy - 68 F

livebaseballscorecards.com

AB	40
R	13
H	15
RBI	13
BB	4
SO	7
LOB	14

WP: 0	PA: 44					
PB: 1						
SB: 0						
CS: 1						

Batter	1	2	3	4	5	6	7	8	9	AB	R	H	RBI	BB	SO	LOB
6 Melvin Mora, R (1, 8) (9, 7) OBP: 0.350, SLG: 0.375	C S F F B F C 1-3 ① K		B B X 2-0 G5-3 1 1B 1-3 3-H 1B		F B B B F X 3-2 ③ F7		X 0-0 ③ P4			4	0	1	1	0	1	2
1 Brian Roberts, S (1, 10) OBP: 0.347, SLG: 0.318	C B B X 2-1 ② F8		X 0-0 G5-3 1-2 3-H 1B			C F F F F S 0-3 ① K		C B F C 1-3 ① K		4	0	1	1	0	2	0
Jeff Conine, R (1, 3) OBP: 0.279, SLG: 0.438	F F C 0-3 ③ K		X 0-0 ② ③ G5-3 1-2 2-3f			F F B X 1-2 ② P6		X 0-0 ② G5-3		4	0	0	0	0	1	2
Tony Batista, R (1, 5) OBP: 0.340, SLG: 0.552		X 0-0 ① F3		B B X 2-0 ① P3		X 0-0 HR		C F B X 1-2 21 FC6-4 1B		4	1	2	1	0	0	0
21 Marty Cordova, R (1, 7) OBP: 0.328, SLG: 0.448 Chris Singleton, L (9, 8) OBP: 0.294, SLG: 0.405		C X 0-1 ② P6		F X 0-1 ② G4-3		B B B F X 3-1 ③ F9		B F B X 2-1 ③ FC6-4 1-2f		4 0	0 0	0 0	0 0	0 0	0 0	1 0
Gary Matthews, S (1, 9) OBP: 0.370, SLG: 0.448		C C X 0-2 ③ G5-3		X 0-0 ③ F7			B X 1-0 SH5-4 SF7 2B		C B F F F S 1-3 ① K	4	1	1	0	0	1	0
Geronimo Gil, R (1, 2) OBP: 0.290, SLG: 0.442			B X 1-0 ① F7		F B F B F X 2-2 1B		B F B B B 4-1 SH5-4 BB		C S B X 1-2 ② F9	3	0	1	0	1	0	0
Mike Bordick, R (1, 6) OBP: 0.308, SLG: 0.376			B C F F F X 1-2 1B S 6 1B 1B		C B F S 1-3 ① K		C X 0-1 ① SH5-4 1-2 2-3		X 0-0 ③ G4-3	3	1	1	0	0	1	1
Jerry Hairston, R (1, 4) OBP: 0.322, SLG: 0.331			B C B F X 2-2 6 1B 1 1B 1-3 1B		B C F C 1-3 ② K		B B X 2-0 ② SF7 3-H			2	1	1	1	0	1	1
Inning Stats	R: 0 H: 0 E: 0 LOB: 0 K: 2 BB: 0 S: 11 P: 14	R: 0 H: 0 E: 0 LOB: 0 K: 0 BB: 0 S: 6 P: 6	R: 2 H: 4 E: 0 LOB: 1 K: 0 BB: 0 S: 12 P: 18	R: 0 H: 0 E: 0 LOB: 0 K: 0 BB: 0 S: 4 P: 6	R: 0 H: 1 E: 0 LOB: 0 K: 2 BB: 0 S: 13 P: 20	R: 1 H: 1 E: 0 LOB: 0 K: 1 BB: 0 S: 12 P: 16	R: 1 H: 1 E: 0 LOB: 1 K: 0 BB: 1 S: 6 P: 13	R: 0 H: 1 E: 0 LOB: 1 K: 1 BB: 0 S: 9 P: 13	R: 0 H: 0 E: 0 LOB: 0 K: 1 BB: 0 S: 9 P: 11	1B: 6 SF: 1 2B: 1 SAC: 1 3B: 0 DP: 1 HR: 1 HBP: 0						

PITCHER		IP	WLS	BF	H	R	ER	SO	BB	IBB	HBP	BLK	WP	HR	S	P	ERA	WHIP
David Wells, L ERA: 3.74	(1, 1)	8.0	L	32	8	4	4	6	1	0	0	0	0	1	73	106	4.50	1.125
Mike Stanton, L ERA: 3.03	(9, 1)	1.0		3	0	0	0	1	0	0	0	0	0	0	9	11	0.00	0.000

PITCHER	IP	WLS	BF	H	R	ER	SO	BB	IBB	HBP	BLK	WP	HR	S	P	ERA	WHIP

TOP

Baltimore Orioles @ New York Yankees

Yankee Stadium, Bronx, NY

Wed Jun 05 2002, 7:05 PM EDT

Att. 26,506 - Sunny - 81 F

livebaseballscorecards.com

AB	32
R	4
H	8
RBI	4
BB	1
SO	7
LOB	7

Batter	1	2	3	4	5	6	7	8	9	AB	R	H	RBI	BB	SO	LOB
Alfonso Soriano, R (1, 4) OBP: 0.340, SLG: 0.582	S F B B F F B F F 3-2 X G5-3 ①		B S F B S 2-3 K ②		S B X 1-2 2-3 3-H 1B		B S F F X 1-2 G1-3 ③		B C S F F B F X 2-2 G1-3 ③	5	0	1	1	0	1	1
2 Derek Jeter, R (1, 6) OBP: 0.375, SLG: 0.423	F C S 0-3 K ②		S B B S S 2-3 K ③		S F B S 1-3 K ②			C B F B F B X 3-2 G4-3 ①		4	0	0	0	0	3	2
25 Jason Giambi, L (1, 10) OBP: 0.425, SLG: 0.606	B C B X 2-1 1B			B B X 2-0 G3 ①	C S B X 1-2 F8 ③			B B C C X 2-2 G6-3 ②		4	0	1	0	0	0	2
Bernie Williams, S (1, 8) OBP: 0.412, SLG: 0.486	X 0-0 G4-3 ③			B C B B B X 3-1 1B		C B X 1-1 G4-3 ①		C B F B X 2-2 20 HR 1B		4	1	2	0	0	0	1
20 Jorge Posada, S (1, 2) OBP: 0.376, SLG: 0.534		H 1-0 G4-6-3 HBP		C B S B B S 2-3 K ②		X 0-0 G3 ②		C B X 1-1 1-H HR		3	1	1	2	0	1	1
Robin Ventura, L (1, 5) OBP: 0.341, SLG: 0.494		X 0-0 ① ② G4-6-3 1-2f		C X 0-1 F8 ③		B B B B 4-0 PB BB		B F B X 2-1 G4-3 ③		3	0	0	0	1	0	2
Rondell White, R (1, 7) OBP: 0.327, SLG: 0.407		B C S X 1-2 1B			S B S S 1-3 K ①	B X 1-0 G2-3 ③ 1-2			B B C F B X 3-2 G4-3 ①	4	0	1	0	0	1	1
Nick Johnson, L (1, 3) OBP: 0.327, SLG: 0.411		B B X 2-0 G4-3 ③			B C B B B 4-1 2B 1B BB		B X 1-0 G4-3 ①		B C B C X 2-1 F8 ②	3	1	0	0	1	0	1
Juan Rivera, R (1, 9) OBP: 0.500, SLG: 0.667			C B B X 2-1 F8 ①		X 0-0 1B 1-3 2B		F F B X 1-2 F7 ②		S S B B B B 4-2 BB	3	0	1	0	1	0	0
Inning Stats	R: 0 H: 1 E: 0 LOB: 1 K: 1 BB: 0 S: 13 P: 18	R: 0 H: 1 E: 0 LOB: 1 K: 0 BB: 0 S: 5 P: 9	R: 0 H: 0 E: 0 LOB: 0 K: 2 BB: 0 S: 9 P: 15	R: 0 H: 1 E: 0 LOB: 1 K: 1 BB: 0 S: 8 P: 15	R: 1 H: 2 E: 0 LOB: 2 K: 2 BB: 1 S: 14 P: 22	R: 0 H: 0 E: 0 LOB: 1 K: 0 BB: 1 S: 4 P: 10	R: 0 H: 0 E: 0 LOB: 0 K: 0 BB: 0 S: 9 P: 12	R: 2 H: 2 E: 0 LOB: 0 K: 0 BB: 0 S: 14 P: 24	R: 0 H: 0 E: 0 LOB: 1 K: 0 BB: 1 S: 13 P: 24	1B: 5 SF: 0 2B: 1 SAC: 0 3B: 0 DP: 1 HR: 1 HBP: 1					WP: 0 PA: 37 PB: 1 SB: 0 CS: 0	

PITCHER		IP	WLS	BF	H	R	ER	SO	BB	IBB	HBP	BLK	WP	HR	S	P	ERA	WHIP
Travis Driskill, R ERA: 3.77	(1, 1)	7.2	W	32	7	3	3	6	2	0	1	0	0	1	74	121	3.52	1.174
Buddy Groom, L ERA: 2.57	(8, 1)	0.1	H	1	0	0	0	0	0	0	0	0	0	0	2	4	0.00	0.000
Jorge Julio, R ERA: 3.49	(9, 1)	1.0	S	4	0	0	0	0	1	0	0	0	0	0	13	24	0.00	1.000

PITCHER	IP	WLS	BF	H	R	ER	SO	BB	IBB	HBP	BLK	WP	HR	S	P	ERA	WHIP

BOTTOM

Baltimore Orioles @ New York Yankees

Yankee Stadium, Bronx, NY

Wed Jun 05 2002, 7:05 PM EDT
Att. 26,506 - Sunny - 81 F

livebaseballscorecards.com

AB	33
R	3
H	7
RBI	3
BB	3
SO	6
LOB	11

Los Angeles Dodgers @ Baltimore Orioles

Oriole Park at Camden Yards, Baltimore, MD

Fri Jun 07 2002, 7:05 PM EDT
Att. 33,624 - Cloudy - 76 F

livebaseballscorecards.com

Batter	1	2	3	4	5	6	7	8	9	AB	R	H	RBI	BB	SO	LOB
Dave Roberts, L (1, 8) OBP: 0.405, SLG: 0.404	B B C F B X 3-2 ① F2		L B X 1-1 PO 1B			C C B X 1-2 ③ G5-3			F S B C 1-3 ① K	4	0	1	0	0	1	0
Paul Lo Duca, R (1, 2) OBP: 0.364, SLG: 0.408	C B C B X 2-2 ② G5-3		C 1 SAFE 0-1 ③ PO 1-2	F C B B S 2-3 ① K			C B X 1-1 ① F7		B X 1-0 1B E 1B 1B	4	1	1	0	0	1	0
Shawn Green, L (1, 9) OBP: 0.379, SLG: 0.523	B B X 2-0 ③ G4-3			C C X 0-2 ② G5-3			X 0-0 ② G6-3		X 0-0 E 1-2 1B 1B	4	1	1	0	0	0	0
Brian Jordan, R (1, 7) OBP: 0.356, SLG: 0.554		B F B B F B 4-2 G5-3 1B BB		B X 1-0 ③ F8			C B X 1-1 E5		B B C X 2-1 ② F8	3	0	0	0	1	0	2
Eric Karros, R (1, 3) OBP: 0.355, SLG: 0.444		F F F F B X 1-2 1-2 1B			C B X 1-1 ① G6-3		C F X 0-2 ③ F9		X 0-0 E8 PB 1B 1-2 2-H 1B	4	0	2	0	0	0	1
Dave Hansen, L (1, 10) Hiram Bocachica, R (9, PR) OBP: 0.277, SLG: 0.477		C B X 1-1 ① F7			X 0-0 ② G6-3			F C X 0-2 ① P4	C B B B X 3-1 PB 1-2 2-H 1B	4 0	0 0	1 0	1 0	0 0	0 0	2 0
Adrián Beltré, R (1, 5) OBP: 0.307, SLG: 0.403		B B C C T E B X 3-2 ②③ G5-3 2-3f			B C F X 1-2 ③ F9			B C X 1-1 ② G6-3	B S F S 1-3 ③ K 1-2 2-3	4	0	0	0	0	1	4
Mark Grudzielanek, R (1, 4) OBP: 0.289, SLG: 0.335			C X 0-1 ① G6-3		B C B F X 2-2 ① F2			C B X 1-1 1B		3	0	1	0	0	0	0
Cesar Izturis, S (1, 6) OBP: 0.288, SLG: 0.338			X 0-0 ② P6		B C C C 1-3 ② K			X 0-0 ③ G1-3		3	0	0	0	0	1	1

TOP

AB	33
R	2
H	7
RBI	1
BB	1
SO	4
LOB	10

Inning Stats	1	2	3	4	5	6	7	8	9			
	R: 0 E: 0 K: 0 S: 7	H: 0 LOB: 0 BB: 0 P: 14	R: 0 E: 0 K: 0 S: 14	H: 1 LOB: 1 BB: 1 P: 23	R: 0 E: 0 K: 0 S: 6	H: 1 LOB: 0 BB: 0 P: 7	R: 0 E: 0 K: 1 S: 7	H: 0 LOB: 0 BB: 0 P: 10	R: 0 E: 0 K: 0 S: 6	H: 0 LOB: 0 BB: 0 P: 8	R: 0 E: 0 K: 1 S: 9	H: 0 LOB: 0 BB: 0 P: 13
	R: 0 E: 1 K: 0 S: 8	H: 0 LOB: 1 BB: 0 P: 10	R: 0 E: 0 K: 0 S: 8	H: 1 LOB: 1 BB: 0 P: 10	R: 2 E: 1 K: 2 S: 13	H: 4 LOB: 3 BB: 0 P: 21	1B: 7 2B: 0 3B: 0 HR: 0	SF: 0 SAC: 0 DP: 1 HBP: 0	WP: 0 PB: 1 SB: 0 CS: 0	PA: 35		

PITCHER		IP	WLS	BF	H	R	ER	SO	BB	IBB	HBP	BLK	WP	HR	S	P	ERA	WHIP
Rodrigo Lopez, R ERA: 2.51	(1, 1)	8.2	W	32	6	2	2	3	1	0	0	0	0	0	73	107	2.08	0.808
Jorge Julio, R ERA: 3.45	(9, 1)	0.1	S	2	1	0	0	1	0	0	0	0	0	0	5	9	0.00	3.000

PITCHER	IP	WLS	BF	H	R	ER	SO	BB	IBB	HBP	BLK	WP	HR	S	P	ERA	WHIP

BOTTOM

Los Angeles Dodgers @ Baltimore Orioles

Oriole Park at Camden Yards, Baltimore, MD

Fri Jun 07 2002, 7:05 PM EDT

Att. 33,624 - Cloudy - 76 F

livebaseballscorecards.com

Batter	1	2	3	4	5	6	7	8	9	AB	R	H	RBI	BB	SO	LOB
6 Melvin Mora, R (1, 7) OBP: 0.352, SLG: 0.408	B C B C X 2-2 ① G6-3		X 0-0 HR			B C X 1-1 HR		C B B F S 2-3 ② K		4	2	2	2	0	1	0
1 Brian Roberts, S (1, 4) OBP: 0.340, SLG: 0.375	C X 0-1 ② G3-1		B F X 1-1 ③ G3			B B C C B X 3-2 ① F9		B B C F F X 2-2 HR		4	1	1	1	0	0	0
Chris Singleton, L (1, 8) OBP: 0.298, SLG: 0.418	C B F B F F B X 3-2 2B			C X 0-1 ① L7		C C X 0-2 ② G6-3		F X 0-1 2B		4	0	2	0	0	0	0
Jeff Conine, R (1, 3) OBP: 0.278, SLG: 0.439	C F B X 1-2 ③ F9			C B F X 1-2 31 G3 2B		C F B C 1-3 ③ K		F X 0-1 ③ G6-3		4	0	1	0	0	1	2
31 Jay Gibbons, L (1, 9) OBP: 0.335, SLG: 0.482 Gary Matthews, S (9, 9) OBP: 0.370, SLG: 0.448		B X 1-0 ① F3		S B C X 1-2 ② G3 2-3			B X 1-0 1B 2B			3 0	1 0	1 0	0 0	0 0	0 0	1 0
Tony Batista, R (1, 5) OBP: 0.340, SLG: 0.549		B X 1-0 ② P4		C X 0-1 ③ F9			C F B B B X 3-2 ① 2-H 1B			3	0	1	1	0	0	1
21 Marty Cordova, R (1, 10) OBP: 0.323, SLG: 0.440		B C X 1-1 ③ G5-3		B B C X 2-1 ① G6-3			S X 0-1 ② G4-3			3	0	0	0	0	0	0
Geronimo Gil, R (1, 2) OBP: 0.285, SLG: 0.433			B F S S 1-3 ① K	B B S S S 2-3 ② K			B X 1-0 ③ F3			3	0	0	0	0	2	0
Mike Bordick, R (1, 6) OBP: 0.303, SLG: 0.369			B C C F X 1-2 ② G6-3	C B X 1-1 ③ G3				B X 1-0 ① F3		3	0	0	0	0	0	0
Inning Stats	R: 0 H: 1 E: 0 LOB: 1 K: 0 BB: 0 S: 13 P: 19	R: 0 H: 0 E: 0 LOB: 0 K: 0 BB: 0 S: 4 P: 7	R: 1 H: 1 E: 0 LOB: 0 K: 1 BB: 0 S: 10 P: 13	R: 0 H: 1 E: 0 LOB: 1 K: 0 BB: 0 S: 10 P: 12	R: 0 H: 0 E: 0 LOB: 0 K: 1 BB: 0 S: 7 P: 12	R: 1 H: 1 E: 0 LOB: 0 K: 1 BB: 0 S: 11 P: 16	R: 1 H: 2 E: 0 LOB: 0 K: 0 BB: 0 S: 7 P: 12	R: 1 H: 2 E: 0 LOB: 1 K: 1 BB: 0 S: 12 P: 17		1B: 1 SF: 0 2B: 4 SAC: 0 3B: 0 DP: 0 HR: 3 HBP: 0						

| | | | | | |

Los Angeles Dodgers @ Baltimore Orioles

Oriole Park at Camden Yards, Baltimore, MD

Sat Jun 08 2002, 7:05 PM EDT

Att. 39,489 - Sunny - 78 F

livebaseballscorecards.com

Batter	1	2	3	4	5	6	7	8	9	AB	R	H	RBI	BB	SO	LOB
Dave Roberts, L (1, 8) OBP: 0.405, SLG: 0.418	B B B C C X 3-2 2B SF9 1B		C X 0-1 ① B3-4	C B C B B X 3-2 ③ P4			C B X 1-1 1B 2-H 3B	C B X 1-1 ③ F7		5	2	2	1	0	0	0
Paul Lo Duca, R (1, 2) OBP: 0.374, SLG: 0.419	C F X 0-2 1-3 2B		B B B B 4-0 HR BB		F X 0-1 ① F8		F B B S F F X 2-2 FC5-4 S 3-H 1B		B X 1-0 G5-4-3 1B	4	1	3	1	1	0	0
Shawn Green, L (1, 9) OBP: 0.379, SLG: 0.532	C C B B X 2-2 ① F7		B X 1-0 1-H HR		X 0-0 ② G3		B B B I 4-0 FC5-4 1-2 IBB		X 0-0 ① ② G5-4-3 1-2f	4	1	1	2	1	0	3
Brian Jordan, R (1, 10) OBP: 0.352, SLG: 0.542	B C F B B F B 4-2 BB		B F B F X 2-2 ② F3		F B C C 1-3 ③ K		F B F B F X 2-2 ② FC5-4 1-2f 2-3		B B F C S 2-3 ③ K	4	0	0	0	1	2	2
Eric Karros, R (1, 3) OBP: 0.353, SLG: 0.443	C X 0-1 ② SF9 3-H		F B C X 1-2 S 1B			B X 1-0 ① G4-3	B F B B X 3-1 ③ G1-3			3	0	1	1	0	0	2
Marquis Grissom, R (1, 7) OBP: 0.331, SLG: 0.521	B C S B C 2-3 ③ K		B C C S 1-3 ③ K 1-2			B X 1-0 ② G4-3		B X 1-0 HR 1B		4	1	1	0	0	2	3
Adrian Beltré, R (1, 5) OBP: 0.306, SLG: 0.400		F C F X 0-2 G6-4-3 1B		C F X 0-2 E5 G6-3 S G6-3		B S X 1-1 ③ F9		F B B F S 2-3 ① K		4	1	1	0	0	1	1
Mark Grudzielanek, R (1, 4) OBP: 0.293, SLG: 0.358		B X 1-0 ① ② G6-4-3 1-2f		C B X 1-1 ① G6-3 1-3			F C X 0-2 3B 2B	B B F X 2-1 1-H HR		4	2	2	2	0	0	2
Cesar Izturis, S (1, 6) OBP: 0.283, SLG: 0.332		F X 0-1 ③ G4-3		C B F X 1-2 ② G6-3 3-H			B X 1-0 ① F7	X 0-0 ② G6-3		4	0	0	1	0	0	1
Inning Stats	R: 1 H: 2 E: 0 LOB: 2 K: 1 BB: 1 S: 17 P: 28	R: 0 H: 1 E: 0 LOB: 0 K: 0 BB: 0 S: 7 P: 8	R: 2 H: 2 E: 0 LOB: 1 K: 1 BB: 1 S: 12 P: 21	R: 1 H: 0 E: 1 LOB: 0 K: 0 BB: 0 S: 11 P: 16	R: 0 H: 0 E: 0 LOB: 0 K: 1 BB: 0 S: 6 P: 7	R: 0 H: 0 E: 0 LOB: 0 K: 0 BB: 0 S: 4 P: 7	R: 2 H: 3 E: 0 LOB: 2 K: 0 BB: 1 S: 17 P: 30	R: 2 H: 2 E: 0 LOB: 0 K: 1 BB: 0 S: 9 P: 15	R: 0 H: 1 E: 0 LOB: 0 K: 1 BB: 0 S: 5 P: 8	1B: 6 SF: 1 2B: 2 SAC: 0 3B: 1 DP: 2 HR: 2 HBP: 0						

	AB	36
	R	8
	H	11
	RBI	8
	BB	3
	SO	5
	LOB	14

WP: 0 PA: 40
PB: 0
SB: 3
CS: 0

PITCHER		IP	WLS	BF	H	R	ER	SO	BB	IBB	HBP	BLK	WP	HR	S	P	ERA	WHIP
Jason Johnson, R ERA: 5.27	(1, 1)	6.0	L	25	5	4	3	3	2	0	0	0	0	1	57	87	4.50	1.167
Chris Brock, R ERA: 11.25	(7, 1)	1.0		7	3	2	2	0	0	1	0	0	0	0	17	30	18.00	3.000
Rick Bauer, R ERA: 5.23	(8, 1)	1.0		5	2	2	2	1	0	0	0	0	0	1	9	15	18.00	2.000
Willis Roberts, R ERA: 1.85	(9, 1)	1.0		3	1	0	0	1	0	0	0	0	0	0	5	8	0.00	1.000

PITCHER		IP	WLS	BF	H	R	ER	SO	BB	IBB	HBP	BLK	WP	HR	S	P	ERA	WHIP

BOTTOM

Batter	1	2	3	4	5	6	7	8	9	AB	R	H	RBI	BB	SO	LOB
6 Melvin Mora, R (1, 8) OBP: 0.346, SLG: 0.400	B B C C X 2-2 F8 ①		C S B B B S 3-3 K ①			X 0-0 P4 ①		B B S F F S 2-3 K ①		4	0	0	0	0	2	1
1 Brian Roberts, S (1, 10) OBP: 0.333, SLG: 0.353	B C C B X 2-2 P5 ②		F C B B S 2-3 K ②			X 0-0 G1-3 ②		B B S B B 4-1 1-2 BB		3	0	0	0	1	1	0
Gary Matthews, S (1, 9) OBP: 0.366, SLG: 0.435	C S B B F B B 4-2 1B HR BB		B C X 1-1 G1-3 ③			X 0-0 G6-3 ③		C C F B F X 1-2 P5 ②		3	1	0	0	1	0	2
Jeff Conine, R (1, 3) OBP: 0.286, SLG: 0.444	F B B X 2-1 1-3 HR 1B			X 0-0 1B ①			C F F B X 1-2 BB 1B	B B X 2-0 G4-3 ③		4	1	3	0	0	0	2
Tony Batista, R (1, 5) OBP: 0.347, SLG: 0.564	B B B X 3-0 1-H 3-H HR			C B C B X 2-2 CS 1B			B B B C B 4-1 21 2B 1-2 G6-3 BB ①		C S B B S 2-3 K ①	3	2	2	3	1	1	0
21 Marty Cordova, R (1, 7) OBP: 0.321, SLG: 0.442	B S X 1-1 F3 ③			B B F B X 3-1 F8 ②			B C B S T X 2-2 1-3 2B		X 0-0 G5-3 ②	4	0	1	0	0	0	1
Geronimo Gil, R (1, 2) OBP: 0.280, SLG: 0.425 Chris Singleton, L (9, PH) OBP: 0.296, SLG: 0.416		F C T B X 1-2 F7 ①	S F 1 SAFE 0-2 1-2 CS ③		S C B S 1-3 K ①		F F X 0-2 3-H G6-3 ②		B B F S T S X 2-2 F9 ③	3 1	0 0	0 0	1 0	0 0	1 0	1 0
Mike Bordick, R (1, 6) OBP: 0.298, SLG: 0.363		B C F B B X 3-2 F9 ②			C B S F B B C 3-3 K ②	X 0-0 G6-3 ③				3	0	0	0	0	1	1
Jerry Hairston, R (1, 4) OBP: 0.322, SLG: 0.331		C F B X 1-2 G6-3 ③			C B X 1-1 G1-3 ③			B B X 2-0 1 BB 1B		3	0	1	0	0	0	0
Inning Stats	R: 3 H: 2 E: 0 LOB: 0 K: 0 BB: 1 S: 14 P: 28	R: 0 H: 0 E: 0 LOB: 0 K: 0 BB: 0 S: 10 P: 15	R: 0 H: 0 E: 0 LOB: 0 K: 2 BB: 0 S: 8 P: 14	R: 0 H: 2 E: 0 LOB: 0 K: 0 BB: 0 S: 8 P: 13	R: 0 H: 0 E: 0 LOB: 0 K: 2 BB: 0 S: 10 P: 15	R: 0 H: 0 E: 0 LOB: 0 K: 0 BB: 0 S: 3 P: 3	R: 1 H: 2 E: 0 LOB: 1 K: 0 BB: 1 S: 13 P: 20	R: 0 H: 1 E: 0 LOB: 2 K: 1 BB: 1 S: 13 P: 24	R: 0 H: 0 E: 0 LOB: 0 K: 1 BB: 0 S: 8 P: 12	1B: 5 SF: 0 2B: 1 SAC: 0 3B: 0 DP: 0 HR: 1 HBP: 0						WP: 0 PA: 35 PB: 0 SB: 0 CS: 1	

PITCHER		IP	WLS	BF	H	R	ER	SO	BB	IBB	HBP	BLK	WP	HR	S	P	ERA	WHIP
Kaz Ishii, L ERA: 3.15	(1, 1)	6.1	W	23	5	4	4	4	2	0	0	0	0	1	58	98	5.68	1.105
Giovanni Carrara, R ERA: 4.25	(7, 1)	0.2	H	3	1	0	0	0	0	0	0	0	0	0	8	10	0.00	1.500
Paul Quantrill, R ERA: 4.01	(8, 1)	1.0		5	1	0	0	1	1	0	0	0	0	0	13	24	0.00	2.000
Eric Gagne, R ERA: 1.44	(9, 1)	1.0		3	0	0	0	1	0	0	0	0	0	0	8	12	0.00	0.000

PITCHER	IP	WLS	BF	H	R	ER	SO	BB	IBB	HBP	BLK	WP	HR	S	P	ERA	WHIP

Los Angeles Dodgers @ Baltimore Orioles

Oriole Park at Camden Yards, Baltimore, MD

Sat Jun 08 2002, 7:05 PM EDT

Att. 39,489 - Sunny - 78 F

livebaseballscorecards.com

AB	31
R	4
H	7
RBI	4
BB	3
SO	6
LOB	8

Batter	1	2	3	4	5	6	7	8	9	AB	R	H	RBI	BB	SO	LOB
Dave Roberts, L (1, 8) OBP: 0.401, SLG: 0.413	B C B C S 2-3 ① K		C B X 1-1 ① FC4-6 E SF9 1-2f		B B C X 2-1 G4-6-3 1B			B B C X 2-1 ① F9		4	1	1	0	0	1	1
Paul Lo Duca, R (1, 7) (9, 3) OBP: 0.368, SLG: 0.411	F F X 0-2 ② G6-3		C F X 0-2 E5 SF9 BB 1-3		C X 0-1 ② ③ G4-6-3 1-2f			B F B C X 2-2 ② L6		4	0	0	0	0	0	2
Shawn Green, L (1, 10) OBP: 0.381, SLG: 0.529	X 0-0 2B 1B		B B F B B 4-1 FC6-4 1-2 BB			F B C F S 1-3 ① K		F F F B B X 2-2 ③ G6-3		3	1	1	0	1	1	0
Brian Jordan, R (1, 9) OBP: 0.355, SLG: 0.549	C F F F B B F X 2-2 1-H 2B		X 0-0 ② SF9 2-3 3-H			F B B X 2-1 ② P4			C B B B X 3-1 G6-4-3 1B	3	0	2	2	0	0	0
Eric Karros, R (1, 3) OBP: 0.346, SLG: 0.435 Marquis Grissom, R (9, 7) OBP: 0.331, SLG: 0.521	C B X 1-1 ③ G6-3		C S X 0-2 ③ FC6-4 1-2f			X 0-0 ③ G6-3			B X 1-0 ① F9	4 0	0 0	0 0	0 0	0 0	0 0	4 0
Mark Grudzielanek, R (1, 4) OBP: 0.288, SLG: 0.351		X 0-0 ① F8		C S X 0-2 ① G4-3			C X 0-1 ① F8		C B S X 1-2 ② ③ G6-4-3 1-2f	4	0	0	0	0	0	1
Adrian Beltré, R (1, 5) OBP: 0.306, SLG: 0.397		B C B B X 3-1 ② G6-3		C X 0-1 ② G5-3			B B B 4-0 FC4-6 BB			2	0	0	0	1	0	0
Alex Cora, L (1, 6) OBP: 0.344, SLG: 0.509		B B C B X 3-1 ③ F7		C B C X 1-2 ③ G3-1			B C X 1-1 ② FC4-6 1-2f			3	0	0	0	0	0	1
Chad Kreuter, S (1, 2) OBP: 0.305, SLG: 0.320			X 0-0 FC4-6 1B		C B F B X 2-2 ① P6		B F S P F B S 3-3 ③ K			3	0	1	0	0	1	1
Inning Stats	R: 1 H: 2 E: 0 LOB: 1 K: 1 BB: 0 S: 15 P: 20	R: 0 H: 0 E: 0 LOB: 0 K: 0 BB: 0 S: 5 P: 11	R: 1 H: 1 E: 1 LOB: 2 K: 0 BB: 1 S: 11 P: 16	R: 0 H: 0 E: 0 LOB: 0 K: 0 BB: 0 S: 8 P: 9	R: 0 H: 1 E: 0 LOB: 0 K: 0 BB: 0 S: 7 P: 11	R: 0 H: 0 E: 0 LOB: 0 K: 1 BB: 0 S: 7 P: 10	R: 0 H: 0 E: 0 LOB: 1 K: 1 BB: 1 S: 9 P: 16	R: 0 H: 0 E: 0 LOB: 0 K: 0 BB: 0 S: 9 P: 15	R: 0 H: 1 E: 0 LOB: 0 K: 0 BB: 0 S: 6 P: 11	1B: 4 SF: 1 2B: 1 SAC: 0 3B: 0 DP: 2 HR: 0 HBP: 0						WP: 0 PA: 33 PB: 0 SB: 0 CS: 0

PITCHER	IP	WLS	BF	H	R	ER	SO	BB	IBB	HBP	BLK	WP	HR	S	P	ERA	WHIP
Sidney Ponson, R (1, 1) ERA: 4.32	9.0	L	33	5	2	1	3	2	0	0	0	0	0	77	119	1.00	0.778

PITCHER	IP	WLS	BF	H	R	ER	SO	BB	IBB	HBP	BLK	WP	HR	S	P	ERA	WHIP

TOP

Los Angeles Dodgers @ Baltimore Orioles

Oriole Park at Camden Yards, Baltimore, MD

Sun Jun 09 2002, 1:35 PM EDT
Att. 38,569 - Cloudy - 84 F

livebaseballscorecards.com

AB	30
R	2
H	5
RBI	2
BB	2
SO	3
LOB	10

Los Angeles Dodgers @ Baltimore Orioles

Oriole Park at Camden Yards, Baltimore, MD

Sun Jun 09 2002, 1:35 PM EDT

Att. 38,569 - Cloudy - 84 F

livebaseballscorecards.com

BOTTOM

Batter	1	2	3	4	5	6	7	8	9	AB	R	H	RBI	BB	SO	LOB
6 Melvin Mora, R (1, 7) OBP: 0.345, SLG: 0.397	K		G1-3			1 G4-6-3 1B			K 2-3	4	0	1	0	0	2	2
1 Brian Roberts, S (1, 4) OBP: 0.311, SLG: 0.327	G5-3		FC6-5-4 2-2			G4-6-3 1-2f			K	4	0	0	0	0	1	3
Chris Singleton, L (1, 8) OBP: 0.290, SLG: 0.407	K			K			K		F7	4	0	0	0	0	3	1
Jeff Conine, R (1, 3) OBP: 0.290, SLG: 0.445		31 G6-3 1B		K			31 G4-6-3 BB			2	0	1	0	1	1	0
31 Jay Gibbons, L (1, 9) OBP: 0.330, SLG: 0.475		G6-3 1-2f		G4-3			G4-6-3 1-2f			3	0	0	0	0	0	2
Tony Batista, R (1, 5) OBP: 0.343, SLG: 0.557		K		F8				K		3	0	0	0	0	2	0
21 Marty Cordova, R (1, 10) OBP: 0.321, SLG: 0.446			1B 2B	K				K		3	1	1	0	0	2	0
Brook Fordyce, R (1, 2) OBP: 0.281, SLG: 0.298			1 FC6-5-4 BLK 2-H 1B	G6-3				K		3	0	1	1	0	1	0
Mike Bordick, R (1, 6) OBP: 0.295, SLG: 0.358 Gary Matthews, S (9, PH) OBP: 0.371, SLG: 0.450			F9 1-2			G1-3			6 S 2B	2	0	0	0	0	0	1
										1	0	1	0	0	0	0
Inning Stats	R: 0 E: 0 K: 2 S: 11 H: 0 LOB: 0 BB: 0 P: 18	R: 0 E: 0 K: 1 S: 7 H: 1 LOB: 0 BB: 0 P: 11	R: 1 E: 0 K: 0 S: 10 H: 2 LOB: 1 BB: 0 P: 13	R: 0 E: 0 K: 2 S: 10 H: 0 LOB: 0 BB: 0 P: 12	R: 0 E: 0 K: 1 S: 8 H: 0 LOB: 0 BB: 0 P: 14	R: 0 E: 0 K: 0 S: 6 H: 1 LOB: 0 BB: 0 P: 9	R: 0 E: 0 K: 1 S: 5 H: 0 LOB: 0 BB: 1 P: 10	R: 0 E: 0 K: 3 S: 10 H: 0 LOB: 0 BB: 0 P: 12	R: 0 E: 0 K: 2 S: 12 H: 1 LOB: 1 BB: 0 P: 18	1B: 3 2B: 2 3B: 0 HR: 0	SF: 0 SAC: 0 DP: 3 HBP: 0						

	AB	29
	R	1
	H	5
	RBI	1
	BB	1
	SO	12
	LOB	9

WP: 0 PB: 0 SB: 1 CS: 0 PA: 30

PITCHER		IP	WLS	BF	H	R	ER	SO	BB	IBB	HBP	BLK	WP	HR	S	P	ERA	WHIP
Odalis Perez, L ERA: 2.62	(1, 1)	8.0	W	26	4	1	1	10	1	0	0	1	0	0	67	99	1.12	0.625
Eric Gagne, R ERA: 1.39	(9, 1)	1.0	S	4	1	0	0	2	0	0	0	0	0	0	12	18	0.00	1.000

PITCHER	IP	WLS	BF	H	R	ER	SO	BB	IBB	HBP	BLK	WP	HR	S	P	ERA	WHIP

Batter	1	2	3	4	5	6	7	8	9	AB	R	H	RBI	BB	SO	LOB
Mark Kotsay, L (1, 8) OBP: 0.391, SLG: 0.480	G4-3	CS 1-2	G4-3		G6-3		K	P6		5	0	0	0	0	1	2
Deivi Cruz, R (1, 6) OBP: 0.308, SLG: 0.400	G1-4-3		G5-3		1B		G6-3	L4		5	0	1	0	0	0	2
Ryan Klesko, L (1, 3) OBP: 0.439, SLG: 0.599	G4-3		BB		P6		HR		2B	4	1	2	1	1	0	1
Ray Lankford, L (1, 7) OBP: 0.352, SLG: 0.304		1B 1B 1B	F8			G3	FC6-4 BB		G6-3	4	1	1	0	1	0	2
Ron Gant, R (1, 9) OBP: 0.326, SLG: 0.440		K		G6-3		BB BB BB	FC6-4 1-2f		K	4	0	0	0	1	2	3
Bubba Trammell, R (1, 10) OBP: 0.323, SLG: 0.365 Trenidad Hubbard, R (8, PR) OBP: 0.263, SLG: 0.247		1B 1-2 1B 1B		HR		BB 1-2		1B E BB	G6-3	2 1	2 1	2 0	1 0	2 0	0 0	0 1
Wiki Gonzalez, R (1, 2) OBP: 0.328, SLG: 0.281		1B FC6-4 1-3 2-H 1B		G1-6-3 1B		BB		FC5-6 E 1-3 1B		3	1	3	1	1	0	0
Ramón Vázquez, L (1, 4) OBP: 0.300, SLG: 0.310 D'Angelo Jimenez, S (8, PH) OBP: 0.310, SLG: 0.315 (8, 5)		FC6-4 1-3 3-H 1B		G1-6-3 1-2f		K		E5 FC5-6 1-2 3-H		3 1	0 0	1 0	1 0	0 0	1 0	4 1
Julius Matos, R (1, 5) OBP: 0.353, SLG: 0.529 (8, 4)	FC6-4 CS 1-2f 3-H				F3	K		FC5-6 1-2 2-3f		4	0	0	1	0	1	6
Inning Stats	R: 0 H: 0 E: 0 LOB: 0 K: 0 BB: 0 S: 3 P: 5	R: 3 H: 4 E: 0 LOB: 0 K: 1 BB: 0 S: 14 P: 22	R: 0 H: 0 E: 0 LOB: 1 K: 0 BB: 1 S: 5 P: 13	R: 1 H: 2 E: 0 LOB: 0 K: 0 BB: 0 S: 8 P: 15	R: 0 H: 1 E: 0 LOB: 1 K: 0 BB: 0 S: 14 P: 22	R: 0 H: 0 E: 0 LOB: 3 K: 2 BB: 3 S: 18 P: 35	R: 1 H: 1 E: 0 LOB: 1 K: 1 BB: 1 S: 12 P: 20	R: 1 H: 1 E: 1 LOB: 2 K: 0 BB: 1 S: 11 P: 18	R: 0 H: 1 E: 0 LOB: 1 K: 1 BB: 0 S: 12 P: 15	1B: 7 SF: 0 2B: 1 SAC: 0 3B: 0 DP: 1 HR: 2 HBP: 0						WP: 0 PA: 43 PB: 0 SB: 0 CS: 1	

PITCHER		IP	WLS	BF	H	R	ER	SO	BB	IBB	HBP	BLK	WP	HR	S	P	ERA	WHIP
Scott Erickson, R ERA: 5.12	(1, 1)	5.1		24	7	4	4	1	3	0	0	0	0	1	50	92	6.75	1.875
Willis Roberts, R ERA: 1.82	(6, 1)	0.2	H	3	0	0	0	2	1	0	0	0	0	0	12	20	0.00	1.500
B.J. Ryan, L ERA: 6.75	(7, 1)	0.2	H	4	1	1	1	1	1	0	0	0	0	1	11	18	13.50	3.000
Rick Bauer, R ERA: 5.17	(7, 1)	0.1	H	3	1	1	0	0	1	0	0	0	0	0	4	9	0.00	6.000
Buddy Groom, L ERA: 2.42	(8, 1)	1.1	W	6	1	0	0	0	0	0	0	0	0	0	12	16	0.00	0.750

PITCHER		IP	WLS	BF	H	R	ER	SO	BB	IBB	HBP	BLK	WP	HR	S	P	ERA	WHIP
Jorge Julio, R ERA: 3.38	(9, 1)	0.2	S	2	0	0	0	1	0	0	0	0	0	0	8	10	0.00	0.000

TOP

San Diego Padres @ Baltimore Orioles

Oriole Park at Camden Yards, Baltimore, MD

Mon Jun 10 2002, 7:05 PM EDT
Att. 30,075 - Cloudy - 92 F

livebaseballscorecards.com

AB	36
R	6
H	10
RBI	5
BB	6
SO	5
LOB	22

BOTTOM

San Diego Padres @ Baltimore Orioles
Oriole Park at Camden Yards, Baltimore, MD
Mon Jun 10 2002, 7:05 PM EDT
Att. 30,075 - Cloudy - 92 F

livebaseballscorecards.com

Batter	1	2	3	4	5	6	7	8	9	AB	R	H	RBI	BB	SO	LOB
6 Melvin Mora, R (1, 10) OBP: 0.350, SLG: 0.418	G5-3	0-1 1-H 2-H 3-H 2B		4-2 1 BB 1-2 BB		2-3 K		1-0 2-H HR		4	1	2	5	1	1	0
1 Brian Roberts, S (1, 4) OBP: 0.318, SLG: 0.310	4-1 G4-3 BB	2-2 F8		4-2 G4-6-3 1-2 2-3 BB		1-2 F8		3-2 F8		3	0	0	0	2	0	2
Chris Singleton, L (1, 8) OBP: 0.285, SLG: 0.399	2-2 G4-3 1-2		1-0 G3-1	0-2 G4-6-3 1-2f			2-3 K			4	0	0	0	0	1	4
Jeff Conine, R (1, 3) OBP: 0.286, SLG: 0.438	1-2 F8		1-1 G4-3		2-0 G6-3		1-1 L5			4	0	0	0	0	0	1
31 Jay Gibbons, L (1, 9) Gary Matthews, S (9, 9) OBP: 0.338, SLG: 0.473 OBP: 0.371, SLG: 0.450		4-2 BB 6 2B 21 1B BB	1-3 K		4-0 21 1B WP BB		4-0 BB			1 0	2 0	0 0	0 0	3 0	1 0	0 0
Tony Batista, R (1, 5) OBP: 0.341, SLG: 0.556	0-0 L8			1-0 SH2-4 WP 2B	2-1 F8 1-2		3-1 F7			4	1	1	0	0	0	3
21 Marty Cordova, R (1, 7) OBP: 0.330, SLG: 0.449	3-2 BB 6 2B 1-2 1B			4-1 WP SH2-4 1B BB	2-0 2-H 1B			0-0 F9		3	2	2	1	1	0	0
Brook Fordyce, R (1, 2) Jerry Hairston, R (8, PR) OBP: 0.284, SLG: 0.288 OBP: 0.322, SLG: 0.331 Geronimo Gil, R (9, 2) OBP: 0.280, SLG: 0.425	2-0 L8			0-1 SH2-4 1-2 2-3	2-2 L7			2-2 6 WP G5-3 6 HR HBP		2 0 0	0 1 0	0 0 0	0 0 0	0 0 0	0 0 0	3 0 0
Mike Bordick, R (1, 6) OBP: 0.299, SLG: 0.358		4-0 6 2B 1-2 2-3 BB		2-0 1 BB 6 S 2-H 3-H 1B		3-2 G5-3		2-1 G5-3 1-2		3	1	1	1	1	0	1
Inning Stats	R: 0 E: 0 K: 0 S: 10 H: 0 LOB: 1 BB: 1 P: 18	R: 3 E: 0 K: 0 S: 15 H: 2 LOB: 1 BB: 2 P: 30	R: 0 E: 0 K: 1 S: 7 H: 0 LOB: 0 BB: 0 P: 10	R: 2 E: 0 K: 0 S: 14 H: 2 LOB: 2 BB: 3 P: 29	R: 1 E: 0 K: 0 S: 9 H: 1 LOB: 1 BB: 1 P: 21	R: 0 E: 0 K: 1 S: 16 H: 0 LOB: 0 BB: 0 P: 22	R: 0 E: 0 K: 1 S: 7 H: 0 LOB: 1 BB: 1 P: 17	R: 2 E: 0 K: 0 S: 10 H: 1 LOB: 1 BB: 0 P: 18		1B: 3 2B: 2 3B: 0 HR: 1	SF: 0 SAC: 1 DP: 1 HBP: 1			WP: 3 PB: 0 SB: 1 CS: 0	PA: 38		

PITCHER		IP	WLS	BF	H	R	ER	SO	BB	IBB	HBP	BLK	WP	HR	S	P	ERA	WHIP
Dennis Tankersley, R ERA: 7.75	(1, 1)	3.1		19	4	5	5	1	5	0	0	0	1	0	39	76	13.50	2.700
Jason Middlebrook, R ERA: 5.33	(4, 1)	2.2		10	1	1	1	1	2	0	0	0	1	0	32	54	3.38	1.125
Jeremy Fikac, R ERA: 4.13	(7, 1)	2.0	L	9	1	2	2	1	1	0	1	0	1	1	17	35	9.00	1.000

PITCHER	IP	WLS	BF	H	R	ER	SO	BB	IBB	HBP	BLK	WP	HR	S	P	ERA	WHIP

AB	28
R	8
H	6
RBI	7
BB	8
SO	3
LOB	14

San Diego Padres @ Baltimore Orioles

Oriole Park at Camden Yards, Baltimore, MD

Tue Jun 11 2002, 7:05 PM EDT

Att. 32,829 - Cloudy - 96 F

livebaseballscorecards.com

TOP

Batter	1	2	3	4	5	6	7	8	9	10	AB	R	H	RBI	BB	SO	LOB
Mark Kotsay, L (1, 8) OBP: 0.387, SLG: 0.474	C X 0-1 1B		B C B F X 2-2 ① F8		X 0-0 ①② G3-6-3 1-2f		S X 0-1 ③ F9		C F C 0-3 ① K		5	0	1	0	0	1	3
D'Angelo Jimenez, S (1, 5) OBP: 0.308, SLG: 0.310	B X 1-0 ① L7		B B X 2-0 ② F8		B B X 2-0 ③ G4-3			B B B B 4-0 HBP 1B BB BB	X 0-0 ② L9		4	1	0	0	1	0	2
Ryan Klesko, L (1, 3) OBP: 0.434, SLG: 0.589	X 0-0 ② P6		C C X 0-2 ③ P6			S B C X 1-2 ① F9		C B X 1-1 BB HBP 1-2 1B	S X 0-1 ③ G6-3		5	1	1	0	0	0	2
Ray Lankford, L (1, 7) OBP: 0.353, SLG: 0.324	F B B S B X 3-2 G4-3			C B S B B X 3-2 HR		C F F X 0-2 ② L8		B C H 2-1 BB 1-2 2-3 1B HBP		B C F C 1-3 ① K	4	2	1	1	0	1	1
Ron Gant, R (1, 10) OBP: 0.330, SLG: 0.468		B C B S B X 3-2 ① G5-3		B B C F X 2-2 ① G5-3		B B F X 2-1 HR		B B B B 4-0 L9 1B 1-2 2-3 3-H BB		S S B B X 2-2 ② P4	4	1	1	2	1	0	0
Bubba Trammell, R (1, 9) OBP: 0.326, SLG: 0.368 Trenidad Hubbard, R (8, PR) OBP: 0.259, SLG: 0.243 (8, 9)		B F X 1-1 1B		B B X 2-0 ② F7		S B B C S 2-3 ③ K		B C S X 1-2 1-2 2-H 3-H 1B		B X 1-0 ③ G6-3	4 1	0 0	2 0	2 0	0 0	1 0	0 0
Deivi Cruz, R (1, 6) OBP: 0.307, SLG: 0.397		B C F B B F X 3-2 ② F8		F B F B B X 3-2 2B 1B			C C B B F B X 3-2 ① G5-3	X 0-0 ① L9 2-3			4	0	1	0	0	0	3
Wiki Gonzalez, R (1, 2) OBP: 0.338, SLG: 0.328		C B C X 1-2 ③ G3		X 0-0 ③ 1-H 2B			B B C X 2-1 2B	B B X 2-0 ② P4			4	0	2	0	0	0	3
Ramón Vázquez, L (1, 4) OBP: 0.308, SLG: 0.318 Julius Matos, R (8, PH) OBP: 0.333, SLG: 0.500 (8, 4)			C C X 0-2 1B		X 0-0 G3-6-3 1B		B C S C 1-3 ② K	C B F S 1-3 ③ K			3 1	0 0	2 0	0 0	0 0	1 1	1 2
Inning Stats	R: 0 E: 0 K: 0 S: 7 H: 1 LOB: 1 BB: 0 P: 11	R: 0 E: 0 K: 0 S: 12 H: 1 LOB: 1 BB: 0 P: 20	R: 0 E: 0 K: 0 S: 10 H: 1 LOB: 1 BB: 0 P: 14	R: 1 E: 0 K: 0 S: 11 H: 3 LOB: 2 BB: 0 P: 21	R: 0 E: 0 K: 0 S: 3 H: 1 LOB: 0 BB: 0 P: 5	R: 1 E: 0 K: 1 S: 12 H: 1 LOB: 0 BB: 0 P: 17	R: 0 E: 0 K: 1 S: 12 H: 1 LOB: 1 BB: 0 P: 18	R: 3 E: 0 K: 1 S: 11 H: 2 LOB: 2 BB: 2 P: 26	R: 0 E: 0 K: 1 S: 6 H: 0 LOB: 0 BB: 0 P: 6	R: 0 E: 0 K: 1 S: 7 H: 0 LOB: 0 BB: 0 P: 11	1B: 7 2B: 2 3B: 0 HR: 2	SF: 0 SAC: 0 DP: 1 HBP: 1						

AB	39
R	5
H	11
RBI	5
BB	2
SO	5
LOB	17

WP: 0 PB: 0 SB: 0 CS: 0 PA: 42

PITCHER		IP	WLS	BF	H	R	ER	SO	BB	IBB	HBP	BLK	WP	HR	S	P	ERA	WHIP
Travis Driskill, R ERA: 3.62	(1, 1)	6.1		26	9	2	2	1	0	0	0	0	0	2	62	100	2.84	1.421
B.J. Ryan, L ERA: 7.84	(7, 1)	0.2	H	5	1	3	3	1	1	0	1	0	0	0	8	16	40.50	3.000
Willis Roberts, R ERA: 1.78	(8, 1)	0.2	B	4	1	0	0	0	1	0	0	0	0	0	5	12	0.00	3.000
Buddy Groom, L ERA: 2.28	(8, 1)	1.1		4	0	0	0	2	0	0	0	0	0	0	9	10	0.00	0.000
Jorge Julio, R ERA: 3.26	(10, 1)	1.0	W	3	0	0	0	1	0	0	0	0	0	0	7	11	0.00	0.000

PITCHER	IP	WLS	BF	H	R	ER	SO	BB	IBB	HBP	BLK	WP	HR	S	P	ERA	WHIP

Batter	1	2	3	4	5	6	7	8	9	10	AB	R	H	RBI	BB	SO	LOB
6 Melvin Mora, R (1, 8) OBP: 0.351, SLG: 0.418	C B F X 1-2 2B 1B	C B B B S S 3-3 ③ K		C X 0-1 1 1B 1 WP 2-H 3-H 1B		X 0-0 ② F7		X 0-0 ③ B1-3			5	1	2	2	0	1	5
1 Brian Roberts, S (1, 10) OBP: 0.324, SLG: 0.333	C B F X 1-2 ① F9		B X 1-0 CS 2B	B C X 1-1 1-3 1B		B C B B X 3-1 ③ F8			X 0-0 ① G3-4-1		5	0	2	0	0	0	1
Gary Matthews, S (1, 9) OBP: 0.357, SLG: 0.430	X 0-0 ② F3		B F B F S 2-3 ① K	C C B B S 2-3 ② K			B X 1-0 ① G3-1		X 0-0 ② G4-3		5	0	0	0	0	2	4
Jeff Conine, R (1, 3) OBP: 0.288, SLG: 0.439	B B X 2-0 1-H 2B		C F B X 1-2 ②③ F3 2-3	C F B B S 2-3 ③ K			B B B 4-0 G5-4-3 BB		C F B B X 2-2 ③ G6-3		4	0	1	1	1	1	3
Tony Batista, R (1, 5) OBP: 0.342, SLG: 0.570	B B B B F F C 3-3 ③ K			B B X 2-0 21 2B 2B	B B S B F F X 3-2 ① G5-3		C B X 1-1 ②③ G5-4-3 1-2f			B C S B X 2-2 HR	5	2	2	1	0	1	2
21 Marty Cordova, R (1, 7) OBP: 0.328, SLG: 0.451		C B B B C X 2-2 ① F9		B B B X 3-0 2-H 2B 2B	C F B S 1-3 ② K			B C X 1-1 ① G6-3			4	1	1	1	0	1	0
Geronimo Gil, R (1, 2) OBP: 0.291, SLG: 0.439 Chris Singleton, L (8, PR) OBP: 0.285, SLG: 0.399 Brook Fordyce, R (9, 2) OBP: 0.284, SLG: 0.288		B B B C F F X 3-2 BB 1B		L C B S 1-3 ① K	B C X 1-1 1B			B S B X 2-1 F7 2B			4 0 0	0 0 0	3 0 0	0 0 0	0 0 0	1 0 0	1 0 0
Mike Bordick, R (1, 6) OBP: 0.303, SLG: 0.354		C B F B B B 4-2 1-2 BB		B B B B 4-0 2B 6 1B BB	C F X 0-2 ③ F9			C B F B X 2-2 2-3 ② F7			2	1	0	0	2	0	2
Jerry Hairston, R (1, 4) OBP: 0.327, SLG: 0.338		C S C 0-3 ② K		C B X 1-1 1-3 2-H 6 1B 2B		C B X 1-1 ① F2		B H 2-0 HBP			3	1	1	1	0	1	2
Inning Stats	R: 1 H: 2 E: 0 LOB: 1 K: 1 BB: 0 S: 11 P: 18	R: 0 H: 1 E: 0 LOB: 2 K: 2 BB: 1 S: 16 P: 28	R: 0 H: 1 E: 0 LOB: 0 K: 1 BB: 0 S: 7 P: 11	R: 4 H: 5 E: 0 LOB: 2 K: 3 BB: 1 S: 17 P: 33	R: 0 H: 1 E: 0 LOB: 1 K: 1 BB: 0 S: 12 P: 17	R: 0 H: 0 E: 0 LOB: 0 K: 0 BB: 0 S: 5 P: 9	R: 0 H: 0 E: 0 LOB: 0 K: 0 BB: 1 S: 3 P: 9	R: 0 H: 1 E: 0 LOB: 3 K: 0 BB: 0 S: 8 P: 15	R: 0 H: 0 E: 0 LOB: 0 K: 0 BB: 0 S: 6 P: 8	R: 1 H: 1 E: 0 LOB: 0 K: 0 BB: 0 S: 3 P: 5	1B: 5 SF: 0 2B: 6 SAC: 0 3B: 0 DP: 1 HR: 1 HBP: 1						

PITCHER		IP	WLS	BF	H	R	ER	SO	BB	IBB	HBP	BLK	WP	HR	S	P	ERA	WHIP
Kevin Pickford, L ERA: 5.52	(1, 1)	3.2		21	9	5	5	6	2	0	0	0	1	0	48	85	12.27	3.000
Rodney Myers, R ERA: 3.6	(4, 1)	3.1		11	1	0	0	2	1	0	0	0	0	0	23	40	0.00	0.600
Steve Reed, R ERA: 1.95	(8, 1)	2.0		8	1	0	0	0	0	0	1	0	0	0	14	23	0.00	0.500
58 J.J. Trujillo, R ERA:	(10, 1)	0.0	L	1	1	1	1	0	0	0	0	0	0	1	3	5	∞	∞

PITCHER	IP	WLS	BF	H	R	ER	SO	BB	IBB	HBP	BLK	WP	HR	S	P	ERA	WHIP

BOTTOM

San Diego Padres @ Baltimore Orioles

Oriole Park at Camden Yards, Baltimore, MD

Tue Jun 11 2002, 7:05 PM EDT
Att. 32,829 - Cloudy - 96 F

livebaseballscorecards.com

AB	37
R	6
H	12
RBI	6
BB	3
SO	8
LOB	20

WP: 1 PA: 41
PB: 0
SB: 0
CS: 1

Batter	1	2	3	4	5	6	7	8	9	AB	R	H	RBI	BB	SO	LOB
Mark Kotsay, L (1, 8) OBP: 0.385, SLG: 0.474	X 0-0 ① F7		C C X 0-2 1-3 1B 2B		B B X 2-0 ① L3			B C B X 2-1 ① G4-3		4	1	1	0	0	0	0
D'Angelo Jimenez, S (1, 5) OBP: 0.307, SLG: 0.306	B B B B 4-0 BB		C F B C 1-3 ② K		B F B X 2-1 ② G4-3			C B F X 1-2 ② F8		3	0	0	0	1	1	3
Ryan Klesko, L (1, 10) OBP: 0.431, SLG: 0.580	X 0-0 ② F8		I I I I 4-0 1B IBB		B F X 1-1 ③ F9			F B C X 1-2 ③ F8		3	0	0	0	1	0	1
Ray Lankford, L (1, 7) OBP: 0.351, SLG: 0.322	B B C S C 2-3 ③ K		X 0-0 1-2 2-H 3-H 1B			F C C 0-3 ① K			S C B F X 1-2 ① G1-3	4	0	1	2	0	2	1
Bubba Trammell, R (1, 9) OBP: 0.325, SLG: 0.361		X 0-0 ① F9	X 0-0 ③ F7			B C B C B F B 4-2 G6-4-3 BB			C B X 1-1 ② G5-3	3	0	0	0	1	0	2
Kevin Barker, L (1, 3) OBP: 0.250, SLG: 0.250		X 0-0 ② F7		X 0-0 G3 S 1B		C X 0-1 ②③ G6-4-3 1-2f			B B X 2-0 ③ G3	4	0	1	0	0	0	1
Deivi Cruz, R (1, 6) OBP: 0.307, SLG: 0.396		C B X 1-1 ③ G6-3		X 0-0 ① F7			B C X 1-1 G1-6-3 1B			3	0	1	0	0	0	1
Tom Lampkin, L (1, 2) OBP: 0.275, SLG: 0.300			C B C F B C 2-3 ① K	B S C F X 1-2 ② G3 1-3			C X 0-1 ①② G1-6-3 1-2f			3	0	0	0	0	1	2
Ramón Vázquez, L (1, 4) OBP: 0.313, SLG: 0.323 Julius Matos, R (3, PR) OBP: 0.300, SLG: 0.450 (3, 4)			B L B B X 3-1 2B 1B 1B	C C B S 1-3 ③ K			S B C B X 2-2 ③ F8			1 2	0 1	1 0	0 0	0 0	0 1	0 1
Inning Stats	R: 0 E: 0 K: 1 S: 5 H: 0 LOB: 1 BB: 1 P: 11	R: 0 E: 0 K: 0 S: 4 H: 0 LOB: 0 BB: 0 P: 5	R: 2 E: 0 K: 2 S: 14 H: 3 LOB: 2 BB: 1 P: 24	R: 0 E: 0 K: 1 S: 9 H: 1 LOB: 1 BB: 0 P: 11	R: 0 E: 0 K: 0 S: 5 H: 0 LOB: 0 BB: 0 P: 10	R: 0 E: 0 K: 1 S: 8 H: 0 LOB: 0 BB: 1 P: 12	R: 0 E: 0 K: 0 S: 7 H: 1 LOB: 0 BB: 0 P: 10	R: 0 E: 0 K: 0 S: 8 H: 0 LOB: 0 BB: 0 P: 12	R: 0 E: 0 K: 0 S: 7 H: 0 LOB: 0 BB: 0 P: 11	1B: 4 2B: 1 3B: 0 HR: 0	SF: 0 SAC: 0 DP: 2 HBP: 0						

PITCHER	IP	WLS	BF	H	R	ER	SO	BB	IBB	HBP	BLK	WP	HR	S	P	ERA	WHIP
Rodrigo Lopez, R (1, 1) ERA: 2.45	9.0	L	33	5	2	2	5	2	1	0	0	0	0	67	106	2.00	0.778

PITCHER	IP	WLS	BF	H	R	ER	SO	BB	IBB	HBP	BLK	WP	HR	S	P	ERA	WHIP

TOP

San Diego Padres @ Baltimore Orioles

Oriole Park at Camden Yards, Baltimore, MD

Wed Jun 12 2002, 3:05 PM EDT
Att. 28,272 - Cloudy - 95 F

livebaseballscorecards.com

AB	30
R	2
H	5
RBI	2
BB	3
SO	5
LOB	12

1B: 4	SF: 0	WP: 0	PA: 33
2B: 1	SAC: 0	PB: 0	
3B: 0	DP: 2	SB: 1	
HR: 0	HBP: 0	CS: 0	

BOTTOM

San Diego Padres @ Baltimore Orioles

Oriole Park at Camden Yards, Baltimore, MD

Wed Jun 12 2002, 3:05 PM EDT
Att. 28,272 - Cloudy - 95 F

livebaseballscorecards.com

Batter	1	2	3	4	5	6	7	8	9	AB	R	H	RBI	BB	SO	LOB
6 Melvin Mora, R (1, 6) OBP: 0.347, SLG: 0.412	C F X 0-2 G1-3		S S S 0-3 K			B C C S 1-3 K		B B C C B X 3-2 1B		3	0	0	0	0	2	0
Mike Bordick, R (7, 6) OBP: 0.307, SLG: 0.358										1	0	1	0	0	0	0
Gary Matthews, S (1, 9) OBP: 0.346, SLG: 0.415	C B X 1-1 G4-3			B X 1-0 P6		C C X 0-2 F8		B F S F B X 2-2 G3		4	0	0	0	0	0	1
Chris Singleton, L (1, 8) OBP: 0.284, SLG: 0.396	F B B F B X 3-2 G3			C C X 0-2 G4-3		C C B F S 1-3 K			B C C X 1-2 31 BB 1B	4	0	1	0	0	1	0
Jeff Conine, R (1, 3) OBP: 0.287, SLG: 0.435		C B B X 2-1 G5-3		F C B F X 1-2 1B			C B F X 1-2 F9		B F C F F B C 2-3 K	4	0	1	0	0	1	1
31 Jay Gibbons, L (1, 10) OBP: 0.345, SLG: 0.480		C B B X 2-1 BB 1B		X 0-0 F7			C B X 1-1 2B		F B B C B B 4-2 1-2 BB	3	0	2	0	1	0	1
Tony Batista, R (1, 5) OBP: 0.345, SLG: 0.567		B C B B B 4-1 21 G6-4-3 1-2 BB			C S B X 1-2 21 S 1B		C C X 0-2 G5-3		B X 1-0 P3	3	0	1	0	1	0	3
21 Marty Cordova, R (1, 7) OBP: 0.322, SLG: 0.441		X 0-0 G6-4-3 1-2f			B C B B F S 3-3 K 1-2		C S S 0-3 K		C C C 0-3 K	4	0	0	0	0	3	6
Brook Fordyce, R (1, 2) OBP: 0.271, SLG: 0.274			C S S 0-3 K		C X 0-1 F7			B X 1-0 F9		3	0	0	0	0	1	1
Jerry Hairston, R (1, 4) OBP: 0.320, SLG: 0.331			S S S 0-3 K		C X 0-1 L3			B X 1-0 F7		3	0	0	0	0	1	1
Inning Stats	R: 0 H: 0 E: 0 LOB: 0 K: 0 BB: 0 S: 8 P: 12	R: 0 H: 1 E: 0 LOB: 1 K: 0 BB: 1 S: 6 P: 14	R: 0 H: 0 E: 0 LOB: 0 K: 3 BB: 0 S: 9 P: 9	R: 0 H: 1 E: 0 LOB: 1 K: 0 BB: 0 S: 9 P: 11	R: 0 H: 1 E: 0 LOB: 1 K: 1 BB: 0 S: 10 P: 14	R: 0 H: 0 E: 0 LOB: 0 K: 2 BB: 0 S: 11 P: 13	R: 0 H: 1 E: 0 LOB: 1 K: 1 BB: 0 S: 11 P: 13	R: 0 H: 1 E: 0 LOB: 1 K: 0 BB: 0 S: 10 P: 17	R: 0 H: 1 E: 0 LOB: 2 K: 2 BB: 1 S: 14 P: 22	1B: 5 SF: 0 2B: 1 SAC: 0 3B: 0 DP: 1 HR: 0 HBP: 0						

	AB	32
	R	0
	H	6
	RBI	0
	BB	2
	SO	9
	LOB	14

WP: 0 PA: 34
PB: 0
SB: 1
CS: 0

PITCHER		IP	WLS	BF	H	R	ER	SO	BB	IBB	HBP	BLK	WP	HR	S	P	ERA	WHIP
Brian Lawrence, R ERA: 3.08	(1, 1)	8.0	W	29	5	0	0	7	1	0	0	0	0	0	74	103	0.00	0.750
Trevor Hoffman, R ERA: 1.17	(9, 1)	1.0	S	5	1	0	0	2	1	0	0	0	0	0	14	22	0.00	2.000

PITCHER	IP	WLS	BF	H	R	ER	SO	BB	IBB	HBP	BLK	WP	HR	S	P	ERA	WHIP

Baltimore Orioles @ Cleveland Indians

Jacobs Field, Cleveland, OH

Thu Jun 13 2002, 1:05 PM EDT

Att. 26,745 - Sunny - 72 F

livebaseballscorecards.com

TOP

Batter	1	2	3	4	5	6	7	8	9	10	AB	R	H	RBI	BB	SO	LOB
6 Melvin Mora, R (1, 8) OBP: 0.344, SLG: 0.412	L X 0-1 G1-3 2B		B F F B F B X 3-2 ③ F3			B B B C F X 3-2 ② G6-3 1-3		B B C B C X 3-2 ① P6		C S S 0-3 ③ K	5	0	1	0	0	1	3
1 Brian Roberts, S (1, 10) OBP: 0.320, SLG: 0.318	B S C B C 2-3 ① K			S B S S 1-3 ① K		B C B X 2-1 ③ G4-3		C B F F F H 2-2 G5-4-3 HBP			3	0	0	0	0	2	2
Gary Matthews, S (1, 9) OBP: 0.343, SLG: 0.405	B S B X 2-1 ② G1-3 2-3			C X 0-1 ② G3			B B B B 4-0 1B BB BB	B X 1-0 ②③ G5-4-3 1-2f			3	1	0	0	1	0	2
Jeff Conine, R (1, 3) OBP: 0.287, SLG: 0.433	B B C C S 2-3 ③ K			C B B S F S 2-3 ③ K			F B F X 1-2 BB S 1B 1-3		F F B S 1-3 ① K		4	0	1	0	0	3	1
Tony Batista, R (1, 5) OBP: 0.340, SLG: 0.557		C B C S 1-3 ① K			B X 1-0 ① P3		F F B F F S 1-3 ① K		S C B S 1-3 ② K		4	0	0	0	0	3	2
21 Marty Cordova, R (1, 7) OBP: 0.325, SLG: 0.439		F B X 1-1 CS 1B			B B F B S B 4-2 G1-4-3 BB		F F B S 1-3 ② K		F S B X 1-2 ③ G5-3		3	0	1	0	1	1	2
Geronimo Gil, R (1, 2) OBP: 0.296, SLG: 0.438		B F B B S X 2-2 ②③ G5-3 1-2			F B C F X 1-2 ②③ G1-4-3 1-2f		B B S F B F B 4-2 BB 1-2 BB			S S X 0-2 SH3 1B	3	0	1	0	1	0	2
Chris Singleton, L (10, PR) OBP: 0.284, SLG: 0.396											0	0	0	0	0	0	0
Brook Fordyce, R (10, 2) OBP: 0.271, SLG: 0.274											0	0	0	0	0	0	0
Mike Bordick, R (1, 6) OBP: 0.307, SLG: 0.354			C B B B F F C 3-3 ① K			C B X 1-1 ① F8	B B B B 4-0 FC4-6 1-2 2-3 3-H BB			C X 0-1 ① SH3 1-2	2	0	0	1	1	1	0
Jerry Hairston, R (1, 4) OBP: 0.318, SLG: 0.329			X 0-0 ② B1-3			B B C C X 2-2 6 G6-3 6 S 1B	C C B X 1-2 ③ FC4-6 1-2f			B X 1-0 ② F7	4	0	1	0	0	0	5
Inning Stats	R: 0 E: 0 K: 2 S: 10 H: 1 LOB: 1 BB: 0 P: 16	R: 0 E: 0 K: 1 S: 8 H: 1 LOB: 0 BB: 0 P: 12	R: 0 E: 0 K: 1 S: 9 H: 0 LOB: 0 BB: 0 P: 15	R: 0 E: 0 K: 2 S: 9 H: 0 LOB: 0 BB: 0 P: 12	R: 0 E: 0 K: 0 S: 7 H: 0 LOB: 0 BB: 1 P: 13	R: 0 E: 0 K: 0 S: 10 H: 1 LOB: 1 BB: 0 P: 18	R: 1 E: 0 K: 2 S: 17 H: 1 LOB: 3 BB: 3 P: 33	R: 0 E: 0 K: 0 S: 8 H: 0 LOB: 0 BB: 0 P: 14	R: 0 E: 0 K: 2 S: 9 H: 0 LOB: 0 BB: 0 P: 12	R: 0 E: 0 K: 1 S: 9 H: 1 LOB: 2 BB: 0 P: 10	1B: 4 2B: 1 3B: 0 HR: 0	SF: 0 SAC: 1 DP: 2 HBP: 1					

	AB	31
	R	1
	H	5
	RBI	1
	BB	4
	SO	11
	LOB	19

WP: 0 PB: 0 SB: 2 CS: 1 PA: 37

PITCHER		IP	WLS	BF	H	R	ER	SO	BB	IBB	HBP	BLK	WP	HR	S	P	ERA	WHIP
Chuck Finley, L ERA: 3.92	(1, 1)	6.2		26	4	1	1	8	4	0	0	0	0	0	67	115	1.35	1.200
Chad Paronto, R ERA: 4.15	(7, 1)	0.2		3	0	0	0	0	0	0	1	0	0	0	10	16	0.00	0.000
Ricardo Rincon, L ERA: 2.63	(8, 1)	0.2		1	0	0	0	0	0	0	0	0	0	0	1	2	0.00	0.000
Bob Wickman, R ERA: 4.24	(9, 1)	1.0		3	0	0	0	2	0	0	0	0	0	0	9	12	0.00	0.000
Jerrod Riggan, R ERA: 5.11	(10, 1)	1.0	W	4	1	0	0	1	0	0	0	0	0	0	9	10	0.00	1.000

PITCHER	IP	WLS	BF	H	R	ER	SO	BB	IBB	HBP	BLK	WP	HR	S	P	ERA	WHIP

Batter	1	2	3	4	5	6	7	8	9	10	AB	R	H	RBI	BB	SO	LOB
Matt Lawton, L (1, 9) OBP: 0.351, SLG: 0.424	B C C B X 2-2 L8 ①		C B X 1-1 G4-3 ②		C X 0-1 L5 ③			F B B C B F X 3-2 L7 ③			4	0	0	0	0	0	1
Omar Vizquel, S (1, 6) OBP: 0.392, SLG: 0.500	L C X 0-2 G1-3 ②		B C F S 1-3 K ③			B B C X 2-1 F7 ①			B F X 1-1 F9 ①		4	0	0	0	0	1	0
Ellis Burks, R (1, 10) OBP: 0.337, SLG: 0.461	B C C S 1-3 K ③			X 0-0 HR		B C C F X 1-2 P6 ②			B B C B X 3-1 FC4-6 1B		4	1	2	1	0	1	0
Jim Thome, L (1, 3) OBP: 0.427, SLG: 0.590		X 0-0 G3-1 ①		C B C S 1-3 K ①		B B B F C X 3-2 F7 ③			C X 0-1 FC4-6 ② 1-2f		4	0	0	0	0	1	1
Milton Bradley, S (1, 8) OBP: 0.348, SLG: 0.420		C F F C 0-3 K ②		F C C 0-3 K ②			B F B S C 2-3 K ①		X 0-0 L9 ③		4	0	0	0	0	3	1
Travis Fryman, R (1, 5) OBP: 0.281, SLG: 0.316		C B B B B 4-1 1B BB		C F B B S 2-3 K ③			B C X 1-1 G5-3 ②			C B B F S 2-3 K ①	3	0	0	0	1	2	0
Ricky Gutierrez, R (1, 4) OBP: 0.295, SLG: 0.301	C X 0-1 1-2 1B				X 0-0 G5-3 ①		C B B X 2-1 G4-3 ③			B B B C B 4-1 3B BB	3	1	1	0	1	0	0
Chris Magruder, S (1, 7) OBP: 0.265, SLG: 0.377		X 0-0 F7 ③			B C F B F X 2-2 F9 ②			B C C F X 1-2 F8 ①		X 0-0 1-H 3B	4	0	1	1	0	0	2
Eddie Pérez, R (1, 2) OBP: 0.271, SLG: 0.340			X 0-0 F8 ①		X 0-0 1B			B C B S F X 2-2 P6 ②			3	0	1	0	0	0	0
Inning Stats	R: 0 H: 0 E: 0 LOB: 0 K: 1 BB: 0 S: 9 P: 12	R: 0 H: 1 E: 0 LOB: 2 K: 1 BB: 1 S: 9 P: 13	R: 0 H: 0 E: 0 LOB: 0 K: 1 BB: 0 S: 6 P: 8	R: 1 H: 1 E: 0 LOB: 0 K: 3 BB: 0 S: 10 P: 13	R: 0 H: 1 E: 0 LOB: 1 K: 0 BB: 0 S: 8 P: 10	R: 0 H: 0 E: 0 LOB: 0 K: 0 BB: 0 S: 9 P: 15	R: 0 H: 0 E: 0 LOB: 0 K: 1 BB: 0 S: 7 P: 12	R: 0 H: 0 E: 0 LOB: 0 K: 0 BB: 0 S: 12 P: 18	R: 0 H: 1 E: 0 LOB: 1 K: 0 BB: 0 S: 7 P: 11	R: 1 H: 1 E: 0 LOB: 1 K: 1 BB: 1 S: 5 P: 11	1B: 3 SF: 0 2B: 0 SAC: 0 3B: 1 DP: 0 HR: 1 HBP: 0						

PITCHER		IP	WLS	BF	H	R	ER	SO	BB	IBB	HBP	BLK	WP	HR	S	P	ERA	WHIP
Jason Johnson, R ERA: 4.33	(1, 1)	8.0		28	3	1	1	7	1	0	0	0	0	1	70	101	1.12	0.500
Rick Bauer, R ERA: 5.12	(9, 1)	0.1		2	1	0	0	0	0	0	0	0	0	0	4	8	0.00	3.000
Buddy Groom, L ERA: 2.22	(9, 1)	0.2		2	0	0	0	0	0	0	0	0	0	0	3	3	0.00	0.000
Willis Roberts, R ERA: 2.02	(10, 1)	0.1	L	3	1	1	1	1	1	0	0	0	0	0	5	11	27.00	6.000

PITCHER	IP	WLS	BF	H	R	ER	SO	BB	IBB	HBP	BLK	WP	HR	S	P	ERA	WHIP

BOTTOM

Baltimore Orioles @ Cleveland Indians

Jacobs Field, Cleveland, OH

Thu Jun 13 2002, 1:05 PM EDT

Att. 26,745 - Sunny - 72 F

livebaseballscorecards.com

AB	33
R	2
H	5
RBI	2
BB	2
SO	8
LOB	5

Baltimore Orioles @ Philadelphia Phillies

Veterans Stadium, Philadelphia, PA

Fri Jun 14 2002, 7:05 PM EDT

Att. 16,888 - Cloudy - 62 F

TOP

livebaseballscorecards.com

Batter	1	2	3	4	5	6	7	8	9	AB	R	H	RBI	BB	SO	LOB
1 Brian Roberts, S (1, 4) OBP: 0.325, SLG: 0.304	B B B B 4-0 6 G5-4-3 BB		B C B C X 2-2 ③ L7			X 0-0 ① F9	C B S B B S 3-3 ③ K		B B B C B 4-1 6 WP BB	3	0	0	0	2	1	2
6 Melvin Mora, R (1, 6) OBP: 0.349, SLG: 0.415	C X 0-1 ① ② G5-4-3 1-2f			B C B X 2-1 ① F2		B B B F F B 4-2 2B G5-3 2-3 BB		B X 1-0 1B 3B 2B	B B B B 4-0 1-2 BB	3	2	1	0	2	0	1
Chris Singleton, L (1, 8) OBP: 0.287, SLG: 0.401	S S S 0-3 ③ K			X 0-0 ② F8		C B S B X 2-2 G5-3 1-3 3-H 2B		F F X 0-2 3B 2-3 1B	F F F F X 0-2 ① F5	5	1	2	1	0	1	2
Jeff Conine, R (1, 3) OBP: 0.290, SLG: 0.441 Gary Matthews, S (8, PR) OBP: 0.341, SLG: 0.402 (8, 9)	B F C X 1-2 31 S 1B			C S F B X 1-2 ③ G5-3		C S X 0-2 ② G5-3 2-3 3-H		C B X 1-1 31 1B 2-H 3-H 3B	S B B C F X 2-2 ② F7	4 1	0 1	2 0	3 0	0 0	0 0	1 2
31 Jay Gibbons, L (1, 9) OBP: 0.342, SLG: 0.474 (8, 3)	C B F F B B F F F 3-3 ① F S K 1-2				B X 1-0 ① G4-3	B B C B F X 3-2 ③ F7		X 0-0 FC6 WP 21 1B 3-H 1B	X 0-0 ③ G3-1	5	1	1	1	0	1	4
Tony Batista, R (1, 5) OBP: 0.338, SLG: 0.550	C F B X 1-2 ② F7				B S C S 1-3 ② K		B F H 2-1 21 2B HBP	C B B X 2-1 FC6 21 1B 1-3		3	1	0	0	0	1	3
21 Marty Cordova, R (1, 7) OBP: 0.333, SLG: 0.448	C X 0-1 ③ F8				B B F S B B 4-2 BB	B C B F F F X 2-2 F8 1-H 2B	B S B S F X 2-2 G5-4-3 1-3 3-H 1B			3	0	2	2	1	0	1
Geronimo Gil, R (1, 2) OBP: 0.289, SLG: 0.427		S S C 0-3 ① K			B B F S X 2-2 ③ F7	B X 1-0 ① F8 2-3	F B X 1-1 ① ② G5-4-3 1-2f			4	0	0	0	0	1	4
Sidney Ponson, R (1, 1) OBP: 0.500, SLG: 1.000 Ryan McGuire, L (7, PH) Jerry Hairston, R (7, PH) OBP: 0.316, SLG: 0.326 Rick Bauer, R (7, 1) B.J. Ryan, L (7, 1) Buddy Groom, L (8, 1) Jorge Julio, R (9, 1)		S B C S 1-3 ② K				X 0-0 6 WP 2B	P C S S 1-3 ② K	B S C X 1-2 ③ G3-1		2 0 1 0 1 0 0	1 0 0 0 0 0 0	1 0 0 0 0 0 0	0 0 0 0 0 0 0	0 0 1 0 0 0 0	1 0 1 0 1 0 0	0 0 1 0 0 0 0
Inning Stats	R: 0 H: 0 E: 0 LOB: 0 K: 1 BB: 1 S: 5 P: 9	R: 0 H: 1 E: 0 LOB: 1 K: 1 BB: 0 S: 16 P: 21	R: 0 H: 0 E: 0 LOB: 0 K: 2 BB: 0 S: 9 P: 12	R: 0 H: 0 E: 0 LOB: 0 K: 0 BB: 0 S: 7 P: 10	R: 0 H: 0 E: 0 LOB: 1 K: 1 BB: 1 S: 9 P: 17	R: 2 H: 2 E: 0 LOB: 1 K: 0 BB: 1 S: 13 P: 22	R: 1 H: 1 E: 0 LOB: 1 K: 2 BB: 0 S: 14 P: 22	R: 4 H: 5 E: 0 LOB: 1 K: 0 BB: 0 S: 18 P: 26	R: 0 H: 0 E: 0 LOB: 2 K: 0 BB: 2 S: 11 P: 21	1B: 4 SF: 0 2B: 4 SAC: 0 3B: 1 DP: 2 HR: 0 HBP: 1						

AB	35
R	7
H	9
RBI	7
BB	5
SO	7
LOB	22

WP: 3 PA: 41
PB: 0
SB: 1
CS: 0

PITCHER		IP	WLS	BF	H	R	ER	SO	BB	IBB	HBP	BLK	WP	HR	S	P	ERA	WHIP
Robert Person, R ERA: 4.31	(1, 1)	6.0		25	4	3	3	5	3	0	1	0	1	0	65	101	4.50	1.167
Jose Santiago, R ERA: 5.4	(7, 1)	0.1		1	0	0	0	0	0	0	0	0	0	0	1	2	0.00	0.000
Rheal Cormier, L ERA: 5.79	(7, 1)	0.2		2	0	0	0	2	0	0	0	0	0	0	7	10	0.00	0.000
Ricky Bottalico, R ERA: 4.78	(8, 1)	0.0	L	4	4	4	4	0	0	0	0	0	0	0	7	9	∞	∞
Carlos Silva, R ERA: 1.98	(8, 1)	1.0		4	1	0	0	0	0	0	0	0	1	0	11	17	0.00	1.000

PITCHER		IP	WLS	BF	H	R	ER	SO	BB	IBB	HBP	BLK	WP	HR	S	P	ERA	WHIP
48 David Coggin, R ERA: 6.49	(9, 1)	1.0		5	0	0	0	0	2	0	0	0	1	0	11	21	0.00	2.000

Batter	1	2	3	4	5	6	7	8	9	AB	R	H	RBI	BB	SO	LOB
11 Jimmy Rollins, S (1, 6) OBP: 0.331, SLG: 0.472	F5		FC4-6 1-2f		G4-3		P6		K	5	0	0	0	0	1	2
Marlon Anderson, L (1, 4) OBP: 0.339, SLG: 0.449	BB 1B		G4-3		K		2B 1B 1-2		G3-1	5	1	2	0	0	1	1
Bobby Abreu, L (1, 9) OBP: 0.432, SLG: 0.505	G5-4-3 BB 1-2			BB 1B 2B 1-1	G4-3		2B 1-H 2-H 0-1		F7	4	1	2	2	1	0	0
Mike Lieberthal, R (1, 2) OBP: 0.299, SLG: 0.363	G5-4-3 1-2f			1B BB HBP		G5-3	IBB			2	0	0	0	1	0	2
Jeremy Giambi, L (1, 7) OBP: 0.423, SLG: 0.515 Ricky Bottalico, L (8, 1) Carlos Silva, R (8, 1) 48 David Coggin, R (9, 1)		G4-3		K		1B	K			4 0 0 0	0 0 0 0	1 0 0 0	0 0 0 0	0 0 0 0	2 0 0 0	4 0 0 0
Scott Rolen, R (1, 5) OBP: 0.342, SLG: 0.432		F2		1B BB 1-2 2-3 4-2		K		FC6-4 BB		2	0	0	0	2	1	1
Travis Lee, L (1, 3) OBP: 0.348, SLG: 0.388		G3		1B 1-2 2-3 3-H 0-1		G3-1		K		4	0	1	1	0	1	2
Doug Glanville, R (1, 8) OBP: 0.278, SLG: 0.291			L8	K			1B 2B 1B 2-2		F9	4	1	1	0	0	1	4
Robert Person, R (1, 1) OBP: 0.250, SLG: 0.571 Jose Santiago, R (7, 1) Rheal Cormier, L (7, 1) Tomas Perez, S (7, PH) OBP: 0.328, SLG: 0.446 Jason Michaels, R (8, 7) OBP: 0.352, SLG: 0.600			11 FC4-6 BB	K			F5		FC6-4 1-2f	1 0 0 1 1	0 0 0 0 0	0 0 0 0 0	0 0 0 0 0	1 0 0 0 0	1 0 0 0 0	3 0 0 1 1
Inning Stats	R: 0 E: 0 K: 0 S: 8 H: 1 LOB: 1 BB: 1 P: 13	R: 0 E: 0 K: 0 S: 6 H: 0 LOB: 0 BB: 0 P: 10	R: 0 E: 0 K: 0 S: 9 H: 0 LOB: 1 BB: 1 P: 16	R: 1 E: 0 K: 3 S: 17 H: 2 LOB: 3 BB: 1 P: 31	R: 0 E: 0 K: 1 S: 8 H: 0 LOB: 0 BB: 0 P: 10	R: 0 E: 0 K: 1 S: 15 H: 1 LOB: 1 BB: 0 P: 24	R: 2 E: 0 K: 1 S: 17 H: 3 LOB: 2 BB: 1 P: 26	R: 0 E: 0 K: 1 S: 10 H: 0 LOB: 1 BB: 1 P: 20	R: 0 E: 0 K: 1 S: 10 H: 0 LOB: 0 BB: 0 P: 14	1B: 5 2B: 2 3B: 0 HR: 0	SF: 0 SAC: 0 DP: 1 HBP: 1						

PITCHER		IP	WLS	BF	H	R	ER	SO	BB	IBB	HBP	BLK	WP	HR	S	P	ERA	WHIP
Sidney Ponson, R ERA: 4.14	(1, 1)	6.0		25	4	1	1	5	3	0	1	0	0	0	63	104	1.50	1.167
Rick Bauer, R ERA: 5.57	(7, 1)	0.2	H	4	2	2	2	0	0	0	0	0	0	0	12	17	27.00	3.000
B.J. Ryan, L ERA: 7.71	(7, 1)	0.1	W	3	1	0	0	1	0	1	0	0	0	0	5	9	0.00	3.000
Buddy Groom, L ERA: 2.13	(8, 1)	1.0		4	0	0	0	1	1	0	0	0	0	0	10	20	0.00	1.000
Jorge Julio, R ERA: 3.16	(9, 1)	1.0		3	0	0	0	1	0	0	0	0	0	0	10	14	0.00	0.000

PITCHER	IP	WLS	BF	H	R	ER	SO	BB	IBB	HBP	BLK	WP	HR	S	P	ERA	WHIP

BOTTOM

Baltimore Orioles @ Philadelphia Phillies

Veterans Stadium, Philadelphia, PA

Fri Jun 14 2002, 7:05 PM EDT

Att. 16,888 - Cloudy - 62 F

livebaseballscorecards.com

AB	33
R	3
H	7
RBI	3
BB	5
SO	8
LOB	21

WP: 0	PA: 39
PB: 0	
SB: 0	
CS: 0	

Batter	1	2	3	4	5	6	7	8	9	10	AB	R	H	RBI	BB	SO	LOB
1 Brian Roberts, S (1, 4) OBP: 0.353, SLG: 0.333	4-1 31 S BB		0-1 2B		2-1 6 FC6-4 1B			4-1 FC4-6 6 1B 31 HR BB		2-2 ① L5	3	1	2	0	2	0	0
6 Melvin Mora, R (1, 7) OBP: 0.346, SLG: 0.410	1-2 ① P5		2-1 ② G5-3		2-2 ③ FC6-4 1-2f			0-1 FC4-6 1-2 1B		1-1 ② L9	5	0	1	0	0	0	3
Chris Singleton, L (1, 8) OBP: 0.281, SLG: 0.392	0-3 ② K		1-3 ③ K			0-0 ① F7		1-1 ① FC4-6 31 HR 1-2f 2-3		1-3 ③ K	5	1	0	0	0	3	4
31 Jay Gibbons, L (1, 3) OBP: 0.340, SLG: 0.484	3-2 ③ F9 1-2			2-3 ① K		1-1 ② P6		1-1 1-H 3-H HR			4	1	1	3	0	1	1
Tony Batista, R (1, 5) OBP: 0.333, SLG: 0.541		1-1 ① F5		1-0 ② G5-3		1-1 ③ G5-3		1-3 ② K			4	0	0	0	0	1	0
Gary Matthews, S (1, 9) OBP: 0.345, SLG: 0.400		4-1 BB G5-3		3-2 1B FC6-4			0-1 ① G3	3-3 ③ K			3	0	1	0	1	1	0
Brook Fordyce, R (1, 2) OBP: 0.270, SLG: 0.273		0-0 ② G5-3 1-2		0-1 ③ FC6-4 1-2f			3-2 1B		0-3 ① K		4	0	1	0	0	1	2
Mike Bordick, R (1, 6) OBP: 0.301, SLG: 0.346		1-0 ③ L8			1-3 ① K		2-3 ② K		3-2 ② F9		4	0	0	0	0	2	2
Scott Erickson, R (1, 1)			0-3 ① K		1-2 ② G3		1-3 ③ K		3-3 ③ K		2	0	0	0	0	1	0
21 Marty Cordova, R (7, PH) OBP: 0.332, SLG: 0.446											1	0	0	0	0	1	1
Chris Brock, R (7, 1)											0	0	0	0	0	0	0
Willis Roberts, R (8, 1)											0	0	0	0	0	0	0
Ryan McGuire, L (9, PH)											1	0	0	0	0	1	0
Buddy Groom, L (9, 1)											0	0	0	0	0	0	0
Inning Stats	R: 0 E: 0 K: 1 S: 10 H: 0 LOB: 1 BB: 1 P: 18	R: 0 E: 0 K: 0 S: 5 H: 0 LOB: 1 BB: 1 P: 11	R: 0 E: 0 K: 2 S: 14 H: 1 LOB: 1 BB: 0 P: 17	R: 0 E: 0 K: 1 S: 10 H: 1 LOB: 1 BB: 0 P: 16	R: 0 E: 0 K: 1 S: 11 H: 1 LOB: 1 BB: 0 P: 17	R: 0 E: 0 K: 0 S: 5 H: 0 LOB: 0 BB: 0 P: 7	R: 0 E: 0 K: 2 S: 11 H: 1 LOB: 1 BB: 0 P: 17	R: 3 E: 0 K: 2 S: 17 H: 2 LOB: 0 BB: 1 P: 27	R: 0 E: 0 K: 2 S: 14 H: 0 LOB: 0 BB: 0 P: 20	R: 0 E: 0 K: 1 S: 8 H: 0 LOB: 0 BB: 0 P: 12	1B: 4 2B: 1 3B: 0 HR: 1	SF: 0 SAC: 0 DP: 0 HBP: 0					WP: 0 PB: 0 SB: 1 CS: 0	PA: 39	

PITCHER		IP	WLS	BF	H	R	ER	SO	BB	IBB	HBP	BLK	WP	HR	S	P	ERA	WHIP
Brandon Duckworth, R ERA: 4.58	(1, 1)	7.0		29	5	2	2	7	3	0	0	0	0	0	69	110	2.57	1.143
Dan Plesac, L ERA: 4.24	(8, 1)	0.1	B	2	1	1	1	0	0	0	0	0	0	1	4	6	27.00	3.000
Jose Santiago, R ERA: 5.28	(8, 1)	0.2		2	0	0	0	2	0	0	0	0	0	0	10	14	0.00	0.000
Jose Mesa, R ERA: 2.56	(9, 1)	1.0		3	0	0	0	2	0	0	0	0	0	0	14	20	0.00	0.000
Rheal Cormier, L ERA: 5.55	(10, 1)	1.0	W	3	0	0	0	1	0	0	0	0	0	0	8	12	0.00	0.000

PITCHER	IP	WLS	BF	H	R	ER	SO	BB	IBB	HBP	BLK	WP	HR	S	P	ERA	WHIP

TOP

Baltimore Orioles @ Philadelphia Phillies

Veterans Stadium, Philadelphia, PA

Sat Jun 15 2002, 7:05 PM EDT
Att. 20,634 - Cloudy - 69 F

livebaseballscorecards.com

AB	36
R	3
H	6
RBI	3
BB	3
SO	12
LOB	13

Baltimore Orioles @ Philadelphia Phillies

Veterans Stadium, Philadelphia, PA

Sat Jun 15 2002, 7:05 PM EDT

Att. 20,634 - Cloudy - 69 F

livebaseballscorecards.com

Batter	1	2	3	4	5	6	7	8	9	10	AB	R	H	RBI	BB	SO	LOB
11 Jimmy Rollins, S (1, 6) OBP: 0.329, SLG: 0.467	CBX 1-1 E4 WP G4-3 1B		CFFBS 1-3 ② K		BSBBX 3-1 ③ G4-3		BBCFBS 3-3 ③ K		FBFS 1-3 ③ K		5	1	1	0	0	3	5
Marlon Anderson, L (1, 4) OBP: 0.332, SLG: 0.440	FBBBBSX 3-2 ① G4-3 2-H		FBBCC 2-3 ③ K			X 0-0 ① F7		CFFX 0-2 ① G4-3		X 0-0 ① G3-1	5	0	0	1	0	1	1
Bobby Abreu, L (1, 8) (8, 9) OBP: 0.427, SLG: 0.498	CBBBCS 2-3 ② K			CBCBBS 3-3 ① K		BBCFBX 3-2 FC7-5 S 1B		CBFBX 2-2 ② G6-3		CCBX 1-2 ② G6-3	5	0	1	0	0	2	0
Pat Burrell, R (1, 7) OBP: 0.399, SLG: 0.604	BCX 1-1 ③ L6			CSBBBB 4-2 2B BB		FBCX 1-2 ②③ FC7-5 1-3		SBBBSB 4-2 BB		CBBX 2-1 1B 1B 1B	3	2	1	0	2	0	1
Jeremy Giambi, L (1, 9) OBP: 0.426, SLG: 0.520 Doug Glanville, R (8, 8) OBP: 0.280, SLG: 0.293		BBBB 4-0 G5-4-3 BB		X 0-0 1-H 2B			BCFBFS 2-3 ① K	FBFFX 1-2 ③ F7		CSBX 1-2 1-3 1B 1B	2 2	0 0	1 1	1 0	1 0	1 0	0 1
Scott Rolen, R (1, 5) OBP: 0.343, SLG: 0.443	CX 0-1 ①② G5-4-3 1-2f			BSX 1-1 ② G5-3			X 0-0 HR		CCBX 1-2 ① F9	BBCCFX 2-2 1-2 3-H 1B	5	1	2	2	0	0	2
Travis Lee, L (1, 3) OBP: 0.347, SLG: 0.385	FBBX 2-1 ③ G1-3			CFX 0-2 ③ F7			BX 1-0 ② F7		FCFX 0-2 E7 FC6-4 1B		4	0	1	0	0	0	1
Todd Pratt, R (1, 2) OBP: 0.473, SLG: 0.523			BBBB 4-0 BB		FBBSBC 3-3 ① K		BCX 1-1 2B		BBBI 4-0 FC6-4 IBB		2	0	1	0	2	1	0
Brandon Duckworth, R (1, 1) OBP: 0.261, SLG: 0.200 Dan Plesac, L (8, 1) Jose Santiago, R (8, 1) Jose Mesa, R (9, 1) Tomas Perez, S (9, PH) OBP: 0.322, SLG: 0.439 Rheal Cormier, L (10, 1)			X 0-0 ① B2		CFFBX 1-2 ② G1-3		BBBCB 4-1 BB		CX 0-1 ② FC6-4 1-2f 2-3		2 0 0 0 1 0	0 0 0 0 0 0	0 0 0 0 0 0	0 0 0 0 0 0	1 0 0 0 0 0	0 0 0 0 0 2	1 0 0 0 0 0
Inning Stats	R: 1 H: 1 E: 1 LOB: 0 K: 1 BB: 0 S: 10 P: 17	R: 0 H: 0 E: 0 LOB: 0 K: 0 BB: 1 S: 4 P: 10	R: 0 H: 0 E: 0 LOB: 1 K: 2 BB: 1 S: 8 P: 15	R: 1 H: 1 E: 0 LOB: 1 K: 1 BB: 1 S: 11 P: 19	R: 0 H: 0 E: 0 LOB: 0 K: 1 BB: 0 S: 9 P: 16	R: 0 H: 1 E: 0 LOB: 0 K: 0 BB: 0 S: 7 P: 11	R: 1 H: 2 E: 0 LOB: 2 K: 2 BB: 1 S: 12 P: 23	R: 0 H: 0 E: 0 LOB: 1 K: 0 BB: 1 S: 13 P: 20	R: 0 H: 1 E: 1 LOB: 2 K: 1 BB: 1 S: 12 P: 18	R: 1 H: 3 E: 0 LOB: 2 K: 0 BB: 0 S: 13 P: 19	1B: 6 2B: 3 3B: 0 HR: 1	SF: 0 SAC: 0 DP: 2 HBP: 0						

PITCHER		IP	WLS	BF	H	R	ER	SO	BB	IBB	HBP	BLK	WP	HR	S	P	ERA	WHIP
Scott Erickson, R	(1, 1)	6.0		22	3	2	1	5	3	0	0	0	1	0	49	88	1.50	1.000
ERA: 4.88																		
Chris Brock, R	(7, 1)	1.0		6	2	1	1	2	1	0	0	0	0	1	12	23	9.00	3.000
ERA: 10.8																		
Willis Roberts, R	(8, 1)	1.0		4	0	0	0	0	1	0	0	0	0	0	13	20	0.00	1.000
ERA: 1.96																		
Buddy Groom, L	(9, 1)	1.2	L	10	4	1	1	1	0	1	0	0	0	0	25	37	5.40	2.400
ERA: 2.33																		

PITCHER	IP	WLS	BF	H	R	ER	SO	BB	IBB	HBP	BLK	WP	HR	S	P	ERA	WHIP

BOTTOM	
AB	36
R	4
H	9
RBI	4
BB	6
SO	8
LOB	14

WP: 1 PA: 42
PB: 0
SB: 1
CS: 0

Batter	1	2	3	4	5	6	7	8	9	AB	R	H	RBI	BB	SO	LOB
1 Brian Roberts, S (1, 4) OBP: 0.360, SLG: 0.347	B B C X 2-1 ① L9		B B C F B F F X 3-2 1-H 6 2B 2B			B B B C B 4-1 6 G5-4-3 BB		B C S S 1-3 ③ K		3	1	1	1	1	1	0
6 Melvin Mora, R (1, 6) OBP: 0.346, SLG: 0.414 Mike Bordick, R (7, 6) OBP: 0.305, SLG: 0.355	C B X 1-1 ② G1-3		B X 1-0 2-H 2B			C B X 1-1 ① ② G5-4-3 1-2f			X 0-0 31 BB E 2B	3 1	0 1	1 1	1 1	0 0	0 0	1 0
Chris Singleton, L (1, 8) OBP: 0.276, SLG: 0.384	X 0-0 ③ G4-3		C X 0-1 ③ P5			B B C F S 2-3 ③ K			C S S 0-3 ① K	4	0	0	0	0	2	2
Tony Batista, R (1, 5) OBP: 0.336, SLG: 0.538		B C S B F B X 3-2 ① F8		C B X 1-1 ① G6-3			F F B X 1-2 31 G3 1B 1B		I I I I 4-0 E 31 BB IBB	3	1	1	0	1	0	0
31 Jay Gibbons, L (1, 9) OBP: 0.339, SLG: 0.477		C B B B C E X 3-2 ② G1-3		F F B S 1-3 ② K			B X 1-0 ① G3 1-2		B B B C B 4-1 E 1-2 2-3 BB	3	0	0	0	1	1	1
21 Marty Cordova, R (1, 7) OBP: 0.326, SLG: 0.437 Jorge Julio, R (9, 1)		C B S F B C 2-3 ③ K		F S B X 1-2 ③ G6-3			B F B S S 2-3 ② K		B X 1-0 ② P3	4 0	0 0	0 0	0 0	0 0	2 0	4 0
Ryan McGuire, L (1, 3) OBP: 0.100, SLG: 0.100 Willis Roberts, R (7, 1) Gary Matthews, S (9, PH) OBP: 0.343, SLG: 0.397 (9, 7)			B X 1-0 ① G4-3		C C B B S 2-3 ① K		C B X 1-1 ③ 2-H 1B	X	X 0-0 E5 1-2 2-3 3-H	3 0 1	0 0 0	1 0 0	1 0 0	0 0 0	1 0 0	0 0 2
Geronimo Gil, R (1, 2) OBP: 0.282, SLG: 0.417			F B X 1-1 ② G5-3		B S S S C 1-3 ② K			F S X 0-2 ① G5-3	C X 0-1 ③ G4-3	4	0	0	0	0	1	3
Travis Driskill, R (1, 1) B.J. Ryan, L (7, 1) Jose Leon, R (7, 3)			B B B C B 4-1 1 2B BB		C B F S 1-3 ③ K			B S X 1-1 ② G6-3		1 0 1	1 0 0	0 0 0	0 0 0	1 0 0	1 0 0	0 0 0
Inning Stats	R: 0 E: 0 K: 0 S: 5 H: 0 LOB: 0 BB: 0 P: 8	R: 0 E: 0 K: 1 S: 12 H: 0 LOB: 0 BB: 0 P: 20	R: 2 E: 0 K: 0 S: 12 H: 2 LOB: 1 BB: 1 P: 22	R: 0 E: 0 K: 1 S: 8 H: 0 LOB: 0 BB: 0 P: 11	R: 0 E: 0 K: 3 S: 9 H: 0 LOB: 0 BB: 0 P: 13	R: 0 E: 0 K: 1 S: 6 H: 0 LOB: 0 BB: 1 P: 13	R: 1 E: 0 K: 1 S: 9 H: 2 LOB: 1 BB: 0 P: 14	R: 0 E: 0 K: 1 S: 8 H: 0 LOB: 0 BB: 0 P: 10	R: 1 E: 1 K: 1 S: 9 H: 1 LOB: 3 BB: 2 P: 18	1B: 2 2B: 3 3B: 0 HR: 0	SF: 0 SAC: 0 DP: 1 HBP: 0						

TOP

Baltimore Orioles @ Philadelphia Phillies

Veterans Stadium, Philadelphia, PA

Sun Jun 16 2002, 1:35 PM EDT
Att. 41,079 - Cloudy - 75 F

livebaseballscorecards.com

AB	31
R	4
H	5
RBI	3
BB	4
SO	9
LOB	13

PITCHER		IP	WLS	BF	H	R	ER	SO	BB	IBB	HBP	BLK	WP	HR	S	P	ERA	WHIP	PITCHER		IP	WLS	BF	H	R	ER	SO	BB	IBB	HBP	BLK	WP	HR	S	P	ERA	WHIP
Terry Adams, R ERA: 4.09	(1, 1)	7.0	L	25	4	3	3	7	2	0	0	0	0	0	61	101	3.86	0.857																			
Carlos Silva, R ERA: 1.91	(8, 1)	1.0		4	1	1	0	1	0	0	0	0	0	0	9	11	0.00	1.000																			
Dan Plesac, L ERA: 4.15	(9, 1)	0.1		3	0	0	0	1	1	1	0	0	0	0	4	12	0.00	3.000																			
Jose Santiago, R ERA: 5.17	(9, 1)	0.2		3	0	0	0	0	0	0	0	0	0	0	4	5	0.00	0.000																			

Batter	1	2	3	4	5	6	7	8	9	AB	R	H	RBI	BB	SO	LOB
11 Jimmy Rollins, S (1, 6) OBP: 0.330, SLG: 0.464	C F B X 1-2 G4-3 ①		X 0-0 1B ①		B S X 1-1 G5-3 ③		B B C B B 4-1 BB S BB		F B X 1-1 G3 ② 2-3	4	0	1	0	1	0	2
Marlon Anderson, L (1, 4) OBP: 0.329, SLG: 0.432	C B B F S 2-3 K ②		B X 1-0 G3 ③			C B X 1-1 G3-1 ①	B B F B F B 4-2 BB 1-2 BB		F B B S F X 2-2 P2 ③	4	0	0	0	1	1	2
Bobby Abreu, L (1, 9) OBP: 0.429, SLG: 0.495	B C B X 2-1 FC4-6 1B			B C S S S 1-3 K ①		X 0-0 G4-3 ②	C B B S B B 4-2 BB 1-2 2-3 3-H			3	0	1	1	1	1	0
Pat Burrell, R (1, 7) OBP: 0.401, SLG: 0.613	C F B X 1-2 FC4-6 ③ 1-2f			B B F B C F X 3-2 HR		S B S S B B B 4-2 1B BB	B C F X 1-2 G4-3 ③			3	1	1	1	1	0	4
Travis Lee, L (1, 3) OBP: 0.345, SLG: 0.383		S X 0-1 F7 ①		C B X 1-1 F7 ②		B B B B C F X 3-2 FC6-4 1-3 1B		X 0-0 G6-3 ①		4	0	1	0	0	0	0
Scott Rolen, R (1, 5) OBP: 0.338, SLG: 0.436		B C X 1-1 G5-3 ②		F B S F B B S 3-3 K ③		F B B X 2-1 FC6-4 ③ 1-2f		C X 0-1 G4-3 ②		4	0	0	0	0	1	2
Mike Lieberthal, R (1, 2) OBP: 0.298, SLG: 0.360	C F F F B X 1-2 F7 ③				F F F F F B X 1-2 G3-1 ①		B F F B F F X 2-2 G4-3 PB BB 1B	B B X 2-0 G5-3 ③		4	1	1	0	0	0	0
Doug Glanville, R (1, 8) OBP: 0.276, SLG: 0.288 Tomas Perez, S (9, PH) OBP: 0.333, SLG: 0.466			L B F X 1-2 G4-3 ①		B F S S 1-3 K ②		B C F B X 2-2 F5 ①		B B B C S S F F X 3-2 11 G3 2B	3 1	0 0	0 1	0 0	1 0	1 0	1 0
Terry Adams, R (1, 1) OBP: 0.176, SLG: 0.067 Ricky Ledee, L (7, PH) OBP: 0.200, SLG: 0.236 Jason Michaels, R (7, PH) OBP: 0.345, SLG: 0.588 Carlos Silva, R (8, 1) Dan Plesac, L (9, 1) Jose Santiago, R (9, 1) Jeremy Giambi, L (9, PH) OBP: 0.424, SLG: 0.517			B F S B S 2-3 K ②		B B B B 4-0 BB		B C X 1-1 G4-3 ② 1-3		B C F F B B X 3-2 G6-3 ①	1 0 1 0 0 0 1	0 0 0 0 0 0 0	0 0 0 0 0 0 0	0 0 0 0 0 0 0	1 0 0 0 0 0 0	1 0 0 0 0 0 0	0 1 0 0 0 0 1
Inning Stats	R: 0 H: 1 E: 0 LOB: 1 K: 1 BB: 0 S: 11 P: 17	R: 0 H: 0 E: 0 LOB: 0 K: 0 BB: 0 S: 9 P: 11	R: 0 H: 1 E: 0 LOB: 1 K: 1 BB: 0 S: 8 P: 12	R: 1 H: 1 E: 0 LOB: 0 K: 2 BB: 0 S: 13 P: 21	R: 0 H: 0 E: 0 LOB: 1 K: 1 BB: 1 S: 11 P: 18	R: 0 H: 1 E: 0 LOB: 2 K: 0 BB: 1 S: 10 P: 20	R: 1 H: 1 E: 0 LOB: 3 K: 0 BB: 3 S: 18 P: 36	R: 0 H: 0 E: 0 LOB: 0 K: 0 BB: 0 S: 4 P: 6	R: 0 H: 1 E: 0 LOB: 1 K: 0 BB: 0 S: 15 P: 24	1B: 4 2B: 1 3B: 0 HR: 1	SF: 0 SAC: 0 DP: 0 HBP: 0			WP: 0 PB: 1 SB: 1 CS: 0	PA: 38		

PITCHER		IP	WLS	BF	H	R	ER	SO	BB	IBB	HBP	BLK	WP	HR	S	P	ERA	WHIP
Travis Driskill, R ERA: 3.5	(1, 1)	6.1	W	26	5	2	2	5	2	0	0	0	0	1	70	111	2.84	1.105
B.J. Ryan, L ERA: 7.59	(7, 1)	0.1	H	4	0	0	0	0	3	0	0	0	0	0	7	20	0.00	9.000
Willis Roberts, R ERA: 1.89	(7, 1)	1.1	H	4	0	0	0	0	0	0	0	0	0	0	7	10	0.00	0.000
Jorge Julio, R ERA: 3.06	(9, 1)	1.0	S	4	1	0	0	0	0	0	0	0	0	0	15	24	0.00	1.000

PITCHER	IP	WLS	BF	H	R	ER	SO	BB	IBB	HBP	BLK	WP	HR	S	P	ERA	WHIP

BOTTOM

Baltimore Orioles @ Philadelphia Phillies

Veterans Stadium, Philadelphia, PA

Sun Jun 16 2002, 1:35 PM EDT
Att. 41,079 - Cloudy - 75 F

livebaseballscorecards.com

AB	33
R	2
H	6
RBI	2
BB	5
SO	5
LOB	13

Baltimore Orioles @ Arizona Diamondbacks

Bank One Ballpark, Phoenix, AZ

Tue Jun 18 2002, 10:05 PM EDT

Att. 40,992 - Dome - 72 F

livebaseballscorecards.com

TOP

Batter	1	2	3	4	5	6	7	8	9	AB	R	H	RBI	BB	SO	LOB
6 Melvin Mora, R (1, 8) OBP: 0.350, SLG: 0.415	SH1-3 BLK 2B 1B		F8		F7		1B BB		1B	4	1	2	0	1	0	0
Jerry Hairston, R (1, 4) OBP: 0.321, SLG: 0.331	SH1-3		S 1B			FC5-4 1B	F7		G6-3	4	0	2	0	0	0	3
Gary Matthews, S (1, 9) OBP: 0.347, SLG: 0.408	2B		K			FC5-4 31 2B	FC5-4 1B			4	0	2	2	0	1	2
Tony Batista, R (1, 5) OBP: 0.335, SLG: 0.534	P6			1B		F7	FC5-4			4	0	1	0	0	0	4
31 Jay Gibbons, L (1, 3) OBP: 0.337, SLG: 0.477	G4-3			F5		2B		G4-3		4	0	1	0	0	0	2
21 Marty Cordova, R (1, 7) OBP: 0.324, SLG: 0.433		G6-4-3 1B		K		G6-3		G4-3		4	0	1	0	0	1	3
Geronimo Gil, R (1, 2) OBP: 0.282, SLG: 0.430		G6-4-3		F7			HR	L1		4	1	1	1	0	0	2
Mike Bordick, R (1, 6) OBP: 0.300, SLG: 0.349 1 Brian Roberts, S (9, PH) OBP: 0.356, SLG: 0.342		G6-3			F3		G6-3		F7	3 1	0 0	0 0	0 0	0 0	0 0	0 0
Jason Johnson, R (1, 1) Chris Singleton, L (5, PH) OBP: 0.275, SLG: 0.382 Sean Douglass, R (5, 1) Jose Leon, R (7, PH) OBP: 0.500, SLG: 0.500 B.J. Ryan, L (7, 1) Rick Bauer, R (8, 1) Ryan McGuire, L (9, PH) OBP: 0.091, SLG: 0.091			K		L8		6 BB 1B		K	1 1 0 1 0 0 0 1	0 0 0 1 0 0 0 0	0 0 0 1 0 0 0 1	0 0 0 0 0 0 0 0	1 0 0 0 0 0 0 0	0 0 0 0 0 0 0 0	0 0 0 0 0 0 0 0
Inning Stats	R: 1 E: 0 K: 0 S: 10 H: 2 LOB: 1 BB: 0 P: 19	R: 0 E: 0 K: 0 S: 6 H: 1 LOB: 0 BB: 0 P: 10	R: 0 E: 0 K: 2 S: 10 H: 1 LOB: 1 BB: 0 P: 14	R: 0 E: 0 K: 1 S: 7 H: 1 LOB: 1 BB: 0 P: 12	R: 0 E: 0 K: 0 S: 8 H: 0 LOB: 0 BB: 0 P: 12	R: 0 E: 0 K: 0 S: 6 H: 2 LOB: 2 BB: 0 P: 10	R: 2 E: 0 K: 0 S: 19 H: 3 LOB: 2 BB: 1 P: 32	R: 0 E: 0 K: 0 S: 10 H: 0 LOB: 0 BB: 0 P: 15	R: 0 E: 0 K: 1 S: 11 H: 1 LOB: 1 BB: 0 P: 14	1B: 8 2B: 2 3B: 0 HR: 1	SF: 0 SAC: 1 DP: 1 HBP: 0						

AB	36
R	3
H	11
RBI	3
BB	1
SO	4
LOB	16

WP: 0 PB: 0 SB: 1 CS: 0 PA: 38

PITCHER		IP	WLS	BF	H	R	ER	SO	BB	IBB	HBP	BLK	WP	HR	S	P	ERA	WHIP
Brian Anderson, L ERA: 5.27	(1, 1)	6.1	W	27	9	3	3	3	0	0	0	1	0	1	56	93	4.26	1.421
Duaner Sanchez, R ERA:	(7, 1)	0.2	H	4	1	0	0	0	1	0	0	0	0	0	10	16	0.00	3.000
Mike Koplove, R ERA: 2.08	(8, 1)	1.0	H	3	0	0	0	0	0	0	0	0	0	0	10	15	0.00	0.000
Byung-Hyun Kim, R ERA: 1.25	(9, 1)	1.0	S	4	1	0	0	1	0	0	0	0	0	0	11	14	0.00	1.000

PITCHER	IP	WLS	BF	H	R	ER	SO	BB	IBB	HBP	BLK	WP	HR	S	P	ERA	WHIP

Baltimore Orioles @ Arizona Diamondbacks

Bank One Ballpark, Phoenix, AZ

Tue Jun 18 2002, 10:05 PM EDT

Att. 40,992 - Dome - 72 F

livebaseballscorecards.com

BOTTOM

Batter	1	2	3	4	5	6	7	8	9	AB	R	H	RBI	BB	SO	LOB
Craig Counsell, L (1, 4) (7, 5) OBP: 0.339, SLG: 0.345	K		1B S BB	2B		K		F7		4	0	1	1	1	2	2
Quinton McCracken, S (1, 9) OBP: 0.402, SLG: 0.553	1B 3B		BB 2B 1B	L3			G3-1 WP HR 1B	F7-6-3		5	3	3	0	0	0	3
Luis Gonzalez, L (1, 7) OBP: 0.407, SLG: 0.540	G1-3		2B BB	F9			G3-1			3	0	0	0	1	0	4
Erubiel Durazo, L (1, 3) OBP: 0.360, SLG: 0.603	2B 1B				G4-3		HR			4	2	2	3	0	1	2
Mark Grace, L (8, 3) OBP: 0.374, SLG: 0.452										0	0	0	0	0	0	0
Damian Miller, R (1, 2) OBP: 0.371, SLG: 0.520	WP 2B		2B		K		BB			3	0	2	2	1	1	0
Steve Finley, L (1, 8) OBP: 0.377, SLG: 0.519	P4		F8		G4-3		FC6-4 BB			3	0	0	0	1	0	3
Chris Donnels, L (1, 5) OBP: 0.304, SLG: 0.469		G4-3		1B 2B 1B		K	K			3	1	1	0	0	1	0
Alex Cintron, S (7, 4) OBP: 0.524, SLG: 0.667										1	0	0	0	0	1	2
Tony Womack, L (1, 6) OBP: 0.314, SLG: 0.337		K		2B 1B		G5-3 1B	FC6-4			4	0	2	0	0	1	2
Brian Anderson, R (1, 1) OBP: 0.176, SLG: 0.250		K		B1		G5-3		F7-6-3 HBP		3	0	0	0	0	1	3
Duaner Sanchez, R (7, 1)										0	0	0	0	0	0	0
Mike Koplove, R (8, 1)										0	0	0	0	0	0	0
David Dellucci, L (8, PH) OBP: 0.347, SLG: 0.463										0	0	0	0	0	0	0
Byung-Hyun Kim, R (9, 1) OBP: 1.000, SLG: 1.000										0	0	0	0	0	0	0
Inning Stats	R: 2 E: 0 K: 1 S: 12 H: 3 LOB: 1 BB: 0 P: 20		R: 0 E: 0 K: 2 S: 12 H: 0 LOB: 0 BB: 0 P: 15	R: 1 E: 0 K: 1 S: 17 H: 2 LOB: 2 BB: 2 P: 31	R: 1 E: 0 K: 0 S: 10 H: 3 LOB: 2 BB: 0 P: 16	R: 0 E: 0 K: 1 S: 9 H: 0 LOB: 0 BB: 0 P: 15	R: 0 E: 0 K: 2 S: 15 H: 1 LOB: 1 BB: 0 P: 19	R: 2 E: 0 K: 1 S: 18 H: 2 LOB: 2 BB: 2 P: 33	R: 0 E: 0 K: 0 S: 6 H: 0 LOB: 0 BB: 0 P: 11								

AB	33
R	6
H	11
RBI	6
BB	4
SO	8
LOB	21

1B: 6 SF: 0 WP: 2 PA: 38
2B: 4 SAC: 0 PB: 0
3B: 1 DP: 1 SB: 1
HR: 1 HBP: 1 CS: 0

PITCHER		IP	WLS	BF	H	R	ER	SO	BB	IBB	HBP	BLK	WP	HR	S	P	ERA	WHIP
Jason Johnson, R ERA: 4.81	(1, 1)	4.0	L	21	8	4	4	4	2	0	0	0	1	0	51	82	9.00	2.500
Sean Douglass, R ERA: 5.79	(5, 1)	2.0		7	1	0	0	3	0	0	0	0	0	0	24	34	0.00	0.500
B.J. Ryan, L ERA: 8.06	(7, 1)	1.0		7	2	2	2	1	2	0	0	0	1	1	18	33	18.00	4.000
Rick Bauer, R ERA: 5.4	(8, 1)	1.0		3	0	0	0	0	0	0	1	0	0	0	6	11	0.00	0.000

PITCHER	IP	WLS	BF	H	R	ER	SO	BB	IBB	HBP	BLK	WP	HR	S	P	ERA	WHIP

Batter	1	2	3	4	5	6	7	8	9	AB	R	H	RBI	BB	SO	LOB
1 Brian Roberts, S (1, 4) OBP: 0.337, SLG: 0.321	C B C X 1-2 ① P3		C C B B X 2-2 ② G6-3		B X 1-0 ③ L3		C X 0-1 ② F9		B X 1-0 ③ L7	5	0	0	0	0	0	1
6 Melvin Mora, R (1, 6) OBP: 0.349, SLG: 0.413	B F B X 2-1 HR 1B		S F S 0-3 ③ K			C B F S 1-3 K 1B 3B	B X 1-0 ③ B2			4	2	1	0	0	2	0
Chris Singleton, L (1, 8) OBP: 0.274, SLG: 0.380	F B S S 1-3 ② K			C F F S 0-3 ① K		B X 1-0 3B 1-3 1B		X 0-0 ① G4-3		4	1	1	0	0	2	1
Tony Batista, R (1, 5) OBP: 0.333, SLG: 0.541	B C B F F X 2-2 1-H HR			C F F S 0-3 ② K		C B X 1-1 ① F9		X 0-0 E6 31 FC4-6		4	1	1	2	0	1	2
31 Jay Gibbons, L (1, 9) OBP: 0.332, SLG: 0.469	B S B S C 2-3 ③ K			B X 1-0 ③ G4-3		B F F F F S 1-3 ② K		X 0-0 ② FC4-6 BB 1-2f		4	0	0	0	0	2	3
Gary Matthews, S (1, 7) OBP: 0.358, SLG: 0.436		C C B C 1-3 ① K			F X 0-1 G3 1B 2B	F X 0-1 1-H 3-H 2B 3B		B B C B B 4-1 1-2 BB		3	2	2	2	1	1	0
Ryan McGuire, L (1, 3) OBP: 0.133, SLG: 0.200		C B B X 2-1 ② F8			B X 1-0 ① G3 2-3	B C X 1-1 3-H 2B		C X 0-1 ③ L5		4	0	1	1	0	0	3
Geronimo Gil, R (1, 2) OBP: 0.281, SLG: 0.426		S C B S 1-3 ③ K			B F X 1-1 FC1-6 3-H 1B	C B S F C 1-3 ③ K			S X 0-1 ① G5-3	4	0	1	1	0	2	1
Sidney Ponson, R (1, 1) OBP: 0.333, SLG: 0.667			B S F B X 2-2 ① L9		X 0-0 ② FC1-6 1-2f		B S B S F C 2-3 ① K		X 0-0 ② P4	1	0	0	0	0	0	0
Chris Brock, R (4, 1)										2	0	0	0	0	1	1
Buddy Groom, L (7, 1)										0	0	0	0	0	0	0
Jerry Hairston, R (9, PH) OBP: 0.319, SLG: 0.329										1	0	0	0	0	0	0
Jorge Julio, R (9, 1)										0	0	0	0	0	0	0
Inning Stats	R: 2 E: 0 K: 2 S: 15 H: 2 LOB: 0 BB: 0 P: 23	R: 0 E: 0 K: 2 S: 8 H: 0 LOB: 0 BB: 0 P: 12	R: 0 E: 0 K: 1 S: 9 H: 0 LOB: 0 BB: 0 P: 13	R: 0 E: 0 K: 2 S: 9 H: 0 LOB: 0 BB: 0 P: 10	R: 1 E: 0 K: 0 S: 7 H: 2 LOB: 1 BB: 0 P: 10	R: 3 E: 0 K: 3 S: 20 H: 3 LOB: 1 BB: 0 P: 26	R: 0 E: 0 K: 1 S: 7 H: 0 LOB: 0 BB: 0 P: 10	R: 0 E: 1 K: 0 S: 6 H: 0 LOB: 2 BB: 1 P: 10	R: 0 E: 0 K: 0 S: 4 H: 0 LOB: 0 BB: 0 P: 5	1B: 3 2B: 2 3B: 1 HR: 1 SF: 0 SAC: 0 DP: 0 HBP: 0						

PITCHER		IP	WLS	BF	H	R	ER	SO	BB	IBB	HBP	BLK	WP	HR	S	P	ERA	WHIP
Curt Schilling, R ERA: 3.28	(1, 1)	6.0	L	26	7	6	6	10	0	0	0	0	1	1	68	94	9.00	1.167
Greg Swindell, L ERA: 6.1	(7, 1)	1.0		3	0	0	0	1	0	0	0	0	0	0	7	10	0.00	0.000
Mike Morgan, R ERA: 4.99	(8, 1)	2.0		8	0	0	0	0	1	0	0	0	0	0	10	15	0.00	0.500

PITCHER	IP	WLS	BF	H	R	ER	SO	BB	IBB	HBP	BLK	WP	HR	S	P	ERA	WHIP

TOP

Baltimore Orioles @ Arizona Diamondbacks

Bank One Ballpark, Phoenix, AZ

Wed Jun 19 2002, 10:05 PM EDT

Att. 37,305 - Dome - 72 F

livebaseballscorecards.com

AB	36
R	6
H	7
RBI	6
BB	1
SO	11
LOB	12

1B: 3	SF: 0
2B: 2	SAC: 0
3B: 1	DP: 0
HR: 1	HBP: 0

WP: 1	PA: 37
PB: 0	
SB: 0	
CS: 0	

Baltimore Orioles @ Arizona Diamondbacks

Bank One Ballpark, Phoenix, AZ

Wed Jun 19 2002, 10:05 PM EDT

Att. 37,305 - Dome - 72 F

livebaseballscorecards.com

BOTTOM

Batter	1	2	3	4	5	6	7	8	9	AB	R	H	RBI	BB	SO	LOB
Craig Counsell, L (1, 5) OBP: 0.334, SLG: 0.340	C B B X 2-1 ① G4-3		B C C X 1-2 ③ G6-3		C B C X 1-2 ② G4-3		B S B S B F X 3-2 ③ L8			4	0	0	0	0	0	1
Quinton McCracken, S (1, 9) OBP: 0.396, SLG: 0.551	B C B B X 2-1 ② F5			F C B B F X 2-2 BB G5-2-3 2B	B F B F S 2-3 ③ K			B X 1-0 ① G4-3		4	0	1	0	0	1	0
Luis Gonzalez, L (1, 7) OBP: 0.412, SLG: 0.540	B B X 2-0 1B			B B B B 4-0 G5-2-3 BB 1B BB		B C F F B B B 4-2 G6-4-3 BB BB		B C C B X 2-2 ② G6-3		2	1	1	0	2	0	0
Erubiel Durazo, L (1, 3) OBP: 0.366, SLG: 0.588	B S F S 1-3 ③ K			B B B B 4-0 1B G5-2-3 1-2 2-3 BB		C B B B B 4-1 G6-4-3 1-2 BB		F S C 0-3 ③ K		2	0	0	0	2	2	1
Damian Miller, R (1, 2) OBP: 0.366, SLG: 0.511 Chris Donnels, L (9, PH) OBP: 0.316, SLG: 0.469		B B F S X 2-2 ① G5-3		X 0-0 ①② G5-2-3 1-2 2-3 3-Hf		C F X 0-2 ①② G6-4-3 1-2f 2-3			C B B C B B 4-2 DI BB	3 0	0 0	0 0	0 0	0 1	0 0	5 0
Steve Finley, L (1, 8) OBP: 0.375, SLG: 0.514		C X 0-1 ② L9		C B B X 2-1 BB 2-3 3-H 1B		X 0-0 ③ G6-3			B B C X 2-1 ① F8	4	0	1	1	0	0	2
Tony Womack, L (1, 6) OBP: 0.313, SLG: 0.333		B B B C X 3-1 ③ L8		P B B B 4-0 1-2 BB			B B X 2-0 ① F7		X 0-0 ② F8	3	0	0	0	1	0	1
Alex Cintron, S (1, 4) OBP: 0.480, SLG: 0.636			B F F X 1-2 ① G4-3	C B X 1-1 ③ G4-3			B X 1-0 G3 2B		B B C F X 2-2 ③ F7 1-2	4	0	1	0	0	0	4
Curt Schilling, R (1, 1) OBP: 0.268, SLG: 0.268 Greg Swindell, L (7, 1) David Dellucci, L (7, PH) OBP: 0.340, SLG: 0.452 Mike Morgan, R (8, 1)			X 0-0 ② L6		C X 0-1 ① G5-3		B B F X 2-1 ② G3 2-3			2 0 1 0	0 0 0 0	0 0 0 0	0 0 0 0	0 0 0 0	0 0 0 0	0 0 1 0
Inning Stats	R: 0 H: 1 E: 0 LOB: 1 K: 1 BB: 0 S: 8 P: 15	R: 0 H: 0 E: 0 LOB: 0 K: 0 BB: 0 S: 7 P: 12	R: 0 H: 0 E: 0 LOB: 0 K: 0 BB: 0 S: 7 P: 9	R: 1 H: 2 E: 0 LOB: 3 K: 0 BB: 3 S: 10 P: 26	R: 0 H: 0 E: 0 LOB: 0 K: 1 BB: 0 S: 8 P: 11	R: 0 H: 0 E: 0 LOB: 1 K: 0 BB: 2 S: 8 P: 16	R: 0 H: 1 E: 0 LOB: 1 K: 0 BB: 0 S: 8 P: 16	R: 0 H: 0 E: 0 LOB: 0 K: 1 BB: 0 S: 7 P: 10	R: 0 H: 0 E: 0 LOB: 1 K: 0 BB: 1 S: 8 P: 16	1B: 2 2B: 2 3B: 0 HR: 0	SF: 0 SAC: 0 DP: 2 HBP: 0			WP: 0 PB: 0 SB: 0 CS: 0	PA: 35		

	AB	29
	R	1
	H	4
	RBI	1
	BB	6
	SO	3
	LOB	15

PITCHER		IP	WLS	BF	H	R	ER	SO	BB	IBB	HBP	BLK	WP	HR	S	P	ERA	WHIP
Sidney Ponson, R ERA: 4.07	(1, 1)	3.2		15	3	1	1	1	2	0	0	0	0	0	29	55	2.46	1.364
Chris Brock, R ERA: 6.75	(4, 1)	3.0	W	12	1	0	0	1	3	0	0	0	0	0	23	43	0.00	1.333
Buddy Groom, L ERA: 2.22	(7, 1)	1.1		4	0	0	0	1	0	0	0	0	0	0	11	17	0.00	0.000
Jorge Julio, R ERA: 2.97	(9, 1)	1.0		4	0	0	0	0	1	0	0	0	0	0	8	16	0.00	1.000

PITCHER	IP	WLS	BF	H	R	ER	SO	BB	IBB	HBP	BLK	WP	HR	S	P	ERA	WHIP

Batter	1	2	3	4	5	6	7	8	9	AB	R	H	RBI	BB	SO	LOB
6 Melvin Mora, R (1, 8) OBP: 0.348, SLG: 0.422	C C X 0-2 HR		C X 0-1 ① F9		S B B S S 2-3 ③ K			C B F X 1-2 E6 G3-6		4	1	1	1	0	1	1
Jerry Hairston, R (1, 4) OBP: 0.311, SLG: 0.320	B S X 1-1 ① L7		B C X 1-1 ② L6			B X 1-0 ① G6-3		C B X 1-1 ① ② G3-6 1-2f		4	0	0	0	0	0	1
Gary Matthews, S (1, 9) OBP: 0.348, SLG: 0.423	B S C S 2-3 ② K		B S F B B F X 3-2 ③ G5-3			C B S S 1-3 ② K		X 0-0 ③ G6-3		4	0	0	0	0	2	0
Tony Batista, R (1, 5) OBP: 0.332, SLG: 0.537	B C C F B F F S 2-3 ③ K			B X 1-0 ① P4		X 0-0 ③ G6-3			C B X 1-1 21 FC5-4 1B	4	0	1	0	0	1	0
21 Marty Cordova, R (1, 7) OBP: 0.327, SLG: 0.431		X 0-0 1B 1B		B B F B F S 3-3 ② K			F B F B F B F F B 4-2 BB 1B FC5-2 BB		F X 0-1 ① FC5-4 G4-3 1-2f	3	0	1	0	1	1	1
Jose Leon, R (1, 3) OBP: 0.500, SLG: 0.500		F S X 0-2 1-2 1B		B B S F C 2-3 ③ K			F X 0-1 FC5-2 BB 1-2 1B		C S X 0-2 ② G4-3 1-2	4	0	2	0	0	1	1
Mike Bordick, R (1, 6) OBP: 0.301, SLG: 0.346 1 Brian Roberts, S (9, PH) OBP: 0.333, SLG: 0.317		C C F B S 1-3 ① K			B C B S B F S 3-3 ① K		B S B B F F B 4-2 FC5-2 BB 1-2 2-3		C X 0-1 ③ P6	2 1	0 0	0 0	0 0	1 0	2 0	2 1
Brook Fordyce, R (1, 2) OBP: 0.273, SLG: 0.275		B C F B S 2-3 ② K			B C X 1-1 1B		F B F F B F B X 3-2 ① FC5-2 G4-6-3 1-2 2-3 3-Hf			3	0	1	0	0	1	5
Rodrigo Lopez, R (1, 1) Willis Roberts, R (7, 1) B.J. Ryan, L (8, 1)		C S S 0-3 ③ K			S S S 0-3 ② K		S B S X 1-2 ② ③ G4-6-3 1-2f			3 0 0	0 0 0	0 0 0	0 0 0	0 0 0	2 0 0	6 0 0
Inning Stats	R: 1 H: 1 E: 0 LOB: 0 K: 2 BB: 0 S: 14 P: 19	R: 0 H: 2 E: 0 LOB: 2 K: 3 BB: 0 S: 14 P: 17	R: 0 H: 0 E: 0 LOB: 0 K: 0 BB: 0 S: 8 P: 12	R: 0 H: 0 E: 0 LOB: 0 K: 2 BB: 0 S: 7 P: 13	R: 0 H: 1 E: 0 LOB: 1 K: 3 BB: 0 S: 12 P: 18	R: 0 H: 0 E: 0 LOB: 0 K: 1 BB: 0 S: 5 P: 7	R: 0 H: 1 E: 0 LOB: 2 K: 0 BB: 2 S: 18 P: 30	R: 0 H: 0 E: 1 LOB: 0 K: 0 BB: 0 S: 6 P: 8	R: 0 H: 1 E: 0 LOB: 1 K: 0 BB: 0 S: 9 P: 10	1B: 5 SF: 0 2B: 0 SAC: 0 3B: 0 DP: 2 HR: 1 HBP: 0						WP: 0 PA: 34 PB: 0 SB: 0 CS: 0

PITCHER		IP	WLS	BF	H	R	ER	SO	BB	IBB	HBP	BLK	WP	HR	S	P	ERA	WHIP
Randy Johnson, L ERA: 2.55	(1, 1)	7.0	W	27	5	1	1	11	2	0	0	0	0	1	78	116	1.29	1.000
Mike Koplove, R ERA: 1.42	(8, 1)	2.0		7	1	0	0	0	0	0	0	0	0	0	15	18	0.00	0.500

PITCHER	IP	WLS	BF	H	R	ER	SO	BB	IBB	HBP	BLK	WP	HR	S	P	ERA	WHIP

TOP

Baltimore Orioles @ Arizona Diamondbacks

Bank One Ballpark, Phoenix, AZ

Thu Jun 20 2002, 6:05 PM EDT
Att. 35,215 - Dome - 72 F

livebaseballscorecards.com

AB	32
R	1
H	6
RBI	1
BB	2
SO	11
LOB	18

BOTTOM

Baltimore Orioles @ Arizona Diamondbacks

Bank One Ballpark, Phoenix, AZ

Thu Jun 20 2002, 6:05 PM EDT

Att. 35,215 - Dome - 72 F

livebaseballscorecards.com

Batter	1	2	3	4	5	6	7	8	9	AB	R	H	RBI	BB	SO	LOB
Craig Counsell, L (1, 5) OBP: 0.331, SLG: 0.337	F X 0-1 G3 ①			B F B X 2-1 F9 ①		B C B C X 2-2 CI FC1-5 1-2	C X 0-1 SF8 ① 2-3 3-H			2	0	0	1	0	0	0
Quinton McCracken, S (1, 9) OBP: 0.400, SLG: 0.548	B X 1-0 G3 ②			C C B B X 2-2 1B 1B		X 0-0 FC1-5 ① 1-2 2-3f	X 0-0 E7 SF9 S 1B 1-3 3-H			4	0	2	1	0	0	2
Luis Gonzalez, L (1, 7) OBP: 0.406, SLG: 0.533	C B X 1-1 G4-3 ③			F X 0-1 F8 ②		X 0-0 F8 ②	C B X 1-1 SF9 ② 1-3 3-H			3	0	0	1	0	0	3
Steve Finley, L (1, 8) OBP: 0.373, SLG: 0.509		C B B F C 2-3 K ①		S B X 1-1 1B 1-2		C X 0-1 G3 ③	L S F X 0-2 G5-3 ③			4	0	1	0	0	1	3
Damian Miller, R (1, 2) OBP: 0.364, SLG: 0.505		B X 1-0 L6 ②		B C X 1-1 F8 ③			B C X 1-1 1B 1B BB 1B	B S B C B F S 3-3 K ①		4	1	1	0	0	1	2
Mark Grace, L (1, 3) OBP: 0.376, SLG: 0.450		C B X 1-1 G4-3 ③			C X 0-1 G6-3 ①		F B X 1-1 BB 1B 1-2 BB 1B	B C B C B B 4-2 FC6-4 BB		3	1	1	0	1	0	0
Tony Womack, L (1, 6) OBP: 0.312, SLG: 0.332			B C C S 1-3 K ①		B X 1-0 L8 ②		F X 0-1 BB BB SF8 1B 1-2 2-3	B F X 1-1 L5 ②		4	1	1	0	0	1	1
Alex Cintron, S (1, 4) OBP: 0.448, SLG: 0.560			X 0-0 B5-3 ②		F B X 1-1 G6-3 ③		B F B C B B 4-2 SF8 BB 1B 1-2 2-3 3-H BB	B X 1-0 FC6-4 ③ 1-2f		3	1	0	1	1	0	1
Randy Johnson, R (1, 1) OBP: 0.075, SLG: 0.103 Erubiel Durazo, L (7, PH) OBP: 0.372, SLG: 0.588 Mike Koplove, R (8, 1)			B B C S B X 3-2 F9 ③			C S X 0-2 FC1-5 CI 1B	B B F B F B 4-2 E 1B SF9 1-2 2-3 3-H BB			2 0 0	0 1 0	1 0 0	0 1 0	0 1 0	0 0 0	0 0 0
Inning Stats	R: 0 E: 0 K: 0 S: 5 H: 0 LOB: 0 BB: 0 P: 7	R: 0 E: 0 K: 1 S: 6 H: 0 LOB: 0 BB: 0 P: 10	R: 0 E: 0 K: 1 S: 7 H: 0 LOB: 0 BB: 0 P: 11	R: 0 E: 0 K: 0 S: 11 H: 2 LOB: 2 BB: 0 P: 17	R: 0 E: 0 K: 0 S: 5 H: 0 LOB: 0 BB: 0 P: 7	R: 0 E: 1 K: 0 S: 10 H: 1 LOB: 2 BB: 0 P: 12	R: 5 E: 1 K: 0 S: 19 H: 4 LOB: 1 BB: 2 P: 30	R: 0 E: 0 K: 1 S: 9 H: 0 LOB: 1 BB: 1 P: 18		1B: 7 2B: 0 3B: 0 HR: 0	SF: 2 SAC: 0 DP: 0 HBP: 0					

	AB	29
	R	5
	H	7
	RBI	5
	BB	3
	SO	3
	LOB	12

PITCHER		IP	WLS	BF	H	R	ER	SO	BB	IBB	HBP	BLK	WP	HR	S	P	ERA	WHIP
Rodrigo Lopez, R ERA: 2.7	(1, 1)	6.0	L	26	6	4	4	2	1	0	0	0	0	0	52	78	6.00	1.167
Willis Roberts, R ERA: 1.85	(7, 1)	1.0		5	1	1	0	0	1	0	0	0	0	0	11	16	0.00	2.000
B.J. Ryan, L ERA: 7.71	(8, 1)	1.0		4	0	0	0	1	1	0	0	0	0	0	9	18	0.00	1.000

PITCHER	IP	WLS	BF	H	R	ER	SO	BB	IBB	HBP	BLK	WP	HR	S	P	ERA	WHIP

Batter	1	2	3	4	5	6	7	8	9	AB	R	H	RBI	BB	SO	LOB
6 Melvin Mora, R (1, 8) OBP: 0.353, SLG: 0.429	1-1 1B SF9 2B		1-0 CS 1B		4-2 1-2 BB		3-0 G1-3 2-3			3	1	2	0	1	0	1
Jerry Hairston, R (1, 4) OBP: 0.304, SLG: 0.312	1-1 B3-4		3-3 K 1-2		3-2 F7		3-2 F9			4	0	0	0	0	1	5
Gary Matthews, S (1, 9) OBP: 0.346, SLG: 0.418	1-2 2-3 1B			0-2 G6-3		1-3 K		2-3 K		4	0	1	0	0	2	0
Tony Batista, R (1, 5) OBP: 0.331, SLG: 0.533	3-2 SF9 3-H			1-2 P5		0-0 L1		4-2 FC6-4 BB		2	0	0	1	1	0	0
21 Marty Cordova, R (1, 7) OBP: 0.330, SLG: 0.462	3-1 G6-3			3-1 HR		1-0 HR		2-3 K		4	2	2	2	0	1	2
Jose Leon, R (1, 3) OBP: 0.400, SLG: 0.400		0-3 K		2-2 F7		1-2 FC6-4 1B		1-2 FC6-4 1-2f		4	0	1	0	0	1	1
Brook Fordyce, R (1, 2) OBP: 0.263, SLG: 0.264 1 Brian Roberts, S (9, PH) OBP: 0.330, SLG: 0.313		3-1 G5-3			1-2 G5-3	2-1 FC6-4 1-2f			0-1 F7	3 1	0 0	0 0	0 0	0 0	0 0	1 0
Mike Bordick, R (1, 6) OBP: 0.306, SLG: 0.356 Chris Singleton, L (9, PH) OBP: 0.273, SLG: 0.378		2-2 G1-3			1-1 6 BB 1B		1-1 6 S 2B		0-3 K	3 1	0 0	2 0	0 0	0 0	0 1	0 0
Scott Erickson, R (1, 1) Ryan McGuire, L (7, PH) OBP: 0.125, SLG: 0.188 Rick Bauer, R (7, 1) 31 Jay Gibbons, L (9, PH) OBP: 0.331, SLG: 0.467			1-1 G4-3		1-3 K		3-3 K		0-3 K2-3	2 1 0 1	0 0 0 0	0 0 0 0	0 0 0 0	1 1 0 1	1 1 0 0	1 1 0 0
Inning Stats	R: 1 E: 0 K: 0 S: 13 H: 2 LOB: 1 BB: 0 P: 22	R: 0 E: 0 K: 1 S: 9 H: 0 LOB: 0 BB: 0 P: 14	R: 0 E: 0 K: 1 S: 6 H: 1 LOB: 1 BB: 0 P: 11	R: 1 E: 0 K: 0 S: 11 H: 1 LOB: 0 BB: 0 P: 17	R: 0 E: 0 K: 1 S: 14 H: 1 LOB: 2 BB: 1 P: 23	R: 1 E: 0 K: 1 S: 10 H: 2 LOB: 1 BB: 0 P: 15	R: 0 E: 0 K: 1 S: 11 H: 1 LOB: 1 BB: 0 P: 21	R: 0 E: 0 K: 2 S: 14 H: 0 LOB: 1 BB: 1 P: 23	R: 0 E: 0 K: 2 S: 9 H: 0 LOB: 0 BB: 0 P: 9	1B: 4 2B: 3 3B: 0 HR: 2	SF: 1 SAC: 0 DP: 1 HBP: 0					

TOP

Baltimore Orioles @ San Francisco Giants

PacBell Park, San Francisco, CA

Fri Jun 21 2002, 10:35 PM EDT

Att. 40,634 - Overcast - 56 F

livebaseballscorecards.com

AB	33
R	3
H	8
RBI	3
BB	2
SO	9
LOB	12

PITCHER		IP	WLS	BF	H	R	ER	SO	BB	IBB	HBP	BLK	WP	HR	S	P	ERA	WHIP
Kirk Rueter, L ERA: 3.34	(1, 1)	6.0		25	7	3	3	4	1	0	0	0	0	2	63	102	4.50	1.333
Tim Worrell, R ERA: 2.45	(7, 1)	1.0		4	1	0	0	1	0	0	0	0	0	0	11	21	0.00	1.000
Felix Rodriguez, R ERA: 4.85	(8, 1)	1.0	W	4	0	0	0	2	1	0	0	0	0	0	14	23	0.00	1.000
Robb Nen, R ERA: 2.03	(9, 1)	1.0	S	3	0	0	0	2	0	0	0	0	0	0	9	9	0.00	0.000

PITCHER		IP	WLS	BF	H	R	ER	SO	BB	IBB	HBP	BLK	WP	HR	S	P	ERA	WHIP

WP: 0 PB: 0 SB: 1 CS: 1 PA: 36

Baltimore Orioles @ San Francisco Giants

PacBell Park, San Francisco, CA

Fri Jun 21 2002, 10:35 PM EDT

Att. 40,634 - Overcast - 56 F

livebaseballscorecards.com

BOTTOM

Batter	1	2	3	4	5	6	7	8	9	AB	R	H	RBI	BB	SO	LOB
Marvin Benard, L (1, 9) OBP: 0.346, SLG: 0.450	C B B B C F X 3-2 2B		B C X 1-1 2B	C X 0-1 ② G3 1-2			L X 0-1 ① F8			4	0	2	0	0	0	1
Rich Aurilia, R (1, 6) OBP: 0.301, SLG: 0.447	X 0-0 ① G6-3		B X 1-0 ② P5	C X 0-1 ③ L8			B F B X 2-1 ② G6-3			4	0	0	0	0	0	3
Barry Bonds, L (1, 7) OBP: 0.572, SLG: 0.797	B B B B 4-0 G6-3 BB		B B I I 4-0 IBB		B B X 2-0 F8-6-4 1B 1B		B B C B B 4-1 BB			1	0	1	0	3	0	0
Jeff Kent, R (1, 4) OBP: 0.357, SLG: 0.472	X 0-0 ②③ G6-3 1-2f		X 0-0 ③ G6-3		B X 1-0 1-2 1B		C B S B F X 2-2 ③ G6-3			4	0	1	0	0	0	5
Damon Minor, L (1, 3) OBP: 0.405, SLG: 0.597		B C B X 2-1 1B		C X 0-1 G6-3 E 2B	B B B C X 3-1 ①② F8-6-4 2-3			F B B C X 2-2 ① G6-3		4	1	2	0	0	0	2
Benito Santiago, R (1, 2) OBP: 0.322, SLG: 0.475		C C B B S 2-3 ① K		X 0-0 ① G6-3 2-3	F F B B S 2-3 ③ K			X 0-0 ② F8		4	0	0	0	0	2	3
David Bell, R (1, 5) OBP: 0.313, SLG: 0.424		B B C C E X 2-2 ② L6		B X 1-0 FC5 2B 3-H		C F B F B X 2-2 ① P4		B B X 2-0 HR		4	2	1	1	0	0	1
Tsuyoshi Shinjo, R (1, 8) OBP: 0.306, SLG: 0.367		X 0-0 ③ L8		B S F B B X 3-2 1B 2B 1-H		F B C B B F F F B 4-2 G1-6-3 BB		C B F F C 1-3 ③ K		3	1	1	1	1	1	1
Kirk Rueter, L (1, 1) OBP: 0.207, SLG: 0.185			X 0-0 ① G1	S B F X 1-2 G3 2-H 1B		X 0-0 ②③ G1-6-3 1-2f				2	0	1	1	0	0	0
J.T. Snow, L (6, PH) OBP: 0.301, SLG: 0.306										1	0	0	0	0	0	1
Tim Worrell, R (7, 1)										0	0	0	0	0	0	0
Felix Rodriguez, R (8, 1)										0	0	0	0	0	0	0
Robb Nen, R (9, 1)										0	0	0	0	0	0	0
Inning Stats	R: 0 E: 0 K: 0 S: 7 H: 1 LOB: 1 BB: 1 P: 14	R: 0 E: 0 K: 1 S: 10 H: 1 LOB: 1 BB: 0 P: 16	R: 0 E: 0 K: 0 S: 5 H: 1 LOB: 2 BB: 1 P: 11	R: 3 E: 1 K: 0 S: 14 H: 3 LOB: 1 BB: 0 P: 19	R: 0 E: 0 K: 1 S: 7 H: 2 LOB: 1 BB: 0 P: 15	R: 0 E: 0 K: 0 S: 10 H: 0 LOB: 0 BB: 1 P: 16	R: 0 E: 0 K: 0 S: 9 H: 0 LOB: 1 BB: 1 P: 17	R: 1 E: 0 K: 1 S: 9 H: 1 LOB: 0 BB: 0 P: 14		1B: 4 2B: 5 3B: 0 HR: 1 SF: 0 SAC: 0 DP: 3 HBP: 0						

	AB	31
	R	4
	H	9
	RBI	3
	BB	4
	SO	3
	LOB	17

WP: 0 PB: 0 SB: 0 CS: 0 PA: 35

PITCHER		IP	WLS	BF	H	R	ER	SO	BB	IBB	HBP	BLK	WP	HR	S	P	ERA	WHIP
Scott Erickson, R ERA: 4.76	(1, 1)	6.0		27	8	3	2	2	2	1	0	0	0	0	53	91	3.00	1.667
Rick Bauer, R ERA: 5.35	(7, 1)	2.0	L	8	1	1	1	1	1	0	0	0	0	1	18	31	4.50	1.000

PITCHER	IP	WLS	BF	H	R	ER	SO	BB	IBB	HBP	BLK	WP	HR	S	P	ERA	WHIP

Baltimore Orioles @ San Francisco Giants

PacBell Park, San Francisco, CA

Sat Jun 22 2002, 4:05 PM EDT

Att. 41,269 - Overcast - 57 F

TOP

livebaseballscorecards.com

Batter	1	2	3	4	5	6	7	8	9	AB	R	H	RBI	BB	SO	LOB
6 Melvin Mora, R (1, 8) OBP: 0.352, SLG: 0.430	C B F F X 1-2 ① P4		B C B B X 3-1 1 1B 2B		C F F B X 1-2 ① G1-3		C X 0-1 ② G5-3			4	1	1	0	0	0	0
1 Brian Roberts, S (1, 4) OBP: 0.327, SLG: 0.310	C B X 1-1 ② F5		C B B F X 2-2 2-H 1B		B B X 2-0 ② G4-3		F C B B B X 3-2 ③ F8			4	0	1	1	0	0	0
Gary Matthews, S (1, 9) OBP: 0.344, SLG: 0.421	C B X 1-1 ③ L7		B C X 1-1 ③ G3		X 0-0 2B			S S B B X 2-2 ① G4-3		4	0	1	0	0	0	1
Tony Batista, R (1, 5) OBP: 0.330, SLG: 0.527		F B B S X 2-2 ① G5-3		S B X 1-1 ① F5	H 1-0 HBP			C S B F S 1-3 ② K		3	0	0	0	0	1	0
31 Jay Gibbons, L (1, 3) OBP: 0.329, SLG: 0.461		B C X 1-1 ② P6		B B F C F B F F F 4-2 B 21 1B 3B BB	X 0-0 ③ F5			F C S 0-3 ③ K		3	1	0	0	1	1	2
21 Marty Cordova, R (1, 7) OBP: 0.333, SLG: 0.476		B B X 2-0 HR		B C B F X 2-2 1-2 3B 1B		B F B C X 2-2 ① F9			C B B F S 2-3 ① K	4	2	2	1	0	1	0
Geronimo Gil, R (1, 2) OBP: 0.275, SLG: 0.417		F F S 0-3 ③ K2-3		S F B F S 1-3 ② K		F S S 0-3 ② K			X 0-0 ② F8	4	0	0	0	0	3	2
Mike Bordick, R (1, 6) OBP: 0.309, SLG: 0.369		X 0-0 ① L4		B B C B X 3-1 1-H 2-H 3B		C C C 0-3 ③ K			F B X 1-1 1B	4	0	2	2	0	1	0
Travis Driskill, R (1, 1)		C S F C 0-3 ② K		F F F B S 1-3 ③ K			F F S 0-3 ① K		B C B X 2-1 ③ G5-3	2	0	0	0	0	2	1
Willis Roberts, R (6, 1)										0	0	0	0	0	0	0
Jose Leon, R (7, PH) OBP: 0.364, SLG: 0.364										1	0	0	0	0	1	0
Buddy Groom, L (7, 1)										0	0	0	0	0	0	0
Ryan McGuire, L (9, PH) OBP: 0.118, SLG: 0.176										1	0	0	0	0	0	1
Jorge Julio, R (9, 1)										0	0	0	0	0	0	0
Inning Stats	R: 0 E: 0 K: 0 S: 8 H: 0 LOB: 0 BB: 0 P: 11	R: 1 E: 0 K: 1 S: 9 H: 1 LOB: 0 BB: 0 P: 14	R: 1 E: 0 K: 1 S: 12 H: 2 LOB: 0 BB: 0 P: 18	R: 2 E: 0 K: 2 S: 21 H: 2 LOB: 1 BB: 1 P: 33	R: 0 E: 0 K: 0 S: 7 H: 1 LOB: 2 BB: 0 P: 11	R: 0 E: 0 K: 2 S: 9 H: 0 LOB: 0 BB: 0 P: 11	R: 0 E: 0 K: 1 S: 8 H: 0 LOB: 0 BB: 0 P: 11	R: 0 E: 0 K: 2 S: 10 H: 0 LOB: 0 BB: 0 P: 13	R: 0 E: 0 K: 1 S: 8 H: 1 LOB: 1 BB: 0 P: 13	1B: 3 2B: 2 3B: 1 HR: 1	SF: 0 SAC: 0 DP: 0 HBP: 1					

AB	34
R	4
H	7
RBI	4
BB	1
SO	10
LOB	7

WP: 0 PB: 0 SB: 0 CS: 0 PA: 36

PITCHER		IP	WLS	BF	H	R	ER	SO	BB	IBB	HBP	BLK	WP	HR	S	P	ERA	WHIP
Ryan Jensen, R ERA: 4.56	(1, 1)	5.0	L	23	6	4	4	4	1	0	1	0	0	1	57	87	7.20	1.400
Jay Witasick, R ERA: 1.34	(6, 1)	1.0		3	0	0	0	2	0	0	0	0	0	0	9	11	0.00	0.000
Aaron Fultz, L ERA: 5.61	(7, 1)	2.0		6	0	0	0	3	0	0	0	0	0	0	18	24	0.00	0.000
Felix Rodriguez, R ERA: 4.7	(9, 1)	1.0		4	1	0	0	1	0	0	0	0	0	0	8	13	0.00	1.000

PITCHER	IP	WLS	BF	H	R	ER	SO	BB	IBB	HBP	BLK	WP	HR	S	P	ERA	WHIP

BOTTOM

Baltimore Orioles @ San Francisco Giants

PacBell Park, San Francisco, CA

Sat Jun 22 2002, 4:05 PM EDT

Att. 41,269 - Overcast - 57 F

livebaseballscorecards.com

Batter	1	2	3	4	5	6	7	8	9	AB	R	H	RBI	BB	SO	LOB
Marvin Benard, L (1, 9) OBP: 0.348, SLG: 0.442	BBBCB 4-1 CS BB		CBX 1-1 G3 2-3 ②		BCX 1-1 F9 ②		X 0-0 FC6-4 1B		B X 1-0 F7 ③	4	0	1	0	1	0	1
Rich Aurilia, R (1, 6) OBP: 0.300, SLG: 0.443	BFCF 1 SAFE X 1-2 F5 1-2 ①②		X 0-0 F8 ③		BSX 1-1 BB BB 1B		CBX 1-1 L6 ①			4	0	1	0	0	0	3
Barry Bonds, L (1, 7) OBP: 0.568, SLG: 0.784	CFBBBX 3-2 G3 ③			B X 1-0 P5 ①	BBSBCB 4-2 BB 1-2 BB		BCBFBC 3-3 K ②			3	0	0	0	1	1	1
Jeff Kent, R (1, 4) OBP: 0.359, SLG: 0.470		B X 1-0 G5-4-3 1B 1B		CBBFC 2-3 K ②	BCBBSB 4-2 1-2 2-3 BB		CX 0-1 FC6-4 1-2f ③			3	0	1	0	1	1	1
Damon Minor, L (1, 3) OBP: 0.410, SLG: 0.586		BBX 2-0 G5-4-3 1-2 1B		CBFBBB 4-2 FC6-4 BB	X 0-0 F8 ③			BBBSX 2-1 G4-3 ①		3	0	1	0	1	0	3
Benito Santiago, R (1, 2) OBP: 0.316, SLG: 0.466		BFX 1-1 G5-4-3 1-2f 2-3 ①②		X 0-0 FC6-4 1-2f ③		X 0-0 G6-3 ①		BCX 1-1 G6-3 ②		4	0	0	0	0	0	3
Shawon Dunston, R (1, 8) OBP: 0.175, SLG: 0.242	CX 0-1 P6 ③				CX 0-1 HR 1B	CBX 1-1 L9 ②		BFX 1-1 G4-3 ③		4	1	1	0	0	0	1
Pedro Feliz, R (1, 5) OBP: 0.293, SLG: 0.380			CSX 0-2 G3 SH2-4 1B		X 0-0 1-H HR	BCBX 2-1 FC5-4 1B			FBFS 1-3 K ①	4	1	3	2	0	1	0
Ryan Jensen, R (1, 1) OBP: 0.200, SLG: 0.211 Ramon Martinez, R (5, PH) OBP: 0.364, SLG: 0.400 Jay Witasick, R (6, 1) Reggie Sanders, R (6, PH) OBP: 0.331, SLG: 0.419 Aaron Fultz, L (7, 1) Felix Rodriguez, R (9, 1) David Bell, R (9, PH) OBP: 0.312, SLG: 0.422			LFX 0-2 SH2-4 1-2 ①		BFBCFS 2-3 K ①	CFBX 1-2 FC5-4 1-2f ③			BCBCFX 3-2 F7 ②	0 1 0 1 0 0 1	0 0 0 0 0 0 0	0 0 0 0 0 0 0	0 0 0 0 0 0 0	0 1 0 0 0 0 0	0 0 0 0 0 0 0	0 0 0 1 0 0 0
Inning Stats	R: 0 E: 0 K: 0 S: 8 H: 0 LOB: 0 BB: 1 P: 16	R: 0 E: 0 K: 0 S: 6 H: 2 LOB: 1 BB: 0 P: 10	R: 0 E: 0 K: 0 S: 9 H: 1 LOB: 1 BB: 0 P: 10	R: 0 E: 0 K: 1 S: 7 H: 0 LOB: 1 BB: 1 P: 14	R: 2 E: 0 K: 1 S: 16 H: 3 LOB: 3 BB: 2 P: 28	R: 0 E: 0 K: 0 S: 8 H: 1 LOB: 1 BB: 0 P: 12	R: 0 E: 0 K: 1 S: 8 H: 1 LOB: 1 BB: 0 P: 12	R: 0 E: 0 K: 0 S: 6 H: 0 LOB: 0 BB: 0 P: 10	R: 0 E: 0 K: 1 S: 8 H: 0 LOB: 0 BB: 0 P: 13	1B: 7 2B: 0 3B: 0 HR: 1	SF: 0 SAC: 1 DP: 1 HBP: 0					

	AB	32
	R	2
	H	8
	RBI	2
	BB	4
	SO	4
	LOB	14

PITCHER		IP	WLS	BF	H	R	ER	SO	BB	IBB	HBP	BLK	WP	HR	S	P	ERA	WHIP
Travis Driskill, R ERA: 3.51	(1, 1)	5.0	W	23	6	2	2	2	4	0	0	0	0	1	46	78	3.60	2.000
Willis Roberts, R ERA: 1.8	(6, 1)	1.0	H	4	1	0	0	0	0	0	0	0	0	0	8	12	0.00	1.000
Buddy Groom, L ERA: 2.08	(7, 1)	2.0	H	7	1	0	0	1	0	0	0	0	0	0	14	22	0.00	0.500
Jorge Julio, R ERA: 2.88	(9, 1)	1.0	S	3	0	0	0	1	0	0	0	0	0	0	8	13	0.00	0.000

PITCHER		IP	WLS	BF	H	R	ER	SO	BB	IBB	HBP	BLK	WP	HR	S	P	ERA	WHIP

WP: 0 PB: 0 SB: 0 CS: 1 PA: 37

Batter	1	2	3	4	5	6	7	8	9	AB	R	H	RBI	BB	SO	LOB
6 Melvin Mora, R (1, 8) (8, 7) OBP: 0.349, SLG: 0.424	G1-3		B1-3		F8			1 SH5-4 1B HBP	K	4	1	0	0	0	1	2
1 Brian Roberts, S (1, 4) OBP: 0.337, SLG: 0.322	G3-1		L1-3 1B		1-3 1B			SH5-4 1-2 2-3		3	0	2	0	0	0	0
Gary Matthews, S (1, 9) OBP: 0.347, SLG: 0.430	3B 2B		L1-3 1-2			F8		FC5-4 2-H 3-H 1B		4	1	2	2	0	0	1
Tony Batista, R (1, 5) OBP: 0.332, SLG: 0.534	2-H 3B			21 S 1B		P6		FC5-4 31 1B 1-2f		4	0	2	1	0	0	1
31 Jay Gibbons, L (1, 3) OBP: 0.332, SLG: 0.459	BB			F8		K		1-3 1B		3	0	1	0	1	1	1
21 Marty Cordova, R (1, 7) OBP: 0.328, SLG: 0.468	F8			P6 1-2			K	K		4	0	0	0	0	2	5
Rick Bauer, R (8, 1)										0	0	0	0	0	0	0
Jorge Julio, R (9, 1)										0	0	0	0	0	0	0
Geronimo Gil, R (1, 2) OBP: 0.269, SLG: 0.408		G6-3		F9			P4		P4	4	0	0	0	0	0	1
Mike Bordick, R (1, 6) OBP: 0.308, SLG: 0.366		K			FC1-6 1B		K		P3	4	0	1	0	0	2	0
Jason Johnson, R (1, 1)										2	0	0	0	0	1	1
Chris Singleton, L (8, PH) (8, 8) OBP: 0.279, SLG: 0.386		K			FC1-6 1 1B 1-2f			1 SH5-4 6 HBP 1B BB	2B	1	1	1	0	1	0	0
Inning Stats	R: 1 E: 0 K: 0 S: 13 H: 2 LOB: 2 BB: 1 P: 23	R: 0 E: 0 K: 2 S: 9 H: 0 LOB: 0 BB: 0 P: 14	R: 0 E: 0 K: 0 S: 6 H: 1 LOB: 0 BB: 0 P: 10	R: 0 E: 0 K: 0 S: 8 H: 1 LOB: 1 BB: 0 P: 18	R: 0 E: 0 K: 0 S: 11 H: 2 LOB: 2 BB: 0 P: 18	R: 0 E: 0 K: 1 S: 8 H: 0 LOB: 0 BB: 0 P: 15	R: 0 E: 0 K: 2 S: 9 H: 0 LOB: 0 BB: 0 P: 14	R: 2 E: 0 K: 1 S: 14 H: 2 LOB: 2 BB: 1 P: 26	R: 0 E: 0 K: 1 S: 12 H: 1 LOB: 1 BB: 0 P: 16	1B: 6 2B: 3 3B: 1 HR: 0	SF: 0 SAC: 1 DP: 1 HBP: 1						

TOP

Baltimore Orioles @ San Francisco Giants

PacBell Park, San Francisco, CA

Sun Jun 23 2002, 4:05 PM EDT
Att. 41,980 - Sunny - 63 F

livebaseballscorecards.com

AB	33
R	3
H	9
RBI	3
BB	2
SO	7
LOB	12

PITCHER		IP	WLS	BF	H	R	ER	SO	BB	IBB	HBP	BLK	WP	HR	S	P	ERA	WHIP
Livan Hernandez, R ERA: 4.13	(1, 1)	7.1	L	29	6	3	3	5	2	0	1	0	0	0	69	125	3.68	1.091
Aaron Fultz, L ERA: 5.61	(8, 1)	0.0		1	1	0	0	0	0	0	0	0	0	0	1	2	∞	∞
Tim Worrell, R ERA: 2.41	(8, 1)	0.2		3	1	0	0	1	0	0	0	0	0	0	8	11	0.00	1.500
Jay Witasick, R ERA: 1.3	(9, 1)	1.0		4	1	0	0	1	0	0	0	0	0	0	12	16	0.00	1.000

PITCHER	IP	WLS	BF	H	R	ER	SO	BB	IBB	HBP	BLK	WP	HR	S	P	ERA	WHIP

Batter	1	2	3	4	5	6	7	8	9	AB	R	H	RBI	BB	SO	LOB
Reggie Sanders, R (1, 9) OBP: 0.326, SLG: 0.412	C B F B B C 3-3 ① K			C F S 0-3 ① K		C S F X 0-2 ③ G3		S B S B F B X 3-2 ③ G6-3		4	0	0	0	0	2	2
Rich Aurilia, R (1, 6) OBP: 0.295, SLG: 0.434	C X 0-1 ② G5-3			C C F S 0-3 ② K			X 0-0 ① G5-3		C B X 1-1 ① F7	4	0	0	0	0	1	0
Barry Bonds, L (1, 7) OBP: 0.563, SLG: 0.778	B F B B X 3-1 ③ P4			F F B B B X 3-2 ③ F3			C X 0-1 1B 2B		X 0-0 ② F7	4	1	1	0	0	0	0
Jeff Kent, R (1, 4) OBP: 0.364, SLG: 0.478		F C S 0-3 ① K			C B B X 2-1 G4-6-3 1B		X 0-0 2-H 1B		B B X 2-0 WP 2B	4	0	3	1	0	1	0
Damon Minor, L (1, 3) OBP: 0.402, SLG: 0.562		C B X 1-1 ② F3			X 0-0 ① ② G4-6-3 1-2f		B B I I 4-0 G5-4-3 IBB		C S B B F B F F S 3-3 ③ K 2-3	3	0	0	0	1	1	2
Benito Santiago, R (1, 2) OBP: 0.313, SLG: 0.460		B C F F S 1-3 ③ K			B X 1-0 ③ F8		S F X 0-2 ② ③ G5-4-3 1-2f			3	0	0	0	0	1	2
David Bell, R (1, 5) OBP: 0.313, SLG: 0.421			X 0-0 ① L8			C X 0-1 FC5-4 1B		X 0-0 ① B5-3		3	0	1	0	0	0	0
Tsuyoshi Shinjo, R (1, 8) OBP: 0.302, SLG: 0.362			C C B X 1-2 ② F2			X 0-0 ① FC5-4 S 1-2f		X 0-0 ② F7		3	0	0	0	0	0	1
Livan Hernandez, R (1, 1) OBP: 0.300, SLG: 0.414			F B X 1-1 ③ G6-3			B B X 2-0 ② F9 1-2		B B F X 2-1 1B		2	0	0	0	0	0	1
Aaron Fultz, L (8, 1)										0	0	0	0	0	0	0
Tim Worrell, R (8, 1)										0	0	0	0	0	0	0
Marvin Benard, L (8, PH) OBP: 0.354, SLG: 0.448										1	0	1	0	0	0	0
Jay Witasick, R (9, 1)										0	0	0	0	0	0	0
Inning Stats	R: 0 H: 0 E: 0 LOB: 0 K: 1 BB: 0 S: 7 P: 13	R: 0 H: 0 E: 0 LOB: 0 K: 2 BB: 0 S: 9 P: 11	R: 0 H: 0 E: 0 LOB: 0 K: 0 BB: 0 S: 6 P: 8	R: 0 H: 0 E: 0 LOB: 0 K: 2 BB: 0 S: 10 P: 13	R: 0 H: 1 E: 0 LOB: 0 K: 0 BB: 0 S: 4 P: 7	R: 0 H: 1 E: 0 LOB: 1 K: 0 BB: 0 S: 8 P: 10	R: 1 H: 2 E: 0 LOB: 1 K: 0 BB: 1 S: 7 P: 11	R: 0 H: 1 E: 0 LOB: 1 K: 0 BB: 0 S: 8 P: 13	R: 0 H: 1 E: 0 LOB: 1 K: 1 BB: 0 S: 10 P: 16							

BOTTOM

Baltimore Orioles @ San Francisco Giants

PacBell Park, San Francisco, CA

Sun Jun 23 2002, 4:05 PM EDT

Att. 41,980 - Sunny - 63 F

livebaseballscorecards.com

AB	31
R	1
H	6
RBI	1
BB	1
SO	6
LOB	8

1B: 4 SF: 0 WP: 1 PA: 32
2B: 2 SAC: 0 PB: 0
3B: 0 DP: 2 SB: 1
HR: 0 HBP: 0 CS: 0

PITCHER	IP	WLS	BF	H	R	ER	SO	BB	IBB	HBP	BLK	WP	HR	S	P	ERA	WHIP
Jason Johnson, R (1, 1) ERA: 4.27	7.0	W	24	4	1	1	5	0	1	0	0	0	0	51	73	1.29	0.571
Rick Bauer, R (8, 1) ERA: 5.2	1.0	H	4	1	0	0	0	0	0	0	0	0	0	8	13	0.00	1.000
Jorge Julio, R (9, 1) ERA: 2.8	1.0	S	4	1	0	0	1	0	0	0	0	1	0	10	16	0.00	1.000

PITCHER	IP	WLS	BF	H	R	ER	SO	BB	IBB	HBP	BLK	WP	HR	S	P	ERA	WHIP

Batter	1	2	3	4	5	6	7	8	9	AB	R	H	RBI	BB	SO	LOB
Alfonso Soriano, R (1, 4) OBP: 0.349, SLG: 0.586	F X 0-1 HR	F X 0-1 ③ L7			L S F X 0-2 ① G5-3	S F X 0-2 ③ F7			F F F B F X 1-2 ① FC5-4 2 G6-3 2 S 1-2f	5	1	1	1	0	0	3
2 Derek Jeter, R (1, 6) OBP: 0.372, SLG: 0.435	B X 1-0 ① G5-3	B B C X 2-1 HR			B S C B F X 2-2 ① 25 BB 1B 1B 1B		F B X 1-1 ① G4-3		B B X 2-0 ② G6-3 1-3	5	2	2	1	0	0	1
25 Jason Giambi, L (1, 10) OBP: 0.431, SLG: 0.584	B C F B B F B B 4-2 BB BB	B C B B C X 3-2 S 1B			S B B B B 4-1 1B 1-2 BB		C B B B C F F B 4-2 G3 BB		B C X 1-1 ③ G4-3	2	0	1	0	3	0	1
Bernie Williams, S (1, 8) OBP: 0.408, SLG: 0.468	F B F F S 1-3 ② K	B C S X 1-2 ① L9			B X 1-0 ② F7		B B F S F B X 3-2 ② G3 1-2			4	0	0	0	0	1	5
Robin Ventura, L (1, 5) OBP: 0.362, SLG: 0.531	C B F B B B 4-2 BB 1-2	B B B B C C S 3-3 ② K 1-2			B X 1-0 20 FC4-6 1B 1-3 2-H		B X 1-0 ③ G4-3			3	0	1	1	1	1	2
20 Jorge Posada, S (1, 2) OBP: 0.351, SLG: 0.468	C B C X 1-2 ③ P6	C B B B B C F C 3-3 ③ K			X 0-0 ③ FC4-6 1-2f			B C B B C S 3-3 ① K		4	0	0	0	0	2	5
Rondell White, R (1, 7) OBP: 0.312, SLG: 0.389		C X 0-1 G6-3 1B		B B B C B 4-1 L3 BB		C B X 1-1 ① G5-3		C X 0-1 ② G6-3		3	0	1	0	1	0	0
Nick Johnson, L (1, 3) OBP: 0.320, SLG: 0.426		B B B C C X 3-1 ① G6-3 1-2		X 0-0 ① ② L3 1-2		B C B C C 2-3 ② K		C C B X 1-2 ③ G1-3		4	0	0	0	0	1	2
Shane Spencer, R (1, 9) OBP: 0.340, SLG: 0.401		X 0-0 ② G5-3		B X 1-0 ③ F9		C S X 0-2 1B			B B F X 2-1 FC5-4 1B	4	0	2	0	0	0	1
Inning Stats	R: 1 H: 1 E: 0 LOB: 2 K: 1 BB: 2 S: 16 P: 27	R: 0 H: 1 E: 0 LOB: 1 K: 0 BB: 0 S: 7 P: 10	R: 1 H: 2 E: 0 LOB: 1 K: 2 BB: 0 S: 15 P: 27	R: 0 H: 0 E: 0 LOB: 0 K: 0 BB: 1 S: 3 P: 8	R: 1 H: 2 E: 0 LOB: 2 K: 0 BB: 1 S: 12 P: 20	R: 0 H: 1 E: 0 LOB: 1 K: 1 BB: 0 S: 11 P: 14	R: 0 H: 0 E: 0 LOB: 1 K: 0 BB: 1 S: 11 P: 20	R: 0 H: 0 E: 0 LOB: 0 K: 1 BB: 0 S: 8 P: 12	R: 0 H: 1 E: 0 LOB: 1 K: 0 BB: 0 S: 10 P: 16	1B: 6 SF: 0 2B: 1 SAC: 0 3B: 0 DP: 1 HR: 2 HBP: 0						

TOP

New York Yankees @ Baltimore Orioles

Oriole Park at Camden Yards, Baltimore, MD

Tue Jun 25 2002, 7:05 PM EDT
Att. 41,583 - Sunny - 97 F

livebaseballscorecards.com

AB	34
R	3
H	8
RBI	3
BB	5
SO	5
LOB	20

WP: 0 PA: 39
PB: 0
SB: 2
CS: 0

PITCHER		IP	WLS	BF	H	R	ER	SO	BB	IBB	HBP	BLK	WP	HR	S	P	ERA	WHIP
Sidney Ponson, R ERA: 4.1	(1, 1)	6.0		28	7	3	3	4	4	0	0	0	0	2	64	106	4.50	1.833
Willis Roberts, R ERA: 1.73	(7, 1)	1.2	W	6	0	0	0	1	1	0	0	0	0	0	16	28	0.00	0.600
Buddy Groom, L ERA: 2.05	(8, 1)	0.1	H	1	0	0	0	0	0	0	0	0	0	0	3	4	0.00	0.000
Jorge Julio, R ERA: 2.72	(9, 1)	1.0	S	4	1	0	0	0	0	0	0	0	0	0	10	16	0.00	1.000

PITCHER	IP	WLS	BF	H	R	ER	SO	BB	IBB	HBP	BLK	WP	HR	S	P	ERA	WHIP

Batter	1	2	3	4	5	6	7	8	9	AB	R	H	RBI	BB	SO	LOB
6 Melvin Mora, R (1, 8) (9, 7) OBP: 0.355, SLG: 0.473	BBBB 4-0 1B 1B BB	C 1 SAFE 0-1 ③ CS 1-2	CBBBB 4-1 G6-4-3 BB	C X 0-1 ②③ G6-4-3 1-2f			S X 0-1 FC3-6 1B 1-3 1B			2	1	1	0	2	0	2
Jerry Hairston, R (1, 4) OBP: 0.309, SLG: 0.316	BCFBBX 3-2 21 S 21 1B 1B 1-3 1B		BBCBFFFFX 3-2 ①② G6-4-3 1-2f		BBCCS 2-3 ① K		BFX 1-1 FC3-6 1-2 3-H 1B			4	1	2	1	0	1	1
Gary Matthews, S (1, 9) OBP: 0.351, SLG: 0.428	X 0-0 21 1B 1-2 3-H 1B		BBBB 4-0 1B 21 1B BB		FBFX 1-2 ② G1-3		BX 1-0 ② FC3-6 1-2f 2-3			3	1	1	1	1	0	2
Tony Batista, R (1, 5) OBP: 0.331, SLG: 0.529	X 0-0 ① F9		CSBFX 1-2 21 1B 1-3 1B		BBBX 3-0 ③ F8		CFFFBC 1-3 ③ K			4	0	1	0	0	1	4
21 Marty Cordova, R (1, 7) OBP: 0.335, SLG: 0.473 Chris Singleton, L (9, 8) OBP: 0.279, SLG: 0.386	BBFX 2-1 ② 1-3 2-H 1B	CCX 0-2 1-2 3-H 1B			X 0-0 CS 1B			BBFBFX 3-2 ① G5-3		4 0	0 0	3 0	2 0	0 0	0 0	0 0
Jose Leon, R (1, 3) OBP: 0.267, SLG: 0.267	CBFX 1-2 ③ G6-3	BBFX 2-1 ③ F7			1 SAFE FFS 0-3 ①② K 1-2			BFX 1-1 ② G5-3		4	0	0	0	0	1	4
Geronimo Gil, R (1, 2) OBP: 0.274, SLG: 0.410		CX 0-1 1 FC5-4 1B		CSFX 0-2 1 FC5 1B			BBFBFFFFF 3-2 X ③ F8		FFFFS 0-3 ③ K	4	0	2	0	0	1	0
Mike Bordick, R (1, 6) OBP: 0.309, SLG: 0.366		X 0-0 ① P4		C X 0-1 1 FC5 1-2 1B			CBFX 1-2 ① F8			3	0	1	0	0	0	1
1 Brian Roberts, S (1, 10) OBP: 0.336, SLG: 0.323		CFFX 0-2 ② FC5-4 6 CS 1-2f		LBX 1-1 ① FC5 6 G6-4-3 1-2 2-3f			FCX 0-2 6 6 1B 1B 1B			3	1	1	0	0	0	3
Inning Stats	R: 2 E: 0 K: 0 S: 10 H: 3 LOB: 1 BB: 1 P: 20	R: 0 E: 0 K: 0 S: 8 H: 1 LOB: 0 BB: 0 P: 8	R: 1 E: 0 K: 0 S: 16 H: 2 LOB: 2 BB: 2 P: 30	R: 0 E: 0 K: 0 S: 10 H: 2 LOB: 1 BB: 0 P: 11	R: 0 E: 0 K: 1 S: 7 H: 0 LOB: 0 BB: 0 P: 13	R: 0 E: 0 K: 1 S: 11 H: 1 LOB: 0 BB: 0 P: 14	R: 1 E: 0 K: 1 S: 16 H: 3 LOB: 2 BB: 0 P: 20	R: 0 E: 0 K: 1 S: 10 H: 0 LOB: 0 BB: 0 P: 14		1B: 12 2B: 0 3B: 0 HR: 0	SF: 0 SAC: 0 DP: 2 HBP: 0					

PITCHER	IP	WLS	BF	H	R	ER	SO	BB	IBB	HBP	BLK	WP	HR	S	P	ERA	WHIP
Andy Pettitte, L (1, 1) ERA: 4.91	6.1	L	28	11	4	4	2	3	0	0	0	0	0	70	105	5.68	2.211
Ramiro Mendoza, R (7, 1) ERA: 3.21	1.2		6	1	0	0	2	0	0	0	0	0	0	18	25	0.00	0.600

PITCHER	IP	WLS	BF	H	R	ER	SO	BB	IBB	HBP	BLK	WP	HR	S	P	ERA	WHIP

BOTTOM

New York Yankees @ Baltimore Orioles

Oriole Park at Camden Yards, Baltimore, MD

Tue Jun 25 2002, 7:05 PM EDT
Att. 41,583 - Sunny - 97 F

livebaseballscorecards.com

AB	31
R	4
H	12
RBI	4
BB	3
SO	4
LOB	17



Batter	1	2	3	4	5	6	7	8	9	AB	R	H	RBI	BB	SO	LOB
Alfonso Soriano, R (1, 4) OBP: 0.350, SLG: 0.583	1-0 2 WP 25 1B 1B		1-2 ② G5-3		0-0 ② G4-3		0-1 2 G4-6-3 1-2 2-H 1B		1-3 ① K	5	1	2	1	0	1	2
2 Derek Jeter, R (1, 6) OBP: 0.373, SLG: 0.433	4-2 25 1B 1-2 FC6-4 BB		0-0 1B		3-1 ③ F8		3-1 ① ② G4-6-3 1-2f 2-3		0-0 ② FC6-2 1-2 3-H	4	1	1	0	1	0	4
25 Jason Giambi, L (1, 10) OBP: 0.428, SLG: 0.577	1-1 FC6-4 1-3 2-H 1B		3-2 ③ F8			1-3 ① K	1-0 ③ F8		1-0 ③ G3	5	0	1	1	0	1	4
Bernie Williams, S (1, 8) OBP: 0.407, SLG: 0.469	0-2 ① FC6-4 20 CS 1-2f 3-H			2-2 ① F8		1-1 ② G4-3		0-1 20 G4-6-3 2B		4	0	1	1	0	0	1
Robin Ventura, L (1, 5) OBP: 0.368, SLG: 0.530	1-1 ② F7			4-1 HR BB		3-1 20 HR 1B		4-0 20 G4-6-3 BB		2	2	1	0	2	0	1
20 Jorge Posada, S (1, 2) OBP: 0.353, SLG: 0.480	1-2 ③ CS 1-2	1-0 ① 1B		0-0 ② F8		2-2 1-H HR		1-1 ① ② G4-6-3 1-2f 2-3		4	1	2	2	0	0	3
Rondell White, R (1, 7) OBP: 0.311, SLG: 0.399		1-2 ② F2		0-0 1-H HR	0-1 ③ F8			3-3 ③ K		4	1	1	2	0	1	1
Nick Johnson, L (1, 3) OBP: 0.319, SLG: 0.427		0-1 ③ F7		1-1 ③ G4-3			1-0 E1 HBP 1B		3-1 SH 2 FC6-2 2B	4	1	1	0	0	0	0
Shane Spencer, R (1, 9) OBP: 0.340, SLG: 0.397			1-3 ① K		1-3 ① K		1-0 2 G4-6-3 1B 1-2 HBP		0-1 SH 2 FC6-2 2-3	2	0	0	0	0	2	0
Inning Stats	R: 2 E: 0 K: 0 S: 12 H: 2 LOB: 0 BB: 1 P: 20	R: 0 E: 0 K: 0 S: 7 H: 1 LOB: 0 BB: 0 P: 9	R: 0 E: 0 K: 1 S: 12 H: 1 LOB: 1 BB: 0 P: 17	R: 2 E: 0 K: 0 S: 8 H: 1 LOB: 0 BB: 1 P: 15	R: 0 E: 0 K: 1 S: 6 H: 0 LOB: 0 BB: 0 P: 10	R: 2 E: 0 K: 1 S: 14 H: 2 LOB: 0 BB: 0 P: 21	R: 1 E: 1 K: 0 S: 6 H: 1 LOB: 1 BB: 0 P: 12	R: 0 E: 0 K: 1 S: 9 H: 1 LOB: 1 BB: 1 P: 17	R: 0 E: 0 K: 1 S: 9 H: 1 LOB: 2 BB: 0 P: 14	1B: 6 2B: 2 3B: 0 HR: 2 SF: 0 SAC: 1 DP: 2 HBP: 1						

PITCHER		IP	WLS	BF	H	R	ER	SO	BB	IBB	HBP	BLK	WP	HR	S	P	ERA	WHIP
Rodrigo Lopez, R ERA: 3.11	(1, 1)	6.0		25	7	6	6	3	2	0	0	0	1	2	59	92	9.00	1.500
Yorkis Perez, L ERA:	(7, 1)	0.0		1	0	1	0	0	0	0	0	0	0	0	1	2	∞	∞
Rick Bauer, R ERA: 5.11	(7, 1)	0.2	B	3	1	0	0	0	0	0	1	0	0	0	4	8	0.00	1.500
Buddy Groom, L ERA: 2.03	(7, 1)	0.1		1	0	0	0	0	0	0	0	0	0	0	1	2	0.00	0.000
Willis Roberts, R ERA: 1.65	(8, 1)	2.0	W	9	2	0	0	2	1	0	0	0	0	0	18	31	0.00	1.500

PITCHER	IP	WLS	BF	H	R	ER	SO	BB	IBB	HBP	BLK	WP	HR	S	P	ERA	WHIP

TOP

New York Yankees @ Baltimore Orioles

Oriole Park at Camden Yards, Baltimore, MD

Wed Jun 26 2002, 7:05 PM EDT
Att. 42,670 - Cloudy - 95 F

livebaseballscorecards.com

AB	34
R	7
H	10
RBI	7
BB	3
SO	5
LOB	16

WP: 1	PA: 40		
PB: 0			
SB: 0			
CS: 1			

BOTTOM

New York Yankees @ Baltimore Orioles

Oriole Park at Camden Yards, Baltimore, MD

Wed Jun 26 2002, 7:05 PM EDT

Att. 42,670 - Cloudy - 95 F

livebaseballscorecards.com

Batter	1	2	3	4	5	6	7	8	9	AB	R	H	RBI	BB	SO	LOB
6 Melvin Mora, R (1, 7) OBP: 0.355, SLG: 0.421	F8		G6-3, 1 S, BB		P4, 1-2	1 2B, 1-2, 3-H, 1B			F9	4	0	1	1	1	0	1
1 Brian Roberts, S (1, 4) OBP: 0.330, SLG: 0.327	G4-3		K, 1-2		K	1-3, 2-H, 2B			F3	5	0	1	1	0	2	2
Gary Matthews, S (1, 9) OBP: 0.358, SLG: 0.449	HR		G6-3, 2-3		BB	G6-3			S, 1B, 1B	4	2	2	1	1	0	3
Tony Batista, R (1, 5) OBP: 0.332, SLG: 0.525	31 HR, HBP		K		F7		K		1-H, 1B	4	1	1	1	0	2	3
31 Jay Gibbons, L (1, 3) OBP: 0.335, SLG: 0.472	1-H, HR			G4-3		F9, 1B, 1B	K			4	2	2	2	0	1	0
21 Marty Cordova, R (1, 10) OBP: 0.329, SLG: 0.464	G6-3			K		K	K			4	0	0	0	0	3	1
Chris Singleton, L (1, 8) OBP: 0.287, SLG: 0.405		K		HR		1B, 6, 1B, 1-2, 1B		G5-4-3, 1B		4	2	3	1	0	1	0
Geronimo Gil, R (1, 2) OBP: 0.269, SLG: 0.401		G5-3		F9		F9, 2-3		F8		4	0	0	0	0	0	3
Mike Bordick, R (1, 6) OBP: 0.312, SLG: 0.368		K	6 S, 1B			6, 1B, 1, 2B, 1-3, 3-H, 1B		G5-4-3, 1-2f		4	1	2	1	0	1	1

	AB	37
	R	8
	H	12
	RBI	8
	BB	2
	SO	10
	LOB	14

Inning Stats	1	2	3	4	5	6	7	8	9
R	3	0	0	1	0	3	0	0	1
E	0	0	0	0	0	0	0	0	0
K	0	2	2	1	1	1	3	1	0
S	9	8	11	10	15	16	12	8	8
H	2	0	0	1	1	5	0	1	2
LOB	0	0	1	0	2	2	0	0	1
BB	0	0	1	0	1	0	0	0	0
P	16	12	22	15	24	23	15	11	14

	1B	8	SF	0
	2B	1	SAC	0
	3B	0	DP	1
	HR	3	HBP	1

	WP	0	PA	40
	PB	0		
	SB	3		
	CS	0		

PITCHER		IP	WLS	BF	H	R	ER	SO	BB	IBB	HBP	BLK	WP	HR	S	P	ERA	WHIP
Roger Clemens, R ERA: 4.14	(1, 1)	5.2		27	7	7	7	7	2	0	1	0	0	3	64	106	11.12	1.588
Ramiro Mendoza, R ERA: 3.19	(6, 1)	0.1	B	3	2	0	0	0	0	0	0	0	0	0	5	6	0.00	6.000
42 Mariano Rivera, R ERA: 1.63	(7, 1)	1.0		3	0	0	0	3	0	0	0	0	0	0	12	15	0.00	0.000
Mike Stanton, L ERA: 2.68	(8, 1)	1.2	L	6	2	1	1	0	0	0	0	0	0	0	13	21	5.40	1.200
Steve Karsay, R ERA: 2.47	(9, 1)	0.0		1	1	0	0	0	0	0	0	0	0	0	3	4	∞	∞

PITCHER	IP	WLS	BF	H	R	ER	SO	BB	IBB	HBP	BLK	WP	HR	S	P	ERA	WHIP

Batter	1	2	3	4	5	6	7	8	9	AB	R	H	RBI	BB	SO	LOB
Alfonso Soriano, R (1, 4) OBP: 0.351, SLG: 0.580	F S F B B X 2-2 25 F9 2 S 1B		B B C B X 3-1 ② F2		F B F F B S 2-3 ③ K		C F B B S 2-3 ① K		X 0-0 2 G6-4-3 1-2 1B	5	0	2	0	0	2	0
2 Derek Jeter, R (1, 6) OBP: 0.370, SLG: 0.429	B S S C 1-3 ① K 1-2		B F X 1-1 ③ G4-3			B F X 1-1 25 S 25 HR 1B	C X 0-1 ② G5-3		C F X 0-2 ② ③ G6-4-3 1-2f	5	1	1	0	0	1	3
25 Jason Giambi, L (1, 10) OBP: 0.429, SLG: 0.597	C B B B X 3-1 ② F9 2-3			X 0-0 HR		B C B X 2-1 1-H HR	B C X 1-1 ③ L5			4	2	2	3	0	0	1
Bernie Williams, S (1, 8) OBP: 0.405, SLG: 0.469	C X 0-1 ③ P5			B S F B X 2-2 2B		B X 1-0 ① G3-1		B F B F C 2-3 ① K		4	0	1	0	0	1	1
Robin Ventura, L (1, 5) OBP: 0.366, SLG: 0.526		B B F X 2-1 ① G6-3		F X 0-1 ① F5		B B X 2-0 ② G4-3		X 0-0 20 S 1B		4	0	1	0	0	0	1
20 Jorge Posada, S (1, 2) OBP: 0.355, SLG: 0.478		F F F F B B F B B 4-2 BB		C C B F B B C 3-3 ② K		B X 1-0 BB HBP 1B		B B C C F C 2-3 ② K 1-2		3	0	1	0	1	2	2
Shane Spencer, R (1, 9) OBP: 0.338, SLG: 0.390		B F F S 1-3 ② K		B B S C B S 3-3 ③ K		H 1-0 1-2 BB HBP		S B S B S 2-3 ③ K		3	0	0	0	0	3	3
Nick Johnson, L (1, 3) OBP: 0.318, SLG: 0.422		B F B B F S 3-3 ③ K			C X 0-1 ① F9	B B C B B 4-1 1-2 2-3 FC5-4 BB			X 0-0 ① F7	3	0	0	0	1	1	1
Rondell White, R (1, 7) OBP: 0.310, SLG: 0.394			B X 1-0 ① G4-3		B B C F B X 3-2 ② G5-3	X 0-0 ③ 1-2f FC5-4			C B F H 2-2 1B HBP	3	0	0	0	0	0	3
Inning Stats	R: 0 H: 1 E: 0 LOB: 1 K: 1 BB: 0 S: 11 P: 17	R: 0 H: 0 E: 0 LOB: 1 K: 2 BB: 1 S: 13 P: 23	R: 0 H: 0 E: 0 LOB: 0 K: 0 BB: 0 S: 5 P: 10	R: 1 H: 2 E: 0 LOB: 1 K: 2 BB: 0 S: 13 P: 21	R: 0 H: 0 E: 0 LOB: 0 K: 1 BB: 0 S: 9 P: 14	R: 2 H: 3 E: 0 LOB: 3 K: 0 BB: 1 S: 9 P: 21	R: 0 H: 0 E: 0 LOB: 0 K: 1 BB: 0 S: 7 P: 10	R: 0 H: 1 E: 0 LOB: 1 K: 3 BB: 0 S: 11 P: 17	R: 0 H: 1 E: 0 LOB: 1 K: 0 BB: 0 S: 7 P: 9	1B: 5 SF: 0 2B: 1 SAC: 0 3B: 0 DP: 1 HR: 2 HBP: 2						

New York Yankees @ Baltimore Orioles

Oriole Park at Camden Yards, Baltimore, MD

Thu Jun 27 2002, 7:05 PM EDT

Att. 48,057 - Cloudy - 95 F

TOP

livebaseballscorecards.com

AB	34
R	3
H	8
RBI	3
BB	2
SO	10
LOB	15

PITCHER		IP	WLS	BF	H	R	ER	SO	BB	IBB	HBP	BLK	WP	HR	S	P	ERA	WHIP
Scott Erickson, R ERA: 4.66	(1, 1)	8.0	L	34	7	3	3	10	2	0	1	0	0	2	78	133	3.38	1.125
B.J. Ryan, L ERA: 7.61	(9, 1)	0.1		1	0	0	0	0	0	0	0	0	0	0	1	1	0.00	0.000
Rick Bauer, R ERA: 5.02	(9, 1)	0.2		3	1	0	0	0	0	0	1	0	0	0	6	8	0.00	1.500

PITCHER	IP	WLS	BF	H	R	ER	SO	BB	IBB	HBP	BLK	WP	HR	S	P	ERA	WHIP

New York Yankees @ Baltimore Orioles

Oriole Park at Camden Yards, Baltimore, MD

Thu Jun 27 2002, 7:05 PM EDT
Att. 48,057 - Cloudy - 95 F

livebaseballscorecards.com

Batter	1	2	3	4	5	6	7	8	9	AB	R	H	RBI	BB	SO	LOB
6 Melvin Mora, R (1, 7) (9, 4) OBP: 0.357, SLG: 0.423	F9		S 1B 3-H		1B		G5-3 1-2			4	0	2	1	0	0	1
Jerry Hairston, R (1, 4) OBP: 0.302, SLG: 0.309	B1-3		F7		F9			K		4	0	0	0	0	1	3
Chris Singleton, L (9, 8) OBP: 0.287, SLG: 0.405										0	0	0	0	0	0	0
Gary Matthews, S (1, 8) (9, 7) OBP: 0.350, SLG: 0.438	F9		SAFE L6 1-2 2-H		F5			K		4	0	0	0	0	1	2
Tony Batista, R (1, 5) OBP: 0.331, SLG: 0.521		K		21 1B 1B		P5		G4-3		4	0	1	0	0	1	0
21 Marty Cordova, R (1, 10) OBP: 0.328, SLG: 0.461		K		1-2 1B		K			G6-3	4	0	1	0	0	2	0
31 Jay Gibbons, L (1, 9) OBP: 0.330, SLG: 0.464		K		F2		G3			G4-3	4	0	0	0	0	1	2
Jose Leon, R (1, 3) OBP: 0.263, SLG: 0.263			2B 6 1B 1B	K			L9		G6-3	4	1	1	0	0	1	2
Mike Bordick, R (1, 6) OBP: 0.308, SLG: 0.363			P4	F8			P6			3	0	0	0	0	0	3
Brook Fordyce, R (1, 2) OBP: 0.277, SLG: 0.284			E WP 1-3 2B		F3		6 S BB			2	1	1	0	1	0	0

Inning Stats	1	2	3	4	5	6	7	8	9		
	R: 0 H: 0	R: 0 H: 0	R: 2 H: 3	R: 0 H: 2	R: 0 H: 1	R: 0 H: 0	R: 0 H: 0	R: 0 H: 0	R: 0 H: 0	1B: 5 SF: 0	WP: 1 PA: 34
	E: 0 LOB: 0	E: 0 LOB: 0	E: 1 LOB: 2	E: 0 LOB: 2	E: 0 LOB: 1	E: 0 LOB: 0	E: 0 LOB: 1	E: 0 LOB: 0	E: 0 LOB: 0	2B: 1 SAC: 0	PB: 0
	K: 0 BB: 0	K: 3 BB: 0	K: 0 BB: 0	K: 1 BB: 0	K: 0 BB: 0	K: 1 BB: 0	K: 0 BB: 1	K: 2 BB: 0	K: 0 BB: 0	3B: 0 DP: 0	SB: 2
	S: 6 P: 8	S: 9 P: 11	S: 12 P: 19	S: 9 P: 10	S: 8 P: 13	S: 7 P: 10	S: 10 P: 17	S: 10 P: 14	S: 5 P: 6	HR: 0 HBP: 0	CS: 0

PITCHER		IP	WLS	BF	H	R	ER	SO	BB	IBB	HBP	BLK	WP	HR	S	P	ERA	WHIP
David Wells, L ERA: 3.47	(1, 1)	6.2	W	27	6	2	1	5	1	0	0	0	1	0	57	83	1.35	1.050
Steve Karsay, R ERA: 2.4	(7, 1)	1.1	H	4	0	0	0	2	0	0	0	0	0	0	14	19	0.00	0.000
42 Mariano Rivera, R ERA: 1.57	(9, 1)	1.0	S	3	0	0	0	0	0	0	0	0	0	0	5	6	0.00	0.000

PITCHER	IP	WLS	BF	H	R	ER	SO	BB	IBB	HBP	BLK	WP	HR	S	P	ERA	WHIP

AB	33
R	2
H	6
RBI	1
BB	1
SO	7
LOB	13

Batter	1	2	3	4	5	6	7	8	9	AB	R	H	RBI	BB	SO	LOB
Ricky Ledee, L (1, 8) OBP: 0.259, SLG: 0.346	F B X 1-1 ① G3		X 0-0 ③ L9		B B B C X 3-1 ② G6-3		X 0-0 11 G4-3 2B		X 0-0 ③ L9	5	0	1	0	0	0	0
11 Jimmy Rollins, S (1, 6) OBP: 0.319, SLG: 0.434	C F F B F B X 2-2 ② F9			L X 0-1 BB HR 1B	B X 1-0 HR		B X 1-0 ② G4-3 2-3			4	2	2	1	0	0	1
Bobby Abreu, L (1, 9) OBP: 0.427, SLG: 0.488	B B C X 2-1 1B			B B C B B 4-1 1-2 HR BB	X 0-0 ③ F9		B C X 1-1 ③ F8			3	1	1	0	1	0	1
Pat Burrell, R (1, 7) OBP: 0.379, SLG: 0.571	F B X 1-1 ③ F9			X 0-0 1-H 2-H HR		B C X 1-1 ① G4-3		B B C X 2-1 ① P6		4	1	1	3	0	0	1
Jeremy Giambi, L (1, 10) OBP: 0.431, SLG: 0.546		F B X 1-1 ① L9		B S F S 1-3 ① K		C B B X 2-1 HR		C B X 1-1 ② P6		4	1	1	1	0	1	0
Scott Rolen, R (1, 5) OBP: 0.339, SLG: 0.429		B C B B S B 4-2 G1-6-3 BB		B C B B B 4-1 CS 1B BB		X 0-0 HR		C B C B F B 4-2 FC6 BB		1	1	1	1	3	0	0
Travis Lee, L (1, 3) OBP: 0.330, SLG: 0.365		X 0-0 ② ③ G1-6-3 1-2f		B X 1-0 1-2 1B		B C X 1-1 ② L8		B F B X 2-1 ③ FC6 1-2f		4	0	1	0	0	0	2
Mike Lieberthal, R (1, 2) OBP: 0.316, SLG: 0.395		B B F X 2-1 ① F5		B C S F F B B S 3-3 ② ③ K 2-3		F X 0-1 ③ F7			F X 0-1 ① G3-1	4	0	0	0	0	1	2
Marlon Anderson, L (1, 4) OBP: 0.320, SLG: 0.415		C B C B F X 2-2 ② G6-3			B C X 1-1 ① G1-3		S X 0-1 ① G4-3		X 0-0 ② L4	4	0	0	0	0	0	0
Inning Stats	R: 0 H: 1 E: 0 LOB: 1 K: 0 BB: 0 S: 11 P: 17	R: 0 H: 0 E: 0 LOB: 0 K: 0 BB: 1 S: 5 P: 10	R: 0 H: 0 E: 0 LOB: 0 K: 0 BB: 0 S: 7 P: 11	R: 3 H: 3 E: 0 LOB: 2 K: 2 BB: 2 S: 14 P: 27	R: 1 H: 1 E: 0 LOB: 0 K: 0 BB: 0 S: 6 P: 11	R: 2 H: 2 E: 0 LOB: 0 K: 0 BB: 0 S: 9 P: 13	R: 0 H: 1 E: 0 LOB: 1 K: 0 BB: 0 S: 6 P: 8	R: 0 H: 0 E: 0 LOB: 1 K: 0 BB: 1 S: 9 P: 18	R: 0 H: 0 E: 0 LOB: 0 K: 0 BB: 0 S: 4 P: 4	1B: 3 SF: 0 2B: 2 SAC: 0 3B: 0 DP: 2 HR: 4 HBP: 0						

TOP

Philadelphia Phillies @ Baltimore Orioles

Oriole Park at Camden Yards, Baltimore, MD

Fri Jun 28 2002, 7:05 PM EDT
Att. 48,937 - Cloudy - 90 F

livebaseballscorecards.com

AB	33
R	6
H	8
RBI	6
BB	4
SO	2
LOB	7

WP: 0 PA: 37
PB: 0
SB: 0
CS: 1

PITCHER		IP	WLS	BF	H	R	ER	SO	BB	IBB	HBP	BLK	WP	HR	S	P	ERA	WHIP
Travis Driskill, R ERA: 4.12	(1, 1)	6.0	L	26	7	6	6	2	3	0	0	0	0	4	52	89	9.00	1.667
Chris Brock, R ERA: 5.4	(7, 1)	2.0		8	1	0	0	0	1	0	0	0	0	0	15	26	0.00	1.000
Yorkis Perez, L ERA:	(9, 1)	1.0		3	0	0	0	0	0	0	0	0	0	0	4	4	0.00	0.000

PITCHER	IP	WLS	BF	H	R	ER	SO	BB	IBB	HBP	BLK	WP	HR	S	P	ERA	WHIP

Batter	1	2	3	4	5	6	7	8	9	AB	R	H	RBI	BB	SO	LOB
6 Melvin Mora, R (1, 7) OBP: 0.356, SLG: 0.431	HR		K		K			F9		4	1	1	1	0	2	1
Jerry Hairston, R (1, 4) OBP: 0.301, SLG: 0.307	K		G6-3			G6-3		1B		4	0	1	0	0	1	0
Gary Matthews, S (1, 9) OBP: 0.342, SLG: 0.427	F8		G1-3			F9		L9		4	0	0	0	0	0	1
Tony Batista, R (1, 5) OBP: 0.333, SLG: 0.525	F8			F9		2B			G5-4-3 1B	4	0	2	0	0	0	0
21 Marty Cordova, R (1, 10) OBP: 0.327, SLG: 0.455		L5		G4-6-3 BB		G6-3			G5-4-3 1-2f	3	0	0	0	1	0	2
Jose Leon, R (1, 3) OBP: 0.273, SLG: 0.409 Ryan McGuire, L (9, PH) OBP: 0.111, SLG: 0.167	HR		G4-6-3 1-2f				P5		G3-1	3 1	1 0	1 0	1 0	0 0	0 0	1 0
Geronimo Gil, R (1, 2) OBP: 0.275, SLG: 0.405		F9			FC4-6 1B		G6-4-3 1B			3	0	2	0	0	0	0
Mike Bordick, R (1, 6) OBP: 0.308, SLG: 0.363		1B			L4		G6-4-3 1-2f			3	0	1	0	0	0	2
Chris Singleton, L (1, 8) OBP: 0.283, SLG: 0.400		L4			FC4-6 1-2f			K		3	0	0	0	0	1	2
Inning Stats	R: 1 H: 1 E: 0 LOB: 0 K: 1 BB: 0 S: 8 P: 13	R: 1 H: 2 E: 0 LOB: 1 K: 0 BB: 0 S: 11 P: 17	R: 0 H: 0 E: 0 LOB: 0 K: 1 BB: 0 S: 8 P: 12	R: 0 H: 0 E: 0 LOB: 0 K: 0 BB: 1 S: 8 P: 15	R: 0 H: 1 E: 0 LOB: 1 K: 1 BB: 0 S: 8 P: 12	R: 0 H: 1 E: 0 LOB: 1 K: 0 BB: 0 S: 13 P: 17	R: 0 H: 1 E: 0 LOB: 0 K: 0 BB: 0 S: 13 P: 16	R: 0 H: 1 E: 0 LOB: 1 K: 1 BB: 0 S: 11 P: 15	R: 0 H: 1 E: 0 LOB: 0 K: 0 BB: 0 S: 6 P: 9	1B: 5 SF: 0 2B: 1 SAC: 0 3B: 0 DP: 3 HR: 2 HBP: 0						

PITCHER	IP	WLS	BF	H	R	ER	SO	BB	IBB	HBP	BLK	WP	HR	S	P	ERA	WHIP
Randy Wolf, L (1, 1) ERA: 4.34	7.2	W	29	7	2	2	4	1	0	0	0	0	2	77	113	2.35	1.043
Carlos Silva, R (8, 1) ERA: 2.35	1.1		4	1	0	0	0	0	0	0	0	0	0	9	13	0.00	0.750

PITCHER	IP	WLS	BF	H	R	ER	SO	BB	IBB	HBP	BLK	WP	HR	S	P	ERA	WHIP

BOTTOM

Philadelphia Phillies @ Baltimore Orioles

Oriole Park at Camden Yards, Baltimore, MD

Fri Jun 28 2002, 7:05 PM EDT
Att. 48,937 - Cloudy - 90 F

livebaseballscorecards.com

AB	32
R	2
H	8
RBI	2
BB	1
SO	4
LOB	9

WP: 0 PA: 33
PB: 0
SB: 0
CS: 0

Batter	1	2	3	4	5	6	7	8	9	AB	R	H	RBI	BB	SO	LOB
Ricky Ledee, L (1, 8) OBP: 0.247, SLG: 0.329	F9		F8		K			G3-6 (1-2f)		4	0	0	0	0	1	3
11 Jimmy Rollins, S (1, 6) OBP: 0.318, SLG: 0.432	PB, FC1-4-3-2, 1B		F7			G6-3			F8	4	0	1	0	0	0	1
Bobby Abreu, L (1, 9) OBP: 0.429, SLG: 0.500	1-2, BB			HR		G4-3			G5-4-3, 1B	2	1	1	1	1	0	0
Jason Michaels, R (8, 9) OBP: 0.338, SLG: 0.610										1	0	1	0	0	0	0
Pat Burrell, R (1, 7) OBP: 0.374, SLG: 0.563	FC1-4-3-2 (1-2, 2-H)			K		F8			G5-4-3 (1-2f)	4	0	0	0	0	1	3
Jeremy Giambi, L (1, 10) OBP: 0.426, SLG: 0.538		G4-3		K			K			3	0	0	0	0	2	0
Scott Rolen, R (1, 5) OBP: 0.335, SLG: 0.424		P4		P6			L7			3	0	0	0	0	0	0
Travis Lee, L (1, 3) OBP: 0.327, SLG: 0.361		L4			F9		F8			3	0	0	0	0	0	0
Mike Lieberthal, R (1, 2) OBP: 0.324, SLG: 0.403			1B		FC5-4, 1B			G3-6, 1B		3	0	3	0	0	0	0
Marlon Anderson, L (1, 4) OBP: 0.317, SLG: 0.411			K		FC5-4 (1-2f)			F5		3	0	0	0	0	1	3
Inning Stats	R: 0 E: 0 K: 0 S: 13 H: 1 LOB: 1 BB: 1 P: 23	R: 0 E: 0 K: 0 S: 6 H: 0 LOB: 0 BB: 0 P: 9	R: 0 E: 0 K: 1 S: 9 H: 1 LOB: 1 BB: 0 P: 15	R: 1 E: 0 K: 2 S: 9 H: 1 LOB: 0 BB: 0 P: 14	R: 0 E: 0 K: 1 S: 8 H: 1 LOB: 1 BB: 0 P: 12	R: 0 E: 0 K: 0 S: 7 H: 0 LOB: 0 BB: 0 P: 9	R: 0 E: 0 K: 1 S: 7 H: 0 LOB: 0 BB: 0 P: 10	R: 0 E: 0 K: 0 S: 5 H: 1 LOB: 0 BB: 0 P: 9	R: 0 E: 0 K: 0 S: 7 H: 1 LOB: 0 BB: 0 P: 11	1B: 5 2B: 1 3B: 0 HR: 1	SF: 0 SAC: 0 DP: 3 HBP: 0						

PITCHER	IP	WLS	BF	H	R	ER	SO	BB	IBB	HBP	BLK	WP	HR	S	P	ERA	WHIP
Jason Johnson, R (1, 1) ERA: 3.74	9.0	W	31	6	1	1	5	1	0	0	0	0	1	71	112	1.00	0.778

PITCHER	IP	WLS	BF	H	R	ER	SO	BB	IBB	HBP	BLK	WP	HR	S	P	ERA	WHIP

TOP

Philadelphia Phillies @ Baltimore Orioles

Oriole Park at Camden Yards, Baltimore, MD

Sat Jun 29 2002, 7:05 PM EDT

Att. 48,692 - Sunny - 90 F

livebaseballscorecards.com

AB	30
R	1
H	6
RBI	1
BB	1
SO	5
LOB	10

Batter	1	2	3	4	5	6	7	8	9	AB	R	H	RBI	BB	SO	LOB
6 Melvin Mora, R (1, 7) OBP: 0.353, SLG: 0.438	B B F X 2-1 HR	B C X 1-1 ② P4		B B X 2-0 ① F8	B B X 2-0 ③ P3		B B F X 2-1 ② G5-3			5	1	1	1	0	0	3
1 Brian Roberts, S (1, 4) OBP: 0.350, SLG: 0.353	B X 1-0 1B 1B	C B X 1-1 E4 1-H 2-H 2B		F C X 0-2 ② F7		B B B B 4-0 1B 1B BB	X 0-0 HR 1B			4	3	3	2	1	0	0
Gary Matthews, S (1, 9) OBP: 0.360, SLG: 0.467	C B X 1-1 1-2 1B	X 0-0 1B 2B		F S B X 1-2 1B 1B		C B F F F B X 2-2 31 BB 1B 21 G1-2-3 1-2 1B	B S C X 1-2 1-H HR			5	2	5	2	0	0	0
Tony Batista, R (1, 5) OBP: 0.341, SLG: 0.529 Jose Leon, R (8, 5) OBP: 0.273, SLG: 0.409	C X 0-1 ① F8	B B F B X 3-1 31 E 2-H 1B		B F B B X 3-1 1-2 1B		B B C F X 2-2 21 G1-2-3 31 BB 1B 1-2 2-H 1B	C B F B B X 3-2 31 FC4-6 1B			5 0	1 0	4 0	2 0	0 0	0 0	2 0
31 Jay Gibbons, L (1, 3) OBP: 0.327, SLG: 0.457	C F S 0-3 ② K	F X 0-1 E2 1-3		F F B X 1-2 ③ F7		B B B B 4-0 21 G1-2-3 1-2 2-3 BB	B C X 1-1 ③ FC4-6 1-2f			4	1	0	0	1	1	6
21 Marty Cordova, R (1, 10) OBP: 0.324, SLG: 0.447	C X 0-1 ③ F9	X 0-0 ③ F9			B S B F B S 3-3 ① K	F X 0-1 ① ② G1-2-3 1-2 2-3 3-Hf		B B C B B 4-1 BB		4	0	0	0	1	1	7
Chris Singleton, L (1, 8) OBP: 0.290, SLG: 0.413		S F X 0-2 1 E 1B 1B	X 0-0 ① G3		S X 0-1 1B 3B	X 0-0 2-H 3-H 1B		F X 0-1 ① F8		5	2	3	2	0	0	1
Geronimo Gil, R (1, 2) OBP: 0.273, SLG: 0.400		F F S 0-3 ① K	B S F X 1-2 ② L1		X 0-0 F8 WP 3-H 1B	X 0-0 ③ G6-3		X 0-0 ② P4		5	0	1	1	0	1	3
Mike Bordick, R (1, 6) OBP: 0.306, SLG: 0.359		C B F F X 1-2 1 E 1-2 1B	F X 0-1 ③ P3		C B X 1-1 ② F8 1-3		B B C X 2-1 ① G6-3	B S C C 1-3 K		5	1	1	0	0	1	2
Inning Stats	R: 1 E: 0 K: 1 S: 12 H: 3 LOB: 2 BB: 0 P: 16	R: 4 E: 2 K: 1 S: 20 H: 5 LOB: 2 BB: 0 P: 26	R: 0 E: 0 K: 0 S: 6 H: 0 LOB: 0 BB: 0 P: 7	R: 0 E: 0 K: 0 S: 12 H: 2 LOB: 2 BB: 0 P: 19	R: 1 E: 0 K: 1 S: 9 H: 2 LOB: 1 BB: 0 P: 15	R: 3 E: 0 K: 0 S: 12 H: 3 LOB: 1 BB: 2 P: 24	R: 2 E: 0 K: 0 S: 13 H: 3 LOB: 1 BB: 0 P: 22	R: 0 E: 0 K: 1 S: 7 H: 0 LOB: 1 BB: 1 P: 12		1B: 13 2B: 2 3B: 1 HR: 2 SF: 0 SAC: 0 DP: 1 HBP: 0						

PITCHER		IP	WLS	BF	H	R	ER	SO	BB	IBB	HBP	BLK	WP	HR	S	P	ERA	WHIP
Vicente Padilla, R ERA: 3.25	(1, 1)	4.0	L	23	10	5	5	2	0	0	0	0	0	1	50	68	11.25	2.500
48 David Coggin, R ERA: 6.64	(5, 1)	1.0		8	4	4	4	1	1	0	0	0	1	0	17	31	36.00	5.000
Rheal Cormier, L ERA: 5.28	(6, 1)	2.0		10	4	2	2	0	1	0	0	0	0	1	17	30	9.00	2.500
Doug Nickle, R ERA: 6.75	(8, 1)	1.0		4	0	0	0	1	1	0	0	0	0	0	7	12	0.00	1.000

PITCHER	IP	WLS	BF	H	R	ER	SO	BB	IBB	HBP	BLK	WP	HR	S	P	ERA	WHIP

BOTTOM

Philadelphia Phillies @ Baltimore Orioles

Oriole Park at Camden Yards, Baltimore, MD

Sat Jun 29 2002, 7:05 PM EDT
Att. 48,692 - Sunny - 90 F

livebaseballscorecards.com

AB	42
R	11
H	18
RBI	10
BB	3
SO	4
LOB	24

WP: 1 PA: 45
PB: 0
SB: 0
CS: 0

Batter	1	2	3	4	5	6	7	8	9	AB	R	H	RBI	BB	SO	LOB
Ricky Ledee, L (1, 8) OBP: 0.245, SLG: 0.314	B B C F S 2-3 ① K		C C B F P F F X 2-2 ②③ F9-3 1-2		C B F S 1-3 ② K	C X 0-1 E1 1-2 2-3 3-H		B C B B B 4-1 11 1B BB		4	0	0	0	1	2	3
11 Jimmy Rollins, S (1, 6) OBP: 0.317, SLG: 0.429	X 0-0 ② G4-3			L X 0-1 ① L7	C F F F F B F F F 2-2 ③ F8 B X	C B B S 2-3 ③ K		B B F F B X 3-2 1-3 3-H 1B		5	0	1	1	0	1	3
Bobby Abreu, L (1, 9) OBP: 0.432, SLG: 0.504	C C B F X 1-2 ③ G3-1			C B F B B F F X 3-2 BB 2B 1B		B C C B F B B 4-2 E S 1B BB	C B C F X 1-2 1B 2B	X 0-0 ③ F8		4	3	2	0	1	0	2
Pat Burrell, R (1, 7) OBP: 0.371, SLG: 0.555		B C S X 1-2 ① G6-3		C B B B F F B 4-2 1-2 2B BB		B B C X 2-1 ① F9	C F S 0-3 ① K		B S B F X 2-2 ① L8	4	1	0	0	1	1	2
Jeremy Giambi, L (1, 10) OBP: 0.423, SLG: 0.534 Jason Michaels, R (6, PH) OBP: 0.368, SLG: 0.623		C B F S 1-3 ② K	C B F F S 1-3 ② K			C S B B B 4-2 BB 1B E 1-3 BB	C B C X 1-2 K 2-H 1B		B B B C X 3-1 PB S 1B	2 2	0 1	0 2	0 1	0 1	2 0	2 0
Scott Rolen, R (1, 5) OBP: 0.343, SLG: 0.433	X 0-0 WP 1B			C B X 1-1 1-H 2-H 1B 2B		B B C B X 3-1 E BB E 1-2 3-H 1B	F B 1 SAFE C B S 2-3 ②③ K 1-2		B S B B S B 4-2 PB 1-2 BB	4	2	3	3	1	1	1
Travis Lee, L (1, 3) OBP: 0.325, SLG: 0.358	B B F C S 2-3 ③ K 1-2		F B B B X 3-1 S 1B 2-H 1B			F X 0-1 ② P6		B B B C S F X 3-2 ① F8	B C F B B F S 3-3 ② K 1-2 2-3	5	0	1	1	0	2	5
Mike Lieberthal, R (1, 2) OBP: 0.330, SLG: 0.409		C X 0-1 ① G6-3	C B F B X 2-2 ③ 1-H 1B			B B C B B 4-1 E E 1-2 2-3 BB		B C X 1-1 G4-3 11 1B 2B	C B C S 1-3 ③ K	4	1	2	0	1	1	2
Marlon Anderson, L (1, 4) OBP: 0.316, SLG: 0.408		S S B B F X 2-2 F9-3 1B			L C B F B C 2-3 ① K	C F B F F F B X 2-2 E4 E 1-2 2-3 3-H		B S S B F F X 2-2 ② G4-3 2-3		4	0	1	0	0	1	3
Inning Stats	R: 0 E: 0 K: 1 S: 8 H: 0 LOB: 0 BB: 0 P: 11	R: 0 E: 0 K: 2 S: 10 H: 1 LOB: 1 BB: 0 P: 14	R: 0 E: 0 K: 0 S: 13 H: 1 LOB: 0 BB: 0 P: 16	R: 3 E: 0 K: 1 S: 21 H: 4 LOB: 2 BB: 1 P: 35	R: 0 E: 0 K: 2 S: 16 H: 0 LOB: 0 BB: 0 P: 21	R: 3 E: 2 K: 1 S: 23 H: 1 LOB: 3 BB: 3 P: 44	R: 1 E: 0 K: 2 S: 13 H: 2 LOB: 0 BB: 0 P: 17	R: 1 E: 0 K: 0 S: 16 H: 2 LOB: 2 BB: 1 P: 29	R: 0 E: 0 K: 2 S: 14 H: 1 LOB: 2 BB: 1 P: 27	1B: 9 2B: 4 3B: 0 HR: 0 SF: 0 SAC: 0 DP: 1 HBP: 0						

PITCHER		IP	WLS	BF	H	R	ER	SO	BB	IBB	HBP	BLK	WP	HR	S	P	ERA	WHIP
Sidney Ponson, R ERA: 4.02	(1, 1)	2.0		7	1	0	0	3	0	0	0	0	1	0	18	25	0.00	0.500
Chris Brock, R ERA: 6.75	(3, 1)	2.0		10	5	3	3	1	1	0	0	0	0	0	34	51	13.50	3.000
B.J. Ryan, L ERA: 7.56	(5, 1)	1.1		5	0	1	1	2	1	0	0	0	0	0	21	32	6.75	0.750
Rick Bauer, R ERA: 5.02	(6, 1)	0.0	L	2	1	0	0	0	1	0	0	0	0	0	4	11	∞	∞
Yorkis Perez, L ERA: 5.4	(6, 1)	0.2		6	1	3	1	1	1	0	0	0	0	0	18	27	13.50	3.000

PITCHER		IP	WLS	BF	H	R	ER	SO	BB	IBB	HBP	BLK	WP	HR	S	P	ERA	WHIP
Willis Roberts, R ERA: 1.77	(7, 1)	2.0		9	3	1	1	2	1	0	0	0	0	0	25	41	4.50	2.000
Jorge Julio, R ERA: 2.65	(9, 1)	1.0		5	1	0	0	2	1	0	0	0	0	0	14	27	0.00	2.000

TOP

Philadelphia Phillies @ Baltimore Orioles

Oriole Park at Camden Yards, Baltimore, MD

Sun Jun 30 2002, 1:35 PM EDT
Att. 43,429 - Cloudy - 95 F

livebaseballscorecards.com

AB	38
R	8
H	12
RBI	6
BB	6
SO	11
LOB	23

WP: 1 PB: 1 SB: 3 CS: 0 PA: 44

Batter	1	2	3	4	5	6	7	8	9	AB	R	H	RBI	BB	SO	LOB
6 Melvin Mora, R (1, 7) OBP: 0.360, SLG: 0.440	BBCBB 4-1 BB	CBBBFB 4-2 BB		BFCX 1-2 P6 ①		CX 0-1 1 G6-4-3 1B		BBX 2-0 1-2 3-H 1B		3	0	2	1	2	0	0
1 Brian Roberts, S (1, 4) OBP: 0.336, SLG: 0.336	X	X 0-0 P5 ③		BCFBS 2-3 K ②		BX 1-0 G6-4-3 ①② 1-2f		FX 0-1 L7 ②		5	0	0	0	0	1	6
Gary Matthews, S (1, 8) OBP: 0.356, SLG: 0.466	CBTFTFBFS 2-3 K ②		X 0-0 HR 2B	BBBCX 3-1 G3 ③		X 0-0 G4-3 ③		SSFBS 1-3 K ③		5	1	1	0	0	2	3
Tony Batista, R (1, 5) OBP: 0.341, SLG: 0.536	BSFX 1-2 P5 ③		BX 1-0 2-H HR		BBBB 4-0 31 2B 21 FC5-2 BB		BCBX 2-1 P5 ①		BCBSFX 2-2 F8 ①	4	1	1	2	1	0	1
31 Jay Gibbons, L (1, 9) OBP: 0.329, SLG: 0.460		BSX 1-1 21 BB 2B 1B	CTFBBBBFFS 3-3 K ①		BCX 1-1 21 FC5-2 1-3 2B		CBBBCX 3-2 G4-3 ②		SX 0-1 G4-3 ②	5	1	2	0	0	1	0
21 Marty Cordova, R (1, 10) OBP: 0.326, SLG: 0.441		SBBBBB 4-1 2B 1-2 SF7 BB	CSS 0-3 K ②		CX 0-1 FC5-2 2-3 3-H BB ①		BFX 1-1 G5-3 ③		BSBBFB 4-2 BB	3	1	0	0	2	1	2
Ryan McGuire, L (1, 3) OBP: 0.174, SLG: 0.143		BFSFX 1-2 F3 ①	BCFBBBB 4-2 BB BB	FSBBBBB 4-2 1-2 BB				BX 1-0 G6-3 ①	BBCFX 2-2 P6 ③	3	0	0	0	2	0	3
Brook Fordyce, R (1, 2) OBP: 0.299, SLG: 0.312		BFFBX 2-2 1-3 2-H 2B	BFBBCB 4-2 1-2 BB	X 0-0 P5 ②				X 0-0 1B 6 1B 1B		3	1	2	1	1	0	3
Mike Bordick, R (1, 6) OBP: 0.305, SLG: 0.359		X 0-0 SF7 3-H ②	SBBFFX 2-2 F9 ③	CBCFFFC 1-3 K ③				CX 0-1 6 1B 1-3 1B		3	0	1	1	0	1	5
Inning Stats	R: 0 E: 0 K: 1 S: 10 H: 0 LOB: 1 BB: 1 P: 17	R: 2 E: 0 K: 0 S: 14 H: 2 LOB: 2 BB: 2 P: 26	R: 2 E: 0 K: 2 S: 19 H: 2 LOB: 2 BB: 2 P: 33	R: 0 E: 0 K: 1 S: 8 H: 0 LOB: 0 BB: 0 P: 14	R: 0 E: 0 K: 1 S: 13 H: 1 LOB: 3 BB: 2 P: 23	R: 0 E: 0 K: 0 S: 4 H: 1 LOB: 0 BB: 0 P: 5	R: 0 E: 0 K: 0 S: 7 H: 0 LOB: 0 BB: 0 P: 13	R: 1 E: 0 K: 1 S: 11 H: 3 LOB: 2 BB: 0 P: 15	R: 0 E: 0 K: 0 S: 11 H: 0 LOB: 1 BB: 1 P: 19	1B: 5 2B: 3 3B: 0 HR: 1	SF: 1 SAC: 0 DP: 1 HBP: 0						

PITCHER		IP	WLS	BF	H	R	ER	SO	BB	IBB	HBP	BLK	WP	HR	S	P	ERA	WHIP
Robert Person, R ERA: 4.96	(1, 1)	5.0	W	27	5	4	4	5	7	0	0	0	0	1	64	113	7.20	2.400
Jose Santiago, R ERA: 5.06	(6, 1)	2.1	H	10	4	1	1	0	0	0	0	0	0	0	16	26	3.86	1.714
Carlos Silva, R ERA: 2.31	(8, 1)	0.2	H	2	0	0	0	1	0	0	0	0	0	0	6	7	0.00	0.000
Jose Mesa, R ERA: 2.33	(9, 1)	1.0	S	4	0	0	0	0	1	0	0	0	0	0	11	19	0.00	1.000

PITCHER	IP	WLS	BF	H	R	ER	SO	BB	IBB	HBP	BLK	WP	HR	S	P	ERA	WHIP

BOTTOM

Philadelphia Phillies @ Baltimore Orioles

Oriole Park at Camden Yards, Baltimore, MD

Sun Jun 30 2002, 1:35 PM EDT

Att. 43,429 - Cloudy - 95 F

livebaseballscorecards.com

AB	34
R	5
H	9
RBI	5
BB	8
SO	6
LOB	23

WP: 0 PA: 43
PB: 0
SB: 0
CS: 0

Baltimore Orioles @ Anaheim Angels

Edison International Field, Anaheim, CA

Tue Jul 02 2002, 10:05 PM EDT

Att. 18,521 - Cloudy - 74 F

TOP

livebaseballscorecards.com

Batter	1	2	3	4	5	6	7	8	9	AB	R	H	RBI	BB	SO	LOB
6 Melvin Mora, R (1, 7) OBP: 0.356, SLG: 0.434	C F B B X 2-2 F2		B B B C X 3-1 P4			B C C B F C 2-3 K		B F F X 1-2 G6-3		4	0	0	0	0	1	2
1 Brian Roberts, S (1, 4) OBP: 0.333, SLG: 0.327	B B C S B F X 3-2 F7		C S B X 1-2 G4-3-6 1-2f			B B C B B 4-1 FC6-4 S BB		C B X 1-1 G6-3		3	0	0	0	1	0	2
Gary Matthews, S (1, 9) OBP: 0.364, SLG: 0.463	B C B B B 4-1 BB			X 0-0 G4-3		F B B B C F B 4-2 FC6-4 1-2 BB		B B F B B 4-1 S BB		1	0	0	0	3	0	0
Tony Batista, R (1, 5) OBP: 0.337, SLG: 0.529	C F B F S 1-3 K			X 0-0 F7		X 0-0 FC6-4 1-2f 2-3		B C B X 2-1 F9 1-2		4	0	0	0	0	1	4
31 Jay Gibbons, L (1, 3) OBP: 0.331, SLG: 0.484		C C F S 0-3 K		B X 1-0 HR		B F X 1-1 G4-3			X 0-0 HR	4	2	2	2	0	1	2
21 Marty Cordova, R (1, 10) OBP: 0.325, SLG: 0.438		B F S S 1-3 K		B C S S 1-3 K			X 0-0 1B G4-6-3 1B		C F B X 1-2 G6-3	4	1	1	0	0	2	0
Chris Singleton, L (1, 8) OBP: 0.289, SLG: 0.410		F B X 1-1 F8			F S S 0-3 K		B X 1-0 G4-6-3 1-3 1B		B X 1-0 G1-3	4	0	1	0	0	1	0
Geronimo Gil, R (1, 2) OBP: 0.277, SLG: 0.407			X 0-0 1B 1B		S S S 0-3 K		B F B X 2-1 G4-6-3 1-2f 3-H		B F X 1-1 2B	4	0	2	0	0	1	1
Mike Bordick, R (1, 6) OBP: 0.304, SLG: 0.357			C X 0-1 1 G4-3-6 1-2 1B		B C X 1-1 G6-3		C F F X 0-2 F9		X 0-0 F2	4	0	1	0	0	0	1

Inning Stats																																			
	R: 0	E: 0	K: 1	S: 12	H: 0	LOB: 1	BB: 1	P: 22	R: 0	E: 0	K: 2	S: 9	H: 0	LOB: 0	BB: 0	P: 11	R: 0	E: 0	K: 0	S: 8	H: 2	LOB: 1	BB: 0	P: 12	R: 1	E: 0	K: 1	S: 6	H: 1	LOB: 0	BB: 0	P: 8	R: 0	E: 0	K: 2	S: 8	H: 0	LOB: 0	BB: 0	P: 9	R: 0	E: 0	K: 1	S: 11	H: 0	LOB: 2	BB: 2	P: 22	R: 1	E: 0	K: 0	S: 8	H: 2	LOB: 0	BB: 0	P: 11	R: 0	E: 0	K: 0	S: 8	H: 0	LOB: 1	BB: 1	P: 16	R: 1	E: 0	K: 0	S: 8	H: 2	LOB: 1	BB: 0	P: 11	1B: 4	2B: 1	3B: 0	HR: 2	SF: 0	SAC: 0	DP: 2	HBP: 0	WP: 0	PB: 0	SB: 2	CS: 0	PA: 36
---	---	---	---	---	---	---	---	---	---	---	---	---	---	---	---	---	---	---

Baltimore Orioles @ Anaheim Angels

Edison International Field, Anaheim, CA

Tue Jul 02 2002, 10:05 PM EDT

Att. 18,521 - Cloudy - 74 F

BOTTOM

livebaseballscorecards.com

Batter	1	2	3	4	5	6	7	8	9	AB	R	H	RBI	BB	SO	LOB
David Eckstein, R (1, 6) OBP: 0.356, SLG: 0.389	BBCBB 4-1 CS BB		CFX 0-2 FC3-6 1-2 1B		BCCX 1-2 ① P6		CX 0-1 ② P3			3	0	1	0	1	0	0
Darin Erstad, L (1, 8) OBP: 0.343, SLG: 0.424	CFBBX 2-2 ①② G6-3 1-2		FFX 0-2 ① FC3-6 1-2f 2-3		BCBX 2-1 ② G3		BX 1-0 1B			4	0	1	0	0	0	3
Tim Salmon, R (1, 10) OBP: 0.370, SLG: 0.513	BCBBCC 3-3 ③ K		X 0-0 ② L6		BBFFX 2-2 ③ G6-3		BSFFC 1-3 ③ K			4	0	0	0	0	2	3
16 Garret Anderson, L (1, 7) OBP: 0.317, SLG: 0.527		CBX 1-1 ① G3	BX 1-0 ③ L3			CBBCX 2-2 ① P4		BFX 1-1 ① G3		4	0	0	0	0	0	2
Troy Glaus, R (1, 5) OBP: 0.354, SLG: 0.462		BBBFBB 4-1 G3 BB BB		BBBB 4-0 F2 BB BB		CCBS 1-3 ② K		BCX 1-1 ② F7		2	0	0	0	2	1	0
Scott Spiezio, S (1, 3) OBP: 0.376, SLG: 0.404		FBCFBBB 4-2 G3 1-2 BB		BBBBB 4-0 F2 1-2 BB		H 1-0 1B HBP		BBCX 2-1 ③ G4-3		1	0	0	0	2	0	0
Orlando Palmeiro, L (1, 9) OBP: 0.354, SLG: 0.371		CBBCX 2-2 ② G3 1-2 2-3		LX 0-1 ① F2 1-2 2-3		BBCCX 2-2 1-2 1B			BCBX 2-1 ① F8	4	0	1	0	0	0	4
Bengie Molina, R (1, 2) OBP: 0.281, SLG: 0.323		CX 0-1 ③ F7		BX 1-0 ② L9		X 0-0 ③ F8			CX 0-1 ② F9	4	0	0	0	0	0	6
Adam Kennedy, L (1, 4) OBP: 0.337, SLG: 0.444			CX 0-1 FC3-6 1B 1B	CFBFS 1-3 ③ K			FSFBBS 2-3 ① K		CSBX 1-2 ③ L3	4	0	1	0	0	2	2
Inning Stats	R: 0 H: 0 E: 0 LOB: 0 K: 1 BB: 1 S: 7 P: 16	R: 0 H: 0 E: 0 LOB: 2 K: 0 BB: 2 S: 11 P: 22	R: 0 H: 2 E: 0 LOB: 2 K: 0 BB: 0 S: 10 P: 11	R: 0 H: 0 E: 0 LOB: 2 K: 1 BB: 2 S: 7 P: 17	R: 0 H: 0 E: 0 LOB: 0 K: 0 BB: 0 S: 8 P: 13	R: 0 H: 1 E: 0 LOB: 2 K: 1 BB: 0 S: 10 P: 16	R: 0 H: 1 E: 0 LOB: 1 K: 2 BB: 0 S: 11 P: 15	R: 0 H: 0 E: 0 LOB: 0 K: 0 BB: 0 S: 6 P: 10	R: 0 H: 0 E: 0 LOB: 0 K: 0 BB: 0 S: 7 P: 10	1B: 4 SF: 0 2B: 0 SAC: 0 3B: 0 DP: 0 HR: 0 HBP: 1						

	AB	30
	R	0
	H	4
	RBI	0
	BB	5
	SO	5
	LOB	20

WP: 0 PA: 36
PB: 0
SB: 0
CS: 1

PITCHER		IP	WLS	BF	H	R	ER	SO	BB	IBB	HBP	BLK	WP	HR	S	P	ERA	WHIP
Rodrigo Lopez, R ERA: 2.89	(1, 1)	7.0	W	30	4	0	0	5	5	0	1	0	0	0	64	110	0.00	1.286
Buddy Groom, L ERA: 2.01	(8, 1)	0.1	H	1	0	0	0	0	0	0	0	0	0	0	2	3	0.00	0.000
Willis Roberts, R ERA: 1.75	(8, 1)	0.2	H	2	0	0	0	0	0	0	0	0	0	0	4	7	0.00	0.000
Jorge Julio, R ERA: 2.58	(9, 1)	1.0	S	3	0	0	0	0	0	0	0	0	0	0	7	10	0.00	0.000

PITCHER	IP	WLS	BF	H	R	ER	SO	BB	IBB	HBP	BLK	WP	HR	S	P	ERA	WHIP

Baltimore Orioles @ Anaheim Angels

Edison International Field, Anaheim, CA

Wed Jul 03 2002, 10:05 PM EDT

Att. 17,477 - Sunny - 72 F

TOP

livebaseballscorecards.com

Batter	1	2	3	4	5	6	7	8	9	AB	R	H	RBI	BB	SO	LOB
6 Melvin Mora, R (1, 7) OBP: 0.355, SLG: 0.432	F8		K			1B			F9	4	0	1	0	0	1	1
Jerry Hairston, R (1, 4) OBP: 0.296, SLG: 0.302 1 Brian Roberts, S (9, PH) OBP: 0.339, SLG: 0.333	F8			L7		F9			S 1B	3 1	0 0	0 1	0 0	0 0	0 0	1 0
Gary Matthews, S (1, 9) OBP: 0.356, SLG: 0.453	G4-3			K		P4			F8	4	0	0	0	0	1	2
Tony Batista, R (1, 5) OBP: 0.333, SLG: 0.522		P6		L7			F8		P3 1-2	4	0	0	0	0	0	1
21 Marty Cordova, R (1, 10) OBP: 0.325, SLG: 0.434		F8			2B BB		G5-3			2	0	0	0	1	0	0
Jose Leon, R (1, 3) OBP: 0.280, SLG: 0.440		K			FC8-5 1-3 2B		G5-3			3	0	1	0	0	1	0
Geronimo Gil, R (1, 2) OBP: 0.273, SLG: 0.401			G5-3		P4			F9		3	0	0	0	0	0	2
Mike Bordick, R (1, 6) OBP: 0.305, SLG: 0.361			2B		FC8-5 2-3			K		3	0	1	0	0	1	2
Chris Singleton, L (1, 8) OBP: 0.286, SLG: 0.405			K			K		K		3	0	0	0	0	3	1

	AB	30
	R	0
	H	4
	RBI	0
	BB	1
	SO	7
	LOB	10

Inning Stats	1	2	3	4	5	6	7	8	9			
	R: 0 E: 0 K: 0 S: 7	H: 0 LOB: 0 BB: 0 P: 10	R: 0 E: 0 K: 1 S: 6	H: 0 LOB: 0 BB: 0 P: 7	R: 0 E: 0 K: 2 S: 17	H: 1 LOB: 1 BB: 0 P: 21	R: 0 E: 0 K: 1 S: 6	H: 0 LOB: 0 BB: 0 P: 9	R: 0 E: 0 K: 0 S: 8	H: 1 LOB: 1 BB: 1 P: 12	R: 0 E: 0 K: 1 S: 11	H: 1 LOB: 1 BB: 0 P: 17
	R: 0 E: 0 K: 0 S: 6	H: 0 LOB: 0 BB: 0 P: 11	R: 0 E: 0 K: 2 S: 10	H: 0 LOB: 0 BB: 0 P: 13	R: 0 E: 0 K: 0 S: 17	H: 1 LOB: 1 BB: 0 P: 23	1B: 2 2B: 3 3B: 0 HR: 0	SF: 0 SAC: 0 DP: 1 HBP: 0	WP: 0 PB: 0 SB: 1 CS: 0	PA: 31		

PITCHER		IP	WLS	BF	H	R	ER	SO	BB	IBB	HBP	BLK	WP	HR	S	P	ERA	WHIP
Jarrod Washburn, L ERA: 3.21	(1, 1)	8.0	W	27	3	0	0	7	1	0	0	0	0	0	71	100	0.00	0.500
Troy Percival, R ERA: 2.13	(9, 1)	1.0	S	4	1	0	0	0	0	0	0	0	0	0	17	23	0.00	1.000

PITCHER	IP	WLS	BF	H	R	ER	SO	BB	IBB	HBP	BLK	WP	HR	S	P	ERA	WHIP

BOTTOM

Baltimore Orioles @ Anaheim Angels

Edison International Field, Anaheim, CA

Wed Jul 03 2002, 10:05 PM EDT

Att. 17,477 - Sunny - 72 F

Batter	1	2	3	4	5	6	7	8	9	AB	R	H	RBI	BB	SO	LOB
David Eckstein, R (1, 6) OBP: 0.355, SLG: 0.385	B B C X 2-1 ① F8		F X 0-1 ② F9			B B B B 4-0 CS BB		B F B B F X 3-2 ② G6-3 2-3		3	0	0	0	1	0	4
Darin Erstad, L (1, 8) OBP: 0.342, SLG: 0.422	B X 1-0 ② G6-3		S B F S 1-3 ③ K			C B B X 2-1 ①② G4-3 1-2		X 0-0 FC5-4 3-H 1B		4	0	1	1	0	1	3
Tim Salmon, R (1, 9) OBP: 0.369, SLG: 0.507	B B X 2-0 ③ F7			B B S F B F X 3-2 ① P4		B B B C B 4-1 16 FC1-5-4 BB		B B F X 2-1 ③ FC5-4 1-2f		3	0	0	0	1	0	1
16 Garret Anderson, L (1, 10) OBP: 0.314, SLG: 0.523		B X 1-0 ① G4-3		F B S F F B F X 2-2 ② G6-3		C X 0-1 ③ FC1-5-4 1-2f				3	0	0	0	0	0	1
Troy Glaus, R (1, 5) OBP: 0.359, SLG: 0.464		C X 0-1 G4-6-3 1B		B B B B 4-0 BB			B B B C B 4-1 G6-4-3 BB			1	0	1	0	2	0	0
Scott Spiezio, S (1, 3) OBP: 0.372, SLG: 0.398		B B X 2-0 ②③ G4-6-3 1-2f		B X 1-0 ③ F8			L B B X 2-1 ①② G6-4-3 1-2f			3	0	0	0	0	0	3
Adam Kennedy, L (1, 4) OBP: 0.333, SLG: 0.439			B B X 2-0 ① G6-3		B C B F X 2-2 ① L7		X 0-0 ③ F8			3	0	0	0	0	0	0
Bengie Molina, R (1, 2) OBP: 0.286, SLG: 0.324 Jose Nieves, R (8, PR) OBP: 0.311, SLG: 0.318 Jorge Fabregas, L (9, 2) OBP: 0.283, SLG: 0.236			B B B C B 4-1 1B BB		B X 1-0 ② G6-3			F X 0-1 G6-3 SH3-4 1B 1B		2 0 0	0 1 0	1 0 0	0 0 0	1 0 0	0 0 0	0 0 0
Orlando Palmeiro, L (1, 7) OBP: 0.357, SLG: 0.373			C B B B C F X 3-2 1-3 1B		C B C X 1-2 ③ G6-3			B B X 2-0 ① SH3-4 1-2		2	0	1	0	0	0	0
Inning Stats	R: 0 E: 0 K: 0 S: 4 H: 0 LOB: 0 BB: 0 P: 9	R: 0 E: 0 K: 0 S: 4 H: 1 LOB: 0 BB: 0 P: 7	R: 0 E: 0 K: 1 S: 11 H: 1 LOB: 2 BB: 1 P: 21	R: 0 E: 0 K: 0 S: 11 H: 0 LOB: 1 BB: 1 P: 21	R: 0 E: 0 K: 0 S: 7 H: 0 LOB: 0 BB: 0 P: 11	R: 0 E: 0 K: 0 S: 5 H: 0 LOB: 1 BB: 2 P: 15	R: 0 E: 0 K: 0 S: 4 H: 0 LOB: 0 BB: 1 P: 10	R: 1 E: 0 K: 0 S: 9 H: 2 LOB: 1 BB: 0 P: 16		1B: 4 2B: 0 3B: 0 HR: 0		SF: 0 SAC: 1 DP: 2 HBP: 0			WP: 0 PB: 0 SB: 0 CS: 1	PA: 30

PITCHER	IP	WLS	BF	H	R	ER	SO	BB	IBB	HBP	BLK	WP	HR	S	P	ERA	WHIP
Scott Erickson, R (1, 1) ERA: 4.41	8.0	L	30	4	1	1	1	5	0	0	0	0	0	55	110	1.12	1.125

PITCHER	IP	WLS	BF	H	R	ER	SO	BB	IBB	HBP	BLK	WP	HR	S	P	ERA	WHIP

AB	24
R	1
H	4
RBI	1
BB	5
SO	1
LOB	12

livebaseballscorecards.com

Batter	1	2	3	4	5	6	7	8	9	AB	R	H	RBI	BB	SO	LOB
6 Melvin Mora, R (1, 7) OBP: 0.352, SLG: 0.428	F7	P4			G4-3		1-2 2B 1B	E5 1 1B 1-3 2-H		5	1	1	0	0	0	4
1 Brian Roberts, S (1, 4) OBP: 0.333, SLG: 0.328	K	K			L3		F9	1-2 1B 3-H		5	0	1	1	0	2	5
Gary Matthews, S (1, 9) OBP: 0.353, SLG: 0.451	K		K		L6		1-H 2-H 2B	G4-3		5	0	1	2	0	2	2
Tony Batista, R (1, 5) OBP: 0.334, SLG: 0.516		31 1B 31 S 21 1B BB	K			G6-3	IBB		G1-3	3	1	0	0	2	1	0
31 Jay Gibbons, L (1, 3) OBP: 0.329, SLG: 0.479		SH2-3 21 1B 1-3 1B 1B	G3-1			F2	G4-3		F9	5	1	1	0	0	0	2
21 Marty Cordova, R (1, 10) OBP: 0.333, SLG: 0.448		1B SH2-3 1-2 3-H 1B		1B 2B		2B		FC4-6 BB	G3-1	4	1	3	1	1	0	0
Chris Singleton, L (1, 8) OBP: 0.282, SLG: 0.400		SH2-3 1-2 2-3		B1		P6		FC4-6 6 S S 6 E 1-2f		3	1	0	0	0	0	3
Geronimo Gil, R (1, 2) OBP: 0.282, SLG: 0.405		1B BB		G4-6-3 2-H 1B			6 1B 2B 1B	L1 1-2		3	1	2	1	1	0	1
Mike Bordick, R (1, 6) OBP: 0.308, SLG: 0.361		1-2 2-3 3-H 1B		G4-6-3 1-2f			K	6 E 6 S 1 1B BB		3	1	1	1	1	1	2
Inning Stats	R: 0 H: 0 E: 0 LOB: 0 K: 2 BB: 0 S: 9 P: 12	R: 2 H: 3 E: 0 LOB: 3 K: 1 BB: 2 S: 17 P: 31	R: 0 H: 0 E: 0 LOB: 0 K: 2 BB: 0 S: 11 P: 16	R: 1 H: 2 E: 0 LOB: 0 K: 0 BB: 0 S: 8 P: 12	R: 0 H: 0 E: 0 LOB: 0 K: 0 BB: 0 S: 7 P: 9	R: 0 H: 1 E: 0 LOB: 1 K: 0 BB: 0 S: 12 P: 18	R: 2 H: 3 E: 0 LOB: 2 K: 1 BB: 1 S: 10 P: 20	R: 2 H: 1 E: 1 LOB: 2 K: 0 BB: 2 S: 15 P: 31	R: 0 H: 0 E: 0 LOB: 0 K: 0 BB: 0 S: 9 P: 14	1B: 7 SF: 0 2B: 3 SAC: 1 3B: 0 DP: 1 HR: 0 HBP: 0						

TOP

Baltimore Orioles @ Anaheim Angels

Edison International Field, Anaheim, CA

Thu Jul 04 2002, 9:05 PM EDT
Att. 43,342 - Cloudy - 73 F

livebaseballscorecards.com

AB	36
R	7
H	10
RBI	6
BB	5
SO	6
LOB	19

PITCHER		IP	WLS	BF	H	R	ER	SO	BB	IBB	HBP	BLK	WP	HR	S	P	ERA	WHIP
Kevin Appier, R ERA: 4.69	(1, 1)	6.1	L	28	8	5	5	6	2	0	0	0	0	0	70	107	7.11	1.579
Scott Schoeneweis, L ERA: 5.4	(7, 1)	0.2		4	1	0	0	0	0	1	0	0	0	0	4	11	0.00	1.500
Lou Pote, R ERA: 2.83	(8, 1)	0.2		5	0	2	0	0	2	0	0	0	0	0	10	21	0.00	3.000
Dennis Cook, L ERA: 2.86	(8, 1)	0.1		2	1	0	0	0	0	0	0	0	0	0	5	10	0.00	3.000
62 Scot Shields, R ERA: 3.75	(9, 1)	1.0		3	0	0	0	0	0	0	0	0	0	0	9	14	0.00	0.000

PITCHER		IP	WLS	BF	H	R	ER	SO	BB	IBB	HBP	BLK	WP	HR	S	P	ERA	WHIP

Baltimore Orioles @ Anaheim Angels

Edison International Field, Anaheim, CA

Thu Jul 04 2002, 9:05 PM EDT

Att. 43,342 - Cloudy - 73 F

BOTTOM

livebaseballscorecards.com

Batter	1	2	3	4	5	6	7	8	9	AB	R	H	RBI	BB	SO	LOB
David Eckstein, R (1, 6) OBP: 0.350, SLG: 0.379	0-2 G4-3		2-3 K		2-2 G5-3		0-0 FC6-4 WP G4-3 1-2f 3-H			4	0	0	1	0	1	2
Darin Erstad, L (1, 8) OBP: 0.341, SLG: 0.420	3-2 F9		0-0 1B		3-1 L6		1-0 G4-3 1-2			4	0	1	0	0	0	2
Tim Salmon, R (1, 9) OBP: 0.367, SLG: 0.507	2-2 2B		3-2 F8		3-0 FC5 2-3		1-3 K 2-3			4	0	1	0	0	1	3
16 Garret Anderson, L (1, 7) OBP: 0.314, SLG: 0.519	1-0 L9			0-0 1B 1B		3-1 G4-3		1-3 K		4	0	1	0	0	1	1
Troy Glaus, R (1, 5) OBP: 0.356, SLG: 0.459		3-3 K		1-3 K		1-0 G5-3		1-1 F8		3	0	0	0	0	2	1
Benji Gil, R (7, 3) OBP: 0.308, SLG: 0.406										1	0	0	0	0	0	0
Brad Fullmer, L (1, 10) OBP: 0.337, SLG: 0.532		0-0 2B		0-1 1-2 1B		1-0 F8		1-3 K		4	0	2	0	0	1	0
Scott Spiezio, S (1, 3) (7, 5) OBP: 0.371, SLG: 0.396		3-1 P6		1-1 F9			3-2 1B 1B 1B		0-1 F8	4	1	1	0	0	0	3
Jorge Fabregas, L (1, 2) OBP: 0.281, SLG: 0.237		3-1 F9		1-1 F8			1-1 1B 1-2 FC6-4 1B		2-3 K	4	1	1	0	0	1	3
Adam Kennedy, L (1, 4) OBP: 0.336, SLG: 0.444			0-1 F9		2-2 FC5 2B		0-1 1-3 2-H FC6-4 1B		2-2 G6-3	4	0	2	1	0	0	0
Inning Stats	R: 0 H: 1 E: 0 LOB: 1 K: 0 BB: 0 S: 11 P: 17	R: 0 H: 1 E: 0 LOB: 1 K: 1 BB: 0 S: 10 P: 19	R: 0 H: 1 E: 0 LOB: 1 K: 1 BB: 0 S: 10 P: 15	R: 0 H: 2 E: 0 LOB: 2 K: 1 BB: 0 S: 10 P: 13	R: 0 H: 1 E: 0 LOB: 1 K: 0 BB: 0 S: 11 P: 21	R: 0 H: 0 E: 0 LOB: 0 K: 0 BB: 0 S: 4 P: 9	R: 2 H: 3 E: 0 LOB: 1 K: 1 BB: 0 S: 14 P: 20	R: 0 H: 0 E: 0 LOB: 0 K: 2 BB: 0 S: 9 P: 12	R: 0 H: 0 E: 0 LOB: 0 K: 1 BB: 0 S: 8 P: 12	1B: 6 SF: 0 2B: 3 SAC: 0 3B: 0 DP: 0 HR: 0 HBP: 0						

	AB	36
	R	2
	H	9
	RBI	2
	BB	0
	SO	7
	LOB	15

WP: 1 PA: 36
PB: 0
SB: 0
CS: 0

PITCHER		IP	WLS	BF	H	R	ER	SO	BB	IBB	HBP	BLK	WP	HR	S	P	ERA	WHIP
Travis Driskill, R ERA: 4.01	(1, 1)	6.0	W	26	8	2	2	3	0	0	0	0	0	0	62	104	3.00	1.333
Yorkis Perez, L ERA: 5.4	(7, 1)	0.0		1	1	0	0	0	0	0	0	0	0	0	2	2	∞	∞
Willis Roberts, R ERA: 1.71	(7, 1)	1.0	H	3	0	0	0	1	0	0	0	0	1	0	6	8	0.00	0.000
Buddy Groom, L ERA: 1.95	(8, 1)	1.0		3	0	0	0	2	0	0	0	0	0	0	9	12	0.00	0.000
Jorge Julio, R ERA: 2.52	(9, 1)	1.0		3	0	0	0	1	0	0	0	0	0	0	8	12	0.00	0.000

PITCHER	IP	WLS	BF	H	R	ER	SO	BB	IBB	HBP	BLK	WP	HR	S	P	ERA	WHIP

Baltimore Orioles @ Texas Rangers

The Ballpark at Arlington, Arlington, TX

Fri Jul 05 2002, 8:05 PM EDT

Att. 28,454 - Cloudy - 82 F

livebaseballscorecards.com

Batter	1	2	3	4	5	6	7	8	9	AB	R	H	RBI	BB	SO	LOB
6 Melvin Mora, R (1, 7) OBP: 0.353, SLG: 0.427	1-1 1 G4-3 1B		1-3 ① K		0-0 ② G5-3 1-2		2-1 K 1 BB 1B	0-0 ③ F9		5	0	2	0	0	1	2
1 Brian Roberts, S (1, 4) OBP: 0.328, SLG: 0.317	1-2 ① G4-3 1-2		3-1 ② G4-3		0-2 ③ F9		4-0 WP 1-2 BB		2-1 ① F8	4	0	0	0	1	0	2
Gary Matthews, S (1, 9) OBP: 0.349, SLG: 0.441	1-3 ② K		0-0 ③ G3-1			4-0 HR BB	1-3 ② K 1-2 2-3		1-2 ② G4-3	4	1	0	0	1	2	3
Tony Batista, R (1, 5) OBP: 0.338, SLG: 0.526	3-3 ③ K			0-0 31 1B 21 G4-6-3 1B		2-2 1-H HR	4-0 IBB		2-2 ③ G5-3	4	2	2	2	1	1	1
31 Jay Gibbons, L (1, 3) OBP: 0.331, SLG: 0.487		1-0 ① G3-1		1-2 21 G4-6-3 1-3 1B		3-1 21 WP 3B	3-2 F9			4	1	2	0	0	0	3
21 Marty Cordova, R (1, 10) OBP: 0.332, SLG: 0.444		1-0 2B 1B 1B		0-1 ①② G4-6-3 1-2f 3-H		3-2 ① F8 3-H		2-3 ① K		4	1	1	0	0	1	1
Chris Singleton, L (1, 8) OBP: 0.286, SLG: 0.406		1-2 1B 1-3 2B		1-3 ③ K		1-2 ② L9		0-0 BB 1B 1B		4	1	2	0	0	1	0
Geronimo Gil, R (1, 2) OBP: 0.286, SLG: 0.404		1-0 G5-4-3 2-3 3-H 1B		0-3 ① K2-3		1-2 ③ G5-3		4-1 1B 1-2 BB		3	0	1	1	1	1	0
Mike Bordick, R (1, 6) OBP: 0.311, SLG: 0.360		0-1 ②③ G5-4-3 1-2f		4-2 6 G5-3 BB			1-3 ① K	1-2 ② 1-3 2-H 1B		3	0	1	1	1	1	2
Inning Stats	R: 0 E: 0 K: 2 S: 11 H: 1 LOB: 1 BB: 0 P: 17	R: 1 E: 0 K: 0 S: 10 H: 3 LOB: 1 BB: 0 P: 14	R: 0 E: 0 K: 1 S: 6 H: 0 LOB: 0 BB: 0 P: 10	R: 1 E: 0 K: 1 S: 9 H: 2 LOB: 0 BB: 0 P: 11	R: 0 E: 0 K: 1 S: 10 H: 0 LOB: 1 BB: 1 P: 14	R: 3 E: 0 K: 0 S: 17 H: 2 LOB: 0 BB: 1 P: 31	R: 0 E: 0 K: 2 S: 12 H: 1 LOB: 3 BB: 2 P: 27	R: 1 E: 0 K: 1 S: 10 H: 2 LOB: 1 BB: 1 P: 17	R: 0 E: 0 K: 0 S: 10 H: 0 LOB: 0 BB: 0 P: 15	1B: 8 2B: 1 3B: 1 HR: 1 SF: 0 SAC: 0 DP: 2 HBP: 0						

TOP	
	AB 35
	R 6
	H 11
	RBI 4
	BB 5
	SO 8
	LOB 14

PITCHER		IP	WLS	BF	H	R	ER	SO	BB	IBB	HBP	BLK	WP	HR	S	P	ERA	WHIP
Chan Ho Park, R ERA: 8.01	(1, 1)	6.1		28	9	5	5	6	2	0	0	0	1	1	68	105	7.11	1.737
Randy Flores, L ERA: 4.0	(7, 1)	0.2		4	0	0	0	1	1	1	0	0	1	0	7	19	0.00	1.500
Anthony Telford, R ERA: 5.4	(8, 1)	2.0	W	8	2	1	1	1	1	0	0	0	0	0	20	32	4.50	1.500

PITCHER	IP	WLS	BF	H	R	ER	SO	BB	IBB	HBP	BLK	WP	HR	S	P	ERA	WHIP

Baltimore Orioles @ Texas Rangers

The Ballpark at Arlington, Arlington, TX

Fri Jul 05 2002, 8:05 PM EDT

Att. 28,454 - Cloudy - 82 F

BOTTOM

Batter	1	2	3	4	5	6	7	8	9	AB	R	H	RBI	BB	SO	LOB
10 Michael Young, R (1, 4) OBP: 0.314, SLG: 0.404	4-2 BB	2-2 G1-3		0-0 CS 1B			0-0 G5-3		2-3 K 1-2	4	0	1	0	1	1	3
Mike Lamb, L (1, 10) OBP: 0.351, SLG: 0.420	1-2 G1-2-3 1B 1-2 1B	1-0 P6		2-2 CS 1-2	1-1 F7			1-1 HR 1B	2-1 G4-3 1B 2-3 1B	5	2	3	0	0	0	2
Alex Rodriguez, R (1, 6) OBP: 0.399, SLG: 0.602	1-1 G1-2-3 1-2 2-3 1B		1-3 K		2-2 G6-3			1-1 HR 1-H	2-0 G4-3 1-2 3-H	5	1	2	3	0	1	1
Juan Gonzalez, R (1, 9) OBP: 0.359, SLG: 0.489	0-2 G1-2-3 1-2 2-3 3-Hf		0-0 HR		2-1 G1-3			0-2 G6-3	4-0 IBB 1B	4	1	1	1	1	0	3
Rafael Palmeiro, L (1, 3) OBP: 0.377, SLG: 0.554 Jason Romano, R (8, PR) OBP: 0.254, SLG: 0.278 (9, 5) Frank Catalanotto, L (9, PH) OBP: 0.380, SLG: 0.487	3-1 F9		1-0 HR			3-2 G3		4-1 BB 1B	1-2 1B 1-2 2-H	3 0 1	1 0 0	1 0 1	1 0 1	1 0 1	0 0 0	2 0 0
Ivan Rodriguez, R (1, 2) OBP: 0.340, SLG: 0.486		0-0 2B 2B	1-2 L1			1-2 G6-3 1B		0-3 K		4	1	2	0	0	1	1
Herbert Perry, R (1, 5) OBP: 0.346, SLG: 0.466 (9, 3)		4-2 2B BB	1-2 G5-3			1-2 G6-3 1-2f		1-0 1-3 1B		3	0	1	0	1	0	1
Kevin Mench, R (1, 7) OBP: 0.383, SLG: 0.595		2-3 K		2-2 F7			1-2 G6-4-3 1B	2-2 G4-3		4	0	1	0	0	1	4
Carl Everett, S (1, 8) OBP: 0.243, SLG: 0.321		0-0 1-3 2-H 2B		1-1 F8			1-1 G6-4-3 1-2f		3-1 E3 1B 10 WP G4-3	4	1	1	1	0	0	1
Inning Stats	R: 0 H: 2 E: 0 LOB: 2 K: 0 BB: 1 S: 20 P: 29	R: 1 H: 2 E: 0 LOB: 2 K: 1 BB: 1 S: 12 P: 21	R: 2 H: 2 E: 0 LOB: 0 K: 1 BB: 0 S: 12 P: 16	R: 0 H: 1 E: 0 LOB: 0 K: 0 BB: 0 S: 9 P: 13	R: 0 H: 0 E: 0 LOB: 0 K: 0 BB: 0 S: 7 P: 12	R: 0 H: 1 E: 0 LOB: 0 K: 0 BB: 0 S: 15 P: 20	R: 0 H: 1 E: 0 LOB: 0 K: 0 BB: 0 S: 7 P: 9	R: 2 H: 3 E: 0 LOB: 2 K: 1 BB: 1 S: 17 P: 26	R: 2 H: 2 E: 1 LOB: 2 K: 1 BB: 1 S: 14 P: 28	1B: 9 SF: 0 2B: 2 SAC: 0 3B: 0 DP: 3 HR: 3 HBP: 0						

livebaseballscorecards.com

AB	37
R	7
H	14
RBI	7
BB	4
SO	4
LOB	18

WP: 1 PA: 42
PB: 0
SB: 0
CS: 1

PITCHER		IP	WLS	BF	H	R	ER	SO	BB	IBB	HBP	BLK	WP	HR	S	P	ERA	WHIP
Jason Johnson, R ERA: 3.82	(1, 1)	6.0		25	8	3	3	2	2	0	0	0	0	2	75	111	4.50	1.667
Willis Roberts, R ERA: 2.03	(7, 1)	1.1	H	6	3	2	2	0	0	0	0	0	0	1	14	18	13.50	2.250
Buddy Groom, L ERA: 1.95	(8, 1)	0.0		1	0	0	0	0	1	0	0	0	0	0	1	5	∞	∞
Jorge Julio, R ERA: 2.43	(8, 1)	1.1	L	9	3	2	0	2	0	1	0	0	1	0	23	40	0.00	2.250

PITCHER	IP	WLS	BF	H	R	ER	SO	BB	IBB	HBP	BLK	WP	HR	S	P	ERA	WHIP

Baltimore Orioles @ Texas Rangers

The Ballpark at Arlington, Arlington, TX

Sat Jul 06 2002, 8:05 PM EDT

Att. 29,360 - Cloudy - 89 F

TOP

livebaseballscorecards.com

Batter	1	2	3	4	5	6	7	8	9	AB	R	H	RBI	BB	SO	LOB
6 Melvin Mora, R (1, 7) OBP: 0.354, SLG: 0.437	F8	2B 3-H		E4 1 FC4-6			G5-3		3B 1 SF8 1-H 2-H	5	1	2	2	0	0	1
1 Brian Roberts, S (1, 4) OBP: 0.317, SLG: 0.306 Brook Fordyce, R (9, 2) OBP: 0.299, SLG: 0.312	K	F7		FC4-6 1-2f 2-3			K		SF8 3-H	4 0	0 0	0 0	1 0	0 0	2 0	3 0
Gary Matthews, S (1, 9) OBP: 0.350, SLG: 0.438	BB		G4-3	CS 3-H	F7			1B 21 1B	K	4	0	1	0	1	1	1
Tony Batista, R (1, 5) OBP: 0.333, SLG: 0.518	P4		P6		F7			F8	F9	5	0	0	0	0	0	3
31 Jay Gibbons, L (1, 3) OBP: 0.333, SLG: 0.483		HBP 21 2B G3	BB 21 2B		G4-3			K		2	2	0	0	1	1	1
21 Marty Cordova, R (1, 10) OBP: 0.338, SLG: 0.457		2B G3 1-3	2B 1-H			K2-3		1B 1-2		4	1	3	1	0	1	0
Chris Singleton, L (1, 8) OBP: 0.281, SLG: 0.399		G3 2-3 3-H	G3-1			L6		F8		4	0	0	1	0	0	4
Geronimo Gil, R (1, 2) OBP: 0.294, SLG: 0.412 Jerry Hairston, R (9, PR) OBP: 0.296, SLG: 0.302 (9, 4)		2B F9 6 WP 3-H		BB 1 FC4-6 WP CS		K			1B HBP 6 3B	3 0	1 1	2 0	1 0	1 0	1 0	0 0
Mike Bordick, R (1, 6) OBP: 0.310, SLG: 0.356		F9 2-3		P6 1-2			L5		HBP 6 3B 1-2	3	1	0	0	0	0	2

	AB	R	H	RBI	BB	SO	LOB
	34	7	8	6	3	6	15

Inning Stats																																		
	R: 0	E: 0	K: 1	S: 9	H: 0	LOB: 1	BB: 1	P: 17	R: 3	E: 0	K: 0	S: 18	H: 3	LOB: 1	BB: 0	P: 29	R: 1	E: 0	K: 0	S: 20	H: 1	LOB: 1	BB: 1	P: 31	R: 0	E: 1	K: 0	S: 18	H: 0	LOB: 1	BB: 1	P: 28	R: 0	E: 0	K: 0	S: 11	H: 0	LOB: 0	BB: 0	P: 14
	R: 0	E: 0	K: 2	S: 7	H: 0	LOB: 0	BB: 0	P: 9	R: 0	E: 0	K: 1	S: 7	H: 0	LOB: 0	BB: 0	P: 12	R: 0	E: 0	K: 1	S: 11	H: 2	LOB: 2	BB: 0	P: 15	R: 3	E: 0	K: 1	S: 13	H: 2	LOB: 1	BB: 0	P: 19	1B: 3	2B: 4	3B: 1	HR: 0	SF: 1	SAC: 0	DP: 0	HBP: 2	WP: 2	PB: 0	SB: 0	CS: 1	PA: 41

PITCHER		IP	WLS	BF	H	R	ER	SO	BB	IBB	HBP	BLK	WP	HR	S	P	ERA	WHIP
Dave Burba, R ERA: 5.22	(1, 1)	4.0		20	4	4	4	1	3	0	1	0	2	0	65	105	9.00	1.750
Todd Van Poppel, R ERA: 4.31	(5, 1)	3.0		9	0	0	0	3	0	0	0	0	0	0	25	35	0.00	0.000
Colby Lewis, R ERA: 8.38	(8, 1)	1.0	L	8	4	3	3	1	0	0	1	0	0	0	17	24	27.00	4.000
Juan Alvarez, L ERA: 1.98	(9, 1)	1.0		3	0	0	0	1	0	0	0	0	0	0	7	10	0.00	0.000

PITCHER	IP	WLS	BF	H	R	ER	SO	BB	IBB	HBP	BLK	WP	HR	S	P	ERA	WHIP

Batter	1	2	3	4	5	6	7	8	9	AB	R	H	RBI	BB	SO	LOB
Frank Catalanotto, L (1, 10) OBP: 0.369, SLG: 0.471	C F B S 1-3 K ①		S B B X 2-1 G3 ③		B C F B B F S 3-3 K ③		B C B X 2-1 G6-3 ③		B B B C 2-3 K ③	4	0	0	0	0	2	0
Herbert Perry, R (9, PH) OBP: 0.345, SLG: 0.464										1	0	0	0	0	1	2
10 Michael Young, R (1, 4) OBP: 0.316, SLG: 0.406	C F X 0-2 F8 ②			C X 0-1 G6-3 2B 1B		S B B B X 3-1 BB 1B SF9 1B		B X 1-0 G4-3 ①		4	2	2	0	0	0	0
Alex Rodriguez, R (1, 6) OBP: 0.397, SLG: 0.598	B C C X 1-2 G5-3 ③			B B B C X 3-1 G6-3 ① 1-2		B F B B F X 3-2 SF9 BB 1B 1-2		B B C B F X 3-2 G6-3 ②		4	0	1	0	0	0	1
Juan Gonzalez, R (1, 9) OBP: 0.357, SLG: 0.490		S S B B S 2-3 K ①		B X 1-0 1B 2B 2-H		B B F C S 2-3 K ①		B C C B C 2-3 K ③		4	1	1	1	0	3	2
Jason Romano, R (9, 7) OBP: 0.254, SLG: 0.278										0	0	0	0	0	0	0
Rafael Palmeiro, L (1, 3) OBP: 0.379, SLG: 0.549		B B X 2-0 G3 ②		B F F B B F X 3-2 G1-3 ②		C B B F F B B 4-2 1-2 2-3 BB			B B C B B 4-1 F8 BB 1B BB	2	1	0	0	2	0	1
Ivan Rodriguez, R (1, 2) OBP: 0.344, SLG: 0.486		S B X 1-1 G1-3 ③		B B X 2-0 2-H 1B		S B S S B X 2-2 SF9 ② 2-3 3-H			B B B B 4-0 1-2 1B BB	2	0	1	2	1	0	0
Mike Lamb, L (1, 5) OBP: 0.344, SLG: 0.411			C B X 1-1 L6 ① B X 1-0 F8 ③			C F S 0-3 K ③			C C B X 1-2 F8 ① 2-3	4	0	0	0	0	1	5
Kevin Mench, R (1, 7) OBP: 0.379, SLG: 0.584 (9, 9)			B B S F B X 3-2 G5-3 ②		C S S 0-3 K ①		C B B X 2-1 L5 ①		B X 1-0 1-2 3-H 1B	4	0	1	1	0	1	0
Carl Everett, S (1, 8) OBP: 0.243, SLG: 0.337			B F B C F B X 3-2 HR		S X 0-1 G3-1 ②		S S B B X 2-2 G5-3 ②		F F B B X 2-2 F7 ②	4	1	1	1	0	0	2
Inning Stats	R: 0 E: 0 K: 1 S: 9 H: 0 LOB: 0 BB: 0 P: 11	R: 0 E: 0 K: 1 S: 6 H: 0 LOB: 0 BB: 0 P: 11	R: 1 E: 0 K: 0 S: 11 H: 1 LOB: 0 BB: 0 P: 20	R: 2 E: 0 K: 0 S: 11 H: 3 LOB: 1 BB: 0 P: 21	R: 0 E: 0 K: 2 S: 9 H: 0 LOB: 0 BB: 0 P: 12	R: 1 E: 0 K: 2 S: 17 H: 2 LOB: 2 BB: 1 P: 31	R: 0 E: 0 K: 0 S: 7 H: 0 LOB: 0 BB: 0 P: 13	R: 0 E: 0 K: 1 S: 7 H: 0 LOB: 0 BB: 0 P: 13	R: 1 E: 0 K: 1 S: 11 H: 1 LOB: 2 BB: 2 P: 25	1B: 5 2B: 1 3B: 0 HR: 1	SF: 1 SAC: 0 DP: 0 HBP: 0						

PITCHER	IP	WLS	BF	H	R	ER	SO	BB	IBB	HBP	BLK	WP	HR	S	P	ERA	WHIP
Sidney Ponson, R (1, 1) ERA: 4.14	5.2		24	6	4	4	5	1	0	0	0	0	1	60	103	6.35	1.235
B.J. Ryan, L (6, 1) ERA: 7.18	1.1		4	0	0	0	1	0	0	0	0	0	0	10	16	0.00	0.000
Rick Bauer, R (8, 1) ERA: 5.03	1.2	W	8	1	1	1	1	2	0	0	0	0	0	15	33	5.40	1.800
Yorkis Perez, L (9, 1) ERA: 4.5	0.1	S	1	0	0	0	1	0	0	0	0	0	0	3	5	0.00	0.000

PITCHER	IP	WLS	BF	H	R	ER	SO	BB	IBB	HBP	BLK	WP	HR	S	P	ERA	WHIP

BOTTOM

Baltimore Orioles @ Texas Rangers

The Ballpark at Arlington, Arlington, TX

Sat Jul 06 2002, 8:05 PM EDT

Att. 29,360 - Cloudy - 89 F

livebaseballscorecards.com

AB	33
R	5
H	7
RBI	5
BB	3
SO	8
LOB	13

PA: 37

WP: 0 PB: 0 SB: 0 CS: 0

Baltimore Orioles @ Texas Rangers

The Ballpark at Arlington, Arlington, TX

Sun Jul 07 2002, 8:05 PM EDT

Att. 24,226 - Sunny - 90 F

TOP

livebaseballscorecards.com

Batter	1	2	3	4	5	6	7	8	9	AB	R	H	RBI	BB	SO	LOB
6 Melvin Mora, R (1, 7) OBP: 0.356, SLG: 0.438	B C C B X 2-2 HBP 1B 1B		B C F X 1-2 G5-3 ②	C F X 0-2 1B 2B 2-H 1B		C C B B B X 3-2 3B 1B	B X 1-0 G5-3 ②		C B C X 1-2 G1-3 ② 1-2 2-3	6	2	3	1	0	0	3
Jerry Hairston, R (1, 4) OBP: 0.292, SLG: 0.309	B X 1-0 F8 ①		C B X 1-1 G6-3 ③	C X 0-1 F8 ②		B X 1-0 21 G5-3 3B 1-H	B B B C F X 3-2 F8 ③		C B C X 1-1 F7 ③	6	1	1	1	0	0	5
Gary Matthews, S (1, 9) OBP: 0.356, SLG: 0.442	X 0-0 HBP 1B 1-2			B X 1-1 P6 ③ F B X 1-2 2B 1B 1-3		B B S X 2-1 G4-3 ①		B B X 2-0 FC6-4 1B		5	0	3	0	0	0	1
Tony Batista, R (1, 5) OBP: 0.340, SLG: 0.522	B F C F F F B F 3-2 H 21 G6-4-3 HBP 1-2 2-3			B X 2-2 21 3B 1B 2-H B X 1-0 2B ③ 1-H 3-H		S B B B I 4-1 21 G5-3 IBB		C F X 0-2 L5 ①		3	1	2	1	1	0	1
21 Marty Cordova, R (1, 10) OBP: 0.339, SLG: 0.462	C C B B X 2-2 G6-4-3 ② ③ 1-2f			B X 1-0 HR 3B 1-H	F B B B B 4-1 HBP BB	B X 1-0 G5-3 ② 1-2 3-H		F F X 0-2 P3 ②		4	1	1	2	1	0	5
Jose Leon, R (1, 3) OBP: 0.300, SLG: 0.517		S X 0-1 G4-3 ①		B F B X 2-1 HR 3-H	B H 2-0 HBP 1-2	X 0-0 L4 ③		C B X 1-1 FC6-4 ③ 1-2f		4	1	1	2	0	0	2
Geronimo Gil, R (1, 2) OBP: 0.300, SLG: 0.423		B B F X 2-1 G6-3 ②		B C S B X 2-2 1B 2B 2B	S X 0-1 F8 ①	C C X 0-2 1B 2B		B B B S B 4-1 6 G1-3 BB BB		4	2	2	0	1	0	2
Mike Bordick, R (1, 6) OBP: 0.311, SLG: 0.357		C B B F F F X 2-2 G5-3 ③		B C X 1-1 2B 1B 2-3	B C B B F X 3-2 P3 ②	C X 0-1 G4-3 2-H 1B			C B F B B X 3-2 F8 ①	5	1	2	1	0	0	3
Chris Singleton, L (1, 8) OBP: 0.284, SLG: 0.401			C F B X 1-2 F8 ① X	0-0 6 1B 2B 2-H 3-H	B C F B B X 3-2 F8 ③	C F B F X 1-2 G4-3 ① 1-2			B B B B 4-0 6 G1-3 BB 1-2	4	1	1	2	1	0	3
Inning Stats	R: 0 E: 0 K: 0 S: 15 H: 2 LOB: 2 BB: 0 P: 23	R: 0 E: 0 K: 0 S: 9 H: 0 LOB: 0 BB: 0 P: 13	R: 0 E: 0 K: 0 S: 8 H: 0 LOB: 0 BB: 0 P: 11	R: 7 E: 0 K: 0 S: 21 H: 9 LOB: 2 BB: 0 P: 31	R: 0 E: 0 K: 0 S: 9 H: 0 LOB: 2 BB: 1 P: 21	R: 2 E: 0 K: 0 S: 9 H: 2 LOB: 1 BB: 1 P: 20	R: 1 E: 0 K: 0 S: 13 H: 2 LOB: 1 BB: 0 P: 18	R: 0 E: 0 K: 0 S: 9 H: 1 LOB: 1 BB: 0 P: 12	R: 0 E: 0 K: 0 S: 9 H: 0 LOB: 2 BB: 2 P: 22	1B: 9 2B: 4 3B: 2 HR: 1 SF: 0 SAC: 0 DP: 1 HBP: 2						WP: 0 PB: 0 SB: 0 CS: 0 PA: 47	

	AB	41
	R	10
	H	16
	RBI	10
	BB	4
	SO	0
	LOB	25

PITCHER		IP	WLS	BF	H	R	ER	SO	BB	IBB	HBP	BLK	WP	HR	S	P	ERA	WHIP
Kenny Rogers, L ERA: 3.57	(1, 1)	3.2	L	21	10	7	7	0	0	0	1	0	0	1	52	76	17.18	2.727
Anthony Telford, R ERA: 5.79	(4, 1)	1.2		10	3	2	2	0	1	1	1	0	0	0	17	40	10.80	2.400
Jay Powell, R ERA: 7.45	(6, 1)	1.2		7	2	1	1	0	0	0	0	0	0	0	15	21	5.40	1.200
Randy Flores, L ERA: 3.6	(8, 1)	1.0		4	1	0	0	0	0	0	0	0	0	0	9	12	0.00	1.000
Hideki Irabu, R ERA: 5.72	(9, 1)	1.0		5	0	0	0	0	2	0	0	0	0	0	9	22	0.00	2.000

PITCHER	IP	WLS	BF	H	R	ER	SO	BB	IBB	HBP	BLK	WP	HR	S	P	ERA	WHIP

Batter	1	2	3	4	5	6	7	8	9	AB	R	H	RBI	BB	SO	LOB
Frank Catalanotto, L (1, 3) OBP: 0.366, SLG: 0.459	C B F F S 1-3 K ①		X 0-0 G4-3 ③			B F B B B 4-1 HR BB		C B X 1-1 F9 ①		3	1	0	0	1	1	0
10 Michael Young, R (1, 4) (9, 6) OBP: 0.312, SLG: 0.400	B F S B C 2-3 K ②			B B C B X 3-1 F9 ①		C B C B S 2-3 K ①		B F F F F X 1-2 F8 ②		4	0	0	0	0	2	1
Alex Rodriguez, R (1, 6) OBP: 0.401, SLG: 0.607 Bill Haselman, R (9, 2) OBP: 0.301, SLG: 0.347	X 0-0 P6 ③			C B B F F B 4-2 BB BB		X 0-0 1-H HR		B B B B 4-0 E BB		2 0	1 0	1 0	2 0	2 0	0 0	0 0
Juan Gonzalez, R (1, 9) OBP: 0.355, SLG: 0.485 Jason Romano, R (8, PR) (9, 4) OBP: 0.254, SLG: 0.278		C F X 0-2 F7 ①		S F F X 0-2 F8 ②		B S X 1-1 G4-3 1B		B B C X 2-1 E5 1-2		4 0	0 0	1 0	0 0	0 0	0 0	2 0
Rafael Palmeiro, L (1, 10) OBP: 0.380, SLG: 0.558		B B C C X 2-2 HR		B B B C C B 4-1 1-2 FC6 BB		F F B F B X 2-2 ②③ 1-2f G4-3		S B B C F X 2-2 ③ F8		3	1	1	1	1	0	3
Ivan Rodriguez, R (1, 2) OBP: 0.337, SLG: 0.477 Mike Lamb, L (9, 9) OBP: 0.342, SLG: 0.409		C X 0-1 F7 ②		B X 1-0 1-2f FC6 ③			F S B S 1-3 K ①		X 0-0 F7 ①	3 1	0 0	0 0	0 0	0 0	1 0	2 0
Herbert Perry, R (1, 5) OBP: 0.343, SLG: 0.474		B B F X 2-1 P4 ③			F F B B X 2-2 F9 ①		B S X 1-1 HR		C B F S 1-3 K ②	4	1	1	1	0	1	0
Kevin Mench, R (1, 7) OBP: 0.369, SLG: 0.566			B B F F F B F F C 3-3 K ①		S F B X 1-2 G4-3 ②		X 0-0 G1-3 ②		C F S 0-3 K ③	4	0	0	0	0	2	0
Carl Everett, S (1, 8) OBP: 0.239, SLG: 0.331			F S F F F B S 1-3 K ②		X 0-0 G4-3 ③		S B X 1-1 L9 ③			3	0	0	0	0	1	0
Inning Stats	R: 0 E: 0 K: 2 S: 8 H: 0 LOB: 0 BB: 0 P: 11	R: 1 E: 0 K: 0 S: 10 H: 1 LOB: 0 BB: 0 P: 14	R: 0 E: 0 K: 2 S: 13 H: 0 LOB: 0 BB: 0 P: 17	R: 0 E: 0 K: 0 S: 11 H: 0 LOB: 2 BB: 2 P: 23	R: 0 E: 0 K: 0 S: 7 H: 0 LOB: 0 BB: 0 P: 10	R: 2 E: 0 K: 1 S: 11 H: 2 LOB: 0 BB: 1 P: 20	R: 1 E: 0 K: 1 S: 8 H: 1 LOB: 0 BB: 0 P: 11	R: 0 E: 1 K: 0 S: 13 H: 0 LOB: 2 BB: 1 P: 23	R: 0 E: 0 K: 2 S: 7 H: 0 LOB: 0 BB: 0 P: 8	1B: 1 2B: 0 3B: 0 HR: 3	SF: 0 SAC: 0 DP: 1 HBP: 0						

PITCHER	IP	WLS	BF	H	R	ER	SO	BB	IBB	HBP	BLK	WP	HR	S	P	ERA	WHIP
Rodrigo Lopez, R (1, 1) ERA: 3.04	7.0	W	27	4	4	4	6	3	0	0	0	0	3	68	106	5.14	1.000
Buddy Groom, L (8, 1) ERA: 1.89	1.0		5	0	0	0	0	1	0	0	0	0	0	13	23	0.00	1.000
Willis Roberts, R (9, 1) ERA: 1.99	1.0		3	0	0	0	2	0	0	0	0	0	0	7	8	0.00	0.000

PITCHER	IP	WLS	BF	H	R	ER	SO	BB	IBB	HBP	BLK	WP	HR	S	P	ERA	WHIP

BOTTOM

Baltimore Orioles @ Texas Rangers

The Ballpark at Arlington, Arlington, TX

Sun Jul 07 2002, 8:05 PM EDT

Att. 24,226 - Sunny - 90 F

livebaseballscorecards.com

AB	31
R	4
H	4
RBI	4
BB	4
SO	8
LOB	8

1B: 1	SF: 0	WP: 0	PA: 35
2B: 0	SAC: 0	PB: 0	
3B: 0	DP: 1	SB: 0	
HR: 3	HBP: 0	CS: 0	

Oakland Athletics @ Baltimore Orioles

Oriole Park at Camden Yards, Baltimore, MD

Thu Jul 11 2002, 7:05 PM EDT

Att. 32,507 - Cloudy - 83 F

TOP

livebaseballscorecards.com

Batter	1	2	3	4	5	6	7	8	9	AB	R	H	RBI	BB	SO	LOB
Mark Ellis, R (1, 4) OBP: 0.314, SLG: 0.340	B C B B B 4-1 G5-3 G3 BB		B B F B B B 4-1 G3 2B BB	C B B F X 2-2 ② G5-3 1-2		F B C B B B 4-2 1-2 BB			C B F F B B B F F B 4-2 1B 1B BB	1	2	0	0	4	0	1
Scott Hatteberg, L (1, 3) Eric Byrnes, R (9, 7) OBP: 0.364, SLG: 0.443 / OBP: 0.321, SLG: 0.521	B C B X 2-1 ① G3 1-2	C B F F B X 2-2 ② G3 1-2	B B B C C F S 3-3 ③ K			X 0-0 ③ F8			B B X 2-0 ② F9	5 0	0 0	0 0	0 0	0 0	1 0	6 0
Miguel Tejada, R (1, 6) OBP: 0.335, SLG: 0.474	C B X 1-1 ② G5-3 2-3		B X 1-0 1B 3 E 2-H 2B		C X 0-1 ① G5-3		F X 0-1 ① L7		B B B C X 3-1 1B 1-2 1B	5	1	2	1	0	0	1
David Justice, L (1, 10) OBP: 0.405, SLG: 0.418	B B C C S 2-3 ③ K		C B F B B X 3-2 3 E PB 2-3 1B		B C X 1-1 ② G3		B B C S S 2-3 ② K		C B S F X 1-2 1-3 2-H 1B	5	1	2	1	0	2	1
3 Eric Chavez, L (1, 5) OBP: 0.345, SLG: 0.543		F B B F X 2-2 G6-4-3 1B	B C B B X 2-1 E9 PB 1-3 3-H 1B		B X 1-0 FC4-6 1B		B F B B B X 3-1 ③ G3		B X 1-0 ③ P6	5	0	3	1	0	0	2
Jermaine Dye, R (1, 9) OBP: 0.327, SLG: 0.388		S B C X 1-2 ① ② G6-4-3 1-2f	C B F F F B H 3-2 2-3 3-H HBP		C X 0-1 ③ FC4-6 1-2f			C S B S 1-3 ① K		3	0	0	0	0	1	2
John Mabry, L (1, 7) (9, 3) OBP: 0.371, SLG: 0.559		B X 1-0 E4	B F X 1-1 ③ F8			C B F X 1-2 ① F7		S B X 1-1 ② L7		4	0	0	0	0	0	2
Terrence Long, L (1, 8) OBP: 0.309, SLG: 0.387		B X 1-0 ③ G4-3		C B B F B X 3-2 ① G1-3		B B B C X 2-1 ② F8		C F F X 0-2 ③ G6-3		4	0	0	0	0	0	1
Ramon Hernandez, R (1, 2) OBP: 0.296, SLG: 0.330			C B F X 1-2 ① G6-3	X 0-0 G5-3 1B		B B F X 2-1 BB 1B			X 0-0 ① G6-3	4	0	2	0	0	0	0

Inning Stats	1	2	3	4	5	6	7	8	9
	R: 0 E: 0 K: 1 S: 8 H: 0 LOB: 1 BB: 1 P: 17	R: 0 E: 1 K: 0 S: 8 H: 1 LOB: 1 BB: 0 P: 13	R: 3 E: 1 K: 0 S: 19 H: 3 LOB: 2 BB: 1 P: 36	R: 0 E: 0 K: 1 S: 11 H: 1 LOB: 1 BB: 0 P: 19	R: 0 E: 0 K: 0 S: 7 H: 1 LOB: 1 BB: 0 P: 9	R: 0 E: 0 K: 0 S: 10 H: 1 LOB: 2 BB: 1 P: 19	R: 0 E: 0 K: 1 S: 7 H: 0 LOB: 0 BB: 0 P: 12	R: 0 E: 0 K: 1 S: 9 H: 0 LOB: 0 BB: 0 P: 11	R: 1 E: 0 K: 0 S: 14 H: 2 LOB: 2 BB: 1 P: 25

1B: 8 SF: 0 WP: 0 PA: 41
2B: 1 SAC: 0 PB: 1
3B: 0 DP: 1 SB: 0
HR: 0 HBP: 1 CS: 0

	AB	36
	R	4
	H	9
	RBI	3
	BB	4
	SO	4
	LOB	16

PITCHER		IP	WLS	BF	H	R	ER	SO	BB	IBB	HBP	BLK	WP	HR	S	P	ERA	WHIP
Scott Erickson, R ERA: 4.3	(1, 1)	7.0	L	32	7	3	2	3	3	0	1	0	0	0	70	125	2.57	1.429
B.J. Ryan, L ERA: 6.91	(8, 1)	1.0		3	0	0	0	1	0	0	0	0	0	0	9	11	0.00	0.000
Willis Roberts, R ERA: 2.15	(9, 1)	0.2		5	2	1	1	0	1	0	0	0	0	0	13	23	13.50	4.500
Yorkis Perez, L ERA: 3.86	(9, 1)	0.1		1	0	0	0	0	0	0	0	0	0	0	1	2	0.00	0.000

PITCHER		IP	WLS	BF	H	R	ER	SO	BB	IBB	HBP	BLK	WP	HR	S	P	ERA	WHIP

Batter	1	2	3	4	5	6	7	8	9	AB	R	H	RBI	BB	SO	LOB
6 Melvin Mora, R (1, 7) OBP: 0.354, SLG: 0.432	C F B B S 2-3 K ①		C X 0-1 G6-3 ①		B B B 4-0 1-2 BB		C F B B F F S 2-3 K ③		B X 1-0 F7 ③	4	0	0	0	1	2	2
Jerry Hairston, R (1, 4) OBP: 0.291, SLG: 0.307	B X 1-0 G5-3 1B		C F F B X 1-2 F9 ②		C X 0-1 P4 ③			C F B F F X 1-2 G6-3 ①		4	0	1	0	0	0	2
Gary Matthews, S (1, 9) OBP: 0.354, SLG: 0.443	C X 0-1 G5-3 1-2 ②		X 0-0 G3 ③			B B F B X 3-1 P4 ①		X 0-0 1B 21 1B 2B		4	1	1	0	0	0	1
Tony Batista, R (1, 5) OBP: 0.339, SLG: 0.519	C F B S 1-3 K ③			B X 1-0 F7 ①		F X 0-1 G5-3 ②		B B X 2-0 21 1B 2-3 1B		4	0	1	0	0	1	1
21 Marty Cordova, R (1, 10) OBP: 0.338, SLG: 0.458		C X 0-1 G6-3 ①		S X 0-1 G5-3 ②		C B F B F S 2-3 K ③		F B B X 2-1 1-2 3-H 1B		4	0	1	1	0	1	0
Jose Leon, R (1, 3) OBP: 0.294, SLG: 0.485		C B F F S 1-3 K ②	B F B X 2-1 G4-3 ③				S F B X 1-2 FC6-5 BB 1B	C S B S 1-3 K ②		4	0	1	0	0	2	2
Geronimo Gil, R (1, 2) OBP: 0.304, SLG: 0.419		B B B B 4-0 1B BB		B X 1-0 F7 ①			B B B C B 4-1 FC6-5 1-2 BB	B C C X 1-2 G1-3 ③		2	0	0	0	2	0	2
Mike Bordick, R (1, 6) OBP: 0.314, SLG: 0.356		B C B B X 3-1 1-2 1B		B B B C C F B 4-2 FC5-4 BB			C X 0-1 FC6-5 1-2 2-3f ①		C F B C 1-3 K ①	3	0	1	0	1	1	2
Chris Singleton, L (1, 8) OBP: 0.280, SLG: 0.395		C S X 0-2 F8 ③		F X 0-1 FC5-4 6 S 1-2f ②			F F B S 1-3 K ②		B C F F F X 1-2 F9 ②	4	0	0	0	0	1	5
Inning Stats	R: 0 H: 1 E: 0 LOB: 1 K: 2 BB: 0 S: 9 P: 13	R: 0 H: 1 E: 0 LOB: 2 K: 1 BB: 1 S: 11 P: 19	R: 0 H: 0 E: 0 LOB: 0 K: 0 BB: 0 S: 7 P: 8	R: 0 H: 0 E: 0 LOB: 0 K: 0 BB: 0 S: 5 P: 8	R: 0 H: 0 E: 0 LOB: 2 K: 0 BB: 2 S: 8 P: 17	R: 0 H: 0 E: 0 LOB: 0 K: 1 BB: 0 S: 8 P: 13	R: 0 H: 1 E: 0 LOB: 2 K: 2 BB: 1 S: 14 P: 22	R: 1 H: 3 E: 0 LOB: 2 K: 1 BB: 0 S: 15 P: 22	R: 0 H: 0 E: 0 LOB: 0 K: 1 BB: 0 S: 9 P: 12	1B: 5 SF: 0 2B: 1 SAC: 0 3B: 0 DP: 0 HR: 0 HBP: 0						WP: 0 PA: 37 PB: 0 SB: 1 CS: 0

PITCHER		IP	WLS	BF	H	R	ER	SO	BB	IBB	HBP	BLK	WP	HR	S	P	ERA	WHIP
Mark Mulder, L ERA: 3.7	(1, 1)	7.0	W	28	3	0	0	6	4	0	0	0	0	0	62	100	0.00	1.000
Jim Mecir, R ERA: 4.75	(8, 1)	1.0	H	6	3	1	1	1	0	0	0	0	0	0	15	22	9.00	3.000
Billy Koch, R ERA: 3.28	(9, 1)	1.0	S	3	0	0	0	1	0	0	0	0	0	0	9	12	0.00	0.000

PITCHER	IP	WLS	BF	H	R	ER	SO	BB	IBB	HBP	BLK	WP	HR	S	P	ERA	WHIP

BOTTOM

Oakland Athletics @ Baltimore Orioles

Oriole Park at Camden Yards, Baltimore, MD

Thu Jul 11 2002, 7:05 PM EDT
Att. 32,507 - Cloudy - 83 F

livebaseballscorecards.com

AB	33
R	1
H	6
RBI	1
BB	4
SO	8
LOB	17

Oakland Athletics @ Baltimore Orioles

Oriole Park at Camden Yards, Baltimore, MD

Fri Jul 12 2002, 7:05 PM EDT

Att. 33,366 - Sunny - 85 F

TOP

livebaseballscorecards.com

Batter	1	2	3	4	5	6	7	8	9	AB	R	H	RBI	BB	SO	LOB
Mark Ellis, R (1, 4) OBP: 0.325, SLG: 0.355	B B C X 2-1 L9 1B 2B	B X 1-0 1-3 1B		B X 1-0 ② ③ G5-4-3 1-2f			B B B C C B 4-2 BB		B X 1-0 ② L4	4	1	2	0	1	0	3
Scott Hatteberg, L (1, 3) OBP: 0.361, SLG: 0.437	C B F F F X 1-2 ① L9 2-3	C B F S 1-3 ③ K			C F X 0-2 ① F8		X 0-0 ② F8		B B B B C B 4-1 HBP 1-2 BB	4	0	0	0	1	1	4
Miguel Tejada, R (1, 6) OBP: 0.336, SLG: 0.472	X 0-0 3 WP BB 3-H 1B	C B F X 1-2 ① G6-3			B X 1-0 ② F7		B C F S 1-3 ③ K		B C H 2-1 1-2 2-3 HBP	4	0	1	1	0	1	1
David Justice, L (1, 10) OBP: 0.400, SLG: 0.409	B B B B 4-0 3 WP 1-2 BB	B C B C F F X 2-2 ② F2			B F X 1-1 ③ L9			C C F S 0-3 ① K	B F S S 1-3 ③ K	4	0	0	0	1	2	3
3 Eric Chavez, L (1, 5) OBP: 0.344, SLG: 0.538	C T F B S 1-3 ② K 1-2 2-3	C B B B F B 4-2 BB				X 0-0 ① F8		B B F C F X 2-2 ② P6		3	0	0	0	1	1	2
Jermaine Dye, R (1, 9) OBP: 0.326, SLG: 0.383	B B C C B F F S 3-3 ③ K	B B C X 2-1 ③ F7				C C C 0-3 ② K		S B H 2-1 HBP		3	0	0	0	0	2	3
John Mabry, L (1, 7) OBP: 0.370, SLG: 0.552		C F S 0-3 ① K		C F X 0-2 ① F9		B F X 1-1 1B		B S F F S 1-3 ③ K		3	0	1	0	0	1	0
Eric Byrnes, R (8, PH) OBP: 0.315, SLG: 0.510 (8, 7)										1	0	0	0	0	1	1
Terrence Long, L (1, 8) OBP: 0.311, SLG: 0.388		B C S B B X 2-2 1B 1B		C C F X 1-2 S 1B		C S B F F B X 2-2 ③ F7			C S F X 0-2 ① F7	4	0	2	0	0	0	1
Ramon Hernandez, R (1, 2) OBP: 0.299, SLG: 0.330		X 0-0 ② P6		C B B B C B 4-2 G5-4-3 1-2 BB			B F B F F X 2-2 ① G5-3		B S B X 2-1 HBP BB 1B	3	0	1	0	1	0	1
Inning Stats	R: 1 H: 2 E: 0 LOB: 2 K: 2 BB: 1 S: 17 P: 28	R: 0 H: 2 E: 0 LOB: 2 K: 2 BB: 0 S: 11 P: 15	R: 0 H: 0 E: 0 LOB: 1 K: 0 BB: 1 S: 12 P: 21	R: 0 H: 1 E: 0 LOB: 1 K: 0 BB: 1 S: 9 P: 15	R: 0 H: 0 E: 0 LOB: 0 K: 0 BB: 0 S: 6 P: 8	R: 0 H: 1 E: 0 LOB: 1 K: 1 BB: 0 S: 11 P: 14	R: 0 H: 0 E: 0 LOB: 1 K: 1 BB: 1 S: 10 P: 17	R: 0 H: 0 E: 0 LOB: 1 K: 2 BB: 0 S: 13 P: 18	R: 0 H: 1 E: 0 LOB: 3 K: 1 BB: 1 S: 12 P: 22	1B: 6 SF: 0 2B: 1 SAC: 0 3B: 0 DP: 1 HR: 0 HBP: 2						

	AB	33
	R	1
	H	7
	RBI	1
	BB	5
	SO	9
	LOB	19

WP: 1 PA: 40
PB: 0
SB: 1
CS: 0

PITCHER		IP	WLS	BF	H	R	ER	SO	BB	IBB	HBP	BLK	WP	HR	S	P	ERA	WHIP
Jason Johnson, R ERA: 3.56	(1, 1)	7.0	L	30	6	1	1	6	4	0	0	0	1	0	76	118	1.29	1.429
Buddy Groom, L ERA: 1.82	(8, 1)	1.1		5	0	0	0	2	0	0	1	0	0	0	17	22	0.00	0.000
Jorge Julio, R ERA: 2.4	(9, 1)	0.2		5	1	0	0	1	1	0	1	0	0	0	8	18	0.00	3.000

PITCHER	IP	WLS	BF	H	R	ER	SO	BB	IBB	HBP	BLK	WP	HR	S	P	ERA	WHIP

BOTTOM

Oakland Athletics @ Baltimore Orioles

Oriole Park at Camden Yards, Baltimore, MD

Fri Jul 12 2002, 7:05 PM EDT

Att. 33,366 - Sunny - 85 F

livebaseballscorecards.com

Batter	1	2	3	4	5	6	7	8	9	AB	R	H	RBI	BB	SO	LOB
6 Melvin Mora, R (1, 7) OBP: 0.350, SLG: 0.427	B B X 2-0 G5-3 ①		S X 0-1 P4 ①		F X 0-1 G6-4-3 ①② 1-2f		S F P B F B X 3-2 F7 ③ 1-3			4	0	0	0	0	0	4
Chris Singleton, L (1, 8) OBP: 0.279, SLG: 0.392	F X 0-1 G3-1 ②		F F B F X 1-2 L6 ②		S F F X 0-2 G3-1 ③			B C X 1-1 SH1-3 1B		4	0	1	0	0	0	2
Gary Matthews, S (1, 9) OBP: 0.354, SLG: 0.438	C X 0-1 G3 ③		S B B B B 4-1 FC6-4 BB			F X 0-1 G1-3 ①		B X 1-0 SH1-3 ① 1-2		2	0	0	0	1	0	0
Tony Batista, R (1, 5) OBP: 0.338, SLG: 0.514		S C B B B S 3-3 K ①	B B X 2-0 FC6-4 ③ 1-2f			C S B F F F X 1-2 F7 ②		I I I I 4-0 G6-3 IBB		3	0	0	0	1	1	3
31 Jay Gibbons, L (1, 3) OBP: 0.337, SLG: 0.489 Jose Leon, R (8, PH) OBP: 0.294, SLG: 0.485 Ryan McGuire, L (8, PH) OBP: 0.167, SLG: 0.136		B C F X 1-2 G3-1 ②		X 0-0 21 FC5-4 1B		X 0-0 2B		C B B B F X 3-2 G6-3 ②③ 1-2f		3 0 1	0 0 0	2 0 0	0 0 0	0 0 0	0 0 0	0 0 2
21 Marty Cordova, R (1, 10) OBP: 0.337, SLG: 0.455	B X 1-0 FC6-4 1B		F B B X 2-1 FC5-4 ① 1-2f			B C S X 1-2 G6-3 ③			B S C F F S 1-3 K ①	4	0	1	0	0	1	2
Mike Bordick, R (1, 6) OBP: 0.313, SLG: 0.355	B C S B X 2-2 FC6-4 ③ 1-2f		S C F B S 1-3 K ②				B C C B X 2-2 E6 G4-3 FC4-2 1B		C B B F C 2-3 K ②	4	0	1	0	0	2	2
Geronimo Gil, R (1, 2) OBP: 0.303, SLG: 0.416			F S X 0-2 2B 1B	X 0-0 G6-3 ③			B B B C X 3-1 G4-3 ① 2-3		F X 0-1 F7 ③	4	0	1	0	0	0	2
Jerry Hairston, R (1, 4) OBP: 0.296, SLG: 0.319			B X 1-0 2B 1-3		F X 0-1 6 6 G6-4-3 1B		C X 0-1 FC4-2 ② 6 E 6 S 3-H			3	0	2	0	0	0	1
Inning Stats	R: 0 H: 0 E: 0 LOB: 0 K: 0 BB: 0 S: 5 P: 7	R: 0 H: 1 E: 0 LOB: 1 K: 1 BB: 0 S: 10 P: 17	R: 0 H: 2 E: 0 LOB: 3 K: 0 BB: 1 S: 12 P: 20	R: 0 H: 1 E: 0 LOB: 1 K: 1 BB: 0 S: 8 P: 11	R: 0 H: 1 E: 0 LOB: 0 K: 0 BB: 0 S: 8 P: 8	R: 0 H: 1 E: 0 LOB: 1 K: 0 BB: 0 S: 12 P: 14	R: 0 H: 1 E: 1 LOB: 1 K: 0 BB: 0 S: 12 P: 19	R: 0 H: 1 E: 0 LOB: 1 K: 0 BB: 1 S: 6 P: 15	R: 0 H: 0 E: 0 LOB: 0 K: 2 BB: 0 S: 10 P: 13	1B: 6 2B: 2 3B: 0 HR: 0	SF: 0 SAC: 1 DP: 2 HBP: 0						

	AB	32
	R	0
	H	8
	RBI	0
	BB	2
	SO	4
	LOB	18

PITCHER		IP	WLS	BF	H	R	ER	SO	BB	IBB	HBP	BLK	WP	HR	S	P	ERA	WHIP
Tim Hudson, R ERA: 3.27	(1, 1)	7.0	W	29	8	0	0	2	1	0	0	0	0	0	69	99	0.00	1.286
Mike Venafro, L ERA: 3.03	(8, 1)	0.1	H	2	0	0	0	0	0	1	0	0	0	0	1	6	0.00	0.000
Chad Bradford, R ERA: 1.69	(8, 1)	0.2	H	1	0	0	0	0	0	0	0	0	0	0	3	6	0.00	0.000
Billy Koch, R ERA: 3.22	(9, 1)	1.0	S	3	0	0	0	2	0	0	0	0	0	0	10	13	0.00	0.000

PITCHER		IP	WLS	BF	H	R	ER	SO	BB	IBB	HBP	BLK	WP	HR	S	P	ERA	WHIP

Oakland Athletics @ Baltimore Orioles

Oriole Park at Camden Yards, Baltimore, MD

Sat Jul 13 2002, 7:05 PM EDT

Att. 36,100 - Cloudy - 86 F

TOP

livebaseballscorecards.com

Batter	1	2	3	4	5	6	7	8	9	AB	R	H	RBI	BB	SO	LOB
Mark Ellis, R (1, 4) OBP: 0.336, SLG: 0.368	F2		1B 2B		HR 1B	BB		F8		4	2	2	0	1	0	0
Scott Hatteberg, L (1, 3) OBP: 0.363, SLG: 0.435	1B HBP		2-H 1B		F8	G4-3		HR		3	0	1	1	0	0	4
Olmedo Saenz, R (8, PH) OBP: 0.370, SLG: 0.538 (8, 3)										1	1	1	1	0	0	0
Miguel Tejada, R (1, 6) OBP: 0.339, SLG: 0.480	1-2 1B		L9		1-H 2-H HR		3 G3 1B BB	G6-3		4	1	2	3	1	0	1
David Justice, L (1, 10) OBP: 0.396, SLG: 0.403	F8		K		L9		1-2 3 G3 1B		K	5	0	1	0	0	2	3
3 Eric Chavez, L (1, 5) OBP: 0.339, SLG: 0.530	G3-1		F8		F7		1-2 2-3 G3		L5	5	0	0	0	0	0	5
Jermaine Dye, R (1, 9) OBP: 0.335, SLG: 0.393		FC5-4 1B		K		G4-3 WP 2B		BB	1B	4	1	3	0	1	1	0
Adam Piatt, R (9, PR) OBP: 0.316, SLG: 0.410 (9, 7)										0	0	0	0	0	0	0
John Mabry, L (1, 7) OBP: 0.369, SLG: 0.541		K		G6-4-3 BB		G4-3 2-3	L4		F9	2	0	0	0	1	1	2
Eric Byrnes, R (7, PH) OBP: 0.304, SLG: 0.490 (7, 7) (9, 9)										2	0	0	0	0	0	4
Terrence Long, L (1, 8) OBP: 0.310, SLG: 0.385		FC5-4 FC4-6 1-2f		G6-4-3 1-2f		WP IBB	K			3	0	0	0	1	1	5
Ramon Hernandez, R (1, 2) OBP: 0.298, SLG: 0.326		FC4-6 1-2f			1B HR BB	G1-3 1-2 3-H		F8		3	1	0	0	1	0	2
Inning Stats	R: 0 E: 0 K: 0 S: 11 H: 1 LOB: 2 BB: 0 P: 13	R: 0 E: 0 K: 1 S: 9 H: 1 LOB: 1 BB: 0 P: 14	R: 1 E: 0 K: 1 S: 10 H: 2 LOB: 1 BB: 0 P: 14	R: 0 E: 0 K: 1 S: 7 H: 0 LOB: 0 BB: 1 P: 15	R: 3 E: 0 K: 0 S: 10 H: 2 LOB: 0 BB: 1 P: 19	R: 1 E: 0 K: 0 S: 14 H: 1 LOB: 2 BB: 2 P: 29	R: 0 E: 0 K: 1 S: 14 H: 1 LOB: 3 BB: 2 P: 27	R: 1 E: 0 K: 0 S: 7 H: 1 LOB: 0 BB: 0 P: 12	R: 0 E: 0 K: 1 S: 8 H: 1 LOB: 1 BB: 0 P: 14	1B: 6 2B: 2 3B: 0 HR: 2 SF: 0 SAC: 0 DP: 1 HBP: 1						

AB	36
R	6
H	10
RBI	5
BB	6
SO	5
LOB	26

WP: 1 PB: 0 SB: 0 CS: 0 PA: 43

PITCHER		IP	WLS	BF	H	R	ER	SO	BB	IBB	HBP	BLK	WP	HR	S	P	ERA	WHIP
Travis Driskill, R ERA: 4.36	(1, 1)	5.1	L	26	7	5	5	3	2	1	1	0	0	1	50	84	8.44	1.688
Rick Bauer, R ERA: 4.95	(6, 1)	0.2		3	0	0	0	0	1	0	0	0	1	0	11	20	0.00	1.500
B.J. Ryan, L ERA: 6.75	(7, 1)	2.0		10	2	1	1	1	2	0	0	0	0	1	21	39	4.50	2.000
Chris Brock, R ERA: 6.23	(9, 1)	1.0		4	1	0	0	1	0	0	0	0	0	0	8	14	0.00	1.000

PITCHER	IP	WLS	BF	H	R	ER	SO	BB	IBB	HBP	BLK	WP	HR	S	P	ERA	WHIP

BOTTOM

Oakland Athletics @ Baltimore Orioles

Oriole Park at Camden Yards, Baltimore, MD

Sat Jul 13 2002, 7:05 PM EDT
Att. 36,100 - Cloudy - 86 F

livebaseballscorecards.com

Batter	1	2	3	4	5	6	7	8	9	AB	R	H	RBI	BB	SO	LOB
6 Melvin Mora, R (1, 8) OBP: 0.349, SLG: 0.423	C B S X 1-2 F9 ①		C X 0-1 F8 ②		C B S F X 1-2 F8 ③			C B C F B F B B 4-2 E BB BB		3	0	0	0	1	0	4
Luis Lopez, S (1, 10) OBP: 0.214, SLG: 0.083	B S B X 2-1 F8 ②		1 SAFE 0-0 CS ③ 1-2	F F B F F X 1-2 G5-3 ①		B X 1-0 1B		C B X 1-1 F7 ①		4	0	1	0	0	0	1
Gary Matthews, S (1, 9) OBP: 0.352, SLG: 0.432	C B X 1-1 F8 ③			X 0-0 G5-3 ②		B B S F S 2-3 K ①		C B S B B B 4-2 E 1-2 BB		3	0	0	0	1	1	1
Tony Batista, R (1, 5) OBP: 0.334, SLG: 0.508		F X 0-1 F9 ①		C B S F X 1-2 F2 ③		B B B C X 3-1 F7 ②		S B C B X 2-2 FC6 21 G6-3 1-2 2-3		4	0	0	0	0	0	3
21 Marty Cordova, R (1, 7) OBP: 0.332, SLG: 0.449		S F B F C 1-3 K ②			C B B F C 2-3 K ①	C S X 0-2 G1-3 ③		B X 1-0 G6-3 ② ③ 1-2f		4	0	0	0	0	2	4
Jose Leon, R (1, 3) OBP: 0.297, SLG: 0.472 Chris Singleton, L (9, PH) OBP: 0.278, SLG: 0.391		F F B X 1-2 1B			B B F X 2-1 E5 BB BB		B S B B S X 3-2 G6-3 ①		C B C X 1-2 P6 ①	3 1	0 0	1 0	0 0	0 0	0 0	0 0
Geronimo Gil, R (1, 2) OBP: 0.307, SLG: 0.414 31 Jay Gibbons, L (9, PH) OBP: 0.336, SLG: 0.487		C S B B B B X 3-2 F6 ③			B S B B B 4-1 BB 1-2 BB		B S B B F F B B 4-2 BB		C B C X 1-2 L9 ②	1 1	0 0	0 0	0 0	2 0	0 0	1 0
Mike Bordick, R (1, 6) OBP: 0.310, SLG: 0.350 Ryan McGuire, L (9, PH) OBP: 0.160, SLG: 0.130			B C C B X 2-2 G6-3 ①		X 0-0 F7 ②		C X 0-1 F8 ②		B X 1-0 G1-6-3 ③	3 1	0 0	0 0	0 0	0 0	0 0	3 0
Jerry Hairston, R (1, 4) OBP: 0.302, SLG: 0.321			X 0-0 CS 1B		B C B S F B B 4-2 1-2 2-3 BB		X 0-0 P5 ③			2	0	1	0	1	0	1
Inning Stats	R: 0 E: 0 K: 0 S: 7 H: 0 LOB: 0 BB: 0 P: 11	R: 0 E: 0 K: 1 S: 12 H: 1 LOB: 1 BB: 0 P: 17	R: 0 E: 0 K: 0 S: 6 H: 1 LOB: 0 BB: 0 P: 8	R: 0 E: 0 K: 0 S: 9 H: 0 LOB: 0 BB: 0 P: 11	R: 0 E: 1 K: 1 S: 14 H: 0 LOB: 3 BB: 2 P: 27	R: 0 E: 0 K: 1 S: 9 H: 1 LOB: 1 BB: 0 P: 15	R: 0 E: 0 K: 0 S: 9 H: 0 LOB: 1 BB: 1 P: 16	R: 0 E: 1 K: 0 S: 12 H: 0 LOB: 2 BB: 2 P: 24	R: 0 E: 0 K: 0 S: 7 H: 0 LOB: 0 BB: 0 P: 10	1B: 3 2B: 0 3B: 0 HR: 0	SF: 0 SAC: 0 DP: 1 HBP: 0						

	AB	30
	R	0
	H	3
	RBI	0
	BB	5
	SO	3
	LOB	18

WP: 0 PB: 0 SB: 0 CS: 1 PA: 36

PITCHER		IP	WLS	BF	H	R	ER	SO	BB	IBB	HBP	BLK	WP	HR	S	P	ERA	WHIP
Barry Zito, L ERA: 3.3	(1, 1)	7.0	W	27	3	0	0	3	3	0	0	0	0	0	66	105	0.00	0.857
Jim Mecir, R ERA: 4.71	(8, 1)	0.1		4	0	0	0	0	2	0	0	0	0	0	11	22	0.00	6.000
Chad Bradford, R ERA: 1.62	(8, 1)	1.2		4	0	0	0	0	0	0	0	0	0	0	8	12	0.00	0.000

PITCHER	IP	WLS	BF	H	R	ER	SO	BB	IBB	HBP	BLK	WP	HR	S	P	ERA	WHIP

Batter	1	2	3	4	5	6	7	8	9	AB	R	H	RBI	BB	SO	LOB
Mark Ellis, R (1, 4) OBP: 0.333, SLG: 0.381	C B X 1-1 ① F7		C B C X 1-2 ② F7		B B C F X 2-2 ② L7		B F C X 1-2 3B			4	0	1	0	0	0	0
Scott Hatteberg, L (1, 3) OBP: 0.362, SLG: 0.431	B C B X 2-1 ② F9		C F B X 1-2 ③ F7		B B B C B 4-1 BB BB		C X 0-1 ③ L7			3	0	0	0	1	0	1
Miguel Tejada, R (1, 6) OBP: 0.341, SLG: 0.487	B F F B X 2-2 ③ L7			B F C F B X 2-2 HR	C B B B C B 4-2 1-2 BB			B F C B X 2-2 ① G6-3		3	1	1	1	1	0	0
3 Eric Chavez, L (1, 5) OBP: 0.335, SLG: 0.523		B B S C F F S 2-3 ① K		B F B X 2-1 ① F7	F B X 1-1 ③ F7			F B F B S 2-3 ② K		4	0	0	0	0	2	2
Jermaine Dye, R (1, 9) OBP: 0.341, SLG: 0.412		B B F F X 2-1 HR		B C F F F B F X 2-2 G4-3 2B 1B		C X 1-1 G4-6-3 1B		B C X 1-1 ③ F9		4	2	3	1	0	0	0
John Mabry, L (1, 7) OBP: 0.368, SLG: 0.535 Randy Velarde, R (9, PH) OBP: 0.331, SLG: 0.370		X 0-0 1B		X 0-0 ② G4-3 1-2		C C F B X 1-2 ① ② G4-6-3 1-2f			B S S S 1-3 ① K	3 1	0 0	1 0	0 0	0 0	0 1	2 0
Olmedo Saenz, R (1, 10) OBP: 0.374, SLG: 0.541		C C C 0-3 ② K		B B C X 2-1 2-H 2B		S S B X 1-2 ③ L6			B B B C B 4-1 DI BB	3	0	1	1	1	1	1
Terrence Long, L (1, 8) OBP: 0.307, SLG: 0.380		B F F C 1-3 ③ K		X 0-0 ③ G5-3			S X 0-1 ① F9		B B B C F X 3-2 ② F7	4	0	0	0	0	1	3
Greg Myers, L (1, 2) OBP: 0.321, SLG: 0.427			X 0-0 ① G4-3		C B F F F B C 2-3 ① K		S X 1-1 ② G5-3		C B X 1-1 ③ G6-3 1-2	4	0	0	0	0	1	1
Inning Stats	R: 0 H: 0 E: 0 LOB: 0 K: 0 BB: 0 S: 7 P: 12	R: 1 H: 2 E: 0 LOB: 1 K: 3 BB: 0 S: 14 P: 19	R: 0 H: 0 E: 0 LOB: 0 K: 0 BB: 0 S: 7 P: 9	R: 2 H: 3 E: 0 LOB: 1 K: 0 BB: 0 S: 15 P: 23	R: 0 H: 0 E: 0 LOB: 2 K: 1 BB: 2 S: 13 P: 26	R: 0 H: 1 E: 0 LOB: 0 K: 0 BB: 0 S: 9 P: 12	R: 0 H: 1 E: 0 LOB: 1 K: 0 BB: 0 S: 9 P: 11	R: 0 H: 0 E: 0 LOB: 0 K: 1 BB: 0 S: 8 P: 13	R: 0 H: 0 E: 0 LOB: 1 K: 1 BB: 1 S: 9 P: 18	1B: 3 SF: 0 2B: 1 SAC: 0 3B: 1 DP: 1 HR: 2 HBP: 0						WP: 0 PA: 36 PB: 0 SB: 0 CS: 0

PITCHER		IP	WLS	BF	H	R	ER	SO	BB	IBB	HBP	BLK	WP	HR	S	P	ERA	WHIP
Rodrigo Lopez, R ERA: 3.09	(1, 1)	7.0	W	29	7	3	3	4	2	0	0	0	0	2	74	112	3.86	1.286
Buddy Groom, L ERA: 1.77	(8, 1)	1.0	H	3	0	0	0	1	0	0	0	0	0	0	8	13	0.00	0.000
Jorge Julio, R ERA: 2.34	(9, 1)	1.0	S	4	0	0	0	1	1	0	0	0	0	0	9	18	0.00	1.000

PITCHER	IP	WLS	BF	H	R	ER	SO	BB	IBB	HBP	BLK	WP	HR	S	P	ERA	WHIP

TOP

Oakland Athletics @ Baltimore Orioles

Oriole Park at Camden Yards, Baltimore, MD

Sun Jul 14 2002, 1:35 PM EDT
Att. 32,853 - Overcast - 77 F

livebaseballscorecards.com

AB	33
R	3
H	7
RBI	3
BB	3
SO	6
LOB	10

Batter	1	2	3	4	5	6	7	8	9	AB	R	H	RBI	BB	SO	LOB
Luis Lopez, S (1, 4) OBP: 0.167, SLG: 0.063	B C S B X 2-2 ① G4-3		C B F F S 1-3 ① K	C X 0-1 ③ L4		B X 1-0 ② G5-3				4	0	0	0	0	1	2
Chris Singleton, L (1, 8) OBP: 0.281, SLG: 0.393	C F B X 1-2 ② G3-1		C B X 1-1 FC4-6 1B		B X 1-0 S G3 31 HR 1B	C X 0-1 ③ G3				4	1	2	0	0	0	1
Gary Matthews, S (1, 9) OBP: 0.350, SLG: 0.426	B B B B 4-0 1B BB		B X 1-0 ② FC4-6 S 2B 1-2f		B X 1-0 ① G3 1-2		C B F F B C 2-3 ① K			3	1	0	0	1	1	2
Tony Batista, R (1, 5) OBP: 0.339, SLG: 0.512	S B X 1-1 1B 1-2		B X 1-0 31 HR 2B 1-H		F B B P B 4-1 31 HR BB 2-3		C X 0-1 ② F8			3	2	2	1	1	0	0
31 Jay Gibbons, L (1, 3) OBP: 0.338, SLG: 0.509	C X 0-1 ③ F7		X 0-0 HR 2-H		B B S X 2-1 HR 1-H 3-H		B B X 2-0 ③ G3			4	2	2	5	0	0	2
6 Melvin Mora, R (1, 7) OBP: 0.351, SLG: 0.425		X 0-0 FC1-6 2B	X 0-0 ③ P4		B C H 2-1 G4-6-3 HBP			X 0-0 ① G6-3		3	0	1	0	0	0	0
Ryan McGuire, L (1, 10) OBP: 0.143, SLG: 0.115 21 Marty Cordova, R (8, PH) OBP: 0.334, SLG: 0.449	C X 0-1 ① F7	C X 0-1 ① F7	X 0-0 ②③ G4-6-3 1-2f				C T B B F B B 4-2 G6-4-3 BB			3 0 0 0 0 0 2 0 0 0 0 1 0 0						
Brook Fordyce, R (1, 2) OBP: 0.308, SLG: 0.325	C B B X 2-1 ② FC1-6 2-2	B F X 1-1 F8 2B			B B B C B 4-1 WP BB			C S X 0-2 ②③ G6-4-3 1-2f		3	0	1	0	1	0	2
Mike Bordick, R (1, 6) OBP: 0.307, SLG: 0.346	S B B S C 2-3 ③ K		B X 1-0 ② F8 2-3			C B F F B X 2-2 ① F8 1-2				3	0	0	0	0	1	3
Inning Stats	R: 0 E: 0 K: 0 S: 10 H: 1 LOB: 2 BB: 1 P: 18	R: 0 E: 0 K: 1 S: 8 H: 1 LOB: 1 BB: 0 P: 12	R: 3 E: 0 K: 1 S: 10 H: 3 LOB: 0 BB: 0 P: 14	R: 0 E: 0 K: 0 S: 7 H: 1 LOB: 1 BB: 0 P: 9	R: 3 E: 0 K: 0 S: 8 H: 2 LOB: 0 BB: 1 P: 17	R: 0 E: 0 K: 0 S: 8 H: 0 LOB: 1 BB: 1 P: 15	R: 0 E: 0 K: 1 S: 7 H: 0 LOB: 0 BB: 0 P: 11	R: 0 E: 0 K: 0 S: 7 H: 0 LOB: 0 BB: 1 P: 11		1B: 3 2B: 3 3B: 0 HR: 2	SF: 0 SAC: 0 DP: 2 HBP: 1			WP: 1 PB: 0 SB: 2 CS: 0	PA: 35	

BOTTOM

Oakland Athletics @ Baltimore Orioles

Oriole Park at Camden Yards, Baltimore, MD

Sun Jul 14 2002, 1:35 PM EDT

Att. 32,853 - Overcast - 77 F

livebaseballscorecards.com

AB	30
R	6
H	8
RBI	6
BB	4
SO	3
LOB	14

PITCHER		IP	WLS	BF	H	R	ER	SO	BB	IBB	HBP	BLK	WP	HR	S	P	ERA	WHIP
Cory Lidle, R ERA: 5.57	(1, 1)	5.1	L	27	8	6	6	2	3	0	1	0	1	2	48	81	10.12	2.062
Mike Magnante, L ERA: 5.68	(6, 1)	2.2		8	0	0	0	1	1	0	0	0	0	0	17	26	0.00	0.375

PITCHER	IP	WLS	BF	H	R	ER	SO	BB	IBB	HBP	BLK	WP	HR	S	P	ERA	WHIP

Seattle Mariners @ Baltimore Orioles

Oriole Park at Camden Yards, Baltimore, MD

Mon Jul 15 2002, 7:05 PM EDT

Att. 38,411 - Sunny - 94 F

TOP

livebaseballscorecards.com

Batter	1	2	3	4	5	6	7	8	9	AB	R	H	RBI	BB	SO	LOB
51 Ichiro Suzuki, L (1, 9) OBP: 0.427, SLG: 0.476	F F F X 0-2 CS 1B		C F X 0-2 ② F8		C X 0-1 1B E 1B		C B B C B C 3-3 ① ② K 1-2			4	1	2	0	0	1	1
Mark McLemore, S (1, 7) (8, 5) OBP: 0.388, SLG: 0.443	C B C B B S 3-3 ① ② K 1-2		X 0-0 HR		X 0-0 ① F8		C C X 0-2 ③ P4			4	1	1	1	0	1	2
John Olerud, L (1, 3) OBP: 0.420, SLG: 0.553	C X 0-1 ③ G5-3		B C B B B 4-1 HR BB		X 0-0 FC5-4 1-2 1B			C B B B X 3-1 ① G3		3	1	1	0	1	0	0
Edgar Martinez, R (1, 10) OBP: 0.390, SLG: 0.475		C B B F F B B 4-2 FC4-6 1B SF7 BB	X 0-0 1-H HR		C X 0-1 ② FC5-4 1-2f 2-H			C B B F C 2-3 ② K		3	2	1	2	1	1	1
Bret Boone, R (1, 4) OBP: 0.309, SLG: 0.398		C X 0-1 FC4-6 1-2 1B	F S X 0-2 FC6-4 1B		B B C F F B X 3-2 ③ F7			B B B B 4-0 BB		3	0	2	0	1	0	1
Carlos Guillen, S (1, 6) OBP: 0.359, SLG: 0.459 Ruben Sierra, S (8, PH) (8, 7) OBP: 0.350, SLG: 0.487	F B X 1-1 ① FC4-6 SF7 1-2f 2-3	X 0-0 ③ FC6-4 1-2f				F F X 0-2 ① G3-1		C X 0-1 ③ F9		3 1	0 0	0 0	0 0	0 0	0 0	3 1
Mike Cameron, R (1, 8) OBP: 0.321, SLG: 0.441	B C X 1-1 ② SF7 1-2 3-H		C B X 1-1 ① G6-3			X 0-0 ② G6-3			X 0-0 ① G4-3	3	0	0	1	0	0	0
Desi Relaford, S (1, 5) (8, 6) OBP: 0.349, SLG: 0.315	S T C 0-3 ③ K		C X 0-1 ② F8			B C X 1-1 ③ G1-3			C B F B S 2-3 ② K	4	0	0	0	0	2	1
Ben Davis, S (1, 2) OBP: 0.296, SLG: 0.269			X 0-0 ① L4	C B B F C 2-3 ③ K			F X 0-1 51 CS 1B		X 0-0 ③ G1-3	4	0	1	0	0	1	0

	AB	32
	R	5
	H	8
	RBI	4
	BB	3
	SO	6
	LOB	10

Inning Stats																																
	R: 0	E: 0	K: 1	S: 9	H: 1	LOB: 0	BB: 0	P: 12	R: 1	E: 0	K: 1	S: 12	H: 1	LOB: 1	BB: 1	P: 18	R: 3	E: 0	K: 0	S: 11	H: 3	LOB: 1	BB: 1	P: 15	R: 0	E: 0	K: 1	S: 7	H: 0	LOB: 0	BB: 0	P: 10
	R: 1	E: 1	K: 0	S: 10	H: 2	LOB: 1	BB: 0	P: 13	R: 0	E: 0	K: 0	S: 6	H: 0	LOB: 0	BB: 0	P: 7	R: 0	E: 0	K: 1	S: 8	H: 1	LOB: 0	BB: 0	P: 11	R: 0	E: 0	K: 1	S: 7	H: 0	LOB: 1	BB: 1	P: 16
	R: 0	E: 0	K: 1	S: 5	H: 0	LOB: 0	BB: 0	P: 7	1B: 6	2B: 2	3B: 0	HR: 2	SF: 1	SAC: 0	DP: 2	HBP: 0	WP: 0	PB: 0	SB: 0	CS: 2	PA: 36											

PITCHER		IP	WLS	BF	H	R	ER	SO	BB	IBB	HBP	BLK	WP	HR	S	P	ERA	WHIP
Sidney Ponson, R ERA: 4.21	(1, 1)	6.2	W	28	8	5	4	4	2	0	0	0	0	2	60	83	5.40	1.500
B.J. Ryan, L ERA: 6.67	(7, 1)	0.1	H	1	0	0	0	0	0	0	0	0	0	0	3	3	0.00	0.000
Willis Roberts, R ERA: 2.12	(8, 1)	0.2	H	3	0	0	0	1	1	0	0	0	0	0	5	14	0.00	1.500
Buddy Groom, L ERA: 1.75	(8, 1)	0.1	H	1	0	0	0	0	0	0	0	0	0	0	2	2	0.00	0.000
Jorge Julio, R ERA: 2.28	(9, 1)	1.0	S	3	0	0	0	1	0	0	0	0	0	0	5	7	0.00	0.000

PITCHER		IP	WLS	BF	H	R	ER	SO	BB	IBB	HBP	BLK	WP	HR	S	P	ERA	WHIP

BOTTOM

Seattle Mariners @ Baltimore Orioles

Oriole Park at Camden Yards, Baltimore, MD

Mon Jul 15 2002, 7:05 PM EDT

Att. 38,411 - Sunny - 94 F

livebaseballscorecards.com

Batter	1	2	3	4	5	6	7	8	9	AB	R	H	RBI	BB	SO	LOB
6 Melvin Mora, R (1, 7) (8, 6) OBP: 0.349, SLG: 0.424	K		SF7 1-2 2-3 3-H	F5			FC4-6 1B			3	0	1	1	0	1	1
Chris Singleton, L (1, 8) OBP: 0.277, SLG: 0.388	P5		SF8 3-H	G1-3 1-2			F8			3	0	0	1	0	0	2
Gary Matthews, S (1, 9) (8, 7) OBP: 0.349, SLG: 0.423	F7		E3 2-H		1B		FC4-6 1-2f			4	0	1	0	0	0	1
Tony Batista, R (1, 5) OBP: 0.335, SLG: 0.506		F8	P3		K 1-2			F9		4	0	0	0	0	1	2
31 Jay Gibbons, L (1, 3) (8, 9) OBP: 0.337, SLG: 0.509		K		SH1-4 HR 2B	P6			K		4	1	1	0	0	2	0
21 Marty Cordova, R (1, 10) OBP: 0.337, SLG: 0.449		CS 1B		SH1-4 HR 1B		G6-3		K		4	1	2	0	0	1	0
Geronimo Gil, R (1, 2) OBP: 0.309, SLG: 0.415		CS 1-2	2B 6 SF7 1B	SH1-4 1-2 2-3		F8				2	1	1	0	0	0	0
Mike Bordick, R (1, 6) OBP: 0.314, SLG: 0.369 Jose Leon, R (8, 3) OBP: 0.297, SLG: 0.472			6 SF7 1-3 SF8 2B	HR 2-H 3-H		CS 1B				3 0	2 0	3 0	3 0	0 0	0 0	0 0
Jerry Hairston, R (1, 4) OBP: 0.307, SLG: 0.319			6 SF7 E BB	S BB		CS 1-2	K			1	1	0	0	2	1	0
Inning Stats	R: 0 E: 0 K: 1 S: 9 H: 0 LOB: 0 BB: 0 P: 11	R: 0 E: 0 K: 1 S: 11 H: 1 LOB: 0 BB: 0 P: 19	R: 3 E: 1 K: 0 S: 14 H: 2 LOB: 1 BB: 1 P: 24	R: 3 E: 0 K: 0 S: 12 H: 3 LOB: 1 BB: 1 P: 20	R: 0 E: 0 K: 1 S: 9 H: 1 LOB: 0 BB: 0 P: 12	R: 0 E: 0 K: 0 S: 13 H: 1 LOB: 0 BB: 0 P: 15	R: 0 E: 0 K: 1 S: 10 H: 1 LOB: 1 BB: 0 P: 13	R: 0 E: 0 K: 2 S: 9 H: 0 LOB: 0 BB: 0 P: 16		1B: 6 2B: 2 3B: 0 HR: 1 SF: 2 SAC: 1 DP: 0 HBP: 0				WP: 0 PB: 0 SB: 1 CS: 2 PA: 35		

	AB	R	H	RBI	BB	SO	LOB
	28	6	9	5	2	6	6

PITCHER		IP	WLS	BF	H	R	ER	SO	BB	IBB	HBP	BLK	WP	HR	S	P	ERA	WHIP
Ryan Franklin, R ERA: 4.13	(1, 1)	3.1	L	18	6	6	5	2	2	0	0	0	0	1	43	71	13.50	2.400
John Halama, L ERA: 2.42	(4, 1)	3.2		12	3	0	0	2	0	0	0	0	0	0	35	43	0.00	0.818
Jeff Nelson, R ERA: 5.71	(8, 1)	1.0		3	0	0	0	2	0	0	0	0	0	0	9	16	0.00	0.000

PITCHER	IP	WLS	BF	H	R	ER	SO	BB	IBB	HBP	BLK	WP	HR	S	P	ERA	WHIP

Batter	1	2	3	4	5	6	7	8	9	AB	R	H	RBI	BB	SO	LOB
51 Ichiro Suzuki, L (1, 9) OBP: 0.427, SLG: 0.476	X 0-0 1B		B F B F X 2-2 E6 G3 1B		B B X 2-0 ③ G4-3			S F X 0-2 ① P5		4	0	2	0	0	0	0
Mark McLemore, S (1, 7) OBP: 0.384, SLG: 0.438 Charles Gipson, R (7, 7) OBP: 0.367, SLG: 0.429	B X 1-0 ① F7		B C X 1-1 ② G3 2-3			B F B B X 3-1 ① G3-1		B F C S 1-3 ② K		3 1	0 0	0 0	0 0	0 0	0 1	2 0
John Olerud, L (1, 3) OBP: 0.418, SLG: 0.549	B B B C X 3-1 G4-6-3 1-3 1B		B B B C C X 3-1 ③ F8			C B X 1-1 ② F2		B B B C C X 3-2 ③ F8		4	0	1	0	0	0	1
Ruben Sierra, S (1, 10) OBP: 0.345, SLG: 0.481	B B X 2-0 ② ③ G4-6-3 1-2f			C F S 0-3 ① K		C X 0-1 ③ F8			C B B X 2-1 ① F7	4	0	0	0	0	1	2
Bret Boone, R (1, 4) OBP: 0.306, SLG: 0.393		B C B C C 2-3 ① K		B C B B X 2-1 ② G6-3			X 0-0 ① G5-3		X 0-0 ② G6-3	4	0	0	0	0	1	0
Mike Cameron, R (1, 8) OBP: 0.325, SLG: 0.454		S B B B B X 3-1 HR		B B X 2-0 E S 1B			C S B B B X 2-2 S 1B		B C F B S 2-3 ③ K	4	1	3	1	0	1	0
Desi Relaford, S (1, 6) OBP: 0.344, SLG: 0.310		C B B F X 2-2 ② F7		F B B B X 2-1 ③ G4-3 1-3			B X 1-0 ② F7			3	0	0	0	0	0	2
Dan Wilson, R (1, 2) OBP: 0.329, SLG: 0.394		C C F F B S 1-3 ③ K			C S S 0-3 ① K		B B B C B 4-1 1-2 BB			2	0	0	0	1	2	0
Jeff Cirillo, R (1, 5) OBP: 0.293, SLG: 0.323			F F B F F X 1-2 ① G5-3		C F B S 1-3 ② K		S B F F X 1-2 ③ F8			3	0	0	0	0	1	2

TOP

Seattle Mariners @ Baltimore Orioles

Oriole Park at Camden Yards, Baltimore, MD

Tue Jul 16 2002, 12:35 PM EDT

Att. 39,783 - Sunny - 91 F

livebaseballscorecards.com

AB	32
R	1
H	6
RBI	1
BB	1
SO	7
LOB	9

Inning Stats	1	2	3	4	5	6	7	8	9	1B: 5	SF: 0	WP: 0	PA: 33
	R: 0 H: 2 E: 0 LOB: 1 K: 0 BB: 0 S: 5 P: 11	R: 1 H: 1 E: 0 LOB: 0 K: 2 BB: 0 S: 13 P: 21	R: 0 H: 1 E: 1 LOB: 1 K: 0 BB: 0 S: 12 P: 19	R: 0 H: 1 E: 0 LOB: 1 K: 1 BB: 0 S: 8 P: 14	R: 0 H: 0 E: 0 LOB: 0 K: 2 BB: 0 S: 7 P: 10	R: 0 H: 0 E: 0 LOB: 0 K: 0 BB: 0 S: 6 P: 10	R: 0 H: 1 E: 0 LOB: 2 K: 0 BB: 1 S: 10 P: 18	R: 0 H: 0 E: 0 LOB: 0 K: 1 BB: 0 S: 9 P: 13	R: 0 H: 0 E: 0 LOB: 0 K: 1 BB: 0 S: 6 P: 10	2B: 0 3B: 0 HR: 1	SAC: 0 DP: 1 HBP: 0	PB: 0 SB: 2 CS: 0	

PITCHER	IP	WLS	BF	H	R	ER	SO	BB	IBB	HBP	BLK	WP	HR	S	P	ERA	WHIP
Scott Erickson, R (1, 1) ERA: 4.07	9.0	W	33	6	1	1	7	1	0	0	0	0	1	76	126	1.00	0.778

PITCHER	IP	WLS	BF	H	R	ER	SO	BB	IBB	HBP	BLK	WP	HR	S	P	ERA	WHIP

Batter	1	2	3	4	5	6	7	8	9	AB	R	H	RBI	BB	SO	LOB
Howie Clark, L (1, 10) OBP: 0.250, SLG: 0.500	B S X 1-1 SH1 G6-3 2B		C X 0-1 ③ G5-3		C X 0-1 ② ③ G5-4-3 1-2f		B B F F F F B X 3-2 ① F9			4	1	1	0	0	0	3
Chris Singleton, L (1, 8) OBP: 0.278, SLG: 0.391	B B X 2-0 ① SH1 2-3			L F X 0-2 G4-3 SF7 2B		C B B X 2-1 ① G4-3	F X 0-1 ② F8			3	1	1	0	0	0	2
Gary Matthews, S (1, 9) OBP: 0.347, SLG: 0.433	C B B X 2-1 ② G6-3 3-H			B S X 1-1 ① G4-3 2-3		B B X 2-0 HR	C X 0-1 ③ FC6-5 1-2f			4	1	1	2	0	0	3
Tony Batista, R (1, 5) OBP: 0.334, SLG: 0.507	C B F C 1-3 ③ K			B X 1-0 ② SF7 3-H		X 0-0 31 G3 21 2B 2B		B F B F F F F X 2-2 ① F7		3	1	1	1	0	1	0
31 Jay Gibbons, L (1, 3) OBP: 0.339, SLG: 0.507		C C B F B F F X 2-2 ① F2		C B B B B 4-1 21 HR BB		C B X 1-1 ② G3 2-3		F B B X 2-1 21 BB 1B		3	1	1	0	1	0	1
21 Marty Cordova, R (1, 7) OBP: 0.342, SLG: 0.466		X 0-0 ② G1-3		B F B F F F B F F F 3-2 X 1-H HR		F B B X 2-1 3-H 2B		C B B B S B 4-2 FC5-4 1-2 BB		3	1	2	3	1	0	0
6 Melvin Mora, R (1, 6) OBP: 0.346, SLG: 0.419		X 0-0 ③ F9		B X 1-0 ③ P3		B X 1-0 ③ F9		C B B S F X 2-2 ② F9		4	0	0	0	0	0	3
Geronimo Gil, R (1, 2) OBP: 0.308, SLG: 0.412			B X 1-0 ① G3-1		B B C F F F B X 3-2 ① F9		B F X 1-1 1B 1B	S F X 0-2 ③ FC5-4 1-2f		4	0	1	0	0	0	2
Jerry Hairston, R (1, 4) OBP: 0.313, SLG: 0.321			B B B C C C X 3-2 ② F9		B B C B F F F B 4-2 G5-4-3 BB		C B X 1-1 FC6-5 1-2 1B			2	0	1	0	1	0	0
Inning Stats	R: 1 H: 1 E: 0 LOB: 0 K: 1 BB: 0 S: 8 P: 14	R: 0 H: 0 E: 0 LOB: 0 K: 0 BB: 0 S: 8 P: 10	R: 0 H: 0 E: 0 LOB: 0 K: 0 BB: 0 S: 6 P: 10	R: 3 H: 2 E: 0 LOB: 0 K: 0 BB: 1 S: 15 P: 25	R: 0 H: 0 E: 0 LOB: 0 K: 0 BB: 1 S: 11 P: 18	R: 2 H: 3 E: 0 LOB: 1 K: 0 BB: 0 S: 9 P: 17	R: 0 H: 2 E: 0 LOB: 2 K: 0 BB: 0 S: 13 P: 18	R: 0 H: 1 E: 0 LOB: 2 K: 0 BB: 1 S: 17 P: 27		1B: 3 SF: 1 2B: 4 SAC: 1 3B: 0 DP: 1 HR: 2 HBP: 0						WP: 0 PA: 35 PB: 0 SB: 0 CS: 0

PITCHER		IP	WLS	BF	H	R	ER	SO	BB	IBB	HBP	BLK	WP	HR	S	P	ERA	WHIP
Joel Pineiro, R ERA: 2.84	(1, 1)	6.0	L	25	6	6	6	1	2	0	0	0	0	2	57	94	9.00	1.333
Mark Watson, L ERA:	(7, 1)	2.0		10	3	0	0	0	1	0	0	0	0	0	30	45	0.00	2.000

PITCHER	IP	WLS	BF	H	R	ER	SO	BB	IBB	HBP	BLK	WP	HR	S	P	ERA	WHIP

BOTTOM

Seattle Mariners @ Baltimore Orioles

Oriole Park at Camden Yards, Baltimore, MD

Tue Jul 16 2002, 12:35 PM EDT
Att. 39,783 - Sunny - 91 F

livebaseballscorecards.com

AB	30
R	6
H	9
RBI	6
BB	3
SO	1
LOB	14

Baltimore Orioles @ Toronto Blue Jays

SkyDome, Toronto, ON

Wed Jul 17 2002, 7:05 PM EDT

Att. 17,015 - Sunny - 94 F

TOP

livebaseballscorecards.com

Batter	1	2	3	4	5	6	7	8	9	AB	R	H	RBI	BB	SO	LOB
Howie Clark, L (1, 10) OBP: 0.375, SLG: 0.429	FC6-4 1B		BB		P4			L6		3	0	1	0	1	0	1
Chris Singleton, L (1, 8) OBP: 0.278, SLG: 0.389	F9		K		G4-3			FC6-4 1B		4	0	1	0	0	1	2
Gary Matthews, S (1, 9) OBP: 0.341, SLG: 0.425	FC6-4 S			G3-1		G4-3		F7		4	0	0	0	0	0	3
Tony Batista, R (1, 5) OBP: 0.333, SLG: 0.513	G5-3			HR		K		FC6-4		4	1	1	1	0	1	3
31 Jay Gibbons, L (1, 3) OBP: 0.338, SLG: 0.504		G3-1		K		G6-3			WP 6 WP 1B	4	0	1	0	0	1	0
21 Marty Cordova, R (1, 7) OBP: 0.344, SLG: 0.463		6 G6-4-3 BB		6 1B BB			K		F8	2	0	0	0	2	1	1
6 Melvin Mora, R (1, 6) OBP: 0.345, SLG: 0.417		G6-4-3		FC5-4 1B			F8		K	4	0	1	0	0	1	2
Geronimo Gil, R (1, 2) OBP: 0.303, SLG: 0.405			B3-1	FC5-4			G5-3		F7	4	0	0	0	0	0	3
Luis Lopez, S (1, 4) OBP: 0.190, SLG: 0.105			G6-3	F7				1B		3	0	1	0	0	0	0
Inning Stats	R: 0 E: 0 K: 0 S: 7 H: 1 LOB: 1 BB: 0 P: 10	R: 0 E: 0 K: 0 S: 5 H: 0 LOB: 0 BB: 1 P: 10	R: 0 E: 0 K: 1 S: 10 H: 0 LOB: 1 BB: 1 P: 17	R: 1 E: 0 K: 1 S: 13 H: 2 LOB: 2 BB: 1 P: 21	R: 0 E: 0 K: 0 S: 7 H: 0 LOB: 0 BB: 0 P: 7	R: 0 E: 0 K: 1 S: 5 H: 0 LOB: 0 BB: 0 P: 7	R: 0 E: 0 K: 1 S: 8 H: 0 LOB: 0 BB: 0 P: 13	R: 0 E: 0 K: 0 S: 8 H: 2 LOB: 2 BB: 0 P: 10	R: 0 E: 0 K: 1 S: 15 H: 1 LOB: 1 BB: 0 P: 22	1B: 5 2B: 0 3B: 0 HR: 1	SF: 0 SAC: 0 DP: 1 HBP: 0						

PITCHER	IP	WLS	BF	H	R	ER	SO	BB	IBB	HBP	BLK	WP	HR	S	P	ERA	WHIP
32 Roy Halladay, R (1, 1) ERA: 2.78	8.0	W	31	5	1	1	4	3	0	0	0	0	1	63	95	1.12	1.000
Brian Bowles, R (9, 1) ERA:	1.0		4	1	0	0	1	0	0	0	0	2	0	15	22	0.00	1.000

PITCHER	IP	WLS	BF	H	R	ER	SO	BB	IBB	HBP	BLK	WP	HR	S	P	ERA	WHIP

AB	32
R	1
H	6
RBI	1
BB	3
SO	5
LOB	15

1B: 5 SF: 0
2B: 0 SAC: 0
3B: 0 DP: 1
HR: 1 HBP: 0

WP: 2 PA: 35
PB: 0
SB: 1
CS: 0

Batter	1	2	3	4	5	6	7	8	9	AB	R	H	RBI	BB	SO	LOB
Shannon Stewart, R (1, 7) OBP: 0.347, SLG: 0.411	C B B F X 2-2 G5-3 ①	B B B B 4-0 S BB			C F F F F F X 0-2 F7 ①	B F X 1-1 1B 1-2 1B		C X 0-1 WP 10 1B 1B		4	1	2	0	1	0	0
Dave Berg, R (1, 9) OBP: 0.310, SLG: 0.386	X 0-0 E 1B	B C C B B S 3-3 K ③ 1-2			B X 1-0 10 HR 2B	B B X 2-0 1-2 2-3 1B		F F F X 0-2 F9 ①		5	1	3	0	0	1	2
Eric Hinske, L (1, 5) OBP: 0.381, SLG: 0.526	B B C B C X 3-2 E6 1-2		F B B F B B B 4-2 BB		B B B C F B 4-2 10 HR BB	F X 0-1 G1-2-3 ② ③ 3-Hf		C B B B S S 3-3 K ② 1-2		3	1	0	0	2	1	5
Carlos Delgado, L (1, 3) OBP: 0.385, SLG: 0.494	S B F F S 1-3 K ②		C B X 1-1 L6 ①		X 0-0 P3 ②		C B C F X 1-2 G1-3 ①	B B F B B 4-1 10 1B BB		4	0	0	0	1	1	5
10 Vernon Wells, R (1, 8) OBP: 0.313, SLG: 0.449	F F X 0-2 G5-3 ③		X 0-0 F8 ②		F B F B X 2-2 1-H 2-H HR		X 0-0 1B 1B 1B	B F S F F X 1-2 1-2 2-H 1B		5	1	3	4	0	0	3
Chris Woodward, R (1, 6) OBP: 0.348, SLG: 0.573		C B B X 2-1 S IHR 1B	X 0-0 G6-3 ③		B S F X 1-2 F7 ③		X 0-0 1B 1-2 1B	C B F F S 1-3 K ③		5	1	2	0	0	1	3
Josh Phelps, R (1, 10) OBP: 0.347, SLG: 0.458		B B S S B S 3-3 K ① 1-2		B X 1-0 P4 ①		B B S B F X 3-2 HR	B B X 2-0 FC4 1-2 2-3 1B			4	1	2	1	0	1	1
Ken Huckaby, R (1, 2) OBP: 0.352, SLG: 0.386		B F X 1-1 2-H IHR		X 0-0 G4-3 ②	F C F B F F F F S 1-3 K ①	F F B B B F S 3-3 K ②				4	1	1	2	0	2	3
Joe Lawrence, R (1, 4) OBP: 0.259, SLG: 0.259		C S B X 1-2 F8 ②		C B F B X 2-2 G6-3 ③		X 0-0 1B 1B G1-2-3 1B	B C F B F X 2-2 FC4 ③ 1-2f			4	0	1	0	0	0	3
Inning Stats	R: 0 H: 1 E: 1 LOB: 2 K: 1 BB: 0 S: 14 P: 20	R: 2 H: 2 E: 0 LOB: 1 K: 2 BB: 1 S: 13 P: 27	R: 0 H: 0 E: 0 LOB: 1 K: 0 BB: 1 S: 6 P: 11	R: 0 H: 0 E: 0 LOB: 0 K: 0 BB: 0 S: 5 P: 8	R: 3 H: 2 E: 0 LOB: 0 K: 0 BB: 1 S: 17 P: 25	R: 1 H: 4 E: 0 LOB: 2 K: 1 BB: 0 S: 17 P: 24	R: 0 H: 3 E: 0 LOB: 3 K: 1 BB: 0 S: 15 P: 23	R: 1 H: 2 E: 0 LOB: 2 K: 2 BB: 1 S: 20 P: 29		1B: 10 SF: 0 2B: 1 SAC: 0 3B: 0 DP: 1 HR: 3 HBP: 0						

PITCHER		IP	WLS	BF	H	R	ER	SO	BB	IBB	HBP	BLK	WP	HR	S	P	ERA	WHIP
Jason Johnson, R ERA: 4.03	(1, 1)	5.1	L	28	8	6	6	4	3	0	0	0	0	2	69	110	10.12	2.062
Rick Bauer, R ERA: 4.75	(6, 1)	1.2		8	4	0	0	1	0	0	0	0	0	0	18	28	0.00	2.400
Yorkis Perez, L ERA: 5.4	(8, 1)	1.0		6	2	1	1	2	1	0	0	0	1	0	20	29	9.00	3.000

PITCHER	IP	WLS	BF	H	R	ER	SO	BB	IBB	HBP	BLK	WP	HR	S	P	ERA	WHIP

BOTTOM

Baltimore Orioles @ Toronto Blue Jays

SkyDome, Toronto, ON

Wed Jul 17 2002, 7:05 PM EDT
Att. 17,015 - Sunny - 94 F

livebaseballscorecards.com

AB	38
R	7
H	14
RBI	7
BB	4
SO	7
LOB	25

WP: 1 PA: 42
PB: 0
SB: 2
CS: 0

Batter	1	2	3	4	5	6	7	8	9	AB	R	H	RBI	BB	SO	LOB
6 Melvin Mora, R (1, 6) OBP: 0.348, SLG: 0.414	B B C C F S 2-3 ① K		B X 1-0 ② G5-3		H 1-0 2B SF8 1-2 HBP		F B H 2-1 G3 1B HBP		H 1-0 1B HBP	2	2	0	0	0	1	0
Chris Singleton, L (1, 8) OBP: 0.276, SLG: 0.389	C C F X 0-2 ② F9		X 0-0 ③ F7		B B X 2-0 1-3 2-H 2B		B F S F B B X 3-2 ② G3 1-2		F X 0-1 ① F7	5	0	1	1	0	0	2
Gary Matthews, S (1, 9) OBP: 0.346, SLG: 0.429	B C C B B B 4-2 BB			B C C F X 1-2 31 1B 21 1B 1B	B C X 1-1 ② SF8 3-H		C F B X 1-2 2-H 1B		F S S 0-3 ② K	3	1	2	2	1	1	1
Tony Batista, R (1, 5) OBP: 0.332, SLG: 0.509	B B X 2-0 ③ F3			X 0-0 ① F2	F B B X 2-1 ③ F7		C X 0-1 ③ F7		C S F X 0-2 1-2 1B	5	0	1	0	0	0	4
31 Jay Gibbons, L (1, 3) OBP: 0.338, SLG: 0.502 Jose Leon, R (6, 3) OBP: 0.308, SLG: 0.459		F F X 0-2 ① P5		B F B X 2-1 21 1B 1-3 1B		C X 1-1 ① P6		B B B B C B 4-1 1B BB	C S X 0-2 ③ P4	3 1	0 0	1 0	0 0	0 1	0 0	0 2
21 Marty Cordova, R (1, 7) OBP: 0.346, SLG: 0.467		C X 0-1 ② G5-3		F B C B X 2-2 G6-3 1-2 3-H 1B		X 0-0 2B		B B X 2-0 ① F9		4	0	2	1	0	0	1
Howie Clark, L (1, 10) OBP: 0.417, SLG: 0.455		B B X 2-0 1B		B B X 2-0 ② ③ G6-3 1-2f		C X 0-1 ② L7		C X 0-1 1-2 1B		4	0	2	0	0	0	3
Brook Fordyce, R (1, 2) OBP: 0.305, SLG: 0.321		B X 1-0 ③ F9			X 0-0 6 HBP 2B 1B		C B S C 1-3 ③ K		C B F S 1-3 ② K	4	1	1	0	0	2	4
Jerry Hairston, R (1, 4) OBP: 0.307, SLG: 0.314			B C C X 1-2 ① G6-3		B F B C B F F X 3-2 ① L7		C X 0-1 ① G6-3	B X 1-0 ③ L3		4	0	0	0	0	0	3
Inning Stats	R: 0 E: 0 K: 1 S: 11 H: 0 LOB: 1 BB: 1 P: 19	R: 0 E: 0 K: 0 S: 7 H: 1 LOB: 1 BB: 0 P: 10	R: 0 E: 0 K: 0 S: 5 H: 0 LOB: 0 BB: 0 P: 7	R: 1 E: 0 K: 0 S: 11 H: 3 LOB: 1 BB: 0 P: 18	R: 2 E: 0 K: 0 S: 11 H: 2 LOB: 1 BB: 0 P: 20	R: 0 E: 0 K: 1 S: 8 H: 1 LOB: 1 BB: 0 P: 10	R: 1 E: 0 K: 0 S: 12 H: 1 LOB: 1 BB: 0 P: 18	R: 0 E: 0 K: 1 S: 8 H: 1 LOB: 2 BB: 1 P: 16	R: 0 E: 0 K: 1 S: 12 H: 1 LOB: 2 BB: 0 P: 13	1B: 8 2B: 2 3B: 0 HR: 0 SF: 1 SAC: 0 DP: 1 HBP: 3						

TOP

Baltimore Orioles @ Toronto Blue Jays

SkyDome, Toronto, ON

Thu Jul 18 2002, 7:05 PM EDT

Att. 17,004 - Cloudy - 76 F

livebaseballscorecards.com

AB	35
R	4
H	10
RBI	4
BB	2
SO	4
LOB	20

WP: 0 PB: 0 SB: 0 CS: 0 PA: 41

PITCHER		IP	WLS	BF	H	R	ER	SO	BB	IBB	HBP	BLK	WP	HR	S	P	ERA	WHIP
Chris Carpenter, R ERA: 5.23	(1, 1)	7.0	W	31	8	4	4	2	1	0	2	0	0	0	65	102	5.14	1.286
Cliff Politte, R ERA: 4.46	(8, 1)	1.0	H	5	1	0	0	1	1	0	0	0	0	0	8	16	0.00	2.000
Kelvim Escobar, R ERA: 4.93	(9, 1)	1.0	S	5	1	0	0	1	0	0	1	0	0	0	12	13	0.00	1.000

PITCHER	IP	WLS	BF	H	R	ER	SO	BB	IBB	HBP	BLK	WP	HR	S	P	ERA	WHIP

BOTTOM

Baltimore Orioles @ Toronto Blue Jays

SkyDome, Toronto, ON

Thu Jul 18 2002, 7:05 PM EDT

Att. 17,004 - Cloudy - 76 F

livebaseballscorecards.com

Batter	1	2	3	4	5	6	7	8	9	AB	R	H	RBI	BB	SO	LOB
Shannon Stewart, R (1, 7) OBP: 0.351, SLG: 0.414	3-2 E6 L5-4 1B		4-1 HR BB	0-0 G4-3 2-H 1B		0-1 G5-3				3	1	2	1	1	0	1
Eric Hinske, L (1, 5) OBP: 0.377, SLG: 0.521	3-1 G5-3		2-1 SF8 3-H	0-1 G4-3 2-3			2-2 G6-3			3	0	0	1	0	0	2
José Cruz Jr., S (1, 9) OBP: 0.309, SLG: 0.439 Dewayne Wise, L (9, 9)	4-2 BB		1-1 HR 1-H	3-3 K			0-3 K			3 0	1 0	1 0	2 0	1 0	2 0	1 0
Carlos Delgado, L (1, 3) OBP: 0.384, SLG: 0.494	0-1 L5-4 2-3		2-1 10 1B 1B 2B		3-2 G1-3		2-3 K			4	1	1	0	0	1	2
10 Vernon Wells, R (1, 8) OBP: 0.312, SLG: 0.447		1-2 F8	2-0 1B 2-3 1B		0-0 F9			1-2 G3-1		4	0	1	0	0	0	0
Chris Woodward, R (1, 6) OBP: 0.355, SLG: 0.570		2-0 K2-4-2 1B	0-1 1-2 3-H 1B		2-2 F7			0-0 G3		4	0	2	1	0	0	0
Josh Phelps, R (1, 10) OBP: 0.321, SLG: 0.423		3-3 K2-4-2 1-2f	2-3 K			0-0 G6-3		2-1 F9		4	0	0	0	0	2	3
Dave Berg, R (1, 4) OBP: 0.314, SLG: 0.391			0-0 G6-3 SF8 2B	2-1 G6-3 1B HBP		0-2 G3				2	2	1	0	0	0	0
Ken Huckaby, R (1, 2) OBP: 0.351, SLG: 0.404			1-0 G6-3 2-3	1-1 G6-3 1-2		3-2 3B				3	0	1	0	0	0	2
Inning Stats	R: 0 E: 1 K: 0 S: 10 H: 1 LOB: 1 BB: 1 P: 20	R: 0 E: 0 K: 1 S: 8 H: 1 LOB: 1 BB: 0 P: 14	R: 4 E: 0 K: 1 S: 15 H: 5 LOB: 2 BB: 1 P: 29	R: 1 E: 0 K: 1 S: 9 H: 1 LOB: 1 BB: 0 P: 15	R: 0 E: 0 K: 0 S: 8 H: 0 LOB: 0 BB: 0 P: 13	R: 0 E: 0 K: 0 S: 9 H: 1 LOB: 1 BB: 0 P: 12	R: 0 E: 0 K: 2 S: 9 H: 0 LOB: 0 BB: 0 P: 13	R: 0 E: 0 K: 0 S: 6 H: 0 LOB: 0 BB: 0 P: 9		1B: 5 2B: 4 3B: 1 HR: 1	SF: 1 SAC: 0 DP: 2 HBP: 1			WP: 0 PB: 0 SB: 0 CS: 0	PA: 34		

	AB	30
	R	5
	H	9
	RBI	5
	BB	2
	SO	5
	LOB	11

PITCHER		IP	WLS	BF	H	R	ER	SO	BB	IBB	HBP	BLK	WP	HR	S	P	ERA	WHIP
Travis Driskill, R ERA: 4.76	(1, 1)	4.0	L	21	8	5	5	3	2	0	1	0	0	1	42	78	11.25	2.500
Chris Brock, R ERA: 5.4	(5, 1)	2.0		7	1	0	0	0	0	0	0	0	0	0	17	25	0.00	0.500
B.J. Ryan, L ERA: 6.46	(7, 1)	1.0		3	0	0	0	2	0	0	0	0	0	0	9	13	0.00	0.000
Willis Roberts, R ERA: 2.08	(8, 1)	1.0		3	0	0	0	0	0	0	0	0	0	0	6	9	0.00	0.000

PITCHER	IP	WLS	BF	H	R	ER	SO	BB	IBB	HBP	BLK	WP	HR	S	P	ERA	WHIP

Batter	1	2	3	4	5	6	7	8	9	AB	R	H	RBI	BB	SO	LOB
Kenny Lofton, L (1, 8) OBP: 0.341, SLG: 0.413	B B L B X 3-1 HR		B X 1-0 ① B2-3		C B B B F F X 3-2 ① F2			C F X 0-2 ① F7		4	1	1	1	0	0	1
Ray Durham, S (1, 4) OBP: 0.378, SLG: 0.421	B S C S 1-3 ① K		X 0-0 HR 2B		B X 1-0 ②③ G3-6-3 1-2f			F B X 1-1 HR		4	2	2	1	0	1	1
Carlos Lee, R (1, 7) OBP: 0.336, SLG: 0.467	C B B F X 2-2 ② P6		C S F X 0-2 ② F7			B B B C B 4-1 14 FC5-4 BB		C F X 0-2 ② G5-3		3	0	0	0	1	0	1
Magglio Ordonez, R (1, 9) OBP: 0.374, SLG: 0.555	X 0-0 14 1B 1B		C B B B X 3-1 2-H HR			C C B C 1-3 ① K		B B C X 2-1 ③ G5-3		4	1	2	2	0	1	1
14 Paul Konerko, R (1, 3) OBP: 0.376, SLG: 0.562	B S B X 2-1 1-2 1B		X 0-0 ③ G6-3			C B X 1-1 ② FC5-4 1-2f			X 0-0 ① F9	4	0	1	0	0	0	1
Frank Thomas, R (1, 10) OBP: 0.339, SLG: 0.436	B F C X 1-2 ③ L7			S B B B B F X 3-2 ① G6-3		C B C B S 2-3 ③ K			B C B F B F X 3-2 ② F7	4	0	0	0	0	1	3
Jose Valentin, S (1, 5) OBP: 0.297, SLG: 0.444		S B B B F S 3-3 ① K		C X 0-1 ② G3			F S S 0-3 ① K		S C B F B B B X 3-2 2B	4	0	1	0	0	2	0
Mark Johnson, L (1, 2) OBP: 0.305, SLG: 0.264		C B X 1-1 ② G4-3		S B C F B B C 3-3 ③ K			B B C S S C 2-3 ② K		B X 1-0 ③ F8	4	0	0	0	0	2	1
Royce Clayton, R (1, 6) OBP: 0.275, SLG: 0.345		B B F F F F S 2-3 ③ K			B X 1-0 G3-6-3 1B		F X 0-1 ③ F9			3	0	1	0	0	1	0
Inning Stats	R: 1 E: 0 K: 1 S: 14 H: 3 LOB: 2 BB: 0 P: 23	R: 0 E: 0 K: 2 S: 10 H: 0 LOB: 0 BB: 0 P: 16	R: 2 E: 0 K: 0 S: 9 H: 2 LOB: 0 BB: 0 P: 13	R: 0 E: 0 K: 1 S: 9 H: 0 LOB: 0 BB: 0 P: 15	R: 0 E: 0 K: 0 S: 6 H: 1 LOB: 0 BB: 0 P: 11	R: 0 E: 0 K: 2 S: 9 H: 0 LOB: 1 BB: 1 P: 17	R: 0 E: 0 K: 2 S: 8 H: 0 LOB: 0 BB: 0 P: 10	R: 1 E: 0 K: 0 S: 10 H: 1 LOB: 0 BB: 0 P: 13	R: 0 E: 0 K: 0 S: 10 H: 1 LOB: 1 BB: 0 P: 17	1B: 3 2B: 2 3B: 0 HR: 3	SF: 0 SAC: 0 DP: 1 HBP: 0						

PITCHER		IP	WLS	BF	H	R	ER	SO	BB	IBB	HBP	BLK	WP	HR	S	P	ERA	WHIP
Rodrigo Lopez, R ERA: 3.13	(1, 1)	7.0	W	27	6	3	3	8	1	0	0	0	0	2	65	105	3.86	1.000
Buddy Groom, L ERA: 1.95	(8, 1)	1.0		4	1	1	1	0	0	0	0	0	0	1	10	13	9.00	1.000
Jorge Julio, R ERA: 2.23	(9, 1)	1.0		4	1	0	0	0	0	0	0	0	0	0	10	17	0.00	1.000

PITCHER	IP	WLS	BF	H	R	ER	SO	BB	IBB	HBP	BLK	WP	HR	S	P	ERA	WHIP

Chicago White Sox @ Baltimore Orioles

Oriole Park at Camden Yards, Baltimore, MD

Fri Jul 19 2002, 7:05 PM EDT
Att. 36,949 - Cloudy - 91 F

TOP

livebaseballscorecards.com

AB	34
R	4
H	8
RBI	4
BB	1
SO	8
LOB	9

WP: 0 PB: 0 SB: 0 CS: 0 PA: 35

Batter	1	2	3	4	5	6	7	8	9	AB	R	H	RBI	BB	SO	LOB
6 Melvin Mora, R (1, 6) OBP: 0.349, SLG: 0.412	C B B X 2-1 FC4-6 1B	F B F X 1-2 ③ F8		C F F B F B B F B 4-2 1B G4-3 1-2 BB		B B C F F F C 2-3 ① K		S F B B F X 2-2 ① F8		4	1	1	0	1	1	1
Chris Singleton, L (1, 8) OBP: 0.275, SLG: 0.386	X 0-0 ① FC4-6 2B 1-2f		B C X 1-1 ① G6-3	C F B X 1-2 31 G4-3 1B 1-3 2-H 3-H		C S S 0-3 ② K		C B X 1-1 ② G6-3		5	2	1	2	0	1	1
Gary Matthews, S (1, 9) OBP: 0.344, SLG: 0.437	B C X 1-1 ② F8		C B B X 2-1 HR	C X 0-1 ① G4-3 1-2 3-H		B F C F S 1-3 ③ K		B C X 1-1 ③ G6-3		5	1	1	2	0	1	2
Tony Batista, R (1, 5) OBP: 0.333, SLG: 0.511	C F X 0-2 31 1B 1-H 2B		B B F C F S 2-3 ② K	B F X 1-1 ② P6			F S X 0-2 2B 1B 1B			4	2	2	1	0	1	1
31 Jay Gibbons, L (1, 3) OBP: 0.340, SLG: 0.502	X 0-0 2-H 1B		F F F S 0-3 ③ K	F F F B X 1-2 2-H 1B			X 0-0 ① F7			4	0	2	2	0	1	1
21 Marty Cordova, R (1, 7) OBP: 0.345, SLG: 0.464 Luis Matos, R (9, 7)	B C S B X 2-2 ③ P4			2-2 2B 1B 1B 2-0 ③ F7			X 0-0 ② F9			4 0	1 0	1 0	0 0	0 0	0 0	3 0
Howie Clark, L (1, 10) OBP: 0.438, SLG: 0.600		C B X 1-1 ① G4-3		X 0-0 1B 1-3 1B 2B C X 0-1 ① F7			C X 0-1 1B 1-3 2B			4	1	2	0	0	0	0
Geronimo Gil, R (1, 2) OBP: 0.310, SLG: 0.408		B C F B F F F F B 4-2 B E BB		F X 0-1 1B 2-3 3-H 1B B S B X 2-1 ② F9			C F B F X 1-2 2-3 3-H 1B			3	1	2	2	1	0	0
Jerry Hairston, R (1, 4) OBP: 0.305, SLG: 0.313 Luis Lopez, S (3, 4) OBP: 0.208, SLG: 0.136		B C C X 1-2 ② E5 1-3		C B F B B X 3-2 6 BB 1-3 3-H 1B F B X 1-1 ③ P5			X 0-0 ③ G4-3			1 3	0 1	0 1	0 1	0 0	0 0	1 2
Inning Stats	R: 2 E: 0 K: 0 S: 12 H: 3 LOB: 1 BB: 0 P: 17	R: 0 E: 1 K: 0 S: 14 H: 0 LOB: 1 BB: 1 P: 21	R: 1 E: 0 K: 2 S: 12 H: 1 LOB: 0 BB: 0 P: 17	R: 6 E: 0 K: 0 S: 26 H: 6 LOB: 1 BB: 1 P: 40	R: 0 E: 0 K: 0 S: 6 H: 0 LOB: 0 BB: 0 P: 9	R: 0 E: 0 K: 3 S: 12 H: 0 LOB: 0 BB: 0 P: 15	R: 1 E: 0 K: 0 S: 12 H: 3 LOB: 2 BB: 0 P: 13	R: 0 E: 0 K: 0 S: 8 H: 0 LOB: 0 BB: 0 P: 12		1B: 9 2B: 3 3B: 0 HR: 1		SF: 0 SAC: 0 DP: 0 HBP: 0		WP: 0 PB: 0 SB: 0 CS: 0	PA: 39	

PITCHER		IP	WLS	BF	H	R	ER	SO	BB	IBB	HBP	BLK	WP	HR	S	P	ERA	WHIP
Jon Garland, R ERA: 5.12	(1, 1)	3.0	L	19	8	8	8	2	2	0	0	0	0	1	52	78	24.00	3.333
Matt Ginter, R ERA: 2.73	(4, 1)	3.2		16	5	2	2	3	0	0	0	0	0	0	41	53	4.91	1.364
Bob Howry, R ERA: 4.4	(7, 1)	1.1		4	0	0	0	0	0	0	0	0	0	0	9	13	0.00	0.000

PITCHER	IP	WLS	BF	H	R	ER	SO	BB	IBB	HBP	BLK	WP	HR	S	P	ERA	WHIP

BOTTOM

Chicago White Sox @ Baltimore Orioles

Oriole Park at Camden Yards, Baltimore, MD

Fri Jul 19 2002, 7:05 PM EDT
Att. 36,949 - Cloudy - 91 F

livebaseballscorecards.com

AB	37
R	10
H	13
RBI	10
BB	2
SO	5
LOB	12

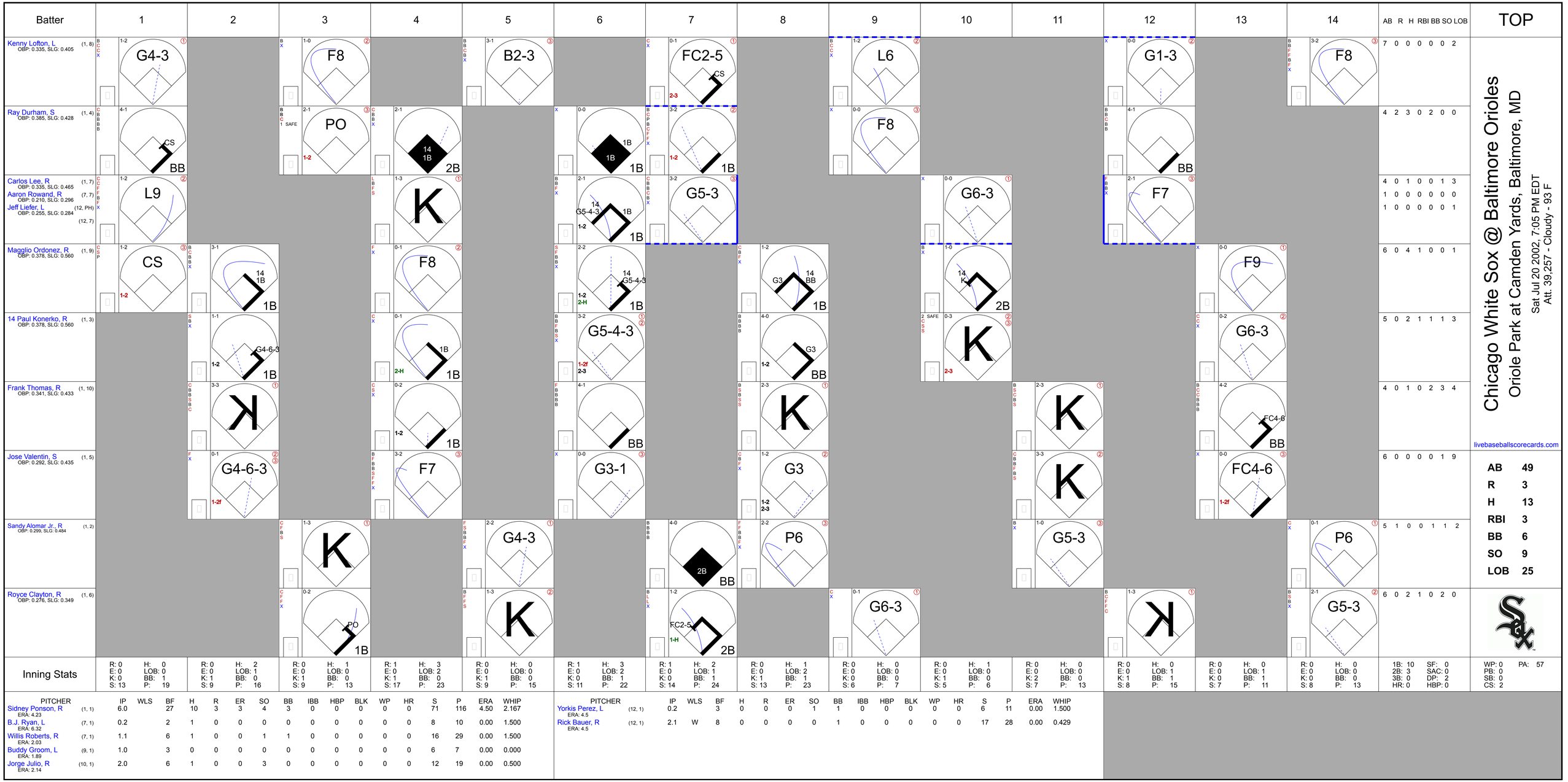
Batter
1
2
3
4
5
6
7
8
9
10
11
12
13
14
AB R H RBI BB SO LOB
TOP
Kenny Lofton, L (1, 8) OBP: 0.335, SLG: 0.405
G4-3
F8
B2-3
FC2-5 CS
L6
G1-3
F8
7 0 0 0 0 0 2
Ray Durham, S (1, 4) OBP: 0.385, SLG: 0.428
CS
BB
PO
14 1B 2B
1B
F8
BB
4 2 3 0 2 0 0
Carlos Lee, R (1, 7) OBP: 0.335, SLG: 0.465
Aaron Rowand, R (7, 7) OBP: 0.210, SLG: 0.296
Jeff Liefer, L (12, PH) (12, 7) OBP: 0.255, SLG: 0.284
L9
K
G5-3
G6-3
F7
4 0 1 0 0 1 3
1 0 0 0 0 0 0
1 0 0 0 0 0 1
Magglio Ordonez, R (1, 9) OBP: 0.378, SLG: 0.560
CS
14 1B
F8
G5-4-3
14 1B
F9
6 0 4 1 0 0 1
14 Paul Konerko, R (1, 3) OBP: 0.378, SLG: 0.560
G4-6-3
G5-4-3
G3
14 BB
14 K
G6-3
5 0 2 1 1 1 3
Frank Thomas, R (1, 10) OBP: 0.341, SLG: 0.433
K
BB
FC4-6
4 0 1 0 2 3 4
Jose Valentin, S (1, 5) OBP: 0.292, SLG: 0.435
G4-6-3
F7
G3-1
G3
FC4-6
6 0 0 0 0 1 9
Sandy Alomar Jr., R (1, 2) OBP: 0.299, SLG: 0.484
K
G4-3
2B BB
P6
G5-3
P6
5 1 0 0 1 1 2
Royce Clayton, R (1, 6) OBP: 0.276, SLG: 0.349
PO
K
FC2-5
G6-3
K
G5-3
6 0 2 1 0 2 0
livebaseballscorecards.com
Chicago White Sox @ Baltimore Orioles
Oriole Park at Camden Yards, Baltimore, MD
Sat Jul 20 2002, 7:05 PM EDT
Att. 39,257 - Cloudy - 93 F
AB 49
R 3
H 13
RBI 3
BB 6
SO 9
LOB 25
Inning Stats
R: 0 E: 0 K: 0 S: 13 H: 0 LOB: 0 BB: 1 P: 19
R: 0 E: 0 K: 1 S: 9 H: 2 LOB: 1 BB: 0 P: 16
R: 0 E: 0 K: 1 S: 9 H: 1 LOB: 0 BB: 0 P: 13
R: 1 E: 0 K: 1 S: 17 H: 3 LOB: 2 BB: 0 P: 23
R: 0 E: 0 K: 1 S: 9 H: 0 LOB: 0 BB: 0 P: 15
R: 1 E: 0 K: 0 S: 11 H: 3 LOB: 2 BB: 1 P: 22
R: 1 E: 0 K: 0 S: 14 H: 2 LOB: 1 BB: 1 P: 24
R: 0 E: 0 K: 1 S: 13 H: 1 LOB: 2 BB: 1 P: 23
R: 0 E: 0 K: 0 S: 6 H: 0 LOB: 0 BB: 0 P: 7
R: 0 E: 0 K: 1 S: 5 H: 1 LOB: 0 BB: 0 P: 6
R: 0 E: 0 K: 2 S: 7 H: 0 LOB: 0 BB: 0 P: 13
R: 0 E: 0 K: 1 S: 8 H: 0 LOB: 1 BB: 1 P: 15
R: 0 E: 0 K: 0 S: 7 H: 0 LOB: 1 BB: 1 P: 11
R: 0 E: 0 K: 0 S: 8 H: 0 LOB: 0 BB: 0 P: 13
1B: 10 2B: 3 3B: 0 HR: 0
SF: 0 SAC: 0 DP: 2 HBP: 0
WP: 0 PB: 0 SB: 0 CS: 2
PA: 57
PITCHER IP WLS BF H R ER SO BB IBB HBP BLK WP HR S P ERA WHIP
Sidney Ponson, R (1, 1) ERA: 4.23 6.0 27 10 3 3 4 3 0 0 0 0 0 71 116 4.50 2.167
B.J. Ryan, L (7, 1) ERA: 6.32 0.2 2 1 0 0 0 0 0 0 0 0 0 8 10 0.00 1.500
Willis Roberts, R (7, 1) ERA: 2.03 1.1 6 1 0 0 1 1 0 0 0 0 0 16 29 0.00 1.500
Buddy Groom, L (9, 1) ERA: 1.89 1.0 3 0 0 0 0 0 0 0 0 0 0 6 7 0.00 0.000
Jorge Julio, R (10, 1) ERA: 2.14 2.0 6 1 0 0 3 0 0 0 0 0 0 12 19 0.00 0.500
PITCHER IP WLS BF H R ER SO BB IBB HBP BLK WP HR S P ERA WHIP
Yorkis Perez, L (12, 1) ERA: 4.5 0.2 3 0 0 0 1 1 0 0 0 0 0 6 11 0.00 1.500
Rick Bauer, R (12, 1) ERA: 4.5 2.1 W 8 0 0 0 0 1 0 0 0 0 0 17 28 0.00 0.429

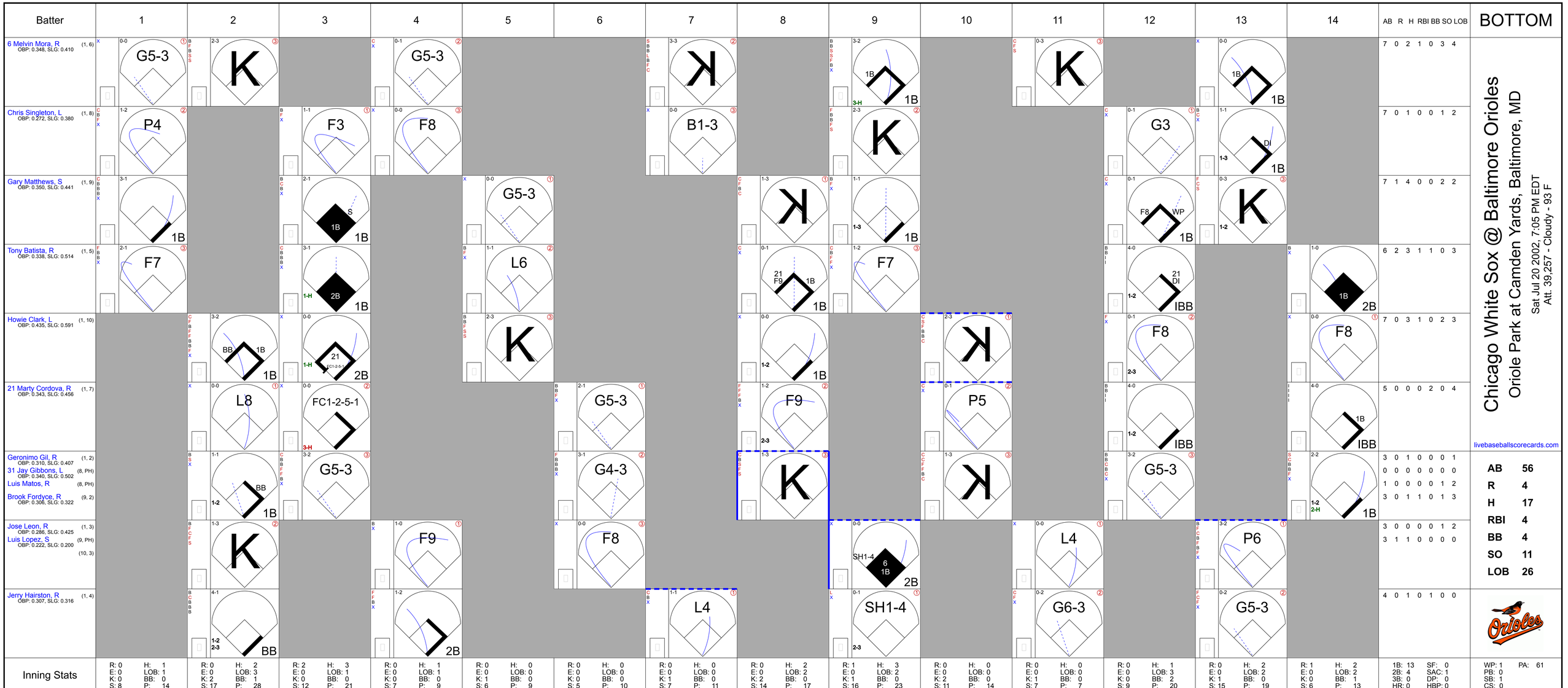

PITCHER		IP	WLS	BF	H	R	ER	SO	BB	IBB	HBP	BLK	WP	HR	S	P	ERA	WHIP
Gary Glover, R (1, 1)	ERA: 4.62	6.0		26	7	2	2	3	1	0	0	0	0	0	55	91	3.00	1.333
Keith Foulke, R (7, 1)	ERA: 4.34	1.2	H	7	2	0	0	2	0	0	0	0	0	0	17	23	0.00	1.200
Damaso Marte, L (8, 1)	ERA: 3.52	0.1	H	1	0	0	0	1	0	0	0	0	0	0	4	5	0.00	0.000
Antonio Osuna, R (9, 1)	ERA: 4.43	1.0	B	6	3	1	1	1	0	0	0	0	0	0	16	23	9.00	3.000
Kelly Wunsch, L (10, 1)	ERA: 4.5	0.1		1	0	0	0	1	0	0	0	0	0	0	4	6	0.00	0.000

PITCHER		IP	WLS	BF	H	R	ER	SO	BB	IBB	HBP	BLK	WP	HR	S	P	ERA	WHIP
Rocky Biddle, R (10, 1)	ERA: 3.44	2.2		11	1	0	0	2	0	2	0	0	1	0	23	35	0.00	0.375
Bob Howry, R (13, 1)	ERA: 4.47	1.1	L	9	4	1	1	1	0	1	0	0	0	0	21	32	6.75	3.000

Chicago White Sox @ Baltimore Orioles

Oriole Park at Camden Yards, Baltimore, MD

Sun Jul 21 2002, 1:35 PM EDT

Att. 35,337 - Sunny - 88 F

TOP

livebaseballscorecards.com

Batter	1	2	3	4	5	6	7	8	9	AB	R	H	RBI	BB	SO	LOB
Kenny Lofton, L (1, 8) OBP: 0.339, SLG: 0.407	CBBBBB 4-1 CS BB		LX 0-1 1B 2B		BBCFBB 4-2 HR BB	CX 0-1 G4-3			LX 0-1 ① B1	3	2	1	0	2	0	2
Ray Durham, S (1, 4) OBP: 0.388, SLG: 0.438	BBBCCFFB 4-2 ① G6-4-3 1-2 BB		CFX 0-2 ② F7		BLBBSX 3-2 1-H HR		BX 1-0 ① F8		BX 1-0 E8 1-H 2-H 1B	4	1	2	3	1	0	1
Frank Thomas, R (1, 10) OBP: 0.342, SLG: 0.436	SBSX 1-2 ②③ G6-4-3 1-2f		CBBBX 3-1 2-H 1B		CX 0-1 14 FC6-5 2B		SBBX 2-1 ② F3		CBCBX 2-2 ② P4	5	0	2	1	0	0	2
Magglio Ordonez, R (1, 9) OBP: 0.376, SLG: 0.555		CBSX 1-2 HR 1B	SCBFBS 2-3 ③ K		FBFS 1-3 ① K		BBCX 2-1 ③ G5-3		CBBFX 2-2 ③ G4-3	5	1	1	0	0	2	3
14 Paul Konerko, R (1, 3) OBP: 0.374, SLG: 0.554		CX 0-1 ① F9		BX 1-0 ① P4	BCBBX 2-1 ② FC6-5 2-3			BSBBBX 3-1 ① F9		4	0	0	0	0	0	2
Jose Valentin, S (1, 6) (9, 5) OBP: 0.294, SLG: 0.444		BBFBX 3-1 1-H HR		BBCBB 4-1 1B BB	CBBX 2-1 ③ F9			SFX 0-2 ② F8		3	1	1	2	1	0	1
Jeff Liefer, L (1, 7) OBP: 0.260, SLG: 0.289 Aaron Rowand, R (6, PH) OBP: 0.206, SLG: 0.290 (6, 7)		BCBCS 2-3 ② K		SX 0-1 1-3 1B		CBSFBTFFS 2-3 ① K		BFBX 2-1 ③ G6-3		2	0	1	0	0	1	0
										2	0	0	0	0	1	0
Tony Graffanino, R (1, 5) OBP: 0.346, SLG: 0.460 Royce Clayton, R (9, 6) OBP: 0.276, SLG: 0.349		LBCFBBS 2-3 ③ K		CBBX 2-1 ② F9		SX 0-1 HR			BBCCBX 3-2 E E 1B	4	2	2	1	0	1	2
										0	0	0	0	0	0	0
Mark Johnson, L (1, 2) OBP: 0.298, SLG: 0.257			CFS 0-3 ① K	CBCBBBS 3-3 ③ K		BCX 1-1 ② P5			X 0-0 FC1 E E 1-2	4	1	0	0	0	2	3

	AB	R	H	RBI	BB	SO	LOB
	36	8	10	7	4	7	16

Inning Stats	1	2	3	4	5	6	7	8	9	1B	SF	WP	PA
	R: 0 E: 0 K: 0 S: 8	H: 0 LOB: 0 BB: 2 P: 17	R: 2 E: 0 K: 2 S: 14	H: 2 LOB: 0 BB: 0 P: 22	R: 1 E: 0 K: 2 S: 14	H: 2 LOB: 1 BB: 0 P: 19	R: 0 E: 0 K: 1 S: 9	H: 1 LOB: 2 BB: 1 P: 19	R: 2 E: 0 K: 1 S: 14	H: 2 LOB: 1 BB: 1 P: 26	R: 1 E: 0 K: 1 S: 12	H: 1 LOB: 0 BB: 0 P: 15	R: 0 E: 0 K: 0 S: 5	H: 0 LOB: 0 BB: 0 P: 10	R: 0 E: 0 K: 0 S: 7	H: 0 LOB: 0 BB: 0 P: 12	R: 2 E: 2 K: 0 S: 13	H: 2 LOB: 1 BB: 0 P: 21	1B: 5 2B: 2 3B: 0 HR: 3	SF: 0 SAC: 0 DP: 1 HBP: 0	WP: 0 PB: 0 SB: 0 CS: 1	PA: 40

PITCHER		IP	WLS	BF	H	R	ER	SO	BB	IBB	HBP	BLK	WP	HR	S	P	ERA	WHIP
Scott Erickson, R ERA: 4.25	(1, 1)	5.0		24	7	5	5	6	4	0	0	0	0	2	59	103	9.00	2.200
Yorkis Perez, L ERA: 5.4	(6, 1)	1.0		4	1	1	1	1	0	0	0	0	0	1	12	15	9.00	1.000
Chris Brock, R ERA: 5.06	(7, 1)	1.0		3	0	0	0	0	0	0	0	0	0	0	5	10	0.00	0.000
Willis Roberts, R ERA: 1.99	(8, 1)	1.0	L	5	1	2	0	0	0	0	0	0	0	0	11	19	0.00	1.000
Buddy Groom, L ERA: 1.85	(9, 1)	1.0	B	4	1	0	0	0	0	0	0	0	0	0	9	14	0.00	1.000

PITCHER	IP	WLS	BF	H	R	ER	SO	BB	IBB	HBP	BLK	WP	HR	S	P	ERA	WHIP

BOTTOM

Chicago White Sox @ Baltimore Orioles

Oriole Park at Camden Yards, Baltimore, MD

Sun Jul 21 2002, 1:35 PM EDT

Att. 35,337 - Sunny - 88 F

livebaseballscorecards.com

Batter	1	2	3	4	5	6	7	8	9	AB	R	H	RBI	BB	SO	LOB
Jerry Hairston, R (1, 4) OBP: 0.305, SLG: 0.328	E6 (WP, SH1-3, SF8)		L6		F3		HR		L3	5	2	1	1	0	0	0
Chris Singleton, L (1, 8) OBP: 0.272, SLG: 0.379	SH1-3 (1-2)		G4-3, WP, 1B		F9		K		L6	4	0	1	0	0	1	0
Gary Matthews, S (1, 9) OBP: 0.354, SLG: 0.441	SF8 (2-H)		G4-3 (1-3)		BB		E S, 1B, BB		1B	2	1	1	1	2	0	1
Tony Batista, R (1, 5) OBP: 0.336, SLG: 0.510	K		G5-3		K		1-H, 1B		K	5	0	1	1	0	3	3
31 Jay Gibbons, L (1, 3) OBP: 0.345, SLG: 0.524		21 HR, BB		HR		HR	K			3	3	2	2	1	1	1
21 Marty Cordova, R (1, 10) OBP: 0.342, SLG: 0.463		1-H, HR		K	K			F3		4	1	1	2	0	2	0
Howie Clark, L (1, 7) OBP: 0.407, SLG: 0.538		F8		1B		F8	F9			4	0	1	0	0	0	0
Luis Matos, R (9, 7)										0	0	0	0	0	0	0
Geronimo Gil, R (1, 2) OBP: 0.309, SLG: 0.409		G5-3		K		K		2B		4	0	1	0	0	2	1
Luis Lopez, S (1, 6) OBP: 0.194, SLG: 0.172		K		F8			G3	K		4	0	0	0	0	2	2
Inning Stats	R: 1 E: 1 K: 1 S: 10 H: 0 LOB: 0 BB: 0 P: 17	R: 2 E: 0 K: 1 S: 15 H: 1 LOB: 0 BB: 1 P: 28	R: 0 E: 0 K: 0 S: 11 H: 1 LOB: 1 BB: 0 P: 14	R: 1 E: 0 K: 2 S: 14 H: 2 LOB: 1 BB: 0 P: 18	R: 0 E: 0 K: 1 S: 9 H: 0 LOB: 1 BB: 1 P: 17	R: 1 E: 0 K: 2 S: 12 H: 1 LOB: 0 BB: 0 P: 15	R: 2 E: 0 K: 2 S: 15 H: 2 LOB: 1 BB: 1 P: 23	R: 0 E: 0 K: 1 S: 11 H: 1 LOB: 1 BB: 0 P: 19	R: 0 E: 0 K: 1 S: 13 H: 1 LOB: 1 BB: 0 P: 19	1B: 4 2B: 1 3B: 0 HR: 4	SF: 1 SAC: 1 DP: 0 HBP: 0						

	AB	35
	R	7
	H	9
	RBI	7
	BB	3
	SO	11
	LOB	8

WP: 2 PB: 0 SB: 1 CS: 0 PA: 40

PITCHER		IP	WLS	BF	H	R	ER	SO	BB	IBB	HBP	BLK	WP	HR	S	P	ERA	WHIP
Dan Wright, R ERA: 5.52	(1, 1)	6.0		26	5	5	4	7	2	0	0	0	2	3	71	109	6.00	1.167
Keith Foulke, R ERA: 4.66	(7, 1)	0.2	B	5	2	2	2	1	1	0	0	0	0	1	12	19	27.00	4.500
Kelly Wunsch, L ERA: 4.41	(7, 1)	0.1		1	0	0	0	1	0	0	0	0	0	0	3	4	0.00	0.000
Bob Howry, R ERA: 4.37	(8, 1)	1.0	W	4	1	0	0	1	0	0	0	0	0	0	11	19	0.00	1.000
Antonio Osuna, R ERA: 4.33	(9, 1)	1.0	S	4	1	0	0	1	0	0	0	0	0	0	13	19	0.00	1.000

PITCHER		IP	WLS	BF	H	R	ER	SO	BB	IBB	HBP	BLK	WP	HR	S	P	ERA	WHIP

Batter	1	2	3	4	5	6	7	8	9	AB	R	H	RBI	BB	SO	LOB
Shannon Stewart, R (1, 7) OBP: 0.362, SLG: 0.424	C B B F X 2-2 F9 ①		C B S X 1-2 F9 ③		B C B F S 2-3 K ③		B F X 1-1 G6-3 ①		X 0-0 F8 ③	5	0	0	0	0	1	2
Eric Hinske, L (1, 5) OBP: 0.382, SLG: 0.529	C F X 0-2 F7 ②			B F B B X 3-1 G4-3 ①		B X 1-0 HR 1B 1B	B F S S 1-3 K ②			4	1	1	0	0	1	0
José Cruz Jr., S (1, 9) OBP: 0.315, SLG: 0.440	B F X 1-1 1B			X 0-0 G3-1 ②		S S X 0-2 1-2 HR 1B	B B F X 2-1 F7 ③			4	1	2	0	0	0	0
Carlos Delgado, L (1, 3) OBP: 0.388, SLG: 0.504	X 0-0 F7 ③			B C B X 2-1 G4-3 ③		C X 0-1 1-H 2-H HR		S S B B S 2-3 K ①		4	1	1	3	0	1	1
10 Vernon Wells, R (1, 8) OBP: 0.309, SLG: 0.456		X 0-0 F8 ①			B X 1-0 HR	X 0-0 HR		F F B X 1-2 G1-3 ②		4	2	2	2	0	0	0
Chris Woodward, R (1, 6) OBP: 0.357, SLG: 0.612		C B B B S F F F F 3-2 X L7 ②			C B B S X 2-2 HR	B B B X 3-0 PB 2B		C F F B B X 2-2 F7 ③		4	1	2	1	0	0	0
Josh Phelps, R (1, 10) OBP: 0.310, SLG: 0.397		F B C S 1-3 K ③			B B X 2-0 2B	B C B X 2-1 F9 ①			C S B B F X 2-2 G6-3 ①	4	0	1	0	0	1	1
Dave Berg, R (1, 4) OBP: 0.311, SLG: 0.386 Joe Lawrence, R (3, 4) OBP: 0.262, SLG: 0.247			B X 1-0 F8 ①		S C S 0-3 K ①	X 0-0 F8 ②			C C B B X 2-2 L7 ②	1 3	0 0	0 0	0 0	0 0	0 1	0 2
Ken Huckaby, R (1, 2) OBP: 0.342, SLG: 0.389			B X 1-0 F9 ②		F F F F S 0-3 K2-3 ②	C C B B F B X 3-2 2-3 F9 ③			B X 1-0 1B	4	0	1	0	0	1	2
Inning Stats	R: 0 E: 0 K: 0 S: 9 H: 1 LOB: 1 BB: 0 P: 12	R: 0 E: 0 K: 1 S: 11 H: 0 LOB: 0 BB: 0 P: 15	R: 0 E: 0 K: 0 S: 5 H: 0 LOB: 0 BB: 0 P: 8	R: 0 E: 0 K: 0 S: 5 H: 0 LOB: 0 BB: 0 P: 10	R: 2 E: 0 K: 3 S: 16 H: 3 LOB: 1 BB: 0 P: 23	R: 4 E: 0 K: 0 S: 15 H: 5 LOB: 1 BB: 0 P: 24	R: 0 E: 0 K: 1 S: 7 H: 0 LOB: 0 BB: 0 P: 11	R: 0 E: 0 K: 1 S: 10 H: 0 LOB: 0 BB: 0 P: 15	R: 0 E: 0 K: 0 S: 9 H: 1 LOB: 1 BB: 0 P: 14	1B: 4 2B: 2 3B: 0 HR: 4	SF: 0 SAC: 0 DP: 0 HBP: 0					

TOP

Toronto Blue Jays @ Baltimore Orioles

Oriole Park at Camden Yards, Baltimore, MD

Mon Jul 22 2002, 7:05 PM EDT
Att. 27,235 - Cloudy - 96 F

livebaseballscorecards.com

AB	37
R	6
H	10
RBI	6
BB	0
SO	6
LOB	8

PITCHER		IP	WLS	BF	H	R	ER	SO	BB	IBB	HBP	BLK	WP	HR	S	P	ERA	WHIP
Jason Johnson, R ERA: 4.44	(1, 1)	5.1	L	25	9	6	6	4	0	0	0	0	0	4	56	84	10.12	1.688
Chris Brock, R ERA: 4.12	(6, 1)	3.2		12	1	0	0	2	0	0	0	0	0	0	31	48	0.00	0.273

PITCHER	IP	WLS	BF	H	R	ER	SO	BB	IBB	HBP	BLK	WP	HR	S	P	ERA	WHIP

WP: 0 PA: 37
PB: 1
SB: 0
CS: 0

Batter	1	2	3	4	5	6	7	8	9	AB	R	H	RBI	BB	SO	LOB
6 Melvin Mora, R (1, 6) OBP: 0.347, SLG: 0.408	B B B C S X 3-2 G6-3 ①		C X 0-1 G5-3 ③		B C B X 2-1 E7 2-H 1B		B C S B F B S 3-3 K ②			4	0	1	1	0	1	3
Chris Singleton, L (1, 8) OBP: 0.272, SLG: 0.377	B F B X 2-1 G1-3 S 1B			C L X 0-2 G4-3 ①	B B B C F F S 3-3 K ③		B S F B X 2-2 F9 ③			4	0	1	0	0	1	4
Gary Matthews, S (1, 9) OBP: 0.349, SLG: 0.434	C B C F B B X 2-2 G1-3 ② 1-3			B X 1-0 G1-3 ②		C C S 0-3 K ①		B F B S S 2-3 K ①		4	0	0	0	0	2	1
Tony Batista, R (1, 5) OBP: 0.333, SLG: 0.504	F P B X 2-1 G5-3 ③			C F B F X 1-2 F8 ③		C X 0-1 F8 ②		C S B B S 2-3 K ②		4	0	0	0	0	1	1
31 Jay Gibbons, L (1, 3) OBP: 0.343, SLG: 0.530		C F X 0-2 G6-3 ①			X 0-0 HR	F X 0-1 G3-1 ③		C B S B S 2-3 K ③		4	1	1	1	0	1	0
21 Marty Cordova, R (1, 10) OBP: 0.344, SLG: 0.462	B B S F X 2-2 G3-6-3 1B				C F B B B B 4-2 G6-3 E BB		X 0-0 G5-3 ①		C C B S 1-3 K ①	3	1	1	0	1	1	0
Howie Clark, L (1, 7) OBP: 0.419, SLG: 0.500	C F F X 0-2 G3-6-3 ② ③ 1-2f				X 0-0 G6-3 ① 1-2		C H 1-1 1B 1B HBP		C B F B B B B 4-2 DI BB	2	0	0	0	1	0	2
Geronimo Gil, R (1, 2) OBP: 0.313, SLG: 0.412			S F B X 1-2 CS 1B		B S S S 1-3 K ②		C X 0-1 1B 1-2 1B		B B B C X 3-1 F9 ②	3	0	2	0	0	1	1
Luis Lopez, S (9, PH) OBP: 0.188, SLG: 0.167										1	0	0	0	0	0	1
Jerry Hairston, R (1, 4) OBP: 0.304, SLG: 0.327			B C B B F F F S 3-3 K ① ② 1-2		X 0-0 E5 6 E 2-H		B B X 2-0 1-2 2-3 1B		B B C B S F C 3-3 K ③ 1-2	4	1	1	0	0	2	2
Inning Stats	R: 0 E: 0 K: 0 S: 12 H: 1 LOB: 1 BB: 0 P: 20	R: 0 E: 0 K: 0 S: 10 H: 1 LOB: 0 BB: 0 P: 12	R: 0 E: 0 K: 1 S: 10 H: 1 LOB: 0 BB: 0 P: 14	R: 0 E: 0 K: 0 S: 8 H: 0 LOB: 0 BB: 0 P: 10	R: 3 E: 2 K: 2 S: 14 H: 2 LOB: 1 BB: 1 P: 24	R: 0 E: 0 K: 1 S: 7 H: 0 LOB: 0 BB: 0 P: 7	R: 0 E: 0 K: 1 S: 12 H: 2 LOB: 3 BB: 0 P: 20	R: 0 E: 0 K: 3 S: 9 H: 0 LOB: 0 BB: 0 P: 15	R: 0 E: 0 K: 2 S: 11 H: 0 LOB: 1 BB: 1 P: 22	1B: 6 2B: 1 3B: 0 HR: 1	SF: 0 SAC: 0 DP: 2 HBP: 1					

PITCHER		IP	WLS	BF	H	R	ER	SO	BB	IBB	HBP	BLK	WP	HR	S	P	ERA	WHIP
32 Roy Halladay, R ERA: 2.71	(1, 1)	7.0	W	29	7	3	1	5	1	0	1	0	0	1	73	107	1.29	1.143
Cliff Politte, R ERA: 4.6	(8, 1)	1.0	H	3	0	0	0	3	0	0	0	0	0	0	9	15	0.00	0.000
Kelvim Escobar, R ERA: 4.69	(9, 1)	1.0	S	4	0	0	0	2	1	0	0	0	0	0	11	22	0.00	1.000

PITCHER	IP	WLS	BF	H	R	ER	SO	BB	IBB	HBP	BLK	WP	HR	S	P	ERA	WHIP

BOTTOM

Toronto Blue Jays @ Baltimore Orioles

Oriole Park at Camden Yards, Baltimore, MD

Mon Jul 22 2002, 7:05 PM EDT
Att. 27,235 - Cloudy - 96 F

livebaseballscorecards.com

AB	33
R	3
H	7
RBI	2
BB	2
SO	10
LOB	15

Batter	1	2	3	4	5	6	7	8	9	AB	R	H	RBI	BB	SO	LOB
Chris Woodward, R (1, 6) OBP: 0.359, SLG: 0.598	G6-3		F8			BB		G4-3	G5-3	4	2	1	0	1	0	0
Eric Hinske, L (1, 5) OBP: 0.382, SLG: 0.527	P5			G4-3		1B		1B	P5	5	1	2	0	0	0	0
José Cruz Jr., S (1, 9) OBP: 0.314, SLG: 0.436	L8			F8		BB		G4-3		3	0	0	0	1	0	2
Carlos Delgado, L (1, 3) OBP: 0.387, SLG: 0.501		F7		G6-3		E4		1B		4	1	1	2	0	0	2
10 Vernon Wells, R (1, 8) OBP: 0.309, SLG: 0.454		G6-3			F9	K		1B		4	0	1	1	0	1	3
Josh Phelps, R (1, 10) OBP: 0.320, SLG: 0.403		1B			K	FC6		FC6-4		4	0	2	1	0	1	3
Dewayne Wise, L (1, 7) OBP: 0.167, SLG: 0.417		F8			HR		G4-3	L4		4	1	1	1	0	0	3
Ken Huckaby, R (1, 2) OBP: 0.331, SLG: 0.376			G6-3		L8		G6-3	FC6-4		4	0	0	0	0	0	2
Orlando Hudson, S (1, 4)			G6-3			G4-3	G6-3		G3	4	0	0	0	0	0	0
Inning Stats	R: 0 E: 0 K: 0 S: 5 H: 0 LOB: 0 BB: 0 P: 7	R: 0 E: 0 K: 0 S: 6 H: 1 LOB: 1 BB: 0 P: 9	R: 0 E: 0 K: 0 S: 5 H: 0 LOB: 0 BB: 0 P: 10	R: 0 E: 0 K: 0 S: 7 H: 0 LOB: 0 BB: 0 P: 9	R: 1 E: 0 K: 1 S: 9 H: 1 LOB: 0 BB: 0 P: 11	R: 1 E: 1 K: 1 S: 21 H: 1 LOB: 3 BB: 2 P: 31	R: 0 E: 0 K: 0 S: 6 H: 0 LOB: 0 BB: 0 P: 9	R: 3 E: 0 K: 0 S: 17 H: 5 LOB: 2 BB: 0 P: 22	R: 0 E: 0 K: 0 S: 5 H: 0 LOB: 0 BB: 0 P: 7	1B: 7 2B: 0 3B: 0 HR: 1 SF: 0 SAC: 0 DP: 0 HBP: 0						

PITCHER		IP	WLS	BF	H	R	ER	SO	BB	IBB	HBP	BLK	WP	HR	S	P	ERA	WHIP
Travis Driskill, R ERA: 4.79	(1, 1)	7.0	L	29	5	4	4	2	2	0	0	0	0	1	63	92	5.14	1.000
Buddy Groom, L ERA: 2.06	(8, 1)	0.1		2	1	0	0	0	0	0	0	0	0	0	5	7	0.00	3.000
Willis Roberts, R ERA: 1.96	(8, 1)	0.2		4	2	1	1	0	0	0	0	0	0	0	8	9	13.50	3.000
B.J. Ryan, L ERA: 6.12	(9, 1)	1.0		3	0	0	0	0	0	0	0	0	0	0	5	7	0.00	0.000

PITCHER	IP	WLS	BF	H	R	ER	SO	BB	IBB	HBP	BLK	WP	HR	S	P	ERA	WHIP

TOP

Toronto Blue Jays @ Baltimore Orioles

Oriole Park at Camden Yards, Baltimore, MD

Wed Jul 24 2002, 3:05 PM EDT
Att. 30,961 - Cloudy - 87 F

livebaseballscorecards.com

AB	36
R	5
H	8
RBI	5
BB	2
SO	2
LOB	15

WP: 0	PA: 38					
PB: 0						
SB: 0						
CS: 0						

Batter	1	2	3	4	5	6	7	8	9	AB	R	H	RBI	BB	SO	LOB
6 Melvin Mora, R (1, 6) OBP: 0.347, SLG: 0.405	X 0-0 ① L7			B C F H 2-2 1B HBP	B B B B 4-0 BB		F X 0-1 ③ G3-1		F S B B S 2-3 ③ K	3	0	0	0	1	1	2
Howie Clark, L (1, 7) OBP: 0.429, SLG: 0.500	C X 0-1 G6-4-3 1B			B C X 1-1 ① 1B 1-3 1B	C F B B S 2-3 ③ K			X 0-0 ① F7		4	0	2	0	0	1	3
Gary Matthews, S (1, 9) OBP: 0.351, SLG: 0.435	C B S X 1-2 ② ③ G6-4-3 1-2f			X 0-0 1B 1-2		X 0-0 ① G3		B C X 1-1 1B		4	0	2	0	0	0	1
Tony Batista, R (1, 5) OBP: 0.332, SLG: 0.504		C S B F B F X 2-2 ① P4		X 0-0 ② F3		B B B C X 3-1 21 HR 2B		B B F F S 2-3 ② K		4	1	1	0	0	1	3
31 Jay Gibbons, L (1, 3) OBP: 0.339, SLG: 0.523		C X 0-1 E4 21 G6-4-3		C F F F B X 1-2 ③ G4-3		F F F X 0-2 ② L4		F S X 0-2 ③ G4-3		4	0	0	0	0	0	4
21 Marty Cordova, R (1, 10) OBP: 0.346, SLG: 0.472		B C X 1-1 ② ③ G6-4-3 1-2f			B F X 1-1 SH2-4 1B 1B	B B X 2-0 2-H HR			B X 1-0 ① F7	4	1	2	2	0	0	1
Chris Singleton, L (1, 8) OBP: 0.274, SLG: 0.379			C B F X 1-2 ① F7		B X 1-0 SH2-4 1-2 1B	B F S F C 1-3 ③ K			C X 0-1 E 1B	4	0	2	0	0	1	0
Geronimo Gil, R (1, 2) OBP: 0.310, SLG: 0.407			F B F S 1-3 ② K		X 0-0 ① SH2-4 1-2 2-3		S X 0-1 ① F9		B F C S 1-3 ② K	3	0	0	0	0	2	1
Luis Lopez, S (1, 4) OBP: 0.194, SLG: 0.176			X 0-0 ③ G3-1		B F B F S 2-3 ② K		X 0-0 ② F9		X 0-0 E6 1-3 1B	4	0	1	0	0	1	2
Inning Stats	R: 0 E: 0 K: 0 S: 6 H: 1 LOB: 0 BB: 0 P: 7	R: 0 E: 1 K: 0 S: 9 H: 0 LOB: 0 BB: 0 P: 12	R: 0 E: 0 K: 1 S: 7 H: 0 LOB: 0 BB: 0 P: 9	R: 0 E: 0 K: 0 S: 11 H: 2 LOB: 2 BB: 0 P: 15	R: 0 E: 0 K: 2 S: 10 H: 2 LOB: 3 BB: 1 P: 20	R: 2 E: 0 K: 1 S: 12 H: 2 LOB: 0 BB: 0 P: 18	R: 0 E: 0 K: 0 S: 5 H: 0 LOB: 0 BB: 0 P: 5	R: 0 E: 0 K: 1 S: 9 H: 1 LOB: 1 BB: 0 P: 12	R: 0 E: 1 K: 2 S: 10 H: 2 LOB: 2 BB: 0 P: 14	1B: 8 2B: 1 3B: 0 HR: 1	SF: 0 SAC: 1 DP: 2 HBP: 1						

PITCHER		IP	WLS	BF	H	R	ER	SO	BB	IBB	HBP	BLK	WP	HR	S	P	ERA	WHIP
Chris Carpenter, R ERA: 4.74	(1, 1)	8.0	W	32	8	2	2	5	1	0	1	0	0	1	69	98	2.25	1.125
Cliff Politte, R ERA: 4.5	(9, 1)	1.0	S	5	2	0	0	2	0	0	0	0	0	0	10	14	0.00	2.000

PITCHER	IP	WLS	BF	H	R	ER	SO	BB	IBB	HBP	BLK	WP	HR	S	P	ERA	WHIP

BOTTOM

Toronto Blue Jays @ Baltimore Orioles

Oriole Park at Camden Yards, Baltimore, MD

Wed Jul 24 2002, 3:05 PM EDT
Att. 30,961 - Cloudy - 87 F

livebaseballscorecards.com

AB	34
R	2
H	10
RBI	2
BB	1
SO	7
LOB	17

WP: 0	PB: 0	SB: 0	CS: 0
PA: 37			

Batter	1	2	3	4	5	6	7	8	9	AB	R	H	RBI	BB	SO	LOB
6 Melvin Mora, R (1, 6) OBP: 0.353, SLG: 0.411	C B B X 2-1 G4-6-3 1B		B S X 1-1 1-3 2B 2-H 3-H 2B	B B C S F B S 3-3 ② K 1-2		X 0-0 1B		H 1-0 1B HBP		4	1	3	2	0	1	2
Howie Clark, L (1, 10) OBP: 0.425, SLG: 0.514	X 0-0 ①② G4-6-3 1-2f		B C B X 2-1 1B 2-H 3-H 2B	B F B X 2-1 ③ G5-3		F F B P S 2-3 ③ K		B B S F X 2-2 1-3 2-H 1B		5	1	2	3	0	1	4
Gary Matthews, S (1, 9) OBP: 0.352, SLG: 0.434	C X 0-1 ③ G6-3		X 0-0 31 F9 S 2-H 1B		C B X 1-1 1B 31 SF9 1B		C C B X 1-2 ① P5	B B S S X 2-2 ③ F7		5	1	2	1	0	0	2
Tony Batista, R (1, 5) OBP: 0.335, SLG: 0.512		B B B X 3-0 ① P6	C B C B F F F F 2-2 ① G5-3 1-2		B C S B B X 3-2 31 SF9 1-3 1B		C B X 1-1 HR		C B C B B B 4-2 31 1B 1B BB	4	2	2	1	1	0	1
31 Jay Gibbons, L (1, 3) OBP: 0.340, SLG: 0.523		B X 1-0 21 G6-3 1B	X 0-0 ② F9 2-3		B X 1-0 ① SF9 1-2 3-H		X 0-0 ② G4-3		S F F B X 1-2 FC5 1B 1-2 1B	4	0	2	1	0	0	1
21 Marty Cordova, R (1, 7) OBP: 0.341, SLG: 0.465		B B C X 2-1 ②③ G6-3 1-2f	C C X 0-2 ③ G6-3		F B S C 1-3 ② K		B C S X 1-2 ③ F8		F B B S S 2-3 ① K	5	0	0	0	0	2	5
Chris Singleton, L (1, 8) OBP: 0.276, SLG: 0.382			B X 1-0 SH BB 6 2B 1B	C B X 1-1 1B 2B	B X 1-0 ③ F8			B C X 1-1 ① G4-3	C F F B B S 2-3 ② K	5	1	2	0	0	1	3
Geronimo Gil, R (1, 2) OBP: 0.312, SLG: 0.405			P B B B 4-0 SH 6 2B 1-2 BB	C X 0-1 ① L7		C B F B F B F F F 3-2 ① G4-3		S S S 0-3 ② K	B X 1-0 1-2 2-H 1B	4	1	1	1	1	1	1
Jerry Hairston, R (1, 4) OBP: 0.307, SLG: 0.335			L X 0-1 SH 6 2B 2B 1-2 2-3	X 0-0 6 S 2-3 1B		C F B X 1-2 ② G5-3		C B X 1-1 1B 2B	C X 0-1 ③ FC5 2-3f	4	2	2	0	0	0	2
Inning Stats	R: 0 E: 0 K: 0 S: 5 H: 1 LOB: 0 BB: 0 P: 7	R: 0 E: 0 K: 0 S: 4 H: 1 LOB: 0 BB: 0 P: 10	R: 5 E: 0 K: 0 S: 21 H: 4 LOB: 1 BB: 1 P: 30	R: 0 E: 0 K: 1 S: 11 H: 2 LOB: 2 BB: 0 P: 17	R: 1 E: 0 K: 1 S: 10 H: 2 LOB: 1 BB: 0 P: 17	R: 0 E: 0 K: 1 S: 15 H: 1 LOB: 1 BB: 0 P: 20	R: 1 E: 0 K: 0 S: 9 H: 1 LOB: 0 BB: 0 P: 12	R: 1 E: 0 K: 1 S: 13 H: 2 LOB: 2 BB: 0 P: 20	R: 1 E: 0 K: 2 S: 17 H: 2 LOB: 2 BB: 1 P: 27	1B: 11 2B: 4 3B: 0 HR: 1 SF: 1 SAC: 1 DP: 2 HBP: 1						

TOP

Baltimore Orioles @ Boston Red Sox

Fenway Park, Boston, MA

Fri Jul 26 2002, 7:05 PM EDT

Att. 33,840 - Cloudy - 66 F

livebaseballscorecards.com

AB	40
R	9
H	16
RBI	9
BB	2
SO	6
LOB	21

WP: 0 PB: 0 SB: 2 CS: 0 PA: 45

PITCHER		IP	WLS	BF	H	R	ER	SO	BB	IBB	HBP	BLK	WP	HR	S	P	ERA	WHIP
Rolando Arrojo, R ERA: 4.64	(1, 1)	3.0	L	15	6	5	5	0	1	0	0	0	0	0	30	47	15.00	2.333
Frank Castillo, R ERA: 5.05	(4, 1)	3.0		14	5	1	1	3	0	0	0	0	0	0	36	54	3.00	1.667
Wayne Gomes, R ERA: 6.0	(7, 1)	2.0		10	3	2	2	1	0	0	1	0	0	1	22	32	9.00	1.500
Willie Banks, R ERA: 3.1	(9, 1)	1.0		6	2	1	1	2	1	0	0	0	0	0	17	27	9.00	3.000

PITCHER	IP	WLS	BF	H	R	ER	SO	BB	IBB	HBP	BLK	WP	HR	S	P	ERA	WHIP

Baltimore Orioles @ Boston Red Sox

Fenway Park, Boston, MA

Fri Jul 26 2002, 7:05 PM EDT

Att. 33,840 - Cloudy - 66 F

BOTTOM

livebaseballscorecards.com

Batter	1	2	3	4	5	6	7	8	9	AB	R	H	RBI	BB	SO	LOB
18 Johnny Damon, L (1, 8) OBP: 0.366, SLG: 0.436	P3			G4-3	P4			F2		4	0	0	0	0	0	2
Trot Nixon, L (1, 9) OBP: 0.350, SLG: 0.485	K			E 1B		K		F2		4	1	1	0	0	2	1
Nomar Garciaparra, R (1, 6) OBP: 0.343, SLG: 0.534	G5-3			E5 1-H 1B 2B		G4-3			F8	4	1	1	1	0	0	0
Manny Ramirez, R (1, 7) OBP: 0.437, SLG: 0.610		K		L5		K			G6-3	4	0	0	0	0	2	1
Jason Varitek, S (1, 2) OBP: 0.358, SLG: 0.426		K		FC6-4 3-H 1B			K		G3-1	4	0	1	1	0	2	0
Shea Hillenbrand, R (1, 5) OBP: 0.330, SLG: 0.465		K2-3		FC6-4 1-2f			F9			3	0	0	0	0	1	1
Brian Daubach, L (1, 3) OBP: 0.353, SLG: 0.469			FC4-6 1B		F9		K			3	0	1	0	0	1	0
Jose Offerman, S (1, 10) OBP: 0.325, SLG: 0.325 Carlos Baerga, S (8, PH) OBP: 0.343, SLG: 0.424			FC4-6 F9-3 1-2f		BB			HBP		1 0	0 0	0 0	0 0	1 0	0 0	1 0
Rey Sanchez, R (1, 4) OBP: 0.324, SLG: 0.379			F9-3 1-2		P4			F8		3	0	0	0	0	0	3

AB	30
R	2
H	4
RBI	2
BB	1
SO	8
LOB	9

Inning Stats																															
	R: 0	H: 0	E: 0	LOB: 0	K: 1	BB: 0	S: 8	P: 13	R: 0	H: 0	E: 0	LOB: 0	K: 3	BB: 0	S: 10	P: 16	R: 0	H: 1	E: 0	LOB: 0	K: 0	BB: 1	S: 9	P: 13	R: 2	H: 3	E: 1	LOB: 1	K: 0	BB: 0	S: 13	P: 15
	R: 0	H: 0	E: 0	LOB: 1	K: 0	BB: 1	S: 14	P: 21	R: 0	H: 0	E: 0	LOB: 0	K: 2	BB: 0	S: 8	P: 12	R: 0	H: 0	E: 0	LOB: 0	K: 0	BB: 0	S: 7	P: 10	R: 0	H: 0	E: 0	LOB: 1	K: 0	BB: 0	S: 9	P: 14
	R: 0	H: 0	E: 0	LOB: 0	K: 0	BB: 0	S: 7	P: 10	1B: 3	SF: 0	2B: 2	SAC: 0	3B: 0	DP: 1	HR: 0	HBP: 1	WP: 0	PA: 32	PB: 0	SB: 0	CS: 0										

PITCHER	IP	WLS	BF	H	R	ER	SO	BB	IBB	HBP	BLK	WP	HR	S	P	ERA	WHIP
Rodrigo Lopez, R (1, 1) ERA: 3.01	8.0	W	29	4	2	1	8	1	0	1	0	0	0	78	114	1.12	0.625
Jorge Julio, R (9, 1) ERA: 2.09	1.0		3	0	0	0	0	0	0	0	0	0	0	7	10	0.00	0.000

PITCHER	IP	WLS	BF	H	R	ER	SO	BB	IBB	HBP	BLK	WP	HR	S	P	ERA	WHIP

Batter	1	2	3	4	5	6	7	8	9	AB	R	H	RBI	BB	SO	LOB
6 Melvin Mora, R (1, 6) OBP: 0.349, SLG: 0.407	F B C B F F X 2-2 ① P6		C C S 0-3 ③ K2-3 1-2			C C F X 0-2 ① P4			B S B B F X 3-2 ② G5-3	4	0	0	0	0	1	3
Howie Clark, L (1, 7) OBP: 0.386, SLG: 0.463	C B F F F F B X 2-2 ② G1-6-3			S B F B F X 2-2 ① G6-3		X 0-0 ②③ G4-6-3 1-2f			B F X 1-1 ③ G4-3	4	0	0	0	0	0	2
Gary Matthews, S (1, 9) OBP: 0.348, SLG: 0.429	C F C 0-3 ③ K			C B F S 1-3 ② K			B C X 1-1 ① G4-3			3	0	0	0	0	2	0
Tony Batista, R (1, 5) OBP: 0.333, SLG: 0.508		C C B X 1-2 ① P5		B F C B B F X 3-2 ③ F9			F X 0-1 ② F7			3	0	0	0	0	0	0
31 Jay Gibbons, L (1, 3) OBP: 0.337, SLG: 0.518		B F X 1-1 ② F8			X 0-0 ① G3-1		C X 0-1 ③ P2			3	0	0	0	0	0	0
21 Marty Cordova, R (1, 10) OBP: 0.338, SLG: 0.460		S C C 0-3 ③ K			B B C X 2-1 ② G4-3			C B X 1-1 ① F8		3	0	0	0	0	1	0
Chris Singleton, L (1, 8) OBP: 0.277, SLG: 0.382			C B F F X 1-2 L3 1B		C F B S 1-3 ③ K			L S B B B S 3-3 ② K		3	0	1	0	0	2	0
Geronimo Gil, R (1, 2) OBP: 0.312, SLG: 0.408			C L X 0-2 ①② L3 1-2			C B B X 2-1 1B 2B		C C C 0-3 ③ K		3	0	1	0	0	1	1
Jerry Hairston, R (1, 4) OBP: 0.312, SLG: 0.340			X 0-0 6 S 1B			B F B X 2-1 G4-6-3 2-3 1B			C B C X 1-2 ① G6-3	3	0	2	0	0	0	0
Inning Stats	R: 0 H: 0 E: 0 LOB: 0 K: 1 BB: 0 S: 14 P: 18	R: 0 H: 0 E: 0 LOB: 0 K: 1 BB: 0 S: 8 P: 10	R: 0 H: 2 E: 0 LOB: 1 K: 1 BB: 0 S: 11 P: 12	R: 0 H: 0 E: 0 LOB: 0 K: 1 BB: 0 S: 11 P: 17	R: 0 H: 0 E: 0 LOB: 0 K: 1 BB: 0 S: 6 P: 9	R: 0 H: 2 E: 0 LOB: 1 K: 0 BB: 0 S: 9 P: 13	R: 0 H: 0 E: 0 LOB: 0 K: 0 BB: 0 S: 6 P: 7	R: 0 H: 0 E: 0 LOB: 0 K: 2 BB: 0 S: 8 P: 12	R: 0 H: 0 E: 0 LOB: 0 K: 0 BB: 0 S: 8 P: 13	1B: 3 SF: 0 2B: 2 SAC: 0 3B: 0 DP: 2 HR: 0 HBP: 0					WP: 0 PA: 29 PB: 0 SB: 1 CS: 0	

PITCHER	IP	WLS	BF	H	R	ER	SO	BB	IBB	HBP	BLK	WP	HR	S	P	ERA	WHIP
John Burkett, R (1, 1) ERA: 3.77	9.0	W	29	4	0	0	7	0	0	0	0	0	0	81	111	0.00	0.444

PITCHER	IP	WLS	BF	H	R	ER	SO	BB	IBB	HBP	BLK	WP	HR	S	P	ERA	WHIP

TOP

Baltimore Orioles @ Boston Red Sox

Fenway Park, Boston, MA

Sat Jul 27 2002, 5:05 PM EDT

Att. 33,474 - Overcast - 74 F

livebaseballscorecards.com

AB	29
R	0
H	4
RBI	0
BB	0
SO	7
LOB	6

Baltimore Orioles @ Boston Red Sox

Fenway Park, Boston, MA

Sat Jul 27 2002, 5:05 PM EDT

Att. 33,474 - Overcast - 74 F

BOTTOM

Batter	1	2	3	4	5	6	7	8	9	AB	R	H	RBI	BB	SO	LOB
18 Johnny Damon, L (1, 8) OBP: 0.363, SLG: 0.432	G4-3		FC4-6 CS 1-2f		K		K			4	0	0	0	0	2	2
Trot Nixon, L (1, 9) OBP: 0.354, SLG: 0.496	PB 2B		CS 1-2	PB 3B	FC5-4 BB		K			3	1	2	0	1	1	1
Nomar Garciaparra, R (1, 6) OBP: 0.339, SLG: 0.529	F7			F8 3-H	FC5-4 1-2f		F2			4	0	0	0	0	0	3
Manny Ramirez, R (1, 10) OBP: 0.438, SLG: 0.608	G6-3 2-3			0-0 G1 2B 1B		1B G6-4-3 1B		K		4	2	2	0	0	1	1
Jason Varitek, S (1, 2) OBP: 0.359, SLG: 0.425		G4-3		G1 1-2		0-1 G6-4-3 1-3 1B		4-0 G5-4-3 BB		3	0	1	0	1	0	1
Shea Hillenbrand, R (1, 5) OBP: 0.329, SLG: 0.466		G1-3		1-1 2-H 2B		2-0 G6-4-3 1-2f 3-H		1-0 G5-4-3 1-2f		4	0	1	1	0	0	2
Brian Daubach, L (1, 7) OBP: 0.353, SLG: 0.465		K		G4-3		4-2 BB				2	0	0	0	1	1	1
Tony Clark, S (1, 3) OBP: 0.277, SLG: 0.330			18 FC4-6 1B		K	F9				3	0	1	0	0	1	1
Lou Merloni, R (1, 4) OBP: 0.346, SLG: 0.383			K		HR		4-2 BB			2	1	1	1	1	1	1
Inning Stats	R: 0 E: 0 K: 0 S: 11 H: 1 LOB: 1 BB: 0 P: 18	R: 0 E: 0 K: 1 S: 11 H: 0 LOB: 0 BB: 0 P: 14	R: 0 E: 0 K: 1 S: 7 H: 1 LOB: 0 BB: 0 P: 10	R: 2 E: 0 K: 0 S: 12 H: 3 LOB: 1 BB: 0 P: 17	R: 1 E: 0 K: 2 S: 14 H: 1 LOB: 1 BB: 1 P: 23	R: 1 E: 0 K: 0 S: 14 H: 2 LOB: 1 BB: 1 P: 23	R: 0 E: 0 K: 2 S: 13 H: 0 LOB: 1 BB: 1 P: 21	R: 0 E: 0 K: 1 S: 4 H: 0 LOB: 0 BB: 1 P: 10		1B: 4 2B: 2 3B: 1 HR: 1	SF: 0 SAC: 0 DP: 2 HBP: 0						

livebaseballscorecards.com

AB	29
R	4
H	8
RBI	2
BB	4
SO	7
LOB	13

WP: 0 PB: 2 SB: 0 CS: 1 PA: 34

PITCHER		IP	WLS	BF	H	R	ER	SO	BB	IBB	HBP	BLK	WP	HR	S	P	ERA	WHIP
Sidney Ponson, R ERA: 4.31	(1, 1)	6.0	L	26	8	4	4	4	2	0	0	0	0	1	69	105	6.00	1.667
B.J. Ryan, L ERA: 6.0	(7, 1)	0.2		3	0	0	0	2	1	0	0	0	0	0	11	18	0.00	1.500
Rick Bauer, R ERA: 4.37	(7, 1)	1.1		4	0	0	0	1	1	0	0	0	0	0	6	13	0.00	0.750

PITCHER	IP	WLS	BF	H	R	ER	SO	BB	IBB	HBP	BLK	WP	HR	S	P	ERA	WHIP

Baltimore Orioles @ Boston Red Sox

Fenway Park, Boston, MA

Sun Jul 28 2002, 1:05 PM EDT

Att. 33,371 - Cloudy - 73 F

TOP

livebaseballscorecards.com

Batter	1	2	3	4	5	6	7	8	9	AB	R	H	RBI	BB	SO	LOB
6 Melvin Mora, R (1, 6) (4, 9) OBP: 0.348, SLG: 0.412	G4-3		G5-3 1-2 2-3f		G1-3 1-2		HR 2-H		G6-3 2-3	5	1	1	2	0	0	4
Howie Clark, L (1, 10) OBP: 0.347, SLG: 0.413	G4-3		G4-3		F8 2-3		F9		F7	5	0	0	0	0	0	3
Gary Matthews, S (1, 9) OBP: 0.353, SLG: 0.431 Luis Lopez, S (4, PR) (4, 6) OBP: 0.184, SLG: 0.167	2B 1B			31 G4-3 HBP		G4-3		F8		1 2	0 0	1 0	0 0	0 0	0 0	0 0
Tony Batista, R (1, 5) OBP: 0.333, SLG: 0.509 Jose Leon, R (7, 5) OBP: 0.279, SLG: 0.415	1-H 2B			F9	K			K		3 1	0 0	1 0	0 0	0 0	1 1	1 0
31 Jay Gibbons, L (1, 3) OBP: 0.336, SLG: 0.518		F9		G4-3 1-2		F9		2B		4	0	1	0	0	0	1
21 Marty Cordova, R (1, 7) OBP: 0.340, SLG: 0.457		G4-3		BB			K	BB		2	0	0	0	2	1	0
Chris Singleton, L (1, 8) OBP: 0.276, SLG: 0.378		G3		K			DI 2B BB	F8		3	1	0	0	1	1	4
Brook Fordyce, R (1, 2) OBP: 0.304, SLG: 0.319			6 G5-3 BB 1B		G1-3		K 1-2		P3	4	0	1	0	0	1	1
Jerry Hairston, R (1, 4) OBP: 0.324, SLG: 0.358			1-2 6 G5-3 BB		WP 6 G1-3 1B		6 HR 2-H 2B		6 G6-3 2B	3	1	3	1	1	0	0

	AB	33
	R	3
	H	8
	RBI	3
	BB	4
	SO	5
	LOB	14

Inning Stats	1	2	3	4	5	6	7	8	9	1B: 3	SF: 0	WP: 1	PA: 38
	R: 0 E: 0 K: 0 S: 6	H: 2 LOB: 2 BB: 0 P: 15	R: 0 E: 0 K: 0 S: 6	H: 0 LOB: 0 BB: 0 P: 9	R: 0 E: 0 K: 0 S: 8	H: 1 LOB: 1 BB: 1 P: 18	R: 0 E: 0 K: 1 S: 8	H: 0 LOB: 2 BB: 1 P: 15	R: 0 E: 0 K: 0 S: 9	H: 1 LOB: 1 BB: 0 P: 12	R: 0 E: 0 K: 1 S: 7	H: 0 LOB: 0 BB: 0 P: 11	R: 3 E: 0 K: 2 S: 17	H: 2 LOB: 0 BB: 1 P: 25	R: 0 E: 0 K: 1 S: 8	H: 1 LOB: 2 BB: 1 P: 13	R: 0 E: 0 K: 0 S: 7	H: 1 LOB: 1 BB: 0 P: 8	2B: 4 3B: 0 HR: 1	SAC: 0 DP: 1 HBP: 1	PB: 0 SB: 0 CS: 0	

PITCHER		IP	WLS	BF	H	R	ER	SO	BB	IBB	HBP	BLK	WP	HR	S	P	ERA	WHIP
Derek Lowe, R ERA: 2.23	(1, 1)	6.0	W	23	4	0	0	2	2	0	1	0	1	0	44	80	0.00	1.000
49 Tim Wakefield, R ERA: 3.5	(7, 1)	1.0		6	2	3	3	2	1	0	0	0	0	1	17	25	27.00	3.000
Chris Haney, L ERA: 2.74	(8, 1)	2.0		9	2	0	0	1	1	0	0	0	0	0	15	21	0.00	1.500

PITCHER	IP	WLS	BF	H	R	ER	SO	BB	IBB	HBP	BLK	WP	HR	S	P	ERA	WHIP

BOTTOM

Baltimore Orioles @ Boston Red Sox

Fenway Park, Boston, MA

Sun Jul 28 2002, 1:05 PM EDT

Att. 33,371 - Cloudy - 73 F

livebaseballscorecards.com

Batter	1	2	3	4	5	6	7	8	9	AB	R	H	RBI	BB	SO	LOB
18 Johnny Damon, L (1, 8) OBP: 0.366, SLG: 0.433	C X 0-1 2B 1B		B F B B B 4-1 G6-4-3 BB	B S C F B F X 2-2 ② F7	B F B X 2-1 ② F7		F X 0-1 1B			4	1	2	0	1	0	3
Trot Nixon, L (1, 9) OBP: 0.352, SLG: 0.494	C B B X 2-1 1-H 1B 2B		B X 1-0 ① ② G6-4-3 1-2f	C F B F S 1-3 ③ K	S C S 0-3 ③ K		B C B S F X 2-2 ③ G6-3			5	1	1	1	0	2	5
Nomar Garciaparra, R (1, 6) OBP: 0.344, SLG: 0.535 Lou Merloni, R (6, 4) OBP: 0.342, SLG: 0.378	X 0-0 G4-3 2-H 1B		X 0-0 2B 2B		B C X 1-1 1B BB 1B 1B	C X 0-1 ① F8		C B X 1-1 G5-3		3 2	2 0	3 0	1 0	0 0	0 0	0 0
Manny Ramirez, R (1, 7) OBP: 0.440, SLG: 0.605 Tony Clark, S (6, 3) OBP: 0.275, SLG: 0.327	X 0-0 ① F9		H 1-0 2B 1B HBP		B B B C B 4-1 1B 1B 1-2 1B BB	S S B S 1-3 ② K		C B S X 1-2 ② G5-3		1 2	2 0	0 0	0 0	1 0	0 1	1 0
Jason Varitek, S (1, 2) OBP: 0.360, SLG: 0.428	X 0-0 ② G4-3 1-2		B X 1-0 E 1-3 2-H 2B	C F F X 0-2 1B 1B FC4-2 1-2 2-3 1B	B F X 1-1 ③ P4			F C C 0-3 ③ K		5	1	2	1	0	1	1
Shea Hillenbrand, R (1, 5) OBP: 0.331, SLG: 0.466	C B X 1-1 ③ G4-3		F B S B B X 3-2 E6 HR 2-H 3-H 1B	C F X 0-2 FC4-2 1B 1B 1-2 2-3 3-H 1B			X 0-0 ① G1-3			4	2	2	2	0	0	1
Brian Daubach, L (1, 3) OBP: 0.358, SLG: 0.478 (6, 7)		C X 0-1 ① G4-3	B F B X 2-1 1-H HR	C B C F F F B F B 3-2 X 1B FC4-2 1-2 2-3 3-H 1B		C B B B C B 4-2 HR BB				3	2	2	3	1	0	0
Carlos Baerga, S (1, 10) OBP: 0.336, SLG: 0.415 Doug Mirabelli, R (7, PH) OBP: 0.318, SLG: 0.463		B X 1-0 ② G4-3	B B B F B X 3-1 ③ G6-3		B F X 1-1 ① FC4-2 1B 1-2 2-3 3-Hf		B C F F B B F X 3-2 1-H HR			3 1	0 1	0 1	0 2	0 0	0 0	3 0
Rey Sanchez, R (1, 4) OBP: 0.323, SLG: 0.377 (6, 6)		C B F F F X 1-2 ③ G6-3		B X 1-0 ① F7	F X 0-1 1B 1-2 2-3 3-H		B B B X 3-0 ② F9			4	0	1	1	0	0	0
Inning Stats	R: 2 E: 0 K: 0 S: 9 H: 3 LOB: 1 BB: 0 P: 12	R: 0 E: 0 K: 0 S: 7 H: 0 LOB: 0 BB: 0 P: 9	R: 5 E: 1 K: 0 S: 11 H: 4 LOB: 0 BB: 1 P: 26	R: 0 E: 0 K: 1 S: 10 H: 0 LOB: 0 BB: 0 P: 14	R: 3 E: 0 K: 1 S: 26 H: 5 LOB: 3 BB: 1 P: 37	R: 0 E: 0 K: 1 S: 7 H: 0 LOB: 0 BB: 0 P: 9	R: 2 E: 0 K: 0 S: 15 H: 2 LOB: 1 BB: 1 P: 27	R: 0 E: 0 K: 1 S: 8 H: 0 LOB: 0 BB: 0 P: 10		1B: 9 2B: 3 3B: 0 HR: 2	SF: 0 SAC: 0 DP: 1 HBP: 1			WP: 0 PB: 0 SB: 0 CS: 0	PA: 41		

	AB	37
	R	12
	H	14
	RBI	11
	BB	3
	SO	4
	LOB	14

PITCHER		IP	WLS	BF	H	R	ER	SO	BB	IBB	HBP	BLK	WP	HR	S	P	ERA	WHIP
Scott Erickson, R ERA: 4.62	(1, 1)	3.0	L	17	7	7	7	0	1	0	1	0	0	1	27	47	21.00	2.667
Chris Brock, R ERA: 5.14	(4, 1)	1.1		10	5	3	3	1	1	0	0	0	0	0	31	44	20.25	4.500
Yorkis Perez, L ERA: 5.87	(5, 1)	2.2		11	2	2	2	2	1	0	0	0	0	1	27	43	6.75	1.125
Buddy Groom, L ERA: 2.01	(8, 1)	1.0		3	0	0	0	1	0	0	0	0	0	0	8	10	0.00	0.000

PITCHER	IP	WLS	BF	H	R	ER	SO	BB	IBB	HBP	BLK	WP	HR	S	P	ERA	WHIP

Batter	1	2	3	4	5	6	7	8	9	AB	R	H	RBI	BB	SO	LOB
6 Melvin Mora, R (1, 6) OBP: 0.347, SLG: 0.409	C F F S 0-3 ① K		B F B F B F F X 3-2 ② FC6 1-2f 2-3		B C B B X 3-1 ③ G5-3 1-2			S B S F B B B 4-2 FC6-4 BB		3	0	0	0	1	1	3
Howie Clark, L (1, 10) OBP: 0.358, SLG: 0.396	B B B B 4-0 G4-6-3 BB		F X 0-1 ③ F2			C F H 1-2 31 F8 1B HBP		F C F C 0-3 ① K		2	0	0	0	1	1	3
Gary Matthews, S (1, 9) OBP: 0.352, SLG: 0.429	C X 0-1 ② ③ G4-6-3 1-2f			C S X 0-2 ① F8		C B C X 1-2 1B		B C F B F X 2-2 ② FC6-4 1-2f		4	0	1	0	0	0	2
Tony Batista, R (1, 5) OBP: 0.329, SLG: 0.504		C B B F F F F X 2-2 ① F5		B X 1-0 ② P3		F X 0-1 ① L7		B F B F F S 2-3 ③ K		4	0	0	0	0	1	3
31 Jay Gibbons, L (1, 3) OBP: 0.332, SLG: 0.511		C F X 0-2 ② F2		B S B F X 2-2 ③ F5		B B B X 2-0 ② F8 2-3			X 0-0 ① P6	4	0	0	0	0	0	2
21 Marty Cordova, R (1, 7) OBP: 0.336, SLG: 0.451		C B X 1-1 ③ G6-3			S F F X 0-2 ① F8	C F B B S 2-3 ③ K			F B S B S 2-3 ② K	4	0	0	0	0	2	2
Chris Singleton, L (1, 8) OBP: 0.279, SLG: 0.381			L C F X 0-2 ① F7		C X 0-1 G6-3 1B 2B		X 0-0 ① F7		B B B C B 4-1 DI BB	3	1	1	0	1	0	0
Geronimo Gil, R (1, 2) OBP: 0.312, SLG: 0.407 Luis Lopez, S (9, PH) OBP: 0.179, SLG: 0.162		X 0-0 6 FC6 E 1B		B C S B F X 2-2 ② G6-3 2-3		C B B X 2-1 ② G6-3			C B F B B F F X 3-2 ③ P6 1-2	3 1	0 0	1 0	0 0	0 0	0 0	1 1
Jerry Hairston, R (1, 4) OBP: 0.324, SLG: 0.358		C B X 1-1 E1 6 FC6 1-2		C F X 0-2 6 S 1B 3-H			B B B C C X 3-2 ③ G5-3			3	0	1	1	0	0	1
Inning Stats	R: 0 E: 0 K: 1 S: 6 H: 0 LOB: 0 BB: 1 P: 10	R: 0 E: 0 K: 0 S: 11 H: 0 LOB: 0 BB: 0 P: 14	R: 0 E: 1 K: 0 S: 14 H: 1 LOB: 2 BB: 0 P: 18	R: 0 E: 0 K: 0 S: 7 H: 0 LOB: 0 BB: 0 P: 10	R: 1 E: 0 K: 0 S: 15 H: 2 LOB: 1 BB: 0 P: 20	R: 0 E: 0 K: 1 S: 11 H: 1 LOB: 2 BB: 0 P: 17	R: 0 E: 0 K: 0 S: 6 H: 0 LOB: 0 BB: 0 P: 11	R: 0 E: 0 K: 2 S: 15 H: 0 LOB: 1 BB: 1 P: 23	R: 0 E: 0 K: 1 S: 10 H: 0 LOB: 1 BB: 1 P: 19	1B: 3 2B: 1 3B: 0 HR: 0	SF: 0 SAC: 0 DP: 1 HBP: 1						

PITCHER	IP	WLS	BF	H	R	ER	SO	BB	IBB	HBP	BLK	WP	HR	S	P	ERA	WHIP
Paul Wilson, R (1, 1) ERA: 4.02	8.0	W	31	4	1	1	4	2	0	1	0	0	0	85	123	1.12	0.750
Jesus Colome, R (9, 1) ERA: 6.67	1.0		4	0	0	0	1	1	0	0	0	0	0	10	19	0.00	1.000

PITCHER	IP	WLS	BF	H	R	ER	SO	BB	IBB	HBP	BLK	WP	HR	S	P	ERA	WHIP

Baltimore Orioles @ Tampa Bay Devil Rays

Tropicana Field, St. Petersburg, FL

Mon Jul 29 2002, 7:15 PM EDT

Att. 10,340 - Dome - 72 F

TOP

AB	31
R	1
H	4
RBI	1
BB	3
SO	5
LOB	18

1B: 3 SF: 0
2B: 1 SAC: 0
3B: 0 DP: 1
HR: 0 HBP: 1

WP: 0 PA: 35
PB: 0
SB: 1
CS: 0

livebaseballscorecards.com

BOTTOM

Baltimore Orioles @ Tampa Bay Devil Rays

Tropicana Field, St. Petersburg, FL

Mon Jul 29 2002, 7:15 PM EDT

Att. 10,340 - Dome - 72 F

livebaseballscorecards.com

Batter	1	2	3	4	5	6	7	8	9	AB	R	H	RBI	BB	SO	LOB
Jason Conti, L (1, 8) OBP: 0.311, SLG: 0.347	G6-3	P4	G4-3		P4		1B	K 1-3 2-H		3	0	0	0	0	0	5
Randy Winn, S (5, PH) (6, 8) OBP: 0.371, SLG: 0.488										3	0	1	0	0	1	4
Brent Abernathy, R (1, 4) OBP: 0.287, SLG: 0.313	F7	FC6-4 1-2f		F8	FC4 HBP 1-2 2-3 3-H		P6			4	0	0	1	0	0	3
Aubrey Huff, L (1, 10) OBP: 0.351, SLG: 0.454	BB 1B 1B		1B 13 1B 1B	2B	FC4 1-2f		G4-3			5	1	3	0	0	0	4
Steve Cox, L (1, 3) OBP: 0.336, SLG: 0.426	BB 1-2 1B		13 1B 18 1B BB 1-2 1B	K		K		2B 1B		5	2	3	0	0	2	1
Ben Grieve, L (1, 9) OBP: 0.344, SLG: 0.405	BB 1-2 2-3		18 13 BB 1B 1-2 2-3 1B	G6-3		K		F7		4	0	1	0	1	1	2
John Flaherty, R (1, 2) OBP: 0.301, SLG: 0.395	K		L6		1B HBP 1B	1B 1B		1B 18 1B 1-H 2B		5	2	3	1	0	1	6
Chris Gomez, R (1, 6) OBP: 0.300, SLG: 0.396		K	P6		HBP 13 1B 1-3 1B	1-2 1B		18 1B WP 2-3 1B		5	1	3	0	0	1	3
13 Carl Crawford, L (1, 7) OBP: 0.333, SLG: 0.513		18 WP 2B	18 BB 1-2 2-3 3-H 1B		1-2 HBP 1B	F7		K		5	0	3	1	0	1	4
18 Jared Sandberg, R (1, 5) OBP: 0.291, SLG: 0.454		FC6-4 2-3 BB	1-2 2-3 3-H BB		K		G4-3	WP 1-2 3-H 1B		3	0	1	2	2	1	3
Inning Stats	R: 0 E: 0 K: 1 S: 14 H: 2 LOB: 3 BB: 1 P: 22	R: 0 E: 0 K: 1 S: 17 H: 1 LOB: 2 BB: 1 P: 27	R: 2 E: 0 K: 0 S: 16 H: 4 LOB: 3 BB: 1 P: 29	R: 0 E: 0 K: 1 S: 15 H: 1 LOB: 1 BB: 0 P: 24	R: 1 E: 0 K: 1 S: 18 H: 3 LOB: 3 BB: 0 P: 27	R: 0 E: 0 K: 2 S: 12 H: 2 LOB: 2 BB: 0 P: 17	R: 0 E: 0 K: 0 S: 8 H: 1 LOB: 1 BB: 0 P: 14	R: 3 E: 0 K: 2 S: 20 H: 4 LOB: 1 BB: 0 P: 30		1B: 15 2B: 3 3B: 0 HR: 0 SF: 0 SAC: 0 DP: 0 HBP: 1						

	AB	42
	R	6
	H	18
	RBI	5
	BB	3
	SO	8
	LOB	35

WP: 4 PB: 0 SB: 0 CS: 0 PA: 46

PITCHER		IP	WLS	BF	H	R	ER	SO	BB	IBB	HBP	BLK	WP	HR	S	P	ERA	WHIP
Travis Driskill, R ERA: 4.89	(1, 1)	4.0	L	25	10	3	3	3	3	0	0	0	1	0	69	114	6.75	3.250
B.J. Ryan, L ERA: 5.66	(5, 1)	2.0		10	3	0	0	3	0	0	1	0	0	0	23	32	0.00	1.500
Willis Roberts, R ERA: 2.37	(7, 1)	2.0		11	5	3	3	2	0	0	0	0	1	0	28	44	13.50	2.500

PITCHER	IP	WLS	BF	H	R	ER	SO	BB	IBB	HBP	BLK	WP	HR	S	P	ERA	WHIP

Batter	1	2	3	4	5	6	7	8	9	AB	R	H	RBI	BB	SO	LOB
6 Melvin Mora, R (1, 8) OBP: 0.346, SLG: 0.415	C F F F S 0-3 ① K			B X 1-0 ① F7		B C B X 2-1 1-H HR		X 0-0 ② F5		4	1	1	2	0	1	0
1 Brian Roberts, S (1, 10) OBP: 0.308, SLG: 0.297	S F C 0-3 ② K			X 0-0 ② G6-3		B X 1-0 ① G5-3		C C C 0-3 ③ K		4	0	0	0	0	2	0
Gary Matthews, S (1, 9) OBP: 0.354, SLG: 0.427	B X 1-0 ③ F3			B B C X 2-1 1B		B B B C B 4-1 BB			X 0-0 ① F9	3	0	1	0	1	0	0
Tony Batista, R (1, 5) OBP: 0.326, SLG: 0.499		B B X 2-0 ① L7		C F F X 1-2 ③ F7		B C B F X 2-2 ② F7			B C X 1-1 ② F7	4	0	0	0	0	0	2
21 Marty Cordova, R (1, 7) OBP: 0.335, SLG: 0.458		S B B X 2-1 ② F7			B F B B X 3-1 HR	C S B F S 1-3 ③ K			C S T X 0-2 ③ G4-3	4	1	1	1	0	1	1
Jose Leon, R (1, 3) OBP: 0.283, SLG: 0.409		C B F B X 2-2 ③ P5			B F F F C 1-3 ① K		X 0-0 G5-4-3 1B			3	0	1	0	0	1	0
Geronimo Gil, R (1, 2) OBP: 0.309, SLG: 0.402			B B S F S 2-3 ① K		F X 0-1 ② P4		C B X 1-1 ①② G5-4-3 1-2f			3	0	0	0	0	1	1
Luis Lopez, S (1, 6) OBP: 0.167, SLG: 0.150			F X 0-1 ② G6-3		X 0-0 ③ P3		B X 1-0 ③ F8			3	0	0	0	0	0	0
Jerry Hairston, R (1, 4) OBP: 0.324, SLG: 0.357			C B B X 2-1 ③ L5			C B B X 2-1 6 HR 1B		B B B C C C 3-3 ① K		3	1	1	0	0	1	0
Inning Stats	R: 0 E: 0 K: 2 S: 9 H: 0 LOB: 0 BB: 0 P: 10	R: 0 E: 0 K: 0 S: 6 H: 0 LOB: 0 BB: 0 P: 12	R: 0 E: 0 K: 1 S: 7 H: 0 LOB: 0 BB: 0 P: 11	R: 0 E: 0 K: 0 S: 8 H: 1 LOB: 1 BB: 0 P: 12	R: 1 E: 0 K: 1 S: 9 H: 1 LOB: 0 BB: 0 P: 13	R: 2 E: 0 K: 1 S: 13 H: 2 LOB: 1 BB: 1 P: 25	R: 0 E: 0 K: 0 S: 4 H: 1 LOB: 0 BB: 0 P: 6	R: 0 E: 0 K: 2 S: 7 H: 0 LOB: 0 BB: 0 P: 10	R: 0 E: 0 K: 0 S: 7 H: 0 LOB: 0 BB: 0 P: 8	1B: 3 2B: 0 3B: 0 HR: 2	SF: 0 SAC: 0 DP: 1 HBP: 0						

PITCHER	IP	WLS	BF	H	R	ER	SO	BB	IBB	HBP	BLK	WP	HR	S	P	ERA	WHIP
Joe Kennedy, L (1, 1) ERA: 4.52	9.0	W	32	5	3	3	7	1	0	0	0	0	2	70	107	3.00	0.667

PITCHER	IP	WLS	BF	H	R	ER	SO	BB	IBB	HBP	BLK	WP	HR	S	P	ERA	WHIP

TOP

Baltimore Orioles @ Tampa Bay Devil Rays

Tropicana Field, St. Petersburg, FL

Tue Jul 30 2002, 7:15 PM EDT

Att. 10,566 - Dome - 72 F

livebaseballscorecards.com

AB	31
R	3
H	5
RBI	3
BB	1
SO	7
LOB	4

1B: 3	SF: 0	WP: 0	PA: 32
2B: 0	SAC: 0	PB: 0	
3B: 0	DP: 1	SB: 0	
HR: 2	HBP: 0	CS: 0	

BOTTOM

Baltimore Orioles @ Tampa Bay Devil Rays

Tropicana Field, St. Petersburg, FL

Tue Jul 30 2002, 7:15 PM EDT
Att. 10,566 - Dome - 72 F

livebaseballscorecards.com

Batter	1	2	3	4	5	6	7	8	9	AB	R	H	RBI	BB	SO	LOB
Jason Conti, L (1, 8) OBP: 0.314, SLG: 0.355	2B; CS	G4-6-3 1B		L7		F7		F8		5	1	2	0	0	0	3
Brent Abernathy, R (1, 4) OBP: 0.286, SLG: 0.312	18 HR; 1B G3; 2-3; 1B	G4-6-3; 1-2f		F9		FC6; 1-2f		K		5	1	1	0	0	1	4
Aubrey Huff, L (1, 10) OBP: 0.352, SLG: 0.480	G3; 1-2	HR		K			HR	F7		5	2	2	2	0	1	3
Steve Cox, L (1, 3) OBP: 0.338, SLG: 0.428	18 HR; 1B; IBB	F9			G4-3		PB; 2B			3	1	1	0	1	0	0
Toby Hall, R (1, 2) OBP: 0.250, SLG: 0.328	18 HR; 1-2 2-3 3-H; 1B		HR; 1B		L7		G5-3			4	2	2	1	0	0	1
Ben Grieve, L (1, 9) OBP: 0.345, SLG: 0.413	K		1-H; HR		G6-3		2-3; BB			3	1	1	2	1	1	3
18 Jared Sandberg, R (1, 5) OBP: 0.290, SLG: 0.466	1-H 2-H 3-H; HR		G6-3			G4-3	K			4	1	1	4	0	1	2
Chris Gomez, R (1, 6) OBP: 0.302, SLG: 0.400	13 1B; 2B		F8			13 1B; 1B	G4-3			4	1	2	0	0	0	2
13 Carl Crawford, L (1, 7) OBP: 0.372, SLG: 0.535	CS; 2-H; 1B		P4			FC6; 1-2; 1B		1B		4	0	3	1	0	0	0
Inning Stats	R: 6 E: 0 K: 1 S: 15 / H: 6 LOB: 0 BB: 1 P: 32	R: 1 E: 0 K: 0 S: 9 / H: 2 LOB: 0 BB: 0 P: 10	R: 2 E: 0 K: 0 S: 9 / H: 2 LOB: 0 BB: 0 P: 15	R: 0 E: 0 K: 1 S: 7 / H: 0 LOB: 0 BB: 0 P: 11	R: 0 E: 0 K: 0 S: 6 / H: 0 LOB: 0 BB: 0 P: 11	R: 0 E: 0 K: 0 S: 13 / H: 2 LOB: 2 BB: 0 P: 19	R: 1 E: 0 K: 1 S: 11 / H: 2 LOB: 2 BB: 1 P: 20	R: 0 E: 0 K: 1 S: 9 / H: 1 LOB: 1 BB: 0 P: 12		1B: 8 2B: 3 3B: 0 HR: 4	SF: 0 SAC: 0 DP: 1 HBP: 0						

	AB	37
	R	10
	H	15
	RBI	10
	BB	2
	SO	4
	LOB	18

WP: 0 PB: 1 SB: 0 CS: 1 PA: 40

PITCHER		IP	WLS	BF	H	R	ER	SO	BB	IBB	HBP	BLK	WP	HR	S	P	ERA	WHIP
John Stephens, R ERA: 27.0	(1, 1)	3.0	L	18	10	9	9	1	0	1	0	0	0	3	33	57	27.00	3.333
Rick Bauer, R ERA: 4.2	(4, 1)	4.0		17	4	1	1	2	1	0	0	0	0	1	37	61	2.25	1.250
Jorge Julio, R ERA: 2.05	(8, 1)	1.0		4	1	0	0	1	0	0	0	0	0	0	9	12	0.00	1.000

PITCHER	IP	WLS	BF	H	R	ER	SO	BB	IBB	HBP	BLK	WP	HR	S	P	ERA	WHIP

Batter	1	2	3	4	5	6	7	8	9	AB	R	H	RBI	BB	SO	LOB
6 Melvin Mora, R (1, 6) (8, 7) OBP: 0.346, SLG: 0.414	C F B F X 1-2 1B S 1B 1B	B B F F X 2-2 ② L7		X 0-0 ③ G5-3		B S C X 1-2 ③ L4	S X 0-1 1B 1B 1-3 2-H 3-H 1B		B X 1-0 ② G6-3	6	1	2	2	0	0	2
Chris Singleton, L (1, 8) OBP: 0.286, SLG: 0.389	F B X 1-1 S 1-3 1B 1B	B B X 2-0 ③ F5 1-2			B F B F X 2-2 G3-1 31 1B 2B		B X 1-1 G3-1 C X 0-2 1B 1-2 3-H 1B		B X 1-0 1B	6	2	4	1	0	0	1
Gary Matthews, S (1, 9) OBP: 0.353, SLG: 0.425	B C B B C C 3-3 ① K 1-2		X 0-0 ① G6-3		X 0-0 ① G3-1 2-3		B X 1-1 1B 21 1B 1B B F B S S X 2-2 1-2 2-3 1B		X 0-0 ③ G4-3	6	1	2	0	0	1	4
Tony Batista, R (1, 5) OBP: 0.327, SLG: 0.497 Jose Leon, R (8, 5) OBP: 0.283, SLG: 0.409	C B S F X 1-2 31 G3 2-H 3-H 1B		B F F F F B B S 3-3 K 31 G4-6-3		C B F F B X 2-2 ② F5		B B F F F B X 2-2 21 1B 31 BB 2B 1B 1-3 1-0 ③ F7			5 0	1 0	2 0	2 0	0 0	1 0	4 0
31 Jay Gibbons, L (1, 3) OBP: 0.336, SLG: 0.509	F B F X 1-2 ② G3 1-2		X 0-0 ② ③ G4-6-3 1-2f		B F X 1-1 3-H 1B		S B B B B 4-1 21 1B 1-2 2B BB	B B S B F F F B 4-2 G4-3 BB		3	1	1	1	2	0	2
21 Marty Cordova, R (1, 7) OBP: 0.337, SLG: 0.468 Luis Lopez, S (8, PH) (8, 6) OBP: 0.163, SLG: 0.146	B X 1-0 ③ G6-3			F F B B X 2-2 HR	B S B B F S 2-3 ③ K		C C B F F X 1-2 2B 6 1B 1-2 2-3 3-H 1B	B F F F F B X 2-2 ① G4-3 1-2		4 1	2 0	2 0	2 0	0 0	1 0	2 1
Chris Richard, L (1, 10) OBP: 0.600, SLG: 1.500		X 0-0 HR		B B B C B 4-1 CS BB		B F X 1-1 ① F7	B B B C F F X 3-2 6 1B 1-3 2-H 3-H 2B	F X 0-1 ② F8		4	2	2	3	1	0	1
Geronimo Gil, R (1, 2) OBP: 0.303, SLG: 0.395		C S B F B F F X 2-2 ① G6-3		X 0-0 ① P1		B B F X 2-1 ② F7	C B B S B X 3-2 ② P5	B X 1-0 ③ G5-3		5	0	0	0	0	0	4
Jerry Hairston, R (1, 4) OBP: 0.333, SLG: 0.378		S B X 1-1 S 1B	B 1 SAFE X 1-0 ② 1-2 1B			X 0-0 HR	C S H 1-2 6 1B 1B HBP		X 0-0 ① F7	4	2	3	1	0	0	0
Inning Stats	R: 2 E: 0 K: 1 S: 17 H: 3 LOB: 1 BB: 0 P: 25	R: 1 E: 0 K: 0 S: 13 H: 2 LOB: 1 BB: 0 P: 20	R: 0 E: 0 K: 1 S: 7 H: 0 LOB: 0 BB: 0 P: 10	R: 1 E: 0 K: 0 S: 7 H: 2 LOB: 1 BB: 1 P: 14	R: 1 E: 0 K: 1 S: 13 H: 2 LOB: 1 BB: 0 P: 20	R: 1 E: 0 K: 0 S: 8 H: 1 LOB: 0 BB: 0 P: 12	R: 6 E: 0 K: 0 S: 34 H: 7 LOB: 3 BB: 1 P: 53	R: 0 E: 0 K: 0 S: 11 H: 0 LOB: 1 BB: 1 P: 18	R: 0 E: 0 K: 0 S: 4 H: 1 LOB: 1 BB: 0 P: 6	1B: 13 2B: 2 3B: 0 HR: 3 SF: 0 SAC: 0 DP: 1 HBP: 1						

TOP

Baltimore Orioles @ Tampa Bay Devil Rays

Tropicana Field, St. Petersburg, FL

Wed Jul 31 2002, 7:15 PM EDT

Att. 10,933 - Dome - 72 F

livebaseballscorecards.com

AB	44
R	12
H	18
RBI	12
BB	3
SO	3
LOB	21

PITCHER		IP	WLS	BF	H	R	ER	SO	BB	IBB	HBP	BLK	WP	HR	S	P	ERA	WHIP
Luis De Los Santos, R ERA: 11.57	(1, 1)	4.0	L	19	7	4	4	2	1	0	0	0	0	2	44	69	9.00	2.000
Victor Zambrano, R ERA: 7.21	(5, 1)	2.2		19	9	8	8	1	1	0	1	0	0	1	49	76	27.00	3.750
Brandon Backe, R ERA: 9.0	(7, 1)	2.1		10	2	0	0	0	1	0	0	0	0	0	21	33	0.00	1.286

PITCHER	IP	WLS	BF	H	R	ER	SO	BB	IBB	HBP	BLK	WP	HR	S	P	ERA	WHIP

BOTTOM

Baltimore Orioles @ Tampa Bay Devil Rays

Tropicana Field, St. Petersburg, FL

Wed Jul 31 2002, 7:15 PM EDT

Att. 10,933 - Dome - 72 F

livebaseballscorecards.com

Batter	1	2	3	4	5	6	7	8	9	AB	R	H	RBI	BB	SO	LOB
Randy Winn, S (1, 8) OBP: 0.368, SLG: 0.484	C C B C 1-3 ① K	B B C X 2-1 ③ P6			B L S F F B S 2-3 ① K		X 0-0 HR		B B S C C 2-3 ② K	3	0	0	0	0	2	1
Jason Conti, L (7, PH) (8, 8) OBP: 0.316, SLG: 0.376										2	1	1	1	0	1	1
Brent Abernathy, R (1, 4) OBP: 0.289, SLG: 0.314	B C X 1-1 F8 1B 1B		C F B B X 2-2 ① P4		C F X 0-2 G4-3 1B		C B B F S 2-3 ② K		X 0-0 ③ F9	3	0	2	0	0	0	0
Felix Escalona, R (7, PH) (8, 4) OBP: 0.288, SLG: 0.324										2	0	0	0	0	1	1
Aubrey Huff, L (1, 10) OBP: 0.351, SLG: 0.476	B B X 2-0 **1-2** 1B		C B X 1-1 ② P5		B B F X 2-1 ② G4-3 **1-2**		S X 0-1 ③ G4-3			4	0	1	0	0	0	1
Steve Cox, L (1, 3) OBP: 0.337, SLG: 0.425	X 0-0 ② F8 **2-3**		B B C X 2-1 ③ G4-3		B B F F B B 4-2 FC4-6 BB			X 0-0 ① F7		3	0	0	0	1	0	2
Toby Hall, R (1, 2) OBP: 0.250, SLG: 0.327	F B F F C 1-3 ③ K			F F X 0-2 ① P4	C F B X 1-2 ③ FC4-6 **1-2f**			B X 1-0 FC4-6 1B		4	0	1	0	0	1	4
Ben Grieve, L (1, 9) OBP: 0.344, SLG: 0.409		F B B C B B 4-2 18 FC6-4 BB		X 0-0 ② F9		B C C X 1-2 ① G3		F S X 0-2 ② FC4-6 **1-2f**		3	0	0	0	1	0	1
18 Jared Sandberg, R (1, 5) OBP: 0.289, SLG: 0.461		F B F F F F X 1-2 ① FC6-4 **1-2f** 2B		F B X 1-1 1B S 1B		C C B B C 2-3 ② K		B F F X 1-2 ③ F9		4	1	1	0	0	1	2
Chris Gomez, R (1, 6) OBP: 0.304, SLG: 0.404		X 0-0 13 G4-3 **2-H** 2B		C F B B B F X 3-2 13 FC6-4 **1-3** 1B		F X 0-1 ③ G4-3			F B F C 1-3 ① K	4	0	2	1	0	1	0
13 Carl Crawford, L (1, 7) OBP: 0.362, SLG: 0.511		F F F B X 1-2 ② G4-3 **2-3**		X 0-0 ③ FC6-4 **1-2f**			C B S S 1-3 ① K		B X 1-0 1B	4	0	1	0	0	1	3
Inning Stats	R: 0 H: 2 E: 0 LOB: 2 K: 2 BB: 0 S: 11 P: 16	R: 1 H: 1 E: 1 LOB: 1 K: 0 BB: 1 S: 15 P: 23	R: 0 H: 0 E: 0 LOB: 0 K: 0 BB: 0 S: 7 P: 12	R: 0 H: 2 E: 0 LOB: 2 K: 0 BB: 0 S: 11 P: 15	R: 0 H: 1 E: 0 LOB: 2 K: 1 BB: 1 S: 15 P: 24	R: 0 H: 0 E: 0 LOB: 0 K: 1 BB: 0 S: 8 P: 11	R: 1 H: 1 E: 0 LOB: 0 K: 2 BB: 0 S: 10 P: 13	R: 0 H: 1 E: 0 LOB: 1 K: 0 BB: 0 S: 8 P: 10	R: 0 H: 1 E: 0 LOB: 1 K: 2 BB: 0 S: 8 P: 12	1B: 7 SF: 0 2B: 1 SAC: 0 3B: 0 DP: 0 HR: 1 HBP: 0						WP: 0 PA: 38 PB: 0 SB: 1 CS: 0

	AB	36
	R	2
	H	9
	RBI	2
	BB	2
	SO	8
	LOB	16

PITCHER		IP	WLS	BF	H	R	ER	SO	BB	IBB	HBP	BLK	WP	HR	S	P	ERA	WHIP
Rodrigo Lopez, R ERA: 2.94	(1, 1)	6.0	W	26	6	1	1	4	2	0	0	0	0	0	67	101	1.50	1.333
Yorkis Perez, L ERA: 5.59	(7, 1)	2.0		8	2	1	1	2	0	0	0	0	0	1	18	23	4.50	1.000
Buddy Groom, L ERA: 1.96	(9, 1)	1.0		4	1	0	0	2	0	0	0	0	0	0	8	12	0.00	1.000

PITCHER	IP	WLS	BF	H	R	ER	SO	BB	IBB	HBP	BLK	WP	HR	S	P	ERA	WHIP

Baltimore Orioles @ Tampa Bay Devil Rays

Tropicana Field, St. Petersburg, FL

Thu Aug 01 2002, 7:15 PM EDT
Att. 10,377 - Dome - 72 F

livebaseballscorecards.com

TOP

Batter	1	2	3	4	5	6	7	8	9	AB	R	H	RBI	BB	SO	LOB
6 Melvin Mora, R (1, 6) OBP: 0.351, SLG: 0.416	C B B X 2-1 CS 1B			B B S S B B 4-2 FC6-4 BB	C B S B B B 4-2 S BB		X 0-0 G6-3 ②		C B X 1-1 FC6-4 1B	3	0	2	0	2	0	0
Chris Singleton, L (1, 8) OBP: 0.285, SLG: 0.384	S B F F F B F X 2-2 P6 ①② 1-2			B F L X 1-2 FC6-4 ① 1-2f 2B	C F F B B B X 3-2 F8 ③ 1-2		B B B C B 4-1 BB BLK BB		S S X 0-2 FC6-4 ② 1-2f	4	1	0	0	1	0	4
Gary Matthews, S (1, 9) OBP: 0.357, SLG: 0.428	B X 1-0 P6 ③			B F B C X 2-2 1-H 2B		B B B C S B 4-2 CS BB	C B B B B 4-1 BB 1-2 BB		B B F B X 3-1 G4-3 ③	3	0	1	1	2	0	1
Tony Batista, R (1, 5) OBP: 0.327, SLG: 0.494		B B X 2-0 F8 ①		C C X 0-2 G6-3 ②		F B F F F B 1 SAFE F X 2-2 F8 ①② 1-2	B B F B B B 4-1 1-2 2-3 BB			3	0	0	0	1	0	2
31 Jay Gibbons, L (1, 3) OBP: 0.335, SLG: 0.516		C F F X 0-2 G5-3 ②		B X 1-0 P6 ③		B B X 2-0 HR	B S S B X 2-2 G1-3 ③			4	1	1	1	0	0	4
21 Marty Cordova, R (1, 7) OBP: 0.339, SLG: 0.465		C C S 0-3 K ③			B B B C F B 4-2 HR BB	C F F B B B 4-2 1B BB		X 0-0 L8 ①		2	1	0	0	2	1	0
Chris Richard, L (1, 10) OBP: 0.556, SLG: 1.375			B X 1-0 P4 ①		B B B C X 3-1 1-H HR	X 0-0 1-2 1B		X 0-0 L7 ②		4	1	2	2	0	0	0
Geronimo Gil, R (1, 2) OBP: 0.299, SLG: 0.389			B C F F X 1-2 G6-3 ②		B F B B S F X 3-2 G6-3 ①	B C B C S 2-3 K ③		C S B B S 2-3 K ③		4	0	0	0	0	2	2
Jerry Hairston, R (1, 4) OBP: 0.328, SLG: 0.371			C X 0-1 G4-3 ③		C S B F B F X 2-2 L9 ②		B C S F B F C 2-3 K ①		B C B B S X 3-2 G6-3 ①	4	0	0	0	0	1	0
Inning Stats	R: 0 E: 0 K: 0 S: 9 H: 1 LOB: 0 BB: 0 P: 14	R: 0 E: 0 K: 1 S: 8 H: 0 LOB: 0 BB: 0 P: 10	R: 0 E: 0 K: 0 S: 7 H: 0 LOB: 0 BB: 0 P: 9	R: 1 E: 0 K: 0 S: 12 H: 1 LOB: 1 BB: 1 P: 20	R: 2 E: 0 K: 0 S: 20 H: 1 LOB: 1 BB: 2 P: 39	R: 1 E: 0 K: 1 S: 15 H: 2 LOB: 2 BB: 2 P: 29	R: 0 E: 0 K: 1 S: 12 H: 0 LOB: 3 BB: 3 P: 28	R: 0 E: 0 K: 1 S: 5 H: 0 LOB: 0 BB: 0 P: 7	R: 0 E: 0 K: 0 S: 10 H: 1 LOB: 1 BB: 0 P: 17	1B: 3 2B: 1 3B: 0 HR: 2 SF: 0 SAC: 0 DP: 0 HBP: 0						WP: 0 PB: 0 SB: 1 CS: 2 PA: 39

AB	31
R	4
H	6
RBI	4
BB	8
SO	4
LOB	13

PITCHER		IP	WLS	BF	H	R	ER	SO	BB	IBB	HBP	BLK	WP	HR	S	P	ERA	WHIP
Jorge Sosa, R ERA: 5.79	(1, 1)	5.2	L	24	4	4	4	1	5	0	0	0	0	2	67	115	6.35	1.588
Steve Kent, L ERA: 4.87	(6, 1)	0.0		1	1	0	0	0	0	0	0	0	0	0	1	1	∞	∞
Travis Phelps, R ERA: 6.88	(6, 1)	2.1		10	0	0	0	3	3	0	0	1	0	0	20	40	0.00	1.286
Esteban Yan, R ERA: 4.12	(9, 1)	1.0		4	1	0	0	0	0	0	0	0	0	0	10	17	0.00	1.000

PITCHER	IP	WLS	BF	H	R	ER	SO	BB	IBB	HBP	BLK	WP	HR	S	P	ERA	WHIP

Batter	1	2	3	4	5	6	7	8	9	AB	R	H	RBI	BB	SO	LOB
Randy Winn, S (1, 8) OBP: 0.371, SLG: 0.483	BBBCB 4-1 FC5-4 BB		CX 0-1 ②③ G4-6-3 1-2f			CFFBS 1-3 ① K2-3		CBBCX 2-2 G6-4-3 1B	IIII 4-0 IBB	3	0	1	0	2	1	1
Brent Abernathy, R (1, 4) OBP: 0.288, SLG: 0.313	CBX 1-1 ① FC5-4 G4-1 1-2f			BFX 1-1 G6-3 1B		CBX 1-1 ② G4-3		X 0-0 ①② G6-4-3 1-2f	X 0-0 ③ P6	5	0	1	0	0	0	5
Aubrey Huff, L (1, 10) OBP: 0.349, SLG: 0.472	BBFFX 2-2 ② G4-1 1-2			BBX 2-0 ①② G6-3 1-2f		BBX 2-0 ③ G6-3		CBX 1-1 1B		4	0	1	0	0	0	2
Steve Cox, L (1, 3) OBP: 0.339, SLG: 0.422	CFFBX 1-2 ③ G4-3			BFBBB 4-1 BB			FBBCBB 4-2 BB 1B BB	BCCBBFS 3-3 ③ K		2	1	0	0	2	1	2
Ben Grieve, L (1, 9) OBP: 0.343, SLG: 0.406		SBBBFFS 3-3 ① K		BSBX 2-1 ③ L9			BBBBB 4-0 1B 1-2 BB		FBX 1-1 ① G4-3	3	0	0	0	1	1	1
18 Jared Sandberg, R (1, 5) OBP: 0.288, SLG: 0.472		SSFFBS 1-3 ② K			BFX 1-1 HR		CBFS 1-3 ① K		FFBS 1-3 ② K	4	1	1	1	0	3	2
John Flaherty, R (1, 2) OBP: 0.300, SLG: 0.392		CCS 0-3 ③ K			FX 0-1 ① P4		BX 1-0 ② P6		BBCX 2-1 13 2B 1B 1B	4	1	1	0	0	1	2
Chris Gomez, R (1, 6) OBP: 0.307, SLG: 0.405			BCX 1-1 ① F3		X 0-0 ② F9		X 0-0 1-2 2-H 1B		BX 1-0 13 2B 1-2 1B	4	0	2	1	0	0	0
13 Carl Crawford, L (1, 7) OBP: 0.373, SLG: 0.529			BSBBX 3-1 G4-6-3 1B		X 0-0 ③ G4-3		X 0-0 ③ F7		CX 0-1 1-3 2-H 2B	4	0	2	1	0	0	2
Inning Stats	R: 0 E: 0 K: 0 S: 10 H: 0 LOB: 1 BB: 1 P: 18	R: 0 E: 0 K: 3 S: 12 H: 0 LOB: 0 BB: 0 P: 16	R: 0 E: 0 K: 0 S: 6 H: 1 LOB: 0 BB: 0 P: 10	R: 0 E: 0 K: 0 S: 6 H: 1 LOB: 1 BB: 1 P: 15	R: 1 E: 0 K: 0 S: 6 H: 1 LOB: 0 BB: 0 P: 7	R: 0 E: 0 K: 1 S: 7 H: 0 LOB: 0 BB: 0 P: 11	R: 1 E: 0 K: 1 S: 8 H: 1 LOB: 2 BB: 2 P: 18	R: 0 E: 0 K: 1 S: 10 H: 2 LOB: 1 BB: 0 P: 16	R: 1 E: 0 K: 1 S: 11 H: 3 LOB: 3 BB: 1 P: 20	1B: 7 2B: 1 3B: 0 HR: 1 SF: 0 SAC: 0 DP: 3 HBP: 0							

PITCHER		IP	WLS	BF	H	R	ER	SO	BB	IBB	HBP	BLK	WP	HR	S	P	ERA	WHIP
Sidney Ponson, R (1, 1) ERA: 4.23		6.2	W	26	4	2	2	5	4	0	0	0	0	1	54	94	2.70	1.200
B.J. Ryan, L (7, 1) ERA: 5.6		0.1	H	1	0	0	0	0	0	0	0	0	0	0	1	1	0.00	0.000
Buddy Groom, L (8, 1) ERA: 1.91		1.0	H	4	2	0	0	1	0	0	0	0	0	0	10	16	0.00	2.000
Jorge Julio, R (9, 1) ERA: 2.19		1.0	S	7	3	1	1	1	0	1	0	0	0	0	11	20	9.00	3.000

PITCHER	IP	WLS	BF	H	R	ER	SO	BB	IBB	HBP	BLK	WP	HR	S	P	ERA	WHIP

BOTTOM

Baltimore Orioles @ Tampa Bay Devil Rays

Tropicana Field, St. Petersburg, FL

Thu Aug 01 2002, 7:15 PM EDT
Att. 10,377 - Dome - 72 F

livebaseballscorecards.com

AB	33
R	3
H	9
RBI	3
BB	5
SO	7
LOB	17

PA: 38

Batter	1	2	3	4	5	6	7	8	9	AB	R	H	RBI	BB	SO	LOB
6 Melvin Mora, R (1, 7) OBP: 0.354, SLG: 0.423	K		G4-6-3 BB			HR	F9		HR BB	3	2	1	1	2	1	1
Chris Singleton, L (1, 8) OBP: 0.283, SLG: 0.391	B3		G4-6-3 1-2f			G3	HR 1-H		K	5	1	1	2	0	1	3
Gary Matthews, S (1, 9) OBP: 0.364, SLG: 0.449	1B		G3			31 1B 2B	1B		HR 1-H 2-H	5	2	4	3	0	0	0
Tony Batista, R (1, 5) OBP: 0.323, SLG: 0.488	F8			K		F8	F8		G5-3	5	0	0	0	0	1	3
31 Jay Gibbons, L (1, 3) OBP: 0.333, SLG: 0.511		K		F3		1B 2-H		G4-3	F9	5	0	1	1	0	1	0
Chris Richard, L (1, 10) OBP: 0.538, SLG: 1.250		2B G3		K		K		F9 2B		4	1	2	0	0	2	1
Luis Lopez, S (1, 6) OBP: 0.170, SLG: 0.178		G3 2-3			F7		2B G3-1	F9 2-3		4	1	1	0	0	0	2
Geronimo Gil, R (1, 2) OBP: 0.300, SLG: 0.388		1B 3-H			F9		G3-1 2-3	G4-3		3	0	1	1	0	0	1
Howie Clark, L (8, PH) OBP: 0.352, SLG: 0.388										1	0	0	0	0	0	1
Brook Fordyce, R (8, 2) OBP: 0.304, SLG: 0.319										0	0	0	0	0	0	0
Jerry Hairston, R (1, 4) OBP: 0.331, SLG: 0.371		F8			F9		HR 3-H		6 S HR BB	3	2	1	1	1	0	1
Inning Stats	R: 0 E: 0 K: 1 S: 8 H: 1 LOB: 1 BB: 0 P: 13	R: 1 E: 0 K: 1 S: 13 H: 2 LOB: 1 BB: 0 P: 19	R: 0 E: 0 K: 0 S: 13 H: 0 LOB: 0 BB: 1 P: 22	R: 0 E: 0 K: 2 S: 16 H: 0 LOB: 0 BB: 0 P: 22	R: 0 E: 0 K: 0 S: 7 H: 0 LOB: 0 BB: 0 P: 10	R: 2 E: 0 K: 1 S: 10 H: 3 LOB: 1 BB: 0 P: 15	R: 3 E: 0 K: 0 S: 15 H: 4 LOB: 1 BB: 0 P: 23	R: 0 E: 0 K: 0 S: 7 H: 1 LOB: 1 BB: 0 P: 8	R: 3 E: 0 K: 1 S: 9 H: 1 LOB: 0 BB: 2 P: 21	1B: 5 2B: 4 3B: 0 HR: 3 SF: 0 SAC: 0 DP: 1 HBP: 0						

PITCHER		IP	WLS	BF	H	R	ER	SO	BB	IBB	HBP	BLK	WP	HR	S	P	ERA	WHIP
Esteban Loaiza, R ERA: 5.57	(1, 1)	5.2		23	6	3	3	4	1	0	0	0	0	1	64	96	4.76	1.235
Felix Heredia, L ERA: 4.42	(6, 1)	0.1		1	0	0	0	1	0	0	0	0	0	0	3	5	0.00	0.000
Luke Prokopec, R ERA: 6.54	(7, 1)	0.2		4	2	2	2	0	0	0	0	0	0	0	8	10	27.00	3.000
Scott Eyre, L ERA: 5.05	(7, 1)	0.1		3	2	1	1	0	0	0	0	0	0	1	7	13	27.00	6.000
Cliff Politte, R ERA: 4.32	(8, 1)	1.0	H	4	1	0	0	0	0	0	0	0	0	0	7	8	0.00	1.000

PITCHER		IP	WLS	BF	H	R	ER	SO	BB	IBB	HBP	BLK	WP	HR	S	P	ERA	WHIP
Kelvim Escobar, R ERA: 4.99	(9, 1)	1.0	L	6	1	3	3	1	2	0	0	0	0	1	9	21	27.00	3.000

Baltimore Orioles @ Toronto Blue Jays

SkyDome, Toronto, ON

Fri Aug 02 2002, 7:05 PM EDT

Att. 19,052 - Sunny - 84 F

TOP

livebaseballscorecards.com

AB	38
R	9
H	12
RBI	9
BB	3
SO	6
LOB	13

WP: 0 PB: 0 SB: 1 CS: 0 PA: 41

BOTTOM

Baltimore Orioles @ Toronto Blue Jays

SkyDome, Toronto, ON

Fri Aug 02 2002, 7:05 PM EDT

Att. 19,052 - Sunny - 84 F

livebaseballscorecards.com

Batter	1	2	3	4	5	6	7	8	9	AB	R	H	RBI	BB	SO	LOB
Shannon Stewart, R (1, 7) OBP: 0.365, SLG: 0.433	1-2 10 1B 1B 1B	2-1 FC3-6 1-2 1B	0-0 2-H 3B		2-0 G4-3 ③			2-1 1B S 1B		5	1	4	1	0	0	1
Eric Hinske, L (1, 5) OBP: 0.365, SLG: 0.499	2-3 K ①	1-2 FC3-6 ② 1-2f 2-3	3-2 G4-3 ③			0-0 F9 ①		2-3 K ② 1-2		5	0	0	0	0	2	5
José Cruz Jr., S (1, 9) OBP: 0.313, SLG: 0.424	2-0 S 10 1B 1-2 1B 1B	2-1 L6 ③		2-1 F8 ①		0-3 K ②		1-1 2-3 1B		5	1	2	0	0	1	2
Carlos Delgado, L (1, 3) OBP: 0.385, SLG: 0.495	2-3 K ②		0-1 E 2B	1-0 P6 ②		4-0 BB		2-2 F7 ③		4	1	1	0	1	1	4
10 Vernon Wells, R (1, 8) OBP: 0.312, SLG: 0.460	0-2 S 1-2 2-H 1B 1B		2-3 K ①	0-0 F8 ③		0-2 L4 ③			0-2 G6-3 ①	5	1	1	1	0	1	2
Chris Woodward, R (1, 6) OBP: 0.365, SLG: 0.567	2-2 1-H 2-H 1B		2-0 E7 3B 2-H 1B		3-2 HR		3-3 K ①		2-3 K ②	5	2	3	4	0	2	0
Josh Phelps, R (1, 10) OBP: 0.317, SLG: 0.400	3-2 F9 ③		1-0 F9 ②		2-0 G3-1 HBP		2-3 K ②		2-2 G4-3 ③	3	0	0	0	0	1	2
Dewayne Wise, L (9, PH) OBP: 0.222, SLG: 0.389										1	0	0	0	0	0	0
Orlando Hudson, S (1, 4) OBP: 0.321, SLG: 0.360		3-2 G3 ①	2-1 2-H 2B 3B		3-2 G3-1 ① 1-2		2-2 F6 ③			4	1	1	1	0	0	1
Ken Huckaby, R (1, 2) OBP: 0.324, SLG: 0.370		0-1 FC3-6 1B 1B	0-0 3B 3-H 2B		1-0 F8 ②			2-3 K ①		4	1	2	1	0	1	1

Inning Stats	1	2	3	4	5	6	7	8	9
	R: 3 H: 4 E: 0 LOB: 1 K: 2 BB: 0 S: 22 P: 33	R: 0 H: 2 E: 0 LOB: 2 K: 0 BB: 0 S: 13 P: 21	R: 4 H: 5 E: 1 LOB: 1 K: 1 BB: 0 S: 16 P: 26	R: 0 H: 0 E: 0 LOB: 0 K: 0 BB: 0 S: 4 P: 7	R: 1 H: 1 E: 0 LOB: 1 K: 0 BB: 0 S: 12 P: 23	R: 0 H: 0 E: 0 LOB: 1 K: 1 BB: 1 S: 7 P: 11	R: 0 H: 0 E: 0 LOB: 0 K: 2 BB: 0 S: 10 P: 17	R: 0 H: 2 E: 0 LOB: 2 K: 2 BB: 0 S: 16 P: 25	R: 0 H: 0 E: 0 LOB: 0 K: 1 BB: 0 S: 9 P: 13

1B: 9	SF: 0	WP: 0 PA: 43
2B: 2	SAC: 0	PB: 0
3B: 2	DP: 0	SB: 3
HR: 1	HBP: 1	CS: 0

AB	41
R	8
H	14
RBI	8
BB	1
SO	9
LOB	18

PITCHER		IP	WLS	BF	H	R	ER	SO	BB	IBB	HBP	BLK	WP	HR	S	P	ERA	WHIP
Scott Erickson, R (1, 1) ERA: 4.97		3.0		20	11	7	7	3	0	0	0	0	0	0	51	80	21.00	3.667
Chris Brock, R (4, 1) ERA: 4.88		3.0		12	1	1	1	1	1	0	1	0	0	1	23	41	3.00	0.667
Willis Roberts, R (7, 1) ERA: 2.31		1.1		5	1	0	0	3	0	0	0	0	0	0	15	26	0.00	0.750
B.J. Ryan, L (8, 1) ERA: 5.5		0.2	W	3	1	0	0	1	0	0	0	0	0	0	11	16	0.00	1.500
Jorge Julio, R (9, 1) ERA: 2.15		1.0	S	3	0	0	0	1	0	0	0	0	0	0	9	13	0.00	0.000

PITCHER	IP	WLS	BF	H	R	ER	SO	BB	IBB	HBP	BLK	WP	HR	S	P	ERA	WHIP

Batter	1	2	3	4	5	6	7	8	9	AB	R	H	RBI	BB	SO	LOB
6 Melvin Mora, R (1, 6) OBP: 0.352, SLG: 0.420	S B F X 1-2 1B G6-3 1B	C F S 0-3 ③ K		X 0-0 ② G5-3 1-2		B B S S S B F X 3-2 ② F7			B B X 2-0 ① P4	5	1	1	0	0	1	3
Chris Singleton, L (1, 8) OBP: 0.288, SLG: 0.402	F X 0-1 G6-3 1-3 1B 1B		C B F B F F X 2-2 ① G4-3	F X 0-1 2-H HR		F F F X 0-2 ③ G6-3			F C X 0-2 S 1B 1B 1B	5	3	3	2	0	0	2
Gary Matthews, S (1, 9) OBP: 0.365, SLG: 0.452	C B B X 2-1 ① G6-3 2-3 3-H		B X 1-0 ① 2B 2B	C F S 0-3 ③ K			B C F B X 2-2 ① G1-3		C F B X 1-2 1B 1-2 1B	5	1	2	1	0	1	1
Tony Batista, R (1, 5) OBP: 0.326, SLG: 0.491	F B B X 2-1 3-H 1B		C S F X 0-2 21 2B 2-H 2B		C B X 1-1 ① G6-3		C B X 1-1 31 G3 1B		B F B S S 2-3 ② K	5	1	3	2	0	1	2
31 Jay Gibbons, L (1, 3) OBP: 0.332, SLG: 0.508 Jose Leon, R (7, 3) OBP: 0.298, SLG: 0.422	S F X 0-2 ② F8		B B B C F S 3-3 ② K		B S F B B X 3-2 21 CS 1B		F S S B X 2-2 ② G3 1-2		B B B C C X 3-2 1-2 2-H 1B	4 1	0 0	1 1	0 1	0 0	1 0	3 0
21 Marty Cordova, R (1, 7) OBP: 0.337, SLG: 0.464	C C X 0-2 ③ F9		X 0-0 2-H 2B		B B F F F B C 3-3 ②③ K 1-2		C S F B X 1-2 ③ L6		C F B S 2-3 ③ K	5	0	1	1	0	2	5
Chris Richard, L (1, 10) OBP: 0.588, SLG: 1.267		B C S S X 1-2 G3-1 SF8 2B	S X 0-1 ③ G1			X 0-0 1B 2B		B B B C B 4-1 G4-6-3 BB		3	1	2	0	1	0	1
Brook Fordyce, R (1, 2) OBP: 0.292, SLG: 0.305		B B F C B X 3-2 ① G3-1 2-3		F B C S 1-3 ① K		B X 1-0 ① P6		C C X 0-2 ①② G4-6-3 1-2f		4	0	0	0	0	1	3
Jerry Hairston, R (1, 4) OBP: 0.333, SLG: 0.374		B C C B F X 2-2 ② SF8 3-H		S B F F X 1-2 6 G5-3 HR 1B		B C F F F B X 2-2 2-3 1B		F C F C 0-3 ③ K		3	1	2	1	0	1	0
Inning Stats	R: 2 E: 0 K: 0 S: 15 H: 3 LOB: 1 BB: 0 P: 20	R: 1 E: 0 K: 1 S: 13 H: 1 LOB: 0 BB: 0 P: 19	R: 2 E: 0 K: 1 S: 16 H: 3 LOB: 1 BB: 0 P: 22	R: 2 E: 0 K: 2 S: 13 H: 2 LOB: 0 BB: 0 P: 15	R: 0 E: 0 K: 1 S: 9 H: 1 LOB: 1 BB: 0 P: 16	R: 0 E: 0 K: 0 S: 14 H: 2 LOB: 2 BB: 0 P: 20	R: 0 E: 0 K: 0 S: 12 H: 1 LOB: 1 BB: 0 P: 18	R: 0 E: 0 K: 1 S: 8 H: 0 LOB: 0 BB: 1 P: 12	R: 1 E: 0 K: 2 S: 16 H: 3 LOB: 2 BB: 0 P: 26	1B: 10 2B: 6 3B: 0 HR: 1 SF: 1 SAC: 0 DP: 2 HBP: 0						

PITCHER		IP	WLS	BF	H	R	ER	SO	BB	IBB	HBP	BLK	WP	HR	S	P	ERA	WHIP
Chris Carpenter, R ERA: 5.14	(1, 1)	4.0	L	21	9	7	7	4	0	0	0	0	0	1	57	76	15.75	2.250
Corey Thurman, R ERA: 3.49	(5, 1)	1.2		7	3	0	0	1	0	0	0	0	0	0	19	32	0.00	1.800
Scott Eyre, L ERA: 4.97	(6, 1)	1.0		4	1	0	0	0	0	0	0	0	0	0	12	17	0.00	1.000
Scott Cassidy, R ERA: 5.21	(7, 1)	2.1		10	3	1	1	3	1	0	0	0	0	0	28	43	3.86	1.714

Baltimore Orioles @ Toronto Blue Jays

SkyDome, Toronto, ON

Sat Aug 03 2002, 4:05 PM EDT

Att. 17,534 - Sunny - 84 F

TOP

livebaseballscorecards.com

AB	40
R	8
H	16
RBI	8
BB	1
SO	8
LOB	20

Batter	1	2	3	4	5	6	7	8	9	AB	R	H	RBI	BB	SO	LOB
Shannon Stewart, R (1, 7) OBP: 0.363, SLG: 0.430	B B C S S 2-3 K ①		S F B B B F X 3-2 E4 FC6-4		B F B X 2-1 FC5-4 ① 1-2f 2-3			B B C X 2-1 BB 2B 1B	C B X 1-1 F8 ②	5	1	1	0	0	1	2
Eric Hinske, L (1, 5) OBP: 0.367, SLG: 0.497	B C B C B B 4-2 FC4-6 BB		X 0-0 F8 ②		C S C 0-3 K ②			B B B C B 4-1 2B 1B 1-2 BB	C F B B F X 2-2 WP DI 1B	3	1	1	0	2	1	3
José Cruz Jr., S (1, 9) OBP: 0.311, SLG: 0.424	C F B B F X 2-2 FC4-6 ② 1-2f		X 0-0 FC6-4 ③ 1-2f		F C B B B S 3-3 K ③			F X 0-1 1B 10 SF9 1-3 2-H 2B	C C B B S 2-3 K ③ 1-3	5	1	1	1	0	2	5
Carlos Delgado, L (1, 3) OBP: 0.384, SLG: 0.492	X 0-0 G4-3 ③			B B C X 2-1 G3-1 ①		B C B F S 2-3 K ①		F F X 0-2 1B 1B 2-3 3-H 1B		4	0	1	1	0	1	1
10 Vernon Wells, R (1, 8) OBP: 0.309, SLG: 0.457		C X 0-1 L7 ①		F X 0-1 F7 ②		B B C F X 2-2 G4-3 ②		X 0-0 SF9 ① 3-H		3	0	0	1	0	0	0
Chris Woodward, R (1, 6) OBP: 0.362, SLG: 0.558		C S B F X 1-2 L9 ②		F F F C 0-3 K ③		C B C S 1-3 K ③		B C F X 1-2 1B 1-2		4	0	1	0	0	2	0
Josh Phelps, R (1, 10) OBP: 0.324, SLG: 0.404	C B X 1-1 1B			F B B X 2-1 1B 1B 1B		X 0-0 G5-3 ①	B S F S 1-3 K ②			4	1	2	0	0	1	2
Orlando Hudson, S (1, 4) OBP: 0.323, SLG: 0.357 Dave Berg, R (8, PH) (9, 4) OBP: 0.309, SLG: 0.389	B C X 1-1 G4-3 ③			F B B B X 2-1 FC5-4 1B 1-2 1B		X 0-0 L1 ②	X 0-0 ③ 1-3 2-3			3	0	1	0	0	0	1
										1	0	1	0	0	0	0
Ken Huckaby, R (1, 2) OBP: 0.324, SLG: 0.369 Dewayne Wise, L (9, PH) OBP: 0.211, SLG: 0.368			C B X 1-1 G6-3 ①		B F X 1-1 FC5-4 1-2 2-H 1B		B B X 2-0 G6-3 ③		C B S B F B S 3-3 K ①	3	0	1	1	0	0	0
										1	0	0	0	0	1	0
Inning Stats	R: 0 E: 0 K: 1 S: 10 H: 0 LOB: 1 BB: 1 P: 18	R: 0 E: 0 K: 0 S: 10 H: 1 LOB: 1 BB: 0 P: 13	R: 0 E: 1 K: 0 S: 8 H: 0 LOB: 1 BB: 0 P: 12	R: 0 E: 0 K: 1 S: 8 H: 0 LOB: 0 BB: 0 P: 10	R: 1 E: 0 K: 2 S: 14 H: 3 LOB: 2 BB: 0 P: 24	R: 0 E: 0 K: 2 S: 9 H: 0 LOB: 0 BB: 0 P: 14	R: 0 E: 0 K: 0 S: 3 H: 0 LOB: 0 BB: 0 P: 5	R: 3 E: 0 K: 1 S: 16 H: 5 LOB: 3 BB: 1 P: 24	R: 0 E: 0 K: 2 S: 13 H: 1 LOB: 1 BB: 0 P: 21	1B: 9 2B: 1 3B: 0 HR: 0 SF: 1 SAC: 0 DP: 0 HBP: 0						

PITCHER		IP	WLS	BF	H	R	ER	SO	BB	IBB	HBP	BLK	WP	HR	S	P	ERA	WHIP
Travis Driskill, R ERA: 4.91	(1, 1)	7.0	W	30	6	4	4	6	2	0	0	0	0	0	67	107	5.14	1.143
Buddy Groom, L ERA: 1.87	(8, 1)	1.0		5	3	0	0	1	0	0	0	0	0	0	11	13	0.00	3.000
Jorge Julio, R ERA: 2.1	(9, 1)	1.0		4	1	0	0	2	0	0	0	0	1	0	13	21	0.00	1.000

PITCHER	IP	WLS	BF	H	R	ER	SO	BB	IBB	HBP	BLK	WP	HR	S	P	ERA	WHIP

BOTTOM

Baltimore Orioles @ Toronto Blue Jays

SkyDome, Toronto, ON

Sat Aug 03 2002, 4:05 PM EDT
Att. 17,534 - Sunny - 84 F

livebaseballscorecards.com

AB	36
R	4
H	10
RBI	4
BB	2
SO	9
LOB	14

WP: 1 PB: 0 SB: 0 CS: 0 PA: 39

Batter	1	2	3	4	5	6	7	8	9	AB	R	H	RBI	BB	SO	LOB
6 Melvin Mora, R (1, 6) OBP: 0.350, SLG: 0.416	C S B B B F S 3-3 ① K	C B C B B B 4-2 FC4-6 BB	F B F B S 2-3 ③ K			B C B X 2-1 ② F8			C S S 0-3 ② K	4	0	0	0	1	3	1
Chris Singleton, L (1, 8) OBP: 0.289, SLG: 0.402	F B F F B X 2-2 2B 1B	B B F X 2-1 ③ FC4-6 1-2f		C F S 0-3 ① K		S B X 1-1 ③ G1-3			B B F B F X 3-2 S BB 1B	5	0	2	0	0	1	3
Gary Matthews, S (1, 9) OBP: 0.365, SLG: 0.449	C B B X 2-1 ② F7		C B X 1-1 1B 21 1B 1B	C B S B B F X 3-2 ② F9			B X 1-0 ① F9		B B B B 4-0 1-2 BB	4	1	1	0	1	0	1
Tony Batista, R (1, 5) OBP: 0.327, SLG: 0.493	X 0-0 1-3 2B		C X 0-1 21 1B 1B 1-2 2B 1B	B C B C B X 3-2 G5-3			C B F B F S 2-3 ② K		S C B B F B S 3-3 2-3 ③ K	5	1	2	0	0	2	2
Chris Richard, L (1, 10) OBP: 0.571, SLG: 1.105	C F F B B X 2-2 ③ F7		C X 0-1 21 1B 1-2 2-3 2B 1B		B B B C F X 3-2 ① F7		F C F X 0-2 21 CS 1B			4	1	2	0	0	0	2
21 Marty Cordova, R (1, 7) OBP: 0.336, SLG: 0.462		S X 0-1 ① F8	X 0-0 2B 1-2 2-3 3-H G5-3 1B		X 0-0 ② G5-3		C B B S 1 SAFE 2-2 ③ CS 1-2	C S X 0-2 ① G6-3		4	1	1	1	0	0	0
Howie Clark, L (1, 3) OBP: 0.362, SLG: 0.396		C X 0-1 G4-3 1B 1B	C B C C 1-3 ① K		X 0-0 1B			B B X 2-0 ② G3		4	0	2	0	0	1	3
Brook Fordyce, R (1, 2) OBP: 0.300, SLG: 0.323		C B B F B X 3-2 G4-3 1-2 1B	B X 1-0 1-3 2-H 3-H 2B		C X 0-1 ③ G4-3			B F C F S 1-3 ③ K		4	0	2	2	0	1	1
Jerry Hairston, R (1, 4) OBP: 0.328, SLG: 0.368		C B B F F X 2-2 ② G4-3 1-2 2-3	C B F F F X 1-2 ② G5-3 3-H			S B F S 1-3 ① K			C B X 1-1 ① L6	4	0	0	1	0	1	3
Inning Stats	R: 0 E: 0 K: 1 S: 15 H: 2 LOB: 2 BB: 0 P: 24	R: 0 E: 0 K: 0 S: 15 H: 2 LOB: 3 BB: 1 P: 26	R: 4 E: 0 K: 2 S: 19 H: 5 LOB: 1 BB: 0 P: 25	R: 0 E: 0 K: 1 S: 10 H: 0 LOB: 0 BB: 0 P: 16	R: 0 E: 0 K: 0 S: 7 H: 1 LOB: 1 BB: 0 P: 10	R: 0 E: 0 K: 1 S: 7 H: 0 LOB: 0 BB: 0 P: 11	R: 0 E: 0 K: 1 S: 11 H: 1 LOB: 0 BB: 0 P: 16	R: 0 E: 0 K: 1 S: 8 H: 0 LOB: 0 BB: 0 P: 11	R: 0 E: 0 K: 2 S: 12 H: 1 LOB: 2 BB: 1 P: 23	1B: 10 2B: 2 3B: 0 HR: 0 SF: 0 SAC: 0 DP: 0 HBP: 0						

PITCHER	IP	WLS	BF	H	R	ER	SO	BB	IBB	HBP	BLK	WP	HR	S	P	ERA	WHIP
Pete Walker, R (1, 1) ERA: 4.79	6.0		29	10	4	4	5	1	0	0	0	0	0	73	112	6.00	1.833
Felix Heredia, L (7, 1) ERA: 4.31	1.0	W	3	1	0	0	1	0	0	0	0	0	0	11	16	0.00	1.000
Cliff Politte, R (8, 1) ERA: 4.24	1.0	H	3	0	0	0	1	0	0	0	0	0	0	8	11	0.00	0.000
Kelvim Escobar, R (9, 1) ERA: 4.89	1.0	S	5	1	0	0	2	1	0	0	0	0	0	12	23	0.00	2.000

PITCHER	IP	WLS	BF	H	R	ER	SO	BB	IBB	HBP	BLK	WP	HR	S	P	ERA	WHIP

TOP

Baltimore Orioles @ Toronto Blue Jays

SkyDome, Toronto, ON

Sun Aug 04 2002, 1:05 PM EDT
Att. 17,637 - Cloudy - 80 F

livebaseballscorecards.com

AB	38
R	4
H	12
RBI	4
BB	2
SO	9
LOB	16

1B: 10	SF: 0	WP: 0	PA: 41
2B: 2	SAC: 0	PB: 0	
3B: 0	DP: 0	SB: 1	
HR: 0	HBP: 0	CS: 1	

Batter	1	2	3	4	5	6	7	8	9	AB	R	H	RBI	BB	SO	LOB
Shannon Stewart, R (1, 7) OBP: 0.367, SLG: 0.432	BBBB 4-0 2B BB	CX 0-1 BB 2-H 3-H 1B		CBCS 1-3 K ③			CFX 0-2 1B 1-3 1B			3	1	2	2	1	1	0
Eric Hinske, L (1, 5) OBP: 0.371, SLG: 0.501	CSFBBBX 2-2 G1-3 10 SF7 1-H 2B	BSFBBB 4-2 1-2 BB			CBBX 2-1 F2 ①		X 0-0 G5-4-3 1-2 3-H 1B			3	1	2	2	1	0	0
José Cruz Jr., S (1, 9) OBP: 0.309, SLG: 0.420	CFBBFX 2-2 G1-3 ① 2-3	X 0-0 G6-3 ③			BFFFFS 1-3 K ②		FFFFFX 0-2 G5-4-3 ②③ 1-2f			4	0	0	0	0	1	5
10 Vernon Wells, R (1, 8) OBP: 0.310, SLG: 0.461	BX 1-0 SF7 ② 3-H		X 0-0 SH3 2B		BSBFS 2-3 K ③			X 0-0 G4-3 1B		3	0	2	1	0	1	0
Chris Woodward, R (1, 6) OBP: 0.355, SLG: 0.546	CCBFFX 1-2 F7 ③		X 0-0 SH3 ① 2-3			BCSBC 2-3 K ①		X 0-0 ①② G4-3 1-2f		3	0	0	0	0	1	1
Dave Berg, R (1, 3) OBP: 0.308, SLG: 0.387		BCCFBFFX 2-2 F8 ①	BCX 1-1 G1-3 ②			CBBX 2-1 CS 1B		CBCBS 2-3 K ③		4	0	1	0	0	1	1
Josh Phelps, R (1, 10) OBP: 0.324, SLG: 0.402		X 0-0 2B 1B 1B	BBX 2-0 F8 ③			CBSX 1-2 F8 ②				3	1	1	0	0	0	2
Tom Wilson, R (1, 2) OBP: 0.337, SLG: 0.381 Dewayne Wise, L (7, PR) OBP: 0.211, SLG: 0.368 Ken Huckaby, R (8, 2) OBP: 0.324, SLG: 0.369		CCX 0-2 L9 ②		X 0-0 G6-3 ①		BBBBCC 3-2 CS ③ 1-2	CX 0-1 1B S 1B 1B			3 0 0	0 1 0	1 0 0	0 0 0	0 0 0	0 0 0	1 0 0
Orlando Hudson, S (1, 4) OBP: 0.324, SLG: 0.387		BBX 2-0 1-3 1B 2B		CFBX 1-2 F7 ②			BCCS 1-3 K ①			3	1	1	0	0	1	1
Inning Stats	R: 2 E: 0 K: 0 S: 14 H: 1 LOB: 0 BB: 1 P: 24	R: 2 E: 0 K: 0 S: 17 H: 3 LOB: 2 BB: 1 P: 25	R: 0 E: 0 K: 0 S: 5 H: 1 LOB: 1 BB: 0 P: 8	R: 0 E: 0 K: 1 S: 7 H: 0 LOB: 0 BB: 0 P: 9	R: 0 E: 0 K: 2 S: 9 H: 0 LOB: 0 BB: 0 P: 14	R: 0 E: 0 K: 1 S: 10 H: 1 LOB: 0 BB: 0 P: 18	R: 1 E: 0 K: 1 S: 14 H: 3 LOB: 2 BB: 0 P: 15	R: 0 E: 0 K: 1 S: 5 H: 1 LOB: 0 BB: 0 P: 7		1B: 7 2B: 3 3B: 0 HR: 0	SF: 1 SAC: 1 DP: 2 HBP: 0					

PITCHER		IP	WLS	BF	H	R	ER	SO	BB	IBB	HBP	BLK	WP	HR	S	P	ERA	WHIP
John Stephens, R ERA: 13.0	(1, 1)	6.0		25	6	4	4	4	2	0	0	0	0	0	62	98	6.00	1.333
B.J. Ryan, L ERA: 5.59	(7, 1)	1.0	L	5	3	1	1	1	0	0	0	0	0	0	14	15	9.00	3.000
Rick Bauer, R ERA: 4.11	(8, 1)	1.0		3	1	0	0	1	0	0	0	0	0	0	5	7	0.00	1.000

PITCHER	IP	WLS	BF	H	R	ER	SO	BB	IBB	HBP	BLK	WP	HR	S	P	ERA	WHIP

BOTTOM

Baltimore Orioles @ Toronto Blue Jays

SkyDome, Toronto, ON

Sun Aug 04 2002, 1:05 PM EDT
Att. 17,637 - Cloudy - 80 F

livebaseballscorecards.com

AB	29
R	5
H	10
RBI	5
BB	2
SO	6
LOB	11

Baltimore Orioles @ Toronto Blue Jays

SkyDome, Toronto, ON

Mon Aug 05 2002, 1:05 PM EDT

Att. 15,245 - Sunny - 82 F

TOP

livebaseballscorecards.com

Batter	1	2	3	4	5	6	7	8	9	AB	R	H	RBI	BB	SO	LOB
6 Melvin Mora, R (1, 6) OBP: 0.352, SLG: 0.427	HR		2B		F4		G6-3			4	1	2	1	0	0	1
Chris Singleton, L (1, 8) OBP: 0.286, SLG: 0.398	G1-3		G3		G4-3			K		4	0	0	0	0	1	1
Gary Matthews, S (1, 9) OBP: 0.364, SLG: 0.444	F2			F5		BB		P5		3	0	0	0	1	0	0
Tony Batista, R (1, 10) OBP: 0.324, SLG: 0.488	F7			K		K		P6		4	0	0	0	0	2	1
Chris Richard, L (1, 3) OBP: 0.520, SLG: 0.957		F9		1B		F7			F7	4	0	1	0	0	0	1
21 Marty Cordova, R (1, 7) OBP: 0.338, SLG: 0.465		1B		2B		P3			P5	4	0	2	0	0	0	1
Jose Leon, R (1, 5) OBP: 0.314, SLG: 0.438		F9		BB		2B			G6-3	3	0	1	0	1	0	0
Geronimo Gil, R (1, 2) OBP: 0.297, SLG: 0.384			P6	L9			L8			3	0	0	0	0	0	4
Jerry Hairston, R (1, 4) OBP: 0.325, SLG: 0.364			F8		K		K			3	0	0	0	0	2	1

	AB	32
	R	1
	H	6
	RBI	1
	BB	2
	SO	5
	LOB	10

Inning Stats	1	2	3	4	5	6	7	8	9
	R: 1 E: 0 K: 0 S: 7	H: 1 LOB: 0 BB: 0 P: 8	R: 0 E: 0 K: 0 S: 6	H: 1 LOB: 0 BB: 0 P: 9	R: 0 E: 0 K: 0 S: 9	H: 1 LOB: 1 BB: 0 P: 13	R: 0 E: 0 K: 1 S: 10	H: 2 LOB: 3 BB: 1 P: 16	R: 0 E: 0 K: 1 S: 11	H: 0 LOB: 0 BB: 0 P: 16	R: 0 E: 0 K: 1 S: 8	H: 0 LOB: 1 BB: 1 P: 18	R: 0 E: 0 K: 1 S: 11	H: 1 LOB: 1 BB: 0 P: 13	R: 0 E: 0 K: 1 S: 6	H: 0 LOB: 0 BB: 0 P: 8	R: 0 E: 0 K: 0 S: 7	H: 0 LOB: 0 BB: 0 P: 10

	1B: 2	SF: 0	WP: 0	PA: 34
	2B: 3	SAC: 0	PB: 0	
	3B: 0	DP: 0	SB: 0	
	HR: 1	HBP: 0	CS: 0	

PITCHER		IP	WLS	BF	H	R	ER	SO	BB	IBB	HBP	BLK	WP	HR	S	P	ERA	WHIP
Steve Parris, R ERA: 3.77	(1, 1)	8.0	W	31	6	1	1	5	2	0	0	0	0	1	68	101	1.12	1.000
Luke Prokopec, R ERA: 6.44	(9, 1)	1.0		3	0	0	0	0	0	0	0	0	0	0	7	10	0.00	0.000

PITCHER	IP	WLS	BF	H	R	ER	SO	BB	IBB	HBP	BLK	WP	HR	S	P	ERA	WHIP

Batter	1	2	3	4	5	6	7	8	9	AB	R	H	RBI	BB	SO	LOB
Shannon Stewart, R (1, 10) OBP: 0.367, SLG: 0.430	B C F B X 2-2 P4 ①		C C X 0-2 L5 ②	X 0-0 FC4-6 1B		C F S 0-3 K ②		B S S F B B B 4-2 BB BB		4	0	1	0	1	1	1
Eric Hinske, L (1, 5) OBP: 0.369, SLG: 0.496	X 0-0 G3-1 ②		B S F B B B F F B 4-2 2B BB	B C F X 1-2 FC4-6 ③ 1-2f		C B B X 2-1 G3 ③		B B F B C S 3-3 K ②		4	1	0	0	1	1	3
José Cruz Jr., S (1, 9) OBP: 0.314, SLG: 0.430	F B X 1-1 1B		X 0-0 1-H 2B	X 0-0 10 1B 3B			F C X 0-2 G3 ①	B C B F B B 4-2 1-2 BB		4	1	3	1	1	0	0
10 Vernon Wells, R (1, 8) OBP: 0.309, SLG: 0.458	C B F P X 2-2 P4 ③		S S X 0-2 G6-3 ③		C X 0-1 G4-3 BLK 3-H 1B		X 0-0 G3 ②	C B B S F X 2-2 P4 ③		5	0	1	1	0	0	4
Chris Woodward, R (1, 6) OBP: 0.358, SLG: 0.563		C B F B C 2-3 K ①		B B F X 2-1 HR	B C B F B S 3-3 K ① 1-2		B C B B F F B 4-2 HR BB			3	2	1	1	1	2	1
Dewayne Wise, L (1, 7) OBP: 0.217, SLG: 0.478		C X 0-1 G4-3 ②		F X 0-1 L6 ①	B B X 2-0 G4-3 ② 2-3		C B B B F F X 3-2 1-H HR			4	1	1	2	0	0	1
Dave Berg, R (1, 3) OBP: 0.314, SLG: 0.398		C B B C F B B 4-2 BB		X 0-0 HR 3B	B C F F B B X 3-2 G3 ③		B X 1-0 1B			3	1	2	0	1	0	1
Orlando Hudson, S (1, 4) OBP: 0.316, SLG: 0.457		F B B X 2-1 L6 ③		B X 1-0 3-H HR		X 0-0 L7 ①	C F C 0-3 K ③			4	1	1	2	0	1	2
Ken Huckaby, R (1, 2) OBP: 0.322, SLG: 0.366			B F B X 2-1 P5 ①	B F F B S 2-3 K ②		C C F B B X 2-2 1B		C S F F B S 1-3 K ①		4	0	1	0	0	2	0
Inning Stats	R: 0 E: 0 K: 0 S: 10 H: 1 LOB: 1 BB: 0 P: 14	R: 0 E: 0 K: 1 S: 10 H: 0 LOB: 1 BB: 1 P: 18	R: 1 E: 0 K: 0 S: 13 H: 1 LOB: 1 BB: 1 P: 19	R: 3 E: 0 K: 1 S: 13 H: 4 LOB: 1 BB: 0 P: 19	R: 1 E: 0 K: 1 S: 11 H: 2 LOB: 1 BB: 0 P: 19	R: 0 E: 0 K: 1 S: 10 H: 1 LOB: 1 BB: 0 P: 14	R: 2 E: 0 K: 1 S: 15 H: 2 LOB: 1 BB: 1 P: 23	R: 0 E: 0 K: 2 S: 17 H: 0 LOB: 2 BB: 2 P: 31		1B: 5 2B: 1 3B: 2 HR: 3	SF: 0 SAC: 0 DP: 0 HBP: 0					

PITCHER		IP	WLS	BF	H	R	ER	SO	BB	IBB	HBP	BLK	WP	HR	S	P	ERA	WHIP
Rodrigo Lopez, R ERA: 3.16	(1, 1)	5.0	L	25	8	5	5	3	2	0	0	1	0	2	57	89	9.00	2.000
Rick Bauer, R ERA: 4.3	(6, 1)	2.0		10	3	2	2	2	1	0	0	0	0	1	25	37	9.00	2.000
Yorkis Perez, L ERA: 5.06	(8, 1)	1.0		5	0	0	0	2	2	0	0	0	0	0	17	31	0.00	2.000

PITCHER	IP	WLS	BF	H	R	ER	SO	BB	IBB	HBP	BLK	WP	HR	S	P	ERA	WHIP

BOTTOM

Baltimore Orioles @ Toronto Blue Jays

SkyDome, Toronto, ON

Mon Aug 05 2002, 1:05 PM EDT
Att. 15,245 - Sunny - 82 F

livebaseballscorecards.com

AB	35
R	7
H	11
RBI	7
BB	5
SO	7
LOB	13

WP: 0	PB: 0	SB: 0	CS: 0	PA:	40

Minnesota Twins @ Baltimore Orioles

Oriole Park at Camden Yards, Baltimore, MD

Tue Aug 06 2002, 7:05 PM EDT

Att. 33,858 - Sunny - 84 F

livebaseballscorecards.com

Batter	1	2	3	4	5	6	7	8	9	AB	R	H	RBI	BB	SO	LOB
Jacque Jones, L (1, 7) OBP: 0.326, SLG: 0.481	K		G6-3		G4-3		G4-3			4	0	0	0	0	1	2
Cristian Guzman, S (1, 6) OBP: 0.286, SLG: 0.365	F8			B2		HR 1B		G6-3		4	1	1	0	0	0	0
Dustan Mohr, R (1, 9) OBP: 0.340, SLG: 0.464	1B			E5 1B		K		K		4	0	1	0	0	2	1
David Ortiz, L (1, 10) OBP: 0.363, SLG: 0.519	G4-3			G5-4-3 1B 1-2		1-H HR		F3		4	1	2	2	0	0	1
Torii Hunter, R (1, 8) OBP: 0.357, SLG: 0.574 Bobby Kielty, S (8, 8) OBP: 0.434, SLG: 0.500		G5-3		G5-4-3 1-2f		G6-3			K	3 1	0 0	0 0	0 0	0 0	0 1	2 0
Doug Mientkiewicz, L (1, 3) OBP: 0.378, SLG: 0.374		G3-1			F7	BB			F7	3	0	0	0	1	0	0
5 Michael Cuddyer, R (1, 5) OBP: 0.255, SLG: 0.383		P6			F7	L9			1B	4	0	1	0	0	0	1
A.J. Pierzynski, L (1, 2) OBP: 0.346, SLG: 0.457			P5		E9 1B		G6-3		K	4	0	1	0	0	1	1
Luis Rivas, R (1, 4) OBP: 0.323, SLG: 0.394			G6-3		2-3 1B		F5			3	0	1	0	0	0	0
Inning Stats	R: 0 E: 0 K: 1 S: 11 H: 1 LOB: 1 BB: 0 P: 17	R: 0 E: 0 K: 0 S: 7 H: 0 LOB: 0 BB: 0 P: 11	R: 0 E: 0 K: 0 S: 4 H: 0 LOB: 0 BB: 0 P: 8	R: 0 E: 1 K: 0 S: 8 H: 1 LOB: 1 BB: 0 P: 13	R: 0 E: 1 K: 0 S: 11 H: 2 LOB: 2 BB: 0 P: 17	R: 2 E: 0 K: 1 S: 10 H: 2 LOB: 1 BB: 1 P: 16	R: 0 E: 0 K: 0 S: 9 H: 0 LOB: 0 BB: 0 P: 11	R: 0 E: 0 K: 1 S: 9 H: 0 LOB: 0 BB: 0 P: 11	R: 0 E: 0 K: 2 S: 12 H: 1 LOB: 1 BB: 0 P: 19	1B: 6 2B: 0 3B: 0 HR: 1 SF: 0 SAC: 0 DP: 1 HBP: 0						

TOP	
AB	34
R	2
H	7
RBI	2
BB	1
SO	5
LOB	8

WP: 0 PB: 0 SB: 0 CS: 0 PA: 35

PITCHER		IP	WLS	BF	H	R	ER	SO	BB	IBB	HBP	BLK	WP	HR	S	P	ERA	WHIP
Sidney Ponson, R ERA: 4.16	(1, 1)	6.2	W	27	6	2	2	2	1	0	0	0	0	1	59	91	2.70	1.050
B.J. Ryan, L ERA: 5.54	(7, 1)	0.1	H	1	0	0	0	0	0	0	0	0	0	0	1	2	0.00	0.000
Buddy Groom, L ERA: 1.83	(8, 1)	1.0		3	0	0	0	1	0	0	0	0	0	0	9	11	0.00	0.000
Willis Roberts, R ERA: 2.28	(9, 1)	1.0		4	1	0	0	2	0	0	0	0	0	0	12	19	0.00	1.000

PITCHER	IP	WLS	BF	H	R	ER	SO	BB	IBB	HBP	BLK	WP	HR	S	P	ERA	WHIP

BOTTOM

Minnesota Twins @ Baltimore Orioles

Oriole Park at Camden Yards, Baltimore, MD

Tue Aug 06 2002, 7:05 PM EDT

Att. 33,858 - Sunny - 84 F

livebaseballscorecards.com

Batter	1	2	3	4	5	6	7	8	9	AB	R	H	RBI	BB	SO	LOB
6 Melvin Mora, R (1, 8) (8, 7) OBP: 0.352, SLG: 0.424	K		K		F9		HR 1-2 2-3 BB	BB		3	1	0	0	2	2	0
Luis Lopez, S (1, 6) OBP: 0.192, SLG: 0.260	FC1-4 1B			P5		F8	HR 1-H 2-H 3-H	F8		5	1	2	4	0	0	1
Gary Matthews, S (1, 9) OBP: 0.369, SLG: 0.443	FC1-4 1-2f			1B 1B BB		21 WP 21 HR BB	21 BB BB WP BB			1	3	0	0	3	0	1
Tony Batista, R (1, 5) OBP: 0.325, SLG: 0.487	K			1B 1-2 1B		K	WP 21 BB G6-3 1-2 BB			3	1	1	0	1	2	2
21 Marty Cordova, R (1, 7) OBP: 0.339, SLG: 0.472	K	K	K	K		1-H HR	G6-3 WP 1-2 2-3 BB			3	1	1	2	1	2	2
Chris Singleton, L (7, PR) (8, 8) OBP: 0.286, SLG: 0.398										0	0	0	0	0	0	0
Jose Leon, R (1, 3) OBP: 0.309, SLG: 0.423	G6-3	G6-3	1-3 2-H 1B		G5-3	1-3 2-H 3-H				4	0	1	2	0	0	1
Chris Richard, L (1, 10) OBP: 0.483, SLG: 0.852		P4		F7			FC1-6 1B K			4	0	1	0	0	1	4
Geronimo Gil, R (1, 2) OBP: 0.293, SLG: 0.379	K				G4-3		FC1-6 6 BB 1B 1-2f HR	F7		4	1	0	0	0	1	1
Jerry Hairston, R (1, 4) OBP: 0.324, SLG: 0.362	K		K		K		6 BB HR 1-2 1B	F7		4	1	1	0	0	2	0
Inning Stats	R: 0 E: 0 K: 2 S: 11 H: 1 LOB: 1 BB: 0 P: 15	R: 0 E: 0 K: 1 S: 7 H: 0 LOB: 0 BB: 0 P: 9	R: 0 E: 0 K: 3 S: 12 H: 0 LOB: 0 BB: 0 P: 15	R: 1 E: 0 K: 1 S: 14 H: 2 LOB: 2 BB: 1 P: 25	R: 0 E: 0 K: 1 S: 8 H: 0 LOB: 0 BB: 0 P: 9	R: 2 E: 0 K: 1 S: 16 H: 1 LOB: 0 BB: 1 P: 25	R: 6 E: 0 K: 1 S: 25 H: 3 LOB: 2 BB: 4 P: 47	R: 0 E: 0 K: 0 S: 8 H: 0 LOB: 1 BB: 1 P: 15		1B: 5 2B: 0 3B: 0 HR: 2 SF: 0 SAC: 0 DP: 0 HBP: 0						

	AB	31
	R	9
	H	7
	RBI	8
	BB	7
	SO	10
	LOB	12

	WP: 2	PA: 38
	PB: 0	
	SB: 0	
	CS: 0	

PITCHER	IP	WLS	BF	H	R	ER	SO	BB	IBB	HBP	BLK	WP	HR	S	P	ERA	WHIP
Johan Santana, L (1, 1) ERA: 3.36	6.0	L	24	4	3	3	9	2	0	0	0	1	1	68	98	4.50	1.000
LaTroy Hawkins, R (7, 1) ERA: 2.15	0.1		6	3	5	5	0	2	0	0	0	0	1	16	27	135.00	15.000
Kevin Frederick, R (7, 1) ERA: 5.59	1.2		8	0	1	1	1	3	0	0	0	1	0	17	35	5.40	1.800

PITCHER	IP	WLS	BF	H	R	ER	SO	BB	IBB	HBP	BLK	WP	HR	S	P	ERA	WHIP

Batter	1	2	3	4	5	6	7	8	9	AB	R	H	RBI	BB	SO	LOB
Jacque Jones, L (1, 7) OBP: 0.325, SLG: 0.478	C C B F X 1-2 F7 ①		X 0-0 E 1B 1B 2-3		X 0-0 G4-6-3 ① ② 1-2f		X 0-0 G5-3 ②		B F B B X 3-1 F7 ②	5	1	1	0	0	0	2
Cristian Guzman, S (1, 6) OBP: 0.287, SLG: 0.366	B F C B X 2-2 1B		X 0-0 E1 WP 1B FC 1-2 3-H		C C B F X 1-2 WP S 1B		C X 0-1 G4-3 ③		B F X 1-1 G4-3 ③	5	1	2	1	0	0	2
Corey Koskie, L (1, 5) OBP: 0.396, SLG: 0.464	F B B X 2-1 F9 ②		X 0-0 WP FC 1B 1-2 2-H		B C F B B C 2-3 K ③ 1-3			F B B B C F B 4-2 HBP BB		3	1	1	1	1	1	2
David Ortiz, L (1, 10) OBP: 0.362, SLG: 0.513 5 Michael Cuddyer, R (8, PR) OBP: 0.255, SLG: 0.383	C X 0-1 G4-3 ③		B B F F B X 3-2 FC G5-4-3 1-H 2-H			C B X 1-1 G4-3 ①		B H 2-0 HBP 1-2		3 0	0 0	0 0	1 0	0 0	0 0	1 0
Torii Hunter, R (1, 8) OBP: 0.357, SLG: 0.573		F F B B X 1-2 F8 ①	F F B B B X 2-2 G5-4-3 ② ③ 1-2f			X 0-0 2B		S C B B X 1-2 F7 ①		4	0	1	0	0	0	3
Doug Mientkiewicz, L (1, 3) OBP: 0.374, SLG: 0.370		B B X 2-0 G1-3 ②		C B X 1-1 G4-3 ①		C F B X 1-2 G5-3 ②		B X 1-0 F8 ②		4	0	0	0	0	0	3
Bobby Kielty, S (1, 9) OBP: 0.431, SLG: 0.493		B C B B S X 3-2 G6-3 ③		L X 0-1 F8 ②		B B B B 4-0 BB		F F B B B F F X 2-2 F5 ③		3	0	0	0	1	0	2
A.J. Pierzynski, L (1, 2) OBP: 0.348, SLG: 0.459			B F X 1-1 1B E 2B	B X 1-0 F7 ③		X 0-0 L4 ③			F B B B F B B 4-2 BB	3	1	1	0	1	0	2
Luis Rivas, R (1, 4) OBP: 0.321, SLG: 0.391			X 0-0 G6-3 ①		C C B B X 2-2 G4-6-3 1B		B C X 1-1 F9 ①		B X 1-0 L5 ①	4	0	1	0	0	0	2
Inning Stats	R: 0 H: 1 E: 0 LOB: 1 K: 0 BB: 0 S: 11 P: 16	R: 0 H: 0 E: 0 LOB: 0 K: 0 BB: 0 S: 7 P: 13	R: 4 H: 3 E: 2 LOB: 0 K: 0 BB: 0 S: 12 P: 18	R: 0 H: 0 E: 0 LOB: 0 K: 0 BB: 0 S: 5 P: 7	R: 0 H: 2 E: 0 LOB: 1 K: 1 BB: 0 S: 11 P: 16	R: 0 H: 1 E: 0 LOB: 2 K: 0 BB: 1 S: 7 P: 13	R: 0 H: 0 E: 0 LOB: 0 K: 0 BB: 0 S: 5 P: 6	R: 0 H: 0 E: 0 LOB: 2 K: 0 BB: 1 S: 12 P: 22	R: 0 H: 0 E: 0 LOB: 1 K: 0 BB: 1 S: 7 P: 16	1B: 5 SF: 0 2B: 2 SAC: 0 3B: 0 DP: 2 HR: 0 HBP: 1						

TOP

Minnesota Twins @ Baltimore Orioles

Oriole Park at Camden Yards, Baltimore, MD

Wed Aug 07 2002, 7:05 PM EDT

Att. 40,074 - Sunny - 84 F

livebaseballscorecards.com

AB	34
R	4
H	7
RBI	3
BB	3
SO	1
LOB	19

PITCHER		IP	WLS	BF	H	R	ER	SO	BB	IBB	HBP	BLK	WP	HR	S	P	ERA	WHIP
Scott Erickson, R ERA: 4.8	(1, 1)	7.0	W	29	7	4	1	1	1	0	0	0	2	0	58	89	1.29	1.143
Buddy Groom, L ERA: 1.83	(8, 1)	0.0		2	0	0	0	0	1	0	1	0	0	0	3	9	∞	∞
Willis Roberts, R ERA: 2.24	(8, 1)	1.0	H	3	0	0	0	0	0	0	0	0	0	0	9	13	0.00	0.000
Jorge Julio, R ERA: 2.06	(9, 1)	1.0	S	4	0	0	0	0	1	0	0	0	0	0	7	16	0.00	1.000

PITCHER	IP	WLS	BF	H	R	ER	SO	BB	IBB	HBP	BLK	WP	HR	S	P	ERA	WHIP

Minnesota Twins @ Baltimore Orioles

Oriole Park at Camden Yards, Baltimore, MD

Wed Aug 07 2002, 7:05 PM EDT
Att. 40,074 - Sunny - 84 F

livebaseballscorecards.com

BOTTOM

Batter	1	2	3	4	5	6	7	8	9	AB	R	H	RBI	BB	SO	LOB
6 Melvin Mora, R (1, 7) OBP: 0.353, SLG: 0.432	C F F X 0-2 1B 3B	X 0-0 1-H 3-H 2B 2B		C C X 0-2 ③ L8			S S B F X 1-2 ① P3			4	2	2	2	0	0	0
Luis Lopez, S (1, 6) OBP: 0.232, SLG: 0.302	B B F F C 2-3 ① K	S X 0-1 2-H 1B 2B			B B B C F X 3-2 2B 31 G4-6-3 1B		B B F B B 4-1 G3 BB			3	2	2	1	1	1	1
Gary Matthews, S (1, 8) (9, 9) OBP: 0.373, SLG: 0.451	B X 1-0 3-H 1B	C F B X 1-2 2-H 1B			X 0-0 31 G4-6-3 1-3 2B		B B B C X 3-1 ② G3 1-2			4	0	3	2	0	0	1
Tony Batista, R (1, 5) OBP: 0.323, SLG: 0.482	B X 1-0 ② F9	B F F X 1-2 ③ G5-3			X 0-0 E3 31 G4-6-3		B F F F X 1-2 ③ G5-3			4	0	0	0	0	0	5
31 Jay Gibbons, L (1, 9) OBP: 0.329, SLG: 0.501 Chris Singleton, L (9, 8) OBP: 0.286, SLG: 0.398	C F C 0-3 ③ K	X 0-0 ① G1-3			F B X 1-1 ① ② G4-6-3 1-2f 2-3 3-H			B F B F F X 2-2 ① P6		4 0	0 0	0 0	0 0	0 0	1 0	3 0
Jeff Conine, R (1, 3) OBP: 0.289, SLG: 0.438		C F B B B X 3-2 1B 1B 1B	C X 0-1 ② G6-3		B C X 1-1 ③ G6-3			C B B B X 3-1 ② P3		4	0	1	0	0	0	1
Chris Richard, L (1, 10) OBP: 0.469, SLG: 0.800 21 Marty Cordova, R (8, PH) OBP: 0.341, SLG: 0.474		F B C F F F F B B F 2-2 F X 1B 1-2 6 2B 1B	C B X 1-1 ③ F8			X 0-0 ① L7		X 0-0 1B 1B		3 1	1 0	1 1	0 0	0 0	0 0	0 0
Geronimo Gil, R (1, 2) OBP: 0.292, SLG: 0.377	S B B C S 2-3 ① K			F F B B S 2-3 ① K		B X 1-0 ② F7		B C B S X 2-2 1-2 1B		4	0	1	0	0	2	2
Jerry Hairston, R (1, 4) OBP: 0.322, SLG: 0.360		C X 0-1 ② 1-3 2-H 6 2B 1B		B F X 1-1 ② P3		C B F S 1-3 ③ K		X 0-0 ③ F3		4	1	1	0	0	1	2
Inning Stats	R: 1 E: 0 K: 2 S: 13 H: 2 LOB: 1 BB: 0 P: 17	R: 4 E: 0 K: 1 S: 26 H: 6 LOB: 1 BB: 0 P: 35	R: 0 E: 0 K: 0 S: 5 H: 0 LOB: 0 BB: 0 P: 6	R: 0 E: 0 K: 1 S: 8 H: 0 LOB: 0 BB: 0 P: 11	R: 1 E: 1 K: 0 S: 9 H: 2 LOB: 1 BB: 0 P: 14	R: 0 E: 0 K: 1 S: 5 H: 0 LOB: 0 BB: 0 P: 7	R: 0 E: 0 K: 0 S: 11 H: 0 LOB: 1 BB: 1 P: 20	R: 0 E: 0 K: 0 S: 11 H: 2 LOB: 2 BB: 0 P: 18		1B: 8 2B: 3 3B: 1 HR: 0	SF: 0 SAC: 0 DP: 1 HBP: 0			WP: 0 PB: 0 SB: 0 CS: 0	PA: 36		

	AB	35
	R	6
	H	12
	RBI	5
	BB	1
	SO	5
	LOB	15

PITCHER		IP	WLS	BF	H	R	ER	SO	BB	IBB	HBP	BLK	WP	HR	S	P	ERA	WHIP
Rick Reed, R ERA: 4.63	(1, 1)	5.0	L	24	10	6	5	4	0	0	0	0	0	0	61	83	9.00	2.000
Tony Fiore, R ERA: 3.12	(6, 1)	2.0		7	0	0	0	1	1	0	0	0	0	0	16	27	0.00	0.500
J.C. Romero, L ERA: 1.77	(8, 1)	1.0		5	2	0	0	0	0	0	0	0	0	0	11	18	0.00	2.000

PITCHER	IP	WLS	BF	H	R	ER	SO	BB	IBB	HBP	BLK	WP	HR	S	P	ERA	WHIP

Batter	1	2	3	4	5	6	7	8	9	AB	R	H	RBI	BB	SO	LOB
Jacque Jones, L (1, 7) OBP: 0.328, SLG: 0.480	B C S F C 1-3 ① K		X 0-0 2-3 1B		B C X 1-1 G4-3 1B		B S X 1-1 1B		F B C S 1-3 ① K	5	0	3	0	0	2	0
Cristian Guzman, S (1, 6) OBP: 0.288, SLG: 0.368	B B F B B 4-1 BB BB		B X 1-0 ① SF9 3-H		B C X 1-1 ① G4-3 1-2		F F B B F S 2-3 ② K		C X 0-1 2B	3	0	1	1	1	1	2
Corey Koskie, L (1, 5) OBP: 0.393, SLG: 0.458	B B B B 4-0 1-2 BB		C X 0-1 ② F8		B S B B X 3-1 ② F7		B X 1-0 ③ F7		C B F X 1-2 ② F7	4	0	0	0	1	0	4
David Ortiz, L (1, 3) OBP: 0.363, SLG: 0.507	C B F X 1-2 ② L8		B B X 2-0 ③ G4-3		F B X 1-1 ③ G1-3			B B B B 4-0 1B BB BB	B B F B B 4-1 BB	3	0	0	0	2	0	4
Torii Hunter, R (1, 8) OBP: 0.353, SLG: 0.566	F X 0-1 ③ G3			C C B S 1-3 ① K		F S X 0-2 ① G6-3		B C B X 2-1 ① F7	F B B B X 3-1 ③ G4-3	5	0	0	0	0	1	5
Bobby Kielty, S (1, 10) OBP: 0.432, SLG: 0.491		B C F B X 2-2 ① G4-3		C C B S 1-3 ② K		C B B C B X 3-2 1B		B B B B 4-0 1-2 1B BB		3	0	1	0	1	1	0
5 Michael Cuddyer, R (1, 9) OBP: 0.255, SLG: 0.373		C B B B F S 3-3 ② K		C B B B C X 3-2 1B 1B		C C X 0-2 ② L7		B B F C S 2-3 ② K		4	0	1	0	0	2	3
A.J. Pierzynski, L (1, 2) OBP: 0.350, SLG: 0.460	F B B X 2-1 ③ G3			F X 0-1 1-3 1B		X 0-0 ③ G1-3		F X 0-1 1-2 2-3 1B		4	0	2	0	0	0	1
Luis Rivas, R (1, 4) OBP: 0.320, SLG: 0.393			B B X 2-0 1B SF9 2B	F C X 0-2 ③ F7			X 0-0 ① F2	F C B X 1-2 ③ G6-3		4	1	1	0	0	0	5
Inning Stats	R: 0 E: 0 K: 1 S: 11 H: 0 LOB: 2 BB: 2 P: 21	R: 0 E: 0 K: 1 S: 8 H: 0 LOB: 0 BB: 0 P: 15	R: 1 E: 0 K: 0 S: 6 H: 2 LOB: 1 BB: 0 P: 11	R: 0 E: 0 K: 2 S: 14 H: 2 LOB: 2 BB: 0 P: 19	R: 0 E: 0 K: 0 S: 8 H: 1 LOB: 1 BB: 0 P: 14	R: 0 E: 0 K: 0 S: 10 H: 1 LOB: 1 BB: 0 P: 13	R: 0 E: 0 K: 1 S: 8 H: 1 LOB: 1 BB: 0 P: 12	R: 0 E: 0 K: 1 S: 10 H: 1 LOB: 3 BB: 2 P: 23	R: 0 E: 0 K: 1 S: 11 H: 1 LOB: 2 BB: 1 P: 20	1B: 7 2B: 2 3B: 0 HR: 0 SF: 1 SAC: 0 DP: 0 HBP: 0						

TOP

Minnesota Twins @ Baltimore Orioles

Oriole Park at Camden Yards, Baltimore, MD

Thu Aug 08 2002, 12:35 PM EDT
Att. 36,757 - Cloudy - 84 F

livebaseballscorecards.com

AB	35
R	1
H	9
RBI	1
BB	5
SO	7
LOB	24

WP: 0 PB: 0 SB: 0 CS: 0 PA: 41

PITCHER		IP	WLS	BF	H	R	ER	SO	BB	IBB	HBP	BLK	WP	HR	S	P	ERA	WHIP
Travis Driskill, R ERA: 4.66	(1, 1)	6.2	W	29	7	1	1	5	2	0	0	0	0	0	64	103	1.35	1.350
Yorkis Perez, L ERA: 4.76	(7, 1)	0.2	H	4	0	0	0	0	2	0	0	0	0	0	3	14	0.00	3.000
Willis Roberts, R ERA: 2.21	(8, 1)	0.2	H	3	1	0	0	1	0	0	0	0	0	0	8	11	0.00	1.500
Jorge Julio, R ERA: 2.03	(9, 1)	1.0	S	5	1	0	0	1	1	0	0	0	0	0	11	20	0.00	2.000

PITCHER	IP	WLS	BF	H	R	ER	SO	BB	IBB	HBP	BLK	WP	HR	S	P	ERA	WHIP

Batter	1	2	3	4	5	6	7	8	9	AB	R	H	RBI	BB	SO	LOB
6 Melvin Mora, R (1, 6) OBP: 0.350, SLG: 0.428	F8		G5-3		K			K		4	0	0	0	0	2	1
Chris Singleton, L (1, 8) OBP: 0.286, SLG: 0.394	F7		G1-3		L6			BB		3	0	0	0	1	0	0
Gary Matthews, S (1, 9) OBP: 0.372, SLG: 0.448	G3			G4-3, HBP, 1B		F3		F7		4	1	1	0	0	0	2
Tony Batista, R (1, 5) OBP: 0.324, SLG: 0.481		HR, 1B		HBP, G4-3, 1B		G6-3		P6		3	2	1	0	0	0	2
Chris Richard, L (1, 10) OBP: 0.457, SLG: 0.848		HR, 1-H		G4-3, 1-2, 2-3		F7				3	1	1	2	0	0	2
Jeff Conine, R (1, 3) OBP: 0.290, SLG: 0.437		F9		21 G5-3, 1B, 2-H, 3-H			G4-3			3	0	1	2	0	0	0
21 Marty Cordova, R (1, 7) OBP: 0.341, SLG: 0.473		G4-6-3, 1B		G5-3, 1-2			F8			3	0	1	0	0	0	1
Luis Lopez, S (1, 4) OBP: 0.220, SLG: 0.286		G4-6-3, 1-2f		G4-3			P6			3	0	0	0	0	0	2
Brook Fordyce, R (1, 2) OBP: 0.301, SLG: 0.324			G5-3		F8			BB, 1B		3	0	1	0	0	0	0
Inning Stats	R: 0 E: 0 K: 0 S: 10 H: 0 LOB: 0 BB: 0 P: 12	R: 2 E: 0 K: 0 S: 9 H: 3 LOB: 0 BB: 0 P: 11	R: 0 E: 0 K: 0 S: 8 H: 0 LOB: 0 BB: 0 P: 11	R: 2 E: 0 K: 0 S: 12 H: 2 LOB: 1 BB: 0 P: 21	R: 0 E: 0 K: 1 S: 8 H: 0 LOB: 0 BB: 0 P: 10	R: 0 E: 0 K: 0 S: 4 H: 0 LOB: 0 BB: 0 P: 6	R: 0 E: 0 K: 0 S: 6 H: 0 LOB: 0 BB: 0 P: 7	R: 0 E: 0 K: 1 S: 16 H: 1 LOB: 2 BB: 1 P: 26		1B: 5 2B: 0 3B: 0 HR: 1 SF: 0 SAC: 0 DP: 1 HBP: 1						

BOTTOM

Minnesota Twins @ Baltimore Orioles

Oriole Park at Camden Yards, Baltimore, MD

Thu Aug 08 2002, 12:35 PM EDT
Att. 36,757 - Cloudy - 84 F

livebaseballscorecards.com

AB	29
R	4
H	6
RBI	4
BB	1
SO	2
LOB	10

PITCHER		IP	WLS	BF	H	R	ER	SO	BB	IBB	HBP	BLK	WP	HR	S	P	ERA	WHIP
Brad Radke, R ERA: 5.15	(1, 1)	7.0	L	26	5	4	4	1	0	0	1	0	0	1	57	78	5.14	0.714
Bob Wells, R ERA: 5.88	(8, 1)	1.0		5	1	0	0	1	1	0	0	0	0	0	16	26	0.00	2.000

PITCHER	IP	WLS	BF	H	R	ER	SO	BB	IBB	HBP	BLK	WP	HR	S	P	ERA	WHIP

Baltimore Orioles @ Detroit Tigers

Comerica Park, Detroit, MI

Fri Aug 09 2002, 7:05 PM EDT

Att. 26,231 - Sunny - 80 F

livebaseballscorecards.com

TOP

Batter	1	2	3	4	5	6	7	8	9	AB	R	H	RBI	BB	SO	LOB
6 Melvin Mora, R (1, 8) OBP: 0.352, SLG: 0.431	G5-4-3 1B		F7 1-2			G6-3 FC7-2 2B		F9		4	0	2	0	0	0	2
Luis Lopez, S (1, 6) OBP: 0.206, SLG: 0.267	G5-4-3 1-2f		G5-3			G6-3 2-3			K	4	0	0	0	0	1	3
Gary Matthews, S (1, 9) OBP: 0.373, SLG: 0.452	F7			G6-3 2B		FC7-2 3-H			G5-4-3 1B	4	0	2	0	0	0	1
Tony Batista, R (1, 5) OBP: 0.321, SLG: 0.477		F9		G6-3 2-3			F8		G5-4-3 1-2f	4	0	0	0	0	0	2
Jeff Conine, R (1, 10) OBP: 0.287, SLG: 0.432		G5-3		K			F8			3	0	0	0	0	1	1
21 Marty Cordova, R (1, 7) OBP: 0.341, SLG: 0.470		BB		G5-3			K			2	0	0	0	1	1	1
Jose Leon, R (1, 3) OBP: 0.293, SLG: 0.400		G4-3			F9			F8		3	0	0	0	0	0	1
Geronimo Gil, R (1, 2) OBP: 0.293, SLG: 0.377			G6-3		F5			1B		3	0	1	0	0	0	0
Jerry Hairston, R (1, 4) OBP: 0.323, SLG: 0.360			6 S 1B		F8			F5		3	0	1	0	0	0	1
Inning Stats	R: 0 H: 1 E: 0 LOB: 0 K: 0 BB: 0 S: 7 P: 10	R: 0 H: 0 E: 0 LOB: 1 K: 0 BB: 1 S: 6 P: 12	R: 0 H: 1 E: 0 LOB: 1 K: 0 BB: 0 S: 11 P: 15	R: 0 H: 1 E: 0 LOB: 1 K: 1 BB: 0 S: 11 P: 15	R: 0 H: 0 E: 0 LOB: 0 K: 0 BB: 0 S: 6 P: 10	R: 0 H: 1 E: 0 LOB: 0 K: 0 BB: 0 S: 8 P: 13	R: 0 H: 0 E: 0 LOB: 0 K: 1 BB: 0 S: 8 P: 17	R: 0 H: 1 E: 0 LOB: 1 K: 0 BB: 0 S: 10 P: 14	R: 0 H: 1 E: 0 LOB: 0 K: 1 BB: 0 S: 7 P: 12	1B: 4 SF: 0 2B: 3 SAC: 0 3B: 0 DP: 3 HR: 0 HBP: 0						

	AB	30
	R	0
	H	6
	RBI	0
	BB	1
	SO	3
	LOB	12

WP: 0 PA: 31
PB: 0
SB: 1
CS: 0

PITCHER		IP	WLS	BF	H	R	ER	SO	BB	IBB	HBP	BLK	WP	HR	S	P	ERA	WHIP
Mike Maroth, L ERA: 4.19	(1, 1)	8.1	W	30	6	0	0	3	1	0	0	0	0	0	72	114	0.00	0.840
Juan Acevedo, R ERA: 3.1	(9, 1)	0.2	S	1	0	0	0	0	0	0	0	0	0	0	2	4	0.00	0.000

PITCHER	IP	WLS	BF	H	R	ER	SO	BB	IBB	HBP	BLK	WP	HR	S	P	ERA	WHIP

Baltimore Orioles @ Detroit Tigers

Comerica Park, Detroit, MI

Fri Aug 09 2002, 7:05 PM EDT

Att. 26,231 - Sunny - 80 F

BOTTOM

livebaseballscorecards.com

Batter	1	2	3	4	5	6	7	8	9	AB	R	H	RBI	BB	SO	LOB
George Lombard, L (1, 8) OBP: 0.306, SLG: 0.449	C S S 0-3 ① K		L F B X 1-2 WP 1-H 2B		C F C 0-3 ③ K		B F B B I 4-1 1-2 IBB			3	0	1	1	1	2	2
Damion Easley, R (1, 4) OBP: 0.311, SLG: 0.348	C F X 0-2 ② G5-3		C S B X 1-2 ③ P3 2-3			X 0-0 ① G4-3	S B B F F F F B X 3-2 ③ P6			4	0	0	0	0	0	3
Bobby Higginson, L (1, 7) OBP: 0.357, SLG: 0.427	X 0-0 ③ G3-1			C S F B X 1-2 ① G3-1		B F X 1-1 ② P4		X 0-0 G6-3 1B		4	0	1	0	0	0	0
Randall Simon, L (1, 10) OBP: 0.323, SLG: 0.462		F S T S 0-3 ① K		C F S 0-3 ② K		X 0-0 1B E 1B		F B F X 1-2 ① ② G6-3 1-2f		4	1	1	0	0	2	1
Robert Fick, L (1, 9) OBP: 0.331, SLG: 0.454		B B C S S 2-3 ② K		C B X 1-1 ③ G4-3		F C X 0-2 E8 1-H 1B		B B F B X 3-1 HR		4	1	2	1	0	1	0
Carlos Pena, L (1, 3) OBP: 0.316, SLG: 0.450		S F B X 1-2 ③ G4-3			B F C B F F X 2-2 ① L8	B C B F S 2-3 ③ K		X 0-0 ③ G4-3		4	0	0	0	0	1	1
Shane Halter, R (1, 6) OBP: 0.332, SLG: 0.413			F B X 1-1 ① G4-3		B B C S X 2-2 15 1B 1B		B C B B X 3-1 ① G5-3			3	0	1	0	0	0	0
15 Brandon Inge, R (1, 2) OBP: 0.293, SLG: 0.401			B S B X 2-1 ② G5-3		B X 1-0 1-3 1B	X 0-0 WP 1B				3	0	2	0	0	0	0
Chris Truby, R (1, 5) OBP: 0.252, SLG: 0.337			B B B C B 4-1 2B BB		F B S S 1-3 ② K		C S B S 1-3 ② K			2	1	0	0	1	2	3
Inning Stats	R: 0 E: 0 K: 1 S: 7 H: 0 LOB: 0 BB: 0 P: 7	R: 0 E: 0 K: 2 S: 10 H: 0 LOB: 0 BB: 0 P: 13	R: 1 E: 0 K: 0 S: 11 H: 1 LOB: 1 BB: 1 P: 20	R: 0 E: 0 K: 1 S: 9 H: 0 LOB: 0 BB: 0 P: 11	R: 0 E: 0 K: 2 S: 15 H: 2 LOB: 2 BB: 0 P: 21	R: 1 E: 1 K: 1 S: 10 H: 2 LOB: 1 BB: 0 P: 13	R: 0 E: 0 K: 1 S: 12 H: 1 LOB: 2 BB: 1 P: 23	R: 1 E: 0 K: 0 S: 7 H: 2 LOB: 0 BB: 0 P: 11		1B: 6 2B: 1 3B: 0 HR: 1	SF: 0 SAC: 0 DP: 1 HBP: 0					

	AB	31
	R	3
	H	8
	RBI	2
	BB	2
	SO	8
	LOB	10

WP: 2 PB: 0 SB: 0 CS: 0 PA: 33

PITCHER		IP	WLS	BF	H	R	ER	SO	BB	IBB	HBP	BLK	WP	HR	S	P	ERA	WHIP
Jason Johnson, R ERA: 4.29	(1, 1)	5.0	L	19	3	1	1	6	1	0	0	0	1	0	52	72	1.80	0.800
Yorkis Perez, L ERA: 4.38	(6, 1)	1.0		5	2	1	0	1	0	0	0	0	0	0	10	13	0.00	2.000
Rick Bauer, R ERA: 4.31	(7, 1)	2.0		9	3	1	1	1	0	1	0	0	1	1	19	34	4.50	1.500

PITCHER	IP	WLS	BF	H	R	ER	SO	BB	IBB	HBP	BLK	WP	HR	S	P	ERA	WHIP

Batter	1	2	3	4	5	6	7	8	9	AB	R	H	RBI	BB	SO	LOB
6 Melvin Mora, R (1, 6) OBP: 0.353, SLG: 0.430	B X 1-0 1B		B B F B B B 4-1 1B BB			C B X 1-1 ① L5		F B C B B X 3-2 ① F7 2-3		3	0	1	0	1	0	2
Chris Singleton, L (1, 8) OBP: 0.288, SLG: 0.396	F S X 0-2 ① L8		C B B F B X 3-2 1-3 1B			C F B B B F F X 3-2 ② G3-1		F X 0-1 1B 1-3 3-H 1B		4	1	2	1	0	0	1
Gary Matthews, S (1, 7) OBP: 0.375, SLG: 0.456	B C S B S 2-3 ② K		B B S S S 2-3 ③ K			B X 1-0 2B		F X 0-1 1B 1-2 3-H 1B		4	0	2	1	0	2	3
Tony Batista, R (1, 5) OBP: 0.321, SLG: 0.475	B X 1-0 ③ F8			F X 0-1 ① F8		B C S B B S 3-3 ③ K		B B B C X 3-1 1-2 2-H 1B		4	0	1	1	0	1	2
Chris Richard, L (1, 10) OBP: 0.421, SLG: 0.778 21 Marty Cordova, R (8, PH) OBP: 0.340, SLG: 0.469		B B F F F X 2-2 ① F7		B X 1-0 ② F7			B F B F F F S 2-3 ① K2-3	S X 0-1 ② P4		3 1	0 0	0 0	0 0	0 0	1 0	0 2
Jeff Conine, R (1, 3) OBP: 0.283, SLG: 0.426		C X 0-1 ② L9		B X 1-0 ③ F7			X 0-0 ② G4-3	B B X 2-0 ③ F9		4	0	0	0	0	0	2
31 Jay Gibbons, L (1, 9) OBP: 0.325, SLG: 0.496		C B B C F B F F X 3-2 ③ P6			B X 1-0 ① F9		F B F F F X 1-2 ③ L9		F X 0-1 ① F8	4	0	0	0	0	0	0
Geronimo Gil, R (1, 2) OBP: 0.291, SLG: 0.374 Luis Lopez, S (8, PH) OBP: 0.219, SLG: 0.279 Brook Fordyce, R (8, 2) OBP: 0.298, SLG: 0.320			X 0-0 ① G1-3		C S S 0-3 ② K			X 0-0 6 F7 1B 1B	C F F F B F X 1-2 ② G6-3	2 1 1	0 1 0	0 1 0	0 1 0	0 0 0	1 0 0	0 0 0
Jerry Hairston, R (1, 4) OBP: 0.325, SLG: 0.362			B F F F X 1-2 ② F9		C B S X 1-2 ③ F9			F B F X 1-2 1B 1-2 1B	F B X 1-1 ③ 1B	4	1	2	0	0	0	0
Inning Stats	R: 0 E: 0 K: 1 S: 8 H: 1 LOB: 1 BB: 0 P: 12	R: 0 E: 0 K: 0 S: 10 H: 0 LOB: 0 BB: 0 P: 15	R: 0 E: 0 K: 1 S: 12 H: 1 LOB: 2 BB: 1 P: 22	R: 0 E: 0 K: 0 S: 4 H: 0 LOB: 0 BB: 0 P: 6	R: 0 E: 0 K: 1 S: 7 H: 0 LOB: 0 BB: 0 P: 9	R: 0 E: 0 K: 1 S: 11 H: 1 LOB: 1 BB: 0 P: 19	R: 0 E: 0 K: 1 S: 10 H: 0 LOB: 0 BB: 0 P: 13	R: 3 E: 0 K: 0 S: 16 H: 5 LOB: 2 BB: 0 P: 25	R: 0 E: 0 K: 0 S: 9 H: 1 LOB: 1 BB: 0 P: 11	1B: 8 2B: 1 3B: 0 HR: 0	SF: 0 SAC: 0 DP: 0 HBP: 0					

TOP

Baltimore Orioles @ Detroit Tigers

Comerica Park, Detroit, MI

Sat Aug 10 2002, 7:05 PM EDT

Att. 21,327 - Sunny - 84 F

livebaseballscorecards.com

AB	35
R	3
H	9
RBI	3
BB	1
SO	5
LOB	12

PITCHER		IP	WLS	BF	H	R	ER	SO	BB	IBB	HBP	BLK	WP	HR	S	P	ERA	WHIP
Brian Powell, R ERA: 4.94	(1, 1)	7.0		27	5	2	2	5	1	0	0	0	0	0	66	101	2.57	0.857
Julio Santana, R ERA: 2.84	(8, 1)	0.1	L	4	3	1	1	0	0	0	0	0	0	0	9	15	27.00	9.000
Jamie Walker, L ERA: 4.82	(8, 1)	0.1		1	0	0	0	0	0	0	0	0	0	0	2	2	0.00	0.000
Jeff Farnsworth, R ERA: 6.07	(8, 1)	1.1		4	1	0	0	0	0	0	0	0	0	0	10	14	0.00	0.750

PITCHER	IP	WLS	BF	H	R	ER	SO	BB	IBB	HBP	BLK	WP	HR	S	P	ERA	WHIP

Baltimore Orioles @ Detroit Tigers

Comerica Park, Detroit, MI

Sat Aug 10 2002, 7:05 PM EDT

Att. 21,327 - Sunny - 84 F

BOTTOM

Batter	1	2	3	4	5	6	7	8	9	AB	R	H	RBI	BB	SO	LOB
George Lombard, L (1, 8) OBP: 0.300, SLG: 0.440 Hiram Bocachica, R (8, PH) OBP: 0.283, SLG: 0.471 (9, 8)	G4-3		K		F8			G6-3		3 1	0 0	0 0	0 0	0 0	1 0	1 0
Damian Jackson, R (1, 4) OBP: 0.337, SLG: 0.370	K		F7		E5 1-H			L5		4	0	0	0	0	1	0
Bobby Higginson, L (1, 7) OBP: 0.353, SLG: 0.422	G5-3		L6		G3			K		4	0	0	0	0	1	1
Randall Simon, L (1, 10) OBP: 0.323, SLG: 0.460 Damion Easley, R (9, PR) OBP: 0.311, SLG: 0.348		P6	F9			F7			1B	4 0	0 0	1 0	0 0	0 0	0 0	0 0
Robert Fick, L (1, 9) OBP: 0.330, SLG: 0.450		G4-3	FC5-4 BB			G6-3			F8	3	0	0	0	1	0	1
Carlos Pena, L (1, 3) OBP: 0.315, SLG: 0.446		3B 1B	K			P6			K	4	1	1	0	0	2	2
Shane Halter, R (1, 6) OBP: 0.331, SLG: 0.418		1-H 3B	FC5-4 1-2f				F9		P4	4	0	1	1	0	0	2
15 Brandon Inge, R (1, 2) OBP: 0.293, SLG: 0.397		BB			F8		G5-3			2	0	0	0	1	0	0
Chris Truby, R (1, 5) OBP: 0.253, SLG: 0.337		F7			E 1B		F8			3	1	1	0	0	0	2
Inning Stats	R: 0 E: 0 K: 1 S: 5 H: 0 LOB: 0 BB: 0 P: 8	R: 1 E: 0 K: 0 S: 9 H: 2 LOB: 2 BB: 1 P: 14	R: 0 E: 0 K: 1 S: 10 H: 0 LOB: 0 BB: 0 P: 13	R: 0 E: 0 K: 1 S: 13 H: 0 LOB: 1 BB: 1 P: 22	R: 1 E: 1 K: 0 S: 12 H: 1 LOB: 1 BB: 0 P: 17	R: 0 E: 0 K: 0 S: 7 H: 0 LOB: 0 BB: 0 P: 10	R: 0 E: 0 K: 0 S: 6 H: 0 LOB: 0 BB: 0 P: 9	R: 0 E: 0 K: 1 S: 7 H: 0 LOB: 0 BB: 0 P: 14	R: 0 E: 0 K: 1 S: 8 H: 1 LOB: 1 BB: 0 P: 9	1B: 3 2B: 0 3B: 1 HR: 0 SF: 0 SAC: 0 DP: 0 HBP: 0	WP: 0 PB: 0 SB: 0 CS: 0 PA: 34					

livebaseballscorecards.com

	AB	32
	R	2
	H	4
	RBI	1
	BB	2
	SO	5
	LOB	9

PITCHER		IP	WLS	BF	H	R	ER	SO	BB	IBB	HBP	BLK	WP	HR	S	P	ERA	WHIP
Rodrigo Lopez, R ERA: 3.07	(1, 1)	7.0	W	27	3	2	1	3	2	0	0	0	0	0	62	93	1.29	0.714
Buddy Groom, L ERA: 1.76	(8, 1)	1.2	H	6	1	0	0	2	0	0	0	0	0	0	13	20	0.00	0.600
Jorge Julio, R ERA: 2.01	(9, 1)	0.1	S	1	0	0	0	0	0	0	0	0	0	0	2	3	0.00	0.000

PITCHER	IP	WLS	BF	H	R	ER	SO	BB	IBB	HBP	BLK	WP	HR	S	P	ERA	WHIP

Batter	1	2	3	4	5	6	7	8	9	AB	R	H	RBI	BB	SO	LOB
6 Melvin Mora, R (1, 6) (8, 7) OBP: 0.352, SLG: 0.427	B B C B X 3-1 B5-3 ①		B F B F F B B 4-2 BB			S C B C 1-3 K ①		B B C L X 2-2 F8 ①		3	0	0	0	1	1	1
Chris Singleton, L (1, 8) OBP: 0.285, SLG: 0.391	C X 0-1 G3 ②		C X 0-1 F7 ③			X 0-0 G4-3 ②		B C S B S 2-3 K 2-3 ②		4	0	0	0	0	1	3
Gary Matthews, S (1, 9) OBP: 0.373, SLG: 0.451	C C B B S 2-3 K ③			C S B X 1-2 G6-3 ①		C X 0-1 G3 ③		B B B C B 4-1 31 S BB		3	0	0	0	1	1	0
31 Jay Gibbons, L (1, 10) OBP: 0.327, SLG: 0.493		C X 0-1 F8 ①		B F B X 2-1 G3 ②			B C B F F B B 4-2 21 G5-3 BB	B F B I I 4-1 1-2 IBB		2	0	0	0	2	0	0
21 Marty Cordova, R (1, 7) OBP: 0.339, SLG: 0.466 Geronimo Gil, R (8, 2) OBP: 0.291, SLG: 0.374		C X 0-1 G1-3 ②		F S B X 1-2 1B			C S B B F X 2-2 G5-3 ① 1-2	S C X 0-2 F7 ③		4	0	1	0	0	0	4
										0	0	0	0	0	0	0
Chris Richard, L (1, 3) OBP: 0.381, SLG: 0.700		C F B F X 1-2 G6-3 ③		B X 1-0 G4-3 ③			C X 0-1 F9 ②		C B X 1-1 G1-3 ①	4	0	0	0	0	0	2
Jose Leon, R (1, 5) OBP: 0.279, SLG: 0.379 Jeff Conine, R (9, PH) OBP: 0.282, SLG: 0.424			B X 1-0 G6-3 ①		C F X 0-2 G4-3 ①		C F B X 1-2 G6-3 ③	B X 1-0 ②	B X 1-0 G5-3 ②	3	0	0	0	0	0	1
										1	0	0	0	0	0	0
Brook Fordyce, R (1, 2) OBP: 0.293, SLG: 0.314 Luis Lopez, S (8, PH) OBP: 0.227, SLG: 0.286 (8, 6)			B C F X 1-2 G1-3 ②		B B X 2-0 G4-3 ②			B X 1-0 2B E 1B	C B F F F F X 1-2 G4-3 ③	2	0	0	0	0	0	0
										2	1	1	0	0	0	0
Jerry Hairston, R (1, 4) OBP: 0.329, SLG: 0.373			C X 0-1 2B		B B C X 2-1 P4 ③			C X 0-1 E8 WP 1-H 2B		3	0	2	0	0	0	0
Inning Stats	R: 0 E: 0 K: 1 S: 7 H: 0 LOB: 0 BB: 0 P: 12	R: 0 E: 0 K: 0 S: 8 H: 0 LOB: 0 BB: 0 P: 9	R: 0 E: 0 K: 0 S: 11 H: 1 LOB: 2 BB: 1 P: 17	R: 0 E: 0 K: 0 S: 9 H: 1 LOB: 1 BB: 0 P: 14	R: 0 E: 0 K: 0 S: 6 H: 0 LOB: 0 BB: 0 P: 10	R: 0 E: 0 K: 1 S: 6 H: 0 LOB: 0 BB: 0 P: 7	R: 0 E: 0 K: 0 S: 12 H: 0 LOB: 1 BB: 1 P: 19	R: 1 E: 1 K: 1 S: 14 H: 2 LOB: 3 BB: 2 P: 27	R: 0 E: 0 K: 0 S: 10 H: 0 LOB: 0 BB: 0 P: 13	1B: 2 2B: 2 3B: 0 HR: 0		SF: 0 SAC: 0 DP: 0 HBP: 0				

PITCHER	IP	WLS	BF	H	R	ER	SO	BB	IBB	HBP	BLK	WP	HR	S	P	ERA	WHIP
Steve Sparks, R (1, 1) ERA: 5.08	7.0	W	27	4	1	1	2	2	0	0	0	0	0	62	92	1.29	0.857
Oscar Henriquez, R (8, 1) ERA: 1.69	1.0	H	5	0	0	0	1	1	1	0	0	1	0	11	23	0.00	1.000
Juan Acevedo, R (9, 1) ERA: 3.05	1.0	S	3	0	0	0	0	0	0	0	0	0	0	10	13	0.00	0.000

PITCHER	IP	WLS	BF	H	R	ER	SO	BB	IBB	HBP	BLK	WP	HR	S	P	ERA	WHIP

TOP

Baltimore Orioles @ Detroit Tigers

Comerica Park, Detroit, MI

Sun Aug 11 2002, 2:05 PM EDT
Att. 22,573 - Cloudy - 87 F

livebaseballscorecards.com

AB	31
R	1
H	4
RBI	0
BB	4
SO	3
LOB	11

WP: 1 PA: 35
PB: 0
SB: 1
CS: 0

Baltimore Orioles @ Detroit Tigers

Comerica Park, Detroit, MI

Sun Aug 11 2002, 2:05 PM EDT
Att. 22,573 - Cloudy - 87 F

livebaseballscorecards.com

BOTTOM

Batter	1	2	3	4	5	6	7	8	9	AB	R	H	RBI	BB	SO	LOB
George Lombard, L (1, 7) OBP: 0.305, SLG: 0.441	X 0-0 S 1B 1B	B X 1-0 1-2 2-H 1B			B L C B X 2-2 ① F8		S C P B S 2-3 ③ K			4	1	2	1	0	1	2
Bobby Higginson, L (8, 7) OBP: 0.353, SLG: 0.422										0	0	0	0	0	0	0
Damian Jackson, R (1, 4) OBP: 0.335, SLG: 0.367	C B X 1-1 F8 S 1-H 1B	B S B S X 2-2 ③ F7			C F X 0-2 ② FC3-6 1-2f			X 0-0 ① P6		4	0	1	1	0	0	3
Robert Fick, L (1, 9) OBP: 0.328, SLG: 0.446	B B S X 2-1 ① L9 1-2		C B B X 2-1 ① G6-3		P B B C F F F X 3-2 ③ G3			F C F B B B C 3-3 ② K		4	0	0	0	0	1	2
Randall Simon, L (1, 10) OBP: 0.319, SLG: 0.455	F B X 1-1 ② F8 2-3		F C S 0-3 ② K2-3			C B X 1-1 ① G5-3		B X 1-0 ③ G3		4	0	0	0	0	1	1
Shane Halter, R (1, 6) OBP: 0.328, SLG: 0.414	B B C C X 2-2 ③ F8		B C S B X 2-2 ③ G5-3			B X 1-0 ② G4-3				3	0	0	0	0	0	1
Carlos Pena, L (1, 3) OBP: 0.311, SLG: 0.441		C S S 0-3 ① K		C F B X 1-2 ① G3-1		B X 1-0 ③ P6				3	0	0	0	0	1	0
Wendell Magee, R (1, 8) OBP: 0.291, SLG: 0.389		B B S C X 2-2 FC6-4 1B		L S S 0-3 ② K			X 0-0 1B			3	0	2	0	0	1	0
Craig Paquette, R (1, 5) OBP: 0.225, SLG: 0.300	X 0-0 ② FC6-4 1B 1-2f 1B			B C B F B F F F F 3-2 X ③ G5-3			C F S 0-3 ① K			3	1	0	0	0	1	2
Chris Truby, R (8, 5) OBP: 0.253, SLG: 0.337										0	0	0	0	0	0	0
Matt Walbeck, S (1, 2) OBP: 0.246, SLG: 0.259	B B X 2-0 1B 1-2 1B				F X 0-1 FC3-6 1B		B F F F C 1-3 ② K			3	0	2	0	0	1	1
Inning Stats	R: 1 H: 2 E: 0 LOB: 1 K: 0 BB: 0 S: 10 P: 16	R: 1 H: 3 E: 0 LOB: 2 K: 1 BB: 0 S: 12 P: 19	R: 0 H: 0 E: 0 LOB: 0 K: 1 BB: 0 S: 8 P: 12	R: 0 H: 0 E: 0 LOB: 0 K: 1 BB: 0 S: 13 P: 17	R: 0 H: 1 E: 0 LOB: 1 K: 0 BB: 0 S: 14 P: 18	R: 0 H: 0 E: 0 LOB: 0 K: 0 BB: 0 S: 4 P: 7	R: 0 H: 1 E: 0 LOB: 1 K: 3 BB: 0 S: 12 P: 14	R: 0 H: 0 E: 0 LOB: 0 K: 1 BB: 0 S: 6 P: 10		1B: 7 SF: 0 2B: 0 SAC: 0 3B: 0 DP: 0 HR: 0 HBP: 0						

	AB	31
	R	2
	H	7
	RBI	2
	BB	0
	SO	7
	LOB	12

WP: 0 PA: 31
PB: 0
SB: 2
CS: 0

PITCHER		IP	WLS	BF	H	R	ER	SO	BB	IBB	HBP	BLK	WP	HR	S	P	ERA	WHIP
John Stephens, R ERA: 8.44	(1, 1)	7.0	L	28	7	2	2	6	0	0	0	0	0	0	73	103	2.57	1.000
B.J. Ryan, L ERA: 5.4	(8, 1)	1.0		3	0	0	0	1	0	0	0	0	0	0	6	10	0.00	0.000

PITCHER	IP	WLS	BF	H	R	ER	SO	BB	IBB	HBP	BLK	WP	HR	S	P	ERA	WHIP

Batter	1	2	3	4	5	6	7	8	9	AB	R	H	RBI	BB	SO	LOB
6 Melvin Mora, R (1, 6) OBP: 0.349, SLG: 0.423	C S B B S 2-3 ① K		C X 0-1 ③ G6-3			S B X 1-1 ① F8		X 0-0 ① F7		4	0	0	0	0	1	0
Chris Singleton, L (1, 8) OBP: 0.285, SLG: 0.388	C C X 0-2 ② F8			X 0-0 ① L4		B B B B 4-0 BB		C S S 0-3 ② K		3	0	0	0	1	1	0
Gary Matthews, S (1, 7) OBP: 0.369, SLG: 0.446	F X 0-1 ③ P4			C B S S 1-3 ② K		F B F B F C 2-3 ② K		B X 1-0 ③ G6-3		4	0	0	0	0	2	1
Tony Batista, R (1, 5) OBP: 0.318, SLG: 0.470		B C B X 2-1 ① F8		B B X 2-0 ③ F7		B S X 1-1 ③ G4-3			C S X 0-2 ① G5-3	4	0	0	0	0	0	1
Chris Richard, L (1, 10) OBP: 0.370, SLG: 0.659		C X 0-1 ② G5-3			C X 0-1 1B		C S F X 0-2 ① G6-3		F B B X 2-1 ② F7	4	0	1	0	0	0	0
Jeff Conine, R (1, 3) OBP: 0.285, SLG: 0.425		C B F X 1-2 1B			B F F X 1-2 ① P4		C F B B F X 2-2 1B		F B X 1-1 ③ F7	4	0	2	0	0	0	1
31 Jay Gibbons, L (1, 9) OBP: 0.325, SLG: 0.488		C B F B B F X 3-2 ③ F9			B F C X 1-2 ② F8		B B X 2-0 ② F5			3	0	0	0	0	0	3
Geronimo Gil, R (1, 2) OBP: 0.294, SLG: 0.377			X 0-0 ① G6-3		C X 0-1 1-2 1B		C X 0-1 1-2 1B			3	0	2	0	0	0	0
Jerry Hairston, R (1, 4) OBP: 0.325, SLG: 0.369			C X 0-1 ② P4		C B F X 1-2 ③ F7		C B X 1-1 ③ F7			3	0	0	0	0	0	4
Inning Stats	R: 0 E: 0 K: 1 S: 8 H: 0 LOB: 0 BB: 0 P: 10	R: 0 E: 0 K: 0 S: 11 H: 1 LOB: 1 BB: 0 P: 17	R: 0 E: 0 K: 0 S: 5 H: 0 LOB: 0 BB: 0 P: 5	R: 0 E: 0 K: 1 S: 5 H: 0 LOB: 0 BB: 0 P: 8	R: 0 E: 0 K: 0 S: 13 H: 2 LOB: 2 BB: 0 P: 16	R: 0 E: 0 K: 1 S: 8 H: 0 LOB: 1 BB: 1 P: 16	R: 0 E: 0 K: 0 S: 13 H: 2 LOB: 2 BB: 0 P: 18	R: 0 E: 0 K: 1 S: 5 H: 0 LOB: 0 BB: 0 P: 6	R: 0 E: 0 K: 0 S: 7 H: 0 LOB: 0 BB: 0 P: 10	1B: 5 2B: 0 3B: 0 HR: 0	SF: 0 SAC: 0 DP: 0 HBP: 0						

PITCHER	IP	WLS	BF	H	R	ER	SO	BB	IBB	HBP	BLK	WP	HR	S	P	ERA	WHIP
Rick Reed, R (1, 1) ERA: 4.32	9.0	W	33	5	0	0	4	1	0	0	0	0	0	75	106	0.00	0.667

PITCHER	IP	WLS	BF	H	R	ER	SO	BB	IBB	HBP	BLK	WP	HR	S	P	ERA	WHIP

TOP

Baltimore Orioles @ Minnesota Twins

Hubert H. Humphrey Metrodome, Minneapolis, MN

Tue Aug 13 2002, 8:05 PM EDT
Att. 20,268 - Dome - 72 F

livebaseballscorecards.com

AB	32
R	0
H	5
RBI	0
BB	1
SO	4
LOB	10

1B: 5	SF: 0	WP: 0	PA: 33
2B: 0	SAC: 0	PB: 0	
3B: 0	DP: 0	SB: 0	
HR: 0	HBP: 0	CS: 0	

BOTTOM

Baltimore Orioles @ Minnesota Twins

Hubert H. Humphrey Metrodome, Minneapolis, MN

Tue Aug 13 2002, 8:05 PM EDT

Att. 20,268 - Dome - 72 F

livebaseballscorecards.com

Batter	1	2	3	4	5	6	7	8	9	AB	R	H	RBI	BB	SO	LOB
Jacque Jones, L (1, 7) OBP: 0.328, SLG: 0.473	BFBBBFB 4-2 CS BB			CBCFBBBB 4-2 G1-3 1B 2B BB	BX 1-0 G4-3 1-2 1B		BBSSSX 2-2 1B			2	1	2	0	2	0	0
Cristian Guzman, S (1, 6) OBP: 0.291, SLG: 0.372	CCBFX 1-2 G1-3 1-2 ①②			FFFX 0-2 G1-3 1-2 2B 1B	CX 0-1 G4-3 1-2 2-3 ②		CBCSS 1-3 K ②			4	1	1	0	0	1	4
Corey Koskie, L (1, 5) OBP: 0.389, SLG: 0.451	BX 1-0 L4 ③			FBBFX 2-2 G1-3 1-2 2-3 ①	BBCX 2-1 F8 ③		FFBX 1-2 G3 ③			4	0	0	0	0	0	5
David Ortiz, L (1, 10) OBP: 0.352, SLG: 0.502		BCBBFX 3-2 F8 ①		FX 0-1 G6-3 2-H 3-H HR 2B		BBFBX 3-1 HR		BCX 1-1 P6 ①		4	2	2	3	0	0	0
Torii Hunter, R (1, 8) OBP: 0.350, SLG: 0.560		BCFS 1-3 K ②		X 0-0 G6-3 2-3 ②		BFFX 1-2 G5-3 ①		X 0-0 2B 2B		4	0	1	0	0	1	1
Doug Mientkiewicz, L (1, 3) OBP: 0.374, SLG: 0.390		CBBBX 3-1 G6-3 ③		BX 1-0 HR 3-H		BX 1-0 HR		BBCX 2-1 2B 2-3		4	2	3	3	0	0	0
Dustan Mohr, R (1, 9) OBP: 0.338, SLG: 0.457		X 0-0 G4-3 ①	BX 1-0 G6-3 ③			CCS 0-3 K ②		BSSFFFX 1-2 G4-3 ②		4	0	0	0	0	1	2
A.J. Pierzynski, L (1, 2) OBP: 0.343, SLG: 0.449		CBX 1-1 G6-3 ②			BX 1-0 G3 ①	BFX 1-1 G6-3 ③		BSX 1-1 G6-3 ③		4	0	0	0	0	0	2
Luis Rivas, R (1, 4) OBP: 0.322, SLG: 0.397		CX 0-1 G6-3 ③			BCX 1-1 G4-3 1B 1B		BX 1-0 F8 ①			3	0	1	0	0	0	0
Inning Stats	R: 0 H: 0 E: 0 LOB: 0 K: 0 BB: 1 S: 7 P: 13	R: 0 H: 0 E: 0 LOB: 0 K: 1 BB: 0 S: 8 P: 15	R: 0 H: 0 E: 0 LOB: 0 K: 0 BB: 0 S: 5 P: 6	R: 4 H: 3 E: 0 LOB: 0 K: 0 BB: 1 S: 15 P: 23	R: 0 H: 2 E: 0 LOB: 2 K: 0 BB: 0 S: 8 P: 13	R: 2 H: 2 E: 0 LOB: 0 K: 1 BB: 0 S: 11 P: 17	R: 0 H: 1 E: 0 LOB: 1 K: 1 BB: 0 S: 10 P: 15	R: 0 H: 2 E: 0 LOB: 2 K: 0 BB: 0 S: 13 P: 18		1B: 4 SF: 0 2B: 3 SAC: 0 3B: 0 DP: 0 HR: 3 HBP: 0						

AB	33
R	6
H	10
RBI	6
BB	2
SO	3
LOB	14

WP: 0 PA: 35
PB: 0
SB: 0
CS: 1

PITCHER		IP	WLS	BF	H	R	ER	SO	BB	IBB	HBP	BLK	WP	HR	S	P	ERA	WHIP
Scott Erickson, R ERA: 4.98	(1, 1)	5.1	L	24	7	6	6	1	2	0	0	0	0	3	49	81	10.12	1.688
Chris Brock, R ERA: 4.56	(6, 1)	1.2		6	1	0	0	2	0	0	0	0	0	0	15	21	0.00	0.600
Yorkis Perez, L ERA: 4.05	(8, 1)	1.0		5	2	0	0	0	0	0	0	0	0	0	13	18	0.00	2.000

PITCHER	IP	WLS	BF	H	R	ER	SO	BB	IBB	HBP	BLK	WP	HR	S	P	ERA	WHIP

Baltimore Orioles @ Minnesota Twins

Hubert H. Humphrey Metrodome, Minneapolis, MN

Wed Aug 14 2002, 8:05 PM EDT

Att. 28,488 - Dome - 72 F

livebaseballscorecards.com

TOP

Batter	1	2	3	4	5	6	7	8	9	10	11	12	13	14	AB	R	H	RBI	BB	SO	LOB
6 Melvin Mora, R (1, 6) (9, 7) OBP: 0.353, SLG: 0.432	2-2 SF8 3B		0-1 CS 2-H 1B			2-2 2B 2B		4-2 BB BB		2-1 F8			1-1 F9		5	2	3	1	1	0	0
Gary Matthews, S (1, 8) (9, 9) OBP: 0.371, SLG: 0.448	2-1 SF8 3-H		3-3 K 1-2			4-1 2B BB		4-1 BB 1-2		1-0 G6-3			0-1 PB 2B		3	0	1	1	2	1	1
Chris Richard, L (1, 10) OBP: 0.347, SLG: 0.617	1-1 P6			1-0 G3		0-2 L6		1-1 G5-3		1-1 F9			1-3 K		3	0	0	0	0	0	2
Jose Leon, R (8, PH) OBP: 0.266, SLG: 0.361															3	0	0	0	0	1	3
Tony Batista, R (1, 5) OBP: 0.320, SLG: 0.474	3-3 K			1-0 P6		3-2 1-H 2-H 2B			0-1 31 2B 2B		1-2 G6-3		4-2 2-3 BB		5	1	2	1	1	1	0
31 Jay Gibbons, L (1, 9) OBP: 0.324, SLG: 0.489		0-0 G4-3		1-0 F8	0-0 G5-3		1-1 F7		0-1 F9 FC5-4 2-H 2B		4-2 G5-4-3 BB		1-1 P6		4	0	1	1	0	0	0
Chris Singleton, L (9, PR) (9, 8) OBP: 0.286, SLG: 0.387															1	1	0	0	1	0	2
Jeff Conine, R (1, 3) OBP: 0.282, SLG: 0.420		0-2 G5-3			0-2 G6-4-3 1B		1-2 21 G6-4-3 1B		2-0 F9 2-3		1-1 G5-4-3 1-2f			2-2 P5	6	0	1	0	0	0	2
21 Marty Cordova, R (1, 7) OBP: 0.341, SLG: 0.465		0-3 K					2-1 G6-4-3 1-2f		4-0 FC5-4 IBB			1-2 F2		0-0 F2	3	0	1	0	1	1	1
Luis Lopez, S (9, 6) OBP: 0.221, SLG: 0.277															2	0	0	0	0	0	0
Geronimo Gil, R (1, 2) OBP: 0.295, SLG: 0.389			1-0 6 1B 2B		1-0 G6-4-3 1-2f			0-0 F9	1-1 FC5-4 1-2f 3-H			1-2 F7		0-0 HR	6	2	2	2	0	0	2
Jerry Hairston, R (1, 4) OBP: 0.319, SLG: 0.361			1-2 P3			0-2 L6		1-2 G5-3	3-1 F7			0-1 L6		2-2 F5	6	0	0	0	0	0	3
Inning Stats	R: 1 E: 0 K: 1 S: 10 H: 1 LOB: 0 BB: 0 P: 18	R: 0 E: 0 K: 1 S: 7 H: 0 LOB: 0 BB: 0 P: 7	R: 1 E: 0 K: 1 S: 9 H: 2 LOB: 0 BB: 0 P: 14	R: 0 E: 0 K: 0 S: 3 H: 0 LOB: 0 BB: 0 P: 6	R: 0 E: 0 K: 0 S: 5 H: 1 LOB: 0 BB: 0 P: 6	R: 1 E: 0 K: 0 S: 14 H: 2 LOB: 2 BB: 1 P: 23	R: 0 E: 0 K: 0 S: 7 H: 1 LOB: 0 BB: 0 P: 11	R: 0 E: 0 K: 0 S: 9 H: 0 LOB: 2 BB: 2 P: 19	R: 2 E: 0 K: 0 S: 10 H: 2 LOB: 2 BB: 1 P: 19	R: 0 E: 0 K: 0 S: 5 H: 0 LOB: 0 BB: 0 P: 9	R: 0 E: 0 K: 0 S: 9 H: 0 LOB: 0 BB: 1 P: 15	R: 0 E: 0 K: 0 S: 8 H: 0 LOB: 0 BB: 0 P: 10	R: 0 E: 0 K: 1 S: 12 H: 1 LOB: 2 BB: 1 P: 19	R: 1 E: 0 K: 0 S: 9 H: 1 LOB: 0 BB: 0 P: 13	1B: 3 2B: 6 3B: 1 HR: 1 SF: 1 SAC: 0 DP: 3 HBP: 0						

PITCHER		IP	WLS	BF	H	R	ER	SO	BB	IBB	HBP	BLK	WP	HR	S	P	ERA	WHIP
Brad Radke, R (1, 1) ERA: 5.09		6.0		22	6	3	3	3	1	0	0	0	0	0	48	74	4.50	1.167
LaTroy Hawkins, R (7, 1) ERA: 2.21		1.0	H	3	1	0	0	0	0	0	0	0	0	0	7	11	0.00	1.000
J.C. Romero, L (8, 1) ERA: 1.67		1.0	H	5	0	0	0	0	2	0	0	0	0	0	9	19	0.00	2.000
Eddie Guardado, L (9, 1) ERA: 2.72		1.0	B	6	2	2	2	0	0	1	0	0	0	0	10	19	18.00	2.000
Bob Wells, R (10, 1) ERA: 5.4		2.0		6	0	0	0	0	1	0	0	0	0	0	14	24	0.00	0.500
Tony Fiore, R (12, 1) ERA: 3.07		3.0	L	12	2	1	1	1	1	0	0	0	0	1	29	42	3.00	1.000

AB	47
R	6
H	11
RBI	6
BB	6
SO	4
LOB	16

WP: 0 PB: 1 SB: 0 CS: 1 PA: 54

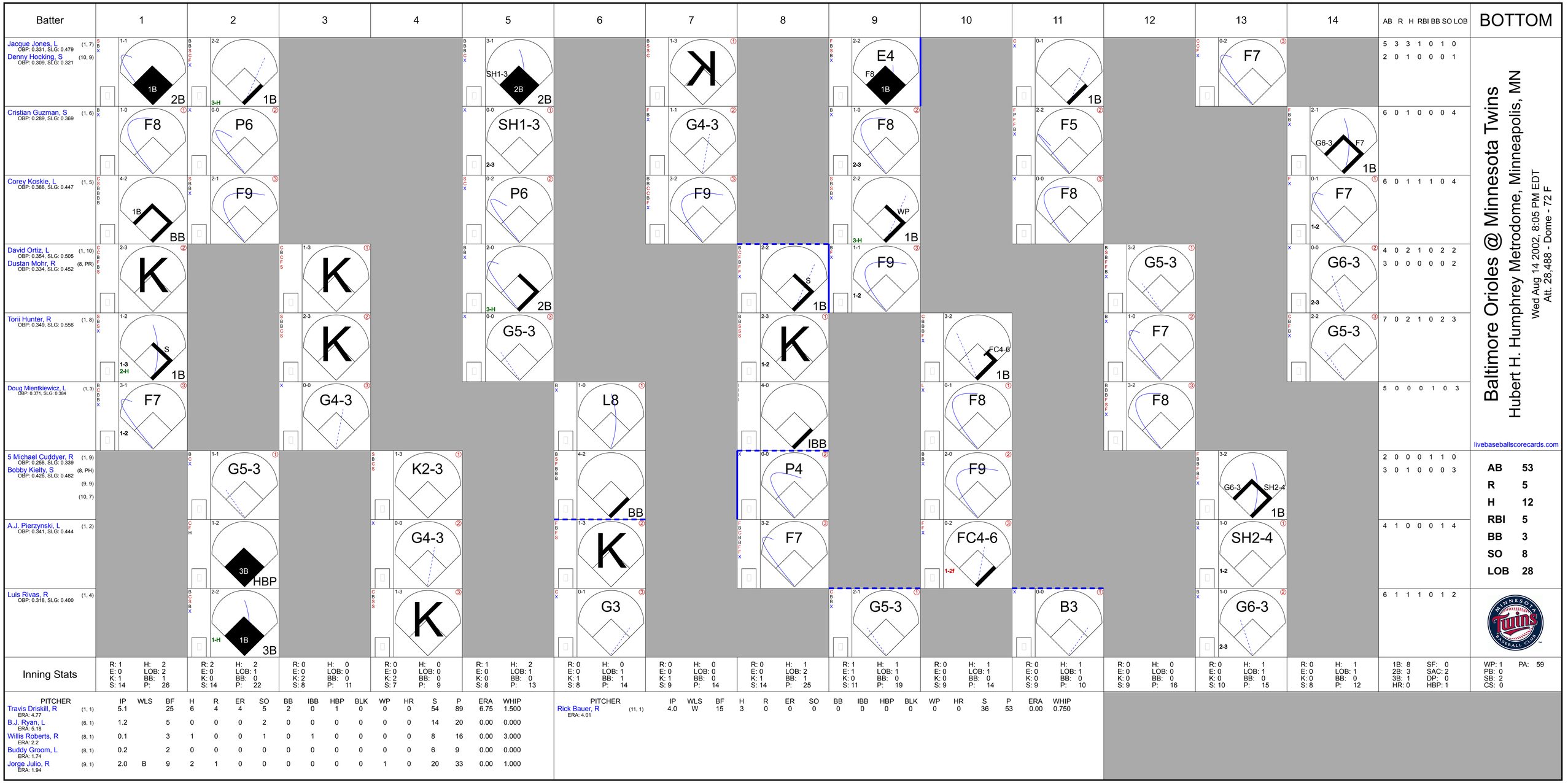
Batter
1
2
3
4
5
6
7
8
9
10
11
12
13
14
AB R H RBI BB SO LOB
BOTTOM
Jacque Jones, L (1, 7) OBP: 0.331, SLG: 0.479
Denny Hocking, S (10, 9) OBP: 0.309, SLG: 0.321
5 3 3 1 0 1 0
2 0 1 0 0 0 1
Cristian Guzman, S (1, 6) OBP: 0.289, SLG: 0.369
6 0 1 0 0 0 4
Corey Koskie, L (1, 5) OBP: 0.388, SLG: 0.447
6 0 1 1 1 0 4
David Ortiz, L (1, 10) OBP: 0.354, SLG: 0.505
Dustan Mohr, R (8, PR) OBP: 0.334, SLG: 0.452
4 0 2 1 0 2 2
3 0 0 0 0 0 2
Torii Hunter, R (1, 8) OBP: 0.349, SLG: 0.556
7 0 2 1 0 2 3
Doug Mientkiewicz, L (1, 3) OBP: 0.371, SLG: 0.384
5 0 0 0 1 0 3
5 Michael Cuddyer, R (1, 9) OBP: 0.258, SLG: 0.339
Bobby Kielty, S (8, PH) OBP: 0.426, SLG: 0.482
(9, 9)
(10, 7)
2 0 0 0 1 1 0
3 0 1 0 0 0 3
A.J. Pierzynski, L (1, 2) OBP: 0.341, SLG: 0.444
4 1 0 0 0 1 4
Luis Rivas, R (1, 4) OBP: 0.318, SLG: 0.400
6 1 1 1 0 1 2
Baltimore Orioles @ Minnesota Twins
Hubert H. Humphrey Metrodome, Minneapolis, MN
Wed Aug 14 2002, 8:05 PM EDT
Att. 28,488 - Dome - 72 F
livebaseballscorecards.com
AB 53
R 5
H 12
RBI 5
BB 3
SO 8
LOB 28
Inning Stats
R: 1 E: 0 K: 1 S: 14 H: 2 LOB: 2 BB: 1 P: 26
R: 2 E: 0 K: 0 S: 14 H: 2 LOB: 1 BB: 0 P: 22
R: 0 E: 0 K: 2 S: 8 H: 0 LOB: 0 BB: 0 P: 11
R: 0 E: 0 K: 2 S: 7 H: 0 LOB: 0 BB: 0 P: 9
R: 1 E: 0 K: 0 S: 8 H: 2 LOB: 1 BB: 0 P: 13
R: 0 E: 0 K: 1 S: 8 H: 0 LOB: 1 BB: 1 P: 14
R: 0 E: 0 K: 1 S: 9 H: 0 LOB: 0 BB: 0 P: 14
R: 0 E: 0 K: 1 S: 14 H: 1 LOB: 2 BB: 1 P: 25
R: 1 E: 1 K: 0 S: 11 H: 1 LOB: 1 BB: 0 P: 19
R: 0 E: 0 K: 0 S: 9 H: 1 LOB: 1 BB: 0 P: 14
R: 0 E: 0 K: 0 S: 9 H: 1 LOB: 1 BB: 0 P: 10
R: 0 E: 0 K: 0 S: 9 H: 0 LOB: 0 BB: 0 P: 16
R: 0 E: 0 K: 0 S: 10 H: 1 LOB: 1 BB: 0 P: 15
R: 0 E: 0 K: 0 S: 8 H: 1 LOB: 1 BB: 0 P: 12
1B: 8 2B: 3 3B: 1 HR: 0 SF: 0 SAC: 2 DP: 0 HBP: 1
WP: 1 PB: 0 SB: 2 CS: 0 PA: 59
PITCHER IP WLS BF H R ER SO BB IBB HBP BLK WP HR S P ERA WHIP
Travis Driskill, R (1, 1) ERA: 4.77 5.1 25 6 4 4 5 2 0 1 0 0 0 54 89 6.75 1.500
B.J. Ryan, L (6, 1) ERA: 5.18 1.2 5 0 0 0 2 0 0 0 0 0 0 14 20 0.00 0.000
Willis Roberts, R (8, 1) ERA: 2.2 0.1 3 1 0 0 1 0 1 0 0 0 0 8 16 0.00 3.000
Buddy Groom, L (8, 1) ERA: 1.74 0.2 2 0 0 0 0 0 0 0 0 0 0 6 9 0.00 0.000
Jorge Julio, R (9, 1) ERA: 1.94 2.0 B 9 2 1 0 0 0 0 0 0 1 0 20 33 0.00 1.000
PITCHER IP WLS BF H R ER SO BB IBB HBP BLK WP HR S P ERA WHIP
Rick Bauer, R (11, 1) ERA: 4.01 4.0 W 15 3 0 0 0 0 0 0 0 0 0 0 36 53 0.00 0.750

Batter	1	2	3	4	5	6	7	8	9	AB	R	H	RBI	BB	SO	LOB
6 Melvin Mora, R (1, 6) (9, 7) OBP: 0.351, SLG: 0.436	L1		F7		K			HR	L5	5	1	1	1	0	1	1
Chris Singleton, L (1, 8) OBP: 0.288, SLG: 0.399	HR		G4-3 2B		F7			G6-3		4	1	2	1	0	0	0
Gary Matthews, S (1, 7) (9, 9) OBP: 0.367, SLG: 0.442	E4		G4-3 2-3			F8		K		4	0	0	0	0	1	1
Tony Batista, R (1, 5) OBP: 0.320, SLG: 0.472	F8		P4			F9		1B		4	0	1	0	0	0	2
31 Jay Gibbons, L (1, 9) OBP: 0.321, SLG: 0.483 Luis Lopez, S (9, 6) OBP: 0.221, SLG: 0.277	F7			G4-3		G4-3		G1-3		4 0	0 0	0 0	0 0	0 0	0 0	2 0
Jeff Conine, R (1, 3) OBP: 0.282, SLG: 0.421		K		G3-1			F8		2B 2B	4	1	1	0	0	1	0
Chris Richard, L (1, 10) OBP: 0.377, SLG: 0.640		G5-6-3 1B		BB			K		G6-3 2-H 2B	3	0	2	1	1	1	0
Geronimo Gil, R (1, 2) OBP: 0.294, SLG: 0.386		G5-6-3 1-2		F7			BB		G6-3 2-3	3	0	0	0	1	0	3
Jerry Hairston, R (1, 4) OBP: 0.314, SLG: 0.355		K			F7		F8		F9	4	0	0	0	0	1	3

TOP

Baltimore Orioles @ Minnesota Twins

Hubert H. Humphrey Metrodome, Minneapolis, MN

Thu Aug 15 2002, 8:05 PM EDT

Att. 20,471 - Dome - 72 F

livebaseballscorecards.com

AB	35
R	3
H	7
RBI	3
BB	2
SO	5
LOB	12

Inning Stats	1	2	3	4	5	6	7	8	9
	R: 1 E: 1 K: 0 S: 11	R: 0 E: 0 K: 2 S: 12	R: 0 E: 0 K: 0 S: 9	R: 0 E: 0 K: 0 S: 5	R: 0 E: 0 K: 1 S: 7	R: 0 E: 0 K: 0 S: 7	R: 0 E: 0 K: 1 S: 7	R: 1 E: 0 K: 1 S: 12	R: 1 E: 0 K: 0 S: 8
	H: 1 LOB: 1 BB: 0 P: 13	H: 1 LOB: 1 BB: 0 P: 18	H: 1 LOB: 1 BB: 0 P: 14	H: 0 LOB: 1 BB: 1 P: 13	H: 0 LOB: 0 BB: 0 P: 8	H: 0 LOB: 0 BB: 0 P: 10	H: 0 LOB: 1 BB: 1 P: 15	H: 2 LOB: 1 BB: 0 P: 18	H: 2 LOB: 1 BB: 0 P: 12

1B: 2 SF: 0
2B: 3 SAC: 0
3B: 0 DP: 0
HR: 2 HBP: 0

WP: 0 PA: 37
PB: 0
SB: 0
CS: 0

PITCHER		IP	WLS	BF	H	R	ER	SO	BB	IBB	HBP	BLK	WP	HR	S	P	ERA	WHIP
Kyle Lohse, R ERA: 4.58	(1, 1)	7.0	L	28	4	2	2	4	2	0	0	0	0	2	61	96	2.57	0.857
J.C. Romero, L ERA: 1.64	(8, 1)	1.0		4	1	0	0	1	0	0	0	0	0	0	9	13	0.00	1.000
Michael Jackson, R ERA: 3.05	(9, 1)	1.0		5	2	1	1	0	0	0	0	0	0	0	8	12	9.00	2.000

PITCHER	IP	WLS	BF	H	R	ER	SO	BB	IBB	HBP	BLK	WP	HR	S	P	ERA	WHIP

Baltimore Orioles @ Minnesota Twins

Hubert H. Humphrey Metrodome, Minneapolis, MN

Thu Aug 15 2002, 8:05 PM EDT

Att. 20,471 - Dome - 72 F

livebaseballscorecards.com

BOTTOM

Batter	1	2	3	4	5	6	7	8	9	AB	R	H	RBI	BB	SO	LOB
Luis Rivas, R (1, 4) OBP: 0.321, SLG: 0.409	C B F S 1-3 K ①		B F F X 1-2 G1-6-3 ② ③ 1-2f			B B B B 4-0 1B BB		X 0-0 3B		3	0	1	0	1	1	1
Cristian Guzman, S (1, 6) OBP: 0.291, SLG: 0.370	B B X 2-0 G4-3 ②			X 0-0 G1-6-3 1B		B C C X 1-2 1-2 1B		X 0-0 G6-3 ②		4	0	2	0	0	0	1
Corey Koskie, L (1, 5) OBP: 0.386, SLG: 0.447	C X 0-1 WP 2B			F F X 0-2 G1-6-3 ① ② 1-2f		C S B S 1-3 K ①		X 0-0 F8 ③		4	0	1	0	0	1	4
David Ortiz, L (1, 10) OBP: 0.350, SLG: 0.498	C F B S 1-3 K ③ 2-3			C C B S 1-3 K ③		F B C B F X 2-2 P6 ②			C C B F X 1-2 F7 ①	4	0	0	0	0	2	3
Torii Hunter, R (1, 8) OBP: 0.348, SLG: 0.555		B X 1-0 G6-3 ①			C B X 1-1 G3 1B 2B	B X 1-0 F9 ③			B F F B B X 3-2 G6-3 ②	4	1	1	0	0	0	2
Doug Mientkiewicz, L (1, 3) OBP: 0.367, SLG: 0.380		C X 0-1 F5 ②			B B C C F X 2-2 G3 ① 2-3		X 0-0 G5-3 ①		C B X 1-1 F7 ③	4	0	0	0	0	0	1
Bobby Kielty, S (1, 9) OBP: 0.425, SLG: 0.478		B B B C X 3-1 F9 ③			B F B S B F H 4-2 1B HBP		C B X 1-1 F8 ②			2	0	0	0	0	0	0
Dustan Mohr, R (1, 7) OBP: 0.334, SLG: 0.451			X 0-0 G6-3 ①		B X 1-0 G6-4-3 1-2 3-H 1B		C B B B F S 3-3 K ③			3	0	1	1	0	1	0
Tom Prince, R (1, 2) OBP: 0.325, SLG: 0.430			B C X 1-1 G1-6-3 1B		B L F X 1-2 G6-4-3 ② ③ 1-2f			C B X 1-1 P4 ①		3	0	1	0	0	0	2
Inning Stats	R: 0 H: 1 E: 0 LOB: 1 K: 2 BB: 0 S: 9 P: 13	R: 0 H: 0 E: 0 LOB: 0 K: 0 BB: 0 S: 5 P: 9	R: 0 H: 1 E: 0 LOB: 0 K: 0 BB: 0 S: 6 P: 8	R: 0 H: 1 E: 0 LOB: 0 K: 1 BB: 0 S: 7 P: 8	R: 1 H: 2 E: 0 LOB: 1 K: 0 BB: 0 S: 13 P: 22	R: 0 H: 1 E: 0 LOB: 2 K: 1 BB: 1 S: 11 P: 20	R: 0 H: 0 E: 0 LOB: 0 K: 1 BB: 0 S: 6 P: 10	R: 0 H: 1 E: 0 LOB: 1 K: 0 BB: 0 S: 5 P: 6	R: 0 H: 0 E: 0 LOB: 0 K: 0 BB: 0 S: 9 P: 14	1B: 4 SF: 0 2B: 2 SAC: 0 3B: 1 DP: 3 HR: 0 HBP: 1						WP: 1 PA: 33 PB: 0 SB: 0 CS: 0	

	AB	31
	R	1
	H	7
	RBI	1
	BB	1
	SO	5
	LOB	14

PITCHER		IP	WLS	BF	H	R	ER	SO	BB	IBB	HBP	BLK	WP	HR	S	P	ERA	WHIP
Jason Johnson, R ERA: 4.05	(1, 1)	7.0	W	26	6	1	1	5	1	0	1	0	1	0	57	90	1.29	1.000
Buddy Groom, L ERA: 1.69	(8, 1)	1.1	H	5	1	0	0	0	0	0	0	0	0	0	9	11	0.00	0.750
Jorge Julio, R ERA: 1.92	(9, 1)	0.2	S	2	0	0	0	0	0	0	0	0	0	0	5	9	0.00	0.000

PITCHER	IP	WLS	BF	H	R	ER	SO	BB	IBB	HBP	BLK	WP	HR	S	P	ERA	WHIP

Detroit Tigers @ Baltimore Orioles

Oriole Park at Camden Yards, Baltimore, MD

Fri Aug 16 2002, 7:05 PM EDT

Att. 36,086 - Cloudy - 97 F

TOP

livebaseballscorecards.com

Batter	1	2	3	4	5	6	7	8	9	AB	R	H	RBI	BB	SO	LOB
George Lombard, L (1, 8) OBP: 0.307, SLG: 0.428	B F C B S 2-3 K ①	B X 1-0 G4-3 ③		S C B F X 1-2 G4-3 ② 2-3			B X 1-0 S 1B 1B	B B C X 2-1 FC6-4 ③ 1-2f		4	1	1	0	0	1	1
Damian Jackson, R (7, 4) OBP: 0.335, SLG: 0.365										1	0	0	0	0	0	2
Hiram Bocachica, R (1, 4) (7, 8) OBP: 0.275, SLG: 0.455	C B B B B 4-1 2B 1B BB		C S B B F F S 2-3 K ①	F F B C 1-3 K ③			C B P S S 2-3 K ① 1-2		B X 1-0 CS 1B	4	1	1	0	1	3	2
Bobby Higginson, L (1, 7) OBP: 0.360, SLG: 0.438	X 0-0 1-3 1B 2B		C C H 1-2 HR HBP		F B F S 1-3 K ①		C B X 1-1 2-H 1B		B B B C S F B 4-2 ① 1-2 CS BB	3	1	2	1	1	1	0
Randall Simon, L (1, 10) OBP: 0.323, SLG: 0.462	B X 1-0 ② 2-H 3-H 1B		X 0-0 1-H HR		S X 0-1 G6-3 ②		B X 1-0 L7 ②		B X 1-0 G4-3 ②③ 1-2	5	1	2	3	0	0	2
Robert Fick, L (1, 9) OBP: 0.324, SLG: 0.436	X 0-0 F7 ③		C F B F B F B C 3-3 K ②		C B B B B 4-1 BB		S C B B X 1-2 G6-3 ③			3	0	0	0	1	1	2
Carlos Pena, L (1, 3) OBP: 0.321, SLG: 0.445		S B B S S B X 3-2 HR 1B	B X 1-0 1B		C F F F X 0-2 G3-1 ③			B F H 2-1 S HBP		3	1	2	0	0	0	1
Shane Halter, R (1, 6) OBP: 0.330, SLG: 0.424		B X 1-0 1-H HR	C X 0-1 F8 ③			B X 1-0 G4-3 ①		B B C B F S 3-3 K ① 1-2		4	1	1	2	0	1	2
15 Brandon Inge, R (1, 2) OBP: 0.296, SLG: 0.394		F C B S 1-3 K ①		C B B C X 2-2 G4-3 2B		B F F C 1-3 ②		B B B B 4-0 FC6-4 BB		3	0	1	0	1	2	0
Chris Truby, R (1, 5) OBP: 0.243, SLG: 0.328		X 0-0 F7 ②		S B F S 1-3 K ①		B B S S S F S 2-3 K ③		C X 0-1 F8 ②		4	0	0	0	0	2	3
Inning Stats	R: 1 H: 2 E: 0 LOB: 1 K: 1 BB: 1 S: 7 P: 14	R: 2 H: 2 E: 0 LOB: 0 K: 1 BB: 0 S: 9 P: 15	R: 2 H: 2 E: 0 LOB: 1 K: 2 BB: 0 S: 16 P: 23	R: 0 H: 1 E: 0 LOB: 1 K: 2 BB: 0 S: 13 P: 18	R: 0 H: 0 E: 0 LOB: 1 K: 1 BB: 1 S: 11 P: 16	R: 0 H: 0 E: 0 LOB: 0 K: 2 BB: 0 S: 8 P: 12	R: 1 H: 2 E: 0 LOB: 1 K: 1 BB: 0 S: 11 P: 16	R: 0 H: 0 E: 0 LOB: 2 K: 1 BB: 1 S: 8 P: 19	R: 0 H: 1 E: 0 LOB: 0 K: 0 BB: 1 S: 5 P: 11	1B: 6 SF: 0 2B: 2 SAC: 0 3B: 0 DP: 0 HR: 2 HBP: 2						

	AB	34
	R	6
	H	10
	RBI	6
	BB	4
	SO	11
	LOB	15

WP: 0 PA: 40
PB: 0
SB: 2
CS: 2

PITCHER		IP	WLS	BF	H	R	ER	SO	BB	IBB	HBP	BLK	WP	HR	S	P	ERA	WHIP
Rodrigo Lopez, R ERA: 3.24	(1, 1)	6.0	L	27	7	5	5	9	2	0	1	0	0	2	64	98	7.50	1.500
Yorkis Perez, L ERA: 4.4	(7, 1)	1.0		5	2	1	1	1	0	0	0	0	0	0	11	16	9.00	2.000
Willis Roberts, R ERA: 2.17	(8, 1)	1.0		6	1	0	0	1	1	0	1	0	0	0	9	21	0.00	2.000
B.J. Ryan, L ERA: 5.05	(9, 1)	1.0		2	0	0	0	0	1	0	0	0	0	0	4	9	0.00	1.000

PITCHER	IP	WLS	BF	H	R	ER	SO	BB	IBB	HBP	BLK	WP	HR	S	P	ERA	WHIP

Detroit Tigers @ Baltimore Orioles

Oriole Park at Camden Yards, Baltimore, MD

Fri Aug 16 2002, 7:05 PM EDT

Att. 36,086 - Cloudy - 97 F

livebaseballscorecards.com

BOTTOM

Batter	1	2	3	4	5	6	7	8	9	AB	R	H	RBI	BB	SO	LOB
6 Melvin Mora, R (1, 6) OBP: 0.350, SLG: 0.433	F8		WP, 1B, G3 1B		F8 1-3		G6-3		F9	5	1	1	0	0	0	1
Jerry Hairston, R (1, 4) OBP: 0.319, SLG: 0.360	CS, G4-3 1B		G3, WP 1-2 1B		G5-3		1B 1B		F8	5	0	3	0	0	0	1
Gary Matthews, S (1, 8) OBP: 0.362, SLG: 0.435	G4-3 1-2		G3 1-3 2-H		G4-3		K		G3	5	0	0	1	0	1	4
Tony Batista, R (1, 5) OBP: 0.321, SLG: 0.479	CS 2-3	G6-3	F8			HR	31 FC4-6 1-3 1B			4	1	2	1	0	0	1
31 Jay Gibbons, L (1, 9) OBP: 0.320, SLG: 0.480		HR 1B		P4		K	FC4-6 1-2f			4	1	1	0	0	1	2
Jeff Conine, R (1, 3) OBP: 0.285, SLG: 0.433		1-H HR		G4-3		21 G5-3 1B		L7		4	1	2	2	0	0	0
Chris Richard, L (1, 10) OBP: 0.386, SLG: 0.648		G3-1		2B		21 G5-3 1-2 1B		K		4	0	2	0	0	1	0
21 Marty Cordova, R (1, 7) OBP: 0.340, SLG: 0.471		G5-3		F8		G5-3 1-2 2-3		HR		4	1	1	1	0	0	3
Brook Fordyce, R (1, 2) OBP: 0.294, SLG: 0.308			L8		6 F8 6 WP BB	F3		G4-3		2	0	0	0	1	0	2
Luis Lopez, S (8, PH) OBP: 0.217, SLG: 0.273										1	0	0	0	0	0	0
Geronimo Gil, R (9, 2) OBP: 0.294, SLG: 0.386										0	0	0	0	0	0	0

	AB	38
	R	5
	H	12
	RBI	5
	BB	1
	SO	3
	LOB	14

Inning Stats	1	2	3	4	5	6	7	8	9	1B: 8	SF: 0	WP: 2	PA: 40
R:	0	2	1	0	0	1	0	1	0	2B: 1	SAC: 0	PB: 0	
E:	0	0	0	0	0	0	0	0	0	3B: 0	DP: 0	SB: 0	
K:	0	0	0	0	0	1	0	0	0	HR: 3	HBP: 0	CS: 1	
S:	6	12	13	10	6	19	14	8	8				
H:	1	2	2	1	0	3	2	1	0				
LOB:	0	0	1	1	1	2	2	0	0				
BB:	0	0	0	0	0	0	0	0	0				
P:	9	17	23	17	14	27	25	13	12				

PITCHER		IP	WLS	BF	H	R	ER	SO	BB	IBB	HBP	BLK	WP	HR	S	P	ERA	WHIP
Steve Sparks, R ERA: 5.1	(1, 1)	6.2	W	31	11	4	4	2	1	0	0	0	2	2	78	127	5.40	1.800
Jamie Walker, L ERA: 4.5	(7, 1)	0.1	H	1	0	0	0	0	0	0	0	0	0	0	2	5	0.00	0.000
Oscar Henriquez, R ERA: 1.89	(8, 1)	1.0	H	4	1	1	1	1	0	0	0	0	0	1	8	13	9.00	1.000
Juan Acevedo, R ERA: 3.1	(9, 1)	1.0	S	3	0	0	0	0	0	0	0	0	0	0	8	12	0.00	0.000

PITCHER	IP	WLS	BF	H	R	ER	SO	BB	IBB	HBP	BLK	WP	HR	S	P	ERA	WHIP

Batter	1	2	3	4	5	6	7	8	9	AB	R	H	RBI	BB	SO	LOB
Damian Jackson, R (1, 4) OBP: 0.342, SLG: 0.373	B C F B C 2-3 ① K		F B S B X 2-2 2-H 1B		C X 0-1 1B			B C B C F X 2-2 G6-4-3 1B		4	0	3	1	0	1	0
Wendell Magee, R (1, 8) OBP: 0.290, SLG: 0.386	C X 0-1 G6-3 1B		P X 1-0 ③ F9		C X 0-1 ③ L8			F X 0-1 ② ③ G6-4-3 1-2f		4	0	1	0	0	0	3
Bobby Higginson, L (1, 7) OBP: 0.356, SLG: 0.432	C S B B X 2-2 ② ③ G6-3 1-2f			B X 1-0 ① F9		C S S 0-3 ① K			B B F F B X 3-2 ① F8	4	0	0	0	0	1	1
Randall Simon, L (1, 10) OBP: 0.322, SLG: 0.459		F S B B X 2-2 ① P5		B X 1-0 HR 1B		X 0-0 ② G2-3			C S S 0-3 K	4	1	1	0	0	1	0
Robert Fick, L (1, 9) OBP: 0.322, SLG: 0.432		C F X 0-2 ② G6-3		C C S S 1-3 ② K		B B X 2-0 ③ F8			C B B B X 2-1 ② F7	4	0	0	0	0	1	2
Carlos Pena, L (1, 3) OBP: 0.320, SLG: 0.454		B B C C S 2-3 ③ K		B B X 2-0 1-H HR			C B B B S F S 2-3 ① K		C F X 0-2 ③ G3	4	1	1	2	0	2	1
Shane Halter, R (1, 6) OBP: 0.327, SLG: 0.420			C C B F S 1-3 ① K	S S B X 1-2 ③ F7			C B F X 1-2 ② F7			3	0	0	0	0	1	0
15 Brandon Inge, R (1, 2) OBP: 0.292, SLG: 0.390			C C B F B S 2-3 ② K		C X 0-1 ① P4		C X 0-1 ③ G5-3			3	0	0	0	0	1	0
Chris Truby, R (1, 5) OBP: 0.244, SLG: 0.331			B B C X 2-1 1B 2B		B C C F B F S 2-3 ② K			C F F S 0-3 ① K		3	1	1	0	0	2	0
Inning Stats	R: 0 H: 1 E: 0 LOB: 0 K: 1 BB: 0 S: 8 P: 12	R: 0 H: 0 E: 0 LOB: 0 K: 1 BB: 0 S: 9 P: 13	R: 1 H: 2 E: 0 LOB: 0 K: 2 BB: 0 S: 15 P: 22	R: 2 H: 2 E: 0 LOB: 0 K: 1 BB: 0 S: 9 P: 15	R: 0 H: 1 E: 0 LOB: 1 K: 1 BB: 0 S: 11 P: 13	R: 0 H: 0 E: 0 LOB: 0 K: 1 BB: 0 S: 5 P: 7	R: 0 H: 0 E: 0 LOB: 0 K: 1 BB: 0 S: 9 P: 12	R: 0 H: 1 E: 0 LOB: 0 K: 1 BB: 0 S: 10 P: 12	R: 0 H: 0 E: 0 LOB: 1 K: 1 BB: 0 S: 11 P: 16	1B: 5 SF: 0 2B: 1 SAC: 0 3B: 0 DP: 2 HR: 1 HBP: 0						WP: 1 PA: 33 PB: 0 SB: 0 CS: 0

TOP

Detroit Tigers @ Baltimore Orioles

Oriole Park at Camden Yards, Baltimore, MD

Sat Aug 17 2002, 7:05 PM EDT
Att. 34,007 - Cloudy - 96 F

livebaseballscorecards.com

AB	33
R	3
H	7
RBI	3
BB	0
SO	10
LOB	7

PITCHER		IP	WLS	BF	H	R	ER	SO	BB	IBB	HBP	BLK	WP	HR	S	P	ERA	WHIP
John Stephens, R ERA: 7.04	(1, 1)	7.0	W	26	6	3	3	8	0	0	0	0	0	1	66	94	3.86	0.857
Willis Roberts, R ERA: 2.13	(8, 1)	1.0	H	3	1	0	0	1	0	0	0	0	0	0	10	12	0.00	1.000
Jorge Julio, R ERA: 1.88	(9, 1)	1.0		4	0	0	0	1	0	0	0	0	1	0	11	16	0.00	0.000

PITCHER		IP	WLS	BF	H	R	ER	SO	BB	IBB	HBP	BLK	WP	HR	S	P	ERA	WHIP

Detroit Tigers @ Baltimore Orioles

Oriole Park at Camden Yards, Baltimore, MD

Sat Aug 17 2002, 7:05 PM EDT
Att. 34,007 - Cloudy - 96 F

BOTTOM

Batter	1	2	3	4	5	6	7	8	9	AB	R	H	RBI	BB	SO	LOB
6 Melvin Mora, R (1, 8) (9, 7) OBP: 0.351, SLG: 0.433	B X 1-0 G5-3 ①		C X 0-1 1B			C X 0-1 F8 ②	B B F B B 4-1 1B 1-2 2-3 BB			3	0	1	0	1	0	0
Jerry Hairston, R (1, 4) OBP: 0.318, SLG: 0.358	B B B C X 3-1 G5-3 ②		B X 1-0 P6 ③			L B X 1-1 F2 ③	F B B X 2-1 1-2 2-H 3-H 1B ③			4	0	1	1	0	0	1
Gary Matthews, S (1, 9) OBP: 0.361, SLG: 0.431	C S B F X 1-2 G6-3 ③			X 0-0 G5-3 ①			B B C F B B 4-2 1B 21 1B BB	C S B S 1-3 K ①		3	1	0	0	1	1	0
Tony Batista, R (1, 5) OBP: 0.321, SLG: 0.479		C F B B S 2-3 K ①		C C X 0-2 G5-3 ②			S F B F S 1-3 K ①	B C X 1-1 1B 21 2B 2B		4	1	1	0	0	2	1
Jeff Conine, R (1, 3) OBP: 0.291, SLG: 0.435		B C B C B B 4-2 21 1B SF7 BB		B S F B F S 2-3 K ③			X 0-0 21 1B 1-3 1B 1B	F B B X 2-1 21 2B 2-3 1B		3	2	2	0	1	1	0
21 Marty Cordova, R (1, 7) OBP: 0.344, SLG: 0.477 Chris Singleton, L (8, PR) (9, 8) OBP: 0.288, SLG: 0.399		F B B X 2-1 PO SF7 1-3 1B			B S C S 1-3 K ①		F X 0-1 1B 1B 1-2 3-H 1B	X 0-0 E 1-H 3-H 2B ②		4 1 0 1	1 3	2 0	1 0	0 0	1 0	0 0
Chris Richard, L (1, 10) OBP: 0.377, SLG: 0.649	B X 1-0 SF7 ② 1-2 3-H				C B B B F C 3-3 K ②		X 0-0 F7 ②	X 0-0 E8 3-H 2B		3	0	1	2	0	1	2
Geronimo Gil, R (1, 2) OBP: 0.294, SLG: 0.384		C B 2 SAFE 1-1 PO ③ 2-3	B C F F X 1-2 G6-3 ①		S X 0-1 F8 ③		X 0-0 6 BB 1B 1-3 2-H 1B 1B	B F F B F X 2-2 G1-3 ③		4	1	1	1	0	0	1
Mike Bordick, R (1, 6) OBP: 0.314, SLG: 0.369			F B F B X 2-2 G5-3 ②			C S B B B X 2-2 G6-3 ①	B C B F X 2-2 6 BB 1-2 3-H 1B 1B			3	0	1	1	0	0	0
Inning Stats	R: 0 E: 0 K: 0 S: 7 H: 0 LOB: 0 BB: 0 P: 12	R: 1 E: 0 K: 1 S: 9 H: 1 LOB: 0 BB: 1 P: 19	R: 0 E: 0 K: 0 S: 10 H: 1 LOB: 1 BB: 0 P: 14	R: 0 E: 0 K: 1 S: 8 H: 0 LOB: 0 BB: 0 P: 10	R: 0 E: 0 K: 2 S: 8 H: 0 LOB: 0 BB: 0 P: 12	R: 0 E: 0 K: 0 S: 7 H: 0 LOB: 0 BB: 0 P: 10	R: 4 E: 0 K: 1 S: 17 H: 5 LOB: 2 BB: 2 P: 30	R: 2 E: 1 K: 1 S: 13 H: 4 LOB: 1 BB: 0 P: 19		1B: 8 2B: 3 3B: 0 HR: 0	SF: 1 SAC: 0 DP: 0 HBP: 0						

livebaseballscorecards.com

AB	31
R	7
H	11
RBI	7
BB	3
SO	6
LOB	5

PITCHER		IP	WLS	BF	H	R	ER	SO	BB	IBB	HBP	BLK	WP	HR	S	P	ERA	WHIP
Mark Redman, L ERA: 3.45	(1, 1)	6.1	L	24	4	4	4	5	2	0	0	0	0	0	58	91	5.68	0.947
Jamie Walker, L ERA: 4.45	(7, 1)	0.1	H	1	0	0	0	0	0	0	0	0	0	0	1	1	0.00	0.000
Fernando Rodney, R ERA: 6.75	(7, 1)	0.1	B	4	3	1	1	0	1	0	0	0	0	0	7	15	27.00	12.000
Jeff Farnsworth, R ERA: 6.14	(8, 1)	1.0		6	4	2	2	1	0	0	0	0	0	0	13	19	18.00	4.000

PITCHER	IP	WLS	BF	H	R	ER	SO	BB	IBB	HBP	BLK	WP	HR	S	P	ERA	WHIP

Detroit Tigers @ Baltimore Orioles

Oriole Park at Camden Yards, Baltimore, MD

Sun Aug 18 2002, 1:35 PM EDT
Att. 30,905 - Cloudy - 97 F

livebaseballscorecards.com

TOP

Batter	1	2	3	4	5	6	7	8	9	AB	R	H	RBI	BB	SO	LOB
George Lombard, L (1, 8) OBP: 0.323, SLG: 0.435	B F B B X 3-1 1B SF8 1B	B B C B B 4-1 FC5-4 BB		X 0-0 F7-6 SH5-3 1-2 1B		B B B C F B 4-2 1B E E BB	C C B F B F F X 2-2 1-H 1B		C B S B F B F X 3-2 1-3 2B	2	2	2	0	2	0	0
Hiram Bocachica, R (7, PH) OBP: 0.288, SLG: 0.476 (7, 8)										2	0	2	1	0	0	0
Damian Jackson, R (1, 4) OBP: 0.344, SLG: 0.374	X 0-0 G4-1 S 2B 1-3 1B	C X 0-1 ③ FC5-4 1-2f		X 0-0 ① SH5-3 1-2 2-3		F 1 SAFE B X 1-1 S 1-3 1B	B C B X 2-1 ③ G5-3		B C C B B S 3-3 ③ K	5	1	2	0	0	1	5
Bobby Higginson, L (1, 7) OBP: 0.357, SLG: 0.431	B B B C X 3-1 ① SF8 1-2 3-H	C B X 1-1 G4-3 1B 1B		4-0 IBB		X 0-0 ① L4 3-H		B S X 1-1 ① G4-3		3	1	1	1	1	0	1
Randall Simon, L (1, 10) OBP: 0.321, SLG: 0.457	F B X 1-1 ② G4-1 2-3	F F B X 1-2 ① G4-3 1-2	P X 1-0 ②③ F7-6 2-3			C F P S 1-3 ② K		C S B B S 2-3 ② K		2	0	0	0	0	0	2
Wendell Magee, R (4, PH) OBP: 0.288, SLG: 0.382										3	0	0	0	0	2	4
Robert Fick, L (1, 9) OBP: 0.324, SLG: 0.439	C B B B C F X 3-2 3-H 2B	X 0-0 2-H 1B 1B			C B F B X 2-2 ① G4-3	F P F B B X 3-2 ③ L7 1-2		C B F B X 2-2 1B 2B		5	0	3	2	0	0	1
Carlos Pena, L (1, 3) OBP: 0.328, SLG: 0.462	X 0-0 ③ G1-3	C S B X 1-2 1-2 1B			C X 0-1 2B 2B		B C B F B B 4-2 G1-3 1B BB	X 0-0 ③ 2-H 1B		4	2	3	0	1	0	1
Shane Halter, R (1, 6) OBP: 0.325, SLG: 0.419		X 0-0 ① G6-3	F B F B S 2-3 ② K		X 0-0 2-H 2B		B B C B X 3-1 ① G1-3 1-2		C X 0-1 ① G6-3	5	0	1	1	0	1	3
Craig Paquette, R (1, 5) OBP: 0.222, SLG: 0.300		C F X 0-2 2B	S B F X 1-2 ③ G5-3		S F F F B X 1-2 ② P6		S S B S 1-3 ② K		C B B X 2-1 ② G1-3	4	0	1	0	0	1	4
Chris Truby, R (7, 5) OBP: 0.243, SLG: 0.330										1	0	0	0	0	0	0
Matt Walbeck, S (1, 2) OBP: 0.273, SLG: 0.286		B C F B X 2-2 ② F8		C B B X 2-1 SH5-3 1B 1B	B C B B F X 3-2 ③ F2		F B S B F B X 3-2 WP 2-H 1B 1B		B C B X 2-1 2B 1B	5	1	3	1	0	0	2

	AB	41
	R	7
	H	18
	RBI	6
	BB	4
	SO	5
	LOB	23

Inning Stats	1	2	3	4	5	6	7	8	9
	R: 2 E: 0 K: 0 S: 12	R: 0 E: 0 K: 0 S: 10	R: 1 E: 0 K: 1 S: 15	R: 0 E: 0 K: 0 S: 6	R: 1 E: 0 K: 0 S: 14	R: 1 E: 2 K: 1 S: 13	R: 2 E: 0 K: 1 S: 19	R: 0 E: 0 K: 1 S: 9	R: 0 E: 0 K: 1 S: 14
	H: 3 LOB: 1 BB: 0 P: 22	H: 1 LOB: 2 BB: 1 P: 16	H: 3 LOB: 2 BB: 0 P: 21	H: 2 LOB: 2 BB: 1 P: 12	H: 2 LOB: 1 BB: 0 P: 20	H: 1 LOB: 1 BB: 1 P: 20	H: 2 LOB: 1 BB: 1 P: 34	H: 2 LOB: 2 BB: 0 P: 14	H: 2 LOB: 2 BB: 0 P: 24

	1B: 12	SF: 1	WP: 2	PA: 47
	2B: 7	SAC: 1	PB: 0	
	3B: 0	DP: 1	SB: 2	
	HR: 0	HBP: 0	CS: 0	

PITCHER		IP	WLS	BF	H	R	ER	SO	BB	IBB	HBP	BLK	WP	HR	S	P	ERA	WHIP
Scott Erickson, R ERA: 5.03	(1, 1)	4.0		22	9	3	3	1	1	1	0	0	0	0	43	71	6.75	2.500
Chris Brock, R ERA: 4.61	(5, 1)	1.2	L	9	3	2	1	1	1	0	0	0	0	0	23	34	5.40	2.400
B.J. Ryan, L ERA: 5.31	(6, 1)	1.1		7	2	2	2	1	1	0	0	0	1	0	23	40	13.50	2.250
Rick Bauer, R ERA: 3.94	(8, 1)	1.0		4	2	0	0	1	0	0	0	0	0	0	9	14	0.00	2.000
Buddy Groom, L ERA: 1.65	(9, 1)	1.0		5	2	0	0	1	0	0	0	0	0	0	14	24	0.00	2.000

PITCHER		IP	WLS	BF	H	R	ER	SO	BB	IBB	HBP	BLK	WP	HR	S	P	ERA	WHIP

Detroit Tigers @ Baltimore Orioles

Oriole Park at Camden Yards, Baltimore, MD

Sun Aug 18 2002, 1:35 PM EDT

Att. 30,905 - Cloudy - 97 F

livebaseballscorecards.com

BOTTOM

Batter	1	2	3	4	5	6	7	8	9	AB	R	H	RBI	BB	SO	LOB
6 Melvin Mora, R (1, 7) OBP: 0.354, SLG: 0.439	F2		BB		HR		F9		HBP	3	1	1	2	1	0	0
Gary Matthews, S (1, 8) OBP: 0.356, SLG: 0.425	G4-3		F8		F7		K		G5-3	5	0	0	0	0	1	2
Chris Richard, L (1, 10) OBP: 0.369, SLG: 0.672	G4-3		F9		HR		P6			4	1	1	1	0	0	1
Tony Batista, R (1, 5) OBP: 0.318, SLG: 0.475		K	F7		G5-3			F7		4	0	0	0	0	1	1
Jeff Conine, R (1, 3) OBP: 0.290, SLG: 0.432		K		G6-3	K			31 G4-3 1B		4	0	1	0	0	2	0
31 Jay Gibbons, L (1, 9) OBP: 0.324, SLG: 0.493		HR		BB		2B		G4-3 1-2		3	1	2	1	1	0	1
Mike Bordick, R (1, 6) OBP: 0.314, SLG: 0.366 Luis Lopez, S (8, PH) OBP: 0.214, SLG: 0.269 (9, 6)		BB 1B 1B		K	FC1-6-5 2-3			P6		2 1	0 0	0 0	0 0	1 0	1 0	2 1
Brook Fordyce, R (1, 2) OBP: 0.295, SLG: 0.309 Chris Singleton, L (9, PH) OBP: 0.287, SLG: 0.398		1B 1-2 1B		P4			F9		F7	3 1	0 0	1 0	0 0	0 0	0 0	2 0
Jerry Hairston, R (1, 4) OBP: 0.321, SLG: 0.364		1-2 2-H 1B			6 HR 2B		F9		G6-3	4	1	2	0	0	0	1

	AB	34
	R	4
	H	8
	RBI	4
	BB	3
	SO	5
	LOB	11

Inning Stats	1	2	3	4	5	6	7	8	9	1B: 3	SF: 0	WP: 0	PA: 38
	R: 0 E: 0 K: 0 S: 6	H: 0 LOB: 0 BB: 0 P: 10	R: 1 E: 0 K: 2 S: 16	H: 3 LOB: 2 BB: 1 P: 28	R: 0 E: 0 K: 0 S: 5	H: 0 LOB: 1 BB: 1 P: 10	R: 0 E: 0 K: 1 S: 5	H: 0 LOB: 1 BB: 1 P: 9	R: 3 E: 0 K: 1 S: 14	H: 3 LOB: 0 BB: 0 P: 19	R: 0 E: 0 K: 0 S: 9	H: 1 LOB: 1 BB: 0 P: 13	R: 0 E: 0 K: 1 S: 9	H: 0 LOB: 0 BB: 0 P: 14	R: 0 E: 0 K: 0 S: 9	H: 1 LOB: 1 BB: 0 P: 16	R: 0 E: 0 K: 0 S: 6	H: 0 LOB: 1 BB: 0 P: 11	2B: 2 3B: 0 HR: 3	SAC: 0 DP: 0 HBP: 1	PB: 0 SB: 0 CS: 0	

PITCHER		IP	WLS	BF	H	R	ER	SO	BB	IBB	HBP	BLK	WP	HR	S	P	ERA	WHIP
Brian Powell, R ERA: 4.94	(1, 1)	4.1		21	6	4	4	3	3	0	0	0	0	3	41	69	8.31	2.077
Adam Bernero, R ERA: 5.97	(5, 1)	2.2	W	9	1	0	0	2	0	0	0	0	0	0	23	34	0.00	0.375
Oscar Henriquez, R ERA: 1.8	(8, 1)	1.0	H	4	1	0	0	0	0	0	0	0	0	0	9	16	0.00	1.000
Juan Acevedo, R ERA: 3.05	(9, 1)	1.0	S	4	0	0	0	0	0	0	1	0	0	0	6	11	0.00	0.000

PITCHER	IP	WLS	BF	H	R	ER	SO	BB	IBB	HBP	BLK	WP	HR	S	P	ERA	WHIP

Batter	1	2	3	4	5	6	7	8	9	AB	R	H	RBI	BB	SO	LOB
Randy Winn, S (1, 8) OBP: 0.361, SLG: 0.462	K	1B	G4-3			1B		IBB		4	1	2	0	1	1	0
13 Carl Crawford, L (1, 7) OBP: 0.295, SLG: 0.475	2B	1B		G6-3		F9		G3		5	1	2	0	0	0	3
Aubrey Huff, L (1, 3) OBP: 0.358, SLG: 0.521	FC6-4 BB	WP 1B		18 G6-4-3 1B			F8		G3	4	1	2	1	1	0	0
18 Jared Sandberg, R (1, 5) OBP: 0.285, SLG: 0.458	K	E5 WP HR		G6-4-3			K		P4	5	1	0	0	0	2	4
Steve Cox, L (1, 10) OBP: 0.340, SLG: 0.421	FC6-4	HR			G4-3		FC4-6 BB		G5-3	4	1	1	2	1	0	2
Toby Hall, R (1, 2) OBP: 0.269, SLG: 0.353		L5 WP 1B			G4-3		FC4-6			4	0	1	0	0	0	1
Ben Grieve, L (1, 9) OBP: 0.341, SLG: 0.396		HR			G4-3			G3-1		4	1	1	1	0	0	1
Jason Conti, L (8, 9) OBP: 0.323, SLG: 0.391		L6								0	0	0	0	0	0	0
Chris Gomez, R (1, 6) OBP: 0.297, SLG: 0.404		HR	G6-3			G6-3		L6		4	1	1	1	0	0	0
Brent Abernathy, R (1, 4) OBP: 0.291, SLG: 0.315		G6-3	L3			G5-3		BB		3	0	0	0	1	0	0
Inning Stats	R: 0 E: 0 K: 2 S: 11 H: 1 LOB: 2 BB: 1 P: 19	R: 7 E: 1 K: 0 S: 28 H: 7 LOB: 1 BB: 0 P: 45	R: 0 E: 0 K: 0 S: 7 H: 0 LOB: 0 BB: 0 P: 11	R: 0 E: 0 K: 0 S: 5 H: 1 LOB: 0 BB: 0 P: 10	R: 0 E: 0 K: 0 S: 8 H: 0 LOB: 0 BB: 0 P: 12	R: 0 E: 0 K: 0 S: 5 H: 1 LOB: 1 BB: 0 P: 7	R: 0 E: 0 K: 1 S: 7 H: 0 LOB: 1 BB: 1 P: 13	R: 0 E: 0 K: 0 S: 10 H: 0 LOB: 2 BB: 2 P: 21	R: 0 E: 0 K: 0 S: 4 H: 0 LOB: 0 BB: 0 P: 7	1B: 6 2B: 1 3B: 0 HR: 3 SF: 0 SAC: 0 DP: 1 HBP: 0	WP: 2 PB: 0 SB: 1 CS: 0 PA: 41					

TOP

Tampa Bay Devil Rays @ Baltimore Orioles

Oriole Park at Camden Yards, Baltimore, MD

Mon Aug 19 2002, 7:05 PM EDT
Att. 24,578 - Cloudy - 100 F

livebaseballscorecards.com

AB	37
R	7
H	10
RBI	5
BB	4
SO	3
LOB	11

PITCHER		IP	WLS	BF	H	R	ER	SO	BB	IBB	HBP	BLK	WP	HR	S	P	ERA	WHIP
Travis Driskill, R ERA: 4.77	(1, 1)	5.2	L	28	10	7	3	2	1	0	0	0	2	3	63	103	4.76	1.941
Yorkis Perez, L ERA: 3.78	(6, 1)	2.1		10	0	0	0	1	2	1	0	0	0	0	18	35	0.00	0.857
Rick Bauer, R ERA: 3.88	(9, 1)	1.0		3	0	0	0	0	0	0	0	0	0	0	4	7	0.00	0.000

PITCHER	IP	WLS	BF	H	R	ER	SO	BB	IBB	HBP	BLK	WP	HR	S	P	ERA	WHIP

BOTTOM

Tampa Bay Devil Rays @ Baltimore Orioles

Oriole Park at Camden Yards, Baltimore, MD

Mon Aug 19 2002, 7:05 PM EDT

Att. 24,578 - Cloudy - 100 F

livebaseballscorecards.com

Batter	1	2	3	4	5	6	7	8	9	AB	R	H	RBI	BB	SO	LOB
6 Melvin Mora, R (1, 6) OBP: 0.353, SLG: 0.439	F7		2B		G5-3			F7		4	0	1	0	0	0	0
Chris Singleton, L (1, 8) OBP: 0.284, SLG: 0.394	K2-3		K			G4-3		L6		4	0	0	0	0	2	1
Chris Richard, L (1, 10) OBP: 0.362, SLG: 0.641	F7		P5			G4-3			31 DI BB	3	0	0	0	1	0	1
Tony Batista, R (1, 5) OBP: 0.320, SLG: 0.480		21 HR BB		HR		K			F2	3	2	1	1	1	1	1
31 Jay Gibbons, L (1, 9) OBP: 0.323, SLG: 0.490		F8		G6-3			21 G6-3 G1-3 1B		P6 1-2	4	0	1	0	0	0	2
Jeff Conine, R (1, 3) OBP: 0.290, SLG: 0.430		P4		21 G5-4-3 1B			G1-3 1-2		F9	4	0	1	0	0	0	3
21 Marty Cordova, R (1, 7) OBP: 0.344, SLG: 0.484		1-H HR		G5-4-3 1-2f			G6-3 2-3			3	1	1	2	0	0	2
Geronimo Gil, R (1, 2) OBP: 0.291, SLG: 0.380		G3-1			K		G5-3			3	0	0	0	0	1	1
Jerry Hairston, R (1, 4) OBP: 0.317, SLG: 0.360			G6-3		L8			G5-3		3	0	0	0	0	0	0

	AB	31
	R	3
	H	5
	RBI	3
	BB	2
	SO	4
	LOB	11

Inning Stats	1	2	3	4	5	6	7	8	9	1B: 2	SF: 0	WP: 0	PA: 33
R:	0	2	0	1	0	0	0	0	0	2B: 1	SAC: 0	PB: 0	
E:	0	0	0	0	0	0	0	0	0	3B: 0	DP: 1	SB: 0	
K:	1	0	1	0	1	0	0	0	0	HR: 2	HBP: 0	CS: 0	
S:	11	9	8	7	7	6	7	10	10				
H:	0	1	1	2	0	0	1	0	0				
LOB:	0	0	1	0	0	0	1	0	1				
BB:	0	1	0	0	0	0	0	0	1				
P:	15	17	11	13	12	9	9	14	19				

PITCHER		IP	WLS	BF	H	R	ER	SO	BB	IBB	HBP	BLK	WP	HR	S	P	ERA	WHIP
Paul Wilson, R ERA: 3.8	(1, 1)	8.0	W	29	5	3	3	4	1	0	0	0	0	2	65	100	3.38	0.750
Travis Harper, R ERA: 3.84	(9, 1)	1.0		4	0	0	0	0	1	0	0	0	0	0	10	19	0.00	1.000

PITCHER	IP	WLS	BF	H	R	ER	SO	BB	IBB	HBP	BLK	WP	HR	S	P	ERA	WHIP

Tampa Bay Devil Rays @ Baltimore Orioles

Oriole Park at Camden Yards, Baltimore, MD

Tue Aug 20 2002, 7:05 PM EDT
Att. 24,647 - Cloudy - 93 F

livebaseballscorecards.com

Batter	1	2	3	4	5	6	7	8	9	AB	R	H	RBI	BB	SO	LOB
Randy Winn, S (1, 8) OBP: 0.363, SLG: 0.465	K		1B		G3		2B		BB	4	1	2	0	1	1	0
13 Carl Crawford, L (1, 7) OBP: 0.302, SLG: 0.476	G4-3		1B		1B		SH, BB		L4-3	4	0	2	0	0	0	1
Aubrey Huff, L (1, 3) OBP: 0.361, SLG: 0.531	P5		1B		F8		G6-4-3, BB		HR	4	1	2	2	1	0	1
18 Jared Sandberg, R (1, 5) OBP: 0.287, SLG: 0.455		FC1-2, 1B	P6		P6		P6		BB	4	0	1	0	1	0	5
Steve Cox, L (1, 10) OBP: 0.338, SLG: 0.419		FC1-2, BB	K			K	G6-4-3		F5	5	0	1	0	0	2	5
John Flaherty, R (1, 2) OBP: 0.304, SLG: 0.384		F3		G6-4-3, BB		L9		G1-3		3	0	0	0	1	0	2
Ben Grieve, L (1, 9) OBP: 0.343, SLG: 0.404		FC1-2, BB		G6-4-3		HR		G4-3		3	1	1	1	1	0	1
Jason Conti, L (9, 9) OBP: 0.323, SLG: 0.391										0	0	0	0	0	0	0
Chris Gomez, R (1, 6) OBP: 0.302, SLG: 0.416		FC1-2, FC6-4		1B		HR		FC5-4		4	1	3	1	0	0	3
Brent Abernathy, R (1, 4) OBP: 0.288, SLG: 0.312		FC6-4		K		G5-3		FC5-4		4	0	0	0	0	1	5
Inning Stats	R: 0 E: 0 K: 1 S: 8 H: 0 LOB: 0 BB: 0 P: 13	R: 0 E: 0 K: 0 S: 11 H: 2 LOB: 3 BB: 1 P: 21	R: 1 E: 0 K: 1 S: 18 H: 3 LOB: 1 BB: 0 P: 28	R: 0 E: 0 K: 1 S: 12 H: 1 LOB: 1 BB: 1 P: 16	R: 0 E: 0 K: 0 S: 10 H: 1 LOB: 1 BB: 0 P: 19	R: 2 E: 0 K: 1 S: 13 H: 2 LOB: 0 BB: 0 P: 15	R: 0 E: 0 K: 0 S: 5 H: 1 LOB: 2 BB: 1 P: 11	R: 0 E: 0 K: 0 S: 8 H: 1 LOB: 1 BB: 0 P: 11	R: 1 E: 0 K: 0 S: 11 H: 1 LOB: 1 BB: 2 P: 22	1B: 8 2B: 2 3B: 0 HR: 3	SF: 0 SAC: 1 DP: 3 HBP: 0						

TOP	
AB	35
R	4
H	12
RBI	4
BB	5
SO	4
LOB	23

WP: 0 PB: 0 SB: 1 CS: 0 PA: 41

PITCHER	IP	WLS	BF	H	R	ER	SO	BB	IBB	HBP	BLK	WP	HR	S	P	ERA	WHIP
Jason Johnson, R (1, 1) ERA: 4.08	6.0		27	9	3	3	4	2	0	0	0	0	2	72	112	4.50	1.833
B.J. Ryan, L (7, 1) ERA: 5.19	1.0		5	1	0	0	0	1	0	0	0	0	0	5	11	0.00	2.000
Willis Roberts, R (8, 1) ERA: 2.22	1.2		8	2	1	1	0	2	0	0	0	0	1	18	31	5.40	2.400
Buddy Groom, L (9, 1) ERA: 1.64	0.1	W	1	0	0	0	0	0	0	0	0	0	0	1	2	0.00	0.000

BOTTOM

Tampa Bay Devil Rays @ Baltimore Orioles

Oriole Park at Camden Yards, Baltimore, MD

Tue Aug 20 2002, 7:05 PM EDT
Att. 24,647 - Cloudy - 93 F

livebaseballscorecards.com

Batter	1	2	3	4	5	6	7	8	9	AB	R	H	RBI	BB	SO	LOB
6 Melvin Mora, R (1, 8) OBP: 0.353, SLG: 0.437	BCBFBB 4-2 E BB BB		CBBFX 2-2 ① P6		BX 1-0 ③ F7		X 0-0 ③ F8		BBBCCB 4-2 1-2 2-3 HR BB	3	2	0	0	2	0	1
Jerry Hairston, R (1, 4) OBP: 0.316, SLG: 0.356	BBBCB 4-1 FC6-4 1-2 BB		BX 1-0 ② F7			CBBCX 2-2 ① G3		FCX 0-2 ① P6	BBX 2-0 ② 3-H SF7	3	0	0	1	1	0	0
Gary Matthews, S (1, 9) OBP: 0.357, SLG: 0.433	CX 0-1 ① FC6-4 CS 1B 2B 1-2f 2-H		BBFSTX 2-2 ③ G4-3			BSBFFX 2-2 WP 1B 1B		CFBS 1-3 ② K	BBX 2-0 1-H 2-H HR	5	3	2	3	0	1	1
Tony Batista, R (1, 5) OBP: 0.321, SLG: 0.479	CBX 1-1 CS 1-2 1B			CCFBX 1-2 ① F7		SX 0-1 ② P6		CBBBB 4-1 1B BB		3	0	1	0	1	0	1
Jeff Conine, R (1, 3) OBP: 0.298, SLG: 0.441	BCBFX 2-2 ② 1-2 2-H 2B			CFX 0-2 1B		FFBBBX 3-2 1-H 1B		BCCCX 1-2 1-2 1B		4	0	4	2	0	0	0
21 Marty Cordova, R (1, 7) OBP: 0.341, SLG: 0.479	SFS 0-3 ③ K			CFC 0-3 ② K		BSX 1-1 ③ F8		BFX 1-1 ③ F8		4	0	0	0	0	2	5
31 Jay Gibbons, L (1, 10) OBP: 0.320, SLG: 0.485		CCBBX 2-2 ① F7		BBSBX 3-1 ③ F8			X 0-0 ① G4-3		BBBCX 3-1 ① G3	4	0	0	0	0	0	1
Geronimo Gil, R (1, 2) OBP: 0.292, SLG: 0.380 Chris Richard, L (9, PH) OBP: 0.357, SLG: 0.631		FBX 1-1 ② F7			SBX 1-1 ① G6-3		CFFBBFX 1-2 1B		SSSBFFBX 2-2 6 BB 1B SF7	3 1	0 1	1 0	0 0	0 0	0 0	0 0
Mike Bordick, R (1, 6) OBP: 0.311, SLG: 0.362 Luis Lopez, S (9, PH) OBP: 0.225, SLG: 0.279		CCFX 0-2 ③ F8			FCS 0-3 ② K		X 0-0 ② P3		X 0-0 6 BB 1-2 HR 1B	3 1	0 1	0 1	0 0	0 0	1 0	1 0
Inning Stats	R: 2 E: 1 K: 1 S: 13 H: 2 LOB: 1 BB: 2 P: 24	R: 0 E: 0 K: 0 S: 9 H: 0 LOB: 0 BB: 0 P: 12	R: 0 E: 0 K: 0 S: 8 H: 0 LOB: 0 BB: 0 P: 13	R: 0 E: 0 K: 1 S: 12 H: 1 LOB: 1 BB: 0 P: 16	R: 0 E: 0 K: 1 S: 6 H: 0 LOB: 0 BB: 0 P: 8	R: 1 E: 0 K: 0 S: 14 H: 2 LOB: 1 BB: 0 P: 22	R: 0 E: 0 K: 0 S: 8 H: 1 LOB: 1 BB: 0 P: 9	R: 0 E: 0 K: 1 S: 12 H: 1 LOB: 2 BB: 1 P: 19	R: 4 E: 1 K: 0 S: 12 H: 2 LOB: 0 BB: 1 P: 25	1B: 7 2B: 1 3B: 0 HR: 1 SF: 1 SAC: 0 DP: 0 HBP: 0						

PITCHER		IP	WLS	BF	H	R	ER	SO	BB	IBB	HBP	BLK	WP	HR	S	P	ERA	WHIP	PITCHER		IP	WLS	BF	H	R	ER	SO	BB	IBB	HBP	BLK	WP	HR	S	P	ERA	WHIP
Joe Kennedy, L (1, 1) ERA: 4.09		8.0		33	7	3	3	4	3	0	0	0	0	1	0	82	123	3.38	1.250																		
Lee Gardner, R (9, 1) ERA: 4.15		0.2	L	6	2	4	0	0	1	0	0	0	0	1	0	12	25	0.00	4.500																		

AB	34
R	7
H	9
RBI	6
BB	4
SO	4
LOB	10

WP: 1 PB: 0 SB: 0 CS: 2 PA: 39

Batter	1	2	3	4	5	6	7	8	9	AB	R	H	RBI	BB	SO	LOB
Randy Winn, S (1, 8) OBP: 0.362, SLG: 0.465	B S B S S S 2-3 ① K			B C B F F F F S 2-3 ① K		X 0-0 13 FC3-5 2B			B C C F B B F F X 3-2 ① L9	4	0	1	0	0	2	0
13 Carl Crawford, L (1, 7) OBP: 0.300, SLG: 0.469	C T S 0-3 ② K			X 0-0 18 2B G1-6-3 1B		X 0-0 ① FC3-5 G1-6-3 2-3			F C S 0-3 K 18 BB WP	4	1	1	0	0	2	1
Aubrey Huff, L (1, 3) OBP: 0.360, SLG: 0.526	B C F B X 2-2 ③ G6-3			B S B F X 2-2 ② G1-6-3 1-2		B X 1-0 ②③ G1-6-3 1-2f			B B B B 4-0 18 BB 1-2 BB	3	0	0	0	1	0	2
18 Jared Sandberg, R (1, 5) OBP: 0.293, SLG: 0.459		C B B B B 4-1 G4-6-3 BB		F B B S X 2-2 2-H 2B			S X 0-1 ① P3		B B B B 4-0 G4-6-3 1-2 2-3 BB	2	0	1	1	2	0	0
Steve Cox, L (1, 10) OBP: 0.336, SLG: 0.415		X 0-0 ① F9		B B X 2-0 ③ G3-1			X 0-0 ② P1		B S B B F X 3-2 ②③ G4-6-3 1-2f	4	0	0	0	0	0	5
Ben Grieve, L (1, 9) OBP: 0.340, SLG: 0.401		B X 1-0 ②③ G4-6-3 1-2f			C B C C 1-3 ① K		F X 0-1 ③ G4-3			3	0	0	0	0	1	1
John Flaherty, R (1, 2) OBP: 0.304, SLG: 0.383			B F X 1-1 ① P5		C F B B F X 2-2 ② F3			X 0-0 G5-4-3 1B		3	0	1	0	0	0	0
Chris Gomez, R (1, 6) OBP: 0.302, SLG: 0.415			X 0-0 ② G5-3		X 0-0 S 1B			B C S F F B X 2-2 ①② G5-4-3 1-2f		3	0	1	0	0	0	1
Brent Abernathy, R (1, 4) OBP: 0.286, SLG: 0.309			B C F F F F F B F F 2-2 X ③ G3		B B F F F B C 3-3 ③ K 1-2			X 0-0 ③ F7		3	0	0	0	0	1	1
Inning Stats	R: 0 H: 0 E: 0 LOB: 0 K: 2 BB: 0 S: 9 P: 13	R: 0 H: 0 E: 0 LOB: 0 K: 0 BB: 1 S: 3 P: 8	R: 0 H: 0 E: 0 LOB: 0 K: 0 BB: 0 S: 11 P: 14	R: 1 H: 2 E: 0 LOB: 1 K: 1 BB: 0 S: 14 P: 22	R: 0 H: 1 E: 0 LOB: 1 K: 2 BB: 0 S: 11 P: 17	R: 0 H: 1 E: 0 LOB: 0 K: 0 BB: 0 S: 3 P: 4	R: 0 H: 0 E: 0 LOB: 0 K: 0 BB: 0 S: 5 P: 5	R: 0 H: 1 E: 0 LOB: 0 K: 0 BB: 0 S: 7 P: 9	R: 0 H: 0 E: 0 LOB: 2 K: 1 BB: 2 S: 12 P: 26	1B: 3 SF: 0 2B: 2 SAC: 0 3B: 0 DP: 4 HR: 0 HBP: 0						

PITCHER		IP	WLS	BF	H	R	ER	SO	BB	IBB	HBP	BLK	WP	HR	S	P	ERA	WHIP
Rodrigo Lopez, R ERA: 3.14	(1, 1)	8.0	W	27	5	1	1	5	1	0	0	0	0	0	63	92	1.12	0.750
Jorge Julio, R ERA: 1.87	(9, 1)	0.1	H	4	0	0	0	1	2	0	0	0	1	0	9	20	0.00	6.000
Buddy Groom, L ERA: 1.62	(9, 1)	0.2	S	1	0	0	0	0	0	0	0	0	0	0	3	6	0.00	0.000

PITCHER	IP	WLS	BF	H	R	ER	SO	BB	IBB	HBP	BLK	WP	HR	S	P	ERA	WHIP

TOP

Tampa Bay Devil Rays @ Baltimore Orioles

Oriole Park at Camden Yards, Baltimore, MD

Wed Aug 21 2002, 7:05 PM EDT
Att. 27,591 - Cloudy - 90 F

livebaseballscorecards.com

AB	29
R	1
H	5
RBI	1
BB	3
SO	6
LOB	11

1B: 3	SF: 0	WP: 1	PA: 32		
2B: 2	SAC: 0	PB: 1			
3B: 0	DP: 4	SB: 1			
HR: 0	HBP: 0	CS: 0			

BOTTOM

Tampa Bay Devil Rays @ Baltimore Orioles

Oriole Park at Camden Yards, Baltimore, MD

Wed Aug 21 2002, 7:05 PM EDT

Att. 27,591 - Cloudy - 90 F

livebaseballscorecards.com

Batter	1	2	3	4	5	6	7	8	9	AB	R	H	RBI	BB	SO	LOB
6 Melvin Mora, R (1, 7) OBP: 0.352, SLG: 0.434	F B F S 1-3 ① K		X 0-0 ① G5-3		C F X 0-2 ② F8		B B B B 4-0 BB			3	0	0	0	1	1	1
Jerry Hairston, R (1, 4) OBP: 0.321, SLG: 0.357	C C B F X 1-2 G4-3 1B		B B B B 4-0 CS BB		B F X 1-1 ③ F3		B B B B 4-0 BB 1-2 2-3 3-H			2	0	1	1	2	0	1
Gary Matthews, S (1, 8) (9, 9) OBP: 0.353, SLG: 0.428	B B X 2-0 ② G4-3 1-2		B B B C C F S 3-3 ② ③ K 1-2			B X 1-0 ① G3-1	B S C S 1-3 ③ K			4	0	0	0	0	2	5
Tony Batista, R (1, 5) OBP: 0.319, SLG: 0.475	B B X 2-0 ③ F2			F F B B S 2-3 ① K		F B X 1-1 ② F8		C B C B C 2-3 ① K		4	0	0	0	0	2	1
31 Jay Gibbons, L (1, 9) OBP: 0.322, SLG: 0.492 Chris Singleton, L (9, 8) OBP: 0.284, SLG: 0.394		B X 1-0 HR		B B B C B 4-1 WP BB		B X 1-0 ③ F9		B B X 2-0 ② G3		3 0	1 0	1 0	1 0	1 0	0 0	0 0
Jeff Conine, R (1, 3) OBP: 0.298, SLG: 0.436		B B B B 4-0 S BB		S X 0-1 ② F8			F B B X 2-1 ① F8	C B B C C 2-3 ③ K		3	0	0	0	1	1	1
Chris Richard, L (1, 10) OBP: 0.356, SLG: 0.618	C X 0-1 ① F8			C S B B B S 3-3 ③ K 1-2			X 0-0 1B 1B 1B			3	0	1	0	0	1	2
Geronimo Gil, R (1, 2) OBP: 0.292, SLG: 0.379		B B F F B S 3-3 ② K 1-2			C B F X 1-2 ① G6-3		X 0-0 1B 1-2 BB 1B			3	1	1	0	0	1	1
Mike Bordick, R (1, 6) OBP: 0.315, SLG: 0.363		C B F B S 2-3 ③ K			B B C B B 4-1 BB		C X 0-1 ② BB 1-3 2-H 1B			2	0	1	0	1	1	1
Inning Stats	R: 0 H: 1 E: 0 LOB: 1 K: 1 BB: 0 S: 9 P: 15	R: 1 H: 1 E: 0 LOB: 1 K: 2 BB: 1 S: 9 P: 19	R: 0 H: 0 E: 0 LOB: 1 K: 1 BB: 1 S: 5 P: 12	R: 0 H: 0 E: 0 LOB: 1 K: 2 BB: 1 S: 9 P: 18	R: 0 H: 0 E: 0 LOB: 1 K: 0 BB: 1 S: 9 P: 15	R: 0 H: 0 E: 0 LOB: 0 K: 0 BB: 0 S: 4 P: 7	R: 1 H: 3 E: 0 LOB: 3 K: 1 BB: 2 S: 9 P: 20	R: 0 H: 0 E: 0 LOB: 0 K: 2 BB: 0 S: 7 P: 13		1B: 4 SF: 0 2B: 1 SAC: 0 3B: 0 DP: 1 HR: 1 HBP: 0						

	AB	27
	R	2
	H	5
	RBI	2
	BB	6
	SO	9
	LOB	13

WP: 1 PA: 33
PB: 0
SB: 1
CS: 1

PITCHER		IP	WLS	BF	H	R	ER	SO	BB	IBB	HBP	BLK	WP	HR	S	P	ERA	WHIP
Victor Zambrano, R ERA: 6.22	(1, 1)	6.2	L	29	5	2	2	6	6	0	0	0	1	1	51	102	2.70	1.650
Esteban Yan, R ERA: 4.28	(7, 1)	1.1		4	0	0	0	3	0	0	0	0	0	0	10	17	0.00	0.000

PITCHER	IP	WLS	BF	H	R	ER	SO	BB	IBB	HBP	BLK	WP	HR	S	P	ERA	WHIP

TOP

Tampa Bay Devil Rays @ Baltimore Orioles

Oriole Park at Camden Yards, Baltimore, MD

Thu Aug 22 2002, 7:05 PM EDT

Att. 21,447 - Cloudy - 95 F

livebaseballscorecards.com

Batter	1	2	3	4	5	6	7	8	9	10	11	AB	R	H	RBI	BB	SO	LOB
Randy Winn, S (1, 8) OBP: 0.361, SLG: 0.461	K2-3		F8			F7		K			G5-4-3 BB	4	0	0	0	1	2	1
13 Carl Crawford, L (1, 7) OBP: 0.304, SLG: 0.466	G2-3			L1		S 1B			FC3-6 18 1B 1B		F7	5	0	2	0	0	0	1
Aubrey Huff, L (1, 3) OBP: 0.355, SLG: 0.517	G4-3			G4-3		F7 1-2			K		G5-4-3 1-2f	5	0	0	0	0	1	3
18 Jared Sandberg, R (1, 5) OBP: 0.296, SLG: 0.458		K		K			S 1B BB		1-2 FC3-6 1B			3	1	1	0	1	2	0
Steve Cox, L (1, 10) OBP: 0.335, SLG: 0.414		K			G6-3		1-H G1-6-3 1B		1-2f 2-3 FC3-6			4	0	1	1	0	1	2
Ben Grieve, L (1, 9) OBP: 0.338, SLG: 0.397		K			G1-3		1-2f G1-6-3		F9			3	0	0	0	0	1	1
Toby Hall, R (9, PH) OBP: 0.268, SLG: 0.351												1	0	0	0	0	0	2
Jason Conti, L (9, 9) OBP: 0.323, SLG: 0.391												0	0	0	0	0	0	0
John Flaherty, R (1, 2) OBP: 0.304, SLG: 0.378			WP BB		F9		G6-3			F7		3	0	0	0	1	0	0
Chris Gomez, R (1, 6) OBP: 0.304, SLG: 0.424			F7 1-2			HR		F2		G4-6-3 1B		4	1	2	1	0	0	1
Brent Abernathy, R (1, 4) OBP: 0.284, SLG: 0.306			F8			F7		G5-3		G4-6-3 1-2f		4	0	0	0	0	0	2

	AB	36
	R	2
	H	6
	RBI	2
	BB	3
	SO	7
	LOB	13

Inning Stats	1	2	3	4	5	6	7	8	9	10	11
	R: 0 E: 0 K: 1 S: 7 H: 0 LOB: 0 BB: 0 P: 11	R: 0 E: 0 K: 3 S: 10 H: 0 LOB: 0 BB: 0 P: 17	R: 0 E: 0 K: 0 S: 11 H: 0 LOB: 1 BB: 1 P: 20	R: 0 E: 0 K: 1 S: 8 H: 0 LOB: 0 BB: 0 P: 14	R: 0 E: 0 K: 0 S: 6 H: 0 LOB: 0 BB: 0 P: 10	R: 1 E: 0 K: 0 S: 15 H: 2 LOB: 1 BB: 0 P: 26	R: 1 E: 0 K: 0 S: 12 H: 1 LOB: 0 BB: 1 P: 23	R: 0 E: 0 K: 0 S: 8 H: 0 LOB: 0 BB: 0 P: 11	R: 0 E: 0 K: 1 S: 13 H: 2 LOB: 2 BB: 0 P: 18	R: 0 E: 0 K: 0 S: 4 H: 1 LOB: 0 BB: 0 P: 6	R: 0 E: 0 K: 0 S: 8 H: 0 LOB: 0 BB: 1 P: 15

	1B: 5	SF: 0	WP: 1	PA: 39
	2B: 0	SAC: 0	PB: 0	
	3B: 0	DP: 3	SB: 2	
	HR: 1	HBP: 0	CS: 0	

PITCHER		IP	WLS	BF	H	R	ER	SO	BB	IBB	HBP	BLK	WP	HR	S	P	ERA	WHIP
John Stephens, R ERA: 6.21	(1, 1)	6.0		23	3	2	2	5	2	0	0	0	1	1	63	111	3.00	0.833
B.J. Ryan, L ERA: 5.11	(7, 1)	0.2		1	0	0	0	0	0	0	0	0	0	0	3	5	0.00	0.000
Willis Roberts, R ERA: 2.17	(7, 1)	1.1		4	0	0	0	1	0	0	0	0	0	0	11	16	0.00	0.000
Buddy Groom, L ERA: 1.59	(9, 1)	1.0		5	2	0	0	1	0	0	0	0	0	0	13	18	0.00	2.000
Jorge Julio, R ERA: 1.81	(10, 1)	2.0	W	6	1	0	0	0	1	0	0	0	0	0	12	21	0.00	1.000

PITCHER	IP	WLS	BF	H	R	ER	SO	BB	IBB	HBP	BLK	WP	HR	S	P	ERA	WHIP

Batter	1	2	3	4	5	6	7	8	9	10	11	AB	R	H	RBI	BB	SO	LOB
6 Melvin Mora, R (1, 7) OBP: 0.349, SLG: 0.429	C S B F S 1-3 ① K			C F X 0-2 ① F8		S F X 0-2 ② F7		C B B S X 2-2 ③ F9			F X 0-1 ① P6	5	0	0	0	0	1	1
Jerry Hairston, R (1, 4) OBP: 0.325, SLG: 0.371	X 0-0 ② G6-3			B B B C C F F F X 3-2 ② P6		X 0-0 HR			X 0-0 SH1-3 1B		C T F X 0-2 1B 1B 1B	5	2	3	1	0	0	0
Gary Matthews, S (1, 8) OBP: 0.355, SLG: 0.427	C B B F B F S 3-3 ③ K			B C B B B 4-1 BB		B C B C B X 3-2 ③ G4-3			X 0-0 ① SH1-3 1-2		B X 1-0 1B 1-2 1B	3	0	1	0	1	1	0
Tony Batista, R (1, 5) OBP: 0.319, SLG: 0.473		F C B B F X 2-2 ① G5-3		C S X 0-2 ③ P3			B X 1-0 ① P6		I I I I 4-0 IBB		C B X 1-1 1-2 2-H 1B	4	0	1	1	1	0	1
31 Jay Gibbons, L (1, 9) OBP: 0.321, SLG: 0.489		F B F F F X 1-2 ② G1-3			F B B F F X 2-2 ① F8		X 0-0 G5-4-3 1B		C F X 0-2 ② F7			4	0	1	0	0	0	2
Jeff Conine, R (1, 3) OBP: 0.297, SLG: 0.444		B X 1-0 ③ G5-3			C X 0-1 HR		X 0-0 ② ③ G5-4-3 1-2f		B B C X 2-1 ③ P4			4	1	1	1	0	0	3
21 Marty Cordova, R (1, 10) OBP: 0.337, SLG: 0.474		C B F X 1-2 ① G1-3			S F B B B F S 2-3 ② K			B B C C B S 3-3 ① K		S B B X 2-1 ① P4		4	0	0	0	0	2	0
Geronimo Gil, R (1, 2) OBP: 0.292, SLG: 0.382		C B X 1-1 ② F5			B B S S S B S 3-3 ③ K			C B F X 1-2 2B		F F S 0-3 ② K		3	0	1	0	0	1	0
Chris Singleton, L (8, PR) OBP: 0.284, SLG: 0.394												0	0	0	0	0	0	0
Brook Fordyce, R (9, 2) OBP: 0.293, SLG: 0.306												1	0	0	0	0	1	0
Mike Bordick, R (1, 6) OBP: 0.310, SLG: 0.358		X 0-0 ③ G5-3				B C B X 2-1 ① F7		C F B X 1-2 ② G5-3		C F C 0-3 ③ K		4	0	0	0	0	1	1
Inning Stats	R: 0 E: 0 K: 2 S: 9 H: 0 LOB: 0 BB: 0 P: 13	R: 0 E: 0 K: 0 S: 10 H: 0 LOB: 0 BB: 0 P: 14	R: 0 E: 0 K: 0 S: 6 H: 0 LOB: 0 BB: 0 P: 8	R: 0 E: 0 K: 0 S: 13 H: 0 LOB: 1 BB: 1 P: 20	R: 1 E: 0 K: 2 S: 13 H: 1 LOB: 0 BB: 0 P: 20	R: 1 E: 0 K: 0 S: 9 H: 1 LOB: 0 BB: 0 P: 14	R: 0 E: 0 K: 0 S: 3 H: 1 LOB: 0 BB: 0 P: 4	R: 0 E: 0 K: 1 S: 12 H: 1 LOB: 1 BB: 0 P: 19	R: 0 E: 0 K: 0 S: 7 H: 1 LOB: 2 BB: 1 P: 13	R: 0 E: 0 K: 2 S: 8 H: 0 LOB: 0 BB: 0 P: 10	R: 1 E: 0 K: 0 S: 9 H: 3 LOB: 2 BB: 0 P: 11	1B: 5 2B: 1 3B: 0 HR: 2	SF: 0 SAC: 1 DP: 1 HBP: 0		WP: 0 PB: 0 SB: 0 CS: 0	PA: 40			

PITCHER		IP	WLS	BF	H	R	ER	SO	BB	IBB	HBP	BLK	WP	HR	S	P	ERA	WHIP
Jorge Sosa, R ERA: 5.49	(1, 1)	7.0		24	3	2	2	4	1	0	0	0	0	2	63	93	2.57	0.571
Wilson Alvarez, L ERA: 5.64	(8, 1)	3.0		12	2	0	0	3	0	1	0	0	0	0	27	42	0.00	0.667
Travis Harper, R ERA: 3.95	(11, 1)	0.1	L	4	3	1	1	0	0	0	0	0	0	0	9	11	27.00	9.000

PITCHER	IP	WLS	BF	H	R	ER	SO	BB	IBB	HBP	BLK	WP	HR	S	P	ERA	WHIP

BOTTOM

Tampa Bay Devil Rays @ Baltimore Orioles

Oriole Park at Camden Yards, Baltimore, MD

Thu Aug 22 2002, 7:05 PM EDT
Att. 21,447 - Cloudy - 95 F

livebaseballscorecards.com

AB	37
R	3
H	8
RBI	3
BB	2
SO	7
LOB	8

Toronto Blue Jays @ Baltimore Orioles

Oriole Park at Camden Yards, Baltimore, MD

Fri Aug 23 2002, 7:05 PM EDT
Att. 32,955 - Cloudy - 90 F

TOP

livebaseballscorecards.com

Batter	1	2	3	4	5	6	7	8	9	AB	R	H	RBI	BB	SO	LOB
Shannon Stewart, R (1, 7) OBP: 0.361, SLG: 0.438	F8	BB, 1B 1-2 2-3	F3			G6-3			DI, 1B	5	1	2	0	0	0	2
Eric Hinske, L (1, 5) OBP: 0.370, SLG: 0.488	1B, HR, 1B	1B, BB 1-2 2-3 3-H		F9			HR		K 1-2	4	2	2	2	1	1	1
Chris Woodward, R (1, 6) OBP: 0.370, SLG: 0.561	HR, 1B 1-3	SF7 3-H		G6-4-3, 1B 1-2			G4-6-3, 1B 0-1		K	4	1	3	1	0	1	1
Josh Phelps, R (1, 10) OBP: 0.323, SLG: 0.448	HR 1-H 3-H	10 FC6-4, 1B 1-3 2-H		G6-4-3 1-2f			G4-6-3 1-2f			4	1	2	4	0	0	2
10 Vernon Wells, R (1, 8) OBP: 0.299, SLG: 0.435	G1-4-3	FC6-4 1-2f			G1-6-3, 1B		F7			4	0	1	0	0	0	2
Orlando Hudson, S (1, 4) OBP: 0.352, SLG: 0.545	G3		1B, 1B		G1-6-3 1-2f			G4-3		4	0	1	0	0	0	1
Dave Berg, R (1, 3) OBP: 0.318, SLG: 0.394		1B, 1B, BB, BB	F8		P4			G6-3		3	1	0	0	1	0	1
Ken Huckaby, R (1, 2) OBP: 0.289, SLG: 0.332		K	1-2, 1B			F8		K		4	0	1	0	0	2	1
Dewayne Wise, L (1, 9) OBP: 0.196, SLG: 0.352 Tom Wilson, R (9, PH) OBP: 0.329, SLG: 0.374		BB, 1B, SF7 1-2	F7			B2-3			G5-3	3 1	1 0	1 0	0 0	0 0	0 0	2 0
Inning Stats	R: 3 E: 0 K: 0 S: 20 H: 3 LOB: 0 BB: 0 P: 27	R: 3 E: 0 K: 1 S: 14 H: 3 LOB: 2 BB: 2 P: 24	R: 0 E: 0 K: 0 S: 11 H: 2 LOB: 2 BB: 0 P: 18	R: 0 E: 0 K: 0 S: 8 H: 1 LOB: 0 BB: 0 P: 12	R: 0 E: 0 K: 0 S: 5 H: 1 LOB: 0 BB: 0 P: 5	R: 0 E: 0 K: 0 S: 5 H: 0 LOB: 0 BB: 0 P: 6	R: 1 E: 0 K: 0 S: 9 H: 2 LOB: 0 BB: 0 P: 13	R: 0 E: 0 K: 1 S: 8 H: 0 LOB: 0 BB: 0 P: 15	R: 0 E: 0 K: 2 S: 13 H: 1 LOB: 1 BB: 0 P: 15	1B: 11 2B: 0 3B: 0 HR: 2 SF: 1 SAC: 0 DP: 3 HBP: 0						

	AB	36
	R	7
	H	13
	RBI	7
	BB	2
	SO	4
	LOB	13

WP: 0 PB: 0 SB: 0 CS: 0 PA: 39

PITCHER		IP	WLS	BF	H	R	ER	SO	BB	IBB	HBP	BLK	WP	HR	S	P	ERA	WHIP
Scott Erickson, R ERA: 5.32	(1, 1)	1.2		13	6	6	6	1	2	0	0	0	0	1	33	50	32.40	4.800
Chris Brock, R ERA: 4.13	(2, 1)	5.1	W	19	6	1	1	0	0	0	0	0	0	1	39	55	1.69	1.125
B.J. Ryan, L ERA: 4.89	(8, 1)	2.0	S	7	1	0	0	3	0	0	0	0	0	0	21	30	0.00	0.500

PITCHER	IP	WLS	BF	H	R	ER	SO	BB	IBB	HBP	BLK	WP	HR	S	P	ERA	WHIP

BOTTOM

Batter	1	2	3	4	5	6	7	8	9	AB	R	H	RBI	BB	SO	LOB
6 Melvin Mora, R (1, 7) OBP: 0.350, SLG: 0.437	F8		1B 2B		F9	FC5-4 1B 1-2f 3-H	HR			5	3	2	2	0	0	1
Jerry Hairston, R (1, 4) OBP: 0.332, SLG: 0.374	G4-6-3 BB		1B 2-H 1B		1B 2B BB	E 1B 1-3 1B	F5			3	2	2	1	2	0	0
Gary Matthews, S (1, 8) OBP: 0.354, SLG: 0.426	G4-6-3 1-2f		1-2 1B 1-3 1B		2B 1-2 1B	E5 31 2B 1-H 3-H 1B	G4-3			1	0	0	0	0	0	1
Chris Singleton, L (2, 8) OBP: 0.289, SLG: 0.397										4	1	3	1	0	0	0
Tony Batista, R (1, 5) OBP: 0.324, SLG: 0.484		31 FC5-4 1B	P4		1-3 2-H 2B	31 2B IBB		HR		4	1	3	2	1	0	2
31 Jay Gibbons, L (1, 9) OBP: 0.327, SLG: 0.501		FC5-4 FC1-6-4 1-2f		HR	G4-6-3 IBB	1-3 3-H 2B		WP HBP		3	1	2	2	1	0	1
Jeff Conine, R (1, 3) OBP: 0.299, SLG: 0.448		FC1-6-4 FC4-6 1-2f		SF7 3B	G4-6-3 1-2f	IBB		F9 1-2		4	1	1	0	1	0	5
Chris Richard, L (1, 10) OBP: 0.346, SLG: 0.597		FC4-6 1-2f		SF7 3-H	6 FC5-4 1B G4-3			G5-3		4	1	1	1	0	0	5
Geronimo Gil, R (1, 2) OBP: 0.291, SLG: 0.388			F7	G6-3	F3	HR		F8		5	1	1	1	0	0	2
Mike Bordick, R (1, 6) OBP: 0.310, SLG: 0.356			G6-3	K	6 FC5-4 1-3 1B	F5				4	0	1	0	0	1	0
Inning Stats	R: 0 E: 0 K: 0 S: 5 H: 0 LOB: 0 BB: 1 P: 13	R: 0 E: 0 K: 0 S: 10 H: 1 LOB: 1 BB: 0 P: 17	R: 1 E: 0 K: 0 S: 18 H: 3 LOB: 2 BB: 0 P: 26	R: 2 E: 0 K: 1 S: 8 H: 2 LOB: 0 BB: 0 P: 10	R: 1 E: 0 K: 0 S: 10 H: 2 LOB: 2 BB: 2 P: 20	R: 4 E: 1 K: 0 S: 12 H: 5 LOB: 3 BB: 2 P: 23	R: 2 E: 0 K: 0 S: 7 H: 2 LOB: 0 BB: 0 P: 12	R: 1 E: 0 K: 0 S: 10 H: 1 LOB: 1 BB: 0 P: 17		1B: 8 2B: 3 3B: 1 HR: 4	SF: 1 SAC: 0 DP: 2 HBP: 1						

PITCHER	IP	WLS	BF	H	R	ER	SO	BB	IBB	HBP	BLK	WP	HR	S	P	ERA	WHIP
Steve Parris, R (1, 1) ERA: 5.55	5.1		27	10	6	6	1	2	1	0	0	0	1	56	93	10.12	2.250
Scott Cassidy, R (6, 1) ERA: 5.56	0.1	L	2	1	0	0	0	0	0	0	0	0	0	4	4	0.00	3.000
Mark Hendrickson, L (6, 1) ERA: 11.81	0.1	B	5	2	2	2	0	0	2	0	0	0	0	3	12	54.00	6.000
Luke Prokopec, R (7, 1) ERA: 6.78	1.0		5	2	2	2	0	0	0	0	0	0	2	7	12	18.00	2.000
Corey Thurman, R (8, 1) ERA: 3.93	1.0		5	1	1	1	0	0	0	1	0	1	1	10	17	9.00	1.000

PITCHER	IP	WLS	BF	H	R	ER	SO	BB	IBB	HBP	BLK	WP	HR	S	P	ERA	WHIP

Toronto Blue Jays @ Baltimore Orioles

Oriole Park at Camden Yards, Baltimore, MD

Fri Aug 23 2002, 7:05 PM EDT
Att. 32,955 - Cloudy - 90 F

livebaseballscorecards.com

AB	37
R	11
H	16
RBI	10
BB	5
SO	1
LOB	17

WP: 1 PA: 44
PB: 0
SB: 0
CS: 0

Batter	1	2	3	4	5	6	7	8	9	AB	R	H	RBI	BB	SO	LOB
Shannon Stewart, R (1, 7) OBP: 0.361, SLG: 0.436	L8		1B		2B BB	G4-3			K	4	1	1	0	1	1	3
Eric Hinske, L (1, 5) OBP: 0.368, SLG: 0.487	G4-3		K		FC5 1-H 2B	F7			G6-3 1-3	5	0	1	1	0	1	3
Chris Woodward, R (1, 6) OBP: 0.371, SLG: 0.553	FC6-4 HBP			F9	FC5 BB	F9			F8	3	0	0	0	1	0	2
Josh Phelps, R (1, 10) OBP: 0.321, SLG: 0.449	FC6-4 1-2f			10 1B 2B	FC5 1-2 2-3f	F8				4	0	1	0	0	0	3
10 Vernon Wells, R (1, 8) OBP: 0.300, SLG: 0.436		L9		S 2-3 1B		1B G6-3 1B		G1-3		4	1	2	0	0	0	0
Orlando Hudson, S (1, 4) OBP: 0.348, SLG: 0.533		G3		K 1-2		G6-3 1-3 1B		F9		4	1	1	0	0	1	2
Dave Berg, R (1, 3) OBP: 0.314, SLG: 0.389		F7		F7		G6-3 1-2 3-H		F8		4	0	0	1	0	0	3
Tom Wilson, R (1, 2) OBP: 0.332, SLG: 0.381 Pedro Swann, L (9, PR) OBP: 0.154, SLG: 0.083 Ken Huckaby, R (9, 2) OBP: 0.289, SLG: 0.332		G5-3			K	2-H 1B			WP 1B 2B	4 0 0	0 1 0	2 0 0	1 0 0	0 0 0	1 0 0	0 0 0
Dewayne Wise, L (1, 9) OBP: 0.200, SLG: 0.345		P4			G1-3	F8			S 2-H 1B	4	0	1	1	0	0	1
Inning Stats	R: 0 E: 0 K: 0 S: 7 H: 0 LOB: 1 BB: 0 P: 12	R: 0 E: 0 K: 0 S: 11 H: 0 LOB: 0 BB: 0 P: 17	R: 0 E: 0 K: 1 S: 10 H: 1 LOB: 1 BB: 0 P: 16	R: 0 E: 0 K: 1 S: 11 H: 2 LOB: 2 BB: 0 P: 15	R: 1 E: 0 K: 1 S: 14 H: 1 LOB: 2 BB: 2 P: 26	R: 2 E: 0 K: 0 S: 16 H: 3 LOB: 1 BB: 0 P: 22	R: 0 E: 0 K: 0 S: 8 H: 0 LOB: 0 BB: 0 P: 11	R: 0 E: 0 K: 0 S: 9 H: 0 LOB: 0 BB: 0 P: 14	R: 1 E: 0 K: 1 S: 17 H: 2 LOB: 2 BB: 0 P: 21	1B: 6 2B: 3 3B: 0 HR: 0	SF: 0 SAC: 0 DP: 0 HBP: 1					

TOP

Toronto Blue Jays @ Baltimore Orioles

Oriole Park at Camden Yards, Baltimore, MD

Sat Aug 24 2002, 1:35 PM EDT
Att. 25,880 - Cloudy - 89 F

livebaseballscorecards.com

AB	36
R	4
H	9
RBI	4
BB	2
SO	4
LOB	17

PITCHER		IP	WLS	BF	H	R	ER	SO	BB	IBB	HBP	BLK	WP	HR	S	P	ERA	WHIP
Travis Driskill, R ERA: 4.78	(1, 1)	5.1	L	26	7	3	3	3	2	0	1	0	0	0	65	103	5.06	1.688
Yorkis Perez, L ERA: 3.54	(6, 1)	3.2		13	2	1	1	1	0	0	0	0	1	0	38	51	2.46	0.545

PITCHER	IP	WLS	BF	H	R	ER	SO	BB	IBB	HBP	BLK	WP	HR	S	P	ERA	WHIP

Batter	1	2	3	4	5	6	7	8	9	AB	R	H	RBI	BB	SO	LOB
Jerry Hairston, R (1, 4) OBP: 0.331, SLG: 0.373	B X 1-0 ① F6		C C B B X 2-2 ③ G5-3		C B B X 2-1 ③ F7			F B X 1-1 G4-6-3 1B		4	0	1	0	0	0	2
Chris Singleton, L (1, 8) OBP: 0.291, SLG: 0.402	F B X 1-1 G4-3 3B			F F B B B B 4-2 31 E G5-3 BB		L F B X 1-2 ① F7		X 0-0 ②③ G4-6-3 1-2f		3	1	1	0	1	0	1
Chris Richard, L (1, 10) OBP: 0.329, SLG: 0.566	F X 0-1 ② G4-3 3-H			B C F B X 2-2 ① F8		F F B X 1-2 ② L7			B C S X 1-2 ① F9	4	0	0	1	0	0	1
Tony Batista, R (1, 5) OBP: 0.323, SLG: 0.482	B B B F F F S 3-3 ③ K			B S X 1-1 ② G5-3 1-2		F B B B X 3-1 ③ G5-3			B X 1-0 WP 1B	4	0	1	0	0	1	1
31 Jay Gibbons, L (1, 9) OBP: 0.326, SLG: 0.499		B X 1-0 ① F8		2 SAFE X 0-0 ③ F9 2-3			C F X 0-2 21 G5-3 1B		S X 0-1 ② F7	4	0	1	0	0	0	2
Jeff Conine, R (1, 3) OBP: 0.295, SLG: 0.442		C B B B F B X 3-2 ② F9			X 0-0 ① P6		B C B F B S 3-3 ① K		B C X 1-1 ③ F8 1-2	4	0	0	0	0	1	2
21 Marty Cordova, R (1, 7) OBP: 0.337, SLG: 0.472		F F S 0-3 ③ K			C X 0-1 1B 1B		C X 0-1 ② G5-3 1-2			3	0	1	0	0	1	1
Brook Fordyce, R (1, 2) OBP: 0.286, SLG: 0.298			C B B X 2-1 E5 G6-4-3		B P F X 2-1 ② F8		X 0-0 ③ F7			3	0	0	0	0	0	2
Mike Bordick, R (1, 6) OBP: 0.310, SLG: 0.356			C X 0-1 ①② G6-4-3 1-2f		X 0-0 1-3 1B			B B C B C X 3-2 ① P4		3	0	1	0	0	0	1
Inning Stats	R: 1 E: 0 K: 1 S: 9 H: 1 LOB: 0 BB: 0 P: 14	R: 0 E: 0 K: 1 S: 7 H: 0 LOB: 0 BB: 0 P: 11	R: 0 E: 1 K: 0 S: 7 H: 0 LOB: 0 BB: 0 P: 11	R: 0 E: 1 K: 0 S: 8 H: 0 LOB: 1 BB: 1 P: 15	R: 0 E: 0 K: 0 S: 9 H: 2 LOB: 2 BB: 0 P: 12	R: 0 E: 0 K: 0 S: 8 H: 0 LOB: 0 BB: 0 P: 13	R: 0 E: 0 K: 1 S: 9 H: 1 LOB: 1 BB: 0 P: 12	R: 0 E: 0 K: 0 S: 6 H: 1 LOB: 0 BB: 0 P: 10	R: 0 E: 0 K: 0 S: 8 H: 1 LOB: 1 BB: 0 P: 11	1B: 5 2B: 0 3B: 1 HR: 0	SF: 0 SAC: 0 DP: 2 HBP: 0					WP: 1 PB: 0 SB: 0 CS: 0	PA: 33	

PITCHER		IP	WLS	BF	H	R	ER	SO	BB	IBB	HBP	BLK	WP	HR	S	P	ERA	WHIP
Pete Walker, R ERA: 4.24	(1, 1)	7.0	W	26	4	1	1	3	1	0	0	0	0	0	57	88	1.29	0.714
Cliff Politte, R ERA: 4.22	(8, 1)	1.0	H	3	1	0	0	0	0	0	0	0	0	0	6	10	0.00	1.000
Kelvim Escobar, R ERA: 4.68	(9, 1)	1.0	S	4	1	0	0	0	0	0	0	0	1	0	8	11	0.00	1.000

PITCHER	IP	WLS	BF	H	R	ER	SO	BB	IBB	HBP	BLK	WP	HR	S	P	ERA	WHIP

BOTTOM

Toronto Blue Jays @ Baltimore Orioles

Oriole Park at Camden Yards, Baltimore, MD

Sat Aug 24 2002, 1:35 PM EDT
Att. 25,880 - Cloudy - 89 F

livebaseballscorecards.com

AB	32
R	1
H	6
RBI	1
BB	1
SO	3
LOB	13

Batter	1	2	3	4	5	6	7	8	9	AB	R	H	RBI	BB	SO	LOB
Shannon Stewart, R (1, 7) OBP: 0.360, SLG: 0.433	B C B B X 3-1 ① G6-3		C B B X 2-1 ③ G6-3		F F X 0-2 ② G5-3		B S F F X 1-2 1B SF8 2-3 1B		C X 0-1 ① F2	5	1	1	0	0	0	1
Eric Hinske, L (1, 5) OBP: 0.369, SLG: 0.489	B C S X 1-2 ② G3			B B F B X 3-1 ① G4-3	B C B B C F X 3-2 2B		F X 0-1 S 1B 1-3 3-H 1B		B S B X 2-1 ② F8	5	1	2	1	0	0	0
Chris Woodward, R (1, 6) OBP: 0.367, SLG: 0.562	C B B S F F X 2-2 ③ G5-3			B X 1-0 HR	C F B B B F X 2-2 ③ G6-3		C B B X 2-1 ① SF8 3-H		B S X 1-1 ③ G6-3	4	1	1	2	0	0	1
Josh Phelps, R (1, 10) OBP: 0.331, SLG: 0.457		F C F F B B F S 2-3 ① K		C S X 0-2 10 1B 1B 1B		X 0-0 10 HR 1B	S X 0-1 1-H 1B			4	2	3	1	0	1	0
10 Vernon Wells, R (1, 8) OBP: 0.302, SLG: 0.443		B F X 1-1 ② F8		C C B X 1-2 1B 1-2 1B		X 0-0 1-H HR	X 0-0 ② F7			4	2	2	2	0	0	1
Orlando Hudson, S (1, 4) OBP: 0.345, SLG: 0.523		B X 1-0 ③ L9		B X 1-0 1B 1-2 2-3 1B		B X 1-0 ① F9	C X 0-1 ③ P6			4	0	1	0	0	0	1
Tom Wilson, R (1, 3) OBP: 0.331, SLG: 0.378	B B C S S 2-3 ① K			X 0-0 G4-6-3 1-2 2-H 3-H 1B		C X 0-1 ② F8		F B S C 1-3 ① K		4	0	1	2	0	2	0
Ken Huckaby, R (1, 2) OBP: 0.288, SLG: 0.330		X 0-0 1B		X 0-0 ② ③ G4-6-3 1-2f		B F F F B X 2-2 ③ G1-3		B F F B X 2-2 ② G4-3		4	0	1	0	0	0	2
Dewayne Wise, L (1, 9) OBP: 0.203, SLG: 0.355		B F S X 1-2 ② F8			B C X 1-1 ① G1-3		B S B X 2-1 1B 1B 2B	C X 0-1 ③ G6-3		4	1	1	0	0	0	1
Inning Stats	R: 0 H: 0 E: 0 LOB: 0 K: 0 BB: 0 S: 10 P: 16	R: 0 H: 0 E: 0 LOB: 0 K: 1 BB: 0 S: 9 P: 13	R: 0 H: 1 E: 0 LOB: 1 K: 1 BB: 0 S: 9 P: 14	R: 3 H: 5 E: 0 LOB: 1 K: 0 BB: 0 S: 12 P: 18	R: 0 H: 1 E: 0 LOB: 1 K: 0 BB: 0 S: 13 P: 19	R: 2 H: 2 E: 0 LOB: 0 K: 0 BB: 0 S: 9 P: 12	R: 3 H: 4 E: 0 LOB: 1 K: 0 BB: 0 S: 15 P: 20	R: 0 H: 0 E: 0 LOB: 0 K: 1 BB: 0 S: 8 P: 11	R: 0 H: 0 E: 0 LOB: 0 K: 0 BB: 0 S: 6 P: 9	1B: 9 SF: 1 2B: 2 SAC: 0 3B: 0 DP: 1 HR: 2 HBP: 0						

PITCHER		IP	WLS	BF	H	R	ER	SO	BB	IBB	HBP	BLK	WP	HR	S	P	ERA	WHIP
Rick Bauer, R ERA: 4.21	(1, 1)	6.0	L	26	9	5	5	2	0	0	0	0	0	2	62	92	7.50	1.500
Willis Roberts, R ERA: 2.54	(7, 1)	1.0		7	4	3	3	0	0	0	0	0	0	0	15	20	27.00	4.000
Buddy Groom, L ERA: 1.56	(8, 1)	1.0		3	0	0	0	1	0	0	0	0	0	0	8	11	0.00	0.000
Jorge Julio, R ERA: 1.78	(9, 1)	1.0		3	0	0	0	0	0	0	0	0	0	0	6	9	0.00	0.000

PITCHER	IP	WLS	BF	H	R	ER	SO	BB	IBB	HBP	BLK	WP	HR	S	P	ERA	WHIP

TOP

Toronto Blue Jays @ Baltimore Orioles

Oriole Park at Camden Yards, Baltimore, MD

Sat Aug 24 2002, 7:05 PM EDT
Att. 30,498 - Cloudy - 95 F

livebaseballscorecards.com

AB	38
R	8
H	13
RBI	8
BB	0
SO	3
LOB	7

BOTTOM

Toronto Blue Jays @ Baltimore Orioles

Oriole Park at Camden Yards, Baltimore, MD

Sat Aug 24 2002, 7:05 PM EDT
Att. 30,498 - Cloudy - 95 F

livebaseballscorecards.com

Batter	1	2	3	4	5	6	7	8	9	AB	R	H	RBI	BB	SO	LOB
6 Melvin Mora, R (1, 8) OBP: 0.351, SLG: 0.437	C F H 1-2 1B 1B HBP	B B X 2-0 ③ F8			X 0-0 WP 1B		C X 0-1 ③ G6-3			3	1	1	0	0	0	1
Jerry Hairston, R (1, 4) OBP: 0.330, SLG: 0.371	C X 0-1 1B 1-2 SF9 1B		X 0-0 ① F9		P C P B X 3-1 ② F8 1-2			B B C F C 2-3 ① K		4	1	1	0	0	1	1
Chris Richard, L (1, 10) OBP: 0.337, SLG: 0.563	B B B C C X 3-2 1-3 2-H 1B		B F X 1-1 ② G3		B X 1-0 ③ F9			B F F F B X 2-2 G6-4-3 1B		4	0	2	1	0	0	1
Tony Batista, R (1, 5) OBP: 0.323, SLG: 0.487	B B B F F X 3-2 ① F9		B C B B X 3-1 ③ F9			F B B F F F B X 3-2 HR		C C X 0-2 ② ③ G6-4-3 1-2f		4	1	1	1	0	0	3
Jeff Conine, R (1, 3) OBP: 0.295, SLG: 0.444	X 0-0 ② SF9 3-H			X 0-0 2B		C X 0-1 ① F8			B B X 2-0 ① F9	3	0	1	1	0	0	0
31 Jay Gibbons, L (1, 9) OBP: 0.326, SLG: 0.495	F B B S X 2-2 ③ G1-3			B F X 1-1 ① F4		C B B B B 4-1 21 G6-4-3 BB			F B X 1-1 ② G4-3	3	0	0	0	1	0	2
21 Marty Cordova, R (1, 7) OBP: 0.336, SLG: 0.470		X 0-0 ① F9		B B C S B X 3-2 ② P6		B B C X 2-1 ② ③ G6-4-3 1-2f			X 0-0 1B	4	0	1	0	0	0	2
Geronimo Gil, R (1, 2) OBP: 0.288, SLG: 0.384		X 0-0 ② F8		F F F F B S 1-3 ③ K			S B X 1-1 ① F7		S S S 0-3 ③ K	4	0	0	0	0	2	2
Luis Lopez, S (1, 6) OBP: 0.230, SLG: 0.282		C B X 1-1 1B			B C B S S 2-3 ① K		C B X 1-1 ② P6			3	0	1	0	0	1	0

Inning Stats	1	2	3	4	5	6	7	8	9
	R: 2 H: 2 E: 0 LOB: 1 K: 0 BB: 0 S: 14 P: 23	R: 0 H: 1 E: 0 LOB: 1 K: 0 BB: 0 S: 5 P: 8	R: 0 H: 0 E: 0 LOB: 0 K: 0 BB: 0 S: 5 P: 9	R: 0 H: 1 E: 0 LOB: 1 K: 1 BB: 0 S: 10 P: 15	R: 0 H: 1 E: 0 LOB: 1 K: 1 BB: 0 S: 9 P: 13	R: 1 H: 1 E: 0 LOB: 0 K: 0 BB: 1 S: 9 P: 18	R: 0 H: 0 E: 0 LOB: 0 K: 0 BB: 0 S: 6 P: 8	R: 0 H: 1 E: 0 LOB: 0 K: 1 BB: 0 S: 10 P: 14	R: 0 H: 1 E: 0 LOB: 1 K: 1 BB: 0 S: 7 P: 10

	AB	32
	R	3
	H	8
	RBI	3
	BB	1
	SO	4
	LOB	12

1B: 6 SF: 1 WP: 1 PA: 35
2B: 1 SAC: 0 PB: 0
3B: 0 DP: 2 SB: 0
HR: 1 HBP: 1 CS: 0

PITCHER		IP	WLS	BF	H	R	ER	SO	BB	IBB	HBP	BLK	WP	HR	S	P	ERA	WHIP
Esteban Loaiza, R ERA: 5.4	(1, 1)	8.0	W	31	7	3	3	3	1	0	1	0	1	1	68	108	3.38	1.000
Felix Heredia, L ERA: 3.66	(9, 1)	1.0		4	1	0	0	1	0	0	0	0	0	0	7	10	0.00	1.000

PITCHER	IP	WLS	BF	H	R	ER	SO	BB	IBB	HBP	BLK	WP	HR	S	P	ERA	WHIP

Batter	1	2	3	4	5	6	7	8	9	AB	R	H	RBI	BB	SO	LOB
Shannon Stewart, R (1, 7) OBP: 0.358, SLG: 0.431	1-2 G6-3			0-0 G5-3	1-1 1B, 1-2 1B	1-2 F7		0-1 FC4-6, 1-2f		5	0	1	0	0	0	2
Eric Hinske, L (1, 5) OBP: 0.369, SLG: 0.488	2-3 K			0-1 10 1B, 1-3 2-H 1B	3-2 1B		1-0 G4-3		2-2 G4-3	5	1	2	1	0	1	0
Chris Woodward, R (1, 6) OBP: 0.368, SLG: 0.558	3-3 K			2-2 10 1B, 1-2 1B	1-3 K		1-1 FC4-6, 1B		1-1 G4-3	5	0	2	0	0	2	2
Carlos Delgado, L (1, 10) OBP: 0.387, SLG: 0.494		2-1 G4-3		0-1 F7		0-0 10 1B, 2B	0-0 FC4-6, 10 1B, 1-2f		4-2 BB	4	1	1	0	1	0	3
10 Vernon Wells, R (1, 8) OBP: 0.305, SLG: 0.444		3-3 K		2-2 1-2 2-H 1B		3-2 HR, 2-H 1B	2-1 FC5-4, 1-2 1B		0-3 K	5	1	3	2	0	2	1
Josh Phelps, R (1, 3) OBP: 0.330, SLG: 0.470 Dave Berg, R (9, 3) OBP: 0.314, SLG: 0.389	1-1 G6-3			2-3 K		0-0 HR, 2-H	1-2 FC5-4, 1-2f			4 0	1 0	1 0	2 0	0 0	1 0	4 0
Orlando Hudson, S (1, 4) OBP: 0.350, SLG: 0.514			3-3 K		0-0 G6-3	2-0 G4-3, G4-3 HBP		4-2 CS, BB		2	0	0	0	1	1	0
Ken Huckaby, R (1, 2) OBP: 0.287, SLG: 0.328			1-2 G4-3		1-1 1B, 1B 1B	0-0 G4-3, 1-2		1-2 L3, 1-2		4	1	1	0	0	0	2
Dewayne Wise, L (1, 9) OBP: 0.206, SLG: 0.338			3-2 F9		3-2 F8	2-2 G4-3, 2-3		4-0 FC4-6, BB		3	0	0	0	1	0	2
Inning Stats	R: 0 H: 0 E: 0 LOB: 0 K: 2 BB: 0 S: 11 P: 17	R: 0 H: 0 E: 0 LOB: 0 K: 1 BB: 0 S: 8 P: 14	R: 0 H: 0 E: 0 LOB: 0 K: 1 BB: 0 S: 10 P: 17	R: 1 H: 3 E: 0 LOB: 2 K: 1 BB: 0 S: 16 P: 22	R: 1 H: 3 E: 0 LOB: 2 K: 1 BB: 0 S: 14 P: 23	R: 3 H: 3 E: 0 LOB: 1 K: 0 BB: 0 S: 12 P: 20	R: 0 H: 2 E: 0 LOB: 2 K: 0 BB: 0 S: 9 P: 14	R: 0 H: 0 E: 0 LOB: 1 K: 0 BB: 2 S: 11 P: 20	R: 0 H: 0 E: 0 LOB: 1 K: 1 BB: 1 S: 10 P: 17	1B: 9 SF: 0 2B: 1 SAC: 0 3B: 0 DP: 0 HR: 1 HBP: 1						WP: 0 PA: 41 PB: 0 SB: 0 CS: 1	

TOP

Toronto Blue Jays @ Baltimore Orioles

Oriole Park at Camden Yards, Baltimore, MD

Sun Aug 25 2002, 1:35 PM EDT
Att. 30,812 - Cloudy - 88 F

livebaseballscorecards.com

AB	37
R	5
H	11
RBI	5
BB	3
SO	7
LOB	16

PITCHER		IP	WLS	BF	H	R	ER	SO	BB	IBB	HBP	BLK	WP	HR	S	P	ERA	WHIP
Jason Johnson, R ERA: 4.32	(1, 1)	5.0	L	25	9	5	5	6	0	0	1	0	0	1	64	103	9.00	1.800
John Stephens, R ERA: 6.0	(6, 1)	1.0		3	0	0	0	0	0	0	0	0	0	0	7	10	0.00	0.000
Scott Erickson, R ERA: 5.25	(7, 1)	2.0		9	2	0	0	0	2	0	0	0	0	0	20	34	0.00	2.000
Sean Douglass, R ERA: 5.55	(9, 1)	1.0		4	0	0	0	1	1	0	0	0	0	0	10	17	0.00	1.000

PITCHER	IP	WLS	BF	H	R	ER	SO	BB	IBB	HBP	BLK	WP	HR	S	P	ERA	WHIP

Batter	1	2	3	4	5	6	7	8	9	AB	R	H	RBI	BB	SO	LOB
6 Melvin Mora, R (1, 7) OBP: 0.351, SLG: 0.434	BCBFBB 4-2 CS BB		BFH 2-1 2B HBP		CX 0-1 ② F8	BCBSBX 3-2 ② G6-3			SSC 0-3 ③ K	3	1	0	0	1	1	3
Jerry Hairston, R (1, 4) OBP: 0.332, SLG: 0.369	BBBCCFB 4-2 ① 1-2 BB BB		CFBX 1-2 ② P6		BFBBB 4-1 1-2 BB	CBBX 2-1 ③ F5				2	0	0	0	2	0	1
Chris Richard, L (1, 10) OBP: 0.333, SLG: 0.560	BBCX 2-1 ② F8		BFSBBX 3-2 1-H 2B		FFBBBX 2-2 ③ G6-3			CX 0-1 ① G4-3		4	0	1	1	0	0	3
Tony Batista, R (1, 5) OBP: 0.322, SLG: 0.484	CBBBFB 4-2 31 FC6-4 1-2 BB		X 0-0 ③ G5-3			CBSBX 2-2 ① G1-3		SGFFX 0-2 ② L6		3	0	0	0	1	0	1
31 Jay Gibbons, L (1, 9) OBP: 0.323, SLG: 0.490	X 0-0 ③ FC6-4 1-2f			CBX 1-1 ① F9		CX 0-1 ② F9		BBX 2-0 ③ P6		4	0	0	0	0	0	2
Jeff Conine, R (1, 3) OBP: 0.297, SLG: 0.448		BCFBBBX 3-2 ① F8		SBX 1-1 ② P6		BBBCX 3-1 E8 2B 1B			X 0-0 G3 2B	4	1	2	0	0	0	0
Chris Singleton, L (1, 8) OBP: 0.293, SLG: 0.406		CFFBBBX 2-2 G5-4-3 1B		FBFX 1-2 ③ F7		FBX 1-1 2-H 2B			CFX 0-2 ① G3 2-3	4	0	2	1	0	0	1
Geronimo Gil, R (1, 2) OBP: 0.285, SLG: 0.380 Luis Lopez, S (9, PH) OBP: 0.227, SLG: 0.278		FFBBX 1-2 ② ③ G5-4-3 1-2f			CCBBFS 2-3 ① K	BCSFFBS 2-3 ③ K			FSS 0-3 ② K	3	0	0	0	0	2	2
										1	0	0	0	0	1	1
Mike Bordick, R (1, 6) OBP: 0.312, SLG: 0.353			CBX 1-1 ① G6-3		BBBB 4-0 BB BB		BBCFBFBX 3-2 ① F6		BBBCB 4-1 BB	2	0	0	0	2	0	0
Inning Stats	R: 0 H: 0 E: 0 LOB: 2 K: 0 BB: 3 S: 10 P: 24	R: 0 H: 1 E: 0 LOB: 0 K: 0 BB: 0 S: 10 P: 16	R: 1 H: 1 E: 0 LOB: 1 K: 0 BB: 0 S: 12 P: 18	R: 0 H: 0 E: 0 LOB: 0 K: 0 BB: 0 S: 7 P: 10	R: 0 H: 0 E: 0 LOB: 2 K: 1 BB: 2 S: 10 P: 22	R: 1 H: 2 E: 1 LOB: 1 K: 1 BB: 0 S: 14 P: 22	R: 0 H: 0 E: 0 LOB: 0 K: 0 BB: 0 S: 10 P: 18	R: 0 H: 0 E: 0 LOB: 0 K: 0 BB: 0 S: 8 P: 10	R: 0 H: 1 E: 0 LOB: 2 K: 2 BB: 1 S: 11 P: 15	1B: 2 SF: 0 2B: 3 SAC: 0 3B: 0 DP: 1 HR: 0 HBP: 1						

PITCHER		IP	WLS	BF	H	R	ER	SO	BB	IBB	HBP	BLK	WP	HR	S	P	ERA	WHIP
Justin Miller, R ERA: 6.04	(1, 1)	5.2	W	25	4	2	1	1	5	0	1	0	0	0	58	105	1.59	1.588
Scott Cassidy, R ERA: 5.43	(6, 1)	1.1	H	4	0	0	0	1	0	0	0	0	0	0	15	25	0.00	0.000
Cliff Politte, R ERA: 4.15	(8, 1)	1.0	H	3	0	0	0	0	0	0	0	0	0	0	8	10	0.00	0.000
Kelvim Escobar, R ERA: 4.6	(9, 1)	1.0	S	5	1	0	0	2	1	0	0	0	0	0	11	15	0.00	2.000

PITCHER	IP	WLS	BF	H	R	ER	SO	BB	IBB	HBP	BLK	WP	HR	S	P	ERA	WHIP

BOTTOM

Toronto Blue Jays @ Baltimore Orioles

Oriole Park at Camden Yards, Baltimore, MD

Sun Aug 25 2002, 1:35 PM EDT
Att. 30,812 - Cloudy - 88 F

livebaseballscorecards.com

AB	30
R	2
H	5
RBI	2
BB	6
SO	4
LOB	14

Batter	1	2	3	4	5	6	7	8	9	AB	R	H	RBI	BB	SO	LOB
6 Melvin Mora, R (1, 8) OBP: 0.353, SLG: 0.435	B B B C C B 4-2 E E BB	C B B X 2-1 2B		B B B 4-0 PO E BB		B C B B C C 3-3 ② K		B F F B C 2-3 ② K		3	1	1	0	2	2	3
Jerry Hairston, R (1, 4) OBP: 0.333, SLG: 0.367	B C B F X 2-2 E7 G4-3 1-H 1B 1B	B X 1-0 ③ L4		C X 0-1 E5 1-2		B C B B B 4-1 1-2 2-3 BB		C F X 0-2 ③ G5-3		4	1	1	0	1	0	3
Chris Richard, L (1, 10) OBP: 0.326, SLG: 0.539	B B X 2-0 ① G4-3 2-3	C X 0-1 ① F5	B 2 SAFE 1-0 ③ PO 2-3	C X 0-1 ① F7	B F C C 1-3 ③ K				C B B X 2-1 21 FC6-4 BB 1B	5	0	1	0	0	1	4
Tony Batista, R (1, 5) OBP: 0.327, SLG: 0.492	C B X 1-1 3-H 1B	C B X 1-1 21 F8 BB 1B		B B C F X 2-2 ② L9		B X 1-0 HR			B B C C B B 4-2 21 FC6-4 1-2 BB	4	1	3	2	1	0	0
Jeff Conine, R (1, 3) OBP: 0.299, SLG: 0.445	C B F B F X 2-2 ② F8	B B B B 4-0 1-2 BB		B C B B X 2-1 1B		C C B C 1-3 ① K			X 0-0 ① F7	4	0	1	0	1	1	3
21 Marty Cordova, R (1, 7) OBP: 0.333, SLG: 0.464	B X 1-0 ③ G6-3	B B X 2-0 ② F8 2-3		X 0-0 ③ F8		C C F B X 1-2 ② G6-3			S S B F B B X 3-2 ② FC6-4 1-2f 2-3	5	0	0	0	0	0	6
31 Jay Gibbons, L (1, 9) OBP: 0.321, SLG: 0.486	B F X 1-1 ① G3	B C S S 1-3 ③ K		X 0-0 BB 1B 1B		F B F X 1-2 ③ F8			B F S F X 1-2 ③ P5	5	0	1	0	0	1	4
Geronimo Gil, R (1, 2) OBP: 0.288, SLG: 0.382	B F X 1-1 ② F7	C B X 1-1 ① F9		F X 0-1 BB 1-2 1B		B S S X 1-2 1B				4	0	2	0	0	0	0
Mike Bordick, R (1, 6) OBP: 0.312, SLG: 0.362	B C B X 2-1 HR	C B B C B S 3-3 ② K		B B C B C X 2-1 ① P4		C C S 0-3 ① K				4	1	1	1	0	2	3
Inning Stats	R: 2 H: 2 E: 1 LOB: 1 K: 0 BB: 1 S: 13 P: 25	R: 1 H: 2 E: 0 LOB: 1 K: 0 BB: 0 S: 9 P: 16	R: 0 H: 1 E: 0 LOB: 2 K: 1 BB: 1 S: 8 P: 16	R: 0 H: 0 E: 1 LOB: 1 K: 1 BB: 1 S: 7 P: 16	R: 0 H: 1 E: 1 LOB: 1 K: 0 BB: 0 S: 8 P: 12	R: 0 H: 2 E: 0 LOB: 3 K: 2 BB: 1 S: 12 P: 22	R: 1 H: 1 E: 0 LOB: 0 K: 1 BB: 0 S: 11 P: 15	R: 0 H: 1 E: 0 LOB: 1 K: 2 BB: 0 S: 12 P: 15	R: 0 H: 1 E: 0 LOB: 2 K: 0 BB: 1 S: 13 P: 23	1B: 8 SF: 0 2B: 1 SAC: 0 3B: 0 DP: 0 HR: 2 HBP: 0						WP: 0 PA: 44 PB: 0 SB: 0 CS: 0	

TOP

Baltimore Orioles @ Texas Rangers

The Ballpark at Arlington, Arlington, TX

Tue Aug 27 2002, 8:05 PM EDT

Att. 20,139 - Cloudy - 82 F

livebaseballscorecards.com

AB	38
R	4
H	11
RBI	3
BB	5
SO	7
LOB	26

PITCHER		IP	WLS	BF	H	R	ER	SO	BB	IBB	HBP	BLK	WP	HR	S	P	ERA	WHIP
Dennys Reyes, L ERA: 5.43	(1, 1)	5.0	W	24	6	3	3	2	3	0	0	0	0	1	45	85	5.40	1.800
Jay Powell, R ERA: 4.09	(6, 1)	1.2	H	9	3	1	1	3	1	0	0	0	0	1	20	33	5.40	2.400
Rich Rodriguez, L ERA: 6.75	(7, 1)	0.1	H	1	0	0	0	0	0	0	0	0	0	0	3	4	0.00	0.000
Dan Kolb, R ERA: 2.55	(8, 1)	1.0	H	4	1	0	0	2	0	0	0	0	0	0	12	15	0.00	1.000
Juan Alvarez, L ERA: 3.45	(9, 1)	1.0		5	1	0	0	0	1	0	0	0	0	0	13	23	0.00	2.000

PITCHER	IP	WLS	BF	H	R	ER	SO	BB	IBB	HBP	BLK	WP	HR	S	P	ERA	WHIP

Baltimore Orioles @ Texas Rangers

The Ballpark at Arlington, Arlington, TX

Tue Aug 27 2002, 8:05 PM EDT

Att. 20,139 - Cloudy - 82 F

BOTTOM

Batter	1	2	3	4	5	6	7	8	9	AB	R	H	RBI	BB	SO	LOB
Todd Hollandsworth, L (1, 8) (8, 7) OBP: 0.346, SLG: 0.484	F7		FC6-4 1B 1-2f	2B 3-H		F7		K		5	0	1	1	0	1	3
Kevin Mench, R (1, 7) (8, 9) OBP: 0.343, SLG: 0.513	G6-3		1B 1-2	K			F7	HR 2-H		5	1	2	1	0	1	1
Alex Rodriguez, R (1, 6) OBP: 0.404, SLG: 0.653	F9		G5-3		G4-3		BB 1B	BB 1-H		4	2	1	2	1	0	2
Rafael Palmeiro, L (1, 10) OBP: 0.390, SLG: 0.594		K		HR 1B	F7		BB 1B 1-2	BB		3	1	1	0	2	1	0
Ivan Rodriguez, R (1, 2) OBP: 0.328, SLG: 0.484		G6-3		K	2B		P5	F8		5	1	1	0	0	1	4
Carl Everett, S (1, 9) OBP: 0.304, SLG: 0.424		FC5-4 1B		HR 1B 1-2	2B 2-H		1B 1-3 2-H			4	1	4	2	0	0	0
Ruben Rivera, R (8, 8) OBP: 0.274, SLG: 0.340										0	0	0	0	0	0	0
Herbert Perry, R (1, 5) (9, 3) OBP: 0.317, SLG: 0.463	FC5-4 1-2f		HR 1-H 2-H		G5-3		G5-3			4	1	1	3	0	0	4
Mike Lamb, L (1, 3) OBP: 0.327, SLG: 0.394			K	F8		F8		E3 10 SH1-4 1B		4	0	0	0	0	1	0
Donnie Sadler, R (8, PR) (9, 5) OBP: 0.218, SLG: 0.219										0	1	0	0	0	0	0
10 Michael Young, R (1, 4) OBP: 0.312, SLG: 0.388			FC6-4 1B	2B 3B		G6-3		SH1-4 1-2		3	1	2	0	0	0	0
Inning Stats	R: 0 E: 0 K: 0 S: 6 H: 0 LOB: 0 BB: 0 P: 8	R: 0 E: 0 K: 1 S: 15 H: 1 LOB: 1 BB: 0 P: 21	R: 0 E: 0 K: 1 S: 14 H: 2 LOB: 2 BB: 0 P: 19	R: 4 E: 0 K: 2 S: 23 H: 5 LOB: 1 BB: 0 P: 35	R: 1 E: 0 K: 0 S: 7 H: 2 LOB: 1 BB: 0 P: 13	R: 0 E: 0 K: 0 S: 6 H: 0 LOB: 0 BB: 0 P: 9	R: 1 E: 0 K: 0 S: 10 H: 1 LOB: 2 BB: 2 P: 21	R: 3 E: 1 K: 1 S: 16 H: 2 LOB: 1 BB: 1 P: 25		1B: 7 2B: 3 3B: 1 HR: 2	SF: 0 SAC: 1 DP: 0 HBP: 0					

livebaseballscorecards.com

AB	37
R	9
H	13
RBI	9
BB	3
SO	5
LOB	14

WP: 0 PB: 0 SB: 0 CS: 0 PA: 41

PITCHER	IP	WLS	BF	H	R	ER	SO	BB	IBB	HBP	BLK	WP	HR	S	P	ERA	WHIP
Rodrigo Lopez, R (1, 1) ERA: 3.31	5.0	L	25	10	5	5	4	0	0	0	0	0	1	65	96	9.00	2.000
Sean Douglass, R (6, 1) ERA: 5.27	3.0		16	3	4	1	1	3	0	0	0	0	1	32	55	3.00	2.000

PITCHER	IP	WLS	BF	H	R	ER	SO	BB	IBB	HBP	BLK	WP	HR	S	P	ERA	WHIP

Batter	1	2	3	4	5	6	7	8	9	AB	R	H	RBI	BB	SO	LOB
6 Melvin Mora, R (1, 7) OBP: 0.352, SLG: 0.435	K	K			2B	G5-3		K	5	1	1	0	0	3	0
Jerry Hairston, R (1, 4) OBP: 0.337, SLG: 0.380	3B		G5-3		2B	BB 1B		F7	5	1	3	1	0	0	0
Chris Richard, L (1, 10) OBP: 0.330, SLG: 0.527	31 FC3-6 1B 1B		G4-3		K		BB	E6	4	0	1	1	1	1	1
Tony Batista, R (1, 5) OBP: 0.327, SLG: 0.490	31 FC3-6 1B		HBP		F9		F7	F7	4	0	1	0	0	0	4
31 Jay Gibbons, L (1, 9) OBP: 0.321, SLG: 0.484	FC3-6 WP		F7			G3-1		2B G4-3 1B	4	1	1	0	0	0	3
Jeff Conine, R (1, 3) OBP: 0.304, SLG: 0.450	IBB			K		1B		G4-3 2B	3	0	2	0	1	1	0
Chris Singleton, L (1, 8) OBP: 0.290, SLG: 0.402	F9			P3		F5		G4-3	4	0	0	1	0	0	5
Geronimo Gil, R (1, 2) OBP: 0.285, SLG: 0.377		K		K		G5-3		L4	4	0	0	0	0	2	2
Mike Bordick, R (1, 6) OBP: 0.309, SLG: 0.359		G5-3			K		K	K	3	0	0	0	0	2	0
Luis Lopez, S (8, PH) OBP: 0.224, SLG: 0.274 (8, 6)									1	0	0	0	0	1	1
Inning Stats	R: 1 E: 0 K: 1 S: 9 H: 3 LOB: 3 BB: 1 P: 22	R: 0 E: 0 K: 2 S: 9 H: 0 LOB: 0 BB: 0 P: 12	R: 0 E: 0 K: 0 S: 9 H: 0 LOB: 1 BB: 0 P: 10	R: 0 E: 0 K: 2 S: 9 H: 0 LOB: 0 BB: 0 P: 9	R: 1 E: 0 K: 2 S: 17 H: 2 LOB: 1 BB: 0 P: 27	R: 0 E: 0 K: 0 S: 9 H: 1 LOB: 1 BB: 0 P: 15	R: 0 E: 0 K: 1 S: 9 H: 1 LOB: 2 BB: 1 P: 19	R: 1 E: 0 K: 1 S: 11 H: 2 LOB: 1 BB: 0 P: 18	R: 0 E: 1 K: 1 S: 12 H: 0 LOB: 1 BB: 0 P: 18	1B: 5 2B: 3 3B: 1 HR: 0	SF: 0 SAC: 0 DP: 0 HBP: 1					

TOP

Baltimore Orioles @ Texas Rangers

The Ballpark at Arlington, Arlington, TX

Wed Aug 28 2002, 8:05 PM EDT

Att. 20,236 - Sunny - 86 F

livebaseballscorecards.com

AB	37
R	3
H	9
RBI	3
BB	2
SO	10
LOB	16

PITCHER		IP	WLS	BF	H	R	ER	SO	BB	IBB	HBP	BLK	WP	HR	S	P	ERA	WHIP
Chan Ho Park, R ERA: 6.6	(1, 1)	7.0	W	31	7	2	2	8	1	1	1	0	1	0	71	114	2.57	1.143
Rich Rodriguez, L ERA: 7.71	(8, 1)	0.0		1	1	1	1	0	0	0	0	0	0	0	1	1	∞	∞
Jay Powell, R ERA: 4.01	(8, 1)	0.2	H	3	1	0	0	0	0	0	0	0	0	0	7	11	0.00	1.500
Francisco Cordero, R ERA: 2.12	(8, 1)	1.1	S	5	0	0	0	2	0	0	0	0	0	0	15	24	0.00	0.000

PITCHER	IP	WLS	BF	H	R	ER	SO	BB	IBB	HBP	BLK	WP	HR	S	P	ERA	WHIP

WP: 1	PA: 40
PB: 0	
SB: 0	
CS: 0	

Batter	1	2	3	4	5	6	7	8	9	AB	R	H	RBI	BB	SO	LOB
Todd Hollandsworth, L (1, 8) (8, 7) OBP: 0.352, SLG: 0.497	K2-3		HR		2B		BB	BB		3	1	2	2	2	1	0
Kevin Mench, R (1, 7) OBP: 0.339, SLG: 0.505	G1-3		K		K		K	K		4	0	0	0	0	3	3
Ruben Rivera, R (8, 8) OBP: 0.271, SLG: 0.337										1	0	0	0	0	1	3
Alex Rodriguez, R (1, 6) OBP: 0.404, SLG: 0.651	K			G4-3 1B	IBB		K			3	1	1	0	1	2	1
Rafael Palmeiro, L (1, 3) OBP: 0.389, SLG: 0.591		FC1-4 1B		G4-3	K		G4-3			4	0	1	0	0	1	5
Ivan Rodriguez, R (1, 2) OBP: 0.330, SLG: 0.497		FC1-4 CS		G5-3		HR		F8 10 1B 2B		4	2	2	1	0	0	2
Carl Everett, S (1, 9) OBP: 0.307, SLG: 0.423		K		1B		G1-6-3 BB		K		3	0	1	1	1	2	2
Herbert Perry, R (1, 5) OBP: 0.314, SLG: 0.458			G4-3	F8		G1-6-3		F8		4	0	0	0	0	0	3
Mike Lamb, L (1, 10) OBP: 0.333, SLG: 0.398			HR 1B	G4-3	1B			10 1B IBB		3	1	2	0	1	0	0
10 Michael Young, R (1, 4) OBP: 0.313, SLG: 0.388			L9		BB	F8		BB 1B		3	0	1	1	1	0	2
Inning Stats	R: 0 E: 0 K: 2 S: 10 H: 0 LOB: 0 BB: 0 P: 14	R: 0 E: 0 K: 1 S: 7 H: 1 LOB: 1 BB: 0 P: 8	R: 2 E: 0 K: 1 S: 12 H: 2 LOB: 0 BB: 0 P: 20	R: 1 E: 0 K: 0 S: 10 H: 2 LOB: 1 BB: 0 P: 19	R: 0 E: 0 K: 2 S: 14 H: 1 LOB: 3 BB: 2 P: 29	R: 1 E: 0 K: 2 S: 9 H: 2 LOB: 1 BB: 1 P: 20	R: 0 E: 0 K: 2 S: 7 H: 0 LOB: 1 BB: 1 P: 15	R: 1 E: 0 K: 2 S: 16 H: 2 LOB: 3 BB: 2 P: 33		1B: 6 2B: 3 3B: 0 HR: 2	SF: 0 SAC: 0 DP: 2 HBP: 0			WP: 0 PB: 0 SB: 1 CS: 1	PA: 38	

PITCHER		IP	WLS	BF	H	R	ER	SO	BB	IBB	HBP	BLK	WP	HR	S	P	ERA	WHIP
John Stephens, R ERA: 6.0	(1, 1)	6.0	L	27	8	4	4	6	2	1	0	0	0	2	62	110	6.00	1.667
Yorkis Perez, L ERA: 3.38	(7, 1)	1.0		4	0	0	0	2	1	0	0	0	0	0	7	15	0.00	1.000
Willis Roberts, R ERA: 2.63	(8, 1)	1.0		7	2	1	1	2	1	1	0	0	0	0	16	33	9.00	3.000

PITCHER	IP	WLS	BF	H	R	ER	SO	BB	IBB	HBP	BLK	WP	HR	S	P	ERA	WHIP

BOTTOM

Baltimore Orioles @ Texas Rangers

The Ballpark at Arlington, Arlington, TX

Wed Aug 28 2002, 8:05 PM EDT

Att. 20,236 - Sunny - 86 F

livebaseballscorecards.com

AB	32
R	5
H	10
RBI	5
BB	6
SO	10
LOB	21

Baltimore Orioles @ Texas Rangers

The Ballpark at Arlington, Arlington, TX

Thu Aug 29 2002, 8:05 PM EDT

Att. 20,467 - Cloudy - 84 F

livebaseballscorecards.com

Batter	1	2	3	4	5	6	7	8	9	AB	R	H	RBI	BB	SO	LOB
6 Melvin Mora, R (1, 7) OBP: 0.353, SLG: 0.434	WP SH5-3 1B HBP	SF7 3-H		FC6-4 BB			P4			1	1	0	1	1	0	0
Jerry Hairston, R (1, 4) OBP: 0.334, SLG: 0.377	SH5-3 1-2	F9		FC6-4 1-2f 2-3			P5			3	0	0	0	0	0	2
Chris Richard, L (1, 10) OBP: 0.346, SLG: 0.526	HR 2-H 1B		2B BB	CS 3-H	G5-4-3 BB			K		2	2	1	1	2	1	0
Tony Batista, R (1, 5) OBP: 0.327, SLG: 0.494	HR 1-H		K	G5-4-3 1-2f				F8		4	1	1	2	0	1	2
31 Jay Gibbons, L (1, 9) OBP: 0.318, SLG: 0.479	F9		K		G1-3			L6		4	0	0	0	0	1	1
Jeff Conine, R (1, 3) OBP: 0.309, SLG: 0.455	F5		1-H 2B			G3-6-3 BB			FC6-4 1B	3	0	2	1	1	0	0
Chris Singleton, L (1, 8) OBP: 0.290, SLG: 0.400		2B G4-3 1B	F7			K			FC6-4 21 DI 1-2f	4	1	1	0	0	1	3
Geronimo Gil, R (1, 2) OBP: 0.285, SLG: 0.380		G4-3 6 SF7 1-3 2B		K		G3-6-3 1-2f			L7	3	1	1	0	0	1	1
Luis Lopez, S (9, PH) OBP: 0.221, SLG: 0.270										1	0	0	0	0	0	1
Mike Bordick, R (1, 6) OBP: 0.309, SLG: 0.362		G4-3 2-3 3-H		FC6-4 CS 2B			F8		K 1-2	3	0	1	1	0	0	1
21 Marty Cordova, R (9, PH) OBP: 0.332, SLG: 0.463										1	0	0	0	0	1	1
Inning Stats	R: 3 E: 0 K: 0 S: 20 H: 2 LOB: 0 BB: 0 P: 33	R: 2 E: 0 K: 0 S: 16 H: 2 LOB: 0 BB: 0 P: 24	R: 1 E: 0 K: 2 S: 10 H: 1 LOB: 1 BB: 1 P: 18	R: 0 E: 0 K: 1 S: 10 H: 1 LOB: 1 BB: 1 P: 21	R: 0 E: 0 K: 0 S: 5 H: 0 LOB: 0 BB: 1 P: 10	R: 0 E: 0 K: 1 S: 6 H: 0 LOB: 0 BB: 1 P: 11	R: 0 E: 0 K: 0 S: 7 H: 0 LOB: 0 BB: 0 P: 11	R: 0 E: 0 K: 1 S: 14 H: 0 LOB: 0 BB: 0 P: 20	R: 0 E: 0 K: 1 S: 12 H: 1 LOB: 1 BB: 0 P: 17	1B: 3 2B: 3 3B: 0 HR: 1	SF: 1 SAC: 1 DP: 2 HBP: 1						

PITCHER		IP	WLS	BF	H	R	ER	SO	BB	IBB	HBP	BLK	WP	HR	S	P	ERA	WHIP
Aaron Myette, R ERA: 8.93	(1, 1)	2.2		15	5	6	6	2	1	0	1	0	1	1	45	73	20.25	2.250
C.J. Nitkowski, L ERA:	(3, 1)	2.2		10	1	0	0	2	3	0	0	0	0	0	19	41	0.00	1.500
Todd Van Poppel, R ERA: 5.34	(6, 1)	1.2	W	4	0	0	0	0	0	0	0	0	0	0	10	14	0.00	0.000
Juan Alvarez, L ERA: 3.34	(8, 1)	1.0	H	3	0	0	0	1	0	0	0	0	0	0	14	20	0.00	0.000
Francisco Cordero, R ERA: 2.06	(9, 1)	1.0	S	4	1	0	0	1	0	0	0	0	0	0	12	17	0.00	1.000

PITCHER	IP	WLS	BF	H	R	ER	SO	BB	IBB	HBP	BLK	WP	HR	S	P	ERA	WHIP

AB	29
R	6
H	7
RBI	6
BB	4
SO	6
LOB	12

WP: 1 PB: 0 SB: 0 CS: 1 PA: 37

Baltimore Orioles @ Texas Rangers

The Ballpark at Arlington, Arlington, TX

Thu Aug 29 2002, 8:05 PM EDT

Att. 20,467 - Cloudy - 84 F

BOTTOM

Batter	1	2	3	4	5	6	7	8	9	AB	R	H	RBI	BB	SO	LOB
Todd Hollandsworth, L (1, 8) (9, 7) OBP: 0.350, SLG: 0.491	S B X 1-1 ① F8		F F B X 1-2 ① G3 2-3 3-H	B B C B B 4-1 BB 1-2 BB		F F F S 0-3 ② K	C X 0-1 ③ F8			4	0	0	1	1	1	1
Kevin Mench, R (1, 7) OBP: 0.340, SLG: 0.502 Ruben Rivera, R (9, 8) OBP: 0.271, SLG: 0.337	C F B B S 2-3 ② K		X 0-0 ② F9	B C B B B 4-1 1-2 2-3 3-H BB		C X 0-1 WP 1B HR 1B		B C B C X 2-2 ① G1-3		4 0	1 0	1 0	1 0	1 0	1 0	1 0
Alex Rodriguez, R (1, 6) OBP: 0.404, SLG: 0.648	B S C B B X 3-2 ③ F8		B S F F B B B F F F 3-2 X 3-H 1B	C X 0-1 ③ F9		B X 1-0 WP 1-2 HR 1B		B B S S B X 3-2 ② F9		5	1	2	0	0	0	3
Rafael Palmeiro, L (1, 3) OBP: 0.391, SLG: 0.592		B H 2-0 G4-6-3 1B HBP	S S S 0-3 ③ K		C C F F X 0-2 E 2B	B B B I 4-0 1-2 2-3 HR IBB		B F X 1-1 ③ P5		3	2	1	0	1	1	1
Ivan Rodriguez, R (1, 2) OBP: 0.335, SLG: 0.508		S B X 1-1 G4-6-3 1-2 1B		B C F F S 1-3 ① K	C F B F F B B F B 4-2 FC5-4 BB	B C X 1-1 1-H 2-H 3-H HR				3	1	2	4	1	1	0
Carl Everett, S (1, 9) OBP: 0.309, SLG: 0.428		F X 0-1 ① ② G4-6-3 1-2f 2-3		X 0-0 FC6-4 1B	B S C B F B X 3-2 ① P5	F F B B B X 3-2 2B				4	0	2	0	0	0	4
Herbert Perry, R (1, 5) OBP: 0.311, SLG: 0.453		C B F S 1-3 ③ K		B B B S S X 3-2 ② FC6-4 1B 10 1B 1-2f	X 0-0 ② FC5-4 1-2f 2-H	C B S C 1-3 ③ K				4	1	0	0	0	2	4
Mike Lamb, L (1, 10) OBP: 0.336, SLG: 0.397			C B F B B B 4-2 10 2B G3 BB	X 0-0 10 1B BB 2-3 1B	B C B F F X 2-2 ③ L7		B C X 1-1 ① P6			3	2	1	0	1	0	1
10 Michael Young, R (1, 4) OBP: 0.315, SLG: 0.391		B B X 2-0 G3 1-3 PB 2B	B B C B B X 3-2 BB BB 1-3 3-H 1B			B F F F F C 1-3 ① K	C B B C B X 3-2 ② F8			4	1	2	1	0	1	0
Inning Stats	R: 0 E: 0 K: 1 S: 8 H: 0 LOB: 0 BB: 0 P: 14	R: 0 E: 0 K: 1 S: 7 H: 1 LOB: 1 BB: 0 P: 11	R: 2 E: 0 K: 1 S: 17 H: 2 LOB: 1 BB: 1 P: 27	R: 2 E: 1 K: 1 S: 16 H: 3 LOB: 3 BB: 2 P: 31	R: 1 E: 1 K: 0 S: 19 H: 1 LOB: 1 BB: 1 P: 28	R: 4 E: 0 K: 3 S: 20 H: 4 LOB: 1 BB: 1 P: 31	R: 0 E: 0 K: 0 S: 7 H: 0 LOB: 0 BB: 0 P: 11	R: 0 E: 0 K: 0 S: 8 H: 0 LOB: 0 BB: 0 P: 14		1B: 7 2B: 3 3B: 0 HR: 1	SF: 0 SAC: 0 DP: 1 HBP: 1					

livebaseballscorecards.com

AB	34
R	9
H	11
RBI	7
BB	5
SO	7
LOB	15

WP: 1 PB: 1 SB: 0 CS: 0 PA: 40

PITCHER		IP	WLS	BF	H	R	ER	SO	BB	IBB	HBP	BLK	WP	HR	S	P	ERA	WHIP
Travis Driskill, R ERA: 4.93	(1, 1)	4.0		23	7	5	4	4	4	0	1	0	0	0	58	97	9.00	2.750
Rick Bauer, R ERA: 4.54	(5, 1)	3.0	L	14	4	4	4	3	0	1	0	0	1	1	36	56	12.00	1.333
B.J. Ryan, L ERA: 4.79	(8, 1)	1.0		3	0	0	0	0	0	0	0	0	0	0	8	14	0.00	0.000

PITCHER	IP	WLS	BF	H	R	ER	SO	BB	IBB	HBP	BLK	WP	HR	S	P	ERA	WHIP

Baltimore Orioles @ Anaheim Angels

Edison International Field, Anaheim, CA

Fri Aug 30 2002, 10:05 PM EDT

Att. 29,959 - Sunny - 74 F

TOP

livebaseballscorecards.com

Batter	1	2	3	4	5	6	7	8	9	AB	R	H	RBI	BB	SO	LOB
6 Melvin Mora, R (1, 8) OBP: 0.352, SLG: 0.431	F9			K		K		WP, BB		3	0	0	0	1	2	0
Jerry Hairston, R (1, 4) OBP: 0.333, SLG: 0.373	G6-4-3, HBP			G6-3		G1-3		K		3	0	0	0	0	1	2
Chris Richard, L (1, 10) OBP: 0.343, SLG: 0.510	G6-4-3			G3-1			1B, BB	F7		3	0	0	0	1	0	3
Tony Batista, R (1, 5) OBP: 0.326, SLG: 0.492		L7			F8		1B		G4-3	4	0	1	0	0	0	0
31 Jay Gibbons, L (1, 9) OBP: 0.315, SLG: 0.474		G6-3			G6-3		L4		P6	4	0	0	0	0	0	2
Jeff Conine, R (1, 3) OBP: 0.308, SLG: 0.453		K			G4-3		21 G5-4-3, 1B		G4-3	4	0	1	0	0	1	0
21 Marty Cordova, R (1, 7) OBP: 0.330, SLG: 0.459			G5-3			K	G5-4-3			3	0	0	0	0	1	3
Geronimo Gil, R (1, 2) OBP: 0.285, SLG: 0.379			K			WP, HR, 1B		K		3	1	1	0	0	2	0
Mike Bordick, R (1, 6) OBP: 0.312, SLG: 0.373			G4-3			HR		WP, 6 BB		2	1	1	2	1	0	0
Inning Stats	R: 0 E: 0 K: 0 S: 4 H: 0 LOB: 0 BB: 0 P: 6	R: 0 E: 0 K: 1 S: 11 H: 0 LOB: 0 BB: 0 P: 16	R: 0 E: 0 K: 1 S: 10 H: 0 LOB: 0 BB: 0 P: 13	R: 0 E: 0 K: 1 S: 5 H: 0 LOB: 0 BB: 0 P: 7	R: 0 E: 0 K: 0 S: 7 H: 0 LOB: 0 BB: 0 P: 12	R: 2 E: 0 K: 2 S: 14 H: 2 LOB: 0 BB: 0 P: 22	R: 0 E: 0 K: 0 S: 10 H: 2 LOB: 2 BB: 1 P: 20	R: 0 E: 0 K: 2 S: 12 H: 0 LOB: 2 BB: 2 P: 22	R: 0 E: 0 K: 0 S: 7 H: 0 LOB: 0 BB: 0 P: 8	1B: 3 2B: 0 3B: 0 HR: 1 SF: 0 SAC: 0 DP: 2 HBP: 1							

	AB	29
	R	2
	H	4
	RBI	2
	BB	3
	SO	7
	LOB	10

WP: 2 PB: 0 SB: 0 CS: 0 PA: 33

PITCHER		IP	WLS	BF	H	R	ER	SO	BB	IBB	HBP	BLK	WP	HR	S	P	ERA	WHIP
Mickey Callaway, R (ERA: 3.0)	(1, 1)	6.0	W	22	3	2	2	5	1	0	1	0	1	1	54	86	3.00	0.667
Brendan Donnelly, R (ERA: 2.55)	(7, 1)	1.2	H	7	1	0	0	2	2	0	0	0	0	0	17	29	0.00	1.800
Scott Schoeneweis, L (ERA: 5.04)	(8, 1)	1.1	S	4	0	0	0	0	0	0	0	0	1	0	9	11	0.00	0.000

PITCHER	IP	WLS	BF	H	R	ER	SO	BB	IBB	HBP	BLK	WP	HR	S	P	ERA	WHIP

Baltimore Orioles @ Anaheim Angels

Edison International Field, Anaheim, CA

Fri Aug 30 2002, 10:05 PM EDT

Att. 29,959 - Sunny - 74 F

livebaseballscorecards.com

BOTTOM

Batter	1	2	3	4	5	6	7	8	9	AB	R	H	RBI	BB	SO	LOB
David Eckstein, R (1, 6) OBP: 0.367, SLG: 0.399	1-1 FC6-4 1B	1-0 2B		0-2 G1-3 1B 1-2 2-3		3-3 ① K2-3	1-2 ③ P4			5	0	3	0	0	1	2
Darin Erstad, L (1, 8) OBP: 0.319, SLG: 0.401	0-1 ① FC6-4 BB BB 1-2f 1B	1-2 ② F8		0-1 ① G1-3 1-2 2-3 3-H		1-0 HR		3-2 ① G4-3		5	2	1	2	0	0	4
Orlando Palmeiro, L (1, 9) OBP: 0.351, SLG: 0.330	4-2 1B BB 1-2 HBP BB	0-1 ③ L8		0-1 ② F8		2-1 ② G6-3		1-2 ② F8		4	1	0	0	1	0	3
16 Garret Anderson, L (1, 7) OBP: 0.333, SLG: 0.524	1-0 ② F7		1-2 ① F8	4-0 IBB		0-3 ③ K		0-1 ③ F8		4	0	0	0	1	1	2
Troy Glaus, R (1, 5) OBP: 0.352, SLG: 0.442	4-2 HBP 1B 1-2 2-3 BB		1-2 ② G6-3	2-1 ③ F8			4-2 S 1B BB			2	1	0	0	2	0	3
Scott Spiezio, S (1, 3) OBP: 0.374, SLG: 0.433	2-2 HBP 1B 1-2 2-3 3-H		2-2 ③ F9		0-0 ① F7		4-1 1B BB 1-2			3	0	1	1	1	0	0
Brad Fullmer, L (1, 10) OBP: 0.345, SLG: 0.511 Benji Gil, R (7, PH) OBP: 0.287, SLG: 0.413	1-0 HBP 1-2 2-3 3-H			1-2 1B 1B 1-2	0-1 3B		0-3 ① K			2 1	1 0	2 0	1 0	0 0	0 1	0 2
Bengie Molina, R (1, 2) OBP: 0.281, SLG: 0.319	0-0 ③ F9			2-2 1B 1B 1-3 G1-3 1B	0-3 ② K		1-1 1B 1-2 2-H			4	1	2	1	0	1	4
Adam Kennedy, L (1, 4) OBP: 0.348, SLG: 0.440		3-2 ① P4		0-2 G1-3 1B 1-2 3-H	1-3 ③ K		1-3 ② K			4	0	1	1	0	2	3
Inning Stats	R: 2 E: 0 K: 0 S: 15 H: 2 LOB: 3 BB: 2 P: 28	R: 0 E: 0 K: 0 S: 9 H: 1 LOB: 1 BB: 0 P: 14	R: 0 E: 0 K: 0 S: 9 H: 0 LOB: 0 BB: 0 P: 13	R: 2 E: 0 K: 0 S: 21 H: 4 LOB: 3 BB: 1 P: 30	R: 0 E: 0 K: 2 S: 10 H: 1 LOB: 1 BB: 0 P: 11	R: 1 E: 0 K: 2 S: 9 H: 1 LOB: 0 BB: 0 P: 15	R: 1 E: 0 K: 2 S: 14 H: 1 LOB: 2 BB: 2 P: 25	R: 0 E: 0 K: 0 S: 8 H: 0 LOB: 0 BB: 0 P: 12		1B: 7 2B: 1 3B: 1 HR: 1	SF: 0 SAC: 0 DP: 0 HBP: 1			WP: 0 PB: 0 SB: 1 CS: 0	PA: 40	

	AB	34
	R	6
	H	10
	RBI	6
	BB	5
	SO	6
	LOB	23

PITCHER		IP	WLS	BF	H	R	ER	SO	BB	IBB	HBP	BLK	WP	HR	S	P	ERA	WHIP
Jason Johnson, R ERA: 4.5	(1, 1)	6.0	L	31	9	5	5	4	2	1	1	0	0	1	73	111	7.50	1.833
Yorkis Perez, L ERA: 3.8	(7, 1)	0.0		2	0	1	1	0	2	0	0	0	0	0	3	11	∞	∞
Sean Douglass, R ERA: 5.08	(7, 1)	1.0		4	1	0	0	2	0	0	0	0	0	0	11	14	0.00	1.000
Jorge Julio, R ERA: 1.75	(8, 1)	1.0		3	0	0	0	0	0	0	0	0	0	0	8	12	0.00	0.000

PITCHER	IP	WLS	BF	H	R	ER	SO	BB	IBB	HBP	BLK	WP	HR	S	P	ERA	WHIP

Baltimore Orioles @ Anaheim Angels

Edison International Field, Anaheim, CA

Sat Aug 31 2002, 10:05 PM EDT

Att. 38,563 - Overcast - 74 F

TOP

livebaseballscorecards.com

Batter	1	2	3	4	5	6	7	8	9	AB	R	H	RBI	BB	SO	LOB
6 Melvin Mora, R (1, 7) OBP: 0.352, SLG: 0.430	C S B B B C 3-3 ① K			F X 0-1 ① F8		B B B C F X 3-2 1-2 2-3 1B		B X 1-0 ① ② G5-4-3 1-2f		4	0	1	0	0	1	1
Luis Lopez, S (1, 6) OBP: 0.210, SLG: 0.256	X 0-0 ② F5			B X 1-0 ② F8		B F C S 1-3 ② K		X 0-0 ③ F7		4	0	0	0	0	1	3
Chris Richard, L (1, 3) OBP: 0.330, SLG: 0.490	C X 0-1 ③ F8			B C X 1-1 ③ G3-1		B C B X 2-1 ③ F7			B B C X 2-1 ① G1-3	4	0	0	0	0	0	3
Tony Batista, R (1, 5) OBP: 0.324, SLG: 0.488		C F B B S 2-3 ① K			C F B S 1-3 ① K		C F B X 1-2 ① F3		B X 1-0 ② G6-3	4	0	0	0	0	2	0
31 Jay Gibbons, L (1, 9) OBP: 0.312, SLG: 0.469		F X 0-1 ② G4-3			X 0-0 ② L7		B S X 1-1 ② G4-3		F X 0-1 ③ G4-3	4	0	0	0	0	0	0
Jeff Conine, R (1, 10) OBP: 0.308, SLG: 0.452		C B X 1-1 ③ G6-3			S S S 0-3 ③ K		B X 1-0 1B 1B			3	0	1	0	0	1	0
Chris Singleton, L (1, 8) OBP: 0.290, SLG: 0.399			L X 0-1 ① F7			S F B S 1-3 ① K	B X 1-0 DI 1-3 1B			3	0	1	0	0	1	0
Geronimo Gil, R (1, 2) OBP: 0.286, SLG: 0.379			B B C B X 3-1 ② G1-3			B B F S X 2-2 6 1B 1B 1B	B B B C X 3-1 ③ G3-1 1-2			3	0	1	0	0	0	2
Jerry Hairston, R (1, 4) OBP: 0.333, SLG: 0.373			X 0-0 ③ G6-3			B X 1-0 6 1B 1-2 1B		C F F X 0-2 E4 6 G5-4-3		3	0	1	0	0	0	0
Inning Stats	R: 0 H: 0 E: 0 LOB: 0 K: 1 BB: 0 S: 6 P: 9	R: 0 H: 0 E: 0 LOB: 0 K: 1 BB: 0 S: 7 P: 10	R: 0 H: 0 E: 0 LOB: 0 K: 0 BB: 0 S: 5 P: 8	R: 0 H: 0 E: 0 LOB: 0 K: 0 BB: 0 S: 5 P: 7	R: 0 H: 0 E: 0 LOB: 0 K: 2 BB: 0 S: 7 P: 8	R: 0 H: 3 E: 0 LOB: 3 K: 2 BB: 0 S: 15 P: 25	R: 0 H: 2 E: 0 LOB: 2 K: 0 BB: 0 S: 9 P: 16	R: 0 H: 0 E: 1 LOB: 0 K: 0 BB: 0 S: 7 P: 8	R: 0 H: 0 E: 0 LOB: 0 K: 0 BB: 0 S: 5 P: 8	1B: 5 SF: 0 2B: 0 SAC: 0 3B: 0 DP: 1 HR: 0 HBP: 0						

AB	32
R	0
H	5
RBI	0
BB	0
SO	6
LOB	9

WP: 0 PA: 32
PB: 0
SB: 0
CS: 0

PITCHER	IP	WLS	BF	H	R	ER	SO	BB	IBB	HBP	BLK	WP	HR	S	P	ERA	WHIP
Ramon Ortiz, R (1, 1) ERA: 3.95	9.0	W	32	5	0	0	6	0	0	0	0	0	0	66	99	0.00	0.556

PITCHER	IP	WLS	BF	H	R	ER	SO	BB	IBB	HBP	BLK	WP	HR	S	P	ERA	WHIP

Batter	1	2	3	4	5	6	7	8	9	AB	R	H	RBI	BB	SO	LOB
David Eckstein, R (1, 6) OBP: 0.368, SLG: 0.400	C F B X 1-2 ① F9	F C X 0-2 1B 2B 1-2 1B		B C X 1-1 1B 1B 16 SF8 1B	C B B X 2-1 ③ G6-3			X 0-0 ① F7		4	2	2	0	0	0	0
Benji Gil, R (8, 6) OBP: 0.284, SLG: 0.409										1	0	0	0	0	0	0
Darin Erstad, L (1, 8) OBP: 0.322, SLG: 0.404	C X 0-1 ② G6-3	B X 1-0 2B 1-2 2-3 1B		C B X 1-1 16 E 1B 1-2 1B		C B F F B X 2-2 FC6-4 1B 1B		C B X 1-1 1B 1B 1B		4	1	3	0	0	0	0
Shawn Wooten, R (8, 3) OBP: 0.315, SLG: 0.377										1	0	1	0	0	0	0
Orlando Palmeiro, L (1, 9) (8, 8) OBP: 0.364, SLG: 0.347	C B B B B 4-1 BB	C X 0-1 1-H 2-H 3-H 2B		B F C X 1-2 16 E 1-2 2-3 1B		X 0-0 FC6-4 1-2 1B		C B S B F X 2-2 1B 1-2 1B		4	0	4	3	1	0	0
16 Garret Anderson, L (1, 7) OBP: 0.331, SLG: 0.521	F B F B F X 2-2 ③ F8	C X 0-2 ② G1-3		C X 0-1 ② SF8 1-2 2-3 3-H		F F F S 0-3 ① K		B B S X 2-1 ② P4		3	0	0	1	0	1	4
Alex Ochoa, R (7, 7) OBP: 0.361, SLG: 0.391										1	0	0	0	0	0	2
Troy Glaus, R (1, 5) OBP: 0.350, SLG: 0.439	C B X 1-1 ① G6-3	B C F X 1-2 ② F9		X 0-0 ③ F9		B F B C F X 2-2 ② FC6-4 FC6-4 1-2f 2-3		X 0-0 1-2 2-3 1B		5	0	1	0	0	0	5
Scott Spiezio, S (1, 3) (8, 9) OBP: 0.373, SLG: 0.430	C B B B C X 3-2 1B HR 1B	C B C F F F S 1-3 ① K			B F B F B X 3-2 ① F9	B F B B B X 3-1 ③ FC6-4 1-2f		S B F X 1-2 ③ F7		5	1	1	0	0	1	5
Brad Fullmer, L (1, 10) OBP: 0.344, SLG: 0.508	S B X 1-1 1-2 HR 1B	B X 1-0 ② F8			B X 1-0 ② G4-3		C B X 1-1 ① P3			4	1	1	0	0	0	0
Bengie Molina, R (1, 2) OBP: 0.283, SLG: 0.328	B B C B F X 3-2 1-H 2-H HR	C X 0-1 ③ G6-3			B B B 4-0 HR BB		C F F X 0-2 ② F9			3	2	1	3	1	0	0
Adam Kennedy, L (1, 4) OBP: 0.350, SLG: 0.449	C F B X 1-2 1B 1B 2B 1B			B B X 2-0 ① P6	X 0-0 1-H HR		C B B F X 2-2 ③ F7			3	2	2	2	0	0	0
9 Chone Figgins, S (7, PH) (8, 4)										1	0	0	0	0	0	0
Inning Stats	R: 0 H: 0 E: 0 LOB: 1 K: 0 BB: 1 S: 10 P: 17	R: 6 H: 7 E: 0 LOB: 1 K: 0 BB: 0 S: 25 P: 36	R: 0 H: 0 E: 0 LOB: 0 K: 1 BB: 0 S: 9 P: 11	R: 1 H: 3 E: 1 LOB: 2 K: 0 BB: 0 S: 11 P: 16	R: 2 H: 1 E: 0 LOB: 0 K: 0 BB: 1 S: 8 P: 18	R: 0 H: 2 E: 0 LOB: 2 K: 1 BB: 0 S: 15 P: 22	R: 0 H: 0 E: 0 LOB: 0 K: 0 BB: 0 S: 9 P: 12	R: 0 H: 3 E: 0 LOB: 3 K: 0 BB: 0 S: 13 P: 19		1B: 13 SF: 1 2B: 1 SAC: 0 3B: 0 DP: 0 HR: 2 HBP: 0						

PITCHER		IP	WLS	BF	H	R	ER	SO	BB	IBB	HBP	BLK	WP	HR	S	P	ERA	WHIP
Scott Erickson, R ERA: 5.55	(1, 1)	1.1	L	12	7	6	6	0	1	0	0	0	0	1	29	46	40.50	6.000
Chris Brock, R ERA: 4.38	(2, 1)	4.1		20	6	3	3	2	1	0	0	0	0	1	47	69	6.23	1.615
Yorkis Perez, L ERA: 3.57	(6, 1)	1.1		4	0	0	0	0	0	0	0	0	0	0	11	17	0.00	0.000
Buddy Groom, L ERA: 1.53	(8, 1)	1.0		6	3	0	0	0	0	0	0	0	0	0	13	19	0.00	3.000

PITCHER	IP	WLS	BF	H	R	ER	SO	BB	IBB	HBP	BLK	WP	HR	S	P	ERA	WHIP

BOTTOM

Baltimore Orioles @ Anaheim Angels

Edison International Field, Anaheim, CA

Sat Aug 31 2002, 10:05 PM EDT
Att. 38,563 - Overcast - 74 F

AB	39
R	9
H	16
RBI	9
BB	2
SO	2
LOB	16

livebaseballscorecards.com

Batter	1	2	3	4	5	6	7	8	9	AB	R	H	RBI	BB	SO	LOB
6 Melvin Mora, R (1, 8) (8, 9) OBP: 0.352, SLG: 0.428	C B F X 1-2 CS 1B		B F X 1-1 ③ B1-3			C C H 1-2 2B BB HBP	S B F S 1-3 ② K		B B C F B C 3-3 ③ K	4	1	1	0	0	2	2
Jerry Hairston, R (1, 4) OBP: 0.335, SLG: 0.386	B P C S B X 3-2 ① 1-2 HR			B X 1-0 ① F9		B B C F F B F F X 3-2 BB 1-3 2B	B B B C X 3-1 G6-3			4	1	2	1	0	0	2
Chris Richard, L (1, 10) OBP: 0.336, SLG: 0.486	C B F B B F F S 2-3 ② K			B C F C 1-3 ② K		F B B S S B B 4-2 BB BB		B F S B X 2-2 G5-4-3 1B		3	0	1	0	1	2	0
Tony Batista, R (1, 5) OBP: 0.325, SLG: 0.487	B B F B F X 3-2 ③ 1B			C C B F B S 2-3 ③ K		C B B B B 4-1 1-2 2-3 3-H BB		C X 0-1 ① ② G5-4-3 1-2f		3	0	1	1	1	1	1
Jeff Conine, R (1, 3) OBP: 0.307, SLG: 0.452		X 0-0 ① G6-3			F B F S 1-3 ① K	X 0-0 ② P4		S X 0-1 31 1B 2B		4	1	1	0	0	1	3
31 Jay Gibbons, L (1, 9) OBP: 0.314, SLG: 0.470 Chris Singleton, L (8, PR) (8, 8) OBP: 0.290, SLG: 0.399		C F F X 0-2 21 G1-6-3 1B			C F B B X 2-2 ② P3	S S B F S 1-3 ③ K		C F X 0-2 2-H 21 S 1B		4 0	0 0	2 0	1 0	0 0	1 0	3 0
21 Marty Cordova, R (1, 7) OBP: 0.331, SLG: 0.460		C X 0-1 ② ③ G1-6-3 1-2f			F B C X 1-2 1B	C X 0-1 SH1-4 1B 1B		F S B X 1-2 ③ F8 1-2		4	0	2	0	0	0	2
Brook Fordyce, R (1, 2) OBP: 0.287, SLG: 0.299 Luis Lopez, S (9, PH) OBP: 0.207, SLG: 0.253			C B F X 1-2 ① G2-3		B B B C X 3-1 ③ F9	C C B X 1-2 SH1-4 1-2 1B			C B B F F B S 3-3 ① K	3 1	0 0	1 0	0 0	0 0	0 1	1 0
Mike Bordick, R (1, 6) OBP: 0.309, SLG: 0.369			X 0-0 ② G6-3			C B B S X 2-2 ① F8	B L X 1-1 ① SH1-4 1-2 2-3		B C X 1-1 ② F7	3	0	0	0	0	0	0
Inning Stats	R: 1 E: 0 K: 1 S: 15 H: 3 LOB: 1 BB: 0 P: 23	R: 0 E: 0 K: 0 S: 7 H: 1 LOB: 0 BB: 0 P: 7	R: 0 E: 0 K: 0 S: 6 H: 0 LOB: 0 BB: 0 P: 8	R: 0 E: 0 K: 2 S: 8 H: 0 LOB: 0 BB: 0 P: 12	R: 0 E: 0 K: 1 S: 11 H: 1 LOB: 1 BB: 0 P: 18	R: 1 E: 0 K: 1 S: 19 H: 1 LOB: 3 BB: 2 P: 34	R: 0 E: 0 K: 1 S: 12 H: 2 LOB: 2 BB: 0 P: 18	R: 1 E: 0 K: 0 S: 13 H: 3 LOB: 2 BB: 0 P: 16	R: 0 E: 0 K: 2 S: 9 H: 0 LOB: 0 BB: 0 P: 16	1B: 8 2B: 2 3B: 0 HR: 1 SF: 0 SAC: 1 DP: 2 HBP: 1							

TOP

Baltimore Orioles @ Anaheim Angels

Edison International Field, Anaheim, CA

Sun Sep 01 2002, 8:05 PM EDT

Att. 24,592 - Cloudy - 97 F

livebaseballscorecards.com

AB	33
R	3
H	11
RBI	3
BB	2
SO	8
LOB	14

PITCHER		IP	WLS	BF	H	R	ER	SO	BB	IBB	HBP	BLK	WP	HR	S	P	ERA	WHIP
41 John Lackey, R ERA: 3.24	(1, 1)	5.1	W	21	6	2	2	4	1	0	1	0	0	1	60	91	3.38	1.312
Brendan Donnelly, R ERA: 2.5	(6, 1)	0.2	H	3	0	0	0	1	1	0	0	0	0	0	6	11	0.00	1.500
Ben Weber, R ERA: 2.84	(7, 1)	1.2	H	8	4	1	1	1	0	0	0	0	0	0	19	27	5.40	2.400
Scott Schoeneweis, L ERA: 5.04	(8, 1)	0.0		1	1	0	0	0	0	0	0	0	0	0	3	3	∞	∞
Troy Percival, R ERA: 1.96	(8, 1)	1.1	S	4	0	0	0	2	0	0	0	0	0	0	12	20	0.00	0.000

PITCHER	IP	WLS	BF	H	R	ER	SO	BB	IBB	HBP	BLK	WP	HR	S	P	ERA	WHIP

Baltimore Orioles @ Anaheim Angels

Edison International Field, Anaheim, CA

Sun Sep 01 2002, 8:05 PM EDT

Att. 24,592 - Cloudy - 97 F

BOTTOM

Batter	1	2	3	4	5	6	7	8	9	AB	R	H	RBI	BB	SO	LOB
David Eckstein, R (1, 6) OBP: 0.366, SLG: 0.398	C X 0-1 ① F8	C C S 0-3 ③ K			C X 0-1 ② G4-3		C B C F X 1-2 FC6 1B	X 0-0 ③ F7		5	0	1	0	0	1	1
Darin Erstad, L (1, 8) OBP: 0.322, SLG: 0.403	C B X 1-1 ② G4-3		X 0-0 ① G4-3		C C X 0-2 S 2B 1B		C X 0-1 ③ FC6 1-2f			4	1	1	0	0	0	1
Orlando Palmeiro, L (1, 9) OBP: 0.363, SLG: 0.351 Alex Ochoa, R (8, PH) (9, 9) OBP: 0.360, SLG: 0.390	C C B S 1-3 ③ K		B B C B F F X 3-2 ② F9		C B F X 1-2 1-H 2B			S X 0-1 ① G5-3		3 1	0 0	1 0	1 0	0 0	1 0	0 0
16 Garret Anderson, L (1, 7) OBP: 0.332, SLG: 0.520		B X 1-0 BB HR 1B	X 0-0 ③ F9		B S F B F S 2-3 ③ K			B B B B 4-0 HBP 1B BB		3	2	1	0	1	1	1
Troy Glaus, R (1, 5) OBP: 0.353, SLG: 0.440 Shawn Wooten, R (9, 3) OBP: 0.315, SLG: 0.377		B F B B B 4-1 1-2 HR BB		C S B X 1-2 S 1B		B C S X 1-2 ① F9		H 1-0 1B 1-2 1B HBP		2 0	2 0	1 0	0 0	1 0	0 0	0 0
Scott Spiezio, S (1, 3) OBP: 0.374, SLG: 0.439 (9, 5)		F F B X 1-2 1-H 2-H HR		B B F X 2-1 ① F8		X 0-0 ② F7		C B B B X 3-1 G5-3 1B HR 1-2 2-H 1B		4	2	2	4	0	0	1
Brad Fullmer, L (1, 10) OBP: 0.346, SLG: 0.507		B F C F S 1-3 ① K		B B B B 4-0 CS 1-3 BB		B C B X 2-1 ③ G3-1		X 0-0 G5-3 HR 1-2 2-H 1B		3	1	1	1	1	1	0
Bengie Molina, R (1, 2) OBP: 0.283, SLG: 0.325		B B B B 4-0 G3 BB		B F F 1 SAFE B F B X 3-2 ② ③ P4 1-2			X 0-0 ① G6-3	B C X 1-1 ② G5-3 1-2 2-3		3	0	0	0	1	0	4
Adam Kennedy, L (1, 4) OBP: 0.349, SLG: 0.455		C F B F X 1-2 ② G3 1-2	X 0-0 ① F9				B X 1-0 ② F8	C X 0-1 2-H 3-H HR		4	1	1	3	0	0	1
Inning Stats	R: 0 E: 0 K: 1 S: 7 H: 0 LOB: 0 BB: 0 P: 9	R: 3 E: 0 K: 2 S: 16 H: 2 LOB: 1 BB: 2 P: 28	R: 0 E: 0 K: 0 S: 6 H: 0 LOB: 0 BB: 0 P: 9	R: 0 E: 0 K: 0 S: 9 H: 1 LOB: 1 BB: 1 P: 19	R: 1 E: 0 K: 1 S: 13 H: 2 LOB: 1 BB: 0 P: 16	R: 0 E: 0 K: 0 S: 6 H: 0 LOB: 0 BB: 0 P: 9	R: 0 E: 0 K: 0 S: 8 H: 1 LOB: 1 BB: 0 P: 10	R: 5 E: 0 K: 0 S: 10 H: 3 LOB: 0 BB: 1 P: 19		1B: 6 2B: 1 3B: 0 HR: 2	SF: 0 SAC: 0 DP: 0 HBP: 1			WP: 0 PB: 0 SB: 3 CS: 1	PA: 37		

livebaseballscorecards.com

	AB	32
	R	9
	H	9
	RBI	9
	BB	4
	SO	4
	LOB	9

PITCHER		IP	WLS	BF	H	R	ER	SO	BB	IBB	HBP	BLK	WP	HR	S	P	ERA	WHIP
Rodrigo Lopez, R ERA: 3.39	(1, 1)	6.2	L	28	6	4	4	4	3	0	0	0	0	1	63	98	5.40	1.350
B.J. Ryan, L ERA: 4.91	(7, 1)	0.2		3	0	1	1	0	1	0	0	0	0	0	4	8	13.50	1.500
Willis Roberts, R ERA: 3.01	(8, 1)	0.1		4	2	1	1	0	0	0	1	0	0	0	5	10	27.00	6.000
Buddy Groom, L ERA: 1.69	(8, 1)	0.1		2	1	3	3	0	0	0	0	0	0	1	3	3	81.00	3.000

PITCHER	IP	WLS	BF	H	R	ER	SO	BB	IBB	HBP	BLK	WP	HR	S	P	ERA	WHIP

Batter	1	2	3	4	5	6	7	8	9	AB	R	H	RBI	BB	SO	LOB
Todd Hollandsworth, L (1, 7) OBP: 0.352, SLG: 0.488	B S X 1-1 ① P4	C F X 0-2 ② SF9 3-H			C X 0-1 ① F9	F C B B F F X 2-2 10 3B 1B		X 0-0 ③ G4-3		4	1	1	1	0	0	0
10 Michael Young, R (1, 4) OBP: 0.318, SLG: 0.400	C B C B X 2-2 ② G5-3	B C C B B 3-2 ③ CS 1-2	C C F F X 0-2 SF8 3B		B B C B B 4-1 F9 1B BB	X 0-0 1-H WP 3B			F B X 1-1 ① G5-3	4	2	2	1	1	0	0
Alex Rodriguez, R (1, 6) OBP: 0.403, SLG: 0.641	C S H 1-2 HBP		B C X 1-1 ① SF8 3-H		B X 1-0 BB 1-2 1B	B B F S F B X 3-2 ③ F8 3-H			X 0-0 ② G6-3	3	0	1	1	0	0	0
Rafael Palmeiro, L (1, 3) OBP: 0.392, SLG: 0.589	B F B C B C 3-3 ③ K		F B X 1-1 ② L6		B C F F B F X 2-2 ② F9 2-3		C X 0-1 ① F8		B B C X 2-1 ③ G4-3	5	0	0	0	0	1	3
Ivan Rodriguez, R (1, 2) OBP: 0.344, SLG: 0.524		B X 1-0 FC6-4 1B	F C X 0-2 ③ G6-3		C B B B B 4-1 1-2 BB		S X 0-1 ② G6-3			3	0	1	0	1	0	0
Carl Everett, S (1, 9) OBP: 0.323, SLG: 0.427		C B S X 1-2 ① FC6-4 1B 2B 1-2f		S B X 1-1 ① F7	B S X 1-1 ③ F8		B B B C X 3-1 1B			4	1	1	0	0	0	4
Herbert Perry, R (1, 5) OBP: 0.321, SLG: 0.460		C X 0-1 1-2 2B 1B		C F X 0-2 ② G6-3		X 0-0 HR X	 0-0 ③ F7			4	2	2	1	0	0	1
Mike Lamb, L (1, 10) OBP: 0.346, SLG: 0.420		B X 1-0 1B SF9 1-H 2-H 2B		B C B C B B 4-2 E BB		C B B F B F X 2-2 ① L8		B C X 1-1 ① L8		3	1	1	2	1	0	0
Ruben Rivera, R (1, 8) OBP: 0.274, SLG: 0.333		S B X 1-1 10 CS 2-3 1B		F S 1 SAFE B B S 1-3 ③ K 1-2		X 0-0 ② L6		X 0-0 ② F9		4	0	1	0	0	1	1
Inning Stats	R: 0 E: 0 K: 1 S: 10 H: 0 LOB: 1 BB: 0 P: 17	R: 3 E: 0 K: 0 S: 14 H: 4 LOB: 0 BB: 0 P: 21	R: 1 E: 0 K: 0 S: 12 H: 1 LOB: 0 BB: 0 P: 14	R: 0 E: 1 K: 1 S: 10 H: 0 LOB: 1 BB: 1 P: 16	R: 0 E: 0 K: 0 S: 12 H: 1 LOB: 3 BB: 2 P: 24	R: 3 E: 0 K: 0 S: 16 H: 3 LOB: 0 BB: 0 P: 23	R: 0 E: 0 K: 0 S: 7 H: 1 LOB: 1 BB: 0 P: 10	R: 0 E: 0 K: 0 S: 4 H: 0 LOB: 0 BB: 0 P: 5	R: 0 E: 0 K: 0 S: 5 H: 0 LOB: 0 BB: 0 P: 8	1B: 6 2B: 1 3B: 2 HR: 1 SF: 2 SAC: 0 DP: 0 HBP: 1						

PITCHER	IP	WLS	BF	H	R	ER	SO	BB	IBB	HBP	BLK	WP	HR	S	P	ERA	WHIP
John Stephens, R (1, 1) ERA: 6.15	5.0	L	24	6	4	4	2	3	0	1	0	0	0	58	92	7.20	1.800
Travis Driskill, R (6, 1) ERA: 4.99	4.0		16	4	3	3	0	0	0	0	0	1	1	32	46	6.75	1.000

PITCHER	IP	WLS	BF	H	R	ER	SO	BB	IBB	HBP	BLK	WP	HR	S	P	ERA	WHIP

Texas Rangers @ Baltimore Orioles

Oriole Park at Camden Yards, Baltimore, MD

Tue Sep 03 2002, 7:05 PM EDT
Att. 29,248 - Cloudy - 93 F

TOP

livebaseballscorecards.com

AB	34
R	7
H	10
RBI	6
BB	3
SO	2
LOB	9

WP: 1	PB: 0	SB: 0	CS: 1	PA: 41		

BOTTOM

Texas Rangers @ Baltimore Orioles

Oriole Park at Camden Yards, Baltimore, MD

Tue Sep 03 2002, 7:05 PM EDT

Att. 29,248 - Cloudy - 93 F

livebaseballscorecards.com

Batter	1	2	3	4	5	6	7	8	9	AB	R	H	RBI	BB	SO	LOB
6 Melvin Mora, R (1, 8) OBP: 0.351, SLG: 0.426	BBBBB 4-0 BB		BCFFX 1-2 G5-3			BCBBFX 3-2 G5-3		CBX 1-1 G5-3		3	0	0	0	1	0	0
Jerry Hairston, R (1, 4) OBP: 0.337, SLG: 0.392	BBBCB 4-1 1-2 BB		X 0-0 P6			X 0-0 G5-3			CCBX 1-2 G4-3 3B	3	1	1	0	1	0	0
Chris Richard, L (1, 10) OBP: 0.325, SLG: 0.468	CBSFS 1-3 K			CFS 0-3 K		CCBX 1-2 G5-3			X 0-0 G4-3 3-H	4	0	0	1	0	2	2
Tony Batista, R (1, 5) OBP: 0.325, SLG: 0.484	CCS 0-3 K			CBX 1-1 G5-3			BFSBH 3-2 HBP		BBCFFBX 3-2 G5-3	3	0	0	0	0	1	2
31 Jay Gibbons, L (1, 9) OBP: 0.311, SLG: 0.465	BCFFBS 2-3 K			BBFFX 2-2 P5			FBFFX 1-2 F5		FFX 0-2 F8	4	0	0	0	0	1	3
Jeff Conine, R (1, 3) OBP: 0.305, SLG: 0.449		BBBCFFX 3-2 F9			BCX 1-1 F9		X 0-0 P4			3	0	0	0	0	0	1
21 Marty Cordova, R (1, 7) OBP: 0.331, SLG: 0.458		FBCCS 1-3 K			BFH 2-1 HBP		BCCBBFX 3-2 G5-3			2	0	0	0	0	1	1
Geronimo Gil, R (1, 2) OBP: 0.284, SLG: 0.377 Luis Lopez, S (8, PH) OBP: 0.205, SLG: 0.250 (9, 6)		FSS 0-3 K			FFFS 0-3 K			X 0-0 G3		2 1	0 0	0 0	0 0	0 0	2 0	1 0
Mike Bordick, R (1, 6) OBP: 0.307, SLG: 0.367 Larry Bigbie, L (8, PH) Brook Fordyce, R (9, 2) OBP: 0.287, SLG: 0.299			CBFFC 1-3 K		FX 0-1 F7			BCFBFFC 2-3 K		2 1 0	0 0 0	0 0 0	0 0 0	1 1 0	1 0 0	1 0 0
Inning Stats	R: 0 H: 0 E: 0 LOB: 2 K: 3 BB: 2 S: 12 P: 23	R: 0 H: 0 E: 0 LOB: 0 K: 2 BB: 0 S: 10 P: 14	R: 0 H: 0 E: 0 LOB: 0 K: 1 BB: 0 S: 8 P: 10	R: 0 H: 0 E: 0 LOB: 0 K: 1 BB: 0 S: 8 P: 11	R: 0 H: 0 E: 0 LOB: 1 K: 1 BB: 0 S: 9 P: 12	R: 0 H: 0 E: 0 LOB: 0 K: 0 BB: 0 S: 7 P: 11	R: 0 H: 0 E: 0 LOB: 1 K: 0 BB: 0 S: 11 P: 18	R: 0 H: 0 E: 0 LOB: 0 K: 1 BB: 0 S: 7 P: 10	R: 1 H: 1 E: 0 LOB: 0 K: 0 BB: 0 S: 11 P: 15	1B: 0 2B: 0 3B: 1 HR: 0	SF: 0 SAC: 0 DP: 0 HBP: 2						

	AB	28
	R	1
	H	1
	RBI	1
	BB	2
	SO	9
	LOB	11

WP: 0 PA: 32
PB: 0
SB: 0
CS: 0

PITCHER		IP	WLS	BF	H	R	ER	SO	BB	IBB	HBP	BLK	WP	HR	S	P	ERA	WHIP
Aaron Myette, R ERA: 8.93	(1, 1)	0.0		0	0	0	0	0	0	0	0	0	0	0	0	0	∞	∞
Todd Van Poppel, R ERA: 5.16	(1, 1)	2.0	W	8	0	0	0	5	2	0	0	0	0	0	22	37	0.00	1.000
53 Joaquín Benoit, R ERA: 4.65	(3, 1)	7.0	S	24	1	1	1	4	0	0	2	0	0	0	61	87	1.29	0.143

PITCHER	IP	WLS	BF	H	R	ER	SO	BB	IBB	HBP	BLK	WP	HR	S	P	ERA	WHIP

Texas Rangers @ Baltimore Orioles

Oriole Park at Camden Yards, Baltimore, MD

Wed Sep 04 2002, 7:05 PM EDT

Att. 29,435 - Sunny - 93 F

livebaseballscorecards.com

TOP

Batter	1	2	3	4	5	6	7	8	9	AB	R	H	RBI	BB	SO	LOB
Todd Hollandsworth, L (1, 7) (7, 8) OBP: 0.347, SLG: 0.481	K		F7		G3			K2-3	G3	5	0	0	0	0	2	4
10 Michael Young, R (1, 4) OBP: 0.321, SLG: 0.401	G6-4-3 BB			WP HR BB		F8		1B		2	1	1	0	2	0	0
Alex Rodriguez, R (1, 6) OBP: 0.400, SLG: 0.636	G6-4-3 1-2f			K		G6-3		K		4	0	0	0	0	2	3
Bill Haselman, R (8, 2) OBP: 0.287, SLG: 0.320										0	0	0	0	0	0	0
Rafael Palmeiro, L (1, 3) OBP: 0.391, SLG: 0.585		L4-3 BB		P4 1-2		G3		P4		3	0	0	0	1	0	2
Donnie Sadler, R (8, 6) OBP: 0.232, SLG: 0.234										0	0	0	0	0	0	0
Ivan Rodriguez, R (1, 2) OBP: 0.343, SLG: 0.531		F7		0-0 2-H HR			F9		HR	3	1	1	2	0	0	1
Todd Greene, R (8, 3) OBP: 0.253, SLG: 0.500										1	1	1	1	0	0	0
Carl Everett, S (1, 9) OBP: 0.322, SLG: 0.423		L4-3 1-2		K			K		1B BB	3	0	0	0	1	2	1
Herbert Perry, R (1, 5) OBP: 0.320, SLG: 0.457			F9		P4		1B BB		L5	3	0	0	0	1	0	1
Mike Lamb, L (1, 10) OBP: 0.352, SLG: 0.429			G1-3		2B		1-2 1B		1-2 1B	4	0	3	0	0	0	0
Ruben Rivera, R (1, 8) OBP: 0.277, SLG: 0.336			1B		K		F9		K	2	0	1	0	0	1	1
Kevin Mench, R (7, PH) (7, 7) OBP: 0.342, SLG: 0.492										2	0	0	0	0	1	4

	AB	32
	R	3
	H	7
	RBI	3
	BB	5
	SO	8
	LOB	17

Inning Stats	1	2	3	4	5	6	7	8	9	1B: 4	SF: 0	WP: 1	PA: 37
R:	0	0	0	2	0	0	0	0	1	2B: 2	SAC: 0	PB: 0	
E:	0	0	0	0	0	0	0	0	0	3B: 0	DP: 2	SB: 0	
K:	1	0	0	2	1	0	1	2	1	HR: 2	HBP: 0	CS: 0	
S:	10	9	10	19	11	8	13	12	13				
H:	0	0	1	1	1	0	1	1	2				
LOB:	0	0	1	0	1	0	2	2	2				
BB:	1	1	0	1	0	0	1	0	1				
P:	15	15	15	31	15	13	23	21	22				

PITCHER		IP	WLS	BF	H	R	ER	SO	BB	IBB	HBP	BLK	WP	HR	S	P	ERA	WHIP
Sidney Ponson, R ERA: 4.14	(1, 1)	5.0	W	19	3	2	2	4	3	0	0	0	1	1	59	91	3.60	1.200
Rick Bauer, R ERA: 4.42	(6, 1)	2.0	H	8	1	0	0	1	1	0	0	0	0	0	21	36	0.00	1.000
Buddy Groom, L ERA: 1.66	(8, 1)	1.0		4	1	0	0	2	0	0	0	0	0	0	12	21	0.00	1.000
Jorge Julio, R ERA: 1.87	(9, 1)	1.0		6	2	1	1	1	1	0	0	0	0	1	13	22	9.00	3.000

PITCHER		IP	WLS	BF	H	R	ER	SO	BB	IBB	HBP	BLK	WP	HR	S	P	ERA	WHIP

Batter	1	2	3	4	5	6	7	8	9	AB	R	H	RBI	BB	SO	LOB
6 Melvin Mora, R (1, 7) OBP: 0.352, SLG: 0.428	BBBB 4-0 1B 2B BB	BBCFLS 2-3 ① K	BBBCX 3-1 1-H 2-H 3B		CCBS 1-3 ② K		BFSBX 2-2 P6			4	1	1	2	1	2	2
Jerry Hairston, R (1, 4) OBP: 0.335, SLG: 0.387	CBFFFX 1-2 ① P4	CCSS 0-3 ② K	X 0-0 ③ F2		BBBB 4-0 1-2 BB		BX 1-0 ② F9			4	0	0	0	1	1	3
Jeff Conine, R (1, 3) OBP: 0.309, SLG: 0.449	BBX 2-0 2B 1-2 BB 1B	BCBBB 4-1 1-2 BB		X 0-0 ① L4	BX 1-0 ③ P6		X 0-0 HR 1B			4	2	2	0	1	0	2
Tony Batista, R (1, 5) OBP: 0.327, SLG: 0.491	SBBBSSS 3-3 ② K	CSBS 1-3 ③ K		BX 1-0 FC5-4 1B		CSX 0-2 21 BB 2B 1B	BBFBX 3-1 1-H HR			5	2	3	2	0	2	4
Larry Bigbie, L (1, 9) OBP: 0.500, SLG: 0.600 Luis Matos, R (7, PR) (8, 9)	BSSSX 1-2 BB 1-3 2-H 2B		CBBCTFX 1-2 21 FC6-4 1B	BBFX 2-1 ② FC5-4 21 BB 1-2f		CSBSBBFS 3-3 ① K	FBBBBCB 4-2 BB			4 0	0 0	2 0	1 0	1 0	1 0	2 0
21 Marty Cordova, R (1, 10) OBP: 0.334, SLG: 0.455	BBBB 4-0 BB BB	SBBX 2-1 ① FC6-4 FC3-6 1-2f	CBBBB 4-1 1-2 BB			BBCFBB 4-2 2B 1-2 FC5-2 BB	SSS 0-3 ③ K			2	0	0	0	3	1	2
Chris Singleton, L (1, 8) OBP: 0.291, SLG: 0.400	BBBFBB 4-1 1-2 2-3 3-H BB	X 0-0 ② FC3-6 1B 1-2f	BCCFC 1-3 ③ K			BX 1-0 FC5-2 1-3 2-H 2B		BX 1-0 ① F8		4	1	1	2	1	1	3
Geronimo Gil, R (1, 2) OBP: 0.283, SLG: 0.373	CFBS 1-3 ③ K		BBBB 4-0 1B 6 3B BB		BCSS 1-3 ① K	FBX 1-1 ② FC5-2 2-3 3-H		CFX 0-2 ② G5-3		4	1	0	0	1	2	5
Mike Bordick, R (1, 6) OBP: 0.312, SLG: 0.366		BBBCCB 4-2 BB BB	CBCBX 2-2 6 3B 1-2 2-H 1B		BBBB 4-0 S BB	BBCBCX 3-2 ③ F8		BFX 1-1 ③ F7		3	1	1	1	2	0	2
Inning Stats	R: 2 E: 0 K: 2 S: 16 H: 2 LOB: 3 BB: 3 P: 36	R: 0 E: 0 K: 3 S: 13 H: 0 LOB: 2 BB: 2 P: 24	R: 3 E: 1 K: 0 S: 14 H: 3 LOB: 1 BB: 1 P: 26	R: 0 E: 0 K: 1 S: 9 H: 1 LOB: 2 BB: 1 P: 17	R: 0 E: 0 K: 2 S: 7 H: 0 LOB: 2 BB: 2 P: 18	R: 1 E: 0 K: 1 S: 15 H: 2 LOB: 2 BB: 1 P: 27	R: 2 E: 0 K: 1 S: 12 H: 2 LOB: 1 BB: 1 P: 22	R: 0 E: 0 K: 0 S: 6 H: 0 LOB: 0 BB: 0 P: 8		1B: 6 2B: 2 3B: 1 HR: 1 SF: 0 SAC: 0 DP: 0 HBP: 0						

BOTTOM

Texas Rangers @ Baltimore Orioles

Oriole Park at Camden Yards, Baltimore, MD

Wed Sep 04 2002, 7:05 PM EDT

Att. 29,435 - Sunny - 93 F

livebaseballscorecards.com

AB	34
R	8
H	10
RBI	8
BB	11
SO	10
LOB	25

WP: 0 PA: 45
PB: 0
SB: 1
CS: 0

PITCHER		IP	WLS	BF	H	R	ER	SO	BB	IBB	HBP	BLK	WP	HR	S	P	ERA	WHIP
Aaron Myette, R ERA: 9.34	(1, 1)	3.0	L	20	5	5	5	5	6	0	0	0	0	0	43	86	15.00	3.667
C.J. Nitkowski, L ERA: 1.08	(4, 1)	2.1		12	2	1	1	4	3	0	0	0	0	0	23	45	3.86	2.143
Jay Powell, R ERA: 3.86	(6, 1)	0.2		4	1	0	0	0	1	0	0	0	0	0	8	17	0.00	3.000
Rudy Seanez, R ERA: 6.95	(7, 1)	1.0		6	2	2	2	1	1	0	0	0	0	1	12	22	18.00	3.000
Juan Alvarez, L ERA: 4.11	(8, 1)	1.0		3	0	0	0	0	0	0	0	0	0	0	6	8	0.00	0.000

PITCHER	IP	WLS	BF	H	R	ER	SO	BB	IBB	HBP	BLK	WP	HR	S	P	ERA	WHIP

Texas Rangers @ Baltimore Orioles

Oriole Park at Camden Yards, Baltimore, MD

Thu Sep 05 2002, 7:05 PM EDT

Att. 29,964 - Sunny - 84 F

TOP

livebaseballscorecards.com

Batter	1	2	3	4	5	6	7	8	9	AB	R	H	RBI	BB	SO	LOB
Todd Hollandsworth, L (1, 7) OBP: 0.345, SLG: 0.485	S F S 0-3 ① K	B B F F X 2-2 ③ F9		C F F F X 1-2 ① G4-3	F F F B F X 1-2 1-H 2-H HR		B F C X 1-2 ② F7			5	1	1	3	0	1	1
10 Michael Young, R (1, 4) OBP: 0.324, SLG: 0.408	B F C B B F B 4-2 HR BB		C C B B S 2-3 ① K	F B X 1-1 BB BB G1-2-3 1B	B X 1-0 HR		B X 1-0 ③ L6			4	2	2	1	1	1	0
Alex Rodriguez, R (1, 6) OBP: 0.402, SLG: 0.646 Mike Lamb, L (8, 3) OBP: 0.352, SLG: 0.429	S X 0-1 1-H HR	C X 0-1 HR	B B B 4-0 1-2 BB	C X 0-1 ② F8				S B X 1-1 ① F8		4 0	2 0	2 0	3 0	1 0	0 0	0 0
Rafael Palmeiro, L (1, 3) OBP: 0.390, SLG: 0.581 Herbert Perry, R (5, 3) OBP: 0.322, SLG: 0.461 (8, 5)	C B B B X 3-1 ② F7	B C B F S 2-3 ② K	B F S B F F F B 4-2 1-2 2-3 BB	C B C S 1-3 ③ K				B C B B X 3-1 2B		3 1	0 0	0 1	0 0	1 0	2 0	0 0
Ivan Rodriguez, R (1, 2) OBP: 0.344, SLG: 0.532 Bill Haselman, R (8, 2) OBP: 0.287, SLG: 0.320	C B X 1-1 1B	B F B B X 2-1 1B 2B	B S S S X 1-2 ② ③ G1-2-3 3-Hf		S B B B S S 3-3 ① K			C B B X 2-1 ② G6-3		5 0	1 0	2 0	0 0	0 0	1 0	4 0
Carl Everett, S (1, 10) OBP: 0.326, SLG: 0.435	C B F B F B F X 3-2 ③ G3	F C B B X 1-2 2-H BB 2B 1B			B B F S F X 2-2 HR	X 0-0 FC6-4 1B		F B B C S 2-3 ③ K2-3		5	2	3	2	0	1	2
Kevin Mench, R (1, 9) OBP: 0.343, SLG: 0.489		C X 0-1 ① F7	B B B 4-0 1-2 2B BB		C S X 0-2 1B HR 1B	C B B X 2-1 ② FC6-4 1-2f			C X 0-1 ① F3	4	2	1	0	1	0	1
Ruben Rivera, R (1, 8) OBP: 0.290, SLG: 0.351		B F B H 3-1 S HBP	B B S S B X 3-2 1-H 2-H 2B		B X 1-0 1-2 HR 1B	C S F S 0-3 ③ K			F S B F B S 2-3 ② K	4	1	2	2	0	2	1
Donnie Sadler, R (1, 5) OBP: 0.218, SLG: 0.220 (8, 6)		C B X 1-1 ② L8 1-2	X 0-0 ③ F3		X 0-0 ① F7		B B C F X 2-2 ① G4-3		B S X 1-1 ③ G6-3	5	0	0	0	0	0	4
Inning Stats	R: 2 E: 0 K: 1 S: 17 H: 2 LOB: 1 BB: 1 P: 28	R: 0 E: 0 K: 0 S: 8 H: 0 LOB: 1 BB: 0 P: 14	R: 4 E: 0 K: 2 S: 17 H: 4 LOB: 1 BB: 1 P: 31	R: 0 E: 0 K: 0 S: 14 H: 1 LOB: 2 BB: 2 P: 25	R: 5 E: 0 K: 1 S: 20 H: 5 LOB: 0 BB: 0 P: 26	R: 0 E: 0 K: 2 S: 10 H: 1 LOB: 1 BB: 0 P: 15	R: 0 E: 0 K: 0 S: 7 H: 0 LOB: 0 BB: 0 P: 11	R: 0 E: 0 K: 1 S: 9 H: 1 LOB: 1 BB: 0 P: 17	R: 0 E: 0 K: 1 S: 8 H: 0 LOB: 0 BB: 0 P: 11	1B: 6 2B: 3 3B: 0 HR: 5 SF: 0 SAC: 0 DP: 1 HBP: 1						

AB	40	
R	11	
H	14	
RBI	11	
BB	4	
SO	8	
LOB	13	

WP: 0 PB: 0 SB: 1 CS: 0 PA: 45

PITCHER		IP	WLS	BF	H	R	ER	SO	BB	IBB	HBP	BLK	WP	HR	S	P	ERA	WHIP
Jason Johnson, R ERA: 4.88	(1, 1)	2.2	L	16	5	6	6	3	2	0	1	0	0	2	38	66	20.25	2.625
Chris Brock, R ERA: 5.12	(3, 1)	1.2		12	6	4	4	0	2	0	0	0	0	2	32	50	21.60	4.800
Yorkis Perez, L ERA: 3.42	(5, 1)	3.2		14	3	1	1	4	0	0	0	0	0	1	32	51	2.46	0.818
B.J. Ryan, L ERA: 4.81	(9, 1)	1.0		3	0	0	0	1	0	0	0	0	0	0	8	11	0.00	0.000

PITCHER	IP	WLS	BF	H	R	ER	SO	BB	IBB	HBP	BLK	WP	HR	S	P	ERA	WHIP

Texas Rangers @ Baltimore Orioles

Oriole Park at Camden Yards, Baltimore, MD

Thu Sep 05 2002, 7:05 PM EDT
Att. 29,964 - Sunny - 84 F

livebaseballscorecards.com

BOTTOM

Batter	1	2	3	4	5	6	7	8	9	AB	R	H	RBI	BB	SO	LOB
6 Melvin Mora, R (1, 8) OBP: 0.350, SLG: 0.426 Larry Bigbie, L (8, PH) (9, 9) OBP: 0.429, SLG: 0.500	C B F C 1-3 K		C F B X 1-2 FC6-4 FC6-4 1-2f		S B B F X 2-2 G5-3			B F X 1-1 G5-3		3	0	0	0	0	1	1
										1	0	0	0	0	0	0
Jerry Hairston, R (1, 4) OBP: 0.335, SLG: 0.390 Luis Lopez, S (7, 4) OBP: 0.202, SLG: 0.247	C F B X 1-2 2B		C B B F F X 2-2 FC6-4 1B 1-2f			B B F F F X 2-2 P4		C X 0-1 G4-3		3	0	1	0	0	0	1
										1	0	0	0	0	0	0
Jeff Conine, R (1, 3) OBP: 0.314, SLG: 0.461 Chris Richard, L (7, 3) OBP: 0.322, SLG: 0.464	B B B B 4-0 L1-3 BB		X 0-0 1-2 1B			F C F B X 1-2 HR			B F B B F S 3-3 K	2	1	2	1	1	0	0
										1	0	0	0	0	1	0
Tony Batista, R (1, 10) OBP: 0.325, SLG: 0.488	C X 0-1 L1-3 1-2		C B F F F B B X 3-2 F9			B F X 1-1 F8			C B F B B X 3-2 G3-1	4	0	0	0	0	0	4
21 Marty Cordova, R (1, 7) OBP: 0.333, SLG: 0.456		B F X 1-1 1B 2B		C S B B B B C 3-3 K		B X 1-0 G5-3			C F B S 1-3 K	4	1	1	0	0	2	0
Jose Leon, R (1, 5) OBP: 0.269, SLG: 0.359		B B F B X 3-1 G6-4-3 2-H 1B		C B B B X 2-1 G6-3			B F F X 1-2 F8			3	0	1	1	0	0	0
Luis Matos, R (1, 9) (9, 8)		S S S 0-3 K		B B C S B X 3-2 P4			B C X 1-1 L6			3	0	0	0	0	1	1
Geronimo Gil, R (1, 2) OBP: 0.281, SLG: 0.369		B X 1-0 G6-4-3 1-2f			B X 1-0 G6-3		C X 0-1 G6-3			3	0	0	0	0	0	1
Mike Bordick, R (1, 6) OBP: 0.313, SLG: 0.367 Ed Rogers, R (6, 6)			B B C X 2-1 6 FC6-4 1B		C X 0-1 G5-3			X 0-0 G4-3		2	0	1	0	0	0	0
										1	0	0	0	0	0	0

	AB	31
	R	2
	H	6
	RBI	2
	BB	1
	SO	5
	LOB	8

Inning Stats	1	2	3	4	5	6	7	8	9
	R: 0 E: 0 K: 1 S: 8	R: 1 E: 0 K: 1 S: 8	R: 0 E: 0 K: 0 S: 15	R: 0 E: 0 K: 1 S: 8	R: 0 E: 0 K: 0 S: 6	R: 1 E: 0 K: 0 S: 12	R: 0 E: 0 K: 0 S: 7	R: 0 E: 0 K: 0 S: 5	R: 0 E: 0 K: 2 S: 9
	H: 1 LOB: 1 BB: 1 P: 14	H: 2 LOB: 0 BB: 0 P: 13	H: 2 LOB: 2 BB: 0 P: 23	H: 0 LOB: 0 BB: 0 P: 16	H: 0 LOB: 0 BB: 0 P: 9	H: 1 LOB: 0 BB: 0 P: 17	H: 0 LOB: 0 BB: 0 P: 9	H: 0 LOB: 0 BB: 0 P: 6	H: 0 LOB: 0 BB: 0 P: 16

	1B: 3	SF: 0	WP: 0	PA: 32
	2B: 3	SAC: 0	PB: 0	
	3B: 0	DP: 2	SB: 0	
	HR: 1	HBP: 0	CS: 0	

PITCHER		IP	WLS	BF	H	R	ER	SO	BB	IBB	HBP	BLK	WP	HR	S	P	ERA	WHIP
Kenny Rogers, L ERA: 3.93	(1, 1)	7.0	W	26	6	2	2	3	1	0	0	0	0	1	64	101	2.57	1.000
Dan Kolb, R ERA: 3.8	(8, 1)	1.0		3	0	0	0	0	0	0	0	0	0	0	5	6	0.00	0.000
Francisco Cordero, R ERA: 2.0	(9, 1)	1.0		3	0	0	0	2	0	0	0	0	0	0	9	16	0.00	0.000

PITCHER	IP	WLS	BF	H	R	ER	SO	BB	IBB	HBP	BLK	WP	HR	S	P	ERA	WHIP

Batter	1	2	3	4	5	6	7	8	9	AB	R	H	RBI	BB	SO	LOB
David Eckstein, R (1, 6) OBP: 0.376, SLG: 0.406	C X 0-1 ① F9	B B B B 4-0 BB		B B C L F F X 2-2 1B		C X 0-1 1B		C B B B B 4-1 SH5-4 1B 1B BB	C B X 1-1 ③ G1-3	4	1	2	0	2	0	0
Darin Erstad, L (1, 8) OBP: 0.319, SLG: 0.396	B B B B 4-0 16 2B BB	C X 0-1 ③ F7		B X 1-0 ② P6		C X 0-1 ① F9		C X 0-1 SH5-4 1-2 1B 1B		4	1	1	0	1	0	3
Scott Spiezio, S (1, 3) OBP: 0.374, SLG: 0.434	X 0-0 ② F2		C B B B B B 4-1 BB 1B BB	F B X 1-1 ③ F7		B X 1-0 ② F9		B X 1-0 ① SH5-4 1-2 2-3		3	1	0	0	1	0	3
16 Garret Anderson, L (1, 7) OBP: 0.337, SLG: 0.540	B X 1-0 1-3 2B		B F F F F B S 2-3 ① K		B B C X 2-1 HR	F C X 0-2 ③ G3		I I I I 4-0 1B 1B IBB		4	1	2	1	1	1	2
Troy Glaus, R (1, 5) OBP: 0.348, SLG: 0.427	F X 0-1 ③ G1-3		B B B B C S B 4-2 1B 1-2 BB		F F F S 1-3 ① K		B C S X 1-2 ① F7	B S F B B F X 3-2 ② F8		4	0	0	0	1	1	5
Brad Fullmer, L (1, 10) OBP: 0.348, SLG: 0.501		C X 0-1 ① G3	B S X 1-1 1-2 2-H 1B		B B X 2-0 ② F9		S B F H 2-2 BB HBP	C B F F X 1-2 1B 1-2 2-H 3-H 1B		4	0	2	3	0	0	0
Tim Salmon, R (1, 9) OBP: 0.387, SLG: 0.513 Alex Ochoa, R (8, 9) OBP: 0.360, SLG: 0.390		F C B B B B 4-2 HR BB	C F F S 0-3 ② K		B B F B F F B 4-2 1B BB		S S B B B 4-2 1-2 BB	X 0-0 ③ 1-3 2-3 1B		2 0	1 0	1 0	0 0	3 0	1 0	2 0
Bengie Molina, R (1, 2) OBP: 0.280, SLG: 0.318		B F F F F B X 2-2 ② F9	C B F F X 1-2 G4-3		F B X 1-1 1-2 1B		C X 0-1 ② F7		C B B B F S 3-3 ① K	5	0	1	0	0	1	5
Adam Kennedy, L (1, 4) OBP: 0.350, SLG: 0.461		X 0-0 1-H HR		C S B B X 2-2 ① G3-1	C X 0-1 ③ G4-3		C X 0-1 ③ F8		B X 1-0 ② F9	5	1	1	2	0	0	4
Inning Stats	R: 0 E: 0 K: 0 S: 6 H: 1 LOB: 2 BB: 1 P: 11	R: 2 E: 0 K: 0 S: 12 H: 1 LOB: 1 BB: 2 P: 22	R: 1 E: 0 K: 2 S: 17 H: 1 LOB: 2 BB: 2 P: 29	R: 0 E: 0 K: 0 S: 11 H: 1 LOB: 1 BB: 0 P: 17	R: 1 E: 0 K: 1 S: 14 H: 2 LOB: 2 BB: 1 P: 24	R: 0 E: 0 K: 0 S: 8 H: 1 LOB: 1 BB: 0 P: 9	R: 0 E: 0 K: 0 S: 11 H: 0 LOB: 2 BB: 1 P: 18	R: 2 E: 0 K: 0 S: 13 H: 3 LOB: 3 BB: 2 P: 26	R: 0 E: 0 K: 1 S: 6 H: 0 LOB: 0 BB: 0 P: 11	1B: 7 2B: 1 3B: 0 HR: 2 SF: 0 SAC: 1 DP: 0 HBP: 1						

PITCHER		IP	WLS	BF	H	R	ER	SO	BB	IBB	HBP	BLK	WP	HR	S	P	ERA	WHIP
Sean Douglass, R ERA: 5.4	(1, 1)	5.0	L	27	6	4	4	3	6	0	0	0	0	2	60	103	7.20	2.400
Steve Bechler, R ERA: 4.5	(6, 1)	2.0		10	1	1	1	0	2	0	1	0	0	0	20	32	4.50	1.500
B.J. Ryan, L ERA: 4.96	(8, 1)	0.1		3	1	0	0	0	0	1	0	0	0	0	3	8	0.00	3.000
Willis Roberts, R ERA: 2.94	(8, 1)	1.2		6	2	1	1	1	0	0	0	0	0	0	15	24	5.40	1.200

PITCHER	IP	WLS	BF	H	R	ER	SO	BB	IBB	HBP	BLK	WP	HR	S	P	ERA	WHIP

Anaheim Angels @ Baltimore Orioles

Oriole Park at Camden Yards, Baltimore, MD

Fri Sep 06 2002, 7:05 PM EDT
Att. 24,045 - Sunny - 82 F

TOP

livebaseballscorecards.com

AB	35
R	6
H	10
RBI	6
BB	9
SO	4
LOB	24

WP: 0 PA: 46
PB: 0
SB: 0
CS: 0

BOTTOM

Anaheim Angels @ Baltimore Orioles

Oriole Park at Camden Yards, Baltimore, MD

Fri Sep 06 2002, 7:05 PM EDT

Att. 24,045 - Sunny - 82 F

livebaseballscorecards.com

Batter	1	2	3	4	5	6	7	8	9	AB	R	H	RBI	BB	SO	LOB
Jerry Hairston, R (1, 4) OBP: 0.334, SLG: 0.388	C X 0-1 1B 31 WP 1B		X 0-0 ① B3		C B F F F B B S 3-3 K S		B C X 1-1 ③ F3			4	1	1	0	0	1	1
Chris Singleton, L (1, 8) OBP: 0.293, SLG: 0.401	P B B C X 3-1 31 WP 31 2B 1-3 1B		C B B F B X 3-2 ② G4-3		B C X 1-1 ③ F9 1-2			B B X 2-0 1B		4	1	2	0	0	0	1
Jeff Conine, R (1, 3) OBP: 0.314, SLG: 0.457	S X 0-1 ① P4		B S S S B F F S 2-3 ③ K			B C S S B F B B 4-2 31 PB BB		B C B F C 2-3 ① K		3	0	0	0	1	2	3
Tony Batista, R (1, 5) OBP: 0.322, SLG: 0.484	B B F F F X 2-2 ② P4			B X 1-0 ① F9		C F F X 0-2 ① F3		C S S 0-3 ② K		4	0	0	0	0	1	4
31 Jay Gibbons, L (1, 9) OBP: 0.311, SLG: 0.467 6 Melvin Mora, R (8, PH) OBP: 0.349, SLG: 0.425 (9, 7)	C B B B B X 3-1 1-H 3-H 2B			B S F F F X 1-2 ② P4		C B X 1-1 ② F9 1-2		B B X 2-0 ③ F9		3 1	0 0	1 0	1 0	0 0	0 0	1 1
Larry Bigbie, L (1, 7) OBP: 0.273, SLG: 0.300 (9, 9)	F B B B X 3-1 ③ G4-3			C F S 0-3 ③ K2-3		C B X 1-1 ③ G6-3			C C C 0-3 ① K	4	0	0	0	0	2	2
Chris Richard, L (1, 10) OBP: 0.320, SLG: 0.451		C F B F C 1-3 ① K			B B X 2-0 ① F8		B F B C B H 4-2 SH1-3 HBP		F B B B F B F S 3-3 ② K	3	0	0	0	0	2	0
Geronimo Gil, R (1, 2) OBP: 0.279, SLG: 0.367 Luis Lopez, S (9, PH) OBP: 0.212, SLG: 0.256		B C X 1-1 ② F3			S S X 0-2 ② G6-3		X 0-0 ① SH1-3 1-2		X 0-0 1B	2 1	0 0	0 1	0 0	0 0	0 0	0 0
Mike Bordick, R (1, 6) OBP: 0.312, SLG: 0.375		C B B X 2-1 ③ G6-3			C S B F B X 2-2 HR		B F B B C S 3-3 ② K		B B C B F S 3-3 ③ K	4	1	1	1	0	2	2
Inning Stats	R: 2 E: 0 K: 0 S: 14 H: 3 LOB: 1 BB: 0 P: 24	R: 0 E: 0 K: 1 S: 8 H: 0 LOB: 0 BB: 0 P: 12	R: 0 E: 0 K: 1 S: 9 H: 0 LOB: 0 BB: 0 P: 14	R: 0 E: 0 K: 1 S: 9 H: 0 LOB: 0 BB: 0 P: 11	R: 1 E: 0 K: 1 S: 16 H: 1 LOB: 1 BB: 0 P: 24	R: 0 E: 0 K: 0 S: 11 H: 0 LOB: 1 BB: 1 P: 17	R: 0 E: 0 K: 1 S: 8 H: 0 LOB: 1 BB: 0 P: 16	R: 0 E: 0 K: 2 S: 8 H: 1 LOB: 1 BB: 0 P: 14	R: 0 E: 0 K: 3 S: 11 H: 1 LOB: 1 BB: 0 P: 17	1B: 4 2B: 1 3B: 0 HR: 1	SF: 0 SAC: 1 DP: 0 HBP: 1			WP: 2 PB: 1 SB: 1 CS: 0	PA: 36		

	AB	33
	R	3
	H	6
	RBI	2
	BB	1
	SO	10
	LOB	15

PITCHER		IP	WLS	BF	H	R	ER	SO	BB	IBB	HBP	BLK	WP	HR	S	P	ERA	WHIP
41 John Lackey, R ERA: 3.32	(1, 1)	6.0	W	24	4	3	3	4	1	0	0	0	2	1	67	102	4.50	0.833
Brendan Donnelly, R ERA: 2.39	(7, 1)	1.2	H	7	1	0	0	3	0	0	1	0	0	0	15	27	0.00	0.600
Scott Schoeneweis, L ERA: 4.98	(8, 1)	0.1	H	1	0	0	0	0	0	0	0	0	0	0	1	3	0.00	0.000
Troy Percival, R ERA: 1.88	(9, 1)	1.0	S	4	1	0	0	3	0	0	0	0	0	0	11	17	0.00	1.000

PITCHER	IP	WLS	BF	H	R	ER	SO	BB	IBB	HBP	BLK	WP	HR	S	P	ERA	WHIP

Batter	1	2	3	4	5	6	7	8	9	10	AB	R	H	RBI	BB	SO	LOB
David Eckstein, R (1, 6) OBP: 0.376, SLG: 0.412	HR		L5			CS 1B		F7		K	5	1	2	1	0	1	3
Darin Erstad, L (1, 8) OBP: 0.317, SLG: 0.393	K		G6-3			G5-3			G5-3		4	0	0	0	0	1	1
Scott Spiezio, S (1, 3) (10, 5) OBP: 0.371, SLG: 0.430	P6		G4-3			P6			G6-3		4	0	0	0	0	0	0
16 Garret Anderson, L (1, 7) OBP: 0.335, SLG: 0.536	G3			K			P6		P4		4	0	0	0	0	1	0
Brad Fullmer, L (1, 10) OBP: 0.347, SLG: 0.508 Benji Gil, R (10, PH) OBP: 0.282, SLG: 0.405 Orlando Palmeiro, L (10, PH) OBP: 0.362, SLG: 0.354		HR		G4-3			G3-1			K	3 0 1	1 0 0	1 0 0	1 0 0	0 0 1	0 0 0	0 0 0
Troy Glaus, R (1, 5) OBP: 0.349, SLG: 0.426 9 Chone Figgins, S (10, PR) Shawn Wooten, R (10, 3) OBP: 0.316, SLG: 0.365		F3		G5-3			BB			S 1B BB	2 0 0	0 1 0	0 0 0	0 0 0	2 0 0	0 0 0	0 0 0
Tim Salmon, R (1, 9) OBP: 0.388, SLG: 0.512 Alex Ochoa, R (10, PR) OBP: 0.360, SLG: 0.390 (10, 9)		BB	F8			F9				1-H 2B 1B	3 0	0 1	1 0	1 0	1 0	0 0	1 0
Adam Kennedy, L (1, 4) OBP: 0.349, SLG: 0.462		K	G5-3				G4-3			2-H F8 2B	4	0	1	1	0	1	1
José Molina, R (1, 2) OBP: 0.313, SLG: 0.310		F8	F7				K			2-3 F8	4	0	0	0	0	1	3
Inning Stats	R: 1 H: 1 E: 0 LOB: 0 K: 1 BB: 0 S: 8 P: 13	R: 1 H: 1 E: 0 LOB: 1 K: 1 BB: 1 S: 12 P: 21	R: 0 H: 0 E: 0 LOB: 0 K: 0 BB: 0 S: 7 P: 9	R: 0 H: 0 E: 0 LOB: 0 K: 1 BB: 0 S: 5 P: 5	R: 0 H: 0 E: 0 LOB: 0 K: 0 BB: 0 S: 10 P: 16	R: 0 H: 1 E: 0 LOB: 0 K: 0 BB: 0 S: 6 P: 7	R: 0 H: 0 E: 0 LOB: 1 K: 0 BB: 1 S: 13 P: 24	R: 0 H: 0 E: 0 LOB: 0 K: 1 BB: 0 S: 11 P: 16	R: 0 H: 0 E: 0 LOB: 0 K: 0 BB: 0 S: 5 P: 9	R: 2 H: 2 E: 0 LOB: 3 K: 2 BB: 1 S: 13 P: 25	1B: 2 SF: 0 2B: 1 SAC: 0 3B: 0 DP: 0 HR: 2 HBP: 0						

PITCHER		IP	WLS	BF	H	R	ER	SO	BB	IBB	HBP	BLK	WP	HR	S	P	ERA	WHIP
Rodrigo Lopez, R ERA: 3.34	(1, 1)	8.0		28	3	2	2	4	2	0	0	0	0	2	72	111	2.25	0.625
Buddy Groom, L ERA: 1.63	(9, 1)	1.0		3	0	0	0	0	0	0	0	0	0	0	5	9	0.00	0.000
Jorge Julio, R ERA: 2.12	(10, 1)	1.0	L	6	2	2	2	2	1	0	0	0	0	0	13	25	18.00	3.000

PITCHER	IP	WLS	BF	H	R	ER	SO	BB	IBB	HBP	BLK	WP	HR	S	P	ERA	WHIP

TOP

Anaheim Angels @ Baltimore Orioles

Oriole Park at Camden Yards, Baltimore, MD

Sat Sep 07 2002, 7:05 PM EDT
Att. 30,714 - Sunny - 84 F

livebaseballscorecards.com

AB	34
R	4
H	5
RBI	4
BB	3
SO	6
LOB	9

WP: 0	PA: 37		
PB: 0			
SB: 1			
CS: 1			

Batter	1	2	3	4	5	6	7	8	9	10	AB	R	H	RBI	BB	SO	LOB
Jerry Hairston, R (1, 4) OBP: 0.335, SLG: 0.391	F X 0-1 FC1-5-4 SH3 1B		C B F B X 2-2 ② ③ G6-4-3 1-2f			B C B F F B X 3-2 ① F7		B B F X 2-1 E5 1B FC2-5 1-2 1B		C B X 1-1 2B	5	1	2	0	0	0	2
Chris Singleton, L (1, 8) OBP: 0.293, SLG: 0.400	F X 0-1 ① SH3 1-2			X 0-0 ① F7		B B X 2-0 FC5-4 1B		X 0-0 ① FC2-5 1B 1-2 2-3f 1B		C B B B F F F X 2-2 ① F7	4	1	1	0	0	0	3
Jeff Conine, R (1, 3) OBP: 0.312, SLG: 0.453	C B B B B X 3-1 ② FC1-5-4 2-2			C X 0-1 ② G4-3		F X 0-1 ② FC5-4 HBP 1-2f		X 0-0 1B 1-2 2-3 1B		F F B F B B X 3-2 ② F8	5	0	1	0	0	0	3
Tony Batista, R (1, 5) OBP: 0.323, SLG: 0.482	B F B S B F X 3-2 ③ G5-3			B B X 2-0 ③ G5-3		B H 2-0 HBP 1-2		X 0-0 1B 1-3 2-H 3-H		C B X 1-1 ③ F9	4	0	1	2	0	0	2
31 Jay Gibbons, L (1, 9) OBP: 0.309, SLG: 0.463 21 Marty Cordova, R (8, PH) OBP: 0.333, SLG: 0.455 Larry Bigbie, L (9, 7) OBP: 0.273, SLG: 0.300		B B X 2-0 ① G3-1			S S F X 0-2 ① G3	B C F X 1-2 ③ F8		F S X 0-2 ② F7			3 1 0	0 0 0	0 0 0	0 0 0	0 0 0	0 0 0	2 3 0
6 Melvin Mora, R (1, 7) OBP: 0.349, SLG: 0.422 (9, 6)		B C X 1-1 ② F9			C B B B B 4-1 1B BB		B C B X 2-1 ① G6-3	B C X 1-1 ③ L6			3	0	0	0	1	0	3
Chris Richard, L (1, 10) OBP: 0.310, SLG: 0.436		C B C C C 1-3 ③ K			B F B F F S 2-3 ② K		X 0-0 ② P4		X 0-0 ① L4		4	0	0	0	0	2	1
Geronimo Gil, R (1, 2) OBP: 0.279, SLG: 0.366			X 0-0 ① G3-1		C F X 0-2 1-2 1B		C B C B F F F B X 3-2 ③ G6-3		B X 1-0 ② G6-3		4	0	1	0	0	0	0
Mike Bordick, R (1, 6) OBP: 0.310, SLG: 0.373 Luis Lopez, S (8, PH) OBP: 0.209, SLG: 0.253 Luis Matos, R (8, PR) (9, 9)			C B B B X 2-1 E6 G6-4-3		B C X 1-1 ③ F3			C F B X 1-2 E3 FC2-5 E	B C B S F S 2-3 ③ K		2 1 1	0 0 0	0 0 0	0 0 0	0 0 1	0 0 0	2 0 0
Inning Stats	R: 0 H: 1 E: 0 LOB: 1 K: 0 BB: 0 S: 10 P: 16	R: 0 H: 0 E: 0 LOB: 0 K: 1 BB: 0 S: 6 P: 10	R: 0 H: 0 E: 1 LOB: 0 K: 0 BB: 0 S: 6 P: 10	R: 0 H: 0 E: 0 LOB: 0 K: 0 BB: 0 S: 4 P: 6	R: 0 H: 1 E: 0 LOB: 2 K: 1 BB: 1 S: 14 P: 21	R: 0 H: 1 E: 0 LOB: 2 K: 0 BB: 0 S: 10 P: 18	R: 0 H: 0 E: 0 LOB: 0 K: 0 BB: 0 S: 9 P: 14	R: 2 H: 2 E: 2 LOB: 3 K: 0 BB: 0 S: 13 P: 17	R: 0 H: 0 E: 0 LOB: 0 K: 1 BB: 0 S: 6 P: 9	R: 0 H: 1 E: 0 LOB: 1 K: 0 BB: 0 S: 13 P: 20	1B: 5 SF: 0 2B: 1 SAC: 1 3B: 0 DP: 1 HR: 0 HBP: 1						

PITCHER		IP	WLS	BF	H	R	ER	SO	BB	IBB	HBP	BLK	WP	HR	S	P	ERA	WHIP
Mickey Callaway, R ERA: 1.86	(1, 1)	7.1		29	3	2	0	2	1	0	1	0	0	0	65	104	0.00	0.545
Brendan Donnelly, R ERA: 2.39	(8, 1)	0.0	B	2	2	0	0	0	0	0	0	0	0	0	2	2	∞	∞
Scott Schoeneweis, L ERA: 4.97	(8, 1)	0.1		1	0	0	0	0	0	0	0	0	0	0	3	3	0.00	0.000
Ben Weber, R ERA: 2.78	(8, 1)	1.1	W	4	0	0	0	1	0	0	0	0	0	0	8	12	0.00	0.000
Troy Percival, R ERA: 1.84	(10, 1)	1.0	S	4	1	0	0	0	0	0	0	0	0	0	13	20	0.00	1.000

PITCHER	IP	WLS	BF	H	R	ER	SO	BB	IBB	HBP	BLK	WP	HR	S	P	ERA	WHIP

BOTTOM

Anaheim Angels @ Baltimore Orioles

Oriole Park at Camden Yards, Baltimore, MD

Sat Sep 07 2002, 7:05 PM EDT

Att. 30,714 - Sunny - 84 F

livebaseballscorecards.com

AB	37
R	2
H	6
RBI	2
BB	1
SO	3
LOB	21

WP: 0 PA: 40
PB: 0
SB: 0
CS: 0

Batter	1	2	3	4	5	6	7	8	9	AB	R	H	RBI	BB	SO	LOB
David Eckstein, R (1, 6) OBP: 0.378, SLG: 0.413	F7		1B WP 1B		1B 1B	G4-3 2-3		CS 1-2	CS G1-3 1B	5	1	3	0	0	0	1
Darin Erstad, L (1, 8) OBP: 0.317, SLG: 0.394	G1-3		WP 1-3 1B		1-2 1B	P6			G1-3 1-2	5	0	2	0	0	0	2
Tim Salmon, R (1, 10) OBP: 0.386, SLG: 0.507	F2		BB 1-3 3-H		G6-3		G5-3		K 2-3	4	0	0	0	1	1	3
16 Garret Anderson, L (1, 7) OBP: 0.334, SLG: 0.538		FC6-2 3B	L9			E3 1B HR	G4-3			4	1	1	0	0	0	2
Scott Spiezio, S (1, 3) OBP: 0.370, SLG: 0.429		P6		F8		HR 1B 1-2	F9			4	1	1	0	0	0	1
Troy Glaus, R (1, 5) OBP: 0.350, SLG: 0.438		FC6-2 3-H		G5-3		HR 1-H 2-H		HR		4	2	2	4	0	0	1
Adam Kennedy, L (1, 4) OBP: 0.346, SLG: 0.457		F7		F8		G4-3		G1-3		4	0	0	0	0	0	1
Bengie Molina, R (1, 2) OBP: 0.283, SLG: 0.328			G4-6-3 1B		K	HR		F7		4	1	2	1	0	1	0
Orlando Palmeiro, L (1, 9) OBP: 0.364, SLG: 0.358			G4-6-3 1-2f		G6-3	G4-3 2B		CS BB		3	0	1	0	1	0	1
Inning Stats	R: 0 E: 0 K: 0 S: 8 H: 0 LOB: 0 BB: 0 P: 14	R: 0 E: 0 K: 0 S: 8 H: 1 LOB: 1 BB: 0 P: 14	R: 1 E: 0 K: 0 S: 12 H: 3 LOB: 2 BB: 1 P: 21	R: 0 E: 0 K: 0 S: 4 H: 0 LOB: 0 BB: 0 P: 10	R: 0 E: 0 K: 1 S: 13 H: 2 LOB: 2 BB: 0 P: 21	R: 4 E: 1 K: 0 S: 17 H: 4 LOB: 1 BB: 0 P: 28	R: 0 E: 0 K: 0 S: 7 H: 0 LOB: 0 BB: 0 P: 12	R: 1 E: 0 K: 0 S: 9 H: 1 LOB: 0 BB: 1 P: 16	R: 0 E: 0 K: 1 S: 8 H: 1 LOB: 0 BB: 0 P: 12	1B: 7 2B: 1 3B: 1 HR: 3 SF: 0 SAC: 0 DP: 1 HBP: 0						

TOP

Anaheim Angels @ Baltimore Orioles

Oriole Park at Camden Yards, Baltimore, MD

Sun Sep 08 2002, 1:35 PM EDT
Att. 27,665 - Sunny - 84 F

livebaseballscorecards.com

AB	37
R	6
H	12
RBI	5
BB	2
SO	2
LOB	12

WP: 2 PA: 40
PB: 0
SB: 0
CS: 2

PITCHER		IP	WLS	BF	H	R	ER	SO	BB	IBB	HBP	BLK	WP	HR	S	P	ERA	WHIP
Pat Hentgen, R ERA: 6.75	(1, 1)	5.1	L	26	9	5	4	1	1	0	0	0	1	2	56	98	6.75	1.875
Rick Bauer, R ERA: 4.38	(6, 1)	2.2		10	2	1	1	0	1	0	0	0	0	1	22	38	3.38	1.125
B.J. Ryan, L ERA: 4.86	(9, 1)	1.0		3	1	0	0	1	0	0	0	0	0	0	8	12	0.00	1.000

PITCHER	IP	WLS	BF	H	R	ER	SO	BB	IBB	HBP	BLK	WP	HR	S	P	ERA	WHIP

BOTTOM

Anaheim Angels @ Baltimore Orioles

Oriole Park at Camden Yards, Baltimore, MD

Sun Sep 08 2002, 1:35 PM EDT
Att. 27,665 - Sunny - 84 F

livebaseballscorecards.com

Batter	1	2	3	4	5	6	7	8	9	AB	R	H	RBI	BB	SO	LOB
Jerry Hairston, R (1, 4) OBP: 0.338, SLG: 0.393	BSBFBFFB 4-2 6 G6-4-3 BB		BBCFFX 2-2 6 F9 SF7 2B		B X 1-0 ③ F2		BBBB 4-0 6 BB 1-2 2-3 BB		C X 0-1 ③ L4	3	1	1	0	2	0	0
6 Melvin Mora, R (1, 8) OBP: 0.348, SLG: 0.420	BCBCX 2-2 ① G6-4-3 1-2		X 0-0 ① F9 2-3			CBBBFX 3-2 ① F9	CFBFBBFB 4-2 1-2 2-3 3-H BB			3	0	0	1	1	0	2
Jeff Conine, R (1, 3) OBP: 0.312, SLG: 0.451	FBBBBB 4-1 BB		BCFBX 2-2 ② SF7 3-H			CX 0-1 ② P6	X 0-0 ③ F8			2	0	0	1	1	0	3
Tony Batista, R (1, 10) OBP: 0.323, SLG: 0.482	BCBFFFFX 2-2 ② F8		B X 1-0 ③ G5-3			CBFX 1-2 2B		CX 0-1 ① G4-3		4	0	1	0	0	0	2
21 Marty Cordova, R (1, 7) OBP: 0.330, SLG: 0.450	SFBX 1-2 ③ F8			CBFBX 2-2 ① F8		B X 1-0 ③ F8		B X 1-0 ② G6-3		4	0	0	0	0	0	3
Jose Leon, R (1, 5) OBP: 0.282, SLG: 0.368		CFFBFS 1-3 ① K		B CX 1-1 ② L9			BSCX 1-2 BB 6 BB BB 1B	CBSFFFX 1-2 1B		4	1	2	0	0	1	0
Mike Bordick, R (1, 6) OBP: 0.310, SLG: 0.375		FBCFBX 2-2 G6-3 2B		CBFBFFFX 2-2 ③ F8			BCBFBX 3-2 ① F8	CFFX 0-2 ③ F7		4	0	1	0	0	0	2
Brook Fordyce, R (1, 2) OBP: 0.288, SLG: 0.294 Luis Lopez, S (9, PH) OBP: 0.207, SLG: 0.250		CX 0-1 ② G6-3 2-3			CX 0-1 ① F9		CBFBBBFFB 4-2 6 BB BB 1-2 BB		X 0-0 ① G4-3	2 1	0 0	0 0	0 0	1 0	0 0	1 0
Luis Matos, R (1, 9) Larry Bigbie, L (7, PH) (8, 9) OBP: 0.231, SLG: 0.250		CCBBX 2-2 ③ F8			FBSBC 2-3 ② K		X 0-0 ② L8		FBBBX 3-1 ② G4-3	2 2	0 0	0 0	0 0	1 0	1 0	1 2
Inning Stats	R: 0 H: 0 E: 0 LOB: 2 K: 0 BB: 2 S: 17 P: 30	R: 0 H: 1 E: 0 LOB: 1 K: 1 BB: 0 S: 14 P: 19	R: 1 H: 1 E: 0 LOB: 0 K: 0 BB: 0 S: 9 P: 14	R: 0 H: 0 E: 0 LOB: 0 K: 0 BB: 0 S: 12 P: 17	R: 0 H: 0 E: 0 LOB: 0 K: 1 BB: 0 S: 6 P: 9	R: 0 H: 1 E: 0 LOB: 1 K: 0 BB: 0 S: 9 P: 14	R: 1 H: 1 E: 0 LOB: 3 K: 0 BB: 3 S: 16 P: 32	R: 0 H: 1 E: 0 LOB: 1 K: 0 BB: 0 S: 13 P: 15	R: 0 H: 0 E: 0 LOB: 0 K: 0 BB: 0 S: 5 P: 8	1B: 2 SF: 1 2B: 3 SAC: 0 3B: 0 DP: 0 HR: 0 HBP: 0						

	AB	31
	R	2
	H	5
	RBI	2
	BB	5
	SO	2
	LOB	16

PITCHER		IP	WLS	BF	H	R	ER	SO	BB	IBB	HBP	BLK	WP	HR	S	P	ERA	WHIP
Jarrod Washburn, L ERA: 3.32	(1, 1)	6.0	W	23	3	1	1	2	2	0	0	0	0	0	67	103	1.50	0.833
Al Levine, R ERA: 3.81	(7, 1)	0.2		5	1	1	1	0	2	0	0	0	0	0	11	23	13.50	4.500
Ben Weber, R ERA: 2.69	(7, 1)	2.1	S	9	1	0	0	0	1	0	0	0	0	0	23	32	0.00	0.857

PITCHER	IP	WLS	BF	H	R	ER	SO	BB	IBB	HBP	BLK	WP	HR	S	P	ERA	WHIP

WP: 0 PA: 37
PB: 0
SB: 0
CS: 0

Batter	1	2	3	4	5	6	7	8	9	AB	R	H	RBI	BB	SO	LOB
6 Melvin Mora, R (1, 8) OBP: 0.346, SLG: 0.417	C B F X 1-2 ① F7		B C B C B F X 3-2 ② F8		C F B 1 B B X SAFE 3-2 ③ G1 1-3			C B X 1-1 E3 G5-4-3 2-3		4	0	0	0	0	0	2
Jerry Hairston, R (1, 4) OBP: 0.335, SLG: 0.389	C B B F X 2-2 ② G3		B C F F F S 1-3 ③ K			B B C F F F B X 3-2 ① P4		B C X 1-1 ②③ G5-4-3 1-2f		4	0	0	0	0	1	2
Jeff Conine, R (1, 3) OBP: 0.308, SLG: 0.446	C B C X 1-2 ③ G3			B B F F F F B X 3-2 ① P5		X 0-0 ② F8			C B X 1-1 ① F9	4	0	0	0	0	0	0
Tony Batista, R (1, 10) OBP: 0.324, SLG: 0.488		B X 1-0 ① G1-3		C X 0-1 21 G4-3 1B		B B B C X 3-1 F8			B B X 2-0 HR	4	1	2	1	0	0	0
21 Marty Cordova, R (1, 7) OBP: 0.333, SLG: 0.454		H 1-0 E HBP		X 0-0 ②③ G4-3 1-2f			C B F B F X 2-2 CS 1B		F B B X 2-1 2B	3	0	2	0	0	0	1
Jose Leon, R (1, 5) OBP: 0.270, SLG: 0.352 Luis Lopez, S (9, PH) OBP: 0.205, SLG: 0.247		C X 0-1 FC4 1-2			B F C B X 2-2 ① G4-3		F F S 0-3 ① K		B F S B B S 2-3 ② K	3 1	0 0	0 0	0 0	0 0	1 1	2 1
Mike Bordick, R (1, 6) OBP: 0.307, SLG: 0.371 Chris Richard, L (9, PH) OBP: 0.308, SLG: 0.432		C B S B X 2-2 ② F7			X 0-0 ② G4-3		C B B B X 3-1 ②③ F8 1-2		B B X 2-0 ③ F9	3 1	0 0	0 0	0 0	0 0	0 0	3 1
Geronimo Gil, R (1, 2) OBP: 0.279, SLG: 0.369		S S T B X 1-2 ③ L5			B F C X 1-2 1B 2B			C B F B F F F S 2-3 ① K		3	1	1	0	0	1	2
Luis Matos, R (1, 9) OBP: 0.200, SLG: 0.300			C B B X 2-1 ① G3		X 0-0 6 E 6 S 2-H 1B			C B B F X 2-2 6 E 2B		3	0	2	1	0	0	0
Inning Stats	R: 0 H: 0 E: 0 LOB: 0 K: 0 BB: 0 S: 9 P: 13	R: 0 H: 0 E: 1 LOB: 2 K: 0 BB: 0 S: 10 P: 15	R: 0 H: 0 E: 0 LOB: 0 K: 1 BB: 0 S: 11 P: 17	R: 0 H: 1 E: 0 LOB: 0 K: 0 BB: 0 S: 8 P: 11	R: 1 H: 2 E: 0 LOB: 1 K: 0 BB: 0 S: 11 P: 17	R: 0 H: 0 E: 0 LOB: 0 K: 0 BB: 0 S: 8 P: 14	R: 0 H: 1 E: 0 LOB: 0 K: 1 BB: 0 S: 9 P: 14	R: 0 H: 1 E: 1 LOB: 1 K: 1 BB: 0 S: 13 P: 19	R: 1 H: 2 E: 0 LOB: 1 K: 1 BB: 0 S: 9 P: 18	1B: 3 SF: 0 2B: 3 SAC: 0 3B: 0 DP: 2 HR: 1 HBP: 1						WP: 0 PA: 34 PB: 0 SB: 1 CS: 1

PITCHER		IP	WLS	BF	H	R	ER	SO	BB	IBB	HBP	BLK	WP	HR	S	P	ERA	WHIP
Andy Pettitte, L ERA: 3.32	(1, 1)	7.1	W	27	5	1	1	3	0	0	1	0	0	0	75	114	1.23	0.682
Ramiro Mendoza, R ERA: 3.0	(8, 1)	1.1	H	6	2	1	1	1	0	0	0	0	0	1	12	21	6.75	1.500
Mike Stanton, L ERA: 2.93	(9, 1)	0.1	S	1	0	0	0	0	0	0	0	0	0	0	1	3	0.00	0.000

PITCHER	IP	WLS	BF	H	R	ER	SO	BB	IBB	HBP	BLK	WP	HR	S	P	ERA	WHIP

TOP

Baltimore Orioles @ New York Yankees

Yankee Stadium, Bronx, NY

Tue Sep 10 2002, 1:05 PM EDT
Att. 8,875 - Cloudy - 84 F

livebaseballscorecards.com

AB	33
R	2
H	7
RBI	2
BB	0
SO	4
LOB	14

Batter	1	2	3	4	5	6	7	8	9	AB	R	H	RBI	BB	SO	LOB
Alfonso Soriano, R (1, 4) OBP: 0.333, SLG: 0.554	F3			G5-3		F7	K			4	0	0	0	0	1	3
2 Derek Jeter, R (1, 6) OBP: 0.374, SLG: 0.422	G5-3			L4		25 BB 1-2 BB		WP 2B		3	1	1	0	1	0	0
25 Jason Giambi, L (1, 10) OBP: 0.435, SLG: 0.582 57 Drew Henson, R (8, PR)	K			K		 1-2 2-3 BB		WP HBP		2 0	0 1	0 0	0 0	1 0	2 0	0 0
Bernie Williams, S (1, 8) OBP: 0.421, SLG: 0.497		20 G6-4-3 BB			G6-3	F8		WP 2B 1-3 2-H BB		2	1	0	0	2	0	3
20 Jorge Posada, S (1, 2) OBP: 0.375, SLG: 0.489		G6-4-3 1-2f			F7		F9 BB 1B 1B	K		4	1	1	0	0	1	3
Robin Ventura, L (1, 5) OBP: 0.373, SLG: 0.476		K			G4-3		F8	K 1-2 3-H		4	0	0	0	0	2	2
Raul Mondesi, R (1, 9) OBP: 0.315, SLG: 0.446		G6-3 1B				1B SF9 1B	1B 1-2 BB	2B 2-H		3	1	3	1	1	0	0
Nick Johnson, L (1, 3) OBP: 0.340, SLG: 0.410		G6-3 1-2f				25 BB 2 BB 1-3 1B	F9 2-3	K		4	0	1	0	0	1	5
Juan Rivera, R (1, 7) OBP: 0.250, SLG: 0.297		K				SF9 3-H	1B 1-3 3-H			2	0	1	2	0	1	0
Inning Stats	R: 0 E: 0 K: 1 S: 10 H: 0 LOB: 0 BB: 0 P: 16	R: 0 E: 0 K: 1 S: 6 H: 0 LOB: 0 BB: 1 P: 14	R: 0 E: 0 K: 1 S: 7 H: 1 LOB: 0 BB: 0 P: 10	R: 0 E: 0 K: 1 S: 9 H: 0 LOB: 0 BB: 0 P: 13	R: 0 E: 0 K: 0 S: 6 H: 0 LOB: 0 BB: 0 P: 12	R: 1 E: 0 K: 0 S: 10 H: 2 LOB: 3 BB: 2 P: 21	R: 1 E: 0 K: 1 S: 13 H: 2 LOB: 2 BB: 1 P: 22	R: 3 E: 0 K: 3 S: 16 H: 2 LOB: 2 BB: 1 P: 29		1B: 5 2B: 2 3B: 0 HR: 0 SF: 1 SAC: 0 DP: 2 HBP: 1					WP: 3 PB: 0 SB: 0 CS: 0 PA: 35	

PITCHER		IP	WLS	BF	H	R	ER	SO	BB	IBB	HBP	BLK	WP	HR	S	P	ERA	WHIP
Jason Johnson, R ERA: 4.77	(1, 1)	6.1	L	25	4	2	2	4	4	0	0	0	0	0	55	99	2.84	1.263
B.J. Ryan, L ERA: 4.83	(7, 1)	0.1		1	0	0	0	0	0	0	0	0	0	0	1	1	0.00	0.000
Willis Roberts, R ERA: 3.31	(7, 1)	0.1		4	2	2	2	1	0	0	1	0	0	0	6	12	54.00	6.000
Yorkis Perez, L ERA: 3.29	(8, 1)	1.0		5	1	1	1	3	1	0	0	0	2	0	15	25	9.00	2.000

PITCHER	IP	WLS	BF	H	R	ER	SO	BB	IBB	HBP	BLK	WP	HR	S	P	ERA	WHIP

BOTTOM

Baltimore Orioles @ New York Yankees

Yankee Stadium, Bronx, NY

Tue Sep 10 2002, 1:05 PM EDT

Att. 8,875 - Cloudy - 84 F

livebaseballscorecards.com

AB	28
R	5
H	7
RBI	3
BB	5
SO	8
LOB	16

Batter	1	2	3	4	5	6	7	8	9	AB	R	H	RBI	BB	SO	LOB
Chris Singleton, L (1, 8) OBP: 0.293, SLG: 0.399	X 0-0 1B		B C L S 1-3 ① K		B F X 1-1 ③ G4-3			B C F X 1-2 ③ L8		4	0	1	0	0	1	1
6 Melvin Mora, R (1, 6) OBP: 0.343, SLG: 0.413	C S F B S 1-3 ① K		C B B F F F F X 2-2 ② F8			B C F F F B F X 2-2 ① G1-3			C F X 0-2 ① G6-3	4	0	0	0	0	1	1
Jeff Conine, R (1, 10) OBP: 0.308, SLG: 0.444	F B C B X 2-2 ② P5		B B F C B X 3-2 ③ G5-3			F X 0-1 ② L4			C S X 0-2 1B	4	0	1	0	0	0	1
Tony Batista, R (1, 5) OBP: 0.322, SLG: 0.484	C B X 1-1 ③ F9			C X 0-1 ① G5-3		S B B B X 3-1 ③ G6-3			C C B S 1-3 ② K	4	0	0	0	0	1	2
31 Jay Gibbons, L (1, 9) OBP: 0.309, SLG: 0.461		X 0-0 2B 1B		B C X 1-1 ② G3-1			X 0-0 ① F9		C F F B X 1-2 ③ G3	4	1	1	0	0	0	1
21 Marty Cordova, R (1, 7) OBP: 0.331, SLG: 0.451		B B X 2-0 ① F9		B C B S S 2-3 ③ K			C B C B F S 3-3 ② K			3	0	0	0	0	2	1
Chris Richard, L (1, 3) OBP: 0.308, SLG: 0.438		C X 0-1 1-H 2B			C X 0-1 ① G4-3		C X 0-1 ③ G4-3			3	0	1	1	0	0	0
Luis Lopez, S (1, 4) OBP: 0.198, SLG: 0.239		X 0-0 ② F7			C F S 0-3 ② K			C S B F F F B B X 3-2 ① L9		3	0	0	0	0	1	1
Brook Fordyce, R (1, 2) OBP: 0.289, SLG: 0.295		C X 0-1 ③ G6-3			B X 1-0 1B			B B X 2-0 ② G4-3		3	0	1	0	0	0	1
Inning Stats	R: 0 H: 1 E: 0 LOB: 1 K: 1 BB: 0 S: 10 P: 14	R: 1 H: 2 E: 0 LOB: 1 K: 0 BB: 0 S: 7 P: 9	R: 0 H: 0 E: 0 LOB: 0 K: 1 BB: 0 S: 12 P: 18	R: 0 H: 0 E: 0 LOB: 0 K: 1 BB: 0 S: 7 P: 10	R: 0 H: 1 E: 0 LOB: 1 K: 1 BB: 0 S: 8 P: 10	R: 0 H: 0 E: 0 LOB: 0 K: 0 BB: 0 S: 10 P: 15	R: 0 H: 0 E: 0 LOB: 0 K: 1 BB: 0 S: 7 P: 10	R: 0 H: 0 E: 0 LOB: 0 K: 0 BB: 0 S: 10 P: 16	R: 0 H: 1 E: 0 LOB: 1 K: 1 BB: 0 S: 13 P: 15	1B: 4 SF: 0 2B: 1 SAC: 0 3B: 0 DP: 0 HR: 0 HBP: 0						WP: 0 PA: 32 PB: 0 SB: 0 CS: 0

Baltimore Orioles @ New York Yankees

Yankee Stadium, Bronx, NY

Tue Sep 10 2002, 7:05 PM EDT

Att. 31,270 - Cloudy - 80 F

TOP

livebaseballscorecards.com

AB	32
R	1
H	5
RBI	1
BB	0
SO	6
LOB	9

PITCHER		IP	WLS	BF	H	R	ER	SO	BB	IBB	HBP	BLK	WP	HR	S	P	ERA	WHIP
Jeff Weaver, R ERA: 3.73	(1, 1)	8.0	W	28	4	1	1	5	0	0	0	0	0	0	71	102	1.12	0.500
Steve Karsay, R ERA: 3.07	(9, 1)	1.0	S	4	1	0	0	1	0	0	0	0	0	0	13	15	0.00	1.000

PITCHER	IP	WLS	BF	H	R	ER	SO	BB	IBB	HBP	BLK	WP	HR	S	P	ERA	WHIP

Batter	1	2	3	4	5	6	7	8	9	AB	R	H	RBI	BB	SO	LOB
Enrique Wilson, S (1, 4) OBP: 0.242, SLG: 0.304	F F X 0-2 ① F9		B F F F F B S 2-3 ② K 2-3 3-H		C C B X 1-2 ③ G3		C B F B X 2-2 ③ F8			4	0	0	0	0	1	4
Alex Arias, R (1, 6)	C X 0-1 ② F9		F X 0-1 ③ G6-3			C F F B X 1-2 ① F3		X 0-0 ① G3		4	0	0	0	0	0	1
Rondell White, R (1, 7) OBP: 0.285, SLG: 0.358	C S B S 1-3 ③ K			C B C S 1-3 ① K		B B S X 2-1 ② P4		X 0-0 ② F8		4	0	0	0	0	2	0
Raul Mondesi, R (1, 8) OBP: 0.315, SLG: 0.450		F S T X 0-2 ① F7		S X 0-1 HR		B B F X 2-1 ③ G4-3		B X 1-0 ③ G6-3		4	1	1	1	0	0	0
Nick Johnson, L (1, 3) OBP: 0.339, SLG: 0.413		X 0-0 ② G3		B S F X 1-2 ② G3			C X 0-1 G6-3 1B 2B			3	1	1	0	0	0	0
Ron Coomer, R (1, 5) OBP: 0.306, SLG: 0.394		B F S X 1-2 ③ P5		X 0-0 ③ L9			B F X 1-1 ① G6-3 2-3			3	0	0	0	0	0	1
John Vander Wal, L (1, 10) OBP: 0.342, SLG: 0.456			B X 1-0 2B PB 1B		F F S 0-3 ① K		B S B B B 4-1 1B BB			2	1	1	0	1	1	0
Juan Rivera, R (1, 9) OBP: 0.279, SLG: 0.350			F F X 0-2 PB 1-3 2B		F X 0-1 ② G5-3		X 0-0 1-2 3-H 1B			3	0	2	1	0	0	0
Chris Widger, R (1, 2) OBP: 0.351, SLG: 0.418			S B S S 1-3 ① K		B B S F X 2-2 2B		C S F F X 0-2 ② F5			3	0	1	0	0	1	4
Inning Stats	R: 0 H: 0 E: 0 LOB: 0 K: 1 BB: 0 S: 8 P: 9	R: 0 H: 0 E: 0 LOB: 0 K: 0 BB: 0 S: 8 P: 9	R: 1 H: 2 E: 0 LOB: 1 K: 2 BB: 0 S: 14 P: 18	R: 1 H: 1 E: 0 LOB: 0 K: 1 BB: 0 S: 9 P: 11	R: 0 H: 1 E: 0 LOB: 1 K: 1 BB: 0 S: 11 P: 14	R: 0 H: 0 E: 0 LOB: 0 K: 0 BB: 0 S: 8 P: 13	R: 1 H: 2 E: 0 LOB: 2 K: 0 BB: 1 S: 14 P: 21	R: 0 H: 0 E: 0 LOB: 0 K: 0 BB: 0 S: 3 P: 4		1B: 2 SF: 0 2B: 3 SAC: 0 3B: 0 DP: 0 HR: 1 HBP: 0						

PITCHER	IP	WLS	BF	H	R	ER	SO	BB	IBB	HBP	BLK	WP	HR	S	P	ERA	WHIP
Sidney Ponson, R (1, 1) ERA: 4.04	8.0	L	31	6	3	2	5	1	0	0	0	0	1	75	99	2.25	0.875

PITCHER	IP	WLS	BF	H	R	ER	SO	BB	IBB	HBP	BLK	WP	HR	S	P	ERA	WHIP

BOTTOM

Baltimore Orioles @ New York Yankees

Yankee Stadium, Bronx, NY

Tue Sep 10 2002, 7:05 PM EDT
Att. 31,270 - Cloudy - 80 F

livebaseballscorecards.com

AB	30
R	3
H	6
RBI	2
BB	1
SO	5
LOB	10

WP: 0 PA: 31
PB: 1
SB: 0
CS: 0

Batter	1	2	3	4	5	6	7	8	9	10	11	AB	R	H	RBI	BB	SO	LOB
Chris Singleton, L (1, 8) OBP: 0.294, SLG: 0.400	BCFH 2-2 S HBP		FBX 1-1 ② F7			CX 0-1 1B 31 HR 1-3 2B	FSBFBFFS 2-3 ② K			LX 0-1 ① F8		4	1	1	0	0	1	1
Jerry Hairston, R (1, 4) OBP: 0.333, SLG: 0.386	CX 0-1 ① B2		CFFX 0-2 ③ P6			FFFX 1-2 S 31 HR 2-3 3-H 1B	X 0-0 ③ F7			BBCX 2-1 ② G5-3		5	1	1	1	0	0	2
Chris Richard, L (1, 3) OBP: 0.307, SLG: 0.427	BCCS 1-3 ② K 1-2			X 0-0 ① F7		BCBBFX 3-2 ① L9 1-2		BCBFFFBFB 4-2 BB		BCSSS 1-3 ③ K		3	0	0	0	1	1	3
Luis Matos, R (8, PR) OBP: 0.182, SLG: 0.273 (8, 9)												1	0	0	0	0	1	0
Tony Batista, R (1, 5) OBP: 0.319, SLG: 0.480	BBBX 3-0 ③ L7			CBX 1-1 ② P6		BBX 2-0 ② P6		BBX 2-0 ① P5			BCX 1-1 ① G6-3	5	0	0	0	0	0	4
31 Jay Gibbons, L (1, 9) OBP: 0.308, SLG: 0.465 (8, 3)		FBBX 2-1 ① P1		FSFFBFFFF 1-2 X G6-3		BFSFFX 1-2 2-H 3-H HR		CFBFBS 2-3 ② K			FSSS 0-3 ② K	5	1	1	3	0	2	1
Jeff Conine, R (1, 10) OBP: 0.309, SLG: 0.449		FBBX 2-1 ② P4			X 0-0 ① P4	BFBCX 2-2 3B		X 0-0 ③ P4			CX 0-1 6 S 1B	5	0	2	0	0	0	1
Larry Bigbie, L (1, 7) OBP: 0.250, SLG: 0.267		CBX 1-1 S 1B			X 0-0 ② G1-3	CFBS 1-3 ③ K			CX 0-1 ① F8		BBBI 4-0 1-2 IBB	3	0	1	0	0	1	1
6 Melvin Mora, R (9, PH) OBP: 0.344, SLG: 0.412 (9, 7)												1	0	0	0	1	0	0
Geronimo Gil, R (1, 2) OBP: 0.278, SLG: 0.366		CBSS 1-3 ③ K 1-2			CFX 0-2 ③ G4-3		SBFX 1-2 1B		X 0-0 ② G4-3		X 0-0 ③ G6-3	5	0	1	0	0	1	3
Mike Bordick, R (1, 6) OBP: 0.306, SLG: 0.370			CBFBS 2-3 ① K			BFFX 1-2 2B 1B 1B	BX 1-0 ① P5		CBFFBFS 2-3 ③ K			4	1	1	0	0	2	1
Inning Stats	R: 0 E: 0 K: 1 S: 8 H: 0 LOB: 1 BB: 0 P: 14	R: 0 E: 0 K: 1 S: 9 H: 1 LOB: 1 BB: 0 P: 15	R: 0 E: 0 K: 1 S: 9 H: 0 LOB: 0 BB: 0 P: 12	R: 0 E: 0 K: 0 S: 12 H: 0 LOB: 0 BB: 0 P: 14	R: 0 E: 0 K: 0 S: 5 H: 0 LOB: 0 BB: 0 P: 5	R: 4 E: 0 K: 1 S: 22 H: 5 LOB: 1 BB: 0 P: 33	R: 0 E: 0 K: 1 S: 11 H: 1 LOB: 1 BB: 0 P: 15	R: 0 E: 0 K: 1 S: 11 H: 0 LOB: 1 BB: 1 P: 19	R: 0 E: 0 K: 1 S: 9 H: 0 LOB: 0 BB: 0 P: 11	R: 0 E: 0 K: 1 S: 7 H: 0 LOB: 0 BB: 0 P: 10	R: 0 E: 0 K: 1 S: 8 H: 1 LOB: 2 BB: 1 P: 13	1B: 5 2B: 1 3B: 1 HR: 1	SF: 0 SAC: 0 DP: 0 HBP: 1					

PITCHER		IP	WLS	BF	H	R	ER	SO	BB	IBB	HBP	BLK	WP	HR	P	ERA	WHIP
Orlando Hernandez, R ERA: 3.6	(1, 1)	7.1		31	7	4	4	5	1	0	1	0	0	1	82	4.91	1.091
Mike Stanton, L ERA: 2.91	(8, 1)	0.2		2	0	0	0	1	0	0	0	0	0	0	5	0.00	0.000
Ramiro Mendoza, R ERA: 2.93	(9, 1)	2.0		6	0	0	0	2	0	0	0	0	0	0	16	0.00	0.000
Steve Karsay, R ERA: 3.04	(11, 1)	1.0	W	5	1	0	0	1	0	1	0	0	0	0	8	0.00	1.000

PITCHER		IP	WLS	BF	H	R	ER	SO	BB	IBB	HBP	BLK	WP	HR	S	P	ERA	WHIP

Baltimore Orioles @ New York Yankees

Yankee Stadium, Bronx, NY

Wed Sep 11 2002, 7:05 PM EDT

Att. 35,183 - Sunny - 70 F

TOP

livebaseballscorecards.com

AB	41
R	4
H	8
RBI	4
BB	2
SO	9
LOB	17

WP: 0 PB: 0 SB: 4 CS: 0

PA: 44

Batter	1	2	3	4	5	6	7	8	9	10	11	AB	R	H	RBI	BB	SO	LOB
Alfonso Soriano, R (1, 4) OBP: 0.333, SLG: 0.556	C C B F S 1-3 K ①		B X 1-0 1-H 2-H HR		B B C S F H 3-2 25 1B HBP		B B F B F S 3-3 K ③			S S X 0-2 F8 ②		4	1	1	3	0	2	0
2 Derek Jeter, R (1, 6) OBP: 0.373, SLG: 0.419	B B S X 2-1 G1-3 ②		B X 1-0 F8 ①		P B X 2-0 F9 ②			C B F C 1-3 K ①		B S B B B 4-1 BB		4	0	0	0	1	1	1
25 Jason Giambi, L (1, 3) OBP: 0.435, SLG: 0.581 Enrique Wilson, S (8, PR) OBP: 0.242, SLG: 0.304 Ron Coomer, R (9, 3) OBP: 0.303, SLG: 0.391	B C X 1-1 P5 ③		C X 0-1 F5 ②		S X 0-1 1-3 1B			F C X 0-2 FC6-4 1B		C C F B B X 2-2 F7 ③		4 0 1	0 0 0	2 0 0	0 0 0	0 0 0	0 0 0	0 0 1
Bernie Williams, S (1, 8) OBP: 0.418, SLG: 0.493		B B C C B C 3-3 K ①	S B X 1-1 G3 ③		B X 1-0 F7 ③			B B B X 3-0 FC6-4 1-2f ②			B C F B F B S 3-3 K ①	5	0	0	0	0	2	3
20 Jorge Posada, S (1, 2) OBP: 0.375, SLG: 0.486		C C S 0-3 K2-3 ②		B B S B B 4-1 BB		F B S S 1-3 K ①		X 0-0 G4-3 ③			B C B B B B 4-1 WP BB 1B BB	3	1	0	0	2	2	1
Robin Ventura, L (1, 5) OBP: 0.372, SLG: 0.481 Alex Arias, R (10, 5) John Vander Wal, L (11, PH) OBP: 0.341, SLG: 0.454	B C B X 2-1 HR	C B C S 1-3 K ①		C B C S 1-3 K ①		S F F B X 1-2 G4-3 ②			B S B B C 2-3 K ①		S C B S S 1-3 K ②	4 0 1	1 0 0	1 0 0	1 0 0	0 0 0	2 0 1	1 0 1
Raul Mondesi, R (1, 9) OBP: 0.314, SLG: 0.446	B B C X 2-1 G5-3 ③	C C S 0-3 K ②				B B X 2-0 G5-3 ③			C B S S S 1-3 K ②		B B B B 4-0 1B WP 1-2 BB	4	0	0	0	1	2	1
Nick Johnson, L (1, 10) OBP: 0.340, SLG: 0.412			C X 0-1 1B HR 1B	C B S F B S 2-3 K ③			C X 0-1 G1-3 ①		S S B C 1-3 K ③		C B B B X 2-1 1-3 2-H 1B	5	1	2	1	0	2	1
Juan Rivera, R (1, 7) OBP: 0.277, SLG: 0.341			L X 0-1 1-2 HR 1B		B X 1-0 F7 ①		B S F B F X 2-2 G1-3 ②			X 0-0 F7 ①		4	1	1	0	0	0	0
Inning Stats	R: 0 H: 0 E: 0 LOB: 0 K: 1 BB: 0 S: 8 P: 12	R: 1 H: 1 E: 0 LOB: 0 K: 2 BB: 0 S: 10 P: 17	R: 3 H: 3 E: 0 LOB: 0 K: 0 BB: 0 S: 10 P: 13	R: 0 H: 0 E: 0 LOB: 0 K: 3 BB: 1 S: 11 P: 18	R: 0 H: 1 E: 0 LOB: 2 K: 0 BB: 0 S: 9 P: 15	R: 0 H: 0 E: 0 LOB: 0 K: 1 BB: 0 S: 8 P: 12	R: 0 H: 0 E: 0 LOB: 1 K: 1 BB: 0 S: 9 P: 14	R: 0 H: 1 E: 0 LOB: 1 K: 1 BB: 0 S: 8 P: 12	R: 0 H: 0 E: 0 LOB: 0 K: 3 BB: 0 S: 9 P: 13	R: 0 H: 0 E: 0 LOB: 1 K: 0 BB: 1 S: 9 P: 15	R: 1 H: 1 E: 0 LOB: 2 K: 2 BB: 2 S: 10 P: 24	1B: 5 SF: 0 2B: 0 SAC: 0 3B: 0 DP: 0 HR: 2 HBP: 1						

PITCHER		IP	WLS	BF	H	R	ER	SO	BB	IBB	HBP	BLK	WP	HR	S	P	ERA	WHIP
John Stephens, R ERA: 6.0	(1, 1)	7.0		28	5	4	4	8	1	0	1	0	0	2	65	101	5.14	0.857
Buddy Groom, L ERA: 1.57	(8, 1)	2.0		7	1	0	0	4	0	0	0	0	0	0	17	25	0.00	0.500
Rick Bauer, R ERA: 4.42	(10, 1)	1.1	L	6	0	1	1	1	2	0	0	0	0	0	14	27	6.75	1.500
B.J. Ryan, L ERA: 4.8	(11, 1)	0.1		3	1	0	0	1	1	0	0	0	1	0	5	12	0.00	6.000

PITCHER	IP	WLS	BF	H	R	ER	SO	BB	IBB	HBP	BLK	WP	HR	S	P	ERA	WHIP

BOTTOM

Baltimore Orioles @ New York Yankees

Yankee Stadium, Bronx, NY

Wed Sep 11 2002, 7:05 PM EDT
Att. 35,183 - Sunny - 70 F

livebaseballscorecards.com

AB	39
R	5
H	7
RBI	5
BB	4
SO	14
LOB	10

WP: 1 PA: 44
PB: 0
SB: 0
CS: 0

Baltimore Orioles @ New York Yankees

Yankee Stadium, Bronx, NY

Thu Sep 12 2002, 7:05 PM EDT

Att. 33,263 - Sunny - 72 F

TOP

livebaseballscorecards.com

Batter	1	2	3	4	5	6	7	8	9	AB	R	H	RBI	BB	SO	LOB
6 Melvin Mora, R (1, 8) OBP: 0.343, SLG: 0.417	BBCCS 2-3 ① K		BX 1-0 HR		FFBS 1-3 ③ K			CFFFS 0-3 ① K		4	1	1	1	0	3	1
Jerry Hairston, R (1, 4) OBP: 0.330, SLG: 0.382	X 0-0 ② P6		CCCX 0-2 ② P5			BFCX 1-2 ① G6-3		X 0-0 ② F7		4	0	0	0	0	0	0
Jeff Conine, R (1, 3) OBP: 0.313, SLG: 0.462	FBFFFX 1-2 HR		BCX 1-1 ③ F9			BX 1-0 21 WP 1B		BCBX 2-1 2B		4	1	3	1	0	0	0
Tony Batista, R (1, 5) OBP: 0.317, SLG: 0.476	CSC 0-3 ③ K			CX 0-1 ① F7		CBSX 1-2 ② P6		FBBX 2-1 ③ F9		4	0	0	0	0	1	2
21 Marty Cordova, R (1, 10) OBP: 0.330, SLG: 0.449		X 0-0 G5-4-3 1B		X 0-0 ② L8		BBCFBX 3-2 ③ F9 1-2			FCS 0-3 ① K	4	0	1	0	0	1	1
Jose Leon, R (1, 7) OBP: 0.269, SLG: 0.387		CSX 0-2 ① F8		BCFX 1-2 ③ P4			BBFFFS 2-3 ① K		BFBX 2-1 HR	4	1	1	1	0	1	1
Mike Bordick, R (1, 6) OBP: 0.306, SLG: 0.368		X 0-0 ② G5-4-3 1-2			CBBX 2-1 ① F9		CSX 0-2 ② G6-3		CX 0-1 1B	4	0	1	0	0	0	1
Geronimo Gil, R (1, 2) OBP: 0.281, SLG: 0.368		BSBSFX 2-2 ③ F8			BBX 2-0 1B		BSSBFBX 3-2 S 1B		CBSFS 1-3 ② K	4	0	2	0	0	1	2
Luis Matos, R (1, 9) OBP: 0.133, SLG: 0.200			BFFBFS 2-3 ① K		FBFFX 1-2 ② P5		CBX 1-1 ③ F7 1-2		CBX 1-1 ③ G5-3	4	0	0	0	0	1	3
Inning Stats	R: 1 E: 0 K: 2 S: 12 H: 1 LOB: 0 BB: 0 P: 15	R: 0 E: 0 K: 0 S: 9 H: 1 LOB: 1 BB: 0 P: 11	R: 1 E: 0 K: 1 S: 10 H: 1 LOB: 0 BB: 0 P: 14	R: 0 E: 0 K: 0 S: 6 H: 0 LOB: 0 BB: 0 P: 7	R: 0 E: 0 K: 1 S: 10 H: 1 LOB: 1 BB: 0 P: 16	R: 0 E: 0 K: 0 S: 10 H: 1 LOB: 1 BB: 0 P: 16	R: 0 E: 0 K: 1 S: 13 H: 1 LOB: 1 BB: 0 P: 19	R: 0 E: 0 K: 1 S: 10 H: 1 LOB: 1 BB: 0 P: 14	R: 1 E: 0 K: 2 S: 13 H: 2 LOB: 1 BB: 0 P: 17	1B: 5 2B: 1 3B: 0 HR: 3	SF: 0 SAC: 0 DP: 0 HBP: 0			WP: 1 PB: 0 SB: 1 CS: 0		PA: 36		

AB	36
R	3
H	9
RBI	3
BB	0
SO	8
LOB	11

PITCHER		IP	WLS	BF	H	R	ER	SO	BB	IBB	HBP	BLK	WP	HR	S	P	ERA	WHIP
David Wells, L ERA: 3.93	(1, 1)	8.0	W	31	7	2	2	6	0	0	0	0	1	2	80	112	2.25	0.875
Sterling Hitchcock, L ERA: 5.35	(9, 1)	1.0		5	2	1	1	2	0	0	0	0	0	1	13	17	9.00	2.000

PITCHER	IP	WLS	BF	H	R	ER	SO	BB	IBB	HBP	BLK	WP	HR	S	P	ERA	WHIP

Baltimore Orioles @ New York Yankees

Yankee Stadium, Bronx, NY

Thu Sep 12 2002, 7:05 PM EDT
Att. 33,263 - Sunny - 72 F

livebaseballscorecards.com

BOTTOM

Batter	1	2	3	4	5	6	7	8	9	AB	R	H	RBI	BB	SO	LOB
Alfonso Soriano, R (1, 4) OBP: 0.331, SLG: 0.553	S B C S 1-3 ① K	C B X 1-1 ① G6-3			B C F B S 2-3 ① K		B B F X 2-1 ① G5-3 2-3 3-H			4	0	0	0	0	2	1
2 Derek Jeter, R (1, 6) OBP: 0.372, SLG: 0.418	C S X 0-2 G3 25 HBP 2B 1B	X 0-0 ② G6-3			F C B B F X 2-2 ② G1-3		X 0-0 ② G4-3			4	1	1	0	0	0	1
25 Jason Giambi, L (1, 10) OBP: 0.435, SLG: 0.580 John Vander Wal, L (5, PH) OBP: 0.338, SLG: 0.450	B C B F H 3-2 G3 2B 1-2 HBP	B F B F S 2-3 ③ K			B B F F X 2-2 ③ F8		B B B C X 3-1 ③ F8			1 2	1 0	0 0	0 0	0 0	1 0	0 1
Bernie Williams, S (1, 8) OBP: 0.418, SLG: 0.493	C C X 0-2 ② G3 1-2 2-3		S B X 1-1 G6-4-3 1B			F C X 0-2 G6-4-3 1B		X 0-0 ① F7		4	0	2	0	0	0	2
Robin Ventura, L (1, 5) OBP: 0.371, SLG: 0.478	B B B I 4-0 2B HR IBB		B X 1-0 ① F7			B F B C S 2-3 ① K		B X 1-0 ② G4-3		3	1	0	0	1	1	2
Rondell White, R (1, 7) OBP: 0.285, SLG: 0.359	X 0-0 HR 2B 1-3 2-H 3-H		B B X 2-0 ② ③ G6-4-3 1-2f			C F X 0-2 ② ③ G6-4-3 1-2f		S B X 1-1 ③ F7		4	1	1	2	0	0	2
Nick Johnson, L (1, 3) OBP: 0.343, SLG: 0.424	C C X 0-2 HR 2-H 3-H			B B B C S S 3-3 ① K			C X 0-1 1B 1B E 1B			3	2	2	3	0	1	0
Juan Rivera, R (1, 9) OBP: 0.320, SLG: 0.383	C C F X 0-2 FC5-4 1B			X 0-0 CS 1B			S X 0-1 E 1-2 WP 1B			3	1	3	0	0	0	0
Chris Widger, R (1, 2) OBP: 0.350, SLG: 0.414	F X 0-1 ③ FC5-4 1-2f			C B B 1 SAFE F F B F F 3-3 S ② ③ K 1-2			B F L B X 2-2 E7 WP 1-3 2-H 1B			3	0	1	0	0	1	2
Inning Stats	R: 5 H: 4 E: 0 LOB: 1 K: 1 BB: 1 S: 21 P: 29	R: 0 H: 0 E: 0 LOB: 0 K: 1 BB: 0 S: 6 P: 9	R: 0 H: 1 E: 0 LOB: 0 K: 0 BB: 0 S: 4 P: 8	R: 0 H: 1 E: 0 LOB: 0 K: 2 BB: 0 S: 10 P: 16	R: 0 H: 0 E: 0 LOB: 0 K: 1 BB: 0 S: 10 P: 16	R: 0 H: 1 E: 0 LOB: 0 K: 1 BB: 0 S: 9 P: 11	R: 2 H: 3 E: 1 LOB: 1 K: 0 BB: 0 S: 12 P: 19	R: 0 H: 0 E: 0 LOB: 0 K: 0 BB: 0 S: 4 P: 6		1B: 8 2B: 1 3B: 0 HR: 1	SF: 0 SAC: 0 DP: 2 HBP: 1				WP: 1 PB: 0 SB: 0 CS: 1	PA: 33	

	AB	31
	R	7
	H	10
	RBI	5
	BB	1
	SO	6
	LOB	11

PITCHER		IP	WLS	BF	H	R	ER	SO	BB	IBB	HBP	BLK	WP	HR	S	P	ERA	WHIP
Sean Douglass, R ERA: 5.95	(1, 1)	6.0	L	27	10	7	6	6	0	1	1	0	0	1	67	98	9.00	1.667
Travis Driskill, R ERA: 4.91	(7, 1)	2.0		6	0	0	0	0	0	0	0	0	1	0	9	16	0.00	0.000

PITCHER	IP	WLS	BF	H	R	ER	SO	BB	IBB	HBP	BLK	WP	HR	S	P	ERA	WHIP

Batter	1	2	3	4	5	6	7	8	9	AB	R	H	RBI	BB	SO	LOB
Jerry Hairston, R (1, 4) OBP: 0.333, SLG: 0.390	K		F7		S SH2-3 2B 1B	2-H 2B				5	1	3	1	0	1	0
Luis Matos, R (1, 8) OBP: 0.105, SLG: 0.158	G5-3		G5-3		SH2-3 1-2 1B	L4			P6	4	0	0	0	0	0	2
Jeff Conine, R (1, 3) OBP: 0.317, SLG: 0.465	K			31 G6-3 BB 1B	2-H 2B		G6-3		BB	4	1	2	1	1	1	0
Tony Batista, R (1, 5) OBP: 0.319, SLG: 0.478		31 2B 2B		31 G6-3 1-2 1B BB	G5-3		1B		P6	4	2	2	0	1	0	3
21 Marty Cordova, R (1, 10) OBP: 0.327, SLG: 0.444		K		F8	G1		L7		G4-3	5	0	0	0	0	1	7
31 Jay Gibbons, L (1, 9) OBP: 0.309, SLG: 0.468		2-H 2B		G6-3 1-2 2-3		2B 1B	P4			4	1	2	1	0	0	3
Jose Leon, R (1, 7) OBP: 0.268, SLG: 0.380		K		HR 2-H 3-H 1B		F8			F2	4	1	1	2	0	1	2
Geronimo Gil, R (1, 2) OBP: 0.280, SLG: 0.374		G5-3		1-H HR		F5			G6-3	4	1	1	2	0	0	2
Mike Bordick, R (1, 6) OBP: 0.305, SLG: 0.370			G6-3	G6-3		1-H 2B 2B			G5-3	4	1	1	1	0	0	0
Inning Stats	R: 0 E: 0 K: 2 S: 11 H: 0 LOB: 0 BB: 0 P: 15	R: 1 E: 0 K: 2 S: 11 H: 2 LOB: 1 BB: 0 P: 15	R: 0 E: 0 K: 0 S: 8 H: 0 LOB: 0 BB: 0 P: 14	R: 4 E: 0 K: 0 S: 19 H: 3 LOB: 0 BB: 1 P: 32	R: 1 E: 0 K: 0 S: 10 H: 2 LOB: 1 BB: 0 P: 18	R: 2 E: 0 K: 0 S: 14 H: 3 LOB: 1 BB: 0 P: 16	R: 0 E: 0 K: 0 S: 9 H: 1 LOB: 1 BB: 0 P: 15	R: 0 E: 0 K: 0 S: 8 H: 0 LOB: 0 BB: 0 P: 13	R: 0 E: 0 K: 0 S: 9 H: 1 LOB: 2 BB: 1 P: 19	1B: 5 2B: 6 3B: 0 HR: 1 SF: 0 SAC: 1 DP: 0 HBP: 0						

PITCHER		IP	WLS	BF	H	R	ER	SO	BB	IBB	HBP	BLK	WP	HR	S	P	ERA	WHIP
Casey Fossum, L ERA: 3.55	(1, 1)	4.1	L	21	7	6	6	4	1	0	0	0	0	1	55	87	12.46	1.846
Dustin Hermanson, R ERA: 7.5	(5, 1)	2.2		12	4	2	2	0	0	0	0	0	0	0	27	38	6.75	1.500
Frank Castillo, R ERA: 5.21	(8, 1)	2.0		8	1	0	0	0	1	0	0	0	0	0	17	32	0.00	1.000

PITCHER	IP	WLS	BF	H	R	ER	SO	BB	IBB	HBP	BLK	WP	HR	S	P	ERA	WHIP

TOP

Baltimore Orioles @ Boston Red Sox

Fenway Park, Boston, MA

Fri Sep 13 2002, 7:05 PM EDT

Att. 32,166 - Cloudy - 81 F

livebaseballscorecards.com

AB	38
R	8
H	12
RBI	8
BB	2
SO	4
LOB	19

WP: 0 PB: 0 SB: 1 CS: 0 PA: 41

1B: 5 2B: 6 3B: 0 HR: 1 SF: 0 SAC: 1 DP: 0 HBP: 0

Baltimore Orioles @ Boston Red Sox

Fenway Park, Boston, MA

Fri Sep 13 2002, 7:05 PM EDT

Att. 32,166 - Cloudy - 81 F

BOTTOM

Batter	1	2	3	4	5	6	7	8	9	AB	R	H	RBI	BB	SO	LOB
18 Johnny Damon, L (1, 8) OBP: 0.356, SLG: 0.439	B X 1-0 F9 ①		B C X 1-1 BB FC5 1-2 1B		C S B X 1-2 G5-3 ① 1-2		B C B F X 2-2 F7 ①		F B S B B X 3-2 F9 ②	5	0	1	0	0	0	1
Shea Hillenbrand, R (1, 5) OBP: 0.334, SLG: 0.468	B B C F X 2-2 G4-3 ②		X 0-0 FC5 BB 1-2 2-3		B S F B B X 3-2 G4-3 ② 2-3		C X 0-1 G5-3 ②		C F S 0-3 K ③	5	0	0	0	0	1	3
Nomar Garciaparra, R (1, 6) OBP: 0.355, SLG: 0.528	X 0-0 P4 ③		B B F B C B 4-2 1-2 2-3 3-H BB		X 0-0 PO 3-H 2B		X 0-0 BB 1B			3	0	2	2	1	0	0
Manny Ramirez, R (1, 10) OBP: 0.437, SLG: 0.622		B S B C F B S 3-3 K ①	X 0-0 P6 ③		B 2 SAFE 1-0 PO ③ 2-3	B B B 4-0 BB HBP BB	B B F B B 4-1 1-2 BB			2	0	0	0	2	1	3
Cliff Floyd, L (1, 7) OBP: 0.391, SLG: 0.536 Benny Agbayani, R (7, 7) (9, 9) OBP: 0.284, SLG: 0.357		C X 0-1 F9 ②		C B X 1-1 G6-3 ①		H 1-0 BB 1-2 HBP	F B B B C B S 3-3 K ③			2 1	0 0	0 0	0 0	0 0	0 1	0 2
Brian Daubach, L (1, 3) OBP: 0.343, SLG: 0.469 Rickey Henderson, R (8, PH) (9, 7) OBP: 0.368, SLG: 0.364		C X 0-1 G3 ③		B F B X 2-1 G6-3 ②		S S F B X 1-2 F8 ①		C B B C F B C 3-3 K ①		3 1	0 0	0 0	0 0	0 0	0 1	2 0
Jason Varitek, S (1, 2) OBP: 0.328, SLG: 0.391			B C B S B S 3-3 K ①	X 0-0 P4 ③		B C B S F F C 2-3 K ②		C S B F F B X 2-2 F9 ②		4	0	0	0	0	2	2
Trot Nixon, L (1, 9) OBP: 0.335, SLG: 0.478 Lou Merloni, R (8, PH) (9, 3) OBP: 0.349, SLG: 0.426			F B X 1-1 F8 ②		B S F X 1-2 1B 2B	B B B C F B 4-2 1-2 2-3 BB		B S B F F C 2-3 K ③		2 1	1 0	1 0	0 0	1 0	0 1	0 0
Rey Sanchez, R (1, 4) OBP: 0.319, SLG: 0.348			B B S F B X 3-2 FC5 18 1B BB 1B		X 0-0 G4-3 18 G5-3 2B 2-H 1B	C C B X 1-2 F9 ③			C X 0-1 G5-3 ①	4	2	2	1	0	0	3
Inning Stats	R: 0 E: 0 K: 0 S: 5 H: 0 LOB: 0 BB: 0 P: 8	R: 0 E: 0 K: 1 S: 8 H: 0 LOB: 0 BB: 0 P: 11	R: 1 E: 0 K: 1 S: 14 H: 2 LOB: 3 BB: 1 P: 26	R: 0 E: 0 K: 0 S: 5 H: 0 LOB: 0 BB: 0 P: 8	R: 2 E: 0 K: 0 S: 11 H: 3 LOB: 0 BB: 0 P: 17	R: 0 E: 0 K: 1 S: 14 H: 0 LOB: 3 BB: 2 P: 27	R: 0 E: 0 K: 1 S: 10 H: 1 LOB: 2 BB: 1 P: 19	R: 0 E: 0 K: 2 S: 13 H: 0 LOB: 0 BB: 0 P: 20	R: 0 E: 0 K: 1 S: 8 H: 0 LOB: 0 BB: 0 P: 11	1B: 4 2B: 2 3B: 0 HR: 0		SF: 0 SAC: 0 DP: 0 HBP: 1		WP: 0 PB: 0 SB: 0 CS: 0		PA: 39

livebaseballscorecards.com

	AB	33
	R	3
	H	6
	RBI	3
	BB	4
	SO	7
	LOB	16

PITCHER		IP	WLS	BF	H	R	ER	SO	BB	IBB	HBP	BLK	WP	HR	S	P	ERA	WHIP
Rodrigo Lopez, R ERA: 3.38	(1, 1)	6.0	W	27	5	3	3	3	3	0	1	0	0	0	57	97	4.50	1.333
Rick Bauer, R ERA: 4.36	(7, 1)	1.0		5	1	0	0	1	1	0	0	0	0	0	10	19	0.00	2.000
Buddy Groom, L ERA: 1.53	(8, 1)	1.2		5	0	0	0	2	0	0	0	0	0	0	18	28	0.00	0.000
Jorge Julio, R ERA: 2.11	(9, 1)	0.1		1	0	0	0	1	0	0	0	0	0	0	3	3	0.00	0.000

PITCHER	IP	WLS	BF	H	R	ER	SO	BB	IBB	HBP	BLK	WP	HR	S	P	ERA	WHIP

Baltimore Orioles @ Boston Red Sox

Fenway Park, Boston, MA

Sat Sep 14 2002, 5:05 PM EDT

Att. 32,123 - Sunny - 83 F

TOP

livebaseballscorecards.com

Batter	1	2	3	4	5	6	7	8	9	AB	R	H	RBI	BB	SO	LOB
Jerry Hairston, R (1, 4) OBP: 0.330, SLG: 0.386	P3		G6-3		K			K		4	0	0	0	0	2	1
Chris Singleton, L (1, 8) OBP: 0.296, SLG: 0.404	G6-3 1B		K			S 2B		1-2 1B		3	1	2	0	0	1	0
Luis Matos, R (8, PH) OBP: 0.150, SLG: 0.200 (8, 8)										1	0	1	0	0	0	0
Chris Richard, L (1, 10) OBP: 0.307, SLG: 0.421	G6-3 1-H			1B 31 FC1-2 BB		K		L9-6 2-3		2	0	0	1	1	1	1
21 Marty Cordova, R (8, PH) OBP: 0.326, SLG: 0.443										1	0	0	0	0	0	2
Tony Batista, R (1, 5) OBP: 0.322, SLG: 0.482	1B			31 FC1-2 1-3 1B		K 2-3			31 2B	4	2	3	0	0	1	1
31 Jay Gibbons, L (1, 9) OBP: 0.309, SLG: 0.468	G1-3			FC1-2 1B 1-3 3-H		G6-3			1B 2B 2-H	4	1	1	1	0	0	4
Jeff Conine, R (1, 3) OBP: 0.316, SLG: 0.463		P4		G4-6-3 2-3 3-H 1B			G6-3		P3	4	0	1	1	0	0	1
Larry Bigbie, L (1, 7) OBP: 0.250, SLG: 0.263		K		G4-6-3 1-2f			G6-3		1B 2-H	4	0	1	1	0	1	2
Geronimo Gil, R (1, 2) OBP: 0.278, SLG: 0.371		K			G1-3		G6-3		K	3	0	0	0	0	1	0
Luis Lopez, S (9, PH) OBP: 0.196, SLG: 0.236										1	0	0	0	0	1	1
Mike Bordick, R (1, 6) OBP: 0.305, SLG: 0.368			F7		K			21 L9-6 1B	K	4	0	1	0	0	2	1
Inning Stats	R: 1 E: 0 K: 0 S: 11 H: 2 LOB: 1 BB: 0 P: 16	R: 0 E: 0 K: 2 S: 9 H: 0 LOB: 0 BB: 0 P: 12	R: 0 E: 0 K: 1 S: 9 H: 0 LOB: 0 BB: 0 P: 14	R: 1 E: 0 K: 0 S: 8 H: 2 LOB: 1 BB: 1 P: 17	R: 0 E: 0 K: 2 S: 9 H: 0 LOB: 0 BB: 0 P: 10	R: 0 E: 0 K: 2 S: 11 H: 1 LOB: 1 BB: 0 P: 21	R: 0 E: 0 K: 0 S: 9 H: 0 LOB: 0 BB: 0 P: 13	R: 0 E: 0 K: 1 S: 14 H: 2 LOB: 1 BB: 0 P: 17	R: 2 E: 0 K: 2 S: 15 H: 3 LOB: 1 BB: 0 P: 19	1B: 7 2B: 4 3B: 0 HR: 0 SF: 0 SAC: 0 DP: 2 HBP: 0							

AB	35
R	4
H	10
RBI	4
BB	1
SO	10
LOB	14

WP: 0 PB: 0 SB: 2 CS: 0 PA: 36

PITCHER		IP	WLS	BF	H	R	ER	SO	BB	IBB	HBP	BLK	WP	HR	S	P	ERA	WHIP
Derek Lowe, R ERA: 2.45	(1, 1)	7.0	W	26	5	2	2	7	1	0	0	0	0	0	66	103	2.57	0.857
Alan Embree, L ERA: 1.85	(8, 1)	1.0		4	2	0	0	1	0	0	0	0	0	0	14	17	0.00	2.000
Wayne Gomes, R ERA: 5.28	(9, 1)	0.0		2	2	2	2	0	0	0	0	0	0	0	3	3	∞	∞
Ugueth Urbina, R ERA: 3.0	(9, 1)	1.0	S	4	1	0	0	2	0	0	0	0	0	0	12	16	0.00	1.000

PITCHER	IP	WLS	BF	H	R	ER	SO	BB	IBB	HBP	BLK	WP	HR	S	P	ERA	WHIP

Baltimore Orioles @ Boston Red Sox

Fenway Park, Boston, MA

Sat Sep 14 2002, 5:05 PM EDT

Att. 32,123 - Sunny - 83 F

BOTTOM

livebaseballscorecards.com

Batter	1	2	3	4	5	6	7	8	9	AB	R	H	RBI	BB	SO	LOB
18 Johnny Damon, L (1, 8) OBP: 0.354, SLG: 0.435	B C X 1-1 ① G6-3	C X 0-1 ③ P1		C X 0-1 ③ P1		C S S 0-3 ① K		B C F F S 1-3 ③ K		5	0	0	0	0	2	2
Shea Hillenbrand, R (1, 5) OBP: 0.333, SLG: 0.467	B B X 2-0 G4-3 1B		C S B F B C 2-3 ① K		X 0-0 ① G5-3	B B X 2-0 ② G6-3				4	0	1	0	0	1	0
Nomar Garciaparra, R (1, 6) OBP: 0.353, SLG: 0.524	C B F X 1-2 ② ③ G4-3 1-2f		B F X 1-1 ② P6		B S B X 2-1 ② G6-3	X 0-0 ③ L5				4	0	0	0	0	0	1
Manny Ramirez, R (1, 7) OBP: 0.440, SLG: 0.639		C X 0-1 HR	C B B B F X 3-2 2B 1B		B B C X 2-1 HR		F X 0-1 ① G5-3			4	2	3	2	0	0	0
Cliff Floyd, L (1, 10) OBP: 0.393, SLG: 0.542		B X 1-0 PB 1B 2B	S C X 0-2 1-3 2B		F F X 0-2 2B 1B		B F C X 1-2 ② F9			4	2	3	0	0	0	0
Brian Daubach, L (1, 3) OBP: 0.346, SLG: 0.471		B B C F B B 4-2 BB 1B G6-3 2-3 BB	B B C B B 4-1 BB		B X 1-0 1-3 1B 2B		B C X 1-1 ③ G3			2	2	1	0	2	0	0
Jason Varitek, S (1, 2) OBP: 0.329, SLG: 0.391		C X 0-1 G6-3 BB 1-2 3-H 1B	S B C S 1-3 ③ K		B B B B 4-0 1B BB			B C B F B S 3-3 ① K		3	0	1	1	1	2	3
Trot Nixon, L (1, 9) OBP: 0.338, SLG: 0.482		C B B B B 4-1 G6-3 1-2 2-3 BB		C X 0-1 ① G3	B C B B F X 3-2 FC5-4 1-3 2-H 3-H 1B			B X 1-0 2B		3	0	2	2	1	0	0
Rey Sanchez, R (1, 4) OBP: 0.315, SLG: 0.344 Lou Merloni, R (9, 4) OBP: 0.349, SLG: 0.426		C X 0-1 ① ② G6-3 1-2f 2-3 3-H		B F B X 2-1 ② G3	X 0-0 ③ FC5-4 1-2f			C S F B X 1-2 ② P2		4 0	0 0	0 0	0 0	0 0	0 0	5 0
Inning Stats	R: 0 H: 1 E: 0 LOB: 0 K: 0 BB: 0 S: 6 P: 10	R: 3 H: 3 E: 0 LOB: 1 K: 0 BB: 2 S: 12 P: 21	R: 0 H: 2 E: 0 LOB: 3 K: 2 BB: 1 S: 16 P: 27	R: 0 H: 0 E: 0 LOB: 0 K: 0 BB: 0 S: 6 P: 8	R: 3 H: 4 E: 0 LOB: 2 K: 0 BB: 1 S: 13 P: 25	R: 0 H: 0 E: 0 LOB: 0 K: 1 BB: 0 S: 5 P: 7	R: 0 H: 0 E: 0 LOB: 0 K: 0 BB: 0 S: 7 P: 9	R: 0 H: 1 E: 0 LOB: 1 K: 2 BB: 0 S: 12 P: 18		1B: 5 2B: 4 3B: 0 HR: 2	SF: 0 SAC: 0 DP: 2 HBP: 0			WP: 0 PB: 1 SB: 0 CS: 0	PA: 37	

	AB	33
	R	6
	H	11
	RBI	5
	BB	4
	SO	5
	LOB	11

PITCHER		IP	WLS	BF	H	R	ER	SO	BB	IBB	HBP	BLK	WP	HR	S	P	ERA	WHIP
Pat Hentgen, R ERA: 9.0	(1, 1)	4.2	L	26	10	6	6	2	4	0	0	0	0	2	52	90	11.57	3.000
Travis Driskill, R ERA: 4.78	(5, 1)	3.1		11	1	0	0	3	0	0	0	0	0	0	25	35	0.00	0.300

PITCHER	IP	WLS	BF	H	R	ER	SO	BB	IBB	HBP	BLK	WP	HR	S	P	ERA	WHIP

Baltimore Orioles @ Boston Red Sox

Fenway Park, Boston, MA

Sun Sep 15 2002, 1:05 PM EDT

Att. 31,007 - Cloudy - 80 F

TOP

livebaseballscorecards.com

Batter	1	2	3	4	5	6	7	8	9	AB	R	H	RBI	BB	SO	LOB
Jerry Hairston, R (1, 4) OBP: 0.331, SLG: 0.387	K		G6-3 1B 2B 2-H	CS BB			F7		F8	4	1	1	1	1	1	1
Chris Singleton, L (1, 8) OBP: 0.294, SLG: 0.400	E3 G3		G6-3 2-3	CS 1-2	F4			G6-3		4	0	0	0	0	0	1
Chris Richard, L (1, 10) OBP: 0.306, SLG: 0.415	G3 1-2		HR 1B 3-H		F8			F8		4	1	1	1	0	0	1
Tony Batista, R (1, 5) OBP: 0.322, SLG: 0.486		K	HR 1-H		P4			K		4	1	1	2	0	2	0
31 Jay Gibbons, L (1, 9) OBP: 0.306, SLG: 0.464		G6-3	G1-3			K			F8	4	0	0	0	0	1	0
Jeff Conine, R (1, 3) OBP: 0.318, SLG: 0.466		1B		G6-3 HR 2B		G4-3			G3-1	4	1	2	0	0	0	0
Larry Bigbie, L (1, 7) OBP: 0.250, SLG: 0.261		G4-3		K		K			2B 1B	4	1	1	0	0	2	2
Geronimo Gil, R (1, 2) OBP: 0.280, SLG: 0.378			2B 2B	G6-3 2-3			F8		1-H 2B 2B	4	2	2	1	0	0	1
Luis Lopez, S (1, 6) OBP: 0.208, SLG: 0.290			P6	HR 3-H			G6-3		2-H 2B	4	1	2	3	0	0	1

	AB	36
	R	8
	H	10
	RBI	8
	BB	1
	SO	6
	LOB	7

Inning Stats										
	R: 0 E: 1 K: 1 S: 7	H: 0 LOB: 0 BB: 0 P: 10	R: 0 E: 0 K: 1 S: 8	H: 1 LOB: 1 BB: 0 P: 13	R: 4 E: 0 K: 0 S: 18	H: 4 LOB: 0 BB: 0 P: 25	R: 2 E: 0 K: 1 S: 15	H: 2 LOB: 0 BB: 1 P: 24	R: 0 E: 0 K: 0 S: 6	H: 0 LOB: 0 BB: 0 P: 8
	R: 0 E: 0 K: 2 S: 9	H: 0 LOB: 0 BB: 0 P: 11	R: 0 E: 0 K: 0 S: 5	H: 0 LOB: 0 BB: 0 P: 5	R: 0 E: 0 K: 1 S: 6	H: 0 LOB: 0 BB: 0 P: 10	R: 2 E: 0 K: 0 S: 18	H: 3 LOB: 1 BB: 0 P: 23	1B: 3 2B: 5 3B: 0 HR: 2	SF: 0 SAC: 0 DP: 0 HBP: 0

WP: 0 PB: 0 SB: 0 CS: 1 PA: 38

PITCHER		IP	WLS	BF	H	R	ER	SO	BB	IBB	HBP	BLK	WP	HR	S	P	ERA	WHIP
John Burkett, R ERA: 4.93	(1, 1)	3.2	L	19	7	6	6	3	1	0	0	0	0	2	46	70	14.73	2.182
Willie Banks, R ERA: 3.6	(4, 1)	3.1		9	0	0	0	2	0	0	0	0	0	0	22	26	0.00	0.000
Dustin Hermanson, R ERA: 7.65	(8, 1)	2.0		9	3	2	2	1	0	0	0	0	0	0	24	33	9.00	1.500

PITCHER	IP	WLS	BF	H	R	ER	SO	BB	IBB	HBP	BLK	WP	HR	S	P	ERA	WHIP

Baltimore Orioles @ Boston Red Sox

Fenway Park, Boston, MA

Sun Sep 15 2002, 1:05 PM EDT

Att. 31,007 - Cloudy - 80 F

livebaseballscorecards.com

BOTTOM

Batter	1	2	3	4	5	6	7	8	9	AB	R	H	RBI	BB	SO	LOB
Benny Agbayani, R (1, 9) OBP: 0.281, SLG: 0.346	C F B X 1-2 ① L5	C C F F B C 1-3 ③ K		B F B F F B B B 4-2 E BB		C F C 0-3 ③ K		B S B F B X 3-2 ③ F7		4	0	0	0	1	2	1
Shea Hillenbrand, R (1, 5) OBP: 0.334, SLG: 0.468	C B X 1-1 E6 1B 1B		B X 1-0 ① F9	B F X 1-1 E4 1-2 2-3			B X 1-0 ① P4		B F X 1-1 2B	5	1	2	0	0	0	2
Nomar Garciaparra, R (1, 6) OBP: 0.352, SLG: 0.521	B C C S 1-3 ② K		F B X 1-1 ② G5-3	B F C B F B X 3-2 ③ F7			B F X 1-1 2B 1B		C B X 1-1 ① G5-3	5	1	1	0	0	1	5
Manny Ramirez, R (1, 7) OBP: 0.442, SLG: 0.640	B C B B B 4-1 1B 1B BB		B X 1-0 1B 1B		C X 0-1 ① F8		X 0-0 1-H 2B		C B B B C F C 2-3 ② K	4	1	2	1	1	1	1
Cliff Floyd, L (1, 10) OBP: 0.397, SLG: 0.543	X 0-0 1B 1-2 2-H 1B		F C B B F B X 3-2 1-2 1B		C B B X 2-1 1B		S S S 0-3 ② K		B B F B B B 4-1 BB	4	0	3	1	1	1	1
Brian Daubach, L (1, 3) OBP: 0.346, SLG: 0.470 Doug Mirabelli, R (7, PH) OBP: 0.291, SLG: 0.412 Tony Clark, S (8, 3) OBP: 0.263, SLG: 0.299	S B F F X 1-2 1-3 2-H 1B	C B B F C 2-3 ③ K			B F F F S 1-3 ② K	X 0-0 ③ G5-3			F F B B C 2-3 ③ K	3 1 1	0 0 0	1 0 0	1 0 0	0 0 0	2 0 1	3 1 2
Jason Varitek, S (1, 2) OBP: 0.328, SLG: 0.389	S X 0-1 ③ G3			B X 1-0 ① G3-1	B C F S 1-3 ③ K			C B B B X 3-1 1B		4	0	1	0	0	1	3
Trot Nixon, L (1, 8) OBP: 0.338, SLG: 0.479		C X 0-1 ① G3-1		B B C C B F B 4-2 E G5-3 BB		B B F X 2-1 ① L8		X 0-0 ① F9		3	0	0	0	1	0	1
Lou Merloni, R (1, 4) OBP: 0.344, SLG: 0.419 Carlos Baerga, S (8, PH) OBP: 0.335, SLG: 0.406 Freddy Sanchez, R (9, 4) OBP: 0.500, SLG: 0.500		B F B F X 2-2 ② F7		F B B B X 3-1 ② G5-3 1-2		B X 1-0 ② P3		F F S 0-3 ② K		3 1 0	0 0 0	0 0 0	0 0 0	0 1 0	0 1 0	1 1 0
Inning Stats	R: 2 E: 1 K: 1 S: 16 H: 3 LOB: 2 BB: 1 P: 24	R: 0 E: 0 K: 1 S: 10 H: 0 LOB: 0 BB: 0 P: 13	R: 0 E: 0 K: 1 S: 11 H: 2 LOB: 2 BB: 0 P: 19	R: 0 E: 1 K: 0 S: 15 H: 0 LOB: 3 BB: 2 P: 31	R: 0 E: 0 K: 2 S: 11 H: 1 LOB: 1 BB: 0 P: 15	R: 0 E: 0 K: 1 S: 6 H: 0 LOB: 0 BB: 0 P: 9	R: 1 E: 0 K: 1 S: 8 H: 2 LOB: 1 BB: 0 P: 10	R: 0 E: 0 K: 1 S: 9 H: 1 LOB: 1 BB: 0 P: 15	R: 0 E: 0 K: 2 S: 12 H: 1 LOB: 2 BB: 1 P: 22	1B: 8 2B: 2 3B: 0 HR: 0 SF: 0 SAC: 0 DP: 0 HBP: 0						

AB	38
R	3
H	10
RBI	3
BB	4
SO	10
LOB	22

WP: 0 PB: 0 SB: 0 CS: 0 PA: 42

PITCHER		IP	WLS	BF	H	R	ER	SO	BB	IBB	HBP	BLK	WP	HR	S	P	ERA	WHIP
Jason Johnson, R ERA: 4.74	(1, 1)	6.1	W	31	8	3	3	6	3	0	0	0	0	0	73	117	4.26	1.737
B.J. Ryan, L ERA: 4.7	(7, 1)	1.0	H	4	1	0	0	1	0	0	0	0	0	0	7	10	0.00	1.000
Rick Bauer, R ERA: 4.32	(8, 1)	0.2	H	2	0	0	0	1	0	0	0	0	0	0	6	9	0.00	0.000
Jorge Julio, R ERA: 2.08	(9, 1)	1.0		5	1	0	0	2	1	0	0	0	0	0	12	22	0.00	2.000

PITCHER	IP	WLS	BF	H	R	ER	SO	BB	IBB	HBP	BLK	WP	HR	S	P	ERA	WHIP

Batter	1	2	3	4	5	6	7	8	9	AB	R	H	RBI	BB	SO	LOB
Shannon Stewart, R (1, 7) OBP: 0.368, SLG: 0.427	C F X 0-2 ① F9		B B C X 2-1 ③ L8			C X 0-1 ① F8		F X 0-1 ① L3		4	0	0	0	0	0	0
Eric Hinske, L (1, 5) OBP: 0.370, SLG: 0.490	X 0-0 ② L7			B C S X 1-2 ① G4-3		B F F S 1-3 ② K		B B B C X 3-1 ② G1-3		4	0	0	0	0	1	0
10 Vernon Wells, R (1, 8) OBP: 0.303, SLG: 0.442	F B C X 1-2 ③ F2			C X 0-1 ② G5-3		X 0-0 1B 1B 1B		F B S X 1-2 ③ F8		4	1	1	0	0	0	0
Carlos Delgado, L (1, 3) OBP: 0.397, SLG: 0.519		F B C X 1-2 FC6-4 1B		B S B B B 4-1 BB		B S B S F B X 3-2 1B 1-3 1B			B F B B X 3-1 ① G4-1	3	0	2	0	1	0	0
Josh Phelps, R (1, 10) OBP: 0.367, SLG: 0.582		C S F B S 1-3 ① K		B S F F X 1-2 ③ L5		X 0-0 1-2 3-H 1B			B S B X 2-1 HR	4	1	2	2	0	1	2
José Cruz Jr., S (1, 9) OBP: 0.314, SLG: 0.428		B S X 1-1 ② FC6-4 1-2f			B F B X 2-1 BB 1B	F F S 0-3 ③ K			F X 0-1 ② G4-3	4	0	1	0	0	1	3
Chris Woodward, R (1, 6) OBP: 0.332, SLG: 0.479		B B C B S S 3-3 ③ K			X 0-0 ① F7		X 0-0 ① F8		B X 1-0 ③ G5-3	4	0	0	0	0	1	2
Orlando Hudson, S (1, 4) OBP: 0.347, SLG: 0.477			C X 0-1 ① F7		B B F B B 4-1 L1-3 1-2 BB		C B X 1-1 ② F9			2	0	0	0	1	0	0
Ken Huckaby, R (1, 2) OBP: 0.273, SLG: 0.306			F C F X 0-2 ② G4-3		S F X 0-2 ②③ L1-3 1-2		B F C X 1-2 ③ G6-3			3	0	0	0	0	0	2

Inning Stats									
	R: 0 H: 0 E: 0 LOB: 0 K: 0 BB: 0 S: 7 P: 8	R: 0 H: 1 E: 0 LOB: 1 K: 2 BB: 0 S: 12 P: 18	R: 0 H: 0 E: 0 LOB: 0 K: 0 BB: 0 S: 8 P: 10	R: 0 H: 0 E: 0 LOB: 1 K: 0 BB: 1 S: 10 P: 16	R: 0 H: 1 E: 0 LOB: 1 K: 0 BB: 1 S: 7 P: 13	R: 1 H: 3 E: 0 LOB: 2 K: 2 BB: 0 S: 14 P: 18	R: 0 H: 0 E: 0 LOB: 0 K: 0 BB: 0 S: 6 P: 8	R: 0 H: 0 E: 0 LOB: 0 K: 0 BB: 0 S: 7 P: 11	R: 1 H: 1 E: 0 LOB: 0 K: 0 BB: 0 S: 7 P: 13	1B: 5 SF: 0 2B: 1 SAC: 0 3B: 0 DP: 1 HR: 1 HBP: 0	WP: 0 PA: 34 PB: 0 SB: 0 CS: 0

PITCHER	IP	WLS	BF	H	R	ER	SO	BB	IBB	HBP	BLK	WP	HR	S	P	ERA	WHIP
Sidney Ponson, R (1, 1) ERA: 3.93	9.0	L	34	6	2	2	4	2	0	0	0	0	1	78	115	2.00	0.889

PITCHER	IP	WLS	BF	H	R	ER	SO	BB	IBB	HBP	BLK	WP	HR	S	P	ERA	WHIP

TOP

Toronto Blue Jays @ Baltimore Orioles

Oriole Park at Camden Yards, Baltimore, MD

Mon Sep 16 2002, 7:05 PM EDT
Att. 20,279 - Cloudy - 89 F

livebaseballscorecards.com

AB	32
R	2
H	6
RBI	2
BB	2
SO	4
LOB	9

Batter	1	2	3	4	5	6	7	8	9	AB	R	H	RBI	BB	SO	LOB
Jerry Hairston, R (1, 4) OBP: 0.330, SLG: 0.386	C C B X 1-2 G3 1B		C B F X 1-2 ② G4-3		X 0-0 ③ P6			X 0-0 ② F7		4	0	1	0	0	0	1
Chris Singleton, L (1, 8) OBP: 0.293, SLG: 0.401	X 0-0 ① G3 1-2		C B B B X 3-1 2B			S X 0-1 ① F7		C F B F X 1-2 ③ G4-3		4	0	1	0	0	0	1
Chris Richard, L (1, 10) OBP: 0.297, SLG: 0.403	B C B B X 3-1 ② F9		B B X 2-0 ③ F3			B B C B F X 3-2 ② F7			B B C C X 2-2 ① F3	4	0	0	0	0	0	2
Tony Batista, R (1, 5) OBP: 0.319, SLG: 0.482	F B F X 1-2 ③ G5-3			B C B C S 2-3 ① K		B B X 2-0 ③ G1-3			C C B F F B B X 3-2 ② G5-3	4	0	0	0	0	1	1
31 Jay Gibbons, L (1, 9) OBP: 0.306, SLG: 0.461		X 0-0 ① F2		B C B F F S 2-3 ② K			B B F B B 4-1 6 1B BB		C X 0-1 ③ G6-3	3	0	0	0	1	1	0
Jeff Conine, R (1, 3) OBP: 0.316, SLG: 0.462		B C B S C 2-3 ② K		F B C B X 2-2 ③ G5-3			F S B C 1-3 ① K			3	0	0	0	0	2	1
6 Melvin Mora, R (1, 7) OBP: 0.346, SLG: 0.419		C B L B F B B 4-2 FC6-4 BB			C B X 1-1 PB SH5-4 1B		C S F F X 0-2 G4-6-3 1-2 1B			2	0	2	0	1	0	0
Geronimo Gil, R (1, 2) OBP: 0.280, SLG: 0.377 Luis Lopez, S (7, PH) OBP: 0.206, SLG: 0.287 Brook Fordyce, R (8, 2) OBP: 0.289, SLG: 0.295		B B S F X 2-2 ③ FC6-4 1-2f			B B X 2-0 ① SH5-4 1-2		C F X 0-2 ②③ G4-6-3 1-2f			1 1 0	0 0 0	0 0 0	0 0 0	0 0 0	0 0 0	1 2 0
Mike Bordick, R (1, 6) OBP: 0.302, SLG: 0.365			C B B S B X 3-2 ① F5		B C F F B X 2-2 ② G6-3 2-3			C S B B S 2-3 ① K		3	0	0	0	0	1	1
Inning Stats	R: 0 H: 1 E: 0 LOB: 1 K: 0 BB: 0 S: 9 P: 14	R: 0 H: 0 E: 0 LOB: 1 K: 1 BB: 1 S: 10 P: 18	R: 0 H: 1 E: 0 LOB: 1 K: 0 BB: 0 S: 9 P: 18	R: 0 H: 0 E: 0 LOB: 0 K: 2 BB: 0 S: 10 P: 16	R: 0 H: 1 E: 0 LOB: 1 K: 0 BB: 0 S: 8 P: 13	R: 0 H: 0 E: 0 LOB: 0 K: 0 BB: 0 S: 6 P: 11	R: 0 H: 1 E: 0 LOB: 1 K: 1 BB: 1 S: 12 P: 17	R: 0 H: 0 E: 0 LOB: 0 K: 1 BB: 0 S: 8 P: 11	R: 0 H: 0 E: 0 LOB: 0 K: 0 BB: 0 S: 10 P: 15	1B: 3 SF: 0 2B: 1 SAC: 1 3B: 0 DP: 1 HR: 0 HBP: 0						

BOTTOM

Toronto Blue Jays @ Baltimore Orioles

Oriole Park at Camden Yards, Baltimore, MD

Mon Sep 16 2002, 7:05 PM EDT

Att. 20,279 - Cloudy - 89 F

livebaseballscorecards.com

AB	29
R	0
H	4
RBI	0
BB	2
SO	5
LOB	10

WP: 0 PA: 32
PB: 1
SB: 0
CS: 0

PITCHER		IP	WLS	BF	H	R	ER	SO	BB	IBB	HBP	BLK	WP	HR	S	P	ERA	WHIP
Pete Walker, R ERA: 4.5	(1, 1)	7.0	W	26	4	0	0	4	2	0	0	0	0	0	64	107	0.00	0.857
Cliff Politte, R ERA: 3.76	(8, 1)	1.0	H	3	0	0	0	1	0	0	0	0	0	0	8	11	0.00	0.000
Kelvim Escobar, R ERA: 4.32	(9, 1)	1.0	S	3	0	0	0	0	0	0	0	0	0	0	10	15	0.00	0.000

PITCHER	IP	WLS	BF	H	R	ER	SO	BB	IBB	HBP	BLK	WP	HR	S	P	ERA	WHIP

Batter	1	2	3	4	5	6	7	8	9	AB	R	H	RBI	BB	SO	LOB
Shannon Stewart, R (1, 7) OBP: 0.369, SLG: 0.433	C X 0-1 BB 1B 1B	F B B F F X 2-2 ① FC5-4 10 BB BB 1-2f 3-H		C S B F F X 1-2 ② F8			C X 0-1 HR		B X 1-0 E6 G3 1-2	4	2	2	2	0	0	1
Dewayne Wise, L (7, 8) OBP: 0.215, SLG: 0.311				B X 1-0 ③ G3			B B B B 4-0 10 G6-4-3 BB		C C X 0-2 ① G3 1-2 2-3	1	0	0	0	0	0	1
Eric Hinske, L (1, 5) OBP: 0.370, SLG: 0.488	C B F B B B 4-2 1B 1B 1-2 BB	B X 1-0 ② F7								3	1	0	0	2	0	3
10 Vernon Wells, R (1, 8) OBP: 0.302, SLG: 0.440	X 0-0 ① F8	B C C B F F B B 4-2 BB 1-2 BB			X 0-0 ① F8		C X 0-1 ①② G6-4-3 1-2f		C B C B B S 3-3 ② K	3	0	0	0	1	0	3
Jayson Werth, R (7, 7) OBP: 0.349, SLG: 0.297										1	0	0	0	0	1	2
Carlos Delgado, L (1, 3) OBP: 0.398, SLG: 0.517	S S B S 1-3 ② K	B B B B 4-0 1-2 2-3 BB			B B B C B 4-1 BB		S B F B B X 3-2 ③ F9		B B F F F F F S 3-3 ③ K	2	0	0	0	2	1	2
Brian Lesher, R (8, 3) OBP: 0.214, SLG: 0.162										1	0	0	0	0	1	2
Josh Phelps, R (1, 10) OBP: 0.369, SLG: 0.580	X 0-0 1B 1-2 2-H 1B	S B C S 1-3 ③ K			B S F C 1-3 ② K			X 0-0 G1-3 1B		4	0	2	1	0	2	4
José Cruz Jr., S (1, 9) OBP: 0.313, SLG: 0.426	C S X 0-2 1-3 2-H 1B		C C S 0-3 ① K		B C B B F X 3-2 ③ G3			X 0-0 ① F8		4	0	1	1	0	1	2
Chris Woodward, R (1, 6) OBP: 0.329, SLG: 0.474	B C X 1-1 ③ F7		B C B X 2-1 ② F8			X 0-0 ① F8		X 0-0 ② G1-3 1-2		3	0	0	0	0	0	2
Felipe Lopez, S (8, PH) OBP: 0.282, SLG: 0.387 (8, 6)										1	0	0	0	0	0	1
Orlando Hudson, S (1, 4) OBP: 0.345, SLG: 0.471		B C B B F X 3-2 1B FC5-4 1B	B C F C C 1-3 ③ K			C C S 0-3 ② K		B B B C F X 3-2 ③ F8		4	1	1	0	0	2	1
Ken Huckaby, R (1, 2) OBP: 0.273, SLG: 0.306		C T F B X 1-2 FC5-4 1-3 1B		B X 1-0 ① F8		X 0-0 ③ G4-3			B B S B S T X 3-2 G3 E 1B	3	0	1	0	0	0	0
Kevin Cash, R (7, 2) OBP: 0.333, SLG: 0.250										1	0	1	0	0	0	0
Inning Stats	R: 2 H: 3 E: 0 LOB: 2 K: 1 BB: 1 S: 14 P: 20	R: 1 H: 2 E: 0 LOB: 3 K: 1 BB: 2 S: 19 P: 35	R: 0 H: 0 E: 0 LOB: 0 K: 2 BB: 0 S: 8 P: 11	R: 0 H: 0 E: 0 LOB: 0 K: 0 BB: 0 S: 7 P: 10	R: 0 H: 0 E: 0 LOB: 1 K: 1 BB: 1 S: 8 P: 16	R: 0 H: 0 E: 0 LOB: 0 K: 1 BB: 0 S: 5 P: 5	R: 1 H: 1 E: 0 LOB: 0 K: 0 BB: 1 S: 7 P: 14	R: 0 H: 1 E: 0 LOB: 1 K: 0 BB: 0 S: 6 P: 9	R: 0 H: 1 E: 1 LOB: 2 K: 2 BB: 0 S: 16 P: 26	1B: 7 SF: 0 2B: 0 SAC: 0 3B: 0 DP: 1 HR: 1 HBP: 0						

TOP

Toronto Blue Jays @ Baltimore Orioles

Oriole Park at Camden Yards, Baltimore, MD

Tue Sep 17 2002, 7:05 PM EDT
Att. 20,486 - Cloudy - 86 F

livebaseballscorecards.com

AB	35
R	4
H	8
RBI	4
BB	5
SO	8
LOB	24

WP: 0 PA: 40
PB: 0
SB: 0
CS: 0

PITCHER	IP	WLS	BF	H	R	ER	SO	BB	IBB	HBP	BLK	WP	HR	S	P	ERA	WHIP
John Stephens, R (1, 1) ERA: 6.0	6.0	W	28	6	4	4	6	4	0	0	0	0	1	63	99	6.00	1.667
B.J. Ryan, L (7, 1) ERA: 4.53	2.0		7	1	0	0	0	1	0	0	0	0	0	11	21	0.00	1.000
Chris Brock, R (9, 1) ERA: 4.99	1.0		5	1	0	0	2	0	0	0	0	0	0	16	26	0.00	1.000

PITCHER	IP	WLS	BF	H	R	ER	SO	BB	IBB	HBP	BLK	WP	HR	S	P	ERA	WHIP

Batter	1	2	3	4	5	6	7	8	9	AB	R	H	RBI	BB	SO	LOB
Jerry Hairston, R (1, 4) OBP: 0.331, SLG: 0.386	C C B X 1-2 F8 ①	C X 0-1 1-2 2-H 1B	C X 0-1 F7 ③		L B X 1-1 1-2 WP 1B 1B		C B F S 1-3 K ②			5	1	2	1	0	1	3
Chris Singleton, L (1, 8) OBP: 0.299, SLG: 0.417	F B F H 2-2 G5-4-3 HBP	S F B X 1-2 F7 ③		C F B F B X 2-2 HR	C B B S F B B 4-2 1B 1-2 2-3 BB		B B F F X 2-2 HR			3	2	2	2	1	0	2
Jeff Conine, R (1, 3) OBP: 0.314, SLG: 0.459 Chris Richard, L (9, 3) OBP: 0.297, SLG: 0.403	X 0-0 G5-4-3 ② ③ 1-2f		C B F S 1-3 K ①	B F X 1-1 F9 ①	B F X 1-1 1-2 2-H 3-H 1B		F X 0-1 E6			5 0	0 0	1 0	2 0	0 0	1 0	1 0
Tony Batista, R (1, 5) OBP: 0.320, SLG: 0.486 Jose Leon, R (9, 5) OBP: 0.268, SLG: 0.380		B B B B 4-0 31 HR BB	X 0-0 HR	B B B C F C 3-3 K ②	B B B C F X 3-2 F8 ③		B C F F B X 2-2 F8 ③			4 0	2 0	1 0	1 0	1 0	1 0	3 0
31 Jay Gibbons, L (1, 9) OBP: 0.307, SLG: 0.469 Gary Matthews, S (9, 9) OBP: 0.354, SLG: 0.426		B C C X 1-2 1-H HR	C B X 1-2 6 FC6-4 HBP 2B	B C F B X 2-2 G3 ③		X 0-0 F9 ①		C F S 0-3 K ①		5 0	2 0	2 0	2 0	0 0	1 0	0 0
21 Marty Cordova, R (1, 10) OBP: 0.327, SLG: 0.448		C C S 0-3 K ①	B F C F B B B 4-2 6 FC6-4 BB		S B X 1-1 HR	C F B X 1-2 F8 ②		B B X 2-0 F9 ②		4	1	1	1	1	1	0
6 Melvin Mora, R (1, 7) OBP: 0.349, SLG: 0.422		C B B B C F B X 3-2 1B 2B	C B B C B X 3-2 FC6-4 ② HBP BB 1-2f 2-3		C F X 0-2 F9 ①	B F B S B F F F B 4-2 BB		B X 1-0 1B		4	1	2	0	1	0	2
Geronimo Gil, R (1, 2) OBP: 0.279, SLG: 0.373		X 0-0 P6 ②	S B B B B 4-1 HBP 1-2 BB		F B F B X 2-2 G6-3 ②	B B B C F S 3-3 K ③		C S B S 1-3 K ③		4	0	0	0	1	2	3
Mike Bordick, R (1, 6) OBP: 0.307, SLG: 0.364 Luis Lopez, S (9, 6) OBP: 0.206, SLG: 0.287		B B S B B 4-1 1B BB	B H 2-0 1-2 2-3 3-H HBP		B B B B 4-0 WP 1B 1B BB		C F B B X 2-2 L9 ①			1 0	1 0	0 0	1 0	2 0	0 0	0 0
Inning Stats	R: 0 E: 0 K: 0 S: 6 H: 0 LOB: 0 BB: 0 P: 9	R: 3 E: 0 K: 1 S: 17 H: 3 LOB: 2 BB: 2 P: 30	R: 2 E: 0 K: 1 S: 16 H: 2 LOB: 3 BB: 2 P: 31	R: 1 E: 0 K: 1 S: 12 H: 1 LOB: 0 BB: 0 P: 20	R: 3 E: 0 K: 0 S: 18 H: 3 LOB: 2 BB: 2 P: 34	R: 0 E: 0 K: 1 S: 12 H: 0 LOB: 1 BB: 1 P: 20	R: 1 E: 1 K: 1 S: 15 H: 1 LOB: 1 BB: 0 P: 22	R: 0 E: 0 K: 2 S: 8 H: 1 LOB: 1 BB: 0 P: 12		1B: 4 2B: 2 3B: 0 HR: 5 SF: 0 SAC: 0 DP: 1 HBP: 2				WP: 1 PB: 0 SB: 0 CS: 0 PA: 44		

PITCHER		IP	WLS	BF	H	R	ER	SO	BB	IBB	HBP	BLK	WP	HR	S	P	ERA	WHIP
Justin Miller, R ERA: 5.68	(1, 1)	2.2	L	18	5	5	5	2	4	0	2	0	0	2	37	68	16.88	3.375
Corey Thurman, R ERA: 4.37	(3, 1)	2.0		10	3	4	4	1	1	0	0	0	0	2	24	40	18.00	2.000
Jason Kershner, L ERA: 5.4	(5, 1)	0.0		1	0	0	0	0	1	0	0	0	1	0	3	7	∞	∞
Mike Smith, R ERA: 6.82	(5, 1)	2.1		11	2	1	1	2	1	0	0	0	0	1	32	51	3.86	1.286
Scott Cassidy, R ERA: 5.91	(8, 1)	1.0		4	1	0	0	2	0	0	0	0	0	0	8	12	0.00	1.000

PITCHER	IP	WLS	BF	H	R	ER	SO	BB	IBB	HBP	BLK	WP	HR	S	P	ERA	WHIP

BOTTOM

Toronto Blue Jays @ Baltimore Orioles

Oriole Park at Camden Yards, Baltimore, MD

Tue Sep 17 2002, 7:05 PM EDT
Att. 20,486 - Cloudy - 86 F

livebaseballscorecards.com

AB	35
R	10
H	11
RBI	10
BB	7
SO	7
LOB	14

Batter	1	2	3	4	5	6	7	8	9	AB	R	H	RBI	BB	SO	LOB
Shannon Stewart, R (1, 7) OBP: 0.368, SLG: 0.434	B B C X 2-1 ① G6-3			B B B C C F F X 3-2 ① F7		F C B X 1-2 G4-3 2B		X 0-0 ③ F9		4	0	1	0	0	0	0
Eric Hinske, L (1, 5) OBP: 0.368, SLG: 0.484	B X 1-0 ② P5			C S B F F B S 2-3 ② K		X 0-0 ② G4-3 **2-3**			C F F B F C 1-3 ① K	4	0	0	0	0	2	1
10 Vernon Wells, R (1, 8) OBP: 0.300, SLG: 0.437	B C C C F X 1-2 ③ G6-3			X 0-0 ③ F8		S C B B F F F X 2-2 ③ G6-3			B F C B F B X 3-2 ② G6-3	4	0	0	0	0	0	1
Carlos Delgado, L (1, 3) OBP: 0.397, SLG: 0.521		F C S 0-3 ① K			C B F B F X 2-2 ① F8		B X 1-0 HR		C B X 1-1 ③ G3-1	4	1	1	1	0	1	0
Josh Phelps, R (1, 10) OBP: 0.368, SLG: 0.581		C B X 1-1 ② G5-3			B C X 1-1 WP 1B 2B		X 0-0 ① F9			3	1	1	0	0	0	0
José Cruz Jr., S (1, 9) OBP: 0.313, SLG: 0.426		C B B S S 2-3 ③ K			F S B X 1-2 G3 WP **2-H** 1B		S B X 1-1 ② G4-3			3	0	1	1	0	1	0
Chris Woodward, R (1, 6) OBP: 0.329, SLG: 0.472			C B B B X 2-1 G4-6-3 1B		B C B B B C X 3-2 ② G3 **1-3**		X 0-0 ③ F9			3	0	1	0	0	0	1
Orlando Hudson, S (1, 4) OBP: 0.339, SLG: 0.463			S X 0-1 ① ② G4-6-3 **1-2f**		B F B C B X 3-2 ③ F2			B F X 1-1 ① G6-3		3	0	0	0	0	0	2
Ken Huckaby, R (1, 2) OBP: 0.270, SLG: 0.303			B X 1-0 ③ G4-3			C C X 0-2 ① G6-3		S F F S 0-3 ② K		3	0	0	0	0	1	0
Inning Stats	R: 0 E: 0 K: 0 S: 8 H: 0 LOB: 0 BB: 0 P: 12	R: 0 E: 0 K: 2 S: 8 H: 0 LOB: 0 BB: 0 P: 11	R: 0 E: 0 K: 0 S: 5 H: 1 LOB: 0 BB: 0 P: 8	R: 0 E: 0 K: 1 S: 11 H: 0 LOB: 0 BB: 0 P: 16	R: 1 E: 0 K: 0 S: 15 H: 2 LOB: 1 BB: 0 P: 25	R: 0 E: 0 K: 0 S: 13 H: 1 LOB: 0 BB: 0 P: 16	R: 1 E: 0 K: 0 S: 5 H: 1 LOB: 0 BB: 0 P: 7	R: 0 E: 0 K: 1 S: 7 H: 0 LOB: 0 BB: 0 P: 8	R: 0 E: 0 K: 1 S: 11 H: 0 LOB: 0 BB: 0 P: 16	1B: 2 2B: 2 3B: 0 HR: 1	SF: 0 SAC: 0 DP: 1 HBP: 0						

PITCHER	IP	WLS	BF	H	R	ER	SO	BB	IBB	HBP	BLK	WP	HR	S	P	ERA	WHIP
Sean Douglass, R (1, 1) ERA: 5.44	7.0	L	25	5	2	2	3	0	0	0	0	2	1	65	95	2.57	0.714
Willis Roberts, R (8, 1) ERA: 3.27	1.0		3	0	0	0	1	0	0	0	0	0	0	7	8	0.00	0.000
Buddy Groom, L (9, 1) ERA: 1.5	1.0		3	0	0	0	1	0	0	0	0	0	0	11	16	0.00	0.000

PITCHER	IP	WLS	BF	H	R	ER	SO	BB	IBB	HBP	BLK	WP	HR	S	P	ERA	WHIP

TOP

Toronto Blue Jays @ Baltimore Orioles

Oriole Park at Camden Yards, Baltimore, MD

Wed Sep 18 2002, 7:05 PM EDT
Att. 20,928 - Cloudy - 86 F

livebaseballscorecards.com

AB	31
R	2
H	5
RBI	2
BB	0
SO	5
LOB	5

1B: 2	SF: 0	WP: 2	PA: 31
2B: 2	SAC: 0	PB: 0	
3B: 0	DP: 1	SB: 0	
HR: 1	HBP: 0	CS: 0	

BOTTOM

Toronto Blue Jays @ Baltimore Orioles

Oriole Park at Camden Yards, Baltimore, MD

Wed Sep 18 2002, 7:05 PM EDT
Att. 20,928 - Cloudy - 86 F

livebaseballscorecards.com

Batter	1	2	3	4	5	6	7	8	9	AB	R	H	RBI	BB	SO	LOB
Jerry Hairston, R (1, 4) OBP: 0.332, SLG: 0.385	C X 0-1 1B 1B		C S C 0-3 ② K		X 0-0 ② P5		B B B C C B 4-2 1B BB		C F B S 1-3 ② K	4	0	1	0	1	2	0
Chris Singleton, L (1, 8) OBP: 0.302, SLG: 0.419	S F B F X 1-2 P6 ①		X 0-0 1B		X 0-0 ③ P4		B B C F B X 3-2 1-3 1B		F F X 0-2 1B	5	0	3	0	0	0	1
Jeff Conine, R (1, 3) OBP: 0.311, SLG: 0.453	F X 0-1 ② F8		X 0-0 ③ G1-3			F B B X 2-1 ① G6-3	B F B F B X 3-2 ③ P6		B F F X 1-2 ③ G6-3	5	0	0	0	0	0	5
Tony Batista, R (1, 5) OBP: 0.321, SLG: 0.485	C X 0-1 1-3 1B			C B X 1-1 ① G4-3		C B F F B X 2-2 ② G5-3		B B C B F F B 4-2 21 2B BB		3	1	1	0	1	0	0
31 Jay Gibbons, L (1, 9) OBP: 0.308, SLG: 0.469	C F B C 1-3 ③ K			X 0-0 6 1B 1B		C X 0-1 21 BB 1B		X 0-0 ① F8		4	0	2	0	0	1	3
21 Marty Cordova, R (1, 10) OBP: 0.329, SLG: 0.449		B C X 1-1 ① G4-3		B F B F F S 2-3 ② K		B B S B F B 4-2 1-2 BB		S S B X 1-2 1-H 2B		3	0	1	1	1	1	1
6 Melvin Mora, R (1, 7) OBP: 0.348, SLG: 0.420		C F X 0-2 ② G5-3		C C B F F X 1-2 FC4-6 1-2 1B		B B F B F X 3-2 ③ F7		B S X 1-1 ② F7		4	0	1	0	0	0	3
Geronimo Gil, R (1, 2) OBP: 0.278, SLG: 0.371 Luis Lopez, S (7, PH) OBP: 0.202, SLG: 0.281 (8, 6)		S B F F C 1-3 ③ K		C B X 1-1 ③ FC4-6 1-2f			B X 1-0 ① G4-3	F F B F F S 1-3 ③ K		2 2	0 0	0 0	0 0	0 0	1 1	2 1
Mike Bordick, R (1, 6) OBP: 0.305, SLG: 0.362 Chris Richard, L (7, PH) OBP: 0.295, SLG: 0.400 Brook Fordyce, R (8, 2) OBP: 0.289, SLG: 0.295 Larry Bigbie, L (9, PH) OBP: 0.240, SLG: 0.250			X 0-0 ① G6-3		B C S X 1-2 ① G5-3		C X 0-1 ② G3-1		B C B S S B S 3-3 ① K	2 1 0 1	0 0 0 0	0 0 0 0	0 0 0 0	0 0 0 0	0 0 0 1	0 0 0 0

Inning Stats	1	2	3	4	5	6	7	8	9
	R: 0 H: 2 E: 0 LOB: 2 K: 1 BB: 0 S: 13 P: 15	R: 0 H: 0 E: 0 LOB: 0 K: 1 BB: 0 S: 9 P: 11	R: 0 H: 1 E: 0 LOB: 1 K: 1 BB: 0 S: 6 P: 6	R: 0 H: 2 E: 0 LOB: 2 K: 1 BB: 0 S: 14 P: 19	R: 0 H: 0 E: 0 LOB: 0 K: 0 BB: 0 S: 5 P: 6	R: 0 H: 1 E: 0 LOB: 2 K: 0 BB: 1 S: 13 P: 24	R: 0 H: 1 E: 0 LOB: 2 K: 0 BB: 1 S: 11 P: 22	R: 1 H: 1 E: 0 LOB: 1 K: 1 BB: 1 S: 14 P: 21	R: 0 H: 1 E: 0 LOB: 1 K: 2 BB: 0 S: 12 P: 17

AB	36
R	1
H	9
RBI	1
BB	3
SO	7
LOB	16

PITCHER		IP	WLS	BF	H	R	ER	SO	BB	IBB	HBP	BLK	WP	HR	S	P	ERA	WHIP	PITCHER	IP	WLS	BF	H	R	ER	SO	BB	IBB	HBP	BLK	WP	HR	S	P	ERA	WHIP
32 Roy Halladay, R ERA: 3.09	(1, 1)	7.0	W	30	7	0	0	4	2	0	0	0	0	0	71	103	0.00	1.286																	
Cliff Politte, R ERA: 3.84	(8, 1)	1.0	H	5	1	1	1	1	1	0	0	0	0	0	14	21	9.00	2.000																	
Kelvim Escobar, R ERA: 4.26	(9, 1)	1.0	S	4	1	0	0	2	0	0	0	0	0	0	12	17	0.00	1.000																	

1B: 8	SF: 0	WP: 0	PA: 39
2B: 1	SAC: 0	PB: 0	
3B: 0	DP: 0	SB: 0	
HR: 0	HBP: 0	CS: 0	

Batter	1	2	3	4	5	6	7	8	9	AB	R	H	RBI	BB	SO	LOB
Shannon Stewart, R (1, 7) OBP: 0.373, SLG: 0.446	C B X 1-1 10 1B BB 1B	B B C F F X 2-2 1B 1B		X 0-0 1B 1-2 2-H 1B		F X 0-1 10 SF8 1-3 2B		B X 1-0 HR		5	2	5	2	0	0	0
Eric Hinske, L (1, 5) OBP: 0.370, SLG: 0.484	B B C B B 4-1 10 1B 1-2 1B BB	B F F X 1-2 10 G5-4-3 1-2 1B		S B X 1-1 1-3 2-H 1B		C F X 0-2 ① G5-3		B X 1-0 ① F9		4	1	2	1	1	0	2
10 Vernon Wells, R (1, 8) OBP: 0.300, SLG: 0.436	C F B B F F F X 2-2 1B 1-3 2-H 2B 1B	X 0-0 ②③ G5-4-3 1-2f		B X 1-0 ② L5		B X 1-0 ② SF8 2-3 3-H		X 0-0 ② F8		4	1	1	2	0	0	4
Carlos Delgado, L (1, 3) OBP: 0.395, SLG: 0.518	B C X 1-1 2B 1-3 SF7 3-H 1B		X 0-0 ① F7	B F B C F S 2-3 ③ K		B X 1-0 ③ F9		B X 1-0 ③ P1		5	1	1	1	0	1	3
Josh Phelps, R (1, 10) OBP: 0.365, SLG: 0.574	B S S C 1-3 ① K	B S S S B S 3-3 ② K			B S X 1-2 ① P4		C F S 0-3 ① K		X 0-0 G4-6-3 1B	5	0	1	0	0	3	2
José Cruz Jr., S (1, 9) OBP: 0.314, SLG: 0.434	B X 1-0 1-3 3-H 2B	F B F X 1-2 ③ F9			S X 0-1 ② F7		B B F F F X 2-2 HR		B F B C B S 3-3 ① K	5	1	2	2	0	1	1
Chris Woodward, R (1, 6) OBP: 0.333, SLG: 0.476	F C F F X 0-2 ② SF7 3-H			B X 1-0 S 1B 1B	B F F X 1-2 1B		F B B F X 2-2 G5-3 1B		X 0-0 ②③ G4-6-3 1-2f	4	1	3	1	0	0	1
Tom Wilson, R (1, 2) OBP: 0.324, SLG: 0.372	C C C 0-3 ③ K			C C B F S 1-3 ① K	C X 0-1 ③ G5-3		X 0-0 ② G5-3 1-2			4	0	0	0	0	2	4
Orlando Hudson, S (1, 4) OBP: 0.343, SLG: 0.460		B F C F F C 1-3 ① K		B F B F B B 4-2 1B 1-2 1B BB		B B X 2-0 2B 10 SF8 1B	B F C F S 1-3 ③ K			3	2	1	0	1	2	1

TOP

Toronto Blue Jays @ Baltimore Orioles

Oriole Park at Camden Yards, Baltimore, MD

Thu Sep 19 2002, 7:05 PM EDT
Att. 24,162 - Cloudy - 84 F

livebaseballscorecards.com

AB	39
R	9
H	16
RBI	9
BB	2
SO	9
LOB	18

Inning Stats	1	2	3	4	5	6	7	8	9	1B: 12 SF: 2	WP: 0 PA: 43
	R: 4 H: 4 E: 0 LOB: 1 K: 2 BB: 1 S: 23 P: 33	R: 0 H: 2 E: 0 LOB: 1 K: 1 BB: 0 S: 13 P: 17	R: 0 H: 0 E: 0 LOB: 0 K: 1 BB: 0 S: 7 P: 11	R: 2 H: 3 E: 0 LOB: 2 K: 2 BB: 1 S: 15 P: 25	R: 0 H: 1 E: 0 LOB: 1 K: 0 BB: 0 S: 10 P: 12	R: 1 H: 2 E: 0 LOB: 1 K: 0 BB: 0 S: 8 P: 12	R: 1 H: 2 E: 0 LOB: 1 K: 2 BB: 0 S: 15 P: 20	R: 1 H: 1 E: 0 LOB: 0 K: 0 BB: 0 S: 4 P: 7	R: 0 H: 1 E: 0 LOB: 0 K: 1 BB: 0 S: 5 P: 8	2B: 2 SAC: 0 3B: 0 DP: 2 HR: 2 HBP: 0	PB: 0 SB: 1 CS: 0

PITCHER		IP	WLS	BF	H	R	ER	SO	BB	IBB	HBP	BLK	WP	HR	S	P	ERA	WHIP
Rodrigo Lopez, R ERA: 3.56	(1, 1)	3.1	L	20	9	6	5	5	2	0	0	0	0	0	53	78	13.50	3.300
Chris Brock, R ERA: 4.89	(4, 1)	2.2		11	3	1	1	1	0	0	0	0	0	0	23	32	3.38	1.125
Steve Bechler, R ERA: 6.75	(7, 1)	2.0		9	3	2	2	2	0	0	0	0	0	2	19	27	9.00	1.500
Eric DuBose, L ERA:	(9, 1)	1.0		3	1	0	0	1	0	0	0	0	0	0	5	8	0.00	1.000

PITCHER	IP	WLS	BF	H	R	ER	SO	BB	IBB	HBP	BLK	WP	HR	S	P	ERA	WHIP

BOTTOM

Toronto Blue Jays @ Baltimore Orioles

Oriole Park at Camden Yards, Baltimore, MD

Thu Sep 19 2002, 7:05 PM EDT
Att. 24,162 - Cloudy - 84 F

livebaseballscorecards.com

Batter	1	2	3	4	5	6	7	8	9	AB	R	H	RBI	BB	SO	LOB
Jerry Hairston, R (1, 4) OBP: 0.331, SLG: 0.383	B C B X 2-1 F8 ①		B B X 2-0 P6 ②			B C X 1-1 6 FC5-4 1B		B F B F X 2-2 F5 ③		4	0	1	0	0	0	0
6 Melvin Mora, R (1, 8) OBP: 0.346, SLG: 0.417	C F C 0-3 K ②		B X 1-0 F8 ③			C X 0-1 FC5-4 G5-3 ① 1-2f			B B C C X 2-2 F9 ①	4	0	0	0	0	1	1
Jeff Conine, R (1, 3) OBP: 0.310, SLG: 0.454	C F F F S 0-3 K ③			S C B X 1-2 G6-3 ①		X 0-0 G5-3 ② 1-2			B X 1-0 21 BB 31 SF7 2B	4	1	1	0	0	1	1
Tony Batista, R (1, 10) OBP: 0.321, SLG: 0.483		B X 1-0 F8 ①		B C F F B S 2-3 K ②		B X 1-0 F7 ③			C B F B B B 4-2 21 BB BB	3	0	0	0	1	1	1
21 Marty Cordova, R (1, 7) OBP: 0.328, SLG: 0.446		C B B B X 2-1 G5-3 ②		S F F B B X 2-2 P5 ③			X 0-0 G6-3 ①		B B B B 4-0 1-2 2-3 BB	3	0	0	0	1	0	0
31 Jay Gibbons, L (1, 9) OBP: 0.306, SLG: 0.466		B X 1-0 P4 ③			C S B X 1-2 F8 ①		C B X 1-1 F9 ②		F X 0-1 SF7 ② 3-H	3	0	0	1	0	0	0
Jose Leon, R (1, 5) OBP: 0.279, SLG: 0.386			B F B X 2-1 HR 1B		X 0-0 1B		C S F S 0-3 K ③		C B S S 1-3 K ③	4	1	2	0	0	2	2
Geronimo Gil, R (1, 2) OBP: 0.276, SLG: 0.368 Raul Casanova, S (9, 2) OBP: 0.273, SLG: 0.230			F S C 0-3 K ①		X 0-0 F7 ②			X 0-0 F9 ①		3 0	0 0	0 0	0 0	0 0	1 0	2 0
Mike Bordick, R (1, 6) OBP: 0.305, SLG: 0.370 Ed Rogers, R (9, 6)			B B X 2-0 1-H HR		B F B F F S 2-3 K ③			C X 0-1 G1-3 ②		3 0	1 0	1 0	2 0	0 0	1 0	1 0

	AB	31
	R	3
	H	5
	RBI	3
	BB	2
	SO	7
	LOB	8

Inning Stats	1	2	3	4	5	6	7	8	9	1B: 3	SF: 1	WP: 0	PA: 34
R:	0	0	2	0	0	0	0	0	1	2B: 1	SAC: 0	PB: 0	
E:	0	0	0	0	0	0	0	0	0	3B: 0	DP: 0	SB: 0	
K:	2	0	1	1	0	1	1	0	1	HR: 1	HBP: 0	CS: 0	
BB:	0	0	0	0	0	0	0	0	2				
P:	12	8	15	16	12	8	8	8	23				
H:	0	0	2	0	1	1	0	0	1				
LOB:	0	0	0	0	1	1	0	0	2				
S:	10	4	8	11	9	6	7	6	11				

PITCHER		IP	WLS	BF	H	R	ER	SO	BB	IBB	HBP	BLK	WP	HR	S	P	ERA	WHIP
Mark Hendrickson, L ERA: 3.03	(1, 1)	8.0	W	28	4	2	2	6	0	0	0	0	0	1	61	87	2.25	0.500
Brian Bowles, R ERA: 4.26	(9, 1)	1.0		6	1	1	1	1	2	0	0	0	0	0	11	23	9.00	3.000

PITCHER	IP	WLS	BF	H	R	ER	SO	BB	IBB	HBP	BLK	WP	HR	S	P	ERA	WHIP

Batter	1	2	3	4	5	6	7	8	9	AB	R	H	RBI	BB	SO	LOB
18 Johnny Damon, L (1, 8) OBP: 0.356, SLG: 0.440	B C B B B C F F F B 4-2 FC6-4 BB		B S X 1-1 ① F8		B F B B B 4-1 2B 1-2 2-3 BB		C B X 1-1 ② F9			2	0	0	0	2	0	0
Shea Hillenbrand, R (1, 5) OBP: 0.330, SLG: 0.461	B F X 1-1 ① FC6-4 2B 1B 1-2f		B S B B X 2-1 ② G5-3		B X 1-0 ② P4		B C B S B X 3-2 ③ L6			4	1	0	0	0	0	4
Nomar Garciaparra, R (1, 6) OBP: 0.353, SLG: 0.525	C X 0-1 1B 1-3 2B		C F C 0-3 ③ K		B F X 1-1 1-3 2-H 3-H 2B			C X 0-1 ① F8		4	0	2	2	0	1	0
Manny Ramirez, R (1, 10) OBP: 0.445, SLG: 0.650	F B X 1-1 2-3 3-H 1B			C F B S 1-3 ① K	C F X 0-2 ③ F8			B C B B X 3-1 1B		4	0	2	1	0	1	2
Cliff Floyd, L (1, 7) OBP: 0.392, SLG: 0.540	B B S F F X 2-2 ② L4			F X 0-1 ② G3-1		C F X 0-2 HR		C B F S 1-3 ② K		4	1	1	1	0	1	3
Brian Daubach, L (1, 3) OBP: 0.343, SLG: 0.464 Doug Mirabelli, R (8, PH) OBP: 0.306, SLG: 0.418 Tony Clark, S (8, 3) OBP: 0.267, SLG: 0.297	C S C 0-3 ③ K			X 0-0 ③ L4		C B B F S 2-3 ① K		B F F F F S 1-3 ③ K		3 1 0	0 0 0	0 0 0	0 0 0	0 0 0	2 1 0	2 1 0
Jason Varitek, S (1, 2) OBP: 0.327, SLG: 0.385		C C B F S 1-3 ① K			C B B B B 4-1 18 BB BB 2B BB	B B C F X 2-2 ② F7			B X 1-0 ① G6-3	3	1	0	0	1	1	0
Trot Nixon, L (1, 9) OBP: 0.336, SLG: 0.471		B B C C S 2-3 ② K			C X 0-1 ① P6	F F S 0-3 ③ K			C B S B C 2-3 ② K	4	0	0	0	0	3	1
Rey Sanchez, R (1, 4) OBP: 0.316, SLG: 0.348 Lou Merloni, R (8, 4) OBP: 0.340, SLG: 0.412		B B X 2-0 ③ G4-3			B B C B B 4-1 18 BB 1-2 2B BB		B F S S 1-3 ① K		B X 1-0 ③ P4	2 1	1 0	0 0	0 0	1 0	1 0	0 0
Inning Stats	R: 1 H: 2 E: 0 LOB: 2 K: 1 BB: 1 S: 18 P: 26	R: 0 H: 0 E: 0 LOB: 0 K: 2 BB: 0 S: 8 P: 13	R: 0 H: 0 E: 0 LOB: 0 K: 1 BB: 0 S: 7 P: 10	R: 0 H: 0 E: 0 LOB: 0 K: 1 BB: 0 S: 6 P: 7	R: 2 H: 1 E: 0 LOB: 2 K: 0 BB: 3 S: 11 P: 25	R: 1 H: 1 E: 0 LOB: 0 K: 2 BB: 0 S: 12 P: 16	R: 0 H: 0 E: 0 LOB: 0 K: 1 BB: 0 S: 8 P: 13	R: 0 H: 1 E: 0 LOB: 1 K: 2 BB: 0 S: 12 P: 17	R: 0 H: 0 E: 0 LOB: 0 K: 1 BB: 0 S: 5 P: 9	1B: 2 SF: 0 2B: 2 SAC: 0 3B: 0 DP: 0 HR: 1 HBP: 0						WP: 0 PA: 36 PB: 0 SB: 0 CS: 0

PITCHER	IP	WLS	BF	H	R	ER	SO	BB	IBB	HBP	BLK	WP	HR	S	P	ERA	WHIP
Pat Hentgen, R (1, 1) ERA: 7.88	6.0	L	26	4	4	4	7	4	0	0	0	0	1	62	97	6.00	1.333
Rick Bauer, R (7, 1) ERA: 4.25	1.1		5	1	0	0	1	0	0	0	0	0	0	12	20	0.00	0.750
B.J. Ryan, L (8, 1) ERA: 4.42	1.1		4	0	0	0	3	0	0	0	0	0	0	12	17	0.00	0.000
Jorge Julio, R (9, 1) ERA: 2.07	0.1		1	0	0	0	0	0	0	0	0	0	0	1	2	0.00	0.000

PITCHER	IP	WLS	BF	H	R	ER	SO	BB	IBB	HBP	BLK	WP	HR	S	P	ERA	WHIP

TOP

Boston Red Sox @ Baltimore Orioles

Oriole Park at Camden Yards, Baltimore, MD

Fri Sep 20 2002, 7:05 PM EDT
Att. 32,648 - Sunny - 84 F

livebaseballscorecards.com

AB	32
R	4
H	5
RBI	4
BB	4
SO	11
LOB	13

BOTTOM

Boston Red Sox @ Baltimore Orioles

Oriole Park at Camden Yards, Baltimore, MD

Fri Sep 20 2002, 7:05 PM EDT

Att. 32,648 - Sunny - 84 F

livebaseballscorecards.com

Batter	1	2	3	4	5	6	7	8	9	AB	R	H	RBI	BB	SO	LOB
Jerry Hairston, R (1, 4) OBP: 0.330, SLG: 0.381	G5-3	G1-3			F8		G4-3 G4-3 1B		K	5	0	1	0	0	1	2
Chris Singleton, L (1, 8) OBP: 0.303, SLG: 0.419	1B		B3		G5-3 1B		G4-3		K	5	0	2	0	0	1	1
Jeff Conine, R (1, 3) OBP: 0.310, SLG: 0.452	F9		1B		G5-3		G4-3			4	0	1	0	0	0	3
Tony Batista, R (1, 5) OBP: 0.319, SLG: 0.479	P6		K		G5-3		P5			4	0	0	0	0	1	4
31 Jay Gibbons, L (1, 9) OBP: 0.305, SLG: 0.471		HR	G5-3			L8		F7		4	1	1	1	0	0	1
6 Melvin Mora, R (1, 7) OBP: 0.343, SLG: 0.414		K		G5-3		G6-3		G6-3		4	0	0	0	0	1	0
Chris Richard, L (1, 10) OBP: 0.296, SLG: 0.399 Luis Matos, R (8, PH) OBP: 0.190, SLG: 0.238		G3-1		F5		2B 1B		1B		3 1	1 0	1 1	0 0	0 0	0 0	0 0
Brook Fordyce, R (1, 2) OBP: 0.302, SLG: 0.317		1B 1B		1B		1-H 2B		G5-3		4	0	3	1	0	0	1
Mike Bordick, R (1, 6) OBP: 0.306, SLG: 0.370 Luis Lopez, S (9, PH) OBP: 0.200, SLG: 0.278		1-2 1B		G5-3		F9			K	3 1	0 0	1 0	0 0	0 0	0 1	2 0

Inning Stats	1	2	3	4	5	6	7	8	9
	R: 0 H: 1 E: 0 LOB: 1 K: 0 BB: 0 S: 9 P: 13	R: 1 H: 3 E: 0 LOB: 2 K: 1 BB: 0 S: 15 P: 25	R: 0 H: 1 E: 0 LOB: 1 K: 1 BB: 0 S: 9 P: 11	R: 0 H: 1 E: 0 LOB: 1 K: 0 BB: 0 S: 10 P: 13	R: 0 H: 1 E: 0 LOB: 1 K: 0 BB: 0 S: 6 P: 9	R: 1 H: 2 E: 0 LOB: 1 K: 0 BB: 0 S: 7 P: 10	R: 0 H: 1 E: 0 LOB: 1 K: 0 BB: 0 S: 9 P: 16	R: 0 H: 1 E: 0 LOB: 1 K: 0 BB: 0 S: 10 P: 12	R: 0 H: 0 E: 0 LOB: 0 K: 3 BB: 0 S: 13 P: 15

AB	38
R	2
H	11
RBI	2
BB	0
SO	5
LOB	14

		1B	2B	3B	HR	SF	SAC	DP	HBP	WP	PB	SB	CS	PA
		9	1	0	1	0	0	0	0	0	0	0	0	38

PITCHER		IP	WLS	BF	H	R	ER	SO	BB	IBB	HBP	BLK	WP	HR	S	P	ERA	WHIP
Derek Lowe, R ERA: 2.45	(1, 1)	7.0	W	31	10	2	2	2	0	0	0	0	0	1	65	97	2.57	1.429
Alan Embree, L ERA: 2.07	(8, 1)	1.0	H	4	1	0	0	0	0	0	0	0	0	0	10	12	0.00	1.000
Ugueth Urbina, R ERA: 3.05	(9, 1)	1.0	S	3	0	0	0	3	0	0	0	0	0	0	13	15	0.00	0.000

Batter	1	2	3	4	5	6	7	8	9	AB	R	H	RBI	BB	SO	LOB
18 Johnny Damon, L (1, 8) OBP: 0.356, SLG: 0.440	3-2 FC6 S 1B 1B	0-2 PO 1B			1-0 G1-3			1-3 K	0-1 G3	5	1	2	0	0	1	3
Shea Hillenbrand, R (1, 5) OBP: 0.329, SLG: 0.459	0-2 FC6 BB 1B 1-3	1 SAFE 0-0 PO 1-2	1-1 G6-3		0-0 G6-3			4-0 G5-4-3 BB		3	0	0	0	1	0	1
Nomar Garciaparra, R (1, 6) OBP: 0.354, SLG: 0.528	3-1 BB 1-2 3-H 1B		0-0 G6-3 3B		0-0 F9			0-0 G5-4-3 1-2f		4	1	2	1	0	0	1
Manny Ramirez, R (1, 7) OBP: 0.445, SLG: 0.648 Trot Nixon, L (9, PR) OBP: 0.336, SLG: 0.471 (9, 9)	4-2 1-2 2-3 BB		0-0 G6-3 3-H			1-2 G4-3			1-0 1B 1B	3 0	0 1	1 0	1 0	1 0	0 0	0 0
Cliff Floyd, L (1, 9) OBP: 0.389, SLG: 0.536 (9, 7)	0-3 K		3-2 G3			0-1 G6-3			2-1 P4	4	0	0	0	0	1	4
Carlos Baerga, S (1, 10) OBP: 0.330, SLG: 0.397	0-1 P6			3-2 P6		2-2 P4			1-2 1B 1-3 1B	4	0	1	0	0	0	3
Jason Varitek, S (1, 2) OBP: 0.328, SLG: 0.386	1-1 F2			1-0 CS 1B			0-1 G4-3		1-0 HBP 1-3 3-H 1B	4	0	2	1	0	0	3
Tony Clark, S (1, 3) OBP: 0.267, SLG: 0.294		0-3 K		2-3 K 1-2			1-1 G4-6-3 HBP		3-3 K	3	0	0	0	0	3	3
Lou Merloni, R (1, 4) OBP: 0.338, SLG: 0.406		1-0 F8		3-1 G5-3			0-1 G4-6-3 1-2f		1-2 HBP	3	0	0	0	0	0	2
Inning Stats	R: 1 E: 0 K: 1 S: 21 H: 2 LOB: 3 BB: 1 P: 32	R: 0 E: 0 K: 1 S: 8 H: 1 LOB: 0 BB: 0 P: 9	R: 1 E: 0 K: 0 S: 8 H: 1 LOB: 0 BB: 0 P: 12	R: 0 E: 0 K: 1 S: 10 H: 1 LOB: 1 BB: 0 P: 19	R: 0 E: 0 K: 0 S: 3 H: 0 LOB: 0 BB: 0 P: 4	R: 0 E: 0 K: 0 S: 8 H: 0 LOB: 0 BB: 0 P: 11	R: 0 E: 0 K: 0 S: 5 H: 0 LOB: 0 BB: 0 P: 6	R: 0 E: 0 K: 1 S: 4 H: 0 LOB: 0 BB: 1 P: 9	R: 1 E: 0 K: 1 S: 14 H: 3 LOB: 3 BB: 0 P: 23	1B: 7 2B: 0 3B: 1 HR: 0 SF: 0 SAC: 0 DP: 2 HBP: 2						

PITCHER		IP	WLS	BF	H	R	ER	SO	BB	IBB	HBP	BLK	WP	HR	S	P	ERA	WHIP
Jason Johnson, R ERA: 4.59	(1, 1)	8.0	L	30	5	2	2	4	2	0	1	0	0	0	67	102	2.25	0.875
Buddy Groom, L ERA: 1.63	(9, 1)	0.2		5	3	1	1	1	0	0	0	0	0	0	10	18	13.50	4.500
Willis Roberts, R ERA: 3.25	(9, 1)	0.1		2	0	0	0	0	0	0	1	0	0	0	4	5	0.00	0.000

PITCHER	IP	WLS	BF	H	R	ER	SO	BB	IBB	HBP	BLK	WP	HR	S	P	ERA	WHIP

TOP

Boston Red Sox @ Baltimore Orioles

Oriole Park at Camden Yards, Baltimore, MD

Sat Sep 21 2002, 7:05 PM EDT
Att. 43,613 - Cloudy - 86 F

livebaseballscorecards.com

AB	33
R	3
H	8
RBI	3
BB	2
SO	5
LOB	20

Batter	1	2	3	4	5	6	7	8	9	AB	R	H	RBI	BB	SO	LOB
Jerry Hairston, R (1, 4) OBP: 0.329, SLG: 0.378	C X 0-1 G5-3 ①		B F B F F F S 2-3 K ③			X 0-0 L7 ②		C B F B B F B 4-2 BB		3	0	0	0	1	1	0
Chris Singleton, L (1, 8) OBP: 0.300, SLG: 0.415	X 0-0 F7 ②			C S C 0-3 K ①		X 0-0 F7 ③		B F F F S 1-3 K ③		4	0	0	0	0	2	2
Jeff Conine, R (1, 3) OBP: 0.309, SLG: 0.449	C C X 0-2 F9 ③			X 0-0 G6-3 ②			C B C F B B B 4-2 G5-3 BB		C B F S 1-3 K ①	3	0	0	0	1	1	0
Tony Batista, R (1, 5) OBP: 0.317, SLG: 0.476		C F B F B X 2-2 G5-3 ①		B F X 1-1 G6-3 ③			C B X 1-1 G5-3 ① 1-2		C X 0-1 G3 ②	4	0	0	0	0	0	1
31 Jay Gibbons, L (1, 9) OBP: 0.305, SLG: 0.469		C B B F F F X 2-2 21 G6-3 1B			B F B X 2-1 F2 ①		B X 1-0 L3 ②		C F S 0-3 K ③	4	0	1	0	0	1	1
21 Marty Cordova, R (1, 7) OBP: 0.326, SLG: 0.443		C B F B B X 3-2 G6-3 ② 1-2			X 0-0 G5-3 ②		B B X 2-0 G5-3 ③			3	0	0	0	0	0	2
Chris Richard, L (1, 10) OBP: 0.297, SLG: 0.393		C B S C 1-3 K ③			B S B F F B B 4-2 BB			C F C 0-3 K ①		2	0	0	0	1	2	1
Geronimo Gil, R (1, 2) OBP: 0.274, SLG: 0.367 Luis Lopez, S (8, PH) OBP: 0.208, SLG: 0.296 (9, 6)			C B F C 1-3 K ①		B B B C F X 3-2 G6-3 ③			C B F F F F X 1-2 2B		2 1	0 0	0 1	0 0	0 0	1 0	1 0
Mike Bordick, R (1, 6) OBP: 0.304, SLG: 0.368 Larry Bigbie, L (8, PH) OBP: 0.231, SLG: 0.240 Brook Fordyce, R (9, 2) OBP: 0.302, SLG: 0.317			X 0-0 F7 ②			C C B F X 1-2 F8 ①		B S B C C 2-3 K ②		2 1 0	0 0 0	0 0 0	0 0 0	0 1 0	0 1 0	0 1 0
Inning Stats	R: 0 H: 0 E: 0 LOB: 0 K: 0 BB: 0 S: 6 P: 6	R: 0 H: 1 E: 0 LOB: 1 K: 1 BB: 0 S: 14 P: 22	R: 0 H: 0 E: 0 LOB: 0 K: 2 BB: 0 S: 9 P: 12	R: 0 H: 0 E: 0 LOB: 0 K: 1 BB: 0 S: 6 P: 7	R: 0 H: 0 E: 0 LOB: 1 K: 0 BB: 1 S: 9 P: 18	R: 0 H: 0 E: 0 LOB: 0 K: 0 BB: 0 S: 6 P: 7	R: 0 H: 0 E: 0 LOB: 1 K: 0 BB: 1 S: 7 P: 15	R: 0 H: 1 E: 0 LOB: 2 K: 3 BB: 1 S: 18 P: 26	R: 0 H: 0 E: 0 LOB: 0 K: 2 BB: 0 S: 8 P: 9	1B: 1 2B: 1 3B: 0 HR: 0	SF: 0 SAC: 0 DP: 0 HBP: 0			WP: 0 PB: 0 SB: 0 CS: 0	PA: 32		

PITCHER	IP	WLS	BF	H	R	ER	SO	BB	IBB	HBP	BLK	WP	HR	S	P	ERA	WHIP
John Burkett, R (1, 1) ERA: 4.69	8.0	W	29	2	0	0	7	3	0	0	0	0	0	75	113	0.00	0.625
Ugueth Urbina, R (9, 1) ERA: 3.0	1.0	S	3	0	0	0	2	0	0	0	0	0	0	8	9	0.00	0.000

PITCHER	IP	WLS	BF	H	R	ER	SO	BB	IBB	HBP	BLK	WP	HR	S	P	ERA	WHIP

BOTTOM

Boston Red Sox @ Baltimore Orioles

Oriole Park at Camden Yards, Baltimore, MD

Sat Sep 21 2002, 7:05 PM EDT

Att. 43,613 - Cloudy - 86 F

livebaseballscorecards.com

AB	29
R	0
H	2
RBI	0
BB	3
SO	9
LOB	9

Boston Red Sox @ Baltimore Orioles

Oriole Park at Camden Yards, Baltimore, MD

Sun Sep 22 2002, 1:35 PM EDT

Att. 30,573 - Cloudy - 89 F

TOP

livebaseballscorecards.com

Batter	1	2	3	4	5	6	7	8	9	AB	R	H	RBI	BB	SO	LOB
18 Johnny Damon, L (1, 8) OBP: 0.358, SLG: 0.450	BFBBB 4-1 1B 1B BB	CFX 0-2 ② P5		BX 1-0 ③ G3			BBX 2-0 1-H HR	SBX 1-1 HR	CCFC 0-3 ③ K	4	3	2	3	1	0	3
Tony Clark, S (9, PH) OBP: 0.266, SLG: 0.293 (9, 3)										1	0	0	0	0	1	1
Shea Hillenbrand, R (1, 5) OBP: 0.330, SLG: 0.460	BBX 2-0 1B 1-2 1B	CBX 1-1 2-H 3-H 2B			CFS 0-3 ① K		BX 1-0 ① G6-3	BFX 1-1 ③ L4		5	0	2	2	0	1	0
Kevin Brown, R (9, 2)										0	0	0	0	0	0	0
Nomar Garciaparra, R (1, 6) OBP: 0.354, SLG: 0.534	X 0-0 ① F3	CX 0-1 ③ G5-3			BFX 1-1 ② L7		BSSBBX 3-1 HR		X 0-0 G4-3 HR 2B	5	2	2	1	0	0	3
Lou Merloni, R (9, 4) OBP: 0.338, SLG: 0.406										0	0	0	0	0	0	0
Manny Ramirez, R (1, 10) OBP: 0.446, SLG: 0.647	CCFFFX 0-2 1-2 2-H 1B		X 0-0 ① G5-3		X 0-0 ③ G5-3		BSSBX 2-2 HR 1B		BBSFBX 3-2 ① G4-3 2-3	4	1	2	1	0	0	0
Shane Andrews, R (9, PH) (9, 5)										1	0	0	0	0	0	1
Cliff Floyd, L (1, 7) OBP: 0.390, SLG: 0.539	FFBFC 1-3 ② K		X 0-0 ② L7			BSFS 1-3 ① K	FBX 1-1 1-H HR		BBSFFBB 4-2 BB HR BB	4	1	1	2	1	2	2
Benny Agbayani, R (9, PR) OBP: 0.286, SLG: 0.343 (9, 7)										0	1	0	0	0	0	0
Brian Daubach, L (1, 3) OBP: 0.342, SLG: 0.460	FFFFBFS 2-3 ③ K		CSBFX 1-2 ③ F7			CSFX 0-2 ② G4-3	BX 1-0 ② F7		CFBBBB 4-2 1-2 HR BB	4	1	0	0	1	1	2
(9, 9)																
Jason Varitek, S (1, 2) OBP: 0.329, SLG: 0.386		BSBX 2-1 SH5-4 BB 2B 1B		BCBBCS 3-3 ① K		BBX 2-0 1B	CBCS 1-3 ③ K		BFFS 1-3 ② K	5	1	2	0	0	3	3
Willie Banks, R (9, 1)										0	0	0	0	0	0	0
Trot Nixon, L (1, 9) OBP: 0.338, SLG: 0.477		BBFBFB 4-2 SH5-4 1-2 2B BB		BSBX 2-1 1B		FCBS 1-3 ③ K		CBSCC 1-3 ① K	BX 1-0 1-H 2-H 3-H HR	4	2	2	4	1	2	1
(9, 8)																
Rey Sanchez, R (1, 4) OBP: 0.316, SLG: 0.348		SX 0-1 ① SH5-4 1-2 2-3		X 0-0 ② F9			FCFX 0-2 18 HR 1B	BSX 1-1 ② G6-3	BBBB 4-0 BB	3	1	1	0	0	0	1
Freddy Sanchez, R (9, PH) OBP: 0.222, SLG: 0.125 (9, 6)										0	0	0	0	1	0	0
Inning Stats	R: 1 E: 0 K: 2 S: 20 H: 2 LOB: 2 BB: 1 P: 29	R: 2 E: 0 K: 0 S: 13 H: 2 LOB: 1 BB: 1 P: 20	R: 0 E: 0 K: 0 S: 6 H: 0 LOB: 0 BB: 0 P: 7	R: 0 E: 0 K: 1 S: 7 H: 1 LOB: 1 BB: 0 P: 13	R: 0 E: 0 K: 1 S: 6 H: 0 LOB: 0 BB: 0 P: 7	R: 0 E: 0 K: 2 S: 11 H: 1 LOB: 1 BB: 0 P: 15	R: 5 E: 0 K: 1 S: 17 H: 5 LOB: 0 BB: 0 P: 28	R: 1 E: 0 K: 1 S: 9 H: 1 LOB: 0 BB: 0 P: 13	R: 4 E: 0 K: 2 S: 17 H: 2 LOB: 1 BB: 3 P: 34	1B: 7 2B: 2 3B: 0 HR: 5 SF: 0 SAC: 1 DP: 0 HBP: 0						

	AB	40
	R	13
	H	14
	RBI	13
	BB	5
	SO	10
	LOB	17

	WP: 0	PA: 46
	PB: 0	
	SB: 0	
	CS: 0	

PITCHER		IP	WLS	BF	H	R	ER	SO	BB	IBB	HBP	BLK	WP	HR	S	P	ERA	WHIP
Sidney Ponson, R ERA: 4.15	(1, 1)	6.1	L	31	10	7	7	6	2	0	0	0	0	2	74	110	9.95	1.895
B.J. Ryan, L ERA: 4.53	(7, 1)	0.2		3	1	1	1	1	0	0	0	0	0	1	6	9	13.50	1.500
Eric DuBose, L ERA: 4.5	(8, 1)	1.0		4	1	1	1	1	0	0	0	0	0	1	9	13	9.00	1.000
Steve Bechler, R ERA: 13.5	(9, 1)	0.2		6	2	4	4	1	2	0	0	0	0	1	13	26	54.00	6.000
Travis Driskill, R ERA: 4.76	(9, 1)	0.1		2	0	0	0	1	1	0	0	0	0	0	4	8	0.00	3.000

PITCHER	IP	WLS	BF	H	R	ER	SO	BB	IBB	HBP	BLK	WP	HR	S	P	ERA	WHIP

BOTTOM

Batter	1	2	3	4	5	6	7	8	9	AB	R	H	RBI	BB	SO	LOB
Jerry Hairston, R (1, 4) OBP: 0.330, SLG: 0.382	X 0-0 2B 2B	X 0-0 ② P2			B F X 1-1 F7 1B 1B		C C B F F B F F C 2-3 ① K		C B F F F X 1-2 ② ③ G5-4-3 1-2f	4	1	2	0	0	1	2
Ed Rogers, R (9, PH)										1	0	0	0	0	0	1
Chris Singleton, L (1, 8) OBP: 0.302, SLG: 0.418	B X 1-0 1B 1B 2-H 2B	X 0-0 ③ F4			B C B F F S 2-3 ① K		B B F F B X 3-2 1-2 1B			4	1	2	1	0	1	2
Jeff Conine, R (1, 10) OBP: 0.311, SLG: 0.449	B F B B X 3-1 1B 2-3 1B		B X 1-0 ① P6		X 0-0 F7 1-2 1B		C F F B X 1-2 ② F9			4	0	2	0	0	0	2
Tony Batista, R (1, 5) OBP: 0.318, SLG: 0.475	B F B B X 3-1 1-2 3-H 1B		C B B B F F B 4-2 BB		B S C F X 1-2 ② F7 1-2 2-3		B B F S B C 3-3 ③ K			3	0	1	1	1	1	4
31 Jay Gibbons, L (1, 9) OBP: 0.303, SLG: 0.465	F S B F F X 1-2 ① F8		C F S 0-3 ② K		C S B B F B X 3-2 ③ F8			C B B X 2-1 ① F7		4	0	0	0	0	1	5
6 Melvin Mora, R (1, 7) OBP: 0.341, SLG: 0.411	B L B S F X 2-2 ② F8		B C S F B F B F 3-3 S ③ K			C B F X 1-2 ① P4		B F S F C 1-3 ② K		4	0	0	0	0	2	3
Chris Richard, L (1, 3) OBP: 0.289, SLG: 0.382	C F F X 0-2 ③ G1-3			B C B B F F S 3-3 ① K		B B C B F F F X 3-2 ② G3		C F B C 1-3 ③ K		4	0	0	0	0	2	2
Geronimo Gil, R (1, 2) OBP: 0.275, SLG: 0.366		B S B X 2-1 WP 1B		X 0-0 ② P4		C B S X 1-2 F8			B B B C C S 3-3 ① K	3	0	1	0	0	0	0
Raul Casanova, S (9, 2) OBP: 0.270, SLG: 0.227										1	0	0	0	0	1	0
Luis Lopez, S (1, 6) OBP: 0.219, SLG: 0.297		C S F F F B B C 2-3 ① K 1-2		C F F S 0-3 ③ K			B B B 4-0 1B BB		B B C X 2-1 G5-4-3 1B	3	0	1	0	1	2	1
Inning Stats	R: 2 E: 0 K: 0 S: 19 H: 4 LOB: 2 BB: 0 P: 29	R: 0 E: 0 K: 1 S: 10 H: 1 LOB: 1 BB: 0 P: 14	R: 0 E: 0 K: 2 S: 14 H: 0 LOB: 1 BB: 1 P: 22	R: 0 E: 0 K: 2 S: 9 H: 0 LOB: 0 BB: 0 P: 12	R: 0 E: 0 K: 1 S: 15 H: 2 LOB: 2 BB: 0 P: 22	R: 0 E: 0 K: 0 S: 11 H: 0 LOB: 0 BB: 0 P: 16	R: 0 E: 0 K: 2 S: 17 H: 1 LOB: 2 BB: 1 P: 30	R: 0 E: 0 K: 2 S: 9 H: 0 LOB: 0 BB: 0 P: 13	R: 0 E: 0 K: 1 S: 10 H: 1 LOB: 0 BB: 0 P: 16	1B: 7 2B: 2 3B: 0 HR: 0	SF: 0 SAC: 0 DP: 1 HBP: 0						

PITCHER	IP	WLS	BF	H	R	ER	SO	BB	IBB	HBP	BLK	WP	HR	S	P	ERA	WHIP
Pedro Martinez, R (1, 1) ERA: 2.26	6.0	W	26	7	2	2	6	1	0	0	0	1	0	78	115	3.00	1.333
Rolando Arrojo, R (7, 1) ERA: 4.98	1.0		5	1	0	0	2	1	0	0	0	0	0	17	30	0.00	2.000
Wayne Gomes, R (8, 1) ERA: 4.91	1.0		3	0	0	0	2	0	0	0	0	0	0	9	13	0.00	0.000
Willie Banks, R (9, 1) ERA: 3.41	1.0		3	1	0	0	1	0	0	0	0	0	0	10	16	0.00	1.000

PITCHER	IP	WLS	BF	H	R	ER	SO	BB	IBB	HBP	BLK	WP	HR	S	P	ERA	WHIP

Boston Red Sox @ Baltimore Orioles

Oriole Park at Camden Yards, Baltimore, MD

Sun Sep 22 2002, 1:35 PM EDT
Att. 30,573 - Cloudy - 89 F

livebaseballscorecards.com

AB	35
R	2
H	9
RBI	2
BB	2
SO	11
LOB	22

1B: 7 SF: 0
2B: 2 SAC: 0
3B: 0 DP: 1
HR: 0 HBP: 0

WP: 1 PA: 37
PB: 0
SB: 0
CS: 0

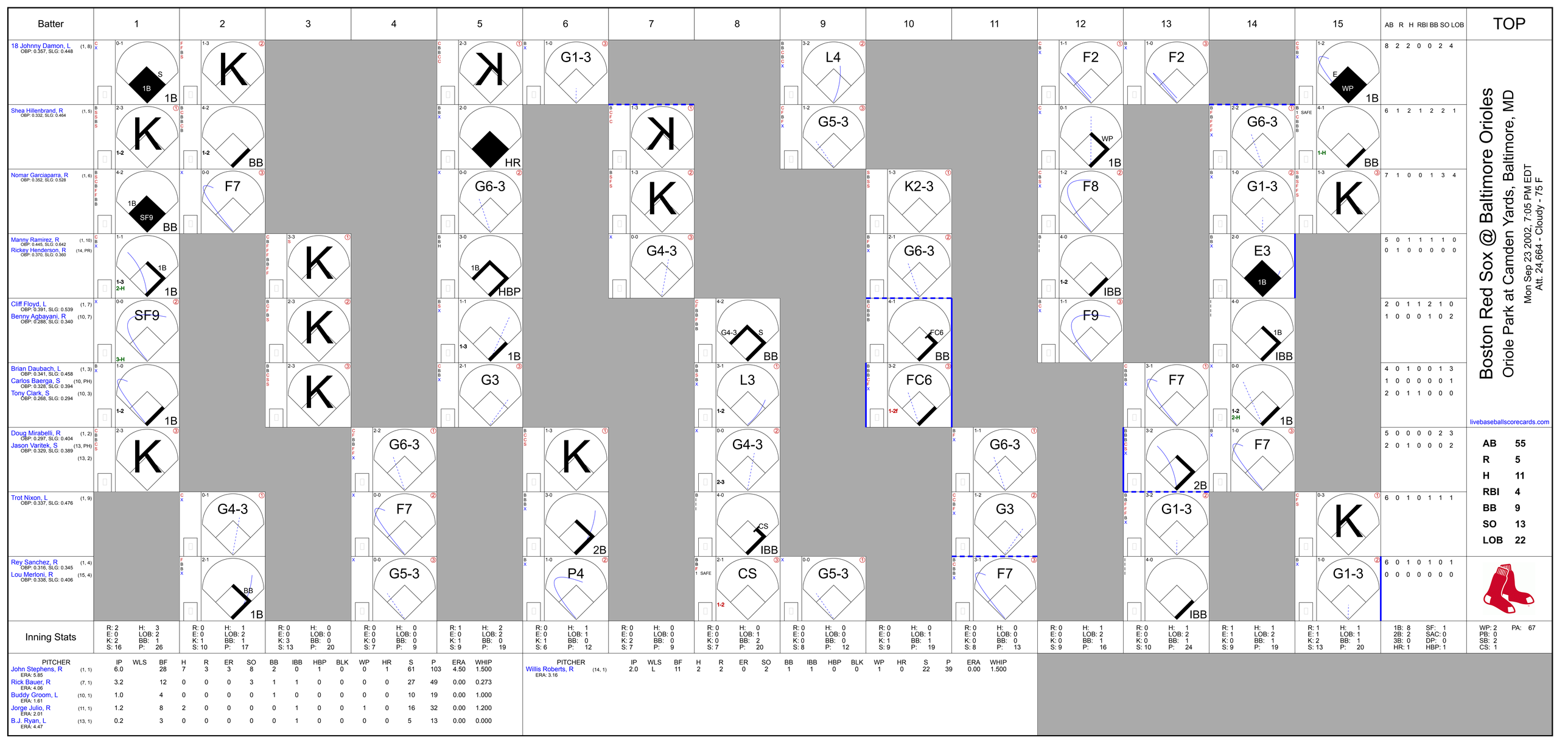
Batter
1
2
3
4
5
6
7
8
9
10
11
12
13
14
15
AB R H RBI BB SO LOB
TOP
18 Johnny Damon, L (1, 8) OBP: 0.357, SLG: 0.448
Shea Hillenbrand, R (1, 5) OBP: 0.332, SLG: 0.464
Nomar Garciaparra, R (1, 6) OBP: 0.352, SLG: 0.528
Manny Ramirez, R (1, 10) OBP: 0.445, SLG: 0.642
Rickey Henderson, R (14, PR) OBP: 0.370, SLG: 0.360
Cliff Floyd, L (1, 7) OBP: 0.391, SLG: 0.539
Benny Agbayani, R (10, 7) OBP: 0.288, SLG: 0.340
Brian Daubach, L (1, 3) OBP: 0.341, SLG: 0.458
Carlos Baerga, S (10, PH) OBP: 0.328, SLG: 0.394
Tony Clark, S (10, 3) OBP: 0.288, SLG: 0.294
Doug Mirabelli, R (1, 2) OBP: 0.297, SLG: 0.404
Jason Varitek, S (13, PH) OBP: 0.329, SLG: 0.389 (13, 2)
Trot Nixon, L (1, 9) OBP: 0.337, SLG: 0.476
Rey Sanchez, R (1, 4) OBP: 0.316, SLG: 0.345
Lou Merloni, R (15, 4) OBP: 0.338, SLG: 0.406
8 2 2 0 0 2 4
6 1 2 1 2 2 1
7 1 0 0 1 3 4
5 0 1 1 1 1 0
0 1 0 0 0 0 0
2 0 1 1 2 1 0
1 0 0 0 1 0 2
4 0 1 0 0 1 3
1 0 0 0 0 0 1
2 0 1 1 0 0 0
5 0 0 0 0 2 3
2 0 1 0 0 0 2
6 0 1 0 1 1 1
6 0 1 0 1 0 1
0 0 0 0 0 0 0
Boston Red Sox @ Baltimore Orioles
Oriole Park at Camden Yards, Baltimore, MD
Mon Sep 23 2002, 7:05 PM EDT
Att. 24,664 - Cloudy - 75 F
livebaseballscorecards.com
AB 55
R 5
H 11
RBI 4
BB 9
SO 13
LOB 22
Inning Stats
R: 2 E: 0 K: 2 S: 16 H: 3 LOB: 2 BB: 1 P: 26
R: 0 E: 0 K: 1 S: 10 H: 1 LOB: 2 BB: 1 P: 17
R: 0 E: 0 K: 3 S: 13 H: 0 LOB: 0 BB: 0 P: 20
R: 0 E: 0 K: 0 S: 7 H: 0 LOB: 0 BB: 0 P: 9
R: 1 E: 0 K: 1 S: 9 H: 2 LOB: 2 BB: 0 P: 19
R: 0 E: 0 K: 1 S: 6 H: 1 LOB: 1 BB: 0 P: 12
R: 0 E: 0 K: 2 S: 7 H: 0 LOB: 0 BB: 0 P: 9
R: 0 E: 0 K: 0 S: 7 H: 0 LOB: 2 BB: 0 P: 20
R: 0 E: 0 K: 0 S: 8 H: 0 LOB: 0 BB: 0 P: 12
R: 0 E: 0 K: 1 S: 9 H: 0 LOB: 1 BB: 1 P: 19
R: 0 E: 0 K: 0 S: 8 H: 0 LOB: 0 BB: 0 P: 13
R: 0 E: 0 K: 0 S: 9 H: 1 LOB: 2 BB: 1 P: 16
R: 0 E: 0 K: 0 S: 10 H: 1 LOB: 2 BB: 1 P: 24
R: 1 E: 1 K: 0 S: 9 H: 1 LOB: 2 BB: 1 P: 19
R: 1 E: 1 K: 2 S: 13 H: 1 LOB: 1 BB: 1 P: 20
1B: 8 2B: 2 3B: 0 HR: 1 SF: 1 SAC: 0 DP: 0 HBP: 1
WP: 2 PB: 0 SB: 2 CS: 1 PA: 67
PITCHER IP WLS BF H R ER SO BB IBB HBP BLK WP HR S P ERA WHIP
John Stephens, R (1, 1) ERA: 5.85 6.0 28 7 3 3 8 2 0 1 0 0 1 61 103 4.50 1.500
Rick Bauer, R (7, 1) ERA: 4.06 3.2 12 0 0 0 3 1 1 0 0 0 0 27 49 0.00 0.273
Buddy Groom, L (10, 1) ERA: 1.61 1.0 4 0 0 0 0 1 0 0 0 0 0 10 19 0.00 1.000
Jorge Julio, R (11, 1) ERA: 2.01 1.2 8 2 0 0 0 0 1 0 0 1 0 16 32 0.00 1.200
B.J. Ryan, L (13, 1) ERA: 4.47 0.2 3 0 0 0 0 0 1 0 0 0 0 5 13 0.00 0.000
PITCHER IP WLS BF H R ER SO BB IBB HBP BLK WP HR S P ERA WHIP
Willis Roberts, R (14, 1) ERA: 3.16 2.0 L 11 2 2 0 2 1 1 0 0 1 0 22 39 0.00 1.500

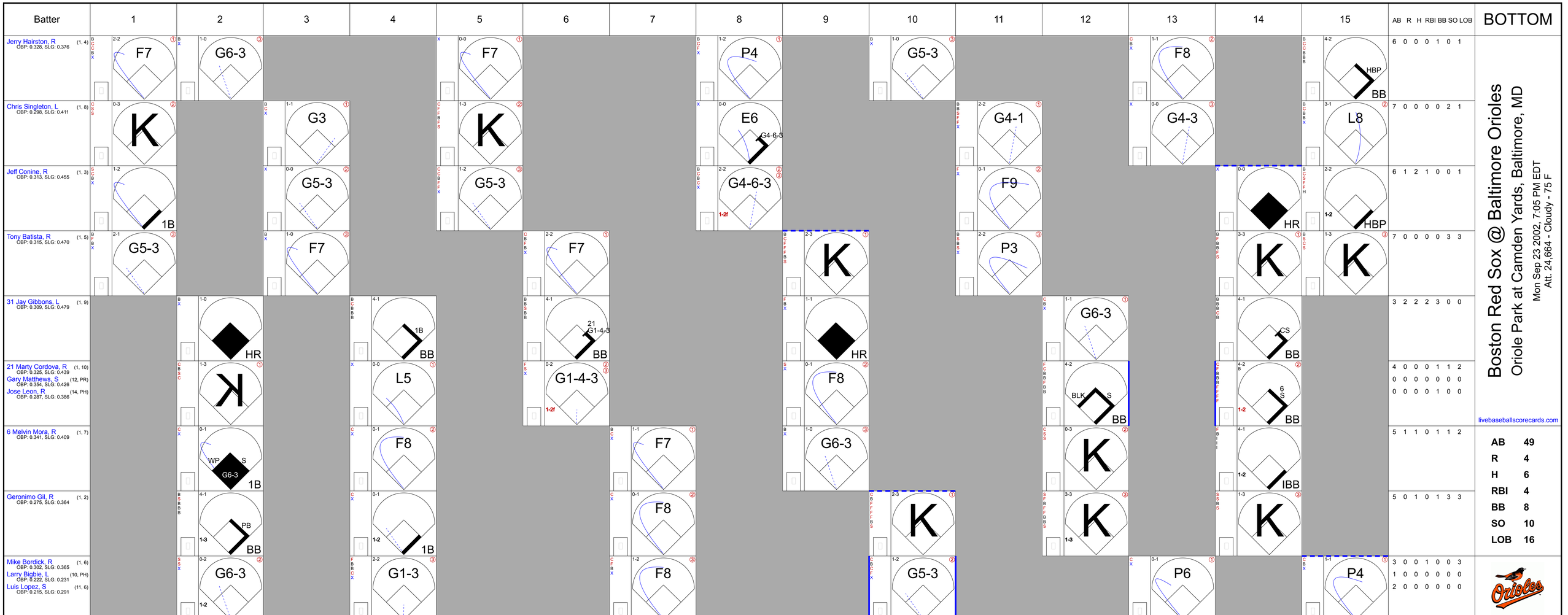
Batter
1
2
3
4
5
6
7
8
9
10
11
12
13
14
15
AB R H RBI BB SO LOB
BOTTOM
Jerry Hairston, R (1, 4) OBP: 0.328, SLG: 0.376
F7
G6-3
F7
P4
G5-3
F8
HBP
BB
6 0 0 0 1 0 1
Chris Singleton, L (1, 8) OBP: 0.298, SLG: 0.411
K
G3
K
E6
G4-6-3
G4-1
G4-3
L8
7 0 0 0 0 2 1
Jeff Conine, R (1, 3) OBP: 0.313, SLG: 0.455
1B
G5-3
G5-3
G4-6-3
1-2f
F9
HR
1-2
HBP
6 1 2 1 0 0 1
Tony Batista, R (1, 5) OBP: 0.315, SLG: 0.470
G5-3
F7
F7
K
P3
K
K
7 0 0 0 0 3 3
31 Jay Gibbons, L (1, 9) OBP: 0.309, SLG: 0.479
HR
1B
BB
21
G1-4-3
BB
HR
G6-3
CS
BB
3 2 2 2 3 0 0
21 Marty Cordova, R (1, 10) OBP: 0.325, SLG: 0.439
Gary Matthews, S (12, PR) OBP: 0.354, SLG: 0.426
Jose Leon, R (14, PH) OBP: 0.287, SLG: 0.386
K
L5
G1-4-3
1-2f
F8
BLK
S
BB
6
S
1-2
BB
4 0 0 0 1 1 2
0 0 0 0 0 0 0
0 0 0 0 1 0 0
6 Melvin Mora, R (1, 7) OBP: 0.341, SLG: 0.409
WP
S
G6-3
1B
F8
F7
G6-3
K
1-2
IBBB
5 1 1 0 1 1 2
Geronimo Gil, R (1, 2) OBP: 0.275, SLG: 0.364
PB
1-3
BB
F8
K
K
5 0 1 0 1 3 3
Mike Bordick, R (1, 6) OBP: 0.302, SLG: 0.365
Larry Bigbie, L (10, PH) OBP: 0.222, SLG: 0.231
Luis Lopez, S (11, 6) OBP: 0.215, SLG: 0.291
G6-3
1-2
3-H
1B
G1-3
F8
G5-3
P6
P4
3 0 0 1 0 0 3
1 0 0 0 0 0 0
2 0 0 0 0 0 0
Boston Red Sox @ Baltimore Orioles
Oriole Park at Camden Yards, Baltimore, MD
Mon Sep 23 2002, 7:05 PM EDT
Att. 24,664 - Cloudy - 75 F
livebaseballscorecards.com
AB 49
R 4
H 6
RBI 4
BB 8
SO 10
LOB 16
Inning Stats
R: 0 H: 1 E: 0 LOB: 1 K: 1 BB: 0 S: 11 P: 16
R: 2 H: 2 E: 0 LOB: 1 K: 1 BB: 1 S: 11 P: 18
R: 0 H: 0 E: 0 LOB: 0 K: 0 BB: 0 S: 4 P: 6
R: 0 H: 0 E: 0 LOB: 2 K: 0 BB: 1 S: 9 P: 15
R: 0 H: 0 E: 0 LOB: 0 K: 1 BB: 0 S: 11 P: 13
R: 0 H: 0 E: 0 LOB: 0 K: 0 BB: 1 S: 7 P: 13
R: 0 H: 0 E: 0 LOB: 0 K: 0 BB: 0 S: 7 P: 9
R: 0 H: 0 E: 1 LOB: 0 K: 0 BB: 0 S: 7 P: 10
R: 1 H: 1 E: 0 LOB: 0 K: 1 BB: 0 S: 10 P: 14
R: 0 H: 0 E: 0 LOB: 0 K: 1 BB: 0 S: 11 P: 15
R: 0 H: 0 E: 0 LOB: 0 K: 0 BB: 0 S: 9 P: 13
R: 0 H: 0 E: 0 LOB: 2 K: 2 BB: 1 S: 13 P: 21
R: 0 H: 0 E: 0 LOB: 2 K: 0 BB: 0 S: 5 P: 6
R: 1 H: 1 E: 0 LOB: 2 K: 2 BB: 3 S: 15 P: 31
R: 0 H: 0 E: 0 LOB: 2 K: 1 BB: 1 S: 13 P: 24
1B: 3 SF: 0 2B: 0 SAC: 0 3B: 0 DP: 2 HR: 3 HBP: 1
WP: 1 PA: 58 PB: 1 SB: 3 CS: 1
PITCHER IP WLS BF H R ER SO BB IBB HBP BLK WP HR S P ERA WHIP
49 Tim Wakefield, R (1, 1) ERA: 2.75 8.0 30 4 2 2 3 3 0 0 0 1 1 67 100 2.25 0.875
Ugueth Urbina, R (9, 1) ERA: 3.1 1.0 B 4 1 1 1 1 0 0 0 0 0 1 10 14 9.00 1.000
Frank Castillo, R (10, 1) ERA: 5.12 4.0 13 0 0 0 3 1 0 0 1 0 0 38 55 0.00 0.250
Alan Embree, L (14, 1) ERA: 2.18 1.0 W 6 1 1 1 2 2 1 0 0 0 1 15 31 9.00 3.000
Wayne Gomes, R (15, 1) ERA: 4.66 1.0 S 5 0 0 0 1 1 0 1 0 0 0 13 24 0.00 1.000
PITCHER IP WLS BF H R ER SO BB IBB HBP BLK WP HR S P ERA WHIP

Batter	1	2	3	4	5	6	7	8	9	AB	R	H	RBI	BB	SO	LOB
Jerry Hairston, R (1, 4) OBP: 0.325, SLG: 0.374	C B X 1-1 ① G6-3		L B X 1-1 ① SH5-4 1-2 2-3		C B F X 1-2 ③ P3			C S B F X 1-2 ③ P6		3	0	0	0	0	0	1
Luis Lopez, S (8, 4) OBP: 0.215, SLG: 0.291										0	0	0	0	0	0	0
Chris Singleton, L (1, 8) OBP: 0.296, SLG: 0.409	B B F B S X 3-2 ② G4-3		B B F X 2-1 ② G4-3 2-3 3-H			C F B X 1-2 ① G3-1			X 0-0 ① F8	3	0	0	1	0	0	1
Luis Matos, R (9, PH) OBP: 0.182, SLG: 0.227										1	0	0	0	0	0	0
Jeff Conine, R (1, 10) OBP: 0.312, SLG: 0.453	X 0-0 1B		F B B B B F F X 3-2 ③ G4-3			B X 1-0 ② G5-3			C B B S F B F F S 3-3 ② K	4	0	1	0	0	1	1
Tony Batista, R (1, 5) OBP: 0.313, SLG: 0.467	C B F X 1-2 ③ F8			C B B X 2-1 ① G5-3		B B X 2-0 ③ F7			C B B C X 2-2 ③ G5-3	4	0	0	0	0	0	1
31 Jay Gibbons, L (1, 9) OBP: 0.307, SLG: 0.476		C X 0-1 ① F7		B F X 1-1 ② G4-3			C C X 0-2 ① F8			3	0	0	0	0	0	0
6 Melvin Mora, R (1, 7) OBP: 0.340, SLG: 0.407		B X 1-0 ② G5-3		C C B B F F F B X 3-2 ③ G5-3			F F F S 0-3 ② K			3	0	0	0	0	1	0
Chris Richard, L (1, 3) OBP: 0.290, SLG: 0.388		C S B F S 1-3 ③ K			X 0-0 G6-3 FC1-5 2B		C B S B B F X 3-2 ③ F7			3	0	1	0	0	1	0
Brook Fordyce, R (1, 2) OBP: 0.303, SLG: 0.318			X 0-0 SH5-4 1B G4-3 1B		C X 0-1 ① G6-3 2-3			X 0-0 ① G6-3		3	1	1	0	0	0	1
Mike Bordick, R (1, 6) OBP: 0.302, SLG: 0.364			F C X 0-2 G4-3 SH5-4 1-2 1B		X 0-0 ② FC1-5 3-H			C X 0-1 ② G6-3		3	0	1	0	0	0	1
Ed Rogers, R (8, 6)										0	0	0	0	0	0	0
Inning Stats	R: 0 H: 1 E: 0 LOB: 1 K: 0 BB: 0 S: 9 P: 14	R: 0 H: 0 E: 0 LOB: 0 K: 1 BB: 0 S: 7 P: 9	R: 1 H: 2 E: 0 LOB: 1 K: 0 BB: 0 S: 12 P: 18	R: 0 H: 0 E: 0 LOB: 0 K: 0 BB: 0 S: 10 P: 16	R: 0 H: 1 E: 0 LOB: 1 K: 0 BB: 0 S: 7 P: 8	R: 0 H: 0 E: 0 LOB: 0 K: 0 BB: 0 S: 5 P: 9	R: 0 H: 0 E: 0 LOB: 0 K: 1 BB: 0 S: 11 P: 14	R: 0 H: 0 E: 0 LOB: 0 K: 0 BB: 0 S: 7 P: 8	R: 0 H: 0 E: 0 LOB: 0 K: 1 BB: 0 S: 10 P: 15	1B: 3 SF: 0 2B: 1 SAC: 1 3B: 0 DP: 0 HR: 0 HBP: 0						

PITCHER		IP	WLS	BF	H	R	ER	SO	BB	IBB	HBP	BLK	WP	HR	S	P	ERA	WHIP
32 Roy Halladay, R ERA: 3.03	(1, 1)	7.0	W	25	4	1	1	2	0	0	0	0	0	0	61	88	1.29	0.571
Brian Bowles, R ERA: 4.05	(8, 1)	1.0		3	0	0	0	0	0	0	0	0	0	0	7	8	0.00	0.000
Jason Kershner, L ERA: 5.16	(9, 1)	1.0		3	0	0	0	1	0	0	0	0	0	0	10	15	0.00	0.000

PITCHER	IP	WLS	BF	H	R	ER	SO	BB	IBB	HBP	BLK	WP	HR	S	P	ERA	WHIP

TOP

Baltimore Orioles @ Toronto Blue Jays

SkyDome, Toronto, ON

Tue Sep 24 2002, 7:05 PM EDT
Att. 14,438 - Sunny - 72 F

livebaseballscorecards.com

AB	30
R	1
H	4
RBI	1
BB	0
SO	3
LOB	6

WP: 0 PA: 31
PB: 0
SB: 0
CS: 0

Baltimore Orioles @ Toronto Blue Jays

SkyDome, Toronto, ON

Tue Sep 24 2002, 7:05 PM EDT

Att. 14,438 - Sunny - 72 F

BOTTOM

livebaseballscorecards.com

Batter	1	2	3	4	5	6	7	8	9	AB	R	H	RBI	BB	SO	LOB
Shannon Stewart, R (1, 7) OBP: 0.374, SLG: 0.442	G5-3		HR S BB		2B 10 1B 1B	G5-3		10 WP 10 HR BB		3	3	1	0	2	0	0
Eric Hinske, L (1, 5) OBP: 0.365, SLG: 0.478	K		1-2 HR BB		1-3 10 1B 2B	G5-3		K		4	2	1	0	1	2	1
10 Vernon Wells, R (1, 8) OBP: 0.306, SLG: 0.458	3B		F7		2-H 3-H HR 1B		HR 1B	1-H HR		5	3	4	4	0	0	2
Carlos Delgado, L (1, 3) OBP: 0.400, SLG: 0.535	K		1-H 2-H HR		2-H HR		K	G6-3		5	2	2	5	0	2	2
Josh Phelps, R (1, 10) OBP: 0.360, SLG: 0.561		F7	F7		2B		P4			4	0	1	0	0	0	1
José Cruz Jr., S (1, 9) OBP: 0.319, SLG: 0.439		G6-3 2B		FC6-4 BB	K		1-H HR			3	1	2	2	1	1	1
Chris Woodward, R (1, 6) OBP: 0.330, SLG: 0.471		G6-3 2-3		1-2f FC6-4 FC5-4	F7		1B			4	0	1	0	0	0	3
Orlando Hudson, S (1, 4) OBP: 0.342, SLG: 0.478		K		K	G4-3		G1-3			4	0	0	0	0	2	4
Ken Huckaby, R (1, 2) OBP: 0.273, SLG: 0.313			L6	1-2f FC5-4		G6-3		F8		4	0	0	0	0	0	1
Inning Stats	R: 0 H: 1 E: 0 LOB: 1 K: 2 BB: 0 S: 12 P: 22	R: 0 H: 1 E: 0 LOB: 1 K: 1 BB: 0 S: 10 P: 14	R: 3 H: 1 E: 0 LOB: 0 K: 0 BB: 2 S: 9 P: 21	R: 0 H: 0 E: 0 LOB: 1 K: 1 BB: 1 S: 9 P: 15	R: 4 H: 5 E: 0 LOB: 1 K: 1 BB: 0 S: 20 P: 32	R: 0 H: 0 E: 0 LOB: 0 K: 0 BB: 0 S: 6 P: 7	R: 2 H: 3 E: 0 LOB: 1 K: 1 BB: 0 S: 13 P: 21	R: 2 H: 1 E: 0 LOB: 0 K: 1 BB: 1 S: 8 P: 16		1B: 4 SF: 0 2B: 3 SAC: 0 3B: 1 DP: 0 HR: 4 HBP: 0						

	AB	36
	R	11
	H	12
	RBI	11
	BB	4
	SO	7
	LOB	15

WP: 1 PA: 40
PB: 0
SB: 1
CS: 0

PITCHER		IP	WLS	BF	H	R	ER	SO	BB	IBB	HBP	BLK	WP	HR	S	P	ERA	WHIP
Sean Douglass, R ERA: 6.14	(1, 1)	5.0	L	26	8	7	7	5	3	0	0	0	0	2	60	104	12.60	2.200
Travis Driskill, R ERA: 4.93	(6, 1)	3.0		14	4	4	4	2	1	0	0	0	1	2	27	44	12.00	1.667

PITCHER	IP	WLS	BF	H	R	ER	SO	BB	IBB	HBP	BLK	WP	HR	S	P	ERA	WHIP

Batter	1	2	3	4	5	6	7	8	9	AB	R	H	RBI	BB	SO	LOB
Jerry Hairston, R (1, 4) OBP: 0.328, SLG: 0.377	C B F X 1-2 E S SF9 1B		B C B B B C F F X 3-2 ② FC6-4 1B 1-2			B X 1-0 G4-3 2B		B S X 1-1 ③ G1-3		2	1	2	0	0	0	0
Luis Lopez, S (5, 4) OBP: 0.220, SLG: 0.305										2	0	1	0	0	0	0
Luis Matos, R (1, 8) OBP: 0.160, SLG: 0.200	B C B F X 2-2 ① F8 1-3		B B F B X 3-1 ③ FC6-4 1-2f			C X 0-1 ② G4-3 2-3			C S F X 0-2 21 1B 2B	3	0	0	0	0	0	3
Chris Singleton, L (9, PH) OBP: 0.297, SLG: 0.412										1	1	1	0	0	0	0
Jeff Conine, R (1, 3) OBP: 0.309, SLG: 0.450	B C X 1-1 ② SF9 3-H			F B S B X 2-2 ① L8		X 0-0 ③ F8			S X 0-1 ① F9	3	0	0	1	0	0	2
Tony Batista, R (1, 10) OBP: 0.312, SLG: 0.464	B F F S 1-3 ③ K			B S B X 2-1 ② F8			F B B B X 3-1 ① F8		B C B F B B 4-2 31 G3 21 1B BB	3	0	0	0	1	1	0
21 Marty Cordova, R (1, 7) OBP: 0.328, SLG: 0.441		C B S B B B 4-2 G6-4-3 BB		F S X 0-2 ③ G5-3			B B F X 2-1 6 FC6-4 1B		C X 0-1 31 G3 1-2 2-H 1B	3	0	2	1	1	0	0
Jose Leon, R (1, 5) OBP: 0.278, SLG: 0.372		C X 0-1 ① ② G6-4-3 1-2f			X 0-0 ① G6-3		C F S 0-3 ② K		B C B X 2-1 ② G3 1-2 2-3	3	0	0	0	0	1	2
31 Jay Gibbons, L (9, PH) OBP: 0.306, SLG: 0.475										1	0	0	0	0	0	2
6 Melvin Mora, R (1, 9) OBP: 0.339, SLG: 0.405		X 0-0 ③ G4-3			B B B 4-0 G4-6-3 BB		X 0-0 ③ FC6-4 1-2f		C C S 0-3 ③ K	3	0	0	0	1	1	3
(8, 6)																
Geronimo Gil, R (1, 2) OBP: 0.274, SLG: 0.363			F B S S 1-3 ① K		X 0-0 ② ③ G4-6-3 1-2f			X 0-0 ① G6-3		2	0	0	0	0	1	1
Larry Bigbie, L (8, PH) OBP: 0.214, SLG: 0.222										1	0	0	0	0	0	0
(8, 9)																
Mike Bordick, R (1, 6) OBP: 0.303, SLG: 0.365			B F B X 2-1 CS 1B			B B B C X 3-1 ① F8		C B C F B F S 2-3 ② K		2	0	1	0	0	0	0
Chris Richard, L (8, PH) OBP: 0.288, SLG: 0.385										1	0	0	0	0	1	0
Brook Fordyce, R (8, 2) OBP: 0.303, SLG: 0.318										0	0	0	0	0	0	0
Inning Stats	R: 1 E: 1 K: 1 S: 11 H: 1 LOB: 0 BB: 0 P: 16	R: 0 E: 0 K: 0 S: 5 H: 0 LOB: 0 BB: 1 P: 9	R: 0 E: 0 K: 1 S: 12 H: 2 LOB: 1 BB: 0 P: 21	R: 0 E: 0 K: 0 S: 8 H: 0 LOB: 0 BB: 0 P: 12	R: 0 E: 0 K: 0 S: 2 H: 0 LOB: 0 BB: 1 P: 6	R: 0 E: 0 K: 0 S: 6 H: 1 LOB: 1 BB: 0 P: 10	R: 0 E: 0 K: 1 S: 8 H: 1 LOB: 1 BB: 0 P: 13	R: 0 E: 0 K: 1 S: 8 H: 0 LOB: 0 BB: 0 P: 11	R: 1 E: 0 K: 1 S: 15 H: 2 LOB: 2 BB: 1 P: 21	1B: 5 2B: 2 3B: 0 HR: 0 SF: 1 SAC: 0 DP: 2 HBP: 0						

PITCHER		IP	WLS	BF	H	R	ER	SO	BB	IBB	HBP	BLK	WP	HR	S	P	ERA	WHIP
Mark Hendrickson, L ERA: 2.45	(1, 1)	7.0	W	25	5	1	0	3	2	0	0	0	0	0	52	87	0.00	1.000
Cliff Politte, R ERA: 3.72	(8, 1)	1.0	H	3	0	0	0	1	0	0	0	0	0	0	8	11	0.00	0.000
Kelvim Escobar, R ERA: 4.38	(9, 1)	1.0	S	6	2	1	1	1	1	0	0	0	0	0	15	21	9.00	3.000

PITCHER	IP	WLS	BF	H	R	ER	SO	BB	IBB	HBP	BLK	WP	HR	S	P	ERA	WHIP

TOP

Baltimore Orioles @ Toronto Blue Jays

SkyDome, Toronto, ON

Wed Sep 25 2002, 7:05 PM EDT

Att. 17,287 - Cloudy - 64 F

livebaseballscorecards.com

AB	30
R	2
H	7
RBI	2
BB	3
SO	5
LOB	13

Batter	1	2	3	4	5	6	7	8	9	AB	R	H	RBI	BB	SO	LOB
Shannon Stewart, R (1, 7) OBP: 0.373, SLG: 0.440	C B B C F X 2-2 G5-3 ①	B B C S S S 2-3 K ②		F F B S 1-3 K ③			F B F F B X 2-2 S 1B			4	0	1	0	0	2	1
Eric Hinske, L (1, 5) OBP: 0.364, SLG: 0.477	B C F B X 2-2 10 1B 1B	B S X 1-1 L3 ③			B C B B C F F F X 3-2 F7 ①		F F B B F F B F S 3-3 K ② 1-2			4	1	1	0	0	1	2
10 Vernon Wells, R (1, 8) OBP: 0.308, SLG: 0.463	X 0-0 BB 1B SF9 1B 1-2		C F B X 1-2 F8 ①		F B B X 2-1 HR		B C X 1-1 G5-3 ③			4	2	2	1	0	0	1
Carlos Delgado, L (1, 3) OBP: 0.400, SLG: 0.533	F X 0-1 SF9 BB 1B 1-2 2-H		C B B B B 4-1 2B BB		S F F B S 1-3 K ②			B C C F F X 1-2 F7 ①		3	0	1	1	1	1	0
Josh Phelps, R (1, 10) OBP: 0.362, SLG: 0.562	B B B B 4-0 BB 1-2 2-3	X 0-0 2B 1-3			B F B S S X 2-2 F8 ③			B F B B S X 3-2 G6-3 ②		3	0	1	0	1	0	0
José Cruz Jr., S (1, 9) OBP: 0.316, SLG: 0.436	B F B X 2-1 SF9 ② 2-3 3-H	B F S S S 1-3 K ②				X 0-0 F9 ①		X 0-0 F3 ③		3	0	0	1	0	1	2
Chris Woodward, R (1, 6) OBP: 0.328, SLG: 0.466	C T B S 1-3 K ③	S T C 0-3 K ③				B X 1-0 G6-3 ②				3	0	0	0	0	2	4
Orlando Hudson, S (1, 4) OBP: 0.337, SLG: 0.470		X 0-0 G6-3 ①		F B X 1-1 L4 ①		S X 0-1 F8 ③				3	0	0	0	0	0	0
Tom Wilson, R (1, 2) OBP: 0.323, SLG: 0.370		C S B T F X 1-2 1B		X 0-0 G6-3 ②			C B B B S S X 3-2 F8 ①			3	0	1	0	0	0	0
Inning Stats	R: 2 H: 3 E: 0 LOB: 2 K: 1 BB: 1 S: 15 P: 26	R: 0 H: 1 E: 0 LOB: 1 K: 1 BB: 0 S: 11 P: 15	R: 0 H: 1 E: 0 LOB: 2 K: 2 BB: 1 S: 11 P: 17	R: 0 H: 0 E: 0 LOB: 0 K: 1 BB: 0 S: 6 P: 8	R: 1 H: 1 E: 0 LOB: 0 K: 1 BB: 0 S: 14 P: 22	R: 0 H: 0 E: 0 LOB: 0 K: 0 BB: 0 S: 4 P: 5	R: 0 H: 1 E: 0 LOB: 1 K: 1 BB: 0 S: 15 P: 24	R: 0 H: 0 E: 0 LOB: 0 K: 0 BB: 0 S: 9 P: 13		1B: 5 SF: 1 2B: 1 SAC: 0 3B: 0 DP: 0 HR: 1 HBP: 0				WP: 0 PA: 33 PB: 0 SB: 1 CS: 0		

PITCHER		IP	WLS	BF	H	R	ER	SO	BB	IBB	HBP	BLK	WP	HR	S	P	ERA	WHIP
Rodrigo Lopez, R ERA: 3.57	(1, 1)	7.0	L	30	7	3	3	7	2	0	0	0	0	1	76	117	3.86	1.286
B.J. Ryan, L ERA: 4.4	(8, 1)	1.0		3	0	0	0	0	0	0	0	0	0	0	9	13	0.00	0.000

PITCHER	IP	WLS	BF	H	R	ER	SO	BB	IBB	HBP	BLK	WP	HR	S	P	ERA	WHIP

BOTTOM

Baltimore Orioles @ Toronto Blue Jays

SkyDome, Toronto, ON

Wed Sep 25 2002, 7:05 PM EDT

Att. 17,287 - Cloudy - 64 F

livebaseballscorecards.com

AB	30
R	3
H	7
RBI	3
BB	2
SO	7
LOB	10

Batter	1	2	3	4	5	6	7	8	9	AB	R	H	RBI	BB	SO	LOB
Luis Lopez, S (1, 4) OBP: 0.230, SLG: 0.306	C B S X 1-2 G6-4-3 1B 1B		C B B X 2-1 ③ F8			X 0-0 ① G4-3 2-3			B B B B 4-0 F9 PB BB	3	0	1	0	1	0	1
Larry Bigbie, L (1, 8) OBP: 0.219, SLG: 0.233	B B X 2-0 G6-4-3 1-2 1B			X 0-0 ① G6-3		F X 0-1 ② SF8 3-H			B C X 1-1 ① F9 1-3	3	0	1	1	0	0	1
Jeff Conine, R (1, 3) OBP: 0.307, SLG: 0.445	B C B C X 2-2 ① ② G6-4-3 1-2f 2-3			C B B C B X 3-2 ② G5-3		S F X 0-2 ③ G6-3			F C B C 1-3 ② K	4	0	0	0	0	1	3
Tony Batista, R (1, 5) OBP: 0.310, SLG: 0.461	C F S 0-3 ③ K			B B S X 2-1 ③ F5			B B C B X 3-1 ① L7		B C B X 2-1 ③ G5-3	4	0	0	0	0	1	2
31 Jay Gibbons, L (1, 9) OBP: 0.306, SLG: 0.474		C X 0-1 ① F8			X 0-0 1B		X 0-0 ② G1-3			3	0	1	0	0	0	0
21 Marty Cordova, R (1, 7) OBP: 0.328, SLG: 0.440		X 0-0 G3-6-3 1B			C F B B B F X 2-2 ① F7		S B B B S S 2-3 ③ K			3	0	1	0	0	1	1
Chris Richard, L (1, 10) OBP: 0.289, SLG: 0.380		B B C X 2-1 ② ③ G3-6-3 1-2f			F B F B X 2-2 ② F9			C F H 1-2 G6-4-3 HBP		2	0	0	0	0	0	2
Geronimo Gil, R (1, 2) OBP: 0.272, SLG: 0.360			B B B C F B X 3-2 ① G3		S X 0-1 ③ G5-3			C X 0-1 ① ② G6-4-3 1-2f		3	0	0	0	0	0	2
Mike Bordick, R (1, 6) OBP: 0.303, SLG: 0.368			B X 1-0 ② F8			C X 0-1 G4-3 SF8 2B		B B B C F X 3-2 ③ F5		3	1	1	0	0	0	0
Inning Stats	R: 0 E: 0 K: 1 S: 10 H: 2 LOB: 1 BB: 0 P: 15	R: 0 E: 0 K: 0 S: 5 H: 1 LOB: 0 BB: 0 P: 7	R: 0 E: 0 K: 0 S: 6 H: 0 LOB: 0 BB: 0 P: 12	R: 0 E: 0 K: 0 S: 6 H: 0 LOB: 0 BB: 0 P: 11	R: 0 E: 0 K: 0 S: 10 H: 1 LOB: 1 BB: 0 P: 14	R: 1 E: 0 K: 0 S: 8 H: 1 LOB: 0 BB: 0 P: 8	R: 0 E: 0 K: 1 S: 6 H: 0 LOB: 0 BB: 0 P: 11	R: 0 E: 0 K: 0 S: 7 H: 0 LOB: 0 BB: 0 P: 11	R: 0 E: 0 K: 1 S: 7 H: 0 LOB: 1 BB: 1 P: 15	1B: 4 2B: 1 3B: 0 HR: 0 SF: 1 SAC: 0 DP: 3 HBP: 1						

PITCHER	IP	WLS	BF	H	R	ER	SO	BB	IBB	HBP	BLK	WP	HR	S	P	ERA	WHIP
Esteban Loaiza, R (1, 1) ERA: 5.71	9.0	W	31	5	1	1	3	1	0	1	0	0	0	65	104	1.00	0.667

PITCHER	IP	WLS	BF	H	R	ER	SO	BB	IBB	HBP	BLK	WP	HR	S	P	ERA	WHIP

TOP

Baltimore Orioles @ Toronto Blue Jays

SkyDome, Toronto, ON

Thu Sep 26 2002, 7:05 PM EDT
Att. 13,127 - Cloudy - 68 F

livebaseballscorecards.com

AB	28
R	1
H	5
RBI	1
BB	1
SO	3
LOB	12

WP: 0 PB: 1 SB: 0 CS: 0 PA: 31

Batter	1	2	3	4	5	6	7	8	9	AB	R	H	RBI	BB	SO	LOB
Shannon Stewart, R (1, 10) OBP: 0.370, SLG: 0.437	C C F B X 1-2 G6-3 ①		C X 0-1 G5-3 ①		F X 0-1 F9 ②		C B S F B B S 3-3 K ②			4	0	0	0	0	1	1
Eric Hinske, L (1, 5) OBP: 0.363, SLG: 0.477	C B S B B F X 3-2 P6 ②		C B B X 1-2 2B 2B		B C F X 1-2 F7 ③		X 0-0 G4-3 ③			4	1	1	0	0	0	1
10 Vernon Wells, R (1, 8) OBP: 0.306, SLG: 0.460	F B X 1-1 G3-1 ③		F C X 0-2 F3 ②			B C X 1-1 G4-3 ①		F X 0-1 G3 ①		4	0	0	0	0	0	1
Carlos Delgado, L (1, 3) OBP: 0.404, SLG: 0.543 Brian Lesher, R (9, 3) OBP: 0.209, SLG: 0.158		B B B C C B 4-2 1B 1B FC3-6 BB	X 0-0 2-H 2B			B X 1-0 HR		B B F B F H 4-2 HBP		2 0	2 0	2 0	2 0	1 0	0 0	0 0
José Cruz Jr., S (1, 7) OBP: 0.318, SLG: 0.441		C F B F X 1-2 FC3-6 1B 1-2 1B 1B	C S S 0-3 K ③			S B B B X 2-1 SF8 3B		F X 0-1 L8 ②		4	2	2	0	0	1	2
Chris Woodward, R (1, 6) OBP: 0.330, SLG: 0.468		B B B C X 3-1 FC3-6 1-2 2-3 1B	X 0-0 F5-4 1B			B B S S B X 3-2 SF8 3-H ②		B S F B F X 2-2 G4-3 ③		3	0	2	1	0	0	1
Dewayne Wise, L (1, 9) OBP: 0.207, SLG: 0.313		X 0-0 FC3-6 1B 1-2f 2-3 3-H ①	B C X 1-1 F5-4 ① ② 1-2			C B B B F X 3-2 G6-3 ③				3	0	0	1	0	0	3
Dave Berg, R (1, 4) OBP: 0.318, SLG: 0.380		B 1 SAFE B B C S F X 3-2 1-2 3-H ② 1B	B B F B X 3-1 G4-3 ③				B F X 1-1 G1-3 ①			3	0	1	1	0	0	0
Ken Huckaby, R (1, 2) OBP: 0.274, SLG: 0.313		X 0-0 L9 ③			C X 0-1 G6-3 ①		X 0-0 1B			3	0	1	0	0	0	1
Inning Stats	R: 0 H: 0 E: 0 LOB: 0 K: 0 BB: 0 S: 10 P: 15	R: 2 H: 3 E: 0 LOB: 1 K: 0 BB: 1 S: 14 P: 25	R: 1 H: 2 E: 0 LOB: 1 K: 1 BB: 0 S: 12 P: 13	R: 0 H: 1 E: 0 LOB: 0 K: 0 BB: 0 S: 5 P: 9	R: 0 H: 0 E: 0 LOB: 0 K: 0 BB: 0 S: 7 P: 8	R: 2 H: 2 E: 0 LOB: 0 K: 0 BB: 0 S: 11 P: 21	R: 0 H: 1 E: 0 LOB: 1 K: 1 BB: 0 S: 8 P: 12	R: 0 H: 0 E: 0 LOB: 1 K: 0 BB: 0 S: 10 P: 16		1B: 5 SF: 1 2B: 3 SAC: 0 3B: 1 DP: 1 HR: 1 HBP: 1				WP: 0 PA: 33 PB: 0 SB: 0 CS: 0		

PITCHER		IP	WLS	BF	H	R	ER	SO	BB	IBB	HBP	BLK	WP	HR	S	P	ERA	WHIP
Pat Hentgen, R ERA: 7.77	(1, 1)	6.0	L	25	8	5	5	1	1	0	0	0	0	1	59	91	7.50	1.500
Eric DuBose, L ERA: 2.25	(7, 1)	2.0		8	1	0	0	1	0	0	1	0	0	0	18	28	0.00	0.500

PITCHER	IP	WLS	BF	H	R	ER	SO	BB	IBB	HBP	BLK	WP	HR	S	P	ERA	WHIP

BOTTOM

Baltimore Orioles @ Toronto Blue Jays

SkyDome, Toronto, ON

Thu Sep 26 2002, 7:05 PM EDT

Att. 13,127 - Cloudy - 68 F

livebaseballscorecards.com

AB	30
R	5
H	9
RBI	5
BB	1
SO	2
LOB	10

Batter	1	2	3	4	5	6	7	8	9	AB	R	H	RBI	BB	SO	LOB
Alfonso Soriano, R (1, 4) OBP: 0.334, SLG: 0.553	B S B X 2-1 G6-3 ①		C F S 0-3 K ③			C B F B S 2-3 K ①	B C B B X 3-1 FC6-4 ③ 1-2f		X 0-0 F9 ①	5	0	0	0	0	2	3
2 Derek Jeter, R (1, 6) OBP: 0.372, SLG: 0.420	X 0-0 F8 ②			C B S F S 1-3 K ①		X 0-0 G6-3 ②		F B X 1-1 HR	F S F X 0-2 25 E 2B	5	2	2	1	0	1	0
25 Jason Giambi, L (1, 3) OBP: 0.433, SLG: 0.590	B C S B F B X 3-2 P4 ③			C C X 0-2 20 1B 1B		C F X 0-2 WP 1B 1B		F B B B B 4-1 BB 2B BB	F B B X 2-1 E7 G1-3 20 1B 1B 2-H	4	3	3	1	1	0	0
Bernie Williams, S (1, 8) OBP: 0.414, SLG: 0.493		X 0-0 L8 ①		F B F C 1-3 K ②		B B C X 2-1 1-H 1B		B C B S B B 4-2 2B FC6-4 1-2 BB	C B X 1-1 G1-3 ② 2-3	4	1	1	1	1	1	2
20 Jorge Posada, S (1, 2) OBP: 0.375, SLG: 0.475		B F B B B C S 3-3 K ②		B B B B C X 3-1 1-2 1B		C F F X 0-2 G1-3 ③		C B F F S 1-3 K ①	C C X 0-2 3-H 1B	5	0	2	1	0	2	3
Robin Ventura, L (1, 5) OBP: 0.368, SLG: 0.460 Enrique Wilson, S (7, PR) OBP: 0.239, SLG: 0.295 (7, 5)		C B C S 1-3 K ③		F B C B B X 3-2 F8 ③			C C F B X 1-2 2B	B B F B X 3-1 FC6-4 1-3 2-H 2B	F F C 0-3 K ③	3 2	0 0	1 1	0 1	0 0	1 1	2 1
Raul Mondesi, R (1, 9) OBP: 0.310, SLG: 0.435			S C B B B S 3-3 K ①		X 0-0 G1-3 ①		C C F X 0-2 L6 ①	I I I I 4-0 FC6-4 IBB		3	0	0	0	1	1	1
Nick Johnson, L (1, 10) OBP: 0.344, SLG: 0.404 Rondell White, R (8, PH) OBP: 0.287, SLG: 0.367			B B B C B 4-1 G1-3 BB	C X 0-1 F7 ②			B B B I 4-0 FC6-4 IBB	B X 1-0 FC6-4 ② 1-2f 2-3 3-H		1 1	0 0	0 0	0 1	2 0	0 0	0 2
Juan Rivera, R (1, 7) OBP: 0.315, SLG: 0.366			X 0-0 G1-3 ② 1-2		C F B B X 2-2 L5 ③		X 0-0 F7 ②	X 0-0 P5 ③		4	0	0	0	0	0	5
Inning Stats	R: 0 E: 0 K: 0 S: 7 H: 0 LOB: 0 BB: 0 P: 12	R: 0 E: 0 K: 2 S: 7 H: 0 LOB: 0 BB: 0 P: 11	R: 0 E: 0 K: 2 S: 8 H: 0 LOB: 1 BB: 1 P: 15	R: 0 E: 0 K: 2 S: 15 H: 2 LOB: 2 BB: 0 P: 23	R: 0 E: 0 K: 0 S: 6 H: 0 LOB: 0 BB: 0 P: 8	R: 1 E: 0 K: 1 S: 13 H: 2 LOB: 1 BB: 0 P: 17	R: 0 E: 0 K: 0 S: 11 H: 1 LOB: 2 BB: 1 P: 19	R: 3 E: 0 K: 1 S: 13 H: 2 LOB: 2 BB: 3 P: 31	R: 2 E: 1 K: 1 S: 15 H: 3 LOB: 1 BB: 0 P: 18	1B: 6 2B: 3 3B: 0 HR: 1 SF: 0 SAC: 0 DP: 0 HBP: 0							

New York Yankees @ Baltimore Orioles

Oriole Park at Camden Yards, Baltimore, MD

Fri Sep 27 2002, 7:05 PM EDT
Att. 40,975 - Cloudy - 83 F

TOP

livebaseballscorecards.com

AB	37
R	6
H	10
RBI	6
BB	5
SO	9
LOB	19

WP: 1 PB: 0 SB: 0 CS: 0 PA: 42

PITCHER		IP	WLS	BF	H	R	ER	SO	BB	IBB	HBP	BLK	WP	HR	S	P	ERA	WHIP
Sidney Ponson, R ERA: 4.09	(1, 1)	7.0	L	29	6	2	2	7	1	1	0	0	1	1	69	108	2.57	1.000
B.J. Ryan, L ERA: 4.68	(8, 1)	0.1		5	1	1	1	1	2	1	0	0	0	0	9	25	27.00	9.000
Rick Bauer, R ERA: 4.03	(8, 1)	0.2		2	0	1	1	0	0	0	0	0	0	0	2	3	13.50	0.000
Willis Roberts, R ERA: 3.36	(9, 1)	1.0		6	3	2	2	1	0	0	0	0	0	0	15	18	18.00	3.000

PITCHER	IP	WLS	BF	H	R	ER	SO	BB	IBB	HBP	BLK	WP	HR	S	P	ERA	WHIP

BOTTOM

New York Yankees @ Baltimore Orioles

Oriole Park at Camden Yards, Baltimore, MD

Fri Sep 27 2002, 7:05 PM EDT

Att. 40,975 - Cloudy - 83 F

livebaseballscorecards.com

Batter	1	2	3	4	5	6	7	8	9	AB	R	H	RBI	BB	SO	LOB
Luis Lopez, S (1, 4) OBP: 0.231, SLG: 0.304	C C X 0-2 G6-4-3 1B		C F B B X 2-2 P3 ③		X 0-0 L4 ③			B F B F X 2-2 G3 ②		4	0	1	0	0	0	2
Luis Matos, R (1, 8) OBP: 0.179, SLG: 0.185 Chris Singleton, L (8, PH) OBP: 0.297, SLG: 0.411 (9, 8)	B C X 1-1 G6-4-3 1-2f ① ②			L B F B B F B 4-2 BB		B X 1-0 F9 ①		C F X 0-2 G4-3 ③		2 1	0 0	0 0	0 0	1 0	0 0	1 0
Jeff Conine, R (1, 3) OBP: 0.308, SLG: 0.445	C B B B B 4-1 BB			F B B F S 2-3 K ①		C X 0-1 21 S 1B			C B C C 1-3 K ①	3	0	1	0	1	2	1
Tony Batista, R (1, 10) OBP: 0.310, SLG: 0.460	C F S 0-3 K ③			F S C 0-3 K ②		X 0-0 F7 ②			B F X 1-1 21 1B 21 WP 31 2B 1B	4	1	1	0	0	2	3
21 Marty Cordova, R (1, 7) OBP: 0.327, SLG: 0.438		B B X 2-0 F9 ①		X 0-0 G5-3 ③		C F B B S 2-3 K 1-2 ③			S B S B F X 2-2 31 2B 1-3 6 SF8 1B	4	1	1	0	0	1	2
Jose Leon, R (1, 5) OBP: 0.280, SLG: 0.371 31 Jay Gibbons, L (9, PH) OBP: 0.308, SLG: 0.477		B F B B S C 3-3 K ②			B B X 2-0 6 2B FC5-2 1B		B F X 1-1 G4-3 ①		B C X 1-1 6 SF8 1-3 3-H 2B	3 1	0 0	1 1	0 1	0 0	1 0	0 0
6 Melvin Mora, R (1, 9) OBP: 0.338, SLG: 0.406 (9, 6)		C B F B X 2-2 G5-3 ③			F L B X 1-2 FC5-2 1-3 2B		B X 1-0 L8 ②		B X 1-0 SF8 2-3 3-H ②	3	0	1	1	0	0	0
Geronimo Gil, R (1, 2) OBP: 0.271, SLG: 0.358 Chris Richard, L (7, PH) OBP: 0.287, SLG: 0.377 Brook Fordyce, R (8, 2) OBP: 0.301, SLG: 0.315			C B B C B F S 3-3 K ①		F X 0-1 G1-3 ①		B C B F S 3-3 K2-3 ③		C B F X 1-2 G6-3 ③	2 1 1	0 0 0	0 0 0	0 0 0	0 0 0	1 1 0	2 0 1
Mike Bordick, R (1, 6) OBP: 0.302, SLG: 0.366 Larry Bigbie, L (8, PH) OBP: 0.212, SLG: 0.226 (9, 9)			C F X 0-2 G5-3 ②		C F B B X 2-2 FC5-2 2-3 3-H ②			B S B X 2-1 G6-3 ①		2 1	0 0	0 0	0 0	0 0	0 0	2 0
Inning Stats	R: 0 H: 1 E: 0 LOB: 1 K: 1 BB: 1 S: 9 P: 14	R: 0 H: 0 E: 0 LOB: 0 K: 1 BB: 0 S: 7 P: 14	R: 0 H: 0 E: 0 LOB: 0 K: 1 BB: 0 S: 11 P: 16	R: 0 H: 0 E: 0 LOB: 1 K: 2 BB: 1 S: 10 P: 16	R: 0 H: 2 E: 0 LOB: 2 K: 0 BB: 0 S: 10 P: 15	R: 0 H: 1 E: 0 LOB: 1 K: 1 BB: 0 S: 7 P: 10	R: 0 H: 0 E: 0 LOB: 0 K: 1 BB: 0 S: 6 P: 11	R: 0 H: 0 E: 0 LOB: 0 K: 0 BB: 0 S: 8 P: 12	R: 2 H: 3 E: 0 LOB: 1 K: 1 BB: 0 S: 15 P: 22	1B: 5 SF: 1 2B: 2 SAC: 0 3B: 0 DP: 1 HR: 0 HBP: 0						

	AB	32
	R	2
	H	7
	RBI	2
	BB	2
	SO	8
	LOB	14

WP: 1 PA: 35
PB: 0
SB: 1
CS: 0

PITCHER		IP	WLS	BF	H	R	ER	SO	BB	IBB	HBP	BLK	WP	HR	S	P	ERA	WHIP
Andy Pettitte, L ERA: 3.27	(1, 1)	5.0	W	19	3	0	0	5	2	0	0	0	0	0	47	75	0.00	1.000
Orlando Hernandez, R ERA: 3.64	(6, 1)	2.0	H	7	1	0	0	2	0	0	0	0	0	0	13	21	0.00	0.500
42 Mariano Rivera, R ERA: 2.6	(8, 1)	1.0		3	0	0	0	0	0	0	0	0	0	0	8	12	0.00	0.000
Steve Karsay, R ERA: 3.3	(9, 1)	1.0		6	3	2	2	1	0	0	0	0	1	0	15	22	18.00	3.000

PITCHER	IP	WLS	BF	H	R	ER	SO	BB	IBB	HBP	BLK	WP	HR	S	P	ERA	WHIP

New York Yankees @ Baltimore Orioles

Oriole Park at Camden Yards, Baltimore, MD

Sat Sep 28 2002, 7:05 PM EDT
Att. 48,165 - Sunny - 78 F

TOP

livebaseballscorecards.com

Batter	1	2	3	4	5	6	7	8	9	AB	R	H	RBI	BB	SO	LOB
Alfonso Soriano, R (1, 4) OBP: 0.335, SLG: 0.551	P6		K		25 HBP, 2 BB, 2B, BB	2 FC6-4, 1-3, 2-H, 1B			G6-3	4	1	1	1	1	1	0
2 Derek Jeter, R (1, 6) OBP: 0.374, SLG: 0.423	1B	2B			25 HBP, 1-2, 2-3, BB	FC6-4, 1-2f			G6-3	4	1	2	0	1	0	2
25 Jason Giambi, L (1, 3) OBP: 0.434, SLG: 0.591 Nick Johnson, L (7, PR) OBP: 0.343, SLG: 0.403 (7, 3)	F8		K		2B, 1-2, 2-3, 3-H, HBP		20 G5-3, 2B		P5	3 1	0 0	1 0	1 0	0 0	1 0	2 0
Bernie Williams, S (1, 8) OBP: 0.416, SLG: 0.496	L8			20 G4-6-3, 1B	1-3, 2-H, 3-H, 2B		20 G5-3, 1B			4	0	3	2	0	0	1
20 Jorge Posada, S (1, 10) OBP: 0.372, SLG: 0.471		G3-1		G4-6-3, 1-2f	F9		G5-3, 1-2, 2-3f			4	0	0	0	0	0	5
Robin Ventura, L (1, 5) OBP: 0.367, SLG: 0.457		FC6-4, BB		F9		G3	K			3	0	0	0	1	1	1
Raul Mondesi, R (1, 9) OBP: 0.308, SLG: 0.432		K			G5-3	G5-3			F9	4	0	0	0	0	1	1
Rondell White, R (1, 7) OBP: 0.288, SLG: 0.373 Juan Rivera, R (9, 7) OBP: 0.315, SLG: 0.366		FC6-4, 1-2f			2 BB, 25 HBP, 2B	1B, 2B			G6-3	4 0	2 0	2 0	0 0	0 0	0 0	1 0
Chris Widger, R (1, 2) OBP: 0.338, SLG: 0.375			K		G5-3	1B, BB			K	3	0	0	0	1	2	1

	AB	34
	R	4
	H	9
	RBI	4
	BB	4
	SO	6
	LOB	14

Inning Stats	1	2	3	4	5	6	7	8	9	1B	SF	WP	PA
R	0	0	0	0	3	1	0	0	0	4	0	0	39
E	0	0	0	0	0	0	0	0	0	2B: 5	SAC: 0	PB: 0	
K	0	1	3	0	0	0	1	0	0	3B: 0	DP: 2	SB: 0	
S	9	7	13	4	12	13	8	11	6	HR: 0	HBP: 1	CS: 0	
H	1	0	1	1	2	2	2	0	0				
LOB	1	1	1	0	2	2	1	0	0				
BB	0	1	0	0	2	1	0	0	0				
P	16	18	20	7	26	24	9	13	11				

PITCHER		IP	WLS	BF	H	R	ER	SO	BB	IBB	HBP	BLK	WP	HR	S	P	ERA	WHIP
Travis Driskill, R ERA: 4.95	(1, 1)	5.0	L	23	5	3	3	4	3	0	1	0	0	0	45	87	5.40	1.600
Eric DuBose, L ERA: 3.0	(6, 1)	2.0		10	4	1	1	1	1	0	0	0	0	0	21	33	4.50	2.500
Chris Brock, R ERA: 4.7	(8, 1)	1.2		5	0	0	0	1	0	0	0	0	0	0	15	19	0.00	0.000
Buddy Groom, L ERA: 1.6	(9, 1)	0.1		1	0	0	0	0	0	0	0	0	0	0	2	5	0.00	0.000

PITCHER	IP	WLS	BF	H	R	ER	SO	BB	IBB	HBP	BLK	WP	HR	S	P	ERA	WHIP

New York Yankees @ Baltimore Orioles

Oriole Park at Camden Yards, Baltimore, MD

Sat Sep 28 2002, 7:05 PM EDT

Att. 48,165 - Sunny - 78 F

livebaseballscorecards.com

BOTTOM

Batter	1	2	3	4	5	6	7	8	9	AB	R	H	RBI	BB	SO	LOB
Luis Lopez, S (1, 4) OBP: 0.231, SLG: 0.302	C X 0-1 F7 ①			X 0-0 F8 S 1B		C F B X 1-2 F7 ②		S F B S 1-3 K ②		4	0	1	0	0	1	1
Luis Matos, R (1, 8) OBP: 0.156, SLG: 0.161	X 0-0 G6-3 ②			C X 0-1 P3 ①		B B C X 2-1 F7 ③		C F X 0-2 FC6 ③ 1-2f		4	0	0	0	0	0	2
Jeff Conine, R (1, 3) OBP: 0.308, SLG: 0.447	X 0-0 P4 ③			B C X 1-1 F8 ② 1-3			B F B X 2-1 F5 ①		X 0-0 SF8 3B	4	1	1	0	0	0	1
Tony Batista, R (1, 5) OBP: 0.308, SLG: 0.458		C C S 0-3 K ①		C X 0-1 G5-3 ③			C F B F X 1-2 F7 ②		B F B X 2-1 SF8 ① 3-H	3	0	0	1	0	1	1
31 Jay Gibbons, L (1, 10) OBP: 0.309, SLG: 0.479		C X 0-1 G4-3 ②			B F F F B B F X 3-2 2B		X 0-0 1B		C S B B X 2-2 P3 ②	4	0	2	0	0	0	0
21 Marty Cordova, R (1, 7) OBP: 0.325, SLG: 0.434		B S C C 1-3 K ③			B F C B F X 2-2 F9 ①		F S C 0-3 K ③		S X 0-1 P3 ③	4	0	0	0	0	2	2
6 Melvin Mora, R (1, 9) OBP: 0.337, SLG: 0.404			X 0-0 F8 ①		C C S 0-3 K ②			F B X 1-1 G4-3 ①		3	0	0	0	0	1	1
Geronimo Gil, R (1, 2) OBP: 0.271, SLG: 0.365			X 0-0 G4-3 ②		B B X 2-0 G4-3 ③			B F F F B F F B F 3-2 X HR		3	1	1	1	0	0	1
Mike Bordick, R (1, 6) OBP: 0.302, SLG: 0.365			B C B F X 2-2 F8 ③			B C X 1-1 G5-3 ①		X 0-0 FC6 1B		3	0	1	0	0	0	0

Inning Stats	1	2	3	4	5	6	7	8	9	1B	SF	WP	PA
	R: 0 H: 0 E: 0 LOB: 0 K: 0 BB: 0 S: 4 P: 4	R: 0 H: 0 E: 0 LOB: 0 K: 2 BB: 0 S: 8 P: 9	R: 0 H: 0 E: 0 LOB: 0 K: 0 BB: 0 S: 5 P: 7	R: 0 H: 1 E: 0 LOB: 1 K: 0 BB: 0 S: 7 P: 8	R: 0 H: 1 E: 0 LOB: 1 K: 1 BB: 0 S: 14 P: 21	R: 0 H: 0 E: 0 LOB: 0 K: 0 BB: 0 S: 7 P: 11	R: 0 H: 1 E: 0 LOB: 1 K: 1 BB: 0 S: 10 P: 13	R: 1 H: 2 E: 0 LOB: 1 K: 1 BB: 0 S: 16 P: 21	R: 1 H: 1 E: 0 LOB: 0 K: 0 BB: 0 S: 8 P: 12	1B: 3	SF: 1	WP: 0	PA: 33
										2B: 1	SAC: 0	PB: 0	
										3B: 1	DP: 0	SB: 1	
										HR: 1	HBP: 0	CS: 0	

	AB	32
	R	2
	H	6
	RBI	2
	BB	0
	SO	5
	LOB	9

PITCHER		IP	WLS	BF	H	R	ER	SO	BB	IBB	HBP	BLK	WP	HR	S	P	ERA	WHIP
David Wells, L ERA: 3.75	(1, 1)	6.0	W	20	2	0	0	3	0	0	0	0	0	0	45	60	0.00	0.333
Ramiro Mendoza, R ERA: 3.44	(7, 1)	1.0		4	1	0	0	1	0	0	0	0	0	0	10	13	0.00	1.000
42 Mariano Rivera, R ERA: 2.74	(8, 1)	1.0		5	2	1	1	1	0	0	0	0	0	1	16	21	9.00	2.000
Mike Stanton, L ERA: 3.0	(9, 1)	1.0	S	4	1	1	1	0	0	0	0	0	0	0	8	12	9.00	1.000

PITCHER	IP	WLS	BF	H	R	ER	SO	BB	IBB	HBP	BLK	WP	HR	S	P	ERA	WHIP

Batter	1	2	3	4	5	6	7	8	9	AB	R	H	RBI	BB	SO	LOB
Alfonso Soriano, R (1, 4) OBP: 0.332, SLG: 0.547	B B B C X 3-1 ① G5-3		C B F B X 2-2 ② F3 1-2		C X 0-1 ① F9	B F C F C 1-3 ② K			C F S 0-3 ② K	5	0	0	0	0	2	3
2 Derek Jeter, R (1, 6) OBP: 0.373, SLG: 0.421	C X 0-1 ② G4-3		X 0-0 ③ F8		S C F F B X 1-2 ③ 25 HR 1B	F B X 1-1 ③ G4-3			C C S 0-3 ③ K	5	1	1	0	0	1	3
25 Jason Giambi, L (1, 10) OBP: 0.435, SLG: 0.598	C S B F F B X 2-2 2B			B B C B B B 4-1 BB HR BB	X 0-0 1-H HR		S B F B B S 3-3 ① K			3	2	2	2	1	1	0
Bernie Williams, S (1, 8) OBP: 0.415, SLG: 0.493	S C C 0-3 ③ K			B S B X 2-1 ① L9	B B C X 2-1 ② G4-3		B F B B B 4-1 20 G4-3 BB			3	0	0	0	1	1	2
20 Jorge Posada, S (1, 2) OBP: 0.370, SLG: 0.468		C B B S C 2-3 ① K		C C X 0-2 ② F8	F S B X 1-2 ③ G3		C X 0-1 ② ③ G4-3 1-2f			4	0	0	0	0	1	2
Robin Ventura, L (1, 5) OBP: 0.368, SLG: 0.458		C X 0-1 ② F7		B B B B C C F F B 4-2 1-2 HR BB		F X 0-1 G6-3 1B 2B		B B X 2-0 ① G3		3	2	1	0	1	0	0
Rondell White, R (1, 7) OBP: 0.288, SLG: 0.378		C B X 1-1 ③ F8		X 0-0 1-H 2-H HR		B X 1-0 ① G6-3 2-3		X 0-0 ② G4-3		4	1	1	3	0	0	1
Nick Johnson, L (1, 3) OBP: 0.347, SLG: 0.402		B B B C B 4-1 WP BB	C B B B F B 4-2 BB			B B I I 4-0 1B IBB		C S B B B X 3-2 ③ G6-3		1	0	0	0	3	0	0
Shane Spencer, R (1, 9) OBP: 0.324, SLG: 0.375 Juan Rivera, R (6, PR) OBP: 0.311, SLG: 0.361 (6, 9)		C B F B F X 2-2 ① F7	X 0-0 ③ F7			C C F X 0-2 1-2 3-H 1B			B B F S S 2-3 ① K	3 1	0 0	1 0	1 0	0 0	0 1	2 0
Inning Stats	R: 0 H: 1 E: 0 LOB: 1 K: 1 BB: 0 S: 12 P: 17	R: 0 H: 0 E: 0 LOB: 0 K: 1 BB: 0 S: 7 P: 10	R: 0 H: 0 E: 0 LOB: 1 K: 0 BB: 1 S: 9 P: 17	R: 3 H: 1 E: 0 LOB: 1 K: 0 BB: 3 S: 14 P: 28	R: 2 H: 2 E: 0 LOB: 0 K: 0 BB: 0 S: 13 P: 17	R: 1 H: 2 E: 0 LOB: 2 K: 1 BB: 1 S: 13 P: 20	R: 0 H: 0 E: 0 LOB: 0 K: 1 BB: 1 S: 6 P: 13	R: 0 H: 0 E: 0 LOB: 0 K: 0 BB: 0 S: 5 P: 10	R: 0 H: 0 E: 0 LOB: 0 K: 3 BB: 0 S: 9 P: 11	1B: 2 SF: 0 2B: 2 SAC: 0 3B: 0 DP: 1 HR: 2 HBP: 0						

PITCHER		IP	WLS	BF	H	R	ER	SO	BB	IBB	HBP	BLK	WP	HR	S	P	ERA	WHIP
John Stephens, R ERA: 6.09	(1, 1)	5.0	L	23	4	5	5	2	4	0	0	0	1	2	55	89	9.00	1.600
Sean Douglass, R ERA: 6.08	(6, 1)	2.0		9	2	1	1	2	1	1	0	0	0	0	19	33	4.50	1.500
Rick Bauer, R ERA: 3.98	(8, 1)	1.0		3	0	0	0	0	0	0	0	0	0	0	5	10	0.00	0.000
Jorge Julio, R ERA: 1.99	(9, 1)	1.0		3	0	0	0	3	0	0	0	0	0	0	9	11	0.00	0.000

PITCHER	IP	WLS	BF	H	R	ER	SO	BB	IBB	HBP	BLK	WP	HR	S	P	ERA	WHIP

TOP

New York Yankees @ Baltimore Orioles

Oriole Park at Camden Yards, Baltimore, MD

Sun Sep 29 2002, 1:35 PM EDT
Att. 46,443 - Sunny - 70 F

livebaseballscorecards.com

AB	32
R	6
H	6
RBI	6
BB	6
SO	7
LOB	13

1B: 2	SF: 0	WP: 1	PA: 38
2B: 2	SAC: 0	PB: 0	
3B: 0	DP: 1	SB: 0	
HR: 2	HBP: 0	CS: 0	

Batter	1	2	3	4	5	6	7	8	9	AB	R	H	RBI	BB	SO	LOB
Jerry Hairston, R (1, 4) OBP: 0.329, SLG: 0.376	P4		FC6-4 1B 1-2		1B HBP		G4-3		G5-3	4	0	1	0	0	0	2
Chris Singleton, L (1, 8) OBP: 0.296, SLG: 0.410	F5		FC6-4 1-2f 2-H		1B 1-2		G3			4	0	1	0	0	0	1
Jeff Conine, R (1, 3) OBP: 0.307, SLG: 0.448	2B		G5-3		G4-3			G5-3		4	0	1	0	0	0	3
Tony Batista, R (1, 5) OBP: 0.309, SLG: 0.457	K			F9		31 2B BB		31 G3-6-3 1B		3	0	1	0	1	1	1
31 Jay Gibbons, L (1, 9) OBP: 0.311, SLG: 0.482		K		FC4-6 1B		1-3 2B		G3-6-3 1-2f		4	0	2	0	0	1	1
Chris Richard, L (1, 10) OBP: 0.292, SLG: 0.381		CS 1B		K		F9			FC6-4 6 WP 1B	4	0	2	0	0	1	3
Larry Bigbie, L (1, 7) OBP: 0.194, SLG: 0.206 6 Melvin Mora, R (9, PH) OBP: 0.338, SLG: 0.404		G6-3 1-2		FC4-6 1-2f		K			FC6-4 1-2 BB	3 0	0 0	0 0	0 0	0 1	1 0	4 0
Geronimo Gil, R (1, 2) OBP: 0.270, SLG: 0.363 Luis Lopez, S (9, PH) OBP: 0.230, SLG: 0.299			G5-3		K	K			K	3 1	0 0	0 0	0 0	0 0	2 1	2 2
Mike Bordick, R (1, 6) OBP: 0.302, SLG: 0.365 Ed Rogers, R (9, 6)			E 1B 1B	G4-3			K		FC6-4 1-2f 2-3	3 1	1 0	1 0	0 0	0 0	1 0	0 2
Inning Stats	R: 0 E: 0 K: 1 S: 7 H: 1 LOB: 1 BB: 0 P: 12	R: 0 E: 0 K: 1 S: 8 H: 1 LOB: 0 BB: 0 P: 15	R: 1 E: 1 K: 0 S: 12 H: 2 LOB: 1 BB: 0 P: 20	R: 0 E: 0 K: 1 S: 8 H: 1 LOB: 1 BB: 0 P: 9	R: 0 E: 0 K: 1 S: 12 H: 1 LOB: 2 BB: 0 P: 16	R: 0 E: 0 K: 2 S: 11 H: 1 LOB: 2 BB: 1 P: 20	R: 0 E: 0 K: 1 S: 11 H: 0 LOB: 0 BB: 0 P: 17	R: 0 E: 0 K: 0 S: 7 H: 1 LOB: 0 BB: 0 P: 7	R: 0 E: 0 K: 1 S: 11 H: 1 LOB: 2 BB: 1 P: 18	1B: 7 2B: 2 3B: 0 HR: 0	SF: 0 SAC: 0 DP: 1 HBP: 1						

PITCHER		IP	WLS	BF	H	R	ER	SO	BB	IBB	HBP	BLK	WP	HR	S	P	ERA	WHIP
35 Mike Mussina, R ERA: 4.05	(1, 1)	5.0	W	21	6	1	0	4	0	0	1	0	0	0	47	72	0.00	1.200
Jeff Weaver, R ERA: 3.52	(6, 1)	3.0		11	2	0	0	3	1	0	0	0	0	0	29	44	0.00	1.000
Mike Stanton, L ERA: 3.0	(9, 1)	0.0		2	1	0	0	0	1	0	0	0	1	0	2	8	∞	∞
Steve Karsay, R ERA: 3.26	(9, 1)	1.0		3	0	0	0	1	0	0	0	0	0	0	9	10	0.00	0.000

PITCHER	IP	WLS	BF	H	R	ER	SO	BB	IBB	HBP	BLK	WP	HR	S	P	ERA	WHIP

BOTTOM

New York Yankees @ Baltimore Orioles

Oriole Park at Camden Yards, Baltimore, MD

Sun Sep 29 2002, 1:35 PM EDT
Att. 46,443 - Sunny - 70 F

livebaseballscorecards.com

AB	34
R	1
H	9
RBI	0
BB	2
SO	8
LOB	21

1B: 7	SF: 0	WP: 1	PA: 37
2B: 2	SAC: 0	PB: 0	
3B: 0	DP: 1	SB: 0	
HR: 0	HBP: 1	CS: 1	