

Baltimore Orioles - 2003

Batter	1	2	3	4	5	6	7	8	9	AB	R	H	RBI	BB	SO	LOB	TOP										
Milton Bradley, S OBP: 0.364, SLG: 0.400	1-3 K		0-1 SAFE E	1-2 F9			2-0 2B 1B		3-2 F7	5	1	2	0	0	1	1											
Omar Vizquel, S OBP: 0.455, SLG: 0.500	2-2 F8		1-0 E1		3-2 G1-3		0-1 1B 2B		0-1 F8	5	1	2	0	0	0	0											
Ellis Burks, R OBP: 0.500, SLG: 0.375	0-0 G4-3		4-2 BB		0-0 G6-3		1-1 FC5-4 1B			3	0	1	2	1	0	0											
Shane Spencer, R OBP: 0.500, SLG: 0.667		1-1 G4-3 48 1B 2B	1-3 K		4-1 BB		FC5-4 1-2 1B			3	1	1	0	1	1	4											
Karim Garcia, L OBP: 0.200, SLG: 0.556	1-2 G4-3		0-3 K		1-3 K		2-1 G3-1			4	0	0	0	0	2	6											
48 Travis Hafner, L OBP: 0.500, SLG: 0.500	1-0 1B		2-1 G4-3			0-1 P5		1-3 K		4	0	1	1	0	1	3											
Casey Blake, R OBP: 0.200, SLG: 0.111	0-1 L4			0-0 G5-3		2-1 G4-3		1-2 F9		4	0	0	0	0	0	1											
Josh Bard, S OBP: 0.100, SLG: 0.100	0-3 K			3-2 1B		2-3 K		1-1 G3-1		4	0	1	0	0	2	1											
Brandon Phillips, R OBP: 0.111, SLG: 0.111			0-1 1B E 1B	2-3 K			3-1 P5		2-2 G6-3	4	1	1	0	0	1	1											
Inning Stats	R: 0 E: 0 K: 1 S: 7	H: 0 LOB: 0 BB: 0 P: 10	R: 1 E: 0 K: 1 S: 11	H: 2 LOB: 1 BB: 0 P: 14	R: 1 E: 1 K: 2 S: 16	H: 3 LOB: 3 BB: 1 P: 24	R: 0 E: 0 K: 1 S: 12	H: 1 LOB: 1 BB: 0 P: 18	R: 0 E: 0 K: 1 S: 8	H: 0 LOB: 0 BB: 0 P: 13	R: 2 E: 0 K: 0 S: 12	H: 3 LOB: 1 BB: 0 P: 21	R: 0 E: 0 K: 1 S: 8	H: 0 LOB: 0 BB: 0 P: 11	R: 0 E: 0 K: 0 S: 12	H: 0 LOB: 0 BB: 0 P: 17	1B: 7 2B: 2 3B: 0 HR: 0	SF: 0 SAC: 0 DP: 0 HBP: 0	WP: 0 PB: 0 SB: 0 CS: 0	PA: 38							
PITCHER	IP	WLS	BF	H	R	ER	SO	BB	IBB	HBP	BLK	WP	HR	S	P	ERA	WHIP										
Omar Daal, L ERA: 5.68	6.1	L	29	8	4	4	7	2	0	0	0	0	0	68	105	5.68	1.579										
Willis Roberts, R ERA:	0.1		2	1	0	0	0	0	0	0	0	0	0	5	7	0.00	3.000										
B.J. Ryan, L ERA:	0.1		1	0	0	0	0	0	0	0	0	0	0	2	4	0.00	0.000										
Rick Bauer, R ERA:	2.0		6	0	0	0	1	0	0	0	0	0	0	20	28	0.00	0.000										

Cleveland Indians @ Baltimore Orioles
Oriole Park at Camden Yards, Baltimore, MD
Wed Apr 02 2003, 7:05 PM EST
Att: 27,658 - Sunny - 80 F


AB 36
R 4
H 9
RBI 3
BB 2
SO 8
LOB 17



Batter	1	2	3	4	5	6	7	8	9	AB	R	H	RBI	BB	SO	LOB	BOTTOM										
Jerry Hairston, R OBP: 0.364, SLG: 0.333	1-1 G5-3		1-1 SAFE F8		4-1 BB			1-2 F8		3	0	0	0	1	0	1											
Gary Matthews, S OBP: 0.182, SLG: 0.182	2-3 K		3-1 G1-3		0-0 G1-3			2-3 K		4	0	0	0	0	2	2											
B.J. Surhoff, L OBP: 0.100, SLG: 0.200	1-0 G3-4-1			1-1 G5-3		0-2 P5		1-3 K2-3		4	0	0	0	0	1	0											
Jeff Conine, R OBP: 0.100, SLG: 0.200		3-2 G6-3		3-1 L5		1-2 G5-3		1-3 K		4	0	0	0	0	1	0											
31 Jay Gibbons, L OBP: 0.300, SLG: 0.300		1-2 F8		1-0 2B 1B		1-0 G4-3		1-2 G4-3		4	0	1	0	0	0	0											
Tony Batista, R OBP: 0.444, SLG: 1.000		0-1 HR		1-0 1-3 2B			1-2 G6-3		0-1 F8	4	1	2	1	0	0	0											
6 Melvin Mora, R OBP: 0.444, SLG: 0.778		2-2 F8		0-1 F9			1-1 G6-3			3	0	0	0	0	0	2											
Geronimo Gil, R OBP: 0.111, SLG: 0.111			2-1 G5-3		1-2 G4-3		2-3 K			3	0	0	0	0	1	0											
Deivi Cruz, R OBP: 0.444, SLG: 0.778			2-2 1B		0-1 P2			1-0 HR		3	1	2	1	0	0	0											
Inning Stats	R: 0 E: 0 K: 1 S: 7	H: 0 LOB: 0 BB: 0 P: 11	R: 1 E: 0 K: 0 S: 14	H: 1 LOB: 0 BB: 0 P: 20	R: 0 E: 0 K: 0 S: 9	H: 1 LOB: 1 BB: 0 P: 17	R: 0 E: 0 K: 0 S: 8	H: 2 LOB: 2 BB: 0 P: 14	R: 0 E: 0 K: 0 S: 9	H: 0 LOB: 0 BB: 1 P: 14	R: 0 E: 0 K: 0 S: 8	H: 0 LOB: 0 BB: 0 P: 10	R: 0 E: 0 K: 1 S: 8	H: 0 LOB: 0 BB: 0 P: 12	R: 1 E: 0 K: 2 S: 11	H: 1 LOB: 0 BB: 0 P: 16	R: 0 E: 0 K: 1 S: 8	H: 0 LOB: 0 BB: 0 P: 10	1B: 2 2B: 1 3B: 0 HR: 2	SF: 0 SAC: 0 DP: 0 HBP: 0	WP: 0 PB: 0 SB: 0 CS: 0	PA: 33					
PITCHER	IP	WLS	BF	H	R	ER	SO	BB	IBB	HBP	BLK	WP	HR	S	P	ERA	WHIP										
Ricardo Rodriguez, R ERA: 1.29	7.0	W	26	4	1	1	2	1	0	0	0	0	1	63	98	1.29	0.714										
Jose Santiago, R ERA: 3.86	0.1	H	2	1	1	1	0	0	0	0	0	0	1	4	6	27.00	3.000										
53 Carl Sadler, L ERA:	0.2	H	2	0	0	0	2	0	0	0	0	0	0	7	10	0.00	0.000										
Danyes Baez, R ERA:	1.0	S	3	0	0	0	1	0	0	0	0	0	0	8	10	0.00	0.000										

Cleveland Indians @ Baltimore Orioles
Oriole Park at Camden Yards, Baltimore, MD
Wed Apr 02 2003, 7:05 PM EST
Att: 27,658 - Sunny - 80 F

AB 32
R 2
H 5
RBI 2
BB 1
SO 5
LOB 5



Batter	1	2	3	4	5	6	7	8	9	AB	R	H	RBI	BB	SO	LOB	TOP										
18 Johnny Damon, L OBP: 0.300, SLG: 0.208	1-3 K		0-1 F7		2-2 G3			0-1 F7	4-1 BB	4	0	0	1	1	1	2											
Todd Walker, L OBP: 0.296, SLG: 0.360 Shea Hillenbrand, R OBP: 0.333, SLG: 0.318	1-0 F7			0-1 G4-3		2-2 G4-3		1-0 FC4 1B	0-3 K	4	0	1	0	0	0	0											
Nomar Garciaparra, R OBP: 0.344, SLG: 0.446	1-1 F8			1-1 G1-3		1-0 F7		0-2 P3		4	0	0	0	0	0	1											
Manny Ramirez, R OBP: 0.345, SLG: 0.346		1-2 G4-6-3 1B		3-1 E3		3-2 G5-3		1-1 FC4 1-2t		4	0	1	0	0	0	1											
34 David Ortiz, L OBP: 0.333, SLG: 0.188 Damian Jackson, R OBP: 0.250, SLG: 0.250		3-2 G4-6-3 1-2t		1-0 G3			3-2 G1-2-3		4-1 E 18 BB BB	3	0	0	0	1	0	2											
Jeremy Giambi, L OBP: 0.286, SLG: 0.250		4-2 BB			4-1 SH2-3 BB		2-3 K		4-2 18 BB 1-3 BB BB	1	0	0	0	3	1	0											
Bill Mueller, S OBP: 0.267, SLG: 0.467		1-1 F7			0-0 SH2-3 1-2		0-0 2B		2-3 K	3	0	1	0	0	1	3											
Trot Nixon, L OBP: 0.318, SLG: 0.350 Kevin Millar, R OBP: 0.591, SLG: 0.938			3-1 F7		0-3 K		4-0 FC6-4 IBB		4-1 18 BB 1-2 BB BB	2	0	0	0	0	1	1											
Jason Varitek, S OBP: 0.571, SLG: 1.059			2-2 G3		4-0 IBB		2-2 FC6-4 1-2t		0-3 K	3	0	0	0	1	1	5											
Inning Stats	R: 0 E: 0 K: 1 S: 8	H: 0 LOB: 0 BB: 0 P: 11	R: 0 E: 0 K: 0 S: 13	H: 1 LOB: 1 BB: 1 P: 22	R: 0 E: 0 K: 0 S: 8	H: 0 LOB: 0 BB: 0 P: 13	R: 0 E: 1 K: 0 S: 7	H: 0 LOB: 1 BB: 2 P: 12	R: 0 E: 0 K: 1 S: 9	H: 0 LOB: 2 BB: 2 P: 19	R: 0 E: 0 K: 1 S: 11	H: 1 LOB: 2 BB: 1 P: 22	R: 0 E: 0 K: 0 S: 8	H: 1 LOB: 1 BB: 0 P: 10	R: 1 E: 0 K: 3 S: 16	H: 0 LOB: 3 BB: 4 P: 34	1B: 2 2B: 1 3B: 0 HR: 0	SF: 0 SAC: 1 DP: 1 HBP: 0	WP: 0 PB: 0 SB: 1 CS: 0	PA: 38							
PITCHER	IP	WLS	BF	H	R	ER	SO	BB	IBB	HBP	BLK	WP	HR	S	P	ERA	WHIP										
Jason Johnson, R ERA: 0.00	6.1		23	1	0	0	2	2	1	0	0	0	0	56	97	0.00	0.474										
Buddy Groom, L ERA: 0.00	1.0	H	6	2	0	0	1	0	1	0	0	0	0	10	19	0.00	2.000										
Rick Bauer, R ERA: 0.00	0.2	H	2	0	0	0	0	0	0	0	0	0	0	5	6	0.00	0.000										
Jorge Julio, R ERA: 2.45	0.2	B	6	0	1	1	2	4	0	0	0	0	0	12	30	13.50	6.000										
B.J. Ryan, L ERA: 0.00	0.1	W	1	0	0	0	1	0	0	0	0	0	0	4	4	0.00	0.000										

Boston Red Sox @ Baltimore Orioles
Oriole Park at Camden Yards, Baltimore, MD

Sat Apr 05 2003, 1:35 PM EST
Att: 41,821 - Overcast - 54 F



AB 29
R 1
H 3
RBI 1
BB 8
SO 6
LOB 18

Batter	1	2	3	4	5	6	7	8	9	AB	R	H	RBI	BB	SO	LOB	BOTTOM										
Jerry Hairston, R OBP: 0.333, SLG: 0.381	2-2 F9		1-3 K			2-1 G3 3B		1-0 F8		4	1	1	0	0	1	1											
Gary Matthews, S OBP: 0.208, SLG: 0.208	3-3 K			1-0 L3		1-2 G3		2-1 F8		4	0	0	1	0	1	0											
B.J. Surhoff, L OBP: 0.278, SLG: 0.353 6 Melvin Mora, R OBP: 0.182, SLG: 0.100	0-0 1B			2-0 F9		3-H 2-0 P6		4-1 2B BB BB		3	0	1	0	1	0	0											
Jeff Conine, R OBP: 0.217, SLG: 0.286	1-3 K			1-1 F8			0-0 G6-3		0-1 BB 1-3 2B BB	4	0	1	0	0	1	1											
31 Jay Gibbons, L OBP: 0.261, SLG: 0.273					3-2 P6		0-3 K		4-0 BB IBB BB	3	0	0	0	1	2	0											
Tony Batieta, R OBP: 0.428, SLG: 0.700				0-1 F9		2-2 F8		2-0 P5		3	0	0	1	1	0	0											
David Segui, S OBP: 0.333, SLG: 0.333				0-0 G3-1			0-0 FC6-4 1B		1-2 2-3 3-H BB	3	0	1	0	0	0	0											
Deivi Cruz, R OBP: 0.250, SLG: 0.400					0-2 G6-3		0-0 FC6-4 1-2t		0-1 G6-3	3	0	0	0	0	0	1											
Geronimo Gil, R OBP: 0.294, SLG: 0.267					3-2 F9		1-3 K		0-0 1B	3	0	1	0	0	1	0											
Inning Stats	R: 0 E: 0 K: 2 S: 11	H: 1 LOB: 1 BB: 0 P: 17	R: 0 E: 0 K: 1 S: 7	H: 0 LOB: 0 BB: 0 P: 7	R: 0 E: 0 K: 1 S: 10	H: 0 LOB: 0 BB: 0 P: 14	R: 0 E: 0 K: 0 S: 4	H: 0 LOB: 0 BB: 0 P: 8	R: 0 E: 0 K: 1 S: 12	H: 1 LOB: 1 BB: 0 P: 17	R: 1 E: 0 K: 1 S: 9	H: 1 LOB: 0 BB: 0 P: 15	R: 0 E: 0 K: 1 S: 5	H: 0 LOB: 0 BB: 0 P: 7	R: 0 E: 0 K: 0 S: 5	H: 1 LOB: 1 BB: 0 P: 7	R: 1 E: 0 K: 0 S: 8	H: 1 LOB: 3 BB: 3 P: 22	1B: 3 2B: 1 3B: 1 HR: 0	SF: 0 SAC: 0 DP: 0 HBP: 0	WP: 0 PB: 0 SB: 0 CS: 0	PA: 33					
PITCHER	IP	WLS	BF	H	R	ER	SO	BB	IBB	HBP	BLK	WP	HR	S	P	ERA	WHIP										
Pedro Martinez, R ERA: 0.6	8.0		28	4	1	1	6	0	0	0	0	0	0	63	92	1.12	0.500										
Chad Fox, R ERA: 13.5	0.1	L	5	1	1	1	0	2	1	0	0	0	0	8	22	27.00	9.000										

Boston Red Sox @ Baltimore Orioles
Oriole Park at Camden Yards, Baltimore, MD

Sat Apr 05 2003, 1:35 PM EST
Att: 41,821 - Overcast - 54 F



AB 30
R 2
H 5
RBI 2
BB 3
SO 6
LOB 3

Batter	1	2	3	4	5	6	7	8	9	AB	R	H	RBI	BB	SO	LOB	TOP								
18 Johnny Damon, L (1, 8) OBP: 0.286, SLG: 0.207	G1-3	P3			F8 2B	G5-3		G4-3		5	1	1	0	0	0	1	Boston Red Sox @ Baltimore Orioles Oriole Park at Camden Yards, Baltimore, MD Sun Apr 06 2003, 1:35 PM EDT Att: 30,046 - Sunny - 54 F								
Todd Walker, L (1, 4) OBP: 0.281, SLG: 0.310	G4-3	K			F8	HR		G1-3		4	1	0	0	1	1	2									
Nomar Garciaparra, R (1, 6) OBP: 0.493, SLG: 0.667	2B				2B	BB		F8		4	4	3	2	1	0	0									
Manny Ramirez, R (1, 7) OBP: 0.333, SLG: 0.379	2B				2B	HR				3	0	1	2	0	2	2									
Damian Jackson, R (7, 7) OBP: 0.200, SLG: 0.200	2B				K	K		L9		1	0	0	0	0	0	0									
Kevin Millar, R (1, 3) OBP: 0.519, SLG: 0.810	G6-3				K	G1-3		F9		5	1	1	1	0	1	1									
Trot Nixon, L (1, 9) OBP: 0.407, SLG: 0.435		2B			G1-3	2B		HR		3	3	2	0	2	0	0									
Shea Hillenbrand, R (1, 5) OBP: 0.375, SLG: 0.556	1B				K	2B		F8		5	2	3	6	0	1	1									
Jeremy Giambi, L (1, 10) OBP: 0.346, SLG: 0.263	1B				K	BB		HR		3	0	1	1	2	2	1									
Doug Mirabeli, R (1, 2) OBP: 0.346, SLG: 0.263	FC5-4				P4	P2		K		5	0	0	0	0	1	5									
Inning Stats	R: 1 E: 0 K: 0 S: 12	H: 2 LOB: 1 BB: 0 P: 14	R: 2 E: 0 K: 1 S: 13	H: 3 LOB: 1 BB: 0 P: 17	R: 1 E: 0 K: 1 S: 10	H: 1 LOB: 0 BB: 0 P: 13	R: 0 E: 0 K: 2 S: 8	H: 0 LOB: 0 BB: 0 P: 15	R: 4 E: 0 K: 1 S: 17	H: 3 LOB: 2 BB: 3 P: 37	R: 2 E: 0 K: 1 S: 14	H: 1 LOB: 0 BB: 1 P: 21	R: 0 E: 0 K: 1 S: 11	H: 0 LOB: 1 BB: 1 P: 18	R: 0 E: 0 K: 0 S: 4	H: 0 LOB: 0 BB: 0 P: 4	R: 2 E: 0 K: 1 S: 18	H: 2 LOB: 1 BB: 1 P: 25	1B: 3 2B: 6 3B: 1 HR: 2	SF: 1 SAC: 0 DP: 0 HBP: 0	WP: 0 PB: 0 SB: 1 CS: 0	PA: 45			
PITCHER	IP WLS BF H R ER SO BB IBB HBP BLK WP HR S P ERA WHIP	4.2 L 26 9 8 8 5 2 1 0 0 0 0 1 28 45 15.43 2.357	5.0 L 26 9 8 8 5 2 1 0 0 0 0 1 28 45 15.43 2.357	5.0 L 26 9 8 8 5 2 1 0 0 0 0 1 28 45 15.43 2.357	5.0 L 26 9 8 8 5 2 1 0 0 0 0 1 28 45 15.43 2.357	5.0 L 26 9 8 8 5 2 1 0 0 0 0 1 28 45 15.43 2.357	5.0 L 26 9 8 8 5 2 1 0 0 0 0 1 28 45 15.43 2.357	5.0 L 26 9 8 8 5 2 1 0 0 0 0 1 28 45 15.43 2.357	5.0 L 26 9 8 8 5 2 1 0 0 0 0 1 28 45 15.43 2.357	5.0 L 26 9 8 8 5 2 1 0 0 0 0 1 28 45 15.43 2.357	5.0 L 26 9 8 8 5 2 1 0 0 0 0 1 28 45 15.43 2.357	5.0 L 26 9 8 8 5 2 1 0 0 0 0 1 28 45 15.43 2.357	5.0 L 26 9 8 8 5 2 1 0 0 0 0 1 28 45 15.43 2.357	5.0 L 26 9 8 8 5 2 1 0 0 0 0 1 28 45 15.43 2.357	5.0 L 26 9 8 8 5 2 1 0 0 0 0 1 28 45 15.43 2.357	5.0 L 26 9 8 8 5 2 1 0 0 0 0 1 28 45 15.43 2.357	5.0 L 26 9 8 8 5 2 1 0 0 0 0 1 28 45 15.43 2.357	5.0 L 26 9 8 8 5 2 1 0 0 0 0 1 28 45 15.43 2.357	5.0 L 26 9 8 8 5 2 1 0 0 0 0 1 28 45 15.43 2.357	5.0 L 26 9 8 8 5 2 1 0 0 0 0 1 28 45 15.43 2.357	5.0 L 26 9 8 8 5 2 1 0 0 0 0 1 28 45 15.43 2.357	5.0 L 26 9 8 8 5 2 1 0 0 0 0 1 28 45 15.43 2.357	5.0 L 26 9 8 8 5 2 1 0 0 0 0 1 28 45 15.43 2.357	5.0 L 26 9 8 8 5 2 1 0 0 0 0 1 28 45 15.43 2.357	5.0 L 26 9 8 8 5 2 1 0 0 0 0 1 28 45 15.43 2.357

Batter	1	2	3	4	5	6	7	8	9	AB	R	H	RBI	BB	SO	LOB	BOTTOM								
Jerry Hairston, R (1, 4) OBP: 0.310, SLG: 0.346	G5-3		G4-3		P5				F7	5	0	1	0	0	0	2	Boston Red Sox @ Baltimore Orioles Oriole Park at Camden Yards, Baltimore, MD Sun Apr 06 2003, 1:35 PM EDT Att: 30,046 - Sunny - 54 F								
Gary Matthews, S (1, 8) OBP: 0.175, SLG: 0.179	G3-1		P3		L3			E6		4	0	0	0	0	0	2									
B.J. Surhoff, L (1, 7) OBP: 0.273, SLG: 0.300	F7		FC6-4		BB			F8		3	0	0	0	1	0	2									
Jeff Conine, R (1, 3) OBP: 0.185, SLG: 0.240		K	FC6-4		BB			P3		4	0	0	0	0	2	2									
31 Jay Gibbons, L (1, 9) OBP: 0.296, SLG: 0.400		FC1-6			G3			F8		3	1	1	1	1	0	0									
Tony Batista, R (1, 5) OBP: 0.440, SLG: 0.636		FC1-6			1B			K		2	0	0	0	1	1	1									
David Segui, S (1, 10) OBP: 0.429, SLG: 0.333		K			G6-4-3			G3		3	0	1	0	1	1	2									
Deivi Cruz, R (1, 6) OBP: 0.261, SLG: 0.391					G6-4-3			F7		3	1	1	0	0	0	2									
Jose Morban, S (8, 6) ERA: 7.71					2B			FC6-4		1	0	0	0	0	0	1									
Brook Fordyce, R (1, 2) OBP: 0.286, SLG: 0.429		G4-3			2B			F7		4	0	1	1	0	1	1									
Inning Stats	R: 0 E: 0 K: 0 S: 10	H: 0 LOB: 0 BB: 0 P: 14	R: 0 E: 0 K: 2 S: 14	H: 0 LOB: 1 BB: 1 P: 19	R: 1 E: 0 K: 0 S: 14	H: 2 LOB: 2 BB: 1 P: 21	R: 0 E: 0 K: 0 S: 11	H: 1 LOB: 1 BB: 1 P: 17	R: 0 E: 0 K: 1 S: 7	H: 0 LOB: 0 BB: 0 P: 10	R: 1 E: 0 K: 1 S: 12	H: 1 LOB: 2 BB: 0 P: 19	R: 0 E: 1 K: 1 S: 13	H: 1 LOB: 2 BB: 0 P: 17	R: 0 E: 0 K: 1 S: 8	H: 0 LOB: 0 BB: 0 P: 14	R: 0 E: 0 K: 0 S: 9	H: 0 LOB: 1 BB: 1 P: 15	1B: 3 2B: 1 3B: 0 HR: 1	SF: 0 SAC: 0 DP: 1 HBP: 1	WP: 0 PB: 0 SB: 0 CS: 0	PA: 37			
PITCHER	IP WLS BF H R ER SO BB IBB HBP BLK WP HR S P ERA WHIP	6.0 W 25 4 2 2 3 0 0 0 0 0 0 13 17 0.00 1.167	6.0 W 25 4 2 2 3 0 0 0 0 0 0 13 17 0.00 1.167	6.0 W 25 4 2 2 3 0 0 0 0 0 0 13 17 0.00 1.167	6.0 W 25 4 2 2 3 0 0 0 0 0 0 13 17 0.00 1.167	6.0 W 25 4 2 2 3 0 0 0 0 0 0 13 17 0.00 1.167	6.0 W 25 4 2 2 3 0 0 0 0 0 0 13 17 0.00 1.167	6.0 W 25 4 2 2 3 0 0 0 0 0 0 13 17 0.00 1.167	6.0 W 25 4 2 2 3 0 0 0 0 0 0 13 17 0.00 1.167	6.0 W 25 4 2 2 3 0 0 0 0 0 0 13 17 0.00 1.167	6.0 W 25 4 2 2 3 0 0 0 0 0 0 13 17 0.00 1.167	6.0 W 25 4 2 2 3 0 0 0 0 0 0 13 17 0.00 1.167	6.0 W 25 4 2 2 3 0 0 0 0 0 0 13 17 0.00 1.167	6.0 W 25 4 2 2 3 0 0 0 0 0 0 13 17 0.00 1.167	6.0 W 25 4 2 2 3 0 0 0 0 0 0 13 17 0.00 1.167	6.0 W 25 4 2 2 3 0 0 0 0 0 0 13 17 0.00 1.167	6.0 W 25 4 2 2 3 0 0 0 0 0 0 13 17 0.00 1.167	6.0 W 25 4 2 2 3 0 0 0 0 0 0 13 17 0.00 1.167	6.0 W 25 4 2 2 3 0 0 0 0 0 0 13 17 0.00 1.167	6.0 W 25 4 2 2 3 0 0 0 0 0 0 13 17 0.00 1.167	6.0 W 25 4 2 2 3 0 0 0 0 0 0 13 17 0.00 1.167	6.0 W 25 4 2 2 3 0 0 0 0 0 0 13 17 0.00 1.167	6.0 W 25 4 2 2 3 0 0 0 0 0 0 13 17 0.00 1.167	6.0 W 25 4 2 2 3 0 0 0 0 0 0 13 17 0.00 1.167	6.0 W 25 4 2 2 3 0 0 0 0 0 0 13 17 0.00 1.167



Batter	1	2	3	4	5	6	7	8	9	AB	R	H	RBI	BB	SO	LOB	TOP								
Jerry Hairston, R (1, 4) OBP: 0.372, SLG: 0.378										3	0	1	0	0	0	0	Baltimore Orioles @ Tampa Bay Devil Rays Tropicana Field, St. Petersburg, FL Thu Apr 10 2003, 12:15 PM EDT Att. 9,403 - Dome - 72 F								
Gary Matthews, S (1, 8) OBP: 0.214, SLG: 0.268										3	1	0	0	1	0	3									
David Segui, S (1, 10) OBP: 0.412, SLG: 0.333										3	1	1	1	1	0	1									
Jeff Conine, R (1, 3) OBP: 0.268, SLG: 0.270										4	0	1	0	0	0	4									
31 Jay Gibbons, L (1, 9) OBP: 0.293, SLG: 0.436										4	1	1	3	0	0	1									
Tony Batista, R (1, 5) OBP: 0.421, SLG: 0.697										4	0	0	0	0	1	0									
B.J. Surhoff, L (1, 7) OBP: 0.222, SLG: 0.240										4	0	0	0	0	0	0									
Deivi Cruz, R (1, 6) OBP: 0.200, SLG: 0.314										3	0	0	0	0	0	0									
Brook Fordyce, R (1, 2) OBP: 0.300, SLG: 0.400										3	0	1	0	0	0	0									
Jose Morban, S (8, PR)										0	1	0	0	0	0	0									
Geronimo Gil, R (8, 2) OBP: 0.269, SLG: 0.375										0	0	0	0	0	0	0									
Inning Stats	R: 0 E: 0 K: 0 S: 13	H: 1 LOB: 1 BB: 0 P: 20	R: 0 E: 0 K: 1 S: 8	H: 0 LOB: 0 BB: 0 P: 12	R: 0 E: 0 K: 0 S: 7	H: 0 LOB: 0 BB: 0 P: 10	R: 3 E: 0 K: 0 S: 15	H: 1 LOB: 0 BB: 2 P: 24	R: 0 E: 0 K: 0 S: 5	H: 0 LOB: 0 BB: 0 P: 7	R: 0 E: 0 K: 0 S: 8	H: 1 LOB: 1 BB: 0 P: 11	R: 0 E: 0 K: 0 S: 7	H: 0 LOB: 0 BB: 0 P: 12	R: 1 E: 0 K: 0 S: 13	H: 2 LOB: 1 BB: 0 P: 17	R: 0 E: 0 K: 0 S: 6	H: 0 LOB: 0 BB: 0 P: 11	1B: 4 2B: 0 3B: 0 HR: 1	SF: 0 SAC: 1 DP: 0 HBP: 0	WP: 0 PB: 0 CS: 2	PA: 34			
PITCHER	IP	WLS	BF	H	R	ER	SO	BB	IBB	HBP	BLK	WP	HR	S	P	ERA	WHIP								
Steve Parris, R (1, 1) ERA: 4.5	7.0		26	3	3	3	1	2	0	0	0	0	1	63	96	3.86	0.714								
Jesus Colome, R (8, 1) ERA: 17.18	1.0	L	5	2	1	1	0	0	0	0	0	0	0	13	17	9.00	2.000								
Bobby Seay, L (9, 1) ERA: 5.79	1.0		3	0	0	0	0	0	0	0	0	0	0	6	11	0.00	0.000								


AB 31
R 4
H 5
RBI 4
BB 2
SO 1
LOB 9




Batter	1	2	3	4	5	6	7	8	9	AB	R	H	RBI	BB	SO	LOB	BOTTOM								
13 Carl Crawford, L (1, 7) OBP: 0.333, SLG: 0.377										4	0	1	0	0	0	2	Baltimore Orioles @ Tampa Bay Devil Rays Tropicana Field, St. Petersburg, FL Thu Apr 10 2003, 12:15 PM EDT Att. 9,403 - Dome - 72 F								
5 Rocco Baldelli, R (1, 8) OBP: 0.388, SLG: 0.500										3	1	1	1	0	1	1									
Aubrey Huff, L (1, 9) OBP: 0.340, SLG: 0.444										4	1	1	0	0	0	2									
Travis Lee, L (1, 3) OBP: 0.375, SLG: 0.489										4	0	0	0	0	0	2									
Al Martin, L (1, 10) OBP: 0.429, SLG: 0.417										3	0	1	1	0	1	0									
Terry Shumpert, R (8, PH) OBP: 0.222, SLG: 0.500										1	0	0	0	0	0	0									
Damion Easley, R (1, 5) OBP: 0.318, SLG: 0.381										4	0	0	0	0	2	1									
Marlon Anderson, L (1, 4) OBP: 0.379, SLG: 0.440										4	0	2	0	0	2	0									
Toby Hall, R (1, 2) OBP: 0.344, SLG: 0.393										3	0	1	0	0	0	3									
Ben Griewe, L (9, PH) OBP: 0.424, SLG: 0.261										1	0	1	0	0	0	0									
Damian Rolls, R (9, PR) OBP: 0.412, SLG: 0.333										0	0	0	0	0	0	0									
Rey Ordonez, R (1, 6) OBP: 0.325, SLG: 0.500										2	1	1	0	0	0	0									
Javier Valentin, S (9, PH) OBP: 0.231, SLG: 0.500										1	0	0	0	0	1	1									
Inning Stats	R: 0 E: 0 K: 0 S: 9	H: 1 LOB: 1 BB: 0 P: 13	R: 0 E: 0 K: 1 S: 11	H: 1 LOB: 0 BB: 0 P: 14	R: 0 E: 0 K: 1 S: 6	H: 0 LOB: 0 BB: 0 P: 9	R: 1 E: 0 K: 0 S: 10	H: 3 LOB: 2 BB: 0 P: 13	R: 2 E: 1 K: 0 S: 11	H: 2 LOB: 0 BB: 0 P: 17	R: 0 E: 0 K: 3 S: 9	H: 0 LOB: 0 BB: 0 P: 14	R: 0 E: 0 K: 0 S: 6	H: 1 LOB: 1 BB: 0 P: 6	R: 0 E: 0 K: 0 S: 8	H: 0 LOB: 0 BB: 0 P: 11	R: 0 E: 0 K: 2 S: 10	H: 1 LOB: 2 BB: 0 P: 18	1B: 7 2B: 2 3B: 0 HR: 0	SF: 0 SAC: 1 DP: 1 HBP: 1	WP: 1 PB: 0 CS: 0	PA: 36			
PITCHER	IP	WLS	BF	H	R	ER	SO	BB	IBB	HBP	BLK	WP	HR	S	P	ERA	WHIP								
Sidney Ponson, R (1, 1) ERA: 6.75	7.0	W	29	8	3	2	5	0	0	1	0	0	0	62	86	2.57	1.143								
Buddy Groom, L (8, 1) ERA:	1.0	H	3	0	0	0	0	0	0	0	0	0	0	8	11	0.00	0.000								
Jorge Julio, R (9, 1) ERA: 5.4	1.0	S	4	1	0	0	2	0	0	0	0	0	0	10	18	0.00	1.000								

AB 34
R 3
H 9
RBI 2
BB 0
SO 7
LOB 12



Batter	1	2	3	4	5	6	7	8	9	AB R H RBI BB SO LOB	TOP											
Jerry Hairston, R OBP: 0.396, SLG: 0.375	G4-3 31 2B	S BB			SH1-3			G5-3	1B BB	3 1 1 0 2 0 2	<p>Baltimore Orioles @ Boston Red Sox Fenway Park, Boston, MA Sat Apr 12 2003, 7:05 PM EDT Att: 32,029 - Cloudy - 60 F</p> <p>livebaseballscores.com</p> <p>AB 40 R 13 H 15 RBI 13 BB 6 SO 8 LOB 16</p> 											
Gary Matthews, S OBP: 0.229, SLG: 0.298	G4-3	K			F9	P6	P5	P5	1B BB	6 1 2 3 0 1 3												
David Segui, S OBP: 0.391, SLG: 0.300	G4-3		G4-3		31 1B BB	K		6 2B BB	K	5 1 1 1 1 2 3												
Jeff Conine, R OBP: 0.311, SLG: 0.263 6 Melvin Mora, R OBP: 0.250, SLG: 0.214	31 2B BB		L3		BB 31 1B 1B	HBP		1-3 H 2B		1 2 0 0 2 0 0 1 0 1 1 0 0 0												
31 Jay Gibbons, L OBP: 0.304, SLG: 0.455	1B 2B		K		BB 1B	G5-3		L4		5 2 2 2 0 1 3												
Tony Batista, R OBP: 0.465, SLG: 0.730	1B				1B 2B BB		F8		1B 2B	4 2 3 2 1 0 0												
B.J. Surhoff, L OBP: 0.219, SLG: 0.233	F9		G4-3		2B 1B		G3		F7	5 1 1 2 0 0 2												
Deivi Cruz, R OBP: 0.225, SLG: 0.350		K	K		G4-3 1B		G4-3		BB 1B	5 1 2 2 0 2 0												
Geronomo Gil, R OBP: 0.290, SLG: 0.379		K			SH1-3 1B			6 2B G5-3 1B	K	5 2 2 0 0 2 3												
Inning Stats	R: 3 E: 0 K: 0 S: 13	H: 3 LOB: 1 BB: 1 P: 22	R: 0 E: 0 K: 3 S: 10	H: 0 LOB: 1 BB: 1 P: 20	R: 0 E: 0 K: 1 S: 8	H: 0 LOB: 0 BB: 0 P: 11	R: 0 E: 0 K: 1 S: 7	H: 1 LOB: 0 BB: 0 P: 11	R: 7 E: 0 K: 0 S: 24	H: 6 LOB: 1 BB: 2 P: 45	R: 0 E: 0 K: 1 S: 7	H: 0 LOB: 1 BB: 0 P: 11	R: 0 E: 0 K: 0 S: 6	H: 0 LOB: 0 BB: 0 P: 9	R: 1 E: 0 K: 0 S: 11	H: 2 LOB: 2 BB: 1 P: 20	R: 2 E: 0 K: 2 S: 16	H: 3 LOB: 2 BB: 1 P: 29	1B: 10 2B: 5 3B: 0 HR: 0	SF: 0 SAC: 1 DP: 0 HBP: 1	WP: 0 PB: 0 SB: 1 CS: 0	PA: 48
PITCHER	IP WLS BF H R ER SO BB IBB HBP BLK WP HR S P ERA WHIP											IP WLS BF H R ER SO BB IBB HBP BLK WP HR S P ERA WHIP										
Pedro Martinez, R ERA: 5.12	4.1 L 25 9 10 10 5 4 0 0 0 0 0 0 53 92 20.77 3.000																					
Steve Woodard, R ERA: 2.7	1.2 7 1 0 0 1 0 0 0 0 0 0 0 16 28 0.00 0.600																					
Chad Fox, R ERA: 6.75	1.0 3 0 0 0 0 0 0 0 0 0 0 0 6 9 0.00 0.000																					
Ramiro Mendoza, R ERA: 11.57	1.0 6 2 1 1 0 1 0 0 0 0 0 0 11 20 9.00 3.000																					
Bob Howry, R ERA: 12.46	1.0 7 3 2 2 2 1 0 0 0 0 0 0 16 29 18.00 4.000																					

Batter	1	2	3	4	5	6	7	8	9	AB R H RBI BB SO LOB	BOTTOM											
18 Johnny Damon, L OBP: 0.315, SLG: 0.521	G5-3		1-0 HR			F9	FC3-6		K	5 1 1 2 0 1 3	<p>Baltimore Orioles @ Boston Red Sox Fenway Park, Boston, MA Sat Apr 12 2003, 7:05 PM EDT Att: 32,029 - Cloudy - 60 F</p> <p>livebaseballscores.com</p> <p>AB 35 R 6 H 9 RBI 6 BB 1 SO 7 LOB 14</p> 											
Todd Walker, L OBP: 0.314, SLG: 0.417	L7		K			HBP 1B	G1-3		HR	5 1 2 2 0 1 2												
Nomar Garciaparra, R OBP: 0.339, SLG: 0.529	1B		G4-3			F9		E5	P3	5 0 1 0 0 0 1												
Manny Ramirez, R OBP: 0.333, SLG: 0.435	F8				F9			G6-3		3 0 0 0 0 0 2												
34 David Ortiz, L OBP: 0.276, SLG: 0.208		K			K			G4-3	1B 2B	4 1 1 0 0 2 2												
Kevin Millar, R OBP: 0.523, SLG: 0.784					F8			1B G3	1B	4 1 3 1 0 0 0												
Shea Hillenbrand, R OBP: 0.313, SLG: 0.465	G4-3					F9		18 FC3-6 G3 1B	FC6-4 1B	4 0 1 0 0 0 2												
Jeremy Giambi, L OBP: 0.303, SLG: 0.200			4-1 18 HR BB		G4-3			G3		3 1 0 1 1 1 1												
Jason Varitek, S OBP: 0.405, SLG: 0.600			K					18 FC3-6 HBP	HR HBP	2 1 0 0 0 2 1												
Inning Stats	R: 0 E: 0 K: 0 S: 10	H: 1 LOB: 0 BB: 0 P: 13	R: 0 E: 0 K: 1 S: 7	H: 1 LOB: 0 BB: 0 P: 9	R: 2 E: 0 K: 2 S: 12	H: 1 LOB: 0 BB: 1 P: 19	R: 0 E: 0 K: 1 S: 9	H: 0 LOB: 0 BB: 0 P: 13	R: 0 E: 0 K: 1 S: 8	H: 0 LOB: 0 BB: 0 P: 12	R: 0 E: 0 K: 0 S: 9	H: 1 LOB: 2 BB: 0 P: 16	R: 1 E: 0 K: 0 S: 13	H: 2 LOB: 2 BB: 0 P: 19	R: 1 E: 1 K: 0 S: 12	H: 2 LOB: 1 BB: 0 P: 20	R: 2 E: 0 K: 2 S: 14	H: 1 LOB: 0 BB: 0 P: 20	1B: 6 2B: 1 3B: 0 HR: 2	SF: 0 SAC: 0 DP: 2 HBP: 3	WP: 0 PB: 0 SB: 0 CS: 0	PA: 39
PITCHER	IP WLS BF H R ER SO BB IBB HBP BLK WP HR S P ERA WHIP											IP WLS BF H R ER SO BB IBB HBP BLK WP HR S P ERA WHIP										
Jason Johnson, R ERA: 2.13	6.1 W 27 6 3 3 5 1 0 2 0 0 0 0 62 92 4.26 1.105																					
B.J. Ryan, L ERA: 5.91	0.2 2 0 0 0 0 0 0 0 0 0 0 0 6 9 0.00 0.000																					
Rick Bauer, R ERA: 5.91	2.0 10 3 3 3 2 0 0 1 0 0 0 1 26 40 13.50 1.500																					

Batter	1	2	3	4	5	6	7	8	9	AB	R	H	RBI	BB	SO	LOB	TOP																				
Jerry Hairston, R OBP: 0.365, SLG: 0.341 (1, 4)	G6-3		K			G5-3		F8		4	0	0	0	0	1	0	<p>Baltimore Orioles @ Boston Red Sox Fenway Park, Boston, MA Sun Apr 13 2003, 2:05 PM EDT Att: 32,368 - Cloudy - 45 F</p>																				
Gary Matthews, S OBP: 0.212, SLG: 0.275 (1, 8)	G6-3		K			F7		G3		4	0	0	0	0	1	0																					
David Segui, S OBP: 0.444, SLG: 0.375 (1, 10)	1B				G5-4-3 1B	K		1B	2-2 BB	4	0	3	0	0	1	0																					
Tony Batista, R OBP: 0.468, SLG: 0.700 (1, 5)	G1-3				G5-4-3 1-2			1B	4-2 BB	3	0	1	0	1	0	2																					
31 Jay Gibbons, L OBP: 0.280, SLG: 0.417 (1, 3)		G4-3			G3		L3	1-1 BB	3-3 BB	4	0	0	0	0	1	3																					
21 Marty Cordova, R OBP: 0.611, SLG: 0.667 (1, 7)		HBP				FC5-4 BB	1B	1B	3-1 BB	2	0	1	0	1	0	2																					
B.J. Surhoff, L OBP: 0.222, SLG: 0.235 (1, 9)	F7					F8	1-3 BB	1B	1-2 BB	4	0	1	0	0	0	4																					
Deivi Cruz, R OBP: 0.209, SLG: 0.326 (1, 6)	G1-3				FC5-4 1-2	FC6-4 1-2				3	0	0	0	0	0	4																					
Geronomo Gil, R OBP: 0.265, SLG: 0.344 (1, 2)			G6-3			L4		F7		3	0	0	0	0	0	1																					
Inning Stats	R: 0 E: 0 K: 0 S: 10	H: 1 LOB: 1 BB: 0 P: 15	R: 0 E: 0 K: 0 S: 8	H: 0 LOB: 1 BB: 0 P: 14	R: 0 E: 0 K: 2 S: 8	H: 0 LOB: 0 BB: 0 P: 15	R: 0 E: 0 K: 0 S: 6	H: 1 LOB: 0 BB: 0 P: 10	R: 0 E: 0 K: 1 S: 6	H: 0 LOB: 1 BB: 1 P: 15	R: 0 E: 0 K: 0 S: 6	H: 0 LOB: 0 BB: 0 P: 9	R: 0 E: 0 K: 0 S: 11	H: 3 LOB: 2 BB: 0 P: 18	R: 0 E: 0 K: 1 S: 10	H: 0 LOB: 0 BB: 1 P: 12	R: 0 E: 0 K: 1 S: 15	H: 1 LOB: 2 BB: 1 P: 28	1B: 6 2B: 1 3B: 0 HR: 0	SF: 0 SAC: 0 DP: 2 HBP: 1	WP: 0 PB: 0 SB: 0 CS: 0	PA: 34															
PITCHER	IP	WLS	BF	H	R	ER	SO	BB	IBB	HBP	BLK	WP	HR	S	P	ERA	WHIP	PITCHER		IP	WLS	BF	H	R	ER	SO	BB	IBB	HBP	BLK	WP	HR	S	P	ERA	WHIP	
Derek Lowe, R ERA: 4.91 49 Tim Wakefield, R ERA: 4.85	(1, 1)	7.0	W	26	5	0	0	3	1	0	1	0	0	0	57	96	0.00	0.857			(8, 1)	2.0	S	8	1	0	0	1	1	0	0	0	0	25	40	0.00	1.000

Batter	1	2	3	4	5	6	7	8	9	AB	R	H	RBI	BB	SO	LOB	BOTTOM																			
18 Johnny Damon, L OBP: 0.293, SLG: 0.481 (1, 8)	B2-3		FC5-4 1B			E4		K		4	0	0	0	0	1	2	<p>Baltimore Orioles @ Boston Red Sox Fenway Park, Boston, MA Sun Apr 13 2003, 2:05 PM EDT Att: 32,368 - Cloudy - 45 F</p>																			
Todd Walker, L OBP: 0.309, SLG: 0.404 (1, 4)	F7				F7		G4-3			4	0	1	0	0	0	3																				
Nomar Garciaparra, R OBP: 0.333, SLG: 0.564 (1, 6)	HR		P5		P5		G5-3			4	1	1	1	0	0	3																				
Manny Ramirez, R OBP: 0.309, SLG: 0.400 (1, 7)	L5				F8		G6-3		2-3 BB	4	0	0	0	0	1	0																				
Kevin Millar, R OBP: 0.500, SLG: 0.756 (1, 10)		G6-3			E		K		2-1 BB	4	0	1	0	0	1	0																				
Shea Hillenbrand, R OBP: 0.314, SLG: 0.444 (1, 3)		G1-3			BB		K		4-0 BB	2	0	0	0	0	1	0																				
Trot Nixon, L OBP: 0.487, SLG: 0.594 (1, 9)			K		P4				0-0 BB	3	1	1	0	0	1	2																				
Bill Mueller, S OBP: 0.286, SLG: 0.400 (1, 5)			FC5-4 1B		F7		G3		3-1 BB	3	0	1	0	0	0	3																				
Jason Varitek, S OBP: 0.400, SLG: 0.576 Damian Jackson, R OBP: 0.222, SLG: 0.222 Doug Mirabelli, R (7, PR) (8, 2)			F9			G6-3		1B	2-2 BB	3	0	1	1	0	0	1																				
Inning Stats	R: 1 E: 0 K: 0 S: 9	H: 1 LOB: 0 BB: 0 P: 14	R: 0 E: 0 K: 1 S: 8	H: 0 LOB: 0 BB: 0 P: 11	R: 0 E: 0 K: 0 S: 6	H: 2 LOB: 2 BB: 0 P: 11	R: 0 E: 1 K: 0 S: 8	H: 1 LOB: 2 BB: 1 P: 20	R: 0 E: 1 K: 0 S: 6	H: 0 LOB: 1 BB: 0 P: 9	R: 0 E: 0 K: 2 S: 10	H: 0 LOB: 0 BB: 0 P: 13	R: 1 E: 0 K: 1 S: 10	H: 2 LOB: 2 BB: 0 P: 16	R: 0 E: 0 K: 1 S: 8	H: 0 LOB: 0 BB: 0 P: 15	R: 0 E: 0 K: 1 S: 15	H: 0 LOB: 0 BB: 0 P: 15	1B: 3 2B: 2 3B: 0 HR: 1	SF: 0 SAC: 0 DP: 0 HBP: 0	WP: 0 PB: 0 SB: 2 CS: 0	PA: 32														
PITCHER	IP	WLS	BF	H	R	ER	SO	BB	IBB	HBP	BLK	WP	HR	S	P	ERA	WHIP	PITCHER		IP	WLS	BF	H	R	ER	SO	BB	IBB	HBP	BLK	WP	HR	S	P	ERA	WHIP
Rodrigo Lopez, R ERA: 6.35 B.J. Ryan, L ERA: Willis Roberts, R ERA: 3.86	(1, 1)	6.1	L	26	5	2	2	3	1	0	0	0	0	0	7	10	0.00	1.500			(8, 1)	1.0	3	0	0	0	1	0	0	0	0	8	15	0.00	0.000	



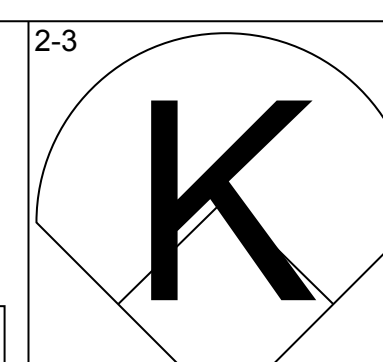
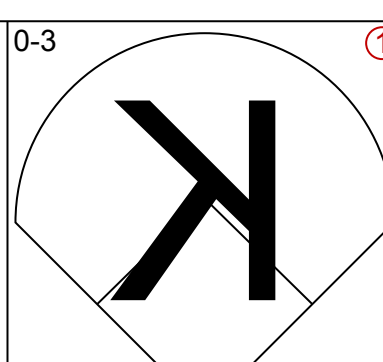
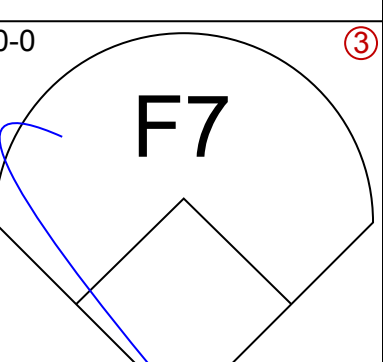
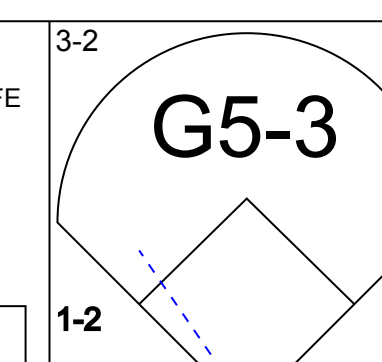
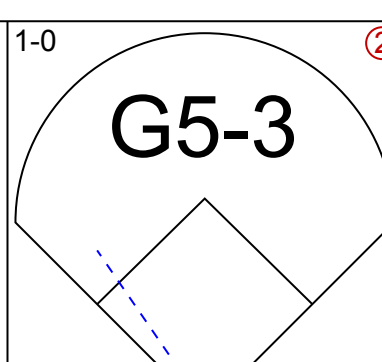
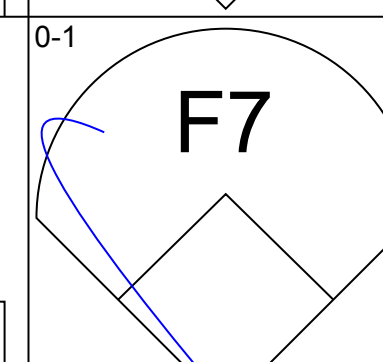
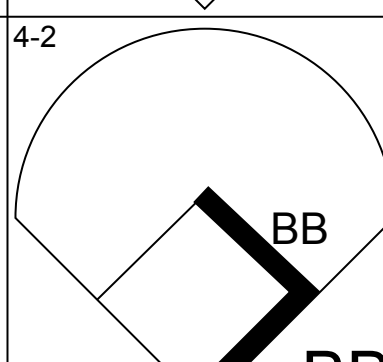
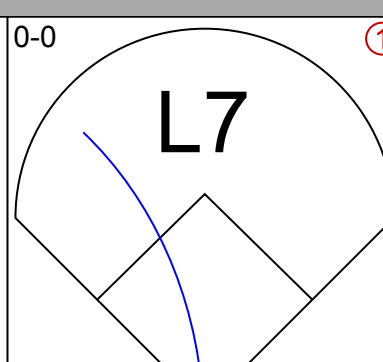
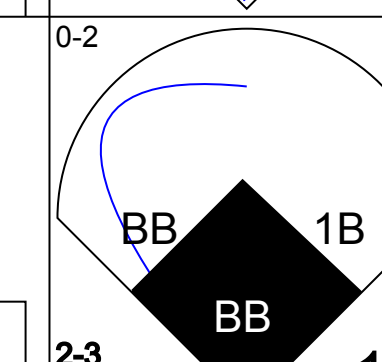
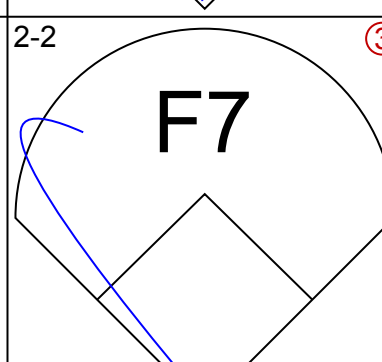
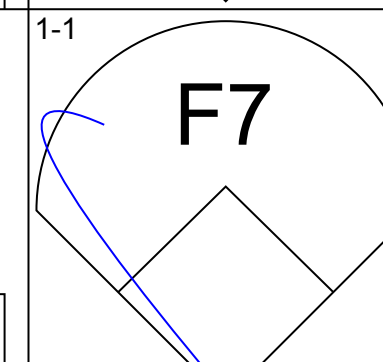
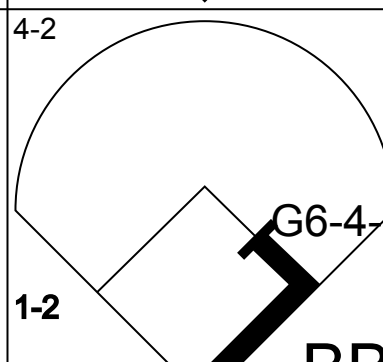
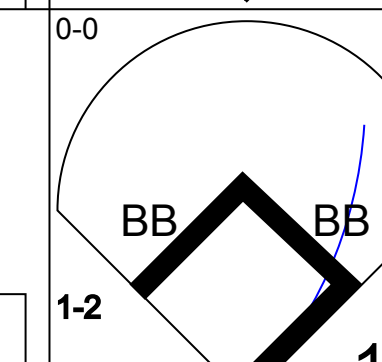
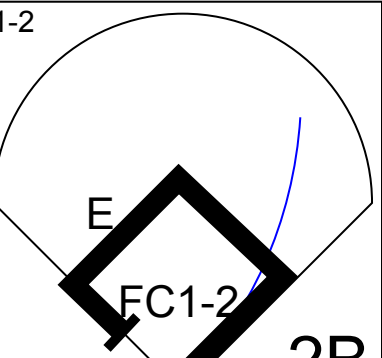
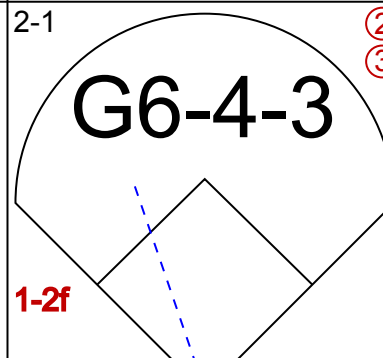
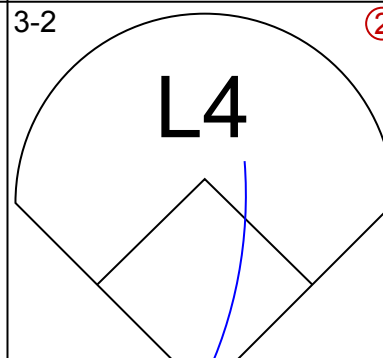
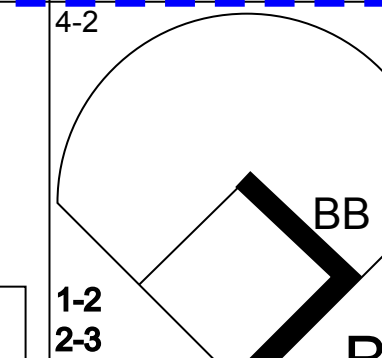
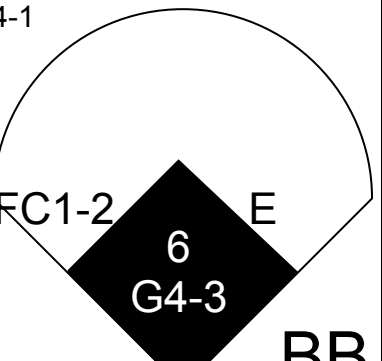
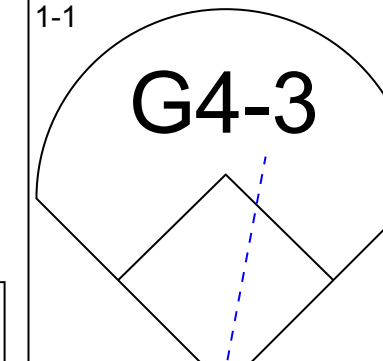
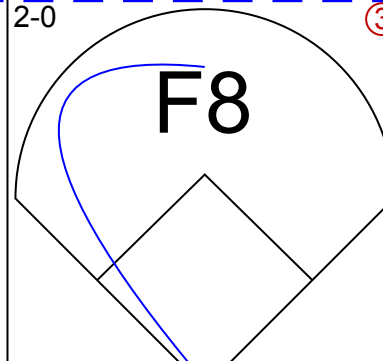
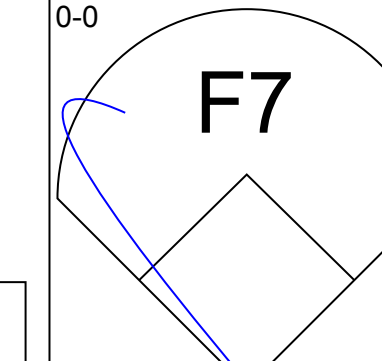
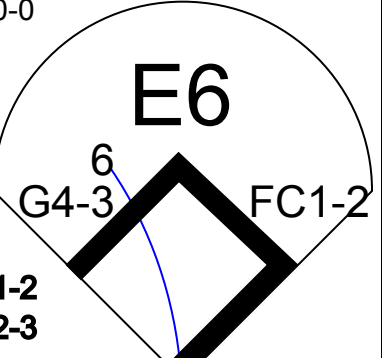
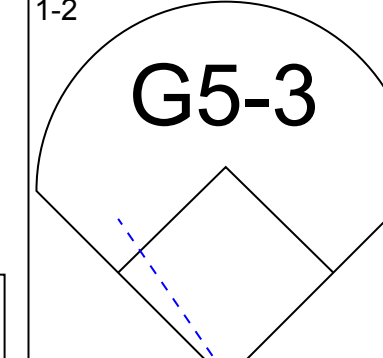
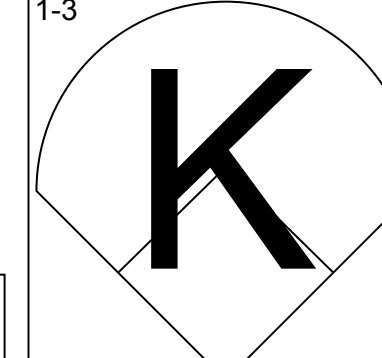

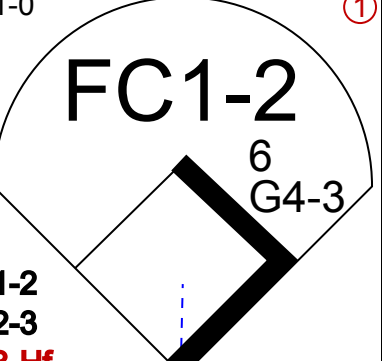
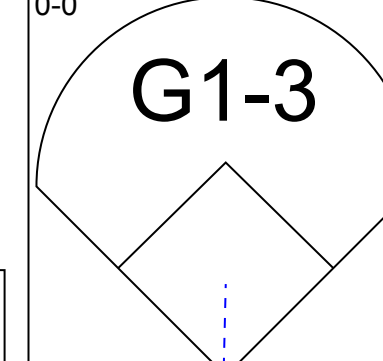
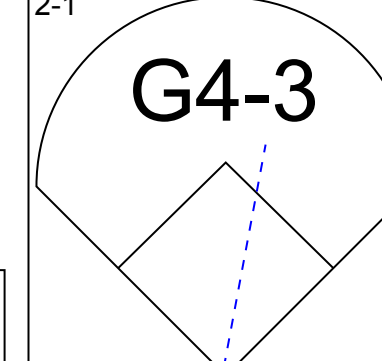

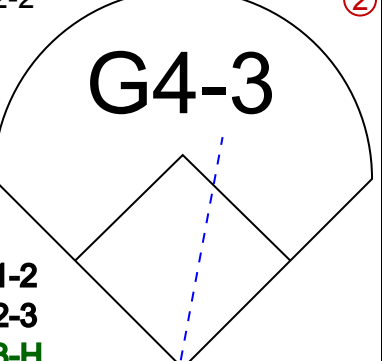
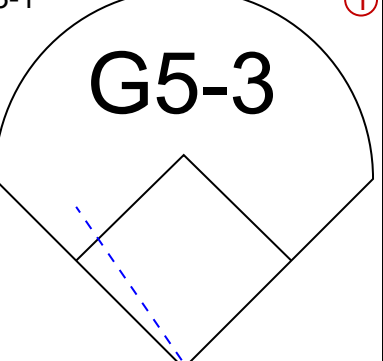
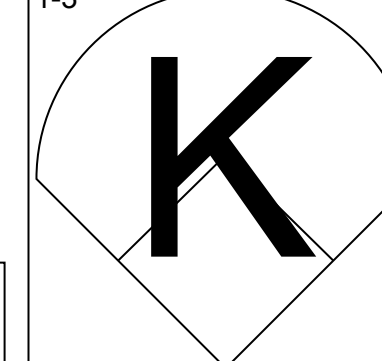
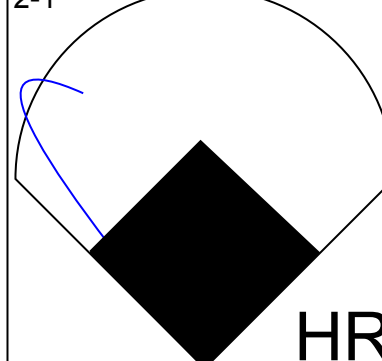
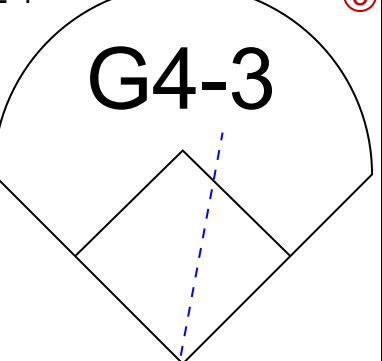
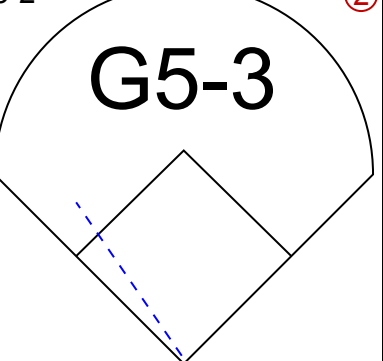
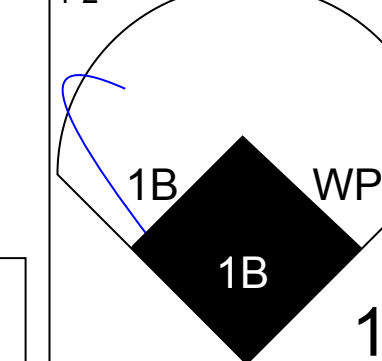
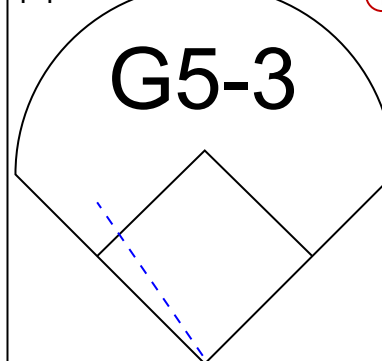
Batter	1	2	3	4	5	6	7	8	9	AB	R	H	RBI	BB	SO	LOB	TOP								
Jerry Hairston, R OBP: 0.397, SLG: 0.396 (1, 4)	G5-3		G2-3					G6-3		4	1	1	1	0	0	1	Baltimore Orioles @ Cleveland Indians Jacobs Field, Cleveland, OH Tue Apr 15 2003, 7:05 PM EDT Att: 17,015 - Sunny - 79 F								
Gary Matthews, S OBP: 0.232, SLG: 0.291 (1, 8)	1B			G4-3	F7			1B		4	0	2	0	0	0	0									
David Segui, S OBP: 0.484, SLG: 0.444 (1, 10)	G1-5-3-6			2B				1B		3	1	2	0	1	0	1									
Jeff Conine, R OBP: 0.306, SLG: 0.286 (1, 3)		P4		1B	2B			G6-4-3		4	1	1	1	0	0	3									
31 Jay Gibbons, L OBP: 0.278, SLG: 0.404 (1, 9)	F7			P4						4	0	1	0	0	0	1									
Tony Batista, R OBP: 0.451, SLG: 0.659 (1, 5)	P4			2B	1B					4	0	1	1	0	1	1									
B.J. Surhof, L OBP: 0.250, SLG: 0.289 (1, 7)				1B	2B					4	0	2	0	0	0	1									
Deivi Cruz, R OBP: 0.213, SLG: 0.319 (1, 6)			FC5-4					FC5-4		4	0	1	0	0	0	2									
Brook Fordyce, R OBP: 0.231, SLG: 0.308 (1, 2)	G6-3		G6-3		G6-3		K2-3			3	0	0	0	0	1	2									
Inning Stats	R: 0 E: 0 K: 0 S: 8	H: 1 LOB: 0 BB: 0 P: 11	R: 0 E: 0 K: 0 S: 7	H: 0 LOB: 0 BB: 0 P: 9	R: 0 E: 0 K: 0 S: 10	H: 1 LOB: 1 BB: 0 P: 11	R: 2 E: 0 K: 0 S: 13	H: 4 LOB: 2 BB: 0 P: 20	R: 1 E: 0 K: 0 S: 11	H: 1 LOB: 0 BB: 0 P: 12	R: 0 E: 0 K: 0 S: 6	H: 0 LOB: 1 BB: 1 P: 13	R: 0 E: 0 K: 1 S: 10	H: 1 LOB: 1 BB: 0 P: 11	R: 0 E: 0 K: 1 S: 15	H: 2 LOB: 1 BB: 0 P: 23	R: 0 E: 0 K: 1 S: 10	H: 1 LOB: 1 BB: 0 P: 15	1B: 7 2B: 4 3B: 0 HR: 1	SF: 0 SAC: 0 DP: 3 HBP: 0	WP: 0 PB: 0 SB: 0 CS: 0	PA: 35			
PITCHER	IP	WLS	BF	H	R	ER	SO	BB	IBB	HBP	BLK	WP	HR	S	P	ERA	WHIP								
Jason Davis, R ERA: 8.36 (1, 1)	7.0	W	27	8	3	3	1	1	0	0	0	0	1	65	87	3.86	1.286								
Jose Santiago, R ERA: 4.7 (8, 1)	1.0		4	2	0	0	0	0	0	0	0	0	0	15	23	0.00	2.000								
Danys Baez, R ERA: (9, 1)	1.0		4	1	0	0	1	0	0	0	0	0	0	10	15	0.00	1.000								

AB	34
R	3
H	11
RBI	3
BB	1
SO	2
LOB	12



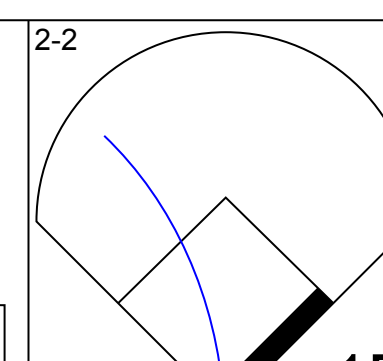
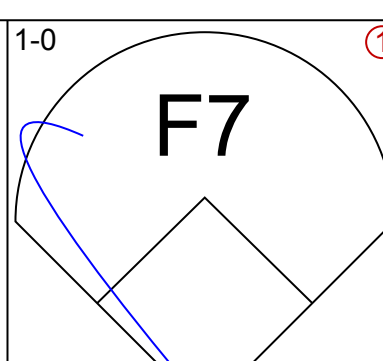
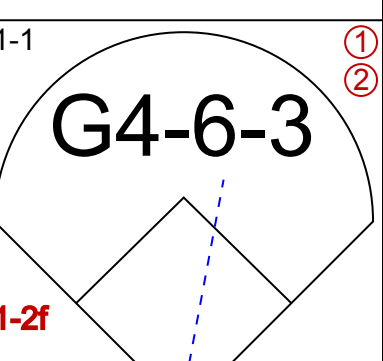
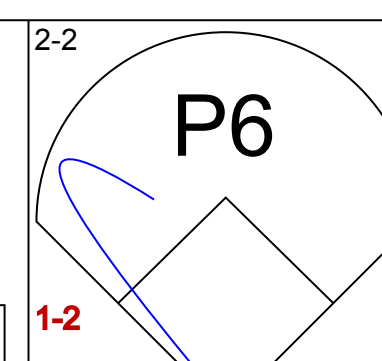
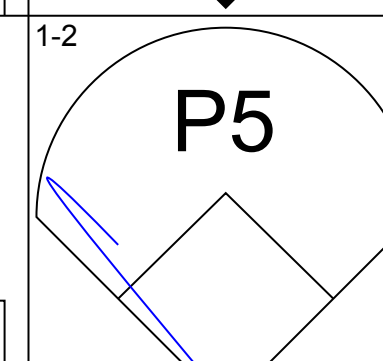
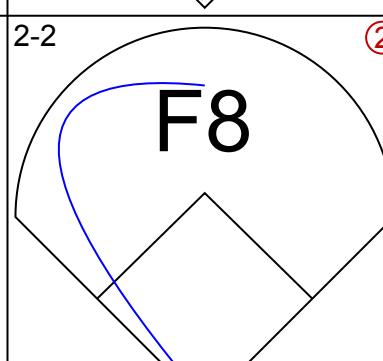
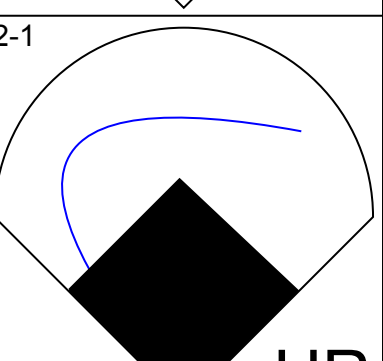
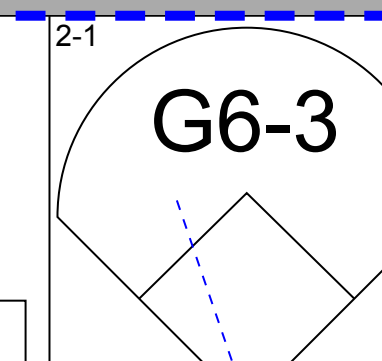
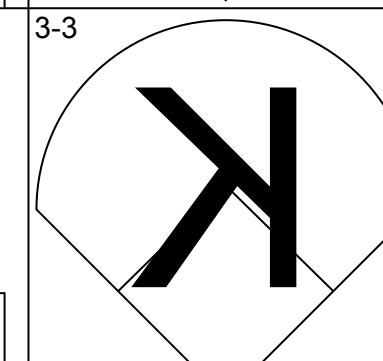
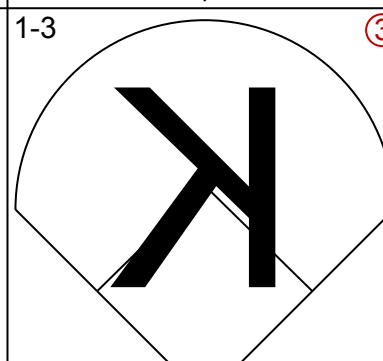
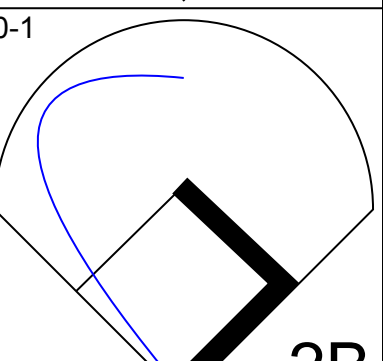
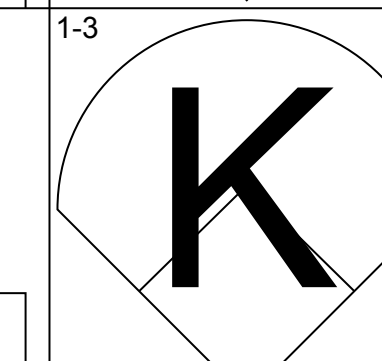
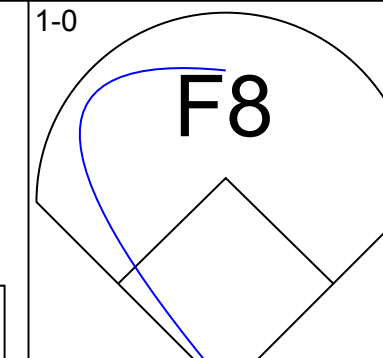
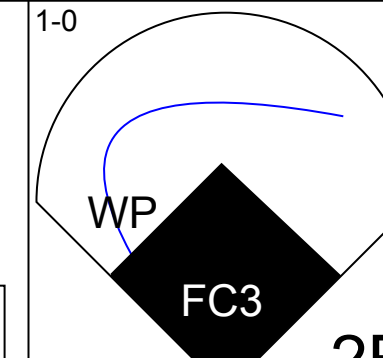
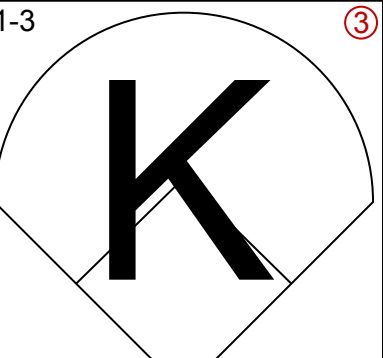
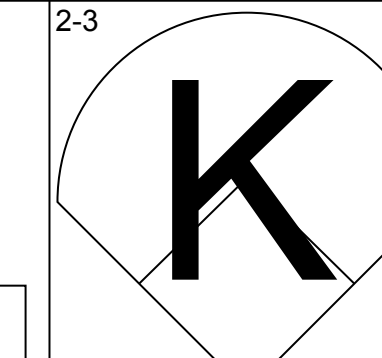
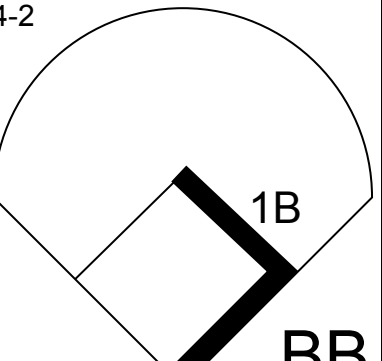
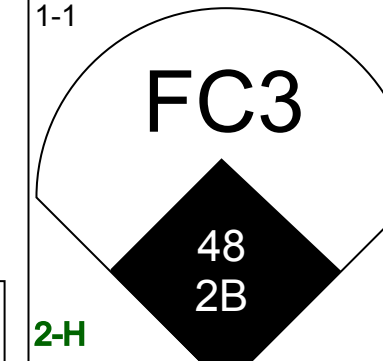
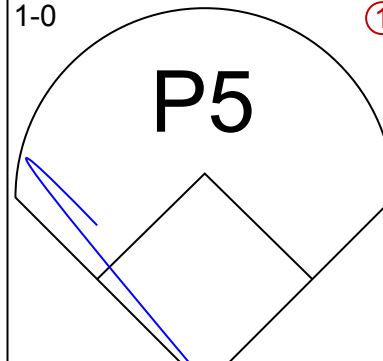
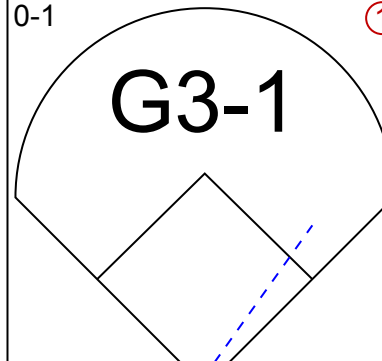

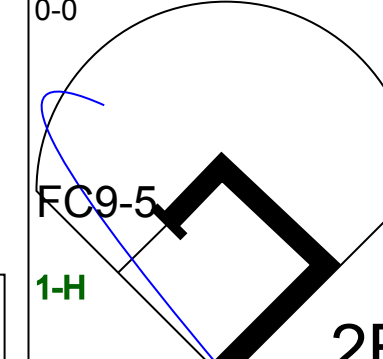

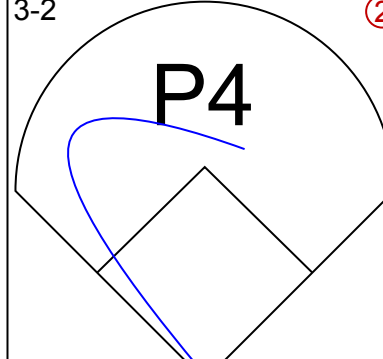
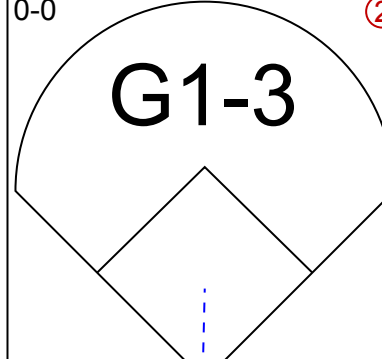

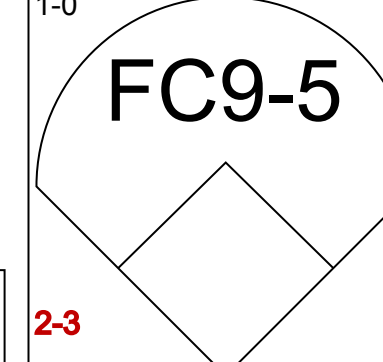
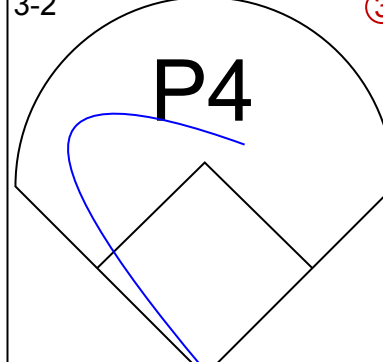
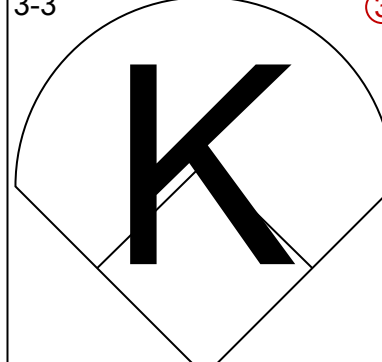
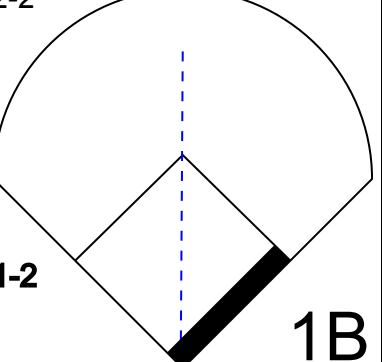
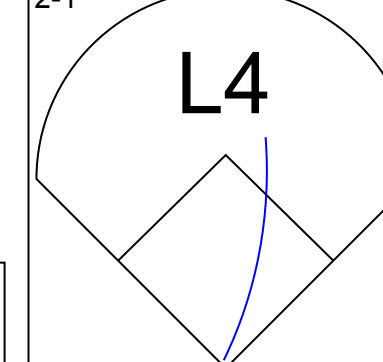
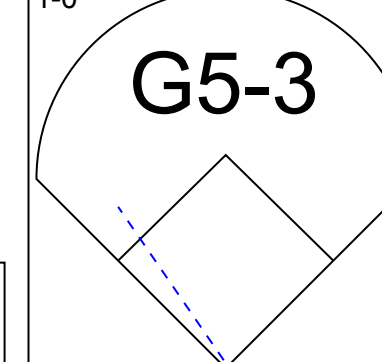
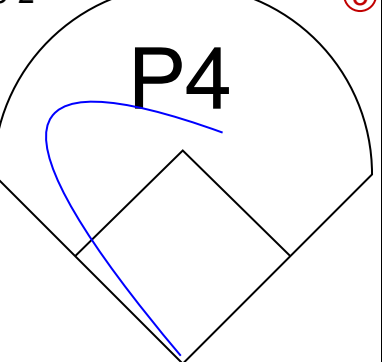
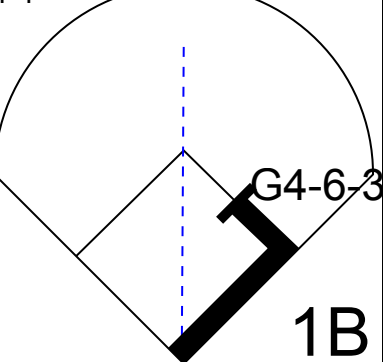
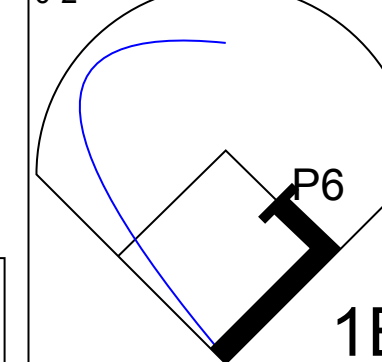
Batter	1	2	3	4	5	6	7	8	9	AB	R	H	RBI	BB	SO	LOB	BOTTOM								
Milton Bradley, S OBP: 0.433, SLG: 0.709 (1, 8)	F8			G4-3	1B			K		5	3	3	0	0	1	1	Baltimore Orioles @ Cleveland Indians Jacobs Field, Cleveland, OH Tue Apr 15 2003, 7:05 PM EDT Att: 17,015 - Sunny - 79 F								
Karim Garcia, L OBP: 0.192, SLG: 0.292 (9, 8)				1B	2B			1B		0	0	0	0	0	0	0									
Omar Vizquel, S OBP: 0.305, SLG: 0.360 (1, 6)	G1-3			G4-3	1B			1B		5	1	2	1	0	0	2									
Ellis Burks, R OBP: 0.382, SLG: 0.367 (1, 10)	G6-3			1B	HR			2B		4	2	2	2	0	1	0									
Shane Spencer, R OBP: 0.378, SLG: 0.441 (1, 9)		P3		HR	1B			1B		4	1	3	1	0	0	0									
Matt Lawton, L OBP: 0.321, SLG: 0.341 (1, 7)	G1-3			HR	2B			1B		3	1	2	3	0	0	0									
Josh Bard, S OBP: 0.250, SLG: 0.200 (1, 2)	G6-3			HR	HBP			1B		4	0	0	0	0	1	4									
Casey Blake, R OBP: 0.244, SLG: 0.289 (7, 3)				2B				G5-3		4	0	1	0	0	2	4									
48 Travis Hafner, L OBP: 0.225, SLG: 0.216 (6, PR) John McDonald, R OBP: 0.294, SLG: 0.313 (7, 5)				K	G6-3			G5-3		3	0	1	0	0	1	1									
Brandon Phillips, R OBP: 0.186, SLG: 0.317 (1, 4)	G5-3			G1-3				G5-3		4	0	0	0	0	0	1									
Inning Stats	R: 0 E: 0 K: 0 S: 4	H: 0 LOB: 0 BB: 0 P: 6	R: 0 E: 0 K: 0 S: 6	H: 0 LOB: 0 BB: 0 P: 9	R: 0 E: 0 K: 2 S: 8	H: 0 LOB: 0 BB: 0 P: 14	R: 4 E: 0 K: 0 S: 23	H: 5 LOB: 1 BB: 0 P: 34	R: 3 E: 0 K: 2 S: 16	H: 4 LOB: 2 BB: 0 P: 26	R: 0 E: 0 K: 1 S: 12	H: 1 LOB: 1 BB: 0 P: 16	R: 0 E: 0 K: 1 S: 15	H: 2 LOB: 2 BB: 0 P: 23	R: 1 E: 0 K: 0 S: 7	H: 2 LOB: 1 BB: 0 P: 11	1B: 7 2B: 5 3B: 1 HR: 1	SF: 0 SAC: 0 DP: 0 HBP: 1	WP: 1 PB: 0 SB: 0 CS: 0	PA: 38					
PITCHER	IP	WLS	BF	H	R	ER	SO	BB	IBB	HBP	BLK	WP	HR	S	P	ERA	WHIP								
Omar Daal, L ERA: 8.04 (1, 1)	4.1	L	23	9	7	7	2	0	0	0	0	1	0	51	81	14.54	2.077								
Pat Hentgen, R ERA: 4.32 (5, 1)	3.2		15	5	1	1	4	0	0	0	0	1	0	40	58	2.46	1.364								



Batter	1	2	3	4	5	6	7	8	9	AB	R	H	RBI	BB	SO	LOB	TOP										
Jerry Hairston, R OBP: 0.328, SLG: 0.358 (1, 4)										5	0	0	0	0	2	1	Baltimore Orioles @ Cleveland Indians Jacobs Field, Cleveland, OH Wed Apr 16 2003, 7:05 PM EDT Att: 15,674 - Sunny - 50 F										
Gary Matthews, S OBP: 0.246, SLG: 0.288 (1, 8)										4	1	1	0	1	0	0											
David Segui, S OBP: 0.514, SLG: 0.467 (1, 10)										3	0	2	1	1	0	0											
Jeff Conine, R OBP: 0.321, SLG: 0.311 (1, 3)										3	0	1	0	1	0	3											
31 Jay Gibbons, L OBP: 0.276, SLG: 0.382 (1, 9)										3	1	0	0	1	0	4											
Tony Batista, R OBP: 0.436, SLG: 0.617 (1, 5)										3	0	0	1	1	1	2											
B.J. Surhoff, L OBP: 0.227, SLG: 0.262 (1, 7)										4	0	0	0	0	0	6											
6 Melvin Mora, R OBP: 0.250, SLG: 0.389 (1, 6)										4	1	1	2	0	1	2											
Geronomo Gil, R OBP: 0.270, SLG: 0.343 Jose Morban, S (8, PR)										3	0	1	0	0	0	2											
Brook Fordyce, R OBP: 0.214, SLG: 0.286 (8, 2)										0	1	0	0	0	0	0											
Inning Stats	R: 0 E: 0 K: 1 S: 8	H: 0 LOB: 0 BB: 0 P: 11	R: 1 E: 1 K: 0 S: 11	H: 1 LOB: 2 BB: 1 P: 21	R: 0 E: 0 K: 1 S: 12	H: 0 LOB: 1 BB: 2 P: 22	R: 0 E: 0 K: 0 S: 6	H: 0 LOB: 0 BB: 0 P: 8	R: 0 E: 0 K: 0 S: 7	H: 1 LOB: 1 BB: 0 P: 13	R: 0 E: 0 K: 0 S: 9	H: 0 LOB: 0 BB: 0 P: 17	R: 0 E: 0 K: 2 S: 8	H: 0 LOB: 0 BB: 0 P: 12	R: 2 E: 0 K: 0 S: 24	H: 3 LOB: 3 BB: 2 P: 37	R: 1 E: 0 K: 0 S: 8	H: 1 LOB: 0 BB: 0 P: 14	1B: 4 2B: 1 3B: 0 HR: 1	SF: 0 SAC: 0 DP: 1 HBP: 0	WP: 1 PB: 0 SB: 0 CS: 0	PA: 38					
PITCHER	IP	WLS	BF	H	R	ER	SO	BB	IBB	HBP	BLK	WP	HR	S	P	ERA	WHIP										
37 Jake Westbrook, R ERA: 0.73 Billy Traber, L ERA: 2.57 Danys Baez, R ERA: 0.87	(1, 1)	(6, 1)	(8, 1)	(1, 1)	(1, 1)	(1, 0)	(2, 0)	(3, 0)	(0, 0)	(0, 0)	(0, 0)	(0, 0)	(0, 1)	(0, 23)	(33, 33)	0.00	0.882										
IP	WLS	BF	H	R	ER	SO	BB	IBB	HBP	BLK	WP	HR	S	P	ERA	WHIP											

AB	33
R	4
H	6
RBI	4
BB	5
SO	4
LOB	20



Batter	1	2	3	4	5	6	7	8	9	AB	R	H	RBI	BB	SO	LOB	BOTTOM										
Milton Bradley, S OBP: 0.422, SLG: 0.678 (1, 8)										4	0	1	0	0	0	2	Baltimore Orioles @ Cleveland Indians Jacobs Field, Cleveland, OH Wed Apr 16 2003, 7:05 PM EDT Att: 15,674 - Sunny - 50 F										
Omar Vizquel, S OBP: 0.305, SLG: 0.407 (1, 6)										4	1	1	1	0	0	1											
Karim Garcia, L OBP: 0.200, SLG: 0.321 (1, 9)										4	0	1	0	0	3	1											
Shane Spencer, R OBP: 0.366, SLG: 0.447 (1, 7)										4	1	1	0	0	2	2											
Matt Lawton, L OBP: 0.316, SLG: 0.319 (1, 10)										3	1	0	1	1	0	0											
48 Travis Hafner, L OBP: 0.227, SLG: 0.244 (1, 3)										4	0	1	1	0	1	1											
Casey Blake, R OBP: 0.227, SLG: 0.268 Bill Selby, L (9, PH)										3	0	0	0	0	0	2											
Tim Laker, R OBP: 0.667, SLG: 0.714 (1, 2)										3	0	1	0	0	0	0											
Brandon Phillips, R OBP: 0.217, SLG: 0.341 (1, 4)										3	0	2	0	0	0	2											
Inning Stats	R: 0 E: 0 K: 1 S: 14	H: 1 LOB: 1 BB: 0 P: 21	R: 0 E: 0 K: 1 S: 16	H: 1 LOB: 2 BB: 1 P: 28	R: 0 E: 0 K: 1 S: 9	H: 0 LOB: 0 BB: 0 P: 13	R: 2 E: 0 K: 0 S: 7	H: 2 LOB: 0 BB: 0 P: 12	R: 1 E: 0 K: 1 S: 11	H: 3 LOB: 1 BB: 0 P: 16	R: 0 E: 0 K: 0 S: 8	H: 0 LOB: 0 BB: 0 P: 15	R: 0 E: 0 K: 2 S: 9	H: 1 LOB: 0 BB: 0 P: 12	R: 0 E: 0 K: 0 S: 9	H: 0 LOB: 0 BB: 0 P: 14		R: 0 E: 0 K: 1 S: 6	H: 0 LOB: 0 BB: 0 P: 9	1B: 4 2B: 4 3B: 0 HR: 1	SF: 0 SAC: 0 DP: 2 HBP: 0	WP: 1 PB: 0 SB: 0 CS: 0	PA: 34				
PITCHER	IP	WLS	BF	H	R	ER	SO	BB	IBB	HBP	BLK	WP	HR	S	P	ERA	WHIP										
Rick Helling, R ERA: 6.0 Buddy Groom, L ERA: 5.06 Jorge Julio, R ERA: 5.06	(1, 1)	(8, 1)	(9, 1)	(1, 1)	(1, 0)	(1, 0)	(2, 0)	(3, 0)	(0, 0)	(0, 0)	(0, 0)	(0, 0)	(0, 0)	(0, 3)	(6, 6)	0.00	0.000										
IP	WLS	BF	H	R	ER	SO	BB	IBB	HBP	BLK	WP	HR	S	P	ERA	WHIP											



Batter	1	2	3	4	5	6	7	8	9	AB	R	H	RBI	BB	SO	LOB	TOP				
13 Carl Crawford, L OBP: 0.253, SLG: 0.293	G1-3		G1-3				G5-3		F7	5	0	1	0	0	0	0	Tampa Bay Devil Rays @ Baltimore Orioles Oriole Park at Camden Yards, Baltimore, MD Fri Apr 18 2003, 7:05 PM EDT Att: 19,545 - Overcast - 45 F				
Damian Rolls, R OBP: 0.333, SLG: 0.231	G1-3		K				K		G6-3	5	0	0	0	0	3	2					
Aubrey Huff, L OBP: 0.365, SLG: 0.431	L4				G3		G4-6-3		G3	4	0	0	0	0	0	2					
5 Rocco Baldelli, R OBP: 0.414, SLG: 0.545		K2-3								4	1	2	0	0	2	0					
Al Martin, L OBP: 0.386, SLG: 0.400	F7									4	1	1	0	0	0	2					
Damion Easley, R OBP: 0.256, SLG: 0.293	P4									3	1	1	1	1	0	1					
Marlon Anderson, L OBP: 0.360, SLG: 0.364										2	1	1	1	2	0	0					
Toby Hall, R OBP: 0.278, SLG: 0.388										4	2	2	3	0	0	3					
Rey Ordonez, R OBP: 0.317, SLG: 0.525										4	1	2	2	0	1	0					
Inning Stats	R: 0 E: 0 K: 0 S: 6	H: 0 LOB: 0 BB: 0 P: 6	R: 0 E: 0 K: 1 S: 7	H: 0 LOB: 0 BB: 11	R: 2 E: 0 K: 1 S: 13	H: 2 LOB: 0 BB: 0 P: 20	R: 1 E: 0 K: 1 S: 13	H: 2 LOB: 2 BB: 1 P: 24	R: 0 E: 0 K: 2 S: 16	H: 2 LOB: 1 BB: 0 P: 27	R: 0 E: 0 K: 2 S: 9	H: 0 LOB: 0 BB: 0 P: 13	R: 0 E: 0 K: 0 S: 8	H: 1 LOB: 0 BB: 0 P: 10	R: 3 E: 0 K: 0 S: 13	H: 1 LOB: 0 BB: 2 P: 26	1B: 6 2B: 2 3B: 0 HR: 2	SF: 0 SAC: 0 DP: 2 HBP: 0	WP: 0 PB: 1 CS: 0	PA: 38	
PITCHER	IP	WLS	BF	H	R	ER	SO	BB	IBB	HBP	BLK	WP	HR	S	P	ERA	WHIP				
Jason Johnson, R ERA: 2.89	6.0	W	26	8	4	3	4	1	0	0	0	0	1	62	98	4.50	1.500				
Rick Bauer, R ERA: 7.11	2.0		9	2	3	3	2	2	0	0	0	0	1	21	38	13.50	2.000				
Jorge Julio, R ERA: 3.68	1.0	S	3	0	0	0	0	0	0	0	0	0	0	9	11	0.00	0.000				

Batter	1	2	3	4	5	6	7	8	9	AB	R	H	RBI	BB	SO	LOB	BOTTOM				
Jerry Hairston, R OBP: 0.338, SLG: 0.377	G5-3	SF9	K							3	0	1	1	1	1	0	Tampa Bay Devil Rays @ Baltimore Orioles Oriole Park at Camden Yards, Baltimore, MD Fri Apr 18 2003, 7:05 PM EDT Att: 19,545 - Overcast - 45 F				
Gary Matthews, S OBP: 0.226, SLG: 0.313	G4-3	BB 31 1B 2B								5	1	2	1	0	0	1					
B.J. Surhoff, L OBP: 0.240, SLG: 0.255	F9	31 1B BB BB								3	1	0	0	1	0	2					
Jeff Conine, R OBP: 0.349, SLG: 0.396		31 2B BB								3	2	1	1	1	0	0					
31 Jay Gibbons, L OBP: 0.294, SLG: 0.375		21 BB 1B BB								4	1	2	1	0	0	0					
Tony Batista, R OBP: 0.431, SLG: 0.625		21 BB BB BB								3	2	2	3	1	0	0					
21 Marty Cordova, R OBP: 0.481, SLG: 0.421		21 BB BB BB								3	1	0	1	1	0	2					
Deivi Cruz, R OBP: 0.196, SLG: 0.286	G5-3	G5-3								4	0	0	1	0	0	2					
Geronimo Gil, R OBP: 0.261, SLG: 0.286		2B BB HBP								3	1	0	0	0	0	0					
Inning Stats	R: 0 E: 0 K: 0 S: 5	H: 0 LOB: 0 BB: 0 P: 8	R: 8 E: 0 K: 0 S: 27	H: 5 LOB: 2 BB: 4 P: 54	R: 0 E: 0 K: 1 S: 8	H: 0 LOB: 0 BB: 0 P: 11	R: 0 E: 0 K: 0 S: 8	H: 0 LOB: 0 BB: 0 P: 13	R: 0 E: 0 K: 0 S: 5	H: 0 LOB: 0 BB: 0 P: 9	R: 0 E: 0 K: 0 S: 8	H: 1 LOB: 2 BB: 1 P: 18	R: 1 E: 0 K: 0 S: 7	H: 1 LOB: 0 BB: 0 P: 10	R: 0 E: 0 K: 0 S: 9	H: 1 LOB: 1 BB: 0 P: 13	1B: 5 2B: 2 3B: 0 HR: 1	SF: 1 SAC: 0 DP: 0 HBP: 1	WP: 0 PB: 0 CS: 0	PA: 38	
PITCHER	IP	WLS	BF	H	R	ER	SO	BB	IBB	HBP	BLK	WP	HR	S	P	ERA	WHIP				
Victor Zambrano, R ERA: 7.77	6.0	L	30	6	8	8	1	5	0	1	0	0	0	61	113	12.00	1.833				
Jesus Colome, R ERA: 9.39	2.0		8	2	1	1	0	0	0	0	0	0	1	16	23	4.50	1.000				

AB 35
R 7
H 10
RBI 7
BB 3
SO 6
LOB 10



AB 31
R 9
H 8
RBI 9
BB 5
SO 1
LOB 7



Batter	1	2	3	4	5	6	7	8	9	AB	R	H	RBI	BB	SO	LOB	TOP								
13 Carl Crawford, L OBP: 0.250, SLG: 0.287	G5-3		L9		K				G4-3	5	0	1	0	0	1	1	<p>Tampa Bay Devil Rays @ Baltimore Orioles</p> <p>Oriole Park at Camden Yards, Baltimore, MD</p> <p>Sat Apr 19 2003, 1:35 PM EDT</p> <p>Att: 33,870 - Overcast - 63 F</p> <p>livebaseballscorecards.com</p>								
George Lombard, L OBP: 0.250, SLG: 1.000	HR		FC6-4 HR			G3	P5			4	2	1	1	0	0	2									
Aubrey Huff, L OBP: 0.385, SLG: 0.507							G4-3			4	2	3	2	0	0	1									
5 Rocco Baldelli, R OBP: 0.405, SLG: 0.529	P2								P6	4	1	1	0	0	1	1									
Al Martin, L OBP: 0.375, SLG: 0.372	K								K	3	1	0	0	1	2	1									
Damon Easley, R OBP: 0.277, SLG: 0.378										4	2	2	2	0	0	0									
Marlon Anderson, L OBP: 0.370, SLG: 0.362										3	0	1	1	1	0	0									
Javier Valentin, S OBP: 0.235, SLG: 0.438										4	0	1	2	0	0	1									
Rey Ordonez, R OBP: 0.313, SLG: 0.508										4	0	1	0	0	1	2									
Inning Stats	R: 1 E: 0 K: 1 S: 11	H: 2 LOB: 1 BB: 0 P: 16	R: 0 E: 0 K: 0 S: 4	H: 0 LOB: 0 BB: 1 P: 10	R: 2 E: 0 K: 1 S: 9	H: 2 LOB: 0 BB: 0 P: 12	R: 0 E: 0 K: 0 S: 6	H: 0 LOB: 0 BB: 0 P: 8	R: 0 E: 0 K: 1 S: 10	H: 0 LOB: 0 BB: 0 P: 12	R: 4 E: 0 K: 0 S: 19	H: 5 LOB: 1 BB: 1 P: 33	R: 0 E: 0 K: 0 S: 5	H: 1 LOB: 0 BB: 0 P: 6	R: 1 E: 0 K: 1 S: 12	H: 1 LOB: 0 BB: 0 P: 17	R: 0 E: 0 K: 1 S: 9	H: 0 LOB: 0 BB: 0 P: 10	1B: 7 2B: 1 3B: 0 HR: 3	SF: 0 SAC: 0 DP: 2 HBP: 0	WP: 0 PB: 0 SB: 0 CS: 1	PA: 37			
PITCHER	IP	WLS	BF	H	R	ER	SO	BB	IBB	HBP	BLK	WP	HR	S	P	ERA	WHIP								
Rodrigo Lopez, R ERA: 7.68	5.1	L	25	8	7	7	3	2	0	0	0	0	2	54	84	11.81	1.875								
Willis Roberts, R ERA: 3.24	2.2		9	3	1	1	1	0	0	0	0	0	1	22	30	3.38	1.125								
Kerry Ligtenberg, R ERA: 4.5	1.0		3	0	0	0	1	0	0	0	0	0	0	9	10	0.00	0.000								

Batter	1	2	3	4	5	6	7	8	9	AB	R	H	RBI	BB	SO	LOB	BOTTOM									
Jerry Hairston, R OBP: 0.368, SLG: 0.415										4	2	3	0	1	0	2	<p>Tampa Bay Devil Rays @ Baltimore Orioles</p> <p>Oriole Park at Camden Yards, Baltimore, MD</p> <p>Sat Apr 19 2003, 1:35 PM EDT</p> <p>Att: 33,870 - Overcast - 63 F</p> <p>livebaseballscorecards.com</p>									
Gary Matthews, S OBP: 0.288, SLG: 0.324	L6									4	1	1	1	1	1	3										
B.J. Surhoff, L OBP: 0.273, SLG: 0.373	L6									4	2	3	4	0	0	0										
Jeff Conine, R OBP: 0.368, SLG: 0.404										4	0	2	1	1	0	2										
31 Jay Gibbons, L OBP: 0.315, SLG: 0.382										4	0	2	0	1	0	4										
Tony Batista, R OBP: 0.400, SLG: 0.574										5	0	0	0	0	2	5										
21 Marty Cordova, R OBP: 0.438, SLG: 0.348										4	0	0	0	1	2	4										
Deivi Cruz, R OBP: 0.200, SLG: 0.283										4	1	1	0	0	0	2										
Geronimo Gil, R OBP: 0.265, SLG: 0.289										3	0	1	0	0	1	1										
Jose Morban, S OBP: 0.500, SLG: 2.000										1	1	1	1	0	0	0										
Inning Stats	R: 0 E: 0 K: 0 S: 9	H: 1 LOB: 0 BB: 0 P: 12	R: 0 E: 0 K: 0 S: 5	H: 0 LOB: 0 BB: 1 P: 13	R: 0 E: 0 K: 1 S: 7	H: 0 LOB: 0 BB: 0 P: 8	R: 0 E: 0 K: 0 S: 7	H: 2 LOB: 2 BB: 1 P: 12	R: 0 E: 0 K: 0 S: 12	H: 0 LOB: 1 BB: 1 P: 20	R: 2 E: 0 K: 1 S: 17	H: 3 LOB: 2 BB: 1 P: 28	R: 1 E: 0 K: 0 S: 12	H: 2 LOB: 2 BB: 1 P: 20	R: 0 E: 0 K: 2 S: 10	H: 1 LOB: 1 BB: 0 P: 17	R: 4 E: 0 K: 2 S: 15	H: 5 LOB: 1 BB: 0 P: 21	1B: 9 2B: 4 3B: 0 HR: 2	SF: 1 SAC: 0 DP: 3 HBP: 0	WP: 1 PB: 0 SB: 2 CS: 0	PA: 43				
PITCHER	IP	WLS	BF	H	R	ER	SO	BB	IBB	HBP	BLK	WP	HR	S	P	ERA	WHIP									
Jorge Sosa, R ERA: 3.6	5.0	W	18	3	0	0	1	3	0	0	0	1	1	24	37	20.25	4.500									
Travis Harper, R ERA: 3.66	1.1		10	5	3	3	1	1	0	0	0	0	0	4	9	0.00	3.000									
Bobby Seay, L ERA: 4.26	0.1		2	0	0	0	0	1	0	0	0	0	0	1	13	23	13.50	2.250								
Al Levine, R ERA: 5.06	1.1	H	7	3	2	2	2	0	0	0	0	0	1	13	23	13.50	2.250									
Lance Carter, R ERA: 4.5	1.0		6	3	2	2	2	0	0	0	0	0	0	13	17	18.00	3.000									

Batter	1	2	3	4	5	6	7	8	9	AB	R	H	RBI	BB	SO	LOB	TOP
13 Carl Crawford, L OBP: 0.239, SLG: 0.275	G6-3	G1-3			G4-3			K		4	0	0	0	0	1	3	
Damian Rolls, R OBP: 0.294, SLG: 0.200	L8		L5			G6-3		FC5-4		4	0	0	0	0	0	1	
5 Rocco Baldelli, R OBP: 0.397, SLG: 0.527	2B		G1-3			G1-3			F8	4	0	1	0	0	0	0	
Aubrey Huff, L OBP: 0.366, SLG: 0.479	L8		K			G1-3			K	4	0	0	0	0	2	1	
Damon Easley, R OBP: 0.275, SLG: 0.367		F8		G4-6-3 1B			G5-3		K	4	0	1	0	0	1	0	
Toby Hall, R OBP: 0.281, SLG: 0.385		1B SF7 1B		G4-6-3 1B			L9			3	1	1	0	0	0	1	
Terry Shumpert, R OBP: 0.250, SLG: 0.600		1B		G6-3			G5-3			3	0	1	0	0	0	0	
Javier Valentin, S OBP: 0.250, SLG: 0.421		1B			F8			E3 FC6-4		3	0	1	0	0	0	0	
Rey Ordóñez, R OBP: 0.300, SLG: 0.493	SF7				P4			FC6-4 FC5-4		2	0	0	1	0	0	1	
Inning Stats	R: 0 H: 1 E: 0 K: 0 S: 7	H: 3 R: 1 ER: 0 K: 0 S: 11	H: 0 R: 0 ER: 0 K: 1 S: 8	H: 0 R: 0 ER: 0 K: 0 S: 8	H: 1 R: 0 ER: 0 K: 0 S: 8	H: 0 R: 0 ER: 0 K: 0 S: 7	H: 0 R: 0 ER: 0 K: 0 S: 9	H: 0 R: 0 ER: 0 K: 0 S: 12	H: 0 R: 1 ER: 1 K: 1 S: 10	H: 0 R: 0 ER: 0 K: 2 S: 10	1B: 4 2B: 1 3B: 0 HR: 0	SF: 1 SAC: 0 DP: 1 HBP: 0	WP: 0 PB: 0 SB: 0 CS: 0	PA: 32			
PITCHER	IP WLS BF H R ER SO BB IBB HBP BLK WP HR S P ERA WHIP																
Omar Daal, L ERA: 5.96	(1, 1) 7.0 W 25 5 1 1 1 0 0 0 0 0 0 62 84 1.29 0.714																
Buddy Groom, L ERA: 3.24	(8, 1) 1.0 H 4 0 0 0 1 0 0 0 0 0 0 10 13 0.00 0.000																
Jorge Julio, R ERA: 3.24	(9, 1) 1.0 S 3 0 0 0 2 0 0 0 0 0 0 0 10 14 0.00 0.000																

Tampa Bay Devil Rays @ Baltimore Orioles
 Oriole Park at Camden Yards, Baltimore, MD
 Sun Apr 20 2003, 1:35 PM EDT
 Att: 25,787 - Sunny - 70 F

AB	31
R	1
H	5
RBI	1
BB	0
SO	4
LOB	7

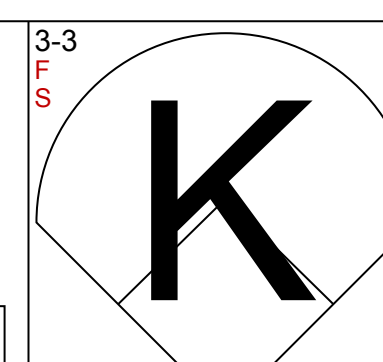
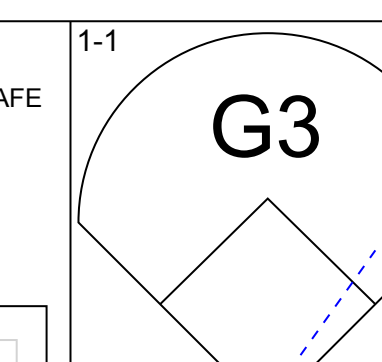
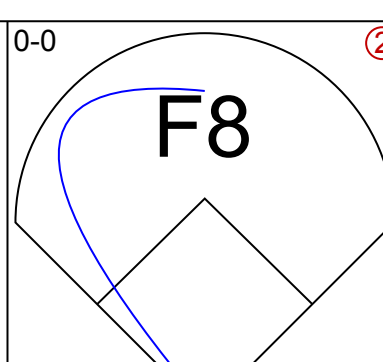
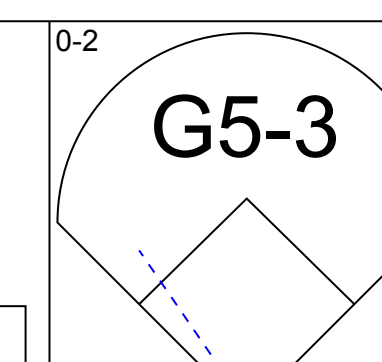
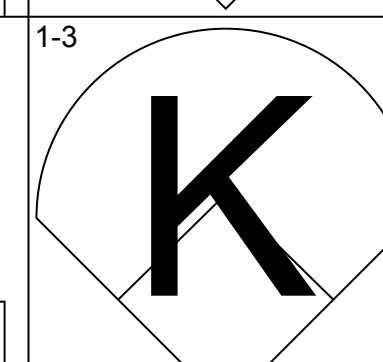
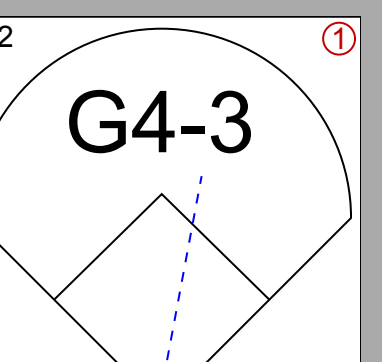
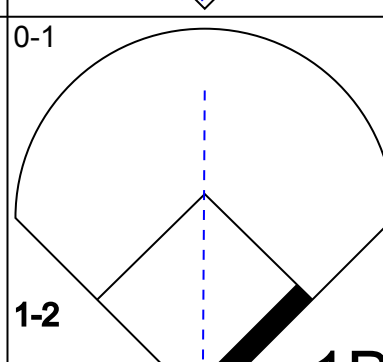
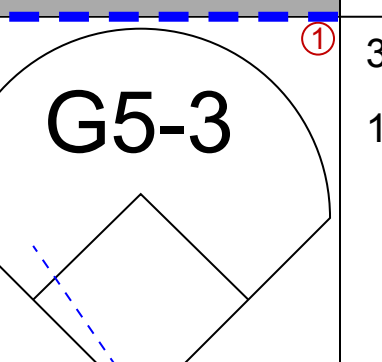
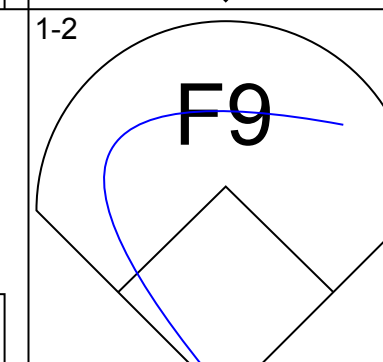
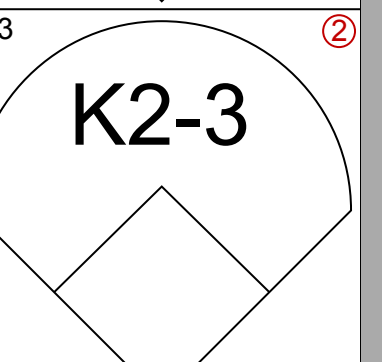
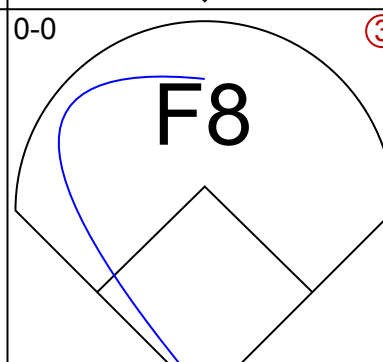
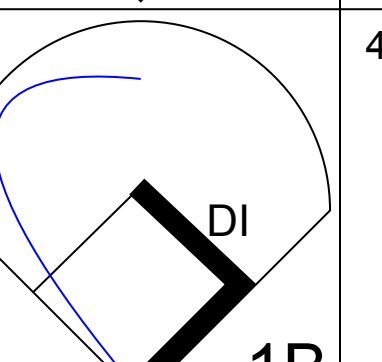
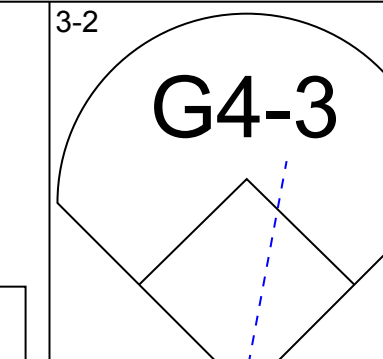

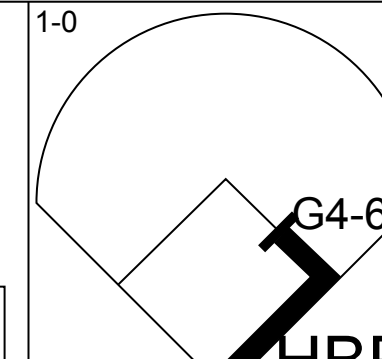
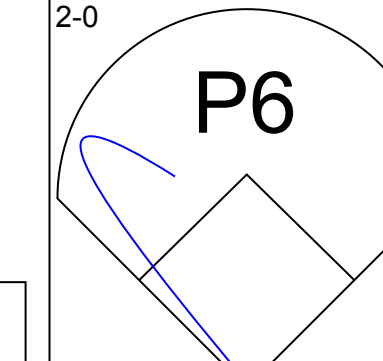
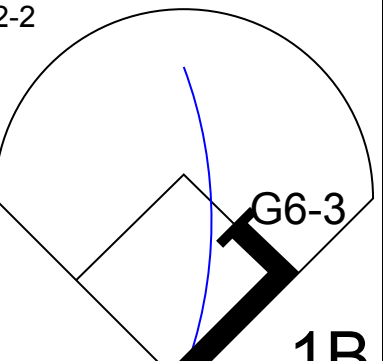
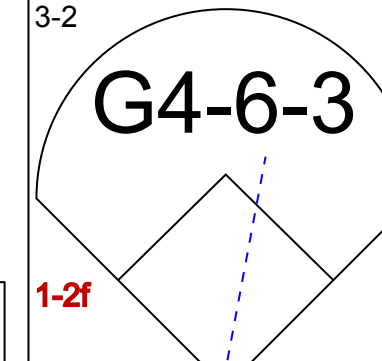
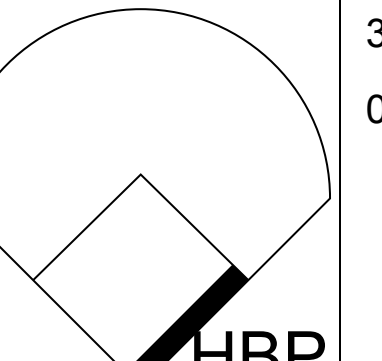
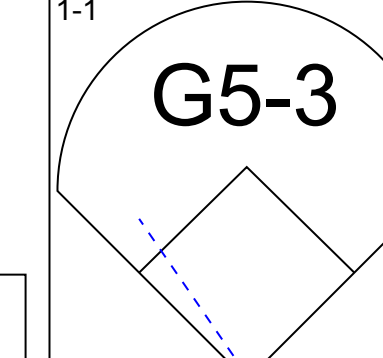
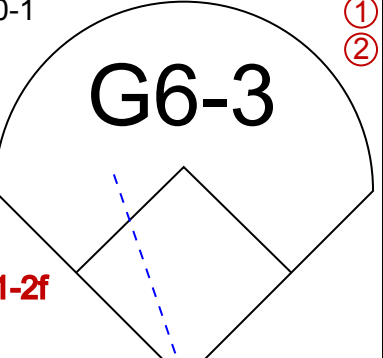
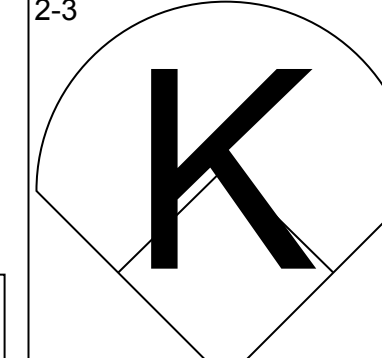
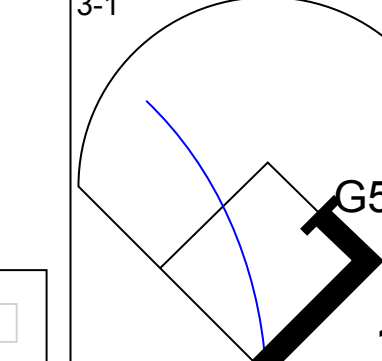
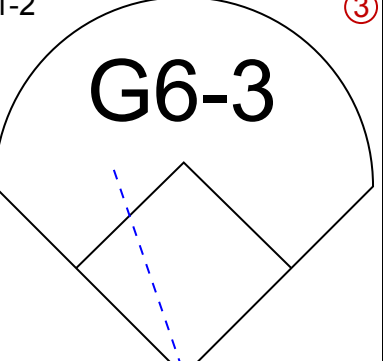
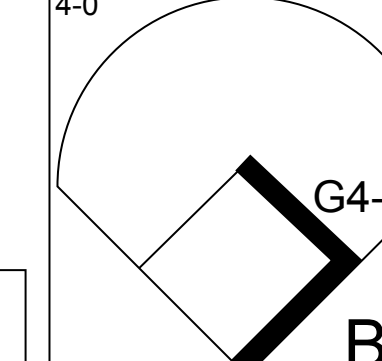
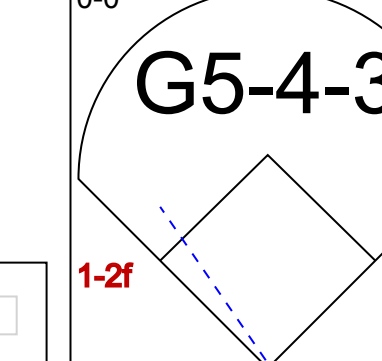
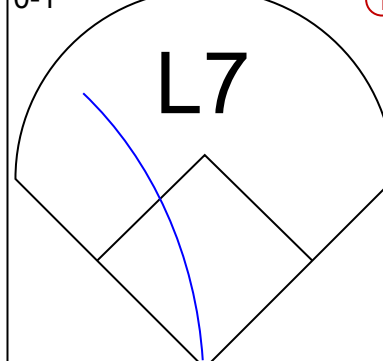
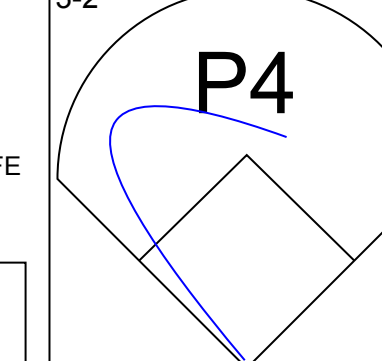
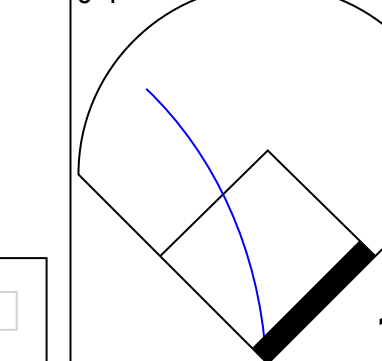
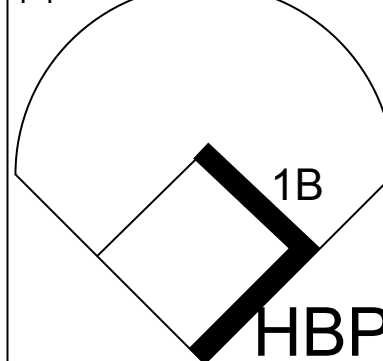
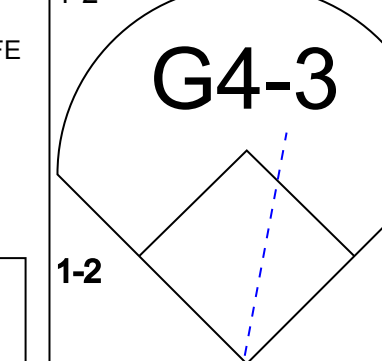


Batter	1	2	3	4	5	6	7	8	9	AB	R	H	RBI	BB	SO	LOB	BOTTOM
Jerry Hairston, R OBP: 0.375, SLG: 0.412	6 HR BB	FC6-4			G6-3			CS 1B		3	1	1	0	1	0	1	
6 Melvin Mora, R OBP: 0.297, SLG: 0.423	1-H HR	F7			G6-3			F8		4	1	1	2	0	0	2	
Gary Matthews, S OBP: 0.267, SLG: 0.333	L7		G6-3 2B		G1-3			G1-3		4	0	1	0	0	0	1	
Jeff Conine, R OBP: 0.366, SLG: 0.400	31 L1-3 1B		F7			F7				3	0	1	0	0	0	1	
31 Jay Gibbons, L OBP: 0.303, SLG: 0.366	L1-3		G6-3			F7				3	0	0	0	0	0	2	
Tony Batista, R OBP: 0.397, SLG: 0.563		21 2B 21 E 1B		K		G5-3				3	1	1	0	0	1	1	
21 Marty Cordova, R OBP: 0.429, SLG: 0.385		E9 G4-3 2B		F9			K			3	1	1	0	0	1	0	
Deivi Cruz, R OBP: 0.190, SLG: 0.270		G4-3		P6			F9			3	0	0	1	0	0	0	
Brook Fordyce, R OBP: 0.235, SLG: 0.294		FC6-4 1B		G3			K			3	0	1	0	0	1	0	
Inning Stats	R: 2 H: 2 E: 0 K: 0 S: 10	H: 3 R: 2 ER: 1 K: 0 S: 16	H: 1 R: 0 ER: 0 K: 1 S: 6	H: 0 R: 0 ER: 0 K: 0 S: 5	H: 0 R: 0 ER: 0 K: 0 S: 5	H: 0 R: 0 ER: 0 K: 0 S: 8	H: 0 R: 0 ER: 0 K: 0 S: 8	H: 0 R: 0 ER: 0 K: 2 S: 9	H: 1 R: 0 ER: 0 K: 0 S: 7	H: 0 R: 0 ER: 0 K: 0 S: 7	1B: 4 2B: 3 3B: 0 HR: 1	SF: 0 SAC: 0 DP: 1 HBP: 0	WP: 0 PB: 0 SB: 0 CS: 1	PA: 30			
PITCHER	IP WLS BF H R ER SO BB IBB HBP BLK WP HR S P ERA WHIP																
Nick Bierbrodt, L ERA: 13.19	(1, 1) 1.1 L 9 5 4 0 0 0 1 0 0 0 0 0 1 19 37 27.00 4.500																
Seth McClung, R ERA: 4.3	(2, 1) 4.2 15 1 0 0 1 0 0 0 0 0 0 34 52 0.00 0.214																
Al Levine, R ERA: 3.68	(7, 1) 2.0 6 1 0 0 2 0 0 0 0 0 0 16 24 0.00 0.500																

Tampa Bay Devil Rays @ Baltimore Orioles
 Oriole Park at Camden Yards, Baltimore, MD
 Sun Apr 20 2003, 1:35 PM EDT
 Att: 25,787 - Sunny - 70 F

AB	29
R	4
H	7
RBI	3
BB	1
SO	3
LOB	8

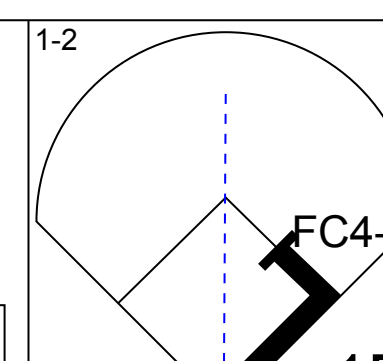
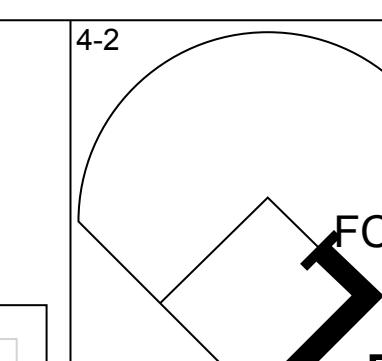
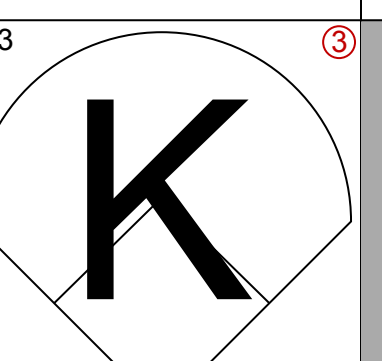
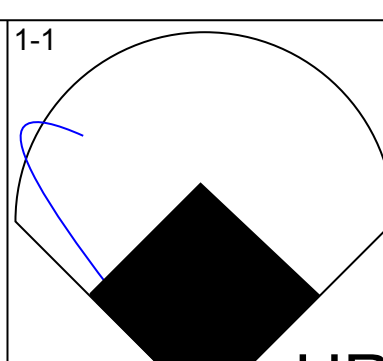
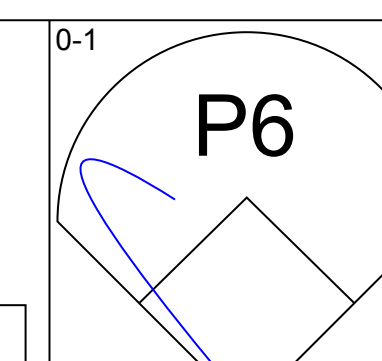
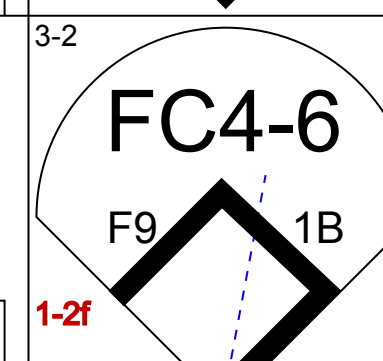
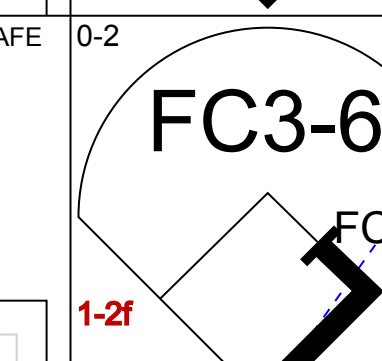
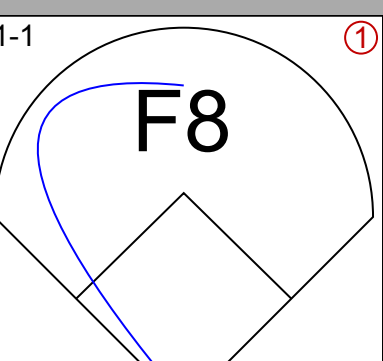
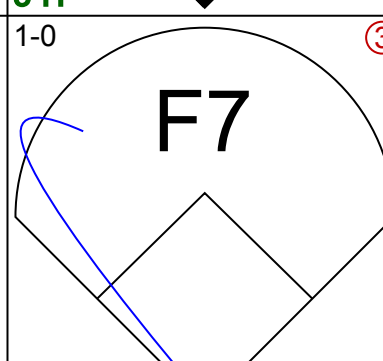
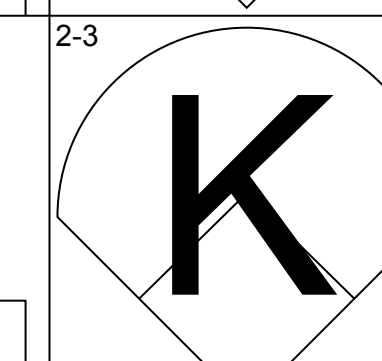
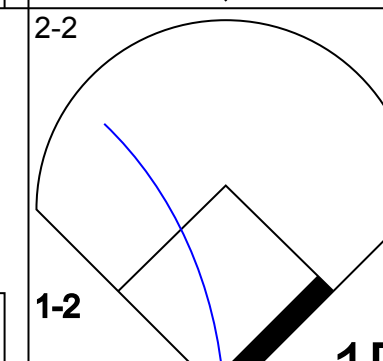
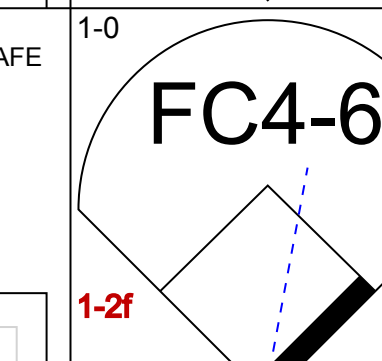
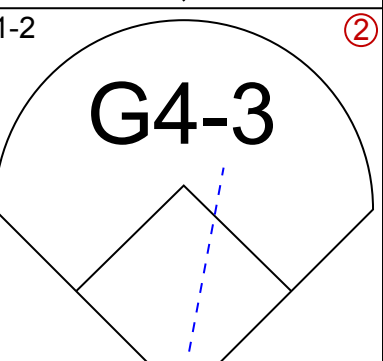
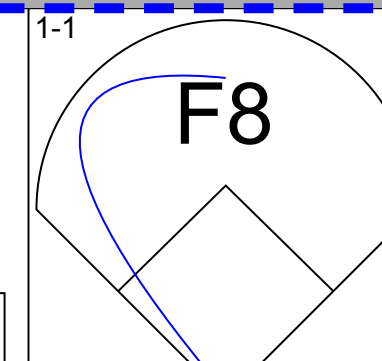
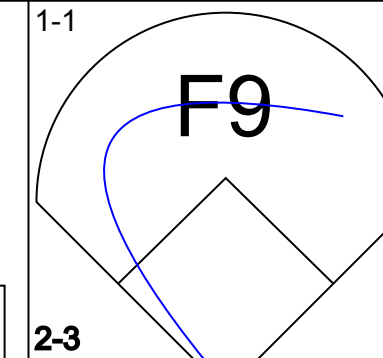

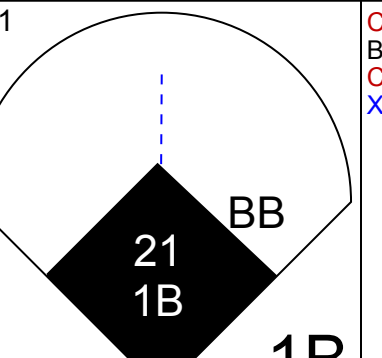
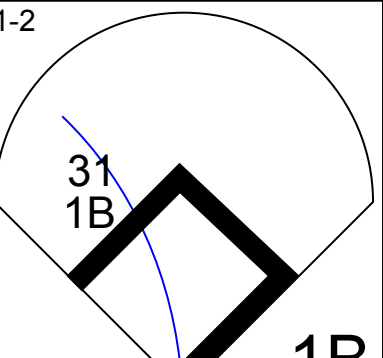

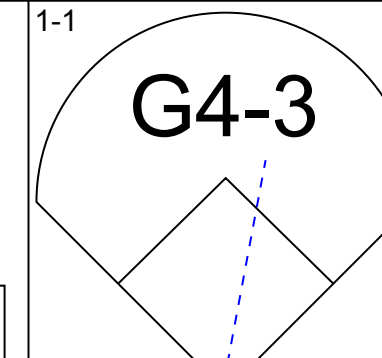
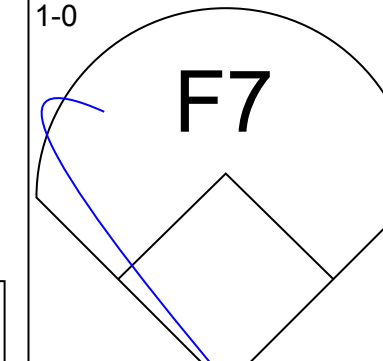
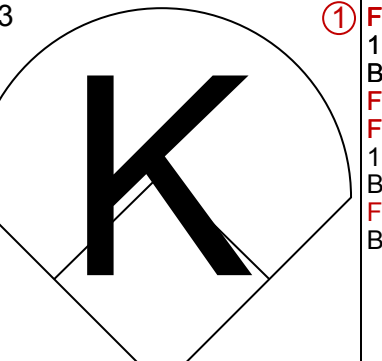
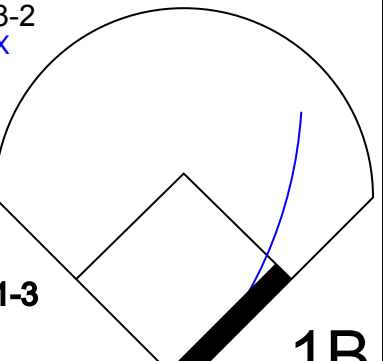
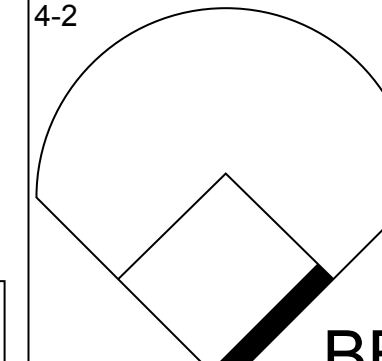
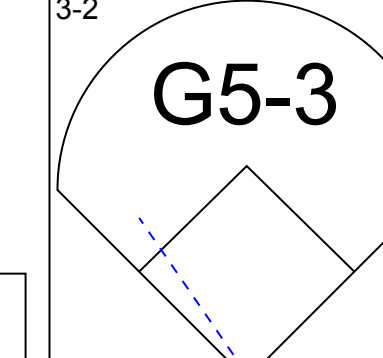
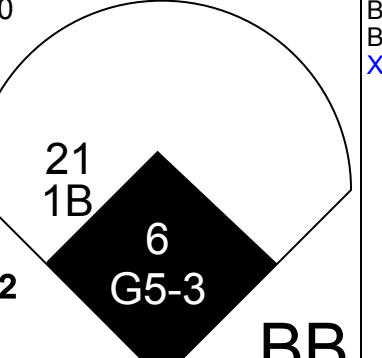
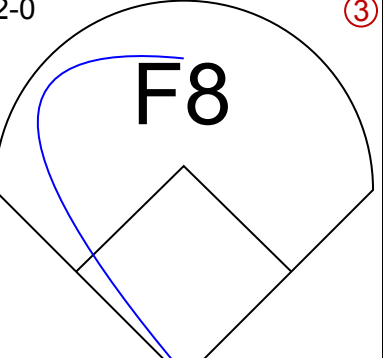
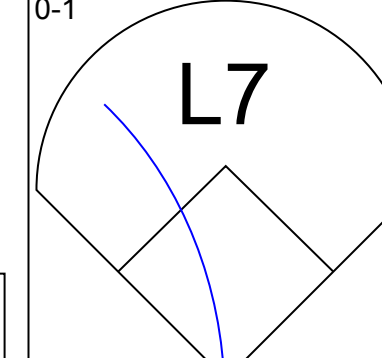



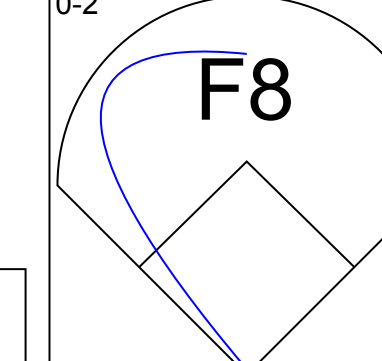


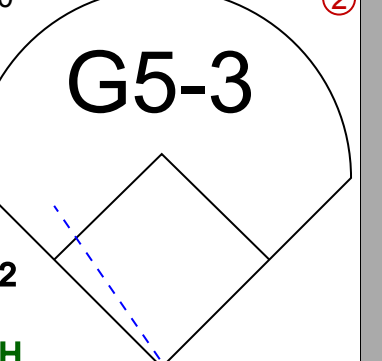
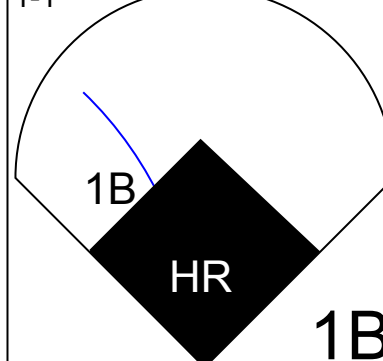
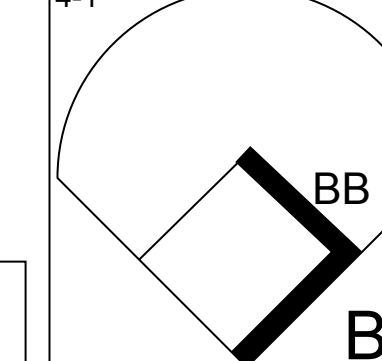
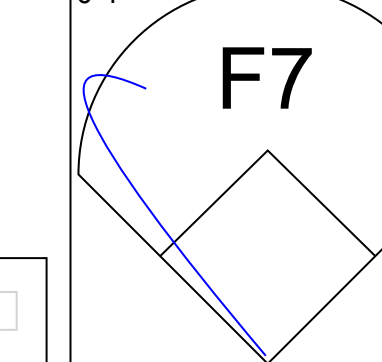
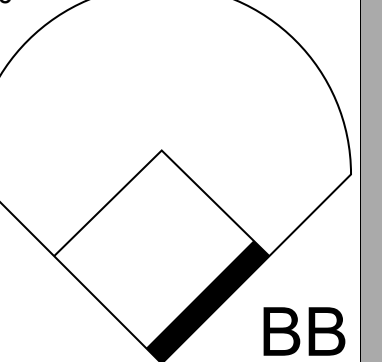
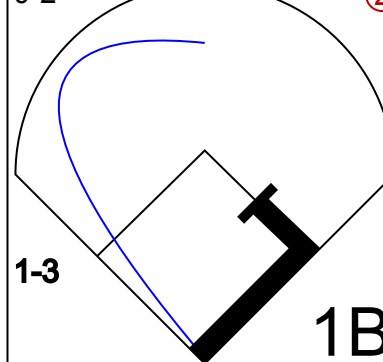
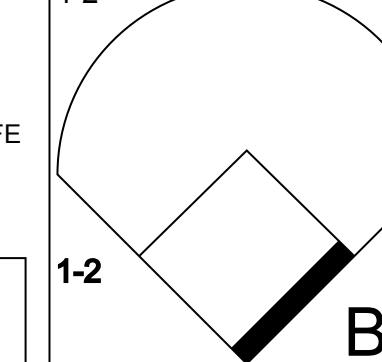


Batter	1	2	3	4	5	6	7	8	9	AB	R	H	RBI	BB	SO	LOB	TOP		
13 Carl Crawford, L OBP: 0.229, SLG: 0.263										4	0	0	0	0	1	3			
George Lombard, L OBP: 0.286, SLG: 0.714										3	0	1	0	0	1	0			
Damian Rolls, R OBP: 0.286, SLG: 0.194										1	0	0	0	0	0	0			
5 Rocco Baldelli, R OBP: 0.390, SLG: 0.513										4	0	1	0	0	1	2			
Aubrey Huff, L OBP: 0.360, SLG: 0.461										3	0	0	0	0	2	1			
Al Martin, L OBP: 0.373, SLG: 0.370										3	0	1	0	0	0	1			
Terry Shumpert, R OBP: 0.294, SLG: 0.600										0	0	0	0	0	0	0			
Damion Easley, R OBP: 0.295, SLG: 0.340										4	0	0	0	0	1	3			
Marlon Anderson, L OBP: 0.386, SLG: 0.367										2	0	1	0	1	0	0			
Toby Hall, R OBP: 0.267, SLG: 0.364										3	0	0	0	0	0	2			
Rey Ordonez, R OBP: 0.315, SLG: 0.493										2	0	1	0	0	0	1			
Inning Stats	R: 0 H: 0 E: 0 K: 2 S: 14	H: 0 LOB: 0 BB: 0 P: 19	R: 0 H: 0 E: 0 K: 0 S: 8	H: 0 LOB: 0 BB: 0 P: 14	R: 0 H: 2 E: 0 K: 0 S: 7	H: 1 LOB: 1 BB: 0 P: 11	R: 0 H: 0 E: 0 K: 2 S: 12	H: 0 LOB: 0 BB: 0 P: 17	R: 0 H: 1 E: 0 K: 0 S: 7	H: 1 LOB: 2 BB: 0 P: 8	R: 0 H: 0 E: 0 K: 1 S: 7	H: 0 LOB: 0 BB: 0 P: 13	R: 0 H: 0 E: 0 K: 0 S: 10	H: 0 LOB: 1 BB: 1 P: 18	R: 0 H: 1 E: 0 K: 1 S: 10	H: 1 LOB: 2 BB: 0 P: 15	1B: 5 2B: 0 3B: 0 HR: 0	SF: 0 SAC: 0 DP: 3 HBP: 3	WP: 0 PA: 33 PB: 0 CS: 0
PITCHER	IP	WLS	BF	H	R	ER	SO	BB	IBB	HBP	BLK	WP	HR	S	P	ERA	WHIP		
Rick Helling, R ERA: 4.15	8.0	W	28	4	0	0	5	1	0	2	0	0	0	73	111	0.00	0.625		
Buddy Groom, L ERA:	1.0		5	1	0	0	1	0	0	1	0	0	0	10	15	0.00	1.000		

Tampa Bay Devil Rays @ Baltimore Orioles
 Oriole Park at Camden Yards, Baltimore, MD
 Mon Apr 21 2003, 7:05 PM EDT
 Att: 18,017 - Cloudy - 60 F

AB 29
 R 0
 H 5
 RBI 0
 BB 1
 SO 6
 LOB 13



Batter	1	2	3	4	5	6	7	8	9	AB	R	H	RBI	BB	SO	LOB	BOTTOM		
Jerry Hairston, R OBP: 0.388, SLG: 0.458										4	1	2	2	1	1	4			
Gary Matthews, S OBP: 0.250, SLG: 0.312										5	0	0	0	0	1	4			
B.J. Surhoff, L OBP: 0.271, SLG: 0.364										4	0	1	0	0	0	1			
Jeff Conine, R OBP: 0.373, SLG: 0.406										4	1	2	0	0	0	2			
31 Jay Gibbons, L OBP: 0.313, SLG: 0.365										3	0	1	0	1	1	3			
Tony Batista, R OBP: 0.390, SLG: 0.537										3	1	0	0	1	0	3			
21 Marty Cordova, R OBP: 0.410, SLG: 0.367										4	0	1	1	0	0	0			
6 Melvin Mora, R OBP: 0.294, SLG: 0.414										3	1	1	1	1	0	1			
Brook Fordyce, R OBP: 0.333, SLG: 0.316										2	0	1	0	2	0	0			
Inning Stats	R: 0 H: 2 E: 0 K: 0 S: 13	H: 0 LOB: 0 BB: 0 P: 21	R: 0 H: 0 E: 0 K: 0 S: 9	H: 0 LOB: 0 BB: 0 P: 15	R: 0 H: 0 E: 0 K: 0 S: 8	H: 0 LOB: 1 BB: 1 P: 13	R: 2 H: 2 E: 0 K: 2 S: 11	H: 2 LOB: 2 BB: 2 P: 25	R: 0 H: 3 E: 0 K: 0 S: 12	H: 3 LOB: 0 BB: 0 P: 16	R: 0 H: 0 E: 0 K: 0 S: 10	H: 0 LOB: 1 BB: 1 P: 16	R: 0 H: 0 E: 0 K: 1 S: 14	H: 0 LOB: 2 BB: 2 P: 24	R: 0 H: 0 E: 0 K: 1 S: 14	H: 0 LOB: 2 BB: 2 P: 24	1B: 8 2B: 0 3B: 0 HR: 1	SF: 0 SAC: 0 DP: 0 HBP: 0	WP: 0 PA: 38 PB: 0 CS: 0
PITCHER	IP	WLS	BF	H	R	ER	SO	BB	IBB	HBP	BLK	WP	HR	S	P	ERA	WHIP		
Steve Parris, R ERA: 4.5	6.0	L	29	9	4	4	2	3	0	0	0	0	1	67	112	6.00	2.000		
Mike Venafro, L ERA: 4.75	1.0		4	0	0	0	0	1	0	0	0	0	0	10	16	0.00	1.000		
Jesus Colome, R ERA: 8.31	1.0		5	0	0	0	1	2	0	0	0	0	0	14	24	0.00	2.000		

Tampa Bay Devil Rays @ Baltimore Orioles
 Oriole Park at Camden Yards, Baltimore, MD
 Mon Apr 21 2003, 7:05 PM EDT
 Att: 18,017 - Cloudy - 60 F

AB 32
 R 4
 H 9
 RBI 4
 BB 6
 SO 3
 LOB 18



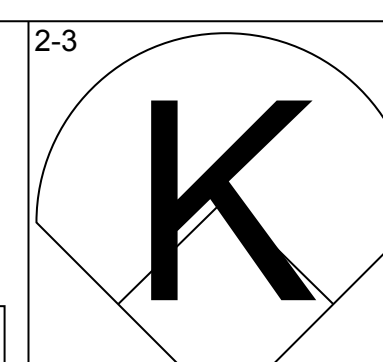
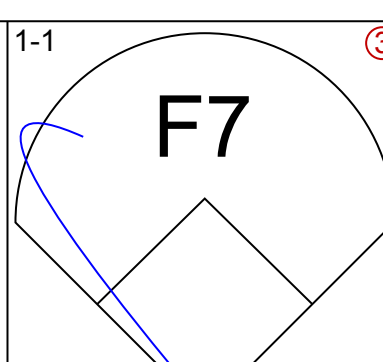
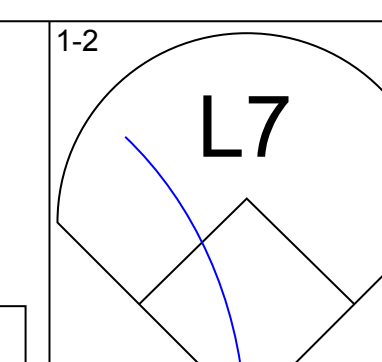

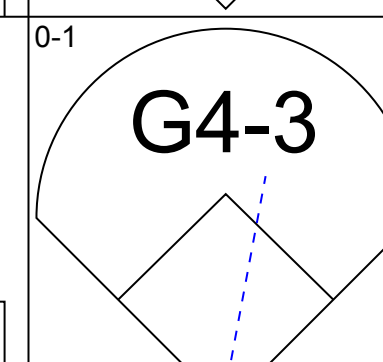
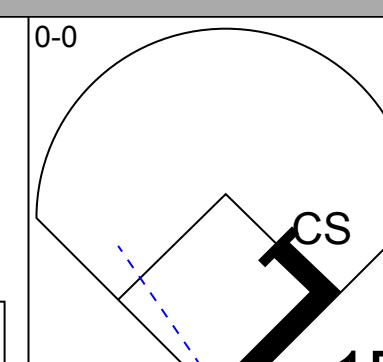
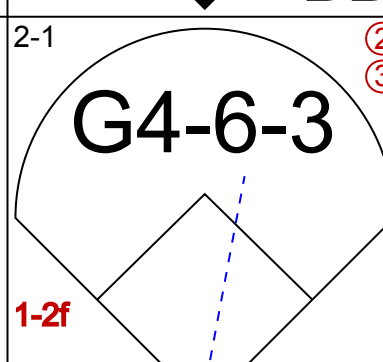
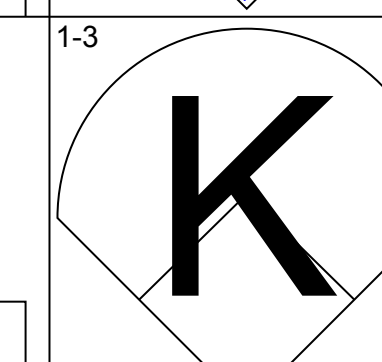
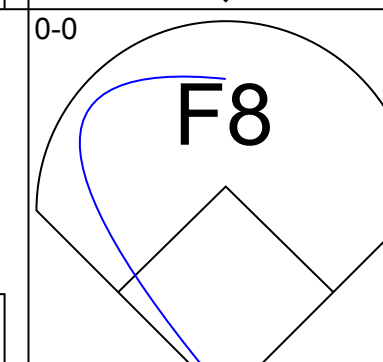
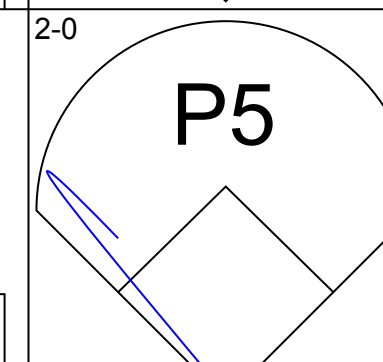
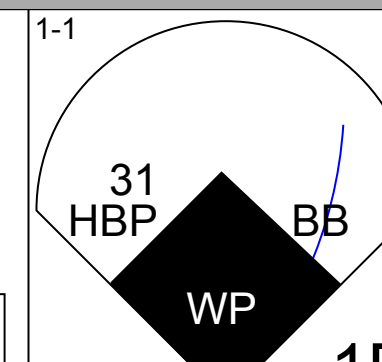
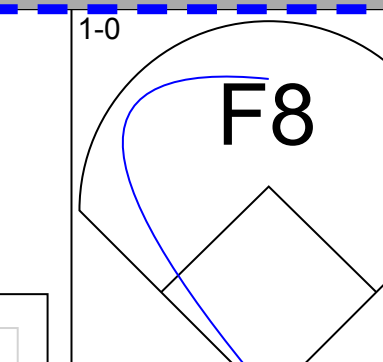
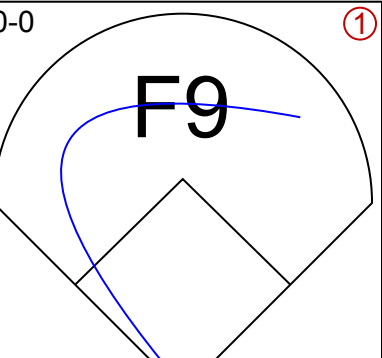
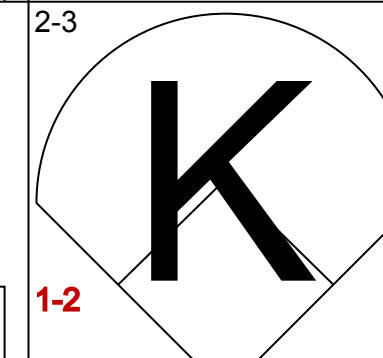
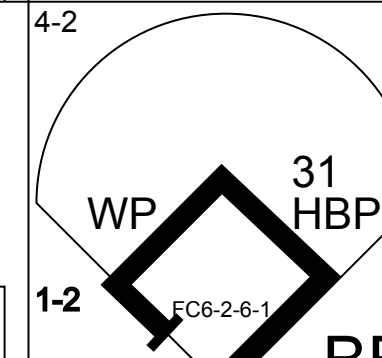
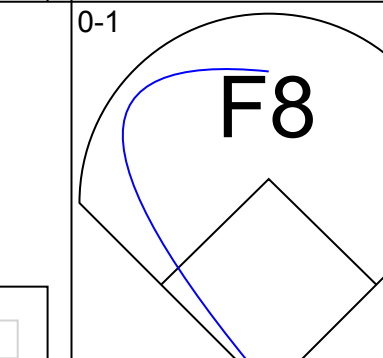
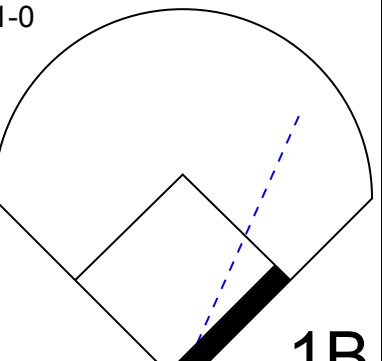
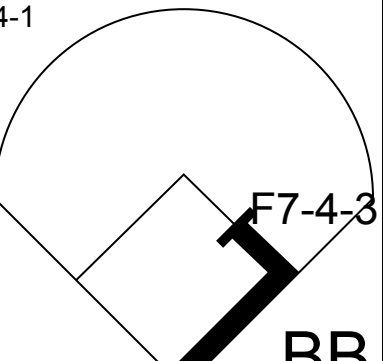
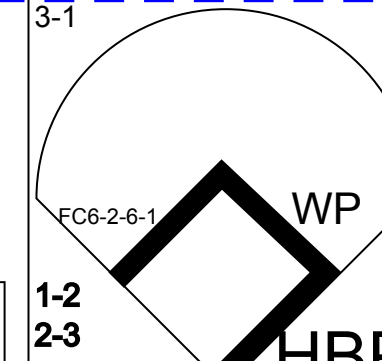
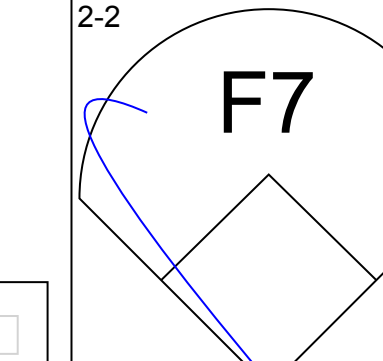
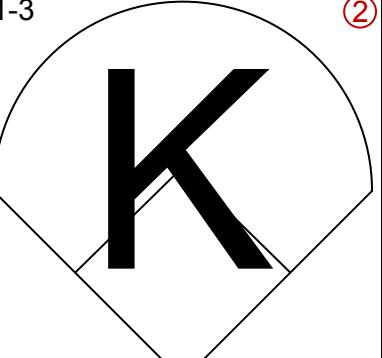
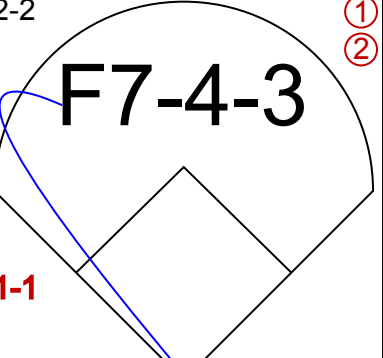
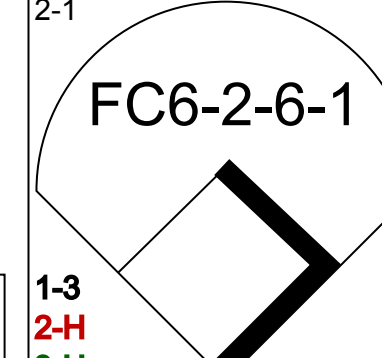

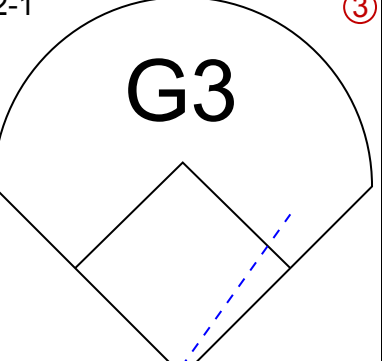
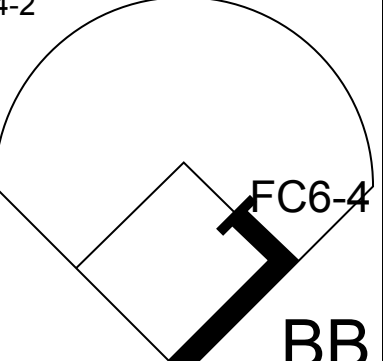
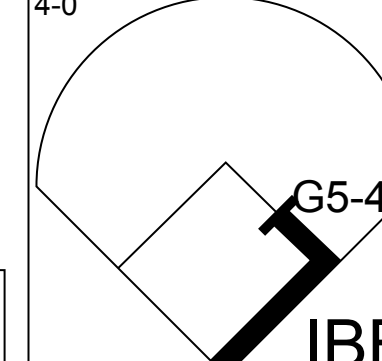
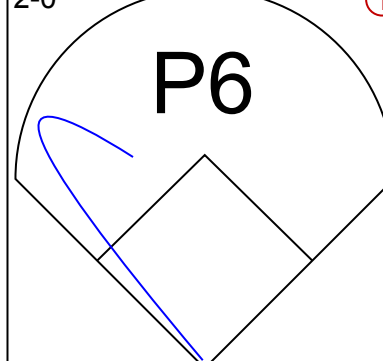
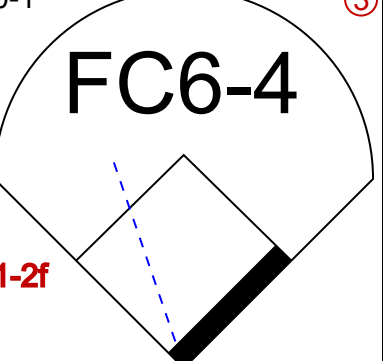
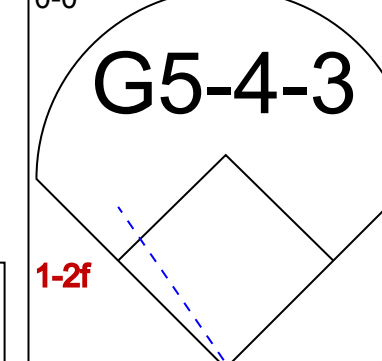
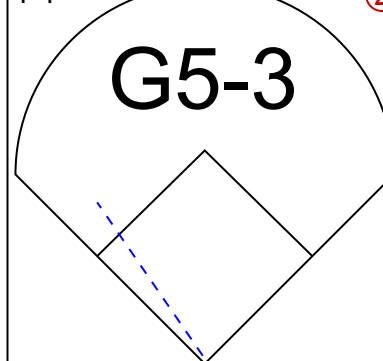
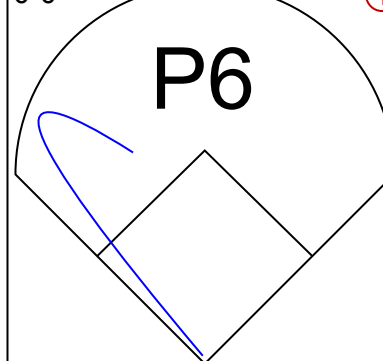
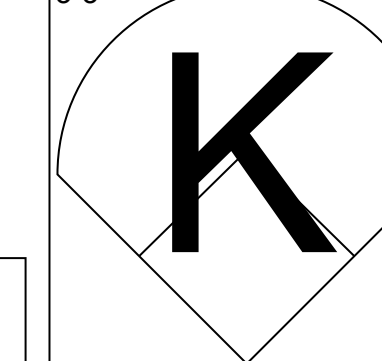
Batter	1	2	3	4	5	6	7	8	9	AB	R	H	RBI	BB	SO	LOB	TOP								
D'Angelo Jimenez, S OBP: 0.439, SLG: 0.627	F9		CS BB			G4-3		K		3	0	0	0	1	1	1	Chicago White Sox @ Baltimore Orioles Oriole Park at Camden Yards, Baltimore, MD Wed Apr 23 2003, 7:05 PM EDT Att: 19,908 - Sunny - 60 F								
Jose Valentin, S OBP: 0.385, SLG: 0.597	P6		CS	E3 G5-4-3		G3		1B		4	0	1	0	0	0										
Frank Thomas, R OBP: 0.407, SLG: 0.429	F8			F9		G5-3		P4		4	0	0	0	0	0	3									
Magglio Ordonez, R OBP: 0.344, SLG: 0.463		G6-3 BB		G5-4-3			BB	F9		2	1	0	0	2	0	1									
14 Paul Konerko, R OBP: 0.293, SLG: 0.333	G4-3					1B FC5-4		K		3	0	1	0	1	1	2									
Carlos Lee, R OBP: 0.300, SLG: 0.452	G6-3					K		K		4	0	0	1	0	2	3									
24 Joe Crede, R OBP: 0.299, SLG: 0.384	P4					FC5-4 BB		P5		4	0	0	0	0	0	3									
Aaron Rowand, R OBP: 0.196, SLG: 0.170			K			BB		P5		2	0	0	0	1	1	0									
Sandy Alomar Jr., R OBP: 0.378, SLG: 0.543	F8		F8			G1-3		1B		3	0	1	0	0	0	2									
Inning Stats	R: 0 E: 0 K: 0 S: 6	H: 0 LOB: 0 BB: 0 P: 10	R: 1 E: 0 K: 0 S: 10	H: 0 LOB: 0 BB: 1 P: 15	R: 0 E: 0 K: 1 S: 10	H: 0 LOB: 0 BB: 1 P: 19	R: 0 E: 1 K: 0 S: 5	H: 0 LOB: 0 BB: 0 P: 9	R: 0 E: 0 K: 1 S: 18	H: 1 LOB: 2 BB: 1 P: 27	R: 0 E: 0 K: 0 S: 9	H: 0 LOB: 0 BB: 0 P: 16	R: 0 E: 0 K: 2 S: 9	H: 0 LOB: 1 BB: 1 P: 19	R: 0 E: 0 K: 1 S: 19	H: 2 LOB: 2 BB: 0 P: 28	R: 0 E: 0 K: 0 S: 8	H: 0 LOB: 1 BB: 1 P: 13	1B: 3 2B: 0 3B: 0 HR: 0	SF: 0 SAC: 0 DP: 1 HBP: 0	WP: 0 PB: 0 SB: 1 CS: 1	PA: 35			
PITCHER	IP	WLS	BF	H	R	ER	SO	BB	IBB	HBP	BLK	WP	HR	S	P	ERA	WHIP								
Jason Johnson, R ERA: 2.55	(1, 1)	6.0	W	22	1	1	1	2	4	0	0	0	0	59	101	1.50	0.833								
Kerry Ligtenberg, R ERA: 3.6	(7, 1)	2.0		8	2	0	0	3	0	0	0	0	0	27	42	0.00	1.000								
Willis Roberts, R ERA: 2.89	(9, 1)	1.0		4	0	0	0	0	1	0	0	0	0	8	13	0.00	1.000								

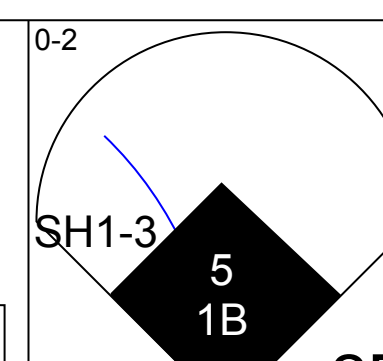
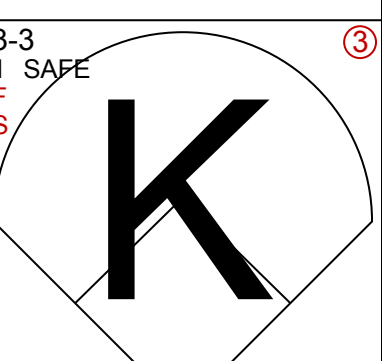
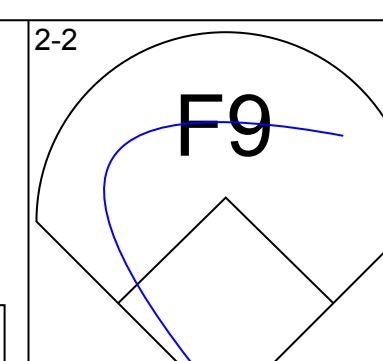
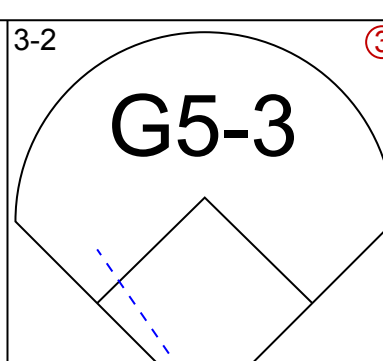

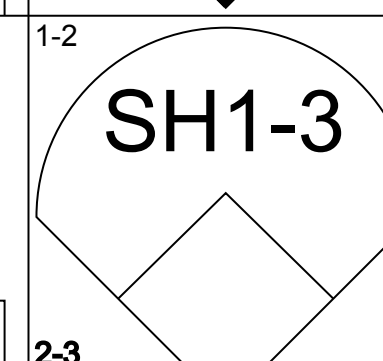
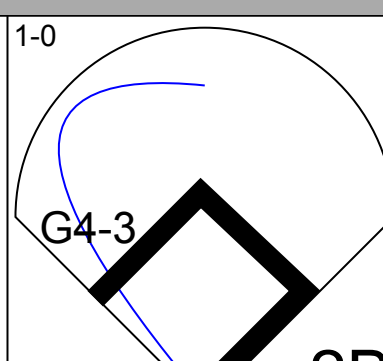
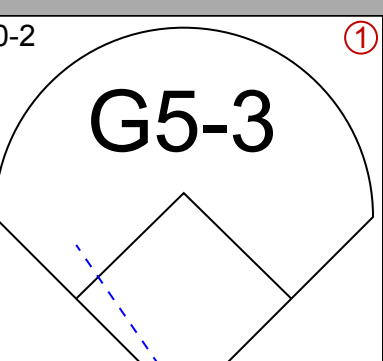
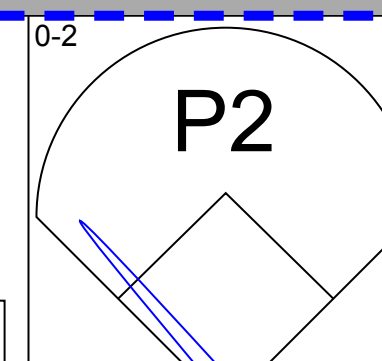

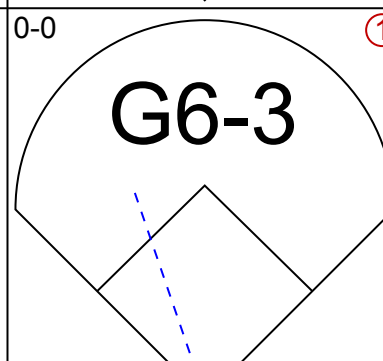
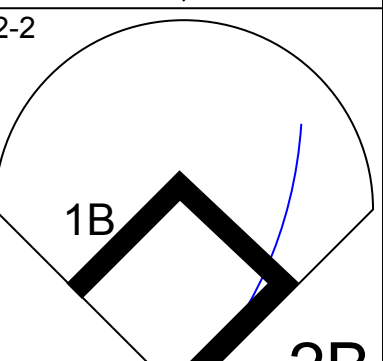
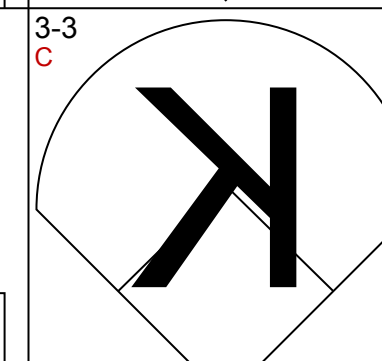

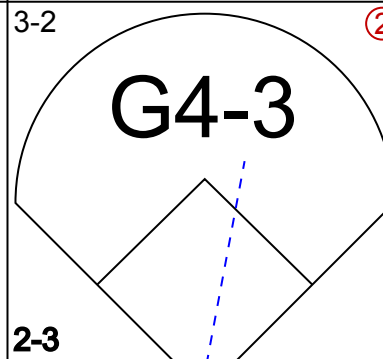
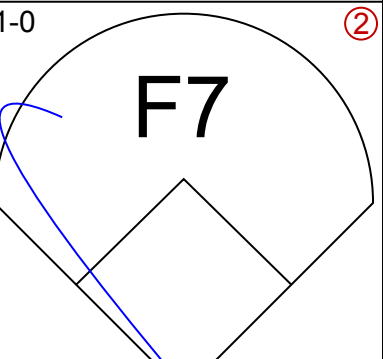
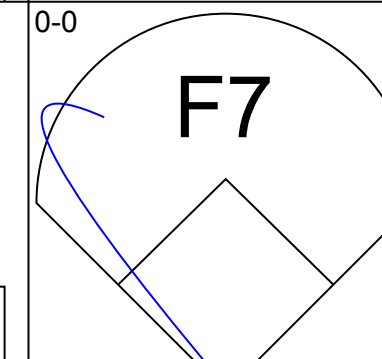

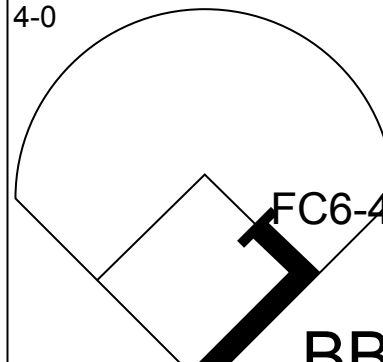
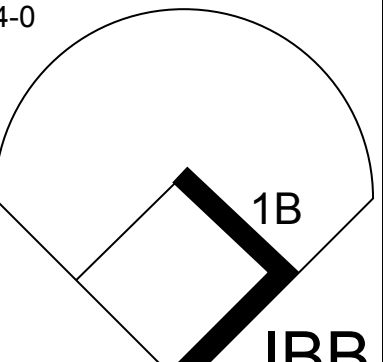
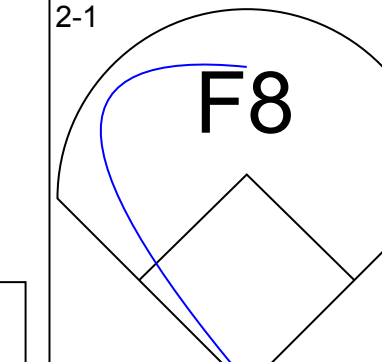
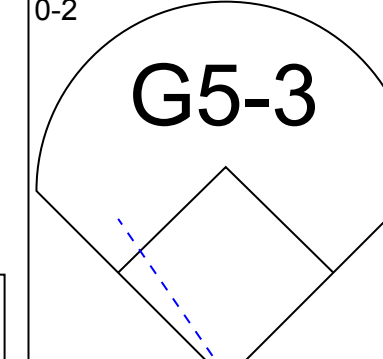
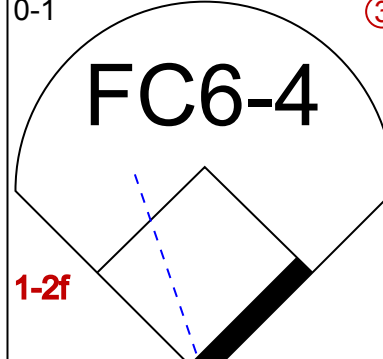
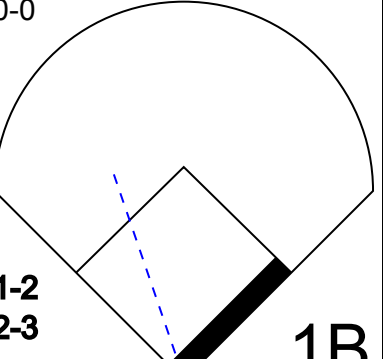
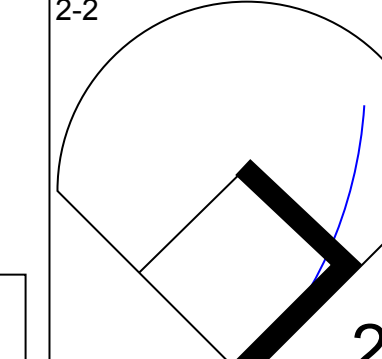
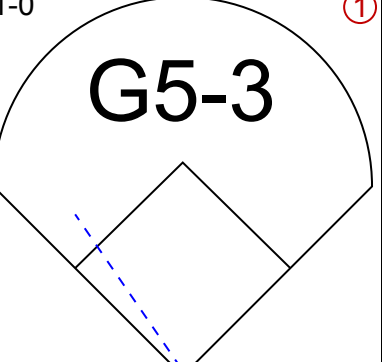
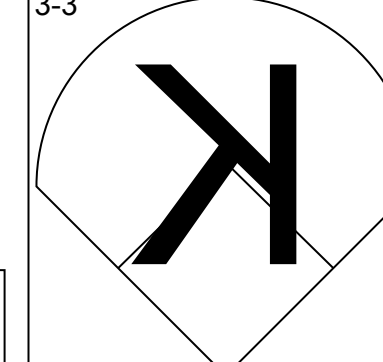
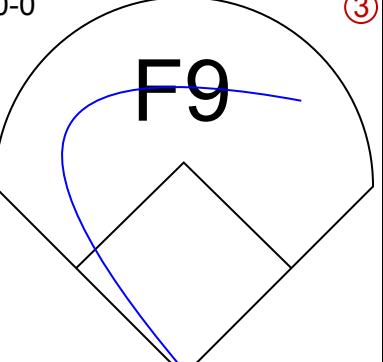
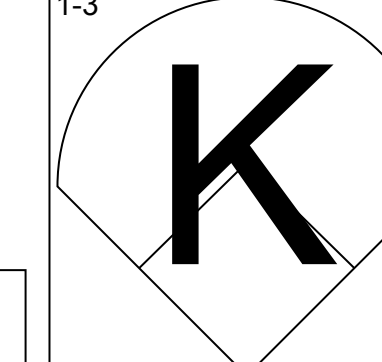
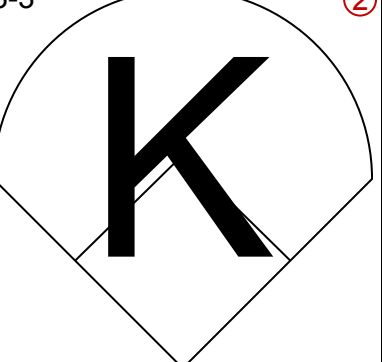
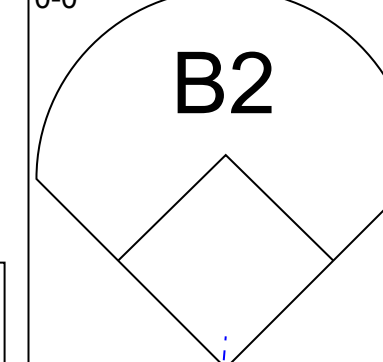
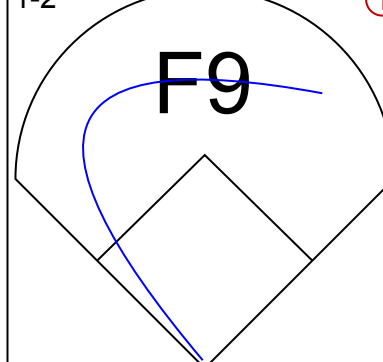
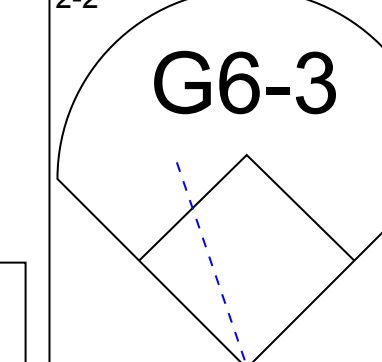
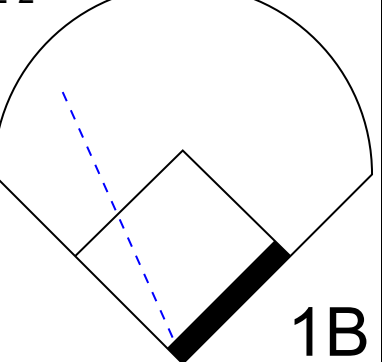
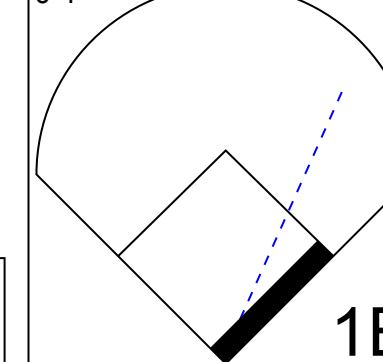
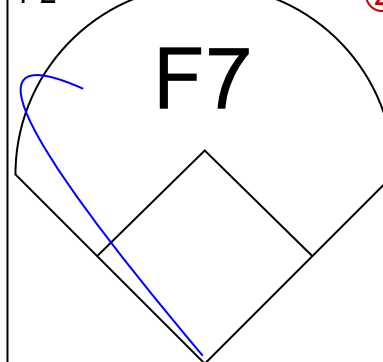
Batter	1	2	3	4	5	6	7	8	9	AB	R	H	RBI	BB	SO	LOB	BOTTOM								
6 Melvin Mora, R OBP: 0.381, SLG: 0.455	FC3-6 BB					G3 SF5		E BB		1	2	1	0	3	0	0	Chicago White Sox @ Baltimore Orioles Oriole Park at Camden Yards, Baltimore, MD Wed Apr 23 2003, 7:05 PM EDT Att: 19,908 - Sunny - 60 F								
Gary Matthews, S OBP: 0.235, SLG: 0.306	FC3-6 1B HR	G4-3			G3		E9 1B			4	2	1	1	0	0	4									
B.J. Surhoff, L OBP: 0.299, SLG: 0.387	HR 1B				SF5		G3-6-3 1B			3	1	3	2	0	0	0									
Jeff Conine, R OBP: 0.349, SLG: 0.417	HR		F8		F7		G3-6-3			4	1	1	3	0	0	2									
31 Jay Gibbons, L OBP: 0.318, SLG: 0.439	K		G5-4-3 1B			HR		P3		4	1	2	1	0	1	0									
Tony Batista, R OBP: 0.376, SLG: 0.500	K		G5-4-3			G5-3		BB BB		3	0	0	0	1	1	2									
Jose Leon, R OBP: 0.375, SLG: 0.286				K		G4-6-3 HBP		K		3	0	1	0	0	2	1									
Deivi Cruz, R OBP: 0.183, SLG: 0.243	F9			G6-3		G4-6-3		BB		3	0	0	0	1	0	2									
Geronimo Gil, R OBP: 0.245, SLG: 0.265	P6			F9				K		4	0	0	0	0	2	3									
Inning Stats	R: 3 E: 0 K: 2 S: 14	H: 2 LOB: 0 BB: 1 P: 25	R: 0 E: 0 K: 0 S: 12	H: 1 LOB: 2 BB: 1 P: 20	R: 0 E: 0 K: 0 S: 11	H: 2 LOB: 1 BB: 0 P: 17	R: 0 E: 0 K: 1 S: 9	H: 0 LOB: 0 BB: 0 P: 11	R: 1 E: 0 K: 0 S: 8	H: 1 LOB: 0 BB: 0 P: 12	R: 1 E: 0 K: 0 S: 8	H: 1 LOB: 0 BB: 0 P: 11	R: 2 E: 1 K: 1 S: 12	H: 2 LOB: 0 BB: 1 P: 21	R: 0 E: 0 K: 2 S: 12	H: 0 LOB: 2 BB: 2 P: 24	1B: 5 2B: 2 3B: 0 HR: 2	SF: 1 SAC: 0 DP: 3 HBP: 1	WP: 0 PB: 0 SB: 0 CS: 0	PA: 36					
PITCHER	IP	WLS	BF	H	R	ER	SO	BB	IBB	HBP	BLK	WP	HR	S	P	ERA	WHIP								
Bartolo Colon, R ERA: 3.97	(1, 1)	6.0	L	26	7	5	5	3	2	0	0	0	0	62	96	7.50	1.500								
Tom Gordon, R ERA: 9.23	(7, 1)	1.0		5	2	2	1	1	1	0	0	0	0	12	21	9.00	3.000								
David Sanders, L ERA:	(8, 1)	1.0		5	0	0	0	2	2	0	0	0	0	12	24	0.00	2.000								

Batter	1	2	3	4	5	6	7	8	9	AB	R	H	RBI	BB	SO	LOB	TOP										
D'Angelo Jimenez, S OBP: 0.441, SLG: 0.633	G4-3		HR							4	1	2	0	0	1	0	Chicago White Sox @ Baltimore Orioles Oriole Park at Camden Yards, Baltimore, MD Thu Apr 24 2003, 7:05 PM EDT Att: 23,731 - Sunny - 61 F										
Jose Valentin, S OBP: 0.376, SLG: 0.620	K		HR							4	1	1	2	0	3	1											
Frank Thomas, R OBP: 0.422, SLG: 0.431	FC6-4 HBP		G5-4-3 1B							2	0	1	0	1	1	0											
Magglio Ordonez, R OBP: 0.351, SLG: 0.458	FC6-4		G5-4-3							3	0	1	0	1	0	2											
14 Paul Konerko, R OBP: 0.291, SLG: 0.342		2B	G6-3							4	1	1	0	0	0	4											
Carlos Lee, R OBP: 0.298, SLG: 0.455		SH5-3 24 SF8 2B		K						4	1	1	1	0	1	0											
Armando Rios, L OBP: 0.361, SLG: 0.424		SH5-3		G3-1						3	0	1	0	0	0	0											
24 Joe Crede, R OBP: 0.284, SLG: 0.368		SF8		G6-3						3	0	0	1	0	1	1											
Miguel Olivo, R OBP: 0.231, SLG: 0.342		G5-3								3	0	0	0	0	0	1											
Brian Daubach, L OBP: 0.217, SLG: 0.053					F8					1	0	0	0	0	1	0											
Inning Stats	R: 0 E: 0 K: 1 S: 11	H: 0 LOB: 1 BB: 0 P: 18	R: 2 E: 0 K: 0 S: 10	H: 2 LOB: 0 BB: 0 P: 16	R: 2 E: 0 K: 0 S: 8	H: 3 LOB: 0 BB: 0 P: 14	R: 0 E: 0 K: 1 S: 11	H: 0 LOB: 0 BB: 0 P: 15	R: 0 E: 0 K: 1 S: 14	H: 1 LOB: 1 BB: 0 P: 24	R: 0 E: 0 K: 3 S: 10	H: 0 LOB: 0 BB: 0 P: 15	R: 0 E: 0 K: 0 S: 9	H: 1 LOB: 0 BB: 0 P: 14	R: 0 E: 0 K: 2 S: 9	H: 0 LOB: 0 BB: 0 P: 14	1B: 4 2B: 3 3B: 0 HR: 1	SF: 1 SAC: 1 DP: 2 HBP: 1	WP: 0 PB: 0 SB: 0 CS: 0	PA: 36							
PITCHER	IP	WLS	BF	H	R	ER	SO	BB	IBB	HBP	BLK	WP	HR	S	P	ERA	WHIP										
Rodrigo Lopez, R ERA: 7.31	(1, 1)	6.0	27	7	4	4	3	2	0	1	0	0	1	60	96	6.00	1.500										
B.J. Ryan, L ERA:	(7, 1)	0.2	2	0	0	0	2	0	0	0	0	0	0	7	11	0.00	0.000										
Willis Roberts, R ERA: 2.53	(7, 1)	1.1	W	4	1	0	1	0	0	0	0	0	0	12	18	0.00	0.750										
Jorge Julio, R ERA: 2.89	(9, 1)	1.0	S	3	0	0	2	0	0	0	0	0	0	9	14	0.00	0.000										

Batter	1	2	3	4	5	6	7	8	9	AB	R	H	RBI	BB	SO	LOB	BOTTOM										
6 Melvin Mora, R OBP: 0.413, SLG: 0.595	HR		G5-3							4	2	3	1	0	0	0	Chicago White Sox @ Baltimore Orioles Oriole Park at Camden Yards, Baltimore, MD Thu Apr 24 2003, 7:05 PM EDT Att: 23,731 - Sunny - 61 F										
Jose Leon, R OBP: 0.417, SLG: 0.222	K		G4-6-3 BB							2	0	0	0	2	2	1											
Gary Matthews, S OBP: 0.250, SLG: 0.371	SF7 3B		G4-6-3							4	2	2	2	0	0	3											
Jeff Conine, R OBP: 0.345, SLG: 0.413	SF7		G4-6-3 1B							3	0	1	1	0	0	2											
31 Jay Gibbons, L OBP: 0.315, SLG: 0.424			FC4-6 BB							3	0	0	0	1	1	1											
Tony Batieta, R OBP: 0.360, SLG: 0.474	F9		F7							4	0	0	0	0	0	2											
Larry Bigbie, L OBP: 0.500, SLG: 0.667			G3-1							3	0	1	0	1	0	0											
Deivi Cruz, R OBP: 0.187, SLG: 0.284		G6-3		F7						4	1	1	1	0	0	3											
Gerónimo Gil, R OBP: 0.232, SLG: 0.250		G1-3		G4-3						3	0	0	0	0	1	0											
Inning Stats	R: 2 E: 0 K: 1 S: 14	H: 2 LOB: 1 BB: 1 P: 25	R: 0 E: 0 K: 0 S: 4	H: 0 LOB: 0 BB: 0 P: 7	R: 0 E: 0 K: 0 S: 5	H: 0 LOB: 0 BB: 1 P: 12	R: 0 E: 0 K: 0 S: 13	H: 1 LOB: 2 BB: 1 P: 22	R: 0 E: 0 K: 1 S: 14	H: 0 LOB: 0 BB: 0 P: 14	R: 3 E: 0 K: 2 S: 15	H: 3 LOB: 0 BB: 0 P: 22	R: 0 E: 0 K: 0 S: 15	H: 1 LOB: 1 BB: 0 P: 17	1B: 2 2B: 2 3B: 1 HR: 3	SF: 1 SAC: 0 DP: 1 HBP: 0	WP: 0 PB: 0 SB: 0 CS: 0	PA: 35									
PITCHER	IP	WLS	BF	H	R	ER	SO	BB	IBB	HBP	BLK	WP	HR	S	P	ERA	WHIP										
Josh Stewart, L ERA: 3.88	(1, 1)	5.0	22	4	2	2	1	4	0	0	0	0	0	9	14	0.00	0.000										
Kelly Wunsch, L ERA:	(6, 1)	1.0	H	3	0	0	1	0	0	0	0	0	0	9	14	0.00	0.000										
Rick White, R ERA: 4.82	(7, 1)	0.1	H	3	2	2	2	1	0	0	0	0	1	10	16	54.00	6.000										
Tom Gordon, R ERA: 6.75	(7, 1)	0.2	L	3	1	1	1	1	0	0	0	0	1	5	6	13.50	1.500										
Damaso Marte, L ERA: 3.24	(8, 1)	1.0	4	1	0	0	0	0	0	0	0	0	0	15	17	0.00	1.000										



Batter	1	2	3	4	5	6	7	8	9	AB	R	H	RBI	BB	SO	LOB	TOP					
6 Melvin Mora, R OBP: 0.400, SLG: 0.550										3	0	0	0	1	1	0	<p>Baltimore Orioles @ Tampa Bay Devil Rays Tropicana Field, St. Petersburg, FL Fri Apr 25 2003, 7:15 PM EDT Att. 9,044 - Dome - 72 F</p> <p>livebaseballscorecards.com</p> <p>AB 26 R 1 H 3 RBI 0 BB 5 SO 5 LOB 12</p> 					
Gary Matthews, S OBP: 0.250, SLG: 0.366				 1B						4	0	1	0	0	1	1						
B.J. Surhoff, L OBP: 0.296, SLG: 0.379							 1B			4	1	1	0	0	0	1						
Jeff Conine, R OBP: 0.341, SLG: 0.397							 1B			3	0	0	0	1	1	1						
31 Jay Gibbons, L OBP: 0.333, SLG: 0.425						 BB	 BB			3	0	0	0	1	1	1						
Tony Batista, R OBP: 0.348, SLG: 0.457						 1-1	 HBP			2	0	1	0	1	0	0						
Larry Bigbie, L OBP: 0.571, SLG: 0.500						 BB	 IBB			1	0	0	0	2	0	1						
Deivi Cruz, R OBP: 0.179, SLG: 0.273						 1-2	 1-2			3	0	0	0	0	0	4						
Brook Fordyce, R OBP: 0.269, SLG: 0.250										2	0	0	0	0	0	0						
Jerry Hairston, R OBP: 0.389, SLG: 0.440										1	0	0	0	0	1	0						
Gerónimo Gil, R OBP: 0.232, SLG: 0.250										0	0	0	0	0	0	0						
Inning Stats	R: 0 E: 0 K: 1 S: 6	H: 0 LOB: 0 BB: 0 P: 8	R: 0 E: 0 K: 1 S: 7	H: 1 LOB: 1 BB: 0 P: 11	R: 0 E: 0 K: 0 S: 5	H: 0 LOB: 0 BB: 0 P: 9	R: 0 E: 0 K: 1 S: 5	H: 1 LOB: 0 BB: 0 P: 9	R: 0 E: 0 K: 0 S: 9	H: 0 LOB: 1 BB: 2 P: 19	R: 0 E: 0 K: 0 S: 4	H: 0 LOB: 0 BB: 1 P: 10	R: 1 E: 0 K: 0 S: 10	H: 1 LOB: 2 BB: 2 P: 24	R: 0 E: 0 K: 2 S: 9	H: 0 LOB: 0 BB: 0 P: 14	R: 0 E: 0 K: 0 S: 6	H: 0 LOB: 0 BB: 0 P: 9	1B: 3 2B: 1 3B: 0 HR: 0	SF: 0 SAC: 0 DP: 3 HBP: 1	WP: 1 PB: 0 SB: 0 CS: 1	PA: 32
PITCHER	IP	WLS	BF	H	R	ER	SO	BB	IBB	HBP	BLK	WP	HR	S	P	ERA	WHIP					
Seth McClung, R ERA: 3.48	6.0	W	22	3	1	1	3	4	0	0	0	0	0	42	77	1.50	1.167					
Mike Venafro, L ERA: 4.23	0.0		1	0	0	0	0	0	0	1	0	0	0	1	4	∞	∞					
Travis Harper, R ERA: 3.45	2.0	H	6	0	0	0	2	0	1	0	0	1	0	12	23	0.00	0.000					
Lance Carter, R ERA: 3.88	1.0	S	3	0	0	0	0	0	0	0	0	0	0	6	9	0.00	0.000					

Batter	1	2	3	4	5	6	7	8	9	AB	R	H	RBI	BB	SO	LOB	BOTTOM				
Terry Shupert, R OBP: 0.276, SLG: 0.519	 5 1B									4	1	1	0	0	1	2	<p>Baltimore Orioles @ Tampa Bay Devil Rays Tropicana Field, St. Petersburg, FL Fri Apr 25 2003, 7:15 PM EDT Att. 9,044 - Dome - 72 F</p> <p>livebaseballscorecards.com</p> <p>AB 31 R 2 H 9 RBI 2 BB 3 SO 5 LOB 13</p> 				
Rey Ordonez, R OBP: 0.313, SLG: 0.487			 2B							3	0	1	0	0	0	0					
5 Rocco Baldelli, R OBP: 0.394, SLG: 0.500	 1B				 2B					4	0	2	1	0	1	1					
Aubrey Huff, L OBP: 0.353, SLG: 0.409	 2B									3	1	0	0	1	0	2					
Toby Hall, R OBP: 0.324, SLG: 0.397	 2B		 BB		 IBB					2	0	1	1	2	0	0					
Chris Truby, R OBP: 0.455, SLG: 0.500			 1-2		 1-2					4	0	2	0	0	0	3					
Javier Valentin, S OBP: 0.219, SLG: 0.323										4	0	0	0	0	2	4					
Felix Escalona, R OBP: 0.373, SLG: 0.389										3	0	0	0	0	1	0					
Damon Easley, R OBP: 0.242, SLG: 0.317										0	0	0	0	0	0	0					
George Lombard, L OBP: 0.287, SLG: 0.467										1	0	0	0	0	0	1					
13 Carl Crawford, L OBP: 0.243, SLG: 0.273										3	0	2	0	0	0	0					
Inning Stats	R: 2 E: 0 K: 0 S: 13	H: 3 LOB: 1 BB: 1 P: 19	R: 0 E: 0 K: 2 S: 13	H: 1 LOB: 1 BB: 0 P: 22	R: 0 E: 0 K: 1 S: 7	H: 1 LOB: 2 BB: 1 P: 15	R: 0 E: 0 K: 1 S: 11	H: 1 LOB: 0 BB: 0 P: 16	R: 0 E: 0 K: 0 S: 9	H: 2 LOB: 3 BB: 1 P: 16	R: 0 E: 0 K: 0 S: 12	H: 0 LOB: 0 BB: 0 P: 15	R: 0 E: 0 K: 1 S: 14	H: 1 LOB: 1 BB: 0 P: 21	R: 0 E: 0 K: 1 S: 14	H: 0 LOB: 0 BB: 0 P: 21	1B: 4 2B: 5 3B: 0 HR: 0	SF: 0 SAC: 1 DP: 0 HBP: 0	WP: 0 PB: 0 SB: 0 CS: 1	PA: 35	
PITCHER	IP	WLS	BF	H	R	ER	SO	BB	IBB	HBP	BLK	WP	HR	S	P	ERA	WHIP				
Omar Daal, L ERA: 5.34	6.0	L	28	8	2	2	3	2	2	0	0	0	0	62	102	3.00	1.667				
Rick Bauer, R ERA: 6.66	1.2		6	1	0	0	2	0	0	0	0	0	0	23	31	0.00	0.600				
Buddy Groom, L ERA:	0.1		1	0	0	0	0	0	0	0	0	0	0	3	5	0.00	0.000				

Batter	1	2	3	4	5	6	7	8	9	AB	R	H	RBI	BB	SO	LOB	TOP								
Jerry Hairston, R OBP: 0.389, SLG: 0.450	L8	6 HR		K		FC5-6		6 BB		5	1	2	1	0	1	2	Baltimore Orioles @ Tampa Bay Devil Rays Tropicana Field, St. Petersburg, FL Sat Apr 26 2003, 6:15 PM EDT Att: 13,408 - Dome - 72 F livebaseballscorecards.com								
6 Melvin Mora, R OBP: 0.436, SLG: 0.651	1B	2B	HR	F8		BB		BB		3	2	2	2	2	0	1									
B.J. Surhoff, L OBP: 0.320, SLG: 0.382 Jose Leon, R OBP: 0.385, SLG: 0.200	2B	1B	P4			CS		K		2	1	1	1	2	0	0									
Jeff Conine, R OBP: 0.333, SLG: 0.398	2B			L5		F8				5	0	1	1	0	1	4									
31 Jay Gibbons, L OBP: 0.327, SLG: 0.424	F8					G4-3		G4-3		5	0	1	0	0	0	1									
Tony Batista, R OBP: 0.340, SLG: 0.477	F7			P5		HR		K		5	1	1	1	0	1	2									
Larry Bigbie, L OBP: 0.545, SLG: 0.500		2B	1B	F7		1B		K		4	2	2	0	0	1	1									
Deivi Cruz, R OBP: 0.183, SLG: 0.272		P4		K		FC5-6		G1-3		4	0	1	0	0	1	1									
Brook Fordyce, R OBP: 0.267, SLG: 0.296	F9					SF7		G5-3		3	0	1	1	0	0	1									
Inning Stats	R: 2 E: 0 K: 0 S: 19	H: 3 LOB: 1 BB: 0 P: 26	R: 3 E: 0 K: 0 S: 15	H: 3 LOB: 0 BB: 0 P: 21	R: 0 E: 0 K: 0 S: 4	H: 1 LOB: 1 BB: 0 P: 8	R: 0 E: 0 K: 2 S: 10	H: 1 LOB: 0 BB: 1 P: 14	R: 0 E: 0 K: 1 S: 8	H: 0 LOB: 0 BB: 0 P: 16	R: 2 E: 0 K: 0 S: 20	H: 3 LOB: 3 BB: 2 P: 33	R: 0 E: 0 K: 2 S: 7	H: 0 LOB: 0 BB: 0 P: 9	R: 0 E: 0 K: 1 S: 9	H: 1 LOB: 2 BB: 1 P: 14	R: 0 E: 0 K: 0 S: 7	H: 0 LOB: 0 BB: 0 P: 8	1B: 5 2B: 6 3B: 0 HR: 2	SF: 1 SAC: 0 DP: 1 HBP: 0	WP: 0 PB: 0 SB: 1 CS: 1	PA: 42			
PITCHER	IP	WLS	BF	H	R	ER	SO	BB	IBB	HBP	BLK	WP	HR	S	P	ERA	WHIP								
Steve Parris, R ERA: 5.46	(1, 1)	4.0	20	8	5	5	2	0	0	0	0	0	1	48	69	11.25	2.000								
Nick Bierbrodt, L ERA: 12.94	(5, 1)	1.2	10	3	2	2	1	3	0	0	0	0	1	25	44	10.80	3.600								
Victor Zambrano, R ERA: 6.44	(6, 1)	2.0	W	8	1	0	0	2	1	0	0	0	0	16	25	0.00	1.000								
Mike Venafro, L ERA: 4.05	(8, 1)	0.1	H	1	0	0	0	1	0	0	0	0	0	3	3	0.00	0.000								
Lance Carter, R ERA: 3.45	(9, 1)	1.0	S	3	0	0	0	0	0	0	0	0	0	7	8	0.00	0.000								
Batter	1	2	3	4	5	6	7	8	9	AB	R	H	RBI	BB	SO	LOB	BOTTOM								
Marlon Anderson, L OBP: 0.370, SLG: 0.385	G6-3	13 1B		K				P3		5	0	2	2	0	1	1	Baltimore Orioles @ Tampa Bay Devil Rays Tropicana Field, St. Petersburg, FL Sat Apr 26 2003, 6:15 PM EDT Att: 13,408 - Dome - 72 F livebaseballscorecards.com								
13 Carl Crawford, L OBP: 0.259, SLG: 0.287	G6-3	5 G6-4-3		5 SF9		K		5 BB		5	2	3	0	0	1	0									
5 Rocco Baldelli, R OBP: 0.404, SLG: 0.505	1B	G6-4-3		SF9		S		1B		3	1	2	2	1	0	2									
Aubrey Huff, L OBP: 0.374, SLG: 0.473	K			HR		SF8		1B		5	1	4	1	0	1	1									
Al Martin, L OBP: 0.387, SLG: 0.404 Terry Shumpert, R OBP: 0.258, SLG: 0.500	1B	2B		K		SF8		F8		3	1	2	0	0	1	1									
Toby Hall, R OBP: 0.329, SLG: 0.388	2B	1B		1B		G4-3		HBP		4	0	1	0	0	0	3									
George Lombard, L OBP: 0.300, SLG: 0.474	2B			HBP		G3		P6		4	1	1	1	0	1	3									
Chris Truby, R OBP: 0.467, SLG: 0.538	2B	BB		F9		P2				3	2	1	0	1	0	2									
Rey Ordonez, R OBP: 0.322, SLG: 0.500	2B	BB		F8		G4-3				4	2	2	2	0	0	1									
Inning Stats	R: 0 E: 0 K: 1 S: 9	H: 1 LOB: 1 BB: 0 P: 15	R: 4 E: 0 K: 0 S: 14	H: 6 LOB: 1 BB: 1 P: 24	R: 0 E: 0 K: 1 S: 10	H: 1 LOB: 2 BB: 0 P: 16	R: 3 E: 1 K: 1 S: 28	H: 4 LOB: 1 BB: 0 P: 37	R: 1 E: 0 K: 0 S: 10	H: 2 LOB: 1 BB: 0 P: 16	R: 1 E: 0 K: 1 S: 12	H: 1 LOB: 1 BB: 1 P: 21	R: 0 E: 0 K: 1 S: 7	H: 0 LOB: 0 BB: 0 P: 11	R: 1 E: 0 K: 0 S: 18	H: 3 LOB: 3 BB: 0 P: 23	1B: 12 2B: 5 3B: 0 HR: 1	SF: 2 SAC: 0 DP: 1 HBP: 2	WP: 0 PB: 0 SB: 2 CS: 0	PA: 43					
PITCHER	IP	WLS	BF	H	R	ER	SO	BB	IBB	HBP	BLK	WP	HR	S	P	ERA	WHIP								
Rick Helling, R ERA: 5.78	(1, 1)	3.2	L	22	11	7	7	3	0	0	0	0	0	16	24	6.75	2.250								
Pat Hentgen, R ERA: 4.66	(4, 1)	1.1		6	3	1	1	0	0	0	0	0	0	15	25	6.75	1.500								
B.J. Ryan, L ERA: 0.9	(6, 1)	1.1		6	1	1	1	2	1	0	0	0	0	22	30	5.40	1.800								
Kerry Ligtenberg, R ERA: 3.86	(7, 1)	1.2		9	3	1	1	0	0	0	0	0	0	22	30	5.40	1.800								

Batter	1	2	3	4	5	6	7	8	9	AB	R	H	RBI	BB	SO	LOB	TOP								
Jerry Hairston, R OBP: 0.380, SLG: 0.435	F9	G6-4-3	P3			F9		K		5	0	1	1	0	1	4									
6 Melvin Mora, R OBP: 0.417, SLG: 0.625	F9		E	G6-3		F9			G3	5	1	1	0	0	0	1									
Gary Matthews, S OBP: 0.257, SLG: 0.378	1B		K			G5-3			G4-3	5	1	2	0	0	1	1									
Jeff Conine, R OBP: 0.337, SLG: 0.391	2B								G1-3	4	1	1	1	1	1	1									
Tony Batista, R OBP: 0.347, SLG: 0.472	F8									3	0	1	0	1	0	1									
Larry Bigbie, L OBP: 0.400, SLG: 0.333		G3-1	FC6-4			G6-3				4	1	0	0	0	1	3									
Jose Leon, R OBP: 0.412, SLG: 0.231		1B	1B			F8				3	2	1	0	0	1	1									
Deivi Cruz, R OBP: 0.198, SLG: 0.282		1B	1B						F7	4	1	2	2	0	0	0									
Geronomo Gil, R OBP: 0.250, SLG: 0.268		1B	1B			G6-3			F8	4	0	2	2	0	0	1									
Inning Stats	R: 1 E: 0 K: 0 S: 12	H: 2 LOB: 1 BB: 0 P: 15	R: 1 E: 0 K: 0 S: 10	H: 3 LOB: 1 BB: 0 P: 14	R: 4 E: 1 K: 1 S: 16	H: 3 LOB: 2 BB: 2 P: 33	R: 0 E: 0 K: 0 S: 9	H: 1 LOB: 0 BB: 0 P: 15	R: 0 E: 0 K: 0 S: 5	H: 0 LOB: 0 BB: 0 P: 8	R: 1 E: 1 K: 0 S: 14	H: 1 LOB: 1 BB: 0 P: 21	R: 0 E: 0 K: 3 S: 14	H: 1 LOB: 1 BB: 0 P: 18	R: 0 E: 0 K: 1 S: 6	H: 0 LOB: 0 BB: 0 P: 11	R: 0 E: 0 K: 0 S: 6	H: 0 LOB: 0 BB: 0 P: 10	1B: 9 2B: 2 3B: 0 HR: 0	SF: 0 SAC: 0 DP: 1 HBP: 1	WP: 0 PB: 0 SB: 2 CS: 1	PA: 40			
PITCHER	IP	WLS	BF	H	R	ER	SO	BB	IBB	HBP	BLK	WP	HR	S	P	ERA	WHIP								
Joe Kennedy, L ERA: 5.4	(1, 1)	6.0	L	30	10	7	6	1	2	0	0	0	0	66	106	9.00	2.000								
Al Levine, R ERA: 2.38	(7, 1)	3.0		10	1	0	0	4	0	0	0	0	0	26	39	0.00	0.333								

Baltimore Orioles @ Tampa Bay Devil Rays
Tropicana Field, St. Petersburg, FL
Sun Apr 27 2003, 1:15 PM EDT
Att: 11,894 - Dome - 72 F

AB 37
R 7
H 11
RBI 6
BB 2
SO 5
LOB 13



Batter	1	2	3	4	5	6	7	8	9	AB	R	H	RBI	BB	SO	LOB	BOTTOM								
Marlon Anderson, L OBP: 0.364, SLG: 0.368	G3		G3							3	0	0	0	1	0	2									
13 Carl Crawford, L OBP: 0.282, SLG: 0.280										3	0	0	0	0	1	1									
Terry Shumpert, R OBP: 0.250, SLG: 0.483	K									1	0	0	0	0	0	2									
5 Rocco Baldelli, R OBP: 0.398, SLG: 0.495	K									4	1	1	0	0	2	0									
Aubrey Huff, L OBP: 0.360, SLG: 0.454										4	0	0	0	0	1	1									
Al Martin, L OBP: 0.385, SLG: 0.400										3	0	1	1	0	1	0									
Damon Easley, R OBP: 0.238, SLG: 0.311										1	0	0	0	0	1	0									
Toby Hall, R OBP: 0.313, SLG: 0.366										4	0	0	0	0	0	1									
George Lombard, L OBP: 0.375, SLG: 0.522										4	3	3	0	0	1	0									
Chris Truby, R OBP: 0.474, SLG: 0.588										4	0	2	2	0	2	1									
Rey Ordóñez, R OBP: 0.330, SLG: 0.523										4	0	2	1	0	0	2									
Inning Stats	R: 0 E: 0 K: 2 S: 9	H: 0 LOB: 0 BB: 0 P: 11	R: 0 E: 0 K: 1 S: 7	H: 0 LOB: 0 BB: 0 P: 8	R: 0 E: 0 K: 2 S: 12	H: 1 LOB: 1 BB: 0 P: 15	R: 1 E: 0 K: 0 S: 10	H: 2 LOB: 1 BB: 0 P: 20	R: 1 E: 0 K: 1 S: 12	H: 2 LOB: 1 BB: 0 P: 14	R: 0 E: 0 K: 1 S: 7	H: 0 LOB: 0 BB: 0 P: 10	R: 1 E: 0 K: 0 S: 14	H: 2 LOB: 2 BB: 1 P: 21	R: 0 E: 0 K: 2 S: 7	H: 0 LOB: 0 BB: 0 P: 10	R: 1 E: 0 K: 0 S: 6	H: 2 LOB: 0 BB: 0 P: 10	1B: 6 2B: 3 3B: 0 HR: 0	SF: 0 SAC: 0 DP: 1 HBP: 0	WP: 0 PB: 0 SB: 2 CS: 0	PA: 36			
PITCHER	IP	WLS	BF	H	R	ER	SO	BB	IBB	HBP	BLK	WP	HR	S	P	ERA	WHIP								
Sidney Ponson, R ERA: 4.8	(1, 1)	6.2	W	28	7	3	3	7	1	0	0	0	0	1	1	4.05	1.200								
B.J. Ryan, L ERA: 0.97	(7, 1)	0.1	H	1	0	0	0	0	0	0	0	0	0	1	1	0.00	0.000								
Buddy Groom, L ERA:	(8, 1)	1.0		3	0	0	0	2	0	0	0	0	0	7	10	0.00	0.000								
Jorge Julio, R ERA: 3.48	(9, 1)	1.0		4	2	1	1	0	0	0	0	0	0	6	10	9.00	2.000								

Baltimore Orioles @ Tampa Bay Devil Rays
Tropicana Field, St. Petersburg, FL
Sun Apr 27 2003, 1:15 PM EDT
Att: 11,894 - Dome - 72 F

AB 35
R 4
H 9
RBI 4
BB 1
SO 9
LOB 10



Batter	1	2	3	4	5	6	7	8	9	AB	R	H	RBI	BB	SO	LOB	TOP					
Jerry Hairston, R OBP: 0.396, SLG: 0.456 (1, 4)	0-2 2B	1-1 BB 1B	3-3 K			4-1 S E BB	1-1 FC5-2 2B 1B		0-1 G3	5	3	2	1	1	1	2						
Gary Matthews, S OBP: 0.255, SLG: 0.379 (1, 8)	3-2 G4-3 2B	3-3 K		0-0 P6		3-2 E3	1-1 FC5-2 2B 1B			5	2	1	1	0	1	5						
B.J. Surhoff, L OBP: 0.325, SLG: 0.397 (1, 10)	3-2 G4-3	1-1 BB 1B		2-0 L9		2-1 P5	1-2 2-3 3-H 2B			5	0	2	3	0	0	2						
Jeff Conine, R OBP: 0.349, SLG: 0.407 (1, 3)	3-1 31 F8	4-0 FC4-6 BB		3-2 F8			3-1 31 HBP 1B			4	1	2	2	1	0	1						
Jose Leon, R OBP: 0.412, SLG: 0.231 (9, 3)	3-H 2B	1-2 2-3 3-H BB								0	0	0	0	0	0	0						
31 Jay Gibbons, L OBP: 0.321, SLG: 0.406 (1, 9)	0-1 F8	0-0 FC4-6			2-0 F8		4-1 HBP E 1B BB			4	1	0	0	1	0	4						
Tony Batista, R OBP: 0.330, SLG: 0.447 (1, 5)	3-3 K		2-2 L4		2-2 G5-3		2-2 E3 1B 6 HBP 1B		1-3 K	5	1	0	0	0	2	3						
Larry Bigbie, L OBP: 0.350, SLG: 0.294 (1, 7)		0-0 6 S 1B	0-1 G3-1		0-1 G1-3		0-3 K		3-2 F8	5	1	1	0	0	1	3						
6 Melvin Mora, R OBP: 0.436, SLG: 0.627 (1, 6)		3-2 1B BB 1B	3-1 1B			1-3 K	1-2 1B 1B FC5-2 HBP		0-3 K	3	1	2	1	0	1	0						
Jose Morban, S OBP: 0.333, SLG: 1.333 (8, 6)		1-3 BB 1B	1-3 1B			2-3 K	1-2 2-3 3-H FC5-2 1B 1B		1-2 L9	1	0	0	0	0	1	0						
Brook Fordyce, R OBP: 0.286, SLG: 0.313 (1, 2)		0-3 K	1-0 S 1B							5	1	2	1	0	2	2						
Inning Stats	R: 2 H: 3 E: 0 K: 1 S: 17	H: 3 LOB: 1 BB: 0 P: 29	R: 2 H: 4 E: 0 K: 2 S: 15	H: 4 LOB: 3 BB: 1 P: 27	R: 0 H: 2 E: 0 K: 1 S: 11	H: 2 LOB: 2 BB: 0 P: 20	R: 0 H: 0 E: 0 K: 0 S: 5	H: 0 LOB: 0 BB: 0 P: 10	R: 0 H: 0 E: 0 K: 0 S: 8	H: 0 LOB: 0 BB: 0 P: 12	R: 1 H: 0 E: 1 K: 2 S: 13	H: 0 LOB: 1 BB: 1 P: 25	R: 6 H: 4 E: 1 K: 1 S: 25	H: 4 LOB: 1 BB: 1 P: 41	R: 0 H: 0 E: 0 K: 1 S: 9	H: 0 LOB: 0 BB: 0 P: 13	R: 0 H: 0 E: 0 K: 1 S: 9	H: 0 LOB: 0 BB: 0 P: 10	1B: 9 2B: 4 3B: 0 HR: 0	SF: 0 SAC: 0 DP: 0 HBP: 1	WP: 0 PA: 46 PB: 0 SB: 3 CS: 0	
PITCHER	IP WLS BF H R ER SO BB IBB HBP BLK WP HR S P ERA WHIP	IP WLS BF H R ER SO BB IBB HBP BLK WP HR S P ERA WHIP	IP WLS BF H R ER SO BB IBB HBP BLK WP HR S P ERA WHIP	IP WLS BF H R ER SO BB IBB HBP BLK WP HR S P ERA WHIP	IP WLS BF H R ER SO BB IBB HBP BLK WP HR S P ERA WHIP	IP WLS BF H R ER SO BB IBB HBP BLK WP HR S P ERA WHIP	IP WLS BF H R ER SO BB IBB HBP BLK WP HR S P ERA WHIP	IP WLS BF H R ER SO BB IBB HBP BLK WP HR S P ERA WHIP	IP WLS BF H R ER SO BB IBB HBP BLK WP HR S P ERA WHIP	IP WLS BF H R ER SO BB IBB HBP BLK WP HR S P ERA WHIP	IP WLS BF H R ER SO BB IBB HBP BLK WP HR S P ERA WHIP	IP WLS BF H R ER SO BB IBB HBP BLK WP HR S P ERA WHIP	IP WLS BF H R ER SO BB IBB HBP BLK WP HR S P ERA WHIP	IP WLS BF H R ER SO BB IBB HBP BLK WP HR S P ERA WHIP	IP WLS BF H R ER SO BB IBB HBP BLK WP HR S P ERA WHIP	IP WLS BF H R ER SO BB IBB HBP BLK WP HR S P ERA WHIP	IP WLS BF H R ER SO BB IBB HBP BLK WP HR S P ERA WHIP	IP WLS BF H R ER SO BB IBB HBP BLK WP HR S P ERA WHIP	IP WLS BF H R ER SO BB IBB HBP BLK WP HR S P ERA WHIP	IP WLS BF H R ER SO BB IBB HBP BLK WP HR S P ERA WHIP	IP WLS BF H R ER SO BB IBB HBP BLK WP HR S P ERA WHIP	
38 Jeremy Bonderman, R ERA: 6.56 (1, 1)	5.2 L 29	9 5 4 6	2 0 0 0	0 0 0 0	0 0 0 0	0 0 0 0	0 0 0 0	0 0 0 0	0 0 0 0	6.35 1.941												
Matt Roney, R ERA: 3.55 (6, 1)	0.2 7 2 1	5 3 1 1	0 0 0 0	0 0 0 0	0 0 0 0	0 0 0 0	0 0 0 0	0 0 0 0	0 0 0 0	40.50 4.500												
Chris Spurling, R ERA: 4.0 (7, 1)	1.2 7 2 1	1 0 1 1	0 0 0 0	0 0 0 0	0 0 0 0	0 0 0 0	0 0 0 0	0 0 0 0	0 0 0 0	18 29 0.00 1.200												
Jamie Walker, L ERA: 2.45 (9, 1)	1.0 3 0 0	0 0 0 1	0 0 0 0	0 0 0 0	0 0 0 0	0 0 0 0	0 0 0 0	0 0 0 0	0 0 0 0	9 10 0.00 0.000												

Baltimore Orioles @ Detroit Tigers
Comerica Park, Detroit, MI
Tue Apr 29 2003, 7:05 PM EDT
Att: 10,829 - Cloudy - 61 F

AB 42
R 11
H 13
RBI 10
BB 3
SO 9
LOB 22



Batter	1	2	3	4	5	6	7	8	9	AB	R	H	RBI	BB	SO	LOB	BOTTOM				
Andres Torres, S OBP: 0.200, SLG: 0.200 (1, 8)	1-0 P6		0-0 1B		2-2 G3-1			0-3 K	0-1 F7	5	0	1	0	0	1	3					
20 Omar Infante, R OBP: 0.253, SLG: 0.289 (1, 6)	0-1 G6-3		1-2 F9			3-2 F9		0-1 HR 1B	0-1 FC4-6	5	1	1	0	0	0	4					
Bobby Higginson, L OBP: 0.314, SLG: 0.337 (1, 9)	2-2 F7			2-3 K		2-2 G3		3-2 HR 1B		4	1	1	0	0	1	0					
Dmitri Young, S OBP: 0.239, SLG: 0.296 (1, 7)		3-2 G4-3		1-1 1B		1-3 K		0-0 HR 2H 2H		4	1	2	3	0	1	0					
Carlos Pena, L OBP: 0.256, SLG: 0.261 (1, 3)		2-2 F8		0-1 F7			0-0 F8	1-1 G1-3		4	0	0	0	0	0	1					
Dean Palmer, R OBP: 0.200, SLG: 0.149 (1, 10)		0-0 F8		0-3 K			3-1 F7	0-2 G5-3		4	0	0	0	0	1	1					
Eric Munson, L OBP: 0.261, SLG: 0.317 (1, 5)			3-2 L4		3-2 G4-3		1-2 15 HBP 1B		4-2 15 HBP BB	3	0	1	0	1	0	0					
15 Brandon Inge, R OBP: 0.246, SLG: 0.158 (1, 2)			2-2 CS 1B		1-2 G2-3 1B		2-1 HBP		4-1 20 FC4-6 HBP	2	0	2	0	0	0	0					
Ramon Santiago, S OBP: 0.319, SLG: 0.254 (1, 4)			4-1 1B		0-1 G2-3		0-0 F7		0-1 F6	3	0	0	0	1	0	5					
Inning Stats	R: 0 H: 0 E: 0 K: 0 S: 6	H: 0 LOB: 0 BB: 0 P: 9	R: 0 H: 0 E: 0 K: 0 S: 9	H: 0 LOB: 0 BB: 0 P: 14	R: 0 H: 2 E: 0 K: 0 S: 14	H: 2 LOB: 1 BB: 1 P: 24	R: 0 H: 1 E: 0 K: 2 S: 10	H: 1 LOB: 1 BB: 0 P: 13	R: 0 H: 1 E: 0 K: 1 S: 9	H: 1 LOB: 2 BB: 0 P: 14	R: 3 H: 3 E: 0 K: 1 S: 18	H: 3 LOB: 0 BB: 0 P: 22	R: 0 H: 0 E: 0 K: 0 S: 9	H: 0 LOB: 2 BB: 1 P: 17	1B: 7 2B: 0 3B: 0 HR: 1	SF: 0 SAC: 0 DP: 0 HBP: 2	WP: 0 PA: 38 PB: 0 SB: 0 CS: 1				
PITCHER	IP WLS BF H R ER SO BB IBB HBP BLK WP HR S P ERA WHIP	IP WLS BF H R ER SO BB IBB HBP BLK WP HR S P ERA WHIP	IP WLS BF H R ER SO BB IBB HBP BLK WP HR S P ERA WHIP	IP WLS BF H R ER SO BB IBB HBP BLK WP HR S P ERA WHIP	IP WLS BF H R ER SO BB IBB HBP BLK WP HR S P ERA WHIP	IP WLS BF H R ER SO BB IBB HBP BLK WP HR S P ERA WHIP	IP WLS BF H R ER SO BB IBB HBP BLK WP HR S P ERA WHIP	IP WLS BF H R ER SO BB IBB HBP BLK WP HR S P ERA WHIP	IP WLS BF H R ER SO BB IBB HBP BLK WP HR S P ERA WHIP	IP WLS BF H R ER SO BB IBB HBP BLK WP HR S P ERA WHIP	IP WLS BF H R ER SO BB IBB HBP BLK WP HR S P ERA WHIP	IP WLS BF H R ER SO BB IBB HBP BLK WP HR S P ERA WHIP	IP WLS BF H R ER SO BB IBB HBP BLK WP HR S P ERA WHIP	IP WLS BF H R ER SO BB IBB HBP BLK WP HR S P ERA WHIP	IP WLS BF H R ER SO BB IBB HBP BLK WP HR S P ERA WHIP	IP WLS BF H R ER SO BB IBB HBP BLK WP HR S P ERA WHIP	IP WLS BF H R ER SO BB IBB HBP BLK WP HR S P ERA WHIP	IP WLS BF H R ER SO BB IBB HBP BLK WP HR S P ERA WHIP	IP WLS BF H R ER SO BB IBB HBP BLK WP HR S P ERA WHIP	IP WLS BF H R ER SO BB IBB HBP BLK WP HR S P ERA WHIP	
Jason Johnson, R ERA: 2.12 (1, 1)	5.0 W 19	4 3 3 2	1 0 2 0	0 0 0 0	0 0 0 0	0 0 0 0	0 0 0 0	0 0 0 0	0 0 0 0	9.00 1.667											
Willis Roberts, R ERA: 3.95 (6, 1)	3.0 16	4 3 3 2	1 0 2 0	0 0 0 0	0 0 0 0	0 0 0 0	0 0 0 0	0 0 0 0	0 0 0 0	6 6 0.00 0.000											
Rick Bauer, R ERA: 6.06 (9, 1)	1.0 3	0 0 0 0	0 0 0 0	0 0 0 0	0 0 0 0	0 0 0 0	0 0 0 0	0 0 0 0	0 0 0 0	6 6 0.00 0.000											

Baltimore Orioles @ Detroit Tigers
Comerica Park, Detroit, MI
Tue Apr 29 2003, 7:05 PM EDT
Att: 10,829 - Cloudy - 61 F

AB 34
R 3
H 8
RBI 3
BB 2
SO 4
LOB 14



Batter	1	2	3	4	5	6	7	8	9	AB	R	H	RBI	BB	SO	LOB	TOP										
Jerry Hairston, R OBP: 0.400, SLG: 0.449 (1, 4)	L6			P4		G5-3			F8	5	1	1	0	0	0	2	Baltimore Orioles @ Detroit Tigers Comerica Park, Detroit, MI Thu May 01 2003, 1:10 PM EDT Att: 16,177 - Cloudy - 66 F										
6 Melvin Mora, R OBP: 0.419, SLG: 0.567 (1, 7)	K			G1-3			G6-3		F8	4	1	0	0	1	1	2											
Gary Matthews, S OBP: 0.264, SLG: 0.377 (1, 8)	G5-3			HBP			G5-3			3	1	1	2	0	0	0											
Jeff Conine, R OBP: 0.357, SLG: 0.404 (1, 3)		F9		K			F7			4	0	1	1	0	1	1											
31 Jay Gibbons, L OBP: 0.322, SLG: 0.400 (1, 9)	K				G5-3					4	1	2	1	0	1	0											
Tony Batista, R OBP: 0.330, SLG: 0.431 (1, 10)	K				G2-3					4	1	1	0	0	1	2											
Jose Leon, R OBP: 0.381, SLG: 0.235 (1, 5)				G5-3						4	0	1	0	0	1	2											
Deivi Cruz, R OBP: 0.191, SLG: 0.269 (1, 6)				G5-3			G5-3			4	0	0	0	0	0	3											
Gerónimo Gil, R OBP: 0.254, SLG: 0.271 Jose Morban, S (8, PR) OBP: 0.333, SLG: 1.333 Brook Fordyce, R OBP: 0.300, SLG: 0.306 (8, 2)	G6-3						F8			3	0	1	1	0	0	0											
										0	1	0	0	0	0	0											
										0	0	0	0	1	0	0											
Inning Stats	R: 0 E: 0 K: 1 S: 9	H: 0 LOB: 0 BB: 0 P: 14	R: 0 E: 0 K: 2 S: 11	H: 0 LOB: 0 BB: 0 P: 15	R: 0 E: 0 K: 0 S: 7	H: 0 LOB: 0 BB: 0 P: 11	R: 0 E: 0 K: 1 S: 9	H: 0 LOB: 1 BB: 0 P: 15	R: 0 E: 0 K: 0 S: 6	H: 0 LOB: 0 BB: 0 P: 11	R: 0 E: 0 K: 0 S: 8	H: 0 LOB: 0 BB: 0 P: 12	R: 0 E: 0 K: 0 S: 8	H: 0 LOB: 0 BB: 0 P: 15	R: 6 E: 0 K: 0 S: 25	H: 7 LOB: 2 BB: 1 P: 41	R: 0 E: 0 K: 0 S: 10	H: 1 LOB: 2 BB: 1 P: 17	1B: 8 2B: 0 3B: 0 HR: 0	SF: 0 SAC: 0 DP: 0 HBP: 1	WP: 1 PB: 0 SB: 0 CS: 0	PA: 38					
PITCHER	IP	WLS	BF	H	R	ER	SO	BB	IBB	HBP	BLK	WP	HR	S	P	ERA	WHIP										
Mike Maroth, L ERA: 5.66 (1, 1)	7.2	L	28	4	4	4	5	0	0	1	0	1	0	70	112	4.70	0.522										
Matt Anderson, R ERA: 7.0 (8, 1)	0.0	B	3	2	1	1	0	1	0	0	0	0	0	6	10	∞	∞										
Jamie Walker, L ERA: 2.45 (8, 1)	0.0		1	1	1	1	0	0	0	0	0	0	0	5	8	∞	∞										
Matt Roney, R ERA: 3.21 (8, 1)	1.1		6	1	0	0	0	1	0	0	0	0	0	12	21	0.00	1.500										

AB	35
R	6
H	8
RBI	5
BB	2
SO	5
LOB	12



Batter	1	2	3	4	5	6	7	8	9	AB	R	H	RBI	BB	SO	LOB	BOTTOM										
Andres Torres, S OBP: 0.397, SLG: 0.357 15 Brandon Inge, R OBP: 0.250, SLG: 0.153 (1, 8)	F8									5	2	2	0	0	0	1	Baltimore Orioles @ Detroit Tigers Comerica Park, Detroit, MI Thu May 01 2003, 1:10 PM EDT Att: 16,177 - Cloudy - 66 F										
Gene Kingsale, S OBP: 0.389, SLG: 0.316 (1, 7)	BB			SH3						3	1	3	0	0	0	0											
Craig Monroe, R OBP: 0.375, SLG: 0.429 (1, 9)	BB			BB						4	0	2	1	1	0	1											
Dmitri Young, S OBP: 0.237, SLG: 0.284 (1, 5)	K			BB						3	0	1	1	1	1	3											
Dean Palmer, R OBP: 0.217, SLG: 0.151 (1, 10)	BB			BB						3	0	0	0	1	0	4											
Shane Halter, R OBP: 0.286, SLG: 0.317 (1, 4)	BB			BB						4	1	1	0	0	0	5											
Carlos Pena, L OBP: 0.256, SLG: 0.260 (1, 3)				K						4	0	2	0	0	2	0											
Matt Walbeck, S OBP: 0.048, SLG: 0.095 Bobby Higginson, L OBP: 0.316, SLG: 0.226 (8, PH)	F8									2	0	0	0	0	0	0											
										0	0	0	0	1	0	0											
20 Omar Infante, R OBP: 0.264, SLG: 0.289 (1, 6)	K									4	0	0	0	0	1	3											
Inning Stats	R: 0 E: 0 K: 1 S: 11	H: 1 LOB: 3 BB: 2 P: 22	R: 0 E: 0 K: 2 S: 9	H: 0 LOB: 0 BB: 0 P: 13	R: 1 E: 0 K: 0 S: 12	H: 2 LOB: 2 BB: 1 P: 20	R: 0 E: 0 K: 1 S: 6	H: 0 LOB: 0 BB: 0 P: 11	R: 1 E: 0 K: 0 S: 12	H: 2 LOB: 1 BB: 0 P: 14	R: 0 E: 0 K: 0 S: 6	H: 1 LOB: 1 BB: 0 P: 10	R: 1 E: 0 K: 0 S: 11	H: 2 LOB: 1 BB: 0 P: 18	R: 1 E: 0 K: 0 S: 9	H: 2 LOB: 1 BB: 1 P: 17	R: 0 E: 0 K: 0 S: 5	H: 1 LOB: 0 BB: 0 P: 8	1B: 9 2B: 2 3B: 0 HR: 0	SF: 1 SAC: 3 DP: 2 HBP: 0	WP: 0 PB: 0 SB: 0 CS: 0	PA: 40					
PITCHER	IP	WLS	BF	H	R	ER	SO	BB	IBB	HBP	BLK	WP	HR	S	P	ERA	WHIP										
Omar Daal, L ERA: 5.05 (1, 1)	7.0	W	32	8	3	3	4	3	0	0	0	0	0	67	108	3.86	1.571										
Kerry Ligtenberg, R ERA: 4.26 (8, 1)	1.0	H	5	2	1	1	0	1	0	0	0	0	0	9	17	9.00	3.000										
Jorge Julio, R ERA: 2.92 (8, 1)	1.0	S	3	1	0	0	0	0	0	0	0	0	0	5	8	0.00	1.000										

AB	32
R	4
H	11
RBI	2
BB	4
SO	4
LOB	17



Batter	1	2	3	4	5	6	7	8	9	AB	R	H	RBI	BB	SO	LOB	TOP					
Desi Relaford, S OBP: 0.394, SLG: 0.475 (1, 6)	G4-3		1B		L8	1B			K	5	0	2	1	0	1	2						
Joe Randa, R OBP: 0.378, SLG: 0.580 (1, 5)	F8		F8		G4-3		G6-3		1B	5	0	1	1	0	0	2						
Carlos Beltrán, S OBP: 0.288, SLG: 0.413 (1, 8)	G3		L7			29 HR BB	G4-3		G6-3	4	1	0	0	1	0	2						
29 Mike Sweeney, R OBP: 0.412, SLG: 0.582 (1, 10)		F7		K		1-H HR	K			4	1	1	2	0	2	0						
Raul Ibanez, L OBP: 0.382, SLG: 0.556 (1, 7)		K		F7		K		K		4	0	0	0	0	3	0						
Ken Harvey, R OBP: 0.312, SLG: 0.435 (1, 3)		FC5 1B		E4		HR		F7		4	1	2	1	0	0	0						
Brent Mayne, L OBP: 0.373, SLG: 0.537 (1, 2)		1B		F8		1B BB		P5		3	1	1	0	1	0	1						
Dee Brown, L OBP: 0.308, SLG: 0.343 (1, 9)		FC5			G6-3	F8			SH1-4 1B	4	1	1	0	0	0	3						
Carlos Febles, R OBP: 0.310, SLG: 0.313 (1, 4)			F9		E1 1B	1B		SH1-4		3	0	2	0	0	0	0						
Inning Stats	R: 0 H: 0 E: 0 K: 0 S: 7	H: 0 LOB: 0 BB: 0 P: 10	R: 0 H: 2 E: 0 K: 1 S: 13	H: 2 LOB: 2 BB: 0 P: 18	R: 0 H: 1 E: 0 K: 0 S: 19	H: 1 LOB: 1 BB: 0 P: 27	R: 0 H: 0 E: 1 K: 1 S: 7	H: 0 LOB: 1 BB: 0 P: 13	R: 0 H: 1 E: 1 K: 0 S: 8	H: 1 LOB: 1 BB: 0 P: 10	R: 4 H: 4 E: 0 K: 1 S: 17	H: 4 LOB: 2 BB: 2 P: 31	R: 0 H: 0 E: 0 K: 1 S: 11	H: 0 LOB: 0 BB: 0 P: 15	R: 0 H: 0 E: 0 K: 1 S: 11	H: 0 LOB: 0 BB: 0 P: 14	R: 1 H: 2 E: 0 K: 1 S: 12	H: 2 LOB: 1 BB: 0 P: 21	1B: 8 2B: 0 3B: 0 HR: 2	SF: 0 SAC: 1 DP: 0 HBP: 0	WP: 0 PB: 0 SB: 1 CS: 0	PA: 39
PITCHER	IP	WLS	BF	H	R	ER	SO	BB	IBB	HBP	BLK	WP	HR	S	P	ERA	WHIP					
Rick Helling, R ERA: 5.86 (1, 1)	5.2	L	27	7	4	4	3	2	0	0	0	0	2	68	105	6.35	1.588					
Rick Bauer, R ERA: 5.59 (6, 1)	3.0		11	3	1	1	3	0	0	0	0	0	0	34	48	3.00	1.000					
B.J. Ryan, L ERA: 0.82 (9, 1)	0.1		1	0	0	0	0	0	0	0	0	0	0	3	6	0.00	0.000					

Kansas City Royals @ Baltimore Orioles
 Oriole Park at Camden Yards, Baltimore, MD

AB 36
 R 5
 H 10
 RBI 5
 BB 2
 SO 6
 LOB 10



WP: 0 PA: 39
 PB: 0
 SB: 1
 CS: 0

Kansas City Royals @ Baltimore Orioles
 Oriole Park at Camden Yards, Baltimore, MD

AB 31
 R 2
 H 7
 RBI 2
 BB 3
 SO 6
 LOB 12



WP: 0 PA: 35
 PB: 0
 SB: 1
 CS: 0

Batter	1	2	3	4	5	6	7	8	9	AB	R	H	RBI	BB	SO	LOB	BOTTOM					
Jerry Hairston, R OBP: 0.395, SLG: 0.441 (1, 4)	F9		G2-3		S 1B		G4-3			4	0	1	0	0	0	0						
Gary Matthews, S OBP: 0.254, SLG: 0.364 (1, 8)	K		G6-3		K			G3		4	0	0	0	0	2	1						
B.J. Surhoff, L OBP: 0.326, SLG: 0.367 (1, 10)	P6			G3	G1-3			BB		3	0	0	0	1	0	1						
Jeff Conine, R OBP: 0.370, SLG: 0.431 (1, 3)		31 SF9 3B		31 1B		1B BB		F9		3	1	2	0	1	0	1						
31 Jay Gibbons, L OBP: 0.319, SLG: 0.398 (1, 9)		SF9			F9			K		3	0	1	1	0	1	2						
Tony Batista, R OBP: 0.338, SLG: 0.429 (1, 5)		3-H 2B BB		1-3 1B	F8		G4-6-3 1B		F8	3	0	1	0	1	0	2						
Larry Bigbie, L OBP: 0.310, SLG: 0.308 (1, 7)		1-H 2B		K		G4-6-3		F8		4	0	1	0	0	1	4						
Brook Fordyce, R OBP: 0.302, SLG: 0.385 (9, PH)					1-1 HR			K		3	1	1	1	0	1	1						
6 Melvin Mora, R OBP: 0.413, SLG: 0.557 (9, PH)										1	0	0	0	0	1	0						
Deivi Cruz, R OBP: 0.186, SLG: 0.260 (1, 6)			F8		F8		G4-3			3	0	0	0	0	0	0						
Inning Stats	R: 0 H: 0 E: 0 K: 1 S: 7	H: 2 LOB: 1 BB: 1 P: 8	R: 1 H: 2 E: 0 K: 1 S: 8	H: 2 LOB: 1 BB: 1 P: 16	R: 0 H: 0 E: 0 K: 0 S: 5	H: 0 LOB: 0 BB: 0 P: 8	R: 0 H: 2 E: 0 K: 1 S: 10	H: 2 LOB: 2 BB: 0 P: 16	R: 1 H: 2 E: 0 K: 1 S: 14	H: 2 LOB: 1 BB: 0 P: 21	R: 0 H: 1 E: 0 K: 0 S: 6	H: 1 LOB: 1 BB: 1 P: 12	R: 0 H: 0 E: 0 K: 1 S: 7	H: 0 LOB: 0 BB: 0 P: 8	R: 0 H: 0 E: 0 K: 1 S: 7	H: 0 LOB: 1 BB: 1 P: 16	R: 0 H: 0 E: 0 K: 1 S: 7	H: 0 LOB: 0 BB: 0 P: 9	1B: 4 2B: 1 3B: 1 HR: 1	SF: 1 SAC: 0 DP: 1 HBP: 0	WP: 0 PB: 0 SB: 1 CS: 0	PA: 35
PITCHER	IP	WLS	BF	H	R	ER	SO	BB	IBB	HBP	BLK	WP	HR	S	P	ERA	WHIP					
Miguel Asencio, R ERA: 4.14 (1, 1)	9.0	W	35	7	2	2	6	3	0	0	0	0	1	71	114	2.00	1.111					

WP: 0 PA: 35
 PB: 0
 SB: 1
 CS: 0

Batter	1	2	3	4	5	6	7	8	9	AB	R	H	RBI	BB	SO	LOB	TOP								
Michael Tucker, L OBP: 0.313, SLG: 0.408 (1, 8)										4	0	0	0	0	2	2									
Dest Relaford, S OBP: 0.396, SLG: 0.460 (1, 5)										4	1	1	0	0	2	0									
29 Mike Sweeney, R OBP: 0.406, SLG: 0.566 (1, 10)										4	0	1	0	0	1	0									
Raul Ibanez, L OBP: 0.377, SLG: 0.545 (1, 7)										2	0	0	1	1	0	0									
Ken Harvey, R OBP: 0.305, SLG: 0.425 (1, 3)										2	0	0	0	0	1	1									
Mendy López, R OBP: 0.154, SLG: 0.308 (4, 3)										1	0	0	0	0	1	1									
Brandon Berger, R OBP: 0.324, SLG: 0.233 (9, PH)										1	0	1	0	0	0	0									
Dee Brown, L OBP: 0.302, SLG: 0.359 (1, 9)										4	0	1	0	0	2	1									
Brent Mayne, L OBP: 0.372, SLG: 0.529 (1, 2)										3	0	1	0	0	0	1									
4 Angel Berroa, R OBP: 0.313, SLG: 0.393 (1, 6)										3	0	0	0	0	0	1									
Carlos Febles, R OBP: 0.311, SLG: 0.314 (1, 4)										3	0	1	0	0	1	0									
Inning Stats	R: 0 E: 0 K: 1 S: 10	H: 0 LOB: 0 BB: 0 P: 15	R: 0 E: 0 K: 1 S: 11	H: 1 LOB: 1 BB: 0 P: 15	R: 0 E: 0 K: 2 S: 12	H: 0 LOB: 0 BB: 0 P: 18	R: 1 E: 0 K: 0 S: 6	H: 2 LOB: 0 BB: 0 P: 7	R: 0 E: 0 K: 1 S: 14	H: 2 LOB: 2 BB: 0 P: 19	R: 0 E: 0 K: 3 S: 13	H: 0 LOB: 1 BB: 1 P: 23	R: 0 E: 0 K: 0 S: 5	H: 0 LOB: 0 BB: 0 P: 6	R: 0 E: 0 K: 1 S: 9	H: 0 LOB: 0 BB: 0 P: 13	R: 0 E: 0 K: 1 S: 14	H: 1 LOB: 1 BB: 0 P: 17	1B: 5 2B: 1 3B: 0 HR: 0	SF: 1 SAC: 0 DP: 1 HBP: 0	WP: 0 PB: 0 SB: 1 CS: 0	PA: 33			
PITCHER	IP	WLS	BF	H	R	ER	SO	BB	IBB	HBP	BLK	WP	HR	S	P	ERA	WHIP								
Sidney Ponson, R ERA: 4.03 (1, 1)	8.0	W	29	5	1	1	9	1	0	0	0	0	0	80	116	1.12	0.750								
Kerry Ligtenberg, R ERA: 3.95 (9, 1)	1.0		4	1	0	0	1	0	0	0	0	0	0	14	17	0.00	1.000								

Kansas City Royals @ Baltimore Orioles
 Oriole Park at Camden Yards, Baltimore, MD
 Sat May 03 2003, 1:35 PM EDT
 Att: 27,866 - Overcast - 70 F

AB 31
 R 1
 H 6
 RBI 1
 BB 1
 SO 10
 LOB 7



Batter	1	2	3	4	5	6	7	8	9	AB	R	H	RBI	BB	SO	LOB	BOTTOM								
Jerry Hairston, R OBP: 0.398, SLG: 0.438 (1, 4)										3	1	1	0	1	0	1									
6 Melvin Mora, R OBP: 0.418, SLG: 0.585 (1, 6)										4	0	2	0	0	0	2									
David Segui, S OBP: 0.465, SLG: 0.421 (1, 10)										4	0	0	0	0	1	3									
Jeff Conine, R OBP: 0.374, SLG: 0.462 (1, 3)										2	3	1	2	1	0	0									
31 Jay Gibbons, L OBP: 0.317, SLG: 0.402 (1, 9)										4	1	1	0	0	1	2									
Tony Batista, R OBP: 0.333, SLG: 0.422 (1, 5)										4	1	1	2	0	1	1									
B.J. Surhoff, L OBP: 0.333, SLG: 0.386 (1, 7)										4	0	2	2	0	0	0									
Larry Bigbie, L OBP: 0.310, SLG: 0.308 (8, PR) (9, 7)										0	0	0	0	0	0	0									
Gary Matthews, S OBP: 0.254, SLG: 0.368 (1, 8)										4	0	1	0	0	2	2									
Geronimo Gil, R OBP: 0.242, SLG: 0.258 (1, 2)										3	0	0	0	0	0	2									
Inning Stats	R: 1 E: 0 K: 0 S: 13	H: 1 LOB: 1 BB: 1 P: 20	R: 0 E: 0 K: 0 S: 7	H: 0 LOB: 0 BB: 0 P: 9	R: 0 E: 0 K: 0 S: 13	H: 1 LOB: 1 BB: 0 P: 22	R: 2 E: 1 K: 1 S: 12	H: 2 LOB: 1 BB: 0 P: 17	R: 0 E: 0 K: 1 S: 7	H: 1 LOB: 0 BB: 0 P: 8	R: 1 E: 0 K: 0 S: 9	H: 1 LOB: 1 BB: 0 P: 13	R: 0 E: 0 K: 0 S: 10	H: 1 LOB: 1 BB: 0 P: 18	R: 2 E: 0 K: 2 S: 16	H: 2 LOB: 2 BB: 1 P: 28	1B: 3 2B: 5 3B: 0 HR: 1	SF: 1 SAC: 0 DP: 0 HBP: 0	WP: 1 PB: 0 SB: 1 CS: 1	PA: 35					
PITCHER	IP	WLS	BF	H	R	ER	SO	BB	IBB	HBP	BLK	WP	HR	S	P	ERA	WHIP								
Runelvys Hernandez, R ERA: 1.74 (1, 1)	7.0	L	29	7	4	3	3	1	0	0	0	0	1	71	107	3.86	1.143								
Ryan Buickich, R ERA: 8.64 (8, 1)	1.0		6	2	2	2	2	1	0	0	0	1	0	16	28	18.00	3.000								

Kansas City Royals @ Baltimore Orioles
 Oriole Park at Camden Yards, Baltimore, MD
 Sat May 03 2003, 1:35 PM EDT
 Att: 27,866 - Overcast - 70 F

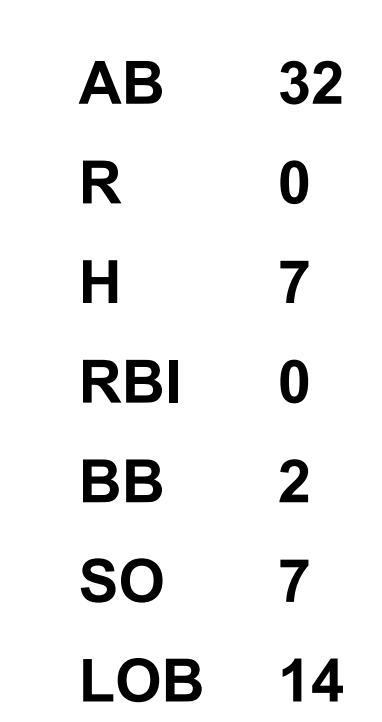
AB 32
 R 6
 H 9
 RBI 6
 BB 2
 SO 5
 LOB 13



Batter	1	2	3	4	5	6	7	8	9	AB	R	H	RBI	BB	SO	LOB	TOP				
Michael Tucker, L (1, 8) OBP: 0.302, SLG: 0.393	G1-3		K					G4-3		4	0	0	0	0	2	1	Kansas City Royals @ Baltimore Orioles Oriole Park at Camden Yards, Baltimore, MD Sun May 04 2003, 1:35 PM EDT Att: 26,890 - Cloudy - 64 F				
Joe Randa, R (1, 5) OBP: 0.373, SLG: 0.560	K				P3			G5-3		3	0	0	0	1	1						
29 Mike Sweeney, R (1, 3) OBP: 0.400, SLG: 0.552	E5				G5-3			FC5-4		4	1	1	0	0	0						
Raul Ibanez, L (1, 7) OBP: 0.373, SLG: 0.529	CS	F9			K			G4-3		3	1	0	0	1	1						
Desi Relaford, S (1, 9)								G5-3		2	1	0	0	2	0						
Brandon Berger, R (1, 10) OBP: 0.324, SLG: 0.219								F7		2	0	0	0	1	0						
4 Angel Berroa, R (1, 6) OBP: 0.310, SLG: 0.380								F7		3	0	0	1	0	0						
Carlos Febles, R (1, 4) OBP: 0.321, SLG: 0.338								L6		4	0	2	2	0	0						
Mike DiFelice, R (1, 2) OBP: 0.212, SLG: 0.424								K		4	1	1	1	0	1						
Inning Stats	R: 0 E: 1 K: 1 S: 11	H: 0 LOB: 0 BB: 0 P: 17	R: 0 E: 0 K: 0 S: 7	H: 0 LOB: 0 BB: 0 P: 8	R: 1 E: 0 K: 1 S: 8	H: 1 LOB: 0 BB: 0 P: 10	R: 0 E: 0 K: 1 S: 7	H: 0 LOB: 0 BB: 0 P: 11	R: 0 E: 0 K: 2 S: 12	H: 1 LOB: 1 BB: 0 P: 19	R: 1 E: 0 K: 0 S: 21	H: 1 LOB: 2 BB: 2 P: 35	R: 0 E: 0 K: 0 S: 7	H: 0 LOB: 1 BB: 1 P: 13	R: 2 E: 0 K: 0 S: 16	H: 1 LOB: 1 BB: 2 P: 29	1B: 2 2B: 2 3B: 0 HR: 1	SF: 0 SAC: 1 DP: 1 HBP: 1	WP: 0 PB: 0 SB: 1 CS: 1	PA: 37	
PITCHER	IP	WLS	BF	H	R	ER	SO	BB	IBB	HBP	BLK	WP	HR	S	P	ERA	WHIP				
Eric DuBose, L (1, 1) ERA: 2.94	6.1	L	24	3	2	2	5	2	0	0	0	0	1	73	108	2.84	0.789				
Willis Roberts, R (7, 1) ERA: 3.52	1.2		6	0	0	0	0	1	0	1	0	0	0	11	20	0.00	0.600				
B.J. Ryan, L (9, 1) ERA: 2.45	0.0		2	0	2	2	0	2	0	0	0	0	0	4	12	∞	∞				
Kerry Ligtenberg, R (9, 1) ERA: 3.68	1.0		4	1	0	0	0	0	0	0	0	0	0	12	17	0.00	1.000				

Batter	1	2	3	4	5	6	7	8	9	AB	R	H	RBI	BB	SO	LOB	BOTTOM				
Jerry Hairston, R (1, 4) OBP: 0.394, SLG: 0.426	K		F8					F9		3	0	0	0	1	1	0	Kansas City Royals @ Baltimore Orioles Oriole Park at Camden Yards, Baltimore, MD Sun May 04 2003, 1:35 PM EDT Att: 26,890 - Cloudy - 64 F				
6 Melvin Mora, R (1, 7) OBP: 0.422, SLG: 0.594	CS		G5-3					G5-3		4	0	2	0	0	0						
David Segui, S (1, 10) OBP: 0.447, SLG: 0.390								G4-3		3	0	0	0	1	0						
Jeff Conine, R (1, 3) OBP: 0.370, SLG: 0.454	L5							F8		4	0	1	0	0	0						
31 Jay Gibbons, L (1, 9) OBP: 0.323, SLG: 0.422								K		4	0	2	0	0	1						
Tony Batista, R (1, 5) OBP: 0.331, SLG: 0.416								K		4	0	1	0	0	1						
Brook Fordyce, R (1, 2) OBP: 0.298, SLG: 0.372								K		4	0	1	0	0	2						
Deivi Cruz, R (1, 6) OBP: 0.180, SLG: 0.253								K		3	0	0	0	0	1						
Gary Matthews, S (1, 8) OBP: 0.248, SLG: 0.359								K		3	0	0	0	0	1						
Inning Stats	R: 0 E: 0 K: 1 S: 9	H: 1 LOB: 1 BB: 1 P: 14	R: 0 E: 0 K: 0 S: 12	H: 2 LOB: 1 BB: 0 P: 18	R: 0 E: 0 K: 0 S: 6	H: 0 LOB: 0 BB: 0 P: 9	R: 0 E: 0 K: 0 S: 9	H: 1 LOB: 1 BB: 0 P: 12	R: 0 E: 0 K: 1 S: 16	H: 2 LOB: 3 BB: 1 P: 27	R: 0 E: 0 K: 3 S: 9	H: 0 LOB: 0 BB: 0 P: 12	R: 0 E: 0 K: 0 S: 5	H: 0 LOB: 0 BB: 0 P: 6	R: 0 E: 0 K: 2 S: 14	H: 1 LOB: 1 BB: 0 P: 19	1B: 4 2B: 3 3B: 0 HR: 0	SF: 0 SAC: 0 DP: 1 HBP: 0	WP: 0 PB: 0 SB: 0 CS: 1	PA: 34	
PITCHER	IP	WLS	BF	H	R	ER	SO	BB	IBB	HBP	BLK	WP	HR	S	P	ERA	WHIP				
Chris George, L (1, 1) ERA: 4.05	5.1	W	21	5	0	0	0	2	0	0	0	0	0	49	78	0.00	1.312				
Jason Grimsley, R (6, 1) ERA: 2.53	1.2	H	6	1	0	0	4	0	0	0	0	0	0	18	24	0.00	0.600				
D.J. Carrasco, R (8, 1) ERA: 3.14	2.0	S	7	1	0	0	2	0	0	0	0	0	0	19	25	0.00	0.500				

AB	29
R	4
H	4
RBI	4
BB	5
SO	5
LOB	11



Batter	1	2	3	4	5	6	7	8	9	AB	R	H	RBI	BB	SO	LOB	TOP																					
Andres Torres, S OBP: 0.313, SLG: 0.267	G4-3		FC4-6 20 1B BB	F9		K			G4-3 20 1B WP	4	2	1	0	1	1	1																						
20 Omar Infante, R OBP: 0.272, SLG: 0.271	G3 1B		FC4-6 1B	G6-3			F 1B G6-3 BB		G4-3	4	1	2	0	1	0	1																						
Bobby Higginson, L OBP: 0.347, SLG: 0.383	G3		FC4-6 2B		G6-3 S BB		E7 G6-3 1B		WP 1B	4	1	2	1	1	0	3																						
Dmitri Young, S OBP: 0.255, SLG: 0.300			E 2B		G6-3		G6-3		WP 1B	4	1	2	2	1	0	2																						
Carlos Pena, L OBP: 0.252, SLG: 0.330	P6		E4 1B 1B		K		P5		K	5	1	0	0	0	2	5																						
Craig Monroe, R OBP: 0.367, SLG: 0.467		G6-3			K			K	K	5	0	1	0	0	3	3																						
Eric Munson, L OBP: 0.291, SLG: 0.333		G5-3				B3 S 1B		G4-3		4	0	2	1	0	0	0																						
15 Brandon Inge, R OBP: 0.222, SLG: 0.127			F9			K				3	0	0	0	0	2	3																						
Ramon Santiago, S OBP: 0.298, SLG: 0.257			G6-3		K		B3		F8	4	0	0	0	0	1	2																						
Inning Stats	R: 0 E: 0 K: 0 S: 11	H: 1 LOB: 2 BB: 1 P: 21	R: 0 E: 0 K: 1 S: 8	H: 0 LOB: 0 BB: 0 P: 10	R: 4 E: 1 K: 0 S: 17	H: 4 LOB: 2 BB: 1 P: 32	R: 0 E: 0 K: 1 S: 7	H: 0 LOB: 0 BB: 0 P: 10	R: 0 E: 0 K: 2 S: 16	H: 1 LOB: 1 BB: 1 P: 23	R: 1 E: 1 K: 0 S: 6	H: 1 LOB: 0 BB: 1 P: 11	R: 0 E: 0 K: 1 S: 9	H: 0 LOB: 0 BB: 0 P: 12	R: 1 E: 0 K: 2 S: 15	H: 3 LOB: 2 BB: 0 P: 24	1B: 9 2B: 1 3B: 0 HR: 0	SF: 0 SAC: 0 DP: 1 HBP: 1	WP: 2 PB: 0 SB: 2 CS: 0	PA: 42																		
PITCHER	IP	WLS	BF	H	R	ER	SO	BB	IBB	HBP	BLK	WP	HR	S	P	ERA	WHIP	PITCHER				IP	WLS	BF	H	R	ER	SO	BB	IBB	HBP	BLK	WP	HR	S	P	ERA	WHIP
Jason Johnson, R ERA: 2.27	(1, 1)	6.0	L	28	6	4	2	6	3	0	0	0	0	0	72	114	3.00	1.500																				
Willis Roberts, R ERA: 3.57	(7, 1)	2.1		10	2	2	1	1	1	0	1	0	1	0	19	30	3.86	1.286																				
B.J. Ryan, L ERA: 2.31	(9, 1)	0.2		4	2	0	0	2	0	0	0	0	1	0	11	17	0.00	3.000																				

Detroit Tigers @ Baltimore Orioles
 Oriole Park at Camden Yards, Baltimore, MD
 Mon May 05 2003, 7:05 PM EDT
 Att: 17,267 - Cloudy - 49 F

AB	37
R	6
H	10
RBI	4
BB	4
SO	9
LOB	20



Batter	1	2	3	4	5	6	7	8	9	AB	R	H	RBI	BB	SO	LOB	BOTTOM																						
Jerry Hairston, R OBP: 0.389, SLG: 0.420	P6		F9		F7					4	0	1	0	0	0	1																							
6 Melvin Mora, R OBP: 0.425, SLG: 0.589	G6-3		G5-3			FC4-6 1B				4	0	2	0	0	0	0																							
David Segui, S OBP: 0.431, SLG: 0.400	G6-3				2B	FC4-6 1B				4	0	1	0	0	1	3																							
Jeff Conine, R OBP: 0.366, SLG: 0.441		G5-4-3 31 BB 2B		G5-3		L8		G5-3		3	1	0	0	1	0	4																							
31 Jay Gibbons, L OBP: 0.321, SLG: 0.412				F9		P4			K	3	0	0	0	1	1	2																							
Tony Batista, R OBP: 0.328, SLG: 0.410		G5-4-3			F8			F8		4	0	1	0	0	0	3																							
Larry Bigbie, L OBP: 0.333, SLG: 0.345						G4-6-3 1B			F7	3	0	1	1	1	0	1																							
Brook Fordyce, R OBP: 0.280, SLG: 0.348						FC9-6 BB		F9		3	0	0	0	0	1	2																							
Gary Matthews, S OBP: 0.242, SLG: 0.350				F7		FC4-6		G4-3		3	0	0	0	0	0	1																							
Inning Stats	R: 0 E: 0 K: 0 S: 6	H: 0 LOB: 0 BB: 0 P: 10	R: 1 E: 0 K: 1 S: 12	H: 1 LOB: 2 BB: 2 P: 25	R: 0 E: 0 K: 0 S: 6	H: 0 LOB: 0 BB: 0 P: 10	R: 0 E: 0 K: 0 S: 6	H: 1 LOB: 1 BB: 0 P: 9	R: 0 E: 0 K: 0 S: 8	H: 0 LOB: 1 BB: 1 P: 15	R: 0 E: 0 K: 0 S: 9	H: 1 LOB: 0 BB: 0 P: 15	R: 0 E: 0 K: 0 S: 5	H: 2 LOB: 0 BB: 0 P: 8	R: 0 E: 0 K: 1 S: 12	H: 0 LOB: 0 BB: 0 P: 20	R: 0 E: 0 K: 1 S: 8	H: 0 LOB: 0 BB: 0 P: 14	1B: 4 2B: 2 3B: 0 HR: 0	SF: 0 SAC: 0 DP: 2 HBP: 0	WP: 0 PB: 0 SB: 0 CS: 0	PA: 34																	
PITCHER	IP	WLS	BF	H	R	ER	SO	BB	IBB	HBP	BLK	WP	HR	S	P	ERA	WHIP	PITCHER				IP	WLS	BF	H	R	ER	SO	BB	IBB	HBP	BLK	WP	HR	S	P	ERA	WHIP	
34 Nate Cornejo, R ERA: 2.6	(1, 1)	7.1	W	29	6	1	1	1	3	0	0	0	0	0	58	102	1.23	1.227																					
Steve Sparks, R ERA: 3.79	(8, 1)	1.2	S	5	0	0	0	2	0	0	0	0	0	0	14	24	0.00	0.000																					

Detroit Tigers @ Baltimore Orioles
 Oriole Park at Camden Yards, Baltimore, MD
 Mon May 05 2003, 7:05 PM EDT
 Att: 17,267 - Cloudy - 49 F

AB	31
R	1
H	6
RBI	1
BB	3
SO	3
LOB	17



Batter	1	2	3	4	5	6	7	8	9	AB	R	H	RBI	BB	SO	LOB	TOP										
Andres Torres, S OBP: 0.297, SLG: 0.257	P6		B4			G3-1		P3		5	0	1	0	0	0	0	Detroit Tigers @ Baltimore Orioles Oriole Park at Camden Yards, Baltimore, MD Tue May 06 2003, 7:05 PM EDT Att: 22,906 - Overcast - 60 F										
20 Omar Infante, R OBP: 0.297, SLG: 0.290	F9		1B					G5-3		4	2	2	0	1	0	0											
Bobby Higginson, L OBP: 0.397, SLG: 0.387	G4-3		2B							4	2	2	1	1	0	3											
Dmitry Young, S OBP: 0.287, SLG: 0.429			1B							5	2	5	5	0	0	0											
Carlos Pena, L OBP: 0.252, SLG: 0.320			3B																								
Dean Palmer, R OBP: 0.225, SLG: 0.154	F8					F9		P3		3	0	0	0	1	0	2											
Ramon Santiago, S OBP: 0.298, SLG: 0.257			BB							1	0	0	0	0	0	1											
Craig Monroe, R OBP: 0.352, SLG: 0.429	G1-3		F8			K				0	0	0	0	0	0	0											
Craig Monroe, R OBP: 0.352, SLG: 0.429	G1-3		F8			K				4	0	0	0	1	1	3											
Eric Munson, L OBP: 0.278, SLG: 0.316	K					G5-3		G4-3		4	0	0	0	0	1	3											
Shane Halter, R OBP: 0.254, SLG: 0.343			IHR					K		4	1	1	1	0	2	0											
Matt Walbeck, S OBP: 0.077, SLG: 0.115	F8					G5-3		G1-3		4	0	1	0	0	0	0											
Inning Stats	R: 0 E: 0 K: 0 S: 8	H: 0 LOB: 0 BB: 0 P: 11	R: 1 E: 0 K: 1 S: 9	H: 1 LOB: 0 BB: 0 P: 14	R: 3 E: 0 K: 0 S: 12	H: 4 LOB: 2 BB: 1 P: 23	R: 0 E: 0 K: 1 S: 14	H: 2 LOB: 3 BB: 1 P: 23	R: 1 E: 0 K: 1 S: 9	H: 1 LOB: 0 BB: 0 P: 11	R: 0 E: 0 K: 0 S: 10	H: 0 LOB: 0 BB: 0 P: 10	R: 1 E: 0 K: 0 S: 8	H: 3 LOB: 2 BB: 1 P: 18	R: 0 E: 0 K: 1 S: 8	H: 0 LOB: 0 BB: 0 P: 10	R: 1 E: 0 K: 0 S: 11	H: 1 LOB: 1 BB: 1 P: 18	1B: 6 2B: 2 3B: 2 HR: 3	SF: 0 SAC: 0 DP: 1 HBP: 0	WP: 0 PB: 0 SB: 0 CS: 0	PA: 42					
PITCHER	IP	WLS	BF	H	R	ER	SO	BB	IBB	HBP	BLK	WP	HR	S	P	ERA	WHIP										
Pat Hentgen, R ERA: 4.66	4.0		21	7	4	4	2	2	0	0	0	0	1	43	71	9.00	2.250										
Travis Driskill, R ERA: 4.5	4.0		16	4	2	2	2	1	0	0	0	0	1	35	49	4.50	1.250										
Buddy Groom, L ERA: 0.82	1.0	L	5	1	1	1	0	1	0	0	0	0	0	11	18	9.00	2.000										

Batter	1	2	3	4	5	6	7	8	9	AB	R	H	RBI	BB	SO	LOB	BOTTOM										
Jerry Hairston, R OBP: 0.390, SLG: 0.414	SH1-3		F7			P4		G4-3		4	0	1	0	1	0	1	Detroit Tigers @ Baltimore Orioles Oriole Park at Camden Yards, Baltimore, MD Tue May 06 2003, 7:05 PM EDT Att: 22,906 - Overcast - 60 F										
6 Melvin Mora, R OBP: 0.418, SLG: 0.566	SH1-3					L7		E6		3	1	0	0	1	1	2											
David Segui, S OBP: 0.376, SLG: 0.388						G6-3		G1-6-3		4	0	1	0	0	0	2											
Jose Morban, S OBP: 0.333, SLG: 1.333	P4					G6-3		G1-6-3		0	1	0	0	0	0	0											
Jeff Conine, R OBP: 0.363, SLG: 0.435	K					K		G4-3		4	0	1	2	0	2	1											
31 Jay Gibbons, L OBP: 0.326, SLG: 0.410								L3		3	0	1	0	1	0	0											
Tony Batista, R OBP: 0.319, SLG: 0.397								L7		4	1	0	0	0	1	3											
Deivi Cruz, R OBP: 0.376, SLG: 0.245								G4-3		3	0	0	0	0	0	1											
Larry Bigbie, L OBP: 0.324, SLG: 0.333								G5-3		1	0	0	0	0	0	0											
Geronimo Gil, R OBP: 0.271, SLG: 0.277								G4-3		3	2	2	1	1	0	0											
Gary Matthews, S OBP: 0.242, SLG: 0.371								G1-3		4	1	1	2	0	0	2											
Inning Stats	R: 0 E: 0 K: 1 S: 8	H: 1 LOB: 1 BB: 0 P: 13	R: 0 E: 0 K: 0 S: 4	H: 0 LOB: 0 BB: 0 P: 7	R: 0 E: 0 K: 0 S: 9	H: 0 LOB: 0 BB: 0 P: 14	R: 0 E: 0 K: 1 S: 10	H: 0 LOB: 0 BB: 0 P: 16	R: 3 E: 1 K: 0 S: 15	H: 2 LOB: 0 BB: 1 P: 25	R: 0 E: 0 K: 0 S: 10	H: 0 LOB: 0 BB: 1 P: 18	R: 0 E: 0 K: 0 S: 7	H: 0 LOB: 0 BB: 0 P: 10	R: 3 E: 2 K: 1 S: 21	H: 4 LOB: 2 BB: 0 P: 32	R: 0 E: 0 K: 1 S: 11	H: 0 LOB: 2 BB: 2 P: 22	1B: 6 2B: 0 3B: 0 HR: 1	SF: 0 SAC: 1 DP: 1 HBP: 0	WP: 0 PB: 0 SB: 2 CS: 0	PA: 38					
PITCHER	IP	WLS	BF	H	R	ER	SO	BB	IBB	HBP	BLK	WP	HR	S	P	ERA	WHIP										
Mike Maroth, L ERA: 5.4	7.0		25	3	3	3	2	2	0	0	0	0	0	12	18	0.00	3.000										
Matt Anderson, R ERA: 6.17	0.2	H	5	2	3	0	0	0	0	0	0	0	0	3	4	∞	∞										
Chris Spurling, R ERA: 3.46	0.0	B	1	1	0	0	0	0	0	0	0	0	0	2	4	∞	∞										
Jamie Walker, L ERA: 3.52	0.0		1	1	0	0	0	0	0	0	0	0	0	2	4	∞	∞										
Franklyn Gezman, R ERA: 4.61	1.1	W	6	0	0	0	2	2	0	0	0	0	0	15	28	0.00	1.500										



Batter	1	2	3	4	5	6	7	8	9	AB	R	H	RBI	BB	SO	LOB	TOP			
Andres Torres, S OBP: 0.317, SLG: 0.263 (1, 8)	L1	1B		SH3-4		G6-3		20 CS BB		3	0	1	0	1	0	0				
20 Omar Infante, R OBP: 0.301, SLG: 0.298 (1, 6)	FC6-4 BB	1B		G1-3			1B BB	CS	G5-3	4	1	2	1	1	1	1				
Bobby Higginson, L OBP: 0.373, SLG: 0.395 (1, 10)	FC6-4 BB			G1-3			BB 1B		S 1B BB	3	2	2	0	2	0	1				
Dmitri Young, S OBP: 0.283, SLG: 0.418 (1, 5)	FC6-4			L9			BB		K	5	0	1	0	0	1	5				
Dean Palmer, R OBP: 0.234, SLG: 0.159 Carlos Pena, L OBP: 0.252, SLG: 0.320 (9, 3)	F8			1B BB		G1-3		F3	HR 1B	4	1	1	1	1	0	5				
Craig Monroe, R OBP: 0.373, SLG: 0.491 (1, 9)		G6-3		1-2 2-H 1B		K			3-H 1-0 HR	4	1	2	4	1	1	0				
Shane Halter, R OBP: 0.250, SLG: 0.324 (1, 4)		15 HR BB		B1-5-4		G4-3		G5-2-3	P3	4	1	0	0	1	0	5				
15 Brandon Inge, R OBP: 0.235, SLG: 0.227 (1, 2)		1-H HR				L9			K	4	2	2	3	0	1	0				
Gene Kingsale, S OBP: 0.338, SLG: 0.303 (1, 7)	F8			SH3-4 20 1B 2B		K		G5-3		4	1	1	0	0	1	0				
Inning Stats	R: 0 E: 0 K: 0 S: 9	H: 1 LOB: 2 BB: 1 P: 16	R: 2 E: 0 K: 1 S: 15	H: 2 LOB: 1 BB: 1 P: 23	R: 1 E: 0 K: 0 S: 7	H: 2 LOB: 1 BB: 1 P: 15	R: 2 E: 0 K: 0 S: 10	H: 3 LOB: 1 BB: 0 P: 18	R: 0 E: 0 K: 1 S: 7	H: 0 LOB: 0 BB: 0 P: 9	R: 1 E: 0 K: 0 S: 14	H: 2 LOB: 2 BB: 2 P: 25	R: 0 E: 0 K: 1 S: 10	H: 0 LOB: 0 BB: 1 P: 17	R: 3 E: 0 K: 1 S: 13	H: 2 LOB: 0 BB: 1 P: 22	1B: 8 2B: 1 3B: 0 HR: 3	SF: 0 SAC: 1 DP: 2 HBP: 0	WP: 0 PB: 0 SB: 2 CS: 1	PA: 44
PITCHER	IP WLS BF H R ER SO	IP WLS BF H R ER SO	IP WLS BF H R ER SO	IP WLS BF H R ER SO	IP WLS BF H R ER SO	IP WLS BF H R ER SO	IP WLS BF H R ER SO	IP WLS BF H R ER SO	IP WLS BF H R ER SO	IP WLS BF H R ER SO	IP WLS BF H R ER SO	IP WLS BF H R ER SO	IP WLS BF H R ER SO	IP WLS BF H R ER SO	IP WLS BF H R ER SO	IP WLS BF H R ER SO	ERA WHIP	ERA WHIP		
Omar Daal, L ERA: 5.67 Rick Bauer, R ERA: 5.24 Kerry Ligtenberg, R ERA: 3.45 Jorge Julio, R ERA: 4.73	(1, 1) (5, 1) (8, 1) (9, 1)	4.0 L 22 8 5 5 1	3.0 H 12 2 1 1 2	1.0 H 3 0 0 0 1	1.0 H 6 2 3 3 1	4.0 L 22 8 5 5 1	3.0 H 12 2 1 1 2	1.0 H 3 0 0 0 1	1.0 H 6 2 3 3 1	4.0 L 22 8 5 5 1	3.0 H 12 2 1 1 2	1.0 H 3 0 0 0 1	1.0 H 6 2 3 3 1	4.0 L 22 8 5 5 1	3.0 H 12 2 1 1 2	1.0 H 3 0 0 0 1	11.25 2.750	3.00 1.333	0.00 1.000	27.00 3.000

Detroit Tigers @ Baltimore Orioles
 Oriole Park at Camden Yards, Baltimore, MD
 Wed May 07 2003, 3:05 PM EDT
 Att: 22,770 - Cloudy - 80 F

AB 35
 R 9
 H 12
 RBI 9
 BB 7
 SO 5
 LOB 17



Batter	1	2	3	4	5	6	7	8	9	AB	R	H	RBI	BB	SO	LOB	BOTTOM					
Jerry Hairston, R OBP: 0.390, SLG: 0.413 (1, 4)	F7	L9			1B 6 S G1-3		BB		G6-3	5	1	2	0	0	0	2						
6 Melvin Mora, R OBP: 0.406, SLG: 0.538 (1, 6)	F9			G5-3	1B 31 SF9 BB		K		G6-3	4	1	0	0	1	1	1						
David Segui, S OBP: 0.358, SLG: 0.481 (1, 10)	HR			1B 31 G3-1	1B		BB			3	2	3	1	1	0	0						
Jeff Conine, R OBP: 0.367, SLG: 0.432 (1, 3)	BB			1B 31 G3-1	1B		F9			3	0	1	1	1	0	4						
31 Jay Gibbons, L OBP: 0.317, SLG: 0.400 (1, 9)	F9			G3-1	SF9		P4			3	0	0	2	0	0	4						
Tony Batista, R OBP: 0.309, SLG: 0.384 (1, 5)		G6-3		G5-3	K			F8		4	0	0	0	0	1	2						
Larry Bigbie, L OBP: 0.316, SLG: 0.324 (1, 7)	G6-3 1B			G4-3		F7		K		4	0	1	0	0	1	0						
Brook Fordyce, R OBP: 0.259, SLG: 0.320 (1, 2)	G6-3			G5-3		F9		G6-3		4	0	0	0	0	0	1						
Gary Matthews, S OBP: 0.242, SLG: 0.362 (1, 8)	BB			G4-3		K		G1		3	0	0	0	1	1	0						
Inning Stats	R: 1 E: 0 K: 0 S: 11	H: 1 LOB: 1 BB: 1 P: 19	R: 0 E: 0 K: 0 S: 9	H: 1 LOB: 2 BB: 1 P: 19	R: 1 E: 0 K: 0 S: 8	H: 2 LOB: 1 BB: 0 P: 14	R: 0 E: 0 K: 0 S: 4	H: 0 LOB: 0 BB: 0 P: 8	R: 2 E: 0 K: 1 S: 17	H: 2 LOB: 1 BB: 1 P: 25	R: 0 E: 0 K: 1 S: 6	H: 0 LOB: 0 BB: 0 P: 9	R: 0 E: 0 K: 1 S: 20	H: 1 LOB: 2 BB: 1 P: 34	R: 0 E: 0 K: 1 S: 9	H: 0 LOB: 0 BB: 0 P: 13	R: 0 E: 0 K: 0 S: 6	H: 0 LOB: 0 BB: 0 P: 7	1B: 6 2B: 0 3B: 0 HR: 1	SF: 1 SAC: 0 DP: 0 HBP: 0	WP: 0 PB: 0 SB: 1 CS: 0	PA: 38
PITCHER	IP WLS BF H R ER SO	IP WLS BF H R ER SO	IP WLS BF H R ER SO	IP WLS BF H R ER SO	IP WLS BF H R ER SO	IP WLS BF H R ER SO	IP WLS BF H R ER SO	IP WLS BF H R ER SO	IP WLS BF H R ER SO	IP WLS BF H R ER SO	IP WLS BF H R ER SO	IP WLS BF H R ER SO	IP WLS BF H R ER SO	IP WLS BF H R ER SO	IP WLS BF H R ER SO	IP WLS BF H R ER SO	ERA WHIP	ERA WHIP				
Gary Knotts, R ERA: 4.83 Matt Roney, R ERA: 2.97 Jamie Walker, L ERA: 3.0 Steve Sparks, R ERA: 3.6	(1, 1) (6, 1) (7, 1) (9, 1)	5.0 W 24 4 4 4 1	1.2 H 7 1 0 0 2	1.1 H 4 0 0 0 1	1.0 H 3 0 0 0 0	4.0 W 24 4 4 4 1	1.2 H 7 1 0 0 2	1.1 H 4 0 0 0 1	1.0 H 3 0 0 0 0	5.0 W 24 4 4 4 1	1.2 H 7 1 0 0 2	1.1 H 4 0 0 0 1	1.0 H 3 0 0 0 0	4.0 W 24 4 4 4 1	1.2 H 7 1 0 0 2	1.1 H 4 0 0 0 1	7.20 1.800	0.00 1.200	0.00 0.000	0.00 0.000		

Detroit Tigers @ Baltimore Orioles
 Oriole Park at Camden Yards, Baltimore, MD
 Wed May 07 2003, 3:05 PM EDT
 Att: 22,770 - Cloudy - 80 F

AB 33
 R 4
 H 7
 RBI 4
 BB 4
 SO 4
 LOB 14



Batter	1	2	3	4	5	6	7	8	9	AB	R	H	RBI	BB	SO	LOB	TOP										
Jerry Hairston, R (1, 4) OBP: 0.397, SLG: 0.398	P4		F7		E6		6 1B BB		SH1-4	3	1	0	0	1	0	0	Baltimore Orioles @ Kansas City Royals Kauffman Stadium, Kansas City, MO Fri May 09 2003, 4:10 PM CDT Att: 38,995 - Cloudy - 70 F										
6 Melvin Mora, R (1, 6) OBP: 0.396, SLG: 0.518	K		F8		CS	F9 31 BLK HR	1B	K	K	5	1	1	2	0	2												
David Segui, S (1, 10)	1B				K		F7			3	0	1	0	2	1	3											
Jeff Conine, R (1, 3) OBP: 0.362, SLG: 0.417	P4				K		F9	31 FC1-6	F8	5	0	1	1	0	1	5											
31 Jay Gibbons, L (1, 9) OBP: 0.331, SLG: 0.448		L6			G3			FC1-6		4	1	1	2	0	0	2											
Tony Batista, R (1, 5) OBP: 0.311, SLG: 0.403	F7				G5-3		P4		F7	4	0	0	0	0	0	0											
Larry Bigbie, L (1, 7) OBP: 0.362, SLG: 0.357					K			1B FC5-2	G6-3	4	0	2	0	0	1	0											
Gary Matthews, S (1, 8) OBP: 0.246, SLG: 0.360							G1-3		G3	3	1	1	0	1	0	0											
Robert Machado, R (1, 2) OBP: 0.250, SLG: 0.250							F8			4	1	1	0	0	0	4											
Jose Morban, S (9, PR) OBP: 0.333, SLG: 1.333										0	0	0	0	0	0	0											
Geronimo Gil, R (9, 2) OBP: 0.284, SLG: 0.279										0	0	0	0	0	0	0											
Inning Stats	R: 0 E: 0 K: 1 S: 9	H: 1 LOB: 1 BB: 0 P: 13	R: 0 E: 0 K: 0 S: 6	H: 1 LOB: 2 BB: 1 P: 10	R: 0 E: 0 K: 1 S: 12	H: 0 LOB: 1 BB: 1 P: 18	R: 0 E: 0 K: 1 S: 9	H: 0 LOB: 0 BB: 0 P: 14	R: 0 E: 1 K: 0 S: 7	H: 0 LOB: 0 BB: 0 P: 11	R: 2 E: 1 K: 1 S: 12	H: 1 LOB: 0 BB: 0 P: 17	R: 3 E: 0 K: 0 S: 15	H: 4 LOB: 2 BB: 1 P: 25	R: 0 E: 0 K: 0 S: 5	H: 0 LOB: 0 BB: 0 P: 9	R: 0 E: 0 K: 1 S: 10	H: 1 LOB: 2 BB: 1 P: 20	1B: 7 2B: 0 3B: 0 HR: 1	SF: 0 SAC: 1 DP: 0 HBP: 0	WP: 0 PA: 41 PB: 0 SB: 1 CS: 1						
PITCHER	IP	WLS	BF	H	R	ER	SO	BB	IBB	HBP	BLK	WP	HR	S	P	ERA	WHIP										
RuneLVs Hernandez, R (1, 1) ERA: 2.04	6.1	L	28	5	5	3	4	3	0	0	1	0	1	60	95	4.26	1.263										
Jason Grimsley, R (7, 1) ERA: 2.74	0.2		4	2	0	0	0	0	0	0	0	0	0	10	13	0.00	3.000										
Sean Lowe, R (8, 1) ERA:	2.0		8	1	0	0	1	0	1	0	0	0	0	15	29	0.00	0.500										

Batter	1	2	3	4	5	6	7	8	9	AB	R	H	RBI	BB	SO	LOB	BOTTOM										
Michael Tucker, L (1, 8) OBP: 0.326, SLG: 0.433	G4-1		1B BB		K2-3		F7		FC3-6	4	0	1	0	1	1	1	Baltimore Orioles @ Kansas City Royals Kauffman Stadium, Kansas City, MO Fri May 09 2003, 4:10 PM CDT Att: 38,995 - Cloudy - 70 F										
Joe Randa, R (1, 5) OBP: 0.339, SLG: 0.477	K		L4		F7			G5-3	FC3-6	5	0	0	0	0	1	2											
Carlos Beltrán, S (1, 10) OBP: 0.310, SLG: 0.391	1B						G4-3		G6-4-3	5	1	3	0	0	0	1											
Raul Ibanez, L (1, 7) OBP: 0.371, SLG: 0.492	G4-3		F9				K	L8		4	0	0	0	0	1	4											
Desi Relaford, S (1, 4) OBP: 0.411, SLG: 0.506					L5		G6-3			3	2	1	0	1	0	0											
Ken Harvey, R (1, 3) OBP: 0.306, SLG: 0.404					K			G4-3	4 BB	4	0	2	2	0	1	0											
Dee Brown, L (1, 9) ERA: 3.8										4	1	3	1	0	1	1											
Carlos Febles, R (8, PR) OBP: 0.333, SLG: 0.333										0	0	0	0	0	0	0											
4 Angel Berroa, R (1, 6) OBP: 0.319, SLG: 0.406					P6			G4-3		3	0	0	0	1	0	3											
Mike DiFelice, R (1, 2) OBP: 0.231, SLG: 0.410										3	0	1	1	0	1	0											
Brent Mayne, L (8, PH) OBP: 0.337, SLG: 0.464					F8				G3	1	0	0	0	0	0	3											
Inning Stats	R: 0 E: 0 K: 1 S: 9	H: 1 LOB: 0 BB: 0 P: 16	R: 1 E: 0 K: 1 S: 9	H: 1 LOB: 1 BB: 1 P: 17	R: 0 E: 0 K: 0 S: 10	H: 1 LOB: 2 BB: 1 P: 17	R: 0 E: 0 K: 1 S: 6	H: 1 LOB: 1 BB: 0 P: 9	R: 0 E: 0 K: 2 S: 10	H: 0 LOB: 0 BB: 0 P: 16	R: 0 E: 0 K: 1 S: 8	H: 0 LOB: 0 BB: 0 P: 9	R: 1 E: 0 K: 0 S: 12	H: 2 LOB: 1 BB: 0 P: 17	R: 2 E: 0 K: 0 S: 16	H: 4 LOB: 3 BB: 1 P: 26	R: 0 E: 0 K: 0 S: 7	H: 1 LOB: 0 BB: 0 P: 11	1B: 9 2B: 2 3B: 0 HR: 0	SF: 0 SAC: 0 DP: 2 HBP: 0	WP: 0 PA: 39 PB: 0 SB: 1 CS: 0						
PITCHER	IP	WLS	BF	H	R	ER	SO	BB	IBB	HBP	BLK	WP	HR	S	P	ERA	WHIP										
Sidney Ponson, R (1, 1) ERA: 3.8	7.0	W	28	6	2	1	6	2	0	0	0	0	0	64	101	1.29	1.143										
Buddy Groom, L (8, 1) ERA: 2.31	0.2	H	6	4	2	2	0	0	0	0	0	0	0	12	17	27.00	6.000										
Kerry Ligtenberg, R (8, 1) ERA: 3.38	0.1	H	2	0	0	0	0	1	0	0	0	0	0	4	9	0.00	3.000										
Jorge Julio, R (9, 1) ERA: 4.4	1.0	S	3	1	0	0	0	0	0	0	0	0	0	7	11	0.00	1.000										

AB	35
R	5
H	8
RBI	5
BB	4
SO	5
LOB	16



AB	36
R	4
H	11
RBI	4
BB	3
SO	6
LOB	15



Batter	1	2	3	4	5	6	7	8	9	AB	R	H	RBI	BB	SO	LOB	TOP								
Jerry Hairston, R (1, 4) OBP: 0.374, SLG: 0.386	G5-3		G5-3		SF7		G5-3		F7	4	0	0	1	0	0	2	Baltimore Orioles @ Kansas City Royals Kauffman Stadium, Kansas City, MO Sat May 10 2003, 6:05 PM CDT Att: 25,930 - Cloudy - 74 F								
6 Melvin Mora, R (1, 7) OBP: 0.415, SLG: 0.523	K		HBP		2H		G6-3		DI	3	0	2	0	1	1	0									
David Segui, S (1, 10) OBP: 0.427, SLG: 0.500	G5-3		K		L9		G6-3		K	5	0	0	0	0	2	6									
Jeff Conine, R (1, 3) OBP: 0.359, SLG: 0.412					G5-3		31 HR		K2-3	4	1	1	0	0	2	1									
31 Jay Gibbons, L (1, 9) OBP: 0.336, SLG: 0.467					L3		1H		G6-3	3	1	1	2	1	0	0									
Jose Leon, R (1, 5) OBP: 0.320, SLG: 0.190					G6-3		G5-3		K	4	0	0	0	0	1	1									
Gary Matthews, S (1, 8) OBP: 0.247, SLG: 0.353							G5-3		G4-6-3	3	0	0	0	1	0	2									
Deivi Cruz, R (1, 6) OBP: 0.189, SLG: 0.255					F9		F9			3	1	1	0	0	0	1									
Larry Bigbie, L (9, PH) OBP: 0.375, SLG: 0.372							2B		6	1	0	1	0	0	0	0									
Geronomo Gil, R (1, 2) OBP: 0.295, SLG: 0.296							WP		P4	3	1	1	1	1	0	2									
Inning Stats	R: 0 E: 0 K: 1 S: 6	H: 0 LOB: 0 BB: 0 P: 11	R: 0 E: 0 K: 1 S: 9	H: 0 LOB: 1 BB: 1 P: 17	R: 0 E: 0 K: 1 S: 12	H: 0 LOB: 2 BB: 1 P: 22	R: 0 E: 0 K: 0 S: 8	H: 0 LOB: 0 BB: 0 P: 11	R: 2 E: 0 K: 0 S: 17	H: 3 LOB: 1 BB: 0 P: 27	R: 2 E: 0 K: 0 S: 13	H: 2 LOB: 1 BB: 1 P: 19	R: 0 E: 0 K: 1 S: 10	H: 0 LOB: 1 BB: 1 P: 19	R: 0 E: 0 K: 1 S: 8	H: 0 LOB: 0 BB: 0 P: 10	R: 0 E: 0 K: 1 S: 13	H: 2 LOB: 2 BB: 0 P: 21	1B: 5 2B: 1 3B: 0 HR: 1	SF: 1 SAC: 0 DP: 1 HBP: 1	WP: 2 PB: 2 SB: 0 CS: 0	PA: 39			
PITCHER	IP	WLS	BF	H	R	ER	SO	BB	IBB	HBP	BLK	WP	HR	S	P	ERA	WHIP								
Chris George, L (1, 1) ERA: 4.35	6.0		27	5	4	4	3	3	0	1	1	1	1	65	107	6.00	1.333								
D.J. Carrasco, R (7, 1) ERA: 2.37	2.0	W	7	0	0	0	2	1	0	0	0	1	0	18	29	0.00	0.500								
Mike MacDougal, R (9, 1) ERA: 3.07	1.0		5	2	0	0	1	0	0	0	0	0	0	13	21	0.00	2.000								

Batter	1	2	3	4	5	6	7	8	9	AB	R	H	RBI	BB	SO	LOB	BOTTOM								
Desi Relaford, S (1, 10) OBP: 0.430, SLG: 0.518	G6-3		F8		2B		G6-3		G6-4-3	4	0	3	1	1	0	0	Baltimore Orioles @ Kansas City Royals Kauffman Stadium, Kansas City, MO Sat May 10 2003, 6:05 PM CDT Att: 25,930 - Cloudy - 74 F								
Joe Randa, R (1, 5) OBP: 0.333, SLG: 0.474	G6-3		K		1B		G6-3		G6-4-3	5	0	1	2	0	1	4									
Carlos Beltrán, S (1, 8) OBP: 0.307, SLG: 0.382	F7		K				G5-4-3		F9	4	0	1	0	0	1	2									
Raul Ibanez, L (1, 7) OBP: 0.368, SLG: 0.492	P5				L3		K		HR	4	1	1	0	0	1	2									
Ken Harvey, R (1, 3) OBP: 0.304, SLG: 0.427			L8		G6-3		G5-4-3		HR	4	1	1	2	0	0	1									
Dee Brown, L (1, 9) OBP: 0.373, SLG: 0.500			FC6		K				2B	3	1	2	0	0	1	0									
4 Angel Berroa, R (1, 6) OBP: 0.325, SLG: 0.404			FC6				FC4-6		P4	3	2	1	0	1	0	2									
Carlos Febles, R (1, 4) OBP: 0.330, SLG: 0.329			FC6				FC4-6		2B	1	0	0	0	0	0	2									
Mendy López, R (6, PH) OBP: 0.222, SLG: 0.389			FC6				FC4-6		2B	3	2	2	0	0	0	1									
Mike DiFelice, R (1, 2) OBP: 0.256, SLG: 0.442			G6-3				G6-3			4	1	2	3	0	0	3									
Inning Stats	R: 0 E: 0 K: 0 S: 7	H: 1 LOB: 1 BB: 0 P: 12	R: 0 E: 0 K: 0 S: 7	H: 1 LOB: 2 BB: 1 P: 17	R: 0 E: 0 K: 2 S: 10	H: 0 LOB: 0 BB: 0 P: 14	R: 0 E: 0 K: 1 S: 9	H: 0 LOB: 0 BB: 0 P: 15	R: 1 E: 0 K: 0 S: 8	H: 3 LOB: 2 BB: 0 P: 13	R: 0 E: 0 K: 1 S: 9	H: 1 LOB: 0 BB: 0 P: 14	R: 3 E: 0 K: 0 S: 18	H: 3 LOB: 1 BB: 0 P: 29	R: 4 E: 0 K: 0 S: 23	H: 5 LOB: 1 BB: 1 P: 31	1B: 9 2B: 4 3B: 0 HR: 1	SF: 0 SAC: 0 DP: 2 HBP: 1	WP: 0 PB: 0 SB: 1 CS: 0	PA: 38					
PITCHER	IP	WLS	BF	H	R	ER	SO	BB	IBB	HBP	BLK	WP	HR	S	P	ERA	WHIP								
Jason Johnson, R (1, 1) ERA: 2.21	5.0		20	5	1	1	3	1	0	0	0	0	0	41	71	1.80	1.200								
B.J. Ryan, L (6, 1) ERA: 4.15	1.1	H	7	3	3	3	1	0	0	1	0	0	0	19	29	20.25	2.250								
Kerry Ligtenberg, R (7, 1) ERA: 3.24	0.2	B	3	1	0	0	0	0	0	0	0	0	0	8	14	0.00	1.500								
Buddy Groom, L (8, 1) ERA: 4.63	0.0	L	3	3	3	3	0	0	0	0	0	0	1	10	13	=	=								
Rick Bauer, R (8, 1) ERA: 5.4	1.0		5	2	1	1	0	1	0	0	0	0	0	13	18	9.00	3.000								

AB	33
R	4
H	7
RBI	4
BB	4
SO	6
LOB	15



AB	35
R	8
H	14
RBI	8
BB	2
SO	4
LOB	17



Batter	1	2	3	4	5	6	7	8	9	AB	R	H	RBI	BB	SO	LOB	TOP				
Jerry Hairston, R OBP: 0.377, SLG: 0.385	4-0 FC5-4 BB		1-1 SH5-3	1-1 1-2 2H 1B		0-0 P4		1-1 G3-1		3	0	1	1	1	0	1					
6 Melvin Mora, R OBP: 0.414, SLG: 0.511	1-2 FC5-4 1-2		4-2 BB	1-1 P3			0-0 F9		1-1 HR 1B	4	1	1	0	1	0	3					
David Segui, S OBP: 0.438, SLG: 0.549	3-2 F7		3-2 F8		2-2 31 G4-3 WP 1B		1-0 2B 1B		3-1 HR 1B	5	1	3	2	0	0	3					
Jeff Conine, R OBP: 0.354, SLG: 0.412	3-2 K		3-2 P2		1-0 F7 1-2		1-2 2B 1B		2-3 HR 1B	5	0	1	0	0	2	4					
31 Jay Gibbons, L OBP: 0.338, SLG: 0.482		2-1 G4-3		1-1 HR	1-0 G4-3		4-0 G6-4-3 IBB		1-0 L9	4	1	1	1	1	0	1					
Tony Batista, R OBP: 0.301, SLG: 0.388		1-0 G5-3		1-3 K	2-2 P2		2-2 G6-4-3 1-2		0-1 F8	5	0	0	0	0	1	4					
Gary Matthews, S OBP: 0.247, SLG: 0.350		0-1 1B		1-2 G6-3		1-0 F8		2-2 G6-3		4	0	1	0	0	0	0					
Deivi Cruz, R OBP: 0.209, SLG: 0.298		1-2 G4-3		2-2 BB 1B		0-0 HR		2-1 1B		4	2	3	1	0	0	1					
Gerónimo Gil, R OBP: 0.305, SLG: 0.297			1-1 SH5-3 1B	4-1 1B		2-3 K		1-0 P6		3	0	1	0	1	1	1					
Inning Stats	R: 0 E: 0 K: 1 S: 10	H: 0 LOB: 1 BB: 1 P: 21	R: 0 E: 0 K: 0 S: 8	H: 1 LOB: 1 BB: 0 P: 12	R: 0 E: 0 K: 0 S: 14	H: 1 LOB: 2 BB: 1 P: 26	R: 2 E: 0 K: 1 S: 16	H: 3 LOB: 2 BB: 1 P: 27	R: 0 E: 0 K: 0 S: 8	H: 1 LOB: 0 BB: 0 P: 14	R: 1 E: 0 K: 1 S: 8	H: 1 LOB: 0 BB: 0 P: 11	R: 0 E: 0 K: 0 S: 8	H: 2 LOB: 2 BB: 1 P: 16	R: 0 E: 0 K: 0 S: 8	H: 1 LOB: 1 BB: 0 P: 14	R: 2 E: 0 K: 1 S: 10	H: 2 LOB: 0 BB: 0 P: 17	1B: 8 2B: 1 3B: 0 HR: 3	SF: 0 SAC: 1 DP: 1 HBP: 0	WP: 1 PA: 42 PB: 0 SB: 0 CS: 0
PITCHER	IP	WLS	BF	H	R	ER	SO	BB	IBB	HBP	BLK	WP	HR	S	P	ERA	WHIP				
Darrell May, L ERA: 4.83	(1, 1)	6.0	28	7	3	3	3	3	0	0	0	1	2	64	111	4.50	1.667				
Sean Lowe, R ERA: 3.6	(7, 1)	3.0	W 14	5	2	2	1	0	1	0	0	0	1	26	47	6.00	1.667				

Baltimore Orioles @ Kansas City Royals
Kauffman Stadium, Kansas City, MO
Sun May 11 2003, 1:05 PM CDT
Att: 16,105 - Cloudy - 66 F

AB	37
R	5
H	12
RBI	5
BB	4
SO	4
LOB	18



Batter	1	2	3	4	5	6	7	8	9	AB	R	H	RBI	BB	SO	LOB	BOTTOM				
Michael Tucker, L OBP: 0.336, SLG: 0.470	1-2 G3-1 BB 1B		3-0 SF9 2B	1-1 FC4-6 1-2			1-1 G4-3	0-2 HR		5	2	3	1	0	0	1					
Desti Relaford, S OBP: 0.419, SLG: 0.500	0-1 F9		0-1 SF9		0-0 L9		4-0 2B BB	1-2 G4-3		3	1	0	1	1	0	1					
Carlos Beltrán, S OBP: 0.313, SLG: 0.389	4-0 G3-1 BB		2-3 3H 3-2 K		1-0 G3		1-2 1B 2B	1-0 G3-1		4	1	1	0	1	1	1					
Raul Ibanez, L OBP: 0.376, SLG: 0.496	0-2 G3-1		1-1 2B		4-2 1B BB		4-0 1B IBB	1-1 G3		3	1	1	1	2	0	2					
Ken Harvey, R OBP: 0.310, SLG: 0.430	2-3 K		3-2 G6-3		0-0 1B		0-1 1B 4 1B 1B			4	1	2	2	0	1	3					
Dee Brown, L OBP: 0.348, SLG: 0.466		2-2 P6		0-0 G6-3	3-2 G4-3		1-2 2H 3H 3-2 K			4	0	0	0	0	1	4					
Brent Mayne, L OBP: 0.344, SLG: 0.477		2-2 G6-3		2-2 1B 2B		1-0 P2	0-0 4 1B 1B			4	1	2	1	0	0	0					
4 Angel Berroa, R OBP: 0.323, SLG: 0.398		2-2 F8		3-1 G5-3		3-1 F7	0-0 1-2 3H 1B			4	0	1	1	0	0	1					
Mendy López, R OBP: 0.273, SLG: 0.409			1-0 2B SF9 1B	0-0 FC4-6 2H 1B		2-3 K	0-3 K			4	1	2	1	0	2	2					
Inning Stats	R: 0 E: 0 K: 1 S: 11	H: 1 LOB: 2 BB: 1 P: 18	R: 0 E: 0 K: 0 S: 10	H: 0 LOB: 0 BB: 0 P: 16	R: 2 E: 0 K: 1 S: 12	H: 3 LOB: 1 BB: 0 P: 22	R: 1 E: 0 K: 0 S: 10	H: 2 LOB: 1 BB: 0 P: 16	R: 0 E: 0 K: 0 S: 9	H: 1 LOB: 2 BB: 1 P: 17	R: 0 E: 0 K: 1 S: 7	H: 0 LOB: 0 BB: 0 P: 13	R: 4 E: 0 K: 2 S: 16	H: 4 LOB: 2 BB: 2 P: 29	R: 1 E: 0 K: 0 S: 9	H: 1 LOB: 0 BB: 0 P: 12	R: 7 E: 0 K: 1 S: 10	H: 7 LOB: 0 BB: 0 P: 17	1B: 7 2B: 4 3B: 0 HR: 1	SF: 1 SAC: 0 DP: 0 HBP: 0	WP: 0 PA: 40 PB: 0 SB: 0 CS: 0
PITCHER	IP	WLS	BF	H	R	ER	SO	BB	IBB	HBP	BLK	WP	HR	S	P	ERA	WHIP				
Pat Hentgen, R ERA: 4.81	(1, 1)	5.0	24	7	3	3	2	2	0	0	0	0	1	32	54	15.00	2.000				
Travis Driskill, R ERA: 9.0	(6, 1)	3.0	L 16	5	5	5	3	1	1	0	0	0	1	32	54	15.00	2.000				

Baltimore Orioles @ Kansas City Royals
Kauffman Stadium, Kansas City, MO
Sun May 11 2003, 1:05 PM CDT
Att: 16,105 - Cloudy - 66 F

AB	35
R	8
H	12
RBI	8
BB	4
SO	5
LOB	15



Batter	1	2	3	4	5	6	7	8	9	AB	R	H	RBI	BB	SO	LOB	TOP										
Jerry Hairston, R OBP: 0.374, SLG: 0.377										3	0	0	0	0	1	2											
6 Melvin Mora, R OBP: 0.409, SLG: 0.500										4	0	1	0	0	2	0											
David Segui, S OBP: 0.452, SLG: 0.560										4	0	3	0	0	0	2											
Jose Morban, S OBP: 0.333, SLG: 1.333										0	0	0	0	0	0	0											
Jeff Conine, R OBP: 0.352, SLG: 0.403										3	0	0	0	1	2	3											
31 Jay Gibbons, L OBP: 0.329, SLG: 0.469										4	0	0	0	0	2	3											
Tony Batista, R OBP: 0.299, SLG: 0.385										4	0	1	0	0	1	0											
Larry Bigbie, L OBP: 0.365, SLG: 0.348										3	0	0	0	1	2	1											
Gary Matthews, S OBP: 0.248, SLG: 0.349										3	0	1	0	0	1	1											
Geronimo Gil, R OBP: 0.294, SLG: 0.286										3	0	0	0	0	0	3											
Inning Stats	R: 0 H: 1 E: 0 K: 3 S: 14	H: 1 LOB: 2 BB: 1 P: 24	R: 0 H: 1 E: 0 K: 2 S: 14	H: 1 LOB: 1 BB: 0 P: 19	R: 0 H: 1 E: 0 K: 0 S: 6	H: 0 LOB: 0 BB: 0 P: 8	R: 0 H: 0 E: 0 K: 0 S: 7	H: 0 LOB: 0 BB: 0 P: 10	R: 0 H: 1 E: 0 K: 1 S: 10	H: 0 LOB: 1 BB: 0 P: 16	R: 0 H: 1 E: 0 K: 1 S: 12	H: 1 LOB: 2 BB: 1 P: 19	R: 0 H: 1 E: 0 K: 2 S: 13	H: 1 LOB: 1 BB: 0 P: 18	R: 0 H: 0 E: 0 K: 2 S: 9	H: 0 LOB: 0 BB: 0 P: 12	1B: 6 2B: 0 3B: 0 HR: 0	SF: 0 SAC: 0 DP: 1 HBP: 1	WP: 0 PB: 0 CS: 1	PA: 34							
PITCHER	IP	WLS	BF	H	R	ER	SO	BB	IBB	HBP	BLK	WP	HR	S	P	ERA	WHIP										
Esteban Loaiza, R ERA: 2.05	(1, 1)	7.0	W	28	5	0	7	2	0	1	0	0	0	70	105	0.00	1.000										
Tom Gordon, R ERA: 4.5	(8, 1)	1.0	H	3	1	0	2	0	0	0	0	0	0	13	18	0.00	1.000										
Billy Koch, R ERA: 7.31	(9, 1)	1.0	S	3	0	0	2	0	0	0	0	0	0	9	12	0.00	0.000										

Baltimore Orioles @ Chicago White Sox
U.S. Cellular Field, Chicago, IL
Tue May 13 2003, 8:05 PM EDT
Att. 14,397 - Sunny - 63 F

AB	31
R	0
H	6
RBI	0
BB	2
SO	11
LOB	15



Batter	1	2	3	4	5	6	7	8	9	AB	R	H	RBI	BB	SO	LOB	BOTTOM										
D'Angelo Jimenez, S OBP: 0.403, SLG: 0.508										4	0	2	0	0	0	1											
Jose Valentin, S OBP: 0.318, SLG: 0.521										3	0	0	0	0	2	1											
Frank Thomas, R OBP: 0.417, SLG: 0.496										4	0	2	0	0	1	1											
Magglio Ordonez, R OBP: 0.348, SLG: 0.511										3	1	1	0	1	0	2											
Carlos Lee, R OBP: 0.289, SLG: 0.449										4	0	1	0	0	0	2											
14 Paul Konerko, R OBP: 0.297, SLG: 0.325										2	0	0	0	2	1	1											
Tony Graffanino, R OBP: 0.409, SLG: 0.564										2	0	1	0	1	1	0											
Miguel Olivo, R OBP: 0.282, SLG: 0.426										3	0	0	1	0	0	4											
Willie Harris, L OBP: 0.167, SLG: 0.138										3	0	1	0	0	2	4											
Inning Stats	R: 0 H: 2 E: 0 K: 0 S: 7	H: 1 LOB: 2 BB: 0 P: 11	R: 0 H: 1 E: 0 K: 1 S: 14	H: 1 LOB: 1 BB: 1 P: 23	R: 0 H: 0 E: 0 K: 1 S: 10	H: 0 LOB: 0 BB: 0 P: 17	R: 1 H: 1 E: 0 K: 1 S: 10	H: 1 LOB: 2 BB: 2 P: 22	R: 0 H: 2 E: 0 K: 1 S: 8	H: 0 LOB: 0 BB: 0 P: 15	R: 0 H: 1 E: 0 K: 1 S: 10	H: 0 LOB: 0 BB: 0 P: 15	R: 0 H: 1 E: 0 K: 1 S: 13	H: 1 LOB: 1 BB: 0 P: 19	1B: 5 2B: 3 3B: 0 HR: 0	SF: 0 SAC: 1 DP: 1 HBP: 0	WP: 0 PB: 0 CS: 0	PA: 33									
PITCHER	IP	WLS	BF	H	R	ER	SO	BB	IBB	HBP	BLK	WP	HR	S	P	ERA	WHIP										
Omar Daal, L ERA: 5.01	(1, 1)	7.0	L	29	7	1	6	4	0	0	0	0	0	68	116	1.29	1.571										
Willis Roberts, R ERA: 3.92	(8, 1)	1.0		4	1	0	1	0	0	0	0	0	0	13	19	0.00	1.000										

Baltimore Orioles @ Chicago White Sox
U.S. Cellular Field, Chicago, IL
Tue May 13 2003, 8:05 PM EDT
Att. 14,397 - Sunny - 63 F

AB	28
R	1
H	8
RBI	1
BB	4
SO	7
LOB	16



Batter	1	2	3	4	5	6	7	8	9	AB	R	H	RBI	BB	SO	LOB	TOP			
Jerry Hairston, R OBP: 0.371, SLG: 0.369 (1, 4)										3	0	0	0	1	1	1	<p>Baltimore Orioles @ Chicago White Sox U.S. Cellular Field, Chicago, IL Wed May 14, 2003, 8:05 PM EDT Att: 12,078 - Overcast - 56 F</p> <p>livebaseballscores.com</p> <p>AB 31 R 1 H 7 RBI 1 BB 1 SO 7 LOB 12</p>			
Larry Bigbie, L OBP: 0.357, SLG: 0.340 (1, 7)										4	0	1	0	0	0	2				
David Segui, S OBP: 0.432, SLG: 0.532 (1, 10)										4	0	0	0	0	1	2				
Jeff Conine, R OBP: 0.349, SLG: 0.406 (1, 3)										4	1	1	0	0	1	1				
31 Jay Gibbons, L OBP: 0.333, SLG: 0.470 (1, 9)										4	0	2	1	0	1	0				
Tony Batista, R OBP: 0.300, SLG: 0.384 (1, 5)										3	0	1	0	0	0	1				
Gary Matthews, S OBP: 0.250, SLG: 0.349 (1, 8)										3	0	1	0	0	2	1				
Deivi Cruz, R OBP: 0.212, SLG: 0.299 (1, 6)										3	0	1	0	0	0	2				
Brook Fordyce, R OBP: 0.246, SLG: 0.302 (1, 2)										3	0	0	0	0	1	2				
Inning Stats	R: 0 E: 0 K: 2 S: 10	H: 0 LOB: 1 BB: 1 P: 17	R: 0 E: 0 K: 1 S: 9	H: 0 LOB: 0 BB: 0 P: 14	R: 0 E: 0 K: 1 S: 9	H: 1 LOB: 1 BB: 0 P: 14	R: 0 E: 0 K: 0 S: 9	H: 1 LOB: 1 BB: 0 P: 14	R: 0 E: 0 K: 0 S: 4	H: 1 LOB: 0 BB: 0 P: 6	R: 1 E: 0 K: 1 S: 14	H: 3 LOB: 1 BB: 0 P: 19	R: 0 E: 0 K: 1 S: 8	H: 0 LOB: 0 BB: 0 P: 12	R: 0 E: 0 K: 1 S: 10	H: 0 LOB: 0 BB: 0 P: 14	1B: 6 2B: 1 3B: 0 HR: 0	SF: 0 SAC: 0 DP: 2 HBP: 0	WP: 0 PB: 0 SB: 0 CS: 0	PA: 32
PITCHER	IP WLS BF H R ER SO BB IBB HBP BLK WP HR S P ERA WHIP																			
Dan Wright, R ERA: 4.22 (1, 1)	6.1	W 23	B 6	H 1	R 1	ER 1	SO 4	BB 1	IBB 0	HBP 0	BLK 0	WP 0	HR 0	S 55	P 86	ERA 1.42	WHIP 1.105			
Tom Gordon, R ERA: 4.12 (7, 1)	1.2	W 6	B 1	H 0	R 0	ER 0	SO 2	BB 0	IBB 0	HBP 0	BLK 0	WP 0	HR 0	S 15	P 21	ERA 0.00	WHIP 0.600			
Damaso Marte, L ERA: 1.8 (9, 1)	1.0	W 3	B 0	H 0	R 0	ER 0	SO 1	BB 0	IBB 0	HBP 0	BLK 0	WP 0	HR 0	S 10	P 14	ERA 0.00	WHIP 0.000			


Batter	1	2	3	4	5	6	7	8	9	AB	R	H	RBI	BB	SO	LOB	BOTTOM			
D'Angelo Jimenez, S OBP: 0.399, SLG: 0.508 (1, 4)										4	1	1	0	0	2	1	<p>Baltimore Orioles @ Chicago White Sox U.S. Cellular Field, Chicago, IL Wed May 14, 2003, 8:05 PM EDT Att: 12,078 - Overcast - 56 F</p> <p>livebaseballscores.com</p> <p>AB 33 R 5 H 11 RBI 5 BB 0 SO 6 LOB 16</p>			
Jose Valentin, S OBP: 0.316, SLG: 0.512 (1, 6)										4	1	1	2	0	2	1				
Frank Thomas, R OBP: 0.426, SLG: 0.538 (1, 10)										4	1	3	2	0	1	0				
Magglio Ordonez, R OBP: 0.346, SLG: 0.500 (1, 9)										3	0	0	0	0	0	1				
Carlos Lee, R OBP: 0.295, SLG: 0.458 (1, 7)										4	0	2	0	0	0	3				
14 Paul Konerko, R OBP: 0.295, SLG: 0.328 Willie Harris, L OBP: 0.194, SLG: 0.167 (7, PR) (8, 8)										2	0	1	0	0	0	1				
Armando Rios, L OBP: 0.295, SLG: 0.358 Brian Daubach, L OBP: 0.304, SLG: 0.205 (8, 3)										1	0	0	0	0	1	1				
24 Joe Crede, R OBP: 0.263, SLG: 0.326 (1, 5)										4	0	0	0	0	0	4				
Sandy Alomar Jr., R OBP: 0.302, SLG: 0.383 (1, 2)										4	1	2	1	0	0	1				
Inning Stats	R: 1 E: 0 K: 2 S: 10	H: 1 LOB: 0 BB: 0 P: 16	R: 0 E: 0 K: 0 S: 14	H: 1 LOB: 1 BB: 0 P: 19	R: 0 E: 0 K: 2 S: 11	H: 0 LOB: 0 BB: 0 P: 15	R: 0 E: 0 K: 1 S: 17	H: 2 LOB: 2 BB: 0 P: 26	R: 0 E: 0 K: 0 S: 8	H: 1 LOB: 1 BB: 0 P: 13	R: 0 E: 0 K: 0 S: 8	H: 1 LOB: 0 BB: 0 P: 11	R: 4 E: 0 K: 0 S: 13	H: 4 LOB: 2 BB: 0 P: 22	R: 0 E: 0 K: 1 S: 9	H: 1 LOB: 1 BB: 0 P: 14	1B: 7 2B: 3 3B: 0 HR: 1	SF: 0 SAC: 1 DP: 1 HBP: 2	WP: 1 PB: 0 SB: 1 CS: 0	PA: 36
PITCHER	IP WLS BF H R ER SO BB IBB HBP BLK WP HR S P ERA WHIP																			
Rick Helling, R ERA: 5.51 (1, 1)	6.2	L 28	B 8	H 5	R 5	ER 5	SO 5	BB 5	IBB 5	HBP 0	BLK 0	WP 0	HR 1	S 74	P 112	ERA 6.75	WHIP 1.200			
B.J. Ryan, L ERA: 4.85 (7, 1)	0.0	W 1	B 1	H 0	R 0	ER 0	SO 0	BB 0	IBB 0	HBP 0	BLK 0	WP 0	HR 4	S 5	P 5	ERA 5.51	WHIP 1.000			
Rick Bauer, R ERA: 5.11 (7, 1)	1.1	W 7	B 2	H 0	R 0	ER 0	SO 1	BB 0	IBB 0	HBP 1	BLK 0	WP 1	HR 0	S 12	P 19	ERA 0.00	WHIP 1.500			

Batter	1	2	3	4	5	6	7	8	9	AB	R	H	RBI	BB	SO	LOB	TOP					
Jerry Hairston, R OBP: 0.374, SLG: 0.368 (1, 4)	0-1 CS 1B		0-2 G5-3			2-2 G5-4-3 1-2		2-0 HBP	3 0 1 0 0 0 1													
6 Melvin Mora, R OBP: 0.395, SLG: 0.480 (1, 8)	1-3 K		2-3 K			2-0 F8		0-1 F9	4 0 0 0 0 2 2													
David Segui, S OBP: 0.413, SLG: 0.506 (1, 10)	3-3 K			2-3 K		0-2 F8		1-1 L7	4 0 0 0 0 2 2													
Jeff Conine, R OBP: 0.347, SLG: 0.401 (1, 3)		2-1 HR 1B		1-1 F8		1-3 K		0-3 K	4 1 1 0 0 2 1													
31 Jay Gibbons, L OBP: 0.327, SLG: 0.461 (1, 9)		1-1 F7		0-2 P6		0-1 G3			3 0 0 0 0 0 1													
Tony Batista, R OBP: 0.301, SLG: 0.383 (1, 5)		0-0 F7			1-0 F9		1-0 FC4 1B		3 0 1 0 0 0 1													
Larry Bigbie, L OBP: 0.373, SLG: 0.404 (1, 7)		0-0 HR		4-2 G4-6-3 BB		0-0 FC4 FC6-4 1-2		0-0 FC4 FC6-4	2 1 1 2 1 0 1													
Deivi Cruz, R OBP: 0.207, SLG: 0.292 (1, 6)		1-0 G5-3		0-1 G4-6-3 1-2		1-0 P5		1-0 P5	3 0 0 0 0 0 2													
Geronomo Gil, R OBP: 0.295, SLG: 0.288 (1, 2)			1-0 F9			0-2 G5-4-3 1B		1-0 FC6-4 1-2	3 0 1 0 0 0 1													
Inning Stats	R: 0 E: 0 K: 2 S: 8	H: 1 LOB: 1 BB: 0 P: 12	R: 2 E: 0 K: 0 S: 7	H: 2 LOB: 0 BB: 0 P: 11	R: 0 E: 0 K: 1 S: 11	H: 0 LOB: 0 BB: 0 P: 14	R: 0 E: 0 K: 0 S: 5	H: 0 LOB: 0 BB: 1 P: 10	R: 0 E: 0 K: 0 S: 7	H: 1 LOB: 0 BB: 0 P: 11	R: 0 E: 0 K: 1 S: 9	H: 0 LOB: 0 BB: 0 P: 10	R: 0 E: 0 K: 0 S: 4	H: 1 LOB: 1 BB: 0 P: 7	R: 0 E: 0 K: 1 S: 7	H: 0 LOB: 1 BB: 0 P: 10	1B: 4 2B: 1 3B: 0 HR: 1	SF: 0 SAC: 0 DP: 3 HBP: 1	WP: 0 PB: 0 SB: 0 CS: 1	PA: 31		
PITCHER	IP WLS BF H R ER SO BB IBB HBP BLK WP HR S P ERA WHIP	8.0 W 28 5 2 2 5 1 0 1 0 0 1 59 88 2.25 0.750	1.0 3 0 0 0 1 0 0 0 0 0 0 7 8 0.00 0.000																			

Baltimore Orioles @ Chicago White Sox
 U.S. Cellular Field, Chicago, IL
 Thu May 15 2003, 8:05 PM EDT
 Att. 11,886 - Sunny - 52 F

livebaseballscorecards.com

AB 29
 R 2
 H 5
 RBI 2
 BB 1
 SO 6
 LOB 12




Batter	1	2	3	4	5	6	7	8	9	AB	R	H	RBI	BB	SO	LOB	BOTTOM					
D'Angelo Jimenez, S OBP: 0.399, SLG: 0.500 (1, 4)	0-2 G3-1		0-1 G4-3		0-1 1B		1-2 BB 3B BB	1-3 K	4 1 1 0 1 1 0													
Jose Valentin, S OBP: 0.312, SLG: 0.496 (1, 6)	2-0 F9		2-3 K		0-1 F8		4-2 BB BB	2-3 K	4 1 0 0 1 2 1													
Frank Thomas, R OBP: 0.438, SLG: 0.566 (1, 10)	1-1 L3		1-2 HR		3-1 1B		4-2 BB BB	4-1 HBP BB	3 2 2 2 2 0 0													
Magglio Ordonez, R OBP: 0.354, SLG: 0.514 (1, 9)		0-1 2B 24 G6-4-3 1B	3-3 K		2-2 F8		4-2 BB BB	1-0 HBP	4 2 2 3 0 1 2													
Carlos Lee, R OBP: 0.306, SLG: 0.467 (1, 7)		0-1 24 G6-4-3 2B		4-1 BB		3-3 K	2-2 14 2B 1B	1-0 F8	4 1 2 1 1 1 2													
14 Paul Konerko, R OBP: 0.308, SLG: 0.339 (1, 3)		4-1 24 G6-4-3 BB		0-3 K		4-0 BB	3-2 BB		2 0 1 1 2 1 1													
24 Joe Crede, R OBP: 0.255, SLG: 0.316 (1, 5)		0-1 G6-4-3		0-2 F8		0-1 F9	0-2 P3		4 0 0 0 0 0 5													
Miguel Olivo, R OBP: 0.280, SLG: 0.408 (1, 2)		4-2 FC6 BB		1-1 G4-3		3-3 K	2-3 K		3 0 0 0 1 2 3													
Willie Harris, L OBP: 0.200, SLG: 0.176 (1, 8)		0-0 FC6			2-2 F8		2-2 BB 1B K		4 1 1 0 0 1 3													
Inning Stats	R: 0 E: 0 K: 0 S: 6	H: 0 LOB: 0 BB: 0 P: 9	R: 1 E: 0 K: 0 S: 10	H: 2 LOB: 2 BB: 2 P: 18	R: 1 E: 0 K: 2 S: 11	H: 1 LOB: 0 BB: 0 P: 17	R: 0 E: 0 K: 1 S: 9	H: 0 LOB: 1 BB: 1 P: 14	R: 0 E: 0 K: 0 S: 12	H: 2 LOB: 2 BB: 0 P: 19	R: 6 E: 0 K: 2 S: 32	H: 4 LOB: 1 BB: 3 P: 53	R: 0 E: 0 K: 2 S: 8	H: 0 LOB: 2 BB: 1 P: 17	1B: 5 2B: 2 3B: 1 HR: 1	SF: 0 SAC: 0 DP: 1 HBP: 1	WP: 0 PB: 0 SB: 0 CS: 0	PA: 41				
PITCHER	IP WLS BF H R ER SO BB IBB HBP BLK WP HR S P ERA WHIP	6.0 L 28 6 4 4 4 5 0 0 0 0 3 7 6.00 1.833	0.0 1 0 0 0 0 1 0 0 0 0 0 3 7 - -	0.0 3 2 3 3 0 1 0 0 0 0 0 8 16 - -	1.0 4 1 1 1 2 0 0 0 0 0 0 12 17 9.00 1.000	1.0 5 0 0 0 2 1 0 1 0 0 0 8 17 0.00 1.000																

Baltimore Orioles @ Chicago White Sox
 U.S. Cellular Field, Chicago, IL
 Thu May 15 2003, 8:05 PM EDT
 Att. 11,886 - Sunny - 52 F

livebaseballscorecards.com

AB 32
 R 8
 H 9
 RBI 7
 BB 8
 SO 9
 LOB 17



Batter	1	2	3	4	5	6	7	8	9	AB	R	H	RBI	BB	SO	LOB	TOP										
Jason Tyner, L (1, 7) OBP: 0.450, SLG: 0.611	G3-1		G3			FC6-4 BB		L8		3	0	0	0	1	0	1	Tampa Bay Devil Rays @ Baltimore Orioles Oriole Park at Camden Yards, Baltimore, MD Sat May 17 2003, 7:05 PM EDT Att: 22,653 - Cloudy - 55 F										
Marlon Anderson, L (1, 4) OBP: 0.338, SLG: 0.325 Damon Easley, R (8, PH) OBP: 0.186, SLG: 0.262	G4-3		G6-3			FC6-4 5 BB		F8		3	0	0	0	0	0	1											
5 Rocco Baldelli, R (1, 8) OBP: 0.374, SLG: 0.494	G4-3			G4-3					2-2 S	3	0	1	0	1	0	0											
Aubrey Huff, L (1, 9) OBP: 0.368, SLG: 0.576 Terry Shumpert, R (9, PR) OBP: 0.279, SLG: 0.462		P5		F7		F7			4-1 1-2 BB	3	0	0	0	1	0	2											
Travis Lee, L (1, 3) OBP: 0.333, SLG: 0.426		G1-3		K		G3-1			2-3 K	4	0	0	0	0	2	4											
Al Martin, L (1, 10) OBP: 0.324, SLG: 0.358					P6		F7		0-1 F7	4	0	1	0	0	0	2											
18 Jared Sandberg, R (1, 5) OBP: 0.350, SLG: 0.500 13 Carl Crawford, L (9, PH) OBP: 0.266, SLG: 0.318									2-2 K	1	0	0	0	2	1	0											
Javier Valentin, S (1, 2) OBP: 0.271, SLG: 0.356									2-2 F7	1	0	0	0	0	0	2											
Javier Valentin, S (1, 2) OBP: 0.271, SLG: 0.356									0-2 K	3	0	0	0	0	1	3											
Julio Lugo, R (1, 6) OBP: 0.338, SLG: 0.294									1-3 K	3	0	1	0	0	2	1											
Inning Stats	R: 0 H: 0 E: 0 K: 0 S: 7	H: 0 LOB: 0 BB: 0 P: 10	R: 0 H: 1 E: 0 K: 0 S: 15	LOB: 2 BB: 1 P: 22	R: 0 H: 1 E: 0 K: 0 S: 11	LOB: 0 BB: 0 P: 17	R: 0 H: 0 E: 0 K: 1 S: 7	LOB: 0 BB: 0 P: 12	R: 0 H: 0 E: 0 K: 2 S: 9	LOB: 1 BB: 1 P: 18	R: 0 H: 0 E: 0 K: 1 S: 10	LOB: 2 BB: 2 P: 19	R: 0 H: 0 E: 0 K: 1 S: 9	LOB: 0 BB: 0 P: 13	R: 0 H: 0 E: 0 K: 1 S: 5	LOB: 0 BB: 0 P: 6	R: 0 H: 1 E: 0 K: 1 S: 16	LOB: 2 BB: 1 P: 26	1B: 3 2B: 0 3B: 0 HR: 0	SF: 0 SAC: 0 DP: 0 HBP: 0	WP: 0 PB: 0 SB: 1 CS: 1	PA: 34					
PITCHER	IP	WLS	BF	H	R	ER	SO	BB	IBB	HBP	BLK	WP	HR	S	P	ERA	WHIP										
Pat Hentgen, R (1, 1) ERA: 3.73	7.0	W	26	2	0	0	4	4	0	0	0	0	0	68	111	0.00	0.857										
Buddy Groom, L (8, 1) ERA: 4.29	1.0	H	3	0	0	0	1	0	0	0	0	0	0	5	6	0.00	0.000										
Jorge Julio, R (9, 1) ERA: 3.86	1.0	S	5	1	0	0	1	1	0	0	0	0	0	16	26	0.00	2.000										

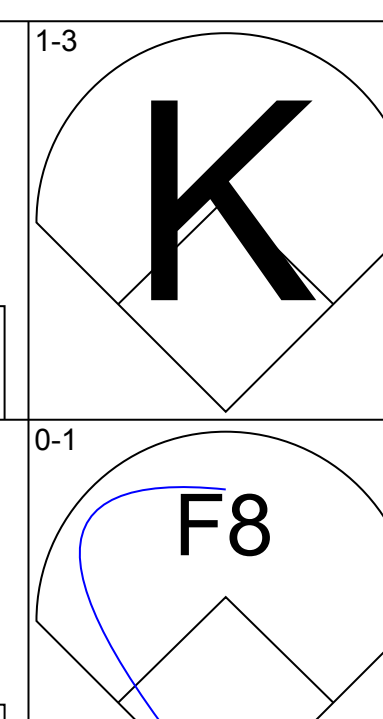
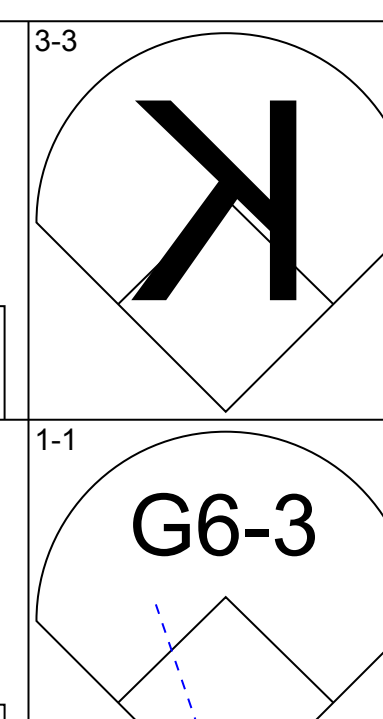
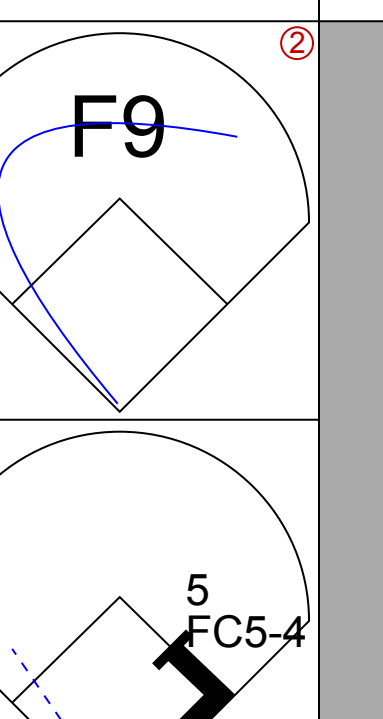
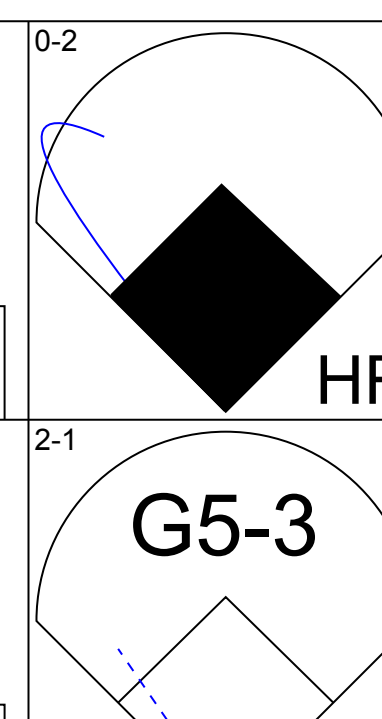
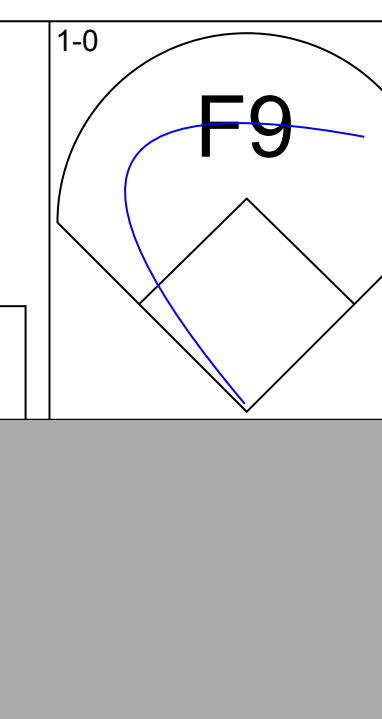
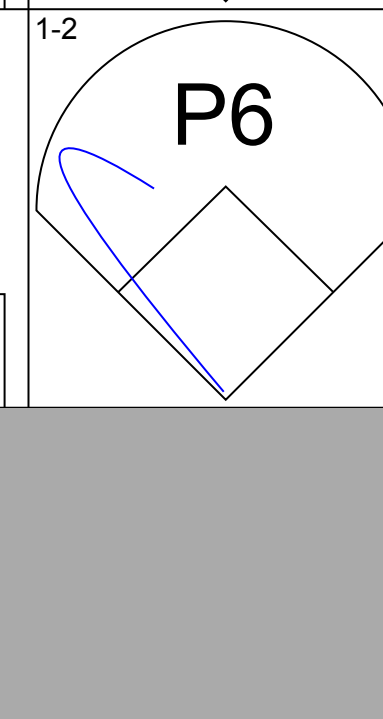
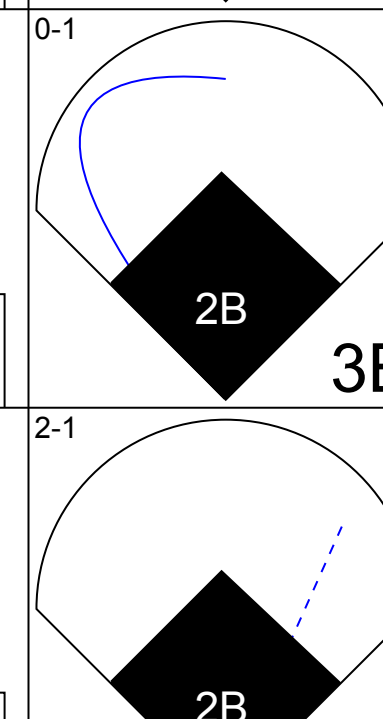
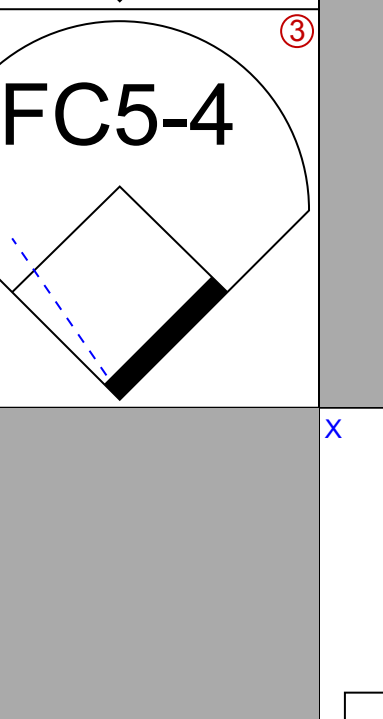

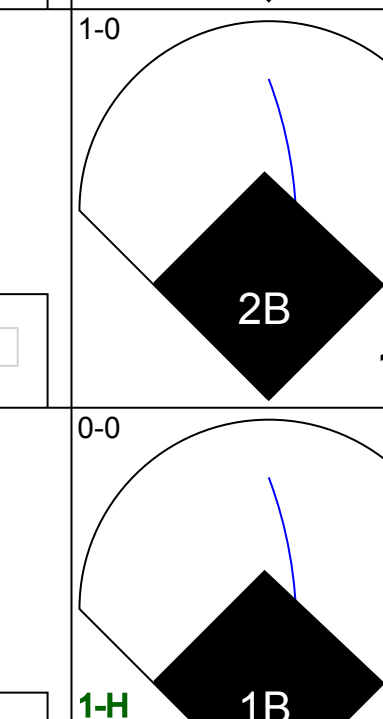

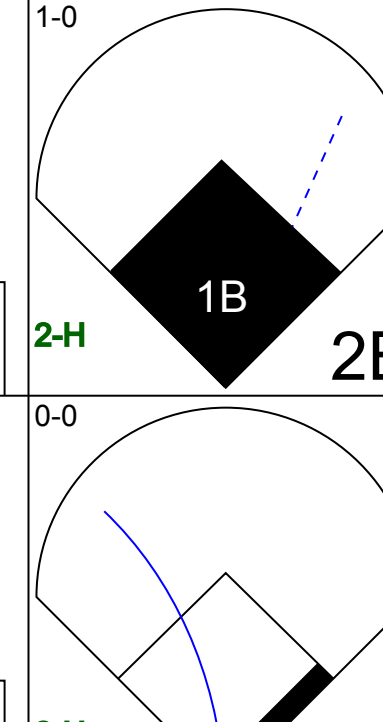
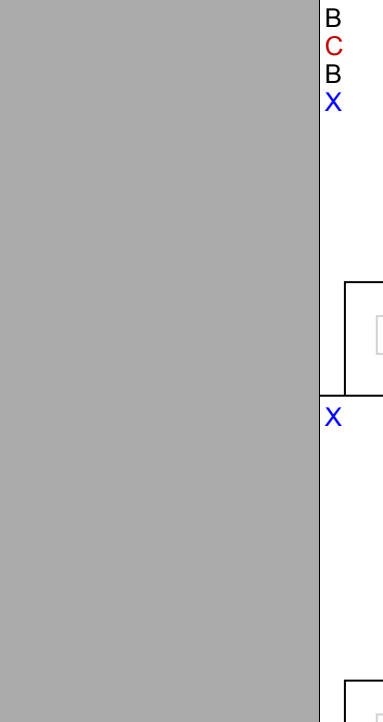
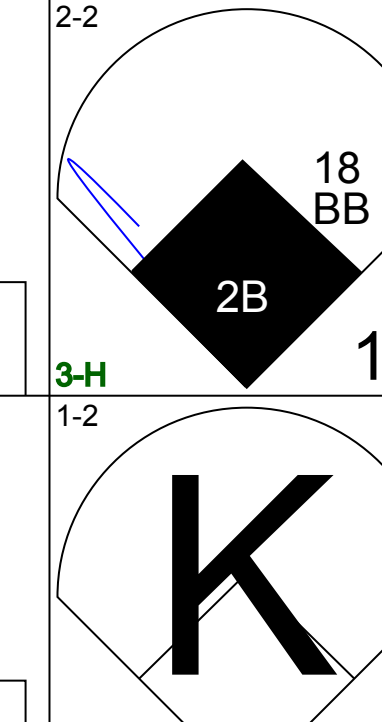
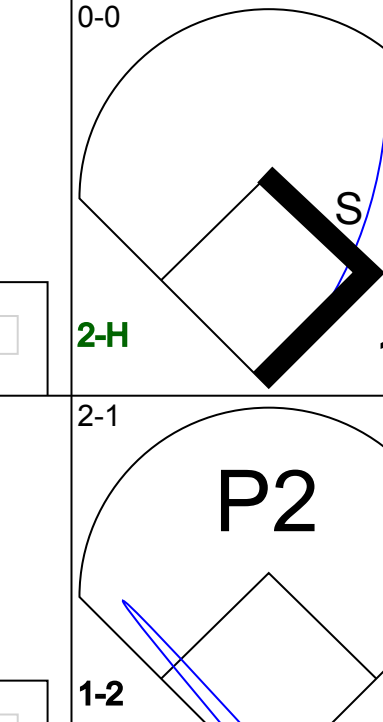
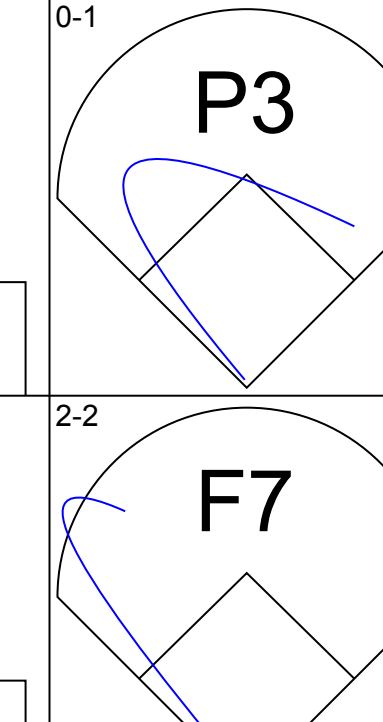
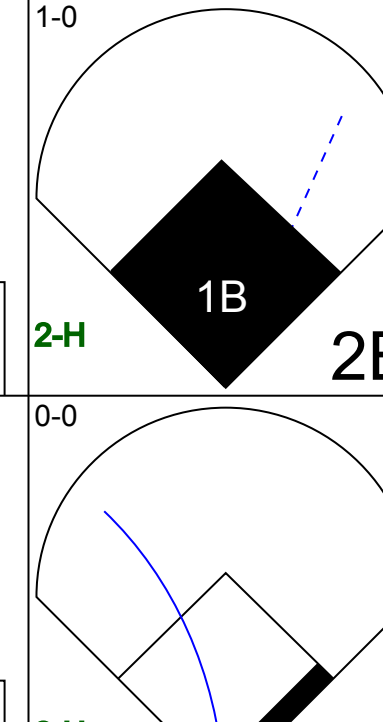
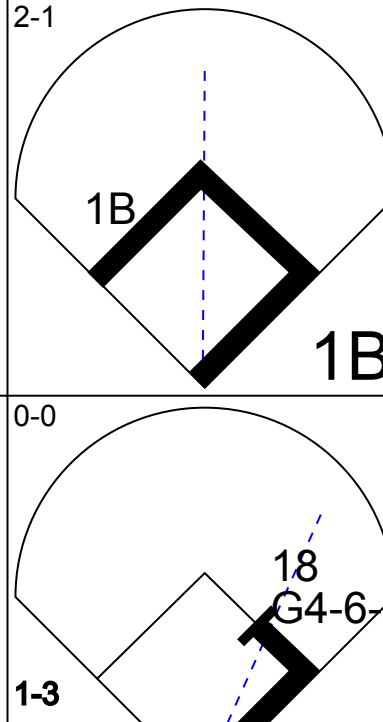
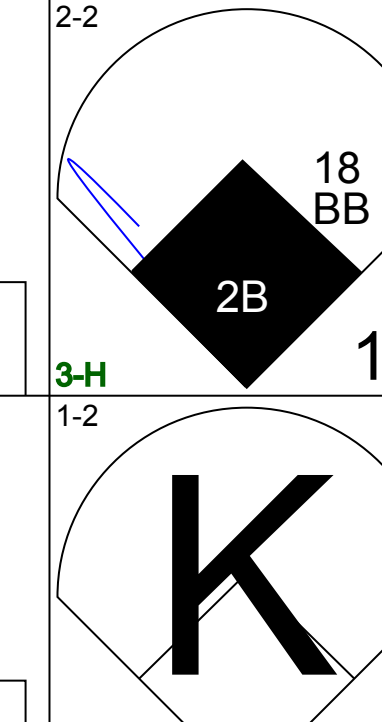
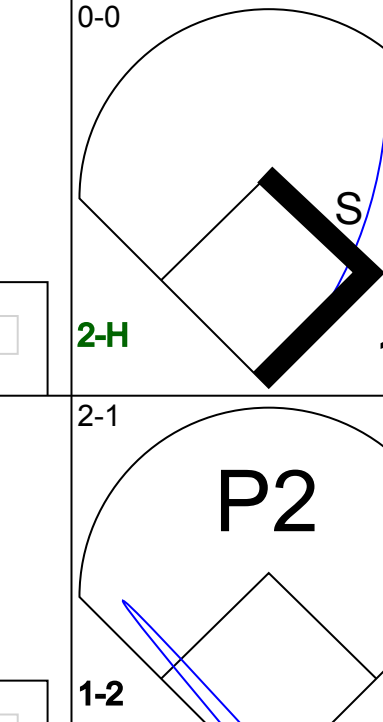

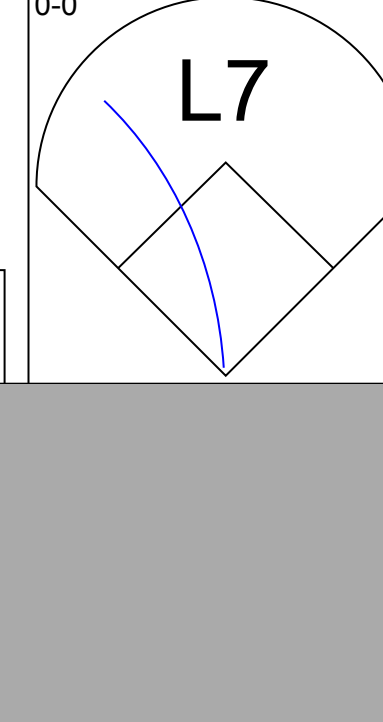
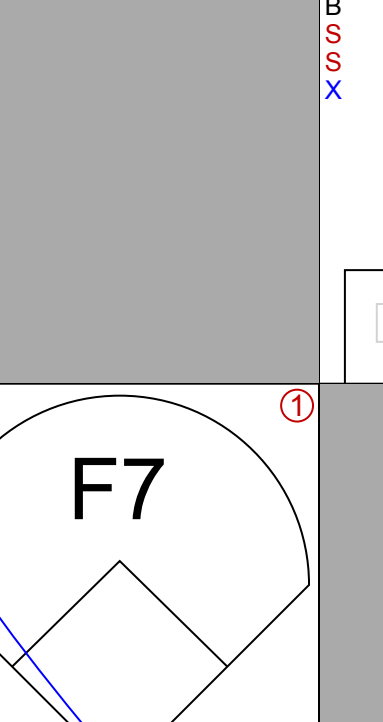
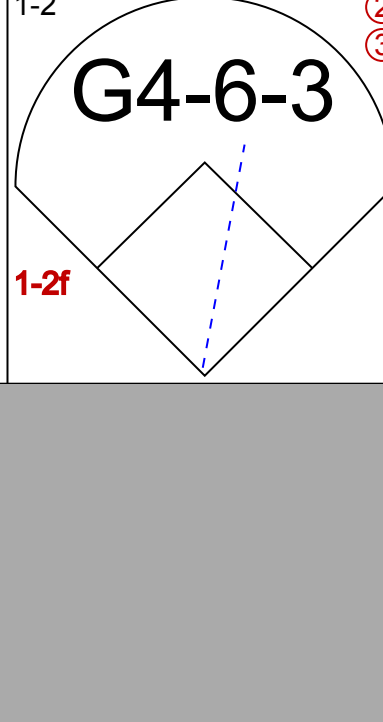
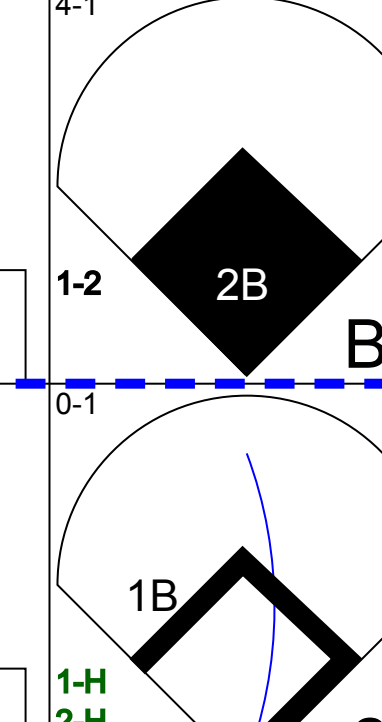
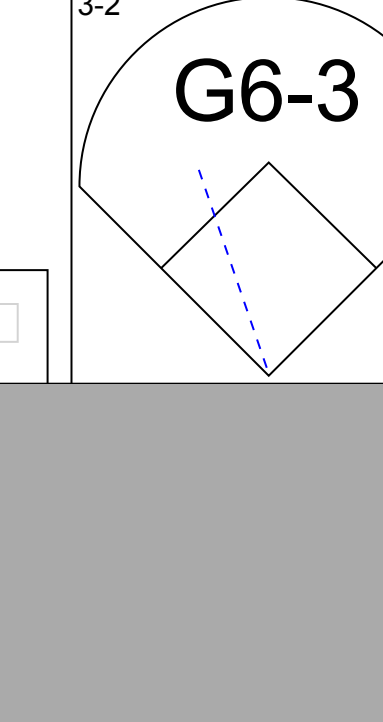


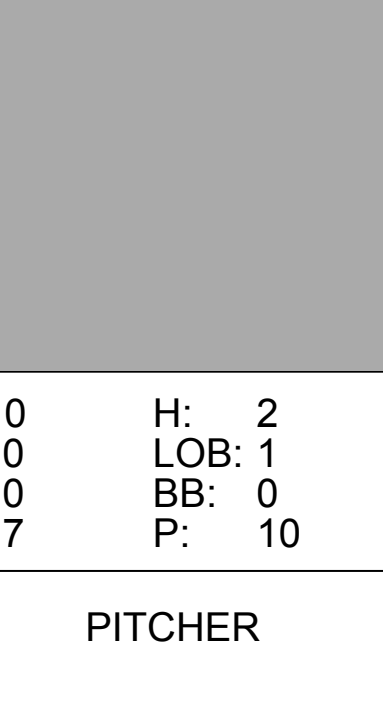
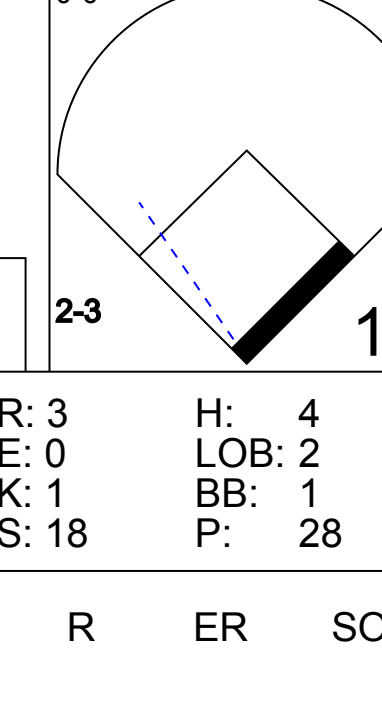
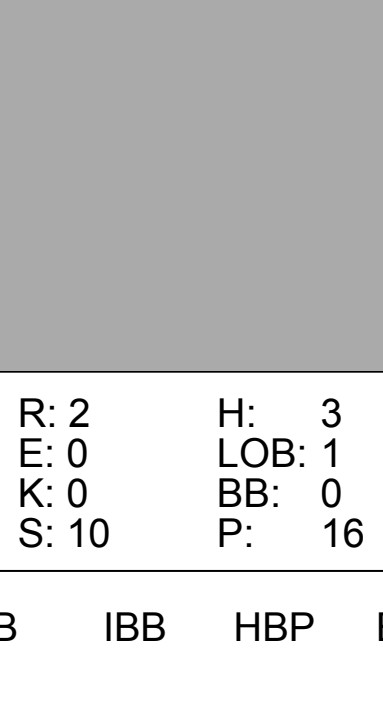
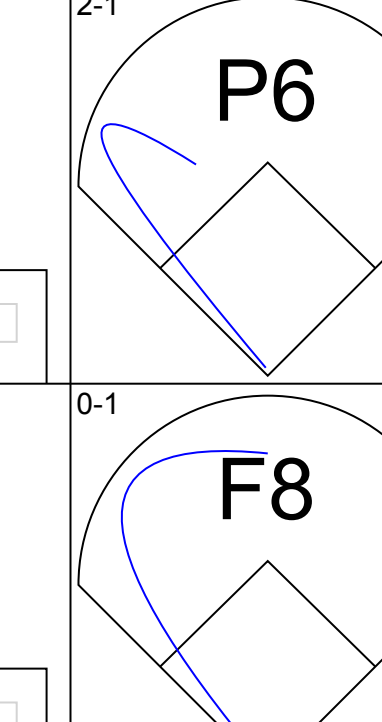
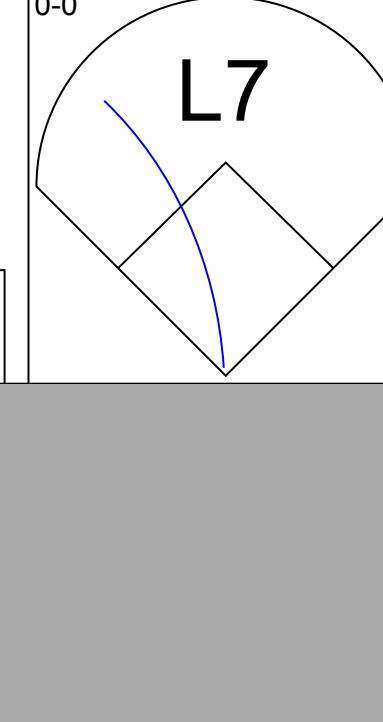
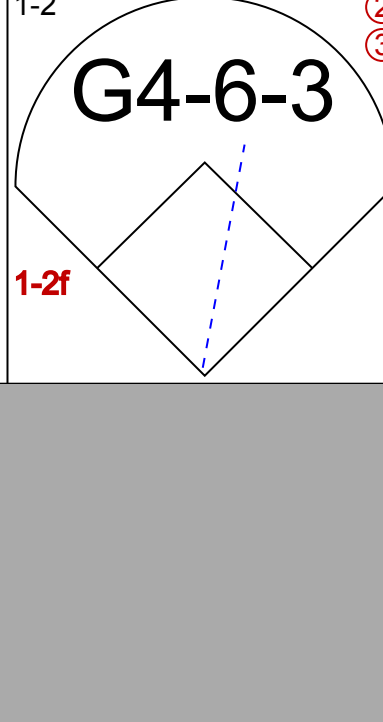
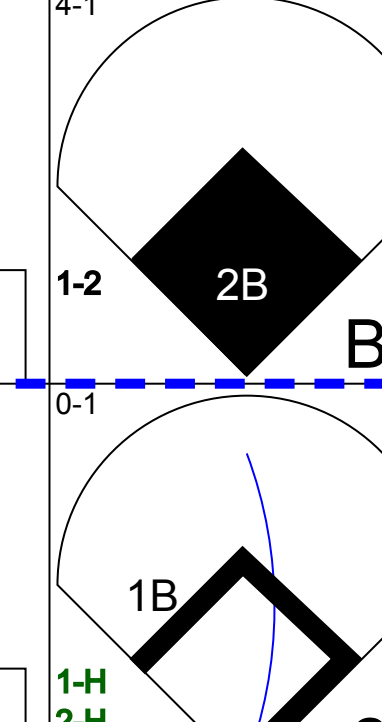
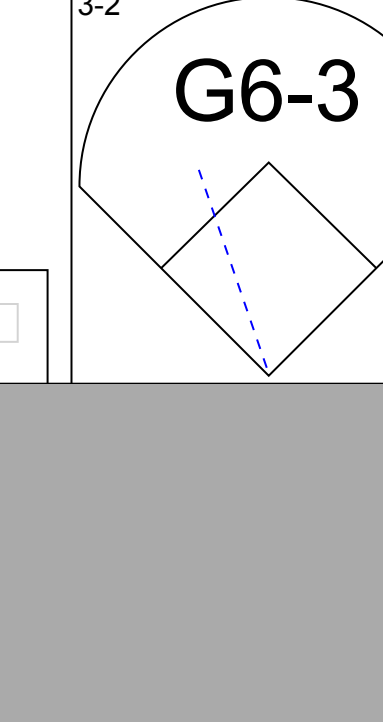
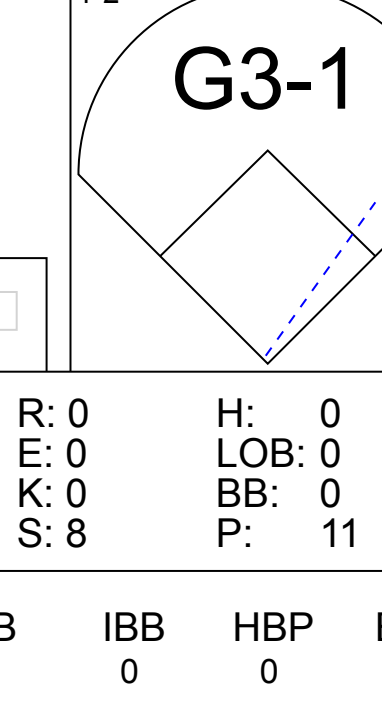
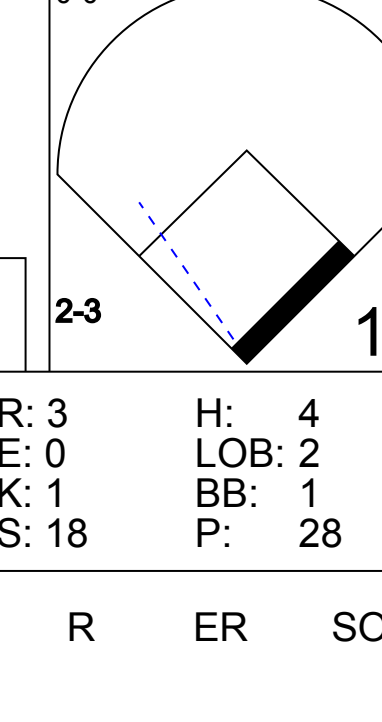
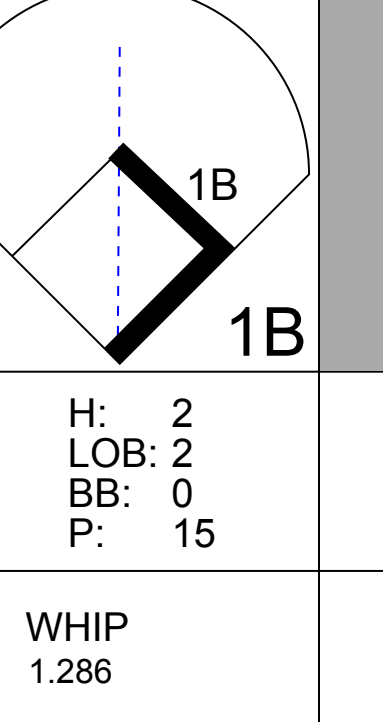
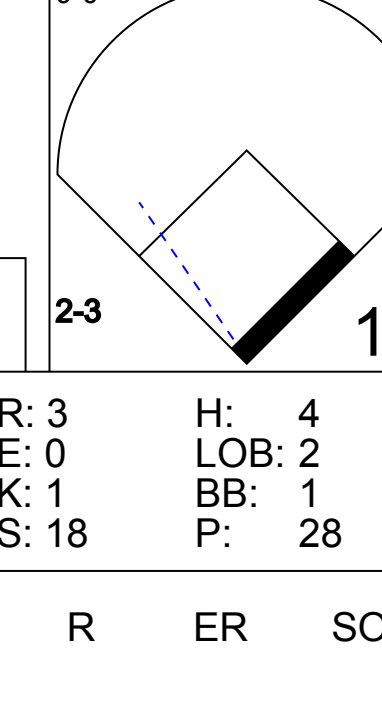
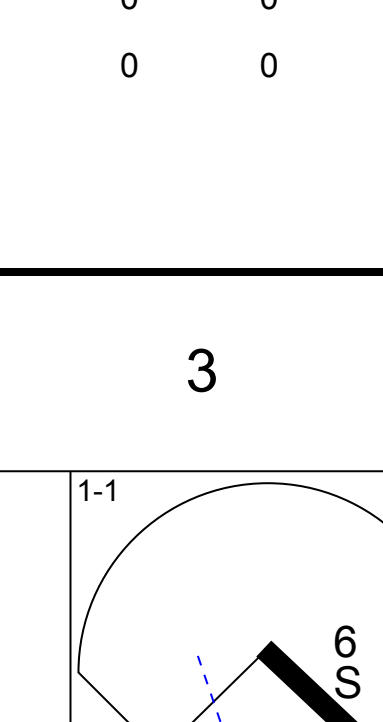
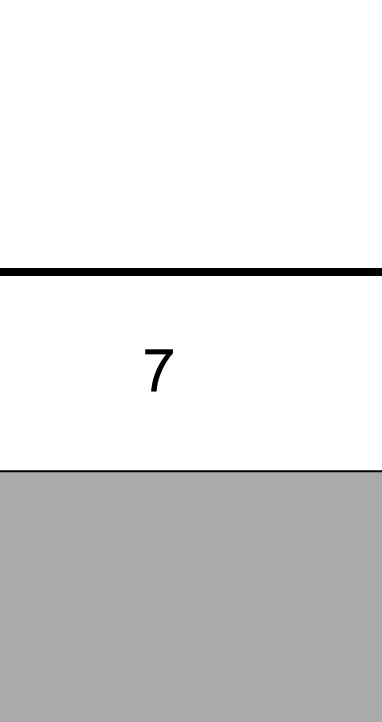
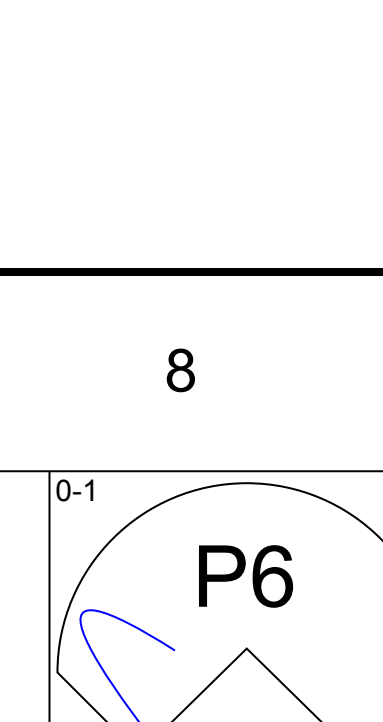
AB	29
R	0
H	3
RBI	0
BB	5
SO	6
LOB	16

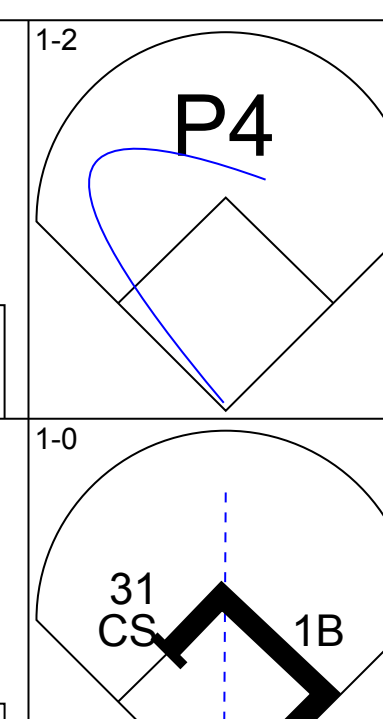
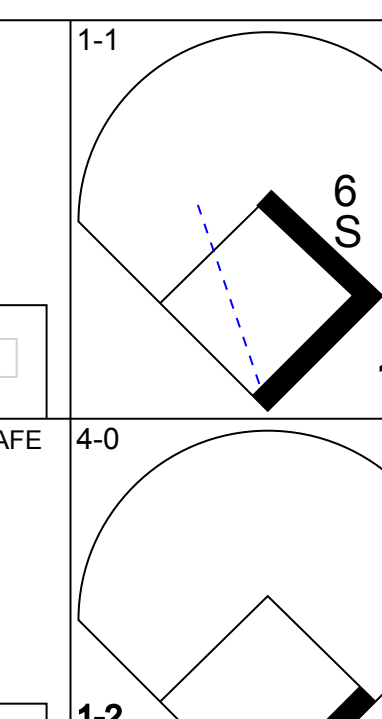
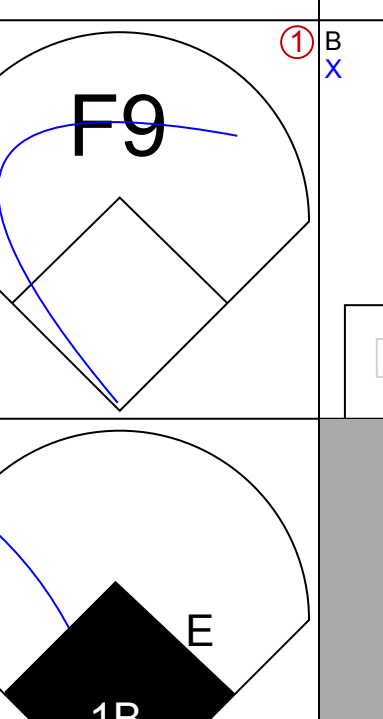
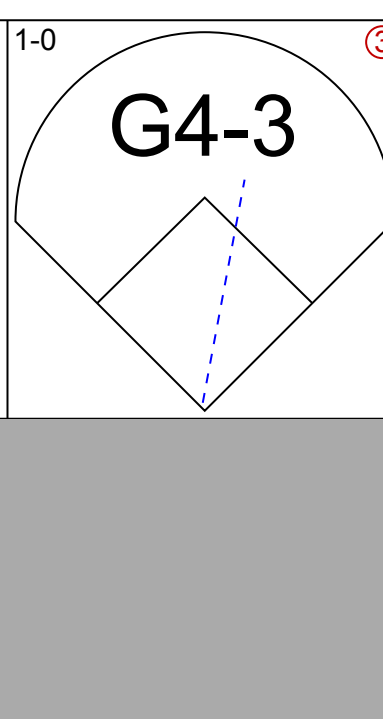
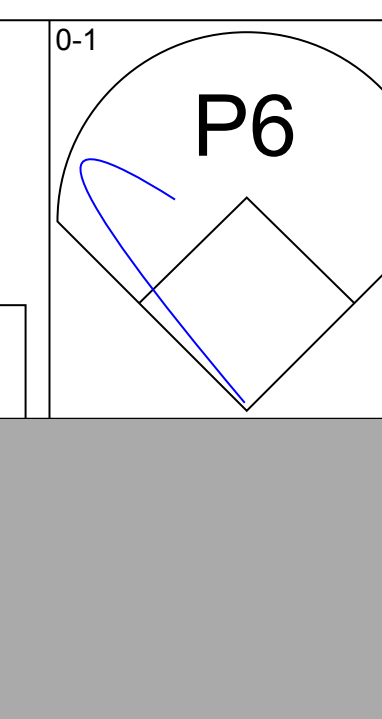
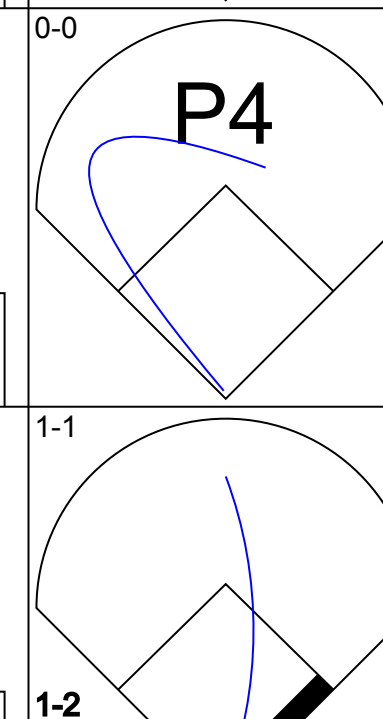
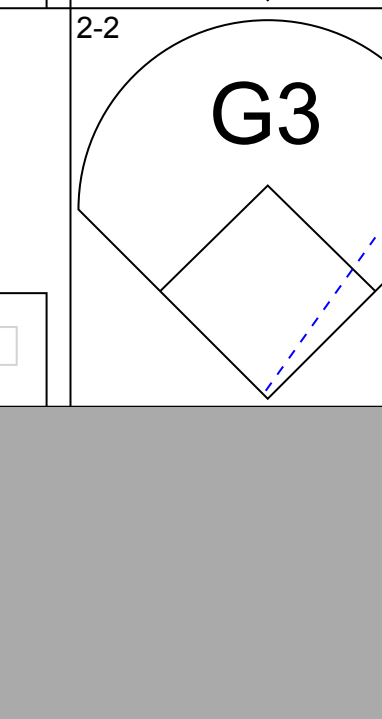
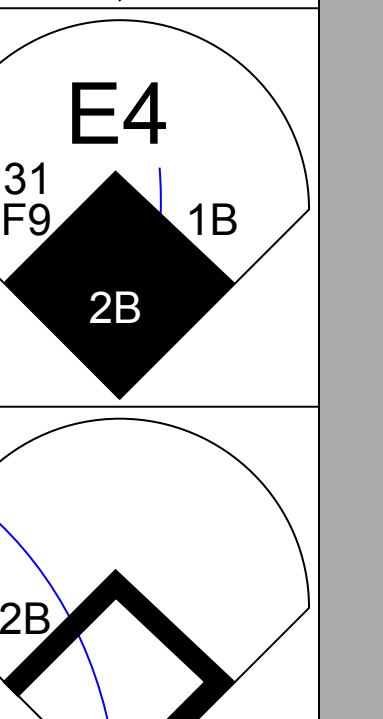
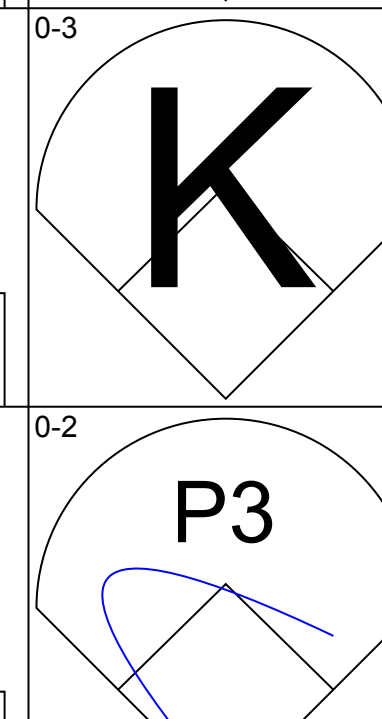
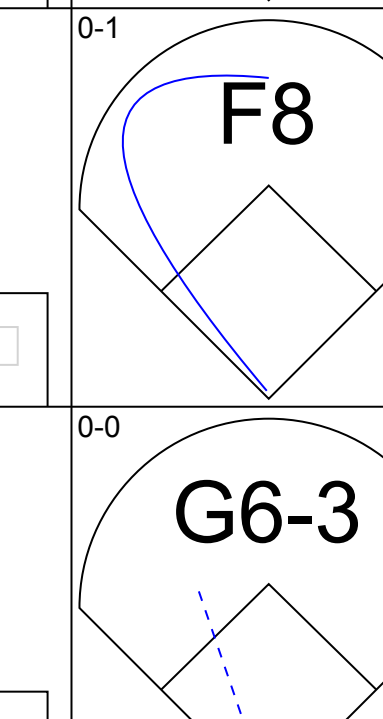
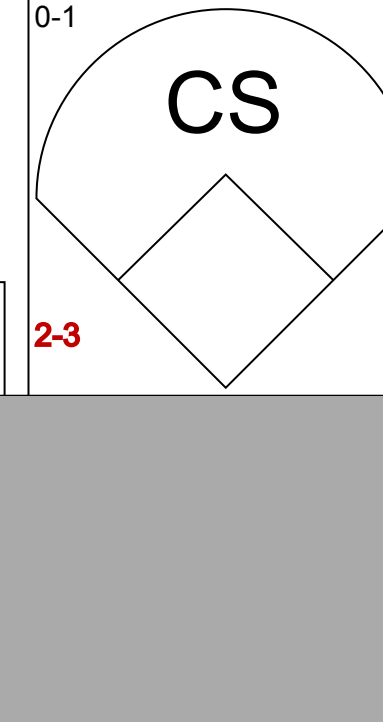

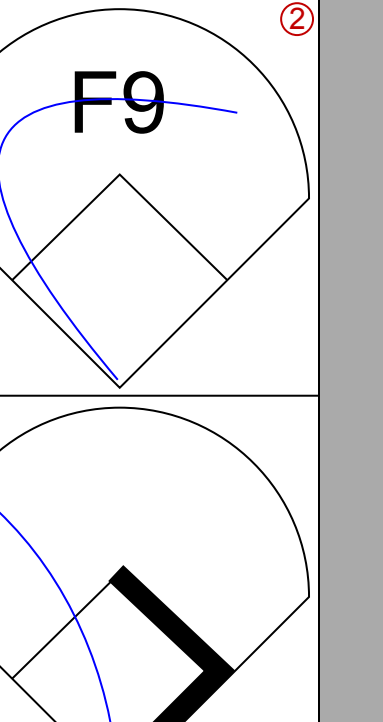

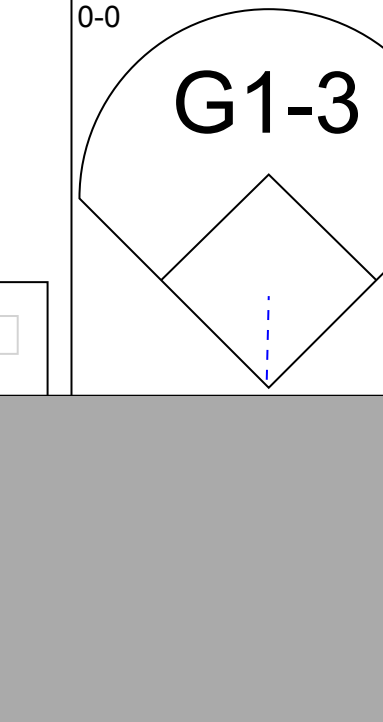

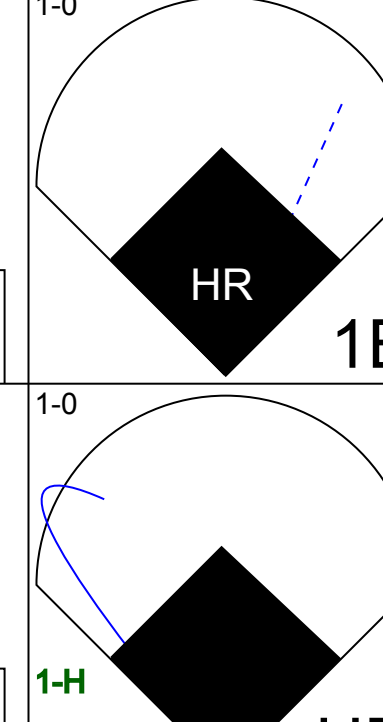
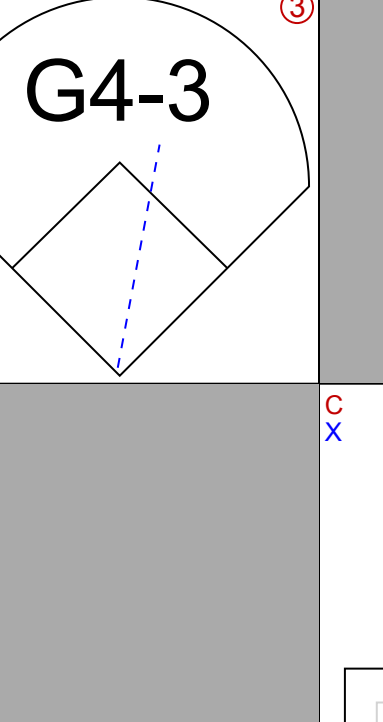


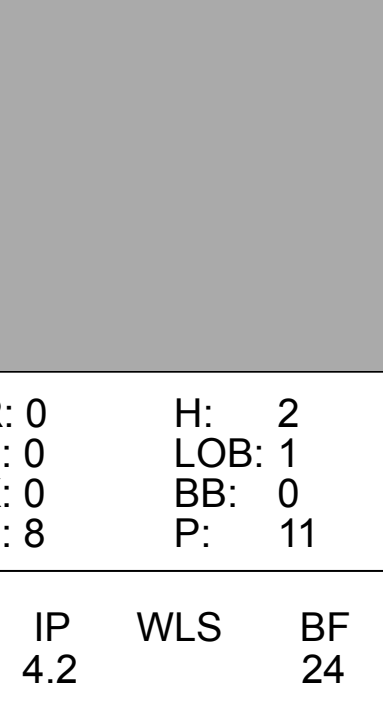

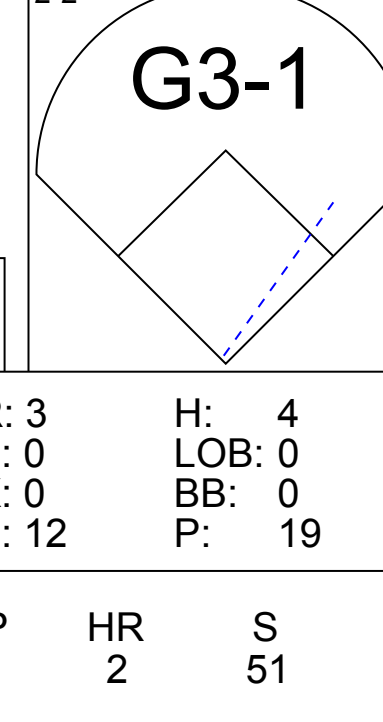
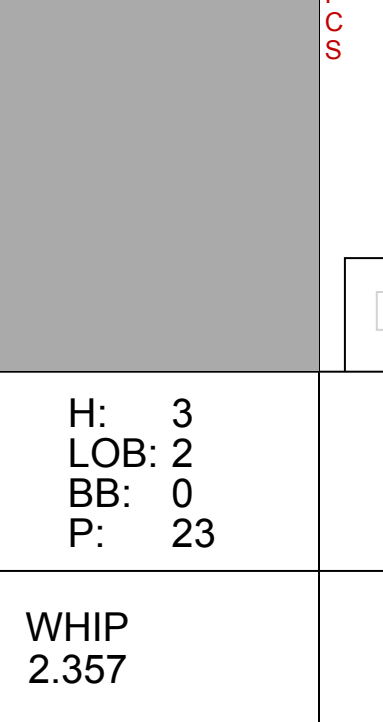
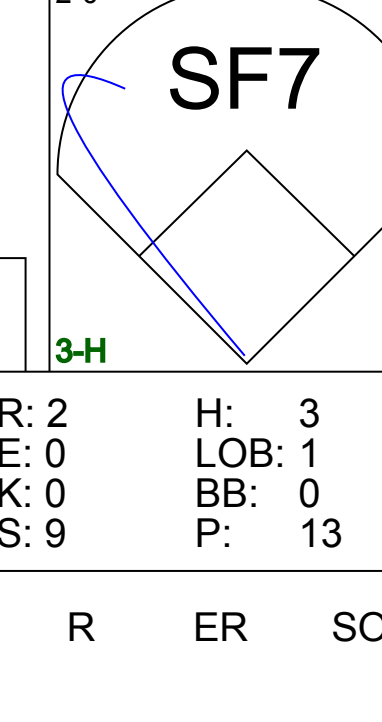
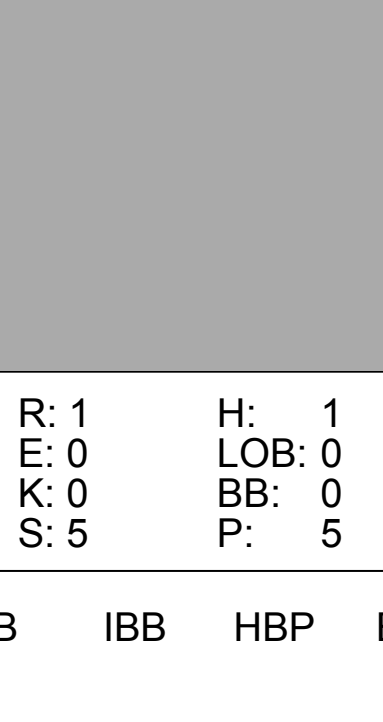

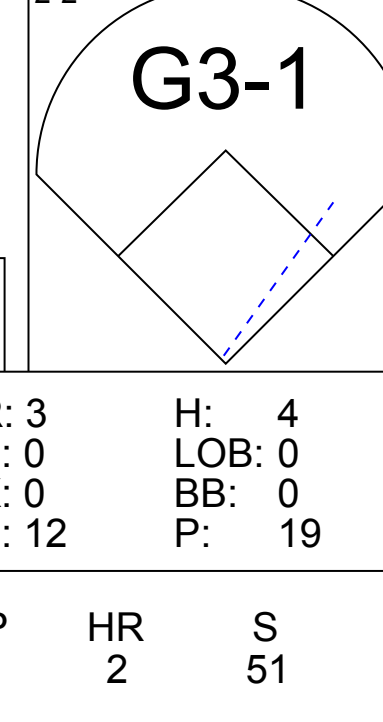
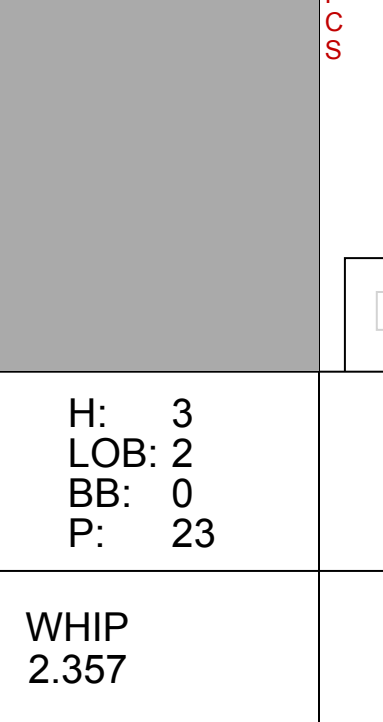
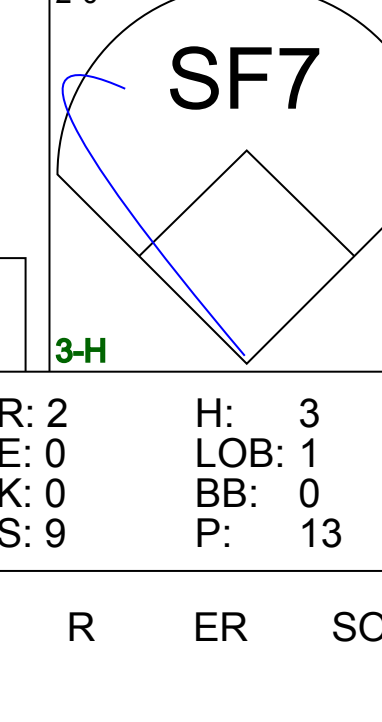
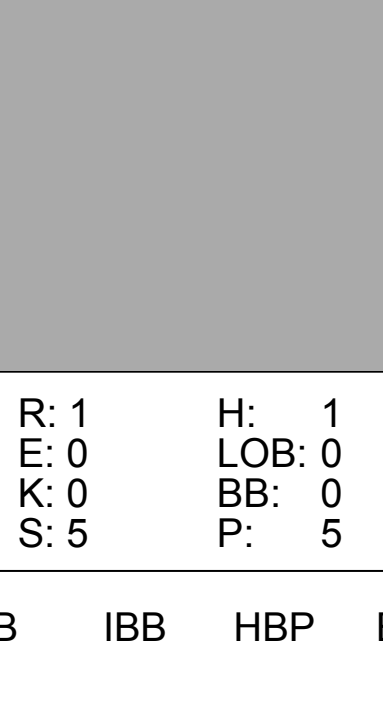









Batter	1	2	3	4	5	6	7	8	9	AB	R	H	RBI	BB	SO	LOB	BOTTOM										
Jerry Hairston, R (1, 4) OBP: 0.389, SLG: 0.384	K						K			4	0	1	1	0	2	1	Tampa Bay Devil Rays @ Baltimore Orioles Oriole Park at Camden Yards, Baltimore, MD Sat May 17 2003, 7:05 PM EDT Att: 22,653 - Cloudy - 55 F										
6 Melvin Mora, R (1, 8) OBP: 0.390, SLG: 0.471			F8					F8		4	1	1	0	0	0	1											
David Segui, S (1, 10) OBP: 0.410, SLG: 0.483										3	0	0	0	1	2	1											
Jeff Conine, R (1, 3) OBP: 0.343, SLG: 0.400										4	0	1	1	0	1	0											
31 Jay Gibbons, L (1, 9) OBP: 0.331, SLG: 0.449										2	0	0	0	1	0	0											
Tony Batista, R (1, 5) OBP: 0.288, SLG: 0.368										3	0	0	0	0	1	3											
Larry Bigbie, L (1, 7) OBP: 0.348, SLG: 0.362										3	0	0	0	0	2	3											
Deivi Cruz, R (1, 6) OBP: 0.211, SLG: 0.291										3	1	1	0	0	0	0											
Brook Fordyce, R (1, 2) OBP: 0.270, SLG: 0.328										2	0	1	0	0	1	0											
Inning Stats	R: 1 H: 2 E: 1 K: 3 S: 16	H: 2 LOB: 3 BB: 2 P: 32	R: 0 H: 0 E: 1 K: 1 S: 7	LOB: 0 BB: 0 P: 7	R: 0 H: 0 E: 0 K: 2 S: 13	LOB: 0 BB: 0 P: 18	R: 0 H: 0 E: 0 K: 0 S: 6	LOB: 0 BB: 0 P: 9	R: 1 H: 2 E: 0 K: 1 S: 12	LOB: 1 BB: 0 P: 16	R: 0 H: 0 E: 0 K: 0 S: 10	LOB: 0 BB: 0 P: 17	R: 0 H: 1 E: 0 K: 2 S: 13	LOB: 0 BB: 0 P: 19	R: 0 H: 0 E: 0 K: 0 S: 6	LOB: 0 BB: 0 P: 10		1B: 3 2B: 2 3B: 0 HR: 0	SF: 0 SAC: 1 DP: 0 HBP: 0	WP: 0 PB: 0 SB: 0 CS: 0	PA: 31						
PITCHER	IP	WLS	BF	H	R	ER	SO	BB	IBB	HBP	BLK	WP	HR	S	P	ERA	WHIP										
Geremi Gonzalez, R (1, 1) ERA: 2.57	7.0	L	28	5	2	2	9	1	0	0	0	0	0	77	118	2.57	0.857										
Brandon Backe, R (8, 1) ERA:	1.0		3	0	0	0	0	0	0	0	0	0	0	6	10	0.00	0.000										

AB	28
R	2
H	5
RBI	2
BB	2
SO	9
LOB	9



Batter	1	2	3	4	5	6	7	8	9	AB	R	H	RBI	BB	SO	LOB	TOP					
Julio Lugo, R OBP: 0.329, SLG: 0.329 (1, 6)										5	1	1	1	0	2	3	Tampa Bay Devil Rays @ Baltimore Orioles Oriole Park at Camden Yards, Baltimore, MD Sun May 18 2003, 1:35 PM EDT Att: 34,739 - Cloudy - 56 F livebaseballscorecards.com					
Damion Easley, R OBP: 0.189, SLG: 0.261 (1, 10)										4	0	1	0	0	0	0						
Al Martin, L OBP: 0.321, SLG: 0.355 (9, PH)										1	0	0	0	0	0	0						
5 Rocco Baldelli, R OBP: 0.375, SLG: 0.503 (1, 8)										5	2	2	0	0	0	2						
Aubrey Huff, L OBP: 0.374, SLG: 0.600 (1, 9)										5	3	3	2	0	0	0						
Travis Lee, L OBP: 0.351, SLG: 0.450 (1, 3)										5	2	4	3	0	0	0						
Toby Hall, R OBP: 0.297, SLG: 0.352 (1, 2)										5	0	2	1	0	1	2						
18 Jared Sandberg, R OBP: 0.320, SLG: 0.400 (1, 5)										4	1	0	0	1	0	4						
Terry Shumpert, R OBP: 0.261, SLG: 0.429 (1, 4)										3	0	0	0	0	0	0						
Marlon Anderson, L OBP: 0.343, SLG: 0.339 (8, PH)										1	0	1	2	0	0	0						
Jason Tyner, L OBP: 0.458, SLG: 0.591 (1, 7)										4	0	2	0	0	0	0						
Inning Stats	R: 0 E: 0 K: 1 S: 9	H: 0 LOB: 0 BB: 0 P: 11	R: 0 E: 0 K: 0 S: 10	H: 0 LOB: 0 BB: 0 P: 13	R: 0 E: 0 K: 0 S: 8	H: 0 LOB: 0 BB: 0 P: 11	R: 3 E: 0 K: 1 S: 14	H: 4 LOB: 1 BB: 0 P: 21	R: 0 E: 0 K: 0 S: 7	H: 2 LOB: 2 BB: 0 P: 15	R: 0 E: 0 K: 0 S: 7	H: 2 LOB: 1 BB: 0 P: 10	R: 1 E: 0 K: 0 S: 8	H: 1 LOB: 0 BB: 0 P: 13	R: 3 E: 0 K: 1 S: 18	H: 4 LOB: 2 BB: 1 P: 28	R: 2 E: 0 K: 0 S: 10	H: 3 LOB: 1 BB: 0 P: 16	1B: 9 2B: 4 3B: 2 HR: 1	SF: 0 SAC: 0 DP: 1 HBP: 0	WP: 0 PB: 0 SB: 1 CS: 0	PA: 43
PITCHER	IP	WLS	BF	H	R	ER	SO	BB	IBB	HBP	BLK	WP	HR	S	P	ERA	WHIP					
Omar Daal, L ERA: 5.03	(1, 1)	7.0	29	9	4	4	2	0	0	0	0	0	1	67	94	5.14	1.286					
Kerry Ligtenberg, R ERA: 3.0	(8, 1)	0.1	H	1	0	0	0	0	0	0	0	0	0	5	7	0.00	0.000					
Buddy Groom, L ERA: 6.23	(8, 1)	0.1	B	4	2	1	1	1	0	0	0	0	0	9	16	27.00	9.000					
Jorge Julio, R ERA: 4.58	(8, 1)	1.1	L	9	5	4	4	0	0	0	0	0	0	14	21	27.00	3.750					

Batter	1	2	3	4	5	6	7	8	9	AB	R	H	RBI	BB	SO	LOB	BOTTOM					
Jerry Hairston, R OBP: 0.384, SLG: 0.378 (1, 4)										5	0	1	0	0	0	1	Tampa Bay Devil Rays @ Baltimore Orioles Oriole Park at Camden Yards, Baltimore, MD Sun May 18 2003, 1:35 PM EDT Att: 34,739 - Cloudy - 56 F livebaseballscorecards.com					
6 Melvin Mora, R OBP: 0.406, SLG: 0.509 (1, 7)										4	2	3	1	1	0	0						
David Segui, S OBP: 0.390, SLG: 0.457 (1, 10)										5	1	0	0	0	1	4						
Jeff Conine, R OBP: 0.350, SLG: 0.425 (1, 3)										5	1	3	2	0	0	0						
31 Jay Gibbons, L OBP: 0.328, SLG: 0.441 (1, 9)										5	1	1	0	0	0	2						
Tony Batieta, R OBP: 0.299, SLG: 0.384 (1, 5)										4	1	3	1	0	1	0						
Gerónimo Gil, R OBP: 0.304, SLG: 0.298 (1, 2)										4	1	2	1	0	0	2						
Jose Morban, S OBP: 0.333, SLG: 1.333 (8, PR)										0	0	0	0	0	0	0						
Brook Fordyce, R OBP: 0.270, SLG: 0.328 (9, 2)										0	0	0	0	0	0	0						
Deivi Cruz, R OBP: 0.214, SLG: 0.315 (1, 6)										3	1	1	2	0	0	0						
Gary Matthews, S OBP: 0.238, SLG: 0.331 (1, 8)										3	0	0	0	0	1	0						
Larry Bigbie, L OBP: 0.343, SLG: 0.362 (8, PH)										0	0	0	1	0	0	0						
Inning Stats	R: 0 E: 0 K: 0 S: 8	H: 2 LOB: 1 BB: 0 P: 11	R: 0 E: 0 K: 1 S: 8	H: 0 LOB: 0 BB: 0 P: 11	R: 0 E: 0 K: 0 S: 10	H: 1 LOB: 2 BB: 1 P: 19	R: 3 E: 0 K: 0 S: 12	H: 4 LOB: 0 BB: 0 P: 19	R: 2 E: 0 K: 1 S: 15	H: 3 LOB: 2 BB: 0 P: 23	R: 0 E: 0 K: 1 S: 6	H: 0 LOB: 0 BB: 0 P: 7	R: 0 E: 0 K: 1 S: 10	H: 0 LOB: 0 BB: 0 P: 12	R: 2 E: 0 K: 0 S: 9	H: 3 LOB: 1 BB: 0 P: 13	R: 1 E: 0 K: 0 S: 5	H: 1 LOB: 0 BB: 0 P: 5	1B: 10 2B: 1 3B: 0 HR: 3	SF: 1 SAC: 1 DP: 0 HBP: 0	WP: 0 PB: 0 SB: 1 CS: 1	PA: 42
PITCHER	IP	WLS	BF	H	R	ER	SO	BB	IBB	HBP	BLK	WP	HR	S	P	ERA	WHIP					
Joe Kennedy, L ERA: 5.81	(1, 1)	4.2	24	10	5	4	1	0	0	0	0	0	0	24	29	0.00	1.125					
Travis Harper, R ERA: 2.84	(5, 1)	2.2	11	3	2	0	2	0	0	0	0	0	0	8	10	5.40	0.600					
Lance Carter, R ERA: 3.46	(8, 1)	1.2	W	6	1	1	1	0	0	0	0	0	1	8	10	5.40	0.600					

Batter	1	2	3	4	5	6	7	8	9	AB	R	H	RBI	BB	SO	LOB	TOP						
Jerry Hairston, R OBP: 0.387, SLG: 0.382 Gary Matthews, S OBP: 0.238, SLG: 0.325	2-2 S 2B 1B	4-2 CS BB		3-2 P2		2-1 F9		1-2 L6		1 1 1 0 0 0 0 3 0 0 0 1 0 4													
6 Melvin Mora, R OBP: 0.414, SLG: 0.518	0-1 F9	3-2 CS	1-1 G6-3	1-0 2B		2-1 1B		4-0 FC3-2 BB		4 0 2 0 1 0 1													
David Segui, S OBP: 0.391, SLG: 0.459	3-2 F7		2-1 2B	4-0 G6-4-3 IBB		1-0 P6		0-1 FC3-2		4 1 1 0 1 0 6													
Jeff Conine, R OBP: 0.351, SLG: 0.436	3-1 31 2B		1-1 1B	2-2 G6-4-3		0-0 P4		0-0 F8		5 1 2 2 0 0 8													
31 Jay Gibbons, L OBP: 0.335, SLG: 0.467	1-0 HR 2B		4-1 1B BB		2-1 HR		0-1 F8		0-0 G6-3	4 2 2 2 1 0 0													
Tony Batista, R OBP: 0.307, SLG: 0.409	3-1 HR		0-1 1B	1-1 CS 1B		1-1 F9		0-1 G5-3		5 1 3 2 0 0 0													
Larry Bigbie, L OBP: 0.319, SLG: 0.333	3-2 G3-1		1-3 K	2-0 F7		1-0 L7		1-3 K		5 0 0 0 0 2 4													
Deivi Cruz, R OBP: 0.215, SLG: 0.313		0-2 L5	3-1 F8		1-1 G6-3		2-2 BB FC3-2 1B			4 0 1 0 0 0 4													
Gerónimo Gil, R OBP: 0.323, SLG: 0.318	2-2 F7			0-1 6 2B 1B		1-1 6 1B 1B		0-0 FC3-2 6 BB 1B		4 0 3 0 0 0 0													
Inning Stats	R: 4 E: 0 K: 0 S: 21	H: 4 LOB: 0 BB: 0 P: 36	R: 0 E: 0 K: 0 S: 14	H: 0 LOB: 0 BB: 1 P: 23	R: 1 E: 0 K: 1 S: 14	H: 3 LOB: 3 BB: 1 P: 26	R: 0 E: 0 K: 0 S: 11	H: 2 LOB: 2 BB: 0 P: 21	R: 1 E: 0 K: 0 S: 7	H: 2 LOB: 0 BB: 0 P: 13	R: 0 E: 0 K: 0 S: 8	H: 2 LOB: 2 BB: 0 P: 14	R: 0 E: 0 K: 0 S: 6	H: 0 LOB: 0 BB: 0 P: 9	R: 0 E: 0 K: 0 S: 10	H: 2 LOB: 3 BB: 1 P: 17	R: 0 E: 0 K: 1 S: 7	H: 0 LOB: 0 BB: 0 P: 8	1B: 8 2B: 5 3B: 0 HR: 2	SF: 0 SAC: 0 DP: 1 HBP: 0	WP: 0 PB: 0 SB: 1 CS: 2	PA: 44	
PITCHER	IP WLS BF H R ER SO BB IBB HBP BLK WP HR S P ERA WHIP	IP WLS BF H R ER SO BB IBB HBP BLK WP HR S P ERA WHIP	IP WLS BF H R ER SO BB IBB HBP BLK WP HR S P ERA WHIP	IP WLS BF H R ER SO BB IBB HBP BLK WP HR S P ERA WHIP	IP WLS BF H R ER SO BB IBB HBP BLK WP HR S P ERA WHIP	IP WLS BF H R ER SO BB IBB HBP BLK WP HR S P ERA WHIP	IP WLS BF H R ER SO BB IBB HBP BLK WP HR S P ERA WHIP	IP WLS BF H R ER SO BB IBB HBP BLK WP HR S P ERA WHIP	IP WLS BF H R ER SO BB IBB HBP BLK WP HR S P ERA WHIP	IP WLS BF H R ER SO BB IBB HBP BLK WP HR S P ERA WHIP	IP WLS BF H R ER SO BB IBB HBP BLK WP HR S P ERA WHIP	IP WLS BF H R ER SO BB IBB HBP BLK WP HR S P ERA WHIP	IP WLS BF H R ER SO BB IBB HBP BLK WP HR S P ERA WHIP	IP WLS BF H R ER SO BB IBB HBP BLK WP HR S P ERA WHIP	IP WLS BF H R ER SO BB IBB HBP BLK WP HR S P ERA WHIP	IP WLS BF H R ER SO BB IBB HBP BLK WP HR S P ERA WHIP	IP WLS BF H R ER SO BB IBB HBP BLK WP HR S P ERA WHIP	IP WLS BF H R ER SO BB IBB HBP BLK WP HR S P ERA WHIP	IP WLS BF H R ER SO BB IBB HBP BLK WP HR S P ERA WHIP	IP WLS BF H R ER SO BB IBB HBP BLK WP HR S P ERA WHIP	IP WLS BF H R ER SO BB IBB HBP BLK WP HR S P ERA WHIP	IP WLS BF H R ER SO BB IBB HBP BLK WP HR S P ERA WHIP	IP WLS BF H R ER SO BB IBB HBP BLK WP HR S P ERA WHIP

Baltimore Orioles @ Anaheim Angels
Edison International Field, Anaheim, CA
Tue May 20 2003, 10:05 PM EDT
Att: 24,657 - Sunny - 81 F

AB 39
R 6
H 15
RBI 6
BB 4
SO 2
LOB 27



Batter	1	2	3	4	5	6	7	8	9	AB	R	H	RBI	BB	SO	LOB	BOTTOM							
David Eckstein, R OBP: 0.327, SLG: 0.331	2-2 G5-3		0-2 G5-3		1-1 P4			1-2 F8	0-1 E6	5 0 0 0 0 0 2														
Adam Kennedy, L OBP: 0.354, SLG: 0.364	1-2 G4-3			0-2 G1-3		4-2 16 G4-6-3 BB		1-0 F8		3 0 0 0 1 0 0														
Tim Salmon, R OBP: 0.406, SLG: 0.529 Jeff DaVanon, S OBP: 0.271, SLG: 0.435	0-1 F9		2-2 16 HR 3B		1-2 F7		4-0 16 S BB			3 1 1 0 1 0 1 0 0 0 0 0 0 0														
16 Garret Anderson, L OBP: 0.361, SLG: 0.569		1-1 G4-3		0-1 HR		0-2 G4-6-3		2-2 F9		4 1 1 2 0 0 2														
Troy Glaus, R OBP: 0.388, SLG: 0.572		2-1 HR		0-0 HR			4-1 S 2B BB		3-1 1B 2B	3 4 3 2 1 0 0														
Brad Fullmer, L OBP: 0.403, SLG: 0.488		2-2 G3-1		3-3 K			2-3 K		3-2 1B	4 0 1 1 0 2 1														
Scott Spiezio, S OBP: 0.307, SLG: 0.430		2-1 G3		3-3 K			2-2 F9		1-0 E 3B	4 1 1 0 0 1 1														
Bengie Molina, R OBP: 0.305, SLG: 0.386			0-2 F8		2-1 F9		3-2 2H 2B		4-0 E IBB	3 0 1 1 1 0 0														
Eric Owens, R OBP: 0.253, SLG: 0.233 Shawn Woolen, R OBP: 0.343, SLG: 0.444			0-2 G6-3		1-2 L8		0-0 G6-3		4-0 E IBB	3 0 0 0 0 0 1 0 0 0 0 1 0 0														
Inning Stats	R: 0 E: 0 K: 0 S: 8	H: 0 LOB: 0 BB: 0 P: 11	R: 1 E: 0 K: 0 S: 9	H: 1 LOB: 0 BB: 0 P: 16	R: 0 E: 0 K: 0 S: 9	H: 0 LOB: 0 BB: 0 P: 9	R: 3 E: 0 K: 2 S: 19	H: 3 LOB: 0 BB: 0 P: 27	R: 0 E: 0 K: 0 S: 7	H: 0 LOB: 0 BB: 0 P: 11	R: 0 E: 0 K: 0 S: 11	H: 0 LOB: 0 BB: 1 P: 16	R: 1 E: 0 K: 1 S: 14	H: 1 LOB: 1 BB: 1 P: 25	R: 0 E: 0 K: 0 S: 7	H: 0 LOB: 2 BB: 1 P: 15	R: 2 E: 1 K: 0 S: 10	H: 3 LOB: 3 BB: 2 P: 25	1B: 1 2B: 2 3B: 2 HR: 3	SF: 0 SAC: 0 DP: 1 HBP: 0	WP: 0 PB: 0 SB: 2 CS: 0	PA: 37		
PITCHER	IP WLS BF H R ER SO BB IBB HBP BLK WP HR S P ERA WHIP	IP WLS BF H R ER SO BB IBB HBP BLK WP HR S P ERA WHIP	IP WLS BF H R ER SO BB IBB HBP BLK WP HR S P ERA WHIP	IP WLS BF H R ER SO BB IBB HBP BLK WP HR S P ERA WHIP	IP WLS BF H R ER SO BB IBB HBP BLK WP HR S P ERA WHIP	IP WLS BF H R ER SO BB IBB HBP BLK WP HR S P ERA WHIP	IP WLS BF H R ER SO BB IBB HBP BLK WP HR S P ERA WHIP	IP WLS BF H R ER SO BB IBB HBP BLK WP HR S P ERA WHIP	IP WLS BF H R ER SO BB IBB HBP BLK WP HR S P ERA WHIP	IP WLS BF H R ER SO BB IBB HBP BLK WP HR S P ERA WHIP	IP WLS BF H R ER SO BB IBB HBP BLK WP HR S P ERA WHIP	IP WLS BF H R ER SO BB IBB HBP BLK WP HR S P ERA WHIP	IP WLS BF H R ER SO BB IBB HBP BLK WP HR S P ERA WHIP	IP WLS BF H R ER SO BB IBB HBP BLK WP HR S P ERA WHIP	IP WLS BF H R ER SO BB IBB HBP BLK WP HR S P ERA WHIP	IP WLS BF H R ER SO BB IBB HBP BLK WP HR S P ERA WHIP	IP WLS BF H R ER SO BB IBB HBP BLK WP HR S P ERA WHIP	IP WLS BF H R ER SO BB IBB HBP BLK WP HR S P ERA WHIP	IP WLS BF H R ER SO BB IBB HBP BLK WP HR S P ERA WHIP	IP WLS BF H R ER SO BB IBB HBP BLK WP HR S P ERA WHIP	IP WLS BF H R ER SO BB IBB HBP BLK WP HR S P ERA WHIP	IP WLS BF H R ER SO BB IBB HBP BLK WP HR S P ERA WHIP	IP WLS BF H R ER SO BB IBB HBP BLK WP HR S P ERA WHIP	IP WLS BF H R ER SO BB IBB HBP BLK WP HR S P ERA WHIP

Baltimore Orioles @ Anaheim Angels
Edison International Field, Anaheim, CA
Tue May 20 2003, 10:05 PM EDT
Att: 24,657 - Sunny - 81 F

AB 32
R 7
H 8
RBI 6
BB 5
SO 3
LOB 8



Batter	1	2	3	4	5	6	7	8	9	AB	R	H	RBI	BB	SO	LOB	TOP					
1 Brian Roberts, S OBP: 0.200, SLG: 0.200	F9		K		P6		F7		1B	5	0	1	0	0	1	0						
6 Melvin Mora, R OBP: 0.420, SLG: 0.517	HBP		K		CS			2B	1B	4	1	2	0	0	1	1						
David Segui, S OBP: 0.386, SLG: 0.461	L9		G4-3		K			1B	2B	4	1	1	0	0	1	2						
Jeff Conine, R OBP: 0.349, SLG: 0.432	F8			2B	1B		G1-3		K	4	1	1	0	0	1	3						
31 Jay Gibbons, L OBP: 0.339, SLG: 0.470		G4-3		F7				1B	IBB	3	0	1	0	1	0	1						
Tony Batista, R OBP: 0.311, SLG: 0.417	K			E	2B		P3		1B	4	1	2	3	0	1	1						
Larry Bigbie, L OBP: 0.316, SLG: 0.328	WP	BB		FC5	SF8		F7		K	4	2	1	0	0	1	3						
Deivi Cruz, R OBP: 0.216, SLG: 0.309	WP	BB		SF8			P6		K	2	1	0	1	1	1	2						
Gerónimo Gil, R OBP: 0.320, SLG: 0.315	1B			P4			F9		G6-3	4	0	1	2	0	0	0						
Inning Stats	R: 0 E: 0 K: 0 S: 8	H: 0 LOB: 1 BB: 0 P: 13	R: 2 E: 0 K: 1 S: 11	H: 2 LOB: 1 BB: 1 P: 20	R: 0 E: 0 K: 2 S: 10	H: 0 LOB: 0 BB: 0 P: 14	R: 3 E: 1 K: 0 S: 13	H: 2 LOB: 0 BB: 0 P: 21	R: 0 E: 0 K: 0 S: 8	H: 1 LOB: 1 BB: 0 P: 16	R: 0 E: 0 K: 0 S: 5	H: 0 LOB: 0 BB: 0 P: 9	R: 2 E: 0 K: 3 S: 14	H: 3 LOB: 2 BB: 1 P: 22	R: 0 E: 0 K: 0 S: 6	H: 1 LOB: 0 BB: 0 P: 6	1B: 7 2B: 4 3B: 0 HR: 0	SF: 1 SAC: 0 DP: 1 HBP: 1	WP: 1 PB: 0 SB: 0 CS: 1	PA: 38		
PITCHER	IP	WLS	BF	H	R	ER	SO	BB	IBB	HBP	BLK	WP	HR	S	P	ERA	WHIP					
Aaron Sele, R ERA: 7.53	(1, 1)	6.0	L	25	6	5	3	4	1	0	1	0	1	0	58	99	4.50	1.167				
Francisco Rodríguez, R ERA: 5.48	(7, 1)	1.1		8	3	2	2	1	0	1	0	0	0	13	25	13.50	2.250					
Scott Schoeneweis, L ERA: 4.8	(8, 1)	0.1		1	0	0	0	1	0	0	0	0	0	3	3	0.00	0.000					
Ben Weber, R ERA: 2.25	(8, 1)	1.1		4	1	0	0	1	0	0	0	0	0	9	9	0.00	0.750					

Baltimore Orioles @ Anaheim Angels
Edison International Field, Anaheim, CA
Wed May 21 2003, 10:05 PM EDT
Att: 24,000 - Sunny - 80 F

AB 34
R 7
H 10
RBI 6
BB 2
SO 7
LOB 13



Batter	1	2	3	4	5	6	7	8	9	AB	R	H	RBI	BB	SO	LOB	BOTTOM					
David Eckstein, R OBP: 0.323, SLG: 0.333	G5-3				P2		G5-3		FC6-4	5	1	1	0	0	0	5						
Adam Kennedy, L OBP: 0.350, SLG: 0.359					G1-3				1B	4	0	1	0	0	2	3						
Shawn Wooten, R OBP: 0.353, SLG: 0.453	FC5-4		K						1B	1	0	1	1	0	0	0						
Eric Owens, R OBP: 0.253, SLG: 0.233	1B								1B	0	0	0	0	0	0	0						
Tim Salmon, R OBP: 0.406, SLG: 0.528	FC5-4			2B	BB		F7		G5-4-3	4	1	1	2	1	0	2						
16 Garret Anderson, L OBP: 0.353, SLG: 0.556	F9			F9	G1-3		G3			4	0	0	0	0	0	3						
Troy Glaus, R OBP: 0.396, SLG: 0.603		P4							HR	3	1	2	2	1	0	0						
Brad Fullmer, L OBP: 0.394, SLG: 0.476		F9			L4		G5-4-3		G5-3	3	0	0	0	0	0	2						
Benji Gil, R OBP: 0.167, SLG: 0.125										1	0	0	0	0	0	0						
Scott Spiezio, S OBP: 0.306, SLG: 0.424		G6-3			F8				K	4	1	1	0	0	1	1						
Bengie Molina, R OBP: 0.310, SLG: 0.390				G6-3			G1-3		G5-3	4	1	2	0	0	0	0						
Jeff DaVanon, S OBP: 0.308, SLG: 0.460				G6-3			G1-3		FC6-4	4	1	3	1	0	0	0						
Inning Stats	R: 0 E: 1 K: 0 S: 6	H: 1 LOB: 1 BB: 0 P: 13	R: 0 E: 0 K: 0 S: 10	H: 0 LOB: 0 BB: 0 P: 13	R: 0 E: 0 K: 1 S: 10	H: 1 LOB: 1 BB: 0 P: 14	R: 1 E: 0 K: 0 S: 12	H: 1 LOB: 1 BB: 1 P: 23	R: 2 E: 0 K: 0 S: 10	H: 3 LOB: 2 BB: 0 P: 17	R: 1 E: 0 K: 0 S: 11	H: 3 LOB: 2 BB: 1 P: 17	R: 0 E: 0 K: 1 S: 9	H: 0 LOB: 0 BB: 0 P: 17	R: 1 E: 0 K: 1 S: 11	H: 1 LOB: 0 BB: 0 P: 15	R: 1 E: 0 K: 0 S: 9	H: 2 LOB: 1 BB: 0 P: 13	1B: 8 2B: 3 3B: 0 HR: 1	SF: 0 SAC: 0 DP: 2 HBP: 0	WP: 0 PB: 0 SB: 1 CS: 0	PA: 39
PITCHER	IP	WLS	BF	H	R	ER	SO	BB	IBB	HBP	BLK	WP	HR	S	P	ERA	WHIP					
Sidney Ponson, R ERA: 4.11	(1, 1)	6.0	W	28	9	4	4	1	0	0	0	0	0	59	97	6.00	1.833					
B.J. Ryan, L ERA: 5.52	(7, 1)	1.0	H	3	0	0	0	1	0	0	0	0	0	9	17	0.00	0.000					
Buddy Groom, L ERA: 6.75	(8, 1)	1.1	H	6	2	2	2	1	0	0	0	0	1	17	22	13.50	1.500					
Jorge Julio, R ERA: 4.82	(9, 1)	0.2	S	2	1	0	0	0	0	0	0	0	0	3	6	0.00	1.500					

Baltimore Orioles @ Anaheim Angels
Edison International Field, Anaheim, CA
Wed May 21 2003, 10:05 PM EDT
Att: 24,000 - Sunny - 80 F

AB 37
R 6
H 12
RBI 6
BB 2
SO 3
LOB 16



Batter	1	2	3	4	5	6	7	8	9	AB	R	H	RBI	BB	SO	LOB	TOP								
1 Brian Roberts, S (1,4) OBP: 0.300, SLG: 0.700	F9		F7				F7		HR	5	1	2	4	0	0	2									
6 Melvin Mora, R (1,7) OBP: 0.420, SLG: 0.521	2B		G5-3				K		1B	5	0	2	0	0	2	1									
David Segui, S (1,10) OBP: 0.376, SLG: 0.448 53 Carlos Mendez, R (8,PH) OBP: 0.500, SLG: 1.000	K			K			F8		K	3	0	0	0	0	2	1									
Jeff Conine, R (1,3) OBP: 0.340, SLG: 0.420	G6-3			E5 1B			G5-3		K	5	1	0	0	0	1	3									
31 Jay Gibbons, L (1,9) OBP: 0.345, SLG: 0.477		P2		1B 2B			G4-3		1B	4	1	2	1	1	0	0									
Tony Batista, R (1,5) OBP: 0.316, SLG: 0.419	F7			1B					2-4 IBB	4	0	2	2	0	0	1									
Gary Matthews, S (1,8) OBP: 0.250, SLG: 0.327				G3			SH5-4 1B		1B	2	1	1	0	2	0	0									
Deivi Cruz, R (1,6) OBP: 0.218, SLG: 0.309	G5-3						SH5-4 1B		1B	3	1	1	0	0	0	1									
Geronimo Gil, R (1,2) OBP: 0.317, SLG: 0.305			G6-3				P4		1B	3	1	0	0	0	1	2									
Inning Stats	R: 0 E: 0 K: 1 S: 10	H: 1 LOB: 1 BB: 0 P: 18	R: 0 E: 0 K: 0 S: 5	H: 0 LOB: 1 BB: 1 P: 11	R: 0 E: 0 K: 0 S: 6	H: 0 LOB: 0 BB: 0 P: 9	R: 2 E: 1 K: 1 S: 12	H: 2 LOB: 0 BB: 0 P: 18	R: 0 E: 0 K: 0 S: 9	H: 1 LOB: 1 BB: 0 P: 12	R: 0 E: 0 K: 0 S: 11	H: 0 LOB: 0 BB: 0 P: 15	R: 0 E: 0 K: 0 S: 6	H: 2 LOB: 2 BB: 0 P: 9	R: 1 E: 0 K: 2 S: 14	H: 2 LOB: 1 BB: 0 P: 20	R: 4 E: 0 K: 1 S: 22	H: 3 LOB: 2 BB: 2 P: 42	1B: 6 2B: 4 3B: 0 HR: 1	SF: 0 SAC: 1 DP: 0 HBP: 1	WP: 0 PB: 0 SB: 1 CS: 0	PA: 41			
PITCHER	IP	WLS	BF	H	R	ER	SO	BB	IBB	HBP	BLK	WP	HR	S	P	ERA	WHIP								
Ramon Ortiz, R (1,1) ERA: 5.4	6.1		26	6	2	1	4	1	0	0	0	0	0	57	89	1.42	1.105								
Brendan Donnelly, R (7,1) ERA: 0.36	1.2	H	7	2	1	1	2	0	0	0	0	0	0	16	23	5.40	1.200								
Troy Percival, R (9,1) ERA: 4.5	0.1	L	6	3	4	4	1	1	0	1	0	0	1	18	32	108.00	12.000								
Francisco Rodriguez, R (9,1) ERA: 5.32	0.2		3	0	0	0	0	0	1	0	0	0	0	4	10	0.00	0.000								

Baltimore Orioles @ Anaheim Angels
Edison International Field, Anaheim, CA
Thu May 22 2003, 10:05 PM EDT
Att: 28,958 - Sunny - 63 F

AB 36
R 7
H 11
RBI 7
BB 3
SO 7
LOB 12



Batter	1	2	3	4	5	6	7	8	9	AB	R	H	RBI	BB	SO	LOB	BOTTOM								
David Eckstein, R (1,6) OBP: 0.335, SLG: 0.348	F8		FC3-6 1B		G4-3 2B		2B BB		DI 1B	4	0	3	1	1	0	0									
Adam Kennedy, L (1,4) OBP: 0.343, SLG: 0.361	G4-3		FC3-6 S		G4-3		1-3 2B		K	5	0	1	2	0	1	4									
Tim Salmon, R (1,9) OBP: 0.397, SLG: 0.515 Eric Owens, R (8,8) OBP: 0.253, SLG: 0.233 Shawn Wooten, R (9,PH) OBP: 0.348, SLG: 0.446	L4		K		K		F8		K	4	0	0	0	0	2	5									
16 Garret Anderson, L (1,7) OBP: 0.346, SLG: 0.544		K		F7		G4-3	F8			4	0	0	0	0	1	2									
Troy Glaus, R (1,5) OBP: 0.393, SLG: 0.590		K		G6-3					G6-3	3	0	0	0	1	1	0									
Brad Fullmer, L (1,10) OBP: 0.390, SLG: 0.469			K		K		F8		1B	4	0	1	0	0	2	1									
Scott Spiezio, S (1,3) OBP: 0.311, SLG: 0.418			K		2B HBP		G1-3		1B	2	1	0	0	1	1	1									
Bengie Molina, R (1,2) OBP: 0.315, SLG: 0.400			1B 1B FC3-6 1B		2B 2B		L6		G4-6-3	4	2	2	1	0	0	2									
Jeff DaVanon, S (1,8) OBP: 0.321, SLG: 0.453			FC3-6 1B		B2		2B BB		G4-3	3	1	1	0	1	0	1									
Inning Stats	R: 0 E: 0 K: 0 S: 7	H: 0 LOB: 0 BB: 0 P: 14	R: 0 E: 0 K: 3 S: 10	H: 0 LOB: 0 BB: 0 P: 11	R: 1 E: 0 K: 2 S: 12	H: 3 LOB: 2 BB: 0 P: 17	R: 0 E: 0 K: 1 S: 11	H: 0 LOB: 0 BB: 0 P: 15	R: 2 E: 0 K: 1 S: 14	H: 2 LOB: 1 BB: 0 P: 24	R: 0 E: 0 K: 0 S: 4	H: 0 LOB: 1 BB: 1 P: 9	R: 1 E: 0 K: 0 S: 9	H: 1 LOB: 2 BB: 2 P: 21	R: 0 E: 0 K: 0 S: 5	H: 1 LOB: 1 BB: 1 P: 13	R: 0 E: 0 K: 2 S: 13	H: 1 LOB: 1 BB: 0 P: 20	1B: 5 2B: 3 3B: 0 HR: 0	SF: 0 SAC: 0 DP: 1 HBP: 1	WP: 0 PB: 0 SB: 3 CS: 0	PA: 39			
PITCHER	IP	WLS	BF	H	R	ER	SO	BB	IBB	HBP	BLK	WP	HR	S	P	ERA	WHIP								
Jason Johnson, R (1,1) ERA: 3.33	6.1		29	6	4	4	7	3	0	1	0	0	0	65	107	5.68	1.421								
Willis Roberts, R (7,1) ERA: 4.54	1.2	W	6	1	0	0	0	1	0	0	0	0	0	7	17	0.00	1.200								
Jorge Julio, R (9,1) ERA: 4.58	1.0	S	4	1	0	0	2	0	0	0	0	0	0	13	20	0.00	1.000								

Baltimore Orioles @ Anaheim Angels
Edison International Field, Anaheim, CA
Thu May 22 2003, 10:05 PM EDT
Att: 28,958 - Sunny - 63 F

AB 34
R 4
H 8
RBI 4
BB 4
SO 9
LOB 17



Batter	1	2	3	4	5	6	7	8	9	AB	R	H	RBI	BB	SO	LOB	TOP					
1 Brian Roberts, S OBP: 0.400, SLG: 0.643	3-2 G4-3 SF9 1B	0-0 1-2 2-H 1B		2-0 G1-6-3 1-2			2-3 K		4-2 BB	4	1	2	1	1	1	1	<p>Baltimore Orioles @ Texas Rangers</p> <p>The Ballpark at Arlington, Arlington, TX</p> <p>Fri May 23 2003, 8:05 PM EDT</p> <p>Att: 23,175 - Cloudy - 80 F</p> <p>livebaseballscorecards.com</p>					
6 Melvin Mora, R OBP: 0.419, SLG: 0.516	0-1 SF9 G4-3 1B	1-2 1-2 2-H 1B			2-3 K		3-2 G4-3		1-3 K	5	0	2	1	0	2	2						
David Segui, S OBP: 0.372, SLG: 0.440	3-2 G4-3 1-2 2-3	0-0 L7			1-0 1B			2-3 K		4	0	1	0	0	1	4						
Jeff Conine, R OBP: 0.338, SLG: 0.418	2-1 SF9 2-3 3-H			1-1 31 G6-4-3 1B		3-1 F9		1-2 G4-3		3	0	1	1	0	0	1						
31 Jay Gibbons, L OBP: 0.343, SLG: 0.469	0-1 G3		0-2 G6-4-3 1-2		0-2 F8			1-0 HBP		3	0	0	0	0	0	3						
Tony Batista, R OBP: 0.314, SLG: 0.415		1-0 P5	0-1 FC6-4 1B		0-2 F7			1-2 F8		4	0	1	0	0	0	1						
Brook Fordyce, R OBP: 0.258, SLG: 0.311		3-2 G5-3	1-0 FC6-4 1B		2-2 G4-3			4-2 BB		3	0	0	0	0	0	1						
Jose Morban, S OBP: 0.500, SLG: 1.333			1-2							0	0	0	0	1	0	0						
Deivi Cruz, R OBP: 0.221, SLG: 0.310		0-0 1B		2-0 F9		1-0 G5-3		0-0 F9		3	1	1	0	0	0	0						
53 Carlos Mendez, R OBP: 0.333, SLG: 0.667		1-1 1B								1	0	0	0	0	0	1						
Luis Matos, R OBP: 0.500, SLG: 0.500		1-1 6 1B		3-2 1 G1-6-3 1B			0-1 F7		1-3 K	4	1	2	0	0	1	1						
Inning Stats	R: 1 E: 0 K: 0 S: 12	H: 2 LOB: 1 BB: 0 P: 20	R: 2 E: 0 K: 0 S: 12	H: 4 LOB: 2 BB: 0 P: 18	R: 0 E: 0 K: 0 S: 8	H: 2 LOB: 1 BB: 0 P: 10	R: 0 E: 0 K: 0 S: 5	H: 1 LOB: 0 BB: 0 P: 12	R: 0 E: 0 K: 1 S: 9	H: 0 LOB: 0 BB: 0 P: 15	R: 0 E: 0 K: 0 S: 8	H: 0 LOB: 0 BB: 0 P: 11	R: 0 E: 0 K: 1 S: 9	H: 0 LOB: 1 BB: 0 P: 14	R: 0 E: 0 K: 1 S: 10	H: 0 LOB: 1 BB: 0 P: 15	R: 0 E: 0 K: 2 S: 14	H: 0 LOB: 2 BB: 2 P: 24	1B: 10 2B: 0 3B: 0 HR: 0	SF: 1 SAC: 0 DP: 2 HBP: 1	WP: 0 PB: 0 SB: 4 CS: 0	PA: 38
PITCHER	IP WLS BF H R ER SO BB IBB HBP BLK WP HR S P ERA WHIP	IP WLS BF H R ER SO BB IBB HBP BLK WP HR S P ERA WHIP	IP WLS BF H R ER SO BB IBB HBP BLK WP HR S P ERA WHIP	IP WLS BF H R ER SO BB IBB HBP BLK WP HR S P ERA WHIP	IP WLS BF H R ER SO BB IBB HBP BLK WP HR S P ERA WHIP	IP WLS BF H R ER SO BB IBB HBP BLK WP HR S P ERA WHIP	IP WLS BF H R ER SO BB IBB HBP BLK WP HR S P ERA WHIP	IP WLS BF H R ER SO BB IBB HBP BLK WP HR S P ERA WHIP	IP WLS BF H R ER SO BB IBB HBP BLK WP HR S P ERA WHIP	IP WLS BF H R ER SO BB IBB HBP BLK WP HR S P ERA WHIP	IP WLS BF H R ER SO BB IBB HBP BLK WP HR S P ERA WHIP	IP WLS BF H R ER SO BB IBB HBP BLK WP HR S P ERA WHIP	IP WLS BF H R ER SO BB IBB HBP BLK WP HR S P ERA WHIP	IP WLS BF H R ER SO BB IBB HBP BLK WP HR S P ERA WHIP	IP WLS BF H R ER SO BB IBB HBP BLK WP HR S P ERA WHIP	IP WLS BF H R ER SO BB IBB HBP BLK WP HR S P ERA WHIP	IP WLS BF H R ER SO BB IBB HBP BLK WP HR S P ERA WHIP					
Ismael Valdez, R ERA: 5.28	(1, 1)	6.0	W	26	10	3	3	1	0	0	0	0	0	0	0	0	4.50	1.667				
R.A. Dickey, R ERA: 3.18	(7, 1)	1.0	H	3	0	0	0	1	0	0	0	0	0	0	0	0	0.00	0.000				
Francisco Cordero, R ERA: 3.08	(8, 1)	1.0	H	4	0	0	0	1	0	0	1	0	0	0	0	0	0.00	2.000				
Ugueth Urbina, R ERA: 2.82	(9, 1)	1.0	S	5	0	0	0	2	2	0	0	0	0	0	0	0	0.00	2.000				

Batter	1	2	3	4	5	6	7	8	9	AB	R	H	RBI	BB	SO	LOB	BOTTOM			
Carl Everett, S OBP: 0.415, SLG: 0.658	1-1 G6-3		1-3 K		2-2 9 1B	0-0 F7		1-0 G5-3		5	1	1	0	0	1	2	<p>Baltimore Orioles @ Texas Rangers</p> <p>The Ballpark at Arlington, Arlington, TX</p> <p>Fri May 23 2003, 8:05 PM EDT</p> <p>Att: 23,175 - Cloudy - 80 F</p> <p>livebaseballscorecards.com</p>			
9 Hank Blalock, L OBP: 0.399, SLG: 0.595	1-3 K		1-0 L3		2-0 1B	0-2 1B		3-1 G4-3		5	0	2	0	0	1	1				
Alex Rodriguez, R OBP: 0.384, SLG: 0.568	2-1 HR 1B		1-0 G6-3		1-2 P6	1-0 F8		1-0 G6-3		5	1	1	0	0	0	5				
Rafael Palmeiro, L OBP: 0.401, SLG: 0.552	3-1 HR			2-2 L8	1-0 23 BB 1B		4-2 G4-3 PB 2B BB			3	2	2	3	1	0	0				
Juan Gonzalez, R OBP: 0.316, SLG: 0.567	2-2 G5-3			0-1 F8	0-3 K		2-1 G4-3		1-3 2B	4	0	0	0	0	1	3				
23 Mark Teixeira, S OBP: 0.341, SLG: 0.417		2-2 G4-3		1-2 2B	4-2 BB		4-0 2B IBB			2	0	1	0	2	0	0				
Ryan Christenson, R OBP: 0.294, SLG: 0.291		2-3 K		4-2 BB	2-3 K		1-1 2B			2	0	0	0	1	2	3				
Ruben Sierra, S OBP: 0.339, SLG: 0.393										1	0	1	1	0	0	0				
Donnie Sadler, R OBP: 0.214, SLG: 0.083										0	0	0	0	0	0	0				
Einar Diaz, R OBP: 0.286, SLG: 0.327		0-0 P6		1-2 F7		1-2 F7		2-0 10 G4-6-3 HBP		3	0	0	0	0	0	2				
10 Michael Young, R OBP: 0.372, SLG: 0.483			3-2 9 WP 1B		1-0 HR	1-1 9 1B		1-0 G4-6-3		4	1	3	1	0	0	3				
Inning Stats	R: 2 E: 0 K: 1 S: 14	H: 2 LOB: 0 BB: 0 P: 23	R: 0 E: 0 K: 1 S: 7	H: 0 LOB: 0 BB: 0 P: 11	R: 0 E: 0 K: 1 S: 8	H: 1 LOB: 1 BB: 0 P: 14	R: 0 E: 0 K: 0 S: 14	H: 1 LOB: 2 BB: 1 P: 22	R: 2 E: 0 K: 2 S: 19	H: 4 LOB: 3 BB: 1 P: 32	R: 0 E: 0 K: 0 S: 11	H: 2 LOB: 2 BB: 0 P: 14	R: 1 E: 0 K: 0 S: 8	H: 1 LOB: 2 BB: 2 P: 22	R: 0 E: 0 K: 0 S: 4	H: 0 LOB: 0 BB: 0 P: 9	1B: 7 2B: 2 3B: 0 HR: 2	SF: 0 SAC: 0 DP: 1 HBP: 1	WP: 1 PB: 1 SB: 0 CS: 0	PA: 39
PITCHER	IP WLS BF H R ER SO BB IBB HBP BLK WP HR S P ERA WHIP	IP WLS BF H R ER SO BB IBB HBP BLK WP HR S P ERA WHIP	IP WLS BF H R ER SO BB IBB HBP BLK WP HR S P ERA WHIP	IP WLS BF H R ER SO BB IBB HBP BLK WP HR S P ERA WHIP	IP WLS BF H R ER SO BB IBB HBP BLK WP HR S P ERA WHIP	IP WLS BF H R ER SO BB IBB HBP BLK WP HR S P ERA WHIP	IP WLS BF H R ER SO BB IBB HBP BLK WP HR S P ERA WHIP	IP WLS BF H R ER SO BB IBB HBP BLK WP HR S P ERA WHIP	IP WLS BF H R ER SO BB IBB HBP BLK WP HR S P ERA WHIP	IP WLS BF H R ER SO BB IBB HBP BLK WP HR S P ERA WHIP	IP WLS BF H R ER SO BB IBB HBP BLK WP HR S P ERA WHIP	IP WLS BF H R ER SO BB IBB HBP BLK WP HR S P ERA WHIP	IP WLS BF H R ER SO BB IBB HBP BLK WP HR S P ERA WHIP	IP WLS BF H R ER SO BB IBB HBP BLK WP HR S P ERA WHIP	IP WLS BF H R ER SO BB IBB HBP BLK WP HR S P ERA WHIP	IP WLS BF H R ER SO BB IBB HBP BLK WP HR S P ERA WHIP				
Pat Hentgen, R ERA: 4.1	(1, 1)	6.0	L	30	10	4	4	0	0	0	0	0	0	0	0	0	6.00	2.000		
Rick Bauer, R ERA: 5.0	(7, 1)	2.0	9	1	1	1	0	1	1	1	1	0	0	0	0	0	4.50	1.000		



Batter	1	2	3	4	5	6	7	8	9	AB	R	H	RBI	BB	SO	LOB	TOP					
1 Brian Roberts, S OBP: 0.391, SLG: 0.526	F7		G3		P6		6 HR	1B	P3	5	2	1	0	1	0	4						
6 Melvin Mora, R OBP: 0.418, SLG: 0.534	F9		K		FC6-4		1B	1B		5	1	2	5	0	1	2						
David Segui, S OBP: 0.365, SLG: 0.430	P5		F7			G3	G5-3	1B		5	0	1	0	0	0	1						
Jeff Conine, R OBP: 0.356, SLG: 0.442				K				HR		4	1	3	2	1	1	0						
31 Jay Gibbons, L OBP: 0.340, SLG: 0.461	FC3-6		P3							5	0	1	0	0	1	4						
Tony Batista, R OBP: 0.311, SLG: 0.414	P3		K			G5-4-3				5	1	1	0	0	1	3						
Luis Matos, R OBP: 0.356, SLG: 0.889										5	2	3	1	0	0	0						
Geronomo Gil, R OBP: 0.339, SLG: 0.316										3	2	2	0	1	0	2						
Jose Morban, S OBP: 0.429, SLG: 0.800										2	0	0	0	1	2	2						
Deivi Cruz, R OBP: 0.231, SLG: 0.326										2	1	2	2	0	0	0						
Inning Stats	R: 0 E: 0 K: 0 S: 4	H: 0 LOB: 0 BB: 0 P: 6	R: 0 E: 0 K: 0 S: 11	H: 1 LOB: 2 BB: 1 P: 20	R: 0 E: 0 K: 1 S: 12	H: 0 LOB: 1 BB: 1 P: 23	R: 0 E: 0 K: 2 S: 10	H: 0 LOB: 0 BB: 0 P: 14	R: 1 E: 0 K: 1 S: 11	H: 2 LOB: 1 BB: 0 P: 16	R: 0 E: 0 K: 0 S: 7	H: 2 LOB: 1 BB: 0 P: 8	R: 3 E: 0 K: 1 S: 15	H: 3 LOB: 0 BB: 0 P: 23	R: 6 E: 0 K: 1 S: 22	H: 7 LOB: 2 BB: 2 P: 39	R: 0 E: 0 K: 0 S: 13	H: 1 LOB: 2 BB: 0 P: 23	1B: 11 2B: 2 HR: 3	SF: 0 SAC: 0 DP: 2 HBP: 1	WP: 0 PB: 0 SB: 1 CS: 0	PA: 46
PITCHER	IP	WLS	BF	H	R	ER	SO	BB	IBB	HBP	BLK	WP	HR	S	P	ERA	WHIP					
John Thomson, R ERA: 4.85	(1, 1)	6.2	L	29	8	4	4	5	2	0	0	0	0	2	66	103	5.40	1.500				
Aaron Fultz, L ERA: 2.05	(7, 1)	0.2		3	1	1	1	1	0	0	0	0	1	11	18	13.50	1.500					
Todd Van Poppel, R ERA: 7.71	(8, 1)	0.0		6	4	4	0	1	1	0	0	0	0	7	18	∞	∞					
Jay Powell, R ERA: 10.13	(8, 1)	1.2		8	3	1	1	0	0	0	1	0	0	21	33	5.40	1.800					

Baltimore Orioles @ Texas Rangers
The Ballpark at Arlington, Arlington, TX
Sat May 24 2003, 8:05 PM EDT
Att: 48,635 - Sunny - 84 F

AB 41
R 10
H 16
RBI 10
BB 4
SO 6
LOB 18



Batter	1	2	3	4	5	6	7	8	9	AB	R	H	RBI	BB	SO	LOB	BOTTOM					
10 Michael Young, R OBP: 0.375, SLG: 0.495	K						K2-3			4	1	2	1	0	2	0						
23 Mark Teixeira, S OBP: 0.338, SLG: 0.411	F7		E5							4	0	1	0	0	2	1						
Alex Rodriguez, R OBP: 0.369, SLG: 0.582										4	1	2	1	0	2	0						
9 Hank Bialock, L OBP: 0.399, SLG: 0.595										0	0	0	0	0	0	0						
Rafael Palmeiro, L OBP: 0.398, SLG: 0.544										4	0	1	0	0	0	2						
Juan Gonzalez, R OBP: 0.315, SLG: 0.560										4	0	1	0	0	1	0						
Herbert Perry, R OBP: 0.174, SLG: 0.217										3	0	0	0	0	1	2						
Donnie Sadler, R OBP: 0.200, SLG: 0.077										1	0	0	0	0	1	0						
Ruben Sierra, S OBP: 0.328, SLG: 0.378										4	0	0	0	0	2	2						
Todd Greene, R OBP: 0.283, SLG: 0.535										3	0	0	0	0	1	0						
Ryan Christenson, R OBP: 0.295, SLG: 0.292										3	1	1	0	0	0	0						
Inning Stats	R: 0 E: 0 K: 2 S: 10	H: 0 LOB: 0 BB: 0 P: 15	R: 0 E: 0 K: 2 S: 9	H: 0 LOB: 0 BB: 0 P: 13	R: 2 E: 1 K: 2 S: 18	H: 4 LOB: 2 BB: 0 P: 25	R: 0 E: 0 K: 1 S: 7	H: 0 LOB: 0 BB: 0 P: 8	R: 0 E: 0 K: 1 S: 11	H: 1 LOB: 1 BB: 0 P: 19	R: 1 E: 0 K: 0 S: 12	H: 3 LOB: 1 BB: 0 P: 13	R: 0 E: 0 K: 1 S: 8	H: 0 LOB: 0 BB: 0 P: 12	R: 0 E: 0 K: 2 S: 9	H: 0 LOB: 0 BB: 0 P: 10	R: 0 E: 0 K: 1 S: 8	H: 0 LOB: 0 BB: 0 P: 11	1B: 5 2B: 2 3B: 0 HR: 1	SF: 0 SAC: 0 DP: 1 HBP: 0	WP: 0 PB: 0 SB: 0 CS: 0	PA: 34
PITCHER	IP	WLS	BF	H	R	ER	SO	BB	IBB	HBP	BLK	WP	HR	S	P	ERA	WHIP					
Omar Daal, L ERA: 4.98	(1, 1)	6.0	W	25	8	3	3	8	0	0	0	0	0	25	33	0.00	0.000					
Kerry Ligtenberg, R ERA: 2.49	(7, 1)	3.0	S	9	0	0	0	4	0	0	0	0	0	25	33	0.00	0.000					

Baltimore Orioles @ Texas Rangers
The Ballpark at Arlington, Arlington, TX
Sat May 24 2003, 8:05 PM EDT
Att: 48,635 - Sunny - 84 F

AB 34
R 3
H 8
RBI 2
BB 0
SO 12
LOB 7



Batter	1	2	3	4	5	6	7	8	9	AB	R	H	RBI	BB	SO	LOB	TOP					
David Eckstein, R (1, 6) OBP: 0.338, SLG: 0.340 Shawn Wooten, R (8, FH) OBP: 0.373, SLG: 0.464	G6-3			G5-3		G6-4-3 BB		2H 2B		2	0	0	0	1	0	0	Anaheim Angels @ Baltimore Orioles Oriole Park at Camden Yards, Baltimore, MD Tue May 27 2003, 7:05 PM EDT Att: 20,100 - Cloudy - 68 F					
Troy Glaus, R (1, 5) OBP: 0.405, SLG: 0.608	G5-3			CS BB		G6-4-3		P4		3	0	0	0	1	0	3						
Tim Salmon, R (1, 9) OBP: 0.390, SLG: 0.491 9 Chone Figgins, S (8, R)	F7			CS BB		F8		G2-3 1B		3	0	0	0	0	1	2						
16 Garret Anderson, L (1, 7) OBP: 0.333, SLG: 0.530 Eric Owens, R (8, 7)		G2-3				CS 1B		G2-3		3	0	1	0	0	1	0						
Brad Fullmer, L (1, 10) OBP: 0.391, SLG: 0.452		K				F8		G4-3		4	0	1	1	0	1	1						
Scott Spiezio, S (1, 3) OBP: 0.305, SLG: 0.397		F7				K		K		4	0	0	0	0	3	2						
Bengie Molina, R (1, 2) OBP: 0.300, SLG: 0.377 Benji Gil, R (8, 6)				F8		1B WP 1B		F8		3	1	1	0	0	0	0						
Adam Kennedy, L (1, 4) OBP: 0.339, SLG: 0.376				F8		WP 1B		G1-3 2B 1B		3	2	2	0	0	0	0						
Jeff DaVanon, S (1, 8) OBP: 0.309, SLG: 0.431				F7		G6-4-3 WP 1B		G1-3		3	0	1	0	0	0	1						
Inning Stats	R: 0 E: 0 K: 0 S: 8	H: 0 LOB: 0 BB: 0 P: 13	R: 0 E: 0 K: 1 S: 7	H: 0 LOB: 0 BB: 0 P: 10	R: 0 E: 0 K: 0 S: 5	H: 0 LOB: 0 BB: 0 P: 10	R: 0 E: 0 K: 1 S: 8	H: 0 LOB: 1 BB: 1 P: 16	R: 0 E: 0 K: 1 S: 9	H: 1 LOB: 1 BB: 0 P: 13	R: 2 E: 0 K: 0 S: 15	H: 3 LOB: 1 BB: 1 P: 24	R: 0 E: 0 K: 2 S: 7	H: 0 LOB: 0 BB: 0 P: 8	R: 1 E: 0 K: 0 S: 11	H: 2 LOB: 1 BB: 0 P: 17	R: 1 E: 0 K: 1 S: 18	H: 2 LOB: 1 BB: 0 P: 23	1B: 7 2B: 3 3B: 0 HR: 0	SF: 0 SAC: 0 DP: 3 HBP: 0	WP: 1 PB: 0 SB: 0 CS: 2	PA: 34
PITCHER Sidney Ponson, R (1, 1) ERA: 4.09	IP: 9.0 WLS: W BF: 34 H: 8 R: 4 ER: 4 SO: 6 BB: 2 IBB: 0 HBP: 0 BLK: 0 WP: 1 HR: 0 S: 88 P: 134 ERA: 4.00 WHIP: 1.111											PITCHER	IP: 9.0 WLS: W BF: 34 H: 8 R: 4 ER: 4 SO: 6 BB: 2 IBB: 0 HBP: 0 BLK: 0 WP: 1 HR: 0 S: 88 P: 134 ERA: 4.00 WHIP: 1.111									

Batter	1	2	3	4	5	6	7	8	9	AB	R	H	RBI	BB	SO	LOB	BOTTOM				
1 Brian Roberts, S (1, 4) OBP: 0.452, SLG: 0.643	F7			G1-3		SF9 31 1B BB		F9		5	1	2	0	0	0	2	Anaheim Angels @ Baltimore Orioles Oriole Park at Camden Yards, Baltimore, MD Tue May 27 2003, 7:05 PM EDT Att: 20,100 - Cloudy - 68 F				
6 Melvin Mora, R (1, 7) OBP: 0.445, SLG: 0.583	1B 31 BB BB	P3		HR		K		1B BB		3	3	1	1	2	1	3					
David Segui, S (1, 10) OBP: 0.380, SLG: 0.434	31 BB SF8 1B	F7		BB		31 1B BB		31 1B 1B		3	2	2	2	2	0	1					
Jeff Conine, R (1, 3) OBP: 0.346, SLG: 0.440	SF8 31 BB 1B	P4		P4		SF9		31 1B 1B		4	0	2	2	0	0	1					
31 Jay Gibbons, L (1, 9) OBP: 0.347, SLG: 0.471	BB	P4		BB		F8		1B 1B		4	0	2	3	1	0	0					
Tony Batista, R (1, 5) OBP: 0.316, SLG: 0.434	SF8	HR		1B		F9		F8		4	1	2	2	0	0	4					
Luis Matos, R (1, 8) OBP: 0.421, SLG: 0.789	P4	K		F9		F9		6 BB 1B 1B		5	1	1	0	0	1	3					
Deivi Cruz, R (1, 6) OBP: 0.224, SLG: 0.314 Jose Morban, S (8, FH) OBP: 0.375, SLG: 0.667		HR 1B		F9		L7		K		4	1	1	0	0	1	3					
Geronimo Gil, R (1, 2) OBP: 0.351, SLG: 0.359		HR		P6		BB SF9 1B		6 BB 1B		5	3	3	2	0	1	0					
Inning Stats	R: 2 E: 0 K: 0 S: 11	H: 2 LOB: 2 BB: 2 P: 22	R: 2 E: 0 K: 0 S: 9	H: 3 LOB: 0 BB: 0 P: 12	R: 1 E: 0 K: 1 S: 16	H: 1 LOB: 1 BB: 0 P: 26	R: 1 E: 0 K: 0 S: 14	H: 1 LOB: 1 BB: 1 P: 25	R: 0 E: 0 K: 0 S: 5	H: 1 LOB: 1 BB: 0 P: 10	R: 2 E: 0 K: 1 S: 19	H: 3 LOB: 2 BB: 1 P: 31	R: 4 E: 0 K: 1 S: 21	H: 5 LOB: 2 BB: 1 P: 33	R: 0 E: 0 K: 1 S: 7	H: 0 LOB: 0 BB: 0 P: 9	1B: 13 2B: 0 3B: 0 HR: 3	SF: 2 SAC: 0 DP: 0 HBP: 0	WP: 1 PB: 0 SB: 0 CS: 1	PA: 45	
PITCHER Aaron Sele, R (1, 1) ERA: 9.0 Mickey Callaway, R (4, 1) ERA: 6.23 Ben Weber, R (7, 1) ERA: 2.03	IP: 3.2 WLS: L BF: 21 H: 7 R: 6 ER: 6 SO: 1 BB: 3 IBB: 0 HBP: 0 BLK: 0 WP: 0 HR: 3 S: 47 P: 81 ERA: 14.73 WHIP: 2.727											PITCHER	IP: 3.0 WLS: 19 BF: 19 H: 8 R: 6 ER: 6 SO: 2 BB: 2 IBB: 0 HBP: 0 BLK: 0 WP: 0 HR: 4 S: 44 P: 74 ERA: 18.00 WHIP: 3.333								
																				PITCHER Ben Weber, R (7, 1) ERA: 2.03	IP: 1.1 WLS: 5 BF: 1 H: 1 R: 0 ER: 0 SO: 1 BB: 0 IBB: 0 HBP: 0 BLK: 0 WP: 0 HR: 0 S: 11 P: 13 ERA: 0.00 WHIP: 0.750

Batter	1	2	3	4	5	6	7	8	9	AB	R	H	RBI	BB	SO	LOB	TOP								
Carl Everett, S (1, 7) OBP: 0.398, SLG: 0.625	G6-3			G1-3		K		K		4	0	0	0	0	2	1									
9 Hank Blalock, L (1, 5) OBP: 0.411, SLG: 0.580	G4-3			1B		L1		FC4-6		4	0	1	0	0	0	1									
Alex Rodriguez, R (1, 6) OBP: 0.384, SLG: 0.577	G6-3			F9		1B		2B		4	0	2	0	0	0	1									
Rafael Palmeiro, L (1, 10) OBP: 0.385, SLG: 0.545		G6-3		P3		P2			G3	4	0	0	0	0	0	2									
Juan Gonzalez, R (1, 9) OBP: 0.320, SLG: 0.571	G5-3				HR		FC6-4	K		4	1	2	1	0	1	0									
23 Mark Teixeira, S (1, 3) OBP: 0.320, SLG: 0.432	K			1B		L7		G4-3		4	0	1	0	0	1	1									
Ryan Christenson, R (1, 8) OBP: 0.289, SLG: 0.282			L9		FC5-4		P6			3	0	0	0	0	0	2									
Todd Greene, R (1, 2) OBP: 0.260, SLG: 0.489			K		K		FC6-4			3	0	0	0	0	2	2									
10 Michael Young, R (1, 4) OBP: 0.360, SLG: 0.470			G5-3		F9			FC4-6		3	0	1	0	0	0	1									
Inning Stats	R: 0 E: 0 K: 0 S: 6	H: 0 LOB: 0 BB: 0 P: 11	R: 0 E: 0 K: 1 S: 8	H: 0 LOB: 0 BB: 0 P: 13	R: 0 E: 0 K: 1 S: 8	H: 0 LOB: 0 BB: 0 P: 16	R: 0 E: 0 K: 0 S: 11	H: 1 LOB: 1 BB: 0 P: 18	R: 1 E: 0 K: 1 S: 15	H: 2 LOB: 1 BB: 0 P: 21	R: 0 E: 0 K: 1 S: 12	H: 1 LOB: 1 BB: 0 P: 16	R: 0 E: 0 K: 0 S: 6	H: 1 LOB: 0 BB: 0 P: 11	R: 0 E: 0 K: 1 S: 11	H: 2 LOB: 2 BB: 0 P: 11	R: 0 E: 0 K: 1 S: 8	H: 0 LOB: 0 BB: 0 P: 12	1B: 5 2B: 1 3B: 0 HR: 1	SF: 0 SAC: 0 DP: 0 HBP: 0	WP: 0 PB: 0 SB: 0 CS: 0	PA: 33			
PITCHER	IP	WLS	BF	H	R	ER	SO	BB	IBB	HBP	BLK	WP	HR	S	P	ERA	WHIP								
Omar Daal, L (1, 1) ERA: 4.52	8.0	W	30	7	1	1	5	0	0	0	0	0	1	77	117	1.12	0.875								
Kerry Ligtenberg, R (9, 1) ERA: 2.38	1.0		3	0	0	0	1	0	0	0	0	0	0	8	12	0.00	0.000								

Texas Rangers @ Baltimore Orioles
 Oriole Park at Camden Yards, Baltimore, MD
 Fri May 30 2003, 7:05 PM EDT
 Att: 42,488 - Sunny - 78 F


AB 33
 R 1
 H 7
 RBI 1
 BB 0
 SO 6
 LOB 11



Batter	1	2	3	4	5	6	7	8	9	AB	R	H	RBI	BB	SO	LOB	BOTTOM								
1 Brian Roberts, S (1, 4) OBP: 0.409, SLG: 0.579	F7		P5		FC9-6		BB			2	1	0	0	2	0	0									
6 Melvin Mora, R (1, 7) OBP: 0.458, SLG: 0.597	K		HR		FC9-6		BB			3	2	1	0	1	1	1									
David Segui, S (1, 10) OBP: 0.367, SLG: 0.422	F8		K		K		2B			4	0	1	3	0	2	2									
Jeff Conine, R (1, 3) OBP: 0.343, SLG: 0.456		31 2B	HR				F8			4	2	2	2	0	1	1									
31 Jay Gibbons, L (1, 9) OBP: 0.350, SLG: 0.465		F8 2B	G3				G4-3			4	1	1	1	0	1	0									
Tony Batista, R (1, 5) OBP: 0.312, SLG: 0.423		F8		F8			G6-3			4	0	1	0	0	0	1									
Luis Matos, R (1, 8) OBP: 0.467, SLG: 0.800		1B 2B		G4-6-3			G4-3			4	1	2	1	0	1	1									
Deivi Cruz, R (1, 6) OBP: 0.240, SLG: 0.348			G4-6-3		G4-6-3		WP 2B			4	1	2	1	0	0	2									
Geronimo Gil, R (1, 2) OBP: 0.339, SLG: 0.339		K		L5			G4-3			3	0	0	0	0	1	1									
Inning Stats	R: 0 E: 0 K: 1 S: 9	H: 4 LOB: 0 BB: 0 P: 11	R: 3 E: 0 K: 1 S: 13	H: 4 LOB: 0 BB: 0 P: 22	R: 2 E: 0 K: 1 S: 14	H: 2 LOB: 0 BB: 0 P: 22	R: 0 E: 0 K: 0 S: 6	H: 1 LOB: 0 BB: 0 P: 9	R: 0 E: 0 K: 1 S: 11	H: 0 LOB: 1 BB: 1 P: 18	R: 0 E: 0 K: 0 S: 11	H: 0 LOB: 0 BB: 0 P: 13	R: 3 E: 0 K: 1 S: 25	H: 2 LOB: 1 BB: 2 P: 46	R: 0 E: 0 K: 2 S: 13	H: 1 LOB: 1 BB: 0 P: 20	R: 0 E: 0 K: 1 S: 8	H: 0 LOB: 0 BB: 0 P: 12	1B: 4 2B: 5 3B: 0 HR: 1	SF: 0 SAC: 0 DP: 1 HBP: 0	WP: 1 PB: 0 SB: 0 CS: 0	PA: 35			
PITCHER	IP	WLS	BF	H	R	ER	SO	BB	IBB	HBP	BLK	WP	HR	S	P	ERA	WHIP								
John Thomson, R (1, 1) ERA: 5.17	6.1	L	26	6	6	6	4	1	0	0	0	1	0	31	54	10.80	2.400								
Jay Powell, R (7, 1) ERA: 10.19	1.2		9	2	2	2	3	2	0	0	0	1	0	31	54	10.80	2.400								

Texas Rangers @ Baltimore Orioles
 Oriole Park at Camden Yards, Baltimore, MD
 Fri May 30 2003, 7:05 PM EDT
 Att: 42,488 - Sunny - 78 F

AB 32
 R 8
 H 10
 RBI 8
 BB 3
 SO 7
 LOB 9



Batter	1	2	3	4	5	6	7	8	9	AB	R	H	RBI	BB	SO	LOB	TOP								
Carl Everett, S OBP: 0.395, SLG: 0.622	G4-1		2B		G1-3		G4-3			4	0	1	0	0	0	1									
9 Hank Blalock, L OBP: 0.412, SLG: 0.584	F9		P4		F7			L3-6	1B	4	0	2	0	0	0	2									
Alex Rodriguez, R OBP: 0.382, SLG: 0.569	F9				F8		P5		BB	3	0	0	0	1	0	1									
Rafael Palmeiro, L OBP: 0.382, SLG: 0.544	F8				F8		2B	L3-6	BB	4	0	1	0	0	0	3									
Juan Gonzalez, R OBP: 0.319, SLG: 0.563		P4			BB		P3		L5	3	0	0	0	1	0	2									
23 Mark Teixeira, S OBP: 0.325, SLG: 0.430		FC6-4			G4-3		HBP		L7	3	0	1	0	0	0	1									
Ryan Christenson, R OBP: 0.279, SLG: 0.274	FC6-4				P3		F8		G5-3	3	0	0	0	0	0	3									
Mike Lamb, L OBP: 0.190, SLG: 0.158	CS								1B	1	0	1	0	0	0	0									
Einar Diaz, R OBP: 0.290, SLG: 0.339	CS		L5		HR		P4		G5-3	4	1	1	1	0	0	1									
10 Michael Young, R OBP: 0.358, SLG: 0.471			G3		2B		F9		G6-3	4	0	1	0	0	0	1									
Inning Stats	R: 0 E: 0 K: 0 S: 12	H: 1 LOB: 1 BB: 0 P: 17	R: 0 E: 0 K: 0 S: 8	H: 1 LOB: 0 BB: 0 P: 9	R: 0 E: 0 K: 0 S: 12	H: 1 LOB: 1 BB: 0 P: 15	R: 0 E: 0 K: 0 S: 7	H: 0 LOB: 1 BB: 1 P: 14	R: 1 E: 0 K: 0 S: 16	H: 2 LOB: 1 BB: 0 P: 21	R: 0 E: 0 K: 0 S: 8	H: 1 LOB: 2 BB: 0 P: 15	R: 0 E: 0 K: 0 S: 6	H: 0 LOB: 0 BB: 0 P: 10	R: 0 E: 0 K: 0 S: 10	H: 1 LOB: 1 BB: 1 P: 16	R: 0 E: 0 K: 0 S: 6	H: 1 LOB: 1 BB: 0 P: 11	1B: 3 2B: 5 3B: 0 HR: 1	SF: 0 SAC: 0 DP: 1 HBP: 1	WP: 0 PB: 0 SB: 0 CS: 1	PA: 37			
PITCHER	IP	WLS	BF	H	R	ER	SO	BB	IBB	HBP	BLK	WP	HR	S	P	ERA	WHIP								
Rick Helling, R ERA: 5.82	7.0	W	28	6	1	1	0	1	0	1	0	0	1	69	101	1.29	1.000								
Buddy Groom, L ERA: 5.82	0.2		3	1	0	0	0	1	0	0	0	0	0	6	12	0.00	3.000								
Kerry Ligtenberg, R ERA: 2.25	0.1		1	0	0	0	0	0	0	0	0	0	0	4	4	0.00	0.000								
Jorge Julio, R ERA: 4.15	1.0		4	1	0	0	0	0	0	0	0	0	0	6	11	0.00	1.000								

Texas Rangers @ Baltimore Orioles
 Oriole Park at Camden Yards, Baltimore, MD
 Sat May 31 2003, 7:05 PM EDT
 Att: 30,178 - Cloudy - 75 F

AB 33
 R 1
 H 8
 RBI 1
 BB 2
 SO 0
 LOB 15



Batter	1	2	3	4	5	6	7	8	9	AB	R	H	RBI	BB	SO	LOB	BOTTOM								
1 Brian Roberts, S OBP: 0.408, SLG: 0.548	F9		K		S		1B	FC4-6		4	1	1	1	1	1	1									
6 Melvin Mora, R OBP: 0.451, SLG: 0.584	F8		L5		K		P4	BB	1B	5	0	1	0	0	1	2									
David Segui, S OBP: 0.367, SLG: 0.426	FC6-4		31 1B		17-4-3		SF8	BB	BB	1	1	1	0	4	0	0									
Jeff Conine, R OBP: 0.340, SLG: 0.452	FC6-4		E		L7-4-3		SF8	F9		4	1	1	1	0	0	6									
31 Jay Gibbons, L OBP: 0.348, SLG: 0.461		K	E		CS		G4-3	F9		4	0	1	0	0	1	1									
Tony Batista, R OBP: 0.311, SLG: 0.420	P5		E6				G1-4-3	SH5-3	1B	4	1	1	0	0	0	1									
Luis Matos, R OBP: 0.500, SLG: 0.824		1B	CS		L7		1B	WP	1B	4	2	3	0	0	0	0									
Deivi Cruz, R OBP: 0.241, SLG: 0.347	F9				G5-3			SH5-3		3	0	1	1	0	0	1									
Gerónimo Gil, R OBP: 0.344, SLG: 0.366			HR		G6-3		P4	FC4-6	BB	3	1	1	1	1	0	1									
Inning Stats	R: 0 E: 0 K: 0 S: 7	H: 0 LOB: 1 BB: 1 P: 18	R: 0 E: 0 K: 1 S: 10	H: 1 LOB: 0 BB: 0 P: 20	R: 3 E: 1 K: 1 S: 20	H: 3 LOB: 1 BB: 1 P: 31	R: 0 E: 0 K: 0 S: 6	H: 0 LOB: 0 BB: 0 P: 7	R: 0 E: 0 K: 1 S: 9	H: 0 LOB: 1 BB: 2 P: 19	R: 1 E: 0 K: 0 S: 11	H: 2 LOB: 1 BB: 0 P: 17	R: 1 E: 0 K: 0 S: 8	H: 2 LOB: 1 BB: 0 P: 11	R: 2 E: 0 K: 0 S: 11	H: 3 LOB: 3 BB: 2 P: 22	1B: 9 2B: 2 3B: 0 HR: 1	SF: 1 SAC: 1 DP: 1 HBP: 0	WP: 1 PB: 0 SB: 1 CS: 1	PA: 41					
PITCHER	IP	WLS	BF	H	R	ER	SO	BB	IBB	HBP	BLK	WP	HR	S	P	ERA	WHIP								
53 Joaquin Benoit, R ERA: 5.57	5.2	L	26	6	4	2	3	4	0	0	0	0	0	12	17	6.75	1.765								
R.A. Dickey, R ERA: 4.22	1.1		6	2	1	1	0	0	0	0	0	0	0	12	17	6.75	1.500								
Reynaldo Garcia, R ERA: 8.64	1.0		8	3	2	2	0	2	0	0	0	1	0	11	22	18.00	5.000								

Texas Rangers @ Baltimore Orioles
 Oriole Park at Camden Yards, Baltimore, MD
 Sat May 31 2003, 7:05 PM EDT
 Att: 30,178 - Cloudy - 75 F

AB 32
 R 7
 H 11
 RBI 4
 BB 6
 SO 3
 LOB 13



Batter	1	2	3	4	5	6	7	8	9	AB	R	H	RBI	BB	SO	LOB	TOP			
Carl Everett, S OBP: 0.395, SLG: 0.622 (1, 9)	K2-3		F8 2B		F8		HR 1B		L9	5	1	2	0	0	1	1	Texas Rangers @ Baltimore Orioles Oriole Park at Camden Yards, Baltimore, MD Sun Jun 01 2003, 1:35 PM EDT Att: 38,536 - Cloudy - 67 F			
9 Hank Blalock, L OBP: 0.407, SLG: 0.571 (1, 5)	K		F9				K BB		F8	4	0	0	0	1	2	2				
Alex Rodriguez, R OBP: 0.384, SLG: 0.579 (1, 6)	F9			1B 23 2B BB	K		HR			3	2	1	2	1	2					
Rafael Palmeiro, L OBP: 0.380, SLG: 0.535 (1, 10)		G4-3		F8			G4-3			3	0	0	0	1	0	1				
Ruben Sierra, S OBP: 0.333, SLG: 0.400 Ryan Christenson, R OBP: 0.279, SLG: 0.274 (8, 8)	10 PB 2B			23 2B 10 G6-3 1B	G5-3				P5	4	1	2	0	0	0	3				
23 Mark Teixeira, S OBP: 0.323, SLG: 0.432 (1, 3)	K			10 G6-3 2B		F8			L1	4	0	1	1	0	1	1				
10 Michael Young, R OBP: 0.352, SLG: 0.462 (1, 4)	P3			2-3 3-H 1-0 G6-3	F8				E6	4	0	0	1	0	0	2				
Todd Greene, R OBP: 0.241, SLG: 0.451 (1, 2)			F8	K		F7			G1-3	4	0	0	0	0	1	2				
Donnie Sadler, R OBP: 0.211, SLG: 0.176 (8, 7)			G5-3		F8 2B				K	4	0	1	0	0	1	0				
Inning Stats	R: 0 E: 0 K: 2 S: 8	H: 0 LOB: 0 BB: 0 P: 11	R: 0 E: 0 K: 1 S: 9	H: 1 LOB: 1 BB: 0 P: 13	R: 0 E: 0 K: 0 S: 8	H: 1 LOB: 1 BB: 0 P: 11	R: 2 E: 0 K: 1 S: 14	H: 2 LOB: 1 BB: 1 P: 22	R: 0 E: 0 K: 0 S: 10	H: 0 LOB: 0 BB: 0 P: 9	R: 2 E: 0 K: 1 S: 9	H: 2 LOB: 0 BB: 0 P: 17	R: 0 E: 1 K: 0 S: 9	H: 0 LOB: 1 BB: 0 P: 11	R: 0 E: 0 K: 1 S: 6	H: 0 LOB: 0 BB: 0 P: 9		1B: 2 2B: 4 3B: 0 HR: 1	SF: 0 SAC: 0 DP: 0 HBP: 0	WP: 0 PB: 1 SB: 0 CS: 0
PITCHER	IP	WLS	BF	H	R	ER	SO	BB	IBB	HBP	BLK	WP	HR	S	P	ERA	WHIP			
Sidney Ponson, R ERA: 4.14 Jorge Julio, R ERA: 3.97	(1, 1)	8.0	W	35	7	4	4	6	3	0	0	0	0	1	73	115	4.50	1.250		
PITCHER	IP	WLS	BF	H	R	ER	SO	BB	IBB	HBP	BLK	WP	HR	S	P	ERA	WHIP			

AB	35
R	4
H	7
RBI	4
BB	3
SO	7
LOB	14



Batter	1	2	3	4	5	6	7	8	9	AB	R	H	RBI	BB	SO	LOB	BOTTOM			
1 Brian Roberts, S OBP: 0.389, SLG: 0.511 (1, 4)	G3		1B 1-2	L3		B5-3		K		5	0	1	0	0	1	3	Texas Rangers @ Baltimore Orioles Oriole Park at Camden Yards, Baltimore, MD Sun Jun 01 2003, 1:35 PM EDT Att: 38,536 - Cloudy - 67 F			
6 Melvin Mora, R OBP: 0.455, SLG: 0.599 (1, 7)	FC6-4 BB		B2	F9		HR		E 1B BB		3	2	1	1	2	0	4				
B.J. Surhoff, L OBP: 0.333, SLG: 0.382 Jose Morban, S OBP: 0.333, SLG: 0.571 (6, PR)	K		F9		31 BB BB 1B	P2		E5 1B 1B		5	0	2	0	0	1	3				
Jeff Conine, R OBP: 0.346, SLG: 0.460 (1, 3)	FC6-4		1-2	F7				1-3 2-H 1B		5	0	3	2	0	0	2				
31 Jay Gibbons, L OBP: 0.345, SLG: 0.452 (1, 9)		K	F9		BB BB	P6		G4-3		4	0	0	0	1	1	5				
Tony Batista, R OBP: 0.310, SLG: 0.413 (1, 5)	P3			BB 1B BB	K		F8			3	1	0	0	1	1	3				
Luis Matos, R OBP: 0.526, SLG: 0.806 (1, 8)		1B		SH1-3 1B BB		G4-3				2	0	1	0	2	0	1				
Deivi Cruz, R OBP: 0.247, SLG: 0.351 (1, 6)	F9			SH1-3 1B	F9			1B SH1-3 E 1B		4	1	2	1	0	0	4				
Brook Fordyce, R OBP: 0.289, SLG: 0.329 (1, 2)			F9 1B 1B	SH1-3		G5-3		SH1-3		2	1	1	0	0	0	0				
Inning Stats	R: 0 E: 0 K: 1 S: 11	H: 0 LOB: 1 BB: 1 P: 20	R: 0 E: 0 K: 1 S: 8	H: 1 LOB: 0 BB: 0 P: 12	R: 1 E: 0 K: 0 S: 11	H: 3 LOB: 2 BB: 0 P: 12	R: 1 E: 0 K: 0 S: 8	H: 1 LOB: 2 BB: 2 P: 20	R: 0 E: 0 K: 1 S: 15	H: 1 LOB: 3 BB: 2 P: 28	R: 1 E: 0 K: 0 S: 10	H: 1 LOB: 0 BB: 0 P: 14	R: 0 E: 0 K: 0 S: 14	H: 1 LOB: 1 BB: 0 P: 19	R: 2 E: 1 K: 1 S: 17	H: 3 LOB: 2 BB: 1 P: 27		1B: 9 2B: 1 3B: 0 HR: 1	SF: 0 SAC: 2 DP: 0 HBP: 0	WP: 0 PB: 0 SB: 0 CS: 0
PITCHER	IP	WLS	BF	H	R	ER	SO	BB	IBB	HBP	BLK	WP	HR	S	P	ERA	WHIP			
Colby Lewis, R ERA: 7.35 Aaron Fultz, L ERA: 2.05 Francisco Cordero, R ERA: 3.16 Brian Shouse, L ERA: 3.52	(1, 1)	6.0		31	3	3	3	0	0	0	0	0	0	3	5	0.00	0.000			
PITCHER	IP	WLS	BF	H	R	ER	SO	BB	IBB	HBP	BLK	WP	HR	S	P	ERA	WHIP			



Batter	1	2	3	4	5	6	7	8	9	AB	R	H	RBI	BB	SO	LOB	TOP																			
1 Brian Roberts, S OBP: 0.407, SLG: 0.529 (1,4)	F8		1B	1B		FC6-4 BB		FC4-6 S 2B		4	2	2	2	1	0	1	Baltimore Orioles @ Houston Astros Minute Maid Park, Houston, TX Tue Jun 03 2003, 7:05 PM CDT Att: 25,545 - Dome - 72 F																			
Luis Matos, R OBP: 0.512, SLG: 0.780 (1,8)	G6-3		FC5 2H 1B	K		FC6-4 1-2		FC6-4 1-H 2B		5	0	2	2	0	1	3																				
6 Melvin Mora, R OBP: 0.453, SLG: 0.593 (1,7) (5,6)	1B		FC5 1-3			G6-3 1B		K		5	1	2	0	0	1	3																				
Jeff Conine, R OBP: 0.339, SLG: 0.450 (1,3)	L6			G6-3	F9		F8		P4	5	0	0	0	0	2																					
31 Jay Gibbons, L OBP: 0.350, SLG: 0.467 (1,9)		G3-1		HR	BB		F7		FC5-4 1B	4	1	2	1	1	0	0																				
Tony Batista, R OBP: 0.307, SLG: 0.413 (1,5)	F7		1B	L5	L5		1B 2B		FC5-4 1-2	5	0	1	0	0	0	3																				
Delvi Cruz, R OBP: 0.350, SLG: 0.350 (5,1) B.J. Ryan, L (5,1)	G6-3		1B 1B	1B	E6 FC4-6		2H 1B		L8	3	1	2	0	0	0	0																				
Rick Bauer, R OBP: 0.431, SLG: 0.431 (7,PH) Willis Roberts, R (7,PH) Buddy Groom, L (8,PH) Kerry Ligtenberg, R (8,PH) 53 Carlos Mendez, R (9,PH) OBP: 0.250, SLG: 0.500			1B	1B	1B					1	0	0	0	0	0	0																				
Geronomo Gil, R OBP: 0.341, SLG: 0.362 (1,2)			F8	1B	FC4-6			K2-3		4	1	1	0	0	1	2																				
Jason Johnson, R OBP: 0.337, SLG: 0.385 (5,7) B.J. Surhoff, L (5,7)			K	1B	BB		L5		FC4-6 1B	1	0	0	0	1	1	0																				
Inning Stats	R: 0 E: 0 K: 0 S: 15	H: 1 LOB: 1 BB: 0 P: 20	R: 0 E: 0 K: 0 S: 7	H: 0 LOB: 0 BB: 0 P: 11	R: 1 E: 0 K: 1 S: 17	H: 2 LOB: 1 BB: 0 P: 28	R: 3 E: 0 K: 1 S: 19	H: 4 LOB: 2 BB: 1 P: 30	R: 1 E: 0 K: 0 S: 8	H: 0 LOB: 1 BB: 1 P: 16	R: 0 E: 0 K: 0 S: 12	H: 2 LOB: 0 BB: 0 P: 18	R: 1 E: 0 K: 2 S: 13	H: 2 LOB: 1 BB: 0 P: 17	R: 0 E: 0 K: 0 S: 11	H: 1 LOB: 1 BB: 0 P: 15	1B: 10 2B: 3 3B: 0 HR: 1	SF: 0 SAC: 0 DP: 0 HBP: 0	WP: 0 PA: 43 PB: 0 SB: 3 CS: 0																	
PITCHER	IP	WLS	BF	H	R	ER	SO	BB	IBB	HBP	BLK	WP	HR	S	P	ERA	WHIP	PITCHER		IP	WLS	BF	H	R	ER	SO	BB	IBB	HBP	BLK	WP	HR	S	P	ERA	WHIP
Tim Redding, R ERA: 3.7 (1,1)	4.0	20	7	4	4	2	1	0	0	0	0	0	1	58	89	9.00	2.000	Ricky Stone, R ERA: 2.08 (9,1)		1.0	4	1	0	0	0	0	0	0	0	0	11	15	0.00	1.000		
Jonathan Johnson, R ERA: 4.05 (5,1)	1.0	6	2	1	0	0	1	0	0	0	0	0	0	15	21	0.00	3.000																			
Kirk Saarloos, R ERA: 0.91 (6,1)	1.0	4	0	0	0	0	1	0	0	0	0	0	0	8	16	0.00	1.000																			
54 Brad Lidge, R ERA: 1.56 (7,1)	1.0	4	2	0	0	0	0	0	0	0	0	0	0	12	18	0.00	2.000																			
Octavio Dotel, R ERA: 1.65 (8,1)	1.0	W	5	2	1	1	2	0	0	0	0	0	0	13	17	9.00	2.000																			

AB	40
R	6
H	14
RBI	5
BB	3
SO	4
LOB	15



Batter	1	2	3	4	5	6	7	8	9	AB	R	H	RBI	BB	SO	LOB	BOTTOM																			
Craig Biggio, R OBP: 0.346, SLG: 0.438 (1,8)	K	L9			HR	G5-4-3 1-2		K		5	1	1	1	0	2	6	Baltimore Orioles @ Houston Astros Minute Maid Park, Houston, TX Tue Jun 03 2003, 7:05 PM CDT Att: 25,545 - Dome - 72 F																			
Morgan Ensberg, R OBP: 0.407, SLG: 0.615 (1,5)	K		17 WP 1B		G5-3		F8	HR		5	1	2	4	0	1	0																				
5 Jeff Bagwell, R OBP: 0.356, SLG: 0.467 (1,3)	PB BB		F8		HR		G4-3	17 BB 1B		4	2	2	0	1	0	1																				
Jeff Kent, R OBP: 0.393, SLG: 0.561 (1,4)	1-H 1B		F8		HR		G6-3	K		5	1	2	3	0	1	3																				
17 Lance Berkman, S OBP: 0.398, SLG: 0.487 (1,7)	K		K		HR			3B		4	2	2	1	1	2	2																				
Orlando Merced, S OBP: 0.320, SLG: 0.393 (1,9)										3	0	2	1	1	1	0																				
Brian Hunter, R OBP: 0.266, SLG: 0.271 (8,FR) (9,9)			CS BB		1B			2B SH G4-3		1	1	0	0	0	0	2																				
Brad Ausmus, R OBP: 0.268, SLG: 0.280 (1,2)				G1-3	K			28 SH HR BB		3	1	1	0	1	1	1																				
28 Adam Everett, R OBP: 0.295, SLG: 0.352 (1,6)		P4		F7			K	SH HR		3	1	0	0	0	1	1																				
Inning Stats	R: 1 E: 0 K: 3 S: 16	H: 1 LOB: 1 BB: 1 P: 27	R: 0 E: 0 K: 0 S: 12	H: 2 LOB: 1 BB: 1 P: 17	R: 0 E: 0 K: 1 S: 15	H: 1 LOB: 0 BB: 0 P: 23	R: 0 E: 0 K: 1 S: 13	H: 0 LOB: 0 BB: 0 P: 16	R: 4 E: 0 K: 1 S: 22	H: 5 LOB: 1 BB: 0 P: 28	R: 0 E: 0 K: 1 S: 6	H: 1 LOB: 0 BB: 0 P: 9	R: 0 E: 0 K: 0 S: 10	H: 0 LOB: 0 BB: 0 P: 17	R: 6 E: 1 K: 2 S: 20	H: 4 LOB: 2 BB: 3 P: 40		R: 0 E: 0 K: 0 S: 11	H: 1 LOB: 1 BB: 0 P: 15	1B: 7 2B: 2 3B: 1 HR: 4	SF: 0 SAC: 1 DP: 1 HBP: 0	WP: 1 PA: 42 PB: 1 SB: 0 CS: 1														
PITCHER	IP	WLS	BF	H	R	ER	SO	BB	IBB	HBP	BLK	WP	HR	S	P	ERA	WHIP	PITCHER		IP	WLS	BF	H	R	ER	SO	BB	IBB	HBP	BLK	WP	HR	S	P	ERA	WHIP
Jason Johnson, R ERA: 3.63 (1,1)	4.2	23	8	5	4	5	2	0	0	0	0	0	1	3	73	10.3	7.71	Kerry Ligtenberg, R ERA: 3.0 (8,1)		1.0	8	2	3	2	2	1	1	0	0	1	15	31	18.00	3.000		
B.J. Ryan, L ERA: 4.86 (5,1)	0.1	2	1	0	0	1	0	0	0	0	0	0	0	5	8	0.00	3.000																			
Rick Bauer, R ERA: 4.55 (6,1)	1.0	3	1	0	0	1	0	0	0	0	0	0	0	6	9	0.00	1.000																			
Willis Roberts, R ERA: 5.04 (7,1)	1.0	3	0	0	0	0	0	0	0	0	0	0	0	10	17	0.00	0.000																			
Buddy Groom, L ERA: 7.41 (8,1)	0.0	L	3	2	3	3	0	1	0	0	0	0	0	5	9	∞	∞																			




Batter	1	2	3	4	5	6	7	8	9	AB	R	H	RBI	BB	SO	LOB	TOP				
1 Brian Roberts, S OBP: 0.412, SLG: 0.517 (1, 4)	G3		1B		1B		K		K	5	0	2	1	0	2	0	<p>Baltimore Orioles @ Houston Astros Minute Maid Park, Houston, TX Thu Jun 05 2003, 7:05 PM CDT Att: 26,883 - Dome - 72 F</p>				
6 Melvin Mora, R OBP: 0.465, SLG: 0.593 (1, 8)	K		K		1B		1B			4	0	2	0	0	2	2					
David Segui, S OBP: 0.385, SLG: 0.423 (1, 3)	1B		K		K		G3-1			4	0	1	0	0	2	5					
Jeff Conine, R OBP: 0.328, SLG: 0.434 (1, 7)	L9		P6		K			P4		4	0	0	0	0	1	5					
31 Jay Gibbons, L OBP: 0.343, SLG: 0.459 (1, 9)		G3		G1-3	K2-3			G4-3		4	0	0	0	0	1	2					
Tony Batista, R OBP: 0.310, SLG: 0.427 (1, 5)	K			1B HBP		K		2B		3	0	1	0	0	2	0					
Deivi Cruz, R OBP: 0.243, SLG: 0.341 (1, 6)	G5-3			F7		K		G6-3		4	0	0	0	0	1	2					
Brook Fordyce, R OBP: 0.300, SLG: 0.338 (1, 2)			53 2B 1B	1B	1B	F8		E1		4	1	2	0	0	0	0					
Omar Daal, L ERA: 4.91 Travis Driskill, R ERA: 5.3 Willis Roberts, R ERA: 5.46 Kerry Ligtenberg, R ERA: 3.6 Jorge Julio, R ERA: 3.8			1B	G4-3			K	G4-6-3		8	1	0	0	0	0	0					
			1B							1	0	0	0	0	0	0					
Inning Stats	R: 0 E: 0 K: 1 S: 9	H: 1 LOB: 1 BB: 0 P: 11	R: 0 E: 0 K: 1 S: 7	H: 0 LOB: 0 BB: 0 P: 12	R: 1 E: 0 K: 2 S: 14	H: 3 LOB: 2 BB: 0 P: 18	R: 0 E: 0 K: 0 S: 9	H: 1 LOB: 2 BB: 0 P: 11	R: 0 E: 0 K: 3 S: 21	H: 2 LOB: 2 BB: 0 P: 27	R: 0 E: 0 K: 2 S: 9	H: 0 LOB: 0 BB: 0 P: 10	R: 0 E: 0 K: 1 S: 11	H: 1 LOB: 1 BB: 0 P: 14	R: 0 E: 0 K: 0 S: 9	H: 1 LOB: 1 BB: 0 P: 11	R: 0 E: 1 K: 1 S: 6	H: 0 LOB: 0 BB: 0 P: 9	1B: 7 2B: 2 3B: 0 HR: 0	SF: 0 SAC: 0 DP: 1 HBP: 1	WP: 0 PA: 37 PB: 0 SB: 0 CS: 0
PITCHER	IP WLS BF H R ER SO BB IBB HBP BLK WP HR S P ERA WHIP																				
44 Roy Oswalt, R ERA: 3.1	(1, 1)	7.0 W 30 8 1 1 11 0 0 0 0 0 0 80 103 1.29 1.143																			
Pete Munro, R ERA: 5.71	(8, 1)	1.0 4 1 0 0 0 0 0 0 0 0 0 9 11 0.00 1.000																			
Nate Bland, L ERA: 5.73	(9, 1)	1.0 3 0 0 0 1 0 0 0 0 0 0 6 9 0.00 0.000																			


AB 36
R 1
H 9
RBI 1
BB 0
SO 12
LOB 19



Batter	1	2	3	4	5	6	7	8	9	AB	R	H	RBI	BB	SO	LOB	BOTTOM		
Craig Biggio, R OBP: 0.347, SLG: 0.442 Colin Porter, L OBP: 0.333, SLG: 0.250 (5, PR) (6, 9)	1B 2B	G4-3	F9		G6-4-3 HBP		HR 1B			3	1	1	0	0	0	2	<p>Baltimore Orioles @ Houston Astros Minute Maid Park, Houston, TX Thu Jun 05 2003, 7:05 PM CDT Att: 26,883 - Dome - 72 F</p>		
Morgan Ensberg, R OBP: 0.435, SLG: 0.656 (1, 5)	5 BB 1B	5 BB 1B		FC6-4 5 BB	G6-4-3		HR			4	3	3	4	1	0	1			
5 Jeff Bagwell, R OBP: 0.383, SLG: 0.464 Pete Munro, R Nate Bland, L (8, 1) (9, 1)	4-2 1B	3-0 1B		FC6-4 BB		K	G6-3			3	1	1	0	2	1	0			
Jeff Kent, R OBP: 0.386, SLG: 0.548 Jose Vizcaino, S OBP: 0.294, SLG: 0.356 (1, 4) (6, 4)	2-2 1B	2-0 1B		FC6-4 BB		WP 1B		G1-3		3	0	1	1	0	0	4			
17 Lance Berkman, S OBP: 0.413, SLG: 0.503 (1, 7)	P6		2B		WP 1B					2	2	1	0	3	0	2			
Brian Hunter, R OBP: 0.304, SLG: 0.328 (6, 8)	E9		SF9		1B			G5-4-3		5	1	4	4	0	0	1			
Brad Ausmus, R OBP: 0.272, SLG: 0.282 (1, 2)	G6-4-3		SF9		2B			G5-4-3		3	0	0	1	0	1	6			
28 Adam Everett, R OBP: 0.296, SLG: 0.352 (1, 6)		G4-3 44 SH2-4 1B	SH 44 SH3-4		K			P6		3	1	1	1	0	1	3			
44 Roy Oswalt, R OBP: 0.240, SLG: 0.280 Geoff Blum, S OBP: 0.299, SLG: 0.394 (7, PH) (8, 3)		SH2-4	SH3-4		G1-3			G3		1	0	0	0	0	0	0			
										1	0	0	0	0	0	0			
Inning Stats	R: 3 E: 1 K: 0 S: 13	H: 4 LOB: 1 BB: 1 P: 24	R: 1 E: 0 K: 0 S: 9	H: 3 LOB: 2 BB: 0 P: 17	R: 2 E: 0 K: 0 S: 9	H: 2 LOB: 1 BB: 0 P: 12	R: 1 E: 0 K: 2 S: 19	H: 1 LOB: 3 BB: 3 P: 37	R: 0 E: 0 K: 0 S: 3	H: 0 LOB: 1 BB: 0 P: 8	R: 2 E: 0 K: 1 S: 9	H: 2 LOB: 0 BB: 1 P: 15	R: 2 E: 0 K: 0 S: 14	H: 2 LOB: 0 BB: 0 P: 19	R: 0 E: 0 K: 0 S: 6	H: 0 LOB: 0 BB: 1 P: 14	1B: 11 2B: 2 3B: 0 HR: 1	SF: 1 SAC: 3 DP: 4 HBP: 1	WP: 1 PA: 42 PB: 0 SB: 1 CS: 0
PITCHER	IP WLS BF H R ER SO BB IBB HBP BLK WP HR S P ERA WHIP																		
Omar Daal, L ERA: 4.91	(1, 1)	2.0 L 13 7 4 4 0 0 1 0 0 0 0 0 22 41 18.00 4.000																	
Travis Driskill, R ERA: 5.3	(3, 1)	1.0 6 2 2 2 0 0 0 0 0 0 0 9 12 18.00 2.000																	
Willis Roberts, R ERA: 5.46	(4, 1)	3.0 15 3 3 3 3 4 0 1 0 1 0 31 60 9.00 2.333																	
Kerry Ligtenberg, R ERA: 3.6	(7, 1)	1.0 5 2 2 2 0 0 0 0 0 0 0 1 14 19.00 2.000																	
Jorge Julio, R ERA: 3.8	(8, 1)	1.0 3 0 0 0 0 1 0 0 0 0 0 6 14 0.00 1.000																	



Batter	1	2	3	4	5	6	7	8	9	AB R H RBI BB SO LOB	TOP								
1 Brian Roberts, S OBP: 0.395, SLG: 0.486	1-1 6 HR 1B	1-2 G4-3			0-0 L4		2-2 G3-1		0-3 K	5 1 1 0 0 1 1	<p>Baltimore Orioles @ St. Louis Cardinals</p> <p>Busch Stadium, St. Louis, MO</p> <p>Sat Jun 07 2003, 3:05 PM CDT</p> <p>Att: 43,369 - Cloudy - 81 F</p> <p>livebaseballscores.com</p> <p>AB 40 R 8 H 12 RBI 7 BB 0 SO 5 LOB 10</p> 								
Luis Matos, R OBP: 0.474, SLG: 0.704	0-1 F7		1-1 F9		1-1 F8			0-1 6 1B 2B	1-0 E6	5 1 1 0 0 0 1									
6 Melvin Mora, R OBP: 0.462, SLG: 0.599	3-2 1-H HR		3-2 G6-3		2-1 F7			3-2 2B 1B	3-2 2B 1B	5 2 3 2 0 0 0									
Jeff Conine, R OBP: 0.327, SLG: 0.443	2-2 L7		0-0 F8		1-1 HR			0-0 31 F7 1-H 2B	1-1 F9	5 1 2 3 0 0 2									
31 Jay Gibbons, L OBP: 0.336, SLG: 0.447	1-2 1B			1-0 P5		1-1 G3		2-1 F7		4 0 1 0 0 0 1									
Tony Batista, R OBP: 0.312, SLG: 0.434	0-3 K			2-3 K		2-2 1B		1-0 P5		4 0 1 0 0 2 2									
Deivi Cruz, R OBP: 0.259, SLG: 0.400		1-0 HR		2-1 HR		1-3 K		3-2 G6-3		4 2 2 2 0 1 2									
Brook Fordyce, R OBP: 0.298, SLG: 0.346		0-0 F8		2-3 K		0-0 F7			0-0 E 2B	4 1 1 0 0 1 0									
Sidney Ponson, R (1, 1)		3-2 G5-3			1-0 G5-3		0-2 F8		1-2 F9	4 0 0 0 0 0 1									
Inning Stats	R: 2 H: 3 E: 0 K: 1 S: 18	H: 3 R: 0 LOB: 1 BB: 0 P: 25	R: 1 H: 1 E: 0 K: 0 S: 8	H: 1 R: 0 LOB: 0 BB: 0 P: 13	R: 0 H: 0 E: 0 K: 0 S: 8	H: 0 R: 0 LOB: 0 BB: 0 P: 12	R: 1 H: 1 E: 0 K: 2 S: 10	H: 1 R: 0 LOB: 0 BB: 0 P: 17	R: 0 H: 0 E: 0 K: 0 S: 4	H: 2 R: 0 LOB: 1 BB: 0 P: 20	R: 0 H: 0 E: 0 K: 0 S: 9	H: 0 R: 0 LOB: 0 BB: 0 P: 11	R: 2 H: 3 E: 0 K: 0 S: 15	H: 3 R: 1 LOB: 1 BB: 0 P: 24	R: 1 H: 2 E: 1 K: 1 S: 14	H: 2 R: 0 LOB: 2 BB: 0 P: 20	1B: 6 2B: 2 3B: 0 HR: 4	SF: 0 SAC: 0 DP: 0 HBP: 0	WP: 0 PA: 40 PB: 0 SB: 0 CS: 0
PITCHER	IP WLS BF H R ER SO BB IBB HBP BLK WP HR S P ERA WHIP											IP WLS BF H R ER SO BB IBB HBP BLK WP HR S P ERA WHIP							
Garrett Stephenson, R ERA: 4.81	(1, 1) 5.2 L 24 7 5 5 3 0 0 0 0 0 0 4 57 88 7.94 1.235																		
Kiko Calero, R ERA: 2.92	(6, 1) 1.1 4 0 0 0 1 0 0 0 0 0 0 0 13 16 0.00 0.000																		
Dustin Hermanson, R ERA: 5.7	(8, 1) 1.0 6 3 2 2 0 0 0 0 0 0 0 0 15 24 18.00 3.000																		
Jeff Fassero, L ERA: 5.21	(9, 1) 1.0 6 2 1 0 1 0 0 0 0 0 0 0 14 20 0.00 2.000																		

Batter	1	2	3	4	5	6	7	8	9	AB R H RBI BB SO LOB	BOTTOM								
Miguel Cairo, R OBP: 0.311, SLG: 0.392	1-1 1B 5 2B 1B		0-2 G4-3		0-1 G5-3			1-0 1B 1-3 2B		4 1 2 0 0 0 0	<p>Baltimore Orioles @ St. Louis Cardinals</p> <p>Busch Stadium, St. Louis, MO</p> <p>Sat Jun 07 2003, 3:05 PM CDT</p> <p>Att: 43,369 - Cloudy - 81 F</p> <p>livebaseballscores.com</p> <p>AB 32 R 1 H 7 RBI 1 BB 2 SO 8 LOB 10</p> 								
J.D. Drew, L OBP: 0.377, SLG: 0.600	0-1 5 2B 1B		1-0 G4-3			1-2 G6-3		0-2 2B		4 0 2 0 0 0 0									
5 Albert Pujols, R OBP: 0.449, SLG: 0.723	1-1 1B		2-2 G5-3			2-3 K		2-3 K		4 0 1 1 0 2 2									
Jeff Fassero, L (9, 1)	1-1 1-H 3-H 2B									0 0 0 0 0 0 0									
15 Jim Edmonds, L OBP: 0.392, SLG: 0.597	4-1 BB				0-1 1B				2-1 G4-3	2 0 1 0 1 1 0									
Kerry Robinson, L OBP: 0.227, SLG: 0.190										1 0 0 0 0 0 0									
27 Scott Rolen, R OBP: 0.399, SLG: 0.537	2-3 K			0-0 F9			1-1 F8		1-3 K	4 0 0 0 0 2 3									
Edgar Renteria, R OBP: 0.383, SLG: 0.500	2-1 L6			0-2 P4			1-2 G5-3		4-2 BB	3 0 0 0 0 0 3									
Wilson Delgado, S OBP: 0.262, SLG: 0.189										0 0 0 0 1 0 0									
Tino Martinez, L OBP: 0.318, SLG: 0.415		0-1 F9		0-0 G4-3			0-3 K		1-2 G4-3	4 0 0 0 0 1 2									
Mike Matheny, R OBP: 0.332, SLG: 0.366		1-2 F9			1-2 G3			0-3 K		3 0 0 0 0 1 0									
Garrett Stephenson, R OBP: 0.222, SLG: 0.160	(1, 1) 2.0 W 34 7 1 1 8 2 0 0 0 0 0 0 85 122 1.00 1.000																		
Kiko Calero, R OBP: 0.500, SLG: 0.500	(6, 1) 1.1 4 0 0 0 1 0 0 0 0 0 0 0 13 16 0.00 0.000																		
Dustin Hermanson, R OBP: 0.366, SLG: 0.365	(8, PH) 1.0 6 3 2 2 0 0 0 0 0 0 0 0 15 24 18.00 3.000																		
Orlando Palmeiro, L OBP: 0.366, SLG: 0.365	(9, 7) 1.0 6 2 1 0 1 0 0 0 0 0 0 0 14 20 0.00 2.000																		
Inning Stats	R: 1 H: 3 E: 0 K: 1 S: 14	H: 3 R: 0 LOB: 2 BB: 1 P: 24	R: 0 H: 0 E: 0 K: 0 S: 7	H: 0 R: 0 LOB: 0 BB: 0 P: 10	R: 0 H: 0 E: 0 K: 0 S: 8	H: 0 R: 0 LOB: 0 BB: 0 P: 11	R: 0 H: 1 E: 0 K: 0 S: 7	H: 1 R: 0 LOB: 1 BB: 0 P: 7	R: 0 H: 0 E: 0 K: 1 S: 8	H: 0 R: 0 LOB: 0 BB: 0 P: 11	R: 0 H: 0 E: 0 K: 2 S: 10	H: 0 R: 0 LOB: 0 BB: 0 P: 15	R: 0 H: 0 E: 0 K: 1 S: 9	H: 0 R: 0 LOB: 0 BB: 0 P: 11	R: 0 H: 3 E: 0 K: 2 S: 12	H: 3 R: 1 LOB: 1 BB: 1 P: 18	1B: 5 2B: 2 3B: 0 HR: 0	SF: 0 SAC: 0 DP: 0 HBP: 0	WP: 0 PA: 34 PB: 0 SB: 0 CS: 0
PITCHER	IP WLS BF H R ER SO BB IBB HBP BLK WP HR S P ERA WHIP											IP WLS BF H R ER SO BB IBB HBP BLK WP HR S P ERA WHIP							
Sidney Ponson, R ERA: 3.8	(1, 1) 9.0 W 34 7 1 1 8 2 0 0 0 0 0 0 85 122 1.00 1.000																		

Batter	1	2	3	4	5	6	7	8	9	AB	R	H	RBI	BB	SO	LOB	TOP					
Mark Grudzielanek, R OBP: 0.349, SLG: 0.376	1-2 P2	1-1 G4-3		1-1 F9			0-2 K		3-2 G1-3	5	0	0	0	0	1	3						
Alex Gonzalez, R OBP: 0.317, SLG: 0.417	0-0 F9		3-1 HR		2-0 2B 1B		1-3 K		2-0 2B 1B	5	1	3	1	0	1	1						
Corey Patterson, L OBP: 0.348, SLG: 0.593	1-0 L9		1-1 SF8 3B		1-2 1H 2B		2-3 K		2-1 1-3 2B	5	1	3	0	0	1	1						
Sammy Sosa, R OBP: 0.407, SLG: 0.481		2-0 2B 2B	1-3 K		3-1 G4-3			1-1 1B 1B	2-3 K	5	1	2	0	0	2	4						
Moises Alou, R OBP: 0.364, SLG: 0.454	0-0 2B 1B	0-0 SF8		1-1 F7				2-1 1B	1-2 1B	3	1	2	1	0	0	1						
Eric Karros, R OBP: 0.367, SLG: 0.525	3-2 1B 2B	3-1 1B	3-1 1B		2-2 G5-3			2-3 K		4	0	2	1	0	1	2						
Troy O'Leary, L OBP: 0.252, SLG: 0.312	1-0 1B 1B	1-0 1B	2-3 K		2-1 F7			2-3 K		4	0	1	1	0	2	3						
Lenny Harris, L OBP: 0.253, SLG: 0.241	0-1 L5			1-2 G3				2-1 G4-3		4	0	0	0	0	1	3						
Ramon Martinez, R OBP: 0.364, SLG: 0.447										0	0	0	0	0	0	0						
Paul Bako, L OBP: 0.319, SLG: 0.300	0-2 1B			1-2 F9				4-2 BB	3-3 K	3	0	1	0	1	1	0						
Inning Stats	R: 0 E: 0 K: 0 S: 5	H: 0 LOB: 0 BB: 0 P: 7	R: 2 E: 0 K: 0 S: 15	H: 5 LOB: 2 BB: 0 P: 22	R: 2 E: 0 K: 2 S: 13	H: 3 LOB: 1 BB: 0 P: 23	R: 0 E: 0 K: 0 S: 8	H: 0 LOB: 0 BB: 0 P: 11	R: 0 E: 0 K: 1 S: 9	H: 2 LOB: 1 BB: 0 P: 15	R: 0 E: 0 K: 3 S: 15	H: 0 LOB: 1 BB: 1 P: 22	R: 0 E: 0 K: 2 S: 12	H: 2 LOB: 2 BB: 0 P: 21	R: 0 E: 0 K: 2 S: 14	H: 2 LOB: 2 BB: 0 P: 26	1B: 8 2B: 4 3B: 1 HR: 1	SF: 1 SAC: 0 DP: 0 HBP: 0	WP: 0 PB: 0 SB: 0 CS: 0	PA: 40		
PITCHER	IP	WLS	BF	H	R	ER	SO	BB	IBB	HBP	BLK	WP	HR	S	P	ERA	WHIP					
Pat Hentgen, R ERA: 5.24	(1, 1)	7.0	L	30	10	4	4	6	1	0	0	0	0	1	73	115	5.14	1.571				
Kerry Ligtenberg, R ERA: 3.55	(8, 1)	0.1		3	2	0	0	1	0	0	0	0	0	7	12	0.00	6.000					
Buddy Groom, L ERA: 7.13	(8, 1)	0.2		2	0	0	0	1	0	0	0	0	0	5	9	0.00	0.000					
Jorge Julio, R ERA: 4.26	(9, 1)	1.0		5	2	0	0	2	0	0	0	0	0	14	26	0.00	2.000					

Chicago Cubs @ Baltimore Orioles
 Oriole Park at Camden Yards, Baltimore, MD
 Tue Jun 10 2003, 7:05 PM EDT
 Att: 32,484 - Cloudy - 87 F

AB 38
 R 4
 H 14
 RBI 4
 BB 1
 SO 10
 LOB 18



Batter	1	2	3	4	5	6	7	8	9	AB	R	H	RBI	BB	SO	LOB	BOTTOM					
1 Brian Roberts, S OBP: 0.356, SLG: 0.443	1-1 G4-3		1-2 G1-3		0-0 L8			0-1 G6-4-3 1B		4	0	1	0	0	0	0						
6 Melvin Mora, R OBP: 0.466, SLG: 0.592	3-2 1B		4-0 FC6-4 BB		2-1 L8			1-3 K		3	0	1	0	1	1	1						
David Segui, S OBP: 0.380, SLG: 0.411	2-0 F9		2-0 FC6-4					2-1 G6-4-3		4	0	0	0	0	1	3						
Jeff Conine, R OBP: 0.331, SLG: 0.443	2-2 G1-3			2-3 K				1-0 31 1B	2-0 1B 1B	4	0	2	0	0	1	1						
31 Jay Gibbons, L OBP: 0.351, SLG: 0.462		4-1 BB		0-1 1B WP				1-1 G6-4-3	1-1 P6	3	0	2	0	1	0	1						
Tony Batista, R OBP: 0.313, SLG: 0.447	1-0 F8			2-3 K				0-0 G6-4-3	1-2 L7	4	0	0	0	0	1	5						
Luis Matos, R OBP: 0.470, SLG: 0.667		2-3 K		1-2 S				2-0 G6-4-3 1B	1-0 1B	4	0	3	0	0	1	1						
Deivi Cruz, R OBP: 0.262, SLG: 0.412	1-1 G4-3			1-2 G5-3				3-1 G6-4-3	0-0 F8	4	0	0	0	0	0	6						
Geronimo Gil, R OBP: 0.326, SLG: 0.352			2-3 K		1-1 G1-3			2-2 G4-3		3	0	0	0	0	1	0						
Inning Stats	R: 0 E: 0 K: 0 S: 9	H: 1 LOB: 1 BB: 0 P: 17	R: 0 E: 0 K: 1 S: 7	H: 0 LOB: 1 BB: 1 P: 15	R: 0 E: 0 K: 1 S: 9	H: 0 LOB: 1 BB: 1 P: 18	R: 0 E: 0 K: 2 S: 19	H: 2 LOB: 2 BB: 0 P: 25	R: 0 E: 0 K: 0 S: 5	H: 0 LOB: 0 BB: 0 P: 8	R: 0 E: 0 K: 1 S: 7	H: 2 LOB: 1 BB: 0 P: 12	R: 0 E: 0 K: 0 S: 8	H: 1 LOB: 0 BB: 0 P: 15	R: 0 E: 0 K: 1 S: 7	H: 1 LOB: 0 BB: 0 P: 10	R: 0 E: 0 K: 0 S: 8	H: 2 LOB: 2 BB: 0 P: 13	1B: 9 2B: 0 3B: 0 HR: 0	SF: 0 SAC: 0 DP: 3 HBP: 0	WP: 1 PB: 0 SB: 1 CS: 0	PA: 35
PITCHER	IP	WLS	BF	H	R	ER	SO	BB	IBB	HBP	BLK	WP	HR	S	P	ERA	WHIP					
Shawn Estes, L ERA: 5.13	(1, 1)	7.0	W	27	6	0	0	5	2	0	0	0	0	64	110	0.00	1.143					
Antonio Alfonseca, R ERA: 2.95	(8, 1)	1.0		3	1	0	0	1	0	0	0	0	0	7	10	0.00	1.000					
Joe Borowski, R ERA: 2.4	(9, 1)	1.0		5	2	0	0	0	0	0	0	0	0	8	13	0.00	2.000					

Chicago Cubs @ Baltimore Orioles
 Oriole Park at Camden Yards, Baltimore, MD
 Tue Jun 10 2003, 7:05 PM EDT
 Att: 32,484 - Cloudy - 87 F

AB 33
 R 0
 H 9
 RBI 0
 BB 2
 SO 6
 LOB 18



Batter	1	2	3	4	5	6	7	8	9	AB	R	H	RBI	BB	SO	LOB	TOP		
Mark Grudzielanek R OBP: 0.343, SLG: 0.370	G5-3		F7		SF9 SH1-4 1B BB	G5-3		K		4	1	0	0	1	1	2			
Alex Gonzalez R OBP: 0.316, SLG: 0.414	G3-1			E6 F9 2B	SH1-4		FC6-4 1B	F8		4	1	1	0	0	0	0			
Corey Patterson L OBP: 0.341, SLG: 0.584	K			F9	SF9		FC6-4 F9 S 1-2	K		4	0	0	1	0	2	2			
Moises Alou R OBP: 0.364, SLG: 0.457		G5-3					F9 1-3	G6-3		5	1	2	2	0	0	1			
Eric Karros R OBP: 0.372, SLG: 0.515		FC4-6 BB			FC4-6 2B BB		L9			2	1	0	0	2	0	2			
Damian Miller R OBP: 0.312, SLG: 0.369	FC4-6 1-2			1B 2B		WP E G5-3 1B		G1-3		4	1	2	2	0	0	1			
Ramon Martinez R OBP: 0.351, SLG: 0.429	F7			F8		G5-3 1B		G5-3		4	0	0	0	0	0	3			
David Kelton R OBP: 0.400, SLG: 0.600			K			E5 G4-3		WP 1B 2B		4	1	2	1	0	1	0			
Troy O'Leary L OBP: 0.262, SLG: 0.312										0	0	0	0	0	0	0			
Tom Goodwin L OBP: 0.238, SLG: 0.267			G4-3			G4-3				4	1	2	1	0	0	1			
	R: 0 H: 0 E: 0 LOB: 0 K: 1 BB: 0 S: 9 P: 13	R: 0 H: 0 E: 0 LOB: 1 K: 0 BB: 1 S: 7 P: 14	R: 0 H: 0 E: 0 LOB: 0 K: 1 BB: 0 S: 8 P: 10	R: 3 H: 3 E: 1 LOB: 1 K: 0 BB: 1 S: 8 P: 13	R: 2 H: 2 E: 0 LOB: 1 K: 0 BB: 1 S: 14 P: 27	R: 1 H: 1 E: 1 LOB: 1 K: 0 BB: 0 S: 13 P: 22	R: 0 H: 1 E: 0 LOB: 1 K: 0 BB: 0 S: 8 P: 13	R: 1 H: 2 E: 0 LOB: 1 K: 1 BB: 0 S: 12 P: 19	R: 0 H: 0 E: 0 LOB: 0 K: 1 BB: 0 S: 8 P: 15	1B: 6 SF: 1 2B: 3 SAC: 1 3B: 0 DP: 0 HR: 0 HBP: 0	WP: 2 PA: 40 PB: 0 SB: 3 CS: 0								
	PITCHER	IP	WLS	BF	H	R	ER	SO	BB	IBB	HBP	BLK	WP	HR	S	P	ERA	WHIP	
Omar Daal L ERA: 5.06	(1, 1)	5.0	L	23	5	5	4	2	3	0	0	0	0	0	46	77	7.20	1.600	
Rick Bauer R ERA: 4.75	(6, 1)	3.0		14	4	2	2	1	0	0	0	0	2	0	33	54	6.00	1.333	
Willis Roberts R ERA: 4.94	(9, 1)	1.0		3	0	0	0	1	0	0	0	0	0	0	8	15	0.00	0.000	

Chicago Cubs @ Baltimore Orioles
 Oriole Park at Camden Yards, Baltimore, MD
 Wed Jun 11 2003, 7:05 PM EDT
 Att: 28,013 - Cloudy - 91 F

AB 35
 R 7
 H 9
 RBI 7
 BB 3
 SO 4
 LOB 12



Batter	1	2	3	4	5	6	7	8	9	AB	R	H	RBI	BB	SO	LOB	BOTTOM		
1 Brian Roberts S OBP: 0.348, SLG: 0.422	F7		K			G4-6-3 31 2B 1B BB	K		K	4	1	0	0	1	3	3			
6 Melvin Mora R OBP: 0.469, SLG: 0.593	G1-3		K			G4-6-3 1B		1B 1B		5	1	3	0	0	1	2			
David Segui S OBP: 0.376, SLG: 0.407								1B 1B		4	0	1	0	0	1	2			
Jose Morban S OBP: 0.250, SLG: 0.400								1B BB		0	1	0	0	0	0	0			
Deivi Cruz R OBP: 0.261, SLG: 0.410								1B 1B		1	0	0	0	0	0	1			
Jeff Conine R OBP: 0.332, SLG: 0.437		G4-3		G6-3		31 2B HBP		1B 1B BB		3	2	0	0	1	0	1			
31 Jay Gibbons L OBP: 0.349, SLG: 0.463		G4-3		G6-3				L5		4	0	1	2	0	0	3			
Tony Batista R OBP: 0.312, SLG: 0.444		K				F7		1B FC6-4 1B		4	1	1	2	0	2	1			
B.J. Surhoff L OBP: 0.364, SLG: 0.423			SH1-4 BB 1B			G6-3 2B		S 1B		4	0	4	1	0	0	0			
Luis Matos R OBP: 0.457, SLG: 0.636			SH1-4 BB			G6-3		FC6-4 1B		3	0	0	1	1	1	3			
Geronimo Gil R OBP: 0.319, SLG: 0.344			SH1-4			K		K		3	0	0	0	0	3	3			
	R: 0 H: 0 E: 0 LOB: 0 K: 0 BB: 0 S: 7 P: 14	R: 0 H: 0 E: 0 LOB: 0 K: 1 BB: 0 S: 7 P: 13	R: 0 H: 1 E: 0 LOB: 2 K: 2 BB: 1 S: 12 P: 21	R: 0 H: 0 E: 0 LOB: 0 K: 1 BB: 0 S: 7 P: 10	R: 0 H: 1 E: 0 LOB: 1 K: 1 BB: 0 S: 11 P: 15	R: 2 H: 2 E: 0 LOB: 1 K: 1 BB: 1 S: 13 P: 23	R: 0 H: 1 E: 0 LOB: 0 K: 3 BB: 0 S: 13 P: 14	R: 4 H: 4 E: 0 LOB: 2 K: 1 BB: 1 S: 21 P: 36	R: 0 H: 1 E: 0 LOB: 1 K: 1 BB: 0 S: 12 P: 16	1B: 8 SF: 0 2B: 2 SAC: 1 3B: 0 DP: 1 HR: 0 HBP: 1	WP: 0 PA: 40 PB: 1 SB: 2 CS: 0								
	PITCHER	IP	WLS	BF	H	R	ER	SO	BB	IBB	HBP	BLK	WP	HR	S	P	ERA	WHIP	
Matt Clement R ERA: 2.73	(1, 1)	6.0	W	24	4	2	2	6	2	0	1	0	0	0	57	96	3.00	1.000	
Kyle Farnsworth R ERA: 2.73	(7, 1)	1.0		6	3	2	2	3	0	0	0	0	0	0	22	29	18.00	3.000	
Antonio Alfonseca R ERA: 3.98	(8, 1)	0.1		3	1	0	0	0	1	0	0	0	0	0	4	8	0.00	6.000	
Mark Guthrie L ERA: 3.21	(8, 1)	0.0		1	1	1	1	0	0	0	0	0	0	0	3	4	=	=	
Joe Borowski R ERA: 2.27	(8, 1)	1.2	S	6	1	1	1	2	0	0	0	0	0	0	17	25	5.40	0.600	

Chicago Cubs @ Baltimore Orioles
 Oriole Park at Camden Yards, Baltimore, MD
 Wed Jun 11 2003, 7:05 PM EDT
 Att: 28,013 - Cloudy - 91 F

AB 35
 R 6
 H 10
 RBI 6
 BB 3
 SO 11
 LOB 19



Batter	1	2	3	4	5	6	7	8	9	AB	R	H	RBI	BB	SO	LOB	TOP					
Mark Grudzielanek, R OBP: 0.341, SLG: 0.368	0-0 WP 1B		1-1 G3			1-2 G6-3		0-1 E6 G5-4-3		4	0	1	0	0	0	0						
Alex Gonzalez, R OBP: 0.311, SLG: 0.407	1-2 F8		0-2 F9			0-3 K		0-1 G5-4-3		4	0	0	0	0	1	2						
Corey Patterson, L OBP: 0.336, SLG: 0.574	3-2 L3					0-3 K			0-1 G6-3	4	0	0	0	0	1	1						
Moises Alou, R OBP: 0.363, SLG: 0.453	2-2 F9								0-1 G6-3	4	1	1	0	0	1	1						
Troy O'Leary, L OBP: 0.252, SLG: 0.309									1-3 K	4	0	1	0	0	1	1						
Eric Karros, R OBP: 0.379, SLG: 0.538									1-0 G6-3	3	0	2	1	0	0	1						
Ramon Martinez, R OBP: 0.350, SLG: 0.426										3	0	1	0	0	0	2						
Paul Bako, L OBP: 0.306, SLG: 0.286										3	0	0	0	0	1	3						
Tom Goodwin, L OBP: 0.227, SLG: 0.254										3	0	0	0	0	0	1						
Inning Stats	R: 0 E: 0 K: 0 S: 13	H: 1 LOB: 1 BB: 0 P: 19	R: 0 E: 0 K: 2 S: 10	H: 1 LOB: 1 BB: 0 P: 14	R: 0 E: 0 K: 0 S: 9	H: 0 LOB: 0 BB: 0 P: 13	R: 0 E: 0 K: 0 S: 9	H: 1 LOB: 1 BB: 0 P: 17	R: 0 E: 0 K: 0 S: 7	H: 1 LOB: 0 BB: 0 P: 10	R: 0 E: 0 K: 2 S: 10	H: 0 LOB: 0 BB: 0 P: 11	R: 1 E: 1 K: 0 S: 14	H: 2 LOB: 1 BB: 0 P: 21	R: 0 E: 0 K: 1 S: 6	H: 0 LOB: 0 BB: 0 P: 6	R: 0 E: 0 K: 1 S: 6	H: 0 LOB: 0 BB: 0 P: 8	1B: 4 2B: 2 3B: 0 HR: 0	SF: 0 SAC: 0 DP: 2 HBP: 0	WP: 2 PB: 0 SB: 0 CS: 0	PA: 32
PITCHER	IP WLS BF H R ER SO BB IBB HBP BLK WP HR S P ERA WHIP	IP WLS BF H R ER SO BB IBB HBP BLK WP HR S P ERA WHIP																				
Rick Helling, R ERA: 5.72	5.0 W 18 4 0 0 2 0 0 0 0 0 0 48 73 0.00 0.800	4.0 S 14 2 1 1 3 0 0 0 0 0 0 36 46 2.25 0.500																				
Travis Driskill, R ERA: 5.67																						

Chicago Cubs @ Baltimore Orioles
Oriole Park at Camden Yards, Baltimore, MD

AB 32
R 1
H 6
RBI 1
BB 0
SO 5
LOB 12



Thu Jun 12 2003, 7:05 PM EDT
Att: 30,557 - Cloudy - 81 F

Batter	1	2	3	4	5	6	7	8	9	AB	R	H	RBI	BB	SO	LOB	BOTTOM					
1 Brian Roberts, S OBP: 0.391, SLG: 0.425	4-2 1B 6 SF9 BB		1-2 F8			1-2 P5		2-2 F9		4	1	1	0	1	0	5						
Luis Matos, R OBP: 0.440, SLG: 0.606	0-2 1B 31 1B		1-3 K					0-0 F9		5	1	1	0	0	1	5						
6 Melvin Mora, R OBP: 0.465, SLG: 0.604	0-0 SF9		2-0 G6-3			1-1 G5-3		3-2 HR		3	1	1	3	0	0	1						
Jeff Conine, R OBP: 0.331, SLG: 0.434	3-H 1B 31 1B E		1-1 G6-3			1-2 P3		2-2 F9		4	1	1	0	0	0	1						
31 Jay Gibbons, L OBP: 0.352, SLG: 0.461	0-1 E		1-1 G5-3			4-2 G4-6-3 BB		3-2 F9		3	0	1	1	1	0	0						
Tony Batista, R OBP: 0.307, SLG: 0.437	1-1 P3		2-1 P3			1-2 P3		2-0 P4		4	0	0	0	0	0	3						
B.J. Surhoff, L OBP: 0.369, SLG: 0.455	1-1 E5		1-0 HR			1-0 G4-6-3		2-1 1B 1B 1B		4	1	2	1	0	0	2						
Deivi Cruz, R OBP: 0.266, SLG: 0.409	3-2 L9		4-1 1B BB			2-2 G5-3		1-2 1B 1B		3	0	1	0	1	0	2						
Brook Fordyce, R OBP: 0.312, SLG: 0.356			0-1 1B 2B 6 G6-3			0-1 G5-3		2-1 1B 1B		4	1	3	0	0	0	0						
Inning Stats	R: 3 E: 1 K: 0 S: 19	H: 3 LOB: 2 BB: 1 P: 29	R: 1 E: 0 K: 1 S: 10	H: 2 LOB: 1 BB: 0 P: 14	R: 1 E: 0 K: 0 S: 12	H: 2 LOB: 2 BB: 1 P: 23	R: 0 E: 0 K: 0 S: 8	H: 0 LOB: 0 BB: 0 P: 10	R: 0 E: 0 K: 0 S: 7	H: 0 LOB: 0 BB: 1 P: 13	R: 0 E: 0 K: 0 S: 8	H: 0 LOB: 0 BB: 0 P: 11	R: 1 E: 0 K: 0 S: 13	H: 1 LOB: 0 BB: 0 P: 22	R: 0 E: 0 K: 0 S: 13	H: 3 LOB: 3 BB: 0 P: 22	R: 0 E: 0 K: 0 S: 13	H: 0 LOB: 0 BB: 0 P: 22	1B: 8 2B: 1 3B: 0 HR: 2	SF: 1 SAC: 0 DP: 1 HBP: 0	WP: 0 PB: 0 SB: 0 CS: 0	PA: 38
PITCHER	IP WLS BF H R ER SO BB IBB HBP BLK WP HR S P ERA WHIP	IP WLS BF H R ER SO BB IBB HBP BLK WP HR S P ERA WHIP																				
38 Carlos Zambrano, R ERA: 3.31	2.0 L 13 5 4 3 1 1 0 0 0 0 2 48 79 3.60 1.000	5.0 19 3 2 2 0 2 0 0 0 0 0 2 48 79 3.60 1.000																				
Todd Wellemeyer, R ERA: 1.42																						
Mark Guthrie, L ERA: 3.0																						

Chicago Cubs @ Baltimore Orioles
Oriole Park at Camden Yards, Baltimore, MD

AB 34
R 6
H 11
RBI 5
BB 3
SO 1
LOB 19



Thu Jun 12 2003, 7:05 PM EDT
Att: 30,557 - Cloudy - 81 F

Batter	1	2	3	4	5	6	7	8	9	AB	R	H	RBI	BB	SO	LOB	TOP																						
Eric Young Sr. R OBP: 0.339, SLG: 0.450 (1.4)	G4-3		G3 2B		K	L6			G6-3	5	0	1	0	0	1	3	Milwaukee Brewers @ Baltimore Orioles Oriole Park at Camden Yards, Baltimore, MD Fri Jun 13 2003, 7:05 PM EDT Att: 28,085 - Cloudy - 81 F																						
Scott Podsednik L OBP: 0.397, SLG: 0.429 (1.8)	F9 HBP		G3		E5 BB			K	G4-3	4	0	0	0	0	1	2																							
Richie Sexson R OBP: 0.359, SLG: 0.526 (1.3)	F9		F7					P3	1B BB	3	0	0	0	2	0	2																							
Geoff Jenkins L OBP: 0.336, SLG: 0.496 (1.7)	G3				K				1B BB	4	0	0	0	0	2	4																							
Brady Clark R OBP: 0.304, SLG: 0.356 (8.7)					P5				1B	1	0	1	0	0	0	0																							
John Vander Wal L OBP: 0.388, SLG: 0.511 (1.9)									K	3	2	2	0	2	1	2																							
Wes Helms R OBP: 0.322, SLG: 0.437 (1.5)										3	0	1	0	1	1	2																							
Brooks Kieschnick L OBP: 0.389, SLG: 0.611 (1.10)										4	0	1	0	0	0	4																							
Eddie Pérez R OBP: 0.318, SLG: 0.427 (1.2)										4	0	2	2	0	0	3																							
Royce Clayton R OBP: 0.304, SLG: 0.364 (1.6)										4	0	0	0	0	1	4																							
Inning Stats	R: 0 E: 0 K: 0 S: 11	H: 0 LOB: 1 BB: 0 P: 14	R: 0 E: 0 K: 0 S: 9	H: 1 LOB: 1 BB: 0 P: 10	R: 0 E: 0 K: 0 S: 9	H: 1 LOB: 1 BB: 0 P: 15	R: 0 E: 0 K: 2 S: 10	H: 1 LOB: 1 BB: 0 P: 12	R: 0 E: 1 K: 1 S: 15	H: 1 LOB: 3 BB: 1 P: 21	R: 1 E: 0 K: 1 S: 14	H: 2 LOB: 2 BB: 1 P: 19	R: 0 E: 0 K: 2 S: 17	H: 0 LOB: 0 BB: 0 P: 21	R: 1 E: 0 K: 0 S: 9	H: 1 LOB: 1 BB: 2 P: 22	R: 0 E: 0 K: 1 S: 8	H: 1 LOB: 2 BB: 1 P: 19	1B: 7 2B: 1 3B: 0 HR: 0	SF: 0 SAC: 0 DP: 1 HBP: 1	WP: 0 PB: 0 SB: 1 CS: 0	PA: 41																	
PITCHER	IP	WLS	BF	H	R	ER	SO	BB	IBB	HBP	BLK	WP	HR	S	P	ERA	WHIP	PITCHER				IP	WLS	BF	H	R	ER	SO	BB	IBB	HBP	BLK	WP	HR	S	P	ERA	WHIP	
Sidney Ponson R ERA: 3.64 (1.1)	6.0	W	28	6	1	1	4	2	0	1	0	0	0	68	91	1.50	1.333					6.0	W	28	6	1	1	4	2	0	1	0	0	0	0	68	91	1.50	1.333
B.J. Ryan L ERA: 5.79 (7.1)	1.2		6	0	1	1	2	2	0	0	0	0	0	23	38	5.40	1.200					1.2		6	0	1	1	2	2	0	0	0	0	0	23	38	5.40	1.200	
Willis Roberts R ERA: 4.73 (8.1)	1.1		7	2	0	0	1	1	0	0	0	0	0	11	24	0.00	2.250					1.1		7	2	0	0	1	1	0	0	0	0	0	11	24	0.00	2.250	

Batter	1	2	3	4	5	6	7	8	9	AB	R	H	RBI	BB	SO	LOB	BOTTOM																					
1 Brian Roberts S OBP: 0.347, SLG: 0.411 (1.4)	FC4-6 BB		G6-3		SH2-4	K			G6-3	3	0	0	0	1	1	2	Milwaukee Brewers @ Baltimore Orioles Oriole Park at Camden Yards, Baltimore, MD Fri Jun 13 2003, 7:05 PM EDT Att: 28,085 - Cloudy - 81 F																					
Luis Matos R OBP: 0.430, SLG: 0.587 (1.8)	FC4-6 6 CS		K		6 BB 31 HR			F8		4	1	1	0	0	1	1																						
6 Melvin Mora R OBP: 0.466, SLG: 0.598 (1.7)	L6				31 HR BB			F7		2	1	0	0	1	0	1																						
Jeff Conine R OBP: 0.333, SLG: 0.433 (1.3)			F9		P2			31 HR 1B		3	2	1	0	1	0	4																						
31 Jay Gibbons L OBP: 0.357, SLG: 0.494 (1.9)			P5		F7 2B			1-H 2-H 3-H HR		4	2	3	6	0	0	1																						
Tony Batista R OBP: 0.302, SLG: 0.430 (1.5)			P4		F7 2B			K		4	0	0	0	0	2	2																						
B.J. Surhoff L OBP: 0.374, SLG: 0.457 (1.10)			E 1B		K			F7		4	0	2	0	0	1	1																						
Deivi Cruz R OBP: 0.270, SLG: 0.415 (1.6)			E5 1B		K			G6-4-3 1B		4	0	2	1	0	1	2																						
Brook Fordyce R OBP: 0.320, SLG: 0.356 (1.2)			K		1B 31 HR SH2-4 1B			G5-3		3	1	1	0	1	1	3																						
Inning Stats	R: 0 E: 0 K: 0 S: 9	H: 0 LOB: 0 BB: 1 P: 14	R: 1 E: 1 K: 1 S: 22	H: 2 LOB: 2 BB: 1 P: 37	R: 0 E: 0 K: 1 S: 10	H: 0 LOB: 1 BB: 0 P: 15	R: 0 E: 0 K: 2 S: 11	H: 1 LOB: 1 BB: 0 P: 16	R: 4 E: 0 K: 1 S: 16	H: 3 LOB: 0 BB: 1 P: 29	R: 0 E: 0 K: 1 S: 12	H: 1 LOB: 1 BB: 0 P: 17	R: 2 E: 0 K: 1 S: 9	H: 2 LOB: 0 BB: 0 P: 13	R: 0 E: 0 K: 0 S: 12	H: 1 LOB: 1 BB: 1 P: 21	1B: 6 2B: 2 3B: 0 HR: 2	SF: 0 SAC: 1 DP: 1 HBP: 1	WP: 0 PB: 0 SB: 0 CS: 1	PA: 37																		
PITCHER	IP	WLS	BF	H	R	ER	SO	BB	IBB	HBP	BLK	WP	HR	S	P	ERA	WHIP	PITCHER				IP	WLS	BF	H	R	ER	SO	BB	IBB	HBP	BLK	WP	HR	S	P	ERA	WHIP
Glendon Rusch L ERA: 7.77 (1.1)	4.1	L	21	5	4	4	4	3	0	1	0	0	0	59	97	8.31	1.846					4.1	L	21	5	4	4	4	3	0	1	0	0	0	59	97	8.31	1.846
Jayson Durocher R ERA: 11.05 (5.1)	1.2		7	2	1	1	2	0	0	0	0	0	0	1	21	31	5.40	1.200					1.2		7	2	1	1	2	0	0	0	0	1	21	31	5.40	1.200
Luis Vizcaino R ERA: 10.8 (7.1)	1.0		5	2	2	2	1	0	0	0	0	0	0	1	9	13	18.00	2.000					1.0		5	2	2	2	1	0	0	0	0	1	9	13	18.00	2.000
Matt Ford L ERA: 2.61 (8.1)	1.0		4	1	0	0	0	1	0	0	0	0	0	0	12	21	0.00	2.000					1.0		4	1	0	0	0	0	0	0	0	12	21	0.00	2.000	

Batter	1	2	3	4	5	6	7	8	9	AB	R	H	RBI	BB	SO	LOB	TOP								
Eric Young Sr. R OBP: 0.332, SLG: 0.440	F9		G4-3	E1	F8		P3			5	0	0	0	0	0	3	Milwaukee Brewers @ Baltimore Orioles Oriole Park at Camden Yards, Baltimore, MD Sat Jun 14 2003, 7:05 PM EDT Att: 28,290 - Cloudy - 84 F								
Scott Podsednik L OBP: 0.378, SLG: 0.436	P5		HBP 1B	BB		F9 1B	FC5-4 BB			4	2	3	1	1	0	0									
Richie Sexson R OBP: 0.363, SLG: 0.535	HR		HBP 1B	BB		F9 1B	FC5-4			3	1	1	1	1	0	2									
Geoff Jenkins L OBP: 0.345, SLG: 0.500	BB		HBP 1B	G3-1		2B SF8 1B	G6-4-3 1B			4	1	3	2	1	0	3									
John Vander Wal L OBP: 0.382, SLG: 0.507	K		G4-3		G3	1B 2B	G6-4-3			5	1	1	0	0	1	4									
Brady Clark R OBP: 0.299, SLG: 0.351		G1-4-3		G6-3		SF8	K			4	1	1	1	0	1	0									
Wes Helms R OBP: 0.324, SLG: 0.436	F7		1B E	1B	F9	FC4-6 1B	K			5	1	2	1	0	1	1									
Eddie Pérez R OBP: 0.321, SLG: 0.426	G5-3		1B E	1B	1B	FC4-6	G4-3			5	1	2	1	0	0	1									
Royce Clayton R OBP: 0.302, SLG: 0.360			L4	L6		F7	F8			5	0	1	0	0	0	2									
Inning Stats	R: 1 E: 0 K: 1 S: 11	H: 1 LOB: 1 BB: 1 P: 20	R: 0 E: 0 K: 0 S: 8	H: 0 LOB: 0 BB: 0 P: 11	R: 1 E: 0 K: 0 S: 9	H: 2 LOB: 2 BB: 0 P: 13	R: 2 E: 1 K: 0 S: 13	H: 3 LOB: 3 BB: 1 P: 23	R: 1 E: 0 K: 0 S: 18	H: 3 LOB: 2 BB: 0 P: 27	R: 3 E: 0 K: 0 S: 16	H: 4 LOB: 1 BB: 0 P: 26	R: 0 E: 0 K: 1 S: 7	H: 0 LOB: 0 BB: 1 P: 13	R: 0 E: 0 K: 1 S: 9	H: 1 LOB: 0 BB: 0 P: 11	R: 0 E: 0 K: 1 S: 10	H: 0 LOB: 0 BB: 0 P: 12	1B: 12 2B: 1 3B: 0 HR: 1	SF: 1 SAC: 0 DP: 1 HBP: 1	WP: 0 PB: 0 SB: 2 CS: 0	PA: 45			
PITCHER	IP	WLS	BF	H	R	ER	SO	BB	IBB	HBP	BLK	WP	HR	S	P	ERA	WHIP								
Jason Johnson R ERA: 4.0	4.2	L	27	9	5	3	1	2	0	1	0	0	1	58	92	5.79	2.357								
Rick Bauer R ERA: 5.03	3.1		15	5	3	3	1	1	0	0	0	0	0	33	52	8.10	1.800								
Kerry Ligtenberg R ERA: 3.42	1.0		3	0	0	0	1	0	0	0	0	0	0	10	12	0.00	0.000								

Batter	1	2	3	4	5	6	7	8	9	AB	R	H	RBI	BB	SO	LOB	BOTTOM								
1 Brian Roberts S OBP: 0.349, SLG: 0.442	G6-3 1B		F8		F7		HR		F8	5	1	2	1	0	0	1	Milwaukee Brewers @ Baltimore Orioles Oriole Park at Camden Yards, Baltimore, MD Sat Jun 14 2003, 7:05 PM EDT Att: 28,290 - Cloudy - 84 F								
Luis Matos R OBP: 0.429, SLG: 0.575	G6-3		6 BB		F8		F7		F8	5	0	2	1	0	0	1									
6 Melvin Mora R OBP: 0.468, SLG: 0.592	G5-3		1B			31 1B BB			G4-3	2	0	0	0	3	0	2									
Jeff Conine R OBP: 0.332, SLG: 0.428	F9		L3		F9		FC6 BB		K	3	0	0	0	1	0	4									
31 Jay Gibbons L OBP: 0.359, SLG: 0.506		HR	L3			1B			K	4	1	2	1	0	1	4									
Tony Batista R OBP: 0.301, SLG: 0.427		HR			G6-3		F8		F8	4	0	1	0	0	0	4									
B.J. Surhoff L OBP: 0.361, SLG: 0.440	G4-6-3		G3		F9		FC6		FC6	4	0	0	0	0	0	5									
Deivi Cruz R OBP: 0.274, SLG: 0.417		HR	G5-3				K		DI 1B	4	1	2	0	0	1	0									
Brook Fordyce R OBP: 0.307, SLG: 0.340	K				G4-3		G4-3		G6-3	4	0	0	0	0	1	2									
Inning Stats	R: 0 E: 0 K: 0 S: 8	H: 1 LOB: 1 BB: 0 P: 9	R: 1 E: 0 K: 1 S: 15	H: 3 LOB: 1 BB: 0 P: 17	R: 0 E: 0 K: 0 S: 13	H: 1 LOB: 2 BB: 1 P: 19	R: 0 E: 0 K: 0 S: 7	H: 0 LOB: 0 BB: 0 P: 12	R: 0 E: 0 K: 0 S: 5	H: 0 LOB: 0 BB: 0 P: 6	R: 0 E: 0 K: 0 S: 8	H: 1 LOB: 2 BB: 1 P: 13	R: 1 E: 0 K: 1 S: 8	H: 1 LOB: 0 BB: 0 P: 12	R: 0 E: 0 K: 1 S: 12	H: 0 LOB: 2 BB: 2 P: 23	R: 1 E: 0 K: 0 S: 13	H: 2 LOB: 1 BB: 0 P: 18	1B: 7 2B: 0 3B: 0 HR: 2	SF: 0 SAC: 0 DP: 1 HBP: 0	WP: 0 PB: 0 SB: 0 CS: 0	PA: 39			
PITCHER	IP	WLS	BF	H	R	ER	SO	BB	IBB	HBP	BLK	WP	HR	S	P	ERA	WHIP								
Ruben Quevedo R ERA: 4.54	7.0	W	29	7	2	2	2	2	0	0	0	0	2	64	88	2.57	1.286								
Curt Leskanic R ERA: 3.18	1.0		5	0	0	0	1	2	0	0	0	0	0	12	23	0.00	2.000								
Brooks Kieschnick R ERA: 4.91	1.0		5	2	1	1	0	0	0	0	0	0	0	13	18	9.00	2.000								

Batter	1	2	3	4	5	6	7	8	9	AB	R	H	RBI	BB	SO	LOB	TOP					
Scott Podsednik, L (1, 8) OBP: 0.379, SLG: 0.435	F7			HBP E 1B		F8	K		E S 1B	5	1	2	1	0	1	2						
Keith Cinter, R (1, 4) OBP: 0.352, SLG: 0.292	P4			E5 HBP 1B		G1-3		1B	K	5	1	1	0	0	1	2						
Richie Sexson, R (1, 3) OBP: 0.365, SLG: 0.533	G6-3			G3-6-3 1B HBP				K		3	0	1	0	0	1	1						
Geoff Jenkins, L (1, 7) OBP: 0.347, SLG: 0.500		G3		G3-6-3 1B		F8		1B		4	0	2	2	0	0	1						
John Vander Wal, L (1, 9) OBP: 0.373, SLG: 0.493	L6			G3-6-3			L5	K		4	0	0	0	0	1	4						
Wes Helms, R (1, 5) OBP: 0.319, SLG: 0.428	F8			K			P6	P2		4	0	0	0	0	1	3						
Brooks Kieschnick, L (1, 10) OBP: 0.364, SLG: 0.662			F7		F8		HR		G4-3	4	1	1	1	0	0	0						
Keith Osik, R (1, 2) OBP: 0.343, SLG: 0.267			G3		F8					3	0	1	0	0	0	0						
Brady Clark, R (9, PH) OBP: 0.306, SLG: 0.358							1B	1B	FC4-6 1B	1	0	1	0	0	0	0						
Royce Clayton, R (1, 6) OBP: 0.301, SLG: 0.358			P3		P3				FC4-6 DI 1B	4	1	1	0	0	0	1						
Inning Stats	R: 0 E: 0 K: 0 S: 7	H: 0 LOB: 0 BB: 0 P: 11	R: 0 E: 0 K: 0 S: 7	H: 0 LOB: 0 BB: 0 P: 9	R: 0 E: 0 K: 0 S: 11	H: 0 LOB: 0 BB: 0 P: 17	R: 2 E: 1 K: 1 S: 15	H: 2 LOB: 1 BB: 0 P: 25	R: 0 E: 0 K: 0 S: 6	H: 0 LOB: 0 BB: 0 P: 7	R: 0 E: 0 K: 0 S: 10	H: 1 LOB: 1 BB: 0 P: 15	R: 1 E: 0 K: 1 S: 14	H: 3 LOB: 2 BB: 0 P: 22	R: 0 E: 0 K: 2 S: 15	H: 2 LOB: 2 BB: 0 P: 24	R: 1 E: 0 K: 1 S: 15	H: 2 LOB: 1 BB: 0 P: 26	1B: 9 2B: 0 3B: 0 HR: 1	SF: 0 SAC: 0 DP: 1 HBP: 1	WP: 0 PB: 0 SB: 2 CS: 0	PA: 38
PITCHER	IP	WLS	BF	H	R	ER	SO	BB	IBB	HBP	BLK	WP	HR	S	P	ERA	WHIP					
Rodrigo Lopez, R (1, 1) ERA: 6.5	6.2	W	27	6	3	2	1	0	0	1	0	0	1	67	100	2.70	0.900					
Buddy Groom, L (7, 1) ERA: 6.75	1.0	H	5	2	0	0	3	0	0	0	0	0	0	15	24	0.00	2.000					
Kerry Ligenberg, R (8, 1) ERA: 3.38	0.1	H	1	0	0	0	0	0	0	0	0	0	0	3	6	0.00	0.000					
Jorge Julio, R (9, 1) ERA: 4.44	1.0	S	5	2	1	1	1	0	0	0	0	0	0	15	26	9.00	2.000					

Milwaukee Brewers @ Baltimore Orioles
 Oriole Park at Camden Yards, Baltimore, MD
 Sun Jun 15 2003, 1:35 PM EDT
 Att: 36,109 - Overcast - 80 F

AB	37
R	4
H	10
RBI	4
BB	0
SO	5
LOB	14



Batter	1	2	3	4	5	6	7	8	9	AB	R	H	RBI	BB	SO	LOB	BOTTOM					
1 Brian Roberts, S (1, 4) OBP: 0.355, SLG: 0.444	L5			G3-1			6 1B			4	0	2	0	0	0	0						
Luis Matos, R (1, 8) OBP: 0.409, SLG: 0.548	G2-3			F8		F8	L7			4	0	0	0	0	0	3						
6 Melvin Mora, R (1, 9) OBP: 0.465, SLG: 0.585	K			G5-3		K	1B			4	0	1	0	0	2	2						
31 Jay Gibbons, L (1, 10) OBP: 0.361, SLG: 0.508				1B 2B		G3-1	K			3	1	1	0	1	1	2						
David Segui, S (1, 3) OBP: 0.368, SLG: 0.396				FC6-4 HR		G4-3			G1-3	4	1	0	0	0	1	2						
Tony Batista, R (1, 5) OBP: 0.308, SLG: 0.444				K			1B			4	1	3	2	0	1	1						
B.J. Surhoff, L (1, 7) OBP: 0.366, SLG: 0.438				HR		L6			F7	3	1	1	1	1	0	2						
Deivi Cruz, R (1, 6) OBP: 0.279, SLG: 0.433				HR		G3			1B	4	1	2	2	0	0	1						
Geronimo Gil, R (1, 2) OBP: 0.318, SLG: 0.336				1B BB			K		G6-3	3	0	0	0	1	2	2						
Inning Stats	R: 0 E: 0 K: 1 S: 10	H: 0 LOB: 0 BB: 0 P: 14	R: 1 E: 0 K: 2 S: 14	H: 2 LOB: 0 BB: 0 P: 21	R: 0 E: 0 K: 0 S: 13	H: 1 LOB: 2 BB: 1 P: 21	R: 4 E: 0 K: 1 S: 14	H: 2 LOB: 0 BB: 2 P: 25	R: 0 E: 0 K: 0 S: 8	H: 0 LOB: 0 BB: 0 P: 14	R: 0 E: 0 K: 0 S: 10	H: 1 LOB: 1 BB: 0 P: 15	R: 0 E: 0 K: 2 S: 12	H: 2 LOB: 2 BB: 0 P: 18	R: 0 E: 0 K: 0 S: 14	H: 2 LOB: 2 BB: 0 P: 22	1B: 7 2B: 1 3B: 0 HR: 2	SF: 0 SAC: 0 DP: 0 HBP: 0	WP: 0 PB: 0 SB: 0 CS: 1	PA: 37		
PITCHER	IP	WLS	BF	H	R	ER	SO	BB	IBB	HBP	BLK	WP	HR	S	P	ERA	WHIP					
15 Ben Sheets, R (1, 1) ERA: 4.91	6.0	L	26	6	5	5	5	3	0	0	0	0	2	69	110	7.50	1.500					
Luis Vizcaino, R (7, 1) ERA: 10.5	0.2		4	2	0	0	1	0	0	0	0	0	0	9	13	0.00	3.000					
Valerio De Los Santos, L (7, 1) ERA: 4.08	0.1		1	0	0	0	1	0	0	0	0	0	0	3	5	0.00	0.000					
Leo Estrella, R (8, 1) ERA: 1.19	1.0		5	2	0	0	0	0	0	0	0	0	0	14	22	0.00	2.000					

Milwaukee Brewers @ Baltimore Orioles
 Oriole Park at Camden Yards, Baltimore, MD
 Sun Jun 15 2003, 1:35 PM EDT
 Att: 36,109 - Overcast - 80 F

AB	33
R	5
H	10
RBI	5
BB	3
SO	7
LOB	15




Batter	1	2	3	4	5	6	7	8	9	AB	R	H	RBI	BB	SO	LOB	TOP										
3 Reed Johnson, R OBP: 0.358, SLG: 0.531	G6-3		P3	1-2			G6-3		10 2B	5	1	2	1	0	0	0	Toronto Blue Jays @ Baltimore Orioles Oriole Park at Camden Yards, Baltimore, MD Wed Jun 18 2003, 7:05 PM EDT Att: 28,828 - Cloudy - 76 F										
Frank Catalanotto, L OBP: 0.360, SLG: 0.566	L6		G3	1-0			G4-3		K	5	0	0	0	0	1	3											
10 Vernon Wells, R OBP: 0.339, SLG: 0.533	BB		G4-3				F9		G3 1-H 2B	5	1	2	1	0	0	0											
Carlos Delgado, L OBP: 0.437, SLG: 0.659	BB			4-2			FC5 1B		G3	2	1	1	0	3	0	1											
Tom Wilson, R OBP: 0.361, SLG: 0.485				2-1			F9			2	1	1	0	1	0	1											
Greg Myers, L OBP: 0.432, SLG: 0.565				FC3-6 1B			F9		K	2	0	1	1	0	1	1											
Josh Phelps, R OBP: 0.365, SLG: 0.439				1-2 2-3			F9			4	0	1	0	0	0	6											
Jayson Werth, R OBP: 0.237, SLG: 0.459	G1-3			FC5 FC3-6			F9		K	1	0	0	0	0	1	1											
Orlando Hudson, S OBP: 0.344, SLG: 0.407		L6		2-0			G4-3			4	1	1	1	0	0	2											
Chris Woodward, R OBP: 0.332, SLG: 0.419		G1-3		4-2			F7			3	1	0	0	1	0	2											
Mike Bordick, R OBP: 0.312, SLG: 0.388		K		0-0			G5-3		G6-3	4	0	1	2	0	1	2											
Inning Stats	R: 0 E: 0 K: 0 S: 11	H: 1 LOB: 3 BB: 2 P: 26	R: 0 E: 0 K: 1 S: 10	H: 0 LOB: 0 BB: 0 P: 16	R: 0 E: 0 K: 0 S: 6	H: 0 LOB: 0 BB: 0 P: 6	R: 3 E: 0 K: 0 S: 16	H: 3 LOB: 2 BB: 2 P: 32	R: 0 E: 0 K: 0 S: 6	H: 0 LOB: 1 BB: 0 P: 13	R: 0 E: 0 K: 0 S: 6	H: 0 LOB: 0 BB: 0 P: 12	R: 1 E: 0 K: 1 S: 14	H: 2 LOB: 2 BB: 1 P: 28	R: 2 E: 0 K: 2 S: 16	H: 3 LOB: 1 BB: 0 P: 26	1B: 6 2B: 4 3B: 0 HR: 0	SF: 0 SAC: 0 DP: 0 HBP: 0	WP: 0 PB: 0 SB: 0 CS: 0	PA: 42							
PITCHER	IP	WLS	BF	H	R	ER	SO	BB	IBB	HBP	BLK	WP	HR	S	P	ERA	WHIP										
Omar Daal, L ERA: 5.02	(1, 1)	6.0	L	27	5	3	3	1	4	0	0	0	0	62	110	4.50	1.500										
Willis Roberts, R ERA: 4.72	(7, 1)	2.0		9	2	1	1	1	1	0	0	0	0	20	40	4.50	1.500										
B.J. Ryan, L ERA: 6.41	(9, 1)	1.0		6	3	2	2	2	0	0	0	0	0	16	26	18.00	3.000										


AB	37
R	6
H	10
RBI	6
BB	5
SO	4
LOB	19



Batter	1	2	3	4	5	6	7	8	9	AB	R	H	RBI	BB	SO	LOB	BOTTOM										
1 Brian Roberts, S OBP: 0.391, SLG: 0.437	G3				G4-3			F7		4	0	1	0	0	0	1	Toronto Blue Jays @ Baltimore Orioles Oriole Park at Camden Yards, Baltimore, MD Wed Jun 18 2003, 7:05 PM EDT Att: 28,828 - Cloudy - 76 F										
6 Melvin Mora, R OBP: 0.461, SLG: 0.578	K			FC4-6 1B			K		K	4	0	1	0	0	3	1											
David Segui, S OBP: 0.360, SLG: 0.386				FC4-6 31 HR			K		G3	4	1	0	0	0	2	2											
Jeff Conine, R OBP: 0.328, SLG: 0.421	G5-3			P3			G6-3			4	0	0	0	0	0	2											
31 Jay Gibbons, L OBP: 0.367, SLG: 0.523				1-0						4	1	3	2	0	0	0											
Tony Batista, R OBP: 0.304, SLG: 0.437				1-H HR			1B			4	0	0	0	0	0	2											
Luis Matos, R OBP: 0.391, SLG: 0.523				P4			F7		L5	4	0	0	0	0	0	2											
Deivi Cruz, R OBP: 0.279, SLG: 0.431				P4			P6		K	4	0	0	0	0	1	2											
32 Roy Halladay, R ERA: 3.82				G1-3						3	0	1	0	0	0	0											
Aquilino Lopez, R ERA: 3.0				G6-3			G6-3			3	0	1	0	0	1	2											
Inning Stats	R: 0 E: 1 K: 2 S: 10	H: 1 LOB: 1 BB: 0 P: 14	R: 0 E: 0 K: 0 S: 6	H: 0 LOB: 0 BB: 0 P: 10	R: 0 E: 0 K: 1 S: 8	H: 0 LOB: 0 BB: 0 P: 11	R: 2 E: 0 K: 0 S: 8	H: 2 LOB: 0 BB: 0 P: 14	R: 0 E: 0 K: 2 S: 8	H: 0 LOB: 0 BB: 0 P: 12	R: 0 E: 0 K: 0 S: 13	H: 2 LOB: 2 BB: 0 P: 20	R: 0 E: 0 K: 1 S: 10	H: 0 LOB: 0 BB: 0 P: 14	R: 0 E: 0 K: 1 S: 9	H: 1 LOB: 1 BB: 0 P: 9	1B: 5 2B: 1 3B: 0 HR: 1	SF: 0 SAC: 0 DP: 0 HBP: 0	WP: 0 PB: 0 SB: 1 CS: 0	PA: 34							
PITCHER	IP	WLS	BF	H	R	ER	SO	BB	IBB	HBP	BLK	WP	HR	S	P	ERA	WHIP										
32 Roy Halladay, R ERA: 3.82	(1, 1)	7.0	W	27	6	2	2	5	0	0	0	0	0	60	91	2.57	0.857										
Aquilino Lopez, R ERA: 3.0	(8, 1)	2.0	S	7	1	0	0	2	0	0	0	0	0	19	23	0.00	0.500										



Batter	1	2	3	4	5	6	7	8	9	AB R H RBI BB SO LOB	TOP											
3 Reed Johnson, R OBP: 0.360, SLG: 0.525	1-2 10 HR 1B		1-1 P4	1-1 1B		3-2 G6-3		1-2 F9		5 1 2 0 0 0 2	<p>Toronto Blue Jays @ Baltimore Orioles</p> <p>Oriole Park at Camden Yards, Baltimore, MD</p> <p>Thu Jun 19 2003, 3:05 PM EDT</p> <p>Att: 24,218 - Cloudy - 82 F</p> <p>livebaseballscores.com</p> <p>AB 34 R 6 H 9 RBI 6 BB 2 SO 5 LOB 17</p> 											
Frank Catalanotto, L OBP: 0.358, SLG: 0.498	2-2 P4		2-2 10 E 1B HBP	1-1 F7			3-2 G5-3	0-3 K	4 1 0 0 0 1 2													
10 Vernon Wells, R OBP: 0.340, SLG: 0.550	1-0 1-H HR		1-0 FC4 1B BB		2-0 HR		1-2 P3	1-1 F8	5 3 2 3 0 0 1													
Carlos Delgado, L OBP: 0.440, SLG: 0.654	3-2 BB HBP		4-0 1B 2-3 BB		1-0 F8		2-2 HBP	1-1 G4-3	2 0 0 0 1 0 0													
Greg Myers, L OBP: 0.434, SLG: 0.560	4-1 G6-4-3 1-2 BB		2-1 1B 2-3 2-H 2-3		0-0 P4		1-0 F8		3 0 1 2 1 0 1													
Josh Phelps, R OBP: 0.363, SLG: 0.449	1-2 G6-4-3 1-2		2-3 K		3-3 K			1-2 HR	4 1 1 1 0 2 4													
Orlando Hudson, S OBP: 0.347, SLG: 0.406		1-0 F7	0-1 G6-3			1-2 G5-4-3 1B HBP		0-1 1B	3 0 1 0 0 0 2													
Chris Woodward, R OBP: 0.335, SLG: 0.421		3-2 G4-6-3 1B		3-3 K		2-1 G5-4-3 1B		2-3 K	4 0 2 0 0 2 1													
Mike Bordick, R OBP: 0.302, SLG: 0.375	1-2 G4-6-3 1-2		0-2 L4			1-0 G5-4-3 1-2 2-3		0-1 F9	4 0 0 0 0 0 4													
Inning Stats	R: 2 E: 0 K: 0 S: 15	H: 2 LOB: 1 BB: 1 P: 27	R: 0 E: 0 K: 0 S: 13	H: 1 LOB: 0 BB: 0 P: 18	R: 2 E: 1 K: 1 S: 12	H: 1 LOB: 2 BB: 1 P: 24	R: 0 E: 0 K: 1 S: 16	H: 1 LOB: 1 BB: 0 P: 21	R: 1 E: 0 K: 0 S: 7	H: 1 LOB: 0 BB: 0 P: 13	R: 0 E: 0 K: 0 S: 9	H: 1 LOB: 1 BB: 0 P: 16	R: 0 E: 0 K: 0 S: 10	H: 0 LOB: 1 BB: 0 P: 17	R: 1 E: 0 K: 1 S: 13	H: 2 LOB: 1 BB: 0 P: 17	R: 0 E: 0 K: 1 S: 7	H: 0 LOB: 0 BB: 0 P: 9	1B: 6 2B: 0 3B: 0 HR: 3	SF: 0 SAC: 0 DP: 3 HBP: 4	WP: 0 PB: 0 SB: 0 CS: 0	PA: 40
PITCHER	IP WLS BF H R ER SO BB IBB HBP BLK WP HR S P ERA WHIP											PITCHER	IP WLS BF H R ER SO BB IBB HBP BLK WP HR S P ERA WHIP									
Rick Helling, R ERA: 5.81	(1, 1) 5.0 L 24 6 5 4 3 2 0 0 2 0 0 2 63 103 7.20 1.600																					
Pat Hentgen, R ERA: 5.12	(6, 1) 3.0 13 3 1 1 1 0 0 2 0 0 1 32 50 3.00 1.000																					
Buddy Groom, L ERA: 6.41	(9, 1) 1.0 3 0 0 0 1 0 0 0 0 0 0 7 9 0.00 0.000																					

Batter	1	2	3	4	5	6	7	8	9	AB R H RBI BB SO LOB	BOTTOM											
1 Brian Roberts, S OBP: 0.353, SLG: 0.444	2-1 P4		1-0 6 1B 2B				1-2 1B		2-2 F9	5 1 2 0 0 1 1	<p>Toronto Blue Jays @ Baltimore Orioles</p> <p>Oriole Park at Camden Yards, Baltimore, MD</p> <p>Thu Jun 19 2003, 3:05 PM EDT</p> <p>Att: 24,218 - Cloudy - 82 F</p> <p>livebaseballscores.com</p> <p>AB 35 R 1 H 8 RBI 1 BB 2 SO 7 LOB 14</p> 											
6 Melvin Mora, R OBP: 0.482, SLG: 0.582	3-2 G4-3 2B		1-1 FC6-4 2-H 1B			1-3 K	3-2 P4			4 0 2 1 0 1 2												
B.J. Surhoff, L OBP: 0.362, SLG: 0.440	1-2 G4-3		1-3 K			0-0 G4-3		3-2 2B	4 0 1 0 0 1 2													
Jeff Conine, R OBP: 0.327, SLG: 0.417	1-1 G6-3		2-0 FC6-4 1-2			4-2 FC5 31 S BB		1-2 F9	3 0 0 0 1 0 3													
31 Jay Gibbons, L OBP: 0.365, SLG: 0.517		0-0 F7		0-1 F7		4-2 BB	1-2 BB	2-2 P5	3 0 0 0 1 0 1													
Tony Batista, R OBP: 0.303, SLG: 0.434		1-0 1B		1-2 F8		0-0 FC5 2-3		1-1 P4	4 0 1 0 0 0 3													
David Segui, S OBP: 0.352, SLG: 0.377		2-3 K		1-1 G3-1				1-2 G6-3	4 0 0 0 0 1 1													
Deivi Cruz, R OBP: 0.274, SLG: 0.423		2-2 G4-3			2-3 K		3-2 F8	0-3 K	4 0 0 0 0 2 1													
Brook Fordyce, R OBP: 0.314, SLG: 0.347			0-3 K		1-2 F8		0-1 1B 1B	0-2 1B	4 0 2 0 0 1 0													
Inning Stats	R: 0 E: 0 K: 0 S: 11	H: 1 LOB: 1 BB: 0 P: 18	R: 0 E: 0 K: 1 S: 8	H: 1 LOB: 0 BB: 0 P: 13	R: 1 E: 0 K: 2 S: 10	H: 2 LOB: 1 BB: 0 P: 15	R: 0 E: 0 K: 0 S: 9	H: 0 LOB: 0 BB: 0 P: 11	R: 0 E: 0 K: 2 S: 9	H: 0 LOB: 0 BB: 0 P: 14	R: 0 E: 0 K: 1 S: 10	H: 0 LOB: 2 BB: 2 P: 19	R: 0 E: 0 K: 0 S: 14	H: 2 LOB: 2 BB: 0 P: 22	R: 0 E: 0 K: 0 S: 11	H: 1 LOB: 1 BB: 0 P: 18	R: 0 E: 0 K: 1 S: 12	H: 1 LOB: 1 BB: 0 P: 15	1B: 5 2B: 3 3B: 0 HR: 0	SF: 0 SAC: 0 DP: 0 HBP: 0	WP: 0 PB: 0 SB: 1 CS: 0	PA: 37
PITCHER	IP WLS BF H R ER SO BB IBB HBP BLK WP HR S P ERA WHIP											PITCHER	IP WLS BF H R ER SO BB IBB HBP BLK WP HR S P ERA WHIP									
Kelvin Escobar, R ERA: 3.79	(1, 1) 6.0 W 24 4 1 1 6 2 0 0 0 0 0 0 57 90 1.50 1.000																					
Tanyon Sturtze, R ERA: 5.69	(7, 1) 1.1 7 3 0 0 0 0 0 0 0 0 0 20 32 0.00 2.250																					
Trever Miller, L ERA: 4.94	(8, 1) 0.2 2 0 0 0 0 0 0 0 0 0 0 5 8 0.00 0.000																					
Cliff Politte, R ERA: 5.7	(9, 1) 1.0 4 1 0 0 1 0 0 0 0 0 0 12 15 0.00 1.000																					

Batter	1	2	3	4	5	6	7	8	9	AB	R	H	RBI	BB	SO	LOB	TOP			
1 Brian Roberts, S (1.4) OBP: 0.350, SLG: 0.446	G6-3		G4-3			2B		L5		4	0	1	0	0	0	2	<p>Baltimore Orioles @ Atlanta Braves</p> <p>Turner Field, Atlanta, GA</p> <p>Fri Jun 20 2003, 7:35 PM EDT</p> <p>Att: 35,526 - Sunny - 78 F</p>			
6 Melvin Mora, R (1.8) OBP: 0.484, SLG: 0.582	HBP			G1-3		G4-3		G3 1B		0	0	0	0	0	0	0				
Luis Matos, R (2.8) OBP: 0.389, SLG: 0.511								BB		2	0	0	0	1	0	1				
B.J. Surhoff, L (1.7) OBP: 0.359, SLG: 0.433	G3			G3			E6	G3 1B		4	1	1	2	0	0	1				
Jeff Conine, R (1.3) OBP: 0.326, SLG: 0.414	F8			K			G6-4-3	G3		4	0	1	0	0	1	3				
31 Jay Gibbons, L (1.9) OBP: 0.364, SLG: 0.511		F7				G6-3		G1-3		3	0	0	0	1	0	2				
Kerry Ligtenberg, R (8.1)										0	0	0	0	0	0	0				
Tony Batista, R (1.5) OBP: 0.299, SLG: 0.428	K				F7		G6-4-3			4	0	0	0	0	1	2				
Deivi Cruz, R (1.6) OBP: 0.270, SLG: 0.416	L8				G5-3		L6			4	0	0	0	0	0	1				
Brook Fordyce, R (1.2) OBP: 0.312, SLG: 0.353			G5-3			G1-3		1B 2B	G4-3	4	1	1	0	0	0	0				
Sidney Ponson, R (1.1)			L4			K		BB		1	0	0	0	0	0	0				
53 Carlos Mendez, R (6, PH) OBP: 0.250, SLG: 0.500								BB		1	0	0	0	0	1	0				
Travis Driskill, R (6.1)								1B		0	0	0	0	0	0	0				
David Segui, S (8, PH) OBP: 0.355, SLG: 0.380								1B		1	1	1	0	0	0	0				
Inning Stats	R: 0 E: 0 K: 0 S: 12	H: 0 LOB: 1 BB: 0 P: 17	R: 0 E: 0 K: 1 S: 6	H: 0 LOB: 0 BB: 0 P: 10	R: 0 E: 0 K: 0 S: 5	H: 0 LOB: 0 BB: 0 P: 7	R: 0 E: 0 K: 1 S: 6	H: 0 LOB: 0 BB: 0 P: 9	R: 0 E: 0 K: 0 S: 5	H: 1 LOB: 1 BB: 0 P: 17	R: 1 E: 1 K: 0 S: 9	H: 1 LOB: 1 BB: 1 P: 13	R: 2 E: 0 K: 0 S: 16	H: 3 LOB: 2 BB: 1 P: 26	R: 0 E: 0 K: 0 S: 8	H: 0 LOB: 0 BB: 0 P: 12	1B: 3 2B: 2 3B: 0 HR: 0	SF: 0 SAC: 0 DP: 1 HBP: 1	WP: 0 PB: 0 SB: 0 CS: 0	PA: 35
PITCHER	IP WLS BF H R ER SO BB IBB HBP BLK WP HR S P ERA WHIP																			
Greg Maddux, R (1.1) ERA: 4.31	7.0 W 27 4 3 2 3 1 0 1 0 0 0 0 0 56 85 2.57 0.714																			
Ray King, L (8.1) ERA: 2.57	0.1 3 1 0 0 0 1 0 0 0 0 0 0 0 9 16 0.00 6.000																			
Kevin Gryboski, R (8.1) ERA: 4.74	0.1 H 1 0 0 0 0 0 0 0 0 0 0 0 0 2 2 0.00 0.000																			
Jung Keun Bong, L (8.1) ERA: 3.34	0.1 H 1 0 0 0 0 0 0 0 0 0 0 0 0 2 2 0.00 0.000																			
29 John Smoltz, R (9.1) ERA: 0.91	1.0 S 3 0 0 0 0 0 0 0 0 0 0 0 0 8 12 0.00 0.000																			

Batter	1	2	3	4	5	6	7	8	9	AB	R	H	RBI	BB	SO	LOB	BOTTOM			
Rafael Furcal, S (1.6) OBP: 0.371, SLG: 0.514	P4		BB			G6-3		1B		4	0	2	0	1	0	0	<p>Baltimore Orioles @ Atlanta Braves</p> <p>Turner Field, Atlanta, GA</p> <p>Fri Jun 20 2003, 7:35 PM EDT</p> <p>Att: 35,526 - Sunny - 78 F</p>			
Marcus Giles, R (1.4) OBP: 0.377, SLG: 0.506	G5-3		G3		G5-3		E6	P4		5	0	0	0	0	0	4				
Gary Sheffield, R (1.9) OBP: 0.431, SLG: 0.668	BB				10 1B	HR	BB	10 1B	SF8	1B										
10 Chipper Jones, S (1.7) OBP: 0.410, SLG: 0.500	F7				HR	BB	1B	1-3	HR	1B										
Andrew Jones, R (1.8) OBP: 0.352, SLG: 0.538		F9			HR	BB		FC1	WP											
Robert Fick, L (1.3) OBP: 0.359, SLG: 0.497		G4-3			HR	BB		SF8												
Vinny Castilla, R (1.5) OBP: 0.302, SLG: 0.427		F9			G4-3		F8													
Henry Blanco, R (1.2) OBP: 0.241, SLG: 0.256			F9		G6-3		F9													
Greg Maddux, R (1.1) OBP: 0.326, SLG: 0.194			G6-3																	
Ray King, L (8.1) ERA: 3.92																				
Kevin Gryboski, R (8.1)																				
Jung Keun Bong, L (8.1)																				
Matt Franco, L (8, PH) OBP: 0.336, SLG: 0.419																				
29 John Smoltz, R (9.1)																				
Inning Stats	R: 0 E: 0 K: 0 S: 7	H: 0 LOB: 1 BB: 1 P: 15	R: 0 E: 0 K: 0 S: 7	H: 0 LOB: 0 BB: 0 P: 10	R: 0 E: 0 K: 0 S: 4	H: 0 LOB: 1 BB: 1 P: 9	R: 4 E: 0 K: 0 S: 15	H: 4 LOB: 2 BB: 2 P: 26	R: 1 E: 1 K: 0 S: 11	H: 1 LOB: 2 BB: 1 P: 18	R: 0 E: 1 K: 1 S: 9	H: 0 LOB: 1 BB: 0 P: 13	R: 1 E: 0 K: 1 S: 9	H: 2 LOB: 1 BB: 0 P: 14	R: 0 E: 0 K: 1 S: 9	H: 1 LOB: 1 BB: 0 P: 15	1B: 6 2B: 1 3B: 0 HR: 1	SF: 1 SAC: 0 DP: 0 HBP: 0	WP: 1 PB: 0 SB: 0 CS: 0	PA: 39
PITCHER	IP WLS BF H R ER SO BB IBB HBP BLK WP HR S P ERA WHIP																			
Sidney Ponson, R (1.1)	5.0 L 26 5 5 5 0 5 0 0 0 0 0 0 0 44 78 9.00 2.000																			
Travis Driskill, R (6.1) ERA: 5.59	2.0 9 2 1 1 2 0 0 0 0 0 0 0 0 18 27 4.50 1.000																			
Kerry Ligtenberg, R (8.1) ERA: 3.25	1.0 4 1 0 0 1 0 0 0 0 0 0 0 0 9 15 0.00 1.000																			

AB 32
R 3
H 5
RBI 2
BB 2
SO 3
LOB 12



AB 33
R 6
H 8
RBI 6
BB 5
SO 3
LOB 14



livebaseballscores.com

livebaseballscores.com

Batter	1	2	3	4	5	6	7	8	9	AB	R	H	RBI	BB	SO	LOB	TOP								
1 Brian Roberts, S OBP: 0.346, SLG: 0.440 (1,4)	F9			2B		G4-3	FC6			4	1	1	0	0	0	2	Baltimore Orioles @ Atlanta Braves Turner Field, Atlanta, GA Sat Jun 21 2003, 7:05 PM EDT Att: 46,860 - Sunny - 80 F								
Luis Matos, R OBP: 0.384, SLG: 0.500 (1,8)	K			F8		G6-3		G5-3		4	0	1	0	0	1										
David Segui, S OBP: 0.353, SLG: 0.383 (1,3)	G4-3			1B		G6-3		K		4	0	1	1	0	1										
Jeff Conine, R OBP: 0.331, SLG: 0.428 (1,7)		L8						HR		3	1	2	1	1	0	0									
31 Jay Gibbons, L OBP: 0.359, SLG: 0.504 (1,9)	K			K		G3-1		F8		4	0	0	0	0	2	4									
Tony Batista, R OBP: 0.295, SLG: 0.421 (1,5)		L6		K					K	4	0	0	0	0	2	2									
Deivi Cruz, R OBP: 0.269, SLG: 0.413 (1,6)				G5-3		F8		G4-3		4	0	1	0	0	0	0									
Geronimo Gil, R OBP: 0.312, SLG: 0.336 (1,2)				K		F7		F8		3	0	0	0	0	1	1									
B.J. Surhoff, L OBP: 0.356, SLG: 0.430 (9, PH)				K		K		F8		1	0	0	0	0	0	0									
Rodrigo Lopez, R OBP: 0.333, SLG: 0.556 (7, PH)				K		K		FC6		2	0	0	0	0	0	0									
Willis Roberts, R OBP: 0.348, SLG: 0.476 (8, PH)										1	0	1	0	0	0	0									
Jorge Julio, R OBP: 0.500, SLG: 1.000 (8,1)										0	0	0	0	0	0	0									
Inning Stats	R: 0 E: 0 K: 1 S: 10	H: 0 LOB: 0 BB: 0 P: 16	R: 0 E: 0 K: 1 S: 9	H: 0 LOB: 0 BB: 0 P: 15	R: 0 E: 0 K: 2 S: 9	H: 0 LOB: 0 BB: 0 P: 11	R: 1 E: 0 K: 2 S: 13	H: 3 LOB: 2 BB: 0 P: 23	R: 0 E: 0 K: 1 S: 8	H: 0 LOB: 0 BB: 0 P: 15	R: 0 E: 0 K: 0 S: 8	H: 1 LOB: 2 BB: 1 P: 18	R: 0 E: 0 K: 0 S: 8	H: 2 LOB: 0 BB: 0 P: 10	R: 1 E: 0 K: 1 S: 13	H: 1 LOB: 0 BB: 0 P: 16	R: 0 E: 0 K: 1 S: 7	H: 0 LOB: 0 BB: 0 P: 12	1B: 5 2B: 1 3B: 0 HR: 1	SF: 0 SAC: 0 DP: 0 HBP: 0	WP: 0 PB: 0 SB: 0 CS: 0	PA: 35			
PITCHER	IP	WLS	BF	H	R	ER	SO	BB	IBB	HBP	BLK	WP	HR	S	P	ERA	WHIP								
Horacio Ramirez, L ERA: 4.09 (1,1)	7.0	W	28	6	1	1	7	0	1	0	0	0	0	65	108	1.29	0.857								
Darren Holmes, R ERA: 5.14 (8,1)	1.0		4	1	1	1	1	0	0	0	0	0	1	13	16	9.00	1.000								
Jason Marquis, R ERA: 6.08 (9,1)	1.0		3	0	0	0	1	0	0	0	0	0	0	7	12	0.00	0.000								

Batter	1	2	3	4	5	6	7	8	9	AB	R	H	RBI	BB	SO	LOB	BOTTOM								
Rafael Furcal, S OBP: 0.369, SLG: 0.513 (1,6)	G4-3			G4-3		FC3-6		P4		4	0	1	0	0	1	1	Baltimore Orioles @ Atlanta Braves Turner Field, Atlanta, GA Sat Jun 21 2003, 7:05 PM EDT Att: 46,860 - Sunny - 80 F								
Mark DeRosa, R OBP: 0.304, SLG: 0.402 (8, PH)	2B					L4-3				1	0	0	0	0	0										
Marcus Giles, R OBP: 0.371, SLG: 0.496 (1,4)	G5-3			F8		L4-3		F9		5	0	0	0	0	1	2									
Gary Sheffield, R OBP: 0.429, SLG: 0.661 (1,9)	G4-3			F7				F8		4	1	1	0	0	0	1									
Darren Bragg, L OBP: 0.188, SLG: 0.147 (8, PH)										1	0	0	0	0	0	0									
10 Chipper Jones, S OBP: 0.408, SLG: 0.494 (1,7)	F7			P2		1B		G3-1		3	1	0	0	1	0	1									
Andruw Jones, R OBP: 0.357, SLG: 0.540 (1,8)				FC5		2B		HR		3	2	2	1	1	1	0									
Robert Fick, L OBP: 0.371, SLG: 0.508 (1,3)				BB		BB		HR		2	2	2	1	2	0	0									
Javy Lopez, R OBP: 0.346, SLG: 0.699 (1,2)						F3		HR		4	2	2	6	0	0	3									
Vinny Castilla, R OBP: 0.305, SLG: 0.430 (1,5)				FC6-4		FC5		HR		3	1	1	0	1	0	2									
Horacio Ramirez, L OBP: 0.154, SLG: 0.231 (1,1)				FC6-4				HR		3	0	1	0	0	0	2									
Darren Holmes, R OBP: 0.348, SLG: 0.476 (8, PH)										0	0	0	0	0	0	0									
Matt Franco, L OBP: 0.348, SLG: 0.476 (8, PH)										1	1	1	2	0	0	0									
Jason Marquis, L OBP: 0.500, SLG: 1.000 (9,1)										0	0	0	0	0	0	0									
Inning Stats	R: 0 E: 0 K: 0 S: 7	H: 1 LOB: 1 BB: 0 P: 12	R: 0 E: 0 K: 1 S: 8	H: 1 LOB: 2 BB: 1 P: 15	R: 0 E: 0 K: 0 S: 10	H: 0 LOB: 0 BB: 0 P: 15	R: 0 E: 0 K: 0 S: 14	H: 0 LOB: 2 BB: 2 P: 25	R: 0 E: 0 K: 1 S: 18	H: 1 LOB: 0 BB: 0 P: 4	R: 5 E: 0 K: 1 S: 9	H: 4 LOB: 1 BB: 1 P: 32	R: 0 E: 0 K: 1 S: 9	H: 0 LOB: 0 BB: 0 P: 12	R: 5 E: 0 K: 0 S: 13	H: 4 LOB: 0 BB: 1 P: 22	1B: 5 2B: 4 3B: 0 HR: 3	SF: 0 SAC: 0 DP: 1 HBP: 0	WP: 0 PB: 0 SB: 1 CS: 0	PA: 39					
PITCHER	IP	WLS	BF	H	R	ER	SO	BB	IBB	HBP	BLK	WP	HR	S	P	ERA	WHIP								
Rodrigo Lopez, R ERA: 6.64 (1,1)	6.0	L	28	7	5	5	2	4	0	0	0	0	1	60	103	7.50	1.833								
Willis Roberts, R ERA: 5.96 (7,1)	1.0		8	4	5	5	1	1	0	0	0	0	2	17	27	45.00	5.000								
Jorge Julio, R ERA: 4.28 (8,1)	1.0		3	0	0	0	0	0	0	0	0	0	0	5	7	0.00	0.000								

AB 34
R 2
H 7
RBI 2
BB 1
SO 9
LOB 11



AB 34
R 10
H 11
RBI 10
BB 5
SO 3
LOB 12



Batter	1	2	3	4	5	6	7	8	9	AB	R	H	RBI	BB	SO	LOB	TOP																					
1 Brian Roberts, S OBP: 0.348, SLG: 0.429	F8		G4-3			P6		BB		3	2	0	0	2	0	0	Baltimore Orioles @ Atlanta Braves Turner Field, Atlanta, GA Sun Jun 22 2003, 1:05 PM EDT Att: 34,904 - Sunny - 80 F																					
Luis Matos, R OBP: 0.364, SLG: 0.541	F8 BB		G4-3			SF8		BB		4	3	3	2	1	0	0																						
David Segui, S OBP: 0.354, SLG: 0.379						SF8		HR		2	0	0	1	2	0	2																						
Jeff Conine, R OBP: 0.335, SLG: 0.446	F8					1B		2B		5	1	3	3	0	0	3																						
31 Jav Gibbons, L OBP: 0.353, SLG: 0.495	K					F8		K		5	1	0	0	0	2	6																						
B.J. Surhoff, L OBP: 0.365, SLG: 0.437						BB		F8		5	1	3	2	0	0	1																						
Deivi Cruz, R OBP: 0.272, SLG: 0.415						1B		F8		4	0	1	1	1	1	1																						
Brook Fordyce, R OBP: 0.307, SLG: 0.340						BB		2B		4	0	0	0	1	0	3																						
Jason Johnson, R OBP: 0.333, SLG: 0.200						L8		L8		3	1	1	0	0	1	0																						
Pat Hentgen, R (6.1)						1B		F9		2	0	0	0	0	0	2																						
Inning Stats	R: 0 E: 0 K: 1 S: 13	H: 1 LOB: 2 BB: 1 P: 23	R: 0 E: 0 K: 0 S: 10	H: 0 LOB: 0 BB: 0 P: 16	R: 0 E: 0 K: 0 S: 6	H: 0 LOB: 0 BB: 0 P: 8	R: 0 E: 0 K: 0 S: 8	H: 1 LOB: 3 BB: 2 P: 17	R: 4 E: 0 K: 1 S: 20	H: 4 LOB: 1 BB: 1 P: 32	R: 0 E: 0 K: 1 S: 7	H: 0 LOB: 0 BB: 0 P: 11	R: 3 E: 0 K: 0 S: 13	H: 4 LOB: 2 BB: 1 P: 21	R: 2 E: 0 K: 1 S: 10	H: 1 LOB: 1 BB: 2 P: 21	R: 0 E: 0 K: 1 S: 11	H: 0 LOB: 0 BB: 0 P: 16	1B: 6 2B: 3 3B: 1 HR: 1	SF: 1 SAC: 0 DP: 0 HBP: 0	WP: 0 PB: 0 SB: 0 CS: 0	PA: 45																
PITCHER	IP	WLS	BF	H	R	ER	SO	BB	IBB	HBP	BLK	WP	HR	S	P	ERA	WHIP	PITCHER				IP	WLS	BF	H	R	ER	SO	BB	IBB	HBP	BLK	WP	HR	S	P	ERA	WHIP
Shane Reynolds, R ERA: 5.3	4.1	L	22	5	4	3	1	4	0	0	0	0	0	47	84	6.23	2.077																					
Ray King, L ERA: 2.51	0.2		3	1	0	0	0	0	0	0	0	0	0	10	12	0.00	1.500																					
Trey Hodges, R ERA: 2.45	1.1		6	2	2	2	1	0	0	0	0	0	1	12	18	13.50	1.500																					
Jung Keun Bong, L ERA: 3.53	0.2		5	2	1	1	0	0	1	0	0	0	0	8	14	13.50	3.000																					
Jason Marquis, R ERA: 6.49	2.0		9	1	2	2	2	2	0	0	0	0	0	21	37	9.00	1.500																					
Mark DeRosa, R OBP: 0.302, SLG: 0.396	G3-1		K					K					P3				4	0	1	0	0	2	1												Baltimore Orioles @ Atlanta Braves Turner Field, Atlanta, GA Sun Jun 22 2003, 1:05 PM EDT Att: 34,904 - Sunny - 80 F			
Marcus Giles, R OBP: 0.366, SLG: 0.488	G5-3		F7					G1-3					F9				4	0	0	0	0	0	2															
10 Chipper Jones, S OBP: 0.412, SLG: 0.512	G3-1		2B					HR					G6-4-3				3	1	2	1	1	0	1															
Andrew Jones, R OBP: 0.352, SLG: 0.532	F8		K					G5-3					G6-4-3				4	0	0	0	0	1	3															
Robert Fick, L OBP: 0.369, SLG: 0.500			P2					K					1B				3	0	0	0	1	1	0															
Javy Lopez, R OBP: 0.349, SLG: 0.695			HR					G3-1					1B				4	1	2	0	0	1	0															
Vinny Castilla, R OBP: 0.304, SLG: 0.439			HR					G5-3					F9				4	1	1	2	0	0	2															
Darren Bragg, L OBP: 0.190, SLG: 0.152			F8					SH1-4					K				4	0	1	0	0	2	2															
Shane Reynolds, R ERA: 2.07	5.1	W	24	7	3	3	5	1	0	0	0	0	0	61	97	5.06	1.500																					
Ray King, L ERA: 2.51	3.2	S	11	0	0	0	3	1	0	0	0	0	0	29	45	0.00	0.273																					
Pat Hentgen, R ERA: 4.82																		1B: 4 2B: 1 3B: 0 HR: 2	SF: 0 SAC: 1 DP: 1 HBP: 0	WP: 0 PB: 0 SB: 0 CS: 0	PA: 35																	

Batter	1	2	3	4	5	6	7	8	9	AB	R	H	RBI	BB	SO	LOB	TOP											
1 Brian Roberts, S OBP: 0.350, SLG: 0.423 (1,4)	G6-3	G4-3						G1-3	G6-4-3	4	0	1	0	1	0	1	Baltimore Orioles @ Toronto Blue Jays SkyDome, Toronto, ON Mon Jun 23 2003, 7:05 PM EDT Att: 17,555 - Sunny - 86 F											
Luis Matos, R OBP: 0.394, SLG: 0.553 (1,8)	G6-3		G6-3		P4			HR	G6-4-3	5	1	1	1	0	0	3												
David Segui, S OBP: 0.352, SLG: 0.376 (1,3)			P4		F8			K		4	0	1	0	0	1	1												
Jeff Conine, R OBP: 0.334, SLG: 0.443 (1,7)	K		P3			P4		1B	1B	4	1	1	0	0	1	1												
B.J. Surhoff, L OBP: 0.376, SLG: 0.442 (1,9)					G5-3	L3		1B	1B	3	1	2	0	1	0	0												
Tony Batista, R OBP: 0.297, SLG: 0.433 (1,5)		HR	K			K		1B	1B	4	1	2	3	0	2	1												
53 Carlos Mendez, R OBP: 0.308, SLG: 0.462 (1,10)		G3-1						K	FC4-6	4	0	1	0	0	1	2												
Deivi Cruz, R OBP: 0.270, SLG: 0.411 (1,6)			F9							2	0	0	0	0	0	2												
Jose Morban, S OBP: 0.214, SLG: 0.333 (6,6)			G5-3					K		2	0	0	0	0	2	0												
Brook Fordyce, R OBP: 0.314, SLG: 0.345 (1,2)					F8			P4	1B	4	0	2	0	0	0	0												
Inning Stats	R: 0 E: 0 K: 1 S: 12	H: 1 LOB: 0 BB: 0 P: 20	R: 2 E: 0 K: 0 S: 12	H: 2 LOB: 1 BB: 22	R: 0 E: 0 K: 0 S: 5	H: 0 LOB: 0 BB: 0 P: 8	R: 0 E: 0 K: 1 S: 10	H: 2 LOB: 1 BB: 0 P: 16	R: 0 E: 0 K: 0 S: 4	H: 0 LOB: 0 BB: 0 P: 9	R: 0 E: 0 K: 2 S: 6	H: 0 LOB: 0 BB: 0 P: 11	R: 0 E: 0 K: 1 S: 8	H: 0 LOB: 0 BB: 0 P: 11	R: 2 E: 0 K: 1 S: 17	H: 4 LOB: 2 BB: 0 P: 24	R: 0 E: 0 K: 1 S: 10	H: 2 LOB: 1 BB: 0 P: 16	1B: 9 2B: 0 3B: 0 HR: 2	SF: 0 SAC: 0 DP: 2 HBP: 0	WP: 0 PB: 0 SB: 0 CS: 0	PA: 38						
PITCHER	IP	WLS	BF	H	R	ER	SO	BB	IBB	HBP	BLK	WP	HR	S	P	ERA	WHIP											
Doug Davis, L ERA: 5.21 (1,1)	6.0	W	24	5	2	2	3	2	0	0	0	0	0	1	49	84	3.00	1.167										
Scott Service, R ERA: 5.31 (7,1)	1.0		3	0	0	0	2	0	0	0	0	0	0	0	8	11	0.00	0.000										
Tanyon Sturtze, R ERA: 5.88 (8,1)	1.0		7	4	2	2	1	0	0	0	0	0	1	17	24	18.00	4.000											
Juan Acevedo, R ERA: 7.43 (9,1)	1.0		4	2	0	0	1	0	0	0	0	0	0	10	16	0.00	2.000											

Batter	1	2	3	4	5	6	7	8	9	AB	R	H	RBI	BB	SO	LOB	BOTTOM											
Shannon Stewart, R OBP: 0.358, SLG: 0.456 (1,7)	HR	F8	10 BB 3 HBP 1B	L5		FC5-2 10 BB 3 HBP 1B		G1-4-3		6	2	3	1	0	0	1	Baltimore Orioles @ Toronto Blue Jays SkyDome, Toronto, ON Mon Jun 23 2003, 7:05 PM EDT Att: 17,555 - Sunny - 86 F											
3 Reed Johnson, R OBP: 0.393, SLG: 0.542 (1,9) (8,8)	G5-3	2B	10 BB 1B		1B	FC5-2 10 BB 1B		2B		5	3	4	2	0	0	0												
10 Vernon Wells, R OBP: 0.353, SLG: 0.575 (1,8)	1B	P3	1B		P5	FC5-2 10 BB 1B		F9		4	2	1	1	1	0	6												
Orlando Hudson, S OBP: 0.347, SLG: 0.430 (8,4)	1B		1B			FC5-2 10 BB 1B				1	0	0	0	0	0	1												
Carlos Delgado, L OBP: 0.436, SLG: 0.634 (1,3)	2B	2B	FC4-6 1B		1B	K				4	1	3	4	1	1	3												
Howie Clark, L OBP: 0.500, SLG: 0.543 (8,3)	2B	2B	FC4-6 1B		1B	K				0	0	0	0	0	0	0												
Tom Wilson, R OBP: 0.372, SLG: 0.486 (1,2)	1B	G6-3	FC4-6 1B		1B	K				5	0	3	3	0	1	4												
Josh Phelps, R OBP: 0.357, SLG: 0.453 (1,10)	P3		HR		K			G5-3		5	1	1	1	0	1	6												
Mike Bordick, R OBP: 0.312, SLG: 0.419 (1,5)	2B				K			F9		5	1	2	1	0	1	4												
Chris Woodward, R OBP: 0.336, SLG: 0.416 (1,6)	L5		F8		K			G5-3		5	1	1	0	0	1	3												
Dave Berg, R OBP: 0.320, SLG: 0.433 (8,9)		2B	E6 3 HBP 10 BB 1B		G4-3			K		5	2	2	0	0	1	1												
Inning Stats	R: 3 E: 0 K: 0 S: 19	H: 4 LOB: 2 BB: 1 P: 31	R: 2 E: 0 K: 0 S: 13	H: 3 LOB: 1 BB: 0 P: 22	R: 6 E: 1 K: 0 S: 22	H: 5 LOB: 2 BB: 1 P: 36	R: 0 E: 0 K: 1 S: 8	H: 0 LOB: 0 BB: 0 P: 11	R: 1 E: 0 K: 2 S: 15	H: 3 LOB: 2 BB: 0 P: 19	R: 1 E: 0 K: 2 S: 18	H: 4 LOB: 3 BB: 0 P: 24	R: 0 E: 0 K: 0 S: 10	H: 0 LOB: 0 BB: 0 P: 15	R: 0 E: 0 K: 1 S: 8	H: 1 LOB: 1 BB: 0 P: 14	1B: 13 2B: 5 3B: 0 HR: 2	SF: 0 SAC: 0 DP: 0 HBP: 1	WP: 0 PB: 0 SB: 0 CS: 0	PA: 48								
PITCHER	IP	WLS	BF	H	R	ER	SO	BB	IBB	HBP	BLK	WP	HR	S	P	ERA	WHIP											
Omar Daal, L ERA: 5.75 (1,1)	2.1	L	19	10	9	9	0	1	0	0	0	0	0	2	41	66	34.71	4.714										
Travis Driskill, R ERA: 5.97 (3,1)	2.2		15	5	3	2	3	1	0	1	0	0	0	36	53	6.75	2.250											
B.J. Ryan, L ERA: 6.53 (6,1)	1.0		7	4	1	1	2	0	0	0	0	0	0	18	24	9.00	4.000											
Kerry Ligtenberg, R ERA: 3.14 (7,1)	1.0		3	0	0	0	0	0	0	0	0	0	0	10	15	0.00	0.000											
Buddy Groom, L ERA: 5.1 (8,1)	1.0		4	1	0	0	1	0	0	0	0	0	0	8	14	0.00	1.000											

AB	36
R	4
H	11
RBI	4
BB	2
SO	7
LOB	11



Batter	1	2	3	4	5	6	7	8	9	AB	R	H	RBI	BB	SO	LOB	TOP		
1 Brian Roberts, S OBP: 0.338, SLG: 0.406	F7		F8		F7		G3		F8	5	0	0	0	0	0	2			
Luis Matos, R OBP: 0.386, SLG: 0.546	F7			K		31 2B	G5-3		F9	5	1	1	0	0	1	0			
B.J. Surhoff, L OBP: 0.379, SLG: 0.439	F8			HR		P4				3	1	1	0	1	0	1			
Jeff Conine, R OBP: 0.336, SLG: 0.452		F9		HR		31 2B	F9			3	2	1	2	0	0	1			
31 Jay Gibbons, L OBP: 0.352, SLG: 0.495	K			K		HR			G1-3	4	1	1	2	0	2	0			
Tony Batista, R OBP: 0.297, SLG: 0.441	K			P6		HR			K	4	1	1	2	0	2	0			
David Segui, S OBP: 0.355, SLG: 0.381			G3		K	F8				3	0	1	0	1	1	0			
Deivi Cruz, R OBP: 0.269, SLG: 0.413					F9	F8			P5	4	0	1	0	0	0	2			
Brook Fordyce, R OBP: 0.311, SLG: 0.342			P3			F8			K2-3	4	0	1	0	0	1	2			
Inning Stats	R: 0 H: 0 E: 0 K: 0 S: 8	H: 0 R: 0 ER: 0 LOB: 0 BB: 0 P: 15	R: 0 H: 0 E: 0 K: 2 S: 10	H: 0 R: 0 ER: 0 LOB: 0 BB: 0 P: 13	R: 0 H: 1 E: 0 K: 0 S: 15	H: 1 R: 2 ER: 0 LOB: 1 BB: 0 P: 19	R: 0 H: 1 E: 0 K: 2 S: 14	H: 1 R: 0 ER: 0 LOB: 1 BB: 0 P: 22	R: 0 H: 1 E: 0 K: 1 S: 12	H: 1 R: 4 ER: 0 LOB: 1 BB: 0 P: 16	R: 0 H: 1 E: 0 K: 0 S: 12	H: 1 R: 0 ER: 0 LOB: 1 BB: 0 P: 17	R: 0 H: 0 E: 0 K: 1 S: 6	H: 0 R: 0 ER: 0 LOB: 1 BB: 1 P: 16	R: 0 H: 0 E: 0 K: 1 S: 6	H: 0 R: 0 ER: 0 LOB: 0 BB: 0 P: 10	1B: 2 2B: 4 3B: 0 HR: 2	SF: 0 SAC: 0 DP: 0 HBP: 1	WP: 0 PA: 38 PB: 0 SB: 0 CS: 0
PITCHER	IP	WLS	BF	H	R	ER	SO	BB	IBB	HBP	BLK	WP	HR	S	P	ERA	WHIP		
Kelvim Escobar, R ERA: 4.31	5.1	L	24	6	6	6	5	1	0	1	0	0	2	69	98	10.12	1.312		
Jeff Tam, R ERA: 5.94	1.2		7	2	0	0	0	0	0	0	0	0	0	18	25	0.00	1.200		
Tanyon Sturtze, R ERA: 5.79	1.0		4	0	0	0	1	1	0	0	0	0	0	6	16	0.00	1.000		
Scott Service, R ERA: 5.06	1.0		3	0	0	0	1	0	0	0	0	0	0	6	10	0.00	0.000		

Baltimore Orioles @ Toronto Blue Jays
SkyDome, Toronto, ON
Tue Jun 24 2003, 7:05 PM EDT
Att: 17,425 - Sunny - 81 F

AB 35
R 6
H 8
RBI 6
BB 2
SO 7
LOB 8



Batter	1	2	3	4	5	6	7	8	9	AB	R	H	RBI	BB	SO	LOB	BOTTOM		
Shannon Stewart, R OBP: 0.359, SLG: 0.452	G6-3	F9		F9						4	0	1	0	1	0	2			
Frank Catalanotto, L OBP: 0.354, SLG: 0.496	G4-3		F8		F8		G1		F7	5	1	2	0	0	0	2			
10 Vernon Wells, R OBP: 0.351, SLG: 0.572	G4-3		F8		G5-3		G5		K	5	0	1	0	0	1	2			
Carlos Delgado, L OBP: 0.441, SLG: 0.645										3	2	2	1	1	1	0			
Greg Myers, L OBP: 0.441, SLG: 0.577	K		F8				G5		G4-3	4	0	0	0	1	1	6			
3 Reed Johnson, R OBP: 0.396, SLG: 0.540			G6-3		F9		P3			4	1	2	1	0	0	3			
Orlando Hudson, S OBP: 0.346, SLG: 0.436	F7					G1-3	G6-3			4	0	1	2	0	0	3			
Howie Clark, L OBP: 0.488, SLG: 0.514										2	0	0	0	1	0	2			
Dave Berg, R OBP: 0.317, SLG: 0.429	G6-3		F7						K	1	0	0	0	0	1	0			
Mike Bordick, R OBP: 0.310, SLG: 0.409					F7		F8		F8	3	0	0	0	1	0	1			
Inning Stats	R: 0 H: 1 E: 0 K: 1 S: 7	H: 1 R: 0 ER: 0 LOB: 2 BB: 1 P: 15	R: 0 H: 1 E: 0 K: 0 S: 14	H: 1 R: 0 ER: 0 LOB: 1 BB: 1 P: 24	R: 3 H: 4 E: 0 K: 0 S: 15	H: 4 R: 0 ER: 0 LOB: 1 BB: 0 P: 22	R: 0 H: 0 E: 0 K: 0 S: 10	H: 0 R: 0 ER: 0 LOB: 0 BB: 0 P: 16	R: 0 H: 0 E: 0 K: 0 S: 18	H: 0 R: 0 ER: 0 LOB: 2 BB: 2 P: 28	R: 0 H: 1 E: 0 K: 0 S: 10	H: 1 R: 0 ER: 0 LOB: 2 BB: 0 P: 19	R: 0 H: 1 E: 0 K: 1 S: 8	H: 1 R: 0 ER: 0 LOB: 1 BB: 0 P: 10	R: 1 H: 1 E: 0 K: 1 S: 13	H: 1 R: 0 ER: 0 LOB: 0 BB: 0 P: 17	1B: 5 2B: 2 3B: 1 HR: 1	SF: 0 SAC: 0 DP: 0 HBP: 1	WP: 0 PA: 41 PB: 0 SB: 0 CS: 0
PITCHER	IP	WLS	BF	H	R	ER	SO	BB	IBB	HBP	BLK	WP	HR	S	P	ERA	WHIP		
Rick Helling, R ERA: 5.74	5.2	W	28	6	3	3	2	5	0	0	0	0	0	70	120	4.76	1.941		
B.J. Ryan, L ERA: 6.43	0.1	H	1	0	0	0	0	0	0	0	0	0	0	2	3	0.00	0.000		
Buddy Groom, L ERA: 5.93	1.0	H	5	1	0	0	0	0	0	1	0	0	0	10	19	0.00	1.000		
Kerry Ligtenberg, R ERA: 3.03	1.0	H	3	1	0	0	1	0	0	0	0	0	0	8	10	0.00	1.000		
Jorge Julio, R ERA: 4.45	1.0	S	4	1	1	1	1	0	0	0	0	0	1	13	17	9.00	1.000		

Baltimore Orioles @ Toronto Blue Jays
SkyDome, Toronto, ON
Tue Jun 24 2003, 7:05 PM EDT
Att: 17,425 - Sunny - 81 F

AB 35
R 4
H 9
RBI 4
BB 5
SO 4
LOB 21



Batter	1	2	3	4	5	6	7	8	9	AB	R	H	RBI	BB	SO	LOB	TOP					
1 Brian Roberts, S OBP: 0.342, SLG: 0.401 (1, 4)										5	1	1	1	0	0	4	Baltimore Orioles @ Toronto Blue Jays SkyDome, Toronto, ON Thu Jun 26 2003, 7:05 PM EDT Att: 19,098 - Dome - 72 F					
Luis Matos, R OBP: 0.387, SLG: 0.530 (1, 8)										5	2	3	1	0	1	1						
6 Melvin Mora, R OBP: 0.473, SLG: 0.606 (1, 7)										3	1	2	3	2	0	1						
Jeff Conine, R OBP: 0.332, SLG: 0.449 (1, 3)										4	0	0	1	0	1	3						
31 Jav Gibbons, L OBP: 0.350, SLG: 0.491 (1, 9)										5	0	0	0	0	2	5						
Tony Batista, R OBP: 0.294, SLG: 0.445 (1, 5)										4	1	1	1	0	0	2						
53 Carlos Mendez, R OBP: 0.313, SLG: 0.438 (1, 10)										3	2	1	0	0	0	0						
B.J. Surhoff, L OBP: 0.380, SLG: 0.438 (8, PH)										1	0	1	0	0	0	0						
Deivi Cruz, R OBP: 0.269, SLG: 0.407 (1, 6)										4	1	1	0	0	0	2						
Brook Fordyce, R OBP: 0.302, SLG: 0.331 (1, 2)										3	0	1	0	0	0	2						
David Segui, S OBP: 0.353, SLG: 0.379 (8, PH)										1	0	0	0	0	0	1						
Gerónimo Gil, R OBP: 0.312, SLG: 0.336 (8, 2)										0	0	0	0	0	0	0						
Inning Stats	R: 2 E: 0 K: 0 S: 14	H: 3 LOB: 1 BB: 0 P: 20	R: 4 E: 2 K: 1 S: 24	H: 3 LOB: 1 BB: 0 P: 33	R: 2 E: 0 K: 0 S: 12	H: 3 LOB: 1 BB: 0 P: 18	R: 0 E: 0 K: 1 S: 7	H: 0 LOB: 1 BB: 1 P: 15	R: 0 E: 0 K: 0 S: 5	H: 0 LOB: 0 BB: 0 P: 6	R: 0 E: 0 K: 1 S: 8	H: 0 LOB: 0 BB: 0 P: 11	R: 0 E: 0 K: 1 S: 12	H: 0 LOB: 1 BB: 1 P: 19	R: 0 E: 0 K: 0 S: 14	H: 1 LOB: 1 BB: 0 P: 17	R: 0 E: 0 K: 0 S: 8	H: 1 LOB: 1 BB: 0 P: 9	1B: 9 2B: 1 3B: 0 HR: 1	SF: 1 SAC: 0 DP: 0 HBP: 0	WP: 0 PB: 1 SB: 2 CS: 0	PA: 41
PITCHER	IP WLS BF H R ER SO BB IBB HBP BLK WP HR S P ERA WHIP																					
Mark Hendrickson, L ERA: 5.71 (1, 1)	2.0	16	8	8	4	1	0	0	0	0	0	0	0	0	1	41	56	18.00	4.000			
Tanyon Sturtze, R ERA: 5.43 (3, 1)	4.0	W	14	1	0	0	2	1	0	0	0	0	0	0	0	29	47	0.00	0.500			
Jeff Tam, R ERA: 5.75 (7, 1)	0.1	H	2	0	0	0	0	1	0	0	0	0	0	0	0	6	12	0.00	3.000			
Trevor Miller, L ERA: 4.44 (7, 1)	0.2	H	2	0	0	0	1	0	0	0	0	0	0	0	0	6	7	0.00	0.000			
Aquilino Lopez, R ERA: 3.61 (8, 1)	2.0	S	8	2	0	0	0	0	0	0	0	0	0	0	0	22	26	0.00	1.000			

Batter	1	2	3	4	5	6	7	8	9	AB	R	H	RBI	BB	SO	LOB	BOTTOM			
Shannon Stewart, R OBP: 0.362, SLG: 0.466 (1, 7)										4	1	1	1	0	1	2	Baltimore Orioles @ Toronto Blue Jays SkyDome, Toronto, ON Thu Jun 26 2003, 7:05 PM EDT Att: 19,098 - Dome - 72 F			
Frank Catalanotto, L OBP: 0.354, SLG: 0.493 (1, 10)										4	1	2	1	0	0	0				
Mike Bordick, R OBP: 0.308, SLG: 0.406 (8, PH)										1	0	0	0	0	1	0				
10 Vernon Wells, R OBP: 0.353, SLG: 0.571 (1, 8)										5	3	3	2	0	0	1				
Carlos Delgado, L OBP: 0.436, SLG: 0.655 (1, 3)										4	2	2	5	0	0	0				
Tom Wilson, R OBP: 0.391, SLG: 0.521 (1, 2)										4	2	4	1	1	0	0				
Eric Hinske, L OBP: 0.313, SLG: 0.375 (1, 5)										5	1	0	0	0	2	4				
Orlando Hudson, S OBP: 0.353, SLG: 0.440 (1, 4)										3	1	0	0	1	0	1				
3 Reed Johnson, R OBP: 0.392, SLG: 0.539 (1, 9)										4	1	1	2	0	1	2				
Chris Woodward, R OBP: 0.333, SLG: 0.414 (1, 6)										4	1	2	1	0	1	1				
Inning Stats	R: 5 E: 1 K: 0 S: 22	H: 4 LOB: 1 BB: 1 P: 34	R: 2 E: 0 K: 1 S: 16	H: 3 LOB: 2 BB: 1 P: 29	R: 0 E: 0 K: 2 S: 10	H: 0 LOB: 0 BB: 0 P: 13	R: 0 E: 0 K: 1 S: 9	H: 1 LOB: 1 BB: 0 P: 16	R: 2 E: 0 K: 0 S: 14	H: 2 LOB: 1 BB: 0 P: 20	R: 0 E: 0 K: 1 S: 12	H: 1 LOB: 0 BB: 0 P: 20	R: 0 E: 0 K: 0 S: 6	H: 1 LOB: 0 BB: 0 P: 7	R: 3 E: 0 K: 1 S: 10	H: 3 LOB: 0 BB: 0 P: 13	1B: 8 2B: 4 3B: 0 HR: 3	SF: 2 SAC: 0 DP: 1 HBP: 1	WP: 0 PB: 0 SB: 0 CS: 0	PA: 43
PITCHER	IP WLS BF H R ER SO BB IBB HBP BLK WP HR S P ERA WHIP																			
Rodrigo Lopez, R ERA: 7.63 (1, 1)	1.2	16	7	8	6	0	0	0	0	0	0	0	0	0	1	35	59	32.40	5.400	
Travis Driskill, R ERA: 5.11 (2, 1)	5.1	L	21	5	2	0	5	0	0	0	0	0	0	0	0	54	80	0.00	0.938	
Buddy Groom, L ERA: 6.75 (8, 1)	1.0	6	3	3	3	1	0	0	0	0	0	0	0	0	2	10	13	27.00	3.000	


AB	38
R	8
H	11
RBI	7
BB	2
SO	4
LOB	21



Batter	1	2	3	4	5	6	7	8	9	10	11	12	13	14	15	16	17	AB	R	H	RBI	BB	SO	LOB	TOP													
Placido Polanco, R OBP: 0.324, SLG: 0.395	G6-3	G1-3			F9		P5		F9		SH3		G5-2-3			F9		6	0	2	0	1	0	2														
11 Jimmy Rollins, S OBP: 0.310, SLG: 0.383	F8		B2-3		G3				F9		L4							8	0	1	0	0	0	6														
Jim Thome, L OBP: 0.376, SLG: 0.507		2B	1B								K							7	2	3	0	1	2	1														
Bobby Abreu, L OBP: 0.386, SLG: 0.473			1B		G4-3													6	0	2	0	2	3	2														
Mike Lieberthal, R OBP: 0.302, SLG: 0.453	G6-3		FC6-5-6			G5-3		L9										8	1	2	1	0	0	4														
Ricky Ledee, L OBP: 0.337, SLG: 0.432						L9												2	0	0	0	2	0	1														
Thomas Perez, S (10, PH) OBP: 0.363, SLG: 0.412																		1	0	0	0	0	0	2														
Jason Michaels, R OBP: 0.400, SLG: 0.577																		3	1	1	3	0	0	0														
David Bell, R OBP: 0.297, SLG: 0.294																		3	0	0	0	2	0	2														
Nick Punto, S (13, PR) OBP: 0.240, SLG: 0.250																		2	0	2	0	0	0	0														
Pat Burrell, R OBP: 0.352, SLG: 0.401																		8	0	1	0	0	2	7														
Marlon Byrd, R OBP: 0.352, SLG: 0.376																		7	0	1	0	0	1	3														
Inning Stats	R: 0 E: 0 K: 0 S: 11	H: 1 LOB: 2 BB: 1 P: 22	R: 0 E: 0 K: 1 S: 7	H: 0 LOB: 2 BB: 2 P: 16	R: 1 E: 0 K: 0 S: 8	H: 2 LOB: 1 BB: 0 P: 12	R: 0 E: 0 K: 0 S: 8	H: 0 LOB: 0 BB: 0 P: 12	R: 0 E: 0 K: 0 S: 6	H: 0 LOB: 1 BB: 1 P: 13	R: 0 E: 0 K: 0 S: 5	H: 0 LOB: 0 BB: 0 P: 11	R: 0 E: 0 K: 0 S: 12	H: 1 LOB: 1 BB: 0 P: 20	R: 0 E: 1 K: 0 S: 9	H: 1 LOB: 2 BB: 1 P: 19	R: 0 E: 0 K: 1 S: 14	H: 1 LOB: 1 BB: 0 P: 21	R: 0 E: 0 K: 1 S: 11	H: 1 LOB: 3 BB: 2 P: 23	R: 0 E: 0 K: 1 S: 10	H: 1 LOB: 1 BB: 0 P: 15	R: 0 E: 0 K: 1 S: 7	H: 0 LOB: 0 BB: 0 P: 11	R: 0 E: 0 K: 0 S: 7	H: 1 LOB: 0 BB: 1 P: 14	R: 0 E: 0 K: 1 S: 11	H: 0 LOB: 0 BB: 0 P: 16	R: 0 E: 0 K: 0 S: 7	H: 1 LOB: 0 BB: 0 P: 10	R: 0 E: 0 K: 0 S: 11	H: 1 LOB: 0 BB: 0 P: 20	R: 3 E: 0 K: 2 S: 19	H: 4 LOB: 1 BB: 0 P: 31	1B: 11 2B: 4 3B: 0 HR: 1	SF: 0 SAC: 2 DP: 2 HBP: 1	WP: 0 PB: 0 SB: 1 CS: 1	PA: 73
PITCHER	IP	WLS	BF	H	R	ER	SO	BB	IBB	HBP	BLK	WP	HR	S	P	ERA	WHIP																					
Jason Johnson, R ERA: 3.8	8.0		34	5	1	1	1	4	1	0	0	0	0	66	125	1.12	1.125																					
Kerry Ligtenberg, R ERA: 3.50	1.0		4	1	0	0	1	0	0	0	0	0	0	14	21	0.00	1.000																					
B.J. Ryan, L ERA: 6.50	10.1		3	1	0	0	1	1	0	0	0	0	0	7	14	0.00	6.000																					
Jorge Julio, R ERA: 4.2	1.2		7	1	0	0	1	1	0	0	0	0	0	14	24	0.00	1.200																					
Willie Roberts, R ERA: 5.00	12.1		7	1	0	0	1	0	1	1	0	0	0	13	24	0.00	0.750																					
PITCHER	IP	WLS	BF	H	R	ER	SO	BB	IBB	HBP	BLK	WP	HR	S	P	ERA	WHIP																					
Buddy Groom, L ERA: 6.29	13.1		6	3	3	2	0	0	0	0	0	0	1	37	61	9.00	2.000																					
Onar Daal, L ERA: 5.88	15.1		13	6	3	3	2	0	0	0	0	0	0	1	37	61	9.00	2.000																				

Philadelphia Phillies @ Baltimore Orioles
 Oriole Park at Camden Yards, Baltimore, MD
 Fri Jun 27 2003, 7:05 PM EDT
 Att. 46,405 - Cloudy - 80 F


AB: 61
 R: 4
 H: 15
 RBI: 4
 BB: 8
 SO: 8
 LOB: 30



Batter	1	2	3	4	5	6	7	8	9	10	11	12	13	14	15	16	17	AB	R	H	RBI	BB	SO	LOB	BOTTOM					
1 Brian Roberts, S OBP: 0.344, SLG: 0.396																		7	1	2	0	1	1	0						
6 Melvin Mora, R OBP: 0.466, SLG: 0.592																		7	0	1	0	1	3	4						
B.J. Surhoff, L OBP: 0.355, SLG: 0.444																		5	0	2	1	1	0	2						
Jeff Conine, R OBP: 0.328, SLG: 0.441																		7	0	1	0	0	1	6						
31 Jay Gibbons, L OBP: 0.346, SLG: 0.481																		6	0	0	0	1	2	2						
Tony Batista, R OBP: 0.291, SLG: 0.438																		7	0	1	0	0	1	3						
David Segui, S OBP: 0.346, SLG: 0.370																		7	0	1	0	0	2	1						
Gerónimo Gil, R OBP: 0.304, SLG: 0.326																		4	0	0	0	2	1							
53 Carlos Mendez, R (11, PH) OBP: 0.294, SLG: 0.412																		1	0	0	0	0	1	1						
Brooks Fordyce, R OBP: 0.288, SLG: 0.325																		2	0	0	0	0	1	0						
Luis Matos, R OBP: 0.382, SLG: 0.540																		7	1	2	1	0	0	0						
Inning Stats	R: 1 E: 0 K: 1 S: 15	H: 2 LOB: 1 BB: 0 P: 23	R: 0 E: 0 K: 0 S: 11	H: 2 LOB: 3 BB: 1 P: 20	R: 0 E: 0 K: 0 S: 7	H: 0 LOB: 0 BB: 0 P: 12	R: 0 E: 0 K: 0 S: 11	H: 0 LOB: 2 BB: 0 P: 17	R: 0 E: 0 K: 0 S: 8	H: 1 LOB: 2 BB: 1 P: 14	R: 0 E: 0 K: 0 S: 7	H: 0 LOB: 0 BB: 0 P: 9	R: 0 E: 0 K: 0 S: 7	H: 0 LOB: 0 BB: 0 P: 9	R: 0 E: 0 K: 1 S: 8	H: 0 LOB: 0 BB: 0 P: 9	R: 0 E: 0 K: 1 S: 10	H: 0 LOB: 1 BB: 1 P: 15	R: 0 E: 0 K: 1 S: 7	H: 0 LOB: 0 BB: 0 P: 12	R: 0 E: 0 K: 2 S: 12	H: 0 LOB: 1 BB: 1 P: 24	R: 0 E: 0 K: 0 S: 7	H: 0 LOB: 0 BB: 0 P: 11	R: 1 E: 0 K: 0 S: 8	H: 1 LOB: 1 BB: 0 P: 11	1B: 8 2B: 1 3B: 0 HR: 1	SF: 0 SAC: 1 DP: 0 HBP: 0	WP: 0 PB: 0 SB: 2 CS: 0	PA: 65
PITCHER	IP	WLS	BF	H	R	ER	SO	BB	IBB	HBP	BLK	WP	HR	S	P	ERA	WHIP													
Brandon Duckworth, R ERA: 0.00	1.0		5	2	1	1	1	0	0	0	0	0	0	15	23	9.00	2.000													
Carlos Silva, R ERA: 4.50	3.0		12	2	0	0	2	1	0	0	0	0	0	29	49	0.00	1.000													
Rheal Cormier, L ERA: 3.50	3.0		11	1	0	0	1	1	0	0	0	0	0	22	35	0.00	0.667													
Turk Wendell, R ERA: 0.00	2.0		8	1	0	0	2	0	1	0	0	0	0	19	30	0.00	0.500													
Terry Adams, R ERA: 2.50	8.0		2	0	0	1	0	0	0	0	0	0	0	18	29	0.00	1.000													
PITCHER	IP	WLS	BF	H	R	ER	SO	BB	IBB	HBP	BLK	WP	HR	S	P	ERA	WHIP													
Jose Mesa, R ERA: 4.91	12.1		3	0	0	3	0	0	0	0	0	0	0	27	36	0.00	0.333													
Dan Plesac, L ERA: 2.51	15.1		7	0	0	0	4	1	0	0	0	0	0	19	35	0.00	0.500													
Hector Mercado, L ERA: 6.14	17.1		4	1	1	1	0	0	0	0	0	0	0	1	8	11	9.00	1.000												

Philadelphia Phillies @ Baltimore Orioles
 Oriole Park at Camden Yards, Baltimore, MD
 Fri Jun 27 2003, 7:05 PM EDT
 Att. 46,405 - Cloudy - 80 F

AB: 60
 R: 2
 H: 10
 RBI: 2
 BB: 4
 SO: 14
 LOB: 20



Batter	1	2	3	4	5	6	7	8	9	AB	R	H	RBI	BB	SO	LOB	TOP				
Plácido Polanco, R OBP: 0.332, SLG: 0.406 (1, 4)	F9							G3		6	0	4	3	0	0	0	Philadelphia Phillies @ Baltimore Orioles Oriole Park at Camden Yards, Baltimore, MD Sat Jun 28 2003, 7:05 PM EDT Att: 49,549 - Cloudy - 78 F				
David Bell, R OBP: 0.294, SLG: 0.288 (1, 5)	HR	F9	L5				F8	K	G6-3	5	1	0	0	1	1	7					
Jim Thome, L OBP: 0.379, SLG: 0.521 (1, 3)	HR				P5			1B		4	2	2	2	1	0	0					
Bobby Abreu, L OBP: 0.396, SLG: 0.468 (1, 9)	K	G3					K	1B		3	1	0	0	2	2	3					
Mike Lieberthal, R OBP: 0.396, SLG: 0.456 (1, 2)					L6					5	1	3	1	0	0	1					
Ricky Ledee, L OBP: 0.339, SLG: 0.450 (1, 10)	K									5	2	2	2	0	3	3					
Pat Burrell, R OBP: 0.307, SLG: 0.406 (9, PR)										4	1	2	0	1	0	0					
Nick Punto, S OBP: 0.240, SLG: 0.250 (9, PR)										0	0	0	0	0	0	0					
Jason Michaels, R OBP: 0.400, SLG: 0.577 (9, 7)										0	0	0	0	0	0	0					
Tomas Perez, S OBP: 0.356, SLG: 0.436 (1, 6)										4	1	1	1	0	3	4					
Marlon Byrd, R OBP: 0.348, SLG: 0.366 (1, 8)										4	0	0	0	1	2	5					
Inning Stats	R: 2 E: 0 K: 2 S: 17	H: 2 LOB: 1 BB: 1 P: 26	R: 1 E: 0 K: 0 S: 8	H: 2 LOB: 3 BB: 2 P: 17	R: 2 E: 0 K: 2 S: 12	H: 3 LOB: 2 BB: 1 P: 24	R: 2 E: 0 K: 0 S: 7	H: 1 LOB: 0 BB: 1 P: 14	R: 0 E: 0 K: 1 S: 10	H: 1 LOB: 0 BB: 0 P: 14	R: 1 E: 0 K: 2 S: 9	H: 1 LOB: 0 BB: 0 P: 12	R: 1 E: 0 K: 2 S: 12	H: 2 LOB: 2 BB: 1 P: 23	R: 0 E: 0 K: 1 S: 11	H: 2 LOB: 3 BB: 0 P: 16	1B: 8 2B: 3 3B: 0 HR: 3	SF: 0 SAC: 1 DP: 0 HBP: 0	WP: 0 PB: 0 SB: 2 CS: 0	PA: 47	
PITCHER	IP	WLS	BF	H	R	ER	SO	BB	IBB	HBP	BLK	WP	HR	S	P	ERA	WHIP				
Pat Hentgen, R ERA: 5.4 (1, 1)	5.0	L	29	9	7	7	5	5	0	0	0	0	2	54	95	12.60	2.800				
B.J. Ryan, L ERA: 5.96 (6, 1)	1.1		4	0	0	0	2	0	0	0	0	0	0	12	20	0.00	0.000				
Willis Roberts, R ERA: 5.72 (7, 1)	2.2		14	5	2	2	4	0	1	0	0	0	1	29	46	6.75	1.875				


AB	40
R	9
H	14
RBI	9
BB	6
SO	11
LOB	23




Batter	1	2	3	4	5	6	7	8	9	AB	R	H	RBI	BB	SO	LOB	BOTTOM					
1 Brian Roberts, S OBP: 0.352, SLG: 0.403 (1, 4)							F8			5	1	3	0	0	1	1	Philadelphia Phillies @ Baltimore Orioles Oriole Park at Camden Yards, Baltimore, MD Sat Jun 28 2003, 7:05 PM EDT Att: 49,549 - Cloudy - 78 F					
Luis Matos, R OBP: 0.375, SLG: 0.543 (1, 8)	K						G1-3		G4-3	5	0	1	2	0	2	3						
6 Melvin Mora, R OBP: 0.460, SLG: 0.581 (1, 7)	G3-6									4	0	0	0	0	2	2						
Jeff Conine, R OBP: 0.327, SLG: 0.442 (1, 3)										4	0	1	0	0	0	0						
31 Jay Gibbons, L OBP: 0.347, SLG: 0.492 (1, 9)										4	2	2	1	0	0	1						
Tony Batista, R OBP: 0.294, SLG: 0.449 (1, 5)										4	1	2	2	0	0	1						
B.J. Surhoff, L OBP: 0.381, SLG: 0.445 (1, 10)										4	0	1	0	0	0	2						
Deivi Cruz, R OBP: 0.268, SLG: 0.413 (1, 6)										4	0	1	0	0	0	1						
Geronimo Gil, R OBP: 0.302, SLG: 0.324 (1, 2)										4	1	1	0	0	1	2						
Inning Stats	R: 0 E: 0 K: 1 S: 8	H: 1 LOB: 0 BB: 0 P: 9	R: 0 E: 0 K: 0 S: 9	H: 1 LOB: 0 BB: 0 P: 10	R: 0 E: 0 K: 1 S: 11	H: 1 LOB: 0 BB: 0 P: 13	R: 1 E: 0 K: 0 S: 7	H: 1 LOB: 0 BB: 0 P: 9	R: 2 E: 0 K: 0 S: 16	H: 3 LOB: 1 BB: 0 P: 23	R: 2 E: 0 K: 0 S: 14	H: 3 LOB: 1 BB: 0 P: 23	R: 0 E: 0 K: 1 S: 7	H: 0 LOB: 0 BB: 0 P: 13	R: 0 E: 0 K: 0 S: 10	H: 1 LOB: 1 BB: 0 P: 13		R: 0 E: 0 K: 2 S: 9	H: 1 LOB: 1 BB: 0 P: 15	1B: 6 2B: 2 3B: 2 HR: 2	SF: 0 SAC: 0 DP: 1 HBP: 0	WP: 0 PB: 0 SB: 0 CS: 0
PITCHER	IP	WLS	BF	H	R	ER	SO	BB	IBB	HBP	BLK	WP	HR	S	P	ERA	WHIP					
39 Brett Myers, R ERA: 3.62 (1, 1)	6.0		27	10	5	5	3	0	0	0	0	0	0	7	13	0.00	0.000					
Tery Adams, R ERA: 2.89 (7, 1)	1.0	H	3	0	0	0	1	0	0	0	0	0	0	7	13	0.00	0.000					
Carlos Silva, R ERA: 4.21 (8, 1)	1.0		4	1	0	0	0	0	0	0	0	0	0	10	13	0.00	1.000					
Jose Mesa, R ERA: 4.76 (9, 1)	1.0		4	1	0	0	2	0	0	0	0	0	0	9	15	0.00	1.000					

AB	38
R	5
H	12
RBI	5
BB	0
SO	6
LOB	13



Batter	1	2	3	4	5	6	7	8	9	AB R H RBI BB SO LOB	TOP													
Alfonso Soriano, R OBP: 0.344, SLG: 0.512	1-1 BB 55 FC6-4 25 S 1B		2-2 G6-3		1-2 G6-3	1-3 K		0-2 L7		5 1 1 0 0 1 3	<p>New York Yankees @ Baltimore Orioles Oriole Park at Camden Yards, Baltimore, MD</p> <p>Mon Jun 30 2003, 7:05 PM EDT Att: 38,618 - Cloudy - 90 F</p> <p>livebaseballscores.com</p> <p>AB 37 R 6 H 12 RBI 6 BB 3 SO 8 LOB 17</p> 													
2 Derek Jeter, R OBP: 0.345, SLG: 0.423	0-3 K		3-2 1B		0-0 G4-3		2-0 25 1B HR	2-1 CS	1-1 G6-3	5 1 2 0 0 1 1														
25 Jason Giambi, L OBP: 0.423, SLG: 0.545	4-2 55 FC6-4 BB 1-2 BB		0-0 F9		2-2 1B		3-1 1-3 HR		4-2 G3-6-3 BB	3 1 2 0 2 0 1														
Ruben Sierra, S OBP: 0.366, SLG: 0.467	4-2 55 FC6-4 BB 1-2 BB		1-2 G6-3		1-0 55 FC4-6 1B		2-1 1-3 HR		3-2 G3-6-3 1-2	4 1 2 3 1 0 2														
55 Hideki Matsui, L OBP: 0.365, SLG: 0.459	0-0 FC6-4 1-2 2-3 3-H			1-1 F7	1-0 FC4-6					4 0 0 1 0 1 4														
20 Jorge Posada, S OBP: 0.396, SLG: 0.494	1-0 G4-3			1-3 K		1-0 G6-3 1B		0-0 F8		4 0 1 0 0 1 2														
Robin Ventura, L OBP: 0.344, SLG: 0.420		3-3 K		1-1 G4-3		2-1 1-2 G6-3 1B		1-3 K		4 0 1 0 0 2 0														
Raul Mondesi, R OBP: 0.340, SLG: 0.487		2-1 P3			1-2 HR 2B	0-1 G6-3		2-1 F7		4 1 1 0 0 0 2														
Karim Garcia, L OBP: 0.268, SLG: 0.408		3-3 K			0-1 2-H HR	1-3 K		0-1 2 CS 1B		4 1 2 2 0 2 2														
Inning Stats	R: 1 E: 0 K: 1 S: 12	H: 1 LOB: 2 BB: 2 P: 22	R: 0 E: 0 K: 2 S: 9	H: 0 LOB: 0 BB: 0 P: 17	R: 0 E: 0 K: 0 S: 11	H: 1 LOB: 1 BB: 0 P: 17	R: 0 E: 0 K: 1 S: 7	H: 0 LOB: 0 BB: 0 P: 10	R: 2 E: 0 K: 0 S: 14	H: 4 LOB: 2 BB: 0 P: 20		R: 0 E: 0 K: 2 S: 12	H: 2 LOB: 2 BB: 0 P: 17	R: 3 E: 0 K: 2 S: 13	H: 3 LOB: 0 BB: 0 P: 23	R: 0 E: 0 K: 0 S: 9	H: 1 LOB: 0 BB: 1 P: 12	R: 0 E: 0 K: 0 S: 8	H: 0 LOB: 0 BB: 1 P: 16	R: 0 E: 0 K: 0 S: 8	H: 0 LOB: 0 BB: 0 P: 16	1B: 9 2B: 1 3B: 0 HR: 2	SF: 0 SAC: 0 DP: 1 HBP: 0	WP: 0 PB: 0 SB: 1 CS: 1
PITCHER	IP WLS BF H R ER SO BB IBB HBP BLK WP HR S P ERA WHIP											PITCHER	IP WLS BF H R ER SO BB IBB HBP BLK WP HR S P ERA WHIP											
Sidney Ponson, R ERA: 3.96	(1, 1) 6.0 L 30 10 5 5 6 2 0 0 0 0 0 1 68 111 7.50 2.000																							
B.J. Ryan, L ERA: 6.08	(7, 1) 1.0 B 4 1 1 1 2 0 0 0 0 0 0 1 10 15 9.00 1.000																							
Kerry Ligtenberg, R ERA: 2.94	(8, 1) 1.0 3 1 0 0 0 0 0 0 0 0 0 0 9 12 0.00 1.000																							
Jorge Julio, R ERA: 4.06	(9, 1) 1.0 3 0 0 0 0 1 0 0 0 0 0 0 8 16 0.00 1.000																							

Batter	1	2	3	4	5	6	7	8	9	AB R H RBI BB SO LOB	BOTTOM												
1 Brian Roberts, S OBP: 0.351, SLG: 0.411	3-2 G6-3		3-2 6 S E 6 G6-3 1-2 1B	2-1 S 1B		1-1 B3		0-2 F7		5 1 2 0 0 0 1	<p>New York Yankees @ Baltimore Orioles Oriole Park at Camden Yards, Baltimore, MD</p> <p>Mon Jun 30 2003, 7:05 PM EDT Att: 38,618 - Cloudy - 90 F</p> <p>livebaseballscores.com</p> <p>AB 40 R 5 H 15 RBI 4 BB 3 SO 3 LOB 24</p> 												
Luis Matos, R OBP: 0.379, SLG: 0.551	1-2 6 SF8 3B		1-2 FC4 6 S 1-2 1B	1-2 F7		0-2 P4		0-1 1B		5 1 2 0 0 0 3													
6 Melvin Mora, R OBP: 0.455, SLG: 0.574	0-2 SF8 3-H		2-2 G5-3 1-2 2-H		3-2 P3		4-2 BB	2-0 F9		3 0 0 2 1 0 2													
Jeff Conine, R OBP: 0.330, SLG: 0.441	3-3 K		4-0 IBB		2-0 31 E FC1-2 1B	0-1 F9			2-1 G5-3	4 0 1 0 1 1 2													
31 Jay Gibbons, L OBP: 0.350, SLG: 0.490		1-0 G4-3	0-0 G6-3		1-2 FC1-2 1-3 1B		1-0 F7 1B		1-1 1B E 1B	5 1 3 0 0 0 2													
Tony Batista, R OBP: 0.295, SLG: 0.443		2-1 F7		1-0 HR 1B	4-0 FC1-2 IBB		1-3 K		0-2 E7 G3 1-H 1B	4 1 2 0 1 1 1													
Jose Morban, S OBP: 0.214, SLG: 0.333										0 0 0 0 0 0 0													
B.J. Surhoff, L OBP: 0.373, SLG: 0.432	1-1 1B			2-2 P4	0-0 FC1-2		1-0 F7		1-1 G3	5 0 1 0 0 0 6													
Deivi Cruz, R OBP: 0.271, SLG: 0.421	1-3 K			0-0 1-H HR	0-0 G5-3		2-1 F7		0-2 G4-3	5 1 1 2 0 1 7													
Brook Fordyce, R OBP: 0.302, SLG: 0.328			3-2 1 CS 1B	1-0 G6-3		3-1 E 1B				4 0 3 0 0 0 0													
Inning Stats	R: 1 E: 0 K: 1 S: 12	H: 1 LOB: 0 BB: 0 P: 19	R: 0 E: 0 K: 1 S: 8	H: 1 LOB: 0 BB: 0 P: 13	R: 1 E: 1 K: 0 S: 13	H: 2 LOB: 1 BB: 1 P: 26	R: 2 E: 0 K: 0 S: 11	H: 3 LOB: 1 BB: 0 P: 18	R: 0 E: 1 K: 0 S: 16	H: 1 LOB: 2 BB: 1 P: 24	R: 0 E: 0 K: 1 S: 7	H: 1 LOB: 1 BB: 0 P: 12	R: 0 E: 0 K: 0 S: 7	H: 2 LOB: 1 BB: 0 P: 9	R: 1 E: 1 K: 0 S: 12	H: 2 LOB: 2 BB: 0 P: 16	R: 1 E: 1 K: 0 S: 12	H: 2 LOB: 2 BB: 0 P: 16	1B: 13 2B: 0 3B: 1 HR: 1	SF: 1 SAC: 0 DP: 0 HBP: 0	WP: 0 PB: 0 SB: 3 CS: 1	PA: 44	
PITCHER	IP WLS BF H R ER SO BB IBB HBP BLK WP HR S P ERA WHIP											PITCHER	IP WLS BF H R ER SO BB IBB HBP BLK WP HR S P ERA WHIP										
Andy Pettitte, L ERA: 4.78	(1, 1) 6.0 W 31 10 4 4 3 2 1 0 0 0 0 0 0 14 21 0.00 1.500																						
Chris Hammond, L ERA: 2.92	(7, 1) 2.0 H 8 3 0 0 1 0 0 0 0 0 0 0 14 21 0.00 1.500																						
42 Mariano Rivera, R ERA: 1.78	(9, 1) 1.0 S 5 2 1 0 0 0 0 0 0 0 0 0 0 12 16 0.00 2.000																						

Batter	1	2	3	4	5	6	7	8	9	AB	R	H	RBI	BB	SO	LOB	TOP					
Shannon Stewart, R (1, 7) OBP: 0.362, SLG: 0.459	F8		F8			G6-3	F8			4	0	0	0	0	0	0	Toronto Blue Jays @ Baltimore Orioles Oriole Park at Camden Yards, Baltimore, MD Fri Jul 04, 2003, 5:05 PM EDT Att: 25,641 - Sunny - 95 F					
Frank Catalanotto, L (1, 10) OBP: 0.339, SLG: 0.469	G4-3		K			10 1B	K			4	1	1	0	0	2	0						
10 Vernon Wells, R (1, 8) OBP: 0.348, SLG: 0.561	3-1 1B				2-2 G5-3	1B	G6-3			4	1	2	0	0	0	0						
Carlos Delgado, L (1, 3) OBP: 0.427, SLG: 0.650	K				2-3 K	3-2 1B		1-3 K		4	1	1	1	0	3	1						
Tom Wilson, R (1, 2) OBP: 0.376, SLG: 0.490		0-1 G4-3			2-3 K	1-3 3-H 4-2 1B	1-2 HR	2-2 L7		3	1	0	0	1	1	0						
Eric Hinske, L (1, 5) OBP: 0.311, SLG: 0.404		4-2 BB			1-2 G6-3	0-1 HR		1-2 G4-3		3	1	1	4	1	0	0						
3 Reed Johnson, R (1, 9) OBP: 0.389, SLG: 0.520		0-2 L6			1-2 P2	1-0 FC4-6 1B			1-0 L5-3 1B	4	0	2	0	0	0	1						
Orlando Hudson, S (1, 4) OBP: 0.352, SLG: 0.429		2-1 F9			2-2 2B	2-0 FC4-6 WP		1-1 L5-3		3	0	1	0	0	0	2						
Mike Bordick, R (6, PR) OBP: 0.295, SLG: 0.379						1-2 K		1-1 L5-3		1	0	0	0	0	0	1						
Chris Woodward, R (1, 6) OBP: 0.315, SLG: 0.389			1-1 F7		3-3 K	3-2 F7		2-3 K		3	0	0	0	0	1	2						
Greg Myers, L (9, PH) OBP: 0.426, SLG: 0.547						1-2 F7				1	0	0	0	0	1	0						
Inning Stats	R: 0 E: 0 K: 1 S: 8	H: 1 LOB: 1 BB: 0 P: 16	R: 0 E: 0 K: 0 S: 9	H: 0 LOB: 1 BB: 1 P: 15	R: 0 E: 0 K: 1 S: 9	H: 0 LOB: 0 BB: 0 P: 15	R: 0 E: 0 K: 2 S: 10	H: 0 LOB: 0 BB: 0 P: 16	R: 0 E: 0 K: 1 S: 14	H: 1 LOB: 1 BB: 0 P: 21	R: 5 E: 0 K: 0 S: 21	H: 5 LOB: 2 BB: 1 P: 35	R: 0 E: 0 K: 1 S: 8	H: 0 LOB: 0 BB: 0 P: 11	R: 0 E: 0 K: 1 S: 10	H: 0 LOB: 0 BB: 0 P: 14	R: 0 E: 0 K: 1 S: 6	H: 1 LOB: 0 BB: 0 P: 10	1B: 6 2B: 2 3B: 0 HR: 1	SF: 0 SAC: 0 DP: 1 HBP: 0	WP: 1 PB: 0 SB: 0 CS: 0	PA: 36
PITCHER	IP WLS BF H R ER SO BB IBB HBP BLK WP HR S P ERA WHIP	5.1 23 5 4 4 5 2 0 0 0 0 0 64 105 6.75 1.312	2.2 W 10 2 1 1 2 0 0 0 0 1 1 25 38 3.38 0.750	1.0 S 3 1 0 0 1 0 0 0 0 0 6 10 0.00 1.000											IP WLS BF H R ER SO BB IBB HBP BLK WP HR S P ERA WHIP	5.1 23 5 4 4 5 2 0 0 0 0 0 64 105 6.75 1.312	2.2 W 10 2 1 1 2 0 0 0 0 1 1 25 38 3.38 0.750	1.0 S 3 1 0 0 1 0 0 0 0 0 6 10 0.00 1.000				

AB	34
R	5
H	8
RBI	5
BB	2
SO	8
LOB	7



Batter	1	2	3	4	5	6	7	8	9	AB	R	H	RBI	BB	SO	LOB	BOTTOM			
1 Brian Roberts, S (1, 4) OBP: 0.365, SLG: 0.424	F8		K		G4-3					4	1	1	1	1	1	3	Toronto Blue Jays @ Baltimore Orioles Oriole Park at Camden Yards, Baltimore, MD Fri Jul 04, 2003, 5:05 PM EDT Att: 25,641 - Sunny - 95 F			
Luis Matos, R (1, 8) OBP: 0.388, SLG: 0.536	6 G6-4-3 1B		K			0-0 CS 6 G1-3 1B				5	1	3	0	0	1	3				
6 Melvin Mora, R (1, 7) OBP: 0.450, SLG: 0.572	0-1 G6-4-3 1B				3-2 31 G1 F7 1B	0-2 G1-3		2-2 F9		4	0	1	0	0	0	4				
Jeff Conine, R (1, 3) OBP: 0.338, SLG: 0.453		2-2 F8			1-1 F7	4-2 BB		3-2 31 1B 2B		3	1	1	2	1	0	1				
31 Jay Gibbons, L (1, 10) OBP: 0.354, SLG: 0.492		2-0 G6-3			0-0 G1	0-3 K		1-1 2B		4	1	1	0	0	1	2				
Tony Batista, R (1, 5) OBP: 0.292, SLG: 0.439		3-2 G5-3			1-3 K			1-2 2B		4	1	1	1	0	1	1				
B.J. Surhoff, L (1, 9) OBP: 0.366, SLG: 0.429			3-1 G6-3		2-2 1B FC9-2 1B			0-2 2B		4	1	2	2	0	0	0				
Deivi Cruz, R (1, 6) OBP: 0.277, SLG: 0.423			0-2 2B		2-1 2B			1-3 2B		3	1	2	0	1	0	0				
Brook Fordyce, R (1, 2) OBP: 0.313, SLG: 0.336			4-2 BB		0-0 FC9-2			4-0 2B		3	1	1	2	1	0	2				
Inning Stats	R: 0 E: 0 K: 0 S: 7	H: 1 LOB: 0 BB: 0 P: 9	R: 0 E: 0 K: 0 S: 7	H: 0 LOB: 0 BB: 0 P: 14	R: 0 E: 0 K: 2 S: 14	H: 1 LOB: 2 BB: 1 P: 24	R: 0 E: 0 K: 1 S: 9	H: 1 LOB: 1 BB: 0 P: 14	R: 0 E: 0 K: 0 S: 8	H: 2 LOB: 1 BB: 0 P: 13	R: 0 E: 0 K: 1 S: 9	H: 1 LOB: 1 BB: 1 P: 13	R: 0 E: 0 K: 0 S: 6	H: 0 LOB: 0 BB: 0 P: 9	R: 8 E: 0 K: 0 S: 28	H: 7 LOB: 1 BB: 2 P: 52		1B: 9 2B: 5 3B: 0 HR: 0	SF: 0 SAC: 0 DP: 2 HBP: 0	WP: 0 PB: 1 SB: 1 CS: 1
PITCHER	IP WLS BF H R ER SO BB IBB HBP BLK WP HR S P ERA WHIP	7.2 32 7 4 4 4 3 0 0 0 0 0 6 12 ∞ ∞	0.0 L 3 2 1 1 0 1 0 0 0 0 0 6 12 ∞ ∞	0.1 3 2 3 3 0 0 0 0 0 0 0 9 17 81.00 6.000											IP WLS BF H R ER SO BB IBB HBP BLK WP HR S P ERA WHIP	7.2 32 7 4 4 4 3 0 0 0 0 0 6 12 ∞ ∞	0.0 L 3 2 1 1 0 1 0 0 0 0 0 6 12 ∞ ∞	0.1 3 2 3 3 0 0 0 0 0 0 0 9 17 81.00 6.000		

AB	34
R	8
H	13
RBI	8
BB	4
SO	4
LOB	16



Batter	1	2	3	4	5	6	7	8	9	AB	R	H	RBI	BB	SO	LOB	TOP																					
Shannon Stewart, R OBP: 0.364, SLG: 0.471	G5-3		1B		FC6-4			HR		4	1	2	1	0	0	1	Toronto Blue Jays @ Baltimore Orioles Oriole Park at Camden Yards, Baltimore, MD Sat Jul 05 2003, 7:05 PM EDT Att: 29,859 - Sunny - 95 F																					
Frank Catalanotto, L OBP: 0.341, SLG: 0.469	G4-3		1B					G6-3		4	0	2	0	0	0	0																						
10 Vernon Wells, R OBP: 0.346, SLG: 0.556 3 Reed Johnson, R OBP: 0.387, SLG: 0.517	P6		P6					G5-3		3	0	0	0	0	0	3																						
Carlos Delgado, L OBP: 0.423, SLG: 0.644 Josh Phelps, R OBP: 0.355, SLG: 0.445	K				G3			G4-3		3	0	0	0	0	1	0																						
Greg Myers, L OBP: 0.423, SLG: 0.557	G4-3				F7			HR		4	1	1	1	0	0	0																						
Eric Hinske, L OBP: 0.310, SLG: 0.406	2B				P5			G6-3		4	0	1	0	0	1	0																						
Tom Wilson, R OBP: 0.370, SLG: 0.481	K							K		3	0	0	0	0	3	1																						
Howie Clark, L OBP: 0.429, SLG: 0.444			L3					G4-3		3	0	0	0	0	0	0																						
Mike Bordick, R OBP: 0.296, SLG: 0.378			F9					G6-3		3	0	1	0	0	0	0																						
Inning Stats	R: 0 H: 0 E: 0 K: 0 S: 8	H: 0 LOB: 0 BB: 0 P: 13	R: 0 H: 1 E: 0 K: 2 S: 15	LOB: 1 BB: 0 P: 18	R: 0 H: 2 E: 0 K: 0 S: 10	LOB: 2 BB: 0 P: 18	R: 0 H: 0 E: 0 K: 0 S: 4	H: 0 LOB: 0 BB: 0 P: 5	R: 0 H: 1 E: 0 K: 1 S: 12	LOB: 1 BB: 0 P: 20	R: 1 H: 1 E: 0 K: 1 S: 8	H: 1 LOB: 0 BB: 0 P: 11	R: 1 H: 1 E: 0 K: 2 S: 11	H: 1 LOB: 0 BB: 0 P: 15	R: 0 H: 0 E: 0 K: 2 S: 9	H: 0 LOB: 0 BB: 0 P: 12		1B: 4 2B: 1 3B: 0 HR: 2	SF: 0 SAC: 0 DP: 1 HBP: 0	WP: 0 PB: 0 SB: 0 CS: 0	PA: 33																	
PITCHER	IP	WLS	BF	H	R	ER	SO	BB	IBB	HBP	BLK	WP	HR	S	P	ERA	WHIP	PITCHER				IP	WLS	BF	H	R	ER	SO	BB	IBB	HBP	BLK	WP	HR	S	P	ERA	WHIP
Sidney Ponson, R ERA: 3.85	(1, 1)	8.0	W	30	7	2	2	4	0	0	0	0	2	73	105	2.25	0.875																					
B.J. Ryan, L ERA: 5.76	(9, 1)	1.0		3	0	0	0	2	0	0	0	0	0	9	12	0.00	0.000																					

AB	33
R	2
H	7
RBI	2
BB	0
SO	6
LOB	5



Batter	1	2	3	4	5	6	7	8	9	AB	R	H	RBI	BB	SO	LOB	BOTTOM																					
1 Brian Roberts, S OBP: 0.368, SLG: 0.425 Jose Morban, S OBP: 0.200, SLG: 0.308	G3-1	FC6-4						G5-3		4	2	2	0	0	0	2	Toronto Blue Jays @ Baltimore Orioles Oriole Park at Camden Yards, Baltimore, MD Sat Jul 05 2003, 7:05 PM EDT Att: 29,859 - Sunny - 95 F																					
Luis Matos, R OBP: 0.400, SLG: 0.542	1B							K		4	2	3	0	1	1	0																						
6 Melvin Mora, R OBP: 0.458, SLG: 0.579	1B									4	2	4	2	0	0	0																						
Jeff Conine, R OBP: 0.342, SLG: 0.475 53 Carlos Mendez, R OBP: 0.250, SLG: 0.350	1B									4	2	3	5	0	0	2																						
31 Jay Gibbons, L OBP: 0.350, SLG: 0.486	G1-2-3									4	0	0	0	0	1	4																						
Tony Batista, R OBP: 0.289, SLG: 0.434	F8							G5-3		4	0	0	0	0	0	0																						
B.J. Surhoff, L OBP: 0.360, SLG: 0.419	L5							G4-3		4	0	0	0	0	0	0																						
Deivi Cruz, R OBP: 0.277, SLG: 0.420	BB							K		4	0	1	0	0	1	0																						
Brook Fordyce, R OBP: 0.318, SLG: 0.357	1B							K		3	1	1	1	1	1	0																						
Inning Stats	R: 0 H: 3 E: 0 K: 0 S: 13	H: 3 LOB: 2 BB: 0 P: 21	R: 0 H: 1 E: 0 K: 0 S: 7	LOB: 1 BB: 1 P: 14	R: 3 H: 3 E: 0 K: 0 S: 10	LOB: 0 BB: 0 P: 19	R: 4 H: 3 E: 1 K: 0 S: 12	H: 3 LOB: 0 BB: 1 P: 19	R: 0 H: 4 E: 0 K: 1 S: 13	LOB: 1 BB: 0 P: 16	R: 0 H: 0 E: 0 K: 1 S: 5	H: 0 LOB: 0 BB: 0 P: 8	R: 0 H: 0 E: 0 K: 2 S: 10	H: 0 LOB: 0 BB: 0 P: 14	R: 0 H: 0 E: 0 K: 2 S: 9	H: 0 LOB: 0 BB: 0 P: 12		1B: 11 2B: 0 3B: 0 HR: 3	SF: 0 SAC: 0 DP: 2 HBP: 0	WP: 0 PB: 0 SB: 1 CS: 0	PA: 38																	
PITCHER	IP	WLS	BF	H	R	ER	SO	BB	IBB	HBP	BLK	WP	HR	S	P	ERA	WHIP	PITCHER				IP	WLS	BF	H	R	ER	SO	BB	IBB	HBP	BLK	WP	HR	S	P	ERA	WHIP
Cory Lidle, R ERA: 5.68	(1, 1)	3.2	L	22	10	7	7	0	0	0	0	0	1	14	18	13.50	3.273																					
Scott Service, R ERA: 5.6	(4, 1)	1.1		8	4	2	2	0	0	0	0	0	0	6	8	0.00	0.000																					
Jason Kershner, L ERA: 7.04	(6, 1)	1.0		2	0	0	0	1	0	0	0	0	0	5	8	0.00	0.000																					
Jeff Tam, R ERA: 5.71	(7, 1)	1.0		3	0	0	0	1	0	0	0	0	0	10	14	0.00	0.000																					
Juan Acevedo, R ERA: 6.75	(8, 1)	1.0		3	0	0	0	2	0	0	0	0	0	10	14	0.00	0.000																					

AB	36
R	9
H	14
RBI	8
BB	2
SO	4
LOB	8



Batter	1	2	3	4	5	6	7	8	9	10	AB	R	H	RBI	BB	SO	LOB	TOP			
Shannon Stewart, R OBP: 0.364, SLG: 0.469 (1, 7)	G3-1		1B		K			1B		F9	5	0	2	0	0	1	1				
3 Reed Johnson, R OBP: 0.382, SLG: 0.506 (1, 9)	F8		F7					FC4-6		F9	5	0	1	0	0	0	3				
10 Vernon Wells, R OBP: 0.344, SLG: 0.552 (1, 8)	K		G5-3					G6-3		1B	5	1	1	0	0	2	4				
Carlos Delgado, L OBP: 0.423, SLG: 0.639 Greg Myers, R OBP: 0.428, SLG: 0.575 (6, 2)		HBP		K				F7		1B	2	0	0	0	0	1	1				
Tom Wilson, R OBP: 0.394, SLG: 0.472 (6, 3)		K			F9			K		HR	3	0	0	0	0	2	2				
Frank Catalanotto, L OBP: 0.340, SLG: 0.468 Chris Woodward, R OBP: 0.317, SLG: 0.392 (9, 6)		K								2B	1	0	0	0	0	0	0				
Eric Hinske, L OBP: 0.321, SLG: 0.457 (1, 5)		2B			G4-3			HR		HR	5	2	4	3	0	0	0				
Josh Phelps, R OBP: 0.348, SLG: 0.437 (1, 10)		2B			G5-3			K		K	5	0	0	0	0	2	3				
Howie Clark, L OBP: 0.453, SLG: 0.510 (9, 3)			1B		1B			G3-1			4	0	3	0	0	0	0				
Mike Bordick, R OBP: 0.288, SLG: 0.388 (9, 4)			P4		F7			F9		G6-3	4	0	0	0	0	0	3				
Inning Stats	R: 0 E: 0 K: 1 S: 8	H: 0 LOB: 0 BB: 0 P: 9	R: 0 E: 0 K: 1 S: 8	H: 1 LOB: 1 BB: 0 P: 15	R: 0 E: 0 K: 0 S: 16	H: 2 LOB: 2 BB: 0 P: 23	R: 0 E: 0 K: 2 S: 12	H: 0 LOB: 0 BB: 0 P: 9	R: 0 E: 0 K: 2 S: 12	H: 1 LOB: 1 BB: 0 P: 17	R: 1 E: 0 K: 1 S: 12	H: 1 LOB: 0 BB: 0 P: 16	R: 0 E: 0 K: 0 S: 5	H: 1 LOB: 0 BB: 0 P: 7	R: 2 E: 0 K: 0 S: 12	H: 3 LOB: 1 BB: 0 P: 20	R: 2 E: 0 K: 0 S: 16	H: 3 LOB: 2 BB: 1 P: 25	1B: 6 2B: 4 3B: 0 HR: 3	SF: 0 SAC: 0 DP: 1 HBP: 1	WP: 0 PA: 43
PITCHER	IP	WLS	BF	H	R	ER	SO	BB	IBB	HBP	BLK	WP	HR	S	P	ERA	WHIP				
Rodrigo Lopez, R ERA: 6.12	7.0		27	6	1	1	8	0	0	0	0	0	0	5	7	1.29	0.857				
Hector Carrasco, R ERA: 3.86	1.0	H	3	1	0	0	0	0	0	0	0	0	0	5	7	0.00	1.000				
Jorge Julio, R ERA: 4.19	1.0	B	6	3	2	2	0	0	0	0	0	0	2	12	20	18.00	3.000				
Kerry Ligtenberg, R ERA: 3.34	0.2	L	3	1	1	1	0	0	0	0	0	0	0	6	8	13.50	1.500				
Buddy Groom, L ERA: 5.23	0.0		3	2	1	1	0	1	0	0	0	0	0	8	14	∞	∞				

Toronto Blue Jays @ Baltimore Orioles
 Oriole Park at Camden Yards, Baltimore, MD
 Sun Jul 06 2003, 1:35 PM EDT
 Att. 30,284 - Sunny - 95 F

AB 41
 R 5
 H 13
 RBI 5
 BB 1
 SO 8
 LOB 17



Batter	1	2	3	4	5	6	7	8	9	10	AB	R	H	RBI	BB	SO	LOB	BOTTOM			
1 Brian Roberts, S OBP: 0.359, SLG: 0.413 (1, 4)	K		L7		G1-6-3			F7		L8	5	0	0	0	0	1	3				
Luis Matos, R OBP: 0.400, SLG: 0.532 (1, 8)		CS			1B			F8		G6-3	3	1	0	0	2	0	2				
6 Melvin Mora, R OBP: 0.457, SLG: 0.591 (1, 7)		K			K			HR		G6-3	5	1	2	1	0	2	2				
Jeff Conine, R OBP: 0.343, SLG: 0.477 (1, 3)		G6-3			FC4			F8		G5-3	5	0	2	0	0	0	1				
31 Jay Gibbons, L OBP: 0.345, SLG: 0.480 (1, 9)		K			FC4			L4			4	0	0	0	0	2	2				
Tony Batista, R OBP: 0.289, SLG: 0.430 (1, 5)		F9			P4			K			3	0	0	0	1	1	2				
B.J. Surhoff, L OBP: 0.354, SLG: 0.411 (1, 10)					K			G6-3		SH1-4	3	0	0	0	0	2	1				
Deivi Cruz, R OBP: 0.280, SLG: 0.432 (1, 6)					G6-3			HR		F8	4	1	2	1	0	0	1				
Geronimo Gil, R OBP: 0.308, SLG: 0.325 David Segui, S OBP: 0.343, SLG: 0.366 Brook Fordyce, R OBP: 0.318, SLG: 0.357 (10, 2)		G6-3			G6-3			E1		K	3	0	2	0	0	0	1				
Inning Stats	R: 0 E: 0 K: 2 S: 8	H: 0 LOB: 0 BB: 1 P: 14	R: 0 E: 0 K: 1 S: 7	H: 0 LOB: 0 BB: 0 P: 10	R: 0 E: 0 K: 1 S: 16	H: 1 LOB: 1 BB: 0 P: 19	R: 1 E: 1 K: 1 S: 9	H: 1 LOB: 1 BB: 1 P: 17	R: 1 E: 0 K: 0 S: 13	H: 2 LOB: 1 BB: 0 P: 17	R: 1 E: 1 K: 0 S: 9	H: 1 LOB: 1 BB: 0 P: 10	R: 0 E: 0 K: 1 S: 8	H: 0 LOB: 0 BB: 0 P: 10	R: 0 E: 0 K: 1 S: 10	H: 0 LOB: 1 BB: 0 P: 18	R: 0 E: 0 K: 0 S: 8	H: 1 LOB: 1 BB: 0 P: 10	1B: 4 2B: 2 3B: 0 HR: 2	SF: 0 SAC: 1 DP: 0	WP: 0 PA: 40
PITCHER	IP	WLS	BF	H	R	ER	SO	BB	IBB	HBP	BLK	WP	HR	S	P	ERA	WHIP				
Mark Hendrickson, L ERA: 5.55	5.0		22	6	3	2	5	2	0	0	0	0	0	2	58	3.60	1.600				
Jason Kershner, L ERA: 5.23	1.0		3	0	0	0	2	0	0	0	0	0	0	9	12	0.00	0.000				
Jeff Tam, R ERA: 5.48	1.2		6	1	0	0	0	0	0	0	0	0	0	14	16	0.00	0.600				
Trevor Miller, L ERA: 4.8	0.2		3	0	0	0	1	1	0	0	0	0	0	6	12	0.00	1.500				
Juan Acevedo, R ERA: 5.29	1.2	W	6	1	0	0	1	0	0	0	0	0	0	15	20	0.00	0.600				

Toronto Blue Jays @ Baltimore Orioles
 Oriole Park at Camden Yards, Baltimore, MD
 Sun Jul 06 2003, 1:35 PM EDT
 Att. 30,284 - Sunny - 95 F

AB 36
 R 3
 H 8
 RBI 2
 BB 3
 SO 9
 LOB 16



Batter	1	2	3	4	5	6	7	8	9	AB	R	H	RBI	BB	SO	LOB	TOP								
1 Brian Roberts, S OBP: 0.356, SLG: 0.407 David Segui, S OBP: 0.346, SLG: 0.369 Jose Morban, S OBP: 0.200, SLG: 0.308 (8, 4)	1-2 G4-3		4-2 G6-3 G5-3 BB		0-0 G4-3		2-2 F7	1-0 1B		3	0	0	0	1	0	0									
Luis Matos, R OBP: 0.394, SLG: 0.521 (1, 8)	3-2 P4		1-1 G5-3		3-2 FC6-4 1B		0-2 F9	3-2 F9		5	0	1	0	0	0	4									
6 Melvin Mora, R OBP: 0.452, SLG: 0.582 (1, 7)	1-1 G5-3		2-1 G6-3		0-0 FC6-4 1-2			4-2 31 1B BB	2-3 K	4	1	0	1	1	1	2									
Jeff Conine, R OBP: 0.349, SLG: 0.484 (1, 3)		3-1 2B				3-2 31 G6-3 1B		2-2 1B 31 1B 1B	3-2 P2	4	1	3	0	1	0	0									
31 Jay Gibbons, L OBP: 0.350, SLG: 0.480 (1, 9)		4-1 FC6 BB	0-1 G3			0-2 G6-3 1-2		1-1 1B 1B 1B	0-1 1B	4	1	2	1	1	0	3									
Tony Batista, R OBP: 0.287, SLG: 0.425 (1, 5)	1-2 P3			0-0 F8		4-2 1B BB		3-2 F5	3-2 L7	4	0	0	0	1	0	5									
B.J. Surhoff, L OBP: 0.356, SLG: 0.413 (1, 10)	2-2 L7			2-1 F9		1-1 1B		0-2 1B 1B		4	1	2	0	0	0	2									
Deivi Cruz, R OBP: 0.279, SLG: 0.430 (1, 6)	0-1 FC6			0-1 G1-6-3		1-0 F9		1-1 1B 1B		4	0	1	2	0	0	4									
Brook Fordyce, R OBP: 0.316, SLG: 0.354 (1, 2)			2-2 G5-3 6 G6-3 1B		2-1 P4		1-2 P4	3-2 F9		4	1	1	0	0	0	2									
Inning Stats	R: 0 E: 0 K: 0 S: 8	H: 0 LOB: 0 BB: 0 P: 13	R: 0 E: 0 K: 0 S: 13	H: 1 LOB: 2 BB: 1 P: 23	R: 1 E: 0 K: 0 S: 13	H: 1 LOB: 2 BB: 2 P: 26	R: 0 E: 0 K: 0 S: 5	H: 0 LOB: 0 BB: 0 P: 7	R: 0 E: 0 K: 0 S: 7	H: 1 LOB: 1 BB: 0 P: 12	R: 0 E: 0 K: 0 S: 12	H: 2 LOB: 2 BB: 1 P: 21	R: 0 E: 0 K: 0 S: 14	H: 0 LOB: 0 BB: 0 P: 17	R: 4 E: 0 K: 0 S: 23	H: 5 LOB: 2 BB: 1 P: 41	R: 0 E: 0 K: 1 S: 13	H: 1 LOB: 1 BB: 0 P: 21	1B: 10 2B: 1 3B: 0 HR: 0	SF: 0 SAC: 0 DP: 1 HBP: 0	WP: 0 PB: 0 SB: 0 CS: 0	PA: 42			
PITCHER	IP WLS BF H R ER SO BB IBB HBP BLK WP HR S P ERA WHIP	IP WLS BF H R ER SO BB IBB HBP BLK WP HR S P ERA WHIP	IP WLS BF H R ER SO BB IBB HBP BLK WP HR S P ERA WHIP	IP WLS BF H R ER SO BB IBB HBP BLK WP HR S P ERA WHIP	IP WLS BF H R ER SO BB IBB HBP BLK WP HR S P ERA WHIP	IP WLS BF H R ER SO BB IBB HBP BLK WP HR S P ERA WHIP	IP WLS BF H R ER SO BB IBB HBP BLK WP HR S P ERA WHIP	IP WLS BF H R ER SO BB IBB HBP BLK WP HR S P ERA WHIP	IP WLS BF H R ER SO BB IBB HBP BLK WP HR S P ERA WHIP	IP WLS BF H R ER SO BB IBB HBP BLK WP HR S P ERA WHIP	IP WLS BF H R ER SO BB IBB HBP BLK WP HR S P ERA WHIP	IP WLS BF H R ER SO BB IBB HBP BLK WP HR S P ERA WHIP	IP WLS BF H R ER SO BB IBB HBP BLK WP HR S P ERA WHIP	IP WLS BF H R ER SO BB IBB HBP BLK WP HR S P ERA WHIP	IP WLS BF H R ER SO BB IBB HBP BLK WP HR S P ERA WHIP	IP WLS BF H R ER SO BB IBB HBP BLK WP HR S P ERA WHIP	IP WLS BF H R ER SO BB IBB HBP BLK WP HR S P ERA WHIP	IP WLS BF H R ER SO BB IBB HBP BLK WP HR S P ERA WHIP	IP WLS BF H R ER SO BB IBB HBP BLK WP HR S P ERA WHIP	IP WLS BF H R ER SO BB IBB HBP BLK WP HR S P ERA WHIP	IP WLS BF H R ER SO BB IBB HBP BLK WP HR S P ERA WHIP	IP WLS BF H R ER SO BB IBB HBP BLK WP HR S P ERA WHIP	IP WLS BF H R ER SO BB IBB HBP BLK WP HR S P ERA WHIP	IP WLS BF H R ER SO BB IBB HBP BLK WP HR S P ERA WHIP	IP WLS BF H R ER SO BB IBB HBP BLK WP HR S P ERA WHIP

Baltimore Orioles @ Seattle Mariners
Safeco Field, Seattle, WA
Tue Jul 08 2003, 7:05 PM PDT
Att: 37,327 - Cloudy - 70 F

AB 37
R 5
H 11
RBI 5
BB 5
SO 1
LOB 22



Batter	1	2	3	4	5	6	7	8	9	AB	R	H	RBI	BB	SO	LOB	BOTTOM									
51 Ichiro Suzuki, L OBP: 0.388, SLG: 0.474 (1, 9)	1-0 HR			1-0 G3		1-0 1B 3B 1B		0-0 L7		5	2	2	1	0	0	3										
Randy Winn, S OBP: 0.320, SLG: 0.352 (1, 7)	2-2 G4-3			1-2 G5-3		3-2 3B 1B		0-0 G4-6-3 1B		4	1	2	0	1	0	0										
Bret Boone, R OBP: 0.371, SLG: 0.584 (1, 4)	3-2 F9			4-2 CS BB		2-2 1B 3B		3-2 G4-6-3 1-2		4	1	2	2	1	0	1										
Edgar Martinez, R OBP: 0.419, SLG: 0.562 16 Willie Bloomquist, R OBP: 0.286, SLG: 0.250 (8, PR)	4-2 BB			1-0 CS		0-0 G6-3 1B		1-1 1B 3B		4	0	3	1	1	1	3										
John Olerud, L OBP: 0.387, SLG: 0.396 (1, 3)	1-1 G3			1-2 1B		4-2 G6-3 1B		3-3 K		3	0	1	0	2	1	2										
Mike Cameron, R OBP: 0.363, SLG: 0.478 (1, 8)		3-2 SH3-4 1B 1B		1-3 K		0-1 G6-3 1-2		2-3 K		5	1	1	0	0	2	5										
Mark McLemore, S OBP: 0.308, SLG: 0.324 (1, 6)	1 SAFE BB			2-1 SH3-4 1B 1B		2-3 K		1-0 1B 1B		4	1	3	0	0	1	1										
Jeff Cirillo, R OBP: 0.296, SLG: 0.296 (1, 5)		0-0 SH3-4 1B 1B		1-0 F8		3-2 G5-3		1-3 K		3	0	0	0	0	1	3										
Dan Wilson, R OBP: 0.284, SLG: 0.315 (1, 2)		0-1 1B 2B		2-0 FC6-4		2-2 F9		0-1 1B		4	0	2	2	0	0	2										
Inning Stats	R: 1 E: 0 K: 0 S: 11	H: 1 LOB: 1 BB: 1 P: 22	R: 2 E: 0 K: 1 S: 21	H: 4 LOB: 3 BB: 1 P: 33	R: 0 E: 0 K: 1 S: 8	H: 2 LOB: 0 BB: 0 P: 16	R: 0 E: 0 K: 0 S: 7	H: 0 LOB: 0 BB: 1 P: 14	R: 0 E: 0 K: 1 S: 10	H: 1 LOB: 1 BB: 1 P: 16	R: 3 E: 0 K: 1 S: 22	H: 4 LOB: 1 BB: 0 P: 36	R: 0 E: 0 K: 2 S: 10	H: 2 LOB: 2 BB: 0 P: 14	R: 0 E: 0 K: 0 S: 11	H: 2 LOB: 2 BB: 1 P: 22	1B: 13 2B: 1 3B: 1 HR: 1	SF: 0 SAC: 1 DP: 2 HBP: 0	WP: 0 PB: 0 SB: 1 CS: 1	PA: 43						
PITCHER	IP WLS BF H R ER SO BB IBB HBP BLK WP HR S P ERA WHIP	IP WLS BF H R ER SO BB IBB HBP BLK WP HR S P ERA WHIP	IP WLS BF H R ER SO BB IBB HBP BLK WP HR S P ERA WHIP	IP WLS BF H R ER SO BB IBB HBP BLK WP HR S P ERA WHIP	IP WLS BF H R ER SO BB IBB HBP BLK WP HR S P ERA WHIP	IP WLS BF H R ER SO BB IBB HBP BLK WP HR S P ERA WHIP	IP WLS BF H R ER SO BB IBB HBP BLK WP HR S P ERA WHIP	IP WLS BF H R ER SO BB IBB HBP BLK WP HR S P ERA WHIP	IP WLS BF H R ER SO BB IBB HBP BLK WP HR S P ERA WHIP	IP WLS BF H R ER SO BB IBB HBP BLK WP HR S P ERA WHIP	IP WLS BF H R ER SO BB IBB HBP BLK WP HR S P ERA WHIP	IP WLS BF H R ER SO BB IBB HBP BLK WP HR S P ERA WHIP	IP WLS BF H R ER SO BB IBB HBP BLK WP HR S P ERA WHIP	IP WLS BF H R ER SO BB IBB HBP BLK WP HR S P ERA WHIP	IP WLS BF H R ER SO BB IBB HBP BLK WP HR S P ERA WHIP	IP WLS BF H R ER SO BB IBB HBP BLK WP HR S P ERA WHIP	IP WLS BF H R ER SO BB IBB HBP BLK WP HR S P ERA WHIP	IP WLS BF H R ER SO BB IBB HBP BLK WP HR S P ERA WHIP	IP WLS BF H R ER SO BB IBB HBP BLK WP HR S P ERA WHIP	IP WLS BF H R ER SO BB IBB HBP BLK WP HR S P ERA WHIP	IP WLS BF H R ER SO BB IBB HBP BLK WP HR S P ERA WHIP	IP WLS BF H R ER SO BB IBB HBP BLK WP HR S P ERA WHIP	IP WLS BF H R ER SO BB IBB HBP BLK WP HR S P ERA WHIP	IP WLS BF H R ER SO BB IBB HBP BLK WP HR S P ERA WHIP	IP WLS BF H R ER SO BB IBB HBP BLK WP HR S P ERA WHIP	IP WLS BF H R ER SO BB IBB HBP BLK WP HR S P ERA WHIP

Baltimore Orioles @ Seattle Mariners
Safeco Field, Seattle, WA
Tue Jul 08 2003, 7:05 PM PDT
Att: 37,327 - Cloudy - 70 F

AB 36
R 6
H 16
RBI 6
BB 5
SO 6
LOB 20



Batter	1	2	3	4	5	6	7	8	9	AB	R	H	RBI	BB	SO	LOB	TOP								
Luis Matos, R OBP: 0.389, SLG: 0.512 (1, 8)										5	1	1	0	0	0	3									
6 Melvin Mora, R OBP: 0.453, SLG: 0.581 (1, 4) (8, 7)										4	1	2	0	0	2	0									
B.J. Surhoff, L OBP: 0.360, SLG: 0.421 Jose Morban, S OBP: 0.250, SLG: 0.357 (1, 7) (8, 4)										4	0	2	1	0	0	1									
Jeff Conine, R OBP: 0.347, SLG: 0.479 (1, 3)										5	1	1	0	0	1	4									
31 Jay Gibbons, L OBP: 0.350, SLG: 0.480 (1, 9)										4	1	2	2	0	2	1									
Tony Batista, R OBP: 0.292, SLG: 0.436 (1, 5)										5	2	3	2	0	0	1									
David Segui, S OBP: 0.349, SLG: 0.365 (1, 10)										2	0	0	0	2	0	1									
Deivi Cruz, R OBP: 0.279, SLG: 0.427 (1, 6)										4	0	1	1	0	0	2									
Brook Fordyce, R OBP: 0.314, SLG: 0.351 (1, 2)										4	0	1	0	0	0	2									
Inning Stats	R: 1 E: 0 K: 1 S: 11	H: 2 LOB: 1 BB: 0 P: 14	R: 0 E: 0 K: 0 S: 7	H: 0 LOB: 0 BB: 0 P: 10	R: 0 E: 0 K: 1 S: 8	H: 0 LOB: 0 BB: 0 P: 10	R: 0 E: 0 K: 1 S: 8	H: 0 LOB: 0 BB: 0 P: 11	R: 0 E: 0 K: 0 S: 12	H: 2 LOB: 2 BB: 0 P: 14	R: 3 E: 0 K: 0 S: 13	H: 3 LOB: 1 BB: 1 P: 25	R: 0 E: 0 K: 0 S: 10	H: 2 LOB: 2 BB: 0 P: 11	R: 2 E: 0 K: 0 S: 15	H: 3 LOB: 1 BB: 1 P: 26	R: 1 E: 0 K: 2 S: 18	H: 2 LOB: 1 BB: 0 P: 24	1B: 12 2B: 1 3B: 0 HR: 1	SF: 1 SAC: 1 DP: 1 HBP: 0	WP: 0 PB: 1 CS: 1	PA: 42			
PITCHER	IP	WLS	BF	H	R	ER	SO	BB	IBB	HBP	BLK	WP	HR	S	P	ERA	WHIP								
Ryan Franklin, R ERA: 3.75 (1, 1)	6.2	L	29	8	4	4	3	1	0	0	0	0	1	65	91	5.40	1.350								
Aaron Taylor, R ERA: 4.5 (7, 1)	0.1		5	3	2	2	0	1	0	0	0	0	0	11	18	54.00	12.000								
40 Julio Mateo, R ERA: 3.49 (8, 1)	2.0		8	3	1	1	2	0	0	0	0	0	0	26	36	4.50	1.500								

Baltimore Orioles @ Seattle Mariners
Safeco Field, Seattle, WA
Wed Jul 09 2003, 7:05 PM PDT
Att: 39,563 - Sunny - 81 F

AB 38
R 7
H 14
RBI 6
BB 2
SO 5
LOB 15



Batter	1	2	3	4	5	6	7	8	9	AB	R	H	RBI	BB	SO	LOB	BOTTOM								
51 Ichiro Suzuki, L OBP: 0.386, SLG: 0.472 (1, 9)										4	0	1	0	0	0	2									
Randy Winn, S OBP: 0.319, SLG: 0.351 (1, 7)										4	1	1	0	0	2	2									
Bret Boone, R OBP: 0.373, SLG: 0.583 (1, 4)										4	0	2	0	0	0	2									
Edgar Martinez, R OBP: 0.414, SLG: 0.553 (1, 10)										4	0	0	0	0	3	3									
John Olerud, L OBP: 0.383, SLG: 0.390 (1, 3)										4	0	0	0	0	1	2									
Mike Cameron, R OBP: 0.364, SLG: 0.478 (1, 8)										4	1	2	1	0	1	0									
Mark McLemore, S OBP: 0.302, SLG: 0.317 (1, 6)										4	0	0	0	0	0	3									
Jeff Cirillo, R OBP: 0.295, SLG: 0.292 (1, 5)										3	0	0	0	1	0	0									
Ben Davis, S OBP: 0.331, SLG: 0.500 (1, 2)										4	0	3	1	0	0	0									
Inning Stats	R: 0 E: 0 K: 1 S: 8	H: 0 LOB: 0 BB: 0 P: 13	R: 0 E: 0 K: 0 S: 8	H: 0 LOB: 0 BB: 0 P: 15	R: 0 E: 0 K: 0 S: 9	H: 1 LOB: 1 BB: 0 P: 11	R: 0 E: 0 K: 1 S: 14	H: 1 LOB: 1 BB: 0 P: 20	R: 0 E: 0 K: 1 S: 11	H: 2 LOB: 2 BB: 1 P: 22	R: 1 E: 0 K: 0 S: 18	H: 3 LOB: 2 BB: 0 P: 25	R: 0 E: 0 K: 1 S: 9	H: 2 LOB: 2 BB: 0 P: 13	R: 0 E: 0 K: 2 S: 8	H: 0 LOB: 0 BB: 0 P: 13	R: 0 E: 0 K: 0 S: 5	H: 0 LOB: 0 BB: 0 P: 9	1B: 8 2B: 1 3B: 0 HR: 0	SF: 0 SAC: 0 DP: 0 HBP: 0	WP: 0 PB: 0 CS: 0	PA: 36			
PITCHER	IP	WLS	BF	H	R	ER	SO	BB	IBB	HBP	BLK	WP	HR	S	P	ERA	WHIP								
Rick Helling, R ERA: 5.68 (1, 1)	6.0	W	25	7	2	2	4	1	0	0	0	0	0	17	26	0.00	1.000								
Hector Carrasco, R ERA: 2.45 (7, 1)	2.0	H	8	2	0	0	3	0	0	0	0	0	0	5	9	0.00	0.000								
Kerry Ligtenberg, R ERA: 3.21 (8, 1)	1.0		3	0	0	0	0	0	0	0	0	0	0	5	9	0.00	0.000								

Baltimore Orioles @ Seattle Mariners
Safeco Field, Seattle, WA
Wed Jul 09 2003, 7:05 PM PDT
Att: 39,563 - Sunny - 81 F

AB 35
R 2
H 9
RBI 2
BB 1
SO 7
LOB 14



Batter	1	2	3	4	5	6	7	8	9	AB	R	H	RBI	BB	SO	LOB	TOP																			
Luis Matos, R OBP: 0.384, SLG: 0.520 (1, 8)	G4-3		G4-3				G5-3		F8	5	1	1	1	0	0	2																				
6 Melvin Mora, R OBP: 0.452, SLG: 0.576 (1, 7)	G5-3								K	4	1	1	0	0	2	1																				
David Segui, S OBP: 0.350, SLG: 0.387 (1, 10)	G3-1		F8						G2-3	5	2	2	1	0	0	2																				
Jeff Conine, R OBP: 0.352, SLG: 0.481 (1, 3)		FC5-4 1B								3	0	2	0	1	0	0																				
31 Jay Gibbons, L OBP: 0.349, SLG: 0.478 (1, 9)	F9								G6-4-3	4	0	1	0	0	0	4																				
Tony Batista, R OBP: 0.294, SLG: 0.437 (1, 5)		FC5-4 1B								4	0	2	1	0	1	2																				
Deivi Cruz, R OBP: 0.279, SLG: 0.423 (1, 6)	FC5-4									3	0	0	0	0	0	4																				
Brook Fordyce, R OBP: 0.307, SLG: 0.342 (1, 2)										4	0	0	0	0	2	4																				
Jose Morban, S OBP: 0.250, SLG: 0.333 (1, 4)			E4							4	0	1	0	0	0	0																				
Inning Stats	R: 0 E: 0 K: 0 S: 9	H: 0 LOB: 0 BB: 0 P: 13	R: 0 E: 0 K: 1 S: 10	H: 2 LOB: 2 BB: 0 P: 19	R: 0 E: 1 K: 0 S: 8	H: 1 LOB: 1 BB: 0 P: 11	R: 0 E: 0 K: 1 S: 7	H: 1 LOB: 1 BB: 0 P: 10	R: 1 E: 0 K: 0 S: 14	H: 2 LOB: 1 BB: 0 P: 20	R: 0 E: 0 K: 1 S: 12	H: 0 LOB: 0 BB: 0 P: 18	R: 2 E: 0 K: 0 S: 16	H: 2 LOB: 2 BB: 1 P: 33	R: 0 E: 0 K: 1 S: 13	H: 1 LOB: 1 BB: 0 P: 21	1B: 7 2B: 1 3B: 0 HR: 2	SF: 0 SAC: 0 DP: 2 HBP: 2	WP: 0 PA: 39 PB: 0 SB: 1 CS: 0																	
PITCHER	IP	WLS	BF	H	R	ER	SO	BB	IBB	HBP	BLK	WP	HR	S	P	ERA	WHIP	PITCHER		IP	WLS	BF	H	R	ER	SO	BB	IBB	HBP	BLK	WP	HR	S	P	ERA	WHIP
Freddy Garcia, R ERA: 4.41 (1, 1)	7.0	L	29	7	3	3	4	0	0	1	0	0	0	6	13	3.86	1.000																			
Arthur Rhodes, L ERA: 3.82 (8, 1)	0.2		3	1	0	0	0	0	1	0	0	0	0	6	13	0.00	1.500																			
Jeff Nelson, R ERA: 4.25 (8, 1)	0.1		3	1	1	1	0	0	0	1	1	0	0	9	16	27.00	3.000																			
Rafael Soriano, R ERA: 2.84 (9, 1)	1.0		4	1	0	0	1	0	0	0	0	0	0	13	21	0.00	1.000																			

Baltimore Orioles @ Seattle Mariners
Safeco Field, Seattle, WA
Thu Jul 10 2003, 7:05 PM PDT
Att: 35,801 - Cloudy - 87 F

AB 36
R 4
H 10
RBI 3
BB 1
SO 5
LOB 19



Batter	1	2	3	4	5	6	7	8	9	AB	R	H	RBI	BB	SO	LOB	BOTTOM																				
51 Ichiro Suzuki, L OBP: 0.388, SLG: 0.472 (1, 9)										4	1	2	0	0	1	0																					
Mark McLemore, S OBP: 0.297, SLG: 0.310 (1, 6)	F7		G4-6-3							4	0	0	0	0	0	2																					
Edgar Martinez, R OBP: 0.412, SLG: 0.549 (1, 10)										4	0	1	0	0	1	0																					
Bret Boone, R OBP: 0.372, SLG: 0.579 (1, 4)	K									4	0	1	0	0	1	2																					
Ben Davis, S OBP: 0.342, SLG: 0.503 (1, 2)										3	0	2	1	1	0	1																					
Mike Cameron, R OBP: 0.380, SLG: 0.472 (1, 8)										4	0	0	0	0	1	4																					
Randy Winn, S OBP: 0.319, SLG: 0.351 (1, 7)										3	0	1	0	0	0	0																					
John Mabry, L OBP: 0.192, SLG: 0.292 (1, 3)										3	0	0	0	0	1	2																					
Jeff Cirillo, R OBP: 0.292, SLG: 0.289 (1, 5)										3	0	0	0	0	1	0																					
Inning Stats	R: 1 E: 0 K: 2 S: 13	H: 3 LOB: 2 BB: 0 P: 17	R: 0 E: 0 K: 1 S: 6	H: 0 LOB: 0 BB: 0 P: 10	R: 0 E: 0 K: 1 S: 5	H: 1 LOB: 0 BB: 0 P: 6	R: 0 E: 0 K: 1 S: 12	H: 2 LOB: 2 BB: 0 P: 15	R: 0 E: 0 K: 0 S: 7	H: 0 LOB: 0 BB: 0 P: 9	R: 0 E: 0 K: 0 S: 3	H: 0 LOB: 1 BB: 1 P: 7	R: 0 E: 0 K: 0 S: 5	H: 0 LOB: 0 BB: 0 P: 7	R: 0 E: 0 K: 1 S: 9	H: 0 LOB: 0 BB: 0 P: 12	R: 0 E: 0 K: 0 S: 6	H: 1 LOB: 0 BB: 0 P: 6	1B: 7 2B: 0 3B: 0 HR: 0	SF: 0 SAC: 0 DP: 2 HBP: 0	WP: 0 PA: 33 PB: 0 SB: 0 CS: 0																
PITCHER	IP	WLS	BF	H	R	ER	SO	BB	IBB	HBP	BLK	WP	HR	S	P	ERA	WHIP	PITCHER		IP	WLS	BF	H	R	ER	SO	BB	IBB	HBP	BLK	WP	HR	S	P	ERA	WHIP	
Sidney Ponson, R ERA: 3.84 (1, 1)	9.0	W	33	7	1	1	6	1	0	0	0	0	0	66	89	1.00	0.889																				

Baltimore Orioles @ Seattle Mariners
Safeco Field, Seattle, WA
Thu Jul 10 2003, 7:05 PM PDT
Att: 35,801 - Cloudy - 87 F

AB 32
R 1
H 7
RBI 1
BB 1
SO 6
LOB 11



Batter	1	2	3	4	5	6	7	8	9	AB	R	H	RBI	BB	SO	LOB	TOP										
1 Brian Roberts, S OBP: 0.352, SLG: 0.400										4	1	1	0	0	1	1	Baltimore Orioles @ Oakland Athletics Network Associates Coliseum, Oakland, CA Sat Jul 12 2003, 4:05 PM EDT Att: 44,807 - Sunny - 68 F										
Luis Matos, R OBP: 0.391, SLG: 0.522										4	1	3	0	0	0	0											
6 Melvin Mora, R OBP: 0.449, SLG: 0.568										4	1	1	0	0	0	2											
Jeff Conine, R OBP: 0.344, SLG: 0.470										4	0	0	0	0	1	3											
31 Jay Gibbons, L OBP: 0.348, SLG: 0.472										4	0	1	1	0	0	0											
Tony Batista, R OBP: 0.288, SLG: 0.428										4	0	0	0	0	2	1											
David Segui, S OBP: 0.344, SLG: 0.378										4	0	1	0	0	1	0											
Deivi Cruz, R OBP: 0.273, SLG: 0.414										3	0	0	0	0	0	2											
Brook Fordyce, R OBP: 0.307, SLG: 0.342										3	0	1	0	0	0	2											
Inning Stats	R: 0 H: 1 E: 0 K: 2 S: 12	H: 1 LOB: 1 BB: 0 P: 22	R: 0 H: 2 E: 0 K: 0 S: 13	H: 2 LOB: 2 BB: 0 P: 19	R: 3 H: 3 E: 1 K: 1 S: 15	H: 3 LOB: 0 BB: 0 P: 20	R: 0 H: 0 E: 0 K: 0 S: 3	H: 0 LOB: 0 BB: 0 P: 4	R: 0 H: 0 E: 0 K: 0 S: 9	H: 0 LOB: 0 BB: 0 P: 13	R: 0 H: 1 E: 0 K: 1 S: 8	H: 1 LOB: 1 BB: 0 P: 10	R: 0 H: 1 E: 0 K: 1 S: 4	H: 1 LOB: 0 BB: 0 P: 8	R: 0 H: 0 E: 0 K: 1 S: 8	H: 0 LOB: 0 BB: 0 P: 12	1B: 8 2B: 0 3B: 0 HR: 0	SF: 0 SAC: 0 DP: 1 HBP: 0	WP: 0 PB: 0 SB: 0 CS: 0	PA: 34							
PITCHER	IP	WLS	BF	H	R	ER	SO	BB	IBB	HBP	BLK	WP	HR	S	P	ERA	WHIP										
John Halama, L ERA: 4.12	(1, 1)	5.0	21	6	3	1	3	0	0	0	0	0	0	52	78	1.80	1.200										
Chad Bradford, R ERA: 3.96	(6, 1)	2.0	7	1	0	0	1	0	0	0	0	0	0	17	23	0.00	0.500										
Jim Mecir, R ERA: 3.6	(8, 1)	1.0	W	3	1	0	0	0	0	0	0	0	0	4	8	0.00	1.000										
Keith Foulke, R ERA: 2.74	(9, 1)	1.0	S	3	0	0	1	0	0	0	0	0	0	8	12	0.00	0.000										

Batter	1	2	3	4	5	6	7	8	9	AB	R	H	RBI	BB	SO	LOB	BOTTOM										
Eric Byrnes, R OBP: 0.370, SLG: 0.522										4	0	0	0	0	0	1	Baltimore Orioles @ Oakland Athletics Network Associates Coliseum, Oakland, CA Sat Jul 12 2003, 4:05 PM EDT Att: 44,807 - Sunny - 68 F										
Scott Hatteberg, L OBP: 0.345, SLG: 0.384										4	1	1	2	0	0	1											
Erubiel Durazo, L OBP: 0.399, SLG: 0.449										4	0	1	0	0	1	0											
Miguel Tejada, R OBP: 0.299, SLG: 0.430										4	1	1	0	0	0	2											
3 Eric Chavez, L OBP: 0.326, SLG: 0.470										3	0	0	0	0	0	3											
Dave McCarty, R OBP: 0.286, SLG: 0.667										3	0	0	0	0	1	1											
Chris Singleton, L OBP: 0.323, SLG: 0.388										0	0	0	0	0	0	0											
Ramon Hernandez, R OBP: 0.323, SLG: 0.449										2	1	0	0	1	1	0											
Terrence Long, L OBP: 0.304, SLG: 0.411										3	1	1	3	0	0	0											
Mark Ellis, R OBP: 0.331, SLG: 0.380										3	1	1	0	0	0	0											
Inning Stats	R: 0 H: 0 E: 0 K: 1 S: 8	H: 0 LOB: 0 BB: 0 P: 11	R: 3 H: 2 E: 0 K: 1 S: 16	H: 2 LOB: 1 BB: 1 P: 25	R: 0 H: 1 E: 1 K: 0 S: 13	H: 1 LOB: 2 BB: 0 P: 19	R: 0 H: 0 E: 0 K: 0 S: 7	H: 0 LOB: 0 BB: 0 P: 12	R: 0 H: 0 E: 0 K: 0 S: 8	H: 0 LOB: 0 BB: 0 P: 12	R: 0 H: 0 E: 0 K: 0 S: 7	H: 0 LOB: 0 BB: 0 P: 9	R: 0 H: 0 E: 0 K: 1 S: 5	H: 0 LOB: 0 BB: 0 P: 8	R: 2 H: 2 E: 0 K: 0 S: 10	H: 2 LOB: 0 BB: 0 P: 13	1B: 2 2B: 1 3B: 0 HR: 2	SF: 0 SAC: 0 DP: 0 HBP: 0	WP: 0 PB: 0 SB: 0 CS: 0	PA: 31							
PITCHER	IP	WLS	BF	H	R	ER	SO	BB	IBB	HBP	BLK	WP	HR	S	P	ERA	WHIP										
Pat Hentgen, R ERA: 5.25	(1, 1)	7.0	26	3	3	3	3	1	0	0	0	0	0	64	96	3.86	0.571										
Hector Carrasco, R ERA: 3.52	(8, 1)	0.1	L	2	1	1	1	0	0	0	0	0	0	5	7	27.00	3.000										
Buddy Groom, L ERA: 6.41	(8, 1)	0.2	3	1	1	1	0	0	0	0	0	0	1	5	6	13.50	1.500										

AB 34
R 3
H 8
RBI 1
BB 0
SO 5
LOB 11



AB 30
R 5
H 5
RBI 5
BB 1
SO 3
LOB 8



Batter	1	2	3	4	5	6	7	8	9	AB	R	H	RBI	BB	SO	LOB	TOP		
1 Brian Roberts, S (1,4) OBP: 0.352, SLG: 0.399	L8			F7		SH3-4		1B		3	0	1	0	0	0	0	Baltimore Orioles @ Oakland Athletics Network Associates Coliseum, Oakland, CA Sun Jul 13 2003, 4:05 PM EDT Att: 24,162 - Sunny - 73 F		
Luis Matos, R (1,8) OBP: 0.388, SLG: 0.514	G6-3			G5-3		G6-3		BB		3	0	0	0	1	0				
6 Melvin Mora, R (1,7) OBP: 0.443, SLG: 0.560	F8			K		L4		G6-3		4	0	0	0	0	1	3			
Jeff Conine, R (1,3)		L7			1B BB		K		P4	3	0	0	0	1	1	0			
31 Jay Gibbons, L (1,9) OBP: 0.347, SLG: 0.470	G4-3			F7		1B		K		4	0	1	0	0	1	1			
Tony Batista, R (1,5) OBP: 0.285, SLG: 0.423	F7			P5		1B		P6		4	0	0	0	0	0	2			
David Segui, S (1,10) OBP: 0.343, SLG: 0.377			G3		1B		G6-3			3	0	1	0	0	0	1			
Deivi Cruz, R (1,6) OBP: 0.270, SLG: 0.410			F9		P4			F7		3	0	0	0	0	0	2			
Brook Fordyce, R (1,2) OBP: 0.308, SLG: 0.342	F7					1 SH3-4 1B		G4-3		3	0	1	0	0	0	0			
Inning Stats	R: 0 H: 0 E: 0 K: 0 S: 10	H: 0 LOB: 0 BB: 0 P: 13	R: 0 H: 0 E: 0 K: 0 S: 5	H: 0 LOB: 0 BB: 0 P: 7	R: 0 H: 0 E: 0 K: 0 S: 5	H: 0 LOB: 0 BB: 0 P: 9	R: 0 H: 0 E: 0 K: 1 S: 7	H: 0 LOB: 0 BB: 0 P: 7	R: 0 H: 1 E: 0 K: 0 S: 14	H: 1 LOB: 2 BB: 1 P: 24	R: 0 H: 1 E: 0 K: 1 S: 12	H: 1 LOB: 1 BB: 0 P: 19	R: 0 H: 1 E: 0 K: 0 S: 8	H: 1 LOB: 2 BB: 1 P: 19	R: 0 H: 0 E: 0 K: 1 S: 6	H: 0 LOB: 0 BB: 0 P: 6	1B: 4 2B: 0 3B: 0 HR: 0	SF: 0 SAC: 1 DP: 0 HBP: 0	WP: 0 PA: 33 PB: 0 SB: 1 CS: 0
PITCHER	IP	WLS	BF	H	R	ER	SO	BB	IBB	HBP	BLK	WP	HR	S	P	ERA	WHIP		
Barry Zito, L (1,1) ERA: 3.28	8.0		30	4	0	0	2	2	0	0	0	0	0	68	106	0.00	0.750		
Keith Foulke, R (9,1) ERA: 2.69	1.0	W	3	0	0	0	1	0	0	0	0	0	0	6	6	0.00	0.000		

Batter	1	2	3	4	5	6	7	8	9	AB	R	H	RBI	BB	SO	LOB	BOTTOM		
Eric Byrnes, R (1,8) OBP: 0.366, SLG: 0.515	P3		F8		G5-3			F7		4	0	0	0	0	0	1	Baltimore Orioles @ Oakland Athletics Network Associates Coliseum, Oakland, CA Sun Jul 13 2003, 4:05 PM EDT Att: 24,162 - Sunny - 73 F		
Scott Hatteberg, L (1,3) OBP: 0.341, SLG: 0.380	P5		F8		F7			P4		4	0	0	0	0	0	1			
Erubiel Durazo, L (1,10) OBP: 0.400, SLG: 0.447	1B		F7			P4		HBP IBB		3	0	1	0	1	0	0			
Miguel Tejada, R (1,6) OBP: 0.298, SLG: 0.427	F8			K		G5-3				3	0	0	0	0	1	1			
3 Eric Chavez, L (1,5) OBP: 0.328, SLG: 0.474		FC4-5 2B		E 1B		K		K		4	0	2	0	0	2	3			
Terrence Long, L (1,9) OBP: 0.300, SLG: 0.405		FC4-5-6 1B 2-3		E4			F7		F9	4	0	0	0	0	0	2			
Mark Ellis, R (1,4) OBP: 0.330, SLG: 0.385		K		K			K		FC1 3B	4	1	1	0	0	3	3			
Billy McMillon, L (1,7) OBP: 0.397, SLG: 0.415				G3			K		FC1 IBB	3	0	1	0	1	1	2			
17 Adam Melhuse, S (1,2) OBP: 0.257, SLG: 0.455					G3			S 2B		3	0	1	0	0	1	2			
Chris Singleton, L (8, PR) ERA: 5.69									FC1	0	0	0	0	0	0	0			
Ramon Hernandez, R (9,2) OBP: 0.322, SLG: 0.447									1-2 3H	1	0	0	1	0	0	1			
Inning Stats	R: 0 H: 1 E: 0 K: 0 S: 9	H: 2 LOB: 2 BB: 0 P: 12	R: 0 H: 0 E: 0 K: 2 S: 6	H: 0 LOB: 0 BB: 0 P: 9	R: 0 H: 1 E: 1 K: 2 S: 11	H: 1 LOB: 2 BB: 0 P: 15	R: 0 H: 0 E: 0 K: 1 S: 9	H: 0 LOB: 0 BB: 0 P: 15	R: 0 H: 0 E: 0 K: 2 S: 10	H: 0 LOB: 0 BB: 0 P: 14	R: 0 H: 1 E: 0 K: 1 S: 14	H: 1 LOB: 3 BB: 1 P: 28	R: 1 H: 0 E: 0 K: 0 S: 7	H: 1 LOB: 2 BB: 1 P: 13	1B: 3 2B: 2 3B: 1 HR: 0	SF: 0 SAC: 0 DP: 0 HBP: 1	WP: 0 PA: 36 PB: 0 SB: 1 CS: 0		
PITCHER	IP	WLS	BF	H	R	ER	SO	BB	IBB	HBP	BLK	WP	HR	S	P	ERA	WHIP		
Jason Johnson, R (1,1) ERA: 3.82	7.2		31	5	1	1	0	1	1	0	0	0	0	74	113	0.00	0.652		
B.J. Ryan, L (8,1) ERA: 5.69	0.1		1	0	0	0	1	0	0	0	0	0	0	3	5	0.00	0.000		
Hector Carrasco, R (9,1) ERA: 4.5	0.1	L	4	1	1	1	0	0	1	0	0	0	0	7	13	27.00	3.000		



Batter	1	2	3	4	5	6	7	8	9	AB	R	H	RBI	BB	SO	LOB	TOP																	
Darin Erstad, L (1, 8) OBP: 0.325, SLG: 0.351										4	0	1	0	0	3	0	Anaheim Angels @ Baltimore Orioles Oriole Park at Camden Yards, Baltimore, MD Thu Jul 17 2003, 7:05 PM EDT Att: 32,554 - Sunny - 84 F																	
Scott Spiezio, S (1, 3) OBP: 0.333, SLG: 0.445										3	1	1	0	1	0	0																		
Tim Salmon, R (1, 10) OBP: 0.370, SLG: 0.483										4	0	2	0	0	1	1																		
16 Garret Anderson, L (1, 7) OBP: 0.344, SLG: 0.598										3	0	1	1	0	0	1																		
Troy Glaus, R (1, 5) OBP: 0.354, SLG: 0.472										2	0	0	0	2	0	1																		
Jeff DaVanon, S (1, 9) OBP: 0.391, SLG: 0.571										4	0	0	0	0	2	3																		
Bengie Molina, R (1, 2) OBP: 0.311, SLG: 0.440										3	0	0	0	0	0	2																		
Adam Kennedy, L (1, 4) OBP: 0.319, SLG: 0.323										2	0	0	0	1	0	0																		
David Eckstein, R (1, 6) OBP: 0.312, SLG: 0.309										3	0	0	0	0	0	3																		
Inning Stats	R: 0 E: 0 K: 1 S: 15	H: 1 LOB: 1 BB: 0 P: 24	R: 0 E: 0 K: 1 S: 7	H: 0 LOB: 0 BB: 0 P: 10	R: 0 E: 0 K: 1 S: 7	H: 0 LOB: 0 BB: 0 P: 9	R: 1 E: 0 K: 0 S: 10	H: 2 LOB: 0 BB: 0 P: 17	R: 0 E: 0 K: 1 S: 14	H: 1 LOB: 1 BB: 1 P: 20	R: 0 E: 0 K: 0 S: 18	H: 1 LOB: 3 BB: 2 P: 31	R: 0 E: 0 K: 1 S: 5	H: 0 LOB: 0 BB: 0 P: 7	R: 0 E: 0 K: 0 S: 5	H: 0 LOB: 0 BB: 1 P: 12		1B: 3 2B: 3 3B: 0 HR: 0	SF: 1 SAC: 0 DP: 2 HBP: 0	WP: 0 PB: 0 SB: 0 CS: 0	PA: 33													
PITCHER	IP WLS BF H R ER SO BB IBB HBP BLK WP HR S P ERA WHIP																																	
Rodrigo Lopez, R (1, 1) ERA: 5.23	7.0	W	27	5	1	1	5	2	1	0	0	0	0	0	78	120	1.29	1.000																
B.J. Ryan, L (8, 1) ERA: 5.54	0.2	H	2	0	0	0	1	0	0	0	0	0	0	4	6	0.00	0.000																	
Kerry Ligtenberg, R (8, 1) ERA: 3.19	0.1	H	1	0	0	0	0	0	0	0	0	0	0	1	1	0.00	0.000																	
Jorge Julio, R (9, 1) ERA: 4.08	1.0	S	3	0	0	0	0	1	0	0	0	0	0	5	12	0.00	1.000																	

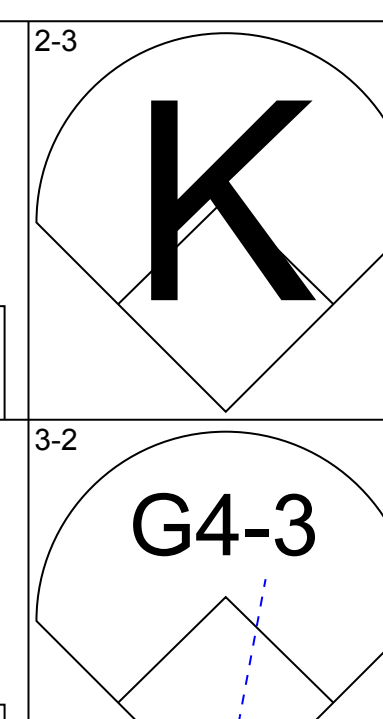
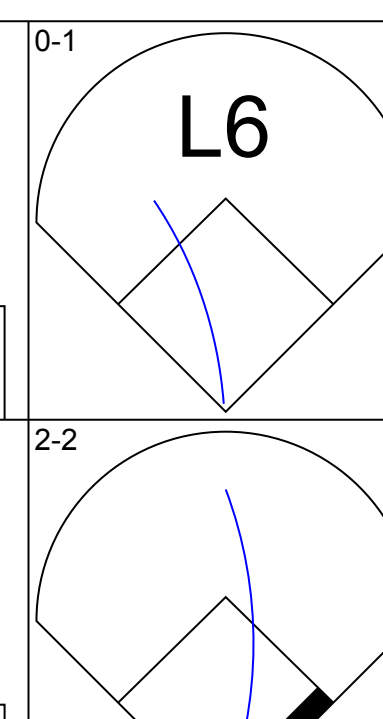
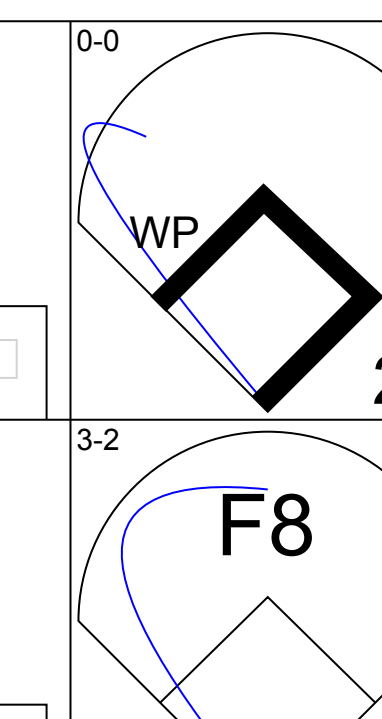
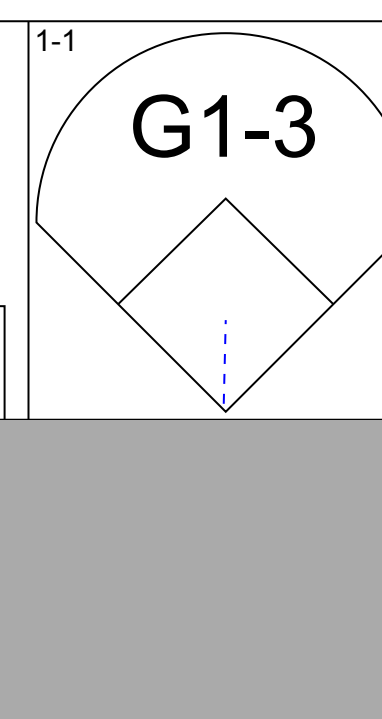
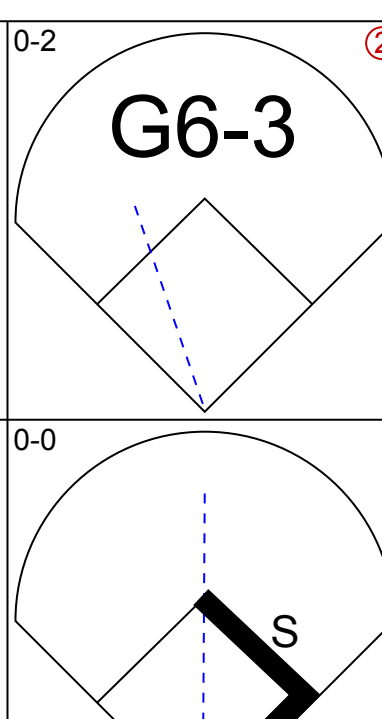
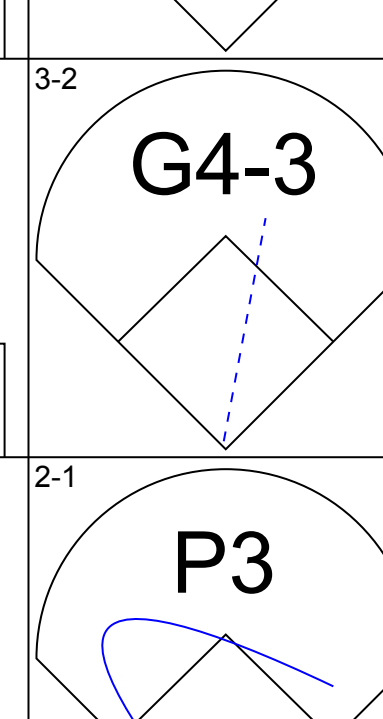
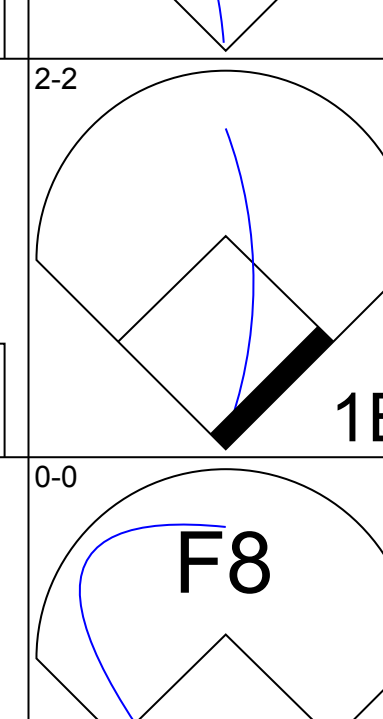
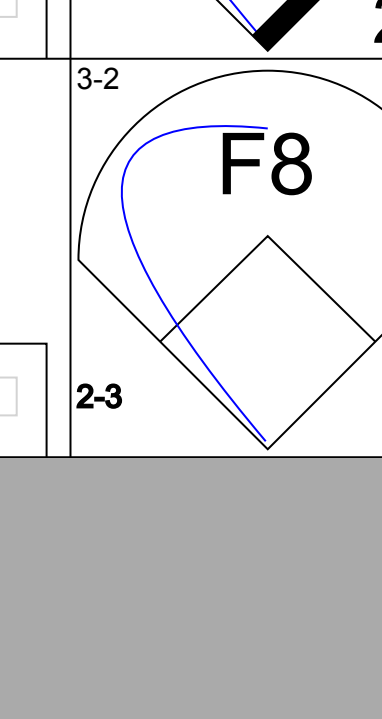
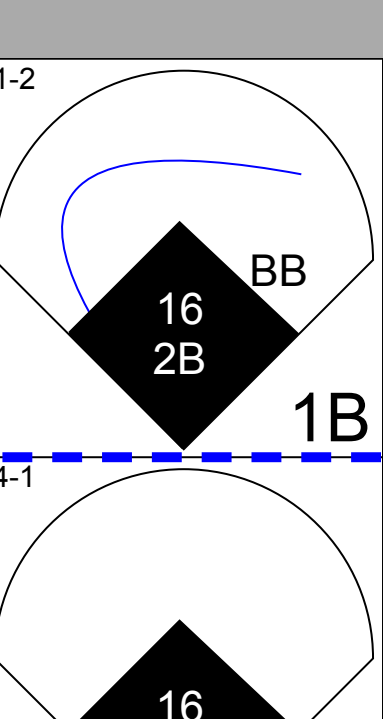
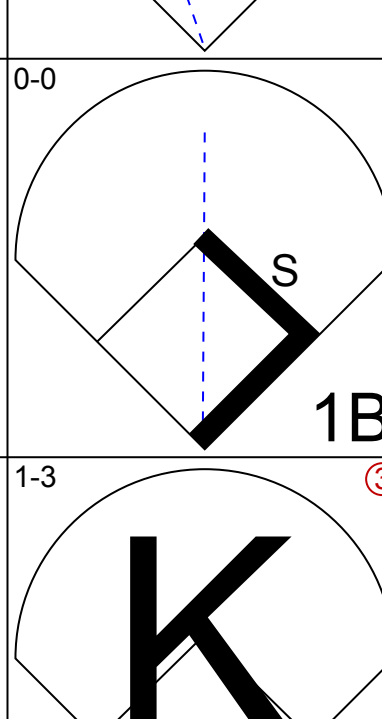
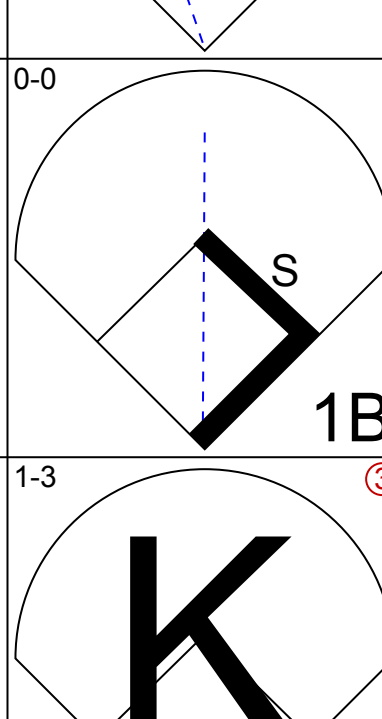
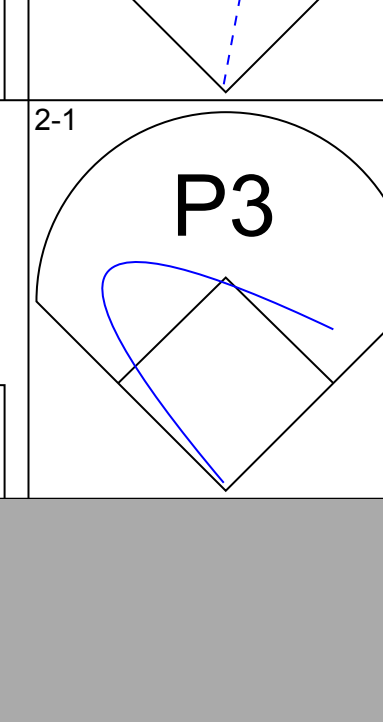
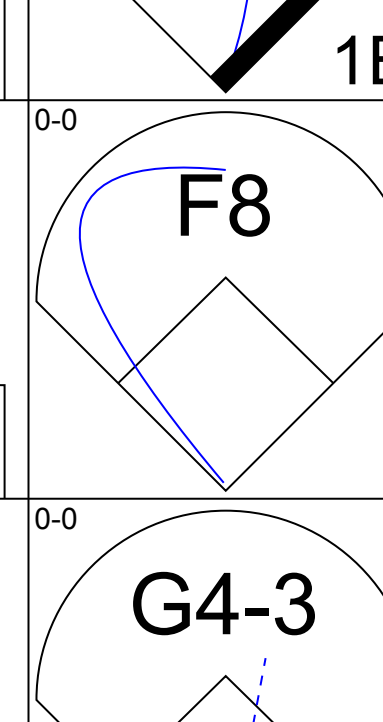
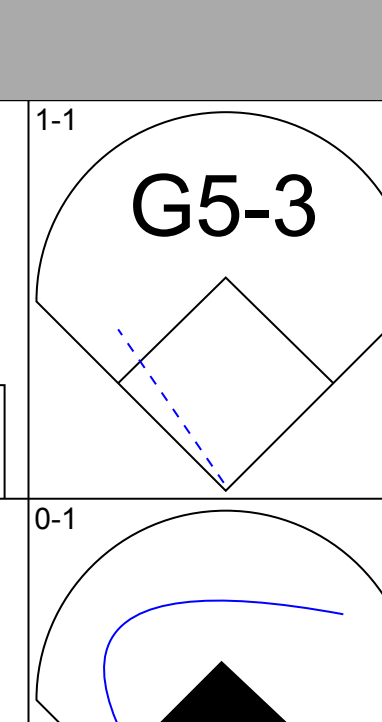
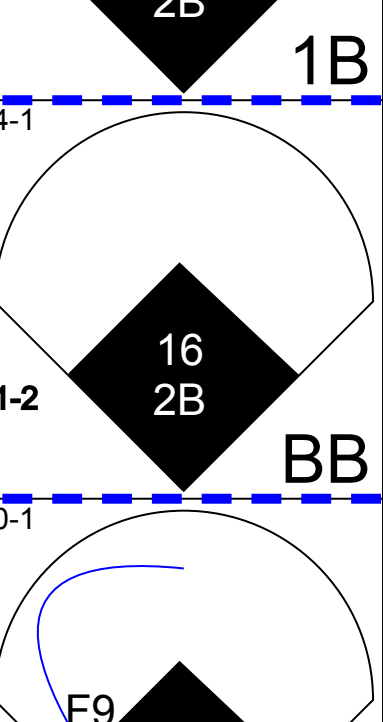
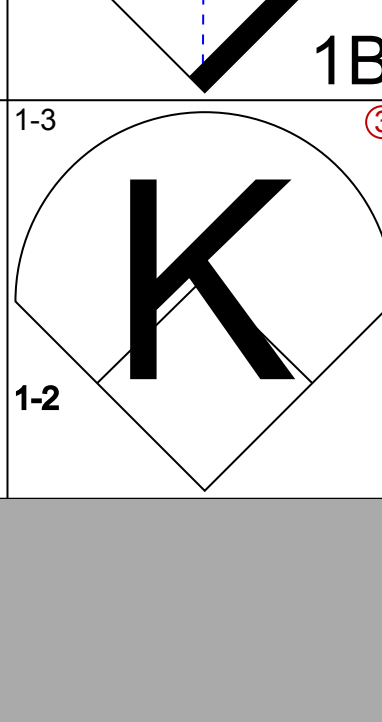
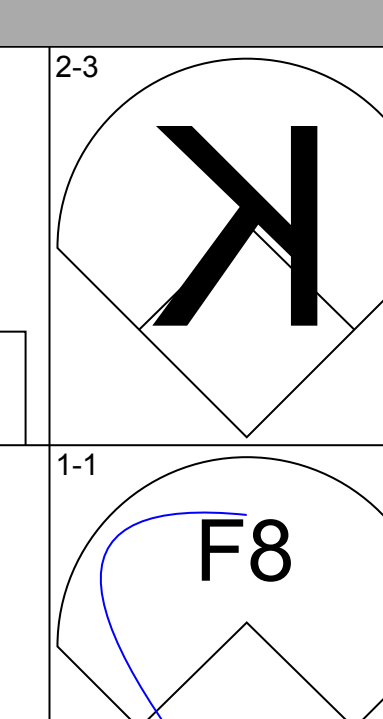
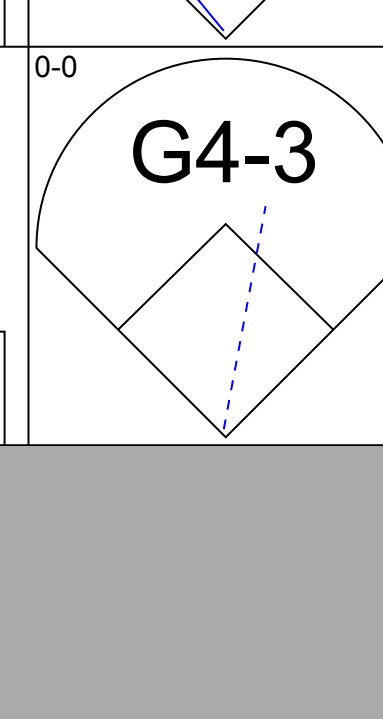
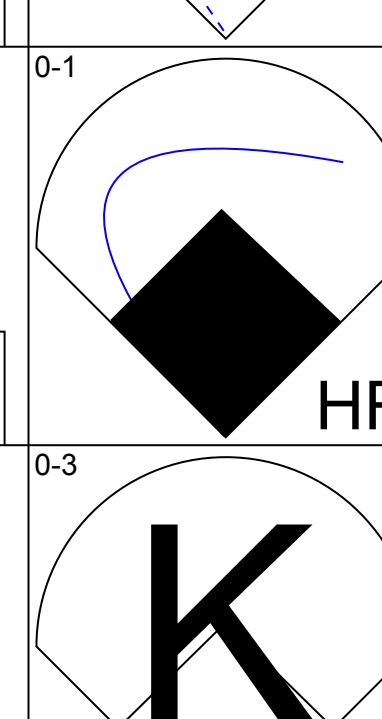
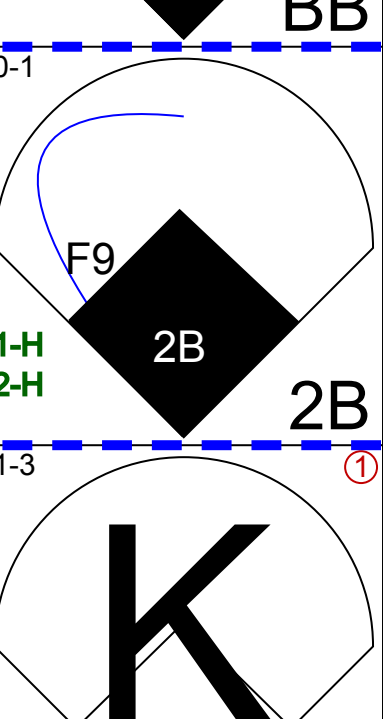
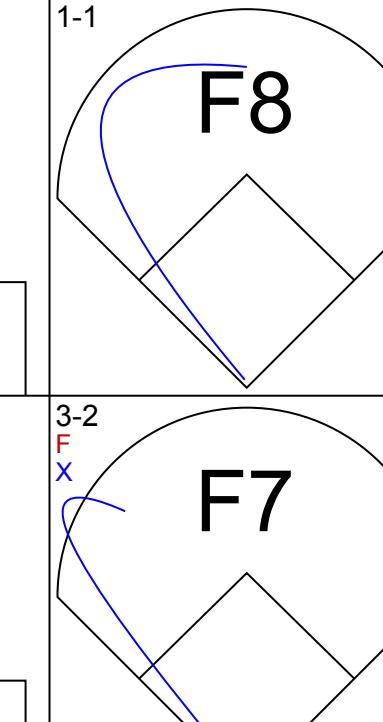
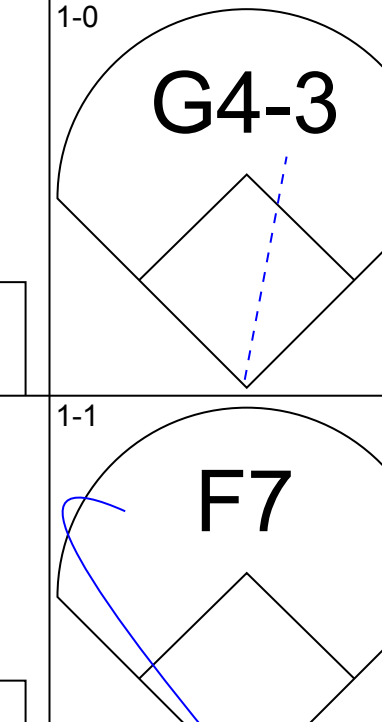
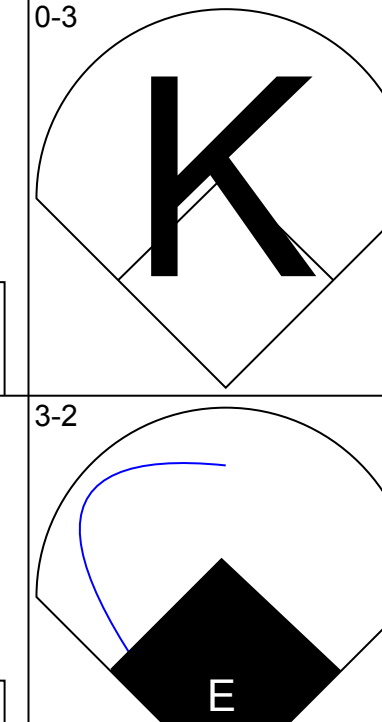
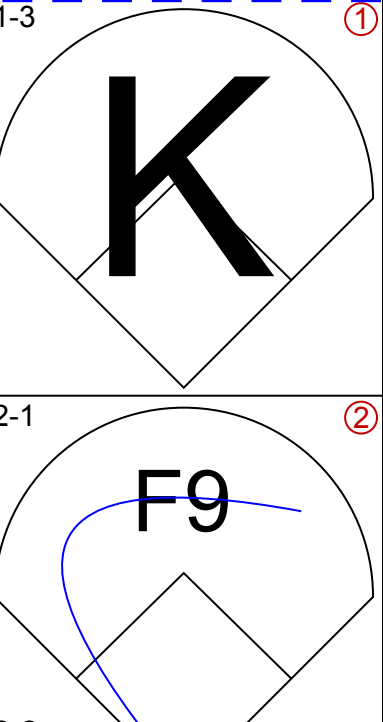
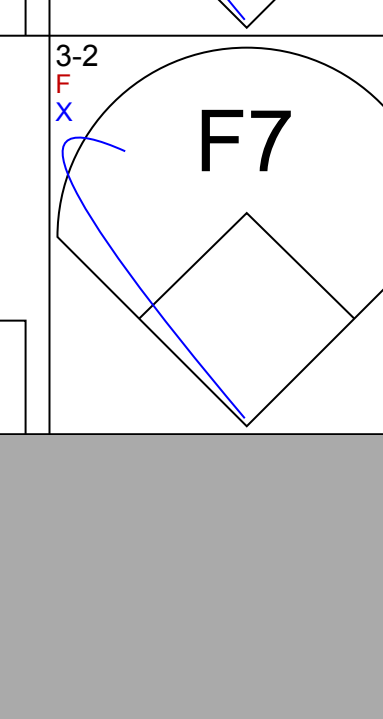
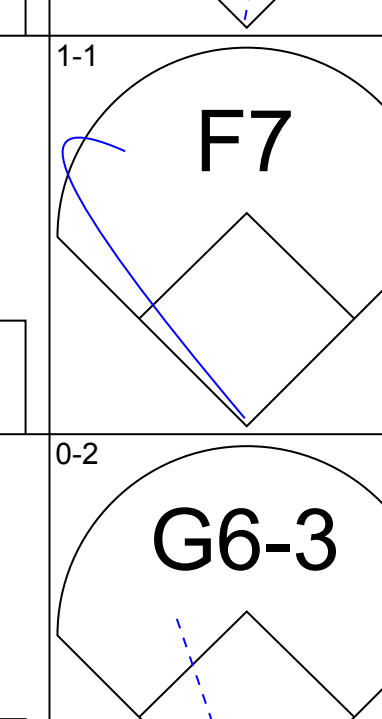
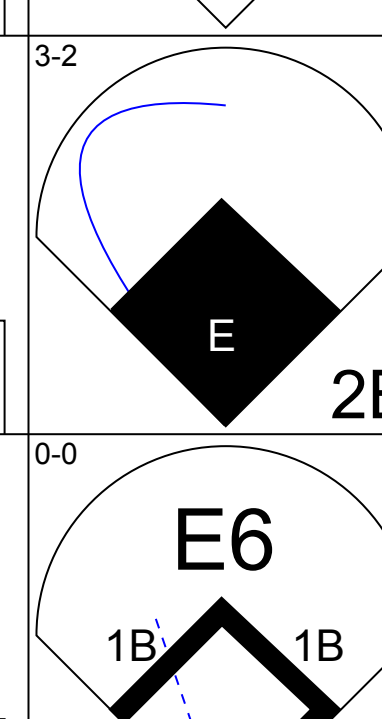
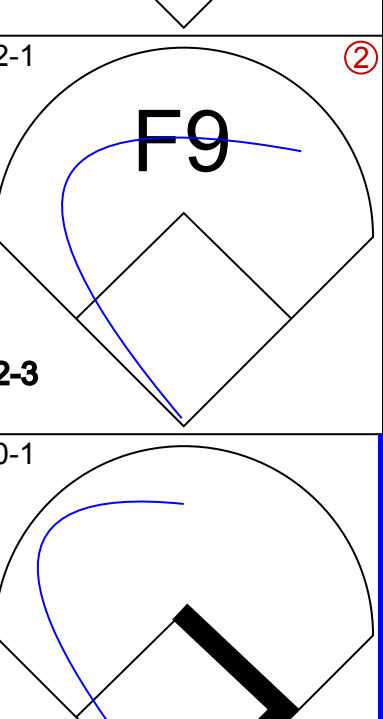
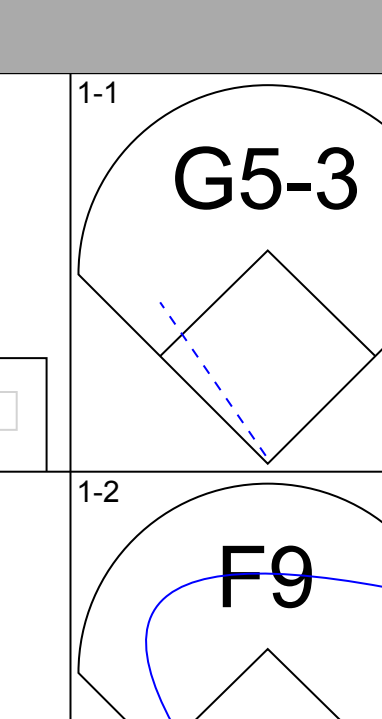
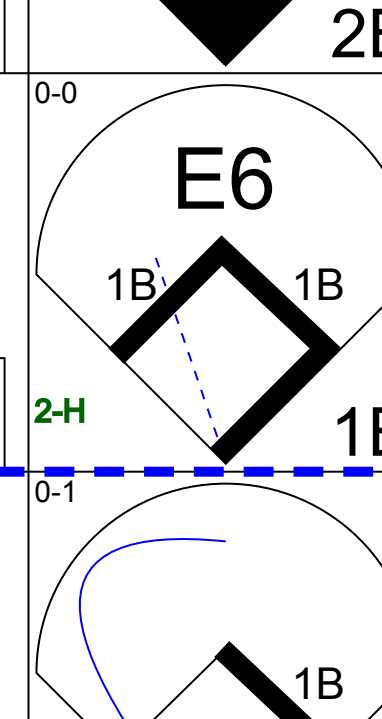
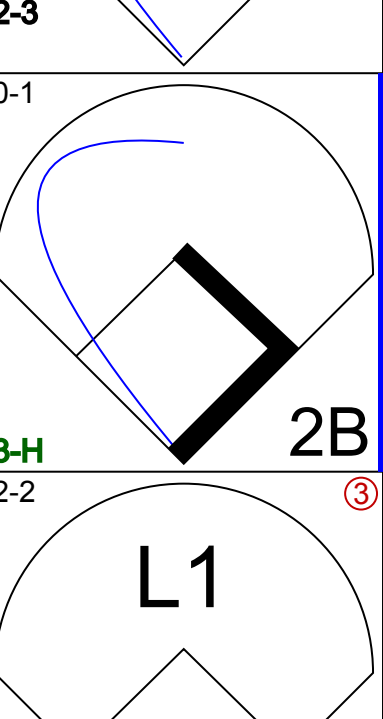
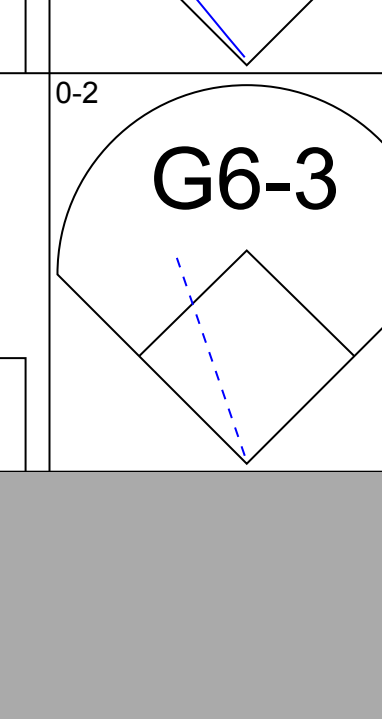
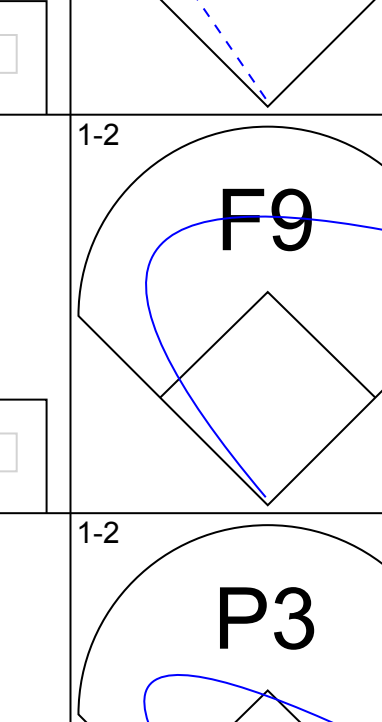
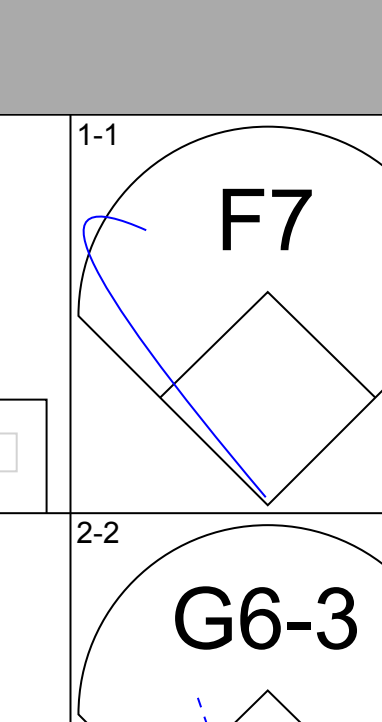
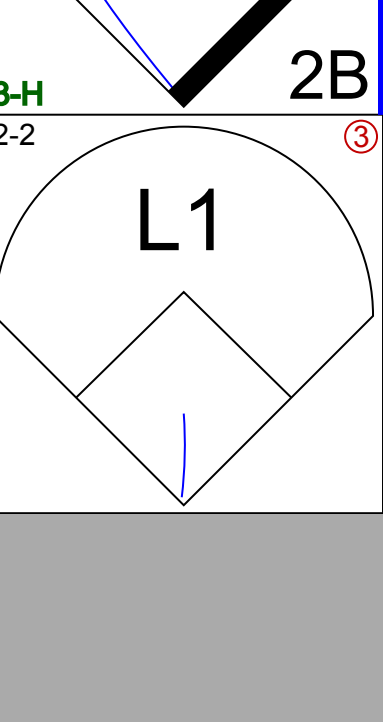
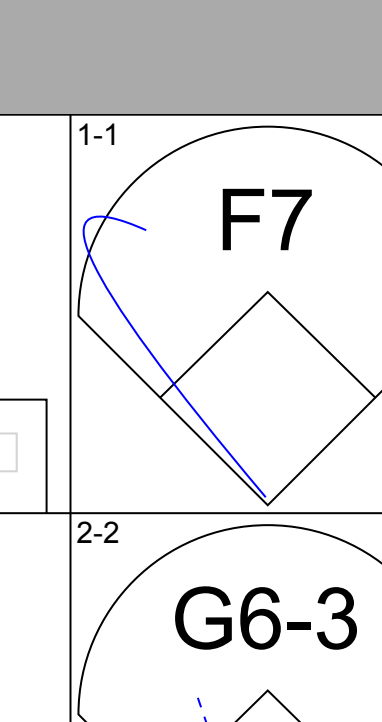
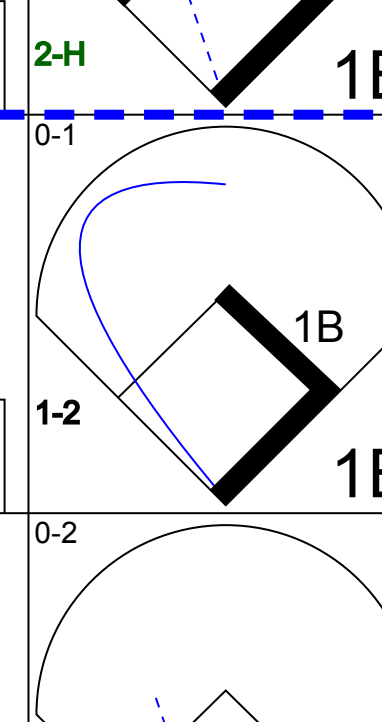
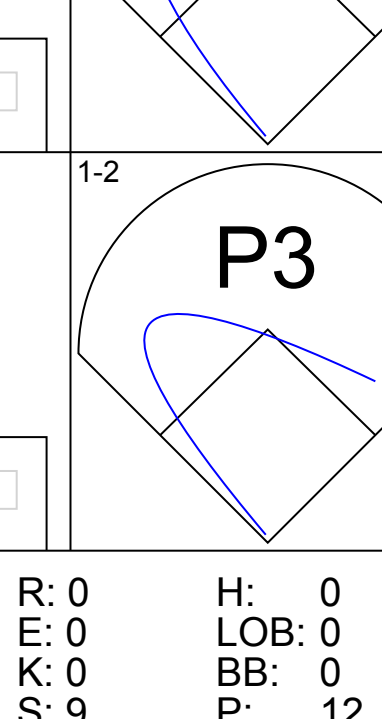
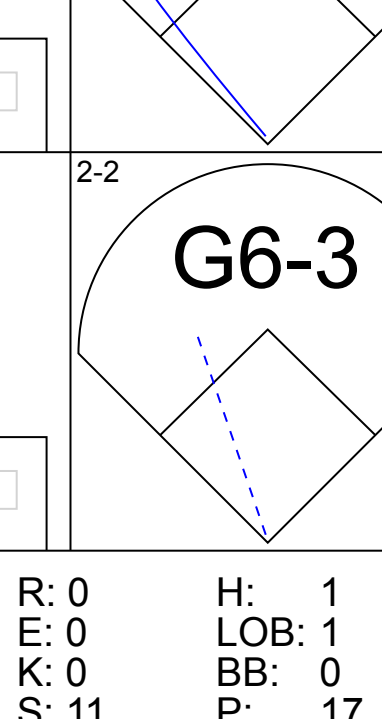
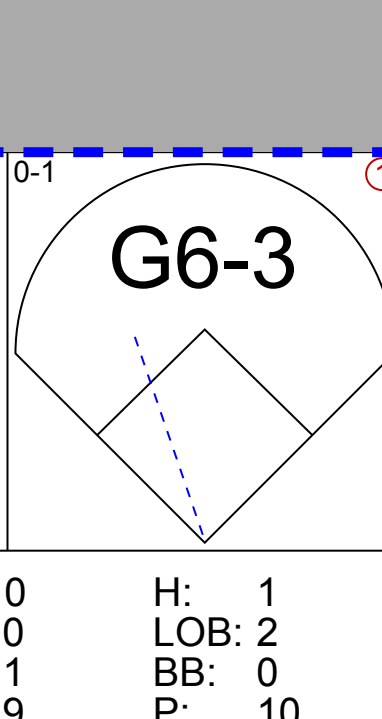
Batter	1	2	3	4	5	6	7	8	9	AB	R	H	RBI	BB	SO	LOB	BOTTOM																	
1 Brian Roberts, S (1, 4) OBP: 0.395, SLG: 0.395										2	0	0	0	2	0	1	Anaheim Angels @ Baltimore Orioles Oriole Park at Camden Yards, Baltimore, MD Thu Jul 17 2003, 7:05 PM EDT Att: 32,554 - Sunny - 84 F																	
Luis Matos, R (1, 8) OBP: 0.392, SLG: 0.516									3	0	2	1	0	0	1																			
6 Melvin Mora, R (1, 7) OBP: 0.441, SLG: 0.556									4	0	1	0	0	0	4																			
Jeff Conine, R (1, 3) OBP: 0.343, SLG: 0.472										4	1	1	1	0	0	2																		
31 Jay Gibbons, L (1, 9) OBP: 0.347, SLG: 0.469										3	0	1	0	0	0	0																		
Tony Batista, R (1, 5) OBP: 0.283, SLG: 0.420										3	0	0	0	0	0	2																		
David Segui, S (1, 10) OBP: 0.339, SLG: 0.372										3	0	0	0	0	0	0																		
Deivi Cruz, R (1, 6) OBP: 0.271, SLG: 0.413										3	1	1	0	0	0	0																		
Brook Fordyce, R (1, 2) OBP: 0.308, SLG: 0.338										2	0	0	0	1	0	1																		
Inning Stats	R: 0 E: 0 K: 0 S: 7	H: 1 LOB: 0 BB: 0 P: 13	R: 0 E: 0 K: 0 S: 8	H: 0 LOB: 0 BB: 0 P: 12	R: 1 E: 0 K: 0 S: 14	H: 2 LOB: 2 BB: 1 P: 29	R: 1 E: 0 K: 0 S: 8	H: 1 LOB: 0 BB: 0 P: 13	R: 0 E: 0 K: 0 S: 10	H: 0 LOB: 1 BB: 1 P: 17	R: 0 E: 0 K: 0 S: 9	H: 2 LOB: 1 BB: 0 P: 13	R: 0 E: 0 K: 0 S: 7	H: 0 LOB: 0 BB: 0 P: 11	R: 0 E: 0 K: 0 S: 10	H: 0 LOB: 1 BB: 1 P: 17		1B: 4 2B: 1 3B: 0 HR: 1	SF: 0 SAC: 1 DP: 2 HBP: 0	WP: 0 PB: 0 SB: 0 CS: 0	PA: 31													
PITCHER	IP WLS BF H R ER SO BB IBB HBP BLK WP HR S P ERA WHIP																																	
Ramon Ortiz, R (1, 1) ERA: 4.34	6.0	L	24	6	2	2	0	2	0	0	0	0	0	1	56	97	3.00	1.333																
Ben Weber, R (7, 1) ERA: 2.55	2.0		7	0	0	0	0	1	0	0	0	0	0	17	28	0.00	0.500																	

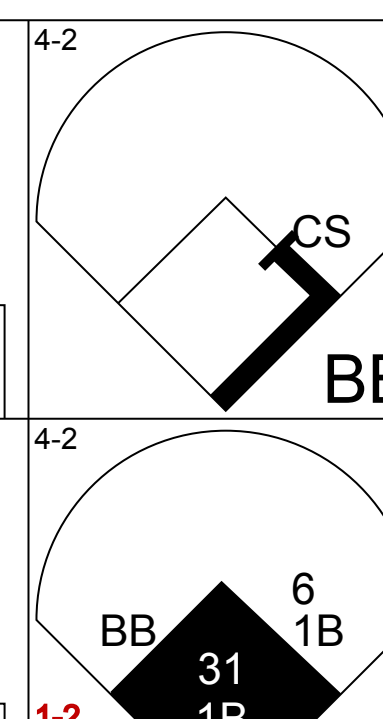
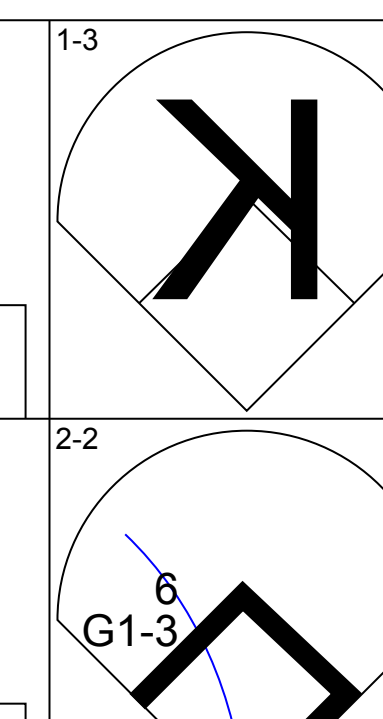
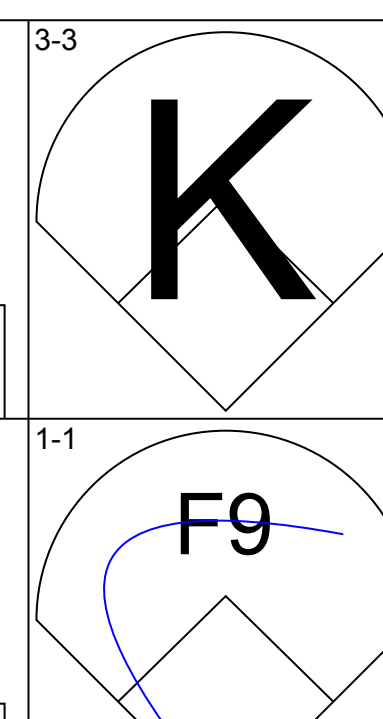
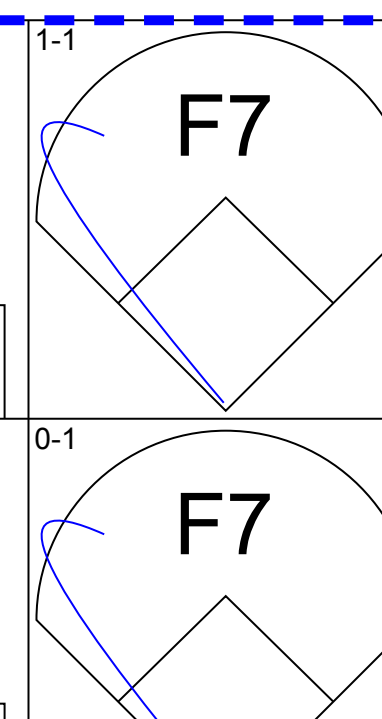
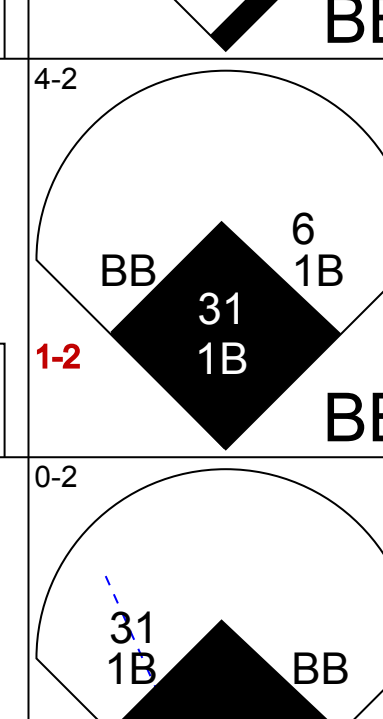
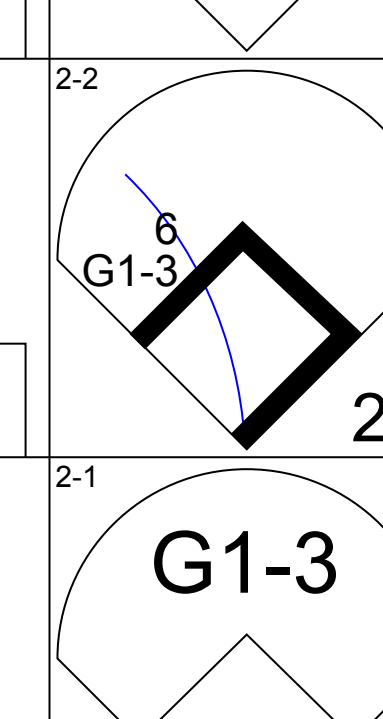
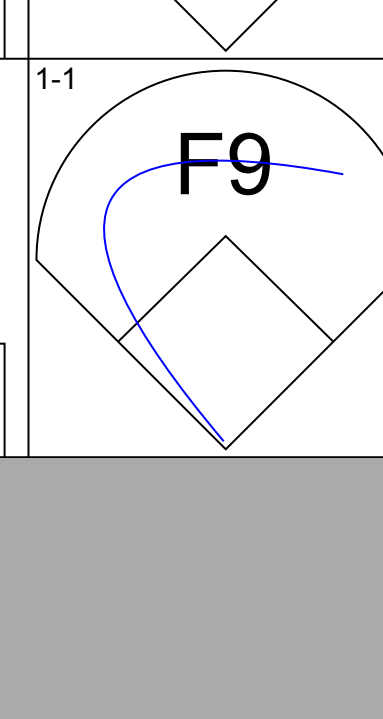
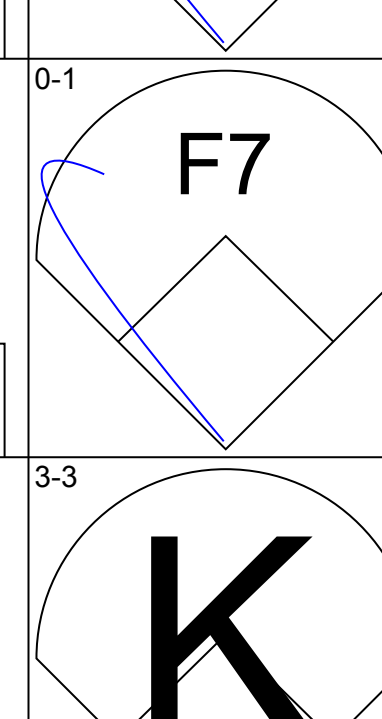
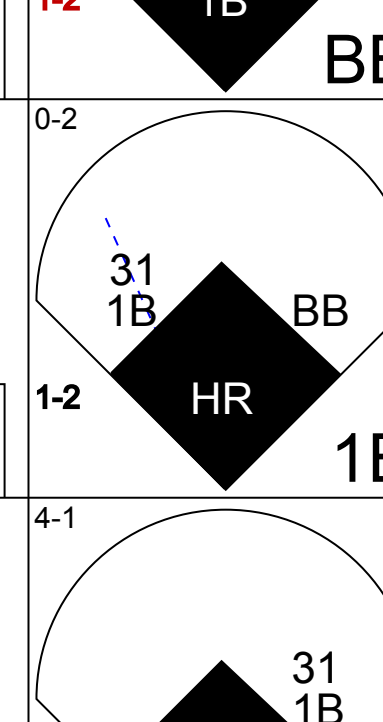
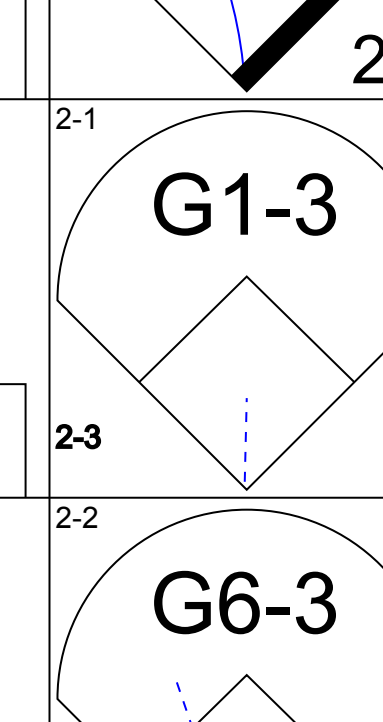
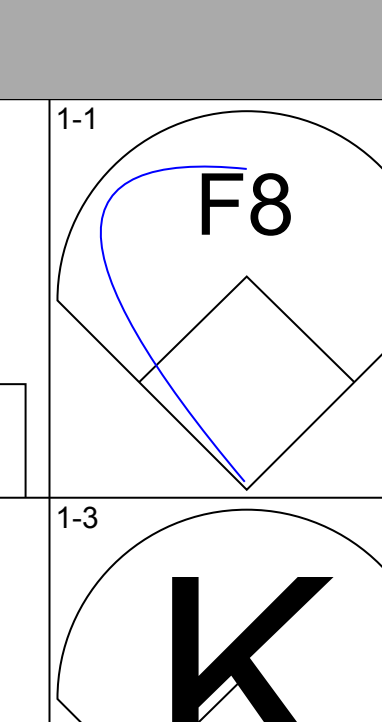
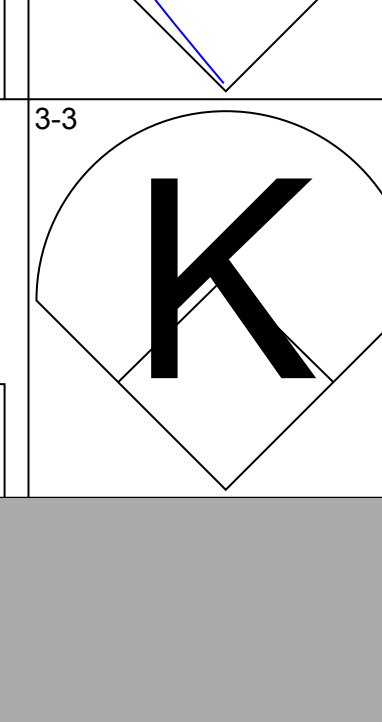
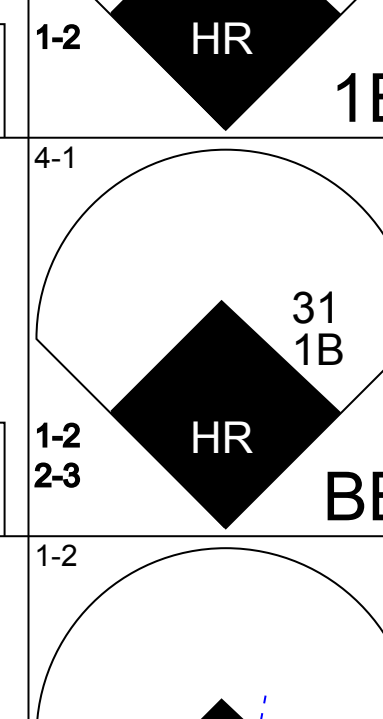
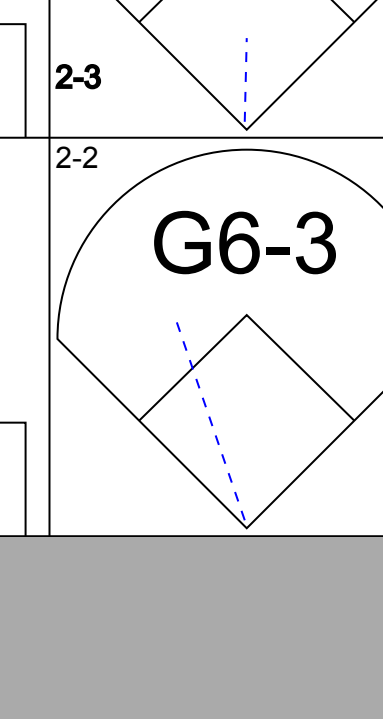
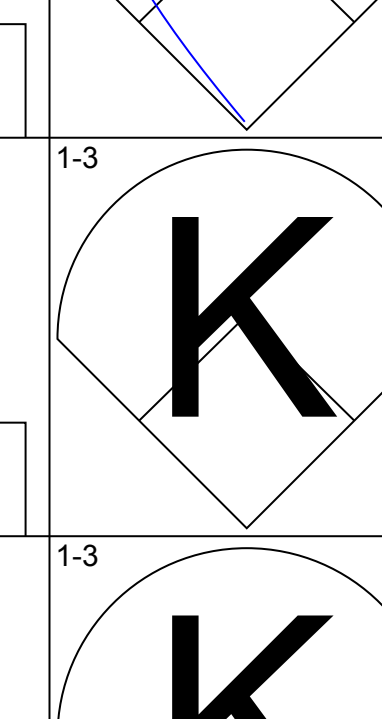
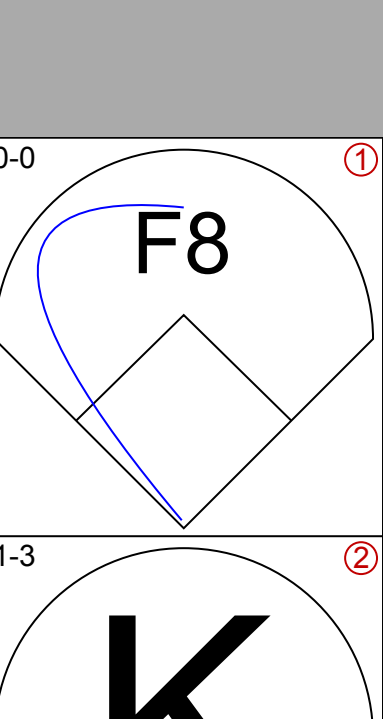
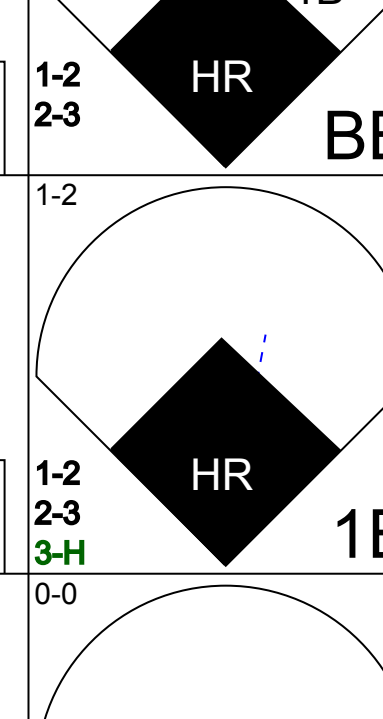
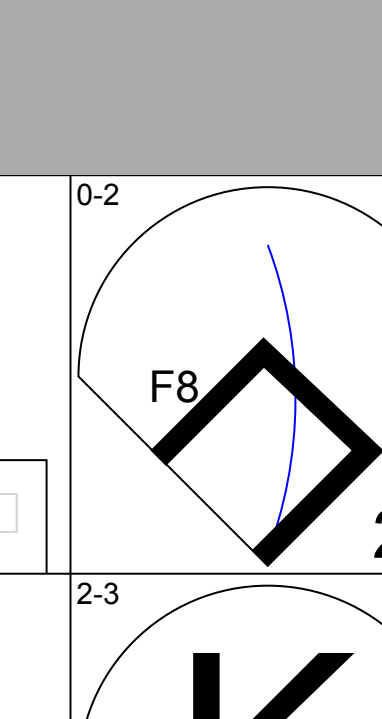
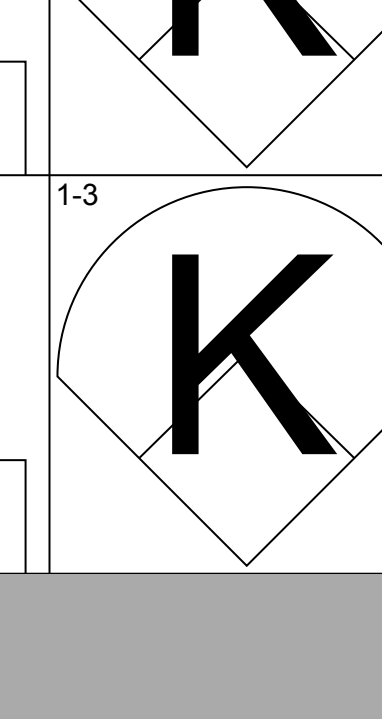
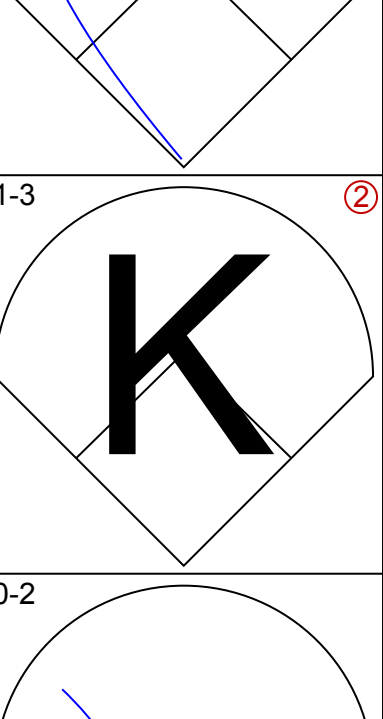
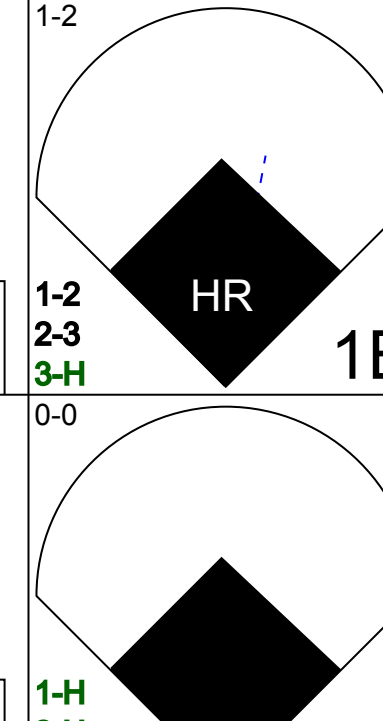
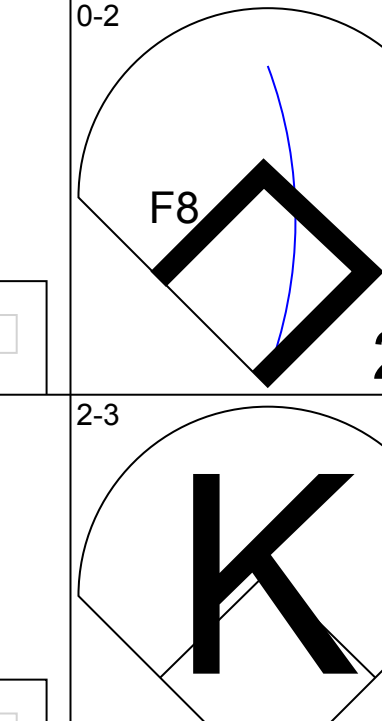
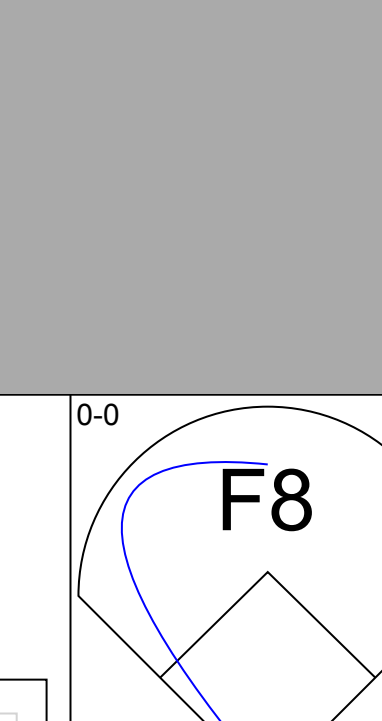
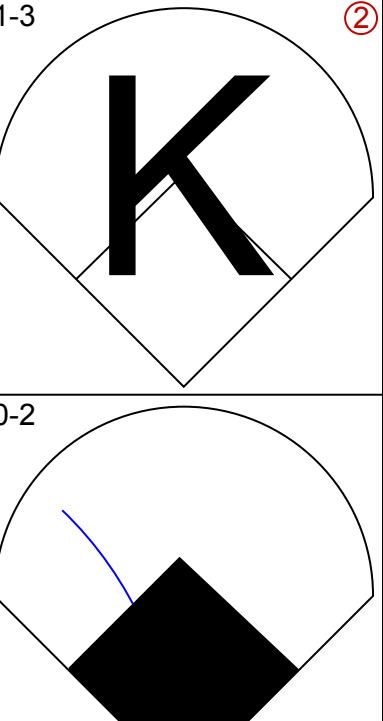
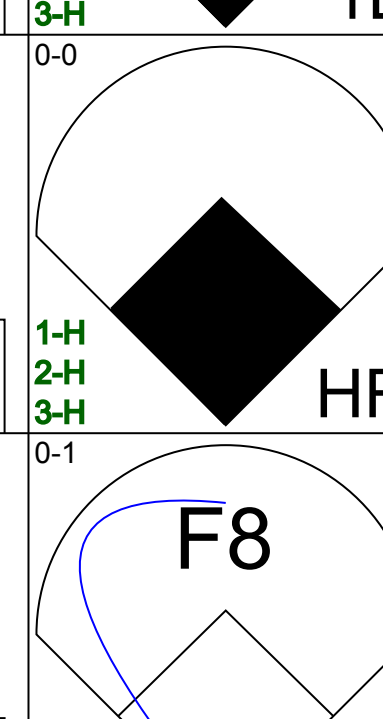
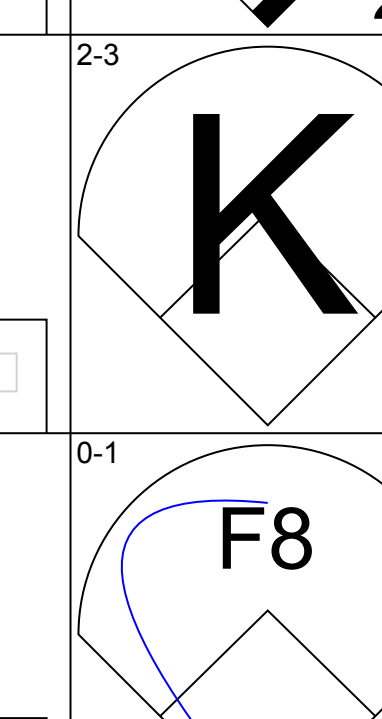
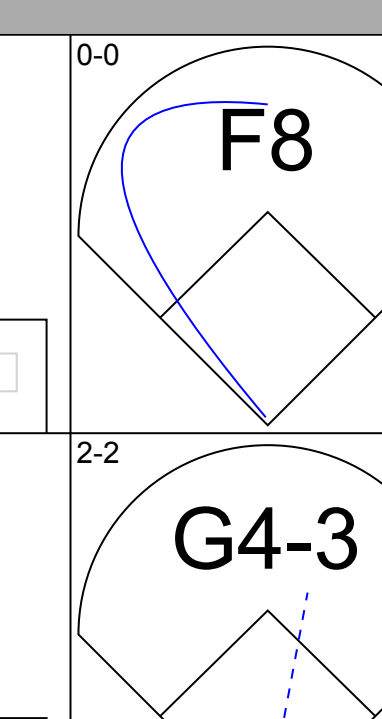
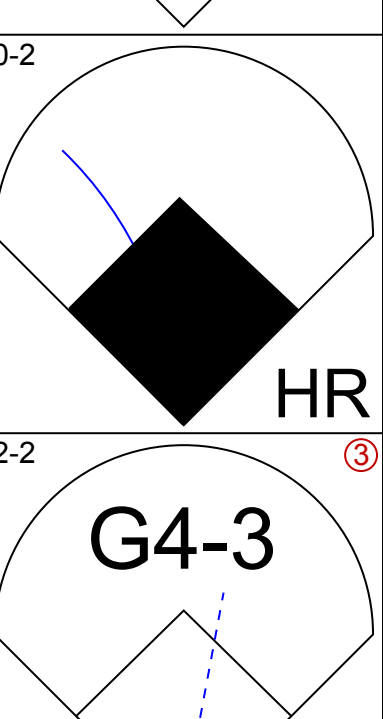
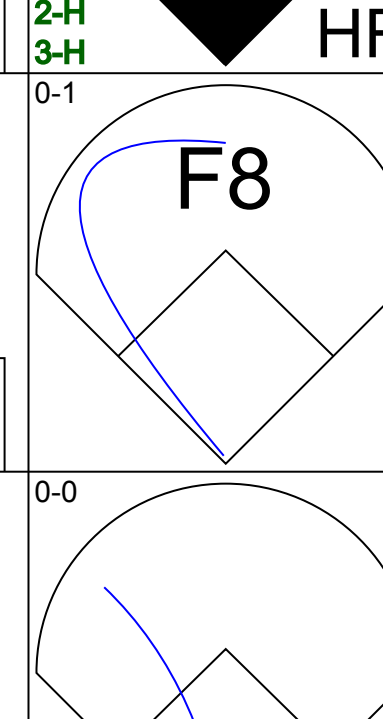
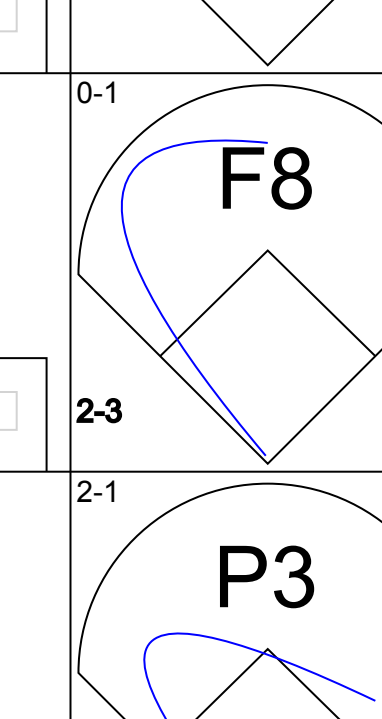
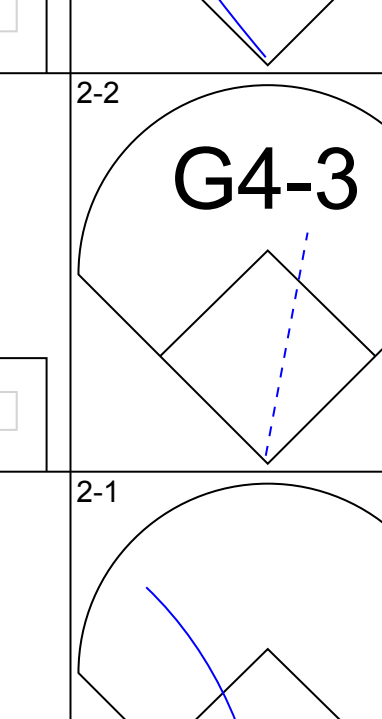
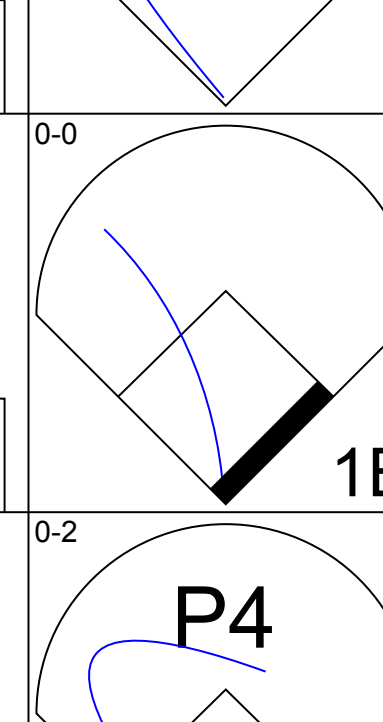
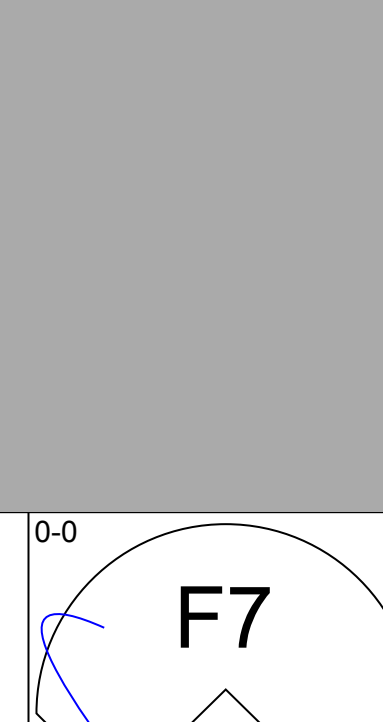
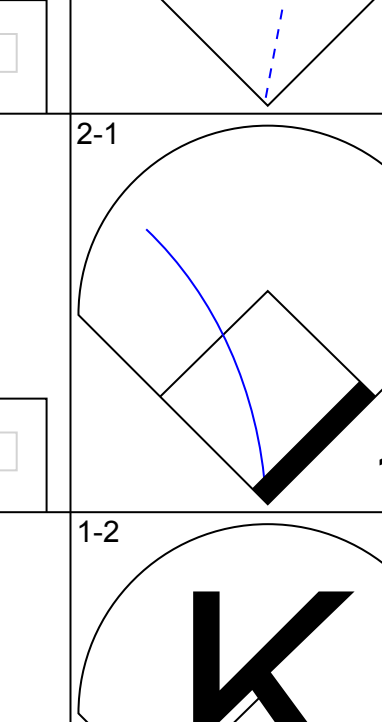
AB	28
R	1
H	5
RBI	1
BB	4
SO	6
LOB	11



AB	27
R	2
H	6
RBI	2
BB	3
SO	0
LOB	11



Batter	1	2	3	4	5	6	7	8	9	AB	R	H	RBI	BB	SO	LOB	TOP					
Darin Erstad, L (1, 8) OBP: 0.322, SLG: 0.352										5	0	1	0	0	1	3	Anaheim Angels @ Baltimore Orioles Oriole Park at Camden Yards, Baltimore, MD Fri Jul 18, 2003, 7:05 PM EDT Att: 33,612 - Overcast - 78 F					
Scott Spiezio, S (1, 3) OBP: 0.338, SLG: 0.448										5	1	3	0	0	0	1						
Benji Gil, R (9, FR) OBP: 0.227, SLG: 0.292										0	0	0	0	0	0	0						
Tim Salmon, R (1, 10) OBP: 0.368, SLG: 0.477										4	1	0	0	1	1	2						
16 Garret Anderson, L (1, 7) OBP: 0.346, SLG: 0.607										4	2	2	3	0	1	1						
Troy Glaus, R (1, 5) OBP: 0.350, SLG: 0.466										4	0	0	0	0	2	1						
Jeff DaVanon, S (1, 9) OBP: 0.388, SLG: 0.570										4	1	1	0	0	0	1						
Bengie Molina, R (1, 2) OBP: 0.314, SLG: 0.444										4	0	2	1	0	0	0						
Eric Owens, R (8, FR) OBP: 0.248, SLG: 0.265										0	0	0	0	0	0	0						
José Molina, R (8, 2) OBP: 0.237, SLG: 0.288										0	0	0	0	0	0	0						
Adam Kennedy, L (1, 4) OBP: 0.317, SLG: 0.320										2	0	0	0	0	0	0						
Shawn Wooten, R (7, PH) OBP: 0.341, SLG: 0.439										1	0	1	0	0	0	0						
9 Chone Figgins, S (7, FR) OBP: 0.288, SLG: 0.291										1	0	0	0	0	0	1						
David Eckstein, R (1, 6) OBP: 0.311, SLG: 0.309										4	0	1	0	0	0	0						
Inning Stats	R: 0 E: 0 K: 1 S: 8	H: 0 LOB: 0 BB: 0 P: 15	R: 0 E: 0 K: 1 S: 13	H: 0 LOB: 0 BB: 0 P: 19	R: 0 E: 0 K: 0 S: 9	H: 0 LOB: 0 BB: 0 P: 12	R: 0 E: 0 K: 0 S: 8	H: 1 LOB: 1 BB: 0 P: 10	R: 0 E: 0 K: 0 S: 6	H: 0 LOB: 0 BB: 0 P: 8	R: 0 E: 0 K: 0 S: 11	H: 1 LOB: 1 BB: 0 P: 17	R: 2 E: 1 K: 1 S: 18	H: 5 LOB: 3 BB: 0 P: 23	R: 3 E: 0 K: 1 S: 19	H: 3 LOB: 1 BB: 1 P: 29	R: 0 E: 0 K: 1 S: 9	H: 1 LOB: 2 BB: 0 P: 10	1B: 6 2B: 4 3B: 0 HR: 1	SF: 0 SAC: 0 DP: 0 HBP: 0	WP: 1 PB: 0 SB: 1 CS: 0	PA: 39
PITCHER	IP	WLS	BF	H	R	ER	SO	BB	IBB	HBP	BLK	WP	HR	S	P	ERA	WHIP					
Rick Helling, R (1, 1) ERA: 5.47	6.2		25	5	2	2	3	0	0	0	0	1	1	66	96	2.70	0.750					
Buddy Groom, L (7, 1) ERA: 6.67	0.1	H	4	3	1	1	0	0	0	0	0	0	0	10	12	27.00	9.000					
Hector Carrasco, R (8, 1) ERA: 5.63	0.0		1	0	0	0	0	1	0	0	0	0	0	1	5	*	*					
B.J. Ryan, L (8, 1) ERA: 5.88	0.0		1	1	1	1	0	0	0	0	0	0	0	2	2	*	*					
Kerry Ligtenberg, R (8, 1) ERA: 3.99	1.0	W	4	1	1	1	1	0	0	0	0	0	0	13	18	9.00	1.000					

Batter	1	2	3	4	5	6	7	8	9	AB	R	H	RBI	BB	SO	LOB	BOTTOM				
1 Brian Roberts, S (1, 4) OBP: 0.353, SLG: 0.389										3	0	0	0	1	2	0	Anaheim Angels @ Baltimore Orioles Oriole Park at Camden Yards, Baltimore, MD Fri Jul 18, 2003, 7:05 PM EDT Att: 33,612 - Overcast - 78 F				
Luis Matos, R (1, 8) OBP: 0.394, SLG: 0.519										3	1	1	0	1	0	0					
6 Melvin Mora, R (1, 7) OBP: 0.438, SLG: 0.551										4	1	1	0	0	1	1					
Jeff Conine, R (1, 3) OBP: 0.342, SLG: 0.468										3	1	0	0	1	1	1					
31 Jay Gibbons, L (1, 9) OBP: 0.349, SLG: 0.472										4	1	2	1	0	2	0					
Tony Batista, R (1, 5) OBP: 0.285, SLG: 0.437										4	2	2	5	0	1	1					
David Segui, S (1, 10) OBP: 0.333, SLG: 0.365										4	0	0	0	0	0	1					
Deivi Cruz, R (1, 6) OBP: 0.275, SLG: 0.415										3	0	2	0	0	0	1					
Brook Fordyce, R (1, 2) OBP: 0.303, SLG: 0.331										3	0	0	0	0	1	2					
Inning Stats	R: 5 E: 0 K: 0 S: 19	H: 4 LOB: 1 BB: 3 P: 32	R: 0 E: 0 K: 1 S: 11	H: 1 LOB: 1 BB: 0 P: 18	R: 0 E: 0 K: 1 S: 10	H: 1 LOB: 1 BB: 0 P: 14	R: 0 E: 0 K: 1 S: 6	H: 0 LOB: 0 BB: 0 P: 10	R: 0 E: 0 K: 2 S: 8	H: 0 LOB: 0 BB: 0 P: 11	R: 0 E: 0 K: 1 S: 10	H: 1 LOB: 1 BB: 0 P: 15	R: 0 E: 0 K: 1 S: 7	H: 0 LOB: 0 BB: 0 P: 11	R: 1 E: 0 K: 1 S: 11	H: 1 LOB: 0 BB: 0 P: 14		1B: 4 2B: 2 3B: 0 HR: 2	SF: 0 SAC: 0 DP: 0 HBP: 0	WP: 0 PB: 0 SB: 0 CS: 1	PA: 34
PITCHER	IP	WLS	BF	H	R	ER	SO	BB	IBB	HBP	BLK	WP	HR	S	P	ERA	WHIP				
Jarrod Washburn, L (1, 1) ERA: 4.37	6.0		27	7	5	5	6	3	0	0	0	0	1	64	100	7.50	1.667				
Francisco Rodriguez, R (7, 1) ERA: 3.06	2.0	L	7	1	1	1	2	0	0	0	0	0	1	18	25	4.50	0.500				

AB	38
R	5
H	11
RBI	4
BB	1
SO	5
LOB	10



AB	31
R	6
H	8
RBI	6
BB	3
SO	8
LOB	7



Batter	1	2	3	4	5	6	7	8	9	AB	R	H	RBI	BB	SO	LOB	TOP					
Darin Erstad, L (1, 8) OBP: 0.324, SLG: 0.350	0-1 E 1B G6-4-3	1-1 G3		1 SAFE 0-0 G4-3			4-1 1B BB		0-1 G5-3	4	2	1	0	1	0	3	Anaheim Angels @ Baltimore Orioles Oriole Park at Camden Yards, Baltimore, MD Sat Jul 19 2003, 7:05 PM EDT Att: 37,507 - Sunny - 88 F					
Scott Spiezio, S (1, 3) OBP: 0.339, SLG: 0.447	1-2 E9 G6-4-3 1B		0-2 F8	1-0 G3			0-0 1B		2-2 G6-3	5	0	2	0	0	0	1						
Tim Salmon, R (1, 10) OBP: 0.369, SLG: 0.480	0-1 G6-4-3 1-2 1B		1-2 16 2B		2-0 G6-3		0-1 1-2 2H 1B			4	1	2	1	0	0	1						
16 Garret Anderson, L (1, 7) OBP: 0.345, SLG: 0.606	0-0 G6-3		0-0 2B		1-0 G5-3		1-2 F7			4	0	1	1	0	0	2						
Troy Glaus, R (1, 5) OBP: 0.349, SLG: 0.473		3-2 HR	0-0 G6-3		0-1 G5-3		1-0 F8			4	1	1	1	0	0	3						
Jeff DaVanon, S (1, 9) OBP: 0.385, SLG: 0.560		0-2 G6-3	4-2 BB		0-0 G1-3			0-0 F7		3	0	0	0	1	0	0						
Bengie Molina, R (1, 2) OBP: 0.313, SLG: 0.441		0-2 1B 1B	1-2 F7		2-3 K			0-2 G1-3		4	0	1	0	0	1	2						
Adam Kennedy, L (1, 4) OBP: 0.316, SLG: 0.319		0-1 1-2 1B		1-3 K		1-1 F7		2-2 G3-1		4	0	1	0	0	1	0						
David Eckstein, R (1, 6) OBP: 0.311, SLG: 0.306		1-3 K		2-1 G4-3 HBP			0-1 G6-3		1-2 L1	3	0	0	0	0	1	2						
Inning Stats	R: 1 E: 1 K: 0 S: 8	H: 2 LOB: 0 BB: 0 P: 9	R: 1 E: 0 K: 1 S: 18	H: 3 LOB: 2 BB: 0 P: 23	R: 1 E: 0 K: 0 S: 14	H: 2 LOB: 1 BB: 0 P: 20	R: 0 E: 0 K: 1 S: 6	H: 0 LOB: 0 BB: 0 P: 10	R: 0 E: 0 K: 0 S: 4	H: 0 LOB: 0 BB: 0 P: 7	R: 0 E: 0 K: 1 S: 6	H: 0 LOB: 0 BB: 0 P: 9	R: 1 E: 0 K: 0 S: 10	H: 2 LOB: 2 BB: 1 P: 16	R: 0 E: 0 K: 0 S: 7	H: 0 LOB: 0 BB: 0 P: 9		R: 0 E: 0 K: 0 S: 10	H: 0 LOB: 0 BB: 0 P: 13	1B: 6 2B: 2 3B: 0 HR: 1	SF: 0 SAC: 0 DP: 1 HBP: 1	WP: 0 PB: 0 SB: 0 CS: 0
PITCHER	IP WLS BF H R ER SO BB IBB HBP BLK WP HR S P ERA WHIP	6.1 W 30 9 4 3 3 2 0 1 0 0 1 62 88 4.26 1.737	0.1 H 1 0 0 0 0 0 0 0 0 0 0 3 4 0.00 0.000	2.1 S 7 0 0 0 0 0 0 0 0 0 0 18 24 0.00 0.000											ERA WHIP							

Batter	1	2	3	4	5	6	7	8	9	AB	R	H	RBI	BB	SO	LOB	BOTTOM							
1 Brian Roberts, S (1, 4) OBP: 0.354, SLG: 0.394	2-2 6 1B HBP SF9	2-0 1B 2B	0-0 F9		0-2 G3			2-3 K		5	2	2	0	0	1	0	Anaheim Angels @ Baltimore Orioles Oriole Park at Camden Yards, Baltimore, MD Sat Jul 19 2003, 7:05 PM EDT Att: 37,507 - Sunny - 88 F							
Luis Matos, R (1, 8) OBP: 0.399, SLG: 0.534	1-1 SF9 6 1B 2B HBP	1-0 6 F8 3B WP 1B	0-2 G5-3		2-3 K		1-1 HR			4	3	2	3	0	1	0								
6 Melvin Mora, R (1, 7) OBP: 0.435, SLG: 0.545	0-1 31 HBP 2B 1B	1 SAFE 3-2 F8		2-2 G6-3		0-0 F8		2-3 K		5	1	1	0	0	1	1								
Jeff Conine, R (1, 3) OBP: 0.343, SLG: 0.475	0-1 SF9	2-0 1B		2-2 1B 1B		0-0 F7				3	1	2	2	0	0	0								
31 Jay Gibbons, L (1, 9) OBP: 0.350, SLG: 0.473	2-3 3H 2B HBP	3H 3B		0-1 P4			0-1 2B			3	0	1	0	0	1	2								
Tony Batista, R (1, 5) OBP: 0.288, SLG: 0.436	1-2 F7	4-1 1B BB		2-2 1B		1-2 P6				3	0	1	0	1	0	4								
B.J. Surhoff, L (1, 10) OBP: 0.363, SLG: 0.428	1-0 1-3 2H 3H 2B	2-2 1B		1-2 G4-3		1-2 F7				4	0	2	3	0	0	3								
Deivi Cruz, R (1, 6) OBP: 0.271, SLG: 0.410	0-1 F7	4-1 G5-3			0-0 G5-3		0-1 G6-3			4	0	0	0	0	0	5								
Brook Fordyce, R (1, 2) OBP: 0.302, SLG: 0.329		2-1 1 2B 1B 1B		2-2 G6-3		2-2 G6-3		1-3 K		4	1	1	0	0	1	0								
Inning Stats	R: 3 E: 0 K: 0 S: 17	H: 3 LOB: 2 BB: 0 P: 23	R: 4 E: 0 K: 1 S: 17	H: 5 LOB: 2 BB: 1 P: 35	R: 0 E: 0 K: 0 S: 7	H: 0 LOB: 0 BB: 0 P: 9	R: 0 E: 0 K: 0 S: 15	H: 2 LOB: 2 BB: 0 P: 22	R: 0 E: 0 K: 1 S: 6	H: 0 LOB: 0 BB: 0 P: 8	R: 0 E: 0 K: 0 S: 10	H: 1 LOB: 1 BB: 0 P: 12	R: 1 E: 0 K: 3 S: 14	H: 1 LOB: 0 BB: 0 P: 20	R: 0 E: 0 K: 0 S: 7	H: 0 LOB: 0 BB: 0 P: 9		R: 0 E: 0 K: 0 S: 6	H: 0 LOB: 0 BB: 0 P: 8	R: 1 E: 0 K: 0 S: 10	H: 1 LOB: 0 BB: 0 P: 12	1B: 7 2B: 3 3B: 1 HR: 1	SF: 1 SAC: 0 DP: 0 HBP: 2	WP: 1 PB: 0 SB: 0 CS: 0
PITCHER	IP WLS BF H R ER SO BB IBB HBP BLK WP HR S P ERA WHIP	1.1 L 13 7 7 7 0 0 0 0 0 0 0 0 25 41 47.25 5.250	3.2 15 3 0 0 1 1 0 0 0 0 0 0 38 57 0.00 1.091	1.2 6 1 0 0 1 0 0 0 0 0 0 0 14 18 0.00 0.600	1.1 5 1 1 1 3 0 0 0 0 0 0 1 16 22 6.75 0.750											ERA WHIP								

AB	35
R	4
H	9
RBI	3
BB	2
SO	3
LOB	14



Batter	1	2	3	4	5	6	7	8	9	AB	R	H	RBI	BB	SO	LOB	TOP				
Darin Erstad, L (1, 8) Eric Owens, R (8, 8) OBP: 0.318, SLG: 0.343 OBP: 0.254, SLG: 0.277	F7		K		K			G1-3	HR	4	0	0	0	0	2	2					
Scott Spiezio, S (1, 3) OBP: 0.340, SLG: 0.457	F7		P3			G4-3		16 BB	HR	5	1	2	4	0	0	0					
Tim Salmon, R (1, 9) Benji Gil, R (8, 4) OBP: 0.373, SLG: 0.480 OBP: 0.233, SLG: 0.298	1B			F8		BB		16 BB	E8	2	0	1	0	2	0	0					
16 Garret Anderson, L (1, 10) OBP: 0.348, SLG: 0.608	G6-3			2B		K		BB	1B	4	0	2	1	1	1	2					
Troy Glaus, R (1, 5) OBP: 0.344, SLG: 0.465		P3		F8		K		K	G5-3	5	0	0	0	0	2	6					
Jeff DaVanon, S (1, 7) OBP: 0.380, SLG: 0.547	G6-3			F7			L9	F8		4	0	0	0	1	0	4					
Adam Kennedy, L (1, 4) 9 Chone Figgins, S (8, 6) OBP: 0.316, SLG: 0.324 OBP: 0.295, SLG: 0.298	2B			F8			G4-3			3	0	1	0	0	0	0					
José Molina, R (1, 2) OBP: 0.222, SLG: 0.270	F9			K			G6-3		FC5-4	4	1	0	0	0	1	2					
David Eckstein, R (1, 6) Shawn Wooten, R (8, 3) OBP: 0.314, SLG: 0.309 OBP: 0.346, SLG: 0.444			F8					G1-3	2B	3	1	2	0	0	0	0					
Inning Stats	R: 0 E: 0 K: 0 S: 11	H: 1 LOB: 1 BB: 0 P: 14	R: 0 E: 0 K: 0 S: 9	H: 1 LOB: 1 BB: 0 P: 10	R: 0 E: 0 K: 1 S: 8	H: 0 LOB: 0 BB: 0 P: 12	R: 0 E: 0 K: 0 S: 5	H: 1 LOB: 1 BB: 0 P: 6	R: 0 E: 0 K: 2 S: 10	H: 0 LOB: 0 BB: 1 P: 20	R: 0 E: 0 K: 0 S: 9	H: 0 LOB: 0 BB: 0 P: 12	R: 1 E: 0 K: 1 S: 19	H: 2 LOB: 2 BB: 2 P: 29	R: 5 E: 1 K: 0 S: 16	H: 6 LOB: 2 BB: 1 P: 23	1B: 8 2B: 3 HR: 1	SF: 0 SAC: 0 DP: 0 HBP: 0	WP: 0 PB: 0 SB: 2 CS: 0	PA: 43	
PITCHER	IP	WLS	BF	H	R	ER	SO	BB	IBB	HBP	BLK	WP	HR	S	P	ERA	WHIP				
Jason Johnson, R (1, 1) ERA: 3.65	7.1	W	30	6	1	1	5	2	0	0	0	0	0	76	109	1.23	1.091				
B.J. Ryan, L (8, 1) ERA: 5.88	0.0		1	0	0	0	0	1	0	0	0	0	0	2	6	∞	∞				
Kerry Ligtenberg, R (8, 1) ERA: 3.03	0.2		2	0	0	0	1	0	0	0	0	0	0	4	4	0.00	0.000				
Travis Driskill, R (9, 1) ERA: 5.85	0.1		5	4	4	4	0	0	0	0	0	0	1	9	11	108.00	12.000				
Jorge Julio, R (9, 1) ERA: 3.89	0.2	S	5	2	1	0	0	1	0	0	0	0	0	7	12	0.00	4.500				

Anaheim Angels @ Baltimore Orioles
Oriole Park at Camden Yards, Baltimore, MD
Sun Jul 20 2003, 1:35 PM EDT
Att: 40,046 - Cloudy - 90 F

AB 39
R 6
H 12
RBI 6
BB 4
SO 6
LOB 18



Batter	1	2	3	4	5	6	7	8	9	AB	R	H	RBI	BB	SO	LOB	BOTTOM				
1 Brian Roberts, S (1, 4) OBP: 0.355, SLG: 0.391	1B		G6-3	K		1B	F8			4	2	1	0	1	1	2					
Luis Matos, R (1, 8) OBP: 0.408, SLG: 0.540	E7		P5		BB	1B		G4-6-3		5	2	4	1	0	0	0					
6 Melvin Mora, R (1, 7) David Segui, S (3, PR) OBP: 0.435, SLG: 0.543 OBP: 0.338, SLG: 0.383	L6		2B	HBP	1B	BB		G4-6-3		1	0	0	0	0	0	1					
Jeff Conine, R (1, 3) OBP: 0.344, SLG: 0.476	F8			2B		L6-4	1B	F9		4	0	1	0	1	1	1					
31 Jay Gibbons, L (1, 9) OBP: 0.352, SLG: 0.471				IBB		K		F7		2	0	0	0	2	1	3					
Tony Batista, R (1, 5) OBP: 0.287, SLG: 0.434	K			K		1B		K		4	0	1	1	0	3	5					
B.J. Surhoff, L (1, 10) OBP: 0.361, SLG: 0.424	F7			G6-4-3	1B	L6-4		K		4	0	1	0	0	1	3					
Deivi Cruz, R (1, 6) OBP: 0.271, SLG: 0.408	P4			G6-4-3		1B		F7		4	1	1	0	0	0	1					
Brook Fordyce, R (1, 2) OBP: 0.311, SLG: 0.339	G6-3			1B		1B		1B		4	1	3	0	0	0	0					
Inning Stats	R: 1 E: 1 K: 1 S: 13	H: 1 LOB: 2 BB: 2 P: 27	R: 0 E: 0 K: 0 S: 8	H: 0 LOB: 0 BB: 0 P: 10	R: 0 E: 0 K: 1 S: 12	H: 1 LOB: 3 BB: 1 P: 23	R: 0 E: 0 K: 1 S: 14	H: 2 LOB: 1 BB: 0 P: 22	R: 1 E: 0 K: 1 S: 10	H: 3 LOB: 2 BB: 1 P: 15	R: 5 E: 0 K: 1 S: 17	H: 5 LOB: 0 BB: 0 P: 22	R: 0 E: 0 K: 1 S: 12	H: 1 LOB: 0 BB: 0 P: 16	R: 0 E: 0 K: 1 S: 6	H: 1 LOB: 0 BB: 0 P: 9	1B: 12 2B: 2 3B: 0 HR: 1	SF: 0 SAC: 0 DP: 3 HBP: 1	WP: 0 PB: 0 SB: 1 CS: 0	PA: 40	
PITCHER	IP	WLS	BF	H	R	ER	SO	BB	IBB	HBP	BLK	WP	HR	S	P	ERA	WHIP				
41 John Lackey, R (1, 1) ERA: 5.23	5.0	L	29	11	6	6	4	2	2	1	0	0	0	65	107	10.80	2.600				
Francisco Rodríguez, R (6, 1) ERA: 3.12	2.0		8	2	1	1	2	0	0	0	0	0	1	21	28	4.50	1.000				
Troy Percival, R (8, 1) ERA: 2.4	1.0		3	1	0	0	1	0	0	0	0	0	0	6	9	0.00	1.000				

Anaheim Angels @ Baltimore Orioles
Oriole Park at Camden Yards, Baltimore, MD
Sun Jul 20 2003, 1:35 PM EDT
Att: 40,046 - Cloudy - 90 F

AB 35
R 7
H 14
RBI 6
BB 4
SO 7
LOB 17



Batter	1	2	3	4	5	6	7	8	9	AB	R	H	RBI	BB	SO	LOB	TOP				
10 Michael Young, R OBP: 0.358, SLG: 0.474	G6-3						K		F8	5	0	2	1	0	1	0					
9 Hank Blalock, L OBP: 0.366, SLG: 0.505	P2	G4-3					G3			4	0	0	0	0	1	4					
Alex Rodriguez, R OBP: 0.372, SLG: 0.530							K			3	0	1	0	1	2	2					
Rafael Palmeiro, L OBP: 0.348, SLG: 0.466	G5-3								F8	4	0	0	0	0	1	2					
23 Mark Teixeira, S OBP: 0.344, SLG: 0.482										3	0	0	0	1	1	1					
Doug Glavinville, R OBP: 0.287, SLG: 0.339										4	1	2	0	0	0	2					
Layne Nix, L OBP: 0.172, SLG: 0.111										4	0	0	0	0	3	3					
Marcus Thames, R OBP: 0.300, SLG: 0.556										3	1	0	0	1	0	0					
Einar Diaz, R OBP: 0.306, SLG: 0.345										4	0	2	1	0	0	0					
Inning Stats	R: 0 E: 0 K: 0 S: 11	H: 0 LOB: 1 BB: 1 P: 20	R: 2 E: 0 K: 1 S: 17	H: 3 LOB: 2 BB: 1 P: 28	R: 0 E: 0 K: 0 S: 14	H: 1 LOB: 1 BB: 0 P: 16	R: 0 E: 0 K: 1 S: 5	H: 0 LOB: 0 BB: 0 P: 8	R: 0 E: 0 K: 2 S: 8	H: 0 LOB: 1 BB: 1 P: 14	R: 0 E: 0 K: 2 S: 10	H: 2 LOB: 2 BB: 0 P: 15	R: 0 E: 0 K: 1 S: 8	H: 1 LOB: 1 BB: 0 P: 12	R: 0 E: 0 K: 0 S: 9	H: 0 LOB: 0 BB: 0 P: 12	1B: 7 2B: 0 3B: 0 HR: 0	SF: 0 SAC: 0 DP: 0 HBP: 0	WP: 0 PB: 0 SB: 0 CS: 0	PA: 37	
PITCHER	IP	WLS	BF	H	R	ER	SO	BB	IBB	HBP	BLK	WP	HR	S	P	ERA	WHIP				
Pat Hentgen, R ERA: 5.06	6.1	W	28	6	2	2	6	3	0	0	0	0	0	69	101	2.84	1.421				
B.J. Ryan, L ERA: 5.81	0.1	H	1	0	0	0	1	0	0	0	0	0	0	3	5	0.00	0.000				
Hector Carrasco, R ERA: 3.86	1.1	H	5	1	0	0	2	0	0	0	0	0	0	11	18	0.00	0.750				
Jorge Julio, R ERA: 3.79	1.0	S	3	0	0	0	0	0	0	0	0	0	0	9	12	0.00	0.000				

Texas Rangers @ Baltimore Orioles
 Oriole Park at Camden Yards, Baltimore, MD
 Mon Jul 21 2003, 7:05 PM EDT
 Att: 29,354 - Sunny - 90 F

AB 34
 R 2
 H 7
 RBI 2
 BB 3
 SO 9
 LOB 14



Batter	1	2	3	4	5	6	7	8	9	AB	R	H	RBI	BB	SO	LOB	BOTTOM				
1 Brian Roberts, S OBP: 0.353, SLG: 0.386	F9						K			3	0	0	0	1	1	0					
Luis Matos, R OBP: 0.406, SLG: 0.535	P3									4	1	1	0	0	0	3					
David Segui, S OBP: 0.340, SLG: 0.390	F7									4	1	2	0	0	0	3					
Jeff Conine, R OBP: 0.341, SLG: 0.472										3	0	0	1	0	0	2					
31 Jay Gibbons, L OBP: 0.351, SLG: 0.470										3	0	1	1	0	1	0					
Tony Batista, R OBP: 0.288, SLG: 0.434										3	0	1	0	0	1	1					
B.J. Surhoff, L OBP: 0.361, SLG: 0.438										3	1	1	1	0	0	1					
Deivi Cruz, R OBP: 0.272, SLG: 0.410										3	0	1	0	0	0	0					
Brook Fordyce, R OBP: 0.312, SLG: 0.335										2	0	0	0	0	1	0					
Inning Stats	R: 0 E: 0 K: 0 S: 10	H: 0 LOB: 0 BB: 0 P: 13	R: 0 E: 0 K: 0 S: 7	H: 1 LOB: 0 BB: 0 P: 11	R: 1 E: 0 K: 1 S: 10	H: 1 LOB: 0 BB: 0 P: 15	R: 2 E: 0 K: 1 S: 11	H: 3 LOB: 1 BB: 0 P: 15	R: 0 E: 0 K: 0 S: 7	H: 1 LOB: 0 BB: 0 P: 10	R: 0 E: 0 K: 1 S: 9	H: 0 LOB: 0 BB: 0 P: 14	R: 0 E: 0 K: 0 S: 9	H: 1 LOB: 2 BB: 1 P: 19	1B: 4 2B: 2 3B: 0 HR: 1	SF: 0 SAC: 0 DP: 2 HBP: 1	WP: 0 PB: 0 SB: 0 CS: 0	PA: 31			
PITCHER	IP	WLS	BF	H	R	ER	SO	BB	IBB	HBP	BLK	WP	HR	S	P	ERA	WHIP				
R.A. Dickey, R ERA: 4.94	6.0	L	22	6	3	3	3	0	0	0	0	0	0	55	79	4.50	1.000				
Aaron Fultz, L ERA: 4.39	1.0		3	0	0	0	1	0	0	0	0	0	0	9	14	0.00	0.000				
56 Rosman Garcia, R ERA: 4.81	1.0		5	1	0	0	0	1	0	1	0	0	0	9	19	0.00	2.000				

Texas Rangers @ Baltimore Orioles
 Oriole Park at Camden Yards, Baltimore, MD
 Mon Jul 21 2003, 7:05 PM EDT
 Att: 29,354 - Sunny - 90 F

AB 28
 R 3
 H 7
 RBI 3
 BB 1
 SO 4
 LOB 10



Batter	1	2	3	4	5	6	7	8	9	AB	R	H	RBI	BB	SO	LOB	TOP				
1 Brian Roberts, S (1,4) OBP: 0.348, SLG: 0.376										3	0	0	0	1	0	0	Baltimore Orioles @ New York Yankees Yankee Stadium, Bronx, NY Wed Jul 23 2003, 7:05 PM EDT Att: 39,331 - Cloudy - 78 F				
Luis Matos, R (1,8) OBP: 0.403, SLG: 0.526										4	0	0	0	0	2	1					
6 Melvin Mora, R (1,7) OBP: 0.430, SLG: 0.536										4	0	0	0	0	1	0					
Jeff Conine, R (1,3) OBP: 0.344, SLG: 0.474										4	1	2	0	0	1	0					
31 Jay Gibbons, L (1,9) OBP: 0.356, SLG: 0.485										4	0	2	0	0	0	2					
Tony Batista, R (1,5) OBP: 0.288, SLG: 0.431										3	0	1	1	0	2	2					
David Segui, S (1,10) OBP: 0.340, SLG: 0.386										2	0	0	0	1	1	1					
Deivi Cruz, R (1,6) OBP: 0.272, SLG: 0.417										3	1	1	1	0	0	1					
Brook Fordyce, R (1,2) OBP: 0.307, SLG: 0.330										3	0	0	0	0	0	0					
Inning Stats	R: 0 E: 0 K: 1 S: 9	H: 0 LOB: 0 BB: 0 P: 16	R: 1 E: 0 K: 0 S: 7	H: 2 LOB: 1 BB: 1 P: 14	R: 0 E: 0 K: 0 S: 7	H: 0 LOB: 0 BB: 1 P: 13	R: 0 E: 0 K: 3 S: 10	H: 1 LOB: 1 BB: 0 P: 16	R: 0 E: 0 K: 1 S: 6	H: 0 LOB: 0 BB: 0 P: 8	R: 0 E: 0 K: 0 S: 9	H: 1 LOB: 1 BB: 0 P: 14	R: 0 E: 0 K: 1 S: 16	H: 1 LOB: 0 BB: 0 P: 23	R: 0 E: 0 K: 0 S: 6	H: 1 LOB: 0 BB: 0 P: 9	1B: 4 2B: 1 3B: 0 HR: 1	SF: 0 SAC: 0 DP: 2 HBP: 0	WP: 0 PB: 0 SB: 0 CS: 0	PA: 32	
PITCHER	IP	WLS	BF	H	R	ER	SO	BB	IBB	HBP	BLK	WP	HR	S	P	ERA	WHIP				
Andy Pettitte, L (1,1) ERA: 4.55	7.0	W	26	5	2	2	6	2	0	0	0	0	1	59	99	2.57	1.000				
Armando Benitez, R (8,1) ERA: 2.99	1.0	H	3	0	0	0	1	0	0	0	0	0	0	14	19	0.00	0.000				
42 Mariano Rivera, R (9,1) ERA: 1.56	1.0	S	3	1	0	0	0	0	0	0	0	0	0	6	9	0.00	1.000				

Batter	1	2	3	4	5	6	7	8	9	AB	R	H	RBI	BB	SO	LOB	BOTTOM				
Alfonso Soriano, R (1,4) OBP: 0.342, SLG: 0.517										4	1	1	0	0	0	0	Baltimore Orioles @ New York Yankees Yankee Stadium, Bronx, NY Wed Jul 23 2003, 7:05 PM EDT Att: 39,331 - Cloudy - 78 F				
2 Derek Jeter, R (1,6) OBP: 0.385, SLG: 0.463										4	1	1	1	0	1	0					
25 Jason Giambi, L (1,3) OBP: 0.413, SLG: 0.546										4	0	1	0	0	2	1					
Bernie Williams, S (1,8) OBP: 0.379, SLG: 0.412										4	1	2	0	0	0	1					
55 Hideki Matsui, L (1,7) OBP: 0.357, SLG: 0.452										4	0	1	1	0	1	2					
20 Jorge Posada, S (1,2) OBP: 0.407, SLG: 0.490										3	0	0	0	0	1	2					
Robin Ventura, L (1,5) OBP: 0.337, SLG: 0.394										3	0	2	1	0	1	1					
Ruben Sierra, S (1,10) OBP: 0.345, SLG: 0.435										3	0	0	0	0	1	3					
Raul Mondesi, R (1,9) OBP: 0.337, SLG: 0.481										3	1	1	1	0	0	1					
Inning Stats	R: 0 E: 0 K: 1 S: 8	H: 0 LOB: 0 BB: 0 P: 10	R: 0 E: 0 K: 1 S: 7	H: 1 LOB: 1 BB: 0 P: 14	R: 0 E: 0 K: 0 S: 7	H: 0 LOB: 0 BB: 0 P: 10	R: 0 E: 0 K: 0 S: 19	H: 1 LOB: 1 BB: 0 P: 26	R: 0 E: 0 K: 0 S: 9	H: 1 LOB: 1 BB: 0 P: 12	R: 3 E: 0 K: 2 S: 22	H: 5 LOB: 2 BB: 0 P: 31	R: 1 E: 0 K: 2 S: 12	H: 1 LOB: 0 BB: 0 P: 19	R: 0 E: 0 K: 1 S: 6	H: 0 LOB: 0 BB: 0 P: 9	1B: 6 2B: 2 3B: 0 HR: 1	SF: 0 SAC: 0 DP: 1 HBP: 1	WP: 0 PB: 0 SB: 1 CS: 0	PA: 33	
PITCHER	IP	WLS	BF	H	R	ER	SO	BB	IBB	HBP	BLK	WP	HR	S	P	ERA	WHIP				
Rick Helling, R (1,1) ERA: 5.45	7.0	L	30	9	4	4	6	9	1	0	0	0	0	84	122	5.14	1.286				
Eric DuBose, L (8,1) ERA: 2.45	1.0		3	0	0	0	1	0	0	0	0	0	0	6	9	0.00	0.000				

Batter	1	2	3	4	5	6	7	8	9	AB	R	H	RBI	BB	SO	LOB	TOP					
1 Brian Roberts, S OBP: 0.360, SLG: 0.398	F7	F7		CS	S 1B		SF9 3B	G6-3		5	2	2	0	0	0	4						
Luis Matos, R OBP: 0.389, SLG: 0.507	K	G1-3			G6-4-3 1B		SF9	G5-3		4	0	1	2	0	1	2						
6 Melvin Mora, R OBP: 0.425, SLG: 0.530	HR		G5-3		F9		HR	G4-3		4	2	1	1	1	0	1						
Jeff Conine, R OBP: 0.349, SLG: 0.495	2B		F8		G6-4-3		HR	1B		5	1	3	2	0	0	1						
31 Jay Gibbons, L OBP: 0.350, SLG: 0.479	K		F7			G3-1	F8	G4-3		5	0	0	0	0	1	2						
Tony Batista, R OBP: 0.289, SLG: 0.428		S 53 1B		1B 53 SF8		K		53 G3 1B		4	2	3	0	0	1	0						
Deivi Cruz, R OBP: 0.277, SLG: 0.423	F9		F9	CS 1B		2B	F9			4	0	2	0	0	0	2						
Robert Machado, R OBP: 0.417, SLG: 0.600	53 1B BB		L5		G6-3			53 G3 1B		3	0	1	0	1	0	3						
53 Carlos Mendez, R OBP: 0.250, SLG: 0.333	1-2 2-H 1B		SF8				P5	G3		3	0	1	2	0	0	2						
Inning Stats	R: 1 E: 0 K: 2 S: 13	H: 2 LOB: 1 BB: 0 P: 20	R: 1 E: 0 K: 0 S: 8	H: 2 LOB: 2 BB: 1 P: 18	R: 0 E: 0 K: 0 S: 7	H: 0 LOB: 0 BB: 0 P: 11	R: 1 E: 0 K: 0 S: 10	H: 2 LOB: 0 BB: 0 P: 16	R: 1 E: 0 K: 1 S: 13	H: 2 LOB: 1 BB: 0 P: 19	R: 0 E: 0 K: 1 S: 10	H: 1 LOB: 1 BB: 0 P: 16	R: 3 E: 0 K: 0 S: 17	H: 2 LOB: 0 BB: 1 P: 29	R: 0 E: 0 K: 0 S: 9	H: 2 LOB: 2 BB: 0 P: 11	R: 0 E: 0 K: 0 S: 9	H: 1 LOB: 1 BB: 0 P: 11	1B: 9 2B: 2 3B: 1 HR: 2	SF: 2 SAC: 0 DP: 1 HBP: 0	WP: 0 PB: 0 SB: 2 CS: 1	PA: 42
PITCHER	IP	WLS	BF	H	R	ER	SO	BB	IBB	HBP	BLK	WP	HR	S	P	ERA	WHIP					
Mark Hendrickson, L ERA: 5.25	5.1	L	23	8	4	4	2	1	0	0	0	0	1	52	86	6.75	1.688					
John Wrasidlo, R ERA: 23.4	1.1		7	2	2	2	1	1	0	0	0	0	0	23	37	13.50	2.250					
Juan Acevedo, R ERA: 7.0	1.1		7	3	1	1	0	0	0	0	0	0	1	12	17	6.75	2.250					
Tanyon Sturtze, R ERA: 6.2	1.0		4	1	0	0	0	0	0	0	0	0	0	9	11	0.00	1.000					

Baltimore Orioles @ Toronto Blue Jays
SkyDome, Toronto, ON
Sat Jul 26 2003, 4:05 PM EDT
Att: 23,168 - Dome - 72 F

AB 37
R 7
H 14
RBI 7
BB 2
SO 3
LOB 17



Batter	1	2	3	4	5	6	7	8	9	AB	R	H	RBI	BB	SO	LOB	BOTTOM					
Frank Catalanotto, L OBP: 0.328, SLG: 0.449	G4-3			G3			FC5-4 1B		P3	2	0	0	0	1	0	0						
3 Reed Johnson, R OBP: 0.352, SLG: 0.442		BB					1-2			2	0	0	0	0	0	1						
Eric Hinske, L OBP: 0.325, SLG: 0.438		BB			G4-3		10 FC6-4 1B			3	0	1	0	1	1	3						
10 Vernon Wells, R OBP: 0.347, SLG: 0.574	F8		G4-3 1B		F7		FC6-4			4	1	1	0	0	0	3						
Carlos Delgado, L OBP: 0.414, SLG: 0.604	K		G4-3		G3			K		4	0	0	0	0	2	2						
Bobby Kielty, S OBP: 0.377, SLG: 0.440		G6-4-3 1B HBP		FC6-4 1B		K		K		3	1	1	1	0	2	0						
Tom Wilson, R OBP: 0.348, SLG: 0.449		G6-4-3 1B		FC6-4		K				3	0	1	0	1	1	1						
Josh Phelps, R OBP: 0.346, SLG: 0.429		G6-4-3		K		G6-3		F7		4	0	0	0	0	1	4						
Orlando Hudson, S OBP: 0.336, SLG: 0.396		1B 1B		F7			3 FC5-4 1B	G3-1		4	0	2	1	0	0	0						
Mike Bordick, R OBP: 0.303, SLG: 0.384		3-H 1B		F9			F7			3	0	1	0	0	0	1						
Howie Clark, L OBP: 0.400, SLG: 0.431		BB						K		1	0	0	0	0	1	0						
Inning Stats	R: 0 E: 0 K: 1 S: 7	H: 0 LOB: 1 BB: 1 P: 14	R: 1 E: 0 K: 1 S: 22	H: 3 LOB: 3 BB: 1 P: 33	R: 1 E: 0 K: 1 S: 11	H: 2 LOB: 1 BB: 0 P: 18	R: 0 E: 0 K: 0 S: 5	H: 0 LOB: 0 BB: 0 P: 7	R: 0 E: 0 K: 2 S: 9	H: 0 LOB: 0 BB: 0 P: 14	R: 0 E: 0 K: 0 S: 10	H: 2 LOB: 2 BB: 0 P: 19	R: 0 E: 0 K: 2 S: 12	H: 0 LOB: 1 BB: 1 P: 23	R: 0 E: 0 K: 1 S: 10	H: 0 LOB: 0 BB: 0 P: 14	1B: 6 2B: 1 3B: 0 HR: 0	SF: 0 SAC: 0 DP: 1 HBP: 1	WP: 0 PB: 0 SB: 0 CS: 0	PA: 37		
PITCHER	IP	WLS	BF	H	R	ER	SO	BB	IBB	HBP	BLK	WP	HR	S	P	ERA	WHIP					
Pat Hentgen, R ERA: 4.92	6.0	W	25	5	2	2	5	2	0	1	0	0	0	61	98	3.00	1.167					
Eric DuBose, L ERA: 1.93	2.0		9	2	0	0	2	1	0	0	0	0	0	22	42	0.00	1.500					
Hector Carrasco, R ERA: 3.46	1.0		3	0	0	0	1	0	0	0	0	0	0	10	14	0.00	0.000					

Baltimore Orioles @ Toronto Blue Jays
SkyDome, Toronto, ON
Sat Jul 26 2003, 4:05 PM EDT
Att: 23,168 - Dome - 72 F

AB 33
R 2
H 7
RBI 2
BB 3
SO 8
LOB 15



Batter	1	2	3	4	5	6	7	8	9	AB	R	H	RBI	BB	SO	LOB	TOP										
1 Brian Roberts, S OBP: 0.359, SLG: 0.396										4	0	1	0	0	1	2	<p>Baltimore Orioles @ Toronto Blue Jays</p> <p>SkyDome, Toronto, ON</p> <p>Sun Jul 27 2003, 1:05 PM EDT</p> <p>Att: 21,787 - Cloudy - 72 F</p>										
Luis Matos, R OBP: 0.383, SLG: 0.498										4	0	0	0	0	1	2											
6 Melvin Mora, R OBP: 0.420, SLG: 0.523										4	0	0	0	0	3	0											
Jeff Conine, R OBP: 0.346, SLG: 0.491										3	0	0	0	0	0	0											
53 Carlos Mendez, R OBP: 0.241, SLG: 0.321										1	0	0	0	0	1	0											
31 Jay Gibbons, L OBP: 0.347, SLG: 0.475										3	0	0	0	0	0	0											
Tony Batista, R OBP: 0.287, SLG: 0.425										3	0	0	0	0	0	0											
Larry Bigbie, L OBP: 0.316, SLG: 0.371										3	1	1	1	0	0	1											
Deivi Cruz, R OBP: 0.275, SLG: 0.420										2	0	0	0	0	0	0											
Jose Morban, S OBP: 0.286, SLG: 0.333										0	0	0	0	1	0	0											
Brook Fordyce, R OBP: 0.313, SLG: 0.335										3	0	1	0	0	0	1											
Inning Stats	R: 0 E: 0 K: 2 S: 8	H: 0 LOB: 0 BB: 0 P: 12	R: 0 E: 0 K: 0 S: 5	H: 0 LOB: 0 BB: 0 P: 9	R: 0 E: 0 K: 1 S: 4	H: 0 LOB: 0 BB: 0 P: 7	R: 0 E: 0 K: 1 S: 8	H: 1 LOB: 0 BB: 0 P: 12	R: 0 E: 0 K: 0 S: 8	H: 0 LOB: 1 BB: 0 P: 11	R: 0 E: 0 K: 0 S: 5	H: 1 LOB: 1 BB: 0 P: 9	R: 0 E: 0 K: 1 S: 5	H: 0 LOB: 0 BB: 0 P: 8	R: 1 E: 0 K: 0 S: 13	H: 1 LOB: 1 BB: 1 P: 20	R: 0 E: 0 K: 2 S: 8	H: 0 LOB: 0 BB: 0 P: 11	1B: 2 2B: 1 3B: 0 HR: 1	SF: 0 SAC: 0 DP: 1 HBP: 0	WP: 0 PB: 0 SB: 0 CS: 0	PA: 31					
PITCHER	IP	WLS	BF	H	R	ER	SO	BB	IBB	HBP	BLK	WP	HR	S	P	ERA	WHIP										
32 Roy Halladay, R ERA: 3.29	7.0	W	23	2	0	0	4	0	0	0	0	0	0	43	68	0.00	0.286										
Aquilino Lopez, R ERA: 3.93	2.0		8	1	1	1	2	1	0	0	0	0	1	21	31	4.50	1.000										

Batter	1	2	3	4	5	6	7	8	9	AB	R	H	RBI	BB	SO	LOB	BOTTOM										
3 Reed Johnson, R OBP: 0.358, SLG: 0.443										4	0	2	1	0	1	2	<p>Baltimore Orioles @ Toronto Blue Jays</p> <p>SkyDome, Toronto, ON</p> <p>Sun Jul 27 2003, 1:05 PM EDT</p> <p>Att: 21,787 - Cloudy - 72 F</p>										
Eric Hinske, L OBP: 0.326, SLG: 0.435										4	0	1	0	1	1	4											
10 Vernon Wells, R OBP: 0.349, SLG: 0.582										4	2	2	3	1	0	2											
Carlos Delgado, L OBP: 0.420, SLG: 0.617										3	1	3	2	1	0	0											
Josh Phelps, R OBP: 0.345, SLG: 0.427										1	0	0	0	0	1	3											
Bobby Kielty, S OBP: 0.374, SLG: 0.433										4	1	0	0	1	1	4											
Greg Myers, L OBP: 0.409, SLG: 0.527										5	2	2	0	0	0	1											
Tom Wilson, R OBP: 0.350, SLG: 0.448										5	2	2	1	0	2	2											
Orlando Hudson, S OBP: 0.338, SLG: 0.397										4	1	2	1	0	2	1											
Mike Bordick, R OBP: 0.307, SLG: 0.389										3	1	1	2	1	1	1											
Inning Stats	R: 0 E: 0 K: 0 S: 11	H: 0 LOB: 2 BB: 2 P: 21	R: 1 E: 0 K: 1 S: 10	H: 2 LOB: 0 BB: 0 P: 15	R: 0 E: 0 K: 0 S: 11	H: 0 LOB: 0 BB: 0 P: 14	R: 7 E: 0 K: 3 S: 30	H: 7 LOB: 1 BB: 1 P: 50	R: 1 E: 0 K: 1 S: 12	H: 2 LOB: 2 BB: 1 P: 23	R: 1 E: 0 K: 0 S: 17	H: 2 LOB: 1 BB: 0 P: 23	R: 0 E: 0 K: 3 S: 21	H: 2 LOB: 3 BB: 1 P: 36	R: 0 E: 0 K: 1 S: 9	H: 0 LOB: 0 BB: 0 P: 15	1B: 9 2B: 4 3B: 0 HR: 2	SF: 0 SAC: 0 DP: 1 HBP: 1	WP: 0 PB: 0 SB: 0 CS: 1	PA: 43							
PITCHER	IP	WLS	BF	H	R	ER	SO	BB	IBB	HBP	BLK	WP	HR	S	P	ERA	WHIP										
Rodrigo Lopez, R ERA: 6.02	3.2	L	21	8	8	8	3	3	0	1	0	0	1	56	91	19.64	3.000										
Travis Driskill, R ERA: 5.52	2.1		13	5	2	2	2	1	0	0	0	0	1	35	55	7.71	2.571										
Buddy Groom, L ERA: 6.28	1.0		6	2	0	0	3	1	0	0	0	0	0	21	36	0.00	3.000										
Jorge Julio, R ERA: 3.66	1.0		3	0	0	0	1	0	0	0	0	0	0	9	15	0.00	0.000										

AB	30
R	1
H	3
RBI	1
BB	1
SO	6
LOB	6



Batter	1	2	3	4	5	6	7	8	9	AB	R	H	RBI	BB	SO	LOB	TOP					
1 Brian Roberts, S OBP: 0.352, SLG: 0.388	F8		G4-3		K		F7		B2-5-4	5	0	0	0	0	1	3						
Luis Matos, R OBP: 0.383, SLG: 0.496	2B		K			G3		P3	K	5	2	2	0	0	2	1						
Jeff Conine, R OBP: 0.348, SLG: 0.494	HR		K			F8		1B		4	2	2	1	0	1	1						
Tony Batista, R OBP: 0.289, SLG: 0.433	K				HR	G3		31 BB	31 WP	4	1	2	1	0	1	2						
31 Jay Gibbons, L OBP: 0.351, SLG: 0.485	HR				K					3	1	2	3	1	1	0						
53 Carlos Mendez, R OBP: 0.212, SLG: 0.281	F9				K		FC5-4			4	0	0	0	0	1	2						
Larry Bigbie, L OBP: 0.313, SLG: 0.365			G6-3		F7					4	1	1	0	0	0	0						
Deivi Cruz, R OBP: 0.275, SLG: 0.418			K		G5-3					4	0	1	0	0	2	0						
Brook Fordyce, R OBP: 0.313, SLG: 0.335			G5-3		F7					3	0	1	0	0	0	0						
Inning Stats	R: 3 E: 0 K: 1 S: 12	H: 3 LOB: 0 BB: 0 P: 21	R: 0 E: 0 K: 1 S: 10	H: 0 LOB: 0 BB: 0 P: 17	R: 0 E: 0 K: 2 S: 10	H: 0 LOB: 0 BB: 0 P: 16	R: 1 E: 0 K: 2 S: 10	H: 1 LOB: 0 BB: 0 P: 12	R: 0 E: 0 K: 1 S: 9	H: 0 LOB: 0 BB: 0 P: 14	R: 1 E: 0 K: 0 S: 12	H: 2 LOB: 1 BB: 0 P: 20	R: 0 E: 0 K: 1 S: 10	H: 1 LOB: 1 BB: 0 P: 16	R: 1 E: 0 K: 0 S: 19	H: 2 LOB: 1 BB: 1 P: 27	R: 1 E: 0 K: 1 S: 11	H: 2 LOB: 1 BB: 0 P: 14	1B: 8 2B: 1 3B: 0 HR: 2	SF: 0 SAC: 1 DP: 1 HBP: 0	WP: 1 PB: 0 CS: 1	PA: 38
PITCHER	IP	WLS	BF	H	R	ER	SO	BB	IBB	HBP	BLK	WP	HR	S	P	ERA	WHIP					
Johan Santana, L ERA: 3.49	5.2		23	6	5	5	7	0	0	0	0	0	2	62	99	7.94	1.059					
James Baldwin, R ERA: 2.0	1.1		5	1	0	0	1	0	0	0	0	0	0	11	17	0.00	0.750					
LaTroy Hawkins, R ERA: 2.63	1.0	L	5	2	1	1	0	1	0	0	0	1	0	19	27	9.00	3.000					
J.C. Romero, L ERA: 4.69	1.0		5	2	1	0	1	0	0	0	0	0	0	11	14	0.00	2.000					

Baltimore Orioles @ Minnesota Twins
Hubert H. Humphrey Metrodome, Minneapolis, MN
Tue Jul 29 2003, 8:05 PM EDT
Att: 20,742 - Dome - 72 F

AB 36
R 7
H 11
RBI 5
BB 1
SO 9
LOB 9



Batter	1	2	3	4	5	6	7	8	9	AB	R	H	RBI	BB	SO	LOB	BOTTOM					
Shannon Stewart, R OBP: 0.366, SLG: 0.466	G4-6-3		HR		F8		G6-4-3			4	1	2	0	1	0	2						
Luis Rivas, R OBP: 0.321, SLG: 0.367	G4-6-3		HR		E				F9	4	1	2	3	1	0	3						
Doug Mientkiewicz, L OBP: 0.371, SLG: 0.472	FC6-4		F7		G6-3					2	0	0	0	2	0	1						
Torii Hunter, R OBP: 0.322, SLG: 0.451	FC6-4				1B		F8			4	1	1	0	0	1	3						
A.J. Pierzynski, L OBP: 0.331, SLG: 0.458					G4-6-3		K		K	4	0	1	0	0	2	2						
Jacque Jones, L OBP: 0.331, SLG: 0.477					G4-6-3					3	0	0	0	0	1	1						
Matthew LeCroy, R OBP: 0.330, SLG: 0.482					G4-6-3					0	0	0	0	0	0	0						
Todd Sears, L OBP: 0.338, SLG: 0.387										1	0	0	0	0	0	2						
Michael Restovich, R OBP: 0.500, SLG: 0.750										4	1	2	0	0	1	0						
Chris Gomez, R OBP: 0.287, SLG: 0.362										4	1	1	0	0	0	2						
Cristian Guzman, S OBP: 0.281, SLG: 0.332										3	0	1	1	0	1	1						
Inning Stats	R: 0 E: 0 K: 0 S: 10	H: 1 LOB: 1 BB: 1 P: 17	R: 0 E: 0 K: 1 S: 6	H: 0 LOB: 0 BB: 0 P: 9	R: 2 E: 0 K: 1 S: 11	H: 2 LOB: 0 BB: 0 P: 20	R: 1 E: 0 K: 1 S: 10	H: 2 LOB: 0 BB: 0 P: 15	R: 1 E: 1 K: 0 S: 13	H: 2 LOB: 1 BB: 0 P: 15	R: 0 E: 0 K: 1 S: 5	H: 0 LOB: 0 BB: 0 P: 9	R: 1 E: 0 K: 0 S: 8	H: 2 LOB: 2 BB: 0 P: 10	R: 0 E: 0 K: 2 S: 12	H: 0 LOB: 2 BB: 2 P: 26	R: 0 E: 0 K: 0 S: 6	H: 1 LOB: 2 BB: 1 P: 16	1B: 6 2B: 3 3B: 0 HR: 1	SF: 0 SAC: 1 DP: 3 HBP: 0	WP: 0 PB: 0 CS: 0	PA: 38
PITCHER	IP	WLS	BF	H	R	ER	SO	BB	IBB	HBP	BLK	WP	HR	S	P	ERA	WHIP					
Rick Helling, R ERA: 5.47	6.0		24	7	4	4	4	1	0	0	0	0	0	14	26	6.75	3.000					
Hector Carrasco, R ERA: 3.77	1.1	W	7	2	1	1	1	2	0	0	0	0	0	3	4	0.00	0.000					
B.J. Ryan, L ERA: 5.67	0.1	H	1	0	0	0	1	0	0	0	0	0	0	3	6	0.00	0.000					
Kerry Ligtenberg, R ERA: 3.13	0.1	H	1	0	0	0	0	0	0	0	0	0	0	3	6	0.00	0.000					
Jorge Julio, R ERA: 3.57	1.0	S	5	1	0	0	0	1	0	0	0	0	0	6	16	0.00	2.000					

Baltimore Orioles @ Minnesota Twins
Hubert H. Humphrey Metrodome, Minneapolis, MN
Tue Jul 29 2003, 8:05 PM EDT
Att: 20,742 - Dome - 72 F

AB 33
R 5
H 10
RBI 4
BB 4
SO 6
LOB 17



Batter	1	2	3	4	5	6	7	8	9	AB	R	H	RBI	BB	SO	LOB	TOP									
1 Brian Roberts, S OBP: 0.391, SLG: 0.383										3	0	0	0	1	1	3	<p>Baltimore Orioles @ Minnesota Twins Hubert H. Humphrey Metrodome, Minneapolis, MN</p> <p>Wed Jul 30 2003, 8:05 PM EDT Att: 24,694 - Dome - 72 F</p> <p>livebaseballscorecards.com</p>									
Luis Matos, R OBP: 0.381, SLG: 0.491										4	0	1	1	0	1	1										
Jeff Conine, R OBP: 0.344, SLG: 0.489										4	0	0	0	0	1	2										
31 Jay Gibbons, L OBP: 0.350, SLG: 0.482										4	0	1	0	0	0	2										
Tony Batista, R OBP: 0.288, SLG: 0.431										4	0	1	0	0	1	1										
Larry Bigbie, L OBP: 0.302, SLG: 0.351										3	0	0	0	0	0	2										
Jose Leon, R OBP: 0.308, SLG: 0.182										1	0	0	0	0	0	0										
Brook Fordyce, R OBP: 0.307, SLG: 0.328										4	0	0	0	0	1	3										
Deivi Cruz, R OBP: 0.278, SLG: 0.423										3	1	2	0	0	1	0										
Jose Morban, S OBP: 0.292, SLG: 0.333										3	0	1	0	0	0	3										
Inning Stats	R: 0 E: 0 K: 2 S: 9	H: 0 LOB: 0 BB: 0 P: 14	R: 0 E: 0 K: 1 S: 11	H: 1 LOB: 1 BB: 0 P: 14	R: 0 E: 0 K: 1 S: 14	H: 1 LOB: 1 BB: 0 P: 22	R: 0 E: 0 K: 0 S: 6	H: 0 LOB: 0 BB: 0 P: 9	R: 0 E: 1 K: 1 S: 13	H: 1 LOB: 2 BB: 0 P: 16	R: 0 E: 0 K: 0 S: 9	H: 0 LOB: 0 BB: 0 P: 12	R: 0 E: 0 K: 0 S: 10	H: 1 LOB: 0 BB: 0 P: 12	R: 1 E: 0 K: 1 S: 12	H: 2 LOB: 2 BB: 1 P: 18	R: 0 E: 0 K: 0 S: 8	H: 0 LOB: 0 BB: 0 P: 13	1B: 5 2B: 1 3B: 0 HR: 0	SF: 0 SAC: 0 DP: 1 HBP: 0	WP: 0 PB: 1 SB: 0 CS: 0	PA: 34				
PITCHER	IP	WLS	BF	H	R	ER	SO	BB	IBB	HBP	BLK	WP	HR	S	P	ERA	WHIP									
Brad Radke, R ERA: 5.12	(1, 1)	7.1	W	29	6	1	1	5	1	0	0	0	0	0	79	110	1.23	0.955								
Juan Rincon, R ERA: 3.19	(8, 1)	0.1	H	1	0	0	0	1	0	0	0	0	0	3	4	0.00	0.000									
J.C. Romero, L ERA: 4.65	(8, 1)	0.1	H	1	0	0	0	0	0	0	0	0	0	2	3	0.00	0.000									
Eddie Guardado, L ERA: 3.35	(9, 1)	1.0		3	0	0	0	0	0	0	0	0	0	8	13	0.00	0.000									


Batter	1	2	3	4	5	6	7	8	9	AB	R	H	RBI	BB	SO	LOB	BOTTOM								
Shannon Stewart, R OBP: 0.368, SLG: 0.469										4	1	2	1	0	0	0	<p>Baltimore Orioles @ Minnesota Twins Hubert H. Humphrey Metrodome, Minneapolis, MN</p> <p>Wed Jul 30 2003, 8:05 PM EDT Att: 24,694 - Dome - 72 F</p> <p>livebaseballscorecards.com</p>								
Luis Rivas, R OBP: 0.323, SLG: 0.372										4	2	2	0	0	0	1									
Doug Mientkiewicz, L OBP: 0.373, SLG: 0.499										2	0	0	0	2	1	0									
Jacque Jones, L OBP: 0.332, SLG: 0.478										3	0	2	3	0	0	0									
Tori Hunter, R OBP: 0.319, SLG: 0.446										4	0	0	0	0	0	4									
A.J. Pierzynski, L OBP: 0.330, SLG: 0.454										3	0	0	0	1	1	2									
Michael Restovich, R OBP: 0.429, SLG: 0.714										3	1	1	0	0	1	2									
Denny Hocking, S OBP: 0.289, SLG: 0.358										2	0	0	0	0	0	0									
Cristian Guzman, S OBP: 0.282, SLG: 0.337										3	1	1	1	0	0	0									
Inning Stats	R: 2 E: 0 K: 0 S: 12	H: 3 LOB: 2 BB: 2 P: 23	R: 0 E: 0 K: 0 S: 7	H: 0 LOB: 0 BB: 0 P: 9	R: 1 E: 0 K: 0 S: 7	H: 1 LOB: 1 BB: 1 P: 18	R: 0 E: 0 K: 1 S: 9	H: 0 LOB: 0 BB: 0 P: 11	R: 0 E: 0 K: 1 S: 8	H: 0 LOB: 0 BB: 0 P: 14	R: 2 E: 0 K: 0 S: 11	H: 3 LOB: 0 BB: 0 P: 15	R: 0 E: 0 K: 0 S: 7	H: 1 LOB: 1 BB: 0 P: 12	R: 0 E: 0 K: 0 S: 7	H: 0 LOB: 0 BB: 0 P: 13		1B: 4 2B: 3 3B: 1 HR: 0	SF: 1 SAC: 1 DP: 2 HBP: 0	WP: 2 PB: 0 SB: 0 CS: 0	PA: 33				
PITCHER	IP	WLS	BF	H	R	ER	SO	BB	IBB	HBP	BLK	WP	HR	S	P	ERA	WHIP								
Sidney Ponson, R ERA: 3.77	(1, 1)	7.0	L	29	7	5	5	3	2	1	0	0	0	60	98	6.43	1.286								
Buddy Groom, L ERA: 6.07	(8, 1)	1.0		4	1	0	0	0	0	0	0	1	0	7	12	0.00	1.000								

AB 33
R 1
H 6
RBI 1
BB 1
SO 6
LOB 17



AB 28
R 5
H 8
RBI 5
BB 3
SO 3
LOB 9




Batter	1	2	3	4	5	6	7	8	9	AB	R	H	RBI	BB	SO	LOB	TOP			
18 Johnny Damon, L (1, 8) OBP: 0.340, SLG: 0.432	2-1 G4-3 S 1B	1-2 F8					2-2 G6-3			4	1	2	0	0	0	2				
Todd Walker, L (1, 4) OBP: 0.327, SLG: 0.417	0-2 F8		2-2 P6			0-0 F7	1-0 G3			4	0	0	0	0	0	2				
Nomar Garciaparra, R (1, 6) OBP: 0.363, SLG: 0.599	2-2 G4-3		1-1 G6-3			1-0 HR	0-0 F8			4	1	1	2	0	0	1				
Manny Ramirez, R (1, 10) OBP: 0.421, SLG: 0.580	2-0 HBP		3-3 K			0-1 1B		2-2 G5-3		3	0	1	0	0	1	0				
34 David Ortiz, L (1, 3) OBP: 0.363, SLG: 0.528	1-2 F8			2-2 G3		2-1 G3		0-1 G3-1		4	0	0	0	0	0	3				
Kevin Millar, R (1, 7)		0-2 S 1B		1-3 K		1-1 F8		1-2 K		4	0	1	0	0	2	0				
Trot Nixon, L (1, 9)		2-3 K		0-1 1B		1-3 K		3-2 G3		4	0	1	0	0	2	1	AB 33			
Jason Varitek, S (1, 2)		4-2 BB		0-0 G3		4-2 BB		0-2 G6-3		2	0	0	0	2	0	1	R 2			
Damian Jackson, R (1, 5)		1-1 P4		1-3 K		2-3 K		3-2 G5-3		4	0	0	0	0	2	3	H 6			
																	RBI 2			
																	BB 2			
																	SO 7			
																	LOB 13			
																				
Inning Stats	R: 0 E: 0 K: 0 S: 11	H: 1 LOB: 2 BB: 0 P: 18	R: 0 E: 0 K: 1 S: 17	H: 1 LOB: 2 BB: 1 P: 25	R: 0 E: 0 K: 1 S: 9	H: 0 LOB: 0 BB: 0 P: 15	R: 0 E: 0 K: 1 S: 9	H: 1 LOB: 1 BB: 0 P: 12	R: 2 E: 0 K: 1 S: 13	H: 3 LOB: 1 BB: 0 P: 19	R: 0 E: 0 K: 0 S: 5	H: 0 LOB: 0 BB: 0 P: 8	R: 0 E: 0 K: 1 S: 9	H: 0 LOB: 0 BB: 0 P: 12	R: 0 E: 0 K: 0 S: 11	H: 0 LOB: 0 BB: 0 P: 17	1B: 5 2B: 0 3B: 0 HR: 1	SF: 0 SAC: 0 DP: 0 HBP: 1	WP: 0 PB: 0 SB: 2 CS: 0	PA: 36
PITCHER	IP WLS BF H R ER SO BB IBB HBP BLK WP HR S P ERA WHIP																			
Rodrigo Lopez, R (1, 1) ERA: 5.82	6.0 W 27 6 2 2 6 2 0 0 0 0 0 1 77 115 3.00 1.333																			
Buddy Groom, L (7, 1) ERA: 5.93	0.2 2 0 0 0 0 0 0 0 0 0 0 0 4 7 0.00 0.000																			
Hector Carrasco, R (7, 1) ERA: 4.32	1.1 4 0 0 0 1 0 0 0 0 0 0 0 10 13 0.00 0.000																			
Eric DuBose, L (9, 1) ERA: 1.54	1.0 3 0 0 0 0 0 0 0 0 0 0 0 11 17 0.00 0.000																			

Boston Red Sox @ Baltimore Orioles
 Oriole Park at Camden Yards, Baltimore, MD
 Sat Aug 02 2003, 7:05 PM EDT
 Att: 49,334 - Cloudy - 90 F

AB 33
 R 2
 H 6
 RBI 2
 BB 2
 SO 7
 LOB 13



Batter	1	2	3	4	5	6	7	8	9	AB	R	H	RBI	BB	SO	LOB	BOTTOM			
1 Brian Roberts, S (1, 4) OBP: 0.350, SLG: 0.381	2-1 F7	1-2 G3-1				1-3 K	0-0 HR	0-1 FC6-4		5	1	2	1	0	1	1				
Luis Matos, R (1, 8) OBP: 0.397, SLG: 0.482	1-3 K		0-1 G5-3			1-3 K	2-2 HR	1-2 FC6-4		5	2	1	2	0	2	1				
Jeff Conine, R (1, 3) OBP: 0.346, SLG: 0.489	2-1 31 2B		0-1 G1-3			1-1 31 1B	1-1 G1-3	1-1 31 1B		5	3	3	0	0	0	0				
31 Jay Gibbons, L (1, 9) OBP: 0.361, SLG: 0.505	1-1 E2		4-1 BB			1-0 SH1-4	0-1 1B	0-0 1B		4	2	4	1	1	0	0				
Tony Batista, R (1, 5) OBP: 0.288, SLG: 0.422	4-0 BB		1-0 F8			2-2 G5-3	1-0 P3	2-0 G5-3		4	1	1	1	1	0	4				
Larry Bigbie, L (1, 7) OBP: 0.337, SLG: 0.379	2-1 F7			3-3 K		0-1 SH1-4	2-2 E	0-0 FC6-4		4	0	2	1	0	1	2				
Deivi Cruz, R (1, 6) OBP: 0.280, SLG: 0.430		0-0 G6-3		0-1 G6-4-3		4-0 1B	1-1 E5	3-0 FC6-4		4	1	1	1	1	0	3	AB 39			
Brook Fordyce, R (1, 2) OBP: 0.311, SLG: 0.328		2-1 FC5-4		1-0 G6-4-3		1-2 G5-3	1-2 L7			4	0	1	1	0	0	5	R 11			
Jose Morban, S (1, 10) OBP: 0.258, SLG: 0.286		1-2 FC5-4			1-2 G6-3	1-1 1B	1-3 K			4	1	1	2	0	1	3	H 16			
																	RBI 10			
																	BB 3			
																	SO 5			
																	LOB 19			
																				
Inning Stats	R: 1 E: 1 K: 1 S: 11	H: 2 LOB: 2 BB: 1 P: 23	R: 0 E: 0 K: 0 S: 9	H: 1 LOB: 1 BB: 0 P: 14	R: 0 E: 0 K: 0 S: 6	H: 0 LOB: 1 BB: 1 P: 11	R: 0 E: 0 K: 1 S: 7	H: 1 LOB: 0 BB: 0 P: 11	R: 0 E: 0 K: 2 S: 11	H: 0 LOB: 0 BB: 0 P: 14	R: 7 E: 0 K: 0 S: 19	H: 6 LOB: 0 BB: 1 P: 30	R: 1 E: 1 K: 1 S: 15	H: 2 LOB: 2 BB: 0 P: 23	R: 2 E: 0 K: 0 S: 11	H: 4 LOB: 2 BB: 0 P: 15	1B: 12 2B: 3 3B: 0 HR: 1	SF: 0 SAC: 1 DP: 1 HBP: 0	WP: 0 PB: 0 SB: 1 CS: 0	PA: 43
PITCHER	IP WLS BF H R ER SO BB IBB HBP BLK WP HR S P ERA WHIP																			
Derek Lowe, R (1, 1) ERA: 4.96	5.2 L 27 8 6 5 4 2 0 0 0 0 0 0 1 6 8 54.00 6.000																			
50 Mike Timlin, R (6, 1) ERA: 3.62	0.1 3 2 2 2 0 0 0 0 0 0 0 0 1 6 8 54.00 6.000																			
Todd Jones, R (7, 1) ERA: 7.98	1.0 6 2 1 1 1 0 0 0 0 0 0 0 15 23 9.00 2.000																			
Ramiro Mendoza, R (8, 1) ERA: 7.07	1.0 7 4 2 2 0 0 0 0 0 0 0 0 11 15 18.00 4.000																			

Boston Red Sox @ Baltimore Orioles
 Oriole Park at Camden Yards, Baltimore, MD
 Sat Aug 02 2003, 7:05 PM EDT
 Att: 49,334 - Cloudy - 90 F

AB 39
 R 11
 H 16
 RBI 10
 BB 3
 SO 5
 LOB 19



Batter	1	2	3	4	5	6	7	8	9	AB	R	H	RBI	BB	SO	LOB	TOP								
18 Johnny Damon, L (1.8) OBP: 0.341, SLG: 0.437	1-1 G6-3		4-2 PO BB		2-1 HR		1-2 P3		1-3 K	4	1	1	1	1	1	0	Boston Red Sox @ Baltimore Orioles Oriole Park at Camden Yards, Baltimore, MD Sun Aug 03 2003, 1:35 PM EDT Att: 42,085 - Cloudy - 90 F								
Todd Walker, L (1.4) OBP: 0.326, SLG: 0.414	3-2 K		3-1 P4		1-2 1B		1-1 G6-3		3-2 G6-3	5	0	1	0	0	1										
Nomar Garciaparra, R (1.6) OBP: 0.360, SLG: 0.554	1-2 G5-3		1-1 F9		0-0 P3		0-0 G5-3			4	0	0	0	0	2										
Manny Ramirez, R (1.10) OBP: 0.420, SLG: 0.576		0-1 G5-3	0-1 PO		3-2 1B HBP		2-3 K		2-2 P4	3	0	0	0	0	1										
34 David Ortiz, L (1.3) OBP: 0.368, SLG: 0.557		1-0			2-2 F8		2-2 HR		2-2 HR	4	2	3	2	0	0	1									
Kevin Millar, R (1.7) Gabe Kapler, R (8.7) OBP: 0.354, SLG: 0.500 OBP: 0.326, SLG: 0.362	3-3 K		3-2 2B		3-2 1B		0-1 G5-3		0-3 K	4	0	1	0	0	2	1									
Trot Nixon, L (1.9) OBP: 0.407, SLG: 0.593	3-3 K		0-0 P4		1-2 HR		1-2 HR		1-0 F7	4	1	1	1	0	1	3									
Bill Mueller, S (1.5) OBP: 0.402, SLG: 0.584			0-1 HR		2-3 K		2-3 K		1-1 HR	4	2	2	1	0	2	2									
Doug Mirabeli, R (1.2) OBP: 0.273, SLG: 0.417			2-2 HR		1-1 G6-3		1-1 F7		0-3 K	4	1	1	2	0	1	0									
Inning Stats	R: 0 E: 0 K: 1 S: 10	H: 0 LOB: 0 BB: 0 P: 15	R: 0 E: 0 K: 2 S: 10	H: 1 LOB: 1 BB: 0 P: 17	R: 2 E: 0 K: 0 S: 13	H: 2 LOB: 0 BB: 1 P: 23	R: 0 E: 0 K: 1 S: 15	H: 1 LOB: 2 BB: 0 P: 25	R: 1 E: 0 K: 1 S: 11	H: 2 LOB: 1 BB: 0 P: 17	R: 2 E: 0 K: 1 S: 14	H: 2 LOB: 0 BB: 0 P: 20	R: 0 E: 0 K: 0 S: 6	H: 0 LOB: 0 BB: 0 P: 8	R: 1 E: 0 K: 1 S: 13	H: 1 LOB: 0 BB: 0 P: 18		R: 1 E: 0 K: 2 S: 11	H: 1 LOB: 0 BB: 0 P: 16	1B: 3 2B: 1 3B: 0 HR: 6	SF: 0 SAC: 0 DP: 0 HBP: 1	WP: 0 PB: 0 SB: 0 CS: 0	PA: 39		
PITCHER	IP	WLS	BF	H	R	ER	SO	BB	IBB	HBP	BLK	WP	HR	S	P	ERA	WHIP								
Rick Helling, R (1.1) ERA: 5.97	6.0	L	27	8	5	5	6	1	0	1	0	0	4	73	117	7.50	1.500								
Travis Dinkell, R (7.1) ERA: 5.55	1.0		3	0	0	0	0	0	0	0	0	0	0	6	8	0.00	0.000								
Kerry Ligtenberg, R (8.1) ERA: 3.43	1.1		6	2	2	2	2	0	0	0	0	0	2	18	24	13.50	1.500								
B.J. Ryan, L (9.1) ERA: 5.46	0.2		2	0	0	0	1	0	0	0	0	0	0	6	10	0.00	0.000								

AB 36
R 7
H 10
RBI 7
BB 1
SO 9
LOB 11



Batter	1	2	3	4	5	6	7	8	9	AB	R	H	RBI	BB	SO	LOB	BOTTOM								
1 Brian Roberts, S (1.4) OBP: 0.354, SLG: 0.387	1-2 G4-3		0-1 G1-3			2-2 F8 SF7	4-2 BB		1-2 1B	4	1	2	1	1	0	0	Boston Red Sox @ Baltimore Orioles Oriole Park at Camden Yards, Baltimore, MD Sun Aug 03 2003, 1:35 PM EDT Att: 42,085 - Cloudy - 90 F								
Luis Matos, R (1.8) OBP: 0.364, SLG: 0.488	0-2 P3		0-2 HR		1-2 F8	2-1 G1-3		3-H 2-2 F9	5	1	1	1	0	0	3										
Jeff Conine, R (1.3) OBP: 0.345, SLG: 0.487	1-1 31 BB HBP		2-3 K		2-2 SF7			0-1 F9	2	0	0	1	0	1	0										
31 Jay Gibbons, L (1.9) OBP: 0.362, SLG: 0.504	4-2 BB				1-3 K	1-2 WP 1B		0-2 L4	3	1	1	0	1	1	0										
Tony Batista, R (1.5) OBP: 0.287, SLG: 0.421	1-0 F8				0-2 G6-3	1 SAFE 3-1 BB 1B		1-1 F9	4	0	1	1	0	0	2										
Larry Bigbie, L (1.7) OBP: 0.343, SLG: 0.378			0-0 G3		0-3 K	1-H 4-1 BB		1-2 BB	3	1	1	0	1	1	0										
Deivi Cruz, R (1.6) OBP: 0.280, SLG: 0.428			2-2 G6-3		1-1 G2-3	0-0 F7		0-2 G4-3 1B	4	1	1	0	0	0	2										
Robert Machado, R (1.2) OBP: 0.429, SLG: 0.526			0-0 F7		0-3 K			1-2 F9	4	0	0	0	0	1	2										
Jose Morban, S (1.10) OBP: 0.229, SLG: 0.250			2-3 K		2-2 F8			2-2 G4-3	4	0	0	1	0	2	1										
Inning Stats	R: 0 E: 0 K: 0 S: 11	H: 0 LOB: 2 BB: 1 P: 18	R: 0 E: 0 K: 0 S: 6	H: 0 LOB: 0 BB: 0 P: 8	R: 1 E: 0 K: 2 S: 12	H: 1 LOB: 0 BB: 0 P: 16	R: 0 E: 0 K: 2 S: 9	H: 0 LOB: 0 BB: 0 P: 10	R: 0 E: 0 K: 1 S: 8	H: 0 LOB: 0 BB: 0 P: 11	R: 2 E: 0 K: 0 S: 17	H: 3 LOB: 2 BB: 1 P: 30	R: 0 E: 0 K: 1 S: 12	H: 0 LOB: 1 BB: 1 P: 23	R: 0 E: 0 K: 0 S: 7	H: 0 LOB: 0 BB: 0 P: 8		R: 2 E: 0 K: 0 S: 19	H: 3 LOB: 1 BB: 0 P: 25	1B: 5 2B: 1 3B: 0 HR: 1	SF: 1 SAC: 0 DP: 0 HBP: 1	WP: 1 PB: 0 SB: 0 CS: 0	PA: 38		
PITCHER	IP	WLS	BF	H	R	ER	SO	BB	IBB	HBP	BLK	WP	HR	S	P	ERA	WHIP								
49 Tim Wakefield, R (1.1) ERA: 4.18	5.2	W	23	4	3	3	5	1	0	1	0	0	1	61	87	4.76	0.882								
Scott Sauback, L (6.1) ERA: 3.8	0.0		1	0	0	0	0	1	0	0	0	0	0	1	5	-	-								
Scott Williamson, R (6.1) ERA: 3.07	0.2	H	2	0	0	0	0	0	0	0	0	0	0	4	6	0.00	0.000								
Alan Embree, L (7.1) ERA: 4.2	0.2	H	3	0	0	0	1	1	0	0	0	0	0	9	18	0.00	1.500								
Byung-Hyun Kim, R (8.1) ERA: 3.46	2.0	S	9	3	2	2	0	0	0	0	0	0	0	26	33	9.00	1.500								

AB 33
R 5
H 7
RBI 5
BB 3
SO 6
LOB 10




Batter	1	2	3	4	5	6	7	8	9	AB	R	H	RBI	BB	SO	LOB	TOP										
Shannon Stewart, R OBP: 0.373, SLG: 0.483	L6		F9		K		1B BB		K	4	0	0	0	1	2	1	Minnesota Twins @ Baltimore Orioles Oriole Park at Camden Yards, Baltimore, MD Mon Aug 04 2003, 7:05 PM EDT Att: 24,077 - Cloudy - 83 F										
Chris Gomez, R OBP: 0.276, SLG: 0.347	L6		G6-3			G1-3	F9		P4	5	0	0	0	0	0	1											
Doug Mientkiewicz, L OBP: 0.387, SLG: 0.478			G2-3			1B WP FC3-2 BB	1B			3	1	2	1	1	0	0											
Corey Koskie, L OBP: 0.394, SLG: 0.500					K	FC3-2 BB E	1B		FC6-4 BB	3	1	2	0	1	1	0											
Tori Hunter, R OBP: 0.316, SLG: 0.438	G6-3		G6-3		G6-3	FC3-2 BB E	FC6-4		FC6-4	3	1	0	0	1	0	4											
Jacque Jones, L OBP: 0.332, SLG: 0.466					K	FC3-2 BB E			K	4	0	1	0	0	2	3											
A.J. Pierzynski, L OBP: 0.341, SLG: 0.467			SH2-3			G5-4-3 BB	E4		K	3	0	1	0	0	1	1											
Michael Restovich, R OBP: 0.414, SLG: 0.520			G5-3			G5-4-3 BB	G4-3		G5-3	4	0	0	0	0	0	4											
Cristian Guzman, S OBP: 0.296, SLG: 0.344			G5-3						P4	3	0	0	0	1	0	1											
Inning Stats	R: 1 E: 0 K: 0 S: 10	H: 2 LOB: 1 BB: 0 P: 15	R: 0 E: 0 K: 0 S: 7	H: 1 LOB: 1 BB: 0 P: 9	R: 0 E: 0 K: 2 S: 4	H: 0 LOB: 0 BB: 0 P: 6	R: 0 E: 0 K: 2 S: 10	H: 0 LOB: 0 BB: 0 P: 17	R: 0 E: 0 K: 1 S: 7	H: 1 LOB: 1 BB: 1 P: 15	R: 2 E: 1 K: 0 S: 14	H: 1 LOB: 2 BB: 2 P: 31	R: 0 E: 0 K: 0 S: 11	H: 1 LOB: 3 BB: 2 P: 26	R: 0 E: 0 K: 2 S: 11	H: 0 LOB: 0 BB: 0 P: 14		R: 0 E: 0 K: 1 S: 9	H: 0 LOB: 0 BB: 0 P: 15	1B: 4 2B: 1 3B: 0 HR: 1	SF: 0 SAC: 1 DP: 1 HBP: 0	WP: 1 PB: 0 SB: 0 CS: 0	PA: 38				
PITCHER	IP	WLS	BF	H	R	ER	SO	BB	IBB	HBP	BLK	WP	HR	S	P	ERA	WHIP										
Damian Moss, L ERA: 4.51	(1, 1)	6.2	L	31	6	3	1	3	4	1	0	0	1	61	116	1.35	1.500										
Eric DuBose, L ERA: 1.29	(7, 1)	2.1		7	0	0	0	3	0	0	0	0	0	22	32	0.00	0.000										

AB	32
R	3
H	6
RBI	1
BB	5
SO	6
LOB	15



Batter	1	2	3	4	5	6	7	8	9	AB	R	H	RBI	BB	SO	LOB	BOTTOM										
1 Brian Roberts, S OBP: 0.348, SLG: 0.380	F8		G6-3		K		G4-6-3		P4	5	0	0	0	0	1	4	Minnesota Twins @ Baltimore Orioles Oriole Park at Camden Yards, Baltimore, MD Mon Aug 04 2003, 7:05 PM EDT Att: 24,077 - Cloudy - 83 F										
Luis Matos, R OBP: 0.370, SLG: 0.496			K			G1-3 BB 31 G4-3			1B	4	1	3	0	0	1	0											
Jeff Conine, R OBP: 0.342, SLG: 0.482	1B					G1-3			1B	4	0	0	0	0	0	3											
31 Jay Gibbons, L OBP: 0.361, SLG: 0.508	F8		F8			G1-3			1B	4	1	1	2	0	0	2											
Tony Batista, R OBP: 0.291, SLG: 0.422					HR	G4-3			F7	4	1	1	2	0	0	2											
Larry Bigbie, L OBP: 0.340, SLG: 0.372					F9	G4-3			1B	3	0	2	0	1	0	0											
Larry Bigbie, L OBP: 0.340, SLG: 0.372					F9	G4-3			1B	3	0	2	0	1	0	0											
Larry Bigbie, L OBP: 0.340, SLG: 0.372					G1-3	G4-3			1B	4	0	1	0	0	1	3											
Deivi Cruz, R OBP: 0.277, SLG: 0.423					G3				F7	4	0	0	0	0	0	2											
Brook Fordyce, R OBP: 0.310, SLG: 0.327									F7	4	0	0	0	0	0	2											
Jose Morban, S OBP: 0.263, SLG: 0.265									F7	2	0	1	0	0	0	2											
Jose Leon, R OBP: 0.375, SLG: 0.286									1B	1	0	1	0	0	0	0											
Inning Stats	R: 0 E: 0 K: 0 S: 14	H: 1 LOB: 1 BB: 0 P: 18	R: 0 E: 0 K: 1 S: 16	H: 1 LOB: 2 BB: 1 P: 23	R: 0 E: 0 K: 1 S: 9	H: 0 LOB: 0 BB: 0 P: 12	R: 1 E: 0 K: 0 S: 13	H: 1 LOB: 0 BB: 0 P: 16	R: 0 E: 0 K: 1 S: 7	H: 0 LOB: 0 BB: 0 P: 11	R: 1 E: 0 K: 0 S: 7	H: 2 LOB: 1 BB: 0 P: 10	R: 0 E: 0 K: 0 S: 16	H: 2 LOB: 1 BB: 0 P: 20	R: 0 E: 0 K: 1 S: 13	H: 2 LOB: 2 BB: 0 P: 17	R: 0 E: 0 K: 1 S: 14	H: 1 LOB: 1 BB: 0 P: 26	1B: 8 2B: 1 3B: 0 HR: 1	SF: 0 SAC: 0 DP: 1 HBP: 1	WP: 0 PB: 0 SB: 0 CS: 0	PA: 37					
PITCHER	IP	WLS	BF	H	R	ER	SO	BB	IBB	HBP	BLK	WP	HR	S	P	ERA	WHIP										
Brad Radke, R ERA: 5.02	(1, 1)	6.1	W	27	7	2	2	3	1	0	1	0	0	77	103	2.84	1.263										
LaTroy Hawkins, R ERA: 2.43	(7, 1)	1.2	H	6	2	0	0	1	0	0	0	0	0	18	24	0.00	1.200										
Eddie Guardado, L ERA: 3.2	(9, 1)	1.0	S	4	1	0	0	1	0	0	0	0	0	14	26	0.00	1.000										

AB	35
R	2
H	10
RBI	2
BB	1
SO	5
LOB	18



Batter	1	2	3	4	5	6	7	8	9	AB	R	H	RBI	BB	SO	LOB	TOP										
Shannon Stewart, R (1, 7) OBP: 0.373, SLG: 0.482	1-1 FC4-6 WP 1B		1-1 G6-3		1-1 SAFE 1-2 3-H 1B		0-0 G4-3		3-2 F8	5	0	2	2	0	0	2	Minnesota Twins @ Baltimore Orioles Oriole Park at Camden Yards, Baltimore, MD Tue Aug 05 2003, 7:05 PM EDT Att: 26,031 - Cloudy - 85 F										
Luis Rivas, R (1, 4) OBP: 0.325, SLG: 0.378	0-3 K		2-2 G6-3		3-2 G4-3		2-3 3-H 0-0 P6			4	0	0	0	0	1	4											
Doug Mientkiewicz, L (1, 3) OBP: 0.389, SLG: 0.476	4-1 FC4-6 BB			1-1 F8		2-2 L7		4-2 BB		2	0	0	0	2	0	0											
Corey Koskie, L (1, 5) OBP: 0.392, SLG: 0.500	2-2 FC4-6 1-2 2-3			0-1 F8		1-2 2B		2-3 BB		4	0	1	0	0	1	3											
Tori Hunter, R (1, 8) OBP: 0.314, SLG: 0.434	1-2 G1-3			0-1 F9		0-0 L6		0-0 P3		4	0	0	0	0	0	4											
Jacque Jones, L (1, 10) OBP: 0.332, SLG: 0.464 Matthew LeCroy, R (8, PH) OBP: 0.332, SLG: 0.480		0-0 F7			3-1 G3 S 1B		0-0 F7		2-1 F8	3	1	1	0	0	0	1											
A.J. Pierzynski, L (1, 2) OBP: 0.340, SLG: 0.464		1-2 F7			1-0 G3		2-0 SH2-4 G4-3 1B		0-1 F8	4	1	1	0	0	0	1											
Michael Restovich, R (1, 9) OBP: 0.455, SLG: 0.519		1-2 G1-3			4-2 1B BB		4-2 G4-3 SH2-4 BB		2-2 G4-1 1B	2	0	1	0	2	0	0											
Cristian Guzman, S (1, 6) OBP: 0.294, SLG: 0.342 Todd Sears, L (9, PH) OBP: 0.329, SLG: 0.375			0-1 F7		2-0 P5		1-0 SH2-4		0-1 G4-1	2	0	0	0	0	0	2											
Inning Stats	R: 0 E: 0 K: 1 S: 16	H: 1 LOB: 2 BB: 1 P: 24	R: 0 E: 0 K: 0 S: 9	H: 0 LOB: 0 BB: 0 P: 11	R: 0 E: 0 K: 0 S: 7	H: 0 LOB: 0 BB: 0 P: 10	R: 0 E: 0 K: 0 S: 6	H: 0 LOB: 0 BB: 0 P: 7	R: 1 E: 0 K: 0 S: 12	H: 2 LOB: 2 BB: 1 P: 26	R: 0 E: 0 K: 0 S: 8	H: 1 LOB: 1 BB: 0 P: 11	R: 1 E: 0 K: 0 S: 6	H: 1 LOB: 1 BB: 1 P: 13	R: 0 E: 0 K: 1 S: 8	H: 0 LOB: 1 BB: 1 P: 16		R: 0 E: 0 K: 0 S: 12	H: 1 LOB: 1 BB: 0 P: 17	1B: 5 2B: 1 3B: 0 HR: 0	SF: 0 SAC: 1 DP: 0 HBP: 0	WP: 1 PB: 0 SB: 2 CS: 0	PA: 37				
PITCHER	IP	WLS	BF	H	R	ER	SO	BB	IBB	HBP	BLK	WP	HR	S	P	ERA	WHIP										
Jason Johnson, R (1, 1) ERA: 3.94	6.0	W	26	5	2	2	1	3	0	0	0	1	0	61	98	3.00	1.333										
Hector Carrasco, R (7, 1) ERA: 4.08	1.0	H	3	0	0	0	0	0	0	0	0	0	0	3	4	0.00	0.000										
B.J. Ryan, L (8, 1) ERA: 5.34	0.2	H	3	0	0	0	1	1	0	0	0	0	0	6	12	0.00	1.500										
Kerry Ligtenberg, R (8, 1) ERA: 3.4	0.1	H	1	0	0	0	0	0	0	0	0	0	0	2	4	0.00	0.000										
Jorge Julio, R (9, 1) ERA: 3.5	1.0	S	4	1	0	0	0	0	0	0	0	0	0	12	17	0.00	1.000										

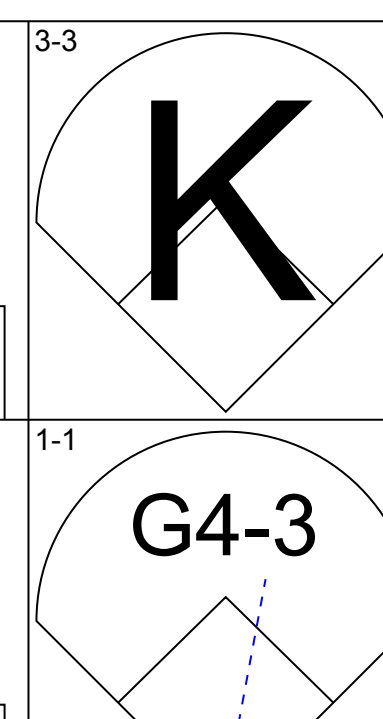
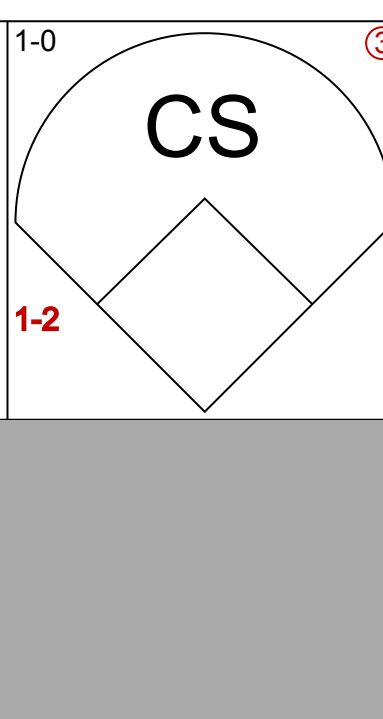
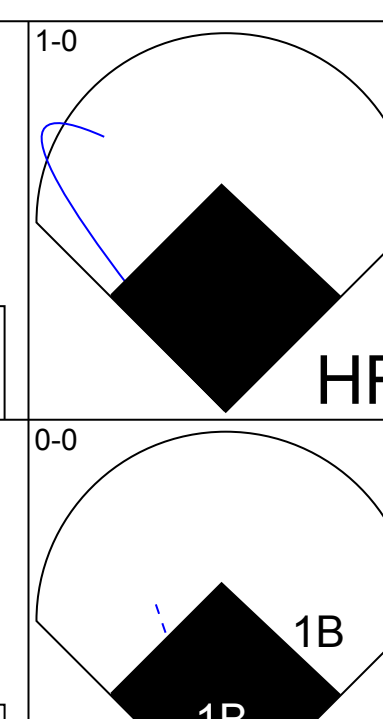
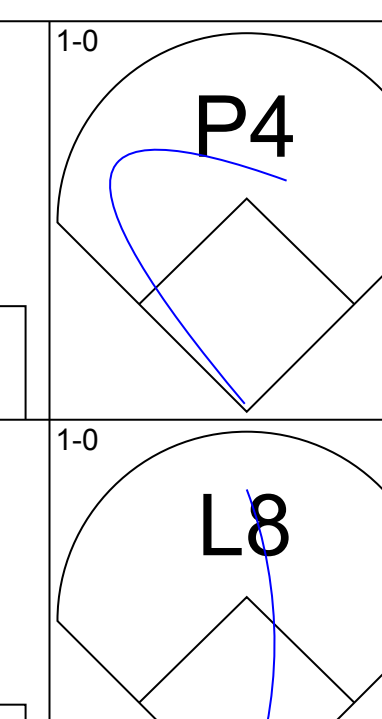
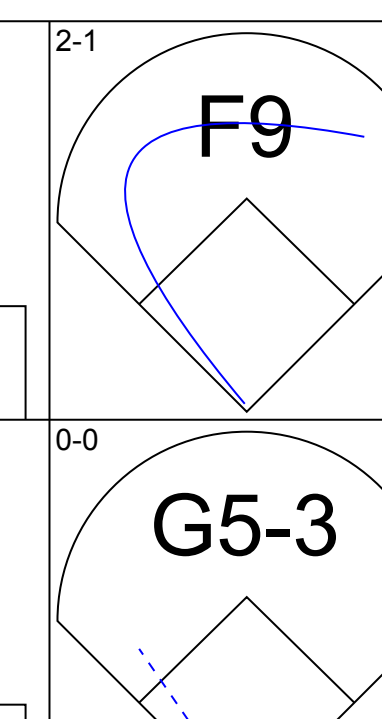
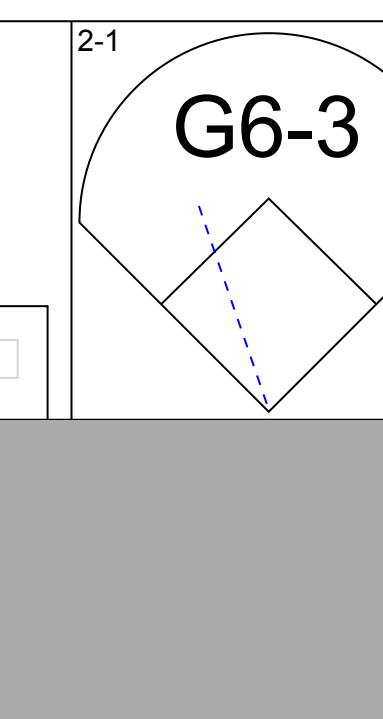
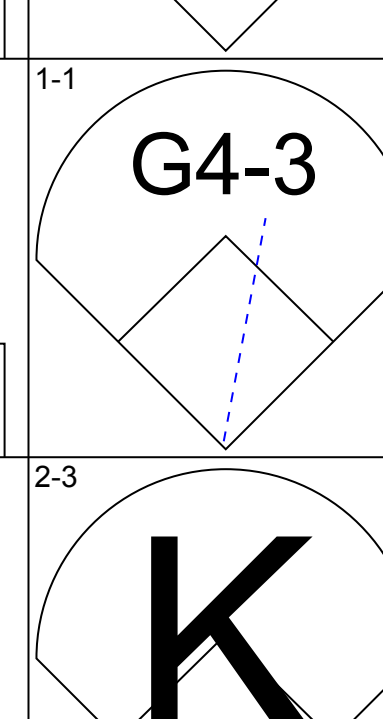
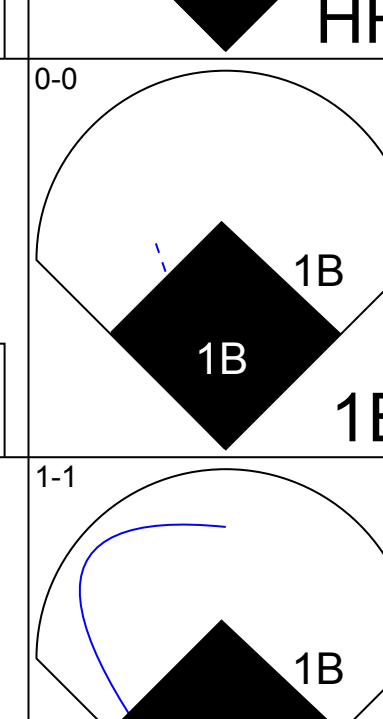
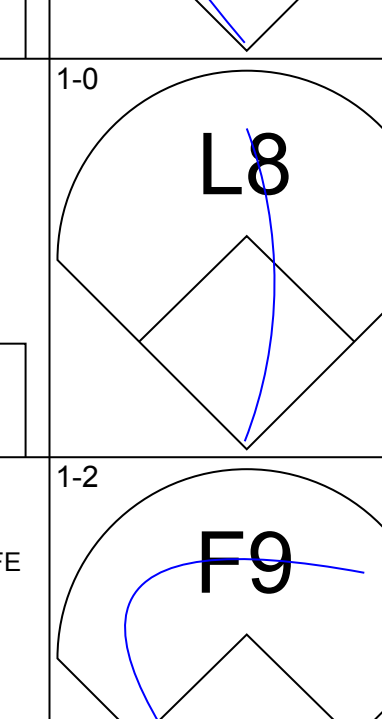
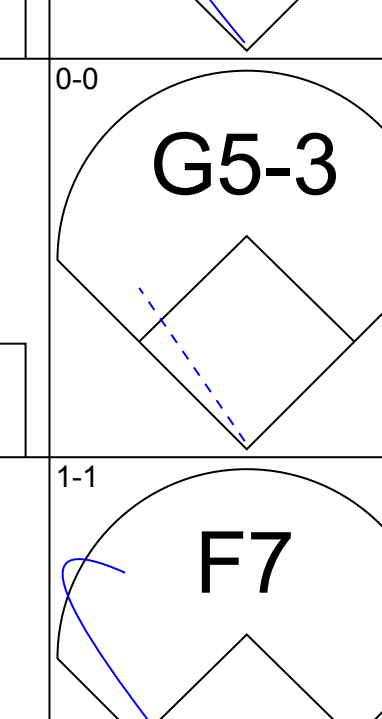
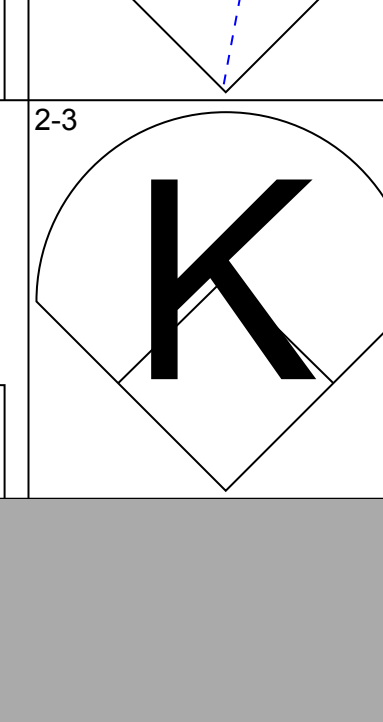
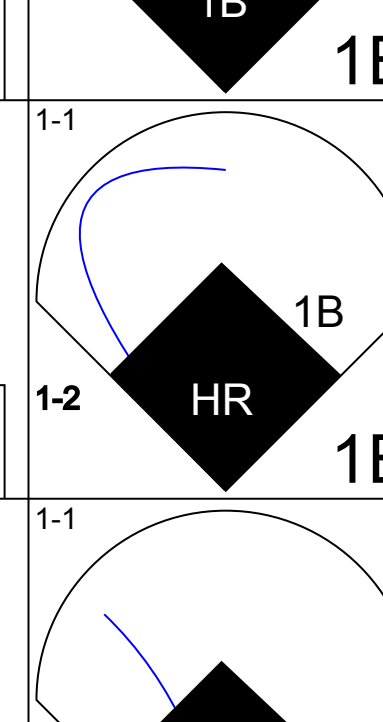
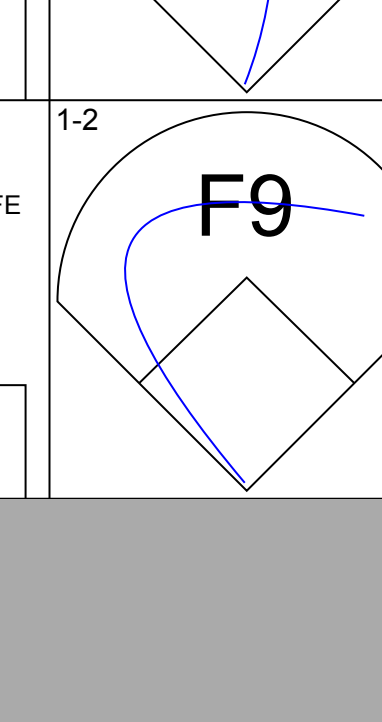
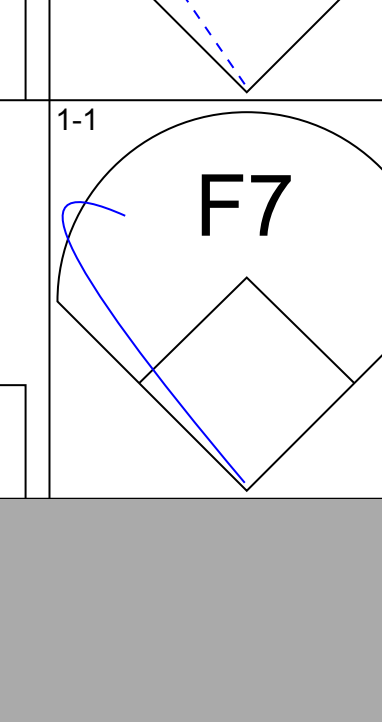
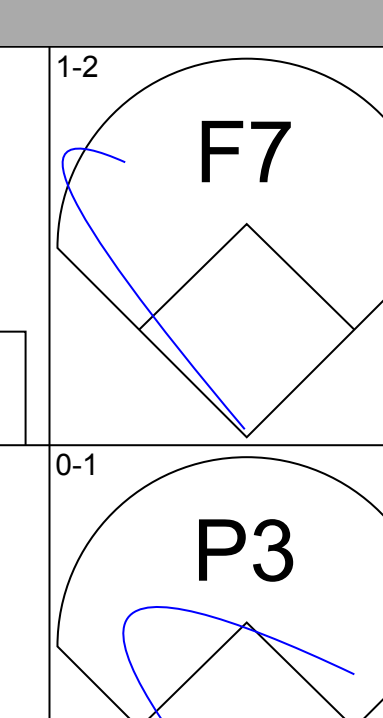
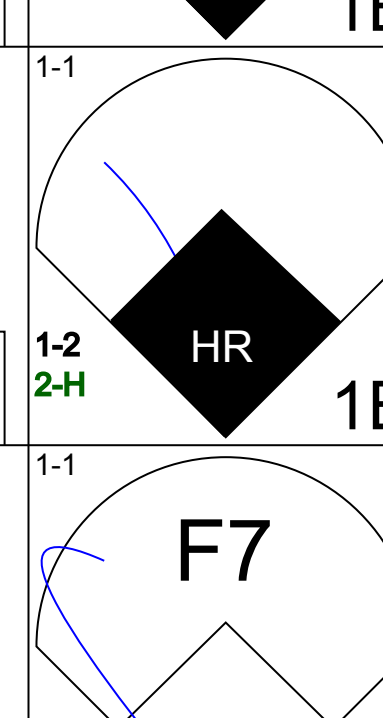
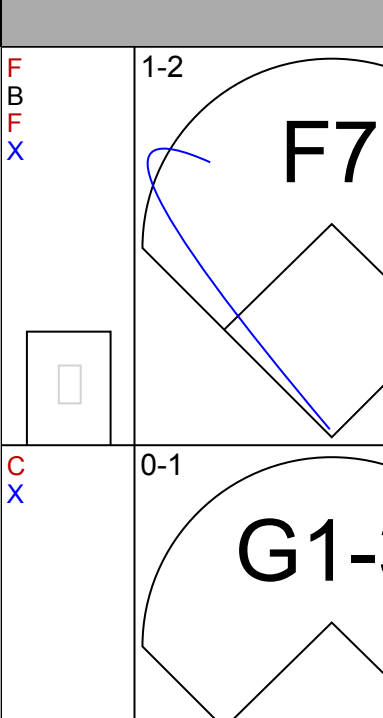
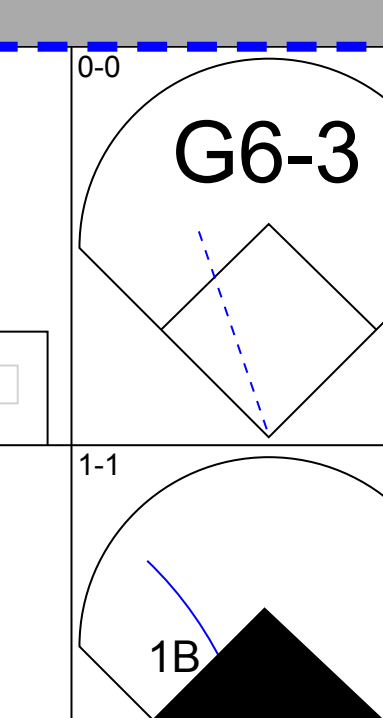
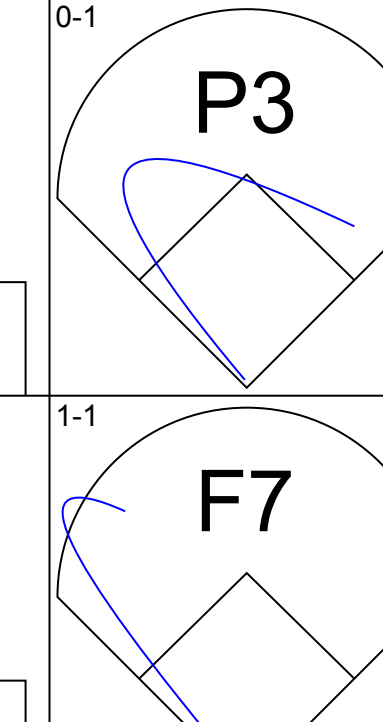
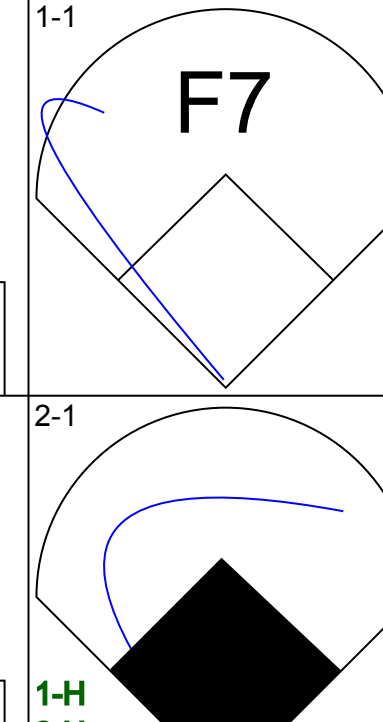
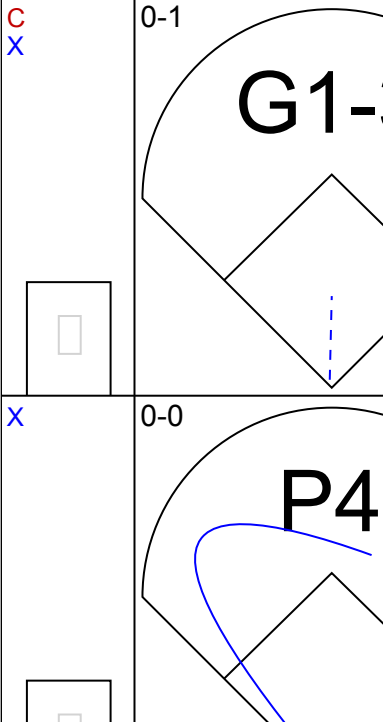
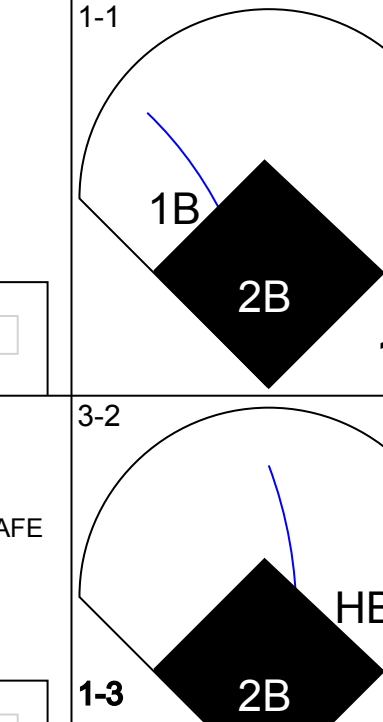
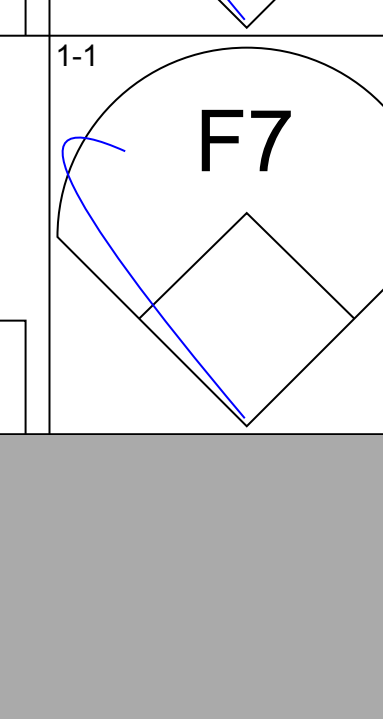
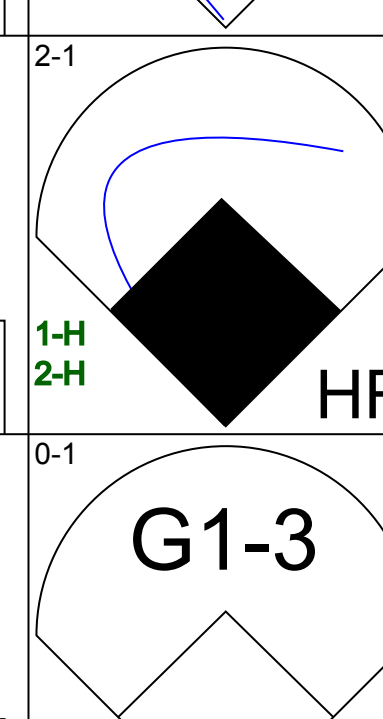
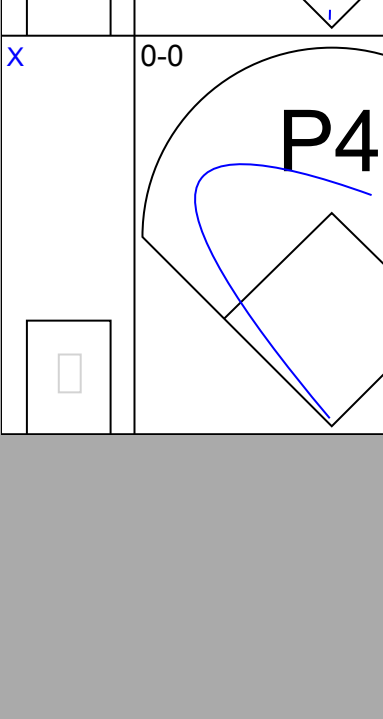
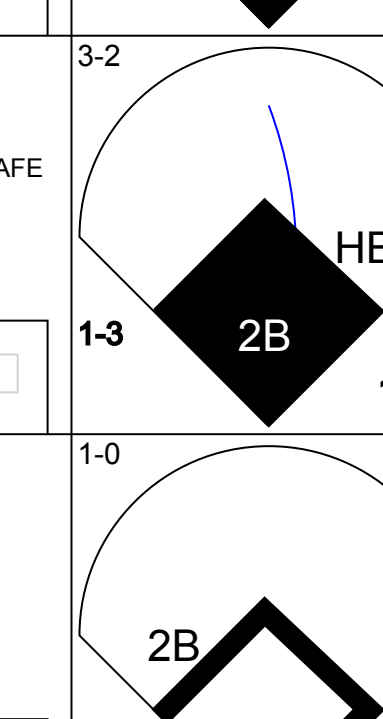
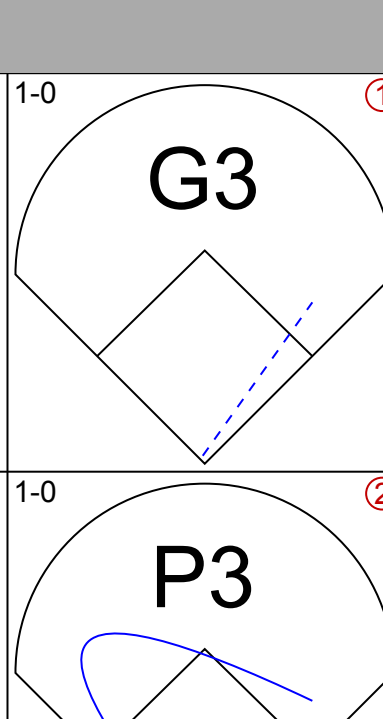
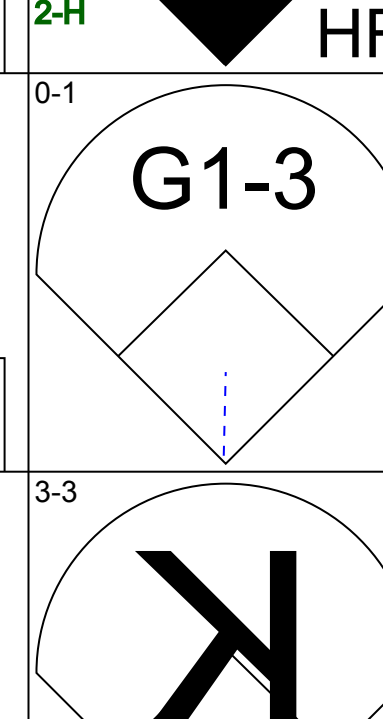
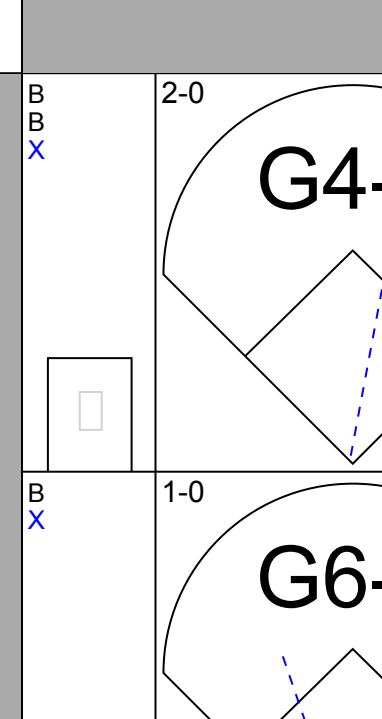
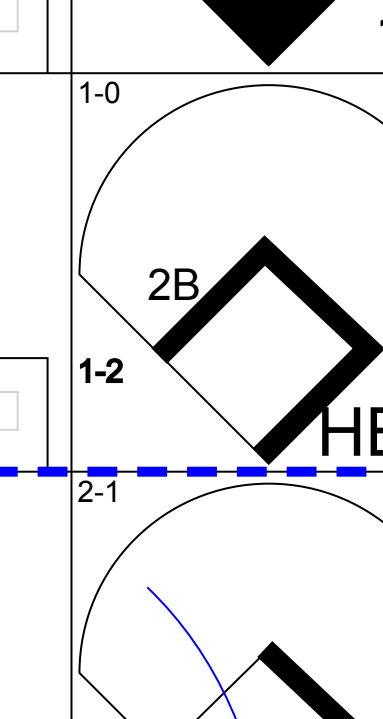
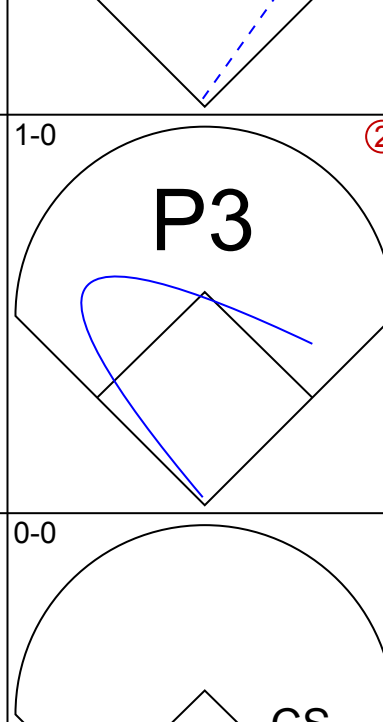
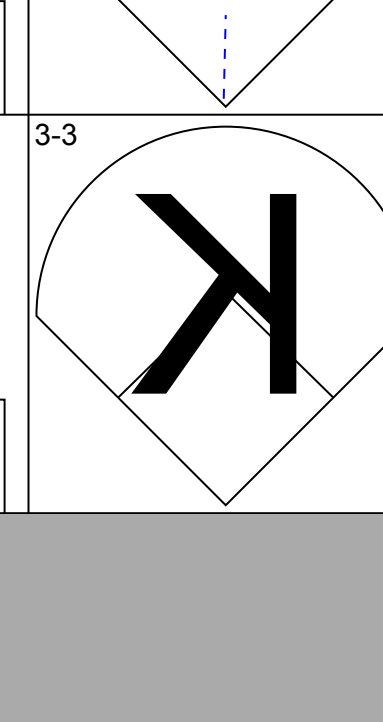
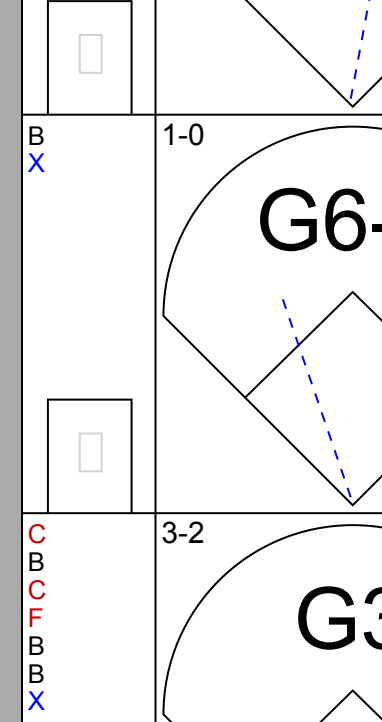
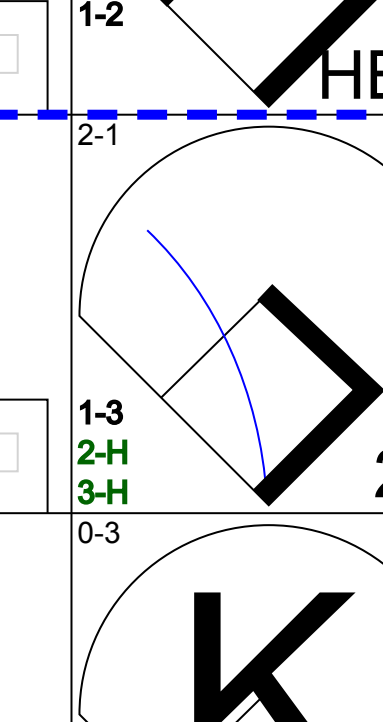
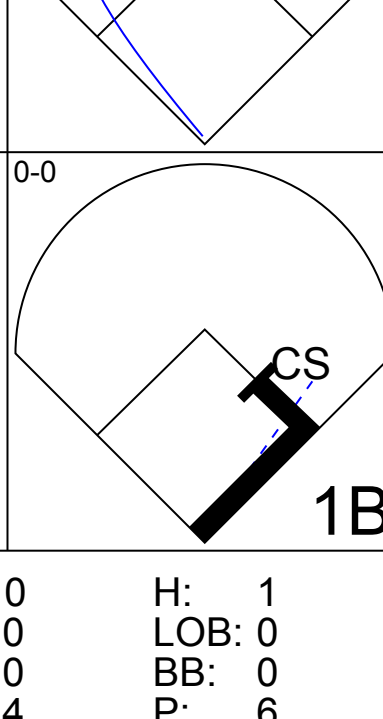

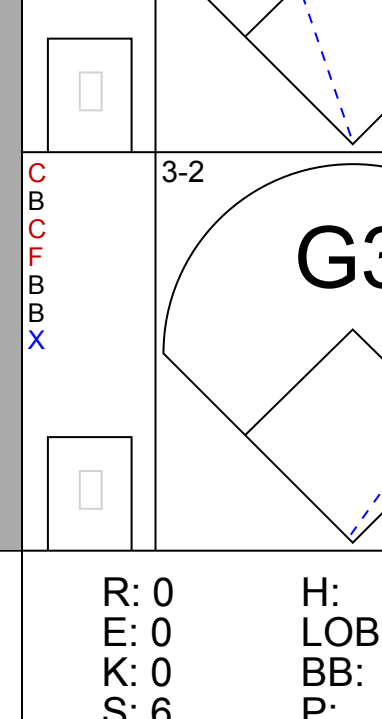
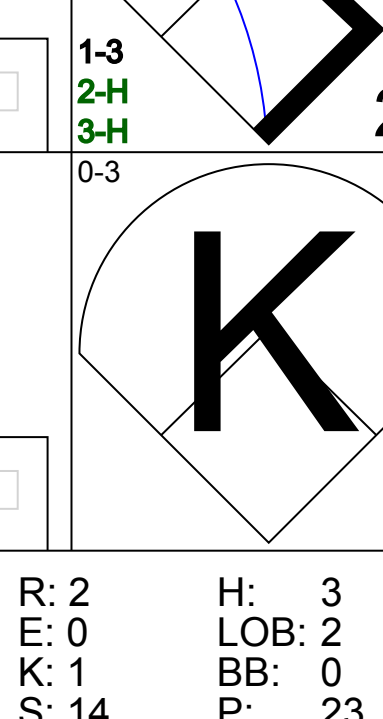
AB	32
R	2
H	6
RBI	2
BB	4
SO	2
LOB	19

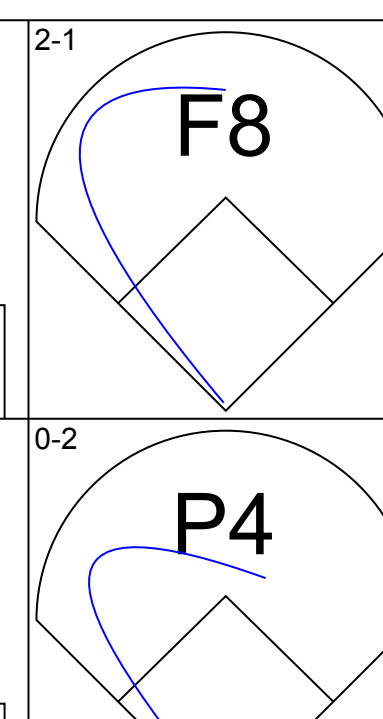
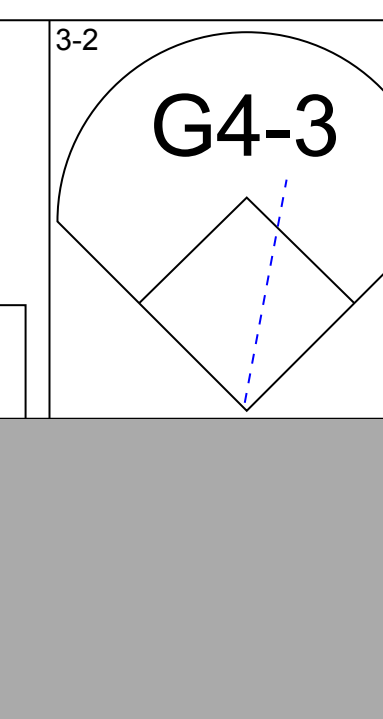
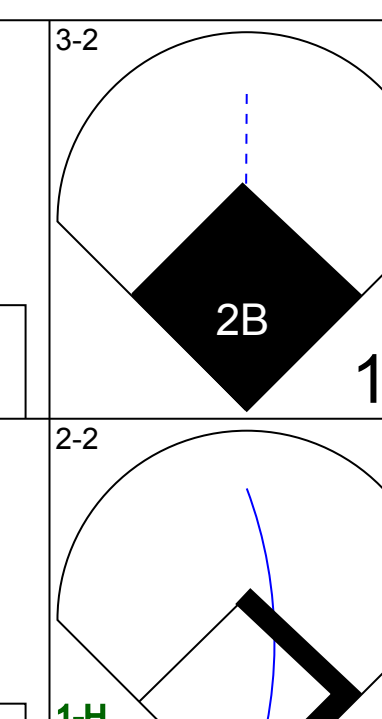
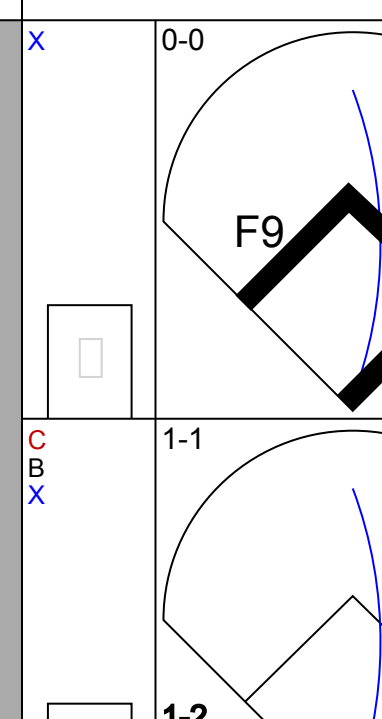
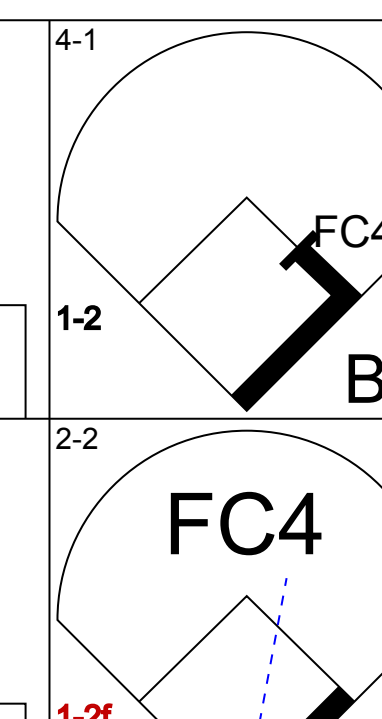
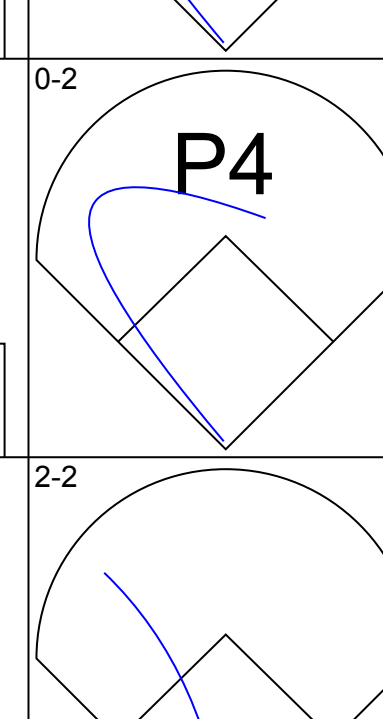
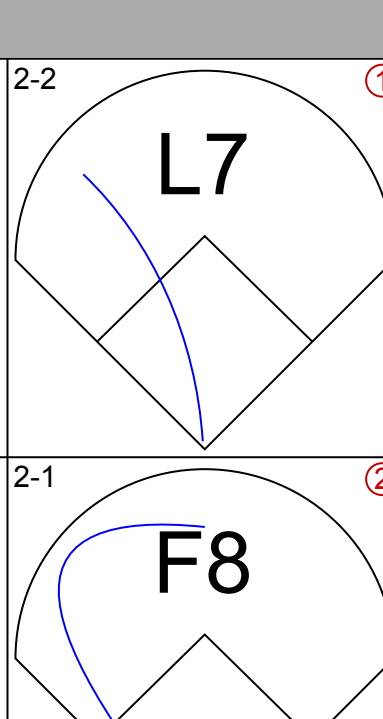
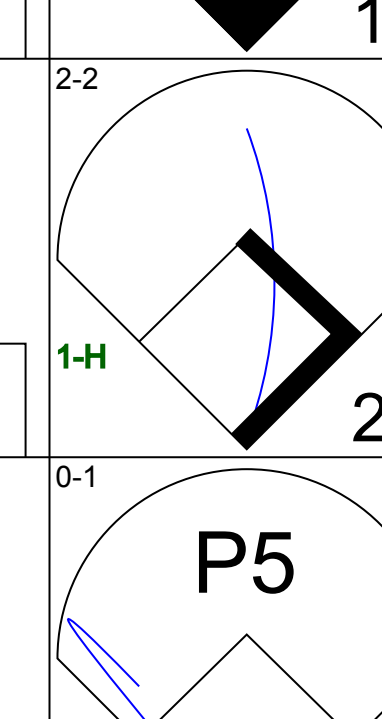
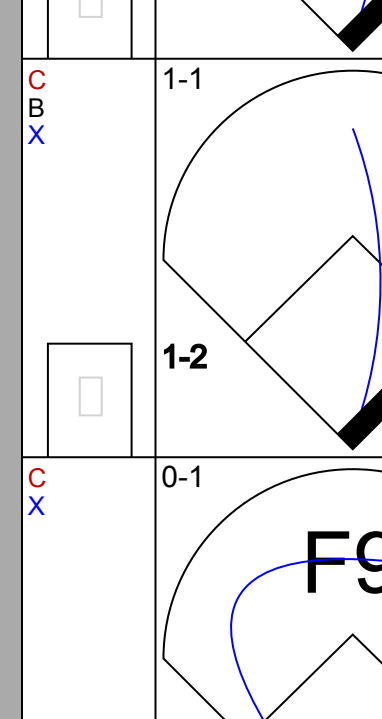
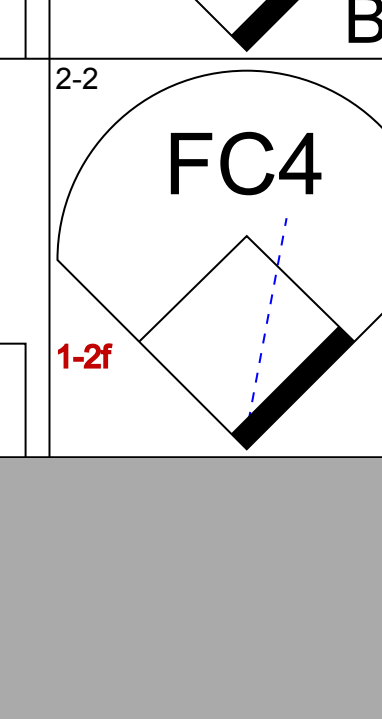
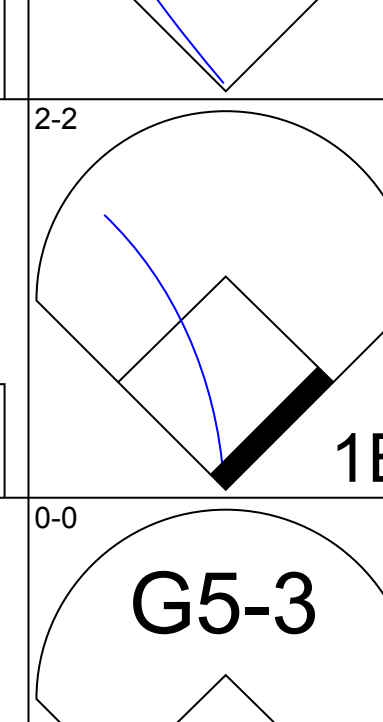
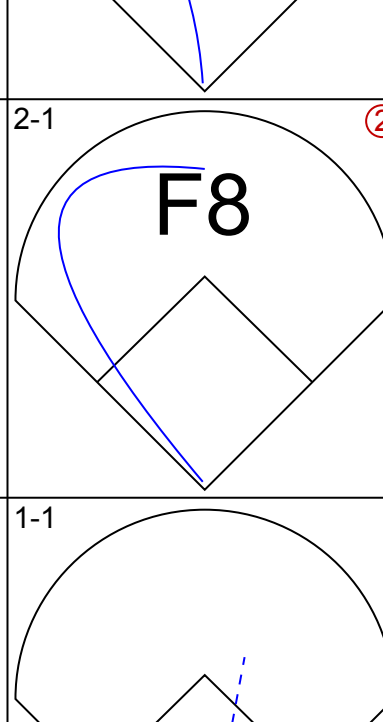
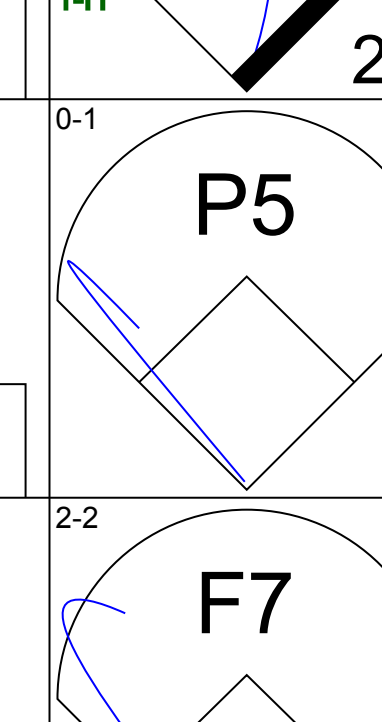
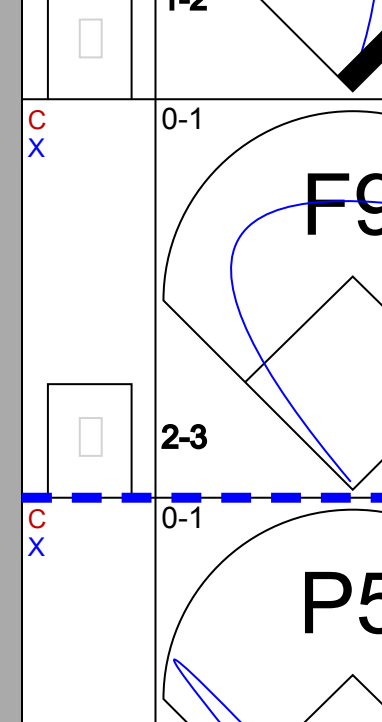
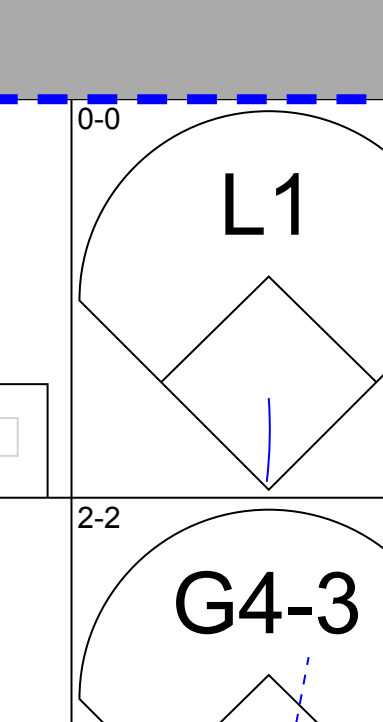
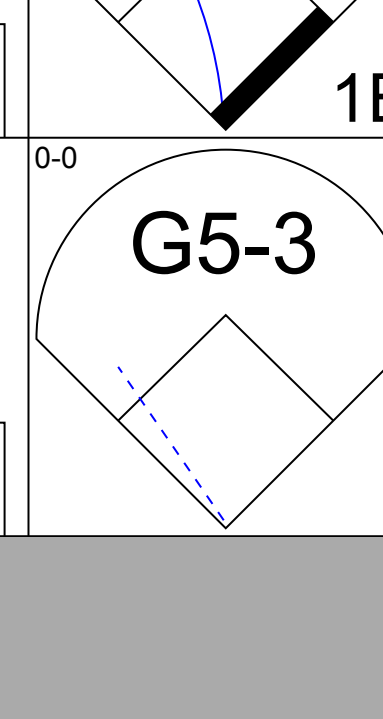
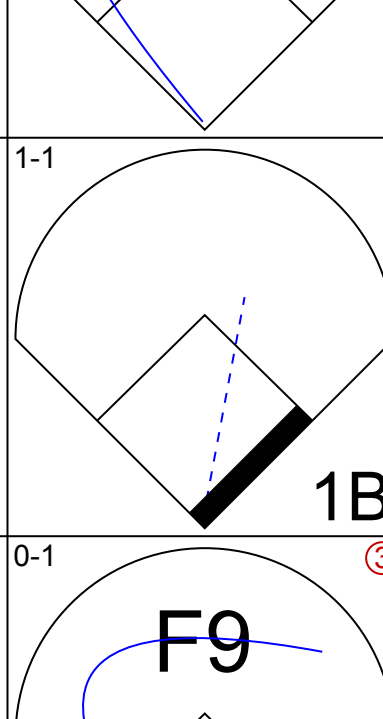
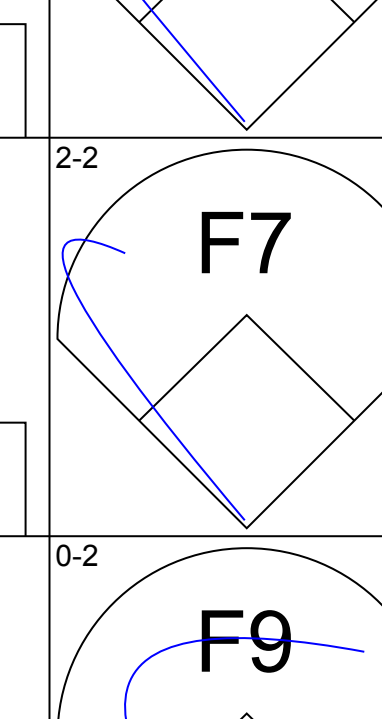
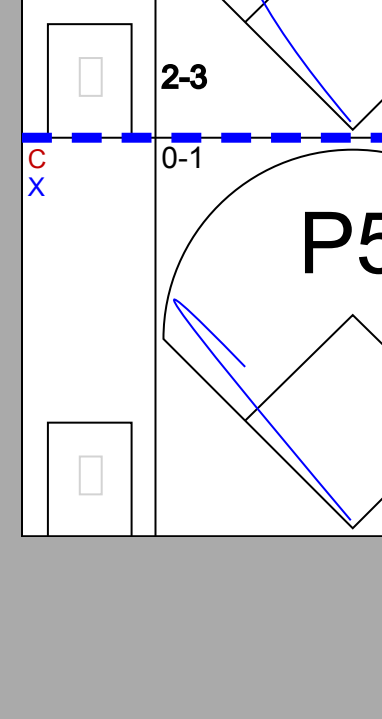
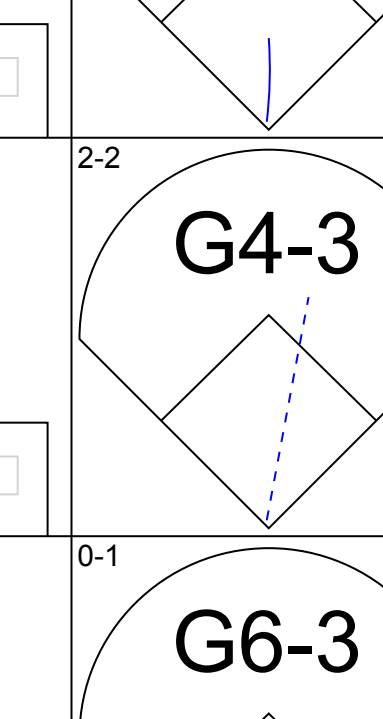
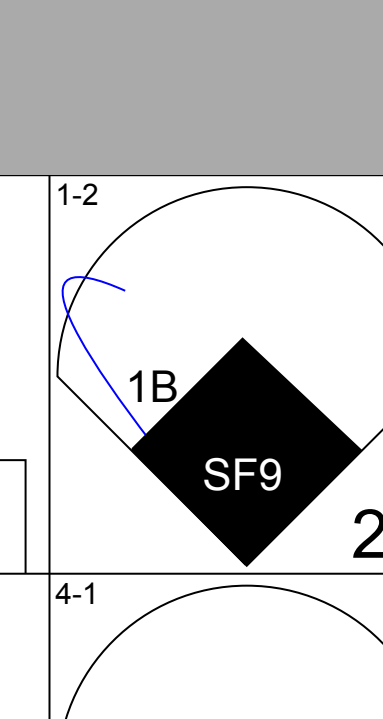
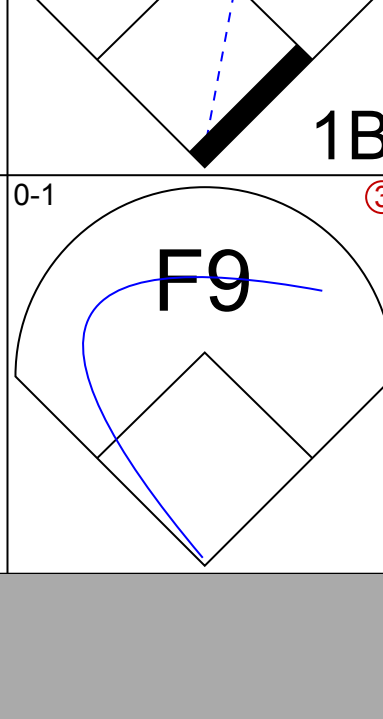
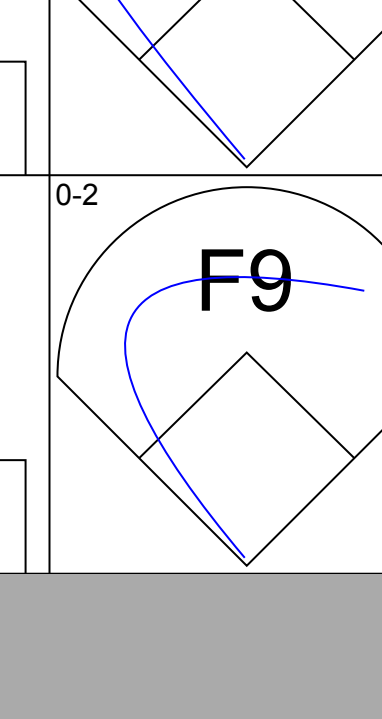
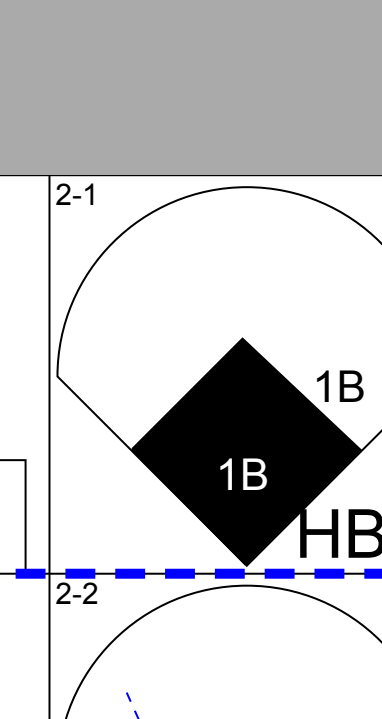
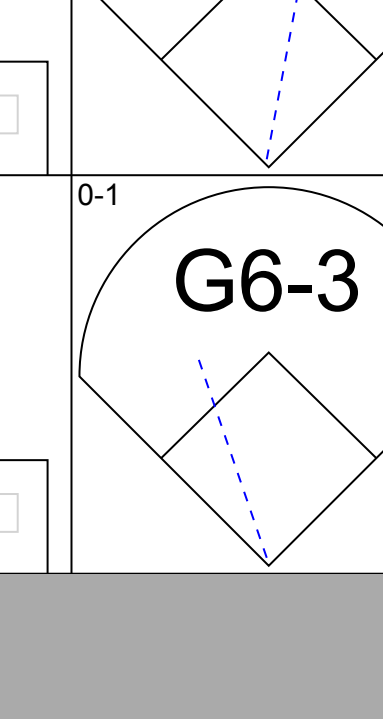
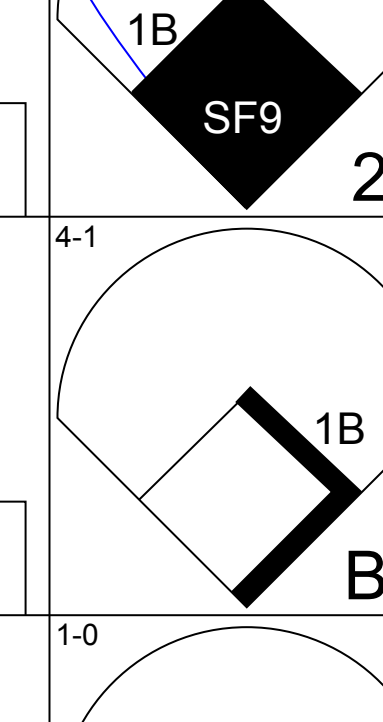
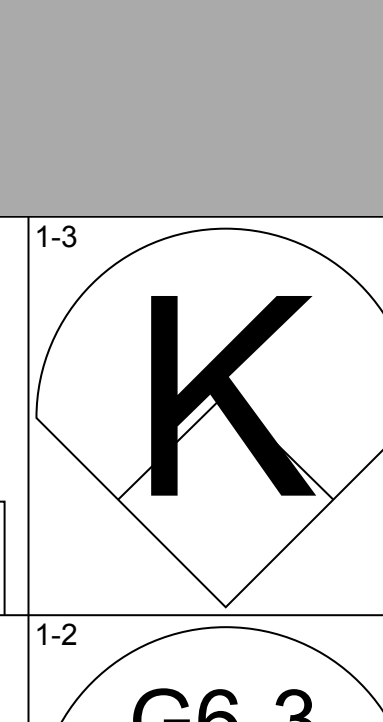
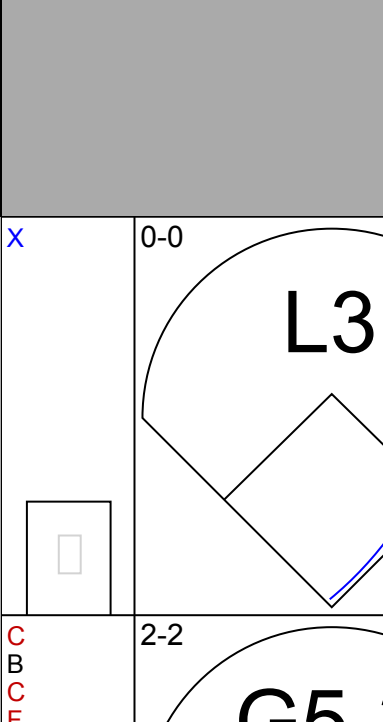
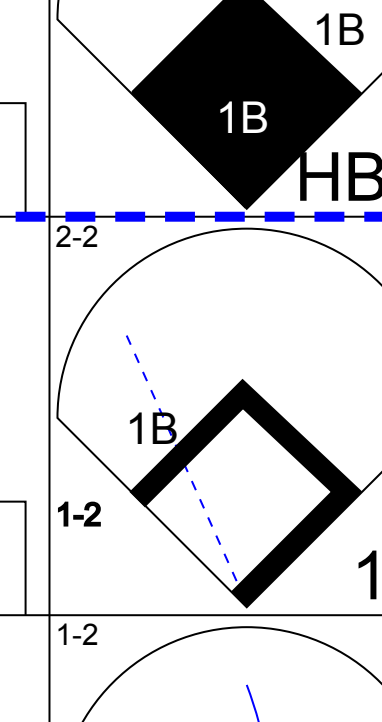
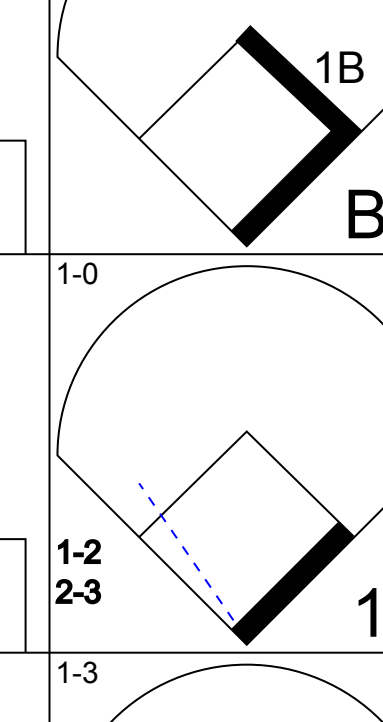
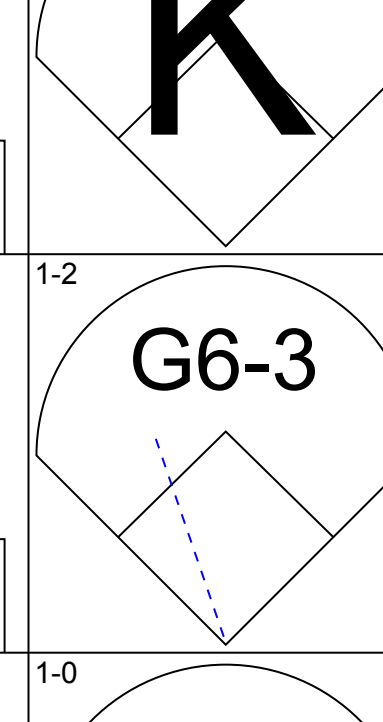
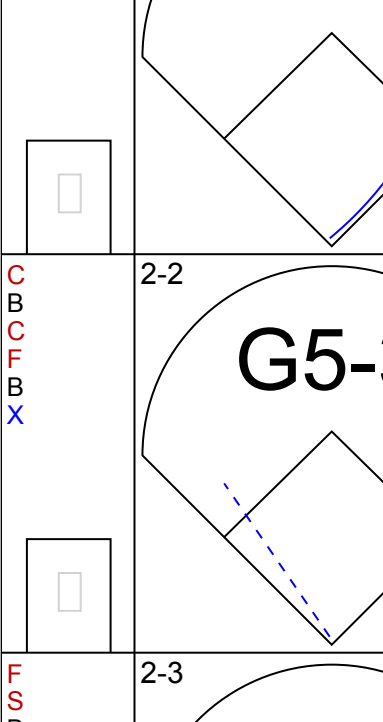
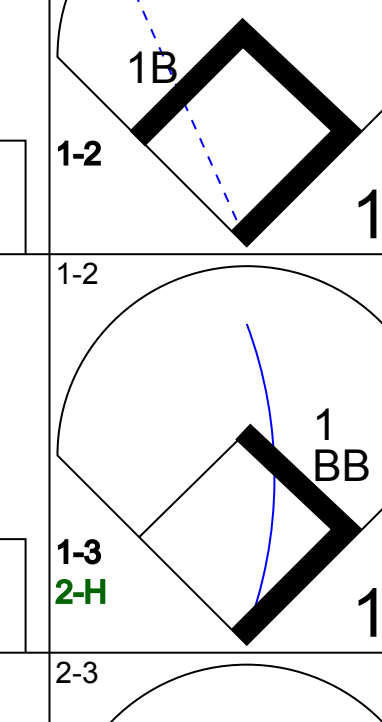
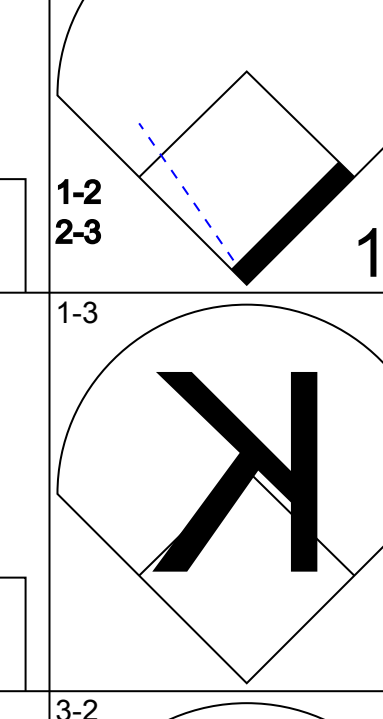
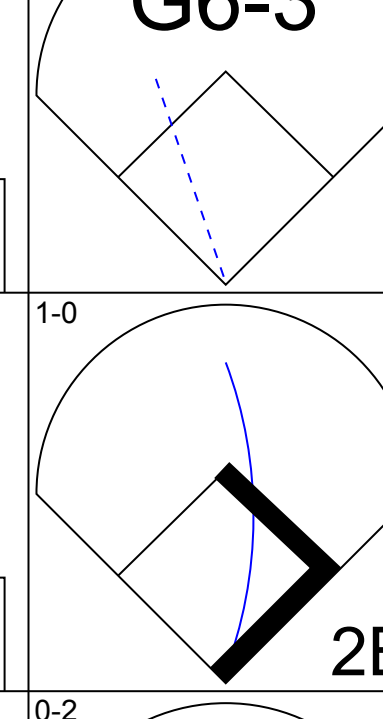
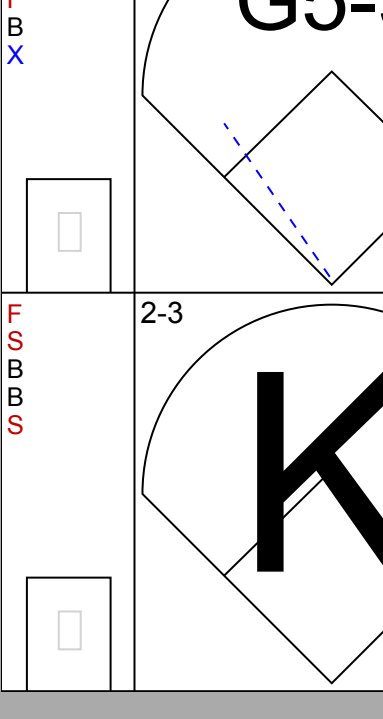
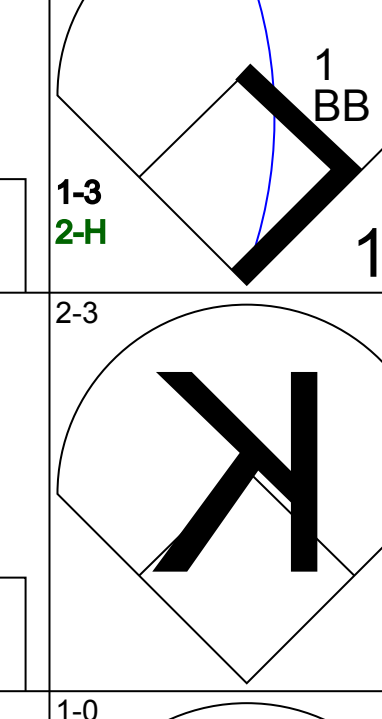
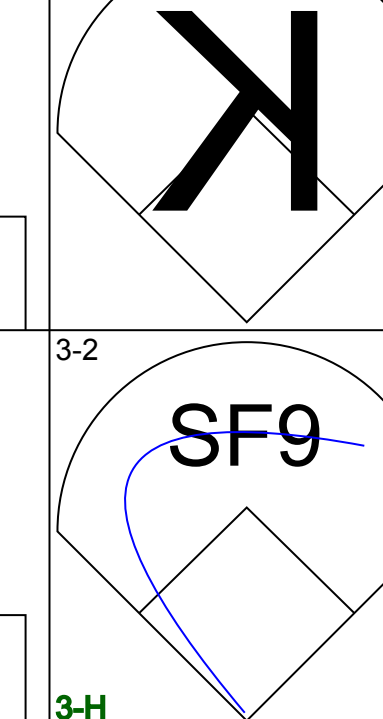
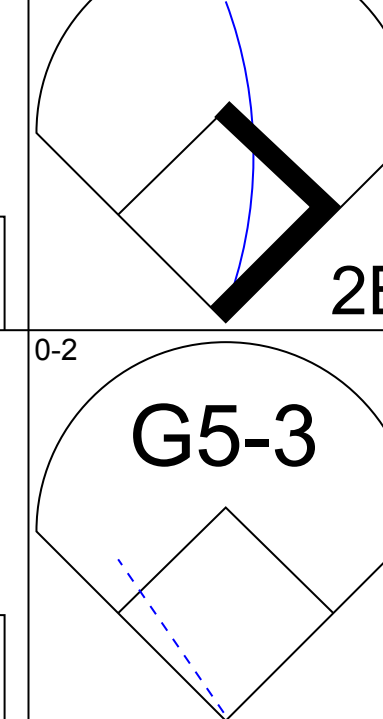
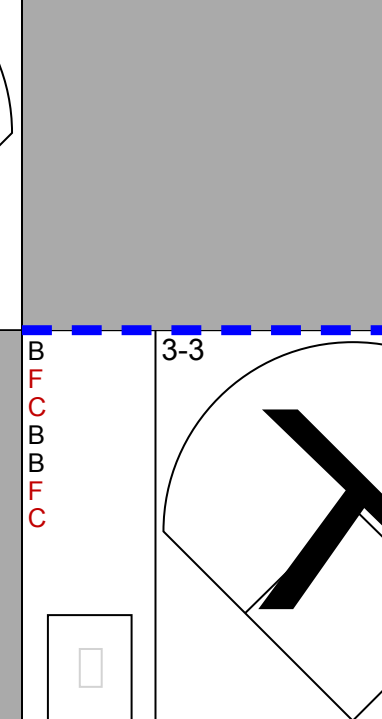
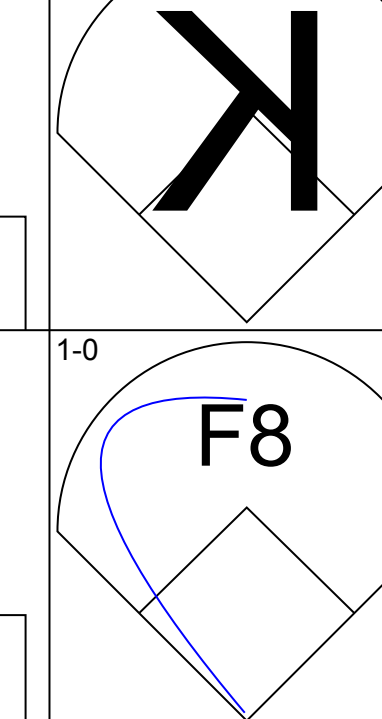


Batter	1	2	3	4	5	6	7	8	9	AB	R	H	RBI	BB	SO	LOB	BOTTOM										
1 Brian Roberts, S (1, 4) OBP: 0.350, SLG: 0.381	2-1 G6-3		3-2 G5-3 1B		0-0 G1-3		2-0 1B			4	0	2	0	0	0	1	Minnesota Twins @ Baltimore Orioles Oriole Park at Camden Yards, Baltimore, MD Tue Aug 05 2003, 7:05 PM EDT Att: 26,031 - Cloudy - 85 F										
Luis Matos, R (1, 8) OBP: 0.368, SLG: 0.492	3-1 P3		1-0 G5-3		0-1 1B		1-3 K			4	0	1	2	0	1	1											
Jeff Conine, R (1, 3) OBP: 0.340, SLG: 0.478	3-2 F8		0-1 F7		1-0 F8			0-2 G3-1		4	0	0	0	0	0	2											
31 Jay Gibbons, L (1, 9) OBP: 0.360, SLG: 0.508		3-1 P3	2-3 K		0-0 1B 2B			1-1 P1		4	0	1	0	0	1	1											
Tony Batista, R (1, 10) OBP: 0.289, SLG: 0.418		0-1 F7		0-3 K		2-2 G6-3		2-3 K		4	0	0	0	0	2	1											
Jose Leon, R (1, 5) OBP: 0.400, SLG: 0.323		2-1 1B		1-2 G5-3 1B		1-1 E5 1B				3	0	2	0	0	0	1											
Deivi Cruz, R (1, 6) OBP: 0.277, SLG: 0.422		0-0 F7		1-0 SAFE G5-3		0-1 G6-4-3 1B				3	0	1	0	0	0	2											
Brook Fordyce, R (1, 2) OBP: 0.315, SLG: 0.332			1-0 1 CS 1B		3-2 BLK 1B 1B		0-1 G6-4-3			3	2	2	0	0	0	3											
Larry Bigbie, L (1, 7) OBP: 0.339, SLG: 0.365		4-2 SAFE 1B 1 CS G5-3 BB		2-2 G5-3		2-2 F8				2	1	0	0	1	0	1											
Inning Stats	R: 0 E: 0 K: 0 S: 8	H: 0 LOB: 0 BB: 0 P: 16	R: 0 E: 0 K: 0 S: 7	H: 1 LOB: 1 BB: 0 P: 12	R: 2 E: 0 K: 1 S: 15	H: 2 LOB: 1 BB: 1 P: 26	R: 0 E: 0 K: 1 S: 7	H: 1 LOB: 0 BB: 0 P: 9	R: 1 E: 0 K: 0 S: 10	H: 2 LOB: 1 BB: 0 P: 16	R: 0 E: 1 K: 0 S: 11	H: 2 LOB: 2 BB: 0 P: 14	R: 0 E: 0 K: 1 S: 7	H: 1 LOB: 0 BB: 0 P: 12	R: 0 E: 0 K: 1 S: 8	H: 0 LOB: 0 BB: 0 P: 11		1B: 8 2B: 1 3B: 0 HR: 0	SF: 0 SAC: 0 DP: 1 HBP: 0	WP: 0 PB: 0 SB: 0 CS: 2	PA: 32						
PITCHER	IP	WLS	BF	H	R	ER	SO	BB	IBB	HBP	BLK	WP	HR	S	P	ERA	WHIP										
Kenny Rogers, L (1, 1) ERA: 5.03	7.0	L	29	9	3	1	3	1	0	0	0	0	0	8	11	0.00	0.000										
Juan Rincon, R (8, 1) ERA: 3.65	1.0		3	0	0	0	1	0	0	0	0	0	0	8	11	0.00	0.000										


AB	31
R	3
H	9
RBI	2
BB	1
SO	4
LOB	13




Batter	1	2	3	4	5	6	7	8	9	AB	R	H	RBI	BB	SO	LOB	TOP			
Shannon Stewart, R (1, 9) OBP: 0.371, SLG: 0.486										5	1	1	1	0	1	3	Minnesota Twins @ Baltimore Orioles Oriole Park at Camden Yards, Baltimore, MD Wed Aug 06 2003, 7:05 PM EDT Att: 24,392 - Sunny - 87 F			
Luis Rivas, R (1, 4) OBP: 0.324, SLG: 0.376										4	1	1	0	0	0	1				
Doug Mientkiewicz, L (1, 3) OBP: 0.387, SLG: 0.473										4	1	1	0	0	1	1				
Corey Koskie, L (1, 5) OBP: 0.391, SLG: 0.497										4	1	1	1	0	0	0				
A.J. Pierzynski, L (1, 2) OBP: 0.339, SLG: 0.462										4	1	1	0	0	0	2				
Tori Hunter, R (1, 8) OBP: 0.315, SLG: 0.442										4	2	2	3	0	0	0				
Jacque Jones, L (1, 7) OBP: 0.332, SLG: 0.461										3	0	0	0	0	0	0				
Matthew LeCroy, R (1, 10) OBP: 0.330, SLG: 0.480										4	0	1	2	0	1	0				
Cristian Guzman, S (1, 6) OBP: 0.296, SLG: 0.344										4	0	2	0	0	1	2				
Inning Stats	R: 0 E: 0 K: 2 S: 11	H: 0 LOB: 0 BB: 0 P: 17	R: 0 E: 0 K: 0 S: 7	H: 0 LOB: 0 BB: 0 P: 9	R: 0 E: 0 K: 0 S: 4	H: 1 LOB: 0 BB: 0 P: 6	R: 5 E: 0 K: 1 S: 15	H: 5 LOB: 0 BB: 0 P: 24	R: 0 E: 0 K: 0 S: 6	H: 0 LOB: 0 BB: 0 P: 7	R: 0 E: 0 K: 0 S: 6	H: 0 LOB: 0 BB: 0 P: 12	R: 0 E: 0 K: 0 S: 5	H: 0 LOB: 0 BB: 0 P: 8	R: 2 E: 0 K: 1 S: 14	H: 3 LOB: 2 BB: 0 P: 23	1B: 7 2B: 1 3B: 0 HR: 2	SF: 0 SAC: 0 DP: 0 HBP: 1	WP: 0 PB: 0 SB: 0 CS: 1	PA: 38
PITCHER	IP	WLS	BF	H	R	ER	SO	BB	IBB	HBP	BLK	WP	HR	S	P	ERA	WHIP			
Pat Hentgen, R (1, 1) ERA: 4.88	8.0	L	30	7	5	5	3	0	0	0	0	0	2	60	92	5.62	0.875			
Buddy Groom, L (9, 1) ERA: 6.46	0.1		4	2	2	2	0	0	0	1	0	0	0	7	12	54.00	6.000			
Hector Carrasco, R (9, 1) ERA: 3.93	0.2		3	1	0	0	1	0	0	0	0	0	0	7	11	0.00	1.500			


Batter	1	2	3	4	5	6	7	8	9	AB	R	H	RBI	BB	SO	LOB	BOTTOM					
1 Brian Roberts, S (1, 4) OBP: 0.354, SLG: 0.383										4	1	2	0	1	0	2	Minnesota Twins @ Baltimore Orioles Oriole Park at Camden Yards, Baltimore, MD Wed Aug 06 2003, 7:05 PM EDT Att: 24,392 - Sunny - 87 F					
Luis Matos, R (1, 8) OBP: 0.368, SLG: 0.494										5	0	2	1	0	0	3						
Jeff Conine, R (1, 3) OBP: 0.338, SLG: 0.475										5	0	1	0	0	0	3						
31 Jay Gibbons, L (1, 9) OBP: 0.358, SLG: 0.505										5	0	1	0	0	0	4						
Tony Batista, R (1, 5) OBP: 0.290, SLG: 0.419										4	2	1	0	0	0	2						
Jack Cust, L (1, 10) 53 Carlos Mendez, R (8, FH) OBP: 0.212, SLG: 0.281 Jose Morban, S (8, FH) OBP: 0.282, SLG: 0.286										2	0	0	0	1	1	0						
Deivi Cruz, R (1, 6) OBP: 0.280, SLG: 0.423										4	0	2	1	0	0	0						
Larry Bigbie, L (1, 7) OBP: 0.336, SLG: 0.370										4	0	1	0	0	3	5						
Brook Fordyce, R (1, 2) OBP: 0.309, SLG: 0.327										3	0	0	1	0	1	3						
Inning Stats	R: 0 E: 0 K: 0 S: 11	H: 1 LOB: 1 BB: 0 P: 15	R: 1 E: 0 K: 1 S: 18	H: 2 LOB: 1 BB: 1 P: 31	R: 0 E: 0 K: 0 S: 10	H: 1 LOB: 1 BB: 0 P: 15	R: 0 E: 0 K: 1 S: 10	H: 1 LOB: 1 BB: 0 P: 13	R: 1 E: 0 K: 0 S: 16	H: 2 LOB: 1 BB: 0 P: 23	R: 0 E: 0 K: 1 S: 8	H: 0 LOB: 0 BB: 0 P: 12	R: 0 E: 0 K: 1 S: 11	H: 2 LOB: 2 BB: 0 P: 15	R: 1 E: 0 K: 1 S: 23	H: 2 LOB: 3 BB: 1 P: 37	R: 0 E: 0 K: 0 S: 7	H: 0 LOB: 0 BB: 0 P: 9	1B: 8 2B: 3 3B: 0 HR: 0	SF: 1 SAC: 0 DP: 0 HBP: 1	WP: 0 PB: 0 SB: 0 CS: 0	PA: 41
PITCHER	IP	WLS	BF	H	R	ER	SO	BB	IBB	HBP	BLK	WP	HR	S	P	ERA	WHIP					
Kyle Lohse, R (1, 1) ERA: 5.06	6.0	W	26	7	2	2	3	1	0	0	0	0	0	9	13	0.00	3.000					
James Baldwin, R (7, 1) ERA: 2.13	0.2	H	4	2	0	0	1	0	0	0	0	0	0	3	5	27.00	0.000					
J.C. Romero, L (7, 1) ERA: 4.81	0.1	H	2	0	1	1	0	0	0	1	0	0	0	3	5	0.00	3.000					
LaTroy Hawkins, R (8, 1) ERA: 2.38	1.0	H	6	2	0	0	1	1	0	0	0	0	0	22	34	0.00	3.000					
Juan Rincon, R (9, 1) ERA: 3.59	1.0		3	0	0	0	0	0	0	0	0	0	0	7	9	0.00	0.000					

AB 36
R 7
H 10
RBI 7
BB 0
SO 4
LOB 9



AB 37
R 3
H 11
RBI 3
BB 2
SO 5
LOB 22



Batter	1	2	3	4	5	6	7	8	9	AB	R	H	RBI	BB	SO	LOB	TOP							
Shannon Stewart, R (1, 9) OBP: 0.374, SLG: 0.490	1-3 K		1-0 1B 2B		0-1 HBP 1B		4-2 1B BB			3	1	2	0	1	1	0	Minnesota Twins @ Baltimore Orioles Oriole Park at Camden Yards, Baltimore, MD Thu Aug 07 2003, 12:35 PM EDT Att: 30,258 - Overcast - 84 F							
Luis Rivas, R (1, 4) OBP: 0.325, SLG: 0.379	2-2 E6 CS		0-0 2H 1B		1-2 HBP		1-0 1-3 1B			3	0	2	1	0	0	0								
Doug Mientkiewicz, L (1, 3) OBP: 0.385, SLG: 0.470	0-3 K		1-2 1B 1B		2-0 F8		2-1 F8			4	0	1	0	0	1	5								
Corey Koskie, L (1, 5) OBP: 0.392, SLG: 0.500		0-1 G3-1 HR 2B	1-2 1B		1-1 G4-3			1-3 K		4	1	2	0	0	1	2								
A.J. Pierzynski, L (1, 2) OBP: 0.335, SLG: 0.456		1-1 G3-1 2-3	3-2 L9		2-2 G4-3			2-3 K		4	0	0	0	0	1	3								
Torii Hunter, R (1, 8) OBP: 0.315, SLG: 0.447		2-1 HR		0-0 G5-3		1-2 P3		1-3 K2-3		4	1	1	2	0	1	0								
Jacque Jones, L (1, 7) Dustin Mohr, R (4, 7) Chris Gomez, R (9, PH) Matthew LeCroy, R (1, 10) Denny Hocking, S (1, 6) Todd Sears, L (9, PH)		0-0 F8		1-1 G1-3		3-3 K		4-1 G4-6-3 BB		2	0	0	0	0	0	0		AB 33 R 3 H 8 RBI 3 BB 2 SO 10 LOB 12						
		2-3 K		1-0 G5-3			2-3 K	2-3 K		4	0	0	0	0	3	1								
			0-0 G5-3		3-2 F8			3-1 G4-6-3 1-2		3	0	0	0	0	1	0								
Inning Stats	R: 0 E: 1 K: 2 S: 10	H: 0 LOB: 1 BB: 0 P: 13	R: 2 E: 0 K: 1 S: 10	H: 2 LOB: 0 BB: 0 P: 15	R: 1 E: 0 K: 0 S: 13	H: 4 LOB: 2 BB: 0 P: 19	R: 0 E: 0 K: 0 S: 4	H: 0 LOB: 0 BB: 0 P: 6	R: 0 E: 0 K: 1 S: 11	H: 1 LOB: 2 BB: 0 P: 18	R: 0 E: 0 K: 1 S: 10	H: 0 LOB: 0 BB: 0 P: 16	R: 0 E: 0 K: 3 S: 9	H: 1 LOB: 2 BB: 1 P: 23	R: 0 E: 0 K: 3 S: 9	H: 0 LOB: 0 BB: 0 P: 13		R: 0 E: 0 K: 1 S: 6	H: 0 LOB: 0 BB: 1 P: 15	1B: 5 2B: 3 3B: 0 HR: 1	SF: 0 SAC: 0 DP: 2 HBP: 1	WP: 0 PB: 0 SB: 0 CS: 2	PA: 36	
PITCHER	IP WLS BF H R ER SO BB IBB HBP BLK WP HR S P ERA WHIP	6.2 W 29 8 3 3 6 1 0 1 0 0 1 68 106 4.05 1.350	1.1 H 4 0 0 0 3 0 0 0 0 0 0 11 17 0.00 0.000	1.0 S 3 0 0 0 1 1 0 0 0 0 0 6 15 0.00 1.000																				

Batter	1	2	3	4	5	6	7	8	9	AB	R	H	RBI	BB	SO	LOB	BOTTOM							
1 Brian Roberts, S (1, 4) OBP: 0.353, SLG: 0.379	1-2 F7		2-2 F9	0-1 CS 1-2	2-1 F7		4-1 S BB			3	0	0	0	1	0	0	Minnesota Twins @ Baltimore Orioles Oriole Park at Camden Yards, Baltimore, MD Thu Aug 07 2003, 12:35 PM EDT Att: 30,258 - Overcast - 84 F							
Luis Matos, R (1, 8) OBP: 0.397, SLG: 0.491	0-3 K		0-1 L4		0-2 1B		2-3 K			4	0	1	0	0	2	1								
Jeff Conine, R (1, 3) OBP: 0.340, SLG: 0.477	0-0 31 1B 2B			0-1 1B HR 1B	2-2 G1-3		3-2 L8			4	2	2	0	0	0	1								
31 Jay Gibbons, L (1, 9) OBP: 0.357, SLG: 0.502	1-0 2H 1B			0-0 L7	2-2 F9		0-2 P3			4	0	1	1	0	0	2								
Tony Batista, R (1, 5) OBP: 0.290, SLG: 0.418	1-0 G5-3			2-1 HR 1B		3-2 G5-3		0-3 K		4	1	1	0	0	1	1								
Jack Cust, L (1, 10) OBP: 0.333, SLG: 0.800		1-3 K		0-0 HR	2-1 F8		2-1 F8			3	1	1	3	0	1	0								
Deivi Cruz, R (1, 6) OBP: 0.280, SLG: 0.425		2-3 K		1-3 HR	1-0 F8		0-0 F8			3	1	1	0	0	1	0								
Larry Bigbie, L (1, 7) OBP: 0.336, SLG: 0.369		2-0 F8		1-1 CS 1B			1-1 F7			3	0	1	1	0	0	0								
Robert Machado, R (1, 2) OBP: 0.375, SLG: 0.455			0-2 F9	0-0 F7			1-3 K			3	0	0	0	0	1	1								
Inning Stats	R: 1 E: 0 K: 1 S: 9	H: 2 LOB: 1 BB: 0 P: 12	R: 0 E: 0 K: 2 S: 7	H: 0 LOB: 0 BB: 0 P: 12	R: 0 E: 0 K: 0 S: 8	H: 0 LOB: 0 BB: 0 P: 10	R: 4 E: 0 K: 0 S: 11	H: 5 LOB: 1 BB: 0 P: 15	R: 0 E: 0 K: 0 S: 7	H: 1 LOB: 1 BB: 0 P: 17	R: 0 E: 0 K: 2 S: 9	H: 0 LOB: 1 BB: 1 P: 17	R: 0 E: 0 K: 1 S: 10	H: 0 LOB: 0 BB: 0 P: 13	R: 0 E: 0 K: 1 S: 10	H: 0 LOB: 0 BB: 0 P: 13		1B: 5 2B: 2 3B: 0 HR: 1	SF: 0 SAC: 0 DP: 0 HBP: 0	WP: 1 PB: 0 SB: 1 CS: 1	PA: 33			
PITCHER	IP WLS BF H R ER SO BB IBB HBP BLK WP HR S P ERA WHIP	8.0 L 32 8 5 5 6 1 0 0 0 1 1 72 108 5.62 1.125																						



Batter	1	2	3	4	5	6	7	8	9	AB	R	H	RBI	BB	SO	LOB	TOP								
1 Brian Roberts, S OBP: 0.354, SLG: 0.377										4	1	1	1	1	1	1	Baltimore Orioles @ Boston Red Sox Fenway Park, Boston, MA Fri Aug 08 2003, 1:05 PM EDT Att: 35,099 - Cloudy - 75 F								
Luis Matos, R OBP: 0.371, SLG: 0.496										5	1	3	1	0	0	2									
Jeff Conine, R OBP: 0.338, SLG: 0.474										5	0	1	0	0	1	4									
31 Jay Gibbons, L OBP: 0.358, SLG: 0.500										4	2	1	0	1	0	5									
Tony Batista, R OBP: 0.291, SLG: 0.417										5	2	2	2	0	2	4									
Jack Cust, L OBP: 0.364, SLG: 0.556										4	1	1	1	0	1	0									
Deivi Cruz, R OBP: 0.279, SLG: 0.422										5	1	1	2	0	0	2									
Larry Bigbie, L OBP: 0.322, SLG: 0.352										5	1	0	1	0	0	3									
Brook Fordyce, R OBP: 0.317, SLG: 0.344										4	1	3	2	0	0	1									
Inning Stats	R: 0 E: 0 K: 1 S: 10	H: 0 LOB: 0 BB: 0 P: 15	R: 2 E: 0 K: 0 S: 10	H: 2 LOB: 1 BB: 0 P: 16	R: 0 E: 0 K: 0 S: 9	H: 1 LOB: 1 BB: 0 P: 10	R: 0 E: 0 K: 1 S: 6	H: 0 LOB: 0 BB: 0 P: 7	R: 1 E: 1 K: 0 S: 12	H: 3 LOB: 3 BB: 0 P: 15	R: 0 E: 0 K: 1 S: 6	H: 0 LOB: 0 BB: 0 P: 10	R: 7 E: 0 K: 1 S: 19	H: 6 LOB: 1 BB: 2 P: 39	R: 0 E: 0 K: 1 S: 11	H: 1 LOB: 1 BB: 0 P: 13	R: 0 E: 0 K: 0 S: 9	H: 0 LOB: 0 BB: 0 P: 9	1B: 11 2B: 1 3B: 1 HR: 0	SF: 0 SAC: 0 DP: 0 HBP: 1	WP: 0 PB: 0 SB: 0 CS: 0	PA: 44			
PITCHER	IP	WLS	BF	H	R	ER	SO	BB	IBB	HBP	BLK	WP	HR	S	P	ERA	WHIP								
Derek Lowe, R ERA: 5.07	6.0	L	29	8	6	5	3	1	0	1	0	0	0	7	20	7.50	1.500								
Scott Williamson, R ERA: 3.8	0.1		5	3	2	2	1	0	1	0	0	0	0	8	11	27.00	1.500								
Scott Sauerbeck, L ERA: 3.71	0.2		3	1	2	2	0	0	0	0	0	0	0	20	22	0.00	0.500								
Todd Jones, R ERA: 7.92	2.0		7	1	0	0	1	0	0	0	0	0	0	20	22	0.00	0.500								

Batter	1	2	3	4	5	6	7	8	9	AB	R	H	RBI	BB	SO	LOB	BOTTOM								
18 Johnny Damon, L OBP: 0.341, SLG: 0.430										5	0	3	0	0	1	0	Baltimore Orioles @ Boston Red Sox Fenway Park, Boston, MA Fri Aug 08 2003, 1:05 PM EDT Att: 35,099 - Cloudy - 75 F								
Bill Mueller, S OBP: 0.400, SLG: 0.569										5	0	0	0	0	1	5									
Nomar Garciaparra, R OBP: 0.367, SLG: 0.591										5	1	3	1	0	1	1									
Manny Ramirez, R OBP: 0.414, SLG: 0.561										5	0	1	0	0	1	4									
34 David Ortiz, L OBP: 0.373, SLG: 0.583										5	0	1	0	0	3	4									
Kevin Millar, R OBP: 0.355, SLG: 0.501										3	1	1	0	1	0	0									
Trot Nixon, L OBP: 0.399, SLG: 0.586										4	1	1	2	0	0	2									
Todd Walker, L OBP: 0.325, SLG: 0.412										4	0	0	0	0	1	2									
Doug Mirabeli, R OBP: 0.287, SLG: 0.446										3	1	2	1	0	0	1									
Inning Stats	R: 1 E: 0 K: 2 S: 14	H: 2 LOB: 1 BB: 0 P: 22	R: 0 E: 1 K: 0 S: 7	H: 0 LOB: 1 BB: 0 P: 10	R: 0 E: 0 K: 1 S: 10	H: 0 LOB: 0 BB: 0 P: 18	R: 0 E: 0 K: 1 S: 10	H: 2 LOB: 2 BB: 0 P: 14	R: 0 E: 0 K: 1 S: 14	H: 2 LOB: 3 BB: 0 P: 20	R: 3 E: 0 K: 0 S: 10	H: 3 LOB: 1 BB: 1 P: 19	R: 0 E: 0 K: 2 S: 8	H: 0 LOB: 0 BB: 0 P: 12	R: 0 E: 0 K: 0 S: 10	H: 2 LOB: 2 BB: 0 P: 16	R: 0 E: 0 K: 1 S: 9	H: 1 LOB: 0 BB: 0 P: 13	1B: 9 2B: 0 3B: 0 HR: 3	SF: 0 SAC: 0 DP: 1 HBP: 1	WP: 0 PB: 0 SB: 0 CS: 0	PA: 41			
PITCHER	IP	WLS	BF	H	R	ER	SO	BB	IBB	HBP	BLK	WP	HR	S	P	ERA	WHIP								
Rick Helling, R ERA: 5.98	6.0	W	30	9	4	4	5	1	0	1	0	0	0	18	28	6.00	1.667								
Hector Carrasco, R ERA: 3.54	2.0		8	2	0	0	2	0	0	0	0	0	0	9	13	0.00	1.000								
Kerry Ligtenberg, R ERA: 3.32	1.0		3	1	0	0	1	0	0	0	0	0	0	9	13	0.00	1.000								

Batter	1	2	3	4	5	6	7	8	9	AB	R	H	RBI	BB	SO	LOB	TOP								
Luis Matos, R OBP: 0.372, SLG: 0.504 (1, 8)	P2	0-1 2B					K			4	0	2	3	0	1	0	Baltimore Orioles @ Boston Red Sox Fenway Park, Boston, MA Fri Aug 08 2003, 7:05 PM EDT Att: 34,595 - Cloudy - 69 F								
Deivi Cruz, R OBP: 0.276, SLG: 0.418 (1, 6)	F9	G4-3				K		F9		4	0	0	0	0	1	2									
Jeff Conine, R OBP: 0.335, SLG: 0.470 (1, 3)	P4				K			G6-3		4	0	0	0	0	1	1									
31 Jay Gibbons, L OBP: 0.359, SLG: 0.500 (1, 9)		G4-3			G4-3			1B		4	0	2	0	0	0	0									
Tony Batista, R OBP: 0.291, SLG: 0.416 (1, 10)	G5-4-3	G5-3			1B			K		4	0	1	0	0	1	2									
Jose Leon, R OBP: 0.385, SLG: 0.314 (1, 5)	BB E 1B				F8			F9		4	1	1	0	0	1	1									
Robert Machado, R OBP: 0.357, SLG: 0.423 (1, 2)	E BB 2B 1B				G5-3			G4-3		4	1	1	0	0	1	1									
Larry Bigbie, L OBP: 0.320, SLG: 0.342 (1, 7)	E 2B BB				K			G6-3		3	1	0	0	1	1	0									
Jose Morban, S OBP: 0.262, SLG: 0.263 1 Brian Roberts, S OBP: 0.354, SLG: 0.377 (9, 4)	E5 2B				F8			G6-3		3	1	0	0	0	0	2									
Inning Stats	R: 0 E: 0 K: 0 S: 9	H: 0 LOB: 0 BB: 0 P: 13	R: 4 E: 1 K: 0 S: 23	H: 4 LOB: 1 BB: 1 P: 34	R: 0 E: 0 K: 0 S: 6	H: 0 LOB: 0 BB: 0 P: 7	R: 0 E: 0 K: 1 S: 12	H: 0 LOB: 0 BB: 0 P: 17	R: 0 E: 0 K: 2 S: 12	H: 1 LOB: 1 BB: 0 P: 20	R: 0 E: 0 K: 1 S: 8	H: 0 LOB: 0 BB: 0 P: 13	R: 0 E: 0 K: 1 S: 9	H: 0 LOB: 0 BB: 0 P: 14	R: 0 E: 0 K: 2 S: 10	H: 1 LOB: 1 BB: 0 P: 15	R: 0 E: 0 K: 2 S: 9	H: 0 LOB: 0 BB: 0 P: 12	1B: 5 2B: 2 3B: 0 HR: 0	SF: 0 SAC: 0 DP: 1 HBP: 0	WP: 0 PB: 0 SB: 1 CS: 0	PA: 35			
PITCHER	IP	WLS	BF	H	R	ER	SO	BB	IBB	HBP	BLK	WP	HR	S	P	ERA	WHIP								
Casey Fossum, L ERA: 5.15 (1, 1)	5.1	L	23	6	4	0	3	1	0	0	0	0	0	67	100	0.00	1.312								
50 Mike Timlin, R ERA: 3.39 (6, 1)	1.2		5	0	0	0	1	0	0	0	0	0	0	12	18	0.00	0.000								
Scott Williamson, R ERA: 3.72 (8, 1)	1.0		4	1	0	0	1	0	0	0	0	0	0	10	15	0.00	1.000								
Byung-Hyun Kim, R ERA: 3.41 (9, 1)	1.0		3	0	0	0	2	0	0	0	0	0	0	9	12	0.00	0.000								

Batter	1	2	3	4	5	6	7	8	9	AB	R	H	RBI	BB	SO	LOB	BOTTOM								
18 Johnny Damon, L OBP: 0.340, SLG: 0.428 (1, 8)	K		BB 34 FC1 1B		G4-3		G6-3		L7	5	0	1	0	0	1	0	Baltimore Orioles @ Boston Red Sox Fenway Park, Boston, MA Fri Aug 08 2003, 7:05 PM EDT Att: 34,595 - Cloudy - 69 F								
Bill Mueller, S OBP: 0.400, SLG: 0.565 (1, 5)	F9		BB HBP		G4-3		G4-3		FC5-4 1B	4	0	1	0	0	0	0									
Nomar Garciaparra, R OBP: 0.367, SLG: 0.580 (1, 6)	1B		SF7		G6-3			1B BB 1B	FC5-4 FC6-4	4	1	2	1	0	0	1									
Manny Ramirez, R OBP: 0.414, SLG: 0.557 (1, 10)	F8		3-H BB				F9	BB 1B BB	FC6-4	3	0	0	0	2	0	2									
34 David Ortiz, L OBP: 0.372, SLG: 0.577 (1, 3)	G4-3		FC1			BB BB		K		3	0	0	0	1	1	5									
Kevin Millar, R OBP: 0.356, SLG: 0.500 Dave McCarty, R OBP: 0.286, SLG: 0.346 (8, FR) (9, 7)	G5-3		3-H		F9			BB 1B		3	0	1	0	1	0	0									
Jason Varitek, S OBP: 0.363, SLG: 0.561 (1, 2)	F8		HBP			BB		K	BB	2	0	0	1	1	1	2									
Gabe Kapler, R OBP: 0.318, SLG: 0.353 Trot Nixon, L OBP: 0.396, SLG: 0.584 (8, PH) (9, 9)	F8		F8 FC5-4 2B				F7	K		3	0	0	0	0	0	3									
Damian Jackson, R OBP: 0.283, SLG: 0.313 Todd Walker, L OBP: 0.324, SLG: 0.410 (7, PH) (8, 4)	HBP 18 SF7 1B		1B 2B				K2-3	G4-3		2	1	2	0	0	0	0									
Inning Stats	R: 0 E: 0 K: 1 S: 12	H: 1 LOB: 1 BB: 0 P: 16	R: 0 E: 0 K: 0 S: 7	H: 0 LOB: 0 BB: 0 P: 10	R: 1 E: 0 K: 0 S: 16	H: 2 LOB: 3 BB: 1 P: 24	R: 0 E: 0 K: 0 S: 6	H: 1 LOB: 2 BB: 0 P: 12	R: 0 E: 0 K: 1 S: 15	H: 0 LOB: 2 BB: 2 P: 27	R: 0 E: 0 K: 1 S: 6	H: 0 LOB: 0 BB: 0 P: 8	R: 0 E: 0 K: 2 S: 21	H: 0 LOB: 2 BB: 2 P: 31	R: 0 E: 0 K: 0 S: 8	H: 1 LOB: 1 BB: 0 P: 12	1B: 6 2B: 1 3B: 0 HR: 0	SF: 1 SAC: 0 DP: 0 HBP: 2	WP: 0 PB: 0 SB: 0 CS: 0	PA: 40					
PITCHER	IP	WLS	BF	H	R	ER	SO	BB	IBB	HBP	BLK	WP	HR	S	P	ERA	WHIP								
Eric DuBoise, L ERA: 1.95 (7, 1)	6.0	W	26	4	1	1	2	3	0	0	0	0	0	11	16	9.00	2.000								
B.J. Ryan, L ERA: 5.04 (8, 1)	0.1	H	1	0	0	0	1	0	0	0	0	0	0	3	4	0.00	0.000								
Kerry Ligtenberg, R ERA: 3.32 (8, 1)	0.0		2	1	0	0	0	1	0	0	0	0	0	3	8	=	=								
Buddy Groom, L ERA: 6.32 (8, 1)	0.2	H	2	0	0	0	1	0	0	0	0	0	0	10	11	0.00	0.000								
Jorge Julio, R ERA: 3.35 (9, 1)	1.0	S	4	1	0	0	0	0	0	0	0	0	0	8	12	0.00	1.000								

AB	34
R	4
H	7
RBI	3
BB	1
SO	7
LOB	9



AB	32
R	2
H	7
RBI	2
BB	5
SO	5
LOB	19



Batter	1	2	3	4	5	6	7	8	9	AB	R	H	RBI	BB	SO	LOB	TOP				
1 Brian Roberts, S (1,4) OBP: 0.348, SLG: 0.371	F8		F8		K			G6-3	G4-3	5	0	0	0	0	1	3					
Deivi Cruz, R (1,6) OBP: 0.276, SLG: 0.416	G1-3			F7	G6-3			HBP 1B		4	0	1	0	0	0	1					
Luis Matos, R (1,8) OBP: 0.374, SLG: 0.509	P4			31 1B	3B	K		HBP 1B		3	1	1	0	0	1	0					
31 Jay Gibbons, L (1,9) OBP: 0.358, SLG: 0.498		F7		HR	1B	G5-3		G5-3		4	1	1	1	0	0	2					
Tony Batista, R (1,5) OBP: 0.290, SLG: 0.421		L6		HR		G5-3			G3-1	4	1	1	2	0	0	0					
Jack Cust, L (1,10) OBP: 0.333, SLG: 0.417				K					P5	3	0	0	0	1	1	0					
Brook Fordyce, R (1,2) OBP: 0.316, SLG: 0.356				G5-3					HR	4	1	1	1	0	0	1					
Larry Bigbie, L (1,7) OBP: 0.326, SLG: 0.357			G6-3			G4-3			DI 1B	4	0	2	0	0	0	0					
Jose Leon, R (1,3) OBP: 0.372, SLG: 0.289										3	0	0	0	1	2	1					
Jose Morban, S (9, PR) OBP: 0.262, SLG: 0.263									BB	0	0	0	0	0	0	0					
Inning Stats	R: 0 E: 0 K: 0 S: 6	H: 0 LOB: 0 BB: 0 P: 9	R: 0 E: 0 K: 0 S: 10	H: 0 LOB: 1 BB: 1 P: 16	R: 0 E: 0 K: 1 S: 6	H: 0 LOB: 0 BB: 0 P: 7	R: 3 E: 0 K: 1 S: 12	H: 3 LOB: 0 BB: 0 P: 16	R: 0 E: 0 K: 2 S: 11	H: 1 LOB: 1 BB: 0 P: 13	R: 0 E: 0 K: 0 S: 3	H: 0 LOB: 0 BB: 0 P: 7	R: 0 E: 0 K: 0 S: 11	H: 1 LOB: 2 BB: 1 P: 16	R: 1 E: 0 K: 0 S: 11	H: 2 LOB: 2 BB: 1 P: 16	1B: 3 2B: 1 3B: 1 HR: 2	SF: 0 SAC: 0 DP: 0 HBP: 1	WP: 0 PB: 0 SB: 0 CS: 0	PA: 37	
PITCHER	IP	WLS	BF	H	R	ER	SO	BB	IBB	HBP	BLK	WP	HR	S	P	ERA	WHIP				
49 Tim Wakefield, R (1,1) ERA: 4.15	7.2		30	5	3	3	5	1	0	1	0	0	1	62	92	3.52	0.783				
Alan Embree, L (8,1) ERA: 4.07	0.1	W	1	0	0	0	0	0	0	0	0	0	0	4	5	0.00	0.000				
Byung-Hyun Kim, R (9,1) ERA: 3.47	1.0	S	6	2	1	1	0	1	0	0	0	0	1	11	16	9.00	3.000				

Baltimore Orioles @ Boston Red Sox
Fenway Park, Boston, MA
Sat Aug 09 2003, 7:05 PM EDT
Att: 34,883 - Cloudy - 82 F

AB 34
R 4
H 7
RBI 4
BB 2
SO 5
LOB 8



Batter	1	2	3	4	5	6	7	8	9	AB	R	H	RBI	BB	SO	LOB	BOTTOM				
18 Johnny Damon, L (1,8) OBP: 0.341, SLG: 0.429	F8				G5-4-3 1B		F7			4	0	2	0	0	0	0					
Bill Mueller, S (1,5) OBP: 0.403, SLG: 0.569					G5-4-3					3	0	2	2	1	0	1					
Nomar Garciaparra, R (1,6) OBP: 0.363, SLG: 0.575	F8			FC1-5-2	G5-3		F8			4	0	0	0	0	0	4					
Manny Ramirez, R (1,10) OBP: 0.415, SLG: 0.564	F7									4	1	2	1	0	0	3					
Damian Jackson, R (8, PR) OBP: 0.293, SLG: 0.313								34 1B	1B	0	1	0	0	0	0	0					
34 David Ortiz, L (1,3) OBP: 0.370, SLG: 0.573		G4-3						WP	1B	4	0	1	0	0	1	2					
Gabe Kapler, R (8, PR) OBP: 0.318, SLG: 0.353								WP	1B	0	1	0	0	0	0	0					
Kevin Millar, R (1,7) OBP: 0.380, SLG: 0.508										2	1	1	2	2	0	0					
Dave McCarty, R (9,3) OBP: 0.286, SLG: 0.346										0	0	0	0	0	0	0					
Trot Nixon, L (1,9) OBP: 0.395, SLG: 0.579										3	0	0	0	0	1	2					
Todd Walker, L (1,4) OBP: 0.323, SLG: 0.411										4	1	1	0	0	0	3					
Doug Mirabelli, R (1,2) OBP: 0.286, SLG: 0.436										3	1	0	0	1	0	2					
Inning Stats	R: 0 E: 0 K: 0 S: 7	H: 0 LOB: 1 BB: 1 P: 14	R: 0 E: 0 K: 0 S: 8	H: 0 LOB: 0 BB: 0 P: 13	R: 2 E: 0 K: 0 S: 10	H: 3 LOB: 2 BB: 1 P: 20	R: 0 E: 0 K: 0 S: 7	H: 0 LOB: 1 BB: 1 P: 13	R: 0 E: 0 K: 1 S: 14	H: 1 LOB: 1 BB: 1 P: 25	R: 0 E: 0 K: 0 S: 10	H: 1 LOB: 1 BB: 0 P: 14	R: 3 E: 0 K: 1 S: 15	H: 3 LOB: 1 BB: 0 P: 21	1B: 5 2B: 2 3B: 0 HR: 2	SF: 0 SAC: 1 DP: 1 HBP: 0	WP: 1 PB: 0 SB: 0 CS: 0	PA: 36			
PITCHER	IP	WLS	BF	H	R	ER	SO	BB	IBB	HBP	BLK	WP	HR	S	P	ERA	WHIP				
Damian Moss, L (1,1) ERA: 4.48	7.0		30	6	3	3	1	4	0	0	0	1	1	63	113	3.86	1.429				
Travis Driskill, R (8,1) ERA: 6.0	1.0	L	6	3	3	3	1	0	0	0	0	1	1	15	21	27.00	3.000				

Baltimore Orioles @ Boston Red Sox
Fenway Park, Boston, MA
Sat Aug 09 2003, 7:05 PM EDT
Att: 34,883 - Cloudy - 82 F

AB 31
R 6
H 9
RBI 5
BB 4
SO 2
LOB 17



Batter	1	2	3	4	5	6	7	8	9	AB	R	H	RBI	BB	SO	LOB	TOP								
1 Brian Roberts, S OBP: 0.344, SLG: 0.366 (1, 4)	F7		F7		G3		K			4	0	0	0	0	1	1	Baltimore Orioles @ Boston Red Sox Fenway Park, Boston, MA Sun Aug 10 2003, 2:05 PM EDT Att: 34,239 - Cloudy - 75 F								
Deivi Cruz, R OBP: 0.276, SLG: 0.417 (1, 6)	F7		G6-3			31 3B 2B	L7			4	1	1	0	0	0	1									
Luis Matos, R OBP: 0.373, SLG: 0.503 (1, 8)	31 2B BB			F9		K		P3		3	1	0	0	1	1										
31 Jay Gibbons, L OBP: 0.359, SLG: 0.505 (1, 9)	2-2 1-H 2B			F8		2H HR 3B		G4-3		4	1	2	2	0	0	0									
Tony Batista, R OBP: 0.290, SLG: 0.422 (1, 5)	G5-3			2B 2B		F8		K		4	1	1	0	0	1	2									
Jack Cust, L OBP: 0.366, SLG: 0.688 (1, 10)		G4-3		2H 2B		2-1 HR			F7	4	1	2	3	0	0	0									
Jose Leon, R OBP: 0.340, SLG: 0.262 (1, 3)		K2-3		G1-3		3-H K			G6-3	4	0	0	0	0	2	1									
Larry Bigbie, L OBP: 0.316, SLG: 0.345 (1, 7)		G4-3			G6-3		G6-3		K	4	0	0	0	0	1	0									
Robert Machado, R OBP: 0.355, SLG: 0.393 (1, 2)			K		G4-3					2	0	0	0	1	1	0									
Inning Stats	R: 1 E: 0 K: 0 S: 14	H: 1 LOB: 1 BB: 1 P: 24	R: 0 E: 0 K: 1 S: 7	H: 0 LOB: 0 BB: 0 P: 9	R: 0 E: 0 K: 1 S: 5	H: 0 LOB: 0 BB: 0 P: 7	R: 1 E: 0 K: 0 S: 11	H: 2 LOB: 1 BB: 0 P: 18	R: 0 E: 0 K: 0 S: 6	H: 0 LOB: 0 BB: 0 P: 9	R: 3 E: 0 K: 2 S: 13	H: 3 LOB: 0 BB: 1 P: 18	R: 0 E: 0 K: 1 S: 10	H: 0 LOB: 0 BB: 1 P: 16	R: 0 E: 0 K: 1 S: 9	H: 0 LOB: 0 BB: 0 P: 15	R: 0 E: 0 K: 1 S: 7	H: 0 LOB: 0 BB: 0 P: 11	1B: 0 2B: 4 3B: 1 HR: 1	SF: 0 SAC: 0 DP: 0 HBP: 0	WP: 0 PB: 0 SB: 0 CS: 0	PA: 35			
PITCHER	IP	WLS	BF	H	R	ER	SO	BB	IBB	HBP	BLK	WP	HR	S	P	ERA	WHIP								
Jeff Suppan, R ERA: 4.02 (1, 1)	6.1	L	27	6	5	5	4	2	0	0	0	0	1	62	97	7.11	1.263								
50 Mike Timlin, R ERA: 3.31 (7, 1)	1.2		5	0	0	0	2	0	0	0	0	0	0	13	19	0.00	0.000								
Alan Embree, L ERA: 3.98 (9, 1)	1.0		3	0	0	0	1	0	0	0	0	0	0	7	11	0.00	0.000								


Batter	1	2	3	4	5	6	7	8	9	AB	R	H	RBI	BB	SO	LOB	BOTTOM								
18 Johnny Damon, L OBP: 0.340, SLG: 0.426 (1, 8)	F8		F8		G6-3		G4-6-3 1B		F6	5	0	1	0	0	0	2	Baltimore Orioles @ Boston Red Sox Fenway Park, Boston, MA Sun Aug 10 2003, 2:05 PM EDT Att: 34,239 - Cloudy - 75 F								
Bill Mueller, S OBP: 0.405, SLG: 0.569 (1, 5)	G1-3		BB		2B		G4-6-3 1-2		BB	3	0	1	0	2	0	1									
Nomar Garciaparra, R OBP: 0.363, SLG: 0.575 (1, 6)	E4 1B		F8		G6-3			2B	K	5	0	2	0	0	1	5									
Manny Ramirez, R OBP: 0.414, SLG: 0.561 (1, 10)	G4-3			CS 1B		F9		G5-3		4	0	1	0	0	0	2									
34 David Ortiz, L OBP: 0.366, SLG: 0.565 (1, 3)		F7		F8		F7		K		4	0	0	0	0	1	2									
Kevin Millar, R OBP: 0.356, SLG: 0.505 (1, 7)		P5		3B 1B		E9 1B		F8		4	2	1	0	0	0	1									
Trot Nixon, L OBP: 0.400, SLG: 0.587 (1, 9)		BB		1-H 3B		2-2 CS 1B		BB BB BB		2	0	2	2	2	0	0									
Todd Walker, L OBP: 0.321, SLG: 0.407 (1, 4)	F8			F8		CS 1-2	F7		F9	4	0	0	0	0	0	3									
Jason Varitek, S OBP: 0.365, SLG: 0.568 Damian Jackson, R OBP: 0.283, SLG: 0.313 (9, PR)			F8		F9		HR		BB 1-2 BB	3	1	1	1	1	0	0									
Inning Stats	R: 0 E: 1 K: 0 S: 13	H: 1 LOB: 1 BB: 0 P: 19	R: 0 E: 0 K: 0 S: 7	H: 0 LOB: 1 BB: 1 P: 14	R: 0 E: 0 K: 0 S: 10	H: 0 LOB: 1 BB: 1 P: 19	R: 1 E: 0 K: 0 S: 8	H: 3 LOB: 1 BB: 0 P: 14	R: 0 E: 0 K: 0 S: 7	H: 1 LOB: 0 BB: 0 P: 10	R: 1 E: 1 K: 0 S: 10	H: 1 LOB: 0 BB: 0 P: 14	R: 1 E: 0 K: 1 S: 10	H: 2 LOB: 0 BB: 0 P: 13	R: 0 E: 0 K: 1 S: 10	H: 1 LOB: 1 BB: 0 P: 13	R: 0 E: 0 K: 1 S: 13	H: 0 LOB: 3 BB: 3 P: 28	1B: 5 2B: 2 3B: 1 HR: 1	SF: 0 SAC: 0 DP: 1 HBP: 0	WP: 0 PB: 0 SB: 0 CS: 2	PA: 40			
PITCHER	IP	WLS	BF	H	R	ER	SO	BB	IBB	HBP	BLK	WP	HR	S	P	ERA	WHIP								
Jason Johnson, R ERA: 3.85 (1, 1)	6.0	W	25	6	2	1	0	2	0	0	0	0	1	8	11	27.00	6.000								
Buddy Groom, L ERA: 6.54 (7, 1)	0.1	H	3	2	1	1	0	0	0	0	0	0	0	7	8	0.00	1.000								
Kerry Ligtenberg, R ERA: 3.24 (8, 1)	1.0	H	3	1	0	0	0	0	0	0	0	0	0	5	7	0.00	0.000								
B.J. Ryan, L ERA: 4.94 (9, 1)	0.2	H	2	0	0	0	1	0	0	0	0	0	0	13	28	0.00	3.000								


AB 33
R 5
H 6
RBI 5
BB 2
SO 7
LOB 6



AB 34
R 3
H 9
RBI 3
BB 5
SO 2
LOB 16



Batter	1	2	3	4	5	6	7	8	9	AB R H RBI BB SO LOB	TOP												
1 Brian Roberts, S OBP: 0.345, SLG: 0.366	0-2 31 BB HBP 1B	0-0 WP 1B			2-1 L7		0-0 G6-3		2-2 FC6 1-2	5 1 2 0 0 0 2	Baltimore Orioles @ Tampa Bay Devil Rays Tropicana Field, St. Petersburg, FL Mon Aug 11 2003, 7:15 PM EDT Att: 8,208 - Dome - 72 F AB 32 R 3 H 6 RBI 3 BB 3 SO 5 LOB 11 												
Deivi Cruz, R OBP: 0.275, SLG: 0.414	1-1 HBP 31 BB 1B	2-3 K			2-2 G5-3		2-2 G5-3			3 1 0 0 0 1 1													
Luis Matos, R OBP: 0.371, SLG: 0.498	2-0 P6		1-1 G5-3		4-1 BB		2-3 K			3 0 0 0 1 1 2													
31 Jay Gibbons, L OBP: 0.360, SLG: 0.503	4-0 1B HBP 1-2 2-3 BB		2-1 PB 1B		0-1 F7		1-0 G3			3 0 1 0 1 0 1													
Tony Batista, R OBP: 0.290, SLG: 0.419	3-2 1B HBP 1-2 2-3 HBP		2-2 G6-3 1-2		1-3 K		0-0 P3			3 0 0 1 0 1 1													
Brook Fordyce, R OBP: 0.315, SLG: 0.373	0-1 G6-3 1-2 2-3 3-H 1B		1-0 F8		2-2 HR		1-0 F9			4 1 2 2 0 0 1													
Jose Leon, R OBP: 0.314, SLG: 0.239	0-0 G6-3 1-2		1-1 G5-3		2-3 K		0-3 K			4 0 0 0 0 2 3													
Carlos Mendez, R OBP: 0.194, SLG: 0.257		1-0 G6-3		0-0 F8		3-2 F8		4-2 1B BB		3 0 0 0 0 0 0 0 0 0 0 1 0 0													
Jack Cust, L OBP: 0.400, SLG: 0.688																							
Larry Bigbie, L OBP: 0.314, SLG: 0.341		1-1 F8		2-1 G6-3			3-2 G4-3		1-2 1 FC6 1B	4 0 1 0 0 0 0													
Inning Stats	R: 2 E: 0 K: 0 S: 10	H: 2 LOB: 2 BB: 1 P: 20	R: 0 E: 0 K: 1 S: 7	H: 1 LOB: 1 BB: 0 P: 11	R: 0 E: 0 K: 0 S: 9	H: 1 LOB: 1 BB: 0 P: 15	R: 0 E: 0 K: 0 S: 5	H: 0 LOB: 0 BB: 0 P: 8	R: 0 E: 0 K: 2 S: 8	H: 1 LOB: 0 BB: 1 P: 16	R: 0 E: 0 K: 0 S: 8	H: 0 LOB: 0 BB: 0 P: 13	R: 0 E: 0 K: 1 S: 5	H: 0 LOB: 0 BB: 0 P: 8	R: 0 E: 0 K: 1 S: 11	H: 1 LOB: 2 BB: 1 P: 19	1B: 5 2B: 0 3B: 0 HR: 1	SF: 0 SAC: 0 DP: 1 HBP: 2	WP: 1 PB: 1 SB: 0 CS: 0	PA: 37			
PITCHER	IP WLS BF H R ER SO BB IBB HBP BLK WP HR S P ERA WHIP											PITCHER	IP WLS BF H R ER SO BB IBB HBP BLK WP HR S P ERA WHIP										
Joe Kennedy, L ERA: 6.29	(1, 1) 7.0 29 5 3 3 3 2 0 2 0 1 1 60 104 3.86 1.000											Travis Harper, R ERA: 3.52	(8, 1) 2.0 8 1 0 0 2 1 0 0 0 0 0 16 27 0.00 1.000										

Batter	1	2	3	4	5	6	7	8	9	AB R H RBI BB SO LOB	BOTTOM												
13 Carl Crawford, L OBP: 0.300, SLG: 0.350	3-2 FC5-4 1B		1-1 HR		3-2 G5-3		1-2 G4-3		0-0 P4	5 1 2 1 0 0 1	Baltimore Orioles @ Tampa Bay Devil Rays Tropicana Field, St. Petersburg, FL Mon Aug 11 2003, 7:15 PM EDT Att: 8,208 - Dome - 72 F AB 36 R 4 H 11 RBI 4 BB 2 SO 3 LOB 17 												
Jason Tyner, L OBP: 0.350, SLG: 0.384	0-1 FC5-4 1B		0-0 G4-6-3 1B		1-2 G6-3		0-3 K		2-2 2B	4 0 1 0 0 1 1 1 0 1 1 0 0 0													
18 Jared Sandberg, R OBP: 0.322, SLG: 0.449	1-2 1B		0-1 G4-6-3		2-2 L6		3-2 P5			4 0 1 0 0 0 1													
Aubrey Huff, L OBP: 0.359, SLG: 0.521	2-0 BB 1-2 1B		0-1 G4-3		2-2 G1-3		0-0 HR 1B			4 1 1 0 0 1 2													
5 Rocco Baldelli, R OBP: 0.331, SLG: 0.444	1-3 K		0-1 G4-3		4-2 WP 1B		1-0 E S BB		1-H HR	2 1 2 2 2 0 0													
Travis Lee, L OBP: 0.362, SLG: 0.475	4-2 BB 1-2 2-3 BB		1-2 WP 1B		0-0 P4		0-0 P4			4 0 2 0 0 0 4													
Damian Rolis, R OBP: 0.313, SLG: 0.417	0-1 F9		1-2 WP 1B		2-2 G6-3 1-3		0-0 K			4 0 0 0 0 1 4													
Marlon Anderson, L OBP: 0.326, SLG: 0.361		2-0 G4-3		0-0 P5		2-2 G6-3		2-3 K		4 0 0 0 0 1 4													
Toby Hall, R OBP: 0.304, SLG: 0.378		2-2 F9		3-2 F8 1-2 2-3		0-1 G6-3		1-1 F7		4 0 0 0 0 0 2													
Julio Lugo, R OBP: 0.330, SLG: 0.360		1-1 P4		3-2 G5-3		3-2 G6-3		1-0 18 2B 1B		4 1 1 0 0 0 2													
Inning Stats	R: 0 E: 0 K: 1 S: 15	H: 2 LOB: 3 BB: 1 P: 25	R: 0 E: 0 K: 0 S: 7	H: 0 LOB: 0 BB: 0 P: 12	R: 1 E: 0 K: 0 S: 7	H: 2 LOB: 2 BB: 0 P: 8	R: 0 E: 0 K: 0 S: 16	H: 2 LOB: 2 BB: 0 P: 23	R: 0 E: 0 K: 0 S: 9	H: 0 LOB: 0 BB: 0 P: 15	R: 0 E: 0 K: 0 S: 16	H: 0 LOB: 1 BB: 1 P: 24	R: 0 E: 0 K: 0 S: 8	H: 0 LOB: 0 BB: 0 P: 12	R: 2 E: 0 K: 2 S: 12	H: 3 LOB: 1 BB: 0 P: 18	R: 1 E: 0 K: 0 S: 7	H: 2 LOB: 1 BB: 0 P: 11	1B: 8 2B: 1 3B: 0 HR: 2	SF: 0 SAC: 0 DP: 1 HBP: 0	WP: 1 PB: 0 SB: 1 CS: 0	PA: 38	
PITCHER	IP WLS BF H R ER SO BB IBB HBP BLK WP HR S P ERA WHIP											PITCHER	IP WLS BF H R ER SO BB IBB HBP BLK WP HR S P ERA WHIP										
Pat Hentgen, R ERA: 4.5	(1, 1) 6.0 25 6 1 1 1 2 0 0 0 0 0 1 70 107 1.50 1.333											Eric DuBose, L ERA: 2.05	(7, 1) 2.0 9 3 2 2 2 0 0 0 0 0 1 20 30 9.00 1.500										
Hector Carrasco, R ERA: 4.15	(9, 1) 0.1 L 2 1 1 1 0 0 0 0 0 0 0 3 5 27.00 3.000											B.J. Ryan, L ERA: 4.88	(9, 1) 0.1 2 1 0 0 0 0 0 0 0 0 0 4 6 0.00 3.000										

Batter	1	2	3	4	5	6	7	8	9	AB	R	H	RBI	BB	SO	LOB	TOP			
1 Brian Roberts, S OBP: 0.346, SLG: 0.368										4	0	2	0	0	0	0	Baltimore Orioles @ Tampa Bay Devil Rays Tropicana Field, St. Petersburg, FL Tue Aug 12 2003, 7:15 PM EDT Alt. 9,123 - Dome - 72 F			
Luis Matos, R OBP: 0.366, SLG: 0.491									4	0	0	0	0	0	2	2				
B.J. Surhoff, L OBP: 0.373, SLG: 0.456									2	0	0	0	2	0	1					
31 Jay Gibbons, L OBP: 0.357, SLG: 0.499									4	0	0	0	0	0	3					
Tony Batista, R OBP: 0.287, SLG: 0.415									4	0	0	0	0	0	3					
Jack Cust, L OBP: 0.333, SLG: 0.550									4	0	0	0	0	2	1					
Deivi Cruz, R OBP: 0.276, SLG: 0.412									2	1	0	0	1	0	0					
Larry Bigbie, L OBP: 0.314, SLG: 0.365									3	1	1	2	0	0	0					
Brook Fordyce, R OBP: 0.319, SLG: 0.369									2	0	0	0	1	0	0					
Inning Stats	R: 0 E: 0 K: 0 S: 9	H: 1 LOB: 2 BB: 1 P: 19	R: 0 E: 0 K: 0 S: 7	H: 0 LOB: 0 BB: 0 P: 9	R: 0 E: 0 K: 1 S: 6	H: 0 LOB: 1 BB: 0 P: 11	R: 0 E: 0 K: 1 S: 6	H: 0 LOB: 1 BB: 1 P: 12	R: 0 E: 0 K: 0 S: 9	H: 0 LOB: 0 BB: 0 P: 13	R: 0 E: 0 K: 0 S: 9	H: 0 LOB: 0 BB: 0 P: 12	R: 2 E: 0 K: 1 S: 11	H: 2 LOB: 1 BB: 1 P: 23	R: 0 E: 0 K: 1 S: 9	H: 0 LOB: 0 BB: 0 P: 15	1B: 2 2B: 0 3B: 0 HR: 1	SF: 0 SAC: 0 DP: 0 HBP: 0	WP: 0 PB: 0 SB: 0 CS: 1	PA: 34
PITCHER	IP WLS BF H R ER SO BB IBB HBP BLK WP HR S P ERA WHIP																			
Rob Bell, R ERA: 5.83	(1, 1) 7.0 W 26 2 2 2 2 4 0 0 0 0 0 1 55 100 2.57 0.857																			
Jesus Colome, R ERA: 4.24	(8, 1) 1.0 H 4 1 0 0 1 0 0 0 0 0 0 0 8 15 0.00 1.000																			
Lance Carter, R ERA: 4.71	(9, 1) 1.0 S 3 0 0 0 1 0 0 0 0 0 0 0 9 15 0.00 0.000																			

Batter	1	2	3	4	5	6	7	8	9	AB	R	H	RBI	BB	SO	LOB	BOTTOM			
13 Carl Crawford, L OBP: 0.300, SLG: 0.349									4	0	1	1	0	0	1					
Jason Tyner, L OBP: 0.345, SLG: 0.377									4	0	1	0	0	1	1					
Aubrey Huff, L OBP: 0.360, SLG: 0.522									3	1	1	0	1	0	2					
5 Rocco Baldelli, R OBP: 0.330, SLG: 0.443									4	0	1	1	0	1	1					
Travis Lee, L OBP: 0.363, SLG: 0.474									3	1	1	0	1	1	2					
Damian Rolis, R OBP: 0.316, SLG: 0.427									4	0	2	2	0	0	0					
Marlon Anderson, L OBP: 0.325, SLG: 0.360									4	0	1	0	0	2	2					
Toby Hall, R OBP: 0.303, SLG: 0.376									4	1	1	0	0	2	3					
Julio Lugo, R OBP: 0.330, SLG: 0.358									2	1	0	0	1	0	1					
Inning Stats	R: 0 E: 0 K: 1 S: 11	H: 0 LOB: 0 BB: 0 P: 16	R: 0 E: 0 K: 0 S: 11	H: 0 LOB: 0 BB: 0 P: 12	R: 1 E: 0 K: 0 S: 14	H: 3 LOB: 2 BB: 0 P: 26	R: 0 E: 0 K: 3 S: 14	H: 2 LOB: 2 BB: 0 P: 17	R: 0 E: 0 K: 0 S: 5	H: 0 LOB: 0 BB: 0 P: 8	R: 2 E: 0 K: 0 S: 9	H: 3 LOB: 1 BB: 1 P: 17	R: 1 E: 0 K: 1 S: 11	H: 1 LOB: 2 BB: 2 P: 27	R: 0 E: 0 K: 2 S: 9	H: 0 LOB: 0 BB: 0 P: 14	1B: 6 2B: 3 3B: 0 HR: 0	SF: 0 SAC: 0 DP: 0 HBP: 0	WP: 0 PB: 0 SB: 0 CS: 0	PA: 35
PITCHER	IP WLS BF H R ER SO BB IBB HBP BLK WP HR S P ERA WHIP																			
Rodrigo Lopez, R ERA: 5.62	(1, 1) 6.0 L 26 8 3 3 4 0 1 0 0 0 0 0 64 96 4.50 1.333																			
Buddy Groom, L ERA: 6.61	(7, 1) 1.0 6 1 1 1 1 2 0 0 0 0 0 0 11 27 9.00 3.000																			
Rick Bauer, R ERA: 4.93	(8, 1) 1.0 3 0 0 0 2 0 0 0 0 0 0 0 9 14 0.00 0.000																			

Batter	1	2	3	4	5	6	7	8	9	10	AB	R	H	RBI	BB	SO	LOB	TOP							
1 Brian Roberts, S OBP: 0.350, SLG: 0.373	4-1 BB 31 2B	3-2 F8			1-3 K	2-0 1H 2H 2B			1-2 1B G4-6-3 1B		4	2	2	2	1	1	2								
Luis Matos, R OBP: 0.367, SLG: 0.493	0-1 F9		2-2 G5-3		3-2 2B		0-0 B1-3		1-2 1B G4-6-3		5	0	2	0	0	0	1								
B.J. Surhoff, L OBP: 0.373, SLG: 0.452	1-3 SAFE SAFE K	1-3 SAFE	1-2 31 G6-3 1B		2-1 F7		2-1 31 G3 HBP		0-0 G4-6-3		4	0	1	0	0	1	3								
31 Jay Gibbons, L OBP: 0.358, SLG: 0.500	1-9 SAFE 1H 2B	2-2 1H 2B	0-0 G6-3		2-3 K		2-2 G3		2-2 1-2 1B		5	0	2	1	0	1	3								
Tony Batista, R OBP: 0.296, SLG: 0.412	1-5 1-1 P6			0-3 K		1-2 G1-3		4-0 IBB	0-2 P5		4	0	0	0	1	1	2								
Jack Cust, L OBP: 0.345, SLG: 0.542		3-2 G4-3 2B		4-2 F8 1B BB		0-0 F7		1-3 K		3-3 K		4	0	1	0	1	2								
Deivi Cruz, R OBP: 0.277, SLG: 0.411		2-2 G4-3		0-0 1-2 1B		2-1 2B 1B		1-2 P6		3-3 K		5	1	2	0	0	1	1							
Larry Bigbie, L OBP: 0.317, SLG: 0.369		4-2 BB		2-1 F8		0-1 1H 2B		1-1 G4-3		0-0 G4-3		4	1	1	1	1	0	2							
Robert Machado, R OBP: 0.343, SLG: 0.355		0-0 P4		0-0 F9		4-1 1 2B BB		1-1 P6				3	1	0	0	1	0	4							
Inning Stats	R: 1 E: 0 K: 1 S: 11	H: 1 LOB: 1 BB: 1 P: 19	R: 0 E: 0 K: 0 S: 13	H: 1 LOB: 2 BB: 1 P: 25	R: 0 E: 0 K: 0 S: 10	H: 1 LOB: 2 BB: 1 P: 17	R: 0 E: 0 K: 2 S: 14	H: 1 LOB: 1 BB: 0 P: 22	R: 3 E: 0 K: 1 S: 8	H: 3 LOB: 2 BB: 1 P: 21	R: 0 E: 0 K: 1 S: 8	H: 0 LOB: 1 BB: 1 P: 17	R: 0 E: 0 K: 0 S: 8	H: 0 LOB: 0 BB: 0 P: 11	R: 1 E: 0 K: 0 S: 13	H: 3 LOB: 1 BB: 0 P: 17	R: 0 E: 0 K: 2 S: 7	H: 0 LOB: 0 BB: 13 P: 13	1B: 6 2B: 5 3B: 0 HR: 0	SF: 0 SAC: 0 DP: 2 HBP: 1	WP: 0 PB: 0 SB: 0 CS: 0	PA: 44			
PITCHER	IP 5.2	WLS 27	BF 7	H 4	R 4	ER 4	SO 4	BB 4	IBB 0	HBP 0	BLK 0	WP 0	HR 0	S 70	P 114	ERA 6.35	WHIP 1.941								
Geremi Gonzalez, R ERA: 3.62	(1, 1)																								
Travis Harper, R ERA: 3.48	(6, 1)	0.2	H 2	1 0	0 0	0 0	0 0	0 0	0 0	0 0	0 0	0 0	0 0	2 4	0.00	1.500									
Mark Mataska, L ERA: 4.7	(7, 1)	0.2	H 4	0 0	0 1	0 1	0 1	0 0	0 0	0 0	0 0	0 0	0 0	7 16	0.00	0.000									
Jesús Colome, R ERA: 4.25	(8, 1)	2.0	B 8	3 1	1 0	0 0	0 0	0 0	0 0	0 0	0 0	0 0	0 0	21 28	4.50	1.500									
Lance Carter, R ERA: 4.63	(10, 1)	1.0	W 3	0 0	0 0	2 2	0 0	0 0	0 0	0 0	0 0	0 0	0 0	7 13	0.00	0.000									

Baltimore Orioles @ Tampa Bay Devil Rays
Tropicana Field, St. Petersburg, FL
Wed Aug 13 2003, 2:15 PM EDT
Att: 9,022 - Dome - 72 F


AB	38
R	5
H	11
RBI	4
BB	5
SO	7
LOB	20



Batter	1	2	3	4	5	6	7	8	9	10	AB	R	H	RBI	BB	SO	LOB	BOTTOM							
13 Carl Crawford, L OBP: 0.305, SLG: 0.352	2-2 F8 HR 1B		0-0 P6		4-0 F9 E BB		1-0 K 1B		4-2 1-2 BB		3	2	2	0	2	0	0								
Jason Tyner, L OBP: 0.330, SLG: 0.358	1-1 SAFE SAFE F8		0-1 L7		2-2 F9		2-3 K		2-1 F9		4	0	0	0	0	1	3								
18 Jared Sandberg, R OBP: 0.318, SLG: 0.443 (9, PH) (10, 5)	1-3 F8		0-1 F7		1-3 F9		1-2 K		1-2 F9		1	0	0	0	0	0	2								
Aubrey Huff, L OBP: 0.361, SLG: 0.529	2-0 3H HR		0-1 F7		0-0 E9 2B		1-1 G6-3		3-1 F7		5	1	2	3	0	0	0								
5 Rocco Baldelli, R OBP: 0.331, SLG: 0.442	0-1 P4			0-2 G5-3		1-3 K		0-0 K 1B		0-1 2B 1B		5	1	2	0	0	1	1							
Travis Lee, L OBP: 0.366, SLG: 0.486	1-3 HR		3-1 HR		2-0 FC6-4 1B		1-1 F8		2-0 F8		5	1	3	2	0	0	1								
Damian Rolis, R OBP: 0.311, SLG: 0.420 (10, 9)	0-1 L5		2-1 FC6-4		3-2 G4-3		3-2 G4-3		1-1 K		4	0	0	0	0	1	2								
Marlon Anderson, L OBP: 0.325, SLG: 0.357		2-2 L3		0-2 F7		1-1 F7		4-0 B1-6-4 BB		3	0	0	0	1	0	1									
Toby Hall, R OBP: 0.302, SLG: 0.383		2-1 F8			0-0 HR		1-2 L6		1-1 B1-6-4		4	1	1	1	0	0	1								
Julio Lugo, R OBP: 0.329, SLG: 0.356		1-0 F8			2-0 F8		1-2 F9		2-2 13 S 1B		4	0	1	0	0	0	0								
Inning Stats	R: 3 E: 0 K: 0 S: 13	H: 3 LOB: 0 BB: 0 P: 21	R: 0 E: 0 K: 0 S: 6	H: 0 LOB: 0 BB: 0 P: 11	R: 0 E: 0 K: 0 S: 5	H: 0 LOB: 0 BB: 0 P: 5	R: 0 E: 0 K: 0 S: 11	H: 1 LOB: 1 BB: 0 P: 15	R: 2 E: 1 K: 1 S: 9	H: 2 LOB: 1 BB: 1 P: 18	R: 0 E: 0 K: 0 S: 7	H: 0 LOB: 0 BB: 0 P: 12	R: 0 E: 0 K: 1 S: 10	H: 1 LOB: 1 BB: 0 P: 15	R: 0 E: 0 K: 1 S: 7	H: 1 LOB: 1 BB: 0 P: 10	R: 0 E: 0 K: 0 S: 9	H: 1 LOB: 2 BB: 2 P: 22	R: 1 E: 0 K: 0 S: 6	H: 2 LOB: 1 BB: 0 P: 11	1B: 6 2B: 2 3B: 0 HR: 3	SF: 0 SAC: 0 DP: 1 HBP: 0	WP: 0 PB: 0 SB: 6 CS: 0	PA: 41	
PITCHER	IP 5.0	WLS 22	BF 14	H 3	R 0	ER 5	SO 1	BB 1	IBB 0	HBP 0	BLK 0	WP 0	HR 3	S 44	P 70	ERA 9.00	WHIP 1.400								
Rick Helling, R ERA: 5.71	(1, 1)																								
Rick Bauer, R ERA: 4.53	(6, 1)	3.2	L 14	3 0	0 0	2 2	1 0	0 0	0 0	0 0	0 0	0 0	0 0	10 21	13.50	4.500									
B.J. Ryan, L ERA: 5.06	(9, 1)	0.2	L 5	2 1	1 1	0 0	1 0	0 0	0 0	0 0	0 0	0 0	0 0	10 21	13.50	4.500									

Baltimore Orioles @ Tampa Bay Devil Rays
Tropicana Field, St. Petersburg, FL
Wed Aug 13 2003, 2:15 PM EDT
Att: 9,022 - Dome - 72 F

AB	38
R	6
H	11
RBI	6
BB	3
SO	3
LOB	11



Batter	1	2	3	4	5	6	7	8	9	AB	R	H	RBI	BB	SO	LOB	TOP			
Alfonso Soriano, R OBP: 0.328, SLG: 0.487	P4			K	G6-3		1B	F8		5	1	1	0	0	1	2	New York Yankees @ Baltimore Orioles Oriole Park at Camden Yards, Baltimore, MD Thu Aug 14 2003, 7:05 PM EDT Att: 41,987 - Cloudy - 87 F			
2 Derek Jeter, R OBP: 0.391, SLG: 0.473	F9			25 SF8	G1-3		1B	G6-3		4	2	1	0	0	0	2				
25 Jason Giambi, L OBP: 0.426, SLG: 0.562	F8			SF8	BB		20 E	P2		2	1	0	1	1	0	0				
Bernie Williams, S OBP: 0.382, SLG: 0.409		55 G4-6-3		20 1B	BB		20 E	20 HR		3	2	3	2	2	0	0				
20 Jorge Posada, S OBP: 0.402, SLG: 0.494	K			55 2B	G4-3		E3	HR		5	1	2	2	0	1	6				
55 Hideki Matsui, L OBP: 0.356, SLG: 0.465	G4-6-3			1B			SF7	F7		3	0	1	2	1	0	1				
Aaron Boone, R OBP: 0.319, SLG: 0.435				G5-3	G5-3		G1-6-3	K		4	0	0	0	1	1	4				
Nick Johnson, L OBP: 0.427, SLG: 0.494				G3-1			G1-6-3	F8		4	1	1	0	0	0	2				
David Dellucci, L OBP: 0.317, SLG: 0.366				K	G6-3		K	F8		3	0	1	1	1	2	1				
Inning Stats	R: 0 E: 0 K: 0 S: 4	H: 0 LOB: 0 BB: 0 P: 7	R: 0 E: 0 K: 1 S: 8	H: 1 LOB: 0 BB: 0 P: 11	R: 0 E: 0 K: 1 S: 7	H: 0 LOB: 0 BB: 0 P: 11	R: 2 E: 0 K: 1 S: 15	H: 3 LOB: 2 BB: 1 P: 26	R: 1 E: 0 K: 0 S: 16	H: 2 LOB: 1 BB: 1 P: 22	R: 3 E: 1 K: 0 S: 15	H: 2 LOB: 1 BB: 1 P: 23	R: 0 E: 0 K: 0 S: 13	H: 0 LOB: 1 BB: 1 P: 21	R: 2 E: 0 K: 1 S: 12	H: 2 LOB: 0 BB: 0 P: 17	1B: 4 2B: 5 3B: 0 HR: 1	SF: 2 SAC: 0 DP: 3 HBP: 2	WP: 0 PB: 0 SB: 2 CS: 0	PA: 43
PITCHER	IP WLS BF H R ER SO BB IBB HBP BLK WP HR S P ERA WHIP																			
Daman Moss, L ERA: 4.97	(1, 1) 5.0 0 25 6 3 3 3 4 0 1 0 0 0 0 54 95 5.40 2.000																			
Eric DuRose, L ERA: 3.13	(6, 1) 1.0 L 5 1 3 3 1 1 0 1 0 0 0 0 3 15 27.00 2.000																			
Hector Carrasco, R ERA: 4.15	(7, 1) 0.0 B 2 1 0 0 0 0 0 0 0 0 0 0 3 3 ∞ ∞																			
B.J. Ryan, L ERA: 4.86	(7, 1) 1.1 4 0 0 0 0 1 0 0 0 0 0 0 9 13 0.00 0.750																			
Kerry Ligtenberg, R ERA: 3.53	(8, 1) 1.2 7 2 2 2 1 0 0 0 0 0 1 21 30 10.80 1.200																			

Batter	1	2	3	4	5	6	7	8	9	AB	R	H	RBI	BB	SO	LOB	BOTTOM			
1 Brian Roberts, S OBP: 0.391, SLG: 0.383	K		G6-4-3		HR	BB		K		5	1	2	1	0	2	2	New York Yankees @ Baltimore Orioles Oriole Park at Camden Yards, Baltimore, MD Thu Aug 14 2003, 7:05 PM EDT Att: 41,987 - Cloudy - 87 F			
Deivi Cruz, R OBP: 0.279, SLG: 0.408	F9			31 1B	G6-3		G6-3		3	1	0	0	2	0	0	0				
Luis Matos, R OBP: 0.364, SLG: 0.488	G6-3			P3	31 G4-3		K		5	0	1	0	0	2	4					
31 Jay Gibbons, L OBP: 0.358, SLG: 0.499		P4		HR	G4-3		BB	G1-3		5	1	2	0	0	0	1				
Tony Batista, R OBP: 0.289, SLG: 0.419	P3			1B	FC5-4		K		4	1	2	3	1	1	1					
Brook Fordyce, R OBP: 0.314, SLG: 0.363	G4-3			HR	F8		F9		4	0	0	0	0	0	3					
Jack Cust, L OBP: 0.333, SLG: 0.520				1B	FC5-4			P6		1	0	0	0	0	0	1				
Jose Leon, R OBP: 0.333, SLG: 0.286				1B	1B		P3		3	1	2	0	0	0	0	0				
B.J. Surhoff, L OBP: 0.376, SLG: 0.452				2B	BB		BB		0	0	0	0	1	0	0	0				
Larry Bigbie, L OBP: 0.329, SLG: 0.388				1B	1B		F7		4	0	3	1	0	0	2					
Jose Morban, S OBP: 0.239, SLG: 0.238				G4-3	G4-3		G5-3		4	0	0	0	0	0	4					
Inning Stats	R: 0 E: 0 K: 1 S: 10	H: 0 LOB: 0 BB: 0 P: 17	R: 0 E: 0 K: 0 S: 6	H: 0 LOB: 0 BB: 0 P: 10	R: 0 E: 0 K: 0 S: 8	H: 2 LOB: 1 BB: 0 P: 13	R: 4 E: 0 K: 0 S: 20	H: 4 LOB: 1 BB: 1 P: 35	R: 1 E: 0 K: 0 S: 8	H: 2 LOB: 3 BB: 1 P: 18	R: 0 E: 0 K: 1 S: 11	H: 1 LOB: 2 BB: 1 P: 19	R: 0 E: 0 K: 1 S: 7	H: 0 LOB: 0 BB: 0 P: 9	R: 0 E: 0 K: 1 S: 8	H: 1 LOB: 1 BB: 0 P: 13	1B: 8 2B: 2 3B: 0 HR: 2	SF: 0 SAC: 0 DP: 1 HBP: 0	WP: 0 PB: 0 SB: 0 CS: 0	PA: 42
PITCHER	IP WLS BF H R ER SO BB IBB HBP BLK WP HR S P ERA WHIP																			
Andy Pettitte, L ERA: 4.23	(1, 1) 6.0 W 31 11 5 5 2 2 0 0 0 0 0 0 4 7 7.50 2.167																			
Jeff Nelson, R ERA: 3.57	(7, 1) 0.2 H 2 0 0 0 1 0 0 0 0 0 0 4 7 0.00 0.000																			
Jesse Orosco, L ERA: 7.53	(7, 1) 0.1 H 2 0 0 0 0 1 0 0 0 0 0 5 10 0.00 3.000																			
Chris Hammond, L ERA: 3.61	(8, 1) 0.2 H 2 0 0 0 1 0 0 0 0 0 0 4 6 0.00 0.000																			
42 Mariano Rivera, R ERA: 1.78	(8, 1) 1.1 S 5 1 0 0 1 0 0 0 0 0 0 0 11 16 0.00 0.750																			

AB	33
R	8
H	10
RBI	8
BB	6
SO	5
LOB	18




AB	38
R	5
H	12
RBI	5
BB	4
SO	5
LOB	18




Batter	1	2	3	4	5	6	7	8	9	AB	R	H	RBI	BB	SO	LOB	TOP
Alfonso Soriano, R OBP: 0.327, SLG: 0.489	G5-3	K		K		P4		G6-3	HR	6	1	1	1	0	2	4	New York Yankees @ Baltimore Orioles Oriole Park at Camden Yards, Baltimore, MD Fri Aug 15 2003, 7:05 PM EDT Att: 47,850 - Cloudy - 90 F
2 Derek Jeter, R OBP: 0.393, SLG: 0.471	G6-3		G6-3	G5-3		FC4-6 1B		25 BB BB	25 BB BB	4	0	1	0	2	0	1	
25 Jason Giambi, L OBP: 0.430, SLG: 0.563	BB 1B		HR BB			F7			FC4-6 1B	3	1	2	0	3	0	1	
Bernie Williams, S OBP: 0.382, SLG: 0.416	1-2 BB		HR BB	G3		FC4-6		K	FC1-4-6	5	1	1	2	1	1	8	
55 Hideki Matsui, L OBP: 0.355, SLG: 0.463	F8		20 G4-3 20 S 1B		G4-3		L6		G4-3	5	0	1	0	0	0	2	
20 Jorge Posada, S OBP: 0.404, SLG: 0.499			G4-3							5	0	3	0	0	1	1	
Enrique Wilson, S OBP: 0.277, SLG: 0.360		HBP 1B	1-3						S HR 1B	0	1	0	0	0	0	0	
John Flaherty, R OBP: 0.276, SLG: 0.397										0	0	0	0	0	0	0	
Nick Johnson, L OBP: 0.431, SLG: 0.489	K			IBB					HR BB	2	1	0	0	3	2	1	
Aaron Boone, R OBP: 0.320, SLG: 0.440	F8		F7					G6-3 SH1-4 BB	HR	4	1	1	3	1	1	5	
David Dellucci, L OBP: 0.321, SLG: 0.366	HBP 1-2			S 1B		F7		SH1-4	G4-3	3	0	1	0	0	0	3	
Inning Stats	R: 0 E: 0 K: 0 S: 8	H: 1 LOB: 2 BB: 1 P: 14	R: 0 E: 0 K: 2 S: 16	H: 1 LOB: 2 BB: 0 P: 21	R: 2 E: 0 K: 0 S: 7	H: 2 LOB: 2 BB: 1 P: 23	R: 0 E: 0 K: 1 S: 13	H: 1 LOB: 2 BB: 1 P: 21	R: 0 E: 0 K: 0 S: 10	H: 0 LOB: 0 BB: 0 P: 20	R: 0 E: 0 K: 1 S: 9	H: 0 LOB: 3 BB: 3 P: 22	R: 4 E: 0 K: 0 S: 23	H: 4 LOB: 2 BB: 2 P: 36	1B: 7 2B: 1 3B: 0 HR: 3	SF: 0 SAC: 1 DP: 0 HBP: 1	WP: 0 PA: 49 PB: 0 SB: 3 CS: 0
PITCHER	IP WLS BF H R ER SO BB IBB HBP BLK WP HR S P ERA WHIP																
Jason Johnson, R ERA: 3.77	(1, 1) 7.0 34 7 2 2 6 3 2 1 0 0 0 1 76 125 2.57 1.429																
Hector Carrasco, R ERA: 4.03	(8, 1) 0.2 4 0 0 0 0 2 0 0 0 0 0 0 5 14 0.00 3.000																
John Parrish, L ERA:	(8, 1) 0.1 2 0 0 0 1 1 0 0 0 0 0 0 4 8 0.00 3.000																
Jorge Julio, R ERA: 3.99	(9, 1) 0.2 L 7 3 4 4 0 2 0 0 0 0 0 2 18 31 54.00 7.500																
Buddy Groom, L ERA: 6.55	(9, 1) 0.1 2 1 0 0 0 0 0 0 0 0 0 0 5 5 0.00 3.000																

Batter	1	2	3	4	5	6	7	8	9	AB	R	H	RBI	BB	SO	LOB	BOTTOM		
1 Brian Roberts, S OBP: 0.346, SLG: 0.377	K		G4-3		K		G3		FC4-6 1B	5	0	0	0	0	2	3	New York Yankees @ Baltimore Orioles Oriole Park at Camden Yards, Baltimore, MD Fri Aug 15 2003, 7:05 PM EDT Att: 47,850 - Cloudy - 90 F		
Luis Matos, R OBP: 0.365, SLG: 0.485	G6-3		BB			P4		K	G1-3 1B	4	0	1	0	1	1	0			
B.J. Surhoff, L OBP: 0.374, SLG: 0.453			G4-3			G3-1			G1-3	4	0	1	0	0	0	1			
Jose Morban, S OBP: 0.239, SLG: 0.238								31 BB 2B	G1-3	0	1	0	0	0	0	0			
Jose Leon, R OBP: 0.327, SLG: 0.280									G1-3	1	0	0	0	0	0	2			
31 Jay Gibbons, L OBP: 0.359, SLG: 0.498		F8		K		FC5-4 1B		2B 1B	G1-3	5	1	2	1	0	1	2			
Tony Batista, R OBP: 0.289, SLG: 0.420		F8 2B		F7		FC5-4		F7		4	0	1	0	0	0	3			
Larry Bigbie, L OBP: 0.340, SLG: 0.401				G3-1				2B 1B	1-2 2B	3	1	2	1	1	0	0			
Deivi Cruz, R OBP: 0.279, SLG: 0.407		F8				G6-4-3 BB 1B		P4	K	4	0	1	0	0	1	4			
Jack Cust, L OBP: 0.353, SLG: 0.607								F8		3	1	1	1	1	1	3			
Brook Fordyce, R OBP: 0.317, SLG: 0.370			P2		G6-4-3 BB			F8		4	0	2	1	0	0	2			
Inning Stats	R: 0 E: 0 K: 1 S: 6	H: 0 LOB: 0 BB: 0 P: 10	R: 0 E: 0 K: 1 S: 14	H: 1 LOB: 1 BB: 1 P: 24	R: 0 E: 0 K: 0 S: 8	H: 0 LOB: 1 BB: 1 P: 15	R: 0 E: 0 K: 1 S: 9	H: 0 LOB: 0 BB: 0 P: 13	R: 0 E: 0 K: 0 S: 14	H: 1 LOB: 1 BB: 0 P: 23	R: 1 E: 0 K: 0 S: 10	H: 2 LOB: 1 BB: 0 P: 15	R: 2 E: 0 K: 2 S: 20	H: 3 LOB: 1 BB: 0 P: 27	R: 1 E: 0 K: 0 S: 14	H: 3 LOB: 2 BB: 0 P: 18	1B: 6 2B: 4 3B: 0 HR: 1	SF: 0 SAC: 0 DP: 1 HBP: 0	WP: 0 PA: 40 PB: 0 SB: 0 CS: 0
PITCHER	IP WLS BF H R ER SO BB IBB HBP BLK WP HR S P ERA WHIP																		
Roger Clemens, R ERA: 3.57	(1, 1) 7.1 29 5 1 1 5 3 0 0 0 0 0 0 3 5 1.23 1.091																		
Jesse Orosco, L ERA: 8.19	(8, 1) 0.0 B 2 2 1 1 0 0 0 0 0 0 0 0 3 5 1.23 1.091																		
Jeff Nelson, R ERA: 3.51	(8, 1) 0.2 W 3 1 1 1 1 0 0 0 0 0 0 0 13 16 13.50 1.500																		
42 Mariano Rivera, R ERA: 1.92	(9, 1) 1.0 S 6 3 1 1 0 0 0 0 0 0 0 1 14 18 9.00 3.000																		

AB 37
R 6
H 11
RBI 6
BB 10
SO 7
LOB 26



AB 37
R 4
H 11
RBI 4
BB 3
SO 6
LOB 20



Batter	1	2	3	4	5	6	7	8	9	10	11	12	AB	R	H	RBI	BB	SO	LOB	TOP								
Alfonso Soriano, R (1.4) OBP: 0.323, SLG: 0.484	F7		F9		P3		F8			F8	FC5		6	0	0	0	0	0	3									
Nick Johnson, L (1.3) OBP: 0.433, SLG: 0.481	G6-3				L8		F8						3	0	0	0	3	0	0									
2 Derek Jeter, R (1.6) OBP: 0.389, SLG: 0.465	K		F9						F9	F8			6	0	1	0	0	2	3									
25 Jason Giambi, L (1.10) OBP: 0.429, SLG: 0.569		K		K						K			6	2	2	1	0	3	2									
Bernie Williams, S (1.8) OBP: 0.384, SLG: 0.413		2B		1B					F9				4	1	1	0	2	2	1									
55 Hideki Matsui, L (1.7) OBP: 0.357, SLG: 0.462	K			F8									3	0	1	1	2	1	2									
Aaron Boone, R (1.5) OBP: 0.321, SLG: 0.442	WP								PO				4	0	2	1	0	0	1									
David Dellucci, L (1.9) OBP: 0.315, SLG: 0.359	G6-3												4	0	0	0	0	1	3									
Ruben Sierra, S (11, PH) OBP: 0.339, SLG: 0.419													0	0	0	0	1	0	0									
Karim Garcia, L (11, PR) OBP: 0.275, SLG: 0.404													0	0	0	0	0	0	0									
John Flaherty, R (1.2) OBP: 0.283, SLG: 0.481													4	2	2	2	0	0	0									
20 Jorge Posada, S (11, PH) OBP: 0.404, SLG: 0.497			P2										1	0	0	0	0	1	3									
Inning Stats	R: 0 E: 0 K: 1 S: 8	H: 0 LOB: 0 BB: 0 P: 14	R: 1 E: 0 K: 2 S: 15	H: 1 LOB: 1 BB: 1 P: 28	R: 0 E: 0 K: 0 S: 16	H: 0 LOB: 1 BB: 1 P: 25	R: 0 E: 0 K: 1 S: 17	H: 2 LOB: 0 BB: 0 P: 23	R: 1 E: 0 K: 0 S: 9	H: 2 LOB: 0 BB: 0 P: 14	R: 0 E: 0 K: 1 S: 8	H: 0 LOB: 0 BB: 0 P: 16	R: 1 E: 0 K: 0 S: 6	H: 1 LOB: 0 BB: 0 P: 9	R: 1 E: 0 K: 0 S: 11	H: 2 LOB: 0 BB: 0 P: 18	R: 0 E: 0 K: 1 S: 7	H: 0 LOB: 1 BB: 1 P: 9	R: 0 E: 0 K: 1 S: 10	H: 0 LOB: 1 BB: 1 P: 17	R: 0 E: 0 K: 1 S: 10	H: 0 LOB: 3 BB: 3 P: 25	R: 1 E: 0 K: 2 S: 9	H: 1 LOB: 0 BB: 1 P: 19	1B: 4 2B: 2 3B: 0 HR: 3	SF: 0 SAC: 1 DP: 1 HBP: 0	WP: 1 PB: 0 SB: 0 CS: 1	PA: 51
PITCHER	IP	WLS	BF	H	R	ER	SO	BB	IBB	HBP	BLK	WP	HR	S	P	ERA	WHIP											
Pat Hentgen, R (1.1) ERA: 4.42	6.0		25	5	2	2	5	3	0	0	0	0	1	73	120	3.00	1.333											
John Parrish, L (7.1) ERA: 7.71	2.0	B	8	3	2	2	0	0	0	0	0	0	1	17	27	9.00	1.500											
Kerry Ligtenberg, R (8.1) ERA: 3.4	1.2		6	0	0	0	1	1	0	0	0	0	0	14	22	0.00	0.600											
B.J. Ryan, L (10.1) ERA: 4.81	0.1		3	0	0	0	1	2	0	0	0	0	0	6	15	0.00	6.000											
Hector Carrasco, R (11.1) ERA: 4.07	2.0	L	8	1	1	1	3	1	1	0	0	0	1	16	33	4.50	1.000											

New York Yankees @ Baltimore Orioles
Oriole Park at Camden Yards, Baltimore, MD

Sat Aug 16 2003, 7:05 PM EDT
Att. 48,499 - Sunny - 88 F

AB 41
R 5
H 9
RBI 5
BB 8
SO 10
LOB 18



Batter	1	2	3	4	5	6	7	8	9	10	11	12	AB	R	H	RBI	BB	SO	LOB	BOTTOM							
1 Brian Roberts, S (1.4) OBP: 0.347, SLG: 0.377	P4		G6-3		CS			F7					5	0	2	0	0	0	1								
Deivi Cruz, R (1.10) OBP: 0.278, SLG: 0.405	2B		K		CS			FC5-4					4	1	1	0	0	1	1								
Luis Matos, R (1.8) OBP: 0.365, SLG: 0.497	SF8		F8										5	1	2	1	0	0	1								
31 Jay Gibbons, L (1.9) OBP: 0.355, SLG: 0.493	SF8				F7								5	0	0	0	0	0	2								
Tony Batista, R (1.5) OBP: 0.286, SLG: 0.416	G3-1				P7								4	0	0	1	0	1	0								
Brook Fordyce, R (1.2) OBP: 0.318, SLG: 0.380			P5										4	1	1	1	0	0	0								
B.J. Surhoff, L (12, PH) OBP: 0.372, SLG: 0.451					HR								1	0	0	0	0	1	0								
Jose Leon, R (1.3) OBP: 0.305, SLG: 0.259			K		K2-3								4	0	0	0	0	2	0								
Jack Cust, L (12, PH) OBP: 0.371, SLG: 0.607													0	0	0	0	1	0	0								
Larry Bigbie, L (1.7) OBP: 0.335, SLG: 0.401	G4-3				F8								5	0	1	0	0	2	0								
Jose Morban, S (1.6) OBP: 0.260, SLG: 0.326													4	1	2	1	0	0	0								
Inning Stats	R: 1 E: 0 K: 0 S: 9	H: 2 LOB: 1 BB: 0 P: 14	R: 0 E: 0 K: 1 S: 8	H: 0 LOB: 0 BB: 0 P: 12	R: 1 E: 0 K: 1 S: 12	H: 1 LOB: 0 BB: 0 P: 15	R: 1 E: 0 K: 1 S: 7	H: 1 LOB: 0 BB: 0 P: 12	R: 0 E: 0 K: 0 S: 6	H: 1 LOB: 1 BB: 0 P: 11	R: 0 E: 0 K: 0 S: 6	H: 0 LOB: 0 BB: 0 P: 14	R: 0 E: 0 K: 0 S: 13	H: 1 LOB: 1 BB: 0 P: 20	R: 1 E: 0 K: 1 S: 11	H: 1 LOB: 0 BB: 0 P: 16	R: 0 E: 0 K: 1 S: 9	H: 0 LOB: 0 BB: 0 P: 11	R: 0 E: 0 K: 1 S: 7	H: 1 LOB: 1 BB: 0 P: 9	R: 0 E: 0 K: 1 S: 10	H: 1 LOB: 2 BB: 1 P: 17	1B: 4 2B: 2 3B: 0 HR: 3	SF: 1 SAC: 1 DP: 0 HBP: 0	WP: 0 PB: 0 SB: 0 CS: 1	PA: 45	
PITCHER	IP	WLS	BF	H	R	ER	SO	BB	IBB	HBP	BLK	WP	HR	S	P	ERA	WHIP										
Sterling Hitchcock, L (1.1) ERA: 4.92	6.0		22	5	3	3	3	0	0	0	0	0	2	47	78	4.50	0.833										
Antonio Osuna, R (7.1) ERA: 3.03	2.0		7	1	0	0	1	0	0	0	0	0	0	18	28	0.00	0.500										
42 Mariano Rivera, R (8.1) ERA: 2.05	1.0	B	4	1	1	1	1	0	0	0	0	0	1	11	16	9.00	1.000										
Chris Hammond, L (10.1) ERA: 3.47	2.0	W	7	1	0	0	1	0	0	0	0	0	0	16	20	0.00	0.500										
Jeff Nelson, R (12.1) ERA: 3.43	1.0	S	4	1	0	0	1	1	0	0	0	0	0	10	17	0.00	2.000										

New York Yankees @ Baltimore Orioles
Oriole Park at Camden Yards, Baltimore, MD

Sat Aug 16 2003, 7:05 PM EDT
Att. 48,499 - Sunny - 88 F

AB 41
R 4
H 9
RBI 4
BB 1
SO 7
LOB 5



Batter	1	2	3	4	5	6	7	8	9	AB R H RBI BB SO LOB	TOP									
Alfonso Soriano, R (1,4) OBP: 0.326, SLG: 0.488										4 1 2 0 1 1 4	<p>New York Yankees @ Baltimore Orioles Oriole Park at Camden Yards, Baltimore, MD</p> <p>Sun Aug 17 2003, 1:35 PM EDT Att: 48,700 - Cloudy - 86 F</p> <p>livebaseballscorecards.com</p> <p>AB 33 R 8 H 10 RBI 8 BB 6 SO 5 LOB 13</p>									
Nick Johnson, L (1,3) OBP: 0.424, SLG: 0.468									5 0 0 0 0 0 4											
Derek Jeter, R (1,6) OBP: 0.392, SLG: 0.467									5 2 3 1 0 1 0											
25 Jason Giambi, L (1,10) OBP: 0.427, SLG: 0.564									4 1 0 0 1 1 2											
Bernie Williams, S (1,8) OBP: 0.382, SLG: 0.414									4 1 1 0 0 1 2											
55 Hideki Matsui, L (1,7) OBP: 0.356, SLG: 0.459									3 1 0 1 1 0 1											
20 Jorge Posada, S (1,2) OBP: 0.404, SLG: 0.495									2 1 0 1 2 1 0											
Aaron Boone, R (1,5) OBP: 0.321, SLG: 0.442									3 0 1 2 0 0 0											
Karim Garcia, L (1,9) OBP: 0.292, SLG: 0.440									3 1 3 3 1 0 0											
Inning Stats	R: 1 E: 0 K: 0 S: 8	H: 2 LOB: 0 BB: 0 P: 14	R: 0 E: 0 K: 1 S: 8	H: 0 LOB: 0 BB: 0 P: 12	R: 0 E: 0 K: 0 S: 9	H: 1 LOB: 1 BB: 1 P: 15	R: 3 E: 0 K: 0 S: 20	H: 3 LOB: 2 BB: 2 P: 32	R: 0 E: 0 K: 1 S: 6	H: 0 LOB: 0 BB: 0 P: 11	R: 1 E: 0 K: 0 S: 9	H: 1 LOB: 0 BB: 1 P: 18	R: 3 E: 0 K: 1 S: 15	H: 3 LOB: 2 BB: 2 P: 27	R: 0 E: 0 K: 0 S: 7	H: 0 LOB: 0 BB: 0 P: 8	1B: 5 2B: 5 3B: 0 HR: 1	SF: 1 SAC: 0 DP: 1 HBP: 0	WP: 1 PB: 0 SB: 0 CS: 2	PA: 42
PITCHER	IP WLS BF H R ER SO BB IBB HBP BLK WP HR S P ERA WHIP											IP WLS BF H R ER SO BB IBB HBP BLK WP HR S P ERA WHIP								
Rodrigo Lopez, R (1,1) ERA: 5.75	4.0 L 19 6 4 4 1 2 1 0 0 1 0 45 73 9.00 2.000																			
Rick Bauer, R (5,1) ERA: 4.53	3.2 16 3 4 4 3 2 1 0 0 0 1 33 61 9.82 1.364																			
Buddy Groom, L (8,1) ERA: 6.29	1.1 5 1 0 0 1 0 0 0 0 0 0 12 13 0.00 0.750																			

Batter	1	2	3	4	5	6	7	8	9	AB R H RBI BB SO LOB	BOTTOM											
1 Brian Roberts, S (1,4) OBP: 0.346, SLG: 0.377										3 0 1 0 0 0 0	<p>New York Yankees @ Baltimore Orioles Oriole Park at Camden Yards, Baltimore, MD</p> <p>Sun Aug 17 2003, 1:35 PM EDT Att: 48,700 - Cloudy - 86 F</p> <p>livebaseballscorecards.com</p> <p>AB 30 R 0 H 3 RBI 0 BB 0 SO 9 LOB 9</p>											
Jose Morban, S (9, FH) OBP: 0.255, SLG: 0.319									4 0 0 0 0 1 2													
Luis Matos, R (1,8) OBP: 0.361, SLG: 0.491									4 0 1 0 0 2 1													
B.J. Surhoff, L (1,3) OBP: 0.370, SLG: 0.447									3 0 0 0 0 1 2													
31 Jay Gibbons, L (1,9) OBP: 0.353, SLG: 0.489									3 0 0 0 0 0 2													
Tony Batista, R (1,5) OBP: 0.285, SLG: 0.414									3 0 0 0 0 0 2													
Larry Bigbie, L (1,7) OBP: 0.329, SLG: 0.393									3 0 0 0 0 1 0													
Deivi Cruz, R (1,6) OBP: 0.279, SLG: 0.405									3 0 1 0 0 0 0													
Jack Cust, L (1,10) OBP: 0.342, SLG: 0.548									3 0 0 0 0 3 1													
Robert Machado, R (1,2) OBP: 0.316, SLG: 0.324									3 0 0 0 0 1 1													
Inning Stats	R: 0 E: 1 K: 2 S: 14	H: 0 LOB: 0 BB: 0 P: 18	R: 0 E: 0 K: 0 S: 8	H: 0 LOB: 0 BB: 0 P: 9	R: 0 E: 0 K: 2 S: 8	H: 0 LOB: 0 BB: 0 P: 10	R: 0 E: 0 K: 0 S: 11	H: 2 LOB: 2 BB: 0 P: 17	R: 0 E: 0 K: 1 S: 9	H: 1 LOB: 1 BB: 0 P: 14	R: 0 E: 0 K: 1 S: 6	H: 0 LOB: 0 BB: 0 P: 11	R: 0 E: 0 K: 2 S: 9	H: 0 LOB: 0 BB: 0 P: 16	R: 0 E: 0 K: 1 S: 7	H: 0 LOB: 0 BB: 0 P: 12	R: 0 E: 0 K: 0 S: 10	H: 0 LOB: 0 BB: 0 P: 14	1B: 3 2B: 0 3B: 0 HR: 0	SF: 0 SAC: 0 DP: 0 HBP: 0	WP: 0 PB: 0 SB: 0 CS: 1	PA: 31
PITCHER	IP WLS BF H R ER SO BB IBB HBP BLK WP HR S P ERA WHIP											IP WLS BF H R ER SO BB IBB HBP BLK WP HR S P ERA WHIP										
35 Mike Mussina, R (1,1) ERA: 3.02	9.0 W 30 3 0 0 9 0 0 0 0 0 0 82 121 0.00 0.333																					

Batter	1	2	3	4	5	6	7	8	9	AB	R	H	RBI	BB	SO	LOB	TOP								
13 Carl Crawford, L OBP: 0.308, SLG: 0.351										6	2	3	0	0	0	3									
Julio Lugo, R OBP: 0.326, SLG: 0.383										4	1	1	1	0	0	3									
5 Rocco Baldelli, R OBP: 0.331, SLG: 0.436										5	0	2	3	0	1	1									
Aubrey Huff, L OBP: 0.361, SLG: 0.523 Jason Tyner, L OBP: 0.337, SLG: 0.357										5	0	3	0	0	0	1									
Travis Lee, L OBP: 0.359, SLG: 0.476										4	1	0	0	1	1	4									
Damian Rolis, R OBP: 0.317, SLG: 0.415										5	2	3	1	0	0	2									
Toby Hall, R OBP: 0.304, SLG: 0.383										5	0	1	0	0	1	4									
18 Jared Sandberg, R OBP: 0.333, SLG: 0.489										2	2	1	3	2	1	0									
Marlon Anderson, L OBP: 0.327, SLG: 0.358										4	0	2	1	0	0	4									
Inning Stats	R: 0 E: 0 K: 0 S: 8	H: 1 LOB: 0 BB: 0 P: 14	R: 0 E: 0 K: 0 S: 11	H: 2 LOB: 3 BB: 1 P: 18	R: 1 E: 0 K: 0 S: 11	H: 2 LOB: 2 BB: 1 P: 18	R: 0 E: 0 K: 2 S: 10	H: 1 LOB: 1 BB: 0 P: 14	R: 0 E: 0 K: 0 S: 7	H: 0 LOB: 0 BB: 0 P: 11	R: 0 E: 0 K: 1 S: 7	H: 0 LOB: 0 BB: 0 P: 11	R: 2 E: 0 K: 0 S: 10	H: 3 LOB: 2 BB: 1 P: 18	R: 1 E: 0 K: 0 S: 11	H: 2 LOB: 1 BB: 0 P: 15	R: 5 E: 1 K: 1 S: 24	H: 5 LOB: 1 BB: 0 P: 39	1B: 13 2B: 1 3B: 0 HR: 2	SF: 1 SAC: 2 DP: 0 HBP: 0	WP: 0 PB: 0 CS: 1	PA: 46			
PITCHER	IP	WLS	BF	H	R	ER	SO	BB	IBB	HBP	BLK	WP	HR	S	P	ERA	WHIP								
Eric DuBose, L ERA: 3.3	7.0	L	32	9	3	3	3	3	0	0	0	0	0	64	104	3.86	1.714								
Hector Carrasco, R ERA: 4.39	0.1		3	2	1	1	0	0	0	0	0	0	0	6	7	27.00	6.000								
John Parrish, L ERA: 6.0	0.2		2	0	0	0	0	0	0	0	0	0	0	5	8	0.00	0.000								
Jorge Julio, R ERA: 4.31	0.2		7	4	5	2	1	0	0	0	0	0	2	18	29	27.00	6.000								
B.J. Ryan, L ERA: 4.79	0.1		2	1	0	0	0	0	0	0	0	0	0	6	10	0.00	3.000								

Tampa Bay Devil Rays @ Baltimore Orioles
 Oriole Park at Camden Yards, Baltimore, MD
 Tue Aug 19 2003, 7:05 PM EDT
 Att: 23,861 - Cloudy - 86 F

AB	40
R	9
H	16
RBI	9
BB	3
SO	4
LOB	22





Batter	1	2	3	4	5	6	7	8	9	AB	R	H	RBI	BB	SO	LOB	BOTTOM								
Luis Matos, R OBP: 0.363, SLG: 0.487										2	0	0	0	2	0	1									
Deivi Cruz, R OBP: 0.281, SLG: 0.406										4	1	2	0	0	0	1									
B.J. Surhoff, L OBP: 0.368, SLG: 0.448										4	1	1	0	0	0	3									
31 Jay Gibbons, L OBP: 0.350, SLG: 0.486										3	0	0	1	0	0	3									
Tony Batista, R OBP: 0.284, SLG: 0.414										4	0	1	0	0	0	2									
Larry Bigbie, L OBP: 0.333, SLG: 0.392										3	0	1	0	1	0	0									
Brook Fordyce, R OBP: 0.315, SLG: 0.378										4	0	1	0	0	1	3									
Jack Cust, L OBP: 0.333, SLG: 0.500										3	0	0	0	1	1	3									
Jose Morban, S OBP: 0.241, SLG: 0.300										3	0	0	0	0	2	3									
Inning Stats	R: 0 E: 0 K: 0 S: 13	H: 1 LOB: 2 BB: 1 P: 23	R: 0 E: 0 K: 0 S: 6	H: 1 LOB: 0 BB: 0 P: 13	R: 0 E: 0 K: 0 S: 8	H: 1 LOB: 1 BB: 1 P: 14	R: 0 E: 0 K: 0 S: 7	H: 1 LOB: 0 BB: 0 P: 10	R: 0 E: 0 K: 0 S: 6	H: 0 LOB: 0 BB: 1 P: 13	R: 2 E: 1 K: 0 S: 11	H: 2 LOB: 0 BB: 0 P: 16	R: 0 E: 0 K: 1 S: 8	H: 0 LOB: 0 BB: 0 P: 13	R: 1 E: 0 K: 0 S: 8	H: 0 LOB: 1 BB: 0 P: 12	R: 0 E: 0 K: 3 S: 13	H: 1 LOB: 2 BB: 1 P: 20	1B: 4 2B: 2 3B: 0 HR: 0	SF: 1 SAC: 1 DP: 1 HBP: 0	WP: 0 PB: 0 CS: 0	PA: 36			
PITCHER	IP	WLS	BF	H	R	ER	SO	BB	IBB	HBP	BLK	WP	HR	S	P	ERA	WHIP								
Geremi Gonzalez, R ERA: 3.46	7.1	W	29	5	2	1	1	3	0	0	0	0	0	62	106	1.23	1.091								
Mark Matoska, L ERA: 3.39	0.2	H	2	0	0	0	0	0	0	0	0	0	0	5	8	0.00	0.000								
Jesus Colome, R ERA: 4.17	1.0		5	1	0	0	3	1	0	0	0	0	0	13	20	0.00	2.000								

Tampa Bay Devil Rays @ Baltimore Orioles
 Oriole Park at Camden Yards, Baltimore, MD
 Tue Aug 19 2003, 7:05 PM EDT
 Att: 23,861 - Cloudy - 86 F

AB	30
R	2
H	6
RBI	1
BB	4
SO	4
LOB	19



Batter	1	2	3	4	5	6	7	8	9	AB	R	H	RBI	BB	SO	LOB	TOP										
13 Carl Crawford, L OBP: 0.308, SLG: 0.351	0-1 L4-6 5 5 1B		0-0 F9			3-1 G4-3		0-0 FC1-6 1B		5	0	2	0	0	1	4	Tampa Bay Devil Rays @ Baltimore Orioles Oriole Park at Camden Yards, Baltimore, MD Wed Aug 20 2003, 7:05 PM EDT Att: 27,921 - Cloudy - 90 F AB 39 R 5 H 13 RBI 5 BB 3 SO 7 LOB 20 										
Julio Lugo, R OBP: 0.326, SLG: 0.381	1-3 K		1-0 FC5		4-1 5 2B		2-1 FC3-6 5 1B FC6-4 1B	0-2 FC1-6		4	1	1	0	1	1	4											
5 Rocco Baldelli, R OBP: 0.331, SLG: 0.438	2-2 L4-6 1-2				1-0 K		0-0 FC3-6 1B	2-3 K		5	0	2	0	0	2	2											
Aubrey Huff, L OBP: 0.357, SLG: 0.517		1-0 F8			0-0 F8		0-1 G4-3		1-2 G1-3	5	1	0	0	0	0	4											
Travis Lee, L OBP: 0.360, SLG: 0.473		3-3 K			0-2 1B		2-2 F8		2-2 F7	4	0	1	0	1	1	0											
Damian Rolls, R OBP: 0.311, SLG: 0.408		0-1 F9			0-0 P4		3-2 P4		2-2 F8	5	0	0	1	0	0	3											
Toby Hall, R OBP: 0.308, SLG: 0.390			1-0 FC5 1B		0-1 F7		3-2 18 2B		0-0 18 FC6-4 1B	4	1	3	1	0	0	0											
18 Jared Sandberg, R OBP: 0.340, SLG: 0.532			0-3 K		0-1 HR		1-0 2B		2-0 FC6-4	4	1	2	2	0	1	3											
Marlon Anderson, L OBP: 0.333, SLG: 0.369			2-2 FC5 1B		0-1 HR		4-1 BB		3-3 K	2	1	2	1	1	0	0											
Adam Platt, R OBP: 0.278, SLG: 0.455										1	0	0	0	0	1	0											
Inning Stats	R: 0 E: 0 K: 1 S: 8	H: 1 LOB: 0 BB: 0 P: 11	R: 0 E: 0 K: 1 S: 6	H: 0 LOB: 0 BB: 0 P: 10	R: 0 E: 0 K: 1 S: 10	H: 2 LOB: 2 BB: 0 P: 14	R: 0 E: 0 K: 1 S: 8	H: 1 LOB: 1 BB: 0 P: 8	R: 2 E: 0 K: 0 S: 12	H: 3 LOB: 2 BB: 1 P: 20	R: 1 E: 0 K: 1 S: 18	H: 2 LOB: 2 BB: 1 P: 31	R: 2 E: 0 K: 0 S: 12	H: 3 LOB: 2 BB: 1 P: 22	R: 0 E: 0 K: 2 S: 12	H: 1 LOB: 1 BB: 0 P: 17	R: 0 E: 0 K: 0 S: 9	H: 0 LOB: 0 BB: 0 P: 14	1B: 8 2B: 4 3B: 0 HR: 2	SF: 0 SAC: 0 DP: 1 HBP: 0	WP: 0 PB: 0 SB: 1 CS: 0	PA: 42					
PITCHER	IP	WLS	BF	H	R	ER	SO	BB	IBB	HBP	BLK	WP	HR	S	P	ERA	WHIP										
Daman Moss, L ERA: 4.52	5.2	W	27	9	3	3	4	2	0	0	0	0	2	58	90	4.76	1.941										
Rick Bauer, R ERA: 5.15	1.1		8	3	2	2	1	1	0	0	0	0	0	16	26	13.50	3.000										
B.J. Ryan, L ERA: 4.72	0.1	H	2	1	0	0	1	0	0	0	0	0	0	4	7	0.00	3.000										
Kerry Ligtenberg, R ERA: 3.35	0.2	H	2	0	0	0	1	0	0	0	0	0	0	8	10	0.00	0.000										
Buddy Groom, L ERA: 6.11	1.0		3	0	0	0	0	0	0	0	0	0	0	9	14	0.00	0.000										

Batter	1	2	3	4	5	6	7	8	9	AB	R	H	RBI	BB	SO	LOB	BOTTOM										
1 Brian Roberts, S OBP: 0.347, SLG: 0.375	4-0 2B BB	0-1 FC4-6 1-2		1-0 P6		2-2 L6		2-2 E SH3 SF7 1B		4	2	1	0	1	0	1	Tampa Bay Devil Rays @ Baltimore Orioles Oriole Park at Camden Yards, Baltimore, MD Wed Aug 20 2003, 7:05 PM EDT Att: 27,921 - Cloudy - 90 F AB 31 R 9 H 7 RBI 7 BB 7 SO 6 LOB 16 										
Luis Matos, R OBP: 0.361, SLG: 0.483	1-2 F9	1-3 K		2-2 31 E HBP		1-0 F8		0-0 SH3		3	1	0	0	0	1	2											
B.J. Surhoff, L OBP: 0.369, SLG: 0.442	3-1 F8		4-1 31 HR BB		2-3 K		4-2 1B BB		1-2 E6	3	1	0	0	2	1	3											
Jose Morban, S OBP: 0.241, SLG: 0.300										0	0	0	0	0	0	0											
Jeff Conine, R OBP: 0.340, SLG: 0.474	0-0 31 2B		4-0 31 HR BB		4-2 31 E BB		1-1 1B		0-0 SF7	2	3	2	2	2	0	0											
31 Jay Gibbons, L OBP: 0.351, SLG: 0.494	0-2 2B		0-1 E6		1-0 E6		1-2 G4-3		1-2 K	5	1	2	4	0	1	3											
Tony Batista, R OBP: 0.284, SLG: 0.412	2-0 G6-3		4-2 FC5-4 BB		2-2 L5					3	0	0	0	1	1	2											
Larry Bigbie, L OBP: 0.337, SLG: 0.414		2-1 HR	0-0 FC5-4		2-3 K		1-0 G3 1B			4	1	2	1	0	1	1											
Deivi Cruz, R OBP: 0.278, SLG: 0.402		1-0 G4-3	1-2 P6		1-2 F7		2-1 G3			4	0	0	0	0	0	2											
Brook Fordyce, R OBP: 0.314, SLG: 0.373		4-1 FC4-6 BB	3-2 P3		0-3 K		2-1 G5-3			3	0	0	0	1	1	2											
Inning Stats	R: 2 E: 0 K: 0 S: 12	H: 2 LOB: 1 BB: 1 P: 22	R: 1 E: 0 K: 1 S: 9	H: 1 LOB: 1 BB: 1 P: 17	R: 3 E: 0 K: 0 S: 12	H: 1 LOB: 3 BB: 3 P: 28	R: 2 E: 1 K: 1 S: 15	H: 0 LOB: 1 BB: 1 P: 27	R: 0 E: 0 K: 2 S: 10	H: 0 LOB: 0 BB: 0 P: 13	R: 0 E: 0 K: 0 S: 14	H: 1 LOB: 2 BB: 1 P: 23	R: 0 E: 0 K: 1 S: 8	H: 1 LOB: 1 BB: 0 P: 14	R: 1 E: 1 K: 1 S: 11	H: 1 LOB: 1 BB: 0 P: 17	R: 0 E: 0 K: 0 S: 9	H: 0 LOB: 0 BB: 0 P: 14	1B: 3 2B: 2 3B: 0 HR: 2	SF: 1 SAC: 1 DP: 0 HBP: 1	WP: 0 PB: 0 SB: 1 CS: 0	PA: 41					
PITCHER	IP	WLS	BF	H	R	ER	SO	BB	IBB	HBP	BLK	WP	HR	S	P	ERA	WHIP										
Victor Zambrano, R ERA: 4.27	3.2	L	22	4	8	6	2	6	0	1	0	0	2	44	87	14.73	2.727										
Travis Harper, R ERA: 3.46	2.2		12	2	0	0	3	1	0	0	0	0	0	32	49	0.00	1.125										
Brandon Backe, R ERA: 3.67	1.2		7	1	1	0	1	0	0	0	0	0	0	15	25	0.00	0.600										

Batter	1	2	3	4	5	6	7	8	9	AB	R	H	RBI	BB	SO	LOB	TOP					
1 Brian Roberts, S OBP: 0.341, SLG: 0.367	1-1 F8	1-2			2-2 L9		2-2 G6-3		0-0 B2	5	0	1	1	0	0	1						
16 Tim Lincecum, S OBP: 0.200, SLG: 0.200	2-2 L6	0-3 3-H 1B			0-3 K		0-1	G5-4-3 1B	0-2 F8	5	0	1	0	0	2	3						
Luis Matos, R OBP: 0.362, SLG: 0.485	0-1 1B		1-3 K		4-2 B BB		1-1 G5-4-3 1-2		1-2 P6	4	0	1	0	1	1	2						
Jeff Conine, R OBP: 0.340, SLG: 0.471	0-2 G5-3		0-2		0-0 G5-3			0-2 WP 1B		4	0	2	0	0	0	2						
31 Jay Gibbons, L OBP: 0.349, SLG: 0.488		4-1 G6-4-3 BB	2-2 L7-6-3		1-2 2B 1B			0-0 F7		3	1	1	0	1	0	2						
Tony Batista, R OBP: 0.283, SLG: 0.414		0-1 G6-4-3 1-2			0-0 G5-3			2-1 P2		4	0	0	0	0	0	3						
B.J. Surhoff, L OBP: 0.375, SLG: 0.443		0-2 1B 2B			0-3 K			4-0		3	1	1	0	1	1	1						
Deivi Cruz, R OBP: 0.282, SLG: 0.406		2-2 1B 1B 1B			1-0 P6			1-0 F9		4	1	2	1	0	0	2						
Brook Fordyce, R OBP: 0.323, SLG: 0.398	1-2 1B	1-3 3-H 1B			0-0 HR			1-0 F9		4	1	3	2	0	0	1						
Inning Stats	R: 0 E: 0 K: 0 S: 10	H: 1 LOB: 1 BB: 0 P: 13	R: 2 E: 0 K: 1 S: 21	H: 4 LOB: 2 BB: 1 P: 29	R: 0 E: 0 K: 1 S: 9	H: 1 LOB: 0 BB: 0 P: 12	R: 0 E: 0 K: 1 S: 5	H: 0 LOB: 0 BB: 0 P: 6	R: 1 E: 0 K: 0 S: 14	H: 1 LOB: 1 BB: 1 P: 20	R: 1 E: 0 K: 0 S: 10	H: 2 LOB: 0 BB: 0 P: 16	R: 0 E: 0 K: 0 S: 8	H: 1 LOB: 0 BB: 0 P: 11	R: 0 E: 0 K: 0 S: 7	H: 1 LOB: 2 BB: 1 P: 14	R: 0 E: 0 K: 0 S: 8	H: 1 LOB: 0 BB: 0 P: 9	1B: 8 2B: 4 3B: 0 HR: 1	SF: 0 SAC: 0 DP: 3 HBP: 0	WP: 1 PB: 0 SB: 0 CS: 0	PA: 39
PITCHER	IP	WLS	BF	H	R	ER	SO	BB	IBB	HBP	BLK	WP	HR	S	P	ERA	WHIP					
David Wells, L ERA: 3.96	7.0	L	30	10	4	4	4	2	0	0	0	0	1	77	107	5.14	1.714					
Antonio Osuna, R ERA: 3.25	1.0		5	1	0	0	0	0	1	0	0	1	0	7	14	0.00	1.000					
Chris Hammond, L ERA: 3.33	1.0		4	1	0	0	0	0	0	0	0	0	0	8	9	0.00	1.000					

Baltimore Orioles @ New York Yankees
 Yankee Stadium, Bronx, NY
 Fri Aug 22 2003, 7:05 PM EDT
 Att: 44,121 - Cloudy - 87 F

AB	36
R	4
H	12
RBI	4
BB	3
SO	4
LOB	17



Batter	1	2	3	4	5	6	7	8	9	AB	R	H	RBI	BB	SO	LOB	BOTTOM					
Alfonso Soriano, R OBP: 0.330, SLG: 0.499	2-2 HR 1B		0-0 HR		2-2 F9			0-1 G5-3	4-0 BB	4	2	2	1	1	0	0						
Nick Johnson, L OBP: 0.431, SLG: 0.502	2-1 HR		2-2 L5			2-2 G6-3		2-0 F8	0-0 F9	4	1	1	2	0	0	0						
Ruben Sierra, S OBP: 0.339, SLG: 0.415	1-H HR									1	0	0	0	0	0	3						
2 Derek Jeter, R OBP: 0.389, SLG: 0.469	0-0 F9		0-2 1B			2-1 1B		0-1 E1 25 BB		4	0	2	0	0	0	0						
25 Jason Giambi, L OBP: 0.426, SLG: 0.554	2-3 K		2-1 F9			1-0 P5		4-2 FC4-8 BB		3	0	0	0	1	1	2						
Bernie Williams, S OBP: 0.388, SLG: 0.423	2-1 G3-1			4-2 55 G1-6-3 BB		1 SAFE 2-3 K		2-2 FC4-6 1-2		3	0	0	0	1	1	3						
55 Hideki Matsui, L OBP: 0.354, SLG: 0.452		1-0 G4-3		0-2 G1-6-3 1-2			1-0 L9		1-2 F7	4	0	0	0	0	0	1						
20 Jorge Posada, S OBP: 0.406, SLG: 0.499		3-2 F7		1-3 K			1-2 1B			4	0	2	0	0	1	0						
David Dellucci, L OBP: 0.315, SLG: 0.359										0	0	0	0	0	0	0						
Aaron Boone, R OBP: 0.319, SLG: 0.436		0-3 K			1-2 G5-3			0-0 P4		4	0	1	0	0	1	1						
Karim Garcia, L OBP: 0.302, SLG: 0.467			1-2 L9		0-0 P5		1-1 G4-3		2-1 F7	4	0	0	0	0	0	3						
Inning Stats	R: 2 E: 0 K: 1 S: 12	H: 2 LOB: 0 BB: 0 P: 20	R: 0 E: 0 K: 1 S: 7	H: 0 LOB: 0 BB: 0 P: 11	R: 1 E: 0 K: 0 S: 13	H: 2 LOB: 1 BB: 0 P: 18	R: 0 E: 0 K: 1 S: 9	H: 0 LOB: 0 BB: 1 P: 14	R: 0 E: 0 K: 0 S: 8	H: 0 LOB: 0 BB: 0 P: 11	R: 0 E: 0 K: 0 S: 7	H: 1 LOB: 1 BB: 0 P: 16	R: 0 E: 0 K: 0 S: 7	H: 1 LOB: 0 BB: 0 P: 10	R: 0 E: 1 K: 0 S: 10	H: 0 LOB: 2 BB: 1 P: 18	R: 0 E: 0 K: 0 S: 8	H: 2 LOB: 3 BB: 1 P: 17	1B: 6 2B: 0 3B: 0 HR: 2	SF: 0 SAC: 0 DP: 1 HBP: 0	WP: 0 PB: 0 SB: 0 CS: 0	PA: 38
PITCHER	IP	WLS	BF	H	R	ER	SO	BB	IBB	HBP	BLK	WP	HR	S	P	ERA	WHIP					
Pat Hentgen, R ERA: 4.36	7.2	W	30	6	3	3	4	1	0	0	0	0	0	8	15	0.00	1.500					
B.J. Ryan, L ERA: 4.46	0.2	H	3	0	0	0	0	1	0	0	0	0	0	4	12	0.00	9.000					
Jorge Julio, R ERA: 4.28	0.1	H	4	2	0	0	0	1	0	0	0	0	0	1	1	0.00	0.000					
Buddy Groom, L ERA: 6.06	0.1	S	1	0	0	0	0	0	0	0	0	0	0	1	1	0.00	0.000					

Baltimore Orioles @ New York Yankees
 Yankee Stadium, Bronx, NY
 Fri Aug 22 2003, 7:05 PM EDT
 Att: 44,121 - Cloudy - 87 F

AB	35
R	3
H	8
RBI	3
BB	3
SO	4
LOB	13



Batter	1	2	3	4	5	6	7	8	9	AB	R	H	RBI	BB	SO	LOB	TOP					
1 Brian Roberts, S OBP: 0.341, SLG: 0.368	3-2 G4-3 SH1-3 1B		1-2 G1-3		0-0 G3			1-2 G1-6-3 1B	1-0 G6-3	5	0	2	0	0	0	3	<p>Baltimore Orioles @ New York Yankees Yankee Stadium, Bronx, NY Sat Aug 23 2003, 4:05 PM EDT Att: 54,397 - Cloudy - 81 F</p> <p>livebaseballscores.com</p>					
Luis Matos, R OBP: 0.358, SLG: 0.479	0-0 SH1-3		0-1 F8		2-2 G1-3			0-0 G1-6-3	1-1 G4-3	4	0	0	0	0	4							
B.J. Surhoff, L OBP: 0.370, SLG: 0.436	0-2 G4-3			1-1 F8				1-1 G4-3	1-2 F7	4	0	0	0	0	1							
Jeff Conine, R OBP: 0.339, SLG: 0.470	1-1 F7			0-0 P3				3-2 G6-3	2-1 31 2B 2B 1B	4	1	1	0	0	1							
31 Jay Gibbons, L OBP: 0.350, SLG: 0.496		2-1 HR		0-3 K				1-2 P6	1-2 2B 2B	4	2	2	1	0	1	0						
Tony Batista, R OBP: 0.283, SLG: 0.415	1-3 K				0-0 F8			2-1 G5-3	2-2 2B 1B 2B	4	1	1	2	0	1	0						
Larry Bigbie, L OBP: 0.345, SLG: 0.428	0-3 K				1-2 1B 3B 1B			0-3 K	2-2 2B 1B 1B	4	2	1	0	0	2	1						
Deivi Cruz, R OBP: 0.284, SLG: 0.407	1-1 F9				0-2 3B 1B			0-1 G1-3	1-0 1B 1B	4	1	2	1	0	0	0						
Brook Fordyce, R OBP: 0.326, SLG: 0.407				2-0 L8				0-2 1-H 3-H 3B	1-1 G5-3 1B	4	0	2	3	0	0	0						
Inning Stats	R: 0 E: 0 K: 0 S: 9	H: 1 LOB: 1 BB: 0 P: 13	R: 1 E: 0 K: 2 S: 13	H: 1 LOB: 0 BB: 0 P: 17	R: 0 E: 0 K: 0 S: 6	H: 0 LOB: 0 BB: 0 P: 9	R: 0 E: 0 K: 1 S: 6	H: 0 LOB: 0 BB: 0 P: 7	R: 2 E: 0 K: 0 S: 17	H: 3 LOB: 1 BB: 0 P: 20	R: 0 E: 0 K: 0 S: 8	H: 0 LOB: 0 BB: 0 P: 13	R: 0 E: 0 K: 1 S: 8	H: 0 LOB: 0 BB: 0 P: 10	R: 0 E: 0 K: 0 S: 6	H: 1 LOB: 0 BB: 0 P: 8	R: 4 E: 1 K: 0 S: 22	H: 5 LOB: 2 BB: 0 P: 34	1B: 7 2B: 2 3B: 1 HR: 1	SF: 0 SAC: 1 DP: 1 HBP: 0	WP: 0 PB: 0 SB: 0 CS: 0	PA: 38
PITCHER	IP WLS BF H R ER SO BB IBB HBP BLK WP HR S P ERA WHIP	8.1 L 33 9 6 6 4 0 0 0 0 0 1 86 116 6.48 1.080	0.0 1 0 0 0 0 0 0 0 0 0 0 0 3 5 ∞ ∞	0.2 4 2 1 0 0 0 0 0 0 0 0 0 6 10 0.00 3.000	PITCHER										IP WLS BF H R ER SO BB IBB HBP BLK WP HR S P ERA WHIP							

Batter	1	2	3	4	5	6	7	8	9	AB	R	H	RBI	BB	SO	LOB	BOTTOM					
Alfonso Soriano, R OBP: 0.330, SLG: 0.496	4-1 G6-3-5 BB		2-2 G5-4-3 1-2F			1-3 K		2-1 F7		3	0	0	0	1	1	1	<p>Baltimore Orioles @ New York Yankees Yankee Stadium, Bronx, NY Sat Aug 23 2003, 4:05 PM EDT Att: 54,397 - Cloudy - 81 F</p> <p>livebaseballscores.com</p>					
Nick Johnson, L OBP: 0.424, SLG: 0.493	0-1 G6-3-5 1-3F		2-2 F8			2-3 K			2-2 G4-3	4	0	0	0	0	1	1						
2 Derek Jeter, R OBP: 0.386, SLG: 0.464	2-3 K			1-3 K		0-1 G4-3			1-2 G6-3	4	0	0	0	0	2	0						
25 Jason Giambi, L OBP: 0.425, SLG: 0.553		2-3 K		2-3 K			2-1 G4-3		2-1 2B	4	0	1	0	0	2	0						
Bernie Williams, S OBP: 0.384, SLG: 0.418		0-0 L7		0-0 F7			3-3 K		1-1 G6-3	4	0	0	0	0	1	1						
55 Hideki Matsui, L OBP: 0.353, SLG: 0.452		2-1 L6			0-3 K		2-1 1B			3	0	1	0	0	1	0						
20 Jorge Posada, S OBP: 0.408, SLG: 0.508			3-1 HR		1-0 FC6-4 1B		1-3 K			3	1	2	1	0	1	1						
Aaron Boone, R OBP: 0.319, SLG: 0.435			0-2 S 1B 1B		0-1 FC6-4 S			0-0 G5-3		3	1	1	0	0	0	1						
Karim Garcia, L OBP: 0.303, SLG: 0.465			0-1 G5-4-3 1-H 1B		3-2 F8		0-3 K			3	0	1	1	0	1	1						
Inning Stats	R: 0 E: 0 K: 1 S: 7	H: 0 LOB: 0 BB: 1 P: 13	R: 0 E: 0 K: 1 S: 8	H: 0 LOB: 0 BB: 0 P: 12	R: 2 E: 0 K: 0 S: 15	H: 3 LOB: 0 BB: 0 P: 22	R: 0 E: 0 K: 2 S: 7	H: 0 LOB: 0 BB: 0 P: 10	R: 0 E: 0 K: 1 S: 11	H: 1 LOB: 1 BB: 0 P: 14	R: 0 E: 0 K: 2 S: 10	H: 0 LOB: 0 BB: 0 P: 13	R: 0 E: 0 K: 1 S: 10	H: 1 LOB: 1 BB: 0 P: 18	R: 0 E: 0 K: 1 S: 6	H: 0 LOB: 0 BB: 0 P: 8	R: 0 E: 0 K: 0 S: 10	H: 1 LOB: 1 BB: 0 P: 16	1B: 4 2B: 2 3B: 0 HR: 1	SF: 0 SAC: 0 DP: 2 HBP: 0	WP: 0 PB: 0 SB: 3 CS: 0	PA: 32
PITCHER	IP WLS BF H R ER SO BB IBB HBP BLK WP HR S P ERA WHIP	9.0 W 32 6 2 2 10 1 0 0 0 0 1 84 126 2.00 0.778	PITCHER										IP WLS BF H R ER SO BB IBB HBP BLK WP HR S P ERA WHIP									

Batter	1	2	3	4	5	6	7	8	9	AB	R	H	RBI	BB	SO	LOB	TOP										
1 Brian Roberts, S OBP: 0.340, SLG: 0.364 (1, 4)	 0-3		 3-2 BB		 1-2			 3-2		3	0	0	0	1	1	1	Baltimore Orioles @ New York Yankees Yankee Stadium, Bronx, NY Sun Aug 24 2003, 1:05 PM EDT Att: 47,047 - Sunny - 72 F										
Luis Matos, R OBP: 0.354, SLG: 0.473 (1, 8) (7, 9)	 1-0 1B		 3-2 1-2			 2-2			 0-0	4	0	0	0	0	0	1											
B.J. Surhoff, L OBP: 0.365, SLG: 0.430 Jack Cust, L OBP: 0.326, SLG: 0.486 (1, 10) (9, PH)	 2-2			 2-2		 1-2			 0-0	3	0	0	0	0	1	1											
Jeff Conine, R OBP: 0.340, SLG: 0.472 (1, 3)	 1-1 2H 1B			 2-1		 0-1			 0-1 2B	4	0	2	0	0	0	0											
31 Jay Gibbons, L OBP: 0.350, SLG: 0.495 16 Tim Raines, S OBP: 0.167, SLG: 0.167 (1, 9) (7, 8)		 1-3		 2-0 1B			 1-3		 1-1	3	0	1	0	0	2	0											
Tony Batista, R OBP: 0.281, SLG: 0.412 (1, 5)		 2-1		 0-0 1-2			 2-2			3	0	0	0	0	0	1											
Larry Bigbie, L OBP: 0.344, SLG: 0.426 (1, 7)		 1-3			 2-0 1B			 0-0		3	0	1	0	0	1	0											
Deivi Cruz, R OBP: 0.283, SLG: 0.405 Jose Morban, S OBP: 0.236, SLG: 0.294 (1, 6) (8, PH) (8, 6)			 0-1		 0-1			 2-3		2	0	0	0	0	0	1											
Brook Fordyce, R OBP: 0.322, SLG: 0.402 (1, 2)			 1-1		 1-1			 0-3		3	0	0	0	0	1	1											
Inning Stats	R: 0 E: 1 K: 2 S: 9	H: 1 LOB: 2 BB: 0 P: 13	R: 0 E: 0 K: 2 S: 8	H: 0 LOB: 0 BB: 1 P: 12	R: 0 E: 0 K: 0 S: 13	H: 0 LOB: 1 BB: 1 P: 20	R: 0 E: 0 K: 0 S: 8	H: 1 LOB: 1 BB: 0 P: 14	R: 0 E: 0 K: 0 S: 9	H: 0 LOB: 0 BB: 0 P: 11	R: 0 E: 0 K: 1 S: 8	H: 0 LOB: 0 BB: 0 P: 11	R: 0 E: 0 K: 2 S: 10	H: 0 LOB: 0 BB: 0 P: 15	R: 0 E: 0 K: 0 S: 6	H: 1 LOB: 1 BB: 0 P: 7		1B: 3 2B: 1 3B: 0 HR: 0	SF: 0 SAC: 0 DP: 0 HBP: 0	WP: 0 PB: 0 SB: 1 CS: 0	PA: 32						
PITCHER	IP	WLS	BF	H	R	ER	SO	BB	IBB	HBP	BLK	WP	HR	S	P	ERA	WHIP										
Jose Contreras, R ERA: 3.62 (1, 1)	7.0	W	25	3	0	0	5	1	0	0	0	0	0	63	94	0.00	0.571										
Antonio Osuna, R ERA: 3.18 (8, 1)	1.0		3	0	0	0	2	0	0	0	0	0	0	10	15	0.00	0.000										
Chris Hammond, L ERA: 3.27 (9, 1)	1.0		4	1	0	0	0	0	0	0	0	0	0	6	7	0.00	1.000										

Batter	1	2	3	4	5	6	7	8	9	AB	R	H	RBI	BB	SO	LOB	BOTTOM										
Alfonso Soriano, R OBP: 0.329, SLG: 0.495 (1, 4)	 2-2 20 HR 2B		 0-3			 2-2		 2-0		5	1	1	0	0	2	4	Baltimore Orioles @ New York Yankees Yankee Stadium, Bronx, NY Sun Aug 24 2003, 1:05 PM EDT Att: 47,047 - Sunny - 72 F										
2 Derek Jeter, R OBP: 0.383, SLG: 0.460 (1, 6)	 1-1	 1-1 2H 3H 1B		 2-0		 0-0		 0-3		5	0	1	2	0	1	1											
25 Jason Giambi, L OBP: 0.426, SLG: 0.551 David Dellucci, L OBP: 0.315, SLG: 0.359 (1, 10) (8, PR)	 1-0	 2-2		 1-0		 4-2		 4-2		2	0	0	0	2	0	1											
Bernie Williams, S OBP: 0.384, SLG: 0.416 (1, 8)	 1-0 20 HR 2-3		 1-1 55 G3 20 1B	 4-2		 2-3		 1-2		4	2	1	0	1	1	4											
20 Jorge Posada, S OBP: 0.408, SLG: 0.516 (1, 2)	 2-1 1H 3H HR		 0-0 55 G3	 3-3		 3-1				4	2	2	3	0	1	1											
55 Hideki Matsui, L OBP: 0.353, SLG: 0.449 (1, 7)	 2-2		 2-2 1-2 2-3 3H		 4-2		 3-2			3	0	0	0	1	0	2											
Aaron Boone, R OBP: 0.320, SLG: 0.435 (1, 5)		 4-0 2B 2 1B BB	 0-0 G6-3 WP	 0-1		 0-0		 0-0		3	1	1	1	1	0	2											
Nick Johnson, L OBP: 0.429, SLG: 0.500 (1, 3)		 0-1 2 1B 2B	 3-1 G6-3 IBB	 1-3	 2-3 1 SAFE	 4-0		 2-2		3	1	2	0	1	1	1											
Juan Rivera, R OBP: 0.290, SLG: 0.385 (1, 9)		 2-3	 2-0 1-2 2-3 3H	 1-3	 1-3 1 SAFE	 3-3		 3-3		4	0	0	1	0	3	7											
Inning Stats	R: 3 E: 0 K: 0 S: 11	H: 2 LOB: 0 BB: 0 P: 20	R: 2 E: 0 K: 2 S: 17	H: 2 LOB: 1 BB: 1 P: 29	R: 2 E: 1 K: 1 S: 12	H: 2 LOB: 2 BB: 1 P: 21	R: 0 E: 0 K: 1 S: 7	H: 0 LOB: 1 BB: 1 P: 17	R: 0 E: 0 K: 2 S: 10	H: 0 LOB: 1 BB: 1 P: 17	R: 0 E: 0 K: 1 S: 9	H: 2 LOB: 2 BB: 0 P: 25	R: 0 E: 0 K: 1 S: 9	H: 0 LOB: 1 BB: 1 P: 16	1B: 5 2B: 2 3B: 0 HR: 1	SF: 0 SAC: 0 DP: 0 HBP: 1		WP: 1 PB: 0 SB: 0 CS: 0	PA: 40								
PITCHER	IP	WLS	BF	H	R	ER	SO	BB	IBB	HBP	BLK	WP	HR	S	P	ERA	WHIP										
Eric DuBose, L ERA: 4.73 (1, 1)	2.1	L	15	6	7	6	2	1	0	0	0	1	0	31	62	0.00	0.818										
Rick Bauer, R ERA: 4.8 (3, 1)	3.2		16	0	0	0	5	3	1	0	0	1	0	31	62	0.00	0.818										
Hector Carrasco, R ERA: 4.21 (7, 1)	1.0		5	2	0	0	1	0	0	0	0	0	0	14	25	0.00	2.000										
Jorge Julio, R ERA: 4.2 (8, 1)	1.0		4	0	0	0	1	1	0	0	0	0	0	9	16	0.00	1.000										

AB	31
R	0
H	4
RBI	0
BB	1
SO	7
LOB	7



Batter	1	2	3	4	5	6	7	8	9	AB	R	H	RBI	BB	SO	LOB	TOP										
1 Brian Roberts, S (1,4) OBP: 0.336, SLG: 0.359	G3-1		G5-4-3				FC6-4		P4								5 0 0 0 0 1 2										
Luis Matos, R (1,8) OBP: 0.352, SLG: 0.469	1B		K				G5-3		G5-3								5 0 1 0 0 1 1										
B.J. Surhoff, L (1,10) OBP: 0.364, SLG: 0.427	K								F7								4 0 1 0 0 2 1										
Jeff Conine, R (1,3) OBP: 0.342, SLG: 0.472	G5-3								1B								4 1 2 0 0 0 2										
31 Jay Gibbons, L (1,9) OBP: 0.349, SLG: 0.493			K														4 0 1 0 0 1 1										
Tony Batista, R (1,5) OBP: 0.283, SLG: 0.413	G6-3																4 0 2 0 0 0 0										
Larry Bigbie, L (1,7) OBP: 0.353, SLG: 0.452	1B																4 1 3 2 0 0 2										
Deivi Cruz, R (1,6) OBP: 0.280, SLG: 0.401	G2-3																4 0 0 0 0 1 4										
Robert Machado, R (1,2) OBP: 0.341, SLG: 0.333																	2 0 1 0 1 1 3										
Brook Fordyce, R (9,PH) OBP: 0.321, SLG: 0.401																	1 0 0 0 0 0 0										
Inning Stats	R: 0 E: 0 K: 1 S: 11	H: 1 LOB: 1 BB: 0 P: 16	R: 0 E: 0 K: 1 S: 13	H: 1 LOB: 1 BB: 0 P: 19	R: 0 E: 0 K: 1 S: 7	H: 0 LOB: 0 BB: 1 P: 14	R: 0 E: 0 K: 1 S: 9	H: 2 LOB: 2 BB: 0 P: 15	R: 0 E: 0 K: 0 S: 7	H: 1 LOB: 1 BB: 0 P: 11	R: 1 E: 0 K: 2 S: 16	H: 4 LOB: 3 BB: 0 P: 25	R: 0 E: 0 K: 0 S: 10	H: 1 LOB: 0 BB: 0 P: 16	R: 1 E: 0 K: 0 S: 8	H: 1 LOB: 0 BB: 0 P: 13	R: 0 E: 0 K: 1 S: 10	H: 0 LOB: 0 BB: 0 P: 17	1B: 10 2B: 0 3B: 0 HR: 1	SF: 0 SAC: 0 DP: 1 HBP: 0	WP: 0 PB: 0 SB: 1 CS: 0	PA: 38					
PITCHER	IP	WLS	BF	H	R	ER	SO	BB	IBB	HBP	BLK	WP	HR	S	P	ERA	WHIP										
Andy Pettitte, L (1,1) ERA: 4.01	6.2	W	30	10	1	1	6	1	0	0	0	0	0	72	113	1.35	1.650										
Jeff Nelson, R (7,1) ERA: 3.13	0.1	H	1	0	0	0	0	0	0	0	0	0	0	1	3	0.00	0.000										
Jesse Orosco, L (8,1) ERA: 7.98	0.1	H	1	0	0	0	0	0	0	0	0	0	0	2	4	0.00	0.000										
Jeff Weaver, R (8,1) ERA: 5.85	0.1	H	2	1	1	1	0	0	0	0	0	0	1	3	6	27.00	3.000										
42 Mariano Rivera, R (8,1) ERA: 2.1	1.1	S	4	0	0	0	1	0	0	0	0	0	0	13	20	0.00	0.000										

Baltimore Orioles @ New York Yankees
 Yankee Stadium, Bronx, NY
 Mon Aug 25 2003, 7:05 PM EDT
 Att: 50,595 - Sunny - 86 F

AB	37
R	2
H	11
RBI	2
BB	1
SO	7
LOB	16



Batter	1	2	3	4	5	6	7	8	9	AB	R	H	RBI	BB	SO	LOB	BOTTOM										
Alfonso Soriano, R (1,4) OBP: 0.333, SLG: 0.505	HR																5 1 4 3 0 0 1										
2 Derek Jeter, R (1,6) OBP: 0.386, SLG: 0.459	F8																3 0 1 1 2 0 1										
25 Jason Giambi, L (1,10) OBP: 0.429, SLG: 0.550	BB																1 0 0 0 1 0 0										
Bernie Williams, S (1,8) OBP: 0.380, SLG: 0.411	F8																4 0 0 0 0 0 6										
20 Jorge Posada, S (1,2) OBP: 0.405, SLG: 0.510	FC3-2																4 0 0 0 0 1 5										
55 Hideki Matsui, L (1,7) OBP: 0.352, SLG: 0.449	G1-3																4 1 1 0 0 0 4										
Aaron Boone, R (1,5) ERA: 4.48																	3 1 0 0 1 0 1										
Enrique Wilson, S (9,5) OBP: 0.277, SLG: 0.360																	0 0 0 0 0 0 0										
Nick Johnson, L (1,3) OBP: 0.430, SLG: 0.498																	3 0 1 0 0 0 5										
Juan Rivera, R (1,9) OBP: 0.284, SLG: 0.376																	3 2 0 0 0 0 2										
Ruben Sierra, S (8,PH) OBP: 0.338, SLG: 0.413																	1 0 0 0 0 0 2										
David Dellucci, L (9,9) OBP: 0.315, SLG: 0.359																	0 0 0 0 0 0 0										
Inning Stats	R: 1 E: 0 K: 0 S: 10	H: 1 LOB: 2 BB: 2 P: 22	R: 0 E: 0 K: 0 S: 7	H: 2 LOB: 0 BB: 0 P: 13	R: 0 E: 0 K: 0 S: 5	H: 0 LOB: 0 BB: 0 P: 8	R: 0 E: 0 K: 1 S: 6	H: 0 LOB: 0 BB: 0 P: 12	R: 1 E: 0 K: 0 S: 5	H: 1 LOB: 1 BB: 0 P: 11	R: 0 E: 1 K: 0 S: 12	H: 0 LOB: 3 BB: 1 P: 25	R: 1 E: 1 K: 0 S: 7	H: 1 LOB: 2 BB: 1 P: 16	R: 2 E: 1 K: 0 S: 20	H: 2 LOB: 1 BB: 0 P: 22	1B: 4 2B: 2 3B: 0 HR: 1	SF: 0 SAC: 0 DP: 1 HBP: 3	WP: 0 PB: 2 SB: 0 CS: 0	PA: 38							
PITCHER	IP	WLS	BF	H	R	ER	SO	BB	IBB	HBP	BLK	WP	HR	S	P	ERA	WHIP										
Daman Moss, L (1,1) ERA: 4.21	6.0	L	28	5	3	2	1	3	0	2	0	0	0	49	96	3.00	1.333										
Hector Carrasco, R (7,1) ERA: 4.21	0.0		1	0	0	0	0	0	1	0	0	0	0	4													
John Parrish, L (7,1) ERA: 3.15	1.2		7	1	2	0	0	0	0	1	0	0	0	17	22	0.00	0.600										
Kerry Ligtenberg, R (8,1) ERA: 3.28	0.1		2	1	0	0	0	0	0	0	0	0	0	6	7	0.00	3.000										

Baltimore Orioles @ New York Yankees
 Yankee Stadium, Bronx, NY
 Mon Aug 25 2003, 7:05 PM EDT
 Att: 50,595 - Sunny - 86 F

AB	31
R	5
H	7
RBI	4
BB	4
SO	1
LOB	27



Batter	1	2	3	4	5	6	7	8	9	10	11	12	AB	R	H	RBI	BB	SO	LOB	TOP	
1 Brian Roberts, S OBP: 0.336, SLG: 0.355													4	0	0	0	2	3	0		
Luis Matos, R OBP: 0.356, SLG: 0.465 16 Tim Lincecum, S OBP: 0.167, SLG: 0.167													3	0	0	0	1	1	3		
B.J. Surhoff, L OBP: 0.370, SLG: 0.433 Jose Morban, S OBP: 0.236, SLG: 0.294													4	0	2	0	2	1	2		
Jeff Conine, R OBP: 0.340, SLG: 0.467													5	0	0	1	0	0	7		
31 Jay Gibbons, L OBP: 0.345, SLG: 0.487													6	0	0	0	0	2	6		
Tony Batista, R OBP: 0.282, SLG: 0.410													4	0	0	0	1	1	0		
Larry Bigbie, L OBP: 0.354, SLG: 0.447													4	0	1	0	1	2	1		
Delivi Cruz, R OBP: 0.279, SLG: 0.399													5	0	1	0	0	1	2		
Brook Fordyce, R OBP: 0.319, SLG: 0.401													5	1	1	0	0	0	3		
Inning Stats	R: 0 E: 0 K: 2 S: 8	H: 0 LOB: 1 BB: 1 P: 16	R: 0 E: 0 K: 1 S: 15	H: 1 LOB: 2 BB: 1 P: 27	R: 0 E: 0 K: 1 S: 7	H: 1 LOB: 1 BB: 1 P: 13	R: 0 E: 0 K: 1 S: 11	H: 0 LOB: 1 BB: 1 P: 20	R: 1 E: 0 K: 0 S: 14	H: 1 LOB: 2 BB: 2 P: 26	R: 0 E: 0 K: 0 S: 11	H: 1 LOB: 2 BB: 0 P: 18	R: 0 E: 0 K: 1 S: 12	H: 0 LOB: 1 BB: 0 P: 22	R: 0 E: 0 K: 0 S: 3	H: 0 LOB: 0 BB: 0 P: 6	R: 0 E: 1 K: 1 S: 13	H: 0 LOB: 2 BB: 1 P: 22	1B: 3 2B: 3 3B: 0 HR: 0	SF: 0 SAC: 0 DP: 1 HBP: 3	WP: 0 PA: 50 PB: 0 SB: 0 CS: 0
PITCHER	IP WLS BF H R ER SO BB IBB HBP BLK WP HR S P ERA WHIP	40 Rich Harden, R ERA: 4.33 Chad Bradford, R ERA: 3.14 Ricardo Rincon, L ERA: 3.55 Chad Harville, R ERA: 3.38 Keith Foulke, R ERA: 2.13	1.1 5.0 23 3 1 0 0 6 0 0 0 0 0 0 102 1.80 1.800	1.2 8 2 0 0 0 0 0 0 0 0 0 0 19 31 0.00 1.200	0.1 1 0 0 0 0 0 0 0 0 0 0 0 3 4 0.00 0.000	2.0 7 0 0 0 4 0 0 0 1 0 0 0 21 38 0.00 0.000	2.0 6 0 0 0 1 0 0 0 0 0 0 0 8 12 0.00 0.000	PITCHER	IP WLS BF H R ER SO BB IBB HBP BLK WP HR S P ERA WHIP	Mike Wood, R ERA: 7.5	12.1 1.0 5 0 0 0 1 0 0 1 0 0 0 13 22 0.00 0.000										

Baltimore Orioles @ Oakland Athletics
Network Associates Coliseum, Oakland, CA
Tue Aug 26 2003, 10:05 PM EDT
Att: 14,081 - Sunny - 70 F

AB 40
R 1
H 5
RBI 1
BB 7
SO 11
LOB 24



Batter	1	2	3	4	5	6	7	8	9	10	11	12	AB	R	H	RBI	BB	SO	LOB	BOTTOM			
Billy McMillon, L OBP: 0.350, SLG: 0.395 Eric Byrnes, R OBP: 0.334, SLG: 0.479 Scott Hatteberg, L OBP: 0.339, SLG: 0.379													3	0	0	0	0	1	2				
Jose Guillen, R OBP: 0.378, SLG: 0.594													2	0	0	0	0	1	0				
3 Eric Chavez, L OBP: 0.348, SLG: 0.497													1	0	1	1	0	0	0				
Miguel Tejada, R OBP: 0.521, SLG: 0.459													4	0	1	0	1	0	2				
Erubiel Durazo, L OBP: 0.378, SLG: 0.434													4	0	1	0	1	0	2				
Ramon Hernandez, R OBP: 0.321, SLG: 0.458													5	0	0	0	0	4	5				
Terrence Long, L OBP: 0.297, SLG: 0.409													5	1	1	0	0	0	1				
Mark Ellis, R OBP: 0.320, SLG: 0.367													4	1	1	1	1	0	1				
Chris Singleton, L OBP: 0.316, SLG: 0.367													4	0	1	0	1	2	0				
Inning Stats	R: 0 E: 0 K: 2 S: 13	H: 2 LOB: 2 BB: 0 P: 22	R: 0 E: 0 K: 1 S: 11	H: 2 LOB: 2 BB: 0 P: 17	R: 0 E: 0 K: 1 S: 11	H: 0 LOB: 1 BB: 1 P: 23	R: 0 E: 0 K: 0 S: 7	H: 0 LOB: 0 BB: 0 P: 11	R: 0 E: 0 K: 1 S: 10	H: 0 LOB: 0 BB: 0 P: 14	R: 1 E: 0 K: 0 S: 14	H: 1 LOB: 0 BB: 0 P: 23	R: 0 E: 0 K: 0 S: 7	H: 1 LOB: 1 BB: 0 P: 24	R: 0 E: 0 K: 0 S: 8	H: 0 LOB: 0 BB: 0 P: 12	R: 0 E: 0 K: 0 S: 12	H: 1 LOB: 2 BB: 1 P: 23	R: 1 E: 1 K: 0 S: 6	H: 2 LOB: 3 BB: 2 P: 18	1B: 7 2B: 1 3B: 0 HR: 1	SF: 0 SAC: 0 DP: 0 HBP: 0	WP: 0 PA: 46 PB: 0 SB: 0 CS: 0
PITCHER	IP WLS BF H R ER SO BB IBB HBP BLK WP HR S P ERA WHIP	Jason Johnson, R ERA: 3.72 Buddy Groom, L ERA: 5.94 Kerry Ligtenberg, R ERA: 3.28 B.J. Ryan, L ERA: 4.12 John Parrish, L ERA: 4.76	1.1 0.2 0.1 0.1 3.0 0.0	7.0 3 1 0 0 0 0 0 0 0 0 0 0 11 17 0.00 1.500	0.2 1 0 0 0 0 0 0 0 0 0 0 0 5 7 0.00 0.000	0.1 0 0 0 0 0 0 0 0 0 0 0 0 27 42 0.00 0.667	0.0 L 3 1 1 1 0 0 2 0 0 0 0 0 4 14 ∞ ∞	PITCHER	IP WLS BF H R ER SO BB IBB HBP BLK WP HR S P ERA WHIP	Hector Carrasco, R ERA: 4.21	12.1 0.0 1 1 0 0 0 0 0 0 0 0 0 2 4 ∞ ∞												

Baltimore Orioles @ Oakland Athletics
Network Associates Coliseum, Oakland, CA
Tue Aug 26 2003, 10:05 PM EDT
Att: 14,081 - Sunny - 70 F

AB 42
R 2
H 9
RBI 2
BB 4
SO 8
LOB 15



Batter	1	2	3	4	5	6	7	8	9	AB	R	H	RBI	BB	SO	LOB	TOP					
1 Brian Roberts, S (1, 4) OBP: 0.335, SLG: 0.354	L7			G5-3		G5-3		2H 1B		4	0	1	1	0	0	0	Baltimore Orioles @ Oakland Athletics Network Associates Coliseum, Oakland, CA Wed Aug 27 2003, 10:05 PM EDT Att: 23,368 - Sunny - 64 F					
Deivi Cruz, R (1, 6) OBP: 0.279, SLG: 0.404	F8			HR		F9		K		4	1	1	1	0	1							
B.J. Surhoff, L (1, 10) OBP: 0.365, SLG: 0.426	F7			G4-3		F9		G1-3		4	0	0	0	0	0							
Jeff Conine, R (1, 3)		G6-3		G3-1		31 BB 1B		31 G6-3 31 DI 1B		4	0	2	0	0	0							
31 Jay Gibbons, L (1, 9) OBP: 0.345, SLG: 0.484	P6			G4-3		FC5-4 1B		G6-3		3	0	0	0	1	0	1						
Tony Batista, R (1, 5) OBP: 0.280, SLG: 0.407	G5-3			P4		FC5-4 1-2		G6-3		4	0	0	0	0	0	3						
Brook Fordyce, R (1, 2) OBP: 0.323, SLG: 0.405				G4-3						2	1	1	0	1	0	0						
Larry Bigbie, L (1, 7) OBP: 0.349, SLG: 0.439				K		G4-3		L5		3	0	0	0	0	1	2						
16 Tim Raines, S (1, 8) OBP: 0.111, SLG: 0.111				G5-4-3		G4-3		K		3	0	0	0	0	1	2						
Inning Stats	R: 0 E: 0 K: 0 S: 9	H: 0 LOB: 0 BB: 0 P: 13	R: 0 E: 0 K: 0 S: 7	H: 0 LOB: 0 BB: 0 P: 9	R: 0 E: 0 K: 1 S: 5	H: 0 LOB: 0 BB: 1 P: 13	R: 1 E: 0 K: 0 S: 11	H: 1 LOB: 0 BB: 0 P: 15	R: 0 E: 0 K: 0 S: 3	H: 0 LOB: 0 BB: 0 P: 6	R: 0 E: 0 K: 0 S: 5	H: 0 LOB: 0 BB: 0 P: 7	R: 0 E: 0 K: 0 S: 12	H: 1 LOB: 2 BB: 1 P: 23	R: 1 E: 0 K: 2 S: 13	H: 2 LOB: 1 BB: 0 P: 18	R: 0 E: 0 K: 0 S: 12	H: 1 LOB: 1 BB: 0 P: 17	1B: 3 2B: 1 3B: 0 HR: 1	SF: 0 SAC: 0 DP: 1 HBP: 0	WP: 0 PB: 0 SB: 0 CS: 0	PA: 33
PITCHER	IP	WLS	BF	H	R	ER	SO	BB	IBB	HBP	BLK	WP	HR	S	P	ERA	WHIP					
Barry Zito, L (1, 1) ERA: 3.33	8.0	W	29	4	2	2	3	2	0	0	0	0	1	65	104	2.25	0.750					
Chad Bradford, R (9, 1) ERA: 3.09	1.0		4	1	0	0	0	0	0	0	0	0	0	12	17	0.00	1.000					

Batter	1	2	3	4	5	6	7	8	9	AB	R	H	RBI	BB	SO	LOB	BOTTOM				
Scott Hatteberg, L (1, 3) OBP: 0.336, SLG: 0.375	G4-3		F7	K		G6-3		G3-1		5	0	0	0	0	1	4	Baltimore Orioles @ Oakland Athletics Network Associates Coliseum, Oakland, CA Wed Aug 27 2003, 10:05 PM EDT Att: 23,368 - Sunny - 64 F				
Jose Guillen, R (1, 9) OBP: 0.369, SLG: 0.591	L3		G4-3		3 G3 HR 1B	F8				4	1	1	0	0	0	0					
3 Eric Chavez, L (1, 5) OBP: 0.347, SLG: 0.501	K		K		G3		HR			4	1	1	1	0	2	1					
Miguel Tejada, R (1, 6) OBP: 0.324, SLG: 0.472		HR		L4		2H HR		BB		3	2	2	3	1	0	0					
Erubiel Durazo, L (1, 10) OBP: 0.380, SLG: 0.432		1B BB		1B BB BB		K		P5		2	1	0	0	2	1	1					
Ramon Hernandez, R (1, 2) OBP: 0.323, SLG: 0.459		1B		F9		P2		P2		4	0	2	0	0	0	2					
Terrence Long, L (1, 7) OBP: 0.296, SLG: 0.407		K		BB BB 1B		L8		L8		4	0	1	0	0	1	4					
Eric Byrnes, R (8, 7) OBP: 0.334, SLG: 0.479		K		BB BB 1B		L8		L8		0	0	0	0	0	0	0					
Mark Ellis, R (1, 4) OBP: 0.321, SLG: 0.367	F7			BB BB		1B G6-3 1B		G5-3		3	1	1	0	1	0	2					
Chris Singleton, L (1, 8) OBP: 0.318, SLG: 0.367	F7			BB		1B		F7		3	0	1	1	1	0	2					
Inning Stats	R: 0 E: 0 K: 1 S: 9	H: 0 LOB: 0 BB: 0 P: 15	R: 1 E: 0 K: 1 S: 14	H: 2 LOB: 1 BB: 1 P: 25	R: 0 E: 0 K: 1 S: 9	H: 0 LOB: 0 BB: 0 P: 13	R: 0 E: 0 K: 1 S: 20	H: 1 LOB: 3 BB: 3 P: 40	R: 2 E: 0 K: 0 S: 18	H: 3 LOB: 1 BB: 0 P: 27	R: 1 E: 0 K: 0 S: 8	H: 2 LOB: 0 BB: 0 P: 13	R: 1 E: 0 K: 0 S: 6	H: 1 LOB: 1 BB: 1 P: 13	R: 0 E: 0 K: 0 S: 8	H: 0 LOB: 0 BB: 0 P: 11	1B: 6 2B: 0 3B: 0 HR: 3	SF: 0 SAC: 0 DP: 1 HBP: 0	WP: 0 PB: 0 SB: 0 CS: 0	PA: 37	
PITCHER	IP	WLS	BF	H	R	ER	SO	BB	IBB	HBP	BLK	WP	HR	S	P	ERA	WHIP				
Pat Hentgen, R (1, 1) ERA: 4.49	4.2	L	24	6	4	4	4	4	0	0	0	0	0	12	20	6.75	1.500				
Rick Bauer, R (5, 1) ERA: 4.85	1.1		5	2	1	1	0	0	0	0	0	0	0	6	13	9.00	2.000				
Hector Carrasco, R (7, 1) ERA: 4.39	1.0		5	1	1	1	0	1	0	0	0	0	1	6	13	9.00	2.000				
Jorge Julio, R (8, 1) ERA: 4.11	1.0		3	0	0	0	0	0	0	0	0	0	0	8	11	0.00	0.000				



Batter	1	2	3	4	5	6	7	8	9	AB	R	H	RBI	BB	SO	LOB	TOP											
1 Brian Roberts, S OBP: 0.338, SLG: 0.367	G6-3		HR		2B		BB		F7	4	1	2	1	1	0	0	Baltimore Orioles @ Oakland Athletics Network Associates Coliseum, Oakland, CA Thu Aug 28 2003, 3:35 PM EDT Att: 15,299 - Overcast - 61 F											
Deivi Cruz, R OBP: 0.281, SLG: 0.405	F8 BB		F7		G6-3		PB			4	0	2	1	0	0	1												
B.J. Surhoff, L OBP: 0.363, SLG: 0.421	SAFE		G3-1		G4-3		L4			3	0	0	0	1	0	2												
Jeff Conine, R OBP: 0.338, SLG: 0.464	F8		G6-3		G5-3		F7			4	0	0	0	0	0	2												
31 Jay Gibbons, L OBP: 0.344, SLG: 0.481	BB				F7		F8			3	0	0	0	1	0	0												
Tony Batista, R OBP: 0.280, SLG: 0.405	P4				G5-4-3		F7		G5-3	4	0	1	0	0	0	3												
Brook Fordyce, R OBP: 0.325, SLG: 0.410			FC4-6		G5-4-3		16 WP		P6	4	1	2	0	0	0	1												
Larry Bigbie, L OBP: 0.347, SLG: 0.452	FC4-6				G1-3		L7		HR	4	1	1	1	0	0	2												
16 Tim Raines, S OBP: 0.154, SLG: 0.308	G4-6-3				B1-3		1B		K	4	1	1	1	0	1	1												
Inning Stats	R: 0 E: 0 K: 0 S: 18	H: 1 LOB: 3 BB: 2 P: 30	R: 0 E: 0 K: 0 S: 5	H: 1 LOB: 0 BB: 0 P: 8	R: 1 E: 0 K: 0 S: 8	H: 1 LOB: 0 BB: 0 P: 13	R: 0 E: 0 K: 0 S: 8	H: 0 LOB: 1 BB: 0 P: 9	R: 0 E: 0 K: 0 S: 5	H: 0 LOB: 0 BB: 0 P: 8	R: 2 E: 0 K: 0 S: 18	H: 3 LOB: 2 BB: 1 P: 32	R: 0 E: 0 K: 0 S: 6	H: 0 LOB: 0 BB: 0 P: 8	R: 1 E: 0 K: 1 S: 12	H: 1 LOB: 0 BB: 0 P: 17	1B: 4 2B: 2 3B: 1 HR: 2	SF: 0 SAC: 0 DP: 2 HBP: 0	WP: 1 PA: 37 PB: 1 SB: 0 CS: 0									
PITCHER	IP	WLS	BF	H	R	ER	SO	BB	IBB	HBP	BLK	WP	HR	S	P	ERA	WHIP											
John Halama, L ERA: 3.96	(1, 1)	6.2	W	26	6	2	2	0	2	0	0	0	0	1	60	93	2.70	1.200										
Chad Harville, L ERA: 4.05	(7, 1)	0.0		3	2	1	1	0	1	0	0	0	1	0	6	13	∞	∞										
Ricardo Rincon, L ERA: 3.59	(7, 1)	1.0	H	3	0	0	0	0	0	0	0	0	0	0	8	13	0.00	0.000										
Jim Mecir, R ERA: 5.52	(8, 1)	0.1	H	1	0	0	0	0	0	0	0	0	0	2	2	0.00	0.000											
Keith Foulke, R ERA: 2.23	(9, 1)	1.0	S	4	1	1	1	1	0	0	0	0	0	1	12	17	9.00	1.000										

Batter	1	2	3	4	5	6	7	8	9	AB	R	H	RBI	BB	SO	LOB	BOTTOM											
Scott Hatteberg, L OBP: 0.337, SLG: 0.382	HR	F8		HBP		G3				3	1	1	1	0	0	0	Baltimore Orioles @ Oakland Athletics Network Associates Coliseum, Oakland, CA Thu Aug 28 2003, 3:35 PM EDT Att: 15,299 - Overcast - 61 F											
Jose Guillen, R OBP: 0.368, SLG: 0.588	K	G1-6-3		F7					K	4	0	1	0	0	2	1												
3 Eric Chavez, L OBP: 0.346, SLG: 0.498	1B HR	G1-6-3		F8					K	3	1	0	0	1	1	2												
Miguel Tejada, R OBP: 0.327, SLG: 0.472	HR	HR		G4-3		F9				2	2	1	0	2	0	1												
Erubiel Durazo, L OBP: 0.377, SLG: 0.428	F8		F9		F8				K	4	0	0	0	0	1	4												
17 Adam Melhuse, S OBP: 0.318, SLG: 0.557	HR		G4-3		G3				E5	3	1	1	3	0	0	1												
Ramon Hernandez, R OBP: 0.322, SLG: 0.458									FC4-6	1	0	0	0	0	0	0												
Terrence Long, L OBP: 0.298, SLG: 0.408	1B		3B		P2				FC4-6	4	1	2	1	0	0	1												
Mark Ellis, R OBP: 0.323, SLG: 0.373	1B		3B		G5-3				G4-3	4	0	2	1	0	0	1												
Chris Singleton, L OBP: 0.314, SLG: 0.363	G4-3		G4-3			K				3	0	0	0	0	1	3												
Inning Stats	R: 4 E: 0 K: 1 S: 26	H: 5 LOB: 2 BB: 1 P: 42	R: 0 E: 0 K: 0 S: 5	H: 1 LOB: 0 BB: 0 P: 9	R: 2 E: 0 K: 0 S: 11	H: 2 LOB: 1 BB: 1 P: 20	R: 0 E: 0 K: 0 S: 6	H: 0 LOB: 1 BB: 0 P: 12	R: 0 E: 0 K: 0 S: 7	H: 0 LOB: 0 BB: 0 P: 13	R: 0 E: 0 K: 1 S: 11	H: 0 LOB: 0 BB: 0 P: 17	R: 0 E: 1 K: 0 S: 7	H: 0 LOB: 0 BB: 0 P: 10	R: 0 E: 0 K: 0 S: 7	H: 0 LOB: 0 BB: 0 P: 10	1B: 5 2B: 0 3B: 1 HR: 2	SF: 0 SAC: 0 DP: 2 HBP: 1	WP: 0 PA: 35 PB: 0 SB: 1 CS: 0									
PITCHER	IP	WLS	BF	H	R	ER	SO	BB	IBB	HBP	BLK	WP	HR	S	P	ERA	WHIP											
Rodrigo Lopez, R ERA: 5.77	(1, 1)	3.0	L	18	8	6	6	1	2	0	0	0	0	2	42	71	18.00	3.333										
Rick Bauer, R ERA: 4.68	(4, 1)	2.0		7	0	0	0	0	0	0	1	0	0	0	13	25	0.00	0.000										
John Parrish, L ERA: 3.12	(6, 1)	3.0		10	0	0	0	4	1	0	0	0	0	0	27	44	0.00	0.333										



Batter	1	2	3	4	5	6	7	8	9	AB	R	H	RBI	BB	SO	LOB	TOP								
1 Brian Roberts, S OBP: 0.337, SLG: 0.365	1-2 E4 BLK		1-2 2B 1B		0-0 F8		2-2 P3			4	0	1	0	0	0	0									
Luis Matos, R OBP: 0.359, SLG: 0.473	3-2 F8		1-1 2B		0-1 2B			4-2 1B BB		3	0	2	0	1	0	1									
B.J. Surhoff, L OBP: 0.362, SLG: 0.416	4-2 G6-4-3 BB		1-1 F9		0-0 G3			2-3 K		3	0	0	0	1	1	4									
Jeff Conine, R OBP: 0.338, SLG: 0.462	1-1 G6-4-3		0-1 G4-3			0-3 K		1-2 1B		4	0	1	0	0	1	4									
31 Jay Gibbons, L OBP: 0.343, SLG: 0.485		0-0 HR		2-0 P5		2-2 F8		1-3 K		4	1	1	1	0	1	2									
Tony Batista, R OBP: 0.279, SLG: 0.410		2-2 P3		1-2 P3		1-1 HR		0-2 L7		4	1	1	1	0	0	2									
Larry Bigbie, L OBP: 0.345, SLG: 0.444		0-1 F8		4-2 BB		3-2 G4-3			0-3 K	3	0	0	0	1	1	0									
Deivi Cruz, R OBP: 0.279, SLG: 0.402		0-1 G5-3		0-0 F7			1-1 G4-3		1-0 L9	4	0	0	0	0	0	1									
Brook Fordyce, R OBP: 0.321, SLG: 0.404			1-1 G6-3		1-1 G4-3		1-2 G6-3		1-2 G5-3	4	0	0	0	0	0	0									
Inning Stats	R: 0 E: 1 K: 0 S: 11	H: 0 LOB: 1 BB: 1 P: 20	R: 1 E: 0 K: 0 S: 8	H: 1 LOB: 0 BB: 0 P: 10	R: 0 E: 0 K: 0 S: 11	H: 2 LOB: 2 BB: 0 P: 15	R: 0 E: 0 K: 0 S: 8	H: 0 LOB: 1 BB: 1 P: 15	R: 0 E: 0 K: 1 S: 6	H: 1 LOB: 1 BB: 0 P: 7	R: 1 E: 0 K: 0 S: 11	H: 1 LOB: 0 BB: 0 P: 17	R: 0 E: 0 K: 0 S: 9	H: 0 LOB: 0 BB: 0 P: 13	R: 0 E: 0 K: 2 S: 17	H: 1 LOB: 2 BB: 1 P: 25	R: 0 E: 0 K: 1 S: 8	H: 0 LOB: 0 BB: 0 P: 10	1B: 2 2B: 2 3B: 0 HR: 2	SF: 0 SAC: 0 DP: 1 HBP: 0	WP: 0 PB: 0 SB: 0 CS: 0	PA: 36			
PITCHER	IP	WLS	BF	H	R	ER	SO	BB	IBB	HBP	BLK	WP	HR	S	P	ERA	WHIP								
Ryan Franklin, R ERA: 3.86	(1, 1)	7.1	31	6	2	2	2	3	0	0	1	0	2	73	113	2.46	1.227								
Rafael Soriano, R ERA: 1.52	(8, 1)	1.2	W	5	0	0	0	2	0	0	0	0	0	16	19	0.00	0.000								

Baltimore Orioles @ Seattle Mariners
Safeco Field, Seattle, WA
Fri Aug 29 2003, 7:05 PM PDT
Att: 43,365 - Sunny - 80 F

AB 33
R 2
H 6
RBI 2
BB 3
SO 4
LOB 14



Batter	1	2	3	4	5	6	7	8	9	AB	R	H	RBI	BB	SO	LOB	BOTTOM								
51 Ichiro Suzuki, L OBP: 0.365, SLG: 0.444	0-2 G6-3		1-2 L6			1-0 P6			2-1 BB 1B	4	1	1	0	0	0	1									
Mike Cameron, R OBP: 0.346, SLG: 0.451	2-2 G6-3			0-0 F9		1-3 K			4-1 1B BB	3	1	0	0	1	1	0									
Edgar Martinez, R OBP: 0.413, SLG: 0.515				0-2 G5-3		2-1 F7			3-1 S 1B	4	0	1	1	0	0	0									
Mark McLemore, S OBP: 0.312, SLG: 0.321									1-3 2-H 1B	0	1	0	0	0	0	0									
Bret Boone, R OBP: 0.360, SLG: 0.550		2-1 F7		0-0 G6-3			2-2 G6-3		2-3 K	4	0	0	0	0	1	2									
Carlos Guillen, S OBP: 0.357, SLG: 0.391		2-2 P4			2-2 E8		3-1 G6-3		4-0 1B IBB	3	0	0	0	1	0	0									
John Olerud, L OBP: 0.373, SLG: 0.391		1-2 G4-3			1-1 F9		1-2 G6-3		2-1 1B	4	0	1	2	0	0	1									
Randy Winn, S OBP: 0.335, SLG: 0.495			2-2 G6-3		4-2 BB			3-3 K		2	0	0	0	1	1	0									
Dan Wilson, R OBP: 0.291, SLG: 0.359			0-1 G6-3 2B		0-3 K			1-1 G3-1		3	0	1	0	0	1	2									
16 Willie Bloomquist, R OBP: 0.317, SLG: 0.317			1-0 G6-3		1-1 L4			2-1 F8		3	0	0	0	0	0	3									
Inning Stats	R: 0 E: 0 K: 0 S: 10	H: 0 LOB: 0 BB: 0 P: 12	R: 0 E: 0 K: 0 S: 8	H: 0 LOB: 0 BB: 0 P: 13	R: 0 E: 0 K: 0 S: 10	H: 1 LOB: 1 BB: 0 P: 14	R: 0 E: 0 K: 0 S: 5	H: 0 LOB: 0 BB: 0 P: 5	R: 0 E: 1 K: 1 S: 12	H: 0 LOB: 2 BB: 1 P: 20	R: 0 E: 0 K: 1 S: 6	H: 0 LOB: 0 BB: 0 P: 10	R: 0 E: 0 K: 0 S: 8	H: 0 LOB: 0 BB: 0 P: 14	R: 0 E: 0 K: 1 S: 7	H: 0 LOB: 0 BB: 0 P: 13	R: 3 E: 0 K: 1 S: 10	H: 3 LOB: 2 BB: 2 P: 27	1B: 3 2B: 1 3B: 0 HR: 0	SF: 0 SAC: 0 DP: 0 HBP: 0	WP: 0 PB: 0 SB: 1 CS: 0	PA: 33			
PITCHER	IP	WLS	BF	H	R	ER	SO	BB	IBB	HBP	BLK	WP	HR	S	P	ERA	WHIP								
Eric DuBose, L ERA: 4.24	(1, 1)	8.0	29	2	2	2	3	2	0	0	0	0	0	69	110	2.25	0.500								
Jorge Julio, R ERA: 4.25	(9, 1)	0.1	L	3	1	0	0	1	0	1	0	0	0	5	14	0.00	3.000								
B.J. Ryan, L ERA: 4.12	(9, 1)	0.0	B	1	1	1	0	0	0	0	0	0	0	2	4	∞	∞								

Baltimore Orioles @ Seattle Mariners
Safeco Field, Seattle, WA
Fri Aug 29 2003, 7:05 PM PDT
Att: 43,365 - Sunny - 80 F

AB 30
R 3
H 4
RBI 3
BB 3
SO 4
LOB 9



Batter	1	2	3	4	5	6	7	8	9	AB	R	H	RBI	BB	SO	LOB	TOP										
1 Brian Roberts, S OBP: 0.337, SLG: 0.368 16 Tim Raines, S OBP: 0.143, SLG: 0.286	1-0 SH1-3 FC5-4 2B		1-2 F7			0-2 G3		1-3 K		3	1	1	0	0	0	0											
Luis Matos, R OBP: 0.356, SLG: 0.469	0-0 SH1-3 2-3		3-2 P3			3-3 K		2-3 K		3	0	0	0	0	2	1											
Larry Bigbie, L OBP: 0.348, SLG: 0.454	4-2 FC5-4 BB					3-3 K		3-1 3B		3	0	1	0	1	1	0											
Jeff Conine, R OBP: 0.339, SLG: 0.462	1-1 FC5-4 1-2 3-H					1-2 1B		2-2 G6-3		4	0	2	1	0	0	2											
31 Jay Gibbons, L OBP: 0.342, SLG: 0.484 Jose Morban, S OBP: 0.228, SLG: 0.283	2-3 K					0-0 F7		1-1 L7		2	0	0	0	0	1	2											
Tony Batista, R OBP: 0.277, SLG: 0.407						1-1 F8		2-2 F7		4	0	0	0	0	1	2											
Jack Cust, L OBP: 0.304, SLG: 0.447						2-2 F8		2-3 K		3	0	0	0	0	2	0											
Deivi Cruz, R OBP: 0.277, SLG: 0.399						1-3 K		0-1 G6-3		3	0	0	0	0	2	0											
Robert Machado, R OBP: 0.341, SLG: 0.333						3-2 L9		1-3 K		3	0	1	0	0	1	0											
Inning Stats	R: 1 E: 0 K: 1 S: 9	H: 1 LOB: 1 BB: 1 P: 17	R: 0 E: 0 K: 3 S: 10	H: 0 LOB: 0 BB: 0 P: 18	R: 0 E: 0 K: 0 S: 9	H: 0 LOB: 0 BB: 0 P: 16	R: 0 E: 0 K: 1 S: 9	H: 1 LOB: 1 BB: 0 P: 14	R: 0 E: 0 K: 2 S: 14	H: 0 LOB: 0 BB: 0 P: 13	R: 0 E: 0 K: 1 S: 8	H: 0 LOB: 0 BB: 0 P: 13	R: 0 E: 0 K: 2 S: 11	H: 1 LOB: 1 BB: 0 P: 15	R: 0 E: 0 K: 1 S: 13	H: 1 LOB: 1 BB: 0 P: 17	1B: 3 2B: 1 3B: 1 HR: 0	SF: 0 SAC: 1 DP: 0 HBP: 0	WP: 0 PB: 0 SB: 0 CS: 0	PA: 33							
PITCHER	IP	WLS	BF	H	R	ER	SO	BB	IBB	HBP	BLK	WP	HR	S	P	ERA	WHIP										
Gil Meche, R ERA: 4.12	6.0	W	22	3	1	1	8	1	0	0	0	0	0	60	100	1.50	0.667										
40 Julio Mateo, R ERA: 2.55	1.0		3	0	0	0	1	0	0	0	0	0	0	8	13	0.00	0.000										
Kazuhiro Sasaki, R ERA: 4.33	1.0		4	1	0	0	2	0	0	0	0	0	0	11	15	0.00	1.000										
Armando Benitez, R ERA: 2.77	1.0		4	1	0	0	1	0	0	0	0	0	0	13	17	0.00	1.000										

Baltimore Orioles @ Seattle Mariners
Safeco Field, Seattle, WA
Sat Aug 30 2003, 1:05 PM PDT
Att: 45,618 - Sunny - 72 F

AB 31
R 1
H 5
RBI 1
BB 1
SO 12
LOB 9

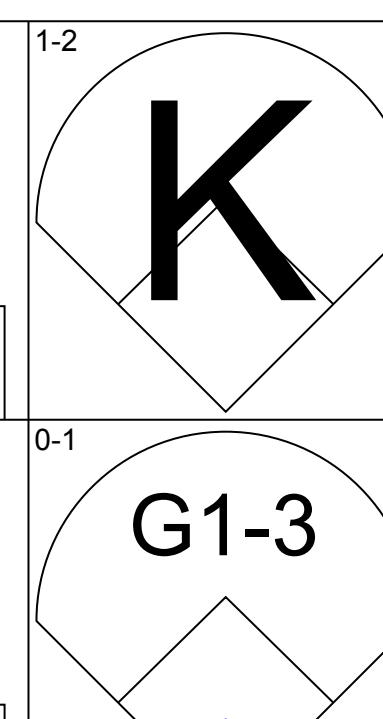
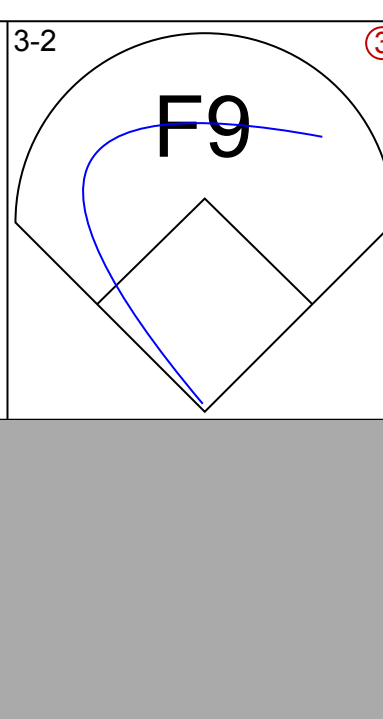
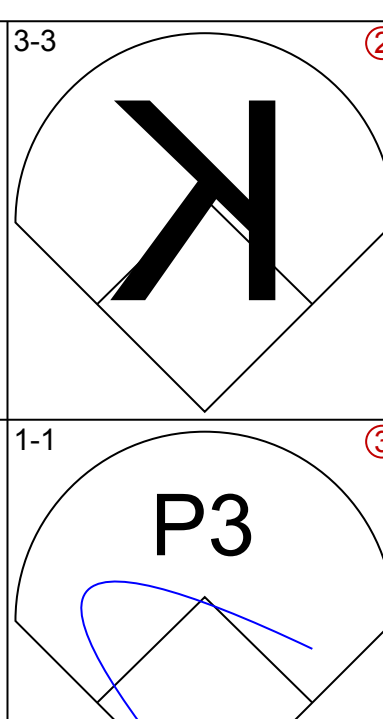
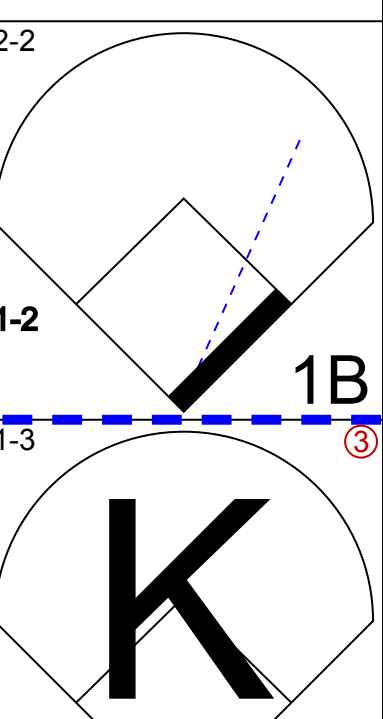
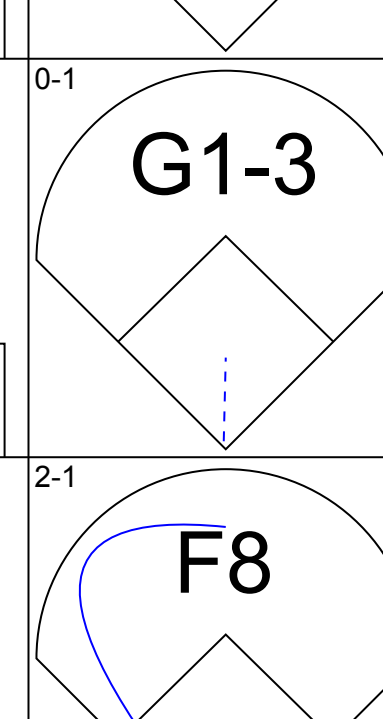
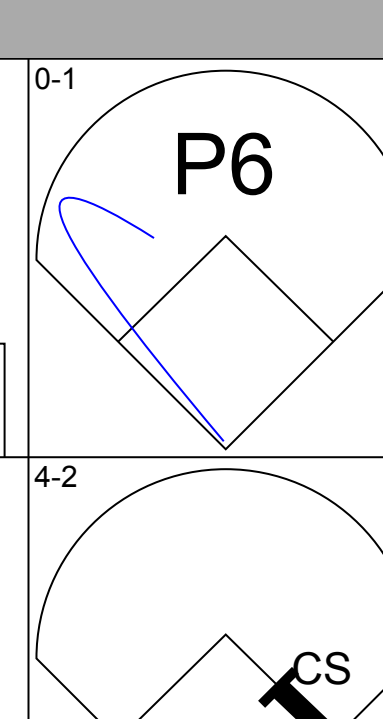
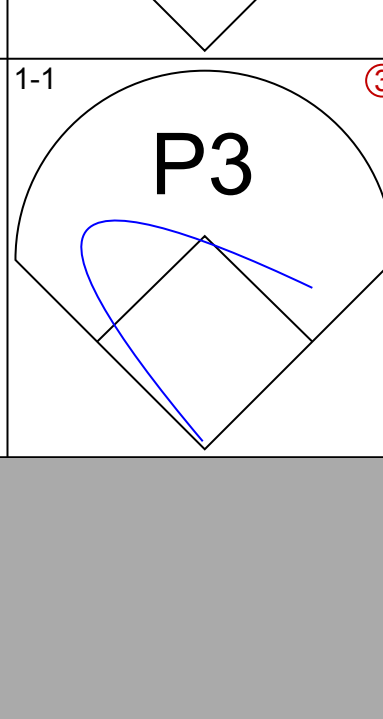
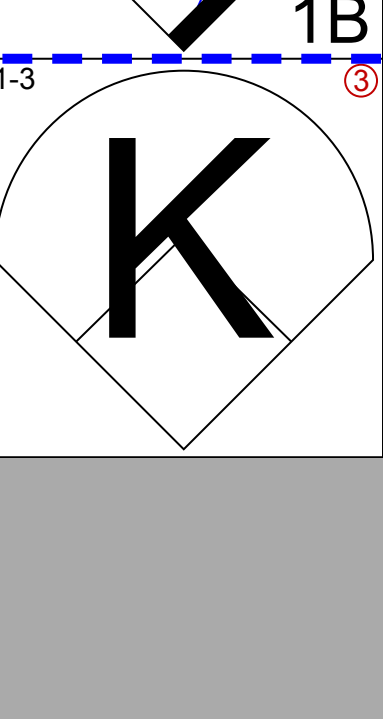
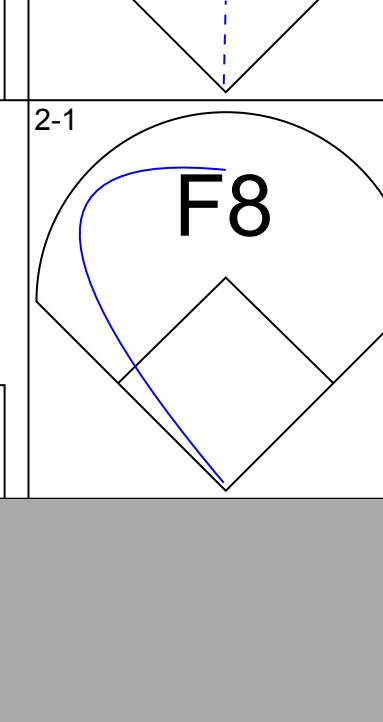
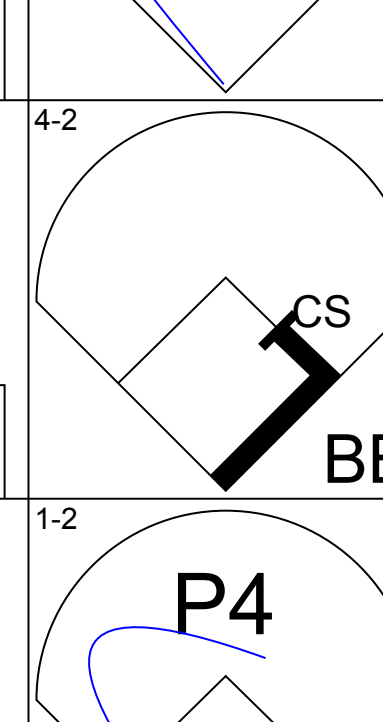
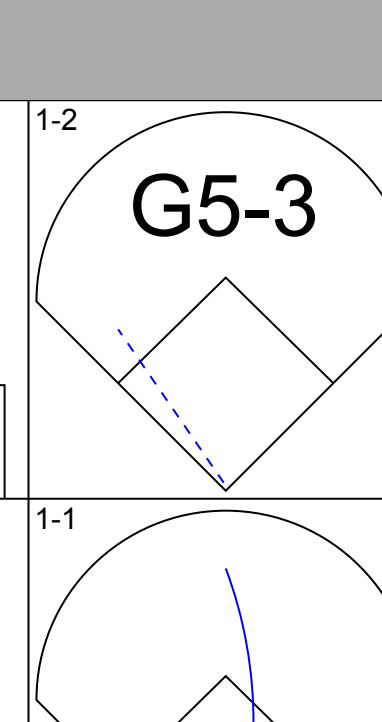
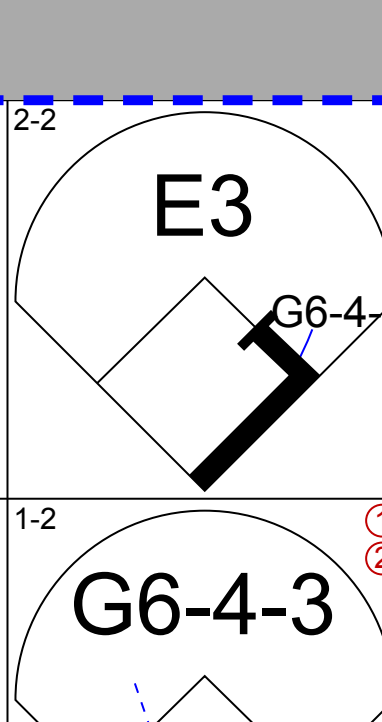
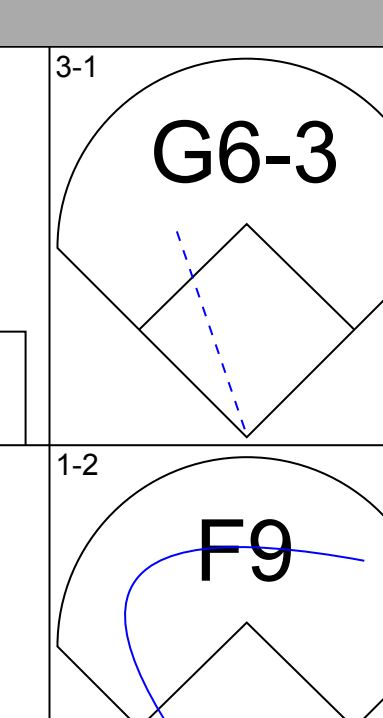
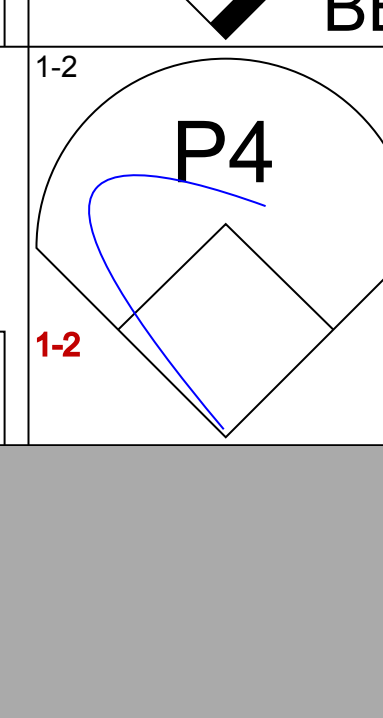
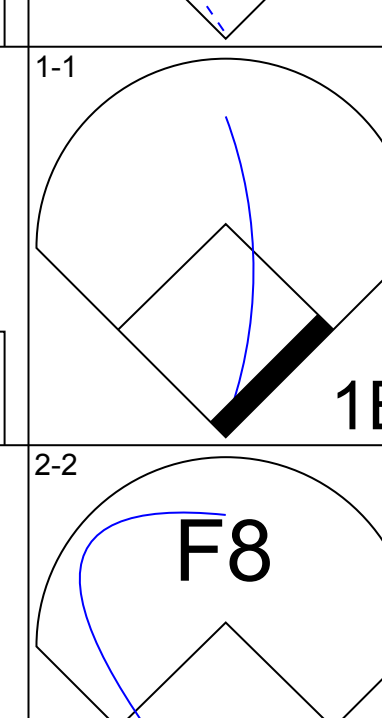
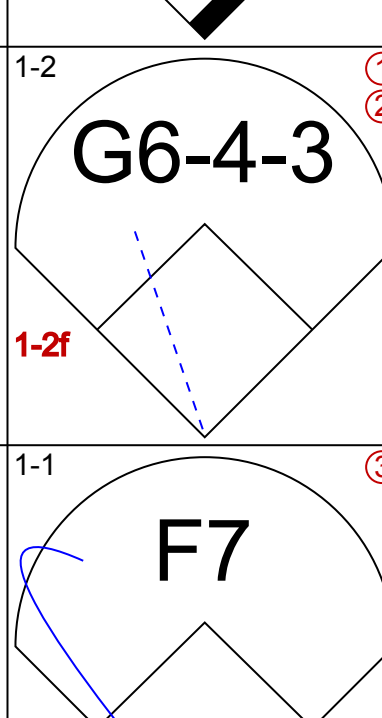
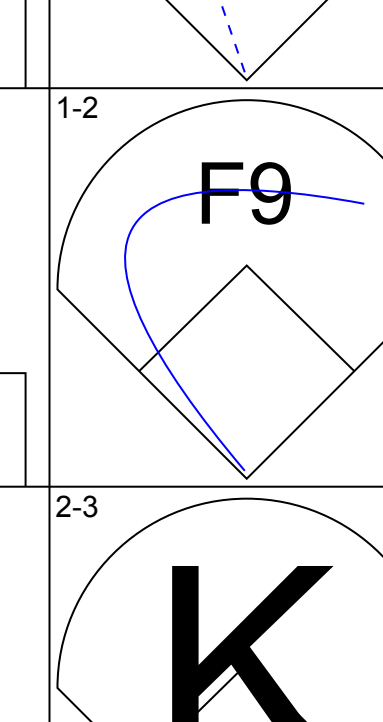
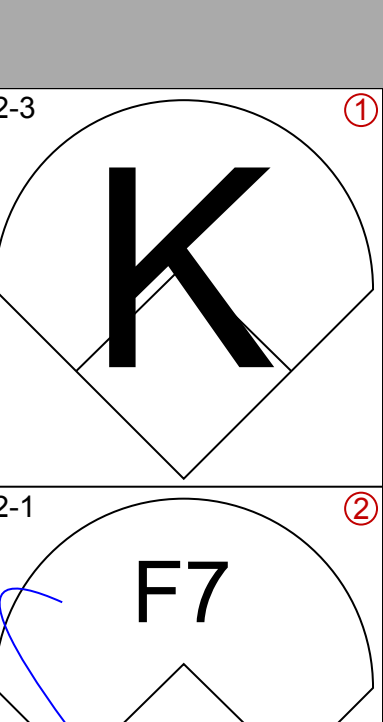
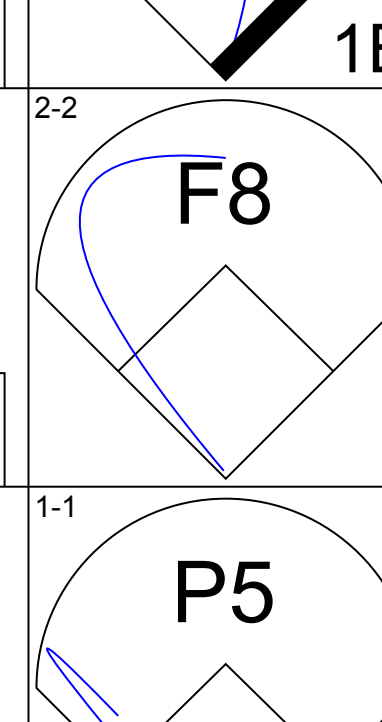
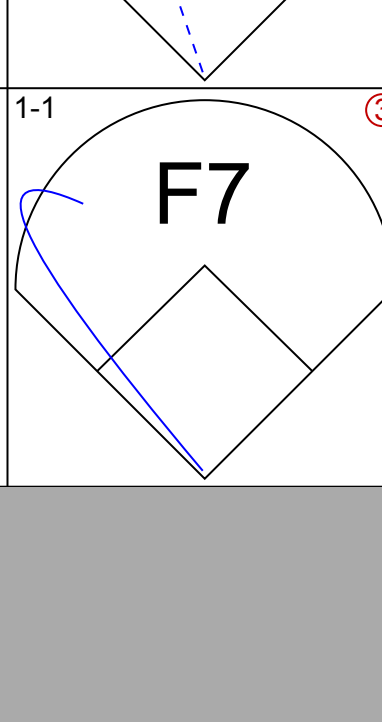
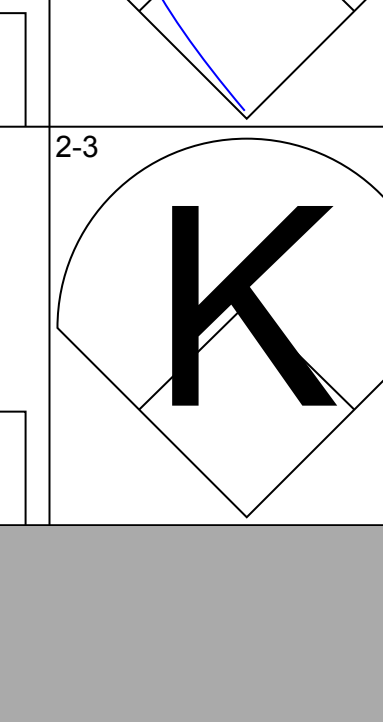
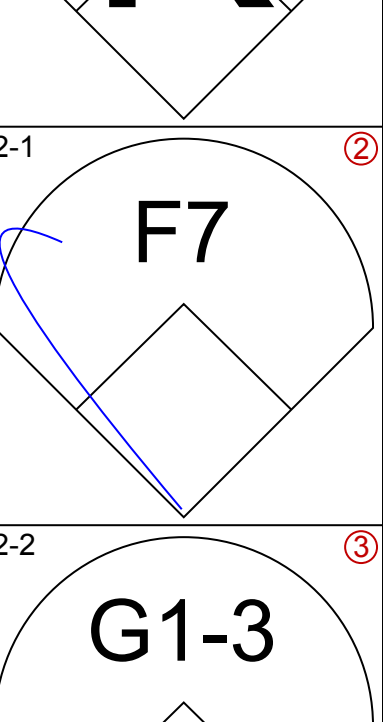
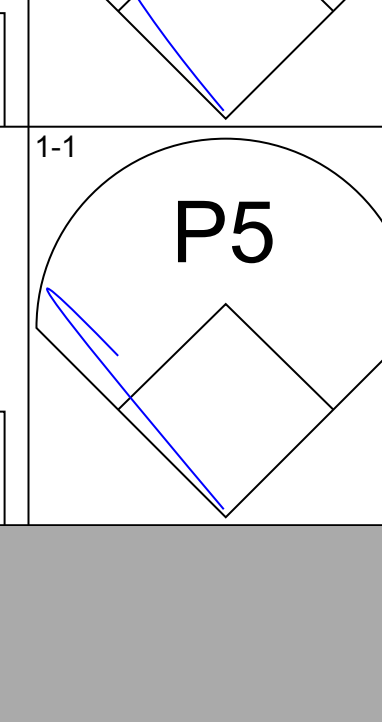
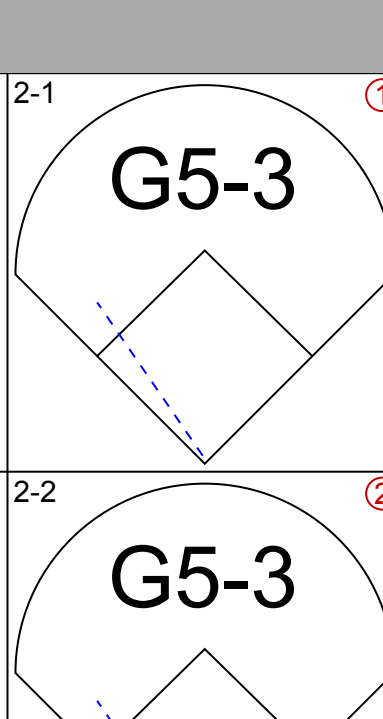
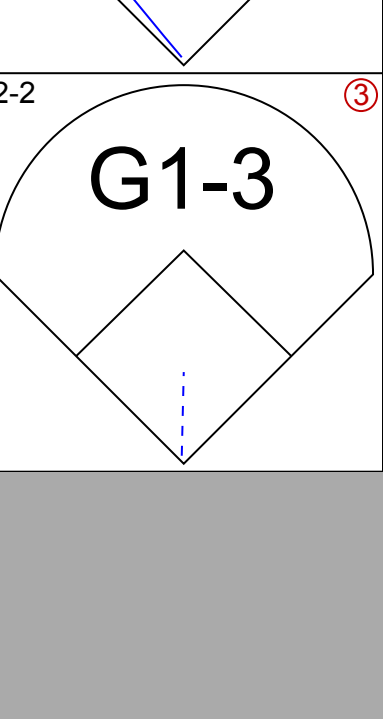
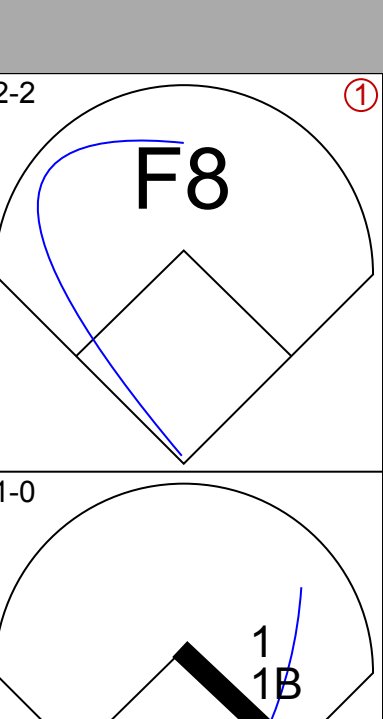
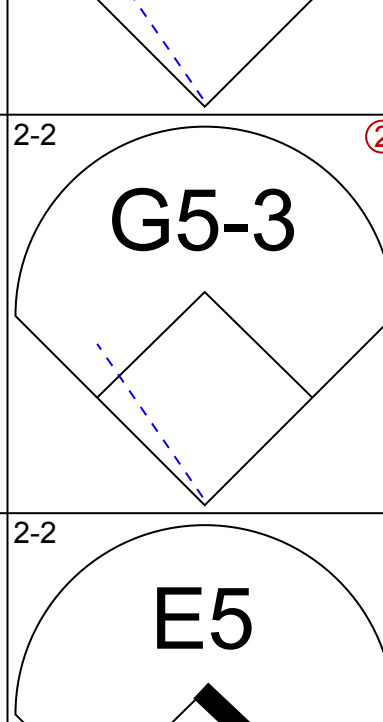
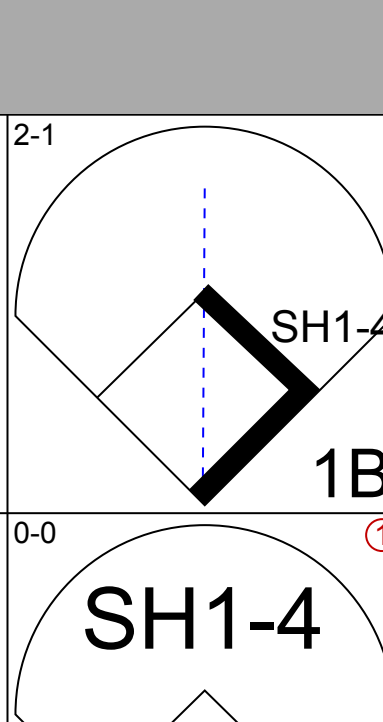
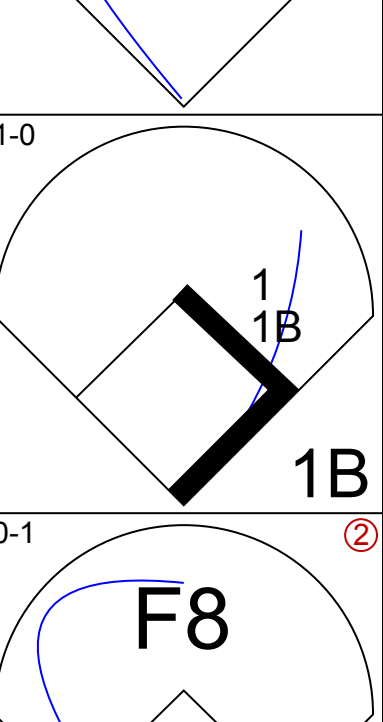
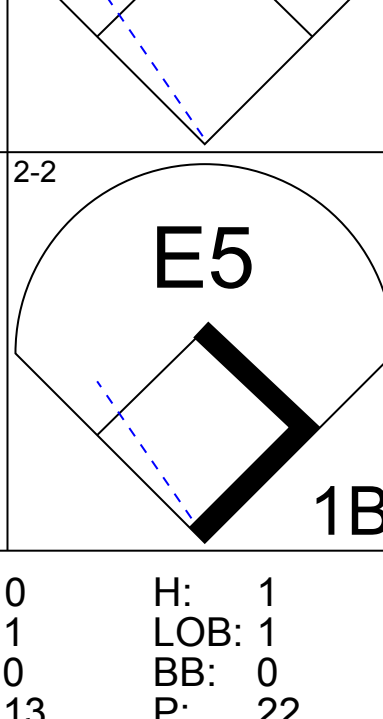
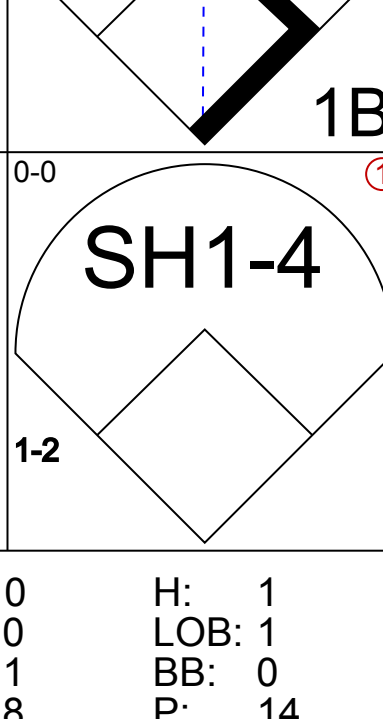
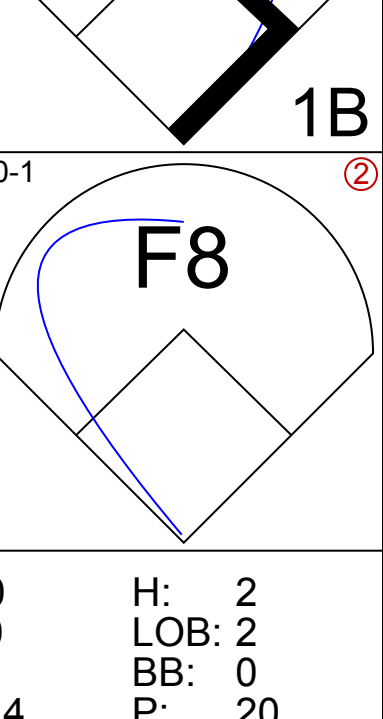


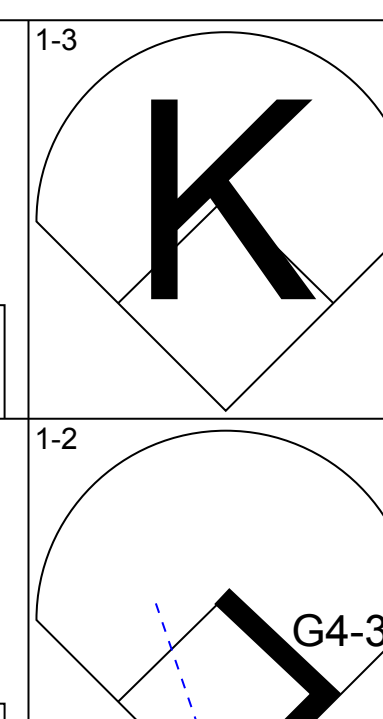
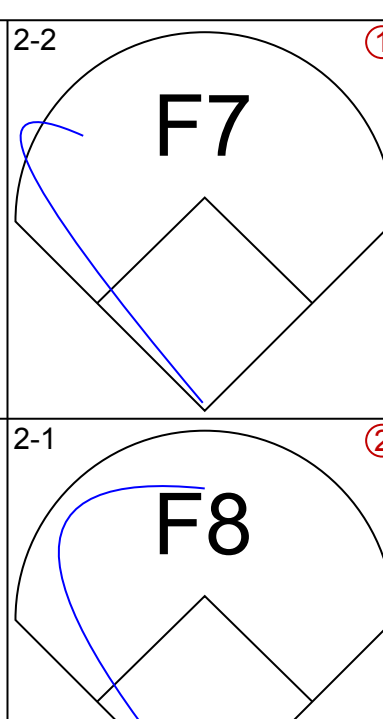
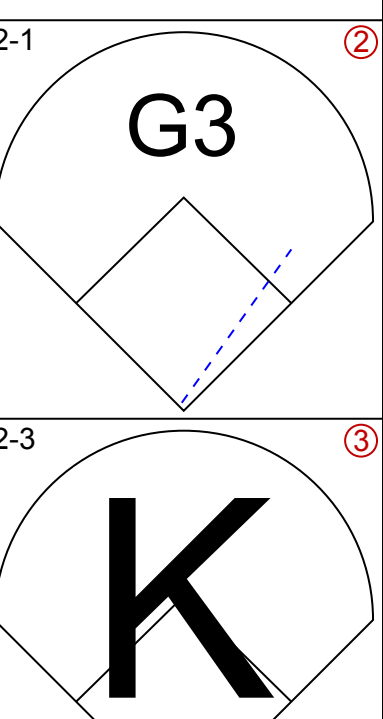
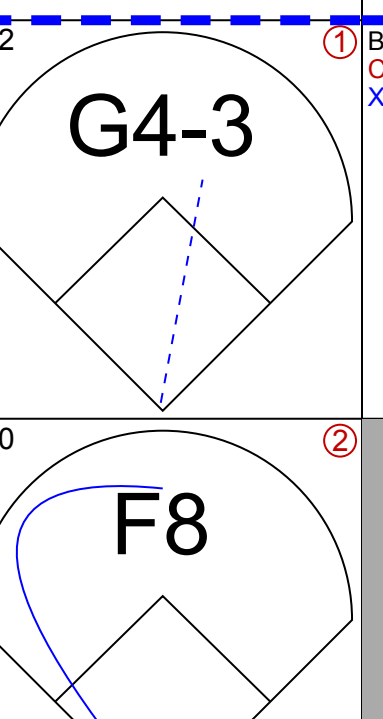
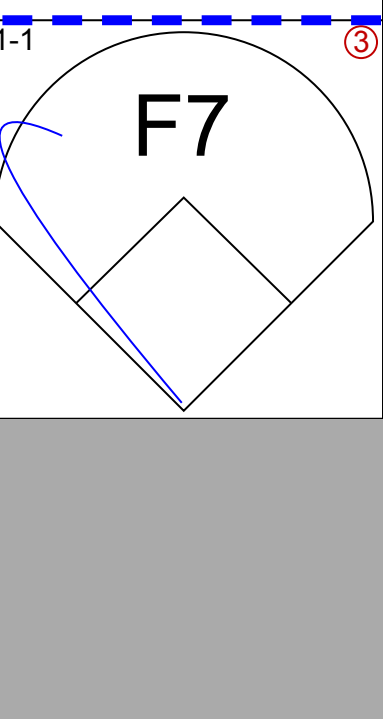
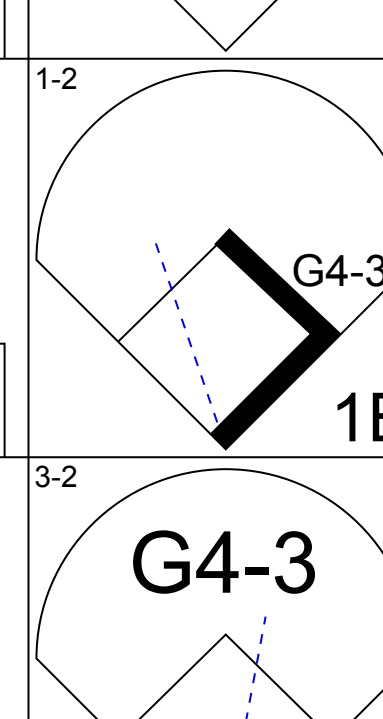
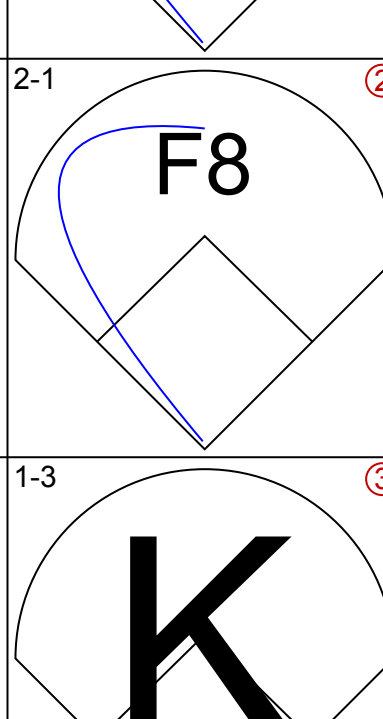
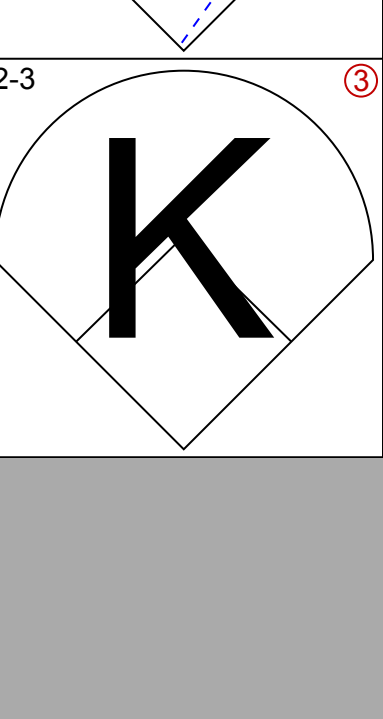
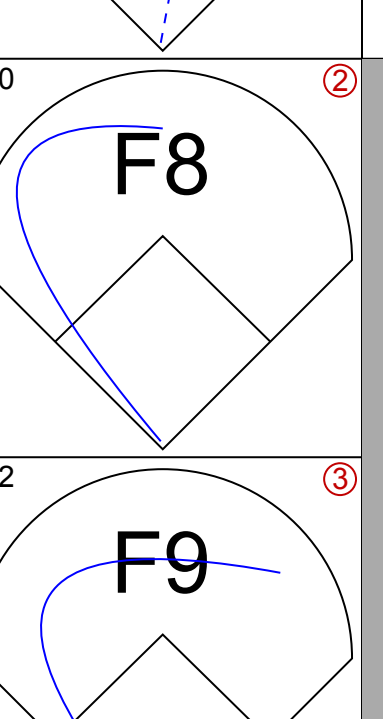
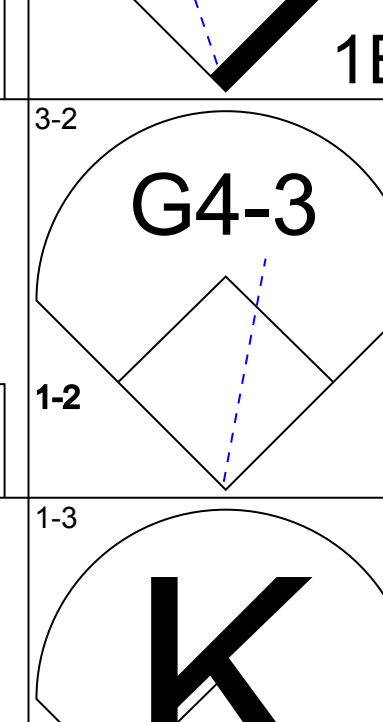
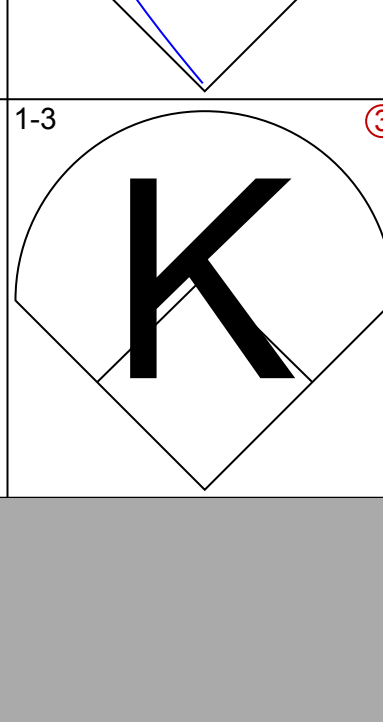
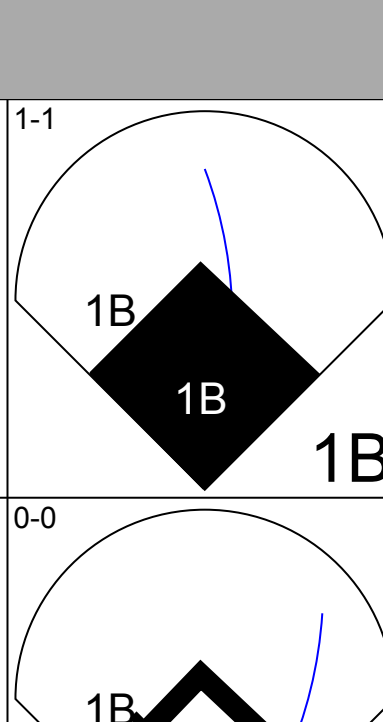
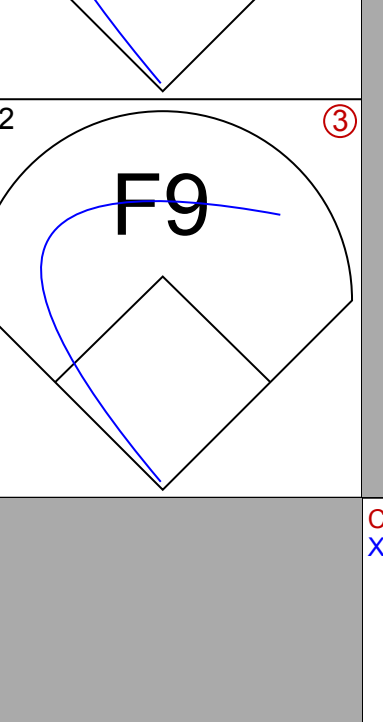
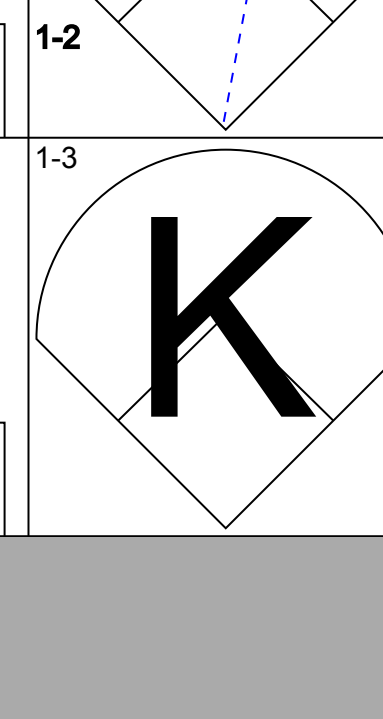
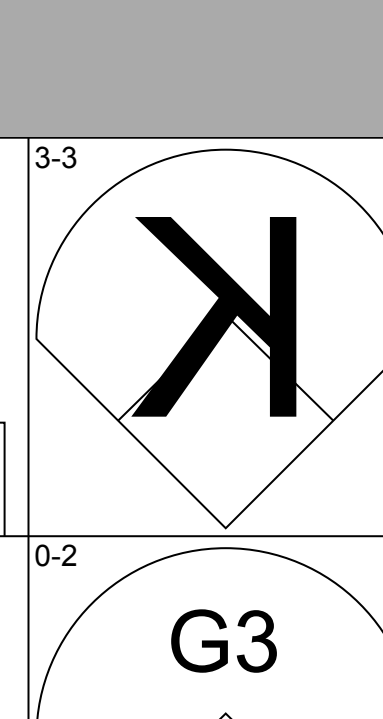
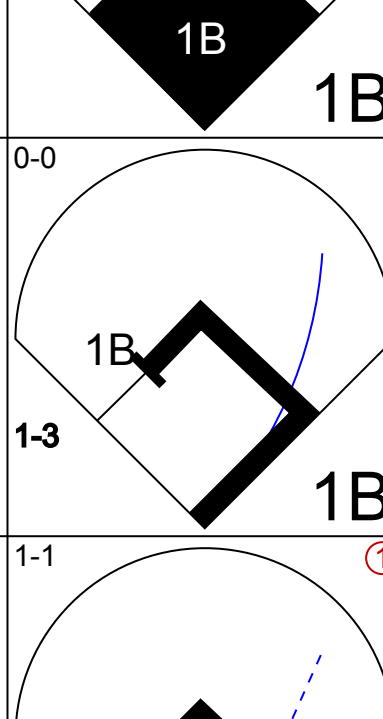
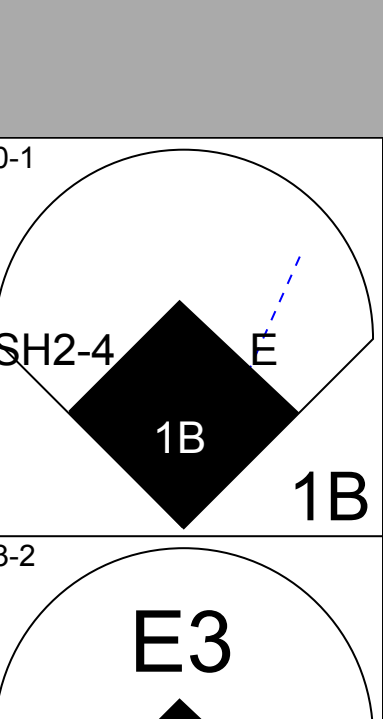
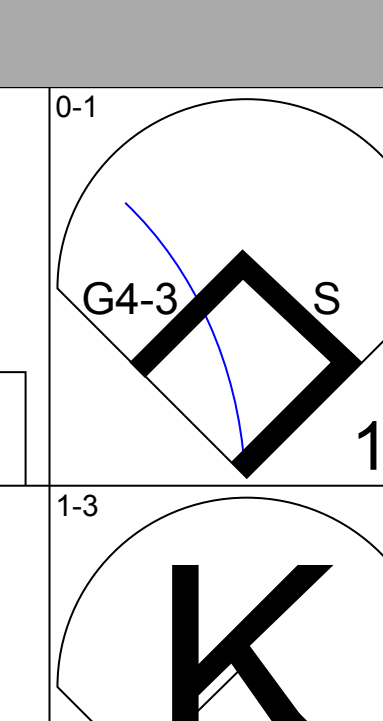
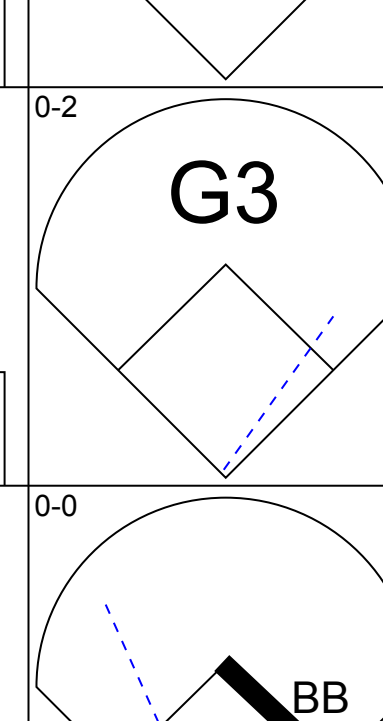
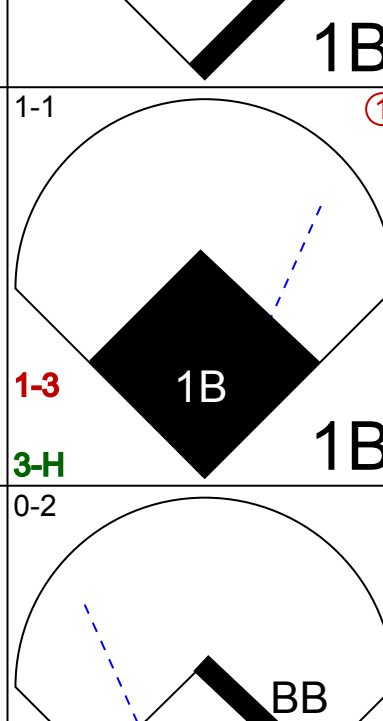
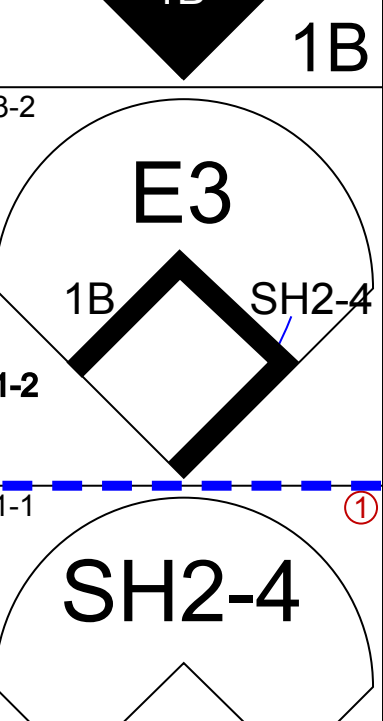
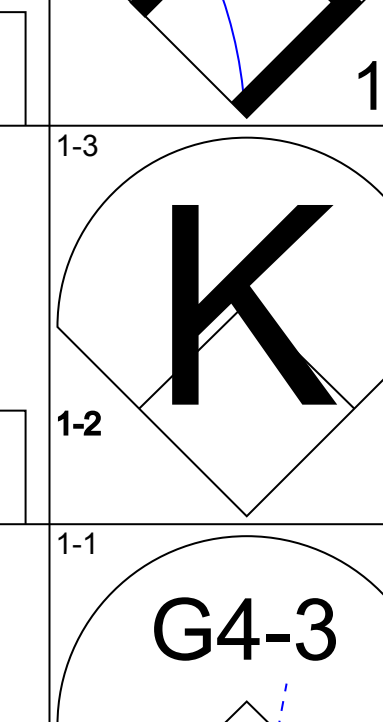
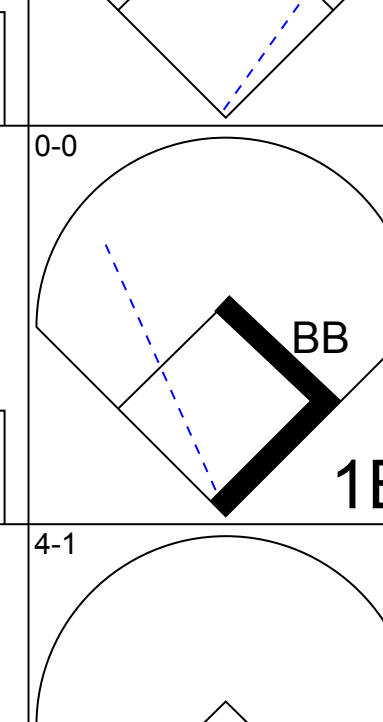
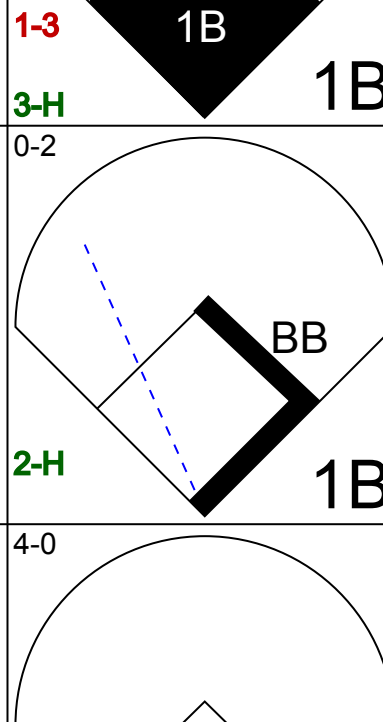
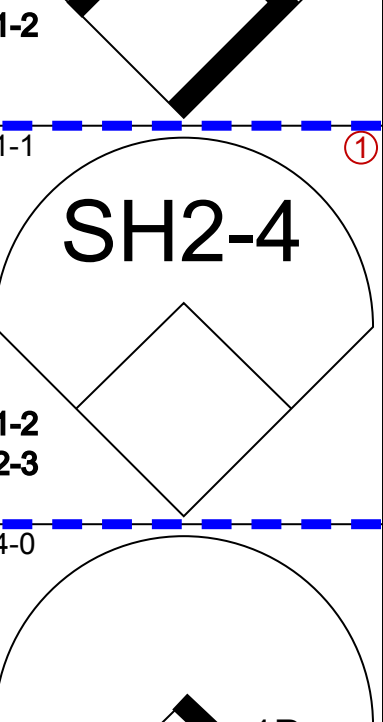
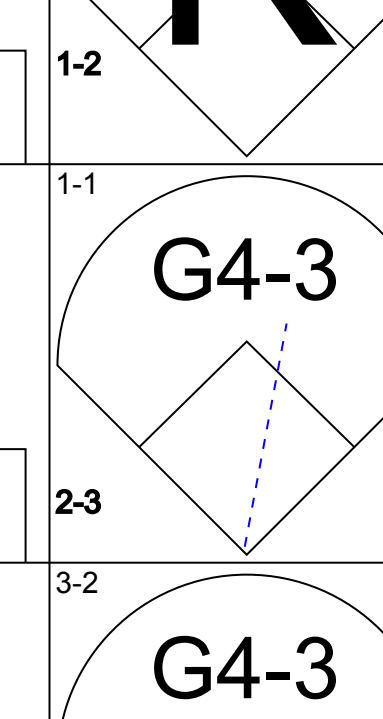
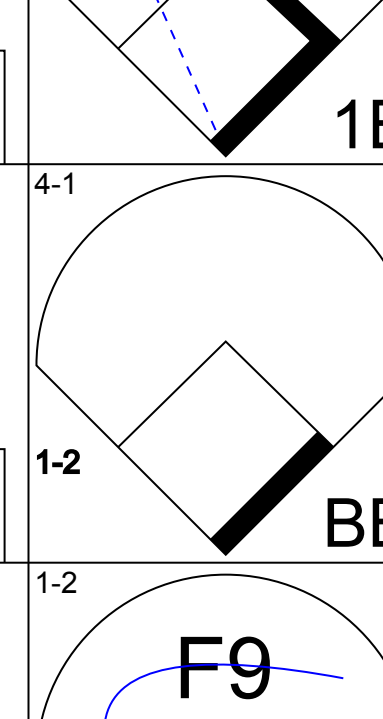
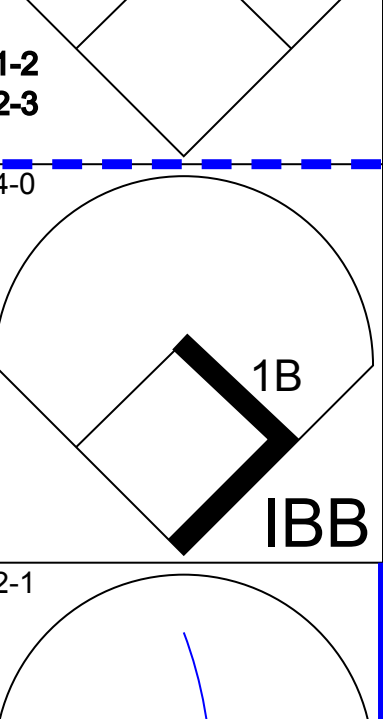
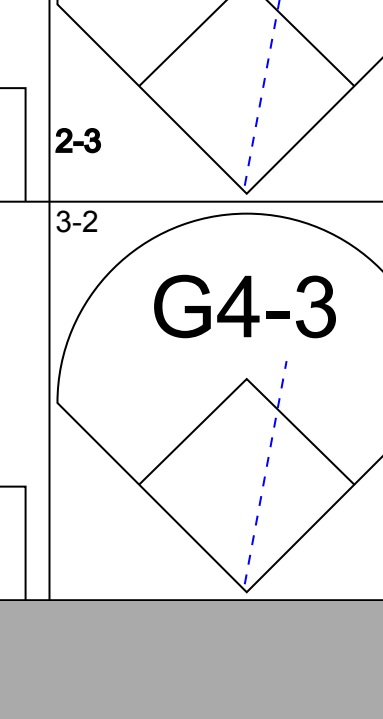
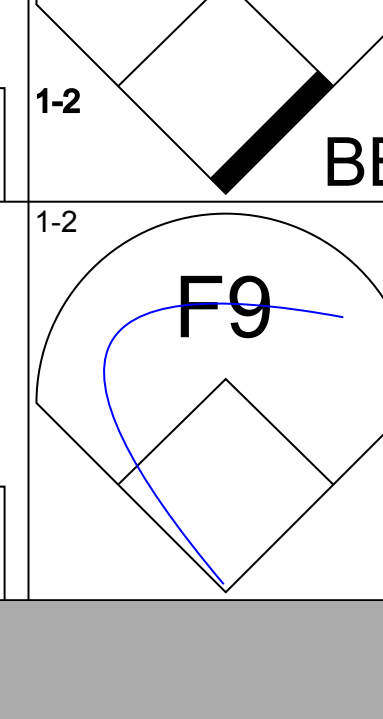
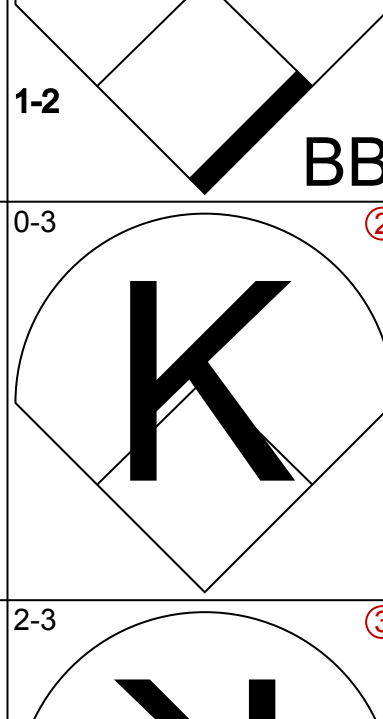
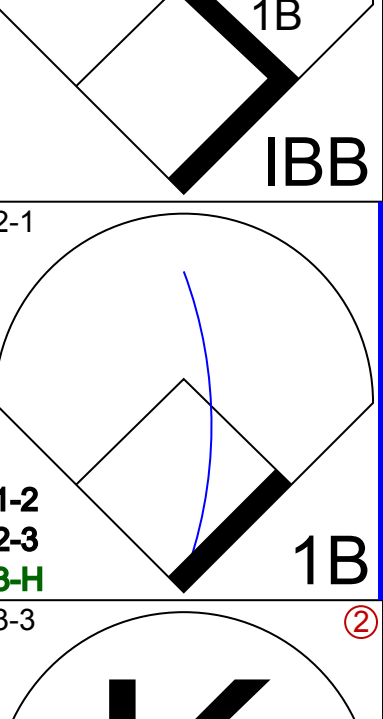
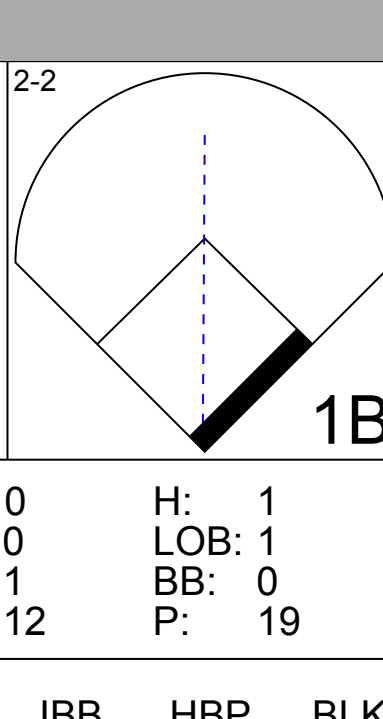
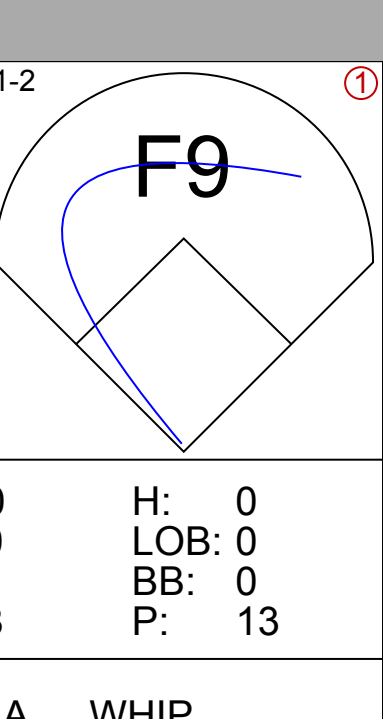
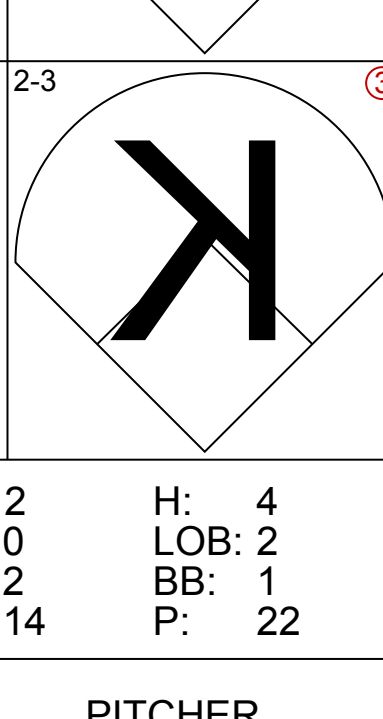
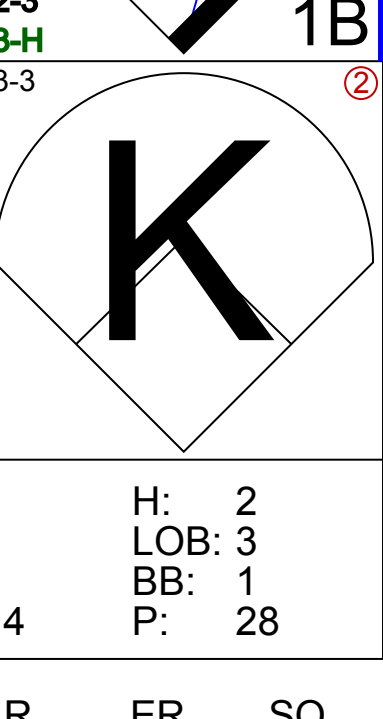
Batter	1	2	3	4	5	6	7	8	9	AB	R	H	RBI	BB	SO	LOB	BOTTOM										
51 Ichiro Suzuki, L OBP: 0.365, SLG: 0.441 John Mabry, L OBP: 0.333, SLG: 0.371	4-0 E G5-3 BB	1-1 F9		2-2 G3	4-2 E WP BB		2-1 F7			3	2	0	0	2	0	3											
Mike Cameron, R OBP: 0.346, SLG: 0.449	4-2 G5-3 E BB		1-1 CS 1B		1-2 F8 E5 WP BB		1-2 L4			4	1	1	0	1	0	1											
Edgar Martinez, R OBP: 0.413, SLG: 0.516 Mark McLemore, S OBP: 0.314, SLG: 0.321	2-2 P3 1-2 2-3		2-1 P3		2-2 2B 1B BB		4-2 BB			3	2	1	0	1	0	3											
Bret Boone, R OBP: 0.359, SLG: 0.548 16 Willie Bloomquist, R OBP: 0.316, SLG: 0.316	2-1 G5-3 2-3 3-H		2-0 F9		1-2 P2 1B BB		1-0 F9			4	1	1	2	0	0	3											
Carlos Guillen, S OBP: 0.359, SLG: 0.399 Jeff Cirillo, R OBP: 0.281, SLG: 0.271	0-0 L5			1-2 F8	1-2 2B 1B BB		3-2 F7			4	1	2	3	0	0	1											
John Olerud, L OBP: 0.375, SLG: 0.394				3-1 1B 2B	1-2 1B L9		1-2 L6 1B			4	2	2	0	1	0	1											
Randy Winn, S OBP: 0.339, SLG: 0.408	2-1 PB E 1B			1-1 G3 1B	4-0 1B 2B BB	0-0 L8	2-1 1B			4	2	3	0	1	0	0											
Rey Sanchez, R OBP: 0.294, SLG: 0.285	1-0 F7 1-2			1-0 G3 1B	3-1 2B 1B	1-1 G4-3	0-0 L6			5	1	2	3	0	0	3											
Ben Davis, S OBP: 0.301, SLG: 0.394	0-2 E1 2-H			1-2 G3 1B	2-0 G3 E 2B	1-2 G4-3				4	1	1	2	0	0	2											
Inning Stats	R: 1 E: 1 K: 0 S: 10	H: 0 LOB: 1 BB: 2 P: 22	R: 1 E: 1 K: 0 S: 9	H: 1 LOB: 1 BB: 0 P: 15	R: 0 E: 0 K: 0 S: 5	H: 1 LOB: 0 BB: 0 P: 10	R: 1 E: 0 K: 0 S: 12	H: 3 LOB: 2 BB: 0 P: 22	R: 10 E: 1 K: 0 S: 32	H: 6 LOB: 1 BB: 4 P: 63	R: 0 E: 0 K: 0 S: 6	H: 0 LOB: 0 BB: 0 P: 8	R: 0 E: 0 K: 0 S: 8	H: 0 LOB: 1 BB: 1 P: 16	R: 0 E: 0 K: 0 S: 10	H: 2 LOB: 1 BB: 0 P: 16	1B: 8 2B: 6 3B: 0 HR: 0	SF: 0 SAC: 0 DP: 1 HBP: 0	WP: 1 PB: 1 SB: 0 CS: 1	PA: 44							
PITCHER	IP	WLS	BF	H	R	ER	SO	BB	IBB	HBP	BLK	WP	HR	S	P	ERA	WHIP										
Daman Moss, L ERA: 4.62	4.2	L	25	7	7	5	0	4	0	0	0	0	0	47	95	9.64	2.357										
Rick Bauer, R ERA: 4.81	0.1		8	4	6	1	0	2	0	0	0	1	0	21	37	27.00	18.000										
Hector Carrasco, R ERA: 4.23	1.0		3	0	0	0	0	0	0	0	0	0	0	6	8	0.00	0.000										
Kerry Ligtenberg, R ERA: 3.19	1.0		4	0	0	0	0	1	0	0	0	0	0	8	16	0.00	1.000										
Buddy Groom, L ERA: 5.78	1.0		4	2	0	0	0	0	0	0	0	0	0	10	16	0.00	2.000										

Baltimore Orioles @ Seattle Mariners
Safeco Field, Seattle, WA
Sat Aug 30 2003, 1:05 PM PDT
Att: 45,618 - Sunny - 72 F

AB 37
R 13
H 13
RBI 10
BB 7
SO 0
LOB 18



Batter	1	2	3	4	5	6	7	8	9	AB	R	H	RBI	BB	SO	LOB	TOP					
1 Brian Roberts, S OBP: 0.337, SLG: 0.367 (1, 4)										4	0	1	0	0	2	2	Baltimore Orioles @ Seattle Mariners Safeco Field, Seattle, WA Sun Aug 31 2003, 1:05 PM PDT Att: 45,760 - Cloudy - 71 F					
Deivi Cruz, R OBP: 0.275, SLG: 0.396 (1, 10)										4	0	0	0	0	1	3						
Luis Matos, R OBP: 0.355, SLG: 0.465 (1, 8)										3	0	0	0	1	0	0						
Jeff Conine, R OBP: 0.338, SLG: 0.460 (1, 3)										4	0	1	0	0	0	2						
31 Jay Gibbons, L OBP: 0.340, SLG: 0.480 (1, 9)										4	0	0	0	0	1	1						
Tony Batista, R OBP: 0.276, SLG: 0.405 (1, 5)										3	0	0	0	0	1	1						
Brook Fordyce, R OBP: 0.317, SLG: 0.400 (1, 2)										3	0	0	0	0	0	0						
Larry Bigbie, L OBP: 0.353, SLG: 0.457 (1, 7)										3	0	2	0	0	0	0						
Jose Morban, S OBP: 0.237, SLG: 0.291 (1, 6)										2	0	1	0	0	0	1						
Inning Stats	R: 0 E: 0 K: 1 S: 7	H: 0 LOB: 0 BB: 0 P: 10	R: 0 E: 0 K: 1 S: 8	H: 0 LOB: 0 BB: 0 P: 14	R: 0 E: 1 K: 0 S: 13	H: 1 LOB: 1 BB: 0 P: 22	R: 0 E: 0 K: 0 S: 8	H: 0 LOB: 0 BB: 1 P: 13	R: 0 E: 0 K: 1 S: 9	H: 0 LOB: 0 BB: 0 P: 15	R: 0 E: 0 K: 1 S: 8	H: 1 LOB: 1 BB: 0 P: 14	R: 0 E: 0 K: 0 S: 10	H: 1 LOB: 1 BB: 0 P: 15	R: 0 E: 0 K: 1 S: 14	H: 2 LOB: 2 BB: 0 P: 20	R: 0 E: 1 K: 0 S: 8	H: 0 LOB: 0 BB: 0 P: 12	1B: 5 2B: 0 3B: 0 HR: 0	SF: 0 SAC: 1 DP: 1 HBP: 0	WP: 0 PB: 0 SB: 0 CS: 1	PA: 32
PITCHER	IP	WLS	BF	H	R	ER	SO	BB	IBB	HBP	BLK	WP	HR	S	P	ERA	WHIP					
Jamie Moyer, L ERA: 3.55 (1, 1)	7.2	W	28	5	0	0	4	1	0	0	0	0	0	73	118	0.00	0.783					
Amanda Benitez, R ERA: 2.75 (8, 1)	0.1	H	1	0	0	0	1	0	0	0	0	0	0	4	5	0.00	0.000					
Shigetoshi Hasegawa, R ERA: 0.87 (9, 1)	1.0	S	3	0	0	0	0	0	0	0	0	0	0	8	12	0.00	0.000					

Batter	1	2	3	4	5	6	7	8	9	AB	R	H	RBI	BB	SO	LOB	BOTTOM				
51 Ichiro Suzuki, L OBP: 0.362, SLG: 0.438 (1, 9)										5	0	0	0	0	1	4	Baltimore Orioles @ Seattle Mariners Safeco Field, Seattle, WA Sun Aug 31 2003, 1:05 PM PDT Att: 45,760 - Cloudy - 71 F				
Rey Sanchez, R OBP: 0.294, SLG: 0.285 (1, 6)										4	0	1	0	0	1	1					
Edgar Martinez, R OBP: 0.412, SLG: 0.513 (1, 10)										4	1	1	0	0	1	2					
Bret Boone, R OBP: 0.360, SLG: 0.547 (1, 4)										4	1	2	0	0	2	1					
Carlos Guillen, S OBP: 0.360, SLG: 0.401 (1, 5)										4	1	2	1	0	0	1					
John Olerud, L OBP: 0.376, SLG: 0.396 (1, 3)										3	0	2	1	0	1	1					
Mike Cameron, R OBP: 0.350, SLG: 0.448 (1, 8)										1	0	0	0	3	0	1					
Mark McLemore, S OBP: 0.313, SLG: 0.320 Randy Winn, S OBP: 0.339, SLG: 0.408 (1, 7) (9, 7)										4	0	1	1	0	1	5					
Dan Wilson, R OBP: 0.291, SLG: 0.357 (1, 2)										4	0	1	0	0	2	5					
Inning Stats	R: 0 E: 0 K: 2 S: 13	H: 1 LOB: 1 BB: 0 P: 19	R: 0 E: 0 K: 1 S: 11	H: 1 LOB: 1 BB: 0 P: 16	R: 0 E: 0 K: 1 S: 12	H: 1 LOB: 1 BB: 0 P: 19	R: 0 E: 0 K: 1 S: 11	H: 1 LOB: 2 BB: 1 P: 19	R: 2 E: 0 K: 2 S: 14	H: 4 LOB: 2 BB: 1 P: 22	R: 0 E: 0 K: 0 S: 7	H: 0 LOB: 0 BB: 0 P: 9	R: 1 E: 1 K: 1 S: 14	H: 2 LOB: 3 BB: 1 P: 28	R: 0 E: 0 K: 0 S: 8	H: 0 LOB: 0 BB: 0 P: 12	1B: 10 2B: 0 3B: 0 HR: 0	SF: 0 SAC: 1 DP: 0 HBP: 0	WP: 0 PB: 0 SB: 1 CS: 0	PA: 37	
PITCHER	IP	WLS	BF	H	R	ER	SO	BB	IBB	HBP	BLK	WP	HR	S	P	ERA	WHIP				
Jason Johnson, R ERA: 3.69 (7, 1)	6.0	L	27	8	2	2	8	2	0	0	0	0	0	69	108	3.00	1.667				
Hector Carrasco, R ERA: 4.4 (8, 1)	1.0		5	1	1	1	0	0	0	0	0	0	0	12	17	9.00	1.000				
Buddy Groom, L ERA: 5.73 (8, 1)	0.1		1	0	0	0	0	0	0	0	0	0	0	2	3	0.00	0.000				
Kerry Ligtenberg, R ERA: 3.17 (8, 1)	0.1		3	1	0	0	1	0	1	0	0	0	0	5	14	0.00	3.000				
B.J. Ryan, L ERA: 4.06 (8, 1)	0.1		1	0	0	0	0	0	0	0	0	0	0	2	3	0.00	0.000				

Batter	1	2	3	4	5	6	7	8	9	10	11	12	AB	R	H	RBI	BB	SO	LOB	TOP																																																																																																												
Terrence Long, L (1.7) Jemaine Dye, R (8.7) OBP: 0.233, SLG: 0.224	K		K			L8		K			G6-3	F9	4 0 0 0 0 3 1 2 0 0 0 0 0 2																																																																																																																			
Jose Guillen, R (1.9) OBP: 0.361, SLG: 0.573	F9			G6-3							K		4 0 0 0 0 1 2 0																																																																																																																			
3 Eric Chavez, L (1.5) OBP: 0.345, SLG: 0.497	F9				2B 1B						K		5 0 1 0 0 0 1 1																																																																																																																			
Miguel Tejada, R (1.6) OBP: 0.326, SLG: 0.471													3 1 1 0 0 2 1 1																																																																																																																			
Scott Hatteberg, L (1.3) OBP: 0.340, SLG: 0.386													2 1 1 0 0 3 0 0																																																																																																																			
Ramon Hernandez, R (1.2) OBP: 0.320, SLG: 0.445													5 0 0 0 0 0 0 8																																																																																																																			
Erubiel Durazo, L (1.10) 7 Bobby Crosby, R (10. PH)													3 0 0 0 0 0 0 2 1 0 0 0 0 1 0 0																																																																																																																			
Mark Ellis, R (1.4) OBP: 0.324, SLG: 0.376													4 0 1 1 0 0 0 0																																																																																																																			
Chris Singleton, L (1.8) OBP: 0.311, SLG: 0.359													5 0 1 1 0 0 3 1																																																																																																																			
Inning Stats	R: 0 E: 0 K: 1 S: 11	H: 0 LOB: 0 BB: 0 P: 14	R: 0 E: 0 K: 0 S: 9	H: 0 LOB: 1 BB: 2 P: 22	R: 0 E: 0 K: 1 S: 7	H: 0 LOB: 0 BB: 0 P: 8	R: 0 E: 0 K: 1 S: 11	H: 2 LOB: 0 BB: 0 P: 16	R: 0 E: 0 K: 1 S: 8	H: 0 LOB: 0 BB: 0 P: 11	R: 0 E: 0 K: 1 S: 6	H: 1 LOB: 1 BB: 0 P: 21	R: 0 E: 0 K: 2 S: 15	H: 0 LOB: 0 BB: 2 P: 26	R: 0 E: 0 K: 1 S: 8	H: 0 LOB: 0 BB: 0 P: 13	R: 2 E: 0 K: 0 S: 22	H: 2 LOB: 2 BB: 2 P: 40	1B: 3 2B: 4 3B: 0 HR: 0	SF: 1 SAC: 0 DP: 2 HBP: 0	WP: 0 PB: 0 SB: 1 CS: 0	PA: 46																																																																																																										
PITCHER	IP WLS BF H R ER SO BB IBB HBP BLK WP HR S P ERA WHIP	<table border="1"> <thead> <tr> <th>PITCHER</th> <th>IP</th> <th>WLS</th> <th>BF</th> <th>H</th> <th>R</th> <th>ER</th> <th>SO</th> <th>BB</th> <th>IBB</th> <th>HBP</th> <th>BLK</th> <th>WP</th> <th>HR</th> <th>S</th> <th>P</th> <th>ERA</th> <th>WHIP</th> </tr> </thead> <tbody> <tr> <td>Pat Hentgen, R (1.1) ERA: 4.22</td> <td>8.0</td> <td>28</td> <td>3</td> <td>0</td> <td>0</td> <td>6</td> <td>3</td> <td>0</td> <td>0</td> <td>0</td> <td>0</td> <td>0</td> <td>0</td> <td>72</td> <td>113</td> <td>0.00</td> <td>0.750</td> </tr> <tr> <td>Kerry Ligtenberg, R (8.1) ERA: 3.14</td> <td>0.1</td> <td>1</td> <td>0</td> <td>0</td> <td>0</td> <td>1</td> <td>0</td> <td>0</td> <td>0</td> <td>0</td> <td>0</td> <td>0</td> <td>0</td> <td>3</td> <td>3</td> <td>0.00</td> <td>0.000</td> </tr> <tr> <td>B.J. Ryan, L (8.1) ERA: 3.92</td> <td>1.2</td> <td>7</td> <td>0</td> <td>0</td> <td>0</td> <td>2</td> <td>2</td> <td>0</td> <td>0</td> <td>0</td> <td>0</td> <td>0</td> <td>0</td> <td>25</td> <td>42</td> <td>0.00</td> <td>1.200</td> </tr> <tr> <td>Jorge Julio, R (11.1) ERA: 4.47</td> <td>1.2</td> <td>L</td> <td>8</td> <td>1</td> <td>2</td> <td>2</td> <td>1</td> <td>2</td> <td>0</td> <td>0</td> <td>0</td> <td>0</td> <td>0</td> <td>25</td> <td>43</td> <td>10.80</td> <td>1.800</td> </tr> <tr> <td>Buddy Groom, L (12.1) ERA: 5.73</td> <td>0.0</td> <td>1</td> <td>1</td> <td>0</td> <td>0</td> <td>0</td> <td>0</td> <td>0</td> <td>0</td> <td>0</td> <td>0</td> <td>0</td> <td>0</td> <td>4</td> <td>7</td> <td>*</td> <td>*</td> </tr> </tbody> </table>																			PITCHER	IP	WLS	BF	H	R	ER	SO	BB	IBB	HBP	BLK	WP	HR	S	P	ERA	WHIP	Pat Hentgen, R (1.1) ERA: 4.22	8.0	28	3	0	0	6	3	0	0	0	0	0	0	72	113	0.00	0.750	Kerry Ligtenberg, R (8.1) ERA: 3.14	0.1	1	0	0	0	1	0	0	0	0	0	0	0	3	3	0.00	0.000	B.J. Ryan, L (8.1) ERA: 3.92	1.2	7	0	0	0	2	2	0	0	0	0	0	0	25	42	0.00	1.200	Jorge Julio, R (11.1) ERA: 4.47	1.2	L	8	1	2	2	1	2	0	0	0	0	0	25	43	10.80	1.800	Buddy Groom, L (12.1) ERA: 5.73	0.0	1	1	0	0	0	0	0	0	0	0	0	0	4	7	*	*
PITCHER	IP	WLS	BF	H	R	ER	SO	BB	IBB	HBP	BLK	WP	HR	S	P	ERA	WHIP																																																																																																															
Pat Hentgen, R (1.1) ERA: 4.22	8.0	28	3	0	0	6	3	0	0	0	0	0	0	72	113	0.00	0.750																																																																																																															
Kerry Ligtenberg, R (8.1) ERA: 3.14	0.1	1	0	0	0	1	0	0	0	0	0	0	0	3	3	0.00	0.000																																																																																																															
B.J. Ryan, L (8.1) ERA: 3.92	1.2	7	0	0	0	2	2	0	0	0	0	0	0	25	42	0.00	1.200																																																																																																															
Jorge Julio, R (11.1) ERA: 4.47	1.2	L	8	1	2	2	1	2	0	0	0	0	0	25	43	10.80	1.800																																																																																																															
Buddy Groom, L (12.1) ERA: 5.73	0.0	1	1	0	0	0	0	0	0	0	0	0	0	4	7	*	*																																																																																																															

Oakland Athletics @ Baltimore Orioles
Oriole Park at Camden Yards, Baltimore, MD

Tue Sep 02 2003, 7:05 PM EDT
Att. 19,517 - Sunny - 76 F

AB 38
R 2
H 5
RBI 2
BB 7
SO 10
LOB 16



Batter	1	2	3	4	5	6	7	8	9	10	11	12	AB	R	H	RBI	BB	SO	LOB	BOTTOM																																																																																																												
1 Brian Roberts, S (1.4) OBP: 0.325, SLG: 0.364	L3												5 0 1 0 0 2 2																																																																																																																			
6 Melvin Mora, R (1.7) OBP: 0.417, SLG: 0.518	G6-3												5 0 1 0 0 0 1																																																																																																																			
Luis Matos, R (1.10) OBP: 0.353, SLG: 0.461	P6												5 0 1 0 0 0 1																																																																																																																			
31 Jay Gibbons, L (1.9) OBP: 0.340, SLG: 0.478													4 0 1 0 1 1 2																																																																																																																			
Tony Batista, R (1.5) OBP: 0.274, SLG: 0.401													5 0 0 0 0 2 2																																																																																																																			
B.J. Surhoff, L (1.3) OBP: 0.362, SLG: 0.413													4 0 1 0 1 1 1																																																																																																																			
Brook Fordyce, R (1.2) ERA: 3.2 Jose Morban, S (8. PR) OBP: 0.237, SLG: 0.291 Robert Machado, R (9.2) OBP: 0.326, SLG: 0.317													3 0 2 0 0 0 0 0 0 0 0 0 0 0 2 0 0 0 0 1 1																																																																																																																			
Delvi Cruz, R (1.6) OBP: 0.275, SLG: 0.394 Larry Bigbie, L (12. PH) OBP: 0.351, SLG: 0.455													2 0 0 0 1 0 0 1 0 0 0 0 1 1																																																																																																																			
16 Tim Lincecum, S (1.8) OBP: 0.111, SLG: 0.222													4 0 0 0 0 2 5																																																																																																																			
Inning Stats	R: 0 E: 0 K: 0 S: 6	H: 0 LOB: 0 BB: 0 P: 7	R: 0 E: 0 K: 2 S: 18	H: 1 LOB: 3 BB: 2 P: 31	R: 0 E: 0 K: 1 S: 7	H: 0 LOB: 0 BB: 0 P: 12	R: 0 E: 0 K: 1 S: 8	H: 0 LOB: 0 BB: 0 P: 14	R: 0 E: 0 K: 1 S: 6	H: 0 LOB: 0 BB: 0 P: 10	R: 0 E: 0 K: 0 S: 8	H: 1 LOB: 2 BB: 1 P: 18	R: 0 E: 0 K: 2 S: 11	H: 1 LOB: 2 BB: 0 P: 18	R: 0 E: 0 K: 0 S: 6	H: 0 LOB: 1 BB: 1 P: 11	R: 0 E: 0 K: 3 S: 13	H: 1 LOB: 1 BB: 0 P: 18	1B: 7 2B: 1 3B: 0 HR: 0	SF: 0 SAC: 1 DP: 2 HBP: 0	WP: 0 PB: 0 SB: 0 CS: 1	PA: 44																																																																																																										
PITCHER	IP WLS BF H R ER SO BB IBB HBP BLK WP HR S P ERA WHIP	<table border="1"> <thead> <tr> <th>PITCHER</th> <th>IP</th> <th>WLS</th> <th>BF</th> <th>H</th> <th>R</th> <th>ER</th> <th>SO</th> <th>BB</th> <th>IBB</th> <th>HBP</th> <th>BLK</th> <th>WP</th> <th>HR</th> <th>S</th> <th>P</th> <th>ERA</th> <th>WHIP</th> </tr> </thead> <tbody> <tr> <td>Barry Zito, L (1.1) ERA: 3.2</td> <td>8.0</td> <td>28</td> <td>4</td> <td>0</td> <td>0</td> <td>7</td> <td>2</td> <td>0</td> <td>0</td> <td>0</td> <td>0</td> <td>0</td> <td>0</td> <td>80</td> <td>121</td> <td>0.00</td> <td>0.750</td> </tr> <tr> <td>Chad Bradford, R (8.1) ERA: 3.09</td> <td>2.0</td> <td>7</td> <td>0</td> <td>0</td> <td>0</td> <td>0</td> <td>1</td> <td>0</td> <td>0</td> <td>0</td> <td>0</td> <td>0</td> <td>0</td> <td>14</td> <td>21</td> <td>0.00</td> <td>0.500</td> </tr> <tr> <td>Jim Mecir, R (11.1) ERA: 5.28</td> <td>0.2</td> <td>4</td> <td>2</td> <td>0</td> <td>0</td> <td>0</td> <td>0</td> <td>0</td> <td>0</td> <td>0</td> <td>0</td> <td>0</td> <td>0</td> <td>6</td> <td>9</td> <td>0.00</td> <td>3.000</td> </tr> <tr> <td>Ricardo Rincon, L (11.1) ERA: 3.44</td> <td>0.1</td> <td>W</td> <td>1</td> <td>0</td> <td>0</td> <td>0</td> <td>0</td> <td>0</td> <td>0</td> <td>0</td> <td>0</td> <td>0</td> <td>0</td> <td>1</td> <td>1</td> <td>0.00</td> <td>0.000</td> </tr> <tr> <td>Keith Foulke, R (12.1) ERA: 2.14</td> <td>1.0</td> <td>S</td> <td>4</td> <td>1</td> <td>0</td> <td>0</td> <td>3</td> <td>0</td> <td>0</td> <td>0</td> <td>0</td> <td>0</td> <td>0</td> <td>13</td> <td>18</td> <td>0.00</td> <td>1.000</td> </tr> </tbody> </table>																			PITCHER	IP	WLS	BF	H	R	ER	SO	BB	IBB	HBP	BLK	WP	HR	S	P	ERA	WHIP	Barry Zito, L (1.1) ERA: 3.2	8.0	28	4	0	0	7	2	0	0	0	0	0	0	80	121	0.00	0.750	Chad Bradford, R (8.1) ERA: 3.09	2.0	7	0	0	0	0	1	0	0	0	0	0	0	14	21	0.00	0.500	Jim Mecir, R (11.1) ERA: 5.28	0.2	4	2	0	0	0	0	0	0	0	0	0	0	6	9	0.00	3.000	Ricardo Rincon, L (11.1) ERA: 3.44	0.1	W	1	0	0	0	0	0	0	0	0	0	0	1	1	0.00	0.000	Keith Foulke, R (12.1) ERA: 2.14	1.0	S	4	1	0	0	3	0	0	0	0	0	0	13	18	0.00	1.000
PITCHER	IP	WLS	BF	H	R	ER	SO	BB	IBB	HBP	BLK	WP	HR	S	P	ERA	WHIP																																																																																																															
Barry Zito, L (1.1) ERA: 3.2	8.0	28	4	0	0	7	2	0	0	0	0	0	0	80	121	0.00	0.750																																																																																																															
Chad Bradford, R (8.1) ERA: 3.09	2.0	7	0	0	0	0	1	0	0	0	0	0	0	14	21	0.00	0.500																																																																																																															
Jim Mecir, R (11.1) ERA: 5.28	0.2	4	2	0	0	0	0	0	0	0	0	0	0	6	9	0.00	3.000																																																																																																															
Ricardo Rincon, L (11.1) ERA: 3.44	0.1	W	1	0	0	0	0	0	0	0	0	0	0	1	1	0.00	0.000																																																																																																															
Keith Foulke, R (12.1) ERA: 2.14	1.0	S	4	1	0	0	3	0	0	0	0	0	0	13	18	0.00	1.000																																																																																																															

Oakland Athletics @ Baltimore Orioles
Oriole Park at Camden Yards, Baltimore, MD

Tue Sep 02 2003, 7:05 PM EDT
Att. 19,517 - Sunny - 76 F

AB 40
R 0
H 7
RBI 0
BB 3
SO 10
LOB 16



Batter	1	2	3	4	5	6	7	8	9	AB	R	H	RBI	BB	SO	LOB	TOP			
Mark Ellis, R OBP: 0.323, SLG: 0.373 (1,4)	G3		1B BB		L4			G5-3		3	0	0	0	1	0	1	Oakland Athletics @ Baltimore Orioles Oriole Park at Camden Yards, Baltimore, MD Wed Sep 03 2003, 7:05 PM EDT Att: 18,752 - Overcast - 75 F			
Jose Guillen, R OBP: 0.383, SLG: 0.572 (1,9)	1B G4-6-3		1B			F8		G5-3		4	0	2	0	0	0	0				
3 Eric Chavez, L OBP: 0.343, SLG: 0.494 Frank Menechino, R (8, PH) OBP: 0.376, SLG: 0.301 (8,5)	G4-6-3		F9			K		BB		3	0	0	0	0	1	3				
Miguel Tejada, R OBP: 0.329, SLG: 0.473 7 Bobby Crosby, R (8, PH) (8,6)		E1 F8 1B		G6-4-3 1B		BB		K		2	0	2	0	1	0	0				
Scott Hatteberg, L OBP: 0.338, SLG: 0.383 Billy McMillon, L OBP: 0.348, SLG: 0.392 (8,3)	G1-3		K		G4-3			L8		3	0	0	0	0	1	3				
Ramon Hernandez, R OBP: 0.320, SLG: 0.444 17 Adam Melhuse, S (8,2)	F8		G6-4-3				1B	K		3	0	1	0	0	0	2				
Terrence Long, L OBP: 0.296, SLG: 0.398 Eric Byrnes, R OBP: 0.334, SLG: 0.478 (8,7)	F7		G4-3		G4-3		F8	FC6-4 1B		3	0	0	0	0	0	2				
Jermaine Dye, R OBP: 0.227, SLG: 0.218 (1,10)			G6-3		P4		F9	FC6-4		4	0	0	0	0	0	2				
Chris Singleton, L OBP: 0.311, SLG: 0.359 (1,8)	G1-3		G1-3		1B		F8			3	0	1	0	0	0	1				
Inning Stats	R: 0 E: 0 K: 0 S: 6	H: 1 LOB: 0 BB: 0 P: 11	R: 0 E: 1 K: 0 S: 8	H: 1 LOB: 1 BB: 0 P: 12	R: 0 E: 0 K: 1 S: 13	H: 1 LOB: 2 BB: 1 P: 22	R: 0 E: 0 K: 1 S: 8	H: 0 LOB: 1 BB: 0 P: 12	R: 0 E: 0 K: 1 S: 7	H: 1 LOB: 1 BB: 0 P: 11	R: 0 E: 0 K: 1 S: 10	H: 1 LOB: 1 BB: 0 P: 15	R: 0 E: 0 K: 1 S: 8	H: 0 LOB: 1 BB: 1 P: 17	R: 0 E: 0 K: 1 S: 8	H: 1 LOB: 1 BB: 0 P: 11		1B: 7 2B: 0 3B: 0 HR: 0	SF: 0 SAC: 0 DP: 2 HBP: 0	WP: 0 PB: 0 SB: 0 CS: 0
PITCHER Rodrigo Lopez, R ERA: 5.36 (1,1)	IP: 9.0 WLS: W BF: 35 H: 7 R: 0 ER: 0 SO: 4 BB: 3 IBB: 0 HBP: 0 BLK: 0 WP: 0 HR: 0 S: 76 P: 124 ERA: 0.00 WHIP: 1.111															PITCHER				

AB	32
R	0
H	7
RBI	0
BB	3
SO	4
LOB	15



Batter	1	2	3	4	5	6	7	8	9	AB	R	H	RBI	BB	SO	LOB	BOTTOM			
1 Brian Roberts, S OBP: 0.333, SLG: 0.362 Jose Morban, S OBP: 0.237, SLG: 0.291 (9,4)	L6	FC6-4 1B	P4			G4-3	L3			5	0	1	0	0	0	3	Oakland Athletics @ Baltimore Orioles Oriole Park at Camden Yards, Baltimore, MD Wed Sep 03 2003, 7:05 PM EDT Att: 18,752 - Overcast - 75 F			
Luis Matos, R OBP: 0.354, SLG: 0.460 16 Tim Raines, S OBP: 0.111, SLG: 0.222 (9,8)	1B E	FC6-4 FC4-6		L1		HR 1B		P5		5	2	2	0	0	0	1				
Larry Bigbie, L OBP: 0.352, SLG: 0.469 (1,7)	E9 31 2B 1B	FC4-6 31 6 1B		E4		HR 1B		G4-3		5	2	2	3	0	0	1				
31 Jay Gibbons, L OBP: 0.339, SLG: 0.477 (1,3)	F8 1B 2B	G4-3		L6		F7		G2		5	1	1	1	0	0	2				
Tony Batista, R OBP: 0.273, SLG: 0.400 (1,5)	F8		6 WP 1B G6-3 1B		G5-3		G5-3			4	1	1	0	0	0	2				
B.J. Surhoff, L OBP: 0.368, SLG: 0.416 (1,10)	E 6 HBP 1B		6 WP E 1B		G6-3		1B 6 1B G6-4-3 BB			3	2	2	1	1	0	0				
6 Melvin Mora, R OBP: 0.418, SLG: 0.516 (1,9)	E HBP		K		F8		G6-4-3 1B 1B			3	0	1	0	0	1	2				
Deivi Cruz, R OBP: 0.275, SLG: 0.393 (1,6)	E6		G6-3		G5-3		G6-4-3 1B			4	0	1	1	0	0	2				
Brook Fordyce, R OBP: 0.323, SLG: 0.404 (1,2)	F8		2H 3H 1B		G4-3 HR 1B		G6-4-3			4	1	2	0	0	0	5				
Inning Stats	R: 3 E: 2 K: 0 S: 19	H: 4 LOB: 3 BB: 0 P: 26	R: 0 E: 0 K: 0 S: 11	H: 1 LOB: 0 BB: 0 P: 15	R: 2 E: 1 K: 1 S: 14	H: 3 LOB: 1 BB: 0 P: 25	R: 0 E: 1 K: 0 S: 7	H: 0 LOB: 1 BB: 0 P: 9	R: 0 E: 0 K: 0 S: 6	H: 0 LOB: 0 BB: 0 P: 9	R: 3 E: 0 K: 0 S: 8	H: 3 LOB: 0 BB: 0 P: 11	R: 1 E: 0 K: 0 S: 13	H: 2 LOB: 1 BB: 1 P: 19	R: 0 E: 0 K: 0 S: 5	H: 0 LOB: 0 BB: 0 P: 8		1B: 11 2B: 1 3B: 0 HR: 1	SF: 0 SAC: 0 DP: 1 HBP: 1	WP: 1 PB: 0 SB: 1 CS: 0
PITCHER Tim Hudson, R ERA: 2.57 (1,1) Steve Sparks, R ERA: 4.98 (4,1) Mike Wood, R ERA: 7.71 (7,1) Mike Neu, R ERA: 3.46 (8,1)	IP: 3.0 WLS: L BF: 19 H: 8 R: 5 ER: 5 SO: 1 BB: 0 IBB: 0 HBP: 0 BLK: 0 WP: 0 HR: 1 S: 21 P: 29 ERA: 9.00 WHIP: 1.000															PITCHER				

AB	38
R	9
H	13
RBI	6
BB	1
SO	1
LOB	18



Batter	1	2	3	4	5	6	7	8	9	AB	R	H	RBI	BB	SO	LOB	TOP								
7 Bobby Crosby, R (1, 10) OBP: 0.371, SLG: 0.418	G1-3		F8-4			K		K		4	0	0	0	0	2	2	Oakland Athletics @ Baltimore Orioles Oriole Park at Camden Yards, Baltimore, MD Thu Sep 04 2003, 3:05 PM EDT Att: 18,566 - Cloudy - 80 F								
Erubiel Durazo, L (8, PH) OBP: 0.371, SLG: 0.418										1	0	0	0	0	1	0									
Billy McMillon, L (1, 7) OBP: 0.345, SLG: 0.411	K					G4-3		K		4	1	1	1	0	2	1									
Frank Menechino, R (9, PH) OBP: 0.372, SLG: 0.297			HR							1	0	0	0	0	1	0									
3 Eric Chavez, L (1, 5) OBP: 0.347, SLG: 0.503	K									5	2	4	2	0	1	0									
Miguel Tejada, R (1, 6) OBP: 0.330, SLG: 0.471										4	1	1	0	1	0	1									
Scott Hatteberg, L (1, 3) OBP: 0.338, SLG: 0.384										4	0	1	2	1	0	2									
Ramon Hernandez, R (1, 2) OBP: 0.323, SLG: 0.444										3	0	1	0	2	0	2									
Jermaine Dye, R (1, 9) OBP: 0.233, SLG: 0.215										2	0	0	0	2	0	5									
Mark Ellis, R (1, 4) OBP: 0.321, SLG: 0.370										4	0	0	0	0	1	3									
Eric Byrnes, R (1, 8) OBP: 0.337, SLG: 0.482										3	1	2	0	0	1	0									
Chris Singleton, L (8, PH) OBP: 0.310, SLG: 0.358										1	0	0	0	0	0	0									
Inning Stats	R: 0 E: 0 K: 2 S: 8	H: 0 LOB: 0 BB: 0 P: 13	R: 0 E: 0 K: 0 S: 12	H: 1 LOB: 2 BB: 1 P: 22	R: 2 E: 0 K: 0 S: 12	H: 3 LOB: 0 BB: 0 P: 19	R: 0 E: 0 K: 0 S: 10	H: 0 LOB: 1 BB: 1 P: 19	R: 3 E: 0 K: 1 S: 15	H: 3 LOB: 2 BB: 2 P: 30	R: 0 E: 0 K: 3 S: 9	H: 0 LOB: 0 BB: 0 P: 15	R: 0 E: 0 K: 1 S: 13	H: 1 LOB: 3 BB: 2 P: 32	R: 0 E: 0 K: 1 S: 8	H: 0 LOB: 0 BB: 0 P: 11	R: 0 E: 0 K: 1 S: 14	H: 2 LOB: 2 BB: 0 P: 20	1B: 6 2B: 3 3B: 0 HR: 2	SF: 0 SAC: 0 DP: 1 HBP: 0	WP: 0 PB: 0 SB: 0 CS: 0	PA: 42			
PITCHER	IP	WLS	BF	H	R	ER	SO	BB	IBB	HBP	BLK	WP	HR	S	P	ERA	WHIP								
Daman Moss, L (1, 1) ERA: 4.77	4.2		24	7	5	5	3	4	0	0	0	0	2	55	100	9.64	2.357								
Hector Carrasco, R (5, 1) ERA: 4.06	2.0	W	9	1	0	0	4	2	0	0	0	0	0	21	44	0.00	1.500								
Kerry Ligtenberg, R (7, 1) ERA: 3.08	1.1	H	4	0	0	0	1	0	0	0	0	0	0	11	17	0.00	0.000								
B.J. Ryan, L (9, 1) ERA: 3.89	0.1	H	2	1	0	0	1	0	0	0	0	0	0	6	9	0.00	3.000								
Jorge Julio, R (9, 1) ERA: 4.42	0.2	S	3	1	0	0	0	0	0	0	0	0	0	8	11	0.00	1.500								

Batter	1	2	3	4	5	6	7	8	9	AB	R	H	RBI	BB	SO	LOB	BOTTOM								
1 Brian Roberts, S (1, 4) OBP: 0.334, SLG: 0.368	L4									5	1	2	2	0	1	0	Oakland Athletics @ Baltimore Orioles Oriole Park at Camden Yards, Baltimore, MD Thu Sep 04 2003, 3:05 PM EDT Att: 18,566 - Cloudy - 80 F								
Luis Matos, R (1, 10) OBP: 0.352, SLG: 0.459										5	0	1	1	0	1	1									
6 Melvin Mora, R (1, 9) OBP: 0.421, SLG: 0.517										3	2	2	0	1	0	1									
31 Jay Gibbons, L (1, 3) OBP: 0.338, SLG: 0.475										3	1	0	0	1	1	3									
Tony Batista, R (1, 5) OBP: 0.273, SLG: 0.401										3	0	1	1	0	0	1									
Brook Fordyce, R (1, 2) OBP: 0.326, SLG: 0.404										3	0	1	0	1	0	2									
Larry Bigbie, L (1, 7) OBP: 0.355, SLG: 0.467										3	1	1	2	1	0	2									
Deivi Cruz, R (1, 6) OBP: 0.275, SLG: 0.392										4	1	1	0	0	0	3									
16 Tim Raines, S (1, 8) OBP: 0.136, SLG: 0.227										4	1	1	1	0	0	0									
Inning Stats	R: 0 E: 0 K: 1 S: 10	H: 1 LOB: 1 BB: 0 P: 17	R: 4 E: 0 K: 0 S: 13	H: 4 LOB: 1 BB: 1 P: 20	R: 1 E: 0 K: 0 S: 8	H: 1 LOB: 1 BB: 1 P: 13	R: 0 E: 0 K: 0 S: 10	H: 0 LOB: 0 BB: 0 P: 13	R: 1 E: 1 K: 0 S: 12	H: 2 LOB: 1 BB: 0 P: 19	R: 0 E: 0 K: 1 S: 9	H: 1 LOB: 1 BB: 0 P: 11	R: 1 E: 0 K: 0 S: 16	H: 1 LOB: 2 BB: 2 P: 31	R: 0 E: 0 K: 1 S: 8	H: 0 LOB: 0 BB: 0 P: 11		1B: 6 2B: 4 3B: 0 HR: 0	SF: 1 SAC: 0 DP: 0 HBP: 0	WP: 0 PB: 0 SB: 0 CS: 0	PA: 38				
PITCHER	IP	WLS	BF	H	R	ER	SO	BB	IBB	HBP	BLK	WP	HR	S	P	ERA	WHIP								
John Halama, L (1, 1) ERA: 4.23	4.1	L	22	7	6	5	1	2	0	0	0	0	0	46	72	10.38	2.077								
Chad Harville, R (5, 1) ERA: 4.02	2.1		11	2	1	1	1	2	0	0	0	0	0	27	42	3.86	1.714								
Ricardo Rincon, L (7, 1) ERA: 3.44	0.0		1	1	0	0	0	0	0	0	0	0	0	2	4	∞	∞								
Steve Sparks, R (7, 1) ERA: 4.79	1.1		4	0	0	0	1	0	0	0	0	0	0	11	17	0.00	0.000								

Batter	1	2	3	4	5	6	7	8	9	AB	R	H	RBI	BB	SO	LOB	TOP										
51 Ichiro Suzuki, L (1, 9) OBP: 0.397, SLG: 0.438	G5-3		CS 1B			G4-3 SH3-4 1B		FC6		4	0	2	0	0	0	1	<p>Seattle Mariners @ Baltimore Orioles</p> <p>Oriole Park at Camden Yards, Baltimore, MD</p> <p>Sat Sep 06 2003, 7:05 PM EDT</p> <p>Att: 43,793 - Sunny - 80 F</p>										
Randy Winn, S (1, 7) OBP: 0.341, SLG: 0.415	G5-3		CS 1-2	G6-3 3B		SH3-4		F8		3	1	1	0	0	0	1											
Edgar Martinez, R (1, 10) OBP: 0.408, SLG: 0.499	K			G6-3		G4-3		K		4	0	0	1	0	2	2											
Bret Boone, R (1, 4) OBP: 0.359, SLG: 0.537		G6-3		G6-3		K			G5-3	4	0	0	0	0	1	1											
Carlos Guillen, S (1, 5) OBP: 0.359, SLG: 0.399		G6-3		K			F7			4	0	1	0	0	1	0											
Mike Cameron, R (1, 8) OBP: 0.348, SLG: 0.440					F8		E5 1B		F9	4	0	1	0	0	0	1											
John Olerud, L (1, 3) OBP: 0.371, SLG: 0.389									G4-3	4	0	2	0	0	0	2											
Rey Sanchez, R (1, 6) OBP: 0.298, SLG: 0.292			K		F8					3	0	0	0	0	2	3											
Dan Wilson, R (1, 2) OBP: 0.285, SLG: 0.349										3	0	0	0	0	0	1											
Jamal Strong, R (8, PR)										0	0	0	0	0	0	0											
Ben Davis, S (8, 2) OBP: 0.295, SLG: 0.397								E5 FC6		0	0	0	0	0	0	0											
Inning Stats	R: 0 E: 0 K: 1 S: 11	H: 0 LOB: 0 BB: 0 P: 16	R: 0 E: 0 K: 0 S: 9	H: 1 LOB: 1 BB: 0 P: 16	R: 0 E: 0 K: 1 S: 6	H: 1 LOB: 0 BB: 0 P: 9	R: 1 E: 0 K: 1 S: 10	H: 1 LOB: 0 BB: 0 P: 17	R: 0 E: 0 K: 0 S: 11	H: 1 LOB: 1 BB: 0 P: 18	R: 0 E: 0 K: 1 S: 10	H: 1 LOB: 1 BB: 0 P: 14	R: 0 E: 1 K: 1 S: 9	H: 1 LOB: 0 BB: 0 P: 13	R: 0 E: 1 K: 1 S: 10	H: 0 LOB: 1 BB: 0 P: 14	R: 0 E: 0 K: 0 S: 13	H: 1 LOB: 1 BB: 0 P: 19	1B: 4 2B: 2 3B: 1 HR: 0	SF: 0 SAC: 1 DP: 0 HBP: 0	WP: 0 PB: 0 SB: 0 CS: 2	PA: 35					
PITCHER	IP	WLS	BF	H	R	ER	SO	BB	IBB	HBP	BLK	WP	HR	S	P	ERA	WHIP										
Eric DuBose, L (1, 1) ERA: 3.72	8.0	W	30	6	1	1	6	0	0	0	0	0	0	76	117	1.12	0.750										
Jorge Julio, R (9, 1) ERA: 4.33	1.0	S	4	1	0	0	0	0	0	0	0	0	0	13	19	0.00	1.000										

Batter	1	2	3	4	5	6	7	8	9	AB	R	H	RBI	BB	SO	LOB	BOTTOM										
1 Brian Roberts, S (1, 10) OBP: 0.344, SLG: 0.379	G4-3		SH1-3 1B							4	1	3	0	0	0	0	<p>Seattle Mariners @ Baltimore Orioles</p> <p>Oriole Park at Camden Yards, Baltimore, MD</p> <p>Sat Sep 06 2003, 7:05 PM EDT</p> <p>Att: 43,793 - Sunny - 80 F</p>										
Luis Matos, R (1, 8) OBP: 0.360, SLG: 0.463			SH1-3							2	0	1	0	1	0	1											
6 Melvin Mora, R (1, 9) OBP: 0.421, SLG: 0.509										1	1	0	0	2	0	1											
Tony Batista, R (1, 5) OBP: 0.275, SLG: 0.406										4	1	2	2	0	0	3											
B.J. Surhoff, L (1, 3) OBP: 0.370, SLG: 0.428										4	0	2	1	0	0	1											
Brook Fordyce, R (1, 2) OBP: 0.318, SLG: 0.393										3	0	0	0	0	0	2											
Larry Bigbie, L (1, 7) OBP: 0.368, SLG: 0.471										3	0	1	0	1	1	1											
Deivi Cruz, R (1, 6) OBP: 0.273, SLG: 0.389										4	0	1	0	0	1	2											
Jose Morban, S (1, 4) OBP: 0.226, SLG: 0.276										3	0	0	0	0	2	2											
Inning Stats	R: 1 E: 0 K: 0 S: 17	H: 3 LOB: 2 BB: 1 P: 32	R: 0 E: 0 K: 1 S: 5	H: 1 LOB: 0 BB: 0 P: 7	R: 0 E: 0 K: 0 S: 6	H: 1 LOB: 1 BB: 1 P: 13	R: 0 E: 0 K: 1 S: 15	H: 1 LOB: 2 BB: 1 P: 22	R: 1 E: 0 K: 0 S: 10	H: 1 LOB: 1 BB: 1 P: 17	R: 0 E: 0 K: 1 S: 6	H: 0 LOB: 0 BB: 0 P: 9	R: 0 E: 0 K: 0 S: 10	H: 1 LOB: 1 BB: 0 P: 13	R: 1 E: 0 K: 1 S: 8	H: 2 LOB: 1 BB: 0 P: 8		1B: 8 2B: 1 3B: 0 HR: 1	SF: 0 SAC: 3 DP: 2 HBP: 0	WP: 0 PB: 0 SB: 0 CS: 1	PA: 35						
PITCHER	IP	WLS	BF	H	R	ER	SO	BB	IBB	HBP	BLK	WP	HR	S	P	ERA	WHIP										
Jamie Moyer, L (1, 1) ERA: 3.55	7.0	L	30	8	2	2	3	4	0	0	0	0	0	69	113	2.57	1.714										
40 Julio Mateo, R (8, 1) ERA: 2.89	1.0		5	2	1	1	1	0	0	0	0	0	1	8	8	9.00	2.000										

AB	33
R	1
H	7
RBI	1
BB	0
SO	6
LOB	12



AB	28
R	3
H	10
RBI	3
BB	4
SO	4
LOB	13



Batter	1	2	3	4	5	6	7	8	9	AB	R	H	RBI	BB	SO	LOB	TOP					
51 Ichiro Suzuki, L (1, 9) OBP: 0.395, SLG: 0.435	B5-3		G3		G3-6			G4-3		4	0	0	0	0	0	4	Seattle Mariners @ Baltimore Orioles Oriole Park at Camden Yards, Baltimore, MD Sun Sep.07.2003, 1:35 PM EDT Att: 36,897 - Cloudy - 74 F					
Mark McLemore, S (1, 6) OBP: 0.316, SLG: 0.316	F9			G6-3		G4-3		BB		3	0	0	0	1	0							
Carlos Guillen, S (1, 5) OBP: 0.358, SLG: 0.398	G4-3			1B		F7		K		4	0	1	0	0	1	2						
John Olerud, L (1, 3) OBP: 0.370, SLG: 0.388		G6-3		F7		F7			F8	4	0	1	0	0	0	1						
Bret Boone, R (1, 4) OBP: 0.359, SLG: 0.535		G6-3		F9			G2-3		K	4	0	1	0	0	1	1						
Randy Winn, S (1, 7) OBP: 0.340, SLG: 0.415		G6-3		2B			K		G6-3	4	1	1	0	0	1	2						
Mike Cameron, R (1, 8) OBP: 0.346, SLG: 0.439		F8		SH1-3			G5-3			2	0	0	0	0	0	1						
John Mabry, L (1, 10) OBP: 0.345, SLG: 0.385 Jamal Strong, R (8, PR)			F8		2B			HBP		2	0	1	1	0	0	0						
Pat Borders, R (1, 2) OBP: 0.500, SLG: 0.600 16 Willie Bloomquist, R (8, PH) Dan Wilson, R (8, 2) OBP: 0.285, SLG: 0.349			K		BB			SH3-4		0	0	0	0	0	0	0						
Inning Stats	R: 0 E: 0 K: 0 S: 5	H: 0 LOB: 0 BB: 0 P: 6	R: 0 E: 0 K: 0 S: 8	H: 2 LOB: 1 BB: 0 P: 11	R: 0 E: 0 K: 1 S: 9	H: 0 LOB: 0 BB: 1 P: 15	R: 0 E: 0 K: 0 S: 12	H: 1 LOB: 1 BB: 0 P: 20	R: 1 E: 0 K: 0 S: 5	H: 2 LOB: 1 BB: 1 P: 14	R: 0 E: 0 K: 1 S: 6	H: 0 LOB: 0 BB: 0 P: 9	R: 0 E: 0 K: 1 S: 9	H: 0 LOB: 0 BB: 0 P: 13	R: 0 E: 0 K: 1 S: 15	H: 0 LOB: 2 BB: 1 P: 26		R: 0 E: 0 K: 1 S: 12	H: 0 LOB: 0 BB: 0 P: 17	1B: 3 2B: 2 3B: 0 HR: 0	SF: 0 SAC: 2 DP: 2 HBP: 1	WP: 0 PB: 0 SB: 0 CS: 0
PITCHER	IP WLS BF H R ER SO BB IBB HBP BLK WP HR S P ERA WHIP																					
Pat Hentgen, R (1, 1) ERA: 4.05	8.0 W 30 5 1 1 3 2 0 0 1 0 0 0 69 114 1.12 0.875																					
Jorge Julio, R (9, 1) ERA: 4.25	1.0 S 3 0 0 0 1 0 0 0 0 0 0 0 12 17 0.00 0.000																					

Batter	1	2	3	4	5	6	7	8	9	AB	R	H	RBI	BB	SO	LOB	BOTTOM	
1 Brian Roberts, S (1, 4) OBP: 0.345, SLG: 0.383	G4-3		CS			2B		P5		4	0	2	1	0	0	0	Seattle Mariners @ Baltimore Orioles Oriole Park at Camden Yards, Baltimore, MD Sun Sep.07.2003, 1:35 PM EDT Att: 36,897 - Cloudy - 74 F	
6 Melvin Mora, R (1, 9) OBP: 0.416, SLG: 0.503	K		1B		F9			F9		4	0	0	0	0	1	2		
Larry Bigbie, L (1, 7) OBP: 0.364, SLG: 0.464	K		CS		G3-1			K		3	0	0	0	0	2	1		
31 Jay Gibbons, L (1, 3) OBP: 0.337, SLG: 0.470		G3-1		G6-3		L3				3	0	0	0	0	0	1		
Tony Batista, R (1, 5) OBP: 0.275, SLG: 0.405		K		G5-3			S			3	0	1	0	0	1	0		
B.J. Surhoff, L (1, 10) OBP: 0.366, SLG: 0.423		G4-3			G3		F8			3	0	0	0	0	0	1		
Luis Matos, R (1, 8) OBP: 0.360, SLG: 0.461			1B		K		K			2	1	0	0	1	2	1		
Robert Machado, R (1, 2) OBP: 0.347, SLG: 0.326			E		E8			K		2	1	1	0	1	1	1		
Jose Morban, S (1, 6) OBP: 0.215, SLG: 0.262 Deivi Cruz, R (9, 6) OBP: 0.273, SLG: 0.389			1B		G4-3			K		3	0	0	0	0	1	2		
Inning Stats	R: 0 E: 0 K: 2 S: 7	H: 0 LOB: 0 BB: 0 P: 7	R: 0 E: 0 K: 1 S: 9	H: 0 LOB: 0 BB: 0 P: 15	R: 2 E: 1 K: 0 S: 10	H: 2 LOB: 0 BB: 1 P: 17	R: 0 E: 0 K: 0 S: 7	H: 0 LOB: 0 BB: 0 P: 14	R: 0 E: 0 K: 1 S: 14	H: 1 LOB: 1 BB: 0 P: 20	R: 0 E: 0 K: 2 S: 15	H: 1 LOB: 1 BB: 0 P: 24	R: 0 E: 0 K: 1 S: 6	H: 0 LOB: 0 BB: 0 P: 8	1B: 3 2B: 1 3B: 0 HR: 0	SF: 0 SAC: 0 DP: 0 HBP: 0		WP: 0 PB: 0 SB: 1 CS: 1
PITCHER	IP WLS BF H R ER SO BB IBB HBP BLK WP HR S P ERA WHIP																	
Freddy Garcia, R (1, 1) ERA: 4.96	7.0 L 26 4 2 1 7 2 0 0 0 0 0 0 69 111 1.29 0.857																	
Rafael Soriano, R (8, 1) ERA: 1.6	1.0 3 0 0 0 1 0 0 0 0 0 0 0 6 8 0.00 0.000																	



Batter	1	2	3	4	5	6	7	8	9	AB	R	H	RBI	BB	SO	LOB	TOP					
18 Johnny Damon, L (1, 8) OBP: 0.345, SLG: 0.415										6	1	2	0	0	1	2						
Bill Mueller, S (1, 5) OBP: 0.403, SLG: 0.560										3	1	3	2	1	0	0						
Nomar Garciaparra, R (1, 6) OBP: 0.352, SLG: 0.540										5	1	0	0	0	0	7						
Manny Ramirez, R (1, 7) OBP: 0.426, SLG: 0.578										1	2	1	0	3	0	0						
34 David Ortiz, L (1, 10) OBP: 0.372, SLG: 0.597										5	1	2	4	0	0	5						
Kevin Millar, R (1, 3) OBP: 0.353, SLG: 0.480										5	0	0	0	0	3	4						
Jason Varitek, S (1, 2) OBP: 0.356, SLG: 0.532										3	2	2	1	2	0	0						
Trot Nixon, L (1, 9) OBP: 0.400, SLG: 0.574										1	0	1	0	0	0	0						
Gabe Kapler, R (2, PR) OBP: 0.374, SLG: 0.374										4	1	1	0	0	0	2						
Damian Jackson, R (1, 4) OBP: 0.284, SLG: 0.308										4	0	1	1	1	0	3						
Inning Stats	R: 0 E: 0 K: 1 S: 10	H: 1 LOB: 2 BB: 1 P: 23	R: 2 E: 1 K: 1 S: 14	H: 4 LOB: 3 BB: 0 P: 21	R: 2 E: 0 K: 1 S: 20	H: 2 LOB: 1 BB: 1 P: 35	R: 1 E: 0 K: 1 S: 12	H: 1 LOB: 2 BB: 1 P: 26	R: 0 E: 0 K: 0 S: 7	H: 0 LOB: 0 BB: 1 P: 13	R: 2 E: 0 K: 0 S: 11	H: 2 LOB: 1 BB: 1 P: 23	R: 0 E: 0 K: 0 S: 10	H: 1 LOB: 1 BB: 0 P: 14	R: 1 E: 0 K: 0 S: 9	H: 1 LOB: 1 BB: 1 P: 15	R: 1 E: 0 K: 0 S: 7	H: 1 LOB: 0 BB: 1 P: 11	1B: 9 2B: 1 3B: 0 HR: 3	SF: 1 SAC: 0 DP: 2 HBP: 1	WP: 0 PB: 0 SB: 0 CS: 0	PA: 46
PITCHER	IP	WLS	BF	H	R	ER	SO	BB	IBB	HBP	BLK	WP	HR	S	P	ERA	WHIP					
Damian Moss, L (1, 1) ERA: 4.91	3.0	L	18	7	4	4	3	1	1	0	0	0	1	44	79	12.00	2.667					
Sean Douglass, R (4, 1) ERA: 8.75	4.0		19	4	3	3	1	3	0	1	0	0	1	40	76	6.75	1.750					
Hector Carrasco, R (8, 1) ERA: 4.09	2.0		9	2	2	1	0	2	0	0	0	0	1	16	26	4.50	2.000					

Boston Red Sox @ Baltimore Orioles
 Oriole Park at Camden Yards, Baltimore, MD
 Tue Sep 09 2003, 7:05 PM EDT
 Att: 25,265 - Sunny - 76 F

AB 37
 R 9
 H 13
 RBI 8
 BB 7
 SO 4
 LOB 23



Batter	1	2	3	4	5	6	7	8	9	AB	R	H	RBI	BB	SO	LOB	BOTTOM					
Luis Matos, R (1, 8) OBP: 0.360, SLG: 0.460										4	0	0	0	0	2	1						
16 Tim Lincecum, S (9, FH) OBP: 0.160, SLG: 0.240										1	0	0	0	0	0	0						
6 Melvin Mora, R (1, 9) OBP: 0.422, SLG: 0.503										3	0	1	0	1	1	0						
Larry Bigbie, L (1, 7) OBP: 0.371, SLG: 0.472										4	0	2	1	0	2	1						
31 Jay Gibbons, L (1, 3) OBP: 0.334, SLG: 0.466										4	0	0	0	0	1	5						
Tony Batista, R (1, 5) OBP: 0.278, SLG: 0.407										3	1	1	0	1	0	0						
Jack Cust, L (1, 10) OBP: 0.300, SLG: 0.452										4	0	1	1	0	2	1						
Deivi Cruz, R (1, 6) OBP: 0.278, SLG: 0.396										4	0	2	0	0	0	1						
Brook Fordyce, R (1, 2) OBP: 0.319, SLG: 0.391										4	1	2	0	0	0	3						
Jose Morban, S (1, 4) OBP: 0.203, SLG: 0.246										4	0	0	0	0	1	3						
Inning Stats	R: 0 E: 0 K: 2 S: 12	H: 1 LOB: 1 BB: 0 P: 17	R: 0 E: 0 K: 0 S: 13	H: 1 LOB: 2 BB: 1 P: 25	R: 0 E: 0 K: 1 S: 9	H: 1 LOB: 1 BB: 0 P: 15	R: 0 E: 0 K: 1 S: 9	H: 0 LOB: 0 BB: 0 P: 12	R: 1 E: 0 K: 0 S: 9	H: 2 LOB: 2 BB: 1 P: 19	R: 0 E: 0 K: 1 S: 11	H: 1 LOB: 1 BB: 0 P: 21	R: 0 E: 0 K: 1 S: 7	H: 0 LOB: 0 BB: 0 P: 8	R: 1 E: 0 K: 2 S: 16	H: 3 LOB: 2 BB: 0 P: 25	R: 0 E: 0 K: 1 S: 6	H: 0 LOB: 0 BB: 0 P: 11	1B: 7 2B: 3 3B: 0 HR: 0	SF: 0 SAC: 0 DP: 1 HBP: 1	WP: 0 PB: 0 SB: 1 CS: 0	PA: 38
PITCHER	IP	WLS	BF	H	R	ER	SO	BB	IBB	HBP	BLK	WP	HR	S	P	ERA	WHIP					
Derek Lowe, R (1, 1) ERA: 4.62	6.0	W	26	6	1	1	5	2	0	1	0	0	0	63	109	1.50	1.333					
Todd Jones, R (7, 1) ERA: 7.27	2.0		9	3	1	1	3	0	0	0	0	0	0	23	33	4.50	1.500					
Ramiro Mendoza, R (9, 1) ERA: 6.96	1.0		3	0	0	0	1	0	0	0	0	0	0	6	11	0.00	0.000					

Boston Red Sox @ Baltimore Orioles
 Oriole Park at Camden Yards, Baltimore, MD
 Tue Sep 09 2003, 7:05 PM EDT
 Att: 25,265 - Sunny - 76 F

AB 35
 R 2
 H 9
 RBI 2
 BB 2
 SO 9
 LOB 15



Batter	1	2	3	4	5	6	7	8	9	AB	R	H	RBI	BB	SO	LOB	TOP				
18 Johnny Damon, L (1, 8) OBP: 0.347, SLG: 0.416	1-2 BB FC5-2 1B	1-1 G6-3		1-0 F8			0-1 G4-3 S 1B		0-0 F7 S 1B	5	2	3	0	0	0	1					
Todd Walker, L (1, 4) OBP: 0.325, SLG: 0.409	0-1 FC5-2 34 BB 1B	1-2 G4-3 1B		3-2 F7			3-1 G4-3 1B		1-2 F7 1B	5	1	2	0	0	0	2					
Damian Jackson, R (9, 4) OBP: 0.284, SLG: 0.308	1-2 FC5-2 34 BB 1B	1-2 G4-3 1B		1-0 G6-3			1-3 G4-3 1B		1-3 F7 1B	0	0	0	0	0	0	0					
Nomar Garciaparra, R (1, 6) OBP: 0.353, SLG: 0.536	4-0 34 BB FC5-2 1B	0-0 G4-3		1-0 G6-3			1-0 S 1B		0-0 P2	4	1	1	1	1	0	2					
Manny Ramirez, R (1, 7) OBP: 0.428, SLG: 0.580	0-1 FC5-2 34 BB 1B			2-1 F9			4-1 S 1B		3-2 S 1B	4	1	2	1	1	0	3					
34 David Ortiz, L (1, 10) OBP: 0.370, SLG: 0.591	4-2 1B 1B BB			1-1 F8			1-2 S 2B		1-2 S 1B	4	0	0	1	1	2	4					
Kevin Millar, R (1, 3) OBP: 0.352, SLG: 0.478	1-1 1B			2-3 K			1-3 K		2-3 K	4	0	1	2	0	3	0					
Bill Mueller, S (1, 5) OBP: 0.406, SLG: 0.560	1-0 1B			2-2 G4-6-3 1B			1-1 G3		4-2 FC6-4 BB	3	0	2	0	1	0	0					
Andy Abad, L (1, 9) OBP: 0.323, SLG: 0.372	0-3 K			1-0 G4-6-3 1B			1-1 G4-3		1-3 K	3	0	0	0	0	1	4					
Gabe Kapler, R (8, PH) OBP: 0.352, SLG: 0.372	K			1-2 K			G4-3		K	1	0	0	0	0	1	1					
Jason Varitek, S (1, 2) OBP: 0.355, SLG: 0.528	1-0 G4-3			4-2 BB			0-0 F8		1-0 FC6-4	3	0	0	0	1	0	4					
Inning Stats	R: 3 E: 0 K: 1 S: 18	H: 4 LOB: 3 BB: 2 P: 30	R: 0 E: 0 K: 0 S: 7	H: 1 LOB: 0 BB: 0 P: 9	R: 0 E: 0 K: 1 S: 7	H: 0 LOB: 0 BB: 1 P: 12	R: 0 E: 0 K: 0 S: 7	H: 1 LOB: 1 BB: 0 P: 15	R: 0 E: 0 K: 1 S: 8	H: 0 LOB: 0 BB: 0 P: 12	R: 1 E: 0 K: 1 S: 10	H: 2 LOB: 2 BB: 1 P: 19	R: 0 E: 0 K: 2 S: 10	H: 0 LOB: 1 BB: 1 P: 17	R: 1 E: 0 K: 1 S: 13	H: 2 LOB: 1 BB: 0 P: 19	1B: 10 2B: 1 3B: 0 HR: 0	SF: 0 SAC: 0 DP: 2 HBP: 0	WP: 0 PB: 0 SB: 3 CS: 0	PA: 41	
PITCHER	IP WLS BF H R ER SO BB IBB HBP BLK WP HR S P ERA WHIP	6.2 L 31 9 4 4 3 3 1 0 0 0 0 0 61 105 5.40 1.800	1.1 5 0 0 0 3 1 0 0 0 0 0 0 13 21 0.00 0.750	1.0 5 2 1 1 1 0 0 0 0 0 0 0 13 19 9.00 2.000																	

Boston Red Sox @ Baltimore Orioles
 Oriole Park at Camden Yards, Baltimore, MD
 Wed Sep 10 2003, 3:05 PM EDT
 Att: 25,143 - Sunny - 79 F

AB 36
 R 5
 H 11
 RBI 5
 BB 5
 SO 7
 LOB 21



Batter	1	2	3	4	5	6	7	8	9	AB	R	H	RBI	BB	SO	LOB	BOTTOM				
Jerry Hairston, R (1, 10) OBP: 0.376, SLG: 0.369	1-1 P6		0-3 K			0-1 G5-3		2-3 K		4	0	0	0	0	2	3					
Luis Matos, R (1, 9) OBP: 0.357, SLG: 0.455	2-3 K		2-2 G6-4-3 1B			3-3 K			3-3 K	4	0	0	0	0	3	2					
Larry Bigbie, L (1, 7) OBP: 0.369, SLG: 0.473	2-1 G5-3			0-0 G3			1-1 2B		3-2 K	4	0	1	0	0	1	0					
31 Jay Gibbons, L (1, 3) OBP: 0.332, SLG: 0.463		0-2 P6		3-3 K			0-1 L8		0-0 F8	4	0	0	0	0	1	1					
Tony Batista, R (1, 5) OBP: 0.278, SLG: 0.405		4-2 BB		1-2 G5-3			0-1 G6-3			2	0	0	0	1	0	1					
6 Melvin Mora, R (1, 4) OBP: 0.419, SLG: 0.499		2-2 F7		2-2 F8			1-3 K			3	0	0	0	0	1	2					
Deivi Cruz, R (1, 6) OBP: 0.276, SLG: 0.394		0-3 K		2-2 G1-3				1-2 L3		3	0	0	0	0	1	1					
Geronimo Gil, R (1, 2) OBP: 0.309, SLG: 0.325			2-0 16 BB 1B		1-3 K			1-1 16 G3 1B		3	0	2	0	0	1	0					
16 Tim Lincecum, S (1, 8) OBP: 0.179, SLG: 0.222			4-0 G6-4-3 BB		0-3 K			0-2 G3		2	0	0	0	1	1	1					
Inning Stats	R: 0 E: 0 K: 1 S: 7	H: 0 LOB: 0 BB: 0 P: 12	R: 0 E: 0 K: 1 S: 13	H: 0 LOB: 1 BB: 1 P: 19	R: 0 E: 0 K: 1 S: 8	H: 1 LOB: 1 BB: 1 P: 16	R: 0 E: 0 K: 1 S: 9	H: 0 LOB: 0 BB: 0 P: 13	R: 0 E: 0 K: 2 S: 9	H: 0 LOB: 0 BB: 0 P: 12	R: 0 E: 0 K: 1 S: 9	H: 1 LOB: 1 BB: 0 P: 11	R: 0 E: 0 K: 1 S: 15	H: 1 LOB: 1 BB: 0 P: 19	R: 0 E: 0 K: 2 S: 7	H: 0 LOB: 0 BB: 0 P: 13	1B: 2 2B: 1 3B: 0 HR: 0	SF: 0 SAC: 0 DP: 1 HBP: 0	WP: 0 PB: 0 SB: 0 CS: 0	PA: 31	
PITCHER	IP WLS BF H R ER SO BB IBB HBP BLK WP HR S P ERA WHIP	8.0 W 28 3 0 0 2 2 0 0 0 0 0 0 7 16 0.00 0.625	1.0 3 0 0 0 2 0 0 0 0 0 0 0 7 13 0.00 0.000																		

Boston Red Sox @ Baltimore Orioles
 Oriole Park at Camden Yards, Baltimore, MD
 Wed Sep 10 2003, 3:05 PM EDT
 Att: 25,143 - Sunny - 79 F

AB 29
 R 0
 H 3
 RBI 0
 BB 2
 SO 11
 LOB 11



Batter	1	2	3	4	5	6	7	8	9	AB	R	H	RBI	BB	SO	LOB	TOP										
Jerry Hairston, R OBP: 0.378, SLG: 0.372	F7		1B					F9		4	0	2	0	0	0	0	Baltimore Orioles @ Toronto Blue Jays SkyDome, Toronto, ON Fri Sep 12 2003, 7:05 PM EDT Att: 15,274 - Sunny - 73 F										
6 Melvin Mora, R OBP: 0.417, SLG: 0.504	HR		K					G5-3		4	1	1	1	0	1	2											
Larry Bigbie, L OBP: 0.371, SLG: 0.473	G4-3		1B					1B		4	0	2	0	0	1	1											
31 Jay Gibbons, L OBP: 0.331, SLG: 0.462	P3		1B					FC4-6		4	0	1	0	0	0	1											
Tony Batista, R OBP: 0.280, SLG: 0.411	HR		G6-4-3					G6-3		4	1	2	1	0	0	3											
Jack Cust, L OBP: 0.283, SLG: 0.422	K							1B		3	0	0	0	0	3	1											
1 Brian Roberts, S OBP: 0.343, SLG: 0.379								1B		1	0	1	0	0	0	0											
Luis Matos, R OBP: 0.167, SLG: 0.207	1B							F8		2	0	1	0	0	0	0											
Deivi Cruz, R OBP: 0.276, SLG: 0.392	F9							1B		4	0	1	0	0	2	1											
Brook Fordyce, R OBP: 0.315, SLG: 0.386	F8							G4-3		4	0	0	0	0	1	3											
Inning Stats	R: 1 E: 0 K: 0 S: 6	H: 1 LOB: 0 BB: 0 P: 10	R: 1 E: 0 K: 1 S: 16	H: 2 LOB: 1 BB: 0 P: 21	R: 0 E: 0 K: 1 S: 11	H: 3 LOB: 2 BB: 0 P: 15	R: 0 E: 0 K: 2 S: 8	H: 0 LOB: 0 BB: 0 P: 11	R: 0 E: 0 K: 1 S: 8	H: 1 LOB: 1 BB: 0 P: 10	R: 0 E: 0 K: 3 S: 9	H: 0 LOB: 0 BB: 0 P: 10	R: 0 E: 0 K: 0 S: 13	H: 1 LOB: 1 BB: 0 P: 17	R: 0 E: 0 K: 0 S: 13	H: 2 LOB: 2 BB: 0 P: 18	1B: 9 2B: 0 3B: 0 HR: 2	SF: 0 SAC: 0 DP: 1 HBP: 0	WP: 0 PB: 0 SB: 0 CS: 0	PA: 36							
PITCHER	IP	WLS	BF	H	R	ER	SO	BB	IBB	HBP	BLK	WP	HR	S	P	ERA	WHIP										
Josh Towers, R ERA: 4.44	7.2	W	31	9	2	2	9	0	0	0	0	0	2	75	99	2.35	1.174										
Jason Kershner, L ERA: 3.45	1.0	H	4	1	0	0	0	0	0	0	0	0	0	11	18	0.00	1.000										
Aquilino Lopez, R ERA: 3.64	0.1	S	2	1	0	0	0	0	0	0	0	0	0	5	5	0.00	3.000										

Batter	1	2	3	4	5	6	7	8	9	AB	R	H	RBI	BB	SO	LOB	BOTTOM										
3 Reed Johnson, R OBP: 0.344, SLG: 0.406	HR		G1-3							4	1	3	1	0	0	0	Baltimore Orioles @ Toronto Blue Jays SkyDome, Toronto, ON Fri Sep 12 2003, 7:05 PM EDT Att: 15,274 - Sunny - 73 F										
Mike Bordick, R OBP: 0.331, SLG: 0.388	G5-3		G6-3					F8		4	0	1	0	0	0	1											
10 Vernon Wells, R OBP: 0.359, SLG: 0.550	K		G4-3					FC1-2-5-1		4	0	0	0	0	1	3											
Carlos Delgado, L OBP: 0.429, SLG: 0.576	FC4							G3-1		2	1	1	0	1	0	0											
Josh Phelps, R OBP: 0.358, SLG: 0.476	FC4							G6-3		4	0	0	0	0	1	5											
Bobby Kielty, S OBP: 0.355, SLG: 0.397	1B							G3		4	1	1	0	0	0	3											
Eric Hinske, L OBP: 0.338, SLG: 0.453	2B							G4-3		2	1	1	1	1	0	0											
Dave Berg, R OBP: 0.305, SLG: 0.400	G5-4-3									3	0	1	1	0	1	1											
Orlando Hudson, S OBP: 0.331, SLG: 0.393	K									0	0	0	0	0	0	0											
Kevin Cash, R OBP: 0.164, SLG: 0.159	G5-4-3							G4-3		3	0	0	0	0	0	2											
Inning Stats	R: 1 E: 0 K: 1 S: 7	H: 1 LOB: 1 BB: 1 P: 12	R: 1 E: 0 K: 1 S: 9	H: 2 LOB: 0 BB: 0 P: 10	R: 0 E: 0 K: 0 S: 6	H: 0 LOB: 0 BB: 0 P: 8	R: 2 E: 0 K: 0 S: 9	H: 2 LOB: 1 BB: 1 P: 21	R: 0 E: 0 K: 1 S: 12	H: 2 LOB: 3 BB: 0 P: 17	R: 0 E: 0 K: 0 S: 6	H: 0 LOB: 0 BB: 0 P: 9	R: 0 E: 0 K: 0 S: 6	H: 1 LOB: 0 BB: 0 P: 8	R: 0 E: 0 K: 0 S: 6	H: 0 LOB: 0 BB: 0 P: 11	1B: 4 2B: 2 3B: 1 HR: 1	SF: 0 SAC: 0 DP: 2 HBP: 1	WP: 0 PB: 1 SB: 0 CS: 0	PA: 33							
PITCHER	IP	WLS	BF	H	R	ER	SO	BB	IBB	HBP	BLK	WP	HR	S	P	ERA	WHIP										
Eric DuBose, L ERA: 3.83	8.0	L	33	8	4	4	3	2	0	1	0	0	1	61	96	4.50	1.250										



Batter	1	2	3	4	5	6	7	8	9	AB	R	H	RBI	BB	SO	LOB	TOP				
1 Brian Roberts, S OBP: 0.346, SLG: 0.379	4-1 G3 SH1-3 BB	1-0 F7		4-1 S BB		3-2 G6-4-3 1B		1-0 G4-3		3	0	1	0	2	0	3					
Jerry Hairston, R OBP: 0.376, SLG: 0.366	1-1 SH1-3		4-0 FC4-6 BB	3-3 SAFE K		0-2 G6-4-3 1-2		2-2 G6-3		3	0	0	0	1	1	4					
Larry Bigbie, L OBP: 0.368, SLG: 0.467	0-0 G3		2-2 FC4-6 FC3-6 1-2		0-3 K		0-2 2B 1B		0-1 G3	5	0	1	0	0	1	2					
31 Jay Gibbons, L OBP: 0.332, SLG: 0.460	0-2 G1-3		0-0 FC3-6 1-2		4-0 1B BB		1-3 K 1B		2-1 1B 1B	4	0	1	0	1	1	3					
Tony Batista, R OBP: 0.281, SLG: 0.413		3-2 16 HBP 2B	0-1 L7		1-2 F7		1-3 K 1B		3-2 1-3 1B	5	0	2	0	0	1	3					
6 Melvin Mora, R OBP: 0.418, SLG: 0.503		0-2 G5-3		4-2 2B BB		1-2 1-3 1B		3-1 1-3 2B		1	1	0	0	1	0	1					
Jack Cust, L OBP: 0.309, SLG: 0.468										2	0	2	0	0	0	0					
53 Carlos Mendez, R OBP: 0.189, SLG: 0.290										1	0	0	0	0	0	2					
Deivi Cruz, R OBP: 0.276, SLG: 0.393		0-2 P6		1-1 G4-3 1-H 2B		1-2 P4		2-3 K		4	0	1	1	0	1	5					
Brook Fordyce, R OBP: 0.317, SLG: 0.386		4-2 16 HBP BB		0-2 G4-3		3-2 1B 1B		1-1 G4-3		3	0	1	0	1	0	1					
16 Tim Raines, S OBP: 0.176, SLG: 0.188		3-0 1-2 2-3 HBP		0-1 G3		3-1 P4		2-2 F8		3	0	0	0	0	0	2					
Inning Stats	R: 0 E: 0 K: 0 S: 7	H: 0 LOB: 1 BB: 1 P: 12	R: 0 E: 0 K: 0 S: 12	H: 1 LOB: 3 BB: 1 P: 23	R: 0 E: 0 K: 0 S: 6	H: 0 LOB: 1 BB: 1 P: 12	R: 1 E: 0 K: 1 S: 13	H: 1 LOB: 2 BB: 1 P: 25	R: 0 E: 0 K: 0 S: 14	H: 2 LOB: 1 BB: 0 P: 23	R: 0 E: 0 K: 3 S: 15	H: 2 LOB: 2 BB: 0 P: 22	R: 0 E: 0 K: 0 S: 8	H: 0 LOB: 0 BB: 0 P: 12	R: 0 E: 0 K: 0 S: 14	H: 2 LOB: 2 BB: 0 P: 22	1B: 6 2B: 3 3B: 0 HR: 0	SF: 0 SAC: 1 DP: 1 HBP: 1	WP: 0 PB: 0 SB: 1 CS: 0	PA: 42	
PITCHER	IP WLS BF H R ER SO	IP WLS BF H R ER SO	IP WLS BF H R ER SO	IP WLS BF H R ER SO	IP WLS BF H R ER SO	IP WLS BF H R ER SO	IP WLS BF H R ER SO	IP WLS BF H R ER SO	IP WLS BF H R ER SO	IP WLS BF H R ER SO	IP WLS BF H R ER SO	IP WLS BF H R ER SO	IP WLS BF H R ER SO	IP WLS BF H R ER SO	IP WLS BF H R ER SO	IP WLS BF H R ER SO	ERA WHIP	ERA WHIP			
Kelvin Escobar, R ERA: 4.44	(1, 1) 6.0 W 29	(1, 1) 6.0 W 29	(1, 1) 6.0 W 29	(1, 1) 6.0 W 29	(1, 1) 6.0 W 29	(1, 1) 6.0 W 29	(1, 1) 6.0 W 29	(1, 1) 6.0 W 29	(1, 1) 6.0 W 29	(1, 1) 6.0 W 29	(1, 1) 6.0 W 29	(1, 1) 6.0 W 29	(1, 1) 6.0 W 29	(1, 1) 6.0 W 29	(1, 1) 6.0 W 29	(1, 1) 6.0 W 29	1.50 1.833				
Trever Miller, L ERA: 4.53	(7, 1) 0.2 L 4	(7, 1) 0.2 L 4	(7, 1) 0.2 L 4	(7, 1) 0.2 L 4	(7, 1) 0.2 L 4	(7, 1) 0.2 L 4	(7, 1) 0.2 L 4	(7, 1) 0.2 L 4	(7, 1) 0.2 L 4	(7, 1) 0.2 L 4	(7, 1) 0.2 L 4	(7, 1) 0.2 L 4	(7, 1) 0.2 L 4	(7, 1) 0.2 L 4	(7, 1) 0.2 L 4	(7, 1) 0.2 L 4	0.00 3.000				
Cliff Politte, R ERA: 5.51	(7, 1) 1.1 H 4	(7, 1) 1.1 H 4	(7, 1) 1.1 H 4	(7, 1) 1.1 H 4	(7, 1) 1.1 H 4	(7, 1) 1.1 H 4	(7, 1) 1.1 H 4	(7, 1) 1.1 H 4	(7, 1) 1.1 H 4	(7, 1) 1.1 H 4	(7, 1) 1.1 H 4	(7, 1) 1.1 H 4	(7, 1) 1.1 H 4	(7, 1) 1.1 H 4	(7, 1) 1.1 H 4	(7, 1) 1.1 H 4	0.00 0.000				
Jason Kershner, L ERA: 3.38	(9, 1) 1.0 L 5	(9, 1) 1.0 L 5	(9, 1) 1.0 L 5	(9, 1) 1.0 L 5	(9, 1) 1.0 L 5	(9, 1) 1.0 L 5	(9, 1) 1.0 L 5	(9, 1) 1.0 L 5	(9, 1) 1.0 L 5	(9, 1) 1.0 L 5	(9, 1) 1.0 L 5	(9, 1) 1.0 L 5	(9, 1) 1.0 L 5	(9, 1) 1.0 L 5	(9, 1) 1.0 L 5	(9, 1) 1.0 L 5	0.00 2.000				

Baltimore Orioles @ Toronto Blue Jays
SkyDome, Toronto, ON
Sat Sep 13 2003, 4:05 PM EDT
Att: 18,309 - Sunny - 70 F

AB 34
R 1
H 9
RBI 1
BB 6
SO 5
LOB 26



Batter	1	2	3	4	5	6	7	8	9	AB	R	H	RBI	BB	SO	LOB	BOTTOM				
3 Reed Johnson, R OBP: 0.343, SLG: 0.410	0-3 K		0-2 F9		0-0 B2-3		1-1 1B 3B			4	1	1	0	0	1	1					
Eric Hinske, L OBP: 0.338, SLG: 0.451	3-3 K			2-3 K	1-1 F7		0-0 10 S 1B			4	0	1	1	0	2	0					
10 Vernon Wells, R OBP: 0.360, SLG: 0.552	0-0 L8			0-0 IHR 3B	0-0 G4-3		3-H 4-1 1B IBB			3	1	1	0	1	0	0					
Carlos Delgado, L OBP: 0.427, SLG: 0.573		4-1 G4-6-3 BB		3-3 K		1-1 P5	2-3 K			3	0	0	0	1	2	3					
Greg Myers, L OBP: 0.384, SLG: 0.521		2-2 G4-6-3 1-2		3-2 IHR		2-2 HR		2-3 K		4	2	2	3	0	1	1					
Frank Catalanotto, L OBP: 0.352, SLG: 0.474		2-2 F8		4-2 1B BB		2-0 F9		3-2 F8		3	1	0	0	1	0	0					
Bobby Kielty, S OBP: 0.355, SLG: 0.397										0	0	0	0	0	0	0					
Mike Bordick, R OBP: 0.333, SLG: 0.387			4-1 E S BB	2-1 1-H E 1B		0-1 F9		0-0 G5-3		3	1	1	1	1	0	0					
Orlando Hudson, S OBP: 0.328, SLG: 0.390			2-1 F8	3-2 E4		3-2 F7				3	0	0	0	0	0	1					
Kevin Cash, R OBP: 0.158, SLG: 0.153			1 SAFE F9	0-1 G1-3		2-1 F7				3	0	0	0	0	0	2					
Inning Stats	R: 0 E: 0 K: 2 S: 7	H: 0 LOB: 0 BB: 0 P: 10	R: 0 E: 0 K: 0 S: 8	H: 0 LOB: 1 BB: 1 P: 16	R: 0 E: 0 K: 0 S: 9	H: 0 LOB: 1 BB: 1 P: 16	R: 4 E: 1 K: 2 S: 23	H: 3 LOB: 1 BB: 1 P: 40	R: 0 E: 0 K: 0 S: 4	H: 0 LOB: 0 BB: 0 P: 5	R: 1 E: 0 K: 0 S: 8	H: 1 LOB: 0 BB: 1 P: 13	R: 1 E: 0 K: 1 S: 13	H: 2 LOB: 2 BB: 1 P: 25	R: 0 E: 0 K: 1 S: 9	H: 0 LOB: 0 BB: 0 P: 14	1B: 2 2B: 0 3B: 2 HR: 2	SF: 0 SAC: 0 DP: 1 HBP: 0	WP: 0 PB: 0 SB: 2 CS: 0	PA: 34	
PITCHER	IP WLS BF H R ER SO	IP WLS BF H R ER SO	IP WLS BF H R ER SO	IP WLS BF H R ER SO	IP WLS BF H R ER SO	IP WLS BF H R ER SO	IP WLS BF H R ER SO	IP WLS BF H R ER SO	IP WLS BF H R ER SO	IP WLS BF H R ER SO	IP WLS BF H R ER SO	IP WLS BF H R ER SO	IP WLS BF H R ER SO	IP WLS BF H R ER SO	IP WLS BF H R ER SO	IP WLS BF H R ER SO	ERA WHIP	ERA WHIP			
Pat Hentgen, R ERA: 4.17	(1, 1) 6.2 L 28	(1, 1) 6.2 L 28	(1, 1) 6.2 L 28	(1, 1) 6.2 L 28	(1, 1) 6.2 L 28	(1, 1) 6.2 L 28	(1, 1) 6.2 L 28	(1, 1) 6.2 L 28	(1, 1) 6.2 L 28	(1, 1) 6.2 L 28	(1, 1) 6.2 L 28	(1, 1) 6.2 L 28	(1, 1) 6.2 L 28	(1, 1) 6.2 L 28	(1, 1) 6.2 L 28	(1, 1) 6.2 L 28	6.75 1.200				
Buddy Groom, L ERA: 5.54	(7, 1) 1.0 L 5	(7, 1) 1.0 L 5	(7, 1) 1.0 L 5	(7, 1) 1.0 L 5	(7, 1) 1.0 L 5	(7, 1) 1.0 L 5	(7, 1) 1.0 L 5	(7, 1) 1.0 L 5	(7, 1) 1.0 L 5	(7, 1) 1.0 L 5	(7, 1) 1.0 L 5	(7, 1) 1.0 L 5	(7, 1) 1.0 L 5	(7, 1) 1.0 L 5	(7, 1) 1.0 L 5	(7, 1) 1.0 L 5	0.00 1.000				
Hector Carrasco, R ERA: 4.05	(8, 1) 0.1 L 1	(8, 1) 0.1 L 1	(8, 1) 0.1 L 1	(8, 1) 0.1 L 1	(8, 1) 0.1 L 1	(8, 1) 0.1 L 1	(8, 1) 0.1 L 1	(8, 1) 0.1 L 1	(8, 1) 0.1 L 1	(8, 1) 0.1 L 1	(8, 1) 0.1 L 1	(8, 1) 0.1 L 1	(8, 1) 0.1 L 1	(8, 1) 0.1 L 1	(8, 1) 0.1 L 1	(8, 1) 0.1 L 1	0.00 0.000				

Baltimore Orioles @ Toronto Blue Jays
SkyDome, Toronto, ON
Sat Sep 13 2003, 4:05 PM EDT
Att: 18,309 - Sunny - 70 F

AB 30
R 6
H 6
RBI 5
BB 4
SO 6
LOB 8



Batter	1	2	3	4	5	6	7	8	9	AB	R	H	RBI	BB	SO	LOB	TOP			
1 Brian Roberts, S OBP: 0.347, SLG: 0.383 (1, 10)	4-0 SH1-3 1B BB	1-0 3B			2-2 G4-3		1-2 G6-3			3	1	1	0	1	0	0				
Jerry Hairston, R OBP: 0.370, SLG: 0.360 (1, 4)	0-1 SH1-3	1-2 L7			1-2 F8		2-3 K			3	0	0	0	0	0	1				
Larry Bigbie, L OBP: 0.370, SLG: 0.468 (1, 7)	0-0 31 1B 2H		1-3 K		1-1 31 HR 1B		0-0 G4-3			4	2	2	1	0	1	0				
31 Jay Gibbons, L OBP: 0.333, SLG: 0.466 (1, 9)	1-0 1B FC5-4 1B		1-2 P6		0-0 1H HR		0-1 G4-3			4	2	2	2	0	0	0				
Tony Batista, R OBP: 0.280, SLG: 0.412 (1, 5)	3-2 FC5-4 1B		1-1 L5		2-2 E5 FC6-4		1-1 F8			4	0	1	1	0	0	0				
B.J. Surhoff, L OBP: 0.365, SLG: 0.424 (1, 3)	FC5-4 1-2 3H		2-2 G5-3-6 2B		0-0 F7		1-3 K			4	0	1	1	0	1	2				
Deivi Cruz, R OBP: 0.273, SLG: 0.390 (1, 6)	G5-3		0-2 P4		0-0 FC6-4 1-2		0-2 G5-3			4	0	0	0	0	0	3				
Geronomo Gil, R OBP: 0.302, SLG: 0.317 (1, 2)		0-2 L4	2-2 G5-3-6 2-3		0-1 G4-3		0-0 P4			4	0	0	0	0	0	2				
16 Tim Raines, S OBP: 0.162, SLG: 0.171 (1, 8)	0-1 G3				1-2 G5-3		0-0 F8			3	0	0	0	0	0	0				
Inning Stats	R: 3 E: 0 K: 0 S: 16	H: 3 LOB: 1 BB: 1 P: 24	R: 0 E: 0 K: 0 S: 10	H: 1 LOB: 1 BB: 0 P: 12	R: 0 E: 0 K: 1 S: 8	H: 0 LOB: 0 BB: 0 P: 11	R: 0 E: 0 K: 0 S: 10	H: 1 LOB: 0 BB: 0 P: 14	R: 0 E: 0 K: 0 S: 10	H: 0 LOB: 0 BB: 0 P: 14	R: 2 E: 1 K: 0 S: 10	H: 2 LOB: 1 BB: 0 P: 13	R: 0 E: 0 K: 1 S: 7	H: 0 LOB: 0 BB: 0 P: 10	R: 0 E: 0 K: 1 S: 7	H: 0 LOB: 0 BB: 0 P: 8	1B: 4 2B: 2 3B: 1 HR: 1	SF: 0 SAC: 1 DP: 1 HBP: 0	WP: 0 PB: 0 SB: 0 CS: 0	PA: 35
PITCHER	IP WLS BF H R ER SO BB IBB HBP BLK WP HR S P ERA WHIP	IP WLS BF H R ER SO BB IBB HBP BLK WP HR S P ERA WHIP																		
Cory Lidle, R ERA: 6.04 (1, 1)	7.0 L 29 7 5 5 2 1 0 0 0 0 1 71 98 6.43 1.143	1.1 4 0 0 0 1 0 0 0 0 0 0 8 10 0.00 0.000	0.2 2 0 0 0 0 0 0 0 0 0 0 4 4 0.00 0.000																	
Trever Miller, L ERA: 4.41 (8, 1)																				
Aquilino Lopez, R ERA: 3.6 (9, 1)																				

Baltimore Orioles @ Toronto Blue Jays
SkyDome, Toronto, ON
Sun Sep 14 2003, 1:05 PM EDT
Att: 18,763 - Overcast - 73 F

AB 33
R 5
H 7
RBI 5
BB 1
SO 3
LOB 8



Batter	1	2	3	4	5	6	7	8	9	AB	R	H	RBI	BB	SO	LOB	BOTTOM					
3 Reed Johnson, R OBP: 0.341, SLG: 0.407 (1, 7)	0-3 K		1-1 G6-4-3 1-2		0-0 1B		2-3 K		1-3 K	5	0	1	0	0	3	1						
Mike Bordick, R OBP: 0.334, SLG: 0.386 (1, 6)	4-2 BB		0-1 F8		0-0 10 FC6-4 1B		2-2 G6-3		1-1 G3-1	4	0	1	1	1	0	0						
10 Vernon Wells, R OBP: 0.358, SLG: 0.549 (1, 8)	1-2 F8		2-1 P3		1-0 FC6-4 1-2		0-0 G6-3			4	0	0	0	0	0	3						
Carlos Delgado, L OBP: 0.428, SLG: 0.574 (1, 3)	0-3 K		4-2 FC4-6 BB		3-3 K		1-1 2B			3	0	1	0	1	2	1						
Josh Phelps, R OBP: 0.361, SLG: 0.485 (1, 10)		1-1 HR	3-2 FC4-6 FC6-4 1-2		4-1 1B BB		4-2 FC5-4 BB			2	2	1	1	2	0	1						
Bobby Kielty, S OBP: 0.395, SLG: 0.396 (1, 9)		3-3 K	0-1 FC6-4 1-2		2-2 1B		1-2 F7			3	0	1	0	0	1	1						
Greg Myers, L OBP: 0.383, SLG: 0.519 (8, FH)										1	0	0	0	0	2							
Orlando Hudson, S OBP: 0.326, SLG: 0.390 (9, 4)										0	0	0	0	0	0							
Eric Hinske, L OBP: 0.335, SLG: 0.447 (1, 5)		3-2 P1	3-3 K		0-1 F8		1-3 K			4	0	0	0	0	2	4						
Tom Wilson, R OBP: 0.332, SLG: 0.399 (1, 2)		3-2 F9	1-1 F9		3-1 1B		3-1 FC5-4 1-2			4	0	1	1	0	0	2						
Dave Berg, R OBP: 0.312, SLG: 0.401 (9, 7)			4-2 3 G6-4-3 BB		0-1 1B		3-3 K			2	1	1	0	1	1	2						
Frank Catalanotto, L OBP: 0.351, SLG: 0.473 (9, FH)										1	0	0	0	0	0							
Inning Stats	R: 0 E: 0 K: 2 S: 12	H: 0 LOB: 1 BB: 1 P: 17	R: 1 E: 0 K: 1 S: 13	H: 1 LOB: 0 BB: 0 P: 23	R: 0 E: 0 K: 0 S: 9	H: 0 LOB: 0 BB: 1 P: 14	R: 0 E: 0 K: 0 S: 10	H: 0 LOB: 1 BB: 1 P: 19	R: 1 E: 0 K: 1 S: 12	H: 3 LOB: 2 BB: 0 P: 17	R: 1 E: 0 K: 2 S: 18	H: 2 LOB: 2 BB: 1 P: 33	R: 0 E: 0 K: 1 S: 8	H: 0 LOB: 0 BB: 0 P: 12	R: 0 E: 0 K: 1 S: 12	H: 1 LOB: 2 BB: 1 P: 22	R: 0 E: 0 K: 1 S: 11	H: 0 LOB: 0 BB: 0 P: 16	1B: 5 2B: 1 3B: 0 HR: 1	SF: 0 SAC: 0 DP: 1 HBP: 0	WP: 0 PB: 0 SB: 0 CS: 0	PA: 38
PITCHER	IP WLS BF H R ER SO BB IBB HBP BLK WP HR S P ERA WHIP	IP WLS BF H R ER SO BB IBB HBP BLK WP HR S P ERA WHIP																				
Matt Riley, L ERA: 3.6 (1, 1)	5.0 W 21 4 2 2 4 3 0 0 0 0 1 56 90 4.50 2.500	2.0 H 11 3 1 1 3 2 0 0 0 0 0 30 54 4.50 2.500	0.1 H 1 0 0 0 0 0 0 0 0 0 3 4 0.00 0.000	0.2 H 2 0 0 0 1 0 0 0 0 0 5 9 0.00 0.000	1.0 S 3 0 0 0 1 0 0 0 0 0 11 16 0.00 0.000																	
Omar DaSil, L ERA: 5.83 (8, 1)																						
Kerry Ligtenberg, R ERA: 3.45 (8, 1)																						
B.J. Ryan, L ERA: 3.6 (9, 1)																						
Jorge Julio, R ERA: 4.26 (9, 1)																						

Baltimore Orioles @ Toronto Blue Jays
SkyDome, Toronto, ON
Sun Sep 14 2003, 1:05 PM EDT
Att: 18,763 - Overcast - 73 F

AB 33
R 3
H 7
RBI 3
BB 5
SO 9
LOB 17



Batter	1	2	3	4	5	6	7	8	9	AB	R	H	RBI	BB	SO	LOB	TOP			
Alfonso Soriano, R OBP: 0.335, SLG: 0.502 (1, 4)										5	3	4	3	0	0	0	New York Yankees @ Baltimore Orioles Oriole Park at Camden Yards, Baltimore, MD Mon Sep 15 2003, 7:05 PM EDT Att: 27,335 - Cloudy - 75 F			
Nick Johnson, L OBP: 0.450, SLG: 0.505 Fernando Seguignol, S (8, PH) (8, 3)										4	0	0	0	0	1	3				
2 Derek Jeter, R OBP: 0.394, SLG: 0.457 Enrique Wilson, S OBP: 0.263, SLG: 0.363 (8, 6)										4	1	1	0	0	0	1				
25 Jason Giambi, L OBP: 0.415, SLG: 0.525 (1, 10)										4	1	1	1	1	1	3				
20 Jorge Posada, S OBP: 0.404, SLG: 0.515 Michel Hernandez, R (8, PH) (8, 2)										3	2	1	3	1	0	1				
55 Hideki Matsui, L OBP: 0.348, SLG: 0.440 Juan Rivera, R OBP: 0.273, SLG: 0.358 (7, 7)										4	0	1	1	0	1	2				
Ruben Sierra, S OBP: 0.343, SLG: 0.427 (1, 9)										4	1	2	0	1	1	1				
Aaron Boone, R OBP: 0.326, SLG: 0.452 (1, 5)										5	2	2	4	0	0	3				
Karim Garcia, L OBP: 0.294, SLG: 0.426 (7, 8)										5	2	2	0	0	1	0				
Inning Stats	R: 1 E: 0 K: 1 S: 10	H: 1 LOB: 0 BB: 0 P: 14	R: 0 E: 0 K: 1 S: 8	H: 0 LOB: 1 BB: 1 P: 16	R: 0 E: 0 K: 1 S: 10	H: 1 LOB: 1 BB: 0 P: 17	R: 6 E: 0 K: 1 S: 17	H: 5 LOB: 0 BB: 1 P: 23	R: 0 E: 0 K: 0 S: 11	H: 1 LOB: 2 BB: 1 P: 22	R: 0 E: 0 K: 0 S: 8	H: 0 LOB: 0 BB: 0 P: 12	R: 1 E: 0 K: 1 S: 9	H: 1 LOB: 0 BB: 0 P: 16	R: 1 E: 0 K: 1 S: 14	H: 1 LOB: 0 BB: 0 P: 21		1B: 8 2B: 1 3B: 0 HR: 6	SF: 0 SAC: 0 DP: 0 HBP: 0	WP: 0 PB: 0 SB: 0 CS: 0
PITCHER	IP WLS BF H R ER SO BB IBB HBP BLK WP HR S P ERA WHIP																			
Rodrigo Lopez, R ERA: 5.98 Sean Douglass, R ERA: 11.12 John Parrish, L ERA: 1.84 Hector Carrasco, R ERA: 4.19 Buddy Groom, L ERA: 5.63	4.0 L 21 7 7 7 4 2 0 0 0 0 0 4 45 70 15.75 2.250	1.2 11 5 4 4 0 1 0 0 0 0 0 0 24 43 21.60 3.600	1.1 5 1 0 0 0 0 0 0 0 0 0 0 12 18 0.00 0.750	1.0 4 1 1 1 1 0 0 0 0 0 1 9 16 9.00 1.000	1.0 4 1 1 1 1 0 0 0 0 0 1 14 21 9.00 1.000															

Batter	1	2	3	4	5	6	7	8	9	AB	R	H	RBI	BB	SO	LOB	BOTTOM					
1 Brian Roberts, S OBP: 0.346, SLG: 0.382 Jose Morban, S OBP: 0.200, SLG: 0.242 (8, 4)										4	0	1	0	0	0	1	New York Yankees @ Baltimore Orioles Oriole Park at Camden Yards, Baltimore, MD Mon Sep 15 2003, 7:05 PM EDT Att: 27,335 - Cloudy - 75 F					
Jerry Hairston, R OBP: 0.368, SLG: 0.363 Jack Cust, L OBP: 0.304, SLG: 0.458 (9, PH)										4	0	1	1	0	0	1						
Larry Bigbie, L OBP: 0.374, SLG: 0.468 (8, 9)										4	0	2	0	1	0	1						
31 Jay Gibbons, L OBP: 0.334, SLG: 0.466 53 Carlos Mendez, R OBP: 0.199, SLG: 0.250 (8, 3)										4	0	2	0	0	0	3						
Tony Batista, R OBP: 0.279, SLG: 0.409 (1, 5)										4	0	0	0	0	2	6						
B.J. Surhoff, L OBP: 0.361, SLG: 0.420 57 Pedro Swann, L (8, 7)										3	0	0	0	0	0	0						
Deivi Cruz, R OBP: 0.273, SLG: 0.388 (1, 6)										3	0	0	0	1	0	0						
Brook Fordyce, R OBP: 0.320, SLG: 0.389 Robert Machado, R OBP: 0.360, SLG: 0.364 (8, 2)										3	0	2	0	0	1	0						
16 Tim Raines, S OBP: 0.171, SLG: 0.205 (1, 8)										4	1	1	0	0	0	4						
Inning Stats	R: 0 E: 0 K: 1 S: 9	H: 1 LOB: 2 BB: 1 P: 15	R: 0 E: 0 K: 1 S: 6	H: 0 LOB: 0 BB: 0 P: 10	R: 1 E: 0 K: 0 S: 9	H: 1 LOB: 1 BB: 0 P: 13	R: 0 E: 0 K: 0 S: 11	H: 1 LOB: 2 BB: 1 P: 20	R: 0 E: 0 K: 0 S: 12	H: 3 LOB: 2 BB: 0 P: 18	R: 0 E: 0 K: 0 S: 9	H: 1 LOB: 1 BB: 0 P: 12	R: 0 E: 0 K: 1 S: 18	H: 2 LOB: 2 BB: 0 P: 23	R: 0 E: 0 K: 0 S: 7	H: 1 LOB: 1 BB: 0 P: 11		R: 0 E: 0 K: 0 S: 4	H: 0 LOB: 0 BB: 0 P: 4	1B: 7 2B: 3 3B: 0 HR: 0	SF: 0 SAC: 0 DP: 1 HBP: 0	WP: 0 PB: 0 SB: 1 CS: 0
PITCHER	IP WLS BF H R ER SO BB IBB HBP BLK WP HR S P ERA WHIP																					
Andy Pettitte, L ERA: 4.22 Chris Hammond, L ERA: 2.55 43 Jorge De Paula, R ERA: 1.8	6.0 W 27 7 1 1 2 2 0 0 0 0 0 0 18 23 0.00 2.000	1.0 5 2 0 0 1 0 0 0 0 0 0 0 11 15 0.00 0.500	2.0 7 1 0 0 0 0 0 0 0 0 0 0 11 15 0.00 0.500																			

Batter	1	2	3	4	5	6	7	8	9	AB	R	H	RBI	BB	SO	LOB	TOP				
Alfonso Soriano, R (1, 4) OBP: 0.336, SLG: 0.508	F9		F9			HR		K		5	1	2	2	0	1	2	New York Yankees @ Baltimore Orioles Oriole Park at Camden Yards, Baltimore, MD Tue Sep 16 2003, 7:05 PM EDT Att: 26,263 - Sunny - 81 F				
Nick Johnson, L (1, 10) OBP: 0.437, SLG: 0.498	G5-3		G3					G1-3		4	0	0	0	1	0	3					
Derek Jeter, R (1, 6) OBP: 0.394, SLG: 0.458	K		G6-3							5	1	2	0	0	1	3					
25 Jason Giambi, L (1, 3) OBP: 0.415, SLG: 0.523		G3								4	1	1	0	1	2	2					
Bernie Williams, S (1, 8) OBP: 0.372, SLG: 0.415		G3-1								2	1	0	0	3	0	2					
20 Jorge Posada, S (1, 2) OBP: 0.404, SLG: 0.514										4	1	1	0	1	1	6					
55 Hideki Matsui, L (1, 7) OBP: 0.347, SLG: 0.438										5	1	1	3	0	0	5					
Aaron Boone, R (1, 5) OBP: 0.325, SLG: 0.450										5	0	1	0	0	1	7					
Karim Garcia, L (1, 9) OBP: 0.295, SLG: 0.427										2	0	1	1	0	0	0					
Ruben Sierra, S (7, PH) OBP: 0.342, SLG: 0.425										1	0	0	0	0	0	2					
Juan Rivera, R (9, 9) OBP: 0.273, SLG: 0.358										0	0	0	0	0	0	0					
Inning Stats	R: 0 E: 0 K: 1 S: 5	H: 0 LOB: 0 BB: 0 P: 8	R: 0 E: 0 K: 0 S: 10	H: 0 LOB: 1 BB: 1 P: 19	R: 0 E: 0 K: 0 S: 7	H: 2 LOB: 2 BB: 0 P: 11	R: 0 E: 0 K: 0 S: 6	H: 1 LOB: 2 BB: 1 P: 14	R: 1 E: 0 K: 1 S: 13	H: 1 LOB: 1 BB: 1 P: 23	R: 3 E: 1 K: 1 S: 13	H: 2 LOB: 1 BB: 1 P: 20	R: 2 E: 1 K: 1 S: 17	H: 2 LOB: 2 BB: 1 P: 27	R: 0 E: 0 K: 2 S: 10	H: 1 LOB: 1 BB: 0 P: 14	1B: 5 2B: 3 3B: 0 HR: 1	SF: 1 SAC: 0 DP: 0 HBP: 0	WP: 2 PB: 2 SB: 0 CS: 0	PA: 44	
PITCHER	IP	WLS	BF	H	R	ER	SO	BB	IBB	HBP	BLK	WP	HR	S	P	ERA	WHIP				
Jason Johnson, R (1, 1) ERA: 3.91	6.0	L	31	7	6	4	3	5	0	0	0	1	1	59	105	6.00	2.000				
John Parrish, L (7, 1) ERA: 1.72	1.0		5	1	0	0	1	0	0	0	0	0	0	12	17	0.00	1.000				
Kerry Ligtenberg, R (8, 1) ERA: 3.44	0.2		3	1	0	0	1	0	0	0	0	0	0	7	10	0.00	1.500				
B.J. Ryan, L (8, 1) ERA: 3.5	1.1		5	0	0	0	1	1	0	0	0	0	0	9	14	0.00	0.750				

AB	37
R	6
H	9
RBI	6
BB	6
SO	6
LOB	32



Batter	1	2	3	4	5	6	7	8	9	AB	R	H	RBI	BB	SO	LOB	BOTTOM					
1 Brian Roberts, S (1, 10) OBP: 0.343, SLG: 0.379	G6-3		L3					P6		4	0	0	0	0	1	0	New York Yankees @ Baltimore Orioles Oriole Park at Camden Yards, Baltimore, MD Tue Sep 16 2003, 7:05 PM EDT Att: 26,263 - Sunny - 81 F					
Jerry Hairston, R (1, 4) OBP: 0.366, SLG: 0.366	F8							F7		4	0	1	0	0	0	0						
Larry Bigbie, L (1, 8) OBP: 0.372, SLG: 0.469	G4-3									4	1	1	0	0	1	1						
31 Jay Gibbons, L (1, 9) OBP: 0.333, SLG: 0.464		G1-3								4	0	1	1	0	0	0						
Tony Batista, R (1, 5) OBP: 0.278, SLG: 0.408										4	0	1	0	0	1	0						
B.J. Surhoff, L (1, 3) OBP: 0.357, SLG: 0.414										4	0	0	0	0	1	1						
Deivi Cruz, R (1, 6) OBP: 0.274, SLG: 0.388										3	0	1	0	0	0	0						
57 Pedro Swann, L (1, 7) OBP: 0.250, SLG: 1.000										3	2	1	1	0	0	2						
Brook Fordyce, R (1, 2) OBP: 0.320, SLG: 0.391										3	0	1	1	0	0	0						
Inning Stats	R: 0 E: 0 K: 0 S: 5	H: 0 LOB: 0 BB: 0 P: 7	R: 0 E: 0 K: 0 S: 13	H: 2 LOB: 2 BB: 0 P: 21	R: 0 E: 0 K: 1 S: 10	H: 1 LOB: 1 BB: 0 P: 16	R: 0 E: 0 K: 0 S: 4	H: 0 LOB: 0 BB: 0 P: 8	R: 1 E: 1 K: 1 S: 9	H: 1 LOB: 0 BB: 0 P: 12	R: 1 E: 0 K: 1 S: 11	H: 2 LOB: 0 BB: 0 P: 16	R: 1 E: 0 K: 1 S: 13	H: 1 LOB: 0 BB: 0 P: 22	R: 0 E: 0 K: 0 S: 6	H: 0 LOB: 0 BB: 0 P: 11		R: 0 E: 0 K: 0 S: 6	H: 0 LOB: 0 BB: 0 P: 8	1B: 3 2B: 3 3B: 0 HR: 1	SF: 0 SAC: 0 DP: 0 HBP: 0	WP: 0 PB: 0 SB: 0 CS: 0
PITCHER	IP	WLS	BF	H	R	ER	SO	BB	IBB	HBP	BLK	WP	HR	S	P	ERA	WHIP					
Roger Clemens, R (1, 1) ERA: 4.08	7.0	W	27	7	3	2	4	0	0	0	0	0	0	65	102	2.57	1.000					
Felix Heredia, L (8, 1) ERA: 2.92	1.0	H	3	0	0	0	0	0	0	0	0	0	0	6	11	0.00	0.000					
42 Mariano Rivera, R (9, 1) ERA: 1.76	1.0	S	3	0	0	0	0	0	0	0	0	0	0	6	8	0.00	0.000					

AB	33
R	3
H	7
RBI	3
BB	0
SO	4
LOB	4



Batter	1	2	3	4	5	6	7	8	9	AB	R	H	RBI	BB	SO	LOB	TOP					
Alfonso Soriano, R OBP: 0.337, SLG: 0.508										4	0	2	0	0	0	0	<p>New York Yankees @ Baltimore Orioles Oriole Park at Camden Yards, Baltimore, MD Wed Sep 17 2003, 7:05 PM EDT Att: 27,108 - Cloudy - 81 F</p>					
Bernie Williams, S OBP: 0.371, SLG: 0.412										3	0	0	0	1	1	2						
2 Derek Jeter, R OBP: 0.392, SLG: 0.457										4	0	1	0	0	1	1						
25 Jason Giambi, L OBP: 0.416, SLG: 0.527										4	1	2	0	0	0	1						
20 Jorge Posada, S OBP: 0.404, SLG: 0.514										4	0	2	0	0	1	3						
55 Hideki Matsui, L OBP: 0.348, SLG: 0.438										4	0	2	1	0	0	1						
Ruben Sierra, S OBP: 0.338, SLG: 0.419										4	0	0	0	0	1	3						
Aaron Boone, R OBP: 0.324, SLG: 0.449										4	1	1	0	0	1	1						
Juan Rivera, R OBP: 0.274, SLG: 0.377										3	1	1	2	0	0	0						
Nick Johnson, L OBP: 0.436, SLG: 0.497										1	0	0	0	0	0	0						
Inning Stats	R: 0 E: 0 K: 1 S: 13	H: 3 LOB: 2 BB: 0 P: 21	R: 0 E: 0 K: 1 S: 9	H: 1 LOB: 1 BB: 0 P: 15	R: 0 E: 0 K: 0 S: 5	H: 0 LOB: 0 BB: 0 P: 6	R: 1 E: 0 K: 0 S: 10	H: 3 LOB: 1 BB: 0 P: 15	R: 0 E: 0 K: 0 S: 9	H: 0 LOB: 0 BB: 0 P: 13	R: 0 E: 0 K: 0 S: 7	H: 0 LOB: 1 BB: 1 P: 13	R: 2 E: 0 K: 1 S: 10	H: 3 LOB: 1 BB: 0 P: 18	R: 0 E: 0 K: 1 S: 10	H: 1 LOB: 1 BB: 0 P: 15	R: 0 E: 0 K: 1 S: 6	H: 0 LOB: 0 BB: 0 P: 9	1B: 8 2B: 3 3B: 0 HR: 1	SF: 0 SAC: 0 DP: 3 HBP: 0	WP: 0 PB: 0 SB: 0 CS: 1	PA: 36
PITCHER	IP WLS BF H R ER SO BB IBB HBP BLK WP HR S P ERA WHIP																					
Eric DuBose, L ERA: 3.86	(1, 1) 6.2 W 27 9 3 3 2 1 0 0 0 0 0 1 59 94 4.05 1.500																					
Hector Carrasco, R ERA: 4.11	(7, 1) 0.2 H 3 1 0 0 2 0 0 0 0 0 0 0 7 12 0.00 1.500																					
B.J. Ryan, L ERA: 3.45	(8, 1) 0.2 H 3 1 0 0 0 0 0 0 0 0 0 0 7 10 0.00 1.500																					
Jorge Julio, R ERA: 4.19	(9, 1) 1.0 S 3 0 0 0 1 0 0 0 0 0 0 0 6 9 0.00 0.000																					

AB	35
R	3
H	11
RBI	3
BB	1
SO	5
LOB	12



Batter	1	2	3	4	5	6	7	8	9	AB	R	H	RBI	BB	SO	LOB	BOTTOM			
1 Brian Roberts, S OBP: 0.343, SLG: 0.377										4	1	1	1	0	1	0	<p>New York Yankees @ Baltimore Orioles Oriole Park at Camden Yards, Baltimore, MD Wed Sep 17 2003, 7:05 PM EDT Att: 27,108 - Cloudy - 81 F</p>			
Jerry Hairston, R OBP: 0.394, SLG: 0.368										4	0	1	1	0	0	0				
Larry Bigbie, L OBP: 0.370, SLG: 0.478										4	1	1	1	0	1	1				
Tony Batista, R OBP: 0.277, SLG: 0.406										3	0	0	0	0	0	0				
31 Jay Gibbons, L OBP: 0.333, SLG: 0.469										3	1	1	1	0	1	0				
Luis Matos, R OBP: 0.357, SLG: 0.455										3	1	1	0	0	0	0				
B.J. Surhoff, L OBP: 0.356, SLG: 0.413										3	1	1	0	0	0	0				
Deivi Cruz, R OBP: 0.274, SLG: 0.387										3	0	1	1	0	0	1				
Brook Fordyce, R OBP: 0.318, SLG: 0.388										3	0	0	0	0	1	2				
Inning Stats	R: 1 E: 0 K: 1 S: 7	H: 1 LOB: 0 BB: 0 P: 15	R: 4 E: 0 K: 0 S: 14	H: 5 LOB: 1 BB: 0 P: 19	R: 0 E: 0 K: 0 S: 8	H: 0 LOB: 0 BB: 0 P: 11	R: 0 E: 0 K: 1 S: 7	H: 1 LOB: 0 BB: 0 P: 10	R: 0 E: 0 K: 1 S: 5	H: 0 LOB: 0 BB: 0 P: 11	R: 0 E: 0 K: 1 S: 7	H: 0 LOB: 0 BB: 0 P: 9	R: 0 E: 0 K: 0 S: 4	H: 0 LOB: 0 BB: 0 P: 7	R: 0 E: 0 K: 0 S: 8	H: 0 LOB: 0 BB: 0 P: 11	1B: 4 2B: 1 3B: 0 HR: 2	SF: 0 SAC: 0 DP: 0 HBP: 0	WP: 0 PB: 0 SB: 0 CS: 1	PA: 30
PITCHER	IP WLS BF H R ER SO BB IBB HBP BLK WP HR S P ERA WHIP																			
David Wells, L ERA: 4.27	(1, 1) 8.0 L 30 7 5 5 4 0 0 0 0 0 0 2 60 93 5.62 0.875																			

AB	30
R	5
H	7
RBI	5
BB	0
SO	4
LOB	4



Batter	1	2	3	4	5	6	7	8	9	AB	R	H	RBI	BB	SO	LOB	TOP		
Alfonso Soriano, R (1,4) OBP: 0.337, SLG: 0.509										3	0	1	0	0	1	1	<p>New York Yankees @ Baltimore Orioles Oriole Park at Camden Yards, Baltimore, MD Thu Sep 18 2003, 12:35 PM EDT Att: 29,093 - Cloudy - 74 F</p> <p>livebaseballscorecards.com</p> <p>AB 20 R 1 H 5 RBI 1 BB 2 SO 4 LOB 14</p>		
Nick Johnson, L (1,3) OBP: 0.438, SLG: 0.495										1	1	0	0	1	0	1			
2 Derek Jeter, R (1,6) OBP: 0.392, SLG: 0.456										3	0	1	0	0	1	2			
25 Jason Giambi, L (1,10) OBP: 0.415, SLG: 0.527										3	0	1	1	0	1	2			
Bernie Williams, S (1,8) OBP: 0.369, SLG: 0.409										3	0	0	0	0	1	4			
55 Hideki Matsui, L (1,7) OBP: 0.348, SLG: 0.437										1	0	0	0	1	0	0			
Aaron Boone, R (1,5) OBP: 0.323, SLG: 0.447										2	0	0	0	0	0	3			
Karim Garcia, L (1,9) OBP: 0.297, SLG: 0.427										2	0	1	0	0	0	0			
John Flaherty, R (1,2) OBP: 0.286, SLG: 0.455										2	0	1	0	0	0	1			
Inning Stats	R: 0 E: 0 K: 2 S: 11	H: 1 LOB: 2 BB: 0 P: 20	R: 0 E: 0 K: 0 S: 7	H: 1 LOB: 1 BB: 0 P: 10	R: 1 E: 0 K: 2 S: 13	H: 2 LOB: 3 BB: 2 P: 27	R: 0 E: 0 K: 0 S: 8	H: 1 LOB: 1 BB: 0 P: 11	R: 0 E: 0 K: 0 S: 6	H: 0 LOB: 0 BB: 0 P: 8						1B: 3 2B: 2 3B: 0 HR: 0	SF: 0 SAC: 0 DP: 0 HBP: 1	WP: 0 PB: 0 SB: 2 CS: 0	PA: 23
PITCHER Pat Hentgen, R (1,1) ERA: 4.09	IP: 5.0 WLS: 23 BF: 5	H: 5 R: 1 ER: 1 SO: 4	BB: 1 IBB: 1 HBP: 1 BLK: 0	WP: 0 HR: 0 S: 45 P: 76	ERA: 1.80 WHIP: 1.200											ERA: 1.80 WHIP: 1.200			

Batter	1	2	3	4	5	6	7	8	9	AB	R	H	RBI	BB	SO	LOB	BOTTOM		
1 Brian Roberts, S (1,4) OBP: 0.345, SLG: 0.382										3	1	2	0	0	0	0	<p>New York Yankees @ Baltimore Orioles Oriole Park at Camden Yards, Baltimore, MD Thu Sep 18 2003, 12:35 PM EDT Att: 29,093 - Cloudy - 74 F</p> <p>livebaseballscorecards.com</p> <p>AB 19 R 1 H 5 RBI 1 BB 1 SO 6 LOB 5</p>		
Luis Matos, R (1,8) OBP: 0.357, SLG: 0.454										3	0	1	1	0	1	1			
Larry Bigbie, L (1,9) OBP: 0.368, SLG: 0.474										2	0	0	0	0	0	1			
Tony Batista, R (1,5) OBP: 0.276, SLG: 0.404										2	0	0	0	0	1	0			
31 Jay Gibbons, L (1,10) OBP: 0.332, SLG: 0.467										2	0	0	0	0	0	0			
B.J. Surhoff, L (1,3) OBP: 0.361, SLG: 0.415										1	0	1	0	1	0	0			
Deivi Cruz, R (1,6) OBP: 0.273, SLG: 0.386										2	0	0	0	0	1	2			
57 Pedro Swann, L (1,7) OBP: 0.333, SLG: 1.000										2	0	1	0	0	1	0			
Robert Machado, R (1,2) OBP: 0.346, SLG: 0.348										2	0	0	0	0	2	1			
Inning Stats	R: 0 E: 0 K: 1 S: 8	H: 0 LOB: 0 BB: 0 P: 9	R: 0 E: 0 K: 2 S: 11	H: 0 LOB: 1 BB: 1 P: 15	R: 1 E: 0 K: 2 S: 14	H: 2 LOB: 1 BB: 0 P: 23	R: 0 E: 0 K: 0 S: 11	H: 1 LOB: 1 BB: 0 P: 15	R: 0 E: 0 K: 1 S: 10	H: 2 LOB: 1 BB: 0 P: 13						1B: 3 2B: 2 3B: 0 HR: 0	SF: 0 SAC: 0 DP: 0 HBP: 0	WP: 0 PB: 0 SB: 0 CS: 0	PA: 20
PITCHER 35 Mike Mussina, R (1,1) ERA: 3.14	IP: 5.0 WLS: 20 BF: 5	H: 5 R: 1 ER: 1 SO: 6	BB: 1 IBB: 0 HBP: 0 BLK: 0	WP: 0 HR: 0 S: 54 P: 75	ERA: 1.80 WHIP: 1.200											ERA: 1.80 WHIP: 1.200			

Batter	1	2	3	4	5	6	7	8	9	AB	R	H	RBI	BB	SO	LOB	TOP										
3 Reed Johnson, R OBP: 0.344, SLG: 0.416	G4-3		F8					1B	K	5	1	1	0	0	2	1											
Mike Bordick, R OBP: 0.334, SLG: 0.379	P2			G3-1		F8		B1	K	5	0	0	0	0	1	1											
10 Vernon Wells, R OBP: 0.361, SLG: 0.560	1B			1B	3B	2B		1B	1B	4	2	4	0	0	0	0											
Carlos Delgado, L OBP: 0.428, SLG: 0.567	F7			G1-4-3	1B	BB		HBP	SF8	3	1	2	2	1	0	1											
Josh Phelps, R OBP: 0.364, SLG: 0.484				G5-4-3	1B			HBP	1B	4	0	2	1	0	1	3											
Howie Clark, L OBP: 0.400, SLG: 0.431				G1-4-3				HBP	1B	0	0	0	0	0	0	0											
Tom Wilson, R OBP: 0.332, SLG: 0.399				1-2				1B	1B	0	0	0	0	0	0	0											
Bobby Kielty, S OBP: 0.355, SLG: 0.397	G5-4-3			1-2	1B	BB		L4		2	1	0	0	1	0	3											
Eric Hinske, L OBP: 0.332, SLG: 0.447	G3							F9	SF8	3	0	1	1	0	0	0											
Dave Berg, R OBP: 0.311, SLG: 0.396				K				F8		3	0	1	1	0	1	0											
Greg Myers, L OBP: 0.381, SLG: 0.514								G6-3	F8	1	0	0	0	0	0	2											
Orlando Hudson, S OBP: 0.331, SLG: 0.401								1B		0	0	0	0	0	0	0											
Kevin Cash, R OBP: 0.144, SLG: 0.140				G1-3		G6-3		F7	G6-3	4	0	0	0	0	0	2											
Inning Stats	R: 0 E: 0 K: 0 S: 7	H: 1 LOB: 1 BB: 0 P: 11	R: 0 E: 0 K: 0 S: 9	H: 1 LOB: 0 BB: 0 P: 13	R: 0 E: 0 K: 1 S: 7	H: 0 LOB: 0 BB: 0 P: 10	R: 1 E: 0 K: 0 S: 10	H: 2 LOB: 0 BB: 0 P: 13	R: 1 E: 0 K: 1 S: 15	H: 2 LOB: 1 BB: 1 P: 25	R: 0 E: 0 K: 0 S: 9	H: 1 LOB: 2 BB: 1 P: 19	R: 0 E: 0 K: 0 S: 7	H: 0 LOB: 0 BB: 0 P: 10	R: 3 E: 0 K: 0 S: 17	H: 4 LOB: 2 BB: 0 P: 27	R: 0 E: 0 K: 2 S: 10	H: 0 LOB: 0 BB: 0 P: 13	1B: 9 2B: 1 3B: 1 HR: 0	SF: 1 SAC: 0 DP: 2 HBP: 1	WP: 0 PB: 0 SB: 0 CS: 1	PA: 38					
PITCHER	IP	WLS	BF	H	R	ER	SO	BB	IBB	HBP	BLK	WP	HR	S	P	ERA	WHIP										
Omar Daal, L ERA: 5.77	(1, 1)	4.0	17	6	2	2	1	1	0	0	0	0	0	40	61	4.50	1.750										
Damian Moss, L ERA: 4.82	(5, 1)	3.0	10	1	0	0	2	1	0	0	0	0	0	24	40	0.00	0.667										
Hector Carrasco, R ERA: 4.55	(8, 1)	0.1	L	3	2	2	0	0	0	0	0	0	0	6	9	54.00	6.000										
B.J. Ryan, L ERA: 3.61	(8, 1)	0.1		4	2	1	1	0	0	0	1	0	0	10	17	27.00	6.000										
Kerry Ligtenberg, R ERA: 3.36	(8, 1)	1.1		4	0	0	0	2	0	0	0	0	0	11	14	0.00	0.000										

Toronto Blue Jays @ Baltimore Orioles
 Oriole Park at Camden Yards, Baltimore, MD
 Fri Sep 19 2003, 7:05 PM EDT
 Att: 25,857 - Cloudy - 71 F

AB 34
 R 5
 H 11
 RBI 5
 BB 2
 SO 5
 LOB 13



Batter	1	2	3	4	5	6	7	8	9	AB	R	H	RBI	BB	SO	LOB	BOTTOM										
1 Brian Roberts, S OBP: 0.344, SLG: 0.379	K		F8			HR		F7		3	1	0	0	1	1	1											
Jerry Hairston, R OBP: 0.357, SLG: 0.361	F9			G1-3		F8		F7		4	0	0	0	0	0	1											
Larry Bigbie, L OBP: 0.373, SLG: 0.486	G4-3			31	1B	HR		BB		2	1	1	2	2	0	0											
31 Jay Gibbons, L OBP: 0.332, SLG: 0.466				P6	1B	K		P5		4	0	1	0	0	1	1											
Tony Batista, R OBP: 0.274, SLG: 0.402	G6-3			K		K		F8		4	0	0	0	0	2	2											
B.J. Surhoff, L OBP: 0.356, SLG: 0.410	G2-3			K				G6-3	G4-3	4	0	0	0	0	1	2											
Luis Matos, R OBP: 0.356, SLG: 0.452				K		K		F9	1B	4	0	1	0	0	2	0											
Deivi Cruz, R OBP: 0.275, SLG: 0.385				1B		P4		F8		3	0	1	0	1	0	1											
Brook Fordyce, R OBP: 0.315, SLG: 0.384	F9			F9		P4		G3-4-3		3	0	0	0	0	0	2											
Inning Stats	R: 0 E: 0 K: 1 S: 10	H: 0 LOB: 0 BB: 0 P: 15	R: 0 E: 0 K: 0 S: 7	H: 0 LOB: 0 BB: 0 P: 9	R: 0 E: 0 K: 1 S: 11	H: 1 LOB: 0 BB: 0 P: 18	R: 0 E: 0 K: 2 S: 13	H: 1 LOB: 2 BB: 1 P: 18	R: 0 E: 0 K: 2 S: 14	H: 0 LOB: 0 BB: 1 P: 24	R: 0 E: 0 K: 0 S: 13	H: 0 LOB: 1 BB: 1 P: 19	R: 0 E: 0 K: 0 S: 7	H: 0 LOB: 1 BB: 1 P: 13	R: 0 E: 0 K: 0 S: 7	H: 1 LOB: 0 BB: 0 P: 11	1B: 3 2B: 0 3B: 0 HR: 1	SF: 0 SAC: 0 DP: 0 HBP: 0	WP: 0 PB: 0 SB: 0 CS: 0	PA: 35							
PITCHER	IP	WLS	BF	H	R	ER	SO	BB	IBB	HBP	BLK	WP	HR	S	P	ERA	WHIP										
Kelvin Escobar, R ERA: 4.36	(1, 1)	7.0	27	3	2	2	7	3	0	0	0	0	0	75	113	2.57	0.857										
Aquilino Lopez, R ERA: 3.54	(8, 1)	2.0	S	8	1	0	0	1	0	0	0	0	0	14	24	0.00	1.000										

Toronto Blue Jays @ Baltimore Orioles
 Oriole Park at Camden Yards, Baltimore, MD
 Fri Sep 19 2003, 7:05 PM EDT
 Att: 25,857 - Cloudy - 71 F

AB 31
 R 2
 H 4
 RBI 2
 BB 4
 SO 7
 LOB 10



Batter	1	2	3	4	5	6	7	8	9	AB	R	H	RBI	BB	SO	LOB	TOP			
3 Reed Johnson, R OBP: 0.345, SLG: 0.420	1-0 BB 1B		3-3 K		3-2 2B		3-3 K2-3			4	0	2	0	0	2	1	<p>Toronto Blue Jays @ Baltimore Orioles</p> <p>Oriole Park at Camden Yards, Baltimore, MD</p> <p>Sat Sep 20 2003, 7:05 PM EDT</p> <p>Att: 32,381 - Cloudy - 84 F</p> <p>livebaseballscores.com</p>			
Eric Hinske, L OBP: 0.331, SLG: 0.444	4-1 BB		3-2 F8		1-2 F8			2-2 F7		3	0	0	0	1	0	1				
10 Vernon Wells, R OBP: 0.360, SLG: 0.558	2-2 F7		1-0 G5-3			2-1 F8		1-0 1B		4	0	1	0	0	0	2				
Carlos Delgado, L OBP: 0.427, SLG: 0.564	1-3 K			2-2 G6-4-3 1B		1-1 G4-3		3-3 K		4	0	1	0	0	2	3				
Josh Phelps, R OBP: 0.361, SLG: 0.480	2-1 F9			0-1 G6-4-3		1-3 K		0-2 G1-3		3	0	0	0	0	1	3				
Greg Myers, L OBP: 0.380, SLG: 0.512				1-2						1	0	0	0	0	0	1				
Bobby Kielty, S OBP: 0.355, SLG: 0.396		3-1 G5-3		1-1 E5			4-0 2B 3 WP BB		2-0 FC6 1B	3	1	1	0	1	0	0				
Tom Wilson, R OBP: 0.331, SLG: 0.394		4-2 BB		0-0 G2-3			2-1 L8		1-1 P4	3	0	0	0	1	0	3				
Chris Woodward, R OBP: 0.310, SLG: 0.392		1-3 K			3-2 P3		0-1 3 WP 2B		0-0 P6	4	0	1	0	0	1	2				
Orlando Hudson, S OBP: 0.328, SLG: 0.398		1-3 K			2-1 G4-3		1-3 K		2-2 FC6	4	0	0	0	0	2	4				
Inning Stats	R: 0 E: 0 K: 1 S: 10	H: 1 LOB: 2 BB: 1 P: 20	R: 0 E: 0 K: 2 S: 12	H: 0 LOB: 1 BB: 1 P: 21	R: 0 E: 0 K: 1 S: 10	H: 0 LOB: 0 BB: 0 P: 17	R: 0 E: 0 K: 0 S: 11	H: 1 LOB: 1 BB: 0 P: 14	R: 0 E: 0 K: 0 S: 11	H: 0 LOB: 1 BB: 0 P: 20	R: 1 E: 0 K: 2 S: 10	H: 1 LOB: 1 BB: 1 P: 20	R: 0 E: 0 K: 1 S: 11	H: 1 LOB: 1 BB: 0 P: 17	R: 0 E: 0 K: 0 S: 7	H: 1 LOB: 1 BB: 0 P: 12	1B: 4 2B: 2 3B: 0 HR: 0	SF: 0 SAC: 0 DP: 1 HBP: 0	WP: 1 PB: 0 SB: 0 CS: 0	PA: 36
PITCHER	IP WLS BF H R ER SO	IP WLS BF H R ER SO	IP WLS BF H R ER SO	IP WLS BF H R ER SO	IP WLS BF H R ER SO	IP WLS BF H R ER SO	IP WLS BF H R ER SO	IP WLS BF H R ER SO	IP WLS BF H R ER SO	IP WLS BF H R ER SO	IP WLS BF H R ER SO	IP WLS BF H R ER SO	IP WLS BF H R ER SO	IP WLS BF H R ER SO	IP WLS BF H R ER SO	IP WLS BF H R ER SO	ERA WHIP	ERA WHIP		
Matt Riley, L ERA: 1.8	(1, 1) 5.0 20 3 0 0 4	(6, 1) 2.2 11 2 1 1 4	(8, 1) 0.1 W 1 0 0 0	(9, 1) 1.0 S 4 1 0 0													0.00	1.000		
John Parrish, L ERA: 1.96																	3.38	1.125		
Kerry Ligtenberg, R ERA: 3.34																	0.00	0.000		
Jorge Julio, R ERA: 4.12																	0.00	1.000		

Batter	1	2	3	4	5	6	7	8	9	AB	R	H	RBI	BB	SO	LOB	BOTTOM			
1 Brian Roberts, S OBP: 0.343, SLG: 0.378	0-2 G4-3 SH1-3 1B		1-0 G6-4-3		0-0 F7			3-2 G3		4	0	1	0	0	0	1	<p>Toronto Blue Jays @ Baltimore Orioles</p> <p>Oriole Park at Camden Yards, Baltimore, MD</p> <p>Sat Sep 20 2003, 7:05 PM EDT</p> <p>Att: 32,381 - Cloudy - 84 F</p> <p>livebaseballscores.com</p>			
Luis Matos, R OBP: 0.358, SLG: 0.461	0-0 SH1-3			1-1 HR		2-0 G6-3		2-2 1B 31 1B		3	2	2	1	0	0	0				
Larry Bigbie, L OBP: 0.379, SLG: 0.490	2-1 G4-3			0-2 31 WP 1B		0-0 F8 31 1B		1-0 31 1B		4	0	3	0	0	0	1				
31 Jay Gibbons, L OBP: 0.333, SLG: 0.466	0-1 P4			3-2 F7		0-2 SAFE 1B		1-0 1B		4	0	2	1	0	0	2				
Tony Batista, R OBP: 0.273, SLG: 0.399		0-1 G5-3		1-1 F8		1-1 F8		0-0 P2		4	0	0	0	0	0	5				
B.J. Surhoff, L OBP: 0.355, SLG: 0.405		1-2 P1		4-2 BB		1-2 G1-3		1-1 F8		3	0	0	0	1	0	4				
Deivi Cruz, R OBP: 0.273, SLG: 0.383		1-1 G4-3		1-1 L9			1-0 G5-3			3	0	0	0	0	0	2				
57 Pedro Swann, L OBP: 0.222, SLG: 0.667			1-2 G4-3		1-3 K		0-3 K			3	0	0	0	0	2	0				
Brook Fordyce, R OBP: 0.315, SLG: 0.383			2-2 G6-4-3 1B		0-1 P6		2-0 F7			3	0	1	0	0	0	0				
Inning Stats	R: 0 E: 0 K: 0 S: 8	H: 1 LOB: 1 BB: 0 P: 10	R: 0 E: 0 K: 0 S: 7	H: 0 LOB: 0 BB: 0 P: 9	R: 0 E: 0 K: 0 S: 7	H: 1 LOB: 0 BB: 0 P: 11	R: 1 E: 0 K: 0 S: 15	H: 2 LOB: 2 BB: 1 P: 25	R: 0 E: 0 K: 1 S: 6	H: 0 LOB: 0 BB: 0 P: 7	R: 0 E: 0 K: 0 S: 9	H: 2 LOB: 2 BB: 0 P: 12	R: 0 E: 0 K: 1 S: 5	H: 0 LOB: 0 BB: 0 P: 8	R: 1 E: 0 K: 0 S: 21	H: 3 LOB: 2 BB: 0 P: 31	1B: 8 2B: 0 3B: 0 HR: 1	SF: 0 SAC: 1 DP: 1 HBP: 0	WP: 1 PB: 0 SB: 0 CS: 0	PA: 33
PITCHER	IP WLS BF H R ER SO	IP WLS BF H R ER SO	IP WLS BF H R ER SO	IP WLS BF H R ER SO	IP WLS BF H R ER SO	IP WLS BF H R ER SO	IP WLS BF H R ER SO	IP WLS BF H R ER SO	IP WLS BF H R ER SO	IP WLS BF H R ER SO	IP WLS BF H R ER SO	IP WLS BF H R ER SO	IP WLS BF H R ER SO	IP WLS BF H R ER SO	IP WLS BF H R ER SO	IP WLS BF H R ER SO	ERA WHIP	ERA WHIP		
Cory Lidle, R ERA: 5.9	(1, 1) 7.1 L 29	(8, 1) 0.2 4 2 0 0 0															2.46	1.091		
Trever Miller, L ERA: 4.65																	0.00	3.000		

Batter	1	2	3	4	5	6	7	8	9	AB	R	H	RBI	BB	SO	LOB	TOP										
1 Brian Roberts, S (1, 4) OBP: 0.344, SLG: 0.379	F7		F7				1B	SF7		4	0	2	1	0	0	0	Baltimore Orioles @ Boston Red Sox Fenway Park, Boston, MA Mon Sep 22 2003, 7:05 PM EDT Att: 33,821 - Cloudy - 66 F										
Luis Matos, R (1, 8) OBP: 0.389, SLG: 0.466	E6		P4				1B	G1-3		3	1	1	1	0	0	0											
16 Tim Lincecum, S (7, PH) OBP: 0.167, SLG: 0.200							HR			2	0	0	0	0	1	3											
Larry Bigbie, L (1, 7) OBP: 0.374, SLG: 0.483										5	0	1	0	0	3	1											
31 Jay Gibbons, L (1, 9) OBP: 0.334, SLG: 0.465	G4-1									5	1	2	0	0	0	3											
Tony Batista, R (1, 5) OBP: 0.270, SLG: 0.395										5	0	0	0	0	0	2											
B.J. Surhoff, L (1, 3) OBP: 0.355, SLG: 0.409										4	1	2	1	0	0	1											
Deivi Cruz, R (1, 6) OBP: 0.273, SLG: 0.385										4	1	2	0	0	0	2											
Jack Cust, L (1, 10) OBP: 0.333, SLG: 0.529										3	1	2	1	1	0	1											
Jose Morban, S (8, PR) OBP: 0.197, SLG: 0.239										0	0	0	0	0	0	0											
Brook Fordyce, R (1, 2) OBP: 0.314, SLG: 0.382										4	0	1	1	0	0	2											
Inning Stats	R: 0 E: 1 K: 1 S: 13	H: 0 LOB: 1 BB: 0 P: 17	R: 0 E: 0 K: 0 S: 14	H: 1 LOB: 2 BB: 1 P: 26	R: 0 E: 0 K: 1 S: 8	H: 0 LOB: 0 BB: 0 P: 13	R: 1 E: 0 K: 0 S: 8	H: 2 LOB: 1 BB: 0 P: 15	R: 1 E: 0 K: 1 S: 11	H: 2 LOB: 0 BB: 0 P: 17	R: 0 E: 0 K: 0 S: 6	H: 1 LOB: 1 BB: 0 P: 9	R: 1 E: 0 K: 1 S: 14	H: 3 LOB: 2 BB: 0 P: 17	R: 2 E: 0 K: 0 S: 19	H: 4 LOB: 2 BB: 0 P: 26	R: 0 E: 0 K: 0 S: 11	H: 0 LOB: 0 BB: 0 P: 15	1B: 9 2B: 1 3B: 1 HR: 2	SF: 1 SAC: 0 DP: 0 HBP: 0	WP: 0 PB: 0 SB: 0 CS: 1	PA: 41					
PITCHER	IP	WLS	BF	H	R	ER	SO	BB	IBB	HBP	BLK	WP	HR	S	P	ERA	WHIP										
Jeff Suppan, R (1, 1) ERA: 4.09	6.0	W	25	6	2	2	3	1	0	0	0	0	1	60	97	3.00	1.167										
Todd Jones, R (7, 1) ERA: 7.4	0.2		4	2	1	1	1	0	0	0	0	0	1	9	11	13.50	3.000										
Alan Embree, L (7, 1) ERA: 4.25	0.2	H	6	4	2	2	0	0	0	0	0	0	0	14	18	27.00	6.000										
50 Mike Timlin, R (8, 1) ERA: 3.59	0.2	H	3	1	0	0	0	0	0	0	0	0	0	10	14	0.00	1.500										
Byung-Hyun Kim, R (9, 1) ERA: 3.37	1.0	S	3	0	0	0	0	0	0	0	0	0	0	11	15	0.00	0.000										

Batter	1	2	3	4	5	6	7	8	9	AB	R	H	RBI	BB	SO	LOB	BOTTOM										
18 Johnny Damon, L (1, 8) OBP: 0.347, SLG: 0.409			E3					G6-3	G5-3	3	1	1	0	1	1	0	Baltimore Orioles @ Boston Red Sox Fenway Park, Boston, MA Mon Sep 22 2003, 7:05 PM EDT Att: 33,821 - Cloudy - 66 F										
Nomar Garciaparra, R (1, 6) OBP: 0.348, SLG: 0.523										3	1	0	0	1	0	2											
Todd Walker, L (1, 4) OBP: 0.397, SLG: 0.417										4	2	2	2	0	0	2											
Damian Jackson, R (8, 4) OBP: 0.288, SLG: 0.313										0	0	0	0	0	0	0											
Manny Ramirez, R (1, 7) OBP: 0.426, SLG: 0.587										5	1	2	2	0	1	2											
34 David Ortiz, L (1, 10) OBP: 0.364, SLG: 0.579										4	1	2	2	0	0	1											
Kevin Millar, R (1, 3) OBP: 0.350, SLG: 0.468										3	0	1	0	0	1	0											
Trot Nixon, L (1, 9) ERA: 4.05										3	1	1	1	0	1	3											
Gabe Kapler, R (8, PH) OBP: 0.330, SLG: 0.377										1	0	0	0	0	0	1											
Bill Mueller, S (1, 5) OBP: 0.400, SLG: 0.544										3	0	0	0	1	0	3											
Jason Varitek, S (1, 2) OBP: 0.351, SLG: 0.511										4	0	0	0	0	1	2											
Inning Stats	R: 3 E: 0 K: 1 S: 19	H: 3 LOB: 0 BB: 1 P: 33	R: 0 E: 0 K: 1 S: 13	H: 0 LOB: 0 BB: 0 P: 14	R: 0 E: 1 K: 0 S: 10	H: 0 LOB: 1 BB: 0 P: 14	R: 2 E: 0 K: 0 S: 11	H: 2 LOB: 0 BB: 0 P: 16	R: 0 E: 1 K: 2 S: 7	H: 0 LOB: 2 BB: 0 P: 8	R: 1 E: 0 K: 1 S: 9	H: 2 LOB: 2 BB: 0 P: 15	R: 0 E: 0 K: 0 S: 7	H: 0 LOB: 1 BB: 1 P: 14	R: 1 E: 0 K: 1 S: 14	H: 2 LOB: 2 BB: 1 P: 25	R: 0 E: 0 K: 0 S: 11	H: 0 LOB: 0 BB: 0 P: 15	1B: 3 2B: 2 3B: 1 HR: 3	SF: 0 SAC: 0 DP: 2 HBP: 1	WP: 0 PB: 0 SB: 1 CS: 0	PA: 37					
PITCHER	IP	WLS	BF	H	R	ER	SO	BB	IBB	HBP	BLK	WP	HR	S	P	ERA	WHIP										
Jason Johnson, R (1, 1) ERA: 4.05	5.0	L	25	7	6	5	4	1	0	1	0	0	0	10	17	0.00	0.500										
Buddy Groom, L (8, 1) ERA: 5.27	2.0		6	0	0	0	0	1	0	0	0	0	0	10	17	0.00	0.500										
Kerry Ligtenberg, R (8, 1) ERA: 3.43	0.1		3	2	1	1	1	0	0	0	0	0	1	6	8	27.00	6.000										
B.J. Ryan, L (8, 1) ERA: 3.56	0.2		3	0	0	0	0	1	0	0	0	0	0	8	17	0.00	1.500										

AB	39
R	5
H	13
RBI	5
BB	1
SO	4
LOB	15

AB	33
R	7
H	9
RBI	7
BB	3
SO	5
LOB	16



Batter	1	2	3	4	5	6	7	8	9	10	AB	R	H	RBI	BB	SO	LOB	TOP			
1 Brian Roberts, S OBP: 0.342, SLG: 0.379 (1, 6) (9, 4)	G4-3	K		L7			P4		31 1B		5	1	1	0	0	1	3	Baltimore Orioles @ Boston Red Sox Fenway Park, Boston, MA Tue Sep 23 2003, 7:05 PM EDT Att: 33,723 - Cloudy - 72 F			
Jerry Hairston, R OBP: 0.353, SLG: 0.356 Deivi Cruz, R OBP: 0.273, SLG: 0.385 (1, 4) (9, 6)	K		G6-3		F8		F8		F8		5	0	0	0	0	1	1				
Larry Bigbie, L OBP: 0.374, SLG: 0.479 (1, 7)	G6-3		K	31 S	FC5-4 1B		F7		31 1B E	IBB	4	1	1	0	1	1	0				
31 Jay Gibbons, L OBP: 0.335, SLG: 0.464 (1, 9)		1B HR	P5		F7		F9		E9	1B	5	1	2	1	0	0	2				
Tony Batista, R OBP: 0.271, SLG: 0.395 (1, 5)		1B HR	F8		FC5-4		FC3-6 1B		G5-3		5	1	2	0	0	0	3				
B.J. Surhoff, L OBP: 0.353, SLG: 0.405 (1, 3)	P3			1B			G3-1		FC3-6 BB		5	0	1	0	0	0	3				
Luis Matos, R OBP: 0.359, SLG: 0.471 (1, 8)		1B HR	K		G5-3		G5-3		K		4	1	1	3	1	2	1				
Jack Cust, L OBP: 0.354, SLG: 0.554 (1, 10)		E6							K		5	0	3	0	0	1	2				
Brook Fordyce, R OBP: 0.310, SLG: 0.376 (1, 2)	P2				F7		G3		K		5	0	0	0	0	1	5				
Inning Stats	R: 0 E: 0 K: 1 S: 6	H: 0 LOB: 0 BB: 0 P: 7	R: 3 E: 1 K: 1 S: 14	H: 3 LOB: 1 BB: 0 P: 20	R: 0 E: 0 K: 1 S: 14	H: 0 LOB: 1 BB: 0 P: 18	R: 0 E: 0 K: 1 S: 10	H: 1 LOB: 1 BB: 0 P: 14	R: 0 E: 0 K: 0 S: 6	H: 0 LOB: 0 BB: 0 P: 13	R: 0 E: 0 K: 1 S: 14	H: 1 LOB: 2 BB: 1 P: 24	R: 2 E: 1 K: 1 S: 14	H: 2 LOB: 1 BB: 1 P: 20	R: 0 E: 0 K: 1 S: 13	H: 1 LOB: 1 BB: 0 P: 20	1B: 8 2B: 2 3B: 0 HR: 1		SF: 0 SAC: 0 DP: 0 HBP: 0	WP: 0 PB: 1 SB: 1 CS: 0	PA: 45
PITCHER	IP	WLS	BF	H	R	ER	SO	BB	IBB	HBP	BLK	WP	HR	S	P	ERA	WHIP				
49 Tim Wakefield, R ERA: 4.13	7.0		30	7	3	3	4	0	0	0	0	0	0	1	68	98	3.86	1.000			
Scott Sauerbeck, L ERA: 4.77	1.0	5	1	0	0	1	1	0	0	0	0	0	0	14	24	0.00	2.000				
Bronson Arroyo, R ERA: 3.48	1.0	6	2	2	1	1	0	1	0	0	0	0	0	14	20	9.00	2.000				
Byung-Hyun Kim, R ERA: 3.34	1.0	W	4	1	0	0	1	0	0	0	0	0	0	13	20	0.00	1.000				


AB	43
R	5
H	11
RBI	4
BB	2
SO	7
LOB	20




Batter	1	2	3	4	5	6	7	8	9	10	AB	R	H	RBI	BB	SO	LOB	BOTTOM				
18 Johnny Damon, L OBP: 0.346, SLG: 0.407 (1, 8)	K	K			FC6-4 BB		G6-3		G4-3		4	0	0	0	1	2	2	Baltimore Orioles @ Boston Red Sox Fenway Park, Boston, MA Tue Sep 23 2003, 7:05 PM EDT Att: 33,723 - Cloudy - 72 F				
Nomar Garciaparra, R OBP: 0.349, SLG: 0.523 (1, 6)	E5			F8 FC5-2 2B	FC6-4 S		L8		DI HR BB		4	2	1	0	1	0	2					
Todd Walker, L OBP: 0.333, SLG: 0.425 (1, 4)	34 E			F8	SF7		F7		HR		4	1	2	4	0	0	1					
Manny Ramirez, R OBP: 0.428, SLG: 0.587 Adrian Brown, S (8, PR) (9, 7)	34 E			FC5-2					HR		2	0	1	0	2	0	1					
34 David Ortiz, L OBP: 0.362, SLG: 0.581 (1, 10)	E6			K	K		F8				5	1	1	2	0	2	6					
Kevin Millar, R OBP: 0.349, SLG: 0.466 (1, 3)	G6-4-3			P3			G3 WP		K		4	0	1	0	0	1	4					
Bill Mueller, S OBP: 0.397, SLG: 0.540 (1, 5)		L4		K			G3		F8		4	0	0	0	0	1	3					
Gabe Kapler, R OBP: 0.326, SLG: 0.372 Trot Nixon, L OBP: 0.396, SLG: 0.578 (9, PH) (10, 9)		G6-3		F9			G5-3		P6		3	0	0	0	0	0	1					
Doug Mirabeli, R OBP: 0.305, SLG: 0.422 Jason Varitek, S OBP: 0.352, SLG: 0.513 (9, PH) (10, 2)					FC6-4 18 BB		G5-3		18 G4-3 HR	18 PB	1	1	1	0	0	0	0					
Inning Stats	R: 1 E: 2 K: 1 S: 9	H: 1 LOB: 2 BB: 1 P: 16	R: 0 E: 0 K: 1 S: 12	H: 0 LOB: 1 BB: 1 P: 17	R: 0 E: 0 K: 1 S: 11	H: 1 LOB: 1 BB: 0 P: 15	R: 0 E: 0 K: 1 S: 7	H: 0 LOB: 0 BB: 0 P: 12	R: 1 E: 0 K: 1 S: 11	H: 0 LOB: 2 BB: 3 P: 27	R: 0 E: 0 K: 0 S: 8	H: 1 LOB: 1 BB: 0 P: 8	R: 0 E: 0 K: 1 S: 9	H: 1 LOB: 2 BB: 0 P: 17	R: 3 E: 0 K: 1 S: 18	H: 2 LOB: 0 BB: 1 P: 32	R: 1 E: 0 K: 0 S: 2		H: 1 LOB: 0 BB: 0 P: 4	1B: 3 2B: 2 3B: 0 HR: 2	SF: 1 SAC: 0 DP: 1 HBP: 0	WP: 1 PB: 1 SB: 3 CS: 0
PITCHER	IP	WLS	BF	H	R	ER	SO	BB	IBB	HBP	BLK	WP	HR	S	P	ERA	WHIP					
Eric DuBoise, L ERA: 3.71	5.0		23	2	2	0	1	5	3	2	0	0	0	50	87	1.80	1.000					
John Parrish, L ERA: 1.74	2.1	H	9	2	0	0	0	0	0	0	0	0	0	19	29	0.00	0.857					
Jorge Julio, R ERA: 4.45	1.2	B	8	2	3	3	2	1	0	0	0	0	0	23	42	16.20	1.800					
Kurt Ainsworth, R ERA: 3.9	0.0	L	1	1	1	1	0	0	0	0	0	0	0	2	4	∞	∞					

AB	34
R	6
H	7
RBI	6
BB	6
SO	7
LOB	21



Batter	1	2	3	4	5	6	7	8	9	AB	R	H	RBI	BB	SO	LOB	TOP			
1 Brian Roberts, S OBP: 0.341, SLG: 0.376	G5-3		L6		FC3-6			57 1B BB	K	4	1	0	1	1	1	4	<p>Baltimore Orioles @ Boston Red Sox Fenway Park, Boston, MA Thu Sep 25 2003, 7:05 PM EDT Att: 34,526 - Cloudy - 75 F</p> <p>livebaseballscorecards.com</p> <p>AB 30 R 3 H 4 RBI 3 BB 6 SO 7 LOB 16</p> 			
Jerry Hairston, R OBP: 0.358, SLG: 0.368 Jose Morban, S OBP: 0.194, SLG: 0.235	G6-3		G4-6-3		G6-3			K		3	0	0	0	0	0	3				
Larry Bigbie, L OBP: 0.368, SLG: 0.469 57 Pedro Swann, L OBP: 0.300, SLG: 0.700	G3			G1-3		E6 31 G6-3 SF8		BB 2-H 1B		3	1	0	0	0	0	0				
31 Jay Gibbons, L OBP: 0.333, SLG: 0.461		G6-3		F8		G6-3		K		4	0	0	0	0	1	2				
Tony Batista, R OBP: 0.271, SLG: 0.397		G4-3		P2		SF8				2	0	0	1	1	0	0				
B.J. Surhoff, L OBP: 0.355, SLG: 0.407 53 Carlos Mendez, R OBP: 0.220, SLG: 0.275					G4-3	G6-3		K		2	0	0	0	1	0	0				
Luis Matos, R OBP: 0.368, SLG: 0.469 16 Tim Raines, S OBP: 0.182, SLG: 0.214									FC3-6 1B	1	1	1	0	1	0	0				
Jack Cust, L OBP: 0.342, SLG: 0.531									FC3-6 1B	4	0	1	0	0	1	3				
Brook Fordyce, R OBP: 0.313, SLG: 0.375 Robert Machado, R OBP: 0.333, SLG: 0.333									G5-3	0	0	0	0	2	0	0				
										2	0	0	0	0	1	1				
Inning Stats	R: 0 E: 0 K: 0 S: 4	H: 0 LOB: 0 BB: 0 P: 5	R: 0 E: 0 K: 1 S: 9	H: 0 LOB: 2 BB: 21 P: 21	R: 0 E: 0 K: 0 S: 10	H: 0 LOB: 0 BB: 1 P: 14	R: 0 E: 0 K: 0 S: 9	H: 0 LOB: 0 BB: 0 P: 13	R: 1 E: 0 K: 0 S: 15	H: 2 LOB: 2 BB: 1 P: 24	R: 0 E: 1 K: 2 S: 8	H: 0 LOB: 0 BB: 0 P: 12	R: 1 E: 0 K: 3 S: 19	H: 1 LOB: 2 BB: 2 P: 29	R: 0 E: 1 K: 1 S: 7	H: 1 LOB: 1 BB: 0 P: 10	1B: 4 2B: 0 3B: 0 HR: 0	SF: 1 SAC: 0 DP: 1 HBP: 0	WP: 0 PB: 0 SB: 0 CS: 0	PA: 37
PITCHER	IP WLS BF H R ER SO BB IBB HBP BLK WP HR S P ERA WHIP																			
Derek Lowe, R ERA: 4.47	6.0 W 24 2 2 1 1 4 0 0 0 0 0 0 56 94 1.50 1.000																			
Todd Jones, R ERA: 7.19	1.0 3 0 0 0 2 0 0 0 0 0 0 8 12 0.00 0.000																			
Scott Sauerbeck, L ERA: 4.85	1.0 6 1 1 1 3 2 0 0 0 0 0 19 29 9.00 3.000																			
Ramiro Mendoza, R ERA: 6.85	1.0 4 1 0 0 1 0 0 0 0 0 0 7 10 0.00 1.000																			

Batter	1	2	3	4	5	6	7	8	9	AB	R	H	RBI	BB	SO	LOB	BOTTOM
18 Johnny Damon, L OBP: 0.346, SLG: 0.406 Adrian Brown, S OBP: 0.286, SLG: 0.167	2B G6-3 1B	F8	2B 1B	K				F9		4	2	2	0	0	1	2	<p>Baltimore Orioles @ Boston Red Sox Fenway Park, Boston, MA Thu Sep 25 2003, 7:05 PM EDT Att: 34,526 - Cloudy - 75 F</p> <p>livebaseballscorecards.com</p> <p>AB 42 R 14 H 18 RBI 14 BB 4 SO 5 LOB 26</p> 
Bill Mueller, S OBP: 0.399, SLG: 0.542	1B 34 FC6-4 2B	HR HBP	2B		F8		1B	F8		5	2	3	3	0	0	2	
Nomar Garciaparra, R OBP: 0.346, SLG: 0.523 Lou Merton, R OBP: 0.366, SLG: 0.360	G6-3	HR	F9		P3		K			4	1	1	4	0	0	2	
Manny Ramirez, R OBP: 0.426, SLG: 0.582 Dave McCarty, R OBP: 0.348, SLG: 0.488	34 FC6-4 1B	F9	HR		F9		K			4	1	2	0	0	0	0	
34 David Ortiz, L OBP: 0.367, SLG: 0.594 Bill Haselman, R	FC6-4 FC5-4			HR BB		FC6-4 1B	G3-1			2	1	1	1	2	0	1	
Kevin Millar, R OBP: 0.348, SLG: 0.468 Andy Abad, L OBP: 0.154, SLG: 0.083	FC5-4	F9		HR		FC6-4 1B		2B E BB		4	1	2	3	0	0	2	
Jason Varitek, S OBP: 0.355, SLG: 0.519 Doug Mirabeli, R OBP: 0.308, SLG: 0.429		HR	G6-3	G3		FC6-4 G5-4-3		2B		3	1	1	1	0	0	0	
Gabe Kapler, R OBP: 0.331, SLG: 0.377		2B				G5-4-3		K		4	1	2	0	1	1	4	
Damian Jackson, R OBP: 0.292, SLG: 0.322		2B	FC4-6 18 1B	K				E6		5	3	2	2	0	1	3	
										1B: 10 2B: 5 3B: 0 HR: 3	SF: 0 SAC: 0 DP: 1 HBP: 1	WP: 0 PB: 0 SB: 1 CS: 0	PA: 47				
Inning Stats	R: 2 E: 0 K: 0 S: 10	H: 3 LOB: 1 BB: 0 P: 12	R: 5 E: 0 K: 0 S: 20	H: 4 LOB: 1 BB: 1 P: 36	R: 2 E: 0 K: 0 S: 15	H: 3 LOB: 1 BB: 0 P: 20	R: 3 E: 0 K: 2 S: 17	H: 2 LOB: 1 BB: 2 P: 34	R: 0 E: 0 K: 0 S: 3	H: 2 LOB: 0 BB: 0 P: 5	R: 0 E: 0 K: 0 S: 14	H: 2 LOB: 2 BB: 0 P: 23	R: 1 E: 0 K: 2 S: 12	H: 3 LOB: 2 BB: 0 P: 16	R: 1 E: 1 K: 1 S: 17	H: 1 LOB: 2 BB: 1 P: 31	
PITCHER	IP WLS BF H R ER SO BB IBB HBP BLK WP HR S P ERA WHIP																
Omar Daal, L ERA: 6.34	1.2 L 14 5 5 5 2 2 0 0 0 0 1 35 57 19.29 3.000																
Sean Douglass, R ERA: 13.5	2.1 14 5 5 5 2 2 0 0 0 0 0 1 35 57 19.29 3.000																
Rick Bauer, R ERA: 4.65	2.0 7 2 0 0 0 0 0 0 0 0 0 17 28 0.00 1.000																
Kurt Ainsworth, R ERA: 4.08	1.1 10 4 2 2 3 1 0 0 0 0 0 24 39 13.50 3.750																
Buddy Groom, L ERA: 5.19	0.2 2 0 0 0 0 0 0 0 0 0 0 5 8 0.00 0.000																

Batter	1	2	3	4	5	6	7	8	9	AB	R	H	RBI	BB	SO	LOB	TOP			
1 Brian Roberts, S OBP: 0.338, SLG: 0.372	G4-3		G4-3		L3		G6-4-3			4	0	0	0	0	0	1	Baltimore Orioles @ New York Yankees Yankee Stadium, Bronx, NY Fri Sep 26 2003, 4:05 PM EDT Cloudy - 69 F			
Jerry Hairston, R OBP: 0.357, SLG: 0.366	1B		K		P5			P2	4	0	1	0	0	1	0					
Larry Bigbie, L OBP: 0.373, SLG: 0.471	K		1B		FC5-4			E 31 SF6 BB	3	1	2	0	1	1	1					
Tony Batista, R OBP: 0.271, SLG: 0.396	F7		F8		FC5-4			E5 31 DI 1B	4	0	1	0	0	0	3					
Jose Morban, S OBP: 0.194, SLG: 0.235					1-2			1B	0	0	0	0	0	0	0					
31 Jay Gibbons, L OBP: 0.333, SLG: 0.460					E1 G5-3 1B			SF6	3	1	1	1	0	0	0					
Luis Matos, R OBP: 0.358, SLG: 0.466					G5-3			K	3	0	0	0	0	0	2					
57 Pedro Swann, L OBP: 0.273, SLG: 0.636									1	0	0	0	0	1	2					
B.J. Surhoff, L OBP: 0.353, SLG: 0.410									3	0	2	1	0	1	0					
53 Carlos Mendez, R OBP: 0.214, SLG: 0.268									1	0	0	0	0	0	0					
Deivi Cruz, R OBP: 0.272, SLG: 0.382					FC6-4			F8	3	0	0	0	1	0	1					
Brook Fordyce, R OBP: 0.313, SLG: 0.374					1-2			L9	3	0	0	0	1	0	1					
Jack Cust, L OBP: 0.338, SLG: 0.523					K			K	3	0	1	0	0	1	4					
Inning Stats	R: 0 E: 0 K: 1 S: 11	H: 1 LOB: 1 BB: 0 P: 13	R: 0 E: 0 K: 0 S: 13	H: 2 LOB: 2 BB: 1 P: 17	R: 0 E: 0 K: 1 S: 12	H: 1 LOB: 1 BB: 0 P: 19	R: 1 E: 0 K: 1 S: 21	H: 1 LOB: 1 BB: 0 P: 28	R: 0 E: 0 K: 0 S: 9	H: 0 LOB: 0 BB: 0 P: 12	R: 0 E: 0 K: 0 S: 6	H: 1 LOB: 0 BB: 0 P: 9	R: 1 E: 2 K: 1 S: 14	H: 1 LOB: 2 BB: 0 P: 21	R: 0 E: 0 K: 1 S: 12	H: 0 LOB: 0 BB: 0 P: 16	1B: 8 2B: 1 3B: 0 HR: 0	SF: 1 SAC: 0 DP: 2 HBP: 0	WP: 0 PB: 0 SB: 0 CS: 0	PA: 36
PITCHER	IP WLS BF H R ER SO BB IBB HBP BLK WP HR S P ERA WHIP																			
Andy Pettitte, L ERA: 4.02	(1, 1) 5.0 W 22 6 1 0 3 1 0 0 0 0 0 0 66 89 0.00 1.400																			
Felix Heredia, L ERA: 2.72	(6, 1) 2.0 6 1 0 0 1 0 0 0 0 0 0 0 19 28 0.00 0.500																			
Antonio Osuna, R ERA: 3.73	(8, 1) 2.0 8 1 1 0 2 1 0 0 0 0 0 0 26 37 0.00 1.000																			

Batter	1	2	3	4	5	6	7	8	9	AB	R	H	RBI	BB	SO	LOB	BOTTOM			
Alfonso Soriano, R OBP: 0.338, SLG: 0.524	G6-3		HR		F7		G6-4-3		K	5	1	1	1	0	1	1	Baltimore Orioles @ New York Yankees Yankee Stadium, Bronx, NY Fri Sep 26 2003, 4:05 PM EDT Cloudy - 69 F			
Nick Johnson, L OBP: 0.430, SLG: 0.486	F8		G4-3		G1-3		F7		F8	4	0	0	0	0	0	0				
2 Derek Jeter, R OBP: 0.451, SLG: 0.451	1B		25 HBP		F9				G1-3	3	2	2	0	0	0	0				
Erick Almonte, R OBP: 0.324, SLG: 0.354			20 HR		HBP					1	0	0	0	0	0	0				
25 Jason Giambi, L OBP: 0.412, SLG: 0.530			20 HR		F8				G3	2	1	0	0	0	1	1				
55 Hideki Matsui, L OBP: 0.351, SLG: 0.435					F8					1	0	0	0	0	1					
20 Jorge Posada, S OBP: 0.406, SLG: 0.518									G5-3	2	1	2	3	0	0	0				
John Flaherty, R OBP: 0.299, SLG: 0.465					1B				1B	2	2	2	1	0	0	0				
Bernie Williams, S OBP: 0.385, SLG: 0.408					G5-4-3				G5-3	4	1	1	0	0	0	2				
Aaron Boone, R OBP: 0.325, SLG: 0.452										3	2	3	4	0	0	0				
Juan Rivera, R OBP: 0.289, SLG: 0.429										4	1	2	2	0	1	1				
Karim Garcia, L OBP: 0.298, SLG: 0.424										4	0	1	0	0	1	2				
Inning Stats	R: 0 E: 0 K: 1 S: 9	H: 1 LOB: 1 BB: 0 P: 15	R: 2 E: 0 K: 0 S: 10	H: 2 LOB: 0 BB: 0 P: 13	R: 5 E: 0 K: 0 S: 12	H: 3 LOB: 0 BB: 0 P: 25	R: 0 E: 0 K: 0 S: 5	H: 0 LOB: 0 BB: 0 P: 8	R: 2 E: 0 K: 1 S: 17	H: 3 LOB: 1 BB: 0 P: 23	R: 0 E: 0 K: 0 S: 5	H: 1 LOB: 0 BB: 0 P: 9	R: 2 E: 0 K: 1 S: 18	H: 4 LOB: 2 BB: 0 P: 31	R: 0 E: 0 K: 1 S: 8	H: 0 LOB: 0 BB: 0 P: 10	1B: 8 2B: 2 3B: 0 HR: 4	SF: 0 SAC: 0 DP: 2 HBP: 3	WP: 0 PB: 0 SB: 0 CS: 0	PA: 39
PITCHER	IP WLS BF H R ER SO BB IBB HBP BLK WP HR S P ERA WHIP																			
Damian Moss, L ERA: 5.16	(1, 1) 5.0 L 26 9 9 9 2 0 0 0 0 0 0 0 4 53 84 16.20 1.800																			
Buddy Groom, L ERA: 5.36	(6, 1) 2.0 10 5 2 2 1 0 0 0 0 0 0 0 23 40 9.00 2.500																			
Hector Carrasco, R ERA: 4.93	(8, 1) 1.0 3 0 0 0 1 0 0 0 0 0 0 0 8 10 0.00 0.000																			

Batter	1	2	3	4	5	6	7	8	9	10	AB	R	H	RBI	BB	SO	LOB	TOP								
Jerry Hairston, R (1.4) C OBP: 0.353, SLG: 0.372	P6			P5		F8		3B		P6	5	0	1	2	0	0	3	Baltimore Orioles @ New York Yankees Yankee Stadium, Bronx, NY Fri Sep 26 2003, 4:10 PM EDT Att. 44,983 - Cloudy - 68 F								
Luis Matos, R (1.8) C OBP: 0.356, SLG: 0.463	L8			K			K		1B	K	5	0	1	0	0	3	2									
Larry Bigbie, L (1.7) X OBP: 0.371, SLG: 0.468	G4-3			K			1B		B5		4	0	1	0	0	1	1									
31 Jay Gibbons, L (1.9) C OBP: 0.331, SLG: 0.457		F7			F7		G4-3		K		4	0	0	0	0	1	2									
Tony Batista, R (1.5) C OBP: 0.299, SLG: 0.393	G6-3			K			G6-3		K		4	0	0	0	0	2	2									
B.J. Surhoff, L (1.3) C OBP: 0.353, SLG: 0.404		G3-1			F9			G4-3		E6	4	0	0	0	0	0	0									
Jose Morban, S (10. PR) OBP: 0.194, SLG: 0.235										SH2-4	0	1	0	0	0	0	0									
53 Carlos Mendez, R (10.3) X OBP: 0.214, SLG: 0.285										1B	0	0	0	0	0	0	0									
Deivi Cruz, R (1.6) C OBP: 0.271, SLG: 0.380			L9			G4-3		F8		SH2-4	3	0	0	0	0	0	0									
Jack Cust, L (1.10) C OBP: 0.351, SLG: 0.522		F7						57 BB		1B	2	0	1	0	1	0	0									
16 Tim Raines, S (8. PR) OBP: 0.200, SLG: 0.214								3B		BB	0	1	0	0	1	0	0									
Gerónimo Gil, R (1.2) C OBP: 0.299, SLG: 0.314				K				1B			2	0	0	0	0	2	1									
57 Pedro Swann, L (8. PH) OBP: 0.333, SLG: 0.636								3B		1-2	1	0	1	1	0	0	0									
Robert Machado, R (8.2) C OBP: 0.345, SLG: 0.347								BB		1-2	1	0	1	1	0	0	0									
Inning Stats	R: 0 E: 0 K: 0 S: 7	H: 0 LOB: 0 BB: 0 P: 10	R: 0 E: 0 K: 0 S: 6	H: 0 LOB: 0 BB: 0 P: 7	R: 0 E: 0 K: 1 S: 8	H: 0 LOB: 0 BB: 0 P: 13	R: 0 E: 0 K: 2 S: 11	H: 0 LOB: 0 BB: 0 P: 15	R: 0 E: 0 K: 1 S: 11	H: 0 LOB: 0 BB: 0 P: 14	R: 0 E: 0 K: 1 S: 10	H: 0 LOB: 1 BB: 1 P: 17	R: 0 E: 0 K: 1 S: 13	H: 1 LOB: 1 BB: 0 P: 19	R: 2 E: 0 K: 0 S: 11	H: 2 LOB: 2 BB: 1 P: 19	R: 0 E: 0 K: 2 S: 10	H: 1 LOB: 1 BB: 0 P: 13	R: 1 E: 1 K: 1 S: 18	H: 1 LOB: 2 BB: 1 P: 28	1B: 4 2B: 0 3B: 1 HR: 0	SF: 0 SAC: 1 DP: 0 HBP: 0	WP: 0 PA: 38 PB: 0 SB: 1 CS: 0			
PITCHER	IP WLS BF H R ER SO BB IBB HBP BLK WP HR S P ERA WHIP																									
43 Jorge De Paula, R (1.1) C ERA: 0.79	6.1	21	1	0	0	6	BB: 1	IBB: 0	HBP: 0	BLK: 0	WP: 0	HR: 0	S: 59	P: 85	0.00	0.316										
Gabe White, L (7.1) C ERA: 4.05	1.1	5	1	1	1	0	0	0	0	0	0	0	14	19	6.75	0.750										
Jeff Nelson, R (8.1) C ERA: 3.76	0.1	2	1	1	1	0	1	0	0	0	0	0	4	10	27.00	6.000										
42 Mariano Rivera, R (9.1) C ERA: 1.68	1.0	4	1	0	0	2	0	0	0	0	0	0	10	13	0.00	1.000										
Chris Hammond, L (10.1) C ERA: 2.95	1.0	6	1	1	0	1	1	0	0	0	0	0	18	28	0.00	2.000										

Batter	1	2	3	4	5	6	7	8	9	10	AB	R	H	RBI	BB	SO	LOB	BOTTOM								
Erick Almonte, R (1.6) C OBP: 0.321, SLG: 0.350	HR				P4			SH1-4		F8	4	1	1	0	0	1	1	Baltimore Orioles @ New York Yankees Yankee Stadium, Bronx, NY Fri Sep 26 2003, 4:10 PM EDT Att. 44,983 - Cloudy - 68 F								
Luis Sojo, R (1.4) C OBP: 0.278, SLG: 0.366	P4			F7		G6-3		L7		1B	3	0	0	0	0	1	1									
Ruben Sierra, S (1.9) X OBP: 0.332, SLG: 0.427	HR			P2		K		G5-3		K	5	1	1	2	0	2	4									
25 Jason Giambi, L (1.10) C OBP: 0.412, SLG: 0.529	1B			F9				G6-3		K	1	0	0	0	1	0	0									
55 Hideki Matsui, L (6. PH) OBP: 0.351, SLG: 0.435	BB								FC1-6		2	0	1	0	0	1	2									
Bernie Williams, S (9. PH) OBP: 0.366, SLG: 0.410									2B																	
Fernando Seguinol, S (1.3) X OBP: 0.286, SLG: 0.197	1B			L3				G4-6-3		E1	3	0	1	0	1	0	1									
Karim Garcia, L (1.8) X OBP: 0.293, SLG: 0.417	P6			F8				G4-6-3		K	4	0	0	0	0	1	5									
Juan Rivera, R (1.7) C OBP: 0.288, SLG: 0.425	K			L8				1B		FC1-6	4	0	1	0	0	1	4									
38 Drew Henson, R (1.5) C OBP: 0.429, SLG: 0.484		G5-3						G6-3		F8	3	0	0	0	0	1	1									
Nick Johnson, L (9. PH) OBP: 0.429, SLG: 0.484											1	0	0	0	0	0	2									
Aaron Boone, R (10.5) C OBP: 0.325, SLG: 0.452											0	0	0	0	0	0	0									
Michel Hernandez, R (1.2) C OBP: 0.400, SLG: 0.250				K						1B	3	0	1	0	0	1	0									
Alfonso Soriano, R (8. PR) OBP: 0.338, SLG: 0.524											0	0	0	0	0	0	0									
John Flaherty, R (9.2) C OBP: 0.306, SLG: 0.471								SH1-4		1B	1	0	1	0	0	0	0									
Inning Stats	R: 2 E: 0 K: 1 S: 16	H: 3 LOB: 2 BB: 1 P: 22	R: 0 E: 0 K: 2 S: 9	H: 0 LOB: 0 BB: 0 P: 13	R: 0 E: 0 K: 0 S: 4	H: 0 LOB: 0 BB: 0 P: 5	R: 0 E: 0 K: 0 S: 6	H: 0 LOB: 0 BB: 0 P: 10	R: 0 E: 0 K: 0 S: 8	H: 0 LOB: 0 BB: 0 P: 13	R: 0 E: 0 K: 0 S: 11	H: 1 LOB: 1 BB: 1 P: 19	R: 0 E: 0 K: 0 S: 6	H: 1 LOB: 2 BB: 0 P: 8	R: 0 E: 1 K: 1 S: 11	H: 1 LOB: 2 BB: 0 P: 15	R: 0 E: 0 K: 2 S: 17	H: 2 LOB: 2 BB: 0 P: 25	1B: 6 2B: 1 3B: 0 HR: 1	SF: 0 SAC: 1 DP: 1 HBP: 0	WP: 0 PA: 40 PB: 0 SB: 0 CS: 0					
PITCHER	IP WLS BF H R ER SO BB IBB HBP BLK WP HR S P ERA WHIP																									
Rodrigo Lopez, R (1.1) C ERA: 5.82	7.1	28	5	2	2	4	BB: 2	IBB: 0	HBP: 0	BLK: 0	WP: 0	HR: 1	S: 60	P: 90	2.46	0.955										
B.J. Ryan, L (8.1) C ERA: 3.47	1.0	5	1	0	0	1	0	0	0	0	0	0	11	15	0.00	1.000										
Kerry Ligtenberg, R (9.1) C ERA: 3.34	0.2	2	0	0	0	0	0	0	0	0	0	0	4	6	0.00	0.000										
Jorge Julio, R (10.1) C ERA: 4.38	1.0	5	2	0	0	2	0	0	0	0	0	0	17	25	0.00	2.000										



Batter	1	2	3	4	5	6	7	8	9	AB	R	H	RBI	BB	SO	LOB	TOP										
1 Brian Roberts, S OBP: 0.339, SLG: 0.371 (1,4)										2	0	0	0	2	1	0	<p>Baltimore Orioles @ New York Yankees Yankee Stadium, Bronx, NY Sat Sep 27 2003, 4:05 PM EDT Att: 42,702 - Cloudy - 79 F</p>										
Luis Matos, R OBP: 0.353, SLG: 0.459 (1,8)										4	0	0	0	0	1	3											
Larry Bigbie, L OBP: 0.369, SLG: 0.463 (1,9)										3	0	0	0	1	1												
31 Jay Gibbons, L OBP: 0.329, SLG: 0.454 (1,3)										4	0	0	0	0	2	1											
Tony Batista, R OBP: 0.269, SLG: 0.392 (1,5)										4	1	1	0	0	0	0											
Jack Cust, L OBP: 0.370, SLG: 0.543 (1,10)										3	1	2	0	1	0	0											
Deivi Cruz, R OBP: 0.269, SLG: 0.378 (1,6)										3	0	0	1	0	0	2											
57 Pedro Swann, L OBP: 0.267, SLG: 0.500 (1,7)										3	0	0	0	0	0	2											
Brook Fordyce, R OBP: 0.313, SLG: 0.374 (1,2)										3	0	1	1	0	0	0											
Inning Stats	R: 0 E: 0 K: 1 S: 11	H: 0 LOB: 1 BB: 1 P: 19	R: 2 E: 0 K: 0 S: 22	H: 3 LOB: 2 BB: 1 P: 37	R: 0 E: 0 K: 1 S: 6	H: 0 LOB: 0 BB: 0 P: 7	R: 0 E: 0 K: 0 S: 5	H: 0 LOB: 0 BB: 0 P: 9	R: 0 E: 0 K: 1 S: 8	H: 0 LOB: 0 BB: 0 P: 12	R: 0 E: 0 K: 0 S: 10	H: 0 LOB: 0 BB: 0 P: 13	R: 0 E: 0 K: 1 S: 11	H: 0 LOB: 1 BB: 0 P: 16	R: 0 E: 0 K: 1 S: 11	H: 1 LOB: 1 BB: 0 P: 17		1B: 3 2B: 1 3B: 0 HR: 0	SF: 1 SAC: 0 DP: 1 HBP: 0	WP: 0 PB: 0 SB: 0 CS: 0	PA: 34						
PITCHER	IP	WLS	BF	H	R	ER	SO	BB	IBB	HBP	BLK	WP	HR	S	P	ERA	WHIP										
Roger Clemens, R ERA: 3.91 (1,1)	6.0	W	23	3	2	2	3	3	0	0	0	0	0	57	93	3.00	1.000										
Jose Contreras, R ERA: 3.3 (7,1)	2.0	H	7	0	0	0	1	1	0	0	0	0	0	21	29	0.00	0.500										
Felix Heredia, L ERA: 2.69 (9,1)	1.0	4	1	0	0	0	1	0	0	0	0	0	0	11	17	0.00	1.000										


Batter	1	2	3	4	5	6	7	8	9	AB	R	H	RBI	BB	SO	LOB	BOTTOM										
Alfonso Soriano, R OBP: 0.338, SLG: 0.522 (1,4)										4	0	1	2	1	2	3	<p>Baltimore Orioles @ New York Yankees Yankee Stadium, Bronx, NY Sat Sep 27 2003, 4:05 PM EDT Att: 42,702 - Cloudy - 79 F</p>										
Nick Johnson, L OBP: 0.426, SLG: 0.478 (1,3)										4	0	0	0	1	1	2											
2 Derek Jeter, R OBP: 0.396, SLG: 0.453 (1,6)										4	0	3	0	0	0	0											
25 Jason Giambi, L OBP: 0.412, SLG: 0.527 (1,10)										2	0	0	0	1	0	2											
Ruben Sierra, S OBP: 0.331, SLG: 0.426 (6, PH)										1	0	0	0	0	0	1											
20 Jorge Posada, S OBP: 0.405, SLG: 0.518 (1,2)										4	0	1	0	0	0	2											
Bernie Williams, S OBP: 0.367, SLG: 0.411 (1,8)										4	0	2	0	0	0	1											
55 Hideki Matsui, L OBP: 0.352, SLG: 0.434 (1,7)										3	1	1	0	1	0	2											
Aaron Boone, R OBP: 0.327, SLG: 0.453 (1,5)										3	2	2	0	0	0	0											
Juan Rivera, R OBP: 0.304, SLG: 0.474 (1,9)										4	3	4	4	0	0	0											
Inning Stats	R: 0 E: 0 K: 1 S: 15	H: 1 LOB: 2 BB: 1 P: 25	R: 2 E: 0 K: 0 S: 15	H: 4 LOB: 1 BB: 0 P: 26	R: 0 E: 0 K: 0 S: 10	H: 1 LOB: 1 BB: 0 P: 14	R: 3 E: 0 K: 1 S: 14	H: 3 LOB: 2 BB: 0 P: 24	R: 0 E: 0 K: 0 S: 3	H: 1 LOB: 0 BB: 0 P: 3	R: 0 E: 0 K: 0 S: 8	H: 1 LOB: 0 BB: 0 P: 11	R: 1 E: 0 K: 0 S: 6	H: 1 LOB: 0 BB: 1 P: 14	1B: 11 2B: 1 3B: 0 HR: 2	SF: 0 SAC: 0 DP: 4 HBP: 1	WP: 0 PB: 0 SB: 2 CS: 0	PA: 38									
PITCHER	IP	WLS	BF	H	R	ER	SO	BB	IBB	HBP	BLK	WP	HR	S	P	ERA	WHIP										
Jason Johnson, R ERA: 4.18 (1,1)	5.0	L	28	11	5	5	3	3	0	1	0	0	1	68	115	9.00	2.800										
John Parrish, L ERA: 1.9 (6,1)	3.0	10	3	1	1	0	0	1	0	0	0	0	1	17	28	3.00	1.333										

AB 29
R 2
H 4
RBI 2
BB 4
SO 5
LOB 9



AB 33
R 6
H 14
RBI 6
BB 4
SO 3
LOB 13



Batter	1	2	3	4	5	6	7	8	9	AB	R	H	RBI	BB	SO	LOB	TOP										
1 Brian Roberts, S OBP: 0.337, SLG: 0.367	G6-3		G4-3			L4		L4		4	0	0	0	0	0	0	<p>Baltimore Orioles @ New York Yankees Yankee Stadium, Bronx, NY Sun Sep 28 2003, 1:05 PM EDT Att: 42,394 - Cloudy - 70 F</p>										
Luis Matos, R OBP: 0.353, SLG: 0.458	G6-3		F8					K		3	0	1	0	0	0	0											
16 Tim Raines, S OBP: 0.196, SLG: 0.209	G6-3									1	0	0	0	0	1	0											
Larry Bigbie, L OBP: 0.365, SLG: 0.456	F7									4	0	0	0	0	1	1											
Tony Batista, R OBP: 0.270, SLG: 0.393										4	1	2	0	0	0	1											
31 Jay Gibbons, L OBP: 0.330, SLG: 0.456										4	0	2	0	0	0	1											
53 Carlos Mendez, R OBP: 0.217, SLG: 0.267										4	0	1	1	0	2	3											
Jack Cust, L OBP: 0.357, SLG: 0.521										3	0	0	0	0	0	2											
Brook Fordyce, R OBP: 0.311, SLG: 0.371										3	0	0	0	0	0	2											
Jose Morban, S OBP: 0.187, SLG: 0.225										3	0	0	0	0	0	0	<p>AB 33 R 1 H 6 RBI 1 BB 0 SO 4 LOB 10</p> 										
Inning Stats	R: 0 E: 0 K: 0 S: 8	H: 0 LOB: 0 BB: 0 P: 11	R: 1 E: 0 K: 0 S: 13	H: 2 LOB: 1 BB: 0 P: 18	R: 0 E: 0 K: 0 S: 10	H: 0 LOB: 0 BB: 0 P: 14	R: 0 E: 0 K: 1 S: 11	H: 1 LOB: 1 BB: 0 P: 16	R: 0 E: 0 K: 0 S: 9	H: 0 LOB: 0 BB: 0 P: 13	R: 0 E: 0 K: 0 S: 10	H: 1 LOB: 1 BB: 0 P: 14	R: 0 E: 0 K: 0 S: 6	H: 1 LOB: 1 BB: 0 P: 8	R: 0 E: 0 K: 1 S: 6	H: 0 LOB: 0 BB: 0 P: 7		R: 0 E: 0 K: 2 S: 13	H: 1 LOB: 1 BB: 0 P: 16	1B: 5 2B: 1 3B: 0 HR: 0	SF: 0 SAC: 0 DP: 0 HBP: 0	WP: 0 PB: 0 SB: 0 CS: 0	PA: 33				
PITCHER	IP	WLS	BF	H	R	ER	SO	BB	IBB	HBP	BLK	WP	HR	S	P	ERA	WHIP										
David Wells, L ERA: 4.14	7.2	W	28	5	1	1	1	0	0	0	0	0	0	70	97	1.17	0.652										
Jeff Nelson, R ERA: 3.74	0.1	H	1	0	0	0	1	0	0	0	0	0	0	3	4	0.00	0.000										
42 Mariano Rivera, R ERA: 1.66	1.0	S	4	1	0	0	2	0	0	0	0	0	0	13	16	0.00	1.000										

Batter	1	2	3	4	5	6	7	8	9	AB	R	H	RBI	BB	SO	LOB	BOTTOM										
Alfonso Soriano, R OBP: 0.338, SLG: 0.525	K									4	1	1	2	0	2	0	<p>Baltimore Orioles @ New York Yankees Yankee Stadium, Bronx, NY Sun Sep 28 2003, 1:05 PM EDT Att: 42,394 - Cloudy - 70 F</p>										
Nick Johnson, L OBP: 0.422, SLG: 0.472	G4-3									4	0	0	0	0	1	0											
Luis Sojo, R	G4-3									0	0	0	0	0	0	0											
2 Derek Jeter, R OBP: 0.450	G5-3									3	0	0	0	0	1	0											
Enrique Wilson, S OBP: 0.276, SLG: 0.363	G5-3									1	0	0	0	0	0	0											
Ruben Sierra, S OBP: 0.327, SLG: 0.420										4	0	0	0	0	0	0											
55 Hideki Matsui, L OBP: 0.353, SLG: 0.435										1	0	1	0	0	0	0											
David Dellucci, L OBP: 0.313, SLG: 0.352										1	1	0	0	1	0	0											
Fernando Segunol, S OBP: 0.250, SLG: 0.143										1	0	0	0	0	1	0											
Juan Rivera, R OBP: 0.304, SLG: 0.468										2	0	0	0	1	0	1											
Karim Garcia, L OBP: 0.302, SLG: 0.422										2	0	2	1	1	0	0											
John Flaherty, R OBP: 0.297, SLG: 0.457										3	0	0	0	0	1	5											
3B Drew Henson, R OBP: 0.125, SLG: 0.125										3	1	1	0	0	1	0											
Aaron Boone, R OBP: 0.327, SLG: 0.453										0	0	0	0	0	0	0											
Inning Stats	R: 0 E: 0 K: 1 S: 11	H: 0 LOB: 0 BB: 0 P: 17	R: 0 E: 0 K: 0 S: 12	H: 1 LOB: 2 BB: 1 P: 22	R: 2 E: 0 K: 0 S: 9	H: 2 LOB: 0 BB: 0 P: 11	R: 0 E: 0 K: 1 S: 12	H: 1 LOB: 1 BB: 0 P: 20	R: 0 E: 0 K: 0 S: 6	H: 0 LOB: 0 BB: 0 P: 7	R: 1 E: 0 K: 0 S: 13	H: 1 LOB: 2 BB: 2 P: 27	R: 0 E: 0 K: 3 S: 12	H: 0 LOB: 0 BB: 0 P: 19	R: 0 E: 0 K: 1 S: 8	H: 0 LOB: 0 BB: 0 P: 14	R: 0 E: 0 K: 1 S: 8	H: 0 LOB: 0 BB: 0 P: 14	1B: 4 2B: 0 3B: 0 HR: 1	SF: 0 SAC: 0 DP: 0 HBP: 0	WP: 0 PB: 0 SB: 0 CS: 0	PA: 32					
PITCHER	IP	WLS	BF	H	R	ER	SO	BB	IBB	HBP	BLK	WP	HR	S	P	ERA	WHIP										
Eric DuBose, L ERA: 3.79	5.2	L	25	5	3	3	3	3	0	0	0	0	0	14	22	0.00	0.000										
Rick Bauer, R ERA: 4.55	1.1		4	0	0	0	3	0	0	0	0	0	0	8	14	0.00	0.000										
B.J. Ryan, L ERA: 3.4	1.0		3	0	0	0	1	0	0	0	0	0	0	8	14	0.00	0.000										

