Baltimore Orioles - 2004

# Boston Red Sox @ Baltimore Orioles

Oriole Park at Camden Yards, Baltimore, MD

Sun Apr 04 2004, 8:05 PM EDT

Att. 47,683 - Cloudy - 43 F

TOP

livebaseballscorecards.com

| Batter | 1 | 2 | 3 | 4 | 5 | 6 | 7 | 8 | 9 | AB | R | H | RBI | BB | SO | LOB |
|---|---|---|---|---|---|---|---|---|---|---|---|---|---|---|---|---|
| 18 Johnny Damon, L (1, 8) | C F B X 1-2 G6-3 ① | | 1 SAFE B 1 SAFE F F B 1 SAFE X 2-2 B1-3 ② | | C B X 1-1 G4-3 ① | B F B D X 3-1 G6-3 ③ | | B C B S X 2-2 FC6-4 ② 1-2f 2-3 3-H | | 5 | 0 | 0 | 1 | 0 | 0 | 5 |
| Bill Mueller, S (1, 5) OBP: 0.600, SLG: 0.600 | C F X 0-2 G6-3 ② | | B F F B X 2-2 1B 1-2 1B | | C X 0-1 34 HBP 1B | | C B X 1-1 G4-6-3 1B | X 0-0 G6-3 ③ | | 5 | 0 | 3 | 0 | 0 | 0 | 2 |
| Manny Ramirez, R (1, 7) OBP: 0.400, SLG: 0.400 | B C B F X 2-2 1B | | B C B C X 2-2 1-2 2-H 1B | | F 1 SAFE B C X 1-2 L8 ② | | B C F B B F X 2-2 G4-6-3 ① ② 1-2f | | C C C 0-3 K ① | 5 | 0 | 2 | 1 | 0 | 1 | 2 |
| 34 David Ortiz, L (1, 10)<br>Ellis Burks, R (9, PH) | F F B C B B F S 3-3 K ③ | | F D X 1-1 P5 ③ | | F B H 2-1 1-2 HBP | | B B F B F B 4-2 BB | | C X 0-1 G3-1 ② | 2<br>1 | 0<br>0 | 0<br>0 | 0<br>0 | 1<br>0 | 1<br>0 | 3<br>0 |
| Kevin Millar, R (1, 3) OBP: 0.200, SLG: 0.200 | | C B F X 1-2 G6-3 ① | | C X 0-1 F8 ① | C C S 0-3 K ③ | | B D X 2-0 F8 ③ | | C B C X 1-2 1B 1B | 5 | 0 | 1 | 0 | 0 | 1 | 3 |
| Gabe Kapler, R (1, 9) OBP: 0.600, SLG: 0.600 | | X 0-0 E5 CS | | B F B B X 3-1 2B 1B | | B X 1-0 G4-6-3 1B | | B C B F B X 3-2 P3 ① | B B C F X 2-2 1-2 1B | 5 | 0 | 3 | 0 | 0 | 0 | 0 |
| Jason Varitek, S (1, 2) | | B 1 SAFE C S B B F F F 3-3 1 SAFE S K ② ③ 1-2 | | 1 SAFE C S X 0-2 P6 ② | | F C B D X 2-2 G4-6-3 ① ② 1-2f | | C B B C B F B 4-2 BB 18 FC6-4 1B BB | C S F F F B B F F 2-3 S K ③ | 4 | 1 | 0 | 0 | 1 | 2 | 5 |
| Mark Bellhorn, S (1, 4) OBP: 0.750, SLG: 1.000 | | | C B B X 2-1 F8 ① | 1 SAFE C X 0-1 1-3 2B | | B C B B B 4-1 BB | | B C X 1-1 18 FC6-4 BB 1-2 1B | | 3 | 0 | 2 | 0 | 1 | 0 | 0 |
| Pokey Reese, R (1, 6)<br>Brian Daubach, L (8, PH)<br>Cesar Crespo, S (8, PR)<br>(8, 6) | | | B B B C F B 4-2 1B 1B BB | F B X 1-1 B1-3 ③ | | B C F B F B B 4-2 1-2 BB | | B B B C B 4-1 18 FC6-4 1-2 2-3 BB | | 1<br>0<br>0 | 1<br>0<br>0 | 0<br>0<br>0 | 0<br>0<br>0 | 2<br>1<br>0 | 0<br>0<br>0 | 2<br>0<br>0 |
| Inning Stats | R: 0 E: 0 K: 1 S: 14 H: 1 LOB: 1 BB: 0 P: 20 | R: 0 E: 1 K: 1 S: 10 H: 0 LOB: 1 BB: 0 P: 14 | R: 1 E: 0 K: 0 S: 15 H: 2 LOB: 2 BB: 1 P: 28 | R: 0 E: 0 K: 0 S: 11 H: 2 LOB: 2 BB: 0 P: 15 | R: 0 E: 0 K: 1 S: 11 H: 1 LOB: 2 BB: 0 P: 15 | R: 0 E: 0 K: 0 S: 10 H: 1 LOB: 2 BB: 2 P: 24 | R: 0 E: 0 K: 0 S: 9 H: 1 LOB: 1 BB: 1 P: 18 | R: 1 E: 0 K: 0 S: 13 H: 1 LOB: 2 BB: 2 P: 27 | R: 0 E: 0 K: 2 S: 19 H: 2 LOB: 2 BB: 0 P: 24 | 1B: 10 2B: 2 3B: 0 HR: 0 | SF: 0 SAC: 0 DP: 3 HBP: 1 | | | | | | |

| | AB | 36 |
|---|---|---|
| | R | 2 |
| | H | 11 |
| | RBI | 2 |
| | BB | 6 |
| | SO | 5 |
| | LOB | 22 |

| PITCHER | | IP | WLS | BF | H | R | ER | SO | BB | IBB | HBP | BLK | WP | HR | S | P | ERA | WHIP |
|---|---|---|---|---|---|---|---|---|---|---|---|---|---|---|---|---|---|---|
| Sidney Ponson, R<br>ERA: 1.59 | (1, 1) | 5.2 | W | 27 | 7 | 1 | 1 | 3 | 3 | 0 | 1 | 0 | 0 | 0 | 69 | 111 | 1.59 | 1.765 |
| Rodrigo Lopez, R<br>ERA: | (6, 1) | 1.1 | H | 5 | 1 | 0 | 0 | 0 | 1 | 0 | 0 | 0 | 0 | 0 | 11 | 23 | 0.00 | 1.500 |
| Mike DeJean, R<br>ERA: 27.0 | (8, 1) | 0.1 | | 4 | 1 | 1 | 1 | 0 | 2 | 0 | 0 | 0 | 0 | 0 | 9 | 21 | 27.00 | 9.000 |
| B.J. Ryan, L<br>ERA: | (8, 1) | 1.2 | S | 7 | 2 | 0 | 0 | 2 | 0 | 0 | 0 | 0 | 0 | 0 | 23 | 30 | 0.00 | 1.200 |

| PITCHER | IP | WLS | BF | H | R | ER | SO | BB | IBB | HBP | BLK | WP | HR | S | P | ERA | WHIP |
|---|---|---|---|---|---|---|---|---|---|---|---|---|---|---|---|---|---|

WP: 0 PB: 0 SB: 0 CS: 1 PA: 43

# Boston Red Sox @ Baltimore Orioles

Oriole Park at Camden Yards, Baltimore, MD

Sun Apr 04 2004, 8:05 PM EDT

Att. 47,683 - Cloudy - 43 F

BOTTOM

| Batter | 1 | 2 | 3 | 4 | 5 | 6 | 7 | 8 | 9 | AB | R | H | RBI | BB | SO | LOB |
|---|---|---|---|---|---|---|---|---|---|---|---|---|---|---|---|---|
| 1 Brian Roberts, S (1, 4) | G6-3 | K 1-2 | | | G6-3 | | 6 CS BB | FC6-4 1-2f | | 4 | 0 | 0 | 0 | 1 | 1 | 4 |
| 6 Melvin Mora, R (1, 5)<br>OBP: 0.400, SLG: 0.250 | 1B | K | | | K | | 10 1B 1B 1-2 BB | SAFE G4-3 | | 4 | 1 | 1 | 0 | 1 | 2 | 4 |
| 10 Miguel Tejada, R (1, 6)<br>OBP: 0.500, SLG: 0.500 | F8 | F8 | | | BB 1B | | 1B 2B 1B 1-3 | | | 4 | 1 | 2 | 0 | 0 | 0 | 3 |
| Rafael Palmeiro, L (1, 3)<br>OBP: 0.750, SLG: 0.667 | 1B 1-3 | | F9 | | 1-2 BB | | 2B 1B 1-3 3-H | | | 3 | 1 | 2 | 1 | 1 | 0 | 0 |
| Javy Lopez, R (1, 2)<br>OBP: 0.750, SLG: 1.750 | | HR | 31 G4-6-3 1B | | P6 | | 2B 1-H 3-H | | | 4 | 1 | 3 | 3 | 0 | 0 | 2 |
| 31 Jay Gibbons, L (1, 9)<br>OBP: 0.250, SLG: 0.250 | | E S 1B | G4-6-3 1-2f | | | G6-3 | F8 | | | 4 | 1 | 1 | 0 | 0 | 0 | 2 |
| David Segui, S (1, 10)<br>OBP: 0.500, SLG: 0.667<br>José Bautista, R (8, PR) | | E 1B HBP 1-2 | | P4 | | F7 | | E 2B | | 3<br>0 | 1<br>1 | 1<br>0 | 0<br>0 | 0<br>0 | 0<br>0 | 0<br>0 |
| Larry Bigbie, L (1, 7) | | E1 1B 1-3 2-H | | G4-3 | | K | | | | 4 | 0 | 0 | 0 | 0 | 2 | 2 |
| Luis Matos, R (1, 8)<br>OBP: 0.250, SLG: 0.250 | | 1 S 1B 2-3 3-H | | K | | | K | E6 1 FC6-4 2-H | | 4 | 0 | 1 | 1 | 0 | 2 | 0 |
| Inning Stats | R: 0 E: 0 K: 0 S: 9 H: 2 LOB: 2 BB: 0 P: 13 | R: 3 E: 1 K: 2 S: 23 H: 3 LOB: 2 BB: 0 P: 34 | R: 0 E: 0 K: 0 S: 5 H: 1 LOB: 0 BB: 0 P: 11 | R: 0 E: 0 K: 1 S: 6 H: 0 LOB: 0 BB: 0 P: 8 | R: 0 E: 0 K: 1 S: 10 H: 1 LOB: 2 BB: 1 P: 17 | R: 0 E: 0 K: 1 S: 5 H: 0 LOB: 0 BB: 0 P: 10 | R: 3 E: 0 K: 1 S: 14 H: 3 LOB: 1 BB: 2 P: 28 | R: 1 E: 1 K: 1 S: 11 H: 1 LOB: 2 BB: 0 P: 17 | | 1B: 8 2B: 2 3B: 0 HR: 1 SF: 0 SAC: 0 DP: 1 HBP: 1 | | | | | | |

livebaseballscorecards.com

| | |
|---|---|
| AB | 34 |
| R | 7 |
| H | 11 |
| RBI | 5 |
| BB | 3 |
| SO | 7 |
| LOB | 17 |

WP: 0 PB: 0 SB: 2 CS: 1 PA: 38

| PITCHER | | IP | WLS | BF | H | R | ER | SO | BB | IBB | HBP | BLK | WP | HR | S | P | ERA | WHIP |
|---|---|---|---|---|---|---|---|---|---|---|---|---|---|---|---|---|---|---|
| Pedro Martinez, R<br>ERA: 3.0 | (1, 1) | 6.0 | L | 26 | 7 | 3 | 2 | 5 | 1 | 0 | 1 | 0 | 0 | 1 | 58 | 93 | 3.00 | 1.333 |
| 50 Mike Timlin, R<br>ERA: 40.5 | (7, 1) | 0.2 | | 6 | 3 | 3 | 3 | 1 | 2 | 0 | 0 | 0 | 0 | 0 | 11 | 22 | 40.50 | 7.500 |
| Alan Embree, L<br>ERA: | (7, 1) | 0.1 | | 1 | 0 | 0 | 0 | 0 | 0 | 0 | 0 | 0 | 0 | 0 | 3 | 6 | 0.00 | 0.000 |
| Scott Williamson, R<br>ERA: | (8, 1) | 1.0 | | 5 | 1 | 1 | 0 | 1 | 0 | 0 | 0 | 0 | 0 | 0 | 11 | 17 | 0.00 | 1.000 |

| PITCHER | IP | WLS | BF | H | R | ER | SO | BB | IBB | HBP | BLK | WP | HR | S | P | ERA | WHIP |
|---|---|---|---|---|---|---|---|---|---|---|---|---|---|---|---|---|---|

| Batter | 1 | 2 | 3 | 4 | 5 | 6 | 7 | 8 | 9 | AB | R | H | RBI | BB | SO | LOB |
|---|---|---|---|---|---|---|---|---|---|---|---|---|---|---|---|---|
| 18 Johnny Damon, L (1, 8) | C X<br>0-1 ① G1-3 | B 1 SAFE B X<br>2-0 ③ G1-3 | | | B B B C C F X<br>3-2 ① G6-3 | C B B X<br>2-1 ③ F9 | | | C 1 SAFE 1 SAFE B 1 SAFE 1 SAFE 1 SAFE B B<br>4-1 B G3-6-1 1-2 BB | 4 | 0 | 0 | 0 | 1 | 0 | 5 |
| Bill Mueller, S (1, 5)<br>OBP: 0.400, SLG: 0.400 | X<br>0-0 G6-4-3 1B | | C X<br>0-1 ① G6-3 | | B F F B F C<br>2-3 ② K | | B B F X<br>2-1 ① G5-3 | | C X<br>0-1 ① ② G3-6-1 1-2f 2-3 | 5 | 0 | 1 | 0 | 0 | 1 | 2 |
| Ellis Burks, R (1, 10) | 1 SAFE F B B F F X<br>2-2 ② ③ G6-4-3 1-2f | | F B C X<br>1-2 ② G4-3 | | B B B C B<br>4-1 FC6-4 BB | | C S B B S<br>2-3 ② K | | B C F X<br>2-2 E5 S 3-H | 4 | 0 | 0 | 0 | 1 | 1 | 1 |
| Manny Ramirez, R (1, 7)<br>OBP: 0.444, SLG: 0.286<br>Gabe Kapler, R (8, 7)<br>OBP: 0.500, SLG: 0.500 (8, 9) | | B B F B B<br>4-1 FC1-6 34 1B WP BB | X<br>0-0 ③ P4 | | X<br>0-0 ③ FC6-4 1-2f | | C B C B F B B<br>4-2 34 E BB | | B B F X<br>2-1 ③ G5-3 1-2 | 2<br>1 | 1<br>0 | 0<br>0 | 0<br>0 | 2<br>0 | 0<br>0 | 1<br>1 |
| 34 David Ortiz, L (1, 3)<br>OBP: 0.375, SLG: 0.167<br>Dave McCarty, R (9, 3) | F S X<br>0-2 FC1-6 1-2 1B | | | C S B S X<br>2-2 ① P5 | | F S B X<br>1-2 ① F8 | 1 SAFE 1 SAFE X<br>0-0 ③ P4 1-2 | | | 4<br>0 | 0<br>0 | 1<br>0 | 0<br>0 | 0<br>0 | 0<br>0 | 1<br>0 |
| Kevin Millar, R (1, 9)<br>OBP: 0.222, SLG: 0.556<br>Cesar Crespo, S (8, 7) | F B B F F X<br>2-2 ① FC1-6 WP 1B 1-2f 2-3 | | | B C S B S X<br>3-2 HR | | B B C X<br>2-1 E5 BB BB FC4-2 | | C B B C B X<br>3-2 G4-3 | | 4<br>0 | 2<br>0 | 1<br>0 | 1<br>0 | 0<br>0 | 0<br>0 | 2<br>0 |
| Jason Varitek, S (1, 2)<br>OBP: 0.444, SLG: 0.167 | C F B B X<br>1-2 FC4-6 BB 1-H 3-H 1B | | | B B B B<br>4-0 BB | | B C C B F B B<br>4-2 FC4-2 BB 1-2 BB | | B F B X<br>2-1 ② G5-3 | | 2 | 0 | 1 | 1 | 2 | 0 | 0 |
| Mark Bellhorn, S (1, 4)<br>OBP: 0.625, SLG: 0.600 | C B D B B<br>4-1 FC4-6 1-2 BB | | | F D S B B S<br>2-3 ② K | | B C C B B B B<br>4-2 FC4-2 1-2 2-3 BB | | F B C B B B X<br>3-2 ③ F8 | | 2 | 0 | 0 | 0 | 2 | 1 | 1 |
| Pokey Reese, R (1, 6)<br>OBP: 0.429, SLG: 0.200 | | B C D X<br>2-1 ② FC4-6 1-2f 2-3 | | B X<br>1-0 ③ F9 | | C B X<br>1-1 ② FC4-2 1-2 2-3 3-Hf | | | B B C X<br>2-1 18 G3-6-1 BB E 1B | 4 | 1 | 1 | 0 | 0 | 0 | 6 |
| Inning Stats | R: 0 E: 0 K: 0 S: 7 H: 1 LOB: 0 BB: 0 P: 9 | R: 2 E: 0 K: 0 S: 15 H: 2 LOB: 2 BB: 2 P: 30 | R: 0 E: 0 K: 0 S: 6 H: 0 LOB: 0 BB: 0 P: 7 | R: 1 E: 0 K: 1 S: 10 H: 1 LOB: 1 BB: 1 P: 22 | R: 0 E: 0 K: 1 S: 10 H: 0 LOB: 1 BB: 1 P: 19 | R: 0 E: 1 K: 0 S: 14 H: 0 LOB: 3 BB: 2 P: 28 | R: 0 E: 1 K: 1 S: 9 H: 0 LOB: 1 BB: 1 P: 17 | R: 0 E: 0 K: 0 S: 8 H: 0 LOB: 0 BB: 0 P: 16 | R: 1 E: 1 K: 0 S: 10 H: 1 LOB: 1 BB: 1 P: 20 | 1B: 4 2B: 0 3B: 0 HR: 1 SF: 0 SAC: 0 DP: 2 HBP: 0 | | | | | | |

# TOP

## Boston Red Sox @ Baltimore Orioles

Oriole Park at Camden Yards, Baltimore, MD

Tue Apr 06 2004, 3:05 PM EDT

Att. 35,355 - Sunny - 59 F

livebaseballscorecards.com

| | |
|---|---|
| AB | 32 |
| R | 4 |
| H | 5 |
| RBI | 2 |
| BB | 8 |
| SO | 3 |
| LOB | 20 |

| PITCHER | | IP | WLS | BF | H | R | ER | SO | BB | IBB | HBP | BLK | WP | HR | S | P | ERA | WHIP |
|---|---|---|---|---|---|---|---|---|---|---|---|---|---|---|---|---|---|---|
| Eric DuBose, L<br>ERA: 5.06 | (1, 1) | 5.1 | L | 26 | 4 | 3 | 3 | 2 | 6 | 0 | 0 | 0 | 1 | 1 | 58 | 108 | 5.06 | 1.875 |
| John Parrish, L<br>ERA: | (6, 1) | 2.2 | | 11 | 1 | 1 | 0 | 1 | 2 | 0 | 0 | 0 | 0 | 0 | 24 | 49 | 0.00 | 1.125 |
| Mike DeJean, R<br>ERA: 6.75 | (9, 1) | 1.0 | | 3 | 0 | 0 | 0 | 0 | 0 | 0 | 0 | 0 | 0 | 0 | 7 | 11 | 0.00 | 0.000 |

| PITCHER | IP | WLS | BF | H | R | ER | SO | BB | IBB | HBP | BLK | WP | HR | S | P | ERA | WHIP |
|---|---|---|---|---|---|---|---|---|---|---|---|---|---|---|---|---|---|

# BOTTOM

## Boston Red Sox @ Baltimore Orioles

Oriole Park at Camden Yards, Baltimore, MD

Tue Apr 06 2004, 3:05 PM EDT
Att. 35,355 - Sunny - 59 F

livebaseballscorecards.com

| Batter | 1 | 2 | 3 | 4 | 5 | 6 | 7 | 8 | 9 | AB | R | H | RBI | BB | SO | LOB |
|---|---|---|---|---|---|---|---|---|---|---|---|---|---|---|---|---|
| 1 Brian Roberts, S (1, 4) | F7 | | G3 | | F7 | | | G4-3 | | 4 | 0 | 0 | 0 | 0 | 0 | 2 |
| 6 Melvin Mora, R (1, 5)<br>OBP: 0.222, SLG: 0.125 | K | | K | | F8 | | | F9 | | 4 | 0 | 0 | 0 | 0 | 2 | 2 |
| 10 Miguel Tejada, R (1, 6)<br>OBP: 0.375, SLG: 0.375 | G6-3 | | | FC4-6, 1B | | G5-3 | | F8 | | 4 | 0 | 1 | 0 | 0 | 0 | 0 |
| Rafael Palmeiro, L (1, 3)<br>OBP: 0.500, SLG: 0.333 | | G5-3 | | FC4-6, 31 S, 1-2f | | BB | | | G6-3 | 3 | 0 | 0 | 0 | 1 | 0 | 1 |
| Javy Lopez, R (1, 2)<br>OBP: 0.500, SLG: 1.000 | | 31 1B, 1B | | F8 | | K | | | F9 | 4 | 0 | 1 | 0 | 0 | 1 | 2 |
| 31 Jay Gibbons, L (1, 9)<br>OBP: 0.250, SLG: 0.250 | | G1-6-3, 1-2, 1B | | K, 1-2 | | K | | | K | 4 | 0 | 1 | 0 | 0 | 3 | 2 |
| B.J. Surhoff, L (1, 10)<br>David Segui, S (7, PH)<br>OBP: 0.400, SLG: 0.500 | | G1-6-3, 1-2f | | | K | | K | | | 2<br>1 | 0<br>0 | 0<br>0 | 0<br>0 | 0<br>0 | 1<br>1 | 2<br>0 |
| Larry Bigbie, L (1, 7)<br>OBP: 0.143, SLG: 0.143 | | | K | | 2B, 1B | | F8 | | | 3 | 1 | 1 | 0 | 0 | 1 | 0 |
| Luis Matos, R (1, 8)<br>OBP: 0.429, SLG: 0.571 | | | 1 G3, 1B | | 1-H | | G5-3 | | | 3 | 0 | 2 | 1 | 0 | 0 | 0 |
| Inning Stats | R: 0 H: 0<br>E: 0 LOB: 0<br>K: 1 BB: 0<br>S: 9 P: 14 | R: 0 H: 2<br>E: 0 LOB: 1<br>K: 0 BB: 0<br>S: 9 P: 11 | R: 0 H: 1<br>E: 0 LOB: 1<br>K: 2 BB: 0<br>S: 16 P: 24 | R: 0 H: 1<br>E: 0 LOB: 1<br>K: 1 BB: 0<br>S: 13 P: 19 | R: 1 H: 2<br>E: 0 LOB: 1<br>K: 1 BB: 0<br>S: 16 P: 20 | R: 0 H: 0<br>E: 0 LOB: 1<br>K: 2 BB: 1<br>S: 13 P: 21 | R: 0 H: 0<br>E: 0 LOB: 0<br>K: 1 BB: 0<br>S: 5 P: 8 | R: 0 H: 0<br>E: 0 LOB: 0<br>K: 0 BB: 0<br>S: 5 P: 11 | R: 0 H: 0<br>E: 0 LOB: 0<br>K: 1 BB: 0<br>S: 7 P: 9 | 1B: 5 SF: 0<br>2B: 1 SAC: 0<br>3B: 0 DP: 1<br>HR: 0 HBP: 0 | | | | | | WP: 0 PA: 33<br>PB: 0<br>SB: 1<br>CS: 0 |

| | AB | 32 |
|---|---|---|
| | R | 1 |
| | H | 6 |
| | RBI | 1 |
| | BB | 1 |
| | SO | 9 |
| | LOB | 11 |

| PITCHER | | IP | WLS | BF | H | R | ER | SO | BB | IBB | HBP | BLK | WP | HR | S | P | ERA | WHIP |
|---|---|---|---|---|---|---|---|---|---|---|---|---|---|---|---|---|---|---|
| 38 Curt Schilling, R<br>ERA: 1.5 | (1, 1) | 6.0 | W | 24 | 6 | 1 | 1 | 7 | 1 | 0 | 0 | 0 | 0 | 0 | 76 | 109 | 1.50 | 1.167 |
| Alan Embree, L<br>ERA: | (7, 1) | 1.0 | H | 3 | 0 | 0 | 0 | 1 | 0 | 0 | 0 | 0 | 0 | 0 | 5 | 8 | 0.00 | 0.000 |
| 50 Mike Timlin, R<br>ERA: 16.2 | (8, 1) | 1.0 | H | 3 | 0 | 0 | 0 | 0 | 0 | 0 | 0 | 0 | 0 | 0 | 5 | 11 | 0.00 | 0.000 |
| Keith Foulke, R<br>ERA: | (9, 1) | 1.0 | S | 3 | 0 | 0 | 0 | 1 | 0 | 0 | 0 | 0 | 0 | 0 | 7 | 9 | 0.00 | 0.000 |

| PITCHER | IP | WLS | BF | H | R | ER | SO | BB | IBB | HBP | BLK | WP | HR | S | P | ERA | WHIP |
|---|---|---|---|---|---|---|---|---|---|---|---|---|---|---|---|---|---|

# Boston Red Sox @ Baltimore Orioles

Oriole Park at Camden Yards, Baltimore, MD

Wed Apr 07 2004, 7:05 PM EDT

Att. 28,373 - Sunny - 72 F

livebaseballscorecards.com

## TOP

| Batter | 1 | 2 | 3 | 4 | 5 | 6 | 7 | 8 | 9 | AB | R | H | RBI | BB | SO | LOB |
|---|---|---|---|---|---|---|---|---|---|---|---|---|---|---|---|---|
| 18 Johnny Damon, L (1, 8)<br>OBP: 0.400, SLG: 0.429 | 1-0 2B | 1-0 1-3 2-H 3-H 1B | | 0-2 S 1B | | 3-2 1B 34 HR 1B | | 0-1 1B | | 5 | 2 | 5 | 2 | 0 | 0 | 0 |
| Bill Mueller, S (1, 5)<br>OBP: 0.400, SLG: 0.400 | 1-3 ① K | 2-2 34 BB 2-H 3-H 2B 1B | | 0-1 ① F7 1-2 | | 0-0 1 SAFE 34 HR 1-3 1B | | 0-0 ③ P4 | | 5 | 2 | 2 | 2 | 0 | 1 | 3 |
| 34 David Ortiz, L (1, 10)<br>OBP: 0.538, SLG: 0.625 | 1-0 ② P5 | 4-1 1-2 2B BB | | 4-0 A1 DB BB | | 0-0 1-H 3-H HR | | | 4-0 HBP 1B BB | 2 | 2 | 1 | 3 | 3 | 0 | 1 |
| Manny Ramirez, R (1, 7)<br>OBP: 0.429, SLG: 0.417<br>Cesar Crespo, S (9, PR) (9, 7) | 3-2 ③ G4-3 | 3-1 1-H 2-H 1B 2B | | 2-3 ② ③ K 1-2 | | 2-1 ③ G6-3 | | | 0-2 1-2 HBP 1B | 5<br>0 | 1<br>0 | 2<br>0 | 2<br>0 | 0<br>0 | 1<br>0 | 3<br>0 |
| Kevin Millar, R (1, 3)<br>OBP: 0.429, SLG: 0.692 | 2-1 G5-3 2B<br>2-1 2-H 1B | | | | 2-1 L6-3 1B | | 0-0 ① F7 | | 1-1 1-2 2-3 HBP | 4 | 0 | 3 | 1 | 0 | 0 | 0 |
| Jason Varitek, S (1, 2)<br>OBP: 0.357, SLG: 0.100 | 4-2 1B 18 1B G5-3 BB<br>3-3 ② K | | | | 3-1 ① F8 1 SAFE | | 1-1 ② P3 | | 3-2 ① P5 | 4 | 1 | 0 | 0 | 1 | 1 | 5 |
| Gabe Kapler, R (1, 9)<br>OBP: 0.273, SLG: 0.273 | | 0-1 ① ② G5-3 1-2 2-3f | 1-1 ① G4-3 | | 0-1 ② ③ L6-3 1-1 | | 1-3 ③ K | | 1-0 ② P2 | 5 | 0 | 0 | 0 | 0 | 1 | 6 |
| Mark Bellhorn, S (1, 4)<br>OBP: 0.462, SLG: 0.333 | | 4-0 1B 18 1B BB | 0-3 ② K | | | 0-2 ① P6 | | 2-3 ① K | 1-1 ③ F8 | 4 | 1 | 0 | 0 | 1 | 2 | 3 |
| Pokey Reese, R (1, 6)<br>OBP: 0.364, SLG: 0.222 | | 0-1 18 1B 1-2 2-3 1B | 2-3 ③ K | | | 2-2 ② G6-3 | | 3-3 ② K | | 4 | 1 | 1 | 0 | 0 | 2 | 0 |
| Inning Stats | R: 0 H: 1<br>E: 0 LOB: 1<br>K: 1 BB: 0<br>S: 8 P: 14 | R: 7 H: 6<br>E: 0 LOB: 1<br>K: 1 BB: 3<br>S: 21 P: 46 | R: 0 H: 0<br>E: 0 LOB: 0<br>K: 2 BB: 0<br>S: 8 P: 11 | R: 0 H: 1<br>E: 0 LOB: 1<br>K: 1 BB: 1<br>S: 8 P: 14 | R: 0 H: 1<br>E: 0 LOB: 0<br>K: 0 BB: 0<br>S: 6 P: 11 | R: 3 H: 3<br>E: 0 LOB: 0<br>K: 0 BB: 0<br>S: 20 P: 27 | R: 0 H: 0<br>E: 0 LOB: 0<br>K: 1 BB: 0<br>S: 6 P: 8 | R: 0 H: 1<br>E: 0 LOB: 1<br>K: 2 BB: 0<br>S: 9 P: 14 | R: 0 H: 1<br>E: 0 LOB: 3<br>K: 0 BB: 1<br>S: 10 P: 20 | 1B: 10 SF: 0<br>2B: 4 SAC: 0<br>3B: 0 DP: 2<br>HR: 1 HBP: 1 | | | | | | |

| | AB | 38 |
|---|---|---|
| | R | 10 |
| | H | 14 |
| | RBI | 10 |
| | BB | 5 |
| | SO | 8 |
| | LOB | 21 |

WP: 0 PA: 44
PB: 0
SB: 1
CS: 0

| PITCHER | | IP | WLS | BF | H | R | ER | SO | BB | IBB | HBP | BLK | WP | HR | S | P | ERA | WHIP |
|---|---|---|---|---|---|---|---|---|---|---|---|---|---|---|---|---|---|---|
| Kurt Ainsworth, R<br>ERA: 37.8 | (1, 1) | 1.2 | L | 14 | 7 | 7 | 7 | 1 | 3 | 0 | 0 | 0 | 0 | 0 | 26 | 54 | 37.80 | 6.000 |
| Rick Bauer, R<br>ERA: 6.23 | (2, 1) | 4.1 | | 17 | 5 | 3 | 3 | 4 | 1 | 0 | 0 | 0 | 0 | 1 | 45 | 69 | 6.23 | 1.385 |
| Buddy Groom, L<br>ERA: | (7, 1) | 2.0 | | 7 | 1 | 0 | 0 | 3 | 0 | 0 | 0 | 0 | 0 | 0 | 15 | 22 | 0.00 | 0.500 |
| Jorge Julio, R<br>ERA: | (9, 1) | 1.0 | | 6 | 1 | 0 | 0 | 0 | 1 | 0 | 1 | 0 | 0 | 0 | 10 | 20 | 0.00 | 2.000 |

| PITCHER | IP | WLS | BF | H | R | ER | SO | BB | IBB | HBP | BLK | WP | HR | S | P | ERA | WHIP |
|---|---|---|---|---|---|---|---|---|---|---|---|---|---|---|---|---|---|

# BOTTOM

## Boston Red Sox @ Baltimore Orioles

Oriole Park at Camden Yards, Baltimore, MD

Wed Apr 07 2004, 7:05 PM EDT

Att. 28,373 - Sunny - 72 F

| Batter | 1 | 2 | 3 | 4 | 5 | 6 | 7 | 8 | 9 | AB | R | H | RBI | BB | SO | LOB |
|---|---|---|---|---|---|---|---|---|---|---|---|---|---|---|---|---|
| 1 Brian Roberts, S (1, 4) | C B C C 1-3 ① K | | B C F B X 2-2 ① G4-3 | | X 0-0 ② G4-3 | | C B C X 1-2 ① F9 | | S X 0-1 ②③ G4-6-3 1-2f | 4 | 0 | 0 | 0 | 0 | 1 | 0 |
| Luis Lopez, S (9, PH) | | | | | | | | | | 1 | 0 | 0 | 0 | 0 | 0 | 1 |
| 6 Melvin Mora, R (1, 5) OBP: 0.308, SLG: 0.250 | B C B B S X 3-2 10 G6-4-3 1B | | B B X 2-0 10 G4-3 1B | | B C B F X 2-2 ③ G1-3 | | S F F B S 1-3 ② K | | | 4 | 1 | 2 | 0 | 0 | 1 | 0 |
| 10 Miguel Tejada, R (1, 6) OBP: 0.417, SLG: 0.417 | 1 SAFE B C X 1-1 ②③ G6-4-3 1-2f | | C X 0-1 ② G4-3 1-2 | | | F B F X 1-2 1B 31 1B 1B | B X 1-0 1B | | | 4 | 1 | 2 | 0 | 0 | 0 | 2 |
| Rafael Palmeiro, L (1, 3) OBP: 0.500, SLG: 0.333 | | C H 1-1 31 G3 1B HBP | B X 1-0 FC5-4 2-H 1B | | | X 0-0 ① F8 | D C F D S 2-3 ③ K | | | 3 | 0 | 1 | 1 | 0 | 1 | 2 |
| Javy Lopez, R (1, 2) OBP: 0.583, SLG: 0.909 | | F S X 0-2 31 G3 1-2 1B | F X 0-1 ③ FC5-4 1-2f | | | B B X 2-0 F8 31 1B 1-3 1B | | B C B B B 4-1 31 G3-6-3 BB | | 3 | 0 | 2 | 0 | 1 | 0 | 1 |
| Keith Osik, R (9, 2) | | | | | | | | | | 0 | 0 | 0 | 0 | 0 | 0 | 0 |
| 31 Jay Gibbons, L (1, 9) OBP: 0.333, SLG: 0.273 | | C X 0-1 ① G3 1-2 2-3 | C B S B B F F B 4-2 G6-4-3 BB | | | F X 0-1 1-2 3-H 1B | F C D X 1-2 ①② G3-6-3 1-2f | | | 3 | 0 | 1 | 1 | 1 | 0 | 3 |
| David Segui, S (1, 10) OBP: 0.222, SLG: 0.250 | | F B B S C 2-3 ② K | B C C B X 2-2 ①② G6-4-3 1-2f | | | B F B B X 3-1 ② F8 2-3 | F B X 1-1 ③ G6-3 | | | 4 | 0 | 0 | 0 | 0 | 1 | 5 |
| Luis Matos, R (1, 8) OBP: 0.400, SLG: 0.444 | | B S S B F B F B 4-2 BB | B C X 1-1 ③ G6-3 | | | B X 1-0 ③ F8 | | | B C C F X 1-2 G4-6-3 1B | 2 | 0 | 0 | 0 | 1 | 0 | 2 |
| José Bautista, R (9, PH) OBP: 1.000, SLG: 1.000 | | | | | | | | | | 1 | 0 | 1 | 0 | 0 | 0 | 0 |
| Larry Bigbie, L (1, 7) OBP: 0.200, SLG: 0.500 | | B C X 1-1 ③ G3-1 | | | C B S B F C 2-3 ① K | | X 0-0 HR | | B S F S 1-3 ① K | 3 | 1 | 1 | 1 | 0 | 1 | 3 |
| Jack Cust, L (9, PH) | | | | | | | | | | 1 | 0 | 0 | 0 | 0 | 1 | 1 |
| Inning Stats | R: 0 E: 0 K: 1 S: 8 H: 1 LOB: 0 BB: 0 P: 13 | R: 0 E: 0 K: 1 S: 15 H: 1 LOB: 3 BB: 1 P: 23 | R: 1 E: 0 K: 0 S: 9 H: 2 LOB: 1 BB: 0 P: 14 | R: 0 E: 0 K: 0 S: 9 H: 0 LOB: 0 BB: 1 P: 16 | R: 0 E: 0 K: 1 S: 8 H: 0 LOB: 0 BB: 0 P: 12 | R: 1 E: 0 K: 0 S: 10 H: 3 LOB: 2 BB: 0 P: 17 | R: 1 E: 0 K: 2 S: 12 H: 2 LOB: 1 BB: 0 P: 17 | R: 0 E: 0 K: 0 S: 6 H: 0 LOB: 0 BB: 1 P: 12 | R: 0 E: 0 K: 1 S: 9 H: 1 LOB: 0 BB: 0 P: 11 | 1B: 9 2B: 0 3B: 0 HR: 1 | SF: 0 SAC: 0 DP: 4 HBP: 1 | | | | | | |

livebaseballscorecards.com

| | |
|---|---|
| AB | 33 |
| R | 3 |
| H | 10 |
| RBI | 3 |
| BB | 3 |
| SO | 6 |
| LOB | 20 |

WP: 0 PB: 0 SB: 0 CS: 0 PA: 37

| PITCHER | IP | WLS | BF | H | R | ER | SO | BB | IBB | HBP | BLK | WP | HR | S | P | ERA | WHIP |
|---|---|---|---|---|---|---|---|---|---|---|---|---|---|---|---|---|---|
| Derek Lowe, R (1, 1) ERA: 3.0 | 6.0 | W | 26 | 7 | 2 | 2 | 3 | 2 | 0 | 1 | 0 | 0 | 0 | 59 | 95 | 3.00 | 1.500 |
| Bobby Jones, L (7, 1) ERA: 4.5 | 2.0 | | 8 | 2 | 1 | 1 | 2 | 1 | 0 | 0 | 0 | 0 | 1 | 18 | 29 | 4.50 | 1.500 |
| Ramiro Mendoza, R (9, 1) ERA: | 1.0 | | 3 | 1 | 0 | 0 | 1 | 0 | 0 | 0 | 0 | 0 | 0 | 9 | 11 | 0.00 | 1.000 |

| PITCHER | IP | WLS | BF | H | R | ER | SO | BB | IBB | HBP | BLK | WP | HR | S | P | ERA | WHIP |
|---|---|---|---|---|---|---|---|---|---|---|---|---|---|---|---|---|---|

| Batter | 1 | 2 | 3 | 4 | 5 | 6 | 7 | 8 | 9 | 10 | 11 | 12 | 13 | AB | R | H | RBI | BB | SO | LOB |
|---|---|---|---|---|---|---|---|---|---|---|---|---|---|---|---|---|---|---|---|---|
| 18 Johnny Damon, L (1, 8)<br>OBP: 0.333, SLG: 0.350 | 1-1<br>G6-3 E<br>1B<br>1B | | 0-2<br>G5-3 | | 0-2<br>G4-3 | | 2-2<br>L6 | | | 1-2<br>L7 | | 2-3<br>K | | 6 | 1 | 1 | 0 | 0 | 1 | 4 |
| Bill Mueller, S (1, 5)<br>OBP: 0.286, SLG: 0.286 | 1 SAFE<br>0-3<br>K<br>1-2 | | 1-2<br>E5<br>G5-3 | | | 0-2<br>L9 | 0-2<br>L3 | | | 3-3<br>K | | X<br>0-0<br>FC5-4<br>1-2f | | 6 | 0 | 0 | 0 | 0 | 2 | 5 |
| Ellis Burks, R (1, 10)<br>OBP: 0.167, SLG: 0.364 | 1-2<br>G6-3<br>2-3 | | X<br>0-0<br>G5-3<br>1-2 | | | X<br>0-0<br>HR | | 1-3<br>K | | | 3-3<br>K | 0-2<br>P6 | | 6 | 1 | 1 | 1 | 0 | 2 | 3 |
| Manny Ramirez, R (1, 7)<br>OBP: 0.421, SLG: 0.375<br>Gabe Kapler, R (11, PR)<br>OBP: 0.250, SLG: 0.250<br>(11, 7) | 2-2<br>BB<br>1B<br>3-H | | 1-3<br>K | | | 2-1<br>F9 | | 0-1<br>L9 | | | 4-1<br>1B<br>BB | | 1-1<br>P3 | 4<br>1 | 0<br>0 | 1<br>0 | 1<br>0 | 1<br>0 | 1<br>0 | 1<br>0 |
| Kevin Millar, R (1, 9)<br>OBP: 0.400, SLG: 0.556 | 4-2<br>BB<br>1-2 | | | 2-1<br>G6-3 | | 1-2<br>P6 | | 3-2<br>G6-3 | | | 1 SAFE<br>0-0<br>BB<br>1-3 | | 0-1<br>G5-3 | 5 | 0 | 1 | 0 | 1 | 0 | 0 |
| Dave McCarty, R (1, 3)<br>34 David Ortiz, L (9, PH)<br>OBP: 0.500, SLG: 0.545<br>(9, 3) | 2-2<br>F9 | | | 3-3<br>K | | | 4-2<br>BB<br>BB<br>BB | | 2-1<br>F7 | | 2-2<br>L4 | | 2-1<br>1B | 2<br>3 | 0<br>0 | 0<br>1 | 0<br>0 | 1<br>0 | 1<br>0 | 2<br>2 |
| Mark Bellhorn, S (1, 4)<br>OBP: 0.421, SLG: 0.231 | | 0-2<br>F9 | | 1-0<br>G5-3 | | | 4-2<br>BB<br>1-2<br>BB | | 1-1<br>P4 | | 4-1<br>1-2<br>BB | | 2-3<br>K | 4 | 0 | 0 | 0 | 2 | 1 | 1 |
| Doug Mirabelli, R (1, 2)<br>Cesar Crespo, S (7, PH)<br>(7, 6) | X<br>0-0<br>G6-3 | | X<br>0-0<br>G6-3 | | | | 1-3<br>K | | 2-1<br>G4-3 | | 2-3<br>K | | | 2<br>3 | 0<br>0 | 0<br>0 | 0<br>0 | 0<br>2 | 0<br>5 | 0<br>5 |
| Pokey Reese, R (1, 6)<br>OBP: 0.308, SLG: 0.182<br>Jason Varitek, S (7, PH)<br>OBP: 0.412, SLG: 0.167<br>(7, 2) | 3-3<br>K | | 0-1<br>G1-3 | | | | 4-2<br>1-2<br>2-3<br>BB | | | 3-2<br>P4 | | 3-2<br>FC5-4<br>1B | | 2<br>2 | 0<br>0 | 0<br>1 | 0<br>0 | 0<br>1 | 1<br>0 | 0<br>0 |
| Inning Stats | R: 1 H: 2<br>E: 1 LOB: 2<br>K: 1 BB: 1<br>S: 19 P: 29 | R: 0 H: 0<br>E: 0 LOB: 0<br>K: 1 BB: 0<br>S: 11 P: 14 | R: 0 H: 0<br>E: 1 LOB: 1<br>K: 1 BB: 0<br>S: 10 P: 12 | R: 0 H: 0<br>E: 0 LOB: 0<br>K: 1 BB: 0<br>S: 6 P: 12 | R: 0 H: 0<br>E: 0 LOB: 0<br>K: 0 BB: 0<br>S: 6 P: 6 | R: 1 H: 1<br>E: 0 LOB: 0<br>K: 0 BB: 0<br>S: 9 P: 12 | R: 0 H: 0<br>E: 0 LOB: 3<br>K: 1 BB: 3<br>S: 16 P: 31 | R: 0 H: 0<br>E: 0 LOB: 0<br>K: 1 BB: 0<br>S: 9 P: 13 | R: 0 H: 0<br>E: 0 LOB: 0<br>K: 0 BB: 0<br>S: 6 P: 11 | R: 0 H: 0<br>E: 0 LOB: 0<br>K: 1 BB: 0<br>S: 11 P: 18 | R: 0 H: 1<br>E: 0 LOB: 3<br>K: 2 BB: 2<br>S: 14 P: 29 | R: 0 H: 1<br>E: 0 LOB: 1<br>K: 1 BB: 0<br>S: 11 P: 16 | R: 0 H: 1<br>E: 0 LOB: 1<br>K: 1 BB: 0<br>S: 9 P: 14 | 1B: 5<br>2B: 0<br>3B: 0<br>HR: 1 | SF: 0<br>SAC: 0<br>DP: 0<br>HBP: 0 | | WP: 0<br>PB: 0<br>SB: 0<br>CS: 0 | PA: 52 | |

| PITCHER | | IP | WLS | BF | H | R | ER | SO | BB | IBB | HBP | BLK | WP | HR | S | P | ERA | WHIP |
|---|---|---|---|---|---|---|---|---|---|---|---|---|---|---|---|---|---|---|
| Matt Riley, L<br>ERA: 1.42 | (1, 1) | 6.1 | | 27 | 3 | 2 | 1 | 5 | 4 | 0 | 0 | 0 | 0 | 1 | 71 | 108 | 1.42 | 1.105 |
| B.J. Ryan, L<br>ERA: | (7, 1) | 1.2 | | 5 | 0 | 0 | 0 | 1 | 0 | 0 | 0 | 0 | 0 | 0 | 15 | 21 | 0.00 | 0.000 |
| Jorge Julio, R<br>ERA: | (9, 1) | 2.0 | | 6 | 0 | 0 | 0 | 1 | 0 | 0 | 0 | 0 | 0 | 0 | 17 | 29 | 0.00 | 0.000 |
| Mike DeJean, R<br>ERA: 5.4 | (11, 1) | 0.1 | | 3 | 1 | 0 | 0 | 1 | 1 | 0 | 0 | 0 | 0 | 0 | 6 | 13 | 0.00 | 6.000 |
| Buddy Groom, L<br>ERA: | (11, 1) | 1.1 | | 6 | 1 | 0 | 0 | 2 | 1 | 0 | 0 | 0 | 0 | 0 | 15 | 28 | 0.00 | 1.500 |

| PITCHER | | IP | WLS | BF | H | R | ER | SO | BB | IBB | HBP | BLK | WP | HR | S | P | ERA | WHIP |
|---|---|---|---|---|---|---|---|---|---|---|---|---|---|---|---|---|---|---|
| Rodrigo Lopez, R<br>ERA: | (12, 1) | 1.1 | W | 5 | 1 | 0 | 0 | 1 | 0 | 0 | 0 | 0 | 0 | 0 | 13 | 18 | 0.00 | 0.750 |

# TOP

## Boston Red Sox @ Baltimore Orioles

Oriole Park at Camden Yards, Baltimore, MD

Thu Apr 08 2004, 7:05 PM EDT

Att. 31,121 - Overcast - 53 F

livebaseballscorecards.com

| | |
|---|---|
| AB | 46 |
| R | 2 |
| H | 6 |
| RBI | 2 |
| BB | 6 |
| SO | 11 |
| LOB | 23 |

# Boston Red Sox @ Baltimore Orioles

Oriole Park at Camden Yards, Baltimore, MD

Thu Apr 08 2004, 7:05 PM EDT

Att. 31,121 - Overcast - 53 F

livebaseballscorecards.com

## BOTTOM

| Batter | 1 | 2 | 3 | 4 | 5 | 6 | 7 | 8 | 9 | 10 | 11 | 12 | 13 | AB | R | H | RBI | BB | SO | LOB |
|---|---|---|---|---|---|---|---|---|---|---|---|---|---|---|---|---|---|---|---|---|
| 1 Brian Roberts, S (1, 4) | BBCCBB 4-2 6 S BB | | BCFS 1-3 ② K | | BBX 2-0 ① G6-3 | | BCFBBFB 4-2 6 CS BB | | BFCBX 2-2 ③ F8 | | | X 0-0 ① SH1-4 1-2 | | 3 | 0 | 0 | 0 | 2 | 1 | 0 |
| 6 Melvin Mora, R (1, 5) OBP: 0.368, SLG: 0.412 | CBCCS 1-3 ① K 1-2 | | X 0-0 ③ G6-3 | | BBCX 2-1 WP 2B | | SSBBBBB 4-2 ② 1-2 BB | | | CBBBX 3-1 10 WP FC8-2 2B | | BBCFBX 3-2 ② F8 | | 5 | 0 | 2 | 0 | 1 | 1 | 2 |
| 10 Miguel Tejada, R (1, 6) OBP: 0.333, SLG: 0.294 | CFBBFX 2-2 ② G5-3 | | | BBBBCFFX 3-2 ① G6-3 | FFX 0-2 ② L9 | | CSC 0-3 ③ K | | | BFDFS 2-3 ① K 2-3 | | BBIII 4-0 IBB | | 5 | 0 | 0 | 0 | 1 | 2 | 4 |
| Rafael Palmeiro, L (1, 3) OBP: 0.444, SLG: 0.231 | FBBX 2-1 ③ F8 | | | BBBB 4-0 31 BB BB 1B BB | CBBBFS 3-3 K 2-3 | | | CBBBBX 3-1 ① F9 | | IIII 4-0 IBB | | BBSX 2-1 ③ G4-3 | | 4 | 1 | 0 | 0 | 2 | 1 | 4 |
| Javy Lopez, R (1, 2) OBP: 0.667, SLG: 0.929 | | FX 0-1 2B | | BB1BBB SAFE 4-0 1-2 31 BB 1B BB | | BBBB 4-0 BB | | CBSSX 1-2 1B | | BX 1-0 ②③ FC8-2 3-H | | | SBBBSSB 4-2 BB BB BB | 3 | 2 | 2 | 0 | 3 | 0 | 2 |
| 31 Jay Gibbons, L (1, 9) OBP: 0.353, SLG: 0.267<br>José Bautista, R (11, PR) OBP: 0.500, SLG: 0.500 (12, 9) | CBX 1-1 G1-3 | | | BBBCFBBB 4-2 1B 1-2 2-3 BB | | BBCCFBBFFS 3-3 ① K | | X 0-0 ② L8 | | | BBCFBBFEX 3-2 F8-1-3 1B | | LBBFDFS 3-3 ① K | 4 | 0 | 1 | 0 | 1 | 1 | 3 |
| | | | | | | | | | | | | | | 1 | 0 | 0 | 0 | 0 | 1 | 1 |
| David Segui, S (1, 10) OBP: 0.267, SLG: 0.231 | BFCBBFX 3-2 ② F8 | | | BX 1-0 1-3 2-H 3-H 1B | | C 1 SAFE BB 1 SAFE SC 1-3 ② K | | CSDBS 2-3 ③ K | | | CTX 0-2 ①② F8-1-3 1-1 | | SBB1BB 4-1 BB BB 1-2 BB | 5 | 0 | 1 | 2 | 1 | 2 | 4 |
| Luis Matos, R (1, 8) OBP: 0.313, SLG: 0.286 | CBCFBX 2-2 ③ F7 | | | FFS 0-3 ② K | | CBBBCC 3-3 ③ K | | | BX 1-0 ① L9 | | BFFBBX 2-2 ③ F9 | | BFBBFBB 4-2 BB 1-2 2-3 BB | 5 | 0 | 0 | 0 | 1 | 2 | 5 |
| Larry Bigbie, L (1, 7) OBP: 0.250, SLG: 0.400 | | | X 0-0 ① G4-3 | CSX 0-2 ③ G3 | | | CBSC 1-3 ① K | | SX 0-1 ② G1-3 | | | BX 1-0 1 SH1-4 1B | BSSBFBFBB 4-2 1-2 2-3 3-H BB | 5 | 0 | 1 | 1 | 1 | 1 | 2 |
| Inning Stats | R: 0 E: 0 K: 1 S: 11 H: 0 LOB: 1 BB: 1 P: 20 | R: 0 E: 0 K: 0 S: 12 H: 1 LOB: 1 BB: 0 P: 18 | R: 0 E: 0 K: 1 S: 5 H: 0 LOB: 0 BB: 0 P: 6 | R: 2 E: 0 K: 1 S: 13 H: 1 LOB: 2 BB: 3 P: 29 | R: 0 E: 0 K: 1 S: 9 H: 1 LOB: 1 BB: 0 P: 16 | R: 0 E: 0 K: 3 S: 12 H: 0 LOB: 1 BB: 1 P: 23 | R: 0 E: 0 K: 2 S: 11 H: 0 LOB: 1 BB: 2 P: 20 | R: 0 E: 0 K: 1 S: 9 H: 1 LOB: 1 BB: 0 P: 15 | R: 0 E: 0 K: 0 S: 6 H: 0 LOB: 0 BB: 0 P: 9 | R: 0 E: 0 K: 1 S: 6 H: 1 LOB: 1 BB: 1 P: 16 | R: 0 E: 0 K: 0 S: 10 H: 1 LOB: 1 BB: 0 P: 15 | R: 0 E: 0 K: 0 S: 7 H: 1 LOB: 2 BB: 1 P: 17 | R: 1 E: 0 K: 1 S: 13 H: 0 LOB: 3 BB: 4 P: 32 | 1B: 4 2B: 5 3B: 0 HR: 0 | SF: 0 SAC: 1 DP: 2 HBP: 0 | WP: 2 PB: 0 SB: 1 CS: 1 | PA: 54 | | |

| PITCHER | | IP | WLS | BF | H | R | ER | SO | BB | IBB | HBP | BLK | WP | HR | S | P | ERA | WHIP |
|---|---|---|---|---|---|---|---|---|---|---|---|---|---|---|---|---|---|---|
| 49 Tim Wakefield, R<br>ERA: 3.38 | (1, 1) | 5.1 | | 24 | 3 | 2 | 2 | 5 | 5 | 0 | 0 | 0 | 1 | 0 | 56 | 102 | 3.38 | 1.500 |
| Alan Embree, L<br>ERA: | (6, 1) | 1.0 | | 4 | 0 | 0 | 0 | 3 | 1 | 0 | 0 | 0 | 0 | 0 | 12 | 21 | 0.00 | 1.000 |
| 50 Mike Timlin, R<br>ERA: 11.57 | (7, 1) | 0.2 | | 2 | 0 | 0 | 0 | 1 | 1 | 0 | 0 | 0 | 0 | 0 | 5 | 9 | 0.00 | 1.500 |
| Scott Williamson, R<br>ERA: | (8, 1) | 2.0 | | 7 | 1 | 0 | 0 | 1 | 0 | 0 | 0 | 0 | 0 | 0 | 15 | 24 | 0.00 | 0.500 |
| Keith Foulke, R<br>ERA: | (10, 1) | 2.0 | | 7 | 2 | 0 | 0 | 1 | 0 | 1 | 0 | 0 | 1 | 0 | 16 | 31 | 0.00 | 1.000 |

| PITCHER | | IP | WLS | BF | H | R | ER | SO | BB | IBB | HBP | BLK | WP | HR | S | P | ERA | WHIP |
|---|---|---|---|---|---|---|---|---|---|---|---|---|---|---|---|---|---|---|
| Bobby Jones, L<br>ERA: 5.4 | (12, 1) | 1.1 | L | 10 | 1 | 1 | 1 | 1 | 4 | 1 | 0 | 0 | 0 | 0 | 20 | 49 | 6.75 | 3.750 |

| | |
|---|---|
| AB | 40 |
| R | 3 |
| H | 7 |
| RBI | 3 |
| BB | 13 |
| SO | 12 |
| LOB | 27 |

| Batter | 1 | 2 | 3 | 4 | 5 | 6 | 7 | 8 | 9 | 10 | AB | R | H | RBI | BB | SO | LOB |
|---|---|---|---|---|---|---|---|---|---|---|---|---|---|---|---|---|---|
| 1 Brian Roberts, S (1, 4)<br>OBP: 0.227, SLG: 0.105 | F B S X 1-2 G6-3 ① | | | B X 1-0 10 WP SF7 1B | | B X 1-0 G5-3 ① | | C B B B X 3-1 6 G6-3 1B | | X 0-0 SH1-4 ①<br>1-2 | 4 | 1 | 2 | 0 | 0 | 0 | 0 |
| 6 Melvin Mora, R (1, 5)<br>OBP: 0.292, SLG: 0.318 | B B C T F X 2-2 L9 ② | | | B 1 SAFE C 1 SAFE C X 1-2 F8 ① | | C S B F X 1-2 F9 ② | | B X 1-0 G6-3 ②③<br>1-2f | | C S X 0-2 F8 ②<br>2-3 | 5 | 0 | 0 | 0 | 0 | 0 | 4 |
| 10 Miguel Tejada, R (1, 6)<br>OBP: 0.348, SLG: 0.286 | X 0-0 G3-1 ③ | | | B B B B 4-0 HR BB<br>1-3 | | B X 1-0 1B | | | B B X 2-0 F8 ① | C B X 1-1 P5 ③ | 4 | 1 | 1 | 0 | 1 | 0 | 2 |
| Rafael Palmeiro, L (1, 3)<br>OBP: 0.409, SLG: 0.250 | | C B X 1-1 G3 ① | | X 0-0 SF7 ②<br>3-H | | C D 1 SAFE B X 2-1 L9 ③ | | | C B X 1-1 31 1B 1B FC5-2 1B | | 3 | 0 | 1 | 1 | 0 | 0 | 1 |
| Javy Lopez, R (1, 10)<br>OBP: 0.636, SLG: 1.000 (10, 2) | | B X 1-0 G6-3 ② | | B B B X 3-0 HR<br>1-H | | | X 0-0 P4 ① | | B S X 1-1 31 1B FC5-2 1B<br>1-2 | | 4 | 1 | 2 | 2 | 0 | 0 | 0 |
| 31 Jay Gibbons, L (1, 9)<br>OBP: 0.333, SLG: 0.263 | | B X 1-0 F8 ③ | | B C B B C X 3-2 G3-1 ③ | | | B X 1-0 P3 ② | | C F B X 1-2 FC5-2 1B<br>1-2 2-3 | | 4 | 0 | 1 | 0 | 0 | 0 | 0 |
| Luis Matos, R (1, 8)<br>OBP: 0.350, SLG: 0.294 | | | B C B F X 2-2 G6-3 ① | | F B X 1-1 G1-6-3 1B | | H 1-0 S HBP | | F X 0-1 FC5-2 ②<br>1-2 2-3 3-Hf | | 3 | 0 | 1 | 0 | 0 | 0 | 3 |
| Larry Bigbie, L (1, 7)<br>OBP: 0.200, SLG: 0.316 | | | B C X 1-1 G4-3 ② | | X 0-0 G1-6-3 ①②<br>1-2f | | C 1 SAFE B X 1-1 G4-3 ③<br>1-2 | | B B X 2-0 L9 ③ | | 4 | 0 | 0 | 0 | 0 | 0 | 5 |
| Keith Osik, R (1, 2)<br>OBP: 0.250, SLG: 0.250 | | | B X 1-0 P3 ③ | | X 0-0 G3 ③ | | | B X 1-0 F8 ① | | C B X 1-1 6 F8 1 SH1-4 1B | 4 | 0 | 1 | 0 | 0 | 0 | 0 |
| José Bautista, R (10, PR)<br>OBP: 0.500, SLG: 0.500 | | | | | | | | | | | 0 | 0 | 0 | 0 | 0 | 0 | 0 |
| John Parrish, L (10, 1) | | | | | | | | | | | 0 | 0 | 0 | 0 | 0 | 0 | 0 |
| Inning Stats | R: 0 E: 0 K: 0 S: 8 H: 0 LOB: 0 BB: 0 P: 11 | R: 0 E: 0 K: 0 S: 4 H: 0 LOB: 0 BB: 0 P: 7 | R: 0 E: 0 K: 0 S: 6 H: 0 LOB: 0 BB: 0 P: 10 | R: 3 E: 0 K: 0 S: 9 H: 2 LOB: 0 BB: 1 P: 21 | R: 0 E: 0 K: 0 S: 4 H: 1 LOB: 0 BB: 0 P: 5 | R: 0 E: 0 K: 0 S: 8 H: 1 LOB: 1 BB: 0 P: 13 | R: 0 E: 0 K: 0 S: 4 H: 0 LOB: 1 BB: 0 P: 7 | R: 0 E: 0 K: 0 S: 4 H: 1 LOB: 0 BB: 0 P: 9 | R: 0 E: 0 K: 0 S: 11 H: 3 LOB: 3 BB: 0 P: 18 | R: 0 E: 0 K: 0 S: 8 H: 1 LOB: 2 BB: 0 P: 10 | 1B: 8 2B: 0 3B: 0 HR: 1 | SF: 1 SAC: 1 DP: 2 HBP: 1 | | | | | |

| PITCHER | IP | WLS | BF | H | R | ER | SO | BB | IBB | HBP | BLK | WP | HR | S | P | ERA | WHIP |
|---|---|---|---|---|---|---|---|---|---|---|---|---|---|---|---|---|---|
| Mark Hendrickson, L (1, 1)<br>ERA: 3.68 | 7.1 | | 28 | 5 | 3 | 3 | 0 | 1 | 0 | 1 | 0 | 1 | 1 | 46 | 81 | 3.68 | 0.818 |
| Jorge Sosa, R (8, 1)<br>ERA: 18.0 | 1.0 | | 4 | 2 | 0 | 0 | 0 | 0 | 0 | 0 | 0 | 0 | 0 | 6 | 11 | 0.00 | 2.000 |
| Trever Miller, L (9, 1)<br>ERA: | 0.0 | | 1 | 1 | 0 | 0 | 0 | 0 | 0 | 0 | 0 | 0 | 0 | 3 | 4 | ∞ | ∞ |
| Danys Baez, R (9, 1)<br>ERA: | 1.2 | W | 6 | 1 | 0 | 0 | 0 | 0 | 0 | 0 | 0 | 0 | 0 | 11 | 15 | 0.00 | 0.600 |

| PITCHER | IP | WLS | BF | H | R | ER | SO | BB | IBB | HBP | BLK | WP | HR | S | P | ERA | WHIP |
|---|---|---|---|---|---|---|---|---|---|---|---|---|---|---|---|---|---|

# TOP

## Baltimore Orioles @ Tampa Bay Devil Rays

Tropicana Field, St. Petersburg, FL

Fri Apr 09 2004, 7:15 PM EDT
Att. 12,123 - Dome - 72 F

livebaseballscorecards.com

| | |
|---|---|
| AB | 35 |
| R | 3 |
| H | 9 |
| RBI | 3 |
| BB | 1 |
| SO | 0 |
| LOB | 15 |

1B: 8 SF: 1
2B: 0 SAC: 1
3B: 0 DP: 2
HR: 1 HBP: 1

WP: 2 PA: 39
PB: 0
SB: 1
CS: 0

| Batter | 1 | 2 | 3 | 4 | 5 | 6 | 7 | 8 | 9 | 10 | AB | R | H | RBI | BB | SO | LOB |
|---|---|---|---|---|---|---|---|---|---|---|---|---|---|---|---|---|---|
| 13 Carl Crawford, L (1, 7)<br>OBP: 0.304, SLG: 0.364 | B B B C F X<br>3-2<br>G4-3 ① | | B F B B B<br>4-1<br>SH3-1 BLK G4-3 BB | | B X<br>1-0<br>G4-3 ③ | | C B F D F F S<br>2-3<br>K ③ | | F X<br>0-1<br>S 1B | | 4 | 1 | 1 | 0 | 1 | 1 | 1 |
| Julio Lugo, R (1, 6)<br>OBP: 0.353, SLG: 0.563 | C B B X<br>2-1<br>F8 ② | | 1 SAFE X<br>0-0<br>SH3-1<br>1-3 ① | | | C B C F X<br>1-2<br>BB BB G4-6-3 1B | | C B F F X<br>1-2<br>G3 1B | 1 SAFE P S B B L B<br>4-2<br>1-3 BB | | 3 | 1 | 2 | 0 | 1 | 0 | 0 |
| Aubrey Huff, L (1, 10)<br>OBP: 0.304, SLG: 0.238 | F B B B B B<br>4-1<br>BB | | X<br>0-0<br>G4-3<br>3-H ② | | | 1 SAFE B 1 SAFE B B B<br>4-0<br>G4-6-3 BB<br>1-2 | | B 1 SAFE C F B X<br>2-2<br>G3 ①<br>1-2 | B B F B X<br>3-1<br>G6-3 ③ | | 3 | 0 | 0 | 1 | 2 | 0 | 3 |
| José Cruz Jr., S (1, 9)<br>OBP: 0.500, SLG: 0.737 | F S B 1 SAFE B F C<br>2-3<br>K ③ | | X<br>0-0<br>G5-3 ③ | | | B C B 1 SAFE B S F B<br>4-2<br>G4-6-3<br>1-2<br>2-3 BB | | B B C S T<br>2-2<br>K ② | | B B B C B<br>4-1<br>SH1-4 1B BB | 3 | 1 | 0 | 0 | 2 | 2 | 2 |
| Tino Martinez, L (1, 3)<br>OBP: 0.529, SLG: 0.769<br>Damian Rolls, R (10, PH)<br>OBP: 0.286, SLG: 0.273 | | B F X<br>1-1<br>5 G4-3 2B | C B X<br>1-1<br>F9 ① | | | X<br>0-0<br>G4-6-3 ① ②<br>1-2f<br>2-3<br>3-H | | B D B B C C B<br>4-2<br>BB | | C 1 SAFE 1 SAFE 1 SAFE X<br>0-1<br>SH1-4 ①<br>1-2 | 3<br>0 | 0<br>0 | 1<br>0 | 0<br>0 | 1<br>0 | 0<br>0 | 2<br>0 |
| 5 Rocco Baldelli, R (1, 8)<br>OBP: 0.217, SLG: 0.143 | C B S B X<br>2-2<br>G4-3 ①<br>2-3 | | X<br>0-0<br>B2 ② | | | S B F C<br>1-3<br>K ③ | | B C F B X<br>2-2<br>F9 ③ | | I I I I<br>4-0<br>1B IBB | 4 | 0 | 0 | 0 | 1 | 1 | 4 |
| Geoff Blum, S (1, 5)<br>Eduardo Perez, R (10, PH)<br>OBP: 0.400, SLG: 0.600 | | X<br>0-0<br>F7 ② | C F F B C<br>1-3<br>K ③ | | | | B X<br>1-0<br>G3-1 ① | | B B B B C C C<br>3-3<br>K ① | C X<br>0-1<br>1-2 2-H 1B | 4<br>1 | 0<br>0 | 0<br>1 | 0<br>1 | 0<br>0 | 2<br>0 | 1<br>0 |
| Toby Hall, R (1, 2)<br>OBP: 0.692, SLG: 0.900<br>Robert Fick, L (9, PH)<br>OBP: 0.333, SLG: 0.833<br>Brook Fordyce, R (10, 2)<br>OBP: 0.200, SLG: 0.200 | B F B C B D<br>4-2<br>FC6-4 BB | | | | X<br>0-0<br>F9 ① | | C F F X<br>0-2<br>1B | | F B F F F X<br>1-2<br>HR | | 2<br>1<br>0 | 0<br>1<br>0 | 1<br>1<br>0 | 0<br>1<br>0 | 1<br>0<br>0 | 0<br>0<br>0 | 0<br>0<br>0 |
| Rey Sanchez, R (1, 4)<br>OBP: 0.286, SLG: 0.286 | | F 3 SAFE X<br>0-1<br>FC6-4 ③<br>1-2f | | | F X<br>0-1<br>L6 ② | | X<br>0-0<br>P4 ② | | F B X<br>1-1<br>G6-3 ② | | 4 | 0 | 0 | 0 | 0 | 0 | 3 |
| Inning Stats | R: 0 H: 0<br>E: 0 LOB: 1<br>K: 1 BB: 1<br>S: 10 P: 21 | R: 0 H: 1<br>E: 0 LOB: 2<br>K: 0 BB: 1<br>S: 10 P: 17 | R: 1 H: 0<br>E: 0 LOB: 0<br>K: 0 BB: 1<br>S: 4 P: 8 | R: 0 H: 0<br>E: 0 LOB: 0<br>K: 1 BB: 0<br>S: 7 P: 9 | R: 0 H: 0<br>E: 0 LOB: 0<br>K: 0 BB: 0<br>S: 4 P: 5 | R: 1 H: 1<br>E: 0 LOB: 1<br>K: 1 BB: 2<br>S: 11 P: 21 | R: 0 H: 1<br>E: 0 LOB: 1<br>K: 1 BB: 0<br>S: 11 P: 14 | R: 0 H: 1<br>E: 0 LOB: 2<br>K: 1 BB: 1<br>S: 15 P: 26 | R: 1 H: 2<br>E: 0 LOB: 2<br>K: 1 BB: 1<br>S: 17 P: 28 | R: 1 H: 1<br>E: 0 LOB: 2<br>K: 0 BB: 2<br>S: 5 P: 13 | 1B: 5 SF: 0<br>2B: 1 SAC: 2<br>3B: 0 DP: 1<br>HR: 1 HBP: 0 | | | | | | |

| PITCHER | | IP | WLS | BF | H | R | ER | SO | BB | IBB | HBP | BLK | WP | HR | S | P | ERA | WHIP |
|---|---|---|---|---|---|---|---|---|---|---|---|---|---|---|---|---|---|---|
| Sidney Ponson, R<br>ERA: 2.19 | (1, 1) | 6.2 | | 27 | 3 | 2 | 2 | 3 | 5 | 0 | 0 | 1 | 0 | 0 | 52 | 88 | 2.70 | 1.200 |
| B.J. Ryan, L<br>ERA: | (7, 1) | 1.0 | H | 5 | 1 | 0 | 0 | 2 | 1 | 0 | 0 | 0 | 0 | 0 | 17 | 28 | 0.00 | 2.000 |
| Rodrigo Lopez, R<br>ERA: | (8, 1) | 0.1 | H | 1 | 0 | 0 | 0 | 0 | 0 | 0 | 0 | 0 | 0 | 0 | 3 | 5 | 0.00 | 0.000 |
| Jorge Julio, R<br>ERA: 2.25 | (9, 1) | 1.0 | B | 6 | 2 | 1 | 1 | 1 | 1 | 0 | 0 | 0 | 0 | 1 | 17 | 28 | 9.00 | 3.000 |
| John Parrish, L<br>ERA: 3.0 | (10, 1) | 0.1 | L | 4 | 1 | 1 | 1 | 0 | 1 | 1 | 0 | 0 | 0 | 0 | 5 | 13 | 27.00 | 6.000 |

| PITCHER | IP | WLS | BF | H | R | ER | SO | BB | IBB | HBP | BLK | WP | HR | S | P | ERA | WHIP |
|---|---|---|---|---|---|---|---|---|---|---|---|---|---|---|---|---|---|

# BOTTOM

## Baltimore Orioles @ Tampa Bay Devil Rays

Tropicana Field, St. Petersburg, FL

Fri Apr 09 2004, 7:15 PM EDT

Att. 12,123 - Dome - 72 F

livebaseballscorecards.com

| | |
|---|---|
| AB | 32 |
| R | 4 |
| H | 7 |
| RBI | 3 |
| BB | 9 |
| SO | 6 |
| LOB | 16 |

WP: 0 PA: 43
PB: 0
SB: 2
CS: 0

# Baltimore Orioles @ Tampa Bay Devil Rays

Tropicana Field, St. Petersburg, FL

Sat Apr 10 2004, 6:15 PM EDT

Att. 14,093 - Dome - 72 F

livebaseballscorecards.com

TOP

| Batter | 1 | 2 | 3 | 4 | 5 | 6 | 7 | 8 | 9 | AB | R | H | RBI | BB | SO | LOB |
|---|---|---|---|---|---|---|---|---|---|---|---|---|---|---|---|---|
| 1 Brian Roberts, S (1, 4)<br>OBP: 0.286, SLG: 0.130 | F9 | CS<br>1-2 | P3 | | 6 HR<br>1B | 10 E 6 1B<br>1-2 2-3<br>BB | | 6 G6-4-3<br>BB | F7 | 4 | 1 | 1 | 0 | 2 | 0 | 0 |
| 6 Melvin Mora, R (1, 5)<br>OBP: 0.379, SLG: 0.519 | 10 1B<br>2B<br>1B | | 10 1B 10 WP<br>G4-3<br>1B | | 1-H<br>HR | 10 E<br>1-2 2-3 3-H<br>1B | | G6-4-3<br>1-2f | | 5 | 3 | 4 | 3 | 0 | 0 | 1 |
| José Bautista, R (8, 5)<br>OBP: 0.500, SLG: 0.500 | | | | | | | | | | 0 | 0 | 0 | 0 | 0 | 0 | 0 |
| 10 Miguel Tejada, R (1, 6)<br>OBP: 0.393, SLG: 0.346 | 2B<br>1-2<br>1B | | G4-3<br>1-3<br>1B | | F8 | E5 G4-3<br>1-2 2-3 3-H | | BB<br>2B<br>1B | | 5 | 1 | 3 | 0 | 0 | 0 | 2 |
| Rafael Palmeiro, L (1, 3)<br>OBP: 0.407, SLG: 0.300 | 1-3 2-H<br>2B | | G4-3<br>1-2 3-H | | G3 | G4-3<br>1-2f | | 1-2<br>2B<br>BB | | 4 | 1 | 1 | 2 | 1 | 0 | 4 |
| Javy Lopez, R (1, 2)<br>OBP: 0.667, SLG: 1.000 | P3 | | 2-H<br>1B | | | SH3-4 31 WP<br>1B<br>1B | 1B<br>1B | 1-H 2-H<br>2B | | 5 | 1 | 4 | 2 | 0 | 0 | 2 |
| 31 Jay Gibbons, L (1, 9)<br>OBP: 0.346, SLG: 0.227 | G3 | | | G6-3 | | SH3-4<br>1-2<br>BB | P5 | BB | | 3 | 1 | 0 | 0 | 2 | 0 | 3 |
| B.J. Surhoff, L (1, 10)<br>OBP: 0.167, SLG: 0.167 | | K | | G3-1 | | SH3-4<br>1-2 2-3 | 1-3<br>1B | G4-3 | | 4 | 0 | 1 | 0 | 0 | 1 | 2 |
| Luis Matos, R (1, 8)<br>OBP: 0.360, SLG: 0.250 | | 1 CS<br>HBP | | P4 | | 1 BB 1B<br>6<br>1B<br>IBB | K | | F9 | 3 | 1 | 0 | 0 | 1 | 1 | 1 |
| Larry Bigbie, L (1, 7)<br>OBP: 0.240, SLG: 0.458 | | F7 | | | F8 | 6 1B 1 BB<br>10 E<br>1-2 2-H 3-H<br>1B | | HR | G3 | 5 | 2 | 2 | 3 | 0 | 0 | 1 |
| Inning Stats | R: 1 H: 3<br>E: 0 LOB: 2<br>K: 0 BB: 0<br>S: 16 P: 23 | R: 0 H: 0<br>E: 0 LOB: 0<br>K: 1 BB: 0<br>S: 9 P: 15 | R: 1 H: 3<br>E: 0 LOB: 2<br>K: 0 BB: 0<br>S: 12 P: 17 | R: 0 H: 0<br>E: 0 LOB: 0<br>K: 0 BB: 0<br>S: 8 P: 14 | R: 2 H: 2<br>E: 0 LOB: 0<br>K: 0 BB: 0<br>S: 10 P: 13 | R: 4 H: 3<br>E: 1 LOB: 2<br>K: 0 BB: 3<br>S: 11 P: 27 | R: 0 H: 2<br>E: 0 LOB: 1<br>K: 1 BB: 0<br>S: 9 P: 17 | R: 3 H: 3<br>E: 0 LOB: 2<br>K: 0 BB: 3<br>S: 15 P: 31 | R: 0 H: 0<br>E: 0 LOB: 0<br>K: 0 BB: 0<br>S: 6 P: 9 | 1B: 12 SF: 0<br>2B: 2 SAC: 1<br>3B: 0 DP: 2<br>HR: 2 HBP: 1 | | | | | | |

| | AB | 38 |
|---|---|---|
| | R | 11 |
| | H | 16 |
| | RBI | 10 |
| | BB | 6 |
| | SO | 2 |
| | LOB | 16 |

WP: 2 PA: 47
PB: 0
SB: 0
CS: 1

| PITCHER | | IP | WLS | BF | H | R | ER | SO | BB | IBB | HBP | BLK | WP | HR | S | P | ERA | WHIP |
|---|---|---|---|---|---|---|---|---|---|---|---|---|---|---|---|---|---|---|
| Geremi Gonzalez, R<br>ERA: 10.24 | (1, 1) | 5.0 | L | 24 | 9 | 6 | 6 | 1 | 1 | 0 | 1 | 0 | 2 | 1 | 57 | 88 | 10.80 | 2.000 |
| John Halama, L<br>ERA: 3.86 | (6, 1) | 0.1 | | 5 | 2 | 1 | 1 | 0 | 1 | 1 | 0 | 0 | 0 | 0 | 4 | 13 | 27.00 | 9.000 |
| Jorge Sosa, R<br>ERA: 12.46 | (6, 1) | 2.1 | | 10 | 4 | 3 | 2 | 1 | 1 | 0 | 0 | 0 | 0 | 1 | 24 | 41 | 7.71 | 2.143 |
| Damian Moss, L<br>ERA: 18.0 | (8, 1) | 1.1 | | 7 | 1 | 1 | 1 | 0 | 2 | 0 | 0 | 0 | 0 | 0 | 11 | 24 | 6.75 | 2.250 |

| PITCHER | IP | WLS | BF | H | R | ER | SO | BB | IBB | HBP | BLK | WP | HR | S | P | ERA | WHIP |
|---|---|---|---|---|---|---|---|---|---|---|---|---|---|---|---|---|---|

# BOTTOM

| Batter | 1 | 2 | 3 | 4 | 5 | 6 | 7 | 8 | 9 | AB | R | H | RBI | BB | SO | LOB |
|---|---|---|---|---|---|---|---|---|---|---|---|---|---|---|---|---|
| Julio Lugo, R (1, 6)<br>OBP: 0.364, SLG: 0.500 | C B F B B F F B<br>4-2 5 G4-6-3 BB | B X<br>1-0 1-2 1B | | C 1 SAFE B 1 SAFE B B X<br>3-1 ① G6-3 1-2 | | X<br>0-0 ③ G1-3 | | | X<br>0-0 ③ G6-3 | 4 | 0 | 1 | 0 | 1 | 0 | 2 |
| 5 Rocco Baldelli, R (1, 8)<br>OBP: 0.185, SLG: 0.120 | C 1 SAFE F F 1 SAFE F X<br>0-2 ①② G4-6-3 1-2f | B X<br>1-0 ③ F8 | | B X<br>1-0 ② G4-3 2-3 | | | L B S S<br>1-3 ① K | | | 4 | 0 | 0 | 0 | 0 | 1 | 4 |
| Aubrey Huff, L (1, 10)<br>OBP: 0.296, SLG: 0.208 | C B B S B B<br>4-2 HR BB | | S F B X<br>1-2 ① F8 | B S B F F X<br>2-2 ③ G1-3 | | | B X<br>1-0 ② L8 | | | 3 | 1 | 0 | 0 | 1 | 0 | 1 |
| Eduardo Perez, R (1, 3)<br>OBP: 0.444, SLG: 0.875 | B F B X<br>2-1 1-H HR | | F F D B B B<br>4-2 1B 1B BB | | F B T F F C<br>1-3 ① K | | C X<br>0-1 ③ G6-3 | | | 3 | 2 | 1 | 2 | 1 | 1 | 0 |
| José Cruz Jr., S (1, 9)<br>OBP: 0.462, SLG: 0.652 | X<br>0-0 1B | | D F F S<br>1-3 ② K | | B B C F F S<br>2-3 ② K2-3 | | | B B X<br>2-0 ① F8 | | 4 | 0 | 1 | 0 | 0 | 2 | 1 |
| Damian Rolls, R (1, 5)<br>OBP: 0.278, SLG: 0.267 | 1 SAFE C F F 1 SAFE P B B S<br>3-3 ③ K | | F F B B B X<br>3-2 1B 1-3 1B | | B C C F F B S<br>2-3 ③ K | | | C B F B F F X<br>2-2 ② G3-1 | | 4 | 0 | 1 | 0 | 0 | 2 | 1 |
| Jason Romano, R (1, 7)<br>OBP: 0.250, SLG: 0.250 | | F C B C<br>1-3 ① K | S F B X<br>1-2 1-2 3-H 1B | | | X<br>0-0 ① G1-3 | | C F B B B F X<br>3-2 ③ G6-3 | | 4 | 0 | 1 | 1 | 0 | 1 | 0 |
| Toby Hall, R (1, 2)<br>OBP: 0.588, SLG: 0.714 | | B C B B F F X<br>3-2 ② G6-3 | S B F F X<br>1-2 ③ P4 | | | C B B B F F X<br>2-2 G4-3 1B | | | X<br>0-0 ① G6-3 | 4 | 0 | 1 | 0 | 0 | 0 | 2 |
| Rey Sanchez, R (1, 4)<br>OBP: 0.333, SLG: 0.294 | | B B F B S F F X<br>3-2 1B 1B | | F B B F F B<br>4-2 5 G4-3 G6-3 BB | | C X<br>0-1 ② G4-3 1-2 | | | C C C<br>0-3 ② K | 3 | 0 | 1 | 0 | 1 | 1 | 1 |
| Inning Stats | R: 2 E: 0 K: 1 S: 19<br>H: 2 LOB: 1 BB: 2 P: 31 | R: 0 E: 0 K: 1 S: 14<br>H: 2 LOB: 2 BB: 0 P: 23 | R: 1 E: 0 K: 1 S: 18<br>H: 2 LOB: 2 BB: 1 P: 29 | R: 0 E: 0 K: 0 S: 10<br>H: 0 LOB: 1 BB: 1 P: 20 | R: 0 E: 0 K: 3 S: 14<br>H: 0 LOB: 0 BB: 0 P: 19 | R: 0 E: 0 K: 0 S: 8<br>H: 1 LOB: 1 BB: 0 P: 10 | R: 0 E: 0 K: 1 S: 6<br>H: 0 LOB: 0 BB: 0 P: 8 | R: 0 E: 0 K: 0 S: 10<br>H: 0 LOB: 0 BB: 0 P: 17 | R: 0 E: 0 K: 1 S: 5<br>H: 0 LOB: 0 BB: 0 P: 5 | 1B: 6 2B: 0 3B: 0 HR: 1<br>SF: 0 SAC: 0 DP: 1 HBP: 0 | | | | | | |

| PITCHER | IP | WLS | BF | H | R | ER | SO | BB | IBB | HBP | BLK | WP | HR | S | P | ERA | WHIP |
|---|---|---|---|---|---|---|---|---|---|---|---|---|---|---|---|---|---|
| 45 Erik Bedard, L (1, 1)<br>ERA: 9.0 | 3.0 | | 18 | 6 | 3 | 3 | 3 | 4 | 0 | 0 | 0 | 0 | 1 | 54 | 90 | 9.00 | 3.333 |
| Rick Bauer, R (4, 1)<br>ERA: 2.89 | 5.0 | W | 16 | 1 | 0 | 0 | 4 | 0 | 0 | 0 | 0 | 0 | 0 | 45 | 67 | 0.00 | 0.200 |
| Mike DeJean, R (9, 1)<br>ERA: 3.38 | 1.0 | | 3 | 0 | 0 | 0 | 1 | 0 | 0 | 0 | 0 | 0 | 0 | 5 | 5 | 0.00 | 0.000 |

| PITCHER | IP | WLS | BF | H | R | ER | SO | BB | IBB | HBP | BLK | WP | HR | S | P | ERA | WHIP |
|---|---|---|---|---|---|---|---|---|---|---|---|---|---|---|---|---|---|

# Baltimore Orioles @ Tampa Bay Devil Rays

Tropicana Field, St. Petersburg, FL

Sat Apr 10 2004, 6:15 PM EDT
Att. 14,093 - Dome - 72 F

livebaseballscorecards.com

| | |
|---|---|
| AB | 33 |
| R | 3 |
| H | 7 |
| RBI | 3 |
| BB | 4 |
| SO | 8 |
| LOB | 12 |

WP: 0 PB: 0 SB: 0 CS: 0 PA: 37

| Batter | 1 | 2 | 3 | 4 | 5 | 6 | 7 | 8 | 9 | AB | R | H | RBI | BB | SO | LOB |
|---|---|---|---|---|---|---|---|---|---|---|---|---|---|---|---|---|
| 1 Brian Roberts, S (1, 4)<br>OBP: 0.313, SLG: 0.185 | C C B B B X<br>3-2<br>6 S<br>1B | | C B B C F S ②<br>2-3<br>K | | C F B X ③<br>1-2<br>G1-3 | | S B B F X<br>2-2<br>10 FC5 6 1B<br>2-3<br>1B | | C S B F B X<br>2-2 ③<br>F9 | 4 | 0 | 2 | 0 | 0 | 1 | 0 |
| Luis Lopez, S (9, PH) | | | | | | | | | | 1 | 0 | 0 | 0 | 0 | 0 | 0 |
| 6 Melvin Mora, R (1, 5)<br>OBP: 0.394, SLG: 0.500 | B 1 B B C F C SAFE<br>3-3 ①<br>K<br>1-2 | | B B B<br>4-0<br>BB | | | C C S<br>0-3 ①<br>K | B F S X<br>1-2<br>1-2<br>3-H<br>1B | | | 3 | 0 | 1 | 1 | 1 | 2 | 1 |
| 10 Miguel Tejada, R (1, 6)<br>OBP: 0.344, SLG: 0.300 | B S S S<br>1-3 ②<br>K | | C B 1 SAFE X<br>1-1 ③<br>G5-3 | | | C B B B B X<br>3-1<br>E4<br>FC5-4 1B | B B X<br>2-0 ③<br>FC5<br>2-3f | | | 4 | 0 | 0 | 0 | 0 | 1 | 4 |
| Rafael Palmeiro, L (1, 3)<br>OBP: 0.419, SLG: 0.333 | C B B B X<br>3-1 ③<br>F7 | | | B X<br>1-0<br>31 G6-3 BB<br>1B | | F B C X<br>1-2<br>FC5-4<br>1B | | C X<br>0-1 ①<br>L9 | | 4 | 0 | 2 | 0 | 0 | 0 | 1 |
| Javy Lopez, R (1, 2)<br>OBP: 0.645, SLG: 0.923 | | S B B B X<br>3-1<br>31 G3-1<br>1B | | B F B B F B<br>4-2<br>31 G6-3<br>1-2<br>BB | | B C X<br>1-1 ②<br>FC5-4<br>1-2f<br>2-3 | | B F X<br>1-1 ②<br>F8 | | 3 | 0 | 1 | 0 | 1 | 0 | 2 |
| 31 Jay Gibbons, L (1, 9)<br>OBP: 0.333, SLG: 0.231 | | C C X<br>0-2 ①<br>G3-1<br>1-2 | | B B F X<br>2-1 ①②<br>G6-3<br>1-2f<br>2-3 | | B C C F X<br>1-2 ③<br>G6-3 | | C C X<br>0-2<br>1B | | 4 | 0 | 1 | 0 | 0 | 0 | 5 |
| David Segui, S (1, 10)<br>OBP: 0.263, SLG: 0.294 | | X<br>0-0 ②<br>F7 | | B B B C C X<br>3-2 ③<br>L7 | | | B F X<br>1-1<br>1 1B<br>6 1B<br>2B | B F B B C F C<br>3-3 ③<br>K | | 4 | 1 | 1 | 0 | 0 | 1 | 3 |
| Luis Matos, R (1, 8)<br>OBP: 0.310, SLG: 0.208 | | B B F F B X<br>3-2 ③<br>F8 | | | C B S C<br>1-3 ①<br>K | | X<br>0-0 ①<br>G6-3 | | F B X<br>1-1 ①<br>F7 | 4 | 0 | 0 | 0 | 0 | 1 | 2 |
| Larry Bigbie, L (1, 7)<br>OBP: 0.207, SLG: 0.393 | | | B B C E B X<br>3-2 ①<br>F8 | | X<br>0-0 ②<br>G3-1 | | C C B S<br>1-3 ②<br>K | | X<br>0-0 ②<br>F8 | 4 | 0 | 0 | 0 | 0 | 1 | 1 |

| Inning Stats | 1 | 2 | 3 | 4 | 5 | 6 | 7 | 8 | 9 |
|---|---|---|---|---|---|---|---|---|---|
| | R: 0<br>E: 0<br>K: 2<br>S: 11 | H: 1<br>LOB: 1<br>BB: 0<br>P: 21 | R: 0<br>E: 0<br>K: 0<br>S: 9 | H: 1<br>LOB: 1<br>BB: 0<br>P: 15 | R: 0<br>E: 0<br>K: 1<br>S: 9 | H: 0<br>LOB: 1<br>BB: 1<br>P: 19 | R: 0<br>E: 0<br>K: 0<br>S: 8 | H: 1<br>LOB: 1<br>BB: 1<br>P: 18 | R: 0<br>E: 0<br>K: 1<br>S: 7 | H: 0<br>LOB: 0<br>BB: 0<br>P: 9 |
| | R: 0<br>E: 1<br>K: 1<br>S: 14 | H: 1<br>LOB: 2<br>BB: 0<br>P: 20 | R: 1<br>E: 0<br>K: 1<br>S: 13 | H: 3<br>LOB: 2<br>BB: 0<br>P: 20 | R: 0<br>E: 0<br>K: 1<br>S: 11 | H: 1<br>LOB: 1<br>BB: 0<br>P: 15 | R: 0<br>E: 0<br>K: 0<br>S: 7 | H: 0<br>LOB: 0<br>BB: 0<br>P: 10 | 1B: 7<br>2B: 1<br>3B: 0<br>HR: 0 | SF: 0<br>SAC: 0<br>DP: 1<br>HBP: 0 |

| PITCHER | | IP | WLS | BF | H | R | ER | SO | BB | IBB | HBP | BLK | WP | HR | S | P | ERA | WHIP |
|---|---|---|---|---|---|---|---|---|---|---|---|---|---|---|---|---|---|---|
| Victor Zambrano, R<br>ERA: 4.08 | (1, 1) | 6.2 | W | 29 | 7 | 1 | 1 | 6 | 2 | 0 | 0 | 0 | 0 | 0 | 70 | 119 | 1.35 | 1.350 |
| Chad Gaudin, R<br>ERA: | (7, 1) | 1.1 | H | 5 | 1 | 0 | 0 | 1 | 0 | 0 | 0 | 0 | 0 | 0 | 12 | 18 | 0.00 | 0.750 |
| Lance Carter, R<br>ERA: 1.69 | (9, 1) | 1.0 | | 3 | 0 | 0 | 0 | 0 | 0 | 0 | 0 | 0 | 0 | 0 | 7 | 10 | 0.00 | 0.000 |

| PITCHER | IP | WLS | BF | H | R | ER | SO | BB | IBB | HBP | BLK | WP | HR | S | P | ERA | WHIP |
|---|---|---|---|---|---|---|---|---|---|---|---|---|---|---|---|---|---|

# TOP

## Baltimore Orioles @ Tampa Bay Devil Rays

Tropicana Field, St. Petersburg, FL

Sun Apr 11 2004, 1:15 PM EDT
Att. 10,269 - Dome - 72 F

livebaseballscorecards.com

| | |
|---|---|
| AB | 35 |
| R | 1 |
| H | 8 |
| RBI | 1 |
| BB | 2 |
| SO | 7 |
| LOB | 19 |

| | | | | | | | | | | | | | | | | | | |
|---|---|---|---|---|---|---|---|---|---|---|---|---|---|---|---|---|---|---|
| WP: 0 | PA: 37 |
| PB: 0 | |
| SB: 1 | |
| CS: 0 | |

| Batter | 1 | 2 | 3 | 4 | 5 | 6 | 7 | 8 | 9 | AB | R | H | RBI | BB | SO | LOB |
|---|---|---|---|---|---|---|---|---|---|---|---|---|---|---|---|---|
| 13 Carl Crawford, L (1, 7)<br>OBP: 0.357, SLG: 0.385 | C F B X<br>1-2 G6-3 ① | | B S B F X<br>2-2 G4-3 ① | | B C B B B<br>4-1 5 S 5 1B BB | | X<br>0-0 G3 5 WP WP 1B | B B F X<br>2-1 5 1B E 1B<br>1-2<br>2-H | | 4 | 3 | 2 | 1 | 1 | 0 | 0 |
| 5 Rocco Baldelli, R (1, 8)<br>OBP: 0.281, SLG: 0.207 | C B S X<br>1-2 E G6-3 1B | | B B F F F X<br>2-2 F8 ② | | B 1 SAFE 1 SAFE C 2 SAFE S 2 SAFE B X<br>2-2 CS 1B<br>1-H | | B B B B<br>4-0 WP G3 BB<br>1-2 | X<br>0-0 E WP 1B<br>1-2<br>2-3 | | 4 | 2 | 3 | 1 | 1 | 0 | 0 |
| Aubrey Huff, L (1, 5)<br>OBP: 0.281, SLG: 0.321 | C C D X<br>1-2 E6 G6-3<br>1-3 | | B X<br>1-0 HR | | 1 SAFE B C B B F 1 SAFE C<br>3-3 K ② ③<br>1-2 | | T D F 2 SAFE X<br>1-2 G3 ①<br>1-2<br>2-3 | F F D X<br>1-2 SF7 ②<br>1-3<br>2-H<br>3-H | | 4 | 1 | 1 | 2 | 0 | 1 | 4 |
| Eduardo Perez, R (1, 10)<br>OBP: 0.286, SLG: 0.538 | B X<br>1-0 G6-3 ②<br>2-3<br>3-H | | B C X<br>1-1 F8 ③ | | | B C B X<br>2-1 F8 ① | D B B F S S<br>3-3 K ② | F B S S<br>1-3 K ③<br>3-H | | 5 | 0 | 0 | 1 | 0 | 2 | 3 |
| José Cruz Jr., S (1, 9)<br>OBP: 0.500, SLG: 0.769 | B C X<br>1-1 G6-3 ③ | | | B X<br>1-0 FC6-4 1B | | B B C X<br>2-1 HR | I I I I<br>4-0 WP IBB | | | 3 | 1 | 2 | 1 | 1 | 0 | 1 |
| Tino Martinez, L (1, 3)<br>OBP: 0.524, SLG: 0.875 | | B C F F B B B<br>4-2 BB | | C X<br>0-1 P6 ① | | X<br>0-0 HR | C B B S C<br>2-3 K ③<br>1-2<br>2-3<br>3-H | | | 3 | 1 | 1 | 1 | 1 | 1 | 3 |
| Julio Lugo, R (1, 6)<br>OBP: 0.308, SLG: 0.417 | | C C X<br>0-2 F7 ① | | 1 SAFE C X<br>0-1 FC6-4 ②<br>1-2f | | X<br>0-0 G4-3 ② | | X<br>0-0 G6-3 ① | | 4 | 0 | 0 | 0 | 0 | 0 | 2 |
| Brook Fordyce, R (1, 2)<br>OBP: 0.333, SLG: 0.375 | | B 1 SAFE 1 SAFE F B F F F X<br>2-2 F8 ② | | B X<br>1-0 P6 ③ | | F F X<br>0-2 2B | | B B F B B<br>4-1 13 1B 1B BB | | 3 | 1 | 1 | 0 | 1 | 0 | 2 |
| Jason Romano, R (1, 4)<br>OBP: 0.143, SLG: 0.143<br>Rey Sanchez, R (7, 4)<br>OBP: 0.368, SLG: 0.333 | | C C T<br>0-2 K ③ | | | B X<br>1-0 L5 ① | B S X<br>1-1 F7 ③ | | C F X<br>0-2 5 1B 13 1B SF7 1B<br>1-2 | | 3<br>1 | 0<br>1 | 0<br>1 | 0<br>1 | 0<br>0 | 1<br>0 | 2<br>0 |
| Inning Stats | R: 1 H: 1<br>E: 1 LOB: 1<br>K: 0 BB: 0<br>S: 12 P: 17 | R: 0 H: 0<br>E: 0 LOB: 1<br>K: 1 BB: 1<br>S: 13 P: 19 | R: 1 H: 1<br>E: 0 LOB: 0<br>K: 0 BB: 0<br>S: 10 P: 16 | R: 0 H: 1<br>E: 0 LOB: 1<br>K: 0 BB: 0<br>S: 6 P: 8 | R: 1 H: 1<br>E: 0 LOB: 1<br>K: 0 BB: 0<br>S: 8 P: 18 | R: 2 H: 3<br>E: 0 LOB: 1<br>K: 0 BB: 0<br>S: 11 P: 16 | R: 1 H: 1<br>E: 0 LOB: 2<br>K: 2 BB: 2<br>S: 10 P: 24 | R: 4 H: 3<br>E: 1 LOB: 0<br>K: 1 BB: 1<br>S: 14 P: 22 | | 1B: 7 SF: 1<br>2B: 2 SAC: 0<br>3B: 0 DP: 1<br>HR: 3 HBP: 0 | | | | WP: 3 PA: 40<br>PB: 0<br>SB: 2<br>CS: 1 | | |

| PITCHER | | IP | WLS | BF | H | R | ER | SO | BB | IBB | HBP | BLK | WP | HR | S | P | ERA | WHIP |
|---|---|---|---|---|---|---|---|---|---|---|---|---|---|---|---|---|---|---|
| Eric DuBose, L<br>ERA: 5.56 | (1, 1) | 6.0 | L | 27 | 7 | 5 | 4 | 2 | 2 | 0 | 0 | 0 | 0 | 3 | 60 | 94 | 6.00 | 1.500 |
| John Parrish, L<br>ERA: 7.2 | (7, 1) | 2.0 | | 13 | 4 | 5 | 3 | 3 | 2 | 1 | 0 | 0 | 3 | 0 | 24 | 46 | 13.50 | 3.000 |

| PITCHER | IP | WLS | BF | H | R | ER | SO | BB | IBB | HBP | BLK | WP | HR | S | P | ERA | WHIP |
|---|---|---|---|---|---|---|---|---|---|---|---|---|---|---|---|---|---|

# BOTTOM

## Baltimore Orioles @ Tampa Bay Devil Rays

Tropicana Field, St. Petersburg, FL

Sun Apr 11 2004, 1:15 PM EDT
Att. 10,269 - Dome - 72 F

livebaseballscorecards.com

| | |
|---|---|
| AB | 34 |
| R | 10 |
| H | 11 |
| RBI | 7 |
| BB | 5 |
| SO | 5 |
| LOB | 17 |

| Batter | 1 | 2 | 3 | 4 | 5 | 6 | 7 | 8 | 9 | 10 | 11 | AB | R | H | RBI | BB | SO | LOB |
|---|---|---|---|---|---|---|---|---|---|---|---|---|---|---|---|---|---|---|
| 1 Brian Roberts, S (1, 4)<br>OBP: 0.333, SLG: 0.303 | B B C X<br>2-1<br>HR | X<br>0-0<br>G4-3 ③ | | C 1 SAFE 1 SAFE D F C<br>1-3<br>K ② | | C B X<br>1-1<br>G5-3 ② | | B B C X<br>2-1<br>10 G4-3<br>6 SH3<br>1B | | F B B F S<br>2-3<br>K ② | B B B<br>4-0<br>6 1B<br>1-2 2-3 3-H<br>BB | 6 | 1 | 2 | 2 | 1 | 2 | 2 |
| 6 Melvin Mora, R (1, 5)<br>OBP: 0.410, SLG: 0.486 | B F B C F X<br>2-2<br>F8 ① | | C B C B B F X<br>3-2<br>10 FC5-4<br>1B | B C B X<br>2-1<br>FC6-4 ③<br>1-2f | | C C B B B F B<br>4-2<br>10 BB<br>BB | | X<br>0-0<br>SH3 ①<br>1-2 | | C F B F B B F E X<br>3-2<br>F9 ③ | C F B B B X<br>2-2<br>10 G4-6-3<br>1-2 2-3 3-H<br>1B | 5 | 0 | 2 | 1 | 1 | 0 | 1 |
| 10 Miguel Tejada, R (1, 6)<br>OBP: 0.359, SLG: 0.371 | B B B C B<br>4-1<br>FC4-6<br>BB | | F F X<br>0-2<br>FC5-4 ①<br>1-2f | B B C B X<br>3-1<br>F9 ① | D B B C F B<br>4-2<br>1-2<br>BB | | | X<br>0-0<br>G4-3 ②<br>2-3 | | | F B B B X<br>2-2<br>HR<br>G4-6-3<br>1-2 | 5 | 1 | 1 | 1 | 2 | 0 | 5 |
| Rafael Palmeiro, L (1, 3)<br>OBP: 0.378, SLG: 0.300 | C F B B F X<br>2-2<br>FC4-6 ②<br>1-2f | X<br>0-0<br>F8 ② | | C F B B X<br>2-2<br>G3 ② | C S 2 SAFE C<br>0-3<br>K ③ | | | B C B X<br>2-1<br>P2 ③ | | | X<br>0-0<br>31 3B<br>1B | 6 | 1 | 1 | 0 | 0 | 1 | 5 |
| Javy Lopez, R (1, 2)<br>OBP: 0.568, SLG: 0.813 | C F B S<br>1-3<br>K ③ | S C X<br>0-2<br>G4-3 ③ | | X<br>0-0<br>HR<br>2B | | | F X<br>0-1<br>E5 | | C B X<br>1-1<br>G1-3 ① | | C F B B F X<br>2-2<br>L8 ① | 6 | 1 | 1 | 0 | 0 | 1 | 3 |
| 31 Jay Gibbons, L (1, 9)<br>OBP: 0.389, SLG: 0.333 | | B B B B<br>4-0<br>G4-6-3<br>BB | | B C C F X<br>1-2<br>1B<br>FC1-4<br>1B | B B S S B F B<br>4-2<br>HR<br>BB | | C B S S B F X<br>2-2<br>F7 ① | | S C B B B X<br>2-2<br>G4-3 ② | | B F C X<br>1-2<br>1-H<br>E<br>3B | 4 | 3 | 2 | 1 | 2 | 0 | 1 |
| David Segui, S (1, 10)<br>OBP: 0.375, SLG: 0.524<br>16 Tim Raines, S (9, PR) | C F X<br>0-2<br>G4-6-3 ① ②<br>1-2f | X<br>0-0<br>FC1-4<br>1-3<br>1B | S X<br>0-1<br>1-H 2-H<br>HR | | | B F S D B B<br>4-2<br>BB | | | B C B C X<br>2-2<br>S<br>1B | | P F B P S B<br>4-2<br>E 1 E<br>BB | 4<br>0 | 1<br>1 | 3<br>0 | 3<br>0 | 1<br>1 | 0<br>0 | 1<br>0 |
| Luis Matos, R (1, 8)<br>OBP: 0.286, SLG: 0.172 | B F B B B<br>4-1<br>2B<br>BB | | C S F B B X<br>1-2<br>FC1-4 ①<br>S<br>1-2f 3-H<br>1B | B C F B B B S<br>3-3<br>K ③ | | | S B S S<br>1-3<br>K ② | | 1 SAFE F C B D X<br>2-2<br>1-2<br>F9 ③ | | F F X<br>0-2<br>E5<br>1 BB E<br>6 1B<br>1-2 | 5 | 3 | 0 | 1 | 1 | 2 | 6 |
| Larry Bigbie, L (1, 7)<br>OBP: 0.229, SLG: 0.412 | C D X<br>1-1<br>1-H<br>2B | B B X<br>2-0<br>6 FC6-4<br>1-H<br>1B | | | | C F X<br>0-2<br>F7 ① | B C X<br>1-1<br>F8 ③ | | | C B C X<br>1-2<br>G6-3 ① | B F X<br>1-1<br>6 1B<br>1 BB<br>1-2 2-3 3-H | 6 | 0 | 2 | 2 | 0 | 0 | 4 |
| Inning Stats | R: 1 E: 0 K: 1 S: 14<br>H: 1 LOB: 1 BB: 1 P: 25 | R: 1 E: 0 K: 0 S: 7<br>H: 1 LOB: 1 BB: 2 P: 16 | R: 0 E: 0 K: 0 S: 11<br>H: 1 LOB: 1 BB: 0 P: 14 | R: 2 E: 0 K: 1 S: 15<br>H: 3 LOB: 1 BB: 0 P: 22 | R: 3 E: 0 K: 1 S: 14<br>H: 2 LOB: 0 BB: 1 P: 26 | R: 0 E: 0 K: 1 S: 13<br>H: 0 LOB: 2 BB: 2 P: 22 | R: 0 E: 1 K: 1 S: 13<br>H: 0 LOB: 2 BB: 1 P: 21 | R: 0 E: 0 K: 0 S: 6<br>H: 1 LOB: 1 BB: 0 P: 10 | R: 0 E: 0 K: 0 S: 11<br>H: 1 LOB: 2 BB: 0 P: 18 | R: 0 E: 0 K: 1 S: 12<br>H: 0 LOB: 0 BB: 0 P: 18 | R: 5 E: 2 K: 0 S: 27<br>H: 4 LOB: 2 BB: 2 P: 43 | 1B: 8 2B: 2 3B: 1 HR: 3<br>SF: 0 SAC: 1 DP: 2 HBP: 0 | | | | | | |

| PITCHER | | IP | WLS | BF | H | R | ER | SO | BB | IBB | HBP | BLK | WP | HR | S | P | ERA | WHIP |
|---|---|---|---|---|---|---|---|---|---|---|---|---|---|---|---|---|---|---|
| Pedro Martinez, R<br>ERA: 4.82 | (1, 1) | 5.0 | | 26 | 8 | 7 | 7 | 3 | 4 | 0 | 0 | 0 | 0 | 2 | 61 | 103 | 12.60 | 2.400 |
| Mark Malaska, L<br>ERA: | (6, 1) | 1.0 | | 5 | 0 | 0 | 0 | 1 | 2 | 0 | 0 | 0 | 0 | 0 | 13 | 22 | 0.00 | 2.000 |
| Scott Williamson, R<br>ERA: | (7, 1) | 1.0 | | 5 | 0 | 0 | 0 | 1 | 1 | 0 | 0 | 0 | 0 | 0 | 13 | 21 | 0.00 | 1.000 |
| 50 Mike Timlin, R<br>ERA: 13.5 | (8, 1) | 0.2 | | 3 | 1 | 0 | 0 | 0 | 0 | 0 | 0 | 0 | 0 | 0 | 4 | 6 | 0.00 | 1.500 |
| Keith Foulke, R<br>ERA: | (8, 1) | 1.1 | | 5 | 1 | 0 | 0 | 0 | 0 | 0 | 0 | 0 | 0 | 0 | 13 | 22 | 0.00 | 0.750 |

| PITCHER | | IP | WLS | BF | H | R | ER | SO | BB | IBB | HBP | BLK | WP | HR | S | P | ERA | WHIP |
|---|---|---|---|---|---|---|---|---|---|---|---|---|---|---|---|---|---|---|
| Alan Embree, L<br>ERA: 4.15 | (10, 1) | 1.0 | | 3 | 0 | 0 | 0 | 1 | 0 | 0 | 0 | 0 | 0 | 0 | 12 | 18 | 0.00 | 0.000 |
| Bronson Arroyo, R<br>ERA: 8.53 | (11, 1) | 0.1 | L | 6 | 3 | 5 | 2 | 0 | 1 | 0 | 0 | 0 | 0 | 1 | 18 | 25 | 54.00 | 12.000 |
| Phil Seibel, L<br>ERA: | (11, 1) | 0.0 | | 2 | 0 | 0 | 0 | 0 | 1 | 0 | 0 | 0 | 0 | 0 | 2 | 7 | ∞ | ∞ |
| Frank Castillo, R<br>ERA: | (11, 1) | 0.2 | | 2 | 1 | 0 | 0 | 0 | 0 | 0 | 0 | 0 | 0 | 0 | 7 | 11 | 0.00 | 1.500 |

TOP

# Baltimore Orioles @ Boston Red Sox

Fenway Park, Boston, MA

Thu Apr 15 2004, 7:05 PM EDT

Att. 35,271 - Sunny - 48 F

livebaseballscorecards.com

| | |
|---|---|
| AB | 47 |
| R | 12 |
| H | 14 |
| RBI | 11 |
| BB | 9 |
| SO | 6 |
| LOB | 28 |

WP: 0 PB: 0 SB: 2 CS: 0 PA: 57

| Batter | 1 | 2 | 3 | 4 | 5 | 6 | 7 | 8 | 9 | 10 | 11 | AB | R | H | RBI | BB | SO | LOB |
|---|---|---|---|---|---|---|---|---|---|---|---|---|---|---|---|---|---|---|
| 18 Johnny Damon, L (1, 8)<br>OBP: 0.414, SLG: 0.385 | C B X 1-1 G5-3 ① | D B F D X 3-2 HR 1-3 2-H 3-H 1B | | C D F X 1-2 FC4-6 1-2 2-H 1B | | B B B 4-0 S BB | C S B C 1-3 K ③ | | C H 1-1 1-2 2-3 HBP | | | 4 | 1 | 2 | 3 | 1 | 1 | 0 |
| Bill Mueller, S (1, 5)<br>OBP: 0.220, SLG: 0.256 | B C B B X 3-1 P6 ② | X 0-0 1-H 3-H HR | | F D F F F F B D F 3-2 F F F X FC4-6 34 G5-3 1B 1-2f 2-3 ① | | C 1 SAFE B 1 SAFE C D B 1 SAFE S 3-3 K ② 1-2 | | | C C B S 1-3 K ① | X 0-0 F8 ③ | | 6 | 1 | 1 | 3 | 0 | 2 | 6 |
| 34 David Ortiz, L (1, 10)<br>OBP: 0.417, SLG: 0.621 | B C S X 1-2 1B | B X 1-0 G3 ③ | | X 0-0 G5-3 1-2 3-H ② | | B F B F B S 3-3 K ③ | | | S B F F F B X 2-2 F8 ② | | B C C B X 2-2 F7 ① | 6 | 0 | 1 | 1 | 0 | 1 | 2 |
| Manny Ramirez, R (1, 7)<br>OBP: 0.474, SLG: 0.588 | F S B F B B F C 3-3 K ③ | | F B F F B B F X 3-2 E5 FC6-4 | B C B B X 3-1 2-H 1B ③ | | | C B B S B 3-2 FC4-6 BB | | B B C C B C X 3-2 1B | | B C C S 1-3 K ② | 5 | 0 | 2 | 0 | 1 | 2 | 1 |
| Kevin Millar, R (1, 3)<br>OBP: 0.308, SLG: 0.400 | | B F B B B 4-1 BB 18 1B 1B BB | C F C 0-3 K ① | | X 0-0 G6-3 2B | | X 0-0 P6 ① | | C B C 1 SAFE D F X 2-2 F9 ③ | | C B T B S 2-3 K ③ | 5 | 1 | 1 | 0 | 1 | 2 | 3 |
| Jason Varitek, S (1, 2)<br>OBP: 0.400, SLG: 0.308 | | C B C X 1-2 BB 18 1B 1-2 1B | D C F 1 SAFE 1 SAFE X 1-2 FC6-4 ② 1-2f | | C B F S 1-3 K ① | | B X 1-0 FC4-6 ② 1-2f | | | C B S X 1-2 F8 ① | | 5 | 1 | 1 | 0 | 0 | 1 | 3 |
| Gabe Kapler, R (1, 9)<br>OBP: 0.214, SLG: 0.214 | B C B C X 2-2 P4 ① | X 0-0 G4-3 ③ | | | F B B X 2-1 G6-3 2-3 ② | | C S B 1 SAFE S 1-3 K ③ | | | X 0-0 18 HBP BB 1B | | 5 | 0 | 1 | 0 | 0 | 1 | 5 |
| Mark Bellhorn, S (1, 4)<br>OBP: 0.447, SLG: 0.346 | C C B D D B 4-2 18 1B 1-2 2-3 HR BB | | | F B B X 2-1 1B 18 1B 1B | X 0-0 P2 ③ | | | C B S B S 2-3 K ① | | 1 SAFE C B B F F 1 SAFE B B 4-2 18 HBP 1-2 BB | | 3 | 2 | 1 | 0 | 2 | 1 | 1 |
| Pokey Reese, R (1, 6)<br>OBP: 0.292, SLG: 0.273<br>Dave McCarty, R (8, PH)<br>Cesar Crespo, S (9, 6)<br>OBP: 0.231, SLG: 0.308 | X 0-0 P3 ② | | | X 0-0 FC4-6 18 34 1B G5-3 1-2 1B | | C X 0-1 G1-3 ① | | B C B F F X 2-2 G5-3 ② | | X 0-0 P5 ② | | 3<br>1<br>1 | 1<br>0<br>0 | 1<br>0<br>0 | 0<br>0<br>0 | 0<br>0<br>0 | 0<br>0<br>0 | 3<br>0<br>2 |
| Inning Stats | R: 0 H: 1<br>E: 0 LOB: 1<br>K: 1 BB: 0<br>S: 13 P: 21 | R: 5 H: 3<br>E: 0 LOB: 0<br>K: 0 BB: 2<br>S: 15 P: 30 | R: 0 H: 0<br>E: 1 LOB: 1<br>K: 1 BB: 0<br>S: 11 P: 15 | R: 2 H: 4<br>E: 0 LOB: 2<br>K: 0 BB: 0<br>S: 20 P: 29 | R: 0 H: 1<br>E: 0 LOB: 1<br>K: 1 BB: 0<br>S: 7 P: 10 | R: 0 H: 0<br>E: 0 LOB: 1<br>K: 2 BB: 1<br>S: 8 P: 18 | R: 0 H: 0<br>E: 0 LOB: 1<br>K: 1 BB: 1<br>S: 7 P: 12 | R: 0 H: 0<br>E: 0 LOB: 0<br>K: 2 BB: 0<br>S: 10 P: 15 | R: 0 H: 1<br>E: 0 LOB: 1<br>K: 1 BB: 0<br>S: 15 P: 23 | R: 0 H: 1<br>E: 0 LOB: 3<br>K: 0 BB: 1<br>S: 10 P: 16 | R: 0 H: 0<br>E: 0 LOB: 0<br>K: 2 BB: 0<br>S: 9 P: 14 | 1B: 9 SF: 0<br>2B: 1 SAC: 0<br>3B: 0 DP: 0<br>HR: 1 HBP: 1 | | | | | | |

| PITCHER | | IP | WLS | BF | H | R | ER | SO | BB | IBB | HBP | BLK | WP | HR | S | P | ERA | WHIP |
|---|---|---|---|---|---|---|---|---|---|---|---|---|---|---|---|---|---|---|
| Sidney Ponson, R<br>ERA: 5.51 | (1, 1) | 4.0 | | 22 | 8 | 7 | 7 | 2 | 2 | 0 | 0 | 0 | 0 | 1 | 59 | 95 | 15.75 | 2.500 |
| Rodrigo Lopez, R<br>ERA: | (5, 1) | 3.0 | | 12 | 1 | 0 | 0 | 4 | 2 | 0 | 0 | 0 | 0 | 0 | 22 | 40 | 0.00 | 1.000 |
| B.J. Ryan, L<br>ERA: | (8, 1) | 2.0 | | 7 | 1 | 0 | 0 | 3 | 0 | 0 | 0 | 0 | 0 | 0 | 25 | 38 | 0.00 | 0.500 |
| Mike DeJean, R<br>ERA: 2.7 | (10, 1) | 0.2 | | 4 | 1 | 0 | 0 | 0 | 1 | 0 | 0 | 0 | 0 | 0 | 8 | 13 | 0.00 | 3.000 |
| Buddy Groom, L<br>ERA: | (10, 1) | 0.1 | W | 2 | 0 | 0 | 0 | 0 | 0 | 0 | 1 | 0 | 0 | 0 | 2 | 3 | 0.00 | 0.000 |

| PITCHER | | IP | WLS | BF | H | R | ER | SO | BB | IBB | HBP | BLK | WP | HR | S | P | ERA | WHIP |
|---|---|---|---|---|---|---|---|---|---|---|---|---|---|---|---|---|---|---|
| Jorge Julio, R<br>ERA: 1.8 | (11, 1) | 1.0 | | 3 | 0 | 0 | 0 | 2 | 0 | 0 | 0 | 0 | 0 | 0 | 9 | 14 | 0.00 | 0.000 |

# BOTTOM

## Baltimore Orioles @ Boston Red Sox

Fenway Park, Boston, MA

Thu Apr 15 2004, 7:05 PM EDT

Att. 35,271 - Sunny - 48 F

livebaseballscorecards.com

| | |
|---|---|
| AB | 44 |
| R | 7 |
| H | 11 |
| RBI | 7 |
| BB | 5 |
| SO | 11 |
| LOB | 26 |

| | | | |
|---|---|---|---|
| WP: 0 | PA: 50 | | |
| PB: 0 | | | |
| SB: 1 | | | |
| CS: 0 | | | |

# Baltimore Orioles @ Toronto Blue Jays

SkyDome, Toronto, ON

Fri Apr 16 2004, 7:05 PM EDT

Att. 14,239 - Dome - 68 F

TOP

livebaseballscorecards.com

| Batter | 1 | 2 | 3 | 4 | 5 | 6 | 7 | 8 | 9 | AB | R | H | RBI | BB | SO | LOB |
|---|---|---|---|---|---|---|---|---|---|---|---|---|---|---|---|---|
| 1 Brian Roberts, S (1, 4)<br>OBP: 0.356, SLG: 0.342 | G4-3 | SF7<br>1-3<br>2-H<br>3-H | | 6 G4-3 6<br>6 1B<br>S<br>BB | | 10 FC6-4<br>1-2<br>1B | F9 | | P5 | 5 | 1 | 2 | 2 | 1 | 0 | 3 |
| 6 Melvin Mora, R (1, 5)<br>OBP: 0.409, SLG: 0.462 | G5-3 | 1B<br>2-3<br>3-H | | G4-3<br>1-3 | | F9 | | 2B<br>31<br>HR<br>HBP | F9 | 4 | 1 | 1 | 1 | 0 | 0 | 3 |
| José Bautista, R (9, PH)<br>OBP: 0.333, SLG: 0.333 | | | | SAFE | | | | | | 1 | 0 | 0 | 0 | 0 | 0 | 1 |
| (9, 5) | | | | | | | | | | | | | | | | |
| 10 Miguel Tejada, R (1, 6)<br>OBP: 0.341, SLG: 0.350 | 1B | K | | G5-3 | | FC6-4<br>FC6-4<br>1-2f<br>2-3 | | F9 | | 5 | 0 | 1 | 0 | 0 | 1 | 6 |
| Rafael Palmeiro, L (1, 3)<br>OBP: 0.381, SLG: 0.441 | F8 | SF7<br>3-H | | | HR | FC6-4<br>1-2f | | 31<br>HR<br>1-3<br>2B | | 4 | 2 | 2 | 2 | 0 | 0 | 3 |
| Luis Lopez, S (8, 3) | | | | | | | | | | 0 | 0 | 0 | 0 | 0 | 0 | 0 |
| Javy Lopez, R (1, 2)<br>OBP: 0.571, SLG: 0.861 | HR<br>F7 | | | | G4-3 31 G3-4-3<br>1B | | 31<br>WP<br>2B<br>BB | G1-3 | | 4 | 2 | 2 | 1 | 1 | 0 | 3 |
| Keith Osik, R (8, 2)<br>OBP: 0.250, SLG: 0.250 | | | | | | | | | | 0 | 0 | 0 | 0 | 0 | 0 | 0 |
| 31 Jay Gibbons, L (1, 9)<br>OBP: 0.415, SLG: 0.424 | | 1B<br>1B<br>BB<br>G3 | | | G3-4-3<br>1-2 | | 2B<br>1-2<br>BB | 2-H<br>3-H<br>HR | | 3 | 2 | 1 | 3 | 2 | 0 | 1 |
| David Segui, S (1, 10)<br>OBP: 0.379, SLG: 0.538 | BB 1B<br>1<br>2B<br>1-2<br>1B<br>G3 | | | | G4-3<br>2-3 | | 1-3<br>2-H<br>2B | K | | 5 | 1 | 2 | 1 | 0 | 1 | 1 |
| Luis Matos, R (1, 8)<br>OBP: 0.282, SLG: 0.182 | BB<br>1<br>2B<br>1-2<br>2-H<br>1B<br>F9 | | | | G5-3 | | G6-3 | | K | 4 | 1 | 1 | 1 | 0 | 0 | 3 |
| 16 Tim Raines, S (9, PH) | | | | | | | | | | 1 | 0 | 0 | 0 | 0 | 1 | 0 |
| (9, 8) | | | | | | | | | | | | | | | | |
| Larry Bigbie, L (1, 7)<br>OBP: 0.250, SLG: 0.378 | 1<br>2B<br>6<br>1B<br>1-2<br>2-3<br>BB | | | K | | 10 1<br>FC6-4 1B<br>BB | K | | E3 | 3 | 1 | 0 | 0 | 2 | 2 | 2 |

| Inning Stats | | | | | | | | | | |
|---|---|---|---|---|---|---|---|---|---|---|
| | R: 0 | H: 1 | R: 6 | H: 5 | R: 0 | H: 0 | R: 0 | H: 0 | R: 1 | H: 2 |
| | E: 0 | LOB: 1 | E: 0 | LOB: 1 | E: 0 | LOB: 0 | E: 0 | LOB: 1 | E: 0 | LOB: 1 |
| | K: 0 | BB: 0 | K: 1 | BB: 2 | K: 0 | BB: 0 | K: 1 | BB: 1 | K: 0 | BB: 0 |
| | S: 13 | P: 18 | S: 15 | P: 35 | S: 5 | P: 11 | S: 10 | P: 21 | S: 10 | P: 19 |

| Inning Stats | | | | | | | | | | |
|---|---|---|---|---|---|---|---|---|---|---|
| | R: 0 | H: 1 | R: 1 | H: 1 | R: 3 | H: 2 | R: 0 | H: 0 | 1B: 6 | SF: 1 |
| | E: 0 | LOB: 2 | E: 0 | LOB: 2 | E: 0 | LOB: 0 | E: 1 | LOB: 1 | 2B: 3 | SAC: 0 |
| | K: 0 | BB: 1 | K: 1 | BB: 2 | K: 1 | BB: 0 | K: 1 | BB: 0 | 3B: 0 | DP: 0 |
| | S: 10 | P: 16 | S: 11 | P: 22 | S: 12 | P: 18 | S: 7 | P: 10 | HR: 3 | HBP: 1 |

| | |
|---|---|
| AB | 39 |
| R | 11 |
| H | 12 |
| RBI | 11 |
| BB | 6 |
| SO | 5 |
| LOB | 26 |

| | | | | | | | | | | | | | | | | | | | |
|---|---|---|---|---|---|---|---|---|---|---|---|---|---|---|---|---|---|---|---|
| WP: 1 | PA: 47 | | | | | | | | | | | | | | | | | | |
| PB: 0 | | | | | | | | | | | | | | | | | | | |
| SB: 1 | | | | | | | | | | | | | | | | | | | |
| CS: 0 | | | | | | | | | | | | | | | | | | | |

| PITCHER | | IP | WLS | BF | H | R | ER | SO | BB | IBB | HBP | BLK | WP | HR | S | P | ERA | WHIP |
|---|---|---|---|---|---|---|---|---|---|---|---|---|---|---|---|---|---|---|
| Miguel Batista, R<br>ERA: 7.88 | (1, 1) | 4.0 | L | 22 | 7 | 7 | 7 | 2 | 3 | 0 | 0 | 0 | 0 | 2 | 45 | 90 | 15.75 | 2.500 |
| 54 Jason Frasor, R<br>ERA: | (5, 1) | 1.2 | | 8 | 2 | 0 | 0 | 0 | 1 | 0 | 0 | 0 | 0 | 0 | 16 | 28 | 0.00 | 1.800 |
| Valerio De Los Santos, L<br>ERA: 3.38 | (6, 1) | 1.1 | | 7 | 1 | 1 | 1 | 1 | 2 | 0 | 0 | 0 | 1 | 0 | 13 | 24 | 6.75 | 2.250 |
| Aquilino Lopez, R<br>ERA: 10.13 | (8, 1) | 1.0 | | 6 | 2 | 3 | 3 | 1 | 0 | 0 | 1 | 0 | 0 | 1 | 12 | 18 | 27.00 | 2.000 |
| Terry Adams, R<br>ERA: 3.38 | (9, 1) | 1.0 | | 4 | 0 | 0 | 0 | 1 | 0 | 0 | 0 | 0 | 0 | 0 | 7 | 10 | 0.00 | 0.000 |

| PITCHER | | IP | WLS | BF | H | R | ER | SO | BB | IBB | HBP | BLK | WP | HR | S | P | ERA | WHIP |
|---|---|---|---|---|---|---|---|---|---|---|---|---|---|---|---|---|---|---|

# BOTTOM

## Baltimore Orioles @ Toronto Blue Jays

SkyDome, Toronto, ON

Fri Apr 16 2004, 7:05 PM EDT
Att. 14,239 - Dome - 68 F

| Batter | 1 | 2 | 3 | 4 | 5 | 6 | 7 | 8 | 9 | AB | R | H | RBI | BB | SO | LOB |
|---|---|---|---|---|---|---|---|---|---|---|---|---|---|---|---|---|
| 3 Reed Johnson, R (1, 9)<br>OBP: 0.277, SLG: 0.317 | B X 1-0 G5-3 ① | | B C X 1-1 F9 ② | | | C B X 1-1 P3 ② | | C F B X 1-2 G4-3 ② 2-3 | | 4 | 0 | 0 | 0 | 0 | 0 | 2 |
| Dave Berg, R (1, 4) | B X 1-0 G5-3 ② | | B B X 2-0 FC5-4 ③ 1-2f | | | B C F X 1-2 L3 ③ | | C B X 1-1 G6-3 ③ | | 4 | 0 | 0 | 0 | 0 | 0 | 2 |
| 10 Vernon Wells, R (1, 8)<br>OBP: 0.319, SLG: 0.395 | B B X 2-0 G6-3 ③ | | | B C B X 2-1 F8 ① | | | B B B C B 4-1 BB BB | | B X 1-0 WP G6-3 2B | 3 | 1 | 1 | 0 | 1 | 0 | 0 |
| Carlos Delgado, L (1, 3)<br>OBP: 0.295, SLG: 0.306<br>Chris Gomez, R (9, 3)<br>OBP: 0.429, SLG: 0.200 | | F B F S 1-3 K ① | | B B F F F F S 2-3 K ② | | | B X 1-0 F7 ① | | B F B C X 3-1 G6-3 ① 2-H | 3<br>1 | 0<br>0 | 0<br>0 | 0<br>1 | 0<br>0 | 2<br>0 | 1<br>0 |
| Josh Phelps, R (1, 10)<br>OBP: 0.395, SLG: 0.462 | | C B B S S X 2-2 HR | | C F S 0-3 K ③ | | | C B B S S X 2-2 P3 ② | | S S C 0-3 K ② | 4 | 1 | 1 | 1 | 0 | 2 | 1 |
| Eric Hinske, L (1, 5)<br>OBP: 0.356, SLG: 0.444 | | B B F T F C 2-3 K ② | | | F C B S 1-3 K ① | | B B B B 4-0 FC6-4 1-2 BB | | S C B F X 1-2 G4-3 ③ | 3 | 0 | 0 | 0 | 1 | 2 | 0 |
| Kevin Cash, R (1, 2)<br>OBP: 0.389, SLG: 0.576 | | B S B T F T F B S 3-3 K ③ | | | C B X 1-1 F7 ② | | B C F X 1-2 FC6-4 ③ 1-2f | | | 3 | 0 | 0 | 0 | 0 | 1 | 2 |
| Chris Woodward, R (1, 6)<br>OBP: 0.290, SLG: 0.320 | | | B F B F B B 4-2 FC5-4 BB | | B C F F F B F F S 2-3 K ③ | | | C S B B B F B 4-2 3 G4-3 G4-3 BB | | 1 | 0 | 0 | 0 | 2 | 1 | 0 |
| Chad Hermansen, R (1, 7) | | | 1 SAFE B F B B F X 3-2 F9 ① | | | X 0-0 F9 ① | | C B X 1-1 G4-3 ① 1-2 | | 3 | 0 | 0 | 0 | 0 | 0 | 2 |
| Inning Stats | R: 0 E: 0 K: 0 S: 3 H: 0 LOB: 0 BB: 0 P: 7 | R: 1 E: 0 K: 3 S: 14 H: 1 LOB: 0 BB: 0 P: 22 | R: 0 E: 0 K: 0 S: 8 H: 0 LOB: 1 BB: 1 P: 18 | R: 0 E: 0 K: 2 S: 10 H: 0 LOB: 0 BB: 0 P: 14 | R: 0 E: 0 K: 2 S: 12 H: 0 LOB: 0 BB: 0 P: 16 | R: 0 E: 0 K: 0 S: 6 H: 0 LOB: 0 BB: 0 P: 8 | R: 0 E: 0 K: 0 S: 8 H: 0 LOB: 2 BB: 2 P: 20 | R: 0 E: 0 K: 0 S: 10 H: 0 LOB: 1 BB: 1 P: 17 | R: 1 E: 0 K: 1 S: 10 H: 1 LOB: 0 BB: 0 P: 15 | 1B: 0<br>2B: 1<br>3B: 0<br>HR: 1 | SF: 0<br>SAC: 0<br>DP: 0<br>HBP: 0 | | | | | | |

livebaseballscorecards.com

| | AB | 29 |
|---|---|---|
| | R | 2 |
| | H | 2 |
| | RBI | 2 |
| | BB | 4 |
| | SO | 8 |
| | LOB | 10 |

| PITCHER | | IP | WLS | BF | H | R | ER | SO | BB | IBB | HBP | BLK | WP | HR | S | P | ERA | WHIP |
|---|---|---|---|---|---|---|---|---|---|---|---|---|---|---|---|---|---|---|
| Matt Riley, L<br>ERA: 1.35 | (1, 1) | 7.0 | W | 25 | 1 | 1 | 1 | 7 | 3 | 0 | 0 | 0 | 0 | 1 | 61 | 105 | 1.29 | 0.571 |
| Rick Bauer, R<br>ERA: 2.61 | (8, 1) | 1.0 | | 4 | 0 | 0 | 0 | 0 | 1 | 0 | 0 | 0 | 0 | 0 | 10 | 17 | 0.00 | 1.000 |
| John Parrish, L<br>ERA: 7.5 | (9, 1) | 1.0 | | 4 | 1 | 1 | 1 | 1 | 0 | 0 | 0 | 0 | 1 | 0 | 10 | 15 | 9.00 | 1.000 |

| PITCHER | IP | WLS | BF | H | R | ER | SO | BB | IBB | HBP | BLK | WP | HR | S | P | ERA | WHIP |
|---|---|---|---|---|---|---|---|---|---|---|---|---|---|---|---|---|---|

| Batter | 1 | 2 | 3 | 4 | 5 | 6 | 7 | 8 | 9 | AB | R | H | RBI | BB | SO | LOB |
|---|---|---|---|---|---|---|---|---|---|---|---|---|---|---|---|---|
| 1 Brian Roberts, S (1, 4)<br>OBP: 0.360, SLG: 0.395 | F7 | | P5 | | SH1-3; 10 SF9 2B | | L7 | | 6 SH2-3; 10 1B 2B | 5 | 2 | 2 | 0 | 0 | 0 | 2 |
| 6 Melvin Mora, R (1, 5)<br>OBP: 0.426, SLG: 0.500 | 10 F7 1B | | 10 S; 10 FC6-5 2B<br>1-H<br>3-H | | SH1-3<br>2-3 | | F7 | | SH2-3<br>2-3 | 3 | 0 | 2 | 2 | 0 | 0 | 0 |
| 10 Miguel Tejada, R (1, 6)<br>OBP: 0.327, SLG: 0.341 | F7<br>1-2 | | FC6-5<br>2-H | | SF9<br>3-H | | P6 | | G4-1; 1B<br>3-H | 4 | 0 | 1 | 2 | 0 | 0 | 2 |
| Rafael Palmeiro, L (1, 3)<br>OBP: 0.391, SLG: 0.432<br>16 Tim Raines, S (8, PR)<br>B.J. Surhoff, L (8, 3)<br>OBP: 0.143, SLG: 0.143 | F9 | | F8 | | BB; 1B | | | CS; BB | G4-1<br>1-2 | 3<br>0<br>1 | 0<br>0<br>0 | 1<br>0<br>0 | 0<br>0<br>0 | 1<br>0<br>0 | 0<br>0<br>0 | 2<br>0<br>1 |
| Javy Lopez, R (1, 2)<br>OBP: 0.553, SLG: 0.800 | | K | | G5-3; 31 1B 1B | 1-2 BB | | | 1-2 | K | 4 | 0 | 1 | 0 | 1 | 3 | 2 |
| 31 Jay Gibbons, L (1, 9)<br>OBP: 0.422, SLG: 0.417 | | K | | G5-3<br>1-2 1B | L4 | | | 1B BB | | 3 | 0 | 1 | 0 | 1 | 1 | 2 |
| David Segui, S (1, 10)<br>OBP: 0.364, SLG: 0.500 | | K | | G5-3<br>1-2<br>2-3 | G1-3 | | | 1-3 1B | | 4 | 0 | 1 | 0 | 0 | 1 | 2 |
| Luis Matos, R (1, 8)<br>OBP: 0.279, SLG: 0.189 | | | 1B; 6 2B 1B | G4-3 | G3 | | | K | | 4 | 1 | 1 | 0 | 0 | 1 | 4 |
| Larry Bigbie, L (1, 7)<br>OBP: 0.273, SLG: 0.463 | | | 1 SAFE<br>1-3<br>6 S; 6 2B 1B | K | F8 | | | | HR | 4 | 2 | 2 | 1 | 0 | 1 | 2 |
| Inning Stats | R: 0 E: 0 K: 0 S: 9<br>H: 1 LOB: 1 BB: 0 P: 11 | R: 0 E: 0 K: 3 S: 11<br>H: 0 LOB: 0 BB: 0 P: 15 | R: 2 E: 0 K: 0 S: 17<br>H: 3 LOB: 1 BB: 0 P: 22 | R: 0 E: 0 K: 1 S: 13<br>H: 2 LOB: 2 BB: 0 P: 17 | R: 1 E: 0 K: 0 S: 11<br>H: 2 LOB: 2 BB: 1 P: 19 | R: 0 E: 0 K: 0 S: 7<br>H: 0 LOB: 0 BB: 0 P: 12 | R: 0 E: 0 K: 0 S: 7<br>H: 0 LOB: 0 BB: 0 P: 10 | R: 0 E: 0 K: 2 S: 15<br>H: 1 LOB: 2 BB: 2 P: 25 | R: 2 E: 0 K: 1 S: 11<br>H: 3 LOB: 1 BB: 0 P: 15 | 1B: 8 2B: 4 3B: 0 HR: 1<br>SF: 1 SAC: 2 DP: 1 HBP: 0 | | | | | | |

# Baltimore Orioles @ Toronto Blue Jays

SkyDome, Toronto, ON

Sat Apr 17 2004, 1:05 PM EDT

Att. 20,177 - Dome - 68 F

TOP

livebaseballscorecards.com

| | |
|---|---|
| AB | 35 |
| R | 5 |
| H | 12 |
| RBI | 5 |
| BB | 3 |
| SO | 7 |
| LOB | 19 |

| PITCHER | | IP | WLS | BF | H | R | ER | SO | BB | IBB | HBP | BLK | WP | HR | S | P | ERA | WHIP |
|---|---|---|---|---|---|---|---|---|---|---|---|---|---|---|---|---|---|---|
| Josh Towers, R<br>ERA: 5.79 | (1, 1) | 4.2 | | 23 | 8 | 3 | 3 | 4 | 1 | 0 | 0 | 0 | 0 | 0 | 60 | 83 | 5.79 | 1.929 |
| Jason Kershner, L<br>ERA: 2.45 | (5, 1) | 1.2 | | 5 | 0 | 0 | 0 | 0 | 0 | 0 | 0 | 0 | 0 | 0 | 9 | 14 | 0.00 | 0.000 |
| Kerry Ligtenberg, R<br>ERA: 2.08 | (7, 1) | 1.1 | | 4 | 0 | 0 | 0 | 1 | 1 | 0 | 0 | 0 | 0 | 0 | 12 | 20 | 0.00 | 0.750 |
| Terry Adams, R<br>ERA: 3.18 | (8, 1) | 0.1 | | 3 | 1 | 0 | 0 | 1 | 1 | 0 | 0 | 0 | 0 | 0 | 9 | 14 | 0.00 | 6.000 |
| Justin Speier, R<br>ERA: 4.05 | (9, 1) | 1.0 | L | 6 | 3 | 2 | 2 | 1 | 0 | 0 | 0 | 0 | 0 | 1 | 11 | 15 | 18.00 | 3.000 |

| PITCHER | | IP | WLS | BF | H | R | ER | SO | BB | IBB | HBP | BLK | WP | HR | S | P | ERA | WHIP |
|---|---|---|---|---|---|---|---|---|---|---|---|---|---|---|---|---|---|---|

| Batter | 1 | 2 | 3 | 4 | 5 | 6 | 7 | 8 | 9 | AB | R | H | RBI | BB | SO | LOB |
|---|---|---|---|---|---|---|---|---|---|---|---|---|---|---|---|---|
| Frank Catalanotto, L (1, 7)<br>OBP: 0.310, SLG: 0.425 | C B F B F S<br>2-3<br>K ① | | C B B X<br>2-1<br>SF8 ②<br>3-H | | C D X<br>1-1<br>G3 ②<br>2-3<br>3-H | | | B X<br>1-0<br>G4-3 ② | | 2 | 0 | 0 | 2 | 0 | 1 | 1 |
| Dave Berg, R (8, PH) | | | | | | | | | | 1 | 0 | 0 | 0 | 0 | 0 | 0 |
| Chad Hermansen, R (9, 7) | | | | | | | | | | 0 | 0 | 0 | 0 | 0 | 0 | 0 |
| Eric Hinske, L (1, 5)<br>OBP: 0.333, SLG: 0.410 | B S X<br>1-1<br>F8 ② | | C B B F F B F C<br>3-3<br>K ③ | | C B B S X<br>2-2<br>P5 ③ | | | B C B T X<br>2-2<br>10 BB<br>1B | | 3 | 0 | 0 | 0 | 0 | 1 | 1 |
| Chris Gomez, R (8, PH)<br>OBP: 0.500, SLG: 0.333 | | | | | | | | | | 1 | 0 | 1 | 0 | 0 | 0 | 0 |
| (9, 5) | | | | | | | | | | | | | | | | |
| 10 Vernon Wells, R (1, 8)<br>OBP: 0.333, SLG: 0.457 | B B T X<br>2-1<br>L5 ③ | | | B B X<br>2-0<br>HR | | C S B F B S<br>2-3<br>K ① | | B C B B B<br>4-1<br>1-2<br>BB | | 3 | 1 | 1 | 1 | 1 | 1 | 0 |
| Carlos Delgado, L (1, 3)<br>OBP: 0.292, SLG: 0.282 | | S B B S H<br>3-2<br>1B<br>HBP | | C B S S<br>1-3<br>K ① | | C B B B X<br>3-1<br>G1 ② | | S C S<br>0-3<br>K ③ | | 3 | 0 | 0 | 0 | 0 | 2 | 2 |
| Josh Phelps, R (1, 10)<br>OBP: 0.383, SLG: 0.442 | | C X<br>0-1<br>3<br>G6-4-3<br>1-2<br>1B | | X<br>0-0<br>P3 ② | | S B B B C S<br>2-3<br>K ③ | | | C X<br>0-1<br>G6-3 ① | 4 | 0 | 1 | 0 | 0 | 1 | 0 |
| Greg Myers, L (1, 2)<br>OBP: 0.182, SLG: 0.273 | B B C B F S<br>3-3<br>K ① | | | X<br>0-0<br>G4-3 ③ | | | B X<br>1-0<br>F8 ① | | B B C X<br>2-1<br>G4-3 ② | 4 | 0 | 0 | 0 | 0 | 1 | 2 |
| 3 Reed Johnson, R (1, 9)<br>OBP: 0.294, SLG: 0.333 | B F F X<br>1-2<br>G6-4-3 ② ③<br>1-2f | | | | C X<br>0-1<br>SH5-3<br>HBP<br>G3<br>1B | | B X<br>1-0<br>G4-3 ② | | B B C X<br>2-1<br>1B | 4 | 1 | 2 | 0 | 0 | 0 | 2 |
| Orlando Hudson, S (1, 4)<br>OBP: 0.279, SLG: 0.324 | | C B B X<br>2-1<br>G6-3<br>SF8<br>2B | | | H<br>1-0<br>G3<br>SH5-3<br>1-2<br>HBP | | C B C S<br>1-3<br>K ③ | | C B S B X<br>2-2<br>G4-3 ③ | 3 | 1 | 1 | 0 | 0 | 1 | 1 |
| Chris Woodward, R (1, 6)<br>OBP: 0.273, SLG: 0.296 | | S D X<br>1-1<br>G6-3 ①<br>2-3 | | | B X<br>1-0<br>SH5-3 ①<br>1-2<br>2-3 | | | B C C C<br>1-3<br>K ① | | 2 | 0 | 0 | 0 | 0 | 1 | 1 |
| Inning Stats | R: 0 H: 0<br>E: 0 LOB: 0<br>K: 1 BB: 0<br>S: 8 P: 13 | R: 0 H: 1<br>E: 0 LOB: 1<br>K: 1 BB: 0<br>S: 10 P: 17 | R: 1 H: 1<br>E: 0 LOB: 0<br>K: 1 BB: 0<br>S: 11 P: 19 | R: 1 H: 1<br>E: 0 LOB: 0<br>K: 1 BB: 0<br>S: 6 P: 9 | R: 1 H: 1<br>E: 0 LOB: 1<br>K: 0 BB: 0<br>S: 8 P: 13 | R: 0 H: 0<br>E: 0 LOB: 0<br>K: 2 BB: 0<br>S: 9 P: 16 | R: 0 H: 0<br>E: 0 LOB: 0<br>K: 1 BB: 0<br>S: 5 P: 8 | R: 0 H: 1<br>E: 0 LOB: 2<br>K: 2 BB: 1<br>S: 11 P: 19 | R: 0 H: 1<br>E: 0 LOB: 1<br>K: 0 BB: 0<br>S: 9 P: 15 | 1B: 4 SF: 1<br>2B: 1 SAC: 1<br>3B: 0 DP: 1<br>HR: 1 HBP: 2 | | | | | | WP: 0 PA: 35<br>PB: 0<br>SB: 0<br>CS: 0 | |

| PITCHER | IP | WLS | BF | H | R | ER | SO | BB | IBB | HBP | BLK | WP | HR | S | P | ERA | WHIP |
|---|---|---|---|---|---|---|---|---|---|---|---|---|---|---|---|---|---|
| Kurt Ainsworth, R (1, 1)<br>ERA: 10.38 | 7.0 | | 26 | 4 | 3 | 3 | 7 | 0 | 0 | 2 | 0 | 0 | 1 | 57 | 95 | 3.86 | 0.571 |
| B.J. Ryan, L (8, 1)<br>ERA: | 1.0 | W | 5 | 1 | 0 | 0 | 2 | 1 | 0 | 0 | 0 | 0 | 0 | 11 | 19 | 0.00 | 2.000 |
| Jorge Julio, R (9, 1)<br>ERA: 1.5 | 1.0 | S | 4 | 1 | 0 | 0 | 0 | 0 | 0 | 0 | 0 | 0 | 0 | 9 | 15 | 0.00 | 1.000 |

| PITCHER | IP | WLS | BF | H | R | ER | SO | BB | IBB | HBP | BLK | WP | HR | S | P | ERA | WHIP |
|---|---|---|---|---|---|---|---|---|---|---|---|---|---|---|---|---|---|

# BOTTOM

## Baltimore Orioles @ Toronto Blue Jays

SkyDome, Toronto, ON

Sat Apr 17 2004, 1:05 PM EDT

Att. 20,177 - Dome - 68 F

livebaseballscorecards.com

| | |
|---|---|
| AB | 30 |
| R | 3 |
| H | 6 |
| RBI | 3 |
| BB | 1 |
| SO | 9 |
| LOB | 10 |

| Batter | 1 | 2 | 3 | 4 | 5 | 6 | 7 | 8 | 9 | AB | R | H | RBI | BB | SO | LOB |
|---|---|---|---|---|---|---|---|---|---|---|---|---|---|---|---|---|
| 1 Brian Roberts, S (1, 4)<br>OBP: 0.364, SLG: 0.396 | B B C B X 3-1 ① P6 | | B X 1-0 ③ F7 | | | B F F B X 2-2 10 E 6 S 10 1B 1B | X 0-0 ③ F8 | | C B F X 1-2 10 1B 1B | 5 | 2 | 2 | 0 | 0 | 0 | 1 |
| 6 Melvin Mora, R (1, 5)<br>OBP: 0.404, SLG: 0.457 | C S X 0-2 ② P4 | | | B F B X 2-1 ① F8 | | P 1 SAFE 1 SAFE C 1 SAFE P B B 4-1 10 1B 10 E 1-2 SF8 BB | | C F S 0-3 ① K | B S B X 2-1 ① F9 | 4 | 1 | 0 | 0 | 1 | 1 | 1 |
| 10 Miguel Tejada, R (1, 6)<br>OBP: 0.370, SLG: 0.408 | B C F F B B X 3-2 1B | | | X 0-0 ② G6-3 | | C F 2 SAFE D 2 SAFE X 1-2 FC6-4 1-3 2-H 1B | | X 0-0 F9 31 2B 2B | C S X 0-2 1B 1-2 1B | 5 | 1 | 4 | 1 | 0 | 0 | 0 |
| Rafael Palmeiro, L (1, 3)<br>OBP: 0.373, SLG: 0.400 | C X 0-1 ③ G4-3 | | | X 0-0 ③ F7 | | S 1 SAFE B C B X 2-2 ② SF8 3-H | | I I I I 4-0 31 S 31 2B IBB | C F X 0-2 ② P6 | 3 | 1 | 0 | 1 | 1 | 0 | 3 |
| Javy Lopez, R (1, 2)<br>OBP: 0.538, SLG: 0.750 | | C F X 0-2 ① P5 | | | B B B F F B 4-2 1B BB | X 0-0 ③ FC6-4 1-2f | | C B F F X 1-2 ② F9 2-3 | S X 0-1 1-2 2-H 1B | 4 | 0 | 1 | 1 | 1 | 0 | 3 |
| 31 Jay Gibbons, L (1, 9)<br>OBP: 0.400, SLG: 0.415 | | C B B B F F X 2-2 ② F8 | | | C B B B F S 2-3 ① K | | B F B X 2-1 ① F8 | C F B X 1-2 1-H 3-H 2B | B B B C X 3-1 ③ G4-3 | 5 | 1 | 1 | 2 | 0 | 1 | 3 |
| David Segui, S (1, 10)<br>OBP: 0.405, SLG: 0.515 | | C C X 0-2 ③ G4-3 | | | S X 0-1 G6-4-3 1-2 1B | | B C F F X 1-2 1B FC 1B | B S B B D 4-1 1B BB | | 3 | 1 | 2 | 0 | 1 | 0 | 0 |
| Luis Matos, R (1, 8)<br>OBP: 0.319, SLG: 0.225 | | | C C B B B B 4-2 F9 S BB | | D D X 2-0 ② ③ G6-4-3 1-2f | | X 0-0 FC 1-3 1B | C F X 0-2 1-2 2-H 1B | | 3 | 0 | 2 | 1 | 1 | 0 | 2 |
| Larry Bigbie, L (1, 7)<br>OBP: 0.250, SLG: 0.432 | | | B B 2 SAFE F B X 3-1 ① ② F9 1-3 | | | C X 0-1 ① G4-3 | X 0-0 ② FC 1-2 3-H | C B X 1-1 ③ F8 | | 4 | 0 | 0 | 1 | 0 | 0 | 4 |
| Inning Stats | R: 0 E: 0 K: 0 S: 11 H: 1 LOB: 1 BB: 0 P: 17 | R: 0 E: 0 K: 0 S: 10 H: 0 LOB: 0 BB: 0 P: 12 | R: 0 E: 0 K: 0 S: 5 H: 0 LOB: 0 BB: 1 P: 13 | R: 0 E: 0 K: 0 S: 4 H: 0 LOB: 0 BB: 0 P: 6 | R: 0 E: 0 K: 1 S: 8 H: 1 LOB: 1 BB: 1 P: 16 | R: 2 E: 1 K: 0 S: 15 H: 2 LOB: 1 BB: 1 P: 22 | R: 1 E: 0 K: 0 S: 9 H: 2 LOB: 1 BB: 0 P: 12 | R: 3 E: 0 K: 1 S: 17 H: 3 LOB: 2 BB: 2 P: 28 | R: 1 E: 0 K: 0 S: 15 H: 3 LOB: 2 BB: 0 P: 21 | 1B: 10 2B: 2 3B: 0 HR: 0 SF: 2 SAC: 0 DP: 1 HBP: 0 | | | | | | | |

# TOP

## Baltimore Orioles @ Toronto Blue Jays

SkyDome, Toronto, ON

Sun Apr 18 2004, 1:05 PM EDT

Att. 16,842 - Dome - 68 F

livebaseballscorecards.com

| | |
|---|---|
| AB | 36 |
| R | 7 |
| H | 12 |
| RBI | 7 |
| BB | 5 |
| SO | 2 |
| LOB | 17 |

WP: 0 PB: 0 SB: 3 CS: 0 PA: 42

| PITCHER | | IP | WLS | BF | H | R | ER | SO | BB | IBB | HBP | BLK | WP | HR | S | P | ERA | WHIP |
|---|---|---|---|---|---|---|---|---|---|---|---|---|---|---|---|---|---|---|
| Pat Hentgen, R<br>ERA: 5.17 | (1, 1) | 7.0 | L | 28 | 6 | 3 | 2 | 1 | 3 | 0 | 0 | 0 | 0 | 0 | 62 | 98 | 2.57 | 1.286 |
| Aquilino Lopez, R<br>ERA: 12.0 | (8, 1) | 0.2 | | 4 | 1 | 2 | 2 | 1 | 0 | 1 | 0 | 0 | 0 | 0 | 8 | 13 | 27.00 | 1.500 |
| Jason Kershner, L<br>ERA: 4.91 | (8, 1) | 0.0 | | 2 | 1 | 0 | 0 | 0 | 1 | 0 | 0 | 0 | 0 | 0 | 4 | 9 | ∞ | ∞ |
| Kerry Ligtenberg, R<br>ERA: 3.18 | (8, 1) | 1.1 | | 8 | 4 | 2 | 2 | 0 | 0 | 0 | 0 | 0 | 0 | 0 | 20 | 27 | 13.50 | 3.000 |

| PITCHER | IP | WLS | BF | H | R | ER | SO | BB | IBB | HBP | BLK | WP | HR | S | P | ERA | WHIP |
|---|---|---|---|---|---|---|---|---|---|---|---|---|---|---|---|---|---|

| Batter | 1 | 2 | 3 | 4 | 5 | 6 | 7 | 8 | 9 | AB | R | H | RBI | BB | SO | LOB |
|---|---|---|---|---|---|---|---|---|---|---|---|---|---|---|---|---|
| 3 Reed Johnson, R (1, 9)<br>OBP: 0.273, SLG: 0.306 | C B F B X<br>2-2 ①<br>G5-3 | | B X<br>1-0 ②<br>G5-3 | | | C B X<br>1-1 ①<br>G5-3 | | C B B C B F X<br>3-2 ②<br>FC6-4<br>DI<br>1-2f | | 4 | 0 | 0 | 0 | 0 | 0 | 1 |
| Eric Hinske, L (1, 5)<br>OBP: 0.308, SLG: 0.372 | X<br>0-0 ②<br>F8 | | C C X<br>0-2<br>E6<br>10<br>BLK | | | F B B S S<br>2-3 ②<br>K | | B C B B F F X<br>3-2 ③<br>G4-3<br>1-2 | | 4 | 0 | 0 | 0 | 0 | 1 | 1 |
| 10 Vernon Wells, R (1, 8)<br>OBP: 0.327, SLG: 0.440 | B B S X<br>2-1<br>E5<br>S<br>1B | | B X<br>1-0 ③<br>L5<br>1-2 | | | C S X<br>0-2 ③<br>G6-3 | | | C F X<br>0-2<br>E5<br>G4-3 | 4 | 0 | 1 | 0 | 0 | 0 | 1 |
| Carlos Delgado, L (1, 10)<br>OBP: 0.288, SLG: 0.262 | F B S B S<br>2-3 ③<br>K<br>2-3 | | | S B F C<br>1-3 ①<br>K | | | C F F B B B B<br>4-2<br>G1-3<br>BB | | B C F B B F S<br>3-3 ①<br>K | 3 | 0 | 0 | 0 | 1 | 3 | 2 |
| Josh Phelps, R (1, 3)<br>OBP: 0.353, SLG: 0.404 | | X<br>0-0 ①<br>G4-3 | | C B B B B S X<br>3-2 ②<br>G1-3 | | | B B F B F F C<br>3-3 ①<br>K | | X<br>0-0 ②<br>G4-3<br>1-2 | 4 | 0 | 0 | 0 | 0 | 1 | 2 |
| Frank Catalanotto, L (1, 7)<br>OBP: 0.304, SLG: 0.432 | | C B X<br>1-1<br>G4-3<br>2B | | C B X<br>1-1 ③<br>F8 | | | X<br>0-0 ②<br>G1-3<br>1-2 | | C B B F X<br>2-2 ③<br>F7 | 4 | 0 | 1 | 0 | 0 | 0 | 2 |
| Kevin Cash, R (1, 2)<br>OBP: 0.385, SLG: 0.556 | | C F X<br>0-2 ②<br>G4-3<br>2-3 | | | X<br>0-0<br>G4-3<br>1B | | C F S<br>0-3 ③<br>K | | | 3 | 0 | 1 | 0 | 0 | 1 | 2 |
| Orlando Hudson, S (1, 4)<br>OBP: 0.261, SLG: 0.300 | | B X<br>1-0 ③<br>G1-3 | | | 1 SAFE<br>1 SAFE<br>X<br>0-0 ①②<br>G4-3<br>1-2f | | | C S 1 B C<br>1-3 ①<br>K | | 3 | 0 | 0 | 0 | 0 | 1 | 2 |
| Chris Woodward, R (1, 6)<br>OBP: 0.278, SLG: 0.300 | | | C B B X<br>2-1 ①<br>G4-3 | | B F C B X<br>2-2 ③<br>G5-3 | | | C F B X<br>1-2<br>3<br>FC6-4<br>1B | | 3 | 0 | 1 | 0 | 0 | 0 | 0 |
| Inning Stats | R: 0 H: 1<br>E: 1 LOB: 1<br>K: 1 BB: 0<br>S: 9 P: 15 | R: 0 H: 1<br>E: 0 LOB: 1<br>K: 0 BB: 0<br>S: 7 P: 9 | R: 0 H: 0<br>E: 1 LOB: 1<br>K: 0 BB: 0<br>S: 7 P: 11 | R: 0 H: 0<br>E: 0 LOB: 0<br>K: 1 BB: 0<br>S: 8 P: 13 | R: 0 H: 1<br>E: 0 LOB: 0<br>K: 0 BB: 0<br>S: 5 P: 7 | R: 0 H: 0<br>E: 0 LOB: 0<br>K: 1 BB: 0<br>S: 8 P: 11 | R: 0 H: 0<br>E: 0 LOB: 1<br>K: 2 BB: 1<br>S: 11 P: 18 | R: 0 H: 1<br>E: 0 LOB: 1<br>K: 1 BB: 0<br>S: 14 P: 22 | R: 0 H: 0<br>E: 1 LOB: 1<br>K: 1 BB: 0<br>S: 11 P: 16 | 1B: 3 SF: 0<br>2B: 1 SAC: 0<br>3B: 0 DP: 1<br>HR: 0 HBP: 0 | | | | | | |

| PITCHER | | IP | WLS | BF | H | R | ER | SO | BB | IBB | HBP | BLK | WP | HR | S | P | ERA | WHIP |
|---|---|---|---|---|---|---|---|---|---|---|---|---|---|---|---|---|---|---|
| Eric DuBose, L<br>ERA: 3.44 | (1, 1) | 7.0 | W | 25 | 3 | 0 | 0 | 5 | 1 | 0 | 0 | 1 | 0 | 0 | 55 | 84 | 0.00 | 0.571 |
| B.J. Ryan, L<br>ERA: | (8, 1) | 1.0 | | 4 | 1 | 0 | 0 | 1 | 0 | 0 | 0 | 0 | 0 | 0 | 14 | 22 | 0.00 | 1.000 |
| Buddy Groom, L<br>ERA: | (9, 1) | 1.0 | | 4 | 0 | 0 | 0 | 1 | 0 | 0 | 0 | 0 | 0 | 0 | 11 | 16 | 0.00 | 0.000 |

| PITCHER | IP | WLS | BF | H | R | ER | SO | BB | IBB | HBP | BLK | WP | HR | S | P | ERA | WHIP |
|---|---|---|---|---|---|---|---|---|---|---|---|---|---|---|---|---|---|

# BOTTOM

## Baltimore Orioles @ Toronto Blue Jays

SkyDome, Toronto, ON

Sun Apr 18 2004, 1:05 PM EDT

Att. 16,842 - Dome - 68 F

livebaseballscorecards.com

| | |
|---|---|
| AB | 32 |
| R | 0 |
| H | 4 |
| RBI | 0 |
| BB | 1 |
| SO | 7 |
| LOB | 13 |

| Batter | 1 | 2 | 3 | 4 | 5 | 6 | 7 | 8 | 9 | AB | R | H | RBI | BB | SO | LOB |
|---|---|---|---|---|---|---|---|---|---|---|---|---|---|---|---|---|
| 13 Carl Crawford, L (1, 7)<br>OBP: 0.347, SLG: 0.400 | X 0-0 ① L7 | | B S S X 1-2 ② L8 | | | F F X 0-2 G4-3 5 1B G4-3 1B | | X 0-0 ② F7 | | 4 | 1 | 1 | 0 | 0 | 0 | 0 |
| 5 Rocco Baldelli, R (1, 8)<br>OBP: 0.294, SLG: 0.200 | C X 0-1 ② G1-3 | | C C S 0-3 ③ K2-3 | | | C T X 0-2 G4-3 G4-3 1-2 1B | | F T X 0-2 ③ G6-3 | | 4 | 0 | 1 | 0 | 0 | 1 | 0 |
| Aubrey Huff, L (1, 5)<br>OBP: 0.235, SLG: 0.222 | C B T T T S 1-3 ③ K | | | X 0-0 ① F9 | | F B S T F X 1-2 ① G4-3 1-2 2-3 | | | X 0-0 ① F8 | 4 | 0 | 0 | 0 | 0 | 1 | 2 |
| Robert Fick, L (1, 10)<br>OBP: 0.316, SLG: 0.412 | | C X 0-1 BB 1B | | M B X 1-1 1B | | C S X 0-2 ② G4-3 2-3 3-H | | | C F X 0-2 ② G4-3 | 4 | 0 | 2 | 1 | 0 | 0 | 1 |
| Tino Martinez, L (1, 3)<br>OBP: 0.400, SLG: 0.552 | | C B 1 SAFE X 1-1 ① F9 | | F X 0-1 ② L7 | | F C X 0-2 ③ F8 | | | B B X 2-0 ③ G6-3 | 4 | 0 | 0 | 0 | 0 | 0 | 3 |
| José Cruz Jr., S (1, 9)<br>OBP: 0.396, SLG: 0.548 | | B B B B 4-0 1-2 BB | | S B X 1-1 ③ G4-3 | | | B X 1-0 ① F8 | | | 2 | 0 | 0 | 0 | 1 | 0 | 1 |
| Julio Lugo, R (1, 6)<br>OBP: 0.295, SLG: 0.415 | | C X 0-1 ② P2 | | | C C X 0-2 ① G5-3 | | C X 0-1 ② G6-3 | | | 3 | 0 | 0 | 0 | 0 | 0 | 2 |
| Toby Hall, R (1, 2)<br>OBP: 0.333, SLG: 0.370 | | X 0-0 ③ F9 | | | B X 1-0 ② G5-3 | | C B X 1-1 ③ F8 | | | 3 | 0 | 0 | 0 | 0 | 0 | 2 |
| Rey Sanchez, R (1, 4)<br>OBP: 0.367, SLG: 0.321 | | | F B X 1-1 ① L7 | | B F C X 1-2 ③ G6-3 | | | F F X 0-2 ① P4 | | 3 | 0 | 0 | 0 | 0 | 0 | 0 |
| Inning Stats | R: 0 H: 0<br>E: 0 LOB: 0<br>K: 1 BB: 0<br>S: 8 P: 9 | R: 0 H: 1<br>E: 0 LOB: 2<br>K: 0 BB: 1<br>S: 7 P: 12 | R: 0 H: 0<br>E: 0 LOB: 0<br>K: 1 BB: 0<br>S: 8 P: 10 | R: 0 H: 1<br>E: 0 LOB: 1<br>K: 0 BB: 0<br>S: 7 P: 9 | R: 0 H: 0<br>E: 0 LOB: 0<br>K: 0 BB: 0<br>S: 7 P: 9 | R: 1 H: 2<br>E: 0 LOB: 1<br>K: 0 BB: 0<br>S: 17 P: 18 | R: 0 H: 0<br>E: 0 LOB: 0<br>K: 0 BB: 0<br>S: 5 P: 7 | R: 0 H: 0<br>E: 0 LOB: 0<br>K: 0 BB: 0<br>S: 7 P: 7 | R: 0 H: 0<br>E: 0 LOB: 0<br>K: 0 BB: 0<br>S: 5 P: 7 | 1B: 4 SF: 0<br>2B: 0 SAC: 0<br>3B: 0 DP: 0<br>HR: 0 HBP: 0 | | | | | | |

| PITCHER | IP | WLS | BF | H | R | ER | SO | BB | IBB | HBP | BLK | WP | HR | S | P | ERA | WHIP |
|---|---|---|---|---|---|---|---|---|---|---|---|---|---|---|---|---|---|
| Sidney Ponson, R (1, 1)<br>ERA: 3.91 | 9.0 | W | 32 | 4 | 1 | 1 | 2 | 1 | 0 | 0 | 0 | 0 | 0 | 71 | 88 | 1.00 | 0.556 |

| PITCHER | IP | WLS | BF | H | R | ER | SO | BB | IBB | HBP | BLK | WP | HR | S | P | ERA | WHIP |
|---|---|---|---|---|---|---|---|---|---|---|---|---|---|---|---|---|---|

# TOP

## Tampa Bay Devil Rays @ Baltimore Orioles

Oriole Park at Camden Yards, Baltimore, MD

Tue Apr 20 2004, 7:05 PM EDT

Att. 21,902 - Sunny - 79 F

livebaseballscorecards.com

| | |
|---|---|
| AB | 31 |
| R | 1 |
| H | 4 |
| RBI | 1 |
| BB | 1 |
| SO | 2 |
| LOB | 11 |

| | | | | | |
|---|---|---|---|---|---|
| WP: 0 | PA: 32 | | | | |
| PB: 0 | | | | | |
| SB: 0 | | | | | |
| CS: 0 | | | | | |

| Batter | 1 | 2 | 3 | 4 | 5 | 6 | 7 | 8 | 9 | AB | R | H | RBI | BB | SO | LOB |
|---|---|---|---|---|---|---|---|---|---|---|---|---|---|---|---|---|
| 1 Brian Roberts, S (1, 4)<br>OBP: 0.350, SLG: 0.404 | 0-0<br>6<br>L9<br>10<br>SF8<br>2B | | 1-2 ①<br>P4 | 2-2 ③<br>P6 | | 0-0 ②<br>SF9<br>2-3<br>3-H | | 0-0 ①<br>G6-3 | | 4 | 1 | 1 | 1 | 0 | 0 | 0 |
| 6 Melvin Mora, R (1, 5)<br>OBP: 0.404, SLG: 0.500 | 1-2 ①<br>L9<br>2-3 | | 1-2 ②<br>G5-3 | | 1-1<br>HR | 4-1<br>10<br>HBP<br>1B<br>BB | | 1-2 ②<br>G5-3 | | 4 | 2 | 1 | 1 | 1 | 0 | 1 |
| 10 Miguel Tejada, R (1, 6)<br>OBP: 0.407, SLG: 0.462 | 2-0 ②<br>SF8<br>3-H | | 1-0<br>1B<br>2B | | 2-2<br>1B | 2-2<br>1B<br>1B<br>1-2<br>HBP | | 1-1<br>1B<br>2B<br>1B | | 3 | 2 | 3 | 1 | 0 | 0 | 0 |
| Rafael Palmeiro, L (1, 3)<br>OBP: 0.393, SLG: 0.422 | 1-1 ③<br>P6 | | 1-1<br>1B<br>2B<br>2-H<br>1B | | 0-1 ①<br>F8 | 1-0<br>1B<br>1-2<br>2-H<br>3-H<br>1B | | 3-1<br>2B<br>1-2<br>1B | | 5 | 1 | 3 | 3 | 0 | 0 | 1 |
| Javy Lopez, R (1, 2)<br>OBP: 0.544, SLG: 0.755 | | 1-2 ①<br>L4 | 0-1<br>2B<br>1-2<br>1B | | 0-1 ②<br>P4 | 3-2<br>1-2<br>2-3<br>1B | | 0-0<br>1-3<br>2-H<br>2B | | 5 | 1 | 3 | 1 | 0 | 0 | 1 |
| B.J. Surhoff, L (1, 10)<br>OBP: 0.250, SLG: 0.333 | | 0-1<br>E<br>B5-3<br>1B | 2-0<br>1-H<br>2-H<br>2B | | 2-1 ③<br>P5 | 1-3 ③<br>K | | 0-2 ③<br>G4-3 | | 5 | 0 | 2 | 2 | 0 | 1 | 6 |
| Luis Matos, R (1, 8)<br>OBP: 0.294, SLG: 0.205 | 0-0 ②<br>B5-3<br>1-2 | | 2-1 ③<br>G5-3 | | | 2-3 ①<br>K | 0-0 ①<br>G1-3 | | | 4 | 0 | 0 | 0 | 0 | 1 | 2 |
| Larry Bigbie, L (1, 7)<br>OBP: 0.250, SLG: 0.404 | 2-0<br>E6<br>2-3 | | | 1-1 ①<br>L7 | | 4-2<br>1B<br>1<br>SF9<br>BB | 1-3 ②<br>K | | | 3 | 1 | 0 | 0 | 1 | 1 | 1 |
| José Bautista, R (1, 9)<br>OBP: 0.286, SLG: 0.286 | 2-1 ③<br>F7 | | | 0-3 ②<br>K2-3 | | 0-1<br>1<br>SF9<br>1-3<br>1B | 0-3 ③<br>K | | | 4 | 1 | 1 | 0 | 0 | 2 | 2 |
| Inning Stats | R: 1 H: 1<br>E: 0 LOB: 0<br>K: 0 BB: 0<br>S: 8 P: 12 | R: 0 H: 1<br>E: 1 LOB: 2<br>K: 0 BB: 0<br>S: 9 P: 14 | R: 3 H: 4<br>E: 0 LOB: 1<br>K: 0 BB: 0<br>S: 15 P: 23 | R: 0 H: 0<br>E: 0 LOB: 0<br>K: 1 BB: 0<br>S: 10 P: 13 | R: 1 H: 2<br>E: 0 LOB: 1<br>K: 0 BB: 0<br>S: 12 P: 17 | R: 3 H: 3<br>E: 0 LOB: 3<br>K: 2 BB: 2<br>S: 18 P: 35 | R: 0 H: 0<br>E: 0 LOB: 0<br>K: 2 BB: 0<br>S: 9 P: 10 | R: 1 H: 3<br>E: 0 LOB: 2<br>K: 0 BB: 0<br>S: 13 P: 18 | | 1B: 9 SF: 2<br>2B: 4 SAC: 0<br>3B: 0 DP: 0<br>HR: 1 HBP: 1 | | | | | | |

| PITCHER | | IP | WLS | BF | H | R | ER | SO | BB | IBB | HBP | BLK | WP | HR | S | P | ERA | WHIP |
|---|---|---|---|---|---|---|---|---|---|---|---|---|---|---|---|---|---|---|
| Mark Hendrickson, L<br>ERA: 6.75 | (1, 1) | 4.0 | L | 21 | 8 | 5 | 5 | 1 | 0 | 0 | 0 | 0 | 0 | 1 | 48 | 71 | 11.25 | 2.000 |
| Travis Harper, R<br>ERA: 16.2 | (5, 1) | 1.2 | | 11 | 3 | 3 | 3 | 1 | 2 | 0 | 1 | 0 | 0 | 0 | 21 | 39 | 16.20 | 3.000 |
| John Halama, L<br>ERA: 3.86 | (6, 1) | 2.1 | | 10 | 3 | 1 | 1 | 3 | 0 | 0 | 0 | 0 | 0 | 0 | 25 | 32 | 3.86 | 1.286 |

| PITCHER | IP | WLS | BF | H | R | ER | SO | BB | IBB | HBP | BLK | WP | HR | S | P | ERA | WHIP |
|---|---|---|---|---|---|---|---|---|---|---|---|---|---|---|---|---|---|

# BOTTOM

## Tampa Bay Devil Rays @ Baltimore Orioles

Oriole Park at Camden Yards, Baltimore, MD

Tue Apr 20 2004, 7:05 PM EDT
Att. 21,902 - Sunny - 79 F

livebaseballscorecards.com

| | |
|---|---|
| AB | 37 |
| R | 9 |
| H | 14 |
| RBI | 9 |
| BB | 2 |
| SO | 5 |
| LOB | 14 |

WP: 0 PA: 42
PB: 0
SB: 0
CS: 0

| Batter | 1 | 2 | 3 | 4 | 5 | 6 | 7 | 8 | 9 | AB | R | H | RBI | BB | SO | LOB |
|---|---|---|---|---|---|---|---|---|---|---|---|---|---|---|---|---|
| 13 Carl Crawford, L (1, 7)<br>OBP: 0.352, SLG: 0.388 | B B F B B<br>4-1 2B 1B BB | C S X<br>0-2 ② G4-3 1-2 | | L B S 2 SAFE S<br>1-3 ①② K 2-3 | B X<br>1-0 1-2 2-H 1B | | | S X<br>0-1 ② G6-3 | | 4 | 1 | 1 | 1 | 1 | 1 | 3 |
| Damian Rolls, R (1, 5)<br>OBP: 0.296, SLG: 0.304 | C X<br>0-1 1B 1-3 1B 2B | C C D B X<br>2-2 ③ F7 | | X<br>0-0 ③ F9 | B X<br>1-0 ③ G3-1 | | | C X<br>0-1 ③ G4-3 | | 5 | 1 | 1 | 0 | 0 | 0 | 4 |
| 5 Rocco Baldelli, R (1, 8)<br>OBP: 0.304, SLG: 0.280 | B C F C<br>1-3 ① K | B X<br>1-0 HR | | B S B X<br>2-1 FC6-4 BB HR 1B | B S S B X<br>2-2 ① G6-3 | | | | C B C F C<br>1-3 ① K | 5 | 2 | 2 | 1 | 0 | 2 | 2 |
| Eduardo Perez, R (1, 10)<br>OBP: 0.364, SLG: 0.474<br>Aubrey Huff, L (9, PH)<br>OBP: 0.231, SLG: 0.217 | X<br>0-0 BB 1B 2-3 3-H 1B | B C F F X<br>1-2 ① L6 | | C 1 SAFE B 1 B F B B<br>4-2 FC6-4 1-2 BB | C B F X<br>1-2 G4-6-3 1B | | | | C X<br>0-1 ② F8 | 3<br>1 | 0<br>0 | 2<br>0 | 1<br>0 | 1<br>0 | 0<br>0 | 0<br>0 |
| José Cruz Jr., S (1, 9)<br>OBP: 0.358, SLG: 0.489 | B C F F S<br>1-3 ② K | B B C C C X<br>2-2 ② G5-3 | | B F X<br>1-1 ① FC6-4 1-2f 2-3 HR | B F B 1 SAFE X<br>2-1 ②③ G4-6-3 1-2f | | | | X<br>0-0 ③ P6 | 5 | 1 | 0 | 0 | 0 | 1 | 5 |
| Tino Martinez, L (1, 3)<br>OBP: 0.436, SLG: 0.645 | B B B B<br>4-0 1B 1-2 BB | B B B B<br>4-0 BB | | 1 SAFE C 1 SAFE B B 1 SAFE 1 SAFE X<br>2-1 1-H 3-H HR | | | C X<br>0-1 ① F7 | | | 2 | 1 | 1 | 3 | 2 | 0 | 0 |
| Julio Lugo, R (1, 6)<br>OBP: 0.313, SLG: 0.422 | C C D X<br>1-2 ③ 1-2 2-H 3-H 1B | F D X<br>1-1 ③ L7 | | B X<br>1-0 1B 13 1B 1B | | | C B C F B C<br>2-3 ② K | | | 4 | 1 | 2 | 1 | 0 | 1 | 1 |
| Toby Hall, R (1, 2)<br>OBP: 0.382, SLG: 0.400 | B C X<br>1-1 13 G4-3 1B | B B F B C B<br>4-2 13 CS 1B BB | | C B X<br>1-1 13 1B 1-2 1B | | | B X<br>1-0 ③ F8 | | | 3 | 0 | 2 | 0 | 1 | 0 | 0 |
| Rey Sanchez, R (1, 4)<br>OBP: 0.353, SLG: 0.313 | B F 1 SAFE X<br>1-1 ① F9 | C T X<br>0-2 1-2 1B | | S C B S<br>1-3 ② K | | | | F X<br>0-1 ① G4-3 | | 4 | 0 | 1 | 0 | 0 | 1 | 3 |
| Inning Stats | R: 2 H: 3<br>E: 0 LOB: 2<br>K: 2 BB: 2<br>S: 14 P: 25 | R: 0 H: 1<br>E: 0 LOB: 1<br>K: 0 BB: 0<br>S: 10 P: 14 | R: 1 H: 1<br>E: 0 LOB: 1<br>K: 0 BB: 1<br>S: 10 P: 19 | R: 0 H: 1<br>E: 0 LOB: 1<br>K: 1 BB: 1<br>S: 9 P: 14 | R: 4 H: 5<br>E: 0 LOB: 2<br>K: 1 BB: 1<br>S: 16 P: 30 | R: 0 H: 1<br>E: 0 LOB: 0<br>K: 0 BB: 0<br>S: 8 P: 13 | R: 0 H: 0<br>E: 0 LOB: 0<br>K: 1 BB: 0<br>S: 7 P: 10 | R: 0 H: 0<br>E: 0 LOB: 0<br>K: 0 BB: 0<br>S: 6 P: 6 | R: 0 H: 0<br>E: 0 LOB: 0<br>K: 1 BB: 0<br>S: 8 P: 9 | 1B: 9 SF: 0<br>2B: 1 SAC: 0<br>3B: 0 DP: 1<br>HR: 2 HBP: 0 | | | | | | |

| PITCHER | | IP | WLS | BF | H | R | ER | SO | BB | IBB | HBP | BLK | WP | HR | S | P | ERA | WHIP |
|---|---|---|---|---|---|---|---|---|---|---|---|---|---|---|---|---|---|---|
| Matt Riley, L<br>ERA: 4.58 | (1, 1) | 4.1 | L | 25 | 9 | 7 | 7 | 3 | 5 | 0 | 0 | 0 | 0 | 2 | 52 | 91 | 14.54 | 3.231 |
| Rodrigo Lopez, R<br>ERA: | (5, 1) | 4.2 | | 16 | 3 | 0 | 0 | 3 | 0 | 0 | 0 | 0 | 0 | 0 | 36 | 49 | 0.00 | 0.643 |

| PITCHER | IP | WLS | BF | H | R | ER | SO | BB | IBB | HBP | BLK | WP | HR | S | P | ERA | WHIP |
|---|---|---|---|---|---|---|---|---|---|---|---|---|---|---|---|---|---|

# TOP

## Tampa Bay Devil Rays @ Baltimore Orioles

Oriole Park at Camden Yards, Baltimore, MD

Wed Apr 21 2004, 7:05 PM EDT
Att. 20,781 - Unknown - 70 F

livebaseballscorecards.com

| | |
|---|---|
| AB | 36 |
| R | 7 |
| H | 12 |
| RBI | 7 |
| BB | 5 |
| SO | 6 |
| LOB | 18 |

WP: 0 PA: 41
PB: 0
SB: 0
CS: 1

| Batter | 1 | 2 | 3 | 4 | 5 | 6 | 7 | 8 | 9 | AB | R | H | RBI | BB | SO | LOB |
|---|---|---|---|---|---|---|---|---|---|---|---|---|---|---|---|---|
| 1 Brian Roberts, S (1, 4)<br>OBP: 0.328, SLG: 0.375 | C F F F X<br>0-2 G6-3 ① | | | C B X<br>1-1 F9 ① | F F B 1 F 1 F B B SAFE SAFE<br>3-3 K ③<br>1-2 | | | F F F B S<br>1-3 K ② | | 4 | 0 | 0 | 0 | 0 | 2 | 2 |
| 6 Melvin Mora, R (1, 5)<br>OBP: 0.377, SLG: 0.463 | B C X<br>1-1 G3-1 ② | | | B B B C F S<br>3-3 K ② | | B B C C B F B X<br>3-2 F8 ① | | C B X<br>1-1 G5-3 ③ | | 4 | 0 | 0 | 0 | 0 | 1 | 1 |
| 10 Miguel Tejada, R (1, 6)<br>OBP: 0.381, SLG: 0.429 | B X<br>1-0 F8 ③ | | | B B X<br>2-0 G4-3 ③ | | B B C B X<br>3-1 F9 ② | | | B C B X<br>2-1 F9 ① | 4 | 0 | 0 | 0 | 0 | 0 | 0 |
| Rafael Palmeiro, L (1, 3)<br>OBP: 0.383, SLG: 0.396 | | C F F B B X<br>2-2 G1-3 ① | | | C B B C B B<br>4-2 31 HR BB BB | C X<br>0-1 F8 ③ | | | C B X<br>1-1 P5 ② | 3 | 1 | 0 | 0 | 1 | 0 | 0 |
| Javy Lopez, R (1, 2)<br>OBP: 0.541, SLG: 0.731 | | X<br>0-0 F7 ② | | | B F S B B F D<br>4-2 31 HR 1-2 BB | | B C C S<br>1-3 K ① | | S B F X<br>1-2 1B | 3 | 1 | 1 | 0 | 1 | 1 | 0 |
| 31 Jay Gibbons, L (1, 9)<br>OBP: 0.389, SLG: 0.467 | | B F S S F F F B F<br>3-2 F B F X G4-3 ③ | | | S X<br>0-1 1-H 2-H HR | | C C X<br>0-2 F7 ② | | F B S S<br>1-3 K ③ | 4 | 1 | 1 | 3 | 0 | 1 | 1 |
| David Segui, S (1, 10)<br>OBP: 0.375, SLG: 0.472 | | | X<br>0-0 F9 ① | | B C F B S<br>2-3 K ① | | C S B X<br>1-2 F7 ③ | | | 3 | 0 | 0 | 0 | 0 | 1 | 0 |
| Luis Matos, R (1, 8)<br>OBP: 0.278, SLG: 0.191 | | | F B C C<br>1-3 K ② | | X<br>0-0 G6-3 ② | | | F F B X<br>1-2 F9 ① | | 3 | 0 | 0 | 0 | 0 | 1 | 0 |
| Larry Bigbie, L (1, 7)<br>OBP: 0.273, SLG: 0.440 | | | S B X<br>1-1 F8 ③ | | B X<br>1-0 1 S 1B | | | S B X<br>1-1 2B | | 3 | 0 | 2 | 0 | 0 | 0 | 0 |
| Inning Stats | R: 0 H: 0<br>E: 0 LOB: 0<br>K: 0 BB: 0<br>S: 8 P: 10 | R: 0 H: 0<br>E: 0 LOB: 0<br>K: 0 BB: 0<br>S: 15 P: 20 | R: 0 H: 0<br>E: 0 LOB: 0<br>K: 1 BB: 0<br>S: 6 P: 8 | R: 0 H: 0<br>E: 0 LOB: 0<br>K: 1 BB: 0<br>S: 6 P: 12 | R: 3 H: 2<br>E: 0 LOB: 1<br>K: 2 BB: 2<br>S: 19 P: 33 | R: 0 H: 0<br>E: 0 LOB: 0<br>K: 0 BB: 0<br>S: 8 P: 14 | R: 0 H: 0<br>E: 0 LOB: 0<br>K: 1 BB: 0<br>S: 9 P: 11 | R: 0 H: 1<br>E: 0 LOB: 1<br>K: 1 BB: 0<br>S: 11 P: 15 | R: 0 H: 1<br>E: 0 LOB: 1<br>K: 1 BB: 0<br>S: 10 P: 15 | 1B: 2 SF: 0<br>2B: 1 SAC: 0<br>3B: 0 DP: 0<br>HR: 1 HBP: 0 | | | | | | WP: 0 PA: 33<br>PB: 0<br>SB: 1<br>CS: 0 |

| PITCHER | | IP | WLS | BF | H | R | ER | SO | BB | IBB | HBP | BLK | WP | HR | S | P | ERA | WHIP |
|---|---|---|---|---|---|---|---|---|---|---|---|---|---|---|---|---|---|---|
| Paul Abbott, R<br>ERA: 2.37 | (1, 1) | 6.0 | W | 22 | 2 | 3 | 3 | 4 | 2 | 0 | 0 | 0 | 0 | 1 | 62 | 97 | 4.50 | 0.667 |
| Lance Carter, R<br>ERA: 2.08 | (7, 1) | 2.0 | | 7 | 1 | 0 | 0 | 2 | 0 | 0 | 0 | 0 | 0 | 0 | 20 | 26 | 0.00 | 0.500 |
| Danys Baez, R<br>ERA: | (9, 1) | 1.0 | | 4 | 1 | 0 | 0 | 1 | 0 | 0 | 0 | 0 | 0 | 0 | 10 | 15 | 0.00 | 1.000 |

| PITCHER | IP | WLS | BF | H | R | ER | SO | BB | IBB | HBP | BLK | WP | HR | S | P | ERA | WHIP |
|---|---|---|---|---|---|---|---|---|---|---|---|---|---|---|---|---|---|

# BOTTOM

# Tampa Bay Devil Rays @ Baltimore Orioles

Oriole Park at Camden Yards, Baltimore, MD

Wed Apr 21 2004, 7:05 PM EDT

Att. 20,781 - Unknown - 70 F

livebaseballscorecards.com

| | |
|---|---|
| AB | 31 |
| R | 3 |
| H | 4 |
| RBI | 3 |
| BB | 2 |
| SO | 7 |
| LOB | 4 |

| Batter | 1 | 2 | 3 | 4 | 5 | 6 | 7 | 8 | 9 | AB | R | H | RBI | BB | SO | LOB |
|---|---|---|---|---|---|---|---|---|---|---|---|---|---|---|---|---|
| 13 Carl Crawford, L (1, 7)<br>OBP: 0.322, SLG: 0.352 | S C X<br>0-2 ①<br>L6 | | B X<br>1-0 ①<br>G6-3 | | L C B B X<br>2-2 ③<br>G4-3 | | C S S<br>0-3 ③<br>K | | B C B X<br>2-1 ③<br>G4-3 | 5 | 0 | 0 | 0 | 0 | 1 | 0 |
| 5 Rocco Baldelli, R (1, 8)<br>OBP: 0.317, SLG: 0.283 | X<br>0-0 ②<br>B1-3 | | C F F B F B F F F<br>2-3 ②<br>S<br>K | | | C B F X<br>1-2<br>WP<br>2B<br>1B | | B B B C B<br>4-1<br>E<br>BB | | 3 | 1 | 1 | 0 | 1 | 1 | 0 |
| Aubrey Huff, L (1, 5)<br>OBP: 0.250, SLG: 0.260 | B B B C X<br>3-1 ③<br>G6-3 | | X<br>0-0<br>1B | | | 1 SAFE<br>B 1 SAFE<br>B C X<br>2-1<br>1-H<br>HR<br>2B | | C 1 F F B S<br>SAFE<br>1-3 ①<br>K | | 4 | 1 | 2 | 1 | 0 | 1 | 1 |
| Robert Fick, L (1, 10)<br>OBP: 0.364, SLG: 0.600<br>Eduardo Perez, R (8, PH)<br>OBP: 0.348, SLG: 0.450 | | B C B C X<br>2-2<br>WP SH5-3<br>1B<br>1B | X<br>0-0 ③<br>G4-3 | | | B S B X<br>2-1<br>2-H<br>HR | | C B X<br>1-1<br>E8<br>1-3 | | 3<br>1 | 2<br>0 | 2<br>0 | 2<br>0 | 0<br>0 | 0<br>0 | 1<br>1 |
| José Cruz Jr., S (1, 9)<br>OBP: 0.357, SLG: 0.469 | | X<br>0-0 ①<br>SH5-3<br>1-2 | | X<br>0-0 ①<br>G4-3 | | B X<br>1-0 ①<br>P3 | | B B I I<br>4-0<br>IBB | | 2 | 0 | 0 | 0 | 1 | 0 | 0 |
| Tino Martinez, L (1, 3)<br>OBP: 0.442, SLG: 0.606 | | D B C B B<br>4-1<br>E 1B<br>1B<br>BB | | B B B C B<br>4-1<br>G6-4-3<br>BB | | C X<br>0-1 ②<br>F9 | | C S B S<br>1-3 ②<br>K | | 2 | 1 | 0 | 0 | 2 | 1 | 3 |
| Julio Lugo, R (1, 6)<br>OBP: 0.308, SLG: 0.408 | | C S D X<br>1-2<br>E9<br>1B<br>1-3<br>2-H<br>1B | B X<br>1-0 ② ③<br>G6-4-3<br>1-2f | | | S C B X<br>1-2 ③<br>G6-3 | | C B B C X<br>2-2 ③<br>G6-3 | | 4 | 1 | 1 | 1 | 0 | 0 | 4 |
| Toby Hall, R (1, 2)<br>OBP: 0.368, SLG: 0.382 | | C F B X<br>1-2<br>CS<br>2-H<br>3-H<br>1B | F B X<br>1-1 ①<br>L7 | | | | F B X<br>1-1 ①<br>G4-3 | | S C C<br>0-3 ①<br>K | 4 | 0 | 1 | 2 | 0 | 1 | 0 |
| Geoff Blum, S (1, 4)<br>OBP: 0.190, SLG: 0.158 | | C S B D B S<br>3-3 ② ③<br>K<br>1-2 | X<br>0-0 ②<br>L9 | | | | S B B X<br>2-1 ②<br>F7 | | F B S B F B F X<br>3-2 ②<br>G3 | 4 | 0 | 0 | 0 | 0 | 1 | 1 |
| Inning Stats | R: 0 H: 0<br>E: 0 LOB: 0<br>K: 0 BB: 0<br>S: 6 P: 9 | R: 3 H: 3<br>E: 1 LOB: 1<br>K: 1 BB: 1<br>S: 14 P: 25 | R: 0 H: 1<br>E: 0 LOB: 1<br>K: 1 BB: 0<br>S: 11 P: 14 | R: 0 H: 0<br>E: 0 LOB: 0<br>K: 0 BB: 1<br>S: 3 P: 8 | R: 0 H: 0<br>E: 0 LOB: 0<br>K: 0 BB: 0<br>S: 6 P: 9 | R: 3 H: 3<br>E: 0 LOB: 0<br>K: 0 BB: 0<br>S: 13 P: 20 | R: 0 H: 0<br>E: 0 LOB: 0<br>K: 1 BB: 0<br>S: 7 P: 10 | R: 0 H: 0<br>E: 1 LOB: 3<br>K: 2 BB: 2<br>S: 13 P: 26 | R: 0 H: 0<br>E: 0 LOB: 0<br>K: 1 BB: 0<br>S: 10 P: 15 | 1B: 5 SF: 0<br>2B: 2 SAC: 1<br>3B: 0 DP: 2<br>HR: 1 HBP: 0 | | | | | | |

| PITCHER | | IP | WLS | BF | H | R | ER | SO | BB | IBB | HBP | BLK | WP | HR | S | P | ERA | WHIP |
|---|---|---|---|---|---|---|---|---|---|---|---|---|---|---|---|---|---|---|
| Kurt Ainsworth, R<br>ERA: 9.88 | (1, 1) | 5.0 | | 22 | 7 | 6 | 5 | 2 | 2 | 0 | 0 | 0 | 2 | 1 | 47 | 77 | 9.00 | 1.800 |
| John Parrish, L<br>ERA: 5.63 | (6, 1) | 2.0 | W | 6 | 0 | 0 | 0 | 1 | 0 | 0 | 0 | 0 | 0 | 0 | 13 | 18 | 0.00 | 0.000 |
| B.J. Ryan, L<br>ERA: | (8, 1) | 1.0 | H | 6 | 0 | 0 | 0 | 2 | 1 | 1 | 0 | 0 | 0 | 0 | 13 | 26 | 0.00 | 1.000 |
| Jorge Julio, R<br>ERA: 1.29 | (9, 1) | 1.0 | S | 3 | 0 | 0 | 0 | 1 | 0 | 0 | 0 | 0 | 0 | 0 | 10 | 15 | 0.00 | 0.000 |

| PITCHER | IP | WLS | BF | H | R | ER | SO | BB | IBB | HBP | BLK | WP | HR | S | P | ERA | WHIP |
|---|---|---|---|---|---|---|---|---|---|---|---|---|---|---|---|---|---|

# TOP

## Tampa Bay Devil Rays @ Baltimore Orioles

Oriole Park at Camden Yards, Baltimore, MD

Thu Apr 22 2004, 7:05 PM EDT
Att. 19,250 - Unknown - 82 F

livebaseballscorecards.com

| | |
|---|---|
| AB | 32 |
| R | 6 |
| H | 7 |
| RBI | 6 |
| BB | 4 |
| SO | 6 |
| LOB | 11 |

| | | | |
|---|---|---|---|
| 1B: 5 | SF: 0 | WP: 2 | PA: 37 |
| 2B: 2 | SAC: 1 | PB: 0 | |
| 3B: 0 | DP: 2 | SB: 0 | |
| HR: 1 | HBP: 0 | CS: 1 | |

# BOTTOM

## Tampa Bay Devil Rays @ Baltimore Orioles

Oriole Park at Camden Yards, Baltimore, MD

Thu Apr 22 2004, 7:05 PM EDT

Att. 19,250 - Unknown - 82 F

livebaseballscorecards.com

| Batter | 1 | 2 | 3 | 4 | 5 | 6 | 7 | 8 | 9 | AB | R | H | RBI | BB | SO | LOB |
|---|---|---|---|---|---|---|---|---|---|---|---|---|---|---|---|---|
| 1 Brian Roberts, S (1, 4)<br>OBP: 0.333, SLG: 0.393 | C B C X 1-2 F8 ① | | | X 0-0 6 E 6 1B 10 E 1B | C F F X 0-2 F7 ① | | B L X 1-1 6 2B 2B | S D B C X 2-2 G3 ③ | | 5 | 2 | 2 | 0 | 0 | 0 | 4 |
| 6 Melvin Mora, R (1, 5)<br>OBP: 0.385, SLG: 0.483 | C X 0-1 F9 ② | | | C 1 SAFE X 0-1 E1 10 E 1-3 1B | C 1 C B S SAFE 1-3 K ② | | 2 SAFE C X 0-1 10 1B 2-H 2B | | | 4 | 2 | 2 | 1 | 0 | 1 | 1 |
| 10 Miguel Tejada, R (1, 6)<br>OBP: 0.388, SLG: 0.433 | B C X 1-1 G3 ③ | | | D B F X 2-1 E8 FC6-4 31 G4-3 2-H 3-H 1B | B B X 2-0 G4-3 ③ 1-2 | | C X 0-1 2-H 1B | | | 4 | 1 | 2 | 3 | 0 | 0 | 1 |
| Rafael Palmeiro, L (1, 3)<br>OBP: 0.406, SLG: 0.460 | | B X 1-0 F9 ① | | D B D B 4-0 FC6-4 BB | | B B C C F X 2-2 HR | I - - - - 4-0 IBB | | | 2 | 1 | 1 | 1 | 2 | 0 | 0 |
| Javy Lopez, R (1, 2)<br>OBP: 0.508, SLG: 0.679 | | C B S S 1-3 K ② | | S X 0-1 FC6-4 31 G4-3 1-2f 2-3 1B ① | | S X 0-1 L7 ① | S X 0-1 G1-3 ③ | | | 4 | 1 | 0 | 0 | 0 | 1 | 4 |
| 31 Jay Gibbons, L (1, 9)<br>OBP: 0.362, SLG: 0.429 | | B F B B F B F X 3-2 F7 ③ | | F C D B X 2-2 G4-3 1-2 3-H ② | | F B F S 1-3 K ② | | B X 1-0 F8 ① | | 4 | 0 | 0 | 1 | 0 | 1 | 1 |
| David Segui, S (1, 10)<br>OBP: 0.386, SLG: 0.462<br>16 Tim Raines, S (8, PR) | | B C C C 1-3 K ① | B X 1-0 2-H 1B | | | S B B B C B X 3-2 L8 ③ | | B S S B B F B 4-2 WP 1B BB | | 3<br>0 | 0<br>0 | 1<br>0 | 1<br>0 | 1<br>0 | 1<br>0 | 0<br>0 |
| Luis Matos, R (1, 8)<br>OBP: 0.276, SLG: 0.196 | | B C B B F F S 3-3 K ② | C B B F F B S 3-3 K ③ | | | | C B X 1-1 G6-3 ① | X 0-0 WP 1-2 1B | | 4 | 0 | 1 | 0 | 0 | 2 | 1 |
| Larry Bigbie, L (1, 7)<br>OBP: 0.271, SLG: 0.415 | | B B F C B X 3-2 F7 ③ | | | C F B F B B B 4-2 10 S BB | | C X 0-1 F7 ② | C C B S 1-3 K ② 1-2 2-3 | | 3 | 0 | 0 | 0 | 1 | 1 | 2 |
| Inning Stats | R: 0 E: 0 K: 0 S: 7 H: 0 LOB: 0 BB: 0 P: 9 | R: 0 E: 0 K: 1 S: 8 H: 0 LOB: 0 BB: 0 P: 13 | R: 0 E: 0 K: 2 S: 10 H: 0 LOB: 0 BB: 0 P: 17 | R: 4 E: 2 K: 1 S: 15 H: 4 LOB: 1 BB: 1 P: 27 | R: 0 E: 0 K: 1 S: 11 H: 0 LOB: 1 BB: 1 P: 18 | R: 1 E: 0 K: 1 S: 12 H: 1 LOB: 0 BB: 0 P: 18 | R: 2 E: 0 K: 0 S: 12 H: 3 LOB: 2 BB: 1 P: 18 | R: 0 E: 0 K: 1 S: 11 H: 1 LOB: 3 BB: 1 P: 19 | | 1B: 6 2B: 2 3B: 0 HR: 1 | SF: 0 SAC: 0 DP: 0 HBP: 0 | | | | | |

| | AB | 33 |
|---|---|---|
| | R | 7 |
| | H | 9 |
| | RBI | 7 |
| | BB | 4 |
| | SO | 7 |
| | LOB | 14 |

WP: 1 PB: 0 SB: 1 CS: 0 PA: 37

| PITCHER | | IP | WLS | BF | H | R | ER | SO | BB | IBB | HBP | BLK | WP | HR | S | P | ERA | WHIP |
|---|---|---|---|---|---|---|---|---|---|---|---|---|---|---|---|---|---|---|
| Damian Moss, L<br>ERA: 9.39 | (1, 1) | 3.2 | | 16 | 4 | 4 | 4 | 3 | 1 | 0 | 0 | 0 | 0 | 0 | 36 | 59 | 9.82 | 1.364 |
| Jorge Sosa, R<br>ERA: 7.27 | (4, 1) | 1.2 | | 7 | 1 | 1 | 1 | 2 | 1 | 0 | 0 | 0 | 0 | 1 | 21 | 33 | 5.40 | 1.200 |
| Trever Miller, L<br>ERA: 2.08 | (6, 1) | 1.1 | H | 5 | 1 | 1 | 1 | 1 | 0 | 0 | 0 | 0 | 0 | 0 | 12 | 18 | 6.75 | 0.750 |
| Chad Gaudin, R<br>ERA: 1.69 | (7, 1) | 0.1 | L | 4 | 2 | 1 | 1 | 0 | 0 | 1 | 0 | 0 | 0 | 0 | 6 | 10 | 27.00 | 6.000 |
| John Halama, L<br>ERA: 3.18 | (8, 1) | 1.0 | | 5 | 1 | 0 | 0 | 1 | 1 | 0 | 0 | 0 | 1 | 0 | 11 | 19 | 0.00 | 2.000 |

| PITCHER | IP | WLS | BF | H | R | ER | SO | BB | IBB | HBP | BLK | WP | HR | S | P | ERA | WHIP |
|---|---|---|---|---|---|---|---|---|---|---|---|---|---|---|---|---|---|

| Batter | 1 | 2 | 3 | 4 | 5 | 6 | 7 | 8 | 9 | AB | R | H | RBI | BB | SO | LOB |
|---|---|---|---|---|---|---|---|---|---|---|---|---|---|---|---|---|
| 3 Reed Johnson, R (1, 9)<br>OBP: 0.288, SLG: 0.356 | B B B B<br>4-0<br>BB | | 1 SAFE X<br>0-0 ①<br>SH1-3<br>1-3 | | B B C X<br>2-1 ①<br>G6-3 | | | B C B X<br>2-1 ①<br>G6-3 | C X<br>0-1<br>1-2 2-3<br>1B | 3 | 0 | 1 | 0 | 1 | 0 | 0 |
| Howie Clark, L (1, 4)<br>OBP: 0.455, SLG: 0.400 | C C C<br>0-3 ①<br>K | | B B B C F X<br>3-2 ②<br>G4-3<br>3-H | | F B X<br>1-1 ②<br>G4-3 | | | B B B B<br>4-0<br>10 2B<br>SF7<br>BB | X<br>0-0 ③<br>P3 | 4 | 1 | 0 | 1 | 1 | 1 | 4 |
| 10 Vernon Wells, R (1, 8)<br>OBP: 0.296, SLG: 0.385 | F 1 SAFE F D D F 1 SAFE D X<br>2-2 ②<br>F7 | | F B X<br>1-1<br>2B<br>1B | | B B X<br>2-0 ③<br>G6-3 | | | B F B C X<br>2-2<br>SF7<br>1-3<br>2B | | 4 | 1 | 2 | 0 | 0 | 0 | 1 |
| Carlos Delgado, L (1, 3)<br>OBP: 0.309, SLG: 0.339<br>Dave Berg, R (8, 3) | F X<br>0-1 ③<br>F8 | | S B B X<br>2-1 ③<br>1-H<br>2B | | | B F C X<br>1-2 ①<br>F7 | | X<br>0-0 ②<br>SF7<br>2-3<br>3-H | | 3<br>0 | 0<br>0 | 1<br>0 | 2<br>0 | 0<br>0 | 0<br>0 | 1<br>0 |
| Josh Phelps, R (1, 10)<br>OBP: 0.313, SLG: 0.381 | | B B F B X<br>3-1 ①<br>G1-3 | | B X<br>1-0<br>1B<br>FC6-2<br>1B | | B F F B B X<br>3-2 ②<br>G5-3 | | B C C S<br>1-3 ③<br>K | | 4 | 0 | 1 | 0 | 0 | 1 | 1 |
| Eric Hinske, L (1, 5)<br>OBP: 0.299, SLG: 0.333 | | C B B B X<br>2-1 ②<br>L9 | | B B F 1 SAFE X<br>2-1<br>FC6-2<br>1-3<br>1B | | X<br>0-0 ③<br>P6 | | | C S X<br>0-2 ①<br>G4-3 | 4 | 0 | 1 | 0 | 0 | 0 | 0 |
| Kevin Cash, R (1, 2)<br>OBP: 0.333, SLG: 0.457 | | X<br>0-0<br>1B | | F S X<br>0-2 ①<br>FC6-2<br>1-2<br>3-H | | | B X<br>1-0 ①<br>F7 | | F B B B F B<br>4-2<br>3<br>1B<br>1B<br>BB | 3 | 0 | 1 | 0 | 1 | 0 | 2 |
| Frank Catalanotto, L (1, 7)<br>OBP: 0.290, SLG: 0.390<br>Orlando Hudson, S (9, PH)<br>OBP: 0.276, SLG: 0.333 | | C B X<br>1-1 ③<br>G3 | | C C B B S<br>2-3 ②<br>K | | | L F B C<br>1-3 ②<br>K | | B B C F F C<br>2-3 ②<br>K | 3<br>1 | 0<br>0 | 0<br>0 | 0<br>0 | 0<br>0 | 2<br>1 | 3<br>1 |
| Chris Gomez, R (1, 6)<br>OBP: 0.474, SLG: 0.625 | | | B C B B B<br>4-1<br>3<br>SH1-3<br>3<br>E<br>G4-3<br>BB | B D C B C F X<br>3-2 ③<br>G6-3 | | | C B F X<br>1-2 ③<br>G5-3 | | B X<br>1-0<br>3<br>1B<br>1-2<br>1B | 3 | 1 | 1 | 0 | 1 | 0 | 2 |
| Inning Stats | R: 0 E: 0 K: 1 S: 9<br>H: 0 LOB: 1 BB: 1 P: 15 | R: 0 E: 0 K: 0 S: 7<br>H: 1 LOB: 1 BB: 0 P: 13 | R: 2 E: 1 K: 0 S: 9<br>H: 2 LOB: 1 BB: 1 P: 19 | R: 0 E: 0 K: 1 S: 13<br>H: 2 LOB: 2 BB: 0 P: 21 | R: 0 E: 0 K: 0 S: 5<br>H: 0 LOB: 0 BB: 0 P: 10 | R: 0 E: 0 K: 0 S: 7<br>H: 0 LOB: 0 BB: 0 P: 11 | R: 0 E: 0 K: 1 S: 7<br>H: 0 LOB: 0 BB: 0 P: 10 | R: 1 E: 0 K: 1 S: 9<br>H: 1 LOB: 1 BB: 1 P: 18 | R: 0 E: 0 K: 1 S: 13<br>H: 2 LOB: 3 BB: 1 P: 20 | 1B: 6 2B: 2 3B: 0 HR: 0<br>SF: 1 SAC: 1 DP: 0 HBP: 0 | | | | | | |

| PITCHER | | IP | WLS | BF | H | R | ER | SO | BB | IBB | HBP | BLK | WP | HR | S | P | ERA | WHIP |
|---|---|---|---|---|---|---|---|---|---|---|---|---|---|---|---|---|---|---|
| Eric DuBose, L<br>ERA: 3.2 | (1, 1) | 7.0 | W | 27 | 5 | 2 | 2 | 3 | 2 | 0 | 0 | 0 | 0 | 0 | 57 | 99 | 2.57 | 1.000 |
| Mike DeJean, R<br>ERA: 4.15 | (8, 1) | 1.0 | | 5 | 1 | 1 | 1 | 1 | 1 | 0 | 0 | 0 | 0 | 0 | 9 | 18 | 9.00 | 2.000 |
| Buddy Groom, L<br>ERA: | (9, 1) | 1.0 | | 6 | 2 | 0 | 0 | 1 | 1 | 0 | 0 | 0 | 0 | 0 | 13 | 20 | 0.00 | 3.000 |

| PITCHER | IP | WLS | BF | H | R | ER | SO | BB | IBB | HBP | BLK | WP | HR | S | P | ERA | WHIP |
|---|---|---|---|---|---|---|---|---|---|---|---|---|---|---|---|---|---|

# TOP

## Toronto Blue Jays @ Baltimore Orioles

Oriole Park at Camden Yards, Baltimore, MD

Fri Apr 23 2004, 7:35 PM EDT
Att. 26,827 - Unknown - 70 F

livebaseballscorecards.com

| | |
|---|---|
| AB | 32 |
| R | 3 |
| H | 8 |
| RBI | 3 |
| BB | 4 |
| SO | 5 |
| LOB | 15 |

| | | | |
|---|---|---|---|
| WP: 0 | PB: 0 | SB: 0 | CS: 0 |
| PA: 38 | | | |

# BOTTOM

## Toronto Blue Jays @ Baltimore Orioles

Oriole Park at Camden Yards, Baltimore, MD

Fri Apr 23 2004, 7:35 PM EDT
Att. 26,827 - Unknown - 70 F

livebaseballscorecards.com

| Batter | 1 | 2 | 3 | 4 | 5 | 6 | 7 | 8 | 9 | AB | R | H | RBI | BB | SO | LOB |
|---|---|---|---|---|---|---|---|---|---|---|---|---|---|---|---|---|
| 1 Brian Roberts, S (1, 4)<br>OBP: 0.351, SLG: 0.424 | G3 | | 10 FC3-6 6 BB SF8 1B<br>1-2 2-H | 6 HBP 10 E 1B<br>1-2 2-3 | | G6-3<br>1-3 2-H | 2B | | | 5 | 2 | 3 | 2 | 0 | 0 | 0 |
| 6 Melvin Mora, R (1, 5)<br>OBP: 0.400, SLG: 0.483 | G5-3 | | 10 FC3-6 BB<br>1-2 2-3 | 10 E 1B HBP<br>1-2 2-3 3-H | | 10 2B 10 E 1B<br>3-H | SF8 | | | 2 | 2 | 1 | 2 | 1 | 0 | 0 |
| 10 Miguel Tejada, R (1, 6)<br>OBP: 0.375, SLG: 0.431 | F9 | | FC3-6<br>1-2f 2-3 3-H | E1 1B<br>1-3 2-H 3-H | | E7 G3 2B<br>1-H | P2 | | | 5 | 0 | 1 | 1 | 0 | 0 | 4 |
| Rafael Palmeiro, L (1, 3)<br>OBP: 0.412, SLG: 0.491<br>Luis Lopez, S (8, PH)<br>(9, 3) | | 2B | SF8<br>3-H | 1B<br>1-2 3-H | | G3<br>2-3 | | 31 G6-3 HBP | | 3<br>0 | 0<br>0 | 2<br>0 | 2<br>0 | 0<br>0 | 0<br>0 | 1<br>0 |
| Javy Lopez, R (1, 2)<br>OBP: 0.478, SLG: 0.633<br>Keith Osik, R (8, PH)<br>OBP: 0.200, SLG: 0.200<br>(9, 2) | P3 | | K | P5 | | G6-3 | | K | | 4<br>1 | 0<br>0 | 0<br>0 | 0<br>0 | 0<br>0 | 1<br>1 | 5<br>1 |
| 31 Jay Gibbons, L (1, 9)<br>OBP: 0.365, SLG: 0.481<br>José Bautista, R (9, 9)<br>OBP: 0.286, SLG: 0.286 | F7 | | | CS 1B | K | | HR | G6-3<br>1-2f | | 5<br>0 | 1<br>0 | 2<br>0 | 1<br>0 | 0<br>0 | 1<br>0 | 2<br>0 |
| David Segui, S (1, 10)<br>OBP: 0.375, SLG: 0.442 | G1-3 | | | 1 1B BB 6 HBP 1B<br>1-2 | K | | G2-3 | | | 4 | 1 | 1 | 0 | 0 | 1 | 1 |
| B.J. Surhoff, L (1, 7)<br>OBP: 0.438, SLG: 0.467<br>Luis Matos, R (7, PR)<br>OBP: 0.276, SLG: 0.196<br>(8, 8) | | | 1 1B 1B<br>1B | 6 HBP 1 1B 10 E BB<br>1-2 | 1B | | 1 2B 1B<br>1B | | | 3<br>0 | 2<br>1 | 3<br>0 | 0<br>0 | 1<br>0 | 0<br>0 | 0<br>0 |
| Larry Bigbie, L (1, 8)<br>OBP: 0.286, SLG: 0.421<br>(8, 7) | | | 6 BB 1 1B 10 FC3-6 1B<br>1-2 | L7 | F7 | | 1 2B 6 SF8 1B<br>1-2 | | | 4 | 2 | 2 | 0 | 0 | 0 | 3 |
| Inning Stats | R: 0 E: 0 K: 0 S: 6 H: 0 LOB: 0 BB: 0 P: 8 | R: 0 E: 0 K: 0 S: 8 H: 1 LOB: 1 BB: 0 P: 13 | R: 3 E: 0 K: 1 S: 13 H: 3 LOB: 1 BB: 1 P: 25 | R: 4 E: 1 K: 0 S: 17 H: 4 LOB: 2 BB: 1 P: 28 | R: 0 E: 0 K: 2 S: 11 H: 1 LOB: 1 BB: 0 P: 18 | R: 1 E: 1 K: 0 S: 11 H: 2 LOB: 1 BB: 0 P: 17 | R: 3 E: 0 K: 0 S: 15 H: 4 LOB: 1 BB: 0 P: 21 | R: 0 E: 0 K: 1 S: 7 H: 0 LOB: 0 BB: 0 P: 11 | | 1B: 11 2B: 3 3B: 0 HR: 1 | SF: 2 SAC: 0 DP: 1 HBP: 2 | | | | | |

| PITCHER | | IP | WLS | BF | H | R | ER | SO | BB | IBB | HBP | BLK | WP | HR | S | P | ERA | WHIP |
|---|---|---|---|---|---|---|---|---|---|---|---|---|---|---|---|---|---|---|
| Josh Towers, R<br>ERA: 7.27 | (1, 1) | 4.0 | L | 23 | 8 | 7 | 4 | 1 | 2 | 0 | 1 | 0 | 0 | 0 | 44 | 74 | 9.00 | 2.500 |
| Jason Kershner, L<br>ERA: 4.76 | (5, 1) | 2.0 | | 9 | 3 | 1 | 1 | 2 | 0 | 0 | 0 | 0 | 0 | 0 | 22 | 35 | 4.50 | 1.500 |
| Aquilino Lopez, R<br>ERA: 11.42 | (7, 1) | 2.0 | | 10 | 4 | 3 | 3 | 1 | 0 | 0 | 1 | 0 | 0 | 1 | 22 | 32 | 13.50 | 2.000 |

| PITCHER | IP | WLS | BF | H | R | ER | SO | BB | IBB | HBP | BLK | WP | HR | S | P | ERA | WHIP |
|---|---|---|---|---|---|---|---|---|---|---|---|---|---|---|---|---|---|

| | |
|---|---|
| AB | 36 |
| R | 11 |
| H | 15 |
| RBI | 8 |
| BB | 2 |
| SO | 4 |
| LOB | 17 |

WP: 0 PA: 42
PB: 0
SB: 0
CS: 1

# Toronto Blue Jays @ Baltimore Orioles

Oriole Park at Camden Yards, Baltimore, MD

Sat Apr 24 2004, 4:35 PM EDT

Att. 41,093 - Sunny - 77 F

livebaseballscorecards.com

| Batter | 1 | 2 | 3 | 4 | 5 | 6 | 7 | 8 | 9 | 10 | 11 | 12 | AB | R | H | RBI | BB | SO | LOB |
|---|---|---|---|---|---|---|---|---|---|---|---|---|---|---|---|---|---|---|---|
| 3 Reed Johnson, R (1, 9)<br>OBP: 0.310, SLG: 0.344 | C B C B F F F B X<br>3-2 F9 ① | | C B 1 SAFE B 1 SAFE L F B F<br>4-2 B 1-2 BB | C C D X<br>1-2 G5-3 ③ | | B 1 SAFE S 1 SAFE S 1 SAFE 1 SAFE B B<br>4-2 B 1-2 BB | | B B B B<br>4-0 1B BB | F F B F B B<br>4-2 10 WP BB | | B X<br>1-0 10 G6-3 SH1-4 2-H 1B | | 2 | 0 | 0 | 0 | 3 | 0 | 2 |
| Frank Catalanotto, L (10, PH) (10, 7)<br>OBP: 0.313, SLG: 0.400 | | | | | | | | | | | | | 1 | 0 | 1 | 1 | 1 | 0 | 0 |
| Chris Gomez, R (1, 4)<br>OBP: 0.409, SLG: 0.526 | B C F B S<br>2-3 K ② | | C F S<br>0-3 K ② | | C X<br>0-1 P5 ① | C X<br>0-1 F7 ③ | | 1 SAFE B B F X<br>2-1 1B 1-2 1B | | X<br>0-0 F8 ② | | X<br>0-0 SH1-4 ① 1-2 | 3 | 0 | 0 | 0 | 0 | 2 | 2 |
| Orlando Hudson, S (6, PH) (6, 4)<br>OBP: 0.279, SLG: 0.333 | | | | | | | | | | | | | 3 | 0 | 1 | 0 | 0 | 0 | 3 |
| 10 Vernon Wells, R (1, 8)<br>OBP: 0.269, SLG: 0.347 | S B B F C<br>2-3 K ③ | | B B B C S F X<br>3-2 F7 ③ | | C B B X<br>2-1 P6 ② | | C F B X<br>1-2 L9 ① | C F S<br>0-3 K ③ | | 1 SAFE S B B X<br>2-1 F8 ③ 1-2 | | B X<br>1-0 G6-3 ② 2-3 | 7 | 0 | 0 | 0 | 0 | 2 | 6 |
| Carlos Delgado, L (1, 3)<br>OBP: 0.347, SLG: 0.419 | | X<br>0-0 G6-3 ① | | B C F X<br>1-2 BB 1B 1B | X<br>0-0 HR | | S B X<br>1-1 1B 1B | | B S S C<br>1-3 K ① | | B X<br>1-0 WP SH1-3 FC5-2 1B | I I I I<br>4-0 IBB | 6 | 2 | 4 | 1 | 1 | 1 | 0 |
| Josh Phelps, R (1, 10)<br>OBP: 0.319, SLG: 0.373 | C S B B C<br>2-3 K ② | | | C S B B B F B B<br>4-2 1B 1-2 2B BB | C X<br>0-1 G5-3 ③ | | F F S<br>0-3 K ② | | X<br>0-0 1B 1B | | B B C X<br>2-1 SH1-3 1-2 | F S C<br>0-3 K ③ | 4 | 1 | 1 | 0 | 1 | 2 | 1 |
| Howie Clark, L (9, PR)<br>OBP: 0.417, SLG: 0.364 | | | | | | | | | | | | | 1 | 0 | 0 | 0 | 0 | 1 | 2 |
| Eric Hinske, L (1, 5)<br>OBP: 0.315, SLG: 0.328 | B B S B B<br>4-1 BB | | | B F B F X<br>2-2 P6 ① | | X<br>0-0 G4-3 ① | X<br>0-0 1-2 1B | | B X<br>1-0 F8 ② | | I I I I<br>4-0 WP IBB | | 4 | 0 | 1 | 0 | 2 | 0 | 3 |
| Kevin Cash, R (1, 2)<br>OBP: 0.333, SLG: 0.500 | B X<br>1-0 L8 ③ | | S B S S F S<br>1-3 K ② | | | B B X<br>2-0 HR | B B S B B C<br>3-3 K ③ | | S B 1 SAFE S F X<br>2-2 1-2 1B | | B X<br>1-0 FC5-2 FC6-4 1-2 2-H | | 6 | 1 | 2 | 1 | 0 | 2 | 7 |
| Dave Berg, R (1, 7)<br>OBP: 0.083, SLG: 0.083 (10, 9) | | | B C X<br>1-1 F9 ① 1-3 2-H | B B X<br>2-0 2B 1B | | X<br>0-0 F7 ② | | C F B B S<br>2-3 K ① | B C B C B X<br>3-2 L4 ③ | | B X<br>1-0 FC6-4 1-2f | | 6 | 0 | 1 | 1 | 0 | 1 | 4 |
| Chris Woodward, R (1, 6)<br>OBP: 0.318, SLG: 0.378 | | | C C B B F B B<br>4-2 3 BB BB | C B F X<br>1-2 1-3 3-H 2B | | B C T F T F X<br>1-2 3 BB 1B | | F C B S<br>1-3 K ② | | C C B F B X<br>2-2 F9 ① | | B X<br>1-0 1B 2B | 5 | 1 | 3 | 1 | 1 | 1 | 0 |
| Inning Stats | R: 0 E: 0 K: 2 S: 12 H: 0 LOB: 0 BB: 0 P: 19 | R: 0 E: 0 K: 1 S: 6 H: 0 LOB: 1 BB: 1 P: 13 | R: 0 E: 0 K: 1 S: 16 H: 0 LOB: 2 BB: 2 P: 28 | R: 2 E: 0 K: 1 S: 20 H: 3 LOB: 2 BB: 1 P: 32 | R: 1 E: 0 K: 0 S: 7 H: 1 LOB: 0 BB: 0 P: 9 | R: 1 E: 0 K: 0 S: 12 H: 2 LOB: 2 BB: 1 P: 19 | R: 0 E: 0 K: 2 S: 12 H: 2 LOB: 2 BB: 0 P: 17 | R: 0 E: 0 K: 3 S: 11 H: 1 LOB: 2 BB: 1 P: 20 | R: 0 E: 0 K: 1 S: 12 H: 2 LOB: 2 BB: 0 P: 19 | R: 0 E: 0 K: 0 S: 11 H: 0 LOB: 1 BB: 1 P: 19 | R: 0 E: 0 K: 0 S: 5 H: 1 LOB: 2 BB: 1 P: 14 | R: 1 E: 0 K: 1 S: 7 H: 2 LOB: 2 BB: 1 P: 14 | 1B: 10 2B: 2 3B: 0 HR: 2 | SF: 0 SAC: 2 DP: 0 HBP: 0 | WP: 2 PB: 0 SB: 0 CS: 0 | PA: 59 | | | |

## TOP

| | |
|---|---|
| AB | 48 |
| R | 5 |
| H | 14 |
| RBI | 5 |
| BB | 9 |
| SO | 12 |
| LOB | 30 |

| PITCHER | | IP | WLS | BF | H | R | ER | SO | BB | IBB | HBP | BLK | WP | HR | S | P | ERA | WHIP |
|---|---|---|---|---|---|---|---|---|---|---|---|---|---|---|---|---|---|---|
| 45 Erik Bedard, L<br>ERA: 6.75 | (1, 1) | 3.2 | | 18 | 3 | 2 | 2 | 5 | 4 | 0 | 0 | 0 | 0 | 0 | 51 | 88 | 4.91 | 1.909 |
| Rick Bauer, R<br>ERA: 3.65 | (4, 1) | 2.0 | | 10 | 3 | 2 | 2 | 0 | 1 | 0 | 0 | 0 | 0 | 2 | 20 | 30 | 9.00 | 2.000 |
| Rodrigo Lopez, R<br>ERA: | (6, 1) | 2.0 | | 9 | 2 | 0 | 0 | 4 | 1 | 0 | 0 | 0 | 0 | 0 | 20 | 32 | 0.00 | 1.500 |
| B.J. Ryan, L<br>ERA: | (8, 1) | 1.1 | | 7 | 3 | 0 | 0 | 2 | 0 | 0 | 0 | 0 | 0 | 0 | 17 | 26 | 0.00 | 2.250 |
| Jorge Julio, R<br>ERA: 1.0 | (10, 1) | 2.0 | | 9 | 1 | 0 | 0 | 0 | 1 | 1 | 0 | 0 | 2 | 0 | 16 | 33 | 0.00 | 1.000 |

| PITCHER | | IP | WLS | BF | H | R | ER | SO | BB | IBB | HBP | BLK | WP | HR | S | P | ERA | WHIP |
|---|---|---|---|---|---|---|---|---|---|---|---|---|---|---|---|---|---|---|
| Mike DeJean, R<br>ERA: 5.06 | (12, 1) | 1.0 | L | 6 | 2 | 1 | 1 | 1 | 0 | 1 | 0 | 0 | 0 | 0 | 7 | 14 | 9.00 | 2.000 |

| Batter | 1 | 2 | 3 | 4 | 5 | 6 | 7 | 8 | 9 | 10 | 11 | 12 | AB | R | H | RBI | BB | SO | LOB |
|---|---|---|---|---|---|---|---|---|---|---|---|---|---|---|---|---|---|---|---|
| 1 Brian Roberts, S (1, 4)<br>OBP: 0.325, SLG: 0.389 | C X<br>0-1<br>G6-3 ① | | C X<br>0-1<br>L9 ①<br>X | 0-0<br>L6-4 ②③<br>2-2 | | C X<br>0-1<br>G5-3 ③ | | | F F B F X<br>1-2<br>F9 ① | | 1 SAFE 1 SAFE B P X<br>2-0<br>G6-3 ②<br>1-2 | | 6 | 0 | 0 | 0 | 0 | 0 | 5 |
| 6 Melvin Mora, R (1, 5)<br>OBP: 0.408, SLG: 0.477 | F B C B B B X<br>3-2<br>1B 1B 1B | | B C B B B B<br>4-1<br>10 HR BB | | B S X<br>1-1<br>1B 1B 1B | | C B F C<br>1-3<br>K ① | | B F B B F X<br>3-2<br>G1-3 ② | | C B X<br>1-1<br>E2 10 DI ②<br>2-3 | | 5 | 3 | 2 | 0 | 1 | 1 | 1 |
| 10 Miguel Tejada, R (1, 6)<br>OBP: 0.372, SLG: 0.479 | B C X<br>1-1<br>F9 ② | | B F 1 SAFE X<br>1-1<br>1-H HR | | S B F X<br>1-2<br>F8 ① | | C B F B X<br>2-2<br>G3-1 2B | | C X<br>0-1<br>P3 ③ | | B B B C S X<br>3-2<br>L7 ③<br>1-2 | | 6 | 1 | 2 | 2 | 0 | 0 | 4 |
| Rafael Palmeiro, L (1, 10)<br>OBP: 0.419, SLG: 0.483 | B 1 SAFE B X<br>2-0<br>1B 1-3 1B | | B B B C X<br>3-1<br>G4-3 ② | | D F F X<br>1-2<br>1B 1-3 1B | | I I I I<br>4-0<br>G3-1 IBB | | | C B C X<br>1-2<br>F8 ① | | B B C X<br>2-1<br>F9 ① | 5 | 0 | 2 | 0 | 1 | 0 | 0 |
| Javy Lopez, R (1, 2)<br>OBP: 0.467, SLG: 0.606 | F S 1 SAFE X<br>0-2<br>1-3 3-H 1B | | B X<br>1-0<br>L5 ③ | | F B 1 SAFE X<br>1-1<br>1-2 3-H 1B | | B B X<br>2-0<br>G3-1 ②<br>1-2 2-3 | | | S X<br>0-1<br>G6-3 ② | | B C X<br>1-1<br>F8 ② | 6 | 0 | 2 | 2 | 0 | 0 | 2 |
| 31 Jay Gibbons, L (1, 9)<br>OBP: 0.348, SLG: 0.441 | B C X<br>1-1<br>F8 ③ | | | F B C B B B F X<br>3-2<br>F7 ①<br>C B X | C B X<br>1-1<br>G3 ③ | | X<br>0-0<br>G3-1 ③ | | | C B B F B B<br>4-2<br>BB | | B C F S<br>1-3<br>K ③ | 5 | 0 | 0 | 0 | 1 | 1 | 5 |
| David Segui, S (1, 3)<br>OBP: 0.365, SLG: 0.426 | | B B B C X<br>3-1<br>G4-3 ① | | B F B F X<br>2-2<br>BB BB 1B | | B F B G G C<br>3-3<br>K ① | | B F B F F X<br>3-2<br>G3-4-1 ① | | B B C B F F F F C<br>3-3<br>K ③ | | | 4 | 0 | 1 | 0 | 0 | 1 | 0 |
| B.J. Surhoff, L (10, 3)<br>OBP: 0.412, SLG: 0.438 | | | | | | | | | | | | | 1 | 0 | 0 | 0 | 0 | 1 | 1 |
| Luis Matos, R (1, 8)<br>OBP: 0.286, SLG: 0.200 | | C B F F B F F C<br>2-3<br>K ② | | P P C F B F B<br>4-2<br>1 L6-4 BB<br>1-2 BB | | B X<br>1-0<br>G5-3 ② | | L B F F X<br>1-2<br>G3 ② | | | X<br>0-0<br>6 E 1 G6-3<br>1B | | 4 | 0 | 1 | 0 | 1 | 1 | 0 |
| Larry Bigbie, L (1, 7)<br>OBP: 0.294, SLG: 0.410 | | X<br>0-0<br>G3 ③ | | B C B D B<br>4-1<br>1-2 2-3 BB | | X<br>0-0<br>1B | | B C B F X<br>2-2<br>G4-3 ③ | | | C C D 1 SAFE S<br>1-3<br>K ① | | 4 | 0 | 1 | 0 | 1 | 1 | 1 |
| Inning Stats | R: 1 H: 3<br>E: 0 LOB: 2<br>K: 0 BB: 0<br>S: 13 P: 20 | R: 0 H: 0<br>E: 0 LOB: 0<br>K: 1 BB: 0<br>S: 9 P: 14 | R: 2 H: 1<br>E: 0 LOB: 0<br>K: 0 BB: 1<br>S: 8 P: 17 | R: 0 H: 1<br>E: 0 LOB: 2<br>K: 0 BB: 2<br>S: 14 P: 25 | R: 1 H: 3<br>E: 0 LOB: 1<br>K: 0 BB: 0<br>S: 12 P: 17 | R: 0 H: 1<br>E: 0 LOB: 1<br>K: 1 BB: 0<br>S: 7 P: 11 | R: 0 H: 1<br>E: 0 LOB: 2<br>K: 1 BB: 1<br>S: 8 P: 17 | R: 0 H: 0<br>E: 0 LOB: 0<br>K: 0 BB: 0<br>S: 12 P: 18 | R: 0 H: 0<br>E: 0 LOB: 0<br>K: 0 BB: 0<br>S: 9 P: 13 | R: 0 H: 0<br>E: 0 LOB: 1<br>K: 1 BB: 1<br>S: 13 P: 21 | R: 0 H: 1<br>E: 1 LOB: 2<br>K: 1 BB: 0<br>S: 11 P: 17 | R: 0 H: 0<br>E: 0 LOB: 0<br>K: 1 BB: 0<br>S: 7 P: 11 | 1B: 9<br>2B: 2<br>3B: 0<br>HR: 1 | SF: 0<br>SAC: 0<br>DP: 1<br>HBP: 0 | WP: 0<br>PB: 0<br>SB: 0<br>CS: 0 | PA: 51 | | |

## BOTTOM

# Toronto Blue Jays @ Baltimore Orioles

Oriole Park at Camden Yards, Baltimore, MD

Sat Apr 24 2004, 4:35 PM EDT
Att. 41,093 - Sunny - 77 F

livebaseballscorecards.com

| | |
|---|---|
| AB | 46 |
| R | 4 |
| H | 11 |
| RBI | 4 |
| BB | 5 |
| SO | 6 |
| LOB | 19 |

| PITCHER | | IP | WLS | BF | H | R | ER | SO | BB | IBB | HBP | BLK | WP | HR | S | P | ERA | WHIP |
|---|---|---|---|---|---|---|---|---|---|---|---|---|---|---|---|---|---|---|
| Pat Hentgen, R<br>ERA: 5.66 | (1, 1) | 5.0 | | 24 | 8 | 4 | 4 | 1 | 3 | 0 | 0 | 0 | 0 | 1 | 56 | 93 | 7.20 | 2.200 |
| Valerio De Los Santos, L<br>ERA: 5.4 | (6, 1) | 1.0 | | 4 | 1 | 0 | 0 | 1 | 0 | 0 | 0 | 0 | 0 | 0 | 7 | 11 | 0.00 | 1.000 |
| 54 Jason Frasor, R<br>ERA: | (7, 1) | 0.2 | | 4 | 1 | 0 | 0 | 1 | 0 | 1 | 0 | 0 | 0 | 0 | 7 | 16 | 0.00 | 1.500 |
| Terry Adams, R<br>ERA: 1.64 | (7, 1) | 1.1 | | 4 | 0 | 0 | 0 | 0 | 0 | 0 | 0 | 0 | 0 | 0 | 13 | 19 | 0.00 | 0.000 |
| Justin Speier, R<br>ERA: 2.79 | (9, 1) | 2.0 | | 7 | 0 | 0 | 0 | 1 | 1 | 0 | 0 | 0 | 0 | 0 | 22 | 34 | 0.00 | 0.500 |

| PITCHER | | IP | WLS | BF | H | R | ER | SO | BB | IBB | HBP | BLK | WP | HR | S | P | ERA | WHIP |
|---|---|---|---|---|---|---|---|---|---|---|---|---|---|---|---|---|---|---|
| Kerry Ligtenberg, R<br>ERA: 1.86 | (11, 1) | 2.0 | W | 8 | 1 | 0 | 0 | 2 | 0 | 0 | 0 | 0 | 0 | 0 | 18 | 28 | 0.00 | 0.500 |

| Batter | 1 | 2 | 3 | 4 | 5 | 6 | 7 | 8 | 9 | AB | R | H | RBI | BB | SO | LOB |
|---|---|---|---|---|---|---|---|---|---|---|---|---|---|---|---|---|
| Howie Clark, L (1, 9)<br>OBP: 0.375, SLG: 0.400 | C F F B B F B X<br>2-2 E6 10 FC6-4 1B E | 1 SAFE B 1 SAFE X<br>1-0 10 1B 1-3 2B | | C B X<br>1-1 G6-3 ① | | B F B F X<br>2-2 F8 ① | C B F S<br>1-3 K ③ | C B B X<br>2-1 10 FC6-4 HBP 2-H 3-H 1B | | 4 | 2 | 1 | 0 | 0 | 0 | 2 |
| 3 Reed Johnson, R (7, PH)<br>OBP: 0.315, SLG: 0.349 (7, 9) | | | | | | | | | | 2 | 0 | 1 | 2 | 0 | 1 | 1 |
| Frank Catalanotto, L (1, 7)<br>OBP: 0.329, SLG: 0.397 | 1 SAFE B 1 SAFE F B F F X<br>2-2 10 FC6-4 1-2 1B | X<br>0-0 P6 ② | | B C B S X<br>2-2 SF8 ② 3-H | | D B B B<br>4-0 10 1B 2B BB | | C B B X<br>2-1 G3-1 ③ | | 3 | 1 | 1 | 1 | 1 | 0 | 2 |
| 10 Vernon Wells, R (1, 8)<br>OBP: 0.286, SLG: 0.351 | F F B 1 SAFE X<br>1-2 FC6-4 E 1B ① 1-2f 2-3 | F F F X<br>0-2 1B 1B 2-H 3-H 1B | | F F C<br>0-3 K ③ | | X<br>0-0 2B SF8-2-5 1-2 2-3 1B | | 4-2 10 FC6-4 1-2f HBP<br>3-2 BB 1B BB<br>0-1 FC6-4 1-2f 2-3 | | 5 | 4 | 2 | 2 | 1 | 1 | 4 |
| Carlos Delgado, L (1, 3)<br>OBP: 0.375, SLG: 0.446 | F F S<br>0-3 K ② | S F X<br>0-2 1-H 1B | | | B B C B F B<br>4-2 HBP 1B BB | X<br>0-0 SF8-2-5 1-3 2-H 3-H 2B | | B B B C B<br>4-1 1B 1-2 2B BB | B F X<br>1-1 1B 1B | 3 | 1 | 2 | 3 | 2 | 1 | 2 |
| Chris Gomez, R (9, PH)<br>OBP: 0.435, SLG: 0.550 (9, 3) | | | | | | | | | | 1 | 0 | 1 | 0 | 0 | 0 | 0 |
| Josh Phelps, R (1, 10)<br>OBP: 0.346, SLG: 0.380 | X<br>0-0 E5 1B 1-2 3-H | S S S<br>0-3 K ③ | | | B H<br>2-0 1B 1-2 HBP | I I I<br>4-0 IBB | | B B C B F F F X<br>3-2 2B 1-2 2-H 2B 1B | X<br>0-0 1-3 1B ① | 4 | 1 | 2 | 1 | 1 | 1 | 2 |
| Eric Hinske, L (1, 5)<br>OBP: 0.316, SLG: 0.348 | B X<br>1-0 FC6-4 1-3 2-H 1B | | B S X<br>1-1 P6 ① | | X<br>0-0 F7 ① | B X<br>1-0 SF8-2-5 ②③ 2-3 3-H | | B B X<br>2-0 1-3 2-H 2B 2B | F F B F C<br>1-3 K ② | 5 | 1 | 2 | 3 | 0 | 1 | 3 |
| Kevin Cash, R (1, 2)<br>OBP: 0.317, SLG: 0.456 | X<br>0-0 FC6-4 1-2f ③ | | B C B X<br>2-1 G6-3 ② | | S C S<br>0-3 K ② | | C B B B B<br>4-1 G4-3 BB | X<br>0-0 F9 ② | F S B S<br>1-3 K ③ | 5 | 0 | 0 | 0 | 1 | 2 | 7 |
| Orlando Hudson, S (1, 4)<br>OBP: 0.288, SLG: 0.328 | | X<br>0-0 G5-3 ① | B F B X<br>2-1 G4-3 ③ | | B B X<br>2-0 1-3 2-H 1B ③ | | C 1 SAFE F B C<br>1-3 K ① | B F B B B<br>4-1 2B 3 1B BB | | 4 | 1 | 1 | 0 | 1 | 1 | 1 |
| Chris Woodward, R (1, 6)<br>OBP: 0.367, SLG: 0.524 | | C F F F X<br>0-2 2B 10 1B 1B | | X<br>0-0 SF8 3B | | F B F X<br>1-2 10 1B 2B 2B | C B D X<br>2-1 G4-3 ② 1-2 | S B S X<br>1-2 3 1B 1-3 2-H 3-H 2B | | 5 | 4 | 4 | 2 | 0 | 0 | 1 |

| Inning Stats | | | | | | | | | | | | | | | | | | | | | |
|---|---|---|---|---|---|---|---|---|---|---|---|---|---|---|---|---|---|---|---|---|---|
| | R: 2 | H: 2 | R: 3 | H: 4 | R: 0 | H: 0 | R: 1 | H: 1 | R: 0 | H: 1 | R: 3 | H: 3 | R: 0 | H: 0 | R: 6 | H: 4 | R: 0 | H: 2 | 1B: 11 | SF: 2 | WP: 0 | PA: 52 |
| | E: 2 | LOB: 2 | E: 0 | LOB: 1 | E: 0 | LOB: 0 | E: 0 | LOB: 0 | E: 0 | LOB: 1 | E: 0 | LOB: 1 | E: 0 | LOB: 1 | E: 0 | LOB: 2 | E: 0 | LOB: 1 | 2B: 6 | SAC: 0 | PB: 0 | |
| | K: 1 | BB: 0 | K: 1 | BB: 0 | K: 0 | BB: 0 | K: 1 | BB: 0 | K: 1 | BB: 1 | K: 0 | BB: 2 | K: 2 | BB: 1 | K: 0 | BB: 3 | K: 2 | BB: 0 | 3B: 1 | DP: 1 | SB: 0 | |
| | S: 18 | P: 24 | S: 18 | P: 19 | S: 6 | P: 11 | S: 9 | P: 12 | S: 7 | P: 15 | S: 9 | P: 21 | S: 9 | P: 17 | S: 24 | P: 50 | S: 10 | P: 13 | HR: 0 | HBP: 2 | CS: 0 | |

| PITCHER | | IP | WLS | BF | H | R | ER | SO | BB | IBB | HBP | BLK | WP | HR | S | P | ERA | WHIP |
|---|---|---|---|---|---|---|---|---|---|---|---|---|---|---|---|---|---|---|
| Sidney Ponson, R<br>ERA: 5.28 | (1, 1) | 5.1 | L | 30 | 10 | 9 | 7 | 4 | 2 | 0 | 1 | 0 | 0 | 0 | 65 | 95 | 11.81 | 2.250 |
| John Parrish, L<br>ERA: 6.3 | (6, 1) | 2.0 | | 10 | 1 | 2 | 2 | 2 | 3 | 1 | 0 | 0 | 0 | 0 | 16 | 39 | 9.00 | 2.000 |
| Mike DeJean, R<br>ERA: 11.12 | (8, 1) | 0.1 | | 7 | 4 | 4 | 4 | 0 | 1 | 0 | 1 | 0 | 0 | 0 | 17 | 33 | 108.00 | 15.000 |
| Rick Bauer, R<br>ERA: 3.55 | (8, 1) | 0.1 | | 1 | 0 | 0 | 0 | 0 | 0 | 0 | 0 | 0 | 0 | 0 | 2 | 2 | 0.00 | 0.000 |
| Buddy Groom, L<br>ERA: | (9, 1) | 1.0 | | 4 | 2 | 0 | 0 | 2 | 0 | 0 | 0 | 0 | 0 | 0 | 10 | 13 | 0.00 | 2.000 |

| PITCHER | IP | WLS | BF | H | R | ER | SO | BB | IBB | HBP | BLK | WP | HR | S | P | ERA | WHIP |
|---|---|---|---|---|---|---|---|---|---|---|---|---|---|---|---|---|---|

# TOP

# Toronto Blue Jays @ Baltimore Orioles

## Oriole Park at Camden Yards, Baltimore, MD

Sun Apr 25 2004, 1:35 PM EDT
Att. 31,028 - Overcast - 66 F

livebaseballscorecards.com

| | |
|---|---|
| AB | 41 |
| R | 15 |
| H | 17 |
| RBI | 14 |
| BB | 7 |
| SO | 8 |
| LOB | 25 |

| Batter | 1 | 2 | 3 | 4 | 5 | 6 | 7 | 8 | 9 | AB | R | H | RBI | BB | SO | LOB |
|---|---|---|---|---|---|---|---|---|---|---|---|---|---|---|---|---|
| 1 Brian Roberts, S (1, 4)<br>OBP: 0.318, SLG: 0.377 | C F B B X<br>2-2 G1-3 ① | | B X<br>1-0 G3 ① | | C X<br>0-1 6 1B 10 SF8 1B | | C C X<br>0-2 F8 ① | | B B F F B S<br>3-3 K ③ | 5 | 1 | 1 | 0 | 0 | 1 | 0 |
| 6 Melvin Mora, R (1, 5)<br>OBP: 0.413, SLG: 0.478 | S B B F X<br>2-2 10 E 10 S G3-1 1B | | C X<br>0-1 G1-3 ② | | D B S 1 SAFE X<br>2-1 G4-6-3 PB 1-3 1B | | C C B B X<br>2-2 G6-3 ② | | | 4 | 1 | 2 | 0 | 0 | 0 | 0 |
| 10 Miguel Tejada, R (1, 6)<br>OBP: 0.366, SLG: 0.466 | C B C X<br>1-2 E9 G3-1 1-3 | | B C B S B F F B<br>4-2 2B BB | | C X<br>0-1 SF8 ① 3-H | | B C C X<br>1-2 G4-3 ③ | | | 2 | 1 | 0 | 1 | 1 | 0 | 1 |
| Rafael Palmeiro, L (1, 3)<br>OBP: 0.429, SLG: 0.500<br>Luis Lopez, S (8, PH)<br>(9, 3) | B X<br>1-0 G3-1 ② 2-3 3-H | | B F F F B X<br>2-2 1-H 2B | | 1 SAFE B B B C B B<br>4-1 G4-6-3 1-2 BB | | | X<br>0-0 P3 ① | | 2<br>1 | 0<br>0 | 1<br>0 | 2<br>0 | 1<br>0 | 0<br>0 | 1<br>0 |
| Javy Lopez, R (1, 10)<br>OBP: 0.443, SLG: 0.571 | B X<br>1-0 G4-3 ③ | | F S B X<br>1-2 G3-1 ③ | | X<br>0-0 G4-6-3 ② ③ 1-2f 2-3 | | | B B S F F F F B S<br>3-3 K ② | | 4 | 0 | 0 | 0 | 0 | 1 | 4 |
| 31 Jay Gibbons, L (1, 9)<br>OBP: 0.333, SLG: 0.419<br>José Bautista, R (8, PH)<br>OBP: 0.375, SLG: 0.286 (9, 9) | | C B B S X<br>2-2 G4-3 ① | | F X<br>0-1 F9 ① | | B F F S<br>1-3 K ① | | F B B F B B<br>4-2 BB | | 3<br>0 | 0<br>0 | 0<br>0 | 0<br>0 | 0<br>1 | 1<br>0 | 0<br>0 |
| Luis Matos, R (1, 8)<br>OBP: 0.299, SLG: 0.220 | | B B F S F X<br>2-2 F7 ② | | B F B X<br>2-1 FC4-3-6 1B | | B F X<br>1-1 FC4-6 1B | | B C B F F B X<br>3-2 F8 ③ | | 4 | 0 | 2 | 0 | 0 | 0 | 1 |
| Larry Bigbie, L (1, 7)<br>OBP: 0.292, SLG: 0.415 | | B S F B F X<br>2-2 2B | | B F X<br>1-1 FC4-3-6 ② 1-2f | | B B X<br>2-0 FC4-6 ② 1-2f | | | C B S S<br>1-3 K ① | 4 | 0 | 1 | 0 | 0 | 1 | 2 |
| Keith Osik, R (1, 2)<br>OBP: 0.111, SLG: 0.111 | | C B B C C<br>2-3 K ③ | | B C F S<br>1-3 K ③ | | X<br>0-0 P3 ③ | | | C B S F C<br>1-3 K ② | 4 | 0 | 0 | 0 | 0 | 3 | 3 |
| Inning Stats | R: 1 H: 1<br>E: 1 LOB: 1<br>K: 0 BB: 0<br>S: 11 P: 18 | R: 0 H: 1<br>E: 0 LOB: 1<br>K: 1 BB: 0<br>S: 14 P: 22 | R: 1 H: 1<br>E: 0 LOB: 1<br>K: 0 BB: 1<br>S: 14 P: 22 | R: 0 H: 1<br>E: 0 LOB: 1<br>K: 1 BB: 0<br>S: 9 P: 13 | R: 1 H: 2<br>E: 0 LOB: 1<br>K: 0 BB: 1<br>S: 8 P: 14 | R: 0 H: 1<br>E: 0 LOB: 1<br>K: 1 BB: 0<br>S: 7 P: 11 | R: 0 H: 0<br>E: 0 LOB: 0<br>K: 0 BB: 0<br>S: 9 P: 12 | R: 0 H: 0<br>E: 0 LOB: 1<br>K: 1 BB: 1<br>S: 13 P: 23 | R: 0 H: 0<br>E: 0 LOB: 0<br>K: 3 BB: 0<br>S: 10 P: 15 | 1B: 5 SF: 1<br>2B: 2 SAC: 0<br>3B: 0 DP: 1<br>HR: 0 HBP: 0 | | | | | | |

| PITCHER | | IP | WLS | BF | H | R | ER | SO | BB | IBB | HBP | BLK | WP | HR | S | P | ERA | WHIP |
|---|---|---|---|---|---|---|---|---|---|---|---|---|---|---|---|---|---|---|
| 32 Roy Halladay, R<br>ERA: 3.53 | (1, 1) | 7.0 | W | 30 | 7 | 3 | 2 | 3 | 2 | 0 | 0 | 0 | 0 | 0 | 72 | 112 | 2.57 | 1.286 |
| 54 Jason Frasor, R<br>ERA: | (8, 1) | 1.0 | | 4 | 0 | 0 | 0 | 1 | 1 | 0 | 0 | 0 | 0 | 0 | 13 | 23 | 0.00 | 1.000 |
| Micheal Nakamura, R<br>ERA: | (9, 1) | 1.0 | | 3 | 0 | 0 | 0 | 3 | 0 | 0 | 0 | 0 | 0 | 0 | 10 | 15 | 0.00 | 0.000 |

| PITCHER | IP | WLS | BF | H | R | ER | SO | BB | IBB | HBP | BLK | WP | HR | S | P | ERA | WHIP |
|---|---|---|---|---|---|---|---|---|---|---|---|---|---|---|---|---|---|

# BOTTOM

## Toronto Blue Jays @ Baltimore Orioles

Oriole Park at Camden Yards, Baltimore, MD

Sun Apr 25 2004, 1:35 PM EDT
Att. 31,028 - Overcast - 66 F

livebaseballscorecards.com

| | |
|---|---|
| AB | 33 |
| R | 3 |
| H | 7 |
| RBI | 3 |
| BB | 3 |
| SO | 7 |
| LOB | 12 |

| | | | |
|---|---|---|---|
| WP: 0 | PA: 37 | | |
| PB: 1 | | | |
| SB: 1 | | | |
| CS: 0 | | | |

| Batter | 1 | 2 | 3 | 4 | 5 | 6 | 7 | 8 | 9 | AB | R | H | RBI | BB | SO | LOB |
|---|---|---|---|---|---|---|---|---|---|---|---|---|---|---|---|---|
| 51 Ichiro Suzuki, L (1, 9)<br>OBP: 0.337, SLG: 0.307 | B B B B<br>4-0 S BB | | C B F S<br>1-3 ① K | X<br>0-0 1B PB<br>2-H 1B | | C X<br>0-1 ① G4-3 | C B F S<br>1-3 ③ K | | | 4 | 1 | 1 | 1 | 1 | 2 | 2 |
| Scott Spiezio, S (1, 5)<br>OBP: 0.391, SLG: 0.571 | B B C 1 SAFE C X<br>2-2 ① P6 | | C B B B X<br>3-1 ② F8 | B 1 SAFE 1 SAFE B 1 SAFE F 1 SAFE B X<br>3-1 PB 1-3 G6-3 1B | | C B F F C<br>1-3 ② K | | B B B C B<br>4-1 BB | | 4 | 1 | 1 | 0 | 1 | 1 | 1 |
| Bret Boone, R (1, 4)<br>OBP: 0.292, SLG: 0.471 | 1 SAFE B 1 SAFE B B B B<br>4-0 1-2 BB | | C B S X<br>1-2 1B 1B 1B | C S B D B X<br>3-2 ① G6-3 2-3 3-H | | B B F C D X<br>2-2 ③ G6-3 | | S C C<br>0-3 ① K | | 4 | 1 | 1 | 0 | 1 | 1 | 2 |
| Edgar Martinez, R (1, 10)<br>OBP: 0.384, SLG: 0.447 | B C C F X<br>1-2 ② F6 | | B B X<br>2-0 1B 1B 1-2 1B | C F F X<br>0-2 ② G6-3 3-H | | X<br>0-0 ① G6-3 | B C B 1 SAFE 1 SAFE C F S<br>2-3 ② K | | | 5 | 0 | 1 | 1 | 0 | 1 | 3 |
| Raul Ibanez, L (1, 7)<br>OBP: 0.368, SLG: 0.538 | C B F B F B F S<br>3-3 ③ K | | C B X<br>1-1 1B 1-2 2-H 1B | F F B B X<br>2-2 ③ G3 | | C X<br>0-1 ② L6 | C S S<br>0-3 ③ K | | | 5 | 0 | 1 | 1 | 0 | 2 | 3 |
| Rich Aurilia, R (1, 6)<br>OBP: 0.300, SLG: 0.324 | | B B F C S<br>2-3 ① K | B X<br>1-0 1-2 2-3 1B | | C C B C<br>1-3 ① K | B B B B<br>4-0 1B 1B BB | | | B B B C X<br>3-1 ① F9 | 4 | 1 | 1 | 0 | 1 | 2 | 0 |
| John Olerud, L (1, 3)<br>OBP: 0.365, SLG: 0.381 | | C B B F F B X<br>2-2 1B | C B B 3 SAFE F X<br>2-2 ③ G6-3 | | C C X<br>0-2 1B | 1 SAFE B B X<br>2-0 1B 1-2 1B 1B | | | B C F B B F X<br>3-2 ② F7 | 5 | 1 | 3 | 0 | 0 | 0 | 3 |
| Dan Wilson, R (1, 2)<br>OBP: 0.353, SLG: 0.458 | B S B S F F S<br>2-3 ② K | | | B B C F B X<br>3-2 HR | F S X<br>0-2 ② F9 | F F X<br>0-2 1B 1-3 2-H 1B | | | F F F B C<br>1-3 ③ K | 5 | 1 | 2 | 2 | 0 | 2 | 2 |
| Jolbert Cabrera, R (1, 8)<br>OBP: 0.200, SLG: 0.211<br>Randy Winn, S (7, 8)<br>OBP: 0.282, SLG: 0.296 | B S F B F X<br>2-2 ③ P3 | | | F B B X<br>2-1 51 1B 2B | C B S B S<br>2-3 ③ K | C S X<br>0-2 1-2 3-H 1B | | | | 4<br>0 | 1<br>0 | 2<br>0 | 1<br>0 | 0<br>0 | 1<br>0 | 2<br>0 |
| Inning Stats | R: 0 E: 0 K: 1 S: 12<br>H: 0 LOB: 2 BB: 2 P: 26 | R: 0 E: 0 K: 2 S: 17<br>H: 1 LOB: 1 BB: 0 P: 25 | R: 1 E: 0 K: 1 S: 15<br>H: 4 LOB: 3 BB: 0 P: 26 | R: 4 E: 0 K: 0 S: 18<br>H: 4 LOB: 0 BB: 0 P: 31 | R: 0 E: 0 K: 2 S: 12<br>H: 1 LOB: 1 BB: 0 P: 15 | R: 0 E: 0 K: 1 S: 9<br>H: 0 LOB: 0 BB: 0 P: 12 | R: 2 E: 0 K: 1 S: 13<br>H: 3 LOB: 2 BB: 1 P: 20 | R: 0 E: 0 K: 3 S: 11<br>H: 0 LOB: 1 BB: 1 P: 17 | R: 0 E: 0 K: 1 S: 10<br>H: 0 LOB: 0 BB: 0 P: 17 | 1B: 11 2B: 1 3B: 0 HR: 1<br>SF: 0 SAC: 0 DP: 0 HBP: 0 | | | | | | |

# TOP

## Seattle Mariners @ Baltimore Orioles

Oriole Park at Camden Yards, Baltimore, MD

Tue Apr 27 2004, 7:05 PM EDT
Att. 19,747 - Unknown - 59 F

livebaseballscorecards.com

| | |
|---|---|
| AB | 40 |
| R | 7 |
| H | 13 |
| RBI | 6 |
| BB | 4 |
| SO | 12 |
| LOB | 18 |

WP: 0 PB: 1 SB: 1 CS: 0 PA: 44

| PITCHER | | IP | WLS | BF | H | R | ER | SO | BB | IBB | HBP | BLK | WP | HR | S | P | ERA | WHIP |
|---|---|---|---|---|---|---|---|---|---|---|---|---|---|---|---|---|---|---|
| Matt Riley, L<br>ERA: 5.66 | (1, 1) | 3.0 | | 20 | 9 | 5 | 4 | 4 | 2 | 0 | 0 | 0 | 0 | 1 | 52 | 93 | 12.00 | 3.667 |
| Rodrigo Lopez, R<br>ERA: 0.55 | (4, 1) | 3.2 | L | 13 | 1 | 1 | 1 | 3 | 1 | 0 | 0 | 0 | 0 | 0 | 34 | 49 | 2.46 | 0.545 |
| Buddy Groom, L<br>ERA: 1.35 | (7, 1) | 0.0 | | 1 | 1 | 0 | 0 | 0 | 0 | 0 | 0 | 0 | 0 | 0 | 1 | 3 | ∞ | ∞ |
| Mike DeJean, R<br>ERA: 9.45 | (7, 1) | 1.0 | | 6 | 2 | 1 | 1 | 3 | 1 | 0 | 0 | 0 | 0 | 0 | 17 | 24 | 9.00 | 3.000 |
| B.J. Ryan, L<br>ERA: | (8, 1) | 1.1 | | 4 | 0 | 0 | 0 | 2 | 0 | 0 | 0 | 0 | 0 | 0 | 13 | 20 | 0.00 | 0.000 |

| PITCHER | IP | WLS | BF | H | R | ER | SO | BB | IBB | HBP | BLK | WP | HR | S | P | ERA | WHIP |
|---|---|---|---|---|---|---|---|---|---|---|---|---|---|---|---|---|---|

| Batter | 1 | 2 | 3 | 4 | 5 | 6 | 7 | 8 | 9 | AB | R | H | RBI | BB | SO | LOB |
|---|---|---|---|---|---|---|---|---|---|---|---|---|---|---|---|---|
| 1 Brian Roberts, S (1, 4)<br>OBP: 0.344, SLG: 0.407 | B B C B C S S<br>3-3 ① K | C X<br>0-1 6 S 1B<br>2-3 | | X<br>0-0 6 1B 1B<br>1-2 | | C B X<br>1-1 6 1B 2B | | C B B F B 1 B SAFE<br>4-2 10 HBP 6 FC3-5 BB<br>1-2 | | 4 | 1 | 3 | 0 | 1 | 1 | 0 |
| 6 Melvin Mora, R (1, 5)<br>OBP: 0.424, SLG: 0.479 | C B B F B B<br>4-2 WP 10 1B 31 BB BB | 1 SAFE B 1 SAFE B B B C F F F<br>3-3 ② K<br>1-2 | | B B B C X<br>2-2 10 SF8-4 1B<br>1-2 2-3 | | C B X<br>1-1 10 HBP 1B<br>2-H | | L B X<br>1-1 ① FC3-5 10 HBP<br>1-2 2-3f | | 4 | 1 | 2 | 1 | 1 | 1 | 4 |
| 10 Miguel Tejada, R (1, 6)<br>OBP: 0.379, SLG: 0.467 | B X<br>1-0 31 BB WP 1B<br>1-2 | S D F F B B X<br>3-2 ③ F8 | | X<br>0-0 ②③ SF8-4<br>1-2 3-H | | 1 SAFE C 1 SAFE 1 SAFE H<br>1-1 G3-6-1 HBP<br>1-2 | | C F B B F F H<br>3-2 FC6-4 HBP<br>1-2 2-3 | | 2 | 0 | 1 | 1 | 0 | 0 | 2 |
| Rafael Palmeiro, L (1, 3)<br>OBP: 0.427, SLG: 0.531 | C F F F B F B F<br>4-2 B D 31 BB BB<br>1-2 2-3 | | X<br>0-0 HR | | B C F F B D X<br>3-2 ① F7 | B F F B X<br>2-2 ②③ G3-6-1<br>1-2f | | B B C S X<br>2-2 ② P6 | | 4 | 1 | 1 | 1 | 1 | 0 | 5 |
| Javy Lopez, R (1, 2)<br>OBP: 0.440, SLG: 0.573 | B S F B D F X<br>3-2 ② F4 | | B F B F X<br>2-2 ① G6-3 | | B X<br>1-0 2B | | B C B X<br>2-1 31 FC6-4 1B | S S D B X<br>2-2 ③ FC6-4<br>1-2f | | 5 | 0 | 2 | 0 | 0 | 0 | 6 |
| 31 Jay Gibbons, L (1, 9)<br>OBP: 0.325, SLG: 0.394 | B C B D B<br>4-1 BB<br>1-2 2-3 3-H | | B C X<br>1-1 ② F9 | | F B X<br>1-1 ② P5 | | B D C C X<br>2-2 ① FC6-4 FC3-6<br>1-2f | | B X<br>1-0 ① F7 | 4 | 0 | 0 | 1 | 1 | 0 | 2 |
| B.J. Surhoff, L (1, 10)<br>OBP: 0.364, SLG: 0.350<br>José Bautista, R (9, PR)<br>OBP: 0.375, SLG: 0.286 | C B X<br>1-1 ③ P5 | | B C B S T F F X<br>2-2 ③ G3-1 | | X<br>0-0 ③ L8 | | B X<br>1-0 ② FC3-6<br>1-2f | | B C H<br>2-1 G6-4-3 HBP | 4<br>0 | 0<br>0 | 0<br>0 | 0<br>0 | 0<br>0 | 0<br>0 | 5<br>0 |
| Luis Matos, R (1, 8)<br>OBP: 0.292, SLG: 0.219 | | C B F X<br>1-2 1 1B S 1B | | B B C X<br>2-1 ① G6-3 | | X<br>0-0 ① F8 | B B C C 1 SAFE S<br>2-3 ③ K | | X<br>0-0 ②③ G6-4-3<br>1-2f | 5 | 0 | 1 | 0 | 0 | 1 | 2 |
| Larry Bigbie, L (1, 7)<br>OBP: 0.316, SLG: 0.471 | | S 1 SAFE 1 B S B F S<br>2-3 ① K<br>1-2 | | F C B X<br>1-2 6 1B 1 1B 10 SF8-4 1B | | B C B X<br>2-1 HR | | B C B B B<br>4-1 6 FC3-5 1 BB BB | | 3 | 2 | 2 | 1 | 1 | 1 | 1 |
| Inning Stats | R: 1 H: 1<br>E: 0 LOB: 3<br>K: 1 BB: 3<br>S: 20 P: 40 | R: 0 H: 2<br>E: 0 LOB: 2<br>K: 2 BB: 0<br>S: 21 P: 30 | R: 1 H: 1<br>E: 0 LOB: 0<br>K: 0 BB: 0<br>S: 12 P: 17 | R: 1 H: 3<br>E: 0 LOB: 1<br>K: 0 BB: 0<br>S: 10 P: 15 | R: 0 H: 1<br>E: 0 LOB: 1<br>K: 0 BB: 0<br>S: 8 P: 13 | R: 2 H: 3<br>E: 0 LOB: 1<br>K: 0 BB: 0<br>S: 11 P: 18 | R: 0 H: 1<br>E: 0 LOB: 1<br>K: 1 BB: 0<br>S: 9 P: 16 | R: 0 H: 0<br>E: 0 LOB: 3<br>K: 0 BB: 2<br>S: 15 P: 31 | R: 0 H: 0<br>E: 0 LOB: 1<br>K: 0 BB: 0<br>S: 3 P: 6 | 1B: 8<br>2B: 3<br>3B: 0<br>HR: 2 | SF: 1<br>SAC: 0<br>DP: 3<br>HBP: 3 | | | | | | |

| PITCHER | | IP | WLS | BF | H | R | ER | SO | BB | IBB | HBP | BLK | WP | HR | S | P | ERA | WHIP |
|---|---|---|---|---|---|---|---|---|---|---|---|---|---|---|---|---|---|---|
| Gil Meche, R<br>ERA: 5.31 | (1, 1) | 3.0 | | 16 | 4 | 2 | 2 | 3 | 3 | 0 | 0 | 0 | 1 | 1 | 53 | 87 | 6.00 | 2.333 |
| 40 Julio Mateo, R<br>ERA: 3.97 | (4, 1) | 2.1 | | 14 | 7 | 3 | 3 | 0 | 0 | 0 | 1 | 0 | 0 | 1 | 26 | 41 | 11.57 | 3.000 |
| Ron Villone, L<br>ERA: 3.77 | (6, 1) | 1.2 | W | 7 | 1 | 0 | 0 | 1 | 2 | 0 | 0 | 0 | 0 | 0 | 15 | 32 | 0.00 | 1.800 |
| Shigetoshi Hasegawa, R<br>ERA: 6.0 | (8, 1) | 0.1 | H | 2 | 0 | 0 | 0 | 0 | 0 | 0 | 1 | 0 | 0 | 0 | 6 | 10 | 0.00 | 0.000 |
| Mike Myers, L<br>ERA: 6.23 | (8, 1) | 0.1 | H | 1 | 0 | 0 | 0 | 0 | 0 | 0 | 0 | 0 | 0 | 0 | 3 | 5 | 0.00 | 0.000 |

| PITCHER | | IP | WLS | BF | H | R | ER | SO | BB | IBB | HBP | BLK | WP | HR | S | P | ERA | WHIP |
|---|---|---|---|---|---|---|---|---|---|---|---|---|---|---|---|---|---|---|
| Eddie Guardado, L<br>ERA: 1.04 | (8, 1) | 1.1 | S | 4 | 0 | 0 | 0 | 0 | 0 | 0 | 1 | 0 | 0 | 0 | 6 | 11 | 0.00 | 0.000 |

# Seattle Mariners @ Baltimore Orioles

Oriole Park at Camden Yards, Baltimore, MD

Tue Apr 27 2004, 7:05 PM EDT

Att. 19,747 - Unknown - 59 F

BOTTOM

livebaseballscorecards.com

| | |
|---|---|
| AB | 35 |
| R | 5 |
| H | 12 |
| RBI | 5 |
| BB | 5 |
| SO | 4 |
| LOB | 27 |

| Batter | 1 | 2 | 3 | 4 | 5 | 6 | 7 | 8 | 9 | AB | R | H | RBI | BB | SO | LOB |
|---|---|---|---|---|---|---|---|---|---|---|---|---|---|---|---|---|
| 51 Ichiro Suzuki, L (1, 9)<br>OBP: 0.320, SLG: 0.290 | F B B X 2-1 F8 ① | | B B F C X 2-2 G5-3 ② | F X 0-1 FC4-6 ③ 1-2f | | C D F X 1-2 FC4-6 ③ 1-2f | | | C X 0-1 G6-3 ③ | 5 | 0 | 0 | 0 | 0 | 0 | 4 |
| Scott Spiezio, S (1, 5)<br>OBP: 0.400, SLG: 0.556 | F B C C 1-3 K ② | | B F X 1-1 1B | | C B B B 4-1 BB BB | | X 0-0 F8 ① | | | 3 | 0 | 1 | 0 | 1 | 1 | 0 |
| Bret Boone, R (1, 4)<br>OBP: 0.280, SLG: 0.449 | B B F C B X 3-2 G6-3 ③ | | B C B B X 2-2 L9 ③ | | B 1 SAFE B F 1 B S X 3-2 F8 ① | | C S X 0-2 G5-3 ② | | | 4 | 0 | 0 | 0 | 0 | 0 | 2 |
| Edgar Martinez, R (1, 10)<br>OBP: 0.389, SLG: 0.443 | | B B C F X 2-2 HBP 1B | | X 0-0 G5-3 ① | C B C F B B 1 B SAFE 1-2 BB | | X 0-0 F9 ③ | | | 3 | 0 | 1 | 0 | 1 | 0 | 0 |
| Raul Ibanez, L (1, 7)<br>OBP: 0.363, SLG: 0.515 | | B S C X 1-2 F9 ① | | B B B B 4-0 G3 1B 1B BB | X 0-0 F7 ② | | | F B B S B S 3-3 K ① | | 3 | 1 | 0 | 0 | 1 | 1 | 3 |
| Rich Aurilia, R (1, 6)<br>OBP: 0.298, SLG: 0.321 | | B S C F B C 2-3 K ② | | 1 SAFE B 1 SAFE F X 1-1 1B G3 1-2 1B | C S X 0-2 P3 ③ | | | B B X 2-0 G6-3 ② | | 4 | 0 | 1 | 0 | 0 | 1 | 3 |
| John Olerud, L (1, 3)<br>OBP: 0.372, SLG: 0.369 | | B H 2-0 1-2 HBP | | B X 1-0 G3 ② 1-2 2-3 | | C B B B C B 4-2 51 FC4-6 BB | | X 0-0 F8 ③ | | 2 | 0 | 0 | 0 | 1 | 0 | 2 |
| Dan Wilson, R (1, 2)<br>OBP: 0.345, SLG: 0.431 | | C X 0-1 F7 ③ | | B B C B B 4-1 1B BB | | B S X 1-1 L7 ① | | | C S B B F B X 3-2 L4 ① | 3 | 0 | 0 | 0 | 1 | 0 | 3 |
| Randy Winn, S (1, 8)<br>OBP: 0.284, SLG: 0.297<br>Dave Hansen, L (9, PH)<br>OBP: 0.462, SLG: 0.636 | | | B X 1-0 G6-3 ① | C S B X 1-2 51 FC4-6 1-2 2-3 3-H 1B | | 1 SAFE C F F B D S 2-3 K ② | | | C C B C 1-3 K ② | 3<br>1 | 0<br>0 | 1<br>0 | 1<br>0 | 0<br>0 | 1<br>1 | 1<br>0 |
| Inning Stats | R: 0 E: 0 K: 1 S: 8 H: 0 LOB: 0 BB: 0 P: 14 | R: 0 E: 0 K: 1 S: 12 H: 1 LOB: 2 BB: 0 P: 19 | R: 0 E: 0 K: 0 S: 9 H: 1 LOB: 1 BB: 0 P: 15 | R: 1 E: 0 K: 0 S: 10 H: 2 LOB: 3 BB: 2 P: 21 | R: 0 E: 0 K: 0 S: 11 H: 0 LOB: 2 BB: 2 P: 22 | R: 0 E: 0 K: 1 S: 11 H: 0 LOB: 1 BB: 1 P: 19 | R: 0 E: 0 K: 0 S: 5 H: 0 LOB: 0 BB: 0 P: 5 | R: 0 E: 0 K: 1 S: 5 H: 0 LOB: 0 BB: 0 P: 10 | R: 0 E: 0 K: 1 S: 9 H: 0 LOB: 0 BB: 0 P: 13 | 1B: 4 2B: 0 3B: 0 HR: 0 | SF: 0 SAC: 0 DP: 0 HBP: 1 | | | | | | |

| PITCHER | | IP | WLS | BF | H | R | ER | SO | BB | IBB | HBP | BLK | WP | HR | S | P | ERA | WHIP |
|---|---|---|---|---|---|---|---|---|---|---|---|---|---|---|---|---|---|---|
| Kurt Ainsworth, R<br>ERA: 7.71 | (1, 1) | 5.0 | | 24 | 4 | 1 | 1 | 2 | 4 | 0 | 1 | 0 | 0 | 0 | 50 | 91 | 1.80 | 1.600 |
| John Parrish, L<br>ERA: 4.85 | (6, 1) | 3.0 | W | 10 | 0 | 0 | 0 | 2 | 1 | 0 | 0 | 0 | 0 | 0 | 21 | 34 | 0.00 | 0.333 |
| Jorge Julio, R<br>ERA: 0.9 | (9, 1) | 1.0 | S | 3 | 0 | 0 | 0 | 1 | 0 | 0 | 0 | 0 | 0 | 0 | 9 | 13 | 0.00 | 0.000 |

| PITCHER | IP | WLS | BF | H | R | ER | SO | BB | IBB | HBP | BLK | WP | HR | S | P | ERA | WHIP |
|---|---|---|---|---|---|---|---|---|---|---|---|---|---|---|---|---|---|

# TOP

## Seattle Mariners @ Baltimore Orioles

Oriole Park at Camden Yards, Baltimore, MD

Wed Apr 28 2004, 7:05 PM EDT
Att. 20,445 - Sunny - 67 F

livebaseballscorecards.com

| | |
|---|---|
| AB | 31 |
| R | 1 |
| H | 4 |
| RBI | 1 |
| BB | 5 |
| SO | 5 |
| LOB | 18 |

1B: 4 2B: 0 3B: 0 HR: 0 | SF: 0 SAC: 0 DP: 0 HBP: 1

WP: 0 PB: 0 SB: 0 CS: 0 | PA: 37

# Seattle Mariners @ Baltimore Orioles

Oriole Park at Camden Yards, Baltimore, MD

Wed Apr 28 2004, 7:05 PM EDT
Att. 20,445 - Sunny - 67 F

## BOTTOM

| Batter | 1 | 2 | 3 | 4 | 5 | 6 | 7 | 8 | 9 | AB | R | H | RBI | BB | SO | LOB |
|---|---|---|---|---|---|---|---|---|---|---|---|---|---|---|---|---|
| 1 Brian Roberts, S (1, 4)<br>OBP: 0.340, SLG: 0.412 | 0-1 6 S 10 G4-6-3 2B | 2-0 G6-3 | | 1-1 F8 | | | 2-0 G6-3<br>1-2 | | | 4 | 1 | 1 | 0 | 0 | 0 | 2 |
| 6 Melvin Mora, R (1, 5)<br>OBP: 0.427, SLG: 0.467 | 4-1 10 G4-6-3<br>2-3 BB | | 4-1 FC4-6 BB | | 1-2 G1 | | 1-0 P3 | | | 2 | 0 | 0 | 0 | 2 | 0 | 1 |
| 10 Miguel Tejada, R (1, 6)<br>OBP: 0.374, SLG: 0.468 | 0-0 G4-6-3<br>1-2f<br>3-H | | 1-0 L6 | | 1-1 G6-3 | | | 1-1 BB 31 1B 2B | | 4 | 1 | 1 | 0 | 0 | 0 | 2 |
| Rafael Palmeiro, L (1, 3)<br>OBP: 0.430, SLG: 0.522 | 2-2 31 HBP 1B 1B | | 2-2 FC4-6 BB<br>1-2f | | 3-2 G6-3 | | | 4-0 BB 31 1B IBB | | 3 | 1 | 1 | 0 | 1 | 0 | 1 |
| Javy Lopez, R (1, 2)<br>OBP: 0.455, SLG: 0.571 | 2-2 31 HBP<br>1-2 1B | | 4-1<br>1-2 BB | | | 2-3 K | | 4-2 31 1B<br>1-2<br>2-3 BB | | 2 | 0 | 1 | 0 | 2 | 1 | 0 |
| 31 Jay Gibbons, L (1, 9)<br>OBP: 0.333, SLG: 0.391 | 1-1<br>1-2<br>2-3 HBP | | 1-1 G1-3 | | | 0-0 P1 | | 1-1 1B<br>1-3<br>2-H<br>3-H 1B | | 3 | 0 | 1 | 2 | 0 | 0 | 2 |
| B.J. Surhoff, L (1, 10)<br>OBP: 0.308, SLG: 0.292 | 1-1 G3-1 | | | 3-2 F8 | | 0-3 K | | 1-0 F7 | | 4 | 0 | 0 | 0 | 0 | 1 | 4 |
| Luis Matos, R (1, 8)<br>OBP: 0.289, SLG: 0.221 | | 2-1 F9 | | 2-2 F7 | | | 2-3 K | 2-2<br>1-2 1B | | 4 | 0 | 1 | 0 | 0 | 1 | 0 |
| Larry Bigbie, L (1, 7)<br>OBP: 0.325, SLG: 0.465 | | 2-0 G4-3 | | 0-0<br>1B | | | 4-2 1 G6-3 BB | 0-0 F7 | | 3 | 0 | 1 | 0 | 1 | 0 | 2 |
| Inning Stats | R: 1 H: 3<br>E: 0 LOB: 3<br>K: 0 BB: 1<br>S: 14 P: 24 | R: 0 H: 0<br>E: 0 LOB: 0<br>K: 0 BB: 0<br>S: 4 P: 10 | R: 0 H: 0<br>E: 0 LOB: 2<br>K: 0 BB: 2<br>S: 8 P: 20 | R: 0 H: 1<br>E: 0 LOB: 1<br>K: 0 BB: 0<br>S: 12 P: 17 | R: 0 H: 0<br>E: 0 LOB: 0<br>K: 0 BB: 0<br>S: 8 P: 13 | R: 0 H: 0<br>E: 0 LOB: 0<br>K: 2 BB: 0<br>S: 8 P: 10 | R: 0 H: 0<br>E: 0 LOB: 1<br>K: 1 BB: 1<br>S: 7 P: 16 | R: 2 H: 3<br>E: 0 LOB: 2<br>K: 0 BB: 2<br>S: 13 P: 26 | | 1B: 5 SF: 0<br>2B: 2 SAC: 0<br>3B: 0 DP: 1<br>HR: 0 HBP: 1 | | | | WP: 0 PA: 36<br>PB: 0<br>SB: 1<br>CS: 0 | | |

livebaseballscorecards.com

| | |
|---|---|
| AB | 29 |
| R | 3 |
| H | 7 |
| RBI | 2 |
| BB | 6 |
| SO | 3 |
| LOB | 14 |

| PITCHER | | IP | WLS | BF | H | R | ER | SO | BB | IBB | HBP | BLK | WP | HR | S | P | ERA | WHIP |
|---|---|---|---|---|---|---|---|---|---|---|---|---|---|---|---|---|---|---|
| Jamie Moyer, L<br>ERA: 5.1 | (1, 1) | 7.0 | | 29 | 4 | 1 | 1 | 3 | 4 | 0 | 1 | 0 | 0 | 0 | 61 | 110 | 1.29 | 1.143 |
| Shigetoshi Hasegawa, R<br>ERA: 7.2 | (8, 1) | 1.0 | L | 7 | 3 | 2 | 2 | 0 | 1 | 1 | 0 | 0 | 0 | 0 | 13 | 26 | 18.00 | 4.000 |

# Seattle Mariners @ Baltimore Orioles

Oriole Park at Camden Yards, Baltimore, MD

Thu Apr 29 2004, 3:05 PM EDT
Att. 24,792 - Sunny - 84 F

TOP

livebaseballscorecards.com

| Batter | 1 | 2 | 3 | 4 | 5 | 6 | 7 | 8 | 9 | AB | R | H | RBI | BB | SO | LOB |
|---|---|---|---|---|---|---|---|---|---|---|---|---|---|---|---|---|
| 51 Ichiro Suzuki, L (1, 9)<br>OBP: 0.314, SLG: 0.278 | B B C B B<br>4-1<br>1B<br>BB | | B F B B F X<br>3-2 ③<br>G6-3 | | | B X<br>1-0 ①<br>P5 | | B C F F X<br>1-2<br>E3<br>1-H<br>2B | B B C X<br>2-1 ②<br>F7 | 4 | 1 | 0 | 0 | 1 | 0 | 2 |
| Rich Aurilia, R (1, 6)<br>OBP: 0.292, SLG: 0.305 | X<br>0-0 ①<br>F8 | | | B B C B X<br>3-1 ①<br>F8 | | C S D B F B X<br>3-2 ②<br>P4 | | C F B B B B<br>4-2<br>2B<br>BB | B C B S D S<br>3-3 ③<br>K<br>2-3 | 4 | 1 | 0 | 0 | 1 | 1 | 3 |
| Bret Boone, R (1, 4)<br>OBP: 0.289, SLG: 0.462 | B B C S B X<br>3-2<br>G6-4-3<br>1-2<br>1B | | | B B C B C T<br>3-2 ②<br>K | | C S F B S<br>1-3 ③<br>K | | C B X<br>1-1<br>G6-3<br>1-H<br>2-H<br>2B | | 4 | 0 | 2 | 2 | 0 | 2 | 0 |
| Edgar Martinez, R (1, 10)<br>OBP: 0.372, SLG: 0.422 | B B C X<br>2-1 ② ③<br>G6-4-3<br>1-2f | | | B B X<br>2-0 ③<br>F9 | | | B X<br>1-0 ①<br>P4 | C B B C C<br>2-3 ①<br>K | | 4 | 0 | 0 | 0 | 0 | 1 | 3 |
| Scott Spiezio, S (1, 5)<br>OBP: 0.407, SLG: 0.532 | | B X<br>1-0 ①<br>F8 | | | B B C F B B<br>4-2<br>2B<br>G4-3<br>BB | | B C C B B F B<br>4-2<br>1B<br>BB | C B B X<br>2-1 ②<br>G6-3<br>2-3 | | 2 | 1 | 0 | 0 | 2 | 0 | 1 |
| Raul Ibanez, L (1, 7)<br>OBP: 0.357, SLG: 0.514 | | L B C B X<br>2-2 ②<br>G4-3 | | | C X<br>0-1<br>G4-3<br>1-3<br>G3<br>2B | | C X<br>0-1 ②<br>F9 | B B S B S S<br>3-3 ③<br>K | | 4 | 1 | 1 | 0 | 0 | 1 | 2 |
| Jolbert Cabrera, R (1, 3)<br>OBP: 0.250, SLG: 0.261 | | B X<br>1-0 ③<br>G5-3 | | | B B S X<br>2-1 ①<br>G4-3<br>2-3<br>3-H | | X<br>0-0<br>FC5-4<br>1-2<br>1B | | F B F F X<br>1-2<br>WP<br>DI<br>1B | 4 | 0 | 2 | 1 | 0 | 0 | 1 |
| Ben Davis, S (1, 2)<br>OBP: 0.207, SLG: 0.120<br>Dave Hansen, L (9, PH)<br>OBP: 0.429, SLG: 0.583 | | | C X<br>0-1 ①<br>P3 | | C S B X<br>1-2 ②<br>G3<br>3-H | | X<br>0-0 ③<br>FC5-4<br>1-2f | | 1 SAFE F T X<br>0-2 ①<br>F7 | 3<br>1 | 0<br>0 | 0<br>0 | 1<br>0 | 0<br>0 | 0<br>0 | 2<br>1 |
| Randy Winn, S (1, 8)<br>OBP: 0.294, SLG: 0.289 | | | B B C X<br>2-1 ②<br>F9 | | C X<br>0-1 ③<br>F9 | | | C B F B B F B<br>4-2<br>51<br>E<br>BB | B B B B<br>4-0<br>1-2<br>BB | 2 | 1 | 0 | 0 | 2 | 0 | 0 |
| Inning Stats | R: 0 E: 0 K: 0 S: 7<br>H: 1 LOB: 1 BB: 1 P: 16 | R: 0 E: 0 K: 0 S: 5<br>H: 0 LOB: 0 BB: 0 P: 9 | R: 0 E: 0 K: 0 S: 7<br>H: 0 LOB: 0 BB: 0 P: 12 | R: 0 E: 0 K: 1 S: 6<br>H: 0 LOB: 0 BB: 0 P: 14 | R: 2 E: 0 K: 0 S: 11<br>H: 1 LOB: 0 BB: 1 P: 18 | R: 0 E: 0 K: 1 S: 9<br>H: 0 LOB: 0 BB: 0 P: 14 | R: 0 E: 0 K: 0 S: 8<br>H: 1 LOB: 2 BB: 1 P: 13 | R: 3 E: 1 K: 2 S: 19<br>H: 1 LOB: 1 BB: 2 P: 36 | R: 0 E: 0 K: 1 S: 12<br>H: 1 LOB: 2 BB: 1 P: 22 | 1B: 3<br>2B: 2<br>3B: 0<br>HR: 0 | SF: 0<br>SAC: 0<br>DP: 1<br>HBP: 0 | WP: 1<br>PB: 0<br>SB: 0<br>CS: 0 | PA: 38 | | | | |

| | AB | 32 |
|---|---|---|
| | R | 5 |
| | H | 5 |
| | RBI | 4 |
| | BB | 6 |
| | SO | 5 |
| | LOB | 15 |

| PITCHER | | IP | WLS | BF | H | R | ER | SO | BB | IBB | HBP | BLK | WP | HR | S | P | ERA | WHIP |
|---|---|---|---|---|---|---|---|---|---|---|---|---|---|---|---|---|---|---|
| Eric DuBose, L<br>ERA: 3.06 | (1, 1) | 7.0 | W | 26 | 3 | 2 | 2 | 2 | 3 | 0 | 0 | 0 | 0 | 0 | 53 | 96 | 2.57 | 0.857 |
| B.J. Ryan, L<br>ERA: 1.38 | (8, 1) | 1.0 | | 7 | 1 | 3 | 2 | 2 | 2 | 0 | 0 | 0 | 0 | 0 | 19 | 36 | 18.00 | 3.000 |
| Jorge Julio, R<br>ERA: 0.82 | (9, 1) | 1.0 | | 5 | 1 | 0 | 0 | 1 | 1 | 0 | 0 | 0 | 1 | 0 | 12 | 22 | 0.00 | 2.000 |

| PITCHER | IP | WLS | BF | H | R | ER | SO | BB | IBB | HBP | BLK | WP | HR | S | P | ERA | WHIP |
|---|---|---|---|---|---|---|---|---|---|---|---|---|---|---|---|---|---|

| Batter | 1 | 2 | 3 | 4 | 5 | 6 | 7 | 8 | 9 | AB | R | H | RBI | BB | SO | LOB |
|---|---|---|---|---|---|---|---|---|---|---|---|---|---|---|---|---|
| 1 Brian Roberts, S (1, 4)<br>OBP: 0.364, SLG: 0.433 | B<br>C<br>X<br>1-1<br>G3 6 1B<br>1B | | B<br>F<br>X<br>1-1<br>6 2B 10 1B<br>1B | B<br>B<br>X<br>2-0<br>6 2B<br>1B | | X<br>0-0 ③<br>G4-3 | B<br>X<br>1-0 ③<br>1-3<br>2-H<br>1B | | | 5 | 1 | 4 | 1 | 0 | 0 | 0 |
| 6 Melvin Mora, R (1, 5)<br>OBP: 0.447, SLG: 0.513 | C<br>1 SAFE<br>F<br>B<br>X<br>1-2<br>G3<br>1B | | F<br>1 SAFE<br>X<br>0-1<br>10 1B<br>1-3<br>1B<br>2B | B<br>1 SAFE<br>1 SAFE<br>B<br>F<br>D<br>1 SAFE<br>X<br>3-1 ②<br>1-H<br>2B | | | C<br>C<br>B<br>B<br>X<br>2-2<br>10 1B<br>FC6-4<br>1B | C<br>F<br>X<br>0-2 ①<br>P4 | | 5 | 2 | 4 | 0 | 0 | 0 | 0 |
| 10 Miguel Tejada, R (1, 6)<br>OBP: 0.379, SLG: 0.470<br>Luis Lopez, S (8, 6) | C<br>S<br>B<br>S<br>1-3 ①<br>K | | C<br>B<br>X<br>1-1<br>1B E<br>2-3<br>3-H<br>1B | B<br>B<br>F<br>F<br>X<br>2-2 ③<br>G4-3 | | | C<br>X<br>0-1<br>FC6-4 31 BB<br>1-3<br>1B | B<br>B<br>B<br>C<br>F<br>X<br>3-2 ②<br>F7 | | 4<br>1 | 2<br>0 | 2<br>0 | 1<br>0 | 0<br>0 | 1<br>0 | 3<br>0 |
| Rafael Palmeiro, L (1, 3)<br>OBP: 0.429, SLG: 0.507 | C<br>X<br>0-1 ②<br>G3<br>1-2<br>2-3 | | F<br>X<br>0-1<br>E SF8<br>1-3<br>3-H<br>1B | | C<br>X<br>0-1 ①<br>G4-3 | | B<br>C<br>1 SAFE<br>B<br>F<br>F<br>1 SAFE<br>B<br>B<br>4-2<br>FC6-4<br>1-2<br>BB | B<br>B<br>F<br>B<br>F<br>C<br>3-3 ③<br>K | | 4 | 1 | 1 | 1 | 1 | 1 | 2 |
| Javy Lopez, R (1, 2)<br>OBP: 0.435, SLG: 0.543 | B<br>B<br>S<br>F<br>C<br>2-3 ③<br>K | | F<br>X<br>0-1<br>E5<br>1-3<br>3-H | | B<br>X<br>1-0 ②<br>G5-3 | | F<br>C<br>X<br>0-2 ①<br>FC6-4 31 BB 1B<br>1-2f<br>2-3<br>3-H | | | 4 | 1 | 0 | 2 | 0 | 1 | 5 |
| 31 Jay Gibbons, L (1, 9)<br>OBP: 0.341, SLG: 0.389<br>José Bautista, R (7, PR)<br>OBP: 0.375, SLG: 0.286 (8, 9) | | C<br>B<br>C<br>S<br>1-3 ①<br>K | 1 SAFE<br>S<br>F<br>S<br>0-3 ①<br>K | | C<br>B<br>B<br>B<br>B<br>4-1<br>FC5-4<br>BB | | C<br>X<br>0-1<br>BB<br>1-2<br>3-H<br>1B | | | 3<br>0 | 0<br>1 | 1<br>0 | 1<br>0 | 1<br>0 | 2<br>0 | 2<br>0 |
| B.J. Surhoff, L (1, 10)<br>OBP: 0.300, SLG: 0.269 | | B<br>X<br>1-0 ②<br>G6-3 | B<br>F<br>X<br>1-1 ②<br>SF8<br>3-H | | C<br>B<br>1 SAFE<br>B<br>X<br>2-1 ③<br>FC5-4<br>1-2f | | C<br>B<br>C<br>B<br>B<br>B<br>4-2<br>1B<br>1 1B<br>1-2<br>2-3<br>BB | | | 2 | 1 | 0 | 1 | 1 | 0 | 1 |
| Luis Matos, R (1, 8)<br>OBP: 0.313, SLG: 0.250 | | C<br>F<br>X<br>0-2<br>1B | C<br>B<br>D<br>1 SAFE<br>F<br>S<br>2-3 ③<br>K | | | C<br>X<br>0-1<br>G4-6-3<br>1B | B<br>X<br>1-0<br>1 1B<br>1-2<br>2-H<br>3-H<br>1B | | | 4 | 0 | 3 | 2 | 0 | 1 | 1 |
| Larry Bigbie, L (1, 7)<br>OBP: 0.310, SLG: 0.440 | | B<br>1 SAFE<br>F<br>1 SAFE<br>C<br>D<br>S<br>2-3 ③<br>K | | B<br>X<br>1-0 ①<br>L8 | | B<br>X<br>1-0 ①②<br>G4-6-3<br>1-2f | C<br>S<br>B<br>C<br>1-3 ②<br>K | | | 4 | 0 | 0 | 0 | 0 | 2 | 4 |
| Inning Stats | R: 0<br>E: 0<br>K: 2<br>S: 13<br>H: 2<br>LOB: 2<br>BB: 0<br>P: 18 | | R: 0<br>E: 0<br>K: 2<br>S: 10<br>H: 1<br>LOB: 1<br>BB: 0<br>P: 14 | R: 4<br>E: 1<br>K: 2<br>S: 18<br>H: 4<br>LOB: 1<br>BB: 0<br>P: 23 | R: 0<br>E: 0<br>K: 0<br>S: 7<br>H: 2<br>LOB: 1<br>BB: 0<br>P: 15 | R: 0<br>E: 0<br>K: 0<br>S: 6<br>H: 0<br>LOB: 1<br>BB: 1<br>P: 13 | R: 0<br>E: 0<br>K: 0<br>S: 4<br>H: 1<br>LOB: 0<br>BB: 0<br>P: 5 | R: 5<br>E: 0<br>K: 1<br>S: 20<br>H: 5<br>LOB: 2<br>BB: 2<br>P: 33 | R: 0<br>E: 0<br>K: 1<br>S: 10<br>H: 0<br>LOB: 0<br>BB: 0<br>P: 16 | | 1B: 13<br>2B: 2<br>3B: 0<br>HR: 0<br>SF: 1<br>SAC: 0<br>DP: 1<br>HBP: 0 | | | | |

| PITCHER | | IP | WLS | BF | H | R | ER | SO | BB | IBB | HBP | BLK | WP | HR | S | P | ERA | WHIP |
|---|---|---|---|---|---|---|---|---|---|---|---|---|---|---|---|---|---|---|
| Joel Pineiro, R<br>ERA: 8.26 | (1, 1) | 6.0 | L | 30 | 12 | 6 | 5 | 6 | 1 | 0 | 0 | 0 | 0 | 0 | 63 | 95 | 7.50 | 2.167 |
| Mike Myers, L<br>ERA: 8.31 | (7, 1) | 0.0 | | 1 | 0 | 0 | 0 | 0 | 1 | 0 | 0 | 0 | 0 | 0 | 3 | 7 | ∞ | ∞ |
| 20 J.J. Putz, R<br>ERA: | (7, 1) | 0.1 | | 1 | 0 | 0 | 0 | 0 | 0 | 0 | 0 | 0 | 0 | 0 | 3 | 3 | 0.00 | 0.000 |
| Ron Villone, L<br>ERA: 4.8 | (7, 1) | 0.2 | | 5 | 3 | 3 | 3 | 1 | 1 | 0 | 0 | 0 | 0 | 0 | 9 | 16 | 40.50 | 6.000 |
| Eddie Guardado, L<br>ERA: 0.93 | (8, 1) | 1.0 | | 3 | 0 | 0 | 0 | 1 | 0 | 0 | 0 | 0 | 0 | 0 | 10 | 16 | 0.00 | 0.000 |

| PITCHER | IP | WLS | BF | H | R | ER | SO | BB | IBB | HBP | BLK | WP | HR | S | P | ERA | WHIP |
|---|---|---|---|---|---|---|---|---|---|---|---|---|---|---|---|---|---|

# BOTTOM

## Seattle Mariners @ Baltimore Orioles

Oriole Park at Camden Yards, Baltimore, MD

Thu Apr 29 2004, 3:05 PM EDT
Att. 24,792 - Sunny - 84 F

livebaseballscorecards.com

| | |
|---|---|
| AB | 36 |
| R | 9 |
| H | 15 |
| RBI | 9 |
| BB | 3 |
| SO | 8 |
| LOB | 18 |




WP: 0 PB: 0 SB: 0 CS: 0 PA: 40

# Baltimore Orioles @ Cleveland Indians

Jacobs Field, Cleveland, OH

Fri Apr 30 2004, 7:05 PM EDT

Att. 18,782 - Unknown - 61 F

TOP

livebaseballscorecards.com

| Batter | 1 | 2 | 3 | 4 | 5 | 6 | 7 | 8 | 9 | AB | R | H | RBI | BB | SO | LOB |
|---|---|---|---|---|---|---|---|---|---|---|---|---|---|---|---|---|
| 1 Brian Roberts, S (1, 4)<br>OBP: 0.356, SLG: 0.421 | C B X<br>1-1<br>10 S 6 1B<br>SF8<br>1B | B C B F X<br>2-2 ③<br>FC6-4<br>1-2f | | F B S F X<br>1-2 ③<br>F7 | | | C X<br>0-1 ②<br>G5-3 | | X<br>0-0 ③<br>F8 | 5 | 1 | 1 | 0 | 0 | 0 | 4 |
| 6 Melvin Mora, R (1, 5)<br>OBP: 0.449, SLG: 0.506<br>José Bautista, R (8, 5)<br>OBP: 0.375, SLG: 0.286 | C X<br>0-1<br>1-2<br>1B | C C S<br>0-3 ①<br>K | B B L X<br>2-1 ①<br>G6-3 | | | | B B B C B<br>4-1<br>10 FC4-6<br>BB | | | 3<br>0 | 0<br>0 | 1<br>0 | 0<br>0 | 1<br>0 | 1<br>0 | 0<br>0 |
| 10 Miguel Tejada, R (1, 6)<br>OBP: 0.374, SLG: 0.453<br>Luis Lopez, S (8, 6) | B C C X<br>1-2 ①<br>P5<br>2-3 | B B B B<br>4-0<br>FC4-6<br>BB | C F X<br>0-2 ②<br>G6-3 | | | | C F D F X<br>1-2 ③<br>FC4-6<br>1-2f | | | 3<br>0 | 0<br>0 | 0<br>0 | 0<br>0 | 1<br>0 | 0<br>0 | 3<br>0 |
| Rafael Palmeiro, L (1, 3)<br>OBP: 0.411, SLG: 0.486 | F B X<br>1-1 ②<br>SF8<br>3-H | X<br>0-0 ②<br>FC4-6<br>1-2f | C B F X<br>1-2 ③<br>F9 | | | | | C B B B S T F F X<br>3-2 ①<br>P3 | | 3 | 0 | 0 | 1 | 0 | 0 | 1 |
| Luis Matos, R (1, 8)<br>OBP: 0.321, SLG: 0.303 | P B X<br>2-0 ③<br>F8 | C B F D F B F S<br>3-3 ③<br>K | | | | X<br>0-0<br>1B | | C X<br>0-1<br>HR | | 4 | 1 | 2 | 1 | 0 | 1 | 2 |
| 31 Jay Gibbons, L (1, 10)<br>OBP: 0.337, SLG: 0.382 | | B X<br>1-0 ①<br>P5 | | C X<br>0-1<br>1B<br>1B | | C B F X<br>1-2 ①<br>F8 | | C F X<br>0-2 ②<br>G4-3 | | 4 | 0 | 1 | 0 | 0 | 0 | 1 |
| Darnell McDonald, R (1, 9)<br>OBP: 0.500, SLG: 0.333 | | B B B B<br>4-0<br>BB<br>BB | | B S X<br>1-1<br>1-2<br>1B | | F X<br>0-1 ②<br>F8 | | F B S F F S<br>1-3 ③<br>K | | 3 | 0 | 1 | 0 | 1 | 1 | 1 |
| Larry Bigbie, L (1, 7)<br>OBP: 0.318, SLG: 0.436 | | B B C B F 1 B SAFE<br>4-2<br>1 FC6-4<br>1-2<br>BB | | C C C<br>0-3 ①<br>K | | C D B S S<br>2-3 ③<br>K | | | B B C X<br>2-1<br>G6-4-3<br>1B | 3 | 0 | 1 | 0 | 1 | 2 | 3 |
| Keith Osik, R (1, 2)<br>OBP: 0.077, SLG: 0.077 | | B F F S<br>1-3 ②<br>K | | B B X<br>2-0 ②<br>F7 | | | X<br>0-0 ①<br>G4-3 | | C B B B F X<br>3-2 ① ②<br>G6-4-3<br>1-2f | 4 | 0 | 0 | 0 | 0 | 1 | 5 |
| Inning Stats | R: 1 H: 2<br>E: 0 LOB: 1<br>K: 0 BB: 0<br>S: 11 P: 15 | R: 0 H: 0<br>E: 0 LOB: 2<br>K: 1 BB: 2<br>S: 9 P: 21 | R: 0 H: 0<br>E: 0 LOB: 1<br>K: 2 BB: 1<br>S: 9 P: 16 | R: 0 H: 2<br>E: 0 LOB: 2<br>K: 1 BB: 0<br>S: 12 P: 16 | R: 0 H: 0<br>E: 0 LOB: 0<br>K: 0 BB: 0<br>S: 8 P: 11 | R: 0 H: 1<br>E: 0 LOB: 1<br>K: 1 BB: 0<br>S: 9 P: 12 | R: 0 H: 0<br>E: 0 LOB: 1<br>K: 0 BB: 1<br>S: 8 P: 13 | R: 1 H: 1<br>E: 0 LOB: 0<br>K: 1 BB: 0<br>S: 15 P: 19 | R: 0 H: 1<br>E: 0 LOB: 0<br>K: 0 BB: 0<br>S: 6 P: 11 | 1B: 6 SF: 1<br>2B: 0 SAC: 0<br>3B: 0 DP: 1<br>HR: 1 HBP: 0 | | | | | | WP: 0 PA: 37<br>PB: 0<br>SB: 1<br>CS: 0 |

| | AB | 32 |
|---|---|---|
| | R | 2 |
| | H | 7 |
| | RBI | 2 |
| | BB | 4 |
| | SO | 6 |
| | LOB | 20 |

| PITCHER | IP | WLS | BF | H | R | ER | SO | BB | IBB | HBP | BLK | WP | HR | S | P | ERA | WHIP |
|---|---|---|---|---|---|---|---|---|---|---|---|---|---|---|---|---|---|
| 31 Cliff Lee, L (1, 1)<br>ERA: 3.14 | 7.0 | W | 30 | 5 | 1 | 1 | 5 | 4 | 0 | 0 | 0 | 0 | 0 | 66 | 104 | 1.29 | 1.286 |
| Scott Stewart, L (8, 1)<br>ERA: 9.82 | 1.0 | | 4 | 1 | 1 | 1 | 1 | 0 | 0 | 0 | 0 | 0 | 1 | 15 | 19 | 9.00 | 1.000 |
| Kazuhito Tadano, R (9, 1)<br>ERA: 3.86 | 1.0 | | 3 | 1 | 0 | 0 | 0 | 0 | 0 | 0 | 0 | 0 | 0 | 6 | 11 | 0.00 | 1.000 |

| PITCHER | IP | WLS | BF | H | R | ER | SO | BB | IBB | HBP | BLK | WP | HR | S | P | ERA | WHIP |
|---|---|---|---|---|---|---|---|---|---|---|---|---|---|---|---|---|---|

# Baltimore Orioles @ Cleveland Indians

Jacobs Field, Cleveland, OH

Fri Apr 30 2004, 7:05 PM EDT
Att. 18,782 - Unknown - 61 F

livebaseballscorecards.com

## BOTTOM

| Batter | 1 | 2 | 3 | 4 | 5 | 6 | 7 | 8 | 9 | AB | R | H | RBI | BB | SO | LOB |
|---|---|---|---|---|---|---|---|---|---|---|---|---|---|---|---|---|
| Matt Lawton, L (1, 7)<br>OBP: 0.370, SLG: 0.511 | 0-1 FC5-2 1B 1B 1B | 0-0 S 2B 1B<br>2-3 | | 0-0 G3 ①<br>1-2 | | 0-2 G5-4-3 BB 48 2B 1B | 2-0 BB 1B<br>2-3 3-H | | | 5 | 2 | 4 | 1 | 0 | 0 | 1 |
| Omar Vizquel, S (1, 6)<br>OBP: 0.371, SLG: 0.412<br>John McDonald, R (8, 6)<br>OBP: 0.091, SLG: 0.091 | 1-0 FC5-2 48 2B 1B 1B<br>1-2 | 1-1 G4-3 2B<br>1-H 3-H | | 3-1 F9 ②<br>1 SAFE B | | 4-1 G5-4-3 48 2B BB<br>1-2 | 1-2 SF7 ②<br>3-H | | | 3 | 2 | 2 | 3 | 1 | 0 | 1 |
| | | | | | | | | | | 0 | 0 | 0 | 0 | 0 | 0 | 0 |
| Jody Gerut, L (1, 9)<br>OBP: 0.357, SLG: 0.424 | 1-1 FC5-2 48 2B 1B<br>1-2 2-3 | 0-0 G4-3 ①<br>2-3 | | 4-1 PB BB<br>2-3 | | 0-0 F7 ① | 4-2 BB<br>1-2 | | | 3 | 1 | 1 | 0 | 2 | 0 | 3 |
| Casey Blake, R (1, 5)<br>OBP: 0.337, SLG: 0.382 | 0-0 FC5-2 ① 48 2B 41 G3-1<br>1-2 2-3 3-Hf | 1-1 48 G4-6-3 HBP | | 4-1 BB<br>1-2 3-H | | 3-2 G5-4-3 ②<br>1-2 2-3 | 1-3 K ③ | | | 3 | 1 | 0 | 0 | 1 | 1 | 7 |
| 48 Travis Hafner, L (1, 10)<br>OBP: 0.413, SLG: 0.591 | 1-2 41 G3-1 1B 2B<br>1-3 2-H 3-H | 2-1 G4-6-3 ② ③<br>1-2f | | 0-3 K ③ | | 0-0 2B<br>2-H 3-H | | 0-0 G4-3 ① | | 5 | 1 | 2 | 4 | 0 | 1 | 4 |
| 41 Victor Martinez, S (1, 2)<br>OBP: 0.338, SLG: 0.462 | 0-0 G3-1 ②<br>2-3 3-H | | 3-1 F8 ① | | 0-0 G4-3 ① | 2-1 L7 ③ | | 2-1 G4-6-3 1B | | 5 | 0 | 1 | 1 | 0 | 0 | 2 |
| Ronnie Belliard, R (1, 4)<br>OBP: 0.500, SLG: 0.548 | 1-2 1B<br>3-H | | 1-1 G6-3 ② | | 1-0 G5-3 ② | | 4-2 2B 1B BB | 1-1 G4-6-3 ② ③<br>1-2f | | 4 | 1 | 1 | 1 | 1 | 0 | 1 |
| Ben Broussard, L (1, 3)<br>OBP: 0.418, SLG: 0.457 | 0-3 K ③ | | 1-0 F8 ③ | | 3-2 2B | | 0-2 1B SF7 2B<br>1-3 | | | 4 | 1 | 2 | 0 | 0 | 1 | 1 |
| Alex Escobar, R (1, 8)<br>OBP: 0.373, SLG: 0.362 | | 0-0 1B 2B 2B | | 1-1 PB G3 PB 1B | 1-2 G6-3 ③ | | 1-1 G5-3 ① | | | 4 | 2 | 2 | 0 | 0 | 0 | 3 |
| Inning Stats | R: 4 H: 5<br>E: 0 LOB: 1<br>K: 1 BB: 0<br>S: 16 P: 20 | R: 2 H: 3<br>E: 0 LOB: 1<br>K: 0 BB: 0<br>S: 8 P: 12 | R: 0 H: 0<br>E: 0 LOB: 0<br>K: 0 BB: 0<br>S: 5 P: 10 | R: 1 H: 1<br>E: 0 LOB: 2<br>K: 1 BB: 2<br>S: 10 P: 22 | R: 0 H: 1<br>E: 0 LOB: 1<br>K: 0 BB: 0<br>S: 8 P: 13 | R: 2 H: 2<br>E: 0 LOB: 1<br>K: 0 BB: 1<br>S: 16 P: 25 | R: 2 H: 2<br>E: 0 LOB: 2<br>K: 1 BB: 2<br>S: 21 P: 34 | R: 0 H: 1<br>E: 0 LOB: 0<br>K: 0 BB: 0<br>S: 5 P: 8 | | 1B: 9 SF: 1<br>2B: 6 SAC: 0<br>3B: 0 DP: 2<br>HR: 0 HBP: 1 | | | | | | |

| | AB | 36 |
|---|---|---|
| | R | 11 |
| | H | 15 |
| | RBI | 10 |
| | BB | 5 |
| | SO | 3 |
| | LOB | 23 |

WP: 0 PA: 43
PB: 2
SB: 1
CS: 0

| PITCHER | | IP | WLS | BF | H | R | ER | SO | BB | IBB | HBP | BLK | WP | HR | S | P | ERA | WHIP |
|---|---|---|---|---|---|---|---|---|---|---|---|---|---|---|---|---|---|---|
| Sidney Ponson, R<br>ERA: 6.29 | (1, 1) | 3.2 | L | 22 | 9 | 7 | 6 | 1 | 2 | 0 | 1 | 0 | 0 | 0 | 36 | 61 | 14.73 | 3.000 |
| Rick Bauer, R<br>ERA: 4.3 | (4, 1) | 2.0 | | 9 | 2 | 2 | 2 | 1 | 1 | 0 | 0 | 0 | 0 | 0 | 24 | 36 | 9.00 | 1.500 |
| John Parrish, L<br>ERA: 5.65 | (6, 1) | 1.1 | | 9 | 3 | 2 | 2 | 1 | 2 | 0 | 0 | 0 | 0 | 0 | 24 | 39 | 13.50 | 3.750 |
| Buddy Groom, L<br>ERA: 1.17 | (8, 1) | 1.0 | | 3 | 1 | 0 | 0 | 0 | 0 | 0 | 0 | 0 | 0 | 0 | 5 | 8 | 0.00 | 1.000 |

| PITCHER | IP | WLS | BF | H | R | ER | SO | BB | IBB | HBP | BLK | WP | HR | S | P | ERA | WHIP |
|---|---|---|---|---|---|---|---|---|---|---|---|---|---|---|---|---|---|

| Batter | 1 | 2 | 3 | 4 | 5 | 6 | 7 | 8 | 9 | 10 | 11 | 12 | 13 | AB | R | H | RBI | BB | SO | LOB |
|---|---|---|---|---|---|---|---|---|---|---|---|---|---|---|---|---|---|---|---|---|
| 1 Brian Roberts, S<br>OBP: 0.355, SLG: 0.410 (1, 4) | F9 | | 6 FC6-4 1B | | | L3 | | F7 | | | BB 10 1B FC5-2 BB | K | | 5 | 0 | 1 | 0 | 1 | 1 | 2 |
| 6 Melvin Mora, R<br>OBP: 0.442, SLG: 0.528 (1, 5) | K | | FC6-4 1-2f | | | HR | | 1-H 1B | | | 1 SAFE L9 | | K | 6 | 1 | 2 | 2 | 0 | 2 | 3 |
| 10 Miguel Tejada, R<br>OBP: 0.371, SLG: 0.446 (1, 6) | P3 | | | F7 | | G5-3 | | G1-3 | | | FC5-2 BB 1-2 1B | | 1B FC8-2 1B | 6 | 0 | 2 | 0 | 0 | 0 | 1 |
| Rafael Palmeiro, L<br>OBP: 0.406, SLG: 0.468 (1, 3) | | F9 | | F7 | | G3 | | | G6-3 | | 1-2 2-3 FC5-2 BB | | 1-3 1B | 5 | 0 | 1 | 0 | 1 | 0 | 0 |
| Luis Matos, R<br>OBP: 0.300, SLG: 0.280 (1, 8) | | F7 | | G6-3 | | | G6-3 | | G4-3 | | 1-2 2-3 3-Hf FC5-2 | | 3-H FC8-2 | 6 | 0 | 0 | 0 | 0 | 0 | 5 |
| 31 Jay Gibbons, L<br>OBP: 0.319, SLG: 0.358 (1, 10) | | P2 | | | F8 | | F9 | | K | | K | | | 5 | 0 | 0 | 0 | 0 | 2 | 3 |
| B.J. Surhoff, L<br>OBP: 0.324, SLG: 0.333 (1, 7)<br>Larry Bigbie, L<br>OBP: 0.326, SLG: 0.443 (10, PR)<br>(10, 7) | | | L7 | | 2B | | L9 | | | L4 1B | | G6-3 1B | | 4<br>1 | 0<br>0 | 2<br>1 | 0<br>0 | 0<br>0 | 0<br>0 | 0<br>0 |
| Darnell McDonald, R<br>OBP: 0.333, SLG: 0.143 (1, 9) | | | F8 | | P3 | | | 6 S 6 1B BB | | F9 | | K | | 4 | 1 | 0 | 0 | 1 | 1 | 3 |
| Keith Osik, R<br>OBP: 0.111, SLG: 0.111 (1, 2) | | | 1 1B 1B | | G5-3 | | | L9 | | L4 1-1 | | G6-3 1-2 | | 5 | 0 | 1 | 0 | 0 | 0 | 4 |
| Inning Stats | R: 0 E: 0 K: 1 S: 10 H: 0 LOB: 0 BB: 0 P: 12 | R: 0 E: 0 K: 0 S: 6 H: 0 LOB: 0 BB: 0 P: 12 | R: 0 E: 0 K: 0 S: 10 H: 2 LOB: 2 BB: 0 P: 16 | R: 0 E: 0 K: 0 S: 6 H: 0 LOB: 0 BB: 0 P: 9 | R: 0 E: 0 K: 0 S: 8 H: 1 LOB: 1 BB: 0 P: 13 | R: 1 E: 0 K: 0 S: 10 H: 1 LOB: 0 BB: 0 P: 15 | R: 0 E: 0 K: 0 S: 4 H: 0 LOB: 0 BB: 0 P: 8 | R: 1 E: 0 K: 0 S: 14 H: 1 LOB: 1 BB: 1 P: 22 | R: 0 E: 0 K: 1 S: 11 H: 0 LOB: 0 BB: 0 P: 14 | R: 0 E: 0 K: 0 S: 9 H: 1 LOB: 1 BB: 0 P: 12 | R: 0 E: 0 K: 1 S: 22 H: 1 LOB: 3 BB: 2 P: 35 | R: 0 E: 0 K: 2 S: 9 H: 1 LOB: 1 BB: 0 P: 14 | R: 0 E: 0 K: 1 S: 13 H: 2 LOB: 1 BB: 0 P: 19 | 1B: 8 2B: 3 3B: 0 HR: 1 | SF: 0 SAC: 0 DP: 2 HBP: 0 | WP: 0 PB: 0 SB: 1 CS: 0 | PA: 50 | | | |

| PITCHER | | IP | WLS | BF | H | R | ER | SO | BB | IBB | HBP | BLK | WP | HR | S | P | ERA | WHIP |
|---|---|---|---|---|---|---|---|---|---|---|---|---|---|---|---|---|---|---|
| CC Sabathia, L<br>ERA: 1.61 | (1, 1) | 7.0 | | 25 | 4 | 1 | 1 | 1 | 0 | 0 | 0 | 0 | 0 | 1 | 54 | 85 | 1.29 | 0.571 |
| Rick White, R<br>ERA: 6.0 | (8, 1) | 1.0 | B | 5 | 1 | 1 | 1 | 0 | 1 | 0 | 0 | 0 | 0 | 0 | 14 | 22 | 9.00 | 2.000 |
| 63 Rafael Betancourt, R<br>ERA: 3.86 | (9, 1) | 1.0 | | 3 | 0 | 0 | 0 | 1 | 0 | 0 | 0 | 0 | 0 | 0 | 11 | 14 | 0.00 | 0.000 |
| Jack Cressend, R<br>ERA: 6.59 | (10, 1) | 1.1 | | 6 | 2 | 0 | 0 | 0 | 1 | 0 | 0 | 0 | 0 | 0 | 25 | 35 | 0.00 | 2.250 |
| Scott Stewart, L<br>ERA: 9.0 | (11, 1) | 0.2 | | 4 | 1 | 0 | 0 | 1 | 1 | 0 | 0 | 0 | 0 | 0 | 8 | 14 | 0.00 | 3.000 |

| PITCHER | | IP | WLS | BF | H | R | ER | SO | BB | IBB | HBP | BLK | WP | HR | S | P | ERA | WHIP |
|---|---|---|---|---|---|---|---|---|---|---|---|---|---|---|---|---|---|---|
| Chad Durbin, R<br>ERA: 12.66 | (12, 1) | 2.0 | W | 7 | 2 | 0 | 0 | 3 | 0 | 0 | 0 | 0 | 0 | 0 | 20 | 31 | 0.00 | 1.000 |

# TOP

## Baltimore Orioles @ Cleveland Indians

Jacobs Field, Cleveland, OH

Sat May 01 2004, 1:05 PM EDT

Att. 17,275 - Overcast - 58 F

livebaseballscorecards.com

| | |
|---|---|
| AB | 47 |
| R | 2 |
| H | 10 |
| RBI | 2 |
| BB | 3 |
| SO | 6 |
| LOB | 21 |

| Batter | 1 | 2 | 3 | 4 | 5 | 6 | 7 | 8 | 9 | 10 | 11 | 12 | 13 | AB | R | H | RBI | BB | SO | LOB |
|---|---|---|---|---|---|---|---|---|---|---|---|---|---|---|---|---|---|---|---|---|
| Ronnie Belliard, R (1, 4)<br>OBP: 0.481, SLG: 0.522 | C S F B S<br>1-3<br>K | C B B C X<br>2-2<br>FC4-6 1B<br>1B | B B X<br>2-0<br>F9 | B B C X<br>2-1<br>G5-3 | C C C<br>0-3<br>K | B 1 SAFE B 1 SAFE C X<br>2-1<br>G5-3<br>1-2 | | | | | | | 6 | 0 | 1 | 0 | 0 | 2 | 2 |
| Omar Vizquel, S (1, 6)<br>OBP: 0.350, SLG: 0.385 | C B C F B X<br>2-2<br>F7 | C 1 SAFE C X<br>0-2<br>P4 | B C F X<br>1-2<br>F8 | L C X<br>0-2<br>L6 | C C X<br>0-2<br>G6-3 | C X<br>0-1<br>F8 | | | | | | | | 6 | 0 | 0 | 0 | 0 | 0 | 2 |
| Jody Gerut, L (1, 9)<br>OBP: 0.365, SLG: 0.416 | C X<br>0-1<br>G3-1 | B 1 SAFE S S B F F F B<br>3-2<br>FC4-6 1B<br>1-2 | B S X<br>1-1<br>G4-3 | B C B X<br>2-1<br>F8 | B B B B<br>4-0<br>1B BB | I I I I<br>4-0<br>IBB | | | | | | | | 4 | 0 | 1 | 0 | 2 | 0 | 0 |
| Casey Blake, R (1, 5)<br>OBP: 0.348, SLG: 0.375 | C F B F B F F<br>4-2<br>FC3-6 1B 1B<br>BB | C X<br>0-1<br>FC4-6<br>1-2f<br>2-3 | B B B B<br>4-0<br>BB | B B X<br>2-0<br>G5-3 | 1 SAFE C B 1 SAFE 1 SAFE P F X<br>2-2<br>1-2<br>1B | D B C S X<br>2-2<br>G3-1 | | | | | | | | 4 | 1 | 1 | 0 | 2 | 0 | 4 |
| Matt Lawton, L (1, 7)<br>OBP: 0.368, SLG: 0.500 | C X<br>0-1<br>FC3-6<br>1-2<br>1B | D X<br>1-0<br>G4-3 | B 1 SAFE 1 SAFE X<br>1-0<br>F9 | B C F X<br>1-2<br>F7 | B B F X<br>2-1<br>F8 | | | | | | | | L B X<br>1-1<br>SH5-4 1B<br>1B | 6 | 1 | 2 | 0 | 0 | 0 | 5 |
| Alex Escobar, R (1, 8)<br>OBP: 0.347, SLG: 0.333 | C X<br>0-1<br>FC3-6 48 F9 1B<br>1-2f<br>2-3 | F B S F B X<br>2-2<br>G3-1 | M X<br>0-1<br>G5-3 | F B C F S<br>1-3<br>K | C F C<br>0-3<br>K | 1 SAFE 1 SAFE L 1 SAFE 1 SAFE X<br>0-1<br>SH5-4<br>1-2 | | | | | | | | 5 | 0 | 0 | 0 | 0 | 2 | 2 |
| Lou Merloni, R (1, 3)<br>OBP: 0.348, SLG: 0.326 | B 1 SAFE S X<br>1-1<br>1-2<br>3-H<br>1B | B B B B<br>4-0<br>WP 48 1B G6-3<br>BB | B C C X<br>1-2<br>1B | B C B F F X<br>2-2<br>L8 | C B X<br>1-1<br>F7 | I I I I<br>4-0<br>1B IBB | | | | | | | | 4 | 1 | 2 | 1 | 2 | 0 | 0 |
| 48 Travis Hafner, L (1, 10)<br>OBP: 0.412, SLG: 0.571<br>Coco Crisp, S (11, PR)<br>OBP: 0.274, SLG: 0.328 | B C F T F F B X<br>2-2<br>F9<br>2-3 | C X<br>0-1<br>G6-3 WP<br>1-2<br>1B | X<br>0-0<br>F7 | G B C F F X<br>1-2<br>F9 | B B B B<br>4-0<br>41 CS<br>BB | C 1 SAFE X<br>0-1<br>1-2<br>2-H<br>1B | | | | | | | | 4 | 0 | 1 | 0 | 1 | 0 | 3 |
| | | | | | | | | | | | | | | 1 | 0 | 1 | 1 | 0 | 0 | 0 |
| Tim Laker, R (1, 2)<br>OBP: 0.276, SLG: 0.308<br>41 Victor Martinez, S (11, PH)<br>OBP: 0.347, SLG: 0.470<br>(12, 2) | X<br>0-0<br>G5-3 | B C F X<br>1-2<br>G6-3<br>1-3<br>2-H | B 1 SAFE C 1 SAFE 1 SAFE 1 SAFE S S S<br>1-3<br>K | B C C B S<br>2-3<br>K | B 1 SAFE 1 SAFE B 1 SAFE<br>3-0<br>CS<br>1-2 | B B F X<br>2-1<br>G5-3<br>1B | | | | | | | | 4 | 0 | 0 | 1 | 0 | 2 | 4 |
| | | | | | | | | | | | | | | 1 | 0 | 1 | 0 | 0 | 0 | 0 |
| Inning Stats | R: 0 E: 0 K: 1 S: 10 H: 0 LOB: 0 BB: 0 P: 13 | R: 1 E: 0 K: 0 S: 20 H: 2 LOB: 2 BB: 1 P: 27 | R: 0 E: 0 K: 0 S: 15 H: 2 LOB: 2 BB: 0 P: 21 | R: 1 E: 0 K: 0 S: 11 H: 1 LOB: 1 BB: 1 P: 20 | R: 0 E: 0 K: 0 S: 6 H: 0 LOB: 1 BB: 1 P: 13 | R: 0 E: 0 K: 1 S: 9 H: 1 LOB: 1 BB: 0 P: 11 | R: 0 E: 0 K: 0 S: 7 H: 0 LOB: 0 BB: 0 P: 11 | R: 0 E: 0 K: 1 S: 8 H: 0 LOB: 0 BB: 0 P: 12 | R: 0 E: 0 K: 1 S: 13 H: 0 LOB: 0 BB: 0 P: 18 | R: 0 E: 0 K: 1 S: 12 H: 1 LOB: 2 BB: 1 P: 19 | R: 0 E: 0 K: 1 S: 5 H: 0 LOB: 1 BB: 1 P: 13 | R: 0 E: 0 K: 0 S: 9 H: 1 LOB: 2 BB: 1 P: 19 | R: 1 E: 0 K: 0 S: 6 H: 2 LOB: 2 BB: 1 P: 11 | 1B: 10 2B: 0 3B: 0 HR: 0 SF: 0 SAC: 1 DP: 0 HBP: 0 | | | | | | |

| PITCHER | | IP | WLS | BF | H | R | ER | SO | BB | IBB | HBP | BLK | WP | HR | S | P | ERA | WHIP |
|---|---|---|---|---|---|---|---|---|---|---|---|---|---|---|---|---|---|---|
| 45 Erik Bedard, L<br>ERA: 5.4 | (1, 1) | 5.0 | | 23 | 5 | 2 | 2 | 1 | 3 | 0 | 0 | 0 | 1 | 0 | 62 | 94 | 3.60 | 1.600 |
| Rodrigo Lopez, R<br>ERA: 0.46 | (6, 1) | 3.1 | | 11 | 1 | 0 | 0 | 2 | 0 | 0 | 0 | 0 | 0 | 0 | 29 | 41 | 0.00 | 0.300 |
| B.J. Ryan, L<br>ERA: 1.23 | (9, 1) | 1.2 | | 7 | 1 | 0 | 0 | 2 | 1 | 0 | 0 | 0 | 0 | 0 | 20 | 30 | 0.00 | 1.200 |
| Mike DeJean, R<br>ERA: 8.0 | (11, 1) | 2.1 | L | 12 | 3 | 1 | 1 | 1 | 1 | 2 | 0 | 0 | 0 | 0 | 20 | 43 | 3.86 | 1.714 |

| PITCHER | IP | WLS | BF | H | R | ER | SO | BB | IBB | HBP | BLK | WP | HR | S | P | ERA | WHIP |
|---|---|---|---|---|---|---|---|---|---|---|---|---|---|---|---|---|---|

# BOTTOM

## Baltimore Orioles @ Cleveland Indians

Jacobs Field, Cleveland, OH

Sat May 01 2004, 1:05 PM EDT

Att. 17,275 - Overcast - 58 F

livebaseballscorecards.com

| | |
|---|---|
| AB | 45 |
| R | 3 |
| H | 10 |
| RBI | 3 |
| BB | 7 |
| SO | 6 |
| LOB | 22 |

WP: 1 PB: 0 SB: 0 CS: 1 PA: 54

| Batter | 1 | 2 | 3 | 4 | 5 | 6 | 7 | 8 | 9 | AB | R | H | RBI | BB | SO | LOB |
|---|---|---|---|---|---|---|---|---|---|---|---|---|---|---|---|---|
| Willie Harris, L (1, 4)<br>OBP: 0.341, SLG: 0.358 | C S B B B B<br>4-2 WP BB BB | L D X<br>1-1 5 BB 1-3 1B | | C C B B B X<br>3-2 1B | | C X<br>0-1 ③ G4-3 | C B F B X<br>2-2 ③ G4-3 | | | 4 | 0 | 2 | 0 | 1 | 0 | 3 |
| 5 Juan Uribe, R (1, 6)<br>OBP: 0.429, SLG: 0.584 | X<br>0-0 ① F9 | D B B C T F F F F<br>4-2 F B 1-2 BB | | 1 SAFE X<br>0-0 ③ G3 | | | B X<br>1-0 1B E 1B | B B X<br>2-0 G5-4-3 E5 BB WP | | 4 | 2 | 1 | 0 | 1 | 0 | 2 |
| Magglio Ordonez, R (1, 9)<br>OBP: 0.339, SLG: 0.536 | 1 SAFE F<br>1 SAFE<br>1 SAFE P F D B B<br>4-2 WP 1-2 BB | C X<br>0-1 ③ L7 | | | C B B B X<br>3-1 ① P5 | | B X<br>1-0 ① L9 | B B F B F 1 SAFE<br>4-2 G5-4-3 1-2 BB | | 3 | 0 | 0 | 0 | 2 | 0 | 4 |
| Frank Thomas, R (1, 10)<br>OBP: 0.474, SLG: 0.563 | C B C B C<br>2-3 ② K 1-2 2-3 | X<br>0-0 ① F9 | | | C B B X<br>2-1 ② P4 | | 1 SAFE C B B B X<br>3-1 E 1-3 1B | B B B X<br>3-0 ① ② G5-4-3 1-2f 2-3 | | 5 | 1 | 1 | 0 | 0 | 1 | 4 |
| Carlos Lee, R (1, 7)<br>OBP: 0.356, SLG: 0.449 | B B S B B<br>4-1 BB | B B B B<br>4-0 S BB | | | X<br>0-0 1B | | X<br>0-0 E6 1B BB 1-3 3-H | C C B H<br>2-2 S HBP | | 2 | 1 | 1 | 1 | 2 | 0 | 1 |
| Ross Gload, L (1, 3)<br>OBP: 0.303, SLG: 0.276 | C S B C<br>1-3 ③ K | F B S S<br>1-3 ② K 1-2 | | | X<br>0-0 ③ F7 | | I I I I<br>4-0 BB 1B IBB | C B F B X<br>2-2 ③ G1-3 1-2 3-H | | 4 | 0 | 0 | 0 | 1 | 2 | 6 |
| 24 Joe Crede, R (1, 5)<br>OBP: 0.276, SLG: 0.411 | | C T F S<br>0-3 ① K | S B D F S<br>2-3 ③ K | | | X<br>0-0 HR | F B S S<br>1-3 ② K | | B C F B B S<br>3-3 ① K | 5 | 1 | 1 | 1 | 0 | 4 | 4 |
| Aaron Rowand, R (1, 8)<br>OBP: 0.279, SLG: 0.438 | | B X<br>1-0 ② G6-3 | | C B F B B F X<br>3-2 ① P6 | | F B C B F B S<br>3-3 ① K | B B X<br>2-0 BB 1-2 2-3 3-H 1B | | B B C F C<br>2-3 ② K | 5 | 0 | 1 | 1 | 0 | 2 | 0 |
| Sandy Alomar Jr., R (1, 2)<br>OBP: 0.263, SLG: 0.371 | | X<br>0-0 1B 1B | | B F B S X<br>2-2 ② L9 | | F F B B X<br>2-2 ② F7 | B B F B B<br>4-1 1-2 2-3 3-H BB | | C B C S<br>1-3 ③ K | 4 | 0 | 1 | 1 | 1 | 1 | 0 |
| Inning Stats | R: 0 E: 0 K: 2 S: 13<br>H: 0 LOB: 3 BB: 3 P: 27 | R: 0 E: 0 K: 1 S: 17<br>H: 2 LOB: 3 BB: 1 P: 23 | R: 0 E: 0 K: 2 S: 7<br>H: 0 LOB: 1 BB: 1 P: 14 | R: 0 E: 0 K: 0 S: 11<br>H: 1 LOB: 1 BB: 0 P: 19 | R: 0 E: 0 K: 0 S: 6<br>H: 1 LOB: 1 BB: 0 P: 11 | R: 1 E: 0 K: 1 S: 10<br>H: 1 LOB: 0 BB: 0 P: 15 | R: 3 E: 1 K: 1 S: 13<br>H: 3 LOB: 3 BB: 2 P: 31 | R: 1 E: 1 K: 0 S: 10<br>H: 0 LOB: 1 BB: 1 P: 23 | R: 0 E: 0 K: 3 S: 9<br>H: 0 LOB: 0 BB: 0 P: 15 | 1B: 7 2B: 0 3B: 0 HR: 1<br>SF: 0 SAC: 0 DP: 1 HBP: 1 | | | | | | |

# Chicago White Sox @ Baltimore Orioles

Oriole Park at Camden Yards, Baltimore, MD

Mon May 03 2004, 7:05 PM EDT
Att. 18,849 - Overcast - 54 F

TOP

livebaseballscorecards.com

| | |
|---|---|
| AB | 36 |
| R | 5 |
| H | 8 |
| RBI | 4 |
| BB | 8 |
| SO | 10 |
| LOB | 24 |

| PITCHER | | IP | WLS | BF | H | R | ER | SO | BB | IBB | HBP | BLK | WP | HR | S | P | ERA | WHIP |
|---|---|---|---|---|---|---|---|---|---|---|---|---|---|---|---|---|---|---|
| Kurt Ainsworth, R<br>ERA: 6.2 | (1, 1) | 6.0 | | 28 | 5 | 1 | 1 | 6 | 5 | 0 | 0 | 0 | 1 | 1 | 64 | 109 | 1.50 | 1.667 |
| Mike DeJean, R<br>ERA: 8.38 | (7, 1) | 0.2 | L | 8 | 3 | 3 | 1 | 1 | 1 | 1 | 0 | 0 | 0 | 0 | 10 | 26 | 13.50 | 6.000 |
| Buddy Groom, L<br>ERA: 1.13 | (7, 1) | 0.1 | | 1 | 0 | 0 | 0 | 0 | 0 | 0 | 0 | 0 | 0 | 0 | 3 | 5 | 0.00 | 0.000 |
| Rick Bauer, R<br>ERA: 3.78 | (8, 1) | 2.0 | | 8 | 0 | 1 | 0 | 3 | 1 | 0 | 1 | 0 | 1 | 0 | 19 | 38 | 0.00 | 0.500 |

| PITCHER | IP | WLS | BF | H | R | ER | SO | BB | IBB | HBP | BLK | WP | HR | S | P | ERA | WHIP |
|---|---|---|---|---|---|---|---|---|---|---|---|---|---|---|---|---|---|

| Batter | 1 | 2 | 3 | 4 | 5 | 6 | 7 | 8 | 9 | AB | R | H | RBI | BB | SO | LOB |
|---|---|---|---|---|---|---|---|---|---|---|---|---|---|---|---|---|
| 1 Brian Roberts, S (1, 4)<br>OBP: 0.374, SLG: 0.427 | B C B B B<br>4-1<br>6 S 10 G5-3 BB | | X<br>0-0<br>1B | | | C C B X<br>1-2 ①<br>F7 | | B C X<br>1-1<br>6 1B 10 1B 2B | C B T F D D B<br>4-2<br>6 1B<br>1-2 2-3 BB | 3 | 2 | 2 | 0 | 2 | 0 | 0 |
| 6 Melvin Mora, R (1, 5)<br>OBP: 0.440, SLG: 0.521 | B C B C X<br>2-2 ①<br>G5-3<br>1-3 | | 1 SAFE B 1 SAFE X<br>1-0 ③<br>G4-3 | | | C F X<br>0-2 ②<br>G4-3 | | S X<br>0-1<br>10 1B<br>2-3 1B | B C C F X<br>1-2<br>10 FC6-4<br>1-3 2-H 3-H 1B | 5 | 0 | 2 | 2 | 0 | 0 | 2 |
| 10 Miguel Tejada, R (1, 6)<br>OBP: 0.373, SLG: 0.438 | B C X<br>1-1 ②<br>G5-3<br>3-H | | | C B X<br>1-1 ①<br>P6 | | B F B B B<br>4-1<br>1B BB | | C X<br>0-1<br>1-2 3-H 1B | B X<br>1-0 ③<br>FC6-4<br>1-2f | 4 | 0 | 1 | 2 | 1 | 0 | 2 |
| Rafael Palmeiro, L (1, 3)<br>OBP: 0.410, SLG: 0.463 | C C F X<br>0-2 ③<br>G3 | | | B B S B C F B<br>4-2<br>G1-3 BB | | X<br>0-0<br>1-3 1B | | X<br>0-0 ②<br>F4 | | 3 | 0 | 1 | 0 | 1 | 0 | 2 |
| Javy Lopez, R (1, 2)<br>OBP: 0.417, SLG: 0.518 | | B B X<br>2-0 ①<br>G6-3 | | F S B D F X<br>2-2 ②<br>G1-3<br>1-2 | | F X<br>0-1 ③<br>P3 | | B X<br>1-0 ③<br>F7 | | 4 | 0 | 0 | 0 | 0 | 0 | 5 |
| 31 Jay Gibbons, L (1, 10)<br>OBP: 0.316, SLG: 0.345 | | B B X<br>2-0 ②<br>F8 | | C B F S<br>1-3 ③<br>K | | | B C F B F B F X<br>3-2 ①<br>G6-3 | | B C B B B<br>4-1<br>1 WP 6 1B BB BB | 3 | 1 | 0 | 0 | 1 | 1 | 1 |
| Luis Matos, R (1, 8)<br>OBP: 0.287, SLG: 0.267 | C X<br>0-1 ③<br>G1-3 | | | | C F F B B F B F F<br>3-2 F X ①<br>G6-3 | | F F B X<br>1-2 ②<br>L5 | | C F F B S<br>1-3 ①<br>K | 4 | 0 | 0 | 0 | 0 | 1 | 1 |
| Larry Bigbie, L (1, 7)<br>OBP: 0.312, SLG: 0.422 | | | F B S S X<br>1-2 ①<br>G3-1 | | C S F B C<br>1-3 ②<br>K | | S B B B C X<br>2-2 ③<br>G4-3 | | B C F C<br>1-3 ②<br>K | 4 | 0 | 0 | 0 | 0 | 2 | 1 |
| Darnell McDonald, R (1, 9)<br>OBP: 0.273, SLG: 0.111<br>B.J. Surhoff, L (8, PH) (9, 9)<br>OBP: 0.333, SLG: 0.323 | | | C C B B F S<br>2-3 ②<br>K | | X<br>0-0 ③<br>F8 | | | C F X<br>0-2 ①<br>G5-3 | C B C F B F B B<br>4-2<br>1 WP 6 1B<br>1-2 BB | 2<br>1 | 0<br>1 | 0<br>1 | 0<br>0 | 0<br>1 | 1<br>0 | 0<br>0 |
| Inning Stats | R: 1 E: 0 K: 0 S: 10<br>H: 0 LOB: 0 BB: 1 P: 17 | R: 0 E: 0 K: 0 S: 4<br>H: 0 LOB: 0 BB: 0 P: 8 | R: 0 E: 0 K: 1 S: 9<br>H: 1 LOB: 1 BB: 0 P: 13 | R: 0 E: 0 K: 1 S: 12<br>H: 0 LOB: 1 BB: 1 P: 20 | R: 0 E: 0 K: 1 S: 13<br>H: 0 LOB: 0 BB: 0 P: 17 | R: 0 E: 0 K: 0 S: 10<br>H: 1 LOB: 2 BB: 1 P: 15 | R: 0 E: 0 K: 0 S: 11<br>H: 0 LOB: 0 BB: 0 P: 17 | R: 1 E: 0 K: 0 S: 11<br>H: 3 LOB: 2 BB: 0 P: 13 | R: 2 E: 0 K: 2 S: 21<br>H: 1 LOB: 2 BB: 3 P: 37 | 1B: 5<br>2B: 1<br>3B: 0<br>HR: 0 | SF: 0<br>SAC: 0<br>DP: 0<br>HBP: 0 | | | | | | |

| PITCHER | | IP | WLS | BF | H | R | ER | SO | BB | IBB | HBP | BLK | WP | HR | S | P | ERA | WHIP |
|---|---|---|---|---|---|---|---|---|---|---|---|---|---|---|---|---|---|---|
| Scott Schoeneweis, L<br>ERA: 3.69 | (1, 1) | 7.0 | W | 26 | 2 | 1 | 1 | 3 | 3 | 0 | 0 | 0 | 0 | 0 | 69 | 107 | 1.29 | 0.714 |
| Cliff Politte, R<br>ERA: 5.4 | (8, 1) | 0.1 | | 4 | 3 | 1 | 1 | 0 | 0 | 0 | 0 | 0 | 0 | 0 | 9 | 10 | 27.00 | 9.000 |
| Damaso Marte, L<br>ERA: 3.48 | (8, 1) | 0.1 | H | 1 | 0 | 0 | 0 | 0 | 0 | 0 | 0 | 0 | 0 | 0 | 1 | 1 | 0.00 | 0.000 |
| Shingo Takatsu, R<br>ERA: 2.89 | (8, 1) | 0.1 | H | 1 | 0 | 0 | 0 | 0 | 0 | 0 | 0 | 0 | 0 | 0 | 1 | 2 | 0.00 | 0.000 |
| Billy Koch, R<br>ERA: 5.11 | (9, 1) | 1.0 | S | 7 | 1 | 2 | 2 | 2 | 3 | 0 | 0 | 0 | 1 | 0 | 21 | 37 | 18.00 | 4.000 |

| PITCHER | IP | WLS | BF | H | R | ER | SO | BB | IBB | HBP | BLK | WP | HR | S | P | ERA | WHIP |
|---|---|---|---|---|---|---|---|---|---|---|---|---|---|---|---|---|---|

# BOTTOM

## Chicago White Sox @ Baltimore Orioles

Oriole Park at Camden Yards, Baltimore, MD

Mon May 03 2004, 7:05 PM EDT
Att. 18,849 - Overcast - 54 F

livebaseballscorecards.com

| | |
|---|---|
| AB | 33 |
| R | 4 |
| H | 6 |
| RBI | 4 |
| BB | 6 |
| SO | 5 |
| LOB | 14 |

WP: 1 PA: 39
PB: 0
SB: 2
CS: 0

# Chicago White Sox @ Baltimore Orioles

Oriole Park at Camden Yards, Baltimore, MD

Tue May 04 2004, 7:05 PM EDT

Att. 21,488 - Sunny - 66 F

livebaseballscorecards.com

## TOP

| Batter | 1 | 2 | 3 | 4 | 5 | 6 | 7 | 8 | 9 | AB | R | H | RBI | BB | SO | LOB |
|---|---|---|---|---|---|---|---|---|---|---|---|---|---|---|---|---|
| 5 Juan Uribe, R (1, 4)<br>OBP: 0.427, SLG: 0.568 | C B B S X 2-2 HR 1B | B B B B 4-0 1-2 BB | | L M F F F S 0-3 ① K | | B C X 1-1 ③ P3 | | | C F S 0-3 ① K | 4 | 1 | 1 | 0 | 1 | 2 | 2 |
| 32 Kelly Dransfeldt, R (1, 6)<br>OBP: 0.333, SLG: 0.333 | B 1 SAFE B S X 2-1 ① F7 | B B C S X 2-2 ③ P4 | | S F S 0-3 ② K | | | C B F B X 2-2 G5-3 1B | | B F B X 2-1 ② F9 | 5 | 0 | 1 | 0 | 0 | 1 | 6 |
| Magglio Ordonez, R (1, 9)<br>OBP: 0.336, SLG: 0.554<br>Jamie Burke, R (9, PH) | F 1 SAFE 1 SAFE 1 SAFE C 1 SAFE X 0-2 1-H HR | | C C B F B X 2-2 ① G3 | B S F C 1-3 ③ K | | | F B X 1-1 ① F9 | | C X 0-1 ③ G6-3 | 4<br>1 | 1<br>0 | 1<br>0 | 2<br>0 | 0<br>0 | 1<br>0 | 3<br>0 |
| Frank Thomas, R (1, 10)<br>OBP: 0.475, SLG: 0.548 | B C H 2-1 G4-6-3 HBP | | F B B X 2-1 ② P3 | | B C B B B 4-1 14 G4-3 BB | | 1 SAFE B 1 SAFE B C 1 SAFE F X 2-2 ② G5-3 1-2 | | | 2 | 0 | 0 | 0 | 1 | 0 | 1 |
| Carlos Lee, R (1, 7)<br>OBP: 0.361, SLG: 0.440 | F B S F B X 2-2 ② ③ G4-6-3 1-2f | | B F F B B B 4-2 14 WP BB | | C C S 0-3 ① K | | B F B F B B 4-2 BB | | | 2 | 0 | 0 | 0 | 2 | 1 | 2 |
| 14 Paul Konerko, R (1, 3)<br>OBP: 0.363, SLG: 0.483 | | B B B C S B 4-2 24 G5-4-3 BB | F D S B D S 3-3 ③ K 1-2 | | C X 0-1 ② G4-3 1-2 | | B B B C 2 SAFE F C 3-3 ③ K | | | 3 | 0 | 0 | 0 | 1 | 2 | 4 |
| 24 Joe Crede, R (1, 5)<br>OBP: 0.275, SLG: 0.436 | | F C X 0-2 ① ② G5-4-3 1-2f | | C X 0-1 HR | B C F B B X 3-2 ③ P3 | | | B S F B S 2-3 ① K | | 4 | 1 | 1 | 1 | 0 | 1 | 2 |
| Aaron Rowand, R (1, 8)<br>OBP: 0.292, SLG: 0.424 | | B B B B 4-0 WP PB BB | | B B C B B 4-1 1B BB | | C B C X 1-2 ① F9 | | X 0-0 ② P2 | | 2 | 0 | 0 | 0 | 2 | 0 | 0 |
| Miguel Olivo, R (1, 2)<br>OBP: 0.375, SLG: 0.520 | | C B 2 SAFE B B F D 4-2 5 BB 1-3 BB | | L 1 SAFE X 0-1 1-2 1B | | X 0-0 ② F9 | | C F B S 1-3 ③ K2-3 | | 3 | 0 | 1 | 0 | 1 | 1 | 0 |
| Inning Stats | R: 2 E: 0 K: 0 S: 13 H: 2 LOB: 0 BB: 0 P: 21 | R: 0 E: 0 K: 0 S: 10 H: 0 LOB: 3 BB: 4 P: 28 | R: 0 E: 0 K: 1 S: 11 H: 0 LOB: 1 BB: 1 P: 22 | R: 1 E: 0 K: 3 S: 17 H: 2 LOB: 2 BB: 1 P: 22 | R: 0 E: 0 K: 1 S: 9 H: 0 LOB: 1 BB: 1 P: 16 | R: 0 E: 0 K: 0 S: 6 H: 0 LOB: 0 BB: 0 P: 8 | R: 0 E: 0 K: 1 S: 13 H: 1 LOB: 2 BB: 1 P: 25 | R: 0 E: 0 K: 2 S: 7 H: 0 LOB: 0 BB: 0 P: 10 | R: 0 E: 0 K: 1 S: 7 H: 0 LOB: 0 BB: 0 P: 9 | 1B: 3<br>2B: 0<br>3B: 0<br>HR: 2 | SF: 0<br>SAC: 0<br>DP: 2<br>HBP: 1 | | | WP: 2<br>PB: 1<br>SB: 0<br>CS: 0 | PA: 39 | | |

| | AB | 30 |
|---|---|---|
| | R | 3 |
| | H | 5 |
| | RBI | 3 |
| | BB | 8 |
| | SO | 9 |
| | LOB | 20 |

| PITCHER | | IP | WLS | BF | H | R | ER | SO | BB | IBB | HBP | BLK | WP | HR | S | P | ERA | WHIP |
|---|---|---|---|---|---|---|---|---|---|---|---|---|---|---|---|---|---|---|
| Eric DuBose, L<br>ERA: 3.47 | (1, 1) | 4.0 | | 22 | 4 | 3 | 3 | 4 | 7 | 0 | 1 | 0 | 2 | 2 | 52 | 98 | 6.75 | 2.750 |
| Rodrigo Lopez, R<br>ERA: 0.38 | (5, 1) | 4.0 | W | 14 | 1 | 0 | 0 | 4 | 1 | 0 | 0 | 0 | 0 | 0 | 34 | 54 | 0.00 | 0.500 |
| Jorge Julio, R<br>ERA: 0.75 | (9, 1) | 1.0 | | 3 | 0 | 0 | 0 | 1 | 0 | 0 | 0 | 0 | 0 | 0 | 7 | 9 | 0.00 | 0.000 |

| PITCHER | IP | WLS | BF | H | R | ER | SO | BB | IBB | HBP | BLK | WP | HR | S | P | ERA | WHIP |
|---|---|---|---|---|---|---|---|---|---|---|---|---|---|---|---|---|---|

| Batter | 1 | 2 | 3 | 4 | 5 | 6 | 7 | 8 | 9 | AB | R | H | RBI | BB | SO | LOB |
|---|---|---|---|---|---|---|---|---|---|---|---|---|---|---|---|---|
| 1 Brian Roberts, S (1, 4)<br>OBP: 0.392, SLG: 0.449 | B X<br>1-0<br>6 E 6 S<br>10 SF7<br>1B | | B F 1 SAFE C B X<br>2-2<br>10 G4-3<br>1-3<br>1B<br>2B | B B C X<br>3-1<br>E6<br>10 S 6 S<br>10 1B<br>2-H 3-H | | X<br>0-0<br>10 S<br>1B<br>1B | B B B<br>4-0<br>1-2<br>BB | | | 4 | 4 | 3 | 0 | 1 | 0 | 0 |
| 6 Melvin Mora, R (1, 5)<br>OBP: 0.430, SLG: 0.500 | C B L C<br>1-3<br>K<br>1-3<br>① | | B F S X<br>1-2<br>G6-3<br>3-H<br>① | B F B 1 SAFE B B<br>4-1<br>10 S<br>10 1B<br>1-2<br>BB | | F B L 1 SAFE X<br>1-2<br>F8<br>② | F C B B F S<br>2-3<br>K<br>③ | | | 4 | 1 | 0 | 1 | 1 | 2 | 5 |
| 10 Miguel Tejada, R (1, 6)<br>OBP: 0.383, SLG: 0.444 | B B X<br>2-0<br>SF7<br>3-H<br>② | | B B X<br>2-0<br>G4-3<br>2-3<br>② | C F X<br>0-2<br>1-H 2-H<br>1B | | B D B B<br>4-0<br>1B<br>1-2<br>BB | | B C C F B B F X<br>3-2<br>E<br>G6-4-3<br>1B | | 3 | 1 | 2 | 3 | 1 | 0 | 1 |
| Rafael Palmeiro, L (1, 3)<br>OBP: 0.418, SLG: 0.471 | C B C B F X<br>2-2<br>1B | | C D X<br>1-1<br>FC6-4<br>3-H<br>1B | B C F B F X<br>2-2<br>F8<br>③ | | B C F F F X<br>1-2<br>FC6-4<br>1-3 2-H<br>1B | | B S F X<br>1-2<br>E3<br>G6-4-3<br>1-3 | | 5 | 0 | 3 | 2 | 0 | 0 | 2 |
| Javy Lopez, R (1, 2)<br>OBP: 0.406, SLG: 0.500 | X<br>0-0<br>F8<br>③ | | C X<br>0-1<br>FC6-4<br>1-2f<br>③ | | F B F X<br>1-2<br>1B | C F B X<br>1-2<br>FC6-4<br>1-2f<br>③ | | B X<br>1-0<br>G6-4-3<br>1-2f<br>3-H<br>① ② | | 5 | 0 | 1 | 0 | 0 | 0 | 5 |
| 31 Jay Gibbons, L (1, 9)<br>OBP: 0.320, SLG: 0.348 | | B B C X<br>2-1<br>P4<br>① | F F B F X<br>1-2<br>SH5-4 BB<br>1 E<br>1B | X<br>0-0<br>F8<br>① | | B X<br>1-0<br>1B<br>FC6-4<br>1B | F B C F S<br>1-3<br>K<br>③ | | | 5 | 2 | 2 | 0 | 0 | 1 | 1 |
| B.J. Surhoff, L (1, 10)<br>OBP: 0.350, SLG: 0.324 | | B X<br>1-0<br>P6<br>② | B B B B<br>4-0<br>SH5-4<br>1 E<br>1-2<br>BB | C X<br>0-1<br>F7<br>② | | X<br>0-0<br>FC6-4<br>1-3<br>1B | | | | 3 | 1 | 1 | 0 | 1 | 0 | 1 |
| Luis Matos, R (1, 8)<br>OBP: 0.278, SLG: 0.258 | | B C B C X<br>2-2<br>G1-3<br>③ | X<br>0-0<br>SH5-4<br>1-2 2-3<br>① | X<br>0-0<br>F8<br>③ | | | B F F B F B X<br>3-2<br>FC6-4<br>1 BB<br>1-2f 3-H<br>① | | | 3 | 0 | 0 | 1 | 0 | 0 | 2 |
| Larry Bigbie, L (1, 7)<br>OBP: 0.309, SLG: 0.414 | | | X<br>0-0<br>1 2B<br>6 G6-3<br>1B | C C S<br>0-3<br>K<br>② | | S S B X<br>1-2<br>G1-3<br>① | B B F X<br>2-1<br>F8<br>② | | | 4 | 1 | 1 | 0 | 0 | 1 | 3 |
| Inning Stats | R: 1 E: 1 K: 1 S: 10<br>H: 2 LOB: 1 BB: 0 P: 16 | R: 0 E: 0 K: 0 S: 6<br>H: 0 LOB: 0 BB: 0 P: 11 | R: 2 E: 0 K: 0 S: 12<br>H: 3 LOB: 1 BB: 0 P: 18 | R: 4 E: 1 K: 1 S: 18<br>H: 2 LOB: 1 BB: 2 P: 32 | R: 0 E: 0 K: 0 S: 7<br>H: 1 LOB: 1 BB: 0 P: 8 | R: 1 E: 0 K: 0 S: 15<br>H: 2 LOB: 2 BB: 1 P: 23 | R: 1 E: 0 K: 1 S: 12<br>H: 2 LOB: 2 BB: 1 P: 24 | R: 1 E: 1 K: 1 S: 14<br>H: 1 LOB: 0 BB: 0 P: 20 | | 1B: 12 2B: 1 3B: 0 HR: 0<br>SF: 1 SAC: 1 DP: 1 HBP: 0 | | | | | | |

| PITCHER | | IP | WLS | BF | H | R | ER | SO | BB | IBB | HBP | BLK | WP | HR | S | P | ERA | WHIP |
|---|---|---|---|---|---|---|---|---|---|---|---|---|---|---|---|---|---|---|
| Esteban Loaiza, R<br>ERA: 4.08 | (1, 1) | 5.2 | L | 31 | 10 | 8 | 4 | 2 | 3 | 0 | 0 | 0 | 0 | 0 | 65 | 104 | 6.35 | 2.294 |
| Michael Jackson, R<br>ERA: 3.97 | (6, 1) | 1.1 | | 7 | 2 | 1 | 1 | 1 | 1 | 0 | 0 | 0 | 0 | 0 | 15 | 28 | 6.75 | 2.250 |
| Neal Cotts, L<br>ERA: 1.54 | (8, 1) | 1.0 | | 4 | 1 | 1 | 0 | 1 | 0 | 0 | 0 | 0 | 0 | 0 | 14 | 20 | 0.00 | 1.000 |

| PITCHER | IP | WLS | BF | H | R | ER | SO | BB | IBB | HBP | BLK | WP | HR | S | P | ERA | WHIP |
|---|---|---|---|---|---|---|---|---|---|---|---|---|---|---|---|---|---|

# BOTTOM

## Chicago White Sox @ Baltimore Orioles

Oriole Park at Camden Yards, Baltimore, MD

Tue May 04 2004, 7:05 PM EDT

Att. 21,488 - Sunny - 66 F

livebaseballscorecards.com

| | |
|---|---|
| AB | 36 |
| R | 10 |
| H | 13 |
| RBI | 7 |
| BB | 4 |
| SO | 4 |
| LOB | 20 |

| Batter | 1 | 2 | 3 | 4 | 5 | 6 | 7 | 8 | 9 | AB | R | H | RBI | BB | SO | LOB |
|---|---|---|---|---|---|---|---|---|---|---|---|---|---|---|---|---|
| Willie Harris, L (1, 4)<br>OBP: 0.323, SLG: 0.337 | B X<br>1-0 G3-1 ① | L B M B B X<br>3-2 G3-1 ② ③<br>1-2 | | | B L B F X<br>2-2 F8 ① | | C B 2 SAFE B B X<br>3-1 B5 ① | B B X<br>2-0 F8 ③ | | 5 | 0 | 0 | 0 | 0 | 0 | 3 |
| 5 Juan Uribe, R (1, 6)<br>OBP: 0.426, SLG: 0.581 | F C B X<br>1-2 S 1B | | B F B X<br>2-1 G6-3 ① | | F S B F X<br>1-2 G6-3 ② | | B B C B X<br>3-1 1B 3B<br>2-H | | F S S<br>0-3 K ① | 5 | 1 | 2 | 1 | 0 | 1 | 0 |
| Magglio Ordonez, R (1, 9)<br>OBP: 0.347, SLG: 0.557 | F S C F B F B C<br>2-3 K ②<br>1-2 | | C C C X<br>0-2 1B | | C B C X<br>1-2 2B 1B | | C X<br>0-1 1B<br>3-H | | X<br>0-0 F9 ② | 5 | 1 | 3 | 1 | 0 | 1 | 1 |
| Frank Thomas, R (1, 10)<br>OBP: 0.471, SLG: 0.545 | B C F B B D<br>4-2 BB | | C F S<br>0-3 K ② | | B B X<br>2-0 2B<br>1-H | | X<br>0-0 F9 ② | | B B F X<br>2-1 G6-3 ③ | 4 | 0 | 1 | 1 | 1 | 1 | 2 |
| Carlos Lee, R (1, 7)<br>OBP: 0.348, SLG: 0.421 | F X<br>0-1 P4 ③ | | B C B X<br>2-1 G1-3 ③ | | D B S F F F X<br>2-2 G6-3 ③ | | C X<br>0-1 L6 ③ | | | 4 | 0 | 0 | 0 | 0 | 0 | 5 |
| 14 Paul Konerko, R (1, 3)<br>OBP: 0.358, SLG: 0.467 | | C B B B F F B<br>4-2 2B 1B BB | | B B S B C S<br>3-3 K ① | | C B X<br>1-1 F8 ① | | C F B F B F F X<br>2-2 G4-3 ① | | 3 | 1 | 0 | 0 | 1 | 1 | 0 |
| 24 Joe Crede, R (1, 5)<br>OBP: 0.283, SLG: 0.443 | | C F X<br>0-2 P3 ① | | B S X<br>1-1 2B | | F B F D F B X<br>3-2 G1-3 ② | | C B C B B B<br>4-2 2B BB | | 3 | 1 | 1 | 0 | 1 | 0 | 1 |
| Timo Perez, L (1, 8)<br>OBP: 0.278, SLG: 0.324<br>Aaron Rowand, R (8, PH)<br>OBP: 0.301, SLG: 0.448 (8, 8) | B X<br>1-0 1B 2B<br>1-3 | | | X<br>0-0 F9 ② | | C X<br>0-1 F7 ③ | | B F X<br>1-1 2B<br>1-H | | 3<br>1 | 1<br>0 | 1<br>1 | 0<br>1 | 0<br>0 | 0<br>0 | 1<br>0 |
| Sandy Alomar Jr., R (1, 2)<br>OBP: 0.263, SLG: 0.371<br>Miguel Olivo, R (2, PH)<br>OBP: 0.383, SLG: 0.537 (2, 2) | B X<br>1-0 CS 1B<br>2-H 3-H | | | B F B B X<br>3-1 F8 ③ | | | B X<br>1-0 5 3B 2B | C D C B F F C<br>2-3 K ② | | 0<br>4 | 0<br>1 | 0<br>2 | 0<br>2 | 0<br>0 | 0<br>1 | 0<br>2 |
| Inning Stats | R: 0 H: 1<br>E: 0 LOB: 2<br>K: 1 BB: 1<br>S: 13 P: 21 | R: 2 H: 2<br>E: 0 LOB: 0<br>K: 0 BB: 1<br>S: 11 P: 20 | R: 0 H: 1<br>E: 0 LOB: 1<br>K: 1 BB: 0<br>S: 11 P: 15 | R: 0 H: 1<br>E: 0 LOB: 1<br>K: 1 BB: 0<br>S: 8 P: 15 | R: 1 H: 2<br>E: 0 LOB: 1<br>K: 0 BB: 0<br>S: 16 P: 24 | R: 0 H: 0<br>E: 0 LOB: 0<br>K: 0 BB: 0<br>S: 8 P: 12 | R: 2 H: 3<br>E: 0 LOB: 1<br>K: 0 BB: 0<br>S: 10 P: 17 | R: 1 H: 1<br>E: 0 LOB: 1<br>K: 1 BB: 1<br>S: 16 P: 27 | R: 0 H: 0<br>E: 0 LOB: 0<br>K: 1 BB: 0<br>S: 6 P: 8 | 1B: 5 SF: 0<br>2B: 5 SAC: 0<br>3B: 1 DP: 0<br>HR: 0 HBP: 0 | | | | | | |

# Chicago White Sox @ Baltimore Orioles

Oriole Park at Camden Yards, Baltimore, MD

Wed May 05 2004, 7:05 PM EDT

Att. 20,978 - Sunny - 74 F

TOP

livebaseballscorecards.com

| | |
|---|---|
| AB | 37 |
| R | 6 |
| H | 11 |
| RBI | 6 |
| BB | 3 |
| SO | 5 |
| LOB | 15 |

| PITCHER | | IP | WLS | BF | H | R | ER | SO | BB | IBB | HBP | BLK | WP | HR | S | P | ERA | WHIP |
|---|---|---|---|---|---|---|---|---|---|---|---|---|---|---|---|---|---|---|
| Sidney Ponson, R<br>ERA: 6.25 | (1, 1) | 6.0 | | 27 | 8 | 4 | 4 | 3 | 2 | 0 | 0 | 0 | 0 | 0 | 68 | 109 | 6.00 | 1.667 |
| B.J. Ryan, L<br>ERA: 2.16 | (7, 1) | 2.0 | L | 10 | 3 | 2 | 2 | 1 | 1 | 0 | 0 | 0 | 0 | 0 | 25 | 42 | 9.00 | 2.000 |
| Mike DeJean, R<br>ERA: 7.59 | (9, 1) | 1.0 | | 3 | 0 | 0 | 0 | 1 | 0 | 0 | 0 | 0 | 0 | 0 | 6 | 8 | 0.00 | 0.000 |

| PITCHER | IP | WLS | BF | H | R | ER | SO | BB | IBB | HBP | BLK | WP | HR | S | P | ERA | WHIP |
|---|---|---|---|---|---|---|---|---|---|---|---|---|---|---|---|---|---|

WP: 0 PA: 40
PB: 0
SB: 1
CS: 1

# BOTTOM

## Chicago White Sox @ Baltimore Orioles

Oriole Park at Camden Yards, Baltimore, MD

Wed May 05 2004, 7:05 PM EDT
Att. 20,978 - Sunny - 74 F

livebaseballscorecards.com

| Batter | 1 | 2 | 3 | 4 | 5 | 6 | 7 | 8 | 9 | AB | R | H | RBI | BB | SO | LOB |
|---|---|---|---|---|---|---|---|---|---|---|---|---|---|---|---|---|
| 1 Brian Roberts, S (1, 4)<br>OBP: 0.395, SLG: 0.459 | K | | SH 6 BB<br>1-2<br>2-3 | | 6 G3 10 FC5-2 2B | 1-2<br>2-3 1B | | F8 | | 4 | 0 | 2 | 0 | 0 | 1 | 1 |
| 6 Melvin Mora, R (1, 5)<br>OBP: 0.437, SLG: 0.495 | 10 CS 1B | | FC6-4<br>1-2<br>2-3<br>3-H BB | | G3<br>2-3 | P3 | | | BB 10 1B SF8 BB | 3 | 1 | 1 | 1 | 2 | 0 | 4 |
| 10 Miguel Tejada, R (1, 6)<br>OBP: 0.383, SLG: 0.441 | 1 SAFE<br>1-2 BB | | SF7<br>3-H | | FC5-2<br>3-H | | P6 | | 31 FC4-6 BB<br>1-2 1B | 3 | 0 | 1 | 1 | 1 | 0 | 1 |
| Rafael Palmeiro, L (1, 3)<br>OBP: 0.417, SLG: 0.456<br>José Bautista, R (9, PR)<br>OBP: 0.375, SLG: 0.286 | G6-3 | | F7 | | P4 | | WP<br>BB | | 31 FC4-6<br>1-2<br>2-3 BB | 3<br>0 | 0<br>0 | 0<br>0 | 0<br>0 | 2<br>0 | 0<br>0 | 4<br>0 |
| Javy Lopez, R (1, 2)<br>OBP: 0.396, SLG: 0.521 | | K | FC6-4<br>1-2f | | | HR | F7<br>1-2 | | SF8<br>3-H | 4 | 1 | 1 | 2 | 0 | 1 | 3 |
| 31 Jay Gibbons, L (1, 9)<br>OBP: 0.315, SLG: 0.372 | | G3 | | HR | | G3-1 | G6-3 | | FC4-6<br>1-2f<br>2-3 | 5 | 1 | 1 | 1 | 0 | 0 | 3 |
| Luis Matos, R (1, 8)<br>OBP: 0.275, SLG: 0.255 | | K | | G4-6-3 1B | | B1-3 | | K | G3 | 5 | 0 | 1 | 0 | 0 | 2 | 2 |
| B.J. Surhoff, L (1, 10)<br>OBP: 0.364, SLG: 0.368 | | | 1 SH 6 BB 2B | 1 SAFE<br>1-2f G4-6-3 | | 1 1B 1B 1B | | F9 | | 4 | 1 | 2 | 0 | 0 | 0 | 1 |
| Darnell McDonald, R (1, 7)<br>OBP: 0.400, SLG: 0.385 | | | 6 BB 1 SH 10 SF7 1B | G6-3 | | 1 1B<br>1-2 1B | | | 2B | 4 | 1 | 3 | 0 | 0 | 0 | 0 |

| Inning Stats | | | | | | | | | |
|---|---|---|---|---|---|---|---|---|---|
| | R: 0<br>E: 0<br>K: 1<br>S: 10 | H: 1<br>LOB: 1<br>BB: 1<br>P: 21 | R: 0<br>E: 0<br>K: 2<br>S: 10 | H: 0<br>LOB: 0<br>BB: 0<br>P: 15 | R: 2<br>E: 1<br>K: 0<br>S: 12 | H: 2<br>LOB: 2<br>BB: 1<br>P: 20 | R: 1<br>E: 0<br>K: 0<br>S: 13 | H: 2<br>LOB: 0<br>BB: 0<br>P: 17 | R: 0<br>E: 0<br>K: 0<br>S: 11 | H: 1<br>LOB: 1<br>BB: 0<br>P: 19 |
| | R: 1<br>E: 0<br>K: 0<br>S: 14 | H: 4<br>LOB: 3<br>BB: 0<br>P: 19 | R: 0<br>E: 0<br>K: 0<br>S: 8 | H: 0<br>LOB: 1<br>BB: 1<br>P: 17 | R: 0<br>E: 0<br>K: 1<br>S: 10 | H: 1<br>LOB: 1<br>BB: 0<br>P: 13 | R: 1<br>E: 0<br>K: 0<br>S: 10 | H: 1<br>LOB: 2<br>BB: 2<br>P: 22 | 1B: 7<br>2B: 3<br>3B: 0<br>HR: 2 | SF: 2<br>SAC: 1<br>DP: 1<br>HBP: 0 | WP: 1<br>PB: 0<br>SB: 0<br>CS: 1 | PA: 43 | | | | |

| PITCHER | | IP | WLS | BF | H | R | ER | SO | BB | IBB | HBP | BLK | WP | HR | S | P | ERA | WHIP |
|---|---|---|---|---|---|---|---|---|---|---|---|---|---|---|---|---|---|---|
| 56 Mark Buehrle, L<br>ERA: 5.27 | (1, 1) | 5.2 | | 28 | 10 | 4 | 3 | 3 | 2 | 0 | 0 | 0 | 0 | 2 | 69 | 108 | 4.76 | 2.118 |
| Shingo Takatsu, R<br>ERA: 2.61 | (6, 1) | 1.0 | W | 4 | 0 | 0 | 0 | 0 | 1 | 0 | 0 | 0 | 1 | 0 | 8 | 18 | 0.00 | 1.000 |
| Damaso Marte, L<br>ERA: 3.09 | (7, 1) | 1.1 | H | 5 | 1 | 0 | 0 | 1 | 0 | 0 | 0 | 0 | 0 | 0 | 11 | 15 | 0.00 | 0.750 |
| Billy Koch, R<br>ERA: 5.4 | (9, 1) | 1.0 | S | 6 | 1 | 1 | 1 | 0 | 2 | 0 | 0 | 0 | 0 | 0 | 10 | 22 | 9.00 | 3.000 |

| PITCHER | IP | WLS | BF | H | R | ER | SO | BB | IBB | HBP | BLK | WP | HR | S | P | ERA | WHIP |
|---|---|---|---|---|---|---|---|---|---|---|---|---|---|---|---|---|---|

| Batter | 1 | 2 | 3 | 4 | 5 | 6 | 7 | 8 | 9 | 10 | AB | R | H | RBI | BB | SO | LOB |
|---|---|---|---|---|---|---|---|---|---|---|---|---|---|---|---|---|---|
| Ronnie Belliard, R (1, 4)<br>OBP: 0.468, SLG: 0.491 | B X<br>1-0<br>2B<br>1B | | B C X<br>1-1 ①<br>P4 | | C C X<br>0-2 ②<br>E<br>41<br>BB<br>1-3<br>1B | | B C B C B S<br>3-3 ②<br>K | | C X<br>0-1<br>BB<br>2-3<br>1B | | 5 | 2 | 3 | 0 | 0 | 1 | 1 |
| Omar Vizquel, S (1, 6)<br>OBP: 0.357, SLG: 0.411 | B 1 SAFE C F X<br>1-2 ①<br>F9 | | X<br>0-0<br>1-2<br>1B | | B C X<br>1-1<br>E5<br>41<br>BB<br>HBP<br>CS<br>2-3 | | B B B B C B<br>4-1<br>BB | | C B B S S<br>2-3 ②<br>K | | 4 | 0 | 1 | 0 | 1 | 1 | 4 |
| Jody Gerut, L (1, 9)<br>OBP: 0.370, SLG: 0.431 | B X<br>1-0<br>1-H<br>2B | | C B F F B C<br>2-3 ②<br>K | | C B 1 SAFE B H<br>3-1<br>41<br>BB<br>1-2<br>HBP | | C 1 SAFE B 1 SAFE 1 SAFE F B X<br>2-2 ③<br>G3 | | B B S C B B<br>4-2<br>1-2<br>BB | | 3 | 0 | 1 | 1 | 1 | 1 | 3 |
| 41 Victor Martinez, S (1, 10)<br>OBP: 0.340, SLG: 0.471 | F S B F F S<br>1-3 ②<br>K | | B 1 SAFE F F B C S<br>3-3 ③<br>K | | B B B C B<br>4-1<br>1-2<br>2-3<br>3-H<br>BB | | | B C B B X<br>3-1 ①<br>P5 | F S F F S<br>0-3 ③<br>K | | 4 | 0 | 0 | 1 | 1 | 3 | 6 |
| Matt Lawton, L (1, 7)<br>OBP: 0.364, SLG: 0.513 | S C B B F S<br>2-3 ③<br>K | | | B C S F B X<br>2-2 ①<br>G3-1 | F<br>0-1 ③<br>CS<br>3-H | B X<br>1-0 ①<br>F9 | | C X<br>0-1<br>CS<br>S<br>1B | F F F B F B F E B<br>4-2<br>FC1-6<br>BB | | 4 | 0 | 1 | 0 | 1 | 1 | 1 |
| Casey Blake, R (1, 5)<br>OBP: 0.333, SLG: 0.365 | | F S C<br>0-3 ①<br>K | | S B C B X<br>2-2 ②<br>L7 | | X<br>0-0<br>G4-3<br>2B | | C 1 SAFE B 1 SAFE F 1 SAFE 1 SAFE B 2 SAFE<br>2-2<br>F F F F X<br>1-3<br>1B | F 1 SAFE B 1 SAFE 1 SAFE X<br>1-1 ①<br>FC1-6<br>1-2f | | 5 | 0 | 2 | 0 | 0 | 1 | 1 |
| Lou Merloni, R (1, 3)<br>OBP: 0.314, SLG: 0.292<br>Ben Broussard, L (6, PH)<br>OBP: 0.370, SLG: 0.371 (6, 3) | | C C X<br>0-2 ②<br>G3 | | S B X<br>1-1 ③<br>G5-3 | | S B X<br>1-1 ②<br>G4-3<br>2-3 | | 1 SAFE B C X<br>1-1 ③<br>L7 | | B B C B X<br>3-1 ②<br>F7 | 2<br>3 | 0<br>0 | 0<br>0 | 0<br>0 | 0<br>0 | 0<br>0 | 0<br>3 |
| Alex Escobar, R (1, 8)<br>OBP: 0.330, SLG: 0.300 | | B B B X<br>3-0 ③<br>F7 | | | B B X<br>2-0<br>1B<br>1B | B B S S D S<br>3-3 ③<br>K | | | C B S F B F X<br>2-2<br>1B<br>SH1-4<br>1B | 1 SAFE C P S C<br>1-3 ③<br>K | 5 | 0 | 2 | 0 | 0 | 2 | 2 |
| Tim Laker, R (1, 2)<br>OBP: 0.281, SLG: 0.286 | | | C B B S H<br>3-2<br>1B<br>HBP | | B 1 SAFE S 1 SAFE F B X<br>2-2 ①<br>F7 | | B C C B B X<br>3-2 ①<br>G5-3 | | M X<br>0-1 ①<br>SH1-4<br>1-2 | | 2 | 0 | 0 | 0 | 0 | 0 | 1 |
| Inning Stats | R: 1 E: 0 K: 2 S: 14<br>H: 2 LOB: 1 BB: 0 P: 20 | R: 0 E: 0 K: 1 S: 7<br>H: 0 LOB: 0 BB: 0 P: 10 | R: 0 E: 0 K: 2 S: 12<br>H: 1 LOB: 2 BB: 0 P: 21 | R: 0 E: 0 K: 0 S: 9<br>H: 0 LOB: 0 BB: 0 P: 14 | R: 1 E: 1 K: 0 S: 12<br>H: 2 LOB: 2 BB: 1 P: 24 | R: 0 E: 0 K: 1 S: 7<br>H: 1 LOB: 1 BB: 0 P: 12 | R: 0 E: 0 K: 1 S: 10<br>H: 0 LOB: 1 BB: 1 P: 22 | R: 0 E: 0 K: 0 S: 13<br>H: 2 LOB: 1 BB: 0 P: 19 | R: 0 E: 0 K: 2 S: 20<br>H: 2 LOB: 3 BB: 1 P: 28 | R: 0 E: 0 K: 1 S: 14<br>H: 0 LOB: 1 BB: 1 P: 22 | 1B: 8 2B: 2 3B: 0 HR: 0<br>SF: 0 SAC: 1 DP: 0 HBP: 2 | | | | | | |

| PITCHER | | IP | WLS | BF | H | R | ER | SO | BB | IBB | HBP | BLK | WP | HR | S | P | ERA | WHIP |
|---|---|---|---|---|---|---|---|---|---|---|---|---|---|---|---|---|---|---|
| 45 Erik Bedard, L<br>ERA: 4.32 | (1, 1) | 5.0 | | 22 | 5 | 2 | 1 | 5 | 1 | 0 | 2 | 0 | 0 | 0 | 54 | 89 | 1.80 | 1.200 |
| Rick Bauer, R<br>ERA: 3.44 | (6, 1) | 1.2 | | 7 | 1 | 0 | 0 | 2 | 1 | 0 | 0 | 0 | 0 | 0 | 14 | 29 | 0.00 | 1.200 |
| Buddy Groom, L<br>ERA: 0.96 | (7, 1) | 1.1 | | 5 | 2 | 0 | 0 | 0 | 0 | 0 | 0 | 0 | 0 | 0 | 16 | 24 | 0.00 | 1.500 |
| Rodrigo Lopez, R<br>ERA: 0.37 | (9, 1) | 0.2 | | 4 | 2 | 0 | 0 | 1 | 0 | 0 | 0 | 0 | 0 | 0 | 12 | 16 | 0.00 | 3.000 |
| B.J. Ryan, L<br>ERA: 2.12 | (9, 1) | 0.1 | | 2 | 0 | 0 | 0 | 1 | 1 | 0 | 0 | 0 | 0 | 0 | 8 | 12 | 0.00 | 3.000 |

| PITCHER | | IP | WLS | BF | H | R | ER | SO | BB | IBB | HBP | BLK | WP | HR | S | P | ERA | WHIP |
|---|---|---|---|---|---|---|---|---|---|---|---|---|---|---|---|---|---|---|
| Jorge Julio, R<br>ERA: 0.69 | (10, 1) | 1.0 | W | 4 | 0 | 0 | 0 | 1 | 1 | 0 | 0 | 0 | 0 | 0 | 14 | 22 | 0.00 | 1.000 |

# TOP

## Cleveland Indians @ Baltimore Orioles

Oriole Park at Camden Yards, Baltimore, MD

Fri May 07 2004, 7:35 PM EDT
Att. 34,324 - Unknown - 78 F

livebaseballscorecards.com

| | |
|---|---|
| AB | 37 |
| R | 2 |
| H | 10 |
| RBI | 2 |
| BB | 4 |
| SO | 10 |
| LOB | 22 |

| | | | |
|---|---|---|---|
| 1B: 8 | SF: 0 | WP: 0 | PA: 45 |
| 2B: 2 | SAC: 1 | PB: 0 | |
| 3B: 0 | DP: 0 | SB: 1 | |
| HR: 0 | HBP: 2 | CS: 2 | |

| Batter | 1 | 2 | 3 | 4 | 5 | 6 | 7 | 8 | 9 | 10 | AB | R | H | RBI | BB | SO | LOB |
|---|---|---|---|---|---|---|---|---|---|---|---|---|---|---|---|---|---|
| 1 Brian Roberts, S (1, 4)<br>OBP: 0.391, SLG: 0.447 | F X 0-1 F9 ① | | C B B X 2-1 G6-3 ① | | B F B B C B 4-2 10 S BB | | B X 1-0 F9 ③ | | | | 3 | 0 | 0 | 0 | 1 | 0 | 0 |
| 6 Melvin Mora, R (1, 5)<br>OBP: 0.439, SLG: 0.490 | B B B C B 4-1 10 2B BB | | B B X 2-0 WP 10 F7 1B | | C B 1 SAFE F F X 1-2 F8 ② | | | B B C B C X 3-2 G5-3 ① | | | 3 | 1 | 1 | 0 | 1 | 0 | 1 |
| 10 Miguel Tejada, R (1, 6)<br>OBP: 0.387, SLG: 0.453 | C B F X 1-2 G6-3 1-H 2B | | C X 0-1 F7 ② 1-2 | | B C B B X 3-1 G6-3 ③ 1-2 | | | B X 1-0 G4-3 1B | | | 4 | 0 | 2 | 1 | 0 | 0 | 2 |
| Rafael Palmeiro, L (1, 3)<br>OBP: 0.412, SLG: 0.479 | X 0-0 G6-3 ② 2-3 | | C C D F F F F B F 2-3 C ③ 2-3 | | | C X 0-1 HR | | F B S X 1-2 G4-3 ② 1-2 | | | 4 | 1 | 1 | 1 | 0 | 1 | 3 |
| Javy Lopez, R (1, 2)<br>OBP: 0.391, SLG: 0.510 | B B X 2-0 G4-3 ③ | | | F B B F B X 3-2 1B | | C C C 0-3 K ① | | F F F B B F F X 2-2 G5-3 ③ | | | 4 | 0 | 1 | 0 | 0 | 1 | 2 |
| 31 Jay Gibbons, L (1, 9)<br>OBP: 0.304, SLG: 0.357 | | C B B X 2-1 F9 ① | | B F F F S 1-3 K ① | | F C F B B F X 3-2 F8 ② | | | B X 1-0 G4-3 ① | | 4 | 0 | 0 | 0 | 0 | 1 | 1 |
| Luis Matos, R (1, 8)<br>OBP: 0.264, SLG: 0.245 | | C F F C 0-3 K ② | | C C F F B B C 2-3 K ② | | F F B B X 2-2 F7 ③ | | | F X 0-1 B1-3 ② | | 4 | 0 | 0 | 0 | 0 | 2 | 1 |
| B.J. Surhoff, L (1, 10)<br>OBP: 0.354, SLG: 0.357 | | C F B X 1-2 1B | | B B C X 2-1 F8 ③ | | | C B F F C 1-3 K ① | | B X 1-0 F9 ③ | | 4 | 0 | 1 | 0 | 0 | 1 | 1 |
| Larry Bigbie, L (1, 7)<br>OBP: 0.307, SLG: 0.440 | X 0-0 G4-3 ③ | | | | F X 0-1 G4-3 ① | | C F B B B C 3-3 K ② | | B X 1-0 HR | | 4 | 1 | 1 | 1 | 0 | 1 | 1 |
| Inning Stats | R: 1 E: 0 K: 0 S: 8 H: 1 LOB: 1 BB: 1 P: 15 | R: 0 E: 0 K: 1 S: 10 H: 1 LOB: 1 BB: 0 P: 13 | R: 0 E: 0 K: 1 S: 13 H: 1 LOB: 1 BB: 0 P: 19 | R: 0 E: 0 K: 2 S: 14 H: 1 LOB: 1 BB: 0 P: 22 | R: 0 E: 0 K: 0 S: 10 H: 0 LOB: 1 BB: 1 P: 18 | R: 1 E: 0 K: 1 S: 14 H: 1 LOB: 0 BB: 0 P: 19 | R: 0 E: 0 K: 2 S: 8 H: 0 LOB: 0 BB: 0 P: 13 | R: 0 E: 0 K: 0 S: 13 H: 1 LOB: 1 BB: 0 P: 20 | R: 0 E: 0 K: 0 S: 4 H: 0 LOB: 0 BB: 0 P: 6 | R: 1 E: 0 K: 0 S: 1 H: 1 LOB: 0 BB: 0 P: 2 | 1B: 4 2B: 1 3B: 0 HR: 2 | SF: 0 SAC: 0 DP: 0 HBP: 0 | | | | | |

| PITCHER | | IP | WLS | BF | H | R | ER | SO | BB | IBB | HBP | BLK | WP | HR | S | P | ERA | WHIP |
|---|---|---|---|---|---|---|---|---|---|---|---|---|---|---|---|---|---|---|
| 31 Cliff Lee, L<br>ERA: 3.12 | (1, 1) | 6.0 | | 25 | 5 | 2 | 2 | 5 | 2 | 0 | 0 | 0 | 1 | 1 | 69 | 106 | 3.00 | 1.167 |
| Scott Stewart, L<br>ERA: 7.71 | (7, 1) | 1.0 | | 3 | 0 | 0 | 0 | 2 | 0 | 0 | 0 | 0 | 0 | 0 | 8 | 13 | 0.00 | 0.000 |
| Jose Jimenez, R<br>ERA: 6.0 | (8, 1) | 2.0 | | 7 | 1 | 0 | 0 | 0 | 0 | 0 | 0 | 0 | 0 | 0 | 17 | 26 | 0.00 | 0.500 |
| Chad Durbin, R<br>ERA: 13.5 | (10, 1) | 0.0 | L | 1 | 1 | 1 | 1 | 0 | 0 | 0 | 0 | 0 | 0 | 1 | 1 | 2 | ∞ | ∞ |

| PITCHER | IP | WLS | BF | H | R | ER | SO | BB | IBB | HBP | BLK | WP | HR | S | P | ERA | WHIP |
|---|---|---|---|---|---|---|---|---|---|---|---|---|---|---|---|---|---|

# BOTTOM

## Cleveland Indians @ Baltimore Orioles

Oriole Park at Camden Yards, Baltimore, MD

Fri May 07 2004, 7:35 PM EDT
Att. 34,324 - Unknown - 78 F

livebaseballscorecards.com

| | |
|---|---|
| AB | 34 |
| R | 3 |
| H | 7 |
| RBI | 3 |
| BB | 2 |
| SO | 7 |
| LOB | 12 |

WP: 1 PB: 0 SB: 1 CS: 0 PA: 36

# Cleveland Indians @ Baltimore Orioles

Oriole Park at Camden Yards, Baltimore, MD

Sat May 08 2004, 4:35 PM EDT

Att. 30,687 - Sunny - 75 F

livebaseballscorecards.com

| Batter | 1 | 2 | 3 | 4 | 5 | 6 | 7 | 8 | 9 | AB | R | H | RBI | BB | SO | LOB |
|---|---|---|---|---|---|---|---|---|---|---|---|---|---|---|---|---|
| Matt Lawton, L (1, 7) OBP: 0.358, SLG: 0.500 | C B B X 2-1 F7 ① | | X 0-0 E BB HR 1B | B B B S X 3-1 P5 ③ | | 1 SAFE 1 SAFE 1 SAFE S 1 SAFE B F B S 2-3 K ② 1-2 | | B C F S 1-3 K ③ | | 5 | 1 | 1 | 0 | 0 | 2 | 2 |
| Omar Vizquel, S (1, 6) OBP: 0.359, SLG: 0.400 | B C C S 1-3 K ② | | 1 SAFE B 1 SAFE B B C B 4-1 E2 HR 1-3 BB | | B B C B C F B 4-2 41 WP 48 HR 1B BB | B B C S B S 3-3 K ③ | | | C C S 0-3 K ① | 3 | 2 | 0 | 0 | 2 | 3 | 1 |
| Jody Gerut, L (1, 9) OBP: 0.371, SLG: 0.456 | B X 1-0 G3-1 ③ | | C F B X 1-2 1-H 3-H HR | | X 0-0 48 HR 1-2 1B | | B X 1-0 G4-3 ① | | X 0-0 F8 ② | 5 | 2 | 2 | 3 | 0 | 0 | 0 |
| 41 Victor Martinez, S (1, 2) OBP: 0.343, SLG: 0.455 | | C B B B B 4-1 1B 1B BB | B B B B 4-0 48 61-4-6-3 BB | | B D X 2-0 P6 ① 2-3 | | C C S 0-3 K ② | | X 0-0 G3 ③ | 3 | 1 | 0 | 0 | 2 | 1 | 2 |
| 48 Travis Hafner, L (1, 10) OBP: 0.404, SLG: 0.552 | | C 1 SAFE B B S S 2-3 K ① | X 0-0 G1-4-6-3 ① ② 1-2f | | B F D B F X 3-2 1-H 3-H HR | | B B B B 4-0 1B BB | | | 3 | 1 | 1 | 3 | 1 | 1 | 2 |
| Ronnie Belliard, R (1, 4) OBP: 0.461, SLG: 0.482 | | C F B X 1-2 L7 ② | B C S B X 2-2 F7 ③ | | B C F F X 1-2 P3 ② | | C B X 1-1 1-2 1B | | | 4 | 0 | 1 | 0 | 0 | 0 | 1 |
| Ben Broussard, L (1, 3) OBP: 0.364, SLG: 0.364 | | C X 0-1 1-2 1B 1B | | X 0-0 F7 ① | S X 0-1 G3 ③ | | X 0-0 F8 ③ | | | 4 | 0 | 1 | 0 | 0 | 0 | 2 |
| Casey Blake, R (1, 5) OBP: 0.339, SLG: 0.364 | | C B B S B X 2-2 1-2 2-H 1B | | B B B C B 4-1 BB | | C B S S 1-3 K ① | | C C B F S 1-3 K ① | | 3 | 0 | 1 | 1 | 1 | 2 | 0 |
| Coco Crisp, S (1, 8) OBP: 0.273, SLG: 0.311 | | B C F X 1-2 G6-3 ③ | | 1 SAFE B C X 1-1 F8 ② | | C B B B B 4-1 S BB | | B X 1-0 L5 ② | | 3 | 0 | 0 | 0 | 1 | 0 | 3 |
| Inning Stats | R: 0 E: 0 K: 1 S: 6 H: 0 LOB: 0 BB: 0 P: 10 | R: 1 E: 0 K: 1 S: 15 H: 2 LOB: 2 BB: 1 P: 25 | R: 3 E: 1 K: 0 S: 9 H: 2 LOB: 0 BB: 2 P: 20 | R: 0 E: 0 K: 0 S: 6 H: 0 LOB: 1 BB: 1 P: 14 | R: 3 E: 0 K: 0 S: 14 H: 2 LOB: 0 BB: 1 P: 24 | R: 0 E: 0 K: 3 S: 10 H: 0 LOB: 1 BB: 1 P: 20 | R: 0 E: 0 K: 1 S: 7 H: 1 LOB: 2 BB: 1 P: 13 | R: 0 E: 0 K: 2 S: 8 H: 0 LOB: 0 BB: 0 P: 11 | R: 0 E: 0 K: 1 S: 5 H: 0 LOB: 0 BB: 0 P: 5 | 1B: 5 2B: 0 3B: 0 HR: 2 | SF: 0 SAC: 0 DP: 1 HBP: 0 | | | | | | |

| TOP | |
|---|---|
| AB | 33 |
| R | 7 |
| H | 7 |
| RBI | 7 |
| BB | 7 |
| SO | 9 |
| LOB | 13 |

WP: 1 PB: 0 SB: 1 CS: 0 PA: 40

| PITCHER | | IP | WLS | BF | H | R | ER | SO | BB | IBB | HBP | BLK | WP | HR | S | P | ERA | WHIP |
|---|---|---|---|---|---|---|---|---|---|---|---|---|---|---|---|---|---|---|
| Kurt Ainsworth, R ERA: 7.36 | (1, 1) | 4.2 | | 24 | 6 | 7 | 7 | 2 | 5 | 0 | 0 | 0 | 1 | 2 | 48 | 91 | 13.50 | 2.357 |
| John Parrish, L ERA: 4.86 | (5, 1) | 2.1 | W | 10 | 1 | 0 | 0 | 4 | 2 | 0 | 0 | 0 | 0 | 0 | 19 | 35 | 0.00 | 1.286 |
| B.J. Ryan, L ERA: 2.0 | (8, 1) | 1.0 | H | 3 | 0 | 0 | 0 | 2 | 0 | 0 | 0 | 0 | 0 | 0 | 8 | 11 | 0.00 | 0.000 |
| Jorge Julio, R ERA: 0.64 | (9, 1) | 1.0 | S | 3 | 0 | 0 | 0 | 1 | 0 | 0 | 0 | 0 | 0 | 0 | 5 | 5 | 0.00 | 0.000 |

| PITCHER | IP | WLS | BF | H | R | ER | SO | BB | IBB | HBP | BLK | WP | HR | S | P | ERA | WHIP |
|---|---|---|---|---|---|---|---|---|---|---|---|---|---|---|---|---|---|

# BOTTOM

## Cleveland Indians @ Baltimore Orioles

Oriole Park at Camden Yards, Baltimore, MD

Sat May 08 2004, 4:35 PM EDT

Att. 30,687 - Sunny - 75 F

livebaseballscorecards.com

| Batter | 1 | 2 | 3 | 4 | 5 | 6 | 7 | 8 | 9 | AB | R | H | RBI | BB | SO | LOB |
|---|---|---|---|---|---|---|---|---|---|---|---|---|---|---|---|---|
| 1 Brian Roberts, S (1, 4)<br>OBP: 0.391, SLG: 0.445 | C X 0-1 L7 ① | | B C X 1-1 6 1B 1B | X 0-0 L9 ② | | | C B B F B X 3-2 6 2B 31 2B 1B | C S B B X 2-2 E6 6 SH1-3 6 S 1B | | 5 | 2 | 2 | 0 | 0 | 0 | 1 |
| 6 Melvin Mora, R (1, 5)<br>OBP: 0.449, SLG: 0.519 | X 0-0 G5-3 ② | | L 1 SAFE B B X 2-1 10 BB 1-3 1B | B F S X 1-2 2-H 2B | | | B X 1-0 1-3 31 2B 2B | 1 SAFE 1 SAFE B B 2 B C X SAFE 3-1 SH1-3 ① 1-3 | | 4 | 1 | 3 | 1 | 0 | 0 | 0 |
| 10 Miguel Tejada, R (1, 6)<br>OBP: 0.380, SLG: 0.436 | C B B B F S 3-3 K ③ | | B S S D B B B 4-2 1-2 BB | B F F X 1-2 G4-3 ③ | | | B C F D F F B F X 3-2 L6 ① | C X 0-1 G6-3 ② | | 4 | 0 | 0 | 0 | 1 | 1 | 4 |
| Rafael Palmeiro, L (1, 3)<br>OBP: 0.411, SLG: 0.464 | | B B F C T S 2-3 K ① | C X 0-1 F9 ③ | | B B B 4-0 31 G3-6-1 BB | | B B C X 2-1 L4 ② | B B B I 4-0 1B 31 1B IBB | | 3 | 1 | 0 | 0 | 2 | 1 | 5 |
| Javy Lopez, R (1, 2)<br>OBP: 0.409, SLG: 0.529 | | B F X 1-1 2B | | B F X 1-1 31 E 1B 1B | B C S S 1-3 K ① | | I I I I 4-0 31 2B IBB | B F X 1-1 31 1B 1-2 3-H 1B | | 4 | 2 | 3 | 1 | 1 | 1 | 1 |
| 31 Jay Gibbons, L (1, 9)<br>OBP: 0.316, SLG: 0.379 | | B B F X 2-1 F7 ② | | X 0-0 E5 1B 1-3 2B 1B | X 0-0 G3-6-1 ② ③ 1-2f | | B X 1-0 1-H 2-H 3-H 1B 2B | F D B B 2 X SAFE 3-1 1-3 2-H ③ 1B | | 5 | 2 | 3 | 4 | 0 | 0 | 2 |
| B.J. Surhoff, L (1, 10)<br>OBP: 0.346, SLG: 0.348 | | C X 0-1 G4-3 ③ | | F C S 0-3 K ① | | B C S X 1-2 G4-3 ① | X 0-0 E 2-H 1B | | | 4 | 0 | 1 | 1 | 0 | 1 | 3 |
| Luis Matos, R (1, 8)<br>OBP: 0.264, SLG: 0.245 | | | C B X 1-1 G6-3 ① | F C X 0-2 2B 2-3 3-H 1B | | X 0-0 G4-3 ② | B 1 SAFE C X 1-1 E4 1-3 | | | 4 | 1 | 1 | 1 | 0 | 0 | 1 |
| Larry Bigbie, L (1, 7)<br>OBP: 0.305, SLG: 0.442 | | | B X 1-0 G4-3 ② | F F F X 0-2 6 2B 1-H 3-H 2B | | B C X 1-1 F7 ③ | C F B 1 B X SAFE 2-2 G4-3 ③ | | | 4 | 1 | 1 | 2 | 0 | 0 | 2 |
| Inning Stats | R: 0 E: 0 K: 1 S: 6 H: 0 LOB: 0 BB: 0 P: 9 | R: 0 E: 0 K: 1 S: 10 H: 1 LOB: 1 BB: 0 P: 15 | R: 0 E: 0 K: 0 S: 11 H: 2 LOB: 3 BB: 1 P: 20 | R: 4 E: 1 K: 1 S: 20 H: 5 LOB: 1 BB: 0 P: 23 | R: 0 E: 0 K: 1 S: 4 H: 0 LOB: 0 BB: 1 P: 9 | R: 0 E: 0 K: 0 S: 6 H: 0 LOB: 0 BB: 0 P: 8 | R: 4 E: 1 K: 0 S: 19 H: 4 LOB: 2 BB: 1 P: 36 | R: 2 E: 1 K: 0 S: 11 H: 2 LOB: 2 BB: 1 P: 24 | | 1B: 9 2B: 5 3B: 0 HR: 0 | SF: 0 SAC: 1 DP: 1 HBP: 0 | | | | | |

| | |
|---|---|
| AB | 37 |
| R | 10 |
| H | 14 |
| RBI | 10 |
| BB | 4 |
| SO | 4 |
| LOB | 19 |

| PITCHER | | IP | WLS | BF | H | R | ER | SO | BB | IBB | HBP | BLK | WP | HR | S | P | ERA | WHIP |
|---|---|---|---|---|---|---|---|---|---|---|---|---|---|---|---|---|---|---|
| 37 Jake Westbrook, R<br>ERA: 2.67 | (1, 1) | 6.1 | | 30 | 10 | 6 | 6 | 4 | 2 | 0 | 0 | 0 | 0 | 0 | 67 | 101 | 8.53 | 1.895 |
| Scott Stewart, L<br>ERA: 9.0 | (7, 1) | 0.2 | L | 6 | 2 | 2 | 2 | 0 | 0 | 1 | 0 | 0 | 0 | 0 | 9 | 19 | 27.00 | 3.000 |
| Rick White, R<br>ERA: 4.05 | (8, 1) | 0.2 | | 4 | 0 | 2 | 0 | 0 | 0 | 1 | 0 | 0 | 0 | 0 | 7 | 16 | 0.00 | 0.000 |
| 63 Rafael Betancourt, R<br>ERA: 3.45 | (8, 1) | 0.1 | | 2 | 2 | 0 | 0 | 0 | 0 | 0 | 0 | 0 | 0 | 0 | 4 | 8 | 0.00 | 6.000 |

| PITCHER | IP | WLS | BF | H | R | ER | SO | BB | IBB | HBP | BLK | WP | HR | S | P | ERA | WHIP |
|---|---|---|---|---|---|---|---|---|---|---|---|---|---|---|---|---|---|

# Cleveland Indians @ Baltimore Orioles

Oriole Park at Camden Yards, Baltimore, MD

Sun May 09 2004, 1:35 PM EDT

Att. 35,778 - Sunny - 82 F

TOP

livebaseballscorecards.com

| Batter | 1 | 2 | 3 | 4 | 5 | 6 | 7 | 8 | 9 | AB | R | H | RBI | BB | SO | LOB |
|---|---|---|---|---|---|---|---|---|---|---|---|---|---|---|---|---|
| Ronnie Belliard, R (1, 4)<br>OBP: 0.463, SLG: 0.474 | B B C F F F C<br>2-3 K ① | | B F F X<br>1-2 E7 G1-6-3 2-H 3-H 1B | B 1 SAFE 1 SAFE S F 1 SAFE P F F<br>2-3 K ③ | | B D C D D B<br>4-1 HBP 1B 1-2 2-3 BB | F C X<br>0-2 G1-2-3 ②③ 3-Hf | | B B B B<br>4-0 HBP 1B 1-2 BB | 4 | 0 | 1 | 1 | 2 | 2 | 4 |
| Lou Merloni, R (1, 3)<br>OBP: 0.315, SLG: 0.353<br>Ben Broussard, L (6, PH)<br>OBP: 0.375, SLG: 0.377 (6, 3) | F B B S F C<br>2-3 K ② | | 1 SAFE S B F 1 SAFE<br>1-3 K ① | | B X<br>1-0 HR | C C B X<br>1-2 HBP 1B 1-2 2-H 3-H | | C S B S<br>1-3 K ① | F F B F X<br>1-2 HBP 1B 1-2 2-H | 3<br>3 | 1<br>0 | 1<br>2 | 1<br>3 | 0<br>0 | 2<br>1 | 1<br>0 |
| Matt Lawton, L (1, 7)<br>OBP: 0.357, SLG: 0.484 | F X<br>0-1 G4-3 ③ | | 1 SAFE B X<br>1-0 G1-6-3 ②③ 1-2f | | C F B F B F F C<br>2-3 K ① | C C H<br>1-2 HBP 1-2 2-3 | | B B B C S C<br>3-3 K ② | B F F H<br>2-2 HBP 1-2 2-3 | 4 | 0 | 0 | 0 | 0 | 2 | 1 |
| 41 Victor Martinez, S (1, 2)<br>OBP: 0.333, SLG: 0.447 | | B F X<br>1-1 G6-3 ① | | X<br>0-0 F8 ① | B F C X<br>1-2 G4-3 ② | F F B B T<br>2-2 K ③ | | C F F D F F X<br>1-2 2B | X<br>0-0 P4 ③ | 6 | 0 | 1 | 0 | 0 | 1 | 6 |
| 48 Travis Hafner, L (1, 10)<br>OBP: 0.404, SLG: 0.538 | | C F B B F S<br>2-3 K ② | | B F B S B F B<br>4-2 S 2B BB | F C S<br>0-3 K ③ | | C F F B X<br>1-2 1B 1B BB 1B | F F B F F S<br>1-3 K ③ | | 4 | 2 | 1 | 0 | 1 | 3 | 1 |
| Casey Blake, R (1, 5)<br>OBP: 0.345, SLG: 0.369<br>Coco Crisp, S (9, PH)<br>OBP: 0.269, SLG: 0.306 | C X<br>0-1 PB S 1B | | | X<br>0-0 F7 ② | | X<br>0-0 G5-3 ① | C X<br>0-1 BB 1B 1-2 FC6-2 1B | | B C X<br>1-2 G4-3 ① | 4<br>1 | 0<br>0 | 2<br>0 | 0<br>0 | 0<br>0 | 0<br>0 | 1<br>0 |
| Jody Gerut, L (1, 9)<br>OBP: 0.387, SLG: 0.466 | C B 1 SAFE B B C F F S<br>3-3 K ③ 1-3 | | | S F D B B B<br>4-2 2B 1-2 BB | | X<br>0-0 BB S 1B 1B | B F X<br>1-1 FC6-2 BB G1-2-3 1-2 2-3 1B | | C C B X<br>1-2 G6-3 1B 1B | 4 | 3 | 3 | 0 | 1 | 1 | 1 |
| Alex Escobar, R (1, 8)<br>OBP: 0.344, SLG: 0.313 | | | B F B B B<br>4-1 1B 1B BB | B F B X<br>2-1 1B 1-H 2-H 2B | | B 1 SAFE B F F T<br>2-2 K ② | C B C F B B B<br>4-2 FC6-2 1-2 2-3 3-H BB | | X<br>0-0 G6-3 ② 1-2 | 3 | 2 | 1 | 3 | 2 | 1 | 2 |
| John McDonald, R (1, 6)<br>OBP: 0.286, SLG: 0.231<br>Omar Vizquel, S (7, PH)<br>OBP: 0.361, SLG: 0.402 (7, 6) | | | X<br>0-0 E 1-3 1B | B B X<br>2-0 3-H 1B | | B 1 SAFE B B B<br>4-0 BB 1B 1-2 BB | B X<br>1-0 FC6-2 ① 1-2 2-3 3-Hf | | S F X<br>0-2 DI 1B 2-H 1B | 2<br>2 | 2<br>1 | 2<br>1 | 1<br>1 | 1<br>0 | 0<br>0 | 0<br>3 |
| Inning Stats | R: 0 E: 0 K: 2 S: 11<br>H: 0 LOB: 0 BB: 0 P: 15 | R: 0 E: 0 K: 2 S: 13<br>H: 1 LOB: 1 BB: 0 P: 19 | R: 2 E: 1 K: 1 S: 9<br>H: 2 LOB: 0 BB: 1 P: 16 | R: 3 E: 0 K: 1 S: 17<br>H: 2 LOB: 1 BB: 2 P: 30 | R: 1 E: 0 K: 2 S: 13<br>H: 1 LOB: 0 BB: 0 P: 17 | R: 2 E: 0 K: 2 S: 14<br>H: 2 LOB: 3 BB: 2 P: 28 | R: 1 E: 0 K: 0 S: 15<br>H: 3 LOB: 2 BB: 1 P: 22 | R: 0 E: 0 K: 3 S: 19<br>H: 1 LOB: 1 BB: 0 P: 25 | R: 2 E: 0 K: 0 S: 17<br>H: 3 LOB: 3 BB: 1 P: 26 | 1B: 12 2B: 2 3B: 0 HR: 1<br>SF: 0 SAC: 0 DP: 2 HBP: 2 | | | | | | |

| | AB | 40 |
|---|---|---|
| | R | 11 |
| | H | 15 |
| | RBI | 10 |
| | BB | 7 |
| | SO | 13 |
| | LOB | 20 |

WP: 0 PB: 1 SB: 3 CS: 0 PA: 49

| PITCHER | | IP | WLS | BF | H | R | ER | SO | BB | IBB | HBP | BLK | WP | HR | S | P | ERA | WHIP |
|---|---|---|---|---|---|---|---|---|---|---|---|---|---|---|---|---|---|---|
| Eric DuBose, L<br>ERA: 4.14 | (1, 1) | 5.0 | | 23 | 6 | 6 | 5 | 8 | 3 | 0 | 0 | 0 | 0 | 1 | 63 | 97 | 9.00 | 1.800 |
| Matt Riley, L<br>ERA: 6.33 | (6, 1) | 0.2 | | 5 | 1 | 2 | 2 | 1 | 2 | 0 | 0 | 0 | 0 | 0 | 6 | 16 | 27.00 | 4.500 |
| Mike DeJean, R<br>ERA: 7.36 | (6, 1) | 0.1 | | 3 | 1 | 0 | 0 | 1 | 0 | 0 | 1 | 0 | 0 | 0 | 8 | 12 | 0.00 | 3.000 |
| Buddy Groom, L<br>ERA: 1.93 | (7, 1) | 0.0 | | 3 | 3 | 1 | 1 | 0 | 0 | 0 | 0 | 0 | 0 | 0 | 8 | 10 | ∞ | ∞ |
| Rodrigo Lopez, R<br>ERA: 0.36 | (7, 1) | 1.0 | W | 3 | 0 | 0 | 0 | 0 | 1 | 0 | 0 | 0 | 0 | 0 | 7 | 12 | 0.00 | 1.000 |

| PITCHER | | IP | WLS | BF | H | R | ER | SO | BB | IBB | HBP | BLK | WP | HR | S | P | ERA | WHIP |
|---|---|---|---|---|---|---|---|---|---|---|---|---|---|---|---|---|---|---|
| B.J. Ryan, L<br>ERA: 1.89 | (8, 1) | 1.0 | H | 4 | 1 | 0 | 0 | 3 | 0 | 0 | 0 | 0 | 0 | 0 | 19 | 25 | 0.00 | 1.000 |
| Jorge Julio, R<br>ERA: 1.8 | (9, 1) | 1.0 | S | 8 | 3 | 2 | 2 | 0 | 1 | 0 | 1 | 0 | 0 | 0 | 17 | 26 | 18.00 | 4.000 |

| Batter | 1 | 2 | 3 | 4 | 5 | 6 | 7 | 8 | 9 | AB | R | H | RBI | BB | SO | LOB |
|---|---|---|---|---|---|---|---|---|---|---|---|---|---|---|---|---|
| 1 Brian Roberts, S (1, 4)<br>OBP: 0.377, SLG: 0.427 | C X<br>0-1 ① G5-3 | X<br>0-0 ② F8 | | S C X<br>0-2 ③ G3 | | X<br>0-0 ① F7 | C F X<br>0-2 ③ F7 | | | 5 | 0 | 0 | 0 | 0 | 0 | 3 |
| 6 Melvin Mora, R (1, 5)<br>OBP: 0.455, SLG: 0.549 | B C X<br>1-1 HR | C B B X<br>2-1 ③ F9 | | | B B C X<br>2-1 10 HR 1B | C C B T<br>1-2 ② K | | C F X<br>0-2 10 F7 10 S 1B 1B | | 5 | 3 | 3 | 1 | 0 | 1 | 3 |
| 10 Miguel Tejada, R (1, 6)<br>OBP: 0.388, SLG: 0.496 | C X<br>0-1 ② F8 | | B B X<br>2-0 WP 31 2B 1B | | C B S F F B F X<br>2-2 1-H HR | C X<br>0-1 2-H HR | | C B B B C X<br>3-2 ① F7 1-3 | | 5 | 3 | 3 | 4 | 0 | 0 | 1 |
| Rafael Palmeiro, L (1, 3)<br>OBP: 0.419, SLG: 0.455 | B B F F F F B X<br>3-2 ③ G1-3 | | B 1 SAFE C B B B<br>4-1 31 2B 1-2 G3-2 BB | | B B X<br>2-0 ① P5 | B C B B F F B<br>4-2 31 1B 1B 2B BB | | I I I I<br>4-0 1B 31 G4-3 IBB | | 2 | 2 | 0 | 0 | 3 | 0 | 0 |
| Javy Lopez, R (1, 2)<br>OBP: 0.417, SLG: 0.533 | | B F X<br>1-1 2B 1B 1B | X<br>0-0 ① P5 | | F X<br>0-1 ② G1-3 | C S X<br>0-2 31 1B 1-2 2B 1B | | F B S X<br>1-2 31 G4-3 1-3 3-H 1B | | 5 | 2 | 3 | 1 | 0 | 0 | 2 |
| 31 Jay Gibbons, L (1, 9)<br>OBP: 0.328, SLG: 0.393 | B F S F F S<br>1-3 ① K | D B B X<br>3-0 1-3 2-H 2B | | | B B B C B<br>4-1 BB BB | F S X<br>0-2 1-2 2-3 2B 1B | | B X<br>1-0 ② G4-3 1-2 3-H | | 4 | 0 | 2 | 2 | 1 | 1 | 2 |
| B.J. Surhoff, L (1, 10)<br>OBP: 0.386, SLG: 0.408 | B B F B B X<br>3-1 E 1-3 1B 2B | X<br>0-0 ② ③ G3-2 3-Hf | | | B F B B B<br>4-1 FC6-4 1-2 BB | C B F B B X<br>2-2 ③ 1-H 2-H 3-H 2B | | I I I I<br>4-0 IBB | | 3 | 1 | 2 | 2 | 2 | 0 | 2 |
| Luis Matos, R (1, 8)<br>OBP: 0.261, SLG: 0.243 | C X<br>0-1 E6 1B 2-3 3-H 1B | | | C S F F D F F X<br>1-2 ① P6 | B B F X<br>2-1 ③ FC6-4 1-2f | C X<br>0-1 ① F8 | B F X<br>1-1 ③ P4 | | | 5 | 0 | 1 | 1 | 0 | 0 | 4 |
| Larry Bigbie, L (1, 7)<br>OBP: 0.312, SLG: 0.455 | S B X<br>1-1 1-2 3-H 1B | | | B B F X<br>2-1 ② G6-3 | | C F F X<br>0-2 10 HR 2B | X<br>0-0 ② G3-1 | | | 4 | 1 | 2 | 1 | 0 | 0 | 0 |
| Inning Stats | R: 1 H: 1<br>E: 0 LOB: 0<br>K: 0 BB: 0<br>S: 11 P: 15 | R: 2 H: 4<br>E: 1 LOB: 2<br>K: 1 BB: 0<br>S: 16 P: 24 | R: 1 H: 2<br>E: 0 LOB: 1<br>K: 0 BB: 1<br>S: 5 P: 14 | R: 0 H: 0<br>E: 0 LOB: 0<br>K: 0 BB: 0<br>S: 12 P: 15 | R: 2 H: 2<br>E: 0 LOB: 2<br>K: 0 BB: 2<br>S: 15 P: 31 | R: 4 H: 5<br>E: 0 LOB: 2<br>K: 1 BB: 1<br>S: 22 P: 29 | R: 0 H: 0<br>E: 0 LOB: 0<br>K: 0 BB: 0<br>S: 6 P: 6 | R: 2 H: 2<br>E: 0 LOB: 2<br>K: 0 BB: 2<br>S: 12 P: 26 | | 1B: 9 SF: 0<br>2B: 5 SAC: 0<br>3B: 0 DP: 1<br>HR: 3 HBP: 0 | | | | | | |

| PITCHER | | IP | WLS | BF | H | R | ER | SO | BB | IBB | HBP | BLK | WP | HR | S | P | ERA | WHIP |
|---|---|---|---|---|---|---|---|---|---|---|---|---|---|---|---|---|---|---|
| Jason Davis, R<br>ERA: 5.13 | (1, 1) | 5.0 | | 26 | 9 | 6 | 5 | 1 | 3 | 0 | 0 | 0 | 1 | 2 | 59 | 99 | 9.00 | 2.400 |
| David Riske, R<br>ERA: 12.34 | (6, 1) | 1.0 | L | 8 | 5 | 4 | 4 | 1 | 1 | 0 | 0 | 0 | 0 | 1 | 22 | 29 | 36.00 | 6.000 |
| Jose Jimenez, R<br>ERA: 6.75 | (7, 1) | 2.0 | | 10 | 2 | 2 | 2 | 0 | 0 | 2 | 0 | 0 | 0 | 0 | 18 | 32 | 9.00 | 1.000 |

| PITCHER | IP | WLS | BF | H | R | ER | SO | BB | IBB | HBP | BLK | WP | HR | S | P | ERA | WHIP |
|---|---|---|---|---|---|---|---|---|---|---|---|---|---|---|---|---|---|

# BOTTOM

# Cleveland Indians @ Baltimore Orioles

Oriole Park at Camden Yards, Baltimore, MD

Sun May 09 2004, 1:35 PM EDT
Att. 35,778 - Sunny - 82 F

livebaseballscorecards.com

| | |
|---|---|
| AB | 38 |
| R | 12 |
| H | 16 |
| RBI | 12 |
| BB | 6 |
| SO | 2 |
| LOB | 17 |

WP: 1 PA: 44
PB: 0
SB: 1
CS: 0

# Baltimore Orioles @ Chicago White Sox

U.S. Cellular Field, Chicago, IL

Tue May 11 2004, 8:05 PM EDT

Att. 20,400 - Unknown - 82 F

TOP

livebaseballscorecards.com

| Batter | 1 | 2 | 3 | 4 | 5 | 6 | 7 | 8 | 9 | AB | R | H | RBI | BB | SO | LOB |
|---|---|---|---|---|---|---|---|---|---|---|---|---|---|---|---|---|
| 1 Brian Roberts, S (1, 4)<br>OBP: 0.366, SLG: 0.414 | L9 | | G4-3 | | | F8 | | F7 | | 4 | 0 | 0 | 0 | 0 | 0 | 1 |
| 6 Melvin Mora, R (1, 5)<br>OBP: 0.452, SLG: 0.539 | K | | | G5-3 | | BB | | F8 | | 2 | 0 | 0 | 0 | 1 | 1 | 0 |
| José Bautista, R (8, PH)<br>OBP: 0.333, SLG: 0.250 (8, 5) | | | | | | | | | | 1 | 0 | 0 | 0 | 0 | 0 | 0 |
| 10 Miguel Tejada, R (1, 6)<br>OBP: 0.385, SLG: 0.491 | G5-3 | | | F7 | | K | | G6-3 | | 1 | 0 | 0 | 0 | 0 | 0 | 0 |
| Luis Lopez, S (1, 6) | | | | | | | | | | 3 | 0 | 0 | 0 | 0 | 1 | 2 |
| Rafael Palmeiro, L (1, 3)<br>OBP: 0.421, SLG: 0.451 | | 31 FC4-6 1B | | K | | K | | | 31 G3-6-1 BB | 3 | 0 | 1 | 0 | 1 | 2 | 2 |
| Javy Lopez, R (1, 2)<br>OBP: 0.407, SLG: 0.518 | | F7 | | | L7 | | G6-3 | | K | 3 | 0 | 0 | 0 | 0 | 0 | 1 |
| Keith Osik, R (8, 2)<br>OBP: 0.105, SLG: 0.105 | | | | | | | | | | 1 | 0 | 0 | 0 | 0 | 1 | 1 |
| 31 Jay Gibbons, L (1, 9)<br>OBP: 0.325, SLG: 0.387 | | FC4-6 1-2f | | | L9 | | BB 1B | | G3-6-1 1-2f | 4 | 0 | 1 | 0 | 0 | 0 | 2 |
| Luis Matos, R (1, 8)<br>OBP: 0.263, SLG: 0.255 | | K | | | 2B | | K | | | 3 | 0 | 1 | 0 | 0 | 2 | 2 |
| Larry Bigbie, L (1, 7)<br>OBP: 0.313, SLG: 0.446 | | | G6-3 | | G4-3 | | BB 1-2 | | | 2 | 0 | 0 | 0 | 1 | 0 | 1 |
| Jerry Hairston, R (1, 10)<br>OBP: 0.333, SLG: 0.333 | | | L9 | | | 6 S 1B | | F9 | | 3 | 0 | 1 | 0 | 0 | 0 | 2 |
| Inning Stats | R: 0 E: 0 K: 1 S: 8 H: 0 LOB: 0 BB: 0 P: 12 | R: 0 E: 0 K: 1 S: 9 H: 1 LOB: 1 BB: 0 P: 18 | R: 0 E: 0 K: 0 S: 7 H: 0 LOB: 0 BB: 0 P: 10 | R: 0 E: 0 K: 1 S: 6 H: 0 LOB: 0 BB: 0 P: 7 | R: 0 E: 0 K: 0 S: 9 H: 1 LOB: 1 BB: 0 P: 15 | R: 0 E: 0 K: 2 S: 12 H: 1 LOB: 2 BB: 1 P: 20 | R: 0 E: 0 K: 1 S: 10 H: 1 LOB: 2 BB: 1 P: 18 | R: 0 E: 0 K: 0 S: 6 H: 0 LOB: 0 BB: 0 P: 8 | R: 0 E: 0 K: 1 S: 5 H: 0 LOB: 0 BB: 1 P: 11 | 1B: 3 2B: 1 3B: 0 HR: 0 | SF: 0 SAC: 0 DP: 1 HBP: 0 | | | | | | |

| | AB | 30 |
|---|---|---|
| | R | 0 |
| | H | 4 |
| | RBI | 0 |
| | BB | 3 |
| | SO | 7 |
| | LOB | 14 |

WP: 0 PB: 0 SB: 1 CS: 0 PA: 33

| PITCHER | | IP | WLS | BF | H | R | ER | SO | BB | IBB | HBP | BLK | WP | HR | S | P | ERA | WHIP |
|---|---|---|---|---|---|---|---|---|---|---|---|---|---|---|---|---|---|---|
| 56 Mark Buehrle, L<br>ERA: 4.53 | (1, 1) | 7.0 | W | 27 | 4 | 0 | 0 | 6 | 2 | 0 | 0 | 0 | 0 | 0 | 61 | 100 | 0.00 | 0.857 |
| Jon Adkins, R<br>ERA: 3.18 | (8, 1) | 2.0 | | 6 | 0 | 0 | 0 | 1 | 1 | 0 | 0 | 0 | 0 | 0 | 11 | 19 | 0.00 | 0.500 |

| PITCHER | IP | WLS | BF | H | R | ER | SO | BB | IBB | HBP | BLK | WP | HR | S | P | ERA | WHIP |
|---|---|---|---|---|---|---|---|---|---|---|---|---|---|---|---|---|---|

# Baltimore Orioles @ Chicago White Sox

U.S. Cellular Field, Chicago, IL

Tue May 11 2004, 8:05 PM EDT

Att. 20,400 - Unknown - 82 F

## BOTTOM

| Batter | 1 | 2 | 3 | 4 | 5 | 6 | 7 | 8 | 9 | AB | R | H | RBI | BB | SO | LOB |
|---|---|---|---|---|---|---|---|---|---|---|---|---|---|---|---|---|
| Willie Harris, L (1, 4)<br>OBP: 0.376, SLG: 0.398 | 4-2 1B 2B BB | 2-1 ① G3 1-2 | | 1-0 G3-1 1B 2B | | 0-1 HR 1B | 2-2 BB 1B 1-2 2-H 1B | 1-0 1B | | 5 | 4 | 4 | 1 | 1 | 0 | 1 |
| Jose Valentin, S (1, 6)<br>OBP: 0.348, SLG: 0.583 | 0-0 2B 1-2 FC5-2 1B | 0-0 ② G3-1 2-3 | | 0-0 ① G3-1 2-3 | | 1-1 1-H HR | 4-1 1B 1-2 2-3 HR BB | 0-3 ③ K | | 5 | 2 | 2 | 2 | 1 | 1 | 3 |
| Magglio Ordonez, R (1, 9)<br>OBP: 0.360, SLG: 0.553<br>Aaron Rowand, R (7, PR)<br>OBP: 0.288, SLG: 0.419 (8, 8) | 0-0 FC5-2 1-3 2-H 1B 2B | 0-0 3-H 2B | | 0-1 BLK 3-H 1B | | 2-3 ② K | 0-2 HR 1-3 2-H 3-H 1B | | | 5<br>0 | 1<br>1 | 4<br>0 | 5<br>0 | 0<br>0 | 1<br>0 | 0<br>0 |
| Frank Thomas, R (1, 10)<br>OBP: 0.451, SLG: 0.533 | 4-1 FC5-2 1B BB | 2-3 ③ K | | 2-3 ② K 1-2 | | 3-3 ③ K | 2-2 1-H 3-H HR | | | 4 | 2 | 1 | 3 | 1 | 3 | 2 |
| Carlos Lee, R (1, 7)<br>OBP: 0.349, SLG: 0.404 | 2-1 ① FC5-2 1B 1-2 2-3 3-Hf | | 2-3 ① K | 1-0 ③ F8 | | | P6 F9 | | | 5 | 0 | 0 | 0 | 0 | 1 | 5 |
| Ross Gload, L (1, 3)<br>OBP: 0.324, SLG: 0.281<br>Jamie Burke, R (7, PH) (8, 3) | 1-0 FC4-6 1-3 2-H 3-H 1B | 0-0 ② L9 | | 1-1 ① F7 | | | 4-0 5 1B 2B BB 4-2 BB | | | 3<br>0 | 1<br>0 | 1<br>0 | 2<br>0 | 1<br>1 | 0<br>0 | 0<br>0 |
| 5 Juan Uribe, R (1, 5)<br>OBP: 0.422, SLG: 0.570 | 0-2 ② P4 | 2-1 1B 1B | | 0-0 ② P5 | | | 0-1 2B 1-2 1B 2-3 ③ K | | | 5 | 1 | 2 | 0 | 0 | 1 | 3 |
| Timo Perez, L (1, 8)<br>OBP: 0.283, SLG: 0.341 (8, 9) | 1-0 ③ FC4-6 1-2f | 1 SAFE 0-1 1-2 1B | | 1-1 ③ G3 | | | 3-1 1-3 2-H 1B 2B | 1-0 G4-6-3 1B | | 5 | 1 | 3 | 1 | 0 | 0 | 2 |
| Sandy Alomar Jr., R (1, 2)<br>OBP: 0.283, SLG: 0.395 | | 3-2 G3-1 G3 2B 1B | 1-3 ③ K | | | 1-3 ① K | 0-1 BB 1B 3-H 1B | 2-1 ① ② G4-6-3 1-2f | | 5 | 2 | 2 | 1 | 0 | 2 | 3 |
| Inning Stats | R: 3 H: 3<br>E: 0 LOB: 2<br>K: 0 BB: 2<br>S: 12 P: 24 | R: 1 H: 2<br>E: 0 LOB: 1<br>K: 1 BB: 0<br>S: 10 P: 17 | R: 0 H: 2<br>E: 0 LOB: 2<br>K: 2 BB: 0<br>S: 13 P: 18 | R: 1 H: 2<br>E: 0 LOB: 1<br>K: 1 BB: 0<br>S: 8 P: 12 | R: 0 H: 0<br>E: 0 LOB: 0<br>K: 0 BB: 0<br>S: 5 P: 7 | R: 2 H: 2<br>E: 0 LOB: 0<br>K: 3 BB: 0<br>S: 18 P: 25 | R: 8 H: 6<br>E: 0 LOB: 1<br>K: 1 BB: 3<br>S: 28 P: 51 | R: 0 H: 2<br>E: 0 LOB: 1<br>K: 1 BB: 0<br>S: 8 P: 12 | | 1B: 13 SF: 0<br>2B: 4 SAC: 0<br>3B: 0 DP: 1<br>HR: 2 HBP: 0 | | | | | | |

livebaseballscorecards.com

| | |
|---|---|
| AB | 42 |
| R | 15 |
| H | 19 |
| RBI | 15 |
| BB | 5 |
| SO | 9 |
| LOB | 19 |

WP: 0 PA: 47
PB: 0
SB: 0
CS: 0

| PITCHER | | IP | WLS | BF | H | R | ER | SO | BB | IBB | HBP | BLK | WP | HR | S | P | ERA | WHIP |
|---|---|---|---|---|---|---|---|---|---|---|---|---|---|---|---|---|---|---|
| Sidney Ponson, R<br>ERA: 6.8 | (1, 1) | 6.0 | L | 31 | 11 | 7 | 7 | 7 | 2 | 0 | 0 | 1 | 0 | 1 | 66 | 103 | 10.50 | 2.167 |
| Rick Bauer, R<br>ERA: 6.75 | (7, 1) | 0.1 | | 8 | 5 | 7 | 7 | 0 | 2 | 0 | 0 | 0 | 0 | 0 | 15 | 28 | 189.00 | 21.000 |
| John Parrish, L<br>ERA: 4.91 | (7, 1) | 1.2 | | 8 | 3 | 1 | 1 | 2 | 1 | 0 | 0 | 0 | 0 | 1 | 21 | 35 | 5.40 | 2.400 |

| PITCHER | IP | WLS | BF | H | R | ER | SO | BB | IBB | HBP | BLK | WP | HR | S | P | ERA | WHIP |
|---|---|---|---|---|---|---|---|---|---|---|---|---|---|---|---|---|---|

# Baltimore Orioles @ Chicago White Sox

U.S. Cellular Field, Chicago, IL

Thu May 13 2004, 2:05 PM EDT

Overcast - 72 F

TOP

livebaseballscorecards.com

| Batter | 1 | 2 | 3 | 4 | 5 | 6 | 7 | 8 | 9 | AB | R | H | RBI | BB | SO | LOB |
|---|---|---|---|---|---|---|---|---|---|---|---|---|---|---|---|---|
| 1 Brian Roberts, S (1, 4)<br>OBP: 0.363, SLG: 0.409 | 1-2 6 E 6 S 6 1B 1B | | 2-2 L4 | | | 2-2 F9 | | 1-2 G1-3 | | 4 | 1 | 1 | 0 | 0 | 0 | 0 |
| 6 Melvin Mora, R (1, 5)<br>OBP: 0.460, SLG: 0.542 | 1 SAFE 1 SAFE 1-2 10 G5-4-3 1-H 1B | | | 4-2 10 L4-3 BB | | 1-1 10 1B 1B | | 1-0 G5-3 | | 3 | 0 | 2 | 1 | 1 | 0 | 0 |
| 10 Miguel Tejada, R (1, 6)<br>OBP: 0.381, SLG: 0.483 | 1 SAFE 1 SAFE 2-2 1 SAFE G5-4-3 1-2f | | | 0-1 L4-3 1-1 | | 1-1 1-2 1B | | 0-0 G4-3 | | 4 | 0 | 1 | 0 | 0 | 0 | 2 |
| Rafael Palmeiro, L (1, 3)<br>OBP: 0.409, SLG: 0.434 | 2-1 P5 | | | 2-3 K | | 1-1 F8 | | | 2-0 G4-1 | 4 | 0 | 0 | 0 | 0 | 1 | 2 |
| Javy Lopez, R (1, 2)<br>OBP: 0.409, SLG: 0.518 | | 0-1 G4-6-3 1B | | | 2-2 G4-3 1B | 3-2 G5-3 | | | 2-2 E1 FC3-6 | 4 | 0 | 2 | 0 | 0 | 0 | 2 |
| B.J. Surhoff, L (1, 10)<br>OBP: 0.361, SLG: 0.377<br>Jerry Hairston, R (9, PR)<br>OBP: 0.333, SLG: 0.333 | | 1-1 G4-6-3 1-2f | | | 2-1 G4-3 1-2 | | 1-2 F9 | | 0-2 FC3-6 1-2f | 4<br>0 | 0<br>0 | 0<br>0 | 0<br>0 | 0<br>0 | 0<br>0 | 3<br>0 |
| 31 Jay Gibbons, L (1, 9)<br>OBP: 0.323, SLG: 0.377 | | 1-2 F9 | | | 4-2 BB | | 0-0 F8 | | 1-0 G4-3 | 3 | 0 | 0 | 0 | 1 | 0 | 1 |
| Luis Matos, R (1, 8)<br>OBP: 0.264, SLG: 0.250 | | | 1-0 G5-3 | | 2-2 F7 | | 4-2 BB | | | 2 | 0 | 0 | 0 | 1 | 0 | 2 |
| Larry Bigbie, L (1, 7)<br>OBP: 0.304, SLG: 0.433 | | | 0-0 G3 | | 3-2 G3 | | 1-2 G4-3 | | | 3 | 0 | 0 | 0 | 0 | 0 | 3 |

| | | | | | | | | | |
|---|---|---|---|---|---|---|---|---|---|
| AB | 31 | 1B: 6 | SF: 0 | WP: 0 | PA: 34 |
| R | 1 | 2B: 1 | SAC: 0 | PB: 0 | |
| H | 6 | 3B: 0 | DP: 3 | SB: 1 | |
| RBI | 1 | HR: 0 | HBP: 0 | CS: 0 | |
| BB | 3 | | | | |
| SO | 1 | | | | |
| LOB | 15 | | | | |

| Inning Stats | 1 | 2 | 3 | 4 | 5 | 6 | 7 | 8 | 9 |
|---|---|---|---|---|---|---|---|---|---|
| | R: 1 E: 0 K: 0 S: 14 | R: 0 E: 0 K: 0 S: 7 | R: 0 E: 0 K: 0 S: 5 | R: 0 E: 0 K: 1 S: 8 | R: 0 E: 0 K: 0 S: 17 | R: 0 E: 0 K: 0 S: 17 | R: 0 E: 0 K: 0 S: 10 | R: 0 E: 0 K: 0 S: 6 | R: 0 E: 1 K: 0 S: 9 |
| | H: 2 LOB: 0 BB: 0 P: 20 | H: 1 LOB: 0 BB: 0 P: 9 | H: 0 LOB: 0 BB: 0 P: 8 | H: 0 LOB: 0 BB: 1 P: 14 | H: 1 LOB: 2 BB: 1 P: 30 | H: 2 LOB: 2 BB: 0 P: 25 | H: 0 LOB: 1 BB: 1 P: 16 | H: 0 LOB: 0 BB: 0 P: 8 | H: 0 LOB: 1 BB: 0 P: 14 |

| PITCHER | | IP | WLS | BF | H | R | ER | SO | BB | IBB | HBP | BLK | WP | HR | S | P | ERA | WHIP |
|---|---|---|---|---|---|---|---|---|---|---|---|---|---|---|---|---|---|---|
| Jon Garland, R<br>ERA: 3.97 | (1, 1) | 7.0 | L | 27 | 6 | 1 | 1 | 1 | 3 | 0 | 0 | 0 | 0 | 0 | 78 | 122 | 1.29 | 1.286 |
| Neal Cotts, L<br>ERA: 2.45 | (8, 1) | 2.0 | | 7 | 0 | 0 | 0 | 0 | 0 | 0 | 0 | 0 | 0 | 0 | 15 | 22 | 0.00 | 0.000 |

| PITCHER | IP | WLS | BF | H | R | ER | SO | BB | IBB | HBP | BLK | WP | HR | S | P | ERA | WHIP |
|---|---|---|---|---|---|---|---|---|---|---|---|---|---|---|---|---|---|

| Batter | 1 | 2 | 3 | 4 | 5 | 6 | 7 | 8 | 9 | AB | R | H | RBI | BB | SO | LOB |
|---|---|---|---|---|---|---|---|---|---|---|---|---|---|---|---|---|
| Willie Harris, L (1, 4)<br>OBP: 0.363, SLG: 0.382 | M C B F B B S<br>3-3 K ① | | B X<br>1-0 F8 ① | | | C X<br>0-1 G3 ① | C S<br>0-3 K ③ | | | 4 | 0 | 0 | 0 | 0 | 2 | 3 |
| Carlos Lee, R (1, 7)<br>OBP: 0.338, SLG: 0.389 | F F B B X<br>2-2 F9 ② | | B 1 SAFE B X<br>2-0 FC5-4 ②<br>1-2f | | | C S B X<br>1-2 F8 ② | | F F B S<br>1-3 K ① | | 4 | 0 | 0 | 0 | 0 | 1 | 1 |
| Ross Gload, L (1, 9)<br>OBP: 0.341, SLG: 0.306 | B B F F X<br>2-2 BB 1B | | X<br>0-0 F7 ③ | | | B C X<br>1-1 BB 1B | | B B C C X<br>2-2 G4-3 ② | | 4 | 0 | 2 | 0 | 0 | 0 | 1 |
| Frank Thomas, R (1, 10)<br>OBP: 0.452, SLG: 0.521 | B B C B B<br>4-1 1-2 BB | | | X<br>0-0 F9 ① | | B B B C B<br>4-1 1-2 BB | | X<br>0-0 F9 ③ | | 2 | 0 | 0 | 0 | 2 | 0 | 0 |
| Jose Valentin, S (1, 6)<br>OBP: 0.329, SLG: 0.547 | C B B S F C<br>2-3 K ③ | | | B B B C F F F X<br>3-2 F9 ② | | B B X<br>2-0 G3 ③ | | | C B F S<br>1-3 K ① | 4 | 0 | 0 | 0 | 0 | 2 | 4 |
| 14 Paul Konerko, R (1, 3)<br>OBP: 0.320, SLG: 0.407 | | B X<br>1-0 G6-3 ① | | F B B B X<br>3-1 G5-3 ③ | | | X<br>0-0 G6-3 ① | | C B B X<br>2-1 P3 ② | 4 | 0 | 0 | 0 | 0 | 0 | 0 |
| 5 Juan Uribe, R (1, 5)<br>OBP: 0.411, SLG: 0.553<br>Magglio Ordonez, R (9, PH)<br>OBP: 0.358, SLG: 0.548 | | L S F X<br>0-2 G6-3 ② | | | B B F F F X<br>2-2 F9 ① | | C F X<br>0-2 G4-3 ② | | B F F B B B X<br>3-2 G4-3 ③ | 3<br>1 | 0<br>0 | 0<br>0 | 0<br>0 | 0<br>0 | 0<br>0 | 0<br>0 |
| Timo Perez, L (1, 8)<br>OBP: 0.286, SLG: 0.326 | | C B B C C<br>2-3 K ③ | | | C X<br>0-1 F8 ② | | B B B B<br>4-0 1B BB | | | 2 | 0 | 0 | 0 | 1 | 1 | 0 |
| Sandy Alomar Jr., R (1, 2)<br>OBP: 0.306, SLG: 0.400<br>Miguel Olivo, R (7, PR)<br>OBP: 0.364, SLG: 0.550 (8, 2) | | | B B B B<br>4-0 FC5-4 BB | | B C X<br>1-1 L6 ③ | | B S F<br>1 SAFE<br>1 SAFE<br>P X<br>2-2 1-3 1B | | | 2<br>0 | 0<br>0 | 1<br>0 | 0<br>0 | 1<br>0 | 0<br>0 | 0<br>0 |
| Inning Stats | R: 0 H: 1<br>E: 0 LOB: 2<br>K: 2 BB: 1<br>S: 15 P: 28 | R: 0 H: 0<br>E: 0 LOB: 0<br>K: 1 BB: 0<br>S: 8 P: 11 | R: 0 H: 0<br>E: 0 LOB: 1<br>K: 0 BB: 1<br>S: 3 P: 10 | R: 0 H: 0<br>E: 0 LOB: 0<br>K: 0 BB: 0<br>S: 8 P: 14 | R: 0 H: 0<br>E: 0 LOB: 0<br>K: 0 BB: 0<br>S: 8 P: 11 | R: 0 H: 1<br>E: 0 LOB: 2<br>K: 0 BB: 1<br>S: 9 P: 17 | R: 0 H: 1<br>E: 0 LOB: 2<br>K: 1 BB: 1<br>S: 11 P: 16 | R: 0 H: 0<br>E: 0 LOB: 0<br>K: 1 BB: 0<br>S: 7 P: 10 | R: 0 H: 0<br>E: 0 LOB: 0<br>K: 1 BB: 0<br>S: 8 P: 14 | 1B: 3<br>2B: 0<br>3B: 0<br>HR: 0 | SF: 0<br>SAC: 0<br>DP: 0<br>HBP: 0 | | | WP: 0<br>PB: 0<br>SB: 0<br>CS: 0 | PA: 34 | | |

| PITCHER | | IP | WLS | BF | H | R | ER | SO | BB | IBB | HBP | BLK | WP | HR | S | P | ERA | WHIP |
|---|---|---|---|---|---|---|---|---|---|---|---|---|---|---|---|---|---|---|
| 40 Daniel Cabrera, R<br>ERA: | (1, 1) | 6.0 | W | 23 | 2 | 0 | 0 | 3 | 3 | 0 | 0 | 0 | 0 | 0 | 51 | 91 | 0.00 | 0.833 |
| Rodrigo Lopez, R<br>ERA: 0.33 | (7, 1) | 2.0 | H | 8 | 1 | 0 | 0 | 2 | 1 | 0 | 0 | 0 | 0 | 0 | 18 | 26 | 0.00 | 1.000 |
| Jorge Julio, R<br>ERA: 1.69 | (9, 1) | 1.0 | S | 3 | 0 | 0 | 0 | 1 | 0 | 0 | 0 | 0 | 0 | 0 | 8 | 14 | 0.00 | 0.000 |

| PITCHER | IP | WLS | BF | H | R | ER | SO | BB | IBB | HBP | BLK | WP | HR | S | P | ERA | WHIP |
|---|---|---|---|---|---|---|---|---|---|---|---|---|---|---|---|---|---|

# BOTTOM

# Baltimore Orioles @ Chicago White Sox

U.S. Cellular Field, Chicago, IL

Thu May 13 2004, 2:05 PM EDT

Overcast - 72 F

livebaseballscorecards.com

| | |
|---|---|
| AB | 30 |
| R | 0 |
| H | 3 |
| RBI | 0 |
| BB | 4 |
| SO | 6 |
| LOB | 9 |

# Baltimore Orioles @ Chicago White Sox

U.S. Cellular Field, Chicago, IL

Thu May 13 2004, 2:10 PM EDT

Att. 18,324 - Unknown - 77 F

TOP

livebaseballscorecards.com

| Batter | 1 | 2 | 3 | 4 | 5 | 6 | 7 | 8 | 9 | AB | R | H | RBI | BB | SO | LOB |
|---|---|---|---|---|---|---|---|---|---|---|---|---|---|---|---|---|
| Jerry Hairston, R (1, 4)<br>OBP: 0.250, SLG: 0.625 | 0-2 F7 | | 1-2 F8 | | 0-0 1-H HR | | 1-2 G4-3 | | 1-1 1-2 G5-3 | 5 | 1 | 1 | 2 | 0 | 0 | 1 |
| 6 Melvin Mora, R (1, 5)<br>OBP: 0.451, SLG: 0.553 | 1-0 F9 | | | 0-1 G5-3 | 3-2 HR | | 2-1 G6-3 | | 3-2 F8 | 5 | 1 | 1 | 1 | 0 | 0 | 1 |
| 10 Miguel Tejada, R (1, 6)<br>OBP: 0.385, SLG: 0.492 | 1-0 F9 | | | 2-0 F8 | 2-2 2B | | 3-2 1B | | | 4 | 0 | 2 | 0 | 0 | 0 | 0 |
| Rafael Palmeiro, L (1, 3)<br>OBP: 0.418, SLG: 0.463 | | 1-0 HR | | 4-2 1B BB | 4-2 BB | | 2-1 F8 | | | 2 | 1 | 1 | 1 | 2 | 0 | 1 |
| Javy Lopez, R (1, 10)<br>OBP: 0.405, SLG: 0.508 | | 0-0 G6-3 | | 0-2 1-2 1B | 0-0 F8 | | | 3-2 G5-3 | | 4 | 0 | 1 | 0 | 0 | 0 | 2 |
| 31 Jay Gibbons, L (1, 9)<br>OBP: 0.313, SLG: 0.364 | | 1-1 G3-1 | | 2-1 F8 | 0-2 P5 | | | 1-3 K | | 4 | 0 | 0 | 0 | 0 | 1 | 4 |
| Luis Matos, R (1, 8)<br>OBP: 0.264, SLG: 0.276 | | 1-2 G4-3 | | | 1-1 HR | 0-1 F8 | | 2-1 P4 | | 4 | 1 | 1 | 1 | 0 | 0 | 0 |
| Larry Bigbie, L (1, 7)<br>OBP: 0.311, SLG: 0.430 | | | 2-2 G4-3 | | 1-1 HR 1B | 0-2 G6-3 | | | 4-2 G5-3 BB | 3 | 1 | 1 | 0 | 1 | 0 | 0 |
| Keith Osik, R (1, 2)<br>OBP: 0.091, SLG: 0.091 | | | 3-1 P4 | | 1-3 B 1 SAFE K | 0-1 P4 | | | 0-3 K | 3 | 0 | 0 | 0 | 0 | 1 | 1 |
| 1 Brian Roberts, S (9, PH)<br>OBP: 0.361, SLG: 0.406 | | | | | | | | | | 1 | 0 | 0 | 0 | 0 | 1 | 1 |

| | AB | 35 |
|---|---|---|
| | R | 5 |
| | H | 8 |
| | RBI | 5 |
| | BB | 3 |
| | SO | 3 |
| | LOB | 11 |

| Inning Stats | 1 | 2 | 3 | 4 | 5 | 6 | 7 | 8 | 9 |
|---|---|---|---|---|---|---|---|---|---|
| | R: 0 E: 0 K: 0 S: 5 | H: 0 LOB: 0 BB: 0 P: 7 | R: 1 E: 0 K: 0 S: 7 | H: 1 LOB: 0 BB: 0 P: 10 | R: 0 E: 0 K: 0 S: 9 | H: 0 LOB: 0 BB: 0 P: 15 | R: 0 E: 0 K: 0 S: 10 | H: 1 LOB: 2 BB: 1 P: 18 | R: 4 E: 0 K: 1 S: 20 | H: 5 LOB: 2 BB: 1 P: 32 | R: 0 E: 0 K: 0 S: 7 | H: 0 LOB: 0 BB: 0 P: 7 | R: 0 E: 0 K: 0 S: 12 | H: 1 LOB: 1 BB: 0 P: 20 | R: 0 E: 0 K: 1 S: 10 | H: 0 LOB: 0 BB: 0 P: 16 | R: 0 E: 0 K: 1 S: 12 | H: 0 LOB: 1 BB: 1 P: 20 |

| | 1B: 3 | SF: 0 |
|---|---|---|
| | 2B: 1 | SAC: 0 |
| | 3B: 0 | DP: 0 |
| | HR: 4 | HBP: 0 |

| | WP: 0 | PA: 38 |
|---|---|---|
| | PB: 0 | |
| | SB: 0 | |
| | CS: 0 | |

| PITCHER | | IP | WLS | BF | H | R | ER | SO | BB | IBB | HBP | BLK | WP | HR | S | P | ERA | WHIP |
|---|---|---|---|---|---|---|---|---|---|---|---|---|---|---|---|---|---|---|
| Felix Diaz, R<br>ERA: 10.38 | (1, 1) | 4.1 | | 20 | 6 | 5 | 5 | 1 | 1 | 0 | 0 | 0 | 0 | 4 | 42 | 67 | 10.38 | 1.615 |
| Michael Jackson, R<br>ERA: 3.46 | (5, 1) | 1.2 | W | 7 | 1 | 0 | 0 | 0 | 1 | 0 | 0 | 0 | 0 | 0 | 16 | 22 | 0.00 | 1.200 |
| Shingo Takatsu, R<br>ERA: 2.45 | (7, 1) | 0.2 | H | 3 | 1 | 0 | 0 | 0 | 0 | 0 | 0 | 0 | 0 | 0 | 10 | 16 | 0.00 | 1.500 |
| Damaso Marte, L<br>ERA: 2.4 | (7, 1) | 1.1 | H | 4 | 0 | 0 | 0 | 1 | 0 | 0 | 0 | 0 | 0 | 0 | 12 | 20 | 0.00 | 0.000 |
| Billy Koch, R<br>ERA: 5.02 | (9, 1) | 1.0 | S | 4 | 0 | 0 | 0 | 1 | 1 | 0 | 0 | 0 | 0 | 0 | 12 | 20 | 0.00 | 1.000 |

| PITCHER | IP | WLS | BF | H | R | ER | SO | BB | IBB | HBP | BLK | WP | HR | S | P | ERA | WHIP |
|---|---|---|---|---|---|---|---|---|---|---|---|---|---|---|---|---|---|

# Baltimore Orioles @ Chicago White Sox

U.S. Cellular Field, Chicago, IL

Thu May 13 2004, 2:10 PM EDT

Att. 18,324 - Unknown - 77 F

livebaseballscorecards.com

| Batter | 1 | 2 | 3 | 4 | 5 | 6 | 7 | 8 | 9 | AB | R | H | RBI | BB | SO | LOB |
|---|---|---|---|---|---|---|---|---|---|---|---|---|---|---|---|---|
| 5 Juan Uribe, R (1, 4)<br>OBP: 0.402, SLG: 0.546 | K | K | | | P6 | | BB<br>2B | G4-3 | | 5 | 0 | 1 | 0 | 0 | 2 | 2 |
| Carlos Lee, R (1, 7)<br>OBP: 0.343, SLG: 0.393 | 24 BB<br>14 WP<br>1B | F9<br>1B | | | F7 | | K | | | 4 | 1 | 2 | 0 | 0 | 1 | 1 |
| Magglio Ordonez, R (1, 9)<br>OBP: 0.369, SLG: 0.551 | 14 WP<br>24 BB<br>14<br>1B<br>1-2<br>1B | F9<br>1-2 | | | | 24 FC3-5<br>BB<br>1B | BB | | | 3 | 1 | 2 | 0 | 1 | 0 | 1 |
| Frank Thomas, R (1, 10)<br>OBP: 0.454, SLG: 0.510 | K | F8 | | | | 24 FC3-5<br>14 HR<br>1-2<br>BB | 24 FC5-4<br>1-2<br>2-3<br>BB | | | 2 | 1 | 0 | 0 | 2 | 1 | 3 |
| 24 Joe Crede, R (1, 5)<br>OBP: 0.279, SLG: 0.438 | 14 WP<br>14<br>1B<br>1-2<br>2-3<br>BB | G1-4-3 | | | | FC3-5<br>14 HR<br>1-2<br>2-3f | FC5-4<br>1-2f | | | 3 | 2 | 0 | 0 | 1 | 0 | 6 |
| 14 Paul Konerko, R (1, 3)<br>OBP: 0.333, SLG: 0.441<br>Ross Gload, L (8, PR)<br>OBP: 0.341, SLG: 0.306 (9, 3) | 1-H<br>2-H<br>3-H<br>1B | P2 | | | | 1-H<br>2-H<br>HR | F9<br>SH3-4<br>BB | | | 3<br>0 | 1<br>0 | 2<br>0 | 5<br>0 | 1<br>0 | 0<br>0 | 0<br>0 |
| Jose Valentin, S (1, 6)<br>OBP: 0.315, SLG: 0.522 | K | K | | | | P6 | SH3-4<br>1-2 | | | 3 | 0 | 0 | 0 | 0 | 2 | 1 |
| Aaron Rowand, R (1, 8)<br>OBP: 0.286, SLG: 0.403 | G6-3 | P3 | | | | B5-3 | IBB | | | 3 | 0 | 0 | 0 | 1 | 0 | 0 |
| Miguel Olivo, R (1, 2)<br>OBP: 0.343, SLG: 0.516 | G6-3 | | K | | | | K | F9<br>2-3 | | 4 | 0 | 0 | 0 | 0 | 2 | 2 |
| Inning Stats | R: 3 H: 3<br>E: 0 LOB: 1<br>K: 3 BB: 1<br>S: 22 P: 34 | R: 0 H: 0<br>E: 0 LOB: 0<br>K: 1 BB: 0<br>S: 7 P: 12 | R: 0 H: 1<br>E: 0 LOB: 1<br>K: 0 BB: 0<br>S: 7 P: 10 | R: 0 H: 0<br>E: 0 LOB: 0<br>K: 1 BB: 0<br>S: 7 P: 9 | R: 0 H: 0<br>E: 0 LOB: 0<br>K: 1 BB: 0<br>S: 8 P: 11 | R: 3 H: 2<br>E: 0 LOB: 0<br>K: 0 BB: 1<br>S: 12 P: 17 | R: 0 H: 1<br>E: 0 LOB: 3<br>K: 2 BB: 2<br>S: 14 P: 24 | R: 0 H: 0<br>E: 0 LOB: 2<br>K: 0 BB: 2<br>S: 10 P: 22 | | 1B: 5 SF: 0<br>2B: 1 SAC: 1<br>3B: 0 DP: 0<br>HR: 1 HBP: 0 | | | | | | |

| | |
|---|---|
| AB | 30 |
| R | 6 |
| H | 7 |
| RBI | 5 |
| BB | 6 |
| SO | 8 |
| LOB | 16 |

WP: 1 PA: 37
PB: 0
SB: 0
CS: 0

| PITCHER | | IP | WLS | BF | H | R | ER | SO | BB | IBB | HBP | BLK | WP | HR | S | P | ERA | WHIP |
|---|---|---|---|---|---|---|---|---|---|---|---|---|---|---|---|---|---|---|
| 45 Erik Bedard, L<br>ERA: 5.64 | (1, 1) | 5.2 | L | 25 | 6 | 6 | 6 | 6 | 2 | 0 | 0 | 0 | 1 | 1 | 62 | 92 | 9.53 | 1.412 |
| Mike DeJean, R<br>ERA: 6.57 | (6, 1) | 1.1 | | 8 | 1 | 0 | 0 | 2 | 3 | 0 | 0 | 0 | 0 | 0 | 19 | 33 | 0.00 | 3.000 |
| B.J. Ryan, L<br>ERA: 1.8 | (8, 1) | 1.0 | | 4 | 0 | 0 | 0 | 0 | 0 | 1 | 0 | 0 | 0 | 0 | 6 | 14 | 0.00 | 0.000 |

| PITCHER | IP | WLS | BF | H | R | ER | SO | BB | IBB | HBP | BLK | WP | HR | S | P | ERA | WHIP |
|---|---|---|---|---|---|---|---|---|---|---|---|---|---|---|---|---|---|

| Batter | 1 | 2 | 3 | 4 | 5 | 6 | 7 | 8 | 9 | 10 | AB | R | H | RBI | BB | SO | LOB |
|---|---|---|---|---|---|---|---|---|---|---|---|---|---|---|---|---|---|
| David Eckstein, R (1, 6)<br>OBP: 0.291, SLG: 0.262 | 0-1 9 3B 3B | 1-1 9 HR HBP<br>1-2 2-3 3-H | 2-1 G6-3<br>1-2f | | 2-1 F8 | | | 4-2 9 CS BB | | 0-2 F7 | 4 | 2 | 1 | 1 | 1 | 0 | 2 |
| 9 Chone Figgins, S (1, 5)<br>(8, 8)<br>OBP: 0.390, SLG: 0.560 | 1-2 SF7 3B<br>3-H | 0-0 HR<br>1-H 2-H 3-H | 2-1 1B 1B | | | 2-2 G3-1 | | 3-2 CS 1B<br>1-2 | | 2-0 DI 1B<br>1-H | 6 | 2 | 5 | 6 | 0 | 0 | 0 |
| Jeff DaVanon, S (1, 8)<br>Shane Halter, R (8, 5)<br>OBP: 0.424, SLG: 0.510<br>OBP: 0.254, SLG: 0.354 | 0-0 SF7<br>3-H | 2-1 27 2B 1B<br>FC5-2-5-1-6-2 | 3-2 1B<br>1-3 | | | 2-1 F7 | | 2-3 K<br>1-2 | | 1-3 K<br>2-3 | 4<br>1 | 0<br>0 | 2<br>0 | 1<br>0 | 0<br>0 | 1<br>1 | 1<br>1 |
| 27 Vladimir Guerrero, R (1, 9)<br>OBP: 0.394, SLG: 0.580 | 0-0 F9 | 1-1 1B 2B<br>FC5-2-5-1-6-2<br>1-3 | 0-3 K | | | 1-0 FC5-4 1B | | | 2-3 K | | 5 | 1 | 2 | 0 | 0 | 2 | 2 |
| Jose Guillen, R (1, 7)<br>OBP: 0.395, SLG: 0.561 | 2-2 G5-3 | 0-0 FC5-2-5-1-6-2 1B<br>2-3 3-H | 3-2 G5-3 | | | 1-0 FC5-4<br>1-2f | | | 3-2 G5-3 | | 5 | 1 | 0 | 0 | 0 | 0 | 3 |
| Casey Kotchman, L (1, 3)<br>OBP: 0.318, SLG: 0.350 | F7<br>1B HBP | | L3 | | | | 0-0 G4-3 | | 3-1 1B | | 4 | 0 | 1 | 0 | 0 | 0 | 0 |
| Bengie Molina, R (1, 2)<br>OBP: 0.329, SLG: 0.500 | BB HBP 2B<br>1-3 2-H 3-H 1B | | 2-0 G6-3 | | | | 2-0 1B | | 0-1 P4 | | 5 | 1 | 3 | 2 | 0 | 0 | 1 |
| 39 Robb Quinlan, R (1, 10)<br>OBP: 0.273, SLG: 0.300 | HBP BB 9 HR HBP | G6-3 | 1-0 G6-3 | | | | 1-3 K | | | 2-2 G6-3 | 4 | 1 | 0 | 0 | 0 | 1 | 3 |
| Adam Kennedy, L (1, 4)<br>OBP: 0.318, SLG: 0.390 | 4-0 HBP 9 HR BB<br>1-2 2-3 | G6-3 BB | 0-1 G6-3 | | | | 3-2 G3 | | | 1-1 9 S 9 1B 1B | 3 | 2 | 1 | 0 | 2 | 0 | 1 |
| Inning Stats | R: 2 H: 2<br>E: 0 LOB: 0<br>K: 0 BB: 0<br>S: 10 P: 13 | R: 7 H: 5<br>E: 0 LOB: 2<br>K: 0 BB: 1<br>S: 18 P: 35 | R: 0 H: 2<br>E: 0 LOB: 2<br>K: 1 BB: 1<br>S: 15 P: 26 | R: 0 H: 0<br>E: 0 LOB: 0<br>K: 0 BB: 0<br>S: 5 P: 10 | R: 0 H: 0<br>E: 0 LOB: 0<br>K: 0 BB: 0<br>S: 5 P: 8 | R: 0 H: 1<br>E: 0 LOB: 1<br>K: 0 BB: 0<br>S: 7 P: 13 | R: 0 H: 1<br>E: 0 LOB: 1<br>K: 1 BB: 0<br>S: 8 P: 14 | R: 0 H: 1<br>E: 0 LOB: 0<br>K: 1 BB: 1<br>S: 9 P: 18 | R: 0 H: 1<br>E: 0 LOB: 1<br>K: 1 BB: 0<br>S: 13 P: 21 | R: 1 H: 2<br>E: 0 LOB: 1<br>K: 1 BB: 0<br>S: 12 P: 18 | 1B: 10 SF: 1<br>2B: 2 SAC: 0<br>3B: 2 DP: 1<br>HR: 1 HBP: 3 | | | | | | |

| PITCHER | | IP | WLS | BF | H | R | ER | SO | BB | IBB | HBP | BLK | WP | HR | S | P | ERA | WHIP |
|---|---|---|---|---|---|---|---|---|---|---|---|---|---|---|---|---|---|---|
| Kurt Ainsworth, R<br>ERA: 9.68 | (1, 1) | 1.1 | | 13 | 6 | 9 | 9 | 0 | 1 | 0 | 2 | 0 | 0 | 1 | 19 | 34 | 60.75 | 5.250 |
| Rick Bauer, R<br>ERA: 5.4 | (2, 1) | 4.2 | | 19 | 4 | 0 | 0 | 1 | 1 | 0 | 1 | 0 | 0 | 0 | 41 | 71 | 0.00 | 1.071 |
| John Parrish, L<br>ERA: 4.43 | (7, 1) | 2.0 | | 7 | 2 | 0 | 0 | 2 | 1 | 0 | 0 | 0 | 0 | 0 | 17 | 32 | 0.00 | 1.500 |
| Mike DeJean, R<br>ERA: 6.08 | (9, 1) | 1.0 | | 4 | 1 | 0 | 0 | 1 | 0 | 0 | 0 | 0 | 0 | 0 | 13 | 21 | 0.00 | 1.000 |
| Jorge Julio, R<br>ERA: 2.12 | (10, 1) | 1.0 | L | 5 | 2 | 1 | 1 | 1 | 0 | 0 | 0 | 0 | 0 | 0 | 12 | 18 | 9.00 | 2.000 |

| PITCHER | IP | WLS | BF | H | R | ER | SO | BB | IBB | HBP | BLK | WP | HR | S | P | ERA | WHIP |
|---|---|---|---|---|---|---|---|---|---|---|---|---|---|---|---|---|---|

# TOP

## Anaheim Angels @ Baltimore Orioles

Oriole Park at Camden Yards, Baltimore, MD

Fri May 14 2004, 7:35 PM EDT
Att. 38,232 - Cloudy - 90 F

livebaseballscorecards.com

| | |
|---|---|
| AB | 41 |
| R | 10 |
| H | 15 |
| RBI | 10 |
| BB | 3 |
| SO | 5 |
| LOB | 14 |

# Anaheim Angels @ Baltimore Orioles

Oriole Park at Camden Yards, Baltimore, MD

Fri May 14 2004, 7:35 PM EDT
Att. 38,232 - Cloudy - 90 F

livebaseballscorecards.com

## BOTTOM

| Batter | 1 | 2 | 3 | 4 | 5 | 6 | 7 | 8 | 9 | 10 | AB | R | H | RBI | BB | SO | LOB |
|---|---|---|---|---|---|---|---|---|---|---|---|---|---|---|---|---|---|
| 1 Brian Roberts, S (1, 4)<br>OBP: 0.362, SLG: 0.401 | F8 | | E5 | | 6 2B BB | | F7 | | 6 1B 10 1B 1B | | 4 | 2 | 1 | 0 | 1 | 0 | 0 |
| 6 Melvin Mora, R (1, 5)<br>OBP: 0.463, SLG: 0.591 | 10 BB BB | | K | | 10 1B 2B | | HR | | 10 S 10 1B 1B | | 4 | 3 | 3 | 2 | 1 | 1 | 1 |
| 10 Miguel Tejada, R (1, 6)<br>OBP: 0.392, SLG: 0.492 | SAFE SAFE G4-6-3 BB | | | F8 | HR 1B | | K | | WP 1B | | 4 | 1 | 2 | 3 | 1 | 1 | 0 |
| Rafael Palmeiro, L (1, 3)<br>OBP: 0.418, SLG: 0.482 | G4-6-3 | | | F7 | HR | | | F7 | WP IBB | | 4 | 1 | 1 | 2 | 1 | 0 | 2 |
| Javy Lopez, R (1, 2)<br>OBP: 0.404, SLG: 0.525 | | 31 4-6-3 BB | | HR | G4-3 | | | K | G6-3 | | 4 | 1 | 1 | 1 | 1 | 1 | 2 |
| 31 Jay Gibbons, L (1, 9)<br>OBP: 0.317, SLG: 0.366<br>José Bautista, R (10, PR)<br>OBP: 0.333, SLG: 0.250 | K | | | 1B | G4-3 | | G4-3 | | | FC1-6 1B | 5<br>0 | 0<br>0 | 2<br>0 | 0<br>0 | 0<br>0 | 1<br>0 | 1<br>0 |
| Luis Matos, R (1, 8)<br>OBP: 0.262, SLG: 0.298 | G1-4-6-3 | | | F9 | F8 | | | | HR | FC1-6 WP | 5 | 1 | 1 | 1 | 0 | 0 | 3 |
| Larry Bigbie, L (1, 7)<br>OBP: 0.303, SLG: 0.418<br>B.J. Surhoff, L (9, PH)<br>OBP: 0.349, SLG: 0.364<br>(10, 7) | | K | K | | K | K | | | F9 | F7 | 3<br>2 | 0<br>0 | 0<br>0 | 0<br>0 | 0<br>0 | 3<br>0 | 0<br>1 |
| Jerry Hairston, R (1, 10)<br>OBP: 0.154, SLG: 0.385 | | F7 | | K | | | G4-3 | | F8 | P4 | 5 | 0 | 0 | 0 | 0 | 1 | 2 |
| Inning Stats | R: 0 E: 0 K: 0 S: 7 H: 0 LOB: 1 BB: 2 P: 17 | R: 0 E: 0 K: 1 S: 6 H: 0 LOB: 0 BB: 1 P: 12 | R: 0 E: 1 K: 2 S: 10 H: 0 LOB: 1 BB: 0 P: 15 | R: 1 E: 0 K: 0 S: 10 H: 2 LOB: 1 BB: 0 P: 14 | R: 4 E: 0 K: 2 S: 17 H: 3 LOB: 0 BB: 1 P: 26 | R: 0 E: 0 K: 1 S: 8 H: 0 LOB: 0 BB: 0 P: 10 | R: 1 E: 0 K: 1 S: 11 H: 1 LOB: 0 BB: 0 P: 18 | R: 0 E: 0 K: 1 S: 6 H: 0 LOB: 0 BB: 0 P: 8 | R: 3 E: 0 K: 0 S: 21 H: 4 LOB: 2 BB: 1 P: 34 | R: 0 E: 0 K: 0 S: 7 H: 1 LOB: 2 BB: 0 P: 8 | 1B: 6 2B: 1 3B: 0 HR: 4 | SF: 0 SAC: 0 DP: 2 HBP: 0 | | WP: 2 PB: 0 SB: 1 CS: 0 | | PA: 45 | | |

| AB | 40 |
|---|---|
| R | 9 |
| H | 11 |
| RBI | 9 |
| BB | 5 |
| SO | 8 |
| LOB | 12 |

| PITCHER | | IP | WLS | BF | H | R | ER | SO | BB | IBB | HBP | BLK | WP | HR | S | P | ERA | WHIP |
|---|---|---|---|---|---|---|---|---|---|---|---|---|---|---|---|---|---|---|
| 40 Bartolo Colon, R<br>ERA: 4.59 | (1, 1) | 5.0 | | 23 | 5 | 5 | 5 | 5 | 4 | 0 | 0 | 0 | 0 | 2 | 50 | 84 | 9.00 | 1.800 |
| Kevin Gregg, R<br>ERA: 1.42 | (6, 1) | 2.0 | | 7 | 1 | 1 | 1 | 2 | 0 | 0 | 0 | 0 | 0 | 1 | 19 | 28 | 4.50 | 0.500 |
| Francisco Rodríguez, R<br>ERA: 0.47 | (8, 1) | 1.0 | H | 3 | 0 | 0 | 0 | 1 | 0 | 0 | 0 | 0 | 0 | 0 | 6 | 8 | 0.00 | 0.000 |
| Troy Percival, R<br>ERA: 4.26 | (9, 1) | 1.0 | W | 8 | 4 | 3 | 3 | 0 | 0 | 1 | 0 | 0 | 1 | 1 | 21 | 34 | 27.00 | 4.000 |
| 62 Scot Shields, R<br>ERA: 4.0 | (10, 1) | 1.0 | S | 4 | 1 | 0 | 0 | 0 | 0 | 0 | 0 | 0 | 1 | 0 | 7 | 8 | 0.00 | 1.000 |

| PITCHER | | IP | WLS | BF | H | R | ER | SO | BB | IBB | HBP | BLK | WP | HR | S | P | ERA | WHIP |
|---|---|---|---|---|---|---|---|---|---|---|---|---|---|---|---|---|---|---|

| Batter | 1 | 2 | 3 | 4 | 5 | 6 | 7 | 8 | 9 | AB | R | H | RBI | BB | SO | LOB |
|---|---|---|---|---|---|---|---|---|---|---|---|---|---|---|---|---|
| David Eckstein, R (1, 6)<br>OBP: 0.302, SLG: 0.270 | C B B F B X<br>3-2 F7 ① | | C 1 SAFE B 1 SAFE B C H<br>3-2 1-2 HBP | C F X<br>0-2 1B 9 1B 1-2 1B | | B F C X<br>1-2 E 1B | | C X<br>0-1 F7 ③ | | 4 | 1 | 2 | 0 | 0 | 0 | 0 |
| Alfredo Amezaga, S (1, 4)<br>OBP: 0.190, SLG: 0.150 | B L S X<br>1-2 G6-3 ② | | X<br>0-0 B2-6 ① ②<br>2-2f | X<br>0-0 9 1B 1-3 2-H 1B | | B 1 SAFE 1 SAFE B S F B C<br>3-3 K ②<br>1-2 | | | X<br>0-0 G5-3 ① | 5 | 1 | 1 | 1 | 0 | 1 | 3 |
| 9 Chone Figgins, S (1, 8)<br>OBP: 0.381, SLG: 0.542 | X<br>0-0 F8 ③ | | 1 SAFE B C B F F S<br>2-3 K ③ | C S X<br>0-2 27 1B 2-H 3-H 1B | | F B D B X<br>3-1 G4-3 ③ | | | B B B C C X<br>3-1 G6-3 ② | 5 | 0 | 1 | 2 | 0 | 1 | 2 |
| 27 Vladimir Guerrero, R (1, 9)<br>OBP: 0.406, SLG: 0.605 | | F B S B X<br>2-2 HR | | C X<br>0-2 2B 1B<br>X 0-0 1-3 FC6-4 1B | | | B B F B B<br>4-1 G4-3 G6-3 BB | | C F S<br>0-3 K ③ | 4 | 2 | 3 | 1 | 1 | 1 | 0 |
| Jose Guillen, R (1, 7)<br>OBP: 0.384, SLG: 0.544 | | B B X<br>2-0 F8 ① | | S 1 2 3 X F7<br>B C X 1-1 1-2f FC6-4 ③ | | | C B B B F X<br>3-2 1-2 G6-3 ① | | | 4 | 0 | 0 | 0 | 0 | 0 | 4 |
| Bengie Molina, R (1, 10)<br>OBP: 0.326, SLG: 0.500 | | B F B B F X<br>3-2 2B | | S C S<br>0-3 K ②<br>F B S B C<br>2-3 K ① | | | X<br>0-0 2-3 G4-3 ② | | | 4 | 0 | 1 | 0 | 0 | 2 | 2 |
| José Molina, R (1, 2)<br>OBP: 0.367, SLG: 0.534 | | X<br>0-0 F8 ② | | X<br>0-0 1-H HR 2B<br>S B B X<br>2-1 G6-3 ② | | | B X<br>1-0 F9 ③ | | | 4 | 1 | 1 | 1 | 0 | 0 | 2 |
| Shane Halter, R (1, 5)<br>OBP: 0.254, SLG: 0.391 | | B C B B X<br>3-1 G5-3 ③ | | B B F F D X<br>3-2 2-H HR<br>B C B X<br>2-1 F8 ③ | | | | C S B X<br>1-2 G5-3 ① | | 4 | 1 | 1 | 2 | 0 | 0 | 1 |
| 39 Robb Quinlan, R (1, 3)<br>OBP: 0.333, SLG: 0.308 | | | F X<br>0-1 B2-6 HBP 1B | B B B<br>4-0 1B 1B BB | | B C X<br>1-1 G3-1 ① | | B C F X<br>1-2 F8 ② | | 3 | 1 | 1 | 0 | 1 | 0 | 0 |
| Inning Stats | R: 0 E: 0 K: 0 S: 7<br>H: 0 LOB: 0 BB: 0 P: 11 | R: 1 E: 0 K: 0 S: 10<br>H: 2 LOB: 1 BB: 0 P: 20 | R: 0 E: 0 K: 1 S: 9<br>H: 1 LOB: 1 BB: 0 P: 14 | R: 6 E: 0 K: 1 S: 22<br>H: 7 LOB: 2 BB: 1 P: 33 | R: 0 E: 0 K: 1 S: 7<br>H: 0 LOB: 0 BB: 0 P: 13 | R: 0 E: 1 K: 1 S: 10<br>H: 1 LOB: 1 BB: 0 P: 18 | R: 0 E: 0 K: 0 S: 6<br>H: 0 LOB: 1 BB: 1 P: 14 | R: 0 E: 0 K: 0 S: 8<br>H: 0 LOB: 0 BB: 0 P: 10 | R: 0 E: 0 K: 1 S: 6<br>H: 0 LOB: 0 BB: 0 P: 9 | 1B: 7 2B: 3 3B: 0 HR: 2<br>SF: 0 SAC: 0 DP: 1 HBP: 1 | | | | | | |

# TOP

## Anaheim Angels @ Baltimore Orioles

Oriole Park at Camden Yards, Baltimore, MD

Sat May 15 2004, 7:05 PM EDT
Att. 40,275 - Unknown - 92 F

livebaseballscorecards.com

| | |
|---|---|
| AB | 37 |
| R | 7 |
| H | 11 |
| RBI | 7 |
| BB | 2 |
| SO | 5 |
| LOB | 14 |

| PITCHER | | IP | WLS | BF | H | R | ER | SO | BB | IBB | HBP | BLK | WP | HR | S | P | ERA | WHIP |
|---|---|---|---|---|---|---|---|---|---|---|---|---|---|---|---|---|---|---|
| Eric DuBose, L<br>ERA: 5.2 | (1, 1) | 3.2 | L | 22 | 10 | 7 | 7 | 2 | 1 | 0 | 1 | 0 | 0 | 2 | 46 | 75 | 17.18 | 3.000 |
| Darwin Cubillan, R<br>ERA: | (4, 1) | 3.1 | | 12 | 1 | 0 | 0 | 2 | 1 | 0 | 0 | 0 | 0 | 0 | 25 | 48 | 0.00 | 0.600 |
| Buddy Groom, L<br>ERA: 1.59 | (8, 1) | 2.0 | | 6 | 0 | 0 | 0 | 1 | 0 | 0 | 0 | 0 | 0 | 0 | 14 | 19 | 0.00 | 0.000 |

| PITCHER | IP | WLS | BF | H | R | ER | SO | BB | IBB | HBP | BLK | WP | HR | S | P | ERA | WHIP |
|---|---|---|---|---|---|---|---|---|---|---|---|---|---|---|---|---|---|

# Anaheim Angels @ Baltimore Orioles

Oriole Park at Camden Yards, Baltimore, MD

Sat May 15 2004, 7:05 PM EDT

Att. 40,275 - Unknown - 92 F

livebaseballscorecards.com

## BOTTOM

| Batter | 1 | 2 | 3 | 4 | 5 | 6 | 7 | 8 | 9 | AB | R | H | RBI | BB | SO | LOB |
|---|---|---|---|---|---|---|---|---|---|---|---|---|---|---|---|---|
| 1 Brian Roberts, S (1, 4)<br>OBP: 0.353, SLG: 0.390 | B C B B X 3-1 B1-3 ① | | C F 1 SAFE 1 SAFE 1 F S 0-3 K ② ③ 1-2 | | | X 0-0 G6-3 ① | | | C F X 0-2 G3 ① | 4 | 0 | 0 | 0 | 0 | 1 | 1 |
| 6 Melvin Mora, R (1, 5)<br>OBP: 0.464, SLG: 0.608 | C B B X 2-1 G5-3 ② | | | C B B F H 3-2 10 HR HBP | | C B X 1-1 F9 ② | | | C B B X 2-1 HR | 3 | 2 | 1 | 1 | 0 | 0 | 0 |
| 10 Miguel Tejada, R (1, 6)<br>OBP: 0.395, SLG: 0.523 | B X 1-0 2B | | | B C X 1-1 1-H HR | | C X 0-1 L6 ③ | | | C X 0-1 E5 2B 1B | 4 | 2 | 2 | 2 | 0 | 0 | 0 |
| Rafael Palmeiro, L (1, 3)<br>OBP: 0.413, SLG: 0.483 | B 2 SAFE D S X 2-1 G6-3 ③ | | | C B C X 1-2 F7 ① | | | C B C B F F C 2-3 K ① | | F B B X 2-1 1B 1-3 2B | 4 | 0 | 1 | 0 | 0 | 1 | 1 |
| Javy Lopez, R (1, 2)<br>OBP: 0.400, SLG: 0.516 | | C X 0-1 L7 ① | | B C X 1-1 G4-3 ② | | | B X 1-0 F9 ② | | S B X 1-1 G6-4-3 2-3 3-H 1B | 4 | 0 | 1 | 1 | 0 | 0 | 0 |
| Luis Matos, R (1, 8)<br>OBP: 0.254, SLG: 0.288 | | B X 1-0 F7 ② | | C B F F C 1-3 K ③ | | | B B C X 2-1 G5-3 ③ | | F F X 0-2 G6-4-3 ② ③ 1-2f | 4 | 0 | 0 | 0 | 0 | 1 | 2 |
| B.J. Surhoff, L (1, 10)<br>OBP: 0.333, SLG: 0.345 | | C F S 0-3 K ③ | | C F B C 1-3 K ① | | | F C B X 1-2 F7 ① | | | 3 | 0 | 0 | 0 | 0 | 2 | 0 |
| José Bautista, R (1, 9)<br>OBP: 0.333, SLG: 0.273 | | | B F F S X 1-2 FC4 1B | C B S X 1-2 P3 ② | | | B T S B X 2-2 P3 ② | | | 3 | 0 | 1 | 0 | 0 | 0 | 0 |
| Jerry Hairston, R (1, 7)<br>OBP: 0.125, SLG: 0.313 | | | B 1 SAFE B C F F X 2-2 FC4 1 CS ① 1-2f | C S B B X 2-2 G4-3 ③ | | | | B C B X 2-1 G5-3 ③ | | 3 | 0 | 0 | 0 | 0 | 0 | 1 |

| | AB | 32 |
|---|---|---|
| | R | 4 |
| | H | 6 |
| | RBI | 4 |
| | BB | 0 |
| | SO | 5 |
| | LOB | 5 |

| Inning Stats | 1 | 2 | 3 | 4 | 5 | 6 | 7 | 8 | 9 |
|---|---|---|---|---|---|---|---|---|---|
| | R: 0 E: 0 K: 0 S: 7 H: 1 LOB: 1 BB: 0 P: 15 | R: 0 E: 0 K: 1 S: 6 H: 0 LOB: 0 BB: 0 P: 7 | R: 0 E: 0 K: 1 S: 11 H: 1 LOB: 0 BB: 0 P: 14 | R: 2 E: 0 K: 1 S: 13 H: 1 LOB: 0 BB: 0 P: 20 | R: 0 E: 0 K: 1 S: 9 H: 0 LOB: 0 BB: 0 P: 13 | R: 0 E: 0 K: 0 S: 5 H: 0 LOB: 0 BB: 0 P: 6 | R: 0 E: 0 K: 1 S: 8 H: 0 LOB: 0 BB: 0 P: 13 | R: 0 E: 0 K: 0 S: 8 H: 0 LOB: 0 BB: 0 P: 13 | R: 2 E: 1 K: 0 S: 14 H: 3 LOB: 1 BB: 0 P: 19 |

| | 1B: 2 | SF: 0 | WP: 0 | PA: 33 |
|---|---|---|---|---|
| | 2B: 2 | SAC: 0 | PB: 0 | |
| | 3B: 0 | DP: 1 | SB: 0 | |
| | HR: 2 | HBP: 1 | CS: 1 | |

| PITCHER | | IP | WLS | BF | H | R | ER | SO | BB | IBB | HBP | BLK | WP | HR | S | P | ERA | WHIP |
|---|---|---|---|---|---|---|---|---|---|---|---|---|---|---|---|---|---|---|
| Jarrod Washburn, L<br>ERA: 4.68 | (1, 1) | 8.0 | W | 27 | 3 | 2 | 2 | 5 | 0 | 0 | 1 | 0 | 0 | 1 | 67 | 101 | 2.25 | 0.375 |
| Ben Weber, R<br>ERA: 7.02 | (9, 1) | 0.1 | | 4 | 2 | 2 | 1 | 0 | 0 | 0 | 0 | 0 | 0 | 1 | 9 | 13 | 27.00 | 6.000 |
| Troy Percival, R<br>ERA: 4.05 | (9, 1) | 0.2 | S | 2 | 1 | 0 | 0 | 0 | 0 | 0 | 0 | 0 | 0 | 0 | 5 | 6 | 0.00 | 1.500 |

| PITCHER | IP | WLS | BF | H | R | ER | SO | BB | IBB | HBP | BLK | WP | HR | S | P | ERA | WHIP |
|---|---|---|---|---|---|---|---|---|---|---|---|---|---|---|---|---|---|

# Anaheim Angels @ Baltimore Orioles

Oriole Park at Camden Yards, Baltimore, MD

Sun May 16 2004, 8:05 PM EDT

Att. 25,448 - Cloudy - 82 F

TOP

livebaseballscorecards.com

| Batter | 1 | 2 | 3 | 4 | 5 | 6 | 7 | 8 | 9 | AB | R | H | RBI | BB | SO | LOB |
|---|---|---|---|---|---|---|---|---|---|---|---|---|---|---|---|---|
| David Eckstein, R (1, 6) OBP: 0.301, SLG: 0.269 | F9 | | 9 1B 1B | | | G6-3 | | L7 | | 4 | 0 | 1 | 0 | 0 | 0 | 0 |
| 9 Chone Figgins, S (1, 8) OBP: 0.376, SLG: 0.530 | G6-3 | | 1-2 1B | | | K | | | F7 | 4 | 0 | 1 | 0 | 0 | 1 | 0 |
| Jeff DaVanon, S (1, 7) OBP: 0.400, SLG: 0.473 | G3 | | F7 | | | L7 | | | G4-3 | 4 | 0 | 0 | 0 | 0 | 0 | 2 |
| 27 Vladimir Guerrero, R (1, 9) OBP: 0.396, SLG: 0.589 | | G5-3 | | G5-3 | | | P5 | | E5 DI | 4 | 0 | 0 | 0 | 0 | 0 | 0 |
| Jose Guillen, R (1, 10) OBP: 0.381, SLG: 0.532 | | 1B BB | | G6-3 | | | K | | K 1-2 | 3 | 0 | 0 | 0 | 1 | 2 | 1 |
| Casey Kotchman, L (1, 3) OBP: 0.360, SLG: 0.391 | | 1-2 G4-3 1B | | G3-1 | | | 1B | | | 3 | 0 | 2 | 0 | 0 | 0 | 0 |
| Bengie Molina, R (1, 2) OBP: 0.322, SLG: 0.494 | | G4-3 1-2f | | | F8 | | F8 | | | 1 | 0 | 0 | 0 | 0 | 0 | 2 |
| José Molina, R (3, 2) OBP: 0.355, SLG: 0.517 | | | | | | | | | | 2 | 0 | 0 | 0 | 0 | 0 | 1 |
| Shane Halter, R (1, 5) OBP: 0.257, SLG: 0.389 | | | G3-6-1 1B | | K | | | G4-3 | | 3 | 0 | 1 | 0 | 0 | 1 | 0 |
| Adam Kennedy, L (1, 4) OBP: 0.311, SLG: 0.380 | | | 1 SAFE 1 SAFE G3-6-1 1-2f | | G3-1 | | | G3 | | 3 | 0 | 0 | 0 | 0 | 0 | 1 |

| | AB | 31 |
|---|---|---|
| | R | 0 |
| | H | 5 |
| | RBI | 0 |
| | BB | 1 |
| | SO | 4 |
| | LOB | 7 |

| Inning Stats | | | | | | | | | | | | | | | | | | |
|---|---|---|---|---|---|---|---|---|---|---|---|---|---|---|---|---|---|---|
| | R: 0 | H: 0 | R: 0 | H: 1 | R: 0 | H: 3 | R: 0 | H: 0 | R: 0 | H: 0 | R: 0 | H: 1 | R: 0 | H: 0 | R: 0 | H: 0 | 1B: 5 | SF: 0 | WP: 0 | PA: 32 |
| | E: 0 | LOB: 0 | E: 0 | LOB: 1 | E: 0 | LOB: 2 | E: 0 | LOB: 0 | E: 0 | LOB: 0 | E: 0 | LOB: 1 | E: 0 | LOB: 1 | E: 1 | LOB: 1 | 2B: 0 | SAC: 0 | PB: 0 | |
| | K: 0 | BB: 0 | K: 0 | BB: 1 | K: 0 | BB: 0 | K: 1 | BB: 0 | K: 0 | BB: 0 | K: 1 | BB: 0 | K: 0 | BB: 0 | K: 1 | BB: 0 | 3B: 0 | DP: 2 | SB: 0 | |
| | S: 8 | P: 12 | S: 5 | P: 10 | S: 6 | P: 11 | S: 5 | P: 9 | S: 6 | P: 7 | S: 8 | P: 14 | S: 11 | P: 14 | S: 9 | P: 13 | S: 12 | P: 15 | HR: 0 | HBP: 0 | CS: 0 | |

| PITCHER | | IP | WLS | BF | H | R | ER | SO | BB | IBB | HBP | BLK | WP | HR | S | P | ERA | WHIP |
|---|---|---|---|---|---|---|---|---|---|---|---|---|---|---|---|---|---|---|
| Sidney Ponson, R ERA: 5.69 | (1, 1) | 9.0 | W | 32 | 5 | 0 | 0 | 4 | 1 | 0 | 0 | 0 | 0 | 0 | 70 | 105 | 0.00 | 0.667 |

| PITCHER | IP | WLS | BF | H | R | ER | SO | BB | IBB | HBP | BLK | WP | HR | S | P | ERA | WHIP |
|---|---|---|---|---|---|---|---|---|---|---|---|---|---|---|---|---|---|

| Batter | 1 | 2 | 3 | 4 | 5 | 6 | 7 | 8 | 9 | AB | R | H | RBI | BB | SO | LOB |
|---|---|---|---|---|---|---|---|---|---|---|---|---|---|---|---|---|
| 1 Brian Roberts, S (1, 4)<br>OBP: 0.344, SLG: 0.379 | B B C F X<br>2-2 F9 ① | | F F F B F F B S<br>2-3 K ③ | | B C B B X<br>3-1 F8 ②<br>1-2<br>2-3 | | 1 SAFE<br>1 SAFE<br>P<br>1 SAFE<br>P<br>F<br>F<br>1 SAFE<br>B<br>3-2 X P5 ② | | | 4 | 0 | 0 | 0 | 0 | 1 | 3 |
| 6 Melvin Mora, R (1, 5)<br>OBP: 0.459, SLG: 0.594 | B X<br>1-0 G4-3 ② | | | B B B C B<br>4-1 10 CS BB | C S X<br>0-2 P4 ③ | | F B F F B S<br>2-3 K ③<br>1-2 | | | 3 | 0 | 0 | 0 | 1 | 1 | 3 |
| 10 Miguel Tejada, R (1, 6)<br>OBP: 0.391, SLG: 0.515 | C X<br>0-1 F8 ③ | | | B C S X<br>1-2 G4-3 ①②<br>1-2 | | X<br>0-0 G6-3 ① | | B C B F X<br>2-2 FC5-6 1B | | 4 | 0 | 1 | 0 | 0 | 0 | 1 |
| Rafael Palmeiro, L (1, 3)<br>OBP: 0.403, SLG: 0.467 | | S B X<br>1-1 F9 ① | | F B B B X<br>3-1 F8 ③ | | C B B C F F B X<br>3-2 F8 ② | | C X<br>0-1 FC5-6 31 FC3-6 1B E 1-2f ① | | 4 | 1 | 0 | 0 | 0 | 0 | 1 |
| Javy Lopez, R (1, 2)<br>OBP: 0.410, SLG: 0.523 | | C B X<br>1-1 P6 ② | | | B S B S B X<br>3-2 1B 31 1B E 1B | B S X<br>1-1 1B | | C X<br>0-1 31 FC3-6 1-2 1B ① | | 4 | 1 | 3 | 0 | 0 | 0 | 0 |
| 31 Jay Gibbons, L (1, 9)<br>OBP: 0.322, SLG: 0.370 | | X<br>0-0 1B | | | C F D F F X<br>1-2 E SF7 1B | F B B S X<br>2-2 G3 ③ | | B F F B X<br>2-2 FC3-6 E 1-2f 2-3 ② | | 4 | 1 | 2 | 0 | 0 | 0 | 3 |
| Luis Matos, R (1, 8)<br>OBP: 0.261, SLG: 0.302 | | B C 1 SAFE X<br>1-1 F7 ③ | | | L B 2 SAFE X<br>1-1 E5 1 F8 BB 1-3 2-H 1B | | C B X<br>1-1 G3 1B 2B | B B X<br>2-0 E5 1-2 3-H | | 4 | 1 | 2 | 0 | 0 | 0 | 2 |
| Larry Bigbie, L (1, 7)<br>OBP: 0.302, SLG: 0.407 | | | C B X<br>1-1 L7 ① | | B B B C B<br>4-1 1 F8 1-2 BB | | L F B X<br>1-2 G3 2-3 ① | B S X<br>1-1 G3 ③ | | 3 | 0 | 0 | 0 | 1 | 0 | 3 |
| Jerry Hairston, R (1, 10)<br>OBP: 0.158, SLG: 0.333 | | | C B B S F F X<br>2-2 P4 ② | | C X<br>0-1 SF7 3-H ① | | B X<br>1-0 6 WP 3-H 1B | | | 2 | 0 | 1 | 2 | 0 | 0 | 0 |
| Inning Stats | R: 0 E: 0 K: 0 S: 6<br>H: 0 LOB: 0 BB: 0 P: 9 | R: 0 E: 0 K: 0 S: 7<br>H: 1 LOB: 1 BB: 0 P: 10 | R: 0 E: 0 K: 1 S: 13<br>H: 0 LOB: 0 BB: 0 P: 18 | R: 0 E: 0 K: 0 S: 6<br>H: 0 LOB: 0 BB: 1 P: 14 | R: 2 E: 1 K: 0 S: 18<br>H: 3 LOB: 2 BB: 1 P: 30 | R: 0 E: 0 K: 0 S: 11<br>H: 1 LOB: 1 BB: 0 P: 17 | R: 1 E: 0 K: 1 S: 15<br>H: 2 LOB: 1 BB: 0 P: 21 | R: 1 E: 1 K: 0 S: 13<br>H: 2 LOB: 2 BB: 0 P: 20 | | 1B: 8 2B: 1 3B: 0 HR: 0<br>SF: 1 SAC: 0 DP: 0 HBP: 0 | | | | | | |

| PITCHER | | IP | WLS | BF | H | R | ER | SO | BB | IBB | HBP | BLK | WP | HR | S | P | ERA | WHIP |
|---|---|---|---|---|---|---|---|---|---|---|---|---|---|---|---|---|---|---|
| 45 Kelvim Escobar, R<br>ERA: 4.78 | (1, 1) | 6.1 | L | 27 | 7 | 3 | 3 | 1 | 2 | 0 | 0 | 0 | 0 | 0 | 67 | 107 | 4.26 | 1.421 |
| Kevin Gregg, R<br>ERA: 1.33 | (7, 1) | 1.2 | | 8 | 2 | 1 | 0 | 1 | 0 | 0 | 0 | 0 | 1 | 0 | 22 | 32 | 0.00 | 1.200 |

| PITCHER | IP | WLS | BF | H | R | ER | SO | BB | IBB | HBP | BLK | WP | HR | S | P | ERA | WHIP |
|---|---|---|---|---|---|---|---|---|---|---|---|---|---|---|---|---|---|

# BOTTOM

## Anaheim Angels @ Baltimore Orioles

Oriole Park at Camden Yards, Baltimore, MD

Sun May 16 2004, 8:05 PM EDT
Att. 25,448 - Cloudy - 82 F

livebaseballscorecards.com

| | |
|---|---|
| AB | 32 |
| R | 4 |
| H | 9 |
| RBI | 2 |
| BB | 2 |
| SO | 2 |
| LOB | 16 |

Orioles

WP: 1 PB: 0 SB: 0 CS: 1 PA: 35

| Batter | 1 | 2 | 3 | 4 | 5 | 6 | 7 | 8 | 9 | AB | R | H | RBI | BB | SO | LOB |
|---|---|---|---|---|---|---|---|---|---|---|---|---|---|---|---|---|
| 1 Brian Roberts, S (1, 4)<br>OBP: 0.352, SLG: 0.378 | 4-1 6 1B BB | 4-2 6 1B BB | | 1-0 F7 | | | 2-2 L7 | | 0-0 6 2B 2-3 3-H 1B | 3 | 0 | 1 | 1 | 2 | 0 | 0 |
| 6 Melvin Mora, R (1, 5)<br>OBP: 0.463, SLG: 0.601 | 1-2 10 2B 1-2 1B | 2-2 10 FC5-4 1-2 3-H 1B | | | 2-2 F9 | | 1-3 K | | 1-1 G5-3 1-3 3-H 2B | 5 | 1 | 3 | 2 | 0 | 1 | 0 |
| 10 Miguel Tejada, R (1, 6)<br>OBP: 0.385, SLG: 0.511 | 1-0 1-H 2B | 2-2 FC5-4 1-2f | | | 3-3 K | | 1-0 F7 | | 1-2 G3 | 5 | 0 | 1 | 1 | 0 | 1 | 4 |
| Rafael Palmeiro, L (1, 3)<br>OBP: 0.396, SLG: 0.452 | 1-0 P5 | | 1-0 F9 | | 2-1 L7 | | | 0-0 E1 31 1B | 4-0 IBB | 4 | 0 | 0 | 0 | 1 | 0 | 1 |
| Javy Lopez, R (1, 2)<br>OBP: 0.396, SLG: 0.504 | 3-2 G6-3 | | 2-0 F9 | | | 2-2 P2 | | 0-0 F8 | 0-0 G5-3 2-3f | 5 | 0 | 0 | 0 | 0 | 0 | 5 |
| 31 Jay Gibbons, L (1, 9)<br>OBP: 0.333, SLG: 0.377 | | 0-0 1B G4-3 1B | 4-1 BB | | | 2-0 P5 | | 2-1 G4-6-3 1-2 1B | | 3 | 1 | 2 | 0 | 1 | 0 | 0 |
| Luis Matos, R (1, 8)<br>OBP: 0.268, SLG: 0.316 | 2-2 G4-3 6 1B 1-3 1B | 3-3 K | | | | 0-1 HR 2B | | 0-1 G4-6-3 1-2f | | 4 | 2 | 2 | 0 | 0 | 1 | 3 |
| Larry Bigbie, L (1, 7)<br>OBP: 0.308, SLG: 0.431 | 2-2 G4-3 2-3 3-H | | 2-3 K | | | 2-1 HR 2-H | | | 4-1 SH 1 1B BB | 3 | 2 | 1 | 3 | 1 | 1 | 1 |
| Jerry Hairston, R (1, 10)<br>OBP: 0.136, SLG: 0.286 | 1-2 G1-3 | | 3-3 K | | | 2-2 L8 | | | 0-0 SH 1 1B 6 2B 1-3 | 3 | 1 | 0 | 0 | 0 | 1 | 1 |
| Inning Stats | R: 1 H: 2<br>E: 0 LOB: 1<br>K: 0 BB: 1<br>S: 13 P: 23 | R: 2 H: 3<br>E: 0 LOB: 2<br>K: 0 BB: 1<br>S: 21 P: 34 | R: 0 H: 0<br>E: 0 LOB: 1<br>K: 1 BB: 1<br>S: 7 P: 17 | R: 0 H: 0<br>E: 0 LOB: 0<br>K: 2 BB: 0<br>S: 7 P: 13 | R: 0 H: 0<br>E: 0 LOB: 0<br>K: 1 BB: 0<br>S: 8 P: 15 | R: 2 H: 2<br>E: 0 LOB: 0<br>K: 0 BB: 0<br>S: 13 P: 21 | R: 0 H: 0<br>E: 0 LOB: 0<br>K: 1 BB: 0<br>S: 8 P: 12 | R: 0 H: 1<br>E: 1 LOB: 1<br>K: 0 BB: 0<br>S: 6 P: 8 | R: 2 H: 2<br>E: 1 LOB: 2<br>K: 0 BB: 2<br>S: 10 P: 20 | 1B: 6 SF: 0<br>2B: 3 SAC: 1<br>3B: 0 DP: 2<br>HR: 1 HBP: 0 | | | | | | |

# TOP

## Baltimore Orioles @ Seattle Mariners

Safeco Field, Seattle, WA

Tue May 18 2004, 7:05 PM PDT

Att. 29,819 - Cloudy - 65 F

livebaseballscorecards.com

| | |
|---|---|
| AB | 35 |
| R | 7 |
| H | 10 |
| RBI | 7 |
| BB | 5 |
| SO | 5 |
| LOB | 15 |

| PITCHER | | IP | WLS | BF | H | R | ER | SO | BB | IBB | HBP | BLK | WP | HR | S | P | ERA | WHIP |
|---|---|---|---|---|---|---|---|---|---|---|---|---|---|---|---|---|---|---|
| Freddy Garcia, R<br>ERA: 2.89 | (1, 1) | 6.0 | L | 27 | 7 | 5 | 5 | 4 | 3 | 0 | 0 | 0 | 0 | 1 | 69 | 123 | 7.50 | 1.667 |
| 40 Julio Mateo, R<br>ERA: 4.74 | (7, 1) | 1.1 | | 5 | 0 | 0 | 0 | 1 | 0 | 0 | 0 | 0 | 0 | 0 | 10 | 14 | 0.00 | 0.000 |
| Mike Myers, L<br>ERA: 4.5 | (8, 1) | 0.2 | | 3 | 1 | 1 | 1 | 0 | 1 | 0 | 0 | 0 | 0 | 0 | 5 | 11 | 13.50 | 3.000 |
| Shigetoshi Hasegawa, R<br>ERA: 6.38 | (9, 1) | 1.0 | | 6 | 2 | 1 | 0 | 0 | 0 | 1 | 0 | 0 | 0 | 0 | 9 | 15 | 0.00 | 2.000 |

| PITCHER | IP | WLS | BF | H | R | ER | SO | BB | IBB | HBP | BLK | WP | HR | S | P | ERA | WHIP |
|---|---|---|---|---|---|---|---|---|---|---|---|---|---|---|---|---|---|

| Batter | 1 | 2 | 3 | 4 | 5 | 6 | 7 | 8 | 9 | AB | R | H | RBI | BB | SO | LOB |
|---|---|---|---|---|---|---|---|---|---|---|---|---|---|---|---|---|
| 51 Ichiro Suzuki, L (1, 9)<br>OBP: 0.366, SLG: 0.374 | C B X 1-1 F8 ① | | X 0-0 FC4-6 ② 1-2f | | B X 1-0 1B | | C B B B X 3-1 1B | | | 4 | 0 | 2 | 0 | 0 | 0 | 1 |
| Scott Spiezio, S (1, 5)<br>OBP: 0.315, SLG: 0.440 | B X 1-0 1B ② | | B 1 SAFE X 1-0 F8 ③ | | 1 SAFE X 0-0 P3 ③ | | B B C X 2-1 P4 ③ | | | 4 | 0 | 1 | 0 | 0 | 0 | 3 |
| Bret Boone, R (1, 4)<br>OBP: 0.293, SLG: 0.447 | C B B B S B F X 3-2 F9 ③ | | | C X 0-1 F9 ① | | B X 1-0 HR | | B B B C B 4-1 S BB | | 3 | 1 | 1 | 1 | 1 | 0 | 0 |
| Raul Ibanez, L (1, 7)<br>OBP: 0.318, SLG: 0.479 | | B C B B B C X 3-2 HR | | C S F B B B X 3-2 G6-3 ② | | C F X 0-2 F7 ① | | C S F C 0-3 K ① | | 4 | 1 | 1 | 1 | 0 | 1 | 1 |
| Dave Hansen, L (1, 10)<br>OBP: 0.424, SLG: 0.444<br>Edgar Martinez, R (8, PH)<br>OBP: 0.348, SLG: 0.384 | | B C B C X 2-2 G4-1 ① | | B B B F F F X 3-2 E6 BB | | X 0-0 1B | | C B B B C S 1-2 3-3 K ② | | 3<br>1 | 0<br>0 | 1<br>0 | 0<br>0 | 0<br>0 | 0<br>1 | 0<br>1 |
| Dan Wilson, R (1, 2)<br>OBP: 0.340, SLG: 0.433 | | C X 0-1 F8 ② | | B B B 1-2 4-0 BB | | F F X 0-2 F9 ② | | B C F F F F B F F 3-2 F B F F X G6-3 ③ | | 3 | 0 | 0 | 0 | 1 | 0 | 2 |
| John Olerud, L (1, 3)<br>OBP: 0.354, SLG: 0.320 | | C B B B S T X 2-2 G4-3 ③ | | X 0-0 P5 ③ | | C B F B X 2-2 G6-3 ③ | | | B B C B X 3-1 F7 ① | 4 | 0 | 0 | 0 | 0 | 0 | 3 |
| Rich Aurilia, R (1, 6)<br>OBP: 0.289, SLG: 0.290 | | | B C F B B B 4-2 51 FC4-6 BB | | B C X 1-1 G6-3 ① | | F X 0-1 P6 ① | | C X 0-1 F9 ② | 3 | 0 | 0 | 0 | 1 | 0 | 0 |
| Randy Winn, S (1, 8)<br>OBP: 0.306, SLG: 0.305 | | | B X 1-0 F8 ① | | C B B F F X 2-2 G6-3 ② | | B F F B F F S 2-3 K ② | | C B S S 1-3 K ③ | 4 | 0 | 0 | 0 | 0 | 2 | 1 |
| Inning Stats | R: 0 H: 1<br>E: 0 LOB: 0<br>K: 0 BB: 0<br>S: 7 P: 12 | R: 1 H: 1<br>E: 0 LOB: 0<br>K: 0 BB: 0<br>S: 12 P: 19 | R: 0 H: 0<br>E: 0 LOB: 1<br>K: 0 BB: 1<br>S: 5 P: 11 | R: 0 H: 0<br>E: 1 LOB: 2<br>K: 0 BB: 1<br>S: 11 P: 21 | R: 0 H: 1<br>E: 0 LOB: 1<br>K: 0 BB: 0<br>S: 8 P: 12 | R: 1 H: 2<br>E: 0 LOB: 1<br>K: 0 BB: 0<br>S: 11 P: 14 | R: 0 H: 1<br>E: 0 LOB: 1<br>K: 1 BB: 0<br>S: 10 P: 17 | R: 0 H: 0<br>E: 0 LOB: 1<br>K: 2 BB: 1<br>S: 19 P: 29 | R: 0 H: 0<br>E: 0 LOB: 0<br>K: 1 BB: 0<br>S: 7 P: 11 | 1B: 4 SF: 0<br>2B: 0 SAC: 0<br>3B: 0 DP: 0<br>HR: 2 HBP: 0 | | | | | | WP: 0 PA: 36<br>PB: 0<br>SB: 1<br>CS: 0 | |

| PITCHER | | IP | WLS | BF | H | R | ER | SO | BB | IBB | HBP | BLK | WP | HR | S | P | ERA | WHIP |
|---|---|---|---|---|---|---|---|---|---|---|---|---|---|---|---|---|---|---|
| 40 Daniel Cabrera, R<br>ERA: 1.42 | (1, 1) | 6.2 | W | 28 | 6 | 2 | 2 | 1 | 2 | 0 | 0 | 0 | 0 | 2 | 62 | 102 | 2.70 | 1.200 |
| B.J. Ryan, L<br>ERA: 1.69 | (7, 1) | 1.1 | H | 5 | 0 | 0 | 0 | 2 | 1 | 0 | 0 | 0 | 0 | 0 | 21 | 33 | 0.00 | 0.750 |
| Jorge Julio, R<br>ERA: 2.0 | (9, 1) | 1.0 | | 3 | 0 | 0 | 0 | 1 | 0 | 0 | 0 | 0 | 0 | 0 | 7 | 11 | 0.00 | 0.000 |

| PITCHER | IP | WLS | BF | H | R | ER | SO | BB | IBB | HBP | BLK | WP | HR | S | P | ERA | WHIP |
|---|---|---|---|---|---|---|---|---|---|---|---|---|---|---|---|---|---|

# BOTTOM

## Baltimore Orioles @ Seattle Mariners

Safeco Field, Seattle, WA

Tue May 18 2004, 7:05 PM PDT
Att. 29,819 - Cloudy - 65 F

livebaseballscorecards.com

| | |
|---|---|
| AB | 33 |
| R | 2 |
| H | 6 |
| RBI | 2 |
| BB | 3 |
| SO | 4 |
| LOB | 12 |

| Batter | 1 | 2 | 3 | 4 | 5 | 6 | 7 | 8 | 9 | AB | R | H | RBI | BB | SO | LOB |
|---|---|---|---|---|---|---|---|---|---|---|---|---|---|---|---|---|
| 1 Brian Roberts, S (1, 4)<br>OBP: 0.343, SLG: 0.368 | B C X 1-1 ① F7 | | C X 0-1 ③ P4 | | | 1 SAFE 1 SAFE 1 SAFE X 0-0 ① G1-3 1-2 | P S B X 2-1 ②③ P6 1-2 | | | 4 | 0 | 0 | 0 | 0 | 0 | 2 |
| 6 Melvin Mora, R (1, 5)<br>OBP: 0.470, SLG: 0.617 | C B B F X 2-2 2B | | | B B C X 2-1 ① G6-3 | | B C 2 SAFE B X 2-1 10 P3 2-H 2B | | B B B B 4-0 10 G1-6-3 BB | | 3 | 0 | 2 | 1 | 1 | 0 | 0 |
| 10 Miguel Tejada, R (1, 6)<br>OBP: 0.376, SLG: 0.497 | C F S 0-3 ② K | | | B C S F X 1-2 ② F7 | | X 0-0 ② P3 2-3 | | C 1 SAFE X 0-1 ①② G1-6-3 1-2f | | 4 | 0 | 0 | 0 | 0 | 1 | 3 |
| Rafael Palmeiro, L (1, 3)<br>OBP: 0.393, SLG: 0.445 | F F B B B X 3-2 ③ G4-3 | | | C B B F B X 3-2 1B | | F B B F B F F X 3-2 ③ L7 | | X 0-0 ③ G4-3 | | 4 | 0 | 1 | 0 | 0 | 0 | 2 |
| Javy Lopez, R (1, 2)<br>OBP: 0.386, SLG: 0.489 | | C B C B S 2-3 ① K | | F 1 SAFE X 0-1 ③ F9 | | | B X 1-0 ① F8 | | B C F X 1-2 ① P4 | 4 | 0 | 0 | 0 | 0 | 1 | 1 |
| 31 Jay Gibbons, L (1, 9)<br>OBP: 0.331, SLG: 0.396 | | B F X 1-1 ② F9 | | | B F C B F B T 3-2 ① K | | B X 1-0 HR | | C F X 0-2 ② G1-3 | 4 | 1 | 1 | 1 | 0 | 1 | 0 |
| Luis Matos, R (1, 8)<br>OBP: 0.281, SLG: 0.358 | | B C X 1-1 ③ P3 | | | C B X 1-1 G4-6-3 1B | | C X 0-1 E7 2B 2B | | C B X 1-1 HR | 4 | 2 | 3 | 1 | 0 | 0 | 0 |
| Larry Bigbie, L (1, 7)<br>OBP: 0.306, SLG: 0.433 | | | C B B B F C 3-3 ① K | | X 0-0 ②③ G4-6-3 1-2f | | S S X 0-2 1B 3-H 2B | | X 0-0 ③ G6-3 | 4 | 1 | 1 | 1 | 0 | 1 | 1 |
| Jerry Hairston, R (1, 10)<br>OBP: 0.200, SLG: 0.333 | | | C B B X 2-1 ② G4-3 | | | F C X 0-2 1 G1-3 6 2B 1B | B C B X 2-1 1 CS 2-H 1B | | | 3 | 1 | 2 | 1 | 0 | 0 | 0 |
| Inning Stats | R: 0 E: 0 K: 1 S: 11 H: 1 LOB: 1 BB: 0 P: 17 | R: 0 E: 0 K: 1 S: 7 H: 0 LOB: 0 BB: 0 P: 11 | R: 0 E: 0 K: 1 S: 7 H: 0 LOB: 0 BB: 0 P: 12 | R: 0 E: 0 K: 0 S: 11 H: 1 LOB: 1 BB: 0 P: 17 | R: 0 E: 0 K: 1 S: 7 H: 1 LOB: 0 BB: 0 P: 11 | R: 1 E: 0 K: 0 S: 13 H: 2 LOB: 1 BB: 0 P: 18 | R: 3 E: 1 K: 0 S: 12 H: 4 LOB: 0 BB: 0 P: 17 | R: 0 E: 0 K: 0 S: 3 H: 0 LOB: 0 BB: 1 P: 7 | R: 1 E: 0 K: 0 S: 9 H: 1 LOB: 0 BB: 0 P: 11 | 1B: 4 2B: 4 3B: 0 HR: 2 | SF: 0 SAC: 0 DP: 2 HBP: 0 | | | | | | |

| PITCHER | IP | WLS | BF | H | R | ER | SO | BB | IBB | HBP | BLK | WP | HR | S | P | ERA | WHIP |
|---|---|---|---|---|---|---|---|---|---|---|---|---|---|---|---|---|---|
| Ryan Franklin, R (1, 1)<br>ERA: 4.59 | 6.1 | L | 27 | 9 | 4 | 4 | 4 | 0 | 0 | 0 | 0 | 0 | 1 | 65 | 99 | 5.68 | 1.421 |
| 20 J.J. Putz, R (7, 1)<br>ERA: | 1.2 | | 4 | 0 | 0 | 0 | 0 | 1 | 0 | 0 | 0 | 0 | 0 | 6 | 11 | 0.00 | 0.600 |
| Eddie Guardado, L (9, 1)<br>ERA: 1.5 | 1.0 | | 4 | 1 | 1 | 1 | 0 | 0 | 0 | 0 | 0 | 0 | 1 | 9 | 11 | 9.00 | 1.000 |

| PITCHER | IP | WLS | BF | H | R | ER | SO | BB | IBB | HBP | BLK | WP | HR | S | P | ERA | WHIP |
|---|---|---|---|---|---|---|---|---|---|---|---|---|---|---|---|---|---|

# Baltimore Orioles @ Seattle Mariners

Safeco Field, Seattle, WA

Wed May 19 2004, 7:05 PM PDT

Att. 29,575 - Unknown - 63 F

TOP

livebaseballscorecards.com

| | |
|---|---|
| AB | 34 |
| R | 5 |
| H | 10 |
| RBI | 5 |
| BB | 1 |
| SO | 4 |
| LOB | 9 |

| | | | | | | | | | |
|---|---|---|---|---|---|---|---|---|---|
| WP: 0 | PA: 35 | | | | | | | | |
| PB: 0 | | | | | | | | | |
| SB: 0 | | | | | | | | | |
| CS: 1 | | | | | | | | | |

# BOTTOM

| Batter | 1 | 2 | 3 | 4 | 5 | 6 | 7 | 8 | 9 | AB | R | H | RBI | BB | SO | LOB |
|---|---|---|---|---|---|---|---|---|---|---|---|---|---|---|---|---|
| 51 Ichiro Suzuki, L (1, 9)<br>OBP: 0.367, SLG: 0.368 | X 0-0 L8 ① | | C S T F S 0-3 K ③ | | | B B B B 4-0 FC3-6 BB | B F B F B 4-1 BB 1B BB | | C F F X 0-2 F7 ① | 3 | 0 | 0 | 0 | 2 | 1 | 1 |
| Jolbert Cabrera, R (1, 3)<br>OBP: 0.329, SLG: 0.368 | C C B F S 1-3 K ② | | | B B C X 2-1 F9 ① | | B 1 SAFE X 1-0 P2 ① | X 0-0 BB 1B<br>1-2<br>3-H | | C B F B F F B X 3-2 F8 ②<br>1-3 | 5 | 0 | 1 | 1 | 0 | 1 | 2 |
| Bret Boone, R (1, 4)<br>OBP: 0.303, SLG: 0.444 | C X 0-1 S 1B | | | F F S 0-3 K ② | | F 1 B F F F 1 SAFE X 1-2 FC3-6 1B ②<br>1-2f | B B B B 4-0 BB<br>1-2<br>2-3 | | B B B B 4-0 DI BB | 3 | 0 | 1 | 0 | 2 | 1 | 1 |
| Edgar Martinez, R (1, 10)<br>OBP: 0.343, SLG: 0.378 | B C T 1 SAFE C 1-3 K ③<br>1-2 | | | B F X 1-1 G4-3 ③ | | B X 1-0 1B<br>1-3 | B B C B F C 3-3 K ③ | | C B C F S 1-3 K ③<br>1-2 | 5 | 0 | 1 | 0 | 0 | 3 | 6 |
| Raul Ibanez, L (1, 7)<br>OBP: 0.311, SLG: 0.466 | | C B F F F X 1-2 G3-1 ① | | | F B F C 1-3 K ① | B B B B C X 3-2 P6 ③ | | C T F F X 0-2 F7 ① | | 4 | 0 | 0 | 0 | 0 | 1 | 2 |
| Scott Spiezio, S (1, 5)<br>OBP: 0.305, SLG: 0.425 | | X 0-0 P4 ② | | | B C X 1-1 F9 ② | | B X 1-0 F8 ①<br>1-2 | B B X 2-0 L6 ② | | 4 | 0 | 0 | 0 | 0 | 0 | 0 |
| Dan Wilson, R (1, 2)<br>OBP: 0.355, SLG: 0.440 | | B C B T F X 2-2 G6-3 ③ | | | B B B C F B 4-2 BB BB | | B B F X 2-1 2B 1B | B C C X 1-2 1B | | 3 | 1 | 2 | 0 | 1 | 0 | 0 |
| Rich Aurilia, R (1, 6)<br>OBP: 0.295, SLG: 0.299 | | | B F B B S S 3-3 K ① | | B S 1 SAFE S B F B B 4-2 1-2 BB | | C X 0-1 G6-3 1-H 1B 2B | B C B X 2-1 P4 ③ | | 3 | 1 | 1 | 1 | 1 | 1 | 1 |
| Randy Winn, S (1, 8)<br>OBP: 0.304, SLG: 0.304 | | | C B C B C 2-3 K ② | | B X 1-0 G4-3 ③ | | C X 0-1 G6-3 ②<br>2-3 | | C X 0-1 F8 DI 1B | 4 | 0 | 1 | 0 | 0 | 1 | 3 |
| Inning Stats | R: 0 H: 1<br>E: 0 LOB: 1<br>K: 2 BB: 0<br>S: 10 P: 12 | R: 0 H: 0<br>E: 0 LOB: 0<br>K: 0 BB: 0<br>S: 10 P: 13 | R: 0 H: 0<br>E: 0 LOB: 0<br>K: 3 BB: 0<br>S: 11 P: 16 | R: 0 H: 0<br>E: 0 LOB: 0<br>K: 1 BB: 0<br>S: 7 P: 10 | R: 0 H: 0<br>E: 0 LOB: 2<br>K: 1 BB: 2<br>S: 11 P: 22 | R: 0 H: 1<br>E: 0 LOB: 2<br>K: 0 BB: 1<br>S: 10 P: 20 | R: 2 H: 3<br>E: 0 LOB: 3<br>K: 1 BB: 2<br>S: 12 P: 26 | R: 0 H: 1<br>E: 0 LOB: 1<br>K: 0 BB: 0<br>S: 11 P: 16 | R: 0 H: 1<br>E: 0 LOB: 2<br>K: 1 BB: 1<br>S: 15 P: 23 | 1B: 6 SF: 0<br>2B: 1 SAC: 0<br>3B: 0 DP: 0<br>HR: 0 HBP: 0 | | | | | | |

| PITCHER | IP | WLS | BF | H | R | ER | SO | BB | IBB | HBP | BLK | WP | HR | S | P | ERA | WHIP |
|---|---|---|---|---|---|---|---|---|---|---|---|---|---|---|---|---|---|
| 45 Erik Bedard, L (1, 1)<br>ERA: 4.97 | 6.2 | W | 28 | 4 | 2 | 2 | 7 | 4 | 0 | 0 | 0 | 0 | 0 | 67 | 108 | 2.70 | 1.200 |
| Mike DeJean, R (7, 1)<br>ERA: 5.93 | 0.1 | H | 3 | 1 | 0 | 0 | 1 | 1 | 0 | 0 | 0 | 0 | 0 | 4 | 11 | 0.00 | 6.000 |
| B.J. Ryan, L (8, 1)<br>ERA: 1.61 | 1.0 | H | 4 | 1 | 0 | 0 | 0 | 0 | 0 | 0 | 0 | 0 | 0 | 11 | 16 | 0.00 | 1.000 |
| Jorge Julio, R (9, 1)<br>ERA: 1.89 | 1.0 | S | 5 | 1 | 0 | 0 | 1 | 1 | 0 | 0 | 0 | 0 | 0 | 15 | 23 | 0.00 | 2.000 |

| PITCHER | IP | WLS | BF | H | R | ER | SO | BB | IBB | HBP | BLK | WP | HR | S | P | ERA | WHIP |
|---|---|---|---|---|---|---|---|---|---|---|---|---|---|---|---|---|---|

# Baltimore Orioles @ Seattle Mariners

Safeco Field, Seattle, WA

Wed May 19 2004, 7:05 PM PDT

Att. 29,575 - Unknown - 63 F

livebaseballscorecards.com

| | |
|---|---|
| AB | 34 |
| R | 2 |
| H | 7 |
| RBI | 2 |
| BB | 6 |
| SO | 9 |
| LOB | 16 |

WP: 0 PA: 40
PB: 0
SB: 1
CS: 0

| Batter | 1 | 2 | 3 | 4 | 5 | 6 | 7 | 8 | 9 | AB | R | H | RBI | BB | SO | LOB |
|---|---|---|---|---|---|---|---|---|---|---|---|---|---|---|---|---|
| 1 Brian Roberts, S (1, 10)<br>OBP: 0.333, SLG: 0.357 | B C F X<br>1-2 L9 ① | | L X<br>0-1 B2 ① | | C F B X<br>1-2 P6 ② | | C B X<br>1-1 P4 ② | | C B F S<br>1-3 K ② | 5 | 0 | 0 | 0 | 0 | 1 | 5 |
| 6 Melvin Mora, R (1, 5)<br>OBP: 0.474, SLG: 0.614 | B C X<br>1-1 G6-3 ② | | C F F B X<br>1-2 F8 ② | | C F B X<br>1-2 1B | | B C B C F X<br>2-2 10 FC6-4<br>1-2 1B | | B B B B<br>4-0<br>1-2<br>2-3 BB | 4 | 0 | 2 | 0 | 1 | 0 | 2 |
| 10 Miguel Tejada, R (1, 6)<br>OBP: 0.365, SLG: 0.480 | C C S<br>0-3 K ③ | | B C S F F X<br>1-2 F8 ③ | | B B X<br>2-0 G1-3 ③ | | C S F D X<br>1-2 FC6-4 ③<br>1-2f | | B B X<br>2-0 F8 ③ | 5 | 0 | 0 | 0 | 0 | 1 | 8 |
| Rafael Palmeiro, L (1, 3)<br>OBP: 0.383, SLG: 0.432<br>Luis Lopez, S (8, 3) | | B B B C X<br>3-1 G3-1 ① | | B S X<br>1-1 L9 ① | | B C B S F X<br>2-2 P5 ① | | B X<br>1-0 G3 ① | | 4<br>0 | 0<br>0 | 0<br>0 | 0<br>0 | 0<br>0 | 0<br>0 | 0<br>0 |
| Javy Lopez, R (1, 2)<br>OBP: 0.389, SLG: 0.490<br>Keith Osik, R (8, 2)<br>OBP: 0.091, SLG: 0.091 | | C X<br>0-1 1B | | C B B X<br>2-1 P5 ② | | S X<br>0-1 FC6-4<br>1B | | X<br>0-0 G6-3 ② | | 4<br>0 | 0<br>0 | 2<br>0 | 0<br>0 | 0<br>0 | 0<br>0 | 0<br>0 |
| 31 Jay Gibbons, L (1, 9)<br>OBP: 0.329, SLG: 0.391 | | C B C F B S<br>2-3 K ② | | B F B B X<br>3-1 1B<br>1B | | F F B X<br>1-2 F9 ② | | C F F B F X<br>1-2 G4-3 ③ | | 4 | 0 | 1 | 0 | 0 | 1 | 2 |
| Luis Matos, R (1, 8)<br>OBP: 0.287, SLG: 0.357 | | C B X<br>1-1 F8 ③ | | 1 SAFE<br>1 SAFE<br>B B B C B X<br>3-1<br>1-2 1B | | F B B B X<br>2-1 FC6-4 ③<br>1-2f | | | B B B B<br>4-0<br>6 BB<br>1B BB | 3 | 0 | 1 | 0 | 1 | 0 | 2 |
| Larry Bigbie, L (1, 7)<br>OBP: 0.312, SLG: 0.431 | | B B B C B<br>4-1 E BB | | F X<br>0-1 F7 ③ | | | B B X<br>2-0 6 1B<br>1B | | B C X<br>1-1 F7 ① | 3 | 0 | 1 | 0 | 1 | 0 | 3 |
| Jerry Hairston, R (1, 4)<br>OBP: 0.207, SLG: 0.321 | | C C X<br>0-2 FC6<br>1-2 | | C B C B X<br>2-2 P4 ① | | | C C B B B X<br>3-2 F9 ① | | B F X<br>1-1 6 BB<br>1-2 1B | 4 | 0 | 1 | 0 | 0 | 0 | 2 |
| Inning Stats | R: 0 H: 0<br>E: 0 LOB: 0<br>K: 1 BB: 0<br>S: 8 P: 10 | R: 0 H: 1<br>E: 0 LOB: 1<br>K: 1 BB: 0<br>S: 11 P: 17 | R: 0 H: 0<br>E: 1 LOB: 2<br>K: 0 BB: 1<br>S: 15 P: 21 | R: 0 H: 2<br>E: 0 LOB: 2<br>K: 0 BB: 0<br>S: 10 P: 19 | R: 0 H: 1<br>E: 0 LOB: 1<br>K: 0 BB: 0<br>S: 10 P: 16 | R: 0 H: 1<br>E: 0 LOB: 1<br>K: 0 BB: 0<br>S: 11 P: 16 | R: 0 H: 2<br>E: 0 LOB: 3<br>K: 0 BB: 0<br>S: 14 P: 23 | R: 0 H: 0<br>E: 0 LOB: 0<br>K: 0 BB: 0<br>S: 7 P: 9 | R: 0 H: 1<br>E: 0 LOB: 3<br>K: 1 BB: 2<br>S: 8 P: 21 | 1B: 8 SF: 0<br>2B: 0 SAC: 0<br>3B: 0 DP: 0<br>HR: 0 HBP: 0 | | | | | | WP: 0 PA: 39<br>PB: 0<br>SB: 0<br>CS: 0 |

| PITCHER | | IP | WLS | BF | H | R | ER | SO | BB | IBB | HBP | BLK | WP | HR | S | P | ERA | WHIP |
|---|---|---|---|---|---|---|---|---|---|---|---|---|---|---|---|---|---|---|
| Jamie Moyer, L<br>ERA: 4.63 | (1, 1) | 7.0 | W | 30 | 7 | 0 | 0 | 2 | 1 | 0 | 0 | 0 | 0 | 0 | 79 | 122 | 0.00 | 1.143 |
| Ron Villone, L<br>ERA: 3.77 | (8, 1) | 2.0 | | 9 | 1 | 0 | 0 | 1 | 2 | 0 | 0 | 0 | 0 | 0 | 15 | 30 | 0.00 | 1.500 |

| PITCHER | IP | WLS | BF | H | R | ER | SO | BB | IBB | HBP | BLK | WP | HR | S | P | ERA | WHIP |
|---|---|---|---|---|---|---|---|---|---|---|---|---|---|---|---|---|---|

# TOP

## Baltimore Orioles @ Seattle Mariners

Safeco Field, Seattle, WA

Thu May 20 2004, 7:05 PM PDT

Att. 27,967 - Unknown - 65 F

livebaseballscorecards.com

| | |
|---|---|
| AB | 36 |
| R | 0 |
| H | 8 |
| RBI | 0 |
| BB | 3 |
| SO | 3 |
| LOB | 24 |

# BOTTOM

## Baltimore Orioles @ Seattle Mariners

Safeco Field, Seattle, WA

Thu May 20 2004, 7:05 PM PDT
Att. 27,967 - Unknown - 65 F

| Batter | 1 | 2 | 3 | 4 | 5 | 6 | 7 | 8 | 9 | AB | R | H | RBI | BB | SO | LOB |
|---|---|---|---|---|---|---|---|---|---|---|---|---|---|---|---|---|
| 51 Ichiro Suzuki, L (1, 9)<br>OBP: 0.373, SLG: 0.391 | G4-3 | | F7 | | FC3-2, 1B<br>1-2<br>2-3<br>3-H<br>1B | | HR | 2B<br>1-2<br>3-H<br>1B | | 5 | 3 | 3 | 3 | 0 | 0 | 0 |
| Scott Spiezio, S (1, 5)<br>OBP: 0.309, SLG: 0.440 | F7 | | | P4 | FC3-2, 1B<br>1-2<br>2-3<br>3-Hf | | F8<br>2B | E<br>1-H<br>2-H<br>2B | | 5 | 2 | 2 | 2 | 0 | 0 | 3 |
| Bret Boone, R (1, 4)<br>OBP: 0.307, SLG: 0.439 | G6-3 | | | G6-4-3<br>HBP | 1B<br>1-2<br>2-H<br>3-H<br>1B | | F8<br>2-3 | E5<br>2-H | | 4 | 1 | 1 | 2 | 0 | 0 | 1 |
| Raul Ibanez, L (1, 7)<br>OBP: 0.313, SLG: 0.460 | | BB | | G6-4-3<br>1-2f | 1B<br>1-2<br>2-H<br>1B | | K | G3 | | 4 | 0 | 1 | 1 | 1 | 1 | 3 |
| Edgar Martinez, R (1, 10)<br>OBP: 0.347, SLG: 0.381 | | F8 | | | BB<br>1B | | G4-3 | | | 4 | 1 | 2 | 1 | 0 | 0 | 2 |
| John Olerud, L (1, 3)<br>OBP: 0.351, SLG: 0.317 | | F8 | | | BB<br>51<br>1B<br>1-2<br>1B | | | K | | 4 | 1 | 1 | 0 | 0 | 1 | 3 |
| Dan Wilson, R (1, 2)<br>OBP: 0.351, SLG: 0.433 | | K | | | 51<br>1B<br>BB<br>1-2<br>2-3<br>FC3-2<br>1B | | G4-3 | G3 | | 4 | 0 | 1 | 0 | 0 | 1 | 1 |
| Rich Aurilia, R (1, 6)<br>OBP: 0.308, SLG: 0.302 | | | F8 | | FC3-2<br>51<br>1B<br>1-2<br>2-3<br>3-H<br>BB | | G4-6-3<br>1B | 1B<br>51<br>1B<br>HBP | | 2 | 2 | 1 | 1 | 1 | 0 | 0 |
| Quinton McCracken, S (1, 8)<br>OBP: 0.263, SLG: 0.176 | | | F7 | | F7 | | G4-6-3<br>1-2f | 51<br>1B<br>1-3<br>2B<br>1B | | 4 | 1 | 1 | 0 | 0 | 0 | 4 |
| Inning Stats | R: 0<br>E: 0<br>K: 0<br>S: 3<br>H: 0<br>LOB: 0<br>BB: 0<br>P: 5 | R: 0<br>E: 0<br>K: 1<br>S: 9<br>H: 0<br>LOB: 1<br>BB: 1<br>P: 16 | R: 0<br>E: 0<br>K: 0<br>S: 6<br>H: 0<br>LOB: 0<br>BB: 0<br>P: 10 | R: 0<br>E: 0<br>K: 0<br>S: 4<br>H: 0<br>LOB: 0<br>BB: 0<br>P: 7 | R: 6<br>E: 0<br>K: 0<br>S: 32<br>H: 7<br>LOB: 2<br>BB: 1<br>P: 47 | R: 0<br>E: 0<br>K: 0<br>S: 5<br>H: 1<br>LOB: 0<br>BB: 0<br>P: 6 | R: 1<br>E: 0<br>K: 1<br>S: 13<br>H: 2<br>LOB: 1<br>BB: 0<br>P: 23 | R: 4<br>E: 1<br>K: 1<br>S: 19<br>H: 3<br>LOB: 1<br>BB: 0<br>P: 28 | | 1B: 10<br>2B: 2<br>3B: 0<br>HR: 1<br>SF: 0<br>SAC: 0<br>DP: 2<br>HBP: 2 | | | | | | |

| | AB | 36 |
|---|---|---|
| | R | 11 |
| | H | 13 |
| | RBI | 10 |
| | BB | 2 |
| | SO | 3 |
| | LOB | 17 |

livebaseballscorecards.com

| PITCHER | | IP | WLS | BF | H | R | ER | SO | BB | IBB | HBP | BLK | WP | HR | S | P | ERA | WHIP |
|---|---|---|---|---|---|---|---|---|---|---|---|---|---|---|---|---|---|---|
| Rodrigo Lopez, R<br>ERA: 1.97 | (1, 1) | 4.2 | L | 21 | 5 | 6 | 6 | 1 | 2 | 0 | 1 | 0 | 0 | 0 | 43 | 66 | 11.57 | 1.500 |
| John Parrish, L<br>ERA: 4.43 | (5, 1) | 2.0 | | 10 | 5 | 1 | 1 | 1 | 0 | 0 | 0 | 0 | 0 | 1 | 24 | 42 | 4.50 | 2.500 |
| Rick Bauer, R<br>ERA: 6.2 | (7, 1) | 1.1 | | 9 | 3 | 4 | 3 | 1 | 0 | 0 | 1 | 0 | 0 | 0 | 24 | 34 | 20.25 | 2.250 |

| PITCHER | IP | WLS | BF | H | R | ER | SO | BB | IBB | HBP | BLK | WP | HR | S | P | ERA | WHIP |
|---|---|---|---|---|---|---|---|---|---|---|---|---|---|---|---|---|---|

WP: 0 PA: 40
PB: 0
SB: 0
CS: 0

| Batter | 1 | 2 | 3 | 4 | 5 | 6 | 7 | 8 | 9 | AB | R | H | RBI | BB | SO | LOB |
|---|---|---|---|---|---|---|---|---|---|---|---|---|---|---|---|---|
| 1 Brian Roberts, S (1, 4)<br>OBP: 0.335, SLG: 0.360 | C B F B B C<br>2-3 ① K | | B C B C B X<br>3-2 ① F9 | | X<br>0-0 ① B1-3 | | B X<br>1-0 1-3 2B | | B B C B B B<br>4-1 1-2 BB | 4 | 0 | 1 | 0 | 1 | 1 | 0 |
| Jerry Hairston, R (1, 10)<br>OBP: 0.242, SLG: 0.344<br>B.J. Surhoff, L (9, PH)<br>OBP: 0.328, SLG: 0.339 | B X<br>1-0 6 1B 10 2B 1B | | B B C S F X<br>2-2 10 BB 1B | | C X<br>0-1 ② B1-3 | | L X<br>0-1 ② P5 | | F B S S S<br>1-3 ② K | 4<br>1 | 1<br>0 | 2<br>0 | 0<br>0 | 0<br>0 | 0<br>1 | 2<br>2 |
| 6 Melvin Mora, R (1, 5)<br>OBP: 0.472, SLG: 0.613 | F B X<br>1-1 10 2B 1-3 G6-3 1B | | B F F B B X<br>2-2 ② P6 | | C B B F F F F X<br>2-2 10 1B 2B | | B B C F C<br>2-3 ③ K | | C B X<br>1-1 ③ P4 | 5 | 1 | 2 | 0 | 0 | 1 | 5 |
| 10 Miguel Tejada, R (1, 6)<br>OBP: 0.374, SLG: 0.490 | C X<br>0-1 G6-3 1-3 3-H 2B | | B D B 1 SAFE B<br>4-0 1-2 BB | | B C F X<br>1-2 ③ 2-H 1B | | | B C B S F X<br>2-2 ① G3 | | 3 | 0 | 2 | 1 | 1 | 0 | 0 |
| Javy Lopez, R (1, 2)<br>OBP: 0.385, SLG: 0.483 | C B C B F X<br>2-2 ② G6-3 2-3 3-H | | B B 2 SAFE X<br>2-0 ③ F8 | | | B X<br>1-0 ① F9 | | F S X<br>0-2 1B | | 4 | 0 | 1 | 1 | 0 | 0 | 3 |
| 31 Jay Gibbons, L (1, 9)<br>OBP: 0.327, SLG: 0.408 | B B X<br>2-0 ③ G4-3 | | | B F B B B X<br>3-1 HR | | B F F F X<br>2-2 ② P6 | | B S C S<br>1-3 ② K | | 4 | 1 | 1 | 1 | 0 | 1 | 2 |
| Luis Matos, R (1, 8)<br>OBP: 0.279, SLG: 0.347 | | B B C B F F E X<br>3-2 ① G4-3 | | B C F B B B X<br>3-2 ① G3 | | B C B S X<br>2-2 ③ G4-3 | | C S B S<br>1-3 ③ K | | 4 | 0 | 0 | 0 | 0 | 1 | 1 |
| Larry Bigbie, L (1, 7)<br>OBP: 0.310, SLG: 0.425 | | F B F S<br>1-3 ② K | | X<br>0-0 ② G1-3 | | | C X<br>0-1 ① G4-3 | | B C F B F X<br>2-2 1 BB 1B | 4 | 0 | 1 | 0 | 0 | 1 | 0 |
| Luis Lopez, S (1, 3)<br>OBP: 0.182, SLG: 0.100<br>Rafael Palmeiro, L (9, PH)<br>OBP: 0.381, SLG: 0.429 | | C X<br>0-1 ③ F9 | | X<br>0-0 ③ L5 | | | B F B C X<br>2-2 1 2B 1B | | C S B B X<br>2-2 ① F8 | 3<br>1 | 0<br>0 | 1<br>0 | 0<br>0 | 0<br>0 | 0<br>0 | 0<br>1 |
| Inning Stats | R: 2 H: 3<br>E: 0 LOB: 1<br>K: 1 BB: 0<br>S: 14 P: 22 | R: 0 H: 0<br>E: 0 LOB: 0<br>K: 1 BB: 0<br>S: 9 P: 13 | R: 0 H: 1<br>E: 0 LOB: 2<br>K: 0 BB: 1<br>S: 11 P: 24 | R: 1 H: 1<br>E: 0 LOB: 0<br>K: 0 BB: 0<br>S: 7 P: 13 | R: 0 H: 2<br>E: 0 LOB: 2<br>K: 0 BB: 0<br>S: 12 P: 15 | R: 0 H: 0<br>E: 0 LOB: 0<br>K: 0 BB: 0<br>S: 7 P: 12 | R: 0 H: 2<br>E: 0 LOB: 2<br>K: 1 BB: 0<br>S: 11 P: 16 | R: 0 H: 1<br>E: 0 LOB: 1<br>K: 2 BB: 0<br>S: 13 P: 17 | R: 0 H: 1<br>E: 0 LOB: 2<br>K: 1 BB: 1<br>S: 13 P: 23 | 1B: 7 SF: 0<br>2B: 3 SAC: 0<br>3B: 0 DP: 0<br>HR: 1 HBP: 0 | | | | | | WP: 0 PA: 39<br>PB: 0<br>SB: 0<br>CS: 0 | |

# TOP

# Baltimore Orioles @ Anaheim Angels

## Angel Stadium of Anaheim, Anaheim, CA

Fri May 21 2004, 7:05 PM PDT
Att. 43,557 - Sunny - 66 F

livebaseballscorecards.com

| | |
|---|---|
| AB | 37 |
| R | 3 |
| H | 11 |
| RBI | 3 |
| BB | 2 |
| SO | 6 |
| LOB | 16 |

| PITCHER | | IP | WLS | BF | H | R | ER | SO | BB | IBB | HBP | BLK | WP | HR | S | P | ERA | WHIP |
|---|---|---|---|---|---|---|---|---|---|---|---|---|---|---|---|---|---|---|
| Jarrod Washburn, L<br>ERA: 4.61 | (1, 1) | 6.2 | | 29 | 9 | 3 | 3 | 2 | 1 | 0 | 0 | 0 | 0 | 1 | 68 | 110 | 4.05 | 1.500 |
| 62 Scot Shields, R<br>ERA: 3.56 | (7, 1) | 1.1 | W | 5 | 1 | 0 | 0 | 3 | 0 | 0 | 0 | 0 | 0 | 0 | 16 | 22 | 0.00 | 0.750 |
| Troy Percival, R<br>ERA: 3.52 | (9, 1) | 1.0 | S | 5 | 1 | 0 | 0 | 1 | 1 | 0 | 0 | 0 | 0 | 0 | 13 | 23 | 0.00 | 2.000 |

| PITCHER | IP | WLS | BF | H | R | ER | SO | BB | IBB | HBP | BLK | WP | HR | S | P | ERA | WHIP |
|---|---|---|---|---|---|---|---|---|---|---|---|---|---|---|---|---|---|

# Baltimore Orioles @ Anaheim Angels

Angel Stadium of Anaheim, Anaheim, CA

Fri May 21 2004, 7:05 PM PDT

Att. 43,557 - Sunny - 66 F

## BOTTOM

| Batter | 1 | 2 | 3 | 4 | 5 | 6 | 7 | 8 | 9 | AB | R | H | RBI | BB | SO | LOB |
|---|---|---|---|---|---|---|---|---|---|---|---|---|---|---|---|---|
| David Eckstein, R (1, 6)<br>OBP: 0.325, SLG: 0.295 | C C B F B F X<br>2-2 F9 ① | | B B B C C X<br>3-2 G4-3 ②<br>1-3 | | B S 1 SAFE F 1 SAFE 1 SAFE X<br>1-2 1B<br>1-2 1B | | B C F X<br>1-2 F7 ③ | | | 4 | 0 | 1 | 0 | 0 | 0 | 2 |
| Alfredo Amezaga, S (1, 4)<br>OBP: 0.208, SLG: 0.174<br>Adam Kennedy, L (8, PH)<br>OBP: 0.308, SLG: 0.371 (9, 4) | B X<br>1-0 B1-3 ② | | B X<br>1-0 G5-3 ③ | | B C F X<br>1-2<br>1-2 2-3 1B | | | F F B X<br>1-2 9 1B 27 1B 1B | | 3<br>1 | 0<br>1 | 1<br>1 | 0<br>0 | 0<br>0 | 0<br>0 | 1<br>0 |
| 9 Chone Figgins, S (1, 8)<br>OBP: 0.349, SLG: 0.479 | B C B C S<br>2-3 K ③ | | | C S B C<br>1-3 K ① | S B 1 SAFE 1 D L X<br>2-2 G1-3 ③ | | | X<br>0-0 27 1B<br>1-2 1B | | 4 | 1 | 1 | 0 | 0 | 2 | 3 |
| 27 Vladimir Guerrero, R (1, 9)<br>OBP: 0.387, SLG: 0.557 | | X<br>0-0 F9 ① | | F F C<br>0-3 K ② | | B X<br>1-0 G1-3 ① | | X<br>0-0<br>1-3 1B<br>2-H 1B | | 4 | 1 | 1 | 1 | 0 | 1 | 0 |
| Jose Guillen, R (1, 7)<br>OBP: 0.374, SLG: 0.516 | | C X<br>0-1 F8 1B | | B B S B X<br>3-1 P3 ③ | | B X<br>1-0 P3 ② | | B F X<br>1-1 S 1B<br>2-H 3-H 1B | | 4 | 1 | 2 | 2 | 0 | 0 | 0 |
| José Molina, R (1, 2)<br>OBP: 0.342, SLG: 0.493 | | X<br>0-0 F8 ②<br>1-2 | | | B X<br>1-0 F7 ① | C B S S<br>1-3 K ③ | | 1 SAFE S M X<br>0-2 S 39 1B<br>1-H 1B | | 4 | 0 | 1 | 1 | 0 | 1 | 1 |
| Shane Halter, R (1, 5)<br>OBP: 0.247, SLG: 0.367 | B C F B C<br>2-3 K ③ | | | | C F B S<br>1-3 K ② | | C B B B X<br>3-1 L6 ① | X<br>0-0 B2 ① | | 4 | 0 | 0 | 0 | 0 | 2 | 2 |
| Adam Riggs, R (1, 10)<br>OBP: 0.167, SLG: 0.250<br>Casey Kotchman, L (8, PH)<br>OBP: 0.316, SLG: 0.314<br>Bengie Molina, R (8, PH)<br>OBP: 0.311, SLG: 0.476 | | | B F B X<br>2-1 F8 ① | | F B X<br>1-1 39 1B 2B | | B F B B X<br>3-1 F7 ② | 1 SAFE S B B 1 S B F F<br>3-3 S K ②<br>1-2 | | 3<br>0<br>1 | 1<br>0<br>0 | 1<br>0<br>0 | 0<br>0<br>0 | 0<br>0<br>1 | 0<br>0<br>1 | 0<br>0<br>1 |
| 39 Robb Quinlan, R (1, 3)<br>OBP: 0.474, SLG: 0.500 | | | B B B B<br>4-0 G4-3 CS BB | | F B F X<br>1-2 1B 1B<br>2-H 1B | | X<br>0-0 2B | C F B B B F X<br>3-2 ③<br>2-H 1B | | 3 | 0 | 3 | 1 | 1 | 0 | 0 |
| Inning Stats | R: 0 E: 0 K: 1 S: 9 H: 0 LOB: 0 BB: 0 P: 14 | R: 0 E: 0 K: 1 S: 7 H: 1 LOB: 1 BB: 0 P: 9 | R: 0 E: 0 K: 0 S: 6 H: 0 LOB: 1 BB: 1 P: 16 | R: 0 E: 0 K: 2 S: 8 H: 0 LOB: 0 BB: 0 P: 12 | R: 1 E: 0 K: 1 S: 18 H: 4 LOB: 3 BB: 0 P: 26 | R: 0 E: 0 K: 1 S: 5 H: 0 LOB: 0 BB: 0 P: 8 | R: 0 E: 0 K: 0 S: 8 H: 1 LOB: 1 BB: 0 P: 15 | R: 4 E: 0 K: 1 S: 20 H: 6 LOB: 2 BB: 0 P: 28 | | 1B: 10 2B: 2 3B: 0 HR: 0 | SF: 0 SAC: 0 DP: 0 HBP: 0 | | | | | |

livebaseballscorecards.com

| | |
|---|---|
| AB | 35 |
| R | 5 |
| H | 12 |
| RBI | 5 |
| BB | 1 |
| SO | 7 |
| LOB | 10 |

| PITCHER | | IP | WLS | BF | H | R | ER | SO | BB | IBB | HBP | BLK | WP | HR | S | P | ERA | WHIP |
|---|---|---|---|---|---|---|---|---|---|---|---|---|---|---|---|---|---|---|
| Eric DuBose, L<br>ERA: 4.67 | (1, 1) | 7.0 | | 28 | 6 | 1 | 1 | 6 | 1 | 0 | 0 | 0 | 0 | 0 | 61 | 100 | 1.29 | 1.000 |
| Mike DeJean, R<br>ERA: 7.9 | (8, 1) | 0.0 | L | 3 | 3 | 3 | 3 | 0 | 0 | 0 | 0 | 0 | 0 | 0 | 5 | 6 | ∞ | ∞ |
| Darwin Cubillan, R<br>ERA: 2.45 | (8, 1) | 0.1 | B | 3 | 2 | 1 | 1 | 0 | 0 | 0 | 0 | 0 | 0 | 0 | 6 | 7 | 27.00 | 6.000 |
| B.J. Ryan, L<br>ERA: 1.57 | (8, 1) | 0.2 | | 2 | 1 | 0 | 0 | 1 | 0 | 0 | 0 | 0 | 0 | 0 | 9 | 15 | 0.00 | 1.500 |

| PITCHER | IP | WLS | BF | H | R | ER | SO | BB | IBB | HBP | BLK | WP | HR | S | P | ERA | WHIP |
|---|---|---|---|---|---|---|---|---|---|---|---|---|---|---|---|---|---|

# Baltimore Orioles @ Anaheim Angels

Angel Stadium of Anaheim, Anaheim, CA

Sat May 22 2004, 7:05 PM PDT

Att. 43,586 - Sunny - 68 F

TOP

livebaseballscorecards.com

| Batter | 1 | 2 | 3 | 4 | 5 | 6 | 7 | 8 | 9 | AB | R | H | RBI | BB | SO | LOB |
|---|---|---|---|---|---|---|---|---|---|---|---|---|---|---|---|---|
| 1 Brian Roberts, S (1, 4)<br>OBP: 0.333, SLG: 0.354 | C X<br>0-1 ①<br>F9 | | F S H<br>1-2<br>6 CS<br>HBP | | B C F F F X<br>1-2 ③<br>G5-3 | | | C C F X<br>0-2 ②<br>G1-3 | | 3 | 0 | 0 | 0 | 0 | 0 | 0 |
| 6 Melvin Mora, R (1, 5)<br>OBP: 0.472, SLG: 0.627 | B B B C B<br>4-1<br>10 K<br>BB | | 1 SAFE P 1 SAFE B<br>2-0 ③<br>CS<br>1-2 | C S X<br>0-2<br>HR | | X<br>0-0 ①<br>G5-3 | | B C C B S<br>2-3 ③<br>K | | 3 | 1 | 1 | 1 | 1 | 1 | 0 |
| 10 Miguel Tejada, R (1, 6)<br>OBP: 0.365, SLG: 0.478 | C S F F B 1 SAFE S<br>1-3 ② ③<br>K<br>1-2 | | | C S F S<br>0-3 ①<br>K | | C S B B D X<br>3-2 ②<br>F8 | | | B B C X<br>2-1 ①<br>L6 | 4 | 0 | 0 | 0 | 0 | 2 | 1 |
| Rafael Palmeiro, L (1, 3)<br>OBP: 0.378, SLG: 0.431<br>Jerry Hairston, R (9, PR)<br>OBP: 0.242, SLG: 0.344 | | B B X<br>2-0 ①<br>F9 | | B B F B X<br>3-1 ②<br>F7 | | B B S B F F X<br>3-2 ③<br>G1-3 | | | C B B X<br>2-1<br>31 S<br>2B | 4<br>0 | 0<br>0 | 1<br>0 | 0<br>0 | 0<br>0 | 0<br>0 | 0<br>0 |
| Javy Lopez, R (1, 2)<br>OBP: 0.388, SLG: 0.500 | | B B B B<br>4-0<br>BB | | X<br>0-0<br>HR | | | C S B B F C<br>2-3 ①<br>K | | B B F F B X<br>3-2 ②<br>F7 | 3 | 1 | 1 | 1 | 1 | 1 | 1 |
| 31 Jay Gibbons, L (1, 9)<br>OBP: 0.331, SLG: 0.407 | | C F B F S<br>1-3 ②<br>K | | B B F F B X<br>3-2<br>FC4-6<br>1B | | | X<br>0-0 ②<br>G5-3 | | F B B B F F B<br>4-2<br>2-3<br>BB | 3 | 0 | 1 | 0 | 1 | 1 | 1 |
| B.J. Surhoff, L (1, 10)<br>OBP: 0.324, SLG: 0.333 | | F S S<br>0-3 ③<br>K | | X<br>0-0 ③<br>FC4-6<br>1-2f | | | C X<br>0-1<br>WP<br>1B<br>1B | | B C B F S<br>2-3 ③<br>K | 4 | 0 | 1 | 0 | 0 | 2 | 5 |
| Larry Bigbie, L (1, 7)<br>OBP: 0.310, SLG: 0.423 | | | B B F X<br>2-1 ①<br>F8 | | C B S X<br>1-2 ①<br>G4-3 | | B S F F F B D X<br>3-2 ③<br>1-H<br>1B | | | 3 | 0 | 1 | 0 | 0 | 0 | 0 |
| Luis Matos, R (1, 8)<br>OBP: 0.274, SLG: 0.340 | | | B C F B C<br>2-3 ②<br>K | | B B S X<br>2-1 ②<br>F7 | | | B B C C S<br>2-3 ①<br>K | | 3 | 0 | 0 | 0 | 0 | 2 | 0 |
| Inning Stats | R: 0<br>E: 0<br>K: 1<br>S: 8<br>H: 0<br>LOB: 1<br>BB: 1<br>P: 13 | R: 0<br>E: 0<br>K: 2<br>S: 8<br>H: 0<br>LOB: 1<br>BB: 1<br>P: 15 | R: 0<br>E: 0<br>K: 1<br>S: 8<br>H: 0<br>LOB: 0<br>BB: 0<br>P: 14 | R: 2<br>E: 0<br>K: 1<br>S: 14<br>H: 3<br>LOB: 1<br>BB: 0<br>P: 20 | R: 0<br>E: 0<br>K: 0<br>S: 10<br>H: 0<br>LOB: 0<br>BB: 0<br>P: 14 | R: 0<br>E: 0<br>K: 0<br>S: 8<br>H: 0<br>LOB: 0<br>BB: 0<br>P: 14 | R: 0<br>E: 0<br>K: 1<br>S: 12<br>H: 2<br>LOB: 2<br>BB: 0<br>P: 17 | R: 0<br>E: 0<br>K: 2<br>S: 10<br>H: 0<br>LOB: 0<br>BB: 0<br>P: 14 | R: 0<br>E: 0<br>K: 1<br>S: 13<br>H: 1<br>LOB: 3<br>BB: 1<br>P: 26 | 1B: 3<br>2B: 1<br>3B: 0<br>HR: 2<br>SF: 0<br>SAC: 0<br>DP: 0<br>HBP: 1 | | | | | | |

| | AB | 30 |
|---|---|---|
| | R | 2 |
| | H | 6 |
| | RBI | 2 |
| | BB | 3 |
| | SO | 9 |
| | LOB | 8 |

WP: 1 PA: 35
PB: 0
SB: 1
CS: 1

| PITCHER | | IP | WLS | BF | H | R | ER | SO | BB | IBB | HBP | BLK | WP | HR | S | P | ERA | WHIP |
|---|---|---|---|---|---|---|---|---|---|---|---|---|---|---|---|---|---|---|
| 45 Kelvim Escobar, R<br>ERA: 4.43 | (1, 1) | 7.0 | W | 26 | 5 | 2 | 2 | 6 | 2 | 0 | 1 | 0 | 1 | 2 | 68 | 107 | 2.57 | 1.000 |
| Francisco Rodríguez, R<br>ERA: 0.41 | (8, 1) | 1.0 | H | 3 | 0 | 0 | 0 | 2 | 0 | 0 | 0 | 0 | 0 | 0 | 10 | 14 | 0.00 | 0.000 |
| Troy Percival, R<br>ERA: 3.31 | (9, 1) | 1.0 | S | 5 | 1 | 0 | 0 | 1 | 1 | 0 | 0 | 0 | 0 | 0 | 13 | 26 | 0.00 | 2.000 |

| PITCHER | | IP | WLS | BF | H | R | ER | SO | BB | IBB | HBP | BLK | WP | HR | S | P | ERA | WHIP |
|---|---|---|---|---|---|---|---|---|---|---|---|---|---|---|---|---|---|---|

# Baltimore Orioles @ Anaheim Angels

Angel Stadium of Anaheim, Anaheim, CA

Sat May 22 2004, 7:05 PM PDT

Att. 43,586 - Sunny - 68 F

livebaseballscorecards.com

## BOTTOM

| Batter | 1 | 2 | 3 | 4 | 5 | 6 | 7 | 8 | 9 | AB | R | H | RBI | BB | SO | LOB |
|---|---|---|---|---|---|---|---|---|---|---|---|---|---|---|---|---|
| David Eckstein, R (1, 6)<br>OBP: 0.331, SLG: 0.302 | G5-3 | | 9 1B 1B | | SH4-3 | | 9 1B 1B | | | 3 | 0 | 2 | 0 | 0 | 0 | 0 |
| 9 Chone Figgins, S (1, 5) (9, 8)<br>OBP: 0.354, SLG: 0.479 | F8 | | 1B | | K | | 1B | | | 4 | 0 | 2 | 1 | 0 | 1 | 1 |
| 27 Vladimir Guerrero, R (1, 9)<br>OBP: 0.384, SLG: 0.567 | K | | K | | HR | | F8 | | | 4 | 1 | 1 | 2 | 0 | 2 | 4 |
| Jose Guillen, R (1, 7)<br>OBP: 0.371, SLG: 0.509 | | P2 | G5-3 | | G6-3 | | | G4-3 | | 4 | 0 | 1 | 0 | 0 | 0 | 2 |
| Jeff DaVanon, S (1, 8)<br>OBP: 0.391, SLG: 0.429<br>Alfredo Amezaga, S (9, 5)<br>OBP: 0.208, SLG: 0.174 | G4-3 | | | FC3-6 BB | G6-3 | | | G4-3 | | 3<br>0 | 0<br>0 | 0<br>0 | 0<br>0 | 1<br>0 | 0<br>0 | 1<br>0 |
| Casey Kotchman, L (1, 3)<br>OBP: 0.333, SLG: 0.316 | 1B | | | FC3-6 G3-6-3 | F8 | | | G6-4-3 IBB | | 3 | 0 | 1 | 0 | 1 | 0 | 1 |
| José Molina, R (1, 2)<br>OBP: 0.325, SLG: 0.467 | G4-3 | | | G3-6-3 | G4-3 | | | G6-4-3 | | 4 | 0 | 0 | 0 | 0 | 0 | 4 |
| 39 Robb Quinlan, R (1, 10)<br>OBP: 0.409, SLG: 0.421 | | | K | K | | | B5-3 | | | 3 | 0 | 0 | 0 | 0 | 2 | 1 |
| Adam Kennedy, L (1, 4)<br>OBP: 0.315, SLG: 0.385 | | | 1B 9 1B 1B | | SH4-3 27 HR 2B | | G4-3 | | | 3 | 2 | 2 | 0 | 0 | 0 | 0 |
| Inning Stats | R: 0 H: 0<br>E: 0 LOB: 0<br>K: 1 BB: 0<br>S: 14 P: 18 | R: 0 H: 1<br>E: 0 LOB: 1<br>K: 0 BB: 0<br>S: 9 P: 12 | R: 1 H: 3<br>E: 0 LOB: 2<br>K: 2 BB: 0<br>S: 14 P: 17 | R: 0 H: 0<br>E: 0 LOB: 1<br>K: 1 BB: 1<br>S: 6 P: 11 | R: 2 H: 2<br>E: 0 LOB: 0<br>K: 1 BB: 0<br>S: 9 P: 12 | R: 0 H: 0<br>E: 0 LOB: 0<br>K: 0 BB: 0<br>S: 7 P: 9 | R: 0 H: 2<br>E: 0 LOB: 2<br>K: 0 BB: 0<br>S: 11 P: 15 | R: 0 H: 1<br>E: 0 LOB: 1<br>K: 0 BB: 1<br>S: 7 P: 12 | | 1B: 7 SF: 0<br>2B: 1 SAC: 1<br>3B: 0 DP: 1<br>HR: 1 HBP: 0 | | | | | | |

| PITCHER | IP | WLS | BF | H | R | ER | SO | BB | IBB | HBP | BLK | WP | HR | S | P | ERA | WHIP |
|---|---|---|---|---|---|---|---|---|---|---|---|---|---|---|---|---|---|
| Sidney Ponson, R (1, 1)<br>ERA: 5.4 | 8.0 | L | 34 | 9 | 3 | 3 | 5 | 1 | 1 | 0 | 0 | 0 | 1 | 77 | 106 | 3.38 | 1.250 |

| PITCHER | IP | WLS | BF | H | R | ER | SO | BB | IBB | HBP | BLK | WP | HR | S | P | ERA | WHIP |
|---|---|---|---|---|---|---|---|---|---|---|---|---|---|---|---|---|---|

| | |
|---|---|
| AB | 31 |
| R | 3 |
| H | 9 |
| RBI | 3 |
| BB | 2 |
| SO | 5 |
| LOB | 14 |

WP: 0 PA: 34
PB: 0
SB: 0
CS: 0

# Baltimore Orioles @ Anaheim Angels

Angel Stadium of Anaheim, Anaheim, CA

Sun May 23 2004, 1:05 PM PDT

Att. 43,758 - Unknown - 69 F

TOP

livebaseballscorecards.com

| Batter | 1 | 2 | 3 | 4 | 5 | 6 | 7 | 8 | 9 | AB | R | H | RBI | BB | SO | LOB |
|---|---|---|---|---|---|---|---|---|---|---|---|---|---|---|---|---|
| Jerry Hairston, R (1, 4)<br>OBP: 0.211, SLG: 0.297 | L8 | | K | | F8 | G4-3 | | F9 | | 5 | 0 | 0 | 0 | 0 | 1 | 4 |
| 6 Melvin Mora, R (1, 5)<br>OBP: 0.476, SLG: 0.631 | 10 1B<br>1B<br>1B | | G6-3 | | 1B 10 HBP<br>E<br>BB | | G4-3<br>2B | 1-2f | | 4 | 2 | 2 | 0 | 1 | 0 | 2 |
| 10 Miguel Tejada, R (1, 6)<br>OBP: 0.366, SLG: 0.472 | 1B<br>1-3<br>1B | | K | | E<br>1-2<br>HBP | | FC1<br>G4-3 | | F9 | 4 | 0 | 1 | 0 | 0 | 1 | 1 |
| Rafael Palmeiro, L (1, 3)<br>OBP: 0.379, SLG: 0.430 | 1-2<br>3-H<br>1B | | | F9 | E4<br>1-3<br>2-H<br>1B | | G4-3<br>1-2<br>2-3 | | K | 5 | 0 | 2 | 1 | 0 | 1 | 2 |
| Javy Lopez, R (1, 10)<br>(8, 2)<br>OBP: 0.376, SLG: 0.484 | F8 | | | F8 | F8 | | L6 | | G4-3 | 5 | 0 | 0 | 0 | 0 | 0 | 6 |
| 31 Jay Gibbons, L (1, 9)<br>OBP: 0.329, SLG: 0.409 | P4 | | | WP<br>1B<br>2B | | F7 | G4-3 | | | 4 | 1 | 1 | 0 | 0 | 0 | 4 |
| Larry Bigbie, L (1, 7)<br>OBP: 0.322, SLG: 0.433 | | K | | 2-H<br>1B | | 2B<br>1B | | 1B<br>1B | | 4 | 0 | 3 | 1 | 0 | 1 | 0 |
| Luis Matos, R (1, 8)<br>OBP: 0.273, SLG: 0.344 | | F7 | | F9 | | 1-3<br>2B | | F8 | | 4 | 0 | 1 | 0 | 0 | 0 | 2 |
| Keith Osik, R (1, 2)<br>OBP: 0.080, SLG: 0.080<br>Luis Lopez, S (8, PH)<br>OBP: 0.250, SLG: 0.182<br>Buddy Groom, L (8, 1) | | G6-3 | | | G4-3 | F7 | | 6<br>FC6-4<br>1-2<br>1B | | 3<br>1<br>0 | 0<br>0<br>0 | 0<br>1<br>0 | 0<br>0<br>0 | 0<br>0<br>0 | 0<br>0<br>0 | 2<br>0<br>0 |
| Inning Stats | R: 1 E: 0 K: 0 S: 17 H: 3 LOB: 2 BB: 0 P: 21 | R: 0 E: 0 K: 1 S: 8 H: 0 LOB: 0 BB: 0 P: 13 | R: 0 E: 0 K: 2 S: 9 H: 0 LOB: 0 BB: 0 P: 16 | R: 1 E: 0 K: 0 S: 11 H: 2 LOB: 1 BB: 0 P: 19 | R: 1 E: 1 K: 0 S: 10 H: 1 LOB: 2 BB: 1 P: 23 | R: 0 E: 0 K: 0 S: 14 H: 2 LOB: 2 BB: 0 P: 26 | R: 0 E: 0 K: 0 S: 12 H: 1 LOB: 2 BB: 0 P: 16 | R: 0 E: 0 K: 0 S: 9 H: 2 LOB: 2 BB: 0 P: 19 | R: 0 E: 0 K: 1 S: 7 H: 0 LOB: 0 BB: 0 P: 11 | 1B: 8 2B: 3 3B: 0 HR: 0 | SF: 0 SAC: 0 DP: 0 HBP: 1 | | | | | |

| | AB | 39 |
|---|---|---|
| | R | 3 |
| | H | 11 |
| | RBI | 2 |
| | BB | 1 |
| | SO | 4 |
| | LOB | 23 |

WP: 1 PB: 0 SB: 0 CS: 0 PA: 41

| PITCHER | | IP | WLS | BF | H | R | ER | SO | BB | IBB | HBP | BLK | WP | HR | S | P | ERA | WHIP |
|---|---|---|---|---|---|---|---|---|---|---|---|---|---|---|---|---|---|---|
| Aaron Sele, R<br>ERA: 3.05 | (1, 1) | 5.0 | W | 23 | 6 | 3 | 2 | 3 | 1 | 0 | 1 | 0 | 1 | 0 | 55 | 92 | 3.60 | 1.400 |
| 62 Scot Shields, R<br>ERA: 3.41 | (6, 1) | 1.1 | H | 8 | 3 | 0 | 0 | 0 | 0 | 0 | 0 | 0 | 0 | 0 | 21 | 35 | 0.00 | 2.250 |
| Francisco Rodríguez, R<br>ERA: 0.38 | (7, 1) | 1.2 | H | 7 | 2 | 0 | 0 | 0 | 0 | 0 | 0 | 0 | 0 | 0 | 14 | 26 | 0.00 | 1.200 |
| Kevin Gregg, R<br>ERA: 1.21 | (9, 1) | 1.0 | | 3 | 0 | 0 | 0 | 1 | 0 | 0 | 0 | 0 | 0 | 0 | 7 | 11 | 0.00 | 0.000 |

| PITCHER | | IP | WLS | BF | H | R | ER | SO | BB | IBB | HBP | BLK | WP | HR | S | P | ERA | WHIP |
|---|---|---|---|---|---|---|---|---|---|---|---|---|---|---|---|---|---|---|

# Baltimore Orioles @ Anaheim Angels

Angel Stadium of Anaheim, Anaheim, CA

Sun May 23 2004, 1:05 PM PDT

Att. 43,758 - Unknown - 69 F

BOTTOM

livebaseballscorecards.com

| Batter | 1 | 2 | 3 | 4 | 5 | 6 | 7 | 8 | 9 | AB | R | H | RBI | BB | SO | LOB |
|---|---|---|---|---|---|---|---|---|---|---|---|---|---|---|---|---|
| David Eckstein, R (1, 6) OBP: 0.333, SLG: 0.307 | 4-2 9 SH1-3 27 1B BB | 1-0 ① G3 1-2 | | 3-2 X 1-3 2B 2B | | 1-2 ② F8 | | 0-0 ③ G5-3 | | 4 | 2 | 1 | 0 | 1 | 0 | 2 |
| 9 Chone Figgins, S (1, 8) OBP: 0.346, SLG: 0.468 | 0-1 ① SH1-3 1-2 | 2-0 ② P6 | | 2-1 ② F8 | | 1-0 ③ F8 | | | | 3 | 0 | 0 | 0 | 0 | 0 | 4 |
| 27 Vladimir Guerrero, R (1, 10) OBP: 0.397, SLG: 0.592 | 0-0 1B 1B 2-H 1B | 0-2 2-3 1B | | 4-0 2B IBB | | | 1-2 HR | | | 3 | 3 | 3 | 2 | 1 | 0 | 0 |
| Jose Guillen, R (1, 7) OBP: 0.374, SLG: 0.515 | 2-2 ② 1B 1-2 1B | 3-2 ③ P3 | | 0-0 ③ 1-H 2-H 3-H 2B | | | 0-1 ① F7 | | | 4 | 1 | 2 | 3 | 0 | 0 | 2 |
| Jeff DaVanon, S (1, 9) OBP: 0.396, SLG: 0.425 | 1-3 ② K | | 4-2 G4-3 BB | | 3-1 G5-4-3 1B | | 0-0 ② B1-3 | | | 3 | 0 | 1 | 0 | 1 | 1 | 2 |
| Bengie Molina, R (1, 2) OBP: 0.309, SLG: 0.466 | 3-1 1B 1-2 2-H 1B | | 0-0 ①② G4-3 1-2f | | 1-2 ①② G5-4-3 1-2f | | 2-2 ③ F8 | | | 4 | 0 | 1 | 1 | 0 | 0 | 2 |
| Casey Kotchman, L (1, 3) OBP: 0.326, SLG: 0.310 | 0-1 1-2 2-H 1B | | 0-2 ③ F7 | | 0-0 ③ F8 | | | 0-0 ① G3 | | 4 | 0 | 1 | 1 | 0 | 0 | 0 |
| Shane Halter, R (1, 5) OBP: 0.271, SLG: 0.415 | 0-3 ③ K | | | 3-2 2B 2B 1B | | 4-1 BB | | 1-0 HR | | 3 | 2 | 2 | 1 | 1 | 1 | 2 |
| Adam Kennedy, L (1, 4) OBP: 0.313, SLG: 0.381 | | 0-2 27 1B G3 1B | | 0-0 ① F9 | | 2-3 ① K | | 0-1 ② G6-3 | | 4 | 0 | 1 | 0 | 0 | 1 | 2 |
| Inning Stats | R: 3 E: 0 K: 2 S: 21 H: 4 LOB: 2 BB: 1 P: 31 | R: 0 E: 0 K: 0 S: 16 H: 2 LOB: 2 BB: 0 P: 22 | R: 0 E: 0 K: 0 S: 7 H: 0 LOB: 0 BB: 1 P: 11 | R: 3 E: 0 K: 0 S: 11 H: 3 LOB: 1 BB: 1 P: 23 | R: 0 E: 0 K: 0 S: 6 H: 1 LOB: 0 BB: 0 P: 10 | R: 0 E: 0 K: 1 S: 11 H: 0 LOB: 1 BB: 1 P: 18 | R: 1 E: 0 K: 0 S: 10 H: 1 LOB: 0 BB: 0 P: 13 | R: 1 E: 0 K: 0 S: 5 H: 1 LOB: 0 BB: 0 P: 6 | | 1B: 8 2B: 2 3B: 0 HR: 2 | SF: 0 SAC: 1 DP: 2 HBP: 0 | | | | | |

| | AB | 32 |
|---|---|---|
| | R | 8 |
| | H | 12 |
| | RBI | 8 |
| | BB | 4 |
| | SO | 3 |
| | LOB | 16 |

| PITCHER | | IP | WLS | BF | H | R | ER | SO | BB | IBB | HBP | BLK | WP | HR | S | P | ERA | WHIP |
|---|---|---|---|---|---|---|---|---|---|---|---|---|---|---|---|---|---|---|
| 40 Daniel Cabrera, R ERA: 4.32 | (1, 1) | 4.0 | L | 22 | 9 | 6 | 6 | 2 | 2 | 1 | 0 | 0 | 0 | 0 | 55 | 87 | 13.50 | 2.750 |
| Darwin Cubillan, R ERA: 2.7 | (5, 1) | 3.0 | | 11 | 2 | 1 | 1 | 1 | 1 | 0 | 0 | 0 | 0 | 1 | 27 | 41 | 3.00 | 1.000 |
| Buddy Groom, L ERA: 2.19 | (8, 1) | 1.0 | | 4 | 1 | 1 | 1 | 0 | 0 | 0 | 0 | 0 | 0 | 1 | 5 | 6 | 9.00 | 1.000 |

| PITCHER | IP | WLS | BF | H | R | ER | SO | BB | IBB | HBP | BLK | WP | HR | S | P | ERA | WHIP |
|---|---|---|---|---|---|---|---|---|---|---|---|---|---|---|---|---|---|

# New York Yankees @ Baltimore Orioles

Oriole Park at Camden Yards, Baltimore, MD

Tue May 25 2004, 7:05 PM EDT
Att. 42,846 - Overcast - 89 F

livebaseballscorecards.com

TOP

| Batter | 1 | 2 | 3 | 4 | 5 | 6 | 7 | 8 | 9 | AB | R | H | RBI | BB | SO | LOB |
|---|---|---|---|---|---|---|---|---|---|---|---|---|---|---|---|---|
| 2 Derek Jeter, R (1, 6)<br>OBP: 0.249, SLG: 0.279 | F8 | | K | G5-3 | | 1B 13 HR 2B<br>1-H<br>3-H | G6-4-3<br>1-2f | | G6-3 | 6 | 1 | 1 | 1 | 0 | 1 | 5 |
| Bernie Williams, S (1, 8)<br>OBP: 0.331, SLG: 0.361 | L7 | | G5-3<br>1-2 | | L7 | 13 HR 1B<br>2-3 | | G5-4-3 13 1B HBP | | 4 | 1 | 1 | 0 | 0 | 0 | 1 |
| 13 Alex Rodriguez, R (1, 5)<br>OBP: 0.373, SLG: 0.549 | S BB | | L4 | | G6-3 | 1-H HR<br>3-H | | 1-2 G5-4-3 1B | | 4 | 1 | 2 | 3 | 1 | 0 | 1 |
| Gary Sheffield, R (1, 10)<br>OBP: 0.380, SLG: 0.383 | L7<br>1-2 | | | 20 2B 1B | F7 | K | | G5-4-3<br>1-2f<br>2-3 | | 5 | 1 | 1 | 0 | 0 | 1 | 3 |
| 20 Jorge Posada, S (1, 2)<br>OBP: 0.452, SLG: 0.655 | | K | | G4-3 55 1B 2B<br>1-H | | F7 | 55 WP 1B 2B | BB | | 4 | 2 | 2 | 1 | 1 | 1 | 0 |
| Ruben Sierra, S (1, 9)<br>OBP: 0.341, SLG: 0.470<br>Bubba Crosby, L (7, 9)<br>OBP: 0.200, SLG: 0.500 | | F9 | | G4-3<br>2-3 | | 1B 55 BB SF8 1B | P6 | G3-1 | | 4<br>1 | 1<br>0 | 1<br>0 | 0<br>0 | 0<br>0 | 0<br>0 | 2<br>2 |
| 55 Hideki Matsui, L (1, 7)<br>OBP: 0.412, SLG: 0.494 | | FC5-4 BB | | 2B 1B<br>3-H | | SF8 1B 2 WP BB<br>1-2 | HBP 1B BB<br>2-3 | | SF9 3B | 2 | 3 | 2 | 1 | 3 | 0 | 0 |
| Tony Clark, S (1, 3)<br>OBP: 0.377, SLG: 0.464 | FC5-4<br>1-2f | | | 2B<br>1-3 | | 2 2WP 1B<br>1-2<br>2-3 | 1B HBP<br>1-2 | | G1-3 | 4 | 1 | 2 | 0 | 0 | 0 | 2 |
| Enrique Wilson, S (1, 4)<br>OBP: 0.248, SLG: 0.323 | | | G5-3 1B | P3 | | SF8<br>2-3<br>3-H | 2 G6-4-3 1B<br>1-2<br>2-H<br>3-H | | SF9<br>3-H | 3 | 0 | 2 | 4 | 0 | 0 | 2 |
| Inning Stats | R: 0 E: 0 K: 0 S: 12 H: 0 LOB: 1 BB: 1 P: 21 | R: 0 E: 0 K: 1 S: 9 H: 0 LOB: 1 BB: 1 P: 14 | R: 0 E: 0 K: 1 S: 15 H: 1 LOB: 1 BB: 0 P: 20 | R: 2 E: 0 K: 0 S: 16 H: 4 LOB: 2 BB: 0 P: 24 | R: 0 E: 0 K: 0 S: 7 H: 0 LOB: 0 BB: 0 P: 10 | R: 6 E: 0 K: 1 S: 17 H: 5 LOB: 0 BB: 1 P: 29 | R: 2 E: 0 K: 0 S: 8 H: 2 LOB: 1 BB: 1 P: 18 | R: 0 E: 0 K: 0 S: 9 H: 1 LOB: 2 BB: 1 P: 16 | R: 1 E: 0 K: 0 S: 7 H: 1 LOB: 0 BB: 0 P: 16 | 1B: 8 2B: 4 3B: 1 HR: 1 | SF: 2 SAC: 0 DP: 2 HBP: 2 | | | | | | |

| | AB | 37 |
|---|---|---|
| | R | 11 |
| | H | 14 |
| | RBI | 10 |
| | BB | 5 |
| | SO | 3 |
| | LOB | 18 |

WP: 2 PB: 0 SB: 1 CS: 0 PA: 46

| PITCHER | | IP | WLS | BF | H | R | ER | SO | BB | IBB | HBP | BLK | WP | HR | S | P | ERA | WHIP |
|---|---|---|---|---|---|---|---|---|---|---|---|---|---|---|---|---|---|---|
| 45 Erik Bedard, L<br>ERA: 4.91 | (1, 1) | 4.0 | L | 19 | 5 | 2 | 2 | 2 | 2 | 0 | 0 | 0 | 0 | 0 | 52 | 79 | 4.50 | 1.750 |
| Denny Bautista, R<br>ERA: 21.6 | (5, 1) | 1.2 | | 9 | 3 | 4 | 4 | 0 | 1 | 0 | 0 | 0 | 1 | 0 | 17 | 31 | 21.60 | 2.400 |
| Mike DeJean, R<br>ERA: 9.19 | (6, 1) | 2.0 | | 13 | 5 | 4 | 4 | 1 | 2 | 0 | 2 | 0 | 1 | 1 | 23 | 41 | 18.00 | 3.500 |
| John Parrish, L<br>ERA: 4.56 | (8, 1) | 1.1 | | 5 | 1 | 1 | 1 | 0 | 0 | 0 | 0 | 0 | 0 | 0 | 8 | 17 | 6.75 | 0.750 |

| PITCHER | IP | WLS | BF | H | R | ER | SO | BB | IBB | HBP | BLK | WP | HR | S | P | ERA | WHIP |
|---|---|---|---|---|---|---|---|---|---|---|---|---|---|---|---|---|---|

# New York Yankees @ Baltimore Orioles

Oriole Park at Camden Yards, Baltimore, MD

Tue May 25 2004, 7:05 PM EDT

Att. 42,846 - Overcast - 89 F

livebaseballscorecards.com

## BOTTOM

| Batter | 1 | 2 | 3 | 4 | 5 | 6 | 7 | 8 | 9 | AB | R | H | RBI | BB | SO | LOB |
|---|---|---|---|---|---|---|---|---|---|---|---|---|---|---|---|---|
| 1 Brian Roberts, S (1, 4)<br>OBP: 0.330, SLG: 0.349 | G1-3 | | G6-3 | | | L8 | G6-3 | | 1B<br>1-2<br>2-H | 5 | 0 | 1 | 1 | 0 | 0 | 0 |
| 6 Melvin Mora, R (1, 5)<br>OBP: 0.474, SLG: 0.621 | K | | | HBP<br>10<br>G5-4-3 | | 1B<br>10<br>E<br>E | | P4 | P4 | 4 | 1 | 1 | 0 | 0 | 1 | 2 |
| 10 Miguel Tejada, R (1, 6)<br>OBP: 0.358, SLG: 0.461<br>Luis Lopez, S (9, 6)<br>OBP: 0.250, SLG: 0.182 | G6-3 | | | G5-4-3<br>1-2f | | E1<br>E<br>1B<br>1-3 | | F9 | | 4<br>0 | 1<br>0 | 0<br>0 | 0<br>0 | 0<br>0 | 0<br>0 | 2<br>0 |
| Rafael Palmeiro, L (1, 3)<br>OBP: 0.381, SLG: 0.432<br>Jose Leon, R (9, 3) | | G3 | | 1B | | E3<br>1B<br>1-2<br>3-H | | FC5-4<br>1B | | 4<br>0 | 0<br>0 | 2<br>0 | 1<br>0 | 0<br>0 | 0<br>0 | 1<br>0 |
| Javy Lopez, R (1, 2)<br>OBP: 0.374, SLG: 0.478<br>Robert Machado, R (9, 2) | | K | | P4 | | 0-0<br>1-2<br>2-H<br>1B | | FC5-4<br>1-2f | | 4<br>0 | 0<br>0 | 1<br>0 | 1<br>0 | 0<br>0 | 1<br>0 | 2<br>0 |
| 31 Jay Gibbons, L (1, 9)<br>OBP: 0.333, SLG: 0.408<br>B.J. Surhoff, L (9, PR)<br>OBP: 0.324, SLG: 0.333 | | FC6-4<br>BB | | | G4-3 | F7 | | | FC6-4<br>1B | 3<br>0 | 0<br>0 | 1<br>0 | 0<br>0 | 1<br>0 | 0<br>0 | 2<br>0 |
| Luis Matos, R (1, 8)<br>OBP: 0.273, SLG: 0.342 | | FC6-4<br>1-2f | | | S<br>1B | P3 | | | P4 | 4 | 0 | 1 | 0 | 0 | 0 | 4 |
| Larry Bigbie, L (1, 7)<br>OBP: 0.314, SLG: 0.420 | | | G1-3 | | L8 | | F7 | | FC6-4<br>BB<br>1<br>1B<br>1-2f | 4 | 1 | 0 | 0 | 0 | 0 | 2 |
| Jerry Hairston, R (1, 10)<br>OBP: 0.214, SLG: 0.275 | | | L6 | | G6-3<br>1-2 | | G6-3 | | 1<br>1B<br>BB<br>1-2 | 3 | 0 | 0 | 0 | 1 | 0 | 1 |
| Inning Stats | R: 0<br>E: 0<br>K: 1<br>S: 8<br>H: 0<br>LOB: 0<br>BB: 0<br>P: 12 | R: 0<br>E: 0<br>K: 1<br>S: 8<br>H: 0<br>LOB: 1<br>BB: 1<br>P: 12 | R: 0<br>E: 0<br>K: 0<br>S: 6<br>H: 0<br>LOB: 0<br>BB: 0<br>P: 10 | R: 0<br>E: 0<br>K: 0<br>S: 6<br>H: 1<br>LOB: 1<br>BB: 0<br>P: 10 | R: 0<br>E: 0<br>K: 0<br>S: 7<br>H: 1<br>LOB: 1<br>BB: 0<br>P: 15 | R: 2<br>E: 2<br>K: 0<br>S: 13<br>H: 2<br>LOB: 2<br>BB: 0<br>P: 22 | R: 0<br>E: 0<br>K: 0<br>S: 6<br>H: 0<br>LOB: 0<br>BB: 0<br>P: 8 | R: 0<br>E: 0<br>K: 0<br>S: 6<br>H: 1<br>LOB: 1<br>BB: 0<br>P: 10 | R: 1<br>E: 0<br>K: 0<br>S: 11<br>H: 2<br>LOB: 2<br>BB: 1<br>P: 19 | 1B: 7<br>2B: 0<br>3B: 0<br>HR: 0<br>SF: 0<br>SAC: 0<br>DP: 1<br>HBP: 1 | | | | | | |

| | AB | 35 |
|---|---|---|
| | R | 3 |
| | H | 7 |
| | RBI | 3 |
| | BB | 2 |
| | SO | 2 |
| | LOB | 16 |

WP: 0 PB: 0 SB: 1 CS: 0 PA: 38

| PITCHER | | IP | WLS | BF | H | R | ER | SO | BB | IBB | HBP | BLK | WP | HR | S | P | ERA | WHIP |
|---|---|---|---|---|---|---|---|---|---|---|---|---|---|---|---|---|---|---|
| Jon Lieber, R<br>ERA: 3.53 | (1, 1) | 7.0 | W | 28 | 4 | 2 | 0 | 2 | 1 | 0 | 1 | 0 | 0 | 0 | 54 | 89 | 0.00 | 0.714 |
| Gabe White, L<br>ERA: 5.17 | (8, 1) | 1.0 | | 4 | 1 | 0 | 0 | 0 | 0 | 0 | 0 | 0 | 0 | 0 | 6 | 10 | 0.00 | 1.000 |
| Felix Heredia, L<br>ERA: 16.62 | (9, 1) | 1.0 | | 6 | 2 | 1 | 1 | 0 | 1 | 0 | 0 | 0 | 0 | 0 | 11 | 19 | 9.00 | 3.000 |

| PITCHER | IP | WLS | BF | H | R | ER | SO | BB | IBB | HBP | BLK | WP | HR | S | P | ERA | WHIP |
|---|---|---|---|---|---|---|---|---|---|---|---|---|---|---|---|---|---|

# New York Yankees @ Baltimore Orioles

Oriole Park at Camden Yards, Baltimore, MD

Wed May 26 2004, 7:05 PM EDT

Att. 37,610 - Unknown - 87 F

TOP

livebaseballscorecards.com

| Batter | 1 | 2 | 3 | 4 | 5 | 6 | 7 | 8 | 9 | AB | R | H | RBI | BB | SO | LOB |
|---|---|---|---|---|---|---|---|---|---|---|---|---|---|---|---|---|
| Kenny Lofton, L (1, 8)<br>OBP: 0.375, SLG: 0.441 | P5 | | 13 FC5-4, 2 HBP, 1B | | 2 1B, 2B | 13 BB, 1B | 2 2B, 1B<br>2-H | 2 FC5-4, BB | | 4 | 2 | 3 | 0 | 0 | 0 | 0 |
| Bernie Williams, S (7, PH)<br>OBP: 0.339, SLG: 0.365 (7, 8) | | | | | | | | | | 1 | 1 | 1 | 1 | 1 | 0 | 0 |
| 2 Derek Jeter, R (1, 6)<br>OBP: 0.261, SLG: 0.297 | S, 2B | | 1 SAFE, 1 SAFE<br>1-2<br>13 FC5-4, HBP | | 2-H<br>13 1B, HR, 1B | K | 1-3<br>1B, 2B | 1 SAFE, 1 SAFE<br>1-2f<br>FC5-4 | | 5 | 2 | 3 | 1 | 0 | 1 | 2 |
| 13 Alex Rodriguez, R (1, 5)<br>OBP: 0.382, SLG: 0.545 | S, BB | | 1-2f<br>2-3<br>FC5-4 | | 1-2<br>HR, 1B | 1-2<br>1B, BB | 20 BB, 1B, IBB | | F9 | 3 | 1 | 1 | 0 | 3 | 0 | 2 |
| Gary Sheffield, R (1, 9)<br>OBP: 0.394, SLG: 0.413 | 1-2<br>2-3<br>20 G4-6-3, BB | | L8 | | 1-H<br>2-H<br>HR | 1-2<br>2-H<br>1B | 1-2<br>2-H<br>3-H<br>20 BB, 1B | | 20 G1-6-3, 1B | 5 | 1 | 4 | 6 | 1 | 0 | 2 |
| 20 Jorge Posada, S (1, 2)<br>OBP: 0.447, SLG: 0.633 | G4-6-3<br>1-2f | | | FC4-6, 55 BB, G4-3, BB | G3-1 | G4-3 | 1-2<br>2-3<br>BB | | 1 SAFE, 1 SAFE<br>1-2f<br>G1-6-3 | 4 | 1 | 0 | 0 | 2 | 0 | 6 |
| 55 Hideki Matsui, L (1, 7)<br>OBP: 0.411, SLG: 0.506 | | G6-3 | 1-2<br>FC4-6, BB | | G3-1 | HR | K | | | 4 | 1 | 1 | 1 | 1 | 1 | 3 |
| Ruben Sierra, S (1, 10)<br>OBP: 0.333, SLG: 0.455 | | G4-3 | 1-2f<br>2-3<br>FC4-6, G4-3 | | G4-3 | G6-3, 1B | P4 | | | 5 | 1 | 1 | 0 | 0 | 0 | 5 |
| Tony Clark, S (1, 3)<br>OBP: 0.365, SLG: 0.492 | | G4-3 | 1-2<br>3-H<br>G4-3 | | HR | 1-2<br>G6-3 | K | | | 5 | 1 | 1 | 2 | 0 | 1 | 2 |
| Enrique Wilson, S (1, 4)<br>OBP: 0.245, SLG: 0.316 | | | G3 | G3-1 | K | K | 2-H<br>1B, 1B | K | | 5 | 1 | 1 | 1 | 0 | 2 | 1 |
| Inning Stats | R: 0<br>E: 0<br>K: 0<br>S: 10<br>H: 1<br>LOB: 2<br>BB: 2<br>P: 22 | R: 0<br>E: 0<br>K: 0<br>S: 7<br>H: 0<br>LOB: 0<br>BB: 0<br>P: 8 | R: 0<br>E: 0<br>K: 0<br>S: 13<br>H: 1<br>LOB: 2<br>BB: 0<br>P: 19 | R: 1<br>E: 0<br>K: 0<br>S: 10<br>H: 0<br>LOB: 1<br>BB: 2<br>P: 20 | R: 4<br>E: 0<br>K: 0<br>S: 16<br>H: 4<br>LOB: 0<br>BB: 0<br>P: 24 | R: 2<br>E: 0<br>K: 2<br>S: 16<br>H: 3<br>LOB: 2<br>BB: 1<br>P: 28 | R: 5<br>E: 0<br>K: 1<br>S: 26<br>H: 6<br>LOB: 3<br>BB: 2<br>P: 49 | R: 0<br>E: 0<br>K: 2<br>S: 11<br>H: 0<br>LOB: 1<br>BB: 1<br>P: 16 | R: 0<br>E: 0<br>K: 0<br>S: 7<br>H: 1<br>LOB: 0<br>BB: 0<br>P: 12 | 1B: 10<br>2B: 3<br>3B: 0<br>HR: 3<br>SF: 0<br>SAC: 0<br>DP: 2<br>HBP: 1 | WP: 0<br>PB: 0<br>SB: 2<br>CS: 0<br>PA: 50 | | | | | |

| PITCHER | | IP | WLS | BF | H | R | ER | SO | BB | IBB | HBP | BLK | WP | HR | S | P | ERA | WHIP |
|---|---|---|---|---|---|---|---|---|---|---|---|---|---|---|---|---|---|---|
| Rodrigo Lopez, R<br>ERA: 2.92 | (1, 1) | 5.0 | | 25 | 6 | 5 | 5 | 0 | 4 | 0 | 1 | 0 | 0 | 1 | 56 | 93 | 9.00 | 2.000 |
| Darwin Cubillan, R<br>ERA: 4.7 | (6, 1) | 1.0 | | 7 | 3 | 2 | 2 | 2 | 1 | 0 | 0 | 0 | 0 | 1 | 16 | 28 | 18.00 | 4.000 |
| Buddy Groom, L<br>ERA: 3.65 | (7, 1) | 0.0 | | 2 | 2 | 2 | 2 | 0 | 0 | 0 | 0 | 0 | 0 | 1 | 6 | 10 | ∞ | ∞ |
| B.J. Ryan, L<br>ERA: 2.63 | (7, 1) | 1.0 | L | 9 | 4 | 3 | 3 | 1 | 1 | 1 | 0 | 0 | 0 | 0 | 20 | 39 | 27.00 | 5.000 |
| John Parrish, L<br>ERA: 4.21 | (8, 1) | 2.0 | | 7 | 1 | 0 | 0 | 2 | 1 | 0 | 0 | 0 | 0 | 0 | 18 | 28 | 0.00 | 1.000 |

| | |
|---|---|
| AB | 41 |
| R | 12 |
| H | 16 |
| RBI | 12 |
| BB | 8 |
| SO | 5 |
| LOB | 23 |

| Batter | 1 | 2 | 3 | 4 | 5 | 6 | 7 | 8 | 9 | AB | R | H | RBI | BB | SO | LOB |
|---|---|---|---|---|---|---|---|---|---|---|---|---|---|---|---|---|
| 1 Brian Roberts, S (1, 4)<br>OBP: 0.326, SLG: 0.345 | F7 | F7 | | | 6 WP 1B | F9 | | F9 | | 5 | 0 | 1 | 0 | 0 | 0 | 2 |
| 6 Melvin Mora, R (1, 5)<br>OBP: 0.472, SLG: 0.633 | HR | K | | | K | 1-2 10 1B 1B | | K | | 5 | 1 | 2 | 2 | 0 | 3 | 1 |
| 10 Miguel Tejada, R (1, 6)<br>OBP: 0.365, SLG: 0.462 | F9 WP 1B | P6 | | | | BB<br>F8<br>G3 | | | K | 4 | 1 | 2 | 1 | 1 | 1 | 0 |
| Rafael Palmeiro, L (1, 3)<br>OBP: 0.376, SLG: 0.424 | F9 | K | | | | | | | 1B | 5 | 0 | 1 | 0 | 0 | 1 | 4 |
| Javy Lopez, R (1, 2)<br>OBP: 0.369, SLG: 0.470 | G6-3 | G6-3 | | | | HR | F9 | | K | 5 | 1 | 1 | 0 | 0 | 1 | 2 |
| B.J. Surhoff, L (1, 9)<br>OBP: 0.342, SLG: 0.397 | | 2B G4-3 1B | G3 | | | HR | 1B | | G3-1 | 5 | 2 | 3 | 3 | 0 | 0 | 1 |
| Luis Matos, R (1, 8)<br>OBP: 0.278, SLG: 0.352 | | G4-3 SF9 2B | F8 | | | 1B 1B | F9 | | | 4 | 2 | 2 | 0 | 0 | 0 | 1 |
| Larry Bigbie, L (1, 7)<br>OBP: 0.312, SLG: 0.415 | | G4-3 | | G3-1 | | 6 1B 1B | G4-3 | | | 4 | 1 | 1 | 1 | 0 | 0 | 2 |
| Jerry Hairston, R (1, 10)<br>OBP: 0.217, SLG: 0.279 | | SF9 | | F7 | | 6 1B 10 1B 1B | | G4-3 | | 3 | 1 | 1 | 2 | 0 | 0 | 0 |
| Inning Stats | R: 1 E: 0 K: 0 S: 15 H: 2 LOB: 1 BB: 0 P: 21 | R: 2 E: 0 K: 0 S: 6 H: 2 LOB: 0 BB: 0 P: 10 | R: 0 E: 0 K: 2 S: 8 H: 0 LOB: 0 BB: 0 P: 13 | R: 0 E: 0 K: 0 S: 11 H: 0 LOB: 0 BB: 0 P: 15 | R: 0 E: 0 K: 1 S: 13 H: 1 LOB: 1 BB: 0 P: 21 | R: 6 E: 0 K: 0 S: 23 H: 7 LOB: 2 BB: 1 P: 39 | R: 0 E: 0 K: 0 S: 10 H: 1 LOB: 1 BB: 0 P: 12 | R: 0 E: 0 K: 1 S: 12 H: 0 LOB: 0 BB: 0 P: 17 | R: 0 E: 0 K: 2 S: 10 H: 1 LOB: 1 BB: 0 P: 13 | 1B: 11 2B: 1 3B: 0 HR: 2 SF: 1 SAC: 0 DP: 0 HBP: 0 | | | | | | | |

| PITCHER | | IP | WLS | BF | H | R | ER | SO | BB | IBB | HBP | BLK | WP | HR | S | P | ERA | WHIP |
|---|---|---|---|---|---|---|---|---|---|---|---|---|---|---|---|---|---|---|
| 35 Mike Mussina, R<br>ERA: 5.0 | (1, 1) | 5.1 | | 23 | 6 | 5 | 5 | 3 | 1 | 0 | 0 | 0 | 2 | 1 | 58 | 93 | 8.44 | 1.312 |
| Paul Quantrill, R<br>ERA: 4.15 | (6, 1) | 0.0 | | 2 | 2 | 1 | 1 | 0 | 0 | 0 | 0 | 0 | 0 | 1 | 5 | 5 | ∞ | ∞ |
| Gabe White, L<br>ERA: 6.19 | (6, 1) | 0.1 | B | 3 | 2 | 1 | 1 | 0 | 0 | 0 | 0 | 0 | 0 | 0 | 6 | 8 | 27.00 | 6.000 |
| Tanyon Sturtze, R<br>ERA: 15.43 | (6, 1) | 0.1 | W | 3 | 2 | 2 | 2 | 0 | 0 | 0 | 0 | 0 | 0 | 0 | 7 | 13 | 54.00 | 6.000 |
| Tom Gordon, R<br>ERA: 1.69 | (7, 1) | 2.0 | H | 7 | 1 | 0 | 0 | 1 | 0 | 0 | 0 | 0 | 0 | 0 | 22 | 29 | 0.00 | 0.500 |

| PITCHER | | IP | WLS | BF | H | R | ER | SO | BB | IBB | HBP | BLK | WP | HR | S | P | ERA | WHIP |
|---|---|---|---|---|---|---|---|---|---|---|---|---|---|---|---|---|---|---|
| 42 Mariano Rivera, R<br>ERA: 1.04 | (9, 1) | 1.0 | S | 4 | 1 | 0 | 0 | 2 | 0 | 0 | 0 | 0 | 0 | 0 | 10 | 13 | 0.00 | 1.000 |

# BOTTOM

## New York Yankees @ Baltimore Orioles

Oriole Park at Camden Yards, Baltimore, MD

Wed May 26 2004, 7:05 PM EDT

Att. 37,610 - Unknown - 87 F

livebaseballscorecards.com

| | |
|---|---|
| AB | 40 |
| R | 9 |
| H | 14 |
| RBI | 9 |
| BB | 1 |
| SO | 6 |
| LOB | 13 |

| | | | |
|---|---|---|---|
| 1B: 11 | SF: 1 | WP: 2 | PA: 42 |
| 2B: 1 | SAC: 0 | PB: 0 | |
| 3B: 0 | DP: 0 | SB: 0 | |
| HR: 2 | HBP: 0 | CS: 0 | |

# New York Yankees @ Baltimore Orioles

Oriole Park at Camden Yards, Baltimore, MD

Thu May 27 2004, 7:05 PM EDT

Att. 46,282 - Sunny - 80 F

livebaseballscorecards.com

## TOP

| Batter | 1 | 2 | 3 | 4 | 5 | 6 | 7 | 8 | 9 | AB | R | H | RBI | BB | SO | LOB |
|---|---|---|---|---|---|---|---|---|---|---|---|---|---|---|---|---|
| Kenny Lofton, L (1, 8)<br>OBP: 0.369, SLG: 0.431 | F7 | | F8 | | 2 2B<br>1-2<br>1B | G6-3 | 2 HBP<br>1B<br>BB | G6-3<br>3-H<br>2B | | 4 | 1 | 1 | 0 | 0 | 0 | 0 |
| Bubba Crosby, L (7, PH) (7, 8)<br>OBP: 0.273, SLG: 0.571 | | | | | | | | | | 1 | 1 | 1 | 1 | 1 | 0 | 0 |
| 2 Derek Jeter, R (1, 6)<br>OBP: 0.273, SLG: 0.317 | FC5-4<br>1B | | L6 | | 13 HR<br>1-H<br>2-H<br>2B | 2B | 1B<br>1-2<br>HBP | G6-3<br>2-3 | | 4 | 1 | 3 | 2 | 0 | 0 | 0 |
| Homer Bush, R (7, 4) | | | | | | | | | | 1 | 0 | 0 | 0 | 0 | 0 | 1 |
| 13 Alex Rodriguez, R (1, 5)<br>OBP: 0.379, SLG: 0.555 | K | | | F8 | HR<br>2-H | P2 | 1B<br>1-2<br>2-H | P5 | | 4 | 1 | 1 | 2 | 0 | 1 | 2 |
| Miguel Cairo, R (7, PH) (7, 5)<br>OBP: 0.323, SLG: 0.407 | | | | | | | | | | 2 | 0 | 1 | 1 | 0 | 0 | 1 |
| Gary Sheffield, R (1, 9)<br>OBP: 0.397, SLG: 0.416 | FC5-4<br>1-2f | | | P5 | 20 1B<br>55 2B<br>1B | | 20 BB<br>55 1B<br>1B | | 55 BB 1B<br>SF7<br>1B | 6 | 3 | 3 | 0 | 0 | 0 | 3 |
| 20 Jorge Posada, S (1, 2)<br>OBP: 0.452, SLG: 0.629 | | G6-3<br>55 BB<br>1B | | K | 55 2B<br>1-2<br>1B | | PB<br>55 1B<br>2B<br>BB | | 55 BB<br>1-2<br>1B | 4 | 2 | 2 | 0 | 1 | 1 | 2 |
| John Flaherty, R (8, 2)<br>OBP: 0.200, SLG: 0.289 | | | | | | | | | | 1 | 0 | 1 | 0 | 0 | 0 | 0 |
| 55 Hideki Matsui, L (1, 7)<br>OBP: 0.429, SLG: 0.521 | | G6-3<br>1-2<br>BB | | | SF8<br>1B<br>2B | | PB<br>1-2<br>2-H<br>1B | E<br>2B<br>HBP | BB<br>1-2<br>2-3 | 3 | 4 | 3 | 3 | 2 | 0 | 0 |
| Bernie Williams, S (1, 10)<br>OBP: 0.333, SLG: 0.357 | G6-3<br>1-2f<br>2-3 | | | | F7<br>1B | | K | E1<br>2B<br>1-2<br>G4-3 | P3 | 6 | 1 | 1 | 1 | 0 | 1 | 9 |
| Tony Clark, S (1, 3)<br>OBP: 0.375, SLG: 0.530 | K | | | | 2 2B<br>1-3<br>1B<br>K | | HR<br>1-H<br>2-H<br>2B | G4-3<br>1-3<br>2-H<br>2B | SF7<br>3-H | 5 | 3 | 3 | 4 | 0 | 2 | 2 |
| Enrique Wilson, S (1, 4) (7, 6)<br>OBP: 0.241, SLG: 0.340 | | | G1-3 | | SF8<br>3-H | G6-3 | HR<br>2-H | G4-3<br>2-3<br>3-H | P6 | 5 | 1 | 1 | 4 | 0 | 0 | 3 |

| Inning Stats | 1 | 2 | 3 | 4 | 5 | 6 | 7 | 8 | 9 |
|---|---|---|---|---|---|---|---|---|---|
| R: | 0 | 0 | 0 | 0 | 8 | 0 | 6 | 3 | 1 |
| E: | 0 | 0 | 0 | 0 | 0 | 0 | 0 | 1 | 0 |
| K: | 1 | 1 | 0 | 1 | 1 | 0 | 1 | 0 | 0 |
| S: | 9 | 6 | 6 | 10 | 28 | 11 | 26 | 11 | 12 |
| H: | 1 | 1 | 0 | 0 | 9 | 1 | 5 | 2 | 2 |
| LOB: | 1 | 1 | 0 | 0 | 1 | 0 | 2 | 0 | 2 |
| BB: | 0 | 1 | 0 | 0 | 0 | 0 | 2 | 0 | 1 |
| P: | 12 | 11 | 7 | 15 | 41 | 17 | 52 | 22 | 25 |

| 1B: | 13 | SF: | 2 |
|---|---|---|---|
| 2B: | 6 | SAC: | 0 |
| 3B: | 0 | DP: | 1 |
| HR: | 2 | HBP: | 2 |

| WP: | 0 | PA: | 54 |
|---|---|---|---|
| PB: | 1 | | |
| SB: | 0 | | |
| CS: | 0 | | |

| PITCHER | | IP | WLS | BF | H | R | ER | SO | BB | IBB | HBP | BLK | WP | HR | S | P | ERA | WHIP |
|---|---|---|---|---|---|---|---|---|---|---|---|---|---|---|---|---|---|---|
| Sidney Ponson, R<br>ERA: 6.09 | (1, 1) | 4.2 | L | 24 | 10 | 8 | 8 | 3 | 1 | 0 | 0 | 0 | 0 | 1 | 54 | 77 | 15.43 | 2.357 |
| Mike DeJean, R<br>ERA: 9.53 | (5, 1) | 1.1 | | 8 | 3 | 2 | 2 | 1 | 1 | 0 | 0 | 0 | 0 | 0 | 17 | 32 | 13.50 | 3.000 |
| Denny Bautista, R<br>ERA: 36.0 | (7, 1) | 0.1 | | 6 | 3 | 3 | 3 | 1 | 1 | 0 | 1 | 0 | 0 | 1 | 19 | 35 | 81.00 | 12.000 |
| John Parrish, L<br>ERA: 4.78 | (7, 1) | 0.2 | | 6 | 2 | 4 | 3 | 0 | 0 | 0 | 1 | 0 | 0 | 0 | 10 | 19 | 40.50 | 3.000 |
| Darwin Cubillan, R<br>ERA: 4.15 | (8, 1) | 1.0 | | 4 | 1 | 0 | 0 | 0 | 0 | 0 | 0 | 0 | 0 | 0 | 7 | 14 | 0.00 | 1.000 |

| PITCHER | | IP | WLS | BF | H | R | ER | SO | BB | IBB | HBP | BLK | WP | HR | S | P | ERA | WHIP |
|---|---|---|---|---|---|---|---|---|---|---|---|---|---|---|---|---|---|---|
| Jorge Julio, R<br>ERA: 2.25 | (9, 1) | 1.0 | | 6 | 2 | 1 | 1 | 0 | 1 | 0 | 0 | 0 | 0 | 0 | 12 | 25 | 9.00 | 3.000 |

| | |
|---|---|
| AB | 46 |
| R | 18 |
| H | 21 |
| RBI | 18 |
| BB | 4 |
| SO | 5 |
| LOB | 23 |

# BOTTOM

## New York Yankees @ Baltimore Orioles

Oriole Park at Camden Yards, Baltimore, MD

Thu May 27 2004, 7:05 PM EDT

Att. 46,282 - Sunny - 80 F

livebaseballscorecards.com

| Batter | 1 | 2 | 3 | 4 | 5 | 6 | 7 | 8 | 9 | AB | R | H | RBI | BB | SO | LOB |
|---|---|---|---|---|---|---|---|---|---|---|---|---|---|---|---|---|
| 1 Brian Roberts, S (1, 4)<br>OBP: 0.333, SLG: 0.348 | C B X<br>1-1<br>6 BB 1B | | B B X<br>2-0 ②<br>G4-3 | 1 SAFE B<br>1 SAFE C<br>1 SAFE B B B<br>4-1<br>1-2<br>6 PB BB | | B B C X<br>2-1 ②<br>G3 | | C X<br>0-1<br>1-2<br>6 1B 1B | | 4 | 0 | 2 | 0 | 1 | 0 | 0 |
| 6 Melvin Mora, R (1, 5)<br>OBP: 0.480, SLG: 0.633 | 1 SAFE C P 1 SAFE F 1 B 1 SAFE F<br>4-2 B F 1 SAFE B<br>1-2<br>BB | | X<br>0-0<br>10 HR 1B | B B B C B<br>4-1<br>1-2 2-3<br>BB | | F B S X<br>1-2 ③<br>G4-3 | | S F B X<br>1-2<br>1-2 2-3<br>1B | | 3 | 1 | 2 | 0 | 2 | 0 | 0 |
| 10 Miguel Tejada, R (1, 6)<br>OBP: 0.362, SLG: 0.474<br>Luis Lopez, S (7, PR)<br>OBP: 0.231, SLG: 0.167 (8, 6) | B C B 2 S C<br>SAFE<br>2-3 ①<br>K | | 1 SAFE D X<br>1-0<br>1-H<br>HR | X<br>0-0 ③<br>G1-3 | | | C S B X<br>1-2<br>E6 G4-6-3 1B | X<br>0-0 ③<br>P4 | | 4<br>1 | 1<br>0 | 1<br>0 | 2<br>0 | 0<br>0 | 1<br>0 | 5<br>3 |
| Rafael Palmeiro, L (1, 3)<br>OBP: 0.384, SLG: 0.448<br>Jose Leon, R (7, PR)<br>OBP: 1.000, SLG: 4.000 (8, 3) | B X<br>1-0 ②<br>F3 | | C B B X<br>2-1<br>HR | | B B C B B<br>4-1<br>1B BB | | B B C B X<br>3-1<br>1-2<br>G4-6-3 1B | | C B X<br>1-1<br>HR | 3<br>1 | 1<br>1 | 2<br>1 | 1<br>1 | 1<br>0 | 0<br>0 | 2<br>0 |
| Javy Lopez, R (1, 2)<br>OBP: 0.368, SLG: 0.467<br>Robert Machado, R (7, PH) (8, 2) | C C S<br>0-3 ③<br>K | | C B X<br>1-1<br>1B | | F S S<br>0-3 ①<br>K | | C B B X<br>2-1 ① ②<br>G4-6-3<br>1-2f 2-3 | | F F B X<br>1-2 ①<br>G6-3 | 3<br>2 | 0<br>0 | 1<br>0 | 0<br>0 | 0<br>0 | 2<br>0 | 3<br>2 |
| B.J. Surhoff, L (1, 9)<br>OBP: 0.333, SLG: 0.397 | | B B C F B X<br>3-2 ①<br>G4-3 | X<br>0-0 ③<br>P6 | | B B X<br>2-0 ②<br>F7 | | B F F B D X<br>3-2 ③<br>F9 | | X<br>0-0<br>1B 2B | 5 | 1 | 1 | 0 | 0 | 0 | 4 |
| Luis Matos, R (1, 8)<br>OBP: 0.282, SLG: 0.354 | C S B S<br>1-3 ②<br>K2-3 | | | X<br>0-0 ①<br>F8 | C S F X<br>0-2<br>1-2<br>FC6-4 1B | | | B C S B X<br>2-2 ①<br>P6 | C B X<br>1-1<br>2-H<br>1B | 5 | 0 | 2 | 1 | 0 | 1 | 0 |
| Larry Bigbie, L (1, 7)<br>OBP: 0.309, SLG: 0.408 | B C B X<br>2-1 ③<br>F8 | | | B S S B F X<br>2-2<br>6 PB 1 S 1B | B C B X<br>2-1 ③<br>FC6-4<br>1-2f | | | B B X<br>2-0 ②<br>F7 | C X<br>0-1 ②<br>F7 | 5 | 0 | 1 | 0 | 0 | 0 | 3 |
| Jerry Hairston, R (1, 10)<br>OBP: 0.216, SLG: 0.271 | | | C X<br>0-1 ①<br>G5-3 | C X<br>0-1 ②<br>F8 | | B S F F X<br>1-2 ①<br>P3 | | C C F X<br>0-2<br>6 1B 1 1B 1B | C C B F X<br>1-2 ③<br>F8 | 5 | 0 | 1 | 0 | 0 | 0 | 2 |
| Inning Stats | R: 0 E: 0 K: 2 S: 14 H: 1 LOB: 2 BB: 1 P: 21 | R: 0 E: 0 K: 1 S: 8 H: 0 LOB: 0 BB: 0 P: 14 | R: 3 E: 0 K: 0 S: 10 H: 4 LOB: 1 BB: 0 P: 16 | R: 0 E: 0 K: 0 S: 10 H: 1 LOB: 3 BB: 2 P: 20 | R: 0 E: 0 K: 1 S: 11 H: 1 LOB: 2 BB: 1 P: 19 | R: 0 E: 0 K: 0 S: 9 H: 0 LOB: 0 BB: 0 P: 13 | R: 0 E: 1 K: 0 S: 10 H: 1 LOB: 2 BB: 0 P: 19 | R: 0 E: 0 K: 0 S: 14 H: 3 LOB: 3 BB: 0 P: 19 | R: 2 E: 0 K: 0 S: 14 H: 3 LOB: 1 BB: 0 P: 18 | 1B: 10 2B: 1 3B: 0 HR: 3 | SF: 0 SAC: 0 DP: 1 HBP: 0 | | | | | | |

| | AB | 41 |
|---|---|---|
| | R | 5 |
| | H | 14 |
| | RBI | 5 |
| | BB | 4 |
| | SO | 4 |
| | LOB | 24 |

WP: 0 PB: 1 SB: 1 CS: 0 PA: 45

| PITCHER | | IP | WLS | BF | H | R | ER | SO | BB | IBB | HBP | BLK | WP | HR | S | P | ERA | WHIP |
|---|---|---|---|---|---|---|---|---|---|---|---|---|---|---|---|---|---|---|
| Jose Contreras, R<br>ERA: 6.97 | (1, 1) | 6.0 | W | 31 | 8 | 3 | 3 | 4 | 4 | 0 | 0 | 0 | 0 | 2 | 67 | 112 | 4.50 | 2.000 |
| Felix Heredia, L<br>ERA: 11.37 | (7, 1) | 2.0 | | 8 | 3 | 0 | 0 | 0 | 0 | 0 | 0 | 0 | 0 | 0 | 19 | 29 | 0.00 | 1.500 |
| Gabe White, L<br>ERA: 6.88 | (9, 1) | 1.0 | | 6 | 3 | 2 | 2 | 0 | 0 | 0 | 0 | 0 | 0 | 1 | 14 | 18 | 18.00 | 3.000 |

| PITCHER | IP | WLS | BF | H | R | ER | SO | BB | IBB | HBP | BLK | WP | HR | S | P | ERA | WHIP |
|---|---|---|---|---|---|---|---|---|---|---|---|---|---|---|---|---|---|

| Batter | 1 | 2 | 3 | 4 | 5 | 6 | 7 | 8 | 9 | AB | R | H | RBI | BB | SO | LOB |
|---|---|---|---|---|---|---|---|---|---|---|---|---|---|---|---|---|
| 1 Brian Roberts, S (1, 4)<br>OBP: 0.324, SLG: 0.337 | C C S<br>0-3 ① K | C S B X<br>1-2 ③ G4-3<br>1-2 | | C C F X<br>0-2 ③ G4-3 | B X<br>1-0 ③ G1-3 | | B L M F B F 1 SAFE T<br>2-2 ① ② K<br>2-3 | | B B X<br>2-0 ③ F8 | 6 | 0 | 0 | 0 | 0 | 2 | 6 |
| 6 Melvin Mora, R (1, 5)<br>OBP: 0.478, SLG: 0.626 | C S B S<br>1-3 ② K | | C F F B F X<br>1-2 10 G5-3 10 S SF8 1B | | B B C B F C<br>3-3 ① K | F B S B F X<br>2-2 E 10 G6-3 1B 1B | C F 1 SAFE D F 1 SAFE B F S<br>2-3 ③ K<br>1-2 | | | 5 | 2 | 2 | 0 | 0 | 3 | 1 |
| 10 Miguel Tejada, R (1, 6)<br>OBP: 0.368, SLG: 0.492 | B B C C B B<br>4-2 1B BB | | B 1 SAFE C H B F F R X<br>2-2 ① G5-3<br>1-3 | | C X<br>0-1 HR | C C B D F X<br>2-2 ① G6-3<br>1-2 | | B X<br>1-0 BB 1B | | 4 | 1 | 2 | 1 | 1 | 0 | 2 |
| Rafael Palmeiro, L (1, 3)<br>OBP: 0.390, SLG: 0.449 | X<br>0-0 BB<br>1-3 1B | | X<br>0-0 ② SF8<br>3-H | | B C B B B<br>4-1 G5-3 WP 3B BB | B B X<br>2-0 E8 1B 1B<br>2-3 | | 1 SAFE B S B F F D 1 SAFE<br>3-2 1-2 BB | | 2 | 1 | 1 | 1 | 2 | 0 | 1 |
| Javy Lopez, R (1, 2)<br>OBP: 0.369, SLG: 0.462 | B B B B<br>4-0 1-2 BB | | B B B C X<br>2-2 ③ G6-3 | | C B F B F X<br>2-2 ② G5-3<br>1-3 | C F X<br>0-2 1B<br>1-2 3-H 1B | | S S S<br>0-3 ① K | | 4 | 0 | 1 | 1 | 1 | 1 | 3 |
| Larry Bigbie, L (1, 7)<br>OBP: 0.311, SLG: 0.421 | C S B S<br>1-3 ③ K | | | B F X<br>1-1 HR 1B | X<br>0-0 1B 3B<br>3-H | C S<br>0-3 ② K | | S S B S<br>1-3 ② K | | 5 | 2 | 2 | 1 | 0 | 3 | 7 |
| B.J. Surhoff, L (1, 9)<br>OBP: 0.349, SLG: 0.410 | | B T X<br>1-1 1 S 1B | | 1 SAFE 1 SAFE B 1 SAFE C C 1 SAFE F X<br>1-2 ① F7 | S F D F X<br>1-2 HBP BB 3-H 1B | B B B F X<br>3-1 ③ 1-2 2-H 1B | | C B X<br>1-1 ③ P3 | | 5 | 0 | 3 | 1 | 0 | 0 | 3 |
| Luis Matos, R (1, 8)<br>OBP: 0.291, SLG: 0.375 | | C X<br>0-1 ① F8 | | 1 SAFE C 1 SAFE B B 1 SAFE 1 SAFE F D<br>3-2 F X 1-H HR | B D C B B<br>4-1 HBP 1-2 BB | | C X<br>0-1 1 CS BB 1B | | B C B S X<br>2-2 ① F8 | 4 | 1 | 2 | 2 | 1 | 0 | 1 |
| Jerry Hairston, R (1, 10)<br>OBP: 0.232, SLG: 0.255 | | C B S F F F B S<br>2-3 ② K | | X<br>0-0 ② F8 | C L H<br>1-2 1-2 2-3 HBP | | B B B<br>4-0 6 PB 1-2 BB | | C B B X<br>2-1 ② G5-3 | 3 | 0 | 0 | 0 | 1 | 1 | 1 |

| Inning Stats | | | | | | | | | | |
|---|---|---|---|---|---|---|---|---|---|---|
| | R: 0 | H: 1 | R: 0 | H: 1 | R: 1 | H: 1 | R: 2 | H: 2 | R: 3 | H: 3 |
| | E: 0 | LOB: 3 | E: 0 | LOB: 1 | E: 0 | LOB: 0 | E: 0 | LOB: 0 | E: 0 | LOB: 3 |
| | K: 3 | BB: 2 | K: 1 | BB: 0 | K: 0 | BB: 0 | K: 0 | BB: 0 | K: 1 | BB: 2 |
| | S: 12 | P: 22 | S: 13 | P: 17 | S: 14 | P: 19 | S: 15 | P: 20 | S: 19 | P: 35 |

| Inning Stats | | | | | | | | | |
|---|---|---|---|---|---|---|---|---|---|
| | R: 1 | H: 3 | R: 0 | H: 1 | R: 0 | H: 1 | R: 0 | H: 0 | |
| | E: 1 | LOB: 2 | E: 0 | LOB: 1 | E: 0 | LOB: 2 | E: 0 | LOB: 0 | |
| | K: 1 | BB: 0 | K: 2 | BB: 1 | K: 2 | BB: 1 | K: 0 | BB: 0 | |
| | S: 17 | P: 26 | S: 12 | P: 20 | S: 12 | P: 18 | S: 6 | P: 12 | |

| | | | | | | | | | | | | | | | | | | | | | | | | | | | | | | |
|---|---|---|---|---|---|---|---|---|---|---|---|---|---|---|---|---|---|---|---|---|---|---|---|---|---|---|---|---|---|---|
| PITCHER | | IP | WLS | BF | H | R | ER | SO | BB | IBB | HBP | BLK | WP | HR | S | P | ERA | WHIP | PITCHER | | IP | WLS | BF | H | R | ER | SO | BB | IBB | HBP | BLK | WP | HR | S | P | ERA | WHIP |
| Jason Johnson, R<br>ERA: 6.05 | (1, 1) | 4.2 | L | 27 | 8 | 6 | 6 | 5 | 4 | 0 | 1 | 0 | 1 | 2 | 72 | 111 | 11.57 | 2.571 | | | | | | | | | | | | | | | | | | | |
| Esteban Yan, R<br>ERA: 4.26 | (5, 1) | 1.1 | | 7 | 3 | 1 | 1 | 1 | 0 | 0 | 0 | 0 | 0 | 0 | 18 | 28 | 6.75 | 2.250 | | | | | | | | | | | | | | | | | | | |
| Danny Patterson, R<br>ERA: 5.23 | (7, 1) | 1.0 | | 4 | 1 | 0 | 0 | 2 | 1 | 0 | 0 | 0 | 0 | 0 | 12 | 20 | 0.00 | 2.000 | | | | | | | | | | | | | | | | | | | |
| Jamie Walker, L<br>ERA: 1.66 | (8, 1) | 2.0 | | 8 | 1 | 0 | 0 | 2 | 1 | 0 | 0 | 0 | 0 | 0 | 18 | 30 | 0.00 | 1.000 | | | | | | | | | | | | | | | | | | | |

# TOP

## Baltimore Orioles @ Detroit Tigers

Comerica Park, Detroit, MI

Fri May 28 2004, 7:05 PM EDT

Att. 23,298 - Sunny - 61 F

livebaseballscorecards.com

| | |
|---|---|
| AB | 38 |
| R | 7 |
| H | 13 |
| RBI | 7 |
| BB | 6 |
| SO | 10 |
| LOB | 25 |

| | | | | | | | | | | | | | | | | | | | | | | | | | | | | | | |
|---|---|---|---|---|---|---|---|---|---|---|---|---|---|---|---|---|---|---|---|---|---|---|---|---|---|---|---|---|---|---|
| 1B: 10 | SF: 1 | WP: 1 | PA: 46 |
| 2B: 0 | SAC: 0 | PB: 1 | |
| 3B: 1 | DP: 0 | SB: 2 | |
| HR: 2 | HBP: 1 | CS: 1 | |

# Baltimore Orioles @ Detroit Tigers

Comerica Park, Detroit, MI

Fri May 28 2004, 7:05 PM EDT

Att. 23,298 - Sunny - 61 F

## BOTTOM

| Batter | 1 | 2 | 3 | 4 | 5 | 6 | 7 | 8 | 9 | AB | R | H | RBI | BB | SO | LOB |
|---|---|---|---|---|---|---|---|---|---|---|---|---|---|---|---|---|
| Alex Sanchez, L (1, 8)<br>OBP: 0.374, SLG: 0.440 | B B B C F X<br>3-2 B1-3 ① | | B C B B C X<br>3-2 L8 ①<br>1 SAFE<br>1 SAFE | C B S<br>1-2 CS ③<br>1-2 | C L B F X<br>1-2 G1-3 ① | X<br>0-0 F7 ③ | | B B C L C<br>2-3 K ③ | | 5 | 0 | 0 | 0 | 0 | 1 | 3 |
| 9 Carlos Guillen, S (1, 6)<br>OBP: 0.410, SLG: 0.506 | B B C C B S<br>3-3 K ② | | B B X<br>2-0 1B | | X<br>0-0 1B | | B C B X<br>2-1 FC5-4 1B<br>FC6-4 1B | | C B C F B X<br>2-2 1B 2B | 5 | 2 | 4 | 0 | 0 | 1 | 0 |
| Ivan Rodriguez, R (1, 2)<br>OBP: 0.353, SLG: 0.486<br>Eric Munson, L (4, 5)<br>OBP: 0.259, SLG: 0.370 | X<br>0-0 G5-3 ③ | | B S B<br>1 SAFE<br>F<br>1 SAFE<br>C<br>2-3 K ② | | B C B C S<br>2-3 K ② | | C B X<br>1-1 FC5-4<br>1-2<br>1B | | C X<br>0-1 BB BB<br>2-H 1B | 2<br>3 | 0<br>0 | 0<br>2 | 0<br>1 | 0<br>0 | 1<br>1 | 1<br>1 |
| Rondell White, R (1, 7)<br>OBP: 0.386, SLG: 0.534 | | C S B X<br>1-2 G4-3 ① | 1 SAFE<br>B<br>1 SAFE<br>F X<br>1-1 F7 ③ | | C B X<br>1-1 G4-3 ③ | | C B X<br>1-1 FC5-4 ①<br>FC6-4<br>1-2f<br>2-3 | | X<br>0-0 P4 ① | 5 | 0 | 0 | 0 | 0 | 0 | 5 |
| Craig Monroe, R (1, 9)<br>OBP: 0.311, SLG: 0.367 | | B S X<br>1-1 G3 ② | | B C B F X<br>2-2 30 HR 2B | | B B C X<br>2-1 30 BB 15 BB<br>20 SF8 1B | B X<br>1-0 FC6-4 ②<br>1-2f<br>3-H | | F F S<br>0-3 K ② | 5 | 2 | 2 | 1 | 0 | 1 | 2 |
| 15 Brandon Inge, R (1, 5)<br>OBP: 0.359, SLG: 0.456<br>(4, 2)<br>Bobby Higginson, L (9, PH)<br>OBP: 0.388, SLG: 0.400 | | B B F B S B<br>4-2 BB 30 BB BB | | F B B X<br>2-1 F9 ① | | C B F F B F D B<br>4-2 20 SF8 30 BB BB<br>1-2 | B C X<br>1-1 F9 ③ | | B B B B<br>4-0 BB<br>1-2 BB | 2<br>0 | 0<br>0 | 0<br>0 | 0<br>0 | 2<br>1 | 0<br>0 | 2<br>0 |
| 30 Chris Shelton, R (1, 10)<br>OBP: 0.400, SLG: 0.429<br>Greg Norton, S (9, PH)<br>OBP: 0.284, SLG: 0.257 | | B B F<br>1 SAFE<br>B B<br>4-1 BB<br>1-2 BB | | C B X<br>1-1<br>2-H HR | | B B B C B<br>4-1<br>1-2<br>2-3 BB | | B C F S<br>1-3 K ① | C B B T B F F B<br>4-2<br>1-2<br>2-3 BB | 2<br>0 | 1<br>0 | 1<br>0 | 2<br>0 | 2<br>1 | 1<br>0 | 0<br>0 |
| Carlos Pena, L (1, 3)<br>OBP: 0.312, SLG: 0.447 | | B B C B S B<br>4-2<br>1-2<br>2-3 BB | | C C B B C<br>2-3 K ② | | C B B F C<br>2-3 K ① | | S C S<br>0-3 K ② | F S F B F B B T F F<br>3-2 X G3 ③ | 4 | 0 | 0 | 0 | 1 | 3 | 6 |
| 20 Omar Infante, R (1, 4)<br>OBP: 0.385, SLG: 0.520 | | B C B C S<br>2-3 K ③ | | F X<br>0-1 CS 1B | | X<br>0-0 SF8 ②<br>2-3<br>3-H | | B B B C B<br>4-1 BB | | 2 | 0 | 1 | 1 | 1 | 1 | 3 |
| Inning Stats | R: 0 E: 0 K: 1 S: 7 H: 0 LOB: 0 BB: 0 P: 13 | R: 0 E: 0 K: 1 S: 13 H: 0 LOB: 3 BB: 3 P: 29 | R: 0 E: 0 K: 1 S: 9 H: 1 LOB: 1 BB: 0 P: 17 | R: 2 E: 0 K: 1 S: 14 H: 3 LOB: 0 BB: 0 P: 22 | R: 0 E: 0 K: 1 S: 10 H: 1 LOB: 1 BB: 0 P: 14 | R: 1 E: 0 K: 1 S: 13 H: 1 LOB: 2 BB: 2 P: 25 | R: 1 E: 0 K: 0 S: 9 H: 2 LOB: 1 BB: 0 P: 15 | R: 0 E: 0 K: 3 S: 10 H: 0 LOB: 1 BB: 1 P: 17 | R: 1 E: 0 K: 1 S: 21 H: 2 LOB: 3 BB: 2 P: 34 | 1B: 7<br>2B: 2<br>3B: 0<br>HR: 1 | SF: 1<br>SAC: 0<br>DP: 0<br>HBP: 0 | | | | | WP: 0<br>PB: 0<br>SB: 0<br>CS: 1 | PA: 45 |

livebaseballscorecards.com

| | |
|---|---|
| AB | 35 |
| R | 5 |
| H | 10 |
| RBI | 5 |
| BB | 8 |
| SO | 10 |
| LOB | 23 |

| PITCHER | | IP | WLS | BF | H | R | ER | SO | BB | IBB | HBP | BLK | WP | HR | S | P | ERA | WHIP |
|---|---|---|---|---|---|---|---|---|---|---|---|---|---|---|---|---|---|---|
| Eric DuBose, L<br>ERA: 4.74 | (1, 1) | 5.0 | W | 25 | 6 | 3 | 3 | 5 | 5 | 0 | 0 | 0 | 0 | 1 | 61 | 113 | 5.40 | 2.200 |
| Buddy Groom, L<br>ERA: 3.77 | (6, 1) | 2.0 | H | 8 | 2 | 1 | 1 | 1 | 0 | 0 | 0 | 0 | 0 | 0 | 14 | 22 | 4.50 | 1.000 |
| B.J. Ryan, L<br>ERA: 2.52 | (8, 1) | 1.0 | H | 4 | 0 | 0 | 0 | 3 | 1 | 0 | 0 | 0 | 0 | 0 | 10 | 17 | 0.00 | 1.000 |
| Jorge Julio, R<br>ERA: 2.57 | (9, 1) | 1.0 | S | 7 | 2 | 1 | 1 | 1 | 2 | 0 | 0 | 0 | 0 | 0 | 21 | 34 | 9.00 | 4.000 |

| PITCHER | IP | WLS | BF | H | R | ER | SO | BB | IBB | HBP | BLK | WP | HR | S | P | ERA | WHIP |
|---|---|---|---|---|---|---|---|---|---|---|---|---|---|---|---|---|---|

| Batter | 1 | 2 | 3 | 4 | 5 | 6 | 7 | 8 | 9 | AB | R | H | RBI | BB | SO | LOB |
|---|---|---|---|---|---|---|---|---|---|---|---|---|---|---|---|---|
| Jerry Hairston, R (1, 4)<br>OBP: 0.246, SLG: 0.286 | C F B X<br>1-2<br>10 6<br>L4-6 1B<br>1B | C C F X<br>0-2<br>6<br>S<br>10<br>1B<br>2-H<br>3-H<br>2B | C D F X<br>1-2 ③<br>G6-3 | | F B F D B F C<br>3-3 ③<br>K | | | B C F X<br>1-2 ②<br>FC4-2<br>2-H | | 5 | 1 | 2 | 2 | 0 | 1 | 3 |
| 6 Melvin Mora, R (1, 5)<br>OBP: 0.471, SLG: 0.615 | B B C X<br>2-1<br>S<br>1-2<br>1B<br>1B | B B C F S<br>2-3 ②<br>K<br>2-3 | | F X<br>0-1 ①<br>G5-3 | | C X<br>0-1 ①<br>G5-3 | | 1 SAFE<br>1 SAFE F<br>1 SAFE B B F D F<br>3-2 ③<br>X<br>G6-3 | | 5 | 1 | 1 | 0 | 0 | 1 | 3 |
| 10 Miguel Tejada, R (1, 6)<br>OBP: 0.374, SLG: 0.508 | B B X<br>2-0 ① ②<br>L4-6<br>2-2 | C B D S X<br>2-2<br>3-H<br>1B | | C B B B<br>4-1<br>F9 BB<br>BB | | B B X<br>2-0 ②<br>G5-3 | | | B B X<br>2-0<br>HR | 4 | 1 | 2 | 2 | 1 | 0 | 2 |
| Rafael Palmeiro, L (1, 3)<br>OBP: 0.395, SLG: 0.450 | 1 SAFE F C B F X<br>1-2<br>1-H<br>1B | B X<br>1-0 ③<br>G4-3 | | B C B B B<br>4-1<br>1-2<br>BB | | F B B F S<br>2-3 ③<br>K | | | B B C B X<br>3-1<br>WP<br>1B | 4 | 0 | 2 | 1 | 1 | 1 | 1 |
| Javy Lopez, R (1, 2)<br>OBP: 0.370, SLG: 0.457 | B B F C B S<br>3-3 ③<br>K | X<br>0-0<br>SH5-4 1B<br>1B<br>1B | C B X<br>1-1 ②<br>F9<br>2-3 | | | | B B B C C S<br>3-3 ①<br>K | | C B B F D F B<br>4-2<br>L8-6-3<br>1-2<br>BB | 4 | 1 | 1 | 0 | 1 | 2 | 3 |
| B.J. Surhoff, L (1, 9)<br>OBP: 0.352, SLG: 0.410 | | B B F X<br>2-1<br>BB<br>1B<br>1B | X<br>0-0<br>SH5-4<br>1-2<br>1B<br>1B | B F B X<br>2-1 ③<br>F8 | | | B F X<br>1-1 ②<br>F7 | | B X<br>1-0 ①<br>F7 | 5 | 2 | 2 | 0 | 0 | 0 | 4 |
| Luis Matos, R (1, 8)<br>OBP: 0.290, SLG: 0.368 | | B B B<br>4-0<br>SH1-4 1B<br>1-2<br>2B<br>BB | X<br>0-0 ①<br>SH5-4<br>1-2<br>2-3 | | C X<br>0-1 ①<br>F8 | | C F B B C<br>2-3 ③<br>K | | B C B X<br>2-1 ② ③<br>L8-6-3<br>1-1 | 3 | 1 | 0 | 0 | 1 | 1 | 2 |
| Larry Bigbie, L (1, 7)<br>OBP: 0.322, SLG: 0.426 | | X<br>0-0<br>SH1-4<br>1-2<br>2-H<br>2B<br>1B | C B F X<br>1-2<br>G4-1<br>2-H<br>3-H<br>1B | | C B B B C B<br>4-2<br>S<br>BB | | | S F B C<br>1-3 ①<br>K | | 3 | 1 | 2 | 3 | 1 | 1 | 0 |
| Luis Lopez, S (1, 10)<br>OBP: 0.250, SLG: 0.267<br>1 Brian Roberts, S (8, PR)<br>OBP: 0.324, SLG: 0.337 | | X<br>0-0 ①<br>SH1-4<br>1-2<br>2-3 | B X<br>1-0 ②<br>G4-1<br>1-2 | | B F S F F S<br>1-3 ②<br>K<br>1-2 | | | C F B X<br>1-2<br>S<br>FC4-2<br>2B | | 3<br>0 | 0<br>0 | 1<br>0 | 0<br>0 | 0<br>0 | 1<br>0 | 2<br>0 |
| Inning Stats | R: 1 H: 3<br>E: 0 LOB: 1<br>K: 1 BB: 0<br>S: 13 P: 22 | R: 4 H: 4<br>E: 0 LOB: 1<br>K: 1 BB: 1<br>S: 15 P: 26 | R: 2 H: 3<br>E: 0 LOB: 1<br>K: 0 BB: 0<br>S: 10 P: 13 | R: 0 H: 0<br>E: 0 LOB: 2<br>K: 0 BB: 2<br>S: 8 P: 19 | R: 0 H: 0<br>E: 0 LOB: 1<br>K: 2 BB: 1<br>S: 13 P: 21 | R: 0 H: 0<br>E: 0 LOB: 0<br>K: 1 BB: 0<br>S: 6 P: 10 | R: 0 H: 0<br>E: 0 LOB: 0<br>K: 2 BB: 0<br>S: 8 P: 14 | R: 0 H: 1<br>E: 0 LOB: 2<br>K: 1 BB: 0<br>S: 13 P: 19 | R: 1 H: 2<br>E: 0 LOB: 1<br>K: 0 BB: 1<br>S: 9 P: 21 | 1B: 10 SF: 0<br>2B: 4 SAC: 2<br>3B: 0 DP: 2<br>HR: 1 HBP: 0 | | | | | | |

| PITCHER | | IP | WLS | BF | H | R | ER | SO | BB | IBB | HBP | BLK | WP | HR | S | P | ERA | WHIP |
|---|---|---|---|---|---|---|---|---|---|---|---|---|---|---|---|---|---|---|
| 38 Jeremy Bonderman, R<br>ERA: 5.55 | (1, 1) | 2.1 | L | 17 | 10 | 7 | 7 | 2 | 1 | 0 | 0 | 0 | 0 | 0 | 34 | 55 | 27.00 | 4.714 |
| Al Levine, R<br>ERA: 6.66 | (3, 1) | 2.2 | | 11 | 0 | 0 | 0 | 2 | 3 | 0 | 0 | 0 | 0 | 0 | 25 | 46 | 0.00 | 1.125 |
| Danny Patterson, R<br>ERA: 4.76 | (6, 1) | 2.0 | | 6 | 0 | 0 | 0 | 3 | 0 | 0 | 0 | 0 | 0 | 0 | 14 | 24 | 0.00 | 0.000 |
| Steve Colyer, L<br>ERA: 5.89 | (8, 1) | 1.1 | | 8 | 3 | 1 | 1 | 1 | 1 | 0 | 0 | 0 | 1 | 1 | 20 | 36 | 6.75 | 3.000 |
| Craig Dingman, R<br>ERA: 3.0 | (9, 1) | 0.2 | | 1 | 0 | 0 | 0 | 0 | 0 | 0 | 0 | 0 | 0 | 0 | 2 | 4 | 0.00 | 0.000 |

| PITCHER | IP | WLS | BF | H | R | ER | SO | BB | IBB | HBP | BLK | WP | HR | S | P | ERA | WHIP |
|---|---|---|---|---|---|---|---|---|---|---|---|---|---|---|---|---|---|

# TOP

## Baltimore Orioles @ Detroit Tigers

Comerica Park, Detroit, MI

Sat May 29 2004, 7:05 PM EDT
Att. 30,440 - Unknown - 63 F

livebaseballscorecards.com

| | |
|---|---|
| AB | 36 |
| R | 8 |
| H | 13 |
| RBI | 8 |
| BB | 5 |
| SO | 8 |
| LOB | 20 |

| | | | |
|---|---|---|---|
| WP: 1 | PA: 43 | | |
| PB: 0 | | | |
| SB: 4 | | | |
| CS: 0 | | | |

# Baltimore Orioles @ Detroit Tigers

Comerica Park, Detroit, MI

Sat May 29 2004, 7:05 PM EDT

Att. 30,440 - Unknown - 63 F

## BOTTOM

| Batter | 1 | 2 | 3 | 4 | 5 | 6 | 7 | 8 | 9 | AB | R | H | RBI | BB | SO | LOB |
|---|---|---|---|---|---|---|---|---|---|---|---|---|---|---|---|---|
| Alex Sanchez, L (1, 8)<br>OBP: 0.369, SLG: 0.433 | E5 | F8 | | K | | K | | | K | 5 | 1 | 1 | 0 | 0 | 3 | 4 |
| 9 Carlos Guillen, S (1, 6)<br>OBP: 0.405, SLG: 0.497 | G6-3 | K<br>1-2<br>2-3 | | G3 | | G6-3 | | | FC6-4<br>3-H | 5 | 0 | 1 | 1 | 0 | 1 | 4 |
| Ivan Rodriguez, R (1, 10)<br>OBP: 0.359, SLG: 0.500 | F8<br>2-H | | F8<br>SF9 | | BB<br>BB | | G6-3 | | FC6-4<br>1-2f | 5 | 1 | 3 | 1 | 0 | 0 | 1 |
| Bobby Higginson, L (1, 9)<br>OBP: 0.382, SLG: 0.388 | BB | F8<br>2-3 | | | F9 | | K | | G3-1<br>1-2 | 4 | 0 | 0 | 0 | 1 | 1 | 3 |
| Carlos Pena, L (1, 3)<br>OBP: 0.311, SLG: 0.442 | F8<br>2-3 | SF9<br>3-H | | | BB<br>1-2 | | G4-3 | | | 2 | 0 | 0 | 1 | 1 | 0 | 2 |
| Craig Monroe, R (1, 7)<br>OBP: 0.303, SLG: 0.357 | G4-3 | G4-3 | | | F7 | | | G5-3 | | 4 | 0 | 0 | 0 | 0 | 0 | 4 |
| Eric Munson, L (1, 5)<br>OBP: 0.267, SLG: 0.364 | | 9<br>WP<br>1B<br>BB | | G3-1 | BB<br>1-2<br>2-3 | | | G3-1 | | 2 | 0 | 0 | 0 | 2 | 0 | 0 |
| 15 Brandon Inge, R (1, 2)<br>OBP: 0.356, SLG: 0.449 | | K | | E6<br>1B | G4-3 | | | G6-3 | | 4 | 1 | 1 | 0 | 0 | 1 | 4 |
| Jason Smith, L (1, 4)<br>OBP: 0.667, SLG: 1.000 | | 9<br>WP<br>1-2<br>1B | | 2-H<br>1B | | F7 | | | 9<br>1B<br>3B | 4 | 1 | 3 | 1 | 0 | 0 | 0 |
| Inning Stats | R: 1<br>E: 1<br>K: 0<br>S: 13<br>H: 2<br>LOB: 2<br>BB: 1<br>P: 25 | R: 0<br>E: 0<br>K: 2<br>S: 14<br>H: 1<br>LOB: 2<br>BB: 1<br>P: 22 | R: 1<br>E: 0<br>K: 0<br>S: 5<br>H: 1<br>LOB: 0<br>BB: 0<br>P: 7 | R: 1<br>E: 1<br>K: 1<br>S: 11<br>H: 2<br>LOB: 1<br>BB: 0<br>P: 16 | R: 0<br>E: 0<br>K: 0<br>S: 11<br>H: 1<br>LOB: 3<br>BB: 2<br>P: 24 | R: 0<br>E: 0<br>K: 1<br>S: 9<br>H: 0<br>LOB: 0<br>BB: 0<br>P: 13 | R: 0<br>E: 0<br>K: 1<br>S: 7<br>H: 0<br>LOB: 0<br>BB: 0<br>P: 8 | R: 0<br>E: 0<br>K: 0<br>S: 7<br>H: 0<br>LOB: 0<br>BB: 0<br>P: 11 | R: 1<br>E: 0<br>K: 1<br>S: 15<br>H: 2<br>LOB: 1<br>BB: 0<br>P: 22 | 1B: 6<br>2B: 2<br>3B: 1<br>HR: 0<br>SF: 1<br>SAC: 0<br>DP: 0<br>HBP: 0 | | | | | | |

livebaseballscorecards.com

| | |
|---|---|
| AB | 35 |
| R | 4 |
| H | 9 |
| RBI | 4 |
| BB | 4 |
| SO | 6 |
| LOB | 22 |

WP: 1 PB: 0 SB: 0 CS: 0 PA: 40

| PITCHER | | IP | WLS | BF | H | R | ER | SO | BB | IBB | HBP | BLK | WP | HR | S | P | ERA | WHIP |
|---|---|---|---|---|---|---|---|---|---|---|---|---|---|---|---|---|---|---|
| 40 Daniel Cabrera, R<br>ERA: 4.15 | (1, 1) | 5.0 | W | 26 | 7 | 3 | 2 | 3 | 4 | 0 | 0 | 0 | 1 | 0 | 54 | 94 | 3.60 | 2.200 |
| John Parrish, L<br>ERA: 4.45 | (6, 1) | 4.0 | S | 14 | 2 | 1 | 1 | 3 | 0 | 0 | 0 | 0 | 0 | 0 | 38 | 54 | 2.25 | 0.500 |

| PITCHER | IP | WLS | BF | H | R | ER | SO | BB | IBB | HBP | BLK | WP | HR | S | P | ERA | WHIP |
|---|---|---|---|---|---|---|---|---|---|---|---|---|---|---|---|---|---|

| Batter | 1 | 2 | 3 | 4 | 5 | 6 | 7 | 8 | 9 | AB | R | H | RBI | BB | SO | LOB |
|---|---|---|---|---|---|---|---|---|---|---|---|---|---|---|---|---|
| 1 Brian Roberts, S (1, 4)<br>OBP: 0.330, SLG: 0.346 | B C C B B F X<br>3-2<br>SH2-3<br>2B | | C B B X<br>2-1 ③<br>L9 | | | C F B B X<br>2-2<br>1B<br>6<br>E<br>1B | | C C X<br>0-2 ②<br>G1-3 | B B L B B<br>4-1<br>6<br>G5-3<br>1B<br>1-2<br>2-3<br>3-H<br>1B<br>BB | 4 | 2 | 2 | 1 | 1 | 0 | 0 |
| Jerry Hairston, R (1, 7)<br>OBP: 0.292, SLG: 0.333 | F X<br>0-1 ①<br>SH2-3<br>2-3 | | | C B F B B F F X<br>3-2<br>10<br>1B<br>1B | | 1 SAFE<br>B 1 SAFE<br>D C S S 1 SAFE X<br>2-2<br>6<br>S<br>6<br>E<br>1-3<br>1B | | B C B X<br>2-1<br>6<br>1B<br>1B | B X<br>1-0<br>6<br>G5-3<br>1B<br>1-2<br>2-H<br>3-H<br>1B | 4 | 1 | 4 | 2 | 0 | 0 | 0 |
| 6 Melvin Mora, R (1, 5)<br>OBP: 0.465, SLG: 0.603 | C D S B S<br>2-3 ②<br>K | | | X<br>0-0 ①<br>F7 | | 1 SAFE<br>B B X<br>2-0 ②<br>G6-3<br>1-3<br>3-H | | F B X<br>1-1<br>10<br>FC6-4<br>1-3<br>1B | B B C F B T F X<br>3-2 ②<br>G5-3<br>1-2<br>2-3 | 5 | 0 | 1 | 0 | 0 | 1 | 5 |
| 10 Miguel Tejada, R (1, 6)<br>OBP: 0.374, SLG: 0.503 | B B B C C X<br>3-2 ③<br>F8 | | | C<br>1 SAFE<br>1 SAFE X<br>0-1<br>G5-4-3<br>1-2<br>1B | | C S X<br>0-2 ③<br>G5-3 | | B X<br>1-0<br>FC6-4<br>1-2f | I I I I<br>4-0<br>1B<br>IBB | 4 | 0 | 1 | 0 | 1 | 0 | 4 |
| Javy Lopez, R (1, 10)<br>OBP: 0.367, SLG: 0.453<br>Larry Bigbie, L (9, PR)<br>OBP: 0.326, SLG: 0.429 | | C X<br>0-1 ①<br>P6 | | B X<br>1-0 ②③<br>G5-4-3<br>1-2f | | | X<br>0-0 ①<br>F7 | | 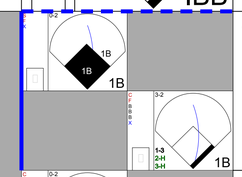 | 4<br>1 | 0<br>1 | 1<br>1 | 0<br>2 | 0<br>0 | 0<br>0 | 2<br>0 |
| Luis Matos, R (1, 8)<br>OBP: 0.293, SLG: 0.369 | | B C F B C<br>2-3 ②<br>K | | | C X<br>0-1 ①<br>P2 | | B X<br>1-0<br>WP<br>1B | | 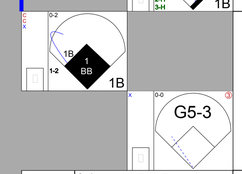 | 5 | 1 | 2 | 0 | 0 | 1 | 2 |
| B.J. Surhoff, L (1, 9)<br>OBP: 0.358, SLG: 0.407 | | C B X<br>1-1 ③<br>P6 | | | B C X<br>1-1 ②<br>G4-3 | | B C S B B B<br>4-2<br>G6-4-3<br>1-2<br>BB | | F X<br>0-1<br>1<br>BB<br>BB<br>1-3<br>2-H<br>1B<br>1B | 3 | 1 | 1 | 1 | 1 | 0 | 0 |
| Jose Leon, R (1, 3)<br>OBP: 0.250, SLG: 1.000<br>Rafael Palmeiro, L (9, PH)<br>OBP: 0.398, SLG: 0.450<br>(9, 3) | | | C X<br>0-1 ①<br>F7 | | B S X<br>1-1 ③<br>L7 | | C X<br>0-1 ②③<br>G6-4-3<br>1-2f | | B C B S B B<br>4-2<br>1<br>BB<br>1-2<br>1B<br>BB | 3<br>0 | 0<br>1 | 0<br>0 | 0<br>1 | 0<br>0 | 0<br>0 | 2<br>0 |
| Robert Machado, R (1, 2) | | | B S X<br>1-1 ②<br>F8 | | | B F B S X<br>2-2 ①<br>G5-3 | | C C F F F F B X<br>1-2 ①<br>G3 | C T B F F S<br>1-3 ①<br>K | 4 | 0 | 0 | 0 | 0 | 1 | 3 |
| Inning Stats | R: 0 E: 0 K: 1 S: 12<br>H: 1 LOB: 1 BB: 0 P: 20 | R: 0 E: 0 K: 1 S: 7<br>H: 0 LOB: 0 BB: 0 P: 10 | R: 0 E: 0 K: 0 S: 6<br>H: 0 LOB: 0 BB: 0 P: 9 | R: 0 E: 0 K: 0 S: 9<br>H: 2 LOB: 1 BB: 0 P: 13 | R: 0 E: 0 K: 0 S: 6<br>H: 0 LOB: 0 BB: 0 P: 8 | R: 1 E: 1 K: 0 S: 13<br>H: 2 LOB: 1 BB: 0 P: 21 | R: 0 E: 0 K: 0 S: 6<br>H: 1 LOB: 1 BB: 1 P: 11 | R: 0 E: 0 K: 0 S: 15<br>H: 2 LOB: 2 BB: 0 P: 20 | R: 6 E: 0 K: 1 S: 27<br>H: 5 LOB: 2 BB: 3 P: 47 | 1B: 12<br>2B: 1<br>3B: 0<br>HR: 0 | | SF: 0<br>SAC: 1<br>DP: 2<br>HBP: 0 | | | WP: 1<br>PB: 0<br>SB: 1<br>CS: 0 | PA: 42 |

| PITCHER | | IP | WLS | BF | H | R | ER | SO | BB | IBB | HBP | BLK | WP | HR | S | P | ERA | WHIP |
|---|---|---|---|---|---|---|---|---|---|---|---|---|---|---|---|---|---|---|
| Mike Maroth, L<br>ERA: 4.41 | (1, 1) | 7.0 | | 26 | 6 | 1 | 0 | 2 | 1 | 0 | 0 | 0 | 1 | 0 | 59 | 92 | 0.00 | 1.000 |
| Esteban Yan, R<br>ERA: 4.13 | (8, 1) | 1.0 | H | 5 | 2 | 0 | 0 | 0 | 0 | 0 | 0 | 0 | 0 | 0 | 15 | 20 | 0.00 | 2.000 |
| Ugueth Urbina, R<br>ERA: 5.17 | (9, 1) | 0.1 | L | 7 | 4 | 6 | 6 | 1 | 2 | 0 | 0 | 0 | 0 | 0 | 17 | 27 | 162.00 | 18.000 |
| Jamie Walker, L<br>ERA: 1.61 | (9, 1) | 0.2 | | 4 | 1 | 0 | 0 | 0 | 0 | 1 | 0 | 0 | 0 | 0 | 10 | 20 | 0.00 | 1.500 |

| PITCHER | IP | WLS | BF | H | R | ER | SO | BB | IBB | HBP | BLK | WP | HR | S | P | ERA | WHIP |
|---|---|---|---|---|---|---|---|---|---|---|---|---|---|---|---|---|---|

# Baltimore Orioles @ Detroit Tigers

Comerica Park, Detroit, MI

Sun May 30 2004, 1:05 PM EDT

Att. 25,337 - Sunny - 65 F

TOP

livebaseballscorecards.com

| | |
|---|---|
| AB | 37 |
| R | 7 |
| H | 13 |
| RBI | 6 |
| BB | 4 |
| SO | 3 |
| LOB | 18 |

# Baltimore Orioles @ Detroit Tigers

Comerica Park, Detroit, MI

Sun May 30 2004, 1:05 PM EDT
Att. 25,337 - Sunny - 65 F

## BOTTOM

| Batter | 1 | 2 | 3 | 4 | 5 | 6 | 7 | 8 | 9 | AB | R | H | RBI | BB | SO | LOB |
|---|---|---|---|---|---|---|---|---|---|---|---|---|---|---|---|---|
| 20 Omar Infante, R (1, 4)<br>OBP: 0.375, SLG: 0.494 | F9 | | F7 | F8 | | P4 | | | G5-4-3, BB<br>1B<br>BB | 4 | 1 | 0 | 0 | 1 | 0 | 5 |
| Bobby Higginson, L (1, 9)<br>OBP: 0.395, SLG: 0.405 | F7 | | HBP, 1B<br>HBP | | 1B<br>3B | | CS<br>BB | | G5-4-3<br>1-2<br>BB | 2 | 1 | 1 | 0 | 2 | 0 | 0 |
| Ivan Rodriguez, R (1, 2)<br>OBP: 0.360, SLG: 0.497 | K | | HBP<br>1-2<br>2-H<br>1B | | G4-6-3<br>3-H<br>1B | | L5 | | G5-4-3<br>1-2f<br>2-3 | 5 | 0 | 2 | 2 | 0 | 1 | 3 |
| Rondell White, R (1, 7)<br>OBP: 0.391, SLG: 0.531 | | L7 | HBP<br>1-2<br>2-3 | | G4-6-3<br>1-2f | | 1B<br>1-2<br>BB | | 1B<br>3-H | 3 | 0 | 1 | 1 | 1 | 0 | 1 |
| Craig Monroe, R (1, 8)<br>OBP: 0.306, SLG: 0.365 | | 30<br>G4-3<br>2B | P6 | | K | | 1B<br>1-2 | | F8 | 5 | 0 | 2 | 0 | 0 | 1 | 4 |
| 30 Chris Shelton, R (1, 10)<br>OBP: 0.359, SLG: 0.375 | | G4-3<br>2-3 | | P3 | | G1-3 | K2-3 | | | 4 | 0 | 0 | 0 | 0 | 1 | 3 |
| 15 Brandon Inge, R (1, 5)<br>OBP: 0.353, SLG: 0.443 | K | | | G4-3 | | BB<br>1B | | F7 | | 4 | 0 | 1 | 0 | 0 | 1 | 1 |
| Greg Norton, S (1, 3)<br>OBP: 0.294, SLG: 0.274 | | | 1B<br>2B | 1B<br>BB | | P2 | | P6 | | 3 | 1 | 1 | 0 | 1 | 0 | 1 |
| Jason Smith, L (1, 6)<br>OBP: 0.667, SLG: 0.875 | | | F9 | 1-2<br>1B | | 1-2<br>BB | | K | | 2 | 0 | 1 | 0 | 1 | 0 | 1 |
| 9 Carlos Guillen, S (8, PH)<br>OBP: 0.403, SLG: 0.494 (9, 6) | | | | | | | | | | 1 | 0 | 0 | 0 | 0 | 1 | 0 |
| Inning Stats | R: 0<br>E: 0<br>K: 1<br>S: 11<br>H: 0<br>LOB: 0<br>BB: 0<br>P: 15 | R: 0<br>E: 0<br>K: 1<br>S: 12<br>H: 1<br>LOB: 1<br>BB: 0<br>P: 16 | R: 1<br>E: 0<br>K: 0<br>S: 17<br>H: 2<br>LOB: 3<br>BB: 0<br>P: 29 | R: 0<br>E: 0<br>K: 0<br>S: 9<br>H: 1<br>LOB: 2<br>BB: 1<br>P: 16 | R: 1<br>E: 0<br>K: 1<br>S: 10<br>H: 2<br>LOB: 0<br>BB: 0<br>P: 13 | R: 0<br>E: 0<br>K: 0<br>S: 13<br>H: 1<br>LOB: 2<br>BB: 1<br>P: 20 | R: 0<br>E: 0<br>K: 1<br>S: 9<br>H: 1<br>LOB: 2<br>BB: 2<br>P: 22 | R: 0<br>E: 0<br>K: 1<br>S: 7<br>H: 0<br>LOB: 0<br>BB: 0<br>P: 11 | R: 1<br>E: 0<br>K: 0<br>S: 10<br>H: 1<br>LOB: 1<br>BB: 2<br>P: 19 | 1B: 6<br>2B: 2<br>3B: 1<br>HR: 0<br>SF: 0<br>SAC: 0<br>DP: 2<br>HBP: 2 | WP: 0<br>PB: 0<br>SB: 0<br>CS: 1<br>PA: 41 | | | | | |

livebaseballscorecards.com

| | |
|---|---|
| AB | 33 |
| R | 3 |
| H | 9 |
| RBI | 3 |
| BB | 6 |
| SO | 5 |
| LOB | 19 |

| PITCHER | | IP | WLS | BF | H | R | ER | SO | BB | IBB | HBP | BLK | WP | HR | S | P | ERA | WHIP |
|---|---|---|---|---|---|---|---|---|---|---|---|---|---|---|---|---|---|---|
| 45 Erik Bedard, L<br>ERA: 4.62 | (1, 1) | 6.0 | | 28 | 7 | 2 | 2 | 3 | 2 | 0 | 2 | 0 | 0 | 0 | 72 | 109 | 3.00 | 1.500 |
| Mike DeJean, R<br>ERA: 8.68 | (7, 1) | 1.2 | | 7 | 1 | 0 | 0 | 1 | 2 | 0 | 0 | 0 | 0 | 0 | 13 | 29 | 0.00 | 1.800 |
| Buddy Groom, L<br>ERA: 3.68 | (8, 1) | 0.1 | W | 1 | 0 | 0 | 0 | 1 | 0 | 0 | 0 | 0 | 0 | 0 | 3 | 4 | 0.00 | 0.000 |
| Jorge Julio, R<br>ERA: 2.86 | (9, 1) | 1.0 | | 5 | 1 | 1 | 1 | 0 | 2 | 0 | 0 | 0 | 0 | 0 | 10 | 19 | 9.00 | 3.000 |

| PITCHER | IP | WLS | BF | H | R | ER | SO | BB | IBB | HBP | BLK | WP | HR | S | P | ERA | WHIP |
|---|---|---|---|---|---|---|---|---|---|---|---|---|---|---|---|---|---|

| Batter | 1 | 2 | 3 | 4 | 5 | 6 | 7 | 8 | 9 | AB | R | H | RBI | BB | SO | LOB |
|---|---|---|---|---|---|---|---|---|---|---|---|---|---|---|---|---|
| 1 Brian Roberts, S (1, 4)<br>OBP: 0.336, SLG: 0.363 | 1-0<br>10 G4-3<br>10 S<br>1B | | 0-0 ①<br>SH1-3<br>1-2 | | 1-1 ①<br>F8 | 1-0<br>6 HR<br>1-H 2-H 3-H<br>2B | 1-2 ③<br>F7 | | 1-0<br>6 1B<br>2B | 5 | 2 | 3 | 3 | 0 | 0 | 1 |
| 6 Melvin Mora, R (1, 5)<br>OBP: 0.466, SLG: 0.616 | 0-1 ①<br>F9 | | 2-1<br>10 G5-3<br>2-H<br>1B | | 1-1 ②<br>F9 | 1-0<br>2-H<br>HR | | 1-0 ①<br>F8 | 0-0<br>BB 1B<br>2-H<br>1B | 6 | 1 | 3 | 4 | 0 | 0 | 1 |
| 10 Miguel Tejada, R (1, 6)<br>OBP: 0.370, SLG: 0.495<br>Luis Lopez, S (8, 6)<br>OBP: 0.294, SLG: 0.313 | 2-2 ②<br>G4-3<br>1-3 | | 1-0 ②<br>G5-3<br>1-2 | | 1-0<br>1B | 1-2 ①<br>G6-3 | | 0-1<br>E5<br>2B<br>SF8 | 2-2<br>BB<br>1-2<br>1B | 5<br>1 | 1<br>0 | 1<br>1 | 0<br>0 | 0<br>0 | 0<br>0 | 2<br>0 |
| Rafael Palmeiro, L (1, 3)<br>OBP: 0.396, SLG: 0.448 | 1-1 ③<br>G3-1 | | 1-1 ③<br>G3-1 | | 0-0 ③<br>G3 | 2-1 ②<br>G3-1 | | 2-2<br>SF8<br>1-3<br>1B<br>2B | 4-2<br>1-2 2-3<br>BB | 5 | 1 | 1 | 0 | 1 | 0 | 3 |
| Javy Lopez, R (1, 2)<br>OBP: 0.363, SLG: 0.445<br>Robert Machado, R (9, PH)<br>(9, 2) | | 0-0 ①<br>F7 | | 1-2 ①<br>L1 | | 4-2<br>1B 2B<br>BB<br>1-1<br>F9 | | 0-0 ②<br>SF8<br>2-3 3-H | 0-3 ③<br>K | 3<br>1 | 1<br>0 | 0<br>0 | 1<br>0 | 1<br>0 | 0<br>1 | 0<br>3 |
| B.J. Surhoff, L (1, 9)<br>OBP: 0.380, SLG: 0.462 | | 1-2<br>HR | | 0-1<br>FC5-4<br>1B | | 0-1<br>2B<br>1-3<br>BB<br>1B | 2-1 ①<br>P6 | 1-2<br>3-H<br>1B | | 5 | 2 | 4 | 2 | 0 | 0 | 0 |
| Luis Matos, R (1, 8)<br>OBP: 0.290, SLG: 0.370 | | 0-2 ②<br>G6-3 | | 1-2 ②<br>FC5-4<br>E S<br>1-2f | | 1-0<br>BB 1 2B<br>1-3 3-H<br>2B | 1-1 ②<br>G6-3 | 0-2 ③<br>F8 | | 5 | 1 | 1 | 1 | 0 | 0 | 2 |
| Larry Bigbie, L (1, 7)<br>OBP: 0.333, SLG: 0.424 | | 0-0 ③<br>G4-3 | | 1 SAFE<br>4-2<br>1-3<br>BB | | 4-2<br>BB 1 2B<br>BB | 4-1<br>2B<br>BB | | 2-2 ①<br>F7 | 2 | 2 | 0 | 0 | 3 | 0 | 0 |
| Jerry Hairston, R (1, 10)<br>OBP: 0.314, SLG: 0.359 | | | 1-2<br>6 S 1 SH1-3<br>6 1B<br>1B | | 1-1 ③<br>G6-3 | 4-1<br>1 2B<br>1-2 2-3 3-H<br>BB | 1-1<br>1-H<br>2B | | 3-2 ②<br>P3 | 4 | 2 | 2 | 2 | 1 | 0 | 2 |

| Inning Stats | | |

| Batter | 1 | 2 | 3 | 4 | 5 | 6 | 7 | 8 | 9 | AB | R | H | RBI | BB | SO | LOB |
|---|---|---|---|---|---|---|---|---|---|---|---|---|---|---|---|---|
| 18 Johnny Damon, L (1, 8)<br>OBP: 0.384, SLG: 0.405 | C C B F B X<br>2-2 1B<br>1B | | B B C X<br>2-1 G6-3 ②<br>G6-3 | | C F F B B X<br>2-2 F9 ③<br>F9 | | B C B B X<br>3-1 WP<br>1-3<br>3-H<br>2B | B C F C<br>1-3 ③<br>1-2<br>K | | 5 | 0 | 2 | 1 | 0 | 1 | 3 |
| Mark Bellhorn, S (1, 4)<br>OBP: 0.389, SLG: 0.407<br>Brian Daubach, L (9, 3)<br>OBP: 0.338, SLG: 0.391 | B B X<br>2-0<br>1-2<br>1B | | C X<br>0-1 ③<br>G4-3 | | | B C B B X<br>3-1 ①<br>F9 | B F B B F B<br>4-2<br>2-3<br>3-H<br>BB | | C B B X<br>2-1 ①<br>F7 | 3 | 0 | 1 | 0 | 1 | 0 | 0 |
| | | | | | | | | | | 1 | 0 | 0 | 0 | 0 | 0 | 0 |
| 34 David Ortiz, L (1, 10)<br>OBP: 0.348, SLG: 0.542 | S F B D F B S<br>3-3 ①<br>K | | | C F B B B<br>4-2<br>FC4-6<br>BB | | B B F C B B<br>4-2<br>1B BB<br>G5-3<br>BB | B B B S F F S<br>3-3 ①<br>K | | B C X<br>1-1 ②<br>G4-3 | 3 | 1 | 0 | 0 | 2 | 2 | 4 |
| Manny Ramirez, R (1, 7)<br>OBP: 0.442, SLG: 0.651<br>Andy Dominique, R (8, 2)<br>OBP: 0.400, SLG: 0.400 | B C F B C<br>2-3 ②<br>K | | | F C F F B B B S<br>3-3 ①<br>K | | B B F B B<br>4-1<br>G5-3 1B<br>1-2<br>BB | B B C F B S<br>3-3 ②<br>K | | B B X<br>2-0 ③<br>G5-3 | 3 | 0 | 0 | 0 | 1 | 3 | 5 |
| | | | | | | | | | | 1 | 0 | 0 | 0 | 0 | 0 | 0 |
| Jason Varitek, S (1, 2)<br>OBP: 0.407, SLG: 0.500<br>Gabe Kapler, R (8, 7)<br>OBP: 0.262, SLG: 0.289 | C B B S B X<br>3-2 ③<br>G6-3 | | | B F F F F F X<br>1-2 ②<br>FC4-6<br>CS<br>1-2f | | C S X<br>0-2<br>G5-3<br>1-2<br>2-3<br>1B | B B X<br>2-0 ③<br>F8 | | | 4 | 0 | 1 | 0 | 0 | 0 | 5 |
| | | | | | | | | | | 0 | 0 | 0 | 0 | 0 | 0 | 0 |
| Kevin Millar, R (1, 9)<br>OBP: 0.355, SLG: 0.398<br>Cesar Crespo, S (9, 4)<br>OBP: 0.169, SLG: 0.225 | | B C B F F F C<br>2-3 ①<br>K | | 0-0 ③<br>CS<br>1-2 | C B X<br>1-1 ①<br>G5-3 | C C X<br>0-2 ②<br>G5-3<br>1-2<br>2-3<br>3-H | | S X<br>0-1<br>HR | | 4 | 1 | 1 | 2 | 0 | 1 | 2 |
| | | | | | | | | | | 0 | 0 | 0 | 0 | 0 | 0 | 0 |
| 20 Kevin Youkilis, R (1, 5)<br>OBP: 0.446, SLG: 0.477 | | C C F S<br>0-3 ②<br>K | | | C B B F X<br>2-2<br>1B | S C B S<br>1-3 ③<br>K | | B C F B F F B B<br>4-2<br>G5-4-3<br>BB | | 3 | 0 | 1 | 0 | 1 | 2 | 2 |
| Dave McCarty, R (1, 3)<br>OBP: 0.352, SLG: 0.492<br>(9, 9) | | B B X<br>2-0 ③<br>F9 | | | C 1 SAFE F B C<br>1-3 ②<br>K | X<br>0-0<br>E<br>18<br>2B<br>1B | B C F B B X<br>3-2 ① ②<br>G5-4-3<br>1-2f | | | 4 | 1 | 1 | 0 | 0 | 1 | 2 |
| Pokey Reese, R (1, 6)<br>OBP: 0.297, SLG: 0.345 | | | F B F F F F B C<br>2-3 ①<br>K | | 1 SAFE B F B X<br>2-1<br>1-2<br>1B | X<br>0-0<br>E2<br>18<br>2B<br>1-3<br>WP | X<br>0-0<br>18<br>DI<br>1B | | | 4 | 1 | 2 | 0 | 0 | 1 | 1 |

| Inning Stats | 1 | 2 | 3 | 4 | 5 | 6 | 7 | 8 | 9 |
|---|---|---|---|---|---|---|---|---|---|
| | R: 0 H: 2<br>E: 0 LOB: 2<br>K: 2 BB: 0<br>S: 15 P: 27 | R: 0 H: 0<br>E: 0 LOB: 0<br>K: 2 BB: 0<br>S: 10 P: 14 | R: 0 H: 0<br>E: 0 LOB: 0<br>K: 1 BB: 0<br>S: 10 P: 14 | R: 0 H: 0<br>E: 0 LOB: 0<br>K: 1 BB: 1<br>S: 13 P: 21 | R: 0 H: 2<br>E: 0 LOB: 2<br>K: 1 BB: 0<br>S: 14 P: 22 | R: 1 H: 1<br>E: 0 LOB: 2<br>K: 1 BB: 2<br>S: 14 P: 26 | R: 2 H: 2<br>E: 1 LOB: 2<br>K: 2 BB: 1<br>S: 14 P: 29 | R: 1 H: 2<br>E: 0 LOB: 1<br>K: 1 BB: 1<br>S: 13 P: 21 | R: 0 H: 0<br>E: 0 LOB: 0<br>K: 0 BB: 0<br>S: 5 P: 10 |

1B: 7 SF: 0
2B: 1 SAC: 0
3B: 0 DP: 1
HR: 1 HBP: 0

WP: 1 PA: 41
PB: 0
SB: 0
CS: 1

| PITCHER | IP | WLS | BF | H | R | ER | SO | BB | IBB | HBP | BLK | WP | HR | S | P | ERA | WHIP |
|---|---|---|---|---|---|---|---|---|---|---|---|---|---|---|---|---|---|
| Rodrigo Lopez, R (1, 1)<br>ERA: 2.76 | 5.1 | W | 21 | 4 | 1 | 1 | 7 | 2 | 0 | 0 | 0 | 0 | 0 | 66 | 109 | 1.69 | 1.125 |
| Darwin Cubillan, R (6, 1)<br>ERA: 4.82 | 0.2 | | 8 | 3 | 2 | 1 | 1 | 2 | 0 | 0 | 0 | 1 | 0 | 16 | 28 | 13.50 | 7.500 |
| Eddy Rodriguez, R (7, 1)<br>ERA: 4.5 | 2.0 | | 8 | 2 | 1 | 1 | 3 | 1 | 0 | 0 | 0 | 0 | 1 | 21 | 37 | 4.50 | 1.500 |
| Mike DeJean, R (9, 1)<br>ERA: 8.24 | 1.0 | | 3 | 0 | 0 | 0 | 0 | 0 | 0 | 0 | 0 | 0 | 0 | 5 | 10 | 0.00 | 0.000 |

| PITCHER | IP | WLS | BF | H | R | ER | SO | BB | IBB | HBP | BLK | WP | HR | S | P | ERA | WHIP |
|---|---|---|---|---|---|---|---|---|---|---|---|---|---|---|---|---|---|

# BOTTOM

# Baltimore Orioles @ Boston Red Sox

Fenway Park, Boston, MA

Mon May 31 2004, 1:05 PM EDT
Att. 35,465 - Cloudy - 61 F

livebaseballscorecards.com

| | |
|---|---|
| AB | 35 |
| R | 4 |
| H | 9 |
| RBI | 3 |
| BB | 5 |
| SO | 11 |
| LOB | 24 |

# Baltimore Orioles @ New York Yankees

Yankee Stadium, Bronx, NY

Tue Jun 01 2004, 7:05 PM EDT

Att. 38,012 - Unknown - 60 F

TOP

livebaseballscorecards.com

| Batter | 1 | 2 | 3 | 4 | 5 | 6 | 7 | 8 | 9 | AB | R | H | RBI | BB | SO | LOB |
|---|---|---|---|---|---|---|---|---|---|---|---|---|---|---|---|---|
| 1 Brian Roberts, S (1, 4)<br>OBP: 0.342, SLG: 0.371 | 0-2 C F X: 6 WP; 6 1B; 1B | 0-3 C F C: K | | | 2-2 B B C F X: 6 G6-3; 10 1B; 2B | | 2-2 C B F B F X: G4-3 | | 4-2 B B C F F B F B: BB; 10 1B; 1-2 2-3; 1B; BB | 4 | 3 | 2 | 0 | 1 | 1 | 0 |
| 6 Melvin Mora, R (1, 5)<br>OBP: 0.465, SLG: 0.610 | B 1 SAFE C S 1 F B B X: SAFE; 3-2 1B; G1-3; 1-H; 1B | | 0-2 C S X: CS; 1B | | 2-1 B C B 2 SAFE X: G6-3; 2-3 | | 3-2 C B F B B X: G1-3 | | X; 0-0 P2 | 5 | 1 | 2 | 1 | 0 | 0 | 4 |
| 10 Miguel Tejada, R (1, 6)<br>OBP: 0.371, SLG: 0.492 | 0-2 C F F X: F8 | | 1-2 B F F X: L8 | | 0-2 C F F F F X: 3-H; 1B | | | 0-1 C X: F8 | 2-2 B C S F B X: BB; 1-2 2-H 3-H; 1B | 5 | 1 | 2 | 3 | 0 | 0 | 2 |
| Rafael Palmeiro, L (1, 3)<br>OBP: 0.396, SLG: 0.444<br>Jose Leon, R (9, PR)<br>OBP: 0.250, SLG: 1.000 | B B 1 SAFE B C X: 3-1 G1-3; 1-3; 1B | | 1 SAFE B C B B C S: 3-3 K; 1-2 | | C B F X: 1-2 F7 | | | B C B F F C: 2-3 K | B B B B: 4-0 1B; 1-2 2-3; BB | 4<br>0 | 0<br>0 | 1<br>0 | 0<br>0 | 1<br>0 | 2<br>0 | 2<br>0 |
| Javy Lopez, R (1, 2)<br>OBP: 0.369, SLG: 0.449 | C X: 0-1 G1-3; 1-2; 3-H | | | X: 0-0 G4-6-3; 1B | B S X: 1-1 P3 | | | C B F X: 1-2 DI; 1B | B B C X: 2-1 1-3 2-H 3-H; 1B | 5 | 0 | 3 | 3 | 0 | 0 | 1 |
| B.J. Surhoff, L (1, 9)<br>OBP: 0.371, SLG: 0.442 | B B C C F B B: 4-2 BB | | | D X: 1-0 G4-6-3; 1-2f | X: 0-0 P5 | | | B C F S: 1-3 K; 1-2 | B X: 1-0 F7 | 4 | 0 | 0 | 0 | 1 | 1 | 4 |
| Luis Matos, R (1, 8)<br>OBP: 0.299, SLG: 0.384 | F F B D F B F X: 3-2 L4 | | | C X: 0-1 1B | B B B C S F X: 3-2 E7; 2B | | | | C X: 0-1 FC6-4; 1B | 4 | 0 | 3 | 0 | 0 | 0 | 2 |
| Larry Bigbie, L (1, 7)<br>OBP: 0.326, SLG: 0.414 | | B B X: 2-0 F7 | | 1 SAFE B F X: 1-1 F8 | | C F F D D X: 2-2 F7 | | | C X: 0-1 FC6-4; 1 BB; 10 1B; 1-2f; 1B | 4 | 1 | 0 | 0 | 0 | 0 | 3 |
| Jerry Hairston, R (1, 10)<br>OBP: 0.311, SLG: 0.353 | | C X: 0-1 G4-1 | | | C C X: 0-2 G6-3 | | C C X: 0-2 F9 | | F C F D F F F F X: 1-2 1 BB; 10 1B; 1-2; 1B | 4 | 1 | 1 | 0 | 0 | 0 | 0 |
| **Inning Stats** | R: 2 E: 0 K: 0 S: 23 H: 3 LOB: 2 BB: 1 P: 36 | R: 0 E: 0 K: 1 S: 6 H: 0 LOB: 0 BB: 0 P: 8 | R: 0 E: 0 K: 1 S: 9 H: 1 LOB: 1 BB: 0 P: 13 | R: 0 E: 0 K: 0 S: 6 H: 2 LOB: 1 BB: 0 P: 8 | R: 1 E: 0 K: 0 S: 17 H: 2 LOB: 1 BB: 0 P: 22 | R: 0 E: 1 K: 0 S: 11 H: 1 LOB: 1 BB: 0 P: 17 | R: 0 E: 0 K: 0 S: 10 H: 0 LOB: 0 BB: 0 P: 15 | R: 0 E: 0 K: 2 S: 12 H: 1 LOB: 1 BB: 0 P: 16 | R: 4 E: 0 K: 0 S: 24 H: 4 LOB: 2 BB: 2 P: 38 | 1B: 12 2B: 3 3B: 0 HR: 0 | SF: 0 SAC: 0 DP: 2 HBP: 0 | | | | | | |

| | AB | 39 |
|---|---|---|
| | R | 7 |
| | H | 14 |
| | RBI | 7 |
| | BB | 3 |
| | SO | 4 |
| | LOB | 18 |

WP: 1 PB: 0 SB: 0 CS: 1 PA: 42

| PITCHER | | IP | WLS | BF | H | R | ER | SO | BB | IBB | HBP | BLK | WP | HR | S | P | ERA | WHIP |
|---|---|---|---|---|---|---|---|---|---|---|---|---|---|---|---|---|---|---|
| 35 Mike Mussina, R<br>ERA: 4.96 | (1, 1) | 6.0 | W | 26 | 9 | 3 | 3 | 2 | 1 | 0 | 0 | 0 | 1 | 0 | 72 | 104 | 4.50 | 1.667 |
| Paul Quantrill, R<br>ERA: 4.18 | (7, 1) | 1.2 | | 6 | 1 | 0 | 0 | 1 | 0 | 0 | 0 | 0 | 0 | 0 | 19 | 27 | 0.00 | 0.600 |
| Tom Gordon, R<br>ERA: 2.45 | (8, 1) | 0.2 | | 5 | 2 | 3 | 3 | 1 | 1 | 0 | 0 | 0 | 0 | 0 | 19 | 25 | 40.50 | 4.500 |
| 42 Mariano Rivera, R<br>ERA: 1.26 | (9, 1) | 0.2 | S | 5 | 2 | 1 | 1 | 0 | 1 | 0 | 0 | 0 | 0 | 0 | 8 | 17 | 13.50 | 4.500 |

| PITCHER | IP | WLS | BF | H | R | ER | SO | BB | IBB | HBP | BLK | WP | HR | S | P | ERA | WHIP |
|---|---|---|---|---|---|---|---|---|---|---|---|---|---|---|---|---|---|

| Batter | 1 | 2 | 3 | 4 | 5 | 6 | 7 | 8 | 9 | AB | R | H | RBI | BB | SO | LOB |
|---|---|---|---|---|---|---|---|---|---|---|---|---|---|---|---|---|
| 2 Derek Jeter, R (1, 6)<br>OBP: 0.288, SLG: 0.379 | B F B S X<br>2-2<br>13<br>G6-3<br>1B | X<br>0-0<br>1B<br>1-H<br>2B | | F D F F X<br>1-2 ① ②<br>G4-6-3<br>1-2f<br>2-3 | | S X<br>0-1<br>HR | | B T B C X<br>2-2<br>HR | | 5 | 2 | 4 | 3 | 0 | 0 | 2 |
| Bernie Williams, S (1, 8)<br>OBP: 0.335, SLG: 0.372 | B S F T<br>1-2 ①<br>K | X<br>0-0<br>2-3<br>1B | | B B X<br>2-0 ③<br>G4-3 | | B B C B X<br>3-1 ①<br>G3 | | B B S B C B<br>4-2<br>13<br>BB | | 4 | 0 | 1 | 0 | 1 | 1 | 2 |
| 13 Alex Rodriguez, R (1, 5)<br>OBP: 0.385, SLG: 0.533 | 1 SAFE<br>B X<br>1-0 ②<br>G6-3<br>1-2 | D B B C C S<br>3-3 ③<br>K | | | B S B S B C<br>3-3 ①<br>K | B F F X<br>1-2<br>20<br>HR<br>1B | | B C B F B B<br>4-2<br>1-2<br>BB | | 4 | 1 | 1 | 0 | 1 | 2 | 3 |
| Gary Sheffield, R (1, 9)<br>OBP: 0.379, SLG: 0.409<br>Bubba Crosby, L (9, 9)<br>OBP: 0.273, SLG: 0.571 | B C X<br>1-1 ③<br>G6-3 | | C B B X<br>2-1 ①<br>G6-3 | | C F X<br>0-2<br>20<br>FC1-6<br>1B | C 1 SAFE<br>C F B X<br>1-2 ②<br>F8 | | B B C S F F F S<br>2-3 ①<br>K | | 5<br>0 | 0<br>0 | 1<br>0 | 0<br>0 | 0<br>0 | 1<br>0 | 4<br>0 |
| 20 Jorge Posada, S (1, 2)<br>OBP: 0.439, SLG: 0.613 | | C B C F B X<br>2-2<br>55<br>HR<br>2B | S C X<br>0-2 ②<br>G4-3 | | B 1 SAFE X<br>1-0 ②<br>FC1-6<br>55<br>BB<br>1-2f<br>E | B 1 SAFE C F B F X<br>3-2<br>1-H<br>HR | | B B S S B S<br>3-3 ②<br>K | | 5 | 3 | 2 | 2 | 0 | 1 | 3 |
| 55 Hideki Matsui, L (1, 7)<br>OBP: 0.435, SLG: 0.545 | B X<br>1-0<br>2-H<br>HR | B B C B B<br>4-1<br>BB | | | B C B B B<br>4-1<br>E<br>1-2<br>BB | X<br>0-0 ③<br>F8 | | C C T<br>0-2 ③<br>K | | 3 | 1 | 1 | 2 | 2 | 1 | 2 |
| Ruben Sierra, S (1, 10)<br>OBP: 0.345, SLG: 0.519 | C X<br>0-1 ①<br>P4 | F 1 SAFE B B B X<br>2-1 ③<br>F8 | | | B X<br>1-0<br>E9<br>1-3<br>2-H<br>1B | C F B X<br>1-2 ①<br>G6-3 | | | | 4 | 0 | 1 | 1 | 0 | 0 | 1 |
| Tony Clark, S (1, 3)<br>OBP: 0.381, SLG: 0.481 | F B S B X<br>2-2 ②<br>G5-3 | | | F B F B F F B B<br>4-2<br>2<br>G4-6-3<br>1B<br>BB | C F H<br>1-2<br>HBP | F S B S<br>1-3 ②<br>K | | | | 2 | 0 | 0 | 0 | 1 | 1 | 0 |
| Enrique Wilson, S (1, 4)<br>OBP: 0.266, SLG: 0.362 | B C C B F F X<br>2-2<br>2<br>2B<br>1B | | | L C B X<br>1-2<br>2<br>G4-6-3<br>1-2<br>1B | C B B X<br>2-1 ③<br>G6-3 | S B C B X<br>2-2 ③<br>G1-3 | | | | 4 | 1 | 2 | 0 | 0 | 0 | 3 |
| Inning Stats | R: 0 H: 1<br>E: 0 LOB: 1<br>K: 1 BB: 0<br>S: 9 P: 14 | R: 3 H: 5<br>E: 0 LOB: 2<br>K: 1 BB: 0<br>S: 20 P: 30 | R: 0 H: 0<br>E: 0 LOB: 1<br>K: 0 BB: 1<br>S: 8 P: 16 | R: 0 H: 1<br>E: 0 LOB: 1<br>K: 0 BB: 1<br>S: 12 P: 20 | R: 1 H: 2<br>E: 1 LOB: 3<br>K: 1 BB: 1<br>S: 13 P: 25 | R: 3 H: 3<br>E: 0 LOB: 0<br>K: 0 BB: 0<br>S: 16 P: 24 | R: 0 H: 0<br>E: 0 LOB: 0<br>K: 1 BB: 0<br>S: 9 P: 13 | R: 1 H: 1<br>E: 0 LOB: 2<br>K: 3 BB: 2<br>S: 20 P: 35 | | 1B: 7 SF: 0<br>2B: 2 SAC: 0<br>3B: 0 DP: 1<br>HR: 4 HBP: 1 | | | | | | |

| PITCHER | | IP | WLS | BF | H | R | ER | SO | BB | IBB | HBP | BLK | WP | HR | S | P | ERA | WHIP |
|---|---|---|---|---|---|---|---|---|---|---|---|---|---|---|---|---|---|---|
| Sidney Ponson, R<br>ERA: 6.48 | (1, 1) | 5.2 | L | 32 | 12 | 7 | 7 | 3 | 3 | 0 | 1 | 0 | 0 | 3 | 77 | 128 | 11.12 | 2.647 |
| John Parrish, L<br>ERA: 4.26 | (6, 1) | 1.1 | | 4 | 0 | 0 | 0 | 1 | 0 | 0 | 0 | 0 | 0 | 0 | 10 | 14 | 0.00 | 0.000 |
| Darwin Cubillan, R<br>ERA: 5.4 | (8, 1) | 0.2 | | 5 | 1 | 1 | 1 | 2 | 2 | 0 | 0 | 0 | 0 | 1 | 17 | 32 | 13.50 | 4.500 |
| Buddy Groom, L<br>ERA: 3.6 | (8, 1) | 0.1 | | 1 | 0 | 0 | 0 | 1 | 0 | 0 | 0 | 0 | 0 | 0 | 3 | 3 | 0.00 | 0.000 |

| PITCHER | IP | WLS | BF | H | R | ER | SO | BB | IBB | HBP | BLK | WP | HR | S | P | ERA | WHIP |
|---|---|---|---|---|---|---|---|---|---|---|---|---|---|---|---|---|---|

# BOTTOM

# Baltimore Orioles @ New York Yankees

Yankee Stadium, Bronx, NY

Tue Jun 01 2004, 7:05 PM EDT
Att. 38,012 - Unknown - 60 F

livebaseballscorecards.com

| | |
|---|---|
| AB | 36 |
| R | 8 |
| H | 13 |
| RBI | 8 |
| BB | 5 |
| SO | 7 |
| LOB | 20 |

| Batter | 1 | 2 | 3 | 4 | 5 | 6 | 7 | 8 | 9 | AB | R | H | RBI | BB | SO | LOB |
|---|---|---|---|---|---|---|---|---|---|---|---|---|---|---|---|---|
| 1 Brian Roberts, S (1, 4)<br>OBP: 0.344, SLG: 0.368 | E6<br>G4-3 | | BB | | P4 | | | 6 G5-4-3<br>1B | | 4 | 1 | 1 | 0 | 1 | 0 | 3 |
| 6 Melvin Mora, R (1, 5)<br>OBP: 0.459, SLG: 0.598 | BB SF9<br>F9 | | G5-3 | | | G5-3 | | G5-4-3<br>1-2f | | 4 | 1 | 0 | 0 | 1 | 0 | 3 |
| 10 Miguel Tejada, R (1, 6)<br>OBP: 0.372, SLG: 0.490 | SF9 E 1B<br>F8 | | | P2 | | FC6-4 BB<br>1B | | F7 | | 5 | 1 | 2 | 1 | 0 | 0 | 0 |
| Rafael Palmeiro, L (1, 3)<br>OBP: 0.406, SLG: 0.450 | E WP BB<br>BB 1B<br>BB | | | G5-3<br>2B | | FC6-4<br>BB | | | F9 | 2 | 1 | 1 | 0 | 3 | 0 | 0 |
| Javy Lopez, R (1, 2)<br>OBP: 0.365, SLG: 0.445 | SF9<br>BB<br>1B | | | G5-3 | | FC6-4<br>1B | | | G6-3 | 4 | 0 | 1 | 1 | 0 | 0 | 3 |
| B.J. Surhoff, L (1, 9)<br>OBP: 0.373, SLG: 0.434<br>16 Tim Raines, S (9, PR) | E4<br>WP FC6-4<br>FC6-4<br>BB | | | K | | K | | | 0-0<br>S E<br>1B | 4<br>0 | 1<br>0 | 1<br>0 | 1<br>0 | 1<br>0 | 2<br>0 | 4<br>0 |
| Luis Matos, R (1, 8)<br>OBP: 0.297, SLG: 0.376 | FC6-4<br>BB<br>FC6-4 | | | | K | | F9 | | E6<br>S | 4 | 0 | 0 | 0 | 1 | 1 | 4 |
| Larry Bigbie, L (1, 7)<br>OBP: 0.319, SLG: 0.404<br>Jose Leon, R (9, PH)<br>OBP: 0.200, SLG: 0.800 | FC6-4<br>1B | | G1-3 | | G6-3 | | K | | K | 4<br>1 | 0<br>0 | 0<br>0 | 1<br>0 | 0<br>0 | 1<br>1 | 1<br>2 |
| Jerry Hairston, R (1, 10)<br>OBP: 0.333, SLG: 0.375 | 1 S<br>1B | | 6 1<br>G5-3 BB<br>1B | | 1B | | K | | | 4 | 0 | 3 | 0 | 0 | 1 | 0 |
| Inning Stats | R: 5 H: 2<br>E: 2 LOB: 2<br>K: 0 BB: 3<br>S: 27 P: 49 | R: 0 H: 1<br>E: 0 LOB: 3<br>K: 0 BB: 2<br>S: 15 P: 31 | R: 0 H: 1<br>E: 0 LOB: 1<br>K: 0 BB: 1<br>S: 12 P: 20 | R: 0 H: 1<br>E: 0 LOB: 1<br>K: 1 BB: 0<br>S: 9 P: 12 | R: 0 H: 1<br>E: 0 LOB: 1<br>K: 1 BB: 0<br>S: 12 P: 17 | R: 0 H: 1<br>E: 0 LOB: 2<br>K: 1 BB: 1<br>S: 9 P: 19 | R: 0 H: 0<br>E: 0 LOB: 0<br>K: 2 BB: 0<br>S: 10 P: 14 | R: 0 H: 1<br>E: 0 LOB: 0<br>K: 0 BB: 0<br>S: 7 P: 9 | R: 0 H: 1<br>E: 1 LOB: 3<br>K: 1 BB: 0<br>S: 16 P: 21 | 1B: 8 SF: 1<br>2B: 1 SAC: 0<br>3B: 0 DP: 1<br>HR: 0 HBP: 0 | | | | | | WP: 1 PA: 44<br>PB: 0<br>SB: 3<br>CS: 0 | |

# TOP

## Baltimore Orioles @ New York Yankees

Yankee Stadium, Bronx, NY

Wed Jun 02 2004, 7:05 PM EDT

Att. 50,502 - Unknown - 70 F

livebaseballscorecards.com

| | |
|---|---|
| AB | 36 |
| R | 5 |
| H | 9 |
| RBI | 4 |
| BB | 7 |
| SO | 6 |
| LOB | 20 |

| PITCHER | | IP | WLS | BF | H | R | ER | SO | BB | IBB | HBP | BLK | WP | HR | S | P | ERA | WHIP |
|---|---|---|---|---|---|---|---|---|---|---|---|---|---|---|---|---|---|---|
| Jose Contreras, R<br>ERA: 7.11 | (1, 1) | 0.2 | | 9 | 2 | 5 | 1 | 0 | 3 | 0 | 0 | 0 | 1 | 0 | 24 | 44 | 13.50 | 7.500 |
| Tanyon Sturtze, R<br>ERA: 5.0 | (1, 1) | 4.2 | | 22 | 5 | 0 | 0 | 2 | 4 | 0 | 0 | 0 | 0 | 0 | 56 | 97 | 0.00 | 1.929 |
| Bret Prinz, R<br>ERA: | (6, 1) | 1.2 | W | 5 | 0 | 0 | 0 | 3 | 0 | 0 | 0 | 0 | 0 | 0 | 14 | 21 | 0.00 | 0.000 |
| Tom Gordon, R<br>ERA: 2.37 | (8, 1) | 1.0 | H | 3 | 1 | 0 | 0 | 0 | 0 | 0 | 0 | 0 | 0 | 0 | 7 | 9 | 0.00 | 1.000 |
| 42 Mariano Rivera, R<br>ERA: 1.21 | (9, 1) | 1.0 | S | 5 | 1 | 0 | 0 | 1 | 0 | 0 | 0 | 0 | 0 | 0 | 16 | 21 | 0.00 | 1.000 |

| PITCHER | IP | WLS | BF | H | R | ER | SO | BB | IBB | HBP | BLK | WP | HR | S | P | ERA | WHIP |
|---|---|---|---|---|---|---|---|---|---|---|---|---|---|---|---|---|---|

# Baltimore Orioles @ New York Yankees

Yankee Stadium, Bronx, NY

Wed Jun 02 2004, 7:05 PM EDT
Att. 50,502 - Unknown - 70 F

livebaseballscorecards.com

## BOTTOM

| Batter | 1 | 2 | 3 | 4 | 5 | 6 | 7 | 8 | 9 | AB | R | H | RBI | BB | SO | LOB |
|---|---|---|---|---|---|---|---|---|---|---|---|---|---|---|---|---|
| 2 Derek Jeter, R (1, 6)<br>OBP: 0.288, SLG: 0.390 | G5-3 | | K | | HR | | K | | | 4 | 1 | 1 | 1 | 0 | 2 | 0 |
| Bernie Williams, S (1, 8)<br>OBP: 0.333, SLG: 0.366 | 13 BB HR BB | | F8 | | G1-3 | | F7 | | | 3 | 1 | 0 | 0 | 1 | 0 | 0 |
| 13 Alex Rodriguez, R (1, 5)<br>OBP: 0.387, SLG: 0.530 | 1-2 HR BB | | G6-3 | | | 20 BB BB 55 FC3-6 1B | | K | | 3 | 2 | 1 | 0 | 1 | 1 | 0 |
| Gary Sheffield, R (1, 9)<br>OBP: 0.390, SLG: 0.428 | 1-H 2-H HR | | | 20 BB FC6-4-3-2 HBP | | 55 FC3-6 20 BB 1-2 SF9 BB | | BB | | 1 | 2 | 1 | 3 | 2 | 0 | 0 |
| 20 Jorge Posada, S (1, 2)<br>OBP: 0.441, SLG: 0.604 | L7 | | | FC6-4-3-2 1-2 BB | | 55 FC3-6 1-2 2-3 BB | | K | | 2 | 0 | 0 | 0 | 2 | 1 | 1 |
| 55 Hideki Matsui, L (1, 7)<br>OBP: 0.427, SLG: 0.533 | G4-3 | | | F8 | | FC3-6 1-2f 2-3 3-H | | K | | 4 | 0 | 0 | 1 | 0 | 1 | 5 |
| Ruben Sierra, S (1, 10)<br>OBP: 0.336, SLG: 0.509 | | F7 | | FC6-4-3-2 1-2f 2-H | | SF9 3-H | | | | 2 | 0 | 0 | 1 | 0 | 0 | 2 |
| Tony Clark, S (1, 3)<br>OBP: 0.370, SLG: 0.463 | | G6-3 | | | K | G6-3 | | | | 3 | 0 | 0 | 0 | 0 | 1 | 1 |
| Enrique Wilson, S (1, 4)<br>OBP: 0.260, SLG: 0.353 | | F7 | | | G5-3 | | G5-3 | | | 3 | 0 | 0 | 0 | 0 | 0 | 0 |
| Inning Stats | R: 3 H: 1<br>E: 0 LOB: 0<br>K: 0 BB: 2<br>S: 8 P: 21 | R: 0 H: 0<br>E: 0 LOB: 0<br>K: 0 BB: 0<br>S: 6 P: 12 | R: 0 H: 0<br>E: 0 LOB: 0<br>K: 1 BB: 0<br>S: 5 P: 8 | R: 0 H: 0<br>E: 0 LOB: 2<br>K: 0 BB: 1<br>S: 6 P: 17 | R: 1 H: 1<br>E: 0 LOB: 0<br>K: 1 BB: 0<br>S: 16 P: 24 | R: 2 H: 1<br>E: 0 LOB: 1<br>K: 0 BB: 2<br>S: 9 P: 22 | R: 0 H: 0<br>E: 0 LOB: 0<br>K: 1 BB: 0<br>S: 7 P: 13 | R: 0 H: 0<br>E: 0 LOB: 1<br>K: 3 BB: 1<br>S: 10 P: 15 | | 1B: 1 SF: 1<br>2B: 0 SAC: 0<br>3B: 0 DP: 0<br>HR: 2 HBP: 1 | | | | | | WP: 0 PA: 33<br>PB: 0<br>SB: 0<br>CS: 0 |

| | AB | 25 |
|---|---|---|
| | R | 6 |
| | H | 3 |
| | RBI | 6 |
| | BB | 6 |
| | SO | 6 |
| | LOB | 9 |

| PITCHER | | IP | WLS | BF | H | R | ER | SO | BB | IBB | HBP | BLK | WP | HR | S | P | ERA | WHIP |
|---|---|---|---|---|---|---|---|---|---|---|---|---|---|---|---|---|---|---|
| Eric DuBose, L<br>ERA: 5.23 | (1, 1) | 5.0 | L | 22 | 3 | 6 | 6 | 2 | 4 | 0 | 1 | 0 | 0 | 2 | 42 | 87 | 10.80 | 1.400 |
| Buddy Groom, L<br>ERA: 3.31 | (6, 1) | 1.1 | B | 5 | 0 | 0 | 0 | 0 | 1 | 0 | 0 | 0 | 0 | 0 | 10 | 21 | 0.00 | 0.750 |
| Mike DeJean, R<br>ERA: 7.84 | (7, 1) | 1.0 | | 4 | 0 | 0 | 0 | 2 | 1 | 0 | 0 | 0 | 0 | 0 | 8 | 16 | 0.00 | 1.000 |
| B.J. Ryan, L<br>ERA: 2.45 | (8, 1) | 0.2 | | 2 | 0 | 0 | 0 | 2 | 0 | 0 | 0 | 0 | 0 | 0 | 7 | 8 | 0.00 | 0.000 |

| PITCHER | IP | WLS | BF | H | R | ER | SO | BB | IBB | HBP | BLK | WP | HR | S | P | ERA | WHIP |
|---|---|---|---|---|---|---|---|---|---|---|---|---|---|---|---|---|---|

# Baltimore Orioles @ New York Yankees

Yankee Stadium, Bronx, NY

Thu Jun 03 2004, 1:05 PM EDT

Att. 44,020 - Unknown - 71 F

TOP

livebaseballscorecards.com

| Batter | 1 | 2 | 3 | 4 | 5 | 6 | 7 | 8 | 9 | AB | R | H | RBI | BB | SO | LOB |
|---|---|---|---|---|---|---|---|---|---|---|---|---|---|---|---|---|
| 1 Brian Roberts, S (1, 4)<br>OBP: 0.338, SLG: 0.361 | F7 | | G4-3 | | F9 | | | K | | 4 | 0 | 0 | 0 | 0 | 1 | 0 |
| 6 Melvin Mora, R (1, 5)<br>OBP: 0.460, SLG: 0.601 | CS 2B | | | 1B 10 1B HBP 1B | P4 | | | P4 | | 4 | 1 | 2 | 0 | 0 | 0 | 0 |
| 10 Miguel Tejada, R (1, 6)<br>OBP: 0.374, SLG: 0.488 | P5 | | | HBP 1B 1-2 1B | | G3-1 | | BB | | 3 | 0 | 1 | 0 | 1 | 0 | 1 |
| Rafael Palmeiro, L (1, 3)<br>OBP: 0.403, SLG: 0.446 | CS 2-3 | F9 | | HBP 1-2 2-3 1B | | F8 | | K | | 4 | 0 | 1 | 0 | 0 | 1 | 1 |
| Javy Lopez, R (1, 10)<br>OBP: 0.367, SLG: 0.459 | | HR | | FC6-4 HBP 1-2 2-3 3-H | | K | | | P4 | 3 | 1 | 1 | 2 | 0 | 1 | 0 |
| B.J. Surhoff, L (1, 9)<br>OBP: 0.360, SLG: 0.417 | | G4-3 | | P2 | | | B1-3 | | G1-3 | 4 | 0 | 0 | 0 | 0 | 0 | 3 |
| Luis Matos, R (1, 8)<br>OBP: 0.296, SLG: 0.370 | | F7 | | K | | | BB | | G4-3 | 3 | 0 | 0 | 0 | 1 | 1 | 3 |
| Larry Bigbie, L (1, 7)<br>OBP: 0.314, SLG: 0.396 | | | G4-3 | FC6-4 1-2f | | | L7 | | | 3 | 0 | 0 | 0 | 0 | 0 | 4 |
| Robert Machado, R (1, 2) | | | G4-3 | | G5-3 | | F8 | | | 3 | 0 | 0 | 0 | 0 | 0 | 1 |
| Inning Stats | R: 0 E: 0 K: 0 S: 10 H: 1 LOB: 0 BB: 0 P: 13 | R: 1 E: 0 K: 0 S: 15 H: 1 LOB: 0 BB: 0 P: 23 | R: 0 E: 0 K: 0 S: 13 H: 0 LOB: 0 BB: 0 P: 17 | R: 1 E: 0 K: 1 S: 18 H: 3 LOB: 3 BB: 0 P: 27 | R: 0 E: 0 K: 0 S: 5 H: 0 LOB: 0 BB: 0 P: 6 | R: 0 E: 0 K: 1 S: 7 H: 0 LOB: 0 BB: 0 P: 11 | R: 0 E: 0 K: 0 S: 14 H: 0 LOB: 1 BB: 1 P: 21 | R: 0 E: 0 K: 2 S: 9 H: 0 LOB: 1 BB: 1 P: 17 | R: 0 E: 0 K: 0 S: 7 H: 0 LOB: 0 BB: 0 P: 10 | 1B: 3 2B: 1 3B: 0 HR: 1 | SF: 0 SAC: 0 DP: 0 HBP: 1 | | | WP: 0 PB: 0 SB: 0 CS: 1 | | PA: 35 | |

| | AB | 31 |
|---|---|---|
| | R | 2 |
| | H | 5 |
| | RBI | 2 |
| | BB | 2 |
| | SO | 4 |
| | LOB | 13 |

| PITCHER | | IP | WLS | BF | H | R | ER | SO | BB | IBB | HBP | BLK | WP | HR | S | P | ERA | WHIP |
|---|---|---|---|---|---|---|---|---|---|---|---|---|---|---|---|---|---|---|
| Javier Vazquez, R<br>ERA: 3.75 | (1, 1) | 7.0 | W | 27 | 5 | 2 | 2 | 2 | 1 | 0 | 1 | 0 | 0 | 1 | 82 | 118 | 2.57 | 0.857 |
| Tom Gordon, R<br>ERA: 2.3 | (8, 1) | 1.0 | H | 4 | 0 | 0 | 0 | 2 | 1 | 0 | 0 | 0 | 0 | 0 | 9 | 17 | 0.00 | 1.000 |
| 42 Mariano Rivera, R<br>ERA: 1.17 | (9, 1) | 1.0 | S | 3 | 0 | 0 | 0 | 0 | 0 | 0 | 0 | 0 | 0 | 0 | 7 | 10 | 0.00 | 0.000 |

| PITCHER | | IP | WLS | BF | H | R | ER | SO | BB | IBB | HBP | BLK | WP | HR | S | P | ERA | WHIP |
|---|---|---|---|---|---|---|---|---|---|---|---|---|---|---|---|---|---|---|

# BOTTOM

## Baltimore Orioles @ New York Yankees

Yankee Stadium, Bronx, NY

Thu Jun 03 2004, 1:05 PM EDT
Att. 44,020 - Unknown - 71 F

| Batter | 1 | 2 | 3 | 4 | 5 | 6 | 7 | 8 | 9 | AB | R | H | RBI | BB | SO | LOB |
|---|---|---|---|---|---|---|---|---|---|---|---|---|---|---|---|---|
| Bubba Crosby, L (1, 8) (8, 9)<br>OBP: 0.269, SLG: 0.520 | C B X 1-1 2 SH1-3 13 1B 1B | | L F F B F B T 2-2 ① K | | S B B X 2-1 ② F8 | | B 1 SAFE B X 2-0 ① SH1-4 1-2 | B S B B C S 3-3 ② ③ K 2-3 | | 4 | 1 | 1 | 0 | 0 | 2 | 2 |
| 2 Derek Jeter, R (1, 6)<br>OBP: 0.288, SLG: 0.387 | 1 SAFE X 0-0 ① SH1-3 1-2 | | F C B B T 2-2 ② K | | X 0-0 ③ L8 | | B B H 3-0 2B HBP | | | 2 | 1 | 0 | 0 | 0 | 1 | 0 |
| 13 Alex Rodriguez, R (1, 5)<br>OBP: 0.393, SLG: 0.537 | B S B B F X 3-2 1B 55 FC3-2 2-H 1B | | B B B C B 4-1 BB | | | X 0-0 55 F9 2B 2B | B B S F S 2-3 ② K | | | 3 | 1 | 2 | 1 | 1 | 1 | 2 |
| Gary Sheffield, R (1, 10)<br>OBP: 0.397, SLG: 0.437 | 1 SAFE 1 SAFE B B C 1 SAFE X 2-1 WP 55 FC3-2 1-3 1B | | B 1 SAFE 1 SAFE B C X 2-1 ③ F9 | | | D B B B 4-0 2B G5-2-3 BB | B F X 1-1 1-H 2-H 55 1B 2B | | | 3 | 1 | 2 | 2 | 1 | 0 | 1 |
| 55 Hideki Matsui, L (1, 7)<br>OBP: 0.424, SLG: 0.527 | B X 1-0 ② FC3-2 WP 1-2 3-H | | | X 0-0 ① F7 | | B B X 2-0 ① F9 2-3 | C B F X 1-2 2-H 1B | | | 4 | 0 | 1 | 1 | 0 | 0 | 4 |
| Ruben Sierra, S (1, 9)<br>OBP: 0.342, SLG: 0.518<br>Bernie Williams, S (8, 8)<br>OBP: 0.333, SLG: 0.366 | B B X 2-0 ③ G6-3 1-2 2-3 | | | C B X 1-1 WP 1B | | D X 1-0 1-3 3-H 2B | B C S C 1-3 ③ K | | | 4<br>0 | 0<br>0 | 2<br>0 | 1<br>0 | 0<br>0 | 1<br>0 | 3<br>0 |
| Tony Clark, S (1, 3)<br>OBP: 0.365, SLG: 0.447 | | C B F X 1-2 ① G5-3 | | F 1 SAFE F X 0-2 ② L9 | | I I I 4-0 IBB | C C S 0-3 ① K | | | 3 | 0 | 0 | 0 | 1 | 1 | 1 |
| John Flaherty, R (1, 2)<br>OBP: 0.191, SLG: 0.289 | | B F X 1-1 ② P6 | | F B B F X 2-2 ③ F7 1-2 | | F B B B X 2-1 ② ③ G5-2-3 3-Hf | S B B B S F X 2-2 CS 2B | | | 4 | 0 | 1 | 0 | 0 | 0 | 4 |
| Miguel Cairo, R (1, 4)<br>OBP: 0.333, SLG: 0.403 | | F B B X 2-1 ③ G4-3 | | B X 1-0 ① L5 | | X 0-0 SH1-4 2B 1B | B S S F F H 2-2 HBP | | | 3 | 1 | 1 | 0 | 0 | 0 | 0 |
| Inning Stats | R: 1 E: 0 K: 0 S: 10 H: 3 LOB: 2 BB: 0 P: 19 | R: 0 E: 0 K: 0 S: 7 H: 0 LOB: 0 BB: 0 P: 11 | R: 0 E: 0 K: 2 S: 11 H: 0 LOB: 1 BB: 1 P: 21 | R: 0 E: 0 K: 0 S: 9 H: 1 LOB: 1 BB: 0 P: 12 | R: 0 E: 0 K: 0 S: 4 H: 0 LOB: 0 BB: 0 P: 7 | R: 1 E: 0 K: 0 S: 5 H: 2 LOB: 2 BB: 2 P: 18 | R: 3 E: 0 K: 2 S: 13 H: 3 LOB: 1 BB: 0 P: 23 | R: 0 E: 0 K: 2 S: 14 H: 1 LOB: 2 BB: 0 P: 21 | | 1B: 6 2B: 5 3B: 0 HR: 0 | SF: 0 SAC: 2 DP: 2 HBP: 2 | | | | | |

livebaseballscorecards.com

| | |
|---|---|
| AB | 30 |
| R | 5 |
| H | 10 |
| RBI | 5 |
| BB | 3 |
| SO | 6 |
| LOB | 17 |

| PITCHER | | IP | WLS | BF | H | R | ER | SO | BB | IBB | HBP | BLK | WP | HR | S | P | ERA | WHIP |
|---|---|---|---|---|---|---|---|---|---|---|---|---|---|---|---|---|---|---|
| 40 Daniel Cabrera, R<br>ERA: 3.9 | (1, 1) | 6.0 | | 26 | 6 | 2 | 2 | 2 | 2 | 1 | 0 | 0 | 2 | 0 | 46 | 88 | 3.00 | 1.333 |
| John Parrish, L<br>ERA: 4.78 | (7, 1) | 0.1 | L | 3 | 1 | 2 | 2 | 0 | 0 | 0 | 1 | 0 | 0 | 0 | 2 | 7 | 54.00 | 3.000 |
| B.J. Ryan, L<br>ERA: 2.73 | (7, 1) | 0.2 | | 4 | 2 | 1 | 1 | 2 | 0 | 0 | 0 | 0 | 0 | 0 | 11 | 16 | 13.50 | 3.000 |
| Eddy Rodriguez, R<br>ERA: 3.0 | (8, 1) | 1.0 | | 4 | 1 | 0 | 0 | 2 | 0 | 0 | 1 | 0 | 0 | 0 | 14 | 21 | 0.00 | 1.000 |

| PITCHER | IP | WLS | BF | H | R | ER | SO | BB | IBB | HBP | BLK | WP | HR | S | P | ERA | WHIP |
|---|---|---|---|---|---|---|---|---|---|---|---|---|---|---|---|---|---|

| Batter | 1 | 2 | 3 | 4 | 5 | 6 | 7 | 8 | 9 | 10 | 11 | AB | R | H | RBI | BB | SO | LOB |
|---|---|---|---|---|---|---|---|---|---|---|---|---|---|---|---|---|---|---|
| 13 Carl Crawford, L (1, 7) OBP: 0.333, SLG: 0.393 | E5 | | BLK, 1B, G4-3 | F7 | | | P6 | L8 | | G4-3 | | 6 | 2 | 1 | 0 | 0 | 0 | 2 |
| Julio Lugo, R (1, 6) OBP: 0.311, SLG: 0.438 | 5 FC6-4, BB, 1B | | G4-3, BLK, HR, 1B | F8 | | | 5 E, 5 1B, 1B | | 5 2B, FC4-6, 1B | | WP, S, 1B | 5 | 4 | 4 | 0 | 1 | 0 | 1 |
| 5 Rocco Baldelli, R (1, 8) OBP: 0.335, SLG: 0.395 | FC6-4, 1B | | K | | K | | E6, 1B | | | | K | 6 | 0 | 2 | 0 | 0 | 3 | 5 |
| Aubrey Huff, L (1, 10) OBP: 0.312, SLG: 0.426<br>José Bautista, R (9, PR) OBP: 0.333, SLG: 0.273<br>Fred McGriff, L (11, PH) OBP: 0.231, SLG: 0.462 | 1B | | G4-3 | | G6-3 | | P5 | | FC4-6, IBB | | 1-H, 1B | 4<br>0<br>1 | 0<br>0<br>0 | 1<br>0<br>1 | 2<br>0<br>1 | 1<br>0<br>1 | 0<br>0<br>0 | 3<br>0<br>0 |
| José Cruz Jr., S (1, 9) OBP: 0.359, SLG: 0.439 | K | | HR, BB | | P6 | | 1-2, 3-H, 1B | | FC4-6 | | F7 | 5 | 1 | 1 | 2 | 1 | 1 | 5 |
| Tino Martinez, L (1, 3) OBP: 0.386, SLG: 0.529 | K | | HR | | | G4-3 | G4-1 | | P5 | | G4-3 | 6 | 1 | 1 | 3 | 0 | 1 | 7 |
| Toby Hall, R (1, 2) OBP: 0.315, SLG: 0.405<br>Robert Fick, L (9, PH) OBP: 0.224, SLG: 0.280<br>Brook Fordyce, R (9, 2) OBP: 0.297, SLG: 0.333 | | L3-6, 2B | G5-3 | | | G4-3 | | G6-3 | K | | | 4<br>1<br>0 | 0<br>0<br>0 | 1<br>0<br>0 | 0<br>0<br>0 | 0<br>1<br>0 | 0<br>2<br>0 | 0<br>2<br>0 |
| Geoff Blum, S (1, 5) OBP: 0.218, SLG: 0.302 | L3-6 | | | K | | FC5-4, BB | | G5-3 | | | F8 | 4 | 0 | 0 | 0 | 1 | 1 | 1 |
| Rey Sanchez, R (1, 4) OBP: 0.274, SLG: 0.250 | F9 | | | 1B | | FC5-4 | | 1B | | | L8 | 5 | 0 | 2 | 0 | 0 | 0 | 1 |
| Inning Stats | R: 1 E: 1 K: 2 S: 19 H: 1 LOB: 2 BB: 1 P: 29 | R: 0 E: 0 K: 0 S: 16 H: 1 LOB: 0 BB: 0 P: 21 | R: 4 E: 0 K: 1 S: 23 H: 3 LOB: 0 BB: 1 P: 37 | R: 0 E: 0 K: 1 S: 9 H: 1 LOB: 1 BB: 0 P: 11 | R: 0 E: 0 K: 1 S: 10 H: 0 LOB: 0 BB: 0 P: 15 | R: 0 E: 0 K: 0 S: 10 H: 0 LOB: 1 BB: 1 P: 19 | R: 1 E: 1 K: 0 S: 11 H: 3 LOB: 2 BB: 0 P: 20 | R: 0 E: 0 K: 0 S: 10 H: 1 LOB: 1 BB: 0 P: 14 | R: 1 E: 0 K: 1 S: 12 H: 2 LOB: 2 BB: 1 P: 21 | R: 0 E: 0 K: 0 S: 9 H: 0 LOB: 0 BB: 0 P: 13 | R: 1 E: 0 K: 1 S: 13 H: 2 LOB: 1 BB: 0 P: 19 | 1B: 11 2B: 3 3B: 0 HR: 1 | SF: 0 SAC: 0 DP: 1 HBP: 0 | | | | | |

| PITCHER | | IP | WLS | BF | H | R | ER | SO | BB | IBB | HBP | BLK | WP | HR | S | P | ERA | WHIP |
|---|---|---|---|---|---|---|---|---|---|---|---|---|---|---|---|---|---|---|
| 45 Erik Bedard, L (1, 1) ERA: 5.14 | | 3.0 | | 16 | 5 | 5 | 4 | 3 | 2 | 0 | 0 | 1 | 0 | 1 | 58 | 87 | 12.00 | 2.333 |
| Rick Bauer, R (4, 1) ERA: 5.53 | | 3.0 | | 11 | 1 | 0 | 0 | 2 | 1 | 0 | 0 | 0 | 0 | 0 | 29 | 45 | 0.00 | 0.667 |
| B.J. Ryan, L (7, 1) ERA: 2.86 | | 2.0 | B | 10 | 4 | 1 | 1 | 0 | 0 | 0 | 0 | 0 | 0 | 0 | 21 | 34 | 4.50 | 2.000 |
| Jorge Julio, R (9, 1) ERA: 3.0 | | 2.0 | B | 9 | 2 | 1 | 1 | 1 | 0 | 1 | 0 | 0 | 0 | 0 | 21 | 34 | 4.50 | 1.000 |
| Mike DeJean, R (11, 1) ERA: 8.02 | | 0.2 | L | 4 | 2 | 1 | 1 | 1 | 0 | 0 | 0 | 0 | 1 | 0 | 11 | 16 | 13.50 | 3.000 |

| PITCHER | | IP | WLS | BF | H | R | ER | SO | BB | IBB | HBP | BLK | WP | HR | S | P | ERA | WHIP |
|---|---|---|---|---|---|---|---|---|---|---|---|---|---|---|---|---|---|---|
| Buddy Groom, L (11, 1) ERA: 3.24 | | 0.1 | | 1 | 0 | 0 | 0 | 0 | 0 | 0 | 0 | 0 | 0 | 0 | 2 | 3 | 0.00 | 0.000 |

# TOP

# Tampa Bay Devil Rays @ Baltimore Orioles

## Oriole Park at Camden Yards, Baltimore, MD

Fri Jun 04 2004, 7:35 PM EDT
Att. 32,139 - Overcast - 72 F

livebaseballscorecards.com

| | |
|---|---|
| AB | 47 |
| R | 8 |
| H | 14 |
| RBI | 8 |
| BB | 4 |
| SO | 7 |
| LOB | 27 |

WP: 1 PA: 51
PB: 0
SB: 1
CS: 0

| Batter | 1 | 2 | 3 | 4 | 5 | 6 | 7 | 8 | 9 | 10 | 11 | AB | R | H | RBI | BB | SO | LOB |
|---|---|---|---|---|---|---|---|---|---|---|---|---|---|---|---|---|---|---|
| 1 Brian Roberts, S (1, 4)<br>OBP: 0.338, SLG: 0.356 | C B X<br>1-1 G4-3 ① | | B C S D B B<br>4-2 6 HR BB | S B B F F F X<br>2-2 SF7 ②<br>3-H | | C 1 SAFE 1 SAFE C B S<br>1-3 K ② | | B B B B<br>4-0 10 FC6 6 BB SF8 BB | B 1 SAFE B C 1 SAFE 1 SAFE X<br>2-1 F7 ③ | | | 3 | 2 | 0 | 1 | 2 | 1 | 2 |
| 6 Melvin Mora, R (1, 5)<br>OBP: 0.465, SLG: 0.612 | B B B C X<br>3-1 G5-3 ② | | X<br>0-0 1-H 2-H 3-H HR | B B B B<br>4-0 10 BB 1-2 2-3 BB | | C B B F B B<br>4-2 10 BB 1-2 BB | | 1 SAFE B B B B<br>4-0 10 FC6 1-2 BB | | C B C X<br>1-2 F8 ① | | 3 | 1 | 1 | 4 | 3 | 0 | 0 |
| 10 Miguel Tejada, R (1, 6)<br>OBP: 0.377, SLG: 0.481 | C B S B B B<br>4-2 BB | | X<br>0-0 F9 ① | B B B B<br>4-0 1-2 2-3 3-H BB | | B B B B<br>4-0 1-2 2-3 BB | | B C F D X<br>2-2 FC6 1-2 2-3 | | B X<br>1-0 F8 ② | | 3 | 0 | 0 | 1 | 3 | 0 | 2 |
| Rafael Palmeiro, L (1, 3)<br>OBP: 0.392, SLG: 0.433 | B B B C 1 SAFE X<br>3-1 L4 ③ | | B B B C X<br>3-1 P3 ② | C S S D X<br>2-2 L3 ③ | | C F F X<br>0-2 F9 ③ | | B F X<br>1-1 SF8 ①<br>3-H | | B B S T B X<br>3-2 G3 ③ | | 5 | 0 | 0 | 1 | 0 | 0 | 7 |
| Javy Lopez, R (1, 2)<br>OBP: 0.362, SLG: 0.450 | | C X<br>0-1 G5-3 ①<br>S C X<br>0-2 G3-1 ③ | | | B C X<br>1-1 G6-3 ① | | B C X<br>1-1 FC3-6 SH1-4 1B | F X<br>0-1 F7 ② | | | F B F B F X<br>2-2 G4-3 ① | 6 | 0 | 1 | 0 | 0 | 0 | 2 |
| B.J. Surhoff, L (1, 9)<br>OBP: 0.353, SLG: 0.402 | | C F S<br>0-3 K ② | | B C F F B B B<br>4-2 2B 1 SF7 BB | C B F B S<br>2-3 K ② | | 1 SAFE X<br>0-0 SH1-4 1-2 ① | B X<br>1-0 F9 ③ | | | S T X<br>0-2 G1-3 ② | 4 | 1 | 0 | 0 | 1 | 2 | 2 |
| Luis Matos, R (1, 8)<br>OBP: 0.297, SLG: 0.371 | | C B F B S<br>2-3 K ③ | | F X<br>0-1 6 BB 10 BB 1-3 2B | B C X<br>1-1 F8 ③ | | I I I<br>4-0 FC3-6 IBB | | X<br>0-0 P3 ① | | B C B F B S<br>3-3 K ③ | 5 | 1 | 1 | 0 | 1 | 2 | 0 |
| Larry Bigbie, L (1, 7)<br>OBP: 0.311, SLG: 0.391 | | | F B F B F X<br>2-2 2B 6 HR 1B | C X<br>0-1 G3 ① | | S T B F X<br>1-2 G3 ① | B B F S F X<br>2-2 FC3-6 1-2f 2-3 ② | | B B B B C X<br>3-1 F7 ② | | | 5 | 1 | 1 | 0 | 0 | 0 | 4 |
| Jerry Hairston, R (1, 10)<br>OBP: 0.361, SLG: 0.400 | | | B X<br>1-0 1-3 6 HR 2B | B F F D D F B<br>4-2 10 BB 6 BB BB | | C B B B C B X<br>3-2 10 BB 6 BB 1B | B X<br>1-0 G5-3 ③ | | B C F B B B<br>4-2 BB | | | 3 | 1 | 2 | 0 | 2 | 0 | 2 |
| Inning Stats | R: 0 E: 0 K: 0 S: 8 H: 0 LOB: 1 BB: 1 P: 19 | R: 0 E: 0 K: 2 S: 8 H: 0 LOB: 0 BB: 0 P: 10 | R: 4 E: 0 K: 0 S: 14 H: 3 LOB: 0 BB: 1 P: 24 | R: 2 E: 0 K: 0 S: 19 H: 1 LOB: 3 BB: 4 P: 39 | R: 0 E: 0 K: 1 S: 7 H: 0 LOB: 0 BB: 0 P: 11 | R: 0 E: 0 K: 1 S: 16 H: 1 LOB: 3 BB: 2 P: 29 | R: 0 E: 0 K: 0 S: 8 H: 1 LOB: 2 BB: 1 P: 16 | R: 1 E: 0 K: 0 S: 8 H: 0 LOB: 2 BB: 2 P: 20 | R: 0 E: 0 K: 0 S: 7 H: 0 LOB: 1 BB: 1 P: 16 | R: 0 E: 0 K: 0 S: 7 H: 0 LOB: 0 BB: 0 P: 12 | R: 0 E: 0 K: 1 S: 10 H: 0 LOB: 0 BB: 0 P: 15 | 1B: 3 2B: 2 3B: 0 HR: 1 | SF: 2 SAC: 1 DP: 0 HBP: 0 | | WP: 0 PB: 0 SB: 0 CS: 0 | PA: 52 | | |

| PITCHER | | IP | WLS | BF | H | R | ER | SO | BB | IBB | HBP | BLK | WP | HR | S | P | ERA | WHIP |
|---|---|---|---|---|---|---|---|---|---|---|---|---|---|---|---|---|---|---|
| Victor Zambrano, R<br>ERA: 5.6 | (1, 1) | 3.2 | | 21 | 4 | 6 | 6 | 2 | 6 | 0 | 0 | 0 | 0 | 1 | 46 | 87 | 14.73 | 2.727 |
| John Halama, L<br>ERA: 3.08 | (4, 1) | 2.0 | | 7 | 1 | 0 | 0 | 2 | 0 | 0 | 0 | 0 | 0 | 0 | 20 | 31 | 0.00 | 0.500 |
| Jorge Sosa, R<br>ERA: 5.75 | (6, 1) | 0.0 | | 2 | 0 | 0 | 0 | 0 | 2 | 0 | 0 | 0 | 0 | 0 | 2 | 10 | ∞ | ∞ |
| Trever Miller, L<br>ERA: 2.49 | (6, 1) | 1.0 | | 5 | 1 | 0 | 0 | 0 | 0 | 1 | 0 | 0 | 0 | 0 | 11 | 18 | 0.00 | 1.000 |
| Travis Harper, R<br>ERA: 3.86 | (7, 1) | 0.1 | | 4 | 0 | 1 | 1 | 0 | 2 | 0 | 0 | 0 | 0 | 0 | 4 | 15 | 27.00 | 6.000 |

| PITCHER | | IP | WLS | BF | H | R | ER | SO | BB | IBB | HBP | BLK | WP | HR | S | P | ERA | WHIP |
|---|---|---|---|---|---|---|---|---|---|---|---|---|---|---|---|---|---|---|
| Lance Carter, R<br>ERA: 2.86 | (8, 1) | 3.0 | W | 10 | 0 | 0 | 0 | 0 | 1 | 0 | 0 | 0 | 0 | 0 | 19 | 35 | 0.00 | 0.333 |
| Danys Baez, R<br>ERA: 2.52 | (11, 1) | 1.0 | S | 3 | 0 | 0 | 0 | 1 | 0 | 0 | 0 | 0 | 0 | 0 | 10 | 15 | 0.00 | 0.000 |

# BOTTOM

## Tampa Bay Devil Rays @ Baltimore Orioles

Oriole Park at Camden Yards, Baltimore, MD

Fri Jun 04 2004, 7:35 PM EDT

Att. 32,139 - Overcast - 72 F

livebaseballscorecards.com

| | |
|---|---|
| AB | 37 |
| R | 7 |
| H | 6 |
| RBI | 7 |
| BB | 12 |
| SO | 5 |
| LOB | 21 |

| Batter | 1 | 2 | 3 | 4 | 5 | 6 | 7 | 8 | 9 | AB | R | H | RBI | BB | SO | LOB |
|---|---|---|---|---|---|---|---|---|---|---|---|---|---|---|---|---|
| 13 Carl Crawford, L (1, 7)<br>OBP: 0.335, SLG: 0.394 | C B X<br>1-1 1B | B F S F 1 SAFE X<br>1-2 G6-3 ③ | | X<br>0-0 G4-3 ②<br>2-3 | | | B F C F X<br>1-2 G4-3 1B | | S S X<br>0-2 L5 ① | 5 | 0 | 2 | 0 | 0 | 0 | 4 |
| 5 Rocco Baldelli, R (1, 8)<br>OBP: 0.332, SLG: 0.407 | B 1 SAFE P F 1 SAFE X<br>2-1 F9 ① | | X<br>0-0 HR | C X<br>0-1 F8 ③ | | | C 1 SAFE B 1 SAFE X<br>1-1 F9 ① | | B B F X<br>2-1 SF9 ②<br>2-3<br>3-H | 4 | 1 | 1 | 2 | 0 | 0 | 3 |
| Aubrey Huff, L (1, 5)<br>OBP: 0.319, SLG: 0.427<br>José Bautista, R (9, PR)<br>OBP: 0.333, SLG: 0.273 | 1 SAFE 1 SAFE C X<br>0-1 1-2 1B | | B B X<br>2-0 S 1B | | B B C X<br>2-1 F8 ① | | B B 1 SAFE F C X<br>2-2 G4-3 ②<br>1-2 | | C B B B B<br>4-1 BB | 4<br>0 | 1<br>0 | 2<br>0 | 0<br>0 | 1<br>0 | 0<br>0 | 1<br>0 |
| Tino Martinez, L (1, 3)<br>OBP: 0.376, SLG: 0.512 | X<br>0-0 F7 ② | | C B B 1 SAFE C F F S<br>2-3 K ① | | C F S<br>0-3 K ② | | S X<br>0-1 G4-3 ③ | | X<br>0-0 F9 ③ | 5 | 0 | 0 | 0 | 0 | 2 | 6 |
| José Cruz Jr., S (1, 9)<br>OBP: 0.356, SLG: 0.435 | C F F X<br>0-2 G3 ③ | | F F B B F X<br>2-2 F8 ② | | X<br>0-0 1B | | | C X<br>0-1 G5-3 ① | | 4 | 0 | 1 | 0 | 0 | 0 | 3 |
| Julio Lugo, R (1, 6)<br>OBP: 0.314, SLG: 0.439 | | C F F X<br>0-2 G4-3 G1-3 1B | B C B F B X<br>3-2 1-H 1B | | B 1 SAFE X<br>1-0 F7 ③ | | | C B B F S<br>2-3 K ② | | 4 | 1 | 2 | 1 | 0 | 1 | 1 |
| Fred McGriff, L (1, 10)<br>OBP: 0.235, SLG: 0.375 | | X<br>0-0 G1-3 ①<br>1-2 | 1 SAFE B 1 SAFE C X<br>1-1 P5 ③ | | | C B B F B B<br>4-2 G1-6-3 BB | | C B F B S<br>2-3 K ③ | | 3 | 0 | 0 | 0 | 1 | 1 | 2 |
| Toby Hall, R (1, 2)<br>OBP: 0.313, SLG: 0.400 | | C F B F D X<br>2-2 G4-3 ②<br>2-3 | | X<br>0-0 F8 ① | | F B 1 SAFE F X<br>1-2 G1-6-3 ①②<br>1-2f | | | S S B F X<br>1-2 2B 5 SF9 1B | 4 | 1 | 1 | 0 | 0 | 0 | 2 |
| Rey Sanchez, R (1, 4)<br>OBP: 0.284, SLG: 0.272<br>Robert Fick, L (9, PH)<br>OBP: 0.231, SLG: 0.296 | | C B B B X<br>3-1 3-H 1B | | B X<br>1-0 13 G4-3 2B | | X<br>0-0 F9 ③ | | | C B B B C F F X<br>3-2 5 SF9 1-3 2B | 3<br>1 | 0<br>0 | 2<br>1 | 1<br>0 | 0<br>0 | 0<br>0 | 0<br>0 |
| Inning Stats | R: 0 E: 0 K: 0 S: 12 H: 2 LOB: 2 BB: 0 P: 14 | R: 1 E: 0 K: 0 S: 15 H: 2 LOB: 1 BB: 0 P: 21 | R: 2 E: 0 K: 1 S: 16 H: 3 LOB: 1 BB: 0 P: 26 | R: 0 E: 0 K: 0 S: 5 H: 1 LOB: 1 BB: 0 P: 6 | R: 0 E: 0 K: 1 S: 7 H: 1 LOB: 1 BB: 0 P: 10 | R: 0 E: 0 K: 0 S: 6 H: 0 LOB: 0 BB: 1 P: 11 | R: 0 E: 0 K: 0 S: 11 H: 1 LOB: 1 BB: 0 P: 15 | R: 0 E: 0 K: 2 S: 8 H: 0 LOB: 0 BB: 0 P: 12 | R: 1 E: 0 K: 0 S: 16 H: 2 LOB: 2 BB: 1 P: 26 | 1B: 9 2B: 2 3B: 0 HR: 1 | SF: 1 SAC: 0 DP: 1 HBP: 0 | | | | | | |

| PITCHER | IP | WLS | BF | H | R | ER | SO | BB | IBB | HBP | BLK | WP | HR | S | P | ERA | WHIP |
|---|---|---|---|---|---|---|---|---|---|---|---|---|---|---|---|---|---|
| Rodrigo Lopez, R (1, 1)<br>ERA: 2.96 | 6.1 | W | 29 | 10 | 3 | 3 | 2 | 1 | 0 | 0 | 0 | 0 | 1 | 67 | 96 | 4.26 | 1.737 |
| John Parrish, L (7, 1)<br>ERA: 4.68 | 0.2 | H | 2 | 0 | 0 | 0 | 0 | 0 | 0 | 0 | 0 | 0 | 0 | 5 | 7 | 0.00 | 0.000 |
| B.J. Ryan, L (8, 1)<br>ERA: 2.76 | 1.0 | H | 3 | 0 | 0 | 0 | 2 | 0 | 0 | 0 | 0 | 0 | 0 | 8 | 12 | 0.00 | 0.000 |
| Jorge Julio, R (9, 1)<br>ERA: 3.24 | 1.0 | S | 6 | 2 | 1 | 1 | 0 | 1 | 0 | 0 | 0 | 0 | 0 | 16 | 26 | 9.00 | 3.000 |

| PITCHER | IP | WLS | BF | H | R | ER | SO | BB | IBB | HBP | BLK | WP | HR | S | P | ERA | WHIP |
|---|---|---|---|---|---|---|---|---|---|---|---|---|---|---|---|---|---|

# TOP

## Tampa Bay Devil Rays @ Baltimore Orioles

Oriole Park at Camden Yards, Baltimore, MD

Sun Jun 06 2004, 1:35 PM EDT
Att. 46,044 - Unknown - 70 F

livebaseballscorecards.com

| | |
|---|---|
| AB | 37 |
| R | 4 |
| H | 12 |
| RBI | 4 |
| BB | 2 |
| SO | 4 |
| LOB | 22 |

WP: 0 PA: 40
PB: 0
SB: 1
CS: 0

# BOTTOM

## Tampa Bay Devil Rays @ Baltimore Orioles

Oriole Park at Camden Yards, Baltimore, MD

Sun Jun 06 2004, 1:35 PM EDT

Att. 46,044 - Unknown - 70 F

livebaseballscorecards.com

| Batter | 1 | 2 | 3 | 4 | 5 | 6 | 7 | 8 | 9 | AB | R | H | RBI | BB | SO | LOB |
|---|---|---|---|---|---|---|---|---|---|---|---|---|---|---|---|---|
| 1 Brian Roberts, S (1, 4)<br>OBP: 0.339, SLG: 0.358 | G6-3 | | F8 | 2B | | BB | | K | | 4 | 0 | 1 | 1 | 1 | 1 | 1 |
| 6 Melvin Mora, R (1, 5)<br>OBP: 0.455, SLG: 0.597 | F9 | | G5-3 | P4 | | F8 | | K | | 5 | 0 | 0 | 0 | 0 | 1 | 4 |
| 10 Miguel Tejada, R (1, 6)<br>OBP: 0.371, SLG: 0.471 | G5-3 | | G5-3 | | G6-3 | F9 | | | | 4 | 0 | 0 | 0 | 0 | 0 | 1 |
| Rafael Palmeiro, L (1, 3)<br>OBP: 0.398, SLG: 0.437 | | G5-3 1B | | 2B G6-3 1B | F9 | | G6-4-3 BB | | | 3 | 2 | 2 | 0 | 1 | 0 | 0 |
| Javy Lopez, R (1, 2)<br>OBP: 0.364, SLG: 0.456 | | G5-3 | | G6-3 SF8 2B | 1B 1B | | G6-4-3 | | | 4 | 2 | 2 | 0 | 0 | 0 | 2 |
| B.J. Surhoff, L (1, 9)<br>OBP: 0.366, SLG: 0.409 | | 1B 1B | | G6-3 | 1B 1B | | BB | | | 3 | 0 | 2 | 2 | 1 | 0 | 1 |
| Luis Matos, R (1, 8)<br>OBP: 0.301, SLG: 0.373 | | F7 | | 1 2B 1B | 1B | | F9 | | | 4 | 1 | 2 | 1 | 0 | 0 | 2 |
| Larry Bigbie, L (1, 7)<br>OBP: 0.315, SLG: 0.395 | | 1B | | SF8 | G4-3 | | | 6 BLK SH1-3 1B | | 3 | 0 | 2 | 1 | 0 | 0 | 2 |
| Jerry Hairston, R (1, 10)<br>OBP: 0.360, SLG: 0.390 | | G4-1 | | 1 2B BB | | K | | SH1-3 | | 2 | 0 | 0 | 0 | 1 | 1 | 2 |
| Inning Stats | R: 0 E: 0 K: 0 S: 6 H: 0 LOB: 0 BB: 0 P: 9 | R: 1 E: 0 K: 0 S: 10 H: 3 LOB: 2 BB: 0 P: 15 | R: 0 E: 0 K: 0 S: 6 H: 0 LOB: 0 BB: 0 P: 9 | R: 3 E: 0 K: 0 S: 12 H: 4 LOB: 2 BB: 1 P: 25 | R: 1 E: 0 K: 0 S: 16 H: 3 LOB: 2 BB: 0 P: 27 | R: 0 E: 0 K: 1 S: 11 H: 0 LOB: 1 BB: 1 P: 19 | R: 0 E: 0 K: 0 S: 6 H: 0 LOB: 1 BB: 2 P: 18 | R: 0 E: 0 K: 2 S: 13 H: 1 LOB: 1 BB: 0 P: 18 | | 1B: 9 2B: 2 3B: 0 HR: 0 SF: 1 SAC: 1 DP: 1 HBP: 0 | | | | | | |

| | AB | 32 |
|---|---|---|
| | R | 5 |
| | H | 11 |
| | RBI | 5 |
| | BB | 4 |
| | SO | 3 |
| | LOB | 15 |

| PITCHER | | IP | WLS | BF | H | R | ER | SO | BB | IBB | HBP | BLK | WP | HR | S | P | ERA | WHIP |
|---|---|---|---|---|---|---|---|---|---|---|---|---|---|---|---|---|---|---|
| Rob Bell, R<br>ERA: 6.0 | (1, 1) | 4.2 | L | 25 | 10 | 5 | 5 | 0 | 1 | 0 | 0 | 0 | 0 | 0 | 47 | 79 | 9.64 | 2.357 |
| Trever Miller, L<br>ERA: 2.45 | (5, 1) | 0.1 | | 1 | 0 | 0 | 0 | 0 | 0 | 0 | 0 | 0 | 0 | 0 | 3 | 6 | 0.00 | 0.000 |
| Jesus Colome, R<br>ERA: | (6, 1) | 3.0 | | 12 | 1 | 0 | 0 | 3 | 3 | 0 | 0 | 1 | 0 | 0 | 30 | 55 | 0.00 | 1.333 |

| PITCHER | IP | WLS | BF | H | R | ER | SO | BB | IBB | HBP | BLK | WP | HR | S | P | ERA | WHIP |
|---|---|---|---|---|---|---|---|---|---|---|---|---|---|---|---|---|---|

# Arizona Diamondbacks @ Baltimore Orioles

Oriole Park at Camden Yards, Baltimore, MD

Tue Jun 08 2004, 7:05 PM EDT

Att. 28,927 - Sunny - 88 F

livebaseballscorecards.com

| Batter | 1 | 2 | 3 | 4 | 5 | 6 | 7 | 8 | 9 | AB | R | H | RBI | BB | SO | LOB |
|---|---|---|---|---|---|---|---|---|---|---|---|---|---|---|---|---|
| Scott Hairston, R (1, 4) OBP: 0.397, SLG: 0.650 | F8 | | 1B 2B (2-H) | | G6-3 | | G4-6-3 1B | P4 (1-3, 2-H, 3-H) | | 5 | 1 | 2 | 1 | 0 | 0 | 1 |
| Steve Finley, L (1, 8) OBP: 0.355, SLG: 0.545 | K | | L6 | | FC5 1B 1B | | G4-6-3 (1-2f) | K | | 5 | 0 | 1 | 0 | 0 | 2 | 3 |
| Danny Bautista, R (1, 9) OBP: 0.380, SLG: 0.481 | K | | 1B (2-H) | | E 1B (1-2) | | F8 | | F7 | 5 | 1 | 2 | 1 | 0 | 1 | 0 |
| Luis Gonzalez, L (1, 7) OBP: 0.384, SLG: 0.562 | | G4-3 | G4-3 | | FC5 WP (1-H, 2-3f) | | | 1B 2B 1B | 2B | 5 | 1 | 2 | 0 | 0 | 0 | 2 |
| Doug DeVore, L (9, PR) OBP: 0.226, SLG: 0.276 (9, 7) | | | | | | | | | | 0 | 0 | 0 | 0 | 0 | 0 | 0 |
| Shea Hillenbrand, R (1, 3) OBP: 0.346, SLG: 0.476 | | 1B | | F8 1B 2B | BB (2-3) | | | 2B 1B (1-3) | K | 4 | 2 | 3 | 0 | 1 | 1 | 1 |
| Alan Zinter, S (9, 3) | | | | | | | | | | 0 | 0 | 0 | 0 | 0 | 0 | 0 |
| Chad Tracy, L (1, 5) OBP: 0.330, SLG: 0.414 | | F8 | | F8 (2-3) | F8 | | | 1B WP 2B (1-H, 3-H) | G1-3 | 5 | 1 | 1 | 2 | 0 | 0 | 5 |
| Robby Hammock, R (1, 2) OBP: 0.299, SLG: 0.405 | | F9 | | K | | K | | 1B WP BB | | 3 | 1 | 0 | 0 | 1 | 2 | 2 |
| Carlos Baerga, S (1, 10) OBP: 0.227, SLG: 0.205 | | | G4-3 | FC4-6 1B (3-H) | | K | | F9 | | 4 | 0 | 1 | 1 | 0 | 1 | 2 |
| Alex Cintron, S (1, 6) OBP: 0.314, SLG: 0.367 | | | 2B 2B | FC4-6 (1-2f) | | F7 | | WP 1B (1-2, 2-3) | | 4 | 1 | 2 | 0 | 0 | 0 | 1 |

| Inning Stats | 1 | 2 | 3 | 4 | 5 | 6 | 7 | 8 | 9 | |
|---|---|---|---|---|---|---|---|---|---|---|
| | R: 0 H: 0 E: 0 LOB: 0 K: 2 BB: 0 S: 9 P: 12 | R: 0 H: 1 E: 0 LOB: 1 K: 0 BB: 0 S: 9 P: 12 | R: 2 H: 3 E: 0 LOB: 1 K: 0 BB: 0 S: 14 P: 20 | R: 1 H: 2 E: 0 LOB: 1 K: 1 BB: 0 S: 9 P: 10 | R: 1 H: 2 E: 1 LOB: 2 K: 0 BB: 1 S: 15 P: 24 | R: 0 H: 0 E: 0 LOB: 0 K: 2 BB: 0 S: 8 P: 14 | R: 0 H: 1 E: 0 LOB: 0 K: 0 BB: 0 S: 3 P: 6 | R: 4 H: 4 E: 0 LOB: 1 K: 1 BB: 1 S: 17 P: 32 | R: 0 H: 1 E: 0 LOB: 1 K: 1 BB: 0 S: 12 P: 15 | 1B: 9 SF: 0 2B: 5 SAC: 0 3B: 0 DP: 1 HR: 0 HBP: 0 | WP: 3 PA: 42 PB: 0 SB: 0 CS: 0 |

| PITCHER | | IP | WLS | BF | H | R | ER | SO | BB | IBB | HBP | BLK | WP | HR | S | P | ERA | WHIP |
|---|---|---|---|---|---|---|---|---|---|---|---|---|---|---|---|---|---|---|
| Sidney Ponson, R ERA: 6.47 | (1, 1) | 7.0 | L | 32 | 11 | 6 | 5 | 5 | 1 | 0 | 0 | 0 | 1 | 0 | 73 | 107 | 6.43 | 1.714 |
| Buddy Groom, L ERA: 4.24 | (8, 1) | 0.1 | | 4 | 2 | 0 | 0 | 0 | 1 | 0 | 0 | 0 | 0 | 0 | 5 | 12 | 0.00 | 9.000 |
| Eddy Rodriguez, R ERA: 1.93 | (8, 1) | 1.2 | | 6 | 1 | 2 | 2 | 2 | 0 | 0 | 0 | 0 | 1 | 0 | 18 | 26 | 10.80 | 0.600 |

| PITCHER | IP | WLS | BF | H | R | ER | SO | BB | IBB | HBP | BLK | WP | HR | S | P | ERA | WHIP |
|---|---|---|---|---|---|---|---|---|---|---|---|---|---|---|---|---|---|

| Batter | 1 | 2 | 3 | 4 | 5 | 6 | 7 | 8 | 9 | AB | R | H | RBI | BB | SO | LOB |
|---|---|---|---|---|---|---|---|---|---|---|---|---|---|---|---|---|
| 1 Brian Roberts, S (1, 4)<br>OBP: 0.337, SLG: 0.356 | C B B C S<br>2-3 ①<br>K | | B 1 SAFE 1 SAFE C 1 SAFE B 1 SAFE B X<br>3-1 ② ③<br>F8<br>1-2 | | | C B F B X<br>2-2 ①<br>G6-3 | | B F B B X<br>3-1<br>6 FC5 1B<br>1B | | 4 | 0 | 1 | 0 | 0 | 1 | 1 |
| Jerry Hairston, R (1, 7)<br>OBP: 0.378, SLG: 0.400 | B X<br>1-0 ②<br>F7 | | | C B F F B B B<br>4-2<br>6 1B 10 FC6-4<br>BB | | B X<br>1-0<br>10 S 1B | | B C C B X<br>2-2<br>1-2 1B | | 3 | 1 | 2 | 0 | 1 | 0 | 0 |
| 6 Melvin Mora, R (1, 5)<br>OBP: 0.452, SLG: 0.591 | C S B F S<br>1-3 ③<br>K | | | F X<br>0-1<br>10 FC6-4<br>1-3 1B | | X<br>0-0 ②<br>F8 | | C C B X<br>1-2 ③<br>FC5<br>2-3f | | 4 | 0 | 1 | 0 | 0 | 1 | 3 |
| 10 Miguel Tejada, R (1, 6)<br>OBP: 0.369, SLG: 0.467 | | B S C F B F F F B<br>3-2<br>X<br>G6-3<br>1B | | X<br>0-0 ①<br>FC6-4<br>PB<br>1-2f 3-H | | B X<br>1-0 ③<br>G6-3<br>1-2 | | | B C B F F X<br>2-2 ①<br>G5-3 | 4 | 0 | 1 | 1 | 0 | 0 | 2 |
| Javy Lopez, R (1, 2)<br>OBP: 0.358, SLG: 0.447 | | B X<br>1-0 ①<br>F8 | | C F X<br>0-2 ②<br>L5 | | | B B X<br>2-0 ①<br>F8 | | X<br>0-0 ②<br>F8 | 4 | 0 | 0 | 0 | 0 | 0 | 2 |
| Jose Leon, R (1, 10)<br>OBP: 0.111, SLG: 0.444 | | B 1 SAFE X<br>1-0 ②<br>G6-3<br>1-2 | | C B S D B X<br>3-2 ③<br>G5-3<br>1-2 | | | B X<br>1-0 ②<br>P3 | | C B F S<br>1-3 ③<br>K | 4 | 0 | 0 | 0 | 0 | 1 | 2 |
| Luis Matos, R (1, 8)<br>OBP: 0.297, SLG: 0.368 | | C F F B S<br>1-3 ③<br>K | | | C F B B B F X<br>3-2 ①<br>G5-3 | | F F B S<br>1-3 ③<br>K | | | 3 | 0 | 0 | 0 | 0 | 2 | 1 |
| Luis Lopez, S (1, 3)<br>OBP: 0.250, SLG: 0.263 | | | X<br>0-0 ①<br>G6-3 | | C X<br>0-1 ②<br>F8 | | | B C B C F S<br>2-3 ①<br>K | | 3 | 0 | 0 | 0 | 0 | 1 | 0 |
| 16 Tim Raines, S (1, 9) | | | B L X<br>1-1<br>E6 1 CS | | B X<br>1-0 ③<br>F9 | | | F B F S<br>1-3 ②<br>K | | 3 | 0 | 0 | 0 | 0 | 1 | 0 |
| Inning Stats | R: 0 H: 0<br>E: 0 LOB: 0<br>K: 2 BB: 0<br>S: 8 P: 12 | R: 0 H: 1<br>E: 0 LOB: 1<br>K: 1 BB: 0<br>S: 13 P: 19 | R: 0 H: 0<br>E: 1 LOB: 0<br>K: 0 BB: 0<br>S: 5 P: 9 | R: 1 H: 1<br>E: 0 LOB: 1<br>K: 0 BB: 1<br>S: 12 P: 19 | R: 0 H: 0<br>E: 0 LOB: 0<br>K: 0 BB: 0<br>S: 7 P: 11 | R: 0 H: 1<br>E: 0 LOB: 1<br>K: 0 BB: 0<br>S: 6 P: 10 | R: 0 H: 0<br>E: 0 LOB: 0<br>K: 1 BB: 0<br>S: 5 P: 9 | R: 0 H: 2<br>E: 0 LOB: 2<br>K: 2 BB: 0<br>S: 15 P: 24 | R: 0 H: 0<br>E: 0 LOB: 0<br>K: 1 BB: 0<br>S: 8 P: 11 | 1B: 5 SF: 0<br>2B: 0 SAC: 0<br>3B: 0 DP: 0<br>HR: 0 HBP: 0 | | | | | | WP: 0 PA: 33<br>PB: 1<br>SB: 1<br>CS: 1 |

| PITCHER | | IP | WLS | BF | H | R | ER | SO | BB | IBB | HBP | BLK | WP | HR | S | P | ERA | WHIP |
|---|---|---|---|---|---|---|---|---|---|---|---|---|---|---|---|---|---|---|
| Randy Johnson, L<br>ERA: 2.75 | (1, 1) | 7.0 | W | 25 | 3 | 1 | 1 | 4 | 1 | 0 | 0 | 0 | 0 | 0 | 56 | 89 | 1.29 | 0.571 |
| Mike Koplove, R<br>ERA: 5.23 | (8, 1) | 1.0 | | 5 | 2 | 0 | 0 | 2 | 0 | 0 | 0 | 0 | 0 | 0 | 15 | 24 | 0.00 | 2.000 |
| Brandon Villafuerte, R<br>ERA: | (9, 1) | 1.0 | | 3 | 0 | 0 | 0 | 1 | 0 | 0 | 0 | 0 | 0 | 0 | 8 | 11 | 0.00 | 0.000 |

| PITCHER | IP | WLS | BF | H | R | ER | SO | BB | IBB | HBP | BLK | WP | HR | S | P | ERA | WHIP |
|---|---|---|---|---|---|---|---|---|---|---|---|---|---|---|---|---|---|

# BOTTOM

## Arizona Diamondbacks @ Baltimore Orioles

Oriole Park at Camden Yards, Baltimore, MD

Tue Jun 08 2004, 7:05 PM EDT
Att. 28,927 - Sunny - 88 F

livebaseballscorecards.com

| | |
|---|---|
| AB | 32 |
| R | 1 |
| H | 5 |
| RBI | 1 |
| BB | 1 |
| SO | 7 |
| LOB | 11 |

# Arizona Diamondbacks @ Baltimore Orioles

Oriole Park at Camden Yards, Baltimore, MD

Wed Jun 09 2004, 7:05 PM EDT

Att. 25,776 - Sunny - 97 F

TOP

livebaseballscorecards.com

| Batter | 1 | 2 | 3 | 4 | 5 | 6 | 7 | 8 | 9 | AB | R | H | RBI | BB | SO | LOB |
|---|---|---|---|---|---|---|---|---|---|---|---|---|---|---|---|---|
| Scott Hairston, R (1, 4)<br>OBP: 0.384, SLG: 0.631 | C B B S S<br>2-3 ① K | | C B B X<br>2-1 ③ G6-3 | | D 1 SAFE F B 1 SAFE X<br>3-1 ②③ L5-3<br>1-1 | | X<br>0-0 2B | | C B B F F X<br>2-2 ③ P4 | 5 | 0 | 1 | 0 | 0 | 1 | 1 |
| Steve Finley, L (1, 8)<br>OBP: 0.357, SLG: 0.541 | F B S B F B F X<br>3-2 ② F7 | | | B C F S<br>1-3 ① K | | B B B C C B<br>4-2 1B SF9 BB | D B C B D<br>4-1 BB | | | 2 | 1 | 0 | 0 | 2 | 1 | 0 |
| Danny Bautista, R (1, 9)<br>OBP: 0.378, SLG: 0.477 | F F B B X<br>2-2 ③ G6-3 | | | F B B X<br>2-1 ② P5 | | X<br>0-0 WP<br>1-3 1B | C B S B S<br>2-3 ③ K | | | 4 | 0 | 1 | 0 | 0 | 1 | 2 |
| Luis Gonzalez, L (1, 7)<br>OBP: 0.386, SLG: 0.573 | | B F B X<br>2-1 2B | | C X<br>0-1 E 2B | | B B S X<br>2-1 ① SF9<br>3-H | | C S X<br>0-2 ① L5 | | 3 | 1 | 2 | 1 | 0 | 0 | 0 |
| Shea Hillenbrand, R (1, 3)<br>OBP: 0.344, SLG: 0.471 | | B B X<br>2-0 ① G6-3 | | X<br>0-0 E1 1B<br>2-H 1B | | 1 SAFE 1 SAFE B X<br>1-0 ② F7 | | B C B F F F X<br>2-2 ② G6-3 | | 4 | 0 | 1 | 0 | 0 | 0 | 2 |
| Carlos Baerga, S (1, 10)<br>OBP: 0.239, SLG: 0.220<br>Alan Zinter, S (4, PR) | | C X<br>0-1 ② G1-3 | | B X<br>1-0 2-3 1B | | B 1 B C C S B B<br>4-2 1-2 BB | | B B C B B<br>4-1 BB | | 2<br>0 | 0<br>0 | 1<br>0 | 0<br>0 | 0<br>2 | 0<br>0 | 1<br>0 |
| Robby Hammock, R (1, 2)<br>OBP: 0.290, SLG: 0.392 | | C S T B B S<br>2-3 ③ K | | 1 SAFE F F S<br>0-3 ③ K2-3 | | B X<br>1-0 ③ L9 | | C F C<br>0-3 ③ K | | 4 | 0 | 0 | 0 | 0 | 3 | 6 |
| Tim Olson, R (1, 5) | | | X<br>0-0 ① P3 | | B X<br>1-0 ① L9 | | B F B X<br>2-1 ① F9 | | B X<br>1-0 ① G6-3 | 4 | 0 | 0 | 0 | 0 | 0 | 0 |
| Alex Cintron, S (1, 6)<br>OBP: 0.313, SLG: 0.364 | | | B C S C<br>1-3 ② K | | X<br>0-0 L5-3 1B | | B F F S<br>1-3 ② K | | C B F F S<br>1-3 ② K | 4 | 0 | 1 | 0 | 0 | 3 | 0 |
| Inning Stats | R: 0 E: 0 K: 1 S: 11<br>H: 0 LOB: 0 BB: 0 P: 18 | R: 0 E: 0 K: 1 S: 9<br>H: 1 LOB: 1 BB: 0 P: 15 | R: 0 E: 0 K: 1 S: 6<br>H: 0 LOB: 0 BB: 0 P: 9 | R: 1 E: 1 K: 2 S: 12<br>H: 3 LOB: 2 BB: 0 P: 16 | R: 0 E: 0 K: 0 S: 4<br>H: 1 LOB: 0 BB: 0 P: 8 | R: 1 E: 0 K: 0 S: 9<br>H: 1 LOB: 2 BB: 2 P: 21 | R: 0 E: 0 K: 2 S: 10<br>H: 1 LOB: 2 BB: 1 P: 19 | R: 0 E: 0 K: 1 S: 12<br>H: 0 LOB: 1 BB: 1 P: 18 | R: 0 E: 0 K: 1 S: 9<br>H: 0 LOB: 0 BB: 0 P: 13 | 1B: 4 2B: 4 3B: 0 HR: 0<br>SF: 1 SAC: 0 DP: 1 HBP: 0 | | | | | | |

| | |
|---|---|
| AB | 32 |
| R | 2 |
| H | 7 |
| RBI | 1 |
| BB | 4 |
| SO | 9 |
| LOB | 12 |

WP: 1 PA: 37
PB: 0
SB: 0
CS: 0

| PITCHER | | IP | WLS | BF | H | R | ER | SO | BB | IBB | HBP | BLK | WP | HR | S | P | ERA | WHIP |
|---|---|---|---|---|---|---|---|---|---|---|---|---|---|---|---|---|---|---|
| Eric DuBose, L<br>ERA: 4.98 | (1, 1) | 6.2 | | 28 | 7 | 2 | 2 | 6 | 2 | 0 | 0 | 0 | 1 | 0 | 57 | 96 | 2.70 | 1.350 |
| John Parrish, L<br>ERA: 4.64 | (7, 1) | 0.1 | W | 2 | 0 | 0 | 0 | 1 | 1 | 0 | 0 | 0 | 0 | 0 | 4 | 10 | 0.00 | 3.000 |
| B.J. Ryan, L<br>ERA: 2.67 | (8, 1) | 1.0 | | 4 | 0 | 0 | 0 | 1 | 1 | 0 | 0 | 0 | 0 | 0 | 12 | 18 | 0.00 | 1.000 |
| Mike DeJean, R<br>ERA: 7.66 | (9, 1) | 1.0 | | 3 | 0 | 0 | 0 | 1 | 0 | 0 | 0 | 0 | 0 | 0 | 9 | 13 | 0.00 | 0.000 |

| PITCHER | IP | WLS | BF | H | R | ER | SO | BB | IBB | HBP | BLK | WP | HR | S | P | ERA | WHIP |
|---|---|---|---|---|---|---|---|---|---|---|---|---|---|---|---|---|---|

| Batter | 1 | 2 | 3 | 4 | 5 | 6 | 7 | 8 | 9 | AB | R | H | RBI | BB | SO | LOB |
|---|---|---|---|---|---|---|---|---|---|---|---|---|---|---|---|---|
| 1 Brian Roberts, S (1, 10)<br>OBP: 0.339, SLG: 0.355 | 1-2 6 FC1-6-5 6 S 1B | 3-2 G3-1 1-2 | | | 0-0 G4-3 | | 4-2 6 10 HR BB | 0-0 G3 | | 4 | 1 | 1 | 0 | 1 | 0 | 1 |
| 6 Melvin Mora, R (1, 5)<br>OBP: 0.455, SLG: 0.592 | 2-2 FC1-6-5 WP WP 1-3 | | 2-2 F8 | | 2-2 10 1B E HBP | | 4-1 10 HR 1-2 BB | 0-2 1B FC6-4 2B | | 3 | 4 | 1 | 0 | 1 | 0 | 1 |
| 10 Miguel Tejada, R (1, 6)<br>OBP: 0.373, SLG: 0.482 | 0-3 K | | 0-2 G6-3 | | 0-1 1-3 1B | | 3-1 1-H 2-H HR | 4-0 FC6-4 1B IBB | | 4 | 1 | 2 | 3 | 1 | 1 | 1 |
| Rafael Palmeiro, L (1, 3)<br>OBP: 0.398, SLG: 0.433 | 4-2 WP 2-3 BB | | 0-0 F9 | | 2-2 F8 1-1 3-H | | 2-1 F9 | 1-2 FC6-4 1-2 2-3 1B | | 4 | 0 | 1 | 0 | 1 | 0 | 1 |
| Javy Lopez, R (1, 2)<br>OBP: 0.355, SLG: 0.439 | 4-2 1-2 3-H BB | | | 2-0 G1-3 | 0-2 G3 | | 1-0 G5-3 | 2-2 FC6-4 1-2f 2-3 3-H | | 4 | 0 | 0 | 1 | 1 | 0 | 3 |
| B.J. Surhoff, L (1, 9)<br>OBP: 0.367, SLG: 0.409 | 3-2 G6-3 3-H | | | 0-0 FC4-6 1B 1B | | 2-2 1B | 2-2 E5 HR | 1-3 K2-3 | | 5 | 1 | 2 | 0 | 0 | 1 | 4 |
| Luis Matos, R (1, 8)<br>OBP: 0.300, SLG: 0.385 | | 1-3 K | | 1-2 FC4-6 1-2 1B | | 2-2 F7 | 0-0 1-H HR | | | 4 | 1 | 2 | 2 | 0 | 1 | 1 |
| Larry Bigbie, L (1, 7)<br>OBP: 0.318, SLG: 0.394 | | 4-1 FC5-4 BB | | 0-0 FC4-6 FC6-4 1-2f 2-3 | | 2-3 K | 1-0 1B | | | 3 | 0 | 1 | 0 | 1 | 1 | 3 |
| Jerry Hairston, R (1, 4)<br>OBP: 0.362, SLG: 0.381 | | 1-2 FC5-4 1 S 1-2f | | 2-1 FC6-4 1-2f | | 0-2 F7 | 3-1 F7 | | | 4 | 0 | 0 | 0 | 0 | 0 | 5 |
| Inning Stats | R: 1 E: 0 K: 1 S: 19 H: 1 LOB: 2 BB: 2 P: 32 | R: 0 E: 0 K: 1 S: 11 H: 0 LOB: 1 BB: 1 P: 19 | R: 0 E: 0 K: 0 S: 7 H: 0 LOB: 0 BB: 0 P: 9 | R: 0 E: 0 K: 0 S: 8 H: 2 LOB: 2 BB: 0 P: 13 | R: 1 E: 1 K: 0 S: 11 H: 1 LOB: 1 BB: 0 P: 15 | R: 0 E: 0 K: 1 S: 16 H: 1 LOB: 1 BB: 0 P: 22 | R: 5 E: 1 K: 0 S: 16 H: 3 LOB: 1 BB: 2 P: 36 | R: 1 E: 0 K: 1 S: 18 H: 2 LOB: 2 BB: 1 P: 26 | | 1B: 7 2B: 1 3B: 0 HR: 2 | SF: 0 SAC: 0 DP: 0 HBP: 1 | | | | | |

| PITCHER | | IP | WLS | BF | H | R | ER | SO | BB | IBB | HBP | BLK | WP | HR | S | P | ERA | WHIP |
|---|---|---|---|---|---|---|---|---|---|---|---|---|---|---|---|---|---|---|
| 17 Brandon Webb, R<br>ERA: 4.18 | (1, 1) | 5.0 | | 23 | 4 | 2 | 1 | 2 | 3 | 0 | 1 | 0 | 2 | 0 | 56 | 88 | 1.80 | 1.400 |
| Stephen Randolph, L<br>ERA: 2.79 | (6, 1) | 1.2 | L | 10 | 2 | 4 | 4 | 1 | 2 | 0 | 0 | 0 | 0 | 1 | 28 | 50 | 21.60 | 2.400 |
| Brandon Villafuerte, R<br>ERA: 2.45 | (7, 1) | 0.1 | | 3 | 2 | 1 | 0 | 0 | 0 | 0 | 0 | 0 | 0 | 1 | 4 | 8 | 0.00 | 6.000 |
| Randy Choate, L<br>ERA: 6.75 | (8, 1) | 1.0 | | 6 | 2 | 1 | 1 | 1 | 0 | 1 | 0 | 0 | 0 | 0 | 18 | 26 | 9.00 | 2.000 |

| PITCHER | IP | WLS | BF | H | R | ER | SO | BB | IBB | HBP | BLK | WP | HR | S | P | ERA | WHIP |
|---|---|---|---|---|---|---|---|---|---|---|---|---|---|---|---|---|---|

# BOTTOM

## Arizona Diamondbacks @ Baltimore Orioles

Oriole Park at Camden Yards, Baltimore, MD

Wed Jun 09 2004, 7:05 PM EDT
Att. 25,776 - Sunny - 97 F

livebaseballscorecards.com

| | |
|---|---|
| AB | 35 |
| R | 8 |
| H | 10 |
| RBI | 6 |
| BB | 6 |
| SO | 4 |
| LOB | 20 |

| Batter | 1 | 2 | 3 | 4 | 5 | 6 | 7 | 8 | 9 | AB | R | H | RBI | BB | SO | LOB |
|---|---|---|---|---|---|---|---|---|---|---|---|---|---|---|---|---|
| Scott Hairston, R (1, 4)<br>OBP: 0.377, SLG: 0.603 | C B F S 1-3 K | | | C X 0-1 G6-3 | | | B B B C B 4-1 HR BB | B B B C X 3-1 P5 | | 3 | 1 | 0 | 0 | 1 | 1 | 0 |
| Steve Finley, L (1, 8)<br>OBP: 0.355, SLG: 0.549 | C X 0-1 F7 | | | B B X 2-0 F7 | | | L 1 SAFE L X 0-2 1-H HR | C F B F X 1-2 G4-3 | | 4 | 1 | 1 | 2 | 0 | 0 | 0 |
| Danny Bautista, R (1, 9)<br>OBP: 0.376, SLG: 0.473 | C B C X 1-2 G6-3 | | | C S B B B X 3-2 L9 | | | C S F X 0-2 1B 1B | | B X 1-0 G6-3 | 4 | 1 | 1 | 0 | 0 | 0 | 0 |
| Luis Gonzalez, L (1, 7)<br>OBP: 0.380, SLG: 0.563 | | B X 1-0 G4-3 | | | C X 0-1 F8 | | B 1 SAFE 1 SAFE X 1-0 L4 | | B F X 1-1 F7 | 4 | 0 | 0 | 0 | 0 | 0 | 1 |
| Shea Hillenbrand, R (1, 3)<br>OBP: 0.343, SLG: 0.467 | | B X 1-0 P2 | | | C X 0-1 F8 | | 1 SAFE P F X 1-1 1-3 1B | | B X 1-0 G6-3 | 4 | 0 | 1 | 0 | 0 | 0 | 0 |
| Chad Tracy, L (1, 5)<br>OBP: 0.324, SLG: 0.406 | | C B B X 2-1 L8 | | | C F B X 1-2 P5 | | F F F F B X 1-2 F7 | | | 3 | 0 | 0 | 0 | 0 | 0 | 2 |
| Alan Zinter, S (1, 10)<br>OBP: 0.600, SLG: 0.333 | | | X 0-0 P2 | | | C X 0-1 G4-3 | X 0-0 1-2 3-H 1B | | | 3 | 0 | 1 | 1 | 0 | 0 | 0 |
| Alex Cintron, S (1, 6)<br>OBP: 0.309, SLG: 0.360 | | | B B X 2-0 G5-3 | | | F X 0-1 G6-3 | F X 0-1 G6-3 | | | 3 | 0 | 0 | 0 | 0 | 0 | 2 |
| Juan Brito, R (1, 2) | | | C F X 0-2 G3 | | | C S S 0-3 K | | B X 1-0 G6-3 | | 3 | 0 | 0 | 0 | 0 | 1 | 0 |
| Inning Stats | R: 0 E: 0 K: 1 S: 8 H: 0 LOB: 0 BB: 0 P: 10 | R: 0 E: 0 K: 0 S: 4 H: 0 LOB: 0 BB: 0 P: 8 | R: 0 E: 0 K: 0 S: 5 H: 0 LOB: 0 BB: 0 P: 7 | R: 0 E: 0 K: 0 S: 6 H: 0 LOB: 0 BB: 0 P: 11 | R: 0 E: 0 K: 0 S: 7 H: 0 LOB: 0 BB: 0 P: 8 | R: 0 E: 0 K: 1 S: 7 H: 0 LOB: 0 BB: 0 P: 7 | R: 3 E: 0 K: 0 S: 20 H: 4 LOB: 2 BB: 1 P: 26 | R: 0 E: 0 K: 0 S: 7 H: 0 LOB: 0 BB: 0 P: 12 | R: 0 E: 0 K: 0 S: 4 H: 0 LOB: 0 BB: 0 P: 7 | 1B: 3 2B: 0 3B: 0 HR: 1 | SF: 0 SAC: 0 DP: 0 HBP: 0 | | | | | | |

| PITCHER | IP | WLS | BF | H | R | ER | SO | BB | IBB | HBP | BLK | WP | HR | S | P | ERA | WHIP |
|---|---|---|---|---|---|---|---|---|---|---|---|---|---|---|---|---|---|
| 40 Daniel Cabrera, R (1, 1)<br>ERA: 3.89 | 7.0 | L | 26 | 4 | 3 | 3 | 2 | 1 | 0 | 0 | 0 | 0 | 1 | 57 | 77 | 3.86 | 0.714 |
| Rick Bauer, R (8, 1)<br>ERA: 5.16 | 2.0 | | 6 | 0 | 0 | 0 | 0 | 0 | 0 | 0 | 0 | 0 | 0 | 11 | 19 | 0.00 | 0.000 |

| PITCHER | IP | WLS | BF | H | R | ER | SO | BB | IBB | HBP | BLK | WP | HR | S | P | ERA | WHIP |
|---|---|---|---|---|---|---|---|---|---|---|---|---|---|---|---|---|---|

# TOP

## Arizona Diamondbacks @ Baltimore Orioles

Oriole Park at Camden Yards, Baltimore, MD

Thu Jun 10 2004, 7:05 PM EDT
Att. 25,106 - Cloudy - 80 F

livebaseballscorecards.com

| | |
|---|---|
| AB | 31 |
| R | 3 |
| H | 4 |
| RBI | 3 |
| BB | 1 |
| SO | 2 |
| LOB | 5 |

| Batter | 1 | 2 | 3 | 4 | 5 | 6 | 7 | 8 | 9 | AB | R | H | RBI | BB | SO | LOB |
|---|---|---|---|---|---|---|---|---|---|---|---|---|---|---|---|---|
| 1 Brian Roberts, S (1, 4)<br>OBP: 0.336, SLG: 0.351 | B B C X 2-1 6 CS 1B | | F S B X 1-2 ① G6-3 | | B B B C C X 3-2 ② P3 | | X 0-0 ① F9 | | C C B F S 1-3 ③ K | 5 | 0 | 1 | 0 | 0 | 1 | 3 |
| 6 Melvin Mora, R (1, 5)<br>OBP: 0.452, SLG: 0.584 | B 1 SAFE B B C B B 1-2 4-1 ① BB | | C C X 0-2 ② G5-3 | | B B C X 2-1 ③ F9 | | B X 1-0 ② L9 | | | 3 | 0 | 0 | 0 | 1 | 0 | 2 |
| 10 Miguel Tejada, R (1, 6)<br>OBP: 0.368, SLG: 0.473 | C B F S 1-3 ② K | | B B C B X 3-1 ③ F8 | | | B B F F B X 2-2 ① G4-3 | C X 0-1 ③ G4-3 | | | 4 | 0 | 0 | 0 | 0 | 1 | 3 |
| Rafael Palmeiro, L (1, 3)<br>OBP: 0.392, SLG: 0.424 | B C D S B S 3-3 ③ K | | | X 0-0 ① F9 | | B X 1-0 E4 1B | | C B C F B F B X 3-2 ① P5 | | 4 | 0 | 0 | 0 | 0 | 1 | 1 |
| Javy Lopez, R (1, 10)<br>OBP: 0.353, SLG: 0.435 | | C B C B F C 2-3 ① K | | B B X 2-0 1B 1B | | F F S 0-3 ② K | | B X 1-0 ② G6-3 | | 4 | 0 | 1 | 0 | 0 | 2 | 1 |
| B.J. Surhoff, L (1, 9)<br>OBP: 0.371, SLG: 0.412 | | B F F X 1-2 ② F9 | | B 1 SAFE C S B F F D 1 SAFE 3-2 X 1-2 1B | | S B F X 1-2 1-2 1B | | C C X 0-2 ③ F8 | | 4 | 0 | 2 | 0 | 0 | 0 | 0 |
| Luis Matos, R (1, 8)<br>OBP: 0.304, SLG: 0.384 | | B B X 2-0 FC5 S 1B | | B C S D X 2-2 ② F7 | | C X 0-1 ③ F8 | | | B C F B F F B B 4-2 G1-3 BB | 3 | 0 | 1 | 0 | 1 | 0 | 4 |
| Larry Bigbie, L (1, 7)<br>OBP: 0.322, SLG: 0.393 | | B O B C B 4-1 1-2 BB | | C F D S 1-3 ③ K | | | C S B F X 1-2 1B 1B | | B B C S B S 3-3 ① K | 3 | 0 | 1 | 0 | 1 | 2 | 3 |
| Robert Machado, R (1, 2)<br>OBP: 0.077, SLG: 0.077<br>Jerry Hairston, R (9, PH)<br>OBP: 0.358, SLG: 0.376 | | C F D F B X 2-2 ③ FC5 2-3f | | | X 0-0 ① G5-3 | | F F B 1 SAFE X 1-2 1-2 1B | | C B F X 1-2 ② G1-3 1-2 | 3<br>1 | 0<br>0 | 1<br>0 | 0<br>0 | 0<br>0 | 0<br>0 | 2<br>1 |
| Inning Stats | R: 0 H: 1<br>E: 0 LOB: 1<br>K: 2 BB: 1<br>S: 9 P: 19 | R: 0 H: 1<br>E: 0 LOB: 2<br>K: 1 BB: 1<br>S: 13 P: 24 | R: 0 H: 0<br>E: 0 LOB: 0<br>K: 0 BB: 0<br>S: 8 P: 12 | R: 0 H: 2<br>E: 0 LOB: 2<br>K: 1 BB: 0<br>S: 13 P: 21 | R: 0 H: 0<br>E: 0 LOB: 0<br>K: 0 BB: 0<br>S: 6 P: 11 | R: 0 H: 1<br>E: 1 LOB: 2<br>K: 1 BB: 0<br>S: 12 P: 16 | R: 0 H: 2<br>E: 0 LOB: 2<br>K: 0 BB: 0<br>S: 11 P: 14 | R: 0 H: 0<br>E: 0 LOB: 0<br>K: 0 BB: 0<br>S: 9 P: 13 | R: 0 H: 0<br>E: 0 LOB: 1<br>K: 2 BB: 1<br>S: 14 P: 23 | 1B: 7 SF: 0<br>2B: 0 SAC: 0<br>3B: 0 DP: 0<br>HR: 0 HBP: 0 | | | | | | |

| PITCHER | | IP | WLS | BF | H | R | ER | SO | BB | IBB | HBP | BLK | WP | HR | S | P | ERA | WHIP |
|---|---|---|---|---|---|---|---|---|---|---|---|---|---|---|---|---|---|---|
| Casey Fossum, L<br>ERA: 5.83 | (1, 1) | 6.0 | W | 25 | 5 | 0 | 0 | 5 | 2 | 0 | 0 | 0 | 0 | 0 | 61 | 103 | 0.00 | 1.167 |
| Mike Koplove, R<br>ERA: 4.93 | (7, 1) | 2.0 | H | 8 | 2 | 0 | 0 | 0 | 0 | 0 | 0 | 0 | 0 | 0 | 20 | 27 | 0.00 | 1.000 |
| Jose Valverde, R<br>ERA: 4.4 | (9, 1) | 1.0 | S | 4 | 0 | 0 | 0 | 2 | 1 | 0 | 0 | 0 | 0 | 0 | 14 | 23 | 0.00 | 1.000 |

| PITCHER | IP | WLS | BF | H | R | ER | SO | BB | IBB | HBP | BLK | WP | HR | S | P | ERA | WHIP |
|---|---|---|---|---|---|---|---|---|---|---|---|---|---|---|---|---|---|

# BOTTOM

## Arizona Diamondbacks @ Baltimore Orioles

Oriole Park at Camden Yards, Baltimore, MD

Thu Jun 10 2004, 7:05 PM EDT
Att. 25,106 - Cloudy - 80 F

livebaseballscorecards.com

| | |
|---|---|
| AB | 34 |
| R | 0 |
| H | 7 |
| RBI | 0 |
| BB | 3 |
| SO | 7 |
| LOB | 20 |

| Batter | 1 | 2 | 3 | 4 | 5 | 6 | 7 | 8 | 9 | 10 | 11 | AB | R | H | RBI | BB | SO | LOB |
|---|---|---|---|---|---|---|---|---|---|---|---|---|---|---|---|---|---|---|
| Michael Tucker, L (1, 9)<br>OBP: 0.379, SLG: 0.483 | C S X 0-2 ① F9 | B B B C C X 3-2 ③ G3-1 | | | S B B S X 2-2 ② G4-3 | B 1 SAFE X 1-0 ③ G3 | | | C S B B B B 4-2 BB | | 1 SAFE B 1 SAFE C X 1-1 1-3 BB 1B 1B | 4 | 0 | 0 | 0 | 0 | 0 | 4 |
| Todd Linden, S (9, PH)<br>OBP: 0.421, SLG: 0.333 | | | | | | | | | | | | 1 | 1 | 1 | 0 | 1 | 0 | 0 |
| (9, 9) | | | | | | | | | | | | | | | | | | |
| Dustan Mohr, R (1, 10)<br>OBP: 0.356, SLG: 0.329 | C B B B S C 3-3 ② K | X 0-0 ① G6-3 | | | C B C B B S 3-3 ③ K | | B B C F C 2-3 ① K | | C S B F B F C 2-3 ③ K | | B C B B B 1 SAFE 4-1 1-2 1B BB 1B | 5 | 1 | 0 | 0 | 1 | 4 | 1 |
| (11, 8) | | | | | | | | | | | | | | | | | | |
| Marquis Grissom, R (1, 8)<br>OBP: 0.346, SLG: 0.468 | F X 0-1 1B | X 0-0 ② P4 | | | | X 0-0 ① G5-3 | C S X 0-2 ② G6-3 | | | B B B C F F F X 3-2 ① P5 | C B B B X 2-1 1-2 2-H 3-H 1B 1B | 5 | 0 | 1 | 0 | 0 | 0 | 0 |
| Deivi Cruz, R (11, PH)<br>OBP: 0.329, SLG: 0.400 | | | | | | | | | | | | 1 | 0 | 1 | 2 | 0 | 0 | 0 |
| Matt Herges, L (11, 1) | | | | | | | | | | | | 0 | 0 | 0 | 0 | 0 | 0 | 0 |
| Barry Bonds, L (1, 7)<br>OBP: 0.623, SLG: 0.836 | B S X 1-1 ③ G3 | B X 1-0 HR | | | | B C B B B X 3-1 WP HR 1B | B S B F T 2-2 ③ K | | | B C T X 1-2 ② P5 | F X 0-1 1-2 2-H 1B | 6 | 2 | 3 | 2 | 0 | 1 | 1 |
| Edgardo Alfonzo, R (1, 5)<br>OBP: 0.338, SLG: 0.362 | X 0-0 1B 1B | B F S F S 1-3 ③ K | | | | B B B C C X 3-2 1-H HR | | X 0-0 ① G4-3 | | B B C S F F X 2-2 ③ F8 | B C X 1-1 ③ F7 | 6 | 1 | 2 | 2 | 0 | 1 | 2 |
| A.J. Pierzynski, L (1, 2)<br>OBP: 0.333, SLG: 0.395 | B X 1-0 1-3 BB 1B | B C F B F F X 2-2 ① G1-3 | | | | L B B B S B 4-2 BB 1B BB | | C F F S 0-3 ② K | | | B B X 2-0 HR | 4 | 2 | 2 | 1 | 1 | 1 | 0 |
| Pedro Feliz, R (1, 6)<br>OBP: 0.289, SLG: 0.471 | F B F B X 2-2 ① F8 | C B F B F B F S 3-3 ② K | | | | B C B 1 SAFE B 4-1 1-2 FC5-4 1B BB | | F B C X 1-2 ③ G6-3 | | | C B F S 1-3 ① K | 3 | 1 | 0 | 0 | 1 | 1 | 2 |
| Cody Ransom, R (8, 6)<br>OBP: 0.296, SLG: 0.304 | | | | | | | | | | | | 1 | 0 | 0 | 0 | 0 | 1 | 0 |
| Damon Minor, L (1, 3)<br>OBP: 0.404, SLG: 0.268 | B C B F B B B 4-2 1-2 BB | F F F B F B F F F C 2-3 ③ K | | | | X 0-0 1-3 2-H FC5-4 1B | | | S B B F F S 1-3 ① K | | C B B F F C 2-3 ② K | 4 | 0 | 1 | 1 | 1 | 3 | 0 |
| Neifi Perez, S (1, 4)<br>OBP: 0.271, SLG: 0.308 | B F F F X 1-2 ② F7 | | | | B X 1-0 ① G3-1 | F 1 SAFE F X 0-2 ② FC5-4 1-2f 3-H | | | C S X 0-2 ② F7 | | X 0-0 1B 1B | 5 | 1 | 1 | 1 | 0 | 0 | 4 |
| Inning Stats | R: 0 H: 1<br>E: 0 LOB: 1<br>K: 1 BB: 0<br>S: 10 P: 14 | R: 0 H: 2<br>E: 0 LOB: 3<br>K: 0 BB: 1<br>S: 13 P: 24 | R: 1 H: 1<br>E: 0 LOB: 0<br>K: 1 BB: 0<br>S: 7 P: 9 | R: 0 H: 0<br>E: 0 LOB: 0<br>K: 2 BB: 0<br>S: 17 P: 24 | R: 0 H: 0<br>E: 0 LOB: 0<br>K: 1 BB: 0<br>S: 7 P: 13 | R: 4 H: 3<br>E: 0 LOB: 1<br>K: 0 BB: 2<br>S: 14 P: 29 | R: 0 H: 0<br>E: 0 LOB: 0<br>K: 2 BB: 0<br>S: 9 P: 13 | R: 0 H: 0<br>E: 0 LOB: 0<br>K: 1 BB: 0<br>S: 8 P: 9 | R: 0 H: 0<br>E: 0 LOB: 1<br>K: 2 BB: 1<br>S: 14 P: 21 | R: 0 H: 0<br>E: 0 LOB: 0<br>K: 0 BB: 0<br>S: 13 P: 19 | R: 4 H: 5<br>E: 0 LOB: 2<br>K: 2 BB: 1<br>S: 17 P: 30 | 1B: 9 SF: 0<br>2B: 0 SAC: 0<br>3B: 0 DP: 0<br>HR: 3 HBP: 0 | | | | | | |

| PITCHER | | IP | WLS | BF | H | R | ER | SO | BB | IBB | HBP | BLK | WP | HR | S | P | ERA | WHIP |
|---|---|---|---|---|---|---|---|---|---|---|---|---|---|---|---|---|---|---|
| Rodrigo Lopez, R<br>ERA: 3.33 | (1, 1) | 5.1 | | 24 | 6 | 4 | 4 | 5 | 2 | 0 | 0 | 0 | 1 | 2 | 62 | 102 | 6.75 | 1.500 |
| Rick Bauer, R<br>ERA: 5.23 | (6, 1) | 1.1 | B | 6 | 1 | 1 | 1 | 1 | 1 | 0 | 0 | 0 | 0 | 0 | 12 | 19 | 6.75 | 1.500 |
| John Parrish, L<br>ERA: 4.46 | (7, 1) | 1.1 | | 4 | 0 | 0 | 0 | 2 | 0 | 0 | 0 | 0 | 0 | 0 | 11 | 14 | 0.00 | 0.000 |
| B.J. Ryan, L<br>ERA: 2.53 | (9, 1) | 1.2 | | 6 | 0 | 0 | 0 | 2 | 1 | 0 | 0 | 0 | 0 | 0 | 22 | 33 | 0.00 | 0.600 |
| Jorge Julio, R<br>ERA: 4.5 | (10, 1) | 1.0 | L | 9 | 5 | 4 | 4 | 2 | 1 | 0 | 0 | 0 | 0 | 1 | 20 | 34 | 36.00 | 6.000 |

| PITCHER | | IP | WLS | BF | H | R | ER | SO | BB | IBB | HBP | BLK | WP | HR | S | P | ERA | WHIP |
|---|---|---|---|---|---|---|---|---|---|---|---|---|---|---|---|---|---|---|
| Buddy Groom, L<br>ERA: 4.15 | (11, 1) | 0.1 | | 1 | 0 | 0 | 0 | 0 | 0 | 0 | 0 | 0 | 0 | 0 | 2 | 3 | 0.00 | 0.000 |

# TOP

## San Francisco Giants @ Baltimore Orioles

Oriole Park at Camden Yards, Baltimore, MD

Sat Jun 12 2004, 3:15 PM EDT
Att. 48,869 - Sunny - 79 F

livebaseballscorecards.com

| | |
|---|---|
| AB | 45 |
| R | 9 |
| H | 12 |
| RBI | 9 |
| BB | 5 |
| SO | 12 |
| LOB | 14 |

| | | | |
|---|---|---|---|
| WP: 1 | PA: 50 | | |
| PB: 0 | | | |
| SB: 0 | | | |
| CS: 0 | | | |

# San Francisco Giants @ Baltimore Orioles

Oriole Park at Camden Yards, Baltimore, MD

Sat Jun 12 2004, 3:15 PM EDT

Att. 48,869 - Sunny - 79 F

livebaseballscorecards.com

## BOTTOM

| Batter | 1 | 2 | 3 | 4 | 5 | 6 | 7 | 8 | 9 | 10 | 11 | AB | R | H | RBI | BB | SO | LOB |
|---|---|---|---|---|---|---|---|---|---|---|---|---|---|---|---|---|---|---|
| 1 Brian Roberts, S (1, 4) OBP: 0.336, SLG: 0.349 | K | | 6 2B 10 G1-4-3 1B | SAFE SAFE SAFE K | | | G6-3 | | 1-2 IBB | | 3-H SF7 | 4 | 1 | 1 | 1 | 1 | 2 | 1 |
| 6 Melvin Mora, R (1, 5) OBP: 0.445, SLG: 0.577 | G5-3 | | 10 G1-4-3 1-3 HR 2B | K | | | G5-3 | | F9 | | 1-2 K | 6 | 1 | 1 | 0 | 0 | 2 | 5 |
| 10 Miguel Tejada, R (1, 6) OBP: 0.360, SLG: 0.463 | F7 | | G1-4-3 2-3 3-H | | F8 | | | F9 | G1-2-3 3-Hf | | | 5 | 0 | 0 | 1 | 0 | 0 | 4 |
| Rafael Palmeiro, L (1, 3) OBP: 0.392, SLG: 0.454 | | P4 | HR 3-H | | F8 | | | HR | | P6 | | 5 | 2 | 2 | 3 | 0 | 0 | 0 |
| Javy Lopez, R (1, 2) OBP: 0.355, SLG: 0.434 | | K | 1B | | P4 | | | FC4-6 BB | | K | | 3 | 0 | 1 | 0 | 1 | 1 | 0 |
| 16 Tim Raines, S (8, PR) | | | | | | | | | | | | 0 | 0 | 0 | 0 | 0 | 0 | 0 |
| Robert Machado, R (9, 2) OBP: 0.071, SLG: 0.071 | | | | | | | | | | | | 1 | 0 | 0 | 0 | 0 | 1 | 0 |
| B.J. Surhoff, L (1, 9) OBP: 0.365, SLG: 0.403 | | 1B 1B | P5 | | | F7 | | FC4-6 S 1-2f | | F7 | | 5 | 0 | 1 | 0 | 0 | 0 | 2 |
| Luis Matos, R (1, 8) OBP: 0.306, SLG: 0.389 | | 1-2 1B | | G4-3 | | F9 | | SAFE F8 1-2 | | | FC6-4 1 SF7 2B | 5 | 1 | 2 | 0 | 0 | 0 | 1 |
| Larry Bigbie, L (1, 7) OBP: 0.329, SLG: 0.412 | | G4-3 | | HR | | F7 | | | SH S 10 G1-2-3 1B | | FC6-4 BB | 4 | 1 | 2 | 1 | 1 | 0 | 2 |
| Jerry Hairston, R (1, 10) OBP: 0.354, SLG: 0.364 | | | K | HBP | | | | K | SH 1 IBB 1-3 | | FC6-4 6 S 1-2f 2-3 | 3 | 0 | 0 | 0 | 0 | 2 | 2 |

| | AB | 41 |
|---|---|---|
| | R | 6 |
| | H | 10 |
| | RBI | 6 |
| | BB | 3 |
| | SO | 8 |
| | LOB | 17 |

| Inning Stats | 1 | 2 | 3 | 4 | 5 | 6 | 7 | 8 | 9 | 10 | 11 |
|---|---|---|---|---|---|---|---|---|---|---|---|
| | R: 0 E: 0 K: 1 S: 7 | H: 0 LOB: 0 BB: 0 P: 13 | R: 0 E: 0 K: 1 S: 17 | H: 2 LOB: 2 BB: 0 P: 24 | R: 3 E: 0 K: 1 S: 13 | H: 4 LOB: 1 BB: 0 P: 19 | R: 1 E: 0 K: 2 S: 12 | H: 1 LOB: 1 BB: 0 P: 20 | R: 0 E: 0 K: 0 S: 5 | H: 0 LOB: 0 BB: 0 P: 7 | R: 0 E: 0 K: 0 S: 8 | H: 0 LOB: 0 BB: 0 P: 13 | R: 0 E: 0 K: 1 S: 6 | H: 0 LOB: 0 BB: 0 P: 9 | R: 1 E: 0 K: 0 S: 10 | H: 1 LOB: 2 BB: 1 P: 19 | R: 0 E: 0 K: 0 S: 9 | H: 1 LOB: 2 BB: 1 P: 17 | R: 0 E: 0 K: 1 S: 5 | H: 0 LOB: 0 BB: 0 P: 6 | R: 1 E: 0 K: 1 S: 16 | H: 1 LOB: 1 BB: 1 P: 24 |

| | 1B: 5 | SF: 1 |
|---|---|---|
| | 2B: 2 | SAC: 1 |
| | 3B: 0 | DP: 1 |
| | HR: 3 | HBP: 1 |

| | WP: 0 | PA: 47 |
|---|---|---|
| | PB: 0 | |
| | SB: 3 | |
| | CS: 0 | |

| PITCHER | | IP | WLS | BF | H | R | ER | SO | BB | IBB | HBP | BLK | WP | HR | S | P | ERA | WHIP |
|---|---|---|---|---|---|---|---|---|---|---|---|---|---|---|---|---|---|---|
| Dustin Hermanson, R ERA: 4.08 | (1, 1) | 6.0 | | 26 | 7 | 4 | 4 | 5 | 0 | 0 | 1 | 0 | 0 | 2 | 62 | 96 | 6.00 | 1.167 |
| Jim Brower, R ERA: 3.92 | (7, 1) | 1.1 | H | 4 | 0 | 0 | 0 | 1 | 0 | 0 | 0 | 0 | 0 | 0 | 8 | 12 | 0.00 | 0.000 |
| Scott Eyre, L ERA: 3.86 | (8, 1) | 0.1 | B | 3 | 1 | 1 | 1 | 0 | 1 | 0 | 0 | 0 | 0 | 1 | 5 | 11 | 27.00 | 6.000 |
| Felix Rodriguez, R ERA: 2.76 | (8, 1) | 0.1 | | 4 | 1 | 0 | 0 | 0 | 0 | 1 | 0 | 0 | 0 | 0 | 9 | 17 | 0.00 | 3.000 |
| Matt Herges, R ERA: 5.46 | (9, 1) | 3.0 | W | 10 | 1 | 1 | 1 | 2 | 1 | 0 | 0 | 0 | 0 | 0 | 24 | 35 | 3.00 | 0.667 |

| PITCHER | | IP | WLS | BF | H | R | ER | SO | BB | IBB | HBP | BLK | WP | HR | S | P | ERA | WHIP |
|---|---|---|---|---|---|---|---|---|---|---|---|---|---|---|---|---|---|---|
| Matt Herges, R ERA: 5.46 | (11, 1) | 3.0 | W | 10 | 1 | 1 | 1 | 2 | 1 | 0 | 0 | 0 | 0 | 0 | 24 | 35 | 3.00 | 0.667 |

| Batter | 1 | 2 | 3 | 4 | 5 | 6 | 7 | 8 | 9 | 10 | 11 | 12 | AB | R | H | RBI | BB | SO | LOB |
|---|---|---|---|---|---|---|---|---|---|---|---|---|---|---|---|---|---|---|---|
| Neifi Perez, S (1, 4)<br>OBP: 0.268, SLG: 0.305 | S F X 0-2 G5-3 ① | | S B X 1-1 P3 ① | | C B X 1-1 L8 ① | | B S B X 2-1 P5 ① | | B B C B X 3-1 E4 G4-3 SH1-4 ① | | S B S X 1-2 SH1-4 1B ① | | 6 | 0 | 1 | 0 | 0 | 0 | 1 |
| Todd Linden, S (1, 7)<br>OBP: 0.391, SLG: 0.278 | B C F X 1-2 G5-3 ② | | S 1 SAFE F F C 0-3 K ② | | C F B B S 2-3 K ② | | H 1-0 3B HBP | | X 0-0 SH1-4 1-2 ① | | B 1 SAFE L 1 SAFE X 1-1 SH1-4 1-2 ① | | 3 | 1 | 0 | 0 | 0 | 2 | 1 |
| Pedro Feliz, R (1, 3)<br>OBP: 0.295, SLG: 0.484 | F B B S B F C 3-3 K ③ | | B B C B B 4-1 BB 1-2 BB | | C F B B X 2-2 BB 2B | | B C F B X 1-2 G5-3 1-H 3B | | X 0-0 G4-3 2-3 ② | | S X 0-1 L8 ② | | 5 | 1 | 2 | 1 | 1 | 1 | 2 |
| Barry Bonds, L (1, 10)<br>OBP: 0.628, SLG: 0.829 | | X 0-0 E4 PB HR | D B B B C B 4-1 1-2 2-3 BB | | I I I 4-0 BB IBB | | I I I 4-0 G5-3 IBB | | I I I 4-0 IBB | | I I I 4-0 IBB | | 1 | 1 | 0 | 0 | 5 | 0 | 0 |
| Edgardo Alfonzo, R (1, 5)<br>OBP: 0.333, SLG: 0.353 | | C B F F X 1-2 F7 ① | C B F F F X 1-2 F8 ③ | | B F B B B 4-1 1-2 2-3 BB | | X 0-0 G5-3 1-2 3-H ② | | X 0-0 L9 ③ | | C D S X 1-2 F8 ③ | | 5 | 0 | 0 | 1 | 1 | 0 | 9 |
| Deivi Cruz, R (1, 6)<br>OBP: 0.306, SLG: 0.368 | | B X 1-0 F9 ② | B B C B X 3-1 G5-3 ① | | B X 1-0 P6 ③ | | B B S X 2-1 F9 ③ | | | X 0-0 F9 ① | | B B F B C S 3-3 K ① | 6 | 0 | 0 | 0 | 0 | 1 | 5 |
| Yorvit Torrealba, R (1, 2)<br>OBP: 0.320, SLG: 0.415 | B B S C X 2-2 1-H HR | | B B B C X 3-1 F9 ② | | L B X 1-1 F7 ① | | C X 0-1 L8 ① | | | B B X 2-0 S 1B | | C S B S 1-3 K ② | 6 | 1 | 2 | 2 | 0 | 1 | 0 |
| Michael Tucker, L (1, 8)<br>OBP: 0.373, SLG: 0.469 | F B X 1-1 G6-3 ③ | | B B B B 4-0 BB | | F B F F X 2-2 G4-3 ② | | C B X 1-1 F8 ② | | | C C B S 1-3 K 1-2 ② | | B X 1-0 F7 ③ | 5 | 0 | 0 | 0 | 1 | 1 | 1 |
| Dustan Mohr, R (1, 9)<br>OBP: 0.340, SLG: 0.310 | | B C B X 2-1 E6 BB BB | F B 1 B X SAFE 2-1 G1-3 ③ | | B B F B X 3-1 G1-3 ③ | | C B F F X 1-2 G1-3 ③ | | | B X 1-0 G6-3 ③ | | | 5 | 0 | 0 | 0 | 0 | 0 | 2 |
| Inning Stats | R: 0 H: 0<br>E: 0 LOB: 0<br>K: 1 BB: 0<br>S: 10 P: 14 | R: 2 H: 1<br>E: 1 LOB: 0<br>K: 0 BB: 0<br>S: 11 P: 16 | R: 0 H: 0<br>E: 1 LOB: 3<br>K: 1 BB: 2<br>S: 15 P: 27 | R: 0 H: 0<br>E: 0 LOB: 1<br>K: 0 BB: 1<br>S: 6 P: 18 | R: 0 H: 1<br>E: 0 LOB: 3<br>K: 1 BB: 2<br>S: 10 P: 24 | R: 0 H: 0<br>E: 0 LOB: 0<br>K: 0 BB: 0<br>S: 7 P: 13 | R: 2 H: 1<br>E: 0 LOB: 1<br>K: 0 BB: 1<br>S: 8 P: 18 | R: 0 H: 0<br>E: 0 LOB: 0<br>K: 0 BB: 0<br>S: 7 P: 9 | R: 0 H: 0<br>E: 1 LOB: 2<br>K: 0 BB: 1<br>S: 5 P: 12 | R: 0 H: 1<br>E: 0 LOB: 1<br>K: 1 BB: 0<br>S: 6 P: 10 | R: 0 H: 1<br>E: 0 LOB: 2<br>K: 0 BB: 1<br>S: 10 P: 17 | R: 0 H: 0<br>E: 0 LOB: 0<br>K: 2 BB: 0<br>S: 7 P: 12 | | | | | | |

| PITCHER | | IP | WLS | BF | H | R | ER | SO | BB | IBB | HBP | BLK | WP | HR | S | P | ERA | WHIP |
|---|---|---|---|---|---|---|---|---|---|---|---|---|---|---|---|---|---|---|
| 45 Erik Bedard, L<br>ERA: 4.6 | (1, 1) | 5.0 | | 24 | 2 | 2 | 0 | 3 | 4 | 1 | 0 | 0 | 0 | 1 | 52 | 99 | 0.00 | 1.200 |
| Mike DeJean, R<br>ERA: 7.77 | (6, 1) | 2.0 | | 9 | 1 | 2 | 2 | 0 | 0 | 1 | 1 | 0 | 0 | 0 | 15 | 31 | 9.00 | 0.500 |
| Eddy Rodriguez, R<br>ERA: 1.59 | (8, 1) | 1.0 | | 3 | 0 | 0 | 0 | 0 | 0 | 0 | 0 | 0 | 0 | 0 | 7 | 9 | 0.00 | 0.000 |
| B.J. Ryan, L<br>ERA: 2.48 | (9, 1) | 0.2 | | 4 | 0 | 0 | 0 | 0 | 0 | 1 | 0 | 0 | 0 | 0 | 4 | 11 | 0.00 | 0.000 |
| Jorge Julio, R<br>ERA: 4.28 | (9, 1) | 1.1 | | 5 | 1 | 0 | 0 | 1 | 0 | 0 | 0 | 0 | 0 | 0 | 7 | 11 | 0.00 | 0.750 |

| PITCHER | | IP | WLS | BF | H | R | ER | SO | BB | IBB | HBP | BLK | WP | HR | S | P | ERA | WHIP |
|---|---|---|---|---|---|---|---|---|---|---|---|---|---|---|---|---|---|---|
| John Parrish, L<br>ERA: 4.21 | (11, 1) | 2.0 | W | 8 | 1 | 0 | 0 | 2 | 0 | 1 | 0 | 0 | 0 | 0 | 17 | 29 | 0.00 | 0.500 |

# TOP

## San Francisco Giants @ Baltimore Orioles

Oriole Park at Camden Yards, Baltimore, MD

Sat Jun 12 2004, 8:30 PM EDT

Att. 40,434 - Sunny - 77 F

livebaseballscorecards.com

| | |
|---|---|
| AB | 42 |
| R | 4 |
| H | 5 |
| RBI | 4 |
| BB | 8 |
| SO | 6 |
| LOB | 21 |

| | | | | | | | | |
|---|---|---|---|---|---|---|---|---|
| 1B: 2 | SF: 0 | WP: 0 | PA: 53 |
| 2B: 1 | SAC: 2 | PB: 1 | |
| 3B: 1 | DP: 0 | SB: 1 | |
| HR: 1 | HBP: 1 | CS: 0 | |

# San Francisco Giants @ Baltimore Orioles

Oriole Park at Camden Yards, Baltimore, MD

Sat Jun 12 2004, 8:30 PM EDT

Att. 40,434 - Sunny - 77 F

livebaseballscorecards.com

| Batter | 1 | 2 | 3 | 4 | 5 | 6 | 7 | 8 | 9 | 10 | 11 | 12 | AB | R | H | RBI | BB | SO | LOB |
|---|---|---|---|---|---|---|---|---|---|---|---|---|---|---|---|---|---|---|---|
| Jerry Hairston, R (1, 4) (9, 9) OBP: 0.352, SLG: 0.355 | 4-2 CS BB | | 0-1 P6 | | 0-1 E9 1B 1-3 2-H | | 1-1 G4-3 2-3 | 2-2 F9 | | | 1-3 K | | 5 | 0 | 1 | 0 | 1 | 1 | 5 |
| Luis Matos, R (1, 8) OBP: 0.298, SLG: 0.378 | 1-2 G6-3 1-2 | | 3-2 F9 | | 1-1 G5-3 | | 3-3 K | | 1-3 K | | | 2-2 F8 | 6 | 0 | 0 | 0 | 0 | 2 | 5 |
| 6 Melvin Mora, R (1, 5) OBP: 0.450, SLG: 0.576 | 2-1 L7 | | | 2-2 1B | 3-2 P4 | | | 4-1 BB 1B E BB | 0-0 10 CS 1B | | | 4-1 10 1B 1B BB | 4 | 2 | 2 | 0 | 2 | 0 | 2 |
| 10 Miguel Tejada, R (1, 6) OBP: 0.356, SLG: 0.455 | | 2-1 G6-3 | | 1-3 K | 1-2 G4-3 | | | 1-0 L5 | 3-3 K 1-2 | | | 3-2 1B IBB 1-3 1B | 6 | 0 | 1 | 0 | 0 | 2 | 5 |
| Javy Lopez, R (1, 10) OBP: 0.359, SLG: 0.436 | | 2-2 G3 | | 2-1 G4-3 1-2 | | 1-0 G6-3 1B | | 2-1 E 1 BB 1-2 1B | | 1-0 F9 | | 0-3 K | 6 | 1 | 3 | 0 | 0 | 1 | 2 |
| Jose Leon, R (1, 3) OBP: 0.182, SLG: 0.455 | 1-0 1B | | 1-0 G4-3 1-2f | | | 3-2 G6-3 1-2f | | 4-2 1 BB E 1-2 2-3 BB | | 3-2 F9 | | 4-0 1B IBB 1-2 | 2 | 0 | 1 | 0 | 0 | 0 | 2 |
| Rafael Palmeiro, L (6, PH) (7, 3) OBP: 0.394, SLG: 0.449 | | | | | | | | | | | | | 2 | 0 | 0 | 0 | 2 | 0 | 1 |
| Larry Bigbie, L (1, 7) OBP: 0.329, SLG: 0.415 | 3-2 G4-3 | | 0-1 1B 2B | | 1-3 K | | | 2-3 K | | 2-1 G4-3 | | 1-1 1B 1-2 2-3 3-H | 6 | 1 | 2 | 1 | 0 | 2 | 4 |
| Robert Machado, R (1, 2) OBP: 0.158, SLG: 0.158 | | 1-1 1B | | 0-0 1B 16 1B E 2-H | | 1-3 K | | 3-1 E5 1 BB 1-2 2-3 3-H | | | 0-0 G4-3 | | 5 | 1 | 2 | 1 | 0 | 1 | 2 |
| 16 Tim Raines, S (1, 9) OBP: 0.375, SLG: 0.429 | 1-3 K | | | 1-1 E 1-2 | | 1-0 G4-3 2B | | 4-2 BB 1-2 2-3 3-H | | | 3-2 G3 | | 3 | 0 | 2 | 0 | 0 | 1 | 1 |
| 1 Brian Roberts, S (8, PH) (9, 4) OBP: 0.337, SLG: 0.348 | | | | | | | | | | | | | 1 | 0 | 0 | 1 | 1 | 0 | 0 |

| Inning Stats | | | | | | | | | | | | | | | | | | | | | | | | |
|---|---|---|---|---|---|---|---|---|---|---|---|---|---|---|---|---|---|---|---|---|---|---|---|---|
| | R: 0 | H: 0 | R: 0 | H: 1 | R: 0 | H: 1 | R: 0 | H: 2 | R: 2 | H: 4 | R: 0 | H: 1 | R: 0 | H: 1 | R: 2 | H: 1 | R: 0 | H: 1 | R: 0 | H: 0 | R: 0 | H: 0 | R: 1 | H: 2 |
| | E: 0 | LOB: 0 | E: 0 | LOB: 1 | E: 0 | LOB: 1 | E: 0 | LOB: 1 | E: 1 | LOB: 2 | E: 0 | LOB: 0 | E: 0 | LOB: 1 | E: 1 | LOB: 3 | E: 0 | LOB: 1 | E: 0 | LOB: 0 | E: 0 | LOB: 0 | E: 0 | LOB: 3 |
| | K: 0 | BB: 1 | K: 0 | BB: 0 | K: 1 | BB: 0 | K: 1 | BB: 0 | K: 0 | BB: 0 | K: 2 | BB: 0 | K: 2 | BB: 3 | K: 1 | BB: 3 | K: 2 | BB: 0 | K: 0 | BB: 0 | K: 1 | BB: 0 | K: 1 | BB: 2 |
| | S: 8 | P: 15 | S: 9 | P: 17 | S: 11 | P: 16 | S: 9 | P: 15 | S: 17 | P: 23 | S: 7 | P: 12 | S: 10 | P: 16 | S: 18 | P: 40 | S: 7 | P: 11 | S: 6 | P: 12 | S: 7 | P: 11 | S: 14 | P: 28 |

| | AB | R | H | RBI | BB | SO | LOB |
|---|---|---|---|---|---|---|---|
| | 46 | 5 | 14 | 3 | 6 | 10 | 29 |

| | 1B: 12 | SF: 0 |
|---|---|---|
| | 2B: 3 | SAC: 0 |
| | 3B: 0 | DP: 3 |
| | HR: 0 | HBP: 0 |

| | WP: 0 | PA: 52 |
|---|---|---|
| | PB: 0 | |
| | SB: 0 | |
| | CS: 2 | |

| PITCHER | | IP | WLS | BF | H | R | ER | SO | BB | IBB | HBP | BLK | WP | HR | S | P | ERA | WHIP |
|---|---|---|---|---|---|---|---|---|---|---|---|---|---|---|---|---|---|---|
| 51 Noah Lowry, L (1, 1) ERA: 6.43 | | 4.0 | | 19 | 8 | 2 | 1 | 2 | 1 | 0 | 0 | 0 | 0 | 0 | 44 | 71 | 2.25 | 2.250 |
| Tyler Walker, R (5, 1) ERA: 4.76 | | 2.0 | | 6 | 1 | 0 | 0 | 1 | 0 | 0 | 0 | 0 | 0 | 0 | 17 | 27 | 0.00 | 0.500 |
| Jim Brower, R (7, 1) ERA: 3.79 | | 1.1 | H | 7 | 2 | 2 | 0 | 2 | 1 | 0 | 0 | 0 | 0 | 0 | 14 | 27 | 0.00 | 2.250 |
| Jason Christiansen, L (8, 1) ERA: 3.38 | | 0.1 | B | 4 | 0 | 0 | 0 | 1 | 2 | 0 | 0 | 0 | 0 | 0 | 9 | 22 | 0.00 | 6.000 |
| Felix Rodriguez, R (8, 1) ERA: 2.64 | | 1.1 | | 4 | 1 | 0 | 0 | 2 | 0 | 0 | 0 | 0 | 0 | 0 | 12 | 18 | 0.00 | 0.750 |

| PITCHER | | IP | WLS | BF | H | R | ER | SO | BB | IBB | HBP | BLK | WP | HR | S | P | ERA | WHIP |
|---|---|---|---|---|---|---|---|---|---|---|---|---|---|---|---|---|---|---|
| Scott Eyre, L (10, 1) ERA: 3.86 | | 2.1 | L | 8 | 0 | 1 | 1 | 1 | 1 | 0 | 0 | 0 | 0 | 0 | 18 | 34 | 3.86 | 0.429 |
| Matt Herges, R (12, 1) ERA: 5.4 | | 0.1 | | 4 | 2 | 0 | 0 | 1 | 0 | 1 | 0 | 0 | 0 | 0 | 9 | 17 | 0.00 | 6.000 |

| Batter | 1 | 2 | 3 | 4 | 5 | 6 | 7 | 8 | 9 | AB | R | H | RBI | BB | SO | LOB |
|---|---|---|---|---|---|---|---|---|---|---|---|---|---|---|---|---|
| Michael Tucker, L (1, 8)<br>OBP: 0.381, SLG: 0.484 | X<br>0-0 ①<br>F9 | | B F B S X<br>2-2<br>F8 G4-3 HR 1B | D X<br>1-0 ③<br>G6-3 | | B B B C C B<br>4-2<br>1B 1B BB | F 1 SAFE C 1 SAFE X<br>0-2<br>1-H<br>3B | | 1 SAFE C C B X<br>1-2<br>G4-3<br>1-3<br>1B | 5 | 2 | 3 | 1 | 1 | 0 | 2 |
| Todd Linden, S (1, 7)<br>OBP: 0.345, SLG: 0.217 | F C B B X<br>2-2 ②<br>G3 | | B B 1 SAFE X<br>2-0 ①<br>G4-3<br>1-2 | | X<br>0-0 ①<br>G1-3 | F F 1 B C<br>1-3 ②<br>K SAFE | C C B F F F D B B<br>4-2<br>BB | | B 1 SAFE X<br>1-0 ②<br>G4-3<br>1-2<br>3-H | 5 | 0 | 0 | 1 | 1 | 1 | 4 |
| Pedro Feliz, R (1, 5)<br>OBP: 0.300, SLG: 0.489 | C X<br>0-1<br>1B | | B B X<br>2-0 ②<br>F8<br>2-3 | | B F S X<br>1-2<br>1B 2B | C X<br>0-1<br>1B<br>1-2<br>3-H<br>1B | F C 1 SAFE D X<br>1-2 ③<br>G5-3 | | B F C B F F S<br>2-3 ③<br>K | 6 | 0 | 3 | 1 | 0 | 1 | 4 |
| Barry Bonds, L (1, 10)<br>OBP: 0.628, SLG: 0.842 | B B X<br>2-0 ③<br>F7 | | X<br>0-0<br>3-H<br>HR | I I I<br>4-0<br>1B IBB | X<br>0-0<br>1-3<br>2-H<br>1B | | B S F B X<br>2-2 ①<br>G5-3 | | | 4 | 1 | 2 | 3 | 1 | 0 | 1 |
| A.J. Pierzynski, L (1, 2)<br>OBP: 0.330, SLG: 0.390 | | B F B X<br>2-1 ①<br>F7 | B F F X<br>2-1 ③<br>P4 | | F B X<br>1-1<br>1-2<br>2-3<br>1B | B X<br>1-0 ③<br>P5 | | X<br>0-0 ②<br>F8 | | 5 | 0 | 1 | 0 | 0 | 0 | 2 |
| Damon Minor, L (1, 3)<br>OBP: 0.421, SLG: 0.311 | C X<br>0-1 ②<br>L1 | | | X<br>0-0<br>E G4-3 1B | F F C<br>0-3 ②<br>K | | H<br>1-0<br>G6-4-3 1B 1B HBP | C X<br>0-1<br>2B | | 4 | 1 | 2 | 0 | 0 | 1 | 3 |
| Deivi Cruz, R (1, 6)<br>OBP: 0.311, SLG: 0.370<br>Neifi Perez, S (8, 4)<br>OBP: 0.268, SLG: 0.305 | C F X<br>0-2<br>BB 1B | | | X<br>0-0 ①<br>G4-3<br>1-2 | B F B F F F X<br>2-2 ③<br>G6-3 | | 1 SAFE X<br>0-0<br>G6-4-3<br>1-2<br>1B | C B X<br>1-1 ③<br>G1-3 | | 5<br>0 | 0<br>0 | 2<br>0 | 0<br>0 | 0<br>0 | 0<br>0 | 5<br>0 |
| Dustan Mohr, R (1, 9)<br>OBP: 0.351, SLG: 0.322 | C 1 SAFE B B 1 S B B B<br>4-2<br>1-2<br>BB | | | C S S<br>0-3 ②<br>K | X<br>0-0<br>SH5-3 1B 2B | B F L D F B X<br>3-2 ① ②<br>G6-4-3<br>1-2f<br>2-3 | | | B B F B B<br>4-1<br>1B G4-3 BB | 3 | 2 | 1 | 0 | 2 | 1 | 3 |
| Cody Ransom, R (1, 4)<br>OBP: 0.290, SLG: 0.296<br>(8, 6) | S C B B X<br>2-2 ③<br>F9 | | | X<br>0-0<br>E5<br>2-3 | X<br>0-0 ①<br>SH5-3<br>2-3 | B B X<br>2-0<br>3B 1B<br>3-H | | | 1 SAFE C 1 SAFE C S<br>0-3 ①<br>K | 4 | 1 | 1 | 1 | 0 | 1 | 4 |
| Inning Stats | R: 0 H: 1<br>E: 0 LOB: 1<br>K: 0 BB: 0<br>S: 7 P: 11 | R: 0 H: 1<br>E: 0 LOB: 2<br>K: 0 BB: 1<br>S: 12 P: 20 | R: 2 H: 2<br>E: 0 LOB: 0<br>K: 0 BB: 0<br>S: 8 P: 16 | R: 0 H: 1<br>E: 1 LOB: 2<br>K: 1 BB: 0<br>S: 7 P: 8 | R: 0 H: 2<br>E: 0 LOB: 3<br>K: 1 BB: 1<br>S: 14 P: 22 | R: 2 H: 3<br>E: 0 LOB: 2<br>K: 1 BB: 1<br>S: 11 P: 17 | R: 2 H: 3<br>E: 0 LOB: 2<br>K: 0 BB: 1<br>S: 18 P: 29 | R: 0 H: 1<br>E: 0 LOB: 1<br>K: 0 BB: 0<br>S: 8 P: 11 | R: 1 H: 1<br>E: 0 LOB: 1<br>K: 2 BB: 1<br>S: 13 P: 21 | 1B: 10 SF: 0<br>2B: 3 SAC: 1<br>3B: 1 DP: 1<br>HR: 1 HBP: 1 | | | | | | |

| PITCHER | | IP | WLS | BF | H | R | ER | SO | BB | IBB | HBP | BLK | WP | HR | S | P | ERA | WHIP |
|---|---|---|---|---|---|---|---|---|---|---|---|---|---|---|---|---|---|---|
| Sidney Ponson, R<br>ERA: 6.6 | (1, 1) | 6.2 | L | 37 | 13 | 6 | 6 | 3 | 2 | 1 | 1 | 0 | 0 | 1 | 69 | 110 | 8.10 | 2.250 |
| Buddy Groom, L<br>ERA: 3.86 | (7, 1) | 1.1 | | 6 | 1 | 0 | 0 | 0 | 1 | 0 | 0 | 0 | 0 | 0 | 16 | 24 | 0.00 | 1.500 |
| Eddy Rodriguez, R<br>ERA: 2.7 | (9, 1) | 1.0 | | 5 | 1 | 1 | 1 | 2 | 1 | 0 | 0 | 0 | 0 | 0 | 13 | 21 | 9.00 | 2.000 |

| PITCHER | IP | WLS | BF | H | R | ER | SO | BB | IBB | HBP | BLK | WP | HR | S | P | ERA | WHIP |
|---|---|---|---|---|---|---|---|---|---|---|---|---|---|---|---|---|---|

# TOP

## San Francisco Giants @ Baltimore Orioles

Oriole Park at Camden Yards, Baltimore, MD

Sun Jun 13 2004, 1:35 PM EDT
Att. 45,728 - Unknown - 75 F

livebaseballscorecards.com

| | |
|---|---|
| AB | 41 |
| R | 7 |
| H | 15 |
| RBI | 7 |
| BB | 5 |
| SO | 5 |
| LOB | 28 |

| | | | | | | | | | | | | | | | | | | |
|---|---|---|---|---|---|---|---|---|---|---|---|---|---|---|---|---|---|---|
| Cody Ransom, R | (1, 4)<br>(8, 6) | 4 | 1 | 1 | 1 | 0 | 1 | 4 |
| Totals | | 41 | 7 | 15 | 7 | 5 | 5 | 28 |

WP: 0 PA: 48
PB: 0
SB: 0
CS: 0

# BOTTOM

## San Francisco Giants @ Baltimore Orioles

Oriole Park at Camden Yards, Baltimore, MD

Sun Jun 13 2004, 1:35 PM EDT

Att. 45,728 - Unknown - 75 F

livebaseballscorecards.com

| Batter | 1 | 2 | 3 | 4 | 5 | 6 | 7 | 8 | 9 | AB | R | H | RBI | BB | SO | LOB |
|---|---|---|---|---|---|---|---|---|---|---|---|---|---|---|---|---|
| 1 Brian Roberts, S (1, 4)<br>OBP: 0.335, SLG: 0.349 | 1-1 1B 10 SF8 2B | 3-2 G3 1-2 2-3 | | | 0-0 P5 | 0-1 F8 | | | 0-2 G6-3 | 5 | 1 | 1 | 0 | 0 | 0 | 4 |
| Jerry Hairston, R (1, 7)<br>OBP: 0.355, SLG: 0.351 | 0-2 10 SF8 1B 2-3 | 3-3 K | | | 2-0 10 FC6-4 HBP 1-2 | | 2-1 P4 | | 1-2 F9 | 4 | 0 | 1 | 0 | 0 | 1 | 0 |
| 10 Miguel Tejada, R (1, 6)<br>OBP: 0.349, SLG: 0.447 | 3-0 SF8 1-2 3-H | 0-1 L9 | | | 2-1 FC6-4 HBP 1-2f 2-3 | | 0-1 F9 | | 1-1 F8 | 4 | 0 | 0 | 1 | 0 | 0 | 2 |
| Rafael Palmeiro, L (1, 3)<br>OBP: 0.395, SLG: 0.445 | 4-2 HBP BB | 1-3 K | | | 1-0 HBP 1-2 | | 2-0 G4-3 | | | 2 | 0 | 0 | 0 | 1 | 1 | 0 |
| Javy Lopez, R (1, 2)<br>OBP: 0.361, SLG: 0.447 | 1-0 FC6 HBP 1-2 | | | 0-0 HR | 0-2 P6 | | | 0-0 P2 | | 3 | 1 | 1 | 1 | 0 | 0 | 3 |
| B.J. Surhoff, L (1, 9)<br>OBP: 0.369, SLG: 0.425 | 0-0 FC6 1-2f | | | 0-1 G6-3 | | 3-2 HR | | 4-1 BB | | 3 | 1 | 1 | 1 | 1 | 0 | 2 |
| Larry Bigbie, L (1, 8)<br>OBP: 0.332, SLG: 0.413 | | 1-1 1 CS BB 1B | | 2-2 L7 | | 4-1 BB | | 1-0 L7 | | 3 | 0 | 1 | 0 | 1 | 0 | 1 |
| Luis Lopez, S (1, 5)<br>OBP: 0.292, SLG: 0.238 | | 4-2 1 E 1-2 BB | | 0-2 P2 | | 0-0 F8 | | 4-2 6 FC5-4 1-2 BB | | 2 | 0 | 0 | 0 | 2 | 0 | 1 |
| Jose Leon, R (1, 10)<br>OBP: 0.214, SLG: 0.429 | | 0-3 K | | | 1-2 10 FC6-4 HBP 1B | 1-3 K | | 0-1 FC5-4 1-2f | | 3 | 0 | 1 | 0 | 0 | 2 | 3 |
| 6 Melvin Mora, R (8, PH)<br>OBP: 0.449, SLG: 0.573 | | | | | | | | | | 1 | 0 | 0 | 0 | 0 | 0 | 2 |
| Inning Stats | R: 1 E: 0 K: 0 S: 9 H: 2 LOB: 2 BB: 1 P: 18 | R: 0 E: 0 K: 1 S: 12 H: 1 LOB: 1 BB: 1 P: 20 | R: 0 E: 0 K: 2 S: 8 H: 0 LOB: 0 BB: 0 P: 12 | R: 1 E: 0 K: 0 S: 10 H: 1 LOB: 0 BB: 0 P: 12 | R: 0 E: 0 K: 0 S: 9 H: 1 LOB: 3 BB: 0 P: 15 | R: 1 E: 0 K: 1 S: 12 H: 1 LOB: 1 BB: 1 P: 20 | R: 0 E: 0 K: 0 S: 5 H: 0 LOB: 0 BB: 0 P: 9 | R: 0 E: 0 K: 0 S: 8 H: 0 LOB: 2 BB: 2 P: 17 | R: 0 E: 0 K: 0 S: 8 H: 0 LOB: 0 BB: 0 P: 10 | 1B: 3 2B: 1 3B: 0 HR: 2 | SF: 1 SAC: 0 DP: 0 HBP: 3 | | | | | | |

| | |
|---|---|
| AB | 30 |
| R | 3 |
| H | 6 |
| RBI | 3 |
| BB | 5 |
| SO | 4 |
| LOB | 18 |

| PITCHER | IP | WLS | BF | H | R | ER | SO | BB | IBB | HBP | BLK | WP | HR | S | P | ERA | WHIP |
|---|---|---|---|---|---|---|---|---|---|---|---|---|---|---|---|---|---|
| Jerome Williams, R (1, 1)<br>ERA: 4.3 | 7.1 | W | 33 | 6 | 3 | 3 | 4 | 4 | 0 | 3 | 0 | 0 | 2 | 67 | 112 | 3.68 | 1.364 |
| Wayne Franklin, L (8, 1)<br>ERA: 6.04 | 0.1 | H | 2 | 0 | 0 | 0 | 0 | 1 | 0 | 0 | 0 | 0 | 0 | 4 | 9 | 0.00 | 3.000 |
| Tyler Walker, R (8, 1)<br>ERA: 4.5 | 1.1 | S | 4 | 0 | 0 | 0 | 0 | 0 | 0 | 0 | 0 | 0 | 0 | 10 | 12 | 0.00 | 0.000 |

| PITCHER | IP | WLS | BF | H | R | ER | SO | BB | IBB | HBP | BLK | WP | HR | S | P | ERA | WHIP |
|---|---|---|---|---|---|---|---|---|---|---|---|---|---|---|---|---|---|

# Baltimore Orioles @ Cleveland Indians

Jacobs Field, Cleveland, OH

Mon Jun 14 2004, 1:05 PM EDT

Att. 19,340 - Cloudy - 86 F

TOP

livebaseballscorecards.com

| Batter | 1 | 2 | 3 | 4 | 5 | 6 | 7 | 8 | 9 | AB | R | H | RBI | BB | SO | LOB |
|---|---|---|---|---|---|---|---|---|---|---|---|---|---|---|---|---|
| 1 Brian Roberts, S (1, 4)<br>OBP: 0.333, SLG: 0.345 | C C F F B F X<br>1-2 ①<br>F9 | C B B X<br>2-1 ②<br>G6-3 | B B B C B<br>4-1<br>G3-6-1<br>1-2<br>BB | X<br>0-0 ③<br>G6-3 | | | | | | 3 | 0 | 0 | 0 | 1 | 0 | 0 |
| 6 Melvin Mora, R (1, 5)<br>OBP: 0.449, SLG: 0.573 | B C X<br>1-1<br>10<br>G4-6-3<br>1B | B S X<br>1-1 ③<br>B2 | C F X<br>0-2 ① ②<br>G3-6-1<br>1-2f<br>2-3 | | | | | | F B F B S<br>2-3 ①<br>K | 2 | 0 | 1 | 0 | 0 | 0 | 0 |
| Jose Leon, R (6, PH)<br>OBP: 0.188, SLG: 0.375 | | | | | | | | | | 2 | 0 | 0 | 0 | 0 | 1 | 2 |
| 10 Miguel Tejada, R (6, 6)<br>OBP: 0.347, SLG: 0.444 | C X<br>0-1 ② ③<br>G4-6-3<br>1-2f | | | C C S<br>0-3 ①<br>K | F X<br>0-1 ③<br>G3 | | | | B B S B X<br>3-1 ②<br>F8 | 2 | 0 | 0 | 0 | 0 | 1 | 1 |
| Luis Lopez, S (6, PH)<br>OBP: 0.269, SLG: 0.217 | | | | | | | | | | 2 | 0 | 0 | 0 | 0 | 0 | 1 |
| Rafael Palmeiro, L (1, 3)<br>OBP: 0.396, SLG: 0.443 | | F B B B B<br>4-1<br>1B<br>BB | | C B B X<br>2-1 ②<br>L1 | | | C X<br>0-1 ①<br>G1-3 | | B F X<br>1-1 ③<br>G3 | 1 | 0 | 0 | 0 | 1 | 0 | 0 |
| Jerry Hairston, R (6, 9)<br>OBP: 0.348, SLG: 0.343 | | | | | | | | | | 2 | 0 | 0 | 0 | 0 | 0 | 0 |
| Javy Lopez, R (1, 2)<br>OBP: 0.358, SLG: 0.443 | | X<br>0-0 ①<br>F9 | | B F S S<br>1-3 ③<br>K | | | X<br>0-0 ②<br>G4-3 | | | 2 | 0 | 0 | 0 | 0 | 1 | 1 |
| Robert Machado, R (6, 2)<br>OBP: 0.150, SLG: 0.150 | | | | | | | | | | 1 | 0 | 0 | 0 | 0 | 0 | 0 |
| B.J. Surhoff, L (1, 9)<br>OBP: 0.375, SLG: 0.438 | | B F X<br>1-1<br>1-2<br>1B | | | C B B X<br>2-1 ①<br>G4-3 | | X<br>0-0<br>2B | | | 3 | 0 | 2 | 0 | 0 | 0 | 0 |
| 31 Jay Gibbons, L (1, 10)<br>OBP: 0.328, SLG: 0.400 | | B X<br>1-0 ②<br>P5 | | | B S B S S<br>2-3 ②<br>K | | B F B C X<br>2-2 ③<br>G1-3 | | | 3 | 0 | 0 | 0 | 0 | 1 | 3 |
| Luis Matos, R (1, 8)<br>OBP: 0.295, SLG: 0.373 | | B B X<br>2-0 ③<br>G5-3 | | | X<br>0-0 ③<br>G3 | | | C B F X<br>1-2 ①<br>P5 | | 3 | 0 | 0 | 0 | 0 | 0 | 2 |
| Larry Bigbie, L (1, 7)<br>OBP: 0.332, SLG: 0.412 | | | B C F X<br>1-2 ①<br>G3-1 | | | C X<br>0-1<br>1<br>G3-6-1<br>BB<br>1B | | C S F B B X<br>2-2 ②<br>G6-3 | | 3 | 0 | 1 | 0 | 0 | 0 | 0 |

| | AB | 29 |
|---|---|---|
| | R | 0 |
| | H | 4 |
| | RBI | 0 |
| | BB | 2 |
| | SO | 4 |
| | LOB | 10 |

| Inning Stats | | | | | | | | | | | | | | | | | | |
|---|---|---|---|---|---|---|---|---|---|---|---|---|---|---|---|---|---|---|
| | R: 0 | H: 1 | R: 0 | H: 1 | R: 0 | H: 0 | R: 0 | H: 0 | R: 0 | H: 0 | R: 0 | H: 1 | R: 0 | H: 1 | R: 0 | H: 0 | R: 0 | H: 0 |
| | E: 0 | LOB: 0 | E: 0 | LOB: 2 | E: 0 | LOB: 0 | E: 0 | LOB: 0 | E: 0 | LOB: 0 | E: 0 | LOB: 1 | E: 0 | LOB: 1 | E: 0 | LOB: 0 | E: 0 | LOB: 0 |
| | K: 0 | BB: 0 | K: 0 | BB: 1 | K: 0 | BB: 0 | K: 2 | BB: 0 | K: 1 | BB: 0 | K: 0 | BB: 1 | K: 0 | BB: 0 | K: 0 | BB: 0 | K: 1 | BB: 0 |
| | S: 10 | P: 12 | S: 6 | P: 14 | S: 7 | P: 11 | S: 8 | P: 11 | S: 6 | P: 10 | S: 8 | P: 12 | S: 7 | P: 9 | S: 8 | P: 11 | S: 7 | P: 13 |

| | 1B: 3 | SF: 0 | WP: 0 | PA: 31 |
|---|---|---|---|---|
| | 2B: 1 | SAC: 0 | PB: 0 | |
| | 3B: 0 | DP: 2 | SB: 0 | |
| | HR: 0 | HBP: 0 | CS: 0 | |

| PITCHER | IP | WLS | BF | H | R | ER | SO | BB | IBB | HBP | BLK | WP | HR | S | P | ERA | WHIP |
|---|---|---|---|---|---|---|---|---|---|---|---|---|---|---|---|---|---|
| 37 Jake Westbrook, R (1, 1)<br>ERA: 2.7 | 9.0 | W | 31 | 4 | 0 | 0 | 4 | 2 | 0 | 0 | 0 | 0 | 0 | 67 | 103 | 0.00 | 0.667 |

| PITCHER | IP | WLS | BF | H | R | ER | SO | BB | IBB | HBP | BLK | WP | HR | S | P | ERA | WHIP |
|---|---|---|---|---|---|---|---|---|---|---|---|---|---|---|---|---|---|

| Batter | 1 | 2 | 3 | 4 | 5 | 6 | 7 | 8 | 9 | AB | R | H | RBI | BB | SO | LOB |
|---|---|---|---|---|---|---|---|---|---|---|---|---|---|---|---|---|
| Ronnie Belliard, R (1, 4)<br>OBP: 0.401, SLG: 0.421 | K | | P3<br>BB | | 1B<br>2B | L3 | | G5-4-3<br>1-2f | | 5 | 1 | 1 | 1 | 1 | 1 | 3 |
| Coco Crisp, S (1, 8)<br>OBP: 0.308, SLG: 0.387 | L3 | | FC3-6<br>BB | | 2B<br>48<br>1B | P6 | | F7 | | 5 | 1 | 1 | 2 | 1 | 0 | 3 |
| Matt Lawton, L (1, 7)<br>OBP: 0.397, SLG: 0.487<br>Ben Broussard, L (6, 3)<br>OBP: 0.349, SLG: 0.325 | G5-3 | | FC3-6<br>41<br>BB<br>1B | F8<br>1B<br>BB | 48<br>1B<br>2B | F9 | | | | 3<br>1 | 2<br>0 | 1<br>0 | 0<br>0 | 1<br>0 | 0<br>0 | 2<br>1 |
| 41 Victor Martinez, S (1, 10)<br>OBP: 0.379, SLG: 0.561<br>48 Travis Hafner, L (5, PH)<br>OBP: 0.419, SLG: 0.560 | | WP<br>G4-3<br>2B | 1B<br>2B<br>BB | K | HBP<br>2B<br>1B | | BB<br>BB | | | 2<br>1 | 2<br>1 | 1<br>1 | 0<br>1 | 1<br>0 | 1<br>0 | 1<br>0 |
| Casey Blake, R (1, 5)<br>OBP: 0.362, SLG: 0.426 | | G4-3<br>2-H | 2B<br>1-2<br>2-H<br>3-H<br>1B | 1-2<br>1B | K | | L8 | | | 5 | 1 | 2 | 3 | 0 | 1 | 3 |
| Lou Merloni, R (1, 3)<br>OBP: 0.352, SLG: 0.366<br>(6, 7) | | 2B | 2B<br>1-H<br>2-H<br>2B | F8<br>2-3 | 2B<br>1-2<br>HBP | | F9 | | | 4 | 1 | 2 | 2 | 0 | 0 | 3 |
| Jody Gerut, L (1, 9)<br>OBP: 0.355, SLG: 0.423 | F7 | | 2B<br>BB | G4-3 | F9-5<br>1-3<br>2-H<br>3-H<br>2B | | BB<br>1-2 | | | 3 | 1 | 1 | 2 | 2 | 0 | 3 |
| Tim Laker, R (1, 2)<br>OBP: 0.242, SLG: 0.304 | P6 | | 1B<br>1-H<br>3-H<br>2B | 1B<br>2B<br>BB<br>F9-5<br>2-3 | | | L7 | | | 4 | 2 | 1 | 2 | 1 | 0 | 5 |
| John McDonald, R (1, 6)<br>OBP: 0.265, SLG: 0.250 | | | FC3-6<br>BB<br>1B<br>BB<br>1B | | 2B<br>1-2<br>1B | 2B | | G5-4-3<br>1B | | 4 | 2 | 4 | 1 | 1 | 0 | 0 |
| Inning Stats | R: 0<br>E: 0<br>K: 1<br>S: 10<br>H: 0<br>LOB: 0<br>BB: 0<br>P: 13 | R: 1<br>E: 0<br>K: 0<br>S: 8<br>H: 2<br>LOB: 1<br>BB: 0<br>P: 14 | R: 7<br>E: 0<br>K: 0<br>S: 18<br>H: 4<br>LOB: 2<br>BB: 5<br>P: 43 | R: 0<br>E: 0<br>K: 1<br>S: 13<br>H: 1<br>LOB: 2<br>BB: 1<br>P: 20 | R: 6<br>E: 0<br>K: 1<br>S: 26<br>H: 6<br>LOB: 1<br>BB: 1<br>P: 43 | R: 0<br>E: 0<br>K: 0<br>S: 12<br>H: 1<br>LOB: 1<br>BB: 0<br>P: 18 | R: 0<br>E: 0<br>K: 0<br>S: 8<br>H: 0<br>LOB: 2<br>BB: 2<br>P: 20 | R: 0<br>E: 0<br>K: 0<br>S: 6<br>H: 1<br>LOB: 0<br>BB: 0<br>P: 6 | | 1B: 7<br>2B: 9<br>3B: 0<br>HR: 0<br>SF: 0<br>SAC: 0<br>DP: 2<br>HBP: 1 | | | | | | |

| PITCHER | | IP | WLS | BF | H | R | ER | SO | BB | IBB | HBP | BLK | WP | HR | S | P | ERA | WHIP |
|---|---|---|---|---|---|---|---|---|---|---|---|---|---|---|---|---|---|---|
| Eric DuBose, L<br>ERA: 5.8 | (1, 1) | 2.2 | L | 18 | 6 | 8 | 8 | 1 | 4 | 0 | 0 | 0 | 1 | 0 | 33 | 63 | 27.00 | 3.750 |
| Rick Bauer, R<br>ERA: 6.61 | (3, 1) | 1.2 | | 16 | 7 | 6 | 6 | 2 | 3 | 0 | 1 | 0 | 0 | 0 | 37 | 62 | 32.40 | 6.000 |
| Eddy Rodriguez, R<br>ERA: 1.93 | (5, 1) | 2.2 | | 10 | 1 | 0 | 0 | 0 | 2 | 0 | 0 | 0 | 0 | 0 | 25 | 46 | 0.00 | 1.125 |
| Mike DeJean, R<br>ERA: 7.46 | (8, 1) | 1.0 | | 3 | 1 | 0 | 0 | 0 | 0 | 0 | 0 | 0 | 0 | 0 | 6 | 6 | 0.00 | 1.000 |

| PITCHER | IP | WLS | BF | H | R | ER | SO | BB | IBB | HBP | BLK | WP | HR | S | P | ERA | WHIP |
|---|---|---|---|---|---|---|---|---|---|---|---|---|---|---|---|---|---|

# BOTTOM

## Baltimore Orioles @ Cleveland Indians

Jacobs Field, Cleveland, OH

Mon Jun 14 2004, 1:05 PM EDT

Att. 19,340 - Cloudy - 86 F

livebaseballscorecards.com

| | |
|---|---|
| AB | 37 |
| R | 14 |
| H | 15 |
| RBI | 14 |
| BB | 9 |
| SO | 3 |
| LOB | 24 |

WP: 1 PA: 47
PB: 0
SB: 0
CS: 0

# Baltimore Orioles @ Los Angeles Dodgers

Dodger Stadium, Los Angeles, CA

Tue Jun 15 2004, 7:10 PM PDT

Att. 29,711 - Cloudy - 71 F

livebaseballscorecards.com

TOP

| Batter | 1 | 2 | 3 | 4 | 5 | 6 | 7 | 8 | 9 | AB | R | H | RBI | BB | SO | LOB |
|---|---|---|---|---|---|---|---|---|---|---|---|---|---|---|---|---|
| 1 Brian Roberts, S (1, 4)<br>OBP: 0.336, SLG: 0.351 | G6-3 | | | 10 G4-3 6 1B 1B | | G4-3 | | | 2B | 4 | 0 | 2 | 0 | 0 | 0 | 0 |
| 6 Melvin Mora, R (1, 5)<br>OBP: 0.446, SLG: 0.567 | F9 | | | 1-2 10 G4-3 1B | | | G4-3 | | K | 4 | 0 | 1 | 0 | 0 | 1 | 1 |
| 10 Miguel Tejada, R (1, 6)<br>OBP: 0.349, SLG: 0.455 | G5-3 | | | G4-3 1-2f 2-3 | | | HR | | BB | 3 | 1 | 1 | 1 | 1 | 0 | 2 |
| Rafael Palmeiro, L (1, 3)<br>OBP: 0.390, SLG: 0.434 | | G4-3 | | F7 | | | F8 | | L9 | 4 | 0 | 0 | 0 | 0 | 0 | 3 |
| Javy Lopez, R (1, 2)<br>OBP: 0.353, SLG: 0.436 | | K | | | P5 | | G6-3 | | K | 4 | 0 | 0 | 0 | 0 | 2 | 2 |
| 31 Jay Gibbons, L (1, 9)<br>OBP: 0.322, SLG: 0.392 | | G3-1 | | | G4-3 | | | G4-3 | | 3 | 0 | 0 | 0 | 0 | 0 | 0 |
| Luis Matos, R (1, 8)<br>OBP: 0.291, SLG: 0.368 | | | F8 | | P4 | | | K | | 3 | 0 | 0 | 0 | 0 | 1 | 0 |
| Larry Bigbie, L (1, 7)<br>OBP: 0.332, SLG: 0.411 | | | K | | | G6-3 | | FC5-4 1B | | 3 | 0 | 1 | 0 | 0 | 1 | 0 |
| 40 Daniel Cabrera, R (1, 1) | | | K | | | K | | FC5-4 1-2f | | 2 | 0 | 0 | 0 | 0 | 2 | 0 |
| John Parrish, L (7, 1) | | | | | | | | | | 0 | 0 | 0 | 0 | 0 | 0 | 0 |
| Jerry Hairston, R (8, PH)<br>OBP: 0.345, SLG: 0.340 | | | | | | | | | | 1 | 0 | 0 | 0 | 0 | 0 | 1 |
| Mike DeJean, R (8, 1) | | | | | | | | | | 0 | 0 | 0 | 0 | 0 | 0 | 0 |

| | AB | 31 |
|---|---|---|
| | R | 1 |
| | H | 5 |
| | RBI | 1 |
| | BB | 1 |
| | SO | 7 |
| | LOB | 9 |

| Inning Stats | 1 | 2 | 3 | 4 | 5 | 6 | 7 | 8 | 9 |
|---|---|---|---|---|---|---|---|---|---|
| | R: 0<br>E: 0<br>K: 0<br>S: 7 | H: 0<br>LOB: 0<br>BB: 0<br>P: 10 | R: 0<br>E: 0<br>K: 1<br>S: 6 | H: 0<br>LOB: 0<br>BB: 0<br>P: 10 | R: 0<br>E: 0<br>K: 2<br>S: 11 | H: 0<br>LOB: 0<br>BB: 0<br>P: 15 | R: 0<br>E: 0<br>K: 0<br>S: 8 | H: 2<br>LOB: 1<br>BB: 0<br>P: 10 | R: 0<br>E: 0<br>K: 0<br>S: 6 | H: 0<br>LOB: 0<br>BB: 0<br>P: 7 | R: 0<br>E: 0<br>K: 1<br>S: 7 | H: 0<br>LOB: 0<br>BB: 0<br>P: 8 | R: 1<br>E: 0<br>K: 0<br>S: 6 | H: 1<br>LOB: 0<br>BB: 0<br>P: 8 | R: 0<br>E: 0<br>K: 1<br>S: 12 | H: 1<br>LOB: 1<br>BB: 0<br>P: 16 | R: 0<br>E: 0<br>K: 2<br>S: 17 | H: 1<br>LOB: 2<br>BB: 1<br>P: 28 |

| 1B: 3 | SF: 0 | WP: 0 | PA: 32 |
|---|---|---|---|
| 2B: 1 | SAC: 0 | PB: 0 | |
| 3B: 0 | DP: 1 | SB: 0 | |
| HR: 1 | HBP: 0 | CS: 0 | |

| PITCHER | | IP | WLS | BF | H | R | ER | SO | BB | IBB | HBP | BLK | WP | HR | S | P | ERA | WHIP |
|---|---|---|---|---|---|---|---|---|---|---|---|---|---|---|---|---|---|---|
| Jose Lima, R<br>ERA: 3.67 | (1, 1) | 7.0 | W | 23 | 3 | 1 | 1 | 4 | 0 | 0 | 0 | 0 | 0 | 1 | 51 | 68 | 1.29 | 0.429 |
| Guillermo Mota, R<br>ERA: 1.77 | (8, 1) | 0.2 | | 2 | 0 | 0 | 0 | 1 | 0 | 0 | 0 | 0 | 0 | 0 | 6 | 7 | 0.00 | 0.000 |
| Tom Martin, L<br>ERA: 3.6 | (8, 1) | 0.1 | | 2 | 1 | 0 | 0 | 0 | 0 | 0 | 0 | 0 | 0 | 0 | 6 | 9 | 0.00 | 3.000 |
| 37 Darren Dreifort, R<br>ERA: 5.06 | (9, 1) | 0.1 | | 3 | 1 | 0 | 0 | 1 | 1 | 0 | 0 | 0 | 0 | 0 | 8 | 16 | 0.00 | 6.000 |
| Eric Gagne, R<br>ERA: 1.73 | (9, 1) | 0.2 | S | 2 | 0 | 0 | 0 | 1 | 0 | 0 | 0 | 0 | 0 | 0 | 9 | 12 | 0.00 | 0.000 |

| PITCHER | IP | WLS | BF | H | R | ER | SO | BB | IBB | HBP | BLK | WP | HR | S | P | ERA | WHIP |
|---|---|---|---|---|---|---|---|---|---|---|---|---|---|---|---|---|---|

| Batter | 1 | 2 | 3 | 4 | 5 | 6 | 7 | 8 | 9 | AB | R | H | RBI | BB | SO | LOB |
|---|---|---|---|---|---|---|---|---|---|---|---|---|---|---|---|---|
| Dave Roberts, L (1, 7)<br>OBP: 0.390, SLG: 0.438 | X<br>0-0 ①<br>B4-3 | | B C F B B B<br>4-2<br>G4-3 SH5-3<br>BB | | B F T X<br>1-2 ②<br>F7 | | X<br>0-0 ①<br>B3 | | | 3 | 0 | 0 | 0 | 1 | 0 | 1 |
| Cesar Izturis, S (1, 6)<br>OBP: 0.347, SLG: 0.392 | C C B X<br>1-2 ②<br>G3 | | 1 SAFE X<br>0-0 ①<br>SH5-3<br>1-2 | | F X<br>0-1 ③<br>F9 | | B C F X<br>1-2<br>F9 S<br>1B<br>1B | | | 3 | 1 | 1 | 0 | 0 | 0 | 1 |
| Milton Bradley, S (1, 8)<br>OBP: 0.358, SLG: 0.412 | B B B B<br>4-0<br>1B<br>BB | | S C F B D F X<br>2-2 ②<br>G4-3<br>2-3 | | | B S S F F B B X<br>3-2<br>SH1-3 1B<br>1B<br>1B | B 1 C B B X<br>SAFE<br>3-1 ②<br>F9<br>1-3 | | | 3 | 1 | 1 | 0 | 1 | 0 | 2 |
| Shawn Green, L (1, 3)<br>OBP: 0.350, SLG: 0.429 | B F 1 X<br>SAFE<br>1-1<br>1-2<br>1B | | F B B X<br>2-1 ③<br>P4 | | | F 1 B X<br>SAFE<br>1-1<br>1B SH1-3<br>1-2 HR<br>1B | S C D F X<br>1-2<br>PO<br>3-H<br>1B | | | 4 | 1 | 3 | 1 | 0 | 0 | 1 |
| Paul Lo Duca, R (1, 2)<br>OBP: 0.387, SLG: 0.464 | C F B X<br>1-2 ③<br>G6-3 | | B B F F X<br>2-2 ①<br>P3 | | | X<br>0-0 ①<br>SH1-3<br>1-2<br>2-3 | 1 SAFE<br>0-0 ③<br>PO<br>1-2 | C F B S<br>1-3 ①<br>K | | 3 | 0 | 0 | 0 | 0 | 1 | 2 |
| Adrián Beltré, R (1, 5)<br>OBP: 0.328, SLG: 0.534 | | C S F B X<br>1-2 ①<br>P5 | X<br>0-0 ②<br>F9 | | | C F B X<br>1-2<br>HR<br>2-3<br>3-H<br>1B | | B C F S<br>1-3 ②<br>K | | 4 | 1 | 1 | 1 | 0 | 1 | 0 |
| Juan Encarnacion, R (1, 9)<br>OBP: 0.289, SLG: 0.456 | | C X<br>0-1 ②<br>F8 | B C C F S<br>1-3 ③<br>K2-3 | | | X<br>0-0<br>1-H<br>3-H<br>HR | | B B S X<br>2-1 ③<br>F8 | | 4 | 1 | 1 | 3 | 0 | 1 | 0 |
| Alex Cora, L (1, 4)<br>OBP: 0.381, SLG: 0.419 | | C X<br>0-1<br>1B | | | C F B F B X<br>2-2<br>FC2-6<br>1B | B B C F F X<br>2-2<br>CS<br>1B | | | | 3 | 0 | 3 | 0 | 0 | 0 | 0 |
| Jose Lima, R (1, 1)<br>OBP: 0.250, SLG: 0.182<br>Guillermo Mota, R (8, 1)<br>Tom Martin, L (8, 1)<br>37 Darren Dreifort, R (9, 1)<br>Eric Gagne, R (9, 1) | | C B B B C C<br>3-3 ③<br>K | | | X<br>0-0 ①<br>FC2-6<br>1-2f | C S S<br>0-3 ②③<br>K<br>1-2 | | | | 3<br>0<br>0<br>0<br>0 | 0<br>0<br>0<br>0<br>0 | 0<br>0<br>0<br>0<br>0 | 0<br>0<br>0<br>0<br>0 | 0<br>0<br>0<br>0<br>0 | 2<br>0<br>0<br>0<br>0 | 3<br>0<br>0<br>0<br>0 |
| Inning Stats | R: 0<br>E: 0<br>K: 0<br>S: 9<br>H: 1<br>LOB: 2<br>BB: 1<br>P: 16 | R: 0<br>E: 0<br>K: 1<br>S: 11<br>H: 1<br>LOB: 1<br>BB: 0<br>P: 15 | R: 0<br>E: 0<br>K: 0<br>S: 10<br>H: 0<br>LOB: 1<br>BB: 1<br>P: 18 | R: 0<br>E: 0<br>K: 1<br>S: 8<br>H: 0<br>LOB: 0<br>BB: 0<br>P: 11 | R: 0<br>E: 0<br>K: 0<br>S: 10<br>H: 1<br>LOB: 1<br>BB: 0<br>P: 13 | R: 4<br>E: 0<br>K: 1<br>S: 19<br>H: 5<br>LOB: 0<br>BB: 0<br>P: 26 | R: 1<br>E: 0<br>K: 0<br>S: 10<br>H: 2<br>LOB: 0<br>BB: 0<br>P: 15 | R: 0<br>E: 0<br>K: 2<br>S: 8<br>H: 0<br>LOB: 0<br>BB: 0<br>P: 12 | | 1B: 9<br>2B: 0<br>3B: 0<br>HR: 1<br>SF: 0<br>SAC: 2<br>DP: 0<br>HBP: 0 | | | | | | |

| PITCHER | | IP | WLS | BF | H | R | ER | SO | BB | IBB | HBP | BLK | WP | HR | S | P | ERA | WHIP |
|---|---|---|---|---|---|---|---|---|---|---|---|---|---|---|---|---|---|---|
| 40 Daniel Cabrera, R<br>ERA: 4.35 | (1, 1) | 6.2 | L | 30 | 9 | 5 | 5 | 3 | 2 | 0 | 0 | 0 | 0 | 1 | 73 | 109 | 6.75 | 1.650 |
| John Parrish, L<br>ERA: 4.17 | (7, 1) | 0.1 | | 1 | 1 | 0 | 0 | 0 | 0 | 0 | 0 | 0 | 0 | 0 | 4 | 5 | 0.00 | 3.000 |
| Mike DeJean, R<br>ERA: 7.18 | (8, 1) | 1.0 | | 3 | 0 | 0 | 0 | 2 | 0 | 0 | 0 | 0 | 0 | 0 | 8 | 12 | 0.00 | 0.000 |

| PITCHER | IP | WLS | BF | H | R | ER | SO | BB | IBB | HBP | BLK | WP | HR | S | P | ERA | WHIP |
|---|---|---|---|---|---|---|---|---|---|---|---|---|---|---|---|---|---|

# BOTTOM

# Baltimore Orioles @ Los Angeles Dodgers

Dodger Stadium, Los Angeles, CA

Tue Jun 15 2004, 7:10 PM PDT

Att. 29,711 - Cloudy - 71 F

livebaseballscorecards.com

| | |
|---|---|
| AB | 30 |
| R | 5 |
| H | 10 |
| RBI | 5 |
| BB | 2 |
| SO | 5 |
| LOB | 10 |

| Batter | 1 | 2 | 3 | 4 | 5 | 6 | 7 | 8 | 9 | AB | R | H | RBI | BB | SO | LOB |
|---|---|---|---|---|---|---|---|---|---|---|---|---|---|---|---|---|
| 1 Brian Roberts, S (1, 4)<br>OBP: 0.337, SLG: 0.350 | X<br>0-0 ①<br>B2 | | C C F F S<br>0-3 ②<br>K | | | B F X<br>1-1<br>1B<br>1B | | B B C F B B<br>4-2<br>6 G3<br>10 1B<br>1B<br>BB | C C X<br>0-2 ③<br>F7 | 4 | 1 | 1 | 0 | 1 | 1 | 1 |
| Jerry Hairston, R (1, 7)<br>OBP: 0.368, SLG: 0.359 | B B C B B<br>4-1<br>10<br>FC5-4<br>BB | | C B F X<br>1-2<br>6<br>CS<br>1B | | | C X<br>0-1<br>1-2<br>1B | | B B C X<br>2-1<br>10 1B<br>6 G3<br>1-2<br>SF8<br>1B | | 3 | 1 | 3 | 0 | 1 | 0 | 0 |
| 6 Melvin Mora, R (1, 5)<br>OBP: 0.440, SLG: 0.558 | C<br>1 SAFE<br>1 SAFE<br>B<br>1 SAFE<br>C<br>X<br>1-2 ②<br>F9 | | 1 SAFE<br>1 SAFE<br>C<br>1 SAFE<br>1-1 ③<br>CS<br>1-2 | B B L S X<br>2-2 ①<br>L7 | | C C S<br>0-3 ①<br>K | | C C B X<br>1-2 ①<br>G3<br>1-2<br>2-3 | | 4 | 0 | 0 | 0 | 0 | 1 | 5 |
| 10 Miguel Tejada, R (1, 6)<br>OBP: 0.348, SLG: 0.451 | B<br>B<br>B<br>C<br>X<br>3-1 ③<br>FC5-4<br>1-2f | | | B F B F S<br>2-3 ②<br>K | | C X<br>0-1 ②<br>F4 | | B F X<br>1-1<br>2-3<br>3-H<br>1B | | 4 | 0 | 1 | 1 | 0 | 1 | 3 |
| Rafael Palmeiro, L (1, 3)<br>OBP: 0.388, SLG: 0.430 | | B B F B B<br>4-1<br>31<br>G3<br>BB | | B C F B B F X<br>3-2 ③<br>P2 | | F X<br>0-1 ③<br>G4-3 | | B B F S B F F F X<br>3-2 ②<br>SF8<br>3-H | | 2 | 0 | 0 | 1 | 1 | 0 | 2 |
| Javy Lopez, R (1, 2)<br>OBP: 0.355, SLG: 0.454 | | S B X<br>1-1 ①<br>F8 | | | C B B X<br>2-1<br>2B | | X<br>0-0<br>HR | C S S<br>0-3 ③<br>K | | 4 | 1 | 2 | 1 | 0 | 1 | 2 |
| 31 Jay Gibbons, L (1, 9)<br>OBP: 0.315, SLG: 0.383 | | X<br>0-0 ②<br>G3<br>1-2 | | | C S S<br>0-3 ①<br>K | | B C B F B C<br>3-3 ①<br>K | | C X<br>0-1 ①<br>P6 | 4 | 0 | 0 | 0 | 0 | 2 | 2 |
| Luis Matos, R (1, 8)<br>OBP: 0.287, SLG: 0.364<br>B.J. Surhoff, L (9, PH)<br>OBP: 0.379, SLG: 0.443 | | B C D C B T<br>3-2 ③<br>K | | | S X<br>0-1 ②<br>F8 | | B F F X<br>1-2 ②<br>F9 | | X<br>0-0<br>1B | 3<br>1 | 0<br>0 | 0<br>1 | 0<br>0 | 0<br>0 | 1<br>0 | 2<br>0 |
| Matt Riley, L (1, 1)<br>Jose Leon, R (5, PH)<br>OBP: 0.176, SLG: 0.353<br>Eddy Rodriguez, R (5, 1)<br>Buddy Groom, L (6, 1)<br>Luis Lopez, S (7, PH)<br>OBP: 0.259, SLG: 0.208<br>John Parrish, L (7, 1)<br>Jorge Julio, R (8, 1)<br>Larry Bigbie, L (9, PH)<br>OBP: 0.330, SLG: 0.409 | | | B C S S<br>1-3 ①<br>K | | C X<br>0-1 ③<br>G6-3 | | B S F F C<br>1-3 ③<br>K | | B B C B S S<br>3-3 ②<br>K | 1<br>1<br>0<br>0<br>1<br>0<br>0<br>0<br>1 | 0<br>0<br>0<br>0<br>0<br>0<br>0<br>0<br>0 | 0<br>0<br>0<br>0<br>0<br>0<br>0<br>0<br>0 | 0<br>0<br>0<br>0<br>0<br>0<br>0<br>0<br>0 | 1<br>0<br>0<br>0<br>0<br>0<br>0<br>0<br>1 | 0<br>1<br>0<br>0<br>1<br>0<br>0<br>0<br>1 | 0<br>1<br>0<br>0<br>0<br>0<br>0<br>0<br>1 |
| Inning Stats | R: 0<br>E: 0<br>K: 0<br>S: 7<br>H: 0<br>LOB: 1<br>BB: 1<br>P: 15 | R: 0<br>E: 0<br>K: 1<br>S: 7<br>H: 0<br>LOB: 1<br>BB: 1<br>P: 15 | R: 0<br>E: 0<br>K: 2<br>S: 13<br>H: 1<br>LOB: 0<br>BB: 0<br>P: 16 | R: 0<br>E: 0<br>K: 1<br>S: 10<br>H: 0<br>LOB: 0<br>BB: 0<br>P: 17 | R: 0<br>E: 0<br>K: 1<br>S: 9<br>H: 1<br>LOB: 1<br>BB: 0<br>P: 11 | R: 0<br>E: 0<br>K: 1<br>S: 11<br>H: 2<br>LOB: 2<br>BB: 0<br>P: 12 | R: 1<br>E: 0<br>K: 2<br>S: 11<br>H: 1<br>LOB: 0<br>BB: 0<br>P: 16 | R: 2<br>E: 0<br>K: 1<br>S: 18<br>H: 2<br>LOB: 1<br>BB: 1<br>P: 29 | R: 0<br>E: 0<br>K: 1<br>S: 9<br>H: 1<br>LOB: 1<br>BB: 0<br>P: 12 | 1B: 6<br>2B: 1<br>3B: 0<br>HR: 1 | SF: 1<br>SAC: 0<br>DP: 0<br>HBP: 0 | | | WP: 0<br>PB: 0<br>SB: 0<br>CS: 1 | PA: 38 | |

| PITCHER | | IP | WLS | BF | H | R | ER | SO | BB | IBB | HBP | BLK | WP | HR | S | P | ERA | WHIP |
|---|---|---|---|---|---|---|---|---|---|---|---|---|---|---|---|---|---|---|
| Odalis Perez, L<br>ERA: 2.88 | (1, 1) | 7.0 | W | 27 | 5 | 1 | 1 | 8 | 2 | 0 | 0 | 0 | 0 | 1 | 68 | 102 | 1.29 | 1.000 |
| Duaner Sanchez, R<br>ERA: 2.32 | (8, 1) | 0.1 | | 4 | 2 | 2 | 2 | 0 | 1 | 0 | 0 | 0 | 0 | 0 | 9 | 17 | 54.00 | 9.000 |
| Tom Martin, L<br>ERA: 3.52 | (8, 1) | 0.1 | H | 1 | 0 | 0 | 0 | 0 | 0 | 0 | 0 | 0 | 0 | 0 | 6 | 9 | 0.00 | 0.000 |
| Eric Gagne, R<br>ERA: 1.65 | (8, 1) | 1.1 | S | 5 | 1 | 0 | 0 | 2 | 0 | 0 | 0 | 0 | 0 | 0 | 12 | 15 | 0.00 | 0.750 |

| PITCHER | IP | WLS | BF | H | R | ER | SO | BB | IBB | HBP | BLK | WP | HR | S | P | ERA | WHIP |
|---|---|---|---|---|---|---|---|---|---|---|---|---|---|---|---|---|---|

TOP

# Baltimore Orioles @ Los Angeles Dodgers

Dodger Stadium, Los Angeles, CA

Wed Jun 16 2004, 7:10 PM PDT

Att. 35,070 - Overcast - 67 F

livebaseballscorecards.com

| | |
|---|---|
| AB | 33 |
| R | 3 |
| H | 8 |
| RBI | 3 |
| BB | 3 |
| SO | 10 |
| LOB | 19 |

| Batter | 1 | 2 | 3 | 4 | 5 | 6 | 7 | 8 | 9 | AB | R | H | RBI | BB | SO | LOB |
|---|---|---|---|---|---|---|---|---|---|---|---|---|---|---|---|---|
| Cesar Izturis, S (1, 6)<br>OBP: 0.350, SLG: 0.394 | B C S S<br>1-3<br>K<br>① | | B C X<br>1-1<br>FC8-4<br>1B | F F B X<br>1-2<br>HR<br>2-3<br>3-H<br>1B | | B X<br>1-0<br>G6-3<br>① | | | | 4 | 1 | 2 | 1 | 0 | 1 | 0 |
| Jayson Werth, R (1, 7)<br>OBP: 0.333, SLG: 0.737 | C C S S<br>0-3<br>K2-3<br>② | | B 1 SAFE F X<br>1-1<br>FC8-4<br>1B<br>1-2f<br>1B<br>② | S B B X<br>2-1<br>1-H<br>3-H<br>HR | | B T X<br>1-1<br>F8<br>② | | | | 4 | 2 | 1 | 3 | 0 | 1 | 1 |
| Milton Bradley, S (1, 8)<br>OBP: 0.356, SLG: 0.409 | F B F X<br>1-2<br>G5-3<br>③ | | B B B X<br>3-0<br>1B<br>1-2<br>1B | F B B F F F B X<br>3-2<br>G5-3<br>③ | | C S T<br>0-2<br>K<br>③ | | | | 4 | 0 | 1 | 0 | 0 | 1 | 0 |
| Shawn Green, L (1, 3)<br>OBP: 0.352, SLG: 0.427 | | B C F X<br>1-2<br>E1<br>E | B B B C F X<br>3-2<br>1-2<br>2-H<br>1B | | B S C F F B B F B<br>4-2<br>G6-4-3<br>BB | | C B X<br>1-1<br>G6-3<br>① | | | 3 | 0 | 1 | 1 | 1 | 0 | 0 |
| Paul Lo Duca, R (1, 2)<br>OBP: 0.384, SLG: 0.460 | | B F B C B X<br>3-2<br>E6<br>2-3 | B C S X<br>1-2<br>F8<br>③ | | C F D X<br>1-2<br>G6-4-3<br>1-2f<br>① ② | | X<br>0-0<br>G6-4-3<br>1B | | | 4 | 0 | 1 | 0 | 0 | 0 | 4 |
| Adrian Beltré, R (1, 5)<br>OBP: 0.331, SLG: 0.533 | B T X<br>1-1<br>P3<br>① | | | F B F X<br>1-2<br>SH1-4<br>1B<br>1B | B C S X<br>1-2<br>HBP<br>1B | | X<br>0-0<br>G6-4-3<br>1-2f<br>② ③ | | | 4 | 2 | 2 | 0 | 0 | 0 | 3 |
| Juan Encarnacion, R (1, 9)<br>OBP: 0.292, SLG: 0.455 | F F B C<br>1-3<br>K<br>② | | | C D 1 SAFE B B S F F X<br>3-2<br>1B<br>SH1-4<br>1-2<br>HR<br>1B | B B S C F H<br>3-2<br>1B<br>1-2<br>HBP | | | B X<br>1-0<br>F9<br>① | | 3 | 1 | 1 | 0 | 0 | 1 | 2 |
| José Hernández, R (1, 4)<br>OBP: 0.418, SLG: 0.538 | C D F 1 SAFE S<br>1-3<br>K<br>③ | | | C B F T<br>1-2<br>K<br>① | C X<br>0-1<br>1-2<br>2-H<br>1B | | | S X<br>0-1<br>F8<br>② | | 4 | 0 | 1 | 1 | 0 | 2 | 4 |
| Odalis Perez, L (1, 1)<br>Duaner Sanchez, R (8, 1)<br>Tom Martin, L (8, 1)<br>Eric Gagne, R (8, 1) | | | B F B X<br>2-1<br>F7<br>① | X<br>0-0<br>SH1-4<br>1-2<br>2-3<br>② | B X<br>1-0<br>P5<br>③ | | | C B C C<br>0-3<br>K<br>③ | | 2<br>0<br>0<br>1 | 0<br>0<br>0<br>0 | 0<br>0<br>0<br>0 | 0<br>0<br>0<br>0 | 0<br>0<br>0<br>0 | 0<br>0<br>0<br>1 | 2<br>0<br>0<br>0 |
| Inning Stats | R: 0<br>E: 0<br>K: 2<br>S: 9<br>H: 0<br>LOB: 0<br>BB: 0<br>P: 11 | R: 0<br>E: 2<br>K: 2<br>S: 14<br>H: 0<br>LOB: 2<br>BB: 0<br>P: 21 | R: 1<br>E: 0<br>K: 0<br>S: 13<br>H: 3<br>LOB: 2<br>BB: 0<br>P: 24 | R: 4<br>E: 0<br>K: 1<br>S: 22<br>H: 4<br>LOB: 0<br>BB: 0<br>P: 33 | R: 1<br>E: 0<br>K: 0<br>S: 17<br>H: 2<br>LOB: 2<br>BB: 1<br>P: 27 | R: 0<br>E: 0<br>K: 1<br>S: 6<br>H: 0<br>LOB: 0<br>BB: 0<br>P: 8 | R: 0<br>E: 0<br>K: 0<br>S: 4<br>H: 1<br>LOB: 0<br>BB: 0<br>P: 5 | R: 0<br>E: 0<br>K: 1<br>S: 7<br>H: 0<br>LOB: 0<br>BB: 0<br>P: 8 | | 1B: 9<br>2B: 0<br>3B: 0<br>HR: 1<br>SF: 0<br>SAC: 1<br>DP: 2<br>HBP: 1 | | | | | WP: 0<br>PB: 0<br>SB: 0<br>CS: 0<br>PA: 36 | |

| PITCHER | IP | WLS | BF | H | R | ER | SO | BB | IBB | HBP | BLK | WP | HR | S | P | ERA | WHIP |
|---|---|---|---|---|---|---|---|---|---|---|---|---|---|---|---|---|---|
| Matt Riley, L (1, 1)<br>ERA: 7.11 | 4.0 | L | 21 | 7 | 5 | 5 | 5 | 0 | 0 | 0 | 0 | 0 | 1 | 58 | 89 | 11.25 | 1.750 |
| Eddy Rodriguez, R (5, 1)<br>ERA: 2.61 | 1.0 | | 6 | 2 | 1 | 1 | 0 | 1 | 0 | 1 | 0 | 0 | 0 | 17 | 27 | 9.00 | 3.000 |
| Buddy Groom, L (6, 1)<br>ERA: 3.66 | 1.0 | | 3 | 0 | 0 | 0 | 1 | 0 | 0 | 0 | 0 | 0 | 0 | 6 | 8 | 0.00 | 0.000 |
| John Parrish, L (7, 1)<br>ERA: 4.06 | 1.0 | | 3 | 1 | 0 | 0 | 0 | 0 | 0 | 0 | 0 | 0 | 0 | 4 | 5 | 0.00 | 1.000 |
| Jorge Julio, R (8, 1)<br>ERA: 4.13 | 1.0 | | 3 | 0 | 0 | 0 | 1 | 0 | 0 | 0 | 0 | 0 | 0 | 7 | 8 | 0.00 | 0.000 |

| PITCHER | IP | WLS | BF | H | R | ER | SO | BB | IBB | HBP | BLK | WP | HR | S | P | ERA | WHIP |
|---|---|---|---|---|---|---|---|---|---|---|---|---|---|---|---|---|---|

# BOTTOM

## Baltimore Orioles @ Los Angeles Dodgers

Dodger Stadium, Los Angeles, CA

Wed Jun 16 2004, 7:10 PM PDT

Att. 35,070 - Overcast - 67 F

livebaseballscorecards.com

| | |
|---|---|
| AB | 33 |
| R | 6 |
| H | 10 |
| RBI | 6 |
| BB | 1 |
| SO | 7 |
| LOB | 16 |

| Batter | 1 | 2 | 3 | 4 | 5 | 6 | 7 | 8 | 9 | AB | R | H | RBI | BB | SO | LOB |
|---|---|---|---|---|---|---|---|---|---|---|---|---|---|---|---|---|
| Jerry Hairston, R (1, 4)<br>OBP: 0.372, SLG: 0.364 | B C F B X<br>2-2 G5-4-3 1B<br>1-3 | 1 SAFE C X<br>0-1 1-3 1B | | | B B B C C X<br>3-2 ① F9 | | C S B F S<br>1-3 ② K | | | 4 | 0 | 2 | 0 | 0 | 1 | 0 |
| Luis Matos, R (1, 8)<br>OBP: 0.283, SLG: 0.357 | F B 1 SAFE 1 SAFE F 1 SAFE B X<br>2-2 ① ② G5-4-3<br>1-2f | B X<br>1-0 ③ G5-3 | | | X<br>0-0 ② G1-3 | | B C S B F S<br>2-3 ③ K | | | 4 | 0 | 0 | 0 | 0 | 1 | 3 |
| 6 Melvin Mora, R (1, 5)<br>OBP: 0.442, SLG: 0.560<br>Jose Leon, R (1, PR)<br>(1, 5)<br>OBP: 0.150, SLG: 0.300 | X<br>0-0 10 1B 1B 1B | | B F B X<br>2-1 ① F7 | | B C X<br>1-1 ③ G5-3 | | | B S S S<br>1-3 ① K | | 1<br>3 | 0<br>1 | 1<br>0 | 0<br>0 | 0<br>0 | 0<br>1 | 0<br>0 |
| 10 Miguel Tejada, R (1, 6)<br>OBP: 0.357, SLG: 0.458 | 1 SAFE C X<br>0-1 1B 1-2 1B | | B B F X<br>2-1 1B | | | B B C B B<br>4-1 2B 1B BB | | B C C X<br>1-2 1B | | 3 | 1 | 3 | 0 | 1 | 0 | 0 |
| Rafael Palmeiro, L (1, 3)<br>OBP: 0.386, SLG: 0.427 | F B B C F B X<br>3-2 FC6-4 1-3 2-H 1B | | B B X<br>2-0 ② P6 | | | X<br>0-0 ① L3 | | B B S 1 SAFE 1 SAFE F F S<br>2-3 ② K | | 4 | 0 | 1 | 1 | 0 | 1 | 3 |
| Javy Lopez, R (1, 2)<br>OBP: 0.353, SLG: 0.455 | S C X<br>0-2 ③ FC6-4<br>1-2f | | 1 SAFE C F X<br>0-2 ③ G4-3 | | | X<br>0-0 1-3 1B 2B | | F X<br>0-1 ③ F9 | | 4 | 1 | 1 | 0 | 0 | 0 | 5 |
| B.J. Surhoff, L (1, 9)<br>OBP: 0.383, SLG: 0.444<br>(6, 7) | C C F B B X<br>2-2 1B 1B | | F B F B F F C<br>2-3 ① K | | | X<br>0-0 G4-6-3 2-H 3-H 1B | | C X<br>0-1 ① G6-3 | | 4 | 0 | 2 | 2 | 0 | 1 | 0 |
| Larry Bigbie, L (1, 7)<br>OBP: 0.326, SLG: 0.403<br>Rodrigo Lopez, R (6, 1)<br>1 Brian Roberts, S (9, PH)<br>OBP: 0.336, SLG: 0.348 | C C B F B S<br>2-3 ① K | | B B X<br>2-0 ② G4-3 | | | S X<br>0-1 ② ③ G4-6-3 1-2f | | S B B B X<br>2-1 ② G1-4-3 | | 3<br>0<br>1 | 0<br>0<br>0 | 0<br>0<br>0 | 0<br>0<br>0 | 0<br>0<br>0 | 1<br>0<br>0 | 2<br>0<br>0 |
| 45 Erik Bedard, L (1, 1)<br>31 Jay Gibbons, L (6, 9)<br>OBP: 0.311, SLG: 0.378 | X<br>0-0 ② B5 | | C B F F F S<br>1-3 ③ K | | | | F X<br>0-1 ① G3 | | F F F X<br>0-2 ③ G4-3 | 2<br>2 | 0<br>0 | 0<br>0 | 0<br>0 | 0<br>0 | 1<br>0 | 1<br>0 |
| Inning Stats | R: 1 E: 0 K: 0 S: 16<br>H: 4 LOB: 3 BB: 0 P: 23 | R: 0 E: 0 K: 1 S: 12<br>H: 2 LOB: 2 BB: 0 P: 17 | R: 0 E: 0 K: 0 S: 8<br>H: 1 LOB: 1 BB: 0 P: 14 | R: 0 E: 0 K: 2 S: 11<br>H: 0 LOB: 0 BB: 0 P: 16 | R: 0 E: 0 K: 0 S: 6<br>H: 0 LOB: 0 BB: 0 P: 10 | R: 2 E: 0 K: 0 S: 6<br>H: 2 LOB: 0 BB: 1 P: 10 | R: 0 E: 0 K: 2 S: 10<br>H: 0 LOB: 0 BB: 0 P: 13 | R: 0 E: 0 K: 2 S: 12<br>H: 1 LOB: 1 BB: 0 P: 16 | R: 0 E: 0 K: 0 S: 8<br>H: 0 LOB: 0 BB: 0 P: 10 | 1B: 9 2B: 1 3B: 0 HR: 0<br>SF: 0 SAC: 0 DP: 2 HBP: 0 | | | | | | WP: 0 PB: 0 SB: 0 CS: 0<br>PA: 36 | |

| PITCHER | IP | WLS | BF | H | R | ER | SO | BB | IBB | HBP | BLK | WP | HR | S | P | ERA | WHIP |
|---|---|---|---|---|---|---|---|---|---|---|---|---|---|---|---|---|---|
| Kaz Ishii, L (1, 1)<br>ERA: 3.45 | 6.0 | | 26 | 9 | 3 | 3 | 3 | 1 | 0 | 0 | 0 | 0 | 0 | 59 | 90 | 4.50 | 1.667 |
| 37 Darren Dreifort, R (7, 1)<br>ERA: 4.88 | 1.0 | | 3 | 0 | 0 | 0 | 2 | 0 | 0 | 0 | 0 | 0 | 0 | 10 | 13 | 0.00 | 0.000 |
| Guillermo Mota, R (8, 1)<br>ERA: 1.72 | 1.0 | W | 4 | 1 | 0 | 0 | 2 | 0 | 0 | 0 | 0 | 0 | 0 | 12 | 16 | 0.00 | 1.000 |
| Eric Gagne, R (9, 1)<br>ERA: 1.59 | 1.0 | S | 3 | 0 | 0 | 0 | 0 | 0 | 0 | 0 | 0 | 0 | 0 | 8 | 10 | 0.00 | 0.000 |

| PITCHER | IP | WLS | BF | H | R | ER | SO | BB | IBB | HBP | BLK | WP | HR | S | P | ERA | WHIP |
|---|---|---|---|---|---|---|---|---|---|---|---|---|---|---|---|---|---|

# TOP

## Baltimore Orioles @ Los Angeles Dodgers

Dodger Stadium, Los Angeles, CA

Thu Jun 17 2004, 7:10 PM PDT

Att. 30,465 - Sunny - 68 F

livebaseballscorecards.com

| | |
|---|---|
| AB | 35 |
| R | 3 |
| H | 10 |
| RBI | 3 |
| BB | 1 |
| SO | 7 |
| LOB | 14 |

# Baltimore Orioles @ Los Angeles Dodgers

Dodger Stadium, Los Angeles, CA

Thu Jun 17 2004, 7:10 PM PDT

Att. 30,465 - Sunny - 68 F

livebaseballscorecards.com

## BOTTOM

| Batter | 1 | 2 | 3 | 4 | 5 | 6 | 7 | 8 | 9 | AB | R | H | RBI | BB | SO | LOB |
|---|---|---|---|---|---|---|---|---|---|---|---|---|---|---|---|---|
| Cesar Izturis, S (1, 6)<br>OBP: 0.347, SLG: 0.387 | G5-3 | | B2 | G6-3 | | L4 | | IBB | | 4 | 0 | 0 | 0 | 1 | 0 | 3 |
| Jayson Werth, R (1, 7)<br>OBP: 0.320, SLG: 0.636 | 2B BB | | K | | L6 | | K | PO | | 3 | 1 | 0 | 0 | 1 | 2 | 0 |
| Milton Bradley, S (1, 8)<br>OBP: 0.358, SLG: 0.415 | 1-H 2B | | 1B | | L8 | | K | | | 4 | 0 | 2 | 1 | 0 | 1 | 0 |
| Shawn Green, L (1, 3)<br>OBP: 0.355, SLG: 0.429 | K | | G4-3 | | 1B | | S 1B | | | 4 | 0 | 2 | 0 | 0 | 1 | 2 |
| Paul Lo Duca, R (1, 2)<br>OBP: 0.382, SLG: 0.461 | G6-3 | | | BB FC1-2 2B | | | G4-3 1-2 | | | 4 | 0 | 1 | 0 | 0 | 1 | 3 |
| Adrián Beltré, R (1, 5)<br>OBP: 0.337, SLG: 0.553 | | FC5-4 1B | | L3 | | L8 HR 2B | | HR | | 4 | 2 | 3 | 1 | 0 | 0 | 1 |
| Juan Encarnacion, R (1, 9)<br>OBP: 0.296, SLG: 0.451 | | FC5-4 FC4-6 1-2f | | FC1-2 BB BB | | L8 2-3 | | FC1-6 BB | | 2 | 0 | 0 | 0 | 2 | 0 | 2 |
| José Hernández, R (1, 4)<br>OBP: 0.411, SLG: 0.518 | | FC4-6 1-2f | | FC1-2 1-2 2-3 BB | | K | | K | | 3 | 0 | 0 | 0 | 1 | 2 | 3 |
| Kaz Ishii, L (1, 1)<br>OBP: 0.130, SLG: 0.091 | | K | | FC1-2 1-2 2-3 3-Hf | | HR 3-H | | FC1-6 PO BLK 1-2f | | 2 | 0 | 0 | 0 | 0 | 1 | 4 |
| Jason Grabowski, L (6, PH)<br>OBP: 0.313, SLG: 0.472 | | | | | | | | | | 1 | 1 | 1 | 2 | 0 | 0 | 0 |
| 37 Darren Dreifort, R (7, 1) | | | | | | | | | | 0 | 0 | 0 | 0 | 0 | 0 | 0 |
| Guillermo Mota, R (8, 1) | | | | | | | | | | 0 | 0 | 0 | 0 | 0 | 0 | 0 |
| Robin Ventura, L (8, PH)<br>OBP: 0.277, SLG: 0.233 | | | | | | | | | | 1 | 0 | 0 | 0 | 0 | 0 | 1 |
| Dave Roberts, L (8, PR)<br>OBP: 0.390, SLG: 0.438 | | | | | | | | | | 0 | 0 | 0 | 0 | 0 | 0 | 0 |
| Eric Gagne, R (9, 1) | | | | | | | | | | 0 | 0 | 0 | 0 | 0 | 0 | 0 |
| Inning Stats | R: 1<br>E: 0<br>K: 1<br>S: 15<br>H: 1<br>LOB: 1<br>BB: 1<br>P: 25 | R: 0<br>E: 1<br>K: 1<br>S: 13<br>H: 1<br>LOB: 1<br>BB: 0<br>P: 19 | R: 0<br>E: 0<br>K: 1<br>S: 9<br>H: 1<br>LOB: 1<br>BB: 0<br>P: 13 | R: 0<br>E: 0<br>K: 0<br>S: 7<br>H: 1<br>LOB: 3<br>BB: 2<br>P: 16 | R: 0<br>E: 0<br>K: 1<br>S: 9<br>H: 1<br>LOB: 1<br>BB: 0<br>P: 13 | R: 2<br>E: 0<br>K: 1<br>S: 11<br>H: 2<br>LOB: 0<br>BB: 0<br>P: 19 | R: 0<br>E: 0<br>K: 2<br>S: 12<br>H: 1<br>LOB: 1<br>BB: 0<br>P: 18 | R: 1<br>E: 0<br>K: 1<br>S: 14<br>H: 1<br>LOB: 1<br>BB: 2<br>P: 27 | | | | | | | | |

| PITCHER | | IP | WLS | BF | H | R | ER | SO | BB | IBB | HBP | BLK | WP | HR | S | P | ERA | WHIP |
|---|---|---|---|---|---|---|---|---|---|---|---|---|---|---|---|---|---|---|
| 45 Erik Bedard, L<br>ERA: 4.33 | (1, 1) | 5.0 | | 23 | 5 | 1 | 1 | 4 | 3 | 0 | 0 | 0 | 0 | 0 | 53 | 86 | 1.80 | 1.600 |
| Rodrigo Lopez, R<br>ERA: 3.63 | (6, 1) | 3.0 | L | 14 | 4 | 3 | 3 | 4 | 1 | 1 | 0 | 1 | 0 | 2 | 37 | 64 | 9.00 | 1.667 |

| PITCHER | IP | WLS | BF | H | R | ER | SO | BB | IBB | HBP | BLK | WP | HR | S | P | ERA | WHIP |
|---|---|---|---|---|---|---|---|---|---|---|---|---|---|---|---|---|---|

| | | | | | | | | | | | | | | | | | |
|---|---|---|---|---|---|---|---|---|---|---|---|---|---|---|---|---|---|

| | |
|---|---|
| AB | 32 |
| R | 4 |
| H | 9 |
| RBI | 4 |
| BB | 5 |
| SO | 8 |
| LOB | 19 |

1B: 4 SF: 0
2B: 3 SAC: 0
3B: 0 DP: 0
HR: 2 HBP: 0

WP: 0 PA: 38
PB: 0
SB: 1
CS: 0

| Batter | 1 | 2 | 3 | 4 | 5 | 6 | 7 | 8 | 9 | AB | R | H | RBI | BB | SO | LOB |
|---|---|---|---|---|---|---|---|---|---|---|---|---|---|---|---|---|
| 1 Brian Roberts, S (1, 4)<br>OBP: 0.330, SLG: 0.341 | C B F X 1-2 G5-3 | | C B C B B X 3-2 F9 | | F B B F F X 2-2 E6 10 1B BLK G1-2-3 | | C C B B F X 2-2 G5-3 | | C B X 1-1 L6 | 5 | 0 | 0 | 0 | 0 | 0 | 0 |
| B.J. Surhoff, L (1, 7)<br>OBP: 0.377, SLG: 0.438 | C C B F B X 2-2 G5-3 | | F F B F F C 1-3 K | | 1 SAFE C F F B X 1-2 G5-3 1-2 | | B X 1-0 F9 | | B B C F B F S 3-3 K | 2 | 0 | 0 | 0 | 0 | 1 | 0 |
| Luis Lopez, S (4, 5)<br>OBP: 0.233, SLG: 0.185 | | | | | | | | | | 3 | 0 | 0 | 0 | 0 | 1 | 1 |
| 10 Miguel Tejada, R (1, 6)<br>OBP: 0.359, SLG: 0.458 | C B X 1-1 1B | | C X 0-1 G1-3 | | C X 0-1 BB 2-3 1B | | B F X 1-1 G6-3 | | | 4 | 0 | 2 | 0 | 0 | 0 | 0 |
| Rafael Palmeiro, L (1, 3)<br>OBP: 0.387, SLG: 0.439 | B S B B B S F F X 3-2 F8 | | | B B F F F F X 2-2 HR | B B B F C 1 B SAFE 4-2 1-2 BB | | | C F F C 0-3 K | | 3 | 1 | 1 | 1 | 1 | 1 | 1 |
| Javy Lopez, R (1, 2)<br>OBP: 0.359, SLG: 0.465 | | X 0-0 31 G4-6-3 1B | | C S B B B B B 4-2 31 FC4-6 BB | B B F X 2-1 G1-2-3 3-Hf | | | X 0-0 3B | | 3 | 0 | 2 | 0 | 1 | 0 | 3 |
| 31 Jay Gibbons, L (1, 9)<br>OBP: 0.305, SLG: 0.369 | | B X 1-0 G4-6-3 1-2f | | X 0-0 FC4-6 G4-3 1B 1-2f | | C X 0-1 F8 | | C F X 0-2 P5 | | 4 | 0 | 0 | 0 | 0 | 0 | 3 |
| Jerry Hairston, R (1, 5)<br>(4, 7)<br>OBP: 0.384, SLG: 0.405 | | B B C X 2-1 2B | | B B C B X 2-1 G4-3 1-2 1B | | C C B F F X 1-2 G4-3 3B | | C F B B X 2-2 G1-3 | | 4 | 1 | 3 | 0 | 0 | 0 | 1 |
| Larry Bigbie, L (1, 8)<br>OBP: 0.325, SLG: 0.397 | | B B B B 4-0 BB | | S B C B X 2-2 G4-3 1-2 2-3 | | B X 1-0 G4-3 3-H | | | C C B S 1-3 K | 3 | 0 | 0 | 1 | 1 | 1 | 2 |
| Sidney Ponson, R (1, 1)<br>B.J. Ryan, L (8, 1)<br>David Newhan, L (9, PH)<br>OBP: 1.000, SLG: 4.000 | | S B B F C 2-3 K | | C F S 0-3 K | | X 0-0 G4-3 | | | B C B X 2-1 HR | 3 | 0 | 0 | 0 | 0 | 2 | 4 |
| | | | | | | | | | | 0 | 0 | 0 | 0 | 0 | 0 | 0 |
| | | | | | | | | | | 1 | 1 | 1 | 1 | 0 | 0 | 0 |
| Inning Stats | R: 0 E: 0 K: 0 S: 14 H: 1 LOB: 1 BB: 0 P: 21 | R: 0 E: 0 K: 1 S: 7 H: 2 LOB: 2 BB: 1 P: 16 | R: 0 E: 0 K: 1 S: 10 H: 0 LOB: 0 BB: 0 P: 14 | R: 1 E: 0 K: 1 S: 15 H: 2 LOB: 2 BB: 1 P: 25 | R: 0 E: 1 K: 0 S: 14 H: 1 LOB: 2 BB: 1 P: 23 | R: 1 E: 0 K: 0 S: 9 H: 1 LOB: 0 BB: 0 P: 11 | R: 0 E: 0 K: 0 S: 7 H: 0 LOB: 0 BB: 0 P: 11 | R: 0 E: 0 K: 1 S: 11 H: 1 LOB: 1 BB: 0 P: 13 | R: 1 E: 0 K: 2 S: 11 H: 1 LOB: 0 BB: 0 P: 18 | 1B: 4<br>2B: 1<br>3B: 2<br>HR: 2 | SF: 0<br>SAC: 0<br>DP: 2<br>HBP: 0 | | | | | |

| PITCHER | IP | WLS | BF | H | R | ER | SO | BB | IBB | HBP | BLK | WP | HR | S | P | ERA | WHIP |
|---|---|---|---|---|---|---|---|---|---|---|---|---|---|---|---|---|---|
| Shawn Estes, L (1, 1)<br>ERA: 5.55 | 7.0 | W | 30 | 7 | 2 | 2 | 3 | 3 | 0 | 0 | 1 | 0 | 1 | 76 | 121 | 2.57 | 1.429 |
| Javier López, L (8, 1)<br>ERA: 8.22 | 0.2 | H | 3 | 1 | 0 | 0 | 1 | 0 | 0 | 0 | 0 | 0 | 0 | 8 | 8 | 0.00 | 1.500 |
| Tim Harikkala, R (8, 1)<br>ERA: 3.12 | 0.1 | H | 1 | 0 | 0 | 0 | 0 | 0 | 0 | 0 | 0 | 0 | 0 | 3 | 5 | 0.00 | 0.000 |
| Shawn Chacon, R (9, 1)<br>ERA: 7.39 | 1.0 | S | 4 | 1 | 1 | 1 | 2 | 0 | 0 | 0 | 0 | 0 | 1 | 11 | 18 | 9.00 | 1.000 |

| PITCHER | IP | WLS | BF | H | R | ER | SO | BB | IBB | HBP | BLK | WP | HR | S | P | ERA | WHIP |
|---|---|---|---|---|---|---|---|---|---|---|---|---|---|---|---|---|---|

TOP

# Baltimore Orioles @ Colorado Rockies

Coors Field, Denver, CO

Fri Jun 18 2004, 7:05 PM MDT

Att. 30,148 - Unknown - 48 F

livebaseballscorecards.com

| | |
|---|---|
| AB | 35 |
| R | 3 |
| H | 9 |
| RBI | 3 |
| BB | 3 |
| SO | 6 |
| LOB | 15 |

# Baltimore Orioles @ Colorado Rockies

Coors Field, Denver, CO

Fri Jun 18 2004, 7:05 PM MDT

Att. 30,148 - Unknown - 48 F

livebaseballscorecards.com

## BOTTOM

| Batter | 1 | 2 | 3 | 4 | 5 | 6 | 7 | 8 | 9 | AB | R | H | RBI | BB | SO | LOB |
|---|---|---|---|---|---|---|---|---|---|---|---|---|---|---|---|---|
| Aaron Miles, S (1, 4)<br>OBP: 0.318, SLG: 0.405 | G6-3 | | G6-3 | | 1B 17 2B 1-3 1B | | G6-3 | | | 4 | 1 | 1 | 0 | 0 | 0 | 0 |
| Royce Clayton, R (1, 6)<br>OBP: 0.348, SLG: 0.463 | 17 G6-3 3B | | G6-3 | | 17 2B 1-3 3-H 1B | | 17 BB 1B | | | 4 | 2 | 3 | 1 | 0 | 0 | 0 |
| 17 Todd Helton, L (1, 3)<br>OBP: 0.465, SLG: 0.606 | G6-3 3-H | | | F7 | G5-3 1-H 3-H 2B | | BB 1-2 | | | 3 | 0 | 1 | 3 | 1 | 0 | 0 |
| Preston Wilson, R (1, 8)<br>OBP: 0.292, SLG: 0.318 | G5-3 | | | F8 | G5-3 2-3 | | F9 | | | 4 | 0 | 0 | 0 | 0 | 0 | 3 |
| Vinny Castilla, R (1, 5)<br>OBP: 0.349, SLG: 0.577 | | P4 | | E 1B | G6-3 | | | 5 G4-3 SH3-4 1B | | 4 | 1 | 2 | 0 | 0 | 0 | 1 |
| Mark Sweeney, L (1, 9)<br>OBP: 0.400, SLG: 0.442 | G6-3 | | | E4 1-H 2B | K | | | SH3-4 1-2 | | 3 | 0 | 1 | 1 | 0 | 1 | 0 |
| Javier López, L (8, 1) | | | | | | | | | | 0 | 0 | 0 | 0 | 0 | 0 | 0 |
| Tim Harikkala, R (8, 1) | | | | | | | | | | 0 | 0 | 0 | 0 | 0 | 0 | 0 |
| Shawn Chacon, R (9, 1) | | | | | | | | | | 0 | 0 | 0 | 0 | 0 | 0 | 0 |
| 5 Matt Holliday, R (1, 7)<br>OBP: 0.336, SLG: 0.482 | | 1B | | G5-3 | G6-3 | | | G4-3 2-3 | | 4 | 0 | 1 | 0 | 0 | 0 | 2 |
| Charles Johnson, R (1, 2)<br>OBP: 0.366, SLG: 0.524 | | F8 | | | E5 FC2-6 | F9 | | BB | | 3 | 0 | 0 | 0 | 1 | 0 | 1 |
| Shawn Estes, R (1, 1)<br>OBP: 0.152, SLG: 0.125 | | | G3 | | FC2-6 1-2f 1B 1B | | K | K | | 2 | 1 | 0 | 0 | 0 | 0 | 1 |
| Kit Pellow, R (7, PH) (8, 9)<br>OBP: 0.330, SLG: 0.344 | | | | | | | | | | 2 | 0 | 0 | 0 | 0 | 2 | 2 |
| Inning Stats | R: 1 H: 1<br>E: 0 LOB: 0<br>K: 0 BB: 0<br>S: 8 P: 9 | R: 0 H: 1<br>E: 0 LOB: 1<br>K: 0 BB: 0<br>S: 6 P: 12 | R: 0 H: 0<br>E: 0 LOB: 0<br>K: 0 BB: 0<br>S: 6 P: 9 | R: 1 H: 2<br>E: 1 LOB: 1<br>K: 0 BB: 0<br>S: 7 P: 8 | R: 3 H: 3<br>E: 1 LOB: 1<br>K: 0 BB: 0<br>S: 14 P: 21 | R: 0 H: 0<br>E: 0 LOB: 0<br>K: 1 BB: 0<br>S: 6 P: 8 | R: 0 H: 1<br>E: 0 LOB: 2<br>K: 1 BB: 1<br>S: 11 P: 19 | R: 0 H: 1<br>E: 0 LOB: 2<br>K: 1 BB: 1<br>S: 11 P: 20 | | 1B: 6 SF: 0<br>2B: 2 SAC: 1<br>3B: 1 DP: 0<br>HR: 0 HBP: 0 | | | | | | |

| | AB | 33 |
|---|---|---|
| | R | 5 |
| | H | 9 |
| | RBI | 5 |
| | BB | 2 |
| | SO | 3 |
| | LOB | 10 |

WP: 0 PA: 36
PB: 0
SB: 0
CS: 0

| PITCHER | | IP | WLS | BF | H | R | ER | SO | BB | IBB | HBP | BLK | WP | HR | S | P | ERA | WHIP |
|---|---|---|---|---|---|---|---|---|---|---|---|---|---|---|---|---|---|---|
| Sidney Ponson, R<br>ERA: 6.49 | (1, 1) | 7.0 | L | 31 | 8 | 5 | 4 | 2 | 1 | 0 | 0 | 0 | 0 | 0 | 58 | 86 | 5.14 | 1.286 |
| B.J. Ryan, L<br>ERA: 2.41 | (8, 1) | 1.0 | | 5 | 1 | 0 | 0 | 1 | 1 | 0 | 0 | 0 | 0 | 0 | 11 | 20 | 0.00 | 2.000 |

| PITCHER | IP | WLS | BF | H | R | ER | SO | BB | IBB | HBP | BLK | WP | HR | S | P | ERA | WHIP |
|---|---|---|---|---|---|---|---|---|---|---|---|---|---|---|---|---|---|

| Batter | 1 | 2 | 3 | 4 | 5 | 6 | 7 | 8 | 9 | AB | R | H | RBI | BB | SO | LOB |
|---|---|---|---|---|---|---|---|---|---|---|---|---|---|---|---|---|
| 1 Brian Roberts, S (1, 4)<br>OBP: 0.330, SLG: 0.341 | C F B S<br>1-3 K ① | | C B C B F C<br>2-3 K ① | B S F F B<br>2-2 CS ③<br>3-H | B X<br>1-0 B1-3 ① | C B X<br>1-1 BB ①<br>1-3<br>2-H<br>3-H | | B B C X<br>2-1 10 1B 2B 1B | B B B C C X<br>3-2 F7 ③ | 6 | 1 | 2 | 2 | 0 | 2 | 2 |
| David Newhan, L (1, 5)<br>OBP: 0.667, SLG: 1.200 | C S B S<br>1-3 K ② | | L B X<br>1-1 10 G5-3 1B 1B | | C B X<br>1-1 10 FC6-4 1B | B F B C B B<br>4-2 10 FC5-4 BB<br>1-2 | | X<br>0-0 F7 ② | | 4 | 1 | 2 | 0 | 1 | 1 | 1 |
| 10 Miguel Tejada, R (1, 6)<br>OBP: 0.356, SLG: 0.453 | C F B B S<br>1-3 K ③ | | F B X<br>2-1 G5-3 ②<br>1-2 | | C S D B X<br>2-2 FC6-4 ②<br>1-2f | F B X<br>1-1 FC5-4 ③<br>1-2f | | C B F X<br>1-2 2B 1B<br>1-2 | | 5 | 1 | 1 | 0 | 0 | 1 | 5 |
| Rafael Palmeiro, L (1, 3)<br>OBP: 0.388, SLG: 0.443 | | C B F F F F B F S<br>2-3 K ①<br>C X<br>0-1 1B 1B<br>2-H | | | C B F F F F B F X<br>2-2 G4-3 ③ | | X<br>0-0 G3-1 ① | B B X<br>2-0 2B<br>1-H<br>2-H | | 5 | 0 | 2 | 3 | 0 | 1 | 1 |
| Javy Lopez, R (1, 2)<br>OBP: 0.364, SLG: 0.468 | | B X<br>1-0 31 1B SF7 1B<br>F S B B X<br>2-2 31 FC6-4 1B<br>1-2 | | | | C S X<br>0-2 G5-3 ① | X<br>0-0 G5-3 31 1B 1B | C S F S<br>0-3 K ③ | | 5 | 1 | 3 | 0 | 0 | 1 | 1 |
| 31 Jay Gibbons, L (1, 9)<br>OBP: 0.307, SLG: 0.370 | | B B X<br>2-0 BB 1B<br>1-3<br>X<br>0-0 FC6-4 ③<br>1-2f | | | | B C F X<br>1-2 G3-1 ②<br>B F B F X | 2-2 G5-3 1B<br>1-2 | | C B F F F F B X<br>2-2 P4 ① | 5 | 0 | 2 | 0 | 0 | 0 | 2 |
| Jerry Hairston, R (1, 7)<br>OBP: 0.400, SLG: 0.416 | | B B 1 SAFE C B B<br>4-1 BB<br>1-2 | | C B B X<br>2-1 G4-3 1 CS 2B | | B B B B<br>4-0 BLK 1B 1 1B BB<br>C X<br>0-1 G5-3 ②<br>1-2<br>2-3 | | | C B S H<br>2-2 E HBP | 2 | 1 | 1 | 0 | 2 | 0 | 2 |
| Larry Bigbie, L (1, 8)<br>OBP: 0.322, SLG: 0.394 | | C B X<br>1-1 SF7 ②<br>3-H | | B B C X<br>2-1 G4-3 ①<br>2-3 | | C F B X<br>1-2 BLK 1 1B 1B<br>1-2<br>B F S X<br>1-2 G1-3 ③ | | | C B F C<br>1-3 K ② | 4 | 1 | 1 | 1 | 0 | 1 | 4 |
| Eric DuBose, L (1, 1)<br>Eddy Rodriguez, R (4, 1)<br>Jose Leon, R (6, PH)<br>OBP: 0.190, SLG: 0.300<br>John Parrish, L (6, 1)<br>Mike DeJean, R (6, 1)<br>Luis Lopez, S (8, PH)<br>OBP: 0.226, SLG: 0.179<br>Buddy Groom, L (8, 1)<br>Robert Machado, R (9, PH)<br>OBP: 0.143, SLG: 0.143 | | C S B S<br>1-3 K ③ | | C S S<br>0-3 K ② | | B C F B B B<br>4-2 1 1B BB<br>1-2<br>2-3 | | C B B X<br>2-1 G6-3 ①<br>C X<br>0-1 E5<br>1-2 | | 2 0 0 0 0 2 3<br>0 0 0 0 0 0 0<br>0 0 0 0 1 0 0<br>0 0 0 0 0 0 0<br>0 0 0 0 0 0 0<br>1 0 0 0 0 0 0<br>0 0 0 0 0 0 0<br>1 0 0 0 0 0 1 | | | | | | |
| Inning Stats | R: 0 H: 0<br>E: 0 LOB: 0<br>K: 3 BB: 0<br>S: 10 P: 13 | R: 1 H: 2<br>E: 0 LOB: 2<br>K: 2 BB: 1<br>S: 14 P: 25 | R: 1 H: 3<br>E: 0 LOB: 2<br>K: 1 BB: 0<br>S: 14 P: 21 | R: 0 H: 1<br>E: 0 LOB: 0<br>K: 1 BB: 0<br>S: 10 P: 16 | R: 0 H: 1<br>E: 0 LOB: 1<br>K: 0 BB: 0<br>S: 12 P: 18 | R: 2 H: 2<br>E: 0 LOB: 3<br>K: 0 BB: 3<br>S: 17 P: 33 | R: 0 H: 2<br>E: 0 LOB: 2<br>K: 0 BB: 0<br>S: 10 P: 13 | R: 2 H: 3<br>E: 0 LOB: 1<br>K: 1 BB: 0<br>S: 13 P: 20 | R: 0 H: 0<br>E: 1 LOB: 2<br>K: 1 BB: 0<br>S: 16 P: 24 | 1B: 12 SF: 1<br>2B: 2 SAC: 0<br>3B: 0 DP: 0<br>HR: 0 HBP: 1 | | | | | | WP: 0 PA: 47<br>PB: 0<br>SB: 0<br>CS: 1 | |

| PITCHER | | IP | WLS | BF | H | R | ER | SO | BB | IBB | HBP | BLK | WP | HR | S | P | ERA | WHIP |
|---|---|---|---|---|---|---|---|---|---|---|---|---|---|---|---|---|---|---|
| Jeff Fassero, L<br>ERA: 5.36 | (1, 1) | 5.2 | W | 27 | 8 | 4 | 4 | 7 | 3 | 0 | 0 | 1 | 0 | 0 | 71 | 114 | 6.35 | 1.941 |
| Marc Kroon, R<br>ERA: 9.82 | (6, 1) | 0.1 | | 3 | 1 | 0 | 0 | 0 | 1 | 0 | 0 | 0 | 0 | 0 | 6 | 12 | 0.00 | 6.000 |
| Javier López, L<br>ERA: 7.88 | (7, 1) | 1.0 | | 5 | 2 | 0 | 0 | 0 | 0 | 0 | 0 | 0 | 0 | 0 | 10 | 13 | 0.00 | 2.000 |
| Steve Reed, R<br>ERA: 3.03 | (8, 1) | 2.0 | | 11 | 3 | 2 | 2 | 2 | 0 | 0 | 1 | 0 | 0 | 0 | 29 | 44 | 9.00 | 1.500 |

| PITCHER | IP | WLS | BF | H | R | ER | SO | BB | IBB | HBP | BLK | WP | HR | S | P | ERA | WHIP |
|---|---|---|---|---|---|---|---|---|---|---|---|---|---|---|---|---|---|

# Baltimore Orioles @ Colorado Rockies

Coors Field, Denver, CO

Sat Jun 19 2004, 6:05 PM MDT

Att. 33,326 - Cloudy - 66 F

TOP

livebaseballscorecards.com

| | |
|---|---|
| AB | 40 |
| R | 6 |
| H | 14 |
| RBI | 6 |
| BB | 4 |
| SO | 9 |
| LOB | 22 |

# Baltimore Orioles @ Colorado Rockies

Coors Field, Denver, CO

Sat Jun 19 2004, 6:05 PM MDT

Att. 33,326 - Cloudy - 66 F

BOTTOM

livebaseballscorecards.com

| Batter | 1 | 2 | 3 | 4 | 5 | 6 | 7 | 8 | 9 | AB | R | H | RBI | BB | SO | LOB |
|---|---|---|---|---|---|---|---|---|---|---|---|---|---|---|---|---|
| Aaron Miles, S (1, 4)<br>OBP: 0.331, SLG: 0.419 | G5-3 | | BBBB 4-0 1B 2B 1-2 BB | BX 1-0 17 2B 1-3 2B | | CBFFBFFX 2-2 17 BB 1B G4-3 1B | | BX 1-0 BB 1B 1B 1B | | 4 | 4 | 3 | 0 | 1 | 0 | 0 |
| Royce Clayton, R (1, 6)<br>OBP: 0.357, SLG: 0.468 | G4-3 | | CFBFX 1-2 17 BB 2B 1-3 2-H 3-H 1B | BCFBBFB 4-2 17 2B SF9 BB | | X 0-0 G4-3 17 BB 1-2 1B | | FFBFBX 2-2 BB 1B 1-2 1B | | 4 | 3 | 3 | 2 | 1 | 0 | 0 |
| 17 Todd Helton, L (1, 3)<br>OBP: 0.467, SLG: 0.607 | X 0-0 F7 | | BBCBB 4-1 2B 1-2 BB | CBBS3X SAFE 2-2 SF9 1-3 2-H 3-H 2B | | BFBCBB 4-2 G4-3 1-2 2-3 BB | | X 0-0 P2 | | 3 | 1 | 1 | 2 | 2 | 0 | 2 |
| Preston Wilson, R (1, 8)<br>OBP: 0.379, SLG: 0.440 | | CBX 1-1 5 G4-3 2B | FCBFBX 2-2 5 F8 1-H 2-H 3-H 2B | IIII 4-0 SF9 IBB | | SBX 1-1 G4-3 1-2 2-3 3-H | | BBBCB 4-1 5 F9 1B 1-2 2-3 BB | | 3 | 0 | 2 | 4 | 2 | 0 | 2 |
| Vinny Castilla, R (1, 5)<br>OBP: 0.350, SLG: 0.574 | | CBX 1-1 P2 | SSX 0-2 G6-3 | CBSX 1-2 SF9 1-2 2-3 3-H | | IIIII 4-0 5 G4-6-3 IBB | | X 0-0 1-2 2-H 3-H 1B | | 3 | 0 | 1 | 3 | 1 | 0 | 2 |
| 5 Matt Holliday, R (1, 7)<br>OBP: 0.329, SLG: 0.470 | | SFFX 0-2 G4-3 2-3 | X 0-0 F8 2-3 | FCFC 0-3 K | | X 0-0 G4-6-3 1-2f | | CX 0-1 F9 2-3 | | 5 | 0 | 0 | 0 | 0 | 1 | 9 |
| Todd Greene, R (1, 2)<br>OBP: 0.281, SLG: 0.409 | BX 1-0 F7 | BX 1-0 G6-3 | | X 0-0 F7 | | BBX 2-0 G6-3 1B | | BSBX 2-1 G4-3 | | 5 | 0 | 1 | 0 | 0 | 0 | 4 |
| Luis Gonzalez, R (1, 9)<br>OBP: 0.306, SLG: 0.425 | | BBCCCX 2-2 1B 3B | BBCFFX 2-2 F9 | CBX 1-1 P6 | | BB1X SAFE 2-0 L8 | | | | 4 | 1 | 1 | 0 | 0 | 0 | 1 |
| Jeff Fassero, L (1, 1)<br>OBP: 0.429, SLG: 0.333 | | | BCFBBB 4-2 BB 1B BB | X 0-0 2B 17 2B 1B | CSBFBS 2-3 K | BFFBX 2-2 G6-3 1-2f | | | | 2 | 2 | 1 | 0 | 1 | 1 | 0 |
| Marc Kroon, R (6, 1) | | | | | | | | | | 0 | 0 | 0 | 0 | 0 | 0 | 0 |
| Javier López, L (7, 1) | | | | | | | | | | 0 | 0 | 0 | 0 | 0 | 0 | 0 |
| Mark Sweeney, L (7, PH)<br>OBP: 0.397, SLG: 0.438 | | | | | | | | | | 1 | 0 | 0 | 0 | 0 | 0 | 1 |
| Steve Reed, R (8, 1) | | | | | | | | | | 0 | 0 | 0 | 0 | 0 | 0 | 0 |
| Inning Stats | R: 0<br>E: 0<br>K: 0<br>S: 5<br>H: 0<br>LOB: 0<br>BB: 0<br>P: 5 | R: 0<br>E: 0<br>K: 0<br>S: 9<br>H: 1<br>LOB: 1<br>BB: 0<br>P: 12 | R: 5<br>E: 0<br>K: 0<br>S: 19<br>H: 3<br>LOB: 1<br>BB: 3<br>P: 37 | R: 3<br>E: 0<br>K: 1<br>S: 19<br>H: 3<br>LOB: 2<br>BB: 2<br>P: 33 | R: 0<br>E: 0<br>K: 1<br>S: 7<br>H: 0<br>LOB: 0<br>BB: 0<br>P: 10 | R: 1<br>E: 0<br>K: 0<br>S: 12<br>H: 2<br>LOB: 2<br>BB: 2<br>P: 23 | R: 0<br>E: 0<br>K: 0<br>S: 6<br>H: 1<br>LOB: 0<br>BB: 0<br>P: 12 | R: 2<br>E: 0<br>K: 0<br>S: 12<br>H: 3<br>LOB: 2<br>BB: 1<br>P: 21 | | | | | | | | |

| | |
|---|---|
| AB | 34 |
| R | 11 |
| H | 13 |
| RBI | 11 |
| BB | 8 |
| SO | 2 |
| LOB | 21 |

1B: 8 SF: 1
2B: 4 SAC: 0
3B: 1 DP: 2
HR: 0 HBP: 0

WP: 0 PA: 43
PB: 0
SB: 0
CS: 0

| PITCHER | IP | WLS | BF | H | R | ER | SO | BB | IBB | HBP | BLK | WP | HR | S | P | ERA | WHIP |
|---|---|---|---|---|---|---|---|---|---|---|---|---|---|---|---|---|---|
| Eric DuBose, L (1, 1)<br>ERA: 6.39 | 3.1 | L | 19 | 6 | 7 | 7 | 0 | 3 | 0 | 0 | 0 | 0 | 0 | 39 | 63 | 18.90 | 2.700 |
| Eddy Rodriguez, R (4, 1)<br>ERA: 3.0 | 1.2 | | 8 | 1 | 1 | 1 | 2 | 1 | 1 | 0 | 0 | 0 | 0 | 20 | 34 | 5.40 | 1.200 |
| John Parrish, L (6, 1)<br>ERA: 4.3 | 0.0 | | 3 | 2 | 1 | 1 | 0 | 1 | 0 | 0 | 0 | 0 | 0 | 9 | 15 | ∞ | ∞ |
| Mike DeJean, R (6, 1)<br>ERA: 6.67 | 2.0 | | 6 | 1 | 0 | 0 | 0 | 0 | 1 | 0 | 0 | 0 | 0 | 9 | 20 | 0.00 | 0.500 |
| Buddy Groom, L (8, 1)<br>ERA: 4.35 | 1.0 | | 7 | 3 | 2 | 2 | 0 | 1 | 0 | 0 | 0 | 0 | 0 | 12 | 21 | 18.00 | 4.000 |

| PITCHER | IP | WLS | BF | H | R | ER | SO | BB | IBB | HBP | BLK | WP | HR | S | P | ERA | WHIP |
|---|---|---|---|---|---|---|---|---|---|---|---|---|---|---|---|---|---|

# Baltimore Orioles @ Colorado Rockies

Coors Field, Denver, CO

Sun Jun 20 2004, 1:05 PM MDT

Att. 40,532 - Cloudy - 68 F

TOP

livebaseballscorecards.com

| Batter | 1 | 2 | 3 | 4 | 5 | 6 | 7 | 8 | 9 | AB | R | H | RBI | BB | SO | LOB |
|---|---|---|---|---|---|---|---|---|---|---|---|---|---|---|---|---|
| 1 Brian Roberts, S (1, 4)<br>OBP: 0.331, SLG: 0.354 | C B F C 1-3 ① K | | C B X 1-1 ③ B1 | | | B S X 1-1 ① P5 | | C B B X 2-1 ① G3 1B | F B X 1-1 1-H 2-H 3-H HR | 5 | 1 | 2 | 4 | 0 | 1 | 0 |
| Larry Bigbie, L (1, 7)<br>OBP: 0.324, SLG: 0.392 | C X 0-1 ② P6 | | | B F C X 1-2 ① G4-3 | | B B C F F B X 3-2 10 BB 1B | | C C F X 0-2 ① G3 1-2 | B B B C F B 4-2 BB | 4 | 0 | 1 | 0 | 1 | 0 | 1 |
| 10 Miguel Tejada, R (1, 6)<br>OBP: 0.357, SLG: 0.454 | B F B B F X 3-2 ③ G5-3 | | | B B X 2-0 2B | | B B D B 4-0 1-2 BB | | C D B F X 3-2 ② F8 | C X 0-1 ③ G6-3 | 4 | 0 | 1 | 0 | 1 | 0 | 2 |
| Rafael Palmeiro, L (1, 3)<br>OBP: 0.382, SLG: 0.435 | | B B X 2-0 ① P5 | | B F B B C C 3-3 ② K | | B X 1-0 ② F7 | | B C F C 1-3 ③ K | | 4 | 0 | 0 | 0 | 0 | 2 | 4 |
| Javy Lopez, R (1, 2)<br>OBP: 0.358, SLG: 0.461 | | C F X 0-2 ② P4 | | X 0-0 ③ G5-3 | | B F X 1-1 ③ G6-3 | | | B B X 2-0 ① P4 | 4 | 0 | 0 | 0 | 0 | 0 | 3 |
| Jerry Hairston, R (1, 9)<br>OBP: 0.396, SLG: 0.405 | | C B X 1-1 E6 | | | X 0-0 ① G4-3 | | B C B X 2-1 ① G6-3 | | C B B B B 4-1 31 G3 1 HR BB | 3 | 1 | 0 | 0 | 1 | 0 | 0 |
| David Newhan, L (1, 5)<br>OBP: 0.600, SLG: 0.875 | | X 0-0 ③ G4-3 | | | C S X 0-2 ② F7 | | X 0-0 16 WP 1B | | B B C B B 4-1 1-2 31 G3 1 HR BB | 3 | 1 | 1 | 0 | 1 | 0 | 1 |
| 16 Tim Raines, S (1, 8)<br>OBP: 0.364, SLG: 0.400<br>31 Jay Gibbons, L (9, PH)<br>OBP: 0.306, SLG: 0.368<br>Luis Matos, R (9, 8)<br>OBP: 0.283, SLG: 0.357 | | | B X 1-0 ① G6-3 | | C B F B F F F X 2-2 1B | | 1 SAFE C 1 SAFE B F X 1-2 ② F9 1-2 | | F F X 0-2 ② G3 1-2 2-3 | 3<br>1<br>0 | 0<br>0<br>0 | 1<br>0<br>0 | 0<br>0<br>0 | 0<br>0<br>0 | 0<br>0<br>0 | 1<br>2<br>0 |
| 40 Daniel Cabrera, R (1, 1)<br>John Parrish, L (6, 1)<br>Jose Leon, R (7, PH)<br>OBP: 0.182, SLG: 0.286<br>Mike DeJean, R (7, 1)<br>B.J. Ryan, L (7, 1)<br>Luis Lopez, S (9, PH)<br>OBP: 0.250, SLG: 0.179<br>Jorge Julio, R (9, 1) | | | B C B C S 2-3 ② K | | B B C C B C 3-3 ③ K | | C F F B X 1-2 ③ G6-3 | | B B S B B 4-1 1 HR BB | 2<br>0<br>1<br>0<br>0<br>0<br>0<br>0 | 0<br>0<br>0<br>0<br>0<br>0<br>1<br>0 | 0<br>0<br>0<br>0<br>0<br>0<br>0<br>0 | 0<br>0<br>0<br>0<br>0<br>0<br>0<br>0 | 0<br>0<br>0<br>0<br>1<br>0<br>0<br>0 | 2<br>0<br>0<br>0<br>0<br>0<br>0<br>0 | 1<br>0<br>1<br>0<br>0<br>0<br>0<br>0 |
| Inning Stats | R: 0 E: 0 K: 1 S: 8 H: 0 LOB: 0 BB: 0 P: 12 | R: 0 E: 1 K: 0 S: 7 H: 0 LOB: 1 BB: 0 P: 10 | R: 0 E: 0 K: 1 S: 6 H: 0 LOB: 0 BB: 0 P: 10 | R: 0 E: 0 K: 1 S: 8 H: 1 LOB: 1 BB: 0 P: 14 | R: 0 E: 0 K: 1 S: 13 H: 1 LOB: 1 BB: 0 P: 18 | R: 0 E: 0 K: 0 S: 9 H: 1 LOB: 2 BB: 1 P: 19 | R: 0 E: 0 K: 0 S: 10 H: 1 LOB: 1 BB: 0 P: 14 | R: 0 E: 0 K: 1 S: 12 H: 1 LOB: 1 BB: 0 P: 18 | R: 4 E: 0 K: 0 S: 14 H: 1 LOB: 1 BB: 4 P: 33 | 1B: 4 2B: 1 3B: 0 HR: 1 | SF: 0 SAC: 0 DP: 0 HBP: 0 | | | | | | |

| | AB | 34 |
|---|---|---|
| | R | 4 |
| | H | 6 |
| | RBI | 4 |
| | BB | 5 |
| | SO | 5 |
| | LOB | 16 |

WP: 1 PB: 0 SB: 0 CS: 0 PA: 39

| PITCHER | | IP | WLS | BF | H | R | ER | SO | BB | IBB | HBP | BLK | WP | HR | S | P | ERA | WHIP |
|---|---|---|---|---|---|---|---|---|---|---|---|---|---|---|---|---|---|---|
| Joe Kennedy, L<br>ERA: 3.81 | (1, 1) | 7.0 | | 27 | 4 | 0 | 0 | 4 | 1 | 0 | 0 | 0 | 1 | 0 | 61 | 97 | 0.00 | 0.714 |
| Javier López, L<br>ERA: 7.77 | (8, 1) | 0.1 | H | 2 | 1 | 0 | 0 | 0 | 0 | 0 | 0 | 0 | 0 | 0 | 6 | 8 | 0.00 | 3.000 |
| Tim Harikkala, R<br>ERA: 3.04 | (8, 1) | 0.2 | H | 2 | 0 | 0 | 0 | 1 | 0 | 0 | 0 | 0 | 0 | 0 | 6 | 10 | 0.00 | 0.000 |
| Shawn Chacon, R<br>ERA: 8.38 | (9, 1) | 1.0 | L | 8 | 1 | 4 | 4 | 0 | 4 | 0 | 0 | 0 | 0 | 1 | 14 | 33 | 36.00 | 5.000 |

| PITCHER | | IP | WLS | BF | H | R | ER | SO | BB | IBB | HBP | BLK | WP | HR | S | P | ERA | WHIP |
|---|---|---|---|---|---|---|---|---|---|---|---|---|---|---|---|---|---|---|

| Batter | 1 | 2 | 3 | 4 | 5 | 6 | 7 | 8 | 9 | AB | R | H | RBI | BB | SO | LOB |
|---|---|---|---|---|---|---|---|---|---|---|---|---|---|---|---|---|
| Aaron Miles, S (1, 4)<br>OBP: 0.341, SLG: 0.423 | B B C C T F X<br>2-2<br>G4-6-3<br>1B | | | B B B B<br>4-0<br>1B WP<br>17 SF7<br>BB | | B X<br>1-0<br>1-2<br>1B | | B B C T F X<br>2-2 ①<br>L4 | | 3 | 1 | 2 | 0 | 1 | 0 | 0 |
| Mark Sweeney, L (1, 9)<br>OBP: 0.395, SLG: 0.434<br>Kit Pellow, R (8, 9)<br>OBP: 0.327, SLG: 0.340 | X<br>0-0 ① ②<br>G4-6-3<br>1-2f | | | 1 SAFE B B X<br>2-0 ①<br>1-3<br>1B | | B F X<br>1-1 ②<br>P6 | | C B B S T F S<br>2-3 ②<br>K | | 3<br>1 | 0<br>0 | 1<br>0 | 0<br>0 | 0<br>0 | 0<br>0 | 3<br>1 |
| 17 Todd Helton, L (1, 3)<br>OBP: 0.460, SLG: 0.599 | B F X<br>1-1 ③<br>G3-1 | | | B F B C F B X<br>3-2 ②<br>SF7<br>3-H | | B B C S X<br>2-2 ③<br>G3-1 | | S S B B B F S<br>3-3 ③<br>K | | 3 | 0 | 0 | 1 | 0 | 1 | 2 |
| Vinny Castilla, R (1, 5)<br>OBP: 0.353, SLG: 0.570 | | B B B C T B<br>4-2<br>5<br>G3-6<br>BB | | F X<br>0-1 ③<br>G6-3 | | | C B S C<br>1-3 ①<br>K | | B B B B<br>4-0<br>5<br>2B<br>BB | 2 | 0 | 0 | 0 | 2 | 1 | 0 |
| Jeromy Burnitz, L (1, 8)<br>OBP: 0.363, SLG: 0.574 | | F C F B<br>1 SAFE C<br>1-3 ①<br>K | | | X<br>0-0 ①<br>F7 | | S B X<br>1-1<br>5<br>2B<br>1B | | C S S<br>0-3 ①<br>K | 4 | 1 | 1 | 0 | 0 | 2 | 2 |
| 5 Matt Holliday, R (1, 7)<br>OBP: 0.332, SLG: 0.480 | | C X<br>0-1 ② ③<br>G3-6<br>1-2f | | | B C X<br>1-1 ②<br>G4-3 | | 1 SAFE C 1 SAFE S F F F B B<br>2-2<br>1 SAFE F F X<br>1-H<br>2B | | X<br>0-0<br>1-3<br>2B | 4 | 0 | 2 | 1 | 0 | 0 | 1 |
| Charles Johnson, R (1, 2)<br>OBP: 0.364, SLG: 0.515 | | F B B X<br>2-1 ①<br>G5-3 | | | B B X<br>2-0 ③<br>G5-3 | | B B S B B<br>4-1<br>BB | | C C B S<br>1-3 ②<br>K | 3 | 0 | 0 | 0 | 1 | 1 | 2 |
| Denny Hocking, S (1, 6)<br>OBP: 0.261, SLG: 0.224<br>Javier López, L (8, 1)<br>Tim Harikkala, R (8, 1)<br>Shawn Chacon, R (9, 1)<br>Preston Wilson, R (9, PH)<br>OBP: 0.367, SLG: 0.423 | | C B X<br>1-1 ②<br>G4-3 | | | | X<br>0-0 ①<br>G4-3 | L C B B C<br>2-3 ②<br>K | | C B S S S<br>1-3 ③<br>K | 3<br>0<br>0<br>0<br>1 | 0<br>0<br>0<br>0<br>0 | 0<br>0<br>0<br>0<br>0 | 0<br>0<br>0<br>0<br>0 | 1<br>0<br>0<br>0<br>1 | 2<br>0<br>0<br>0<br>2 | 2<br>0<br>0<br>0<br>2 |
| Joe Kennedy, R (1, 1)<br>OBP: 0.259, SLG: 0.240<br>Royce Clayton, R (7, PH)<br>OBP: 0.355, SLG: 0.466<br>(8, 6) | | C X<br>0-1 ③<br>G4-3 | | | | C B C B B B<br>4-2<br>1B<br>BB | C X<br>0-1 ③<br>G4-3 | | | 1<br>1 | 0<br>0 | 0<br>0 | 0<br>0 | 1<br>0 | 0<br>0 | 0<br>2 |
| Inning Stats | R: 0 E: 0 K: 0 S: 8<br>H: 1 LOB: 0 BB: 0 P: 11 | R: 0 E: 0 K: 1 S: 8<br>H: 0 LOB: 0 BB: 1 P: 13 | R: 0 E: 0 K: 0 S: 6<br>H: 0 LOB: 0 BB: 0 P: 9 | R: 1 E: 0 K: 0 S: 7<br>H: 1 LOB: 0 BB: 1 P: 16 | R: 0 E: 0 K: 0 S: 4<br>H: 0 LOB: 0 BB: 0 P: 7 | R: 0 E: 0 K: 0 S: 9<br>H: 1 LOB: 2 BB: 1 P: 17 | R: 1 E: 0 K: 2 S: 19<br>H: 2 LOB: 2 BB: 1 P: 29 | R: 0 E: 0 K: 2 S: 13<br>H: 0 LOB: 0 BB: 0 P: 20 | R: 0 E: 0 K: 3 S: 10<br>H: 1 LOB: 2 BB: 1 P: 16 | 1B: 4<br>2B: 2<br>3B: 0<br>HR: 0 | SF: 1<br>SAC: 0<br>DP: 2<br>HBP: 0 | | | WP: 1<br>PB: 0<br>SB: 0<br>CS: 0 | PA: 35 | | |

| PITCHER | | IP | WLS | BF | H | R | ER | SO | BB | IBB | HBP | BLK | WP | HR | S | P | ERA | WHIP |
|---|---|---|---|---|---|---|---|---|---|---|---|---|---|---|---|---|---|---|
| 40 Daniel Cabrera, R<br>ERA: 4.02 | (1, 1) | 5.2 | | 20 | 3 | 1 | 1 | 1 | 3 | 0 | 0 | 0 | 1 | 0 | 39 | 68 | 1.59 | 1.059 |
| John Parrish, L<br>ERA: 4.26 | (6, 1) | 0.1 | | 1 | 0 | 0 | 0 | 0 | 0 | 0 | 0 | 0 | 0 | 0 | 3 | 5 | 0.00 | 0.000 |
| Mike DeJean, R<br>ERA: 6.91 | (7, 1) | 0.1 | | 4 | 2 | 1 | 1 | 1 | 1 | 0 | 0 | 0 | 0 | 0 | 14 | 22 | 27.00 | 9.000 |
| B.J. Ryan, L<br>ERA: 2.29 | (7, 1) | 1.2 | W | 5 | 0 | 0 | 0 | 3 | 0 | 0 | 0 | 0 | 0 | 0 | 18 | 27 | 0.00 | 0.000 |
| Jorge Julio, R<br>ERA: 3.99 | (9, 1) | 1.0 | S | 5 | 1 | 0 | 0 | 3 | 1 | 0 | 0 | 0 | 0 | 0 | 10 | 16 | 0.00 | 2.000 |

| PITCHER | IP | WLS | BF | H | R | ER | SO | BB | IBB | HBP | BLK | WP | HR | S | P | ERA | WHIP |
|---|---|---|---|---|---|---|---|---|---|---|---|---|---|---|---|---|---|

# BOTTOM

# Baltimore Orioles @ Colorado Rockies

Coors Field, Denver, CO

Sun Jun 20 2004, 1:05 PM MDT

Att. 40,532 - Cloudy - 68 F

livebaseballscorecards.com

| | |
|---|---|
| AB | 29 |
| R | 2 |
| H | 6 |
| RBI | 2 |
| BB | 5 |
| SO | 8 |
| LOB | 16 |

COLORADO ROCKIES

| Batter | 1 | 2 | 3 | 4 | 5 | 6 | 7 | 8 | 9 | AB | R | H | RBI | BB | SO | LOB |
|---|---|---|---|---|---|---|---|---|---|---|---|---|---|---|---|---|
| Bernie Williams, S (1, 8) OBP: 0.365, SLG: 0.432 | BBBCFB 4-2 2 13 HR BB | FBSFS 1-3 ① K | CBX 1-1 E5 1-2 2-3 | | BCBCBB 4-2 2 G4-6-3 BB | | BFBBSX 3-2 P3 | | BCCX 1-2 L7 | 4 | 1 | 0 | 0 | 2 | 1 | 4 |
| 2 Derek Jeter, R (1, 6) OBP: 0.319, SLG: 0.420 | FFBFBBB 4-2 1-2 13 HR BB | SFFX 0-2 1-H 2-H HR | BCFS 1-3 ② K | | X 0-0 ② ③ G4-6-3 1-2f | | SCBFX 1-2 13 HR 1B | | FBFS 1-3 ② K | 5 | 3 | 2 | 3 | 1 | 2 | 4 |
| 13 Alex Rodriguez, R (1, 5) OBP: 0.387, SLG: 0.553 | X 0-0 1-H 2-H HR | BBBCB 4-1 BB | FBSSS 1-3 ③ K | | | CBBBFB 4-2 55 G3 25 S BB BB | BBX 2-0 1-H HR | | CSBC 1-3 ③ K | 4 | 3 | 2 | 5 | 2 | 2 | 3 |
| 25 Jason Giambi, L (1, 10) OBP: 0.389, SLG: 0.474 | SCBX 1-2 ① F8 | 1 SAFE CFBFX 1-2 ② F8 | | CH 1-1 55 1B 20 BB HBP | | BBX 2-0 ① P6 1-2 | CBBBCFB 4-2 BB | | | 3 | 0 | 0 | 0 | 1 | 0 | 2 |
| 20 Jorge Posada, S (1, 2) OBP: 0.408, SLG: 0.516 | BBBBB 4-0 BB | 1 SAFE BBBCSTSS 2-3 ③ K | | BFBFBB 4-2 55 1B 1-2 BB | | CBBBBB 4-1 BB 55 G3 BB | X 0-0 ② L9 | | | 2 | 0 | 0 | 0 | 3 | 1 | 2 |
| 55 Hideki Matsui, L (1, 7) OBP: 0.389, SLG: 0.504 | SBCBFS 2-3 ② K | | BBBCB 4-1 FC6-4 BB | X 0-0 G6-4-3 1-2 2-3 1B | | BCFBFFFBF 3-2 X ② G3 1-2 2-3 | CBBSFX 2-2 ③ F7 | | | 4 | 0 | 1 | 0 | 1 | 1 | 4 |
| Ruben Sierra, S (1, 9) OBP: 0.305, SLG: 0.446 | BX 1-0 ③ L6 | | BBX 2-0 ① FC6-4 PB 1B 1-2f | X 0-0 ① F9 | | IIII 4-0 BB IBB | | CBBCFS 2-3 ① K | | 4 | 1 | 0 | 0 | 1 | 1 | 5 |
| Bubba Crosby, L (8, 9) OBP: 0.259, SLG: 0.500 | | | | | | | | | | 0 | 0 | 0 | 0 | 0 | 0 | 0 |
| Tony Clark, S (1, 3) OBP: 0.359, SLG: 0.404 | | CSX 0-2 2 HR 1B | 1 SAFE BBBSCBB 4-2 E 1B 1-2 BB | DBFBX 3-1 ② ③ G6-4-3 1-2f | | BSBBBSB 4-2 1-2 2-3 3-H BB | | BX 1-0 ② G4-3 | | 3 | 1 | 1 | 1 | 2 | 0 | 3 |
| Miguel Cairo, R (1, 4) OBP: 0.347, SLG: 0.431 | | BX 1-0 2 HR 1-2 1B | X 0-0 E 1-2 2-H 1B | | BBBCFX 2-2 ① F9 | BCX 1-1 ③ L9 | | BBFBFX 3-2 ③ F9 | | 5 | 1 | 2 | 1 | 0 | 0 | 3 |
| Inning Stats | R: 3 E: 0 K: 1 S: 15 H: 1 LOB: 1 BB: 3 P: 31 | R: 3 E: 0 K: 2 S: 21 H: 3 LOB: 1 BB: 1 P: 30 | R: 1 E: 1 K: 2 S: 13 H: 1 LOB: 3 BB: 2 P: 26 | R: 0 E: 0 K: 0 S: 7 H: 1 LOB: 2 BB: 1 P: 15 | R: 0 E: 0 K: 0 S: 6 H: 0 LOB: 0 BB: 1 P: 12 | R: 1 E: 0 K: 0 S: 15 H: 0 LOB: 3 BB: 4 P: 37 | R: 2 E: 0 K: 0 S: 16 H: 2 LOB: 1 BB: 1 P: 28 | R: 0 E: 0 K: 1 S: 8 H: 0 LOB: 0 BB: 0 P: 14 | R: 0 E: 0 K: 2 S: 9 H: 0 LOB: 0 BB: 0 P: 12 | 1B: 5 2B: 0 3B: 0 HR: 3 | SF: 0 SAC: 0 DP: 2 HBP: 1 | | | | | |

# New York Yankees @ Baltimore Orioles

Oriole Park at Camden Yards, Baltimore, MD

Tue Jun 22 2004, 7:05 PM EDT
Att. 49,696 - Overcast - 84 F

TOP

livebaseballscorecards.com

| | |
|---|---|
| AB | 34 |
| R | 10 |
| H | 8 |
| RBI | 10 |
| BB | 13 |
| SO | 8 |
| LOB | 30 |

WP: 0 PA: 48
PB: 1
SB: 1
CS: 0

| PITCHER | | IP | WLS | BF | H | R | ER | SO | BB | IBB | HBP | BLK | WP | HR | S | P | ERA | WHIP |
|---|---|---|---|---|---|---|---|---|---|---|---|---|---|---|---|---|---|---|
| Matt Riley, L<br>ERA: 8.56 | (1, 1) | 2.0 | L | 14 | 4 | 6 | 6 | 3 | 4 | 0 | 0 | 0 | 0 | 2 | 36 | 61 | 27.00 | 4.000 |
| John Parrish, L<br>ERA: 4.17 | (3, 1) | 3.0 | | 15 | 2 | 1 | 1 | 2 | 4 | 0 | 1 | 0 | 0 | 0 | 26 | 53 | 3.00 | 2.000 |
| Rodrigo Lopez, R<br>ERA: 4.01 | (6, 1) | 1.1 | | 10 | 2 | 3 | 3 | 0 | 3 | 1 | 0 | 0 | 0 | 1 | 23 | 51 | 20.25 | 3.750 |
| Buddy Groom, L<br>ERA: 4.22 | (7, 1) | 0.2 | | 3 | 0 | 0 | 0 | 0 | 1 | 0 | 0 | 0 | 0 | 0 | 8 | 14 | 0.00 | 1.500 |
| Eddy Rodriguez, R<br>ERA: 2.57 | (8, 1) | 2.0 | | 6 | 0 | 0 | 0 | 3 | 0 | 0 | 0 | 0 | 0 | 0 | 17 | 26 | 0.00 | 0.000 |

| PITCHER | IP | WLS | BF | H | R | ER | SO | BB | IBB | HBP | BLK | WP | HR | S | P | ERA | WHIP |
|---|---|---|---|---|---|---|---|---|---|---|---|---|---|---|---|---|---|

# BOTTOM

## New York Yankees @ Baltimore Orioles

Oriole Park at Camden Yards, Baltimore, MD

Tue Jun 22 2004, 7:05 PM EDT

Att. 49,696 - Overcast - 84 F

livebaseballscorecards.com

| Batter | 1 | 2 | 3 | 4 | 5 | 6 | 7 | 8 | 9 | AB | R | H | RBI | BB | SO | LOB |
|---|---|---|---|---|---|---|---|---|---|---|---|---|---|---|---|---|
| 1 Brian Roberts, S (1, 4)<br>OBP: 0.333, SLG: 0.353 | C B B F B X<br>3-2<br>1B<br>10 HR<br>1B | X<br>0-0 ③<br>F9 | | | C B X<br>1-1 ③<br>L7 | | | B B B B<br>4-0<br>BB<br>2-3<br>BB | | 3 | 1 | 1 | 0 | 1 | 0 | 0 |
| David Newhan, L (1, 5)<br>OBP: 0.571, SLG: 0.727 | X<br>0-0<br>10 HR<br>1-3<br>1B | | B B X<br>2-0 ①<br>F8 | | | C B X<br>1-1 ①<br>G3 | | B C B B C F F B<br>4-2<br>1-2<br>BB | | 3 | 1 | 1 | 0 | 1 | 0 | 0 |
| 10 Miguel Tejada, R (1, 6)<br>OBP: 0.355, SLG: 0.462 | B F X<br>1-1<br>1-H<br>3-H<br>HR | | B S B C X<br>2-2 ②<br>L6 | | | B B B C X<br>3-1 ②<br>F9 | | B X<br>1-0 ②<br>P5 | | 4 | 1 | 1 | 3 | 0 | 0 | 3 |
| Rafael Palmeiro, L (1, 3)<br>OBP: 0.377, SLG: 0.427 | X<br>0-0 ①<br>F8 | | B B C B X<br>3-1 ③<br>P6 | | | B X<br>1-0 ③<br>G6-3 | | B X<br>1-0 ③<br>G3-1 | | 4 | 0 | 0 | 0 | 0 | 0 | 3 |
| Javy Lopez, R (1, 2)<br>OBP: 0.357, SLG: 0.457 | B B B X<br>3-0 ②<br>F8 | | | B F X<br>1-1 ①<br>G5-3 | | | C B X<br>1-1 ①<br>L7 | | C F F B F X<br>1-2<br>31<br>L4-3<br>1B | 4 | 0 | 1 | 0 | 0 | 0 | 0 |
| 31 Jay Gibbons, L (1, 9)<br>OBP: 0.299, SLG: 0.360 | C B F F X<br>1-2 ③<br>G4-3 | | | S B F X<br>1-2 ②<br>G6-3 | | | C X<br>0-1 ②<br>P4 | | C S X<br>0-2 ① ②<br>L4-3<br>1-1 | 4 | 0 | 0 | 0 | 0 | 0 | 1 |
| Luis Matos, R (1, 8)<br>OBP: 0.282, SLG: 0.360 | | B F C F X<br>1-2<br>G3<br>SF8<br>2B | | C F F X<br>0-2 ③<br>G5-3 | | | B X<br>1-0 ③<br>G6-3 | | C S F B F S<br>1-3 ③<br>K | 4 | 1 | 1 | 0 | 0 | 1 | 0 |
| Larry Bigbie, L (1, 7)<br>OBP: 0.322, SLG: 0.390 | | C X<br>0-1 ①<br>G3<br>2-3 | | | C B B F C<br>2-3 ①<br>K | | | B B B B<br>4-0<br>1<br>WP<br>G5-3<br>BB | | 1 | 0 | 0 | 0 | 0 | 0 | 1 |
| 16 Tim Raines, S (4, 7)<br>OBP: 0.385, SLG: 0.364 | | | | | | | | | | 1 | 0 | 0 | 0 | 1 | 1 | 0 |
| Jerry Hairston, R (1, 10)<br>OBP: 0.387, SLG: 0.398 | | C F X<br>0-2 ②<br>SF8<br>3-H | | | C F X<br>0-2 ②<br>F7 | | | B C X<br>1-1 ①<br>G5-3<br>1-2 | | 2 | 0 | 0 | 1 | 0 | 0 | 1 |
| Inning Stats | R: 3 H: 3<br>E: 0 LOB: 0<br>K: 0 BB: 0<br>S: 12 P: 20 | R: 1 H: 1<br>E: 0 LOB: 0<br>K: 0 BB: 0<br>S: 10 P: 11 | R: 0 H: 0<br>E: 0 LOB: 0<br>K: 0 BB: 0<br>S: 6 P: 13 | R: 0 H: 0<br>E: 0 LOB: 0<br>K: 0 BB: 0<br>S: 9 P: 11 | R: 0 H: 0<br>E: 0 LOB: 0<br>K: 1 BB: 0<br>S: 8 P: 11 | R: 0 H: 0<br>E: 0 LOB: 0<br>K: 0 BB: 0<br>S: 5 P: 10 | R: 0 H: 0<br>E: 0 LOB: 0<br>K: 0 BB: 0<br>S: 5 P: 7 | R: 0 H: 0<br>E: 0 LOB: 3<br>K: 0 BB: 3<br>S: 8 P: 23 | R: 0 H: 1<br>E: 0 LOB: 0<br>K: 1 BB: 0<br>S: 13 P: 15 | 1B: 3 SF: 1<br>2B: 2 SAC: 0<br>3B: 0 DP: 1<br>HR: 1 HBP: 0 | | | | | | |

| AB | 30 |
|---|---|
| R | 4 |
| H | 5 |
| RBI | 4 |
| BB | 3 |
| SO | 2 |
| LOB | 9 |

WP: 1 PA: 34
PB: 0
SB: 0
CS: 0

| PITCHER | | IP | WLS | BF | H | R | ER | SO | BB | IBB | HBP | BLK | WP | HR | S | P | ERA | WHIP |
|---|---|---|---|---|---|---|---|---|---|---|---|---|---|---|---|---|---|---|
| 35 Mike Mussina, R<br>ERA: 4.58 | (1, 1) | 5.0 | W | 19 | 4 | 4 | 4 | 1 | 0 | 0 | 0 | 0 | 0 | 1 | 45 | 66 | 7.20 | 0.800 |
| Paul Quantrill, R<br>ERA: 3.2 | (6, 1) | 2.0 | | 6 | 0 | 0 | 0 | 0 | 0 | 0 | 0 | 0 | 0 | 0 | 10 | 17 | 0.00 | 0.000 |
| Bret Prinz, R<br>ERA: 2.84 | (8, 1) | 0.1 | | 4 | 0 | 0 | 0 | 0 | 3 | 0 | 0 | 0 | 1 | 0 | 6 | 19 | 0.00 | 9.000 |
| Tom Gordon, R<br>ERA: 1.77 | (8, 1) | 1.2 | | 5 | 1 | 0 | 0 | 1 | 0 | 0 | 0 | 0 | 0 | 0 | 15 | 19 | 0.00 | 0.600 |

| PITCHER | IP | WLS | BF | H | R | ER | SO | BB | IBB | HBP | BLK | WP | HR | S | P | ERA | WHIP |
|---|---|---|---|---|---|---|---|---|---|---|---|---|---|---|---|---|---|

| Batter | 1 | 2 | 3 | 4 | 5 | 6 | 7 | 8 | 9 | AB | R | H | RBI | BB | SO | LOB |
|---|---|---|---|---|---|---|---|---|---|---|---|---|---|---|---|---|
| Bernie Williams, S (1, 8)<br>OBP: 0.367, SLG: 0.437 | F B F X<br>1-2 ① G5-3 | | F C X<br>0-2 13 G3-6 1-H 1B | | X<br>0-0 2 E 2B | | C X<br>0-1 ① G4-3 | | | 4 | 1 | 2 | 1 | 0 | 0 | 0 |
| 2 Derek Jeter, R (1, 6)<br>OBP: 0.315, SLG: 0.414<br>Enrique Wilson, S (8, 6)<br>OBP: 0.252, SLG: 0.343 | B F B X<br>2-1 ② F9 | | F F F 1 SAFE B F D B C<br>3-3 ① K | | B F C F B F X<br>2-2 E6 2-H | | C F B X<br>1-2 ② G5-3 | | | 4<br>0 | 0<br>0 | 0<br>0 | 0<br>0 | 0<br>0 | 1<br>0 | 1<br>0 |
| 13 Alex Rodriguez, R (1, 5)<br>OBP: 0.385, SLG: 0.547 | B B C B F B<br>4-2 25 2B BB | | B B S B F X<br>3-2 ② ③ G3-6 1-2f | | C D S B F S<br>2-3 ③ K | | B C C B X<br>2-2 ③ G5-3 | | | 3 | 0 | 0 | 0 | 1 | 1 | 2 |
| 25 Jason Giambi, L (1, 10)<br>OBP: 0.391, SLG: 0.478 | B X<br>1-0 1-3 2B | | | C F X<br>0-2 ① F8 | | B S B S F B B<br>4-2 55 BB 20 1B BB | | B S X<br>1-1 ① G5-3 | | 3 | 0 | 1 | 0 | 1 | 0 | 0 |
| 20 Jorge Posada, S (1, 2)<br>OBP: 0.409, SLG: 0.516<br>John Flaherty, R (8, 2)<br>OBP: 0.217, SLG: 0.321 | X<br>0-0 ③ G4-3 | | | S F X<br>0-2 FC6-4 1B | | B X<br>1-0 55 BB 1-2 1B | | B C X<br>1-1 ② G6-3 | | 4<br>0 | 0<br>0 | 2<br>0 | 0<br>0 | 0<br>0 | 0<br>0 | 2<br>0 |
| 55 Hideki Matsui, L (1, 7)<br>OBP: 0.387, SLG: 0.498<br>Bubba Crosby, L (8, 7)<br>OBP: 0.259, SLG: 0.500 | | B S F F X<br>1-2 ① G4-3 | | B X<br>1-0 ② F8 | | B B B B<br>4-0 1-2 2-3 BB | | B X<br>1-0 ③ G4-3 | | 3<br>0 | 0<br>0 | 0<br>0 | 0<br>0 | 0<br>0 | 1<br>0 | 1<br>0 |
| Ruben Sierra, S (1, 9)<br>OBP: 0.304, SLG: 0.441 | | F B F B F X<br>2-2 G5-4-3 1B | | B C X<br>1-1 ③ FC6-4 1-2f | | B F S F S<br>1-3 ① K | | | X<br>0-0 ① F7 | 4 | 0 | 1 | 0 | 0 | 1 | 4 |
| Tony Clark, S (1, 3)<br>OBP: 0.348, SLG: 0.389 | | B S F B F B X<br>3-2 ② ③ G5-4-3 1-2f | | | C B F B B F F S<br>3-3 ① K | F B S S<br>1-3 ② K | | | F S C<br>0-3 ② K | 4 | 0 | 0 | 0 | 0 | 3 | 4 |
| Miguel Cairo, R (1, 4)<br>OBP: 0.344, SLG: 0.425 | | | B C X<br>1-1 S 1B 1B | | C B B X<br>2-1 ② P6 | B C B X<br>2-1 ③ G4-3 | | | X<br>0-0 ③ G4-3 | 4 | 1 | 1 | 0 | 0 | 0 | 3 |
| Inning Stats | R: 0 E: 0 K: 0 S: 9<br>H: 1 LOB: 2 BB: 1 P: 17 | R: 0 E: 0 K: 0 S: 12<br>H: 1 LOB: 0 BB: 0 P: 18 | R: 1 E: 0 K: 1 S: 13<br>H: 2 LOB: 0 BB: 0 P: 20 | R: 0 E: 0 K: 0 S: 9<br>H: 1 LOB: 1 BB: 0 P: 11 | R: 1 E: 1 K: 2 S: 17<br>H: 1 LOB: 1 BB: 0 P: 26 | R: 0 E: 0 K: 2 S: 13<br>H: 1 LOB: 3 BB: 2 P: 26 | R: 0 E: 0 K: 0 S: 8<br>H: 0 LOB: 0 BB: 0 P: 11 | R: 0 E: 0 K: 0 S: 5<br>H: 0 LOB: 0 BB: 0 P: 8 | R: 0 E: 0 K: 1 S: 5<br>H: 0 LOB: 0 BB: 0 P: 5 | 1B: 5<br>2B: 2<br>3B: 0<br>HR: 0 | SF: 0<br>SAC: 0<br>DP: 2<br>HBP: 0 | | | WP: 0<br>PB: 0<br>SB: 1<br>CS: 0 | PA: 36 | | |

TOP

# New York Yankees @ Baltimore Orioles

Oriole Park at Camden Yards, Baltimore, MD

Wed Jun 23 2004, 7:05 PM EDT
Att. 41,678 - Sunny - 84 F

livebaseballscorecards.com

| | |
|---|---|
| AB | 33 |
| R | 2 |
| H | 7 |
| RBI | 1 |
| BB | 3 |
| SO | 6 |
| LOB | 17 |

| PITCHER | | IP | WLS | BF | H | R | ER | SO | BB | IBB | HBP | BLK | WP | HR | S | P | ERA | WHIP |
|---|---|---|---|---|---|---|---|---|---|---|---|---|---|---|---|---|---|---|
| 45 Erik Bedard, L<br>ERA: 4.11 | (1, 1) | 5.0 | W | 24 | 7 | 2 | 1 | 3 | 3 | 0 | 0 | 0 | 0 | 0 | 64 | 105 | 1.80 | 2.000 |
| Jason Grimsley, R<br>ERA: 3.14 | (6, 1) | 2.0 | H | 6 | 0 | 0 | 0 | 2 | 0 | 0 | 0 | 0 | 0 | 0 | 17 | 24 | 0.00 | 0.000 |
| B.J. Ryan, L<br>ERA: 2.23 | (8, 1) | 1.0 | | 3 | 0 | 0 | 0 | 0 | 0 | 0 | 0 | 0 | 0 | 0 | 5 | 8 | 0.00 | 0.000 |
| Mike DeJean, R<br>ERA: 6.67 | (9, 1) | 1.0 | | 3 | 0 | 0 | 0 | 1 | 0 | 0 | 0 | 0 | 0 | 0 | 5 | 5 | 0.00 | 0.000 |

| PITCHER | IP | WLS | BF | H | R | ER | SO | BB | IBB | HBP | BLK | WP | HR | S | P | ERA | WHIP |
|---|---|---|---|---|---|---|---|---|---|---|---|---|---|---|---|---|---|

# New York Yankees @ Baltimore Orioles

Oriole Park at Camden Yards, Baltimore, MD

Wed Jun 23 2004, 7:05 PM EDT

Att. 41,678 - Sunny - 84 F

livebaseballscorecards.com

## BOTTOM

| Batter | 1 | 2 | 3 | 4 | 5 | 6 | 7 | 8 | 9 | AB | R | H | RBI | BB | SO | LOB |
|---|---|---|---|---|---|---|---|---|---|---|---|---|---|---|---|---|
| 1 Brian Roberts, S (1, 4)<br>OBP: 0.334, SLG: 0.352 | 2-1 3B 1B | 3-2 G3-1 | | 1-1 F8 2-3 | | | 4-2 S 1B BB | 1-0 P4 | | 4 | 2 | 1 | 0 | 1 | 0 | 2 |
| David Newhan, L (1, 5)<br>OBP: 0.632, SLG: 0.875 | 1-1 10 1B 1-H 3B | | 0-2 10 G6-4-3 1B | 2-2 3-H 1B | | | 2-2 10 2B 1-H 1B | 1-3 K | | 5 | 2 | 4 | 3 | 0 | 1 | 1 |
| 10 Miguel Tejada, R (1, 6)<br>OBP: 0.359, SLG: 0.480 | 2-2 1B 31 SF8 3-H 1B | | 1-0 G6-4-3 1-2f | 1-3 K | | | 2-0 1B 1-H 2B | 2-1 1-H HR | | 5 | 3 | 3 | 4 | 0 | 1 | 2 |
| Rafael Palmeiro, L (1, 3)<br>OBP: 0.377, SLG: 0.427 | 0-2 1B 1-3 1B | | 0-0 P4 | | 2-2 P6 | | 1-1 2B SF8 2-H 1B | 1-2 P4 | | 5 | 1 | 2 | 1 | 0 | 0 | 0 |
| Javy Lopez, R (1, 2)<br>OBP: 0.359, SLG: 0.462<br>Robert Machado, R (9, 2)<br>OBP: 0.143, SLG: 0.143 | 0-2 P4 | | | 0-1 31 E 31 1B 1B | 1-3 K | | 0-1 1-3 2B | | | 4<br>0 | 0<br>0 | 2<br>0 | 0<br>0 | 0<br>0 | 1<br>0 | 2<br>0 |
| 31 Jay Gibbons, L (1, 9)<br>OBP: 0.299, SLG: 0.359<br>16 Tim Raines, S (9, 9)<br>OBP: 0.385, SLG: 0.364 | 0-0 SF8 3-H | | | 1-2 E9 1B 1-H E 1B | 3-2 F8 | | 1-1 G1-3 | | | 3<br>0 | 1<br>0 | 1<br>0 | 1<br>0 | 0<br>0 | 0<br>0 | 2<br>0 |
| Luis Matos, R (1, 8)<br>OBP: 0.286, SLG: 0.364 | 1-0 1-3 1B | | | 0-0 E 2B 2-3 1B | | 1-1 G4-3 | 0-1 SF8 3-H | | | 3 | 1 | 2 | 1 | 0 | 0 | 0 |
| Larry Bigbie, L (1, 7)<br>OBP: 0.317, SLG: 0.383 | | 3-3 K | | 1-0 E1 1-2 2B 3-H | | 1-3 K | 1-2 L5 | | | 4 | 1 | 0 | 1 | 0 | 2 | 2 |
| Jerry Hairston, R (1, 10)<br>OBP: 0.390, SLG: 0.410 | | 1-2 F9 | | 2-0 1 F8 1-H 2-H 2B | | 1-3 K | | 2-1 10 HR 1B | | 4 | 2 | 2 | 2 | 0 | 1 | 0 |
| Inning Stats | R: 3 E: 0 K: 0 S: 16 H: 5 LOB: 2 BB: 0 P: 22 | R: 0 E: 0 K: 1 S: 15 H: 0 LOB: 0 BB: 0 P: 22 | R: 0 E: 0 K: 0 S: 5 H: 1 LOB: 0 BB: 0 P: 6 | R: 4 E: 2 K: 1 S: 17 H: 5 LOB: 1 BB: 0 P: 25 | R: 0 E: 0 K: 1 S: 9 H: 0 LOB: 0 BB: 0 P: 15 | R: 0 E: 0 K: 2 S: 9 H: 0 LOB: 0 BB: 0 P: 12 | R: 4 E: 0 K: 0 S: 19 H: 4 LOB: 1 BB: 1 P: 30 | R: 2 E: 0 K: 1 S: 11 H: 2 LOB: 0 BB: 0 P: 18 | | 1B: 12<br>2B: 3<br>3B: 1<br>HR: 1 | SF: 2<br>SAC: 0<br>DP: 1<br>HBP: 0 | | | | | |

| | AB | 37 |
|---|---|---|
| | R | 13 |
| | H | 17 |
| | RBI | 13 |
| | BB | 1 |
| | SO | 6 |
| | LOB | 11 |

| PITCHER | | IP | WLS | BF | H | R | ER | SO | BB | IBB | HBP | BLK | WP | HR | S | P | ERA | WHIP |
|---|---|---|---|---|---|---|---|---|---|---|---|---|---|---|---|---|---|---|
| Jon Lieber, R<br>ERA: 5.26 | (1, 1) | 3.2 | L | 20 | 11 | 7 | 5 | 1 | 0 | 0 | 0 | 0 | 0 | 0 | 50 | 71 | 12.27 | 3.000 |
| Tanyon Sturtze, R<br>ERA: 5.06 | (4, 1) | 2.1 | | 10 | 2 | 3 | 3 | 4 | 1 | 0 | 0 | 0 | 0 | 0 | 29 | 47 | 11.57 | 1.286 |
| Felix Heredia, L<br>ERA: 8.64 | (7, 1) | 2.0 | | 10 | 4 | 3 | 3 | 1 | 0 | 0 | 0 | 0 | 0 | 1 | 22 | 32 | 13.50 | 2.000 |

| PITCHER | IP | WLS | BF | H | R | ER | SO | BB | IBB | HBP | BLK | WP | HR | S | P | ERA | WHIP |
|---|---|---|---|---|---|---|---|---|---|---|---|---|---|---|---|---|---|

WP: 0 PB: 0 SB: 1 CS: 0 PA: 40

| Batter | 1 | 2 | 3 | 4 | 5 | 6 | 7 | 8 | 9 | AB | R | H | RBI | BB | SO | LOB |
|---|---|---|---|---|---|---|---|---|---|---|---|---|---|---|---|---|
| Kenny Lofton, L (1, 8)<br>OBP: 0.361, SLG: 0.447 | C B F B X 2-2 F7 ① | | B F B X 2-1 G4-3 ② | | X 0-0 E1 2 HR 1B | | F B B X 2-1 L4 ② | | B C X 1-1 1B | 5 | 1 | 2 | 0 | 0 | 0 | 0 |
| 2 Derek Jeter, R (1, 6)<br>OBP: 0.316, SLG: 0.425 | F X 0-1 F8 ② | | B F C B B X 3-2 E5 13 HR | | S F X 0-2 2-H HR | | B X 1-0 1B | | F F B 1 SAFE X 1-2 F8 ② | 5 | 2 | 2 | 2 | 0 | 0 | 1 |
| 13 Alex Rodriguez, R (1, 5)<br>OBP: 0.382, SLG: 0.551 | B C B C B X 3-2 G5-3 ③ | | F X 0-1 1-H HR | | C F F F C 0-3 K ② | | X 0-0 G5-3 ③ | | B S X 1-1 F8 ③ | 5 | 1 | 1 | 2 | 0 | 1 | 2 |
| 25 Jason Giambi, L (1, 3)<br>OBP: 0.384, SLG: 0.467<br>Tony Clark, S (9, 3)<br>OBP: 0.348, SLG: 0.389 | | C X 0-1 F7 ① | F B S X 1-2 P5 ③ | | C B B F X 2-2 P5 ③ | | | F F C 0-3 K ① | | 4<br>0 | 0<br>0 | 0<br>0 | 0<br>0 | 0<br>0 | 1<br>0 | 0<br>0 |
| 20 Jorge Posada, S (1, 2)<br>OBP: 0.415, SLG: 0.518 | | B B F B B 4-1 55 1B BB | | F B X 1-1 E4 G1-3 1B | | X 0-0 G3-1 ① | | B C B X 2-1 55 1B FC4-6 1B | | 3 | 1 | 2 | 0 | 1 | 0 | 0 |
| 55 Hideki Matsui, L (1, 7)<br>OBP: 0.389, SLG: 0.498 | | C C F X 0-2 1-2 1B | | B B B C C X 3-2 F7 ① | | C B F X 1-2 L8 ② | | D B X 2-0 1-3 FC4-6 1B | | 4 | 0 | 2 | 0 | 0 | 0 | 1 |
| Bernie Williams, S (1, 10)<br>OBP: 0.366, SLG: 0.434 | | F C B B F F X 2-2 F8 ② | | F 2 SAFE C B B F X 2-2 G1-3 ② 2-3 | | F B X 1-1 FC6 1B | | C B F X 1-2 FC4-6 ② 1-2f 3-H | | 4 | 0 | 1 | 1 | 0 | 0 | 4 |
| Bubba Crosby, L (1, 9)<br>OBP: 0.226, SLG: 0.433 | | X 0-0 F9 ③ | | B X 1-0 G6-3 ③ | | X 0-0 FC6 ③ 1-2f | | 1 SAFE 1 SAFE C 1 SAFE X 0-1 F8 ③ | | 4 | 0 | 0 | 0 | 0 | 0 | 5 |
| Miguel Cairo, R (1, 4)<br>OBP: 0.333, SLG: 0.410 | | | B X 1-0 F7 ① | | B C F B B X 3-2 F8 ① | | C X 0-1 L9 ① | | B X 1-0 F8 ① | 4 | 0 | 0 | 0 | 0 | 0 | 0 |
| Inning Stats | R: 0 E: 0 K: 0 S: 8 H: 0 LOB: 0 BB: 0 P: 13 | R: 0 E: 0 K: 0 S: 13 H: 1 LOB: 2 BB: 1 P: 19 | R: 2 E: 1 K: 0 S: 11 H: 1 LOB: 0 BB: 0 P: 18 | R: 0 E: 1 K: 0 S: 10 H: 1 LOB: 1 BB: 0 P: 17 | R: 2 E: 1 K: 1 S: 15 H: 2 LOB: 0 BB: 0 P: 20 | R: 0 E: 0 K: 0 S: 7 H: 1 LOB: 1 BB: 0 P: 9 | R: 0 E: 0 K: 0 S: 6 H: 1 LOB: 1 BB: 0 P: 9 | R: 1 E: 0 K: 1 S: 11 H: 2 LOB: 1 BB: 0 P: 16 | R: 0 E: 0 K: 0 S: 8 H: 1 LOB: 1 BB: 0 P: 12 | 1B: 8 2B: 0 3B: 0 HR: 2 | SF: 0 SAC: 0 DP: 0 HBP: 0 | | | | | |

| PITCHER | IP | WLS | BF | H | R | ER | SO | BB | IBB | HBP | BLK | WP | HR | S | P | ERA | WHIP |
|---|---|---|---|---|---|---|---|---|---|---|---|---|---|---|---|---|---|
| Sidney Ponson, R (1, 1)<br>ERA: 6.22 | 7.0 | L | 30 | 7 | 4 | 2 | 1 | 1 | 0 | 0 | 0 | 0 | 2 | 70 | 105 | 2.57 | 1.143 |
| John Parrish, L (8, 1)<br>ERA: 4.29 | 1.0 | | 5 | 2 | 1 | 1 | 1 | 0 | 0 | 0 | 0 | 0 | 0 | 11 | 16 | 9.00 | 2.000 |
| Eddy Rodriguez, R (9, 1)<br>ERA: 2.4 | 1.0 | | 4 | 1 | 0 | 0 | 0 | 0 | 0 | 0 | 0 | 0 | 0 | 8 | 12 | 0.00 | 1.000 |

| PITCHER | IP | WLS | BF | H | R | ER | SO | BB | IBB | HBP | BLK | WP | HR | S | P | ERA | WHIP |
|---|---|---|---|---|---|---|---|---|---|---|---|---|---|---|---|---|---|

# TOP

## New York Yankees @ Baltimore Orioles

Oriole Park at Camden Yards, Baltimore, MD

Thu Jun 24 2004, 7:05 PM EDT
Att. 48,442 - Sunny - 91 F

livebaseballscorecards.com

| | |
|---|---|
| AB | 38 |
| R | 5 |
| H | 10 |
| RBI | 5 |
| BB | 1 |
| SO | 2 |
| LOB | 13 |

| | | | | | | | | | |
|---|---|---|---|---|---|---|---|---|---|
| 1B: 8 | SF: 0 | WP: 0 | PA: 39 |
| 2B: 0 | SAC: 0 | PB: 0 | |
| 3B: 0 | DP: 0 | SB: 0 | |
| HR: 2 | HBP: 0 | CS: 0 | |

| Batter | 1 | 2 | 3 | 4 | 5 | 6 | 7 | 8 | 9 | AB | R | H | RBI | BB | SO | LOB |
|---|---|---|---|---|---|---|---|---|---|---|---|---|---|---|---|---|
| 1 Brian Roberts, S (1, 4)<br>OBP: 0.337, SLG: 0.352 | HR<br>BB | FC6-4<br>1-2f | | | G4-3 | | 10<br>F8-6<br>1B | | | 3 | 1 | 1 | 0 | 1 | 0 | 1 |
| David Newhan, L (1, 5)<br>OBP: 0.565, SLG: 0.900 | 1-H<br>HR | G3 | | | K | | K | | | 4 | 1 | 1 | 2 | 0 | 2 | 1 |
| 10 Miguel Tejada, R (1, 6)<br>OBP: 0.361, SLG: 0.484 | G4-3 | 1B | | | 2B | | F8-6<br>1-2 | | | 4 | 0 | 2 | 0 | 0 | 0 | 1 |
| Rafael Palmeiro, L (1, 3)<br>OBP: 0.375, SLG: 0.424 | G1-3<br>1B | P4 | | | G3 | | | L9 | | 4 | 0 | 1 | 0 | 0 | 0 | 2 |
| Javy Lopez, R (1, 2)<br>OBP: 0.354, SLG: 0.455 | G1-3<br>1-2 | F8 | | | | G6-3 | | K | | 4 | 0 | 0 | 0 | 0 | 1 | 2 |
| 31 Jay Gibbons, L (1, 9)<br>OBP: 0.293, SLG: 0.351 | F9 | | F7 | | | P6 | | G4-3 | | 4 | 0 | 0 | 0 | 0 | 0 | 1 |
| Luis Matos, R (1, 8)<br>OBP: 0.285, SLG: 0.362 | | L9 | G5-3 | | | 2B<br>1B | | | G6-3 | 4 | 0 | 1 | 0 | 0 | 0 | 0 |
| Larry Bigbie, L (1, 7)<br>OBP: 0.324, SLG: 0.391 | | 1B<br>BB | 1B | | | 1-3<br>2B | | | G6-3 | 3 | 0 | 2 | 0 | 1 | 0 | 0 |
| Jerry Hairston, R (1, 10)<br>OBP: 0.386, SLG: 0.405 | | 1<br>FC6-4<br>1-2<br>1B | F7 | | | P3 | | | G3 | 4 | 0 | 1 | 0 | 0 | 0 | 3 |
| Inning Stats | R: 2<br>E: 0<br>K: 0<br>S: 14<br>H: 2<br>LOB: 1<br>BB: 1<br>P: 23 | R: 0<br>E: 0<br>K: 0<br>S: 7<br>H: 1<br>LOB: 1<br>BB: 1<br>P: 13 | R: 0<br>E: 0<br>K: 0<br>S: 9<br>H: 1<br>LOB: 1<br>BB: 0<br>P: 16 | R: 0<br>E: 0<br>K: 0<br>S: 9<br>H: 1<br>LOB: 1<br>BB: 0<br>P: 14 | R: 0<br>E: 0<br>K: 1<br>S: 10<br>H: 1<br>LOB: 1<br>BB: 0<br>P: 13 | R: 0<br>E: 0<br>K: 0<br>S: 10<br>H: 2<br>LOB: 2<br>BB: 0<br>P: 16 | R: 0<br>E: 0<br>K: 1<br>S: 7<br>H: 1<br>LOB: 0<br>BB: 0<br>P: 11 | R: 0<br>E: 0<br>K: 1<br>S: 10<br>H: 0<br>LOB: 0<br>BB: 0<br>P: 13 | R: 0<br>E: 0<br>K: 0<br>S: 8<br>H: 0<br>LOB: 0<br>BB: 0<br>P: 10 | 1B: 6<br>2B: 3<br>3B: 0<br>HR: 1<br>SF: 0<br>SAC: 0<br>DP: 1<br>HBP: 0 | | | | | | |

| PITCHER | | IP | WLS | BF | H | R | ER | SO | BB | IBB | HBP | BLK | WP | HR | S | P | ERA | WHIP |
|---|---|---|---|---|---|---|---|---|---|---|---|---|---|---|---|---|---|---|
| Javier Vazquez, R<br>ERA: 3.38 | (1, 1) | 7.0 | W | 30 | 9 | 2 | 2 | 2 | 2 | 0 | 0 | 0 | 0 | 1 | 66 | 106 | 2.57 | 1.571 |
| Tom Gordon, R<br>ERA: 1.73 | (8, 1) | 1.0 | H | 3 | 0 | 0 | 0 | 1 | 0 | 0 | 0 | 0 | 0 | 0 | 10 | 13 | 0.00 | 0.000 |
| 42 Mariano Rivera, R<br>ERA: 0.93 | (9, 1) | 1.0 | S | 3 | 0 | 0 | 0 | 0 | 0 | 0 | 0 | 0 | 0 | 0 | 8 | 10 | 0.00 | 0.000 |

| PITCHER | IP | WLS | BF | H | R | ER | SO | BB | IBB | HBP | BLK | WP | HR | S | P | ERA | WHIP |
|---|---|---|---|---|---|---|---|---|---|---|---|---|---|---|---|---|---|

# BOTTOM

## New York Yankees @ Baltimore Orioles

Oriole Park at Camden Yards, Baltimore, MD

Thu Jun 24 2004, 7:05 PM EDT
Att. 48,442 - Sunny - 91 F

livebaseballscorecards.com

| | |
|---|---|
| AB | 34 |
| R | 2 |
| H | 9 |
| RBI | 2 |
| BB | 2 |
| SO | 3 |
| LOB | 11 |

# Atlanta Braves @ Baltimore Orioles

Oriole Park at Camden Yards, Baltimore, MD

Fri Jun 25 2004, 7:35 PM EDT

Att. 33,579 - Overcast - 74 F

livebaseballscorecards.com

TOP

| Batter | 1 | 2 | 3 | 4 | 5 | 6 | 7 | 8 | 9 | AB | R | H | RBI | BB | SO | LOB |
|---|---|---|---|---|---|---|---|---|---|---|---|---|---|---|---|---|
| Rafael Furcal, S (1, 6) OBP: 0.326, SLG: 0.400 | C C S 0-3 ① K | | B B X 2-0 ② G3 | | | B X 1-0 ① L9 | | C B X 1-1 ③ L5 | | 4 | 0 | 0 | 0 | 0 | 1 | 1 |
| Nick Green, R (1, 4) OBP: 0.342, SLG: 0.376 | B F B F X 2-2 ② G5-3 | | B B X 2-0 ③ G6-3 | | | C F B F S 1-3 ② K2-3 | | | B X 1-0 ① G4-3 | 4 | 0 | 0 | 0 | 0 | 1 | 0 |
| J.D. Drew, L (1, 9) OBP: 0.414, SLG: 0.568 | X 0-0 1B | | | F B F B B X 3-2 10 BB 1B | | C B F X 1-2 ③ F7 | | | C F F S 0-3 ② K | 4 | 0 | 2 | 0 | 0 | 1 | 0 |
| 10 Chipper Jones, S (1, 5) OBP: 0.333, SLG: 0.436 | F F 1 SAFE D C 1-3 ③ K | | | B B B B 4-0 G4-6-3 1-2 BB | | | X 0-0 ① G4-3 | | B B B C X 3-1 ③ F7 | 3 | 0 | 0 | 0 | 1 | 1 | 1 |
| Julio Franco, R (1, 10) OBP: 0.357, SLG: 0.438 | | B F X 1-1 1B | | B B X 2-0 ① L8 | | | B B X 2-0 G6-4-3 1B | | | 3 | 0 | 2 | 0 | 0 | 0 | 2 |
| Andruw Jones, R (1, 8) OBP: 0.337, SLG: 0.475 | | C B B S B F C 3-3 ① K | | X 0-0 ② ③ G4-6-3 1-2f | | | C X 0-1 ② ③ G6-4-3 1-2f | | | 3 | 0 | 0 | 0 | 0 | 1 | 4 |
| Charles Thomas, L (1, 7) OBP: 0.200, SLG: 0.200 | | X 0-0 ② F9 | | | X 0-0 ① F7 | | | B B C B X 3-1 ① P6 | | 3 | 0 | 0 | 0 | 0 | 0 | 1 |
| Mike Hessman, R (1, 3) OBP: 0.147, SLG: 0.258 | | C C 1 SAFE S 0-3 ③ K | | | S B C X 1-2 ② G4-3 | | | B F B S X 2-2 ② F8 | | 3 | 0 | 0 | 0 | 0 | 1 | 1 |
| Eddie Pérez, R (1, 2) OBP: 0.268, SLG: 0.258 | | | F X 0-1 ① F8 | | F B X 1-1 ③ P4 | | | B B B B 4-0 BB | | 2 | 0 | 0 | 0 | 1 | 0 | 0 |

| | |
|---|---|
| AB | 29 |
| R | 0 |
| H | 4 |
| RBI | 0 |
| BB | 2 |
| SO | 6 |
| LOB | 10 |

| Inning Stats | 1 | 2 | 3 | 4 | 5 | 6 | 7 | 8 | 9 | | | | | |
|---|---|---|---|---|---|---|---|---|---|---|---|---|---|---|
| | R: 0 E: 0 K: 2 S: 10 | H: 1 LOB: 1 BB: 0 P: 13 | R: 0 E: 0 K: 2 S: 10 | H: 1 LOB: 1 BB: 0 P: 14 | R: 0 E: 0 K: 0 S: 4 | H: 0 LOB: 0 BB: 0 P: 8 | R: 0 E: 0 K: 0 S: 5 | H: 1 LOB: 1 BB: 1 P: 14 | R: 0 E: 0 K: 0 S: 6 | H: 0 LOB: 0 BB: 0 P: 8 | R: 0 E: 0 K: 1 S: 8 | H: 0 LOB: 0 BB: 0 P: 11 | R: 0 E: 0 K: 0 S: 4 | H: 1 LOB: 0 BB: 0 P: 6 | R: 0 E: 0 K: 0 S: 7 | H: 0 LOB: 1 BB: 1 P: 17 | R: 0 E: 0 K: 1 S: 7 | H: 0 LOB: 0 BB: 0 P: 11 | 1B: 4 2B: 0 3B: 0 HR: 0 | SF: 0 SAC: 0 DP: 2 HBP: 0 | WP: 0 PB: 0 SB: 0 CS: 0 | PA: 31 |

| PITCHER | IP | WLS | BF | H | R | ER | SO | BB | IBB | HBP | BLK | WP | HR | S | P | ERA | WHIP |
|---|---|---|---|---|---|---|---|---|---|---|---|---|---|---|---|---|---|
| 40 Daniel Cabrera, R (1, 1) ERA: 3.38 | 9.0 | W | 31 | 4 | 0 | 0 | 6 | 2 | 0 | 0 | 0 | 0 | 0 | 61 | 102 | 0.00 | 0.667 |

| PITCHER | IP | WLS | BF | H | R | ER | SO | BB | IBB | HBP | BLK | WP | HR | S | P | ERA | WHIP |
|---|---|---|---|---|---|---|---|---|---|---|---|---|---|---|---|---|---|

# Atlanta Braves @ Baltimore Orioles

Oriole Park at Camden Yards, Baltimore, MD

Fri Jun 25 2004, 7:35 PM EDT

Att. 33,579 - Overcast - 74 F

livebaseballscorecards.com

## BOTTOM

| Batter | 1 | 2 | 3 | 4 | 5 | 6 | 7 | 8 | 9 | AB | R | H | RBI | BB | SO | LOB |
|---|---|---|---|---|---|---|---|---|---|---|---|---|---|---|---|---|
| 1 Brian Roberts, S (1, 4)<br>OBP: 0.340, SLG: 0.353 | C F B B B F F X<br>3-2 ①<br>1B | | X<br>0-0 ①<br>SH5-4<br>1-2<br>2-3 | | B B B B<br>4-0<br>10 SF8 BB<br>BB | | B B X<br>2-0 ②<br>L6 | | | 2 | 0 | 1 | 0 | 1 | 0 | 1 |
| 6 Melvin Mora, R (1, 5)<br>OBP: 0.442, SLG: 0.571<br>David Newhan, L (5, 5)<br>OBP: 0.600, SLG: 0.905 | F X<br>0-1<br>HR | | B C F T<br>1-2 ②<br>K | | B B B C B<br>4-1<br>1-2<br>2-3<br>BB | | X<br>0-0<br>10 2B<br>3-H<br>1B | | | 2<br>1 | 1<br>1 | 1<br>1 | 1<br>1 | 0<br>1 | 1<br>0 | 2<br>0 |
| 10 Miguel Tejada, R (1, 6)<br>OBP: 0.360, SLG: 0.486 | C B C X<br>1-2 ②<br>G6-3 | | C F F X<br>0-2 ③<br>G4-3 | | B X<br>1-0 ②<br>SF8<br>2-3<br>3-H | | B C 1 SAFE B 1 SAFE C X<br>2-2<br>1-H<br>2B | | | 3 | 0 | 1 | 2 | 0 | 0 | 2 |
| Rafael Palmeiro, L (1, 3)<br>OBP: 0.370, SLG: 0.417 | B S F X<br>1-2 ③<br>G5-3 | | | C F X<br>0-2 ①<br>G5-3 | B F B C X<br>2-2 ③<br>F7 | | F F X<br>0-2 ③<br>L5 | | | 4 | 0 | 0 | 0 | 0 | 0 | 3 |
| Javy Lopez, R (1, 2)<br>OBP: 0.356, SLG: 0.463 | | B X<br>1-0 ①<br>G4-3 | | X<br>0-0<br>1B | | B F X<br>1-1 ①<br>G1-3 | | C F B B X<br>2-2<br>31 1B<br>3B | | 4 | 1 | 2 | 0 | 0 | 0 | 0 |
| 31 Jay Gibbons, L (1, 10)<br>OBP: 0.292, SLG: 0.349 | | B S F X<br>1-2 ②<br>G6-3 | | S X<br>0-1 ②<br>P4 | | C S B X<br>1-2 ②<br>P4 | | B C X<br>1-1<br>FC5-4<br>3-H<br>1B | | 4 | 0 | 1 | 1 | 0 | 0 | 1 |
| Luis Matos, R (1, 8)<br>OBP: 0.281, SLG: 0.356 | | C B X<br>1-1 ③<br>F8 | | F B F X<br>1-2 ③<br>F7 | | F F F X<br>0-2 ③<br>G1-3 | | C S B X<br>1-2 ①<br>FC5-4<br>G4-3 S<br>1-2f | | 4 | 0 | 0 | 0 | 0 | 0 | 2 |
| Larry Bigbie, L (1, 7)<br>OBP: 0.331, SLG: 0.410 | | | F C X<br>0-2<br>1 SH5-4<br>2B | | X<br>0-0<br>BB 10 SF8<br>2B | | C B C F F B B F<br>3-2<br>F X<br>SH1-3<br>1B<br>2B | S D X<br>1-1 ②<br>G4-3<br>1-3 | | 4 | 2 | 3 | 0 | 0 | 0 | 1 |
| Jerry Hairston, R (1, 9)<br>OBP: 0.385, SLG: 0.398<br>16 Tim Raines, S (9, 9)<br>OBP: 0.385, SLG: 0.364 | | | B B C F D B<br>4-2<br>1 SH5-4<br>BB | | C B F S<br>1-3 ①<br>K | | L L X<br>0-2 ①<br>SH1-3<br>2-3 | B F D B X<br>3-1 ③<br>G6-3 | | 2<br>0 | 0<br>0 | 0<br>0 | 0<br>0 | 1<br>0 | 1<br>0 | 2<br>0 |
| Inning Stats | R: 1 H: 2<br>E: 0 LOB: 0<br>K: 0 BB: 0<br>S: 14 P: 19 | R: 0 H: 0<br>E: 0 LOB: 0<br>K: 0 BB: 0<br>S: 6 P: 9 | R: 0 H: 1<br>E: 0 LOB: 2<br>K: 1 BB: 1<br>S: 13 P: 18 | R: 0 H: 1<br>E: 0 LOB: 1<br>K: 0 BB: 0<br>S: 9 P: 10 | R: 1 H: 1<br>E: 0 LOB: 2<br>K: 1 BB: 2<br>S: 9 P: 21 | R: 0 H: 0<br>E: 0 LOB: 0<br>K: 0 BB: 0<br>S: 9 P: 11 | R: 2 H: 3<br>E: 0 LOB: 1<br>K: 0 BB: 0<br>S: 19 P: 26 | R: 1 H: 2<br>E: 0 LOB: 1<br>K: 0 BB: 0<br>S: 12 P: 20 | | 1B: 4 SF: 1<br>2B: 4 SAC: 2<br>3B: 1 DP: 0<br>HR: 1 HBP: 0 | | | | | | |

| | AB | 30 |
|---|---|---|
| | R | 5 |
| | H | 10 |
| | RBI | 5 |
| | BB | 3 |
| | SO | 2 |
| | LOB | 14 |

WP: 0 PA: 36
PB: 0
SB: 1
CS: 0

| PITCHER | | IP | WLS | BF | H | R | ER | SO | BB | IBB | HBP | BLK | WP | HR | S | P | ERA | WHIP |
|---|---|---|---|---|---|---|---|---|---|---|---|---|---|---|---|---|---|---|
| Paul Byrd, R<br>ERA: 2.03 | (1, 1) | 6.1 | L | 27 | 6 | 3 | 3 | 2 | 3 | 0 | 0 | 0 | 0 | 1 | 71 | 102 | 4.26 | 1.421 |
| 28 Sam McConnell, L<br>ERA: 13.5 | (7, 1) | 0.2 | | 4 | 2 | 1 | 1 | 0 | 0 | 0 | 0 | 0 | 0 | 0 | 8 | 12 | 13.50 | 3.000 |
| Kevin Gryboski, R<br>ERA: 3.47 | (8, 1) | 1.0 | | 5 | 2 | 1 | 1 | 0 | 0 | 0 | 0 | 0 | 0 | 0 | 12 | 20 | 9.00 | 2.000 |

| PITCHER | IP | WLS | BF | H | R | ER | SO | BB | IBB | HBP | BLK | WP | HR | S | P | ERA | WHIP |
|---|---|---|---|---|---|---|---|---|---|---|---|---|---|---|---|---|---|

# Atlanta Braves @ Baltimore Orioles

Oriole Park at Camden Yards, Baltimore, MD

Sat Jun 26 2004, 4:35 PM EDT

Att. 47,438 - Sunny - 88 F

TOP

livebaseballscorecards.com

| Batter | 1 | 2 | 3 | 4 | 5 | 6 | 7 | 8 | 9 | AB | R | H | RBI | BB | SO | LOB |
|---|---|---|---|---|---|---|---|---|---|---|---|---|---|---|---|---|
| Rafael Furcal, S (1, 6)<br>OBP: 0.323, SLG: 0.395 | C B F B F X<br>2-2<br>SH 10 FC4-6 1B | X<br>0-0 ③<br>G6-3 | | | S B X<br>1-1 ③<br>F9 | | | B C C B B X<br>3-2 ①<br>P6 | C F B C<br>1-3 ③<br>K | 5 | 1 | 1 | 0 | 0 | 1 | 2 |
| Nick Green, R (1, 4)<br>OBP: 0.342, SLG: 0.375 | 1 SAFE X<br>0-0<br>SH 10 FC4-6 1-3 SF8 | B S B F F F S<br>2-3 ①<br>K | | | | B X<br>1-0<br>1B | | C F B F C<br>1-3 ②<br>K | | 3 | 1 | 1 | 0 | 0 | 2 | 0 |
| J.D. Drew, L (1, 10)<br>OBP: 0.411, SLG: 0.561 | B B B B<br>4-0<br>10 FC4-6 BB | | C X<br>0-1 ②<br>F7 | | | B X<br>1-0 ①<br>F9 | | B C X<br>1-1 ③<br>G3 | | 3 | 0 | 0 | 0 | 1 | 0 | 1 |
| 10 Chipper Jones, S (1, 5)<br>OBP: 0.327, SLG: 0.425 | B F X<br>1-1 ①<br>FC4-6 1-2f 2-3 3-H | | B B F X<br>2-1 ③<br>G4-3 | | | X<br>0-0 ②<br>L7 | | | B B X<br>2-0 ①<br>F8 | 4 | 0 | 0 | 1 | 0 | 0 | 3 |
| Johnny Estrada, S (1, 2)<br>OBP: 0.381, SLG: 0.498<br>Jesse Garcia, R (9, PR)<br>OBP: 0.257, SLG: 0.318<br>Eddie Pérez, R (9, 2)<br>OBP: 0.268, SLG: 0.258 | X<br>0-0 ②<br>SF8 3-H | | | B X<br>1-0 ①<br>G6-3 | | C 1 SAFE F 1 SAFE X<br>0-2 ③<br>F8 | | | X<br>0-0<br>S 1B 2B | 3<br>0<br>0 | 0<br>1<br>0 | 1<br>0<br>0 | 1<br>0<br>0 | 0<br>0<br>0 | 0<br>0<br>0 | 1<br>0<br>0 |
| Julio Franco, R (1, 3)<br>OBP: 0.354, SLG: 0.433 | C B S 1 SAFE B B 1 SAFE S<br>3-3 ③<br>K | | | C B F C<br>1-3 ②<br>K | | | F C F B S<br>1-3 ①<br>K | | B C B F B X<br>3-2<br>S 2B 2-H 1B | 4 | 1 | 1 | 1 | 0 | 3 | 1 |
| Andruw Jones, R (1, 8)<br>OBP: 0.336, SLG: 0.471 | | C X<br>0-1 ①<br>P4 | | C B X<br>1-1<br>CS 1B | | | C B F B F X<br>2-2 ②<br>G5-3 | | B S D C F F B F F<br>3-3<br>S K 1-2 ② | 4 | 0 | 1 | 0 | 0 | 1 | 2 |
| Charles Thomas, L (1, 7)<br>OBP: 0.333, SLG: 0.556 | | B B X<br>2-0 ②<br>G3-1 | | 1 SAFE C<br>0-1 ③<br>CS 1-2 | B X<br>1-0 ①<br>L6 | | B X<br>1-0<br>2B | | B F B F X<br>2-2<br>2B 2-H 2B | 4 | 1 | 2 | 1 | 0 | 0 | 0 |
| Eli Marrero, R (1, 9)<br>OBP: 0.326, SLG: 0.447 | | B X<br>1-0<br>2B | | | C B C B B S<br>3-3 ②<br>K | | S X<br>0-1 ③<br>P5 | | X<br>0-0<br>2B 2-H 2B | 4 | 0 | 2 | 1 | 0 | 1 | 1 |
| Inning Stats | R: 2 H: 1<br>E: 1 LOB: 1<br>K: 1 BB: 1<br>S: 12 P: 22 | R: 0 H: 1<br>E: 0 LOB: 1<br>K: 0 BB: 0<br>S: 5 P: 8 | R: 0 H: 0<br>E: 0 LOB: 0<br>K: 1 BB: 0<br>S: 9 P: 13 | R: 0 H: 1<br>E: 0 LOB: 0<br>K: 1 BB: 0<br>S: 7 P: 10 | R: 0 H: 0<br>E: 0 LOB: 0<br>K: 1 BB: 0<br>S: 6 P: 11 | R: 0 H: 1<br>E: 0 LOB: 1<br>K: 0 BB: 0<br>S: 6 P: 8 | R: 0 H: 1<br>E: 0 LOB: 1<br>K: 1 BB: 0<br>S: 11 P: 15 | R: 0 H: 0<br>E: 0 LOB: 0<br>K: 1 BB: 0<br>S: 9 P: 14 | R: 3 H: 4<br>E: 0 LOB: 1<br>K: 2 BB: 0<br>S: 19 P: 30 | 1B: 4 SF: 1<br>2B: 5 SAC: 1<br>3B: 0 DP: 0<br>HR: 0 HBP: 0 | | | | | | WP: 0 PA: 38<br>PB: 0<br>SB: 2<br>CS: 1 | |

| | AB | 34 |
|---|---|---|
| | R | 5 |
| | H | 9 |
| | RBI | 5 |
| | BB | 1 |
| | SO | 8 |
| | LOB | 11 |

| PITCHER | | IP | WLS | BF | H | R | ER | SO | BB | IBB | HBP | BLK | WP | HR | S | P | ERA | WHIP |
|---|---|---|---|---|---|---|---|---|---|---|---|---|---|---|---|---|---|---|
| Rodrigo Lopez, R<br>ERA: 3.58 | (1, 1) | 7.0 | L | 27 | 5 | 2 | 0 | 5 | 1 | 0 | 0 | 0 | 0 | 0 | 56 | 87 | 0.00 | 0.857 |
| B.J. Ryan, L<br>ERA: 2.17 | (8, 1) | 1.0 | | 3 | 0 | 0 | 0 | 1 | 0 | 0 | 0 | 0 | 0 | 0 | 9 | 14 | 0.00 | 0.000 |
| Jorge Julio, R<br>ERA: 4.75 | (9, 1) | 1.0 | | 7 | 4 | 3 | 3 | 2 | 0 | 0 | 0 | 0 | 0 | 0 | 19 | 30 | 27.00 | 4.000 |

| PITCHER | IP | WLS | BF | H | R | ER | SO | BB | IBB | HBP | BLK | WP | HR | S | P | ERA | WHIP |
|---|---|---|---|---|---|---|---|---|---|---|---|---|---|---|---|---|---|

# Atlanta Braves @ Baltimore Orioles

Oriole Park at Camden Yards, Baltimore, MD

Sat Jun 26 2004, 4:35 PM EDT

Att. 47,438 - Sunny - 88 F

livebaseballscorecards.com

## BOTTOM

| Batter | 1 | 2 | 3 | 4 | 5 | 6 | 7 | 8 | 9 | AB | R | H | RBI | BB | SO | LOB |
|---|---|---|---|---|---|---|---|---|---|---|---|---|---|---|---|---|
| 1 Brian Roberts, S (1, 4)<br>OBP: 0.334, SLG: 0.346 | K | | L3 | | F8 | | K | | F8 | 5 | 0 | 0 | 0 | 0 | 2 | 6 |
| David Newhan, L (1, 5)<br>OBP: 0.586, SLG: 0.833 | S 1B | | | G3-1 | L6 | | | 10 1B BB | | 3 | 0 | 1 | 0 | 1 | 0 | 2 |
| 10 Miguel Tejada, R (1, 6)<br>OBP: 0.362, SLG: 0.486 | K | | | 2B 1B | | F8 | | G6-4-3 1B | | 4 | 0 | 2 | 0 | 0 | 1 | 1 |
| Rafael Palmeiro, L (1, 3)<br>OBP: 0.369, SLG: 0.418 | L7 | | | 1-3 2B | | G5-3 | | F5 | | 4 | 0 | 1 | 0 | 0 | 0 | 3 |
| Javy Lopez, R (1, 2)<br>OBP: 0.355, SLG: 0.460 | | L8 | | K | | 1B | | G6-4-3 | | 4 | 0 | 1 | 0 | 0 | 1 | 4 |
| 31 Jay Gibbons, L (1, 10)<br>OBP: 0.291, SLG: 0.347 | | G6-3 | | G4-3 | | G1-3 | | | G4-3 1B | 4 | 0 | 1 | 0 | 0 | 0 | 3 |
| Luis Matos, R (1, 8)<br>OBP: 0.288, SLG: 0.366 | | L9 | | | G4-3 1B | | | 2B | G4-3 | 4 | 0 | 3 | 0 | 0 | 0 | 0 |
| Larry Bigbie, L (1, 7)<br>OBP: 0.330, SLG: 0.408 | | | 1 L3 1B | | G4-3 | | | F8 | G4-3 | 4 | 0 | 1 | 0 | 0 | 0 | 4 |
| Jerry Hairston, R (1, 9)<br>OBP: 0.382, SLG: 0.389 | | | L7 | | BB | | | P6 | K | 3 | 0 | 0 | 0 | 1 | 1 | 4 |
| Inning Stats | R: 0 H: 1<br>E: 0 LOB: 1<br>K: 2 BB: 0<br>S: 13 P: 19 | R: 0 H: 0<br>E: 0 LOB: 0<br>K: 0 BB: 0<br>S: 6 P: 9 | R: 0 H: 1<br>E: 0 LOB: 0<br>K: 0 BB: 0<br>S: 6 P: 7 | R: 0 H: 2<br>E: 0 LOB: 2<br>K: 1 BB: 0<br>S: 16 P: 25 | R: 0 H: 1<br>E: 0 LOB: 2<br>K: 0 BB: 1<br>S: 9 P: 16 | R: 0 H: 1<br>E: 0 LOB: 1<br>K: 0 BB: 0<br>S: 15 P: 20 | R: 0 H: 1<br>E: 0 LOB: 1<br>K: 1 BB: 0<br>S: 7 P: 10 | R: 0 H: 1<br>E: 0 LOB: 1<br>K: 0 BB: 1<br>S: 6 P: 13 | R: 0 H: 2<br>E: 0 LOB: 2<br>K: 1 BB: 0<br>S: 14 P: 19 | | | | | | | |

| | AB | 35 |
|---|---|---|
| | R | 0 |
| | H | 10 |
| | RBI | 0 |
| | BB | 2 |
| | SO | 5 |
| | LOB | 27 |

1B: 8 SF: 0 WP: 0 PA: 37
2B: 3 SAC: 0 PB: 0
3B: 0 DP: 2 SB: 1
HR: 0 HBP: 0 CS: 0

| PITCHER | | IP | WLS | BF | H | R | ER | SO | BB | IBB | HBP | BLK | WP | HR | S | P | ERA | WHIP |
|---|---|---|---|---|---|---|---|---|---|---|---|---|---|---|---|---|---|---|
| Russ Ortiz, R<br>ERA: 3.87 | (1, 1) | 7.0 | W | 29 | 7 | 0 | 0 | 4 | 2 | 0 | 0 | 0 | 0 | 0 | 73 | 111 | 0.00 | 1.286 |
| 29 John Smoltz, R<br>ERA: 2.9 | (8, 1) | 2.0 | S | 8 | 3 | 0 | 0 | 1 | 0 | 0 | 0 | 0 | 0 | 0 | 19 | 27 | 0.00 | 1.500 |

| PITCHER | IP | WLS | BF | H | R | ER | SO | BB | IBB | HBP | BLK | WP | HR | S | P | ERA | WHIP |
|---|---|---|---|---|---|---|---|---|---|---|---|---|---|---|---|---|---|

# Atlanta Braves @ Baltimore Orioles

Oriole Park at Camden Yards, Baltimore, MD

Sun Jun 27 2004, 1:35 PM EDT

Att. 39,095 - Cloudy - 84 F

TOP

livebaseballscorecards.com

| Batter | 1 | 2 | 3 | 4 | 5 | 6 | 7 | 8 | 9 | AB | R | H | RBI | BB | SO | LOB |
|---|---|---|---|---|---|---|---|---|---|---|---|---|---|---|---|---|
| Rafael Furcal, S (1, 6)<br>OBP: 0.320, SLG: 0.390 | K2-3 | | FC1-5, G1-6-3<br>1-2<br>2-3f | | F9 | | P6 | 3-1 FC6-4<br>2-3 3-H<br>1B | | 5 | 0 | 1 | 1 | 0 | 1 | 6 |
| Eli Marrero, R (1, 7)<br>OBP: 0.320, SLG: 0.433 | F7 | | G1-6-3<br>1-2f | | | K2-3 | | HR<br>FC6-4 | | 5 | 1 | 1 | 1 | 0 | 1 | 3 |
| J.D. Drew, L (1, 9)<br>OBP: 0.411, SLG: 0.568 | P4 | | | G4-6-3<br>BB | | K | | 1-H HR<br>K | | 4 | 1 | 1 | 2 | 1 | 2 | 1 |
| 10 Chipper Jones, S (1, 10)<br>OBP: 0.328, SLG: 0.430 | | 2B | | K | | F9 | | E 1B<br>1B | F8 | 5 | 1 | 2 | 0 | 0 | 1 | 1 |
| Julio Franco, R (1, 3)<br>OBP: 0.354, SLG: 0.431<br>Mike Hessman, R (7, PR)<br>OBP: 0.143, SLG: 0.250 (7, 3) | K | | 1 SAFE<br>1 SAFE<br>1 SAFE<br>G4-6-3<br>1-2f | | | | 2B 1B<br>1B | E1 1B<br>1-3 1B | K | 3<br>2 | 0<br>2 | 1<br>0 | 0<br>0 | 0<br>0 | 1<br>1 | 2<br>1 |
| Andruw Jones, R (1, 8)<br>OBP: 0.333, SLG: 0.470 | K | | | | F9 | | 1B<br>1-3 2B | K | K | 5 | 0 | 1 | 0 | 0 | 3 | 3 |
| Johnny Estrada, S (1, 2)<br>OBP: 0.388, SLG: 0.502 | K | | | | HBP<br>1B | | 2-3 1B<br>3-H | 1-2 2B 1B<br>3-H | | 4 | 1 | 3 | 2 | 0 | 1 | 1 |
| Mark DeRosa, R (1, 5)<br>OBP: 0.288, SLG: 0.322 | | | FC1-5 1B<br>1B | | 1-2 HBP | | P4 | 2B 1B<br>1-2 2-H 1B | | 3 | 1 | 2 | 1 | 0 | 0 | 2 |
| Jesse Garcia, R (1, 4)<br>OBP: 0.261, SLG: 0.321<br>Charles Thomas, L (7, PH)<br>OBP: 0.300, SLG: 0.500<br>Nick Green, R (7, 4)<br>OBP: 0.346, SLG: 0.386 | | | L P 1 SAFE<br>FC1-5<br>1-2 1B | | F8 | | F7 | 1B FC6-4<br>1-3 2-H 2B | | 2<br>1<br>1 | 0<br>0<br>1 | 1<br>0<br>1 | 0<br>0<br>1 | 0<br>0<br>0 | 0<br>0<br>0 | 2<br>2<br>0 |

| AB | 40 |
|---|---|
| R | 8 |
| H | 14 |
| RBI | 8 |
| BB | 1 |
| SO | 11 |
| LOB | 24 |

| Inning Stats | 1 | 2 | 3 | 4 | 5 | 6 | 7 | 8 | 9 |
|---|---|---|---|---|---|---|---|---|---|
| | R: 0<br>E: 0<br>K: 1<br>S: 9 | H: 0<br>LOB: 0<br>BB: 0<br>P: 15 | R: 0<br>E: 0<br>K: 3<br>S: 11 | H: 1<br>LOB: 1<br>BB: 0<br>P: 16 | R: 0<br>E: 0<br>K: 0<br>S: 8 | H: 2<br>LOB: 1<br>BB: 0<br>P: 10 | R: 0<br>E: 0<br>K: 1<br>S: 5 | H: 0<br>LOB: 0<br>BB: 1<br>P: 9 | R: 0<br>E: 0<br>K: 0<br>S: 9 | H: 1<br>LOB: 2<br>BB: 0<br>P: 15 | R: 0<br>E: 0<br>K: 2<br>S: 9 | H: 0<br>LOB: 0<br>BB: 0<br>P: 14 | R: 1<br>E: 0<br>K: 0<br>S: 13 | H: 3<br>LOB: 2<br>BB: 0<br>P: 16 | R: 7<br>E: 1<br>K: 2<br>S: 26 | H: 7<br>LOB: 1<br>BB: 0<br>P: 38 | R: 0<br>E: 0<br>K: 2<br>S: 12 | H: 0<br>LOB: 0<br>BB: 0<br>P: 16 |

| 1B: 10 | SF: 0 | WP: 0 | PA: 42 |
|---|---|---|---|
| 2B: 3 | SAC: 0 | PB: 0 | |
| 3B: 0 | DP: 2 | SB: 0 | |
| HR: 1 | HBP: 1 | CS: 0 | |

| PITCHER | | IP | WLS | BF | H | R | ER | SO | BB | IBB | HBP | BLK | WP | HR | S | P | ERA | WHIP |
|---|---|---|---|---|---|---|---|---|---|---|---|---|---|---|---|---|---|---|
| Matt Riley, L<br>ERA: 7.29 | (1, 1) | 6.0 | | 25 | 7 | 1 | 1 | 7 | 1 | 0 | 1 | 0 | 0 | 0 | 60 | 89 | 1.50 | 1.333 |
| Mike DeJean, R<br>ERA: 7.34 | (7, 1) | 1.0 | | 6 | 3 | 3 | 3 | 0 | 0 | 0 | 0 | 0 | 0 | 1 | 10 | 15 | 27.00 | 3.000 |
| Jason Grimsley, R<br>ERA: 3.72 | (8, 1) | 0.1 | L | 6 | 4 | 3 | 2 | 1 | 0 | 0 | 0 | 0 | 0 | 0 | 16 | 25 | 54.00 | 12.000 |
| B.J. Ryan, L<br>ERA: 2.08 | (8, 1) | 1.2 | | 5 | 0 | 1 | 0 | 3 | 0 | 0 | 0 | 0 | 0 | 0 | 16 | 20 | 0.00 | 0.000 |
| B.J. Ryan, L<br>ERA: 2.08 | (9, 1) | 1.2 | | 5 | 0 | 1 | 0 | 3 | 0 | 0 | 0 | 0 | 0 | 0 | 16 | 20 | 0.00 | 0.000 |

| PITCHER | | IP | WLS | BF | H | R | ER | SO | BB | IBB | HBP | BLK | WP | HR | S | P | ERA | WHIP |
|---|---|---|---|---|---|---|---|---|---|---|---|---|---|---|---|---|---|---|

| Batter | 1 | 2 | 3 | 4 | 5 | 6 | 7 | 8 | 9 | AB | R | H | RBI | BB | SO | LOB |
|---|---|---|---|---|---|---|---|---|---|---|---|---|---|---|---|---|
| 1 Brian Roberts, S (1, 4)<br>OBP: 0.335, SLG: 0.347 | C<br>F<br>C<br>0-3 ① K | | 1 SAFE<br>D<br>1 SAFE<br>F<br>1 SAFE<br>B<br>X<br>2-1<br>10<br>FC5-4 E<br>1-2<br>1B<br>1B | | B<br>B<br>2 SAFE<br>C<br>F<br>B<br>C<br>3-3 ①② K<br>2-3 | X<br>0-0<br>1B<br>1-2<br>2-H<br>3-H<br>1B | | X<br>0-0<br>E8 | | 5 | 1 | 2 | 2 | 0 | 2 | 1 |
| David Newhan, L (1, 5)<br>OBP: 0.529, SLG: 0.724 | C<br>X<br>0-1 ② G4-3 | | B<br>S<br>X<br>1-1<br>E4<br>10<br>FC5-4<br>1-2<br>2-3 | | B<br>B<br>X<br>2-0 ③ F8 | B<br>X<br>1-0<br>10<br>FC4-6<br>1-3<br>2-H<br>1B | | S<br>F<br>X<br>0-2 ③ G4-3 | | 5 | 0 | 1 | 1 | 0 | 0 | 3 |
| 10 Miguel Tejada, R (1, 6)<br>OBP: 0.359, SLG: 0.484 | C<br>B<br>B<br>F<br>B<br>X<br>3-2 ③ L1 | | C<br>F<br>X<br>0-2 ②<br>FC5-4<br>1B<br>1-2f<br>2-3<br>3-H | | | 3-2<br>G5-3<br>FC4-6<br>1-2f | | | C<br>F<br>F<br>X<br>0-2<br>G4-3<br>2B | 5 | 0 | 1 | 1 | 0 | 0 | 4 |
| Rafael Palmeiro, L (1, 3)<br>OBP: 0.366, SLG: 0.414 | | F<br>B<br>F<br>B<br>F<br>F<br>X<br>2-2 ① F9 | F<br>X<br>0-1 ②<br>FC5-4<br>1-2<br>3-H<br>1B | | | X<br>0-0 ②<br>G6-3 | B<br>X<br>1-0 ①<br>F7 | | B<br>X<br>1-0 ①<br>G4-3<br>2-3 | 5 | 0 | 1 | 1 | 0 | 0 | 1 |
| Javy Lopez, R (1, 10)<br>OBP: 0.352, SLG: 0.455 (9, 2) | | F<br>X<br>0-1 ②<br>L9 | B<br>X<br>1-0 ③<br>FC5-4<br>1-2f | | | B<br>B<br>B<br>C<br>X<br>3-1<br>1B<br>2B<br>1B | B<br>F<br>X<br>1-1 ②<br>F9 | | S<br>S<br>F<br>B<br>S<br>1-3 ②<br>K | 5 | 1 | 1 | 0 | 0 | 1 | 3 |
| Larry Bigbie, L (1, 7)<br>OBP: 0.335, SLG: 0.412 | | C<br>B<br>B<br>F<br>B<br>X<br>3-2<br>FC5-4<br>1B | | C<br>S<br>B<br>B<br>B<br>S<br>2-3 ①<br>K | | X<br>0-0<br>2B<br>1-2<br>1B | B<br>X<br>1-0<br>1B | | X<br>0-0 ③<br>G4-3 | 5 | 1 | 3 | 0 | 0 | 1 | 1 |
| Luis Matos, R (1, 8)<br>OBP: 0.291, SLG: 0.372 | | C<br>S<br>1 SAFE<br>X<br>0-2 ③<br>FC5-4<br>1-2f | | C<br>B<br>C<br>B<br>X<br>2-2<br>CS<br>1B | | F<br>B<br>X<br>1-1<br>S<br>1<br>1B<br>1-H<br>2-H<br>2B | C<br>S<br>S<br>0-3 ③ K | | | 4 | 1 | 2 | 2 | 0 | 1 | 2 |
| Jerry Hairston, R (1, 9)<br>OBP: 0.385, SLG: 0.388 | | | B<br>X<br>1-0<br>E<br>1<br>1B<br>10<br>FC5-4<br>1B | 1 SAFE<br>C<br>B<br>C<br>B<br>X<br>2-2 ②③<br>L7<br>1-2 | | I<br>I<br>I<br>I<br>4-0<br>S<br>1<br>1B<br>IBB | | C<br>B<br>X<br>1-1 ①<br>F9 | | 3 | 2 | 1 | 0 | 1 | 0 | 1 |
| Robert Machado, R (1, 2)<br>OBP: 0.208, SLG: 0.217<br>31 Jay Gibbons, L (8, PH)<br>OBP: 0.290, SLG: 0.345<br>B.J. Ryan, L (9, 1) | | | L<br>S<br>C<br>0-3 ① K | | B<br>S<br>B<br>X<br>2-1<br>1<br>2B | C<br>B<br>B<br>B<br>F<br>B<br>4-2<br>1<br>1B<br>1-2<br>2-3<br>1B<br>BB | | C<br>X<br>0-1 ②<br>G3 | | 2<br>1<br>0 | 1<br>0<br>0 | 0<br>0<br>0 | 1<br>0<br>0 | 1<br>0<br>0 | 1<br>0<br>0 | 1<br>0<br>0 |
| Inning Stats | R: 0<br>E: 0<br>K: 1<br>S: 8<br>H: 0<br>LOB: 0<br>BB: 0<br>P: 11 | R: 0<br>E: 0<br>K: 0<br>S: 13<br>H: 1<br>LOB: 1<br>BB: 0<br>P: 18 | R: 2<br>E: 1<br>K: 1<br>S: 14<br>H: 3<br>LOB: 2<br>BB: 0<br>P: 19 | R: 0<br>E: 0<br>K: 1<br>S: 9<br>H: 1<br>LOB: 0<br>BB: 0<br>P: 15 | R: 0<br>E: 0<br>K: 1<br>S: 6<br>H: 1<br>LOB: 0<br>BB: 0<br>P: 13 | R: 5<br>E: 0<br>K: 0<br>S: 17<br>H: 5<br>LOB: 2<br>BB: 2<br>P: 33 | R: 0<br>E: 0<br>K: 1<br>S: 7<br>H: 1<br>LOB: 1<br>BB: 0<br>P: 10 | R: 0<br>E: 1<br>K: 0<br>S: 8<br>H: 0<br>LOB: 1<br>BB: 0<br>P: 9 | R: 0<br>E: 0<br>K: 1<br>S: 10<br>H: 1<br>LOB: 1<br>BB: 0<br>P: 12 | 1B: 10<br>2B: 3<br>3B: 0<br>HR: 0<br>SF: 0<br>SAC: 0<br>DP: 0<br>HBP: 0 | | | | | | |

| PITCHER | | IP | WLS | BF | H | R | ER | SO | BB | IBB | HBP | BLK | WP | HR | S | P | ERA | WHIP |
|---|---|---|---|---|---|---|---|---|---|---|---|---|---|---|---|---|---|---|
| Jaret Wright, R<br>ERA: 3.77 | (1, 1) | 5.2 | | 28 | 10 | 7 | 5 | 4 | 1 | 1 | 0 | 0 | 0 | 0 | 63 | 104 | 7.94 | 1.941 |
| 28 Sam McConnell, L<br>ERA: 13.5 | (6, 1) | 0.0 | | 1 | 1 | 0 | 0 | 0 | 0 | 0 | 0 | 0 | 0 | 0 | 1 | 2 | ∞ | ∞ |
| Antonio Alfonseca, R<br>ERA: 3.34 | (6, 1) | 0.1 | | 1 | 0 | 0 | 0 | 0 | 0 | 0 | 0 | 0 | 0 | 0 | 3 | 3 | 0.00 | 0.000 |
| Juan Cruz, R<br>ERA: 3.66 | (7, 1) | 1.0 | W | 4 | 1 | 0 | 0 | 1 | 0 | 0 | 0 | 0 | 0 | 0 | 7 | 10 | 0.00 | 1.000 |
| Chris Reitsma, R<br>ERA: 3.79 | (8, 1) | 0.2 | H | 3 | 0 | 0 | 0 | 0 | 0 | 0 | 0 | 0 | 0 | 0 | 5 | 6 | 0.00 | 0.000 |

| PITCHER | | IP | WLS | BF | H | R | ER | SO | BB | IBB | HBP | BLK | WP | HR | S | P | ERA | WHIP |
|---|---|---|---|---|---|---|---|---|---|---|---|---|---|---|---|---|---|---|
| 29 John Smoltz, R<br>ERA: 2.78 | (8, 1) | 1.1 | S | 5 | 1 | 0 | 0 | 1 | 0 | 0 | 0 | 0 | 0 | 0 | 13 | 15 | 0.00 | 0.750 |

# BOTTOM

## Atlanta Braves @ Baltimore Orioles

Oriole Park at Camden Yards, Baltimore, MD

Sun Jun 27 2004, 1:35 PM EDT

Att. 39,095 - Cloudy - 84 F

livebaseballscorecards.com

| | |
|---|---|
| AB | 40 |
| R | 7 |
| H | 13 |
| RBI | 7 |
| BB | 2 |
| SO | 6 |
| LOB | 17 |

| Batter | 1 | 2 | 3 | 4 | 5 | 6 | 7 | 8 | 9 | AB | R | H | RBI | BB | SO | LOB |
|---|---|---|---|---|---|---|---|---|---|---|---|---|---|---|---|---|
| 1 Brian Roberts, S (1, 4)<br>OBP: 0.339, SLG: 0.356 | C F B X 1-2 1B 10 SF7 2B | | C B L B B B 4-2 10 1B G1-3 BB | | F 1 SAFE 1 SAFE B 1 SAFE C B S 2-3 ② K | | B X 1-0 1-H 2-H 1B 2B | | X 0-0 ① F9 | 4 | 2 | 2 | 2 | 1 | 1 | 1 |
| David Newhan, L (1, 5)<br>OBP: 0.564, SLG: 0.818 | X 0-0 2-3 1B | | X 0-0 ② G1-3 1-2 | | 1 SAFE X 0-0 1-H HR | | B X 1-0 ① 10 1B 2-H 1B | | B B B B 4-0 BB 10 1B BB BB | 4 | 3 | 3 | 2 | 1 | 0 | 1 |
| 10 Miguel Tejada, R (1, 6)<br>OBP: 0.363, SLG: 0.488 | C 1 SAFE F X 0-2 ① SF7 3-H | | X 0-0 2-H 1B | | B X 1-0 ③ F7 | | B B F X 2-1 1B 1-2 1B | | C X 0-1 BB BB 1B 1-2 1B | 4 | 1 | 3 | 2 | 0 | 0 | 0 |
| Rafael Palmeiro, L (1, 3)<br>OBP: 0.363, SLG: 0.407 | X 0-0 ② L9 | | B B B C F F X 3-2 ③ G6-3 | | | C B B F X 2-2 ① G6-3 | B C B F X 2-2 ② F4 | | C B B B B 4-1 1B BB 1-2 2-3 BB | 4 | 0 | 0 | 0 | 1 | 0 | 4 |
| Javy Lopez, R (1, 2)<br>OBP: 0.356, SLG: 0.456<br>Robert Machado, R (9, 2)<br>OBP: 0.208, SLG: 0.217 | C B C 1 SAFE X 1-2 ③ G3 | | | B S F X 1-2 ① G6-3 | | S B X 1-1 G4-6-3 1B | B B X 2-0 1-2 2-H 1B | | C B B B B F B 4-2 1B 1-2 2-3 3-H BB | 4 | 0 | 2 | 2 | 1 | 0 | 1 |
| | | | | | | | | | | 0 | 0 | 0 | 0 | 0 | 0 | 0 |
| Larry Bigbie, L (1, 7)<br>OBP: 0.332, SLG: 0.407 | | F X 0-1 ① G4-3 | | C C F X 0-2 ② G3-1 | | C S B X 1-2 ②③ G4-6-3 1-2f | B S X 1-1 ③ F7 | | C X 0-1 1-2 2-3 3-H 1B | 5 | 0 | 1 | 1 | 0 | 0 | 3 |
| Luis Matos, R (1, 8)<br>OBP: 0.289, SLG: 0.373 | | B X 1-0 ② G5-3 | | B C B F X 2-2 ③ G5-3 | | | F X 0-1 31 1B 2B | C B S F S 1-3 ① K | F B F F S 1-3 ② K | 5 | 1 | 1 | 0 | 0 | 2 | 3 |
| 31 Jay Gibbons, L (1, 10)<br>OBP: 0.290, SLG: 0.345<br>16 Tim Raines, S (7, PR)<br>OBP: 0.333, SLG: 0.308 | | C X 0-1 ③ F8 | | S F B S 1-3 ① K | | | C X 0-1 1 S E 1 2B 2-H 1B | C B F B X 2-2 ② G5-3 | C X 0-1 ③ G1-3 | 3 | 0 | 1 | 1 | 0 | 1 | 0 |
| | | | | | | | | | | 2 | 1 | 0 | 0 | 0 | 0 | 3 |
| Jerry Hairston, R (1, 9)<br>OBP: 0.381, SLG: 0.380 | | | C B F E B X 2-2 ① P6 | B B C B B 4-1 HR BB | | | 1 SAFE C C X 0-2 E3 1 S 1 2B 1-2 | F B S B S 2-3 ③ K | | 3 | 2 | 0 | 0 | 1 | 1 | 1 |
| Inning Stats | R: 1 E: 0 K: 0 S: 11 H: 2 LOB: 1 BB: 0 P: 13 | R: 0 E: 0 K: 0 S: 5 H: 0 LOB: 0 BB: 0 P: 6 | R: 1 E: 0 K: 0 S: 13 H: 1 LOB: 1 BB: 1 P: 22 | R: 0 E: 0 K: 0 S: 10 H: 0 LOB: 0 BB: 0 P: 13 | R: 2 E: 0 K: 2 S: 9 H: 1 LOB: 0 BB: 1 P: 17 | R: 0 E: 0 K: 0 S: 8 H: 1 LOB: 0 BB: 0 P: 12 | R: 4 E: 1 K: 0 S: 17 H: 6 LOB: 2 BB: 0 P: 26 | R: 0 E: 0 K: 2 S: 10 H: 0 LOB: 0 BB: 0 P: 15 | R: 2 E: 0 K: 1 S: 14 H: 2 LOB: 3 BB: 3 P: 27 | 1B: 9 2B: 3 3B: 0 HR: 1 SF: 1 SAC: 0 DP: 1 HBP: 0 | | | | | | |

# TOP

## Baltimore Orioles @ Kansas City Royals

Kauffman Stadium, Kansas City, MO

Mon Jun 28 2004, 7:10 PM CDT

Att. 14,521 - Sunny - 73 F

livebaseballscorecards.com

| | |
|---|---|
| AB | 38 |
| R | 10 |
| H | 13 |
| RBI | 10 |
| BB | 5 |
| SO | 5 |
| LOB | 17 |

WP: 0 PB: 0 SB: 2 CS: 0 PA: 44

| PITCHER | | IP | WLS | BF | H | R | ER | SO | BB | IBB | HBP | BLK | WP | HR | S | P | ERA | WHIP |
|---|---|---|---|---|---|---|---|---|---|---|---|---|---|---|---|---|---|---|
| Darrell May, L<br>ERA: 5.9 | (1, 1) | 6.0 | L | 28 | 8 | 8 | 7 | 2 | 2 | 0 | 0 | 0 | 0 | 1 | 64 | 92 | 10.50 | 1.667 |
| Scott Sullivan, R<br>ERA: 3.47 | (7, 1) | 2.0 | | 8 | 3 | 0 | 0 | 2 | 0 | 0 | 0 | 0 | 0 | 0 | 19 | 32 | 0.00 | 1.500 |
| Nate Field, R<br>ERA: 3.6 | (9, 1) | 1.0 | | 8 | 2 | 2 | 2 | 1 | 3 | 0 | 0 | 0 | 0 | 0 | 14 | 27 | 18.00 | 5.000 |

| PITCHER | IP | WLS | BF | H | R | ER | SO | BB | IBB | HBP | BLK | WP | HR | S | P | ERA | WHIP |
|---|---|---|---|---|---|---|---|---|---|---|---|---|---|---|---|---|---|

# BOTTOM

## Baltimore Orioles @ Kansas City Royals

Kauffman Stadium, Kansas City, MO

Mon Jun 28 2004, 7:10 PM CDT

Att. 14,521 - Sunny - 73 F

livebaseballscorecards.com

| Batter | 1 | 2 | 3 | 4 | 5 | 6 | 7 | 8 | 9 | AB | R | H | RBI | BB | SO | LOB |
|---|---|---|---|---|---|---|---|---|---|---|---|---|---|---|---|---|
| 9 David DeJesus, L (1, 8)<br>OBP: 0.222, SLG: 0.146 | C B F X 1-2 F9 ① | | 1 SAFE X 0-0 F7 ② | | C B F B B F S 3-3 K ③ | | | D X 1-0 G4-3 ① 2-3 | | 4 | 0 | 0 | 0 | 0 | 1 | 4 |
| Tony Graffanino, R (1, 4)<br>OBP: 0.340, SLG: 0.331 | C B B X 2-1 G6-3 ② | | C B 1 SAFE D X 2-1 G5-3 ③ 1-2 | | | B C C F S 1-3 K ① | | F B F B X 2-2 G3 ② 3-H | | 4 | 0 | 0 | 1 | 0 | 1 | 1 |
| 29 Mike Sweeney, R (1, 3)<br>OBP: 0.327, SLG: 0.461 | B B S X 2-1 G5-3 ③ | | | B F F F F F X 1-2 P2 ① | | F B B S B X 3-2 G6-3 ② | | B B F B B 4-1 BB | | 3 | 0 | 0 | 0 | 1 | 0 | 0 |
| Ken Harvey, R (1, 10)<br>OBP: 0.380, SLG: 0.480 | | B B C B F F X 3-2 1B 2B | | B B X 2-0 F9 ② | | B B C X 2-1 G1-3 ③ | | B C F S 1-3 K ③ | | 4 | 0 | 1 | 0 | 0 | 1 | 1 |
| Matt Stairs, L (1, 9)<br>Damian Jackson, R (9, PH)<br>OBP: 0.335, SLG: 0.482<br>OBP: 0.217, SLG: 0.300 | | X 0-0 G4-6-3 2-3 1B | | B F C S 1-3 K ③ | | | C C X 0-2 4 PB 1B | | B B F B X 3-1 F9 ① | 3<br>1 | 0<br>0 | 2<br>0 | 0<br>0 | 0<br>0 | 1<br>0 | 0<br>0 |
| 4 Angel Berroa, R (1, 6)<br>OBP: 0.284, SLG: 0.399 | | C B F B X 2-2 F9 ① | | | C X 0-1 G3-1 ① | | B B B C F F X 3-2 P3 ① 1-2 | | B B S F B X 3-2 G4-3 2B | 4 | 0 | 1 | 0 | 0 | 0 | 3 |
| Desi Relaford, S (1, 5)<br>OBP: 0.264, SLG: 0.259 | | D B 1 SAFE B C X 3-1 G4-6-3 ② ③ 1-2f | | | C F B D X 2-2 G5-3 ② | | B C F B B X 3-2 F7 ② | | B F B F D F X 3-2 G4-3 ② 2-3 | 4 | 0 | 0 | 0 | 0 | 0 | 4 |
| Alberto Castillo, R (1, 2)<br>OBP: 0.400, SLG: 0.571 | | | B C B S X 2-2 F9 ① | | F B C F B B F X 3-2 1B 1B | | C C B D F B X 3-2 F9 ③ | | C D B S F X 2-2 G1-3 ③ | 4 | 0 | 1 | 0 | 0 | 0 | 2 |
| Byron Gettis, R (1, 7)<br>OBP: 0.327, SLG: 0.256 | | | B C C B B B 4-2 WP BB | | X 0-0 1-2 1B | | | X 0-0 9 G4-3 G3 2B | | 2 | 1 | 2 | 0 | 1 | 0 | 0 |
| Inning Stats | R: 0 E: 0 K: 0 S: 7 H: 0 LOB: 0 BB: 0 P: 12 | R: 0 E: 0 K: 0 S: 10 H: 2 LOB: 1 BB: 0 P: 18 | R: 0 E: 0 K: 0 S: 8 H: 0 LOB: 1 BB: 1 P: 16 | R: 0 E: 0 K: 1 S: 9 H: 0 LOB: 0 BB: 0 P: 13 | R: 0 E: 0 K: 1 S: 16 H: 2 LOB: 2 BB: 0 P: 24 | R: 0 E: 0 K: 1 S: 9 H: 0 LOB: 0 BB: 0 P: 15 | R: 0 E: 0 K: 0 S: 14 H: 1 LOB: 1 BB: 0 P: 23 | R: 1 E: 0 K: 1 S: 9 H: 1 LOB: 1 BB: 1 P: 17 | R: 0 E: 0 K: 0 S: 13 H: 1 LOB: 1 BB: 0 P: 24 | 1B: 4 2B: 3 3B: 0 HR: 0 | SF: 0 SAC: 0 DP: 1 HBP: 0 | | | | | | |

| | AB | 33 |
|---|---|---|
| | R | 1 |
| | H | 7 |
| | RBI | 1 |
| | BB | 2 |
| | SO | 4 |
| | LOB | 15 |

WP: 1 PB: 1 SB: 0 CS: 0 PA: 35

| PITCHER | | IP | WLS | BF | H | R | ER | SO | BB | IBB | HBP | BLK | WP | HR | S | P | ERA | WHIP |
|---|---|---|---|---|---|---|---|---|---|---|---|---|---|---|---|---|---|---|
| 45 Erik Bedard, L<br>ERA: 3.69 | (1, 1) | 6.1 | W | 24 | 5 | 0 | 0 | 3 | 1 | 0 | 0 | 0 | 1 | 0 | 66 | 108 | 0.00 | 0.947 |
| Eddy Rodriguez, R<br>ERA: 2.3 | (7, 1) | 0.2 | | 2 | 0 | 0 | 0 | 0 | 0 | 0 | 0 | 0 | 0 | 0 | 7 | 13 | 0.00 | 0.000 |
| Buddy Groom, L<br>ERA: 4.43 | (8, 1) | 1.0 | | 5 | 1 | 1 | 1 | 1 | 1 | 0 | 0 | 0 | 0 | 0 | 9 | 17 | 9.00 | 2.000 |
| John Parrish, L<br>ERA: 4.19 | (9, 1) | 1.0 | | 4 | 1 | 0 | 0 | 0 | 0 | 0 | 0 | 0 | 0 | 0 | 13 | 24 | 0.00 | 1.000 |

| PITCHER | IP | WLS | BF | H | R | ER | SO | BB | IBB | HBP | BLK | WP | HR | S | P | ERA | WHIP |
|---|---|---|---|---|---|---|---|---|---|---|---|---|---|---|---|---|---|

| Batter | 1 | 2 | 3 | 4 | 5 | 6 | 7 | 8 | 9 | AB | R | H | RBI | BB | SO | LOB |
|---|---|---|---|---|---|---|---|---|---|---|---|---|---|---|---|---|
| 1 Brian Roberts, S (1, 4)<br>OBP: 0.338, SLG: 0.355 | G4-3 | | F7 | | CS 1B | | | G4-3 | | 4 | 0 | 1 | 0 | 0 | 0 | 1 |
| David Newhan, L (1, 5)<br>OBP: 0.558, SLG: 0.838 | G1-3 | | 10 WP 2-H 2B | | CS 1-2 | G1-3 | | 2B | | 4 | 0 | 2 | 1 | 0 | 0 | 0 |
| 10 Miguel Tejada, R (1, 6)<br>OBP: 0.361, SLG: 0.492 | F7 | | G5-3 2-3 | | | G4-3 3B | | G6-3 | | 4 | 1 | 1 | 0 | 0 | 0 | 2 |
| Rafael Palmeiro, L (1, 3)<br>OBP: 0.359, SLG: 0.401 | | G4-3 | | G3-1 | | G4-3 3-H | | F9 | | 4 | 0 | 0 | 1 | 0 | 0 | 1 |
| Javy Lopez, R (1, 2)<br>OBP: 0.355, SLG: 0.463 | | K | | G5-3 | | HR | | | G5-3 | 4 | 1 | 1 | 1 | 0 | 1 | 0 |
| Larry Bigbie, L (1, 7)<br>OBP: 0.335, SLG: 0.409 | | 1B | | 1B | | K | | | L7 | 4 | 0 | 2 | 0 | 0 | 1 | 0 |
| Luis Matos, R (1, 8)<br>OBP: 0.289, SLG: 0.368 | | K 1 SAFE | | G5-3 1 SAFE | | | G5-4-3 BB | | G4-3 | 3 | 0 | 0 | 0 | 1 | 1 | 2 |
| 16 Tim Raines, S (1, 10)<br>OBP: 0.278, SLG: 0.250 | | | F7 | | G2-3 | | 1 SAFE B2 | | | 3 | 0 | 0 | 0 | 0 | 0 | 1 |
| Jerry Hairston, R (1, 9)<br>OBP: 0.380, SLG: 0.386 | | | 2B | | F8 | | 1 SAFE G5-4-3 1-2f | | | 3 | 1 | 1 | 0 | 0 | 0 | 1 |
| Inning Stats | R: 0 E: 0 K: 0 S: 10 H: 0 LOB: 0 BB: 0 P: 13 | R: 0 E: 0 K: 2 S: 14 H: 1 LOB: 1 BB: 0 P: 22 | R: 1 E: 0 K: 0 S: 14 H: 2 LOB: 1 BB: 0 P: 22 | R: 0 E: 0 K: 0 S: 7 H: 1 LOB: 1 BB: 0 P: 12 | R: 0 E: 0 K: 0 S: 10 H: 1 LOB: 0 BB: 0 P: 15 | R: 2 E: 0 K: 1 S: 15 H: 2 LOB: 0 BB: 0 P: 24 | R: 0 E: 0 K: 0 S: 6 H: 0 LOB: 0 BB: 1 P: 10 | R: 0 E: 0 K: 0 S: 6 H: 1 LOB: 1 BB: 0 P: 10 | R: 0 E: 0 K: 0 S: 7 H: 0 LOB: 0 BB: 0 P: 11 | 1B: 3 2B: 3 3B: 1 HR: 1 | SF: 0 SAC: 0 DP: 1 HBP: 0 | | | | | | |

# TOP

## Baltimore Orioles @ Kansas City Royals

Kauffman Stadium, Kansas City, MO

Tue Jun 29 2004, 7:10 PM CDT
Att. 15,575 - Cloudy - 77 F

livebaseballscorecards.com

| | |
|---|---|
| AB | 33 |
| R | 3 |
| H | 8 |
| RBI | 3 |
| BB | 1 |
| SO | 3 |
| LOB | 8 |

| PITCHER | | IP | WLS | BF | H | R | ER | SO | BB | IBB | HBP | BLK | WP | HR | S | P | ERA | WHIP |
|---|---|---|---|---|---|---|---|---|---|---|---|---|---|---|---|---|---|---|
| Mike Wood, R<br>ERA: 4.5 | (1, 1) | 6.0 | W | 24 | 7 | 3 | 3 | 3 | 0 | 0 | 0 | 0 | 1 | 1 | 70 | 108 | 4.50 | 1.167 |
| Rudy Seanez, R<br>ERA: 4.32 | (7, 1) | 1.2 | H | 6 | 1 | 0 | 0 | 0 | 1 | 0 | 0 | 0 | 0 | 0 | 11 | 18 | 0.00 | 1.200 |
| Jaime Cerda, L<br>ERA: 2.42 | (8, 1) | 0.1 | H | 1 | 0 | 0 | 0 | 0 | 0 | 0 | 0 | 0 | 0 | 0 | 1 | 2 | 0.00 | 0.000 |
| Shawn Camp, R<br>ERA: 3.77 | (9, 1) | 1.0 | S | 3 | 0 | 0 | 0 | 0 | 0 | 0 | 0 | 0 | 0 | 0 | 7 | 11 | 0.00 | 0.000 |

| PITCHER | IP | WLS | BF | H | R | ER | SO | BB | IBB | HBP | BLK | WP | HR | S | P | ERA | WHIP |
|---|---|---|---|---|---|---|---|---|---|---|---|---|---|---|---|---|---|

# BOTTOM

## Baltimore Orioles @ Kansas City Royals

Kauffman Stadium, Kansas City, MO

Tue Jun 29 2004, 7:10 PM CDT

Att. 15,575 - Cloudy - 77 F

livebaseballscorecards.com

| Batter | 1 | 2 | 3 | 4 | 5 | 6 | 7 | 8 | 9 | AB | R | H | RBI | BB | SO | LOB |
|---|---|---|---|---|---|---|---|---|---|---|---|---|---|---|---|---|
| 9 David DeJesus, L (1, 8)<br>OBP: 0.245, SLG: 0.159 | C B X 1-1 G4-3 ① | | X 0-0 B5-3 ③ | | B C X 1-1 1B 29 1B 1-3 1B | B B B 4-0 1-2 2-3 BB | | | | 3 | 1 | 1 | 0 | 1 | 0 | 1 |
| Tony Graffanino, R (1, 4)<br>OBP: 0.343, SLG: 0.335 | B C F C 1-3 K ② | | | B B B C X 3-1 29 1B G4-1 1B | B C C B X 2-2 29 1B 1-3 3-H 1B | C S S 0-3 K ③ | | | | 4 | 1 | 2 | 1 | 0 | 2 | 3 |
| 29 Mike Sweeney, R (1, 10)<br>OBP: 0.329, SLG: 0.461 | C X 0-1 F8 ③ | | | B B X 2-0 G6-3 G4-1 1-3 1B | B B C X 2-1 FC4-6 1-2 3-H 1B | | B C B X 2-1 G5-3 ① | | | 4 | 0 | 2 | 1 | 0 | 0 | 0 |
| Matt Stairs, L (1, 9)<br>OBP: 0.333, SLG: 0.477<br>Byron Gettis, R (8, 9)<br>OBP: 0.327, SLG: 0.256 | | B X 1-0 G5-4-3 1B | | C B S B B X 3-2 G4-1 ① 1-2 3-H | X 0-0 FC4-6 ③ 1-2f | | B B F F X 2-2 G4-3 ② | | | 4 | 0 | 1 | 1 | 0 | 0 | 3 |
| | | | | | | | | | | 0 | 0 | 0 | 0 | 0 | 0 | 0 |
| Ken Harvey, R (1, 3)<br>OBP: 0.374, SLG: 0.473 | | B C 1 SAFE S F B B X 3-2 G5-4-3 ① ② 1-2f | | B C X 1-1 G6-3 ② 2-3 | | S B B X 2-1 G6-3 ① | B F B F S 2-3 K ③ | | | 4 | 0 | 0 | 0 | 0 | 1 | 2 |
| Dee Brown, L (1, 7)<br>OBP: 0.276, SLG: 0.231 | | B C X 1-1 G4-3 ③ | | F B X 1-1 G3-1 ③ | | B C B B X 3-1 2B 1B | | C B S X 1-2 4 FC1-6 1B | | 4 | 1 | 2 | 0 | 0 | 0 | 1 |
| 4 Angel Berroa, R (1, 6)<br>OBP: 0.280, SLG: 0.393 | | | B C F S 1-3 K ① | | B B X 2-0 F8 ① | B F F B S 2-3 K ② | | 1 SAFE B X 1-0 FC1-6 ① 1-2f | | 4 | 0 | 0 | 0 | 0 | 2 | 2 |
| Desi Relaford, S (1, 5)<br>OBP: 0.269, SLG: 0.267 | | | C S B C 1-3 K ② | | B B B B 4-0 9 1B 1B BB | X 0-0 9 WP 1-H 2B | | 1 SAFE C C 1 SAFE B D B F S 3-3 K ② | | 3 | 1 | 1 | 1 | 1 | 2 | 1 |
| 14 John Buck, R (1, 2)<br>OBP: 0.200, SLG: 0.111 | | | S B X 1-1 1B | | 1 SAFE B 1 P B C S X 3-2 F9 ② | S B B S D B 4-2 9 WP BB | | S 1 B B S S 1-3 K ③ | | 3 | 0 | 1 | 0 | 1 | 1 | 2 |

| Inning Stats | | | | | | | | | |
|---|---|---|---|---|---|---|---|---|---|
| | R: 0 | H: 0 | R: 0 | H: 1 | R: 0 | H: 1 | R: 1 | H: 2 | R: 2 | H: 3 | R: 1 | H: 2 | R: 0 | H: 0 | R: 0 | H: 1 |
| | E: 0 | LOB: 0 | E: 0 | LOB: 0 | E: 0 | LOB: 1 | E: 0 | LOB: 1 | E: 0 | LOB: 2 | E: 0 | LOB: 3 | E: 0 | LOB: 0 | E: 0 | LOB: 1 |
| | K: 1 | BB: 0 | K: 0 | BB: 0 | K: 2 | BB: 0 | K: 0 | BB: 0 | K: 0 | BB: 1 | K: 2 | BB: 2 | K: 1 | BB: 0 | K: 2 | BB: 0 |
| | S: 7 | P: 9 | S: 7 | P: 12 | S: 9 | P: 12 | S: 10 | P: 20 | S: 13 | P: 26 | S: 13 | P: 28 | S: 8 | P: 14 | S: 11 | P: 17 |

| | |
|---|---|
| AB | 33 |
| R | 4 |
| H | 10 |
| RBI | 4 |
| BB | 3 |
| SO | 8 |
| LOB | 15 |

| | | | | | | | | | | | | | | | | | | | | | | | | | | | | | | |
|---|---|---|---|---|---|---|---|---|---|---|---|---|---|---|---|---|---|---|---|---|---|---|---|---|---|---|---|---|---|---|
| PITCHER | | IP | WLS | BF | H | R | ER | SO | BB | IBB | HBP | BLK | WP | HR | S | P | ERA | WHIP | PITCHER | IP | WLS | BF | H | R | ER | SO | BB | IBB | HBP | BLK | WP | HR | S | P | ERA | WHIP |
| Sidney Ponson, R<br>ERA: 6.22 | (1, 1) | 5.2 | L | 28 | 9 | 4 | 4 | 4 | 3 | 0 | 0 | 0 | 1 | 0 | 56 | 104 | 6.35 | 2.118 | | | | | | | | | | | | | | | | | |
| Mike DeJean, R<br>ERA: 7.03 | (6, 1) | 1.1 | | 4 | 0 | 0 | 0 | 2 | 0 | 0 | 0 | 0 | 0 | 0 | 11 | 17 | 0.00 | 0.000 | | | | | | | | | | | | | | | | | |
| B.J. Ryan, L<br>ERA: 2.03 | (8, 1) | 1.0 | | 4 | 1 | 0 | 0 | 2 | 0 | 0 | 0 | 0 | 0 | 0 | 11 | 17 | 0.00 | 1.000 | | | | | | | | | | | | | | | | | |

| | | | | | | | | | |
|---|---|---|---|---|---|---|---|---|---|
| 1B: 9 | SF: 0 | WP: 1 | PA: 36 |
| 2B: 1 | SAC: 0 | PB: 0 | |
| 3B: 0 | DP: 1 | SB: 0 | |
| HR: 0 | HBP: 0 | CS: 0 | |

| Batter | 1 | 2 | 3 | 4 | 5 | 6 | 7 | 8 | 9 | AB | R | H | RBI | BB | SO | LOB |
|---|---|---|---|---|---|---|---|---|---|---|---|---|---|---|---|---|
| 1 Brian Roberts, S (1, 10)<br>OBP: 0.332, SLG: 0.348 | C B X<br>1-1<br>E6<br>6 S<br>6 1B | X<br>0-0 ①<br>G6-3 | B C X<br>1-1 ①<br>F8 | | C D B F F B T<br>3-2 ②<br>K | | C B X<br>1-1 ②<br>P5 | | C B B B C F F F F<br>3-2 ②<br>X F8 | 6 | 1 | 0 | 0 | 0 | 1 | 4 |
| David Newhan, L (1, 3)<br>OBP: 0.510, SLG: 0.814 | B B S B F S<br>3-3 ①<br>K | B B X<br>2-0 ②<br>F8 | X<br>0-0 ②<br>FC6-4<br>1-2f<br>2-H | | B C X<br>1-1<br>1-H<br>HR | | X<br>0-0 ③<br>F8 | | B X<br>1-0 ③<br>F8 | 6 | 1 | 1 | 2 | 0 | 1 | 3 |
| 6 Melvin Mora, R (1, 5)<br>OBP: 0.445, SLG: 0.574<br>Luis Lopez, S (8, PR)<br>OBP: 0.250, SLG: 0.179 (8, 5) | B 1 SAFE B B C X<br>3-1<br>10 HR<br>1-H<br>1B | C F F B T F T B<br>4-2<br>F B B<br>10 FC6-4<br>BB | C F F S<br>0-3 ③<br>K | | C S S<br>0-3 ③<br>K | | | B B X<br>2-0<br>2B<br>2B | | 4<br>0 | 1<br>1 | 2<br>0 | 1<br>0 | 1<br>0 | 2<br>0 | 1<br>0 |
| 10 Miguel Tejada, R (1, 6)<br>OBP: 0.359, SLG: 0.497 | B X<br>1-0<br>1-H<br>HR | B B B C X<br>3-1<br>FC6-4<br>1-2f | | B S X<br>1-1 ①<br>G5-3 | | C C S<br>0-3 ①<br>K | | C X<br>0-1 ①<br>P4 | | 5 | 1 | 1 | 2 | 0 | 1 | 2 |
| Javy Lopez, R (1, 2)<br>OBP: 0.365, SLG: 0.474<br>Robert Machado, R (8, 2)<br>OBP: 0.208, SLG: 0.217 | X<br>0-0<br>BB<br>E<br>1B | | C B B S B F F F F<br>4-2<br>F B<br>2B<br>HR<br>BB | B B B C X<br>3-1<br>HBP<br>1B | | C B F F F F X<br>1-2<br>1B | | C X<br>0-1<br>2-H<br>2B<br>2B | | 4<br>0 | 3<br>0 | 4<br>0 | 1<br>0 | 1<br>0 | 0<br>0 | 0<br>0 |
| Luis Matos, R (1, 8)<br>OBP: 0.298, SLG: 0.379<br>16 Tim Raines, S (8, 8)<br>OBP: 0.278, SLG: 0.250 | B B F F F B F B<br>4-2<br>1-2<br>E<br>BB | C X<br>0-1<br>1-3<br>HR<br>2B | C B B S H<br>3-2<br>G6-4-3<br>1-2<br>HBP | | | X<br>0-0 ②<br>F9 | | C X<br>0-1<br>2-H<br>2B | | 3<br>0 | 2<br>0 | 2<br>0 | 1<br>0 | 1<br>0 | 0<br>0 | 1<br>0 |
| Chad Mottola, R (1, 9)<br>OBP: 0.200, SLG: 0.800 | C D X<br>1-1 ②<br>F5 | | F B B B F X<br>3-2<br>2-H<br>3-H<br>HR | C X<br>0-1 ②③<br>G6-4-3<br>1-2f | | B C B X<br>2-1 ③<br>L7 | | C S X<br>0-2 ②<br>F7 | | 5 | 1 | 1 | 3 | 0 | 0 | 6 |
| Larry Bigbie, L (1, 7)<br>OBP: 0.332, SLG: 0.405 | X<br>0-0<br>E8<br>1-H<br>2-H | | B F S F B X<br>2-2<br>1B<br>E<br>1B | | C B S B B S<br>3-3 ①<br>K | | B S B F C<br>2-3 ①<br>K | C B X<br>2-1 ③<br>L8 | | 5 | 1 | 1 | 0 | 0 | 2 | 1 |
| Jerry Hairston, R (1, 4)<br>OBP: 0.387, SLG: 0.393 | C X<br>0-1 ③<br>F8 | | C X<br>0-1<br>1-2<br>FC6-4<br>1B | | C B B X<br>2-1<br>HR<br>1B | | F B B F F X<br>2-2<br>1B | | C B F F F X<br>1-2 ①<br>P4 | 5 | 1 | 3 | 0 | 0 | 0 | 1 |
| Inning Stats | R: 5 H: 3<br>E: 2 LOB: 1<br>K: 1 BB: 1<br>S: 17 P: 30 | R: 0 H: 0<br>E: 0 LOB: 1<br>K: 0 BB: 1<br>S: 12 P: 21 | R: 4 H: 4<br>E: 1 LOB: 1<br>K: 1 BB: 1<br>S: 25 P: 35 | R: 0 H: 1<br>E: 0 LOB: 1<br>K: 0 BB: 0<br>S: 8 P: 15 | R: 2 H: 2<br>E: 0 LOB: 0<br>K: 3 BB: 0<br>S: 14 P: 23 | R: 0 H: 1<br>E: 0 LOB: 1<br>K: 1 BB: 0<br>S: 12 P: 15 | R: 0 H: 1<br>E: 0 LOB: 1<br>K: 1 BB: 0<br>S: 10 P: 15 | R: 2 H: 3<br>E: 0 LOB: 1<br>K: 0 BB: 0<br>S: 12 P: 16 | R: 0 H: 0<br>E: 0 LOB: 0<br>K: 0 BB: 0<br>S: 12 P: 17 | 1B: 8 SF: 0<br>2B: 4 SAC: 0<br>3B: 0 DP: 1<br>HR: 3 HBP: 1 | | | | | | |

# TOP

## Baltimore Orioles @ Kansas City Royals

Kauffman Stadium, Kansas City, MO

Wed Jun 30 2004, 7:10 PM CDT
Att. 14,970 - Unknown - 81 F

livebaseballscorecards.com

| | |
|---|---|
| AB | 43 |
| R | 13 |
| H | 15 |
| RBI | 10 |
| BB | 3 |
| SO | 7 |
| LOB | 19 |

WP: 0 PA: 47
PB: 0
SB: 1
CS: 0

| PITCHER | | IP | WLS | BF | H | R | ER | SO | BB | IBB | HBP | BLK | WP | HR | S | P | ERA | WHIP |
|---|---|---|---|---|---|---|---|---|---|---|---|---|---|---|---|---|---|---|
| Brian Anderson, L<br>ERA: 7.16 | (1, 1) | 2.0 | L | 16 | 5 | 8 | 5 | 1 | 3 | 0 | 0 | 0 | 0 | 2 | 41 | 70 | 22.50 | 4.000 |
| Justin Huisman, R<br>ERA: 6.61 | (3, 1) | 3.0 | | 14 | 5 | 3 | 2 | 4 | 0 | 0 | 1 | 0 | 0 | 1 | 35 | 54 | 6.00 | 1.667 |
| Scott Sullivan, R<br>ERA: 3.29 | (6, 1) | 2.0 | | 8 | 2 | 0 | 0 | 2 | 0 | 0 | 0 | 0 | 0 | 0 | 22 | 30 | 0.00 | 1.000 |
| Nate Field, R<br>ERA: 4.06 | (8, 1) | 1.0 | | 6 | 3 | 2 | 2 | 0 | 0 | 0 | 0 | 0 | 0 | 0 | 12 | 16 | 18.00 | 3.000 |
| Jaime Cerda, L<br>ERA: 2.31 | (9, 1) | 1.0 | | 3 | 0 | 0 | 0 | 0 | 0 | 0 | 0 | 0 | 0 | 0 | 12 | 17 | 0.00 | 0.000 |

| PITCHER | IP | WLS | BF | H | R | ER | SO | BB | IBB | HBP | BLK | WP | HR | S | P | ERA | WHIP |
|---|---|---|---|---|---|---|---|---|---|---|---|---|---|---|---|---|---|

# Baltimore Orioles @ Kansas City Royals

Kauffman Stadium, Kansas City, MO

Wed Jun 30 2004, 7:10 PM CDT

Att. 14,970 - Unknown - 81 F

livebaseballscorecards.com

## BOTTOM

| Batter | 1 | 2 | 3 | 4 | 5 | 6 | 7 | 8 | 9 | AB | R | H | RBI | BB | SO | LOB |
|---|---|---|---|---|---|---|---|---|---|---|---|---|---|---|---|---|
| 9 David DeJesus, L (1, 8)<br>OBP: 0.259, SLG: 0.167 | C X 0-1 ① F7 | | C C X 0-2 ③ G5-3 | | B B B 4-0 BB<br>1-2<br>2-3<br>3-H BB | | B X 1-0 WP<br>3-H 1B | | C B B B F F C 3-3 ① K | 4 | 0 | 1 | 2 | 1 | 1 | 0 |
| Tony Graffanino, R (1, 4)<br>OBP: 0.346, SLG: 0.332<br>José Bautista, R (9, 5)<br>OBP: 0.357, SLG: 0.217 | B B C X 2-1 ② F7 | | | C B B C B C 3-3 ① K | B B C C B B 4-2<br>1-2<br>2-3<br>3-H BB | | B B B C F B 4-2<br>1-2 BB | | B B B B 4-0<br>29<br>G6-4-3 BB | 2<br>0 | 0<br>0 | 0<br>0 | 1<br>0 | 2<br>1 | 1<br>0 | 0<br>0 |
| 29 Mike Sweeney, R (1, 10)<br>OBP: 0.327, SLG: 0.455 | B B C B B 4-1 BB | | | B B X 2-0 ② G6-3 | B B X 2-0 ③ F7 | | X 0-0 ③ F7 | | C B X 1-1 ②③ G6-4-3<br>1-2f | 4 | 0 | 0 | 0 | 1 | 0 | 6 |
| Matt Stairs, L (1, 9)<br>OBP: 0.332, SLG: 0.470<br>Byron Gettis, R (8, PR)<br>OBP: 0.327, SLG: 0.256 (9, 9) | B C S D S 2-3 ③ K | | | B B S F X 2-2 ③ G1 | | F B F X 1-2 ① G3 | | B B C F B B 4-2<br>4<br>FC1-6 1B<br>1B BB | | 3<br>0 | 0<br>1 | 0<br>0 | 0<br>0 | 1<br>0 | 1<br>0 | 1<br>0 |
| Ken Harvey, R (1, 3)<br>OBP: 0.372, SLG: 0.469 | | B C B F D C 3-3 ① K | | | B X 1-0<br>14<br>1B 9 HBP<br>BB 1B | C F B F X 1-2 ② G6-3 | | C S C 0-3 ① K | | 4 | 1 | 1 | 0 | 0 | 2 | 1 |
| Dee Brown, L (1, 7)<br>OBP: 0.273, SLG: 0.233 | | X 0-0 ② L8 | | | C S S 0-3 ① K | B F X 1-1 ③ G3-1 | | C D B F X 2-2<br>4<br>FC1-6<br>1-2 1B | | 4 | 0 | 1 | 0 | 0 | 1 | 1 |
| 4 Angel Berroa, R (1, 6)<br>OBP: 0.279, SLG: 0.388 | | B B C X 2-1 ③ F8 | | | B X 1-0 ② L7 | | B B C B B 4-1<br>14<br>G4-6-3 9 E<br>1B BB | B C X 1-1 ②<br>FC1-6<br>1B<br>1-2f<br>2-3 | | 3 | 1 | 0 | 0 | 1 | 0 | 3 |
| Desi Relaford, S (1, 5)<br>OBP: 0.275, SLG: 0.268 (9, 4) | | | B B B C F X 3-2 ① P6 | | H 1-0<br>9 14<br>BB 1B<br>1-2 BB HBP | | B X 1-0<br>FC4<br>14<br>G4-6-3<br>1-2 | X 0-0<br>1-2<br>3-H 1B | | 3 | 1 | 1 | 1 | 0 | 0 | 1 |
| 14 John Buck, R (1, 2)<br>OBP: 0.214, SLG: 0.154 | | | X 0-0 ② G6-3 | | B F F X 1-2<br>BB 9 BB<br>1-2<br>2-3 1B | | X 0-0 ①②<br>G4-6-3<br>1-2f<br>2-3 | B C X 1-1 ③ P3 | | 4 | 0 | 1 | 0 | 0 | 0 | 4 |

| Inning Stats | | | | | | | | | |
|---|---|---|---|---|---|---|---|---|---|
| | R: 0 H: 0<br>E: 0 LOB: 1<br>K: 1 BB: 1<br>S: 8 P: 16 | R: 0 H: 0<br>E: 0 LOB: 0<br>K: 1 BB: 0<br>S: 6 P: 11 | R: 0 H: 0<br>E: 0 LOB: 0<br>K: 0 BB: 0<br>S: 7 P: 10 | R: 0 H: 0<br>E: 0 LOB: 0<br>K: 1 BB: 0<br>S: 7 P: 14 | R: 2 H: 2<br>E: 0 LOB: 3<br>K: 1 BB: 2<br>S: 11 P: 25 | R: 0 H: 0<br>E: 0 LOB: 0<br>K: 0 BB: 0<br>S: 9 P: 12 | R: 1 H: 1<br>E: 1 LOB: 2<br>K: 0 BB: 2<br>S: 7 P: 17 | R: 1 H: 2<br>E: 0 LOB: 2<br>K: 1 BB: 1<br>S: 13 P: 21 | R: 0 H: 0<br>E: 0 LOB: 0<br>K: 1 BB: 1<br>S: 6 P: 14 |

| | |
|---|---|
| 1B: 5 | SF: 0 |
| 2B: 0 | SAC: 0 |
| 3B: 0 | DP: 2 |
| HR: 0 | HBP: 1 |
| WP: 1 | PA: 39 |
| PB: 0 | |
| SB: 0 | |
| CS: 0 | |

| | |
|---|---|
| AB | 31 |
| R | 4 |
| H | 5 |
| RBI | 4 |
| BB | 7 |
| SO | 6 |
| LOB | 17 |

| PITCHER | IP | WLS | BF | H | R | ER | SO | BB | IBB | HBP | BLK | WP | HR | S | P | ERA | WHIP |
|---|---|---|---|---|---|---|---|---|---|---|---|---|---|---|---|---|---|
| 40 Daniel Cabrera, R (1, 1)<br>ERA: 3.29 | 7.0 | W | 30 | 3 | 3 | 2 | 4 | 5 | 0 | 1 | 0 | 1 | 0 | 55 | 105 | 2.57 | 1.143 |
| Eddy Rodriguez, R (8, 1)<br>ERA: 2.55 | 2.0 | | 9 | 2 | 1 | 1 | 2 | 2 | 0 | 0 | 0 | 0 | 0 | 19 | 35 | 4.50 | 2.000 |

| PITCHER | IP | WLS | BF | H | R | ER | SO | BB | IBB | HBP | BLK | WP | HR | S | P | ERA | WHIP |
|---|---|---|---|---|---|---|---|---|---|---|---|---|---|---|---|---|---|

| Batter | 1 | 2 | 3 | 4 | 5 | 6 | 7 | 8 | 9 | AB | R | H | RBI | BB | SO | LOB |
|---|---|---|---|---|---|---|---|---|---|---|---|---|---|---|---|---|
| David Newhan, L (1, 9)<br>OBP: 0.481, SLG: 0.750 | C B B C F T<br>2-2 K | | C S B S<br>1-3 K | | | L C B F X<br>1-2 G4-3 | B X<br>1-0 6 G6-4-3<br>1-2 2-3 3-H 1B | | S S F S<br>0-3 K | 5 | 0 | 1 | 1 | 0 | 3 | 3 |
| Jorge Julio, R (9, 1) | | | | | | | | | | 0 | 0 | 0 | 0 | 0 | 0 | 0 |
| 6 Melvin Mora, R (1, 5)<br>OBP: 0.437, SLG: 0.563 | B X<br>1-0 G6-3 | | | S F S<br>0-3 K | | C F X<br>0-2 F7 | B C X<br>1-1 G6-4-3<br>1-2f | | C B B S X<br>2-2 G3 | 5 | 0 | 0 | 0 | 0 | 1 | 6 |
| 10 Miguel Tejada, R (1, 6)<br>OBP: 0.361, SLG: 0.497 | C B B X<br>2-1 L5 | | | X<br>0-0 L3 1B | | F C B F S<br>1-3 K | | B X<br>1-0 G5-6-3 1B | | 4 | 0 | 2 | 0 | 0 | 1 | 0 |
| Rafael Palmeiro, L (1, 3)<br>OBP: 0.357, SLG: 0.410 | | B B X<br>2-0 F8 | | X<br>0-0 L3<br>1-1 | | | C B X<br>1-1 HR | F X<br>0-1 G5-6-3<br>1-2f | | 4 | 1 | 1 | 1 | 0 | 0 | 2 |
| Javy Lopez, R (1, 10)<br>OBP: 0.366, SLG: 0.478 (9, 2) | | C C X<br>0-2 1B | | | C B B S F C<br>2-3 K | | S X<br>0-1 2B 2B | F B F X<br>1-2 G6-3 | | 4 | 1 | 2 | 0 | 0 | 1 | 0 |
| Larry Bigbie, L (1, 7)<br>OBP: 0.327, SLG: 0.398 | | B B C F S<br>2-3 K | | | B X<br>1-0 F7 | | B C F S<br>1-3 K | | B X<br>1-0 G6-3 | 4 | 0 | 0 | 0 | 0 | 2 | 2 |
| Jerry Hairston, R (1, 4)<br>OBP: 0.395, SLG: 0.412 | | C L B X<br>1-2 F8 | | | C B B F X<br>2-2 E 2B | | F X<br>0-1 1B 1B 2B<br>2-H | | C F F H<br>1-2 1B HBP | 3 | 1 | 2 | 1 | 0 | 0 | 1 |
| Luis Matos, R (1, 8)<br>OBP: 0.300, SLG: 0.379 | | | C B X<br>1-1 G5-3 | | C F B X<br>1-2 E5<br>2-3 | | B H<br>2-0 1B 1B HBP | | 1 SAFE 1 SAFE B B B 1 SAFE F X<br>2-1 1 BB<br>1-3 1B | 3 | 0 | 1 | 0 | 0 | 0 | 1 |
| Robert Machado, R (1, 2)<br>OBP: 0.222, SLG: 0.231 | | | B X<br>1-0 G5-3 | | X<br>0-0 G4-3 | | B B X<br>2-0 1B<br>1-2 2-3 1B | | B B F 1 B B<br>4-1 SAFE<br>1-2 BB | 3 | 0 | 1 | 0 | 0 | 0 | 2 |
| 1 Brian Roberts, S (9, PH)<br>OBP: 0.334, SLG: 0.348 | | | | | | | | | | 0 | 0 | 0 | 0 | 1 | 0 | 0 |
| 16 Tim Raines, S (9, 9)<br>OBP: 0.278, SLG: 0.250 | | | | | | | | | | 0 | 0 | 0 | 0 | 0 | 0 | 0 |
| Inning Stats | R: 0 E: 0 K: 1 S: 8<br>H: 0 LOB: 0 BB: 0 P: 13 | R: 0 E: 0 K: 1 S: 10<br>H: 1 LOB: 1 BB: 0 P: 15 | R: 0 E: 0 K: 1 S: 6<br>H: 0 LOB: 0 BB: 0 P: 9 | R: 0 E: 0 K: 1 S: 5<br>H: 1 LOB: 0 BB: 0 P: 5 | R: 0 E: 1 K: 1 S: 12<br>H: 1 LOB: 2 BB: 0 P: 18 | R: 0 E: 0 K: 1 S: 11<br>H: 0 LOB: 0 BB: 0 P: 13 | R: 3 E: 0 K: 1 S: 13<br>H: 5 LOB: 2 BB: 0 P: 21 | R: 0 E: 0 K: 0 S: 6<br>H: 1 LOB: 0 BB: 0 P: 8 | R: 0 E: 0 K: 1 S: 14<br>H: 1 LOB: 3 BB: 1 P: 24 | 1B: 6 2B: 4 3B: 0 HR: 1<br>SF: 0 SAC: 0 DP: 3 HBP: 2 | | | | | | |

# TOP

## Baltimore Orioles @ Kansas City Royals

Kauffman Stadium, Kansas City, MO

Thu Jul 01 2004, 7:10 PM CDT
Att. 22,960 - Cloudy - 81 F

livebaseballscorecards.com

| | |
|---|---|
| AB | 35 |
| R | 3 |
| H | 10 |
| RBI | 3 |
| BB | 1 |
| SO | 8 |
| LOB | 17 |

| PITCHER | | IP | WLS | BF | H | R | ER | SO | BB | IBB | HBP | BLK | WP | HR | S | P | ERA | WHIP |
|---|---|---|---|---|---|---|---|---|---|---|---|---|---|---|---|---|---|---|
| 23 Zack Greinke, R<br>ERA: 3.58 | (1, 1) | 6.1 | L | 27 | 7 | 3 | 3 | 7 | 0 | 0 | 1 | 0 | 0 | 1 | 62 | 89 | 4.26 | 1.105 |
| Shawn Camp, R<br>ERA: 3.52 | (7, 1) | 2.0 | | 8 | 3 | 0 | 0 | 0 | 0 | 0 | 1 | 0 | 0 | 0 | 15 | 23 | 0.00 | 1.500 |
| Jaime Cerda, L<br>ERA: 2.28 | (9, 1) | 0.1 | | 2 | 0 | 0 | 0 | 1 | 1 | 0 | 0 | 0 | 0 | 0 | 5 | 9 | 0.00 | 3.000 |
| Rudy Seanez, R<br>ERA: 4.15 | (9, 1) | 0.1 | | 1 | 0 | 0 | 0 | 0 | 0 | 0 | 0 | 0 | 0 | 0 | 3 | 5 | 0.00 | 0.000 |

| PITCHER | IP | WLS | BF | H | R | ER | SO | BB | IBB | HBP | BLK | WP | HR | S | P | ERA | WHIP |
|---|---|---|---|---|---|---|---|---|---|---|---|---|---|---|---|---|---|

| Batter | 1 | 2 | 3 | 4 | 5 | 6 | 7 | 8 | 9 | AB | R | H | RBI | BB | SO | LOB |
|---|---|---|---|---|---|---|---|---|---|---|---|---|---|---|---|---|
| 9 David DeJesus, L (1, 8)<br>OBP: 0.259, SLG: 0.173 | 1-0<br>SH5-3<br>29<br>1B<br>1B | | 1-0 ①<br>G6-3 | | | 1-2 ①<br>G6-3 | | | 3-2 ①<br>G5-3 | 4 | 1 | 1 | 0 | 0 | 0 | 0 |
| Tony Graffanino, R (1, 4)<br>OBP: 0.341, SLG: 0.326 | SAFE<br>0-0 ①<br>SH5-3<br>1-2 | | 0-2 ②<br>G4-3 | | | 1-1 ②<br>G4-3 | | | 0-1 ②<br>L4 | 3 | 0 | 0 | 0 | 0 | 0 | 0 |
| 29 Mike Sweeney, R (1, 3)<br>OBP: 0.326, SLG: 0.452 | 0-0<br>4<br>1B<br>1B<br>2-H<br>1B | | 1-2 ③<br>G4-3 | | | 0-1 ③<br>F9 | | | 0-0 ③<br>P4 | 4 | 1 | 1 | 1 | 0 | 0 | 0 |
| Matt Stairs, L (1, 10)<br>OBP: 0.327, SLG: 0.463 | 0-3 ②<br>K | | | 2-0 ①<br>P5 | | | 3-3 ①<br>K | | | 3 | 0 | 0 | 0 | 0 | 2 | 1 |
| 4 Angel Berroa, R (1, 6)<br>OBP: 0.280, SLG: 0.387 | 0-0<br>1B<br>1-2<br>1B | | | 1-0 ②<br>F8 | | | 0-1 ②<br>G5-3 | | | 3 | 0 | 1 | 0 | 0 | 0 | 0 |
| Dee Brown, L (1, 7)<br>OBP: 0.278, SLG: 0.242 | 1-0 ③<br>1-3<br>2-H<br>1B | | | 3-2 ③<br>G4-3 | | | 1-3 ③<br>K | | | 3 | 0 | 1 | 1 | 0 | 1 | 0 |
| Desi Relaford, S (1, 9)<br>(9, 5)<br>OBP: 0.270, SLG: 0.263 | | 0-0 ①<br>G6-3 | | | 1-2 ①<br>G4-3 | | | 3-2 ①<br>P3 | | 3 | 0 | 0 | 0 | 0 | 0 | 0 |
| 14 John Buck, R (1, 2)<br>OBP: 0.176, SLG: 0.125 | | 1-0 ②<br>G5-3 | | | 1-3 ②<br>K | | | 2-3 ②<br>K | | 3 | 0 | 0 | 0 | 0 | 2 | 0 |
| José Bautista, R (1, 5)<br>OBP: 0.333, SLG: 0.200<br>Ken Harvey, R (8, PH)<br>OBP: 0.371, SLG: 0.467<br>Byron Gettis, R (9, 9)<br>OBP: 0.327, SLG: 0.256 | | 3-3 ③<br>K | | | 3-3 ③<br>K | | | 3-1 ③<br>G4-3 | | 2<br>1<br>0 | 0<br>0<br>0 | 0<br>0<br>0 | 0<br>0<br>0 | 0<br>0<br>0 | 2<br>0<br>0 | 0<br>0<br>0 |
| Inning Stats | R: 2<br>E: 0<br>K: 1<br>S: 9<br>H: 4<br>LOB: 2<br>BB: 0<br>P: 11 | R: 0<br>E: 0<br>K: 1<br>S: 7<br>H: 0<br>LOB: 0<br>BB: 0<br>P: 11 | R: 0<br>E: 0<br>K: 0<br>S: 8<br>H: 0<br>LOB: 0<br>BB: 0<br>P: 10 | R: 0<br>E: 0<br>K: 0<br>S: 6<br>H: 0<br>LOB: 0<br>BB: 0<br>P: 12 | R: 0<br>E: 0<br>K: 2<br>S: 10<br>H: 0<br>LOB: 0<br>BB: 0<br>P: 15 | R: 0<br>E: 0<br>K: 0<br>S: 7<br>H: 0<br>LOB: 0<br>BB: 0<br>P: 9 | R: 0<br>E: 0<br>K: 2<br>S: 10<br>H: 0<br>LOB: 0<br>BB: 0<br>P: 14 | R: 0<br>E: 0<br>K: 1<br>S: 9<br>H: 0<br>LOB: 0<br>BB: 0<br>P: 17 | R: 0<br>E: 0<br>K: 0<br>S: 6<br>H: 0<br>LOB: 0<br>BB: 0<br>P: 9 | 1B: 4<br>2B: 0<br>3B: 0<br>HR: 0<br>SF: 0<br>SAC: 1<br>DP: 0<br>HBP: 0 | | | | | | |

| PITCHER | | IP | WLS | BF | H | R | ER | SO | BB | IBB | HBP | BLK | WP | HR | S | P | ERA | WHIP |
|---|---|---|---|---|---|---|---|---|---|---|---|---|---|---|---|---|---|---|
| Rodrigo Lopez, R<br>ERA: 3.53 | (1, 1) | 6.0 | W | 21 | 4 | 2 | 2 | 4 | 0 | 0 | 0 | 0 | 0 | 0 | 47 | 68 | 3.00 | 0.667 |
| B.J. Ryan, L<br>ERA: 1.96 | (7, 1) | 1.1 | H | 4 | 0 | 0 | 0 | 2 | 0 | 0 | 0 | 0 | 0 | 0 | 14 | 21 | 0.00 | 0.000 |
| Jason Grimsley, R<br>ERA: 3.64 | (8, 1) | 0.2 | H | 2 | 0 | 0 | 0 | 1 | 0 | 0 | 0 | 0 | 0 | 0 | 5 | 10 | 0.00 | 0.000 |
| Jorge Julio, R<br>ERA: 4.6 | (9, 1) | 1.0 | S | 3 | 0 | 0 | 0 | 0 | 0 | 0 | 0 | 0 | 0 | 0 | 6 | 9 | 0.00 | 0.000 |

| PITCHER | IP | WLS | BF | H | R | ER | SO | BB | IBB | HBP | BLK | WP | HR | S | P | ERA | WHIP |
|---|---|---|---|---|---|---|---|---|---|---|---|---|---|---|---|---|---|

# BOTTOM

## Baltimore Orioles @ Kansas City Royals

Kauffman Stadium, Kansas City, MO

Thu Jul 01 2004, 7:10 PM CDT
Att. 22,960 - Cloudy - 81 F

livebaseballscorecards.com

| | |
|---|---|
| AB | 29 |
| R | 2 |
| H | 4 |
| RBI | 2 |
| BB | 0 |
| SO | 7 |
| LOB | 1 |

WP: 0 PA: 30
PB: 0
SB: 0
CS: 0

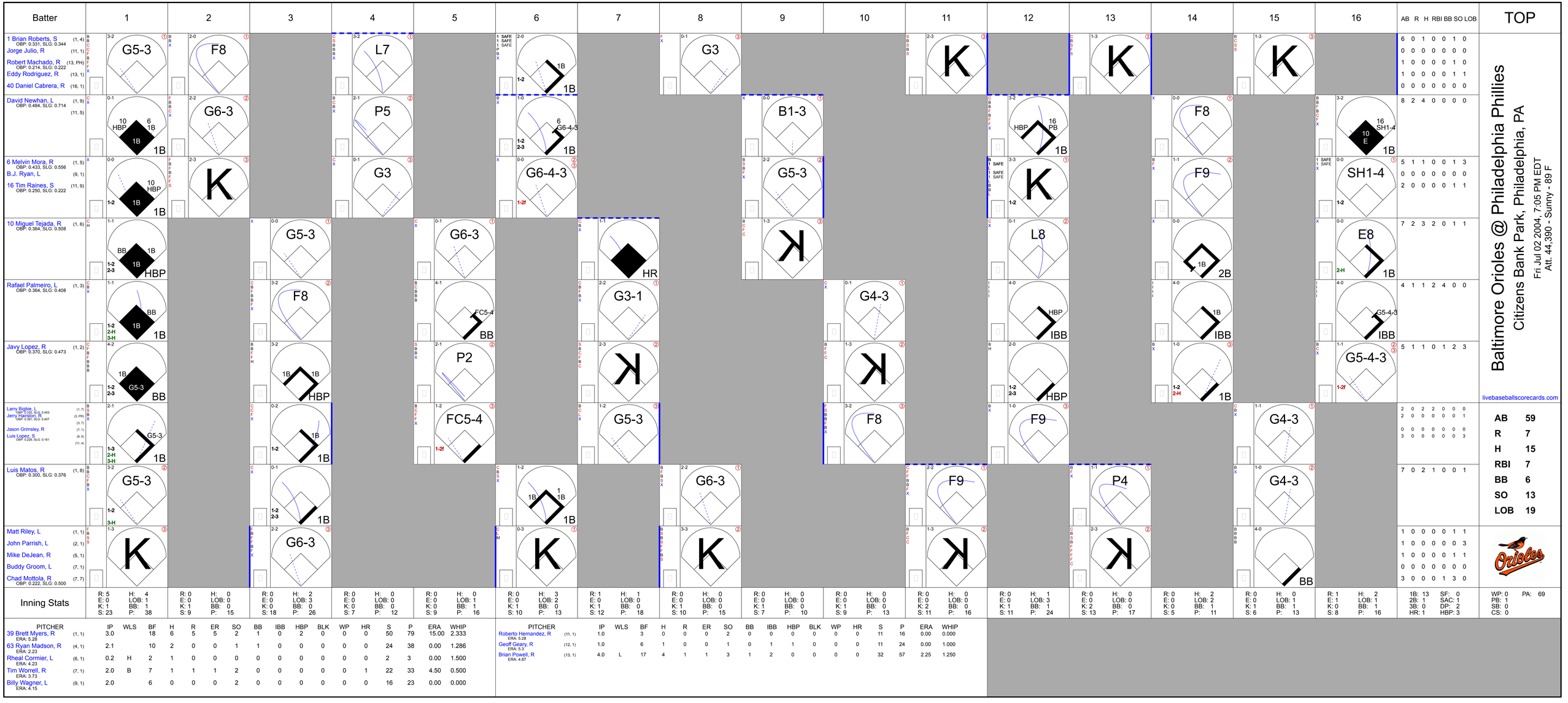
Batter
1
2
3
4
5
6
7
8
9
10
11
12
13
14
15
16
AB R H RBI BB SO LOB
TOP
1 Brian Roberts, S (1, 4) OBP: 0.331, SLG: 0.344
Jorge Julio, R (11, 1)
Robert Machado, R (13, PH) OBP: 0.214, SLG: 0.222
Eddy Rodriguez, R (13, 1)
40 Daniel Cabrera, R (16, 1)
David Newhan, L (1, 9) OBP: 0.484, SLG: 0.714 (11, 5)
6 Melvin Mora, R (1, 5) OBP: 0.433, SLG: 0.556
B.J. Ryan, L (9, 1)
16 Tim Raines, S (11, 9) OBP: 0.250, SLG: 0.222
10 Miguel Tejada, R (1, 6) OBP: 0.364, SLG: 0.508
Rafael Palmeiro, L (1, 3) OBP: 0.364, SLG: 0.408
Javy Lopez, R (1, 2) OBP: 0.370, SLG: 0.473
Larry Bigbie, L (1, 7) OBP: 0.310, SLG: 0.403
Jerry Hairston, R (3, PR) OBP: 0.391, SLG: 0.407 (3, 7)
Jason Grimsley, R (7, 1)
Luis Lopez, S (9, 5) OBP: 0.229, SLG: 0.161 (11, 4)
Luis Matos, R (1, 8) OBP: 0.300, SLG: 0.376
Matt Riley, L (1, 1)
John Parrish, L (2, 1)
Mike DeJean, R (5, 1)
Buddy Groom, L (7, 1)
Chad Mottola, R (7, 7) OBP: 0.222, SLG: 0.500
Baltimore Orioles @ Philadelphia Phillies
Citizens Bank Park, Philadelphia, PA
Fri Jul 02 2004, 7:05 PM EDT
Att. 44,390 - Sunny - 89 F
livebaseballscorecards.com
AB 59
R 7
H 15
RBI 7
BB 6
SO 13
LOB 19
Inning Stats
PITCHER IP WLS BF H R ER SO BB IBB HBP BLK WP HR S P ERA WHIP
39 Brett Myers, R (1, 1) ERA: 5.26 3.0 18 6 5 5 2 1 0 2 0 0 0 0 50 79 15.00 2.333
63 Ryan Madson, R (4, 1) ERA: 2.23 2.1 10 2 0 0 1 1 0 0 0 0 0 0 24 38 0.00 1.286
Rheal Cormier, L (6, 1) ERA: 4.23 0.2 H 2 1 0 0 0 0 0 0 0 0 0 0 2 3 0.00 1.500
Tim Worrell, R (7, 1) ERA: 3.73 2.0 B 7 1 1 1 2 0 0 0 0 0 1 0 22 33 4.50 0.500
Billy Wagner, L (9, 1) ERA: 4.15 2.0 6 0 0 0 2 0 0 0 0 0 0 0 16 23 0.00 0.000
PITCHER IP WLS BF H R ER SO BB IBB HBP BLK WP HR S P ERA WHIP
Roberto Hernandez, R (11, 1) ERA: 5.28 1.0 3 0 0 0 2 0 0 0 0 0 0 0 11 16 0.00 0.000
Geoff Geary, R (12, 1) ERA: 5.3 1.0 6 1 0 0 1 0 1 1 0 0 0 0 11 24 0.00 1.000
Brian Powell, R (13, 1) ERA: 4.87 4.0 L 17 4 1 1 3 1 2 0 0 0 0 32 57 2.25 1.250
1B: 13 SF: 0
2B: 1 SAC: 1
3B: 0 DP: 2
HR: 1 HBP: 3
WP: 0 PA: 69
PB: 1
SB: 0
CS: 0

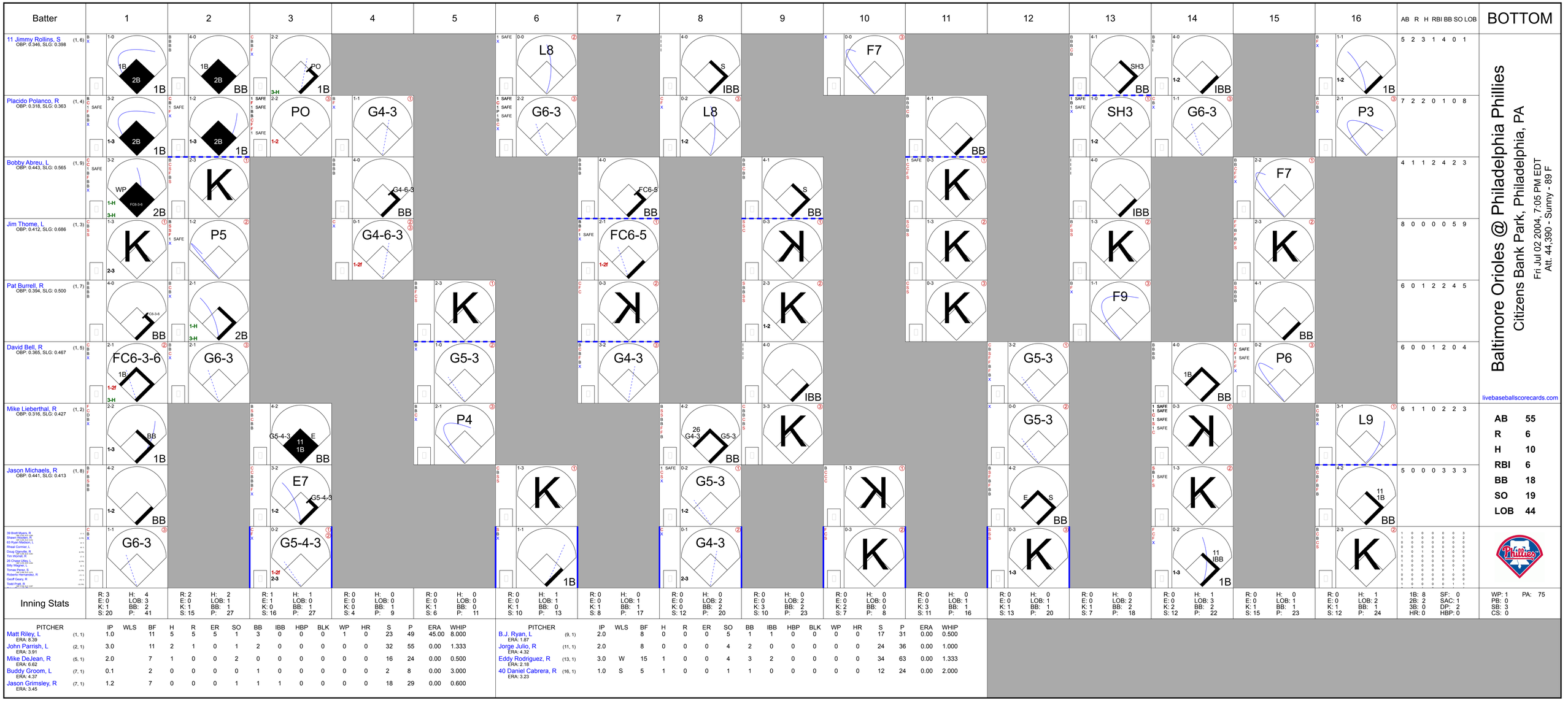


| PITCHER | | IP | WLS | BF | H | R | ER | SO | BB | IBB | HBP | BLK | WP | HR | S | P | ERA | WHIP |
|---|---|---|---|---|---|---|---|---|---|---|---|---|---|---|---|---|---|---|
| Matt Riley, L (1, 1) ERA: 8.39 | | 1.0 | | 11 | 5 | 5 | 5 | 1 | 3 | 0 | 0 | 0 | 1 | 0 | 23 | 49 | 45.00 | 8.000 |
| John Parrish, L (2, 1) ERA: 3.91 | | 3.0 | | 11 | 2 | 1 | 0 | 1 | 2 | 0 | 0 | 0 | 0 | 0 | 32 | 55 | 0.00 | 1.333 |
| Mike DeJean, R (5, 1) ERA: 6.62 | | 2.0 | | 7 | 1 | 0 | 0 | 2 | 0 | 0 | 0 | 0 | 0 | 0 | 16 | 24 | 0.00 | 0.500 |
| Buddy Groom, L (7, 1) ERA: 4.37 | | 0.1 | | 2 | 0 | 0 | 0 | 0 | 1 | 0 | 0 | 0 | 0 | 0 | 2 | 8 | 0.00 | 3.000 |
| Jason Grimsley, R (7, 1) ERA: 3.45 | | 1.2 | | 7 | 0 | 0 | 0 | 1 | 1 | 1 | 0 | 0 | 0 | 0 | 18 | 29 | 0.00 | 0.600 |

| PITCHER | | IP | WLS | BF | H | R | ER | SO | BB | IBB | HBP | BLK | WP | HR | S | P | ERA | WHIP |
|---|---|---|---|---|---|---|---|---|---|---|---|---|---|---|---|---|---|---|
| B.J. Ryan, L (9, 1) ERA: 1.87 | | 2.0 | | 8 | 0 | 0 | 0 | 5 | 1 | 1 | 0 | 0 | 0 | 0 | 17 | 31 | 0.00 | 0.500 |
| Jorge Julio, R (11, 1) ERA: 4.32 | | 2.0 | | 8 | 0 | 0 | 0 | 4 | 2 | 0 | 0 | 0 | 0 | 0 | 24 | 36 | 0.00 | 1.000 |
| Eddy Rodriguez, R (13, 1) ERA: 2.18 | | 3.0 | W | 15 | 1 | 0 | 0 | 4 | 3 | 2 | 0 | 0 | 0 | 0 | 34 | 63 | 0.00 | 1.333 |
| 40 Daniel Cabrera, R (16, 1) ERA: 3.23 | | 1.0 | S | 5 | 1 | 0 | 0 | 1 | 1 | 0 | 0 | 0 | 0 | 0 | 12 | 24 | 0.00 | 2.000 |

# Baltimore Orioles @ Philadelphia Phillies

Citizens Bank Park, Philadelphia, PA

Sat Jul 03 2004, 7:05 PM EDT

Att. 44,163 - Cloudy - 85 F

livebaseballscorecards.com

TOP

| Batter | 1 | 2 | 3 | 4 | 5 | 6 | 7 | 8 | 9 | AB | R | H | RBI | BB | SO | LOB |
|---|---|---|---|---|---|---|---|---|---|---|---|---|---|---|---|---|
| 1 Brian Roberts, S (1, 4)<br>OBP: 0.335, SLG: 0.350 | G6-3 | P6 | | 1B | | | G6-3 2B | | 4-2 CS BB | 4 | 0 | 2 | 0 | 1 | 0 | 2 |
| Luis Matos, R (1, 8)<br>OBP: 0.298, SLG: 0.373 | F9 | | 3B 1B | G5-3 | | | 0-1 G6-3 1-2 2-3 | | 1 SAFE 1 SAFE 0-2 G6-3 1-2 | 5 | 1 | 1 | 0 | 0 | 0 | 3 |
| David Newhan, L (1, 9)<br>OBP: 0.485, SLG: 0.729<br>Javy Lopez, R (9, PH)<br>OBP: 0.369, SLG: 0.472 | K | | 1 SAFE 10 SF9 1-H 3B | | K | | 4-2 10 G5-3 BB | | 3-2 P3 | 3<br>1 | 1<br>0 | 1<br>0 | 1<br>0 | 1<br>0 | 2<br>0 | 0<br>0 |
| 10 Miguel Tejada, R (1, 6)<br>OBP: 0.365, SLG: 0.518 | | 1B WP HBP | SF9 3-H | | HR | | G5-3 1-2 | | | 2 | 2 | 1 | 2 | 0 | 0 | 2 |
| Rafael Palmeiro, L (1, 3)<br>OBP: 0.366, SLG: 0.409 | | 0-0 1B WP SF9 1-3 1B | FC6-4 1B | | 0-3 K | | G4-3 | | | 4 | 1 | 2 | 0 | 0 | 1 | 2 |
| Jerry Hairston, R (1, 7)<br>OBP: 0.388, SLG: 0.403 | | 1-1 45 BB 1-3 3-H 1B | FC6-4 1-2f | | P2 | | | 1-3 K | | 4 | 0 | 1 | 0 | 0 | 1 | 1 |
| Luis Lopez, S (1, 5)<br>OBP: 0.231, SLG: 0.265 | | 2-1 SF9 3-H | 0-0 G3 | | | 1-0 F8 | | 2-2 HR | | 3 | 1 | 1 | 2 | 0 | 0 | 1 |
| Robert Machado, R (1, 2)<br>OBP: 0.188, SLG: 0.194 | | 1 SAFE 2-2 F9 | | 3-2 P4 | | 2-3 K | | 0-0 F8 | | 4 | 0 | 0 | 0 | 0 | 1 | 1 |
| 45 Erik Bedard, L (1, 1) | | 4-0 1-2 BB | | 1-3 K | | 1-3 K | | 2-2 G6-3 | | 2 | 0 | 0 | 0 | 1 | 2 | 0 |
| Chad Mottola, R (8, PH)<br>OBP: 0.200, SLG: 0.444 | | | | | | | | | | 1 | 0 | 0 | 0 | 0 | 0 | 0 |
| Jason Grimsley, R (8, 1) | | | | | | | | | | 0 | 0 | 0 | 0 | 0 | 0 | 0 |
| B.J. Ryan, L (8, 1) | | | | | | | | | | 0 | 0 | 0 | 0 | 0 | 0 | 0 |
| Inning Stats | R: 0 E: 0 K: 1 S: 9 H: 0 LOB: 0 BB: 0 P: 14 | R: 2 E: 0 K: 0 S: 11 H: 2 LOB: 2 BB: 1 P: 22 | R: 2 E: 0 K: 0 S: 14 H: 3 LOB: 1 BB: 0 P: 23 | R: 0 E: 0 K: 1 S: 11 H: 1 LOB: 1 BB: 0 P: 15 | R: 1 E: 0 K: 2 S: 11 H: 1 LOB: 0 BB: 0 P: 13 | R: 0 E: 0 K: 2 S: 7 H: 0 LOB: 0 BB: 0 P: 11 | R: 0 E: 0 K: 0 S: 9 H: 1 LOB: 2 BB: 1 P: 14 | R: 1 E: 0 K: 1 S: 10 H: 1 LOB: 0 BB: 0 P: 15 | R: 0 E: 0 K: 0 S: 13 H: 0 LOB: 0 BB: 1 P: 20 | 1B: 5 2B: 1 3B: 1 HR: 2 SF: 2 SAC: 0 DP: 0 HBP: 1 | | | | | | | |

| | |
|---|---|
| AB | 33 |
| R | 6 |
| H | 9 |
| RBI | 5 |
| BB | 3 |
| SO | 7 |
| LOB | 12 |

WP: 1 PB: 0 SB: 0 CS: 1 PA: 39

| PITCHER | IP | WLS | BF | H | R | ER | SO | BB | IBB | HBP | BLK | WP | HR | S | P | ERA | WHIP |
|---|---|---|---|---|---|---|---|---|---|---|---|---|---|---|---|---|---|
| Kevin Millwood, R (1, 1)<br>ERA: 5.07 | 6.1 | | 29 | 8 | 5 | 5 | 6 | 1 | 0 | 1 | 0 | 1 | 1 | 66 | 101 | 7.11 | 1.421 |
| Rheal Cormier, L (7, 1)<br>ERA: 4.28 | 1.2 | W | 7 | 1 | 1 | 1 | 1 | 1 | 0 | 0 | 0 | 0 | 1 | 16 | 26 | 5.40 | 1.200 |
| Billy Wagner, L (9, 1)<br>ERA: 4.0 | 1.0 | S | 3 | 0 | 0 | 0 | 0 | 1 | 0 | 0 | 0 | 0 | 0 | 13 | 20 | 0.00 | 1.000 |

| PITCHER | IP | WLS | BF | H | R | ER | SO | BB | IBB | HBP | BLK | WP | HR | S | P | ERA | WHIP |
|---|---|---|---|---|---|---|---|---|---|---|---|---|---|---|---|---|---|

# BOTTOM

## Baltimore Orioles @ Philadelphia Phillies

Citizens Bank Park, Philadelphia, PA

Sat Jul 03 2004, 7:05 PM EDT

Att. 44,163 - Cloudy - 85 F

livebaseballscorecards.com

| Batter | 1 | 2 | 3 | 4 | 5 | 6 | 7 | 8 | 9 | AB | R | H | RBI | BB | SO | LOB |
|---|---|---|---|---|---|---|---|---|---|---|---|---|---|---|---|---|
| 11 Jimmy Rollins, S (1, 6)<br>OBP: 0.344, SLG: 0.395 | HR 1B | F9 | | | K | | L9 | G3 | | 5 | 1 | 1 | 0 | 0 | 1 | 1 |
| Placido Polanco, R (1, 4)<br>OBP: 0.322, SLG: 0.380 | 1-H HR | | G4-3 | | 1B 1B | | G5-3 | | | 4 | 1 | 2 | 2 | 0 | 0 | 0 |
| Bobby Abreu, L (1, 9)<br>OBP: 0.444, SLG: 0.563 | S 2B BB | | K | | 1-2 1B | | F8 | | | 3 | 1 | 1 | 0 | 1 | 1 | 0 |
| Pat Burrell, R (1, 7)<br>OBP: 0.392, SLG: 0.494<br>Doug Glanville, R (9, 8)<br>OBP: 0.259, SLG: 0.263 | L9 | | HBP | | K | | | G5-3 | | 3<br>0 | 0<br>0 | 0<br>0 | 0<br>0 | 0<br>0 | 1<br>0 | 3<br>0 |
| Jim Thome, L (1, 3)<br>OBP: 0.410, SLG: 0.679 | K | | K | | F8 | | | HR 1B | | 4 | 1 | 1 | 0 | 0 | 2 | 4 |
| David Bell, R (1, 5)<br>OBP: 0.366, SLG: 0.483 | 1-H 2B | P3 | | | | G6-3 | | 1-H HR | | 4 | 1 | 2 | 3 | 0 | 0 | 0 |
| Mike Lieberthal, R (1, 2)<br>OBP: 0.322, SLG: 0.442 | F9 | | | BB | | HR | | BB 1B | | 3 | 2 | 2 | 1 | 1 | 0 | 1 |
| Jason Michaels, R (1, 8) (9, 7)<br>OBP: 0.434, SLG: 0.398 | | K | | F9 | | K | | 1-2 BB | | 3 | 0 | 0 | 0 | 1 | 2 | 1 |
| Kevin Millwood, R (1, 1)<br>OBP: 0.206, SLG: 0.219<br>Rheal Cormier, L (7, 1)<br>Tomas Perez, S (8, PH)<br>OBP: 0.295, SLG: 0.480<br>Billy Wagner, L (9, 1) | | K | | K | | K | | 1-3 2-H 1B | | 3<br>0<br>1<br>0 | 0<br>0<br>0<br>0 | 0<br>0<br>1<br>0 | 0<br>0<br>1<br>0 | 0<br>0<br>0<br>0 | 3<br>0<br>0<br>0 | 1<br>0<br>0<br>0 |
| Inning Stats | R: 3 E: 0 K: 1 S: 15 H: 3 LOB: 1 BB: 1 P: 27 | R: 0 E: 0 K: 2 S: 8 H: 0 LOB: 0 BB: 0 P: 11 | R: 0 E: 0 K: 2 S: 8 H: 0 LOB: 1 BB: 0 P: 15 | R: 0 E: 0 K: 1 S: 9 H: 0 LOB: 1 BB: 1 P: 16 | R: 0 E: 0 K: 2 S: 14 H: 2 LOB: 2 BB: 0 P: 18 | R: 1 E: 0 K: 2 S: 9 H: 1 LOB: 0 BB: 0 P: 14 | R: 0 E: 0 K: 0 S: 8 H: 0 LOB: 0 BB: 0 P: 15 | R: 3 E: 0 K: 0 S: 17 H: 4 LOB: 1 BB: 1 P: 27 | | 1B: 6 2B: 1 3B: 0 HR: 3 | SF: 0 SAC: 0 DP: 0 HBP: 1 | | | | | | |

| PITCHER | | IP | WLS | BF | H | R | ER | SO | BB | IBB | HBP | BLK | WP | HR | S | P | ERA | WHIP |
|---|---|---|---|---|---|---|---|---|---|---|---|---|---|---|---|---|---|---|
| 45 Erik Bedard, L<br>ERA: 3.84 | (1, 1) | 7.0 | | 30 | 6 | 4 | 4 | 10 | 2 | 0 | 1 | 0 | 0 | 2 | 71 | 116 | 5.14 | 1.143 |
| Jason Grimsley, R<br>ERA: 4.26 | (8, 1) | 0.1 | L | 5 | 3 | 3 | 3 | 0 | 1 | 0 | 0 | 0 | 0 | 1 | 10 | 18 | 81.00 | 12.000 |
| B.J. Ryan, L<br>ERA: 1.84 | (8, 1) | 0.2 | | 2 | 1 | 0 | 0 | 0 | 0 | 0 | 0 | 0 | 0 | 0 | 7 | 9 | 0.00 | 1.500 |

| PITCHER | IP | WLS | BF | H | R | ER | SO | BB | IBB | HBP | BLK | WP | HR | S | P | ERA | WHIP |
|---|---|---|---|---|---|---|---|---|---|---|---|---|---|---|---|---|---|

| | |
|---|---|
| AB | 33 |
| R | 7 |
| H | 10 |
| RBI | 7 |
| BB | 3 |
| SO | 10 |
| LOB | 11 |

WP: 0 PB: 0 SB: 1 CS: 0 PA: 37

| Batter | 1 | 2 | 3 | 4 | 5 | 6 | 7 | 8 | 9 | AB | R | H | RBI | BB | SO | LOB |
|---|---|---|---|---|---|---|---|---|---|---|---|---|---|---|---|---|
| 1 Brian Roberts, S (1, 4)<br>OBP: 0.331, SLG: 0.345 | F8 | | B5-3 | | E5 1B<br>1-2<br>3-H | | G1-6-3<br>1-2f<br>2-3 | | | 4 | 0 | 0 | 0 | 0 | 0 | 3 |
| Jerry Hairston, R (1, 7)<br>OBP: 0.385, SLG: 0.399 | F8 | | | F9 | 1B<br>1-2<br>2-3 | | F7 | | | 4 | 0 | 1 | 0 | 0 | 0 | 1 |
| 10 Miguel Tejada, R (1, 6)<br>OBP: 0.364, SLG: 0.517 | G1-3 | | | 2B | G5-3 | | | E6<br>G4-6-3 1B | | 4 | 0 | 1 | 0 | 0 | 0 | 3 |
| Javy Lopez, R (1, 2)<br>OBP: 0.370, SLG: 0.482 | | HR | | K | | F8 | | G4-6-3<br>1-2<br>1B | | 4 | 1 | 2 | 1 | 0 | 1 | 1 |
| Rafael Palmeiro, L (1, 3)<br>OBP: 0.361, SLG: 0.403 | | L6 | | F9 | | F7 | | G4-6-3<br>1-2f<br>2-3 | | 4 | 0 | 0 | 0 | 0 | 0 | 3 |
| Luis Matos, R (1, 8)<br>OBP: 0.298, SLG: 0.369 | | K | | | P4 | BB | | F8 | | 3 | 0 | 0 | 0 | 1 | 1 | 1 |
| Chad Mottola, R (1, 9)<br>OBP: 0.231, SLG: 0.500<br>David Newhan, L (9, PH)<br>OBP: 0.478, SLG: 0.717 | | F8 | | | 1B<br>1<br>E<br>2B | P3 | | | F8 | 3<br>1 | 1<br>0 | 1<br>0 | 0<br>0 | 0<br>0 | 0<br>0 | 1<br>0 |
| Luis Lopez, S (1, 5)<br>OBP: 0.256, SLG: 0.289 | | | G3 | | 1B<br>1<br>E<br>2-3<br>1B | | G1-6-3<br>1<br>16<br>1B<br>1B | | K | 4 | 0 | 2 | 0 | 0 | 1 | 0 |
| Sidney Ponson, R (1, 1)<br>16 Tim Raines, S (7, PH)<br>OBP: 0.286, SLG: 0.263<br>Buddy Groom, L (7, 1)<br>Rick Bauer, R (8, 1)<br>Larry Bigbie, L (9, PH)<br>OBP: 0.331, SLG: 0.402 | | | K | K | | G1-6-3<br>1<br>1B | | | K | 2<br>1<br>0<br>0<br>1 | 0<br>0<br>0<br>0<br>0 | 0<br>1<br>0<br>0<br>0 | 0<br>0<br>0<br>0<br>0 | 0<br>0<br>0<br>0<br>0 | 2<br>0<br>0<br>0<br>1 | 2<br>0<br>0<br>0<br>0 |
| Inning Stats | R: 0<br>E: 0<br>K: 0<br>S: 10<br>H: 0<br>LOB: 0<br>BB: 0<br>P: 15 | R: 1<br>E: 0<br>K: 1<br>S: 13<br>H: 1<br>LOB: 0<br>BB: 0<br>P: 20 | R: 0<br>E: 0<br>K: 1<br>S: 7<br>H: 0<br>LOB: 0<br>BB: 0<br>P: 8 | R: 0<br>E: 0<br>K: 1<br>S: 11<br>H: 1<br>LOB: 1<br>BB: 0<br>P: 17 | R: 1<br>E: 1<br>K: 1<br>S: 18<br>H: 3<br>LOB: 3<br>BB: 0<br>P: 29 | R: 0<br>E: 0<br>K: 0<br>S: 7<br>H: 0<br>LOB: 1<br>BB: 1<br>P: 13 | R: 0<br>E: 0<br>K: 0<br>S: 13<br>H: 2<br>LOB: 1<br>BB: 0<br>P: 16 | R: 0<br>E: 1<br>K: 0<br>S: 11<br>H: 1<br>LOB: 1<br>BB: 0<br>P: 13 | R: 0<br>E: 0<br>K: 2<br>S: 9<br>H: 0<br>LOB: 0<br>BB: 0<br>P: 12 | 1B: 5<br>2B: 2<br>3B: 0<br>HR: 1<br>SF: 0<br>SAC: 0<br>DP: 2<br>HBP: 0 | | | | | | |

| PITCHER | | IP | WLS | BF | H | R | ER | SO | BB | IBB | HBP | BLK | WP | HR | S | P | ERA | WHIP |
|---|---|---|---|---|---|---|---|---|---|---|---|---|---|---|---|---|---|---|
| Eric Milton, L<br>ERA: 4.48 | (1, 1) | 6.0 | W | 27 | 7 | 2 | 1 | 4 | 1 | 0 | 0 | 0 | 0 | 1 | 73 | 111 | 1.50 | 1.333 |
| Rheal Cormier, L<br>ERA: 4.17 | (7, 1) | 1.0 | H | 2 | 0 | 0 | 0 | 0 | 0 | 0 | 0 | 0 | 0 | 0 | 6 | 7 | 0.00 | 0.000 |
| Roberto Hernandez, R<br>ERA: 5.12 | (8, 1) | 1.0 | H | 4 | 1 | 0 | 0 | 0 | 0 | 0 | 0 | 0 | 0 | 0 | 11 | 13 | 0.00 | 1.000 |
| Tim Worrell, R<br>ERA: 3.64 | (9, 1) | 1.0 | S | 3 | 0 | 0 | 0 | 2 | 0 | 0 | 0 | 0 | 0 | 0 | 9 | 12 | 0.00 | 0.000 |

| PITCHER | IP | WLS | BF | H | R | ER | SO | BB | IBB | HBP | BLK | WP | HR | S | P | ERA | WHIP |
|---|---|---|---|---|---|---|---|---|---|---|---|---|---|---|---|---|---|

# Baltimore Orioles @ Philadelphia Phillies

Citizens Bank Park, Philadelphia, PA

Sun Jul 04 2004, 1:35 PM EDT

Att. 43,396 - Sunny - 84 F

TOP

livebaseballscorecards.com

| | |
|---|---|
| AB | 35 |
| R | 2 |
| H | 8 |
| RBI | 1 |
| BB | 1 |
| SO | 6 |
| LOB | 15 |

| | | | |
|---|---|---|---|
| WP: 0 | PA: 36 | | |
| PB: 0 | | | |
| SB: 0 | | | |
| CS: 0 | | | |

| Batter | 1 | 2 | 3 | 4 | 5 | 6 | 7 | 8 | 9 | AB | R | H | RBI | BB | SO | LOB |
|---|---|---|---|---|---|---|---|---|---|---|---|---|---|---|---|---|
| 11 Jimmy Rollins, S (1, 6)<br>OBP: 0.343, SLG: 0.393 | X 0-0 G5-4-3 1B | | L B X 1-1 ① F8 | | S F B S 1-3 ① K | B B C X 2-1 ③ F7 | | | | 4 | 0 | 1 | 0 | 0 | 1 | 2 |
| Doug Glanville, R (1, 8)<br>OBP: 0.258, SLG: 0.262 | B C 1 S F X SAFE 1-2 ①② G5-4-3 1-2f | | B C F X 1-2 ② P6 | | C S X 0-2 1-2 2B 1B | | B B C F X 2-2 ① F9 | | | 4 | 1 | 1 | 0 | 0 | 0 | 1 |
| Bobby Abreu, L (1, 9)<br>OBP: 0.444, SLG: 0.576 | C B S F B B C 3-3 ③ K | | C F X 0-2 HR | | B C X 1-1 WP 1-H 2-H 2B | | C B X 1-1 ② G3-1 | | | 4 | 1 | 2 | 3 | 0 | 1 | 0 |
| Jim Thome, L (1, 3)<br>OBP: 0.411, SLG: 0.679 | | B X 1-0 1B 26 2B 2B | X 0-0 ③ G6-3 | | I I I 4-0 WP IBB | | B C S X 1-2 ③ G4-3 | | | 3 | 1 | 1 | 0 | 1 | 0 | 0 |
| Pat Burrell, R (1, 7)<br>OBP: 0.390, SLG: 0.489<br>Tim Worrell, R (9, 1) | | C C S 0-3 ① K | | C B X 1-1 ① G1-3 | B B C F C 2-3 ② K | | | B B F B F B 4-2 G6-4-3 BB | | 3<br>0 | 0<br>0 | 0<br>0 | 0<br>0 | 1<br>0 | 2<br>0 | 3<br>0 |
| David Bell, R (1, 5)<br>OBP: 0.365, SLG: 0.479 | | C F B X 1-2 26 2B 2-3 1B | | S F X 0-2 ② P6 | B S F B F C 2-3 ③ K 1-2 2-3 | | | F B F 1 SAFE B X 2-2 ①② G6-4-3 1-2f | | 4 | 1 | 1 | 0 | 0 | 1 | 3 |
| 26 Chase Utley, L (1, 4)<br>OBP: 0.290, SLG: 0.472 | | B B X 2-0 1-H 3-H 2B | | C B B C B B 4-2 S BB | X 0-0 ① G3 | | | B S B F X 2-2 1B | | 3 | 0 | 2 | 2 | 1 | 0 | 0 |
| Todd Pratt, R (1, 2)<br>OBP: 0.321, SLG: 0.279 | | X 0-0 ② F9 | | B B X 2-0 ③ F9 1-2 | C C S 0-3 ② K | | | 1 SAFE 1 SAFE 1 SAFE C B F 1 S SAFE 1-3 ③ K | | 4 | 0 | 0 | 0 | 0 | 2 | 3 |
| Eric Milton, L (1, 1)<br>OBP: 0.200, SLG: 0.156<br>Rheal Cormier, L (7, 1)<br>Roberto Hernandez, R (8, 1)<br>Jason Michaels, R (9, 7)<br>OBP: 0.434, SLG: 0.398 | | S X 0-1 ③ G1-3 | | | B C X 1-1 1B 2B 1B | B B B C X 3-1 1B | | | | 3<br>0<br>0<br>0 | 1<br>0<br>0<br>0 | 2<br>0<br>0<br>0 | 0<br>0<br>0<br>0 | 0<br>0<br>0<br>0 | 0<br>0<br>0<br>0 | 1<br>0<br>0<br>0 |
| Inning Stats | R: 0 E: 0 K: 1 S: 9 H: 1 LOB: 0 BB: 0 P: 13 | R: 2 E: 0 K: 1 S: 11 H: 3 LOB: 1 BB: 0 P: 15 | R: 1 E: 0 K: 0 S: 9 H: 1 LOB: 0 BB: 0 P: 11 | R: 0 E: 0 K: 0 S: 8 H: 0 LOB: 1 BB: 1 P: 15 | R: 2 E: 0 K: 3 S: 17 H: 3 LOB: 2 BB: 1 P: 28 | R: 0 E: 0 K: 1 S: 8 H: 1 LOB: 1 BB: 0 P: 13 | R: 0 E: 0 K: 0 S: 8 H: 0 LOB: 0 BB: 0 P: 12 | R: 0 E: 0 K: 1 S: 11 H: 1 LOB: 1 BB: 1 P: 20 | | 1B: 6 2B: 3 3B: 0 HR: 1 | SF: 0 SAC: 0 DP: 2 HBP: 0 | | | | | |

| PITCHER | | IP | WLS | BF | H | R | ER | SO | BB | IBB | HBP | BLK | WP | HR | S | P | ERA | WHIP |
|---|---|---|---|---|---|---|---|---|---|---|---|---|---|---|---|---|---|---|
| Sidney Ponson, R<br>ERA: 6.29 | (1, 1) | 6.0 | L | 28 | 9 | 5 | 5 | 6 | 1 | 1 | 0 | 0 | 1 | 1 | 62 | 95 | 7.50 | 1.667 |
| Buddy Groom, L<br>ERA: 4.18 | (7, 1) | 1.0 | | 3 | 0 | 0 | 0 | 0 | 0 | 0 | 0 | 0 | 0 | 0 | 8 | 12 | 0.00 | 0.000 |
| Rick Bauer, R<br>ERA: 6.42 | (8, 1) | 1.0 | | 4 | 1 | 0 | 0 | 1 | 1 | 0 | 0 | 0 | 0 | 0 | 11 | 20 | 0.00 | 2.000 |

| PITCHER | IP | WLS | BF | H | R | ER | SO | BB | IBB | HBP | BLK | WP | HR | S | P | ERA | WHIP |
|---|---|---|---|---|---|---|---|---|---|---|---|---|---|---|---|---|---|

# BOTTOM

## Baltimore Orioles @ Philadelphia Phillies

Citizens Bank Park, Philadelphia, PA

Sun Jul 04 2004, 1:35 PM EDT
Att. 43,396 - Sunny - 84 F

livebaseballscorecards.com

| | |
|---|---|
| AB | 32 |
| R | 5 |
| H | 10 |
| RBI | 5 |
| BB | 3 |
| SO | 7 |
| LOB | 13 |

WP: 1 PA: 35
PB: 0
SB: 1
CS: 0

# Tampa Bay Devil Rays @ Baltimore Orioles

Oriole Park at Camden Yards, Baltimore, MD

Mon Jul 05 2004, 1:35 PM EDT

Att. 31,438 - Sunny - 94 F

livebaseballscorecards.com

| Batter | 1 | 2 | 3 | 4 | 5 | 6 | 7 | 8 | 9 | AB | R | H | RBI | BB | SO | LOB |
|---|---|---|---|---|---|---|---|---|---|---|---|---|---|---|---|---|
| 13 Carl Crawford, L (1, 7)<br>OBP: 0.346, SLG: 0.448 | G4-3 | | G6-3 | | F8 | | L5 | | | 4 | 0 | 0 | 0 | 0 | 0 | 1 |
| José Cruz Jr., S (1, 9)<br>OBP: 0.375, SLG: 0.490 | P5 | | L9 | | | G3-1 | | K | | 4 | 0 | 0 | 0 | 0 | 1 | 0 |
| 5 Rocco Baldelli, R (1, 8)<br>OBP: 0.346, SLG: 0.415 | F7 | | G6-3 | | | HR 1B | | G6-3 | | 4 | 1 | 1 | 0 | 0 | 0 | 0 |
| Aubrey Huff, L (1, 10)<br>OBP: 0.332, SLG: 0.416 | | P5 | | G4-3 | | K | | G6-3 | | 4 | 0 | 0 | 0 | 0 | 1 | 1 |
| Tino Martinez, L (1, 3)<br>OBP: 0.372, SLG: 0.500<br>Damian Rolls, R (9, PH)<br>OBP: 0.254, SLG: 0.220<br>Robert Fick, L (9, PH)<br>OBP: 0.280, SLG: 0.329 | | F9 | | F9 | | 1-H HR | | | E BB | 3<br>0<br>0 | 1<br>0<br>0 | 1<br>0<br>0 | 2<br>0<br>0 | 0<br>0<br>1 | 0<br>0<br>0 | 0<br>0<br>0 |
| Julio Lugo, R (1, 6)<br>OBP: 0.336, SLG: 0.431 | | 3B | | BB | | F7 | | | F9 | 3 | 0 | 1 | 0 | 1 | 0 | 1 |
| Geoff Blum, S (1, 5)<br>OBP: 0.260, SLG: 0.343 | | BB BB | | 1 SAFE F B 1 SAFE 1 SAFE D F 1 SAFE F G4-3 | | | G3 | | E4 1-2 | 3 | 0 | 0 | 0 | 1 | 0 | 2 |
| Toby Hall, R (1, 2)<br>OBP: 0.319, SLG: 0.387<br>Fred McGriff, L (9, PH)<br>OBP: 0.246, SLG: 0.333 | | BB 1-2 | | | K | | F7 | | K | 2<br>1 | 0<br>0 | 0<br>0 | 0<br>0 | 1<br>0 | 1<br>1 | 0<br>2 |
| Rey Sanchez, R (1, 4)<br>OBP: 0.314, SLG: 0.387 | | L9 | | | F9 | | 2B | | G4-3 | 4 | 0 | 1 | 0 | 0 | 0 | 5 |
| Inning Stats | R: 0 E: 0 K: 0 S: 5<br>H: 0 LOB: 0 BB: 0 P: 8 | R: 0 E: 0 K: 0 S: 17<br>H: 1 LOB: 3 BB: 2 P: 35 | R: 0 E: 0 K: 0 S: 7<br>H: 0 LOB: 0 BB: 0 P: 11 | R: 0 E: 0 K: 0 S: 7<br>H: 0 LOB: 1 BB: 1 P: 15 | R: 0 E: 0 K: 1 S: 9<br>H: 0 LOB: 0 BB: 0 P: 12 | R: 2 E: 0 K: 1 S: 12<br>H: 2 LOB: 0 BB: 0 P: 19 | R: 0 E: 0 K: 0 S: 9<br>H: 1 LOB: 1 BB: 0 P: 15 | R: 0 E: 0 K: 1 S: 8<br>H: 0 LOB: 0 BB: 0 P: 12 | R: 0 E: 1 K: 1 S: 9<br>H: 0 LOB: 2 BB: 1 P: 15 | 1B: 1 2B: 1 3B: 1 HR: 1<br>SF: 0 SAC: 0 DP: 0 HBP: 0 | | | | | | |

| PITCHER | | IP | WLS | BF | H | R | ER | SO | BB | IBB | HBP | BLK | WP | HR | S | P | ERA | WHIP |
|---|---|---|---|---|---|---|---|---|---|---|---|---|---|---|---|---|---|---|
| 40 Daniel Cabrera, R<br>ERA: 3.18 | (1, 1) | 6.2 | | 27 | 4 | 2 | 2 | 2 | 3 | 0 | 0 | 0 | 0 | 1 | 62 | 109 | 2.70 | 1.050 |
| B.J. Ryan, L<br>ERA: 1.79 | (7, 1) | 1.1 | W | 4 | 0 | 0 | 0 | 1 | 0 | 0 | 0 | 0 | 0 | 0 | 12 | 18 | 0.00 | 0.000 |
| Jorge Julio, R<br>ERA: 4.19 | (9, 1) | 1.0 | S | 5 | 0 | 0 | 0 | 1 | 1 | 0 | 0 | 0 | 0 | 0 | 9 | 15 | 0.00 | 1.000 |

| PITCHER | IP | WLS | BF | H | R | ER | SO | BB | IBB | HBP | BLK | WP | HR | S | P | ERA | WHIP |
|---|---|---|---|---|---|---|---|---|---|---|---|---|---|---|---|---|---|

| | |
|---|---|
| AB | 32 |
| R | 2 |
| H | 4 |
| RBI | 2 |
| BB | 4 |
| SO | 4 |
| LOB | 12 |

WP: 0 PA: 36
PB: 0
SB: 0
CS: 0

| Batter | 1 | 2 | 3 | 4 | 5 | 6 | 7 | 8 | 9 | AB | R | H | RBI | BB | SO | LOB |
|---|---|---|---|---|---|---|---|---|---|---|---|---|---|---|---|---|
| 1 Brian Roberts, S (1, 4)<br>OBP: 0.331, SLG: 0.344 | B B B C X<br>3-1 ① F9 | | C B B S B F X<br>3-2 ③ F8 | | 1 SAFE 1 SAFE C F X<br>0-2 ③ G4-3<br>1-2 | | X<br>0-0 FC4-6<br>2-3 1B | | | 4 | 0 | 1 | 0 | 0 | 0 | 2 |
| David Newhan, L (1, 5)<br>OBP: 0.465, SLG: 0.688 | B F F F X<br>1-2 ② L4 | | | C B F T<br>1-2 ① K | | F F X<br>0-2 10 G6-4-3 1B | F B 1 SAFE X<br>1-1 ③ FC4-6<br>1-2f | | | 4 | 0 | 1 | 0 | 0 | 1 | 2 |
| 10 Miguel Tejada, R (1, 6)<br>OBP: 0.360, SLG: 0.511 | B X<br>1-0 ③ G5-3 | | | B B X<br>2-0 ② G6-3 | | D B F B F 1 SAFE X<br>3-2 ① ② G6-4-3<br>1-2f | | C X<br>0-1 ① G5-3 | | 4 | 0 | 0 | 0 | 0 | 0 | 1 |
| Rafael Palmeiro, L (1, 3)<br>OBP: 0.360, SLG: 0.404 | | B S S B S<br>2-3 ① K | | C B B S F B S<br>3-3 ③ K | | B B B C F X<br>3-2 ③ G4-3 | | B C F B X<br>2-2 1B 2B | | 4 | 0 | 1 | 0 | 0 | 2 | 0 |
| Javy Lopez, R (1, 2)<br>OBP: 0.375, SLG: 0.487 | | C F B B F S<br>2-3 ② K | | | B B S S H<br>3-2 2B 1B HBP | | F B B X<br>2-1 G6-3 2B 2B | B B C F B F X<br>3-2 G6-3 2-3 1B | | 3 | 2 | 2 | 0 | 0 | 1 | 0 |
| Larry Bigbie, L (1, 7)<br>OBP: 0.330, SLG: 0.403 | | C F B S<br>1-3 ③ K | | | X<br>0-0 1B 1-3 G4-6-3 2B | | B B S X<br>2-1 ① G6-3 2-3 | C X<br>0-1 ② ③ G6-3 1-2f | | 4 | 1 | 1 | 0 | 0 | 1 | 3 |
| Jerry Hairston, R (1, 10)<br>OBP: 0.389, SLG: 0.410 | | | C F F X<br>0-2 G6-3 2B | | B B C B C F F X<br>3-2 G4-6-3 2-3 3-H 1B | | B B C D X<br>3-1 ② G6-3 | | | 3 | 0 | 2 | 1 | 0 | 0 | 1 |
| Luis Matos, R (1, 8)<br>OBP: 0.298, SLG: 0.372 | | | D B F F B X<br>3-2 ① G6-3<br>2-3 | | X<br>0-0 ① ② G4-6-3<br>1-2f 3-H | | B D S X<br>2-1 16 2B 3-H 2B | | | 3 | 1 | 1 | 1 | 0 | 0 | 2 |
| 16 Tim Raines, S (1, 9)<br>OBP: 0.333, SLG: 0.364 | | | C B S X<br>1-2 ② G6-3 | | X<br>0-0 1 S 1B | | C S X<br>0-2 1 1B 2-H 2B | | | 3 | 0 | 2 | 1 | 0 | 0 | 1 |
| Inning Stats | R: 0 E: 0 K: 0 S: 7 H: 0 LOB: 0 BB: 0 P: 12 | R: 0 E: 0 K: 3 S: 10 H: 0 LOB: 0 BB: 0 P: 15 | R: 0 E: 0 K: 0 S: 14 H: 1 LOB: 1 BB: 0 P: 21 | R: 0 E: 0 K: 2 S: 8 H: 0 LOB: 0 BB: 0 P: 14 | R: 2 E: 0 K: 0 S: 13 H: 3 LOB: 1 BB: 0 P: 19 | R: 0 E: 0 K: 0 S: 9 H: 1 LOB: 0 BB: 0 P: 15 | R: 2 E: 0 K: 0 S: 14 H: 4 LOB: 2 BB: 0 P: 24 | R: 0 E: 0 K: 0 S: 11 H: 2 LOB: 1 BB: 0 P: 16 | | 1B: 5 2B: 6 3B: 0 HR: 0 | SF: 0 SAC: 0 DP: 3 HBP: 1 | | | WP: 0 PB: 0 SB: 1 CS: 0 | | PA: 33 | |

| PITCHER | | IP | WLS | BF | H | R | ER | SO | BB | IBB | HBP | BLK | WP | HR | S | P | ERA | WHIP |
|---|---|---|---|---|---|---|---|---|---|---|---|---|---|---|---|---|---|---|
| Dewon Brazelton, R<br>ERA: 2.73 | (1, 1) | 6.2 | L | 27 | 8 | 4 | 4 | 5 | 0 | 0 | 1 | 0 | 0 | 0 | 72 | 116 | 5.40 | 1.200 |
| Trever Miller, L<br>ERA: 2.81 | (7, 1) | 0.1 | | 2 | 1 | 0 | 0 | 0 | 0 | 0 | 0 | 0 | 0 | 0 | 3 | 4 | 0.00 | 3.000 |
| Travis Harper, R<br>ERA: 4.41 | (8, 1) | 1.0 | | 4 | 2 | 0 | 0 | 0 | 0 | 0 | 0 | 0 | 0 | 0 | 11 | 16 | 0.00 | 2.000 |

| PITCHER | IP | WLS | BF | H | R | ER | SO | BB | IBB | HBP | BLK | WP | HR | S | P | ERA | WHIP |
|---|---|---|---|---|---|---|---|---|---|---|---|---|---|---|---|---|---|

# BOTTOM

# Tampa Bay Devil Rays @ Baltimore Orioles

Oriole Park at Camden Yards, Baltimore, MD

Mon Jul 05 2004, 1:35 PM EDT

Att. 31,438 - Sunny - 94 F

livebaseballscorecards.com

| | |
|---|---|
| AB | 32 |
| R | 4 |
| H | 11 |
| RBI | 3 |
| BB | 0 |
| SO | 5 |
| LOB | 12 |

| Batter | 1 | 2 | 3 | 4 | 5 | 6 | 7 | 8 | 9 | AB | R | H | RBI | BB | SO | LOB |
|---|---|---|---|---|---|---|---|---|---|---|---|---|---|---|---|---|
| 13 Carl Crawford, L (1, 7)<br>OBP: 0.342, SLG: 0.443 | B C F B S<br>2-3 ①<br>K | | S X<br>0-1 ③<br>G3 | | | C X<br>0-1 ①<br>F7 | | X<br>0-0 ③<br>G6-3 | | 4 | 0 | 0 | 0 | 0 | 1 | 0 |
| Robert Fick, L (1, 3)<br>OBP: 0.285, SLG: 0.333 | F B F F F X<br>1-2 ②<br>F9 | | | L B B F F X<br>2-2<br>1B | | B C B F X<br>2-2<br>5 G6-4-3<br>1B | | | B F X<br>1-1 ①<br>L6 | 4 | 0 | 2 | 0 | 0 | 0 | 0 |
| 5 Rocco Baldelli, R (1, 8)<br>OBP: 0.344, SLG: 0.423 | C C X<br>0-2 ③<br>G6-3 | | | F F S<br>0-3 ①<br>K | | B X<br>1-0 ②③<br>G6-4-3<br>1-2f | | | X<br>0-0<br>HR | 4 | 1 | 1 | 1 | 0 | 1 | 2 |
| Aubrey Huff, L (1, 5)<br>OBP: 0.334, SLG: 0.426 | | C X<br>0-1 ①<br>L5 | | B C X<br>1-1 ②<br>F8 | | | F X<br>0-1<br>DI<br>1B | | X<br>0-0<br>HR | 4 | 1 | 2 | 1 | 0 | 0 | 1 |
| José Cruz Jr., S (1, 9)<br>OBP: 0.373, SLG: 0.490 | | B F F B B X<br>3-2<br>WP<br>2B | | F B B S B C<br>3-3 ③<br>K | | | F F S<br>0-3 ①<br>K | | F S B B B F B F C<br>3-3 ②<br>K | 4 | 0 | 1 | 0 | 0 | 3 | 2 |
| Tino Martinez, L (1, 10)<br>OBP: 0.370, SLG: 0.493 | | B B C X<br>2-1 ②<br>P4<br>2-3 | | | B F F B F B B<br>4-2<br>FC6-4<br>BB | | C F S<br>0-3 ②<br>K | | B B C X<br>2-1 ③<br>P5 | 3 | 0 | 0 | 0 | 1 | 1 | 2 |
| Julio Lugo, R (1, 6)<br>OBP: 0.333, SLG: 0.427 | | B X<br>1-0 ③<br>G5-3 | | | C B X<br>1-1 ①<br>FC6-4<br>FC6-4<br>1-2f | | C B B C C<br>2-3 ③<br>K<br>1-2 | | | 3 | 0 | 0 | 0 | 0 | 1 | 3 |
| Brook Fordyce, R (1, 2)<br>OBP: 0.258, SLG: 0.276 | | | F F B B B F X<br>2-2 ①<br>G3 | | B B F F X<br>2-1 ②<br>F8 | | | S F F X<br>0-2 ①<br>F7 | | 3 | 0 | 0 | 0 | 0 | 0 | 1 |
| Rey Sanchez, R (1, 4)<br>OBP: 0.309, SLG: 0.381 | | | C B X<br>1-1 ②<br>G4-3 | | X<br>0-0 ③<br>FC6-4<br>1-2f | | | C X<br>0-1 ②<br>G4-3 | | 3 | 0 | 0 | 0 | 0 | 0 | 1 |

# Tampa Bay Devil Rays @ Baltimore Orioles

Oriole Park at Camden Yards, Baltimore, MD

Mon Jul 05 2004, 7:05 PM EDT

Att. 26,727 - Sunny - 84 F

livebaseballscorecards.com

TOP

| | |
|---|---|
| AB | 32 |
| R | 2 |
| H | 6 |
| RBI | 2 |
| BB | 1 |
| SO | 7 |
| LOB | 12 |

| Inning Stats | 1 | 2 | 3 | 4 | 5 | 6 | 7 | 8 | 9 |
|---|---|---|---|---|---|---|---|---|---|
| | R: 0<br>E: 0<br>K: 1<br>S: 11 | R: 0<br>E: 0<br>K: 0<br>S: 8 | R: 0<br>E: 0<br>K: 0<br>S: 8 | R: 0<br>E: 0<br>K: 2<br>S: 12 | R: 0<br>E: 0<br>K: 0<br>S: 8 | R: 0<br>E: 0<br>K: 0<br>S: 6 | R: 0<br>E: 0<br>K: 3<br>S: 11 | R: 0<br>E: 0<br>K: 0<br>S: 7 | R: 2<br>E: 0<br>K: 1<br>S: 11 |
| | H: 0<br>LOB: 0<br>BB: 0<br>P: 14 | H: 1<br>LOB: 1<br>BB: 0<br>P: 14 | H: 0<br>LOB: 0<br>BB: 0<br>P: 11 | H: 1<br>LOB: 1<br>BB: 0<br>P: 18 | H: 0<br>LOB: 1<br>BB: 1<br>P: 15 | H: 1<br>LOB: 0<br>BB: 0<br>P: 9 | H: 1<br>LOB: 1<br>BB: 0<br>P: 13 | H: 0<br>LOB: 0<br>BB: 0<br>P: 7 | H: 2<br>LOB: 0<br>BB: 0<br>P: 17 |

| | | |

# BOTTOM

## Tampa Bay Devil Rays @ Baltimore Orioles

Oriole Park at Camden Yards, Baltimore, MD

Mon Jul 05 2004, 7:05 PM EDT

Att. 26,727 - Sunny - 84 F

livebaseballscorecards.com

| Batter | 1 | 2 | 3 | 4 | 5 | 6 | 7 | 8 | 9 | AB | R | H | RBI | BB | SO | LOB |
|---|---|---|---|---|---|---|---|---|---|---|---|---|---|---|---|---|
| Jerry Hairston, R (1, 4)<br>OBP: 0.400, SLG: 0.434 | C C X<br>0-2 10 1B 1B 1B 1B | B B X<br>2-0 1B 10 SF8 1B<br>3-H | | C X<br>0-1 F8 10 2B 2B | | B C B X<br>2-1 10 1B E 2B | | D B B C X<br>3-1 ① G4-3 2-3 | | 5 | 4 | 4 | 1 | 0 | 0 | 1 |
| David Newhan, L (1, 5)<br>(8, 3)<br>OBP: 0.461, SLG: 0.667 | B B 1 F X SAFE<br>2-1 10 1B 1B 1B<br>1-2 | F B P 1 P F F F F SAFE<br>3-2 F F F X 1B<br>1-3 | | F F B F B X<br>3-2 ① F8<br>2-3 | | F B X<br>1-1 ① L9 | | B X<br>1-0 ② G3 | | 5 | 1 | 2 | 0 | 0 | 0 | 3 |
| 10 Miguel Tejada, R (1, 6)<br>OBP: 0.366, SLG: 0.519 | B F X<br>1-1 1B E 1B<br>1-2 2-3 | C X<br>0-1 ② SF8<br>3-H | | X<br>0-0 2B<br>3-H | | B C X<br>1-1 E 1B<br>2-3 | | C S B D B B<br>4-2 FC6-4 BB | | 3 | 1 | 3 | 2 | 1 | 0 | 0 |
| Rafael Palmeiro, L (1, 3)<br>OBP: 0.359, SLG: 0.402<br>Luis Lopez, S (8, 5)<br>OBP: 0.250, SLG: 0.282 | B X<br>1-0 E FC3-2 1B<br>1-2 2-H 3-H | F B B X<br>2-1 ③ F9 | | C X<br>0-1 ② P6 | | B C B X<br>2-1 E9 G6-4-3<br>1-2 3-H | | B B C F X<br>2-2 ③ FC6-4<br>1-2f | | 4<br>1 | 0<br>0 | 1<br>0 | 2<br>0 | 0<br>0 | 0<br>0 | 3<br>2 |
| Javy Lopez, R (1, 10)<br>OBP: 0.373, SLG: 0.487 | B C B X<br>2-1 E6 FC3-2<br>1-3 2-H | | B C X<br>1-1 16 1B 2B | C X<br>0-1 ③ F7 | | C F X<br>0-2 ② ③ G6-4-3<br>1-2f | | | | 4 | 1 | 1 | 0 | 0 | 0 | 4 |
| Larry Bigbie, L (1, 7)<br>OBP: 0.325, SLG: 0.397<br>Chad Mottola, R (8, 7)<br>OBP: 0.231, SLG: 0.500 | B X<br>1-0 ① FC3-2 L4-3<br>2-3 3-H | | C F B B B F F S<br>3-3 ① K | | C C C<br>0-3 ① K | | C X<br>0-1 ① F7 | | | 4<br>0 | 0<br>0 | 0<br>0 | 0<br>0 | 0<br>0 | 2<br>0 | 3<br>0 |
| Luis Matos, R (1, 8)<br>OBP: 0.294, SLG: 0.367 | B F F X<br>1-2 ② ③ L4-3<br>1-1 | | C B X<br>1-1 ② P3 | F X<br>0-1 ② G1-3 | | | B X<br>1-0 ② L9 | | | 4 | 0 | 0 | 0 | 0 | 0 | 3 |
| 16 Tim Raines, S (1, 9)<br>OBP: 0.393, SLG: 0.423 | | X<br>0-0 E1 G4-3 1B 1B | C C X<br>0-2 2-H 1B | X<br>0-0 1B | | | B F B X<br>2-1 ③ P5 | | | 4 | 1 | 3 | 1 | 0 | 0 | 0 |
| Robert Machado, R (1, 2)<br>OBP: 0.194, SLG: 0.229 | | F D X<br>1-1 ① G4-3<br>2-3 | B X<br>1-0 ③ F8 | | B C B C X<br>2-2 ③ F8 | | | X<br>0-0 G4-3 2B | | 4 | 0 | 1 | 0 | 0 | 0 | 3 |
| Inning Stats | R: 3 H: 4<br>E: 1 LOB: 1<br>K: 0 BB: 0<br>S: 14 P: 22 | R: 2 H: 3<br>E: 1 LOB: 1<br>K: 0 BB: 0<br>S: 19 P: 25 | R: 1 H: 2<br>E: 0 LOB: 1<br>K: 1 BB: 0<br>S: 13 P: 19 | R: 1 H: 2<br>E: 0 LOB: 1<br>K: 0 BB: 0<br>S: 11 P: 14 | R: 0 H: 1<br>E: 0 LOB: 1<br>K: 1 BB: 0<br>S: 9 P: 11 | R: 1 H: 2<br>E: 1 LOB: 1<br>K: 0 BB: 0<br>S: 11 P: 17 | R: 0 H: 0<br>E: 0 LOB: 0<br>K: 0 BB: 0<br>S: 5 P: 8 | R: 0 H: 1<br>E: 0 LOB: 2<br>K: 0 BB: 1<br>S: 9 P: 19 | | 1B: 10 SF: 1<br>2B: 6 SAC: 0<br>3B: 0 DP: 2<br>HR: 0 HBP: 0 | | | | | | |

| | AB | 38 |
|---|---|---|
| | R | 8 |
| | H | 15 |
| | RBI | 6 |
| | BB | 1 |
| | SO | 2 |
| | LOB | 22 |

| PITCHER | | IP | WLS | BF | H | R | ER | SO | BB | IBB | HBP | BLK | WP | HR | S | P | ERA | WHIP |
|---|---|---|---|---|---|---|---|---|---|---|---|---|---|---|---|---|---|---|
| Geremi Gonzalez, R<br>ERA: 7.02 | (1, 1) | 6.0 | L | 32 | 14 | 8 | 6 | 2 | 0 | 0 | 0 | 0 | 0 | 0 | 77 | 108 | 9.00 | 2.333 |
| Lance Carter, R<br>ERA: 3.29 | (7, 1) | 1.0 | | 3 | 0 | 0 | 0 | 0 | 0 | 0 | 0 | 0 | 0 | 0 | 5 | 8 | 0.00 | 0.000 |
| Trever Miller, L<br>ERA: 2.7 | (8, 1) | 1.0 | | 5 | 1 | 0 | 0 | 0 | 1 | 0 | 0 | 0 | 0 | 0 | 9 | 19 | 0.00 | 2.000 |

| PITCHER | IP | WLS | BF | H | R | ER | SO | BB | IBB | HBP | BLK | WP | HR | S | P | ERA | WHIP |
|---|---|---|---|---|---|---|---|---|---|---|---|---|---|---|---|---|---|

| Batter | 1 | 2 | 3 | 4 | 5 | 6 | 7 | 8 | 9 | AB | R | H | RBI | BB | SO | LOB |
|---|---|---|---|---|---|---|---|---|---|---|---|---|---|---|---|---|
| 13 Carl Crawford, L (1, 7)<br>OBP: 0.337, SLG: 0.437 | B X<br>1-0 ① P5 | | L X<br>0-1 ① G3<br>2-3 | B X<br>1-0 ② G4-3<br>2-3<br>3-H | | | X<br>0-0 ② G1 | | B C S X<br>1-2 ② P5 | 5 | 0 | 0 | 1 | 0 | 0 | 2 |
| 5 Rocco Baldelli, R (1, 8)<br>OBP: 0.352, SLG: 0.433 | C B F B F F X<br>2-2 E 1B | | B C B B X<br>2-1 F8 BB<br>3-H 1B | B B B C F S<br>3-3 ③ K | | | B S B S X<br>2-2 1B | | B X<br>1-0 2B | 5 | 0 | 4 | 1 | 0 | 1 | 1 |
| Aubrey Huff, L (1, 5)<br>OBP: 0.332, SLG: 0.421 | C 1 SAFE X<br>0-2 E5<br>1-2 | | B B B B<br>4-0 FC4-6<br>1-2 BB | | F X<br>0-1 ① F8 | | B X<br>1-0 ③ F8 | | C F B S<br>1-3 ③ K2-3 | 4 | 0 | 0 | 0 | 1 | 1 | 3 |
| José Cruz Jr., S (1, 9)<br>OBP: 0.375, SLG: 0.494 | S B S F C<br>1-3 ② K | | B 2 SAFE B X<br>2-0 ② F8<br>2-3 | | C F X<br>0-2 ② 2B | | | B C C F B X<br>2-2 1B 1B 1B | | 4 | 0 | 2 | 0 | 0 | 1 | 4 |
| Tino Martinez, L (1, 3)<br>OBP: 0.365, SLG: 0.485 | X<br>0-0 ③ F7 | | B C C X<br>1-2 ③ FC4-6<br>1-2f | | B B C C C X<br>2-2 ③ F8 | | | 1 SAFE C C S<br>0-3 ① K | | 4 | 0 | 0 | 0 | 0 | 1 | 5 |
| Julio Lugo, R (1, 6)<br>OBP: 0.335, SLG: 0.428 | | X<br>0-0 ① F9 | | C B C F B X<br>2-2 BB 1B 1B | | C B C F B F X<br>3-2 ① G1-3 | | B P B C X<br>3-1 1B 1B<br>1-2 | | 4 | 1 | 2 | 0 | 0 | 0 | 0 |
| Fred McGriff, L (1, 10)<br>OBP: 0.275, SLG: 0.349<br>Damian Rolls, R (8, PR)<br>OBP: 0.254, SLG: 0.220 | | X<br>0-0 G5-4-3 1B | B C 1 SAFE B B F B<br>4-2 SH1-3 13 G4-3 1B<br>1-2 BB | | | C B F F X<br>1-2 ② L8 | | B F C X<br>1-2 G6-4-3 1B<br>1-2<br>2-3 | | 3 | 1 | 2 | 0 | 1 | 0 | 0 |
| | | | | | | | | | | 0 | 0 | 0 | 0 | 0 | 0 | 0 |
| Toby Hall, R (1, 2)<br>OBP: 0.318, SLG: 0.385 | | B B F F B X<br>3-2 ② ③ G5-4-3<br>1-2f | | X<br>0-0 13 G4-3 SH1-3<br>1-2<br>2-H 1B | | F B B X<br>2-1 ③ F8 | | S X<br>0-1 ② ③ G6-4-3<br>1-2f | | 4 | 0 | 1 | 1 | 0 | 0 | 4 |
| Geoff Blum, S (1, 4)<br>OBP: 0.261, SLG: 0.348 | | | B X<br>1-0 13 G3 5 1B 2B | X<br>0-0 ① SH1-3<br>1-2<br>2-3 | | | F X<br>0-1 ① G4-3 | | X<br>0-0 ① F8 | 3 | 1 | 1 | 0 | 0 | 0 | 0 |

| Inning Stats | 1 | 2 | 3 | 4 | 5 | 6 | 7 | 8 | 9 |
|---|---|---|---|---|---|---|---|---|---|
| | R: 0<br>E: 1<br>K: 1<br>S: 14 | R: 0<br>E: 0<br>K: 0<br>S: 5 | R: 1<br>E: 0<br>K: 0<br>S: 9 | R: 2<br>E: 0<br>K: 1<br>S: 12 | R: 0<br>E: 0<br>K: 0<br>S: 8 | R: 0<br>E: 0<br>K: 0<br>S: 11 | R: 0<br>E: 0<br>K: 0<br>S: 7 | R: 0<br>E: 0<br>K: 1<br>S: 15 | R: 0<br>E: 0<br>K: 1<br>S: 8 |
| | H: 1<br>LOB: 2<br>BB: 0<br>P: 18 | H: 1<br>LOB: 0<br>BB: 0<br>P: 8 | H: 2<br>LOB: 2<br>BB: 1<br>P: 19 | H: 2<br>LOB: 1<br>BB: 1<br>P: 22 | H: 1<br>LOB: 0<br>BB: 0<br>P: 10 | H: 0<br>LOB: 0<br>BB: 0<br>P: 17 | H: 1<br>LOB: 1<br>BB: 0<br>P: 10 | H: 3<br>LOB: 3<br>BB: 0<br>P: 20 | H: 1<br>LOB: 1<br>BB: 0<br>P: 11 |

| PITCHER | IP | WLS | BF | H | R | ER | SO | BB | IBB | HBP | BLK | WP | HR | S | P | ERA | WHIP |
|---|---|---|---|---|---|---|---|---|---|---|---|---|---|---|---|---|---|
| Rodrigo Lopez, R (1, 1)<br>ERA: 3.58 | 6.2 | L | 29 | 8 | 3 | 3 | 2 | 2 | 0 | 0 | 0 | 0 | 0 | 65 | 102 | 4.05 | 1.500 |
| Buddy Groom, L (7, 1)<br>ERA: 3.96 | 1.1 | | 6 | 3 | 0 | 0 | 1 | 0 | 0 | 0 | 0 | 0 | 0 | 16 | 22 | 0.00 | 2.250 |
| Rick Bauer, R (9, 1)<br>ERA: 6.23 | 1.0 | | 4 | 1 | 0 | 0 | 1 | 0 | 0 | 0 | 0 | 0 | 0 | 8 | 11 | 0.00 | 1.000 |

| PITCHER | IP | WLS | BF | H | R | ER | SO | BB | IBB | HBP | BLK | WP | HR | S | P | ERA | WHIP |
|---|---|---|---|---|---|---|---|---|---|---|---|---|---|---|---|---|---|

# TOP

## Tampa Bay Devil Rays @ Baltimore Orioles

Oriole Park at Camden Yards, Baltimore, MD

Tue Jul 06 2004, 7:05 PM EDT
Att. 22,192 - Sunny - 92 F

livebaseballscorecards.com

| | |
|---|---|
| AB | 36 |
| R | 3 |
| H | 12 |
| RBI | 3 |
| BB | 2 |
| SO | 4 |
| LOB | 19 |

| | | | | | | | | | |
|---|---|---|---|---|---|---|---|---|---|
| 1B: 9 | SF: 0 | WP: 0 | PA: 39 |
| 2B: 3 | SAC: 1 | PB: 0 | |
| 3B: 0 | DP: 2 | SB: 0 | |
| HR: 0 | HBP: 0 | CS: 0 | |

# Tampa Bay Devil Rays @ Baltimore Orioles

Oriole Park at Camden Yards, Baltimore, MD

Tue Jul 06 2004, 7:05 PM EDT

Att. 22,192 - Sunny - 92 F

livebaseballscorecards.com

## BOTTOM

| Batter | 1 | 2 | 3 | 4 | 5 | 6 | 7 | 8 | 9 | AB | R | H | RBI | BB | SO | LOB |
|---|---|---|---|---|---|---|---|---|---|---|---|---|---|---|---|---|
| 1 Brian Roberts, S (1, 10)<br>OBP: 0.329, SLG: 0.342 | 2-2 10 FC6-4 1B | | 1-2 L5 | | 2-1 G6-3 | | | 1-1 F7 | 1-0 P5 | 5 | 0 | 1 | 0 | 0 | 0 | 4 |
| Jerry Hairston, R (1, 4)<br>OBP: 0.397, SLG: 0.429 | 1-1 P4 | | 2-2 10 G4-6-3 1B | | | 0-1 G5-3 | | 1-1 P3 | | 4 | 0 | 1 | 0 | 0 | 0 | 1 |
| 10 Miguel Tejada, R (1, 6)<br>OBP: 0.365, SLG: 0.515 | 1-2 FC6-4 1B 1-2f | | 2-2 G4-6-3 1-2f | | | 2-0 1B 1B | | 1-1 G5-3 | | 4 | 0 | 1 | 0 | 0 | 0 | 2 |
| Javy Lopez, R (1, 2)<br>OBP: 0.375, SLG: 0.487 | 1-1 1-3 1B | | | 0-0 F8 | | 1-0 1-2 1B | | | 2-1 G5-3 | 4 | 0 | 2 | 0 | 0 | 0 | 0 |
| Rafael Palmeiro, L (1, 3)<br>OBP: 0.354, SLG: 0.396 | 0-0 F8 | | | 3-2 P2 | | 0-1 P4 | | | 0-1 F8 | 4 | 0 | 0 | 0 | 0 | 0 | 4 |
| Luis Matos, R (1, 8)<br>OBP: 0.294, SLG: 0.364 | | 0-1 F7 | | 2-3 K | | 1-0 G4-3 | | | 1-2 1B 1B HBP | 3 | 1 | 0 | 0 | 0 | 1 | 2 |
| Chad Mottola, R (1, 7)<br>OBP: 0.250, SLG: 0.429<br>David Newhan, L (9, PH)<br>OBP: 0.468, SLG: 0.671 | | 4-0 16 FC6-4 BB | | | 2-1 G6-3 | | 0-0 G6-3 | | 0-0 BB 1B 1-2 | 2<br>1 | 0<br>0 | 0<br>1 | 0<br>0 | 1<br>0 | 0<br>0 | 0<br>0 |
| Luis Lopez, S (1, 5)<br>OBP: 0.271, SLG: 0.326 | | 0-0 F7 | | | 2-0 16 G1-3 2B | | 3-2 G6-3 | | 1-0 BB 1-2 2-H 1B | 4 | 0 | 2 | 1 | 0 | 0 | 1 |
| 16 Tim Raines, S (1, 9)<br>OBP: 0.355, SLG: 0.379<br>Larry Bigbie, L (9, PH)<br>OBP: 0.328, SLG: 0.397 | | 1-2 FC6-4 1-2f | | | 0-0 G1-3 2-3 | | 1-3 K | | 4-2 1-2 2-3 BB | 3<br>0 | 0<br>0 | 0<br>0 | 0<br>0 | 0<br>1 | 1<br>0 | 2<br>0 |
| Inning Stats | R: 0 H: 2<br>E: 0 LOB: 2<br>K: 0 BB: 0<br>S: 13 P: 18 | R: 0 H: 0<br>E: 0 LOB: 1<br>K: 0 BB: 1<br>S: 6 P: 11 | R: 0 H: 1<br>E: 0 LOB: 0<br>K: 0 BB: 0<br>S: 10 P: 15 | R: 0 H: 0<br>E: 0 LOB: 0<br>K: 1 BB: 0<br>S: 10 P: 15 | R: 0 H: 1<br>E: 0 LOB: 1<br>K: 0 BB: 0<br>S: 6 P: 12 | R: 0 H: 2<br>E: 0 LOB: 2<br>K: 0 BB: 0<br>S: 7 P: 11 | R: 0 H: 0<br>E: 0 LOB: 0<br>K: 1 BB: 0<br>S: 7 P: 11 | R: 0 H: 0<br>E: 0 LOB: 0<br>K: 0 BB: 0<br>S: 6 P: 9 | R: 1 H: 2<br>E: 0 LOB: 3<br>K: 0 BB: 1<br>S: 12 P: 21 | 1B: 7 SF: 0<br>2B: 1 SAC: 0<br>3B: 0 DP: 1<br>HR: 0 HBP: 1 | | | | | | WP: 0 PA: 37<br>PB: 0<br>SB: 0<br>CS: 0 |

| PITCHER | IP | WLS | BF | H | R | ER | SO | BB | IBB | HBP | BLK | WP | HR | S | P | ERA | WHIP |
|---|---|---|---|---|---|---|---|---|---|---|---|---|---|---|---|---|---|
| Mark Hendrickson, L (1, 1)<br>ERA: 4.27 | 8.0 | W | 30 | 6 | 0 | 0 | 2 | 1 | 0 | 0 | 0 | 0 | 0 | 65 | 102 | 0.00 | 0.875 |
| Danys Baez, R (9, 1)<br>ERA: 3.11 | 1.0 | S | 7 | 2 | 1 | 1 | 0 | 1 | 0 | 1 | 0 | 0 | 0 | 12 | 21 | 9.00 | 3.000 |

| PITCHER | IP | WLS | BF | H | R | ER | SO | BB | IBB | HBP | BLK | WP | HR | S | P | ERA | WHIP |
|---|---|---|---|---|---|---|---|---|---|---|---|---|---|---|---|---|---|

# Tampa Bay Devil Rays @ Baltimore Orioles

Oriole Park at Camden Yards, Baltimore, MD

Wed Jul 07 2004, 7:05 PM EDT

Att. 28,081 - Unknown - 80 F

TOP

livebaseballscorecards.com

| Batter | 1 | 2 | 3 | 4 | 5 | 6 | 7 | 8 | 9 | AB | R | H | RBI | BB | SO | LOB |
|---|---|---|---|---|---|---|---|---|---|---|---|---|---|---|---|---|
| 13 Carl Crawford, L (1, 10)<br>OBP: 0.337, SLG: 0.433 | 4-1: E, 1B, BB | 0-3 ②: K | | 0-3 ②: K | | 1-2 ①: F7 | 0-0 ③: G6-3 | | 1-2: 5, E, 1B; 1-2, 2-3, 3-H; 1B | 5 | 2 | 1 | 1 | 1 | 2 | 2 |
| Damian Rolls, R (1, 7)<br>OBP: 0.288, SLG: 0.250 | 1-2: BB, 5 WP, E; 1-H; 1B | 2-0: 1B | | 4-1: 5, FC6-4; BB | | 2-3 ②: K | | 1-3 ①: K | 1-2: 5, E; 1-2, 2-H, 3-H; 1B | 5 | 2 | 3 | 3 | 1 | 2 | 1 |
| 5 Rocco Baldelli, R (1, 8)<br>OBP: 0.345, SLG: 0.424 | 3-3 S ①: K; 1-2 | 3-3 ③: K | | 0-1 ③: FC6-4; 1-2f | | 1-0 ③: F8 | | 3-2 ②: L7 | 1-1: E5, BB, 1B; 1-3, 2-H | 6 | 1 | 0 | 0 | 0 | 2 | 5 |
| Aubrey Huff, L (1, 3)<br>OBP: 0.341, SLG: 0.425 | 4-0: E, BB, SF7; BB | | 0-1: 1B, 1B | | 3-2: F8, 1B, 1B | | 3-2: BB, BB, SF7, 1B | 3-1 ③: G6-3 | 4-1: 1B, 1B; 1-2; BB | 4 | 2 | 3 | 0 | 2 | 0 | 0 |
| José Cruz Jr., S (1, 9)<br>OBP: 0.377, SLG: 0.488 | 4-1: E; 1-2, 2-3; BB | | 2-1 ①: P2 | | 2-3 ①: K | | 4-1: BB, 2B; 1-2; BB | | G5-3, 1B, BB; K | 3 | 2 | 0 | 0 | 3 | 2 | 5 |
| Julio Lugo, R (1, 6) | 0-0: E5; 1-2, 2-3, 3-H | | 3-2: BB; 1-3; 1B | | 2-1: 1-2; 1B | | 4-1: 2B; 1-2, 2-3; BB | | G5-3; 1-2 | 5 | 1 | 3 | 2 | 1 | 0 | 3 |
| Toby Hall, R (1, 2)<br>OBP: 0.323, SLG: 0.389 | 2-1 ②: SF7; 3-H | | 4-1: G3-6-3; 1-2; BB | | 1-0 ②: F8; 2-3 | | 1-1 ①: SF7; 3-H | | BB, 13, BB, 1B; 2-H; 1B | 3 | 1 | 2 | 3 | 1 | 0 | 2 |
| Geoff Blum, S (1, 5)<br>OBP: 0.263, SLG: 0.349 | 2-3 ③: K | | 0-0 ②③: G3-6-3; 1-2f | | 0-1 ③: G4-3 | | 0-0: G4-3; 1-H, 2-H; 2B | | 13, 1B, BB, 1B; BB; F8 | 5 | 1 | 1 | 2 | 1 | 1 | 10 |
| Rey Sanchez, R (1, 4)<br>OBP: 0.311, SLG: 0.383 | | 0-0 ①: G4-3 | | 1-1 ①: L4 | | 2-0: 2B | 0-1 ②: G4-3; 2-3 | | 4-0: 13, 1B, 1B; 1-2, 2-3; BB | 4 | 1 | 1 | 0 | 1 | 0 | 1 |
| Inning Stats | R: 3 E: 2 K: 2 S: 18 / H: 1 LOB: 2 BB: 3 P: 38 | R: 0 E: 0 K: 2 S: 8 / H: 1 LOB: 1 BB: 0 P: 13 | R: 0 E: 0 K: 0 S: 9 / H: 2 LOB: 2 BB: 1 P: 18 | R: 0 E: 0 K: 1 S: 8 / H: 0 LOB: 1 BB: 1 P: 13 | R: 0 E: 0 K: 1 S: 11 / H: 2 LOB: 2 BB: 0 P: 19 | R: 0 E: 0 K: 1 S: 12 / H: 1 LOB: 1 BB: 0 P: 18 | R: 3 E: 0 K: 0 S: 13 / H: 2 LOB: 1 BB: 2 P: 25 | R: 0 E: 0 K: 1 S: 8 / H: 0 LOB: 0 BB: 0 P: 15 | R: 7 E: 1 K: 1 S: 25 / H: 5 LOB: 3 BB: 4 P: 56 | 1B: 12 2B: 2 3B: 0 HR: 0 / SF: 2 SAC: 0 DP: 1 HBP: 0 | | | | | | | |

| | AB | 40 |
|---|---|---|
| | R | 13 |
| | H | 14 |
| | RBI | 11 |
| | BB | 11 |
| | SO | 9 |
| | LOB | 29 |

WP: 1 PB: 0 SB: 0 CS: 0 PA: 53

| PITCHER | | IP | WLS | BF | H | R | ER | SO | BB | IBB | HBP | BLK | WP | HR | S | P | ERA | WHIP |
|---|---|---|---|---|---|---|---|---|---|---|---|---|---|---|---|---|---|---|
| John Parrish, L<br>ERA: 3.91 | (1, 1) | 2.1 | L | 15 | 4 | 3 | 1 | 4 | 3 | 0 | 0 | 0 | 1 | 0 | 33 | 63 | 3.86 | 3.000 |
| Eddy Rodriguez, R<br>ERA: 2.22 | (3, 1) | 3.2 | | 16 | 4 | 1 | 1 | 3 | 2 | 0 | 0 | 0 | 0 | 0 | 38 | 64 | 2.46 | 1.636 |
| Mike DeJean, R<br>ERA: 6.63 | (7, 1) | 2.0 | | 9 | 1 | 2 | 2 | 1 | 2 | 0 | 0 | 0 | 0 | 0 | 16 | 32 | 9.00 | 1.500 |
| Jason Grimsley, R<br>ERA: 5.34 | (9, 1) | 0.1 | | 7 | 3 | 6 | 4 | 0 | 3 | 0 | 0 | 0 | 0 | 0 | 12 | 29 | 108.00 | 18.000 |
| Rick Bauer, R<br>ERA: 6.11 | (9, 1) | 0.2 | | 6 | 2 | 1 | 0 | 1 | 1 | 0 | 0 | 0 | 0 | 0 | 13 | 27 | 0.00 | 4.500 |

| PITCHER | IP | WLS | BF | H | R | ER | SO | BB | IBB | HBP | BLK | WP | HR | S | P | ERA | WHIP |
|---|---|---|---|---|---|---|---|---|---|---|---|---|---|---|---|---|---|

# Tampa Bay Devil Rays @ Baltimore Orioles

Oriole Park at Camden Yards, Baltimore, MD

Wed Jul 07 2004, 7:05 PM EDT

Att. 28,081 - Unknown - 80 F

livebaseballscorecards.com

## BOTTOM

| Batter | 1 | 2 | 3 | 4 | 5 | 6 | 7 | 8 | 9 | AB | R | H | RBI | BB | SO | LOB |
|---|---|---|---|---|---|---|---|---|---|---|---|---|---|---|---|---|
| 1 Brian Roberts, S (1, 4)<br>OBP: 0.331, SLG: 0.350 | BCBX 2-1 F8 2B | | CCDBBX 3-2 2B | | | CBCBBFX 3-2 G4-3 ② | | BBBBCFS 3-3 K ③ | | 4 | 0 | 2 | 0 | 0 | 1 | 2 |
| David Newhan, L (1, 5)<br>OBP: 0.457, SLG: 0.662 | X 0-0 F8 ① 2-3 | | X 0-0 G3 ③ | | | BCX 1-1 G3-1 ③ | | | BBBFSX 2-2 16 1B 2B | 4 | 1 | 1 | 0 | 0 | 0 | 2 |
| 10 Miguel Tejada, R (1, 6)<br>OBP: 0.362, SLG: 0.511<br>16 Tim Raines, S (9, PH)<br>OBP: 0.375, SLG: 0.400 | CBSFBBT 2-2 K ② | | | BSX 1-1 G5-3 ① | | | CX 0-1 G4-3 ① | | CBSX 1-2 HR 2-H 1B | 3<br>1 | 0<br>1 | 0<br>1 | 0<br>1 | 0<br>0 | 1<br>0 | 1<br>0 |
| Rafael Palmeiro, L (1, 3)<br>OBP: 0.353, SLG: 0.405 | BSX 1-1 F8 ③ | | | CBCS 1-3 K ② | | | BX 1-0 F7 ② | | X 0-0 1-H HR | 4 | 1 | 1 | 2 | 0 | 1 | 1 |
| Javy Lopez, R (1, 10)<br>OBP: 0.370, SLG: 0.481 | | CBFBX 2-2 F9 ① | | BBFSBX 3-2 G6-3 ③ | | | BBBCS 2-3 K ③ | | SBX 1-1 G6-3 ① | 4 | 0 | 0 | 0 | 0 | 1 | 0 |
| Larry Bigbie, L (1, 7)<br>OBP: 0.327, SLG: 0.393 | | FX 0-1 G4-3 ② | | | BX 1-0 G4-3 ① | | | CFFBBFBB 4-2 1B BB | CCS 0-3 K ② | 3 | 0 | 0 | 0 | 1 | 1 | 0 |
| Jerry Hairston, R (1, 9)<br>OBP: 0.399, SLG: 0.428 | | CBBBCX 3-2 P6 ③ | | | CBFFFX 1-2 F8 ② | | | BCBX 2-1 1-2 1B | BBBCBB 4-1 DI BB | 3 | 0 | 1 | 0 | 1 | 0 | 0 |
| Luis Matos, R (1, 8)<br>OBP: 0.290, SLG: 0.359 | | | CBBFS 2-3 K ① | | FBBBX 2-1 L5 ③ | | | CFBFBT 2-2 K ① | FBBSS 2-3 K ③ 1-2 | 4 | 0 | 0 | 0 | 0 | 3 | 3 |
| Robert Machado, R (1, 2)<br>OBP: 0.184, SLG: 0.216<br>Luis Lopez, S (8, PH)<br>OBP: 0.265, SLG: 0.318<br>Ken Huckaby, R (9, 2)<br>OBP: 0.250, SLG: 0.200 | | | FBX 1-1 G6-3 ② | | | LX 0-1 G5-3 ① | | FFS 0-3 K ② | | 2<br>1<br>0 | 0<br>0<br>0 | 0<br>0<br>0 | 0<br>0<br>0 | 0<br>0<br>0 | 0<br>1<br>0 | 0<br>2<br>0 |

| | AB | 33 |
|---|---|---|
| | R | 3 |
| | H | 6 |
| | RBI | 3 |
| | BB | 2 |
| | SO | 9 |
| | LOB | 11 |

| Inning Stats | 1 | 2 | 3 | 4 | 5 | 6 | 7 | 8 | 9 |
|---|---|---|---|---|---|---|---|---|---|
| | R: 0 E: 0 K: 1 S: 9 | H: 1 LOB: 1 BB: 0 P: 14 | R: 0 E: 0 K: 0 S: 8 | H: 0 LOB: 0 BB: 0 P: 13 | R: 0 E: 0 K: 1 S: 9 | H: 1 LOB: 1 BB: 0 P: 15 | R: 0 E: 0 K: 1 S: 8 | H: 0 LOB: 0 BB: 0 P: 13 | R: 0 E: 0 K: 0 S: 8 | H: 0 LOB: 0 BB: 0 P: 12 | R: 0 E: 0 K: 0 S: 8 | H: 0 LOB: 0 BB: 0 P: 12 | R: 0 E: 0 K: 1 S: 6 | H: 0 LOB: 0 BB: 0 P: 9 | R: 0 E: 0 K: 3 S: 17 | H: 1 LOB: 2 BB: 1 P: 28 | R: 3 E: 0 K: 2 S: 16 | H: 3 LOB: 1 BB: 1 P: 26 |

| | 1B: 2 | SF: 0 | WP: 0 | PA: 35 |
|---|---|---|---|---|
| | 2B: 3 | SAC: 0 | PB: 0 | |
| | 3B: 0 | DP: 0 | SB: 0 | |
| | HR: 1 | HBP: 0 | CS: 0 | |

| PITCHER | | IP | WLS | BF | H | R | ER | SO | BB | IBB | HBP | BLK | WP | HR | S | P | ERA | WHIP |
|---|---|---|---|---|---|---|---|---|---|---|---|---|---|---|---|---|---|---|
| Rob Bell, R<br>ERA: 4.5 | (1, 1) | 7.0 | W | 24 | 2 | 0 | 0 | 4 | 1 | 0 | 0 | 0 | 0 | 0 | 60 | 96 | 0.00 | 0.429 |
| Jesus Colome, R<br>ERA: 0.95 | (8, 1) | 1.0 | | 4 | 1 | 0 | 0 | 3 | 0 | 0 | 0 | 0 | 0 | 0 | 13 | 20 | 0.00 | 1.000 |
| Jorge Sosa, R<br>ERA: 6.06 | (9, 1) | 1.0 | | 7 | 3 | 3 | 3 | 2 | 1 | 0 | 0 | 0 | 0 | 1 | 16 | 26 | 27.00 | 4.000 |

| PITCHER | IP | WLS | BF | H | R | ER | SO | BB | IBB | HBP | BLK | WP | HR | S | P | ERA | WHIP |
|---|---|---|---|---|---|---|---|---|---|---|---|---|---|---|---|---|---|

# Kansas City Royals @ Baltimore Orioles

Oriole Park at Camden Yards, Baltimore, MD

Fri Jul 09 2004, 7:35 PM EDT

Att. 43,947 - Sunny - 90 F

livebaseballscorecards.com

TOP

| Batter | 1 | 2 | 3 | 4 | 5 | 6 | 7 | 8 | 9 | AB | R | H | RBI | BB | SO | LOB |
|---|---|---|---|---|---|---|---|---|---|---|---|---|---|---|---|---|
| Desi Relaford, S (1, 5) OBP: 0.288, SLG: 0.259 | K | | FC6-4 1B | | | 1B 29 2B BB | G4-6-3 | | SF8 29 1B IBB | 3 | 2 | 1 | 0 | 2 | 1 | 1 |
| Tony Graffanino, R (1, 4) OBP: 0.328, SLG: 0.333 | 2B | | FC6-4 29 CS | | | 29 2B 1B | G6-3 | | SF8 | 4 | 1 | 2 | 1 | 0 | 0 | 2 |
| 29 Mike Sweeney, R (1, 3) OBP: 0.330, SLG: 0.458 | F8 | | K | | | 4 2B 2B | | 1B | FC6 1B | 5 | 1 | 3 | 4 | 0 | 1 | 3 |
| Ken Harvey, R (1, 10) OBP: 0.359, SLG: 0.460 | K | | | G4-3 | | K | | K | FC6 | 5 | 0 | 0 | 0 | 0 | 3 | 4 |
| Ruben Mateo, R (1, 8) OBP: 0.300, SLG: 0.396 | | G6-3 | | F8 | | S 4 2B BB | | SAFE K | | 3 | 1 | 0 | 0 | 1 | 1 | 1 |
| Matt Stairs, L (1, 9) OBP: 0.309, SLG: 0.444 | | K | | K | | SAFE K | | SAFE K | | 2 | 0 | 0 | 0 | 0 | 2 | 0 |
| Damian Jackson, R (6, PH) (6, 9) OBP: 0.161, SLG: 0.214 | | | | | | | | | | 2 | 0 | 0 | 0 | 0 | 2 | 3 |
| 4 Angel Berroa, R (1, 6) OBP: 0.272, SLG: 0.370 | | BLK 1B | | | 14 CS BB | 2B | | | E1 14 SH5-4 1B SF8 | 3 | 1 | 2 | 2 | 1 | 0 | 0 |
| Dee Brown, L (1, 7) OBP: 0.311, SLG: 0.286 | | K | | | P6 | F8 | | | SF8 14 SH5-4 29 1B | 4 | 1 | 1 | 0 | 0 | 1 | 3 |
| 14 John Buck, R (1, 2) OBP: 0.188, SLG: 0.161 | | | FC6-4 1B 29 CS | | K | | G4-6-3 | | SH5-4 | 3 | 0 | 2 | 0 | 0 | 1 | 1 |

| | | | | | | | | | | | | | | | | | | | | | | | | | | | | |
|---|---|---|---|---|---|---|---|---|---|---|---|---|---|---|---|---|---|---|---|---|---|---|---|---|---|---|---|---|
| Inning Stats | R: 0 | H: 1 | | R: 0 | H: 1 | | R: 0 | H: 2 | | R: 0 | H: 0 | | R: 0 | H: 0 | | R: 4 | H: 3 | | R: 0 | H: 1 | | R: 0 | H: 1 | | R: 3 | H: 2 | | 1B: 8 | SF: 1 | | WP: 0 | PA: 40 | |
| | E: 0 | LOB: 1 | | E: 0 | LOB: 1 | | E: 0 | LOB: 1 | | E: 0 | LOB: 0 | | E: 0 | LOB: 1 | | E: 0 | LOB: 1 | | E: 0 | LOB: 0 | | E: 0 | LOB: 1 | | E: 1 | LOB: 1 | | 2B: 4 | SAC: 1 | | PB: 0 | | |
| | K: 2 | BB: 0 | | K: 2 | BB: 0 | | K: 1 | BB: 0 | | K: 1 | BB: 0 | | K: 1 | BB: 1 | | K: 2 | BB: 2 | | K: 0 | BB: 0 | | K: 3 | BB: 0 | | K: 0 | BB: 1 | | 3B: 0 | DP: 2 | | SB: 1 | | |
| | S: 13 | P: 21 | | S: 11 | P: 17 | | S: 10 | P: 13 | | S: 9 | P: 10 | | S: 8 | P: 15 | | S: 16 | P: 29 | | S: 8 | P: 12 | | S: 14 | P: 16 | | S: 11 | P: 17 | | HR: 0 | HBP: 0 | | CS: 3 | | |

| PITCHER | | IP | WLS | BF | H | R | ER | SO | BB | IBB | HBP | BLK | WP | HR | S | P | ERA | WHIP |
|---|---|---|---|---|---|---|---|---|---|---|---|---|---|---|---|---|---|---|
| 45 Erik Bedard, L | (1, 1) | 6.0 | L | 26 | 7 | 4 | 4 | 9 | 3 | 0 | 0 | 1 | 0 | 0 | 67 | 105 | 6.00 | 1.667 |
| ERA: 4.01 | | | | | | | | | | | | | | | | | | |
| Dave Borkowski, R | (7, 1) | 3.0 | | 14 | 4 | 3 | 0 | 3 | 0 | 1 | 0 | 0 | 0 | 0 | 33 | 45 | 0.00 | 1.333 |
| ERA: 1.59 | | | | | | | | | | | | | | | | | | |

| PITCHER | IP | WLS | BF | H | R | ER | SO | BB | IBB | HBP | BLK | WP | HR | S | P | ERA | WHIP |
|---|---|---|---|---|---|---|---|---|---|---|---|---|---|---|---|---|---|

| | |
|---|---|
| AB | 34 |
| R | 7 |
| H | 11 |
| RBI | 7 |
| BB | 4 |
| SO | 12 |
| LOB | 18 |

# Kansas City Royals @ Baltimore Orioles

Oriole Park at Camden Yards, Baltimore, MD

Fri Jul 09 2004, 7:35 PM EDT

Att. 43,947 - Sunny - 90 F

livebaseballscorecards.com

## BOTTOM

| Batter | 1 | 2 | 3 | 4 | 5 | 6 | 7 | 8 | 9 | AB | R | H | RBI | BB | SO | LOB |
|---|---|---|---|---|---|---|---|---|---|---|---|---|---|---|---|---|
| 1 Brian Roberts, S (1, 4)<br>OBP: 0.330, SLG: 0.348 | F9 | | B5-3 | | | CS 1B | | | K | 4 | 0 | 1 | 0 | 0 | 1 | 2 |
| Jerry Hairston, R (1, 9)<br>OBP: 0.396, SLG: 0.424 | 10 G6-4-3 1B | | | K | | K 1-2 | | | P4 | 4 | 0 | 1 | 0 | 0 | 2 | 2 |
| 10 Miguel Tejada, R (1, 6)<br>OBP: 0.358, SLG: 0.504 | G6-4-3 1-2f | | | P3 | | | G6-3 | | G4-3 | 4 | 0 | 0 | 0 | 0 | 0 | 2 |
| Javy Lopez, R (1, 2)<br>OBP: 0.370, SLG: 0.478 | | G6-4-3 BB | | G4-3 | | | F8 | | | 2 | 0 | 0 | 0 | 1 | 0 | 0 |
| Rafael Palmeiro, L (1, 3)<br>OBP: 0.353, SLG: 0.404 | | F8 | | | FC6-4 1B | | G3-1 | | | 3 | 0 | 1 | 0 | 0 | 0 | 1 |
| Jose Leon, R (1, 5)<br>OBP: 0.160, SLG: 0.250 | | G6-4-3 1-2f | | | K | | | G6-3 | | 3 | 0 | 0 | 0 | 0 | 1 | 2 |
| Larry Bigbie, L (1, 7)<br>OBP: 0.323, SLG: 0.388 | | | G3 | | F8 | | | K | | 3 | 0 | 0 | 0 | 0 | 1 | 1 |
| Luis Matos, R (1, 8)<br>OBP: 0.287, SLG: 0.355 | | | B5-3 | | FC6-4 1-2f | | | F8 | | 3 | 0 | 0 | 0 | 0 | 0 | 1 |
| David Newhan, L (1, 10)<br>OBP: 0.464, SLG: 0.662 | | | 1B | | | F9 | | | 1B | 3 | 0 | 2 | 0 | 0 | 0 | 0 |
| Inning Stats | R: 0 E: 0 K: 0 S: 8 H: 1 LOB: 0 BB: 0 P: 10 | R: 0 E: 0 K: 0 S: 4 H: 0 LOB: 0 BB: 1 P: 9 | R: 0 E: 0 K: 0 S: 7 H: 1 LOB: 1 BB: 0 P: 9 | R: 0 E: 0 K: 1 S: 8 H: 0 LOB: 0 BB: 0 P: 13 | R: 0 E: 0 K: 1 S: 8 H: 1 LOB: 1 BB: 0 P: 14 | R: 0 E: 0 K: 1 S: 7 H: 1 LOB: 0 BB: 0 P: 11 | R: 0 E: 0 K: 0 S: 9 H: 0 LOB: 0 BB: 0 P: 12 | R: 0 E: 0 K: 1 S: 8 H: 0 LOB: 0 BB: 0 P: 12 | R: 0 E: 0 K: 1 S: 12 H: 1 LOB: 1 BB: 0 P: 16 | 1B: 5 2B: 0 3B: 0 HR: 0 | SF: 0 SAC: 0 DP: 2 HBP: 0 | | | | | | |

| PITCHER | IP | WLS | BF | H | R | ER | SO | BB | IBB | HBP | BLK | WP | HR | S | P | ERA | WHIP |
|---|---|---|---|---|---|---|---|---|---|---|---|---|---|---|---|---|---|
| Darrell May, L (1, 1)<br>ERA: 5.24 | 9.0 | W | 30 | 5 | 0 | 0 | 5 | 1 | 0 | 0 | 0 | 0 | 0 | 71 | 106 | 0.00 | 0.667 |

| PITCHER | IP | WLS | BF | H | R | ER | SO | BB | IBB | HBP | BLK | WP | HR | S | P | ERA | WHIP |
|---|---|---|---|---|---|---|---|---|---|---|---|---|---|---|---|---|---|

| | |
|---|---|
| AB | 29 |
| R | 0 |
| H | 5 |
| RBI | 0 |
| BB | 1 |
| SO | 5 |
| LOB | 11 |

PA: 30

WP: 0 PB: 0 SB: 0 CS: 1

# Kansas City Royals @ Baltimore Orioles

Oriole Park at Camden Yards, Baltimore, MD

Sat Jul 10 2004, 4:35 PM EDT

Att. 33,493 - Cloudy - 90 F

TOP

livebaseballscorecards.com

| Batter | 1 | 2 | 3 | 4 | 5 | 6 | 7 | 8 | 9 | AB | R | H | RBI | BB | SO | LOB |
|---|---|---|---|---|---|---|---|---|---|---|---|---|---|---|---|---|
| Desi Relaford, S (1, 5)<br>OBP: 0.282, SLG: 0.253 | B B B C C X<br>3-2 ①<br>L9 | | X<br>0-0 ③<br>L8 | | | C B B X<br>2-1 ②<br>G3 | | | F S X<br>0-2 ①<br>F7<br>2-3 | 4 | 0 | 0 | 0 | 0 | 0 | 2 |
| Tony Graffanino, R (1, 4)<br>OBP: 0.322, SLG: 0.329 | B B X<br>2-0 ②<br>F7 | | | B C F X<br>1-2 ①<br>G6-3 | | F C B C<br>1-3 ③<br>K | | | B D B C F F X<br>3-2 ②<br>SF7<br>3-H | 3 | 0 | 0 | 1 | 0 | 1 | 0 |
| 29 Mike Sweeney, R (1, 3)<br>OBP: 0.329, SLG: 0.465 | C B X<br>1-1 ③<br>G6-3 | | | B F B X<br>2-1 ②<br>L9 | | | F X<br>0-1 ①<br>F8 | | X<br>0-0<br>HR | 4 | 1 | 1 | 1 | 0 | 0 | 0 |
| Matt Stairs, L (1, 10)<br>OBP: 0.312, SLG: 0.445 | | C F B B X<br>2-2<br>FC6-4<br>1B | | S B C S<br>1-3 ③<br>K | | | F X<br>0-1<br>G4-6-3<br>1B | | B C F B B X<br>3-2 ③<br>G6-3 | 4 | 0 | 2 | 0 | 0 | 1 | 0 |
| Ruben Mateo, R (1, 9)<br>OBP: 0.302, SLG: 0.393 | | B C B X<br>2-1 ①<br>FC6-4<br>4<br>CS<br>1-2f | | | C B B F X<br>2-2<br>9<br>FC6-4<br>1B | | C B X<br>1-1 ②③<br>G4-6-3<br>1-2f | | | 3 | 0 | 1 | 0 | 0 | 0 | 2 |
| Dee Brown, L (1, 7)<br>OBP: 0.297, SLG: 0.271 | | F X<br>0-1 ②<br>P2 | | | B 1 B S F X<br>SAFE<br>2-2 ①<br>F9 | | | B F X<br>1-1 ①<br>F8 | | 3 | 0 | 0 | 0 | 0 | 0 | 2 |
| 4 Angel Berroa, R (1, 6)<br>OBP: 0.269, SLG: 0.366 | | C<br>0-1 ③<br>CS<br>1-2 | B C F B B X<br>3-2 ①<br>F8 | | F F F 1 D F S<br>SAFE<br>1-3 ②<br>K | | | B C B F X<br>2-2 ②<br>G5-3 | | 3 | 0 | 0 | 0 | 0 | 1 | 1 |
| 9 David DeJesus, L (1, 8)<br>OBP: 0.243, SLG: 0.159 | | | B C F C<br>1-3 ②<br>K | | X<br>0-0 ③<br>FC6-4<br>1-2f | | | B B C C X<br>2-2 ③<br>L5 | | 3 | 0 | 0 | 0 | 0 | 1 | 1 |
| 14 John Buck, R (1, 2)<br>OBP: 0.229, SLG: 0.212 | | | C B F B B B<br>4-2<br>BB | | | B F C B B F S<br>3-3 ①<br>K | | | B X<br>1-0<br>WP<br>SF7<br>2B | 2 | 1 | 1 | 0 | 1 | 1 | 0 |
| Inning Stats | R: 0 H: 0<br>E: 0 LOB: 0<br>K: 0 BB: 0<br>S: 6 P: 12 | R: 0 H: 1<br>E: 0 LOB: 0<br>K: 0 BB: 0<br>S: 8 P: 12 | R: 0 H: 0<br>E: 0 LOB: 1<br>K: 1 BB: 1<br>S: 9 P: 17 | R: 0 H: 0<br>E: 0 LOB: 0<br>K: 1 BB: 0<br>S: 8 P: 12 | R: 0 H: 1<br>E: 0 LOB: 1<br>K: 1 BB: 0<br>S: 12 P: 17 | R: 0 H: 0<br>E: 0 LOB: 0<br>K: 2 BB: 0<br>S: 9 P: 15 | R: 0 H: 1<br>E: 0 LOB: 0<br>K: 0 BB: 0<br>S: 6 P: 7 | R: 0 H: 0<br>E: 0 LOB: 0<br>K: 0 BB: 0<br>S: 8 P: 13 | R: 2 H: 2<br>E: 0 LOB: 0<br>K: 0 BB: 0<br>S: 12 P: 19 | 1B: 3 SF: 1<br>2B: 1 SAC: 0<br>3B: 0 DP: 1<br>HR: 1 HBP: 0 | | | | | | |

| | AB | 29 |
|---|---|---|
| | R | 2 |
| | H | 5 |
| | RBI | 2 |
| | BB | 1 |
| | SO | 5 |
| | LOB | 8 |

WP: 1 PA: 32
PB: 0
SB: 0
CS: 1

| PITCHER | | IP | WLS | BF | H | R | ER | SO | BB | IBB | HBP | BLK | WP | HR | S | P | ERA | WHIP |
|---|---|---|---|---|---|---|---|---|---|---|---|---|---|---|---|---|---|---|
| 40 Daniel Cabrera, R<br>ERA: 2.9 | (1, 1) | 7.0 | W | 23 | 3 | 0 | 0 | 5 | 1 | 0 | 0 | 0 | 0 | 0 | 58 | 92 | 0.00 | 0.571 |
| B.J. Ryan, L<br>ERA: 1.75 | (8, 1) | 1.0 | | 3 | 0 | 0 | 0 | 0 | 0 | 0 | 0 | 0 | 0 | 0 | 8 | 13 | 0.00 | 0.000 |
| Jorge Julio, R<br>ERA: 4.58 | (9, 1) | 1.0 | | 5 | 2 | 2 | 2 | 0 | 0 | 0 | 0 | 0 | 1 | 1 | 12 | 19 | 18.00 | 2.000 |

| PITCHER | | IP | WLS | BF | H | R | ER | SO | BB | IBB | HBP | BLK | WP | HR | S | P | ERA | WHIP |
|---|---|---|---|---|---|---|---|---|---|---|---|---|---|---|---|---|---|---|

| Batter | 1 | 2 | 3 | 4 | 5 | 6 | 7 | 8 | 9 | AB | R | H | RBI | BB | SO | LOB |
|---|---|---|---|---|---|---|---|---|---|---|---|---|---|---|---|---|
| 1 Brian Roberts, S (1, 4)<br>OBP: 0.331, SLG: 0.350 | B C B F F F X<br>2-2 F9 ① | | B X<br>1-0 FC6-4 ①<br>1B<br>1-2f | | 1 SAFE 1 SAFE B 1 B F B F F<br>4-2 B<br>1B<br>10<br>2B<br>1-2<br>BB | | X<br>0-0 F7 ① | B C F F B F F X<br>2-2<br>2-H<br>2B | | 4 | 1 | 1 | 1 | 1 | 0 | 1 |
| David Newhan, L (1, 10)<br>OBP: 0.472, SLG: 0.654 | X<br>0-0 F8 ② | | 1 SAFE F D B X<br>2-0<br>10<br>G6-4-3<br>1-2<br>1B | | F F B X<br>1-2<br>10<br>2B<br>1-2<br>2-H<br>1B | | B S F B F B B<br>4-2<br>E 1B<br>BB | C T X<br>0-2 G4-3 ③ | | 4 | 1 | 2 | 1 | 1 | 0 | 1 |
| 10 Miguel Tejada, R (1, 6)<br>OBP: 0.357, SLG: 0.504 | C X<br>0-1 L3 ③ | | B X<br>1-0 G6-4-3 ② ③<br>1-2f | | B C B D F F X<br>3-2<br>1-H<br>2-H<br>2B | | B C X<br>1-1 L7 ② | | | 4 | 0 | 1 | 2 | 0 | 0 | 3 |
| Javy Lopez, R (1, 2)<br>OBP: 0.374, SLG: 0.480 | | B B X<br>2-0 HR 1B | | B F B F B B<br>4-2 G3-6-1 BB | B B D C X<br>3-1 F9 ③ | | C B B X<br>2-1 E8<br>1-3<br>1B | | | 3 | 1 | 2 | 0 | 1 | 0 | 1 |
| Rafael Palmeiro, L (1, 3)<br>OBP: 0.355, SLG: 0.416 | | X<br>0-0 HR<br>1-H | | B B C X<br>2-1 G3-6-1 ① ②<br>1-2f | | B B F X<br>2-1<br>FC6-4 BB<br>1B | X<br>0-0 F7 ③ | | | 4 | 1 | 2 | 2 | 0 | 0 | 3 |
| Jerry Hairston, R (1, 9)<br>OBP: 0.388, SLG: 0.414 | | C B X<br>1-1 L7 ① | | B X<br>1-0 F7 ③ | | C B C X<br>1-2 P4 ① | | B F F X<br>1-2 L4 ① | | 4 | 0 | 0 | 0 | 0 | 0 | 1 |
| Larry Bigbie, L (1, 7)<br>OBP: 0.326, SLG: 0.388 | | B F B S S<br>2-3 K ② | | | S C F B X<br>1-2 G4-3 ① | B B F B B<br>4-1<br>FC6-4<br>1-2<br>BB | | C B F B X<br>2-2 ② 1B | | 3 | 0 | 1 | 0 | 1 | 1 | 0 |
| Luis Matos, R (1, 8)<br>OBP: 0.287, SLG: 0.354 | | B B F F B X<br>3-2 G5-3 ③ | | | C F X<br>0-2 P2 ② | X<br>0-0 FC6-4 ②<br>1-2f<br>2-3 | | C C B B X<br>2-2<br>2B<br>1B | | 4 | 1 | 1 | 0 | 0 | 0 | 2 |
| Luis Lopez, S (1, 5)<br>OBP: 0.302, SLG: 0.375 | | | B S C F X<br>1-2<br>1<br>FC6-4<br>1B | | S X<br>0-1<br>1<br>BB<br>1B<br>1B | X<br>0-0 G4-3 ③ | | B X<br>1-0<br>1<br>2B<br>1-H<br>2B | | 4 | 2 | 3 | 1 | 0 | 0 | 2 |
| Inning Stats | R: 0 E: 0 K: 0 S: 8<br>H: 0 LOB: 0 BB: 0 P: 10 | R: 2 E: 0 K: 1 S: 10<br>H: 2 LOB: 0 BB: 0 P: 18 | R: 0 E: 0 K: 0 S: 7<br>H: 2 LOB: 1 BB: 0 P: 12 | R: 0 E: 0 K: 0 S: 5<br>H: 0 LOB: 0 BB: 1 P: 12 | R: 3 E: 0 K: 0 S: 21<br>H: 3 LOB: 1 BB: 1 P: 33 | R: 0 E: 0 K: 0 S: 8<br>H: 1 LOB: 2 BB: 1 P: 15 | R: 0 E: 1 K: 0 S: 9<br>H: 1 LOB: 2 BB: 1 P: 16 | R: 2 E: 0 K: 0 S: 19<br>H: 4 LOB: 1 BB: 0 P: 27 | | 1B: 9 2B: 3 3B: 0 HR: 1<br>SF: 0 SAC: 0 DP: 2 HBP: 0 | | | | | | |

| PITCHER | | IP | WLS | BF | H | R | ER | SO | BB | IBB | HBP | BLK | WP | HR | S | P | ERA | WHIP |
|---|---|---|---|---|---|---|---|---|---|---|---|---|---|---|---|---|---|---|
| Mike Wood, R<br>ERA: 6.32 | (1, 1) | 4.2 | L | 21 | 7 | 5 | 5 | 1 | 2 | 0 | 0 | 0 | 0 | 1 | 49 | 80 | 9.64 | 1.929 |
| Nate Field, R<br>ERA: 3.67 | (5, 1) | 1.1 | | 6 | 1 | 0 | 0 | 0 | 1 | 0 | 0 | 0 | 0 | 0 | 10 | 20 | 0.00 | 1.500 |
| Brian Anderson, L<br>ERA: 7.23 | (7, 1) | 1.0 | | 5 | 1 | 0 | 0 | 0 | 1 | 0 | 0 | 0 | 0 | 0 | 9 | 16 | 0.00 | 2.000 |
| Scott Sullivan, R<br>ERA: 3.71 | (8, 1) | 1.0 | | 6 | 4 | 2 | 2 | 0 | 0 | 0 | 0 | 0 | 0 | 0 | 19 | 27 | 18.00 | 4.000 |

| PITCHER | IP | WLS | BF | H | R | ER | SO | BB | IBB | HBP | BLK | WP | HR | S | P | ERA | WHIP |
|---|---|---|---|---|---|---|---|---|---|---|---|---|---|---|---|---|---|

# BOTTOM

## Kansas City Royals @ Baltimore Orioles

Oriole Park at Camden Yards, Baltimore, MD

Sat Jul 10 2004, 4:35 PM EDT

Att. 33,493 - Cloudy - 90 F

livebaseballscorecards.com

| | |
|---|---|
| AB | 34 |
| R | 7 |
| H | 13 |
| RBI | 7 |
| BB | 4 |
| SO | 1 |
| LOB | 14 |

WP: 0 PA: 38
PB: 0
SB: 0
CS: 0

# Kansas City Royals @ Baltimore Orioles

Oriole Park at Camden Yards, Baltimore, MD

Sun Jul 11 2004, 1:35 PM EDT

Att. 31,042 - Unknown - 90 F

TOP

livebaseballscorecards.com

| Batter | 1 | 2 | 3 | 4 | 5 | 6 | 7 | 8 | 9 | AB | R | H | RBI | BB | SO | LOB |
|---|---|---|---|---|---|---|---|---|---|---|---|---|---|---|---|---|
| Desi Relaford, S (1, 5) OBP: 0.279, SLG: 0.255 | B3 | | 29 1B 2B | | F9 | F9 | K | | K | 6 | 1 | 1 | 0 | 0 | 2 | 5 |
| Tony Graffanino, R (1, 4) OBP: 0.322, SLG: 0.329 | F9 | | G5-3 | | F9 | F7 | HBP 29 E 1B; 1-2 2-3 3-H | | 1B | 6 | 0 | 2 | 1 | 0 | 0 | 3 |
| 29 Mike Sweeney, R (1, 3) OBP: 0.335, SLG: 0.490 | HR | | 2B 1B; 2-H | | 1B | HR; E5 HBP | | | K | 6 | 3 | 4 | 3 | 0 | 1 | 2 |
| Matt Stairs, L (1, 9) OBP: 0.322, SLG: 0.468 | 1B | | 2B; 1-H | | L4 | HR; HBP | | | K | 4 | 1 | 3 | 2 | 0 | 0 | 1 |
| Ruben Mateo, R (7, PR) (7, 9) OBP: 0.297, SLG: 0.386 | | | | | | | | | | 1 | 0 | 0 | 0 | 0 | 1 | 1 |
| Ken Harvey, R (1, 10) OBP: 0.353, SLG: 0.452 | K | | G1-3 | | | L8 | F9; G5-3 | | | 5 | 0 | 0 | 0 | 0 | 1 | 5 |
| Dee Brown, L (1, 7) OBP: 0.319, SLG: 0.313 | | P6 | | FC6-5 9 9 S 1B | | 4 1B 2B | 4 1B 9 BLK 1B | | G5-3 | 5 | 2 | 3 | 0 | 0 | 0 | 0 |
| Damian Jackson, R (9, 7) OBP: 0.161, SLG: 0.214 | | | | | | | | | | 0 | 0 | 0 | 0 | 0 | 0 | 0 |
| 4 Angel Berroa, R (1, 6) OBP: 0.275, SLG: 0.368 | | G6-3 | | K | | 9 2B 1B; 2-H | 14 1B 9 BLK 1B; 1-3 | | BB | 4 | 2 | 2 | 1 | 1 | 1 | 1 |
| 9 David DeJesus, L (1, 8) OBP: 0.253, SLG: 0.179 | | G5-3 | | FC6-5; 1-3 | | 2B; 2-H | 14 1B 1B 29 E BB; 1-2 3-H | | F7 | 4 | 1 | 1 | 1 | 1 | 0 | 2 |
| 14 John Buck, R (1, 2) OBP: 0.250, SLG: 0.216 | | | K | G6-3 | | | 1B 29 E 1B; 1-2 2-3 | | G6-3 | 4 | 1 | 1 | 0 | 1 | 1 | 2 |
| Inning Stats | R: 1 E: 0 K: 1 S: 12 H: 2 LOB: 1 BB: 0 P: 17 | R: 0 E: 0 K: 0 S: 4 H: 0 LOB: 0 BB: 0 P: 7 | R: 2 E: 0 K: 1 S: 15 H: 3 LOB: 1 BB: 0 P: 24 | R: 0 E: 0 K: 1 S: 9 H: 1 LOB: 1 BB: 0 P: 10 | R: 0 E: 0 K: 0 S: 9 H: 1 LOB: 1 BB: 0 P: 15 | R: 2 E: 0 K: 0 S: 14 H: 3 LOB: 2 BB: 1 P: 24 | R: 6 E: 1 K: 1 S: 26 H: 6 LOB: 3 BB: 1 P: 45 | R: 0 E: 0 K: 0 S: 5 H: 0 LOB: 1 BB: 1 P: 11 | R: 0 E: 0 K: 3 S: 13 H: 1 LOB: 1 BB: 0 P: 16 | 1B: 10 2B: 4 3B: 0 HR: 3 SF: 0 SAC: 0 DP: 0 HBP: 1 | | | | | | |

| | AB | 45 |
|---|---|---|
| | R | 11 |
| | H | 17 |
| | RBI | 8 |
| | BB | 3 |
| | SO | 7 |
| | LOB | 22 |

WP: 0 PB: 0 SB: 1 CS: 0 PA: 49

| PITCHER | | IP | WLS | BF | H | R | ER | SO | BB | IBB | HBP | BLK | WP | HR | S | P | ERA | WHIP |
|---|---|---|---|---|---|---|---|---|---|---|---|---|---|---|---|---|---|---|
| Rodrigo Lopez, R ERA: 3.89 | (1, 1) | 5.1 | L | 26 | 10 | 5 | 5 | 3 | 0 | 0 | 0 | 0 | 0 | 1 | 57 | 85 | 8.44 | 1.875 |
| Eddy Rodriguez, R ERA: 2.52 | (6, 1) | 0.2 | | 4 | 1 | 1 | 1 | 0 | 1 | 0 | 0 | 0 | 0 | 1 | 9 | 16 | 13.50 | 3.000 |
| Buddy Groom, L ERA: 4.91 | (7, 1) | 0.2 | | 7 | 4 | 2 | 2 | 1 | 1 | 0 | 0 | 1 | 0 | 1 | 19 | 31 | 27.00 | 7.500 |
| Mike DeJean, R ERA: 6.57 | (7, 1) | 0.1 | | 4 | 1 | 3 | 1 | 0 | 0 | 0 | 1 | 0 | 0 | 0 | 4 | 10 | 27.00 | 3.000 |
| John Parrish, L ERA: 3.75 | (8, 1) | 2.0 | | 8 | 1 | 0 | 0 | 3 | 1 | 0 | 0 | 0 | 0 | 0 | 18 | 27 | 0.00 | 1.000 |

# BOTTOM

| Batter | 1 | 2 | 3 | 4 | 5 | 6 | 7 | 8 | 9 | AB | R | H | RBI | BB | SO | LOB |
|---|---|---|---|---|---|---|---|---|---|---|---|---|---|---|---|---|
| 1 Brian Roberts, S (1, 4)<br>OBP: 0.326, SLG: 0.345 | C F F B B B C<br>3-3 ① K | | B F D X<br>2-1 ① FC5-4 2B 10 G4-3<br>1-2f | | X<br>0-0 ② G6-3 | | | C B F C<br>1-3 ① K | B B B C X<br>3-1 ② P4 | 5 | 1 | 0 | 0 | 0 | 2 | 2 |
| David Newhan, L (1, 7)<br>OBP: 0.479, SLG: 0.659 | B X<br>1-0 ② F9 | | 1 SAFE X<br>0-0 10 G4-3<br>1-3 2B | | C C X<br>0-2 ③ G4-3 | | | B F B F B F B<br>4-2 10 1B HR BB | B S X<br>1-1 10 PB 10 2B<br>2-H 1B | 4 | 2 | 2 | 1 | 1 | 0 | 0 |
| 10 Miguel Tejada, R (1, 6)<br>OBP: 0.358, SLG: 0.506 | F X<br>0-1 ③ L5 | | X<br>0-0 ② G4-3<br>2-3<br>3-H | | | B C S B F B X<br>3-2 ① G5-3 | | B B X<br>2-0<br>1-2 HR 1B | D C S F X<br>1-2<br>1-H 2B | 5 | 1 | 2 | 2 | 0 | 0 | 1 |
| Javy Lopez, R (1, 10)<br>OBP: 0.375, SLG: 0.488 | | C X<br>0-1 1B 1B | C F B X<br>1-2 ③ G6-3 | | | F B X<br>1-1 ② G4-3 | | C X<br>0-1<br>1-H 2-H HR | C F F F D X<br>1-2 ③ P3 | 5 | 1 | 2 | 3 | 0 | 0 | 2 |
| Rafael Palmeiro, L (1, 3)<br>OBP: 0.356, SLG: 0.415 | | B B X<br>2-0 ① L9 | | B X<br>1-0 ① P6 | | C B F B B B<br>4-2 BB | | C B X<br>1-1 FC6-4 1B | | 3 | 0 | 1 | 0 | 1 | 0 | 1 |
| Jerry Hairston, R (1, 9)<br>OBP: 0.390, SLG: 0.422 | | C F B X<br>1-2<br>1-2 1B | | F F X<br>0-2 1B 2B | | F B B X<br>2-1 ③ P5 | | C F X<br>0-2 ② FC6-4<br>1-2f | | 4 | 1 | 2 | 0 | 0 | 0 | 2 |
| Jose Leon, R (1, 5)<br>OBP: 0.172, SLG: 0.250 | | X<br>0-0 ② F8 | | B D B C X<br>3-1 ② 2-H 1B | | | B B B C X<br>3-1 ① P5 | C C S<br>0-3 ③ K | | 4 | 0 | 1 | 1 | 0 | 1 | 3 |
| Luis Matos, R (1, 8)<br>OBP: 0.284, SLG: 0.349 | | C B X<br>1-1 ③ L5 | | F S F F B X<br>1-2 ③ L3 | | | X<br>0-0 ② F8 | | C F B F X<br>1-2 ① G5-3 | 4 | 0 | 0 | 0 | 0 | 0 | 2 |
| Ken Huckaby, R (1, 2)<br>OBP: 0.281, SLG: 0.276 | | | B X<br>1-0 1 FC5-4 1B | | X<br>0-0 ① F7 | | | C X<br>0-1 ③ F8 | B S F B F B F F X<br>3-2 1B 2B | 4 | 1 | 2 | 0 | 0 | 0 | 0 |
| Inning Stats | R: 0 E: 0 K: 1 S: 7<br>H: 0 LOB: 0 BB: 0 P: 11 | R: 0 E: 0 K: 0 S: 9<br>H: 2 LOB: 2 BB: 0 P: 13 | R: 1 E: 0 K: 0 S: 8<br>H: 2 LOB: 1 BB: 0 P: 12 | R: 1 E: 0 K: 0 S: 11<br>H: 2 LOB: 0 BB: 0 P: 16 | R: 0 E: 0 K: 0 S: 5<br>H: 0 LOB: 0 BB: 0 P: 5 | R: 0 E: 0 K: 0 S: 10<br>H: 0 LOB: 1 BB: 1 P: 20 | R: 0 E: 0 K: 0 S: 5<br>H: 0 LOB: 0 BB: 0 P: 8 | R: 3 E: 0 K: 2 S: 17<br>H: 3 LOB: 1 BB: 1 P: 25 | R: 2 E: 0 K: 0 S: 24<br>H: 3 LOB: 1 BB: 0 P: 34 | 1B: 7<br>2B: 4<br>3B: 0<br>HR: 1 | | SF: 0<br>SAC: 0<br>DP: 0<br>HBP: 0 | | WP: 0<br>PB: 1<br>SB: 0<br>CS: 0 | | PA: 40 | |

| PITCHER | | IP | WLS | BF | H | R | ER | SO | BB | IBB | HBP | BLK | WP | HR | S | P | ERA | WHIP |
|---|---|---|---|---|---|---|---|---|---|---|---|---|---|---|---|---|---|---|
| 41 Jimmy Gobble, L<br>ERA: 5.14 | (1, 1) | 6.0 | W | 24 | 6 | 2 | 2 | 1 | 1 | 0 | 0 | 0 | 0 | 0 | 50 | 77 | 3.00 | 1.167 |
| Rudy Seanez, R<br>ERA: 5.68 | (7, 1) | 1.0 | | 3 | 0 | 0 | 0 | 0 | 0 | 0 | 0 | 0 | 0 | 0 | 5 | 8 | 0.00 | 0.000 |
| Justin Huisman, R<br>ERA: 7.71 | (8, 1) | 1.0 | | 7 | 3 | 3 | 3 | 2 | 1 | 0 | 0 | 0 | 0 | 1 | 17 | 25 | 27.00 | 4.000 |
| Jaime Cerda, L<br>ERA: 2.81 | (9, 1) | 0.2 | | 5 | 3 | 2 | 2 | 0 | 0 | 0 | 0 | 0 | 0 | 0 | 18 | 27 | 27.00 | 4.500 |
| Ryan Bukvich, R<br>ERA: | (9, 1) | 0.1 | | 1 | 0 | 0 | 0 | 0 | 0 | 0 | 0 | 0 | 0 | 0 | 6 | 7 | 0.00 | 0.000 |

| PITCHER | IP | WLS | BF | H | R | ER | SO | BB | IBB | HBP | BLK | WP | HR | S | P | ERA | WHIP |
|---|---|---|---|---|---|---|---|---|---|---|---|---|---|---|---|---|---|

# Kansas City Royals @ Baltimore Orioles

Oriole Park at Camden Yards, Baltimore, MD

Sun Jul 11 2004, 1:35 PM EDT

Att. 31,042 - Unknown - 90 F

livebaseballscorecards.com

| | |
|---|---|
| AB | 38 |
| R | 7 |
| H | 12 |
| RBI | 7 |
| BB | 2 |
| SO | 3 |
| LOB | 13 |

# Baltimore Orioles @ Tampa Bay Devil Rays

Tropicana Field, St. Petersburg, FL

Thu Jul 15 2004, 6:05 PM EDT

Att. 16,185 - Dome - 72 F

livebaseballscorecards.com

TOP

| Batter | 1 | 2 | 3 | 4 | 5 | 6 | 7 | 8 | 9 | AB | R | H | RBI | BB | SO | LOB |
|---|---|---|---|---|---|---|---|---|---|---|---|---|---|---|---|---|
| 1 Brian Roberts, S (1, 4)<br>OBP: 0.332, SLG: 0.351 | 4-0<br>10<br>E<br>G6-3<br>BB | | 0-0<br>CS<br>1B | 4-2 B<br>SAFE<br>1-2<br>BB | | 1-3<br>K | | 0-0<br>2B | | 3 | 1 | 2 | 0 | 2 | 1 | 0 |
| Jerry Hairston, R (1, 9)<br>OBP: 0.381, SLG: 0.411 | 2-1<br>F7 | | 3-3<br>K<br>1-2 | 3-2<br>F7 | | | 0-1<br>G5-3 | 3-2<br>G4-3 | | 5 | 0 | 0 | 0 | 0 | 1 | 6 |
| 10 Miguel Tejada, R (1, 6)<br>OBP: 0.358, SLG: 0.501 | 0-1<br>E1<br>G6-3<br>1-3 | | 4-1<br>BB | | 1-3<br>K<br>CS<br>1B | | 4-1<br>1B<br>3B<br>BB | | 1-1<br>G5-3 | 3 | 1 | 0 | 0 | 2 | 1 | 1 |
| Rafael Palmeiro, L (1, 3)<br>OBP: 0.357, SLG: 0.413 | 1-2<br>G6-3<br>1-2<br>3-H | | 1-0<br>G3 | | 1-1<br>1-2<br>1B | | 0-2<br>F8 | | 4-2<br>BB | 4 | 0 | 1 | 1 | 1 | 0 | 3 |
| Javy Lopez, R (1, 2)<br>OBP: 0.375, SLG: 0.485 | 1-2<br>P4 | | | 4-1<br>BB<br>1B<br>FC5-2<br>BB | 0-1<br>L7 | | 0-1<br>SAFE<br>1-2<br>3B<br>1B | | 3-3<br>K | 4 | 1 | 1 | 0 | 1 | 1 | 4 |
| David Newhan, L (1, 5)<br>OBP: 0.485, SLG: 0.678 | | 2-2<br>G5-3<br>G3<br>1B | | 0-0<br>FC5-2<br>BB<br>1-2<br>SF9<br>1B | 0-1<br>L9<br>2-3 | | 0-1<br>1-H<br>2-H<br>3B | | 0-0<br>G4-3 | 5 | 1 | 3 | 2 | 0 | 0 | 3 |
| Larry Bigbie, L (1, 7)<br>OBP: 0.328, SLG: 0.398 | | 3-2<br>SAFE<br>G3<br>1-2 | | 4-2<br>SF9<br>FC5-2<br>1-2<br>2-3<br>BB | | 3-2<br>HR | 0-2<br>G4-3 | | | 3 | 1 | 1 | 1 | 1 | 0 | 2 |
| Luis Matos, R (1, 8)<br>OBP: 0.286, SLG: 0.349 | | 4-2<br>BB | | 1-2<br>FC5-2<br>1<br>BB<br>1-2<br>2-3<br>3-Hf | | 1-2<br>CS<br>1B | | 1-3<br>K | | 3 | 0 | 1 | 0 | 1 | 1 | 3 |
| Jose Leon, R (1, 10)<br>OBP: 0.156, SLG: 0.233<br>Luis Lopez, S (8, PH)<br>OBP: 0.296, SLG: 0.367 | | 2-1<br>G5-3<br>2-3f | | 1-1<br>SF9<br>2-3<br>3-H | | 3-2<br>SAFE<br>SAFE<br>SAFE<br>F7<br>1-2 | | 2-2<br>F8 | | 2<br>1 | 0<br>0 | 0<br>0 | 1<br>0 | 0<br>0 | 0<br>0 | 3<br>0 |
| Inning Stats | R: 1<br>E: 1<br>K: 0<br>S: 10<br>H: 0<br>LOB: 1<br>BB: 1<br>P: 18 | R: 0<br>E: 0<br>K: 0<br>S: 15<br>H: 1<br>LOB: 1<br>BB: 1<br>P: 26 | R: 0<br>E: 0<br>K: 1<br>S: 6<br>H: 1<br>LOB: 1<br>BB: 1<br>P: 14 | R: 1<br>E: 0<br>K: 0<br>S: 20<br>H: 1<br>LOB: 3<br>BB: 3<br>P: 37 | R: 0<br>E: 0<br>K: 1<br>S: 9<br>H: 1<br>LOB: 1<br>BB: 0<br>P: 11 | R: 1<br>E: 0<br>K: 1<br>S: 13<br>H: 2<br>LOB: 0<br>BB: 0<br>P: 21 | R: 2<br>E: 0<br>K: 0<br>S: 14<br>H: 2<br>LOB: 1<br>BB: 1<br>P: 18 | R: 0<br>E: 0<br>K: 1<br>S: 11<br>H: 1<br>LOB: 1<br>BB: 0<br>P: 17 | R: 0<br>E: 0<br>K: 1<br>S: 9<br>H: 0<br>LOB: 1<br>BB: 1<br>P: 17 | 1B: 6<br>2B: 1<br>3B: 1<br>HR: 1<br>SF: 1<br>SAC: 0<br>DP: 1<br>HBP: 0 | | | | | | |

| | |
|---|---|
| AB | 33 |
| R | 5 |
| H | 9 |
| RBI | 5 |
| BB | 8 |
| SO | 5 |
| LOB | 25 |

WP: 1 PA: 42
PB: 0
SB: 0
CS: 3

| PITCHER | | IP | WLS | BF | H | R | ER | SO | BB | IBB | HBP | BLK | WP | HR | S | P | ERA | WHIP |
|---|---|---|---|---|---|---|---|---|---|---|---|---|---|---|---|---|---|---|
| Victor Zambrano, R<br>ERA: 4.37 | (1, 1) | 4.1 | | 23 | 4 | 2 | 1 | 2 | 6 | 0 | 0 | 0 | 1 | 0 | 58 | 104 | 2.08 | 2.308 |
| Trever Miller, L<br>ERA: 3.21 | (5, 1) | 0.2 | | 2 | 1 | 1 | 1 | 0 | 0 | 0 | 0 | 0 | 0 | 1 | 6 | 9 | 13.50 | 1.500 |
| Travis Harper, R<br>ERA: 4.89 | (6, 1) | 1.2 | L | 7 | 2 | 2 | 2 | 1 | 1 | 0 | 0 | 0 | 0 | 0 | 17 | 26 | 10.80 | 1.800 |
| Bobby Seay, L<br>ERA: | (7, 1) | 0.1 | | 2 | 1 | 0 | 0 | 0 | 0 | 0 | 0 | 0 | 0 | 0 | 6 | 6 | 0.00 | 3.000 |
| Jorge Sosa, R<br>ERA: 5.8 | (8, 1) | 1.2 | | 7 | 1 | 0 | 0 | 2 | 1 | 0 | 0 | 0 | 0 | 0 | 19 | 33 | 0.00 | 1.200 |

| PITCHER | | IP | WLS | BF | H | R | ER | SO | BB | IBB | HBP | BLK | WP | HR | S | P | ERA | WHIP |
|---|---|---|---|---|---|---|---|---|---|---|---|---|---|---|---|---|---|---|
| Lance Carter, R<br>ERA: 3.46 | (9, 1) | 0.1 | | 1 | 0 | 0 | 0 | 0 | 0 | 0 | 0 | 0 | 0 | 0 | 1 | 1 | 0.00 | 0.000 |

| Batter | 1 | 2 | 3 | 4 | 5 | 6 | 7 | 8 | 9 | AB | R | H | RBI | BB | SO | LOB |
|---|---|---|---|---|---|---|---|---|---|---|---|---|---|---|---|---|
| 13 Carl Crawford, L (1, 7)<br>OBP: 0.338, SLG: 0.444 | B F F X<br>1-2 ① G4-3 | 1 SAFE X<br>0-0 1-H 3B | | B S F F X<br>1-2 ① G4-3 | | | F X<br>0-1 5 G6-3 3B | | C S F X<br>0-2 ① P6 | 5 | 1 | 2 | 1 | 0 | 0 | 0 |
| 5 Rocco Baldelli, R (1, 8)<br>OBP: 0.336, SLG: 0.410 | B B B C X<br>3-1 HR 1B | C B B F B B<br>4-2 BB | | X<br>0-0 ② F9 | | | X<br>0-0 ① G6-3 3-H | | B C S D B S<br>3-3 ② K | 4 | 1 | 1 | 1 | 1 | 1 | 0 |
| Aubrey Huff, L (1, 5)<br>OBP: 0.343, SLG: 0.437 | X<br>0-0 1-H HR | C D C F S<br>1-3 ③ K | | B F F S<br>1-3 ③ K | | | C B B X<br>2-1 1B 1B | | B C F B F X<br>2-2 1B 1B | 5 | 1 | 3 | 2 | 0 | 2 | 2 |
| José Cruz Jr., S (1, 9)<br>OBP: 0.374, SLG: 0.480 | B B S B B<br>4-1 S BB | | B C B S S<br>2-3 ① K | | F B B F X<br>2-2 ① F7 | | C B C F X<br>1-2 FC6-4 1-3 1B | | C B X<br>1-1 S 1-3 1B | 4 | 0 | 2 | 0 | 1 | 1 | 0 |
| Tino Martinez, L (1, 3)<br>OBP: 0.366, SLG: 0.475 | C 1 SAFE B 1 SAFE F B D F F<br>3-3 S ② K 1-2 | | B B B C F B B<br>4-2 WP BB BB | | F X<br>0-1 ② F7 | | B C C F B S<br>2-3 ② K | | B B F F B B<br>4-2 1-2 BB | 3 | 0 | 0 | 0 | 2 | 2 | 3 |
| Julio Lugo, R (1, 6)<br>OBP: 0.344, SLG: 0.426 | C B F B C<br>2-3 ③ K | | B B S B F F B<br>4-2 WP 1-2 BB | | B C X<br>1-1 ③ F8 | | X<br>0-0 ③ FC6-4 1-2f | | B X<br>1-0 ③ F9 | 4 | 0 | 0 | 0 | 1 | 1 | 6 |
| Fred McGriff, L (1, 10)<br>OBP: 0.272, SLG: 0.306 | | B F C B F X<br>2-2 ① G5-3 | S E B C<br>1-3 ② K 1-2 2-3 | | | X<br>0-0 ① G4-3 | | B B C C S<br>2-3 ① K | | 3 | 0 | 0 | 0 | 0 | 1 | 2 |
| Damian Rolls, R (8, PH)<br>OBP: 0.276, SLG: 0.239 | | | | | | | | | | 1 | 0 | 0 | 0 | 0 | 1 | 0 |
| Toby Hall, R (1, 2)<br>OBP: 0.339, SLG: 0.396 | | C X<br>0-1 FC6 1B | B B D C B<br>4-1 BB | | | C F B X<br>1-2 G4-6-3 1B | | B S S T<br>1-2 ② K | | 3 | 0 | 2 | 0 | 1 | 1 | 0 |
| Rey Sanchez, R (1, 4)<br>OBP: 0.298, SLG: 0.365 | | D X<br>1-0 ② FC6 13 3B 1-2f | B X<br>1-0 ③ G4-3 | | | C F B D F F D X<br>3-2 ②③ G4-6-3 1-2f | | B F F F X<br>1-2 ③ F8 | | 4 | 1 | 0 | 0 | 0 | 0 | 5 |
| Inning Stats | R: 2 E: 0 K: 2 S: 15 H: 2 LOB: 1 BB: 1 P: 28 | R: 1 E: 0 K: 1 S: 14 H: 2 LOB: 2 BB: 1 P: 22 | R: 0 E: 0 K: 2 S: 13 H: 0 LOB: 3 BB: 3 P: 29 | R: 0 E: 0 K: 1 S: 8 H: 0 LOB: 0 BB: 0 P: 10 | R: 0 E: 0 K: 0 S: 7 H: 0 LOB: 0 BB: 0 P: 10 | R: 0 E: 0 K: 0 S: 9 H: 1 LOB: 0 BB: 0 P: 13 | R: 1 E: 0 K: 1 S: 14 H: 3 LOB: 2 BB: 0 P: 19 | R: 0 E: 0 K: 2 S: 10 H: 0 LOB: 0 BB: 0 P: 14 | R: 0 E: 0 K: 1 S: 16 H: 2 LOB: 3 BB: 1 P: 27 | 1B: 7 2B: 0 3B: 2 HR: 1 SF: 0 SAC: 0 DP: 1 HBP: 0 | | | | | | | |

| PITCHER | | IP | WLS | BF | H | R | ER | SO | BB | IBB | HBP | BLK | WP | HR | S | P | ERA | WHIP |
|---|---|---|---|---|---|---|---|---|---|---|---|---|---|---|---|---|---|---|
| 40 Daniel Cabrera, R<br>ERA: 3.01 | (1, 1) | 6.0 | W | 27 | 5 | 3 | 3 | 6 | 5 | 0 | 0 | 0 | 1 | 1 | 66 | 112 | 4.50 | 1.667 |
| Buddy Groom, L<br>ERA: 5.19 | (7, 1) | 0.1 | H | 3 | 2 | 1 | 1 | 0 | 0 | 0 | 0 | 0 | 0 | 0 | 5 | 7 | 27.00 | 6.000 |
| B.J. Ryan, L<br>ERA: 1.69 | (7, 1) | 1.2 | H | 6 | 1 | 0 | 0 | 3 | 0 | 0 | 0 | 0 | 0 | 0 | 19 | 26 | 0.00 | 0.600 |
| Jorge Julio, R<br>ERA: 4.46 | (9, 1) | 1.0 | S | 6 | 2 | 0 | 0 | 1 | 1 | 0 | 0 | 0 | 0 | 0 | 16 | 27 | 0.00 | 3.000 |

| PITCHER | IP | WLS | BF | H | R | ER | SO | BB | IBB | HBP | BLK | WP | HR | S | P | ERA | WHIP |
|---|---|---|---|---|---|---|---|---|---|---|---|---|---|---|---|---|---|

# BOTTOM

# Baltimore Orioles @ Tampa Bay Devil Rays

Tropicana Field, St. Petersburg, FL

Thu Jul 15 2004, 6:05 PM EDT
Att. 16,185 - Dome - 72 F

livebaseballscorecards.com

| | |
|---|---|
| AB | 36 |
| R | 4 |
| H | 10 |
| RBI | 4 |
| BB | 6 |
| SO | 10 |
| LOB | 18 |

WP: 1 PA: 42
PB: 0
SB: 2
CS: 0

| Batter | 1 | 2 | 3 | 4 | 5 | 6 | 7 | 8 | 9 | AB | R | H | RBI | BB | SO | LOB |
|---|---|---|---|---|---|---|---|---|---|---|---|---|---|---|---|---|
| 1 Brian Roberts, S (1, 4)<br>OBP: 0.332, SLG: 0.350 | X<br>0-0 ①<br>F9 | | C<br>X<br>0-1 ②<br>G6-3 | | | C<br>F<br>B<br>X<br>1-2<br>1B | | | C<br>B<br>B<br>S<br>B<br>X<br>3-2 ①<br>F8 | 4 | 0 | 1 | 0 | 0 | 0 | 0 |
| Jerry Hairston, R (1, 9)<br>OBP: 0.374, SLG: 0.402 | B<br>C<br>F<br>F<br>F<br>D<br>X<br>2-2 ②<br>F8 | | C<br>B<br>X<br>1-1 ③<br>G6-3 | | | B<br>B<br>X<br>2-0 ②<br>F8 | | | C<br>B<br>X<br>1-1 ②<br>G6-3 | 4 | 0 | 0 | 0 | 0 | 0 | 1 |
| 10 Miguel Tejada, R (1, 6)<br>OBP: 0.357, SLG: 0.497 | C<br>B<br>B<br>S<br>S<br>2-3 ③<br>K | | | B<br>B<br>C<br>B<br>X<br>3-1 ①<br>G5-3 | | 1 SAFE<br>B<br>C<br>1 SAFE<br>S<br>S<br>1-3 ③<br>K | | | B<br>B<br>C<br>B<br>B<br>4-1<br>DI<br>BB | 3 | 0 | 0 | 0 | 1 | 2 | 1 |
| Javy Lopez, R (1, 10)<br>OBP: 0.371, SLG: 0.479 | | F<br>C<br>X<br>0-2 ①<br>G5-3 | | C<br>B<br>X<br>1-1 ②<br>G4-3 | | | B<br>C<br>B<br>S<br>X<br>2-2 ①<br>F8 | | B<br>S<br>S<br>D<br>F<br>F<br>S<br>2-3 ③<br>K<br>1-2 | 4 | 0 | 0 | 0 | 0 | 1 | 1 |
| Rafael Palmeiro, L (1, 3)<br>OBP: 0.357, SLG: 0.412 | | C<br>C<br>B<br>X<br>1-2<br>1B | | C<br>X<br>0-1 ③<br>G3 | | | B<br>X<br>1-0 ②<br>F9 | | | 3 | 0 | 1 | 0 | 0 | 0 | 0 |
| David Newhan, L (1, 5)<br>OBP: 0.480, SLG: 0.667 | | C<br>B<br>X<br>1-1<br>1-2<br>1B | | | B<br>F<br>X<br>1-1 ①<br>P4 | | C<br>B<br>S<br>F<br>D<br>F<br>F<br>X<br>2-2 ③<br>G3-1 | | | 3 | 0 | 1 | 0 | 0 | 0 | 0 |
| Luis Matos, R (1, 8)<br>OBP: 0.284, SLG: 0.346 | | C<br>X<br>0-1 ②<br>F9 | | | F<br>B<br>B<br>X<br>2-1 ②<br>G6-3 | | | B<br>X<br>1-0 ①<br>F8 | | 3 | 0 | 0 | 0 | 0 | 0 | 2 |
| Larry Bigbie, L (1, 7)<br>OBP: 0.325, SLG: 0.394 | | C<br>S<br>C<br>S<br>0-3 ③<br>K | | | C<br>B<br>B<br>X<br>2-1 ③<br>G3 | | | X<br>0-0 ②<br>G4-3 | | 3 | 0 | 0 | 0 | 0 | 1 | 2 |
| Ken Huckaby, R (1, 2)<br>OBP: 0.257, SLG: 0.250 | | | S<br>B<br>B<br>F<br>X<br>2-2 ①<br>G6-3 | | | S<br>B<br>X<br>1-1 ①<br>G1-3 | | C<br>B<br>F<br>X<br>1-2 ③<br>G6-3 | | 3 | 0 | 0 | 0 | 0 | 0 | 0 |
| Inning Stats | R: 0 H: 0<br>E: 0 LOB: 0<br>K: 1 BB: 0<br>S: 9 P: 13 | R: 0 H: 2<br>E: 0 LOB: 2<br>K: 1 BB: 0<br>S: 13 P: 15 | R: 0 H: 0<br>E: 0 LOB: 0<br>K: 0 BB: 0<br>S: 7 P: 10 | R: 0 H: 0<br>E: 0 LOB: 0<br>K: 0 BB: 0<br>S: 6 P: 10 | R: 0 H: 0<br>E: 0 LOB: 0<br>K: 0 BB: 0<br>S: 6 P: 11 | R: 0 H: 1<br>E: 0 LOB: 1<br>K: 1 BB: 0<br>S: 9 P: 14 | R: 0 H: 0<br>E: 0 LOB: 0<br>K: 0 BB: 0<br>S: 10 P: 15 | R: 0 H: 0<br>E: 0 LOB: 0<br>K: 0 BB: 0<br>S: 5 P: 7 | R: 0 H: 0<br>E: 0 LOB: 1<br>K: 1 BB: 1<br>S: 11 P: 21 | 1B: 3 SF: 0<br>2B: 0 SAC: 0<br>3B: 0 DP: 0<br>HR: 0 HBP: 0 | | | | | | WP: 0 PA: 31<br>PB: 0<br>SB: 0<br>CS: 0 |

| PITCHER | | IP | WLS | BF | H | R | ER | SO | BB | IBB | HBP | BLK | WP | HR | S | P | ERA | WHIP |
|---|---|---|---|---|---|---|---|---|---|---|---|---|---|---|---|---|---|---|
| John Halama, L<br>ERA: 3.57 | (1, 1) | 8.0 | W | 27 | 3 | 0 | 0 | 3 | 0 | 0 | 0 | 0 | 0 | 0 | 65 | 95 | 0.00 | 0.375 |
| Danys Baez, R<br>ERA: 3.18 | (9, 1) | 1.0 | S | 4 | 0 | 0 | 0 | 1 | 1 | 0 | 0 | 0 | 0 | 0 | 11 | 21 | 0.00 | 1.000 |

| PITCHER | IP | WLS | BF | H | R | ER | SO | BB | IBB | HBP | BLK | WP | HR | S | P | ERA | WHIP |
|---|---|---|---|---|---|---|---|---|---|---|---|---|---|---|---|---|---|

# TOP

## Baltimore Orioles @ Tampa Bay Devil Rays

Tropicana Field, St. Petersburg, FL

Fri Jul 16 2004, 12:15 PM EDT

Att. 20,960 - Dome - 72 F

livebaseballscorecards.com

| | |
|---|---|
| AB | 30 |
| R | 0 |
| H | 3 |
| RBI | 0 |
| BB | 1 |
| SO | 4 |
| LOB | 7 |

| Batter | 1 | 2 | 3 | 4 | 5 | 6 | 7 | 8 | 9 | AB | R | H | RBI | BB | SO | LOB |
|---|---|---|---|---|---|---|---|---|---|---|---|---|---|---|---|---|
| 13 Carl Crawford, L (1, 7)<br>OBP: 0.337, SLG: 0.447 | C B F D S 2-3 K ① | | F 1 SAFE F X 0-2 FC1-6 5 2B 1-2f ① | | C B B S S 2-3 K ② | | F X 0-1 3B | | | 4 | 1 | 1 | 0 | 0 | 2 | 1 |
| Damian Rolls, R (1, 5)<br>OBP: 0.278, SLG: 0.232<br>Geoff Blum, S (7, PH)<br>OBP: 0.258, SLG: 0.340<br>(8, 5) | F B B B X 2-1 F7 ② | | X 0-0 P3 ② | | B B B C B 4-1 5 1B BB | | B B C X 2-1 G3-1 ③ | | | 2<br>1 | 0<br>0 | 0<br>0 | 0<br>0 | 1<br>0 | 0<br>0 | 1<br>1 |
| 5 Rocco Baldelli, R (1, 8)<br>OBP: 0.341, SLG: 0.418 | B B X 2-0 F9 ③ | | S 1 SAFE D C B B F X 3-2 1B 1-H 2B | | 1 SAFE C C 1 SAFE D 1 SAFE F X 1-2 1-2 1B | | | C C F X 0-2 CS 1B | | 4 | 1 | 3 | 1 | 0 | 0 | 0 |
| Aubrey Huff, L (1, 10)<br>OBP: 0.342, SLG: 0.434 | | C B B X 2-1 F7 ① | C X 0-1 PB 2-H 1B | | | S C B B B S 3-3 K ① | | 1 SAFE B X 1-0 G6-3 1-2 ①② | | 4 | 0 | 1 | 1 | 0 | 1 | 1 |
| José Cruz Jr., S (1, 9)<br>OBP: 0.375, SLG: 0.479 | | C F B B F F F B X 3-2 P5 ② | B C X 1-1 F8 1-2 ③ | | | B F B B B 4-1 BB | | C B F B X 2-2 BB 1B | | 3 | 0 | 1 | 0 | 1 | 0 | 1 |
| Julio Lugo, R (1, 6)<br>OBP: 0.346, SLG: 0.425 | | B F B X 2-1 1B 1B | C C X 0-2 G6-3 ① | | | 1 SAFE X 0-0 F8 ② | | 1 SAFE B 1 SAFE 1 SAFE B B B 4-0 1-2 BB | | 3 | 0 | 1 | 0 | 1 | 0 | 1 |
| Tino Martinez, L (1, 3)<br>OBP: 0.365, SLG: 0.471 | | C 1 SAFE X 0-1 1-3 1B | B C F F B B B X 3-2 F8 ② | | | C 1 SAFE X 0-1 F9 ③ | | X 0-0 F8 ③ | | 4 | 0 | 1 | 0 | 0 | 0 | 3 |
| Brook Fordyce, R (1, 2)<br>OBP: 0.242, SLG: 0.258 | | B C F F F F F B B 3-2 X P5 ③ | B F F B C 2-3 K ③ | | | | C B C F F S 1-3 K ① | | | 3 | 0 | 0 | 0 | 0 | 2 | 2 |
| Rey Sanchez, R (1, 4)<br>OBP: 0.298, SLG: 0.364 | | | X 0-0 13 FC1-6 1B | | B X 1-0 P4 ① | | S F X 0-2 F9 ② | | | 3 | 0 | 1 | 0 | 0 | 0 | 0 |
| Inning Stats | R: 0 H: 0<br>E: 0 LOB: 0<br>K: 1 BB: 0<br>S: 6 P: 12 | R: 0 H: 2<br>E: 0 LOB: 2<br>K: 0 BB: 0<br>S: 19 P: 29 | R: 2 H: 3<br>E: 0 LOB: 1<br>K: 0 BB: 0<br>S: 14 P: 17 | R: 0 H: 0<br>E: 0 LOB: 0<br>K: 1 BB: 0<br>S: 10 P: 15 | R: 0 H: 1<br>E: 0 LOB: 1<br>K: 1 BB: 1<br>S: 9 P: 17 | R: 0 H: 0<br>E: 0 LOB: 1<br>K: 1 BB: 1<br>S: 7 P: 14 | R: 0 H: 1<br>E: 0 LOB: 1<br>K: 1 BB: 0<br>S: 12 P: 15 | R: 0 H: 2<br>E: 0 LOB: 2<br>K: 0 BB: 1<br>S: 9 P: 16 | | 1B: 7 SF: 0<br>2B: 1 SAC: 0<br>3B: 1 DP: 0<br>HR: 0 HBP: 0 | | | | | | |

| PITCHER | | IP | WLS | BF | H | R | ER | SO | BB | IBB | HBP | BLK | WP | HR | S | P | ERA | WHIP |
|---|---|---|---|---|---|---|---|---|---|---|---|---|---|---|---|---|---|---|
| 45 Erik Bedard, L<br>ERA: 3.9 | (1, 1) | 6.2 | L | 28 | 7 | 2 | 2 | 5 | 2 | 0 | 0 | 0 | 0 | 0 | 75 | 115 | 2.70 | 1.350 |
| Jason Grimsley, R<br>ERA: 5.18 | (7, 1) | 1.0 | | 5 | 2 | 0 | 0 | 0 | 1 | 0 | 0 | 0 | 0 | 0 | 10 | 19 | 0.00 | 3.000 |
| Buddy Groom, L<br>ERA: 5.13 | (8, 1) | 0.1 | | 1 | 0 | 0 | 0 | 0 | 0 | 0 | 0 | 0 | 0 | 0 | 1 | 1 | 0.00 | 0.000 |

| PITCHER | IP | WLS | BF | H | R | ER | SO | BB | IBB | HBP | BLK | WP | HR | S | P | ERA | WHIP |
|---|---|---|---|---|---|---|---|---|---|---|---|---|---|---|---|---|---|

# BOTTOM

# Baltimore Orioles @ Tampa Bay Devil Rays

Tropicana Field, St. Petersburg, FL

Fri Jul 16 2004, 12:15 PM EDT

Att. 20,960 - Dome - 72 F

livebaseballscorecards.com

| | |
|---|---|
| AB | 31 |
| R | 2 |
| H | 9 |
| RBI | 2 |
| BB | 3 |
| SO | 5 |
| LOB | 11 |

| Batter | 1 | 2 | 3 | 4 | 5 | 6 | 7 | 8 | 9 | AB | R | H | RBI | BB | SO | LOB |
|---|---|---|---|---|---|---|---|---|---|---|---|---|---|---|---|---|
| 1 Brian Roberts, S (1, 4)<br>OBP: 0.332, SLG: 0.356 | B C B X<br>2-1<br>G4-3<br>2B | | C X<br>0-1 ①<br>F9 | | F F B D D X<br>3-2<br>10<br>2B<br>2B | | B X<br>1-0 ②<br>F8 | | C X<br>0-1 ③<br>F7 | 5 | 1 | 2 | 0 | 0 | 0 | 0 |
| David Newhan, L (1, 5)<br>OBP: 0.462, SLG: 0.639 | B S X<br>1-1 ①<br>G4-3<br>2-3 | | B F X<br>1-1 ②<br>G3-1 | | F B 2 SAFE X<br>1-1 ②<br>F7 | | C B B B F F F S<br>3-3 ③<br>K | | | 4 | 0 | 0 | 0 | 0 | 1 | 2 |
| 10 Miguel Tejada, R (1, 6)<br>OBP: 0.361, SLG: 0.506 | B F S T X<br>1-2 ②<br>P4 | | C B B X<br>2-1<br>E4<br>2B | | B C X<br>1-1<br>WP<br>2-H<br>2B | | | B F B T X<br>2-2<br>1B<br>1B | | 4 | 1 | 3 | 1 | 0 | 0 | 1 |
| Rafael Palmeiro, L (1, 3)<br>OBP: 0.358, SLG: 0.411 | C D T F X<br>1-2 ③<br>F8 | | B X<br>1-0 ③<br>F9 | | F B B B B<br>4-1<br>2-3<br>BB | | | B C B X<br>2-1<br>1-2<br>1B | | 3 | 0 | 1 | 0 | 1 | 0 | 1 |
| Javy Lopez, R (1, 2)<br>OBP: 0.370, SLG: 0.475 | | X<br>0-0 ①<br>G1-3 | | B C B B B<br>4-1<br>1B<br>SF8<br>BB | X<br>0-0 ③<br>F9 | | | C B F B S<br>2-3 ①<br>K | | 3 | 1 | 0 | 0 | 1 | 1 | 4 |
| Larry Bigbie, L (1, 7)<br>OBP: 0.324, SLG: 0.389 | | B B B C B<br>4-1<br>G5-3<br>BB<br>BB | | T F C<br>0-3 ①<br>K | | B B C F B X<br>3-2 ①<br>L6 | | X<br>0-0 ②<br>P6 | | 3 | 0 | 0 | 0 | 1 | 1 | 3 |
| Jerry Hairston, R (1, 9)<br>OBP: 0.377, SLG: 0.401 | | B B B B<br>4-0<br>G5-3<br>1-2<br>BB | | B B 1 SAFE B C C F X<br>3-2<br>16<br>CS<br>1-3<br>1B | | C C F B C<br>1-3 ②<br>K | | C B X<br>1-1 ③<br>F9 | | 3 | 0 | 1 | 0 | 1 | 1 | 2 |
| Luis Lopez, S (1, 10)<br>OBP: 0.276, SLG: 0.346 | | B S F B F X<br>2-2 ②<br>G5-3<br>1-2<br>2-3 | | B X<br>1-0 ②<br>SF8<br>3-H | | B F B F C<br>2-3 ③<br>K | | | B X<br>1-0 ①<br>G6-3 | 3 | 0 | 0 | 1 | 0 | 1 | 2 |
| 16 Tim Raines, S (1, 8)<br>OBP: 0.333, SLG: 0.353<br>Luis Matos, R (9, 8)<br>OBP: 0.284, SLG: 0.346 | | C F D S<br>1-3 ③<br>K | | 1 SAFE B C<br>1-1 ③<br>CS<br>1-2 | B X<br>1-0 ①<br>G1-3 | | C F B F B F S<br>2-3 ①<br>K | | X<br>0-0 ②<br>G5-3 | 4<br>0 | 0<br>0 | 0<br>0 | 0<br>0 | 0<br>0 | 2<br>0 | 2<br>0 |
| Inning Stats | R: 0 H: 1<br>E: 0 LOB: 1<br>K: 0 BB: 0<br>S: 12 P: 17 | R: 0 H: 0<br>E: 0 LOB: 2<br>K: 1 BB: 2<br>S: 9 P: 20 | R: 1 H: 1<br>E: 1 LOB: 0<br>K: 0<br>S: 7 BB: 0<br>P: 11 | R: 1 H: 1<br>E: 0 LOB: 0<br>K: 1 BB: 1<br>S: 10 P: 19 | R: 1 H: 2<br>E: 0 LOB: 2<br>K: 0 BB: 1<br>S: 10 P: 20 | R: 0 H: 0<br>E: 0 LOB: 0<br>K: 2 BB: 0<br>S: 10 P: 16 | R: 0 H: 0<br>E: 0 LOB: 0<br>K: 2 BB: 0<br>S: 11 P: 17 | R: 0 H: 2<br>E: 0 LOB: 2<br>K: 1 BB: 0<br>S: 11 P: 18 | R: 0 H: 0<br>E: 0 LOB: 0<br>K: 0 BB: 0<br>S: 4 P: 5 | 1B: 3 SF: 1<br>2B: 4 SAC: 0<br>3B: 0 DP: 0<br>HR: 0 HBP: 0 | | | | | | |

| PITCHER | | IP | WLS | BF | H | R | ER | SO | BB | IBB | HBP | BLK | WP | HR | S | P | ERA | WHIP |
|---|---|---|---|---|---|---|---|---|---|---|---|---|---|---|---|---|---|---|
| Dewon Brazelton, R<br>ERA: 3.27 | (1, 1) | 4.2 | L | 22 | 5 | 3 | 2 | 2 | 4 | 0 | 0 | 0 | 1 | 0 | 47 | 86 | 3.86 | 1.929 |
| Travis Harper, R<br>ERA: 4.61 | (5, 1) | 2.1 | | 7 | 0 | 0 | 0 | 4 | 0 | 0 | 0 | 0 | 0 | 0 | 22 | 34 | 0.00 | 0.000 |
| Jesus Colome, R<br>ERA: 1.69 | (8, 1) | 1.0 | | 5 | 2 | 0 | 0 | 1 | 0 | 0 | 0 | 0 | 0 | 0 | 11 | 18 | 0.00 | 2.000 |
| Lance Carter, R<br>ERA: 3.38 | (9, 1) | 1.0 | | 3 | 0 | 0 | 0 | 0 | 0 | 0 | 0 | 0 | 0 | 0 | 4 | 5 | 0.00 | 0.000 |

| PITCHER | IP | WLS | BF | H | R | ER | SO | BB | IBB | HBP | BLK | WP | HR | S | P | ERA | WHIP |
|---|---|---|---|---|---|---|---|---|---|---|---|---|---|---|---|---|---|

TOP

# Baltimore Orioles @ Tampa Bay Devil Rays

Tropicana Field, St. Petersburg, FL

Sat Jul 17 2004, 6:15 PM EDT

Att. 18,571 - Dome - 72 F

livebaseballscorecards.com

| | |
|---|---|
| AB | 32 |
| R | 3 |
| H | 7 |
| RBI | 2 |
| BB | 4 |
| SO | 7 |
| LOB | 17 |

WP: 1 PA: 38
PB: 0
SB: 0
CS: 1

# Baltimore Orioles @ Tampa Bay Devil Rays

Tropicana Field, St. Petersburg, FL

Sat Jul 17 2004, 6:15 PM EDT

Att. 18,571 - Dome - 72 F

livebaseballscorecards.com

## BOTTOM

| Batter | 1 | 2 | 3 | 4 | 5 | 6 | 7 | 8 | 9 | AB | R | H | RBI | BB | SO | LOB |
|---|---|---|---|---|---|---|---|---|---|---|---|---|---|---|---|---|
| 13 Carl Crawford, L (1, 7)<br>OBP: 0.338, SLG: 0.449 | 2-1 BB 5 S 1B | 1-2 F7 | | | 0-1 2B | | 2-3 K | | 0-2 G6-3 | 5 | 0 | 2 | 0 | 0 | 1 | 2 |
| 5 Rocco Baldelli, R (1, 8)<br>OBP: 0.339, SLG: 0.414 | 3-2 G6-3<br>1-2 | | 0-2 G4-6-3 1B | | 0-0 B1-3 | | 0-1 G5-3 | | 0-1 G6-3 | 5 | 0 | 1 | 0 | 0 | 0 | 3 |
| Aubrey Huff, L (1, 5)<br>OBP: 0.343, SLG: 0.441 | 4-2 1B WP BB<br>2-3 | | 0-0 F7 | | 3-3 K | | 1-1 F7 | | 2-2 HR | 4 | 2 | 1 | 1 | 1 | 1 | 3 |
| José Cruz Jr., S (1, 9)<br>OBP: 0.372, SLG: 0.474 | 0-1 WP 1B<br>1-3 | | 1-2 G4-6-3<br>1-2f | | 0-1 F7 | | | 3-3 K | 2-2 P6 | 5 | 0 | 1 | 0 | 0 | 1 | 2 |
| Tino Martinez, L (1, 3)<br>OBP: 0.366, SLG: 0.467 | 4-1 BB<br>1-3<br>3-H | | | 1-0 G6-3 | | 4-2 BB | | 2-2 E4 3 F8 BB | | 2 | 0 | 0 | 0 | 2 | 0 | 0 |
| Julio Lugo, R (1, 6)<br>OBP: 0.347, SLG: 0.425 | 0-1 F9 | | | 1-2 BB 1B | | 3-2 F8 | | 4-2 3 F8 BB<br>1-2 | | 3 | 0 | 1 | 0 | 1 | 0 | 3 |
| Robert Fick, L (1, 10)<br>3 Jorge Cantu, R (8, PH) | | 4-2 FC6-4 BB | | 2-2 F9 | | 0-0 L8 | | 1-2 F8<br>1-2<br>2-3 | | 2<br>1 | 0<br>0 | 0<br>0 | 0<br>0 | 1<br>0 | 0<br>0 | 2<br>2 |
| Toby Hall, R (1, 2)<br>OBP: 0.342, SLG: 0.393 | | 0-1 F9 | | 4-2 BB<br>1-2 | | 1-2 P4 | | 1-1 HBP | | 2 | 0 | 0 | 0 | 1 | 0 | 2 |
| Rey Sanchez, R (1, 4)<br>OBP: 0.297, SLG: 0.367 | | 2-2 FC6-4<br>1-2f | | 0-0 F7 | | | 0-0 2B | 1-3 K | | 4 | 0 | 1 | 0 | 0 | 1 | 6 |

| | AB | 33 |
|---|---|---|
| | R | 2 |
| | H | 7 |
| | RBI | 1 |
| | BB | 6 |
| | SO | 4 |
| | LOB | 25 |

| Inning Stats | 1 | 2 | 3 | 4 | 5 | 6 | 7 | 8 | 9 |
|---|---|---|---|---|---|---|---|---|---|
| | R: 1<br>E: 0<br>K: 0<br>S: 14 | R: 0<br>E: 1<br>K: 0<br>S: 13 | R: 0<br>E: 0<br>K: 0<br>S: 8 | R: 0<br>E: 0<br>K: 0<br>S: 12 | R: 0<br>E: 0<br>K: 1<br>S: 8 | R: 0<br>E: 0<br>K: 0<br>S: 10 | R: 0<br>E: 0<br>K: 1<br>S: 8 | R: 0<br>E: 1<br>K: 2<br>S: 19 | R: 1<br>E: 0<br>K: 0<br>S: 13 |
| | H: 2<br>LOB: 2<br>BB: 2<br>P: 27 | H: 0<br>LOB: 1<br>BB: 1<br>P: 20 | H: 1<br>LOB: 0<br>BB: 0<br>P: 9 | H: 1<br>LOB: 2<br>BB: 1<br>P: 19 | H: 1<br>LOB: 1<br>BB: 0<br>P: 11 | H: 0<br>LOB: 1<br>BB: 1<br>P: 18 | H: 1<br>LOB: 1<br>BB: 0<br>P: 11 | H: 0<br>LOB: 3<br>BB: 1<br>P: 31 | H: 1<br>LOB: 0<br>BB: 0<br>P: 17 |

| | 1B: 4 | SF: 0 | WP: 2 | PA: 40 |
|---|---|---|---|---|
| | 2B: 2 | SAC: 0 | PB: 0 | |
| | 3B: 0 | DP: 1 | SB: 1 | |
| | HR: 1 | HBP: 1 | CS: 0 | |

| PITCHER | | IP | WLS | BF | H | R | ER | SO | BB | IBB | HBP | BLK | WP | HR | S | P | ERA | WHIP |
|---|---|---|---|---|---|---|---|---|---|---|---|---|---|---|---|---|---|---|
| Rodrigo Lopez, R<br>ERA: 3.76 | (1, 1) | 5.1 | W | 24 | 5 | 1 | 1 | 1 | 5 | 0 | 0 | 0 | 1 | 0 | 61 | 99 | 1.69 | 1.875 |
| Buddy Groom, L<br>ERA: 4.94 | (6, 1) | 1.0 | H | 4 | 1 | 0 | 0 | 1 | 0 | 0 | 0 | 0 | 0 | 0 | 8 | 11 | 0.00 | 1.000 |
| B.J. Ryan, L<br>ERA: 1.65 | (7, 1) | 1.0 | H | 5 | 0 | 0 | 0 | 1 | 1 | 0 | 0 | 0 | 0 | 0 | 13 | 23 | 0.00 | 1.000 |
| Jason Grimsley, R<br>ERA: 5.08 | (8, 1) | 0.2 | H | 3 | 0 | 0 | 0 | 1 | 0 | 0 | 1 | 0 | 0 | 0 | 10 | 13 | 0.00 | 0.000 |
| Jorge Julio, R<br>ERA: 4.58 | (9, 1) | 1.0 | S | 4 | 1 | 1 | 1 | 0 | 0 | 0 | 0 | 0 | 0 | 1 | 13 | 17 | 9.00 | 1.000 |

| PITCHER | | IP | WLS | BF | H | R | ER | SO | BB | IBB | HBP | BLK | WP | HR | S | P | ERA | WHIP |
|---|---|---|---|---|---|---|---|---|---|---|---|---|---|---|---|---|---|---|

| Batter | 1 | 2 | 3 | 4 | 5 | 6 | 7 | 8 | 9 | AB | R | H | RBI | BB | SO | LOB |
|---|---|---|---|---|---|---|---|---|---|---|---|---|---|---|---|---|
| 1 Brian Roberts, S (1, 4)<br>OBP: 0.329, SLG: 0.352 | C X 0-1 ① G6-3 | | | F C F B S 1-3 ① K | | F B B S B X 3-2 ② F8 | | | C B B F X 2-2 ① G5-3 | 4 | 0 | 0 | 0 | 0 | 1 | 0 |
| 6 Melvin Mora, R (1, 5)<br>OBP: 0.434, SLG: 0.565 | C S B F B X 2-2 ② L6 | | | B C B X 2-1 ② F9 | | B B B C X 3-1 HR | | | B B B C C B 4-2 BB | 3 | 1 | 1 | 1 | 1 | 0 | 0 |
| 10 Miguel Tejada, R (1, 6)<br>OBP: 0.357, SLG: 0.500 | C X 0-1 ③ G5-3 | | | B B X 2-0 ③ G6-3 | | C B F X 1-2 ③ G6-3 | | | B C F S 1-3 ② K | 4 | 0 | 0 | 0 | 0 | 1 | 1 |
| Javy Lopez, R (1, 2)<br>OBP: 0.368, SLG: 0.475 | | B B X 2-0 ① G4-3 | | | X 0-0 G3 SF7 2B | | F X 0-1 ① F9 | | B C F X 1-2 ③ G3 | 4 | 1 | 1 | 0 | 0 | 0 | 1 |
| Rafael Palmeiro, L (1, 3)<br>OBP: 0.355, SLG: 0.407 | | B F B B X 2-1 ② F8 | | | X 0-0 ① G3<br>2-3 | | C B X 1-1 ② F8 | | | 3 | 0 | 0 | 0 | 0 | 0 | 1 |
| Jerry Hairston, R (1, 9)<br>OBP: 0.372, SLG: 0.397 | | B F F F X 1-2 ③ F7 | | | B B F F F X 2-2 ② SF7<br>3-H | | B C X 1-1 ③ F8 | | | 2 | 0 | 0 | 1 | 0 | 0 | 0 |
| David Newhan, L (1, 10)<br>OBP: 0.468, SLG: 0.640 | | | C T X 0-2 ① F7 | | B B X 2-0 S 1B | | | B B B C X 3-1 G6-4-3 1B | | 3 | 0 | 2 | 0 | 0 | 0 | 0 |
| Luis Matos, R (1, 8)<br>OBP: 0.281, SLG: 0.343 | | | C F C 0-3 ② K | | B X 1-0 ③ G4-3<br>1-2 | | | F F S 0-3 ① K | | 3 | 0 | 0 | 0 | 0 | 2 | 2 |
| Larry Bigbie, L (1, 7)<br>OBP: 0.321, SLG: 0.385 | | | F B F B F B T 3-2 ③ K | | | C B S C 1-3 ① K | | B X 1-0 ② ③ G6-4-3<br>1-2f | | 3 | 0 | 0 | 0 | 0 | 2 | 1 |
| Inning Stats | R: 0 E: 0 K: 0 S: 8 H: 0 LOB: 0 BB: 0 P: 10 | R: 0 E: 0 K: 0 S: 6 H: 0 LOB: 0 BB: 0 P: 11 | R: 0 E: 0 K: 2 S: 10 H: 0 LOB: 0 BB: 0 P: 13 | R: 0 E: 0 K: 1 S: 7 H: 0 LOB: 0 BB: 0 P: 12 | R: 1 E: 0 K: 0 S: 8 H: 2 LOB: 1 BB: 0 P: 13 | R: 1 E: 0 K: 1 S: 11 H: 1 LOB: 0 BB: 0 P: 19 | R: 0 E: 0 K: 0 S: 6 H: 0 LOB: 0 BB: 0 P: 8 | R: 0 E: 0 K: 1 S: 6 H: 1 LOB: 0 BB: 0 P: 10 | R: 0 E: 0 K: 1 S: 11 H: 0 LOB: 1 BB: 1 P: 19 | 1B: 2 2B: 1 3B: 0 HR: 1 SF: 1 SAC: 0 DP: 1 HBP: 0 | | | | | | | |

# TOP

## Baltimore Orioles @ Tampa Bay Devil Rays

Tropicana Field, St. Petersburg, FL

Sun Jul 18 2004, 1:15 PM EDT

Att. 13,656 - Dome - 72 F

livebaseballscorecards.com

| | |
|---|---|
| AB | 29 |
| R | 2 |
| H | 4 |
| RBI | 2 |
| BB | 1 |
| SO | 6 |
| LOB | 6 |

WP: 0 PB: 0 SB: 1 CS: 0 PA: 31

| PITCHER | IP | WLS | BF | H | R | ER | SO | BB | IBB | HBP | BLK | WP | HR | S | P | ERA | WHIP |
|---|---|---|---|---|---|---|---|---|---|---|---|---|---|---|---|---|---|
| Mark Hendrickson, L (1, 1)<br>ERA: 4.38 | 9.0 | W | 31 | 4 | 2 | 2 | 6 | 1 | 0 | 0 | 0 | 0 | 1 | 73 | 115 | 2.00 | 0.556 |

| PITCHER | IP | WLS | BF | H | R | ER | SO | BB | IBB | HBP | BLK | WP | HR | S | P | ERA | WHIP |
|---|---|---|---|---|---|---|---|---|---|---|---|---|---|---|---|---|---|

# Baltimore Orioles @ Tampa Bay Devil Rays

Tropicana Field, St. Petersburg, FL

Sun Jul 18 2004, 1:15 PM EDT

Att. 13,656 - Dome - 72 F

livebaseballscorecards.com

## BOTTOM

| Batter | 1 | 2 | 3 | 4 | 5 | 6 | 7 | 8 | 9 | AB | R | H | RBI | BB | SO | LOB |
|---|---|---|---|---|---|---|---|---|---|---|---|---|---|---|---|---|
| 13 Carl Crawford, L (1, 10)<br>OBP: 0.336, SLG: 0.451 | B C S S<br>1-3 ① K | | X<br>0-0 ① P4 | | 1 SAFE 1 SAFE C P 1 SAFE 1 SAFE 1 SAFE X<br>1-1 ② F7 | B X<br>1-0 1-H 2-H 3B | | B B B C C F X<br>3-2 ③ F9 | | 5 | 0 | 1 | 2 | 0 | 1 | 2 |
| José Cruz Jr., S (1, 9)<br>OBP: 0.374, SLG: 0.485 | F S B X<br>1-2 FC5-4 3B | | F S B F F X<br>1-2 ② L9 | | 1 SAFE 1 SAFE B X<br>1-0 1-H 2B | S B C B S<br>2-3 ② K | | | | 4 | 1 | 2 | 1 | 0 | 1 | 1 |
| 5 Rocco Baldelli, R (1, 8)<br>OBP: 0.338, SLG: 0.410 | B S F B B B<br>4-2 FC5-4 BB | | S S B X<br>1-2 ③ G3 | | X<br>0-0 ③ F8 | B B S S D X<br>3-2 ③ G6-3 | | | | 3 | 0 | 0 | 0 | 1 | 0 | 2 |
| Aubrey Huff, L (1, 5)<br>OBP: 0.344, SLG: 0.440 | D 1 SAFE C X<br>1-1 ② FC5-4 1-2f 3-H | | | B B X<br>2-0 G5-3 1B | | B F C B B F B<br>4-2 3 1B 1B BB | C B F F S<br>1-3 ① K | | | 3 | 1 | 1 | 1 | 1 | 1 | 1 |
| Julio Lugo, R (1, 6)<br>OBP: 0.346, SLG: 0.422 | B C B F B F F X<br>3-2 ③ G6-3 | | | 1 SAFE B F 1 SAFE F X<br>1-2 ① G5-3 1-2 | | 1 SAFE B B B X<br>2-0 3 1B 1-2 1B 1B | C B X<br>1-1 ② F7 | | | 4 | 1 | 1 | 0 | 0 | 0 | 2 |
| Tino Martinez, L (1, 3)<br>OBP: 0.365, SLG: 0.462 | | B B B B C B<br>4-1 3 G1-6-3 1B BB | | C X<br>0-1 ② F7 | | S S D S<br>1-3 ① K | B C X<br>1-1 ③ G1-3 | | | 3 | 0 | 0 | 0 | 1 | 1 | 3 |
| 3 Jorge Cantu, R (1, 4)<br>OBP: 0.400, SLG: 0.400 | | C X<br>0-1 G1-6-3 1-2 1B | | B F F B B X<br>3-2 ③ G5-3 | | X<br>0-0 1B 1-3 2-H 1B | | C S S<br>0-3 ① K | | 4 | 1 | 2 | 1 | 0 | 1 | 1 |
| Toby Hall, R (1, 2)<br>OBP: 0.349, SLG: 0.399 | | C B L B F D X<br>3-2 ① ② G1-6-3 1-2f 2-3 | | | X<br>0-0 FC6-4 1B | X<br>0-0 13 3B 1B 1-2 3-H 1B | | F B S X<br>1-2 1B | | 4 | 1 | 3 | 1 | 0 | 0 | 2 |
| Joey Gathright, L (1, 7)<br>OBP: 0.345, SLG: 0.269 | | C X<br>0-1 ③ G6-3 | | | B F F B X<br>2-2 ① FC6-4 1-2f 2B | B F B C F F F F B<br>3-2 X 13 3B 1-2 2-H 1B | | C B C S<br>1-3 ② K | | 4 | 2 | 1 | 1 | 0 | 1 | 3 |
| Inning Stats | R: 1 E: 0 K: 1 S: 15<br>H: 1 LOB: 1 BB: 1 P: 25 | R: 0 E: 0 K: 0 S: 9<br>H: 1 LOB: 1 BB: 1 P: 16 | R: 0 E: 0 K: 0 S: 9<br>H: 0 LOB: 0 BB: 0 P: 11 | R: 0 E: 0 K: 0 S: 9<br>H: 1 LOB: 1 BB: 0 P: 15 | R: 1 E: 0 K: 0 S: 9<br>H: 2 LOB: 1 BB: 0 P: 12 | R: 5 E: 0 K: 2 S: 23<br>H: 5 LOB: 1 BB: 1 P: 39 | R: 0 E: 0 K: 1 S: 8<br>H: 0 LOB: 0 BB: 0 P: 11 | R: 0 E: 0 K: 2 S: 13<br>H: 1 LOB: 1 BB: 0 P: 18 | | 1B: 8 2B: 1 3B: 2 HR: 0<br>SF: 0 SAC: 0 DP: 1 HBP: 0 | | | | | | |

| | |
|---|---|
| AB | 34 |
| R | 7 |
| H | 11 |
| RBI | 7 |
| BB | 3 |
| SO | 6 |
| LOB | 17 |

WP: 0 PB: 0 SB: 0 CS: 0 PA: 37

| PITCHER | | IP | WLS | BF | H | R | ER | SO | BB | IBB | HBP | BLK | WP | HR | S | P | ERA | WHIP |
|---|---|---|---|---|---|---|---|---|---|---|---|---|---|---|---|---|---|---|
| Dave Borkowski, R<br>ERA: 3.31 | (1, 1) | 5.0 | L | 23 | 6 | 4 | 4 | 1 | 3 | 0 | 0 | 0 | 0 | 0 | 55 | 89 | 7.20 | 1.800 |
| John Parrish, L<br>ERA: 3.73 | (6, 1) | 0.1 | | 1 | 0 | 0 | 0 | 1 | 0 | 0 | 0 | 0 | 0 | 0 | 3 | 4 | 0.00 | 0.000 |
| Eddy Rodriguez, R<br>ERA: 3.6 | (6, 1) | 0.0 | | 3 | 3 | 1 | 1 | 0 | 0 | 0 | 0 | 0 | 0 | 0 | 9 | 12 | ∞ | ∞ |
| Mike DeJean, R<br>ERA: 6.13 | (6, 1) | 2.2 | | 10 | 2 | 2 | 2 | 4 | 0 | 0 | 0 | 0 | 0 | 0 | 28 | 42 | 6.75 | 0.750 |

| PITCHER | IP | WLS | BF | H | R | ER | SO | BB | IBB | HBP | BLK | WP | HR | S | P | ERA | WHIP |
|---|---|---|---|---|---|---|---|---|---|---|---|---|---|---|---|---|---|

# Baltimore Orioles @ Kansas City Royals

Kauffman Stadium, Kansas City, MO

Mon Jul 19 2004, 7:10 PM CDT

Att. 17,586 - Sunny - 87 F

livebaseballscorecards.com

| Batter | 1 | 2 | 3 | 4 | 5 | 6 | 7 | 8 | 9 | AB | R | H | RBI | BB | SO | LOB |
|---|---|---|---|---|---|---|---|---|---|---|---|---|---|---|---|---|
| Jerry Hairston, R (1, 9) OBP: 0.364, SLG: 0.387 | C B C X 1-2 ① P4 | | C F B F B X 2-2 ③ P3 | | B B C X 2-1 ② P4 | | 1 SAFE C L 1 F S 0-3 ① K | X 0-0 ② G1-3 | | 5 | 0 | 0 | 0 | 0 | 1 | 3 |
| David Newhan, L (1, 10) OBP: 0.474, SLG: 0.644 | B S X 1-1 ② F8 | | | B X 1-0 ① F9 | B C B B B 4-1 BB | | F C F X 0-2 E7 10 WP 1-H 2B 1B | F B X 1-1 2-H 2B | | 4 | 1 | 2 | 2 | 1 | 0 | 0 |
| 6 Melvin Mora, R (1, 5) OBP: 0.430, SLG: 0.558 | B C B B X 3-1 ③ P3 | | | B B B C X 3-1 10 HR 1B | F B B B C 1 F F X SAFE 3-2 ③ F9 | | B C F F F F D B 3-3 S ② K | C X 0-1 ③ G5-3 | | 5 | 1 | 1 | 0 | 0 | 1 | 3 |
| 10 Miguel Tejada, R (1, 6) OBP: 0.358, SLG: 0.506 | | C C B X 1-2 ① G5-3 | | 1 SAFE 1 SAFE B B F X 2-1 1-H HR | | X 0-0 ① G6-3 | B C B F B F B 4-2 2-3 2B BB | | B C B X 2-1 ① G6-3 | 4 | 2 | 1 | 2 | 1 | 0 | 0 |
| Javy Lopez, R (1, 2) OBP: 0.371, SLG: 0.480 | | B B F X 2-1 ② P4 | | X 0-0 1B SF8 1B | | B X 1-0 WP 1B | C F X 0-2 1-H 3-H 2B | | B C F B S 2-3 ② K | 5 | 1 | 3 | 2 | 0 | 1 | 0 |
| Rafael Palmeiro, L (1, 3) OBP: 0.359, SLG: 0.408 | | F F B B X 2-2 ③ G3-1 | | C X 0-1 1-3 1B | | X 0-0 ② F9 | I I I I 4-0 IBB | | B B X 2-0 1B | 4 | 0 | 2 | 0 | 1 | 0 | 1 |
| Luis Matos, R (1, 8) OBP: 0.277, SLG: 0.338 | | | X 0-0 ① G6-3 | C X 0-1 ② SF8 3-H | | C F S 0-3 K 1-2 | C X 0-1 ③ F8 | | C X 0-1 ③ G3 | 4 | 0 | 0 | 1 | 0 | 1 | 4 |
| Larry Bigbie, L (1, 7) OBP: 0.323, SLG: 0.387 | | | C B B B C X 3-2 1 SH1-3 1B | X 0-0 ③ G4-3 | | B F F S 1-3 ③ K | | C B C F B F X 2-2 1 G4-3 2B 1B | | 4 | 1 | 2 | 0 | 0 | 1 | 3 |
| 1 Brian Roberts, S (1, 4) OBP: 0.329, SLG: 0.352 | | | X 0-0 ② SH1-3 1-2 | | C B X 1-1 ① G5-3 | | B B B C X 3-1 S E 1B | C F B B 1 B X SAFE 3-2 ① G4-3 1-2 | | 3 | 1 | 1 | 0 | 0 | 0 | 1 |
| Inning Stats | R: 0 E: 0 K: 0 S: 7 H: 0 LOB: 0 BB: 0 P: 12 | R: 0 E: 0 K: 0 S: 8 H: 0 LOB: 0 BB: 0 P: 13 | R: 0 E: 0 K: 0 S: 9 H: 1 LOB: 1 BB: 0 P: 14 | R: 3 E: 0 K: 0 S: 11 H: 4 LOB: 1 BB: 0 P: 17 | R: 0 E: 0 K: 0 S: 10 H: 0 LOB: 1 BB: 1 P: 20 | R: 0 E: 0 K: 2 S: 9 H: 1 LOB: 2 BB: 0 P: 11 | R: 3 E: 1 K: 2 S: 25 H: 3 LOB: 2 BB: 2 P: 39 | R: 1 E: 0 K: 0 S: 13 H: 2 LOB: 1 BB: 0 P: 19 | R: 0 E: 0 K: 1 S: 8 H: 1 LOB: 1 BB: 0 P: 14 | 1B: 9 2B: 2 3B: 0 HR: 1 | SF: 1 SAC: 1 DP: 0 HBP: 0 | | | | | | |

TOP

| | |
|---|---|
| AB | 38 |
| R | 7 |
| H | 12 |
| RBI | 7 |
| BB | 3 |
| SO | 5 |
| LOB | 15 |

WP: 2 PB: 0 SB: 1 CS: 0 PA: 43

| PITCHER | | IP | WLS | BF | H | R | ER | SO | BB | IBB | HBP | BLK | WP | HR | S | P | ERA | WHIP |
|---|---|---|---|---|---|---|---|---|---|---|---|---|---|---|---|---|---|---|
| Brian Anderson, L ERA: 7.12 | (1, 1) | 5.0 | L | 21 | 5 | 3 | 3 | 0 | 1 | 0 | 0 | 0 | 0 | 1 | 45 | 76 | 5.40 | 1.200 |
| Rudy Seanez, R ERA: 5.63 | (6, 1) | 1.1 | | 8 | 3 | 2 | 2 | 3 | 0 | 0 | 0 | 0 | 1 | 0 | 19 | 24 | 13.50 | 2.250 |
| Scott Sullivan, R ERA: 3.72 | (7, 1) | 0.2 | | 5 | 1 | 1 | 1 | 1 | 1 | 1 | 0 | 0 | 1 | 0 | 15 | 26 | 13.50 | 3.000 |
| Justin Huisman, R ERA: 6.84 | (8, 1) | 2.0 | | 9 | 3 | 1 | 1 | 1 | 0 | 0 | 0 | 0 | 0 | 0 | 21 | 33 | 4.50 | 1.500 |

| PITCHER | IP | WLS | BF | H | R | ER | SO | BB | IBB | HBP | BLK | WP | HR | S | P | ERA | WHIP |
|---|---|---|---|---|---|---|---|---|---|---|---|---|---|---|---|---|---|

| Batter | 1 | 2 | 3 | 4 | 5 | 6 | 7 | 8 | 9 | AB | R | H | RBI | BB | SO | LOB |
|---|---|---|---|---|---|---|---|---|---|---|---|---|---|---|---|---|
| 9 David DeJesus, L (1, 8)<br>OBP: 0.265, SLG: 0.227 | G4-3 | F8 | | BB | | CS 1-2 | G3-1 | K | | 4 | 0 | 0 | 0 | 1 | 1 | 2 |
| Tony Graffanino, R (1, 4)<br>OBP: 0.340, SLG: 0.331 | S, 1B | WP, 1B | F8 | BB | | | 29 G6-3, 29 S, BB | | 29 G4-3, 29 DI, WP, BB | 3 | 2 | 2 | 0 | 2 | 0 | 2 |
| 29 Mike Sweeney, R (1, 3)<br>OBP: 0.339, SLG: 0.484 | K | F8 | | | G3-6-3, 1B | | G6-3 1-3 | | G4-3 1-3 | 5 | 0 | 1 | 0 | 0 | 1 | 4 |
| Matt Stairs, L (1, 9)<br>OBP: 0.332, SLG: 0.455 | 1B, BB 1-2 | BB 1-2 | | | G3-6-3 1-2f | | G4-3 | | BB 3-H | 2 | 0 | 0 | 0 | 3 | 0 | 2 |
| Ken Harvey, R (1, 10)<br>OBP: 0.349, SLG: 0.450 | 1B 1-2, 2-H | K | | | 1B | | | HR | K | 5 | 1 | 3 | 2 | 0 | 2 | 3 |
| Dee Brown, L (1, 7)<br>OBP: 0.303, SLG: 0.333 | F7 | G3 | | | G4-3 | | | K 1-3 | K | 5 | 0 | 0 | 0 | 0 | 2 | 6 |
| 4 Angel Berroa, R (1, 6)<br>OBP: 0.294, SLG: 0.378 | | F9 | | BB, S | | 1B, 9 CS | | G6-3 | | 3 | 0 | 1 | 0 | 1 | 0 | 0 |
| Desi Relaford, S (1, 5)<br>OBP: 0.282, SLG: 0.269 | | G4-3 | | K 1-2 | | F8 | | 1B, 14 | | 4 | 0 | 1 | 0 | 0 | 1 | 2 |
| 14 John Buck, R (1, 2)<br>OBP: 0.214, SLG: 0.245 | | HR | | F7 | | F7 | | 1B 1-2 | | 4 | 1 | 2 | 1 | 0 | 0 | 2 |
| Inning Stats | R: 1 E: 0 K: 1 S: 12 H: 2 LOB: 2 BB: 1 P: 21 | R: 1 E: 0 K: 0 S: 7 H: 1 LOB: 0 BB: 0 P: 9 | R: 0 E: 0 K: 1 S: 12 H: 1 LOB: 2 BB: 1 P: 22 | R: 0 E: 0 K: 1 S: 9 H: 0 LOB: 2 BB: 2 P: 19 | R: 0 E: 0 K: 0 S: 6 H: 2 LOB: 1 BB: 0 P: 10 | R: 0 E: 0 K: 0 S: 7 H: 1 LOB: 0 BB: 0 P: 10 | R: 0 E: 0 K: 0 S: 10 H: 0 LOB: 1 BB: 1 P: 18 | R: 1 E: 0 K: 2 S: 24 H: 3 LOB: 2 BB: 0 P: 33 | R: 1 E: 0 K: 2 S: 8 H: 0 LOB: 1 BB: 2 P: 17 | 1B: 8 2B: 0 3B: 0 HR: 2 SF: 0 SAC: 0 DP: 1 HBP: 0 | | | | | | |

| PITCHER | | IP | WLS | BF | H | R | ER | SO | BB | IBB | HBP | BLK | WP | HR | S | P | ERA | WHIP |
|---|---|---|---|---|---|---|---|---|---|---|---|---|---|---|---|---|---|---|
| Sidney Ponson, R<br>ERA: 6.13 | (1, 1) | 6.0 | W | 27 | 7 | 2 | 2 | 3 | 4 | 0 | 0 | 0 | 1 | 1 | 53 | 91 | 3.00 | 1.833 |
| Jason Grimsley, R<br>ERA: 4.93 | (7, 1) | 1.0 | | 4 | 0 | 0 | 0 | 0 | 1 | 0 | 0 | 0 | 0 | 0 | 10 | 18 | 0.00 | 1.000 |
| B.J. Ryan, L<br>ERA: 1.8 | (8, 1) | 1.0 | | 6 | 3 | 1 | 1 | 2 | 0 | 0 | 0 | 0 | 0 | 1 | 24 | 33 | 9.00 | 3.000 |
| Jorge Julio, R<br>ERA: 4.7 | (9, 1) | 1.0 | | 5 | 0 | 1 | 1 | 2 | 2 | 0 | 0 | 0 | 1 | 0 | 8 | 17 | 9.00 | 2.000 |

| PITCHER | IP | WLS | BF | H | R | ER | SO | BB | IBB | HBP | BLK | WP | HR | S | P | ERA | WHIP |
|---|---|---|---|---|---|---|---|---|---|---|---|---|---|---|---|---|---|

# BOTTOM

## Baltimore Orioles @ Kansas City Royals

Kauffman Stadium, Kansas City, MO

Mon Jul 19 2004, 7:10 PM CDT

Att. 17,586 - Sunny - 87 F

livebaseballscorecards.com

| | |
|---|---|
| AB | 35 |
| R | 4 |
| H | 10 |
| RBI | 3 |
| BB | 7 |
| SO | 7 |
| LOB | 23 |

WP: 2 PB: 0 SB: 3 CS: 1 PA: 43

| Batter | 1 | 2 | 3 | 4 | 5 | 6 | 7 | 8 | 9 | AB | R | H | RBI | BB | SO | LOB |
|---|---|---|---|---|---|---|---|---|---|---|---|---|---|---|---|---|
| 1 Brian Roberts, S (1, 4)<br>OBP: 0.329, SLG: 0.355 | C X<br>0-1<br>10 HR 2B | X<br>0-0 ①<br>G3 | X<br>0-0 ③<br>FC6-4<br>1-2f | | F B S S<br>1-3 ③<br>K | | F X<br>0-1<br>FC6-4<br>2-H 1B | | | 3 | 1 | 1 | 0 | 0 | 0 | 1 |
| Luis Lopez, S (4, 4)<br>OBP: 0.283, SLG: 0.352 | | | | | | | | | | 2 | 0 | 1 | 1 | 0 | 1 | 2 |
| David Newhan, L (1, 10)<br>OBP: 0.462, SLG: 0.624 | B L F B S<br>2-3 ①<br>K | B X<br>1-0 ②<br>G4-3 | | C S S<br>0-3 ①<br>K | | X<br>0-0<br>10 WP 6 BB HR 1B | F X<br>0-1 ②<br>FC6-4<br>1-2f | | | 5 | 1 | 1 | 0 | 0 | 2 | 2 |
| 6 Melvin Mora, R (1, 5)<br>OBP: 0.430, SLG: 0.557 | X<br>0-0 ②<br>P4 | C B S S<br>1-3 ③<br>K | | F S X<br>0-2<br>2B | | 1 SAFE<br>1 SAFE<br>F<br>D<br>1 SAFE<br>1 SAFE<br>B B B S<br>4-2<br>F<br>1 SAFE<br>1 SAFE<br>B<br>1-2<br>10 WP HR BB | S X<br>0-1 ③<br>G6-3 | | | 4 | 1 | 1 | 0 | 1 | 1 | 2 |
| 10 Miguel Tejada, R (1, 6)<br>OBP: 0.358, SLG: 0.512 | B B C D S F F X<br>3-2<br>2-H HR | | C X<br>0-1<br>2B 1B | C F S<br>0-3 ②<br>K | | B X<br>1-0 ①<br>G5-3<br>1-2<br>2-3 | | B C S X<br>1-2<br>G3-1 | | 5 | 2 | 2 | 2 | 0 | 1 | 3 |
| Rafael Palmeiro, L (1, 3)<br>OBP: 0.359, SLG: 0.414 | B B B C F F X<br>3-2<br>2B | F C X<br>0-2<br>1-H HR 2B | X<br>0-0 ③<br>G3 | | | S X<br>0-1 ②<br>G5-3 | | B B C S B F S<br>3-3 ②<br>K | | 5 | 1 | 2 | 1 | 0 | 1 | 3 |
| Karim Garcia, L (1, 8)<br>(3, 9)<br>OBP: 0.275, SLG: 0.431 | C C B X<br>1-2 ③<br>F8 | | S S D X<br>1-2<br>2-H HR | | X<br>0-0 ①<br>G3 | C F X<br>0-2<br>2-H 3-H HR | | C X<br>0-1 ③<br>G4-3 | | 5 | 2 | 2 | 5 | 0 | 0 | 1 |
| Jerry Hairston, R (1, 9)<br>OBP: 0.365, SLG: 0.393 | | C C B F X<br>1-2<br>HR 2B | C B F B X<br>2-2 ①<br>G6-3 | | S B F D X<br>2-2 ②<br>G6-3 | S X<br>0-1 ③<br>F8 | | | B S B B X<br>3-1 ①<br>L5 | 2 | 1 | 1 | 0 | 0 | 0 | 0 |
| Luis Matos, R (3, 8)<br>OBP: 0.275, SLG: 0.335 | | | | | | | | | | 3 | 0 | 0 | 0 | 0 | 0 | 0 |
| Larry Bigbie, L (1, 7)<br>OBP: 0.327, SLG: 0.401 | | B X<br>1-0<br>2-H HR | X<br>0-0<br>1 FC6-4 1B | | F S X<br>0-2<br>PB 1B | | C S B F X<br>1-2 ①<br>G4-3 | | B F C C<br>1-3 ②<br>K | 5 | 1 | 3 | 2 | 0 | 1 | 0 |
| Robert Machado, R (1, 2)<br>OBP: 0.233, SLG: 0.341 | | B X<br>1-0<br>HR | B X<br>1-0 ②<br>F7 | | B S B D B<br>4-1<br>1-2 BB | | X<br>0-0<br>1B 2B | | B S C S<br>1-3 ③<br>K | 4 | 2 | 2 | 1 | 1 | 1 | 1 |
| Inning Stats | R: 2 E: 0 K: 1 S: 18<br>H: 3 LOB: 1 BB: 0 P: 27 | R: 3 E: 0 K: 1 S: 11<br>H: 3 LOB: 0 BB: 0 P: 16 | R: 3 E: 0 K: 0 S: 14<br>H: 4 LOB: 0 BB: 0 P: 18 | R: 0 E: 0 K: 2 S: 10<br>H: 1 LOB: 1 BB: 0 P: 10 | R: 0 E: 0 K: 1 S: 11<br>H: 1 LOB: 2 BB: 1 P: 18 | R: 3 E: 0 K: 0 S: 12<br>H: 2 LOB: 0 BB: 1 P: 17 | R: 1 E: 0 K: 0 S: 11<br>H: 2 LOB: 1 BB: 0 P: 12 | R: 0 E: 0 K: 1 S: 9<br>H: 0 LOB: 0 BB: 0 P: 13 | R: 0 E: 0 K: 2 S: 8<br>H: 0 LOB: 0 BB: 0 P: 13 | 1B: 5 2B: 6 3B: 0 HR: 5<br>SF: 0 SAC: 0 DP: 0 HBP: 0 | | | | | | |

# TOP

## Baltimore Orioles @ Kansas City Royals

Kauffman Stadium, Kansas City, MO

Tue Jul 20 2004, 1:10 PM CDT

Att. 18,225 - Sunny - 92 F

livebaseballscorecards.com

| | |
|---|---|
| AB | 43 |
| R | 12 |
| H | 16 |
| RBI | 12 |
| BB | 2 |
| SO | 8 |
| LOB | 15 |

WP: 1 PA: 45
PB: 1
SB: 0
CS: 0

| PITCHER | | IP | WLS | BF | H | R | ER | SO | BB | IBB | HBP | BLK | WP | HR | S | P | ERA | WHIP |
|---|---|---|---|---|---|---|---|---|---|---|---|---|---|---|---|---|---|---|
| 23 Zack Greinke, R<br>ERA: 4.57 | (1, 1) | 2.0 | L | 15 | 9 | 8 | 8 | 2 | 0 | 0 | 0 | 0 | 0 | 4 | 37 | 52 | 36.00 | 4.500 |
| Dennys Reyes, L<br>ERA: 4.66 | (3, 1) | 4.0 | | 19 | 5 | 3 | 3 | 3 | 2 | 0 | 0 | 0 | 1 | 1 | 39 | 54 | 6.75 | 1.750 |
| Nate Field, R<br>ERA: 4.06 | (7, 1) | 2.0 | | 8 | 2 | 1 | 1 | 1 | 0 | 0 | 0 | 0 | 0 | 0 | 20 | 25 | 4.50 | 1.000 |
| Ryan Bukvich, R<br>ERA: | (9, 1) | 1.0 | | 3 | 0 | 0 | 0 | 2 | 0 | 0 | 0 | 0 | 0 | 0 | 8 | 13 | 0.00 | 0.000 |

| PITCHER | IP | WLS | BF | H | R | ER | SO | BB | IBB | HBP | BLK | WP | HR | S | P | ERA | WHIP |
|---|---|---|---|---|---|---|---|---|---|---|---|---|---|---|---|---|---|

| Batter | 1 | 2 | 3 | 4 | 5 | 6 | 7 | 8 | 9 | AB | R | H | RBI | BB | SO | LOB |
|---|---|---|---|---|---|---|---|---|---|---|---|---|---|---|---|---|
| 9 David DeJesus, L (1, 8)<br>OBP: 0.282, SLG: 0.242 | CBBBB<br>4-1<br>WP<br>29<br>1B<br>BB | BBCBCB<br>4-2<br>BB | | BX<br>1-0<br>G4-3<br>3-H<br>2B | | CFBC<br>1-3 ①<br>K | | X<br>0-0 ②<br>F8 | | 3 | 1 | 1 | 1 | 2 | 1 | 0 |
| Tony Graffanino, R (1, 4)<br>OBP: 0.338, SLG: 0.329<br>José Bautista, R (8, 5)<br>OBP: 0.261, SLG: 0.171 | CC<br>1 SAFE<br>DFFF<br>2 SAFE<br>BF<br>2-2 ①<br>X<br>G5-3<br>1-2 | 1 SAFE<br>F<br>1 SAFE<br>X<br>0-1 ③<br>G6-3 | | CBBX<br>2-1 ②<br>G4-3<br>2-3 | | CX<br>0-1<br>29<br>G6-3<br>1B | | BCBBBFX<br>3-2<br>29<br>HBP<br>1B | | 4<br>1 | 0<br>0 | 1<br>1 | 0<br>0 | 0<br>0 | 0<br>0 | 3<br>0 |
| 29 Mike Sweeney, R (1, 3)<br>OBP: 0.343, SLG: 0.483 | 2 SAFE<br>CCFX<br>0-2<br>1B<br>BB<br>2-H<br>1B | | CBX<br>1-1 ①<br>F9 | BBBB<br>4-0<br>BB | | CDBX<br>2-1 ②<br>G6-3<br>1-2 | | BH<br>2-0<br>1-2<br>HBP | | 3 | 0 | 1 | 1 | 1 | 0 | 1 |
| Matt Stairs, L (1, 9)<br>OBP: 0.333, SLG: 0.456 | BBSBB<br>4-1<br>1B<br>1-2<br>BB | | SBX<br>1-1<br>1B<br>2B | BBX<br>2-0 ③<br>G3 | | BBCSS<br>2-3 ③<br>K | | BTSFFFBX<br>2-2 ③<br>F7 | | 4 | 0 | 1 | 0 | 1 | 1 | 5 |
| Ken Harvey, R (1, 10)<br>OBP: 0.353, SLG: 0.452 | FCX<br>0-2<br>4<br>FC6-4<br>1-2<br>2-3<br>1B | X<br>0-0<br>CS<br>2-3<br>1B | | | BX<br>1-0<br>4<br>WP<br>1B<br>FC3-2<br>1B | | CBCFFDX<br>2-2 ①<br>G6-3 | | BX<br>1-0 ①<br>G6-3 | 5 | 0 | 3 | 0 | 0 | 0 | 0 |
| Dee Brown, L (1, 7)<br>OBP: 0.298, SLG: 0.326 | FSDS<br>1-3 ②<br>K | CFS<br>0-3 ②③<br>K<br>1-2 | | | FFX<br>0-2<br>FC3-2<br>1-2<br>1B | | BBFSFS<br>2-3 ②<br>K | | CX<br>0-1 ②<br>G1-3 | 5 | 0 | 1 | 0 | 0 | 3 | 5 |
| 4 Angel Berroa, R (1, 6)<br>OBP: 0.295, SLG: 0.378<br>Damian Jackson, R (7, PH)<br>OBP: 0.206, SLG: 0.267<br>(8, 6) | CX<br>0-1 ③<br>FC6-4<br>1-2f | | | CCFBFFBBX<br>3-2<br>E<br>G4-3<br>1B | BSLS<br>1-3 ①<br>K<br>2-3 | | CBBBCFBBB<br>4-2<br>BB | | CX<br>0-1<br>1B<br>2B | 3<br>1 | 1<br>0 | 1<br>1 | 0<br>0 | 0<br>1 | 1<br>0 | 5<br>0 |
| Desi Relaford, S (1, 5)<br>OBP: 0.280, SLG: 0.267<br>(8, 4) | | CBFS<br>1-3<br>K | | X<br>0-0<br>E3<br>G4-3<br>9<br>1-3<br>2B | BBFX<br>2-1 ②<br>FC3-2<br>1-2<br>3-H | | BFBBX<br>3-1 ③<br>F8 | | SBX<br>1-1<br>2-3<br>1B | 5 | 1 | 1 | 0 | 0 | 1 | 4 |
| Alberto Castillo, R (1, 2)<br>OBP: 0.300, SLG: 0.357 | | CBBBBFX<br>3-2 ②<br>G4-3 | | X<br>0-0 ①<br>G4-3<br>2-3<br>3-H | BBX<br>2-0 ③<br>G4-3 | | | BX<br>1-0 ①<br>F8 | BFBCS<br>2-3 ③<br>K | 5 | 0 | 0 | 1 | 0 | 1 | 5 |
| Inning Stats | R: 1 H: 2<br>E: 0 LOB: 3<br>K: 1 BB: 2<br>S: 19 P: 30 | R: 0 H: 0<br>E: 0 LOB: 1<br>K: 1 BB: 1<br>S: 10 P: 18 | R: 0 H: 2<br>E: 0 LOB: 2<br>K: 1 BB: 0<br>S: 8 P: 10 | R: 2 H: 2<br>E: 1 LOB: 2<br>K: 0 BB: 1<br>S: 12 P: 24 | R: 0 H: 2<br>E: 0 LOB: 2<br>K: 1 BB: 0<br>S: 10 P: 16 | R: 0 H: 1<br>E: 0 LOB: 1<br>K: 2 BB: 0<br>S: 10 P: 15 | R: 0 H: 0<br>E: 0 LOB: 1<br>K: 1 BB: 1<br>S: 14 P: 25 | R: 0 H: 1<br>E: 0 LOB: 2<br>K: 0 BB: 0<br>S: 11 P: 19 | R: 0 H: 2<br>E: 0 LOB: 2<br>K: 1 BB: 0<br>S: 10 P: 14 | 1B: 9<br>2B: 4<br>3B: 0<br>HR: 0 | SF: 0<br>SAC: 0<br>DP: 1<br>HBP: 1 | | | | | | |

| PITCHER | | IP | WLS | BF | H | R | ER | SO | BB | IBB | HBP | BLK | WP | HR | S | P | ERA | WHIP |
|---|---|---|---|---|---|---|---|---|---|---|---|---|---|---|---|---|---|---|
| 40 Daniel Cabrera, R<br>ERA: 3.05 | (1, 1) | 5.0 | W | 27 | 8 | 3 | 2 | 4 | 4 | 0 | 0 | 0 | 2 | 0 | 59 | 98 | 3.60 | 2.400 |
| Eddy Rodriguez, R<br>ERA: 3.21 | (6, 1) | 3.0 | | 13 | 2 | 0 | 0 | 3 | 1 | 0 | 1 | 0 | 0 | 0 | 35 | 59 | 0.00 | 1.000 |
| John Parrish, L<br>ERA: 3.66 | (9, 1) | 1.0 | | 5 | 2 | 0 | 0 | 1 | 0 | 0 | 0 | 0 | 0 | 0 | 10 | 14 | 0.00 | 2.000 |

| PITCHER | IP | WLS | BF | H | R | ER | SO | BB | IBB | HBP | BLK | WP | HR | S | P | ERA | WHIP |
|---|---|---|---|---|---|---|---|---|---|---|---|---|---|---|---|---|---|

# BOTTOM

# Baltimore Orioles @ Kansas City Royals

Kauffman Stadium, Kansas City, MO

Tue Jul 20 2004, 1:10 PM CDT
Att. 18,225 - Sunny - 92 F

livebaseballscorecards.com

| | |
|---|---|
| AB | 39 |
| R | 3 |
| H | 12 |
| RBI | 3 |
| BB | 5 |
| SO | 8 |
| LOB | 28 |

| Batter | 1 | 2 | 3 | 4 | 5 | 6 | 7 | 8 | 9 | AB | R | H | RBI | BB | SO | LOB |
|---|---|---|---|---|---|---|---|---|---|---|---|---|---|---|---|---|
| 1 Brian Roberts, S (1, 4)<br>OBP: 0.328, SLG: 0.352 | K | | | K | | 1B<br>10<br>1B | G4-3<br>2-3 | G1-3 | | 5 | 1 | 1 | 0 | 0 | 2 | 4 |
| David Newhan, L (1, 10)<br>OBP: 0.476, SLG: 0.667 | G6-3 | | | 6<br>2B<br>10<br>3B<br>1B | | 1 SAFE<br>6<br>BB<br>10<br>1B<br>1-3<br>1B | 1-2<br>3-H<br>IHR | | 6<br>2B<br>2B | 5 | 4 | 4 | 2 | 0 | 0 | 0 |
| 6 Melvin Mora, R (1, 5)<br>OBP: 0.436, SLG: 0.567 | K | | | 1 SAFE<br>10<br>3B<br>1-3<br>2B | | 4-2<br>10<br>1B<br>FC3-6<br>SF8<br>1-2<br>BB | 1-2<br>1B | | 10<br>1B<br>2-H<br>2B | 4 | 3 | 3 | 1 | 1 | 1 | 0 |
| 10 Miguel Tejada, R (1, 6)<br>OBP: 0.361, SLG: 0.519 | F8 | | | SF9<br>2-H<br>3-H<br>3B | | 2-2<br>FC3-6<br>1-2<br>2-H<br>3-H<br>1B | 1 SAFE<br>0-3<br>K | | 2-1<br>G5-6-3<br>2-H<br>1B | 5 | 1 | 3 | 5 | 0 | 1 | 1 |
| Rafael Palmeiro, L (1, 3)<br>OBP: 0.357, SLG: 0.412 | F7 | | | SF9<br>3-H | | FC3-6<br>1-2f<br>2-3 | | FC5-4<br>1B<br>1B | G5-6-3<br>1-2f | 4 | 0 | 1 | 1 | 0 | 0 | 3 |
| Javy Lopez, R (1, 2)<br>OBP: 0.372, SLG: 0.480 | K | | | G5-3 | | SF8<br>3-H | | 1-1<br>FC5-4<br>1-2<br>1B | 1B | 4 | 0 | 2 | 1 | 0 | 1 | 0 |
| Karim Garcia, L (1, 9)<br>OBP: 0.269, SLG: 0.421 | | | 1-3<br>K | | P5 | G6-3 | | 2-3<br>K | F9 | 5 | 0 | 0 | 0 | 0 | 2 | 4 |
| Larry Bigbie, L (1, 7)<br>OBP: 0.326, SLG: 0.399 | | | G3-1 | | K | | 1-1<br>1<br>G4-3<br>SH1-4<br>IHR<br>1B | FC5-4<br>BB<br>1-2f<br>2-3 | | 4 | 1 | 1 | 0 | 0 | 1 | 2 |
| Luis Matos, R (1, 8)<br>OBP: 0.275, SLG: 0.333 | | | G3-3 | | G1-3 | | SH1-4<br>1-2 | SAFE<br>BB<br>1-2 | | 2 | 0 | 0 | 0 | 1 | 1 | 0 |
| Inning Stats | R: 0<br>E: 0<br>K: 2<br>S: 11<br>H: 0<br>LOB: 0<br>BB: 0<br>P: 15 | R: 0<br>E: 0<br>K: 1<br>S: 9<br>H: 0<br>LOB: 0<br>BB: 0<br>P: 16 | R: 0<br>E: 0<br>K: 2<br>S: 8<br>H: 0<br>LOB: 0<br>BB: 0<br>P: 12 | R: 3<br>E: 0<br>K: 1<br>S: 12<br>H: 3<br>LOB: 0<br>BB: 0<br>P: 16 | R: 0<br>E: 0<br>K: 1<br>S: 5<br>H: 0<br>LOB: 0<br>BB: 0<br>P: 11 | R: 3<br>E: 0<br>K: 0<br>S: 16<br>H: 3<br>LOB: 1<br>BB: 1<br>P: 26 | R: 2<br>E: 0<br>K: 1<br>S: 14<br>H: 3<br>LOB: 1<br>BB: 0<br>P: 18 | R: 0<br>E: 0<br>K: 1<br>S: 20<br>H: 2<br>LOB: 3<br>BB: 1<br>P: 34 | R: 2<br>E: 0<br>K: 0<br>S: 15<br>H: 4<br>LOB: 1<br>BB: 0<br>P: 24 | 1B: 10<br>2B: 3<br>3B: 1<br>HR: 1<br>SF: 2<br>SAC: 1<br>DP: 1<br>HBP: 0 | | | | | | |

| PITCHER | | IP | WLS | BF | H | R | ER | SO | BB | IBB | HBP | BLK | WP | HR | S | P | ERA | WHIP |
|---|---|---|---|---|---|---|---|---|---|---|---|---|---|---|---|---|---|---|
| Pedro Martinez, R<br>ERA: 4.01 | (1, 1) | 6.2 | L | 30 | 9 | 8 | 8 | 7 | 1 | 0 | 0 | 0 | 0 | 0 | 72 | 111 | 10.80 | 1.500 |
| Ramiro Mendoza, R<br>ERA: | (7, 1) | 0.1 | | 3 | 2 | 0 | 0 | 1 | 0 | 0 | 0 | 0 | 0 | 0 | 10 | 14 | 0.00 | 6.000 |
| Mark Malaska, L<br>ERA: 4.32 | (8, 1) | 1.0 | | 4 | 0 | 0 | 0 | 1 | 1 | 0 | 0 | 0 | 0 | 0 | 13 | 23 | 0.00 | 1.000 |
| Jimmy Anderson, L<br>ERA: 5.17 | (9, 1) | 1.0 | | 6 | 4 | 2 | 2 | 0 | 0 | 0 | 0 | 0 | 0 | 0 | 15 | 24 | 18.00 | 4.000 |

| PITCHER | IP | WLS | BF | H | R | ER | SO | BB | IBB | HBP | BLK | WP | HR | S | P | ERA | WHIP |
|---|---|---|---|---|---|---|---|---|---|---|---|---|---|---|---|---|---|

# Baltimore Orioles @ Boston Red Sox

Fenway Park, Boston, MA

Wed Jul 21 2004, 7:05 PM EDT

Att. 35,023 - Sunny - 74 F

TOP

livebaseballscorecards.com

| | |
|---|---|
| AB | 38 |
| R | 10 |
| H | 15 |
| RBI | 10 |
| BB | 2 |
| SO | 9 |
| LOB | 14 |

WP: 0 PA: 43
PB: 0
SB: 0
CS: 0

# Baltimore Orioles @ Boston Red Sox

Fenway Park, Boston, MA

Wed Jul 21 2004, 7:05 PM EDT

Att. 35,023 - Sunny - 74 F

## BOTTOM

| Batter | 1 | 2 | 3 | 4 | 5 | 6 | 7 | 8 | 9 | AB | R | H | RBI | BB | SO | LOB |
|---|---|---|---|---|---|---|---|---|---|---|---|---|---|---|---|---|
| 18 Johnny Damon, L (1, 8) OBP: 0.390, SLG: 0.480 | BBCBCFFB 4-2 S 1B BB | | BCBFX 2-2 ① G6-3 | BSX 1-1 ③ F8 | | | CTFS 0-3 ② K | | CX 0-1 ② ③ G6-3 1-2f | 4 | 0 | 0 | 0 | 1 | 1 | 2 |
| Mark Bellhorn, S (1, 6) OBP: 0.383, SLG: 0.435 | CX 0-1 S 1-2 1B | | CSSBBS 3-3 ② K | | CFBBS 2-3 ① K | | BCCS 1-3 ③ K | | | 4 | 0 | 1 | 0 | 0 | 3 | 0 |
| 34 David Ortiz, L (1, 10) OBP: 0.361, SLG: 0.610 | BBSCSS 2-3 ① K | | BBBCSB 4-1 BB | | BX 1-0 ② L7 | | | SFX 0-2 ① G4-3 | | 3 | 0 | 0 | 0 | 1 | 1 | 2 |
| Manny Ramirez, R (1, 7) OBP: 0.434, SLG: 0.669 | CCBFFBBFS 3-3 ② K 1-2 2-3 | | CBBX 2-1 ③ P1 | | FSS 0-3 ③ K | | | TCBFX 1-2 ② P3 | | 4 | 0 | 0 | 0 | 0 | 2 | 3 |
| Jason Varitek, S (1, 2) OBP: 0.374, SLG: 0.438 | X 0-0 ③ P6 | | | BSTFFS 1-3 ① K | | FBBBFS 3-3 ① K | | BBX 2-0 ③ G4-3 | | 4 | 0 | 0 | 0 | 0 | 2 | 2 |
| 20 Kevin Youkilis, R (1, 5) OBP: 0.393, SLG: 0.429 | | CCBX 1-2 ① P4 | | BX 1-0 ② F7 | | BBBCFFFFX 3-2 ② L5 | | | BCFFX 1-2 1B 1B 1B | 4 | 1 | 1 | 0 | 0 | 0 | 0 |
| Kevin Millar, R (1, 3) OBP: 0.356, SLG: 0.400 | | BBBCFFB 4-2 BB | | CBX 1-1 1B HR 1B | | CSBFX 1-2 HR | | | X 0-0 1B 1-2 1B | 3 | 2 | 3 | 1 | 1 | 0 | 0 |
| Bill Mueller, S (1, 4) OBP: 0.344, SLG: 0.410 | | FB1SAFECX 1-2 ② F8 | | X 0-0 1-2 HR 1B | | CBCS 1-3 ③ K | | | BX 1-0 ① F7 | 4 | 1 | 1 | 0 | 0 | 1 | 3 |
| Gabe Kapler, R (1, 9) OBP: 0.308, SLG: 0.410 | | CX 0-1 ③ P3 | | FBFFX 1-2 1-H 2-H HR | | | X 0-0 ① B1-3 | | CBBX 2-1 18 G6-3 1-3 2-H 1B | 3 | 1 | 1 | 3 | 0 | 0 | 1 |
| Trot Nixon, L (9, PH) OBP: 0.333, SLG: 0.429 | | | | | | | | | | 1 | 0 | 1 | 1 | 0 | 0 | 0 |

livebaseballscorecards.com

| | AB | 34 |
|---|---|---|
| | R | 5 |
| | H | 8 |
| | RBI | 5 |
| | BB | 3 |
| | SO | 10 |
| | LOB | 13 |

| Inning Stats | 1 | 2 | 3 | 4 | 5 | 6 | 7 | 8 | 9 |
|---|---|---|---|---|---|---|---|---|---|
| | R: 0 E: 0 K: 2 S: 16 | H: 1 LOB: 2 BB: 1 P: 25 | R: 0 E: 0 K: 0 S: 11 | H: 0 LOB: 1 BB: 1 P: 17 | R: 0 E: 0 K: 1 S: 9 | H: 0 LOB: 1 BB: 1 P: 20 | R: 3 E: 0 K: 1 S: 15 | H: 3 LOB: 0 BB: 0 P: 20 | R: 0 E: 0 K: 2 S: 7 | H: 0 LOB: 0 BB: 0 P: 10 |
| | R: 1 E: 0 K: 2 S: 16 | H: 1 LOB: 0 BB: 0 P: 24 | R: 0 E: 0 K: 2 S: 8 | H: 0 LOB: 0 BB: 0 P: 9 | R: 0 E: 0 K: 0 S: 8 | H: 0 LOB: 0 BB: 0 P: 11 | R: 1 E: 0 K: 0 S: 10 | H: 3 LOB: 1 BB: 0 P: 14 | | |

| | 1B: 6 | SF: 0 | WP: 0 | PA: 37 |
|---|---|---|---|---|
| | 2B: 0 | SAC: 0 | PB: 0 | |
| | 3B: 0 | DP: 1 | SB: 2 | |
| | HR: 2 | HBP: 0 | CS: 0 | |

| PITCHER | | IP | WLS | BF | H | R | ER | SO | BB | IBB | HBP | BLK | WP | HR | S | P | ERA | WHIP |
|---|---|---|---|---|---|---|---|---|---|---|---|---|---|---|---|---|---|---|
| 45 Erik Bedard, L ERA: 4.04 | (1, 1) | 6.0 | W | 26 | 5 | 4 | 4 | 8 | 3 | 0 | 0 | 0 | 0 | 2 | 74 | 116 | 6.00 | 1.333 |
| B.J. Ryan, L ERA: 1.75 | (7, 1) | 1.1 | | 4 | 0 | 0 | 0 | 2 | 0 | 0 | 0 | 0 | 0 | 0 | 11 | 12 | 0.00 | 0.000 |
| Jason Grimsley, R ERA: 4.84 | (8, 1) | 0.2 | | 2 | 0 | 0 | 0 | 0 | 0 | 0 | 0 | 0 | 0 | 0 | 5 | 8 | 0.00 | 0.000 |
| Todd Williams, R ERA: 27.0 | (9, 1) | 0.1 | | 4 | 3 | 1 | 1 | 0 | 0 | 0 | 0 | 0 | 0 | 0 | 8 | 12 | 27.00 | 9.000 |
| Jorge Julio, R ERA: 4.62 | (9, 1) | 0.2 | | 1 | 0 | 0 | 0 | 0 | 0 | 0 | 0 | 0 | 0 | 0 | 2 | 2 | 0.00 | 0.000 |

| PITCHER | IP | WLS | BF | H | R | ER | SO | BB | IBB | HBP | BLK | WP | HR | S | P | ERA | WHIP |
|---|---|---|---|---|---|---|---|---|---|---|---|---|---|---|---|---|---|

# Baltimore Orioles @ Boston Red Sox

Fenway Park, Boston, MA

Thu Jul 22 2004, 1:05 PM EDT

Att. 34,697 - Sunny - 85 F

TOP

livebaseballscorecards.com

| Batter | 1 | 2 | 3 | 4 | 5 | 6 | 7 | 8 | 9 | AB | R | H | RBI | BB | SO | LOB |
|---|---|---|---|---|---|---|---|---|---|---|---|---|---|---|---|---|
| 1 Brian Roberts, S (1, 4)<br>OBP: 0.331, SLG: 0.358 | BBBCCFFB 4-2 6 S 6 2B BB | B 3 SAFE B X 2-0 G5-3 ② ③ 3-H | | B 1 SAFE F B B B 4-1 1-2 2-3 BB | | C L B X 1-2 2-H 3B | | | B C X 1-1 L7 ① | 3 | 1 | 1 | 1 | 2 | 0 | 2 |
| David Newhan, L (1, 10)<br>OBP: 0.473, SLG: 0.653 | F F B B S 2-3 K ① | | X 0-0 B3 ① | B X 1-0 G3-1 ③ | | C C H 1-2 6 G6-4-3 HBP | | | C X 0-1 6 HR 1B | 4 | 1 | 1 | 0 | 0 | 1 | 4 |
| 6 Melvin Mora, R (1, 5)<br>OBP: 0.441, SLG: 0.595 | B C B F X 2-2 10 HR 1-H 2B | | C B C X 1-2 HR | | B C B B B 4-1 FC5 10 BB BB | F X 0-1 G6-4-3 ② ③ 1-2f | | | X 0-0 1-H HR | 4 | 3 | 3 | 4 | 1 | 0 | 2 |
| 10 Miguel Tejada, R (1, 6)<br>OBP: 0.364, SLG: 0.529 | B B F C X 2-2 2-H HR | | B B B C X 3-1 P3-6 2B | | B B B B 4-0 FC5 1-2 2B BB | | C B B C X 2-2 F8 ① | | B X 1-0 G5-3 ② | 4 | 2 | 2 | 2 | 1 | 0 | 0 |
| Javy Lopez, R (1, 2)<br>OBP: 0.367, SLG: 0.474 | C C B X 1-2 G4-3 ② | | X 0-0 P3-6 ② ③ 2-2f | | C X 0-1 FC5 ① 1-2 2-3f 2B | | F X 0-1 G6-3 ② | | C F C 0-3 K ③ | 5 | 0 | 0 | 0 | 0 | 1 | 3 |
| Rafael Palmeiro, L (1, 3)<br>OBP: 0.356, SLG: 0.410 | B X 1-0 G4-3 ③ | | | B B F X 2-1 1 BB BB 1B | F B X 1-1 P5 ② | | C X 0-1 P4 ③ | | | 4 | 0 | 1 | 0 | 0 | 0 | 2 |
| Jerry Hairston, R (1, 9)<br>OBP: 0.371, SLG: 0.402 | | B B C B X 3-1 2B 1 G5-3 1B | | B B B C B 4-1 1 BB 1-2 BB | B S X 1-1 ③ 1-H 2-H 2B | | | C B F X 1-2 G6-3 ① | | 3 | 0 | 2 | 1 | 1 | 0 | 0 |
| Karim Garcia, L (1, 8)<br>OBP: 0.269, SLG: 0.415 | | C X 0-1 P6 ① | | D X 1-0 F5 ① | | B B F F B B 4-2 1 3B SH1-3 BB | | F B S C 1-3 K ② | | 3 | 1 | 0 | 0 | 1 | 1 | 3 |
| Larry Bigbie, L (1, 7)<br>OBP: 0.326, SLG: 0.401 | | 1 SAFE F F B 1 SAFE 1 SAFE 1 SAFE F X 1-2 1-3 2B | | C B S D S 2-3 K ② | | X 0-0 SH1-3 ① 1-2 | | B B S C B X 3-2 F8 ③ | | 3 | 0 | 1 | 0 | 0 | 1 | 2 |
| Inning Stats | R: 3 E: 0 K: 1 S: 17 H: 2 LOB: 0 BB: 1 P: 29 | R: 0 E: 0 K: 0 S: 9 H: 2 LOB: 1 BB: 0 P: 15 | R: 1 E: 0 K: 0 S: 7 H: 2 LOB: 0 BB: 0 P: 11 | R: 0 E: 0 K: 1 S: 9 H: 1 LOB: 3 BB: 2 P: 23 | R: 1 E: 0 K: 0 S: 7 H: 1 LOB: 2 BB: 2 P: 17 | R: 1 E: 0 K: 0 S: 10 H: 1 LOB: 1 BB: 1 P: 16 | R: 0 E: 0 K: 0 S: 7 H: 0 LOB: 0 BB: 0 P: 9 | R: 0 E: 0 K: 1 S: 9 H: 0 LOB: 0 BB: 0 P: 14 | R: 2 E: 0 K: 1 S: 9 H: 2 LOB: 0 BB: 0 P: 11 | 1B: 3 2B: 5 3B: 1 HR: 3 | SF: 0 SAC: 1 DP: 2 HBP: 1 | | | | | |

| | AB | 33 |
|---|---|---|
| | R | 8 |
| | H | 11 |
| | RBI | 8 |
| | BB | 6 |
| | SO | 4 |
| | LOB | 18 |

WP: 0 PB: 0 SB: 1 CS: 0 PA: 41

| PITCHER | | IP | WLS | BF | H | R | ER | SO | BB | IBB | HBP | BLK | WP | HR | S | P | ERA | WHIP |
|---|---|---|---|---|---|---|---|---|---|---|---|---|---|---|---|---|---|---|
| Abe Alvarez, L<br>ERA: 9.0 | (1, 1) | 5.0 | L | 25 | 8 | 5 | 5 | 2 | 5 | 0 | 0 | 0 | 0 | 2 | 49 | 95 | 9.00 | 2.600 |
| Mark Malaska, L<br>ERA: 4.12 | (6, 1) | 3.0 | | 11 | 1 | 1 | 1 | 1 | 1 | 0 | 1 | 0 | 0 | 0 | 26 | 39 | 3.00 | 0.667 |
| Ramiro Mendoza, R<br>ERA: 3.86 | (9, 1) | 1.0 | | 5 | 2 | 2 | 2 | 1 | 0 | 0 | 0 | 0 | 0 | 1 | 9 | 11 | 18.00 | 2.000 |

| PITCHER | IP | WLS | BF | H | R | ER | SO | BB | IBB | HBP | BLK | WP | HR | S | P | ERA | WHIP |
|---|---|---|---|---|---|---|---|---|---|---|---|---|---|---|---|---|---|

# Baltimore Orioles @ Boston Red Sox

Fenway Park, Boston, MA

Thu Jul 22 2004, 1:05 PM EDT

Att. 34,697 - Sunny - 85 F

## BOTTOM

| Batter | 1 | 2 | 3 | 4 | 5 | 6 | 7 | 8 | 9 | AB | R | H | RBI | BB | SO | LOB |
|---|---|---|---|---|---|---|---|---|---|---|---|---|---|---|---|---|
| Mark Bellhorn, S (1, 4)<br>OBP: 0.379, SLG: 0.429 | C C B X<br>1-2<br>G4-3 ① | F X<br>0-1<br>G6-3 ③ | | | B F S B B X<br>3-2<br>F9 ① | | C F X<br>0-2<br>G5-3 ① | | C S F S<br>0-3<br>K ② | 5 | 0 | 0 | 0 | 0 | 1 | 2 |
| Bill Mueller, S (1, 5)<br>OBP: 0.336, SLG: 0.400 | X<br>0-0<br>F8 ② | | B F X<br>1-1<br>L6 ① | | B B F F F X<br>2-2<br>G3 ② | | C B C X<br>1-2<br>G1-3 ② | | B C X<br>1-1<br>G6-3 ③ | 5 | 0 | 0 | 0 | 0 | 0 | 0 |
| 34 David Ortiz, L (1, 10)<br>OBP: 0.365, SLG: 0.623 | C C B X<br>1-2<br>3B | | C B F B F X<br>2-2<br>3B | | X<br>0-0<br>1B<br>1B | | X<br>0-0<br>F7 ③ | | | 4 | 0 | 3 | 0 | 0 | 0 | 0 |
| Manny Ramirez, R (1, 7)<br>OBP: 0.434, SLG: 0.666 | F C X<br>0-2<br>G4-3 ③ | | B F B F B X<br>3-2<br>L6 ② | | X<br>0-0<br>**1-2**<br>1B | | | C B B B B<br>4-1<br>HR<br>BB | | 3 | 1 | 1 | 0 | 1 | 0 | 2 |
| Nomar Garciaparra, R (1, 6)<br>OBP: 0.361, SLG: 0.515 | | C B X<br>1-1<br>BB<br>1B<br>1B | B B F F F X<br>2-2<br>F9 ③ | | B S F F B X<br>2-2<br>F8 ③ | | | F X<br>0-1<br>F9 ① | | 4 | 1 | 1 | 0 | 0 | 0 | 4 |
| Trot Nixon, L (1, 9)<br>OBP: 0.340, SLG: 0.432 | | X<br>0-0<br>F8 ① | | C X<br>0-1<br>G6-4-3<br>1B | | B X<br>1-0<br>1B<br>1B | | C B F B B S<br>3-3<br>K ② | | 4 | 0 | 2 | 0 | 0 | 1 | 2 |
| Kevin Millar, R (1, 3)<br>OBP: 0.355, SLG: 0.408 | | C<br>1 SAFE<br>F<br>D<br>X<br>1-2<br>F7 ② | | F<br>B<br>1 SAFE<br>S<br>B<br>F<br>X<br>2-2<br>G6-4-3 ①②<br>1-2f | | C B X<br>1-1<br>P4 ① | | X<br>0-0<br>1-H<br>HR | | 4 | 1 | 1 | 2 | 0 | 0 | 3 |
| Jason Varitek, S (1, 2)<br>OBP: 0.379, SLG: 0.440 | | B<br>1 SAFE<br>C<br>B<br>F<br>B<br>B<br>4-2<br>1B<br>**1-2**<br>BB | | X<br>0-0<br>FC6-4<br>1B | | B X<br>1-0<br>G6-4-3<br>**1-2**<br>1B | | B S B F F F B C<br>3-3<br>K ③ | | 3 | 0 | 2 | 0 | 1 | 1 | 0 |
| Gabe Kapler, R (1, 8)<br>OBP: 0.307, SLG: 0.406 | | C B C F X<br>1-2<br>**1-2**<br>**2-H**<br>1B | | C X<br>0-1<br>FC6-4<br>1-2f | | B C F B F F X<br>2-2<br>G6-4-3 ②③<br>1-2f | | | C B B X<br>2-1<br>G5-3 ① | 4 | 0 | 1 | 1 | 0 | 0 | 3 |
| Inning Stats | R: 0 E: 0 K: 0 S: 10<br>H: 1 LOB: 1 BB: 0 P: 12 | R: 1 E: 0 K: 0 S: 14<br>H: 2 LOB: 2 BB: 1 P: 21 | R: 0 E: 0 K: 0 S: 12<br>H: 1 LOB: 1 BB: 0 P: 20 | R: 0 E: 0 K: 0 S: 9<br>H: 2 LOB: 1 BB: 0 P: 11 | R: 0 E: 0 K: 0 S: 13<br>H: 2 LOB: 2 BB: 0 P: 20 | R: 0 E: 0 K: 0 S: 8<br>H: 2 LOB: 1 BB: 0 P: 13 | R: 0 E: 0 K: 0 S: 7<br>H: 0 LOB: 0 BB: 0 P: 8 | R: 2 E: 0 K: 2 S: 12<br>H: 1 LOB: 0 BB: 1 P: 22 | R: 0 E: 0 K: 1 S: 8<br>H: 0 LOB: 0 BB: 0 P: 11 | 1B: 8 2B: 0 3B: 2 HR: 1<br>SF: 0 SAC: 0 DP: 2 HBP: 0 | | | | | | |

livebaseballscorecards.com

| | |
|---|---|
| AB | 36 |
| R | 3 |
| H | 11 |
| RBI | 3 |
| BB | 2 |
| SO | 3 |
| LOB | 16 |

WP: 0 PB: 0 SB: 0 CS: 0 PA: 38

| PITCHER | | IP | WLS | BF | H | R | ER | SO | BB | IBB | HBP | BLK | WP | HR | S | P | ERA | WHIP |
|---|---|---|---|---|---|---|---|---|---|---|---|---|---|---|---|---|---|---|
| Rodrigo Lopez, R<br>ERA: 3.61 | (1, 1) | 6.0 | W | 27 | 10 | 1 | 1 | 0 | 1 | 0 | 0 | 0 | 0 | 0 | 66 | 97 | 1.50 | 1.833 |
| Buddy Groom, L<br>ERA: 5.22 | (7, 1) | 2.0 | | 8 | 1 | 2 | 2 | 2 | 1 | 0 | 0 | 0 | 0 | 1 | 19 | 30 | 9.00 | 1.000 |
| Jorge Julio, R<br>ERA: 4.5 | (9, 1) | 1.0 | | 3 | 0 | 0 | 0 | 1 | 0 | 0 | 0 | 0 | 0 | 0 | 8 | 11 | 0.00 | 0.000 |

| PITCHER | IP | WLS | BF | H | R | ER | SO | BB | IBB | HBP | BLK | WP | HR | S | P | ERA | WHIP |
|---|---|---|---|---|---|---|---|---|---|---|---|---|---|---|---|---|---|

| Batter | 1 | 2 | 3 | 4 | 5 | 6 | 7 | 8 | 9 | AB | R | H | RBI | BB | SO | LOB |
|---|---|---|---|---|---|---|---|---|---|---|---|---|---|---|---|---|
| 1 Brian Roberts, S (1, 4)<br>OBP: 0.330, SLG: 0.357 | C C X<br>0-2<br>1B 6 F7-2 1B | | C X<br>0-1 ①<br>G3 | | B X<br>1-0 ②<br>F7 | | C S F B F F F B B<br>3-2 ③<br>X F9 | | | 4 | 0 | 1 | 0 | 0 | 0 | 3 |
| David Newhan, L (1, 9)<br>OBP: 0.466, SLG: 0.639 | C C B 1 SAFE 1 SAFE X<br>1-2<br>1-3 10 PB 1B | | C S F S<br>0-3 ②<br>K | | B C B X<br>2-1 ③<br>G1-3 | | | B B F S F X<br>2-2 ①<br>G4-3 | | 4 | 0 | 1 | 0 | 0 | 1 | 2 |
| 6 Melvin Mora, R (1, 5)<br>OBP: 0.436, SLG: 0.587 | B B X<br>2-0 ① ②<br>F7-2<br>3-H | | C B X<br>1-1 ③<br>G4-3 | | | B X<br>1-0 ①<br>P2 | | B F B X<br>2-1 ②<br>P5 | | 4 | 0 | 0 | 0 | 0 | 0 | 2 |
| 10 Miguel Tejada, R (1, 6)<br>OBP: 0.363, SLG: 0.526 | C F B X<br>1-2 ③<br>P3<br>1-2 | | | B B F B F X<br>3-2 ①<br>P6 | | B C X<br>1-1<br>1B | | C X<br>0-1 ③<br>P3 | | 4 | 0 | 1 | 0 | 0 | 0 | 1 |
| Rafael Palmeiro, L (1, 3)<br>OBP: 0.358, SLG: 0.411 | | C B F F F F F F F F F<br>1-2<br>X 1B 1B | | C F S<br>0-3 ②<br>K | | F F F B F C<br>1-3 ②<br>K | | | X<br>0-0<br>G6-4-3 1B | 4 | 0 | 2 | 0 | 0 | 2 | 1 |
| Javy Lopez, R (1, 10)<br>OBP: 0.363, SLG: 0.468 | | C F S<br>0-3 ①<br>K | | C F B B B X<br>2-2 ③<br>P4 | | B B F S F X<br>2-2 ③<br>F8 | | | C X<br>0-1 ① ②<br>G6-4-3<br>1-2f | 4 | 0 | 0 | 0 | 0 | 1 | 3 |
| Karim Garcia, L (1, 8)<br>OBP: 0.273, SLG: 0.416 | | B F X<br>1-1 ②<br>F9 | | | F B S X<br>1-2 ①<br>G6-3 | | F B C X<br>1-2<br>F8 PB 1B | | B X<br>1-0<br>1B | 4 | 0 | 2 | 0 | 0 | 0 | 1 |
| Larry Bigbie, L (1, 7)<br>OBP: 0.328, SLG: 0.403 | | C B X<br>1-1<br>1-2 1B | | | B S X<br>1-1<br>1B 1B | | C X<br>0-1 ①<br>F8 | | B B C C F B T<br>3-2 ③<br>K | 4 | 0 | 2 | 0 | 0 | 1 | 2 |
| Robert Machado, R (1, 2)<br>OBP: 0.239, SLG: 0.341 | | S B X<br>1-1 ③<br>P6 | | | X<br>0-0<br>1-2 1B | | B X<br>1-0 ②<br>F8<br>1-3 | | | 3 | 0 | 1 | 0 | 0 | 0 | 3 |
| Inning Stats | R: 0 E: 0 K: 0 S: 10<br>H: 2 LOB: 1 BB: 0 P: 14 | R: 0 E: 0 K: 1 S: 18<br>H: 2 LOB: 2 BB: 0 P: 22 | R: 0 E: 0 K: 1 S: 8<br>H: 0 LOB: 0 BB: 0 P: 9 | R: 0 E: 0 K: 1 S: 9<br>H: 0 LOB: 0 BB: 0 P: 14 | R: 0 E: 0 K: 0 S: 9<br>H: 2 LOB: 2 BB: 0 P: 14 | R: 0 E: 0 K: 1 S: 12<br>H: 1 LOB: 1 BB: 0 P: 17 | R: 0 E: 0 K: 0 S: 13<br>H: 1 LOB: 1 BB: 0 P: 18 | R: 0 E: 0 K: 0 S: 8<br>H: 0 LOB: 0 BB: 0 P: 12 | R: 0 E: 0 K: 1 S: 8<br>H: 2 LOB: 1 BB: 0 P: 12 | 1B: 10 2B: 1 3B: 0 HR: 0<br>SF: 0 SAC: 0 DP: 2 HBP: 0 | | | | | | |

| PITCHER | | IP | WLS | BF | H | R | ER | SO | BB | IBB | HBP | BLK | WP | HR | S | P | ERA | WHIP |
|---|---|---|---|---|---|---|---|---|---|---|---|---|---|---|---|---|---|---|
| 49 Tim Wakefield, R<br>ERA: 4.17 | (1, 1) | 7.0 | W | 28 | 8 | 0 | 0 | 4 | 0 | 0 | 0 | 0 | 0 | 0 | 79 | 108 | 0.00 | 1.143 |
| 50 Mike Timlin, R<br>ERA: 3.58 | (8, 1) | 1.0 | | 3 | 0 | 0 | 0 | 0 | 0 | 0 | 0 | 0 | 0 | 0 | 8 | 12 | 0.00 | 0.000 |
| Alan Embree, L<br>ERA: 4.54 | (9, 1) | 1.0 | | 4 | 2 | 0 | 0 | 1 | 0 | 0 | 0 | 0 | 0 | 0 | 8 | 12 | 0.00 | 2.000 |

| PITCHER | IP | WLS | BF | H | R | ER | SO | BB | IBB | HBP | BLK | WP | HR | S | P | ERA | WHIP |
|---|---|---|---|---|---|---|---|---|---|---|---|---|---|---|---|---|---|

# TOP

# Baltimore Orioles @ Boston Red Sox

Fenway Park, Boston, MA

Thu Jul 22 2004, 7:05 PM EDT

Att. 35,370 - Cloudy - 83 F

livebaseballscorecards.com

| | |
|---|---|
| AB | 35 |
| R | 0 |
| H | 10 |
| RBI | 0 |
| BB | 0 |
| SO | 5 |
| LOB | 18 |

# Baltimore Orioles @ Boston Red Sox

Fenway Park, Boston, MA

Thu Jul 22 2004, 7:05 PM EDT

Att. 35,370 - Cloudy - 83 F

## BOTTOM

| Batter | 1 | 2 | 3 | 4 | 5 | 6 | 7 | 8 | 9 | AB | R | H | RBI | BB | SO | LOB |
|---|---|---|---|---|---|---|---|---|---|---|---|---|---|---|---|---|
| 18 Johnny Damon, L (1, 8)<br>OBP: 0.386, SLG: 0.475 | C B S B F B X<br>3-2 G4-3 ① | C B F S<br>1-3 K ② | | C X<br>0-1 F7 ③ | | | B X<br>1-0 F8 ③ | | | 4 | 0 | 0 | 0 | 0 | 1 | 2 |
| Mark Bellhorn, S (1, 4)<br>OBP: 0.377, SLG: 0.425 | S B C B B B<br>4-2 34 WP 34 BLK FC5-4 BB | S S B B B C<br>2-3 K ③ | | | C B F S<br>1-3 K ① | | | S S S<br>0-3 K ① | | 3 | 1 | 0 | 0 | 1 | 3 | 1 |
| 34 David Ortiz, L (1, 3)<br>OBP: 0.364, SLG: 0.618<br>Gabe Kapler, R (9, 7)<br>OBP: 0.307, SLG: 0.406 | B C B F B D<br>4-2 FC5-4 1-3 BB | | B B F F X<br>2-2 G4-3 ① | | F B F S<br>1-3 K ② | | | C S S<br>0-3 K ② | | 3<br>0 | 0<br>0 | 0<br>0 | 0<br>0 | 1<br>0 | 2<br>0 | 0<br>0 |
| Manny Ramirez, R (1, 10)<br>OBP: 0.430, SLG: 0.658 | S S X<br>0-2 FC5-4 20 1B 1B 1B 1-2f 3-H ② | | C S B C<br>1-3 K ② | | B F F B F X<br>2-2 G6-3 ③ | | | F B C S<br>1-3 K ③ | | 4 | 1 | 0 | 1 | 0 | 2 | 1 |
| Trot Nixon, L (1, 9)<br>OBP: 0.340, SLG: 0.429 | B 1 B C X SAFE<br>2-1 20 1B 1B 1-2 1B | | B F B S X<br>2-2 F8 ③ | | | F B B B X<br>3-1 G3 ① | | | | 3 | 1 | 1 | 0 | 0 | 0 | 0 |
| 20 Kevin Youkilis, R (1, 5)<br>OBP: 0.399, SLG: 0.457 | B C F D F B X<br>3-2 1B 1-2 2-3 1B | | | C B F F B X<br>2-2 HR | | C B X<br>1-1 F9 ② | | | | 3 | 1 | 2 | 1 | 0 | 0 | 0 |
| Dave McCarty, R (1, 7)<br>OBP: 0.316, SLG: 0.373<br>(9, 3) | B F F X<br>1-2 1-3 2-H 3-H 1B ③ | | | B S C B B X<br>3-2 G5-4-3 1B | | F C B C<br>1-3 K ③ | | | | 3 | 0 | 2 | 2 | 0 | 1 | 0 |
| Doug Mirabelli, R (1, 2)<br>OBP: 0.363, SLG: 0.639 | | B C X<br>1-1 2B | | C C 1 SAFE F X<br>0-2 G5-4-3 1-2f ① ② | | | F B B F B S<br>3-3 K ① | | | 3 | 0 | 1 | 0 | 0 | 1 | 1 |
| Ricky Gutierrez, R (1, 6)<br>OBP: 0.260, SLG: 0.227 | | X<br>0-0 G5-3 ① | | C B X<br>1-1 2B | | | B F X<br>1-1 G5-3 ② | | | 3 | 0 | 1 | 0 | 0 | 0 | 1 |

| Inning Stats | | | | | | | | | | | | | | | | |
|---|---|---|---|---|---|---|---|---|---|---|---|---|---|---|---|---|
| | R: 3 | H: 3 | R: 0 | H: 1 | R: 0 | H: 0 | R: 1 | H: 3 | R: 0 | H: 0 | R: 0 | H: 0 | R: 0 | H: 0 | 1B: 4 | SF: 0 |
| | E: 0 | LOB: 2 | E: 0 | LOB: 1 | E: 0 | LOB: 0 | E: 0 | LOB: 1 | E: 0 | LOB: 0 | E: 0 | LOB: 0 | E: 0 | LOB: 0 | 2B: 2 | SAC: 0 |
| | K: 0 | BB: 2 | K: 2 | BB: 0 | K: 1 | BB: 0 | K: 0 | BB: 0 | K: 2 | BB: 0 | K: 1 | BB: 0 | K: 1 | BB: 0 | 3B: 0 | DP: 1 |
| | S: 20 | P: 37 | S: 9 | P: 13 | S: 9 | P: 14 | S: 15 | P: 21 | S: 10 | P: 14 | S: 7 | P: 12 | S: 6 | P: 11 | HR: 1 | HBP: 0 |

| | |
|---|---|
| AB | 29 |
| R | 4 |
| H | 7 |
| RBI | 4 |
| BB | 2 |
| SO | 10 |
| LOB | 6 |

| | | WP: 1 | PA: 31 |
|---|---|---|---|
| | | PB: 0 | |
| | | SB: 0 | |
| | | CS: 0 | |

livebaseballscorecards.com

| PITCHER | | IP | WLS | BF | H | R | ER | SO | BB | IBB | HBP | BLK | WP | HR | S | P | ERA | WHIP |
|---|---|---|---|---|---|---|---|---|---|---|---|---|---|---|---|---|---|---|
| Dave Borkowski, R<br>ERA: 4.03 | (1, 1) | 6.0 | L | 25 | 7 | 4 | 4 | 6 | 2 | 0 | 0 | 1 | 1 | 1 | 70 | 111 | 6.00 | 1.500 |
| Todd Williams, R<br>ERA: 9.0 | (7, 1) | 0.2 | | 2 | 0 | 0 | 0 | 1 | 0 | 0 | 0 | 0 | 0 | 0 | 5 | 9 | 0.00 | 0.000 |
| John Parrish, L<br>ERA: 3.57 | (7, 1) | 1.1 | | 4 | 0 | 0 | 0 | 3 | 0 | 0 | 0 | 0 | 0 | 0 | 10 | 12 | 0.00 | 0.000 |

| PITCHER | | IP | WLS | BF | H | R | ER | SO | BB | IBB | HBP | BLK | WP | HR | S | P | ERA | WHIP |
|---|---|---|---|---|---|---|---|---|---|---|---|---|---|---|---|---|---|---|

# Minnesota Twins @ Baltimore Orioles

Oriole Park at Camden Yards, Baltimore, MD

Fri Jul 23 2004, 7:35 PM EDT

Att. 34,874 - Unknown - 85 F

TOP

livebaseballscorecards.com

| Batter | 1 | 2 | 3 | 4 | 5 | 6 | 7 | 8 | 9 | AB | R | H | RBI | BB | SO | LOB |
|---|---|---|---|---|---|---|---|---|---|---|---|---|---|---|---|---|
| 8 Nick Punto, S (1, 6)<br>OBP: 0.355, SLG: 0.333 | G5-3 | F7 | | 1B | | G4-3 1B | | F7 | | 5 | 0 | 2 | 1 | 0 | 0 | 2 |
| Doug Mientkiewicz, L (1, 3)<br>OBP: 0.332, SLG: 0.358 | G3 | | 33 G3-6-1 20 BB BB | F9 | | G4-3 | | K | | 4 | 0 | 0 | 0 | 1 | 1 | 5 |
| 20 Lew Ford, R (1, 7)<br>OBP: 0.386, SLG: 0.490 | F9 | | 33 G3-6-1 BB | | E5 | IBB | | IBB | | 2 | 0 | 0 | 0 | 3 | 0 | 0 |
| 33 Justin Morneau, L (1, 10)<br>OBP: 0.323, SLG: 0.534<br>Matthew LeCroy, R (8, PH)<br>OBP: 0.332, SLG: 0.425 | | 2B 1B | G3-6-1 | | P5 | K | | K | | 4<br>1 | 1<br>0 | 1<br>0 | 0<br>0 | 0<br>0 | 1<br>1 | 6<br>2 |
| Torii Hunter, R (1, 8)<br>OBP: 0.327, SLG: 0.465 | | 1B 2B | F8 | | F9 | | S 1B | | HR 1B | 5 | 2 | 3 | 0 | 0 | 0 | 2 |
| Jacque Jones, L (1, 9)<br>OBP: 0.308, SLG: 0.437 | | 1B WP BB | | HR | G4-3 | | F7 | | F7 | 4 | 2 | 1 | 1 | 1 | 0 | 3 |
| Corey Koskie, L (1, 5)<br>OBP: 0.333, SLG: 0.457 | | WP 1B | | K | | E 8 1B E BB | F7 | | HR | 4 | 2 | 2 | 4 | 1 | 1 | 1 |
| Henry Blanco, R (1, 2)<br>OBP: 0.263, SLG: 0.337 | | P2 | | CS 1B | | G4-3 8 1B BB | P4 | | G5-3 | 4 | 0 | 1 | 0 | 1 | 0 | 3 |
| Luis Rivas, R (1, 4)<br>OBP: 0.289, SLG: 0.417 | | L8 | | 8 1B | | K | | S 1B | F7 | 5 | 0 | 2 | 0 | 0 | 1 | 3 |
| Inning Stats | R: 0 E: 0 K: 0 S: 6 H: 0 LOB: 0 BB: 0 P: 10 | R: 3 E: 0 K: 0 S: 16 H: 3 LOB: 1 BB: 1 P: 28 | R: 0 E: 0 K: 0 S: 6 H: 0 LOB: 1 BB: 2 P: 18 | R: 1 E: 0 K: 1 S: 10 H: 4 LOB: 2 BB: 0 P: 13 | R: 0 E: 1 K: 0 S: 5 H: 0 LOB: 1 BB: 0 P: 8 | R: 1 E: 2 K: 2 S: 10 H: 1 LOB: 3 BB: 3 P: 26 | R: 0 E: 0 K: 0 S: 10 H: 1 LOB: 1 BB: 0 P: 15 | R: 0 E: 0 K: 2 S: 10 H: 1 LOB: 2 BB: 1 P: 17 | R: 2 E: 0 K: 0 S: 9 H: 2 LOB: 0 BB: 0 P: 14 | 1B: 9 2B: 1 3B: 0 HR: 2 | SF: 0 SAC: 0 DP: 1 HBP: 0 | | | | | | |

| | AB | 38 |
|---|---|---|
| | R | 7 |
| | H | 12 |
| | RBI | 6 |
| | BB | 7 |
| | SO | 5 |
| | LOB | 27 |

WP: 1 PB: 0 SB: 2 CS: 1 PA: 45

| PITCHER | IP | WLS | BF | H | R | ER | SO | BB | IBB | HBP | BLK | WP | HR | S | P | ERA | WHIP |
|---|---|---|---|---|---|---|---|---|---|---|---|---|---|---|---|---|---|
| John Maine, R (1, 1)<br>ERA: 9.82 | 3.2 | L | 19 | 7 | 4 | 4 | 1 | 3 | 0 | 0 | 0 | 1 | 1 | 37 | 67 | 9.82 | 2.727 |
| John Parrish, L (4, 1)<br>ERA: 3.58 | 2.1 | | 12 | 1 | 1 | 1 | 2 | 2 | 1 | 0 | 0 | 0 | 0 | 16 | 36 | 3.86 | 1.286 |
| Eddy Rodriguez, R (7, 1)<br>ERA: 3.1 | 1.0 | | 4 | 1 | 0 | 0 | 0 | 0 | 0 | 0 | 0 | 0 | 0 | 10 | 15 | 0.00 | 1.000 |
| B.J. Ryan, L (8, 1)<br>ERA: 1.72 | 1.0 | | 5 | 1 | 0 | 0 | 2 | 0 | 1 | 0 | 0 | 0 | 0 | 10 | 17 | 0.00 | 1.000 |
| Buddy Groom, L (9, 1)<br>ERA: 5.64 | 1.0 | | 5 | 2 | 2 | 2 | 0 | 0 | 0 | 0 | 0 | 0 | 1 | 9 | 14 | 18.00 | 2.000 |

| PITCHER | IP | WLS | BF | H | R | ER | SO | BB | IBB | HBP | BLK | WP | HR | S | P | ERA | WHIP |
|---|---|---|---|---|---|---|---|---|---|---|---|---|---|---|---|---|---|

| Batter | 1 | 2 | 3 | 4 | 5 | 6 | 7 | 8 | 9 | AB | R | H | RBI | BB | SO | LOB |
|---|---|---|---|---|---|---|---|---|---|---|---|---|---|---|---|---|
| 1 Brian Roberts, S (1, 4)<br>OBP: 0.333, SLG: 0.360 | C B B F B X<br>3-2<br>6 SH5-3 10 1B 1B<br>1B | | B B X<br>2-0<br>6 S<br>1B | | C B B F X<br>2-2<br>1B | | C S S<br>0-3 ①<br>K | | C B C B F F S<br>2-3 ③<br>K<br>1-3 | 5 | 1 | 3 | 0 | 0 | 2 | 4 |
| David Newhan, L (1, 10)<br>OBP: 0.460, SLG: 0.627 | F B S X<br>1-2<br>10 1B 6 SH5-3<br>1-2<br>1B | | B X<br>1-0 ②<br>L9 | | S 1 SAFE 1 SAFE B F 1 SAFE 1 SAFE B F<br>2-2 ③<br>G4-3 | | D S X<br>1-1 ②<br>G4-3<br>1-2 2-3 3-H | | | 4 | 0 | 1 | 1 | 0 | 0 | 4 |
| 6 Melvin Mora, R (1, 5)<br>OBP: 0.432, SLG: 0.580 | X<br>0-0 ①<br>SH5-3<br>1-2 2-3 | | 1 SAFE B B B C X<br>3-1 ③<br>F7<br>1-2 | | | B C B B C C<br>3-3 ①<br>K | C C B T<br>1-2 ③<br>K | | | 3 | 0 | 0 | 0 | 0 | 2 | 3 |
| 10 Miguel Tejada, R (1, 6)<br>OBP: 0.362, SLG: 0.523 | B B X<br>2-0<br>G6-3<br>2-3 3-H<br>1B | | | C B X<br>1-1 ①<br>F9 | | X<br>0-0 ②<br>G5-3 | | C B B B C F F F X<br>3-2 ①<br>F8 | | 4 | 0 | 1 | 1 | 0 | 0 | 0 |
| Rafael Palmeiro, L (1, 3)<br>OBP: 0.354, SLG: 0.407 | C F X<br>0-2 ② ③<br>G6-3<br>1-2f | | | C B F B X<br>2-2 ②<br>G3 | | F X<br>0-1 ③<br>G4-3 | | B B F F B F X<br>3-2 ②<br>L4 | | 4 | 0 | 0 | 0 | 0 | 0 | 2 |
| Javy Lopez, R (1, 2)<br>OBP: 0.365, SLG: 0.471 | | C X<br>0-1 ①<br>F8 | | X<br>0-0<br>2B | | | X<br>0-0<br>1B 1B<br>1B | B X<br>1-0 ③<br>L9 | | 4 | 1 | 2 | 0 | 0 | 0 | 0 |
| Karim Garcia, L (1, 8)<br>OBP: 0.272, SLG: 0.413 | | B F X<br>1-1 ②<br>G3-1 | | F B B X<br>2-1 ③<br>G3 | | | F X<br>0-1<br>1B HBP<br>1-3 G4-3<br>1B | | C F F F F B F B S<br>2-3 ①<br>K | 4 | 1 | 1 | 0 | 0 | 1 | 1 |
| Jerry Hairston, R (1, 9)<br>OBP: 0.373, SLG: 0.401 | | C B X<br>1-1 ③<br>G6-3 | | | C B X<br>1-1 ①<br>P4 | | C H<br>1-1<br>G4-3 1B<br>1-2<br>HBP | | C F X<br>0-2<br>FC4-6<br>1B | 3 | 0 | 1 | 0 | 0 | 0 | 0 |
| Larry Bigbie, L (1, 7)<br>OBP: 0.328, SLG: 0.401 | | | B C B X<br>2-1 ①<br>G4-3 | | C S B B S<br>2-3 ②<br>K | | F B B X<br>2-1<br>G4-3<br>1-2 2-3 3-H<br>1B | | B B C C X<br>2-2 ②<br>FC4-6<br>1 1<br>WP DI<br>1-2f | 4 | 0 | 1 | 1 | 0 | 1 | 1 |
| Inning Stats | R: 1 H: 3<br>E: 0 LOB: 1<br>K: 0 BB: 0<br>S: 11 P: 17 | R: 0 H: 0<br>E: 0 LOB: 0<br>K: 0 BB: 0<br>S: 6 P: 8 | R: 0 H: 1<br>E: 0 LOB: 1<br>K: 0 BB: 0<br>S: 6 P: 14 | R: 0 H: 1<br>E: 0 LOB: 1<br>K: 0 BB: 0<br>S: 8 P: 13 | R: 0 H: 1<br>E: 0 LOB: 1<br>K: 1 BB: 0<br>S: 14 P: 21 | R: 0 H: 0<br>E: 0 LOB: 0<br>K: 1 BB: 0<br>S: 6 P: 9 | R: 2 H: 3<br>E: 0 LOB: 2<br>K: 2 BB: 0<br>S: 14 P: 19 | R: 0 H: 0<br>E: 0 LOB: 0<br>K: 0 BB: 0<br>S: 12 P: 19 | R: 0 H: 1<br>E: 0 LOB: 1<br>K: 2 BB: 0<br>S: 19 P: 25 | 1B: 9 SF: 0<br>2B: 1 SAC: 1<br>3B: 0 DP: 1<br>HR: 0 HBP: 1 | | | | | | WP: 1 PA: 37<br>PB: 0<br>SB: 1<br>CS: 0 |

| PITCHER | | IP | WLS | BF | H | R | ER | SO | BB | IBB | HBP | BLK | WP | HR | S | P | ERA | WHIP |
|---|---|---|---|---|---|---|---|---|---|---|---|---|---|---|---|---|---|---|
| Carlos Silva, R<br>ERA: 4.48 | (1, 1) | 6.0 | W | 27 | 9 | 3 | 3 | 2 | 0 | 0 | 1 | 0 | 0 | 0 | 57 | 91 | 4.50 | 1.500 |
| J.C. Romero, L<br>ERA: 4.24 | (7, 1) | 0.2 | H | 2 | 0 | 0 | 0 | 1 | 0 | 0 | 0 | 0 | 0 | 0 | 5 | 6 | 0.00 | 0.000 |
| Grant Balfour, R<br>ERA: 3.46 | (7, 1) | 1.1 | H | 4 | 0 | 0 | 0 | 1 | 0 | 0 | 0 | 0 | 0 | 0 | 15 | 23 | 0.00 | 0.000 |
| 36 Joe Nathan, R<br>ERA: 1.01 | (9, 1) | 1.0 | | 4 | 1 | 0 | 0 | 2 | 0 | 0 | 0 | 0 | 1 | 0 | 19 | 25 | 0.00 | 1.000 |

| PITCHER | IP | WLS | BF | H | R | ER | SO | BB | IBB | HBP | BLK | WP | HR | S | P | ERA | WHIP |
|---|---|---|---|---|---|---|---|---|---|---|---|---|---|---|---|---|---|

# BOTTOM

## Minnesota Twins @ Baltimore Orioles

Oriole Park at Camden Yards, Baltimore, MD

Fri Jul 23 2004, 7:35 PM EDT
Att. 34,874 - Unknown - 85 F

livebaseballscorecards.com

| | |
|---|---|
| AB | 35 |
| R | 3 |
| H | 10 |
| RBI | 3 |
| BB | 0 |
| SO | 6 |
| LOB | 15 |

| Batter | 1 | 2 | 3 | 4 | 5 | 6 | 7 | 8 | 9 | AB | R | H | RBI | BB | SO | LOB |
|---|---|---|---|---|---|---|---|---|---|---|---|---|---|---|---|---|
| Shannon Stewart, R (1, 7)<br>OBP: 0.383, SLG: 0.409 | C X<br>0-1 ①<br>G5-3 | | B B F B B<br>4-1<br>F8 8 1B<br>33 G4-3<br>BB | B C X<br>1-1 ③<br>L9 | | | C D F B X<br>2-2 ②<br>FC6-5<br>2-3 | | | 3 | 1 | 0 | 0 | 1 | 0 | 3 |
| 8 Nick Punto, S (1, 6)<br>OBP: 0.351, SLG: 0.329 | B F B B F C<br>3-3 ②<br>K | | B 1 SAFE B X<br>2-0<br>33 G4-3 F8<br>1-2<br>1B | | L B B B X<br>3-1 ①<br>F8 | | B B F X<br>2-1 ③<br>L7 | | | 4 | 0 | 1 | 0 | 0 | 1 | 1 |
| Corey Koskie, L (1, 5)<br>OBP: 0.329, SLG: 0.450 | B X<br>1-0 ③<br>G4-3 | | B X<br>1-0 ①<br>F8<br>1-2<br>2-3 | | B F B X<br>2-1 ②<br>G3-1 | | | S C S<br>0-3 ①<br>K | | 4 | 0 | 0 | 0 | 0 | 1 | 2 |
| 33 Justin Morneau, L (1, 10)<br>OBP: 0.318, SLG: 0.516 | | C B C X<br>1-2<br>FC6-4<br>1B | B B X<br>2-0 ②<br>G4-3<br>2-3<br>3-H | | F B X<br>1-1 ③<br>L9 | | | C S S<br>0-3 ②<br>K | | 4 | 0 | 1 | 1 | 0 | 1 | 1 |
| Torii Hunter, R (1, 8)<br>OBP: 0.323, SLG: 0.459 | | X<br>0-0 ①<br>FC6-4<br>S WP<br>1B<br>1-2f | B C X<br>1-1 ③<br>P3 | | | B B X<br>2-0 ①<br>G5-3 | | B B F F B F F S<br>3-3 ③<br>K | | 4 | 1 | 0 | 0 | 0 | 1 | 2 |
| Jacque Jones, L (1, 9)<br>OBP: 0.309, SLG: 0.435<br>20 Lew Ford, R (9, PH)<br>OBP: 0.385, SLG: 0.488 | | 1 SAFE B B B B B<br>4-0<br>1B<br>1-3<br>BB | | X<br>0-0 ①<br>G6-3 | | X<br>0-0 ②<br>B4-3 | | | C C B T<br>1-2 ①<br>K | 2<br>1 | 0<br>0 | 0<br>0 | 0<br>0 | 1<br>0 | 0<br>1 | 0<br>0 |
| Matthew LeCroy, R (1, 2)<br>OBP: 0.335, SLG: 0.427 | | F 1 SAFE F B F X<br>1-2<br>1-2<br>3-H<br>1B | | C B F X<br>1-2<br>BB<br>1B | | B B B C F X<br>3-2 ③<br>F7 | | | X<br>0-0 ②<br>G6-3 | 4 | 0 | 2 | 1 | 0 | 0 | 0 |
| Doug Mientkiewicz, L (1, 3)<br>OBP: 0.334, SLG: 0.356 | | C F S<br>0-3 ②<br>K | | B B B C B<br>4-1<br>1-2<br>BB | | | B B B C F B<br>4-2<br>FC6-5 SH1-3<br>BB | | X<br>0-0 ③<br>G6-3 | 2 | 0 | 0 | 0 | 2 | 1 | 2 |
| Luis Rivas, R (1, 4)<br>OBP: 0.286, SLG: 0.413 | | F F X<br>0-2 ③<br>G6-3 | | F B B S F F X<br>2-2 ②<br>F9 | | | 1 SAFE F X<br>0-1 ①<br>SH1-3<br>1-2 | | | 2 | 0 | 0 | 0 | 0 | 0 | 4 |
| Inning Stats | R: 0 H: 0<br>E: 0 LOB: 0<br>K: 1 BB: 0<br>S: 6 P: 10 | R: 1 H: 2<br>E: 0 LOB: 2<br>K: 1 BB: 1<br>S: 14 P: 20 | R: 1 H: 1<br>E: 0 LOB: 1<br>K: 0 BB: 1<br>S: 6 P: 16 | R: 0 H: 1<br>E: 0 LOB: 2<br>K: 0 BB: 1<br>S: 12 P: 20 | R: 0 H: 0<br>E: 0 LOB: 0<br>K: 0 BB: 0<br>S: 6 P: 12 | R: 0 H: 0<br>E: 0 LOB: 0<br>K: 0 BB: 0<br>S: 5 P: 10 | R: 0 H: 0<br>E: 0 LOB: 1<br>K: 0 BB: 1<br>S: 9 P: 17 | R: 0 H: 0<br>E: 0 LOB: 0<br>K: 3 BB: 0<br>S: 11 P: 14 | R: 0 H: 0<br>E: 0 LOB: 0<br>K: 1 BB: 0<br>S: 5 P: 6 | 1B: 4 SF: 0<br>2B: 0 SAC: 1<br>3B: 0 DP: 0<br>HR: 0 HBP: 0 | | | | | | WP: 1 PA: 35<br>PB: 0<br>SB: 1<br>CS: 0 |

TOP

# Minnesota Twins @ Baltimore Orioles

Oriole Park at Camden Yards, Baltimore, MD

Sat Jul 24 2004, 6:05 PM EDT
Att. 36,652 - Unknown - 82 F

livebaseballscorecards.com

| | |
|---|---|
| AB | 30 |
| R | 2 |
| H | 4 |
| RBI | 2 |
| BB | 4 |
| SO | 6 |
| LOB | 15 |

| PITCHER | | IP | WLS | BF | H | R | ER | SO | BB | IBB | HBP | BLK | WP | HR | S | P | ERA | WHIP |
|---|---|---|---|---|---|---|---|---|---|---|---|---|---|---|---|---|---|---|
| Sidney Ponson, R<br>ERA: 5.93 | (1, 1) | 7.0 | W | 29 | 4 | 2 | 2 | 2 | 4 | 0 | 0 | 0 | 1 | 0 | 58 | 105 | 2.57 | 1.143 |
| B.J. Ryan, L<br>ERA: 1.69 | (8, 1) | 1.0 | H | 3 | 0 | 0 | 0 | 3 | 0 | 0 | 0 | 0 | 0 | 0 | 11 | 14 | 0.00 | 0.000 |
| Jorge Julio, R<br>ERA: 4.39 | (9, 1) | 1.0 | S | 3 | 0 | 0 | 0 | 1 | 0 | 0 | 0 | 0 | 0 | 0 | 5 | 6 | 0.00 | 0.000 |

| PITCHER | IP | WLS | BF | H | R | ER | SO | BB | IBB | HBP | BLK | WP | HR | S | P | ERA | WHIP |
|---|---|---|---|---|---|---|---|---|---|---|---|---|---|---|---|---|---|

| Batter | 1 | 2 | 3 | 4 | 5 | 6 | 7 | 8 | 9 | AB | R | H | RBI | BB | SO | LOB |
|---|---|---|---|---|---|---|---|---|---|---|---|---|---|---|---|---|
| 1 Brian Roberts, S (1, 4)<br>OBP: 0.336, SLG: 0.359 | C B F F B B B<br>4-2 BB | | B F F B B B<br>4-2 FC4-6 BB | | B B B C F F X<br>3-2 G5-3 ① | | L X<br>0-1 SH1-3 ①<br>1-2<br>2-3 | | | 1 | 0 | 0 | 0 | 2 | 0 | 0 |
| David Newhan, L (1, 7)<br>OBP: 0.447, SLG: 0.612 | C S S<br>0-3 ① K | | S X<br>0-1 ② FC4-6<br>6<br>HBP<br>10<br>2B<br>1-2f | | M C B X<br>1-2 ② G3 | | X<br>0-0 ② SF8<br>2-3<br>3-H | | | 3 | 1 | 0 | 1 | 0 | 1 | 2 |
| 6 Melvin Mora, R (1, 5)<br>OBP: 0.430, SLG: 0.574 | C X<br>0-1 ② L8 | | 1 SAFE<br>1 SAFE<br>1 SAFE<br>H<br>1-0 10<br>2B<br>1-2 HBP | | C X<br>0-1 ③ G5-3 | | X<br>0-0 ③ F8 | | | 3 | 0 | 0 | 0 | 0 | 0 | 2 |
| 10 Miguel Tejada, R (1, 6)<br>OBP: 0.366, SLG: 0.535 | B C X<br>1-1 ③ F9 | | C F X<br>0-2 1-3<br>2-H 2B | | | B B C F B X<br>3-2 HR | | C H<br>1-1 S<br>E HBP | | 3 | 2 | 2 | 2 | 0 | 0 | 1 |
| Javy Lopez, R (1, 10)<br>OBP: 0.361, SLG: 0.466 | | B X<br>1-0 ① G6-3<br>B C B F F X<br>2-2 ③ G5-3 | | | | B X<br>1-0 ① G4-3 | | B X<br>1-0 ① P4 | | 4 | 0 | 0 | 0 | 0 | 0 | 3 |
| Rafael Palmeiro, L (1, 3)<br>OBP: 0.353, SLG: 0.405 | | C F B X<br>1-2 G4-3<br>1B | B F X<br>1-1 ① F7 | | | X<br>0-0 ② F9 | | C B 1 SAFE B B S C<br>3-3 ②<br>1-H | | 4 | 0 | 1 | 0 | 0 | 1 | 0 |
| Jerry Hairston, R (1, 9)<br>OBP: 0.371, SLG: 0.398 | 1 SAFE D C C X<br>1-2 ② F7 | | B F X<br>1-1 1B | | | C F F F X<br>0-2 ③ G3-1 | | B X<br>1-0 ③ F9 | | 4 | 0 | 1 | 0 | 0 | 0 | 1 |
| Ken Huckaby, R (1, 2)<br>OBP: 0.243, SLG: 0.235<br>Karim Garcia, L (7, PH)<br>OBP: 0.276, SLG: 0.416<br>Robert Machado, R (8, 2)<br>OBP: 0.239, SLG: 0.341 | | B X<br>1-0 ③ G4-3<br>1-2 | C 1 SAFE F F F X<br>0-2 ② F8 | | | | F B C B X<br>2-2 1<br>SH1-3 E<br>SF8<br>1B | | | 2<br>1<br>0 | 0<br>1<br>0 | 0<br>1<br>0 | 0<br>1<br>0 | 0<br>0<br>0 | 0<br>0<br>0 | 2<br>0<br>0 |
| Darnell McDonald, R (1, 8)<br>OBP: 0.333, SLG: 0.313 | | | B B B C X<br>3-1 ① F7 | D S X<br>1-1 ③ F9 | | | X<br>0-0 E1<br>SF8 1<br>SH1-3<br>1-2 | | | 3 | 0 | 0 | 0 | 0 | 0 | 2 |
| Inning Stats | R: 0 H: 0<br>E: 0 LOB: 1<br>K: 1 BB: 1<br>S: 10 P: 15 | R: 0 H: 1<br>E: 0 LOB: 1<br>K: 0 BB: 0<br>S: 8 P: 12 | R: 1 H: 1<br>E: 0 LOB: 2<br>K: 0 BB: 1<br>S: 13 P: 23 | R: 0 H: 1<br>E: 0 LOB: 1<br>K: 0 BB: 0<br>S: 10 P: 13 | R: 0 H: 0<br>E: 0 LOB: 0<br>K: 0 BB: 0<br>S: 9 P: 13 | R: 1 H: 1<br>E: 0 LOB: 0<br>K: 0 BB: 0<br>S: 10 P: 14 | R: 1 H: 1<br>E: 1 LOB: 1<br>K: 0 BB: 0<br>S: 8 P: 10 | R: 1 H: 0<br>E: 1 LOB: 0<br>K: 1 BB: 0<br>S: 6 P: 12 | | 1B: 3 SF: 1<br>2B: 1 SAC: 1<br>3B: 0 DP: 0<br>HR: 1 HBP: 2 | | | | WP: 0 PA: 34<br>PB: 0<br>SB: 1<br>CS: 0 | | |

| PITCHER | | IP | WLS | BF | H | R | ER | SO | BB | IBB | HBP | BLK | WP | HR | S | P | ERA | WHIP |
|---|---|---|---|---|---|---|---|---|---|---|---|---|---|---|---|---|---|---|
| Terry Mulholland, L<br>ERA: 4.4 | (1, 1) | 6.0 | | 25 | 4 | 2 | 2 | 1 | 2 | 0 | 1 | 0 | 0 | 1 | 60 | 90 | 3.00 | 1.000 |
| Joe Roa, R<br>ERA: 4.19 | (7, 1) | 0.1 | L | 3 | 1 | 1 | 0 | 0 | 0 | 0 | 0 | 0 | 0 | 0 | 6 | 8 | 0.00 | 3.000 |
| Aaron Fultz, L<br>ERA: 4.3 | (7, 1) | 0.1 | | 1 | 0 | 0 | 0 | 0 | 0 | 0 | 0 | 0 | 0 | 0 | 1 | 1 | 0.00 | 0.000 |
| Juan Rincon, R<br>ERA: 2.55 | (7, 1) | 1.1 | | 5 | 0 | 1 | 0 | 1 | 0 | 0 | 1 | 0 | 0 | 0 | 7 | 13 | 0.00 | 0.000 |

| PITCHER | IP | WLS | BF | H | R | ER | SO | BB | IBB | HBP | BLK | WP | HR | S | P | ERA | WHIP |
|---|---|---|---|---|---|---|---|---|---|---|---|---|---|---|---|---|---|

# BOTTOM

## Minnesota Twins @ Baltimore Orioles

Oriole Park at Camden Yards, Baltimore, MD

Sat Jul 24 2004, 6:05 PM EDT
Att. 36,652 - Unknown - 82 F

livebaseballscorecards.com

| | |
|---|---|
| AB | 28 |
| R | 4 |
| H | 5 |
| RBI | 3 |
| BB | 2 |
| SO | 2 |
| LOB | 13 |

| Batter | 1 | 2 | 3 | 4 | 5 | 6 | 7 | 8 | 9 | AB | R | H | RBI | BB | SO | LOB |
|---|---|---|---|---|---|---|---|---|---|---|---|---|---|---|---|---|
| Shannon Stewart, R (1, 10)<br>OBP: 0.394, SLG: 0.417 | X<br>0-0<br>8 1B 8 WP 20 SF8 1B | B B B<br>4-0<br>8 FC3-6 BB | | B B C X<br>2-1<br>20 FC6-4 1B | | B C F X<br>1-2<br>8 CS 1B | | B F B X<br>2-1 ①<br>FC5 8 FC3-6<br>1-2<br>2-3f | | 4 | 1 | 3 | 0 | 1 | 0 | 2 |
| 8 Nick Punto, S (1, 6)<br>OBP: 0.343, SLG: 0.322 | F C D F B D F X<br>3-2<br>33 G4-3 33 S 1B<br>1-3 1B | X<br>0-0 ②<br>FC3-6 20 1B 33 HR<br>1-2f<br>2-3 | | 1 SAFE C X<br>0-1 ②<br>P5 | | C B 1 SAFE C B B C<br>3-3 ① ②<br>K<br>1-2 | | C F B F F B X<br>2-2 ②<br>FC3-6<br>1-2f<br>2-3 | | 5 | 2 | 1 | 0 | 0 | 1 | 6 |
| 20 Lew Ford, R (1, 7)<br>OBP: 0.383, SLG: 0.486 | 1 SAFE X<br>0-0 ①<br>SF8<br>3-H | D 1 SAFE B F B X<br>3-1<br>33 HR 1B<br>1-3<br>3-H | | B 1 SAFE X<br>1-0 ③<br>FC6-4<br>1-2f | | C F B F F F B X<br>2-2 ③<br>G6-3 | | F X<br>0-1 ③<br>G6-3 | | 4 | 1 | 1 | 2 | 0 | 0 | 3 |
| 33 Justin Morneau, L (1, 3)<br>OBP: 0.338, SLG: 0.567 | 1 SAFE 1 SAFE B F 2 SAFE B X<br>2-1 ②<br>G4-3<br>1-3 | B F S D F X<br>2-2<br>1-H HR<br>3-H | | | B F B B X<br>3-1<br>FC6-4 1B | | X<br>0-0<br>G4-3 1B | | F F F F B X<br>1-2 ①<br>G3-1 | 5 | 1 | 3 | 3 | 0 | 0 | 1 |
| Torii Hunter, R (1, 8)<br>OBP: 0.321, SLG: 0.455 | F B X<br>1-1<br>2B 1B<br>3-H | F B X<br>1-1 ③<br>G5-3 | | | B X<br>1-0 ①<br>FC6-4 G3 S 1B<br>1-2f | | C X<br>0-1 ① ②<br>G4-3<br>1-2f | | B X<br>1-0 ②<br>P5 | 5 | 1 | 1 | 1 | 0 | 0 | 2 |
| Jacque Jones, L (1, 9)<br>OBP: 0.310, SLG: 0.436 | 1 SAFE B B B B F F X<br>3-2<br>1-3 2B | F X<br>0-1 ①<br>L7 | | | 1 SAFE P L D X<br>2-1 ②<br>G3<br>1-3 | | B B B<br>4-0<br>BB | | B C X<br>1-1 ③<br>F7 | 4 | 0 | 1 | 0 | 1 | 0 | 1 |
| Corey Koskie, L (1, 5)<br>OBP: 0.328, SLG: 0.447 | B F B S F X<br>2-2 ③<br>L8 | B X<br>1-0 ②<br>P2 | | | M B F X<br>1-2<br>3-H 1B | | B B S X<br>2-1 ③<br>F9 | | | 4 | 0 | 1 | 1 | 0 | 0 | 3 |
| Henry Blanco, R (1, 2)<br>OBP: 0.263, SLG: 0.335 | | C B F F B F B F X<br>3-2 ①<br>F7 | B F C X<br>1-2 ③<br>G4-3 | | C D 1 SAFE X<br>1-1 ③<br>L3 | | | B B F X<br>2-1<br>5 1B FC5 1B | | 4 | 0 | 1 | 0 | 0 | 0 | 1 |
| 5 Michael Cuddyer, R (1, 4)<br>OBP: 0.314, SLG: 0.428<br>Luis Rivas, R (8, 4)<br>OBP: 0.286, SLG: 0.413 | | C B C X<br>1-2<br>8 FC3-6 20 1B 2B | | C X<br>0-1 ①<br>L6 | | F X<br>0-1<br>HR | | B B B C S 1 SAFE X<br>3-2<br>8 FC3-6 FC5<br>1-2<br>1B | | 4<br>0 | 2<br>0 | 3<br>0 | 1<br>0 | 0<br>0 | 0<br>0 | 0<br>0 |
| Inning Stats | R: 2 E: 0 K: 0 S: 18<br>H: 4 LOB: 2 BB: 0 P: 29 | R: 4 E: 0 K: 0 S: 18<br>H: 3 LOB: 0 BB: 1 P: 32 | R: 0 E: 0 K: 0 S: 6<br>H: 0 LOB: 0 BB: 0 P: 8 | R: 0 E: 0 K: 0 S: 7<br>H: 1 LOB: 1 BB: 0 P: 10 | R: 1 E: 0 K: 0 S: 11<br>H: 2 LOB: 1 BB: 0 P: 18 | R: 1 E: 0 K: 1 S: 14<br>H: 2 LOB: 0 BB: 0 P: 20 | R: 0 E: 0 K: 0 S: 5<br>H: 1 LOB: 1 BB: 1 P: 11 | R: 0 E: 0 K: 0 S: 14<br>H: 2 LOB: 2 BB: 0 P: 23 | R: 0 E: 0 K: 0 S: 8<br>H: 0 LOB: 0 BB: 0 P: 11 | 1B: 11 2B: 3 3B: 0 HR: 2<br>SF: 1 SAC: 0 DP: 2 HBP: 0 | | | | | | |

# TOP

## Minnesota Twins @ Baltimore Orioles

Oriole Park at Camden Yards, Baltimore, MD

Sun Jul 25 2004, 1:35 PM EDT
Att. 41,833 - Unknown - 78 F

livebaseballscorecards.com

| | |
|---|---|
| AB | 39 |
| R | 8 |
| H | 15 |
| RBI | 8 |
| BB | 2 |
| SO | 1 |
| LOB | 19 |

| | | | | | | | | | | | | | | | | | | | | | | | | | | | | | | | |
|---|---|---|---|---|---|---|---|---|---|---|---|---|---|---|---|---|---|---|---|---|---|---|---|---|---|---|---|---|---|---|---|
| PITCHER | | IP | WLS | BF | H | R | ER | SO | BB | IBB | HBP | BLK | WP | HR | S | P | ERA | WHIP | PITCHER | IP | WLS | BF | H | R | ER | SO | BB | IBB | HBP | BLK | WP | HR | S | P | ERA | WHIP |
| 40 Daniel Cabrera, R<br>ERA: 3.65 | (1, 1) | 5.0 | L | 27 | 11 | 8 | 8 | 0 | 1 | 0 | 0 | 0 | 1 | 2 | 62 | 99 | 14.40 | 2.400 | | | | | | | | | | | | | | | | | |
| Todd Williams, R<br>ERA: 4.5 | (6, 1) | 1.0 | | 3 | 1 | 0 | 0 | 1 | 0 | 0 | 0 | 0 | 0 | 0 | 12 | 18 | 0.00 | 1.000 | | | | | | | | | | | | | | | | | |
| John Parrish, L<br>ERA: 3.51 | (7, 1) | 1.0 | | 6 | 3 | 0 | 0 | 0 | 1 | 0 | 0 | 0 | 0 | 0 | 10 | 21 | 0.00 | 4.000 | | | | | | | | | | | | | | | | | |
| Jason Grimsley, R<br>ERA: 4.71 | (8, 1) | 1.0 | | 3 | 0 | 0 | 0 | 0 | 0 | 0 | 0 | 0 | 0 | 0 | 9 | 13 | 0.00 | 0.000 | | | | | | | | | | | | | | | | | |
| Buddy Groom, L<br>ERA: 5.46 | (9, 1) | 1.0 | | 3 | 0 | 0 | 0 | 0 | 0 | 0 | 0 | 0 | 0 | 0 | 8 | 11 | 0.00 | 0.000 | | | | | | | | | | | | | | | | | |

| Batter | 1 | 2 | 3 | 4 | 5 | 6 | 7 | 8 | 9 | AB | R | H | RBI | BB | SO | LOB |
|---|---|---|---|---|---|---|---|---|---|---|---|---|---|---|---|---|
| 1 Brian Roberts, S (1, 4)<br>OBP: 0.337, SLG: 0.363 | C X 0-1 P6 ① | | C C X 0-2 G4-3 ① | | B C B X 2-1 6 2B 1B | | B B X 2-0 2B | | | 4 | 1 | 2 | 0 | 0 | 0 | 0 |
| David Newhan, L (1, 10)<br>OBP: 0.434, SLG: 0.594 | C X 0-1 P5 ② | | B F B X 2-1 G4-3 ② | | B F F 1 SAFE X 1-2 P5 ② | | C S S 0-3 K ③ | | | 4 | 0 | 0 | 0 | 0 | 1 | 2 |
| 6 Melvin Mora, R (1, 5)<br>OBP: 0.428, SLG: 0.573 | B B X 2-0 F9 ③ | | B C B X 2-1 G5-3 ③ | | X 0-0 10 1B 2B<br>1-H | | | B B F F B X 3-2 L8 ① | | 4 | 0 | 1 | 1 | 0 | 0 | 0 |
| 10 Miguel Tejada, R (1, 6)<br>OBP: 0.367, SLG: 0.537 | | C X 0-1 2B 2B | | C B X 1-1 E5 FC6-4 1B SF7 | X 0-0 ③<br>2-H 1B | | | C B B F F X 2-2 F8 ② | | 4 | 2 | 2 | 0 | 0 | 0 | 0 |
| Rafael Palmeiro, L (1, 3)<br>OBP: 0.354, SLG: 0.409 | | F X 0-1 1B<br>2-H 2B | | B X 1-0 FC6-4<br>1-2 1B | | C C B F F X 1-2 P4 ① | | C F C 0-3 K ③ | | 4 | 1 | 2 | 1 | 0 | 1 | 0 |
| Javy Lopez, R (1, 2)<br>OBP: 0.363, SLG: 0.467 | | B X 1-0 G6-3<br>2-H 1B | | X 0-0 ① FC6-4 FC6-4<br>1-2f 2-3 | | S B C S 1-3 ② K | | | B X 1-0 1B | 4 | 0 | 2 | 1 | 0 | 1 | 2 |
| Karim Garcia, L (1, 8)<br>OBP: 0.272, SLG: 0.412<br>Darnell McDonald, R (9, PH)<br>OBP: 0.316, SLG: 0.294 | | D B C B F F X 3-2 F8 ① | | X 0-0 ② SF7<br>3-H | | X 0-0 ③ G1-3 | | | B B C F S 2-3 K ① | 2<br>1 | 0<br>0 | 0<br>0 | 1<br>0 | 0<br>0 | 0<br>1 | 1<br>1 |
| Jerry Hairston, R (1, 9)<br>OBP: 0.365, SLG: 0.391 | | C C F B F F B F F 2-2 F X G6-3 ②<br>1-2 | | B C B X 2-1 FC6-4 ③<br>1-2f | | | C B S B F B X 3-2 G6-3 ① | | B C B X 2-1 P4 ② | 4 | 0 | 0 | 0 | 0 | 0 | 3 |
| Larry Bigbie, L (1, 7)<br>OBP: 0.325, SLG: 0.397<br>Luis Lopez, S (9, PH)<br>OBP: 0.279, SLG: 0.345 | | B B F X 2-1 F7 ③ | | | B X 1-0 L7 ① | | C S S 0-3 K ② | | B B F D X 3-1 G5-3 ③ | 3<br>1 | 0<br>0 | 0<br>0 | 0<br>0 | 0<br>0 | 1<br>0 | 1<br>1 |
| Inning Stats | R: 0 E: 0 K: 0 S: 5 H: 0 LOB: 0 BB: 0 P: 7 | R: 2 E: 0 K: 0 S: 20 H: 3 LOB: 1 BB: 0 P: 28 | R: 0 E: 0 K: 0 S: 7 H: 0 LOB: 0 BB: 0 P: 11 | R: 1 E: 1 K: 0 S: 7 H: 1 LOB: 1 BB: 0 P: 11 | R: 1 E: 0 K: 0 S: 8 H: 3 LOB: 2 BB: 0 P: 12 | R: 0 E: 0 K: 1 S: 9 H: 0 LOB: 0 BB: 0 P: 11 | R: 0 E: 0 K: 2 S: 11 H: 1 LOB: 1 BB: 0 P: 16 | R: 0 E: 0 K: 1 S: 10 H: 0 LOB: 0 BB: 0 P: 15 | R: 0 E: 0 K: 1 S: 8 H: 1 LOB: 1 BB: 0 P: 16 | 1B: 5 2B: 4 3B: 0 HR: 0 | SF: 1 SAC: 0 DP: 0 HBP: 0 | | | | | | |

| PITCHER | | IP | WLS | BF | H | R | ER | SO | BB | IBB | HBP | BLK | WP | HR | S | P | ERA | WHIP |
|---|---|---|---|---|---|---|---|---|---|---|---|---|---|---|---|---|---|---|
| Kyle Lohse, R<br>ERA: 4.87 | (1, 1) | 5.0 | W | 22 | 7 | 4 | 3 | 0 | 0 | 0 | 0 | 0 | 0 | 0 | 47 | 69 | 5.40 | 1.400 |
| J.C. Romero, L<br>ERA: 4.04 | (6, 1) | 2.0 | | 7 | 1 | 0 | 0 | 3 | 0 | 0 | 0 | 0 | 0 | 0 | 20 | 27 | 0.00 | 0.500 |
| Grant Balfour, R<br>ERA: 3.33 | (8, 1) | 1.0 | | 3 | 0 | 0 | 0 | 1 | 0 | 0 | 0 | 0 | 0 | 0 | 10 | 15 | 0.00 | 0.000 |
| Aaron Fultz, L<br>ERA: 4.19 | (9, 1) | 1.0 | | 4 | 1 | 0 | 0 | 1 | 0 | 0 | 0 | 0 | 0 | 0 | 8 | 16 | 0.00 | 1.000 |

| PITCHER | IP | WLS | BF | H | R | ER | SO | BB | IBB | HBP | BLK | WP | HR | S | P | ERA | WHIP |
|---|---|---|---|---|---|---|---|---|---|---|---|---|---|---|---|---|---|

# BOTTOM

## Minnesota Twins @ Baltimore Orioles

Oriole Park at Camden Yards, Baltimore, MD

Sun Jul 25 2004, 1:35 PM EDT
Att. 41,833 - Unknown - 78 F

livebaseballscorecards.com

| | |
|---|---|
| AB | 35 |
| R | 4 |
| H | 9 |
| RBI | 4 |
| BB | 0 |
| SO | 5 |
| LOB | 11 |

| | | | |
|---|---|---|---|
| WP: 0 | PB: 0 | SB: 0 | CS: 0 |
| PA: 36 | | | |

# Boston Red Sox @ Baltimore Orioles

Oriole Park at Camden Yards, Baltimore, MD

Mon Jul 26 2004, 7:05 PM EDT

Att. 42,113 - Overcast - 82 F

TOP

livebaseballscorecards.com

| Batter | 1 | 2 | 3 | 4 | 5 | 6 | 7 | 8 | 9 | AB | R | H | RBI | BB | SO | LOB |
|---|---|---|---|---|---|---|---|---|---|---|---|---|---|---|---|---|
| 18 Johnny Damon, L (1, 8)<br>OBP: 0.389, SLG: 0.485 | C B S F B X<br>2-2 G6-3 ① | | X<br>0-0 34 SF9 1-3 1B 2B | B B B C F F X<br>3-2 F8 ② | | X<br>0-0 G3 ① | B B C B S B<br>4-2 34 1B 1-2 1B BB | | C C B B X<br>2-2 P5 ① | 4 | 2 | 1 | 0 | 1 | 0 | 1 |
| Andy Dominique, R (9, PH)<br>OBP: 0.182, SLG: 0.182 | | | | | | | | | | 1 | 0 | 0 | 0 | 0 | 0 | 0 |
| (9, 3) | | | | | | | | | | | | | | | | |
| Mark Bellhorn, S (1, 4)<br>OBP: 0.376, SLG: 0.435 | C S S<br>0-3 K ② | | B B C C B B<br>4-2 1B 1B BB | S B F B X<br>2-2 L5 ③ | | C B X<br>1-1 2B 2-H 2B | B B F C F B F F S<br>3-3 K ① | | X<br>0-0 L9 ② | 5 | 2 | 1 | 1 | 1 | 2 | 2 |
| 34 David Ortiz, L (1, 10)<br>OBP: 0.377, SLG: 0.616 | B B C S S B B<br>4-2 BB | | X<br>0-0 SF9 ② 2-3 3-H | | B S S F H<br>2-2 BB 1B HBP | C B B B B<br>4-1 2B BB BB | B X<br>1-0 WP 1B 1-2 2-H 1B | | B C B X<br>2-1 F8 ③ | 1 | 1 | 1 | 2 | 2 | 0 | 0 |
| 20 Kevin Youkilis, R (9, PH)<br>OBP: 0.396, SLG: 0.454 | | | | | | | | | | 1 | 0 | 0 | 0 | 0 | 0 | 0 |
| Manny Ramirez, R (1, 7)<br>OBP: 0.425, SLG: 0.644 | F B F B B C<br>3-3 K ③ | | X<br>0-0 1B 2B 1-2 3-H 1B | | F B F F B B X<br>3-2 BB 1-2 1B | B B X<br>2-0 BB G3 1-3 2-H 2B | F S B F F X<br>1-2 WP 1-2 2-H 1B | | | 4 | 2 | 3 | 2 | 0 | 1 | 1 |
| Dave McCarty, R (6, 3)<br>OBP: 0.321, SLG: 0.378 | | | | | | | | | | 1 | 0 | 1 | 1 | 0 | 0 | 0 |
| (9, 9) | | | | | | | | | | | | | | | | |
| Nomar Garciaparra, R (1, 6)<br>OBP: 0.367, SLG: 0.503 | | X<br>0-0 F7 ① | D B F B F X<br>3-2 2B 1B 1-3 2-H 1B | | B X<br>1-0 F4 ① | I I I<br>4-0 G3 BB IBB | C S S<br>0-3 K ② | | | 3 | 1 | 1 | 1 | 1 | 0 | 2 |
| Ricky Gutierrez, R (7, PH)<br>OBP: 0.250, SLG: 0.217 | | | | | | | | | | 1 | 0 | 0 | 0 | 0 | 1 | 2 |
| (7, 6) | | | | | | | | | | | | | | | | |
| Kevin Millar, R (1, 3)<br>OBP: 0.372, SLG: 0.461 | | B B X<br>2-0 P2 ② | X<br>0-0 1B 1-3 3-H 2B | | X<br>0-0 P6 ② | B C B B B<br>4-1 G3 1-2 2-3 3-H BB | B B C F B X<br>3-2 F7 ③ 1-2 2-3 | | | 4 | 1 | 1 | 2 | 1 | 0 | 4 |
| (6, 7) | | | | | | | | | | | | | | | | |
| Jason Varitek, S (1, 2)<br>OBP: 0.375, SLG: 0.435 | | C B X<br>1-1 P5 ③ | D S X<br>1-1 1B 2-H 3-H 1B | | S B B B C F B<br>4-2 1-2 2-3 BB | X<br>0-0 G3 ② 1-2 2-3 3-H | | B B C S X<br>2-2 G3 ① | | 4 | 0 | 1 | 3 | 1 | 0 | 2 |
| Bill Mueller, S (1, 5)<br>OBP: 0.332, SLG: 0.426 | | F X<br>0-1 G6-3 ① F X<br>0-2 L5 ③ | | | C B B B S D X<br>3-2 L8 ③ | B B X<br>2-0 G6-3 ③ | | B F X<br>1-1 L9 ② | | 5 | 0 | 0 | 0 | 0 | 0 | 6 |
| Gabe Kapler, R (1, 9)<br>OBP: 0.314, SLG: 0.414 | | | B C X<br>1-1 18 2B 34 SF9 1B | C X<br>0-1 P6 ① | | B B X<br>2-0 2B 2B | C B F B F X<br>2-2 18 BB 34 1B 1B | F B X<br>1-1 G1-5-3 ③ | | 5 | 3 | 3 | 0 | 0 | 0 | 0 |
| (9, 8) | | | | | | | | | | | | | | | | |

| Inning Stats | | | | | | | | | | |
|---|---|---|---|---|---|---|---|---|---|---|
| | R: 0 H: 0<br>E: 0 LOB: 1<br>K: 2 BB: 1<br>S: 12 P: 21 | R: 0 H: 0<br>E: 0 LOB: 0<br>K: 0 BB: 0<br>S: 4 P: 7 | R: 6 H: 6<br>E: 0 LOB: 1<br>K: 0 BB: 1<br>S: 18 P: 27 | R: 0 H: 0<br>E: 0 LOB: 0<br>K: 0 BB: 0<br>S: 10 P: 15 | R: 0 H: 1<br>E: 0 LOB: 3<br>K: 0 BB: 1<br>S: 15 P: 28 | R: 4 H: 3<br>E: 0 LOB: 2<br>K: 0 BB: 3<br>S: 9 P: 28 | R: 2 H: 3<br>E: 0 LOB: 2<br>K: 2 BB: 1<br>S: 24 P: 38 | R: 0 H: 0<br>E: 0 LOB: 0<br>K: 0 BB: 0<br>S: 7 P: 11 | R: 0 H: 0<br>E: 0 LOB: 0<br>K: 0 BB: 0<br>S: 6 P: 10 | 1B: 8 SF: 1<br>2B: 5 SAC: 0<br>3B: 0 DP: 0<br>HR: 0 HBP: 1 | WP: 1 PA: 48<br>PB: 0<br>SB: 0<br>CS: 0 |

| | AB | 39 |
|---|---|---|
| | R | 12 |
| | H | 13 |
| | RBI | 12 |
| | BB | 7 |
| | SO | 4 |
| | LOB | 20 |

| PITCHER | | IP | WLS | BF | H | R | ER | SO | BB | IBB | HBP | BLK | WP | HR | S | P | ERA | WHIP |
|---|---|---|---|---|---|---|---|---|---|---|---|---|---|---|---|---|---|---|
| 45 Erik Bedard, L<br>ERA: 4.42 | (1, 1) | 4.2 | L | 25 | 7 | 6 | 6 | 2 | 3 | 0 | 1 | 0 | 0 | 0 | 56 | 92 | 11.57 | 2.143 |
| Eddy Rodriguez, R<br>ERA: 4.25 | (5, 1) | 0.2 | | 8 | 3 | 4 | 4 | 0 | 2 | 1 | 0 | 0 | 0 | 0 | 10 | 30 | 54.00 | 7.500 |
| Todd Williams, R<br>ERA: 5.79 | (6, 1) | 2.2 | | 12 | 3 | 2 | 2 | 2 | 1 | 0 | 0 | 0 | 1 | 0 | 33 | 53 | 6.75 | 1.500 |
| Buddy Groom, L<br>ERA: 5.29 | (9, 1) | 1.0 | | 3 | 0 | 0 | 0 | 0 | 0 | 0 | 0 | 0 | 0 | 0 | 6 | 10 | 0.00 | 0.000 |

| PITCHER | | IP | WLS | BF | H | R | ER | SO | BB | IBB | HBP | BLK | WP | HR | S | P | ERA | WHIP |
|---|---|---|---|---|---|---|---|---|---|---|---|---|---|---|---|---|---|---|

# BOTTOM

| Batter | 1 | 2 | 3 | 4 | 5 | 6 | 7 | 8 | 9 | AB | R | H | RBI | BB | SO | LOB |
|---|---|---|---|---|---|---|---|---|---|---|---|---|---|---|---|---|
| 1 Brian Roberts, S (1, 4)<br>OBP: 0.338, SLG: 0.362 | B C F B X<br>2-2 F8 ① | | B C X<br>1-1 FC3-6 ② FC6<br>1-2f | | | F X<br>0-1 G1-3 ①<br>B B B C B | 4-1 6 1B G4-3 BB<br>1-2 2-3 | | C B C X<br>1-2 1B | 4 | 0 | 1 | 0 | 1 | 0 | 1 |
| David Newhan, L (1, 10)<br>OBP: 0.427, SLG: 0.577 | C B F S<br>1-3 K ② | | X<br>0-0 FC6 ③<br>1-2f | | | B B B C B<br>4-1 6 FC5-4 BB | C F F B B D X<br>3-2 G4-3 ②<br>1-2 2-3 3-H | | B X<br>1-0 F8 ③ | 4 | 0 | 0 | 1 | 1 | 1 | 4 |
| 6 Melvin Mora, R (1, 5)<br>OBP: 0.429, SLG: 0.572 | C T F B X<br>1-2 L1 ③ | | | C F B F F X<br>1-2 10 G5-4-3 1B | | B B F X<br>2-1 FC5-4 ②<br>1-2f 10 HR | B C X<br>1-1 1B<br>2-3 3-H | | | 4 | 1 | 2 | 1 | 0 | 0 | 1 |
| 10 Miguel Tejada, R (1, 6)<br>OBP: 0.366, SLG: 0.542<br>Luis Lopez, S (9, 6)<br>OBP: 0.279, SLG: 0.345 | | B C F X<br>1-2 G6-3 ① | | C X<br>0-1 G5-4-3 ① ②<br>1-2f | | C X<br>0-1 HR<br>1-H | B C F B S<br>2-3 K ③ | | | 4<br>0 | 1<br>0 | 1<br>0 | 2<br>0 | 0<br>0 | 1<br>0 | 4<br>0 |
| Rafael Palmeiro, L (1, 3)<br>OBP: 0.353, SLG: 0.405 | | X<br>0-0 P2 ② | | C B F B X<br>2-2 G3 ③ | | B C F S<br>1-3 K ③ | | B F B B S F B<br>4-2 L3 BB | | 3 | 0 | 0 | 0 | 1 | 1 | 0 |
| Javy Lopez, R (1, 2)<br>OBP: 0.366, SLG: 0.474<br>Ken Huckaby, R (9, 2)<br>OBP: 0.243, SLG: 0.235 | | B B F F F B B<br>4-2 BB | | | F B F X<br>1-2 2B | | B C C F X<br>1-2 1B 1B 2B | B C F B C<br>2-3 K ① | | 3<br>0 | 1<br>0 | 2<br>0 | 0<br>0 | 1<br>0 | 1<br>0 | 1<br>0 |
| Karim Garcia, L (1, 8)<br>OBP: 0.267, SLG: 0.405<br>(8, 9) | | S B B C S<br>2-3 K ③ | | | F S B B C<br>2-3 K ① | | S F F F B F B F X<br>2-2 P6 ①<br>B X<br>1-0 L3 ② ③<br>1-1 | | | 4 | 0 | 0 | 0 | 0 | 2 | 4 |
| Jerry Hairston, R (1, 9)<br>OBP: 0.369, SLG: 0.395<br>Darnell McDonald, R (7, PR)<br>OBP: 0.300, SLG: 0.278<br>(8, 8) | | | C B B X<br>2-1 1 FC3-6 1B | | X<br>0-0 P3 ② | | C B F B X<br>2-2 1 BB 1B G4-3 1B<br>2-3 | | C X<br>0-1 G6-3 ① | 3<br>1 | 0<br>1 | 2<br>0 | 0<br>0 | 0<br>0 | 0<br>0 | 1<br>0 |
| Larry Bigbie, L (1, 7)<br>OBP: 0.324, SLG: 0.395 | | | X<br>0-0 F7 ① | | C C C<br>0-3 K ③ | | B F B X<br>2-1 G4-3 1 BB 6 1B 1B<br>1-2 3-H | | C B F X<br>1-2 G1-3 ② | 4 | 1 | 1 | 1 | 0 | 1 | 2 |
| Inning Stats | R: 0 E: 0 K: 1 S: 10<br>H: 0 LOB: 0 BB: 0 P: 14 | R: 0 E: 0 K: 1 S: 10<br>H: 0 LOB: 1 BB: 1 P: 17 | R: 0 E: 0 K: 0 S: 6<br>H: 1 LOB: 1 BB: 0 P: 9 | R: 0 E: 0 K: 0 S: 10<br>H: 1 LOB: 0 BB: 0 P: 13 | R: 0 E: 0 K: 2 S: 10<br>H: 1 LOB: 1 BB: 0 P: 13 | R: 2 E: 0 K: 1 S: 10<br>H: 1 LOB: 0 BB: 1 P: 17 | R: 3 E: 0 K: 1 S: 26<br>H: 4 LOB: 3 BB: 1 P: 43 | R: 0 E: 0 K: 1 S: 7<br>H: 0 LOB: 0 BB: 1 P: 14 | R: 0 E: 0 K: 0 S: 9<br>H: 1 LOB: 1 BB: 0 P: 12 | 1B: 6<br>2B: 3<br>3B: 0<br>HR: 1 | SF: 0<br>SAC: 0<br>DP: 2<br>HBP: 0 | | | | | WP: 0<br>PB: 0<br>SB: 0<br>CS: 0 | PA: 38 |

| PITCHER | | IP | WLS | BF | H | R | ER | SO | BB | IBB | HBP | BLK | WP | HR | S | P | ERA | WHIP |
|---|---|---|---|---|---|---|---|---|---|---|---|---|---|---|---|---|---|---|
| Pedro Martinez, R<br>ERA: 4.15 | (1, 1) | 6.1 | W | 27 | 7 | 5 | 5 | 5 | 2 | 0 | 0 | 0 | 0 | 1 | 72 | 106 | 7.11 | 1.421 |
| Terry Adams, R<br>ERA: 3.89 | (7, 1) | 0.2 | | 4 | 1 | 0 | 0 | 1 | 1 | 0 | 0 | 0 | 0 | 0 | 10 | 20 | 0.00 | 3.000 |
| Ramiro Mendoza, R<br>ERA: 2.08 | (8, 1) | 2.0 | | 7 | 1 | 0 | 0 | 1 | 1 | 0 | 0 | 0 | 0 | 0 | 16 | 26 | 0.00 | 1.000 |

| PITCHER | IP | WLS | BF | H | R | ER | SO | BB | IBB | HBP | BLK | WP | HR | S | P | ERA | WHIP |
|---|---|---|---|---|---|---|---|---|---|---|---|---|---|---|---|---|---|

# Boston Red Sox @ Baltimore Orioles

Oriole Park at Camden Yards, Baltimore, MD

Mon Jul 26 2004, 7:05 PM EDT

Att. 42,113 - Overcast - 82 F

livebaseballscorecards.com

| | |
|---|---|
| AB | 34 |
| R | 5 |
| H | 9 |
| RBI | 5 |
| BB | 4 |
| SO | 7 |
| LOB | 18 |

| Batter | 1 | 2 | 3 | 4 | 5 | 6 | 7 | 8 | 9 | AB | R | H | RBI | BB | SO | LOB |
|---|---|---|---|---|---|---|---|---|---|---|---|---|---|---|---|---|
| 18 Johnny Damon, L (1, 8)<br>OBP: 0.386, SLG: 0.480 | C F B F B X 2-2 ① P6 | | | C B X 1-1 ① G6-3 | | C F B X 1-2 ② G3 2-3 | | | B F F B X 2-2 ① G3-1 | 4 | 0 | 0 | 0 | 0 | 0 | 1 |
| Mark Bellhorn, S (1, 4)<br>OBP: 0.373, SLG: 0.430 | B F F B X 2-2 ② F8 | | | C B B S X 2-2 ② F8 | | F X 0-1 ③ P6 | | | B S X 1-1 ② L9 | 4 | 0 | 0 | 0 | 0 | 0 | 1 |
| 34 David Ortiz, L (1, 10)<br>OBP: 0.376, SLG: 0.620 | B B F F S 2-3 ③ K | | | B B C F B S 3-3 ③ K | | | B X 1-0 ① F7 | | B F F B X 2-2 HR | 4 | 1 | 1 | 1 | 0 | 2 | 0 |
| Manny Ramirez, R (1, 7)<br>OBP: 0.421, SLG: 0.637 | | S F B B F F B C 3-3 ① K | | | X 0-0 ① G4-3 | | C F B C 1-3 ② K | | C F C 0-3 ③ K | 4 | 0 | 0 | 0 | 0 | 3 | 0 |
| Nomar Garciaparra, R (1, 6)<br>OBP: 0.367, SLG: 0.500 | | X 0-0 ② P3 | | | B S X 1-1 G5-3 1B | | F B X 1-1 ③ G5-3 | | | 3 | 0 | 1 | 0 | 0 | 0 | 0 |
| Kevin Millar, R (1, 3)<br>OBP: 0.372, SLG: 0.460 | | F X 0-1 ③ L5 | | | B B 1 SAFE S S B X 3-2 ② G5-3 1-2 | | | X 0-0 FC5-4 1B | | 3 | 0 | 1 | 0 | 0 | 0 | 1 |
| Jason Varitek, S (1, 2)<br>OBP: 0.372, SLG: 0.431 | | | C B B F S 2-3 ① K | | B C C S 1-3 ③ K | | | S B B S S 2-3 ① K | | 3 | 0 | 0 | 0 | 0 | 3 | 2 |
| Bill Mueller, S (1, 5)<br>OBP: 0.332, SLG: 0.429 | | | C B B B C F B F X 3-2 ② P5 | | | B F B B C X 3-2 18 G3 2B | | B C F F B F C 2-3 ② K | | 3 | 0 | 1 | 0 | 0 | 1 | 1 |
| Gabe Kapler, R (1, 9)<br>OBP: 0.309, SLG: 0.407 | | | B X 1-0 ③ F9 | | | L S F S 0-3 ① K | | S X 0-1 ③ FC5-4 1-2f | | 3 | 0 | 0 | 0 | 0 | 1 | 2 |
| Inning Stats | R: 0 E: 0 K: 1 S: 10 H: 0 LOB: 0 BB: 0 P: 16 | R: 0 E: 0 K: 1 S: 8 H: 0 LOB: 0 BB: 0 P: 11 | R: 0 E: 0 K: 1 S: 9 H: 0 LOB: 0 BB: 0 P: 15 | R: 0 E: 0 K: 1 S: 8 H: 0 LOB: 0 BB: 0 P: 14 | R: 0 E: 0 K: 1 S: 9 H: 1 LOB: 1 BB: 0 P: 14 | R: 0 E: 0 K: 1 S: 12 H: 1 LOB: 1 BB: 0 P: 16 | R: 0 E: 0 K: 1 S: 6 H: 0 LOB: 0 BB: 0 P: 9 | R: 0 E: 0 K: 2 S: 11 H: 1 LOB: 1 BB: 0 P: 15 | R: 1 E: 0 K: 1 S: 11 H: 1 LOB: 0 BB: 0 P: 16 | 1B: 2 2B: 1 3B: 0 HR: 1 | SF: 0 SAC: 0 DP: 0 HBP: 0 | | | | | | |

# TOP

## Boston Red Sox @ Baltimore Orioles

Oriole Park at Camden Yards, Baltimore, MD

Wed Jul 28 2004, 7:05 PM EDT
Att. 45,780 - Unknown - 83 F

livebaseballscorecards.com

| | |
|---|---|
| AB | 31 |
| R | 1 |
| H | 4 |
| RBI | 1 |
| BB | 0 |
| SO | 10 |
| LOB | 8 |

WP: 0 PB: 0 SB: 0 CS: 0 PA: 31

| PITCHER | | IP | WLS | BF | H | R | ER | SO | BB | IBB | HBP | BLK | WP | HR | S | P | ERA | WHIP |
|---|---|---|---|---|---|---|---|---|---|---|---|---|---|---|---|---|---|---|
| Dave Borkowski, R<br>ERA: 3.07 | (1, 1) | 7.0 | W | 24 | 3 | 0 | 0 | 7 | 0 | 0 | 0 | 0 | 0 | 0 | 63 | 96 | 0.00 | 0.429 |
| B.J. Ryan, L<br>ERA: 1.79 | (8, 1) | 2.0 | | 7 | 1 | 1 | 1 | 3 | 0 | 0 | 0 | 0 | 0 | 1 | 21 | 30 | 4.50 | 0.500 |

| PITCHER | | IP | WLS | BF | H | R | ER | SO | BB | IBB | HBP | BLK | WP | HR | S | P | ERA | WHIP |
|---|---|---|---|---|---|---|---|---|---|---|---|---|---|---|---|---|---|---|

# BOTTOM

## Boston Red Sox @ Baltimore Orioles

Oriole Park at Camden Yards, Baltimore, MD

Wed Jul 28 2004, 7:05 PM EDT

Att. 45,780 - Unknown - 83 F

livebaseballscorecards.com

| Batter | 1 | 2 | 3 | 4 | 5 | 6 | 7 | 8 | 9 | AB | R | H | RBI | BB | SO | LOB |
|---|---|---|---|---|---|---|---|---|---|---|---|---|---|---|---|---|
| 1 Brian Roberts, S (1, 4)<br>OBP: 0.338, SLG: 0.362 | B B C B C X 3-2 1B | | C C S 0-3 ③ K | | | B X 1-0 ① SH5-4 2-3 | | C B S X 1-2 ① F8 | | 3 | 0 | 1 | 0 | 0 | 1 | 0 |
| Luis Lopez, S (1, 10)<br>OBP: 0.262, SLG: 0.328 | S F X 0-2 ① F9 | | | C X 0-1 ① P5 | | B X 1-0 ② SF9 3-H | | C S C 0-3 ② K | | 3 | 0 | 0 | 1 | 0 | 1 | 1 |
| 6 Melvin Mora, R (1, 5)<br>OBP: 0.424, SLG: 0.565 | B B F 1 SAFE X 2-1 ② F9 | | | X 0-0 ② F8 | | C F S 0-3 ③ K | | S B X 1-1 ③ G6-3 | | 4 | 0 | 0 | 0 | 0 | 1 | 1 |
| 10 Miguel Tejada, R (1, 6)<br>OBP: 0.365, SLG: 0.543 | B F B X 2-1 ③ F9 | | | C X 0-1 ③ F8 | | | B X 1-0 HR 2B | | | 3 | 1 | 1 | 0 | 0 | 0 | 1 |
| Rafael Palmeiro, L (1, 3)<br>OBP: 0.351, SLG: 0.402 | | B F X 1-1 ① F8 | | | C S X 0-2 ① P5 | | X 0-0 ① P3 | | | 3 | 0 | 0 | 0 | 0 | 0 | 1 |
| Javy Lopez, R (1, 2)<br>OBP: 0.368, SLG: 0.491 | | C B F X 1-2 ② F8 | | | X 0-0 HR | | C B C X 1-2 2-H HR | | | 3 | 2 | 2 | 3 | 0 | 0 | 0 |
| B.J. Surhoff, L (1, 7)<br>OBP: 0.377, SLG: 0.436 | | F B X 1-1 ③ G1-3 | | | C C F X 0-2 ② P5 | | F F D F B X 2-2 1B 1B | | | 3 | 0 | 1 | 0 | 0 | 0 | 0 |
| Karim Garcia, L (1, 8)<br>OBP: 0.264, SLG: 0.399 | | | F X 0-1 ① P6 | | B B F T X 2-2 ③ F7 | | F X 0-1 ② F7 | | | 3 | 0 | 0 | 0 | 0 | 0 | 1 |
| Jerry Hairston, R (1, 9)<br>OBP: 0.373, SLG: 0.403 | | | C B X 1-1 ② F9 | | | F B S B F F F F X 2-2 1 SH5-4 SF9 2B | C X 0-1 ③ 1-3 1B | | | 3 | 1 | 2 | 0 | 0 | 0 | 0 |
| Inning Stats | R: 0 H: 1<br>E: 0 LOB: 1<br>K: 0 BB: 0<br>S: 10 P: 17 | R: 0 H: 0<br>E: 0 LOB: 0<br>K: 0 BB: 0<br>S: 7 P: 10 | R: 0 H: 0<br>E: 0 LOB: 0<br>K: 1 BB: 0<br>S: 7 P: 8 | R: 0 H: 0<br>E: 0 LOB: 0<br>K: 0 BB: 0<br>S: 5 P: 5 | R: 1 H: 1<br>E: 0 LOB: 0<br>K: 0 BB: 0<br>S: 11 P: 13 | R: 1 H: 1<br>E: 0 LOB: 0<br>K: 1 BB: 0<br>S: 12 P: 16 | R: 2 H: 4<br>E: 0 LOB: 2<br>K: 0 BB: 0<br>S: 13 P: 17 | R: 0 H: 0<br>E: 0 LOB: 0<br>K: 1 BB: 0<br>S: 8 P: 10 | | 1B: 3 SF: 1<br>2B: 2 SAC: 1<br>3B: 0 DP: 0<br>HR: 2 HBP: 0 | | | | | | WP: 0 PA: 30<br>PB: 0<br>SB: 0<br>CS: 0 |

| PITCHER | | IP | WLS | BF | H | R | ER | SO | BB | IBB | HBP | BLK | WP | HR | S | P | ERA | WHIP |
|---|---|---|---|---|---|---|---|---|---|---|---|---|---|---|---|---|---|---|
| 38 Curt Schilling, R<br>ERA: 3.46 | (1, 1) | 7.0 | L | 27 | 7 | 4 | 4 | 2 | 0 | 0 | 0 | 0 | 0 | 2 | 65 | 86 | 5.14 | 1.000 |
| 50 Mike Timlin, R<br>ERA: 3.71 | (8, 1) | 1.0 | | 3 | 0 | 0 | 0 | 1 | 0 | 0 | 0 | 0 | 0 | 0 | 8 | 10 | 0.00 | 0.000 |

| PITCHER | IP | WLS | BF | H | R | ER | SO | BB | IBB | HBP | BLK | WP | HR | S | P | ERA | WHIP |
|---|---|---|---|---|---|---|---|---|---|---|---|---|---|---|---|---|---|

| Batter | 1 | 2 | 3 | 4 | 5 | 6 | 7 | 8 | 9 | AB | R | H | RBI | BB | SO | LOB |
|---|---|---|---|---|---|---|---|---|---|---|---|---|---|---|---|---|
| 1 Brian Roberts, S (1, 4)<br>OBP: 0.339, SLG: 0.362 | B C B F F C<br>2-3 ① K | | C D F X<br>1-2 BB 6 1B<br>2-3 1B | | B C B C X<br>2-2 ① F9 | | X<br>0-0 6 1B 2B 1B | B F B C X<br>2-2 ③ F8 | | 5 | 2 | 2 | 0 | 0 | 1 | 1 |
| David Newhan, L (1, 10)<br>OBP: 0.426, SLG: 0.567 | B F F B S<br>2-3 ② K | | 1 SAFE B<br>1 SAFE B<br>1 SAFE B<br>4-0 6 1B<br>1-2 10 1B BB | | B F B X<br>2-1 ② G4-3 | | X<br>0-0 6 2B<br>1-2 1B | | C C X<br>0-2 ① P5 | 4 | 2 | 1 | 0 | 1 | 1 | 0 |
| 6 Melvin Mora, R (1, 5)<br>OBP: 0.423, SLG: 0.565 | X<br>0-0 ③ L8 | | C X<br>0-1 10 1B<br>1-2 2-H 3-H 1B | | C S T<br>0-2 ③ K | | C B B B X<br>3-1 10 1B<br>1-H 2-H 2B | | B C X<br>1-1 ② F9 | 5 | 2 | 2 | 4 | 0 | 1 | 0 |
| 10 Miguel Tejada, R (1, 6)<br>OBP: 0.366, SLG: 0.541 | | X<br>0-0 ① F9 | C X<br>0-1 1B<br>1-3 2-H 1B | | | C B B B X<br>3-1 ① F8 | C X<br>0-1 2B<br>2-H 1B | | X<br>0-0 ③ F7 | 5 | 1 | 2 | 2 | 0 | 0 | 0 |
| Javy Lopez, R (1, 2)<br>OBP: 0.372, SLG: 0.504 | | C F F B X<br>1-2 ② G6-3 | C F B B X<br>2-2 1-2 3-H 1B | | | X<br>0-0 HR | D B C X<br>2-1 1-H 2B | | | 4 | 1 | 3 | 3 | 0 | 0 | 0 |
| Rafael Palmeiro, L (1, 3)<br>OBP: 0.348, SLG: 0.397 | | F F B B B X<br>2-2 ③ F9 | X<br>0-0 ③ F9 | | | B F X<br>1-1 ② P5 | B X<br>1-0 ③ L3 | | | 4 | 0 | 0 | 0 | 0 | 0 | 3 |
| B.J. Surhoff, L (1, 7)<br>OBP: 0.373, SLG: 0.431<br>Larry Bigbie, L (8, PR)<br>OBP: 0.324, SLG: 0.395<br>(8, 7) | | | F S F B S<br>1-3 ① K | B X<br>1-0 ① G4-3 | | B C F S<br>1-3 ③ K2-3 | | B B B C C F X<br>3-2 1B | | 4<br>0 | 0<br>0 | 1<br>0 | 0<br>0 | 0<br>0 | 2<br>0 | 0<br>0 |
| Jerry Hairston, R (1, 9)<br>OBP: 0.378, SLG: 0.408 | | | C B F X<br>1-2 1 1B 6 1B 2B | B B B C C F B<br>4-2 CS BB | | | C B B F H<br>3-2 CS HBP | C C S<br>0-3 ① K | | 2 | 1 | 1 | 0 | 1 | 1 | 1 |
| Karim Garcia, L (1, 8)<br>OBP: 0.259, SLG: 0.392 | | | X<br>0-0 ② F7 | 1 SAFE C P S B S<br>2-3 ② ③ K<br>1-2 | | | L 1 SAFE S B B F B S<br>3-3 ① ② K<br>1-2 | X<br>0-0 ② P4 | | 4 | 0 | 0 | 0 | 0 | 2 | 4 |
| Inning Stats | R: 0 H: 0<br>E: 0 LOB: 0<br>K: 2 BB: 0<br>S: 8 P: 12 | R: 0 H: 0<br>E: 0 LOB: 0<br>K: 0 BB: 0<br>S: 8 P: 11 | R: 4 H: 5<br>E: 0 LOB: 2<br>K: 1 BB: 1<br>S: 19 P: 28 | R: 0 H: 0<br>E: 0 LOB: 0<br>K: 1 BB: 1<br>S: 8 P: 14 | R: 0 H: 0<br>E: 0 LOB: 0<br>K: 1 BB: 0<br>S: 8 P: 12 | R: 1 H: 1<br>E: 0 LOB: 0<br>K: 1 BB: 0<br>S: 8 P: 13 | R: 4 H: 5<br>E: 0 LOB: 1<br>K: 1 BB: 0<br>S: 15 P: 27 | R: 0 H: 1<br>E: 0 LOB: 1<br>K: 1 BB: 0<br>S: 11 P: 16 | R: 0 H: 0<br>E: 0 LOB: 0<br>K: 0 BB: 0<br>S: 6 P: 7 | 1B: 8 SF: 0<br>2B: 4 SAC: 0<br>3B: 0 DP: 1<br>HR: 1 HBP: 1 | | | | | WP: 0 PA: 40<br>PB: 0<br>SB: 0<br>CS: 2 | |

| PITCHER | | IP | WLS | BF | H | R | ER | SO | BB | IBB | HBP | BLK | WP | HR | S | P | ERA | WHIP |
|---|---|---|---|---|---|---|---|---|---|---|---|---|---|---|---|---|---|---|
| Jose Contreras, R<br>ERA: 5.64 | (1, 1) | 6.2 | L | 29 | 8 | 7 | 7 | 7 | 2 | 0 | 1 | 0 | 0 | 1 | 67 | 104 | 9.45 | 1.500 |
| Bret Prinz, R<br>ERA: 5.48 | (7, 1) | 0.0 | | 3 | 3 | 2 | 2 | 0 | 0 | 0 | 0 | 0 | 0 | 0 | 6 | 11 | ∞ | ∞ |
| Juan Padilla, R<br>ERA: 3.97 | (7, 1) | 2.1 | | 8 | 1 | 0 | 0 | 1 | 0 | 0 | 0 | 0 | 0 | 0 | 18 | 25 | 0.00 | 0.429 |

| PITCHER | IP | WLS | BF | H | R | ER | SO | BB | IBB | HBP | BLK | WP | HR | S | P | ERA | WHIP |
|---|---|---|---|---|---|---|---|---|---|---|---|---|---|---|---|---|---|

# TOP

## Baltimore Orioles @ New York Yankees

Yankee Stadium, Bronx, NY

Thu Jul 29 2004, 7:05 PM EDT

Att. 51,677 - Sunny - 82 F

livebaseballscorecards.com

| | |
|---|---|
| AB | 37 |
| R | 9 |
| H | 12 |
| RBI | 9 |
| BB | 2 |
| SO | 8 |
| LOB | 9 |

| Batter | 1 | 2 | 3 | 4 | 5 | 6 | 7 | 8 | 9 | AB | R | H | RBI | BB | SO | LOB |
|---|---|---|---|---|---|---|---|---|---|---|---|---|---|---|---|---|
| Bernie Williams, S (1, 8)<br>OBP: 0.359, SLG: 0.408 | B C C B X<br>2-2<br>2 SH1-3 1B 2B | | C C B B B X<br>3-2 ③<br>F7 | | | B C F C<br>1-3 ③<br>K | | | B B F X<br>2-1 ②<br>L9 | 4 | 1 | 1 | 0 | 0 | 1 | 0 |
| 2 Derek Jeter, R (1, 6)<br>OBP: 0.323, SLG: 0.430 | X<br>0-0 ①<br>SH1-3<br>2-3 | | | B X<br>1-0 ①<br>G4-3 | | | C X<br>0-1 ①<br>F7 | | X<br>0-0 ③<br>G6-3 | 3 | 0 | 0 | 0 | 0 | 0 | 0 |
| Gary Sheffield, R (1, 9)<br>OBP: 0.399, SLG: 0.526 | X<br>0-0<br>13 G6-3 1B<br>3-H | | | B X<br>1-0 ②<br>P5 | | | B C F F B X<br>2-2 ②<br>G5-3 | | | 3 | 0 | 1 | 1 | 0 | 0 | 0 |
| 13 Alex Rodriguez, R (1, 5)<br>OBP: 0.369, SLG: 0.514 | C B 1 SAFE D X<br>2-1 ② ③<br>G6-3<br>1-2f | | | C F X<br>0-2 ③<br>G1-3 | | | F C B B B S<br>3-3 ③<br>K | | | 3 | 0 | 0 | 0 | 0 | 1 | 1 |
| 20 Jorge Posada, S (1, 2)<br>OBP: 0.413, SLG: 0.498<br>John Flaherty, R (9, 2)<br>OBP: 0.200, SLG: 0.276 | | F X<br>0-1<br>55 G4-6-3 1B | | | B C X<br>1-1 ①<br>G4-3 | | | C S S<br>0-3 ①<br>K | | 3<br>0 | 0<br>0 | 1<br>0 | 0<br>0 | 0<br>0 | 1<br>0 | 0<br>0 |
| 55 Hideki Matsui, L (1, 7)<br>OBP: 0.383, SLG: 0.504 | | F X<br>0-1 ① ②<br>G4-6-3<br>1-2f | | | F B C X<br>1-2 ②<br>F7 | | | C B B S B X<br>3-2<br>G4-3 1B | | 3 | 0 | 1 | 0 | 0 | 0 | 1 |
| Ruben Sierra, S (1, 10)<br>OBP: 0.305, SLG: 0.513 | | B B S B C X<br>3-2 ③<br>G2-3 | | | X<br>0-0 ③<br>G1-3 | | | C B C F F X<br>1-2 ②<br>G4-3<br>1-2 | | 3 | 0 | 0 | 0 | 0 | 0 | 1 |
| Tony Clark, S (1, 3)<br>OBP: 0.327, SLG: 0.453 | | | C C S<br>0-3 ①<br>K | | | S B B S F S<br>2-3 ①<br>K | | X<br>0-0 ③<br>G3-1 | | 3 | 0 | 0 | 0 | 0 | 2 | 1 |
| Enrique Wilson, S (1, 4)<br>OBP: 0.262, SLG: 0.354 | | | B C C B X<br>2-2 ②<br>G5-3 | | | C S X<br>0-2 ②<br>F7 | | | B C B B X<br>3-1 ①<br>G3-1 | 3 | 0 | 0 | 0 | 0 | 0 | 0 |
| Inning Stats | R: 1 H: 2<br>E: 0 LOB: 0<br>K: 0 BB: 0<br>S: 7 P: 11 | R: 0 H: 1<br>E: 0 LOB: 0<br>K: 0 BB: 0<br>S: 7 P: 10 | R: 0 H: 0<br>E: 0 LOB: 0<br>K: 1 BB: 0<br>S: 9 P: 14 | R: 0 H: 0<br>E: 0 LOB: 0<br>K: 0 BB: 0<br>S: 5 P: 7 | R: 0 H: 0<br>E: 0 LOB: 0<br>K: 0 BB: 0<br>S: 6 P: 8 | R: 0 H: 0<br>E: 0 LOB: 0<br>K: 2 BB: 0<br>S: 10 P: 13 | R: 0 H: 0<br>E: 0 LOB: 0<br>K: 1 BB: 0<br>S: 9 P: 14 | R: 0 H: 1<br>E: 0 LOB: 1<br>K: 1 BB: 0<br>S: 12 P: 16 | R: 0 H: 0<br>E: 0 LOB: 0<br>K: 0 BB: 0<br>S: 5 P: 10 | 1B: 3 SF: 0<br>2B: 1 SAC: 1<br>3B: 0 DP: 2<br>HR: 0 HBP: 0 | | | | | | |

| PITCHER | IP | WLS | BF | H | R | ER | SO | BB | IBB | HBP | BLK | WP | HR | S | P | ERA | WHIP |
|---|---|---|---|---|---|---|---|---|---|---|---|---|---|---|---|---|---|
| Sidney Ponson, R (1, 1)<br>ERA: 5.6 | 9.0 | W | 29 | 4 | 1 | 1 | 5 | 0 | 0 | 0 | 0 | 0 | 0 | 70 | 103 | 1.00 | 0.444 |

| PITCHER | IP | WLS | BF | H | R | ER | SO | BB | IBB | HBP | BLK | WP | HR | S | P | ERA | WHIP |
|---|---|---|---|---|---|---|---|---|---|---|---|---|---|---|---|---|---|

# BOTTOM

# Baltimore Orioles @ New York Yankees

Yankee Stadium, Bronx, NY

Thu Jul 29 2004, 7:05 PM EDT
Att. 51,677 - Sunny - 82 F

livebaseballscorecards.com

| | |
|---|---|
| AB | 28 |
| R | 1 |
| H | 4 |
| RBI | 1 |
| BB | 0 |
| SO | 5 |
| LOB | 4 |

| Batter | 1 | 2 | 3 | 4 | 5 | 6 | 7 | 8 | 9 | AB | R | H | RBI | BB | SO | LOB |
|---|---|---|---|---|---|---|---|---|---|---|---|---|---|---|---|---|
| 1 Brian Roberts, S (1, 4)<br>OBP: 0.336, SLG: 0.358 | C B F B X 2-2 L3 ① | | 1 SAFE 1 SAFE F 1 SAFE X 0-1 F7 ② | | C F B S 1-3 K ② | | C B T B B C 3-3 K ③ | | | 4 | 0 | 0 | 0 | 0 | 2 | 3 |
| David Newhan, L (1, 10)<br>OBP: 0.421, SLG: 0.559 | B X 1-0 F9 ② | | X 0-0 6 BB 1-2 1B | | B C B B X 3-1 F8 ③ | | | C B S B S 2-3 K ① | | 4 | 0 | 1 | 0 | 0 | 1 | 0 |
| 6 Melvin Mora, R (1, 5)<br>OBP: 0.424, SLG: 0.563 | C X 0-1 F7 ③ | | B B F B B 4-1 1-2 2-3 BB | | | B S X 1-1 10 G4-6-3 1B | | B B B C F F C 3-3 K ② | | 3 | 0 | 1 | 0 | 1 | 1 | 0 |
| 10 Miguel Tejada, R (1, 6)<br>OBP: 0.363, SLG: 0.536 | | B F B B S S 3-3 K ① | S F B S 1-3 K ③ | | | B 1 SAFE X 1-0 G4-6-3 ① ② 1-2f | | C B F B F S 2-3 K ③ | | 4 | 0 | 0 | 0 | 0 | 3 | 4 |
| Javy Lopez, R (1, 2)<br>OBP: 0.373, SLG: 0.503<br>Karim Garcia, L (9, PR)<br>OBP: 0.259, SLG: 0.392 | | B X 1-0 G5-3 ② | B B C B F B 4-2 PB BB | | | B X 1-0 F7 ③ | | | C F F X 0-2 G6-3 1B | 3<br>0 | 0<br>0 | 1<br>0 | 0<br>0 | 1<br>0 | 0<br>0 | 0<br>0 |
| Rafael Palmeiro, L (1, 3)<br>OBP: 0.344, SLG: 0.393 | | F X 0-1 G3-1 ③ | C B X 1-1 P3 ① | | | | B S B X 2-1 F9 ① | | C X 0-1 1-2f G6-3 ① ② | 4 | 0 | 0 | 0 | 0 | 0 | 2 |
| B.J. Surhoff, L (1, 7)<br>OBP: 0.377, SLG: 0.453 | | | C X 0-1 HR | C F B B F C 2-3 1-2 K ② | | | C F B F S 1-3 K 1B | | X 0-0 1B | 4 | 1 | 2 | 1 | 0 | 2 | 1 |
| Jerry Hairston, R (1, 9)<br>OBP: 0.380, SLG: 0.409 | | | B B C S S X 2-2 6 BB 1B 1B | C F X 0-2 P6 ③ | | | B X 1-0 1-2 1B | | X 0-0 L5 ③ | 4 | 0 | 2 | 0 | 0 | 0 | 2 |
| Larry Bigbie, L (1, 8)<br>OBP: 0.321, SLG: 0.391 | | | C X 0-1 F7 ① | | B B S C X 2-2 G3 ① | | C X 0-1 F9 ② | | | 3 | 0 | 0 | 0 | 0 | 0 | 3 |

TOP

Baltimore Orioles @ New York Yankees
Yankee Stadium, Bronx, NY
Fri Jul 30 2004, 7:05 PM EDT
Att. 51,551 - Cloudy - 80 F

livebaseballscorecards.com

| | |
|---|---|
| AB | 33 |
| R | 1 |
| H | 7 |
| RBI | 1 |
| BB | 2 |
| SO | 9 |
| LOB | 15 |

| Inning Stats | 1 | 2 | 3 | 4 | 5 | 6 | 7 | 8 | 9 | 1B: 6 SF: 0 | WP: 1 PA: 35 |
|---|---|---|---|---|---|---|---|---|---|---|---|
| R: | 0 | 0 | 1 | 0 | 0 | 0 | 0 | 0 | 0 | 2B: 0 SAC: 0 | PB: 1 |
| E: | 0 | 0 | 0 | 0 | 0 | 0 | 0 | 0 | 0 | 3B: 0 DP: 2 | SB: 0 |
| K: | 0 | 1 | 1 | 1 | 1 | 0 | 2 | 3 | 0 | HR: 1 HBP: 0 | CS: 0 |
| S: | 6 | 6 | 14 | 11 | 8 | 4 | 12 | 12 | 8 | | |
| H: | 0 | 0 | 3 | 0 | 0 | 1 | 1 | 0 | 2 | | |
| LOB: | 0 | 0 | 3 | 1 | 0 | 0 | 2 | 0 | 1 | | |
| BB: | 0 | 0 | 1 | 1 | 0 | 0 | 0 | 0 | 0 | | |
| P: | 9 | 10 | 21 | 18 | 14 | 7 | 19 | 19 | 8 | | |

| PITCHER | | IP | WLS | BF | H | R | ER | SO | BB | IBB | HBP | BLK | WP | HR | S | P | ERA | WHIP |
|---|---|---|---|---|---|---|---|---|---|---|---|---|---|---|---|---|---|---|
| Kevin Brown, R<br>ERA: 3.93 | (1, 1) | 6.1 | W | 25 | 4 | 1 | 1 | 5 | 2 | 0 | 0 | 0 | 1 | 1 | 55 | 88 | 1.42 | 0.947 |
| Paul Quantrill, R<br>ERA: 3.31 | (7, 1) | 0.2 | H | 3 | 1 | 0 | 0 | 1 | 0 | 0 | 0 | 0 | 0 | 0 | 6 | 10 | 0.00 | 1.500 |
| Tom Gordon, R<br>ERA: 1.94 | (8, 1) | 1.0 | H | 3 | 0 | 0 | 0 | 3 | 0 | 0 | 0 | 0 | 0 | 0 | 12 | 19 | 0.00 | 0.000 |
| 42 Mariano Rivera, R<br>ERA: 1.67 | (9, 1) | 1.0 | S | 4 | 2 | 0 | 0 | 0 | 0 | 0 | 0 | 0 | 0 | 0 | 8 | 8 | 0.00 | 2.000 |

| PITCHER | | IP | WLS | BF | H | R | ER | SO | BB | IBB | HBP | BLK | WP | HR | S | P | ERA | WHIP |
|---|---|---|---|---|---|---|---|---|---|---|---|---|---|---|---|---|---|---|

# Baltimore Orioles @ New York Yankees

Yankee Stadium, Bronx, NY

Fri Jul 30 2004, 7:05 PM EDT
Att. 51,551 - Cloudy - 80 F

livebaseballscorecards.com

## BOTTOM

| Batter | 1 | 2 | 3 | 4 | 5 | 6 | 7 | 8 | 9 | AB | R | H | RBI | BB | SO | LOB |
|---|---|---|---|---|---|---|---|---|---|---|---|---|---|---|---|---|
| Kenny Lofton, L (1, 8) (9, 9)<br>OBP: 0.368, SLG: 0.458 | F7 | | G4-3 | | 1B, 2 1B, 13 SF7 1B | | 2 FC4-6 BB | | | 3 | 1 | 1 | 0 | 1 | 0 | 0 |
| 2 Derek Jeter, R (1, 6)<br>OBP: 0.325, SLG: 0.430 | F8 | | 1B | | 1B 1-2 | | 1 SAFE FC4-6 S 1-2f | | | 4 | 0 | 2 | 0 | 0 | 0 | 1 |
| Gary Sheffield, R (1, 10)<br>OBP: 0.400, SLG: 0.525 | BB | | F7 | | 1B 1-2 2-3 | | F8 1-2 | | | 3 | 0 | 1 | 0 | 1 | 0 | 2 |
| 13 Alex Rodriguez, R (1, 5)<br>OBP: 0.370, SLG: 0.523 | G1-3 | | | HR | SF7 3-H | | | 55 CS, 20 G3 1B | | 3 | 1 | 2 | 2 | 0 | 0 | 1 |
| 20 Jorge Posada, S (1, 2)<br>OBP: 0.408, SLG: 0.491 | | F7 | | G3-1 | P4 | | | 1 SAFE 1 SAFE B 1 SAFE C 1 B B X, G3 1-2 | | 4 | 0 | 0 | 0 | 0 | 0 | 3 |
| 55 Hideki Matsui, L (1, 7)<br>OBP: 0.386, SLG: 0.505 | | BB | | 1B | | L9-3 1B | | S S B X, F8 1-2 2-3 | | 3 | 0 | 2 | 0 | 1 | 0 | 1 |
| Ruben Sierra, S (1, 9)<br>OBP: 0.300, SLG: 0.505<br>Bernie Williams, S (9, 8)<br>OBP: 0.359, SLG: 0.408 | | F7 | | F7 | | L9-3 1-1 | | | | 3<br>0 | 0<br>0 | 0<br>0 | 0<br>0 | 0<br>0 | 0<br>0 | 3<br>0 |
| Tony Clark, S (1, 3)<br>OBP: 0.323, SLG: 0.446 | | K | | P5 | | G4-3 | | | | 3 | 0 | 0 | 0 | 0 | 1 | 2 |
| Enrique Wilson, S (1, 4)<br>OBP: 0.258, SLG: 0.348 | | | B2-3 | | P4 | | F8 | | | 3 | 0 | 0 | 0 | 0 | 0 | 0 |
| Inning Stats | R: 0 E: 0 K: 0 S: 7 H: 0 LOB: 1 BB: 1 P: 12 | R: 0 E: 0 K: 1 S: 8 H: 0 LOB: 1 BB: 1 P: 19 | R: 0 E: 0 K: 0 S: 8 H: 1 LOB: 1 BB: 0 P: 14 | R: 1 E: 0 K: 0 S: 14 H: 2 LOB: 1 BB: 0 P: 20 | R: 1 E: 0 K: 0 S: 12 H: 3 LOB: 2 BB: 0 P: 18 | R: 0 E: 0 K: 0 S: 5 H: 1 LOB: 0 BB: 0 P: 8 | R: 0 E: 0 K: 0 S: 9 H: 0 LOB: 1 BB: 1 P: 15 | R: 0 E: 0 K: 0 S: 8 H: 1 LOB: 0 BB: 0 P: 15 | | 1B: 7 2B: 1 3B: 0 HR: 1 | SF: 1 SAC: 0 DP: 1 HBP: 0 | | WP: 0 PB: 0 SB: 1 CS: 1 | PA: 33 | | | |

| | AB | 29 |
|---|---|---|
| | R | 2 |
| | H | 8 |
| | RBI | 2 |
| | BB | 3 |
| | SO | 1 |
| | LOB | 13 |

| PITCHER | | IP | WLS | BF | H | R | ER | SO | BB | IBB | HBP | BLK | WP | HR | S | P | ERA | WHIP |
|---|---|---|---|---|---|---|---|---|---|---|---|---|---|---|---|---|---|---|
| 40 Daniel Cabrera, R<br>ERA: 3.6 | (1, 1) | 6.1 | L | 28 | 7 | 2 | 2 | 1 | 3 | 0 | 0 | 0 | 0 | 1 | 60 | 102 | 2.84 | 1.579 |
| Jason Grimsley, R<br>ERA: 4.58 | (7, 1) | 1.0 | | 4 | 1 | 0 | 0 | 0 | 0 | 0 | 0 | 0 | 0 | 0 | 8 | 15 | 0.00 | 1.000 |
| B.J. Ryan, L<br>ERA: 1.77 | (8, 1) | 0.2 | | 1 | 0 | 0 | 0 | 0 | 0 | 0 | 0 | 0 | 0 | 0 | 3 | 4 | 0.00 | 0.000 |

| PITCHER | IP | WLS | BF | H | R | ER | SO | BB | IBB | HBP | BLK | WP | HR | S | P | ERA | WHIP |
|---|---|---|---|---|---|---|---|---|---|---|---|---|---|---|---|---|---|

| Batter | 1 | 2 | 3 | 4 | 5 | 6 | 7 | 8 | 9 | AB | R | H | RBI | BB | SO | LOB |
|---|---|---|---|---|---|---|---|---|---|---|---|---|---|---|---|---|
| Jerry Hairston, R (1, 8)<br>OBP: 0.381, SLG: 0.422 | F8 | | HR | | | 1B | G6-3 | | G6-3 | 5 | 2 | 2 | 1 | 0 | 0 | 1 |
| David Newhan, L (1, 10)<br>OBP: 0.417, SLG: 0.547 | E1 6 G6-3 | | K | | | 10 SF9 6 1B WP BB | G4-3 | | | 3 | 1 | 0 | 0 | 1 | 1 | 0 |
| 6 Melvin Mora, R (1, 5)<br>OBP: 0.422, SLG: 0.559 | G6-3 1-2f | | G5-3 | | | 1B WP SF9 1B | | K | | 4 | 1 | 1 | 0 | 0 | 1 | 1 |
| 10 Miguel Tejada, R (1, 6)<br>OBP: 0.364, SLG: 0.535 | | FC5-4 1B HBP | | F8 | | SF9 | | FC5-4 1B | | 2 | 0 | 1 | 1 | 0 | 0 | 0 |
| Javy Lopez, R (1, 2)<br>OBP: 0.372, SLG: 0.499 | | K | | G6-3 | | 1B BB | | FC5-4 1-2f | | 3 | 0 | 0 | 0 | 1 | 1 | 2 |
| B.J. Surhoff, L (1, 3)<br>OBP: 0.380, SLG: 0.454 | | FC5-4 1-2 1B | | P6 | | 1B | | G3-1 | | 4 | 0 | 2 | 0 | 0 | 0 | 1 |
| Karim Garcia, L (1, 9)<br>OBP: 0.255, SLG: 0.387 | | FC5-4 1-2f 2-3 | | | K | SF9 3-H | | | G1-3 | 3 | 0 | 0 | 1 | 0 | 1 | 2 |
| Larry Bigbie, L (1, 7)<br>OBP: 0.318, SLG: 0.388<br>Rafael Palmeiro, L (9, PH)<br>OBP: 0.343, SLG: 0.392 | | L9 | | F8 | | | | | G4-3 | 3<br>1 | 0<br>0 | 0<br>0 | 0<br>0 | 0<br>0 | 1<br>0 | 4<br>0 |
| 1 Brian Roberts, S (1, 4)<br>OBP: 0.335, SLG: 0.357 | | | F9 | | F7 | | G3 | | DI 1B | 4 | 0 | 1 | 0 | 0 | 0 | 0 |
| Inning Stats | R: 0 E: 1 K: 0 S: 6 H: 0 LOB: 0 BB: 0 P: 8 | R: 0 E: 0 K: 1 S: 11 H: 1 LOB: 2 BB: 0 P: 16 | R: 1 E: 0 K: 1 S: 12 H: 1 LOB: 0 BB: 0 P: 17 | R: 0 E: 0 K: 0 S: 6 H: 0 LOB: 0 BB: 0 P: 9 | R: 0 E: 0 K: 1 S: 8 H: 0 LOB: 0 BB: 0 P: 13 | R: 3 E: 0 K: 1 S: 23 H: 3 LOB: 2 BB: 2 P: 32 | R: 0 E: 0 K: 0 S: 9 H: 0 LOB: 0 BB: 0 P: 12 | R: 0 E: 0 K: 1 S: 13 H: 1 LOB: 0 BB: 0 P: 20 | R: 0 E: 0 K: 0 S: 18 H: 1 LOB: 1 BB: 0 P: 22 | 1B: 6 2B: 0 3B: 0 HR: 1 | SF: 2 SAC: 0 DP: 1 HBP: 1 | | | | | |

# TOP

## Baltimore Orioles @ New York Yankees

Yankee Stadium, Bronx, NY

Sat Jul 31 2004, 1:20 PM EDT

Att. 51,845 - Unknown - 84 F

livebaseballscorecards.com

| | |
|---|---|
| AB | 32 |
| R | 4 |
| H | 7 |
| RBI | 3 |
| BB | 2 |
| SO | 5 |
| LOB | 11 |

WP: 1 PA: 37
PB: 0
SB: 0
CS: 0

| PITCHER | | IP | WLS | BF | H | R | ER | SO | BB | IBB | HBP | BLK | WP | HR | S | P | ERA | WHIP |
|---|---|---|---|---|---|---|---|---|---|---|---|---|---|---|---|---|---|---|
| Javier Vazquez, R<br>ERA: 4.16 | (1, 1) | 5.1 | W | 23 | 4 | 4 | 4 | 3 | 2 | 0 | 1 | 0 | 1 | 1 | 56 | 85 | 6.75 | 1.125 |
| Scott Proctor, R<br>ERA: 5.56 | (6, 1) | 0.2 | H | 3 | 1 | 0 | 0 | 1 | 0 | 0 | 0 | 0 | 0 | 0 | 10 | 10 | 0.00 | 1.500 |
| Paul Quantrill, R<br>ERA: 3.26 | (7, 1) | 1.0 | H | 3 | 0 | 0 | 0 | 0 | 0 | 0 | 0 | 0 | 0 | 0 | 9 | 12 | 0.00 | 0.000 |
| Tom Gordon, R<br>ERA: 1.91 | (8, 1) | 1.0 | H | 4 | 1 | 0 | 0 | 1 | 0 | 0 | 0 | 0 | 0 | 0 | 13 | 20 | 0.00 | 1.000 |
| 42 Mariano Rivera, R<br>ERA: 1.64 | (9, 1) | 1.0 | S | 4 | 1 | 0 | 0 | 0 | 0 | 0 | 0 | 0 | 0 | 0 | 18 | 22 | 0.00 | 1.000 |

| PITCHER | IP | WLS | BF | H | R | ER | SO | BB | IBB | HBP | BLK | WP | HR | S | P | ERA | WHIP |
|---|---|---|---|---|---|---|---|---|---|---|---|---|---|---|---|---|---|

# Baltimore Orioles @ New York Yankees

Yankee Stadium, Bronx, NY

Sat Jul 31 2004, 1:20 PM EDT
Att. 51,845 - Unknown - 84 F

livebaseballscorecards.com

## BOTTOM

| Batter | 1 | 2 | 3 | 4 | 5 | 6 | 7 | 8 | 9 | AB | R | H | RBI | BB | SO | LOB |
|---|---|---|---|---|---|---|---|---|---|---|---|---|---|---|---|---|
| Miguel Cairo, R (1, 4)<br>OBP: 0.333, SLG: 0.412 | B B B C F C<br>3-3 ① K | | B B F F B F F F B<br>4-2 2 BB BB | | X<br>0-0 2 3B 1B | C X<br>0-1 ① F9 | | B X<br>1-0 ③ P6 | | 4 | 1 | 1 | 0 | 1 | 1 | 0 |
| 2 Derek Jeter, R (1, 6)<br>OBP: 0.327, SLG: 0.434 | B B F B X<br>3-1 ② G5-3 | | C O B B F F B<br>4-2 1-2 2-3 BB | | F X<br>0-1 1-H G6-3 3B | F F S<br>0-3 ② K | | | | 3 | 1 | 1 | 1 | 1 | 1 | 0 |
| Gary Sheffield, R (1, 9)<br>OBP: 0.399, SLG: 0.530 | B B B X<br>3-0 ③ P2 | | F S X<br>0-2 ③ P2 | | B X<br>1-0 ① G6-3 3-H | C F B X<br>1-2 HR | | | | 4 | 1 | 1 | 2 | 0 | 0 | 3 |
| 13 Alex Rodriguez, R (1, 5)<br>OBP: 0.374, SLG: 0.533 | | B B B C F X<br>3-2 G6-4-3 1B | | B C B X<br>2-1 55 1B S 1B | B B F X<br>2-1 HR | C T S<br>0-3 ③ K | | | | 4 | 2 | 3 | 1 | 0 | 1 | 0 |
| Bernie Williams, S (1, 8)<br>OBP: 0.356, SLG: 0.403 | | 1 SAFE B T X<br>1-1 ① ② G6-4-3 1-2f | | 1 SAFE B F C 1 SAFE F D F 1 SAFE<br>2-3 ① S K | C B X<br>1-1 ② G4-3 | | B X<br>1-0 ① G4-3 | | | 4 | 0 | 0 | 0 | 0 | 1 | 2 |
| 55 Hideki Matsui, L (1, 7)<br>OBP: 0.387, SLG: 0.505 | | C X<br>0-1 ③ F7 | | P B C C F X<br>2-2 S 1-3 1B 1B | B C B C B F X<br>3-2 BB BB 1B | | B F B S F X<br>2-2 ② F9 | | | 4 | 1 | 2 | 0 | 0 | 0 | 0 |
| Ruben Sierra, S (1, 10)<br>OBP: 0.300, SLG: 0.497 | | | C B F B S<br>2-3 ① K | F T B F B B S<br>3-3 ② K 1-2 3-H | C B T B B B<br>4-2 BB 1-2 BB | | C F X<br>0-2 ③ L4 | | | 3 | 0 | 0 | 0 | 1 | 2 | 1 |
| Tony Clark, S (1, 3)<br>OBP: 0.326, SLG: 0.444 | | | C B X<br>1-1 ② F8 | C X<br>0-1 FC5-4 2-H 1B | C S B B B B<br>4-2 1-2 2-3 BB | | | B F F X<br>1-2 ① G4-3 | | 3 | 0 | 1 | 1 | 1 | 0 | 0 |
| John Flaherty, R (1, 2)<br>OBP: 0.202, SLG: 0.288 | | | C E B X<br>1-2 2 BB 2B | X<br>0-0 ③ FC5-4 1-2f | C S S<br>0-3 ③ K | | | B F B B X<br>3-1 ② P5 | | 4 | 0 | 1 | 0 | 0 | 1 | 4 |
| Inning Stats | R: 0 E: 0 K: 1 S: 6<br>H: 0 LOB: 0 BB: 0 P: 15 | R: 0 E: 0 K: 0 S: 7<br>H: 1 LOB: 0 BB: 0 P: 11 | R: 0 E: 0 K: 1 S: 19<br>H: 1 LOB: 3 BB: 2 P: 31 | R: 2 E: 0 K: 2 S: 19<br>H: 3 LOB: 1 BB: 0 P: 27 | R: 3 E: 0 K: 1 S: 19<br>H: 4 LOB: 3 BB: 2 P: 34 | R: 1 E: 0 K: 2 S: 11<br>H: 1 LOB: 0 BB: 0 P: 12 | R: 0 E: 0 K: 0 S: 8<br>H: 0 LOB: 0 BB: 0 P: 11 | R: 0 E: 0 K: 0 S: 6<br>H: 0 LOB: 0 BB: 0 P: 11 | | 1B: 6 2B: 1 3B: 1 HR: 2<br>SF: 0 SAC: 0 DP: 1 HBP: 0 | | | | | | |

| | AB | 33 |
|---|---|---|
| | R | 6 |
| | H | 10 |
| | RBI | 5 |
| | BB | 4 |
| | SO | 7 |
| | LOB | 10 |

WP: 0 PB: 0 SB: 2 CS: 0 PA: 37

| PITCHER | | IP | WLS | BF | H | R | ER | SO | BB | IBB | HBP | BLK | WP | HR | S | P | ERA | WHIP |
|---|---|---|---|---|---|---|---|---|---|---|---|---|---|---|---|---|---|---|
| 45 Erik Bedard, L<br>ERA: 4.67 | (1, 1) | 4.2 | L | 24 | 9 | 5 | 5 | 4 | 2 | 0 | 0 | 0 | 0 | 1 | 63 | 103 | 9.64 | 2.357 |
| Eddy Rodriguez, R<br>ERA: 4.35 | (5, 1) | 1.1 | | 7 | 1 | 1 | 1 | 3 | 2 | 0 | 0 | 0 | 0 | 1 | 18 | 27 | 6.75 | 2.250 |
| Buddy Groom, L<br>ERA: 4.98 | (7, 1) | 2.0 | | 6 | 0 | 0 | 0 | 0 | 0 | 0 | 0 | 0 | 0 | 0 | 14 | 22 | 0.00 | 0.000 |

| PITCHER | IP | WLS | BF | H | R | ER | SO | BB | IBB | HBP | BLK | WP | HR | S | P | ERA | WHIP |
|---|---|---|---|---|---|---|---|---|---|---|---|---|---|---|---|---|---|

# Baltimore Orioles @ New York Yankees

Yankee Stadium, Bronx, NY

Sun Aug 01 2004, 1:05 PM EDT

Att. 51,632 - Unknown - 77 F

livebaseballscorecards.com

## TOP

| Batter | 1 | 2 | 3 | 4 | 5 | 6 | 7 | 8 | 9 | AB | R | H | RBI | BB | SO | LOB |
|---|---|---|---|---|---|---|---|---|---|---|---|---|---|---|---|---|
| Jerry Hairston, R (1, 8)<br>OBP: 0.377, SLG: 0.421 | C C X<br>0-2<br>6 FC6-5 2B | | X<br>0-0 ① G5-3 | C F B X<br>1-2 ② P6 | | C B B F S<br>2-3 ② K | | C C B F F X<br>1-2 ① F9 | | 5 | 0 | 1 | 0 | 0 | 1 | 3 |
| 1 Brian Roberts, S (1, 4)<br>OBP: 0.333, SLG: 0.355 | L B C S<br>1-3 ① K | | C B X<br>1-1 ② P6 | B C F B F F X<br>2-2<br>1-2<br>2-H 1B | | B X<br>1-0 ③ P2 | | B X<br>1-0 ② F7 | | 5 | 0 | 1 | 1 | 0 | 1 | 2 |
| 6 Melvin Mora, R (1, 5)<br>OBP: 0.419, SLG: 0.563 | X<br>0-0 ② FC6-5<br>2-3 | | C F B F X<br>1-2 HR | B B B C C S<br>3-3 ③ K | | | S C F S<br>0-3 ① K | C C B F B F X<br>2-2 ③ F9 | | 5 | 1 | 1 | 1 | 0 | 2 | 3 |
| 10 Miguel Tejada, R (1, 6)<br>OBP: 0.366, SLG: 0.546 | C C B B S<br>2-3 ③ K | | B B F X<br>2-1<br>BB 1B | | B C C B C<br>2-3 ① K | | B F C X<br>1-2<br>1B 2B 2B | | B F X<br>1-1 HR | 5 | 2 | 3 | 1 | 0 | 2 | 1 |
| Rafael Palmeiro, L (1, 3)<br>OBP: 0.351, SLG: 0.405 | | C B F B X<br>2-2<br>FC4-6 1B 1B | C 1 SAFE B B B B C B<br>4-2<br>1-2 BB | | B X<br>1-0 HR | | F X<br>0-1<br>BB 2B<br>2-3 1B | | C B B B B F F B<br>4-2<br>E 1B G4-3 BB | 3 | 3 | 3 | 1 | 2 | 0 | 0 |
| Javy Lopez, R (1, 10)<br>OBP: 0.370, SLG: 0.494 | | B C S 1 SAFE F B S<br>2-3 ① K | S X<br>0-1 ③ F7 | | B S S S<br>1-3 ② K | | B B B B<br>4-0<br>2B<br>1-2 BB | | C F S<br>0-3 ① K | 4 | 0 | 0 | 0 | 1 | 3 | 4 |
| David Newhan, L (1, 9)<br>OBP: 0.429, SLG: 0.562 | | 1 SAFE C B B X<br>2-1<br>FC4-6<br>1-2 1B | B F F B X<br>2-2<br>1 1B 1B | F B S S<br>1-3 ③ K | | B B C F X<br>2-2<br>1-3<br>2-H<br>3-H 2B | | X<br>0-0<br>E1<br>G4-3<br>1-3 1B | 5 | 1 | 4 | 2 | 0 | 1 | 0 |
| Larry Bigbie, L (1, 7)<br>OBP: 0.320, SLG: 0.386 | S C X<br>0-2 ② FC4-6<br>1-2f<br>2-3 | | B 1 SAFE 1 SAFE X<br>1-0<br>1 1B<br>1-2 1B | | C B C B B F B<br>4-2 X BB | | 0-0 ② F7 | F X<br>0-1 ②<br>G4-3<br>2-3<br>3-H | | 4 | 0 | 1 | 1 | 1 | 0 | 5 |
| Robert Machado, R (1, 2)<br>OBP: 0.224, SLG: 0.319<br>Luis Lopez, S (7, PH)<br>OBP: 0.258, SLG: 0.322<br>Ken Huckaby, R (7, 2)<br>OBP: 0.243, SLG: 0.235<br>B.J. Surhoff, L (9, PH)<br>OBP: 0.377, SLG: 0.451 | | 1 SAFE 1 SAFE B S 1 SAFE S C<br>1-3 ③ K | L B B B F F F S<br>3-3 ① K | | F X<br>0-1 ① F9 | X<br>0-0 ③ G4-3 | | X<br>0-0 ③ P6 | 3<br>1<br>0<br>1 | 0<br>0<br>0<br>0 | 0<br>0<br>0<br>0 | 0<br>0<br>0<br>0 | 2<br>0<br>0<br>0 | 5<br>2<br>0<br>1 |

| | AB | 41 |
|---|---|---|
| | R | 7 |
| | H | 14 |
| | RBI | 7 |
| | BB | 4 |
| | SO | 12 |
| | LOB | 26 |

| Inning Stats | 1 | 2 | 3 | 4 | 5 | 6 | 7 | 8 | 9 | 1B: 8 | SF: 0 | WP: 0 | PA: 45 |
|---|---|---|---|---|---|---|---|---|---|---|---|---|---|
| | R: 0 H: 1<br>E: 0 LOB: 1<br>K: 2 BB: 0<br>S: 10 P: 13 | R: 0 H: 2<br>E: 0 LOB: 2<br>K: 2 BB: 0<br>S: 15 P: 22 | R: 1 H: 2<br>E: 0 LOB: 2<br>K: 0 BB: 1<br>S: 13 P: 21 | R: 1 H: 3<br>E: 0 LOB: 2<br>K: 2 BB: 0<br>S: 21 P: 33 | R: 1 H: 1<br>E: 0 LOB: 0<br>K: 3 BB: 0<br>S: 10 P: 15 | R: 0 H: 0<br>E: 0 LOB: 1<br>K: 1 BB: 1<br>S: 9 P: 16 | R: 2 H: 3<br>E: 0 LOB: 2<br>K: 1 BB: 1<br>S: 14 P: 21 | R: 0 H: 0<br>E: 0 LOB: 0<br>K: 0 BB: 0<br>S: 11 P: 15 | R: 2 H: 2<br>E: 1 LOB: 1<br>K: 1 BB: 1<br>S: 12 P: 17 | 2B: 3<br>3B: 0<br>HR: 3 | SAC: 0<br>DP: 0<br>HBP: 0 | PB: 0<br>SB: 0<br>CS: 0 | |

| PITCHER | | IP | WLS | BF | H | R | ER | SO | BB | IBB | HBP | BLK | WP | HR | S | P | ERA | WHIP |
|---|---|---|---|---|---|---|---|---|---|---|---|---|---|---|---|---|---|---|
| Orlando Hernandez, R<br>ERA: 3.0 | (1, 1) | 5.0 | W | 25 | 9 | 3 | 3 | 9 | 1 | 0 | 0 | 0 | 0 | 2 | 69 | 104 | 5.40 | 2.000 |
| Tanyon Sturtze, R<br>ERA: 5.18 | (6, 1) | 1.1 | | 8 | 2 | 2 | 1 | 2 | 2 | 0 | 0 | 0 | 0 | 0 | 18 | 30 | 6.75 | 3.000 |
| Paul Quantrill, R<br>ERA: 3.18 | (7, 1) | 1.2 | | 6 | 1 | 0 | 0 | 0 | 0 | 0 | 0 | 0 | 0 | 0 | 16 | 22 | 0.00 | 0.600 |
| Scott Proctor, R<br>ERA: 6.35 | (9, 1) | 0.0 | | 2 | 1 | 2 | 1 | 0 | 1 | 0 | 0 | 0 | 0 | 1 | 5 | 10 | ∞ | ∞ |
| 42 Mariano Rivera, R<br>ERA: 1.61 | (9, 1) | 1.0 | S | 4 | 1 | 0 | 0 | 1 | 0 | 0 | 0 | 0 | 0 | 0 | 7 | 7 | 0.00 | 1.000 |

| PITCHER | IP | WLS | BF | H | R | ER | SO | BB | IBB | HBP | BLK | WP | HR | S | P | ERA | WHIP |
|---|---|---|---|---|---|---|---|---|---|---|---|---|---|---|---|---|---|

| Batter | 1 | 2 | 3 | 4 | 5 | 6 | 7 | 8 | 9 | AB | R | H | RBI | BB | SO | LOB |
|---|---|---|---|---|---|---|---|---|---|---|---|---|---|---|---|---|
| Kenny Lofton, L (1, 8)<br>OBP: 0.363, SLG: 0.469 | G4-3 | | F8 | | HR<br>L5 | | K | | | 5 | 1 | 1 | 1 | 0 | 1 | 6 |
| 2 Derek Jeter, R (1, 6)<br>OBP: 0.330, SLG: 0.436 | PB<br>1B | | | 20 S<br>55 2B<br>1B | 13 HR<br>1B | G6-3 | | K | | 5 | 2 | 3 | 0 | 0 | 1 | 0 |
| Gary Sheffield, R (1, 9)<br>OBP: 0.399, SLG: 0.525 | K<br>1-2 | | | 20 BB<br>55 2B<br>1-2<br>BB | P5 | K | | 20 BB<br>BB | | 3 | 1 | 0 | 0 | 2 | 2 | 2 |
| 13 Alex Rodriguez, R (1, 5)<br>OBP: 0.372, SLG: 0.536 | K2-3 | | | K | 1-H<br>HR | G6-3 | | F9 | | 5 | 1 | 1 | 2 | 0 | 2 | 4 |
| 20 Jorge Posada, S (1, 2)<br>OBP: 0.413, SLG: 0.491 | | F8 | | 55 2B<br>G4-3<br>1-2<br>2-3<br>BB | BB 55 E<br>SF8<br>1B | | BB 55 1B<br>BB | BB | 1-2<br>BB | 2 | 2 | 1 | 0 | 3 | 0 | 0 |
| 55 Hideki Matsui, L (1, 7)<br>OBP: 0.387, SLG: 0.507 | K | | | G4-3<br>HR<br>1-3<br>2-H<br>3-H<br>2B | E1<br>SF8 BB<br>1-2 | | BB<br>1-2<br>1B | F7 | | 5 | 1 | 2 | 2 | 0 | 1 | 3 |
| Bernie Williams, S (1, 10)<br>OBP: 0.357, SLG: 0.401 | K | | | G4-3<br>2-3<br>3-H | BB<br>1-2<br>2-3<br>BB | | 1-2<br>2-3<br>BB | | | 2 | 0 | 0 | 1 | 2 | 1 | 1 |
| Tony Clark, S (1, 3)<br>OBP: 0.325, SLG: 0.457 | | | K | HR<br>3-H | SF8<br>2-3<br>3-H | | K | | | 3 | 1 | 1 | 3 | 0 | 2 | 3 |
| Miguel Cairo, R (1, 4)<br>OBP: 0.332, SLG: 0.406 | | | G4-3 | K | BB<br>1-2 | | K | | | 3 | 0 | 0 | 0 | 1 | 2 | 3 |
| Inning Stats | R: 0<br>E: 0<br>K: 2<br>S: 9<br>H: 1<br>LOB: 1<br>BB: 0<br>P: 15 | R: 0<br>E: 0<br>K: 2<br>S: 8<br>H: 0<br>LOB: 0<br>BB: 0<br>P: 13 | R: 0<br>E: 0<br>K: 1<br>S: 10<br>H: 0<br>LOB: 0<br>BB: 0<br>P: 15 | R: 5<br>E: 0<br>K: 2<br>S: 18<br>H: 3<br>LOB: 0<br>BB: 2<br>P: 36 | R: 4<br>E: 1<br>K: 0<br>S: 25<br>H: 4<br>LOB: 3<br>BB: 2<br>P: 44 | R: 0<br>E: 0<br>K: 1<br>S: 6<br>H: 0<br>LOB: 0<br>BB: 0<br>P: 10 | R: 0<br>E: 0<br>K: 3<br>S: 15<br>H: 1<br>LOB: 3<br>BB: 2<br>P: 29 | R: 0<br>E: 0<br>K: 1<br>S: 8<br>H: 0<br>LOB: 2<br>BB: 2<br>P: 20 | | 1B: 5<br>2B: 1<br>3B: 0<br>HR: 3<br>SF: 1<br>SAC: 0<br>DP: 0<br>HBP: 0 | | | | | | |

| PITCHER | | IP | WLS | BF | H | R | ER | SO | BB | IBB | HBP | BLK | WP | HR | S | P | ERA | WHIP |
|---|---|---|---|---|---|---|---|---|---|---|---|---|---|---|---|---|---|---|
| Rodrigo Lopez, R<br>ERA: 4.18 | (1, 1) | 4.1 | L | 22 | 7 | 8 | 8 | 7 | 2 | 0 | 0 | 0 | 0 | 3 | 57 | 100 | 16.61 | 2.077 |
| John Parrish, L<br>ERA: 3.41 | (5, 1) | 1.2 | | 11 | 2 | 1 | 0 | 1 | 3 | 0 | 0 | 0 | 0 | 0 | 23 | 42 | 0.00 | 3.000 |
| B.J. Ryan, L<br>ERA: 1.74 | (7, 1) | 1.0 | | 4 | 0 | 0 | 0 | 3 | 1 | 0 | 0 | 0 | 0 | 0 | 11 | 20 | 0.00 | 1.000 |
| Jorge Julio, R<br>ERA: 4.29 | (8, 1) | 1.0 | | 5 | 0 | 0 | 0 | 1 | 2 | 0 | 0 | 0 | 0 | 0 | 8 | 20 | 0.00 | 2.000 |

| PITCHER | IP | WLS | BF | H | R | ER | SO | BB | IBB | HBP | BLK | WP | HR | S | P | ERA | WHIP |
|---|---|---|---|---|---|---|---|---|---|---|---|---|---|---|---|---|---|

# BOTTOM

# Baltimore Orioles @ New York Yankees

Yankee Stadium, Bronx, NY

Sun Aug 01 2004, 1:05 PM EDT
Att. 51,632 - Unknown - 77 F

livebaseballscorecards.com

| | |
|---|---|
| AB | 33 |
| R | 9 |
| H | 9 |
| RBI | 9 |
| BB | 8 |
| SO | 12 |
| LOB | 22 |

WP: 0 PA: 42
PB: 1
SB: 1
CS: 0

| Batter | 1 | 2 | 3 | 4 | 5 | 6 | 7 | 8 | 9 | AB | R | H | RBI | BB | SO | LOB |
|---|---|---|---|---|---|---|---|---|---|---|---|---|---|---|---|---|
| 51 Ichiro Suzuki, L (1, 9)<br>OBP: 0.396, SLG: 0.432 | X<br>0-0<br>G4-6-3<br>3B | | F B X<br>1-1<br>1B 1B<br>G6-4-3<br>1B | B X<br>1-0<br>1B<br>1-2<br>1B | | B X<br>1-0<br>E6<br>1B | | B C B S F F X<br>2-2<br>BB 1B<br>1B | | 5 | 2 | 5 | 0 | 0 | 0 | 0 |
| Randy Winn, S (1, 8)<br>OBP: 0.361, SLG: 0.439 | B B F B B<br>4-1<br>G4-6-3<br>BB | | B C 1 SAFE X<br>1-1<br>G6-4-3 1B<br>1-2<br>1B<br>1B | F B X<br>1-1<br>1-2<br>2-H<br>1B | | X<br>0-0 ③<br>G6-3 | | C C B X<br>1-2<br>BB<br>1-2<br>1B | | 4 | 1 | 3 | 1 | 1 | 0 | 1 |
| Bret Boone, R (1, 4)<br>OBP: 0.314, SLG: 0.408 | F B X<br>1-1 ① ②<br>G4-6-3<br>1-2f<br>3-H | | X<br>0-0<br>G6-4-3<br>1-2<br>2-3<br>1B | C X<br>0-1 ③<br>G4-3 | | | B C F B X<br>2-2<br>HR<br>1B | S S B F X<br>1-2 ②<br>P6 | | 5 | 1 | 2 | 0 | 0 | 0 | 5 |
| Edgar Martinez, R (1, 10)<br>OBP: 0.351, SLG: 0.393 | B S B B B<br>4-1<br>WP<br>2B<br>BB | | B C X<br>1-1 ① ②<br>G6-4-3<br>1-2f<br>2-3<br>3-H | | B X<br>1-0 ①<br>G5-3 | | C F B X<br>1-2<br>1-H<br>HR | B B C C B<br>4-2<br>1-2<br>2-3<br>BB | | 3 | 2 | 1 | 2 | 2 | 0 | 2 |
| Raul Ibanez, L (1, 7)<br>OBP: 0.329, SLG: 0.471 | C B B F B X<br>3-2<br>1-H<br>2B | | B X<br>1-0<br>G5-3<br>3-H<br>1B | | B B F F X<br>2-2 ②<br>G4-3 | | B B B C X<br>3-1<br>1B | S S S<br>0-3 ③<br>K | | 5 | 0 | 3 | 2 | 0 | 1 | 3 |
| Jolbert Cabrera, R (1, 3)<br>OBP: 0.328, SLG: 0.408 | F C S<br>0-3 ③<br>K | | B X<br>1-0 ③<br>G5-3<br>1-2 | | C B F H<br>2-2<br>HBP | | F F 1 SAFE B S<br>1-3 ①<br>K | | C C X<br>0-2<br>FC5-4<br>1B | 4 | 0 | 1 | 0 | 0 | 2 | 3 |
| Miguel Olivo, R (1, 2)<br>OBP: 0.305, SLG: 0.487 | | C B S S<br>1-3 ①<br>K | | B X<br>1-0 ①<br>P6 | X<br>0-0 ③<br>G5-3 | | S 1 SAFE C F S<br>0-3 ②<br>K | | B X<br>1-0 ①<br>FC5-4<br>G3-1 DI<br>1-2f | 5 | 0 | 0 | 0 | 0 | 2 | 3 |
| Justin Leone, R (1, 5)<br>OBP: 0.273, SLG: 0.443 | | B B B C X<br>3-1 ②<br>P6 | | C B X<br>1-1 ②<br>G5-3 | | C B B X<br>2-1 ①<br>F7 | B 1 S F F S SAFE<br>1-3 ③<br>K | | B B C C X<br>2-2 ②<br>G3-1<br>1-3 | 5 | 0 | 0 | 0 | 0 | 1 | 2 |
| 4 Jose Lopez, R (1, 6)<br>OBP: 0.143, SLG: 0.143 | | B X<br>1-0 ③<br>F7 | | B C B F F B X<br>3-2<br>51<br>1B<br>1B<br>1B | | F F F X<br>0-2 ②<br>F7 | | F F F B F B T<br>2-2 ①<br>K | B F F X<br>1-2 ③<br>G5-3 | 5 | 1 | 1 | 0 | 0 | 1 | 1 |
| Inning Stats | R: 2 H: 2<br>E: 0 LOB: 1<br>K: 1 BB: 2<br>S: 11 P: 23 | R: 0 H: 0<br>E: 0 LOB: 0<br>K: 1 BB: 0<br>S: 6 P: 11 | R: 2 H: 4<br>E: 0 LOB: 1<br>K: 0 BB: 0<br>S: 9 P: 14 | R: 1 H: 3<br>E: 0 LOB: 2<br>K: 0 BB: 0<br>S: 12 P: 19 | R: 0 H: 0<br>E: 0 LOB: 1<br>K: 0 BB: 0<br>S: 7 P: 12 | R: 0 H: 1<br>E: 1 LOB: 1<br>K: 0 BB: 0<br>S: 8 P: 11 | R: 2 H: 3<br>E: 0 LOB: 1<br>K: 3 BB: 0<br>S: 19 P: 27 | R: 0 H: 2<br>E: 0 LOB: 3<br>K: 2 BB: 1<br>S: 22 P: 32 | R: 0 H: 1<br>E: 0 LOB: 1<br>K: 0 BB: 0<br>S: 10 P: 14 | 1B: 13 SF: 0<br>2B: 1 SAC: 0<br>3B: 1 DP: 2<br>HR: 1 HBP: 1 | | | | | | |

| PITCHER | IP | WLS | BF | H | R | ER | SO | BB | IBB | HBP | BLK | WP | HR | S | P | ERA | WHIP |
|---|---|---|---|---|---|---|---|---|---|---|---|---|---|---|---|---|---|
| Sidney Ponson, R (1, 1)<br>ERA: 5.81 | 6.0 | | 32 | 13 | 7 | 7 | 2 | 2 | 0 | 1 | 0 | 1 | 1 | 61 | 104 | 10.50 | 2.500 |
| Jason Grimsley, R (7, 1)<br>ERA: 4.46 | 1.0 | W | 3 | 0 | 0 | 0 | 3 | 0 | 0 | 0 | 0 | 0 | 0 | 11 | 13 | 0.00 | 0.000 |
| B.J. Ryan, L (8, 1)<br>ERA: 1.71 | 1.0 | H | 6 | 2 | 0 | 0 | 2 | 1 | 0 | 0 | 0 | 0 | 0 | 22 | 32 | 0.00 | 3.000 |
| Jorge Julio, R (9, 1)<br>ERA: 4.19 | 1.0 | S | 4 | 1 | 0 | 0 | 0 | 0 | 0 | 0 | 0 | 0 | 0 | 10 | 14 | 0.00 | 1.000 |

| PITCHER | IP | WLS | BF | H | R | ER | SO | BB | IBB | HBP | BLK | WP | HR | S | P | ERA | WHIP |
|---|---|---|---|---|---|---|---|---|---|---|---|---|---|---|---|---|---|

# Seattle Mariners @ Baltimore Orioles

Oriole Park at Camden Yards, Baltimore, MD

Tue Aug 03 2004, 1:05 PM EDT
Att. 21,188 - Unknown - 88 F

TOP

livebaseballscorecards.com

| | |
|---|---|
| AB | 41 |
| R | 7 |
| H | 16 |
| RBI | 5 |
| BB | 3 |
| SO | 7 |
| LOB | 20 |

| | | | | | | | | | |
|---|---|---|---|---|---|---|---|---|---|
| WP: 1 | PA: 45 | | | | | | | | |
| PB: 0 | | | | | | | | | |
| SB: 0 | | | | | | | | | |
| CS: 0 | | | | | | | | | |

# Seattle Mariners @ Baltimore Orioles

Oriole Park at Camden Yards, Baltimore, MD

Tue Aug 03 2004, 1:05 PM EDT

Att. 21,188 - Unknown - 88 F

livebaseballscorecards.com

## BOTTOM

| Batter | 1 | 2 | 3 | 4 | 5 | 6 | 7 | 8 | 9 | AB | R | H | RBI | BB | SO | LOB |
|---|---|---|---|---|---|---|---|---|---|---|---|---|---|---|---|---|
| 1 Brian Roberts, S (1, 4)<br>OBP: 0.334, SLG: 0.353 | 2-1 L9 ① | 1-0 F7 ③ | | 4-2 6 S 10 2B BB | 4-2 BB | | 1-1 G5-3 ③ | | | 3 | 1 | 0 | 0 | 2 | 0 | 1 |
| David Newhan, L (1, 9)<br>OBP: 0.422, SLG: 0.557<br>B.J. Surhoff, L (9, 9)<br>OBP: 0.377, SLG: 0.451 | 1-0 6 1B 2B | | 1-0 G3 ① | 1-3 K ② | 2-2 G4-3 ③ | | | 0-3 K ① | | 5<br>0 | 1<br>0 | 1<br>0 | 0<br>0 | 0<br>0 | 2<br>0 | 4<br>0 |
| 6 Melvin Mora, R (1, 5)<br>OBP: 0.424, SLG: 0.563 | 2-2 S 10 BB 1B 2-H 1B | | 4-1 10 1B HR BB | 4-2 10 2B 1-2 BB | | 3-2 P3 ① | | 4-2 10 FC5-4 BB | | 2 | 2 | 1 | 1 | 3 | 0 | 0 |
| 10 Miguel Tejada, R (1, 6)<br>OBP: 0.369, SLG: 0.548 | 4-1 S 1B 1-2 BB | | 1-0 HR 1B 1-3 | 0-1 1-3 2-H 2B | | 0-2 F7 ② | | 1-2 FC5-4 1B 2B 1-2f | | 4 | 3 | 2 | 1 | 1 | 0 | 1 |
| Javy Lopez, R (1, 2)<br>OBP: 0.370, SLG: 0.500 | 3-3 K ② 1-2 2-3 | | 3-2 HR 1-H 3-H | 3-1 G5-3 ③ | | 1-1 F8 ③ | | 2-2 2B 1-3 1B | | 5 | 1 | 2 | 3 | 0 | 1 | 4 |
| Rafael Palmeiro, L (1, 3)<br>OBP: 0.356, SLG: 0.410 | 3-2 2-H 3-H 1B | | 4-2 BB | 4-1 SH1-3 BB BB | | | 1-2 G3 ① | 1-2 1-3 3-H 2B | | 3 | 0 | 2 | 3 | 2 | 0 | 0 |
| Jerry Hairston, R (1, 8)<br>OBP: 0.379, SLG: 0.420<br>Karim Garcia, L (8, 8)<br>OBP: 0.258, SLG: 0.387 | 1-2 K ③ | | 0-2 P5 ② | 4-1 SH1-3 1-2 BB | | | 1-2 2B 1B | 4-0 IBB | | 3<br>0 | 1<br>0 | 1<br>0 | 0<br>0 | 1<br>1 | 1<br>0 | 2<br>0 |
| Luis Lopez, S (1, 10)<br>OBP: 0.243, SLG: 0.302 | 1-3 K ① | 3-2 F7 ③ | | 2-2 SH1-3 ① 1-2 2-3 | | | 1-2 F7 ② | 0-3 K ③ | | 4 | 0 | 0 | 0 | 0 | 2 | 5 |
| Larry Bigbie, L (1, 7)<br>OBP: 0.319, SLG: 0.387 | 3-3 K ② | | | 0-0 F8 ① | 0-2 G4-3 ② | | 0-1 1-H 2B | | | 4 | 0 | 1 | 1 | 0 | 1 | 2 |
| Inning Stats | R: 3<br>E: 0<br>K: 2<br>S: 21<br>H: 3<br>LOB: 1<br>BB: 1<br>P: 37 | R: 0<br>E: 0<br>K: 2<br>S: 8<br>H: 0<br>LOB: 0<br>BB: 0<br>P: 13 | R: 3<br>E: 0<br>K: 0<br>S: 18<br>H: 2<br>LOB: 1<br>BB: 2<br>P: 34 | R: 1<br>E: 0<br>K: 1<br>S: 15<br>H: 1<br>LOB: 2<br>BB: 2<br>P: 27 | R: 0<br>E: 0<br>K: 0<br>S: 14<br>H: 0<br>LOB: 3<br>BB: 3<br>P: 30 | R: 0<br>E: 0<br>K: 0<br>S: 8<br>H: 0<br>LOB: 0<br>BB: 0<br>P: 12 | R: 1<br>E: 0<br>K: 0<br>S: 14<br>H: 2<br>LOB: 1<br>BB: 0<br>P: 18 | R: 1<br>E: 0<br>K: 2<br>S: 18<br>H: 2<br>LOB: 3<br>BB: 2<br>P: 30 | | 1B: 5<br>2B: 4<br>3B: 0<br>HR: 1<br>SF: 0<br>SAC: 1<br>DP: 0<br>HBP: 0 | | | | | |

| | |
|---|---|
| AB | 33 |
| R | 9 |
| H | 10 |
| RBI | 9 |
| BB | 10 |
| SO | 7 |
| LOB | 19 |

WP: 0 PA: 44
PB: 0
SB: 3
CS: 0

| PITCHER | | IP | WLS | BF | H | R | ER | SO | BB | IBB | HBP | BLK | WP | HR | S | P | ERA | WHIP |
|---|---|---|---|---|---|---|---|---|---|---|---|---|---|---|---|---|---|---|
| Ron Villone, L<br>ERA: 3.57 | (1, 1) | 3.2 | | 21 | 5 | 7 | 7 | 5 | 5 | 0 | 0 | 0 | 0 | 1 | 58 | 104 | 17.18 | 2.727 |
| Clint Nageotte, R<br>ERA: 6.41 | (4, 1) | 3.0 | L | 14 | 2 | 1 | 1 | 0 | 3 | 0 | 0 | 0 | 0 | 0 | 36 | 62 | 3.00 | 1.667 |
| Mike Myers, L<br>ERA: 5.06 | (7, 1) | 0.2 | | 3 | 1 | 0 | 0 | 1 | 0 | 0 | 0 | 0 | 0 | 0 | 7 | 8 | 0.00 | 1.500 |
| Scott Atchison, R<br>ERA: 5.4 | (8, 1) | 0.2 | | 6 | 2 | 1 | 1 | 1 | 1 | 1 | 0 | 0 | 0 | 0 | 15 | 27 | 13.50 | 4.500 |

| PITCHER | IP | WLS | BF | H | R | ER | SO | BB | IBB | HBP | BLK | WP | HR | S | P | ERA | WHIP |
|---|---|---|---|---|---|---|---|---|---|---|---|---|---|---|---|---|---|

| Batter | 1 | 2 | 3 | 4 | 5 | 6 | 7 | 8 | 9 | AB | R | H | RBI | BB | SO | LOB |
|---|---|---|---|---|---|---|---|---|---|---|---|---|---|---|---|---|
| Randy Winn, S (1, 8)<br>OBP: 0.361, SLG: 0.439 | C<br>B<br>X<br>1-1<br>16<br>1B<br>SH<br>1B | C<br>1 SAFE<br>X<br>0-1<br>16<br>1B<br>1-3<br>1B | | D<br>B<br>C<br>X<br>2-1 ②<br>G2-3<br>2-3 | | C<br>P<br>1 SAFE<br>F<br>F<br>1 SAFE<br>X<br>1-2 ①<br>F8 | | X<br>0-0 ①<br>F8 | | 5 | 0 | 2 | 0 | 0 | 0 | 2 |
| 16 Willie Bloomquist, R (1, 7)<br>OBP: 0.287, SLG: 0.322 | X<br>0-0<br>SH<br>1B<br>1-2 | X<br>0-0<br>1-2<br>3-H<br>1B | | B<br>X<br>1-0<br>HBP<br>3-H<br>1B | | 1 SAFE<br>C<br>1 SAFE<br>D<br>1 SAFE<br>B<br>1 SAFE<br>X<br>2-1 ②<br>FC5-4<br>1B<br>1-2f | | B<br>C<br>B<br>C<br>F<br>F<br>F<br>B<br>X<br>3-2<br>S<br>E<br>1B | | 4 | 1 | 3 | 2 | 0 | 0 | 1 |
| Bret Boone, R (1, 4)<br>OBP: 0.315, SLG: 0.406 | C<br>S<br>B<br>C<br>1-3 ①<br>K | C<br>X<br>0-1 ②<br>F3 | | B<br>H<br>2-0<br>1-2<br>HBP | | B<br>X<br>1-0<br>1-3<br>1B | | B<br>F<br>C<br>C<br>1-3 ②<br>K | | 4 | 0 | 1 | 0 | 0 | 2 | 5 |
| Raul Ibanez, L (1, 9)<br>OBP: 0.323, SLG: 0.462 | B<br>B<br>F<br>C<br>B<br>T<br>3-2 ②<br>K | C<br>F<br>B<br>T<br>F<br>B<br>X<br>2-2 ③<br>F7 | | X<br>0-0 ③<br>F7 | | X<br>0-0 ③<br>F7 | | F<br>B<br>1 SAFE<br>S<br>F<br>X<br>1-2<br>E6<br>51<br>1B<br>1-H | | 5 | 0 | 0 | 0 | 0 | 1 | 8 |
| Bucky Jacobsen, R (1, 10)<br>OBP: 0.424, SLG: 0.661<br>51 Ichiro Suzuki, L (7, PR)<br>OBP: 0.397, SLG: 0.433 | X<br>0-0<br>1-2<br>2-3<br>1B | | B<br>C<br>B<br>C<br>S<br>2-3 ①<br>K | | C<br>S<br>B<br>F<br>X<br>1-2<br>G4-3<br>1B | | B<br>X<br>1-0<br>SH1-3<br>1B<br>1B | C<br>C<br>F<br>F<br>D<br>X<br>1-2<br>1-2<br>1B | | 4<br>1 | 0<br>0 | 3<br>1 | 0<br>0 | 0<br>0 | 1<br>0 | 0<br>0 |
| Scott Spiezio, S (1, 3)<br>OBP: 0.284, SLG: 0.348<br>Edgar Martinez, R (8, PH)<br>OBP: 0.350, SLG: 0.391<br>Jolbert Cabrera, R (8, 3)<br>OBP: 0.328, SLG: 0.408 | S<br>F<br>B<br>C<br>1-3 ③<br>K | | B<br>C<br>B<br>B<br>X<br>3-1 ②<br>P6 | | B<br>F<br>B<br>1 SAFE<br>S<br>X<br>2-2 ①<br>G4-3<br>1-2 | | C<br>X<br>0-1<br>SH1-3<br>1-2<br>1B | B<br>B<br>F<br>S<br>X<br>2-2 ③<br>F8 | | 4<br>1<br>0 | 0<br>0<br>0 | 1<br>0<br>0 | 0<br>0<br>0 | 0<br>0<br>0 | 1<br>0<br>0 | 4<br>2<br>0 |
| Dan Wilson, R (1, 2)<br>OBP: 0.296, SLG: 0.319 | | B<br>X<br>1-0 ①<br>G5-3 | C<br>B<br>X<br>1-1 ③<br>L9 | | B<br>F<br>C<br>S<br>1-3 ②<br>K | | C<br>M<br>X<br>0-2 ①<br>SH1-3<br>1-2<br>2-3 | | B<br>C<br>T<br>S<br>1-3 ①<br>K | 4 | 0 | 0 | 0 | 0 | 2 | 1 |
| Justin Leone, R (1, 5)<br>OBP: 0.280, SLG: 0.493 | | C<br>B<br>B<br>F<br>X<br>2-2<br>HR | | B<br>B<br>C<br>S<br>X<br>2-2<br>G2-3<br>16<br>1B<br>2B | B<br>F<br>B<br>C<br>D<br>X<br>3-2 ③<br>F7 | | B<br>B<br>F<br>S<br>X<br>2-2 ②<br>G1-3 | | B<br>S<br>B<br>B<br>S<br>S<br>3-3 ②<br>K | 5 | 2 | 2 | 1 | 0 | 1 | 3 |
| 4 Jose Lopez, R (1, 6)<br>OBP: 0.211, SLG: 0.211 | | C<br>B<br>S<br>B<br>X<br>2-2<br>1B<br>16<br>1B<br>1B | | F<br>D<br>X<br>1-1 ①<br>L9 | | C<br>F<br>X<br>0-2<br>16<br>FC5-4<br>1B | B<br>X<br>1-0 ③<br>G6-3 | | B<br>C<br>B<br>F<br>S<br>2-3 ③<br>K | 5 | 1 | 2 | 0 | 0 | 1 | 3 |
| Inning Stats | R: 0<br>E: 1<br>K: 3<br>S: 13<br>H: 2<br>LOB: 3<br>BB: 0<br>P: 19 | R: 2<br>E: 0<br>K: 0<br>S: 17<br>H: 4<br>LOB: 2<br>BB: 0<br>P: 24 | R: 0<br>E: 0<br>K: 1<br>S: 7<br>H: 0<br>LOB: 0<br>BB: 0<br>P: 13 | R: 1<br>E: 0<br>K: 0<br>S: 9<br>H: 2<br>LOB: 2<br>BB: 0<br>P: 17 | R: 0<br>E: 0<br>K: 1<br>S: 13<br>H: 1<br>LOB: 1<br>BB: 0<br>P: 20 | R: 0<br>E: 0<br>K: 0<br>S: 12<br>H: 2<br>LOB: 2<br>BB: 0<br>P: 15 | R: 0<br>E: 0<br>K: 0<br>S: 10<br>H: 2<br>LOB: 2<br>BB: 0<br>P: 14 | R: 1<br>E: 1<br>K: 1<br>S: 22<br>H: 2<br>LOB: 2<br>BB: 0<br>P: 30 | R: 0<br>E: 0<br>K: 3<br>S: 9<br>H: 0<br>LOB: 0<br>BB: 0<br>P: 15 | 1B: 13<br>2B: 1<br>3B: 0<br>HR: 1 | | SF: 0<br>SAC: 2<br>DP: 0<br>HBP: 1 | | | | |

# TOP

## Seattle Mariners @ Baltimore Orioles

Oriole Park at Camden Yards, Baltimore, MD

Tue Aug 03 2004, 7:05 PM EDT
Att. 24,525 - Sunny - 90 F

livebaseballscorecards.com

| | |
|---|---|
| AB | 42 |
| R | 4 |
| H | 15 |
| RBI | 3 |
| BB | 0 |
| SO | 9 |
| LOB | 29 |

WP: 0 PB: 0 SB: 1 CS: 0 PA: 45

| PITCHER | | IP | WLS | BF | H | R | ER | SO | BB | IBB | HBP | BLK | WP | HR | S | P | ERA | WHIP |
|---|---|---|---|---|---|---|---|---|---|---|---|---|---|---|---|---|---|---|
| Dave Borkowski, R<br>ERA: 3.34 | (1, 1) | 5.2 | | 29 | 10 | 3 | 3 | 5 | 0 | 0 | 1 | 0 | 0 | 1 | 69 | 105 | 4.76 | 1.765 |
| Todd Williams, R<br>ERA: 5.79 | (6, 1) | 0.0 | | 1 | 1 | 0 | 0 | 0 | 0 | 0 | 0 | 0 | 0 | 0 | 1 | 2 | ∞ | ∞ |
| John Parrish, L<br>ERA: 3.39 | (6, 1) | 0.1 | H | 1 | 0 | 0 | 0 | 0 | 0 | 0 | 0 | 0 | 0 | 0 | 1 | 1 | 0.00 | 0.000 |
| Jason Grimsley, R<br>ERA: 4.35 | (7, 1) | 1.0 | H | 5 | 2 | 0 | 0 | 0 | 0 | 0 | 0 | 0 | 0 | 0 | 10 | 14 | 0.00 | 2.000 |
| B.J. Ryan, L<br>ERA: 1.69 | (8, 1) | 0.2 | B | 5 | 2 | 1 | 0 | 1 | 0 | 0 | 0 | 0 | 0 | 0 | 19 | 25 | 0.00 | 3.000 |

| PITCHER | | IP | WLS | BF | H | R | ER | SO | BB | IBB | HBP | BLK | WP | HR | S | P | ERA | WHIP |
|---|---|---|---|---|---|---|---|---|---|---|---|---|---|---|---|---|---|---|
| Jorge Julio, R<br>ERA: 4.06 | (8, 1) | 1.1 | W | 4 | 0 | 0 | 0 | 3 | 0 | 0 | 0 | 0 | 0 | 0 | 12 | 20 | 0.00 | 0.000 |

| Batter | 1 | 2 | 3 | 4 | 5 | 6 | 7 | 8 | 9 | AB | R | H | RBI | BB | SO | LOB |
|---|---|---|---|---|---|---|---|---|---|---|---|---|---|---|---|---|
| David Newhan, L (1, 9)<br>OBP: 0.429, SLG: 0.559 | C X<br>0-1<br>G4-3 ① | | B B C X<br>2-1<br>HR<br>1B | | B C H<br>2-1<br>HBP | | B S S X<br>1-2<br>HBP<br>1B | | | 3 | 1 | 2 | 0 | 0 | 0 | 0 |
| Karim Garcia, L (8, 9)<br>OBP: 0.258, SLG: 0.387 (9, 8) | | | | | | | | | | 0 | 0 | 0 | 0 | 0 | 0 | 0 |
| Larry Bigbie, L (1, 8)<br>OBP: 0.323, SLG: 0.399 | B X<br>1-0<br>6<br>HR<br>1B | | X<br>0-0<br>1-H<br>HR | | B C F B 1 SAFE C<br>2-3<br>K ② | | H<br>1-0<br>1-2<br>HBP | | | 3 | 2 | 2 | 2 | 0 | 1 | 1 |
| Luis Lopez, S (9, 4)<br>OBP: 0.243, SLG: 0.302 | | | | | | | | | | 0 | 0 | 0 | 0 | 0 | 0 | 0 |
| 6 Melvin Mora, R (1, 5)<br>OBP: 0.422, SLG: 0.568 | C B C B X<br>2-2<br>1-H<br>HR | | C F B X<br>1-2<br>F7 ② | | 1 SAFE 1 SAFE B S B C D F X<br>3-2<br>G5-3 ③ | | C B X<br>1-1<br>P6 ③ | | | 4 | 1 | 1 | 2 | 0 | 0 | 3 |
| 10 Miguel Tejada, R (1, 6)<br>OBP: 0.370, SLG: 0.550 | B C B X<br>2-1<br>F7 ② | | B B B C S X<br>3-2<br>P2 ③ | | | X<br>0-0<br>1B | | B X<br>1-0<br>WP<br>1B<br>2B | | 4 | 1 | 2 | 0 | 0 | 0 | 0 |
| Rafael Palmeiro, L (1, 3)<br>OBP: 0.355, SLG: 0.408 | C X<br>0-1<br>G4-3 ③ | | | B B F C X<br>2-2<br>G4-6-3<br>1B | | C B X<br>1-1<br>P5 ① | | S D B S D X<br>3-2<br>F9 ① | | 4 | 0 | 1 | 0 | 0 | 0 | 2 |
| Jerry Hairston, R (1, 4)<br>OBP: 0.377, SLG: 0.418 (9, 9) | | B B C C F X<br>2-2<br>G6-3 ① | | C B F X<br>1-2<br>G4-6-3 ① ②<br>1-2f | | C S B B S<br>2-3<br>K ② | | C B C B D X<br>3-2<br>2-H<br>1B<br>1B | | 4 | 0 | 1 | 1 | 0 | 1 | 2 |
| B.J. Surhoff, L (1, 7)<br>OBP: 0.380, SLG: 0.452 | | B C B S S T F B X<br>3-2<br>F8 ② | | F C X<br>0-2<br>1B | | F B F B S<br>2-3<br>K ③ | | D B F X<br>2-1<br>G6-4-3<br>1-2<br>1B | | 4 | 0 | 2 | 0 | 0 | 1 | 1 |
| Ken Huckaby, R (1, 2)<br>OBP: 0.225, SLG: 0.216 | B X<br>1-0<br>L9 ③ | | S D X<br>1-1<br>F7 ③ | | | | B X<br>1-0<br>G6-3 ① | C B F B X<br>2-2<br>G6-4-3 ② ③<br>1-2f | | 3 | 0 | 0 | 0 | 0 | 0 | 1 |
| Javy Lopez, R (8, PH)<br>OBP: 0.370, SLG: 0.499 (9, 2) | | | | | | | | | | 1 | 0 | 0 | 0 | 0 | 0 | 2 |
| 1 Brian Roberts, S (1, 10)<br>OBP: 0.332, SLG: 0.350 | | | C S B B B S<br>3-3<br>K ① | | F B B S X<br>2-2<br>G5-3 ① | | B X<br>1-0<br>F8 ② | | | 3 | 0 | 0 | 0 | 0 | 1 | 0 |
| Inning Stats | R: 2 H: 2<br>E: 0 LOB: 0<br>K: 0 BB: 0<br>S: 10 P: 15 | R: 0 H: 0<br>E: 0 LOB: 0<br>K: 0 BB: 0<br>S: 10 P: 16 | R: 2 H: 2<br>E: 0 LOB: 0<br>K: 1 BB: 0<br>S: 12 P: 21 | R: 0 H: 2<br>E: 0 LOB: 1<br>K: 0 BB: 0<br>S: 11 P: 15 | R: 0 H: 0<br>E: 0 LOB: 1<br>K: 1 BB: 0<br>S: 11 P: 20 | R: 0 H: 1<br>E: 0 LOB: 1<br>K: 2 BB: 0<br>S: 9 P: 14 | R: 0 H: 1<br>E: 0 LOB: 2<br>K: 0 BB: 0<br>S: 7 P: 12 | R: 1 H: 3<br>E: 0 LOB: 1<br>K: 0 BB: 0<br>S: 12 P: 23 | | 1B: 8 SF: 0<br>2B: 1 SAC: 0<br>3B: 0 DP: 2<br>HR: 2 HBP: 2 | | | | | | WP: 1 PA: 35<br>PB: 0<br>SB: 0<br>CS: 0 |

# Seattle Mariners @ Baltimore Orioles

Oriole Park at Camden Yards, Baltimore, MD

Tue Aug 03 2004, 7:05 PM EDT
Att. 24,525 - Sunny - 90 F

BOTTOM

livebaseballscorecards.com

| | |
|---|---|
| AB | 33 |
| R | 5 |
| H | 11 |
| RBI | 5 |
| BB | 0 |
| SO | 4 |
| LOB | 12 |

| PITCHER | | IP | WLS | BF | H | R | ER | SO | BB | IBB | HBP | BLK | WP | HR | S | P | ERA | WHIP |
|---|---|---|---|---|---|---|---|---|---|---|---|---|---|---|---|---|---|---|
| Jamie Moyer, L<br>ERA: 4.34 | (1, 1) | 7.0 | | 30 | 8 | 4 | 4 | 4 | 0 | 0 | 2 | 0 | 0 | 2 | 70 | 113 | 5.14 | 1.143 |
| George Sherrill, L<br>ERA: 4.5 | (8, 1) | 1.0 | L | 5 | 3 | 1 | 1 | 0 | 0 | 0 | 0 | 0 | 1 | 0 | 12 | 23 | 9.00 | 3.000 |

| PITCHER | IP | WLS | BF | H | R | ER | SO | BB | IBB | HBP | BLK | WP | HR | S | P | ERA | WHIP |
|---|---|---|---|---|---|---|---|---|---|---|---|---|---|---|---|---|---|

# Seattle Mariners @ Baltimore Orioles

Oriole Park at Camden Yards, Baltimore, MD

Wed Aug 04 2004, 7:05 PM EDT
Att. 27,539 - Overcast - 95 F

TOP

livebaseballscorecards.com

| Batter | 1 | 2 | 3 | 4 | 5 | 6 | 7 | 8 | 9 | AB | R | H | RBI | BB | SO | LOB |
|---|---|---|---|---|---|---|---|---|---|---|---|---|---|---|---|---|
| 51 Ichiro Suzuki, L (1, 9)<br>OBP: 0.399, SLG: 0.439 | C C T<br>0-2 ① K | | B F X<br>1-1 1B | | | X<br>0-0 HR 3B | B B X<br>2-0 ① F7 | | F F X<br>0-2 1B | 5 | 1 | 3 | 0 | 0 | 1 | 0 |
| Randy Winn, S (1, 8)<br>OBP: 0.364, SLG: 0.447 | B B B B<br>4-0 G6-3 BB | | B S F 1 SAFE X<br>1-2 ③ P6 | | | B X<br>1-0 3-H HR | B B X<br>2-0 FC4 1B | | F X<br>0-1 ③ L5 | 4 | 1 | 2 | 2 | 1 | 0 | 2 |
| Edgar Martinez, R (1, 10)<br>OBP: 0.349, SLG: 0.388 | B C 1 SAFE X<br>1-1 ② G6-3<br>1-2 | | | B C B F B X<br>3-2 ① P6 | | B B C F F B B<br>4-2 4 1B 1B BB | C 1 SAFE X<br>0-1 ② F9 | | | 3 | 1 | 0 | 0 | 1 | 0 | 2 |
| Bucky Jacobsen, R (1, 3)<br>OBP: 0.414, SLG: 0.633 | B F X<br>1-1 ③ P4 | | | F B C B F F S<br>2-3 ② K | | B F S X<br>1-2 BB 4 1B 1B | 1 SAFE B B S X<br>2-1 ③ FC4<br>1-2f | | | 4 | 0 | 1 | 0 | 0 | 1 | 2 |
| Raul Ibanez, L (1, 7) | | C S X<br>0-2 ① F7 | | B X<br>1-0 2B | | B B X<br>2-0 ① F8 | | B B C X<br>2-1 ① G4-3 | | 4 | 0 | 1 | 0 | 0 | 0 | 2 |
| Jolbert Cabrera, R (1, 4)<br>OBP: 0.323, SLG: 0.401 | | B F B F F X<br>2-2 ② G5-3 | | B B X<br>2-0 ③ F7 | | F B B S F S<br>2-3 ② K | | F B F T<br>1-2 ② K | | 4 | 0 | 0 | 0 | 0 | 2 | 3 |
| 4 Jose Lopez, R (1, 6)<br>OBP: 0.217, SLG: 0.217 | | B F X<br>1-1 ③ G5-3 | | | B B C C B X<br>3-2 ① L7 | B B F F X<br>2-2 BB 1-2 2-3 1B | | B X<br>1-0 ③ G5-3 | | 4 | 0 | 1 | 0 | 0 | 0 | 0 |
| Miguel Olivo, R (1, 2)<br>OBP: 0.308, SLG: 0.485 | | | B C B C C X<br>2-2 16 G6-4-3 1B | | X<br>0-0 ② P3 | B B C B B<br>4-1 1-2 2-3 3-H BB | | | B C B B X<br>3-1 ① G6-3 | 3 | 0 | 1 | 1 | 1 | 0 | 0 |
| 16 Willie Bloomquist, R (1, 5)<br>OBP: 0.278, SLG: 0.311 | | | B 1 SAFE X<br>1-0 ① ② G6-4-3<br>1-2f | | F C S<br>0-3 ③ K | X<br>0-0 ③ L1 | | | C X<br>0-1 ② P3 | 4 | 0 | 0 | 0 | 0 | 1 | 4 |
| Inning Stats | R: 0 E: 0 K: 1 S: 7<br>H: 0 LOB: 1 BB: 1 P: 13 | R: 0 E: 0 K: 0 S: 9<br>H: 0 LOB: 0 BB: 0 P: 12 | R: 0 E: 0 K: 0 S: 9<br>H: 2 LOB: 1 BB: 0 P: 14 | R: 0 E: 0 K: 1 S: 10<br>H: 1 LOB: 1 BB: 0 P: 18 | R: 0 E: 0 K: 1 S: 7<br>H: 0 LOB: 0 BB: 0 P: 10 | R: 3 E: 0 K: 1 S: 18<br>H: 4 LOB: 3 BB: 2 P: 34 | R: 0 E: 0 K: 0 S: 6<br>H: 1 LOB: 1 BB: 0 P: 12 | R: 0 E: 0 K: 1 S: 6<br>H: 0 LOB: 0 BB: 0 P: 10 | R: 0 E: 0 K: 0 S: 9<br>H: 1 LOB: 1 BB: 0 P: 12 | 1B: 6 2B: 1 3B: 1 HR: 1<br>SF: 0 SAC: 0 DP: 1 HBP: 0 | | | | | | |

| | AB | 35 |
|---|---|---|
| | R | 3 |
| | H | 9 |
| | RBI | 3 |
| | BB | 3 |
| | SO | 5 |
| | LOB | 15 |

WP: 0 PB: 0 SB: 0 CS: 0 PA: 38

| PITCHER | | IP | WLS | BF | H | R | ER | SO | BB | IBB | HBP | BLK | WP | HR | S | P | ERA | WHIP |
|---|---|---|---|---|---|---|---|---|---|---|---|---|---|---|---|---|---|---|
| 40 Daniel Cabrera, R<br>ERA: 3.66 | (1, 1) | 5.2 | | 26 | 7 | 3 | 3 | 4 | 3 | 0 | 0 | 0 | 0 | 1 | 59 | 100 | 4.76 | 1.765 |
| Buddy Groom, L<br>ERA: 4.89 | (6, 1) | 0.2 | | 3 | 1 | 0 | 0 | 0 | 0 | 0 | 0 | 0 | 0 | 0 | 3 | 7 | 0.00 | 1.500 |
| Todd Williams, R<br>ERA: 5.06 | (7, 1) | 0.2 | W | 2 | 0 | 0 | 0 | 0 | 0 | 0 | 0 | 0 | 0 | 0 | 4 | 6 | 0.00 | 0.000 |
| Jason Grimsley, R<br>ERA: 4.24 | (8, 1) | 1.0 | H | 3 | 0 | 0 | 0 | 1 | 0 | 0 | 0 | 0 | 0 | 0 | 6 | 10 | 0.00 | 0.000 |
| Jorge Julio, R<br>ERA: 3.97 | (9, 1) | 1.0 | S | 4 | 1 | 0 | 0 | 0 | 0 | 0 | 0 | 0 | 0 | 0 | 9 | 12 | 0.00 | 1.000 |

| PITCHER | IP | WLS | BF | H | R | ER | SO | BB | IBB | HBP | BLK | WP | HR | S | P | ERA | WHIP |
|---|---|---|---|---|---|---|---|---|---|---|---|---|---|---|---|---|---|

# BOTTOM

## Seattle Mariners @ Baltimore Orioles

Oriole Park at Camden Yards, Baltimore, MD

Wed Aug 04 2004, 7:05 PM EDT
Att. 27,539 - Overcast - 95 F

livebaseballscorecards.com

| Batter | 1 | 2 | 3 | 4 | 5 | 6 | 7 | 8 | 9 | AB | R | H | RBI | BB | SO | LOB |
|---|---|---|---|---|---|---|---|---|---|---|---|---|---|---|---|---|
| 1 Brian Roberts, S (1, 4)<br>OBP: 0.335, SLG: 0.354 | C F B B F F B X<br>3-2 G4-3 2B | | B F C C<br>1-3 ① K | B F X<br>1-1 1-2 2-H 3-H 1B | | | B B C B B<br>4-1 10 E SH1-3 1B BB | 1 SAFE C 1 SAFE F B B 1 B F<br>3-2 X ② F8 | | 4 | 1 | 2 | 2 | 1 | 1 | 1 |
| David Newhan, L (1, 7)<br>OBP: 0.420, SLG: 0.545 | F F X<br>0-2 ① G4-3 2-3 | | B B S F F F S<br>2-3 ② K2-3 | B B F B S<br>3-3 ③ K | | | B 1 SAFE 1 SAFE 1 SAFE X<br>1-0 ① SH1-3 1-2 | P B B X<br>3-0 ③ F7 1-2 | | 4 | 0 | 0 | 0 | 0 | 2 | 4 |
| 6 Melvin Mora, R (1, 5)<br>OBP: 0.426, SLG: 0.569 | B X<br>1-0 ② G5-3 | | C X<br>0-1 1B | | C B B X<br>2-1 10 G5-4-3 1B | | C B B B B<br>4-1 10 E 1B BB | | | 3 | 1 | 2 | 0 | 1 | 0 | 1 |
| 10 Miguel Tejada, R (1, 6)<br>OBP: 0.367, SLG: 0.545 | B D B X<br>3-0 ③ L5 | | B F S S<br>1-3 ③ K | | B X<br>1-0 ① ② G5-4-3 1-2f | | X<br>0-0 E5 1B WP 1-2 2-3 | | | 4 | 1 | 0 | 0 | 0 | 1 | 5 |
| Rafael Palmeiro, L (1, 10)<br>OBP: 0.354, SLG: 0.406 | | X<br>0-0 ① P6 | | B S B B B X<br>3-1 ① F8 | B C B F C<br>2-3 ③ K | | S X<br>0-1 G5-3 WP 1-3 2-H 3-H 1B | | | 4 | 0 | 1 | 2 | 0 | 1 | 0 |
| Javy Lopez, R (1, 2)<br>OBP: 0.373, SLG: 0.500 | | B X<br>1-0 PB E 1B | | B C B X<br>2-1 ② G6-3 | | B B S B X<br>3-1 FC6-4 1B | B B I I<br>4-0 1-2 3-H IBB | | | 3 | 1 | 2 | 0 | 1 | 0 | 0 |
| B.J. Surhoff, L (1, 3)<br>OBP: 0.377, SLG: 0.447 | | F B B F C<br>2-3 ② K 1-2 | | F B B X<br>2-1 BB 1 1B 1B | | S B B S S<br>1-3 ① C X K | 0-1 ② ③ G5-3 2-3f | | | 4 | 1 | 1 | 0 | 0 | 2 | 4 |
| Karim Garcia, L (1, 9)<br>OBP: 0.262, SLG: 0.389 | | B B B C F X<br>3-2 E6 2-H 1B | | B X<br>1-0 BB 1 1B 1-2 1B | | B S X<br>1-1 ② FC6-4 1-2f | | F B X<br>1-1 ① F7 | | 4 | 1 | 2 | 0 | 0 | 0 | 1 |
| Jerry Hairston, R (1, 8)<br>OBP: 0.379, SLG: 0.414 | | B C B C X<br>2-2 ③ L8 | | C D B B B<br>4-1 1 1B 1-2 2-3 BB | | B X<br>1-0 ③ F9 | | B B B C C B<br>4-2 S BB | | 2 | 0 | 0 | 0 | 2 | 0 | 2 |
| Inning Stats | R: 0 E: 0 K: 0 S: 10<br>H: 1 LOB: 1 BB: 0 P: 17 | R: 1 E: 1 K: 1 S: 11<br>H: 2 LOB: 1 BB: 0 P: 19 | R: 0 E: 0 K: 3 S: 14<br>H: 1 LOB: 1 BB: 0 P: 18 | R: 2 E: 0 K: 1 S: 13<br>H: 3 LOB: 2 BB: 1 P: 29 | R: 0 E: 0 K: 1 S: 6<br>H: 1 LOB: 0 BB: 0 P: 11 | R: 0 E: 0 K: 1 S: 8<br>H: 1 LOB: 1 BB: 0 P: 14 | R: 3 E: 1 K: 0 S: 8<br>H: 1 LOB: 1 BB: 3 P: 21 | R: 0 E: 0 K: 0 S: 10<br>H: 0 LOB: 1 BB: 1 P: 20 | | 1B: 9 2B: 1 3B: 0 HR: 0<br>SF: 0 SAC: 1 DP: 2 HBP: 0 | | | | | | |

| | AB | 32 |
|---|---|---|
| | R | 6 |
| | H | 10 |
| | RBI | 4 |
| | BB | 5 |
| | SO | 7 |
| | LOB | 18 |

WP: 1 PB: 1 SB: 1 CS: 0 PA: 38

| PITCHER | | IP | WLS | BF | H | R | ER | SO | BB | IBB | HBP | BLK | WP | HR | S | P | ERA | WHIP |
|---|---|---|---|---|---|---|---|---|---|---|---|---|---|---|---|---|---|---|
| Gil Meche, R<br>ERA: 6.51 | (1, 1) | 6.0 | | 27 | 9 | 3 | 2 | 7 | 1 | 0 | 0 | 0 | 0 | 0 | 62 | 108 | 3.00 | 1.667 |
| Shigetoshi Hasegawa, R<br>ERA: 6.07 | (7, 1) | 0.1 | L | 4 | 0 | 3 | 2 | 0 | 2 | 0 | 0 | 0 | 0 | 0 | 4 | 13 | 54.00 | 6.000 |
| Mike Myers, L<br>ERA: 4.88 | (7, 1) | 1.0 | | 4 | 1 | 0 | 0 | 0 | 0 | 1 | 0 | 0 | 1 | 0 | 6 | 11 | 0.00 | 1.000 |
| Scott Atchison, R<br>ERA: 4.5 | (8, 1) | 0.2 | | 3 | 0 | 0 | 0 | 0 | 1 | 0 | 0 | 0 | 0 | 0 | 8 | 17 | 0.00 | 1.500 |

| PITCHER | IP | WLS | BF | H | R | ER | SO | BB | IBB | HBP | BLK | WP | HR | S | P | ERA | WHIP |
|---|---|---|---|---|---|---|---|---|---|---|---|---|---|---|---|---|---|

# Texas Rangers @ Baltimore Orioles

Oriole Park at Camden Yards, Baltimore, MD

Fri Aug 06 2004, 7:35 PM EDT

Att. 29,276 - Sunny - 74 F

TOP

livebaseballscorecards.com

| Batter | 1 | 2 | 3 | 4 | 5 | 6 | 7 | 8 | 9 | AB | R | H | RBI | BB | SO | LOB |
|---|---|---|---|---|---|---|---|---|---|---|---|---|---|---|---|---|
| Eric Young Sr., R (1, 10) (8, 6)<br>OBP: 0.418, SLG: 0.404 | C B X<br>1-1<br>1B | | B X<br>1-0 ③<br>G5-3 | | X<br>0-0 ③<br>P1 | | B C B C F B X<br>3-2<br>10 1B<br>1-2<br>2-3<br>1B | | C F X<br>0-2 ②<br>F9 | 5 | 0 | 2 | 0 | 0 | 0 | 2 |
| 10 Michael Young, R (1, 6)<br>OBP: 0.368, SLG: 0.488<br>Brian Shouse, L (8, 1)<br>Herbert Perry, R (9, PH)<br>OBP: 0.306, SLG: 0.373 | C 1 B B 1 F C<br>SAFE<br>SAFE<br>2-3 ①<br>K | | | S B X<br>1-1 ①<br>G5-3 | | B X<br>1-0 ①<br>L8 | C X<br>0-1<br>G4-3<br>1-2<br>2-3<br>3-H<br>1B | | C F B F B X<br>2-2 ③<br>G6-3 | 4<br>0<br>1 | 0<br>0<br>0 | 1<br>0<br>0 | 1<br>0<br>0 | 0<br>0<br>0 | 1<br>0<br>0 | 1<br>0<br>0 |
| Alfonso Soriano, R (1, 4)<br>OBP: 0.324, SLG: 0.476 | P S 1 X<br>SAFE<br>1-1 ②<br>F7 | | | B S B F B B<br>4-2<br>BB | | B B C X<br>2-1 ②<br>2B | X<br>0-0 ② ③<br>G4-3<br>1-2f | | | 3 | 0 | 1 | 0 | 1 | 0 | 4 |
| 23 Mark Teixeira, S (1, 3)<br>OBP: 0.353, SLG: 0.563 | B C 1 D B C X<br>SAFE<br>3-2 ③<br>G4-3 | | | B X<br>1-0 ②<br>F7 | | C B F B F X<br>2-2 ②<br>G4-3 | | B B X<br>2-0<br>FC6-4<br>2B | | 4 | 0 | 1 | 0 | 0 | 0 | 3 |
| Brian Jordan, R (1, 9)<br>OBP: 0.236, SLG: 0.253 | | X<br>0-0 ①<br>F8 | | C 1 SAFE C S<br>0-3 ③<br>K | | B B T F B B<br>4-2<br>BB | | F B B F F X<br>2-2 ①<br>G6-3 | | 3 | 0 | 0 | 0 | 1 | 1 | 2 |
| 9 Hank Blalock, L (1, 5)<br>OBP: 0.346, SLG: 0.513 | | B B C C B F S<br>3-3 ②<br>K | | | C B S B B F X<br>3-2 ①<br>P4 | B B X<br>2-0 ③<br>F9 | | T B D B B<br>4-1<br>FC6-4<br>BB | | 3 | 0 | 0 | 0 | 1 | 1 | 2 |
| Gary Matthews, S (1, 8)<br>OBP: 0.345, SLG: 0.487 | | C S C<br>0-3 ③<br>K | | | C B F S<br>1-3 ②<br>K | C B C F F X<br>1-2<br>1B 15 BB 10 1B<br>1B | | B X<br>1-0 ②<br>FC6-4<br>1-2f<br>2-3 | | 4 | 1 | 1 | 0 | 0 | 2 | 2 |
| Kevin Mench, R (1, 7)<br>OBP: 0.310, SLG: 0.504 | | | C B C F B B S<br>3-3 ①<br>K | | C B X<br>1-1<br>2B | B C B F F F S<br>2-3 ①<br>K | X | 0-0 ③<br>F9 | | 4 | 0 | 1 | 0 | 0 | 2 | 3 |
| 15 Gerald Laird, R (1, 2)<br>OBP: 0.341, SLG: 0.312 | | | L B B B X<br>3-1 ②<br>F8 | | B B C F B B<br>4-2<br>BB | B S B F B F B<br>4-2<br>10 1B 1B<br>1-2<br>BB | | | F B X<br>1-1 ①<br>F8 | 2 | 0 | 0 | 0 | 2 | 0 | 0 |
| Inning Stats | R: 0 E: 0 K: 1 S: 11<br>H: 1 LOB: 1 BB: 0 P: 17 | R: 0 E: 0 K: 2 S: 8<br>H: 0 LOB: 0 BB: 0 P: 11 | R: 0 E: 0 K: 1 S: 7<br>H: 0 LOB: 0 BB: 0 P: 14 | R: 0 E: 0 K: 1 S: 8<br>H: 0 LOB: 1 BB: 1 P: 14 | R: 0 E: 0 K: 1 S: 12<br>H: 1 LOB: 2 BB: 1 P: 21 | R: 0 E: 0 K: 0 S: 10<br>H: 1 LOB: 2 BB: 1 P: 21 | R: 1 E: 0 K: 1 S: 20<br>H: 3 LOB: 2 BB: 1 P: 30 | R: 0 E: 0 K: 0 S: 8<br>H: 1 LOB: 2 BB: 1 P: 17 | R: 0 E: 0 K: 0 S: 9<br>H: 0 LOB: 0 BB: 0 P: 12 | 1B: 4 2B: 3 3B: 0 HR: 0<br>SF: 0 SAC: 0 DP: 1 HBP: 0 | | | | | | |

| | AB | 33 |
|---|---|---|
| | R | 1 |
| | H | 7 |
| | RBI | 1 |
| | BB | 5 |
| | SO | 7 |
| | LOB | 19 |

WP: 0 PB: 0 SB: 0 CS: 0 PA: 38

| PITCHER | | IP | WLS | BF | H | R | ER | SO | BB | IBB | HBP | BLK | WP | HR | S | P | ERA | WHIP |
|---|---|---|---|---|---|---|---|---|---|---|---|---|---|---|---|---|---|---|
| 45 Erik Bedard, L<br>ERA: 4.47 | (1, 1) | 6.1 | W | 28 | 5 | 1 | 1 | 7 | 4 | 0 | 0 | 0 | 0 | 0 | 73 | 125 | 1.42 | 1.421 |
| Todd Williams, R<br>ERA: 4.26 | (7, 1) | 1.0 | | 4 | 2 | 0 | 0 | 0 | 0 | 0 | 0 | 0 | 0 | 0 | 8 | 12 | 0.00 | 2.000 |
| John Parrish, L<br>ERA: 3.3 | (8, 1) | 1.2 | | 6 | 0 | 0 | 0 | 0 | 1 | 0 | 0 | 0 | 0 | 0 | 12 | 20 | 0.00 | 0.600 |

| PITCHER | IP | WLS | BF | H | R | ER | SO | BB | IBB | HBP | BLK | WP | HR | S | P | ERA | WHIP |
|---|---|---|---|---|---|---|---|---|---|---|---|---|---|---|---|---|---|

# Texas Rangers @ Baltimore Orioles

Oriole Park at Camden Yards, Baltimore, MD

Fri Aug 06 2004, 7:35 PM EDT

Att. 29,276 - Sunny - 74 F

## BOTTOM

| Batter | 1 | 2 | 3 | 4 | 5 | 6 | 7 | 8 | 9 | AB | R | H | RBI | BB | SO | LOB |
|---|---|---|---|---|---|---|---|---|---|---|---|---|---|---|---|---|
| 1 Brian Roberts, S (1, 4)<br>OBP: 0.335, SLG: 0.352 | BBCBB<br>4-1 6 SH1-3 10 E BB<br>BB | BBCFBFBB<br>4-2 E 2B BB<br>BB | CBX<br>1-1 F9 ②<br>2B | | X<br>0-0 F8 ①<br>2B | | BBFX<br>2-1 F7 ②<br>RF | | | 3 | 2 | 0 | 0 | 2 | 0 | 2 |
| David Newhan, L (1, 10)<br>OBP: 0.419, SLG: 0.544 | B 1 SAFE<br>BC 1 SAFE<br>BB<br>4-1 10 E 6 SH1-3<br>1-2<br>1B BB | 1 SAFE<br>BBFFX<br>2-2 10 WP<br>1-H<br>2B | CX<br>0-1 F8 ③<br>2B | | X<br>0-0 P2 ②<br>2B | | CFX<br>0-2 F7 ③<br>RF | | | 4 | 1 | 1 | 1 | 1 | 0 | 2 |
| 6 Melvin Mora, R (1, 5)<br>OBP: 0.429, SLG: 0.573 | X<br>0-0 SH1-3 ①<br>1-2<br>2-3 | BBBB<br>4-0 10 WP<br>BB | | CSBX<br>1-2 G5-3 ①<br>3B | 1 SAFE<br>CBFBFX<br>2-2<br>1-3<br>3-H<br>2B | | | CX<br>0-1 G3 10 G4-3<br>1B | | 3 | 0 | 2 | 1 | 1 | 0 | 0 |
| 10 Miguel Tejada, R (1, 6)<br>OBP: 0.365, SLG: 0.548<br>Luis Lopez, S (9, 6)<br>OBP: 0.243, SLG: 0.302 | X<br>0-0 E6 HBP<br>1B<br>2-3<br>3-H | CCTFS<br>0-3 K ①<br>1-2<br>2-3 | | BX<br>1-0 HR | BSX<br>1-1 F9 ③<br>RF | | | BX<br>1-0 G4-3 ①<br>1-2 | | 5<br>0 | 2<br>0 | 1<br>0 | 2<br>0 | 0<br>0 | 1<br>0 | 6<br>0 |
| Rafael Palmeiro, L (1, 3)<br>OBP: 0.355, SLG: 0.403 | BSX<br>1-1 P4 ②<br>1B | BBBB<br>4-0 G6-3<br>BB | | BCBX<br>2-1 F8 ②<br>2B | | CBCBFBB<br>4-2<br>BB | | BX<br>1-0 G3 ②<br>2-3 | | 3 | 0 | 0 | 0 | 2 | 0 | 3 |
| Javy Lopez, R (1, 2)<br>OBP: 0.376, SLG: 0.506<br>Ken Huckaby, R (8, PR)<br>OBP: 0.225, SLG: 0.216<br>(9, 2) | BCH<br>2-1<br>1-2<br>1B HBP | FDBSBX<br>3-2 G6-3 ②③<br>1-2f | | SBX<br>1-1 HR<br>HR | | CBSS<br>1-3 K ①<br>RF | | BBBB<br>4-0<br>BB | | 3<br>0 | 1<br>0 | 1<br>0 | 1<br>0 | 1<br>0 | 1<br>0 | 4<br>0 |
| B.J. Surhoff, L (1, 9)<br>OBP: 0.378, SLG: 0.446 | BBX<br>2-0 BB<br>1-3<br>2-H<br>3-H<br>1B | | CFBX<br>1-2 HR<br>1B | BBX<br>2-0 P5 ③<br>RF | | BSBBBFX<br>3-2 P2 ②<br>RF | | BCFFX<br>1-2 G1-3 ③<br>RF | | 5 | 1 | 2 | 2 | 0 | 0 | 3 |
| Jerry Hairston, R (1, 8)<br>OBP: 0.381, SLG: 0.411 | CDBFFFBFF<br>4-2 B<br>1-2<br>BB | BBBCFFX<br>3-2 F7 ①<br>RF | | | BCBCBB<br>4-2 E 6 2B<br>BB | | BTCX<br>1-2 P2 ③<br>RF | | | 2 | 1 | 0 | 0 | 2 | 0 | 2 |
| Larry Bigbie, L (1, 7)<br>OBP: 0.323, SLG: 0.406 | CX<br>0-1 G3-1 ③<br>RF | BBX<br>2-0<br>1-H<br>HR | | | 1 SAFE<br>BBBCBX<br>3-1 E4<br>6<br>2B<br>1-3 | | BSX<br>1-1 L8 ①<br>LF | | | 4 | 1 | 1 | 2 | 0 | 0 | 4 |
| Inning Stats | R: 3 E: 1 K: 0 S: 16 H: 1 LOB: 3 BB: 3 P: 33 | R: 1 E: 0 K: 1 S: 15 H: 1 LOB: 2 BB: 3 P: 32 | R: 2 E: 0 K: 0 S: 11 H: 2 LOB: 0 BB: 0 P: 18 | R: 2 E: 0 K: 0 S: 9 H: 2 LOB: 0 BB: 0 P: 16 | R: 1 E: 1 K: 0 S: 12 H: 1 LOB: 2 BB: 1 P: 22 | R: 0 E: 0 K: 1 S: 12 H: 0 LOB: 1 BB: 1 P: 21 | R: 0 E: 0 K: 0 S: 7 H: 0 LOB: 0 BB: 0 P: 10 | R: 0 E: 0 K: 0 S: 8 H: 1 LOB: 2 BB: 1 P: 15 | | 1B: 3 2B: 2 3B: 0 HR: 3 | SF: 0 SAC: 1 DP: 1 HBP: 1 | | | | | |

livebaseballscorecards.com

| | |
|---|---|
| AB | 32 |
| R | 9 |
| H | 8 |
| RBI | 9 |
| BB | 9 |
| SO | 2 |
| LOB | 26 |

| PITCHER | | IP | WLS | BF | H | R | ER | SO | BB | IBB | HBP | BLK | WP | HR | S | P | ERA | WHIP |
|---|---|---|---|---|---|---|---|---|---|---|---|---|---|---|---|---|---|---|
| Nick Regilio, R<br>ERA: 5.51 | (1, 1) | 1.1 | L | 13 | 2 | 4 | 2 | 1 | 5 | 0 | 1 | 0 | 1 | 0 | 28 | 55 | 13.50 | 5.250 |
| 49 Ryan Snare, L<br>ERA: 10.8 | (2, 1) | 3.1 | | 17 | 5 | 5 | 4 | 0 | 2 | 0 | 0 | 0 | 0 | 3 | 33 | 63 | 10.80 | 2.100 |
| 53 Joaquín Benoit, R<br>ERA: 6.05 | (5, 1) | 2.1 | | 8 | 0 | 0 | 0 | 1 | 1 | 0 | 0 | 0 | 0 | 0 | 21 | 34 | 0.00 | 0.429 |
| Brian Shouse, L<br>ERA: 3.16 | (8, 1) | 1.0 | | 5 | 1 | 0 | 0 | 0 | 1 | 0 | 0 | 0 | 0 | 0 | 8 | 15 | 0.00 | 2.000 |

| PITCHER | IP | WLS | BF | H | R | ER | SO | BB | IBB | HBP | BLK | WP | HR | S | P | ERA | WHIP |
|---|---|---|---|---|---|---|---|---|---|---|---|---|---|---|---|---|---|

WP: 1 PA: 43
PB: 0
SB: 0
CS: 0

# Texas Rangers @ Baltimore Orioles

Oriole Park at Camden Yards, Baltimore, MD

Sat Aug 07 2004, 4:35 PM EDT
Att. 44,961 - Unknown - 77 F

TOP

livebaseballscorecards.com

| Batter | 1 | 2 | 3 | 4 | 5 | 6 | 7 | 8 | 9 | AB | R | H | RBI | BB | SO | LOB |
|---|---|---|---|---|---|---|---|---|---|---|---|---|---|---|---|---|
| Alfonso Soriano, R (1, 4)<br>OBP: 0.324, SLG: 0.480 | F9 | | | K | | G5-3 | | | HR | 4 | 1 | 1 | 1 | 0 | 1 | 0 |
| Gary Matthews, S (1, 9)<br>OBP: 0.344, SLG: 0.483 | K | | | 10 G6-3 1B | | | G1-3 | | K | 4 | 0 | 1 | 0 | 0 | 2 | 0 |
| 10 Michael Young, R (1, 6)<br>OBP: 0.365, SLG: 0.484 | K | | | 1 SAFE<br>1 SAFE<br>G6-3<br>1-2f | | | L4 | | E5 | 4 | 0 | 0 | 0 | 0 | 1 | 1 |
| 9 Hank Blalock, L (1, 5)<br>OBP: 0.346, SLG: 0.510 | | F7 | | | 1B | | K | | G6-3 | 4 | 0 | 1 | 0 | 0 | 1 | 1 |
| 23 Mark Teixeira, S (1, 3)<br>OBP: 0.351, SLG: 0.558 | | L8 | | | L9 | | | L8 | | 3 | 0 | 0 | 0 | 0 | 0 | 1 |
| David Dellucci, L (1, 7)<br>OBP: 0.344, SLG: 0.440<br>Kevin Mench, R (8, PH)<br>OBP: 0.309, SLG: 0.502 (8, 7) | | G4-3 | | | 1 SAFE F7 | | | G6-3 | | 2<br>1 | 0<br>0 | 0<br>0 | 0<br>0 | 0<br>0 | 0<br>0 | 1<br>0 |
| Herbert Perry, R (1, 10)<br>OBP: 0.306, SLG: 0.372 | | K | | | G5-3 | | | 1B | | 3 | 0 | 1 | 0 | 0 | 1 | 1 |
| Laynce Nix, L (1, 8)<br>OBP: 0.322, SLG: 0.528 | | K | | | | K | | P6 | | 3 | 0 | 0 | 0 | 0 | 2 | 1 |
| Rod Barajas, R (1, 2)<br>OBP: 0.273, SLG: 0.498<br>Eric Young Sr., R (9, PH)<br>OBP: 0.417, SLG: 0.402 | | K | | | F9 | | | | G4-3 | 2<br>1 | 0<br>0 | 0<br>0 | 0<br>0 | 0<br>0 | 1<br>0 | 0<br>0 |
| Inning Stats | R: 0<br>E: 0<br>K: 2<br>S: 10<br>H: 0<br>LOB: 0<br>BB: 0<br>P: 15 | R: 0<br>E: 0<br>K: 0<br>S: 9<br>H: 0<br>LOB: 0<br>BB: 0<br>P: 14 | R: 0<br>E: 0<br>K: 3<br>S: 10<br>H: 0<br>LOB: 0<br>BB: 0<br>P: 13 | R: 0<br>E: 0<br>K: 1<br>S: 10<br>H: 1<br>LOB: 0<br>BB: 0<br>P: 16 | R: 0<br>E: 0<br>K: 0<br>S: 11<br>H: 1<br>LOB: 1<br>BB: 0<br>P: 18 | R: 0<br>E: 0<br>K: 1<br>S: 7<br>H: 0<br>LOB: 0<br>BB: 0<br>P: 12 | R: 0<br>E: 0<br>K: 1<br>S: 8<br>H: 0<br>LOB: 0<br>BB: 0<br>P: 12 | R: 0<br>E: 0<br>K: 0<br>S: 12<br>H: 1<br>LOB: 1<br>BB: 0<br>P: 20 | R: 1<br>E: 1<br>K: 1<br>S: 11<br>H: 1<br>LOB: 1<br>BB: 0<br>P: 17 | 1B: 3<br>2B: 0<br>3B: 0<br>HR: 1<br>SF: 0<br>SAC: 0<br>DP: 1<br>HBP: 0 | | | | | | |

| | AB | 31 |
|---|---|---|
| | R | 1 |
| | H | 4 |
| | RBI | 1 |
| | BB | 0 |
| | SO | 9 |
| | LOB | 6 |

WP: 0 PA: 31
PB: 0
SB: 0
CS: 0

| PITCHER | | IP | WLS | BF | H | R | ER | SO | BB | IBB | HBP | BLK | WP | HR | S | P | ERA | WHIP |
|---|---|---|---|---|---|---|---|---|---|---|---|---|---|---|---|---|---|---|
| Rodrigo Lopez, R<br>ERA: 3.92 | (1, 1) | 6.2 | W | 21 | 2 | 0 | 0 | 7 | 0 | 0 | 0 | 0 | 0 | 0 | 62 | 95 | 0.00 | 0.300 |
| B.J. Ryan, L<br>ERA: 1.65 | (7, 1) | 1.1 | H | 5 | 1 | 0 | 0 | 1 | 0 | 0 | 0 | 0 | 0 | 0 | 15 | 25 | 0.00 | 0.750 |
| Jorge Julio, R<br>ERA: 4.08 | (9, 1) | 1.0 | S | 5 | 1 | 1 | 1 | 1 | 0 | 0 | 0 | 0 | 0 | 1 | 11 | 17 | 9.00 | 1.000 |

| PITCHER | IP | WLS | BF | H | R | ER | SO | BB | IBB | HBP | BLK | WP | HR | S | P | ERA | WHIP |
|---|---|---|---|---|---|---|---|---|---|---|---|---|---|---|---|---|---|

# Texas Rangers @ Baltimore Orioles

Oriole Park at Camden Yards, Baltimore, MD

Sat Aug 07 2004, 4:35 PM EDT
Att. 44,961 - Unknown - 77 F

BOTTOM

| Batter | 1 | 2 | 3 | 4 | 5 | 6 | 7 | 8 | 9 | AB | R | H | RBI | BB | SO | LOB |
|---|---|---|---|---|---|---|---|---|---|---|---|---|---|---|---|---|
| 1 Brian Roberts, S (1, 4)<br>OBP: 0.337, SLG: 0.351 | F7 | BB | | G6-3 | | PB 1B | | | | 3 | 0 | 1 | 0 | 1 | 0 | 0 |
| David Newhan, L (1, 10)<br>OBP: 0.416, SLG: 0.535 | 6 S 10 2B BB | L4 | | K | | 1 SAFE 1 SAFE 1 SAFE<br>F8<br>1-2 | | | | 3 | 1 | 0 | 0 | 1 | 1 | 4 |
| 6 Melvin Mora, R (1, 5)<br>OBP: 0.430, SLG: 0.572 | SAFE<br>K<br>1-2 | | 10 FC4-6 1B | 10 FC6-4 1B | | L9 | | | | 4 | 0 | 2 | 0 | 0 | 1 | 2 |
| 10 Miguel Tejada, R (1, 6)<br>OBP: 0.364, SLG: 0.547 | 2-H 2B | | FC4-6<br>2B SF9<br>1-2f | FC6-4<br>1-2f | | | F9 | | | 4 | 1 | 1 | 1 | 0 | 0 | 2 |
| Rafael Palmeiro, L (1, 3)<br>OBP: 0.356, SLG: 0.407 | K | | SF9 1B 2B<br>1-3 | | 1B | | F7 | | | 4 | 1 | 2 | 0 | 0 | 1 | 1 |
| Javy Lopez, R (1, 2)<br>OBP: 0.372, SLG: 0.502 | | P4 | SF9<br>2-3<br>3-H | | F7 | | L8 | | | 3 | 0 | 0 | 1 | 0 | 0 | 1 |
| B.J. Surhoff, L (1, 9)<br>OBP: 0.380, SLG: 0.447 | | WP 1B 1B | 1B<br>3-H 1B | | P6 | | | G1-3 | | 4 | 0 | 2 | 1 | 0 | 0 | 1 |
| Jerry Hairston, R (1, 8)<br>OBP: 0.382, SLG: 0.412 | | WP<br>1-2 1B | 1 SAFE<br>1-2 1B | | G1-3 | | | P4 | | 4 | 0 | 2 | 0 | 0 | 0 | 1 |
| Larry Bigbie, L (1, 7)<br>OBP: 0.319, SLG: 0.401 | | L5<br>1-2<br>2-3 | G3 | | | F7 | | G4-3 | | 4 | 0 | 0 | 0 | 0 | 0 | 4 |
| Inning Stats | R: 1 H: 1<br>E: 0 LOB: 1<br>K: 2 BB: 1<br>S: 11 P: 24 | R: 0 H: 2<br>E: 0 LOB: 3<br>K: 0 BB: 1<br>S: 11 P: 17 | R: 2 H: 4<br>E: 0 LOB: 2<br>K: 0 BB: 0<br>S: 15 P: 21 | R: 0 H: 1<br>E: 0 LOB: 1<br>K: 1 BB: 0<br>S: 10 P: 16 | R: 0 H: 1<br>E: 0 LOB: 1<br>K: 0 BB: 0<br>S: 7 P: 8 | R: 0 H: 1<br>E: 0 LOB: 1<br>K: 0 BB: 0<br>S: 11 P: 18 | R: 0 H: 0<br>E: 0 LOB: 0<br>K: 0 BB: 0<br>S: 5 P: 8 | R: 0 H: 0<br>E: 0 LOB: 0<br>K: 0 BB: 0<br>S: 6 P: 8 | | 1B: 8 SF: 1<br>2B: 2 SAC: 0<br>3B: 0 DP: 0<br>HR: 0 HBP: 0 | | | | | | |

livebaseballscorecards.com

| | |
|---|---|
| AB | 33 |
| R | 3 |
| H | 10 |
| RBI | 3 |
| BB | 2 |
| SO | 3 |
| LOB | 16 |

WP: 1 PA: 36
PB: 1
SB: 1
CS: 0

| PITCHER | | IP | WLS | BF | H | R | ER | SO | BB | IBB | HBP | BLK | WP | HR | S | P | ERA | WHIP |
|---|---|---|---|---|---|---|---|---|---|---|---|---|---|---|---|---|---|---|
| Scott Erickson, R<br>ERA: 6.59 | (1, 1) | 5.2 | L | 29 | 10 | 3 | 3 | 3 | 2 | 0 | 0 | 0 | 1 | 0 | 62 | 98 | 4.76 | 2.118 |
| 50 Frank Francisco, R<br>ERA: 3.51 | (6, 1) | 1.1 | | 4 | 0 | 0 | 0 | 0 | 0 | 0 | 0 | 0 | 0 | 0 | 8 | 14 | 0.00 | 0.000 |
| Brian Shouse, L<br>ERA: 3.04 | (8, 1) | 1.0 | | 3 | 0 | 0 | 0 | 0 | 0 | 0 | 0 | 0 | 0 | 0 | 6 | 8 | 0.00 | 0.000 |

| PITCHER | IP | WLS | BF | H | R | ER | SO | BB | IBB | HBP | BLK | WP | HR | S | P | ERA | WHIP |
|---|---|---|---|---|---|---|---|---|---|---|---|---|---|---|---|---|---|

| Batter | 1 | 2 | 3 | 4 | 5 | 6 | 7 | 8 | 9 | AB | R | H | RBI | BB | SO | LOB |
|---|---|---|---|---|---|---|---|---|---|---|---|---|---|---|---|---|
| Alfonso Soriano, R (1, 4)<br>OBP: 0.323, SLG: 0.479 | B X 1-0 ① 2B | | B B X 2-0 ③ G5-3 | | | B B S X 2-1 ① F9 | | B S F F F F B X 2-2 ① F8 | C B X 1-1 ② P4 | 5 | 0 | 1 | 0 | 0 | 0 | 0 |
| David Dellucci, L (1, 7)<br>OBP: 0.354, SLG: 0.441 | B B F S B C 3-3 ② K | | | F B B B B 4-1 9 1B BB | | B B B C B 4-1 BB | | C B B C B B 4-2 10 FC5-4 BB | C B F X 1-2 10 DI 1B | 2 | 0 | 1 | 0 | 3 | 1 | 0 |
| 10 Michael Young, R (1, 6)<br>OBP: 0.362, SLG: 0.479 | C F F X 0-2 ③ F8 | | | S F X 0-2 ① L9 | | B X 1-0 ② L5 | | X 0-0 ② FC5-4 1-2f 9 2B | F B X 1-1 ③ F8 1-2 | 5 | 1 | 0 | 0 | 0 | 0 | 4 |
| 9 Hank Blalock, L (1, 5)<br>OBP: 0.347, SLG: 0.513 | | C B C B C 2-3 ① K | | C C F X 0-2 1-2 1B | | B B B C X 3-1 ③ G3 | | B C X 1-1 1-H 23 1B 2B | | 4 | 1 | 2 | 1 | 0 | 1 | 1 |
| 23 Mark Teixeira, S (1, 3)<br>OBP: 0.349, SLG: 0.554 | | B B B C X 3-1 ② G3 | | X 0-0 ② F7 | | | B C B X 2-1 E3 1B | B B X 2-0 2B 2-H 2B 1B | | 4 | 1 | 1 | 1 | 0 | 0 | 2 |
| Laynce Nix, L (1, 8)<br>OBP: 0.321, SLG: 0.527 | | B B S X 2-1 ③ G6-3 | | F B F B C 2-3 ③ K | | | B F S X 1-2 ① L7 | C S X 0-2 1-3 2B 2B | | 4 | 1 | 1 | 0 | 0 | 1 | 3 |
| Brian Jordan, R (1, 10)<br>OBP: 0.247, SLG: 0.313 | | | B X 1-0 HR | B X 1-0 ① G5-3 | | | B B F F T 2-2 ② K | C B X 1-1 2-H 3-H 2B | | 4 | 1 | 2 | 3 | 0 | 1 | 1 |
| Gary Matthews, S (1, 9)<br>OBP: 0.346, SLG: 0.480 | | | C F B X 1-2 ① P6 | B C B B B 4-1 15 G1-6-3 BB | | | B X 1-0 1-2 1B | D C F B X 2-2 ③ F8 | | 3 | 0 | 1 | 0 | 1 | 0 | 1 |
| 15 Gerald Laird, R (1, 2)<br>OBP: 0.331, SLG: 0.301 | | | B X 1-0 ② G6-3 | B 1 SAFE B X 2-0 ② ③ G1-6-3 1-2f | | | C X 0-1 ③ G6-3 | | B C B F B X 3-2 ① F9 | 4 | 0 | 0 | 0 | 0 | 0 | 3 |
| Inning Stats | R: 0 E: 0 K: 1 S: 8 H: 1 LOB: 0 BB: 0 P: 12 | R: 0 E: 0 K: 1 S: 7 H: 0 LOB: 0 BB: 0 P: 14 | R: 1 E: 0 K: 0 S: 6 H: 1 LOB: 0 BB: 0 P: 11 | R: 0 E: 0 K: 1 S: 12 H: 1 LOB: 2 BB: 1 P: 18 | R: 0 E: 0 K: 0 S: 3 H: 0 LOB: 0 BB: 1 P: 10 | R: 0 E: 0 K: 0 S: 6 H: 0 LOB: 1 BB: 1 P: 16 | R: 0 E: 1 K: 1 S: 11 H: 1 LOB: 2 BB: 0 P: 17 | R: 4 E: 0 K: 0 S: 22 H: 4 LOB: 1 BB: 1 P: 34 | R: 0 E: 0 K: 0 S: 10 H: 1 LOB: 1 BB: 0 P: 16 | 1B: 4 2B: 4 3B: 0 HR: 1 SF: 0 SAC: 0 DP: 1 HBP: 0 | | | | | | |

| PITCHER | | IP | WLS | BF | H | R | ER | SO | BB | IBB | HBP | BLK | WP | HR | S | P | ERA | WHIP |
|---|---|---|---|---|---|---|---|---|---|---|---|---|---|---|---|---|---|---|
| Sidney Ponson, R<br>ERA: 5.69 | (1, 1) | 7.2 | W | 31 | 5 | 3 | 3 | 4 | 4 | 0 | 0 | 0 | 0 | 1 | 65 | 117 | 3.52 | 1.174 |
| Buddy Groom, L<br>ERA: 5.35 | (8, 1) | 0.1 | | 4 | 3 | 2 | 2 | 0 | 0 | 0 | 0 | 0 | 0 | 0 | 10 | 15 | 54.00 | 9.000 |
| Jason Grimsley, R<br>ERA: 4.14 | (9, 1) | 1.0 | | 4 | 1 | 0 | 0 | 0 | 0 | 0 | 0 | 0 | 0 | 0 | 10 | 16 | 0.00 | 1.000 |

| PITCHER | IP | WLS | BF | H | R | ER | SO | BB | IBB | HBP | BLK | WP | HR | S | P | ERA | WHIP |
|---|---|---|---|---|---|---|---|---|---|---|---|---|---|---|---|---|---|

# TOP

# Texas Rangers @ Baltimore Orioles

## Oriole Park at Camden Yards, Baltimore, MD

Sun Aug 08 2004, 1:35 PM EDT
Att. 32,842 - Sunny - 84 F

livebaseballscorecards.com

| | |
|---|---|
| AB | 35 |
| R | 5 |
| H | 9 |
| RBI | 5 |
| BB | 4 |
| SO | 4 |
| LOB | 15 |

| | | | | | | | | | | | | | | | | | | |
|---|---|---|---|---|---|---|---|---|---|---|---|---|---|---|---|---|---|---|
| 1B: 4 | SF: 0 | WP: 0 | PA: 39 |
| 2B: 4 | SAC: 0 | PB: 0 | |
| 3B: 0 | DP: 1 | SB: 0 | |
| HR: 1 | HBP: 0 | CS: 0 | |

# Texas Rangers @ Baltimore Orioles

Oriole Park at Camden Yards, Baltimore, MD

Sun Aug 08 2004, 1:35 PM EDT
Att. 32,842 - Sunny - 84 F

livebaseballscorecards.com

## BOTTOM

| Batter | 1 | 2 | 3 | 4 | 5 | 6 | 7 | 8 | 9 | AB | R | H | RBI | BB | SO | LOB |
|---|---|---|---|---|---|---|---|---|---|---|---|---|---|---|---|---|
| 1 Brian Roberts, S (1, 4)<br>OBP: 0.337, SLG: 0.351 | G1-3 | K | | CI 6 1B | 6 1B 1B | SF9 | | E BB | | 3 | 0 | 1 | 1 | 1 | 1 | 0 |
| David Newhan, L (1, 10)<br>OBP: 0.413, SLG: 0.528 | 6 HR 1B | | 10 F9 6 BB SF7 1B | F8 | K | F7 | | E5 | | 6 | 2 | 2 | 0 | 0 | 1 | 7 |
| 6 Melvin Mora, R (1, 5)<br>OBP: 0.434, SLG: 0.581 | HR | | BB | 1-2 2-H 1B | 1-2 3-H 1B | | F9 | K | | 5 | 1 | 3 | 4 | 1 | 1 | 2 |
| 10 Miguel Tejada, R (1, 6)<br>OBP: 0.363, SLG: 0.543 | G3-1 | | F9 | F7 | P3 | | 1B | | | 5 | 0 | 1 | 0 | 0 | 0 | 6 |
| Luis Lopez, S (7, PR)<br>OBP: 0.243, SLG: 0.302 (8, 6) | | | | | | | | | | 0 | 0 | 0 | 0 | 0 | 0 | 0 |
| Javy Lopez, R (1, 2)<br>OBP: 0.373, SLG: 0.501 | BB 1B | | SF7 3-H | BB | K | | K | | | 3 | 1 | 1 | 1 | 1 | 2 | 3 |
| Robert Machado, R (8, 2)<br>OBP: 0.224, SLG: 0.319 | | | | | | | | | | 0 | 0 | 0 | 0 | 0 | 0 | 0 |
| Rafael Palmeiro, L (1, 3)<br>OBP: 0.361, SLG: 0.407 | BB | | SAFE FC6-4 BB | 1B 2B 1B | FC5-4 BB | P2 | | | | 2 | 1 | 1 | 0 | 3 | 0 | 1 |
| Jerry Hairston, R (1, 8)<br>OBP: 0.383, SLG: 0.410 | F7 | | FC6-4 | 2B 1B | FC5-4 E 1 SF9 1B | | | G4-3 G3 E BB | | 4 | 3 | 1 | 1 | 1 | 0 | 5 |
| B.J. Surhoff, L (1, 9)<br>OBP: 0.381, SLG: 0.451 | | P5 | | K | 2B 2B | SF9 E 1B | | G3 | | 5 | 1 | 2 | 2 | 0 | 1 | 1 |
| Larry Bigbie, L (1, 7)<br>OBP: 0.320, SLG: 0.402 | | K | | 1 CI 6 1B BB | 1 1B 6 1B 2B | E3 | | G4-3 | | 4 | 2 | 1 | 1 | 1 | 1 | 3 |
| Inning Stats | R: 2 H: 3<br>E: 0 LOB: 2<br>K: 0 BB: 1<br>S: 17 P: 29 | R: 0 H: 0<br>E: 0 LOB: 0<br>K: 2 BB: 0<br>S: 8 P: 11 | R: 1 H: 1<br>E: 0 LOB: 2<br>K: 0 BB: 2<br>S: 6 P: 16 | R: 1 H: 1<br>E: 1 LOB: 2<br>K: 1 BB: 1<br>S: 14 P: 25 | R: 5 H: 6<br>E: 0 LOB: 2<br>K: 2 BB: 1<br>S: 24 P: 39 | R: 1 H: 1<br>E: 1 LOB: 2<br>K: 0 BB: 1<br>S: 16 P: 27 | R: 0 H: 1<br>E: 0 LOB: 1<br>K: 1 BB: 0<br>S: 15 P: 21 | R: 1 H: 0<br>E: 1 LOB: 2<br>K: 1 BB: 2<br>S: 14 P: 27 | | 1B: 10 SF: 2<br>2B: 2 SAC: 0<br>3B: 0 DP: 0<br>HR: 1 HBP: 0 | | | | | | |

| | AB | 37 |
|---|---|---|
| | R | 11 |
| | H | 13 |
| | RBI | 10 |
| | BB | 8 |
| | SO | 7 |
| | LOB | 28 |

WP: 0 PA: 48
PB: 0
SB: 0
CS: 0

| PITCHER | | IP | WLS | BF | H | R | ER | SO | BB | IBB | HBP | BLK | WP | HR | S | P | ERA | WHIP |
|---|---|---|---|---|---|---|---|---|---|---|---|---|---|---|---|---|---|---|
| Kenny Rogers, L<br>ERA: 4.6 | (1, 1) | 4.0 | L | 26 | 8 | 8 | 7 | 3 | 5 | 0 | 0 | 0 | 0 | 1 | 53 | 97 | 15.75 | 3.250 |
| 56 Rosman Garcia, R<br>ERA: 5.4 | (5, 1) | 2.2 | | 15 | 5 | 2 | 1 | 3 | 1 | 0 | 0 | 0 | 0 | 0 | 43 | 64 | 3.38 | 2.250 |
| Brian Shouse, L<br>ERA: 2.93 | (7, 1) | 1.0 | | 6 | 0 | 1 | 0 | 0 | 2 | 0 | 0 | 0 | 0 | 0 | 14 | 29 | 0.00 | 2.000 |
| Carlos Almanzar, R<br>ERA: 3.29 | (8, 1) | 0.1 | | 1 | 0 | 0 | 0 | 1 | 0 | 0 | 0 | 0 | 0 | 0 | 4 | 5 | 0.00 | 0.000 |

| PITCHER | IP | WLS | BF | H | R | ER | SO | BB | IBB | HBP | BLK | WP | HR | S | P | ERA | WHIP |
|---|---|---|---|---|---|---|---|---|---|---|---|---|---|---|---|---|---|

# Texas Rangers @ Baltimore Orioles

Oriole Park at Camden Yards, Baltimore, MD

Mon Aug 09 2004, 12:35 PM EDT

Att. 39,850 - Sunny - 89 F

livebaseballscorecards.com

| Batter | | 1 | 2 | 3 | 4 | 5 | 6 | 7 | 8 | 9 | AB | R | H | RBI | BB | SO | LOB |
|---|---|---|---|---|---|---|---|---|---|---|---|---|---|---|---|---|---|
| Alfonso Soriano, R<br>OBP: 0.323, SLG: 0.485 | (1, 4) | 1-1 F7 | 2-2 F9 | | | 0-0 G4-3 | | 3-2 S 1B | | 1-2 HR | 5 | 1 | 2 | 1 | 0 | 0 | 0 |
| David Dellucci, L<br>OBP: 0.359, SLG: 0.453 | (1, 7) | 1-1 HR | | 4-0 10 G5-3 10 S 9 SF8 BB | | 2-2 F8 | | 4-2 1-2 BB | | 2-3 K | 3 | 2 | 1 | 1 | 2 | 1 | 0 |
| 10 Michael Young, R<br>OBP: 0.364, SLG: 0.481 | (1, 6) | 1-1 23 E 2B | | 3-2 G5-3 1-3 | | 2-1 1B | | 2-3 K | | 4-2 9 G3-1 BB | 4 | 0 | 2 | 0 | 1 | 1 | 3 |
| 9 Hank Blalock, L<br>OBP: 0.345, SLG: 0.509 | (1, 5) | 4-2 23 E BB | | 0-0 SF8 3-H | | 2-3 SAFE K | | | 0-0 F8 | 2-0 G3-1 1-2 | 3 | 0 | 0 | 1 | 1 | 1 | 2 |
| 23 Mark Teixeira, S<br>OBP: 0.348, SLG: 0.549 | (1, 3) | 0-0 E3 1-2 2-3 | | 2-3 K | | | 0-0 P4 | | 2-0 BB 1B 1B | 1-0 G4-3 | 5 | 0 | 1 | 0 | 0 | 1 | 3 |
| Brian Jordan, R<br>OBP: 0.247, SLG: 0.310 | (1, 9) | 1-2 L4 | | | 1-0 P6 | | 0-3 K | | 2-2 BB 1-2 1B | | 4 | 0 | 1 | 0 | 0 | 1 | 3 |
| Eric Young Sr., R<br>OBP: 0.418, SLG: 0.406 | (1, 10) | 3-2 G4-3 | | | 1-2 2B | | 1-2 F9 | | 4-2 1-2 2-3 BB | | 3 | 0 | 1 | 0 | 1 | 0 | 3 |
| Laynce Nix, L<br>OBP: 0.317, SLG: 0.519 | (1, 8) | | 1-1 G4-3 | | 1-3 K | | | 1-1 G3-1 | 0-3 K | | 3 | 0 | 0 | 0 | 0 | 1 | 1 |
| Gary Matthews, S<br>OBP: 0.345, SLG: 0.478 | (8, PH)<br>(8, 8) | | | | | | | | | | 1 | 0 | 0 | 0 | 0 | 1 | 3 |
| Rod Barajas, R<br>OBP: 0.269, SLG: 0.489 | (1, 2) | | 0-1 F8 | | 1-2 G4-3 | | | 1-2 P2 | 1-3 K | | 4 | 0 | 0 | 0 | 0 | 1 | 4 |

| Inning Stats | 1 | 2 | 3 | 4 | 5 | 6 | 7 | 8 | 9 | TOP |
|---|---|---|---|---|---|---|---|---|---|---|
| | R: 1 H: 2<br>E: 1 LOB: 3<br>K: 0 BB: 1<br>S: 15 P: 26 | R: 0 H: 0<br>E: 0 LOB: 0<br>K: 0 BB: 0<br>S: 8 P: 11 | R: 1 H: 0<br>E: 0 LOB: 0<br>K: 1 BB: 1<br>S: 8 P: 17 | R: 0 H: 1<br>E: 0 LOB: 1<br>K: 1 BB: 0<br>S: 10 P: 14 | R: 0 H: 1<br>E: 0 LOB: 1<br>K: 1 BB: 0<br>S: 10 P: 16 | R: 0 H: 0<br>E: 0 LOB: 0<br>K: 1 BB: 0<br>S: 8 P: 9 | R: 0 H: 1<br>E: 0 LOB: 2<br>K: 1 BB: 1<br>S: 16 P: 27 | R: 0 H: 2<br>E: 0 LOB: 3<br>K: 2 BB: 1<br>S: 16 P: 25 | R: 1 H: 1<br>E: 0 LOB: 1<br>K: 1 BB: 1<br>S: 15 P: 25 | 1B: 4 SF: 1<br>2B: 2 SAC: 0<br>3B: 0 DP: 0<br>HR: 2 HBP: 0 | WP: 0 PA: 41<br>PB: 0<br>SB: 2<br>CS: 0 |

| PITCHER | | IP | WLS | BF | H | R | ER | SO | BB | IBB | HBP | BLK | WP | HR | S | P | ERA | WHIP |
|---|---|---|---|---|---|---|---|---|---|---|---|---|---|---|---|---|---|---|
| Dave Borkowski, R<br>ERA: 3.29 | (1, 1) | 6.0 | W | 25 | 4 | 2 | 2 | 4 | 2 | 0 | 0 | 0 | 0 | 1 | 59 | 93 | 3.00 | 1.000 |
| Jason Grimsley, R<br>ERA: 4.07 | (7, 1) | 0.2 | | 4 | 1 | 0 | 0 | 0 | 1 | 0 | 0 | 0 | 0 | 0 | 12 | 21 | 0.00 | 3.000 |
| B.J. Ryan, L<br>ERA: 1.61 | (7, 1) | 1.1 | H | 7 | 2 | 0 | 0 | 3 | 1 | 0 | 0 | 0 | 0 | 0 | 20 | 31 | 0.00 | 2.250 |
| Jorge Julio, R<br>ERA: 4.18 | (9, 1) | 1.0 | | 5 | 1 | 1 | 1 | 1 | 1 | 0 | 0 | 0 | 0 | 1 | 15 | 25 | 9.00 | 2.000 |

| PITCHER | IP | WLS | BF | H | R | ER | SO | BB | IBB | HBP | BLK | WP | HR | S | P | ERA | WHIP |
|---|---|---|---|---|---|---|---|---|---|---|---|---|---|---|---|---|---|

| Batter | 1 | 2 | 3 | 4 | 5 | 6 | 7 | 8 | 9 | AB | R | H | RBI | BB | SO | LOB |
|---|---|---|---|---|---|---|---|---|---|---|---|---|---|---|---|---|
| 1 Brian Roberts, S (1, 4)<br>OBP: 0.339, SLG: 0.355 | C B B F X<br>2-2<br>6 HR 2B | B X<br>1-0 ③<br>F9 | | | C B S B X<br>2-2 ①<br>G5-3 | | X<br>0-0<br>10 G6-3 SH5-3<br>1-2<br>1B | | | 4 | 1 | 2 | 0 | 0 | 0 | 0 |
| David Newhan, L (1, 10)<br>OBP: 0.407, SLG: 0.519 | X<br>0-0 ①<br>P5 | | C B F B X<br>2-2 ①<br>L7 | | F B X<br>1-1 ②<br>P4 | | X<br>0-0 ①<br>SH5-3<br>1-2<br>2-3 | | | 3 | 0 | 0 | 0 | 0 | 0 | 1 |
| 6 Melvin Mora, R (1, 5)<br>OBP: 0.437, SLG: 0.599 | B B B X<br>3-0<br>2-H HR | | B F F X<br>1-2 ②<br>G5-3 | | C X<br>0-1<br>HR | | B B B<br>4-0<br>10 G6-3 BB | | | 3 | 2 | 2 | 3 | 1 | 0 | 0 |
| 10 Miguel Tejada, R (1, 6)<br>OBP: 0.362, SLG: 0.540 | B B C S B F B<br>4-2<br>2B BB | | B X<br>1-0 ③<br>L8 | | C B F X<br>1-2 ③<br>G4-3 | | B X<br>1-0 ②<br>G6-3<br>1-2<br>2-3<br>3-H | | | 3 | 1 | 0 | 1 | 1 | 0 | 2 |
| Javy Lopez, R (1, 2)<br>OBP: 0.371, SLG: 0.501 | B X<br>1-0<br>G3-1<br>1-H 2B | | | X<br>0-0 ①<br>F7 | | C B B B F X<br>3-2 ①<br>F7 | C X<br>0-1 ③<br>G6-3 | | | 4 | 0 | 1 | 1 | 0 | 0 | 2 |
| Rafael Palmeiro, L (1, 3)<br>OBP: 0.358, SLG: 0.403 | C B C B X<br>2-2 ②<br>G3-1<br>2-3 | | | B B X<br>2-0 ②<br>G3 | | B B X<br>2-0 ②<br>F9 | | B X<br>1-0 ①<br>F9 | | 4 | 0 | 0 | 0 | 0 | 0 | 1 |
| Jerry Hairston, R (1, 8)<br>OBP: 0.381, SLG: 0.408 | B B C X<br>2-1 ③<br>F7 | | | B F B F X<br>2-2 ③<br>G6-3 | | C C X<br>0-2<br>1B | | B F X<br>1-1 ②<br>P2 | | 4 | 0 | 1 | 0 | 0 | 0 | 1 |
| B.J. Surhoff, L (1, 9)<br>OBP: 0.378, SLG: 0.453 | | C B X<br>1-1 ①<br>F9 | | | B X<br>1-0<br>HR 2B | 1 SAFE B F S B F S<br>2-3 ③<br>K | | B X<br>1-0 ③<br>F7 | | 4 | 1 | 1 | 0 | 0 | 1 | 1 |
| Larry Bigbie, L (1, 7)<br>OBP: 0.323, SLG: 0.413 | | S B C B F F X<br>2-2 ②<br>G4-3 | | | B X<br>1-0<br>2-H HR | | B B C F X<br>2-2<br>SH5-3 1 1B 10 G6-3 1B | | | 3 | 2 | 2 | 2 | 0 | 0 | 0 |
| Inning Stats | R: 3 H: 3<br>E: 0 LOB: 1<br>K: 0 BB: 1<br>S: 14 P: 28 | R: 0 H: 0<br>E: 0 LOB: 0<br>K: 0 BB: 0<br>S: 8 P: 12 | R: 0 H: 0<br>E: 0 LOB: 0<br>K: 0 BB: 0<br>S: 7 P: 11 | R: 0 H: 0<br>E: 0 LOB: 0<br>K: 0 BB: 0<br>S: 5 P: 9 | R: 3 H: 3<br>E: 0 LOB: 0<br>K: 0 BB: 0<br>S: 12 P: 18 | R: 0 H: 1<br>E: 0 LOB: 1<br>K: 1 BB: 0<br>S: 11 P: 18 | R: 1 H: 2<br>E: 0 LOB: 2<br>K: 0 BB: 1<br>S: 8 P: 15 | R: 0 H: 0<br>E: 0 LOB: 0<br>K: 0 BB: 0<br>S: 4 P: 7 | | 1B: 3 SF: 0<br>2B: 3 SAC: 1<br>3B: 0 DP: 0<br>HR: 3 HBP: 0 | | | | | | |

# BOTTOM

## Texas Rangers @ Baltimore Orioles

Oriole Park at Camden Yards, Baltimore, MD

Mon Aug 09 2004, 12:35 PM EDT

Att. 39,850 - Sunny - 89 F

livebaseballscorecards.com

| | |
|---|---|
| AB | 32 |
| R | 7 |
| H | 9 |
| RBI | 7 |
| BB | 2 |
| SO | 1 |
| LOB | 8 |

| PITCHER | | IP | WLS | BF | H | R | ER | SO | BB | IBB | HBP | BLK | WP | HR | S | P | ERA | WHIP |
|---|---|---|---|---|---|---|---|---|---|---|---|---|---|---|---|---|---|---|
| Mike Bacsik, L<br>ERA: 3.86 | (1, 1) | 4.2 | L | 20 | 5 | 5 | 5 | 0 | 1 | 0 | 0 | 0 | 0 | 2 | 41 | 72 | 9.64 | 1.286 |
| 53 Joaquín Benoit, R<br>ERA: 6.06 | (5, 1) | 1.1 | | 6 | 2 | 1 | 1 | 1 | 0 | 0 | 0 | 0 | 0 | 1 | 16 | 24 | 6.75 | 1.500 |
| 32 Ron Mahay, L<br>ERA: 2.53 | (7, 1) | 1.0 | | 6 | 2 | 1 | 1 | 0 | 1 | 0 | 0 | 0 | 0 | 0 | 8 | 15 | 9.00 | 3.000 |
| Francisco Cordero, R<br>ERA: 1.9 | (8, 1) | 1.0 | | 3 | 0 | 0 | 0 | 0 | 0 | 0 | 0 | 0 | 0 | 0 | 4 | 7 | 0.00 | 0.000 |

| PITCHER | IP | WLS | BF | H | R | ER | SO | BB | IBB | HBP | BLK | WP | HR | S | P | ERA | WHIP |
|---|---|---|---|---|---|---|---|---|---|---|---|---|---|---|---|---|---|

# Baltimore Orioles @ Anaheim Angels

Angel Stadium of Anaheim, Anaheim, CA

Tue Aug 10 2004, 7:05 PM PDT

Att. 43,068 - Sunny - 82 F

livebaseballscorecards.com

## TOP

| Batter | 1 | 2 | 3 | 4 | 5 | 6 | 7 | 8 | 9 | AB | R | H | RBI | BB | SO | LOB |
|---|---|---|---|---|---|---|---|---|---|---|---|---|---|---|---|---|
| 1 Brian Roberts, S (1, 4)<br>OBP: 0.345, SLG: 0.362 | 0-1 6 2B 1B | 1-2 SH5-3 1B | | 1-1 FC4 G4-6-3 1-2 | 2-1 1B 2B | | 3-2 1B 1B | 4-2 10 HR 1B BB | | 5 | 3 | 4 | 0 | 1 | 0 | 1 |
| David Newhan, L (1, 10)<br>OBP: 0.412, SLG: 0.522 | 1-3 ① K | 0-0 ① SH5-3 1-2 2-3 | | 0-2 ① ② G4-6-3 1-2f 2-3 | 1-2 10 1B 2-H 1B | | 1-0 6 S 1-3 1B | 2-1 10 HR 1-2 2-H 3-H 1B | | 5 | 2 | 3 | 3 | 0 | 1 | 3 |
| 6 Melvin Mora, R (1, 5)<br>OBP: 0.438, SLG: 0.598 | 1-2 1B 1-H 2B | 2-2 ② L4 | | 4-0 10 1B 1B BB | 4-2 10 1B BB | | 3-3 ① K 1-2 | 1-3 ② K | | 4 | 1 | 1 | 1 | 2 | 2 | 6 |
| 10 Miguel Tejada, R (1, 6)<br>OBP: 0.365, SLG: 0.547 | 1-3 ② K | 0-0 ③ F8 | | 3-0 1B 1B 1-3 3-H 1B | 2-1 1-3 2-H 1B | | 4-0 IBB | 0-0 1-H 2-H HR | | 5 | 1 | 3 | 5 | 1 | 1 | 3 |
| Rafael Palmeiro, L (1, 3)<br>OBP: 0.357, SLG: 0.401 | 4-1 1B BB | | 1-2 ① G6-3 | 2-2 1B 1-2 3-H 1B | 1-1 ③ G4-3 | | 1-1 ② F6 | 3-3 ③ K | | 5 | 0 | 1 | 1 | 1 | 1 | 5 |
| Javy Lopez, R (1, 2)<br>OBP: 0.371, SLG: 0.499<br>Robert Machado, R (9, 2)<br>OBP: 0.224, SLG: 0.319 | 0-0 1-2 2-3 1B | | 0-1 ② G5-3 | 1-1 1-2 2-3 1B | | 0-3 ① K | 3-2 ③ G6-3 | | 0-0 ① G4-3 | 6<br>0 | 0<br>0 | 2<br>0 | 0<br>0 | 0<br>0 | 1<br>0 | 3<br>0 |
| B.J. Surhoff, L (1, 9)<br>OBP: 0.379, SLG: 0.451<br>31 Jay Gibbons, L (9, PH) (9, 9)<br>OBP: 0.289, SLG: 0.343 | 0-2 ③ G3 | | 2-1 1B | 0-1 ③ F8 | | 2-2 E5 | | 0-0 SH1-3 BB 1B 1B | 1-3 ② K | 5<br>1 | 1<br>0 | 2<br>0 | 0<br>0 | 0<br>0 | 0<br>1 | 6<br>0 |
| Larry Bigbie, L (1, 7)<br>OBP: 0.328, SLG: 0.425 | | 0-0 HR | 0-1 ③ G3 | | 4-1 CS BB | 3-3 ② K | | 4-1 SH1-3 1-2 1B BB | 2-2 2B | 4 | 2 | 2 | 1 | 2 | 1 | 2 |
| Jerry Hairston, R (1, 8)<br>OBP: 0.381, SLG: 0.407 | | 2-2 SH5-3 1 1B 1B | | 2-2 G4-6-3 1 E 10 1B 1B | 2-2 ①② P6 1-2 | 2-1 ③ F9 | | 0-1 ① SH1-3 1-2 2-3 | 1-3 ③ K | 5 | 1 | 2 | 0 | 0 | 1 | 3 |
| Inning Stats | R: 1 E: 0 K: 2 S: 17 H: 3 LOB: 3 BB: 1 P: 24 | R: 1 E: 0 K: 0 S: 14 H: 3 LOB: 2 BB: 0 P: 19 | R: 0 E: 0 K: 0 S: 9 H: 1 LOB: 1 BB: 0 P: 12 | R: 2 E: 1 K: 0 S: 16 H: 4 LOB: 3 BB: 1 P: 29 | R: 2 E: 0 K: 0 S: 17 H: 3 LOB: 2 BB: 2 P: 32 | R: 0 E: 1 K: 2 S: 11 H: 0 LOB: 1 BB: 0 P: 18 | R: 0 E: 0 K: 1 S: 16 H: 2 LOB: 3 BB: 1 P: 31 | R: 5 E: 0 K: 2 S: 17 H: 3 LOB: 0 BB: 2 P: 31 | R: 0 E: 0 K: 2 S: 11 H: 1 LOB: 1 BB: 0 P: 15 | 1B: 15 2B: 3 3B: 0 HR: 2 SF: 0 SAC: 2 DP: 1 HBP: 0 | | | | | | |

| | AB | 45 |
|---|---|---|
| | R | 11 |
| | H | 20 |
| | RBI | 11 |
| | BB | 7 |
| | SO | 9 |
| | LOB | 32 |

WP: 0 PB: 0 SB: 1 CS: 1 PA: 54

| PITCHER | IP | WLS | BF | H | R | ER | SO | BB | IBB | HBP | BLK | WP | HR | S | P | ERA | WHIP |
|---|---|---|---|---|---|---|---|---|---|---|---|---|---|---|---|---|---|
| Aaron Sele, R (1, 1)<br>ERA: 4.74 | 4.2 | L | 29 | 13 | 6 | 4 | 2 | 3 | 0 | 0 | 0 | 0 | 1 | 67 | 103 | 7.71 | 3.429 |
| Kevin Gregg, R (5, 1)<br>ERA: 3.46 | 2.1 | | 13 | 3 | 0 | 0 | 3 | 1 | 1 | 0 | 0 | 0 | 0 | 33 | 62 | 0.00 | 1.714 |
| Matt Hensley, R (8, 1)<br>ERA: 6.63 | 2.0 | | 12 | 4 | 5 | 5 | 4 | 2 | 0 | 0 | 0 | 0 | 1 | 28 | 46 | 22.50 | 3.000 |

| PITCHER | IP | WLS | BF | H | R | ER | SO | BB | IBB | HBP | BLK | WP | HR | S | P | ERA | WHIP |
|---|---|---|---|---|---|---|---|---|---|---|---|---|---|---|---|---|---|

# BOTTOM

| Batter | 1 | 2 | 3 | 4 | 5 | 6 | 7 | 8 | 9 | AB | R | H | RBI | BB | SO | LOB |
|---|---|---|---|---|---|---|---|---|---|---|---|---|---|---|---|---|
| David Eckstein, R (1, 6)<br>OBP: 0.354, SLG: 0.347 | C B B B C X<br>3-2<br>9 3B 1B | B C C B F F S<br>2-3 ③<br>K | | F 1 SAFE F X<br>0-2 ②<br>FC6-2<br>1-2<br>3-H | | | C B X<br>1-1 ①<br>G6-3 | | C B B C F S<br>2-3 ②<br>K | 4 | 1 | 1 | 0 | 0 | 1 | 2 |
| Jeff DaVanon, S (9, 9)<br>OBP: 0.378, SLG: 0.411 | | | | | | | | | | 1 | 0 | 0 | 0 | 0 | 1 | 0 |
| 9 Chone Figgins, S (1, 8)<br>OBP: 0.358, SLG: 0.427 | B C F X<br>1-2<br>16 E 3B<br>1-H | | C X<br>0-1 ①<br>L5 | B C X<br>1-1 ③<br>F8 | | | B B C C X<br>2-2 ②<br>G5-3 | | B F B F F X<br>2-2 ③<br>F8 | 5 | 1 | 1 | 1 | 0 | 0 | 2 |
| 27 Vladimir Guerrero, R (1, 9)<br>OBP: 0.375, SLG: 0.559 | F X<br>0-1 ①<br>P4 | | B B C B X<br>3-1 ②<br>G4-3 | | B B B B<br>4-0<br>16 FC3-6 BB | | B F C X<br>1-2 ③<br>G5-3 | | | 3 | 0 | 0 | 0 | 1 | 0 | 1 |
| Curtis Pride, L (9, 7)<br>OBP: 0.200, SLG: 0.200 | | | | | | | | | | 0 | 0 | 0 | 0 | 0 | 0 | 0 |
| 16 Garret Anderson, L (1, 10)<br>OBP: 0.350, SLG: 0.424 | F B F B X<br>2-2<br>E3 BB<br>3-H | | B B B B<br>4-0<br>BB | | C B X<br>1-1 ①<br>FC3-6 G5-4-3<br>1-2f | | | C B B X<br>2-1 ①<br>G4-3 | | 3 | 0 | 0 | 1 | 1 | 0 | 1 |
| Jose Guillen, R (1, 7)<br>OBP: 0.370, SLG: 0.523 | X<br>0-0 ②<br>F8 | | B X<br>1-0 ③<br>P6 | | B X<br>1-0 ②③<br>G5-4-3<br>1-2f | | | B C F B B B<br>4-2<br>39 1B 1B BB | | 3 | 0 | 0 | 0 | 1 | 0 | 3 |
| Alfredo Amezaga, S (9, 6)<br>OBP: 0.200, SLG: 0.160 | | | | | | | | | | 0 | 0 | 0 | 0 | 0 | 0 | 0 |
| Darin Erstad, L (1, 3)<br>OBP: 0.354, SLG: 0.407 | C 1 SAFE B 1 SAFE B B F B B<br>4-2<br>39 FC6-4 BB<br>1-2 | | | C B B B B<br>4-1<br>39 2B 1B BB | | B C F X<br>1-2 ①<br>G4-3 | | C C F B X<br>1-2<br>39 1B 1B<br>1-2 | | 2 | 1 | 1 | 0 | 2 | 0 | 0 |
| 39 Robb Quinlan, R (1, 5)<br>OBP: 0.403, SLG: 0.528 | X<br>0-0 ③<br>FC6-4<br>1-2f | | | C 1 SAFE C F F 1 SAFE 1 SAFE B B<br>3-2<br>B F X<br>1B FC6-2 2B<br>1-3 | | S B B B B<br>4-1<br>G5-3 BB | | C C B X<br>1-2<br>G4-6-3 1B<br>1-2 2-3 | | 3 | 0 | 2 | 0 | 1 | 0 | 2 |
| Adam Kennedy, L (1, 4)<br>OBP: 0.327, SLG: 0.366 | | B C X<br>1-1 ①<br>F9 | | B X<br>1-0 ①<br>P6 | | F F B F B X<br>2-2 ②<br>G5-3<br>1-2 | | X<br>0-0 ②③<br>G4-6-3<br>1-2f | | 4 | 0 | 0 | 0 | 0 | 0 | 6 |
| Josh Paul, R (1, 2)<br>OBP: 0.340, SLG: 0.383 | | B X<br>1-0 ②<br>F8 | | C X<br>0-1<br>FC6-2<br>2-3<br>3-H 1B | | C B S B F F F S<br>2-3 ③<br>K | | | X<br>0-0 ①<br>F7 | 4 | 0 | 1 | 1 | 0 | 1 | 1 |
| Inning Stats | R: 2 H: 2<br>E: 1 LOB: 2<br>K: 0 BB: 1<br>S: 16 P: 26 | R: 0 H: 0<br>E: 0 LOB: 0<br>K: 1 BB: 0<br>S: 8 P: 12 | R: 0 H: 0<br>E: 0 LOB: 1<br>K: 0 BB: 1<br>S: 5 P: 13 | R: 1 H: 2<br>E: 0 LOB: 2<br>K: 0 BB: 1<br>S: 15 P: 24 | R: 0 H: 0<br>E: 0 LOB: 0<br>K: 0 BB: 1<br>S: 3 P: 9 | R: 0 H: 0<br>E: 0 LOB: 1<br>K: 1 BB: 1<br>S: 14 P: 23 | R: 0 H: 0<br>E: 0 LOB: 0<br>K: 0 BB: 0<br>S: 8 P: 12 | R: 0 H: 2<br>E: 0 LOB: 2<br>K: 0 BB: 1<br>S: 12 P: 20 | R: 0 H: 0<br>E: 0 LOB: 0<br>K: 1 BB: 0<br>S: 9 P: 13 | 1B: 4 SF: 0<br>2B: 1 SAC: 0<br>3B: 1 DP: 2<br>HR: 0 HBP: 0 | | | | | | |

| PITCHER | | IP | WLS | BF | H | R | ER | SO | BB | IBB | HBP | BLK | WP | HR | S | P | ERA | WHIP |
|---|---|---|---|---|---|---|---|---|---|---|---|---|---|---|---|---|---|---|
| 40 Daniel Cabrera, R<br>ERA: 3.71 | (1, 1) | 6.0 | W | 27 | 4 | 3 | 3 | 2 | 5 | 0 | 0 | 0 | 0 | 0 | 61 | 107 | 4.50 | 1.500 |
| Todd Williams, R<br>ERA: 3.24 | (7, 1) | 2.0 | H | 8 | 2 | 0 | 0 | 0 | 1 | 0 | 0 | 0 | 0 | 0 | 20 | 32 | 0.00 | 1.500 |
| Eddy Rodriguez, R<br>ERA: 4.22 | (9, 1) | 1.0 | | 3 | 0 | 0 | 0 | 1 | 0 | 0 | 0 | 0 | 0 | 0 | 9 | 13 | 0.00 | 0.000 |

| PITCHER | IP | WLS | BF | H | R | ER | SO | BB | IBB | HBP | BLK | WP | HR | S | P | ERA | WHIP |
|---|---|---|---|---|---|---|---|---|---|---|---|---|---|---|---|---|---|

# Baltimore Orioles @ Anaheim Angels

Angel Stadium of Anaheim, Anaheim, CA

Tue Aug 10 2004, 7:05 PM PDT
Att. 43,068 - Sunny - 82 F

livebaseballscorecards.com

| | |
|---|---|
| AB | 32 |
| R | 3 |
| H | 6 |
| RBI | 3 |
| BB | 6 |
| SO | 3 |
| LOB | 18 |

| Batter | 1 | 2 | 3 | 4 | 5 | 6 | 7 | 8 | 9 | AB | R | H | RBI | BB | SO | LOB |
|---|---|---|---|---|---|---|---|---|---|---|---|---|---|---|---|---|
| 1 Brian Roberts, S (1, 4)<br>OBP: 0.345, SLG: 0.365 | C F B C 1-3 ① K | | B X 1-0 ② G4-3 2-3 | | C B B X 2-1 E7 1B 2B | | B C S C 1-3 ③ K | | C C X 0-2 DI 1B | 5 | 1 | 2 | 0 | 0 | 2 | 2 |
| David Newhan, L (1, 10)<br>OBP: 0.411, SLG: 0.516 | F B S S 1-3 ② K | | B C B B B 4-1 6 S BB | | X 0-0 3-H 1B | | | B C F S 1-3 ① K | B F B F X 2-2 ③ G6-3 1-2 | 4 | 0 | 1 | 1 | 1 | 2 | 1 |
| 6 Melvin Mora, R (1, 5)<br>OBP: 0.433, SLG: 0.591 | B C X 1-1 ③ F7 | | L C B S 1-3 ③ K 1-2 | | 1 SAFE B X 1-0 ③ G5-3 | | | C B S B D F C 3-3 ② K | | 4 | 0 | 0 | 0 | 0 | 2 | 3 |
| 10 Miguel Tejada, R (1, 6)<br>OBP: 0.364, SLG: 0.544 | | B C X 1-1 ① G4-3 | | F B X 1-1 ① L7 | | C F B S 1-3 ① K | | B F B X 2-1 S BB 1B | | 4 | 0 | 1 | 0 | 0 | 1 | 0 |
| Rafael Palmeiro, L (1, 3)<br>OBP: 0.361, SLG: 0.405 | | C S B B B X 2-2 2B | | C B X 1-1 ② L7 | | C B B X 2-1 G6-4-3 1B | | C B B F B B 4-2 1-2 BB | | 3 | 0 | 2 | 0 | 1 | 0 | 0 |
| Javy Lopez, R (1, 2)<br>OBP: 0.370, SLG: 0.496 | | C B B B S S 2-3 ② K | | X 0-0 1B | | X 0-0 ② ③ G6-4-3 1-2f | | S S F B F S 1-3 ③ K 2-3 | | 4 | 0 | 1 | 0 | 0 | 2 | 4 |
| B.J. Surhoff, L (1, 9)<br>OBP: 0.381, SLG: 0.465 | | B S B C B X 3-2 ③ P2 | | B F B B C X 3-2 ③ G1-3 | | | B C B F B B B 4-2 SH1-3 BB | | B B C F F B X 3-2 HR | 3 | 1 | 1 | 1 | 1 | 0 | 2 |
| Larry Bigbie, L (1, 7)<br>OBP: 0.326, SLG: 0.422 | | | B B S F F S 2-3 ① K | | B X 1-0 ① G4-3 | | L X 0-1 ① SH1-3 1-2 | | B C B F F F C 2-3 ① K | 3 | 0 | 0 | 0 | 0 | 2 | 0 |
| Jerry Hairston, R (1, 8)<br>OBP: 0.379, SLG: 0.409 | | | B F X 1-1 1 G4-3 2B | | B C S X 1-2 ② P5 | | F S B B F F D X 3-2 ② F8 | | B C B F B X 3-2 ② F7 | 4 | 0 | 1 | 0 | 0 | 0 | 1 |
| Inning Stats | R: 0 E: 0 K: 2 S: 8 H: 0 LOB: 0 BB: 0 P: 11 | R: 0 E: 0 K: 1 S: 11 H: 1 LOB: 1 BB: 0 P: 19 | R: 0 E: 0 K: 2 S: 11 H: 1 LOB: 2 BB: 1 P: 20 | R: 0 E: 0 K: 0 S: 8 H: 1 LOB: 1 BB: 0 P: 13 | R: 1 E: 1 K: 0 S: 8 H: 2 LOB: 1 BB: 0 P: 13 | R: 0 E: 0 K: 1 S: 6 H: 1 LOB: 0 BB: 0 P: 9 | R: 0 E: 0 K: 1 S: 12 H: 0 LOB: 1 BB: 1 P: 20 | R: 0 E: 0 K: 3 S: 16 H: 1 LOB: 2 BB: 1 P: 27 | R: 1 E: 0 K: 1 S: 18 H: 2 LOB: 1 BB: 0 P: 28 | 1B: 5 2B: 3 3B: 0 HR: 1 SF: 0 SAC: 1 DP: 1 HBP: 0 | | | | | | | |

| PITCHER | | IP | WLS | BF | H | R | ER | SO | BB | IBB | HBP | BLK | WP | HR | S | P | ERA | WHIP |
|---|---|---|---|---|---|---|---|---|---|---|---|---|---|---|---|---|---|---|
| 45 Kelvim Escobar, R<br>ERA: 4.01 | (1, 1) | 7.0 | W | 28 | 6 | 1 | 1 | 7 | 2 | 0 | 0 | 0 | 0 | 0 | 64 | 105 | 1.29 | 1.143 |
| Francisco Rodríguez, R<br>ERA: 1.67 | (8, 1) | 1.0 | H | 5 | 1 | 0 | 0 | 3 | 1 | 0 | 0 | 0 | 0 | 0 | 16 | 27 | 0.00 | 2.000 |
| Troy Percival, R<br>ERA: 3.51 | (9, 1) | 1.0 | S | 5 | 2 | 1 | 1 | 1 | 0 | 0 | 0 | 0 | 0 | 1 | 18 | 28 | 9.00 | 2.000 |

| PITCHER | IP | WLS | BF | H | R | ER | SO | BB | IBB | HBP | BLK | WP | HR | S | P | ERA | WHIP |
|---|---|---|---|---|---|---|---|---|---|---|---|---|---|---|---|---|---|

TOP

# Baltimore Orioles @ Anaheim Angels

Angel Stadium of Anaheim, Anaheim, CA

Wed Aug 11 2004, 7:05 PM PDT
Att. 41,446 - Sunny - 79 F

livebaseballscorecards.com

| | |
|---|---|
| AB | 34 |
| R | 2 |
| H | 9 |
| RBI | 2 |
| BB | 3 |
| SO | 11 |
| LOB | 13 |

| | | | |
|---|---|---|---|
| 1B: 5 | SF: 0 | WP: 0 | PA: 38 |
| 2B: 3 | SAC: 1 | PB: 0 | |
| 3B: 0 | DP: 1 | SB: 2 | |
| HR: 1 | HBP: 0 | CS: 0 | |

# BOTTOM

| Batter | 1 | 2 | 3 | 4 | 5 | 6 | 7 | 8 | 9 | AB | R | H | RBI | BB | SO | LOB |
|---|---|---|---|---|---|---|---|---|---|---|---|---|---|---|---|---|
| David Eckstein, R (1, 6)<br>OBP: 0.351, SLG: 0.344 | B C X<br>1-1 G6-3 ① | | C X<br>0-1 G1-4-3 ② | | B 1 SAFE 1 SAFE F F X<br>1-2 FC6-4 ②<br>9 PB<br>1-2f | | B X<br>1-0 E1 ①<br>9 G4-3<br>16 1B | | | 4 | 1 | 0 | 0 | 0 | 0 | 2 |
| 9 Chone Figgins, S (1, 4)<br>OBP: 0.355, SLG: 0.423 | B B C B C F X<br>3-2 G4-1 ② | | B X<br>1-0 F8 ③ | | C C B 1 SAFE B C<br>2-3 K ③<br>1-2 | | B X<br>1-0 G4-3 ②<br>1-2<br>2-3 | | | 4 | 0 | 0 | 0 | 0 | 1 | 3 |
| 27 Vladimir Guerrero, R (1, 9)<br>OBP: 0.376, SLG: 0.564 | F X<br>0-1 G6-3 ③ | | | F B F F S<br>1-3 K ① | | B X<br>1-0 HR | I I I I<br>4-0 16 1B 2B IBB | | | 3 | 2 | 1 | 1 | 1 | 1 | 0 |
| 16 Garret Anderson, L (1, 8)<br>OBP: 0.355, SLG: 0.433 | | C B B B X<br>3-1 2B | | X<br>0-0 G1-3 ② | | B X<br>1-0 1B | B B C X<br>2-1 2B<br>1-2<br>2-H<br>3-H 1B | | | 4 | 0 | 3 | 2 | 0 | 0 | 0 |
| Jose Guillen, R (1, 7)<br>OBP: 0.371, SLG: 0.524 | | C B X<br>1-1 G5-3 ① | | B B F B B<br>4-1 BB BB | | 1 SAFE F B 1 SAFE C B S<br>2-3 K ① | X<br>0-0 2B<br>1-3<br>2-H | | | 3 | 0 | 1 | 1 | 1 | 1 | 2 |
| Darin Erstad, L (1, 3)<br>OBP: 0.356, SLG: 0.405 | | B B S C B B<br>4-2 BB | | B B B B<br>4-1 BB<br>1-2 | | B 1 SAFE X<br>1-0 L6 ② | C F B X<br>1-2 G1-3 ③ | | | 2 | 0 | 0 | 0 | 2 | 0 | 3 |
| 39 Robb Quinlan, R (1, 5)<br>OBP: 0.395, SLG: 0.517<br>Alfredo Amezaga, S (8, 5)<br>OBP: 0.198, SLG: 0.158 | | C F B B S<br>2-3 K ② | | B C X<br>1-1 G6-3 ③ | | S B 1 SAFE X<br>1-1 G4-3 ③ | | X<br>0-0 F7 ① | | 3<br>1 | 0<br>0 | 0<br>0 | 0<br>0 | 0<br>0 | 1<br>0 | 5<br>0 |
| Tim Salmon, R (1, 10)<br>OBP: 0.298, SLG: 0.320<br>Jeff DaVanon, S (8, PH)<br>OBP: 0.376, SLG: 0.409 | | C B F B F B F S<br>3-3 K ③ | | | C F B B F B C<br>3-3 K ① | | B B C S S<br>2-3 K ① | B C X<br>1-1 F7 ② | | 3<br>1 | 0<br>0 | 0<br>0 | 0<br>0 | 0<br>0 | 3<br>0 | 2<br>0 |
| José Molina, R (1, 2)<br>OBP: 0.282, SLG: 0.359 | | | B L X<br>1-1 G6-3 ① | | B B F B F B<br>4-2 FC6-4 BB | | B C B X<br>2-1 9 G4-3 16 1B 2B | S C B D S<br>2-3 K ③ | | 3 | 1 | 1 | 0 | 1 | 1 | 0 |
| Inning Stats | R: 0 E: 0 K: 0 S: 8<br>H: 0 LOB: 0 BB: 0 P: 12 | R: 0 E: 0 K: 2 S: 14<br>H: 1 LOB: 2 BB: 1 P: 27 | R: 0 E: 0 K: 0 S: 5<br>H: 0 LOB: 0 BB: 0 P: 7 | R: 0 E: 0 K: 1 S: 9<br>H: 0 LOB: 2 BB: 2 P: 19 | R: 0 E: 0 K: 2 S: 12<br>H: 0 LOB: 1 BB: 1 P: 22 | R: 1 E: 0 K: 1 S: 8<br>H: 2 LOB: 1 BB: 0 P: 14 | R: 3 E: 1 K: 1 S: 14<br>H: 3 LOB: 2 BB: 1 P: 27 | R: 0 E: 0 K: 1 S: 6<br>H: 0 LOB: 0 BB: 0 P: 9 | | 1B: 2 2B: 3 3B: 0 HR: 1<br>SF: 0 SAC: 0 DP: 0 HBP: 0 | | | | | | |

| PITCHER | | IP | WLS | BF | H | R | ER | SO | BB | IBB | HBP | BLK | WP | HR | S | P | ERA | WHIP |
|---|---|---|---|---|---|---|---|---|---|---|---|---|---|---|---|---|---|---|
| 45 Erik Bedard, L<br>ERA: 4.32 | (1, 1) | 5.2 | | 24 | 3 | 1 | 1 | 6 | 4 | 0 | 0 | 0 | 0 | 1 | 54 | 98 | 1.59 | 1.235 |
| Jason Grimsley, R<br>ERA: 3.98 | (6, 1) | 1.0 | L | 5 | 1 | 2 | 1 | 1 | 0 | 0 | 0 | 0 | 0 | 0 | 9 | 16 | 9.00 | 1.000 |
| B.J. Ryan, L<br>ERA: 1.75 | (7, 1) | 0.1 | | 4 | 2 | 1 | 0 | 0 | 0 | 1 | 0 | 0 | 0 | 0 | 7 | 14 | 0.00 | 6.000 |
| Eddy Rodriguez, R<br>ERA: 4.09 | (8, 1) | 1.0 | | 3 | 0 | 0 | 0 | 1 | 0 | 0 | 0 | 0 | 0 | 0 | 6 | 9 | 0.00 | 0.000 |

| PITCHER | IP | WLS | BF | H | R | ER | SO | BB | IBB | HBP | BLK | WP | HR | S | P | ERA | WHIP |
|---|---|---|---|---|---|---|---|---|---|---|---|---|---|---|---|---|---|

# Baltimore Orioles @ Anaheim Angels

Angel Stadium of Anaheim, Anaheim, CA

Wed Aug 11 2004, 7:05 PM PDT
Att. 41,446 - Sunny - 79 F

livebaseballscorecards.com

| | |
|---|---|
| AB | 31 |
| R | 4 |
| H | 6 |
| RBI | 4 |
| BB | 5 |
| SO | 8 |
| LOB | 17 |

WP: 0 PB: 1 SB: 0 CS: 0 PA: 36

# Baltimore Orioles @ Anaheim Angels

Angel Stadium of Anaheim, Anaheim, CA

Thu Aug 12 2004, 1:05 PM PDT
Att. 41,467 - Overcast - 75 F

livebaseballscorecards.com

| Batter | 1 | 2 | 3 | 4 | 5 | 6 | 7 | 8 | 9 | AB | R | H | RBI | BB | SO | LOB |
|---|---|---|---|---|---|---|---|---|---|---|---|---|---|---|---|---|
| 1 Brian Roberts, S (1, 4)<br>OBP: 0.350, SLG: 0.369 | C X<br>0-1<br>6 CS<br>2B | C B F B B F B<br>4-2<br>BB | | B F B B B<br>4-1<br>1B<br>1-2<br>BB | | X<br>0-0 ①<br>SH5-3<br>1-2<br>2-3 | | F C X<br>0-2<br>BB<br>1B | C F B F X<br>1-2 ②③<br>L3<br>1-1 | 3 | 0 | 2 | 0 | 2 | 0 | 3 |
| David Newhan, L (1, 9)<br>OBP: 0.411, SLG: 0.510 | B B F F X<br>2-2 ①<br>L8 | 1 SAFE<br>1 SAFE<br>1 SAFE<br>B X<br>1-0 ③<br>F8 | | C B C F B B X<br>3-2<br>1-2<br>2-H<br>1B | | B B S X<br>2-1 ②<br>G3 | | 1 SAFE<br>B B B<br>1 SAFE<br>4-0<br>1-2<br>BB | | 4 | 0 | 1 | 1 | 1 | 0 | 4 |
| 6 Melvin Mora, R (1, 5)<br>OBP: 0.433, SLG: 0.597 | 2 SAFE<br>C C B C F B F X<br>2-2 ②<br>2-3<br>HR | | C B X<br>1-1 ①<br>F9<br>C X<br>0-1 ③<br>F7 | | | F S X<br>0-2<br>10<br>1B<br>2-H<br>3-H<br>1B | | B F X<br>1-1 ①<br>F9 | | 5 | 1 | 2 | 3 | 0 | 0 | 4 |
| 10 Miguel Tejada, R (1, 6)<br>OBP: 0.367, SLG: 0.547 | B X<br>1-0<br>31<br>2B<br>2B | | C B F X<br>1-2<br>31<br>BB<br>1B | | B F X<br>1-1 ①<br>G4-3 | B C F B X<br>2-2<br>1-2<br>1B | | B C X<br>1-1 ②<br>L4 | | 5 | 1 | 3 | 0 | 0 | 0 | 2 |
| 31 Jay Gibbons, L (1, 10)<br>OBP: 0.291, SLG: 0.347 | X<br>0-0<br>2-H<br>2B | | C B B F B B B<br>4-2<br>G3-6-1<br>1-2<br>BB | | X<br>0-0 ②<br>P4 | C D 2 SAFE X<br>1-1 ③<br>F7 | | S B B B F X<br>2-2 ③<br>F8 | | 4 | 0 | 1 | 1 | 1 | 0 | 4 |
| Karim Garcia, L (1, 3)<br>OBP: 0.265, SLG: 0.387 | B C S B B F F F B<br>4-2<br>BB | | X<br>0-0 ②③<br>G3-6-1<br>1-2f | | B C F C<br>1-3 ③<br>K | | F F B S<br>1-3 ①<br>K | | B S F X<br>1-2<br>1B 1B<br>1B | 4 | 0 | 1 | 0 | 1 | 2 | 2 |
| Larry Bigbie, L (1, 7)<br>OBP: 0.329, SLG: 0.421 | B C F S<br>1-3 ③<br>K | | | B C S B B B B<br>4-2<br>1<br>BB<br>1B<br>BB | | S B B S B B B<br>4-2<br>1B<br>1B<br>BB | B F B F F X<br>2-2 ②<br>G6-3 | | B S S S B X<br>2-2<br>1-2<br>1B<br>1B | 3 | 2 | 1 | 0 | 2 | 1 | 2 |
| Jerry Hairston, R (1, 8)<br>OBP: 0.383, SLG: 0.410 | | C X<br>0-1 ①<br>G4-3 | | 1 SAFE<br>1 SAFE<br>C F X<br>0-2 ①<br>P4 | | C B X<br>1-1<br>1<br>SH5-3<br>1B<br>6<br>1B<br>1-3<br>1B | B B B B<br>4-0<br>BB | | B X<br>1-0<br>1<br>L3<br>1-2<br>2-3<br>1B | 4 | 1 | 2 | 0 | 1 | 0 | 1 |
| Robert Machado, R (1, 2)<br>OBP: 0.222, SLG: 0.308 | | B S C S<br>1-3 ②<br>K | | C F F X<br>0-2 ②<br>F9 | | X<br>0-0<br>1<br>SH5-3<br>6<br>1B<br>1-2<br>3-H<br>1B | B S X<br>1-1 ③<br>P4 | | C C S<br>0-3 ①<br>K | 5 | 1 | 1 | 1 | 0 | 2 | 5 |

| Inning Stats | 1 | 2 | 3 | 4 | 5 | 6 | 7 | 8 | 9 |
|---|---|---|---|---|---|---|---|---|---|
| | R: 2<br>E: 0<br>K: 1<br>S: 20 | R: 0<br>E: 0<br>K: 1<br>S: 9 | R: 0<br>E: 0<br>K: 0<br>S: 8 | R: 1<br>E: 0<br>K: 0<br>S: 16 | R: 0<br>E: 0<br>K: 1<br>S: 6 | R: 3<br>E: 0<br>K: 0<br>S: 16 | R: 0<br>E: 0<br>K: 1<br>S: 9 | R: 0<br>E: 0<br>K: 0<br>S: 10 | R: 0<br>E: 0<br>K: 1<br>S: 14 |
| | H: 4<br>LOB: 2<br>BB: 1<br>P: 30 | H: 0<br>LOB: 1<br>BB: 1<br>P: 15 | H: 1<br>LOB: 1<br>BB: 1<br>P: 14 | H: 1<br>LOB: 2<br>BB: 2<br>P: 27 | H: 0<br>LOB: 0<br>BB: 0<br>P: 8 | H: 4<br>LOB: 2<br>BB: 1<br>P: 26 | H: 0<br>LOB: 1<br>BB: 1<br>P: 17 | H: 1<br>LOB: 2<br>BB: 1<br>P: 18 | H: 3<br>LOB: 2<br>BB: 0<br>P: 19 |

| | AB | 37 |
|---|---|---|
| | R | 6 |
| | H | 14 |
| | RBI | 6 |
| | BB | 8 |
| | SO | 5 |
| | LOB | 27 |

| | 1B: 10 | SF: 0 |
|---|---|---|
| | 2B: 4 | SAC: 1 |
| | 3B: 0 | DP: 2 |
| | HR: 1 | HBP: 0 |

| | WP: 0 | PA: 46 |
|---|---|---|
| | PB: 0 | |
| | SB: 0 | |
| | CS: 1 | |

| PITCHER | | IP | WLS | BF | H | R | ER | SO | BB | IBB | HBP | BLK | WP | HR | S | P | ERA | WHIP |
|---|---|---|---|---|---|---|---|---|---|---|---|---|---|---|---|---|---|---|
| 40 Bartolo Colon, R<br>ERA: 5.59 | (1, 1) | 5.1 | L | 28 | 8 | 6 | 6 | 3 | 6 | 0 | 0 | 0 | 0 | 1 | 65 | 105 | 10.12 | 2.625 |
| Brendan Donnelly, R<br>ERA: 2.91 | (6, 1) | 1.2 | | 8 | 2 | 0 | 0 | 1 | 1 | 0 | 0 | 0 | 0 | 0 | 19 | 32 | 0.00 | 1.800 |
| Matt Hensley, R<br>ERA: 6.0 | (8, 1) | 2.0 | | 10 | 4 | 0 | 0 | 1 | 1 | 0 | 0 | 0 | 0 | 0 | 24 | 37 | 0.00 | 2.500 |

| PITCHER | IP | WLS | BF | H | R | ER | SO | BB | IBB | HBP | BLK | WP | HR | S | P | ERA | WHIP |
|---|---|---|---|---|---|---|---|---|---|---|---|---|---|---|---|---|---|

# Baltimore Orioles @ Anaheim Angels

Angel Stadium of Anaheim, Anaheim, CA

Thu Aug 12 2004, 1:05 PM PDT
Att. 41,467 - Overcast - 75 F

livebaseballscorecards.com

## BOTTOM

| Batter | 1 | 2 | 3 | 4 | 5 | 6 | 7 | 8 | 9 | AB | R | H | RBI | BB | SO | LOB |
|---|---|---|---|---|---|---|---|---|---|---|---|---|---|---|---|---|
| David Eckstein, R (1, 6)<br>OBP: 0.347, SLG: 0.340 | G5-3 | | F8 | | L4 | | | G6-3 | | 4 | 0 | 0 | 0 | 0 | 0 | 0 |
| Jeff DaVanon, S (1, 9)<br>OBP: 0.378, SLG: 0.408 | 27 1B BB | | 1B | | L3 | | | F7 | | 3 | 0 | 1 | 0 | 1 | 0 | 0 |
| 27 Vladimir Guerrero, R (1, 10)<br>OBP: 0.377, SLG: 0.563 | 1B | | G4-3 | | | F7 | | 16 HBP HBP | | 3 | 0 | 1 | 0 | 0 | 0 | 1 |
| 16 Garret Anderson, L (1, 8)<br>OBP: 0.357, SLG: 0.432 | P2 | | | F7 | | G6-3 1B | | HBP | | 3 | 0 | 1 | 0 | 0 | 0 | 2 |
| Jose Guillen, R (1, 7)<br>OBP: 0.370, SLG: 0.528 | F9 | | | HR | | G6-3 | | G3 | | 4 | 1 | 1 | 1 | 0 | 0 | 5 |
| Darin Erstad, L (1, 3)<br>OBP: 0.358, SLG: 0.409 | | F7 | | 39 G3-1 1B | | G4-3 | | | | 4 | 0 | 2 | 0 | 0 | 0 | 1 |
| 39 Robb Quinlan, R (1, 5)<br>OBP: 0.386, SLG: 0.503 | | K | | G3-1 | | | G6-3 | | F9 | 4 | 0 | 0 | 0 | 0 | 1 | 2 |
| Adam Kennedy, L (1, 4)<br>OBP: 0.324, SLG: 0.363 | | K | | K | | | G3 | | G6-3 | 3 | 0 | 0 | 0 | 0 | 2 | 1 |
| Tim Salmon, R (9, PH)<br>OBP: 0.296, SLG: 0.318 | | | | | | | | | | 1 | 0 | 0 | 0 | 0 | 0 | 1 |
| José Molina, R (1, 2)<br>OBP: 0.275, SLG: 0.351 | | | K | | K | | L8 | | F9 | 4 | 0 | 0 | 0 | 0 | 2 | 1 |

| | AB | 33 |
|---|---|---|
| | R | 1 |
| | H | 6 |
| | RBI | 1 |
| | BB | 1 |
| | SO | 5 |
| | LOB | 14 |

| Inning Stats | 1 | 2 | 3 | 4 | 5 | 6 | 7 | 8 | 9 |
|---|---|---|---|---|---|---|---|---|---|
| | R: 0 H: 1<br>E: 0 LOB: 2<br>K: 0 BB: 1<br>S: 13 P: 22 | R: 0 H: 0<br>E: 0 LOB: 0<br>K: 2 BB: 0<br>S: 10 P: 14 | R: 0 H: 1<br>E: 0 LOB: 1<br>K: 1 BB: 0<br>S: 12 P: 15 | R: 1 H: 2<br>E: 0 LOB: 1<br>K: 1 BB: 0<br>S: 16 P: 21 | R: 0 H: 0<br>E: 0 LOB: 0<br>K: 1 BB: 0<br>S: 7 P: 15 | R: 0 H: 1<br>E: 0 LOB: 1<br>K: 0 BB: 0<br>S: 8 P: 9 | R: 0 H: 0<br>E: 0 LOB: 0<br>K: 0 BB: 0<br>S: 7 P: 10 | R: 0 H: 0<br>E: 0 LOB: 2<br>K: 0 BB: 0<br>S: 8 P: 15 | R: 0 H: 1<br>E: 0 LOB: 1<br>K: 0 BB: 0<br>S: 8 P: 14 |

| 1B: 4 | SF: 0 | WP: 0 | PA: 36 |
|---|---|---|---|
| 2B: 1 | SAC: 0 | PB: 0 | |
| 3B: 0 | DP: 0 | SB: 0 | |
| HR: 1 | HBP: 2 | CS: 0 | |

| PITCHER | | IP | WLS | BF | H | R | ER | SO | BB | IBB | HBP | BLK | WP | HR | S | P | ERA | WHIP |
|---|---|---|---|---|---|---|---|---|---|---|---|---|---|---|---|---|---|---|
| Rodrigo Lopez, R<br>ERA: 3.75 | (1, 1) | 7.0 | W | 27 | 5 | 1 | 1 | 5 | 1 | 0 | 0 | 0 | 0 | 1 | 73 | 106 | 1.29 | 0.857 |
| Todd Williams, R<br>ERA: 2.89 | (8, 1) | 1.0 | | 5 | 0 | 0 | 0 | 0 | 0 | 0 | 2 | 0 | 0 | 0 | 8 | 15 | 0.00 | 0.000 |
| Buddy Groom, L<br>ERA: 5.2 | (9, 1) | 1.0 | | 4 | 1 | 0 | 0 | 0 | 0 | 0 | 0 | 0 | 0 | 0 | 8 | 14 | 0.00 | 1.000 |

| PITCHER | IP | WLS | BF | H | R | ER | SO | BB | IBB | HBP | BLK | WP | HR | S | P | ERA | WHIP |
|---|---|---|---|---|---|---|---|---|---|---|---|---|---|---|---|---|---|

| Batter | 1 | 2 | 3 | 4 | 5 | 6 | 7 | 8 | 9 | AB | R | H | RBI | BB | SO | LOB |
|---|---|---|---|---|---|---|---|---|---|---|---|---|---|---|---|---|
| 1 Brian Roberts, S (1, 4)<br>OBP: 0.352, SLG: 0.376 | G6-3 | | G5-3 | | 2B | | 1-H 1B 2B | | 1B 6 FC3-6 1B | 5 | 2 | 3 | 1 | 0 | 0 | 0 |
| David Newhan, L (1, 7)<br>OBP: 0.411, SLG: 0.508 | F8 | | G1-4-3 | | G5-3 | | 2-H 6 FC6-4 1B | | 1-3 6 FC3-6 1B | 5 | 0 | 2 | 1 | 0 | 0 | 2 |
| 6 Melvin Mora, R (1, 5)<br>OBP: 0.430, SLG: 0.592 | 10 FC6-4 1B | | F9 | | G6-3 | | 1-2f 10 1B FC6-4 | | 1-2f 3-H 10 E 10 S FC3-6 1B | 5 | 1 | 1 | 1 | 0 | 0 | 2 |
| 10 Miguel Tejada, R (1, 6)<br>OBP: 0.369, SLG: 0.546 | 1-2f FC6-4 | | | G3-6-1 BB | 1B BB | | 1-2 1B | | 1-3 K | 3 | 0 | 1 | 0 | 2 | 1 | 2 |
| Rafael Palmeiro, L (1, 3)<br>OBP: 0.363, SLG: 0.406 | | G6-4-3 1B | | 1-2f G3-6-1 | 1-2 1B | | G3 | | 1B IBB | 4 | 0 | 2 | 0 | 1 | 0 | 3 |
| Javy Lopez, R (1, 2)<br>OBP: 0.368, SLG: 0.493 | | 1-2f G6-4-3 | | G6-3 | F9 | | | G6-3 | 1-3 3-H 1B | 5 | 0 | 1 | 1 | 0 | 0 | 3 |
| B.J. Surhoff, L (1, 9)<br>OBP: 0.377, SLG: 0.455 | | 31 1B BB | | | G4-3 | G3-1 | | K2-3 | G3 | 4 | 0 | 0 | 0 | 1 | 1 | 4 |
| 31 Jay Gibbons, L (1, 10)<br>OBP: 0.295, SLG: 0.346<br>Larry Bigbie, L (8, PR)<br>OBP: 0.329, SLG: 0.421 | | 1-3 FC5-4 1B | | | G4-3 | | G4-3 | BB | | 3<br>0 | 0<br>0 | 1<br>0 | 0<br>0 | 1<br>0 | 0<br>0 | 0<br>0 |
| Jerry Hairston, R (1, 8)<br>OBP: 0.384, SLG: 0.407 | | 1-2f FC5-4 | | | 1 2B BB | | 1 S 1 2B BB | P3 | | 2 | 1 | 0 | 0 | 2 | 0 | 3 |
| Inning Stats | R: 0 E: 0 K: 0 S: 10 H: 1 LOB: 1 BB: 0 P: 19 | R: 0 E: 0 K: 0 S: 12 H: 2 LOB: 2 BB: 1 P: 20 | R: 0 E: 0 K: 0 S: 6 H: 0 LOB: 0 BB: 0 P: 12 | R: 0 E: 0 K: 0 S: 3 H: 0 LOB: 0 BB: 1 P: 10 | R: 0 E: 0 K: 0 S: 11 H: 1 LOB: 2 BB: 1 P: 20 | R: 0 E: 0 K: 0 S: 11 H: 1 LOB: 2 BB: 1 P: 17 | R: 2 E: 0 K: 0 S: 19 H: 3 LOB: 2 BB: 1 P: 36 | R: 0 E: 0 K: 1 S: 9 H: 0 LOB: 1 BB: 1 P: 18 | R: 2 E: 1 K: 1 S: 12 H: 3 LOB: 2 BB: 1 P: 24 | 1B: 9 2B: 2 3B: 0 HR: 0 | SF: 0 SAC: 0 DP: 2 HBP: 0 | | | | | | |

# TOP

## Baltimore Orioles @ Toronto Blue Jays

SkyDome, Toronto, ON

Fri Aug 13 2004, 7:05 PM EDT
Att. 21,234 - Cloudy - 63 F

livebaseballscorecards.com

| | |
|---|---|
| AB | 36 |
| R | 4 |
| H | 11 |
| RBI | 4 |
| BB | 7 |
| SO | 2 |
| LOB | 19 |

WP: 0 PB: 0 SB: 2 CS: 0 PA: 43

| PITCHER | | IP | WLS | BF | H | R | ER | SO | BB | IBB | HBP | BLK | WP | HR | S | P | ERA | WHIP |
|---|---|---|---|---|---|---|---|---|---|---|---|---|---|---|---|---|---|---|
| Miguel Batista, R<br>ERA: 4.35 | (1, 1) | 6.1 | L | 29 | 7 | 2 | 2 | 0 | 5 | 0 | 0 | 0 | 0 | 0 | 63 | 120 | 2.84 | 1.895 |
| Kevin Frederick, R<br>ERA: 6.1 | (7, 1) | 0.2 | | 3 | 1 | 0 | 0 | 0 | 0 | 0 | 0 | 0 | 0 | 0 | 9 | 14 | 0.00 | 1.500 |
| Sean Douglass, R<br>ERA: 8.05 | (8, 1) | 2.0 | | 11 | 3 | 2 | 2 | 2 | 1 | 1 | 0 | 0 | 0 | 0 | 21 | 42 | 9.00 | 2.000 |

| PITCHER | IP | WLS | BF | H | R | ER | SO | BB | IBB | HBP | BLK | WP | HR | S | P | ERA | WHIP |
|---|---|---|---|---|---|---|---|---|---|---|---|---|---|---|---|---|---|

| Batter | 1 | 2 | 3 | 4 | 5 | 6 | 7 | 8 | 9 | AB | R | H | RBI | BB | SO | LOB |
|---|---|---|---|---|---|---|---|---|---|---|---|---|---|---|---|---|
| 15 Alex Rios, R (1, 9)<br>OBP: 0.336, SLG: 0.402 | F S X<br>0-2<br>10 FC6-5 S<br>1B | | C F B C<br>1-3 ③<br>K | | | B B B B<br>4-0<br>BB | | | B C S S<br>1-3 ①<br>K | 3 | 0 | 1 | 0 | 1 | 2 | 0 |
| Orlando Hudson, S (1, 4)<br>OBP: 0.335, SLG: 0.409 | C C 1 B B C<br>SAFE<br>2-3 ①<br>K<br>1-2 | | | B S B F B F C<br>3-3 ①<br>K | | B 1 SAFE X<br>1-0 ③<br>G4-3 | | | C B F C<br>1-3 ②<br>K | 4 | 0 | 0 | 0 | 0 | 3 | 2 |
| 10 Vernon Wells, R (1, 8)<br>OBP: 0.349, SLG: 0.464 | B X<br>1-0 ②<br>FC6-5<br>2-3 | | | C B X<br>1-1<br>G4-6-3<br>1B | | | C X<br>0-1<br>F8<br>2B | | X<br>0-0 ③<br>P4 | 4 | 0 | 2 | 0 | 0 | 0 | 1 |
| Carlos Delgado, L (1, 3)<br>OBP: 0.331, SLG: 0.452 | C C B 1 SAFE C<br>1-3 ③<br>K | | | F X<br>0-1 ② ③<br>G4-6-3<br>1-2f | | | B X<br>1-0 ①<br>F8<br>2-3 | | | 3 | 0 | 0 | 0 | 0 | 1 | 3 |
| Frank Catalanotto, L (1, 10)<br>OBP: 0.359, SLG: 0.413<br>Frank Menechino, R (7, PH)<br>OBP: 0.371, SLG: 0.454 | | C C B F X<br>1-2 ①<br>G4-3 | | | X<br>0-0<br>G3-6-3<br>1B | | B B C F C<br>2-3 ②<br>K | | | 2<br>1 | 0<br>0 | 1<br>0 | 0<br>0 | 0<br>0 | 0<br>1 | 0<br>1 |
| Eric Hinske, L (1, 5)<br>OBP: 0.313, SLG: 0.374 | | S C X<br>0-2<br>9 G6-4-3<br>1B | | | B 1 SAFE C F X<br>1-2 ① ②<br>G3-6-3<br>1-2f | | B F B S F S<br>2-3 ③<br>K | | | 3 | 0 | 1 | 0 | 0 | 1 | 2 |
| 9 Gregg Zaun, S (1, 2)<br>OBP: 0.381, SLG: 0.402 | | B B S S F F X<br>2-2 ② ③<br>G6-4-3<br>1-2f | | | C B B B X<br>3-1 ③<br>G4-3 | | | C B X<br>1-1 ①<br>F7 | | 3 | 0 | 0 | 0 | 0 | 0 | 1 |
| Gabe Gross, L (1, 7)<br>OBP: 0.235, SLG: 0.438 | | | B X<br>1-0 ①<br>G4-3 | | | B B C X<br>2-1 ①<br>G6-3 | | B X<br>1-0 ②<br>G3-1 | | 3 | 0 | 0 | 0 | 0 | 0 | 0 |
| Chris Woodward, R (1, 6)<br>OBP: 0.275, SLG: 0.360 | | | C S C<br>0-3 ②<br>K | | | C B F F F S<br>1-3 ②<br>K | | C 1 X<br>0-2 ③<br>G5-3 | | 3 | 0 | 0 | 0 | 0 | 2 | 0 |
| Inning Stats | R: 0 E: 0 K: 2 S: 10<br>H: 1 LOB: 1 BB: 0 P: 14 | R: 0 E: 0 K: 0 S: 12<br>H: 1 LOB: 0 BB: 0 P: 15 | R: 0 E: 0 K: 2 S: 7<br>H: 0 LOB: 0 BB: 0 P: 9 | R: 0 E: 0 K: 1 S: 8<br>H: 1 LOB: 0 BB: 0 P: 12 | R: 0 E: 0 K: 0 S: 6<br>H: 1 LOB: 0 BB: 0 P: 10 | R: 0 E: 0 K: 1 S: 8<br>H: 0 LOB: 1 BB: 1 P: 16 | R: 0 E: 0 K: 2 S: 10<br>H: 1 LOB: 1 BB: 0 P: 15 | R: 0 E: 0 K: 0 S: 6<br>H: 0 LOB: 0 BB: 0 P: 8 | R: 0 E: 0 K: 2 S: 7<br>H: 0 LOB: 0 BB: 0 P: 9 | 1B: 4 2B: 1 3B: 0 HR: 0<br>SF: 0 SAC: 0 DP: 3 HBP: 0 | | | | | | |

| PITCHER | | IP | WLS | BF | H | R | ER | SO | BB | IBB | HBP | BLK | WP | HR | S | P | ERA | WHIP |
|---|---|---|---|---|---|---|---|---|---|---|---|---|---|---|---|---|---|---|
| Sidney Ponson, R<br>ERA: 5.47 | (1, 1) | 6.0 | W | 21 | 5 | 0 | 0 | 6 | 1 | 0 | 0 | 0 | 0 | 0 | 53 | 78 | 0.00 | 1.000 |
| B.J. Ryan, L<br>ERA: 1.72 | (7, 1) | 1.0 | H | 3 | 0 | 0 | 0 | 2 | 0 | 0 | 0 | 0 | 0 | 0 | 8 | 13 | 0.00 | 0.000 |
| Jason Grimsley, R<br>ERA: 3.89 | (8, 1) | 1.0 | H | 3 | 0 | 0 | 0 | 0 | 0 | 0 | 0 | 0 | 0 | 0 | 6 | 8 | 0.00 | 0.000 |
| Jorge Julio, R<br>ERA: 4.1 | (9, 1) | 1.0 | | 3 | 0 | 0 | 0 | 2 | 0 | 0 | 0 | 0 | 0 | 0 | 7 | 9 | 0.00 | 0.000 |

| PITCHER | IP | WLS | BF | H | R | ER | SO | BB | IBB | HBP | BLK | WP | HR | S | P | ERA | WHIP |
|---|---|---|---|---|---|---|---|---|---|---|---|---|---|---|---|---|---|

# BOTTOM

# Baltimore Orioles @ Toronto Blue Jays

SkyDome, Toronto, ON

Fri Aug 13 2004, 7:05 PM EDT
Att. 21,234 - Cloudy - 63 F

livebaseballscorecards.com

| | |
|---|---|
| AB | 29 |
| R | 0 |
| H | 5 |
| RBI | 0 |
| BB | 1 |
| SO | 10 |
| LOB | 10 |

| | | | |
|---|---|---|---|
| 1B: 4 | SF: 0 | WP: 0 | PA: 30 |
| 2B: 1 | SAC: 0 | PB: 0 | |
| 3B: 0 | DP: 3 | SB: 1 | |
| HR: 0 | HBP: 0 | CS: 0 | |

# Baltimore Orioles @ Toronto Blue Jays

SkyDome, Toronto, ON

Sat Aug 14 2004, 4:05 PM EDT
Att. 35,768 - Cloudy - 68 F

TOP

livebaseballscorecards.com

| Batter | 1 | 2 | 3 | 4 | 5 | 6 | 7 | 8 | 9 | AB | R | H | RBI | BB | SO | LOB |
|---|---|---|---|---|---|---|---|---|---|---|---|---|---|---|---|---|
| 1 Brian Roberts, S (1, 4)<br>OBP: 0.352, SLG: 0.377 | B B C C C<br>2-3 ① K | | C X<br>0-1 E4 10 G5-3 6 BB | | S B X<br>1-1 ① FC4-6 G3-1 1-2f | | B B X<br>2-0 1-H 2B | | | 4 | 0 | 1 | 1 | 0 | 1 | 1 |
| David Newhan, L (1, 9)<br>OBP: 0.404, SLG: 0.498 | C X<br>0-1 ② F7 | | B 1 SAFE X<br>1-0 ① F7 | | F 1 P S X<br>1-2 ② G3-1 1-2 | | L B F F C<br>1-3 ③ K | | | 4 | 0 | 0 | 0 | 0 | 1 | 3 |
| 6 Melvin Mora, R (1, 5)<br>OBP: 0.431, SLG: 0.592 | C X<br>0-1 2B | | B C B 1 SAFE B B<br>4-1 10 G5-3 1-2 BB | | B F X<br>1-1 ③ G6-3 | | | C S X<br>0-2 ① G5-3 | | 3 | 0 | 1 | 0 | 1 | 0 | 1 |
| 10 Miguel Tejada, R (1, 6)<br>OBP: 0.366, SLG: 0.541 | B F B B X<br>3-1 ③ P4 | | C X<br>0-1 ② G5-3 1-2 2-3 | | | B C F X<br>1-2 ① G6-3 | | C B B F F B F X<br>3-2 ② F9 | | 4 | 0 | 0 | 0 | 0 | 0 | 3 |
| Rafael Palmeiro, L (1, 3)<br>OBP: 0.362, SLG: 0.404 | | C F B B X<br>1-2 FC4-6 1B | C X<br>0-1 ③ F7 | | | B B X<br>2-0 ② F7 | | C C S<br>0-3 ③ K | | 4 | 0 | 1 | 0 | 0 | 1 | 2 |
| Javy Lopez, R (1, 2)<br>OBP: 0.365, SLG: 0.489 | | B C B X<br>2-1 ① FC4-6 31 G1-3 1-2f 1B | C X<br>0-1 ① G6-3 | | | X<br>0-0 ③ G5-3 | | | C S F X<br>0-2 ① P3 | 4 | 1 | 0 | 0 | 0 | 0 | 1 |
| 31 Jay Gibbons, L (1, 10)<br>OBP: 0.290, SLG: 0.340 | | C D S X<br>1-2 ② G1-3 1-2 | F B S X<br>1-2 ② P2 | | | | C S B S<br>1-3 ① K | | C F F X<br>0-2 ② G4-3 | 4 | 0 | 0 | 0 | 0 | 1 | 1 |
| Larry Bigbie, L (1, 7)<br>OBP: 0.333, SLG: 0.425 | | B X<br>1-0 2-H 1B | B F C F F F F X<br>1-2 CS 1B | | | | B B F C F X<br>2-2 1 2B 1B | | B B B C T C<br>3-3 ③ K | 4 | 1 | 3 | 1 | 0 | 1 | 0 |
| Jerry Hairston, R (1, 8)<br>OBP: 0.384, SLG: 0.404 | | C X<br>0-1 ③ G5-3 | B 1 SAFE C<br>1-1 ③ CS 1-2 | | B F H<br>2-1 1 FC4-6 HBP | | B S C F F F S<br>1-3 ② K | | | 2 | 0 | 0 | 0 | 0 | 1 | 2 |
| Inning Stats | R: 0 H: 1<br>E: 0 LOB: 1<br>K: 1 BB: 0<br>S: 9 P: 14 | R: 1 H: 2<br>E: 0 LOB: 1<br>K: 0 BB: 0<br>S: 11 P: 16 | R: 0 H: 0<br>E: 1 LOB: 2<br>K: 0 BB: 1<br>S: 8 P: 13 | R: 0 H: 1<br>E: 0 LOB: 0<br>K: 0 BB: 0<br>S: 13 P: 16 | R: 0 H: 0<br>E: 0 LOB: 1<br>K: 0 BB: 0<br>S: 9 P: 13 | R: 0 H: 0<br>E: 0 LOB: 0<br>K: 0 BB: 0<br>S: 5 P: 8 | R: 1 H: 2<br>E: 0 LOB: 1<br>K: 3 BB: 0<br>S: 18 P: 25 | R: 0 H: 0<br>E: 0 LOB: 0<br>K: 1 BB: 0<br>S: 11 P: 14 | R: 0 H: 0<br>E: 0 LOB: 0<br>K: 1 BB: 0<br>S: 11 P: 14 | 1B: 4 SF: 0<br>2B: 2 SAC: 0<br>3B: 0 DP: 0<br>HR: 0 HBP: 1 | | | | | | WP: 0 PA: 36<br>PB: 0<br>SB: 0<br>CS: 1 |

| | AB | 33 |
|---|---|---|
| | R | 2 |
| | H | 6 |
| | RBI | 2 |
| | BB | 1 |
| | SO | 6 |
| | LOB | 14 |

| PITCHER | | IP | WLS | BF | H | R | ER | SO | BB | IBB | HBP | BLK | WP | HR | S | P | ERA | WHIP |
|---|---|---|---|---|---|---|---|---|---|---|---|---|---|---|---|---|---|---|
| Josh Towers, R<br>ERA: 4.46 | (1, 1) | 6.2 | W | 28 | 6 | 2 | 2 | 3 | 1 | 0 | 1 | 0 | 0 | 0 | 69 | 100 | 2.70 | 1.050 |
| Justin Speier, R<br>ERA: 4.59 | (7, 1) | 1.1 | H | 4 | 0 | 0 | 0 | 2 | 0 | 0 | 0 | 0 | 0 | 0 | 15 | 19 | 0.00 | 0.000 |
| Kerry Ligtenberg, R<br>ERA: 6.23 | (9, 1) | 1.0 | | 3 | 0 | 0 | 0 | 1 | 0 | 0 | 0 | 0 | 0 | 0 | 11 | 14 | 0.00 | 0.000 |

| PITCHER | | IP | WLS | BF | H | R | ER | SO | BB | IBB | HBP | BLK | WP | HR | S | P | ERA | WHIP |
|---|---|---|---|---|---|---|---|---|---|---|---|---|---|---|---|---|---|---|

| Batter | 1 | 2 | 3 | 4 | 5 | 6 | 7 | 8 | 9 | AB | R | H | RBI | BB | SO | LOB |
|---|---|---|---|---|---|---|---|---|---|---|---|---|---|---|---|---|
| 15 Alex Rios, R (1, 9)<br>OBP: 0.333, SLG: 0.398 | B B C B X<br>3-1<br>10 S 1B | X<br>0-0 ② ③<br>G4-6-3<br>1-2f | | F F F 1 SAFE D 1 SAFE B F D<br>3-3 F C ② ③<br>K<br>1-2 | | 1 SAFE D X<br>1-0 ②<br>F8 | B C X<br>1-1 ③<br>G3-1 | | | 5 | 0 | 1 | 0 | 0 | 1 | 7 |
| Orlando Hudson, S (1, 4)<br>OBP: 0.336, SLG: 0.415 | B 1 SAFE 1 SAFE B C B X<br>3-1 ①<br>F8 | | X<br>0-0<br>10 G4-3 2B<br>2B | | B B C X<br>2-1<br>10 G4-3 1B<br>2B | X<br>0-0<br>E6<br>1-2 | | C B S B F C<br>2-3 ①<br>K | | 5 | 2 | 2 | 0 | 0 | 1 | 2 |
| 10 Vernon Wells, R (1, 8)<br>OBP: 0.345, SLG: 0.457 | P F F 1 SAFE D D S<br>3-3 ②<br>K<br>1-2 | | F F X<br>0-2 ①<br>G4-3<br>2-3 | | X<br>0-0 ①<br>G4-3<br>2-3 | C C B S<br>1-3 ③<br>K | | X<br>0-0 ②<br>G5-3 | | 5 | 0 | 0 | 0 | 0 | 2 | 5 |
| Carlos Delgado, L (1, 3)<br>OBP: 0.338, SLG: 0.469 | B B C D F X<br>3-2 ③<br>G4-3 | | B D C S X<br>2-2<br>2B<br>3-H 2B | | S B B B D<br>4-1<br>1B 9 WP BB | | S B X<br>1-1<br>HR | X<br>0-0<br>1B 1B | | 4 | 2 | 3 | 2 | 1 | 0 | 1 |
| Frank Catalanotto, L (1, 10)<br>OBP: 0.360, SLG: 0.418<br>Frank Menechino, R (5, PH)<br>OBP: 0.375, SLG: 0.454 | | B B C F F F E X<br>2-2<br>E 2B 2B | B X<br>1-0 ②<br>L8 | | B C S B S<br>2-3 ②<br>K | | B B C F B B<br>4-2<br>9 1B 1B BB | X<br>0-0<br>1-3 1B | | 2 1 1 0 0 0 1<br>2 1 1 0 1 1 2 | | | | | | |
| Eric Hinske, L (1, 5)<br>OBP: 0.312, SLG: 0.372 | | S B F D F B F F X<br>3-2<br>E3 2B<br>2-3 | B B X<br>2-0 ③<br>G4-3 | | B F S X<br>1-2<br>9 WP<br>1-3 3-H 1B | | B D S C S<br>2-3 ①<br>K | B F B X<br>2-1 ③<br>G4-3 | | 5 | 0 | 1 | 1 | 0 | 1 | 5 |
| 9 Gregg Zaun, S (1, 2)<br>OBP: 0.383, SLG: 0.407 | | F F F F X<br>0-2 ①<br>P2 | | X<br>0-0<br>G4-3 1B 2B | C S B X<br>1-2 ③<br>G6-3<br>1-2 3-H | | X<br>0-0<br>1B<br>1-2 1B | | | 4 | 1 | 2 | 0 | 0 | 0 | 3 |
| Gabe Gross, L (1, 7)<br>OBP: 0.286, SLG: 0.474 | | B B F X<br>2-1<br>1-3 3-H 2B | | B F F B X<br>2-2 ①<br>G4-3<br>2-3 | | B B B B<br>4-0<br>E BB | C F X<br>0-2 ②<br>P5 | | | 3 | 0 | 1 | 1 | 1 | 0 | 3 |
| Chris Gomez, R (1, 6)<br>OBP: 0.344, SLG: 0.348 | | B B B C B<br>4-1<br>15 G4-6-3 BB | | B C D D C X<br>3-2<br>15 CS 1B<br>3-H | | C B 1 SAFE F C<br>1-3 ①<br>K | C B D X<br>2-1<br>1-2 2-H 1B | | | 3 | 0 | 2 | 2 | 1 | 1 | 1 |
| Inning Stats | R: 0 E: 0 K: 1 S: 11<br>H: 1 LOB: 1 BB: 0 P: 22 | R: 1 E: 1 K: 0 S: 21<br>H: 2 LOB: 2 BB: 1 P: 32 | R: 1 E: 0 K: 0 S: 9<br>H: 2 LOB: 1 BB: 0 P: 14 | R: 1 E: 0 K: 1 S: 13<br>H: 2 LOB: 1 BB: 0 P: 21 | R: 2 E: 0 K: 1 S: 13<br>H: 2 LOB: 1 BB: 1 P: 23 | R: 0 E: 1 K: 2 S: 8<br>H: 0 LOB: 2 BB: 1 P: 15 | R: 2 E: 0 K: 1 S: 15<br>H: 3 LOB: 2 BB: 1 P: 25 | R: 0 E: 0 K: 1 S: 9<br>H: 2 LOB: 2 BB: 0 P: 13 | | 1B: 7 2B: 7 3B: 0 HR: 1<br>SF: 0 SAC: 0 DP: 2 HBP: 0 | | | | | | |

| PITCHER | | IP | WLS | BF | H | R | ER | SO | BB | IBB | HBP | BLK | WP | HR | S | P | ERA | WHIP |
|---|---|---|---|---|---|---|---|---|---|---|---|---|---|---|---|---|---|---|
| Dave Borkowski, R<br>ERA: 3.8 | (1, 1) | 4.0 | L | 20 | 8 | 4 | 4 | 2 | 1 | 0 | 0 | 0 | 0 | 0 | 56 | 93 | 9.00 | 2.250 |
| John Parrish, L<br>ERA: 3.63 | (5, 1) | 2.0 | | 12 | 2 | 3 | 3 | 3 | 3 | 0 | 0 | 0 | 1 | 1 | 23 | 43 | 13.50 | 2.500 |
| Buddy Groom, L<br>ERA: 5.06 | (7, 1) | 1.0 | | 5 | 2 | 0 | 0 | 1 | 0 | 0 | 0 | 0 | 0 | 0 | 11 | 16 | 0.00 | 2.000 |
| Todd Williams, R<br>ERA: 2.61 | (8, 1) | 1.0 | | 5 | 2 | 0 | 0 | 1 | 0 | 0 | 0 | 0 | 0 | 0 | 9 | 13 | 0.00 | 2.000 |

| PITCHER | IP | WLS | BF | H | R | ER | SO | BB | IBB | HBP | BLK | WP | HR | S | P | ERA | WHIP |
|---|---|---|---|---|---|---|---|---|---|---|---|---|---|---|---|---|---|

# BOTTOM

# Baltimore Orioles @ Toronto Blue Jays

SkyDome, Toronto, ON

Sat Aug 14 2004, 4:05 PM EDT
Att. 35,768 - Cloudy - 68 F

livebaseballscorecards.com

| | |
|---|---|
| AB | 38 |
| R | 7 |
| H | 14 |
| RBI | 6 |
| BB | 4 |
| SO | 7 |
| LOB | 30 |

WP: 1 PA: 42
PB: 0
SB: 1
CS: 1

| Batter | 1 | 2 | 3 | 4 | 5 | 6 | 7 | 8 | 9 | AB | R | H | RBI | BB | SO | LOB |
|---|---|---|---|---|---|---|---|---|---|---|---|---|---|---|---|---|
| 1 Brian Roberts, S (1, 4)<br>OBP: 0.353, SLG: 0.381 | F8 | K | | | 6 1B 1B | | G4-3 6 SF7 2B | 2B 1B | K | 6 | 3 | 3 | 2 | 0 | 2 | 1 |
| David Newhan, L (1, 7)<br>OBP: 0.410, SLG: 0.517 | 6 G5-3 3B | K | | | 10 F9 6 1B 1-2 1B | | G4-3 2-3 | 6 G6-3 10 1B 1-H 2B | 1B | 6 | 2 | 4 | 1 | 0 | 1 | 1 |
| 6 Melvin Mora, R (1, 5)<br>OBP: 0.430, SLG: 0.592 | G5-3 3-H | 2B | | | 1-2 2-H 1B | | SF7 3-H | G6-3 2-3 | F8 | 5 | 0 | 2 | 3 | 0 | 0 | 2 |
| 10 Miguel Tejada, R (1, 6)<br>OBP: 0.368, SLG: 0.540 | 2B BB | G6-3 | | | F9 2-3 | | S BB | WP 1B 3-H 1B | | 3 | 1 | 1 | 1 | 2 | 0 | 3 |
| Rafael Palmeiro, L (1, 10)<br>OBP: 0.363, SLG: 0.405 | 1-3 2B | F8 | | | F8 | | K 1-2 | 1B SF8 1-2 BB | | 4 | 1 | 1 | 0 | 1 | 1 | 4 |
| B.J. Surhoff, L (1, 3)<br>OBP: 0.377, SLG: 0.454 | K | | G4-3 | FC3-6 1B | | | | E3 1B 1B 2B | 1-3 2-H 1B | 5 | 1 | 2 | 1 | 0 | 1 | 2 |
| Karim Garcia, L (1, 9)<br>OBP: 0.267, SLG: 0.388 | | 1B | G6-3 | FC3-6 1-2f 1B | | | | 1B | SF8 3-H | 4 | 1 | 2 | 1 | 0 | 0 | 1 |
| Larry Bigbie, L (1, 8)<br>OBP: 0.332, SLG: 0.422 | | F8 | G6-3 | K | | | | 2B 1 1B 1-2 2-3 1B | K | 5 | 1 | 1 | 0 | 0 | 2 | 3 |
| Robert Machado, R (1, 2)<br>OBP: 0.211, SLG: 0.291 | | F8 | | K | K | | | 1 1B 1-3 2-H 3-H 2B | F9 | 3 | 0 | 0 | 0 | 0 | 2 | 2 |
| Javy Lopez, R (8, PH)<br>OBP: 0.366, SLG: 0.491 (8, 2) | | | | | | | | | | 2 | 1 | 1 | 2 | 0 | 0 | 0 |
| Inning Stats | R: 1 E: 0 K: 1 S: 10 H: 2 LOB: 2 BB: 1 P: 22 | R: 0 E: 0 K: 1 S: 10 H: 1 LOB: 1 BB: 0 P: 16 | R: 0 E: 0 K: 1 S: 9 H: 1 LOB: 1 BB: 0 P: 15 | R: 0 E: 0 K: 0 S: 7 H: 0 LOB: 0 BB: 0 P: 10 | R: 1 E: 0 K: 1 S: 17 H: 3 LOB: 2 BB: 0 P: 26 | R: 0 E: 0 K: 2 S: 12 H: 1 LOB: 1 BB: 0 P: 16 | R: 1 E: 0 K: 1 S: 12 H: 1 LOB: 1 BB: 1 P: 21 | R: 8 E: 1 K: 1 S: 23 H: 7 LOB: 1 BB: 1 P: 39 | R: 0 E: 0 K: 1 S: 10 H: 1 LOB: 1 BB: 0 P: 12 | 1B: 11 2B: 5 3B: 1 HR: 0 SF: 2 SAC: 0 DP: 0 HBP: 0 | | | | | | | |

# TOP

# Baltimore Orioles @ Toronto Blue Jays

SkyDome, Toronto, ON

Sun Aug 15 2004, 1:05 PM EDT
Att. 26,132 - Dome - 68 F

livebaseballscorecards.com

| | |
|---|---|
| AB | 43 |
| R | 11 |
| H | 17 |
| RBI | 11 |
| BB | 3 |
| SO | 9 |
| LOB | 19 |

| PITCHER | | IP | WLS | BF | H | R | ER | SO | BB | IBB | HBP | BLK | WP | HR | S | P | ERA | WHIP |
|---|---|---|---|---|---|---|---|---|---|---|---|---|---|---|---|---|---|---|
| Dave Bush, R<br>ERA: 3.59 | (1, 1) | 5.0 | | 23 | 7 | 2 | 2 | 4 | 1 | 0 | 0 | 0 | 0 | 0 | 53 | 89 | 3.60 | 1.600 |
| Kevin Frederick, R<br>ERA: 6.0 | (6, 1) | 1.2 | | 8 | 2 | 1 | 1 | 2 | 1 | 0 | 0 | 0 | 0 | 0 | 21 | 33 | 5.40 | 1.800 |
| Vinnie Chulk, R<br>ERA: 3.79 | (7, 1) | 0.1 | L | 6 | 4 | 5 | 4 | 1 | 0 | 0 | 0 | 0 | 0 | 0 | 12 | 21 | 108.00 | 12.000 |
| 54 Jason Frasor, R<br>ERA: 2.92 | (8, 1) | 1.0 | | 7 | 3 | 3 | 3 | 1 | 1 | 0 | 0 | 0 | 1 | 0 | 14 | 22 | 27.00 | 4.000 |
| Kerry Ligtenberg, R<br>ERA: 6.09 | (9, 1) | 1.0 | | 4 | 1 | 0 | 0 | 1 | 0 | 0 | 0 | 0 | 0 | 0 | 10 | 12 | 0.00 | 1.000 |

| PITCHER | IP | WLS | BF | H | R | ER | SO | BB | IBB | HBP | BLK | WP | HR | S | P | ERA | WHIP |
|---|---|---|---|---|---|---|---|---|---|---|---|---|---|---|---|---|---|

| Batter | 1 | 2 | 3 | 4 | 5 | 6 | 7 | 8 | 9 | AB | R | H | RBI | BB | SO | LOB |
|---|---|---|---|---|---|---|---|---|---|---|---|---|---|---|---|---|
| 3 Reed Johnson, R (1, 8) (9, 7)<br>OBP: 0.327, SLG: 0.379 | G4-3 | | K | BB 15 1B BB 1B<br>1-2<br>3-H | | K | | 1B | | 5 | 1 | 2 | 1 | 0 | 2 | 0 |
| Orlando Hudson, S (1, 4)<br>OBP: 0.340, SLG: 0.419 | HR 15 1B 1B | | F9 15 1B BB | K | | 15 F9 2B | | F9 | | 4 | 1 | 2 | 0 | 1 | 1 | 3 |
| 15 Alex Rios, R (1, 9)<br>OBP: 0.338, SLG: 0.401 | HR 1B<br>1-2 | | 1-2 1B | BB BB 1B<br>1-2<br>2-H | | F9<br>2-3 | | | K | 5 | 1 | 3 | 1 | 0 | 1 | 1 |
| Carlos Delgado, L (1, 3)<br>OBP: 0.339, SLG: 0.476 | HR<br>1-H<br>2-H | | F9<br>2-3 | BB<br>1-2<br>2-3 | | G3 | | | K | 4 | 1 | 1 | 3 | 1 | 1 | 3 |
| Frank Catalanotto, L (1, 10)<br>OBP: 0.357, SLG: 0.411 | K | | K | BB<br>1-2<br>2-3<br>3-H | | | F8 | | L8 | 4 | 0 | 0 | 1 | 1 | 2 | 2 |
| Eric Hinske, L (1, 5)<br>OBP: 0.314, SLG: 0.373 | K | | | BB 1B<br>F8 | | | CS 1B | | | 4 | 1 | 2 | 0 | 0 | 1 | 3 |
| 9 Gregg Zaun, S (1, 2)<br>OBP: 0.378, SLG: 0.401 | | K | | P5<br>F7 | | | L4 | | | 4 | 0 | 0 | 0 | 0 | 1 | 2 |
| Gabe Gross, L (1, 7)<br>OBP: 0.333, SLG: 0.450<br>10 Vernon Wells, R (8, PH) (9, 8)<br>OBP: 0.344, SLG: 0.456 | | L9 | | 1B 3 1B BB<br>1-2<br>CS BB | | | CS<br>1-2 | | G1-3 | 1<br>1 | 1<br>0 | 0<br>0 | 0<br>0 | 2<br>0 | 0<br>0 | 0<br>0 |
| Chris Gomez, R (1, 6)<br>OBP: 0.343, SLG: 0.347 | | F8 | | 3 1B 15 1B 1B<br>1-3<br>2-H<br>1-2 | | | | | G1-3 | 4 | 1 | 1 | 1 | 0 | 1 | 1 |
| Inning Stats | R: 3 E: 0 K: 2 S: 14 H: 3 LOB: 0 BB: 0 P: 18 | R: 0 E: 0 K: 1 S: 5 H: 0 LOB: 0 BB: 0 P: 10 | R: 0 E: 0 K: 2 S: 12 H: 1 LOB: 2 BB: 1 P: 22 | R: 4 E: 0 K: 1 S: 20 H: 4 LOB: 3 BB: 3 P: 44 | R: 0 E: 0 K: 1 S: 10 H: 0 LOB: 0 BB: 1 P: 20 | R: 0 E: 0 K: 1 S: 8 H: 1 LOB: 1 BB: 0 P: 14 | R: 0 E: 0 K: 0 S: 6 H: 1 LOB: 0 BB: 0 P: 11 | R: 0 E: 0 K: 0 S: 8 H: 1 LOB: 1 BB: 0 P: 12 | R: 0 E: 0 K: 2 S: 10 H: 0 LOB: 0 BB: 0 P: 14 | 1B: 9 2B: 1 3B: 0 HR: 1 | SF: 0 SAC: 0 DP: 0 HBP: 0 | | | | | |

| PITCHER | | IP | WLS | BF | H | R | ER | SO | BB | IBB | HBP | BLK | WP | HR | S | P | ERA | WHIP |
|---|---|---|---|---|---|---|---|---|---|---|---|---|---|---|---|---|---|---|
| 40 Daniel Cabrera, R<br>ERA: 4.14 | (1, 1) | 3.2 | | 22 | 8 | 7 | 7 | 6 | 3 | 0 | 0 | 0 | 0 | 1 | 49 | 87 | 17.18 | 3.000 |
| Eddy Rodriguez, R<br>ERA: 3.86 | (4, 1) | 2.0 | | 8 | 1 | 0 | 0 | 2 | 2 | 0 | 0 | 0 | 0 | 0 | 19 | 40 | 0.00 | 1.500 |
| Buddy Groom, L<br>ERA: 4.89 | (6, 1) | 1.1 | W | 4 | 1 | 0 | 0 | 0 | 0 | 0 | 0 | 0 | 0 | 0 | 7 | 12 | 0.00 | 0.750 |
| B.J. Ryan, L<br>ERA: 1.7 | (8, 1) | 1.0 | | 4 | 1 | 0 | 0 | 0 | 0 | 0 | 0 | 0 | 0 | 0 | 8 | 12 | 0.00 | 1.000 |
| Jorge Julio, R<br>ERA: 4.01 | (9, 1) | 1.0 | | 3 | 0 | 0 | 0 | 2 | 0 | 0 | 0 | 0 | 0 | 0 | 10 | 14 | 0.00 | 0.000 |

| PITCHER | IP | WLS | BF | H | R | ER | SO | BB | IBB | HBP | BLK | WP | HR | S | P | ERA | WHIP |
|---|---|---|---|---|---|---|---|---|---|---|---|---|---|---|---|---|---|

# BOTTOM

# Baltimore Orioles @ Toronto Blue Jays

SkyDome, Toronto, ON

Sun Aug 15 2004, 1:05 PM EDT
Att. 26,132 - Dome - 68 F

livebaseballscorecards.com

| | |
|---|---|
| AB | 36 |
| R | 7 |
| H | 11 |
| RBI | 7 |
| BB | 5 |
| SO | 10 |
| LOB | 15 |

WP: 0 PA: 42
PB: 0
SB: 0
CS: 2

| Batter | 1 | 2 | 3 | 4 | 5 | 6 | 7 | 8 | 9 | AB | R | H | RBI | BB | SO | LOB |
|---|---|---|---|---|---|---|---|---|---|---|---|---|---|---|---|---|
| 21 Mark Kotsay, L (1, 8)<br>OBP: 0.369, SLG: 0.455 | B B B C B<br>4-1<br>WP 1B<br>BB | | B B B C C S<br>3-3 ①<br>K | | F B B B B<br>4-1<br>2B<br>BB | B S B C B F X<br>3-2 ②<br>F7 | | | B C X<br>1-1 ①<br>F9 | 3 | 1 | 0 | 0 | 2 | 1 | 2 |
| Eric Byrnes, R (1, 7)<br>OBP: 0.342, SLG: 0.486 | S D F F C<br>1-3 ①<br>K | | B<br>1 SAFE<br>B C<br>1 X SAFE<br>2-1<br>1-2<br>1B | | X<br>0-0<br>1-H<br>1B<br>2B | B B X<br>2-0 ③<br>F7 | | | X<br>0-0 ②<br>F7 | 5 | 1 | 2 | 1 | 0 | 1 | 2 |
| Scott Hatteberg, L (1, 3)<br>OBP: 0.384, SLG: 0.454 | 1 SAFE<br>B B C D X<br>3-1<br>WP<br>1-2<br>1B | | D X<br>1-0 ②<br>L8 | | B C C C<br>1-3 ②<br>K | | B B C B X<br>3-1 ①<br>G4-3 | | B C X<br>1-1<br>1B | 5 | 0 | 2 | 0 | 0 | 1 | 3 |
| Jermaine Dye, R (1, 9)<br>OBP: 0.330, SLG: 0.456 | C D F B C<br>2-3 ②<br>K<br>1-2<br>2-3 | | C B F X<br>1-2 ③<br>G4-3 | | C X<br>0-1<br>1B<br>1B<br>2-H<br>1B | | B C X<br>1-1 ②<br>G5-3 | | B X<br>1-0 ③<br>F8 | 5 | 1 | 1 | 1 | 0 | 1 | 5 |
| Damian Miller, R (1, 2)<br>OBP: 0.356, SLG: 0.452 | B C B C S<br>2-3 ③<br>K | | | X<br>0-0 ①<br>G1-3 | D B X<br>2-0<br>1B<br>1-3<br>1B | | B B B C B<br>4-1<br>BB | | | 3 | 0 | 1 | 0 | 1 | 1 | 2 |
| Erubiel Durazo, L (1, 10)<br>OBP: 0.385, SLG: 0.504 | | B B B C C C<br>3-3 ①<br>K | | B X<br>1-0<br>1B | B X<br>1-0<br>1-2<br>3-H<br>1B | | B F B C X<br>2-2 ③<br>F7 | | | 4 | 0 | 2 | 1 | 0 | 1 | 1 |
| Marco Scutaro, R (1, 4)<br>OBP: 0.299, SLG: 0.374 | | C B C F B F F F X<br>2-2 ②<br>P6 | | B B F F T<br>2-2 ②<br>K | X<br>0-0 ③<br>F9 | | | C X<br>0-1 ①<br>F7 | | 4 | 0 | 0 | 0 | 0 | 1 | 3 |
| 7 Bobby Crosby, R (1, 6)<br>OBP: 0.331, SLG: 0.436 | | B B S B C X<br>3-2 ③<br>G6-3 | | B C X<br>1-1 ③<br>F8 | | B B B B<br>4-0<br>FC2-6<br>BB | | F T B B B F F F F<br>4-2<br>B<br>G6-3<br>BB | | 2 | 0 | 0 | 0 | 2 | 0 | 1 |
| Mark McLemore, S (1, 5)<br>OBP: 0.357, SLG: 0.309 | | | C B B X<br>2-1<br>1B<br>1B | | C B X<br>1-1 ①<br>G5-3 | M X<br>0-1 ①<br>FC2-6<br>1-2f | | B<br>1 SAFE<br>F B T B F X<br>3-2 ② ③<br>G6-3<br>1-2f | | 4 | 0 | 1 | 0 | 0 | 0 | 2 |
| Inning Stats | R: 0 E: 0 K: 3 S: 13<br>H: 1 LOB: 2 BB: 1 P: 25 | R: 0 E: 0 K: 1 S: 12<br>H: 0 LOB: 0 BB: 0 P: 20 | R: 0 E: 0 K: 1 S: 11<br>H: 2 LOB: 2 BB: 0 P: 20 | R: 0 E: 0 K: 1 S: 7<br>H: 1 LOB: 1 BB: 0 P: 11 | R: 3 E: 0 K: 1 S: 12<br>H: 4 LOB: 2 BB: 1 P: 21 | R: 0 E: 0 K: 0 S: 7<br>H: 0 LOB: 1 BB: 1 P: 16 | R: 0 E: 0 K: 0 S: 8<br>H: 0 LOB: 1 BB: 1 P: 18 | R: 0 E: 0 K: 0 S: 12<br>H: 0 LOB: 0 BB: 1 P: 19 | R: 0 E: 0 K: 0 S: 6<br>H: 1 LOB: 1 BB: 0 P: 9 | 1B: 8 2B: 1 3B: 0 HR: 0<br>SF: 0 SAC: 0 DP: 1 HBP: 0 | | | | | | |

| PITCHER | | IP | WLS | BF | H | R | ER | SO | BB | IBB | HBP | BLK | WP | HR | S | P | ERA | WHIP |
|---|---|---|---|---|---|---|---|---|---|---|---|---|---|---|---|---|---|---|
| 45 Erik Bedard, L<br>ERA: 4.33 | (1, 1) | 6.0 | L | 29 | 8 | 3 | 3 | 7 | 3 | 0 | 0 | 0 | 1 | 0 | 62 | 113 | 4.50 | 1.833 |
| John Parrish, L<br>ERA: 3.57 | (7, 1) | 1.0 | | 4 | 0 | 0 | 0 | 0 | 1 | 0 | 0 | 0 | 0 | 0 | 8 | 18 | 0.00 | 1.000 |
| Todd Williams, R<br>ERA: 2.38 | (8, 1) | 1.0 | | 3 | 0 | 0 | 0 | 0 | 1 | 0 | 0 | 0 | 0 | 0 | 12 | 19 | 0.00 | 1.000 |
| Buddy Groom, L<br>ERA: 4.81 | (9, 1) | 0.2 | | 3 | 1 | 0 | 0 | 0 | 0 | 0 | 0 | 0 | 0 | 0 | 5 | 7 | 0.00 | 1.500 |
| Jason Grimsley, R<br>ERA: 3.86 | (9, 1) | 0.1 | | 1 | 0 | 0 | 0 | 0 | 0 | 0 | 0 | 0 | 0 | 0 | 1 | 2 | 0.00 | 0.000 |

| PITCHER | IP | WLS | BF | H | R | ER | SO | BB | IBB | HBP | BLK | WP | HR | S | P | ERA | WHIP |
|---|---|---|---|---|---|---|---|---|---|---|---|---|---|---|---|---|---|

# TOP

## Oakland Athletics @ Baltimore Orioles

Oriole Park at Camden Yards, Baltimore, MD

Mon Aug 16 2004, 7:05 PM EDT
Att. 40,964 - Sunny - 87 F

livebaseballscorecards.com

| | |
|---|---|
| AB | 35 |
| R | 3 |
| H | 9 |
| RBI | 3 |
| BB | 5 |
| SO | 7 |
| LOB | 21 |

1B: 8 SF: 0
2B: 1 SAC: 0
3B: 0 DP: 1
HR: 0 HBP: 0

WP: 1 PA: 40
PB: 0
SB: 0
CS: 0

# BOTTOM

## Oakland Athletics @ Baltimore Orioles

Oriole Park at Camden Yards, Baltimore, MD

Mon Aug 16 2004, 7:05 PM EDT
Att. 40,964 - Sunny - 87 F

livebaseballscorecards.com

| Batter | 1 | 2 | 3 | 4 | 5 | 6 | 7 | 8 | 9 | AB | R | H | RBI | BB | SO | LOB |
|---|---|---|---|---|---|---|---|---|---|---|---|---|---|---|---|---|
| 1 Brian Roberts, S (1, 4)<br>OBP: 0.351, SLG: 0.378 | C B F C<br>1-3<br>K ① | | B F C F B B X<br>3-2<br>G4-3 ③ | | X<br>0-0<br>G6-3 ③ | | | B F C B X<br>2-2<br>F7 ② | | 4 | 0 | 0 | 0 | 0 | 1 | 2 |
| David Newhan, L (1, 7)<br>OBP: 0.403, SLG: 0.507 | B B X<br>2-0<br>F8 ② | | | X<br>0-0<br>B1-3 ① | | C X<br>0-1<br>L8 ① | | F B B S X<br>2-2<br>P5 ③ | | 4 | 0 | 0 | 0 | 0 | 0 | 0 |
| 6 Melvin Mora, R (1, 5)<br>OBP: 0.430, SLG: 0.594 | C B B B F D F X<br>3-2<br>F9 ③ | | | C X<br>0-1<br>10 G6-4-3<br>1B | | C B B B F F X<br>3-2<br>G6-3 ② | | | B F F F X<br>1-2<br>10 G4-3<br>2B | 4 | 0 | 2 | 0 | 0 | 0 | 0 |
| 10 Miguel Tejada, R (1, 6)<br>OBP: 0.367, SLG: 0.536 | | B B C B C B<br>4-2<br>G4-6-3<br>BB | | B 1 SAFE C B 1 SAFE 1 SAFE C F X<br>2-2<br>G6-4-3 ② ③<br>1-2f | | X<br>0-0<br>E1 | | | B F B C F F F X<br>2-2<br>G4-3 ①<br>2-3 | 3 | 0 | 0 | 0 | 1 | 0 | 2 |
| Rafael Palmeiro, L (1, 3)<br>OBP: 0.360, SLG: 0.401 | | B C B B X<br>3-1<br>G4-6-3 ① ②<br>1-2f | | | C C X<br>0-2<br>L7 ① | X<br>0-0<br>P4 ③ | | | F F F S<br>0-3<br>K ② | 4 | 0 | 0 | 0 | 0 | 1 | 3 |
| Javy Lopez, R (1, 2)<br>OBP: 0.367, SLG: 0.498 | | C B C B X<br>2-2<br>1B | | | B X<br>1-0<br>HR | | C X<br>0-1<br>G6-3 ① | | S F B X<br>1-2<br>F8 ③ | 4 | 1 | 2 | 1 | 0 | 0 | 1 |
| B.J. Surhoff, L (1, 9)<br>OBP: 0.381, SLG: 0.457 | | C B C X<br>1-2<br>G2-3 ③ | | | C B B B X<br>3-1<br>31 1B<br>1B | | B X<br>1-0<br>G1-6-3<br>1B | | | 3 | 0 | 2 | 0 | 0 | 0 | 1 |
| Jerry Hairston, R (1, 8)<br>OBP: 0.380, SLG: 0.400 | | | C B F F X<br>1-2<br>G4-3 ① | | B C B F F F X<br>2-2<br>L9 ② | | B C B X<br>2-1<br>G1-6-3 ② ③<br>1-2f | | | 3 | 0 | 0 | 0 | 0 | 0 | 2 |
| 31 Jay Gibbons, L (1, 10)<br>OBP: 0.291, SLG: 0.340 | | | B X<br>1-0<br>F8 ② | | 1 SAFE B B B X<br>2-0<br>1-2<br>1B | | | C C B F B C<br>2-3<br>K ① | | 3 | 0 | 1 | 0 | 0 | 1 | 0 |
| Inning Stats | R: 0 H: 0<br>E: 0 LOB: 0<br>K: 1 BB: 0<br>S: 8 P: 14 | R: 0 H: 1<br>E: 0 LOB: 1<br>K: 0 BB: 1<br>S: 10 P: 20 | R: 0 H: 0<br>E: 0 LOB: 0<br>K: 0 BB: 0<br>S: 9 P: 14 | R: 0 H: 1<br>E: 0 LOB: 0<br>K: 0 BB: 0<br>S: 7 P: 9 | R: 1 H: 3<br>E: 0 LOB: 2<br>K: 0 BB: 0<br>S: 13 P: 21 | R: 0 H: 0<br>E: 1 LOB: 1<br>K: 0 BB: 0<br>S: 8 P: 11 | R: 0 H: 1<br>E: 0 LOB: 0<br>K: 0 BB: 0<br>S: 5 P: 8 | R: 0 H: 0<br>E: 0 LOB: 0<br>K: 1 BB: 0<br>S: 10 P: 16 | R: 0 H: 1<br>E: 0 LOB: 1<br>K: 1 BB: 0<br>S: 17 P: 21 | 1B: 5 SF: 0<br>2B: 1 SAC: 0<br>3B: 0 DP: 3<br>HR: 1 HBP: 0 | | | | | | WP: 0 PA: 33<br>PB: 0<br>SB: 0<br>CS: 0 |

| | AB | 32 |
|---|---|---|
| | R | 1 |
| | H | 7 |
| | RBI | 1 |
| | BB | 1 |
| | SO | 3 |
| | LOB | 11 |

| PITCHER | | IP | WLS | BF | H | R | ER | SO | BB | IBB | HBP | BLK | WP | HR | S | P | ERA | WHIP |
|---|---|---|---|---|---|---|---|---|---|---|---|---|---|---|---|---|---|---|
| Mark Redman, L<br>ERA: 4.38 | (1, 1) | 8.0 | W | 29 | 6 | 1 | 1 | 2 | 1 | 0 | 0 | 0 | 0 | 1 | 70 | 113 | 1.12 | 0.875 |
| Octavio Dotel, R<br>ERA: 3.96 | (9, 1) | 1.0 | S | 4 | 1 | 0 | 0 | 1 | 0 | 0 | 0 | 0 | 0 | 0 | 17 | 21 | 0.00 | 1.000 |

| PITCHER | IP | WLS | BF | H | R | ER | SO | BB | IBB | HBP | BLK | WP | HR | S | P | ERA | WHIP |
|---|---|---|---|---|---|---|---|---|---|---|---|---|---|---|---|---|---|

# Oakland Athletics @ Baltimore Orioles

Oriole Park at Camden Yards, Baltimore, MD

Tue Aug 17 2004, 7:05 PM EDT
Att. 32,243 - Cloudy - 85 F

TOP

livebaseballscorecards.com

| Batter | 1 | 2 | 3 | 4 | 5 | 6 | 7 | 8 | 9 | AB | R | H | RBI | BB | SO | LOB |
|---|---|---|---|---|---|---|---|---|---|---|---|---|---|---|---|---|
| 21 Mark Kotsay, L (1, 8)<br>OBP: 0.367, SLG: 0.451 | S X 0-1 F8 | | B X 1-0 G5-3 | B S X 1-1 F7 | | B X 1-0 FC5-4 3 BB 1B BB 1-2f 2-3 | B C B B B 4-1 HR BB | | B B F B X 3-1 L5 | 4 | 2 | 0 | 0 | 1 | 0 | 4 |
| 23 Bobby Kielty, S (8, 7)<br>OBP: 0.309, SLG: 0.352 | | | | | | | | | | 1 | 0 | 0 | 0 | 0 | 0 | 0 |
| Eric Byrnes, R (1, 7)<br>OBP: 0.344, SLG: 0.494 | B C B X 2-1 G4-3 | | X 0-0 FC5-4 3 BB 1B | | B X 1-0 G3-1 | C S X 0-2 BB 3 BB HR 1B 1-2 3-H | C B X 1-1 HR 1-H | | C X 0-1 F7 | 6 | 2 | 3 | 3 | 0 | 0 | 0 |
| (8, 8) | | | | | | | | | | | | | | | | |
| 3 Eric Chavez, L (1, 5)<br>OBP: 0.399, SLG: 0.514 | C S X 0-2 G6-3 | | C B 1 SAFE B 1 SAFE B F B 4-2 FC5-4 1-2 BB | | S B X 1-1 F8 | B C B B B 4-1 BB HR BB 1-2 2-3 | B X 1-0 G6-3 | | B B X 2-0 P5 | 4 | 1 | 0 | 0 | 2 | 0 | 0 |
| Jermaine Dye, R (1, 9)<br>OBP: 0.331, SLG: 0.462 | | C C B C 1-3 K | C B X 1-1 FC5-4 1-2f 2-3 | | C B F B B X 3-2 HR | B B B 4-0 HR 1-2 2-3 3-H BB | | C B B B B 4-1 17 HR BB | | 3 | 2 | 1 | 2 | 1 | 1 | 2 |
| Billy McMillon, L (8, PH)<br>OBP: 0.274, SLG: 0.321 | | | | | | | | | | 0 | 1 | 0 | 0 | 1 | 0 | 0 |
| (8, 9) | | | | | | | | | | | | | | | | |
| Scott Hatteberg, L (1, 3)<br>OBP: 0.386, SLG: 0.468 | B X 1-0 1B 2B | | C X 0-1 L7 | | X 0-0 2B | C X 0-1 1-H 2-H 3-H HR | | B C X 1-1 F7 | | 5 | 1 | 3 | 4 | 0 | 0 | 3 |
| Erubiel Durazo, L (1, 10)<br>OBP: 0.388, SLG: 0.507 | C F B X 1-2 17 BB 2-3 1B | | | B B F B B 4-1 1B BB | B X 1-0 G3 | B B F X 2-1 2B | | C B D B X 3-1 P6 | | 4 | 0 | 2 | 0 | 1 | 0 | 2 |
| 17 Adam Melhuse, S (1, 2)<br>OBP: 0.305, SLG: 0.435 | B B B 4-0 1-2 BB | | | C F B B F X 2-2 F9 | | 21 FC5-4 1B 1B | | C B S D X 2-2 1-H HR | | 4 | 2 | 2 | 2 | 1 | 0 | 2 |
| | | | | | | x 0-0 G1-3 | | | | | | | | | | |
| 7 Bobby Crosby, R (1, 6)<br>OBP: 0.330, SLG: 0.432 | B B C C F B F S 3-3 K | | | C X 0-1 P3 | | 1 SAFE X 0-0 B1 | F S S 0-3 K | C B H 2-1 HBP | | 4 | 0 | 0 | 0 | 0 | 2 | 5 |
| Marco Scutaro, R (1, 4)<br>OBP: 0.301, SLG: 0.374 | B C F B F B F B F X 3-2 L7 | | | F X 0-1 1-2 1B | | X 0-0 21 FC5-4 1-2 1B | X 0-0 G6-3 | B F F B F F X 2-2 F7 | | 5 | 0 | 2 | 0 | 0 | 0 | 4 |

| Inning Stats | 1 | 2 | 3 | 4 | 5 | 6 | 7 | 8 | 9 |
|---|---|---|---|---|---|---|---|---|---|
| | R: 0 H: 0<br>E: 0 LOB: 0<br>K: 0 BB: 0<br>S: 7 P: 9 | R: 0 H: 2<br>E: 0 LOB: 3<br>K: 2 BB: 1<br>S: 18 P: 31 | R: 0 H: 1<br>E: 0 LOB: 2<br>K: 0 BB: 1<br>S: 8 P: 14 | R: 0 H: 1<br>E: 0 LOB: 2<br>K: 0 BB: 1<br>S: 11 P: 18 | R: 1 H: 2<br>E: 0 LOB: 1<br>K: 0 BB: 0<br>S: 8 P: 14 | R: 6 H: 5<br>E: 0 LOB: 1<br>K: 0 BB: 2<br>S: 15 P: 28 | R: 2 H: 1<br>E: 0 LOB: 0<br>K: 1 BB: 1<br>S: 8 P: 14 | R: 2 H: 1<br>E: 0 LOB: 1<br>K: 0 BB: 1<br>S: 14 P: 28 | R: 0 H: 0<br>E: 0 LOB: 0<br>K: 0 BB: 0<br>S: 5 P: 10 |

| | AB | 40 |
|---|---|---|
| | R | 11 |
| | H | 13 |
| | RBI | 11 |
| | BB | 7 |
| | SO | 3 |
| | LOB | 22 |

| | 1B: 6 | SF: 0 | WP: 0 | PA: 48 |
|---|---|---|---|---|
| | 2B: 3 | SAC: 0 | PB: 0 | |
| | 3B: 0 | DP: 0 | SB: 0 | |
| | HR: 4 | HBP: 1 | CS: 0 | |

| PITCHER | | IP | WLS | BF | H | R | ER | SO | BB | IBB | HBP | BLK | WP | HR | S | P | ERA | WHIP |
|---|---|---|---|---|---|---|---|---|---|---|---|---|---|---|---|---|---|---|
| Rodrigo Lopez, R<br>ERA: 3.81 | (1, 1) | 5.1 | L | 27 | 8 | 3 | 3 | 2 | 3 | 0 | 0 | 0 | 0 | 1 | 57 | 93 | 5.06 | 2.062 |
| John Parrish, L<br>ERA: 3.84 | (6, 1) | 0.1 | | 3 | 1 | 0 | 0 | 0 | 1 | 0 | 0 | 0 | 0 | 0 | 5 | 10 | 0.00 | 6.000 |
| Todd Williams, R<br>ERA: 4.97 | (6, 1) | 1.1 | | 9 | 3 | 6 | 6 | 1 | 2 | 0 | 0 | 0 | 0 | 2 | 13 | 25 | 40.50 | 3.750 |
| Eddy Rodriguez, R<br>ERA: 4.14 | (8, 1) | 2.0 | | 9 | 1 | 2 | 2 | 0 | 1 | 0 | 1 | 0 | 0 | 1 | 19 | 38 | 9.00 | 1.000 |

| PITCHER | IP | WLS | BF | H | R | ER | SO | BB | IBB | HBP | BLK | WP | HR | S | P | ERA | WHIP |
|---|---|---|---|---|---|---|---|---|---|---|---|---|---|---|---|---|---|

| Batter | 1 | 2 | 3 | 4 | 5 | 6 | 7 | 8 | 9 | AB | R | H | RBI | BB | SO | LOB |
|---|---|---|---|---|---|---|---|---|---|---|---|---|---|---|---|---|
| 1 Brian Roberts, S (1, 4)<br>OBP: 0.350, SLG: 0.378 | L3 | | | G4-3 | | 1B | | | G4-3 | 3 | 0 | 1 | 0 | 0 | 0 | 0 |
| Luis Lopez, S (7, 4)<br>OBP: 0.239, SLG: 0.297 | | | | | | | | | | 1 | 0 | 0 | 0 | 0 | 0 | 0 |
| David Newhan, L (1, 10)<br>OBP: 0.401, SLG: 0.502 | 6 G6-4-3 1B | | | K | | G4-3 | | | K | 4 | 0 | 1 | 0 | 0 | 2 | 1 |
| 6 Melvin Mora, R (1, 5)<br>OBP: 0.429, SLG: 0.590 | G6-4-3<br>1-2f | | | 1B | | | G6-3 | | L7 | 4 | 0 | 1 | 0 | 0 | 0 | 1 |
| 10 Miguel Tejada, R (1, 6)<br>OBP: 0.367, SLG: 0.535 | | G6-5-3 1B | | L8 | | | G6-3 | | | 3 | 0 | 1 | 0 | 0 | 0 | 1 |
| Rafael Palmeiro, L (1, 3)<br>OBP: 0.360, SLG: 0.401 | | G6-5-3<br>1-2f | | | L8 | | FC6-4 1B | | | 3 | 0 | 1 | 0 | 0 | 0 | 1 |
| Javy Lopez, R (1, 2)<br>OBP: 0.365, SLG: 0.494 | | K | | | G5-3 | | FC6-4<br>1-2f | | | 3 | 0 | 0 | 0 | 0 | 1 | 1 |
| Robert Machado, R (8, 2)<br>OBP: 0.211, SLG: 0.291 | | | | | | | | | | 0 | 0 | 0 | 0 | 0 | 0 | 0 |
| B.J. Surhoff, L (1, 7)<br>OBP: 0.376, SLG: 0.450 | | | G1-3 | | F8 | | | G3 | | 3 | 0 | 0 | 0 | 0 | 0 | 0 |
| 31 Jay Gibbons, L (1, 9)<br>OBP: 0.287, SLG: 0.335 | | | P6 | | | G6-3 | | G4-3 | | 3 | 0 | 0 | 0 | 0 | 0 | 0 |
| Jerry Hairston, R (1, 8)<br>OBP: 0.378, SLG: 0.397 | | | K | | | F8 | | F8 | | 2 | 0 | 0 | 0 | 0 | 1 | 0 |
| Karim Garcia, L (8, 8)<br>OBP: 0.266, SLG: 0.387 | | | | | | | | | | 1 | 0 | 0 | 0 | 0 | 0 | 0 |
| Inning Stats | R: 0 E: 0 K: 0 S: 5 H: 1 LOB: 0 BB: 0 P: 7 | R: 0 E: 0 K: 1 S: 7 H: 1 LOB: 0 BB: 0 P: 13 | R: 0 E: 0 K: 1 S: 8 H: 0 LOB: 0 BB: 0 P: 11 | R: 0 E: 0 K: 1 S: 9 H: 1 LOB: 1 BB: 0 P: 12 | R: 0 E: 0 K: 0 S: 4 H: 0 LOB: 0 BB: 0 P: 6 | R: 0 E: 0 K: 0 S: 9 H: 1 LOB: 1 BB: 0 P: 13 | R: 0 E: 0 K: 0 S: 11 H: 1 LOB: 1 BB: 0 P: 17 | R: 0 E: 0 K: 0 S: 6 H: 0 LOB: 0 BB: 0 P: 8 | R: 0 E: 0 K: 1 S: 7 H: 0 LOB: 0 BB: 0 P: 10 | 1B: 5 2B: 0 3B: 0 HR: 0 | SF: 0 SAC: 0 DP: 2 HBP: 0 | | | | | | |

| PITCHER | IP | WLS | BF | H | R | ER | SO | BB | IBB | HBP | BLK | WP | HR | S | P | ERA | WHIP |
|---|---|---|---|---|---|---|---|---|---|---|---|---|---|---|---|---|---|
| Tim Hudson, R (1, 1)<br>ERA: 2.95 | 9.0 | W | 30 | 5 | 0 | 0 | 4 | 0 | 0 | 0 | 0 | 0 | 0 | 66 | 97 | 0.00 | 0.556 |

| PITCHER | IP | WLS | BF | H | R | ER | SO | BB | IBB | HBP | BLK | WP | HR | S | P | ERA | WHIP |
|---|---|---|---|---|---|---|---|---|---|---|---|---|---|---|---|---|---|

# BOTTOM

## Oakland Athletics @ Baltimore Orioles

Oriole Park at Camden Yards, Baltimore, MD

Tue Aug 17 2004, 7:05 PM EDT
Att. 32,243 - Cloudy - 85 F

livebaseballscorecards.com

| | |
|---|---|
| AB | 30 |
| R | 0 |
| H | 5 |
| RBI | 0 |
| BB | 0 |
| SO | 4 |
| LOB | 5 |

# Oakland Athletics @ Baltimore Orioles

Oriole Park at Camden Yards, Baltimore, MD

Wed Aug 18 2004, 7:05 PM EDT
Att. 40,603 - Unknown - 80 F

TOP

livebaseballscorecards.com

| Batter | 1 | 2 | 3 | 4 | 5 | 6 | 7 | 8 | 9 | AB | R | H | RBI | BB | SO | LOB |
|---|---|---|---|---|---|---|---|---|---|---|---|---|---|---|---|---|
| 21 Mark Kotsay, L (1, 8)<br>OBP: 0.369, SLG: 0.454 | BBCFBB 4-2 BB | | BX 1-0 1B 2B | | BFX 1-1 P5 | BFDSX 2-2 1-2 1B | | SFX 0-2 F8 | | 4 | 0 | 2 | 0 | 1 | 0 | 1 |
| Mark McLemore, S (1, 4)<br>OBP: 0.358, SLG: 0.308 | BBCFX 2-2 F9 | | BBX 2-0 3 BB 2-3 1B | | BX 1-0 G6-3 | CBFFFFS 1-3 K | | | BCBCBFFB 4-2 3 CS BB | 4 | 0 | 1 | 0 | 1 | 1 | 3 |
| 3 Eric Chavez, L (1, 5)<br>OBP: 0.399, SLG: 0.514 | X 0-0 P5 | | BBFFBB 4-2 1-2 BB | | X 0-0 2B | | CBFBC 2-3 K | | FCS 0-3 1-2 K | 4 | 0 | 1 | 0 | 1 | 2 | 2 |
| Jermaine Dye, R (1, 9)<br>OBP: 0.328, SLG: 0.457 | CFS 0-3 K | | BCX 1-1 G6-3 | | FCDC 1-3 K | | BCBSBS 3-3 K | | FSS 0-3 K | 5 | 0 | 0 | 0 | 0 | 4 | 5 |
| Scott Hatteberg, L (1, 3)<br>OBP: 0.387, SLG: 0.467 | | CBBBCX 3-2 F7 | | BFBBB 4-2 HR BB | | BCBBX 2-1 HR 1B | CCBBX 2-2 G4-3 | | | 3 | 2 | 1 | 0 | 1 | 0 | 0 |
| Erubiel Durazo, L (1, 10)<br>OBP: 0.393, SLG: 0.536 | | BX 1-0 G1-6-3 1B | | CDCFBX 2-2 1-H HR | | X 0-0 1-H HR | | BBSSFFBFF 3-2 X HR | | 4 | 3 | 4 | 5 | 0 | 0 | 0 |
| Eric Byrnes, R (1, 7)<br>OBP: 0.341, SLG: 0.489 | | CBX 1-1 G1-6-3 1-2f | | BX 1-0 F8 | | X 0-0 G5-3 | | CBFFFBFS 2-3 K | | 4 | 0 | 0 | 0 | 0 | 1 | 1 |
| Damian Miller, R (1, 2)<br>OBP: 0.355, SLG: 0.450 | | | BCBFX 2-2 G5-3 | CBSFFS 1-3 K | | SSX 0-2 G5-3 | | BSBCX 2-2 1B | | 4 | 0 | 1 | 0 | 0 | 1 | 0 |
| Marco Scutaro, R (1, 6)<br>OBP: 0.300, SLG: 0.373 | | | CFFBX 1-2 G6-3 | X 0-0 G6-3 | | BX 1-0 21 1B 1B | | CFS 0-3 K | | 4 | 0 | 1 | 0 | 0 | 1 | 1 |

| | AB | 36 |
|---|---|---|
| | R | 5 |
| | H | 11 |
| | RBI | 5 |
| | BB | 4 |
| | SO | 10 |
| | LOB | 13 |

| Inning Stats | | | | | | | | | | | | | | | | | | | | | | | | |
|---|---|---|---|---|---|---|---|---|---|---|---|---|---|---|---|---|---|---|---|---|---|---|---|---|
| | R: 0 | H: 0 | R: 0 | H: 1 | R: 0 | H: 2 | R: 2 | H: 1 | R: 0 | H: 1 | R: 2 | H: 4 | R: 0 | H: 0 | R: 1 | H: 2 | R: 0 | H: 0 | 1B: 6 | SF: 0 | WP: 0 | PA: 40 | | |
| | E: 0 | LOB: 1 | E: 0 | LOB: 0 | E: 0 | LOB: 3 | E: 0 | LOB: 0 | E: 0 | LOB: 1 | E: 0 | LOB: 2 | E: 0 | LOB: 0 | E: 0 | LOB: 1 | E: 0 | LOB: 0 | 2B: 3 | SAC: 0 | PB: 0 | | | |
| | K: 1 | BB: 1 | K: 0 | BB: 0 | K: 0 | BB: 1 | K: 1 | BB: 1 | K: 1 | BB: 0 | K: 1 | BB: 0 | K: 2 | BB: 0 | K: 2 | BB: 0 | K: 2 | BB: 1 | 3B: 0 | DP: 2 | SB: 0 | | | |
| | S: 9 | P: 15 | S: 6 | P: 11 | S: 13 | P: 24 | S: 13 | P: 21 | S: 7 | P: 10 | S: 17 | P: 23 | S: 9 | P: 16 | S: 22 | P: 29 | S: 10 | P: 14 | HR: 3 | HBP: 0 | CS: 1 | | | |

| PITCHER | | IP | WLS | BF | H | R | ER | SO | BB | IBB | HBP | BLK | WP | HR | S | P | ERA | WHIP |
|---|---|---|---|---|---|---|---|---|---|---|---|---|---|---|---|---|---|---|
| Sidney Ponson, R<br>ERA: 5.49 | (1, 1) | 6.0 | | 29 | 9 | 4 | 4 | 4 | 3 | 0 | 0 | 0 | 0 | 2 | 65 | 104 | 6.00 | 2.000 |
| B.J. Ryan, L<br>ERA: 1.78 | (7, 1) | 2.0 | L | 8 | 2 | 1 | 1 | 4 | 0 | 0 | 0 | 0 | 0 | 1 | 31 | 45 | 4.50 | 1.000 |
| Jorge Julio, R<br>ERA: 3.93 | (9, 1) | 1.0 | | 3 | 0 | 0 | 0 | 2 | 1 | 0 | 0 | 0 | 0 | 0 | 10 | 14 | 0.00 | 1.000 |

| PITCHER | IP | WLS | BF | H | R | ER | SO | BB | IBB | HBP | BLK | WP | HR | S | P | ERA | WHIP |
|---|---|---|---|---|---|---|---|---|---|---|---|---|---|---|---|---|---|

# BOTTOM

## Oakland Athletics @ Baltimore Orioles

Oriole Park at Camden Yards, Baltimore, MD

Wed Aug 18 2004, 7:05 PM EDT
Att. 40,603 - Unknown - 80 F

livebaseballscorecards.com

| Batter | 1 | 2 | 3 | 4 | 5 | 6 | 7 | 8 | 9 | AB | R | H | RBI | BB | SO | LOB |
|---|---|---|---|---|---|---|---|---|---|---|---|---|---|---|---|---|
| 1 Brian Roberts, S (1, 4)<br>OBP: 0.352, SLG: 0.377 | C B B F X 2-2 ① L5 | | B S C X 1-2 6 WP SH4-3 10 1B 1B | | B B B 4-0 CS BB | | | C B B C X 2-2 ② G5-3 | | 3 | 1 | 1 | 0 | 1 | 0 | 0 |
| David Newhan, L (1, 10)<br>OBP: 0.396, SLG: 0.495 | C F X 0-2 ② G4-3 | | X 0-0 ① SH4-3 1-2 | | 1 SAFE B 1 SAFE F S B X 2-2 ② ③ G5-3 1-2 | | | C X 0-1 ③ G4-3 | | 3 | 0 | 0 | 0 | 0 | 0 | 1 |
| 6 Melvin Mora, R (1, 5)<br>OBP: 0.429, SLG: 0.587 | B B X 2-0 ③ G5-3 | | B D D B 4-0 10 1B G3-6 2-3 BB | | | B B B C B 4-1 10 G6-4-3 BB | | | B F F C 1-3 ① K | 2 | 1 | 0 | 0 | 2 | 1 | 0 |
| 10 Miguel Tejada, R (1, 6)<br>OBP: 0.368, SLG: 0.537 | | C X 0-1 1B 2B | C X 0-1 G3-6 1-3 3-H 1B | | | D X 1-0 ① ② G6-4-3 1-2f | | | C F B X 1-2 ② G6-3 | 4 | 1 | 2 | 1 | 0 | 0 | 1 |
| Rafael Palmeiro, L (1, 3)<br>OBP: 0.357, SLG: 0.397 | | B B X 2-0 ① L3 | D F B X 2-1 ② ③ G3-6 1-2f 3-H | | | C B B B B F X 3-2 ③ G3 | | | F F B B F F F S 2-3 ③ K | 4 | 0 | 0 | 0 | 0 | 1 | 2 |
| B.J. Surhoff, L (1, 7)<br>OBP: 0.380, SLG: 0.454 | | C B X 1-1 1B 31 G4-3 2-H 1B | | B B X 2-0 ① G4-3 | | | C C B B B X 2-2 FC6-4 1B | | | 3 | 1 | 2 | 1 | 0 | 0 | 0 |
| Darnell McDonald, R (1, 8)<br>OBP: 0.304, SLG: 0.286 | | B X 1-0 31 G4-3 2-3 1B | | X 0-0 ② G1-3 | | | 1 SAFE B M B B L 1 SAFE X 3-2 ① FC6-4 31 G5-4-3 1-2f | | | 3 | 0 | 1 | 0 | 0 | 0 | 1 |
| 31 Jay Gibbons, L (1, 9)<br>OBP: 0.283, SLG: 0.330 | | 1 SAFE F C X 0-2 ② G4-3 1-2 3-H | | B X 1-0 ③ F8 | | | 1 SAFE X 0-0 ② ③ G5-4-3 1-2f | | | 3 | 0 | 0 | 1 | 0 | 0 | 2 |
| Robert Machado, R (1, 2)<br>OBP: 0.200, SLG: 0.276 | | X 0-0 ③ G6-3 | | | B X 1-0 ① F9 | | | B X 1-0 ① F9 | | 3 | 0 | 0 | 0 | 0 | 0 | 1 |

| | AB | 28 |
|---|---|---|
| | R | 4 |
| | H | 6 |
| | RBI | 3 |
| | BB | 3 |
| | SO | 2 |
| | LOB | 8 |

| Inning Stats | | | | | | | | | | | | | | | | | | | | | | | | |
|---|---|---|---|---|---|---|---|---|---|---|---|---|---|---|---|---|---|---|---|---|---|---|---|---|
| | R: 0 | H: 0 | R: 2 | H: 3 | R: 2 | H: 2 | R: 0 | H: 0 | R: 0 | H: 0 | R: 0 | H: 1 | R: 0 | H: 0 | R: 0 | H: 0 | 1B: 5 | SF: 0 | WP: 1 | PA: 32 |
| | E: 0 | LOB: 0 | E: 0 | LOB: 1 | E: 0 | LOB: 0 | E: 0 | LOB: 0 | E: 0 | LOB: 0 | E: 0 | LOB: 0 | E: 0 | LOB: 0 | E: 0 | LOB: 0 | 2B: 1 | SAC: 1 | PB: 0 | |
| | K: 0 | BB: 0 | K: 0 | BB: 0 | K: 0 | BB: 1 | K: 0 | BB: 1 | K: 0 | BB: 1 | K: 0 | BB: 0 | K: 0 | BB: 0 | K: 2 | BB: 0 | 3B: 0 | DP: 3 | SB: 0 | |
| | S: 7 | P: 11 | S: 10 | P: 14 | S: 8 | P: 15 | S: 3 | P: 6 | S: 4 | P: 11 | S: 5 | P: 13 | S: 7 | P: 12 | S: 6 | P: 9 | S: 13 | P: 17 | HR: 0 | HBP: 0 | CS: 1 | |

| PITCHER | | IP | WLS | BF | H | R | ER | SO | BB | IBB | HBP | BLK | WP | HR | S | P | ERA | WHIP |
|---|---|---|---|---|---|---|---|---|---|---|---|---|---|---|---|---|---|---|
| Mark Mulder, L<br>ERA: 3.75 | (1, 1) | 8.0 | W | 29 | 6 | 4 | 4 | 0 | 3 | 0 | 0 | 0 | 1 | 0 | 50 | 91 | 4.50 | 1.125 |
| Octavio Dotel, R<br>ERA: 3.9 | (9, 1) | 1.0 | S | 3 | 0 | 0 | 0 | 2 | 0 | 0 | 0 | 0 | 0 | 0 | 13 | 17 | 0.00 | 0.000 |

| PITCHER | IP | WLS | BF | H | R | ER | SO | BB | IBB | HBP | BLK | WP | HR | S | P | ERA | WHIP |
|---|---|---|---|---|---|---|---|---|---|---|---|---|---|---|---|---|---|

# Toronto Blue Jays @ Baltimore Orioles

Oriole Park at Camden Yards, Baltimore, MD

Fri Aug 20 2004, 7:35 PM EDT

Att. 35,024 - Sunny - 92 F

TOP

livebaseballscorecards.com

| Batter | 1 | 2 | 3 | 4 | 5 | 6 | 7 | 8 | 9 | AB | R | H | RBI | BB | SO | LOB |
|---|---|---|---|---|---|---|---|---|---|---|---|---|---|---|---|---|
| 15 Alex Rios, R (1, 9)<br>OBP: 0.334, SLG: 0.405 | C B B F X<br>2-2<br>1B<br>10<br>G2-3<br>1B | | C B F S<br>1-3 ②<br>K | | B B B C X<br>3-1<br>1-3<br>2-H<br>1B<br>2B | F X<br>0-1 ③<br>G6-3 | | B C B S F X<br>2-2 ②<br>G4-3 | B F B C S<br>2-3 ③<br>K | 6 | 2 | 2 | 1 | 0 | 2 | 3 |
| Orlando Hudson, S (1, 4)<br>OBP: 0.351, SLG: 0.432 | C 1 SAFE C B B X<br>2-2<br>1-3<br>10<br>G2-3<br>1B<br>1B | | F C T<br>0-2 ③<br>K | | C B B B X<br>2-1<br>10<br>G5-3<br>2-H<br>3-H<br>1B | | B T B B X<br>3-1<br>10<br>1B<br>1B<br>1B | X<br>0-0 ③<br>P6 | | 5 | 2 | 3 | 2 | 0 | 1 | 0 |
| 10 Vernon Wells, R (1, 8)<br>OBP: 0.344, SLG: 0.464 | C S F B F X<br>1-2 ①<br>G2-3<br>1-2<br>3-H | | | X<br>0-0 ①<br>F7 | F X<br>0-1 ②<br>G5-3<br>1-2 | | B S X<br>1-1<br>1-2<br>HR<br>1B | | X<br>0-0 ①<br>G6-3 | 5 | 1 | 1 | 1 | 0 | 0 | 2 |
| Carlos Delgado, L (1, 3)<br>OBP: 0.339, SLG: 0.464 | C B B B X<br>3-1<br>L3<br>2-H<br>1B | | | B S X<br>1-1 ②<br>F8 | C S B F D F X<br>2-2 ③<br>F8 | | B F X<br>1-1<br>1-2<br>2-H<br>HR<br>1B | | B B B C B<br>4-1<br>3<br>BLK<br>3<br>1B<br>BB | 4 | 2 | 2 | 1 | 1 | 0 | 1 |
| Frank Catalanotto, L (1, 10)<br>OBP: 0.344, SLG: 0.390<br>3 Reed Johnson, R (7, PH)<br>OBP: 0.325, SLG: 0.376 | C C D B X<br>2-2 ② ③<br>L3<br>1-1 | | | B H<br>2-0<br>FC4-6<br>HBP | | B C B C B C X<br>3-2 ①<br>G4-1 | B F B S<br>2-3 ①<br>K | C B F B B F X<br>3-2<br>BB<br>9<br>1B<br>1-H<br>HR<br>1B | | 2<br>2 | 0<br>1 | 0<br>1 | 0<br>1 | 0<br>0 | 0<br>1 | 1<br>2 |
| Eric Hinske, L (1, 5)<br>OBP: 0.315, SLG: 0.385 | | B C B X<br>2-1<br>CS<br>1B | | B X<br>1-0 ③<br>FC4-6<br>1-2f | | B C S F F B F X<br>3-2 ②<br>F9 | C B B B X<br>3-1<br>1-H<br>2-H<br>HR | | C F B S<br>1-3 ②<br>K | 5 | 1 | 2 | 3 | 0 | 1 | 2 |
| 9 Gregg Zaun, S (1, 2)<br>OBP: 0.377, SLG: 0.396 | B<br>1 SAFE<br>1 SAFE<br>F B F B X<br>3-2 ①<br>F7 | | | | S F C<br>0-3 ①<br>K | B B C C F B B<br>4-2<br>BB<br>BB<br>BB | C C C<br>0-3 ②<br>K | | B X<br>1-0<br>BB<br>1-2<br>HR<br>1B | 4 | 1 | 1 | 0 | 1 | 2 | 1 |
| Gabe Gross, L (1, 7)<br>OBP: 0.366, SLG: 0.382 | B C F F B B S<br>3-3 ② ③<br>K<br>1-2 | | | | C B F B B B<br>4-2<br>1B<br>15<br>2B<br>BB | C D D B B<br>4-1<br>BB<br>1-2<br>BB | F C X<br>0-2 ③<br>G6-3 | | C C B B F B B<br>4-2<br>1-2<br>2-3<br>HR<br>BB | 2 | 2 | 0 | 0 | 3 | 1 | 1 |
| Chris Woodward, R (1, 6)<br>OBP: 0.273, SLG: 0.366 | | | B X<br>1-0 ①<br>G6-3 | | C 1 SAFE F B 1 SAFE X<br>1-2<br>15<br>2B<br>1-2<br>1B | B C B B S F B<br>4-2<br>1-2<br>2-3<br>BB | | C B F S<br>1-3 ①<br>K | S B F X<br>1-2<br>1-H<br>2-H<br>3-H<br>HR | 4 | 2 | 2 | 4 | 1 | 1 | 0 |

| Inning Stats | | | |

# BOTTOM

## Toronto Blue Jays @ Baltimore Orioles

Oriole Park at Camden Yards, Baltimore, MD

Fri Aug 20 2004, 7:35 PM EDT
Att. 35,024 - Sunny - 92 F

| Batter | 1 | 2 | 3 | 4 | 5 | 6 | 7 | 8 | 9 | AB | R | H | RBI | BB | SO | LOB |
|---|---|---|---|---|---|---|---|---|---|---|---|---|---|---|---|---|
| 1 Brian Roberts, S (1, 4)<br>OBP: 0.353, SLG: 0.378 | G4-3 | | 1 SAFE; 0-1; G6-4-3; 1-3; 1B | | 0-2; 1B; 1-2; 1B | | K | | P4 | 4 | 0 | 2 | 0 | 0 | 1 | 1 |
| Luis Lopez, S (9, PH)<br>OBP: 0.236, SLG: 0.292 | | | | | | | | | | 1 | 0 | 0 | 0 | 0 | 0 | 0 |
| David Newhan, L (1, 10)<br>OBP: 0.398, SLG: 0.509 | L9 | | F; 1 SAFE; 0-1; G6-4-3; 1-2f | | 0-0; 1-3 | | 1-1; 1-H; HR | | G4-3 | 4 | 1 | 2 | 2 | 0 | 0 | 2 |
| Darnell McDonald, R (9, PH)<br>OBP: 0.292, SLG: 0.273 | | | | | | | | | | 1 | 0 | 0 | 0 | 0 | 0 | 0 |
| 6 Melvin Mora, R (1, 5)<br>OBP: 0.430, SLG: 0.594 | L8 | | | G1-3 | | 3-2; 10 FC5-4; 1B | 0-0; HR | | | 4 | 1 | 2 | 1 | 0 | 0 | 0 |
| 10 Miguel Tejada, R (1, 6)<br>OBP: 0.365, SLG: 0.532 | | F8 | | K | | FC5-4; BB; 1-2f | L8 | | | 4 | 0 | 0 | 0 | 0 | 1 | 1 |
| Rafael Palmeiro, L (1, 3)<br>OBP: 0.356, SLG: 0.394 | | F8 | | G6-3 | | F8 | | BB | | 3 | 0 | 0 | 0 | 1 | 0 | 1 |
| Javy Lopez, R (1, 2)<br>OBP: 0.368, SLG: 0.504 | | 2B | | | 1-2; HR | 4-2; BB; 1-2 | | K | | 3 | 1 | 2 | 1 | 1 | 1 | 1 |
| B.J. Surhoff, L (1, 7)<br>OBP: 0.373, SLG: 0.445 | | P6 | | | G1-3 | K | | K | | 4 | 0 | 0 | 0 | 0 | 2 | 4 |
| 31 Jay Gibbons, L (1, 9)<br>OBP: 0.283, SLG: 0.326 | | | 4-2; 1 1B; BB | | K | | G3 | L9 | | 3 | 0 | 0 | 0 | 1 | 1 | 1 |
| Karim Garcia, L (1, 8)<br>OBP: 0.271, SLG: 0.390 | | | 1 SAFE; 1-1; L7 | | 1-1; 1 1B; 1B | | 0-0; HR; 1B | | F7 | 3 | 1 | 2 | 0 | 0 | 0 | 1 |
| Val Majewski, L (9, PH) | | | | | | | | | | 1 | 0 | 0 | 0 | 0 | 0 | 0 |
| Inning Stats | R: 0 E: 0 K: 0 S: 8 H: 0 LOB: 0 BB: 0 P: 9 | R: 0 E: 0 K: 0 S: 8 H: 1 LOB: 1 BB: 0 P: 10 | R: 0 E: 0 K: 0 S: 9 H: 1 LOB: 1 BB: 1 P: 14 | R: 0 E: 0 K: 1 S: 9 H: 0 LOB: 0 BB: 0 P: 12 | R: 1 E: 0 K: 1 S: 16 H: 4 LOB: 2 BB: 0 P: 20 | R: 0 E: 0 K: 1 S: 12 H: 1 LOB: 2 BB: 1 P: 20 | R: 3 E: 0 K: 1 S: 17 H: 3 LOB: 0 BB: 0 P: 22 | R: 0 E: 0 K: 2 S: 11 H: 0 LOB: 1 BB: 1 P: 21 | R: 0 E: 0 K: 0 S: 8 H: 0 LOB: 0 BB: 0 P: 12 | 1B: 6 2B: 1 3B: 0 HR: 3 | SF: 0 SAC: 0 DP: 1 HBP: 0 | | | | | | |

livebaseballscorecards.com

| | |
|---|---|
| AB | 35 |
| R | 4 |
| H | 10 |
| RBI | 4 |
| BB | 3 |
| SO | 6 |
| LOB | 12 |

| PITCHER | | IP | WLS | BF | H | R | ER | SO | BB | IBB | HBP | BLK | WP | HR | S | P | ERA | WHIP |
|---|---|---|---|---|---|---|---|---|---|---|---|---|---|---|---|---|---|---|
| Josh Towers, R<br>ERA: 4.3 | (1, 1) | 5.1 | W | 22 | 7 | 1 | 1 | 2 | 1 | 0 | 0 | 0 | 0 | 1 | 55 | 73 | 1.69 | 1.500 |
| Kevin Frederick, R<br>ERA: 7.2 | (6, 1) | 1.2 | | 9 | 3 | 3 | 3 | 2 | 1 | 0 | 0 | 0 | 0 | 2 | 24 | 34 | 16.20 | 2.400 |
| Vinnie Chulk, R<br>ERA: 4.38 | (8, 1) | 1.0 | | 4 | 0 | 0 | 0 | 2 | 1 | 0 | 0 | 0 | 0 | 0 | 11 | 21 | 0.00 | 1.000 |
| Justin Speier, R<br>ERA: 4.41 | (9, 1) | 1.0 | | 3 | 0 | 0 | 0 | 0 | 0 | 0 | 0 | 0 | 0 | 0 | 8 | 12 | 0.00 | 0.000 |

| PITCHER | IP | WLS | BF | H | R | ER | SO | BB | IBB | HBP | BLK | WP | HR | S | P | ERA | WHIP |
|---|---|---|---|---|---|---|---|---|---|---|---|---|---|---|---|---|---|

WP: 0 PB: 0 SB: 0 CS: 0 PA: 38

# Toronto Blue Jays @ Baltimore Orioles

Oriole Park at Camden Yards, Baltimore, MD

Sat Aug 21 2004, 4:35 PM EDT
Att. 38,079 - Unknown - 83 F

TOP

livebaseballscorecards.com

| Batter | 1 | 2 | 3 | 4 | 5 | 6 | 7 | 8 | 9 | AB | R | H | RBI | BB | SO | LOB |
|---|---|---|---|---|---|---|---|---|---|---|---|---|---|---|---|---|
| 3 Reed Johnson, R (1, 7)<br>OBP: 0.329, SLG: 0.381 | 4-0 10 F9 HBP SF7 BB | 2-0 1-H 2-H 1B 2B | 0-2 ② F8 | | 1-0 10 FC6-4 1-2 HBP | | 1-2 1B 2B | | 3-3 ② K2-3 | 4 | 3 | 2 | 2 | 1 | 1 | 1 |
| Orlando Hudson, S (1, 4)<br>OBP: 0.353, SLG: 0.431 | 1-1 BB 1-2 HBP | 0-1 HR 2-H 1B | 0-0 ③ G4-3 | | 1-0 ② F7 | | 0-1 2-H 1B | | 1-1 ③ F8 | 5 | 1 | 2 | 2 | 0 | 0 | 3 |
| 10 Vernon Wells, R (1, 8)<br>OBP: 0.340, SLG: 0.459 | 0-0 ① F9 2-3 | 3-1 ② F8 | | 0-0 ① G6-3 | 2-0 ③ FC6-4 1-2f | | 0-1 ② F8 | | | 5 | 0 | 0 | 0 | 0 | 0 | 6 |
| Carlos Delgado, L (1, 3)<br>OBP: 0.340, SLG: 0.474 | SAFE 3-1 ② SF7 3-H | 1-2 1-H HR | | 3-3 ② K | | 1-0 9 FC6-5 1B 1B | 0-0 ③ G3-1 | | | 4 | 1 | 2 | 3 | 0 | 1 | 1 |
| Eric Hinske, L (1, 5)<br>OBP: 0.320, SLG: 0.389 | 4-1 1-2 BB | 1-0 ③ F9 | | 4-0 15 2B BB | | 1-1 9 FC6-5 1-2 1B | | 0-0 15 G4-3 2B | | 3 | 1 | 2 | 0 | 2 | 0 | 0 |
| 15 Alex Rios, R (1, 9)<br>OBP: 0.336, SLG: 0.408 | 1-3 ③ K | | 1-0 9 9 2B 1B | 2-1 1-H 2B | | 3-2 ① L9 | | 1-2 ① G4-3 2-3 | | 5 | 1 | 2 | 1 | 0 | 1 | 5 |
| 9 Gregg Zaun, S (1, 2)<br>OBP: 0.378, SLG: 0.401 | | 0-1 3 2B 1B | 1-0 1B 1-H SF8 2B | 0-1 ③ F7 | | 0-1 ② FC6-5 1-2 2-3f | | 0-3 ② K | | 4 | 2 | 2 | 1 | 0 | 0 | 3 |
| Kevin Cash, R (8, PH)<br>OBP: 0.249, SLG: 0.299 | | | | | | | | | | 1 | 0 | 0 | 0 | 0 | 1 | 1 |
| (8, 2) | | | | | | | | | | | | | | | | |
| Gabe Gross, L (1, 10)<br>OBP: 0.378, SLG: 0.395 | SAFE 2-1 3 2B 1-2 1B | 0-2 2-3 1B | | 2-0 ① G3-1 | | 3-2 ③ G3 | | 1-2 ③ P5 | | 4 | 1 | 2 | 0 | 0 | 0 | 2 |
| Dave Berg, R (8, PH)<br>OBP: 0.286, SLG: 0.350 | | | | | | | | | | 1 | 0 | 0 | 0 | 0 | 0 | 1 |
| Chris Woodward, R (1, 6)<br>OBP: 0.271, SLG: 0.364 | 2-3 ① K | 1-0 ① SF8 3-H | | 1-1 3 HBP 1B | | 3-1 ① F8 | | | 1-1 ① F7 | 4 | 0 | 1 | 1 | 0 | 1 | 2 |

| | AB | R | H | RBI | BB | SO | LOB |
|---|---|---|---|---|---|---|---|
| | 40 | 10 | 15 | 10 | 3 | 5 | 25 |

| Inning Stats | 1 | 2 | 3 | 4 | 5 | 6 | 7 | 8 | 9 |
|---|---|---|---|---|---|---|---|---|---|
| R | 1 | 5 | 2 | 1 | 0 | 0 | 1 | 0 | 0 |
| E | 0 | 0 | 0 | 0 | 0 | 0 | 0 | 0 | 0 |
| K | 1 | 1 | 0 | 1 | 0 | 0 | 0 | 1 | 1 |
| S | 8 | 16 | 10 | 8 | 5 | 11 | 11 | 11 | 8 |
| H | 0 | 5 | 3 | 1 | 1 | 2 | 2 | 1 | 0 |
| LOB | 2 | 0 | 1 | 1 | 2 | 2 | 1 | 1 | 0 |
| BB | 2 | 0 | 0 | 1 | 0 | 0 | 0 | 0 | 0 |
| P | 21 | 27 | 13 | 17 | 12 | 19 | 15 | 13 | 13 |

| | |
|---|---|
| 1B | 9 |
| 2B | 5 |
| 3B | 0 |
| HR | 1 |
| SF | 2 |
| SAC | 0 |
| DP | 0 |
| HBP | 2 |

| | |
|---|---|
| WP | 0 |
| PB | 0 |
| SB | 1 |
| CS | 0 |
| PA | 47 |

| PITCHER | | IP | WLS | BF | H | R | ER | SO | BB | IBB | HBP | BLK | WP | HR | S | P | ERA | WHIP |
|---|---|---|---|---|---|---|---|---|---|---|---|---|---|---|---|---|---|---|
| 40 Daniel Cabrera, R<br>ERA: 4.67 | (1, 1) | 2.1 | L | 18 | 8 | 8 | 8 | 2 | 2 | 0 | 1 | 0 | 0 | 1 | 30 | 57 | 30.86 | 4.286 |
| Todd Williams, R<br>ERA: 4.6 | (3, 1) | 2.2 | | 12 | 2 | 1 | 1 | 1 | 1 | 0 | 1 | 0 | 0 | 0 | 17 | 33 | 3.38 | 1.125 |
| Buddy Groom, L<br>ERA: 5.44 | (6, 1) | 1.0 | | 5 | 2 | 0 | 0 | 0 | 0 | 0 | 0 | 0 | 0 | 0 | 11 | 19 | 0.00 | 2.000 |
| Jason Grimsley, R<br>ERA: 3.97 | (7, 1) | 1.0 | | 5 | 2 | 1 | 1 | 0 | 0 | 0 | 0 | 0 | 0 | 0 | 11 | 15 | 9.00 | 2.000 |
| B.J. Ryan, L<br>ERA: 1.76 | (8, 1) | 1.0 | | 4 | 1 | 0 | 0 | 1 | 0 | 0 | 0 | 0 | 0 | 0 | 11 | 13 | 0.00 | 1.000 |

| PITCHER | | IP | WLS | BF | H | R | ER | SO | BB | IBB | HBP | BLK | WP | HR | S | P | ERA | WHIP |
|---|---|---|---|---|---|---|---|---|---|---|---|---|---|---|---|---|---|---|
| Jorge Julio, R<br>ERA: 3.86 | (9, 1) | 1.0 | | 3 | 0 | 0 | 0 | 1 | 0 | 0 | 0 | 0 | 0 | 0 | 8 | 13 | 0.00 | 0.000 |

| Batter | 1 | 2 | 3 | 4 | 5 | 6 | 7 | 8 | 9 | AB | R | H | RBI | BB | SO | LOB |
|---|---|---|---|---|---|---|---|---|---|---|---|---|---|---|---|---|
| 1 Brian Roberts, S (1, 4)<br>OBP: 0.354, SLG: 0.379 | B X 1-0 ① F8 | | C F F X 0-2 1B | | C B X 1-1 1-3 1B | | C B C S 1-3 ② K | | | 4 | 0 | 2 | 0 | 0 | 1 | 0 |
| David Newhan, L (1, 10)<br>OBP: 0.399, SLG: 0.509 | C X 0-1 WP 10 1B 1B | | S X 0-1 ② F8 | | D F F B F B F F X 3-2 1-2 3-H 1B | | B B B C X 3-1 ③ F7 | | | 4 | 0 | 2 | 1 | 0 | 0 | 1 |
| 6 Melvin Mora, R (1, 5)<br>OBP: 0.426, SLG: 0.588 | C 1 SAFE X 0-1 ② P4 | | S B C X 1-2 ③ P4 | | S S B S 1-3 ② K | | | B C X 1-1 ① G6-3 | | 4 | 0 | 0 | 0 | 0 | 1 | 4 |
| 10 Miguel Tejada, R (1, 6)<br>OBP: 0.365, SLG: 0.530 | 1 SAFE C P X 1-1 1-2 1B | | | B C X 1-1 ① G2-3 | B F X 1-1 ③ F8 | | | B F B B F X 3-2 ② P6 | | 4 | 0 | 1 | 0 | 0 | 0 | 2 |
| Rafael Palmeiro, L (1, 3)<br>OBP: 0.355, SLG: 0.395 | C B X 1-1 ③ F9 2-3 | | | C F S 0-3 ② K | | B X 1-0 1B 2B | | B X 1-0 ③ L3 | | 4 | 1 | 1 | 0 | 0 | 1 | 2 |
| Javy Lopez, R (1, 2)<br>OBP: 0.369, SLG: 0.504 | | F B B B S F F S 3-3 ① K | | B C F X 1-2 ③ G5-3 | | B B X 2-0 2-H G5-4-3 1B | | | C B S F F X 1-2 G6-3 DI G3 1B | 4 | 1 | 2 | 1 | 0 | 1 | 0 |
| B.J. Surhoff, L (1, 7)<br>OBP: 0.367, SLG: 0.437 | | B F C F F B X 2-2 ② F8 | | | F X 0-1 ① G3 | C D B C X 2-2 ① ② G5-4-3 1-2f | | | S D B F X 2-2 ① G6-3 1-3 | 4 | 0 | 0 | 0 | 0 | 0 | 2 |
| Karim Garcia, L (1, 8)<br>OBP: 0.271, SLG: 0.400 | | X 0-0 ③ P3 | | | C X 0-1 HR | C S B B S 2-3 ③ K | | | B S S S X 1-2 ② G3 3-H | 4 | 1 | 1 | 2 | 0 | 1 | 0 |
| Val Majewski, L (1, 9)<br>OBP: 0.200, SLG: 0.200 | | | C X 0-1 ① G6-3 | | C X 0-1 1 1B 1B | | B X 1-0 ① P6 | | C F B F B C 2-3 ③ K | 4 | 1 | 1 | 0 | 0 | 1 | 0 |
| Inning Stats | R: 0 E: 0 K: 0 S: 10 H: 2 LOB: 2 BB: 0 P: 12 | R: 0 E: 0 K: 1 S: 11 H: 0 LOB: 0 BB: 0 P: 16 | R: 0 E: 0 K: 0 S: 11 H: 1 LOB: 1 BB: 0 P: 12 | R: 0 E: 0 K: 1 S: 8 H: 0 LOB: 0 BB: 0 P: 10 | R: 2 E: 0 K: 1 S: 19 H: 4 LOB: 2 BB: 0 P: 25 | R: 1 E: 0 K: 1 S: 8 H: 2 LOB: 0 BB: 0 P: 15 | R: 0 E: 0 K: 1 S: 6 H: 0 LOB: 0 BB: 0 P: 11 | R: 0 E: 0 K: 0 S: 6 H: 0 LOB: 0 BB: 0 P: 11 | R: 1 E: 0 K: 1 S: 15 H: 1 LOB: 0 BB: 0 P: 21 | 1B: 8 2B: 1 3B: 0 HR: 1 | SF: 0 SAC: 0 DP: 1 HBP: 0 | | | | | | |

| PITCHER | | IP | WLS | BF | H | R | ER | SO | BB | IBB | HBP | BLK | WP | HR | S | P | ERA | WHIP |
|---|---|---|---|---|---|---|---|---|---|---|---|---|---|---|---|---|---|---|
| Dave Bush, R<br>ERA: 3.69 | (1, 1) | 6.0 | W | 26 | 9 | 3 | 3 | 4 | 0 | 0 | 0 | 0 | 1 | 1 | 67 | 90 | 4.50 | 1.500 |
| Kerry Ligtenberg, R<br>ERA: 5.7 | (7, 1) | 2.0 | | 6 | 0 | 0 | 0 | 1 | 0 | 0 | 0 | 0 | 0 | 0 | 12 | 22 | 0.00 | 0.000 |
| 54 Jason Frasor, R<br>ERA: 2.98 | (9, 1) | 1.0 | | 4 | 1 | 1 | 1 | 1 | 0 | 0 | 0 | 0 | 0 | 0 | 15 | 21 | 9.00 | 1.000 |

| PITCHER | IP | WLS | BF | H | R | ER | SO | BB | IBB | HBP | BLK | WP | HR | S | P | ERA | WHIP |
|---|---|---|---|---|---|---|---|---|---|---|---|---|---|---|---|---|---|

# BOTTOM

## Toronto Blue Jays @ Baltimore Orioles

Oriole Park at Camden Yards, Baltimore, MD

Sat Aug 21 2004, 4:35 PM EDT
Att. 38,079 - Unknown - 83 F

livebaseballscorecards.com

| | |
|---|---|
| AB | 36 |
| R | 4 |
| H | 10 |
| RBI | 4 |
| BB | 0 |
| SO | 6 |
| LOB | 11 |

| | | | |
|---|---|---|---|
| 1B: 8 | SF: 0 | WP: 1 | PA: 36 |
| 2B: 1 | SAC: 0 | PB: 0 | |
| 3B: 0 | DP: 1 | SB: 0 | |
| HR: 1 | HBP: 0 | CS: 0 | |

# Toronto Blue Jays @ Baltimore Orioles

Oriole Park at Camden Yards, Baltimore, MD

Sun Aug 22 2004, 1:35 PM EDT
Att. 44,482 - Sunny - 80 F

livebaseballscorecards.com

| Batter | 1 | 2 | 3 | 4 | 5 | 6 | 7 | 8 | 9 | AB | R | H | RBI | BB | SO | LOB |
|---|---|---|---|---|---|---|---|---|---|---|---|---|---|---|---|---|
| 3 Reed Johnson, R (1, 7)<br>OBP: 0.332, SLG: 0.385 | C F B S<br>1-3 ① K | | B F B M X<br>2-2 10 HR 1B | B 1 SAFE C F F D X<br>2-2 HBP 15 1-3 G1-2-3 2B | | B C B B B<br>4-1 10 CS BB | B B B C F S<br>3-3 ③ K | | | 4 | 1 | 2 | 0 | 1 | 2 | 3 |
| Orlando Hudson, S (1, 4)<br>OBP: 0.349, SLG: 0.425 | T B X<br>1-1 ② G4-3 | | S X<br>0-1 ① L5 | C S B X<br>1-2 ① G1-3 | | B 1 SAFE S B D X<br>3-1 ① F7 | | B B C F F F F F<br>2-3 S ① K | | 5 | 0 | 0 | 0 | 0 | 1 | 4 |
| 10 Vernon Wells, R (1, 8)<br>OBP: 0.343, SLG: 0.467 | C F B S<br>1-3 ③ K | | B C F F F D X<br>2-2 1-H HR | B B B I<br>4-0 HBP IBB | | 1 SAFE C B X<br>1-1 ② 1-2 1B | | F B F S<br>1-3 ② K | | 4 | 1 | 2 | 2 | 1 | 2 | 0 |
| Carlos Delgado, L (1, 3)<br>OBP: 0.346, SLG: 0.476 | | F X<br>0-1 15 1B HR 1B | B B C F B B<br>4-2 G3-1 15 BB 1B BB | F H<br>1-1 1-2 2-3 3-H HBP | | B C B X<br>2-1 ③ G3-4-3 | | B F F X<br>1-2 1B | | 3 | 2 | 2 | 1 | 1 | 0 | 1 |
| 15 Alex Rios, R (1, 9)<br>OBP: 0.337, SLG: 0.406 | | B X<br>1-0 1-2 HR 1B | B B B B<br>4-0 G3-1 1-2 1B BB | C B B B X<br>3-1 ② ③ G1-2-3 3-Hf | | | B B F B F S<br>3-3 ① K | B F F F B S<br>2-3 ③ K | | 4 | 2 | 1 | 0 | 1 | 2 | 4 |
| Eric Hinske, L (1, 5)<br>OBP: 0.319, SLG: 0.393 | | F F B F B B X<br>3-2 1-H 2-H HR | B F B C B X<br>3-2 ② G3-1 1-2 2-3 | | B B X<br>2-0 ① F9 | | C B B B B X<br>3-1 ② G3-1 | | B C F X<br>1-2 ① G1-3 | 5 | 1 | 1 | 3 | 0 | 0 | 2 |
| Chris Woodward, R (1, 6)<br>OBP: 0.275, SLG: 0.365 | C S B F B B B X<br>3-2 ① F8 | C X<br>0-1 2-H 3-H 1B | | | B B X<br>2-0 ② G5-3 | X<br>0-0 HBP BB 1B | | | F X<br>0-1 ② G4-3 | 5 | 0 | 2 | 2 | 0 | 0 | 0 |
| Dave Berg, R (1, 10)<br>OBP: 0.289, SLG: 0.354 | C B F B F X<br>2-2 ② G3 | B F B X<br>2-1 ③ G4-3 | | | C B X<br>1-1 2B | B B B C B<br>4-1 1-2 HBP BB | | | B F B X<br>2-1 ③ P4 | 4 | 0 | 1 | 0 | 1 | 0 | 1 |
| Kevin Cash, R (1, 2)<br>OBP: 0.254, SLG: 0.300 | S B F B X<br>2-2 ③ P4 | | | S B B X<br>2-1 3 2B HBP 1B | C B B B C T<br>3-2 ③ K | S H<br>1-1 1-2 2-3 HBP | | | | 3 | 1 | 1 | 0 | 0 | 1 | 1 |
| Inning Stats | R: 0 E: 0 K: 2 S: 8<br>H: 0 LOB: 0 BB: 0 P: 11 | R: 3 E: 0 K: 0 S: 18<br>H: 3 LOB: 0 BB: 0 P: 29 | R: 4 E: 0 K: 0 S: 19<br>H: 3 LOB: 1 BB: 2 P: 36 | R: 1 E: 0 K: 0 S: 12<br>H: 2 LOB: 2 BB: 1 P: 25 | R: 0 E: 0 K: 1 S: 7<br>H: 1 LOB: 1 BB: 0 P: 15 | R: 0 E: 0 K: 0 S: 7<br>H: 1 LOB: 1 BB: 1 P: 17 | R: 0 E: 0 K: 2 S: 12<br>H: 1 LOB: 3 BB: 1 P: 26 | R: 0 E: 0 K: 3 S: 18<br>H: 1 LOB: 1 BB: 0 P: 24 | R: 0 E: 0 K: 0 S: 7<br>H: 0 LOB: 0 BB: 0 P: 10 | 1B: 8 2B: 2 3B: 0 HR: 2<br>SF: 0 SAC: 0 DP: 1 HBP: 2 | | | | | | |

TOP

| | |
|---|---|
| AB | 37 |
| R | 8 |
| H | 12 |
| RBI | 8 |
| BB | 5 |
| SO | 8 |
| LOB | 16 |

WP: 0 PB: 0 SB: 0 CS: 1 PA: 44

| PITCHER | | IP | WLS | BF | H | R | ER | SO | BB | IBB | HBP | BLK | WP | HR | S | P | ERA | WHIP |
|---|---|---|---|---|---|---|---|---|---|---|---|---|---|---|---|---|---|---|
| 45 Erik Bedard, L<br>ERA: 4.76 | (1, 1) | 2.2 | L | 16 | 6 | 7 | 7 | 2 | 2 | 0 | 0 | 0 | 0 | 2 | 43 | 72 | 23.62 | 3.000 |
| Eddy Rodriguez, R<br>ERA: 5.01 | (3, 1) | 2.1 | | 11 | 3 | 1 | 1 | 1 | 0 | 1 | 1 | 0 | 0 | 0 | 21 | 44 | 3.86 | 1.286 |
| John Parrish, L<br>ERA: 3.68 | (6, 1) | 1.2 | | 8 | 2 | 0 | 0 | 1 | 2 | 0 | 0 | 0 | 0 | 0 | 14 | 34 | 0.00 | 2.400 |
| Dave Borkowski, R<br>ERA: 4.24 | (7, 1) | 1.1 | | 6 | 1 | 0 | 0 | 4 | 0 | 0 | 1 | 0 | 0 | 0 | 23 | 33 | 0.00 | 0.750 |
| Todd Williams, R<br>ERA: 4.32 | (9, 1) | 1.0 | | 3 | 0 | 0 | 0 | 0 | 0 | 0 | 0 | 0 | 0 | 0 | 7 | 10 | 0.00 | 0.000 |

| PITCHER | IP | WLS | BF | H | R | ER | SO | BB | IBB | HBP | BLK | WP | HR | S | P | ERA | WHIP |
|---|---|---|---|---|---|---|---|---|---|---|---|---|---|---|---|---|---|

| Batter | 1 | 2 | 3 | 4 | 5 | 6 | 7 | 8 | 9 | AB | R | H | RBI | BB | SO | LOB |
|---|---|---|---|---|---|---|---|---|---|---|---|---|---|---|---|---|
| 1 Brian Roberts, S (1, 4)<br>OBP: 0.354, SLG: 0.380 | C F F F F B C<br>1-3 K ① | X<br>0-0 F9 ③ | | B C B C X<br>2-2 1B | | X<br>0-0 BB<br>1-2 1B | | C C X<br>0-2 F9 ③ | | 5 | 0 | 2 | 0 | 0 | 1 | 2 |
| David Newhan, L (1, 7)<br>OBP: 0.403, SLG: 0.513 | C S X<br>0-2 6 G5-3 10 2B 2B | | C F B S<br>1-3 K ① | X<br>0-0 G4-3 ③ | | B B C B B<br>4-1 BB<br>1-2<br>2-3 | | | C B F X<br>1-2 6 2B 10 2B 1B | 4 | 2 | 2 | 0 | 1 | 1 | 1 |
| 6 Melvin Mora, R (1, 5)<br>OBP: 0.428, SLG: 0.591 | B C B X<br>2-1 G5-3 ②<br>2-3 | | C C B X<br>1-2 10 HR 1B | | F X<br>0-1 10 2B F9-2 1B | C B X<br>1-1 P6 ③ | | | B B C B F F X<br>3-2 10 2B 2B<br>1-3 | 5 | 2 | 3 | 0 | 0 | 0 | 4 |
| 10 Miguel Tejada, R (1, 6)<br>OBP: 0.369, SLG: 0.545 | C B B F F B X<br>3-2 2B<br>3-H | | C D X<br>1-1 HR<br>1-H | | D B B C F X<br>3-2 F9-2 2B<br>1-3 | | C X<br>0-1 G6-3 ①<br>1B | | C X<br>0-1 BB 2B<br>2-H<br>3-H | 5 | 1 | 4 | 5 | 0 | 0 | 0 |
| Javy Lopez, R (1, 2)<br>OBP: 0.369, SLG: 0.505 | X<br>0-0 G6-3 ③ | | C B B X<br>2-1 2B | | B B X<br>2-0 F9-2 ① ②<br>2-3<br>3-H | | X<br>0-0 1B | | B C F F B B S<br>3-3 K ① | 5 | 0 | 2 | 0 | 0 | 1 | 4 |
| Rafael Palmeiro, L (1, 10)<br>OBP: 0.352, SLG: 0.391 | | B X<br>1-0 F8 ① | B B B C X<br>3-1 P6 ② | | B D X<br>2-0 G4-3 ③ | | C B F S<br>1-3 K ② | | B C C F B X<br>2-2 F9 ② | 5 | 0 | 0 | 0 | 0 | 1 | 4 |
| B.J. Surhoff, L (1, 3)<br>OBP: 0.372, SLG: 0.433 | | B B C B B<br>4-1 G4-3 BB | B X<br>1-0 G4-3 ③ | | | B B C B B<br>4-1 31 FC6-4 BB | X<br>0-0 F9 ③ | | B B B B<br>4-0 BB | 2 | 0 | 0 | 0 | 3 | 0 | 2 |
| Karim Garcia, L (1, 8)<br>OBP: 0.269, SLG: 0.394<br>Darnell McDonald, R (9, PR)<br>OBP: 0.292, SLG: 0.273 | | X<br>0-0 G4-3 ②<br>1-2 | | L B B F X<br>2-2 F7 ① | | C B B X<br>2-1 F7 ① | | X<br>0-0 F7 ① | B B C B B<br>4-1 BB<br>1-2<br>2-3 | 4<br>0 | 0<br>0 | 0<br>0 | 0<br>0 | 1<br>0 | 0<br>0 | 2<br>0 |
| 31 Jay Gibbons, L (1, 9)<br>OBP: 0.281, SLG: 0.320 | | B B B B<br>4-0 BB | | B C X<br>1-1 F7 ② | | F B B X<br>2-1 FC6-4 1 1B BB<br>1-2f | | B X<br>1-0 F8 ② | C B X<br>1-1 L9 ③ | 4 | 0 | 0 | 0 | 1 | 0 | 4 |
| Inning Stats | R: 1 H: 2<br>E: 0 LOB: 1<br>K: 1 BB: 0<br>S: 18 P: 24 | R: 0 H: 0<br>E: 0 LOB: 2<br>K: 0 BB: 2<br>S: 4 P: 13 | R: 2 H: 3<br>E: 0 LOB: 1<br>K: 1 BB: 0<br>S: 13 P: 22 | R: 0 H: 1<br>E: 0 LOB: 1<br>K: 0 BB: 0<br>S: 9 P: 14 | R: 0 H: 2<br>E: 0 LOB: 1<br>K: 0 BB: 0<br>S: 7 P: 14 | R: 0 H: 1<br>E: 0 LOB: 3<br>K: 0 BB: 2<br>S: 9 P: 22 | R: 0 H: 1<br>E: 0 LOB: 1<br>K: 1 BB: 0<br>S: 7 P: 8 | R: 0 H: 0<br>E: 0 LOB: 0<br>K: 0 BB: 0<br>S: 5 P: 6 | R: 2 H: 3<br>E: 0 LOB: 3<br>K: 1 BB: 2<br>S: 20 P: 38 | 1B: 6 SF: 0<br>2B: 7 SAC: 0<br>3B: 0 DP: 1<br>HR: 1 HBP: 0 | | | | | | |

| PITCHER | | IP | WLS | BF | H | R | ER | SO | BB | IBB | HBP | BLK | WP | HR | S | P | ERA | WHIP |
|---|---|---|---|---|---|---|---|---|---|---|---|---|---|---|---|---|---|---|
| Justin Miller, R<br>ERA: 4.76 | (1, 1) | 5.0 | W | 24 | 8 | 3 | 3 | 2 | 2 | 0 | 0 | 0 | 0 | 1 | 51 | 87 | 5.40 | 2.000 |
| Kevin Frederick, R<br>ERA: 6.89 | (6, 1) | 0.2 | | 5 | 1 | 0 | 0 | 0 | 2 | 0 | 0 | 0 | 0 | 0 | 7 | 19 | 0.00 | 4.500 |
| Justin Speier, R<br>ERA: 4.3 | (6, 1) | 1.1 | H | 5 | 1 | 0 | 0 | 1 | 0 | 0 | 0 | 0 | 0 | 0 | 9 | 11 | 0.00 | 0.750 |
| Vinnie Chulk, R<br>ERA: 4.69 | (8, 1) | 1.1 | | 7 | 3 | 2 | 2 | 1 | 0 | 0 | 0 | 0 | 0 | 0 | 18 | 26 | 13.50 | 2.250 |
| 54 Jason Frasor, R<br>ERA: 2.95 | (9, 1) | 0.2 | S | 4 | 0 | 0 | 0 | 0 | 2 | 0 | 0 | 0 | 0 | 0 | 7 | 18 | 0.00 | 3.000 |

| PITCHER | IP | WLS | BF | H | R | ER | SO | BB | IBB | HBP | BLK | WP | HR | S | P | ERA | WHIP |
|---|---|---|---|---|---|---|---|---|---|---|---|---|---|---|---|---|---|

# BOTTOM

## Toronto Blue Jays @ Baltimore Orioles

Oriole Park at Camden Yards, Baltimore, MD

Sun Aug 22 2004, 1:35 PM EDT
Att. 44,482 - Sunny - 80 F

livebaseballscorecards.com

| | |
|---|---|
| AB | 39 |
| R | 5 |
| H | 13 |
| RBI | 5 |
| BB | 6 |
| SO | 4 |
| LOB | 23 |

WP: 0 PA: 45
PB: 0
SB: 0
CS: 0

| Batter | 1 | 2 | 3 | 4 | 5 | 6 | 7 | 8 | 9 | AB | R | H | RBI | BB | SO | LOB |
|---|---|---|---|---|---|---|---|---|---|---|---|---|---|---|---|---|
| 1 Brian Roberts, S (1, 4)<br>OBP: 0.355, SLG: 0.380 | B C C F F B C<br>2-3 ① K | | C X<br>0-1 CS 1B | | S B F F B F X<br>2-2 ③ F7 | | B X<br>1-0 1B | | C B S S<br>1-3 ③ K | 5 | 0 | 2 | 0 | 0 | 2 | 0 |
| David Newhan, L (1, 10)<br>OBP: 0.401, SLG: 0.508 | F F F B X<br>1-2 ② F7 | | 1 SAFE B S X<br>1-1 ① ② G6-3<br>1-2 | | | C X<br>0-1 6 2B 1B | 1 SAFE 1 SAFE X<br>0-0 ③ P4 | | | 4 | 1 | 1 | 0 | 0 | 0 | 2 |
| 6 Melvin Mora, R (1, 5)<br>OBP: 0.431, SLG: 0.594 | C F X<br>0-2 ③ G4-3 | | B B C B B<br>4-1 10 FC5-4 BB | | | 1 SAFE 1 SAFE B C X<br>1-1 10 FC5-6-5 1-H 2B | | B X<br>1-0 1B 10 F8 1B | | 3 | 0 | 2 | 1 | 1 | 0 | 0 |
| 10 Miguel Tejada, R (1, 6)<br>OBP: 0.366, SLG: 0.540 | | C B F X<br>1-2 E5 2B G4-3 | B S B C X<br>2-2 ③ FC5-4<br>1-2f | | | D F F B X<br>2-2 ① FC5-6-5 1B<br>2-3 | | C X<br>0-1 ① F8<br>1-2 | | 4 | 1 | 0 | 0 | 0 | 0 | 3 |
| Javy Lopez, R (1, 2)<br>OBP: 0.370, SLG: 0.508<br>Darnell McDonald, R (8, PR)<br>OBP: 0.292, SLG: 0.273<br>Robert Machado, R (8, 2)<br>OBP: 0.200, SLG: 0.276 | | B X<br>1-0 G4-3 FC4-6 1-3 2B | | C B X<br>1-1 ① G5-3 | | F F C<br>0-3 ② K | | B C X<br>1-1 2-3 1B | | 4<br>0<br>0 | 1<br>0<br>0 | 2<br>0<br>0 | 0<br>0<br>0 | 0<br>0<br>0 | 1<br>0<br>0 | 1<br>0<br>0 |
| B.J. Surhoff, L (1, 7)<br>OBP: 0.370, SLG: 0.429 | | X<br>0-0 ① G4-3 2-3 3-H | | C B F B X<br>2-2 ② G1-3 | | B X<br>1-0 1-2 1B | | C B 1 B S X<br>2-2 ② P5 | | 4 | 0 | 1 | 1 | 0 | 0 | 3 |
| Rafael Palmeiro, L (1, 3)<br>OBP: 0.351, SLG: 0.388 | B B B B<br>4-0 FC4-6 BB | | | B F C B S<br>2-3 ③ K | | F B C D X<br>2-2 ③ L4 | | B X<br>1-0 ③ L6 | | 3 | 0 | 0 | 0 | 1 | 1 | 4 |
| Karim Garcia, L (1, 8)<br>OBP: 0.266, SLG: 0.389<br>Val Majewski, L (7, 8)<br>OBP: 0.167, SLG: 0.167 | | X<br>0-0 ② FC4-6 31 FC6-4 1-2f 3-H | | | C S B S<br>1-3 ① K | | S B F F C<br>1-3 ① K | | B C B X<br>2-1 ① F7 | 3<br>1 | 0<br>0 | 0<br>0 | 1<br>0 | 0<br>0 | 2<br>0 | 1<br>0 |
| 31 Jay Gibbons, L (1, 9)<br>OBP: 0.277, SLG: 0.314 | | B F F D X<br>2-2 ③ FC6-4<br>1-2f | | | B X<br>1-0 ② G3 | | C X<br>0-1 ② G5-3 | | B F F B X<br>2-2 ② F7 | 4 | 0 | 0 | 0 | 0 | 0 | 1 |
| Inning Stats | R: 0 H: 0<br>E: 0 LOB: 0<br>K: 1 BB: 0<br>S: 12 P: 15 | R: 2 H: 1<br>E: 1 LOB: 1<br>K: 0 BB: 1<br>S: 9 P: 17 | R: 0 H: 1<br>E: 0 LOB: 1<br>K: 0 BB: 1<br>S: 8 P: 15 | R: 0 H: 0<br>E: 0 LOB: 0<br>K: 1 BB: 0<br>S: 8 P: 13 | R: 0 H: 0<br>E: 0 LOB: 0<br>K: 1 BB: 0<br>S: 9 P: 13 | R: 1 H: 3<br>E: 0 LOB: 2<br>K: 1 BB: 0<br>S: 14 P: 20 | R: 0 H: 1<br>E: 0 LOB: 1<br>K: 1 BB: 0<br>S: 8 P: 10 | R: 0 H: 2<br>E: 0 LOB: 2<br>K: 0 BB: 0<br>S: 9 P: 14 | R: 0 H: 0<br>E: 0 LOB: 0<br>K: 1 BB: 0<br>S: 8 P: 13 | 1B: 6 SF: 0<br>2B: 2 SAC: 0<br>3B: 0 DP: 0<br>HR: 0 HBP: 0 | | | | | | WP: 0 PA: 37<br>PB: 0<br>SB: 0<br>CS: 1 | |

| PITCHER | | IP | WLS | BF | H | R | ER | SO | BB | IBB | HBP | BLK | WP | HR | S | P | ERA | WHIP |
|---|---|---|---|---|---|---|---|---|---|---|---|---|---|---|---|---|---|---|
| Tim Hudson, R<br>ERA: 2.85 | (1, 1) | 7.1 | W | 32 | 8 | 3 | 1 | 5 | 2 | 0 | 0 | 0 | 0 | 0 | 73 | 110 | 1.23 | 1.364 |
| Ricardo Rincon, L<br>ERA: 3.82 | (8, 1) | 0.2 | H | 2 | 0 | 0 | 0 | 0 | 0 | 0 | 0 | 0 | 0 | 0 | 4 | 7 | 0.00 | 0.000 |
| Octavio Dotel, R<br>ERA: 3.82 | (9, 1) | 1.0 | S | 3 | 0 | 0 | 0 | 1 | 0 | 0 | 0 | 0 | 0 | 0 | 8 | 13 | 0.00 | 0.000 |

| PITCHER | IP | WLS | BF | H | R | ER | SO | BB | IBB | HBP | BLK | WP | HR | S | P | ERA | WHIP |
|---|---|---|---|---|---|---|---|---|---|---|---|---|---|---|---|---|---|

# TOP

# Baltimore Orioles @ Oakland Athletics

Network Associates Coliseum, Oakland, CA

Mon Aug 23 2004, 10:05 PM EDT

Att. 24,131 - Cloudy - 68 F

livebaseballscorecards.com

| | |
|---|---|
| AB | 35 |
| R | 3 |
| H | 8 |
| RBI | 3 |
| BB | 2 |
| SO | 6 |
| LOB | 15 |

# Baltimore Orioles @ Oakland Athletics

Network Associates Coliseum, Oakland, CA

Mon Aug 23 2004, 10:05 PM EDT

Att. 24,131 - Cloudy - 68 F

BOTTOM

livebaseballscorecards.com

| Batter | 1 | 2 | 3 | 4 | 5 | 6 | 7 | 8 | 9 | AB | R | H | RBI | BB | SO | LOB |
|---|---|---|---|---|---|---|---|---|---|---|---|---|---|---|---|---|
| Eric Byrnes, R (1, 8)<br>OBP: 0.345, SLG: 0.488 | P4 | F9 | | K | | 3 1B, 1B, 1B | F9 | | | 5 | 1 | 1 | 0 | 0 | 1 | 2 |
| Scott Hatteberg, L (1, 3)<br>OBP: 0.390, SLG: 0.462 | 3 1B, 1B, 1B | | 17 BB, 3 1B, BB | 1-2 BB | | 1 SAFE, 1 SAFE, 3 1B, 1-2 1B, 1B | | G6-3 | | 3 | 2 | 2 | 0 | 2 | 0 | 0 |
| 3 Eric Chavez, L (1, 5)<br>OBP: 0.400, SLG: 0.524 | 1B, 1-3 1B | | 17 BB, 1-2 1B | F8 | | 17 1B, 1-2 2-3 1B | | F8 | | 5 | 1 | 3 | 0 | 0 | 0 | 2 |
| Erubiel Durazo, L (1, 10)<br>OBP: 0.391, SLG: 0.534 | 1-2 3-H 1B | | K | | K | K | | F7 | | 5 | 0 | 1 | 1 | 0 | 3 | 5 |
| Jermaine Dye, R (1, 9)<br>OBP: 0.327, SLG: 0.455 | F8 | | F7 | E6 17 1B | | 17 1B, 1-2 2-H 3-H 1B | | | | 4 | 0 | 1 | 2 | 0 | 0 | 4 |
| 17 Adam Melhuse, S (1, 2)<br>OBP: 0.318, SLG: 0.457 | P6 | | 1-2 2-3 BB | 1-2 1B | | 1-2 2-H 1B | | | | 3 | 0 | 2 | 1 | 1 | 0 | 2 |
| 7 Bobby Crosby, R (1, 6)<br>OBP: 0.327, SLG: 0.445 | | F9 | K | P5 | | G2-3 | | | | 4 | 0 | 0 | 0 | 0 | 1 | 7 |
| 23 Bobby Kielty, S (1, 7)<br>OBP: 0.308, SLG: 0.349 | | G3 | | G1-3 | G1-3 | | F7 | | | 4 | 0 | 0 | 0 | 0 | 0 | 2 |
| Marco Scutaro, R (1, 4)<br>OBP: 0.302, SLG: 0.381 | | 1B | | BB 1B | | K | F8 | | | 4 | 0 | 2 | 0 | 0 | 1 | 0 |
| Inning Stats | R: 1 E: 0 K: 0 S: 16 H: 3 LOB: 2 BB: 0 P: 24 | R: 0 E: 0 K: 0 S: 6 H: 1 LOB: 1 BB: 0 P: 10 | R: 0 E: 0 K: 2 S: 16 H: 1 LOB: 3 BB: 2 P: 34 | R: 0 E: 0 K: 1 S: 11 H: 1 LOB: 2 BB: 1 P: 18 | R: 0 E: 1 K: 1 S: 9 H: 1 LOB: 2 BB: 0 P: 13 | R: 3 E: 0 K: 2 S: 18 H: 5 LOB: 2 BB: 0 P: 25 | R: 0 E: 0 K: 0 S: 5 H: 0 LOB: 0 BB: 0 P: 9 | R: 0 E: 0 K: 0 S: 7 H: 0 LOB: 0 BB: 0 P: 12 | | 1B: 12 2B: 0 3B: 0 HR: 0 SF: 0 SAC: 0 DP: 0 HBP: 0 | | | | | | |

| | AB | 37 |
|---|---|---|
| | R | 4 |
| | H | 12 |
| | RBI | 4 |
| | BB | 3 |
| | SO | 6 |
| | LOB | 24 |

WP: 0 PB: 0 SB: 0 CS: 0 PA: 40

| PITCHER | | IP | WLS | BF | H | R | ER | SO | BB | IBB | HBP | BLK | WP | HR | S | P | ERA | WHIP |
|---|---|---|---|---|---|---|---|---|---|---|---|---|---|---|---|---|---|---|
| Rodrigo Lopez, R<br>ERA: 3.79 | (1, 1) | 5.1 | | 28 | 8 | 2 | 2 | 5 | 3 | 0 | 0 | 0 | 0 | 0 | 63 | 106 | 3.38 | 2.062 |
| Buddy Groom, L<br>ERA: 5.83 | (6, 1) | 0.1 | L | 3 | 2 | 0 | 0 | 1 | 0 | 0 | 0 | 0 | 0 | 0 | 8 | 12 | 0.00 | 6.000 |
| Jason Grimsley, R<br>ERA: 3.86 | (6, 1) | 1.1 | B | 6 | 2 | 2 | 2 | 0 | 0 | 0 | 0 | 0 | 0 | 0 | 10 | 15 | 13.50 | 1.500 |
| B.J. Ryan, L<br>ERA: 1.73 | (8, 1) | 1.0 | | 3 | 0 | 0 | 0 | 0 | 0 | 0 | 0 | 0 | 0 | 0 | 7 | 12 | 0.00 | 0.000 |

| PITCHER | IP | WLS | BF | H | R | ER | SO | BB | IBB | HBP | BLK | WP | HR | S | P | ERA | WHIP |
|---|---|---|---|---|---|---|---|---|---|---|---|---|---|---|---|---|---|

# Baltimore Orioles @ Oakland Athletics

Network Associates Coliseum, Oakland, CA

Tue Aug 24 2004, 10:05 PM EDT

Att. 23,153 - Cloudy - 65 F

TOP

livebaseballscorecards.com

| Batter | 1 | 2 | 3 | 4 | 5 | 6 | 7 | 8 | 9 | AB | R | H | RBI | BB | SO | LOB |
|---|---|---|---|---|---|---|---|---|---|---|---|---|---|---|---|---|
| 1 Brian Roberts, S (1, 4)<br>OBP: 0.353, SLG: 0.377 | F B B X 2-1 ① G1-3 | | B B B C C B 4-2 10 G3-1 1B BB | | C B F F B B X 3-2 ② L7 | | B F B B S 3-3 ① K | | C F B B F X 2-2 ② G4-3 | 4 | 0 | 0 | 0 | 1 | 1 | 0 |
| David Newhan, L (1, 10)<br>OBP: 0.405, SLG: 0.513 | B X 1-0 ② G4-3 | | B B X 2-0 10 G3-1 1-2 1B | | B B S H 3-1 6 2B HBP | | B B C S X 2-2 2B | | B B B C X 3-1 ③ G6-3 | 4 | 1 | 2 | 0 | 0 | 0 | 0 |
| 6 Melvin Mora, R (1, 5)<br>OBP: 0.431, SLG: 0.594 | B B B C B 4-1 BB | | X 0-0 ① B2 | | C D X 1-1 1-H 2B | | C F B F B X 2-2 ② G6-3 | | | 3 | 0 | 1 | 1 | 1 | 0 | 3 |
| 10 Miguel Tejada, R (1, 6)<br>OBP: 0.365, SLG: 0.537 | B D C 1 B SAFE X 3-1 ③ G1-3 | | X 0-0 ② G3-1 1-2 2-3 | | C F B F H 2-2 HBP | | C S F X 0-2 ③ G6-3 | | | 3 | 0 | 0 | 0 | 0 | 0 | 4 |
| B.J. Surhoff, L (1, 7)<br>OBP: 0.368, SLG: 0.423 | | B B B B 4-0 2B G6-3 BB | C X 0-1 ③ F8 | | D X 1-0 ③ G1-3 | | | C B X 1-1 ① F7 | | 3 | 1 | 0 | 0 | 1 | 0 | 4 |
| Rafael Palmeiro, L (1, 3)<br>OBP: 0.352, SLG: 0.390 | | B C B B X 3-1 G6-3 1-3 2B | | B X 1-0 ① F7 | | C B X 1-1 ① F8 | | B B B C B 4-1 BB | | 3 | 0 | 1 | 0 | 1 | 0 | 0 |
| Darnell McDonald, R (1, 8)<br>OBP: 0.250, SLG: 0.231 | | B C S F X 1-2 ① G6-3 2-3 3-H | | X 0-0 ② G4-3 | | C B C F B F X 2-2 ② G6-3 | | B B B C X 3-1 ② F8 | | 4 | 0 | 0 | 1 | 0 | 0 | 2 |
| 31 Jay Gibbons, L (1, 9)<br>OBP: 0.276, SLG: 0.318 | | C C F B F S 1-3 ② K | | C F S 0-3 ③ K | | B X 1-0 2B | | C C B S 1-3 ③ K | | 4 | 0 | 1 | 0 | 0 | 3 | 2 |
| Robert Machado, R (1, 2)<br>OBP: 0.190, SLG: 0.262<br>Karim Garcia, L (9, PH)<br>OBP: 0.265, SLG: 0.388 | | X 0-0 ③ G6-3 | | | X 0-0 ① F9 | B B X 2-0 ③ F7 | | | C F B S 1-3 ① K | 3<br>1 | 0<br>0 | 0<br>0 | 0<br>0 | 0<br>0 | 0<br>1 | 2<br>0 |
| Inning Stats | R: 0 H: 0<br>E: 0 LOB: 1<br>K: 0 BB: 1<br>S: 6 P: 16 | R: 1 H: 1<br>E: 0 LOB: 1<br>K: 1 BB: 1<br>S: 12 P: 21 | R: 0 H: 1<br>E: 0 LOB: 2<br>K: 0 BB: 1<br>S: 7 P: 13 | R: 0 H: 0<br>E: 0 LOB: 0<br>K: 1 BB: 0<br>S: 5 P: 6 | R: 1 H: 1<br>E: 0 LOB: 2<br>K: 0 BB: 0<br>S: 12 P: 22 | R: 0 H: 1<br>E: 0 LOB: 1<br>K: 0 BB: 0<br>S: 9 P: 15 | R: 0 H: 1<br>E: 0 LOB: 1<br>K: 1 BB: 0<br>S: 14 P: 21 | R: 0 H: 0<br>E: 0 LOB: 1<br>K: 1 BB: 1<br>S: 8 P: 17 | R: 0 H: 0<br>E: 0 LOB: 0<br>K: 1 BB: 0<br>S: 10 P: 16 | 1B: 1 SF: 0<br>2B: 4 SAC: 0<br>3B: 0 DP: 0<br>HR: 0 HBP: 2 | | | | | | WP: 0 PA: 38<br>PB: 0<br>SB: 0<br>CS: 0 | |

| | AB | 32 |
|---|---|---|
| | R | 2 |
| | H | 5 |
| | RBI | 2 |
| | BB | 4 |
| | SO | 5 |
| | LOB | 17 |

| PITCHER | | IP | WLS | BF | H | R | ER | SO | BB | IBB | HBP | BLK | WP | HR | S | P | ERA | WHIP |
|---|---|---|---|---|---|---|---|---|---|---|---|---|---|---|---|---|---|---|
| Mark Mulder, L<br>ERA: 3.72 | (1, 1) | 6.0 | W | 27 | 4 | 2 | 2 | 2 | 3 | 0 | 2 | 0 | 0 | 0 | 51 | 93 | 3.00 | 1.167 |
| Chris Hammond, L<br>ERA: 3.46 | (7, 1) | 0.1 | | 2 | 1 | 0 | 0 | 1 | 0 | 0 | 0 | 0 | 0 | 0 | 6 | 11 | 0.00 | 3.000 |
| Chad Bradford, R<br>ERA: 4.62 | (7, 1) | 0.2 | | 2 | 0 | 0 | 0 | 0 | 0 | 0 | 0 | 0 | 0 | 0 | 8 | 10 | 0.00 | 0.000 |
| Arthur Rhodes, L<br>ERA: 4.88 | (8, 1) | 1.0 | | 4 | 0 | 0 | 0 | 1 | 1 | 0 | 0 | 0 | 0 | 0 | 8 | 17 | 0.00 | 1.000 |
| Jim Mecir, R<br>ERA: 3.76 | (9, 1) | 1.0 | | 3 | 0 | 0 | 0 | 1 | 0 | 0 | 0 | 0 | 0 | 0 | 10 | 16 | 0.00 | 0.000 |

| PITCHER | IP | WLS | BF | H | R | ER | SO | BB | IBB | HBP | BLK | WP | HR | S | P | ERA | WHIP |
|---|---|---|---|---|---|---|---|---|---|---|---|---|---|---|---|---|---|

| Batter | 1 | 2 | 3 | 4 | 5 | 6 | 7 | 8 | 9 | AB | R | H | RBI | BB | SO | LOB |
|---|---|---|---|---|---|---|---|---|---|---|---|---|---|---|---|---|
| 21 Mark Kotsay, L (1, 8)<br>OBP: 0.363, SLG: 0.450 | S S F B X<br>1-2<br>3 1B SH1-3<br>1B<br>1B | B F B X<br>2-1 ③<br>G4-3 | | X<br>0-0 ②<br>G3-1<br>1-2<br>2-3<br>3-H | | X<br>0-0 ③<br>G4-3 | | | | 4 | 1 | 1 | 1 | 0 | 0 | 4 |
| Mark McLemore, S (1, 4)<br>OBP: 0.357, SLG: 0.307<br>Marco Scutaro, R (7, PH)<br>OBP: 0.301, SLG: 0.380 (8, 4) | X<br>0-0 ①<br>SH1-3<br>1-2 | | B B B C F X<br>3-2 ①<br>G4-3 | F B X<br>1-1 ③<br>G5-3 | | | B S C X<br>1-2 ①<br>F9 | | | 2<br>1 | 0<br>0 | 0<br>0 | 0<br>0 | 0<br>0 | 0<br>0 | 2<br>0 |
| 3 Eric Chavez, L (1, 5)<br>OBP: 0.401, SLG: 0.532 | C B X<br>1-1<br>1B<br>E<br>2-3<br>1B | | B F B X<br>2-1<br>HR | | C C S<br>0-3 ①<br>K | | S C D S<br>1-3 ②<br>K | | | 4 | 2 | 2 | 1 | 0 | 2 | 0 |
| Erubiel Durazo, L (1, 10)<br>OBP: 0.392, SLG: 0.533 | B S B B F X<br>3-2<br>E9<br>HR<br>1-H<br>3-H<br>1B | | B X<br>1-0 ②<br>F8 | | B B C B B<br>4-1<br>G6-4-3<br>BB | | C S S<br>0-3 ③<br>K | | | 3 | 1 | 1 | 1 | 1 | 1 | 0 |
| Jermaine Dye, R (1, 9)<br>OBP: 0.327, SLG: 0.460 | F F F X<br>0-2<br>3-H<br>HR | | B C B F B F F F<br>3-3 ③<br>K | | B B X<br>2-0 ②③<br>G6-4-3<br>1-2f | | | B B C X<br>2-1 ①<br>F9 | | 4 | 1 | 1 | 2 | 0 | 1 | 1 |
| Scott Hatteberg, L (1, 3)<br>OBP: 0.390, SLG: 0.461 | C B X<br>1-1 ②<br>G3 | | | C B B B B<br>4-1<br>1B BB<br>21<br>G3-1<br>BB | | C X<br>0-1<br>FC3-6 1B<br>1B | | B F B B X<br>3-1 ②<br>G3-1 | | 3 | 1 | 1 | 0 | 1 | 0 | 0 |
| Damian Miller, R (1, 2)<br>OBP: 0.355, SLG: 0.443 | X<br>0-0 ③<br>F9 | | | B B 1 SAFE S B B D<br>4-1<br>21<br>G3-1<br>1B<br>1-2<br>BB | | X<br>0-0<br>FC3-6<br>1-2<br>1B | | C B S B B B<br>4-2<br>FC6-4<br>BB | | 2 | 0 | 1 | 0 | 2 | 0 | 0 |
| Eric Byrnes, R (1, 7)<br>OBP: 0.346, SLG: 0.488 | | C B X<br>1-1<br>7<br>G6-4-3<br>1B | | X<br>0-0<br>21<br>G3-1<br>1-2<br>2-3<br>1B | | B F B X<br>2-1 ①<br>FC3-6<br>1-2f<br>2-3 | | F B B X<br>2-1 ③<br>FC6-4<br>1-2f | | 4 | 0 | 2 | 0 | 0 | 0 | 3 |
| 7 Bobby Crosby, R (1, 6)<br>OBP: 0.325, SLG: 0.442 | | B X<br>1-0 ①②<br>G6-4-3<br>1-2f | | F F B S<br>1-3 ①<br>K | | B 1 SAFE C 1 D S S<br>2-3 ②<br>K | | | | 3 | 0 | 0 | 0 | 0 | 2 | 6 |
| Inning Stats | R: 4 H: 4<br>E: 1 LOB: 0<br>K: 0 BB: 0<br>S: 17 P: 23 | R: 0 H: 1<br>E: 0 LOB: 0<br>K: 0 BB: 0<br>S: 5 P: 9 | R: 1 H: 1<br>E: 0 LOB: 0<br>K: 1 BB: 0<br>S: 16 P: 25 | R: 1 H: 1<br>E: 0 LOB: 2<br>K: 1 BB: 2<br>S: 9 P: 19 | R: 0 H: 0<br>E: 0 LOB: 0<br>K: 1 BB: 1<br>S: 5 P: 11 | R: 0 H: 2<br>E: 0 LOB: 2<br>K: 1 BB: 0<br>S: 9 P: 13 | R: 0 H: 0<br>E: 0 LOB: 0<br>K: 2 BB: 0<br>S: 9 P: 11 | R: 0 H: 0<br>E: 0 LOB: 1<br>K: 0 BB: 1<br>S: 8 P: 19 | | 1B: 7 SF: 0<br>2B: 0 SAC: 1<br>3B: 0 DP: 2<br>HR: 2 HBP: 0 | | | | | WP: 0 PA: 35<br>PB: 0<br>SB: 0<br>CS: 0 | |

| PITCHER | | IP | WLS | BF | H | R | ER | SO | BB | IBB | HBP | BLK | WP | HR | S | P | ERA | WHIP |
|---|---|---|---|---|---|---|---|---|---|---|---|---|---|---|---|---|---|---|
| Sidney Ponson, R<br>ERA: 5.62 | (1, 1) | 6.0 | L | 28 | 9 | 6 | 6 | 4 | 3 | 0 | 0 | 0 | 0 | 2 | 61 | 100 | 9.00 | 2.000 |
| John Parrish, L<br>ERA: 3.63 | (7, 1) | 1.0 | | 3 | 0 | 0 | 0 | 2 | 0 | 0 | 0 | 0 | 0 | 0 | 9 | 11 | 0.00 | 0.000 |
| Todd Williams, R<br>ERA: 4.08 | (8, 1) | 1.0 | | 4 | 0 | 0 | 0 | 0 | 1 | 0 | 0 | 0 | 0 | 0 | 8 | 19 | 0.00 | 1.000 |

| PITCHER | IP | WLS | BF | H | R | ER | SO | BB | IBB | HBP | BLK | WP | HR | S | P | ERA | WHIP |
|---|---|---|---|---|---|---|---|---|---|---|---|---|---|---|---|---|---|

# BOTTOM

# Baltimore Orioles @ Oakland Athletics

Network Associates Coliseum, Oakland, CA

Tue Aug 24 2004, 10:05 PM EDT
Att. 23,153 - Cloudy - 65 F

livebaseballscorecards.com

| | |
|---|---|
| AB | 30 |
| R | 6 |
| H | 9 |
| RBI | 5 |
| BB | 4 |
| SO | 6 |
| LOB | 16 |

# Baltimore Orioles @ Oakland Athletics

Network Associates Coliseum, Oakland, CA

Wed Aug 25 2004, 10:05 PM EDT

Att. 35,260 - Cloudy - 67 F

TOP

livebaseballscorecards.com

| Batter | 1 | 2 | 3 | 4 | 5 | 6 | 7 | 8 | 9 | AB | R | H | RBI | BB | SO | LOB |
|---|---|---|---|---|---|---|---|---|---|---|---|---|---|---|---|---|
| 1 Brian Roberts, S (1, 4)<br>OBP: 0.353, SLG: 0.376 | B B F C F X<br>2-2<br>G6-3<br>1B | B B C X<br>2-1 ②<br>F7 | B B C B X<br>3-1 ①<br>F7 | F F F B S<br>1-3 ③<br>K | | | | | | 4 | 0 | 1 | 0 | 0 | 1 | 1 |
| David Newhan, L (1, 10)<br>OBP: 0.398, SLG: 0.504 | B F 1 SAFE B C F F F<br>2-2 ①<br>G6-3<br>1-2 | B C S F F S<br>1-3 ③<br>K | C B X<br>1-1 ②<br>G3-1 | | | | B C F F F B X<br>2-2 ①<br>G4-3 | | | 4 | 0 | 0 | 0 | 0 | 1 | 2 |
| 6 Melvin Mora, R (1, 5)<br>OBP: 0.432, SLG: 0.594 | B C X<br>1-1 ②<br>F9 | | B C B B X<br>3-1 ①<br>G6-3 | X<br>0-0<br>10<br>FC6<br>1B | | | B S S X<br>1-2<br>1B | | | 4 | 0 | 2 | 0 | 0 | 0 | 1 |
| 10 Miguel Tejada, R (1, 6)<br>OBP: 0.363, SLG: 0.533 | B X<br>1-0 ③<br>L9 | | B S X<br>1-1 ②<br>F8 | B B B X<br>3-0 ③<br>FC6<br>1-2f | | | C B F X<br>1-2 ②<br>L7 | | | 4 | 0 | 0 | 0 | 0 | 0 | 3 |
| B.J. Surhoff, L (1, 7)<br>OBP: 0.362, SLG: 0.416 | | C X<br>0-1 ①<br>F7 | F B S S S<br>1-3 ③<br>K2-3 | | | C B F F F X<br>1-2 ①<br>L9 | | X<br>0-0 ③<br>G4-3 | | 4 | 0 | 0 | 0 | 0 | 1 | 1 |
| Rafael Palmeiro, L (1, 3)<br>OBP: 0.352, SLG: 0.388 | | B S B B F F B<br>4-2<br>CS<br>BB | | | B B X<br>2-0 ①<br>F7 | | C B B X<br>2-1 ②<br>F9 | | | 2 | 0 | 0 | 0 | 1 | 0 | 0 |
| 31 Jay Gibbons, L (1, 9)<br>OBP: 0.277, SLG: 0.318 | | F S T S<br>0-3 ②<br>K | | | B F X<br>1-1<br>FC3-6<br>1B | | C X<br>0-1 ③<br>F9 | | | 3 | 0 | 1 | 0 | 0 | 1 | 1 |
| Val Majewski, L (1, 8)<br>OBP: 0.111, SLG: 0.111 | C B<br>1-1 ③<br>CS<br>1-2 | X<br>0-0 ①<br>F8 | | | 1 SAFE B X<br>1-0 ②<br>FC3-6<br>1-2f | | | C F F X<br>0-2 ①<br>P2 | | 3 | 0 | 0 | 0 | 0 | 0 | 1 |
| Robert Machado, R (1, 2)<br>OBP: 0.197, SLG: 0.266 | | | C B X<br>1-1<br>1B | | F F F X<br>0-2 ③<br>F8 | | | F B F S<br>1-3 ②<br>K | | 3 | 0 | 1 | 0 | 0 | 1 | 1 |
| Inning Stats | R: 0 H: 1<br>E: 0 LOB: 1<br>K: 0 BB: 0<br>S: 14 P: 20 | R: 0 H: 0<br>E: 0 LOB: 0<br>K: 1 BB: 1<br>S: 10 P: 15 | R: 0 H: 1<br>E: 0 LOB: 1<br>K: 1 BB: 0<br>S: 10 P: 14 | R: 0 H: 0<br>E: 0 LOB: 0<br>K: 1 BB: 0<br>S: 7 P: 12 | R: 0 H: 1<br>E: 0 LOB: 1<br>K: 0 BB: 0<br>S: 8 P: 12 | R: 0 H: 1<br>E: 0 LOB: 1<br>K: 0 BB: 0<br>S: 6 P: 13 | R: 0 H: 0<br>E: 0 LOB: 0<br>K: 0 BB: 0<br>S: 9 P: 12 | R: 0 H: 0<br>E: 0 LOB: 0<br>K: 2 BB: 0<br>S: 11 P: 13 | R: 0 H: 1<br>E: 0 LOB: 1<br>K: 0 BB: 0<br>S: 12 P: 16 | 1B: 5 SF: 0<br>2B: 0 SAC: 0<br>3B: 0 DP: 0<br>HR: 0 HBP: 0 | | | | | WP: 0 PA: 33<br>PB: 0<br>SB: 0<br>CS: 1 | |

| | AB | 31 |
|---|---|---|
| | R | 0 |
| | H | 5 |
| | RBI | 0 |
| | BB | 1 |
| | SO | 5 |
| | LOB | 11 |

| PITCHER | | IP | WLS | BF | H | R | ER | SO | BB | IBB | HBP | BLK | WP | HR | S | P | ERA | WHIP |
|---|---|---|---|---|---|---|---|---|---|---|---|---|---|---|---|---|---|---|
| 40 Rich Harden, R<br>ERA: 3.8 | (1, 1) | 8.0 | | 28 | 4 | 0 | 0 | 5 | 1 | 0 | 0 | 0 | 0 | 0 | 75 | 111 | 0.00 | 0.625 |
| Octavio Dotel, R<br>ERA: 3.76 | (9, 1) | 1.0 | W | 4 | 1 | 0 | 0 | 0 | 0 | 0 | 0 | 0 | 0 | 0 | 12 | 16 | 0.00 | 1.000 |

| PITCHER | IP | WLS | BF | H | R | ER | SO | BB | IBB | HBP | BLK | WP | HR | S | P | ERA | WHIP |
|---|---|---|---|---|---|---|---|---|---|---|---|---|---|---|---|---|---|

# Baltimore Orioles @ Oakland Athletics

Network Associates Coliseum, Oakland, CA

Wed Aug 25 2004, 10:05 PM EDT

Att. 35,260 - Cloudy - 67 F

BOTTOM

livebaseballscorecards.com

| Batter | 1 | 2 | 3 | 4 | 5 | 6 | 7 | 8 | 9 | AB | R | H | RBI | BB | SO | LOB |
|---|---|---|---|---|---|---|---|---|---|---|---|---|---|---|---|---|
| 21 Mark Kotsay, L (1, 8)<br>OBP: 0.363, SLG: 0.447 | C B F X 1-2 G3 ① | | C B B B C B 4-2 BB | | | B X 1-0 F8 ① | B C B B X 3-1 L9 ③ | | | 3 | 0 | 0 | 0 | 1 | 0 | 3 |
| Eric Byrnes, R (1, 7)<br>OBP: 0.343, SLG: 0.484 | F S F F X 0-2 P3 ② | | C F C 0-3 K ③ | | | C X 0-1 L8 ② | | C B B F X 2-2 P6 ① | | 4 | 0 | 0 | 0 | 0 | 1 | 2 |
| 3 Eric Chavez, L (1, 5)<br>OBP: 0.400, SLG: 0.529 | B X 1-0 P5 ③ | | | X 0-0 P6 ① | | B C B F X 2-2 FC5-4 1B | | B B C S C 2-3 K ② | | 4 | 0 | 1 | 0 | 0 | 1 | 0 |
| Jermaine Dye, R (1, 9)<br>OBP: 0.326, SLG: 0.457 | | X 0-0 F9 ① | | B B B C B 4-1 BB | | C 1 SAFE B B X 2-1 FC5-4 1-2f ③ | | B F B X 2-1 P3 ③ | | 3 | 0 | 0 | 0 | 1 | 0 | 1 |
| Scott Hatteberg, L (1, 3)<br>OBP: 0.389, SLG: 0.459 | | B B B C X 3-1 L9 ② | | C 1 SAFE F B C 1-3 K ② | | | B C B X 2-1 1B BB 1B | | C F B S 1-3 K ① | 4 | 0 | 1 | 0 | 0 | 2 | 1 |
| Erubiel Durazo, L (1, 10)<br>OBP: 0.391, SLG: 0.529 | | B C C F B F X 2-2 P2 ③ | | B F 1 SAFE X 1-1 P6 ③ | | | B C D B B 4-1 1B 1-2 BB | | F S B S 1-3 K ② | 3 | 0 | 0 | 0 | 1 | 1 | 1 |
| Damian Miller, R (1, 2)<br>OBP: 0.357, SLG: 0.442 | | | B C B B B 4-1 7 SH3 BB | | S C B B S 2-3 K ① | | X 0-0 F7 ① | | B B X 2-0 7 BB HR 1B | 3 | 1 | 1 | 0 | 1 | 1 | 2 |
| 7 Bobby Crosby, R (1, 6)<br>OBP: 0.325, SLG: 0.440 | | | X 0-0 SH3 1-2 ① | | B C X 1-1 F7 ② | | C B S F X 1-2 F1 ② | | B C F B D B 4-2 HR 1-2 BB | 2 | 1 | 0 | 0 | 1 | 0 | 2 |
| Marco Scutaro, R (1, 4)<br>OBP: 0.303, SLG: 0.389 | | | B X 1-0 P5 ② | | X 0-0 F8 ③ | | B X 1-0 1-2 2-3 1B | | B B C X 2-1 1-H 2-H HR | 4 | 1 | 2 | 3 | 0 | 0 | 1 |
| Inning Stats | R: 0 E: 0 K: 0 S: 9 H: 0 LOB: 0 BB: 0 P: 11 | R: 0 E: 0 K: 0 S: 9 H: 0 LOB: 0 BB: 0 P: 14 | R: 0 E: 0 K: 1 S: 8 H: 0 LOB: 2 BB: 2 P: 17 | R: 0 E: 0 K: 1 S: 7 H: 0 LOB: 1 BB: 1 P: 13 | R: 0 E: 0 K: 1 S: 6 H: 0 LOB: 0 BB: 0 P: 9 | R: 0 E: 0 K: 0 S: 8 H: 1 LOB: 1 BB: 0 P: 13 | R: 0 E: 0 K: 0 S: 11 H: 2 LOB: 3 BB: 1 P: 22 | R: 0 E: 0 K: 1 S: 8 H: 0 LOB: 0 BB: 0 P: 14 | R: 3 E: 0 K: 2 S: 11 H: 2 LOB: 0 BB: 1 P: 21 | 1B: 4 2B: 0 3B: 0 HR: 1 SF: 0 SAC: 1 DP: 0 HBP: 0 | | | | | | | |

| | AB | 30 |
|---|---|---|
| | R | 3 |
| | H | 5 |
| | RBI | 3 |
| | BB | 5 |
| | SO | 6 |
| | LOB | 13 |

WP: 0 PB: 0 SB: 0 CS: 0 PA: 36

| PITCHER | | IP | WLS | BF | H | R | ER | SO | BB | IBB | HBP | BLK | WP | HR | S | P | ERA | WHIP |
|---|---|---|---|---|---|---|---|---|---|---|---|---|---|---|---|---|---|---|
| Bruce Chen, L<br>ERA: | (1, 1) | 7.0 | | 28 | 3 | 0 | 0 | 3 | 4 | 0 | 0 | 0 | 0 | 0 | 58 | 99 | 0.00 | 1.000 |
| B.J. Ryan, L<br>ERA: 2.08 | (8, 1) | 1.2 | L | 8 | 2 | 3 | 3 | 3 | 1 | 0 | 0 | 0 | 0 | 1 | 19 | 35 | 16.20 | 1.800 |

| PITCHER | IP | WLS | BF | H | R | ER | SO | BB | IBB | HBP | BLK | WP | HR | S | P | ERA | WHIP |
|---|---|---|---|---|---|---|---|---|---|---|---|---|---|---|---|---|---|

| Batter | 1 | 2 | 3 | 4 | 5 | 6 | 7 | 8 | 9 | AB | R | H | RBI | BB | SO | LOB |
|---|---|---|---|---|---|---|---|---|---|---|---|---|---|---|---|---|
| 1 Brian Roberts, S (1, 4)<br>OBP: 0.351, SLG: 0.373 | B C B B C X<br>3-2 ① P5 | | B C F B B D B<br>4-2 BB 6 2B BB | | C C B X<br>1-2 ① G6-3 | | C B S B F B S<br>3-3 ① K<br>1-3 | | C B X<br>1-1 ③ L8 | 4 | 1 | 0 | 0 | 1 | 1 | 1 |
| David Newhan, L (1, 7)<br>OBP: 0.400, SLG: 0.502 | B B X<br>2-0 ② P5 | | B F B B S F B<br>4-2 6 2B 10 G5-3<br>1-2 BB | | B F B B X<br>3-1 ② P5 | | F B X<br>1-1 6 G6-4-3 1B | | | 3 | 1 | 1 | 0 | 1 | 0 | 0 |
| 6 Melvin Mora, R (1, 5)<br>OBP: 0.430, SLG: 0.593 | B C F B B F S<br>3-3 ③ K | | C B F F F F X<br>2-2 S WP<br>1-3 2-H 3-H 2B | | C C C<br>0-3 ③ K | | X<br>0-0 ②③ G6-4-3<br>1-2f | | | 4 | 1 | 1 | 2 | 0 | 2 | 2 |
| 10 Miguel Tejada, R (1, 6)<br>OBP: 0.362, SLG: 0.531 | | B X<br>1-0 ① G6-3 | B C F F X<br>1-2 ② G5-3<br>3-H | | | B C S B F X<br>2-2 ① 1B | | B C C B F F B F X<br>3-2 ① F8 | | 4 | 0 | 1 | 1 | 0 | 0 | 1 |
| Javy Lopez, R (1, 2)<br>OBP: 0.373, SLG: 0.508 | | S S B B S<br>2-3 ② K | B S S B B B<br>4-2 2-H BB | | | S S B F B B B<br>4-2 1B BB | | X<br>0-0 1B | | 2 | 0 | 1 | 0 | 2 | 1 | 0 |
| B.J. Surhoff, L (1, 10)<br>OBP: 0.360, SLG: 0.413 | | F B X<br>1-1 FC6-4 1B | C B B S X<br>2-2 ③ L8 | | | 1 SAFE X<br>0-0 ② F9 | | X<br>0-0 ② L8 | | 4 | 0 | 1 | 0 | 0 | 0 | 3 |
| Jose Leon, R (1, 3)<br>OBP: 0.167, SLG: 0.235 | | B B T X<br>2-1 ③ FC6-4<br>1-2f | | S C B X<br>1-2 ① G5-3 | | C B X<br>1-1 1-2 1B | | C C F F S<br>0-3 ③ K | | 4 | 0 | 1 | 0 | 0 | 1 | 2 |
| 31 Jay Gibbons, L (1, 9)<br>OBP: 0.277, SLG: 0.321 | | | B F C X<br>1-2 16 WP 6 2B 2B | C C F F B F F F<br>2-3 S ② K | | C S B S<br>1-3 ③ K | | | C F X<br>0-2 ① F8 | 4 | 1 | 1 | 0 | 0 | 2 | 2 |
| 16 Tim Raines, S (1, 8)<br>OBP: 0.325, SLG: 0.342 | | | L L B F F F D B X<br>3-2 ① P3<br>2-3 | X<br>0-0 ③ F9 | | | C X<br>0-1 1 WP 1 PB 1B | | C B S B X<br>2-2 ② F8 | 4 | 0 | 1 | 0 | 0 | 0 | 1 |
| Inning Stats | R: 0 H: 0<br>E: 0 LOB: 0<br>K: 1 BB: 0<br>S: 8 P: 16 | R: 0 H: 1<br>E: 0 LOB: 1<br>K: 1 BB: 0<br>S: 8 P: 14 | R: 4 H: 2<br>E: 0 LOB: 1<br>K: 0 BB: 3<br>S: 27 P: 48 | R: 0 H: 0<br>E: 0 LOB: 0<br>K: 1 BB: 0<br>S: 12 P: 15 | R: 0 H: 0<br>E: 0 LOB: 0<br>K: 1 BB: 0<br>S: 8 P: 12 | R: 0 H: 2<br>E: 0 LOB: 2<br>K: 1 BB: 1<br>S: 13 P: 21 | R: 0 H: 2<br>E: 0 LOB: 1<br>K: 1 BB: 0<br>S: 9 P: 13 | R: 0 H: 1<br>E: 0 LOB: 1<br>K: 1 BB: 0<br>S: 13 P: 16 | R: 0 H: 0<br>E: 0 LOB: 0<br>K: 0 BB: 0<br>S: 8 P: 11 | 1B: 6 SF: 0<br>2B: 2 SAC: 0<br>3B: 0 DP: 1<br>HR: 0 HBP: 0 | | | | | | WP: 3 PA: 37<br>PB: 1<br>SB: 1<br>CS: 0 |

| PITCHER | | IP | WLS | BF | H | R | ER | SO | BB | IBB | HBP | BLK | WP | HR | S | P | ERA | WHIP |
|---|---|---|---|---|---|---|---|---|---|---|---|---|---|---|---|---|---|---|
| Barry Zito, L<br>ERA: 4.54 | (1, 1) | 5.1 | W | 23 | 4 | 4 | 4 | 4 | 4 | 0 | 0 | 0 | 2 | 0 | 70 | 118 | 6.75 | 1.500 |
| Ricardo Rincon, L<br>ERA: 3.71 | (6, 1) | 1.0 | H | 6 | 3 | 0 | 0 | 2 | 0 | 0 | 0 | 0 | 1 | 0 | 14 | 20 | 0.00 | 3.000 |
| Chad Bradford, R<br>ERA: 4.47 | (7, 1) | 1.2 | | 5 | 1 | 0 | 0 | 1 | 0 | 0 | 0 | 0 | 0 | 0 | 14 | 17 | 0.00 | 0.600 |
| Chris Hammond, L<br>ERA: 3.38 | (9, 1) | 1.0 | | 3 | 0 | 0 | 0 | 0 | 0 | 0 | 0 | 0 | 0 | 0 | 8 | 11 | 0.00 | 0.000 |

| PITCHER | IP | WLS | BF | H | R | ER | SO | BB | IBB | HBP | BLK | WP | HR | S | P | ERA | WHIP |
|---|---|---|---|---|---|---|---|---|---|---|---|---|---|---|---|---|---|

# TOP

# Baltimore Orioles @ Oakland Athletics

Network Associates Coliseum, Oakland, CA

Thu Aug 26 2004, 3:35 PM EDT
Att. 22,404 - Sunny - 72 F

livebaseballscorecards.com

| | |
|---|---|
| AB | 33 |
| R | 4 |
| H | 8 |
| RBI | 3 |
| BB | 4 |
| SO | 7 |
| LOB | 12 |

# BOTTOM

## Baltimore Orioles @ Oakland Athletics

Network Associates Coliseum, Oakland, CA

Thu Aug 26 2004, 3:35 PM EDT

Att. 22,404 - Sunny - 72 F

livebaseballscorecards.com

| Batter | 1 | 2 | 3 | 4 | 5 | 6 | 7 | 8 | 9 | AB | R | H | RBI | BB | SO | LOB |
|---|---|---|---|---|---|---|---|---|---|---|---|---|---|---|---|---|
| 21 Mark Kotsay, L (1, 8)<br>OBP: 0.361, SLG: 0.444 | C F X 0-2 ① P5 | C F 1 SAFE 0-2 ③ G3 | | B F F X 1-2 ① F7 | | L L X 0-2 ① P5 | | X 0-0 G4-6-3 1B | | 5 | 0 | 1 | 0 | 0 | 0 | 3 |
| Mark McLemore, S (1, 4)<br>OBP: 0.355, SLG: 0.306<br>Marco Scutaro, R (8, PH)<br>OBP: 0.302, SLG: 0.388 (9, 4) | C B B B F X 3-2 ② F8 | | F F X 0-2 3 2B G3 1B | C C C 0-3 ② K | | B B X 2-0 F8 1-2 2-3 | | C X 0-1 ① ② G4-6-3 1-2f | | 4<br>1 | 1<br>0 | 1<br>0 | 0<br>0 | 0<br>0 | 1<br>0 | 2<br>1 |
| 3 Eric Chavez, L (1, 5)<br>OBP: 0.402, SLG: 0.540 | B S B B F T 3-2 ③ K | | B B X 2-0 G3 1-3 FC5-2-5 2B | C X 0-1 HR | | C B D B B I 4-1 2B IBB | | B B C C S 2-3 ③ K | | 4 | 2 | 2 | 1 | 1 | 2 | 0 |
| Scott Hatteberg, L (1, 3)<br>OBP: 0.390, SLG: 0.461 | | C B B B B 4-1 BB HR BB | B X 1-0 ① G3 2-3 3-H | C B B B F X 3-2 ③ F9 | | C X 0-1 1-H 2-H 3-H 2B | | | | 3 | 1 | 1 | 4 | 1 | 0 | 1 |
| Jermaine Dye, R (1, 9)<br>OBP: 0.327, SLG: 0.455 | | C B B B B F F B 4-2 1-2 HR BB | B B B C B 4-1 FC5-2-5 1B BB | | X 0-0 ① G5-3 | B B C X 2-1 ③ P6 | | | | 2 | 2 | 0 | 0 | 2 | 0 | 1 |
| Erubiel Durazo, L (1, 10)<br>OBP: 0.392, SLG: 0.538 | C B B X 2-1 1-H 2-H HR | D F X 1-1 ② FC5-2-5 17 BB 1B 1-3 3-H | | | B F F B X 2-2 ② G3-1 | | B C S F X 1-2 2B | | | 4 | 1 | 2 | 3 | 0 | 0 | 2 |
| Eric Byrnes, R (1, 7)<br>OBP: 0.342, SLG: 0.482 | B C B X 2-1 ① P5 | B X 1-0 17 BB 1-2 3-H 1B | | | C X 0-1 ③ F8 | | B X 1-0 ① F7 | | | 4 | 0 | 1 | 1 | 0 | 0 | 1 |
| 17 Adam Melhuse, S (1, 2)<br>OBP: 0.322, SLG: 0.461 | | B F B F B S 3-3 ② K | C B B C B B 4-2 1-2 2-3 BB | | | B S X 1-1 F8 2B 2B | B B S F B C 3-3 ② K | | | 3 | 1 | 1 | 0 | 1 | 2 | 1 |
| 7 Bobby Crosby, R (1, 6)<br>OBP: 0.326, SLG: 0.438 | | B B B C T B 4-2 BB | C D C B C 2-3 ③ K | | | B S C F B B F F F 4-2 F F F B F8 2B BB | B B F C F F B F F F 3-3 F S ③ K | | | 2 | 1 | 0 | 0 | 2 | 2 | 4 |
| Inning Stats | R: 0 E: 0 K: 1 S: 9 H: 0 LOB: 0 BB: 0 P: 15 | R: 3 E: 0 K: 1 S: 16 H: 1 LOB: 1 BB: 3 P: 35 | R: 2 E: 0 K: 1 S: 14 H: 3 LOB: 3 BB: 2 P: 29 | R: 1 E: 0 K: 1 S: 11 H: 1 LOB: 0 BB: 0 P: 15 | R: 0 E: 0 K: 0 S: 6 H: 0 LOB: 0 BB: 0 P: 8 | R: 3 E: 0 K: 0 S: 20 H: 2 LOB: 1 BB: 2 P: 33 | R: 0 E: 0 K: 2 S: 16 H: 1 LOB: 1 BB: 0 P: 24 | R: 0 E: 0 K: 1 S: 6 H: 1 LOB: 0 BB: 0 P: 8 | | 1B: 3<br>2B: 4<br>3B: 0<br>HR: 2 | SF: 0<br>SAC: 0<br>DP: 1<br>HBP: 0 | | | WP: 0<br>PB: 0<br>SB: 0<br>CS: 0 | PA: 39 | |

| | AB | 32 |
|---|---|---|
| | R | 9 |
| | H | 9 |
| | RBI | 9 |
| | BB | 7 |
| | SO | 7 |
| | LOB | 16 |

| PITCHER | | IP | WLS | BF | H | R | ER | SO | BB | IBB | HBP | BLK | WP | HR | S | P | ERA | WHIP |
|---|---|---|---|---|---|---|---|---|---|---|---|---|---|---|---|---|---|---|
| 40 Daniel Cabrera, R<br>ERA: 4.94 | (1, 1) | 2.2 | L | 17 | 4 | 5 | 5 | 2 | 5 | 0 | 0 | 0 | 0 | 1 | 36 | 74 | 16.88 | 3.375 |
| Dave Borkowski, R<br>ERA: 4.5 | (3, 1) | 3.0 | | 12 | 2 | 3 | 3 | 2 | 1 | 0 | 0 | 0 | 0 | 1 | 35 | 50 | 9.00 | 1.000 |
| John Parrish, L<br>ERA: 3.69 | (6, 1) | 1.1 | | 7 | 2 | 1 | 1 | 2 | 0 | 1 | 0 | 0 | 0 | 0 | 21 | 35 | 6.75 | 1.500 |
| Buddy Groom, L<br>ERA: 5.7 | (8, 1) | 1.0 | | 3 | 1 | 0 | 0 | 1 | 0 | 0 | 0 | 0 | 0 | 0 | 6 | 8 | 0.00 | 1.000 |

| PITCHER | IP | WLS | BF | H | R | ER | SO | BB | IBB | HBP | BLK | WP | HR | S | P | ERA | WHIP |
|---|---|---|---|---|---|---|---|---|---|---|---|---|---|---|---|---|---|

# Baltimore Orioles @ Texas Rangers

The Ballpark at Arlington, Arlington, TX

Fri Aug 27 2004, 8:05 PM EDT

Att. 29,409 - Sunny - 85 F

TOP

livebaseballscorecards.com

| Batter | 1 | 2 | 3 | 4 | 5 | 6 | 7 | 8 | 9 | AB | R | H | RBI | BB | SO | LOB |
|---|---|---|---|---|---|---|---|---|---|---|---|---|---|---|---|---|
| 1 Brian Roberts, S (1, 4)<br>OBP: 0.352, SLG: 0.372 | G1-3 | | | BBBBCB 4-2 6 F8 10 1B 1B BB | X 0-0 G1-3 | | BCCBBS 3-3 K | | BBBBCFX 3-2 6 1B 6 DI 1B | 4 | 1 | 1 | 0 | 1 | 1 | 2 |
| David Newhan, L (1, 7)<br>OBP: 0.396, SLG: 0.496 | BCX 1-1 G4-3 | | | BFX 1-1 10 1B 1-2 1B | | BSFBS 2-3 K | | CMS 0-3 K | SCS 0-3 K | 5 | 0 | 1 | 0 | 0 | 3 | 1 |
| 6 Melvin Mora, R (1, 5)<br>OBP: 0.428, SLG: 0.588 | BBCBFS 3-3 K | | | BCBFX 2-2 F8 2-3 | | CBFFFFFC 1-3 K | | BFCBX 2-2 P4 | CSBFX 1-2 1-3 1B | 5 | 0 | 1 | 0 | 0 | 2 | 2 |
| 10 Miguel Tejada, R (1, 6)<br>OBP: 0.364, SLG: 0.537 | | BBCX 2-1 P4 | | X 0-0 1-2 3-H 1B | | BFSX 1-2 HR | | CX 0-1 1B 31 1B 1B | CX 0-1 F8 | 5 | 2 | 3 | 2 | 0 | 0 | 2 |
| Rafael Palmeiro, L (1, 3)<br>OBP: 0.353, SLG: 0.388 | | CX 0-1 P3 | | X 0-0 F4 | | BBBB 4-0 BB | | SBBBBX 3-1 DI 31 1B 1-3 1B | | 3 | 1 | 1 | 0 | 1 | 0 | 2 |
| B.J. Surhoff, L (1, 10)<br>OBP: 0.358, SLG: 0.408 | | CX 0-1 F8 | | CFX 0-2 P2 | | X 0-0 F7 | | BBFCFBB 4-2 31 1B 1-2 BB | | 3 | 0 | 0 | 0 | 1 | 0 | 3 |
| 31 Jay Gibbons, L (1, 9)<br>OBP: 0.284, SLG: 0.328 | | CBSBX 2-2 P3 | | | CBFBFX 2-2 1B | | BCBCFX 2-2 G6-4-3 16 BB 1B | BSSX 1-2 1-2 2-H 3-H 1B | | 4 | 0 | 3 | 2 | 0 | 0 | 0 |
| Val Majewski, L (1, 8)<br>OBP: 0.091, SLG: 0.091<br>16 Tim Raines, S (7, PH)<br>OBP: 0.333, SLG: 0.333 (7, 8) | | BFX 1-1 G4-3 | | SBBBFFBFFFX 3-2 P6 | | BCBFBFEFFF 4-2 B G6-4-3 1-2 BB | | CX 0-1 G4-3 | | 2<br>1 | 0<br>0 | 0<br>0 | 0<br>0 | 0<br>1 | 0<br>0 | 1<br>2 |
| Robert Machado, R (1, 2)<br>OBP: 0.186, SLG: 0.250 | | CSBFC 1-3 K | | SBX 1-1 F8 | | BCBSBX 3-2 G6-4-3 1-2f 2-3 1-2 2 | | | CBBFFBX 3-2 L8 | 4 | 0 | 0 | 0 | 0 | 1 | 3 |
| Inning Stats | R: 0 E: 0 K: 1 S: 6 H: 0 LOB: 0 BB: 0 P: 11 | R: 0 E: 0 K: 0 S: 6 H: 0 LOB: 0 BB: 0 P: 8 | R: 0 E: 0 K: 1 S: 9 H: 0 LOB: 0 BB: 0 P: 13 | R: 1 E: 0 K: 0 S: 12 H: 2 LOB: 2 BB: 1 P: 19 | R: 0 E: 0 K: 0 S: 13 H: 1 LOB: 1 BB: 0 P: 19 | R: 1 E: 0 K: 2 S: 14 H: 1 LOB: 1 BB: 1 P: 22 | R: 0 E: 0 K: 1 S: 16 H: 1 LOB: 1 BB: 1 P: 28 | R: 2 E: 0 K: 1 S: 18 H: 3 LOB: 2 BB: 1 P: 28 | R: 0 E: 0 K: 1 S: 17 H: 2 LOB: 2 BB: 0 P: 24 | 1B: 9 2B: 0 3B: 0 HR: 1 | SF: 0 SAC: 0 DP: 1 HBP: 0 | | | | | | |

| | AB | 36 |
|---|---|---|
| | R | 4 |
| | H | 10 |
| | RBI | 4 |
| | BB | 4 |
| | SO | 7 |
| | LOB | 18 |

WP: 0 PB: 0 SB: 0 CS: 0 PA: 40

| PITCHER | | IP | WLS | BF | H | R | ER | SO | BB | IBB | HBP | BLK | WP | HR | S | P | ERA | WHIP |
|---|---|---|---|---|---|---|---|---|---|---|---|---|---|---|---|---|---|---|
| John Wasdin, R<br>ERA: 7.01 | (1, 1) | 6.0 | W | 24 | 4 | 2 | 2 | 4 | 2 | 0 | 0 | 0 | 0 | 1 | 60 | 92 | 3.00 | 1.000 |
| Brian Shouse, L<br>ERA: 2.55 | (7, 1) | 1.1 | | 5 | 1 | 0 | 0 | 2 | 1 | 0 | 0 | 0 | 0 | 0 | 19 | 31 | 0.00 | 1.500 |
| Carlos Almanzar, R<br>ERA: 3.39 | (8, 1) | 0.2 | | 6 | 3 | 2 | 2 | 0 | 1 | 0 | 0 | 0 | 0 | 0 | 15 | 25 | 27.00 | 6.000 |
| Francisco Cordero, R<br>ERA: 1.78 | (9, 1) | 1.0 | S | 5 | 2 | 0 | 0 | 1 | 0 | 0 | 0 | 0 | 0 | 0 | 17 | 24 | 0.00 | 2.000 |

| PITCHER | IP | WLS | BF | H | R | ER | SO | BB | IBB | HBP | BLK | WP | HR | S | P | ERA | WHIP |
|---|---|---|---|---|---|---|---|---|---|---|---|---|---|---|---|---|---|

# Baltimore Orioles @ Texas Rangers

The Ballpark at Arlington, Arlington, TX

Fri Aug 27 2004, 8:05 PM EDT

Att. 29,409 - Sunny - 85 F

BOTTOM

| Batter | 1 | 2 | 3 | 4 | 5 | 6 | 7 | 8 | 9 | AB | R | H | RBI | BB | SO | LOB |
|---|---|---|---|---|---|---|---|---|---|---|---|---|---|---|---|---|
| Eric Young Sr., R (1, 10)<br>OBP: 0.405, SLG: 0.385 | BBBB<br>4-0<br>10 E 10 S SF8<br>BB | | CBBBFFB<br>4-2<br>BB | | BCBX<br>2-1<br>23 WP 23 F9-2 1B<br>1B | BX<br>1-0<br>2-H 3-H<br>1B | | | | 2 | 1 | 2 | 2 | 2 | 0 | 0 |
| 10 Michael Young, R (1, 6)<br>OBP: 0.353, SLG: 0.462 | BFFBX<br>2-2 ①<br>P3<br>1-3 | | X<br>0-0 ③<br>F9 | | 1 SAFE<br>C 1 SAFE<br>BFFPX<br>2-2 ①<br>F8 | FFC<br>0-3 ③<br>K | | | | 4 | 0 | 0 | 0 | 0 | 1 | 4 |
| Alfonso Soriano, R (1, 4)<br>OBP: 0.327, SLG: 0.483 | BBSX<br>2-1 ②<br>SF8<br>3-H | | | BX<br>1-0<br>23 2B WP<br>1B | BSX<br>1-1<br>23 WP<br>1-2<br>1B | | BBCX<br>2-1 ①<br>P3 | | | 3 | 1 | 2 | 1 | 0 | 0 | 0 |
| 23 Mark Teixeira, S (1, 3)<br>OBP: 0.357, SLG: 0.564 | SSBX<br>1-2 ③<br>F8 | | | FBBX<br>2-1<br>WP 2B<br>1-3<br>2B | BBX<br>2-0 ②③<br>F9-2<br>1-2<br>2-H | | SSBFBX<br>2-2<br>G6-4-3<br>1B | | | 4 | 1 | 2 | 0 | 0 | 0 | 2 |
| Kevin Mench, R (1, 7) | | CFFBX<br>1-2 ①<br>P2 | | BBFBFX<br>3-2<br>G4-3<br>2-H 3-H<br>2B | BBBCBX<br>3-2<br>9 1B BB FC5-2<br>1B | B 1 SAFE X<br>1-0 ②③<br>G6-4-3<br>1-2f | | | | 4 | 0 | 2 | 1 | 0 | 0 | 1 |
| Brian Jordan, R (1, 9)<br>OBP: 0.267, SLG: 0.356<br>Laynce Nix, L (8, PH)<br>OBP: 0.314, SLG: 0.508 (9, 8) | | X<br>0-0 ②<br>P6 | CBFBBFX<br>3-2 ①<br>G6-3 | | BSFFBBB<br>4-2<br>9 1B FC5-2 G5-3<br>1-2<br>BB | BBBB<br>4-0<br>9 G4-6-3<br>BB | | | | 2<br>0 | 1<br>0 | 0<br>0 | 0<br>0 | 1<br>1 | 0<br>0 | 1<br>0 |
| 9 Hank Blalock, L (1, 5)<br>OBP: 0.355, SLG: 0.527 | | SBBSS<br>2-3 ③<br>K | | BCBBSB<br>4-2<br>G4-3<br>BB | BBCX<br>2-1<br>G5-3 FC5-2<br>1-2<br>2-3<br>1B | B 1 SAFE X<br>1-0 ①②<br>G4-6-3<br>1-2f | | | | 3 | 1 | 1 | 0 | 1 | 1 | 1 |
| Gary Matthews, S (1, 8) (9, 9)<br>OBP: 0.337, SLG: 0.467 | | | FBSSS<br>1-3 ①<br>K | FSBX<br>1-2 ②<br>G4-3<br>1-2<br>2-3 | BX<br>1-0 ①<br>FC5-2 G5-3<br>1-2<br>2-3<br>3-Hf<br>1B | CBBX<br>2-1 ③<br>G3 | | | | 4 | 1 | 0 | 0 | 0 | 1 | 5 |
| Rod Barajas, R (1, 2)<br>OBP: 0.265, SLG: 0.459 | | | BBCCS<br>2-3 ②<br>K | SDCX<br>1-2 ③<br>F7 | X<br>0-0 ②<br>G5-3<br>1-2<br>2-3<br>3-H | | | | | 3 | 0 | 0 | 1 | 0 | 1 | 4 |
| Inning Stats | R: 1 E: 0 K: 0 S: 8<br>H: 0 LOB: 0 BB: 1 P: 17 | R: 0 E: 0 K: 1 S: 8<br>H: 0 LOB: 0 BB: 0 P: 11 | R: 0 E: 0 K: 2 S: 10<br>H: 0 LOB: 1 BB: 1 P: 17 | R: 2 E: 0 K: 0 S: 18<br>H: 3 LOB: 2 BB: 1 P: 33 | R: 0 E: 0 K: 0 S: 10<br>H: 2 LOB: 1 BB: 0 P: 16 | R: 3 E: 0 K: 1 S: 14<br>H: 3 LOB: 1 BB: 1 P: 25 | R: 0 E: 0 K: 0 S: 7<br>H: 1 LOB: 0 BB: 0 P: 12 | R: 0 E: 0 K: 0 S: 3<br>H: 0 LOB: 0 BB: 1 P: 10 | | 1B: 7 2B: 3 3B: 0 HR: 0<br>SF: 1 SAC: 0 DP: 3 HBP: 0 | | | | | | |

livebaseballscorecards.com

| | AB | 29 |
|---|---|---|
| | R | 6 |
| | H | 9 |
| | RBI | 5 |
| | BB | 5 |
| | SO | 4 |
| | LOB | 18 |

WP: 2 PB: 0 SB: 1 CS: 0 PA: 35

| PITCHER | | IP | WLS | BF | H | R | ER | SO | BB | IBB | HBP | BLK | WP | HR | S | P | ERA | WHIP |
|---|---|---|---|---|---|---|---|---|---|---|---|---|---|---|---|---|---|---|
| 45 Erik Bedard, L<br>ERA: 4.92 | (1, 1) | 5.1 | L | 26 | 7 | 6 | 5 | 3 | 4 | 0 | 0 | 0 | 2 | 0 | 63 | 113 | 8.44 | 2.062 |
| Todd Williams, R<br>ERA: 3.72 | (6, 1) | 1.2 | | 6 | 2 | 0 | 0 | 1 | 0 | 0 | 0 | 0 | 0 | 0 | 12 | 18 | 0.00 | 1.200 |
| Jason Grimsley, R<br>ERA: 3.78 | (8, 1) | 1.0 | | 3 | 0 | 0 | 0 | 0 | 1 | 0 | 0 | 0 | 0 | 0 | 3 | 10 | 0.00 | 1.000 |

| PITCHER | IP | WLS | BF | H | R | ER | SO | BB | IBB | HBP | BLK | WP | HR | S | P | ERA | WHIP |
|---|---|---|---|---|---|---|---|---|---|---|---|---|---|---|---|---|---|

# Baltimore Orioles @ Texas Rangers

The Ballpark at Arlington, Arlington, TX

Sat Aug 28 2004, 8:05 PM EDT

Att. 41,676 - Unknown - 80 F

TOP

livebaseballscorecards.com

| Batter | 1 | 2 | 3 | 4 | 5 | 6 | 7 | 8 | 9 | AB | R | H | RBI | BB | SO | LOB |
|---|---|---|---|---|---|---|---|---|---|---|---|---|---|---|---|---|
| David Newhan, L (1, 7)<br>OBP: 0.394, SLG: 0.500 | C B F X<br>1-2 ①<br>G4-3 | | X<br>0-0 ①<br>G5-3<br>3B | | C X<br>0-1 ①<br>G4-3 | | B F C B X<br>2-2 ②<br>G4-3 | | | 4 | 1 | 1 | 0 | 0 | 0 | 0 |
| Luis Lopez, S (1, 4)<br>OBP: 0.250, SLG: 0.333<br>1 Brian Roberts, S (7, PR)<br>OBP: 0.352, SLG: 0.372<br>(7, 4) | B C X<br>1-1<br>10 HR<br>2B | | B C B B X<br>3-1 ①<br>G5-3<br>3-H | | S F B S<br>1-3 ②<br>K | | B F S B F B F X<br>3-2<br>2B | | | 4<br>0 | 1<br>0 | 2<br>0 | 1<br>0 | 0<br>0 | 1<br>0 | 0<br>0 |
| 6 Melvin Mora, R (1, 5)<br>OBP: 0.426, SLG: 0.585 | C C S<br>1-3 ②<br>K | | B B B C C X<br>3-1<br>1B | | B B C F B C<br>3-3 ③<br>K | | B B S F B X<br>3-2 ③<br>F9 | | | 4 | 0 | 1 | 0 | 0 | 2 | 2 |
| 10 Miguel Tejada, R (1, 6)<br>OBP: 0.363, SLG: 0.541 | C F B B B F X<br>3-2<br>2-H<br>HR | | 1 SAFE<br>1 SAFE<br>C<br>C 1 SAFE<br>X<br>0-1 ②<br>P6 | | | F B F B B S<br>3-3 ①<br>K | | C B B F X<br>2-2 ①<br>P3 | | 4 | 1 | 1 | 2 | 0 | 1 | 1 |
| Javy Lopez, R (1, 10)<br>OBP: 0.372, SLG: 0.504 | C S F B X<br>1-2 ③<br>F9 | | C<br>1 SAFE<br>B B C S<br>2-3 ③<br>K | | | B B B C F F B<br>4-2<br>31<br>1B<br>BB | | S F B S<br>1-3 ②<br>K | | 3 | 0 | 0 | 0 | 1 | 2 | 1 |
| 31 Jay Gibbons, L (1, 9)<br>OBP: 0.283, SLG: 0.327 | | C S B B S<br>2-3 ①<br>K | | S B X<br>1-1 ①<br>G5-3 | | X<br>0-0<br>1-2<br>1B | | S X<br>0-1 ③<br>G3 | | 4 | 0 | 1 | 0 | 0 | 1 | 0 |
| Jose Leon, R (1, 3)<br>OBP: 0.154, SLG: 0.216<br>B.J. Surhoff, L (9, PH)<br>OBP: 0.357, SLG: 0.406 | | B B S F B X<br>3-2 ②<br>F7 | | X<br>0-0 ②<br>F7 | | C C S<br>0-3 ②<br>K | | | C B B F F F X<br>1-2 ①<br>F8 | 3<br>1 | 0<br>0 | 0<br>0 | 0<br>0 | 0<br>0 | 1<br>0 | 2<br>0 |
| Robert Machado, R (1, 2)<br>OBP: 0.203, SLG: 0.243 | | B B B B<br>4-0<br>BB | | B B B S B<br>4-2<br>BB | | S B S S S<br>1-3 ③<br>K | | | F B X<br>1-1 ②<br>P4 | 2 | 0 | 0 | 0 | 2 | 1 | 2 |
| 16 Tim Raines, S (1, 8)<br>OBP: 0.311, SLG: 0.310<br>Rafael Palmeiro, L (9, PH)<br>OBP: 0.352, SLG: 0.387 | | X<br>0-0 ③<br>G5-3 | | C C D 1 B X SAFE<br>2-2 ③<br>G1-3 | | | B B C S B F X<br>3-2 ①<br>L8 | | C X<br>0-1 ③<br>F7 | 3<br>1 | 0<br>0 | 0<br>0 | 0<br>0 | 0<br>0 | 0<br>0 | 2<br>0 |
| Inning Stats | R: 2 H: 2<br>E: 0 LOB: 0<br>K: 1 BB: 0<br>S: 16 P: 23 | R: 0 H: 0<br>E: 0 LOB: 1<br>K: 1 BB: 1<br>S: 7 P: 16 | R: 1 H: 2<br>E: 0 LOB: 1<br>K: 1 BB: 0<br>S: 10 P: 18 | R: 0 H: 0<br>E: 0 LOB: 1<br>K: 0 BB: 1<br>S: 8 P: 15 | R: 0 H: 0<br>E: 0 LOB: 0<br>K: 2 BB: 0<br>S: 8 P: 12 | R: 0 H: 1<br>E: 0 LOB: 2<br>K: 3 BB: 1<br>S: 13 P: 21 | R: 0 H: 1<br>E: 0 LOB: 1<br>K: 0 BB: 0<br>S: 15 P: 26 | R: 0 H: 0<br>E: 0 LOB: 0<br>K: 1 BB: 0<br>S: 8 P: 11 | R: 0 H: 0<br>E: 0 LOB: 0<br>K: 0 BB: 0<br>S: 9 P: 11 | 1B: 2<br>2B: 2<br>3B: 1<br>HR: 1 | SF: 0<br>SAC: 0<br>DP: 0<br>HBP: 0 | | | WP: 0<br>PB: 0<br>SB: 0<br>CS: 0 | PA: 36 | | |

| | AB | 33 |
|---|---|---|
| | R | 3 |
| | H | 6 |
| | RBI | 3 |
| | BB | 3 |
| | SO | 9 |
| | LOB | 10 |

| PITCHER | | IP | WLS | BF | H | R | ER | SO | BB | IBB | HBP | BLK | WP | HR | S | P | ERA | WHIP |
|---|---|---|---|---|---|---|---|---|---|---|---|---|---|---|---|---|---|---|
| Kenny Rogers, L<br>ERA: 4.69 | (1, 1) | 6.2 | | 29 | 6 | 3 | 3 | 8 | 3 | 0 | 0 | 0 | 0 | 1 | 74 | 125 | 4.05 | 1.350 |
| 50 Frank Francisco, R<br>ERA: 3.32 | (7, 1) | 1.1 | W | 4 | 0 | 0 | 0 | 1 | 0 | 0 | 0 | 0 | 0 | 0 | 11 | 17 | 0.00 | 0.000 |
| Francisco Cordero, R<br>ERA: 1.75 | (9, 1) | 1.0 | S | 3 | 0 | 0 | 0 | 0 | 0 | 0 | 0 | 0 | 0 | 0 | 9 | 11 | 0.00 | 0.000 |

| PITCHER | IP | WLS | BF | H | R | ER | SO | BB | IBB | HBP | BLK | WP | HR | S | P | ERA | WHIP |
|---|---|---|---|---|---|---|---|---|---|---|---|---|---|---|---|---|---|

# Baltimore Orioles @ Texas Rangers

The Ballpark at Arlington, Arlington, TX

Sat Aug 28 2004, 8:05 PM EDT

Att. 41,676 - Unknown - 80 F

## BOTTOM

| Batter | 1 | 2 | 3 | 4 | 5 | 6 | 7 | 8 | 9 | AB | R | H | RBI | BB | SO | LOB |
|---|---|---|---|---|---|---|---|---|---|---|---|---|---|---|---|---|
| David Dellucci, L (1, 7)<br>OBP: 0.370, SLG: 0.500 | B C B X 2-1 HR | X 0-0 ② F8 | C B B B X 3-1 ② F8 | B C B F F B S 3-3 ② K | | | | | | 3 | 1 | 1 | 1 | 0 | 0 | 0 |
| Eric Young Sr., R (7, PH)<br>OBP: 0.403, SLG: 0.383 (8, 7) | | | | | | | | | | 1 | 0 | 0 | 0 | 0 | 1 | 2 |
| 10 Michael Young, R (1, 6)<br>OBP: 0.353, SLG: 0.462 | C C F F B B F X 2-2 ① G5-3 | F X 0-1 ③ P5 | C B T B X 2-2 23 1B 2B | C B B X 2-1 ③ F7 | | | | | | 4 | 1 | 1 | 0 | 0 | 0 | 2 |
| 9 Hank Blalock, L (1, 5)<br>OBP: 0.356, SLG: 0.525 | F B X 1-1 23 CS 1B | S B B S B C 3-3 ① K | B F B B F B 4-2 23 1B BB | B S F B S 2-3 ① K2-3 | | | | | | 3 | 0 | 1 | 0 | 1 | 2 | 0 |
| 23 Mark Teixeira, S (1, 3)<br>OBP: 0.359, SLG: 0.564 | B F B F B F C 3-3 ②③ K 1-2 | B X 1-0 ② G6-3 | X 0-0 1-2 2-H 1B | C B X 1-1 1B | | | | | | 4 | 0 | 2 | 1 | 0 | 1 | 1 |
| Alfonso Soriano, R (1, 4)<br>OBP: 0.325, SLG: 0.479 | C B F X 1-2 ① L9 | S F B B F B F X 3-2 ③ G1-3 | B D D S C X 3-2 ③ G5-3 | B F X 1-1 ② F9 | | | | | | 4 | 0 | 0 | 0 | 0 | 0 | 3 |
| Laynce Nix, L (1, 8)<br>OBP: 0.313, SLG: 0.502 | C X 0-1 ② L7 | B B S B F X 3-2 ① F9 | C B S B B F F B 4-2 2B SF7 BB | B C X 1-1 ③ F8 | | | | | | 3 | 1 | 0 | 0 | 1 | 0 | 1 |
| Kevin Mench, R (1, 10)<br>OBP: 0.320, SLG: 0.522 | B C C B S 2-3 ③ K | B B X 2-0 ② G5-3 | 1 SAFE 1 SAFE B B B X 2-0 1-3 2B | | | | | | | 3 | 0 | 1 | 0 | 0 | 1 | 0 |
| Gary Matthews, S (1, 9)<br>OBP: 0.337, SLG: 0.464 | F C B F B S 2-3 ① K | C B X 1-1 ③ G3-1 | I I I I 4-0 IBB | | | | | | | 2 | 0 | 0 | 0 | 1 | 1 | 0 |
| Rod Barajas, R (1, 2)<br>OBP: 0.266, SLG: 0.471 | B C X 1-1 HR | B C C C F X 1-2 ① F8 | D F B S F F F X 2-2 ① SF7 3-H | | | | | | | 2 | 1 | 1 | 2 | 0 | 0 | 0 |
| Inning Stats | R: 1 E: 0 K: 1 S: 14 H: 2 LOB: 1 BB: 0 P: 22 | R: 0 E: 0 K: 1 S: 8 H: 0 LOB: 0 BB: 0 P: 11 | R: 1 E: 0 K: 1 S: 9 H: 1 LOB: 0 BB: 0 P: 12 | R: 0 E: 0 K: 1 S: 9 H: 0 LOB: 0 BB: 0 P: 16 | R: 0 E: 0 K: 0 S: 6 H: 0 LOB: 0 BB: 0 P: 12 | R: 1 E: 0 K: 0 S: 15 H: 2 LOB: 2 BB: 1 P: 28 | R: 1 E: 0 K: 1 S: 17 H: 1 LOB: 2 BB: 2 P: 34 | R: 0 E: 0 K: 1 S: 9 H: 1 LOB: 1 BB: 0 P: 14 | | 1B: 3<br>2B: 3<br>3B: 0<br>HR: 2 | SF: 1<br>SAC: 0<br>DP: 1<br>HBP: 0 | | | WP: 0<br>PB: 0<br>SB: 0<br>CS: 1 | PA: 33 | | |

livebaseballscorecards.com

| | |
|---|---|
| AB | 29 |
| R | 4 |
| H | 7 |
| RBI | 4 |
| BB | 3 |
| SO | 6 |
| LOB | 9 |

| PITCHER | | IP | WLS | BF | H | R | ER | SO | BB | IBB | HBP | BLK | WP | HR | S | P | ERA | WHIP |
|---|---|---|---|---|---|---|---|---|---|---|---|---|---|---|---|---|---|---|
| Rodrigo Lopez, R<br>ERA: 3.83 | (1, 1) | 6.0 | | 23 | 5 | 3 | 3 | 4 | 1 | 0 | 0 | 0 | 0 | 2 | 61 | 101 | 4.50 | 1.000 |
| B.J. Ryan, L<br>ERA: 2.18 | (7, 1) | 1.0 | L | 6 | 1 | 1 | 1 | 1 | 1 | 1 | 0 | 0 | 0 | 0 | 17 | 34 | 9.00 | 2.000 |
| Jorge Julio, R<br>ERA: 3.78 | (8, 1) | 1.0 | | 4 | 1 | 0 | 0 | 1 | 0 | 0 | 0 | 0 | 0 | 0 | 9 | 14 | 0.00 | 1.000 |

| PITCHER | IP | WLS | BF | H | R | ER | SO | BB | IBB | HBP | BLK | WP | HR | S | P | ERA | WHIP |
|---|---|---|---|---|---|---|---|---|---|---|---|---|---|---|---|---|---|

# Baltimore Orioles @ Texas Rangers

The Ballpark at Arlington, Arlington, TX

Sun Aug 29 2004, 2:05 PM EDT

Att. 30,577 - Sunny - 85 F

TOP

livebaseballscorecards.com

| Batter | 1 | 2 | 3 | 4 | 5 | 6 | 7 | 8 | 9 | AB | R | H | RBI | BB | SO | LOB |
|---|---|---|---|---|---|---|---|---|---|---|---|---|---|---|---|---|
| 1 Brian Roberts, S (1, 4)<br>OBP: 0.354, SLG: 0.372 | 1-1 G6-3 | | 4-2 BB; 6 1B; 1-2 BB | | 0-1 CI; BB; 6 1B; 1-2 | | 4-2 6 HBP; 2B BB | 1-2 2-H 1B | | 2 | 3 | 1 | 1 | 2 | 0 | 0 |
| David Newhan, L (1, 9)<br>OBP: 0.398, SLG: 0.498 | 3-2 6 G6-4-3; 1B | | 4-1 6 1B; 1-2 2-3 BB | | 4-1 6 1B; 1-2 2-3 BB | | 0-1 ① F8 | 2-3 ③ K | | 3 | 0 | 1 | 0 | 2 | 1 | 2 |
| 6 Melvin Mora, R (1, 5)<br>OBP: 0.430, SLG: 0.586 | B 1 SAFE; 2-1 ②③ G6-4-3; 1-2f | | 3-2 1-3 2-H 3-H 1B | | 2-1 10 G6-4-3; 1-2 2-H 3-H 1B | | 1 SAFE; 3-0 2B; 1-2 HBP | | 2-2 BB; 1B | 4 | 0 | 3 | 4 | 0 | 0 | 1 |
| 10 Miguel Tejada, R (1, 6)<br>OBP: 0.360, SLG: 0.536 | | 1-2 ① G5-3 | 2-0 ③ P3 | | 1-0 ②③ G6-4-3; 1-2f | | 2-0 ② F5 | | 1-1 ① F8 | 5 | 0 | 0 | 0 | 0 | 0 | 7 |
| Rafael Palmeiro, L (1, 10)<br>OBP: 0.356, SLG: 0.391<br>Val Majewski, L (9, PR)<br>OBP: 0.091, SLG: 0.091 | | 0-1 G6-4-3; 1B | | 2-2 ① F8 | | H 1-0 G3-1 G2-3; 31 E HBP | 1-1 1-3 2-H 2B | | 4-1 1-2 BB | 3<br>0 | 1<br>0 | 2<br>0 | 1<br>0 | 1<br>0 | 0<br>0 | 0<br>0 |
| Javy Lopez, R (1, 2)<br>OBP: 0.369, SLG: 0.499 | 0-0 ②③ G6-4-3; 1-2f | | | 2-3 ② K | | 2-0 ① G2-3; 1-2 | 2-3 ③ K | | 0-1 ② F6 | 5 | 0 | 0 | 0 | 0 | 2 | 6 |
| B.J. Surhoff, L (1, 7)<br>OBP: 0.354, SLG: 0.402 | | | 1-0 ① P6 | 2-1 ③ G3 | | F 0-1 ② G3-1; 2-3 | | C 0-1 16 G4-3; 1 1B; 1B | 1-2 ③ P6 | 5 | 1 | 1 | 0 | 0 | 0 | 3 |
| 31 Jay Gibbons, L (1, 3)<br>OBP: 0.279, SLG: 0.321 | | | 2-2 ② P3 | | 2-3 ① K | 3-1 E4; 3-H | | 0-0 ① F8 | | 4 | 0 | 0 | 0 | 0 | 1 | 1 |
| 16 Tim Raines, S (1, 8)<br>OBP: 0.327, SLG: 0.326 | | | 3-2 BB; 1 S; 6 1B; 1B | | 2-1 BB; 1 CI; 6 1B; 1B | 0-1 ③ F9 | | 3-2 ② G4-3; 1-2 | | 4 | 2 | 2 | 0 | 0 | 0 | 2 |
| Inning Stats | R: 0 E: 0 K: 0 S: 11 H: 1 LOB: 0 BB: 0 P: 17 | R: 0 E: 0 K: 0 S: 6 H: 1 LOB: 0 BB: 0 P: 7 | R: 2 E: 0 K: 0 S: 16 H: 2 LOB: 2 BB: 2 P: 35 | R: 0 E: 0 K: 1 S: 8 H: 0 LOB: 0 BB: 0 P: 14 | R: 2 E: 1 K: 1 S: 14 H: 2 LOB: 1 BB: 1 P: 25 | R: 1 E: 1 K: 0 S: 7 H: 0 LOB: 1 BB: 0 P: 13 | R: 1 E: 0 K: 1 S: 10 H: 1 LOB: 2 BB: 1 P: 22 | R: 1 E: 0 K: 1 S: 12 H: 2 LOB: 1 BB: 0 P: 18 | R: 0 E: 0 K: 0 S: 13 H: 1 LOB: 2 BB: 1 P: 21 | 1B: 9 2B: 1 3B: 0 HR: 0 | SF: 0 SAC: 0 DP: 3 HBP: 2 | | | | | | |

| | |
|---|---|
| AB | 35 |
| R | 7 |
| H | 10 |
| RBI | 6 |
| BB | 5 |
| SO | 4 |
| LOB | 22 |

WP: 0 PB: 0 SB: 1 CS: 0 PA: 43

| PITCHER | | IP | WLS | BF | H | R | ER | SO | BB | IBB | HBP | BLK | WP | HR | S | P | ERA | WHIP |
|---|---|---|---|---|---|---|---|---|---|---|---|---|---|---|---|---|---|---|
| Chris Young, R<br>ERA: 5.4 | (1, 1) | 4.1 | L | 21 | 6 | 4 | 3 | 2 | 3 | 0 | 0 | 0 | 0 | 0 | 54 | 96 | 6.23 | 2.077 |
| Doug Brocail, R<br>ERA: 6.06 | (5, 1) | 1.2 | | 6 | 0 | 1 | 0 | 0 | 0 | 0 | 1 | 0 | 0 | 0 | 8 | 15 | 0.00 | 0.000 |
| Carlos Almanzar, R<br>ERA: 3.48 | (7, 1) | 1.0 | | 6 | 1 | 1 | 1 | 1 | 1 | 0 | 1 | 0 | 0 | 0 | 10 | 22 | 9.00 | 2.000 |
| Brian Shouse, L<br>ERA: 2.72 | (8, 1) | 1.0 | | 5 | 2 | 1 | 1 | 1 | 0 | 0 | 0 | 0 | 0 | 0 | 12 | 18 | 9.00 | 2.000 |
| 50 Frank Francisco, R<br>ERA: 3.27 | (9, 1) | 0.2 | | 4 | 1 | 0 | 0 | 0 | 1 | 0 | 0 | 0 | 0 | 0 | 8 | 15 | 0.00 | 3.000 |

| PITCHER | | IP | WLS | BF | H | R | ER | SO | BB | IBB | HBP | BLK | WP | HR | S | P | ERA | WHIP |
|---|---|---|---|---|---|---|---|---|---|---|---|---|---|---|---|---|---|---|
| 32 Ron Mahay, L<br>ERA: 2.14 | (9, 1) | 0.1 | | 1 | 0 | 0 | 0 | 0 | 0 | 0 | 0 | 0 | 0 | 0 | 5 | 6 | 0.00 | 0.000 |

# Baltimore Orioles @ Texas Rangers

The Ballpark at Arlington, Arlington, TX

Sun Aug 29 2004, 2:05 PM EDT

Att. 30,577 - Sunny - 85 F

BOTTOM

| Batter | 1 | 2 | 3 | 4 | 5 | 6 | 7 | 8 | 9 | AB | R | H | RBI | BB | SO | LOB |
|---|---|---|---|---|---|---|---|---|---|---|---|---|---|---|---|---|
| David Dellucci, L (1, 10)<br>OBP: 0.370, SLG: 0.510 | 3-1 10 S 23 1B 1B | | 0-3 K2-3 ③ | | | 2-1 F7 ① | 3-2 HR | | 1 SAFE B C D 1 F B F S SAFE 3-3 K ②③ 1-2 | 5 | 2 | 2 | 1 | 0 | 2 | 1 |
| 10 Michael Young, R (1, 6)<br>OBP: 0.354, SLG: 0.463 | 3-3 K ① 1-2 | | | 2-2 G3 23 1B 1B 1B | | 2-1 9 1B 23 1B 1B | 0-3 K ③ | | | 4 | 2 | 2 | 0 | 0 | 2 | 1 |
| 9 Hank Blalock, L (1, 5)<br>OBP: 0.357, SLG: 0.525 | 1-3 K ② | | | 1-3 K ① | | 0-0 23 1B 1-3 1B 1B | | 1-2 1B G6-3 1B | | 4 | 2 | 2 | 0 | 0 | 2 | 2 |
| 23 Mark Teixeira, S (1, 3)<br>OBP: 0.362, SLG: 0.565 | 0-1 ③ 2-H 1B | | | 3-1 G3 1-2 1B 1B | | 1-1 1B 1-3 3-H 1B | | 2-3 K ① | | 4 | 0 | 3 | 2 | 0 | 1 | 1 |
| Alfonso Soriano, R (1, 4)<br>OBP: 0.326, SLG: 0.479 | | 0-1 G6-3 ① | | 1-0 G3 ② 1-2 2-3 | | 0-0 1-2 3-H 1B | | 0-0 G6-3 S 1-3 1B | | 4 | 0 | 2 | 1 | 0 | 0 | 2 |
| Laynce Nix, L (1, 8)<br>OBP: 0.314, SLG: 0.500<br>Brian Jordan, R (8, PH)<br>OBP: 0.265, SLG: 0.353<br>(9, 9) | | 0-1 G1-3 ② | | 0-1 ③ 2-H 3-H 1B | | 1-3 K ② | | 2-1 G6-3 ② 1-3 3-H | | 3<br>1 | 0<br>0 | 1<br>0 | 1<br>1 | 0<br>0 | 1<br>0 | 2<br>1 |
| Kevin Mench, R (1, 7)<br>OBP: 0.319, SLG: 0.519 | | 3-2 G6-3 ③ | | | 1-1 G1-6-3 1B | 2-1 F8 ③ | | 1-2 P6 ③ | | 4 | 0 | 1 | 0 | 0 | 0 | 3 |
| Gary Matthews, S (1, 9)<br>OBP: 0.336, SLG: 0.460<br>(9, 8) | | | 1-0 15 G5-4-3 1B | | 0-2 G1-6-3 ①② 1-2f | | 0-1 F8 ① | | 3-2 G3-1 ① | 4 | 0 | 1 | 0 | 0 | 0 | 1 |
| 15 Gerald Laird, R (1, 2)<br>OBP: 0.298, SLG: 0.276<br>Eric Young Sr., R (9, PH)<br>OBP: 0.405, SLG: 0.386 | | | L 1 SAFE B X 1-1 G5-4-3 ①② 1-2f | | 3-3 K ③ | | 3-1 G5-3 ② | | 0-1 WP 1B | 3<br>1 | 0<br>0 | 0<br>1 | 0<br>0 | 0<br>0 | 1<br>0 | 1<br>0 |
| Inning Stats | R: 1 H: 2 E: 0 LOB: 1 K: 2 BB: 0 S: 10 P: 17 | R: 0 H: 0 E: 0 LOB: 0 K: 0 BB: 0 S: 7 P: 10 | R: 0 H: 1 E: 0 LOB: 0 K: 1 BB: 0 S: 6 P: 8 | R: 1 H: 3 E: 0 LOB: 2 K: 1 BB: 0 S: 12 P: 19 | R: 0 H: 1 E: 0 LOB: 0 K: 1 BB: 0 S: 10 P: 14 | R: 2 H: 4 E: 0 LOB: 2 K: 1 BB: 0 S: 13 P: 21 | R: 1 H: 1 E: 0 LOB: 0 K: 1 BB: 0 S: 10 P: 16 | R: 1 H: 2 E: 0 LOB: 1 K: 1 BB: 0 S: 13 P: 19 | R: 0 H: 1 E: 0 LOB: 0 K: 1 BB: 0 S: 9 P: 15 | 1B: 14 SF: 0<br>2B: 0 SAC: 0<br>3B: 0 DP: 2<br>HR: 1 HBP: 0 | | | | | | | |

livebaseballscorecards.com

| | |
|---|---|
| AB | 37 |
| R | 6 |
| H | 15 |
| RBI | 6 |
| BB | 0 |
| SO | 9 |
| LOB | 15 |

WP: 1 PA: 37
PB: 0
SB: 2
CS: 0

| PITCHER | | IP | WLS | BF | H | R | ER | SO | BB | IBB | HBP | BLK | WP | HR | S | P | ERA | WHIP |
|---|---|---|---|---|---|---|---|---|---|---|---|---|---|---|---|---|---|---|
| Sidney Ponson, R<br>ERA: 5.65 | (1, 1) | 7.0 | W | 29 | 12 | 5 | 5 | 7 | 0 | 0 | 0 | 0 | 0 | 1 | 68 | 105 | 6.43 | 1.714 |
| B.J. Ryan, L<br>ERA: 2.29 | (8, 1) | 0.1 | H | 3 | 2 | 1 | 1 | 1 | 0 | 0 | 0 | 0 | 0 | 0 | 8 | 11 | 27.00 | 6.000 |
| Jorge Julio, R<br>ERA: 3.67 | (8, 1) | 1.2 | S | 5 | 1 | 0 | 0 | 1 | 0 | 0 | 0 | 0 | 1 | 0 | 14 | 23 | 0.00 | 0.600 |

| PITCHER | IP | WLS | BF | H | R | ER | SO | BB | IBB | HBP | BLK | WP | HR | S | P | ERA | WHIP |
|---|---|---|---|---|---|---|---|---|---|---|---|---|---|---|---|---|---|

| Batter | 1 | 2 | 3 | 4 | 5 | 6 | 7 | 8 | 9 | 10 | 11 | 12 | AB | R | H | RBI | BB | SO | LOB |
|---|---|---|---|---|---|---|---|---|---|---|---|---|---|---|---|---|---|---|---|
| 1 Brian Roberts, S (1, 4)<br>OBP: 0.356, SLG: 0.375 | BBBB<br>4-0<br>WP<br>BB | | CBX<br>1-1 ②<br>P6 | | CFB1X SAFE<br>1-2<br>1-H<br>2B | | CBX<br>1-1<br>E5<br>6<br>1B<br>SH1-4 | | GSBBBX<br>2-2<br>CS<br>1B | | BCBFX<br>2-2 ②<br>F8<br>2-3 | | 5 | 1 | 2 | 1 | 1 | 0 | 2 |
| David Newhan, L (1, 10)<br>OBP: 0.391, SLG: 0.489 | CCDBBS<br>2-3 ①<br>K<br>1-2 | | BX<br>1-0 ③<br>G4-3 | | CBFS<br>1-3 ②<br>K | | BL1X SAFE<br>1-1 ①<br>SH1-4<br>1-2 | | CB1 SAFEBC1 SAFE1 SAFEF<br>2-3 S ② ③<br>K<br>1-2 | | BFBFBX<br>3-2 ③<br>F9 | | 5 | 0 | 0 | 0 | 0 | 3 | 6 |
| 6 Melvin Mora, R (1, 5)<br>OBP: 0.429, SLG: 0.590 | BCX<br>1-1 ②<br>F7 | | | BBSX<br>2-1 ①<br>P4 | BBCX<br>2-1 ③<br>G6-3 | | BX<br>1-0<br>2-H<br>1B | | | CBX<br>1-1 ①<br>P4 | | BCBFBFFX<br>3-2<br>HR | 6 | 1 | 2 | 2 | 0 | 0 | 2 |
| 10 Miguel Tejada, R (1, 6)<br>OBP: 0.360, SLG: 0.533 | BBCX<br>2-1 ③<br>F9 | | | BBBX<br>2-0<br>2B<br>1B | | BBFBX<br>3-1<br>BB<br>1B<br>1B | CBBFX<br>2-2 ②<br>F9 | | | CBFS<br>1-3 ②<br>K | | CCFBX<br>1-2 ①<br>P2 | 6 | 2 | 2 | 0 | 0 | 1 | 2 |
| Rafael Palmeiro, L (1, 3)<br>OBP: 0.358, SLG: 0.393 | | X<br>0-0 ①<br>F8 | | DBFFX<br>2-2<br>1-H<br>2B | | BBBBB<br>4-0<br>1B<br>1B<br>1-2<br>BB | BBSX<br>2-1 ③<br>F8 | | | BBX<br>2-0 ③<br>F7 | | X<br>0-0<br>2B<br>1B | 5 | 1 | 2 | 1 | 1 | 0 | 1 |
| Javy Lopez, R (1, 2)<br>OBP: 0.369, SLG: 0.500<br>Val Majewski, L (11, PR)<br>OBP: 0.091, SLG: 0.091<br>Robert Machado, R (11, 2)<br>OBP: 0.200, SLG: 0.239 | | BBCBSFFT<br>3-2 ②<br>K | | BX<br>1-0 ②<br>L5 | | CDFX<br>1-2<br>1-2<br>2-H<br>1B<br>1B | | CX<br>0-1 ①<br>L7 | | | CX<br>0-1<br>1B<br>2B | DCB1 SAFEFBC<br>3-3 ②<br>K | 5<br>0<br>1 | 0<br>1<br>0 | 2<br>0<br>0 | 1<br>0<br>0 | 0<br>0<br>1 | 1<br>0<br>1 | 1<br>0<br>1 |
| B.J. Surhoff, L (1, 7)<br>OBP: 0.357, SLG: 0.408 | | BBX<br>2-0 ③<br>F7 | | X<br>0-0 ③<br>G3 | | BBBBX<br>3-0<br>16<br>G6-3<br>1-2<br>2-3<br>1B | | CX<br>0-1 ②<br>L7 | | | X<br>0-0<br>1<br>F8<br>31<br>1B<br>2-H<br>1B | FBBBFFFFFBF<br>3-2<br>X<br>31<br>HR<br>1-H<br>2B | 6 | 1 | 3 | 2 | 0 | 0 | 1 |
| 31 Jay Gibbons, L (1, 9)<br>OBP: 0.287, SLG: 0.353 | | | X<br>0-0<br>HR | | BX<br>1-0<br>16<br>FC6-4<br>1B | FFS<br>0-3 ①<br>K | | CFX<br>0-2 ③<br>G6-3 | | | SFBFBX<br>2-2<br>1-2<br>1B | X<br>0-0<br>2-H<br>HR | 6 | 2 | 4 | 3 | 0 | 1 | 3 |
| 16 Tim Raines, S (1, 8)<br>OBP: 0.291, SLG: 0.288 | | | LX<br>0-1 ①<br>G4-3 | | C1 SAFEFFB1 SAFEBX<br>2-2 ①<br>1-2f<br>FC6-4<br>1<br>2B | BCCBBX<br>2-2 ② ③<br>1-2f<br>G6-3 | | | X<br>0-0 ①<br>G5-3 | | X<br>0-0 ①<br>F7 | CX<br>0-1 ③<br>G6-3 | 6 | 1 | 0 | 0 | 0 | 0 | 6 |
| Inning Stats | R: 0 H: 0<br>E: 0 LOB: 1<br>K: 1 BB: 1<br>S: 7 P: 16 | R: 0 H: 0<br>E: 0 LOB: 0<br>K: 1 BB: 0<br>S: 7 P: 12 | R: 1 H: 1<br>E: 0 LOB: 0<br>K: 0 BB: 0<br>S: 6 P: 8 | R: 1 H: 2<br>E: 0 LOB: 1<br>K: 0 BB: 0<br>S: 8 P: 15 | R: 1 H: 2<br>E: 0 LOB: 1<br>K: 1 BB: 0<br>S: 13 P: 20 | R: 1 H: 3<br>E: 0 LOB: 2<br>K: 1 BB: 1<br>S: 12 P: 25 | R: 1 H: 1<br>E: 1 LOB: 1<br>K: 0 BB: 0<br>S: 10 P: 17 | R: 0 H: 0<br>E: 0 LOB: 0<br>K: 0 BB: 0<br>S: 7 P: 7 | R: 0 H: 0<br>E: 0 LOB: 0<br>K: 1 BB: 0<br>S: 8 P: 12 | R: 0 H: 0<br>E: 0 LOB: 0<br>K: 1 BB: 0<br>S: 6 P: 10 | R: 1 H: 3<br>E: 0 LOB: 3<br>K: 0 BB: 0<br>S: 14 P: 21 | R: 4 H: 4<br>E: 0 LOB: 0<br>K: 1 BB: 0<br>S: 23 P: 33 | 1B: 10 SF: 0<br>2B: 4 SAC: 1<br>3B: 0 DP: 1<br>HR: 3 HBP: 0 | | | | WP: 1 PA: 54<br>PB: 0<br>SB: 0<br>CS: 1 | | |

| PITCHER | | IP | WLS | BF | H | R | ER | SO | BB | IBB | HBP | BLK | WP | HR | S | P | ERA | WHIP |
|---|---|---|---|---|---|---|---|---|---|---|---|---|---|---|---|---|---|---|
| Rob Bell, R<br>ERA: 4.57 | (1, 1) | 5.0 | | 24 | 7 | 4 | 4 | 3 | 2 | 0 | 0 | 0 | 1 | 1 | 46 | 84 | 7.20 | 1.800 |
| Trever Miller, L<br>ERA: 3.2 | (6, 1) | 1.1 | | 5 | 1 | 1 | 0 | 1 | 0 | 0 | 0 | 0 | 0 | 0 | 11 | 18 | 0.00 | 0.750 |
| Jorge Sosa, R<br>ERA: 5.31 | (7, 1) | 1.0 | | 4 | 1 | 0 | 0 | 0 | 0 | 0 | 0 | 0 | 0 | 0 | 8 | 13 | 0.00 | 1.000 |
| Bobby Seay, L<br>ERA: 1.59 | (8, 1) | 1.2 | | 5 | 1 | 0 | 0 | 1 | 0 | 0 | 0 | 0 | 0 | 0 | 13 | 17 | 0.00 | 0.600 |
| Jesus Colome, R<br>ERA: 2.85 | (10, 1) | 1.0 | | 5 | 2 | 1 | 1 | 1 | 0 | 0 | 0 | 0 | 0 | 0 | 9 | 13 | 9.00 | 2.000 |

| PITCHER | | IP | WLS | BF | H | R | ER | SO | BB | IBB | HBP | BLK | WP | HR | S | P | ERA | WHIP |
|---|---|---|---|---|---|---|---|---|---|---|---|---|---|---|---|---|---|---|
| Lance Carter, R<br>ERA: 3.26 | (11, 1) | 2.0 | L | 11 | 5 | 4 | 4 | 1 | 0 | 0 | 0 | 0 | 0 | 2 | 34 | 51 | 18.00 | 2.500 |

TOP

# Baltimore Orioles @ Tampa Bay Devil Rays

Tropicana Field, St. Petersburg, FL

Tue Aug 31 2004, 7:15 PM EDT

Att. 8,620 - Dome - 72 F

livebaseballscorecards.com

| | |
|---|---|
| AB | 51 |
| R | 10 |
| H | 17 |
| RBI | 10 |
| BB | 2 |
| SO | 7 |
| LOB | 25 |

| Batter | 1 | 2 | 3 | 4 | 5 | 6 | 7 | 8 | 9 | 10 | 11 | 12 | AB | R | H | RBI | BB | SO | LOB |
|---|---|---|---|---|---|---|---|---|---|---|---|---|---|---|---|---|---|---|---|
| Julio Lugo, R (1, 6)<br>OBP: 0.344, SLG: 0.397 | C F C<br>0-3 ① K | | S B B B B<br>4-1 BB | | B F B B B<br>4-1 G1-5-3 HR BB | S F S<br>0-3 ③ K | | | B F C C<br>1-3 ① K | | C X<br>0-1 BB 1B 1B | | 4 | 2 | 1 | 0 | 2 | 3 | 2 |
| B.J. Upton, R (1, 10)<br>OBP: 0.333, SLG: 0.434<br>Randall Simon, L (9, PH)<br>OBP: 0.265, SLG: 0.272<br>Brook Fordyce, R (11, PH)<br>OBP: 0.254, SLG: 0.262 | C B S S S<br>1-3 ② K | | B S B B B S F S<br>3-3 ② K | | F X<br>0-1 ② G1-5-3 1-2 | | B B C C C C<br>3-3 ① K | | C B C F S<br>1-3 ② K | | B F B B B<br>4-1 1B BB 1-2 | | 4<br>1<br>0 | 0<br>0<br>0 | 0<br>0<br>0 | 0<br>0<br>0 | 0<br>0<br>1 | 3<br>1<br>0 | 4<br>0<br>0 |
| Aubrey Huff, L (1, 7)<br>OBP: 0.357, SLG: 0.499 | B X<br>1-0 ③ P6 | | X<br>0-0 ③ P4 | | C B B B B X<br>3-1 2-H HR | | B B X<br>2-0 ② G6-3 | | B X<br>1-0 HR | | B S F X<br>1-2 ③ 1-3 2-H 1B | | 6 | 2 | 3 | 4 | 0 | 0 | 3 |
| José Cruz Jr., S (1, 9)<br>OBP: 0.339, SLG: 0.449 | | S B X<br>1-1 ① P3 | | B F B B B F X<br>3-2 ① P5 | X<br>0-0 ③ P4 | | B C C B F X<br>2-2 HR | | C F B C<br>1-3 ③ K | | | B F B B X<br>3-1 13 L6 2B | 6 | 1 | 2 | 1 | 0 | 1 | 0 |
| Tino Martinez, L (1, 3)<br>OBP: 0.360, SLG: 0.461 | | B B C X<br>2-1 ② P4 | | C C B F B F B B<br>4-2 3 2B BB | C X<br>0-1 ① G3 | | B B C X<br>2-1 ③ G4-3 | | | X<br>0-0 ① F8 | | C B X<br>1-1 ① F7 | 5 | 0 | 0 | 0 | 1 | 0 | 1 |
| 3 Jorge Cantu, R (1, 4)<br>OBP: 0.354, SLG: 0.473<br>13 Carl Crawford, L (10, PR)<br>OBP: 0.329, SLG: 0.445<br>(11, 8) | X<br>0-0 ③ P3 | | C S B F P B F X<br>3-2 1-3 2B | | B F C B F F X<br>2-2 1B 2B | | B B C B B<br>4-1 BB | | | B B B B<br>4-0 CS BB | | D M X<br>1-1 ②③ L6 2-3 | 3<br>1 | 1<br>0 | 2<br>0 | 0<br>0 | 2<br>0 | 0<br>0 | 0<br>1 |
| Geoff Blum, S (1, 5)<br>OBP: 0.286, SLG: 0.365<br>(11, 4)<br>(12, 5) | | C B F B D F B<br>4-2 SH3-4 1B BB | F X<br>0-1 ② G5-3 | | B B S S F F X<br>2-2 2-H 1B 1B | | | C 1 SAFE B B F X<br>2-2 ① F8 | | C 1 SAFE F P D X<br>2-2 ②③ F9 1-2 | | | 4 | 0 | 1 | 1 | 1 | 0 | 4 |
| Toby Hall, R (1, 2)<br>OBP: 0.314, SLG: 0.383 | | 1 SAFE B F 1 SAFE F F F F B<br>2-2 F X 1-2 SH3-4 1B | F B B F X<br>2-2 ③ G3 | | F F F F F X<br>0-2 1-2 1B | | | S B F B B S<br>3-3 ② K | | | C B F F F B B C<br>3-3 ① K | | 5 | 0 | 2 | 0 | 0 | 2 | 3 |
| Damian Rolls, R (1, 8)<br>OBP: 0.223, SLG: 0.190<br>(11, 5)<br>Rey Sanchez, R (11, PH)<br>OBP: 0.287, SLG: 0.347<br>(12, 4) | | C B X<br>1-1 ① SH3-4 1-2 2-3 | F B F X<br>1-2 ① G6-3 | | S S S<br>0-3 ② K | | | C C S<br>0-3 ③ K | | | B B B C X<br>3-1 ② G1-3 | | 3<br>1 | 0<br>0 | 0<br>0 | 0<br>0 | 0<br>0 | 2<br>0 | 3<br>0 |
| Inning Stats | R: 0 H: 0<br>E: 0 LOB: 0<br>K: 2 BB: 0<br>S: 7 P: 9 | R: 0 H: 0<br>E: 0 LOB: 0<br>K: 0 BB: 0<br>S: 5 P: 8 | R: 0 H: 1<br>E: 0 LOB: 3<br>K: 1 BB: 2<br>S: 18 P: 32 | R: 0 H: 1<br>E: 0 LOB: 2<br>K: 0 BB: 1<br>S: 19 P: 30 | R: 2 H: 1<br>E: 0 LOB: 0<br>K: 0 BB: 1<br>S: 9 P: 17 | R: 1 H: 3<br>E: 0 LOB: 2<br>K: 2 BB: 0<br>S: 26 P: 30 | R: 1 H: 1<br>E: 0 LOB: 0<br>K: 1 BB: 0<br>S: 10 P: 19 | R: 0 H: 0<br>E: 0 LOB: 1<br>K: 2 BB: 1<br>S: 10 P: 19 | R: 1 H: 1<br>E: 0 LOB: 0<br>K: 3 BB: 0<br>S: 12 P: 16 | R: 0 H: 0<br>E: 0 LOB: 1<br>K: 0 BB: 1<br>S: 5 P: 10 | R: 1 H: 2<br>E: 0 LOB: 2<br>K: 1 BB: 1<br>S: 13 P: 24 | R: 0 H: 1<br>E: 0 LOB: 0<br>K: 0 BB: 0<br>S: 6 P: 11 | 1B: 5<br>2B: 4<br>3B: 0<br>HR: 3 | SF: 0<br>SAC: 1<br>DP: 1<br>HBP: 0 | | WP: 0<br>PB: 0<br>SB: 0<br>CS: 1 | PA: 51 | | |

| PITCHER | | IP | WLS | BF | H | R | ER | SO | BB | IBB | HBP | BLK | WP | HR | S | P | ERA | WHIP |
|---|---|---|---|---|---|---|---|---|---|---|---|---|---|---|---|---|---|---|
| Bruce Chen, L<br>ERA: 2.19 | (1, 1) | 5.1 | | 25 | 5 | 3 | 3 | 3 | 4 | 0 | 0 | 0 | 0 | 1 | 71 | 113 | 5.06 | 1.688 |
| Jason Grimsley, R<br>ERA: 3.86 | (6, 1) | 1.1 | H | 6 | 2 | 1 | 1 | 3 | 0 | 0 | 0 | 0 | 0 | 1 | 21 | 28 | 6.75 | 1.500 |
| B.J. Ryan, L<br>ERA: 2.25 | (7, 1) | 1.1 | H | 5 | 0 | 0 | 0 | 2 | 1 | 0 | 0 | 0 | 0 | 0 | 12 | 23 | 0.00 | 0.750 |
| Jorge Julio, R<br>ERA: 3.7 | (9, 1) | 2.0 | B | 7 | 1 | 1 | 1 | 3 | 1 | 0 | 0 | 0 | 0 | 1 | 17 | 26 | 4.50 | 1.000 |
| Dave Borkowski, R<br>ERA: 4.61 | (11, 1) | 0.2 | H | 3 | 1 | 1 | 1 | 1 | 0 | 0 | 0 | 0 | 0 | 0 | 9 | 15 | 13.50 | 1.500 |

| PITCHER | | IP | WLS | BF | H | R | ER | SO | BB | IBB | HBP | BLK | WP | HR | S | P | ERA | WHIP |
|---|---|---|---|---|---|---|---|---|---|---|---|---|---|---|---|---|---|---|
| Buddy Groom, L<br>ERA: 5.52 | (11, 1) | 1.1 | W | 5 | 2 | 0 | 0 | 0 | 1 | 0 | 0 | 0 | 0 | 0 | 10 | 20 | 0.00 | 2.250 |

# BOTTOM

# Baltimore Orioles @ Tampa Bay Devil Rays

Tropicana Field, St. Petersburg, FL

Tue Aug 31 2004, 7:15 PM EDT

Att. 8,620 - Dome - 72 F

livebaseballscorecards.com

| | |
|---|---|
| AB | 43 |
| R | 6 |
| H | 11 |
| RBI | 6 |
| BB | 7 |
| SO | 12 |
| LOB | 21 |

| Batter | 1 | 2 | 3 | 4 | 5 | 6 | 7 | 8 | 9 | AB | R | H | RBI | BB | SO | LOB |
|---|---|---|---|---|---|---|---|---|---|---|---|---|---|---|---|---|
| 1 Brian Roberts, S (1, 4)<br>OBP: 0.357, SLG: 0.375 | E6<br>10 BB<br>1B<br>1B | 6 FC6-4<br>1B | | | FC4-6<br>BB | SF9<br>3-H | | | FC6<br>1-2f | 4 | 1 | 2 | 1 | 1 | 0 | 2 |
| Larry Bigbie, L (1, 7)<br>OBP: 0.330, SLG: 0.419 | 10 BB<br>1-2<br>1B<br>1B | K | | | FC4-6<br>10 1B<br>10 WP<br>1-2f | G3-1<br>1-2 | | L8 | | 5 | 1 | 1 | 0 | 0 | 1 | 4 |
| 6 Melvin Mora, R (1, 5)<br>OBP: 0.427, SLG: 0.585 | K | FC6-4<br>1-2f | | | F7 | | 10 2B<br>2B<br>1B | L8 | | 5 | 1 | 1 | 0 | 0 | 1 | 5 |
| 10 Miguel Tejada, R (1, 6)<br>OBP: 0.362, SLG: 0.535 | 1B<br>1-2<br>2-3<br>1B<br>BB | | F9 | | BB<br>1-3<br>1B | | 1-3<br>2B<br>2B | | K | 4 | 2 | 2 | 0 | 1 | 1 | 0 |
| Javy Lopez, R (1, 2)<br>OBP: 0.371, SLG: 0.502 | 1B<br>1-3<br>2-H<br>3-H<br>1B | | L7 | | 1-2<br>BB | | 1B<br>2-H<br>3-H<br>2B | | F9 | 4 | 0 | 2 | 4 | 1 | 0 | 0 |
| B.J. Surhoff, L (1, 9)<br>OBP: 0.362, SLG: 0.412 | 1-2<br>3-H<br>1B | | G3-1 | | G3 | | 2-3<br>1B | | 2B<br>1B | 5 | 1 | 3 | 1 | 0 | 0 | 3 |
| David Segui, S (1, 10)<br>OBP: 0.375, SLG: 0.431<br>Val Majewski, L (9, PH)<br>OBP: 0.167, SLG: 0.250 | K | | | G4-6-3<br>1B | | 16 1B<br>16 BLK<br>1 SF9<br>1B | F8 | | 1-H<br>1B<br>2B | 4<br>1 | 1<br>1 | 2<br>1 | 0<br>1 | 0<br>0 | 1<br>0 | 3<br>0 |
| Jose Leon, R (1, 3)<br>OBP: 0.159, SLG: 0.214 | L6 | | | G4-6-3<br>1-2f | | P4 | G6-3 | | 16 HBP<br>2-H<br>1B | 5 | 0 | 1 | 1 | 0 | 0 | 5 |
| 16 Tim Raines, S (1, 8)<br>OBP: 0.300, SLG: 0.286 | | G4-3 | | K | | S<br>1-3<br>1B | | G6-3 | 1<br>FC6<br>1-2<br>HBP | 4 | 0 | 1 | 0 | 0 | 1 | 0 |
| Inning Stats | R: 3 E: 1 K: 2 S: 24<br>H: 3 LOB: 2 BB: 1 P: 37 | R: 0 E: 0 K: 1 S: 10<br>H: 1 LOB: 1 BB: 0 P: 13 | R: 0 E: 0 K: 0 S: 5<br>H: 0 LOB: 0 BB: 0 P: 7 | R: 0 E: 0 K: 1 S: 6<br>H: 1 LOB: 0 BB: 0 P: 8 | R: 0 E: 0 K: 0 S: 13<br>H: 1 LOB: 3 BB: 2 P: 29 | R: 1 E: 0 K: 0 S: 12<br>H: 2 LOB: 1 BB: 0 P: 22 | R: 2 E: 0 K: 0 S: 11<br>H: 4 LOB: 1 BB: 0 P: 17 | R: 0 E: 0 K: 0 S: 7<br>H: 1 LOB: 1 BB: 0 P: 13 | R: 2 E: 0 K: 1 S: 12<br>H: 3 LOB: 2 BB: 0 P: 18 | 1B: 13 2B: 3 3B: 0 HR: 0<br>SF: 1 SAC: 0 DP: 1 HBP: 1 | | | | | | |

| PITCHER | | IP | WLS | BF | H | R | ER | SO | BB | IBB | HBP | BLK | WP | HR | S | P | ERA | WHIP |
|---|---|---|---|---|---|---|---|---|---|---|---|---|---|---|---|---|---|---|
| Mark Hendrickson, L<br>ERA: 4.89 | (1, 1) | 6.0 | L | 29 | 8 | 4 | 3 | 4 | 3 | 0 | 0 | 1 | 1 | 0 | 70 | 116 | 4.50 | 1.833 |
| Chad Gaudin, R<br>ERA: 5.13 | (7, 1) | 3.0 | | 17 | 8 | 4 | 4 | 1 | 0 | 0 | 1 | 0 | 0 | 0 | 30 | 48 | 12.00 | 2.667 |

| PITCHER | IP | WLS | BF | H | R | ER | SO | BB | IBB | HBP | BLK | WP | HR | S | P | ERA | WHIP |
|---|---|---|---|---|---|---|---|---|---|---|---|---|---|---|---|---|---|

# TOP

## Baltimore Orioles @ Tampa Bay Devil Rays

Tropicana Field, St. Petersburg, FL

Wed Sep 01 2004, 7:15 PM EDT

Att. 8,988 - Dome - 72 F

livebaseballscorecards.com

| | |
|---|---|
| AB | 41 |
| R | 8 |
| H | 16 |
| RBI | 8 |
| BB | 3 |
| SO | 5 |
| LOB | 22 |

| | | | |
|---|---|---|---|
| 1B: 13 | SF: 1 | WP: 1 | PA: 46 |
| 2B: 3 | SAC: 0 | PB: 0 | |
| 3B: 0 | DP: 1 | SB: 1 | |
| HR: 0 | HBP: 1 | CS: 0 | |

| Batter | 1 | 2 | 3 | 4 | 5 | 6 | 7 | 8 | 9 | AB | R | H | RBI | BB | SO | LOB |
|---|---|---|---|---|---|---|---|---|---|---|---|---|---|---|---|---|
| Julio Lugo, R (1, 6)<br>OBP: 0.343, SLG: 0.395 | X 0-0 ① F8 | | B C B B X 3-1 5 BB BB 1B | | C B S 1-3 ② K | | B C X 1-1 ②③ G6-3 1-2f | | X 0-0 ③ G3 | 5 | 0 | 1 | 0 | 0 | 1 | 5 |
| 5 Rocco Baldelli, R (1, 10)<br>OBP: 0.331, SLG: 0.415 | C C X 0-2 WP 2B | | C B S T D D B 4-2 1-2 BB BB | | X 0-0 ③ F8 | | | C S T B D T F H 3-2 DI HBP | | 2 | 0 | 1 | 0 | 1 | 0 | 0 |
| Aubrey Huff, L (1, 7)<br>OBP: 0.356, SLG: 0.496 | B C B B X 3-1 ② P5 2-3 | | C B B B D B 4-1 1-2 2-3 BB | | | B C C F X 1-2 ① G6-3 | | B S S B B S 3-3 ① K | | 3 | 0 | 0 | 0 | 1 | 1 | 2 |
| José Cruz Jr., S (1, 8)<br>OBP: 0.337, SLG: 0.444 | S X 0-1 ③ G3-1 | | B C C F S 1-3 ③ K | | | B X 1-0 ② F9 | | C C D S 1-3 ② K | | 4 | 0 | 0 | 0 | 0 | 2 | 5 |
| Tino Martinez, L (1, 3)<br>OBP: 0.359, SLG: 0.457 | | C T F B B T F X 2-2 ① P4 | | B C F F B B B 4-2 3 G3 BB | | F B X 1-1 ③ G1-3 | | B C S B D X 3-2 1-2 F9 ③ | | 3 | 0 | 0 | 0 | 1 | 0 | 1 |
| 3 Jorge Cantu, R (1, 4)<br>OBP: 0.350, SLG: 0.457 | | X 0-0 ② F7 | | C F B D B F X 3-2 1-2 G3 ① | | | B B B C B 4-1 BB BB BB | | B X 1-0 E6 FC6-4 BB | 3 | 0 | 0 | 0 | 1 | 0 | 1 |
| Geoff Blum, S (1, 5)<br>OBP: 0.285, SLG: 0.361 | | B F S X 1-2 ③ P5 | | X 0-0 ② P4 | | | F B X 1-1 ① F8 | | B B B B C F B 4-2 FC6-4 1-2 BB | 3 | 0 | 0 | 0 | 1 | 0 | 2 |
| Matt Diaz, R (1, 9) | | | F B X 1-1 ① G4-3 | F B F S 1-3 ③ K | | | B F F B B B 4-2 1-2 BB BB | | C D S B S 2-3 ① K | 3 | 0 | 0 | 0 | 1 | 2 | 3 |
| Brook Fordyce, R (1, 2)<br>OBP: 0.254, SLG: 0.256 | | | F B X 1-1 ② P4 | | X 0-0 ① F8 | | B B B C B 4-1 1-2 2-3 G6-3 BB | | C X 0-1 ② 1-2f 2-3 FC6-4 | 3 | 0 | 0 | 0 | 1 | 0 | 2 |
| Inning Stats | R: 0 E: 0 K: 0 S: 8 H: 1 LOB: 1 BB: 0 P: 11 | R: 0 E: 0 K: 0 S: 10 H: 0 LOB: 0 BB: 0 P: 13 | R: 0 E: 0 K: 1 S: 14 H: 1 LOB: 3 BB: 2 P: 28 | R: 0 E: 0 K: 1 S: 11 H: 0 LOB: 1 BB: 1 P: 19 | R: 0 E: 0 K: 1 S: 5 H: 0 LOB: 0 BB: 0 P: 6 | R: 0 E: 0 K: 0 S: 7 H: 0 LOB: 0 BB: 0 P: 10 | R: 0 E: 0 K: 0 S: 8 H: 0 LOB: 2 BB: 3 P: 22 | R: 0 E: 0 K: 2 S: 14 H: 0 LOB: 1 BB: 0 P: 24 | R: 0 E: 1 K: 1 S: 9 H: 0 LOB: 2 BB: 1 P: 16 | 1B: 1 2B: 1 3B: 0 HR: 0 | SF: 0 SAC: 0 DP: 1 HBP: 1 | | | | | | |

# BOTTOM

# Baltimore Orioles @ Tampa Bay Devil Rays

Tropicana Field, St. Petersburg, FL

Wed Sep 01 2004, 7:15 PM EDT

Att. 8,988 - Dome - 72 F

livebaseballscorecards.com

| | |
|---|---|
| AB | 29 |
| R | 0 |
| H | 2 |
| RBI | 0 |
| BB | 7 |
| SO | 6 |
| LOB | 21 |

WP: 1 PB: 0 SB: 0 CS: 0 PA: 37

| PITCHER | | IP | WLS | BF | H | R | ER | SO | BB | IBB | HBP | BLK | WP | HR | S | P | ERA | WHIP |
|---|---|---|---|---|---|---|---|---|---|---|---|---|---|---|---|---|---|---|
| 40 Daniel Cabrera, R<br>ERA: 4.69 | (1, 1) | 6.1 | W | 27 | 2 | 0 | 0 | 3 | 6 | 0 | 0 | 0 | 1 | 0 | 61 | 106 | 0.00 | 1.263 |
| Todd Williams, R<br>ERA: 3.6 | (7, 1) | 0.2 | | 2 | 0 | 0 | 0 | 0 | 0 | 0 | 1 | 0 | 0 | 0 | 7 | 11 | 0.00 | 0.000 |
| John Parrish, L<br>ERA: 3.58 | (8, 1) | 2.0 | | 8 | 0 | 0 | 0 | 3 | 1 | 0 | 0 | 0 | 0 | 0 | 18 | 32 | 0.00 | 0.500 |

| PITCHER | IP | WLS | BF | H | R | ER | SO | BB | IBB | HBP | BLK | WP | HR | S | P | ERA | WHIP |
|---|---|---|---|---|---|---|---|---|---|---|---|---|---|---|---|---|---|

| Batter | 1 | 2 | 3 | 4 | 5 | 6 | 7 | 8 | 9 | AB | R | H | RBI | BB | SO | LOB |
|---|---|---|---|---|---|---|---|---|---|---|---|---|---|---|---|---|
| 1 Brian Roberts, S (1, 4)<br>OBP: 0.359, SLG: 0.378 | C<br>X<br>0-1<br>1B | C<br>B<br>X<br>1-1 ③<br>F7 | | | F<br>B<br>X<br>1-1 ①<br>G3 | | F<br>1 SAFE<br>B<br>1 SAFE<br>P<br>X<br>2-1 ①<br>FC4-6<br>2B<br>10<br>FC4-6<br>1-2f | X<br>0-0<br>16<br>1B<br>6<br>E<br>2B | B<br>B<br>B<br>B<br>4-0<br>16<br>FC6-4<br>1-2<br>BB | 5 | 2 | 2 | 0 | 1 | 0 | 4 |
| David Newhan, L (1, 7)<br>OBP: 0.392, SLG: 0.496<br>16 Tim Raines, S (7, 8)<br>OBP: 0.306, SLG: 0.293 | B<br>B<br>X<br>2-0 ①<br>F8 | | L<br>B<br>S<br>B<br>B<br>S<br>3-3 ①<br>K | | B<br>C<br>F<br>X<br>1-2<br>10<br>S<br>10<br>SF8<br>2B | | 1 SAFE<br>B<br>1 SAFE<br>1 SAFE<br>B<br>X<br>2-0<br>10<br>FC4-6<br>1-3<br>1B<br>2B | B<br>X<br>1-0<br>6<br>E<br>6<br>FC1<br>10<br>1B<br>2-3<br>1B | C<br>X<br>0-1 ①<br>FC6-4<br>6<br>FC6-4<br>1-2f<br>2-3 | 4<br>2 | 2<br>1 | 2<br>1 | 0<br>1 | 0<br>0 | 1<br>0 | 1<br>2 |
| 6 Melvin Mora, R (1, 5)<br>OBP: 0.426, SLG: 0.580 | C<br>1 SAFE<br>C<br>1 SAFE<br>X<br>0-2 ②<br>F7 | | B<br>B<br>F<br>S<br>S<br>S<br>2-3 ②<br>K | | H<br>1-0<br>10<br>SF8<br>HBP | | B<br>B<br>C<br>H<br>3-1<br>10<br>FC4-6<br>HBP | B<br>B<br>C<br>B<br>X<br>3-1<br>FC1<br>10<br>1B<br>1-3<br>G4-3<br>3-H | B<br>X<br>1-0 ②<br>FC6-4<br>1-2f<br>3-H | 4 | 1 | 0 | 2 | 0 | 1 | 3 |
| 10 Miguel Tejada, R (1, 6)<br>OBP: 0.360, SLG: 0.533<br>Luis Lopez, S (8, PR)<br>OBP: 0.247, SLG: 0.329 (8, 6) | C<br>1 SAFE<br>F<br>F<br>F<br>X<br>1-2 ③<br>G5-3 | | B<br>X<br>1-0 ③<br>G5-3 | | B<br>X<br>1-0 ②<br>SF8<br>1-2<br>2-H | | X<br>0-0 ②<br>FC4-6<br>1B<br>1-2f<br>2-3<br>3-H | X<br>0-0<br>31<br>2B<br>G4-3<br>2-3<br>3-H<br>1B | C<br>C<br>C<br>0-3 ③<br>K | 4<br>1 | 1<br>1 | 1<br>0 | 3<br>0 | 0<br>0 | 0<br>1 | 3<br>1 |
| Rafael Palmeiro, L (1, 3)<br>OBP: 0.358, SLG: 0.396 | | C<br>B<br>C<br>B<br>F<br>B<br>S<br>3-3 ①<br>K | | B<br>X<br>1-0<br>E<br>2B | C<br>B<br>B<br>B<br>C<br>S<br>3-3 ③<br>K | | B<br>D<br>C<br>X<br>2-1<br>31<br>BB<br>1B<br>2B<br>1-2<br>3-H<br>1B | C<br>C<br>B<br>F<br>B<br>X<br>2-2 ①<br>G4-3<br>1-2<br>3-H | | 5 | 2 | 2 | 2 | 0 | 2 | 2 |
| B.J. Surhoff, L (1, 10)<br>OBP: 0.364, SLG: 0.417<br>Jose Leon, R (8, PH)<br>OBP: 0.156, SLG: 0.209 | | C<br>B<br>F<br>X<br>1-2 ②<br>F7 | | B<br>X<br>1-0<br>E8<br>31<br>G6-3<br>2-H<br>2B | | C<br>X<br>0-1 ①<br>P5 | X<br>0-0<br>31<br>BB<br>2B<br>1-2<br>2-H<br>1B | B<br>F<br>B<br>F<br>C<br>2-3 ②<br>K | | 4<br>1 | 2<br>0 | 2<br>0 | 2<br>0 | 0<br>0 | 0<br>1 | 0<br>1 |
| 31 Jay Gibbons, L (1, 9)<br>OBP: 0.293, SLG: 0.356 | | B<br>B<br>B<br>C<br>S<br>F<br>B<br>4-2<br>1B<br>BB<br>BB | | X<br>0-0 ①<br>G6-3<br>3-H | S<br>S<br>S<br>0-3 ②<br>K | B<br>B<br>B<br>B<br>4-0<br>2B<br>1-2<br>2-3<br>BB | F<br>B<br>B<br>X<br>2-1<br>2-H<br>2B | | | 3<br>0 | 1<br>0 | 2<br>0 | 2<br>0 | 1<br>0 | 1<br>0 | 0<br>0 |
| Geronimo Gil, R (1, 2)<br>OBP: 0.400, SLG: 0.500 | | B<br>B<br>B<br>C<br>B<br>4-1<br>1B<br>1-2<br>BB | | B<br>B<br>F<br>X<br>2-1 ②<br>G5-3 | B<br>S<br>X<br>1-1 ③<br>F7 | F<br>X<br>0-1<br>1-3<br>2-H<br>3-H<br>2B | B<br>B<br>F<br>X<br>2-1 ③<br>F8 | | | 4<br>0 | 1<br>0 | 2<br>0 | 1<br>1 | 0<br>0 | 1<br>0 | 0<br>1 |
| Larry Bigbie, L (1, 8)<br>OBP: 0.333, SLG: 0.420 (7, 7) | | X<br>0-0<br>1-2<br>2-3<br>1B | | X<br>0-0 ③<br>F7 | | | 1-2<br>1<br>FC4-6<br>1B<br>1-0<br>G4-3<br>③ | | B<br>B<br>C<br>F<br>B<br>B<br>4-2<br>16<br>FC6-4<br>1<br>BB<br>6<br>FC6-4<br>BB | 4 | 1 | 2 | 0 | 1 | 0 | 2 |
| Inning Stats | R: 0<br>E: 0<br>K: 0<br>S: 11<br>H: 1<br>LOB: 1<br>BB: 0<br>P: 13 | R: 0<br>E: 0<br>K: 1<br>S: 14<br>H: 1<br>LOB: 3<br>BB: 2<br>P: 27 | R: 0<br>E: 0<br>K: 2<br>S: 7<br>H: 0<br>LOB: 0<br>BB: 0<br>P: 13 | R: 2<br>E: 1<br>K: 0<br>S: 6<br>H: 2<br>LOB: 0<br>BB: 0<br>P: 10 | R: 1<br>E: 0<br>K: 1<br>S: 9<br>H: 1<br>LOB: 1<br>BB: 0<br>P: 16 | R: 0<br>E: 0<br>K: 1<br>S: 7<br>H: 0<br>LOB: 0<br>BB: 0<br>P: 8 | R: 5<br>E: 0<br>K: 0<br>S: 16<br>H: 5<br>LOB: 2<br>BB: 1<br>P: 30 | R: 4<br>E: 1<br>K: 1<br>S: 16<br>H: 4<br>LOB: 1<br>BB: 0<br>P: 28 | R: 1<br>E: 0<br>K: 1<br>S: 8<br>H: 0<br>LOB: 1<br>BB: 2<br>P: 17 | 1B: 7<br>2B: 7<br>3B: 0<br>HR: 0<br>SF: 1<br>SAC: 0<br>DP: 0<br>HBP: 2 | | | | | | |

# TOP

## Baltimore Orioles @ Tampa Bay Devil Rays

Tropicana Field, St. Petersburg, FL

Thu Sep 02 2004, 2:15 PM EDT
Att. 9,019 - Dome - 72 F

livebaseballscorecards.com

| | |
|---|---|
| AB | 41 |
| R | 13 |
| H | 14 |
| RBI | 13 |
| BB | 5 |
| SO | 7 |
| LOB | 20 |

| PITCHER | | IP | WLS | BF | H | R | ER | SO | BB | IBB | HBP | BLK | WP | HR | S | P | ERA | WHIP |
|---|---|---|---|---|---|---|---|---|---|---|---|---|---|---|---|---|---|---|
| Dewon Brazelton, R<br>ERA: 3.9 | (1, 1) | 6.1 | L | 30 | 7 | 6 | 5 | 5 | 2 | 0 | 2 | 0 | 0 | 0 | 63 | 103 | 7.11 | 1.421 |
| Jesus Colome, R<br>ERA: 3.05 | (7, 1) | 0.1 | | 2 | 1 | 0 | 0 | 0 | 0 | 0 | 0 | 0 | 0 | 0 | 3 | 5 | 0.00 | 3.000 |
| Trever Miller, L<br>ERA: 3.57 | (7, 1) | 1.0 | | 11 | 6 | 6 | 3 | 1 | 1 | 0 | 0 | 0 | 0 | 0 | 18 | 33 | 27.00 | 7.000 |
| John Halama, L<br>ERA: 4.73 | (8, 1) | 1.1 | | 6 | 0 | 1 | 1 | 1 | 2 | 0 | 0 | 0 | 0 | 0 | 10 | 21 | 6.75 | 1.500 |

| PITCHER | IP | WLS | BF | H | R | ER | SO | BB | IBB | HBP | BLK | WP | HR | S | P | ERA | WHIP |
|---|---|---|---|---|---|---|---|---|---|---|---|---|---|---|---|---|---|

WP: 0 PB: 0 SB: 1 CS: 0 PA: 49

| Batter | 1 | 2 | 3 | 4 | 5 | 6 | 7 | 8 | 9 | AB | R | H | RBI | BB | SO | LOB |
|---|---|---|---|---|---|---|---|---|---|---|---|---|---|---|---|---|
| Julio Lugo, R (1, 10)<br>OBP: 0.342, SLG: 0.394 | C F B F F B F F X<br>2-2 G3 1B 1B | | B F B F S<br>2-3 K ② | | B C X<br>1-1 G6-3 ②<br>1-3 | | C F F B X<br>1-2 F8 ③ | | | 4 | 0 | 1 | 0 | 0 | 1 | 2 |
| B.J. Upton, R (1, 6)<br>OBP: 0.330, SLG: 0.425 | B X<br>1-0 G3<br>1-2 1B | | B B C F C<br>2-3 K ③ | | S B S S<br>1-3 K2-3 ③ | | | B X<br>1-0 G6-3 ① | | 4 | 0 | 1 | 0 | 0 | 2 | 1 |
| 5 Rocco Baldelli, R (1, 8)<br>OBP: 0.330, SLG: 0.416 | C F B S<br>1-3 K ① | | | B B B C C X<br>3-2 G4-3 ① | | B C B B X<br>3-1 L9 G6-3 2B | | B X<br>1-0 E6 WP DI G3 | | 4 | 2 | 1 | 0 | 0 | 1 | 2 |
| Aubrey Huff, L (1, 3)<br>OBP: 0.358, SLG: 0.494 | C S X<br>0-2 G3 ②<br>1-2<br>2-3 | | | B B B C F B<br>4-2 1B BB | | S B F X<br>1-2 L9 ①<br>2-3 | | B B C B S B<br>4-2 G3<br>1-3 BB | | 2 | 0 | 0 | 0 | 2 | 0 | 3 |
| José Cruz Jr., S (1, 9)<br>OBP: 0.336, SLG: 0.443 | C B D B S F X<br>3-2 F8 ③ | | | C X<br>0-1<br>1-2 1B | | X<br>0-0 G6-3 ②<br>3-H | | X<br>0-0 G3 ②<br>1-2<br>3-H | | 4 | 0 | 1 | 2 | 0 | 0 | 3 |
| 3 Jorge Cantu, R (1, 4)<br>OBP: 0.337, SLG: 0.439 | | C B S S F B B B F X<br>3-2 F8 ① | | C F F S<br>0-3 K ② | | B C F B B X<br>3-2 F7 ③ | | C C B F S<br>1-3 K ③ | | 4 | 0 | 0 | 0 | 0 | 2 | 3 |
| Matt Diaz, R (1, 7) | | B B F B F X<br>3-2 F8 ② | | S S F S<br>0-3 K ③ | | | C B X<br>1-1 F9 ① | | S B X<br>1-1 G6-3 ① | 4 | 0 | 0 | 0 | 0 | 1 | 2 |
| Toby Hall, R (1, 2)<br>OBP: 0.316, SLG: 0.388 | | X<br>0-0 F7 ③ | | | C F X<br>0-2 G6-3 WP 1B | | F X<br>0-1 2B | | X<br>0-0 G4-3 ② | 4 | 0 | 2 | 0 | 0 | 0 | 0 |
| Geoff Blum, S (1, 5)<br>OBP: 0.282, SLG: 0.356 | | | C B F X<br>1-2 G5-3 ① | | B S X<br>1-1 F7 ① | | B B C X<br>2-1 F9 ② | | C F B X<br>1-2 L5 ③ | 4 | 0 | 0 | 0 | 0 | 0 | 2 |
| Inning Stats | R: 0 E: 0 K: 1 S: 18 H: 2 LOB: 2 BB: 0 P: 25 | R: 0 E: 0 K: 0 S: 9 H: 0 LOB: 0 BB: 0 P: 15 | R: 0 E: 0 K: 2 S: 9 H: 0 LOB: 0 BB: 0 P: 14 | R: 0 E: 0 K: 2 S: 15 H: 1 LOB: 2 BB: 1 P: 22 | R: 0 E: 0 K: 1 S: 10 H: 1 LOB: 1 BB: 0 P: 13 | R: 1 E: 0 K: 0 S: 9 H: 1 LOB: 0 BB: 0 P: 16 | R: 0 E: 0 K: 0 S: 10 H: 1 LOB: 1 BB: 0 P: 14 | R: 1 E: 1 K: 1 S: 9 H: 0 LOB: 1 BB: 1 P: 16 | R: 0 E: 0 K: 0 S: 6 H: 0 LOB: 0 BB: 0 P: 8 | 1B: 4 2B: 2 3B: 0 HR: 0 | SF: 0 SAC: 0 DP: 0 HBP: 0 | | | | | | |

| PITCHER | | IP | WLS | BF | H | R | ER | SO | BB | IBB | HBP | BLK | WP | HR | S | P | ERA | WHIP |
|---|---|---|---|---|---|---|---|---|---|---|---|---|---|---|---|---|---|---|
| 45 Erik Bedard, L<br>ERA: 4.73 | (1, 1) | 7.0 | W | 28 | 6 | 1 | 1 | 6 | 1 | 0 | 0 | 0 | 1 | 0 | 80 | 119 | 1.29 | 1.000 |
| Jason Grimsley, R<br>ERA: 3.78 | (8, 1) | 1.0 | | 5 | 0 | 1 | 0 | 1 | 1 | 0 | 0 | 0 | 1 | 0 | 9 | 16 | 0.00 | 1.000 |
| Todd Williams, R<br>ERA: 3.43 | (9, 1) | 1.0 | | 3 | 0 | 0 | 0 | 0 | 0 | 0 | 0 | 0 | 0 | 0 | 6 | 8 | 0.00 | 0.000 |

| PITCHER | IP | WLS | BF | H | R | ER | SO | BB | IBB | HBP | BLK | WP | HR | S | P | ERA | WHIP |
|---|---|---|---|---|---|---|---|---|---|---|---|---|---|---|---|---|---|

# BOTTOM

# Baltimore Orioles @ Tampa Bay Devil Rays

Tropicana Field, St. Petersburg, FL

Thu Sep 02 2004, 2:15 PM EDT
Att. 9,019 - Dome - 72 F

livebaseballscorecards.com

| | |
|---|---|
| AB | 34 |
| R | 2 |
| H | 6 |
| RBI | 2 |
| BB | 2 |
| SO | 7 |
| LOB | 18 |

| | | | |
|---|---|---|---|
| 1B: 4 | SF: 0 | WP: 2 | PA: 36 |
| 2B: 2 | SAC: 0 | PB: 0 | |
| 3B: 0 | DP: 0 | SB: 0 | |
| HR: 0 | HBP: 0 | CS: 0 | |

| Batter | 1 | 2 | 3 | 4 | 5 | 6 | 7 | 8 | 9 | AB | R | H | RBI | BB | SO | LOB |
|---|---|---|---|---|---|---|---|---|---|---|---|---|---|---|---|---|
| 1 Brian Roberts, S (1, 4)<br>OBP: 0.358, SLG: 0.379 | BBBCCX 3-2 G3 | | CBX 1-1 SF8 3-H | | | X 0-0 6 WP 10 1B 2B | BX 1-0 G4-6-3 1-2f | | | 3 | 1 | 1 | 1 | 0 | 0 | 3 |
| David Newhan, L (1, 10)<br>OBP: 0.387, SLG: 0.489 | BFFFC 1-3 K | | X 0-0 G3-1 2-3 | | | MSBS 1-3 K | | CBFFC 1-3 K | | 4 | 0 | 0 | 0 | 0 | 3 | 2 |
| 6 Melvin Mora, R (1, 5)<br>OBP: 0.426, SLG: 0.578 | BFBFT 2-2 K | | BCSSS 1-3 K | | | BBBFD 4-1 10 1B 2-3 BB | | CBBX 2-1 BB 1B | | 3 | 0 | 1 | 0 | 1 | 2 | 1 |
| 10 Miguel Tejada, R (1, 6)<br>OBP: 0.361, SLG: 0.532 | | BBCBBB 4-1 2B 31 SF9-3-5 BB | | CFS 0-3 K | | 1 SAFE X 0-0 G4-6-3 1-3 3-H 1B | | B 1 SAFE C 1 SAFE FX 1-2 F9 | | 3 | 1 | 1 | 1 | 1 | 1 | 1 |
| Rafael Palmeiro, L (1, 3)<br>OBP: 0.359, SLG: 0.397 | | CBBBF 1 SAFE BFX 3-2 31 SF9-3-5 1-3 2B | | BFBFFBX 3-2 G4-3 | | FCBX 1-2 G4-6-3 1-2f | | BBBBB 4-0 FC6-4 1-2 BB | | 3 | 0 | 1 | 0 | 1 | 0 | 2 |
| B.J. Surhoff, L (1, 7)<br>OBP: 0.362, SLG: 0.412 | | BCFS 1-3 K | | BX 1-0 G1-3 | | | CBBFBB 4-2 SH1-3 31 BB BB | BBFBX 3-1 FC6-4 1-2f | | 3 | 0 | 0 | 0 | 1 | 1 | 4 |
| 31 Jay Gibbons, L (1, 9)<br>OBP: 0.292, SLG: 0.354 | | BX 1-0 SF9-3-5 2-3 3-H | | | X 0-0 F9 | | B 1 SAFE BBB 4-0 SH1-3 1-2 BB | | FX 0-1 P4 | 2 | 0 | 0 | 1 | 1 | 0 | 0 |
| Larry Bigbie, L (1, 8)<br>OBP: 0.333, SLG: 0.419 | | | BX 1-0 1B 1 SF8 1B | | CSS 0-3 K | | X 0-0 SH1-3 1-2 2-3 | | CFS 0-3 K | 3 | 1 | 1 | 0 | 0 | 2 | 0 |
| Geronimo Gil, R (1, 2)<br>OBP: 0.429, SLG: 0.500<br>David Segui, S (7, PH)<br>OBP: 0.386, SLG: 0.431<br>Robert Machado, R (7, 2)<br>OBP: 0.197, SLG: 0.236 | | | 1 SAFE B 1 SAFE FBBX 3-1 G3-1 1-3 1B | | X 0-0 G3-1 | | I 4-0 1 G4-6-3 IBB | | BX 1-0 F8 | 2<br>0<br>1 | 0<br>0<br>0 | 1<br>0<br>0 | 0<br>0<br>0 | 0<br>1<br>0 | 0<br>0<br>0 | 0<br>0<br>0 |
| Inning Stats | R: 0 E: 0 K: 2 S: 10 H: 0 LOB: 0 BB: 0 P: 16 | R: 1 E: 0 K: 1 S: 9 H: 1 LOB: 0 BB: 1 P: 18 | R: 1 E: 0 K: 1 S: 9 H: 2 LOB: 1 BB: 0 P: 15 | R: 0 E: 0 K: 1 S: 8 H: 0 LOB: 0 BB: 0 P: 12 | R: 0 E: 0 K: 1 S: 5 H: 0 LOB: 0 BB: 0 P: 5 | R: 1 E: 0 K: 1 S: 9 H: 2 LOB: 1 BB: 1 P: 15 | R: 0 E: 0 K: 0 S: 4 H: 0 LOB: 2 BB: 3 P: 17 | R: 0 E: 0 K: 1 S: 11 H: 1 LOB: 2 BB: 1 P: 22 | R: 0 E: 0 K: 1 S: 6 H: 0 LOB: 0 BB: 0 P: 7 | 1B: 4 2B: 3 3B: 0 HR: 0 | SF: 2 SAC: 1 DP: 3 HBP: 0 | | | | | | |

# TOP

# Baltimore Orioles @ New York Yankees

Yankee Stadium, Bronx, NY

Fri Sep 03 2004, 7:05 PM EDT

Att. 44,148 - Cloudy - 74 F

livebaseballscorecards.com

| | |
|---|---|
| AB | 27 |
| R | 3 |
| H | 6 |
| RBI | 3 |
| BB | 6 |
| SO | 9 |
| LOB | 13 |

WP: 1 PA: 36
PB: 0
SB: 0
CS: 0

| PITCHER | | IP | WLS | BF | H | R | ER | SO | BB | IBB | HBP | BLK | WP | HR | S | P | ERA | WHIP |
|---|---|---|---|---|---|---|---|---|---|---|---|---|---|---|---|---|---|---|
| Kevin Brown, R<br>ERA: 3.99 | (1, 1) | 6.0 | L | 23 | 5 | 3 | 3 | 7 | 2 | 0 | 0 | 0 | 1 | 0 | 50 | 81 | 4.50 | 1.167 |
| Felix Heredia, L<br>ERA: 6.96 | (7, 1) | 0.0 | | 2 | 0 | 0 | 0 | 0 | 2 | 0 | 0 | 0 | 0 | 0 | 2 | 10 | ∞ | ∞ |
| Paul Quantrill, R<br>ERA: 3.69 | (7, 1) | 2.0 | | 8 | 1 | 0 | 0 | 1 | 1 | 1 | 0 | 0 | 0 | 0 | 13 | 29 | 0.00 | 1.000 |
| Tom Gordon, R<br>ERA: 2.42 | (9, 1) | 1.0 | | 3 | 0 | 0 | 0 | 1 | 0 | 0 | 0 | 0 | 0 | 0 | 6 | 7 | 0.00 | 0.000 |

| PITCHER | IP | WLS | BF | H | R | ER | SO | BB | IBB | HBP | BLK | WP | HR | S | P | ERA | WHIP |
|---|---|---|---|---|---|---|---|---|---|---|---|---|---|---|---|---|---|

| Batter | 1 | 2 | 3 | 4 | 5 | 6 | 7 | 8 | 9 | AB | R | H | RBI | BB | SO | LOB |
|---|---|---|---|---|---|---|---|---|---|---|---|---|---|---|---|---|
| Kenny Lofton, L (1, 8)<br>OBP: 0.340, SLG: 0.399 | B B X<br>2-0 ① P5 | B F 1 SAFE C F 1 SAFE F S<br>1-3 ③ K | | | F S S<br>0-3 ② K | | | B B X<br>2-0 ① F8 | | 4 | 0 | 0 | 0 | 0 | 2 | 2 |
| 2 Derek Jeter, R (1, 6)<br>OBP: 0.336, SLG: 0.441 | X<br>0-0 HR | | X<br>0-0 ① G5-3 | | B F B T B T<br>3-2 ③ K | | | X<br>0-0 ② G5-3<br>2-3 | | 4 | 1 | 1 | 1 | 0 | 1 | 1 |
| Gary Sheffield, R (1, 9)<br>OBP: 0.406, SLG: 0.560 | C C X<br>0-2 55 BB 13 WP 1B | | C B B B F C<br>3-3 ② K | | | B F X<br>1-1 ① G5-3 | | X<br>0-0 ③ G1-3 | | 4 | 0 | 1 | 0 | 0 | 1 | 1 |
| 13 Alex Rodriguez, R (1, 5)<br>OBP: 0.373, SLG: 0.522 | C B F B B B<br>4-2 55 BB 1-2 BB | | F B F B F S<br>2-3 ③ K | | | B F F B X<br>2-2 55 G6-4-3 1B | | | C B S B S<br>2-3 ① K | 3 | 0 | 1 | 0 | 1 | 2 | 0 |
| 55 Hideki Matsui, L (1, 7)<br>OBP: 0.392, SLG: 0.514 | C B F B B B<br>4-2 20 G4-6-3 1-2 2-3 BB | | | F B X<br>1-1 ① G1-3 | | C F X<br>0-2 ② ③ G6-4-3 1-2f | | | B F F S<br>1-3 ② K2-3 | 3 | 0 | 0 | 0 | 1 | 1 | 1 |
| 20 Jorge Posada, S (1, 2)<br>OBP: 0.408, SLG: 0.496 | F X<br>0-1 ② ③ G4-6-3 1-2f | | | B B F B F C<br>3-3 ② K | | | S B S B S<br>2-3 ① K | | B F F F S<br>1-3 ③ K | 4 | 0 | 0 | 0 | 0 | 3 | 3 |
| John Olerud, L (1, 3)<br>OBP: 0.361, SLG: 0.374 | | C X<br>0-1 ① G4-3 | | F C X<br>0-2 1B | | | C X<br>0-1 ② L7 | | | 3 | 0 | 1 | 0 | 0 | 0 | 0 |
| Ruben Sierra, S (1, 10)<br>OBP: 0.308, SLG: 0.472 | | X<br>0-0 1B | | B X<br>1-0 ③ P5 | | | C B X<br>1-1 ③ G3-1 | | | 3 | 0 | 1 | 0 | 0 | 0 | 1 |
| Miguel Cairo, R (1, 4)<br>OBP: 0.324, SLG: 0.430 | | B X<br>1-0 ② P6 | | | B B C X<br>2-1 ① F8 | | | C X<br>0-1 2 G5-3 2B | | 3 | 0 | 1 | 0 | 0 | 0 | 1 |
| Inning Stats | R: 1 H: 2<br>E: 0 LOB: 2<br>K: 0 BB: 2<br>S: 11 P: 21 | R: 0 H: 1<br>E: 0 LOB: 1<br>K: 1 BB: 0<br>S: 9 P: 11 | R: 0 H: 0<br>E: 0 LOB: 0<br>K: 2 BB: 0<br>S: 8 P: 13 | R: 0 H: 1<br>E: 0 LOB: 1<br>K: 1 BB: 0<br>S: 9 P: 14 | R: 0 H: 0<br>E: 0 LOB: 0<br>K: 2 BB: 0<br>S: 8 P: 13 | R: 0 H: 1<br>E: 0 LOB: 0<br>K: 0 BB: 0<br>S: 8 P: 11 | R: 0 H: 0<br>E: 0 LOB: 0<br>K: 1 BB: 0<br>S: 7 P: 10 | R: 0 H: 1<br>E: 0 LOB: 1<br>K: 0 BB: 0<br>S: 5 P: 7 | R: 0 H: 0<br>E: 0 LOB: 0<br>K: 3 BB: 0<br>S: 10 P: 14 | 1B: 4 SF: 0<br>2B: 1 SAC: 0<br>3B: 0 DP: 2<br>HR: 1 HBP: 0 | | | | | | WP: 1 PA: 33<br>PB: 0<br>SB: 0<br>CS: 0 |

| PITCHER | IP | WLS | BF | H | R | ER | SO | BB | IBB | HBP | BLK | WP | HR | S | P | ERA | WHIP |
|---|---|---|---|---|---|---|---|---|---|---|---|---|---|---|---|---|---|
| Rodrigo Lopez, R (1, 1)<br>ERA: 3.69 | 7.1 | W | 28 | 6 | 1 | 1 | 7 | 2 | 0 | 0 | 0 | 1 | 1 | 63 | 98 | 1.23 | 1.091 |
| Jason Grimsley, R (8, 1)<br>ERA: 3.73 | 0.2 | H | 2 | 0 | 0 | 0 | 0 | 0 | 0 | 0 | 0 | 0 | 0 | 2 | 2 | 0.00 | 0.000 |
| Jorge Julio, R (9, 1)<br>ERA: 3.63 | 1.0 | S | 3 | 0 | 0 | 0 | 3 | 0 | 0 | 0 | 0 | 0 | 0 | 10 | 14 | 0.00 | 0.000 |

| PITCHER | IP | WLS | BF | H | R | ER | SO | BB | IBB | HBP | BLK | WP | HR | S | P | ERA | WHIP |
|---|---|---|---|---|---|---|---|---|---|---|---|---|---|---|---|---|---|

# BOTTOM

# Baltimore Orioles @ New York Yankees

Yankee Stadium, Bronx, NY

Fri Sep 03 2004, 7:05 PM EDT
Att. 44,148 - Cloudy - 74 F

livebaseballscorecards.com

| | |
|---|---|
| AB | 31 |
| R | 1 |
| H | 6 |
| RBI | 1 |
| BB | 2 |
| SO | 10 |
| LOB | 10 |

| Batter | 1 | 2 | 3 | 4 | 5 | 6 | 7 | 8 | 9 | AB | R | H | RBI | BB | SO | LOB |
|---|---|---|---|---|---|---|---|---|---|---|---|---|---|---|---|---|
| 1 Brian Roberts, S (1, 4)<br>OBP: 0.360, SLG: 0.389 | B C S F B B C<br>3-3 ① K | | C C B B B F X<br>3-2 2B | | | B F X<br>1-1 1B 6 1B 1B | | 1 SAFE B X<br>1-0 ① B1 | X<br>0-0 1-H 3-H HR | 5 | 2 | 3 | 3 | 0 | 1 | 1 |
| David Newhan, L (1, 7)<br>OBP: 0.385, SLG: 0.486<br>16 Tim Raines, S (8, 8)<br>OBP: 0.302, SLG: 0.288 | S C F F B S<br>1-3 ② K | | B C X<br>1-1 ③ G1-3 | | | F F 1 SAFE B 1 SAFE F P X<br>2-2 6 1B 1-3 1B | | 1 SAFE B T X<br>1-1 ② FC1-6 6 1B 1-2f | B X<br>1-0 ② P6 | 4<br>1 | 0<br>0 | 1<br>0 | 0<br>0 | 0<br>0 | 1<br>0 | 2<br>0 |
| 6 Melvin Mora, R (1, 5)<br>OBP: 0.426, SLG: 0.576 | B C C B C<br>2-3 ③ K | | | B B F F B X<br>3-2 ① F9 | | B C X<br>1-1 1-2 3-H 1B | | B C X<br>1-1 1-2 1B | B C X<br>1-1 ③ F8 | 5 | 0 | 2 | 1 | 0 | 1 | 0 |
| 10 Miguel Tejada, R (1, 6)<br>OBP: 0.359, SLG: 0.528 | | B B C X<br>2-1 ① F7 | | B C X<br>1-1 ② P4 | | B F S C<br>1-3 ② K | | B F X<br>1-1 ③ G4-3 | | 4 | 0 | 0 | 0 | 0 | 1 | 4 |
| Rafael Palmeiro, L (1, 10)<br>OBP: 0.359, SLG: 0.403 | | C B B F F X<br>2-2 ② F8 | | C B X<br>1-1 ③ L6 | | C B X<br>1-1 ③ P6 | | | F F F B X<br>1-2 HR | 4 | 1 | 1 | 1 | 0 | 0 | 2 |
| Javy Lopez, R (1, 2)<br>OBP: 0.372, SLG: 0.502 | | C B F C<br>1-3 ③ K | | | C F B B B X<br>3-2 ① F7 | | B B B C F X<br>3-2 G3-6-3 1B | | X<br>0-0 31 SH1-4 1B 1B 1B | 4 | 1 | 2 | 0 | 0 | 1 | 0 |
| David Segui, S (1, 3)<br>OBP: 0.393, SLG: 0.436 | | | B X<br>1-0 31 CS 1B | | S B B C B X<br>3-2 ② F7 | | S S F F X<br>0-2 ① ② G3-6-3 1-2f | | X<br>0-0 1B 31 SH1-4 1 HR 1-2 1B | 4 | 1 | 2 | 0 | 0 | 0 | 1 |
| 31 Jay Gibbons, L (1, 9)<br>OBP: 0.293, SLG: 0.365 | | | B B F X<br>2-1 ① 1-2 HR | | C S B F S<br>1-3 ③ K | | B X<br>1-0 ③ G1-3 | | X<br>0-0 ① SH1-4 1-2 2-3 | 3 | 1 | 1 | 1 | 0 | 1 | 0 |
| Larry Bigbie, L (1, 8)<br>OBP: 0.335, SLG: 0.420 (8, 7) | | | F B B S C<br>2-3 ② K | | | B S S B S<br>2-3 ① K | | X<br>0-0 FC1-6 1B | C S X<br>0-2 2-3 3-H 1 HR 1B | 4 | 1 | 2 | 1 | 0 | 2 | 0 |
| Inning Stats | R: 0 E: 0 K: 3 S: 12<br>H: 0 LOB: 0 BB: 0 P: 18 | R: 0 E: 0 K: 1 S: 9<br>H: 0 LOB: 0 BB: 0 P: 14 | R: 1 E: 0 K: 1 S: 12<br>H: 3 LOB: 1 BB: 0 P: 21 | R: 0 E: 0 K: 0 S: 7<br>H: 0 LOB: 0 BB: 0 P: 12 | R: 0 E: 0 K: 1 S: 10<br>H: 0 LOB: 0 BB: 0 P: 17 | R: 1 E: 0 K: 2 S: 17<br>H: 3 LOB: 2 BB: 0 P: 24 | R: 0 E: 0 K: 0 S: 9<br>H: 1 LOB: 0 BB: 0 P: 13 | R: 0 E: 0 K: 0 S: 8<br>H: 2 LOB: 2 BB: 0 P: 12 | R: 5 E: 0 K: 0 S: 14<br>H: 5 LOB: 0 BB: 0 P: 17 | 1B: 10<br>2B: 1<br>3B: 0<br>HR: 3 | SF: 0<br>SAC: 1<br>DP: 1<br>HBP: 0 | | | | WP: 0<br>PB: 0<br>SB: 0<br>CS: 1 | PA: 39 | |

| PITCHER | | IP | WLS | BF | H | R | ER | SO | BB | IBB | HBP | BLK | WP | HR | S | P | ERA | WHIP |
|---|---|---|---|---|---|---|---|---|---|---|---|---|---|---|---|---|---|---|
| 35 Mike Mussina, R<br>ERA: 5.28 | (1, 1) | 7.0 | L | 26 | 7 | 2 | 2 | 8 | 0 | 0 | 0 | 0 | 0 | 1 | 76 | 119 | 2.57 | 1.000 |
| Tom Gordon, R<br>ERA: 2.39 | (8, 1) | 1.0 | | 5 | 2 | 0 | 0 | 0 | 0 | 0 | 0 | 0 | 0 | 0 | 8 | 12 | 0.00 | 2.000 |
| 42 Mariano Rivera, R<br>ERA: 1.83 | (9, 1) | 0.1 | | 5 | 4 | 4 | 4 | 0 | 0 | 0 | 0 | 0 | 0 | 1 | 10 | 11 | 108.00 | 12.000 |
| Bret Prinz, R<br>ERA: 5.47 | (9, 1) | 0.2 | | 3 | 1 | 1 | 1 | 0 | 0 | 0 | 0 | 0 | 0 | 1 | 4 | 6 | 13.50 | 1.500 |

| PITCHER | IP | WLS | BF | H | R | ER | SO | BB | IBB | HBP | BLK | WP | HR | S | P | ERA | WHIP |
|---|---|---|---|---|---|---|---|---|---|---|---|---|---|---|---|---|---|

# TOP

## Baltimore Orioles @ New York Yankees

Yankee Stadium, Bronx, NY

Sat Sep 04 2004, 1:05 PM EDT
Att. 48,963 - Sunny - 82 F

livebaseballscorecards.com

| | |
|---|---|
| AB | 38 |
| R | 7 |
| H | 14 |
| RBI | 7 |
| BB | 0 |
| SO | 8 |
| LOB | 10 |

| Batter | 1 | 2 | 3 | 4 | 5 | 6 | 7 | 8 | 9 | AB | R | H | RBI | BB | SO | LOB |
|---|---|---|---|---|---|---|---|---|---|---|---|---|---|---|---|---|
| Bernie Williams, S (1, 8)<br>OBP: 0.348, SLG: 0.413 | C C B B F X 2-2 L4 ① | | | C C S 0-3 K2-3 ① | | C C B B X 2-2 F8 ② | | | C X 0-1 G1-3 ② | 4 | 0 | 0 | 0 | 0 | 1 | 0 |
| 2 Derek Jeter, R (1, 6)<br>OBP: 0.333, SLG: 0.437 | C F F X 0-2 G5-3 ② | | | C X 0-1 G4-3 ② | | C B F X 1-2 G4-3 ③ | | | C F X 0-2 L3 ③ | 4 | 0 | 0 | 0 | 0 | 0 | 0 |
| Gary Sheffield, R (1, 9)<br>OBP: 0.406, SLG: 0.559 | B B B F C F X 3-2 F7 ③ | | | B C B S X 2-2 13 FC6-4 1B | | | C F X 0-2 P2 ① | | | 3 | 0 | 1 | 0 | 0 | 0 | 0 |
| 13 Alex Rodriguez, R (1, 5)<br>OBP: 0.371, SLG: 0.519 | | C F B X 1-2 F8 ① | | B 1 SAFE X 1-0 FC6-4 ③ 1-2f | | | B B X 2-0 G5-3 ② | | | 3 | 0 | 0 | 0 | 0 | 0 | 1 |
| 55 Hideki Matsui, L (1, 7)<br>OBP: 0.389, SLG: 0.511 | | C X 0-1 G6-3 ② | | | F S S 0-3 K ① | | X 0-0 G6-3 ③ | | | 3 | 0 | 0 | 0 | 0 | 1 | 0 |
| Ruben Sierra, S (1, 10)<br>OBP: 0.305, SLG: 0.467 | | C X 0-1 P6 ③ | | | C B B F F B X 3-2 F7 ② | | | B C F B F B S 3-3 K ① | | 3 | 0 | 0 | 0 | 0 | 1 | 0 |
| John Olerud, L (1, 3)<br>OBP: 0.361, SLG: 0.372 | | | C F B B F B X 3-2 F7 ① | | F B B B B 4-1 BB | | | X 0-0 F7 ② | | 2 | 0 | 0 | 0 | 1 | 0 | 0 |
| Miguel Cairo, R (1, 4)<br>OBP: 0.324, SLG: 0.429 | | | C C B X 1-2 G5-4-3 1B | | B C X 1-1 G1-3 ③ | | | C B F F B F S 2-3 K ③ | | 3 | 0 | 1 | 0 | 0 | 1 | 1 |
| John Flaherty, R (1, 2)<br>OBP: 0.257, SLG: 0.402 | | | X 0-0 G5-4-3 ② ③ 1-2f | | | C X 0-1 G5-3 ① | | | B C X 1-1 G1-3 ① | 2 | 0 | 0 | 0 | 0 | 0 | 1 |
| 20 Jorge Posada, S (9, PH)<br>OBP: 0.407, SLG: 0.495 | | | | | | | | | | 1 | 0 | 0 | 0 | 0 | 0 | 0 |
| Inning Stats | R: 0 E: 0 K: 0 S: 13 H: 0 LOB: 0 BB: 0 P: 18 | R: 0 E: 0 K: 0 S: 7 H: 0 LOB: 0 BB: 0 P: 8 | R: 0 E: 0 K: 0 S: 8 H: 1 LOB: 0 BB: 0 P: 12 | R: 0 E: 0 K: 1 S: 9 H: 1 LOB: 1 BB: 0 P: 12 | R: 0 E: 0 K: 1 S: 10 H: 0 LOB: 1 BB: 1 P: 18 | R: 0 E: 0 K: 0 S: 8 H: 0 LOB: 0 BB: 0 P: 11 | R: 0 E: 0 K: 0 S: 5 H: 0 LOB: 0 BB: 0 P: 7 | R: 0 E: 0 K: 2 S: 10 H: 0 LOB: 0 BB: 0 P: 15 | R: 0 E: 0 K: 0 S: 7 H: 0 LOB: 0 BB: 0 P: 8 | 1B: 2 2B: 0 3B: 0 HR: 0 | SF: 0 SAC: 0 DP: 1 HBP: 0 | | | | | | |

| PITCHER | IP | WLS | BF | H | R | ER | SO | BB | IBB | HBP | BLK | WP | HR | S | P | ERA | WHIP |
|---|---|---|---|---|---|---|---|---|---|---|---|---|---|---|---|---|---|
| Sidney Ponson, R (1, 1)<br>ERA: 5.37 | 9.0 | W | 29 | 2 | 0 | 0 | 4 | 1 | 0 | 0 | 0 | 0 | 0 | 77 | 109 | 0.00 | 0.333 |

| PITCHER | IP | WLS | BF | H | R | ER | SO | BB | IBB | HBP | BLK | WP | HR | S | P | ERA | WHIP |
|---|---|---|---|---|---|---|---|---|---|---|---|---|---|---|---|---|---|

# BOTTOM

# Baltimore Orioles @ New York Yankees

Yankee Stadium, Bronx, NY

Sat Sep 04 2004, 1:05 PM EDT
Att. 48,963 - Sunny - 82 F

livebaseballscorecards.com

| | |
|---|---|
| AB | 28 |
| R | 0 |
| H | 2 |
| RBI | 0 |
| BB | 1 |
| SO | 4 |
| LOB | 3 |

# Baltimore Orioles @ New York Yankees

Yankee Stadium, Bronx, NY

Sun Sep 05 2004, 1:05 PM EDT

Att. 48,252 - Unknown - 68 F

livebaseballscorecards.com

| Batter | 1 | 2 | 3 | 4 | 5 | 6 | 7 | 8 | 9 | AB | R | H | RBI | BB | SO | LOB |
|---|---|---|---|---|---|---|---|---|---|---|---|---|---|---|---|---|
| 1 Brian Roberts, S (1, 4)<br>OBP: 0.359, SLG: 0.388 | F9 | 1 SAFE<br>1-2 1B | | | K | | SH1-4<br>1-2 | | G4-3<br>1-2 | 4 | 0 | 1 | 0 | 0 | 1 | 2 |
| David Newhan, L (1, 10)<br>OBP: 0.382, SLG: 0.479 | HR<br>10<br>1B<br>BB | K | | | K | | FC1-5-6-4<br>2-3 | | B1-3 | 4 | 1 | 0 | 0 | 1 | 2 | 6 |
| 6 Melvin Mora, R (1, 5)<br>OBP: 0.425, SLG: 0.573 | K | G5-3 | | | 10<br>BB<br>1B | | | P6 | | 4 | 0 | 1 | 0 | 0 | 1 | 1 |
| 10 Miguel Tejada, R (1, 6)<br>OBP: 0.361, SLG: 0.529 | HR<br>1-2 1B | HBP<br>1B | | | 1 SAFE<br>1-2 BB | | | L8 | | 3 | 1 | 2 | 0 | 1 | 0 | 0 |
| Rafael Palmeiro, L (1, 3)<br>OBP: 0.362, SLG: 0.411 | HR<br>1-H<br>2-H | G6-3<br>1-2 HBP | | | F8 | | | FC5-4<br>1B | | 3 | 1 | 2 | 3 | 0 | 0 | 2 |
| Javy Lopez, R (1, 2)<br>OBP: 0.369, SLG: 0.498 | K | G6-3<br>1-2f | | | | G5-3 | | FC5-4<br>1-2f | | 4 | 0 | 0 | 0 | 0 | 1 | 3 |
| B.J. Surhoff, L (1, 7)<br>OBP: 0.360, SLG: 0.410 | | F7 | | F7 | | K | | | 31<br>1B<br>1B | 4 | 0 | 1 | 0 | 0 | 1 | 0 |
| 16 Tim Raines, S (9, PR)<br>OBP: 0.302, SLG: 0.288 (9, 8) | | | | | | | | | | 0 | 0 | 0 | 0 | 0 | 0 | 0 |
| 31 Jay Gibbons, L (1, 9)<br>OBP: 0.292, SLG: 0.363 | | G1-3 | | K | | K | | | 1<br>G4-3<br>1-3 1B | 4 | 0 | 1 | 0 | 0 | 2 | 0 |
| Larry Bigbie, L (1, 8)<br>OBP: 0.336, SLG: 0.419 (9, 7) | | 1<br>1B<br>BB | | L7 | | | 1<br>SH1-4<br>FC1-5-6-4<br>1B | | K | 3 | 0 | 1 | 0 | 1 | 1 | 2 |
| Inning Stats | R: 3<br>E: 0<br>K: 2<br>S: 10<br>H: 2<br>LOB: 0<br>BB: 1<br>P: 20 | R: 0<br>E: 0<br>K: 1<br>S: 16<br>H: 1<br>LOB: 2<br>BB: 1<br>P: 28 | R: 0<br>E: 0<br>K: 0<br>S: 6<br>H: 1<br>LOB: 1<br>BB: 0<br>P: 10 | R: 0<br>E: 0<br>K: 1<br>S: 11<br>H: 0<br>LOB: 0<br>BB: 0<br>P: 14 | R: 0<br>E: 0<br>K: 2<br>S: 11<br>H: 1<br>LOB: 2<br>BB: 1<br>P: 20 | R: 0<br>E: 0<br>K: 2<br>S: 10<br>H: 0<br>LOB: 0<br>BB: 0<br>P: 14 | R: 0<br>E: 0<br>K: 0<br>S: 8<br>H: 1<br>LOB: 0<br>BB: 0<br>P: 12 | R: 0<br>E: 0<br>K: 0<br>S: 11<br>H: 1<br>LOB: 1<br>BB: 0<br>P: 14 | R: 0<br>E: 0<br>K: 1<br>S: 9<br>H: 2<br>LOB: 3<br>BB: 0<br>P: 13 | 1B: 8<br>2B: 1<br>3B: 0<br>HR: 1<br>SF: 0<br>SAC: 1<br>DP: 2<br>HBP: 1 | | | | | | |

## TOP

| | |
|---|---|
| AB | 33 |
| R | 3 |
| H | 9 |
| RBI | 3 |
| BB | 3 |
| SO | 9 |
| LOB | 16 |

WP: 0 PB: 0 SB: 0 CS: 0 PA: 38

| PITCHER | | IP | WLS | BF | H | R | ER | SO | BB | IBB | HBP | BLK | WP | HR | S | P | ERA | WHIP |
|---|---|---|---|---|---|---|---|---|---|---|---|---|---|---|---|---|---|---|
| Javier Vazquez, R<br>ERA: 4.59 | (1, 1) | 7.0 | | 29 | 6 | 3 | 3 | 8 | 3 | 0 | 1 | 0 | 0 | 1 | 72 | 118 | 3.86 | 1.286 |
| Tom Gordon, R<br>ERA: 2.36 | (8, 1) | 1.0 | | 4 | 1 | 0 | 0 | 0 | 0 | 0 | 0 | 0 | 0 | 0 | 11 | 14 | 0.00 | 1.000 |
| 42 Mariano Rivera, R<br>ERA: 1.81 | (9, 1) | 1.0 | W | 5 | 2 | 0 | 0 | 1 | 0 | 0 | 0 | 0 | 0 | 0 | 9 | 13 | 0.00 | 2.000 |

| PITCHER | | IP | WLS | BF | H | R | ER | SO | BB | IBB | HBP | BLK | WP | HR | S | P | ERA | WHIP |
|---|---|---|---|---|---|---|---|---|---|---|---|---|---|---|---|---|---|---|

# Baltimore Orioles @ New York Yankees

Yankee Stadium, Bronx, NY

Sun Sep 05 2004, 1:05 PM EDT
Att. 48,252 - Unknown - 68 F

livebaseballscorecards.com

## BOTTOM

| Batter | 1 | 2 | 3 | 4 | 5 | 6 | 7 | 8 | 9 | AB | R | H | RBI | BB | SO | LOB |
|---|---|---|---|---|---|---|---|---|---|---|---|---|---|---|---|---|
| 2 Derek Jeter, R (1, 6)<br>OBP: 0.337, SLG: 0.440 | 2B | | 1B | | | BB | | | BB | 3 | 3 | 2 | 0 | 2 | 0 | 1 |
| Bernie Williams, S (1, 8)<br>OBP: 0.347, SLG: 0.412 | F7 | | 1B | | G2-3 | F8 | | | SH1-3 | 4 | 0 | 1 | 0 | 0 | 0 | 3 |
| Gary Sheffield, R (1, 9)<br>OBP: 0.408, SLG: 0.559 | BB | | SF9 | | 1B | | F8 | | IBB | 2 | 0 | 1 | 1 | 2 | 0 | 0 |
| 13 Alex Rodriguez, R (1, 5)<br>OBP: 0.371, SLG: 0.516 | K | | BB | | F9 | | K | | IBB | 3 | 0 | 0 | 0 | 2 | 2 | 2 |
| 20 Jorge Posada, S (1, 2)<br>OBP: 0.409, SLG: 0.493 | 1B | | G1-6-3 | | BB | | G4-3 | | BB | 3 | 0 | 1 | 1 | 2 | 0 | 2 |
| 55 Hideki Matsui, L (1, 7)<br>OBP: 0.387, SLG: 0.507 | G4-3 | | | E4 | G4-3 | | | F8 | | 4 | 1 | 0 | 0 | 0 | 0 | 4 |
| Ruben Sierra, S (1, 10)<br>OBP: 0.301, SLG: 0.459 | | P4 | | K | | P2 | | K | | 4 | 0 | 0 | 0 | 0 | 2 | 1 |
| John Olerud, L (1, 3)<br>OBP: 0.362, SLG: 0.374<br>Bubba Crosby, L (8, PR)<br>OBP: 0.233, SLG: 0.350<br>Tony Clark, S (9, 3)<br>OBP: 0.309, SLG: 0.480 | | P4 | | 2B | | G4-3 | | BB | | 3<br>0<br>0 | 0<br>0<br>0 | 1<br>0<br>0 | 1<br>0<br>0 | 1<br>0<br>0 | 0<br>0<br>0 | 0<br>0<br>0 |
| Miguel Cairo, R (1, 4)<br>OBP: 0.323, SLG: 0.426 | | G6-3 | | F9 | | 1B | | | F9 | 4 | 0 | 1 | 0 | 0 | 0 | 2 |
| Inning Stats | R: 1<br>E: 0<br>K: 1<br>S: 17<br>H: 2<br>LOB: 2<br>BB: 1<br>P: 27 | R: 0<br>E: 0<br>K: 0<br>S: 8<br>H: 0<br>LOB: 0<br>BB: 0<br>P: 11 | R: 1<br>E: 0<br>K: 0<br>S: 10<br>H: 2<br>LOB: 1<br>BB: 1<br>P: 18 | R: 1<br>E: 1<br>K: 1<br>S: 13<br>H: 1<br>LOB: 1<br>BB: 0<br>P: 16 | R: 0<br>E: 0<br>K: 0<br>S: 13<br>H: 1<br>LOB: 2<br>BB: 1<br>P: 22 | R: 0<br>E: 0<br>K: 1<br>S: 13<br>H: 1<br>LOB: 2<br>BB: 1<br>P: 24 | R: 0<br>E: 0<br>K: 0<br>S: 14<br>H: 0<br>LOB: 0<br>BB: 0<br>P: 18 | R: 0<br>E: 0<br>K: 1<br>S: 11<br>H: 0<br>LOB: 1<br>BB: 1<br>P: 17 | R: 1<br>E: 0<br>K: 0<br>S: 3<br>H: 0<br>LOB: 3<br>BB: 4<br>P: 21 | 1B: 5<br>2B: 2<br>3B: 0<br>HR: 0<br>SF: 1<br>SAC: 1<br>DP: 1<br>HBP: 0 | | | | | | |

| | AB | 30 |
|---|---|---|
| | R | 4 |
| | H | 7 |
| | RBI | 3 |
| | BB | 9 |
| | SO | 4 |
| | LOB | 15 |

WP: 1 PB: 1 SB: 2 CS: 0 PA: 41

| PITCHER | | IP | WLS | BF | H | R | ER | SO | BB | IBB | HBP | BLK | WP | HR | S | P | ERA | WHIP |
|---|---|---|---|---|---|---|---|---|---|---|---|---|---|---|---|---|---|---|
| Bruce Chen, L<br>ERA: 2.12 | (1, 1) | 4.2 | | 23 | 6 | 3 | 1 | 2 | 3 | 0 | 0 | 0 | 0 | 0 | 59 | 90 | 1.93 | 1.929 |
| John Parrish, L<br>ERA: 3.53 | (5, 1) | 1.0 | | 4 | 1 | 0 | 0 | 0 | 0 | 0 | 0 | 0 | 0 | 0 | 9 | 15 | 0.00 | 1.000 |
| Dave Borkowski, R<br>ERA: 4.58 | (6, 1) | 0.1 | | 2 | 0 | 0 | 0 | 0 | 1 | 0 | 0 | 0 | 0 | 0 | 6 | 13 | 0.00 | 3.000 |
| Jason Grimsley, R<br>ERA: 3.66 | (7, 1) | 1.0 | | 3 | 0 | 0 | 0 | 1 | 0 | 0 | 0 | 0 | 0 | 0 | 14 | 18 | 0.00 | 0.000 |
| B.J. Ryan, L<br>ERA: 2.22 | (8, 1) | 1.0 | | 4 | 0 | 0 | 0 | 1 | 1 | 0 | 0 | 0 | 0 | 0 | 11 | 17 | 0.00 | 1.000 |

| PITCHER | | IP | WLS | BF | H | R | ER | SO | BB | IBB | HBP | BLK | WP | HR | S | P | ERA | WHIP |
|---|---|---|---|---|---|---|---|---|---|---|---|---|---|---|---|---|---|---|
| Jorge Julio, R<br>ERA: 3.77 | (9, 1) | 0.1 | L | 5 | 0 | 1 | 1 | 0 | 2 | 2 | 0 | 0 | 1 | 0 | 3 | 21 | 27.00 | 6.000 |

# Minnesota Twins @ Baltimore Orioles

Oriole Park at Camden Yards, Baltimore, MD

Mon Sep 06 2004, 1:35 PM EDT
Att. 36,600 - Unknown - 77 F

TOP

livebaseballscorecards.com

| Batter | 1 | 2 | 3 | 4 | 5 | 6 | 7 | 8 | 9 | AB | R | H | RBI | BB | SO | LOB |
|---|---|---|---|---|---|---|---|---|---|---|---|---|---|---|---|---|
| Shannon Stewart, R (1, 10)<br>OBP: 0.391, SLG: 0.475 | C B B B F B<br>4-2<br>G6-4-3<br>BB | | F S B B F B X<br>3-2 ②<br>G6-3 | | B D S F F B B<br>4-2<br>BB | | | B C F X<br>1-2 ①<br>FC4-6<br>23-6-3-6<br>1-2f | | 2 | 0 | 0 | 0 | 2 | 0 | 1 |
| Jacque Jones, L (1, 9)<br>OBP: 0.321, SLG: 0.442 | F S 1 SAFE S<br>0-3 ①<br>K | | B F F B F S<br>2-3 ③<br>K | | B X<br>1-0 ③<br>F8 | | | B X<br>1-0 ②③<br>G3-6-3-6<br>1-2f | | 4 | 0 | 0 | 0 | 0 | 2 | 4 |
| Torii Hunter, R (1, 8)<br>OBP: 0.321, SLG: 0.470 | 1 SAFE F B X<br>1-1 ②③<br>G6-4-3<br>1-2f | | | B B B C F X<br>3-2 ①<br>F7 | | B X<br>1-0 ①<br>G6-3 | | | C F B B B F X<br>2-2 ①<br>P6 | 4 | 0 | 0 | 0 | 0 | 0 | 1 |
| 33 Justin Morneau, L (1, 3)<br>OBP: 0.326, SLG: 0.555 | | C B B B B<br>4-1<br>20 E 20 1B<br>FC3-2<br>BB | | S B F X<br>1-2 ②<br>F7 | | B B F F F X<br>2-2 ②<br>G3-1 | | | B C C X<br>1-2 ②<br>F8 | 3 | 0 | 0 | 0 | 1 | 0 | 0 |
| 20 Lew Ford, R (1, 7)<br>OBP: 0.391, SLG: 0.468 | | X<br>0-0<br>E1<br>5 E FC3-2<br>1-3 F9-2<br>1B | | C X<br>0-1 ③<br>G6-3 | | B S B X<br>2-1 ③<br>G6-3 | | | C X<br>0-1<br>1B | 4 | 0 | 2 | 0 | 0 | 0 | 0 |
| Terry Tiffee, S (1, 5)<br>OBP: 0.350, SLG: 0.550 | | D 1 SAFE F X<br>1-1 ①<br>FC3-2<br>5 E<br>1-2<br>3-H | | | B C B X<br>2-1<br>2B SF7<br>1B | | X<br>0-0 ①<br>F9 | | B X<br>1-0 ③<br>F7 | 4 | 1 | 1 | 0 | 0 | 0 | 3 |
| 5 Michael Cuddyer, R (1, 4)<br>OBP: 0.323, SLG: 0.407 | | C B B S X<br>2-2<br>E6<br>1-2<br>2-3 | | | 1 SAFE X<br>0-0 ①<br>F9 | | C X<br>0-1 ②<br>L6 | | | 3 | 0 | 0 | 0 | 0 | 0 | 3 |
| Henry Blanco, R (1, 2)<br>OBP: 0.245, SLG: 0.345 | | B X<br>1-0 ②③<br>F9-2<br>3-H | | | 1 SAFE S S X<br>0-2<br>1-3<br>2B | | C C B X<br>1-2 ③<br>G3 | | | 3 | 0 | 1 | 0 | 0 | 0 | 3 |
| Augie Ojeda, S (1, 6)<br>OBP: 0.304, SLG: 0.400 | | | B B C X<br>2-1 ①<br>G3 | | B F D F X<br>2-2 ②<br>SF7<br>3-H | | | F B C B B F B<br>4-2<br>FC4-6<br>BB | | 1 | 0 | 0 | 1 | 0 | 0 | 0 |
| Jason Kubel, L (8, PH)<br>OBP: 0.375, SLG: 0.429 | | | | | | | | | | 0 | 0 | 0 | 0 | 1 | 0 | 0 |
| Cristian Guzman, S (8, 6)<br>OBP: 0.314, SLG: 0.382 | | | | | | | | | | 0 | 0 | 0 | 0 | 0 | 0 | 0 |
| Inning Stats | R: 0 E: 0 K: 1 S: 7<br>H: 0 LOB: 0 BB: 1 P: 12 | R: 0 E: 2 K: 0 S: 8<br>H: 1 LOB: 2 BB: 1 P: 16 | R: 0 E: 0 K: 1 S: 10<br>H: 0 LOB: 0 BB: 0 P: 17 | R: 0 E: 0 K: 0 S: 8<br>H: 0 LOB: 0 BB: 0 P: 12 | R: 1 E: 0 K: 0 S: 13<br>H: 2 LOB: 2 BB: 1 P: 22 | R: 0 E: 0 K: 0 S: 7<br>H: 0 LOB: 0 BB: 0 P: 12 | R: 0 E: 0 K: 0 S: 6<br>H: 0 LOB: 0 BB: 0 P: 7 | R: 0 E: 0 K: 0 S: 7<br>H: 0 LOB: 0 BB: 1 P: 13 | R: 0 E: 0 K: 0 S: 10<br>H: 1 LOB: 1 BB: 0 P: 14 | 1B: 3 2B: 2 3B: 0 HR: 0<br>SF: 1 SAC: 0 DP: 3 HBP: 0 | | | | | | |

| | AB | 28 |
|---|---|---|
| | R | 1 |
| | H | 4 |
| | RBI | 1 |
| | BB | 4 |
| | SO | 2 |
| | LOB | 15 |

WP: 0 PB: 0 SB: 0 CS: 0 PA: 33

| PITCHER | | IP | WLS | BF | H | R | ER | SO | BB | IBB | HBP | BLK | WP | HR | S | P | ERA | WHIP |
|---|---|---|---|---|---|---|---|---|---|---|---|---|---|---|---|---|---|---|
| 40 Daniel Cabrera, R<br>ERA: 4.5 | (1, 1) | 7.1 | W | 28 | 3 | 1 | 1 | 2 | 4 | 0 | 0 | 0 | 0 | 0 | 65 | 109 | 1.23 | 0.955 |
| B.J. Ryan, L<br>ERA: 2.2 | (8, 1) | 0.2 | H | 1 | 0 | 0 | 0 | 0 | 0 | 0 | 0 | 0 | 0 | 0 | 1 | 2 | 0.00 | 0.000 |
| Jorge Julio, R<br>ERA: 3.7 | (9, 1) | 1.0 | S | 4 | 1 | 0 | 0 | 0 | 0 | 0 | 0 | 0 | 0 | 0 | 10 | 14 | 0.00 | 1.000 |

| PITCHER | IP | WLS | BF | H | R | ER | SO | BB | IBB | HBP | BLK | WP | HR | S | P | ERA | WHIP |
|---|---|---|---|---|---|---|---|---|---|---|---|---|---|---|---|---|---|

# BOTTOM

## Minnesota Twins @ Baltimore Orioles

Oriole Park at Camden Yards, Baltimore, MD

Mon Sep 06 2004, 1:35 PM EDT
Att. 36,600 - Unknown - 77 F

| Batter | 1 | 2 | 3 | 4 | 5 | 6 | 7 | 8 | 9 | AB | R | H | RBI | BB | SO | LOB |
|---|---|---|---|---|---|---|---|---|---|---|---|---|---|---|---|---|
| 1 Brian Roberts, S (1, 4)<br>OBP: 0.360, SLG: 0.393 | G1-3 | | K | | 6 1B 2B | SH5-3 | | 2B | | 4 | 1 | 2 | 0 | 0 | 1 | 0 |
| Larry Bigbie, L (1, 7)<br>OBP: 0.337, SLG: 0.417 | 10 BB 1B | | 6 1B BB | | K | F7 | | F7 | | 4 | 0 | 1 | 0 | 1 | 1 | 4 |
| 6 Melvin Mora, R (1, 5)<br>OBP: 0.427, SLG: 0.574 | K | | 1 SAFE 10 G6-4-3 1-2 1B | | 2-H 3-H 1B | BB | | | | 3 | 0 | 2 | 2 | 1 | 1 | 1 |
| 10 Miguel Tejada, R (1, 6)<br>OBP: 0.361, SLG: 0.526 | 1 SAFE 1 SAFE 1-2 BB | | G6-4-3 1-2f | | G6-3 | F8 | | | | 3 | 0 | 0 | 0 | 1 | 0 | 5 |
| Javy Lopez, R (1, 2)<br>OBP: 0.368, SLG: 0.495 | G4-3 | | | P3 | IBB | F8 | | | | 3 | 0 | 0 | 0 | 1 | 0 | 2 |
| Rafael Palmeiro, L (1, 10)<br>OBP: 0.359, SLG: 0.407 | | K | | G4-3 | F8 | F8 | | | | 4 | 0 | 0 | 0 | 0 | 1 | 2 |
| B.J. Surhoff, L (1, 9)<br>OBP: 0.362, SLG: 0.409 | | L6 | | 1B | | HR BB | K | | | 3 | 1 | 1 | 0 | 1 | 1 | 0 |
| Jose Leon, R (1, 3)<br>OBP: 0.184, SLG: 0.319 | | 2B | | F8 | | 1-H HR | | K | | 4 | 1 | 2 | 2 | 0 | 1 | 1 |
| 16 Tim Raines, S (1, 8)<br>OBP: 0.313, SLG: 0.317 | | G5-3 | | | 1 2B 6 1B 1B | 1 SH5-3 2B | | G1-3 | | 4 | 1 | 2 | 0 | 0 | 0 | 1 |
| Inning Stats | R: 0 E: 0 K: 1 S: 8 H: 1 LOB: 2 P: 15 | R: 0 E: 0 K: 1 S: 14 H: 1 LOB: 1 BB: 0 P: 18 | R: 0 E: 0 K: 1 S: 10 H: 1 LOB: 1 BB: 1 P: 19 | R: 0 E: 0 K: 0 S: 10 H: 1 LOB: 1 BB: 0 P: 12 | R: 2 E: 0 K: 1 S: 13 H: 3 LOB: 2 BB: 1 P: 22 | R: 2 E: 0 K: 0 S: 14 H: 2 LOB: 2 BB: 2 P: 24 | R: 0 E: 0 K: 1 S: 7 H: 0 LOB: 0 BB: 0 P: 13 | R: 0 E: 0 K: 1 S: 15 H: 1 LOB: 1 BB: 0 P: 20 | | 1B: 5 2B: 4 3B: 0 HR: 1 | SF: 0 SAC: 1 DP: 1 HBP: 0 | | | | | | |

| | AB | 32 |
|---|---|---|
| | R | 4 |
| | H | 10 |
| | RBI | 4 |
| | BB | 5 |
| | SO | 6 |
| | LOB | 16 |

WP: 0 PB: 0 SB: 0 CS: 0 PA: 38

| PITCHER | | IP | WLS | BF | H | R | ER | SO | BB | IBB | HBP | BLK | WP | HR | S | P | ERA | WHIP |
|---|---|---|---|---|---|---|---|---|---|---|---|---|---|---|---|---|---|---|
| Terry Mulholland, L<br>ERA: 5.02 | (1, 1) | 5.0 | L | 27 | 9 | 4 | 4 | 4 | 3 | 1 | 0 | 0 | 0 | 1 | 60 | 95 | 7.20 | 2.400 |
| 28 Jesse Crain, R<br>ERA: 1.69 | (6, 1) | 2.0 | | 7 | 0 | 0 | 0 | 1 | 1 | 0 | 0 | 0 | 0 | 0 | 16 | 28 | 0.00 | 0.500 |
| Aaron Fultz, L<br>ERA: 4.8 | (8, 1) | 1.0 | | 4 | 1 | 0 | 0 | 1 | 0 | 0 | 0 | 0 | 0 | 0 | 15 | 20 | 0.00 | 1.000 |

| PITCHER | IP | WLS | BF | H | R | ER | SO | BB | IBB | HBP | BLK | WP | HR | S | P | ERA | WHIP |
|---|---|---|---|---|---|---|---|---|---|---|---|---|---|---|---|---|---|

livebaseballscorecards.com

# Minnesota Twins @ Baltimore Orioles

Oriole Park at Camden Yards, Baltimore, MD

Tue Sep 07 2004, 7:05 PM EDT
Att. 29,624 - Unknown - 85 F

livebaseballscorecards.com

TOP

| Batter | 1 | 2 | 3 | 4 | 5 | 6 | 7 | 8 | 9 | AB | R | H | RBI | BB | SO | LOB |
|---|---|---|---|---|---|---|---|---|---|---|---|---|---|---|---|---|
| Shannon Stewart, R (1, 7)<br>OBP: 0.390, SLG: 0.473 | K | | F7 | | | F8 | | 20 G4-6-3 1B<br>1-2<br>2-3 | | 4 | 0 | 1 | 0 | 0 | 1 | 1 |
| 20 Lew Ford, R (1, 9)<br>OBP: 0.388, SLG: 0.464 | G5-3 | | | K | | F7 | | G4-6-3<br>1-2f<br>2-3<br>3-H | | 4 | 0 | 0 | 0 | 0 | 1 | 2 |
| Torii Hunter, R (1, 8)<br>OBP: 0.320, SLG: 0.468 | K | | | F8 | | 1B | | K | | 4 | 0 | 1 | 0 | 0 | 2 | 2 |
| 33 Justin Morneau, L (1, 3)<br>OBP: 0.329, SLG: 0.550 | | G6-4-3 BB | | BB | | SAFE<br>SAFE<br>SAFE<br>P2 | | | G4-3 | 2 | 0 | 0 | 0 | 2 | 0 | 1 |
| Matthew LeCroy, R (1, 10)<br>OBP: 0.311, SLG: 0.388<br>Jason Kubel, L (9, PH)<br>OBP: 0.444, SLG: 0.429 | | G6-4-3<br>1-2f | | F9 | | | P6 | | 5 HR BB | 3<br>0 | 0<br>1 | 0<br>0 | 0<br>1 | 0<br>0 | 0<br>0 | 2<br>0 |
| Cristian Guzman, S (1, 6)<br>OBP: 0.313, SLG: 0.381 | | K | | | 1B | | F9 | | F9 | 4 | 0 | 1 | 0 | 0 | 1 | 1 |
| 5 Michael Cuddyer, R (1, 4)<br>OBP: 0.326, SLG: 0.417 | | | G4-3 G4-3 BB | | SAFE<br>F8 | | F8 | | 1-H HR | 3 | 1 | 1 | 2 | 1 | 0 | 1 |
| Terry Tiffee, S (1, 5)<br>OBP: 0.348, SLG: 0.500<br>Augie Ojeda, S (8, PR)<br>OBP: 0.292, SLG: 0.381 (8, 5) | | | G4-3<br>1-2 | | F9 | | | 1B 20 G4-6-3 BB<br>BB | G6-3 | 2<br>1 | 0<br>1 | 0<br>0 | 0<br>0 | 1<br>0 | 0<br>0 | 2<br>0 |
| Henry Blanco, R (1, 2)<br>OBP: 0.246, SLG: 0.343 | | | G4-3<br>2-3 | | SAFE<br>SAFE<br>SAFE<br>L8 | | | SAFE<br>20 G4-6-3 1B<br>1-2<br>BB | | 2 | 0 | 0 | 0 | 1 | 0 | 2 |
| Inning Stats | R: 0 E: 0 K: 2 S: 8<br>H: 0 LOB: 0 BB: 0 P: 11 | R: 0 E: 0 K: 1 S: 6<br>H: 0 LOB: 0 BB: 1 P: 14 | R: 0 E: 0 K: 0 S: 7<br>H: 0 LOB: 1 BB: 1 P: 12 | R: 0 E: 0 K: 1 S: 13<br>H: 0 LOB: 1 BB: 1 P: 23 | R: 0 E: 0 K: 0 S: 9<br>H: 1 LOB: 1 BB: 0 P: 12 | R: 0 E: 0 K: 0 S: 9<br>H: 1 LOB: 1 BB: 0 P: 12 | R: 0 E: 0 K: 0 S: 6<br>H: 0 LOB: 0 BB: 0 P: 10 | R: 1 E: 0 K: 1 S: 9<br>H: 1 LOB: 2 BB: 2 P: 19 | R: 2 E: 0 K: 0 S: 11<br>H: 1 LOB: 0 BB: 1 P: 22 | 1B: 3 2B: 0 3B: 0 HR: 1<br>SF: 0 SAC: 0 DP: 2 HBP: 0 | | | | | | |

| | |
|---|---|
| AB | 29 |
| R | 3 |
| H | 4 |
| RBI | 2 |
| BB | 6 |
| SO | 5 |
| LOB | 14 |

WP: 0 PB: 0 SB: 0 CS: 0
PA: 35

| PITCHER | | IP | WLS | BF | H | R | ER | SO | BB | IBB | HBP | BLK | WP | HR | S | P | ERA | WHIP |
|---|---|---|---|---|---|---|---|---|---|---|---|---|---|---|---|---|---|---|
| Matt Riley, L<br>ERA: 7.19 | (1, 1) | 7.0 | | 27 | 2 | 1 | 1 | 4 | 5 | 0 | 0 | 0 | 0 | 0 | 59 | 103 | 1.29 | 1.000 |
| Jason Grimsley, R<br>ERA: 3.59 | (8, 1) | 1.0 | B | 3 | 1 | 0 | 0 | 1 | 0 | 0 | 0 | 0 | 0 | 0 | 8 | 10 | 0.00 | 1.000 |
| Jorge Julio, R<br>ERA: 3.97 | (9, 1) | 0.2 | L | 4 | 1 | 2 | 2 | 0 | 1 | 0 | 0 | 0 | 0 | 1 | 7 | 15 | 27.00 | 3.000 |
| Dave Borkowski, R<br>ERA: 4.55 | (9, 1) | 0.1 | | 1 | 0 | 0 | 0 | 0 | 0 | 0 | 0 | 0 | 0 | 0 | 4 | 7 | 0.00 | 0.000 |

| PITCHER | IP | WLS | BF | H | R | ER | SO | BB | IBB | HBP | BLK | WP | HR | S | P | ERA | WHIP |
|---|---|---|---|---|---|---|---|---|---|---|---|---|---|---|---|---|---|

| Batter | 1 | 2 | 3 | 4 | 5 | 6 | 7 | 8 | 9 | AB | R | H | RBI | BB | SO | LOB |
|---|---|---|---|---|---|---|---|---|---|---|---|---|---|---|---|---|
| 1 Brian Roberts, S (1, 4)<br>OBP: 0.358, SLG: 0.390 | F8 | | G4-3 | | | L7 | | L9 | | 4 | 0 | 0 | 0 | 0 | 0 | 0 |
| David Newhan, L (1, 7)<br>OBP: 0.384, SLG: 0.486 | L5 | | | 6 FC5-2 3B | | 6 2B 1B | | | G6-3 | 4 | 1 | 2 | 0 | 0 | 0 | 0 |
| 6 Melvin Mora, R (1, 5)<br>OBP: 0.426, SLG: 0.573 | G5-3 | | | FC5-2 3-H | | 1 SAFE 1-H 2B | | | G1-3 | 4 | 0 | 1 | 1 | 0 | 0 | 1 |
| 10 Miguel Tejada, R (1, 6)<br>OBP: 0.360, SLG: 0.524 | | FC5-4 1B 1B | | 1 SAFE K | | F9 | | | K | 4 | 0 | 1 | 0 | 0 | 2 | 2 |
| Rafael Palmeiro, L (1, 3)<br>OBP: 0.359, SLG: 0.407 | | 1-2 FC5-4 1B | | F8 | | | G4-3 | | | 3 | 0 | 1 | 0 | 0 | 0 | 1 |
| Javy Lopez, R (1, 2)<br>OBP: 0.366, SLG: 0.492 | | FC5-4 G4-6-3 1-2f 2-3 | | | F9 | | F8 | | | 3 | 0 | 0 | 0 | 0 | 0 | 2 |
| B.J. Surhoff, L (1, 9)<br>OBP: 0.359, SLG: 0.404 | | G4-6-3 1-2f | | | K | | G1-3 | | | 3 | 0 | 0 | 0 | 0 | 1 | 2 |
| 31 Jay Gibbons, L (1, 10)<br>OBP: 0.290, SLG: 0.360<br>David Segui, S (8, PH)<br>OBP: 0.387, SLG: 0.429 | | | P6 | | L9 | | | G5-3 | | 2<br>1 | 0<br>0 | 0<br>0 | 0<br>0 | 0<br>0 | 0<br>0 | 0<br>0 |
| Larry Bigbie, L (1, 8)<br>OBP: 0.335, SLG: 0.414 | | | G4-3 | | | G4-3 | | K | | 3 | 0 | 0 | 0 | 0 | 1 | 0 |
| Inning Stats | R: 0<br>E: 0<br>K: 0<br>S: 12<br>H: 0<br>LOB: 0<br>BB: 0<br>P: 19 | R: 0<br>E: 0<br>K: 0<br>S: 8<br>H: 2<br>LOB: 1<br>BB: 0<br>P: 10 | R: 0<br>E: 0<br>K: 0<br>S: 8<br>H: 0<br>LOB: 0<br>BB: 0<br>P: 13 | R: 0<br>E: 0<br>K: 1<br>S: 15<br>H: 1<br>LOB: 1<br>BB: 0<br>P: 21 | R: 0<br>E: 0<br>K: 1<br>S: 7<br>H: 0<br>LOB: 0<br>BB: 0<br>P: 10 | R: 1<br>E: 0<br>K: 0<br>S: 9<br>H: 2<br>LOB: 1<br>BB: 0<br>P: 13 | R: 0<br>E: 0<br>K: 0<br>S: 8<br>H: 0<br>LOB: 0<br>BB: 0<br>P: 14 | R: 0<br>E: 0<br>K: 1<br>S: 6<br>H: 0<br>LOB: 0<br>BB: 0<br>P: 9 | R: 0<br>E: 0<br>K: 1<br>S: 9<br>H: 0<br>LOB: 0<br>BB: 0<br>P: 14 | 1B: 3<br>2B: 1<br>3B: 1<br>HR: 0<br>SF: 0<br>SAC: 0<br>DP: 1<br>HBP: 0 | | | | | | |

| PITCHER | | IP | WLS | BF | H | R | ER | SO | BB | IBB | HBP | BLK | WP | HR | S | P | ERA | WHIP |
|---|---|---|---|---|---|---|---|---|---|---|---|---|---|---|---|---|---|---|
| Brad Radke, R<br>ERA: 3.51 | (1, 1) | 7.0 | | 25 | 5 | 1 | 1 | 2 | 0 | 0 | 0 | 0 | 0 | 0 | 67 | 100 | 1.29 | 0.714 |
| J.C. Romero, L<br>ERA: 2.64 | (8, 1) | 1.0 | W | 3 | 0 | 0 | 0 | 1 | 0 | 0 | 0 | 0 | 0 | 0 | 6 | 9 | 0.00 | 0.000 |
| 36 Joe Nathan, R<br>ERA: 1.59 | (9, 1) | 1.0 | S | 3 | 0 | 0 | 0 | 1 | 0 | 0 | 0 | 0 | 0 | 0 | 9 | 14 | 0.00 | 0.000 |

| PITCHER | IP | WLS | BF | H | R | ER | SO | BB | IBB | HBP | BLK | WP | HR | S | P | ERA | WHIP |
|---|---|---|---|---|---|---|---|---|---|---|---|---|---|---|---|---|---|

# BOTTOM

Minnesota Twins @ Baltimore Orioles

Oriole Park at Camden Yards, Baltimore, MD

Tue Sep 07 2004, 7:05 PM EDT

Att. 29,624 - Unknown - 85 F

livebaseballscorecards.com

| | |
|---|---|
| AB | 31 |
| R | 1 |
| H | 5 |
| RBI | 1 |
| BB | 0 |
| SO | 4 |
| LOB | 8 |

| Batter | 1 | 2 | 3 | 4 | 5 | 6 | 7 | 8 | 9 | AB | R | H | RBI | BB | SO | LOB |
|---|---|---|---|---|---|---|---|---|---|---|---|---|---|---|---|---|
| Shannon Stewart, R (1, 7)<br>OBP: 0.386, SLG: 0.467<br>Jason Kubel, L (7, 9)<br>OBP: 0.400, SLG: 0.375 | P4 | E5 | | F7 | | K | | F8 | | 4<br>1 | 1<br>0 | 0<br>0 | 0<br>0 | 0<br>0 | 1<br>0 | 2<br>0 |
| 20 Lew Ford, R (1, 9)<br>OBP: 0.389, SLG: 0.464<br>(7, 7)<br>(8, 8) | FC6-4 1B | SF9 | | G5-3 | | | G6-3 | BB | | 3 | 0 | 1 | 1 | 1 | 0 | 0 |
| Torii Hunter, R (1, 8)<br>OBP: 0.324, SLG: 0.471<br>Michael Restovich, R (8, PH)<br>OBP: 0.318, SLG: 0.350<br>(8, 7) | FC6-4 1B | SAFE<br>33 2B 1B | | K | | | 33 1B 1B | F9 | | 4<br>1 | 2<br>0 | 3<br>0 | 1<br>0 | 0<br>0 | 1<br>0 | 0<br>1 |
| 33 Justin Morneau, L (1, 3)<br>OBP: 0.336, SLG: 0.558<br>Augie Ojeda, S (8, 4)<br>OBP: 0.320, SLG: 0.409 | FC6-4 | HR 2B | | | FC1-6 1B | | FC1-6 5 1B 1B | | G6-4-3 1B | 4<br>1 | 2<br>0 | 3<br>1 | 2<br>0 | 0<br>0 | 0<br>0 | 2<br>0 |
| Matthew LeCroy, R (1, 10)<br>OBP: 0.313, SLG: 0.402 | K | HR | | | K | | FC1-6 1B | | K | 5 | 1 | 2 | 3 | 0 | 3 | 4 |
| Cristian Guzman, S (1, 6)<br>OBP: 0.312, SLG: 0.379 | HBP SF7 5 BB 1B<br>K | | | | FC1-6 1-2f | | FC1-6 5 1B 1-2f 2-3 | | G6-4-3 1-2f | 5 | 1 | 1 | 0 | 0 | 1 | 4 |
| 5 Michael Cuddyer, R (1, 4)<br>OBP: 0.328, SLG: 0.416<br>(8, 3) | SF7 20 SF9 HBP 1-2 BB | K | | | K | | FC4-6 1-2 3-H 1B | | | 3 | 1 | 1 | 1 | 1 | 2 | 1 |
| Terry Tiffee, S (1, 5)<br>OBP: 0.333, SLG: 0.440 | 20 SF9 SF7 1B 1-2 2-3 HBP | G5-3 | | | | G5-3 | FC4-6 1-2f | | | 3 | 1 | 0 | 0 | 0 | 0 | 2 |
| Henry Blanco, R (1, 2)<br>OBP: 0.243, SLG: 0.339<br>Pat Borders, R (8, 2)<br>OBP: 0.210, SLG: 0.295 | SF7 1-2 2-3 3-H | F8 | | | | G6-3 | | F9 | | 3<br>0 | 0<br>0 | 0<br>0 | 1<br>0 | 0<br>0 | 0<br>0 | 0<br>0 |
| Inning Stats | R: 0 E: 0 K: 1 S: 14<br>H: 2 LOB: 2 BB: 0 P: 23 | R: 7 E: 1 K: 1 S: 34<br>H: 4 LOB: 0 BB: 1 P: 51 | R: 0 E: 0 K: 1 S: 5<br>H: 0 LOB: 0 BB: 0 P: 10 | R: 0 E: 0 K: 1 S: 9<br>H: 0 LOB: 0 BB: 0 P: 14 | R: 0 E: 0 K: 2 S: 10<br>H: 1 LOB: 1 BB: 0 P: 15 | R: 0 E: 0 K: 1 S: 10<br>H: 0 LOB: 0 BB: 0 P: 16 | R: 2 E: 0 K: 0 S: 15<br>H: 4 LOB: 2 BB: 0 P: 20 | R: 0 E: 0 K: 0 S: 5<br>H: 0 LOB: 1 BB: 1 P: 12 | R: 0 E: 0 K: 1 S: 8<br>H: 1 LOB: 0 BB: 0 P: 13 | 1B: 10<br>2B: 1<br>3B: 0<br>HR: 1 | SF: 2<br>SAC: 0<br>DP: 1<br>HBP: 1 | | | | | | |

# TOP

## Minnesota Twins @ Baltimore Orioles

Oriole Park at Camden Yards, Baltimore, MD

Wed Sep 08 2004, 7:05 PM EDT

Att. 19,358 - Unknown - 83 F

livebaseballscorecards.com

| | |
|---|---|
| AB | 37 |
| R | 9 |
| H | 12 |
| RBI | 9 |
| BB | 2 |
| SO | 8 |
| LOB | 16 |

| PITCHER | | IP | WLS | BF | H | R | ER | SO | BB | IBB | HBP | BLK | WP | HR | S | P | ERA | WHIP |
|---|---|---|---|---|---|---|---|---|---|---|---|---|---|---|---|---|---|---|
| 45 Erik Bedard, L<br>ERA: 4.73 | (1, 1) | 2.0 | L | 15 | 6 | 7 | 1 | 2 | 1 | 0 | 1 | 0 | 0 | 1 | 48 | 74 | 4.50 | 3.500 |
| Rick Bauer, R<br>ERA: 5.49 | (3, 1) | 4.0 | | 13 | 1 | 0 | 0 | 5 | 0 | 0 | 0 | 0 | 0 | 0 | 34 | 55 | 0.00 | 0.250 |
| 47 Aaron Rakers, R<br>ERA: 18.0 | (7, 1) | 1.0 | | 7 | 4 | 2 | 2 | 0 | 0 | 0 | 0 | 0 | 0 | 0 | 15 | 20 | 18.00 | 4.000 |
| Eddy Rodriguez, R<br>ERA: 4.89 | (8, 1) | 1.0 | | 4 | 0 | 0 | 0 | 0 | 1 | 0 | 0 | 0 | 0 | 0 | 5 | 12 | 0.00 | 1.000 |
| Todd Williams, R<br>ERA: 3.27 | (9, 1) | 1.0 | | 3 | 1 | 0 | 0 | 1 | 0 | 0 | 0 | 0 | 0 | 0 | 8 | 13 | 0.00 | 1.000 |

| PITCHER | IP | WLS | BF | H | R | ER | SO | BB | IBB | HBP | BLK | WP | HR | S | P | ERA | WHIP |
|---|---|---|---|---|---|---|---|---|---|---|---|---|---|---|---|---|---|

WP: 0 PB: 0 SB: 0 CS: 0 PA: 42

# BOTTOM

| Batter | 1 | 2 | 3 | 4 | 5 | 6 | 7 | 8 | 9 | AB | R | H | RBI | BB | SO | LOB |
|---|---|---|---|---|---|---|---|---|---|---|---|---|---|---|---|---|
| 1 Brian Roberts, S (1, 4)<br>OBP: 0.356, SLG: 0.387 | B C S X 1-2 F8 ① | | | C X 0-1 G1-3 ① | | S F B B B F X 3-2 F7 ② | | B F C B B C 3-3 K ② | | 4 | 0 | 0 | 0 | 0 | 1 | 0 |
| David Newhan, L (1, 7)<br>OBP: 0.382, SLG: 0.483 | C B F X 1-2 G3-1 ② | | | C F X 0-2 G4-3 ② | | B X 1-0 1B | | B C S X 1-2 G6-3 ③ | | 4 | 0 | 1 | 0 | 0 | 0 | 0 |
| 6 Melvin Mora, R (1, 5)<br>OBP: 0.423, SLG: 0.569<br>Darnell McDonald, R (8, 9)<br>OBP: 0.241, SLG: 0.222 | B C S S B X 2-2 P4 ③ | | | C S S 0-3 K ③ | | S C S 0-3 K ③ | | | B T X 1-1 G6-3 ① | 3<br>1 | 0<br>0 | 0<br>0 | 0<br>0 | 0<br>0 | 2<br>0 | 1<br>0 |
| 10 Miguel Tejada, R (1, 6)<br>OBP: 0.361, SLG: 0.524<br>Luis Lopez, S (7, PR)<br>OBP: 0.244, SLG: 0.324 (8, 6) | | C B B F S 2-3 K ① | | | S B S B X 2-2 1B 1B | | B B F X 2-1 1B 1B | | C F X 0-2 F8 ② | 3<br>1 | 0<br>0 | 2<br>0 | 0<br>0 | 0<br>0 | 1<br>0 | 0<br>0 |
| Javy Lopez, R (1, 2)<br>OBP: 0.364, SLG: 0.489<br>Geronimo Gil, R (8, 2)<br>OBP: 0.500, SLG: 0.571 | | S X 0-1 F8 ② | | | F B C X 1-2 F8 ① | | B F F F F F F S 1-3 K ① | | C X 0-1 1B | 3<br>1 | 0<br>0 | 0<br>1 | 0<br>0 | 0<br>0 | 1<br>0 | 2<br>0 |
| David Segui, S (1, 10)<br>OBP: 0.400, SLG: 0.441<br>Val Majewski, L (9, PH)<br>OBP: 0.154, SLG: 0.231 | | B S B C S 2-3 K ③ | | | F B B X 2-1 1-2 1B | | S B X 1-1 1-2 1B | | B B X 2-0 F9 ③ | 3<br>1 | 0<br>0 | 2<br>0 | 0<br>0 | 0<br>0 | 1<br>0 | 0<br>1 |
| 31 Jay Gibbons, L (1, 9)<br>OBP: 0.287, SLG: 0.356 (8, 3) | | | C B F S 1-3 K ① | | X 0-0 F8 ② | | C X 0-1 P3 ② | | | 3 | 0 | 0 | 0 | 0 | 1 | 4 |
| Jose Leon, R (1, 3)<br>OBP: 0.173, SLG: 0.300 (8, 5) | | | C B B F X 2-2 G4-3 ② | | C B S S 1-3 K ③ | | B F F B S 2-3 K ③ | | | 3 | 0 | 0 | 0 | 0 | 2 | 4 |
| 16 Tim Raines, S (1, 8)<br>OBP: 0.300, SLG: 0.303 | | | C C B B S 2-3 K ③ | | | F F X 0-2 F9 ① | | B C X 1-1 F7 ① | | 3 | 0 | 0 | 0 | 0 | 1 | 0 |

| Inning Stats | 1 | 2 | 3 | 4 | 5 | 6 | 7 | 8 | 9 |
|---|---|---|---|---|---|---|---|---|---|
| | R: 0 E: 0 K: 0 S: 9 H: 0 LOB: 0 BB: 0 P: 13 | R: 0 E: 0 K: 2 S: 8 H: 0 LOB: 0 BB: 0 P: 12 | R: 0 E: 0 K: 2 S: 9 H: 0 LOB: 0 BB: 0 P: 14 | R: 0 E: 0 K: 1 S: 8 H: 0 LOB: 0 BB: 0 P: 8 | R: 0 E: 0 K: 1 S: 12 H: 2 LOB: 2 BB: 0 P: 18 | R: 0 E: 0 K: 1 S: 12 H: 1 LOB: 1 BB: 0 P: 16 | R: 0 E: 0 K: 2 S: 16 H: 2 LOB: 2 BB: 0 P: 22 | R: 0 E: 0 K: 1 S: 8 H: 0 LOB: 0 BB: 0 P: 13 | R: 0 E: 0 K: 0 S: 8 H: 1 LOB: 1 BB: 0 P: 11 |

1B: 6 SF: 0 WP: 0 PA: 33
2B: 0 SAC: 0 PB: 0
3B: 0 DP: 0 SB: 0
HR: 0 HBP: 0 CS: 0

| PITCHER | | IP | WLS | BF | H | R | ER | SO | BB | IBB | HBP | BLK | WP | HR | S | P | ERA | WHIP |
|---|---|---|---|---|---|---|---|---|---|---|---|---|---|---|---|---|---|---|
| Johan Santana, L<br>ERA: 2.85 | (1, 1) | 7.0 | W | 26 | 5 | 0 | 0 | 9 | 0 | 0 | 0 | 0 | 0 | 0 | 74 | 103 | 0.00 | 0.714 |
| Juan Rincon, R<br>ERA: 2.86 | (8, 1) | 1.0 | | 3 | 0 | 0 | 0 | 1 | 0 | 0 | 0 | 0 | 0 | 0 | 8 | 13 | 0.00 | 0.000 |
| J.D. Durbin, R<br>ERA: | (9, 1) | 1.0 | | 4 | 1 | 0 | 0 | 0 | 0 | 0 | 0 | 0 | 0 | 0 | 8 | 11 | 0.00 | 1.000 |

| PITCHER | IP | WLS | BF | H | R | ER | SO | BB | IBB | HBP | BLK | WP | HR | S | P | ERA | WHIP |
|---|---|---|---|---|---|---|---|---|---|---|---|---|---|---|---|---|---|

# Minnesota Twins @ Baltimore Orioles

Oriole Park at Camden Yards, Baltimore, MD

Wed Sep 08 2004, 7:05 PM EDT

Att. 19,358 - Unknown - 83 F

livebaseballscorecards.com

| | |
|---|---|
| AB | 33 |
| R | 0 |
| H | 6 |
| RBI | 0 |
| BB | 0 |
| SO | 10 |
| LOB | 12 |

| Batter | 1 | 2 | 3 | 4 | 5 | 6 | 7 | 8 | 9 | AB | R | H | RBI | BB | SO | LOB |
|---|---|---|---|---|---|---|---|---|---|---|---|---|---|---|---|---|
| 2 Derek Jeter, R (1, 6)<br>OBP: 0.341, SLG: 0.457 | C B B C F F X<br>2-2 G6-3 ① | C C B D X<br>2-2 1-H 2-H HR | | F X<br>0-1 G6-3 ② | | B C C X<br>1-2 G6-3 ③<br>1-2 | | S B B S F B F C<br>3-3 K ① | | 5 | 1 | 1 | 3 | 0 | 1 | 2 |
| 13 Alex Rodriguez, R (1, 5)<br>OBP: 0.374, SLG: 0.514 | B B B C F B<br>4-2 55 WP BB | B B X<br>2-0 F9 ③ | | X<br>0-0 G5-3 ③ | | | C F F X<br>0-2 20 BB E 1B 1B | S B B S F F B X<br>3-2 F7 ② | | 4 | 1 | 1 | 0 | 1 | 0 | 0 |
| Gary Sheffield, R (1, 9)<br>OBP: 0.406, SLG: 0.550 | F 1 S B B B 1 S SAFE SAFE<br>2-3 K ② | C B F B C<br>2-3 K ① | | C X<br>0-1 F8 ① | | | B C B X<br>2-1 E6 20 BB 1B<br>1-2 | B B C F T<br>2-2 K ③ | | 5 | 1 | 0 | 0 | 0 | 3 | 2 |
| 55 Hideki Matsui, L (1, 7)<br>OBP: 0.392, SLG: 0.511 | P B B B<br>4-0 1-2 BB | B F B C B F X<br>3-2 1B | | C S B S<br>1-3 K ② | | | X<br>0-0 F8 ① | | F C B F B B X<br>3-2 1B 1B | 4 | 0 | 2 | 0 | 1 | 1 | 2 |
| 20 Jorge Posada, S (1, 2)<br>OBP: 0.404, SLG: 0.480 | C B C X<br>1-2 G4-3 ③ | B X<br>1-0 F9 ② | | C B B B C F B X<br>3-2 G3 ③ | | | B B S F B B<br>4-2 1B 1B FC4-6<br>1-2<br>2-3 BB | | F X<br>0-1 L8 ① | 4 | 1 | 0 | 0 | 1 | 0 | 4 |
| John Olerud, L (1, 3)<br>OBP: 0.359, SLG: 0.372 | | C C X<br>0-2 1B 2 HR 1B | B B 1 B X<br>3-0 F8 ③ | | | B X<br>1-0 G4-3 ① | B X<br>1-0 FC4-6 1B<br>1-2<br>2-H<br>3-H 1B | | C F X<br>0-2 L8 ② | 5 | 1 | 2 | 2 | 0 | 0 | 2 |
| Ruben Sierra, S (1, 10)<br>OBP: 0.311, SLG: 0.480 | | X<br>0-0 L9 ① | B B C C F B X<br>3-2 HR | | | C B X<br>1-1 F8 ②<br>1-2 | C B F F X<br>1-2 FC4-6 1B<br>1-2<br>2-3 | | X<br>0-0 DI 1B<br>1-3 | 5 | 1 | 3 | 1 | 0 | 0 | 1 |
| Miguel Cairo, R (1, 4)<br>OBP: 0.336, SLG: 0.434 | | B C F X<br>1-2 2 HR 1B<br>1-2 | C F B X<br>1-2 SF8 3B | | | C F B B X<br>2-2 1B 1B | C B B F X<br>2-2 FC4-6 ②<br>1-2f<br>2-3<br>3-H | | B C C S<br>1-3 K ③<br>1-2 | 5 | 2 | 3 | 1 | 0 | 1 | 4 |
| Kenny Lofton, L (1, 8)<br>OBP: 0.343, SLG: 0.402 | | C C B F B S<br>2-3 K ② | C B X<br>1-1 SF8 ①<br>3-H | | | B C X<br>1-1 2 S 1B<br>1-3 | X<br>0-0 G6-3 ③ | | | 3 | 0 | 1 | 1 | 0 | 1 | 4 |
| Inning Stats | R: 0 H: 0<br>E: 0 LOB: 2<br>K: 1 BB: 2<br>S: 15 P: 27 | R: 3 H: 3<br>E: 0 LOB: 0<br>K: 1 BB: 0<br>S: 15 P: 22 | R: 0 H: 1<br>E: 0 LOB: 1<br>K: 1 BB: 0<br>S: 9 P: 18 | R: 2 H: 2<br>E: 0 LOB: 0<br>K: 0 BB: 0<br>S: 12 P: 17 | R: 0 H: 0<br>E: 0 LOB: 0<br>K: 1 BB: 0<br>S: 9 P: 13 | R: 0 H: 2<br>E: 0 LOB: 2<br>K: 0 BB: 0<br>S: 11 P: 17 | R: 3 H: 3<br>E: 1 LOB: 2<br>K: 0 BB: 1<br>S: 18 P: 28 | R: 0 H: 0<br>E: 0 LOB: 0<br>K: 2 BB: 0<br>S: 14 P: 22 | R: 0 H: 2<br>E: 0 LOB: 2<br>K: 1 BB: 0<br>S: 13 P: 17 | 1B: 10 SF: 1<br>2B: 0 SAC: 0<br>3B: 1 DP: 0<br>HR: 2 HBP: 0 | | | | | | WP: 1 PA: 44<br>PB: 0<br>SB: 1<br>CS: 0 |

| PITCHER | | IP | WLS | BF | H | R | ER | SO | BB | IBB | HBP | BLK | WP | HR | S | P | ERA | WHIP |
|---|---|---|---|---|---|---|---|---|---|---|---|---|---|---|---|---|---|---|
| Rodrigo Lopez, R<br>ERA: 3.86 | (1, 1) | 5.2 | W | 27 | 8 | 5 | 5 | 4 | 2 | 0 | 0 | 0 | 1 | 2 | 68 | 110 | 7.94 | 1.765 |
| Jason Grimsley, R<br>ERA: 3.57 | (6, 1) | 0.1 | | 1 | 0 | 0 | 0 | 0 | 0 | 0 | 0 | 0 | 0 | 0 | 3 | 4 | 0.00 | 0.000 |
| Dave Borkowski, R<br>ERA: 4.69 | (7, 1) | 0.1 | | 6 | 3 | 3 | 1 | 0 | 1 | 0 | 0 | 0 | 0 | 0 | 14 | 22 | 27.00 | 12.000 |
| Todd Williams, R<br>ERA: 3.18 | (7, 1) | 0.2 | | 2 | 0 | 0 | 0 | 0 | 0 | 0 | 0 | 0 | 0 | 0 | 4 | 6 | 0.00 | 0.000 |
| B.J. Ryan, L<br>ERA: 2.17 | (8, 1) | 1.0 | | 3 | 0 | 0 | 0 | 2 | 0 | 0 | 0 | 0 | 0 | 0 | 14 | 22 | 0.00 | 0.000 |

| PITCHER | | IP | WLS | BF | H | R | ER | SO | BB | IBB | HBP | BLK | WP | HR | S | P | ERA | WHIP |
|---|---|---|---|---|---|---|---|---|---|---|---|---|---|---|---|---|---|---|
| Jorge Julio, R<br>ERA: 3.9 | (9, 1) | 1.0 | | 5 | 2 | 0 | 0 | 1 | 0 | 0 | 0 | 0 | 0 | 0 | 13 | 17 | 0.00 | 2.000 |

TOP

# New York Yankees @ Baltimore Orioles

Oriole Park at Camden Yards, Baltimore, MD

Fri Sep 10 2004, 7:05 PM EDT
Att. 48,026 - Sunny - 86 F

livebaseballscorecards.com

| | |
|---|---|
| AB | 40 |
| R | 8 |
| H | 13 |
| RBI | 8 |
| BB | 3 |
| SO | 7 |
| LOB | 21 |

| Batter | 1 | 2 | 3 | 4 | 5 | 6 | 7 | 8 | 9 | AB | R | H | RBI | BB | SO | LOB |
|---|---|---|---|---|---|---|---|---|---|---|---|---|---|---|---|---|
| 1 Brian Roberts, S (1, 4)<br>OBP: 0.358, SLG: 0.391 | 10 HR 1B | | 10 BB 6 1B HBP 1B<br>2B | | K | F8 | | | | 5 | 2 | 3 | 2 | 0 | 1 | 1 |
| David Newhan, L (1, 7)<br>OBP: 0.379, SLG: 0.476 | K | | K | | | F8 | K | | | 4 | 0 | 0 | 0 | 0 | 3 | 3 |
| 16 Tim Raines, S (8, 8)<br>OBP: 0.300, SLG: 0.303 | | | HBP | | | | | | | 0 | 0 | 0 | 0 | 0 | 0 | 0 |
| 6 Melvin Mora, R (1, 5)<br>OBP: 0.425, SLG: 0.576 | F8 | | HBP 10 BB BB 1B<br>K | | | BB 1B 1B | | HR | | 5 | 3 | 3 | 1 | 0 | 1 | 3 |
| 10 Miguel Tejada, R (1, 6)<br>OBP: 0.362, SLG: 0.528 | 1-H HR | | BB HBP 1B BB | P5 | | L8 | | F8 | | 4 | 2 | 1 | 3 | 1 | 0 | 1 |
| Rafael Palmeiro, L (1, 10)<br>OBP: 0.359, SLG: 0.404 | K | | BB 1B HBP | K | | 1B 3B BB | | G1-3 | | 3 | 2 | 0 | 1 | 1 | 2 | 0 |
| Javy Lopez, R (1, 2)<br>OBP: 0.366, SLG: 0.489 | | G5-3 | 1B 1B BB | F8 | | 1B 3B 1B | | 1B | | 4 | 2 | 2 | 2 | 1 | 0 | 0 |
| B.J. Surhoff, L (1, 9)<br>OBP: 0.359, SLG: 0.412 | | P6 | 1 1B 2B 1B | | G3-1 | 1-H 2-H 3B | | G3 | | 5 | 1 | 2 | 4 | 0 | 0 | 1 |
| 31 Jay Gibbons, L (1, 3)<br>OBP: 0.283, SLG: 0.351 | | F8 | K | | F9 | G4-3 | | | | 4 | 0 | 0 | 0 | 0 | 1 | 3 |
| Larry Bigbie, L (1, 8)<br>OBP: 0.339, SLG: 0.418 (8, 7) | | | 6 1B 1 1B 10 BB 1B<br>1 2B 1B | | 1B | | G4-3 | | | 4 | 2 | 3 | 1 | 0 | 0 | 0 |
| Inning Stats | R: 2 E: 0 K: 2 S: 11 H: 2 LOB: 0 BB: 0 P: 15 | R: 0 E: 0 K: 0 S: 8 H: 0 LOB: 0 BB: 0 P: 11 | R: 8 E: 0 K: 3 S: 26 H: 6 LOB: 2 BB: 2 P: 44 | R: 0 E: 0 K: 1 S: 8 H: 0 LOB: 0 BB: 0 P: 13 | R: 0 E: 0 K: 1 S: 10 H: 1 LOB: 1 BB: 0 P: 13 | R: 3 E: 0 K: 0 S: 10 H: 3 LOB: 1 BB: 1 P: 17 | R: 0 E: 0 K: 1 S: 7 H: 0 LOB: 0 BB: 0 P: 10 | R: 1 E: 0 K: 0 S: 12 H: 2 LOB: 1 BB: 0 P: 17 | | 1B: 10 2B: 1 3B: 1 HR: 2 | SF: 0 SAC: 0 DP: 0 HBP: 2 | | | | | |

| PITCHER | | IP | WLS | BF | H | R | ER | SO | BB | IBB | HBP | BLK | WP | HR | S | P | ERA | WHIP |
|---|---|---|---|---|---|---|---|---|---|---|---|---|---|---|---|---|---|---|
| Javier Vazquez, R<br>ERA: 4.94 | (1, 1) | 2.1 | L | 15 | 5 | 8 | 8 | 3 | 2 | 0 | 1 | 0 | 0 | 1 | 34 | 54 | 30.86 | 3.000 |
| C.J. Nitkowski, L<br>ERA: 5.83 | (3, 1) | 0.1 | | 5 | 3 | 2 | 2 | 1 | 0 | 0 | 1 | 0 | 0 | 0 | 8 | 11 | 54.00 | 9.000 |
| Esteban Loaiza, R<br>ERA: 5.52 | (3, 1) | 3.0 | | 14 | 4 | 3 | 3 | 3 | 1 | 0 | 0 | 0 | 0 | 0 | 28 | 44 | 9.00 | 1.667 |
| Felix Heredia, L<br>ERA: 6.49 | (6, 1) | 1.1 | | 4 | 0 | 0 | 0 | 1 | 0 | 0 | 0 | 0 | 0 | 0 | 10 | 14 | 0.00 | 0.000 |
| Steve Karsay, R<br>ERA: 6.0 | (8, 1) | 1.0 | | 5 | 2 | 1 | 1 | 0 | 0 | 0 | 0 | 0 | 0 | 1 | 12 | 17 | 9.00 | 2.000 |

| PITCHER | IP | WLS | BF | H | R | ER | SO | BB | IBB | HBP | BLK | WP | HR | S | P | ERA | WHIP |
|---|---|---|---|---|---|---|---|---|---|---|---|---|---|---|---|---|---|

# BOTTOM

## New York Yankees @ Baltimore Orioles

Oriole Park at Camden Yards, Baltimore, MD

Fri Sep 10 2004, 7:05 PM EDT

Att. 48,026 - Sunny - 86 F

livebaseballscorecards.com

| | |
|---|---|
| AB | 38 |
| R | 14 |
| H | 14 |
| RBI | 14 |
| BB | 3 |
| SO | 8 |
| LOB | 12 |

WP: 0 PB: 0 SB: 0 CS: 0 PA: 43

| Batter | 1 | 2 | 3 | 4 | 5 | 6 | 7 | 8 | 9 | AB | R | H | RBI | BB | SO | LOB |
|---|---|---|---|---|---|---|---|---|---|---|---|---|---|---|---|---|
| 2 Derek Jeter, R (1, 6)<br>OBP: 0.342, SLG: 0.458 | B B B C S X<br>3-2 ①<br>F8 | | F B X<br>1-1<br>13<br>1B<br>2B | | C B 1 SAFE X<br>1-1 ②③<br>G6-4-3<br>1-2f | | | C F B F X<br>1-2<br>13<br>E<br>2B<br>3-H<br>1B | X<br>0-0 ③<br>B1-3 | 5 | 2 | 2 | 1 | 0 | 0 | 1 |
| 13 Alex Rodriguez, R (1, 5)<br>OBP: 0.373, SLG: 0.512 | C C X<br>0-2 ②<br>G1-3 | | B X<br>1-0<br>WP<br>2-H<br>1B | | | B X<br>1-0 ①<br>G5-3 | | F X<br>0-1<br>E6<br>2B<br>1-2<br>G5-3 | | 4 | 1 | 1 | 1 | 0 | 0 | 1 |
| Gary Sheffield, R (1, 9)<br>OBP: 0.405, SLG: 0.550 | B S B S S<br>2-3 ③<br>K | | B X<br>1-0 ②<br>G5-3<br>1-2 | | | B X<br>1-0 ②<br>G6-3 | | B B F B X<br>3-1<br>G5-3<br>1-3<br>2-H<br>2B | | 4 | 0 | 1 | 1 | 0 | 1 | 1 |
| 55 Hideki Matsui, L (1, 7)<br>OBP: 0.389, SLG: 0.507 | | B F C F B X<br>2-2 ①<br>F8 | B F C F X<br>1-2 ③<br>L6 | | | B X<br>1-0 ③<br>F7 | | F B S C<br>1-3 ①<br>K | | 4 | 0 | 0 | 0 | 0 | 1 | 3 |
| 20 Jorge Posada, S (1, 2)<br>OBP: 0.407, SLG: 0.481 | | S B C B X<br>2-2 ②<br>G4-3 | | F B C B X<br>2-2<br>G6-3<br>1B | | | F C X<br>0-2<br>FC1-6<br>1B | I I I I<br>4-0<br>G5-3<br>IBB | | 3 | 0 | 2 | 0 | 1 | 0 | 0 |
| Bernie Williams, S (1, 10)<br>OBP: 0.348, SLG: 0.417 | | X<br>0-0<br>1B<br>2B | | B X<br>1-0 ①②<br>G6-3<br>1-2f | | | X<br>0-0 ①<br>FC1-6<br>1B<br>1-2f | C F B B B F X<br>3-2 ②<br>G5-3<br>1-2<br>2-3<br>3-H | | 4 | 1 | 1 | 1 | 0 | 0 | 4 |
| John Olerud, L (1, 3)<br>OBP: 0.360, SLG: 0.374 | | B S X<br>1-1<br>2-H<br>1B | | C B C B X<br>2-2 ③<br>F8 | | | 1 SAFE F B B F X<br>2-2<br>G6-3<br>1-2<br>1B | B B C F B X<br>3-2 ③<br>L7 | | 4 | 0 | 2 | 1 | 0 | 0 | 2 |
| Miguel Cairo, R (1, 4)<br>OBP: 0.332, SLG: 0.428 | | B B X<br>2-0 ③<br>G4-3 | | | C X<br>0-1 ①<br>F7 | | F X<br>0-1 ②③<br>G6-3<br>1-2f | | B B C X<br>2-1 ①<br>G4-3 | 4 | 0 | 0 | 0 | 0 | 0 | 3 |
| Kenny Lofton, L (1, 8)<br>OBP: 0.345, SLG: 0.410 | | | C X<br>0-1 ①<br>F9 | | B B C C B B<br>4-2<br>2<br>G6-4-3<br>BB | | | B X<br>1-0<br>2<br>1B<br>3B | X<br>0-0 ②<br>G4-3 | 3 | 1 | 1 | 0 | 1 | 0 | 0 |
| Inning Stats | R: 0 E: 0 K: 1 S: 9 H: 0 LOB: 0 BB: 0 P: 14 | R: 1 E: 0 K: 0 S: 11 H: 2 LOB: 1 BB: 0 P: 18 | R: 1 E: 0 K: 0 S: 10 H: 2 LOB: 1 BB: 0 P: 14 | R: 0 E: 0 K: 0 S: 7 H: 1 LOB: 0 BB: 0 P: 12 | R: 0 E: 0 K: 0 S: 6 H: 0 LOB: 0 BB: 1 P: 11 | R: 0 E: 0 K: 0 S: 3 H: 0 LOB: 0 BB: 0 P: 6 | R: 0 E: 0 K: 0 S: 9 H: 2 LOB: 1 BB: 0 P: 11 | R: 3 E: 1 K: 1 S: 19 H: 3 LOB: 2 BB: 1 P: 35 | R: 0 E: 0 K: 0 S: 4 H: 0 LOB: 0 BB: 0 P: 6 | 1B: 6 2B: 3 3B: 1 HR: 0 | SF: 0 SAC: 0 DP: 3 HBP: 0 | | | | | | |

# TOP

## New York Yankees @ Baltimore Orioles

Oriole Park at Camden Yards, Baltimore, MD

Sat Sep 11 2004, 4:35 PM EDT
Att. 47,858 - Cloudy - 84 F

livebaseballscorecards.com

| | |
|---|---|
| AB | 35 |
| R | 5 |
| H | 10 |
| RBI | 5 |
| BB | 2 |
| SO | 2 |
| LOB | 15 |

| | | | | | | | | | | | | | | | | | | | | | | | | | | | | | | |
|---|---|---|---|---|---|---|---|---|---|---|---|---|---|---|---|---|---|---|---|---|---|---|---|---|---|---|---|---|---|---|
| PITCHER | | IP | WLS | BF | H | R | ER | SO | BB | IBB | HBP | BLK | WP | HR | S | P | ERA | WHIP | PITCHER | IP | WLS | BF | H | R | ER | SO | BB | IBB | HBP | BLK | WP | HR | S | P | ERA | WHIP |
| Sidney Ponson, R<br>ERA: 5.31 | (1, 1) | 7.0 | L | 30 | 10 | 5 | 3 | 1 | 1 | 0 | 0 | 0 | 1 | 0 | 64 | 100 | 3.86 | 1.571 | | | | | | | | | | | | | | | | | |
| B.J. Ryan, L<br>ERA: 2.14 | (8, 1) | 1.0 | | 4 | 0 | 0 | 0 | 1 | 0 | 1 | 0 | 0 | 0 | 0 | 10 | 21 | 0.00 | 0.000 | | | | | | | | | | | | | | | | | |
| Todd Williams, R<br>ERA: 3.04 | (9, 1) | 1.0 | | 3 | 0 | 0 | 0 | 0 | 0 | 0 | 0 | 0 | 0 | 0 | 4 | 6 | 0.00 | 0.000 | | | | | | | | | | | | | | | | | |

# BOTTOM

| Batter | 1 | 2 | 3 | 4 | 5 | 6 | 7 | 8 | 9 | AB | R | H | RBI | BB | SO | LOB |
|---|---|---|---|---|---|---|---|---|---|---|---|---|---|---|---|---|
| 1 Brian Roberts, S (1, 4)<br>OBP: 0.359, SLG: 0.391 | G6-3 | | 1B | | P6-3 | | | G4-3 | | 4 | 0 | 2 | 0 | 0 | 0 | 0 |
| David Newhan, L (1, 7)<br>OBP: 0.378, SLG: 0.473 | G4-3 | | 6 BB | | P6-3 | | | G4-3 | | 4 | 0 | 1 | 0 | 0 | 0 | 1 |
| 6 Melvin Mora, R (1, 5)<br>OBP: 0.426, SLG: 0.581 | F8 | | BB | | F8 | | | HR | | 3 | 1 | 1 | 1 | 1 | 0 | 0 |
| 10 Miguel Tejada, R (1, 6)<br>OBP: 0.359, SLG: 0.524 | | G5-3 | K | | | G5-3 | | K | | 4 | 0 | 0 | 0 | 0 | 2 | 3 |
| Rafael Palmeiro, L (1, 10)<br>OBP: 0.362, SLG: 0.413 | | 1B | HR | | | G5-3 | | | 1B | 4 | 1 | 3 | 1 | 0 | 0 | 0 |
| Javy Lopez, R (1, 2)<br>OBP: 0.364, SLG: 0.485 | | K | K | | | K | | | F9 | 4 | 0 | 0 | 0 | 0 | 3 | 2 |
| B.J. Surhoff, L (1, 9)<br>OBP: 0.355, SLG: 0.406 | | F8 | G3 | | | | F9 | | K | 4 | 0 | 0 | 0 | 0 | 1 | 2 |
| 31 Jay Gibbons, L (1, 3)<br>OBP: 0.283, SLG: 0.348 | | | G4-3 | BB | | | F9 | | F7 | 3 | 0 | 0 | 0 | 1 | 0 | 1 |
| Larry Bigbie, L (1, 8)<br>OBP: 0.336, SLG: 0.414 | | | P6 | F7 | | | G4-3 | | | 3 | 0 | 0 | 0 | 0 | 0 | 1 |
| Inning Stats | R: 0 H: 0<br>E: 0 LOB: 0<br>K: 0 BB: 0<br>S: 8 P: 9 | R: 0 H: 1<br>E: 0 LOB: 1<br>K: 1 BB: 0<br>S: 12 P: 19 | R: 0 H: 2<br>E: 0 LOB: 3<br>K: 1 BB: 1<br>S: 12 P: 21 | R: 1 H: 1<br>E: 0 LOB: 1<br>K: 1 BB: 1<br>S: 8 P: 16 | R: 0 H: 1<br>E: 0 LOB: 0<br>K: 0 BB: 0<br>S: 7 P: 9 | R: 0 H: 0<br>E: 0 LOB: 0<br>K: 1 BB: 0<br>S: 10 P: 13 | R: 0 H: 0<br>E: 0 LOB: 0<br>K: 0 BB: 0<br>S: 8 P: 9 | R: 1 H: 1<br>E: 0 LOB: 0<br>K: 1 BB: 0<br>S: 16 P: 22 | R: 0 H: 1<br>E: 0 LOB: 1<br>K: 1 BB: 0<br>S: 9 P: 16 | | | | | | | |

| PITCHER | | IP | WLS | BF | H | R | ER | SO | BB | IBB | HBP | BLK | WP | HR | S | P | ERA | WHIP |
|---|---|---|---|---|---|---|---|---|---|---|---|---|---|---|---|---|---|---|
| Orlando Hernandez, R<br>ERA: 2.49 | (1, 1) | 7.0 | W | 27 | 5 | 1 | 1 | 4 | 2 | 0 | 0 | 0 | 0 | 1 | 65 | 96 | 1.29 | 1.000 |
| Tom Gordon, R<br>ERA: 2.43 | (8, 1) | 1.0 | | 4 | 1 | 1 | 1 | 1 | 0 | 0 | 0 | 0 | 0 | 1 | 16 | 22 | 9.00 | 1.000 |
| 42 Mariano Rivera, R<br>ERA: 1.78 | (9, 1) | 1.0 | S | 4 | 1 | 0 | 0 | 1 | 0 | 0 | 0 | 0 | 0 | 0 | 9 | 16 | 0.00 | 1.000 |

| PITCHER | IP | WLS | BF | H | R | ER | SO | BB | IBB | HBP | BLK | WP | HR | S | P | ERA | WHIP |
|---|---|---|---|---|---|---|---|---|---|---|---|---|---|---|---|---|---|

# New York Yankees @ Baltimore Orioles

Oriole Park at Camden Yards, Baltimore, MD

Sat Sep 11 2004, 4:35 PM EDT

Att. 47,858 - Cloudy - 84 F

livebaseballscorecards.com

| | |
|---|---|
| AB | 33 |
| R | 2 |
| H | 7 |
| RBI | 2 |
| BB | 2 |
| SO | 6 |
| LOB | 10 |

| | | | | | | |
|---|---|---|---|---|---|---|
| 1B: 5 | SF: 0 | WP: 0 | PA: 35 |
| 2B: 1 | SAC: 0 | PB: 0 | |
| 3B: 0 | DP: 1 | SB: 0 | |
| HR: 2 | HBP: 0 | CS: 0 | |

# New York Yankees @ Baltimore Orioles

Oriole Park at Camden Yards, Baltimore, MD

Sun Sep 12 2004, 1:35 PM EDT

Att. 47,780 - Sunny - 84 F

livebaseballscorecards.com

| Batter | 1 | 2 | 3 | 4 | 5 | 6 | 7 | 8 | 9 | AB | R | H | RBI | BB | SO | LOB |
|---|---|---|---|---|---|---|---|---|---|---|---|---|---|---|---|---|
| 2 Derek Jeter, R (1, 6)<br>OBP: 0.345, SLG: 0.457 | 4-1 BB | 0-0 F8 | | 2-1 13 G5-3 1B | | 4-0 13 2B 1-2 BB | 1 SAFE 4-1 20 WP 55 BB 1-2 BB | 0-3 K | | 3 | 2 | 1 | 0 | 3 | 1 | 3 |
| 13 Alex Rodriguez, R (1, 5)<br>OBP: 0.373, SLG: 0.512 | 0-0 F9 | 3-2 55 BB BB 1-3 1B | | 3-2 G5-3 1-2 | | 0-1 1B 1-H 2-H 2B | 0-0 F9 2-3 | 2-2 L5 | | 6 | 1 | 2 | 2 | 0 | 0 | 6 |
| Gary Sheffield, R (1, 10)<br>OBP: 0.406, SLG: 0.555 | 1-3 K | 4-2 55 BB 1-2 BB | | 1-0 G6-3 | | 3-2 20 G5-3 55 1B 2-H 1B | 0-1 SF7 3-H | | 2-2 HR | 4 | 1 | 2 | 3 | 1 | 1 | 2 |
| 55 Hideki Matsui, L (1, 7)<br>OBP: 0.394, SLG: 0.513 | 4-2 BB 20 BB 1-2 BB | 4-0 1-2 2-3 3-H BB | | | 0-1 F7 | 0-0 FC5 20 G5-3 1-2 1B | 4-0 20 WP 1-2 BB | | 2-1 HR | 3 | 1 | 2 | 2 | 3 | 0 | 0 |
| 20 Jorge Posada, S (1, 2)<br>OBP: 0.408, SLG: 0.477 | 4-2 BB 1-2 2-3 BB | 3-2 F7 | | | 4-2 FC5-4 BB | 0-2 G5-3 1-2 2-3 | 4-1 1-2 2-3 BB | | 2-3 K | 3 | 0 | 0 | 0 | 3 | 1 | 5 |
| Ruben Sierra, S (1, 9)<br>OBP: 0.312, SLG: 0.474<br>Bubba Crosby, L (7, 9)<br>OBP: 0.222, SLG: 0.333 | 4-1 1-2 2-3 3-H BB | | 1-0 G4-3 | | 0-0 FC5-4 BB 1-2f 1B | 4-0 IBB | 2-1 G3-1 | | 2-1 G5-3 | 3<br>1 | 1<br>0 | 0<br>0 | 1<br>0 | 2<br>0 | 0<br>0 | 4<br>0 |
| John Olerud, L (1, 3)<br>OBP: 0.361, SLG: 0.371<br>Enrique Wilson, S (8, PR)<br>OBP: 0.258, SLG: 0.336<br>Tony Clark, S (8, 3)<br>OBP: 0.307, SLG: 0.474 | 2-1 L8 | | 2-2 L3 | | 4-1 1B 1-2 2-1 BB | 2-2 P6 | | 4-2 E BB | 2-3 K | 3<br>0<br>1 | 0<br>0<br>0 | 0<br>0<br>0 | 0<br>0<br>0 | 2<br>0<br>1 | 0<br>0<br>0 | 6<br>0<br>0 |
| Miguel Cairo, R (1, 4)<br>OBP: 0.332, SLG: 0.426 | | 3-2 13 1B 55 BB 1B | 2-2 G5-3 | | 2-0 1-3 2-H 1B | 0-1 FC5 2-3f | | 0-1 E1 1-2 | 1-0 G4-3 | 6 | 1 | 2 | 1 | 0 | 0 | 5 |
| Kenny Lofton, L (1, 8)<br>OBP: 0.346, SLG: 0.409 | | 0-2 L7 | | 3-1 P6 | 2-2 2-1 3-H | 2-1 2 BB 13 2B 1B | 0-0 13 F9 2 S SF7 1B | 2-3 K | | 5 | 2 | 2 | 0 | 0 | 1 | 3 |

| | AB | 38 |
|---|---|---|
| | R | 9 |
| | H | 11 |
| | RBI | 9 |
| | BB | 14 |
| | SO | 5 |
| | LOB | 34 |

| Inning Stats | | | | | | | | | | |
|---|---|---|---|---|---|---|---|---|---|---|
| | R: 1 | H: 0 | R: 1 | H: 2 | R: 0 | H: 0 | R: 0 | H: 1 | R: 1 | H: 1 |
| | E: 0 | LOB: 3 | E: 0 | LOB: 3 | E: 0 | LOB: 0 | E: 0 | LOB: 1 | E: 0 | LOB: 2 |
| | K: 1 | BB: 4 | K: 0 | BB: 2 | K: 0 | BB: 0 | K: 0 | BB: 0 | K: 0 | BB: 2 |
| | S: 13 | P: 32 | S: 17 | P: 34 | S: 8 | P: 13 | S: 9 | P: 17 | S: 10 | P: 22 |

| | | | | | | | | | | |
|---|---|---|---|---|---|---|---|---|---|---|
| R: 3 | H: 4 | R: 1 | H: 1 | R: 0 | H: 2 | R: 2 | H: 2 | 1B: 8 | SF: 1 | WP: 2 | PA: 53 |
| E: 0 | LOB: 3 | E: 0 | LOB: 3 | E: 1 | LOB: 2 | E: 0 | LOB: 1 | 2B: 1 | SAC: 0 | PB: 1 | |
| K: 0 | BB: 2 | K: 0 | BB: 3 | K: 2 | BB: 1 | K: 2 | BB: 0 | 3B: 0 | DP: 0 | SB: 1 | |
| S: 16 | P: 31 | S: 8 | P: 22 | S: 14 | P: 22 | S: 16 | P: 27 | HR: 2 | HBP: 0 | CS: 0 | |

| PITCHER | | IP | WLS | BF | H | R | ER | SO | BB | IBB | HBP | BLK | WP | HR | S | P | ERA | WHIP |
|---|---|---|---|---|---|---|---|---|---|---|---|---|---|---|---|---|---|---|
| 40 Daniel Cabrera, R<br>ERA: 4.58 | (1, 1) | 1.2 | | 13 | 2 | 2 | 2 | 1 | 6 | 0 | 0 | 0 | 1 | 0 | 27 | 60 | 10.80 | 4.800 |
| Eddy Rodriguez, R<br>ERA: 4.85 | (2, 1) | 0.1 | | 1 | 0 | 0 | 0 | 0 | 0 | 0 | 0 | 0 | 0 | 0 | 3 | 6 | 0.00 | 0.000 |
| Rick Bauer, R<br>ERA: 5.31 | (3, 1) | 3.0 | | 13 | 2 | 1 | 1 | 0 | 2 | 0 | 0 | 0 | 0 | 0 | 27 | 52 | 3.00 | 1.333 |
| Dave Borkowski, R<br>ERA: 5.17 | (6, 1) | 0.0 | B | 4 | 3 | 3 | 3 | 0 | 1 | 0 | 0 | 0 | 0 | 0 | 7 | 16 | ∞ | ∞ |
| Buddy Groom, L<br>ERA: 5.44 | (6, 1) | 0.2 | | 4 | 1 | 0 | 0 | 0 | 0 | 1 | 0 | 0 | 0 | 0 | 7 | 13 | 0.00 | 1.500 |

| PITCHER | | IP | WLS | BF | H | R | ER | SO | BB | IBB | HBP | BLK | WP | HR | S | P | ERA | WHIP |
|---|---|---|---|---|---|---|---|---|---|---|---|---|---|---|---|---|---|---|
| Todd Williams, R<br>ERA: 3.0 | (6, 1) | 0.1 | | 1 | 0 | 0 | 0 | 0 | 0 | 0 | 0 | 0 | 0 | 0 | 2 | 2 | 0.00 | 0.000 |
| Jason Grimsley, R<br>ERA: 3.67 | (7, 1) | 1.0 | | 7 | 1 | 1 | 1 | 0 | 3 | 0 | 0 | 0 | 1 | 0 | 8 | 22 | 9.00 | 4.000 |
| B.J. Ryan, L<br>ERA: 2.11 | (8, 1) | 1.0 | | 5 | 0 | 0 | 0 | 2 | 1 | 0 | 0 | 0 | 0 | 0 | 14 | 22 | 0.00 | 1.000 |
| Jorge Julio, R<br>ERA: 4.15 | (9, 1) | 0.2 | L | 5 | 2 | 2 | 2 | 2 | 0 | 0 | 0 | 0 | 0 | 2 | 15 | 25 | 27.00 | 3.000 |
| John Parrish, L<br>ERA: 3.52 | (9, 1) | 0.1 | | 1 | 0 | 0 | 0 | 0 | 0 | 0 | 0 | 0 | 0 | 0 | 1 | 2 | 0.00 | 0.000 |

| Batter | 1 | 2 | 3 | 4 | 5 | 6 | 7 | 8 | 9 | AB | R | H | RBI | BB | SO | LOB |
|---|---|---|---|---|---|---|---|---|---|---|---|---|---|---|---|---|
| 1 Brian Roberts, S (1, 4)<br>OBP: 0.356, SLG: 0.388 | C<br>X<br>0-1 ① G3 | F B F B F D X<br>3-2 ② F8 | | L L F F X<br>0-2 ①② G4-6-3<br>1-2f<br>2-3 | | 1 SAFE 1 SAFE X<br>0-0 ② F8 | | B B F C F S<br>2-3 ② K | | 5 | 0 | 0 | 0 | 0 | 1 | 6 |
| David Newhan, L (1, 7)<br>OBP: 0.378, SLG: 0.472<br>16 Tim Raines, S (9, 8)<br>OBP: 0.300, SLG: 0.303 | C C X<br>0-2 E5<br>6<br>2B<br>2B | F C B X<br>1-2<br>1-H<br>2-H<br>1B | | F X<br>0-1<br>3-H<br>1B | | 1 SAFE 1 B F B 1 SAFE S C<br>2-3 ③ K | | B X<br>1-0 ③ F8 | | 5<br>0 | 1<br>0 | 2<br>0 | 3<br>0 | 0<br>0 | 1<br>0 | 2<br>0 |
| 6 Melvin Mora, R (1, 5)<br>OBP: 0.425, SLG: 0.581 | 1 SAFE B B S F X<br>1-2<br>1-3<br>2B<br>2B | C F B S<br>1-3 ③ K | | B B S X<br>2-1 ③ L5 | | | B F X<br>1-1<br>G4-3<br>10<br>PB<br>1B<br>1B | | B C B C B S<br>3-3 ① K | 5 | 2 | 2 | 0 | 0 | 2 | 2 |
| 10 Miguel Tejada, R (1, 6)<br>OBP: 0.357, SLG: 0.519 | F F B X<br>1-2 ② G1-3 | | B X<br>1-0 ① F7 | | C B F B X<br>2-2 E4 | | B C B X<br>2-1 ①<br>G5-3<br>1-2 | | C B B X<br>2-1 ② L1 | 5 | 0 | 0 | 0 | 0 | 0 | 3 |
| Rafael Palmeiro, L (1, 10)<br>OBP: 0.360, SLG: 0.413 | B F F B X<br>2-2<br>2-H<br>3-H<br>2B | | C B B D C<br>2-3 ② K | | X<br>0-0 ① F7 | | B F B C X<br>2-2 ②<br>G4-3<br>2-3 | | X<br>0-0 ③ G3 | 5 | 0 | 1 | 2 | 0 | 1 | 2 |
| Javy Lopez, R (1, 2)<br>OBP: 0.363, SLG: 0.483 | C C F B X<br>1-2 ③ G1-3 | | C S S<br>0-3 ③ K | | B 1 SAFE X<br>1-0 ② F7 | | F F X<br>0-2<br>3-H<br>1B | | | 4 | 0 | 1 | 1 | 0 | 1 | 2 |
| B.J. Surhoff, L (1, 9)<br>OBP: 0.353, SLG: 0.404 | | C F B S<br>1-3 ① K | | X<br>0-0<br>31<br>1B<br>1B | X<br>0-0 ③ L9 | | F F F B S<br>1-3 ③ K | | | 4 | 1 | 1 | 0 | 0 | 2 | 2 |
| 31 Jay Gibbons, L (1, 3)<br>OBP: 0.286, SLG: 0.350 | | C X<br>0-1<br>WP<br>1B<br>1B<br>1B | | X<br>0-0<br>1<br>G4-6-3<br>1B<br>1-3<br>1B<br>1B | | X<br>0-0 ① F9 | | C B F B S<br>2-3 ① K | | 4 | 2 | 2 | 0 | 0 | 1 | 0 |
| Larry Bigbie, L (1, 8)<br>OBP: 0.342, SLG: 0.423 (9, 7) | | C B F B X<br>2-2<br>WP<br>1-2<br>1B<br>1B | | F F B X<br>1-2<br>1<br>G4-6-3<br>1-2<br>3-H<br>1B | | C B S B F X<br>2-2<br>1B | | S X<br>0-1<br>2B | | 4 | 1 | 4 | 1 | 0 | 0 | 0 |
| Inning Stats | R: 2 E: 1 K: 0 S: 18<br>H: 2 LOB: 1 BB: 0 P: 23 | R: 2 E: 0 K: 2 S: 18<br>H: 3 LOB: 1 BB: 0 P: 26 | R: 0 E: 0 K: 2 S: 7<br>H: 0 LOB: 0 BB: 0 P: 10 | R: 2 E: 0 K: 0 S: 14<br>H: 4 LOB: 1 BB: 0 P: 17 | R: 0 E: 1 K: 0 S: 6<br>H: 0 LOB: 1 BB: 0 P: 9 | R: 0 E: 0 K: 1 S: 9<br>H: 1 LOB: 1 BB: 0 P: 13 | R: 1 E: 0 K: 1 S: 14<br>H: 2 LOB: 1 BB: 0 P: 20 | R: 0 E: 0 K: 2 S: 10<br>H: 1 LOB: 1 BB: 0 P: 15 | R: 0 E: 0 K: 1 S: 6<br>H: 0 LOB: 0 BB: 0 P: 11 | 1B: 10<br>2B: 3<br>3B: 0<br>HR: 0 | SF: 0<br>SAC: 0<br>DP: 1<br>HBP: 0 | | | | | | |

| PITCHER | | IP | WLS | BF | H | R | ER | SO | BB | IBB | HBP | BLK | WP | HR | S | P | ERA | WHIP |
|---|---|---|---|---|---|---|---|---|---|---|---|---|---|---|---|---|---|---|
| Jon Lieber, R<br>ERA: 4.46 | (1, 1) | 5.1 | | 27 | 10 | 6 | 4 | 4 | 0 | 0 | 0 | 0 | 1 | 0 | 68 | 92 | 6.75 | 1.875 |
| Felix Heredia, L<br>ERA: 6.37 | (6, 1) | 0.2 | | 2 | 0 | 0 | 0 | 1 | 0 | 0 | 0 | 0 | 0 | 0 | 4 | 6 | 0.00 | 0.000 |
| Paul Quantrill, R<br>ERA: 4.04 | (7, 1) | 0.2 | B | 4 | 2 | 1 | 1 | 0 | 0 | 0 | 0 | 0 | 0 | 0 | 10 | 15 | 13.50 | 3.000 |
| Tom Gordon, R<br>ERA: 2.39 | (7, 1) | 1.1 | W | 5 | 1 | 0 | 0 | 3 | 0 | 0 | 0 | 0 | 0 | 0 | 14 | 20 | 0.00 | 0.750 |
| 42 Mariano Rivera, R<br>ERA: 1.76 | (9, 1) | 1.0 | S | 3 | 0 | 0 | 0 | 1 | 0 | 0 | 0 | 0 | 0 | 0 | 6 | 11 | 0.00 | 0.000 |

| PITCHER | IP | WLS | BF | H | R | ER | SO | BB | IBB | HBP | BLK | WP | HR | S | P | ERA | WHIP |
|---|---|---|---|---|---|---|---|---|---|---|---|---|---|---|---|---|---|

# BOTTOM

# New York Yankees @ Baltimore Orioles

Oriole Park at Camden Yards, Baltimore, MD

Sun Sep 12 2004, 1:35 PM EDT
Att. 47,780 - Sunny - 84 F

livebaseballscorecards.com

| | |
|---|---|
| AB | 41 |
| R | 7 |
| H | 13 |
| RBI | 7 |
| BB | 0 |
| SO | 9 |
| LOB | 19 |

| | | | |
|---|---|---|---|
| 1B: 10 | SF: 0 | WP: 1 | PA: 41 |
| 2B: 3 | SAC: 0 | PB: 1 | |
| 3B: 0 | DP: 1 | SB: 0 | |
| HR: 0 | HBP: 0 | CS: 0 | |

| Batter | 1 | 2 | 3 | 4 | 5 | 6 | 7 | 8 | 9 | AB | R | H | RBI | BB | SO | LOB |
|---|---|---|---|---|---|---|---|---|---|---|---|---|---|---|---|---|
| 1 Brian Roberts, S (1, 4)<br>OBP: 0.354, SLG: 0.390 | K<br>F9 | | | K | P1 | | SF7<br>2-H<br>3-H<br>3B | | 5 | 1 | 1 | 2 | 0 | 2 | 2 |
| David Newhan, L (1, 10)<br>OBP: 0.375, SLG: 0.467 | P6 | K | | G4-3 | | | 6 F9 6 S<br>BB | SF7<br>3-H | | 3 | 0 | 0 | 1 | 1 | 1 | 0 |
| 6 Melvin Mora, R (1, 5)<br>(9, 6)<br>OBP: 0.423, SLG: 0.579 | 10<br>1B<br>2B | F9 | | P4 | | | F9<br>1-3 | G6-3 | | 5 | 1 | 1 | 0 | 0 | 0 | 1 |
| 10 Miguel Tejada, R (1, 6)<br>OBP: 0.356, SLG: 0.518<br>Luis Lopez, S (9, PH)<br>OBP: 0.241, SLG: 0.319<br>Jose Leon, R (9, 5)<br>OBP: 0.173, SLG: 0.300 | HR<br>2-H<br>1B | F8 | | | G4-3 | | K | | K | 4<br>1<br>0 | 1<br>0<br>0 | 1<br>0<br>0 | 1<br>0<br>0 | 0<br>0<br>0 | 1<br>1<br>0 | 1<br>0<br>0 |
| Rafael Palmeiro, L (1, 3)<br>OBP: 0.359, SLG: 0.417 | HR<br>1-H | | G3 | | F9 | | G3-1 | | K | 5 | 1 | 1 | 2 | 0 | 1 | 1 |
| Javy Lopez, R (1, 2)<br>OBP: 0.365, SLG: 0.483 | 31<br>1B<br>BB<br>1B | | K | | BB | | | 31<br>1B<br>G4-3<br>1B | F7 | 4 | 2 | 2 | 0 | 1 | 1 | 0 |
| B.J. Surhoff, L (1, 7)<br>OBP: 0.355, SLG: 0.403 | 31<br>1B<br>1B<br>1-2<br>BB | | 31<br>1B<br>1B | | F7 | | | G4-3<br>1-2 | | 3 | 1 | 1 | 0 | 1 | 0 | 2 |
| 31 Jay Gibbons, L (1, 9)<br>OBP: 0.292, SLG: 0.355<br>Darnell McDonald, R (9, 9)<br>OBP: 0.241, SLG: 0.222 | 1B<br>1-3<br>2-H<br>1B | | FC3-6<br>1-2<br>1B | | | F9 | | 2B<br>1<br>3B<br>2-H<br>1B | | 4<br>0 | 1<br>0 | 3<br>0 | 2<br>0 | 0<br>0 | 0<br>0 | 0<br>0 |
| Larry Bigbie, L (1, 8)<br>OBP: 0.344, SLG: 0.426 | 1-3<br>3-H<br>1B | | FC3-6<br>1-2f | | | K | | 1<br>3B<br>1-3<br>2B | | 4 | 1 | 2 | 1 | 0 | 1 | 2 |
| Inning Stats | R: 5<br>E: 0<br>K: 1<br>S: 23<br>H: 6<br>LOB: 2<br>BB: 1<br>P: 44 | R: 0<br>E: 0<br>K: 1<br>S: 8<br>H: 0<br>LOB: 0<br>BB: 0<br>P: 15 | R: 0<br>E: 0<br>K: 1<br>S: 8<br>H: 2<br>LOB: 2<br>BB: 0<br>P: 11 | R: 0<br>E: 0<br>K: 1<br>S: 7<br>H: 0<br>LOB: 0<br>BB: 0<br>P: 12 | R: 0<br>E: 0<br>K: 0<br>S: 11<br>H: 0<br>LOB: 1<br>BB: 1<br>P: 20 | R: 0<br>E: 0<br>K: 1<br>S: 11<br>H: 0<br>LOB: 0<br>BB: 0<br>P: 16 | R: 0<br>E: 0<br>K: 1<br>S: 8<br>H: 0<br>LOB: 1<br>BB: 1<br>P: 16 | R: 4<br>E: 0<br>K: 0<br>S: 15<br>H: 4<br>LOB: 0<br>BB: 0<br>P: 23 | R: 0<br>E: 0<br>K: 2<br>S: 7<br>H: 0<br>LOB: 0<br>BB: 0<br>P: 8 | 1B: 8<br>2B: 2<br>3B: 1<br>HR: 1<br>SF: 1<br>SAC: 0<br>DP: 0<br>HBP: 0 | | | | | | |

| PITCHER | | IP | WLS | BF | H | R | ER | SO | BB | IBB | HBP | BLK | WP | HR | S | P | ERA | WHIP |
|---|---|---|---|---|---|---|---|---|---|---|---|---|---|---|---|---|---|---|
| Justin Miller, R<br>ERA: 5.57 | (1, 1) | 1.0 | L | 10 | 6 | 5 | 5 | 1 | 1 | 0 | 0 | 0 | 0 | 1 | 23 | 44 | 45.00 | 7.000 |
| Sean Douglass, R<br>ERA: 5.71 | (2, 1) | 5.0 | | 18 | 2 | 0 | 0 | 4 | 1 | 0 | 0 | 0 | 0 | 0 | 45 | 74 | 0.00 | 0.600 |
| Kevin Frederick, R<br>ERA: 6.83 | (7, 1) | 1.1 | | 9 | 4 | 4 | 4 | 1 | 1 | 0 | 0 | 0 | 0 | 0 | 18 | 31 | 27.00 | 3.750 |
| Bob File, R<br>ERA: 5.08 | (8, 1) | 1.2 | | 5 | 0 | 0 | 0 | 2 | 0 | 0 | 0 | 0 | 0 | 0 | 12 | 16 | 0.00 | 0.000 |

| PITCHER | IP | WLS | BF | H | R | ER | SO | BB | IBB | HBP | BLK | WP | HR | S | P | ERA | WHIP |
|---|---|---|---|---|---|---|---|---|---|---|---|---|---|---|---|---|---|

# Baltimore Orioles @ Toronto Blue Jays

SkyDome, Toronto, ON

Mon Sep 13 2004, 7:05 PM EDT

Att. 18,372 - Sunny - 70 F

TOP

livebaseballscorecards.com

| | |
|---|---|
| AB | 38 |
| R | 9 |
| H | 12 |
| RBI | 9 |
| BB | 3 |
| SO | 8 |
| LOB | 9 |

# Baltimore Orioles @ Toronto Blue Jays

SkyDome, Toronto, ON

Mon Sep 13 2004, 7:05 PM EDT

Att. 18,372 - Sunny - 70 F

livebaseballscorecards.com

## BOTTOM

| Batter | 1 | 2 | 3 | 4 | 5 | 6 | 7 | 8 | 9 | AB | R | H | RBI | BB | SO | LOB |
|---|---|---|---|---|---|---|---|---|---|---|---|---|---|---|---|---|
| 3 Reed Johnson, R (1, 7)<br>OBP: 0.322, SLG: 0.384 | C B S B F T<br>2-2 ① K | | | B F X<br>1-1 ① F8 | | X<br>0-0 ① F9 | | C X<br>0-1 ③ L3 | | 4 | 0 | 0 | 0 | 0 | 1 | 1 |
| Orlando Hudson, S (1, 4)<br>OBP: 0.341, SLG: 0.440 | C B F X<br>1-2 ② F9 | | | X<br>0-0 ② G4-3 | | C 1 SAFE X<br>0-1 ② FC1-6<br>10 3B<br>1-2f | | | F F B B X<br>2-2 ① G4-3 | 4 | 1 | 0 | 0 | 0 | 0 | 1 |
| 10 Vernon Wells, R (1, 8)<br>OBP: 0.331, SLG: 0.449 | C X<br>0-1 ③ F8 | | | B X<br>1-0 ③ G6-3 | | C B 1 SAFE F D X<br>2-2<br>1-H 3B | | | C B B B F C<br>3-3 ② K | 4 | 0 | 1 | 1 | 0 | 1 | 0 |
| Carlos Delgado, L (1, 3)<br>OBP: 0.358, SLG: 0.531 | | X<br>0-0 ① G3-1 | | | C B X<br>1-1 ① L9 | B S C D S<br>2-3 ③ K | | | S T B C<br>1-3 ③ K | 4 | 0 | 0 | 0 | 0 | 2 | 1 |
| 15 Alex Rios, R (1, 9)<br>OBP: 0.328, SLG: 0.392 | | B F B S B X<br>3-2 ② G6-3 | | | F F B S<br>1-3 ② K | | B B S C F X<br>2-2 ① G6-3 | | | 3 | 0 | 0 | 0 | 0 | 1 | 0 |
| Eric Hinske, L (1, 5)<br>OBP: 0.318, SLG: 0.395 | | B F F X<br>1-2 ③ G3 | | | F B F F F X<br>1-2<br>1B 1B | | X<br>0-0 ② F7 | | | 3 | 0 | 1 | 0 | 0 | 0 | 0 |
| Frank Menechino, R (1, 10)<br>OBP: 0.381, SLG: 0.459 | | | B C B C X<br>2-2 ① P5 | | B B X<br>2-0<br>1-2 1B | | C F X<br>0-2 ③ F7 | | | 3 | 0 | 1 | 0 | 0 | 0 | 0 |
| Guillermo Quiroz, R (1, 2)<br>OBP: 0.263, SLG: 0.235 | | | C X<br>0-1<br>8 G6-4-3<br>1B | | X<br>0-0 ③ F9 | | | C X<br>0-1 ① F7 | | 3 | 0 | 1 | 0 | 0 | 0 | 2 |
| 8 Russ Adams, L (1, 6)<br>OBP: 0.417, SLG: 0.625 | | | B S B X<br>2-1 ② ③ G6-4-3<br>1-2f | | | B C F X<br>1-2<br>FC1-6<br>1B | | X<br>0-0 ② G4-3 | | 3 | 0 | 1 | 0 | 0 | 0 | 1 |

| | AB | 31 |
|---|---|---|
| | R | 1 |
| | H | 5 |
| | RBI | 1 |
| | BB | 0 |
| | SO | 5 |
| | LOB | 6 |

| Inning Stats | | | | | | | | | | |
|---|---|---|---|---|---|---|---|---|---|---|
| | R: 0 E: 0 K: 1 S: 9 | H: 0 LOB: 0 BB: 0 P: 12 | R: 0 E: 0 K: 0 S: 7 | H: 0 LOB: 0 BB: 0 P: 11 | R: 0 E: 0 K: 0 S: 7 | H: 1 LOB: 0 BB: 0 P: 11 | R: 0 E: 0 K: 0 S: 4 | H: 0 LOB: 0 BB: 0 P: 6 | R: 0 E: 0 K: 1 S: 12 | H: 2 LOB: 2 BB: 0 P: 17 |
| | R: 1 E: 0 K: 1 S: 12 | H: 2 LOB: 1 BB: 0 P: 17 | R: 0 E: 0 K: 0 S: 8 | H: 0 LOB: 0 BB: 0 P: 10 | R: 0 E: 0 K: 0 S: 5 | H: 0 LOB: 0 BB: 0 P: 5 | R: 0 E: 0 K: 2 S: 9 | H: 0 LOB: 0 BB: 0 P: 15 | 1B: 4 2B: 0 3B: 1 HR: 0 | SF: 0 SAC: 0 DP: 1 HBP: 0 |
| | WP: 0 PB: 0 SB: 0 CS: 0 | PA: 31 | | | | | | | | |

| PITCHER | IP | WLS | BF | H | R | ER | SO | BB | IBB | HBP | BLK | WP | HR | S | P | ERA | WHIP |
|---|---|---|---|---|---|---|---|---|---|---|---|---|---|---|---|---|---|
| Bruce Chen, L (1, 1)<br>ERA: 1.73 | 9.0 | W | 31 | 5 | 1 | 1 | 5 | 0 | 0 | 0 | 0 | 0 | 0 | 73 | 104 | 1.00 | 0.556 |

| PITCHER | IP | WLS | BF | H | R | ER | SO | BB | IBB | HBP | BLK | WP | HR | S | P | ERA | WHIP |
|---|---|---|---|---|---|---|---|---|---|---|---|---|---|---|---|---|---|

| Batter | 1 | 2 | 3 | 4 | 5 | 6 | 7 | 8 | 9 | AB | R | H | RBI | BB | SO | LOB |
|---|---|---|---|---|---|---|---|---|---|---|---|---|---|---|---|---|
| 1 Brian Roberts, S (1, 4)<br>OBP: 0.354, SLG: 0.388 | C S B F F T<br>1-2 ① K | X<br>0-0 ③ F8 | B C F B B F B X<br>3-2 ① P4 | B C F B B B<br>4-2 2-3 BB | | | | | | 3 | 0 | 0 | 0 | 1 | 1 | 0 |
| 16 Tim Raines, S (1, 8)<br>OBP: 0.288, SLG: 0.290<br>B.J. Surhoff, L (8, PH)<br>OBP: 0.354, SLG: 0.401<br>(8, 7) | B C S C<br>1-3 ② K | X<br>0-0 ① B1 | C X<br>0-1 ② G4-3 | F B F F S<br>1-3 ② K | | | | | | 3<br>1 | 0<br>0 | 0<br>0 | 0<br>0 | 0<br>0 | 1<br>1 | 0<br>2 |
| 6 Melvin Mora, R (1, 5)<br>OBP: 0.420, SLG: 0.574 | B X<br>1-0 ③ G5-3 | C X<br>0-1 ② F8 | C F B S<br>1-3 ③ K | C 1 C B X SAFE<br>1-2 ③ G5-3 | | | | | | 4 | 0 | 0 | 0 | 0 | 1 | 2 |
| 10 Miguel Tejada, R (1, 6)<br>OBP: 0.355, SLG: 0.516 | | B C S B S<br>2-3 ① K | C B B F X<br>2-2 ③ G6-3 | | | C F X<br>0-2 ① G6-3 | | C C B B F X<br>2-2 1B 1B | | 4 | 0 | 1 | 0 | 0 | 1 | 0 |
| Javy Lopez, R (1, 2)<br>OBP: 0.366, SLG: 0.485 | | C B F X<br>1-2 ② 1B | | | C X<br>0-1 G4-3 2B | | X<br>0-0 ② P3 | | C F S<br>0-3 ① K | 4 | 0 | 2 | 0 | 0 | 1 | 1 |
| Rafael Palmeiro, L (1, 10)<br>OBP: 0.362, SLG: 0.422 | | B C X<br>1-1 FC6-4 1B | | | C S X<br>0-2 ① G4-3<br>2-3 | | B C B X<br>2-1 1B 2B | | X<br>0-0 G6-3<br>1-2 1B | 4 | 0 | 3 | 0 | 0 | 0 | 1 |
| Jose Leon, R (1, 3)<br>OBP: 0.182, SLG: 0.302<br>David Newhan, L (9, PH)<br>OBP: 0.374, SLG: 0.466 | | C F B X<br>1-2 ③ FC6-4<br>1-2f | | | D F B F S<br>2-3 ② K | | C F B X<br>1-2 ③<br>2-H 1B | | C C C X<br>0-2 ② ③ G6-3<br>1-2f | 3<br>1 | 0<br>0 | 1<br>0 | 0<br>0 | 0<br>0 | 1<br>0 | 2<br>2 |
| Larry Bigbie, L (1, 7)<br>OBP: 0.346, SLG: 0.426<br>(8, 8) | | | F C B X<br>1-2 ① G4-3 | | B S B F B B<br>4-2 BB | | | S F B X<br>1-2 1 WP G6-3 1B | | 2 | 0 | 1 | 0 | 1 | 0 | 0 |
| Darnell McDonald, R (1, 9)<br>OBP: 0.226, SLG: 0.207<br>Luis Lopez, S (8, PH)<br>OBP: 0.238, SLG: 0.315<br>31 Jay Gibbons, L (8, 9)<br>OBP: 0.292, SLG: 0.355 | | | C B X<br>1-1 ② L9 | | B F X<br>1-1 ③ P4 | | | B C 1 X SAFE<br>1-1 ① G6-3<br>1-2 | | 2<br>1<br>0 | 0<br>0<br>0 | 0<br>0<br>0 | 0<br>0<br>0 | 0<br>0<br>0 | 0<br>0<br>0 | 2<br>1<br>0 |
| Inning Stats | R: 0 H: 0<br>E: 0 LOB: 0<br>K: 2 BB: 0<br>S: 10 P: 13 | R: 0 H: 2<br>E: 0 LOB: 1<br>K: 1 BB: 0<br>S: 11 P: 16 | R: 0 H: 0<br>E: 0 LOB: 0<br>K: 0 BB: 0<br>S: 6 P: 8 | R: 0 H: 0<br>E: 0 LOB: 0<br>K: 0 BB: 0<br>S: 6 P: 8 | R: 0 H: 1<br>E: 0 LOB: 2<br>K: 1 BB: 1<br>S: 12 P: 19 | R: 0 H: 0<br>E: 0 LOB: 0<br>K: 1 BB: 0<br>S: 10 P: 14 | R: 0 H: 2<br>E: 0 LOB: 2<br>K: 0 BB: 0<br>S: 9 P: 12 | R: 0 H: 1<br>E: 0 LOB: 2<br>K: 1 BB: 1<br>S: 14 P: 22 | R: 0 H: 2<br>E: 0 LOB: 1<br>K: 1 BB: 0<br>S: 11 P: 13 | 1B: 6 SF: 0<br>2B: 2 SAC: 0<br>3B: 0 DP: 1<br>HR: 0 HBP: 0 | | | | | | |

# Baltimore Orioles @ Toronto Blue Jays

SkyDome, Toronto, ON

Wed Sep 15 2004, 7:05 PM EDT

Att. 19,942 - Sunny - 77 F

TOP

livebaseballscorecards.com

| | |
|---|---|
| AB | 32 |
| R | 0 |
| H | 8 |
| RBI | 0 |
| BB | 2 |
| SO | 7 |
| LOB | 13 |

| PITCHER | | IP | WLS | BF | H | R | ER | SO | BB | IBB | HBP | BLK | WP | HR | S | P | ERA | WHIP |
|---|---|---|---|---|---|---|---|---|---|---|---|---|---|---|---|---|---|---|
| Ted Lilly, L<br>ERA: 3.91 | (1, 1) | 8.0 | W | 30 | 6 | 0 | 0 | 6 | 2 | 0 | 0 | 0 | 1 | 0 | 78 | 112 | 0.00 | 1.000 |
| Justin Speier, R<br>ERA: 3.98 | (9, 1) | 1.0 | S | 4 | 2 | 0 | 0 | 1 | 0 | 0 | 0 | 0 | 0 | 0 | 11 | 13 | 0.00 | 2.000 |

| PITCHER | IP | WLS | BF | H | R | ER | SO | BB | IBB | HBP | BLK | WP | HR | S | P | ERA | WHIP |
|---|---|---|---|---|---|---|---|---|---|---|---|---|---|---|---|---|---|

| Batter | 1 | 2 | 3 | 4 | 5 | 6 | 7 | 8 | 9 | AB | R | H | RBI | BB | SO | LOB |
|---|---|---|---|---|---|---|---|---|---|---|---|---|---|---|---|---|
| 3 Reed Johnson, R (1, 7)<br>OBP: 0.322, SLG: 0.383 | C X<br>0-1<br>10 G6-3<br>15 WP<br>BB<br>1B | | B B C B F C<br>3-3<br>K<br>① | | F F 1 SAFE F B S<br>1-3<br>K<br>③ | | | C B B S B B<br>4-2<br>10 1B<br>SH3<br>1B<br>BB | | 3 | 1 | 1 | 0 | 0 | 2 | 1 |
| Gabe Gross, L (8, PH)<br>OBP: 0.324, SLG: 0.307 (9, 7) | | | | | | | | | | 0 | 1 | 0 | 0 | 1 | 0 | 0 |
| Chris Woodward, R (1, 6)<br>OBP: 0.281, SLG: 0.346 | B 1 SAFE F 1 SAFE B B B<br>4-1<br>10 G6-3<br>1-2<br>BB | | B F F C<br>1-3<br>K<br>② | | | B X<br>1-0<br>F8<br>① | | B B X<br>2-0<br>SH3<br>1-2<br>① | | 2 | 0 | 0 | 0 | 1 | 1 | 0 |
| 10 Vernon Wells, R (1, 8)<br>OBP: 0.332, SLG: 0.448 | C B B F X<br>2-2<br>G6-3<br>1-2f<br>2-3<br>① ② | | B B X<br>2-0<br>G5-3<br>③ | | | C B B B B<br>4-1<br>1B<br>BB | | S B X<br>1-1<br>15 1B<br>15 E<br>1B<br>2-3<br>1B | | 3 | 1 | 1 | 0 | 1 | 0 | 2 |
| Carlos Delgado, L (1, 3)<br>OBP: 0.362, SLG: 0.532 | B B B B<br>4-0<br>15 WP<br>BB | | | S F X<br>0-2<br>F8<br>① | | X<br>0-0<br>15 G6-4-3<br>1-3<br>1B | | B S F B F F F X<br>2-2<br>15 E<br>15 1B<br>1-2<br>3-H<br>1B | | 3 | 0 | 2 | 1 | 1 | 0 | 0 |
| 15 Alex Rios, R (1, 9)<br>OBP: 0.327, SLG: 0.390 | C F B F F B B F S<br>3-3<br>K<br>1-2<br>3-H<br>③ | | | S F B B B F B F C<br>3-3<br>K<br>② | | B X<br>1-0<br>G6-4-3<br>1-2f<br>② ③ | | C B X<br>1-1<br>E5<br>1-H<br>2-H<br>1B<br>② | | 4 | 0 | 1 | 0 | 0 | 2 | 3 |
| Frank Menechino, R (1, 4)<br>OBP: 0.375, SLG: 0.451 | | B C B X<br>2-1<br>F8<br>① | | F B X<br>1-1<br>F7<br>③ | | | B C S X<br>1-2<br>F8<br>① | B X<br>1-0<br>F9<br>③ | | 4 | 0 | 0 | 0 | 0 | 0 | 1 |
| Eric Hinske, L (1, 5)<br>OBP: 0.319, SLG: 0.395 | | C B B B C X<br>2-2<br>F8<br>② | | | B B B B<br>4-0<br>9 G3-6-3<br>BB | | B C B B B<br>4-1<br>BB | | | 1 | 0 | 0 | 0 | 2 | 0 | 0 |
| 9 Gregg Zaun, S (1, 2)<br>OBP: 0.377, SLG: 0.398 | | B B F B B<br>4-1<br>BB | | | C 1 SAFE X<br>0-1<br>G3-6-3<br>1-2f<br>① ② | | F 1 SAFE 1 SAFE B X<br>1-1<br>F9<br>② | | | 2 | 0 | 0 | 0 | 1 | 0 | 2 |
| Guillermo Quiroz, R (1, 10)<br>OBP: 0.273, SLG: 0.211 | | C X<br>0-1<br>G5-3<br>③ | | | F B B B B B<br>4-1<br>BB | | B 1 SAFE B S X<br>2-1<br>P4<br>③ | | | 2 | 0 | 0 | 0 | 1 | 0 | 2 |
| Inning Stats | R: 1 H: 1<br>E: 0 LOB: 1<br>K: 1 BB: 2<br>S: 12 P: 25 | R: 0 H: 0<br>E: 0 LOB: 1<br>K: 0 BB: 1<br>S: 8 P: 16 | R: 0 H: 0<br>E: 0 LOB: 0<br>K: 2 BB: 0<br>S: 7 P: 13 | R: 0 H: 0<br>E: 0 LOB: 0<br>K: 1 BB: 0<br>S: 10 P: 14 | R: 0 H: 0<br>E: 0 LOB: 1<br>K: 1 BB: 2<br>S: 7 P: 16 | R: 0 H: 1<br>E: 0 LOB: 1<br>K: 0 BB: 1<br>S: 4 P: 10 | R: 0 H: 0<br>E: 0 LOB: 1<br>K: 0 BB: 1<br>S: 8 P: 16 | R: 2 H: 3<br>E: 1 LOB: 1<br>K: 0 BB: 1<br>S: 14 P: 25 | | 1B: 5 SF: 0<br>2B: 0 SAC: 1<br>3B: 0 DP: 3<br>HR: 0 HBP: 0 | | | | | | WP: 1 PA: 33<br>PB: 0<br>SB: 0<br>CS: 0 |

| PITCHER | | IP | WLS | BF | H | R | ER | SO | BB | IBB | HBP | BLK | WP | HR | S | P | ERA | WHIP |
|---|---|---|---|---|---|---|---|---|---|---|---|---|---|---|---|---|---|---|
| Matt Riley, L<br>ERA: 6.33 | (1, 1) | 7.0 | L | 27 | 2 | 1 | 1 | 5 | 7 | 0 | 0 | 0 | 1 | 0 | 56 | 110 | 1.29 | 1.286 |
| Jason Grimsley, R<br>ERA: 3.81 | (8, 1) | 0.1 | | 3 | 1 | 2 | 1 | 0 | 1 | 0 | 0 | 0 | 0 | 0 | 5 | 12 | 27.00 | 6.000 |
| B.J. Ryan, L<br>ERA: 2.09 | (8, 1) | 0.2 | | 3 | 2 | 0 | 0 | 0 | 0 | 0 | 0 | 0 | 0 | 0 | 9 | 13 | 0.00 | 3.000 |

| PITCHER | IP | WLS | BF | H | R | ER | SO | BB | IBB | HBP | BLK | WP | HR | S | P | ERA | WHIP |
|---|---|---|---|---|---|---|---|---|---|---|---|---|---|---|---|---|---|

# BOTTOM

# Baltimore Orioles @ Toronto Blue Jays

SkyDome, Toronto, ON

Wed Sep 15 2004, 7:05 PM EDT

Att. 19,942 - Sunny - 77 F

livebaseballscorecards.com

| | |
|---|---|
| AB | 24 |
| R | 3 |
| H | 5 |
| RBI | 1 |
| BB | 8 |
| SO | 5 |
| LOB | 11 |

| Batter | 1 | 2 | 3 | 4 | 5 | 6 | 7 | 8 | 9 | AB | R | H | RBI | BB | SO | LOB |
|---|---|---|---|---|---|---|---|---|---|---|---|---|---|---|---|---|
| 1 Brian Roberts, S (1, 4)<br>OBP: 0.356, SLG: 0.388 | F9 | G4-3, 6, 1B, BB | F8 | | | 6, L6, 1B | | 6, 1B | | 4 | 1 | 2 | 0 | 1 | 0 | 0 |
| David Newhan, L (1, 10)<br>OBP: 0.372, SLG: 0.461 | E6, 10, 1B, 6, S, FC4-6 | G4-3 | | 10, E, 1B | | P6 | | K | | 5 | 1 | 1 | 1 | 0 | 1 | 5 |
| 6 Melvin Mora, R (1, 5)<br>OBP: 0.422, SLG: 0.574 | FC4-6, 10, 1B, BB | 10, FC4-6, 1B | | F8 | | L6 | | 1B | | 4 | 0 | 2 | 3 | 1 | 0 | 2 |
| 10 Miguel Tejada, R (1, 6)<br>OBP: 0.354, SLG: 0.513 | FC4-6, 1B | FC4-6 | | K | | | P5 | F9 | | 5 | 0 | 1 | 0 | 0 | 1 | 4 |
| Rafael Palmeiro, L (1, 3)<br>OBP: 0.365, SLG: 0.429 | FC4-6 | | WP, 1B, 1B, BB | HBP | | | FC6-4, 1B | | HR | 3 | 2 | 2 | 2 | 1 | 0 | 2 |
| Javy Lopez, R (1, 2)<br>OBP: 0.365, SLG: 0.483 | K | | WP, 1B, 1B | F8 | | | K | | E5 | 5 | 1 | 1 | 0 | 0 | 2 | 5 |
| B.J. Surhoff, L (1, 7)<br>(8, 9)<br>OBP: 0.355, SLG: 0.399 | | 2B, G4-3, BB | 31, G4-3, SF8, 1B | | K | | FC6-4 | | F9 | 4 | 2 | 1 | 2 | 1 | 1 | 2 |
| 31 Jay Gibbons, L (1, 9)<br>OBP: 0.291, SLG: 0.354<br>16 Tim Raines, S (8, 8)<br>OBP: 0.284, SLG: 0.286 | | F8 | G4-3 | | | G6-3 | | FC3-6, 1B | K | 4<br>1 | 0<br>0 | 1<br>0 | 0<br>0 | 0<br>0 | 0<br>1 | 2<br>1 |
| Larry Bigbie, L (1, 8)<br>(8, 7)<br>OBP: 0.344, SLG: 0.427 | | G4-3, 6, 1B, 2B | SF8 | | | K | | FC3-6, 1, 6, 1B | F9 | 4 | 2 | 1 | 1 | 0 | 1 | 2 |
| Inning Stats | R: 1<br>E: 1<br>K: 1<br>S: 16<br>H: 1<br>LOB: 2<br>BB: 1<br>P: 27 | R: 3<br>E: 0<br>K: 0<br>S: 21<br>H: 2<br>LOB: 1<br>BB: 2<br>P: 35 | R: 3<br>E: 0<br>K: 0<br>S: 13<br>H: 2<br>LOB: 0<br>BB: 1<br>P: 22 | R: 0<br>E: 1<br>K: 1<br>S: 11<br>H: 1<br>LOB: 2<br>BB: 0<br>P: 17 | R: 0<br>E: 0<br>K: 2<br>S: 10<br>H: 0<br>LOB: 0<br>BB: 0<br>P: 16 | R: 0<br>E: 0<br>K: 0<br>S: 6<br>H: 1<br>LOB: 0<br>BB: 0<br>P: 10 | R: 0<br>E: 0<br>K: 1<br>S: 8<br>H: 1<br>LOB: 1<br>BB: 0<br>P: 14 | R: 1<br>E: 0<br>K: 1<br>S: 14<br>H: 3<br>LOB: 2<br>BB: 0<br>P: 24 | R: 1<br>E: 1<br>K: 1<br>S: 9<br>H: 1<br>LOB: 1<br>BB: 0<br>P: 14 | 1B: 10<br>2B: 2<br>3B: 0<br>HR: 1<br>SF: 1<br>SAC: 0<br>DP: 1<br>HBP: 1 | WP: 1<br>PB: 0<br>SB: 1<br>CS: 0<br>PA: 45 | | | | | |

| PITCHER | | IP | WLS | BF | H | R | ER | SO | BB | IBB | HBP | BLK | WP | HR | S | P | ERA | WHIP |
|---|---|---|---|---|---|---|---|---|---|---|---|---|---|---|---|---|---|---|
| Miguel Batista, R<br>ERA: 4.88 | (1, 1) | 2.0 | L | 16 | 5 | 7 | 6 | 1 | 4 | 0 | 0 | 0 | 1 | 0 | 44 | 75 | 27.00 | 4.500 |
| Ryan Glynn, R<br>ERA: 3.21 | (3, 1) | 4.0 | | 14 | 2 | 0 | 0 | 3 | 0 | 0 | 1 | 0 | 0 | 0 | 33 | 52 | 0.00 | 0.500 |
| Vinnie Chulk, R<br>ERA: 4.86 | (7, 1) | 1.1 | | 7 | 3 | 1 | 1 | 1 | 0 | 0 | 0 | 0 | 0 | 0 | 14 | 26 | 6.75 | 2.250 |
| 54 Jason Frasor, R<br>ERA: 4.41 | (8, 1) | 0.2 | | 3 | 1 | 0 | 0 | 1 | 0 | 0 | 0 | 0 | 0 | 0 | 8 | 12 | 0.00 | 1.500 |
| Kerry Ligtenberg, R<br>ERA: 6.38 | (9, 1) | 1.0 | | 5 | 1 | 1 | 1 | 1 | 0 | 0 | 0 | 0 | 0 | 1 | 9 | 14 | 9.00 | 1.000 |

| PITCHER | IP | WLS | BF | H | R | ER | SO | BB | IBB | HBP | BLK | WP | HR | S | P | ERA | WHIP |
|---|---|---|---|---|---|---|---|---|---|---|---|---|---|---|---|---|---|

# Baltimore Orioles @ Toronto Blue Jays

SkyDome, Toronto, ON

Thu Sep 16 2004, 7:05 PM EDT

Att. 21,451 - Cloudy - 77 F

TOP

livebaseballscorecards.com

| | |
|---|---|
| AB | 39 |
| R | 9 |
| H | 12 |
| RBI | 9 |
| BB | 4 |
| SO | 7 |
| LOB | 25 |

| Batter | 1 | 2 | 3 | 4 | 5 | 6 | 7 | 8 | 9 | AB | R | H | RBI | BB | SO | LOB |
|---|---|---|---|---|---|---|---|---|---|---|---|---|---|---|---|---|
| 3 Reed Johnson, R (1, 10)<br>OBP: 0.321, SLG: 0.382<br>Eric Crozier, L (9, PH)<br>OBP: 0.400, SLG: 0.500 | C S B C<br>1-3 ① K | B S F X<br>1-2 ③ G6-3 | | C X<br>0-1 ③ G5-3 | | | B B C F X<br>2-2 10 1B 1B<br>1-2 1B | | B B B B<br>4-0 FC3-6 BB | 4<br>0 | 0<br>0 | 1<br>0 | 0<br>0 | 0<br>1 | 1<br>0 | 3<br>0 |
| Orlando Hudson, S (1, 4)<br>OBP: 0.342, SLG: 0.442 | B F B S B S<br>3-3 ② K | | C X<br>0-1 10 HR 2B | | B F B C B X<br>3-2 ① F8 | | X<br>0-0 10 1B<br>1-2<br>2-3 1B | | B C S D B X<br>3-2 ① FC3-6 DI<br>1-2f 1B | 5 | 2 | 2 | 0 | 0 | 1 | 1 |
| 10 Vernon Wells, R (1, 8)<br>OBP: 0.335, SLG: 0.462 | C B B X<br>2-1 HR | | X<br>0-0 2-H HR | | B B C X<br>2-1 ② G1-3 | | B B S F X<br>2-2<br>1-2<br>2-3<br>3-H 1B | | B C F C<br>1-3 ② K | 5 | 2 | 3 | 4 | 0 | 1 | 1 |
| Carlos Delgado, L (1, 3)<br>OBP: 0.364, SLG: 0.533 | S C B F B X<br>2-2 1B | B F B B C C C<br>3-3 ① K | | | X<br>0-0 15 FC6-4 1B | | X<br>0-0 ① F3 | | B X<br>1-0 15 1B<br>1-H 1B | 5 | 0 | 3 | 1 | 0 | 1 | 3 |
| 15 Alex Rios, R (1, 9)<br>OBP: 0.326, SLG: 0.388 | C F B C<br>1-3 ③ K | | B B B C B X<br>3-1 ② G1-3 | | X<br>0-0 ③ FC6-4<br>1-2f | | C F B B S<br>2-3 ② K | | X<br>0-0<br>1-2 1B | 5 | 0 | 1 | 0 | 0 | 2 | 5 |
| Eric Hinske, L (1, 5)<br>OBP: 0.317, SLG: 0.391 | | F C F X<br>0-2 ① G4-3 | C B X<br>1-1 ③ G4-3 | | | S F B B B B F F F<br>3-2 X ① F7 | B B X<br>2-0 ③ G5-3 | | D X<br>1-0 ③ L4 | 5 | 0 | 0 | 0 | 0 | 0 | 5 |
| 9 Gregg Zaun, S (1, 2)<br>OBP: 0.373, SLG: 0.393 | B B C X<br>2-1 ② F8 | | | X<br>0-0 ① F8 | | C B X<br>1-1 ② G2-3 | C B X<br>1-1 ① F9 | | | 4 | 0 | 0 | 0 | 0 | 0 | 0 |
| Gabe Gross, L (1, 7)<br>OBP: 0.324, SLG: 0.308<br>Dave Berg, R (8, PH)<br>OBP: 0.283, SLG: 0.344 (9, 7) | C F B B B F X<br>3-2 8 1B 1B | | | F C B X<br>1-2 ② F7 | | C B X<br>1-1 ③ G1-3 | C B B B X<br>3-1 ② F9 | | | 3<br>1 | 0<br>0 | 1<br>0 | 0<br>0 | 0<br>0 | 0<br>0 | 0<br>0 |
| 8 Russ Adams, L (1, 6)<br>OBP: 0.444, SLG: 0.630<br>Chris Gomez, R (8, PH)<br>OBP: 0.335, SLG: 0.346 (9, 6) | B C 1 SAFE B C B F F F<br>3-2 X<br>1-3 1B | | | C S X<br>0-2 1B | | | C B B F X<br>2-2 E3 1B 3 1B 10 1B | | C B C F B B X<br>3-2 ③ G6-3 | 3<br>1 | 1<br>0 | 2<br>0 | 0<br>0 | 0<br>0 | 0<br>0 | 0<br>0 |
| Inning Stats | R: 1 H: 2<br>E: 0 LOB: 1<br>K: 3 BB: 0<br>S: 15 P: 24 | R: 0 H: 2<br>E: 0 LOB: 2<br>K: 0 BB: 0<br>S: 20 P: 29 | R: 2 H: 2<br>E: 0 LOB: 0<br>K: 1 BB: 0<br>S: 10 P: 17 | R: 0 H: 1<br>E: 0 LOB: 1<br>K: 0 BB: 0<br>S: 9 P: 10 | R: 0 H: 1<br>E: 0 LOB: 1<br>K: 0 BB: 0<br>S: 7 P: 12 | R: 0 H: 0<br>E: 0 LOB: 0<br>K: 0 BB: 0<br>S: 11 P: 16 | R: 1 H: 3<br>E: 1 LOB: 3<br>K: 1 BB: 0<br>S: 15 P: 25 | R: 0 H: 0<br>E: 0 LOB: 0<br>K: 0 BB: 0<br>S: 8 P: 15 | R: 1 H: 2<br>E: 0 LOB: 2<br>K: 1 BB: 1<br>S: 9 P: 19 | 1B: 10 SF: 0<br>2B: 1 SAC: 0<br>3B: 0 DP: 0<br>HR: 2 HBP: 0 | | | | | | |

| PITCHER | | IP | WLS | BF | H | R | ER | SO | BB | IBB | HBP | BLK | WP | HR | S | P | ERA | WHIP |
|---|---|---|---|---|---|---|---|---|---|---|---|---|---|---|---|---|---|---|
| Rodrigo Lopez, R<br>ERA: 3.88 | (1, 1) | 6.0 | W | 28 | 9 | 4 | 3 | 4 | 0 | 0 | 0 | 0 | 0 | 2 | 78 | 118 | 4.50 | 1.500 |
| Jason Grimsley, R<br>ERA: 3.81 | (7, 1) | 0.0 | | 2 | 2 | 0 | 0 | 0 | 0 | 0 | 0 | 0 | 0 | 0 | 4 | 6 | ∞ | ∞ |
| B.J. Ryan, L<br>ERA: 2.04 | (7, 1) | 2.0 | H | 6 | 0 | 0 | 0 | 1 | 0 | 0 | 0 | 0 | 0 | 0 | 13 | 24 | 0.00 | 0.000 |
| Jorge Julio, R<br>ERA: 4.23 | (9, 1) | 1.0 | | 6 | 2 | 1 | 1 | 1 | 1 | 0 | 0 | 0 | 0 | 0 | 9 | 19 | 9.00 | 3.000 |

| PITCHER | IP | WLS | BF | H | R | ER | SO | BB | IBB | HBP | BLK | WP | HR | S | P | ERA | WHIP |
|---|---|---|---|---|---|---|---|---|---|---|---|---|---|---|---|---|---|

# BOTTOM

# Baltimore Orioles @ Toronto Blue Jays

SkyDome, Toronto, ON

Thu Sep 16 2004, 7:05 PM EDT
Att. 21,451 - Cloudy - 77 F

livebaseballscorecards.com

| | |
|---|---|
| AB | 41 |
| R | 5 |
| H | 13 |
| RBI | 5 |
| BB | 1 |
| SO | 6 |
| LOB | 18 |

WP: 0 PA: 42
PB: 0
SB: 0
CS: 0

# Baltimore Orioles @ Minnesota Twins

Hubert H. Humphrey Metrodome, Minneapolis, MN

Fri Sep 17 2004, 8:10 PM EDT

Att. 21,675 - Unknown - 70 F

livebaseballscorecards.com

TOP

| Batter | 1 | 2 | 3 | 4 | 5 | 6 | 7 | 8 | 9 | AB | R | H | RBI | BB | SO | LOB |
|---|---|---|---|---|---|---|---|---|---|---|---|---|---|---|---|---|
| 1 Brian Roberts, S (1, 4)<br>OBP: 0.356, SLG: 0.387 | K | | 1-2 16 G6-3 1B | | G5-3 | BB | G3 | | | 4 | 0 | 1 | 0 | 1 | 1 | 1 |
| 16 Tim Raines, S (1, 8)<br>OBP: 0.278, SLG: 0.280 | G5-3 | | G6-3 1-2f | | | HR 1B<br>F8 | | G3-1 | | 5 | 1 | 1 | 0 | 0 | 0 | 5 |
| 6 Melvin Mora, R (1, 5)<br>OBP: 0.420, SLG: 0.569 | G6-3 | | | F8 | | K | FC8-5 BB | K | | 4 | 0 | 0 | 0 | 1 | 2 | 1 |
| Luis Lopez, S (9, 5)<br>OBP: 0.238, SLG: 0.315 | | | | | | | | | | 0 | 0 | 0 | 0 | 0 | 0 | 0 |
| 10 Miguel Tejada, R (1, 6)<br>OBP: 0.354, SLG: 0.511 | | L3 BB | | G6-3 | | L5 | FC8-5 1B | F8 | | 4 | 1 | 1 | 0 | 1 | 0 | 1 |
| Rafael Palmeiro, L (1, 10)<br>OBP: 0.364, SLG: 0.433 | | L3 1-1 | | F7 | | HR | FC8-5 1B | | G1-3 | 5 | 2 | 1 | 2 | 0 | 0 | 3 |
| Javy Lopez, R (1, 2)<br>OBP: 0.366, SLG: 0.483 | | G1-3 | | | F8 | 31 BB 1B 2B 1B | 1B HR 1B | | G6-3 | 4 | 2 | 2 | 1 | 0 | 0 | 0 |
| Geronimo Gil, R (8, 2)<br>OBP: 0.444, SLG: 0.500 | | | | | | | | | | 1 | 0 | 0 | 0 | 0 | 0 | 0 |
| B.J. Surhoff, L (1, 9)<br>OBP: 0.360, SLG: 0.402 | | | 4-2 1 1B BB BB | | L3 | 31 BB 2B 1B | 1B HR 1B | | K | 3 | 2 | 2 | 1 | 1 | 0 | 0 |
| Darnell McDonald, R (8, 9)<br>OBP: 0.219, SLG: 0.200 | | | | | | | | | | 1 | 0 | 0 | 0 | 0 | 1 | 0 |
| Jose Leon, R (1, 3)<br>OBP: 0.211, SLG: 0.333 | | | 4-2 1 1B 1-2 BB | | 2B 2B | 2B BB | K | | | 1 | 1 | 1 | 0 | 1 | 0 | 0 |
| 31 Jay Gibbons, L (6, PH)<br>OBP: 0.292, SLG: 0.353 | | | | | | | | | | 1 | 1 | 0 | 0 | 1 | 1 | 2 |
| (6, 3) | | | | | | | | | | | | | | | | |
| Larry Bigbie, L (1, 7)<br>OBP: 0.348, SLG: 0.442 | | | 2-3 K | | 2-1 2-H 2B | 1-1 1-H 2-H 3-H 2B | 2-0 1-H 2-H HR | | | 4 | 1 | 3 | 7 | 0 | 1 | 2 |

| | AB | 37 |
|---|---|---|
| | R | 11 |
| | H | 12 |
| | RBI | 11 |
| | BB | 6 |
| | SO | 6 |
| | LOB | 15 |

| Inning Stats | 1 | 2 | 3 | 4 | 5 | 6 | 7 | 8 | 9 |
|---|---|---|---|---|---|---|---|---|---|
| | R: 0<br>E: 0<br>K: 1<br>S: 7 | H: 0<br>LOB: 0<br>BB: 0<br>P: 8 | R: 0<br>E: 0<br>K: 0<br>S: 6 | H: 0<br>LOB: 0<br>BB: 1<br>P: 13 | R: 0<br>E: 0<br>K: 1<br>S: 14 | H: 1<br>LOB: 2<br>BB: 2<br>P: 27 | R: 0<br>E: 0<br>K: 0<br>S: 9 | H: 0<br>LOB: 0<br>BB: 0<br>P: 14 | R: 1<br>E: 0<br>K: 0<br>S: 9 | H: 2<br>LOB: 1<br>BB: 0<br>P: 19 | R: 5<br>E: 0<br>K: 1<br>S: 25 | H: 5<br>LOB: 2<br>BB: 2<br>P: 42 | R: 5<br>E: 0<br>K: 1<br>S: 13 | H: 4<br>LOB: 0<br>BB: 1<br>P: 27 | R: 0<br>E: 0<br>K: 1<br>S: 8 | H: 0<br>LOB: 0<br>BB: 0<br>P: 11 | R: 0<br>E: 0<br>K: 1<br>S: 8 | H: 0<br>LOB: 0<br>BB: 0<br>P: 12 |

| | 1B: 7 | SF: 0 | WP: 0 | PA: 43 |
|---|---|---|---|---|
| | 2B: 4 | SAC: 0 | PB: 0 | |
| | 3B: 0 | DP: 2 | SB: 1 | |
| | HR: 2 | HBP: 0 | CS: 0 | |

| PITCHER | | IP | WLS | BF | H | R | ER | SO | BB | IBB | HBP | BLK | WP | HR | S | P | ERA | WHIP |
|---|---|---|---|---|---|---|---|---|---|---|---|---|---|---|---|---|---|---|
| Terry Mulholland, L<br>ERA: 5.11 | (1, 1) | 5.2 | L | 24 | 6 | 4 | 4 | 3 | 3 | 0 | 0 | 0 | 0 | 1 | 59 | 101 | 6.35 | 1.588 |
| 28 Jesse Crain, R<br>ERA: 2.25 | (6, 1) | 0.0 | | 3 | 2 | 2 | 2 | 0 | 1 | 0 | 0 | 0 | 0 | 0 | 5 | 11 | ∞ | ∞ |
| Aaron Fultz, L<br>ERA: 4.73 | (6, 1) | 0.1 | | 2 | 0 | 0 | 0 | 0 | 1 | 0 | 0 | 0 | 0 | 0 | 6 | 11 | 0.00 | 3.000 |
| Grant Balfour, R<br>ERA: 4.28 | (7, 1) | 0.1 | | 4 | 2 | 3 | 3 | 0 | 1 | 0 | 0 | 0 | 0 | 0 | 7 | 16 | 81.00 | 9.000 |
| Joe Beimel, L<br>ERA: 36.0 | (7, 1) | 0.2 | | 4 | 2 | 2 | 2 | 1 | 0 | 0 | 0 | 0 | 0 | 1 | 6 | 11 | 27.00 | 3.000 |

| PITCHER | | IP | WLS | BF | H | R | ER | SO | BB | IBB | HBP | BLK | WP | HR | S | P | ERA | WHIP |
|---|---|---|---|---|---|---|---|---|---|---|---|---|---|---|---|---|---|---|
| Joe Roa, R<br>ERA: 3.97 | (8, 1) | 1.0 | | 3 | 0 | 0 | 0 | 1 | 0 | 0 | 0 | 0 | 0 | 0 | 8 | 11 | 0.00 | 0.000 |
| 54 Matt Guerrier, R<br>ERA: 5.74 | (9, 1) | 1.0 | | 3 | 0 | 0 | 0 | 1 | 0 | 0 | 0 | 0 | 0 | 0 | 8 | 12 | 0.00 | 0.000 |

# BOTTOM

| Batter | 1 | 2 | 3 | 4 | 5 | 6 | 7 | 8 | 9 | AB | R | H | RBI | BB | SO | LOB |
|---|---|---|---|---|---|---|---|---|---|---|---|---|---|---|---|---|
| Shannon Stewart, R (1, 7)<br>OBP: 0.378, SLG: 0.455 | C S X<br>0-2 ①<br>G1-4-3 | | F F B X<br>1-2 ① ②<br>G5-4-3<br>1-2f | | C F X<br>0-2 ②<br>G6-3<br>2-H | | | B B C B X<br>3-1<br>1B | | 3 | 0 | 0 | 1 | 0 | 0 | 1 |
| 20 Lew Ford, R (6, 7) (8, 8)<br>OBP: 0.388, SLG: 0.459 | | | | | | | | | | 1 | 0 | 1 | 0 | 0 | 0 | 0 |
| Jacque Jones, L (1, 9)<br>OBP: 0.317, SLG: 0.431 | C C B B X<br>2-2 ②<br>F9 | | L B B B C F F S<br>3-3 ③<br>K | | B C X<br>1-1 ③<br>G4-3 | | | C S S<br>0-3 ①<br>K | | 3 | 0 | 0 | 0 | 0 | 1 | 0 |
| Jason Kubel, L (8, 9)<br>OBP: 0.333, SLG: 0.308 | | | | | | | | | | 1 | 0 | 0 | 0 | 0 | 1 | 1 |
| Torii Hunter, R (1, 8)<br>OBP: 0.331, SLG: 0.472 | B B X<br>2-0<br>33 BB<br>1B | | | F X<br>0-1 ①<br>P5 | | C F T<br>0-2 ①<br>K | | F F S<br>0-3 ②<br>K | | 3 | 0 | 1 | 0 | 0 | 1 | 0 |
| Michael Restovich, R (8, 7)<br>OBP: 0.345, SLG: 0.385 | | | | | | | | | | 1 | 0 | 0 | 0 | 0 | 1 | 1 |
| 33 Justin Morneau, L (1, 3)<br>OBP: 0.336, SLG: 0.539 | B B S B B<br>4-1<br>1-2<br>BB | | | B C F B B F F F X<br>3-2 ②<br>F9 | | F X<br>0-1 ②<br>G6-3 | | F X<br>0-1 ③<br>G3-1 | | 3 | 0 | 0 | 0 | 1 | 0 | 1 |
| Jose Offerman, S (1, 10)<br>OBP: 0.358, SLG: 0.402 | C S C<br>0-3 ③<br>K | | | C B B B F B F X<br>3-2<br>1B | | B F B C X<br>2-2 ③<br>F7 | | | B C X<br>1-1 ①<br>F7 | 4 | 0 | 1 | 0 | 0 | 1 | 2 |
| Cristian Guzman, S (1, 6)<br>OBP: 0.316, SLG: 0.397 | | B X<br>1-0 ①<br>G4-3 | | B X<br>1-0 ③<br>G4-3 | | | B C B F B B<br>4-2<br>1B<br>BB | | X<br>0-0 ②<br>G6-3 | 2 | 0 | 0 | 0 | 1 | 0 | 1 |
| Jason Bartlett, R (7, PR) (8, 6)<br>OBP: 0.000, SLG: 0.000 | | | | | | | | | | 1 | 0 | 0 | 0 | 0 | 0 | 0 |
| 5 Michael Cuddyer, R (1, 5)<br>OBP: 0.334, SLG: 0.434 | | C X<br>0-1 ②<br>F7 | | | B X<br>1-0<br>HR | | C F C<br>0-3 ①<br>K | | B F F X<br>1-2<br>E5 | 4 | 1 | 1 | 1 | 0 | 1 | 1 |
| Augie Ojeda, S (1, 4)<br>OBP: 0.391, SLG: 0.500 | | B B C C B F X<br>3-2 ③<br>P5 | | | L F X<br>0-2 ①<br>L9 | | C X<br>0-1<br>G5-4-3<br>1-2<br>1B | | B S B C B F F X<br>3-2 ③<br>G6-3 | 4 | 0 | 1 | 0 | 0 | 0 | 1 |
| Pat Borders, R (1, 2)<br>OBP: 0.263, SLG: 0.346 | | | C F H<br>1-2<br>G5-4-3<br>HBP | | C X<br>0-1<br>S<br>G6-3<br>2B | | X<br>0-0 ② ③<br>G5-4-3<br>1-2f | | | 1 | 1 | 1 | 0 | 0 | 0 | 0 |
| Matthew LeCroy, R (7, PH) (8, 2)<br>OBP: 0.324, SLG: 0.412 | | | | | | | | | | 1 | 0 | 0 | 0 | 0 | 0 | 2 |
| Inning Stats | R: 0 H: 1<br>E: 0 LOB: 2<br>K: 1 BB: 1<br>S: 11 P: 19 | R: 0 H: 0<br>E: 0 LOB: 0<br>K: 0 BB: 0<br>S: 7 P: 11 | R: 0 H: 0<br>E: 0 LOB: 0<br>K: 1 BB: 0<br>S: 10 P: 15 | R: 0 H: 1<br>E: 0 LOB: 1<br>K: 0 BB: 0<br>S: 13 P: 20 | R: 2 H: 2<br>E: 0 LOB: 0<br>K: 0 BB: 0<br>S: 11 P: 13 | R: 0 H: 0<br>E: 0 LOB: 0<br>K: 1 BB: 0<br>S: 8 P: 10 | R: 0 H: 1<br>E: 0 LOB: 2<br>K: 1 BB: 1<br>S: 8 P: 12 | R: 0 H: 1<br>E: 0 LOB: 1<br>K: 2 BB: 0<br>S: 10 P: 13 | R: 0 H: 0<br>E: 1 LOB: 1<br>K: 0 BB: 0<br>S: 11 P: 16 | 1B: 4 SF: 0<br>2B: 1 SAC: 0<br>3B: 0 DP: 2<br>HR: 1 HBP: 1 | | | | | | |

| PITCHER | IP | WLS | BF | H | R | ER | SO | BB | IBB | HBP | BLK | WP | HR | S | P | ERA | WHIP |
|---|---|---|---|---|---|---|---|---|---|---|---|---|---|---|---|---|---|
| Sidney Ponson, R (1, 1)<br>ERA: 5.22 | 7.0 | W | 27 | 5 | 2 | 2 | 4 | 2 | 0 | 1 | 0 | 0 | 1 | 68 | 100 | 2.57 | 1.000 |
| John Parrish, L (8, 1)<br>ERA: 3.47 | 1.0 | | 4 | 1 | 0 | 0 | 2 | 0 | 0 | 0 | 0 | 0 | 0 | 10 | 13 | 0.00 | 1.000 |
| Buddy Groom, L (9, 1)<br>ERA: 5.32 | 1.0 | | 4 | 0 | 0 | 0 | 0 | 0 | 0 | 0 | 0 | 0 | 0 | 11 | 16 | 0.00 | 0.000 |

| PITCHER | IP | WLS | BF | H | R | ER | SO | BB | IBB | HBP | BLK | WP | HR | S | P | ERA | WHIP |
|---|---|---|---|---|---|---|---|---|---|---|---|---|---|---|---|---|---|

# Baltimore Orioles @ Minnesota Twins

Hubert H. Humphrey Metrodome, Minneapolis, MN

Fri Sep 17 2004, 8:10 PM EDT

Att. 21,675 - Unknown - 70 F

livebaseballscorecards.com

| | |
|---|---|
| AB | 32 |
| R | 2 |
| H | 6 |
| RBI | 2 |
| BB | 2 |
| SO | 6 |
| LOB | 11 |

# Baltimore Orioles @ Minnesota Twins

Hubert H. Humphrey Metrodome, Minneapolis, MN

Sat Sep 18 2004, 1:20 PM EDT

Att. 24,183 - Unknown - 66 F

TOP

livebaseballscorecards.com

| Batter | 1 | 2 | 3 | 4 | 5 | 6 | 7 | 8 | 9 | AB | R | H | RBI | BB | SO | LOB |
|---|---|---|---|---|---|---|---|---|---|---|---|---|---|---|---|---|
| 1 Brian Roberts, S (1, 4)<br>OBP: 0.356, SLG: 0.394 | G1-3 | | HR | K | F9 | | F9 | 1B 6 1B 2B<br>1-3<br>2-H | | 6 | 2 | 2 | 2 | 0 | 1 | 6 |
| David Newhan, L (1, 10)<br>OBP: 0.374, SLG: 0.460 | F8 | | G5-3 | BB<br>1-2 | | K | | 10 HR 1B<br>1B | | 5 | 1 | 2 | 1 | 1 | 1 | 0 |
| 6 Melvin Mora, R (1, 5)<br>OBP: 0.421, SLG: 0.568 | G5-3 | | 10 2B 1B | K | | G6-3 | | 10 HR 1B<br>1B | | 6 | 2 | 3 | 1 | 0 | 1 | 2 |
| 10 Miguel Tejada, R (1, 6)<br>OBP: 0.356, SLG: 0.523<br>Luis Lopez, S (8, 6)<br>OBP: 0.238, SLG: 0.315 | | G4-3 | 1-H 2B | | P3 | HR | | HR<br>G6-3 | | 6<br>0 | 2<br>0 | 3<br>0 | 5<br>0 | 0<br>0 | 0<br>0 | 2<br>0 |
| Rafael Palmeiro, L (1, 3)<br>OBP: 0.366, SLG: 0.431<br>Jose Leon, R (8, 3)<br>OBP: 0.207, SLG: 0.327 | | 31 1B BB | BB | 1B 31 SF7 1B BB | P6 | | | K | G6-3 | 2<br>1 | 2<br>0 | 0<br>0 | 0<br>0 | 3<br>0 | 1<br>0 | 0<br>0 |
| Javy Lopez, R (1, 2)<br>OBP: 0.366, SLG: 0.482<br>Robert Machado, R (8, 2)<br>OBP: 0.195, SLG: 0.233 | P6 | K | BB 1B<br>1-2 1B | | | | F7 | 31 2B 1B | G4-3 | 5<br>1 | 1<br>0 | 2<br>0 | 0<br>0 | 0<br>0 | 1<br>0 | 3<br>0 |
| B.J. Surhoff, L (1, 7)<br>OBP: 0.360, SLG: 0.402<br>16 Tim Raines, S (8, 8)<br>OBP: 0.275, SLG: 0.276 | 31 1B<br>1-2 1B | G4-3 | | | BB<br>1-2 2-3 1B | | F9 | F7 | G3-1 | 5<br>1 | 0<br>0 | 2<br>0 | 0<br>0 | 0<br>0 | 0<br>0 | 3<br>0 |
| 31 Jay Gibbons, L (1, 9)<br>OBP: 0.297, SLG: 0.365 | 1-2<br>2-H 1B | | | K | SF7<br>3-H | | 2-2 2B | 1-H 1 2B 2B | | 4 | 1 | 3 | 3 | 0 | 1 | 0 |
| Larry Bigbie, L (1, 8)<br>OBP: 0.352, SLG: 0.442<br>(8, 7) | G4-3 | | | BB | 1-2 2-3 BB | | BB | 1 2B 1B BB | | 2 | 1 | 1 | 0 | 3 | 0 | 2 |
| Inning Stats | R: 0 H: 0<br>E: 0 LOB: 0<br>K: 0 BB: 0<br>S: 12 P: 18 | R: 1 H: 2<br>E: 0 LOB: 2<br>K: 0 BB: 1<br>S: 20 P: 30 | R: 2 H: 3<br>E: 0 LOB: 2<br>K: 1 BB: 1<br>S: 20 P: 31 | R: 0 H: 1<br>E: 0 LOB: 2<br>K: 3 BB: 1<br>S: 19 P: 32 | R: 1 H: 2<br>E: 0 LOB: 3<br>K: 0 BB: 2<br>S: 15 P: 29 | R: 1 H: 1<br>E: 0 LOB: 0<br>K: 1 BB: 0<br>S: 10 P: 15 | R: 0 H: 1<br>E: 0 LOB: 2<br>K: 0 BB: 1<br>S: 12 P: 23 | R: 7 H: 8<br>E: 0 LOB: 2<br>K: 1 BB: 1<br>S: 25 P: 40 | R: 0 H: 0<br>E: 0 LOB: 0<br>K: 0 BB: 0<br>S: 7 P: 12 | 1B: 11 SF: 1<br>2B: 4 SAC: 0<br>3B: 0 DP: 0<br>HR: 3 HBP: 0 | | | | | | WP: 0 PA: 52<br>PB: 0<br>SB: 1<br>CS: 0 |

| | AB | 44 |
|---|---|---|
| | R | 12 |
| | H | 18 |
| | RBI | 12 |
| | BB | 7 |
| | SO | 6 |
| | LOB | 18 |

| PITCHER | | IP | WLS | BF | H | R | ER | SO | BB | IBB | HBP | BLK | WP | HR | S | P | ERA | WHIP |
|---|---|---|---|---|---|---|---|---|---|---|---|---|---|---|---|---|---|---|
| Brad Radke, R<br>ERA: 3.51 | (1, 1) | 3.0 | L | 16 | 5 | 3 | 3 | 1 | 2 | 0 | 0 | 0 | 0 | 1 | 52 | 79 | 9.00 | 2.333 |
| J.D. Durbin, R<br>ERA: 2.08 | (4, 1) | 1.2 | | 10 | 3 | 1 | 1 | 3 | 2 | 0 | 0 | 0 | 0 | 0 | 31 | 54 | 5.40 | 3.000 |
| Aaron Fultz, L<br>ERA: 4.66 | (5, 1) | 0.2 | | 3 | 0 | 0 | 0 | 1 | 1 | 0 | 0 | 0 | 0 | 0 | 6 | 10 | 0.00 | 1.500 |
| Joe Roa, R<br>ERA: 4.39 | (6, 1) | 1.2 | | 11 | 5 | 4 | 4 | 0 | 1 | 0 | 0 | 0 | 0 | 2 | 26 | 46 | 21.60 | 3.600 |
| Joe Beimel, L<br>ERA: 43.2 | (8, 1) | 0.2 | | 6 | 3 | 2 | 2 | 1 | 1 | 0 | 0 | 0 | 0 | 0 | 11 | 18 | 27.00 | 6.000 |

| PITCHER | | IP | WLS | BF | H | R | ER | SO | BB | IBB | HBP | BLK | WP | HR | S | P | ERA | WHIP |
|---|---|---|---|---|---|---|---|---|---|---|---|---|---|---|---|---|---|---|
| 54 Matt Guerrier, R<br>ERA: 5.29 | (8, 1) | 1.1 | | 6 | 2 | 2 | 2 | 0 | 0 | 0 | 0 | 0 | 0 | 0 | 14 | 23 | 13.50 | 1.500 |

# BOTTOM

## Baltimore Orioles @ Minnesota Twins

Hubert H. Humphrey Metrodome, Minneapolis, MN

Sat Sep 18 2004, 1:20 PM EDT

Att. 24,183 - Unknown - 66 F

livebaseballscorecards.com

| Batter | 1 | 2 | 3 | 4 | 5 | 6 | 7 | 8 | 9 | AB | R | H | RBI | BB | SO | LOB |
|---|---|---|---|---|---|---|---|---|---|---|---|---|---|---|---|---|
| Jason Kubel, L (1, 10)<br>OBP: 0.368, SLG: 0.313 | C F X 0-2 ① G4-3 | | C F B F B F B B 4-2 ② 20 G6-4-3 BB | | C B X 1-1 ② F8 | | | B F F B X 2-2 20 BB 5 1B 1B | | 3 | 1 | 1 | 0 | 1 | 0 | 0 |
| Jacque Jones, L (1, 9)<br>OBP: 0.317, SLG: 0.429<br>Jason Bartlett, R (8, PH)<br>(9, 6) | F B B C B B 4-2 20 1B BB | | C X SAFE 0-1 ① F7 | | B B X 2-0 ③ P5 | | | C F B B X 2-2 ① L5 | | 2<br>1 | 0<br>0 | 0<br>0 | 0<br>0 | 1<br>0 | 0<br>0 | 1<br>1 |
| 20 Lew Ford, R (1, 8)<br>OBP: 0.389, SLG: 0.459 | B 1 SAFE S 1 SAFE D C X 1-2 2-2 1B | | B F B 1 SAFE C X 1-2f 2-2 ② ③ G6-4-3 | | | C B X 1-1 ① G5-3 | | B B C F B B 1-2 4-2 5 1B BB | | 3 | 0 | 1 | 0 | 1 | 0 | 1 |
| 33 Justin Morneau, L (1, 3)<br>OBP: 0.332, SLG: 0.533<br>Matthew LeCroy, R (8, PH)<br>OBP: 0.323, SLG: 0.410<br>(9, 3) | B C F F S 1-3 ② K | | | C S C 0-3 ① K | | B F B B S S 3-3 ② K | | C X 0-1 ② F9 | | 3<br>1 | 0<br>0 | 0<br>0 | 0<br>0 | 0<br>0 | 3<br>0 | 2<br>2 |
| 5 Michael Cuddyer, R (1, 4)<br>OBP: 0.336, SLG: 0.433<br>(9, 9) | C F B B B X 3-2 ③ F8 | | | B B B B 4-0 HR BB | | X 0-0 ③ F8 | | C B S X 1-2 1-3 2-H 1B | | 3 | 1 | 1 | 1 | 1 | 0 | 2 |
| Corey Koskie, L (1, 5)<br>OBP: 0.343, SLG: 0.493 | | B C S S D F F B X 3-2 ① F8 | | B C F B B F X 3-2 1-H HR | | | C S B X 1-2 ① G1-3 | F S B C 1-3 ③ K | | 4 | 1 | 1 | 2 | 0 | 1 | 2 |
| Michael Restovich, R (1, 7)<br>OBP: 0.303, SLG: 0.333 | | C B C F X 1-2 ② G5-3 | | X 0-0 ② L5 | | | X 0-0 ② G6-3 | | F X 0-1 ① P2 | 4 | 0 | 0 | 0 | 0 | 0 | 0 |
| Augie Ojeda, S (1, 6)<br>OBP: 0.400, SLG: 0.500<br>(9, 4) | | C B B F F X 2-2 FC6-4 1B | | B X 1-0 ③ G4-3 | | | B B C C B X 3-2 1B | | B B F C S 2-3 ② K | 4 | 0 | 2 | 0 | 0 | 1 | 0 |
| Henry Blanco, R (1, 2)<br>OBP: 0.244, SLG: 0.334 | | 1 SAFE C 1 SAFE X 0-1 ③ FC6-4 1-2f | | | X 0-0 ① F8 | | F B F B X 2-2 ③ G6-3 | | X 0-0 ③ F9 | 4 | 0 | 0 | 0 | 0 | 0 | 2 |

| Inning Stats | 1 | 2 | 3 | 4 | 5 | 6 | 7 | 8 | 9 |
|---|---|---|---|---|---|---|---|---|---|
| | R: 0 E: 0 K: 1 S: 16 H: 1 LOB: 2 BB: 1 P: 26 | R: 0 E: 0 K: 0 S: 15 H: 1 LOB: 1 BB: 0 P: 21 | R: 0 E: 0 K: 0 S: 9 H: 0 LOB: 0 BB: 1 P: 15 | R: 2 E: 0 K: 1 S: 9 H: 1 LOB: 0 BB: 1 P: 17 | R: 0 E: 0 K: 0 S: 4 H: 0 LOB: 0 BB: 0 P: 7 | R: 0 E: 0 K: 1 S: 6 H: 0 LOB: 0 BB: 0 P: 10 | R: 0 E: 0 K: 0 S: 10 H: 1 LOB: 1 BB: 0 P: 16 | R: 1 E: 0 K: 1 S: 16 H: 2 LOB: 2 BB: 1 P: 26 | R: 0 E: 0 K: 1 S: 6 H: 0 LOB: 0 BB: 0 P: 8 |

| | AB | 32 |
|---|---|---|
| | R | 3 |
| | H | 6 |
| | RBI | 3 |
| | BB | 4 |
| | SO | 5 |
| | LOB | 13 |

| | 1B: 5 | SF: 0 | WP: 0 | PA: 36 |
|---|---|---|---|---|
| | 2B: 0 | SAC: 0 | PB: 0 | |
| | 3B: 0 | DP: 1 | SB: 0 | |
| | HR: 1 | HBP: 0 | CS: 0 | |

| PITCHER | | IP | WLS | BF | H | R | ER | SO | BB | IBB | HBP | BLK | WP | HR | S | P | ERA | WHIP |
|---|---|---|---|---|---|---|---|---|---|---|---|---|---|---|---|---|---|---|
| 40 Daniel Cabrera, R<br>ERA: 4.51 | (1, 1) | 6.0 | W | 23 | 3 | 2 | 2 | 3 | 3 | 0 | 0 | 0 | 0 | 1 | 59 | 96 | 3.00 | 1.000 |
| Jason Grimsley, R<br>ERA: 3.74 | (7, 1) | 1.0 | H | 4 | 1 | 0 | 0 | 0 | 0 | 0 | 0 | 0 | 0 | 0 | 10 | 16 | 0.00 | 1.000 |
| John Parrish, L<br>ERA: 3.54 | (8, 1) | 1.0 | | 6 | 2 | 1 | 1 | 1 | 1 | 0 | 0 | 0 | 0 | 0 | 16 | 26 | 9.00 | 3.000 |
| 47 Aaron Rakers, R<br>ERA: 9.0 | (9, 1) | 1.0 | | 3 | 0 | 0 | 0 | 1 | 0 | 0 | 0 | 0 | 0 | 0 | 6 | 8 | 0.00 | 0.000 |

| PITCHER | | IP | WLS | BF | H | R | ER | SO | BB | IBB | HBP | BLK | WP | HR | S | P | ERA | WHIP |
|---|---|---|---|---|---|---|---|---|---|---|---|---|---|---|---|---|---|---|

| Batter | 1 | 2 | 3 | 4 | 5 | 6 | 7 | 8 | 9 | AB | R | H | RBI | BB | SO | LOB |
|---|---|---|---|---|---|---|---|---|---|---|---|---|---|---|---|---|
| 1 Brian Roberts, S (1, 4)<br>OBP: 0.354, SLG: 0.391 | F S F D B B C 3-3 ① K | | 1 SAFE C S S 0-3 ② K | | | X 0-0 ① G6-3 | | C F S 0-3 ② K | | 4 | 0 | 0 | 0 | 0 | 3 | 1 |
| 16 Tim Raines, S (1, 8)<br>OBP: 0.274, SLG: 0.288 | B S X 1-1 ② 2B | | C S B S 1-3 ③ K | | | C C S 0-3 ② K | | S B F S 1-3 ③ K | | 4 | 0 | 1 | 0 | 0 | 3 | 1 |
| 6 Melvin Mora, R (1, 5)<br>OBP: 0.419, SLG: 0.566 | S S S 0-3 ③ K | | | X 0-0 ① G5-3 | | B S X 1-1 ① 1B | | | B F B B B S F F F X 3-2 ① F9 | 4 | 0 | 1 | 0 | 0 | 1 | 0 |
| 10 Miguel Tejada, R (1, 6)<br>OBP: 0.355, SLG: 0.521 | | B X 1-0 G4-6-3 1B | | B B C X 2-1 ② G5-3 | | D 1 SAFE F F X 1-2 ③ P3 | | | B X 1-0 ② F8 | 4 | 0 | 1 | 0 | 0 | 0 | 1 |
| B.J. Surhoff, L (1, 9)<br>OBP: 0.359, SLG: 0.400 | | B D X 2-0 ① ② G4-6-3 1-2f | | C B C F F F S 1-3 ③ K | | | B C B C X 2-2 ① G4-3 | | B B X 2-0 DI 1B 1B | 4 | 1 | 1 | 0 | 0 | 1 | 1 |
| Jose Leon, R (1, 3)<br>OBP: 0.213, SLG: 0.328<br>Rafael Palmeiro, L (9, PH)<br>OBP: 0.367, SLG: 0.433 | | F X 0-1 31 WP 1B | | | B B F S F C 2-3 ① K | | C S B S 1-3 ② K | | F C B B X 2-2 1-H 1B | 3<br>1 | 0<br>0 | 1<br>1 | 0<br>1 | 0<br>0 | 2<br>0 | 0<br>0 |
| 31 Jay Gibbons, L (1, 10)<br>OBP: 0.299, SLG: 0.366 | C B S 1 SAFE F B S 2-3 ③ K 1-2 | | | | S X 0-1 1B | | S F X 0-2 1B | | S F D S 1-3 ③ K | 4 | 0 | 2 | 0 | 0 | 2 | 2 |
| Geronimo Gil, R (1, 2)<br>OBP: 0.333, SLG: 0.364 | | | B C X 1-1 ① F9 | | C S B X 1-2 ② F7 | | C S S 0-3 ③ K | | | 3 | 0 | 0 | 0 | 0 | 1 | 2 |
| Larry Bigbie, L (1, 7)<br>OBP: 0.352, SLG: 0.441 | | | B C B X 2-1 1B | | S C S 0-3 ③ K | | | C F S 0-3 ① K | | 3 | 0 | 1 | 0 | 0 | 2 | 1 |
| Inning Stats | R: 0 H: 1<br>E: 0 LOB: 0<br>K: 2 BB: 0<br>S: 9 P: 13 | R: 0 H: 2<br>E: 0 LOB: 1<br>K: 1 BB: 0<br>S: 8 P: 13 | R: 0 H: 1<br>E: 0 LOB: 1<br>K: 2 BB: 0<br>S: 10 P: 14 | R: 0 H: 0<br>E: 0 LOB: 0<br>K: 1 BB: 0<br>S: 9 P: 12 | R: 0 H: 1<br>E: 0 LOB: 1<br>K: 2 BB: 0<br>S: 12 P: 15 | R: 0 H: 1<br>E: 0 LOB: 1<br>K: 1 BB: 0<br>S: 9 P: 11 | R: 0 H: 1<br>E: 0 LOB: 1<br>K: 2 BB: 0<br>S: 12 P: 15 | R: 0 H: 0<br>E: 0 LOB: 0<br>K: 3 BB: 0<br>S: 9 P: 10 | R: 1 H: 2<br>E: 0 LOB: 1<br>K: 1 BB: 0<br>S: 14 P: 23 | 1B: 8 SF: 0<br>2B: 1 SAC: 0<br>3B: 0 DP: 1<br>HR: 0 HBP: 0 | | | | | | |

| PITCHER | | IP | WLS | BF | H | R | ER | SO | BB | IBB | HBP | BLK | WP | HR | S | P | ERA | WHIP |
|---|---|---|---|---|---|---|---|---|---|---|---|---|---|---|---|---|---|---|
| Johan Santana, L<br>ERA: 2.65 | (1, 1) | 8.0 | W | 29 | 7 | 0 | 0 | 14 | 0 | 0 | 0 | 0 | 1 | 0 | 78 | 103 | 0.00 | 0.875 |
| 36 Joe Nathan, R<br>ERA: 1.61 | (9, 1) | 1.0 | | 5 | 2 | 1 | 1 | 1 | 0 | 0 | 0 | 0 | 0 | 0 | 14 | 23 | 9.00 | 2.000 |

| PITCHER | | IP | WLS | BF | H | R | ER | SO | BB | IBB | HBP | BLK | WP | HR | S | P | ERA | WHIP |
|---|---|---|---|---|---|---|---|---|---|---|---|---|---|---|---|---|---|---|

# TOP

## Baltimore Orioles @ Minnesota Twins

Hubert H. Humphrey Metrodome, Minneapolis, MN

Sun Sep 19 2004, 2:10 PM EDT

Att. 31,399 - Unknown - 70 F

livebaseballscorecards.com

| | |
|---|---|
| AB | 34 |
| R | 1 |
| H | 9 |
| RBI | 1 |
| BB | 0 |
| SO | 15 |
| LOB | 9 |

| | | | |
|---|---|---|---|
| 1B: 8 | SF: 0 | WP: 1 | PA: 34 |
| 2B: 1 | SAC: 0 | PB: 0 | |
| 3B: 0 | DP: 1 | SB: 0 | |
| HR: 0 | HBP: 0 | CS: 0 | |

# Baltimore Orioles @ Minnesota Twins

Hubert H. Humphrey Metrodome, Minneapolis, MN

Sun Sep 19 2004, 2:10 PM EDT

Att. 31,399 - Unknown - 70 F

livebaseballscorecards.com

## BOTTOM

| Batter | 1 | 2 | 3 | 4 | 5 | 6 | 7 | 8 | 9 | AB | R | H | RBI | BB | SO | LOB |
|---|---|---|---|---|---|---|---|---|---|---|---|---|---|---|---|---|
| Cristian Guzman, S (1, 6)<br>OBP: 0.316, SLG: 0.396 | C F X 0-2 ① P4 | | B F X 1-1 ③ G1-3 | | | C X 0-1 ① F8 | | F X 0-1 20 G5-3 1B 1B | | 4 | 1 | 1 | 0 | 0 | 0 | 0 |
| Jacque Jones, L (1, 9)<br>OBP: 0.315, SLG: 0.426 | B F X 1-1 ② G6-3 | | | B F B C S 2-3 ① K | | C F S 0-3 ② K | | F B F D T 2-2 ① K | | 4 | 0 | 0 | 0 | 0 | 3 | 1 |
| 20 Lew Ford, R (1, 8)<br>OBP: 0.390, SLG: 0.459 | C S B B X 2-2 ③ G5-3 | | | S X 0-1 CS 1B | | C F X 0-2 FC6-4 1B | | B X 1-0 ② G5-3 1-2 | | 4 | 0 | 2 | 0 | 0 | 0 | 1 |
| Matthew LeCroy, R (1, 3)<br>OBP: 0.322, SLG: 0.408 | | C F D B F X 2-2 ① G6-3 | | F B B F X 2-2 ②③ F9 1-2 | | F 1 SAFE B 1 SAFE 1 SAFE X 1-1 ③ FC6-4 1-2f | | B C B S B X 3-2 2-H 1B | | 4 | 0 | 1 | 1 | 0 | 0 | 2 |
| 5 Michael Cuddyer, R (1, 10)<br>OBP: 0.335, SLG: 0.430 | | B S X 1-1 ② P3 | | | S B S B X 2-2 ① L8 | | F X 0-1 HR 1B | C B B F F B X 3-2 ③ F8 | | 4 | 1 | 1 | 0 | 0 | 0 | 1 |
| Corey Koskie, L (1, 5)<br>OBP: 0.340, SLG: 0.489 | C B F F S 1-3 ③ K | | | | S F S 0-3 ② K | | S F B 1 SAFE B B X 3-2 ① F8 | | | 3 | 0 | 0 | 0 | 0 | 2 | 1 |
| Michael Restovich, R (1, 7)<br>OBP: 0.333, SLG: 0.438 | | | C S B F B X 2-2 ① P4 | | B B B C B 4-1 BB | | B 1 S X 1-1 SAFE 1-H HR | | | 2 | 1 | 1 | 2 | 1 | 0 | 0 |
| Luis Rivas, R (1, 4)<br>OBP: 0.278, SLG: 0.421 | | | B B X 2-0 HR | | C F F F 1 SAFE X 0-2 ③ G6-3 | | B C B F T 2-2 ② K | | | 3 | 1 | 1 | 1 | 0 | 1 | 1 |
| Henry Blanco, R (1, 2)<br>OBP: 0.245, SLG: 0.345 | | | S B F F S 1-3 ② K | | | C X 0-1 HR | S B C F B B S 3-3 ③ K | | | 3 | 1 | 1 | 1 | 0 | 2 | 0 |
| Inning Stats | R: 0 H: 0<br>E: 0 LOB: 0<br>K: 0 BB: 0<br>S: 8 P: 11 | R: 0 H: 0<br>E: 0 LOB: 0<br>K: 1 BB: 0<br>S: 10 P: 14 | R: 1 H: 1<br>E: 0 LOB: 0<br>K: 1 BB: 0<br>S: 11 P: 17 | R: 0 H: 1<br>E: 0 LOB: 0<br>K: 1 BB: 0<br>S: 8 P: 12 | R: 0 H: 0<br>E: 0 LOB: 1<br>K: 1 BB: 1<br>S: 12 P: 18 | R: 1 H: 2<br>E: 0 LOB: 1<br>K: 1 BB: 0<br>S: 12 P: 13 | R: 2 H: 2<br>E: 0 LOB: 0<br>K: 2 BB: 0<br>S: 14 P: 23 | R: 1 H: 2<br>E: 0 LOB: 1<br>K: 1 BB: 0<br>S: 13 P: 22 | | 1B: 5 SF: 0<br>2B: 0 SAC: 0<br>3B: 0 DP: 0<br>HR: 3 HBP: 0 | | | | | | WP: 0 PA: 32<br>PB: 0<br>SB: 0<br>CS: 1 |

| | AB | 31 |
|---|---|---|
| | R | 5 |
| | H | 8 |
| | RBI | 5 |
| | BB | 1 |
| | SO | 8 |
| | LOB | 7 |

| PITCHER | | IP | WLS | BF | H | R | ER | SO | BB | IBB | HBP | BLK | WP | HR | S | P | ERA | WHIP |
|---|---|---|---|---|---|---|---|---|---|---|---|---|---|---|---|---|---|---|
| Bruce Chen, L<br>ERA: 2.45 | (1, 1) | 7.0 | L | 27 | 6 | 4 | 4 | 7 | 1 | 0 | 0 | 0 | 0 | 3 | 75 | 108 | 5.14 | 1.000 |
| Buddy Groom, L<br>ERA: 5.4 | (8, 1) | 1.0 | | 5 | 2 | 1 | 1 | 1 | 0 | 0 | 0 | 0 | 0 | 0 | 13 | 22 | 9.00 | 2.000 |

| PITCHER | IP | WLS | BF | H | R | ER | SO | BB | IBB | HBP | BLK | WP | HR | S | P | ERA | WHIP |
|---|---|---|---|---|---|---|---|---|---|---|---|---|---|---|---|---|---|

# Baltimore Orioles @ Boston Red Sox

Fenway Park, Boston, MA

Mon Sep 20 2004, 7:05 PM EDT

Att. 34,758 - Sunny - 68 F

TOP

livebaseballscorecards.com

| Batter | 1 | 2 | 3 | 4 | 5 | 6 | 7 | 8 | 9 | AB | R | H | RBI | BB | SO | LOB |
|---|---|---|---|---|---|---|---|---|---|---|---|---|---|---|---|---|
| 1 Brian Roberts, S (1, 4)<br>OBP: 0.352, SLG: 0.389 | F9 | | K | | 10 S G4-3 PB 1B | L 1 SAFE<br>F9 | | | F7 | 5 | 1 | 1 | 0 | 0 | 1 | 1 |
| David Newhan, L (1, 9)<br>OBP: 0.369, SLG: 0.453 | G4-3 | | | K | G4-3<br>1-2 | B 1 SAFE<br>P5 | | | F9 | 5 | 0 | 0 | 0 | 0 | 1 | 2 |
| 6 Melvin Mora, R (1, 5)<br>OBP: 0.423, SLG: 0.574 | 2B | | | BB 10 1B BB HBP | PB 10 S CS BB | 1 SAFE<br>1 SAFE<br>G4-3 | | | HR | 3 | 3 | 2 | 1 | 1 | 0 | 1 |
| 10 Miguel Tejada, R (1, 6)<br>OBP: 0.357, SLG: 0.521 | K | | | 1 SAFE<br>BB BB HR 1B<br>1-2 | PB 1B IBB<br>1-2<br>2-3 | | K | | 1B | 4 | 2 | 2 | 0 | 1 | 2 | 1 |
| Rafael Palmeiro, L (1, 10)<br>Jose Leon, R (5, PR)<br>Luis Lopez, S (9, PH)<br>OBP: 0.369, SLG: 0.432<br>OBP: 0.210, SLG: 0.322<br>OBP: 0.235, SLG: 0.311 | | G6-3 | | BB HR BB<br>1-2<br>2-3 | E3 FC5-4 1B BB<br>1-2<br>2-H<br>3-H | | K | | K | 1<br>1<br>1 | 1<br>0<br>0 | 0<br>0<br>0 | 0<br>0<br>0 | 2<br>0<br>0 | 0<br>1<br>1 | 0<br>0<br>1 |
| Javy Lopez, R (1, 2)<br>OBP: 0.367, SLG: 0.481 | | K2-3 | | HR BB<br>1-2<br>2-3<br>3-H | FC5-4 1B<br>1-2<br>2-H | | G6-3 | | | 3 | 1 | 1 | 2 | 1 | 1 | 0 |
| B.J. Surhoff, L (1, 7)<br>OBP: 0.361, SLG: 0.411 | | G4-3 | | HR<br>1-H<br>2-H<br>3-H | FC5-4<br>1-2f<br>2-3 | | | 31 G6-4-3 1B | | 4 | 1 | 2 | 4 | 0 | 0 | 2 |
| 31 Jay Gibbons, L (1, 3)<br>OBP: 0.296, SLG: 0.362 | | | K | G4-3 | P5 | | | G6-4-3<br>1-2f | | 4 | 0 | 0 | 0 | 0 | 1 | 4 |
| Larry Bigbie, L (1, 8)<br>OBP: 0.349, SLG: 0.437 | | | K | K | | E4 | | G1-3 | | 4 | 0 | 0 | 0 | 0 | 2 | 0 |

| | AB | 35 |
|---|---|---|
| | R | 9 |
| | H | 8 |
| | RBI | 7 |
| | BB | 5 |
| | SO | 10 |
| | LOB | 12 |

| Inning Stats | | | | | | | | | | | | | | | | | | | | | | | | | | | | | | | | | | |
|---|---|---|---|---|---|---|---|---|---|---|---|---|---|---|---|---|---|---|---|---|---|---|---|---|---|---|---|---|---|---|---|---|---|---|
| | R: 0 | E: 0 | K: 1 | S: 11 | H: 1 | LOB: 1 | BB: 0 | P: 18 | R: 0 | E: 0 | K: 1 | S: 12 | H: 0 | LOB: 0 | BB: 0 | P: 19 | R: 0 | E: 0 | K: 3 | S: 9 | H: 0 | LOB: 0 | BB: 0 | P: 11 | R: 5 | E: 0 | K: 2 | S: 13 | H: 2 | LOB: 0 | BB: 2 | P: 27 |
| | R: 3 | E: 1 | K: 0 | S: 14 | H: 2 | LOB: 3 | BB: 3 | P: 33 | R: 0 | E: 1 | K: 0 | S: 9 | H: 0 | LOB: 1 | BB: 0 | P: 12 | R: 0 | E: 0 | K: 2 | S: 8 | H: 0 | LOB: 0 | BB: 0 | P: 13 | R: 0 | E: 0 | K: 0 | S: 4 | H: 1 | LOB: 0 | BB: 0 | P: 5 |
| | R: 1 | E: 0 | K: 1 | S: 14 | H: 2 | LOB: 1 | BB: 0 | P: 18 | 1B: 5 | 2B: 1 | 3B: 0 | HR: 2 | SF: 0 | SAC: 0 | DP: 1 | HBP: 1 | WP: 0 | PB: 1 | SB: 2 | CS: 1 | PA: 41 | | | | | | | | | | | | | | |

| PITCHER | | IP | WLS | BF | H | R | ER | SO | BB | IBB | HBP | BLK | WP | HR | S | P | ERA | WHIP |
|---|---|---|---|---|---|---|---|---|---|---|---|---|---|---|---|---|---|---|
| 49 Tim Wakefield, R<br>ERA: 4.96 | (1, 1) | 4.1 | L | 24 | 5 | 8 | 7 | 7 | 4 | 1 | 1 | 0 | 0 | 1 | 56 | 102 | 14.54 | 2.077 |
| Mike Myers, L<br>ERA: 4.62 | (5, 1) | 1.1 | | 5 | 0 | 0 | 0 | 0 | 0 | 0 | 0 | 0 | 0 | 0 | 8 | 13 | 0.00 | 0.000 |
| Curt Leskanic, R<br>ERA: 5.77 | (6, 1) | 1.1 | | 4 | 0 | 0 | 0 | 2 | 0 | 0 | 0 | 0 | 0 | 0 | 12 | 18 | 0.00 | 0.000 |
| Alan Embree, L<br>ERA: 4.34 | (8, 1) | 1.0 | | 3 | 1 | 0 | 0 | 0 | 0 | 0 | 0 | 0 | 0 | 0 | 4 | 5 | 0.00 | 1.000 |
| Keith Foulke, R<br>ERA: 2.0 | (9, 1) | 1.0 | | 5 | 2 | 1 | 1 | 1 | 0 | 0 | 0 | 0 | 0 | 1 | 14 | 18 | 9.00 | 2.000 |

| PITCHER | IP | WLS | BF | H | R | ER | SO | BB | IBB | HBP | BLK | WP | HR | S | P | ERA | WHIP |
|---|---|---|---|---|---|---|---|---|---|---|---|---|---|---|---|---|---|

# Baltimore Orioles @ Boston Red Sox

Fenway Park, Boston, MA

Mon Sep 20 2004, 7:05 PM EDT

Att. 34,758 - Sunny - 68 F

## BOTTOM

| Batter | 1 | 2 | 3 | 4 | 5 | 6 | 7 | 8 | 9 | AB | R | H | RBI | BB | SO | LOB |
|---|---|---|---|---|---|---|---|---|---|---|---|---|---|---|---|---|
| 18 Johnny Damon, L (1, 8)<br>OBP: 0.386, SLG: 0.474 | C X<br>0-1<br>P4 ① | | B C B X<br>2-1<br>P5 ③ | | C X<br>0-1<br>BB<br>2B<br>1-2<br>1B | B X<br>1-0<br>FC5 FC5<br>1-2<br>2-3<br>3-H<br>1B | | B S F S<br>1-3<br>K ② | | 5 | 1 | 2 | 1 | 0 | 1 | 2 |
| Mark Bellhorn, S (1, 4)<br>OBP: 0.370, SLG: 0.451 | C B B S S<br>2-3<br>K ② | | | S C S<br>0-3<br>K ① | B B F B B<br>4-1<br>2B<br>1-2<br>2-3<br>BB | X<br>0-0<br>FC5 ②<br>1-2<br>2-3f<br>3-H | | C B S S<br>1-3<br>K ③ | | 4 | 0 | 0 | 1 | 1 | 3 | 3 |
| Manny Ramirez, R (1, 7)<br>OBP: 0.397, SLG: 0.614 | B X<br>1-0<br>F9 ③ | | | F B X<br>1-1<br>E5<br>34<br>HR | X<br>0-0<br>1-3<br>2-H<br>3-H<br>2B | X<br>0-0<br>FC5 ③<br>2-3f | | | X<br>0-0<br>G6-3 ① | 5 | 1 | 1 | 2 | 0 | 0 | 2 |
| 34 David Ortiz, L (1, 10)<br>OBP: 0.371, SLG: 0.602 | | B S F B X<br>2-2<br>F8 ① | | S X<br>0-1<br>1-H<br>HR | C X<br>0-1<br>P5 ② | | X<br>0-0<br>G3-1 ① | | B C B S B S<br>3-3<br>K ② | 5 | 1 | 1 | 2 | 0 | 1 | 2 |
| Kevin Millar, R (1, 3)<br>OBP: 0.381, SLG: 0.477 | | B C B F B F S<br>3-3<br>K ② | | B F X<br>1-1<br>G5-3 ② | F B X<br>1-1<br>G5-3 ③ | | B B F F F B F F F<br>3-2<br>X<br>FC4-6<br>1B | | B S C F B F F B X<br>3-2<br>P5 ③ | 5 | 0 | 1 | 0 | 0 | 1 | 2 |
| Doug Mirabelli, R (1, 2)<br>OBP: 0.365, SLG: 0.514 | | C F B B S<br>1-3<br>K ③ | | B F B B B<br>4-1<br>BB | | B C B X<br>2-1<br>L6 ①<br>C X<br>0-1<br>FC4-6 ②<br>1-2f | | | | 3 | 0 | 0 | 0 | 1 | 1 | 1 |
| Bill Mueller, S (1, 5)<br>OBP: 0.358, SLG: 0.440 | | X<br>0-0<br>G6-3 ①<br>C D X<br>1-1<br>F9 ③ | | | | B C S X<br>1-2<br>1B BB<br>18<br>1B<br>1B<br>B S B C X<br>2-2<br>G5-3 ③ | | | | 4 | 1 | 1 | 0 | 0 | 0 | 2 |
| Gabe Kapler, R (1, 9)<br>OBP: 0.314, SLG: 0.404 | | C F F C<br>0-3<br>K ② | | | C B B B B X<br>3-1<br>BB<br>18<br>1B<br>2B<br>1B | C B B B C F B<br>4-2<br>18<br>1B<br>1B<br>1-2<br>FC5<br>BB | | B B B B C C X<br>3-2<br>G5-3<br>1B | | 3 | 2 | 2 | 0 | 1 | 1 | 0 |
| Pokey Reese, R (1, 6)<br>OBP: 0.273, SLG: 0.314<br>Doug Mientkiewicz, L (6, PH)<br>OBP: 0.331, SLG: 0.357<br>Jason Varitek, S (6, PH)<br>OBP: 0.392, SLG: 0.483<br>Ricky Gutierrez, R (7, 6)<br>OBP: 0.286, SLG: 0.258 | | C X<br>0-1<br>2B | | | D S C B S<br>2-3<br>K ① | B F X<br>1-1<br>FC5<br>18<br>1B<br>1-2<br>2-3<br>1B | | C B C F B X<br>2-2<br>G5-3 ①<br>1-2 | | 2<br>0<br>0<br>1<br>1 | 0<br>0<br>0<br>0<br>0 | 1<br>0<br>1<br>0<br>0 | 0<br>0<br>0<br>0<br>0 | 0<br>0<br>0<br>0<br>1 | 1<br>0<br>0<br>0<br>1 | 1<br>0<br>0<br>0<br>0 |
| Inning Stats | R: 0 H: 0<br>E: 0 LOB: 0<br>K: 1 BB: 0<br>S: 6 P: 9 | R: 0 H: 0<br>E: 0 LOB: 0<br>K: 2 BB: 0<br>S: 10 P: 16 | R: 0 H: 1<br>E: 0 LOB: 1<br>K: 1 BB: 0<br>S: 9 P: 11 | R: 2 H: 1<br>E: 1 LOB: 1<br>K: 1 BB: 1<br>S: 12 P: 19 | R: 2 H: 3<br>E: 0 LOB: 2<br>K: 1 BB: 1<br>S: 13 P: 23 | R: 2 H: 3<br>E: 0 LOB: 2<br>K: 0 BB: 1<br>S: 13 P: 22 | R: 0 H: 1<br>E: 1 LOB: 1<br>K: 0 BB: 0<br>S: 13 P: 18 | R: 0 H: 1<br>E: 0 LOB: 1<br>K: 2 BB: 0<br>S: 14 P: 21 | R: 0 H: 0<br>E: 0 LOB: 0<br>K: 1 BB: 0<br>S: 10 P: 16 | 1B: 7<br>2B: 2<br>3B: 0<br>HR: 1 | SF: 0<br>SAC: 0<br>DP: 0<br>HBP: 0 | | | | | |

livebaseballscorecards.com

| | |
|---|---|
| AB | 38 |
| R | 6 |
| H | 10 |
| RBI | 6 |
| BB | 3 |
| SO | 9 |
| LOB | 16 |

WP: 0 PB: 0 SB: 0 CS: 0 PA: 41

| PITCHER | | IP | WLS | BF | H | R | ER | SO | BB | IBB | HBP | BLK | WP | HR | S | P | ERA | WHIP |
|---|---|---|---|---|---|---|---|---|---|---|---|---|---|---|---|---|---|---|
| Matt Riley, L<br>ERA: 6.28 | (1, 1) | 4.2 | | 22 | 5 | 4 | 3 | 6 | 2 | 0 | 0 | 0 | 0 | 1 | 48 | 75 | 5.79 | 1.500 |
| Todd Williams, R<br>ERA: 3.65 | (5, 1) | 0.2 | | 4 | 1 | 2 | 2 | 0 | 1 | 0 | 0 | 0 | 0 | 0 | 10 | 18 | 27.00 | 3.000 |
| Buddy Groom, L<br>ERA: 5.36 | (6, 1) | 0.1 | H | 3 | 2 | 0 | 0 | 0 | 0 | 0 | 0 | 0 | 0 | 0 | 4 | 6 | 0.00 | 6.000 |
| Jason Grimsley, R<br>ERA: 3.65 | (6, 1) | 1.1 | W | 5 | 1 | 0 | 0 | 0 | 0 | 0 | 0 | 0 | 0 | 0 | 14 | 19 | 0.00 | 0.750 |
| B.J. Ryan, L<br>ERA: 2.02 | (8, 1) | 1.0 | H | 4 | 1 | 0 | 0 | 2 | 0 | 0 | 0 | 0 | 0 | 0 | 14 | 21 | 0.00 | 1.000 |

| PITCHER | | IP | WLS | BF | H | R | ER | SO | BB | IBB | HBP | BLK | WP | HR | S | P | ERA | WHIP |
|---|---|---|---|---|---|---|---|---|---|---|---|---|---|---|---|---|---|---|
| Jorge Julio, R<br>ERA: 4.16 | (9, 1) | 1.0 | S | 3 | 0 | 0 | 0 | 1 | 0 | 0 | 0 | 0 | 0 | 0 | 10 | 16 | 0.00 | 0.000 |

| Batter | 1 | 2 | 3 | 4 | 5 | 6 | 7 | 8 | 9 | AB | R | H | RBI | BB | SO | LOB |
|---|---|---|---|---|---|---|---|---|---|---|---|---|---|---|---|---|
| 1 Brian Roberts, S (1, 4)<br>OBP: 0.352, SLG: 0.389 | F<br>X<br>0-1 ①<br>G3-1 | | C<br>S<br>X<br>0-2 ②<br>G6-3 | | | X<br>0-0<br>10<br>FC5-4<br>1B | | B<br>F<br>F<br>F<br>S<br>1-3 ②<br>K | | 4 | 0 | 1 | 0 | 0 | 1 | 1 |
| David Newhan, L (1, 9)<br>OBP: 0.364, SLG: 0.448 | C<br>T<br>B<br>X<br>1-2 ②<br>L5 | | S<br>C<br>T<br>S<br>0-3 ③<br>K | | | X<br>0-0 ①<br>B2 | | C<br>D<br>S<br>S<br>1-3 ③<br>K | | 4 | 0 | 0 | 0 | 0 | 2 | 2 |
| 6 Melvin Mora, R (1, 5)<br>OBP: 0.420, SLG: 0.570 | C<br>S<br>S<br>0-3 ③<br>K | | | C<br>B<br>X<br>1-1 ①<br>P2 | | 1 SAFE<br>S<br>F<br>1 SAFE<br>T<br>0-2 ②<br>K | | | B<br>C<br>C<br>X<br>1-2 ①<br>G6-3 | 4 | 0 | 0 | 0 | 0 | 2 | 1 |
| 10 Miguel Tejada, R (1, 6)<br>OBP: 0.356, SLG: 0.519 | | C<br>C<br>S<br>0-3 ①<br>K | | B<br>B<br>F<br>C<br>F<br>S<br>2-3 ②<br>K | | X<br>0-0 ③<br>FC5-4<br>1-2f | | | C<br>B<br>B<br>F<br>F<br>X<br>2-2<br>G4-3<br>HR<br>1B | 4 | 1 | 1 | 0 | 0 | 2 | 1 |
| B.J. Surhoff, L (1, 7)<br>OBP: 0.359, SLG: 0.409 | | F<br>B<br>B<br>F<br>F<br>B<br>F<br>F<br>F<br>3-2<br>X<br>E<br>1B | | B<br>F<br>F<br>F<br>F<br>S<br>1-3 ③<br>K | | | B<br>C<br>X<br>1-1 ①<br>G6-3 | | B<br>X<br>1-0 ②<br>G4-3<br>1-2 | 4 | 0 | 1 | 0 | 0 | 1 | 1 |
| Javy Lopez, R (1, 2)<br>OBP: 0.366, SLG: 0.485 | | B<br>C<br>X<br>1-1<br>E5<br>1-2 | | | C<br>C<br>X<br>0-2 ①<br>G6-3 | | B<br>C<br>F<br>X<br>1-2 ②<br>F8 | | F<br>S<br>B<br>F<br>B<br>B<br>X<br>3-2<br>2-H<br>HR | 4 | 1 | 1 | 2 | 0 | 0 | 1 |
| 31 Jay Gibbons, L (1, 3)<br>OBP: 0.295, SLG: 0.358 | | F<br>S<br>B<br>F<br>S<br>1-3 ②<br>K | | | S<br>B<br>B<br>F<br>F<br>F<br>F<br>F<br>F<br>4-2<br>B<br>B<br>BB | | S<br>F<br>S<br>0-3 ③<br>K | | F<br>X<br>0-1 ③<br>G3 | 3 | 0 | 0 | 0 | 1 | 2 | 2 |
| Larry Bigbie, L (1, 8)<br>OBP: 0.349, SLG: 0.436 | | F<br>C<br>O<br>B<br>F<br>F<br>S<br>2-3 ③<br>K | | | T<br>C<br>T<br>0-2 ②<br>K | | | S<br>B<br>X<br>1-1<br>S<br>1B | | 3 | 0 | 1 | 0 | 0 | 2 | 3 |
| Luis Lopez, S (1, 10)<br>OBP: 0.226, SLG: 0.299 | | | B<br>C<br>C<br>F<br>S<br>1-3 ①<br>K | | X<br>0-0 ③<br>F9 | | | 1 SAFE<br>B<br>B<br>1<br>S<br>C<br>S<br>2-3 ①<br>K2-3<br>1-2 | | 3 | 0 | 0 | 0 | 0 | 2 | 2 |
| Inning Stats | R: 0<br>E: 0<br>K: 1<br>S: 8<br>H: 0<br>LOB: 0<br>BB: 0<br>P: 9 | R: 0<br>E: 1<br>K: 3<br>S: 21<br>H: 1<br>LOB: 2<br>BB: 0<br>P: 28 | R: 0<br>E: 0<br>K: 2<br>S: 10<br>H: 0<br>LOB: 0<br>BB: 0<br>P: 11 | R: 0<br>E: 0<br>K: 2<br>S: 11<br>H: 0<br>LOB: 0<br>BB: 0<br>P: 15 | R: 0<br>E: 0<br>K: 1<br>S: 14<br>H: 0<br>LOB: 1<br>BB: 1<br>P: 18 | R: 0<br>E: 0<br>K: 1<br>S: 6<br>H: 1<br>LOB: 1<br>BB: 0<br>P: 6 | R: 0<br>E: 0<br>K: 1<br>S: 8<br>H: 0<br>LOB: 0<br>BB: 0<br>P: 10 | R: 0<br>E: 0<br>K: 3<br>S: 12<br>H: 1<br>LOB: 1<br>BB: 0<br>P: 17 | R: 2<br>E: 0<br>K: 0<br>S: 14<br>H: 2<br>LOB: 0<br>BB: 0<br>P: 21 | 1B: 4<br>2B: 0<br>3B: 0<br>HR: 1<br>SF: 0<br>SAC: 0<br>DP: 0<br>HBP: 0 | | | | | | |

| PITCHER | | IP | WLS | BF | H | R | ER | SO | BB | IBB | HBP | BLK | WP | HR | S | P | ERA | WHIP |
|---|---|---|---|---|---|---|---|---|---|---|---|---|---|---|---|---|---|---|
| 38 Curt Schilling, R<br>ERA: 3.28 | (1, 1) | 8.0 | | 29 | 3 | 0 | 0 | 14 | 1 | 0 | 0 | 0 | 0 | 0 | 90 | 114 | 0.00 | 0.500 |
| Keith Foulke, R<br>ERA: 2.2 | (9, 1) | 1.0 | W | 5 | 2 | 2 | 2 | 0 | 0 | 0 | 0 | 0 | 0 | 1 | 14 | 21 | 18.00 | 2.000 |

| PITCHER | IP | WLS | BF | H | R | ER | SO | BB | IBB | HBP | BLK | WP | HR | S | P | ERA | WHIP |
|---|---|---|---|---|---|---|---|---|---|---|---|---|---|---|---|---|---|

# TOP

## Baltimore Orioles @ Boston Red Sox

Fenway Park, Boston, MA

Tue Sep 21 2004, 7:05 PM EDT

Att. 35,083 - Sunny - 62 F

livebaseballscorecards.com

| | |
|---|---|
| AB | 33 |
| R | 2 |
| H | 5 |
| RBI | 2 |
| BB | 1 |
| SO | 14 |
| LOB | 14 |

WP: 0 PA: 34
PB: 0
SB: 1
CS: 0

# Baltimore Orioles @ Boston Red Sox

Fenway Park, Boston, MA

Tue Sep 21 2004, 7:05 PM EDT

Att. 35,083 - Sunny - 62 F

## BOTTOM

| Batter | 1 | 2 | 3 | 4 | 5 | 6 | 7 | 8 | 9 | AB | R | H | RBI | BB | SO | LOB |
|---|---|---|---|---|---|---|---|---|---|---|---|---|---|---|---|---|
| 18 Johnny Damon, L (1, 8)<br>OBP: 0.386, SLG: 0.472 | L6-3<br>BB | | K | | F8 | | | G5-3 SF9<br>BB | K | 3 | 1 | 0 | 0 | 2 | 2 | 4 |
| Mark Bellhorn, S (1, 4)<br>OBP: 0.371, SLG: 0.449 | L6-3<br>1-1 | | K | | K | | | SAFE<br>G5-3<br>1-2 | K<br>2-H 3-H<br>1B | 4 | 0 | 1 | 2 | 1 | 2 | 2 |
| Manny Ramirez, R (1, 7)<br>OBP: 0.396, SLG: 0.611 | 34<br>BB<br>1B | | G5-3 | | | K | | G5-3<br>1-2 2-3 | | 4 | 0 | 1 | 0 | 0 | 1 | 2 |
| 34 David Ortiz, L (1, 10)<br>OBP: 0.372, SLG: 0.600 | BB<br>1-2 | | | G4-3 | | K | | IBB | | 2 | 0 | 0 | 0 | 2 | 1 | 0 |
| Trot Nixon, L (1, 9)<br>OBP: 0.358, SLG: 0.475<br>Kevin Millar, R (8, PH)<br>OBP: 0.380, SLG: 0.477<br>Gabe Kapler, R (9, 9)<br>OBP: 0.314, SLG: 0.404 | G3 | | | G4-3<br>2B | | K | | SF9<br>3-H | | 3<br>0<br>0 | 0<br>0<br>0 | 1<br>0<br>0 | 0<br>1<br>0 | 0<br>0<br>0 | 1<br>0<br>0 | 2<br>0<br>0 |
| Jason Varitek, S (1, 2)<br>OBP: 0.389, SLG: 0.478 | | P4 | G4-3<br>2-3 | | | | G4-3 | | K | 4 | 0 | 0 | 0 | 0 | 1 | 3 |
| Doug Mientkiewicz, L (1, 3)<br>OBP: 0.329, SLG: 0.354<br>20 Kevin Youkilis, R (9, PH)<br>OBP: 0.369, SLG: 0.429<br>Dave Roberts, L (9, PR)<br>OBP: 0.341, SLG: 0.387 | | K | G3-1 | | | | G4-3 | | 2B<br>1B<br>BB | 3<br>0<br>0 | 0<br>0<br>1 | 0<br>0<br>0 | 0<br>1<br>0 | 0<br>0<br>0 | 1<br>0<br>0 | 1<br>0<br>0 |
| Bill Mueller, S (1, 5)<br>OBP: 0.364, SLG: 0.451 | | 2B | | | SH3-4<br>1B | | FC6-4<br>1B | | SAFE<br>1-3<br>1B<br>2B | 4 | 1 | 4 | 0 | 0 | 0 | 0 |
| Pokey Reese, R (1, 6)<br>OBP: 0.271, SLG: 0.312<br>Dave McCarty, R (9, PH)<br>OBP: 0.319, SLG: 0.377 | | P3 | | | SH3-4<br>1-2 | | FC6-4<br>1-2f | | P3 | 2<br>1 | 0<br>0 | 0<br>0 | 0<br>0 | 0<br>0 | 0<br>0 | 2<br>3 |
| Inning Stats | R: 0 H: 1<br>E: 0 LOB: 2<br>K: 0 BB: 2<br>S: 11 P: 21 | R: 0 H: 1<br>E: 0 LOB: 1<br>K: 1 BB: 0<br>S: 9 P: 14 | R: 0 H: 0<br>E: 0 LOB: 0<br>K: 2 BB: 0<br>S: 10 P: 16 | R: 0 H: 1<br>E: 0 LOB: 1<br>K: 0 BB: 0<br>S: 7 P: 10 | R: 0 H: 1<br>E: 0 LOB: 1<br>K: 1 BB: 0<br>S: 9 P: 12 | R: 0 H: 0<br>E: 0 LOB: 0<br>K: 3 BB: 0<br>S: 9 P: 12 | R: 0 H: 1<br>E: 0 LOB: 1<br>K: 0 BB: 0<br>S: 8 P: 8 | R: 1 H: 0<br>E: 0 LOB: 2<br>K: 1 BB: 3<br>S: 13 P: 29 | R: 2 H: 2<br>E: 0 LOB: 1<br>K: 1 BB: 1<br>S: 10 P: 19 | 1B: 4 SF: 1<br>2B: 4 SAC: 1<br>3B: 0 DP: 1<br>HR: 0 HBP: 0 | | | | | | WP: 0 PA: 38<br>PB: 0<br>SB: 0<br>CS: 0 | |

livebaseballscorecards.com

| | |
|---|---|
| AB | 30 |
| R | 3 |
| H | 7 |
| RBI | 3 |
| BB | 6 |
| SO | 9 |
| LOB | 19 |

| PITCHER | | IP | WLS | BF | H | R | ER | SO | BB | IBB | HBP | BLK | WP | HR | S | P | ERA | WHIP |
|---|---|---|---|---|---|---|---|---|---|---|---|---|---|---|---|---|---|---|
| Rodrigo Lopez, R<br>ERA: 3.77 | (1, 1) | 7.0 | | 29 | 5 | 1 | 1 | 7 | 4 | 0 | 0 | 0 | 0 | 0 | 66 | 104 | 1.29 | 1.286 |
| Jason Grimsley, R<br>ERA: 3.63 | (8, 1) | 0.1 | | 2 | 0 | 0 | 0 | 0 | 0 | 1 | 0 | 0 | 0 | 0 | 1 | 5 | 0.00 | 0.000 |
| B.J. Ryan, L<br>ERA: 2.2 | (8, 1) | 1.1 | L | 6 | 1 | 2 | 2 | 2 | 1 | 0 | 0 | 0 | 0 | 0 | 17 | 28 | 13.50 | 1.500 |
| Jorge Julio, R<br>ERA: 4.16 | (9, 1) | 0.0 | B | 1 | 1 | 0 | 0 | 0 | 0 | 0 | 0 | 0 | 0 | 0 | 2 | 4 | ∞ | ∞ |

| PITCHER | IP | WLS | BF | H | R | ER | SO | BB | IBB | HBP | BLK | WP | HR | S | P | ERA | WHIP |
|---|---|---|---|---|---|---|---|---|---|---|---|---|---|---|---|---|---|

| Batter | 1 | 2 | 3 | 4 | 5 | 6 | 7 | 8 | 9 | 10 | 11 | 12 | AB | R | H | RBI | BB | SO | LOB |
|---|---|---|---|---|---|---|---|---|---|---|---|---|---|---|---|---|---|---|---|
| 1 Brian Roberts, S (1, 4)<br>OBP: 0.350, SLG: 0.385 | C X 0-1 G1-3 ① | | X 0-0 L4 ② | | C B B B B B 4-1 HR BB | | F F B C 1-3 K ① | | B B F X 2-1 L4 ① | | B X 1-0 F8 ② | | 5 | 1 | 0 | 0 | 1 | 1 | 0 |
| David Newhan, L (1, 9)<br>OBP: 0.364, SLG: 0.458 | C X 0-1 2B | | C C B F S 1-3 K ③ | | B 1 SAFE B B C C F F 3-2 X 1-H HR | | X 0-0 B5 ② | | B S X 1-1 G4-3 ② | | B B F S F C 2-3 K ③ | | 6 | 1 | 2 | 2 | 0 | 2 | 0 |
| 6 Melvin Mora, R (1, 5)<br>OBP: 0.419, SLG: 0.569 | C B B B X 3-1 F7 ② | | | C B X 1-1 G5-3 ① | C C B S 1-3 K ② | | F B B X 2-1 2B | | B C B B S F F F S 3-3 K ③ | | | C X 0-1 SH3-4 10 1B 31 G3-2-4 1B | 6 | 0 | 2 | 0 | 0 | 2 | 1 |
| 10 Miguel Tejada, R (1, 6)<br>OBP: 0.359, SLG: 0.519 | B B B C F F F B F B 4-2 BB | | | S B X 1-1 E5 2B 1B | C F F B S 1-3 K ③ | | B B F F B B 4-1 BB | | | C C B B B X 2-2 F8 ① | | 1 SAFE C S S X 0-2 1-2 SH3-4 1B | 4 | 1 | 2 | 0 | 2 | 1 | 0 |
| B.J. Surhoff, L (1, 7)<br>OBP: 0.357, SLG: 0.409 | X 0-0 F7 ③ | | | B F B X 2-1 2-H 2B 2B | | B C B B X 3-1 G1-3 ① | D X 1-0 G3-1 ③ | | | B B X 2-0 G1-3 ② | | L X 0-1 SH3-4 ① 1-2 2-3 | 5 | 1 | 1 | 1 | 0 | 0 | 4 |
| Javy Lopez, R (1, 2)<br>OBP: 0.369, SLG: 0.487 | | B C C C 1-3 K ① | | B F B X 2-1 31 G4-3 2-H 2B | | X 0-0 2B 1B | | C B X 1-1 G1 ① | | B C B S B B B 4-2 31 1B BB | | I I I I 4-0 IBB | 4 | 1 | 2 | 1 | 2 | 1 | 0 |
| 31 Jay Gibbons, L (1, 3)<br>OBP: 0.293, SLG: 0.354 | | B B C S T F F F C 2-3 K ② | | F C F B S 1-2 G4-3 ② 2-3 | | C S B S S 1-3 K ② | | B F B F F X 2-2 F8 ② | | 1 SAFE B F B B B C X 3-1 1-2 1B | | S T F X 0-2 G3-2-4 ② ③ 3-Hr | 6 | 0 | 1 | 0 | 0 | 2 | 5 |
| Larry Bigbie, L (1, 8)<br>OBP: 0.348, SLG: 0.436 | | B X 1-0 F7 ③ | | C B B C S 2-3 K ③ | | B B F S F 1 SAFE X 2-2 1-H 2B | | B B X 2-0 G6-3 ③ | | F T B B B F X 3-2 G3-1 ③ | | | 5 | 0 | 1 | 1 | 0 | 1 | 3 |
| Luis Lopez, S (1, 10)<br>OBP: 0.218, SLG: 0.288<br>Rafael Palmeiro, L (9, PH)<br>OBP: 0.369, SLG: 0.438 | | | C X 0-1 G3 ① | | B C C S 1-3 K ① | F X 0-1 G6-3 ③ | | | C B F B B X 3-2 HR | | X 0-0 L3 ① | | 3<br>2 | 0<br>1 | 0<br>1 | 0<br>1 | 0<br>0 | 1<br>0 | 1<br>0 |
| Inning Stats | R: 0 E: 0 K: 0 S: 12 H: 1 LOB: 2 BB: 1 P: 19 | R: 0 E: 0 K: 2 S: 11 H: 0 LOB: 0 BB: 0 P: 15 | R: 0 E: 0 K: 1 S: 7 H: 0 LOB: 0 BB: 0 P: 8 | R: 2 E: 1 K: 1 S: 15 H: 3 LOB: 1 BB: 0 P: 24 | R: 2 E: 0 K: 3 S: 17 H: 1 LOB: 0 BB: 1 P: 27 | R: 1 E: 0 K: 1 S: 12 H: 2 LOB: 1 BB: 0 P: 18 | R: 0 E: 0 K: 1 S: 8 H: 1 LOB: 2 BB: 1 P: 16 | R: 0 E: 0 K: 0 S: 7 H: 0 LOB: 0 BB: 0 P: 12 | R: 1 E: 0 K: 1 S: 13 H: 1 LOB: 0 BB: 0 P: 22 | R: 0 E: 0 K: 0 S: 12 H: 1 LOB: 2 BB: 1 P: 26 | R: 0 E: 0 K: 1 S: 6 H: 0 LOB: 0 BB: 0 P: 9 | R: 0 E: 0 K: 0 S: 11 H: 2 LOB: 2 BB: 1 P: 15 | 1B: 5<br>2B: 5<br>3B: 0<br>HR: 2 | SF: 0<br>SAC: 1<br>DP: 1<br>HBP: 0 | | WP: 0<br>PB: 0<br>SB: 0<br>CS: 0 | PA: 52 | | |

# Baltimore Orioles @ Boston Red Sox

Fenway Park, Boston, MA

Wed Sep 22 2004, 7:05 PM EDT

Att. 35,103 - Sunny - 80 F

TOP

livebaseballscorecards.com

| | |
|---|---|
| AB | 46 |
| R | 6 |
| H | 12 |
| RBI | 6 |
| BB | 5 |
| SO | 11 |
| LOB | 14 |

| PITCHER | | IP | WLS | BF | H | R | ER | SO | BB | IBB | HBP | BLK | WP | HR | S | P | ERA | WHIP |
|---|---|---|---|---|---|---|---|---|---|---|---|---|---|---|---|---|---|---|
| Bronson Arroyo, R<br>ERA: 4.15 | (1, 1) | 5.1 | | 24 | 6 | 5 | 5 | 7 | 2 | 0 | 0 | 0 | 0 | 1 | 65 | 99 | 8.44 | 1.500 |
| Mike Myers, L<br>ERA: 4.54 | (6, 1) | 0.2 | | 3 | 1 | 0 | 0 | 1 | 0 | 0 | 0 | 0 | 0 | 0 | 9 | 12 | 0.00 | 1.500 |
| Scott Williamson, R<br>ERA: 1.05 | (7, 1) | 1.0 | | 5 | 1 | 0 | 0 | 1 | 1 | 0 | 0 | 0 | 0 | 0 | 8 | 16 | 0.00 | 2.000 |
| 50 Mike Timlin, R<br>ERA: 4.0 | (8, 1) | 1.0 | H | 3 | 0 | 0 | 0 | 0 | 0 | 0 | 0 | 0 | 0 | 0 | 7 | 12 | 0.00 | 0.000 |
| Keith Foulke, R<br>ERA: 2.29 | (9, 1) | 1.0 | B | 4 | 1 | 1 | 1 | 1 | 0 | 0 | 0 | 0 | 0 | 1 | 13 | 22 | 9.00 | 1.000 |

| PITCHER | | IP | WLS | BF | H | R | ER | SO | BB | IBB | HBP | BLK | WP | HR | S | P | ERA | WHIP |
|---|---|---|---|---|---|---|---|---|---|---|---|---|---|---|---|---|---|---|
| Ramiro Mendoza, R<br>ERA: 2.81 | (10, 1) | 0.2 | | 3 | 0 | 0 | 0 | 0 | 1 | 0 | 0 | 0 | 0 | 0 | 6 | 14 | 0.00 | 1.500 |
| Alan Embree, L<br>ERA: 4.22 | (10, 1) | 1.1 | | 5 | 1 | 0 | 0 | 1 | 0 | 0 | 0 | 0 | 0 | 0 | 12 | 21 | 0.00 | 0.750 |
| Curt Leskanic, R<br>ERA: 5.63 | (12, 1) | 1.0 | W | 5 | 2 | 0 | 0 | 0 | 0 | 1 | 0 | 0 | 0 | 0 | 11 | 15 | 0.00 | 2.000 |

| Batter | 1 | 2 | 3 | 4 | 5 | 6 | 7 | 8 | 9 | 10 | 11 | 12 | AB | R | H | RBI | BB | SO | LOB |
|---|---|---|---|---|---|---|---|---|---|---|---|---|---|---|---|---|---|---|---|
| 18 Johnny Damon, L (1, 8)<br>OBP: 0.384, SLG: 0.468 | B B B C C X<br>3-2 G3-1 ① | F F X<br>0-2 P2 ③ | | | C C X<br>0-2 2B 1B 1B<br>2-3 | B C F X<br>1-2 FC3-6 ②<br>1-2f | | L X<br>0-1 FC4-6 S ①<br>1-2f<br>2-3 | | X<br>0-0 F8 ① | | | 6 | 1 | 1 | 0 | 0 | 0 | 4 |
| Mark Bellhorn, S (1, 4)<br>OBP: 0.368, SLG: 0.444<br>Pokey Reese, R (9, 4)<br>OBP: 0.270, SLG: 0.310 | B X<br>1-0 F9 ② | S C B B C<br>2-3 K ① | C B B C C<br>3-3 K ①<br>X<br>0-0 G4-3 ③ | | | | | B B F S S<br>2-3 K ②<br>1-2 | | B B F F B X<br>3-2 F8 ② | | | 5<br>1 | 0<br>0 | 0<br>0 | 0<br>0 | 0<br>0 | 3<br>0 | 5<br>0 |
| Manny Ramirez, R (1, 7)<br>OBP: 0.399, SLG: 0.612 | B B B B C B<br>4-1 BB | S X<br>0-1 G6-3 ② | X<br>0-0 1B 2B<br>1-3<br>3-H | | | | B C B C X<br>2-2 34 HR 1B | F S S<br>0-3 K ③ | | B B B B<br>4-0 BB | | | 4 | 1 | 2 | 1 | 2 | 1 | 2 |
| 34 David Ortiz, L (1, 10)<br>OBP: 0.374, SLG: 0.604<br>Dave Roberts, L (9, PR)<br>OBP: 0.341, SLG: 0.387<br>Doug Mirabelli, R (10, PH)<br>OBP: 0.363, SLG: 0.511 | X<br>0-0 G6-3 ③ | B C B S X<br>2-2 F8 ③ | | B B B B<br>4-0 1B BB | | | F B B X<br>2-1 1-H HR | | C X<br>0-1 G1-3 FC5-2 S 1B | D B C X<br>2-1 F9 ③ | | | 4<br>0<br>1 | 1<br>0<br>0 | 2<br>0<br>0 | 2<br>0<br>0 | 1<br>0<br>0 | 0<br>0<br>1 | 1<br>0<br>1 |
| Trot Nixon, L (1, 9)<br>OBP: 0.362, SLG: 0.476<br>Gabe Kapler, R (8, 9)<br>OBP: 0.311, SLG: 0.401 | | F C X<br>0-2 1B 1B G5-3 1B | C B C S<br>1-3 K ① | F B B X<br>2-1 1-2 2-3 3-H 1B | | | X<br>0-0 G4-3 ① | | 1 SAFE C M X<br>0-2 G1-3 ①<br>1-3 | | C X<br>0-1 G6-3 ① | | 4<br>2 | 1<br>0 | 2<br>0 | 1<br>0 | 0<br>0 | 1<br>0 | 0<br>1 |
| Kevin Millar, R (1, 3)<br>OBP: 0.381, SLG: 0.479<br>Doug Mientkiewicz, L (8, 3)<br>OBP: 0.329, SLG: 0.353 | | C F X<br>0-2 G5-3 1B SF8<br>1-2 1B | C X<br>0-1 2B | C S S<br>0-3 K ② | | | B C X<br>1-1 G1-3 ② | | C B B B B<br>4-1 FC5-2 IBB BB | | B F B X<br>2-1 P6 ② | | 4<br>1 | 1<br>0 | 2<br>0 | 0<br>0 | 0<br>1 | 1<br>0 | 3<br>0 |
| Jason Varitek, S (1, 2)<br>OBP: 0.391, SLG: 0.476 | X<br>0-0 G5-3<br>1-2<br>2-3 1B | B B B B<br>4-0 G6-4-3 BB | C F D F F B X<br>2-2 G3-1 ③ | | | | S S X<br>0-2 G6-3 ③ | | I I I<br>4-0 FC5-2<br>1-2 IBB | | B S X<br>1-1 F8 ③ | | 4 | 0 | 1 | 0 | 2 | 0 | 3 |
| Orlando Cabrera, R (1, 6)<br>OBP: 0.304, SLG: 0.376 | C X<br>0-1 G5-3 ①<br>1-2<br>2-3<br>3-H | X<br>0-0 G6-4-3 ② ③<br>1-2f | | | | C B B X<br>2-1 F8 ① | | C H<br>1-1 18 FC4-6 BB HBP | B F F B F F F F X<br>2-2 FC5-2 ②<br>1-2<br>2-3<br>3-Hf | | | B C B S X<br>2-2 HR | 5 | 1 | 1 | 2 | 0 | 0 | 7 |
| Bill Mueller, S (1, 5)<br>OBP: 0.367, SLG: 0.456 | C X<br>0-1 SF8 ②<br>3-H | | | | B B F X<br>2-1 18 1B 2B 2B | B B X<br>2-0 18 FC3-6 1B | | 1 SAFE B C F D F B B<br>4-2 18 FC4-6 BB<br>1-2 | F B X<br>1-1 FC4-6 ③<br>1-2f | | | | 3 | 1 | 2 | 1 | 1 | 0 | 3 |
| Inning Stats | R: 0 H: 0<br>E: 0 LOB: 1<br>K: 0 BB: 1<br>S: 6 P: 14 | R: 2 H: 3<br>E: 0 LOB: 1<br>K: 0 BB: 0<br>S: 14 P: 14 | R: 0 H: 0<br>E: 0 LOB: 0<br>K: 1 BB: 0<br>S: 8 P: 12 | R: 0 H: 1<br>E: 0 LOB: 1<br>K: 1 BB: 1<br>S: 6 P: 11 | R: 2 H: 4<br>E: 0 LOB: 3<br>K: 2 BB: 1<br>S: 19 P: 32 | R: 0 H: 1<br>E: 0 LOB: 1<br>K: 0 BB: 0<br>S: 7 P: 12 | R: 2 H: 2<br>E: 0 LOB: 0<br>K: 0 BB: 0<br>S: 11 P: 16 | R: 0 H: 0<br>E: 0 LOB: 2<br>K: 2 BB: 1<br>S: 13 P: 20 | R: 0 H: 1<br>E: 0 LOB: 3<br>K: 0 BB: 2<br>S: 15 P: 26 | R: 0 H: 0<br>E: 0 LOB: 1<br>K: 0 BB: 1<br>S: 6 P: 15 | R: 0 H: 0<br>E: 0 LOB: 0<br>K: 0 BB: 0<br>S: 6 P: 9 | R: 1 H: 1<br>E: 0 LOB: 0<br>K: 0 BB: 0<br>S: 3 P: 5 | 1B: 8 SF: 1<br>2B: 3 SAC: 0<br>3B: 0 DP: 1<br>HR: 2 HBP: 1 | | | | | | |

| PITCHER | | IP | WLS | BF | H | R | ER | SO | BB | IBB | HBP | BLK | WP | HR | S | P | ERA | WHIP |
|---|---|---|---|---|---|---|---|---|---|---|---|---|---|---|---|---|---|---|
| Sidney Ponson, R<br>ERA: 5.3 | (1, 1) | 7.0 | | 34 | 11 | 6 | 6 | 4 | 3 | 0 | 0 | 0 | 0 | 1 | 71 | 111 | 7.71 | 2.000 |
| Jorge Julio, R<br>ERA: 4.1 | (8, 1) | 1.0 | | 5 | 0 | 0 | 0 | 2 | 1 | 0 | 1 | 0 | 0 | 0 | 13 | 20 | 0.00 | 1.000 |
| Jason Grimsley, R<br>ERA: 3.57 | (9, 1) | 1.0 | | 6 | 1 | 0 | 0 | 0 | 1 | 1 | 0 | 0 | 0 | 0 | 15 | 26 | 0.00 | 2.000 |
| Buddy Groom, L<br>ERA: 5.29 | (10, 1) | 0.2 | | 3 | 0 | 0 | 0 | 0 | 1 | 0 | 0 | 0 | 0 | 0 | 4 | 11 | 0.00 | 1.500 |
| Rick Bauer, R<br>ERA: 5.36 | (10, 1) | 1.1 | L | 5 | 1 | 1 | 1 | 0 | 0 | 0 | 0 | 0 | 0 | 1 | 11 | 18 | 6.75 | 0.750 |

| PITCHER | IP | WLS | BF | H | R | ER | SO | BB | IBB | HBP | BLK | WP | HR | S | P | ERA | WHIP |
|---|---|---|---|---|---|---|---|---|---|---|---|---|---|---|---|---|---|

# BOTTOM

# Baltimore Orioles @ Boston Red Sox

Fenway Park, Boston, MA

Wed Sep 22 2004, 7:05 PM EDT

Att. 35,103 - Sunny - 80 F

livebaseballscorecards.com

| | |
|---|---|
| AB | 44 |
| R | 7 |
| H | 13 |
| RBI | 7 |
| BB | 7 |
| SO | 6 |
| LOB | 30 |

| Batter | 1 | 2 | 3 | 4 | 5 | 6 | 7 | 8 | 9 | AB | R | H | RBI | BB | SO | LOB |
|---|---|---|---|---|---|---|---|---|---|---|---|---|---|---|---|---|
| 1 Brian Roberts, S (1, 4)<br>OBP: 0.353, SLG: 0.387 | B C F B X<br>2-2<br>1B 6 1B 2B | | C F B B B F F F F<br>4-2 B<br>E 6 2B BB | | X<br>0-0 ①<br>SH5-3<br>1-2 | | C F X<br>0-2 ①<br>G5-3 | C F B F B B F B<br>4-2<br>BB | | 2 | 2 | 1 | 0 | 2 | 0 | 0 |
| David Newhan, L (1, 9)<br>OBP: 0.364, SLG: 0.457 | S S X<br>0-2<br>6 1B<br>2-3 1B | | C S X<br>0-2<br>E3<br>6 2B<br>1-3 | | C L B B X<br>2-2<br>10 HR<br>2-3 1B | | C B F S<br>1-3 ②<br>K | C F B S<br>1-3 ③<br>K | | 5 | 1 | 2 | 0 | 0 | 2 | 4 |
| 6 Melvin Mora, R (1, 5)<br>OBP: 0.419, SLG: 0.569 | B B F 1 SAFE S F X<br>2-2 ①<br>10 G4-6-3<br>1-2 3-H 1B | | B C C 1 SAFE 1 SAFE B B F X<br>3-2<br>1-3 3-H 2B | | B C S B F X<br>2-2 ②<br>P4 | | B B C X<br>2-1 ③<br>G5-3 | | C B B S F B X<br>3-2 ①<br>P1 | 5 | 0 | 2 | 2 | 0 | 0 | 2 |
| 10 Miguel Tejada, R (1, 6)<br>OBP: 0.358, SLG: 0.521 | 1 SAFE B X<br>1-0 ② ③<br>G4-6-3<br>1-2f | | B C X<br>1-1 ③<br>G3 | | B F F B X<br>2-2<br>1-H 3-H HR | | | C C B F B X<br>2-2 ①<br>G4-3 | F F S<br>0-3 ②<br>K | 5 | 1 | 1 | 3 | 0 | 1 | 3 |
| B.J. Surhoff, L (1, 7)<br>OBP: 0.360, SLG: 0.412 | | C B X<br>1-1 ①<br>G4-3 | | X<br>0-0 ①<br>F7 | C X<br>0-1<br>1B | | | B B B B C X<br>3-1<br>WP 1B FC1-5-2 1B | C X<br>0-1<br>BB 1B 1B | 5 | 1 | 3 | 0 | 0 | 0 | 0 |
| Javy Lopez, R (1, 10)<br>OBP: 0.371, SLG: 0.491 | | B F F F S<br>1-3 ②<br>K | | C F B F X<br>1-2<br>3B | C B F S<br>1-3 ③<br>K | | | X<br>0-0<br>FC1-5-2 WP<br>1-2 1B 1B | B B B B<br>4-0<br>1B<br>1-2 1B BB | 4 | 2 | 2 | 0 | 1 | 2 | 1 |
| Larry Bigbie, L (1, 8)<br>OBP: 0.346, SLG: 0.433 | | F F B F B F B S<br>3-3 ③<br>K | F F S<br>0-3 ②<br>K | | | C F X<br>0-2 ①<br>G4-3 | | C B B X<br>2-1 ②<br>FC1-5-2<br>1-3 2-H 1B | X<br>0-0<br>E 1B<br>1-2 2-H 1B | 5 | 1 | 1 | 1 | 0 | 2 | 3 |
| Geronimo Gil, R (1, 2)<br>OBP: 0.353, SLG: 0.333 | | | B B X<br>2-0 ①<br>L9 | B F B X<br>2-1 ③<br>G5-3 | | B C F B F B S<br>3-3 ②<br>K | | B B I I<br>4-0<br>1B IBB | B F C X<br>1-2<br>E8<br>1-3 2-H 1B | 4 | 0 | 1 | 1 | 1 | 1 | 1 |
| 31 Jay Gibbons, L (1, 3)<br>OBP: 0.293, SLG: 0.354<br>Jose Leon, R (8, PH) (8, 3)<br>OBP: 0.219, SLG: 0.328 | | | C X<br>0-1 ②<br>G4-3 | | F B X<br>1-1<br>1B 1 SH5-3 10 HR 1B | C B C B B F X<br>3-2 ③<br>P2 | | C X<br>0-1<br>1-3 2-H 3-H 1B | B C B X<br>2-1 ③<br>P4 | 3<br>2 | 1<br>0 | 1<br>1 | 0<br>2 | 0<br>0 | 0<br>0 | 0<br>2 |
| Inning Stats | R: 1 E: 0 K: 0 S: 11<br>H: 3 LOB: 0 BB: 0 P: 16 | R: 0 E: 0 K: 2 S: 11<br>H: 0 LOB: 0 BB: 0 P: 16 | R: 1 E: 1 K: 0 S: 18<br>H: 1 LOB: 2 BB: 1 P: 28 | R: 0 E: 0 K: 1 S: 10<br>H: 1 LOB: 1 BB: 0 P: 13 | R: 3 E: 0 K: 1 S: 18<br>H: 4 LOB: 1 BB: 0 P: 26 | R: 0 E: 0 K: 1 S: 11<br>H: 0 LOB: 0 BB: 0 P: 17 | R: 0 E: 0 K: 1 S: 9<br>H: 0 LOB: 0 BB: 0 P: 12 | R: 2 E: 0 K: 1 S: 18<br>H: 3 LOB: 3 BB: 2 P: 34 | R: 2 E: 1 K: 1 S: 15<br>H: 3 LOB: 2 BB: 1 P: 25 | 1B: 11 2B: 2 3B: 1 HR: 1<br>SF: 0 SAC: 1 DP: 1 HBP: 0 | | | | | | |

| PITCHER | | IP | WLS | BF | H | R | ER | SO | BB | IBB | HBP | BLK | WP | HR | S | P | ERA | WHIP |
|---|---|---|---|---|---|---|---|---|---|---|---|---|---|---|---|---|---|---|
| Derek Lowe, R<br>ERA: 5.25 | (1, 1) | 5.0 | | 24 | 9 | 5 | 4 | 4 | 1 | 0 | 0 | 0 | 0 | 1 | 68 | 99 | 7.20 | 2.000 |
| Terry Adams, R<br>ERA: 4.62 | (6, 1) | 2.0 | | 6 | 0 | 0 | 0 | 2 | 0 | 0 | 0 | 0 | 0 | 0 | 20 | 29 | 0.00 | 0.000 |
| Ramiro Mendoza, R<br>ERA: 3.46 | (8, 1) | 0.1 | L | 3 | 2 | 2 | 2 | 0 | 0 | 0 | 0 | 0 | 0 | 0 | 7 | 12 | 54.00 | 6.000 |
| Mike Myers, L<br>ERA: 4.46 | (8, 1) | 0.2 | | 5 | 1 | 0 | 0 | 1 | 1 | 1 | 0 | 0 | 1 | 0 | 11 | 22 | 0.00 | 3.000 |
| Byung-Hyun Kim, R<br>ERA: 7.11 | (9, 1) | 1.0 | | 7 | 3 | 2 | 2 | 1 | 1 | 0 | 0 | 0 | 0 | 0 | 15 | 25 | 18.00 | 4.000 |

| PITCHER | IP | WLS | BF | H | R | ER | SO | BB | IBB | HBP | BLK | WP | HR | S | P | ERA | WHIP |
|---|---|---|---|---|---|---|---|---|---|---|---|---|---|---|---|---|---|

# Baltimore Orioles @ Boston Red Sox

Fenway Park, Boston, MA

Thu Sep 23 2004, 7:05 PM EDT

Att. 35,026 - Sunny - 66 F

TOP

livebaseballscorecards.com

| | |
|---|---|
| AB | 40 |
| R | 9 |
| H | 15 |
| RBI | 9 |
| BB | 4 |
| SO | 8 |
| LOB | 16 |

| | | | |
|---|---|---|---|
| WP: 1 | PA: 45 | | |
| PB: 0 | | | |
| SB: 0 | | | |
| CS: 0 | | | |

# Baltimore Orioles @ Boston Red Sox

Fenway Park, Boston, MA

Thu Sep 23 2004, 7:05 PM EDT

Att. 35,026 - Sunny - 66 F

## BOTTOM

| Batter | 1 | 2 | 3 | 4 | 5 | 6 | 7 | 8 | 9 | AB | R | H | RBI | BB | SO | LOB |
|---|---|---|---|---|---|---|---|---|---|---|---|---|---|---|---|---|
| Dave Roberts, L (1, 8)<br>OBP: 0.344, SLG: 0.390<br>Gabe Kapler, R (7, PH) (8, 8)<br>OBP: 0.309, SLG: 0.398 | C F F B B X<br>2-2 F9 ① | | C C X<br>0-2 CS 1B | | B F X<br>1-1 BB 34 BB 1B 1B | | C X<br>0-1 G6-3 ① | | F C F S<br>0-3 K ② | 3<br>2 | 1<br>0 | 2<br>0 | 0<br>0 | 0<br>0 | 0<br>1 | 0<br>2 |
| Orlando Cabrera, R (1, 6)<br>OBP: 0.305, SLG: 0.376 | X<br>0-0 G6-3 ② | | B C 1 SAFE C B C<br>2-3 K ② ③<br>1-2 | | 1 SAFE B X<br>1-0 34 BB BB 1B<br>1-2 1B | | B X<br>1-0 G6-3 ② | | B C F F B B F F X<br>3-2 1B<br>1-2<br>2-3 1B | 5 | 1 | 2 | 0 | 0 | 1 | 1 |
| Manny Ramirez, R (1, 7)<br>OBP: 0.399, SLG: 0.609 | B S B C B X<br>3-2 P4 ③ | | | X<br>0-0 F7 ① | F C B B B B<br>4-2 34 BB 1B<br>1-2<br>2-3 BB | | C B F B X<br>2-2 G6-3 ③ | | C B X<br>1-1 1B<br>1-2<br>2-H<br>3-H | 4 | 1 | 1 | 2 | 1 | 0 | 0 |
| 34 David Ortiz, L (1, 10)<br>OBP: 0.374, SLG: 0.602 | | C F B C<br>1-3 K ① | | B C X<br>1-1 2B 1B | B B B C C B<br>4-2 1B<br>1-2<br>2-3<br>3-H BB | | | C F B B F F B S<br>3-3 K ① | S X<br>0-1 F9 ③ | 4 | 1 | 1 | 1 | 1 | 2 | 2 |
| Kevin Millar, R (1, 9)<br>OBP: 0.380, SLG: 0.477 | | B C S B S<br>2-3 K ② | | F B X<br>1-1 P3 ② | B B F X<br>2-1 1-2<br>2-H<br>3-H 1B | | | X<br>0-0 G5-3 ② | | 4 | 0 | 1 | 2 | 0 | 1 | 1 |
| Jason Varitek, S (1, 2)<br>OBP: 0.391, SLG: 0.477 | | B C B F B B<br>4-2 S 1B BB | | X<br>0-0 1-H 2B | S S F B S<br>1-3 K ③ | | | C F B S<br>1-3 K ③ | | 3 | 1 | 1 | 1 | 1 | 2 | 2 |
| Doug Mientkiewicz, L (1, 3)<br>OBP: 0.329, SLG: 0.353<br>20 Kevin Youkilis, R (9, PH)<br>OBP: 0.368, SLG: 0.426 | | C B C F X<br>1-2 FC6 1-H 1B | | B D C X<br>2-1 G6-3 ③ | | B B F S F C<br>2-3 K ① | | | B C C S<br>1-3 K ① | 3<br>1 | 0<br>0 | 1<br>0 | 1<br>0 | 0<br>0 | 1<br>1 | 1<br>0 |
| Bill Mueller, S (1, 5)<br>OBP: 0.366, SLG: 0.453 | | X<br>0-0 FC6 ③<br>1-2f | | | C F F B X<br>1-2 F7 ① | S B S F S<br>1-3 K ② | | | B C F F F X<br>1-2 1B 1B 1B | 4 | 1 | 1 | 0 | 0 | 1 | 1 |
| Pokey Reese, R (1, 4)<br>OBP: 0.267, SLG: 0.306<br>Ellis Burks, R (9, PH)<br>OBP: 0.257, SLG: 0.258<br>Ricky Gutierrez, R (9, PR)<br>OBP: 0.286, SLG: 0.258 | | | X<br>0-0 G4-3 ① | | B C T B X<br>2-2 F9 ② | B S B C B S<br>3-3 K ③ | | | B B S B F X<br>3-2 1-2 1B 1B | 3<br>1<br>0 | 0<br>0<br>1 | 0<br>1<br>0 | 0<br>0<br>0 | 0<br>0<br>0 | 1<br>0<br>0 | 0<br>0<br>0 |
| Inning Stats | R: 0 E: 0 K: 0 S: 8<br>H: 0 LOB: 0 BB: 0 P: 13 | R: 1 E: 0 K: 2 S: 13<br>H: 1 LOB: 1 BB: 1 P: 21 | R: 0 E: 0 K: 1 S: 7<br>H: 1 LOB: 0 BB: 0 P: 9 | R: 1 E: 0 K: 0 S: 8<br>H: 2 LOB: 1 BB: 0 P: 12 | R: 3 E: 0 K: 1 S: 20<br>H: 3 LOB: 2 BB: 2 P: 36 | R: 0 E: 0 K: 3 S: 11<br>H: 0 LOB: 0 BB: 0 P: 17 | R: 0 E: 0 K: 0 S: 6<br>H: 0 LOB: 0 BB: 0 P: 9 | R: 0 E: 0 K: 2 S: 9<br>H: 0 LOB: 0 BB: 0 P: 13 | R: 2 E: 0 K: 2 S: 25<br>H: 4 LOB: 2 BB: 0 P: 34 | 1B: 10<br>2B: 1<br>3B: 0<br>HR: 0 | SF: 0<br>SAC: 0<br>DP: 0<br>HBP: 0 | | | | | |

livebaseballscorecards.com

| | |
|---|---|
| AB | 37 |
| R | 7 |
| H | 11 |
| RBI | 7 |
| BB | 3 |
| SO | 11 |
| LOB | 10 |

WP: 0 PB: 0 SB: 1 CS: 1 PA: 40

| PITCHER | | IP | WLS | BF | H | R | ER | SO | BB | IBB | HBP | BLK | WP | HR | S | P | ERA | WHIP |
|---|---|---|---|---|---|---|---|---|---|---|---|---|---|---|---|---|---|---|
| 40 Daniel Cabrera, R<br>ERA: 4.67 | (1, 1) | 4.2 | | 23 | 7 | 5 | 5 | 3 | 3 | 0 | 0 | 0 | 0 | 0 | 52 | 86 | 9.64 | 2.143 |
| John Parrish, L<br>ERA: 3.48 | (5, 1) | 1.1 | | 4 | 0 | 0 | 0 | 4 | 0 | 0 | 0 | 0 | 0 | 0 | 15 | 22 | 0.00 | 0.000 |
| Todd Williams, R<br>ERA: 3.51 | (7, 1) | 1.0 | W | 3 | 0 | 0 | 0 | 0 | 0 | 0 | 0 | 0 | 0 | 0 | 6 | 9 | 0.00 | 0.000 |
| Buddy Groom, L<br>ERA: 5.25 | (8, 1) | 0.1 | H | 1 | 0 | 0 | 0 | 1 | 0 | 0 | 0 | 0 | 0 | 0 | 5 | 8 | 0.00 | 0.000 |
| Jorge Julio, R<br>ERA: 4.06 | (8, 1) | 0.2 | H | 2 | 0 | 0 | 0 | 1 | 0 | 0 | 0 | 0 | 0 | 0 | 4 | 5 | 0.00 | 0.000 |

| PITCHER | | IP | WLS | BF | H | R | ER | SO | BB | IBB | HBP | BLK | WP | HR | S | P | ERA | WHIP |
|---|---|---|---|---|---|---|---|---|---|---|---|---|---|---|---|---|---|---|
| B.J. Ryan, L<br>ERA: 2.4 | (9, 1) | 1.0 | | 7 | 4 | 2 | 2 | 2 | 0 | 0 | 0 | 0 | 0 | 0 | 25 | 34 | 18.00 | 4.000 |

| Batter | 1 | 2 | 3 | 4 | 5 | 6 | 7 | 8 | 9 | AB | R | H | RBI | BB | SO | LOB |
|---|---|---|---|---|---|---|---|---|---|---|---|---|---|---|---|---|
| 20 Omar Infante, R (1, 6)<br>OBP: 0.323, SLG: 0.451 | C S B B F F S<br>2-3 ①<br>K | | C C S<br>0-3 ②<br>K | | F X<br>0-1<br>15<br>G4-3<br>1-3<br>2-H<br>1B<br>2B | | B X<br>1-0 ②<br>G4-3 | | | 4 | 1 | 1 | 1 | 0 | 2 | 0 |
| 15 Brandon Inge, R (1, 5)<br>OBP: 0.348, SLG: 0.453 | S C B B B S<br>3-3 ②<br>K | | B B S X<br>2-1 ③<br>F7 | | C S B F B F X<br>2-2 ②<br>G4-3<br>2-3<br>3-H | | C X<br>0-1 ③<br>G6-3 | | | 4 | 0 | 0 | 1 | 0 | 1 | 1 |
| Ivan Rodriguez, R (1, 2)<br>OBP: 0.387, SLG: 0.514 | B X<br>1-0<br>1B | | | X<br>0-0 ①<br>L7 | B X<br>1-0<br>CS<br>3-H<br>1B | | | F X<br>0-1 ①<br>G6-3 | | 4 | 0 | 2 | 1 | 0 | 0 | 0 |
| Dmitri Young, S (1, 10)<br>OBP: 0.343, SLG: 0.490 | B S X<br>1-1 ③<br>P4 | | | F F B X<br>1-2 ②<br>G5-3 | 1 SAFE X<br>0-0 ③<br>G4-3<br>1-3 | | | B S S F S<br>1-3 ②<br>K | | 4 | 0 | 0 | 0 | 0 | 1 | 2 |
| Rondell White, R (1, 7)<br>OBP: 0.343, SLG: 0.462<br>Nook Logan, S (9, 8)<br>OBP: 0.328, SLG: 0.328 | | C B X<br>1-1<br>1B | | C X<br>0-1 ③<br>P5 | | F B S S<br>1-3 ①<br>K | | B F F X<br>1-2 ③<br>G6-3 | | 4<br>0 | 0<br>0 | 1<br>0 | 0<br>0 | 0<br>0 | 1<br>0 | 0<br>0 |
| Craig Monroe, R (1, 8)<br>OBP: 0.335, SLG: 0.488<br>(9, 7) | | B S B C F F F X<br>2-2 ①<br>F8 | | | F C B B F B X<br>3-2<br>33<br>1B<br>3B | B F F F F B S<br>3-3 ②<br>K | | | C B C C<br>1-3 ①<br>K | 4 | 1 | 1 | 0 | 0 | 2 | 1 |
| Carlos Pena, L (1, 3)<br>OBP: 0.346, SLG: 0.488 | B 1 SAFE C C D S<br>2-3 ②<br>K | | | | F B F B B B<br>4-2<br>FC3-5<br>33<br>1B<br>BB | B X<br>1-0<br>HR | | | S S S<br>0-3 ②<br>K | 3 | 1 | 1 | 1 | 1 | 2 | 1 |
| 33 Marcus Thames, R (1, 9)<br>OBP: 0.316, SLG: 0.477 | | B B C X<br>2-1 ③<br>F8 | | | D F S X<br>1-2<br>FC3-5<br>20<br>2B<br>1-2<br>3-H<br>1B | C B B X<br>2-1 ③<br>G6-3 | | | B B C F B X<br>3-2 ③<br>G5-3 | 4 | 1 | 1 | 1 | 0 | 0 | 1 |
| Ryan Raburn, R (1, 4)<br>OBP: 0.071, SLG: 0.143<br>Jason Smith, L (7, PH)<br>OBP: 0.286, SLG: 0.474<br>(7, 4) | | | C S X<br>0-2 ①<br>G1-3 | | L B B B X<br>3-1 ①<br>FC3-5<br>20<br>2B<br>15<br>G4-3<br>1-2<br>2-3f | C F F B B S<br>2-3 ①<br>K | | | | 2<br>1 | 1<br>0 | 0<br>0 | 0<br>0 | 0<br>0 | 0<br>1 | 2<br>0 |
| Inning Stats | R: 0<br>E: 0<br>K: 2<br>S: 11<br>H: 1<br>LOB: 1<br>BB: 0<br>P: 18 | R: 0<br>E: 0<br>K: 1<br>S: 13<br>H: 1<br>LOB: 1<br>BB: 0<br>P: 20 | R: 0<br>E: 0<br>K: 1<br>S: 8<br>H: 0<br>LOB: 0<br>BB: 0<br>P: 10 | R: 0<br>E: 0<br>K: 0<br>S: 6<br>H: 0<br>LOB: 0<br>BB: 0<br>P: 7 | R: 4<br>E: 0<br>K: 0<br>S: 20<br>H: 4<br>LOB: 1<br>BB: 1<br>P: 34 | R: 1<br>E: 0<br>K: 2<br>S: 11<br>H: 1<br>LOB: 0<br>BB: 0<br>P: 18 | R: 0<br>E: 0<br>K: 1<br>S: 7<br>H: 0<br>LOB: 0<br>BB: 0<br>P: 10 | R: 0<br>E: 0<br>K: 1<br>S: 9<br>H: 0<br>LOB: 0<br>BB: 0<br>P: 11 | R: 0<br>E: 0<br>K: 2<br>S: 9<br>H: 0<br>LOB: 0<br>BB: 0<br>P: 13 | 1B: 4<br>2B: 1<br>3B: 1<br>HR: 1<br>SF: 0<br>SAC: 0<br>DP: 0<br>HBP: 0 | | | | | | |

| PITCHER | | IP | WLS | BF | H | R | ER | SO | BB | IBB | HBP | BLK | WP | HR | S | P | ERA | WHIP |
|---|---|---|---|---|---|---|---|---|---|---|---|---|---|---|---|---|---|---|
| Bruce Chen, L<br>ERA: 3.26 | (1, 1) | 5.2 | | 25 | 7 | 5 | 5 | 6 | 1 | 0 | 0 | 0 | 0 | 1 | 67 | 103 | 7.94 | 1.412 |
| Todd Williams, R<br>ERA: 3.21 | (6, 1) | 2.1 | | 7 | 0 | 0 | 0 | 2 | 0 | 0 | 0 | 0 | 0 | 0 | 18 | 25 | 0.00 | 0.000 |
| John Parrish, L<br>ERA: 3.43 | (9, 1) | 1.0 | W | 3 | 0 | 0 | 0 | 2 | 0 | 0 | 0 | 0 | 0 | 0 | 9 | 13 | 0.00 | 0.000 |

| PITCHER | IP | WLS | BF | H | R | ER | SO | BB | IBB | HBP | BLK | WP | HR | S | P | ERA | WHIP |
|---|---|---|---|---|---|---|---|---|---|---|---|---|---|---|---|---|---|

TOP

# Detroit Tigers @ Baltimore Orioles

Oriole Park at Camden Yards, Baltimore, MD

Fri Sep 24 2004, 7:35 PM EDT
Att. 25,846 - Sunny - 81 F

livebaseballscorecards.com

| | |
|---|---|
| AB | 34 |
| R | 5 |
| H | 7 |
| RBI | 5 |
| BB | 1 |
| SO | 10 |
| LOB | 8 |

# BOTTOM

## Detroit Tigers @ Baltimore Orioles

Oriole Park at Camden Yards, Baltimore, MD

Fri Sep 24 2004, 7:35 PM EDT

Att. 25,846 - Sunny - 81 F

livebaseballscorecards.com

| Batter | 1 | 2 | 3 | 4 | 5 | 6 | 7 | 8 | 9 | AB | R | H | RBI | BB | SO | LOB |
|---|---|---|---|---|---|---|---|---|---|---|---|---|---|---|---|---|
| 1 Brian Roberts, S (1, 4)<br>OBP: 0.351, SLG: 0.386 | 2-1 FC1-4 6 10 1B 1B 1B | 0-3 ③ K | | | 2-2 ① F7 | | 2-2 ① G1-3 | 1-3 ③ K | | 5 | 1 | 1 | 0 | 0 | 2 | 1 |
| David Newhan, L (1, 7)<br>OBP: 0.365, SLG: 0.456 | 0-0 6 FC1-4 1-2 1B | | 0-3 ① K2-3 | | 1-3 ② K | | 0-0 ② L7 | | 1-2 6 BB 10 HR 1B | 5 | 1 | 2 | 0 | 0 | 2 | 0 |
| 6 Melvin Mora, R (1, 5)<br>OBP: 0.422, SLG: 0.572 | 3-2 ① FC1-4 WP 10 1B 1B 1-2f 2-3 | | 4-0 10 2B BB | | 2-0 2B | | 1-2 10 1B 1B | | 4-1 10 HR 1-2 BB | 3 | 2 | 2 | 0 | 2 | 0 | 2 |
| 10 Miguel Tejada, R (1, 6)<br>OBP: 0.361, SLG: 0.530 | 0-0 WP 1-2 1B 1B 3-H | | 1-2 CS B 1 SAFE X 1-3 2B | | 3-2 ③ G6-3 | | 0-0 1-3 1B | | 1-0 1-H 2-H HR | 5 | 2 | 4 | 4 | 0 | 0 | 1 |
| Rafael Palmeiro, L (1, 10)<br>OBP: 0.367, SLG: 0.434 | 1-3 ② K 1-2 2-3 | | 2-3 ② K | | | 2-3 ① K | 2-2 ③ F7 | | | 4 | 0 | 0 | 0 | 0 | 3 | 6 |
| Javy Lopez, R (1, 2)<br>OBP: 0.373, SLG: 0.498 | 0-1 2-H 3-H 1B | | 0-2 ③ G6-3 | | | 2-1 E 1B | | 3-1 HR | | 4 | 1 | 3 | 3 | 0 | 0 | 2 |
| Larry Bigbie, L (1, 8)<br>OBP: 0.343, SLG: 0.430 | 2-3 ③ K | | | 2-2 ① G4-3 | | 0-0 ② F8 | | 2-2 ① G3-1 | | 4 | 0 | 0 | 0 | 0 | 1 | 2 |
| Jose Leon, R (1, 3)<br>OBP: 0.209, SLG: 0.313<br>B.J. Surhoff, L (8, PH)<br>OBP: 0.362, SLG: 0.414 (9, 3) | | 2-0 ① F9 | | 3-3 ② K | | 0-1 E5 1-2 | | 2-1 1B | | 3<br>1 | 0<br>0 | 0<br>1 | 0<br>0 | 0<br>0 | 1<br>0 | 1<br>0 |
| 31 Jay Gibbons, L (1, 9)<br>OBP: 0.291, SLG: 0.351<br>Geronimo Gil, R (8, PH)<br>OBP: 0.333, SLG: 0.313<br>16 Tim Raines, S (9, 9)<br>OBP: 0.274, SLG: 0.288 | | 0-1 ② P3 | | 0-0 ③ L9 | | 1-2 ③ L6 | | 3-3 ② K | | 3<br>1<br>0 | 0<br>0<br>0 | 0<br>0<br>0 | 0<br>0<br>0 | 0<br>0<br>0 | 0<br>1<br>0 | 2<br>1<br>0 |
| Inning Stats | R: 3 E: 0 K: 2 S: 15 H: 4 LOB: 1 BB: 0 P: 23 | R: 0 E: 0 K: 1 S: 8 H: 0 LOB: 0 BB: 0 P: 10 | R: 0 E: 0 K: 2 S: 12 H: 1 LOB: 2 BB: 1 P: 19 | R: 0 E: 0 K: 1 S: 7 H: 0 LOB: 0 BB: 0 P: 12 | R: 0 E: 0 K: 1 S: 12 H: 1 LOB: 1 BB: 0 P: 20 | R: 0 E: 1 K: 1 S: 11 H: 1 LOB: 2 BB: 0 P: 16 | R: 0 E: 0 K: 0 S: 13 H: 2 LOB: 2 BB: 0 P: 18 | R: 1 E: 0 K: 2 S: 15 H: 2 LOB: 1 BB: 0 P: 26 | R: 3 E: 0 K: 0 S: 5 H: 2 LOB: 0 BB: 1 P: 11 | 1B: 9 2B: 2 3B: 0 HR: 2 SF: 0 SAC: 0 DP: 0 HBP: 0 | | | | | | | |

| | AB | 38 |
|---|---|---|
| | R | 7 |
| | H | 13 |
| | RBI | 7 |
| | BB | 2 |
| | SO | 10 |
| | LOB | 18 |

WP: 1 PB: 0 SB: 0 CS: 0 PA: 40

| PITCHER | | IP | WLS | BF | H | R | ER | SO | BB | IBB | HBP | BLK | WP | HR | S | P | ERA | WHIP |
|---|---|---|---|---|---|---|---|---|---|---|---|---|---|---|---|---|---|---|
| Jason Johnson, R<br>ERA: 4.98 | (1, 1) | 6.2 | | 31 | 9 | 3 | 3 | 8 | 1 | 0 | 0 | 0 | 1 | 0 | 74 | 112 | 4.05 | 1.500 |
| Jamie Walker, L<br>ERA: 3.32 | (7, 1) | 0.2 | H | 3 | 1 | 1 | 1 | 0 | 0 | 0 | 0 | 0 | 0 | 1 | 10 | 17 | 13.50 | 1.500 |
| Al Levine, R<br>ERA: 4.61 | (8, 1) | 0.0 | | 1 | 1 | 0 | 0 | 0 | 0 | 0 | 0 | 0 | 0 | 0 | 2 | 4 | ∞ | ∞ |
| Steve Colyer, L<br>ERA: 7.06 | (8, 1) | 0.1 | H | 1 | 0 | 0 | 0 | 1 | 0 | 0 | 0 | 0 | 0 | 0 | 3 | 6 | 0.00 | 0.000 |
| Esteban Yan, R<br>ERA: 3.9 | (8, 1) | 0.1 | L | 4 | 2 | 3 | 3 | 1 | 1 | 0 | 0 | 0 | 0 | 1 | 9 | 16 | 81.00 | 9.000 |

| PITCHER | IP | WLS | BF | H | R | ER | SO | BB | IBB | HBP | BLK | WP | HR | S | P | ERA | WHIP |
|---|---|---|---|---|---|---|---|---|---|---|---|---|---|---|---|---|---|

| Batter | 1 | 2 | 3 | 4 | 5 | 6 | 7 | 8 | 9 | AB | R | H | RBI | BB | SO | LOB |
|---|---|---|---|---|---|---|---|---|---|---|---|---|---|---|---|---|
| 20 Omar Infante, R (1, 6)<br>OBP: 0.320, SLG: 0.448 | C B B F X 2-2 ① G5-3 | | F B F 1 B B S SAFE 3-3 ③ K 1-3 | | F B F C 1-3 ③ K | | | S X 0-1 ① G6-3 | | 4 | 0 | 0 | 0 | 0 | 2 | 4 |
| 15 Brandon Inge, R (1, 5)<br>OBP: 0.344, SLG: 0.449 | C S B X 1-2 ② G6-3 | | | B X 1-0 ① F7 | | B F B B X 3-1 ① P3 | | B S F S 1-3 ② K | | 4 | 0 | 0 | 0 | 0 | 1 | 0 |
| Ivan Rodriguez, R (1, 2)<br>OBP: 0.384, SLG: 0.510 | B S C T X 1-2 ③ F7 | | | C X 0-1 ② F8 | | C F X 0-2 ② G4-3 | | S B B S X 2-2 ③ L7 | | 4 | 0 | 0 | 0 | 0 | 0 | 0 |
| Dmitri Young, S (1, 10)<br>OBP: 0.344, SLG: 0.490 | | C B B F S 2-3 ① K | | X 0-0 ③ P4 | | X 0-0 1B | | | X 0-0 HBP 1B | 4 | 0 | 2 | 0 | 0 | 1 | 0 |
| Rondell White, R (1, 7)<br>OBP: 0.340, SLG: 0.458 | | X 0-0 ② G6-3 | | | B X 1-0 ① G6-3 | B C B F D S 3-3 ③ K | | | C B S F S 1-3 ① K | 4 | 0 | 0 | 0 | 0 | 2 | 2 |
| Craig Monroe, R (1, 8)<br>OBP: 0.334, SLG: 0.486 | | B F S B X 2-2 ③ L9 | | | B F B F X 2-2 ② G6-3 | | B X 1-0 ① G6-3 | | C X 0-1 HBP 1-2 1B | 4 | 0 | 1 | 0 | 0 | 0 | 0 |
| Carlos Pena, L (1, 3)<br>OBP: 0.347, SLG: 0.487 | | | B B X 2-0 ① F9 | | B X 1-0 BB 33 BB 1B | | C X 0-1 ② P5 | | C B H 2-1 1-2 2-3 HBP | 3 | 0 | 1 | 0 | 0 | 0 | 0 |
| 33 Marcus Thames, R (1, 9)<br>OBP: 0.320, SLG: 0.474 | | | X 0-0 ② G5-3 | | C B B B C B 4-2 1-2 BB BB | | F B X 1-1 1B | | B C S S 1-3 ② K | 3 | 0 | 1 | 0 | 1 | 1 | 3 |
| Ryan Raburn, R (1, 4)<br>OBP: 0.176, SLG: 0.133 | | | B B B C B 4-1 20 E BB | | B S B S B B 4-2 1-2 2-3 BB | | B C S B T 2-2 ③ K | | C S S 0-3 ③ K | 1 | 0 | 0 | 0 | 2 | 1 | 1 |
| 30 Chris Shelton, R (9, PH)<br>OBP: 0.333, SLG: 0.295 | | | | | | | | | | 1 | 0 | 0 | 0 | 0 | 1 | 3 |

# TOP

# Detroit Tigers @ Baltimore Orioles

## Oriole Park at Camden Yards, Baltimore, MD

Sat Sep 25 2004, 4:35 PM EDT
Att. 29,598 - Cloudy - 83 F

livebaseballscorecards.com

| | |
|---|---|
| AB | 32 |
| R | 0 |
| H | 5 |
| RBI | 0 |
| BB | 3 |
| SO | 9 |
| LOB | 13 |

| Inning Stats | 1 | 2 | 3 | 4 | 5 | 6 | 7 | 8 | 9 |
|---|---|---|---|---|---|---|---|---|---|
| R | 0 | 0 | 0 | 0 | 0 | 0 | 0 | 0 | 0 |
| E | 0 | 0 | 1 | 0 | 0 | 0 | 0 | 0 | 0 |
| K | 0 | 1 | 1 | 0 | 1 | 1 | 1 | 1 | 3 |
| S | 10 | 7 | 6 | 4 | 12 | 9 | 8 | 8 | 14 |
| H | 0 | 0 | 0 | 0 | 1 | 1 | 1 | 0 | 2 |
| LOB | 0 | 0 | 0 | 0 | 3 | 1 | 1 | 3 | 3 |
| BB | 0 | 0 | 1 | 0 | 2 | 0 | 0 | 0 | 0 |
| P | 14 | 11 | 15 | 5 | 25 | 15 | 12 | 11 | 18 |

| | | | | | | | | | |

# Detroit Tigers @ Baltimore Orioles

Oriole Park at Camden Yards, Baltimore, MD

Sat Sep 25 2004, 4:35 PM EDT

Att. 29,598 - Cloudy - 83 F

livebaseballscorecards.com

## BOTTOM

| Batter | 1 | 2 | 3 | 4 | 5 | 6 | 7 | 8 | 9 | AB | R | H | RBI | BB | SO | LOB |
|---|---|---|---|---|---|---|---|---|---|---|---|---|---|---|---|---|
| 1 Brian Roberts, S (1, 4)<br>OBP: 0.351, SLG: 0.385 | K | G4-3 | | | F9 | | G4-6-3 1B<br>1-2<br>3-H | | | 4 | 0 | 1 | 1 | 0 | 1 | 1 |
| David Newhan, L (1, 9)<br>OBP: 0.366, SLG: 0.453 | 6 1B<br>10 G6-3<br>BB | | P2 | | BB | | G4-6-3<br>1-2f | | | 2 | 1 | 0 | 0 | 2 | 0 | 2 |
| 6 Melvin Mora, R (1, 5)<br>OBP: 0.421, SLG: 0.569 | 10 G6-3<br>1-3<br>1B | | G5-3 | | C 1 SAFE<br>C 1 SAFE<br>B 1 SAFE<br>1 SAFE<br>B S<br>K | | | P4 | | 4 | 1 | 1 | 0 | 0 | 1 | 1 |
| 10 Miguel Tejada, R (1, 6)<br>OBP: 0.362, SLG: 0.531 | G6-3<br>1-2<br>3-H | | HBP | | | F9 | | G3-1 2B | | 3 | 0 | 1 | 1 | 0 | 0 | 1 |
| Rafael Palmeiro, L (1, 10)<br>OBP: 0.366, SLG: 0.433 | 2-H 1B | | F7 | | | K | | G3-1<br>2-3 | | 4 | 0 | 1 | 1 | 0 | 1 | 2 |
| Javy Lopez, R (1, 2)<br>OBP: 0.371, SLG: 0.495 | K | | | G6-3 | | G6-3 | | K | | 4 | 0 | 0 | 0 | 0 | 2 | 2 |
| B.J. Surhoff, L (1, 7)<br>OBP: 0.362, SLG: 0.411 | | F7 | | G6-3 | | | BB FC4-6 | | | 2 | 0 | 0 | 0 | 1 | 0 | 0 |
| Larry Bigbie, L (1, 8)<br>OBP: 0.341, SLG: 0.427 | | K | | G5-3 | | | FC4-6<br>31 1B<br>1 1B<br>1-2f | | | 3 | 1 | 0 | 0 | 0 | 1 | 1 |
| 31 Jay Gibbons, L (1, 3)<br>OBP: 0.294, SLG: 0.357 | | 2B | | | G6-3 | | 1 SAFE<br>1 SAFE<br>1<br>1B<br>1-3<br>1B | | | 3 | 0 | 2 | 0 | 0 | 0 | 0 |
| Inning Stats | R: 2 E: 0 K: 2 S: 14<br>H: 2 LOB: 1 BB: 1 P: 24 | R: 0 E: 0 K: 1 S: 11<br>H: 1 LOB: 1 BB: 0 P: 15 | R: 0 E: 0 K: 0 S: 6<br>H: 0 LOB: 1 BB: 0 P: 10 | R: 0 E: 0 K: 0 S: 6<br>H: 0 LOB: 0 BB: 0 P: 8 | R: 0 E: 0 K: 1 S: 15<br>H: 0 LOB: 1 BB: 1 P: 21 | R: 0 E: 0 K: 1 S: 9<br>H: 0 LOB: 0 BB: 0 P: 13 | R: 1 E: 0 K: 0 S: 9<br>H: 2 LOB: 1 BB: 1 P: 18 | R: 0 E: 0 K: 1 S: 9<br>H: 1 LOB: 1 BB: 0 P: 14 | | 1B: 4<br>2B: 2<br>3B: 0<br>HR: 0 | SF: 0<br>SAC: 0<br>DP: 1<br>HBP: 1 | | | WP: 0<br>PB: 0<br>SB: 0<br>CS: 0 | | PA: 33 |

| PITCHER | | IP | WLS | BF | H | R | ER | SO | BB | IBB | HBP | BLK | WP | HR | S | P | ERA | WHIP |
|---|---|---|---|---|---|---|---|---|---|---|---|---|---|---|---|---|---|---|
| 38 Jeremy Bonderman, R<br>ERA: 5.14 | (1, 1) | 7.0 | L | 29 | 5 | 3 | 3 | 5 | 3 | 0 | 1 | 0 | 0 | 0 | 70 | 109 | 3.86 | 1.143 |
| Craig Dingman, R<br>ERA: 5.83 | (8, 1) | 1.0 | | 4 | 1 | 0 | 0 | 1 | 0 | 0 | 0 | 0 | 0 | 0 | 9 | 14 | 0.00 | 1.000 |

| PITCHER | IP | WLS | BF | H | R | ER | SO | BB | IBB | HBP | BLK | WP | HR | S | P | ERA | WHIP |
|---|---|---|---|---|---|---|---|---|---|---|---|---|---|---|---|---|---|

| | |
|---|---|
| AB | 29 |
| R | 3 |
| H | 6 |
| RBI | 3 |
| BB | 3 |
| SO | 6 |
| LOB | 10 |

| Batter | 1 | 2 | 3 | 4 | 5 | 6 | 7 | 8 | 9 | AB | R | H | RBI | BB | SO | LOB |
|---|---|---|---|---|---|---|---|---|---|---|---|---|---|---|---|---|
| 20 Omar Infante, R (1, 6)<br>OBP: 0.318, SLG: 0.444 | C S F F S<br>0-3 ① K | | C F S<br>0-3 ② K | | | C X<br>0-1 ② G5-3 | | | C B X<br>1-1 ① G5-3 | 4 | 0 | 0 | 0 | 0 | 2 | 2 |
| Bobby Higginson, L (1, 9)<br>OBP: 0.349, SLG: 0.386 | C C X<br>0-2 ② G4-3 | | F C B F C<br>1-3 ③ K | | | C X<br>0-1 1B | | | C C B X<br>1-2 ② G4-3 | 4 | 0 | 1 | 0 | 0 | 1 | 2 |
| Craig Monroe, R (1, 7)<br>(8, 8)<br>OBP: 0.331, SLG: 0.481 | B F F X<br>1-2 ③ G5-3 | | | X<br>0-0 ① G6-3 | | C X<br>0-1 ③ F8 | | | C C S<br>0-3 ③ K | 4 | 0 | 0 | 0 | 0 | 1 | 1 |
| Dmitri Young, S (1, 10)<br>OBP: 0.342, SLG: 0.486 | | C X<br>0-1 ① G5-3 | | B B C X<br>2-1 ② F7 | | | C S F F X<br>0-2 ① G5-3 | | | 3 | 0 | 0 | 0 | 0 | 0 | 0 |
| Carlos Pena, L (1, 3)<br>OBP: 0.345, SLG: 0.484 | | X<br>0-0 ② G3 | | B C C S<br>1-3 ③ K | | | C S B F C<br>1-3 ② K | | | 3 | 0 | 0 | 0 | 0 | 2 | 0 |
| Eric Munson, L (1, 5)<br>OBP: 0.296, SLG: 0.452 | | C B B C X<br>2-2 ③ P4 | | | F F B C<br>1-3 ① K | | F B B C F X<br>2-2 ③ G4-3 | | | 3 | 0 | 0 | 0 | 0 | 1 | 0 |
| 15 Brandon Inge, R (1, 2)<br>OBP: 0.342, SLG: 0.445 | | | B B B C X<br>3-1 ① P6 | | C X<br>0-1 ② G6-3 | | | C X<br>0-1 E5 33 G6-4-3 | | 3 | 0 | 0 | 0 | 0 | 0 | 0 |
| Jason Smith, L (1, 4)<br>OBP: 0.287, SLG: 0.471 | | | B X<br>1-0 1B 1B | | F B B X<br>2-1 ③ F8 | | | B F F F B X<br>2-2 ① F7 | | 3 | 0 | 1 | 0 | 0 | 0 | 1 |
| Nook Logan, S (1, 8)<br>OBP: 0.331, SLG: 0.331<br>33 Marcus Thames, R (8, PH)<br>OBP: 0.318, SLG: 0.471<br>(8, 7) | | | X<br>0-0 1-2 1B | | | C B L X<br>1-2 ① G5-3 | | C B B F X<br>2-2 ②③ G6-4-3 1-2f | | 2<br>1 | 0<br>0 | 1<br>0 | 0<br>0 | 0<br>0 | 0<br>0 | 0<br>1 |
| Inning Stats | R: 0 H: 0<br>E: 0 LOB: 0<br>K: 1 BB: 0<br>S: 11 P: 12 | R: 0 H: 0<br>E: 0 LOB: 0<br>K: 0 BB: 0<br>S: 6 P: 8 | R: 0 H: 2<br>E: 0 LOB: 2<br>K: 2 BB: 0<br>S: 11 P: 16 | R: 0 H: 0<br>E: 0 LOB: 0<br>K: 1 BB: 0<br>S: 6 P: 9 | R: 0 H: 0<br>E: 0 LOB: 0<br>K: 1 BB: 0<br>S: 7 P: 10 | R: 0 H: 1<br>E: 0 LOB: 1<br>K: 0 BB: 0<br>S: 9 P: 10 | R: 0 H: 0<br>E: 0 LOB: 0<br>K: 1 BB: 0<br>S: 13 P: 16 | R: 0 H: 0<br>E: 1 LOB: 0<br>K: 0 BB: 0<br>S: 9 P: 13 | R: 0 H: 0<br>E: 0 LOB: 0<br>K: 1 BB: 0<br>S: 8 P: 10 | 1B: 3 SF: 0<br>2B: 0 SAC: 0<br>3B: 0 DP: 1<br>HR: 0 HBP: 0 | | | | | | |

| PITCHER | IP | WLS | BF | H | R | ER | SO | BB | IBB | HBP | BLK | WP | HR | S | P | ERA | WHIP |
|---|---|---|---|---|---|---|---|---|---|---|---|---|---|---|---|---|---|
| Rodrigo Lopez, R (1, 1)<br>ERA: 3.56 | 9.0 | W | 30 | 3 | 0 | 0 | 7 | 0 | 0 | 0 | 0 | 0 | 0 | 80 | 104 | 0.00 | 0.333 |

| PITCHER | IP | WLS | BF | H | R | ER | SO | BB | IBB | HBP | BLK | WP | HR | S | P | ERA | WHIP |
|---|---|---|---|---|---|---|---|---|---|---|---|---|---|---|---|---|---|

# TOP

# Detroit Tigers @ Baltimore Orioles

Oriole Park at Camden Yards, Baltimore, MD

Sun Sep 26 2004, 1:35 PM EDT
Att. 41,178 - Overcast - 78 F

livebaseballscorecards.com

| | |
|---|---|
| AB | 30 |
| R | 0 |
| H | 3 |
| RBI | 0 |
| BB | 0 |
| SO | 7 |
| LOB | 7 |

WP: 0 PA: 30
PB: 0
SB: 0
CS: 0

| Batter | 1 | 2 | 3 | 4 | 5 | 6 | 7 | 8 | 9 | AB | R | H | RBI | BB | SO | LOB |
|---|---|---|---|---|---|---|---|---|---|---|---|---|---|---|---|---|
| 1 Brian Roberts, S (1, 4)<br>OBP: 0.349, SLG: 0.383 | G3-1 | F8 | | | G6-3 | | | SH3-4 | | 3 | 0 | 0 | 0 | 0 | 0 | 1 |
| 16 Tim Raines, S (1, 8)<br>OBP: 0.284, SLG: 0.310 | 10 WP<br>10 HR<br>2B | | B1-3 | | | 10 CS<br>1B | | FC6-4<br>6 1B<br>10 1B | | 4 | 2 | 2 | 0 | 0 | 0 | 1 |
| 6 Melvin Mora, R (1, 5)<br>OBP: 0.420, SLG: 0.567 | F8 | | F7 | | | K | | 10 1B<br>2B<br>1B | | 4 | 1 | 1 | 0 | 0 | 1 | 2 |
| 10 Miguel Tejada, R (1, 6)<br>OBP: 0.364, SLG: 0.537 | 2-H<br>HR | | K | | | 1-2<br>1B | | 1-3 2-H<br>2B<br>1B | | 4 | 1 | 3 | 3 | 0 | 1 | 0 |
| Rafael Palmeiro, L (1, 10)<br>OBP: 0.365, SLG: 0.434 | F8 | | | F7 | | F9 | | 1-H 3-H<br>2B | | 4 | 0 | 1 | 1 | 0 | 0 | 1 |
| B.J. Surhoff, L (1, 9)<br>(5, 3)<br>OBP: 0.362, SLG: 0.420 | HR | | | G4-3 | | | G6-3 | | | 3 | 1 | 1 | 1 | 0 | 0 | 0 |
| Jose Leon, R (1, 3)<br>OBP: 0.203, SLG: 0.303<br>David Newhan, L (5, 9)<br>OBP: 0.368, SLG: 0.455 | G4-3 | | | G6-3 | | | CS<br>1B | | | 2<br>1 | 0<br>0 | 0<br>1 | 0<br>0 | 0<br>0 | 0<br>0 | 0<br>0 |
| Larry Bigbie, L (1, 7)<br>OBP: 0.339, SLG: 0.424 | F9 | | | | F7 | | K | | | 3 | 0 | 0 | 0 | 0 | 1 | 1 |
| Geronimo Gil, R (1, 2)<br>OBP: 0.381, SLG: 0.421 | 2B | | | | G4-3 | | CS<br>1-2 | 16 FC6-4<br>1 SH3-4<br>1B | | 3 | 0 | 2 | 0 | 0 | 0 | 0 |
| Inning Stats | R: 2 H: 2<br>E: 0 LOB: 0<br>K: 0 BB: 0<br>S: 10 P: 16 | R: 1 H: 2<br>E: 0 LOB: 1<br>K: 0 BB: 0<br>S: 9 P: 16 | R: 0 H: 0<br>E: 0 LOB: 0<br>K: 1 BB: 0<br>S: 9 P: 15 | R: 0 H: 0<br>E: 0 LOB: 0<br>K: 0 BB: 0<br>S: 7 P: 11 | R: 0 H: 0<br>E: 0 LOB: 0<br>K: 0 BB: 0<br>S: 8 P: 13 | R: 0 H: 2<br>E: 0 LOB: 1<br>K: 1 BB: 0<br>S: 7 P: 14 | R: 0 H: 1<br>E: 0 LOB: 0<br>K: 1 BB: 0<br>S: 8 P: 10 | R: 2 H: 4<br>E: 0 LOB: 2<br>K: 0 BB: 0<br>S: 7 P: 17 | | 1B: 6 SF: 0<br>2B: 3 SAC: 1<br>3B: 0 DP: 0<br>HR: 2 HBP: 0 | | | | | | |

# BOTTOM

# Detroit Tigers @ Baltimore Orioles

Oriole Park at Camden Yards, Baltimore, MD

Sun Sep 26 2004, 1:35 PM EDT

Att. 41,178 - Overcast - 78 F

livebaseballscorecards.com

| | |
|---|---|
| AB | 31 |
| R | 5 |
| H | 11 |
| RBI | 5 |
| BB | 0 |
| SO | 3 |
| LOB | 6 |

WP: 1 PA: 33
PB: 0
SB: 0
CS: 2

| PITCHER | | IP | WLS | BF | H | R | ER | SO | BB | IBB | HBP | BLK | WP | HR | S | P | ERA | WHIP |
|---|---|---|---|---|---|---|---|---|---|---|---|---|---|---|---|---|---|---|
| Mike Maroth, L<br>ERA: 4.29 | (1, 1) | 7.2 | L | 30 | 9 | 5 | 5 | 3 | 0 | 0 | 0 | 0 | 1 | 2 | 63 | 106 | 5.87 | 1.174 |
| Roberto Novoa, R<br>ERA: 6.5 | (8, 1) | 0.0 | | 1 | 1 | 0 | 0 | 0 | 0 | 0 | 0 | 0 | 0 | 0 | 1 | 4 | ∞ | ∞ |
| Steve Colyer, L<br>ERA: 6.98 | (8, 1) | 0.1 | | 1 | 1 | 0 | 0 | 0 | 0 | 0 | 0 | 0 | 0 | 0 | 1 | 2 | 0.00 | 3.000 |

| PITCHER | IP | WLS | BF | H | R | ER | SO | BB | IBB | HBP | BLK | WP | HR | S | P | ERA | WHIP |
|---|---|---|---|---|---|---|---|---|---|---|---|---|---|---|---|---|---|

# Toronto Blue Jays @ Baltimore Orioles

Oriole Park at Camden Yards, Baltimore, MD

Mon Sep 27 2004, 7:05 PM EDT

Att. 17,809 - Overcast - 78 F

TOP

livebaseballscorecards.com

| Batter | 1 | 2 | 3 | 4 | 5 | 6 | 7 | 8 | 9 | AB | R | H | RBI | BB | SO | LOB |
|---|---|---|---|---|---|---|---|---|---|---|---|---|---|---|---|---|
| 8 Russ Adams, L (1, 6)<br>OBP: 0.339, SLG: 0.492 | L8 | F8 | | 1B | | | G6-3 | | G3 | 5 | 0 | 1 | 0 | 0 | 0 | 2 |
| Orlando Hudson, S (1, 4)<br>OBP: 0.342, SLG: 0.443 | 1B 15 1B 1B | 10 G6-3 HBP | | | | | 2B | | BB | 3 | 1 | 3 | 1 | 1 | 0 | 0 |
| 10 Vernon Wells, R (1, 8)<br>OBP: 0.336, SLG: 0.463 | K | G6-3 | | K | | | P3 | | F8 | 5 | 0 | 0 | 0 | 0 | 2 | 8 |
| Carlos Delgado, L (1, 3)<br>OBP: 0.366, SLG: 0.523 | 15 1B 1B | | 15 G6-3 BB | | G6-3 | | F7 | | G3 | 4 | 0 | 1 | 0 | 1 | 0 | 2 |
| 15 Alex Rios, R (1, 9)<br>OBP: 0.336, SLG: 0.389 | 1B | | G6-3 | | G4-3 | | | E 1B BB | | 3 | 1 | 1 | 1 | 1 | 0 | 1 |
| Eric Hinske, L (1, 5)<br>OBP: 0.311, SLG: 0.381 | 1B | | G4-3 | | G4-3 | | | 1 SAFE 1 SAFE 3 S 1B | | 4 | 0 | 2 | 1 | 0 | 0 | 0 |
| 9 Gregg Zaun, S (1, 2)<br>OBP: 0.371, SLG: 0.395 | | HR | | F8 | | G4-3 | | L7 | | 4 | 1 | 1 | 1 | 0 | 0 | 1 |
| Gabe Gross, L (1, 7)<br>OBP: 0.331, SLG: 0.330<br>3 Reed Johnson, R (8, PH)<br>OBP: 0.325, SLG: 0.386<br>(8, 7) | | HBP 2B | | 8 1B 1B | | G3 | | 1 SAFE K | | 3<br>1 | 1<br>0 | 2<br>0 | 0<br>0 | 0<br>1 | 0<br>1 | 0<br>1 |
| Eric Crozier, L (1, 10)<br>OBP: 0.333, SLG: 0.545<br>Frank Menechino, R (8, PH)<br>OBP: 0.372, SLG: 0.446 | | HBP BB | | 1 SAFE K | | F9 | | G4-3 | | 2<br>1 | 0<br>0 | 0<br>0 | 0<br>0 | 1<br>0 | 1<br>0 | 1<br>1 |
| Inning Stats | R: 1 H: 4<br>E: 0 LOB: 2<br>K: 1 BB: 0<br>S: 17 P: 28 | R: 1 H: 2<br>E: 0 LOB: 2<br>K: 0 BB: 1<br>S: 16 P: 27 | R: 0 H: 0<br>E: 0 LOB: 0<br>K: 0 BB: 1<br>S: 4 P: 9 | R: 1 H: 3<br>E: 0 LOB: 2<br>K: 2 BB: 0<br>S: 16 P: 26 | R: 0 H: 0<br>E: 0 LOB: 0<br>K: 0 BB: 0<br>S: 8 P: 15 | R: 0 H: 0<br>E: 0 LOB: 0<br>K: 0 BB: 0<br>S: 6 P: 12 | R: 0 H: 1<br>E: 0 LOB: 1<br>K: 0 BB: 0<br>S: 8 P: 15 | R: 1 H: 1<br>E: 1 LOB: 1<br>K: 1 BB: 1<br>S: 16 P: 28 | R: 0 H: 0<br>E: 0 LOB: 1<br>K: 0 BB: 1<br>S: 7 P: 12 | 1B: 8 SF: 0<br>2B: 2 SAC: 0<br>3B: 0 DP: 2<br>HR: 1 HBP: 1 | | | | | | WP: 0 PA: 40<br>PB: 0<br>SB: 1<br>CS: 0 |

| | AB | 35 |
|---|---|---|
| | R | 4 |
| | H | 11 |
| | RBI | 4 |
| | BB | 4 |
| | SO | 4 |
| | LOB | 17 |

| PITCHER | | IP | WLS | BF | H | R | ER | SO | BB | IBB | HBP | BLK | WP | HR | S | P | ERA | WHIP |
|---|---|---|---|---|---|---|---|---|---|---|---|---|---|---|---|---|---|---|
| Sidney Ponson, R<br>ERA: 5.28 | (1, 1) | 6.0 | L | 27 | 9 | 3 | 3 | 3 | 2 | 0 | 1 | 0 | 0 | 1 | 67 | 117 | 4.50 | 1.833 |
| John Parrish, L<br>ERA: 3.36 | (7, 1) | 1.2 | | 8 | 2 | 1 | 0 | 1 | 1 | 0 | 0 | 0 | 0 | 0 | 21 | 38 | 0.00 | 1.800 |
| Dave Borkowski, R<br>ERA: 5.14 | (8, 1) | 0.1 | | 1 | 0 | 0 | 0 | 0 | 0 | 0 | 0 | 0 | 0 | 0 | 3 | 5 | 0.00 | 0.000 |
| Buddy Groom, L<br>ERA: 5.04 | (9, 1) | 1.0 | | 4 | 0 | 0 | 0 | 0 | 1 | 0 | 0 | 0 | 0 | 0 | 7 | 12 | 0.00 | 1.000 |

| PITCHER | IP | WLS | BF | H | R | ER | SO | BB | IBB | HBP | BLK | WP | HR | S | P | ERA | WHIP |
|---|---|---|---|---|---|---|---|---|---|---|---|---|---|---|---|---|---|

# BOTTOM

## Toronto Blue Jays @ Baltimore Orioles

Oriole Park at Camden Yards, Baltimore, MD

Mon Sep 27 2004, 7:05 PM EDT
Att. 17,809 - Overcast - 78 F

livebaseballscorecards.com

| Batter | 1 | 2 | 3 | 4 | 5 | 6 | 7 | 8 | 9 | AB | R | H | RBI | BB | SO | LOB |
|---|---|---|---|---|---|---|---|---|---|---|---|---|---|---|---|---|
| 1 Brian Roberts, S (1, 4)<br>OBP: 0.347, SLG: 0.380 | G3 | F7 | | | F9 | | G4-3 | | G3 | 5 | 0 | 0 | 0 | 0 | 0 | 3 |
| David Newhan, L (1, 9)<br>OBP: 0.367, SLG: 0.451 | L6 | | 6 1B BB | | E5 6 1B | | K | | | 3 | 0 | 0 | 0 | 1 | 1 | 0 |
| 6 Melvin Mora, R (1, 5)<br>OBP: 0.422, SLG: 0.574 | HR | | 1-2 1B | | 1 SAFE 1 SAFE 1-3 1B | | G6-3 | | | 4 | 1 | 3 | 1 | 0 | 0 | 0 |
| 10 Miguel Tejada, R (1, 6)<br>OBP: 0.362, SLG: 0.534 | G4-3 | | F7 | | L5 | | | P6 | | 4 | 0 | 0 | 0 | 0 | 0 | 4 |
| Rafael Palmeiro, L (1, 3)<br>OBP: 0.366, SLG: 0.436 | | 1B BB 1B | F8 | | F7 | | | 2B | | 4 | 0 | 2 | 0 | 0 | 0 | 4 |
| Javy Lopez, R (1, 2)<br>OBP: 0.369, SLG: 0.491 | | F8 | K | | | G5-3 | | P4 | | 4 | 0 | 0 | 0 | 0 | 1 | 4 |
| B.J. Surhoff, L (1, 7)<br>OBP: 0.363, SLG: 0.417 | | 1B 1-2 BB | | 31 G6-4-3 BB | | L8 | | G4-3 | | 2 | 0 | 0 | 0 | 2 | 0 | 1 |
| 31 Jay Gibbons, L (1, 10)<br>OBP: 0.294, SLG: 0.356 | | K | | G6-4-3 1-2f | | 1B | | | K | 4 | 0 | 1 | 0 | 0 | 2 | 3 |
| Larry Bigbie, L (1, 8)<br>OBP: 0.339, SLG: 0.422 | | 1-2 2-3 1B | | G3 | | G3 | | | K | 4 | 0 | 1 | 0 | 0 | 1 | 1 |
| Inning Stats | R: 1 E: 0 K: 0 S: 11 H: 1 LOB: 0 BB: 0 P: 16 | R: 0 E: 0 K: 1 S: 18 H: 2 LOB: 3 BB: 1 P: 29 | R: 0 E: 0 K: 1 S: 15 H: 1 LOB: 2 BB: 1 P: 25 | R: 0 E: 0 K: 0 S: 4 H: 0 LOB: 0 BB: 1 P: 9 | R: 0 E: 1 K: 0 S: 14 H: 1 LOB: 2 BB: 0 P: 22 | R: 0 E: 0 K: 0 S: 11 H: 1 LOB: 1 BB: 0 P: 16 | R: 0 E: 0 K: 1 S: 6 H: 0 LOB: 0 BB: 0 P: 10 | R: 0 E: 0 K: 0 S: 9 H: 1 LOB: 1 BB: 0 P: 14 | R: 0 E: 0 K: 2 S: 9 H: 0 LOB: 0 BB: 0 P: 14 | 1B: 5<br>2B: 1<br>3B: 0<br>HR: 1 | SF: 0<br>SAC: 0<br>DP: 1<br>HBP: 0 | | | WP: 0<br>PB: 0<br>SB: 0<br>CS: 0 | | PA: 37 | |

| PITCHER | | IP | WLS | BF | H | R | ER | SO | BB | IBB | HBP | BLK | WP | HR | S | P | ERA | WHIP |
|---|---|---|---|---|---|---|---|---|---|---|---|---|---|---|---|---|---|---|
| 32 Roy Halladay, R<br>ERA: 4.39 | (1, 1) | 3.0 | | 15 | 4 | 1 | 1 | 2 | 2 | 0 | 0 | 0 | 0 | 1 | 44 | 70 | 3.00 | 2.000 |
| Bob File, R<br>ERA: 5.12 | (4, 1) | 1.1 | | 6 | 1 | 0 | 0 | 0 | 1 | 0 | 0 | 0 | 0 | 0 | 14 | 25 | 0.00 | 1.500 |
| 22 Brandon League, R<br>ERA: | (5, 1) | 2.2 | W | 9 | 1 | 0 | 0 | 1 | 0 | 0 | 0 | 0 | 0 | 0 | 21 | 32 | 0.00 | 0.375 |
| Justin Speier, R<br>ERA: 3.88 | (8, 1) | 1.0 | H | 4 | 1 | 0 | 0 | 0 | 0 | 0 | 0 | 0 | 0 | 0 | 9 | 14 | 0.00 | 1.000 |
| Miguel Batista, R<br>ERA: 4.71 | (9, 1) | 1.0 | S | 3 | 0 | 0 | 0 | 2 | 0 | 0 | 0 | 0 | 0 | 0 | 9 | 14 | 0.00 | 0.000 |

| | |
|---|---|
| AB | 34 |
| R | 1 |
| H | 7 |
| RBI | 1 |
| BB | 3 |
| SO | 5 |
| LOB | 20 |

| Batter | 1 | 2 | 3 | 4 | 5 | 6 | 7 | 8 | 9 | AB | R | H | RBI | BB | SO | LOB |
|---|---|---|---|---|---|---|---|---|---|---|---|---|---|---|---|---|
| 3 Reed Johnson, R (1, 7)<br>OBP: 0.323, SLG: 0.384<br>Orlando Hudson, S (7, PH)<br>OBP: 0.340, SLG: 0.442 (7, 4) | B C X<br>1-1 ① G6-3 | | C X<br>0-1 ① G6-3 | | C X<br>0-1 ① G6-3 | | B F F B B F S<br>3-3 ① K | X<br>0-0 ③ F7 | | 3 0 0 0 0 0 0<br>2 0 0 0 0 1 0 | | | | | | |
| Chris Gomez, R (1, 5)<br>OBP: 0.335, SLG: 0.344<br>Gabe Gross, L (7, PH)<br>OBP: 0.326, SLG: 0.325 (7, 7) | C B B X<br>2-1 E7 10 1B | | C C F B S<br>1-3 ② K | | X<br>0-0 ② G6-3 | | F F B F B B F F X<br>3-2 ② F7 | | B C F B S<br>2-3 ① K | 3 1 0 0 0 1 0<br>2 0 0 0 0 1 0 | | | | | | |
| 10 Vernon Wells, R (1, 8)<br>OBP: 0.340, SLG: 0.477 | F B X<br>1-1 1B<br>2-H 1B | | X<br>0-0 HR | | B B F B B X<br>3-1 HR | | B S B B B<br>4-1 HR BB | | C X<br>0-1 ② G5-3 | 4 3 3 3 1 0 0 | | | | | | |
| Carlos Delgado, L (1, 3)<br>OBP: 0.368, SLG: 0.529 | B C 1 SAFE F F B B X<br>3-2 1B<br>1-3 | | B X<br>1-0 ③ G3 | | B F S B B B F B<br>4-2 BB | | F C D X<br>1-2 HR<br>1-H | | S C S<br>0-3 ③ K | 4 1 2 2 1 1 0 | | | | | | |
| 15 Alex Rios, R (1, 9)<br>OBP: 0.335, SLG: 0.388 | B C F C<br>1-3 ② K | | | B C F B F C<br>2-3 ① K | 1 SAFE S S B X<br>1-2 ③ F8 | | B X<br>1-0 S 1B | | | 4 0 1 0 0 2 3 | | | | | | |
| Frank Menechino, R (1, 4)<br>OBP: 0.372, SLG: 0.442<br>Eric Hinske, L (7, PH)<br>OBP: 0.311, SLG: 0.380 (7, 5) | C X<br>0-1 ③ G6-3 | | | B B B C B<br>4-1 9 G3 BB | | F C F B C<br>1-3 ① K | C 1 B C B F S<br>2-3 ③ K<br>1-2 | | | 2 0 0 0 1 1 2<br>1 0 0 0 0 1 1 | | | | | | |
| 9 Gregg Zaun, S (1, 2)<br>OBP: 0.370, SLG: 0.393 | | C B X<br>1-1 G5-4-3 1B | | 1 SAFE C S X<br>0-2 ② G3<br>1-2 | | B C F B S<br>2-3 ② K | | C B B C F B X<br>3-2 ① F8 | | 4 0 1 0 0 1 1 | | | | | | |
| Chris Woodward, R (1, 6)<br>OBP: 0.285, SLG: 0.351<br>8 Russ Adams, L (8, PH)<br>OBP: 0.349, SLG: 0.550 (8, 6) | | B S X<br>1-1 ① ② G5-4-3<br>1-2f | | C B F B F F B F B<br>4-2 BB | | C F X<br>0-2 1B | | C F B X<br>1-2 HR | | 2 0 1 0 1 0 1<br>1 1 1 1 0 0 0 | | | | | | |
| Dave Berg, R (1, 10)<br>OBP: 0.278, SLG: 0.338<br>Eric Crozier, L (8, PH)<br>OBP: 0.321, SLG: 0.522 | | C X<br>0-1 ③ G3-1 | | X<br>0-0 ③ F7 | | C X<br>0-1 ③ G6-3 | | B X<br>1-0 ② G4-3 | | 3 0 0 0 0 0 3<br>1 0 0 0 0 0 0 | | | | | | |
| Inning Stats | R: 1 H: 2<br>E: 1 LOB: 2<br>K: 1 BB: 0<br>S: 15 P: 23 | R: 0 H: 1<br>E: 0 LOB: 0<br>K: 0 BB: 0<br>S: 6 P: 8 | R: 1 H: 1<br>E: 0 LOB: 0<br>K: 1 BB: 0<br>S: 8 P: 10 | R: 0 H: 0<br>E: 0 LOB: 2<br>K: 1 BB: 2<br>S: 14 P: 24 | R: 1 H: 1<br>E: 0 LOB: 1<br>K: 0 BB: 1<br>S: 11 P: 19 | R: 0 H: 1<br>E: 0 LOB: 1<br>K: 2 BB: 0<br>S: 12 P: 15 | R: 2 H: 2<br>E: 0 LOB: 1<br>K: 2 BB: 1<br>S: 19 P: 33 | R: 1 H: 1<br>E: 0 LOB: 0<br>K: 0 BB: 0<br>S: 9 P: 14 | R: 0 H: 0<br>E: 0 LOB: 0<br>K: 2 BB: 0<br>S: 8 P: 10 | 1B: 5 SF: 0<br>2B: 0 SAC: 0<br>3B: 0 DP: 1<br>HR: 4 HBP: 0 | | | | | | |

| PITCHER | | IP | WLS | BF | H | R | ER | SO | BB | IBB | HBP | BLK | WP | HR | S | P | ERA | WHIP |
|---|---|---|---|---|---|---|---|---|---|---|---|---|---|---|---|---|---|---|
| Bruce Chen, L<br>ERA: 3.22 | (1, 1) | 6.0 | | 27 | 6 | 3 | 2 | 5 | 3 | 0 | 0 | 0 | 0 | 2 | 66 | 99 | 3.00 | 1.500 |
| Jorge Julio, R<br>ERA: 4.27 | (7, 1) | 1.0 | H | 6 | 2 | 2 | 2 | 2 | 1 | 0 | 0 | 0 | 0 | 1 | 19 | 33 | 18.00 | 3.000 |
| Jason Grimsley, R<br>ERA: 3.6 | (8, 1) | 1.0 | B | 4 | 1 | 1 | 1 | 0 | 0 | 0 | 0 | 0 | 0 | 1 | 9 | 14 | 9.00 | 1.000 |
| B.J. Ryan, L<br>ERA: 2.34 | (9, 1) | 1.0 | W | 3 | 0 | 0 | 0 | 2 | 0 | 0 | 0 | 0 | 0 | 0 | 8 | 10 | 0.00 | 0.000 |

| PITCHER | IP | WLS | BF | H | R | ER | SO | BB | IBB | HBP | BLK | WP | HR | S | P | ERA | WHIP |
|---|---|---|---|---|---|---|---|---|---|---|---|---|---|---|---|---|---|

# TOP

# Toronto Blue Jays @ Baltimore Orioles

Oriole Park at Camden Yards, Baltimore, MD

Wed Sep 29 2004, 3:05 PM EDT

Unknown - 76 F

livebaseballscorecards.com

| | |
|---|---|
| AB | 36 |
| R | 6 |
| H | 9 |
| RBI | 6 |
| BB | 4 |
| SO | 9 |
| LOB | 11 |

# BOTTOM

## Toronto Blue Jays @ Baltimore Orioles

Oriole Park at Camden Yards, Baltimore, MD

Wed Sep 29 2004, 3:05 PM EDT

Unknown - 76 F

livebaseballscorecards.com

| Batter | 1 | 2 | 3 | 4 | 5 | 6 | 7 | 8 | 9 | AB | R | H | RBI | BB | SO | LOB |
|---|---|---|---|---|---|---|---|---|---|---|---|---|---|---|---|---|
| 1 Brian Roberts, S (1, 4)<br>OBP: 0.345, SLG: 0.377 | B C B F C<br>2-3 ①<br>K | | B X<br>1-0 ②<br>G6-3 | | B B X<br>2-0 ①<br>SH5-4<br>1-2<br>2-3 | F F X<br>0-2 ②<br>F9 | | B C T S<br>1-3 ③<br>K | | 4 | 0 | 0 | 0 | 0 | 2 | 4 |
| 16 Tim Raines, S (1, 8)<br>OBP: 0.301, SLG: 0.330 | B F B B B<br>4-1<br>6<br>BB<br>BB | | B F S B X<br>2-2 ③<br>L1 | | B B C X<br>2-1<br>10<br>1B<br>2-H<br>3-H<br>2B | B X<br>1-0 ③<br>F8 | | | C F B B X<br>2-2<br>6<br>E<br>1B<br>1B | 4 | 2 | 2 | 2 | 1 | 0 | 2 |
| 6 Melvin Mora, R (1, 5)<br>OBP: 0.423, SLG: 0.572 | B B B B B<br>4-0<br>1-2<br>BB | | | C B B B B<br>4-1<br>HR<br>BB | C X<br>0-1 ②<br>P3 | | B C S B B F B<br>4-2<br>10<br>G6-4-3<br>BB | | 1 SAFE C X<br>0-1<br>E6<br>1B<br>10<br>IBB<br>1-3 | 2 | 1 | 0 | 0 | 3 | 0 | 2 |
| 10 Miguel Tejada, R (1, 6)<br>OBP: 0.362, SLG: 0.532 | F D F F B F F S<br>2-3 ②<br>K | | | C B S F F S<br>1-3 ①<br>K | B B C F B X<br>3-2<br>FC6-4<br>2-H<br>1B | | 1 SAFE C B X<br>1-1 ① ②<br>G6-4-3<br>1-2f | | I I I I<br>4-0<br>1B<br>1-2<br>IBB | 4 | 0 | 1 | 1 | 1 | 2 | 4 |
| Javy Lopez, R (1, 10)<br>OBP: 0.366, SLG: 0.487 | B S X<br>1-1 ③<br>F9 | | | S B F B F S<br>2-3 ②<br>K | B F F X<br>2-2 ③<br>FC6-4<br>1-2f | | B C B B X<br>3-1 ③<br>F9 | | X<br>0-0 ①<br>F3 | 5 | 0 | 0 | 0 | 0 | 1 | 7 |
| Rafael Palmeiro, L (1, 3)<br>OBP: 0.366, SLG: 0.447 | | B X<br>1-0 ①<br>P3 | | C B B X<br>2-1<br>1-H<br>HR | C B C B X<br>2-2<br>HR | | | B B F F B C<br>3-3 ①<br>K | F B C S<br>1-3 ②<br>K | 5 | 2 | 2 | 3 | 0 | 2 | 3 |
| B.J. Surhoff, L (1, 9)<br>David Newhan, L (8, PR)<br>OBP: 0.368, SLG: 0.452 (9, 9) | | C B X<br>1-1 ②<br>G3-1 | | B B C X<br>2-1 ③<br>G4-3 | | F B F B F B F F B<br>4-2<br>E<br>BB | | C S B B B X<br>2-2<br>1B<br>1B | C X<br>0-1<br>1-2<br>2-3<br>3-H<br>1B | 3<br>1 | 0<br>0 | 1<br>1 | 0<br>1 | 1<br>0 | 0<br>0 | 0<br>0 |
| Geronimo Gil, R (1, 2)<br>OBP: 0.400, SLG: 0.409 | | B F B B X<br>3-1 ③<br>L6 | | | B B C B B<br>4-1<br>1<br>SH5-4<br>BLK<br>16<br>2B<br>BB | 1 SAFE L F X<br>0-2 ①<br>F8 | | 1 SAFE B S X<br>1-1<br>1-3<br>1B | | 3 | 1 | 1 | 0 | 1 | 0 | 1 |
| Larry Bigbie, L (1, 7)<br>OBP: 0.340, SLG: 0.422 | | | C B F X<br>1-2 ①<br>G1-3 | | B D B B<br>4-0<br>1<br>SH5-4<br>16<br>2B<br>1-2<br>BB | B S B X<br>2-1<br>E8<br>1-3<br>1B | | C F T<br>0-2 ②<br>K | | 3 | 1 | 1 | 0 | 1 | 1 | 2 |
| Inning Stats | R: 0 E: 0 K: 2 S: 13<br>H: 0 LOB: 2 BB: 2 P: 26 | R: 0 E: 0 K: 0 S: 5<br>H: 0 LOB: 0 BB: 0 P: 10 | R: 0 E: 0 K: 0 S: 7<br>H: 0 LOB: 0 BB: 0 P: 11 | R: 2 E: 0 K: 2 S: 14<br>H: 1 LOB: 0 BB: 1 P: 25 | R: 3 E: 0 K: 0 S: 12<br>H: 2 LOB: 1 BB: 2 P: 29 | R: 1 E: 1 K: 0 S: 17<br>H: 2 LOB: 2 BB: 1 P: 26 | R: 0 E: 0 K: 0 S: 7<br>H: 0 LOB: 0 BB: 1 P: 15 | R: 0 E: 0 K: 3 S: 14<br>H: 2 LOB: 2 BB: 0 P: 21 | R: 1 E: 1 K: 1 S: 11<br>H: 2 LOB: 3 BB: 1 P: 18 | 1B: 6 2B: 1 3B: 0 HR: 2<br>SF: 0 SAC: 1 DP: 1 HBP: 0 | | | | | | |

| | AB | 34 |
|---|---|---|
| | R | 7 |
| | H | 9 |
| | RBI | 7 |
| | BB | 8 |
| | SO | 8 |
| | LOB | 25 |

WP: 0 PB: 0 SB: 0 CS: 0 PA: 43

| PITCHER | | IP | WLS | BF | H | R | ER | SO | BB | IBB | HBP | BLK | WP | HR | S | P | ERA | WHIP |
|---|---|---|---|---|---|---|---|---|---|---|---|---|---|---|---|---|---|---|
| Ted Lilly, L<br>ERA: 4.06 | (1, 1) | 4.2 | | 22 | 3 | 5 | 5 | 4 | 5 | 0 | 0 | 1 | 0 | 1 | 48 | 96 | 9.64 | 1.714 |
| Vinnie Chulk, R<br>ERA: 4.66 | (5, 1) | 1.1 | | 7 | 2 | 1 | 1 | 0 | 1 | 0 | 0 | 0 | 0 | 1 | 20 | 31 | 6.75 | 2.250 |
| 54 Jason Frasor, R<br>ERA: 4.08 | (7, 1) | 2.0 | | 8 | 2 | 0 | 0 | 3 | 1 | 0 | 0 | 0 | 0 | 0 | 21 | 36 | 0.00 | 1.500 |
| Justin Speier, R<br>ERA: 3.97 | (9, 1) | 0.2 | L | 6 | 2 | 1 | 1 | 1 | 0 | 1 | 0 | 0 | 0 | 0 | 11 | 18 | 13.50 | 3.000 |

| PITCHER | IP | WLS | BF | H | R | ER | SO | BB | IBB | HBP | BLK | WP | HR | S | P | ERA | WHIP |
|---|---|---|---|---|---|---|---|---|---|---|---|---|---|---|---|---|---|

# Toronto Blue Jays @ Baltimore Orioles

Oriole Park at Camden Yards, Baltimore, MD

Wed Sep 29 2004, 3:10 PM EDT
Att. 20,600 - Unknown - 72 F

livebaseballscorecards.com

| Batter | 1 | 2 | 3 | 4 | 5 | 6 | 7 | 8 | 9 | AB | R | H | RBI | BB | SO | LOB |
|---|---|---|---|---|---|---|---|---|---|---|---|---|---|---|---|---|
| 8 Russ Adams, L (1, 6)<br>OBP: 0.358, SLG: 0.540 | B C S X<br>1-2<br>10 FC6-4<br>1B | | B C B F X<br>2-2 ③<br>G4-3 | | | B F B B B<br>4-1<br>10 FC5-4<br>BB | | B F C S<br>1-3 ③<br>K | | 3 | 0 | 1 | 0 | 1 | 1 | 0 |
| Orlando Hudson, S (1, 4)<br>OBP: 0.342, SLG: 0.441 | B 1 SAFE B S 1 F S SAFE<br>2-3 ①<br>K | | | B C B X<br>2-1<br>G3 10 G4-3<br>1B | | C 1 C C SAFE<br>0-3 ②<br>K | | | B B B B<br>4-0<br>G4-5-3<br>BB | 3 | 0 | 1 | 0 | 1 | 2 | 2 |
| 10 Vernon Wells, R (1, 8)<br>OBP: 0.337, SLG: 0.473 | C 1 SAFE X<br>0-1 ②<br>FC6-4<br>1-2f | | | C B 1 SAFE F B X<br>2-2 ①<br>G4-3<br>1-2 | | C 1 SAFE X<br>0-1 ③<br>FC5-4<br>1-2f | | | C C S<br>0-3 ①<br>K | 4 | 0 | 0 | 0 | 0 | 1 | 4 |
| Carlos Delgado, L (1, 10)<br>OBP: 0.365, SLG: 0.525 | C S B D B F S<br>3-3 ③<br>K | | | C B B S B X<br>3-2 ②<br>G3<br>2-3 | | | C F F S<br>0-3 ①<br>K | | B S X<br>1-1 ②③<br>G4-5-3<br>1-2f | 4 | 0 | 0 | 0 | 0 | 2 | 3 |
| 15 Alex Rios, R (1, 9)<br>OBP: 0.335, SLG: 0.387 | | B C X<br>1-1 ①<br>G3 | | F F F F B F D C<br>2-3 ③<br>K | | | B C X<br>1-1<br>1B | | | 3 | 0 | 1 | 0 | 0 | 1 | 1 |
| Eric Hinske, L (1, 5)<br>OBP: 0.311, SLG: 0.380 | | C F B B B F S<br>2-3 ②<br>K | | | B F C X<br>1-2<br>G6-4-3<br>1B | | B F 1 SAFE B 1 B F X<br>3-2 ②<br>P6 | | | 3 | 0 | 1 | 0 | 0 | 1 | 1 |
| Gabe Gross, L (1, 7)<br>OBP: 0.319, SLG: 0.317 | | C B B B F X<br>3-2 ③<br>G4-3 | | | X<br>0-0 ①②<br>G6-4-3<br>1-2f | | 1 SAFE F 1 SAFE C 1 B C SAFE<br>1-3 ③<br>K | | | 3 | 0 | 0 | 0 | 0 | 1 | 2 |
| Guillermo Quiroz, R (1, 2)<br>OBP: 0.267, SLG: 0.268<br>9 Gregg Zaun, S (8, PH) (8, 2)<br>OBP: 0.369, SLG: 0.392 | | | C F F X<br>0-2 ①<br>F9 | | B B X<br>2-0 ③<br>G5-3 | | | B C F F X<br>1-2 ①<br>F9 | | 2<br>1 | 0<br>0 | 0<br>0 | 0<br>0 | 0<br>0 | 0<br>0 | 0<br>0 |
| Eric Crozier, L (1, 3)<br>OBP: 0.290, SLG: 0.462 | | | C B F C<br>1-3 ②<br>K | | | B B F S S<br>2-3 ①<br>K | | C S B X<br>1-2 ②<br>G4-3 | | 3 | 0 | 0 | 0 | 0 | 2 | 0 |
| Inning Stats | R: 0 H: 1<br>E: 0 LOB: 1<br>K: 2 BB: 0<br>S: 12 P: 18 | R: 0 H: 0<br>E: 0 LOB: 0<br>K: 1 BB: 0<br>S: 9 P: 15 | R: 0 H: 0<br>E: 0 LOB: 0<br>K: 1 BB: 0<br>S: 10 P: 13 | R: 0 H: 1<br>E: 0 LOB: 1<br>K: 1 BB: 0<br>S: 14 P: 23 | R: 0 H: 1<br>E: 0 LOB: 0<br>K: 0 BB: 0<br>S: 5 P: 8 | R: 0 H: 0<br>E: 0 LOB: 1<br>K: 2 BB: 1<br>S: 9 P: 15 | R: 0 H: 1<br>E: 0 LOB: 1<br>K: 2 BB: 0<br>S: 12 P: 17 | R: 0 H: 0<br>E: 0 LOB: 0<br>K: 1 BB: 0<br>S: 10 P: 13 | R: 0 H: 0<br>E: 0 LOB: 0<br>K: 1 BB: 1<br>S: 5 P: 10 | 1B: 4 SF: 0<br>2B: 0 SAC: 0<br>3B: 0 DP: 2<br>HR: 0 HBP: 0 | | | | | | |

## TOP

| | |
|---|---|
| AB | 29 |
| R | 0 |
| H | 4 |
| RBI | 0 |
| BB | 2 |
| SO | 11 |
| LOB | 13 |

WP: 0 PA: 31
PB: 0
SB: 0
CS: 0

| PITCHER | | IP | WLS | BF | H | R | ER | SO | BB | IBB | HBP | BLK | WP | HR | S | P | ERA | WHIP |
|---|---|---|---|---|---|---|---|---|---|---|---|---|---|---|---|---|---|---|
| Rick Bauer, R<br>ERA: 4.71 | (1, 1) | 6.0 | W | 21 | 3 | 0 | 0 | 7 | 1 | 0 | 0 | 0 | 0 | 0 | 59 | 92 | 0.00 | 0.667 |
| Buddy Groom, L<br>ERA: 4.94 | (7, 1) | 1.0 | H | 4 | 1 | 0 | 0 | 2 | 0 | 0 | 0 | 0 | 0 | 0 | 12 | 17 | 0.00 | 1.000 |
| Jason Grimsley, R<br>ERA: 3.54 | (8, 1) | 1.0 | H | 3 | 0 | 0 | 0 | 1 | 0 | 0 | 0 | 0 | 0 | 0 | 10 | 13 | 0.00 | 0.000 |
| B.J. Ryan, L<br>ERA: 2.31 | (9, 1) | 1.0 | | 3 | 0 | 0 | 0 | 1 | 1 | 0 | 0 | 0 | 0 | 0 | 5 | 10 | 0.00 | 1.000 |

| PITCHER | IP | WLS | BF | H | R | ER | SO | BB | IBB | HBP | BLK | WP | HR | S | P | ERA | WHIP |
|---|---|---|---|---|---|---|---|---|---|---|---|---|---|---|---|---|---|

# Toronto Blue Jays @ Baltimore Orioles

Oriole Park at Camden Yards, Baltimore, MD

Wed Sep 29 2004, 3:10 PM EDT

Att. 20,600 - Unknown - 72 F

livebaseballscorecards.com

## BOTTOM

| Batter | 1 | 2 | 3 | 4 | 5 | 6 | 7 | 8 | 9 | AB | R | H | RBI | BB | SO | LOB |
|---|---|---|---|---|---|---|---|---|---|---|---|---|---|---|---|---|
| 16 Tim Raines, S (1, 8)<br>OBP: 0.292, SLG: 0.319 | B B X<br>2-0 ① G3 | | 1 SAFE B F C B F X<br>2-2 ③ FC4<br>1-2f | | | C L X<br>0-2 ① G4-3 | | L B 1 SAFE L B X<br>2-2 ① SH5-4<br>1-2 | | 3 | 0 | 0 | 0 | 0 | 0 | 1 |
| David Newhan, L (1, 7)<br>(9, 9)<br>OBP: 0.367, SLG: 0.456 | C B S B X<br>2-2 ② F8 | | | C B B F C<br>2-3 ① K | | C B X<br>1-1 ② G3-1 | | X<br>0-0 6 SF7<br>2-H 3B | | 4 | 1 | 1 | 1 | 0 | 1 | 0 |
| 6 Melvin Mora, R (1, 5)<br>OBP: 0.421, SLG: 0.568 | C F F X<br>0-2 ③ F7 | | | B C B F B S<br>3-3 ② K | | X<br>0-0 ③ F7 | | D B S X<br>2-1 ② SF7<br>3-H | | 3 | 0 | 0 | 1 | 0 | 1 | 0 |
| 10 Miguel Tejada, R (1, 6)<br>OBP: 0.362, SLG: 0.530 | | B F B F X<br>2-2 ① P3 | | C B B X<br>2-1 ③ P4 | | | C B X<br>1-1 ① P6 | C B F B B F X<br>3-2 1B | | 4 | 0 | 1 | 0 | 0 | 0 | 0 |
| Javy Lopez, R (1, 2)<br>OBP: 0.366, SLG: 0.490 | | C B B C B X<br>3-2 ② G3 | | | C B B S B X<br>3-2 31 2B 2B | | B C X<br>1-1 2B | B X<br>1-0 ③ G5-3 | | 4 | 1 | 2 | 0 | 0 | 0 | 2 |
| Rafael Palmeiro, L (1, 10)<br>OBP: 0.365, SLG: 0.444 | | B S F F B F B F F<br>3-3 ③ K | | | B X<br>1-0 ① P4 | | S S F X<br>0-2 ② P4 | | | 3 | 0 | 0 | 0 | 0 | 1 | 2 |
| Luis Lopez, S (1, 4)<br>OBP: 0.211, SLG: 0.277 | | | C X<br>0-1 ① L4 | | B F F X<br>1-2 ② F8 | | X<br>0-0 ③ P3 | | | 3 | 0 | 0 | 0 | 0 | 0 | 2 |
| 31 Jay Gibbons, L (1, 3)<br>Larry Bigbie, L (8, PR)<br>(9, 7)<br>OBP: 0.340, SLG: 0.422 | | | B F F F B X<br>2-2 FC4 1B | | S B C X<br>1-2 2-H 2B | | | C X<br>0-1 1B 2B | | 3<br>0 | 0<br>1 | 3<br>0 | 1<br>0 | 0<br>0 | 0<br>0 | 0<br>0 |
| Darnell McDonald, R (1, 9)<br>OBP: 0.206, SLG: 0.188<br>B.J. Surhoff, L (8, PH)<br>(9, 3)<br>OBP: 0.367, SLG: 0.418 | | | S B X<br>1-1 ② FC4 16 FC4<br>1-2f | | F B B F S<br>2-3 ③ K | | | C X<br>0-1 16 SH5-4 3B<br>2-H 1B | | 2<br>1 | 0<br>1 | 0<br>1 | 0<br>1 | 0<br>0 | 1<br>0 | 2<br>0 |
| Inning Stats | R: 0 E: 0 K: 0 S: 8 H: 0 LOB: 0 BB: 0 P: 12 | R: 0 E: 0 K: 1 S: 14 H: 0 LOB: 0 BB: 0 P: 22 | R: 0 E: 0 K: 0 S: 12 H: 1 LOB: 1 BB: 0 P: 17 | R: 0 E: 0 K: 2 S: 8 H: 0 LOB: 0 BB: 0 P: 15 | R: 1 E: 0 K: 1 S: 13 H: 2 LOB: 1 BB: 0 P: 21 | R: 0 E: 0 K: 0 S: 6 H: 0 LOB: 0 BB: 0 P: 7 | R: 0 E: 0 K: 0 S: 9 H: 1 LOB: 1 BB: 0 P: 11 | R: 3 E: 0 K: 0 S: 15 H: 4 LOB: 2 BB: 0 P: 23 | | 1B: 3<br>2B: 4<br>3B: 1<br>HR: 0 | SF: 1<br>SAC: 1<br>DP: 0<br>HBP: 0 | | | | | |

| | AB | 30 |
|---|---|---|
| | R | 4 |
| | H | 8 |
| | RBI | 4 |
| | BB | 0 |
| | SO | 4 |
| | LOB | 9 |

WP: 0 PB: 0 SB: 0 CS: 0 PA: 32

| PITCHER | IP | WLS | BF | H | R | ER | SO | BB | IBB | HBP | BLK | WP | HR | S | P | ERA | WHIP |
|---|---|---|---|---|---|---|---|---|---|---|---|---|---|---|---|---|---|
| 39 Gustavo Chacin, L (1, 1)<br>ERA: 2.57 | 7.0 | L | 25 | 4 | 1 | 1 | 4 | 0 | 0 | 0 | 0 | 0 | 0 | 70 | 105 | 1.29 | 0.571 |
| Justin Miller, R (8, 1)<br>ERA: 6.06 | 0.2 | | 6 | 4 | 3 | 3 | 0 | 0 | 0 | 0 | 0 | 0 | 0 | 14 | 21 | 40.50 | 6.000 |
| Bob File, R (8, 1)<br>ERA: 5.06 | 0.1 | | 1 | 0 | 0 | 0 | 0 | 0 | 0 | 0 | 0 | 0 | 0 | 1 | 2 | 0.00 | 0.000 |

| PITCHER | IP | WLS | BF | H | R | ER | SO | BB | IBB | HBP | BLK | WP | HR | S | P | ERA | WHIP |
|---|---|---|---|---|---|---|---|---|---|---|---|---|---|---|---|---|---|

| Batter | 1 | 2 | 3 | 4 | 5 | 6 | 7 | 8 | 9 | AB | R | H | RBI | BB | SO | LOB |
|---|---|---|---|---|---|---|---|---|---|---|---|---|---|---|---|---|
| Frank Menechino, R (1, 10)<br>OBP: 0.370, SLG: 0.451 | B S B F B X<br>3-2 F9 ① | | B C B C X<br>2-2 HR | | C X<br>0-1 G5-3 ② | | B C T B F B X<br>3-2 F7 ③ | | | 4 | 1 | 1 | 1 | 0 | 0 | 1 |
| Orlando Hudson, S (1, 4)<br>OBP: 0.341, SLG: 0.438 | F C F B B S<br>2-3 K ② | | B B B B<br>4-0 10 E 1B BB | | X<br>0-0 G6-3 ③ | | | X<br>0-0 L9 ① | | 3 | 1 | 0 | 0 | 1 | 1 | 0 |
| 10 Vernon Wells, R (1, 8)<br>OBP: 0.337, SLG: 0.470 | B F C X<br>1-2 G5-3 ③ | | 1 SAFE B B B B B<br>4-0 15 S 1B 1-2 BB | | | B F F X<br>1-2 G6-3 ① | | B F C B S<br>2-3 K ② | | 3 | 0 | 0 | 0 | 1 | 1 | 0 |
| Carlos Delgado, L (1, 3)<br>OBP: 0.368, SLG: 0.532 | | B B F B F F X<br>3-2 HR | D X<br>1-0 15 G6-4-3 1-2 2-H 1B | | | X<br>0-0 G6-3 ② | | B B C T B B<br>4-2 BB | | 3 | 1 | 2 | 2 | 1 | 0 | 0 |
| 15 Alex Rios, R (1, 9)<br>OBP: 0.336, SLG: 0.387 | | C B S B B F F B<br>4-2 3 S BB | B C S X<br>1-2 G6-4-3 ② ③ 1-2f 2-3 | | | C S S X<br>1-2 1B | | B S T C<br>1-3 K ③ | | 3 | 0 | 1 | 0 | 1 | 1 | 3 |
| 3 Reed Johnson, R (1, 7)<br>OBP: 0.321, SLG: 0.381 | | C S B F 1 SAFE B B S<br>3-3 K ① 1-2 | F B X<br>1-1 L6 ① | | | B X<br>1-0 F7 ③ | | | B F F S<br>1-3 K ① | 4 | 0 | 0 | 0 | 0 | 2 | 2 |
| Eric Hinske, L (1, 5)<br>OBP: 0.312, SLG: 0.381 | F C B S<br>1-3 K ② | | C S F B B B F X<br>2-2 G3-1 ② | | | | B C F B B X<br>3-2 8 G6-4-3 HBP 1B | | X<br>0-0 1B | 4 | 0 | 2 | 0 | 0 | 1 | 1 |
| Guillermo Quiroz, R (1, 2)<br>OBP: 0.265, SLG: 0.250 | F S S<br>0-3 K ③ | | B S S C<br>1-3 K ③ | | | | B H<br>2-0 8 G6-4-3 1-2 HBP | | B C B X<br>2-1 F9 ② | 3 | 0 | 0 | 0 | 0 | 2 | 2 |
| Chris Woodward, R (1, 6)<br>OBP: 0.283, SLG: 0.347<br>8 Russ Adams, L (7, PH) (7, 6)<br>OBP: 0.348, SLG: 0.523 | | | C B B S B X<br>3-2 G5-3 ① | | B B X<br>2-0 P5 ① | | B C X<br>1-1 G6-4-3 ① ② 1-2f 2-3 | | C B X<br>1-1 P2 ③ | 2<br>2 | 0<br>0 | 0<br>0 | 0<br>0 | 0<br>0 | 0<br>0 | 0<br>3 |
| Inning Stats | R: 0 E: 0 K: 1 S: 10<br>H: 0 LOB: 0 BB: 0 P: 16 | R: 1 E: 0 K: 3 S: 18<br>H: 1 LOB: 1 BB: 1 P: 29 | R: 2 E: 1 K: 0 S: 10<br>H: 2 LOB: 1 BB: 2 P: 25 | R: 0 E: 0 K: 1 S: 10<br>H: 0 LOB: 0 BB: 0 P: 14 | R: 0 E: 0 K: 0 S: 4<br>H: 0 LOB: 0 BB: 0 P: 6 | R: 0 E: 0 K: 0 S: 8<br>H: 1 LOB: 1 BB: 0 P: 11 | R: 0 E: 0 K: 0 S: 9<br>H: 1 LOB: 1 BB: 0 P: 18 | R: 0 E: 0 K: 2 S: 9<br>H: 0 LOB: 1 BB: 1 P: 16 | R: 0 E: 0 K: 1 S: 8<br>H: 1 LOB: 1 BB: 0 P: 12 | 1B: 4 2B: 0 3B: 0 HR: 2<br>SF: 0 SAC: 0 DP: 2 HBP: 1 | | | | | | |

# TOP

## Toronto Blue Jays @ Baltimore Orioles

Oriole Park at Camden Yards, Baltimore, MD

Thu Sep 30 2004, 7:05 PM EDT

Att. 18,793 - Sunny - 77 F

livebaseballscorecards.com

| | |
|---|---|
| AB | 31 |
| R | 3 |
| H | 6 |
| RBI | 3 |
| BB | 4 |
| SO | 8 |
| LOB | 12 |

WP: 0 PB: 0 SB: 2 CS: 0 PA: 36

| PITCHER | IP | WLS | BF | H | R | ER | SO | BB | IBB | HBP | BLK | WP | HR | S | P | ERA | WHIP |
|---|---|---|---|---|---|---|---|---|---|---|---|---|---|---|---|---|---|
| Matt Riley, L (1, 1)<br>ERA: 5.63 | 5.0 | W | 20 | 3 | 3 | 3 | 5 | 3 | 0 | 0 | 0 | 0 | 2 | 52 | 90 | 5.40 | 1.200 |
| Todd Williams, R (6, 1)<br>ERA: 3.0 | 2.0 | H | 8 | 2 | 0 | 0 | 0 | 0 | 0 | 1 | 0 | 0 | 0 | 17 | 29 | 0.00 | 1.000 |
| Jorge Julio, R (8, 1)<br>ERA: 4.21 | 1.0 | | 4 | 0 | 0 | 0 | 2 | 1 | 0 | 0 | 0 | 0 | 0 | 9 | 16 | 0.00 | 1.000 |
| Buddy Groom, L (9, 1)<br>ERA: 4.85 | 1.0 | | 4 | 1 | 0 | 0 | 1 | 0 | 0 | 0 | 0 | 0 | 0 | 8 | 12 | 0.00 | 1.000 |

| PITCHER | IP | WLS | BF | H | R | ER | SO | BB | IBB | HBP | BLK | WP | HR | S | P | ERA | WHIP |
|---|---|---|---|---|---|---|---|---|---|---|---|---|---|---|---|---|---|

| Batter | 1 | 2 | 3 | 4 | 5 | 6 | 7 | 8 | 9 | AB | R | H | RBI | BB | SO | LOB |
|---|---|---|---|---|---|---|---|---|---|---|---|---|---|---|---|---|
| 1 Brian Roberts, S (1, 4)<br>OBP: 0.345, SLG: 0.377 | B F B X 2-2 1B | | B B B 4-0 E 6 1B 1B 1-2 BB | C F B B S 2-3 ① K | | B B B C X 3-1 ① F8 | | B B C B X 3-1 ② F8 | | 4 | 1 | 1 | 0 | 1 | 1 | 2 |
| David Newhan, L (1, 9)<br>OBP: 0.370, SLG: 0.466 | 1 SAFE F 1 SAFE X 0-1 ① P6 | | S F B F F X 1-2 E2 6 1B 10 2B 1-3 2-H 1B | X 0-0 ② FC6-4 1-2f 3-H | | B F X 1-1 6 1B 1B | | B X 1-0 HR | | 5 | 2 | 3 | 3 | 0 | 0 | 2 |
| 6 Melvin Mora, R (1, 5)<br>OBP: 0.420, SLG: 0.567 | B S X 1-1 ② F9 | | B S B S X 2-2 10 2B 2-3 3-H 1B | C X 0-1 ③ F7 | | 1 SAFE C B X 1-1 10 G5-4-3 1-2 1B | | B C B B F X 3-2 ③ P3 | | 5 | 1 | 2 | 1 | 0 | 0 | 2 |
| 10 Miguel Tejada, R (1, 6)<br>OBP: 0.362, SLG: 0.536 | C X 0-1 ③ F9 | | B X 1-0 G4-3 1-H 3-H 2B | | B B B C X 3-1 HR | C B B F F X 2-2 ② ③ G5-4-3 1-2f | | | | 4 | 1 | 2 | 3 | 0 | 0 | 3 |
| Rafael Palmeiro, L (1, 3)<br>OBP: 0.364, SLG: 0.443 | | X 0-0 ① F7 | X 0-0 ① G4-3 2-3 | | X 0-0 1B | | C B X 1-1 ① F8 | | | 4 | 0 | 1 | 0 | 0 | 0 | 1 |
| Javy Lopez, R (1, 2)<br>OBP: 0.367, SLG: 0.491<br>Geronimo Gil, R (3, 2)<br>OBP: 0.357, SLG: 0.360 | | C C B F X 1-2 1B | B B C S S 2-3 ② K | | X 0-0 ① B1 | | C F X 0-2 ② G5-3 | | | 1 | 0 | 1 | 0 | 0 | 0 | 0 |
| | | | | | | | | | | 3 | 0 | 0 | 0 | 0 | 1 | 2 |
| B.J. Surhoff, L (1, 7)<br>OBP: 0.363, SLG: 0.413 | | F F X 0-2 ② F9 | B B B X 3-0 ③ F7 | | B X 1-0 ② F8 | | C X 0-1 ③ G4-3 | | | 4 | 0 | 0 | 0 | 0 | 0 | 3 |
| 31 Jay Gibbons, L (1, 10)<br>OBP: 0.302, SLG: 0.376 | | B X 1-0 ③ F9 | | C F B F B B B 4-2 1B FC6-4 BB | C F F F X 0-2 ③ F8 | | | B X 1-0 HR | | 3 | 2 | 1 | 1 | 1 | 0 | 2 |
| Larry Bigbie, L (1, 8)<br>OBP: 0.343, SLG: 0.431 | | | C X 0-1 1 BB 1B 1B | C B X 1-1 FC6-4 1-3 1B | | B X 1-0 HR | | F C F F B S 1-3 ① K | | 4 | 2 | 3 | 1 | 0 | 1 | 0 |
| Inning Stats | R: 0 E: 0 K: 0 S: 9 H: 1 LOB: 1 BB: 0 P: 12 | R: 0 E: 0 K: 0 S: 9 H: 1 LOB: 1 BB: 0 P: 11 | R: 4 E: 1 K: 1 S: 16 H: 4 LOB: 1 BB: 1 P: 29 | R: 1 E: 0 K: 1 S: 13 H: 1 LOB: 1 BB: 1 P: 20 | R: 1 E: 0 K: 0 S: 10 H: 2 LOB: 1 BB: 0 P: 14 | R: 1 E: 0 K: 0 S: 11 H: 3 LOB: 1 BB: 0 P: 19 | R: 0 E: 0 K: 0 S: 7 H: 0 LOB: 0 BB: 0 P: 8 | R: 2 E: 0 K: 1 S: 12 H: 2 LOB: 0 BB: 0 P: 21 | | 1B: 9 2B: 1 3B: 0 HR: 4 | SF: 0 SAC: 0 DP: 1 HBP: 0 | | | WP: 0 PB: 0 SB: 0 CS: 0 | PA: 39 | | |

| PITCHER | | IP | WLS | BF | H | R | ER | SO | BB | IBB | HBP | BLK | WP | HR | S | P | ERA | WHIP |
|---|---|---|---|---|---|---|---|---|---|---|---|---|---|---|---|---|---|---|
| Josh Towers, R<br>ERA: 5.23 | (1, 1) | 2.0 | L | 13 | 6 | 4 | 4 | 0 | 1 | 0 | 0 | 0 | 0 | 0 | 29 | 42 | 18.00 | 3.500 |
| Ryan Glynn, R<br>ERA: 4.05 | (3, 1) | 3.1 | | 16 | 5 | 3 | 3 | 2 | 1 | 0 | 0 | 0 | 0 | 2 | 33 | 54 | 8.10 | 1.800 |
| Bob File, R<br>ERA: 4.81 | (6, 1) | 1.2 | | 5 | 1 | 0 | 0 | 0 | 0 | 0 | 0 | 0 | 0 | 0 | 13 | 17 | 0.00 | 0.600 |
| Miguel Batista, R<br>ERA: 4.78 | (8, 1) | 1.0 | | 5 | 2 | 2 | 2 | 1 | 0 | 0 | 0 | 0 | 0 | 2 | 12 | 21 | 18.00 | 2.000 |

| PITCHER | IP | WLS | BF | H | R | ER | SO | BB | IBB | HBP | BLK | WP | HR | S | P | ERA | WHIP |
|---|---|---|---|---|---|---|---|---|---|---|---|---|---|---|---|---|---|

# BOTTOM

# Toronto Blue Jays @ Baltimore Orioles

Oriole Park at Camden Yards, Baltimore, MD

Thu Sep 30 2004, 7:05 PM EDT
Att. 18,793 - Sunny - 77 F

livebaseballscorecards.com

| | |
|---|---|
| AB | 37 |
| R | 9 |
| H | 14 |
| RBI | 9 |
| BB | 2 |
| SO | 3 |
| LOB | 17 |

| Batter | 1 | 2 | 3 | 4 | 5 | 6 | 7 | 8 | 9 | AB | R | H | RBI | BB | SO | LOB |
|---|---|---|---|---|---|---|---|---|---|---|---|---|---|---|---|---|
| 18 Johnny Damon, L (1, 8)<br>OBP: 0.380, SLG: 0.476 | P5 | | HR | | G6-3 | | BB | | 1B | 4 | 2 | 2 | 2 | 1 | 0 | 0 |
| Mark Bellhorn, S (1, 4)<br>OBP: 0.372, SLG: 0.443 | K | | FC6-4 1B | | | CS BB | 1B | | K | 4 | 0 | 2 | 1 | 1 | 2 | 2 |
| Manny Ramirez, R (1, 7)<br>OBP: 0.398, SLG: 0.615 | 1B | | FC6-4 | | | K | G5-3 | | 34 HR 1B | 4 | 0 | 1 | 0 | 0 | 1 | 5 |
| Gabe Kapler, R (7, 7)<br>OBP: 0.310, SLG: 0.394 (8, 9) | | | | | | | | | | 1 | 1 | 1 | 1 | 0 | 0 | 0 |
| 34 David Ortiz, L (1, 10)<br>OBP: 0.377, SLG: 0.601 | K | | | G3 | | F8 | | G4-3 | HR | 5 | 1 | 1 | 3 | 0 | 1 | 1 |
| Kevin Millar, R (1, 9)<br>OBP: 0.380, SLG: 0.473 | | K | | F7 | | | G5-3 | G6-3 | FC5-4 BB | 4 | 0 | 0 | 0 | 0 | 1 | 0 |
| Dave Roberts, L (8, 7)<br>OBP: 0.346, SLG: 0.393 | | | | | | | | | | 0 | 0 | 0 | 0 | 1 | 0 | 0 |
| Orlando Cabrera, R (1, 6)<br>OBP: 0.306, SLG: 0.378 | | F8 | | 1B | | | 1B BB | CS 1B | FC5-4 | 4 | 1 | 2 | 0 | 1 | 0 | 1 |
| Bill Mueller, S (1, 5)<br>OBP: 0.363, SLG: 0.447 | | G4-3 | | F7 | | | 18 BB 1B 1B | CS | 18 PB BB 18 1B BB | 3 | 2 | 1 | 0 | 1 | 0 | 1 |
| Doug Mirabelli, R (1, 2)<br>OBP: 0.373, SLG: 0.535 | | | G5-3 | | F8 | | 18 BB 1B 1B | | P5 | 4 | 0 | 1 | 1 | 0 | 0 | 1 |
| Doug Mientkiewicz, L (1, 3)<br>OBP: 0.326, SLG: 0.347 | | | G3-1 | | L5 | | K | | 18 1B 18 PB 1B BB | 3 | 1 | 0 | 0 | 1 | 1 | 2 |
| Inning Stats | R: 0 E: 0 K: 2 S: 11 H: 1 LOB: 1 BB: 0 P: 15 | R: 0 E: 0 K: 1 S: 8 H: 0 LOB: 0 BB: 0 P: 10 | R: 1 E: 0 K: 0 S: 10 H: 2 LOB: 1 BB: 0 P: 19 | R: 0 E: 0 K: 0 S: 12 H: 1 LOB: 1 BB: 0 P: 21 | R: 0 E: 0 K: 0 S: 7 H: 0 LOB: 0 BB: 0 P: 10 | R: 0 E: 0 K: 1 S: 10 H: 0 LOB: 0 BB: 1 P: 19 | R: 2 E: 0 K: 1 S: 15 H: 3 LOB: 3 BB: 2 P: 30 | R: 0 E: 0 K: 0 S: 8 H: 1 LOB: 0 BB: 0 P: 14 | R: 5 E: 0 K: 1 S: 22 H: 3 LOB: 1 BB: 3 P: 39 | 1B: 9 2B: 1 3B: 0 HR: 2 | SF: 0 SAC: 0 DP: 1 HBP: 0 | | | | | | |

| PITCHER | IP | WLS | BF | H | R | ER | SO | BB | IBB | HBP | BLK | WP | HR | S | P | ERA | WHIP |
|---|---|---|---|---|---|---|---|---|---|---|---|---|---|---|---|---|---|
| Rodrigo Lopez, R (1, 1)<br>ERA: 3.59 | 6.1 | L | 25 | 5 | 3 | 3 | 4 | 2 | 0 | 0 | 0 | 0 | 1 | 65 | 108 | 4.26 | 1.105 |
| Jason Grimsley, R (7, 1)<br>ERA: 3.45 | 1.2 | B | 8 | 3 | 0 | 0 | 1 | 1 | 0 | 0 | 0 | 0 | 0 | 16 | 30 | 0.00 | 2.400 |
| Jorge Julio, R (9, 1)<br>ERA: 4.7 | 0.2 | | 6 | 2 | 4 | 4 | 1 | 2 | 0 | 0 | 0 | 0 | 0 | 15 | 25 | 54.00 | 6.000 |
| John Parrish, L (9, 1)<br>ERA: 3.46 | 0.1 | | 3 | 1 | 1 | 1 | 0 | 1 | 0 | 0 | 0 | 0 | 1 | 7 | 14 | 27.00 | 6.000 |

| PITCHER | IP | WLS | BF | H | R | ER | SO | BB | IBB | HBP | BLK | WP | HR | S | P | ERA | WHIP |
|---|---|---|---|---|---|---|---|---|---|---|---|---|---|---|---|---|---|

# TOP

## Boston Red Sox @ Baltimore Orioles

Oriole Park at Camden Yards, Baltimore, MD

Fri Oct 01 2004, 7:35 PM EDT
Att. 39,086 - Sunny - 76 F

livebaseballscorecards.com

| | |
|---|---|
| AB | 36 |
| R | 8 |
| H | 11 |
| RBI | 8 |
| BB | 6 |
| SO | 6 |
| LOB | 13 |

1B: 9 SF: 0
2B: 1 SAC: 0
3B: 0 DP: 1
HR: 2 HBP: 0

WP: 0 PA: 43
PB: 1
SB: 0
CS: 2

| Batter | 1 | 2 | 3 | 4 | 5 | 6 | 7 | 8 | 9 | AB | R | H | RBI | BB | SO | LOB |
|---|---|---|---|---|---|---|---|---|---|---|---|---|---|---|---|---|
| 1 Brian Roberts, S (1, 4)<br>OBP: 0.344, SLG: 0.375 | F8 | | F9 | | 1B | | L6 | | G1-6-3 | 5 | 0 | 1 | 1 | 0 | 0 | 2 |
| David Newhan, L (1, 9)<br>OBP: 0.368, SLG: 0.463 | L7 | | G3 | | G4-3 | | B3 | | 6 DI 1B | 5 | 0 | 1 | 1 | 0 | 0 | 2 |
| 6 Melvin Mora, R (1, 5)<br>OBP: 0.420, SLG: 0.565 | P4 | | 1B | | G6-3 | | | G1-3 1B | G4-3 | 5 | 0 | 2 | 0 | 0 | 0 | 1 |
| 10 Miguel Tejada, R (1, 6)<br>OBP: 0.362, SLG: 0.534 | | K | K | K | PB 1B 1B | | | K | | 4 | 1 | 1 | 0 | 0 | 3 | 2 |
| Rafael Palmeiro, L (1, 3)<br>OBP: 0.362, SLG: 0.440 | | G3-1 | 1 SAFE | K | F9 | | | G1-3 | | 4 | 0 | 0 | 0 | 0 | 1 | 3 |
| B.J. Surhoff, L (1, 7)<br>OBP: 0.364, SLG: 0.411 | | G4-3 | | | G4-3 | E 1B BB | | IBB | | 2 | 0 | 0 | 0 | 2 | 0 | 0 |
| Geronimo Gil, R (1, 2)<br>OBP: 0.355, SLG: 0.357<br>Javy Lopez, R (8, PH)<br>OBP: 0.367, SLG: 0.490 (9, 2) | | | G1-3 | | G6-3 | E7 1B | | F8 | | 3<br>1 | 0<br>0 | 1<br>0 | 1<br>0 | 0<br>0 | 0<br>0 | 0<br>2 |
| 31 Jay Gibbons, L (1, 10)<br>OBP: 0.304, SLG: 0.381 | | | K | PB WP 1 1B | | K | | | 1 G1-6-3 2B | 4 | 2 | 2 | 0 | 0 | 2 | 2 |
| Larry Bigbie, L (1, 8)<br>OBP: 0.344, SLG: 0.430 | | | 1B | | 1 1B BB | | L6 | | K | 3 | 0 | 1 | 0 | 1 | 1 | 1 |
| Inning Stats | R: 0 E: 0 K: 0 S: 5 H: 0 LOB: 0 BB: 0 P: 8 | R: 0 E: 0 K: 1 S: 7 H: 0 LOB: 0 BB: 0 P: 12 | R: 0 E: 0 K: 1 S: 9 H: 1 LOB: 1 BB: 0 P: 15 | R: 0 E: 0 K: 2 S: 13 H: 1 LOB: 1 BB: 0 P: 19 | R: 1 E: 0 K: 0 S: 13 H: 2 LOB: 2 BB: 1 P: 23 | R: 1 E: 1 K: 1 S: 11 H: 2 LOB: 2 BB: 1 P: 18 | R: 0 E: 0 K: 0 S: 5 H: 0 LOB: 0 BB: 0 P: 5 | R: 0 E: 0 K: 1 S: 9 H: 1 LOB: 2 BB: 1 P: 18 | R: 1 E: 0 K: 1 S: 13 H: 2 LOB: 1 BB: 0 P: 20 | 1B: 8 2B: 1 3B: 0 HR: 0 | SF: 0 SAC: 0 DP: 0 HBP: 0 | | | | | | |

| PITCHER | | IP | WLS | BF | H | R | ER | SO | BB | IBB | HBP | BLK | WP | HR | S | P | ERA | WHIP |
|---|---|---|---|---|---|---|---|---|---|---|---|---|---|---|---|---|---|---|
| 49 Tim Wakefield, R<br>ERA: 4.87 | (1, 1) | 6.0 | W | 26 | 6 | 2 | 2 | 5 | 2 | 0 | 0 | 0 | 1 | 0 | 58 | 95 | 3.00 | 1.333 |
| Alan Embree, L<br>ERA: 4.18 | (7, 1) | 1.0 | H | 3 | 0 | 0 | 0 | 0 | 0 | 0 | 0 | 0 | 0 | 0 | 5 | 5 | 0.00 | 0.000 |
| 50 Mike Timlin, R<br>ERA: 4.04 | (8, 1) | 1.0 | H | 5 | 1 | 0 | 0 | 1 | 0 | 1 | 0 | 0 | 0 | 0 | 9 | 18 | 0.00 | 1.000 |
| Mike Myers, L<br>ERA: 4.5 | (9, 1) | 0.2 | | 4 | 2 | 1 | 1 | 1 | 0 | 0 | 0 | 0 | 0 | 0 | 9 | 13 | 13.50 | 3.000 |
| Curt Leskanic, R<br>ERA: 5.31 | (9, 1) | 0.1 | | 1 | 0 | 0 | 0 | 0 | 0 | 0 | 0 | 0 | 0 | 0 | 4 | 7 | 0.00 | 0.000 |

| PITCHER | IP | WLS | BF | H | R | ER | SO | BB | IBB | HBP | BLK | WP | HR | S | P | ERA | WHIP |
|---|---|---|---|---|---|---|---|---|---|---|---|---|---|---|---|---|---|

# BOTTOM

## Boston Red Sox @ Baltimore Orioles

Oriole Park at Camden Yards, Baltimore, MD

Fri Oct 01 2004, 7:35 PM EDT
Att. 39,086 - Sunny - 76 F

livebaseballscorecards.com

| | |
|---|---|
| AB | 36 |
| R | 3 |
| H | 9 |
| RBI | 3 |
| BB | 3 |
| SO | 7 |
| LOB | 15 |

| | | | |
|---|---|---|---|
| 1B: 8 | SF: 0 | WP: 1 | PA: 39 |
| 2B: 1 | SAC: 0 | PB: 2 | |
| 3B: 0 | DP: 0 | SB: 0 | |
| HR: 0 | HBP: 0 | CS: 0 | |

# Boston Red Sox @ Baltimore Orioles

Oriole Park at Camden Yards, Baltimore, MD

Sat Oct 02 2004, 1:25 PM EDT

Att. 48,540 - Unknown - 76 F

TOP

livebaseballscorecards.com

| Batter | 1 | 2 | 3 | 4 | 5 | 6 | 7 | 8 | 9 | AB | R | H | RBI | BB | SO | LOB |
|---|---|---|---|---|---|---|---|---|---|---|---|---|---|---|---|---|
| 18 Johnny Damon, L (1, 8)<br>OBP: 0.380, SLG: 0.475<br>Adam Hyzdu, R (6, PH)<br>OBP: 0.500, SLG: 1.143 (6, 7) | F9 | BB, 1-H 2-H 3-H, 1B | G4-3, 1-2 2-3 3-H | | | 2B | | G6-3 | | 3 | 0 | 1 | 3 | 0 | 0 | 2 |
| | | | | | | | | | | 2 | 0 | 1 | 0 | 0 | 0 | 1 |
| Dave Roberts, L (1, 7)<br>OBP: 0.341, SLG: 0.387 (6, 8) | K | K | G6-3 | | | L7 | | | F7 | 5 | 0 | 0 | 0 | 0 | 2 | 4 |
| Doug Mientkiewicz, L (1, 3)<br>OBP: 0.327, SLG: 0.346 | G1-3 | BB, 1-2 | G3-1 | | | K | | | FC3-6, 1B | 4 | 0 | 1 | 0 | 1 | 1 | 1 |
| Jason Varitek, S (1, 2)<br>OBP: 0.391, SLG: 0.484 | BB, 1B 2B S | L7 | P4 | | | | K | | FC3-6, 20 BB, 1-2f | 4 | 1 | 0 | 0 | 1 | 1 | 3 |
| Ellis Burks, R (1, 10)<br>OBP: 0.270, SLG: 0.273<br>20 Kevin Youkilis, R (4, PH)<br>OBP: 0.369, SLG: 0.418 | SAFE, 2B 1B, 1-3 | F8 | F7 | | | | K | | BB, 1-2 | 2 | 1 | 1 | 0 | 0 | 0 | 2 |
| | | | | | | | | | | 2 | 0 | 0 | 0 | 1 | 1 | 0 |
| Orlando Cabrera, R (1, 6)<br>OBP: 0.306, SLG: 0.379<br>Ricky Gutierrez, R (5, 4)<br>OBP: 0.278, SLG: 0.250 | 1B, 1B, 1-3, 3-H, 2B | F9 | F7 | | | G5-3 | | | K | 3 | 1 | 1 | 1 | 0 | 0 | 0 |
| | | | | | | | | | | 2 | 0 | 0 | 0 | 0 | 1 | 2 |
| Bill Mueller, S (1, 5)<br>OBP: 0.364, SLG: 0.445 | 1B, 1B, 18 WP, BB | E, 1B, 18 G4-3, BB | G6-3 | | | | | F7 | | 2 | 2 | 0 | 0 | 2 | 0 | 0 |
| Gabe Kapler, R (1, 9)<br>OBP: 0.313, SLG: 0.395 | 18 WP, 1B, 18 1B, 1-2 2-3 3-H, 1B | 18 G4-3, E, 1-2, 1B | G6-3 | | | | | G6-3 | | 4 | 1 | 2 | 1 | 0 | 0 | 0 |
| Pokey Reese, R (1, 4) (5, 6)<br>OBP: 0.270, SLG: 0.303 | 18 WP, 18 1B, 1-2 2-3 3-H, 1B | E6, 18 G4-3, 1-2 2-3 | | | | K | | BB | | 3 | 1 | 1 | 1 | 1 | 1 | 2 |
| Inning Stats | R: 0 E: 0 K: 1 S: 13 H: 0 LOB: 0 BB: 0 P: 19 | R: 6 E: 0 K: 1 S: 22 H: 5 LOB: 2 BB: 3 P: 44 | R: 1 E: 1 K: 0 S: 17 H: 1 LOB: 2 BB: 1 P: 29 | R: 0 E: 0 K: 0 S: 6 H: 0 LOB: 0 BB: 0 P: 9 | R: 0 E: 0 K: 0 S: 8 H: 0 LOB: 0 BB: 0 P: 12 | R: 0 E: 0 K: 2 S: 12 H: 1 LOB: 1 BB: 0 P: 18 | R: 0 E: 0 K: 2 S: 7 H: 0 LOB: 0 BB: 0 P: 8 | R: 0 E: 0 K: 0 S: 13 H: 0 LOB: 1 BB: 1 P: 24 | R: 0 E: 0 K: 1 S: 13 H: 1 LOB: 2 BB: 1 P: 24 | 1B: 6 2B: 2 3B: 0 HR: 0 | SF: 0 SAC: 0 DP: 0 HBP: 0 | | | | | | |

| | AB | 36 |
|---|---|---|
| | R | 7 |
| | H | 8 |
| | RBI | 6 |
| | BB | 6 |
| | SO | 7 |
| | LOB | 17 |

WP: 1 PB: 0 SB: 1 CS: 0 PA: 42

| PITCHER | | IP | WLS | BF | H | R | ER | SO | BB | IBB | HBP | BLK | WP | HR | S | P | ERA | WHIP |
|---|---|---|---|---|---|---|---|---|---|---|---|---|---|---|---|---|---|---|
| 40 Daniel Cabrera, R<br>ERA: 5.0 | (1, 1) | 1.1 | L | 12 | 5 | 6 | 6 | 2 | 3 | 0 | 0 | 0 | 1 | 0 | 30 | 56 | 40.50 | 6.000 |
| Eddy Rodriguez, R<br>ERA: 4.78 | (2, 1) | 0.2 | | 2 | 0 | 0 | 0 | 0 | 0 | 0 | 0 | 0 | 0 | 0 | 5 | 7 | 0.00 | 0.000 |
| 45 Erik Bedard, L<br>ERA: 4.59 | (3, 1) | 4.0 | | 16 | 2 | 1 | 0 | 2 | 1 | 0 | 0 | 0 | 0 | 0 | 43 | 68 | 0.00 | 0.750 |
| 47 Aaron Rakers, R<br>ERA: 4.15 | (7, 1) | 2.1 | | 9 | 1 | 0 | 0 | 2 | 1 | 0 | 0 | 0 | 0 | 0 | 26 | 40 | 0.00 | 0.857 |
| Todd Williams, R<br>ERA: 2.93 | (9, 1) | 0.2 | | 3 | 0 | 0 | 0 | 1 | 1 | 0 | 0 | 0 | 0 | 0 | 7 | 16 | 0.00 | 1.500 |

| PITCHER | IP | WLS | BF | H | R | ER | SO | BB | IBB | HBP | BLK | WP | HR | S | P | ERA | WHIP |
|---|---|---|---|---|---|---|---|---|---|---|---|---|---|---|---|---|---|

| Batter | 1 | 2 | 3 | 4 | 5 | 6 | 7 | 8 | 9 | AB | R | H | RBI | BB | SO | LOB |
|---|---|---|---|---|---|---|---|---|---|---|---|---|---|---|---|---|
| 1 Brian Roberts, S (1, 4)<br>OBP: 0.343, SLG: 0.375 | F<br>B<br>X<br>1-1 ① F9 | | B<br>C<br>C<br>F<br>F<br>F<br>B<br>X<br>2-2 ③ F7 | | | C<br>C<br>X<br>0-2 ① F7 | | B<br>S<br>C<br>B<br>F<br>F<br>B<br>X<br>3-2 10 HR 2B | C<br>C<br>F<br>C<br>0-3 ③ K | 5 | 1 | 1 | 0 | 0 | 1 | 2 |
| David Newhan, L (1, 9)<br>OBP: 0.364, SLG: 0.458 | B<br>F<br>X<br>1-1 ② G4-3 | | | B<br>F<br>B<br>F<br>B<br>X<br>3-2 ① G4-3 | | C<br>B<br>X<br>1-1 ② F9 | | S<br>F<br>F<br>B<br>B<br>X<br>2-2 ① P4 | | 4 | 0 | 0 | 0 | 0 | 0 | 1 |
| 6 Melvin Mora, R (1, 5)<br>OBP: 0.419, SLG: 0.565 | X<br>0-0 10 WP 2B | | | B<br>X<br>1-0 ② F8 | | C<br>C<br>B<br>B<br>X<br>2-2 ③ G3-1 | | C<br>C<br>B<br>F<br>F<br>D<br>S<br>2-3 ② K | | 4 | 0 | 1 | 0 | 0 | 1 | 1 |
| 10 Miguel Tejada, R (1, 6)<br>OBP: 0.363, SLG: 0.539 | C<br>B<br>B<br>F<br>B<br>F<br>X<br>3-2 ③ G6-3<br>2-3 | | | B<br>B<br>S<br>C<br>F<br>B<br>X<br>3-2 1B | | | B<br>C<br>X<br>1-1 ① F8 | F<br>X<br>0-1 2-H HR | | 4 | 1 | 2 | 2 | 0 | 0 | 1 |
| Rafael Palmeiro, L (1, 10)<br>OBP: 0.361, SLG: 0.440 | | B<br>X<br>1-0 ① P5 | | B<br>F<br>B<br>X<br>2-1 ③ P4 | | | B<br>C<br>B<br>X<br>2-1 HR 2B | X<br>0-0 ③ L6 | | 4 | 1 | 1 | 0 | 0 | 0 | 1 |
| Javy Lopez, R (1, 2)<br>OBP: 0.368, SLG: 0.497 | | B<br>C<br>B<br>B<br>S<br>X<br>3-2 ② P4 | | | B<br>C<br>X<br>1-1 HR | | X<br>0-0 ② G5-3 | | B<br>B<br>B<br>C<br>X<br>3-1 1B 2B | 4 | 1 | 2 | 1 | 0 | 0 | 1 |
| B.J. Surhoff, L (1, 7)<br>OBP: 0.366, SLG: 0.421<br>16 Tim Raines, S (9, PR)<br>OBP: 0.292, SLG: 0.319 | | B<br>C<br>B<br>X<br>2-1 ③ F8 | | | B<br>C<br>F<br>S<br>1-3 ① K | | X<br>0-0 2-H HR | | F<br>F<br>B<br>X<br>1-2 2-3 1B | 4<br>0 | 1<br>0 | 2<br>0 | 2<br>0 | 0<br>0 | 1<br>0 | 0<br>0 |
| 31 Jay Gibbons, L (1, 3)<br>OBP: 0.303, SLG: 0.379 | | | C<br>B<br>C<br>S<br>1-3 ① K | | B<br>B<br>X<br>2-0 ② G3 | | C<br>B<br>X<br>1-1 1B | | C<br>B<br>C<br>S<br>1-3 ① K | 4 | 0 | 1 | 0 | 0 | 2 | 2 |
| Larry Bigbie, L (1, 8)<br>OBP: 0.342, SLG: 0.427 | | | F<br>B<br>B<br>F<br>B<br>F<br>X<br>3-2 ② G4-3 | | B<br>B<br>C<br>S<br>F<br>F<br>B<br>F<br>X<br>3-2 ③ G4-3 | | X<br>0-0 ③ P6 | | F<br>1 SAFE<br>S<br>B<br>F<br>S<br>1-3 ② K | 4 | 0 | 0 | 0 | 0 | 1 | 3 |
| Inning Stats | R: 0 H: 1<br>E: 0 LOB: 1<br>K: 0 BB: 0<br>S: 9 P: 14 | R: 0 H: 0<br>E: 0 LOB: 0<br>K: 0 BB: 0<br>S: 6 P: 12 | R: 0 H: 0<br>E: 0 LOB: 0<br>K: 1 BB: 0<br>S: 13 P: 19 | R: 0 H: 1<br>E: 0 LOB: 1<br>K: 0 BB: 0<br>S: 10 P: 19 | R: 1 H: 1<br>E: 0 LOB: 0<br>K: 1 BB: 0<br>S: 12 P: 19 | R: 0 H: 0<br>E: 0 LOB: 0<br>K: 0 BB: 0<br>S: 8 P: 11 | R: 2 H: 3<br>E: 0 LOB: 1<br>K: 0 BB: 0<br>S: 9 P: 13 | R: 2 H: 2<br>E: 0 LOB: 0<br>K: 1 BB: 0<br>S: 18 P: 25 | R: 0 H: 2<br>E: 0 LOB: 2<br>K: 3 BB: 0<br>S: 16 P: 22 | 1B: 3 SF: 0<br>2B: 4 SAC: 0<br>3B: 0 DP: 0<br>HR: 3 HBP: 0 | | | | | | WP: 1 PA: 37<br>PB: 0<br>SB: 0<br>CS: 0 | |

| PITCHER | | IP | WLS | BF | H | R | ER | SO | BB | IBB | HBP | BLK | WP | HR | S | P | ERA | WHIP |
|---|---|---|---|---|---|---|---|---|---|---|---|---|---|---|---|---|---|---|
| Bronson Arroyo, R<br>ERA: 4.03 | (1, 1) | 3.0 | | 10 | 1 | 0 | 0 | 1 | 0 | 0 | 0 | 0 | 1 | 0 | 28 | 45 | 0.00 | 0.333 |
| Terry Adams, R<br>ERA: 4.9 | (4, 1) | 2.0 | W | 8 | 2 | 1 | 1 | 1 | 0 | 0 | 0 | 0 | 0 | 1 | 22 | 38 | 4.50 | 1.000 |
| Ramiro Mendoza, R<br>ERA: 3.52 | (6, 1) | 1.2 | | 7 | 2 | 2 | 2 | 0 | 0 | 0 | 0 | 0 | 0 | 1 | 14 | 20 | 10.80 | 1.200 |
| Mike Myers, L<br>ERA: 4.64 | (7, 1) | 0.2 | | 4 | 2 | 1 | 1 | 0 | 0 | 0 | 0 | 0 | 0 | 0 | 13 | 19 | 13.50 | 3.000 |
| 50 Mike Timlin, R<br>ERA: 4.13 | (8, 1) | 0.2 | | 3 | 1 | 1 | 1 | 1 | 0 | 0 | 0 | 0 | 0 | 1 | 8 | 10 | 13.50 | 1.500 |

| PITCHER | | IP | WLS | BF | H | R | ER | SO | BB | IBB | HBP | BLK | WP | HR | S | P | ERA | WHIP |
|---|---|---|---|---|---|---|---|---|---|---|---|---|---|---|---|---|---|---|
| Keith Foulke, R<br>ERA: 2.17 | (9, 1) | 1.0 | S | 5 | 2 | 0 | 0 | 3 | 0 | 0 | 0 | 0 | 0 | 0 | 16 | 22 | 0.00 | 2.000 |

# BOTTOM

## Boston Red Sox @ Baltimore Orioles

Oriole Park at Camden Yards, Baltimore, MD

Sat Oct 02 2004, 1:25 PM EDT

Att. 48,540 - Unknown - 76 F

livebaseballscorecards.com

| | |
|---|---|
| AB | 37 |
| R | 5 |
| H | 10 |
| RBI | 5 |
| BB | 0 |
| SO | 6 |
| LOB | 12 |

| Batter | 1 | 2 | 3 | 4 | 5 | 6 | 7 | 8 | 9 | AB | R | H | RBI | BB | SO | LOB |
|---|---|---|---|---|---|---|---|---|---|---|---|---|---|---|---|---|
| Dave Roberts, L (1, 8)<br>OBP: 0.339, SLG: 0.382 | C B S X 1-2 ① F8 | | C B X 1-1 ③ F8 1-2 | | B B C X 2-1 ③ G4-3 | | B B C B C B 4-2 S 1B BB | C C C 0-3 ② K | | 4 | 1 | 0 | 0 | 1 | 1 | 3 |
| Mark Bellhorn, S (1, 4)<br>OBP: 0.374, SLG: 0.444 | C B B F F S 2-3 ② K | | | B F C B X 2-2 ① G3-1 | | B S F F F B X 2-2 34 1B HR 1B | C B B X 2-1 HBP 1-H 3B 1B | D B X 2-0 1-3 1B | | 5 | 2 | 3 | 1 | 0 | 1 | 0 |
| Kevin Millar, R (1, 10)<br>OBP: 0.381, SLG: 0.472<br>Adam Hyzdu, R (7, PR)<br>OBP: 0.444, SLG: 1.000 | F F X 0-2 ③ G6-3 | | | C S X 0-2 34 2B G6-3 1B | | B C F B B B X 3-2 ① F8 | H 1-0 1-2 3B HBP X | 0-0 ③ F7 | | 3 | 1 | 1 | 0 | 0 | 0 | 1 |
| | | | | | | | | | | 1 | 1 | 0 | 0 | 0 | 0 | 2 |
| 34 David Ortiz, L (1, 3)<br>OBP: 0.379, SLG: 0.604<br>Doug Mientkiewicz, L (6, 3)<br>OBP: 0.327, SLG: 0.352 | | B B B B 4-0 G6-4-3 BB | | X 0-0 G6-3 1-3 2B | | C X 0-1 F B X HR 1-2 1B | 1-1 1-H 2-H 3B | | B B C B X 3-1 ① G3 | 2 | 1 | 2 | 0 | 1 | 0 | 0 |
| | | | | | | | | | | 2 | 0 | 1 | 2 | 0 | 0 | 0 |
| Trot Nixon, L (1, 9)<br>OBP: 0.372, SLG: 0.507 | | B B X 2-0 ① ② G6-4-3 1-2f | | S D X 1-1 ② G6-3 2-3 3-H | | C X 0-1 ② F7 X | 0-0 ② G4-3 | | F B B B B S F X 3-2 ② G6-3 | 5 | 0 | 0 | 1 | 0 | 0 | 6 |
| Orlando Cabrera, R (1, 6)<br>OBP: 0.306, SLG: 0.384<br>Ricky Gutierrez, R (6, 6)<br>OBP: 0.282, SLG: 0.248 | | C X 0-1 ③ G5-3 | | C S X 0-2 ③ L8 | | F F D F X 1-2 C S B B B F B B 1-H 2-H HR | 4-2 BB | | B B X 2-0 ③ G6-3 | 3 | 1 | 1 | 3 | 0 | 0 | 1 |
| | | | | | | | | | | 1 | 0 | 0 | 0 | 1 | 0 | 0 |
| Doug Mirabelli, R (1, 2)<br>OBP: 0.372, SLG: 0.532<br>Sandy Martinez, L (6, 2) | | | C B S B X 2-2 ① G5-3 | | C B X 1-1 ① G5-3 | X 0-0 S F B B S 1B | 2-3 ③ K | | | 3 | 0 | 1 | 0 | 0 | 0 | 0 |
| | | | | | | | | | | 1 | 0 | 0 | 0 | 0 | 1 | 2 |
| 20 Kevin Youkilis, R (1, 5)<br>OBP: 0.371, SLG: 0.420 | | C X 0-1 ② G5-3 | | | B C C X 1-2 G1-3 1B | B C B B S X 3-2 ③ G6-3 | | X 0-0 1B 1B | | 4 | 0 | 2 | 0 | 0 | 0 | 1 |
| Gabe Kapler, R (1, 7)<br>OBP: 0.312, SLG: 0.391 | | C C B F B B B 4-2 WP BB | | | C X 0-1 ② G1-3 1-2 | | C F C 0-3 ① X K | 0-0 ① F8 | | 3 | 0 | 0 | 0 | 1 | 1 | 2 |
| Inning Stats | R: 0 E: 0 K: 1 S: 10 H: 0 LOB: 0 BB: 0 P: 13 | R: 0 E: 0 K: 0 S: 3 H: 0 LOB: 0 BB: 1 P: 9 | R: 0 E: 0 K: 0 S: 10 H: 0 LOB: 1 BB: 1 P: 17 | R: 1 E: 0 K: 0 S: 12 H: 2 LOB: 1 BB: 0 P: 15 | R: 0 E: 0 K: 0 S: 9 H: 1 LOB: 1 BB: 0 P: 13 | R: 3 E: 0 K: 0 S: 20 H: 4 LOB: 1 BB: 0 P: 29 | R: 3 E: 0 K: 2 S: 16 H: 2 LOB: 2 BB: 2 P: 30 | R: 0 E: 0 K: 1 S: 7 H: 2 LOB: 2 BB: 0 P: 9 | R: 0 E: 0 K: 0 S: 7 H: 0 LOB: 0 BB: 0 P: 15 | 1B: 8 2B: 1 3B: 1 HR: 1 SF: 0 SAC: 0 DP: 1 HBP: 1 | | | | | | |

| PITCHER | | IP | WLS | BF | H | R | ER | SO | BB | IBB | HBP | BLK | WP | HR | S | P | ERA | WHIP |
|---|---|---|---|---|---|---|---|---|---|---|---|---|---|---|---|---|---|---|
| Sidney Ponson, R<br>ERA: 5.3 | (1, 1) | 6.0 | | 26 | 7 | 4 | 4 | 1 | 2 | 0 | 0 | 0 | 1 | 1 | 64 | 96 | 6.00 | 1.500 |
| Jason Grimsley, R<br>ERA: 3.86 | (7, 1) | 0.1 | L | 4 | 1 | 3 | 3 | 1 | 1 | 0 | 1 | 0 | 0 | 0 | 7 | 14 | 81.00 | 6.000 |
| Buddy Groom, L<br>ERA: 4.78 | (7, 1) | 0.2 | | 4 | 1 | 0 | 0 | 1 | 1 | 0 | 0 | 0 | 0 | 0 | 9 | 16 | 0.00 | 3.000 |
| Jorge Julio, R<br>ERA: 4.57 | (8, 1) | 2.0 | | 8 | 2 | 0 | 0 | 1 | 0 | 0 | 0 | 0 | 0 | 0 | 14 | 24 | 0.00 | 1.000 |

| PITCHER | IP | WLS | BF | H | R | ER | SO | BB | IBB | HBP | BLK | WP | HR | S | P | ERA | WHIP |
|---|---|---|---|---|---|---|---|---|---|---|---|---|---|---|---|---|---|

# TOP

# Boston Red Sox @ Baltimore Orioles

## Oriole Park at Camden Yards, Baltimore, MD

Sat Oct 02 2004, 7:05 PM EDT
Att. 47,320 - Unknown - 76 F

livebaseballscorecards.com

| | |
|---|---|
| AB | 37 |
| R | 7 |
| H | 11 |
| RBI | 7 |
| BB | 4 |
| SO | 4 |
| LOB | 18 |

| | | | | | |
|---|---|---|---|---|---|
| 1B: 8 | SF: 0 | WP: 1 | PA: 42 | | |
| 2B: 1 | SAC: 0 | PB: 0 | | | |
| 3B: 1 | DP: 1 | SB: 1 | | | |
| HR: 1 | HBP: 1 | CS: 0 | | | |

# Boston Red Sox @ Baltimore Orioles

Oriole Park at Camden Yards, Baltimore, MD

Sat Oct 02 2004, 7:05 PM EDT

Att. 47,320 - Unknown - 76 F

livebaseballscorecards.com

## BOTTOM

| Batter | 1 | 2 | 3 | 4 | 5 | 6 | 7 | 8 | 9 | AB | R | H | RBI | BB | SO | LOB |
|---|---|---|---|---|---|---|---|---|---|---|---|---|---|---|---|---|
| 1 Brian Roberts, S (1, 4) OBP: 0.343, SLG: 0.375 | 1-1 10 S 10 1B 1B | 1 SAFE 1-1 F8 1-2 | | C X 0-1 F9 | | C X 0-1 P6 | | | B L X 1-1 SH5-3 1-2 2-3 | 4 | 1 | 1 | 0 | 0 | 0 | 1 |
| David Newhan, L (1, 9) OBP: 0.362, SLG: 0.454 | 0-0 L9 | X 0-0 G3-1 2-3 | | | C B B F F X 2-2 S 10 S FC3-6 1B | | B C X 1-1 G5-3 | | F F F F S 0-3 K | 5 | 1 | 1 | 0 | 0 | 1 | 4 |
| 10 Miguel Tejada, R (1, 6) OBP: 0.361, SLG: 0.536 | 2-1 1B 1-H HR 1B | B C B D F X 3-2 G4-3 | | | B 1 SAFE C F S 1-3 K 1-2 | | C F B X 1-2 G4-3 | | B S X 1-1 G4-3 | 5 | 1 | 1 | 1 | 0 | 1 | 4 |
| Rafael Palmeiro, L (1, 3) OBP: 0.362, SLG: 0.440 | 1-0 1-3 HR 1B | C C B B F F B F X 3-2 G4-3 | | | B S B F F B F B B 4-2 FC3-6 2-3 BB | | B F B C F F B F T 3-2 K | | | 3 | 1 | 1 | 0 | 1 | 1 | 0 |
| Javy Lopez, R (1, 10) OBP: 0.369, SLG: 0.502 | 0-1 1-H 3-H HR | C F F B B T 1-2 K | | | B S B B B 4-1 FC3-6 1-2 BB | | | C S X 0-2 G5-3 | | 3 | 1 | 1 | 3 | 1 | 1 | 0 |
| Larry Bigbie, L (1, 7) OBP: 0.341, SLG: 0.427 | 1-1 G6-3 | X 0-0 2B | | | C X 0-1 FC3-6 S 1-2f 2-3 3-H | | | B F F B F S 2-3 K | | 4 | 0 | 1 | 1 | 0 | 1 | 2 |
| Luis Lopez, S (1, 5) OBP: 0.213, SLG: 0.276 | C C F B X 1-2 1B | | B B F F F C 2-3 K | | B B B C B S X 3-2 F7 1-2 | | | B X 1-0 G3-1 | | 4 | 0 | 1 | 0 | 0 | 1 | 3 |
| Geronimo Gil, R (1, 2) OBP: 0.343, SLG: 0.344 | C F B S 1-3 K | | | B C X 1-1 F8 | | B X 1-0 P5 | | | C B F F B F F X 2-2 1 SH5-3 6 BB 1B | 4 | 0 | 1 | 0 | 0 | 1 | 1 |
| 16 Tim Raines, S (1, 8) OBP: 0.293, SLG: 0.319<br>6 Melvin Mora, R (9, PH) OBP: 0.420, SLG: 0.565 | | B F C X 1-2 G3-1 1 F8 1B | | C C B F S 1-3 K | | X 0-0 F7 | | | B C D B B 4-1 1 SH5-3 1-2 BB | 3<br>0 | 0<br>0 | 1<br>0 | 0<br>0 | 0<br>1 | 1<br>0 | 0<br>0 |
| Inning Stats | R: 4 E: 0 K: 1 S: 17 H: 5 LOB: 1 BB: 0 P: 24 | R: 0 E: 0 K: 0 S: 9 H: 1 LOB: 1 BB: 0 P: 14 | R: 0 E: 0 K: 2 S: 15 H: 1 LOB: 1 BB: 0 P: 21 | R: 0 E: 0 K: 1 S: 8 H: 0 LOB: 0 BB: 0 P: 10 | R: 1 E: 0 K: 1 S: 17 H: 1 LOB: 2 BB: 2 P: 31 | R: 0 E: 0 K: 0 S: 4 H: 0 LOB: 0 BB: 0 P: 5 | R: 0 E: 0 K: 1 S: 11 H: 0 LOB: 0 BB: 0 P: 16 | R: 0 E: 0 K: 1 S: 8 H: 0 LOB: 0 BB: 0 P: 11 | R: 0 E: 0 K: 1 S: 16 H: 1 LOB: 2 BB: 1 P: 24 | 1B: 7 2B: 1 3B: 0 HR: 1 | SF: 0 SAC: 1 DP: 0 HBP: 0 | | | | | | |

| | AB | 35 |
|---|---|---|
| | R | 5 |
| | H | 9 |
| | RBI | 5 |
| | BB | 3 |
| | SO | 8 |
| | LOB | 15 |

| PITCHER | | IP | WLS | BF | H | R | ER | SO | BB | IBB | HBP | BLK | WP | HR | S | P | ERA | WHIP |
|---|---|---|---|---|---|---|---|---|---|---|---|---|---|---|---|---|---|---|
| Pedro Astacio, R<br>ERA: 10.38 | (1, 1) | 4.0 | | 19 | 7 | 4 | 4 | 4 | 0 | 0 | 0 | 0 | 0 | 1 | 49 | 69 | 9.00 | 1.750 |
| Scott Williamson, R<br>ERA: 1.3 | (5, 1) | 1.0 | | 6 | 1 | 1 | 1 | 1 | 2 | 0 | 0 | 0 | 0 | 0 | 17 | 31 | 9.00 | 3.000 |
| Byung-Hyun Kim, R<br>ERA: 6.61 | (6, 1) | 2.1 | W | 7 | 0 | 0 | 0 | 1 | 0 | 0 | 0 | 0 | 0 | 0 | 18 | 24 | 0.00 | 0.000 |
| Alan Embree, L<br>ERA: 4.13 | (8, 1) | 0.2 | H | 3 | 1 | 0 | 0 | 1 | 0 | 0 | 0 | 0 | 0 | 0 | 11 | 16 | 0.00 | 1.500 |
| Curt Leskanic, R<br>ERA: 5.19 | (9, 1) | 1.0 | S | 4 | 0 | 0 | 0 | 1 | 1 | 0 | 0 | 0 | 0 | 0 | 10 | 16 | 0.00 | 1.000 |

| PITCHER | IP | WLS | BF | H | R | ER | SO | BB | IBB | HBP | BLK | WP | HR | S | P | ERA | WHIP |
|---|---|---|---|---|---|---|---|---|---|---|---|---|---|---|---|---|---|

WP: 0 PB: 0 SB: 4 CS: 0 PA: 39

# Boston Red Sox @ Baltimore Orioles

Oriole Park at Camden Yards, Baltimore, MD

Sun Oct 03 2004, 1:35 PM EDT

Att. 42,104 - Sunny - 73 F

TOP

livebaseballscorecards.com

| Batter | 1 | 2 | 3 | 4 | 5 | 6 | 7 | 8 | 9 | AB | R | H | RBI | BB | SO | LOB |
|---|---|---|---|---|---|---|---|---|---|---|---|---|---|---|---|---|
| Jason Varitek, S (1, 2)<br>OBP: 0.390, SLG: 0.482<br>Sandy Martinez, L (3, 2) | G1-3 | | K | | G3-1 | | G5-3 | | | 2 | 0 | 0 | 0 | 0 | 1 | 1 |
| | | | | | | | | | | 2 | 0 | 0 | 0 | 0 | 0 | 0 |
| Orlando Cabrera, R (1, 6)<br>OBP: 0.306, SLG: 0.383<br>Pokey Reese, R (1, 6)<br>OBP: 0.271, SLG: 0.303 | G1-3 | | P3 | | L7 | | | 1B | | 1 | 0 | 0 | 0 | 0 | 0 | 0 |
| | | | | | | | | | | 3 | 0 | 1 | 0 | 0 | 0 | 1 |
| Manny Ramirez, R (1, 7)<br>OBP: 0.397, SLG: 0.613<br>Adam Hyzdu, R (4, 7)<br>OBP: 0.364, SLG: 0.800 | G5-3 | | | L9 | G6-3 | | | K | | 2 | 0 | 0 | 0 | 0 | 0 | 0 |
| | | | | | | | | | | 2 | 0 | 0 | 0 | 0 | 1 | 1 |
| 34 David Ortiz, L (1, 10)<br>OBP: 0.380, SLG: 0.603<br>Doug Mirabelli, R (4, PR)<br>OBP: 0.368, SLG: 0.525 | | F8 | | 1B<br>1B<br>BB | | F7 | | F9 | | 1 | 0 | 0 | 0 | 1 | 0 | 0 |
| | | | | | | | | | | 2 | 1 | 0 | 0 | 0 | 0 | 1 |
| Kevin Millar, R (1, 3)<br>OBP: 0.383, SLG: 0.474<br>Doug Mientkiewicz, L (4, 3)<br>OBP: 0.326, SLG: 0.350 | | E 1B | | 1B 18 2B<br>1-2 1B | | L4 | | G6-3 | | 2 | 1 | 2 | 0 | 0 | 0 | 0 |
| | | | | | | | | | | 2 | 0 | 0 | 0 | 0 | 0 | 1 |
| Trot Nixon, L (1, 9)<br>OBP: 0.377, SLG: 0.510<br>Gabe Kapler, R (6, PR)<br>OBP: 0.311, SLG: 0.390<br>(6, 9) | | E3 18 G1-6-3<br>1-3 | | 18 2B<br>1-3 2-H 1B | | 1B | | | F8 | 3 | 0 | 2 | 1 | 0 | 0 | 1 |
| | | | | | | | | | | 1 | 0 | 0 | 0 | 0 | 0 | 0 |
| 18 Johnny Damon, L (1, 8)<br>OBP: 0.380, SLG: 0.477<br>Dave Roberts, L (4, PR)<br>OBP: 0.337, SLG: 0.379<br>(4, 8) | | G1-6-3<br>1-2f | | 1-0<br>1-3 3-H 2B | | F8 | | | K | 2 | 0 | 1 | 1 | 0 | 0 | 2 |
| | | | | | | | | | F9 | 2 | 0 | 0 | 0 | 0 | 1 | 1 |
| Bill Mueller, S (1, 5)<br>OBP: 0.365, SLG: 0.446<br>20 Kevin Youkilis, R (3, PR)<br>OBP: 0.367, SLG: 0.413<br>(3, 5) | | | FC3-6<br>1B | P4 | | | P6 | | | 1 | 0 | 1 | 0 | 0 | 0 | 0 |
| | | | | | | | | | | 3 | 0 | 0 | 0 | 0 | 0 | 3 |
| Mark Bellhorn, S (1, 4)<br>OBP: 0.373, SLG: 0.444<br>Ricky Gutierrez, R (3, PR)<br>OBP: 0.277, SLG: 0.243<br>(3, 4) | | | FC3-6<br>1-2f | G5-3 | | | K | | | 1 | 0 | 0 | 0 | 0 | 0 | 1 |
| | | | | | | | | | | 2 | 0 | 0 | 0 | 0 | 1 | 3 |

| | AB | 34 |
|---|---|---|
| | R | 2 |
| | H | 7 |
| | RBI | 2 |
| | BB | 1 |
| | SO | 4 |
| | LOB | 16 |

| Inning Stats | 1 | 2 | 3 | 4 | 5 | 6 | 7 | 8 | 9 | 1B: 6 | SF: 0 | WP: 0 | PA: 35 |
|---|---|---|---|---|---|---|---|---|---|---|---|---|---|
| | R: 0 | R: 0 | R: 0 | R: 2 | R: 0 | R: 0 | R: 0 | R: 0 | R: 0 | 2B: 1 | SAC: 0 | PB: 0 | |
| | E: 0 | E: 1 | E: 0 | E: 0 | E: 0 | E: 0 | E: 0 | E: 0 | E: 0 | 3B: 0 | DP: 1 | SB: 0 | |
| | K: 0 | K: 0 | K: 1 | K: 0 | K: 0 | K: 0 | K: 1 | K: 1 | K: 1 | HR: 0 | HBP: 0 | CS: 0 | |
| | S: 7 | S: 9 | S: 10 | S: 13 | S: 7 | S: 8 | S: 6 | S: 11 | S: 11 | | | | |
| | H: 0 | H: 1 | H: 1 | H: 3 | H: 0 | H: 1 | H: 0 | H: 1 | H: 0 | | | | |
| | LOB: 0 | LOB: 1 | LOB: 1 | LOB: 3 | LOB: 0 | LOB: 1 | LOB: 0 | LOB: 1 | LOB: 0 | | | | |
| | BB: 0 | BB: 0 | BB: 0 | BB: 1 | BB: 0 | BB: 0 | BB: 0 | BB: 0 | BB: 0 | | | | |
| | P: 8 | P: 14 | P: 17 | P: 25 | P: 9 | P: 14 | P: 9 | P: 16 | P: 14 | | | | |

| PITCHER | | IP | WLS | BF | H | R | ER | SO | BB | IBB | HBP | BLK | WP | HR | S | P | ERA | WHIP |
|---|---|---|---|---|---|---|---|---|---|---|---|---|---|---|---|---|---|---|
| Rick Bauer, R<br>ERA: 4.7 | (1, 1) | 4.0 | | 18 | 5 | 2 | 2 | 1 | 1 | 0 | 0 | 0 | 0 | 0 | 39 | 64 | 4.50 | 1.500 |
| Bruce Chen, L<br>ERA: 3.02 | (5, 1) | 3.0 | W | 10 | 1 | 0 | 0 | 1 | 0 | 0 | 0 | 0 | 0 | 0 | 21 | 32 | 0.00 | 0.333 |
| Todd Williams, R<br>ERA: 2.87 | (8, 1) | 0.2 | H | 3 | 1 | 0 | 0 | 1 | 0 | 0 | 0 | 0 | 0 | 0 | 10 | 15 | 0.00 | 1.500 |
| B.J. Ryan, L<br>ERA: 2.28 | (8, 1) | 1.1 | S | 4 | 0 | 0 | 0 | 1 | 0 | 0 | 0 | 0 | 0 | 0 | 12 | 15 | 0.00 | 0.000 |

| PITCHER | IP | WLS | BF | H | R | ER | SO | BB | IBB | HBP | BLK | WP | HR | S | P | ERA | WHIP |
|---|---|---|---|---|---|---|---|---|---|---|---|---|---|---|---|---|---|

| Batter | 1 | 2 | 3 | 4 | 5 | 6 | 7 | 8 | 9 | AB | R | H | RBI | BB | SO | LOB |
|---|---|---|---|---|---|---|---|---|---|---|---|---|---|---|---|---|
| 1 Brian Roberts, S (1, 4)<br>OBP: 0.344, SLG: 0.376 | B B B C F F B<br>4-2 G5-3 S BB | B C B F B F X<br>3-2 L9 ③ | | | 1 SAFE B B X<br>2-0 G6-3 ① 1-2 | | X<br>0-0 2B | | | 3 | 0 | 1 | 0 | 1 | 0 | 3 |
| David Newhan, L (1, 9)<br>OBP: 0.361, SLG: 0.453 | C 1 SAFE B B F B X<br>3-2 G5-3 ① 1-3 | | C F B F B F X<br>3-2 6 E 6 G5-3 10 SF8 1B | | S B B S F X<br>2-2 SF7 ② 2-H | | B S C B D C<br>3-3 K ③ | | | 3 | 1 | 1 | 1 | 0 | 1 | 2 |
| 6 Melvin Mora, R (1, 5)<br>OBP: 0.419, SLG: 0.562 | B X<br>1-0 P4 ② | | B B C C B X<br>3-2 G5-3 ① 1-3 | | C H<br>1-1 HBP | | | B X<br>1-0 G5-3 ① | | 3 | 0 | 0 | 0 | 0 | 0 | 2 |
| 10 Miguel Tejada, R (1, 6)<br>OBP: 0.360, SLG: 0.534<br>Luis Lopez, S (6, 6)<br>OBP: 0.211, SLG: 0.273 | B S S F F D F B S<br>3-3 K ③ | | B S X<br>1-1 SF8 ② 3-H | | B F X<br>1-1 P4 ③ | | | X<br>0-0 F9 ② | | 2<br>1 | 0<br>0 | 0<br>0 | 1<br>0 | 0<br>0 | 1<br>0 | 2<br>0 |
| Rafael Palmeiro, L (1, 10)<br>OBP: 0.359, SLG: 0.436 | | C B X<br>1-1 F7 ① | C B B F X<br>2-2 G4-3 ③ | | | C B F F F B C<br>2-3 K ① | | C X<br>0-1 G3-1 ③ | | 4 | 0 | 0 | 0 | 0 | 1 | 0 |
| Javy Lopez, R (1, 2)<br>OBP: 0.370, SLG: 0.503 | | C B B X<br>2-1 1B 31 1B 1B | | X<br>0-0 G4-6-3 1B | | C F B X<br>1-2 F7 ② | | | | 3 | 1 | 2 | 0 | 0 | 0 | 0 |
| B.J. Surhoff, L (1, 7)<br>OBP: 0.365, SLG: 0.420<br>16 Tim Raines, S (8, 8)<br>OBP: 0.293, SLG: 0.319 | | C S B X<br>1-2 31 1B 1-2 1B | | C D X<br>1-1 G4-6-3 ① ② 1-2f | | X<br>0-0 F8 ③ | | | | 3<br>0 | 0<br>0 | 1<br>0 | 0<br>0 | 0<br>0 | 0<br>0 | 1<br>0 |
| 31 Jay Gibbons, L (1, 3)<br>OBP: 0.303, SLG: 0.379 | | X<br>0-0 1-2 2-H 1B | | B B B X<br>3-0 G3-1 ③ | | | C B C B F B X<br>3-2 F9 ① | | | 3 | 0 | 1 | 1 | 0 | 0 | 0 |
| Larry Bigbie, L (1, 8)<br>OBP: 0.341, SLG: 0.427 (8, 7) | | F B S B S<br>2-3 K ② | | | B X<br>1-0 PB 1 G6-3 SF7 1B | | B C F B C<br>2-3 K ② | | | 3 | 1 | 1 | 0 | 0 | 2 | 2 |
| Inning Stats | R: 0 E: 0 K: 1 S: 13 H: 0 LOB: 1 BB: 1 P: 24 | R: 1 E: 0 K: 1 S: 15 H: 3 LOB: 2 BB: 0 P: 24 | R: 1 E: 1 K: 0 S: 13 H: 1 LOB: 0 BB: 0 P: 22 | R: 0 E: 0 K: 0 S: 4 H: 1 LOB: 0 BB: 0 P: 8 | R: 1 E: 0 K: 0 S: 9 H: 1 LOB: 1 BB: 0 P: 16 | R: 0 E: 0 K: 1 S: 9 H: 0 LOB: 0 BB: 0 P: 12 | R: 0 E: 0 K: 2 S: 11 H: 1 LOB: 1 BB: 0 P: 19 | R: 0 E: 0 K: 0 S: 4 H: 0 LOB: 0 BB: 0 P: 5 | | 1B: 6 2B: 1 3B: 0 HR: 0 | SF: 2 SAC: 0 DP: 1 HBP: 1 | | | | | |

# BOTTOM

## Boston Red Sox @ Baltimore Orioles

Oriole Park at Camden Yards, Baltimore, MD

Sun Oct 03 2004, 1:35 PM EDT

Att. 42,104 - Sunny - 73 F

livebaseballscorecards.com

| | |
|---|---|
| AB | 28 |
| R | 3 |
| H | 7 |
| RBI | 3 |
| BB | 1 |
| SO | 5 |
| LOB | 12 |

| PITCHER | | IP | WLS | BF | H | R | ER | SO | BB | IBB | HBP | BLK | WP | HR | S | P | ERA | WHIP |
|---|---|---|---|---|---|---|---|---|---|---|---|---|---|---|---|---|---|---|
| Derek Lowe, R<br>ERA: 5.42 | (1, 1) | 2.0 | | 10 | 3 | 1 | 1 | 2 | 1 | 0 | 0 | 0 | 0 | 0 | 28 | 48 | 4.50 | 2.000 |
| Terry Adams, R<br>ERA: 4.76 | (3, 1) | 2.0 | | 7 | 2 | 1 | 0 | 0 | 0 | 0 | 0 | 0 | 0 | 0 | 17 | 30 | 0.00 | 1.000 |
| Scott Williamson, R<br>ERA: 1.26 | (5, 1) | 1.0 | L | 5 | 1 | 1 | 0 | 0 | 0 | 0 | 1 | 0 | 0 | 0 | 9 | 16 | 0.00 | 1.000 |
| Dave McCarty, L<br>ERA: 2.45 | (6, 1) | 2.0 | | 7 | 1 | 0 | 0 | 3 | 0 | 0 | 0 | 0 | 0 | 0 | 20 | 31 | 0.00 | 0.500 |
| Byung-Hyun Kim, R<br>ERA: 6.23 | (8, 1) | 1.0 | | 3 | 0 | 0 | 0 | 0 | 0 | 0 | 0 | 0 | 0 | 0 | 4 | 5 | 0.00 | 0.000 |

| PITCHER | IP | WLS | BF | H | R | ER | SO | BB | IBB | HBP | BLK | WP | HR | S | P | ERA | WHIP |
|---|---|---|---|---|---|---|---|---|---|---|---|---|---|---|---|---|---|