



# Baltimore Orioles - 2004

Batter	1	2	3	4	5	6	7	8	9	AB	R	H	RBI	BB	SO	LOB	TOP					
18 Johnny Damon, L (1, 8)	G6-3		B1-3		G4-3	G6-3		FC6-4		5	0	0	1	0	0	5	<b>Boston Red Sox @ Baltimore Orioles</b> Oriole Park at Camden Yards, Baltimore, MD Sun Apr 04 2004, 8:05 PM EDT Att: 47,683 - Cloudy - 43 F					
Bill Mueller, S (1, 5) OBP: 0.600, SLG: 0.600	G6-3		1B		34 HBP	1B		G6-3		5	0	3	0	0	0	2						
Manny Ramirez, R (1, 7) OBP: 0.400, SLG: 0.400	1B		1B		L8		G4-6-3		K	5	0	2	1	0	1	2						
34 David Ortiz, L (1, 10) Ellis Burks, R (9, PH)	K		P5		HBP		BB		G3-1	2	0	0	0	1	1	3						
Kevin Millar, R (1, 3) OBP: 0.200, SLG: 0.200		G6-3			F8		F8		1B	5	0	1	0	0	1	3						
Gabe Kapler, R (1, 9) OBP: 0.600, SLG: 0.600	E5				2B		G4-6-3		P3	5	0	3	0	0	0	0						
Jason Varitek, S (1, 2)	K				P6		G4-6-3		K	4	1	0	0	1	2	5						
Mark Bellhorn, S (1, 4) OBP: 0.750, SLG: 1.000			F8				BB		18 FC6-4	3	0	2	0	1	0	0						
Pokey Reese, R (1, 6) Brian Daubach, L (8, PH) Cesar Crespo, S (8, 6)			1B		B1-3		BB		18 FC6-4	1	1	0	0	2	0	2						
			BB				BB		BB	0	0	0	0	1	0	0						
									BB	0	0	0	0	0	0	0						
<b>Inning Stats</b>	R: 0 E: 0 K: 1 S: 14	H: 1 LOB: 1 BB: 0 P: 20	R: 0 E: 1 K: 1 S: 10	H: 0 LOB: 1 BB: 0 P: 14	R: 1 E: 0 K: 0 S: 15	H: 2 LOB: 2 BB: 1 P: 28	R: 0 E: 0 K: 0 S: 11	H: 2 LOB: 2 BB: 0 P: 15	R: 0 E: 0 K: 1 S: 11	H: 1 LOB: 2 BB: 0 P: 15	R: 0 E: 0 K: 0 S: 10	H: 1 LOB: 2 BB: 2 P: 24	R: 0 E: 0 K: 0 S: 9	H: 1 LOB: 1 BB: 1 P: 18	R: 1 E: 0 K: 0 S: 13	H: 1 LOB: 2 BB: 0 P: 27	R: 0 E: 0 K: 2 S: 19	H: 2 LOB: 2 BB: 0 P: 24	1B: 10 2B: 2 3B: 0 HR: 0	SF: 0 SAC: 0 DP: 3 HBP: 1	WP: 0 PB: 0 SB: 0 CS: 1	PA: 43
<b>PITCHER</b>	IP WLS BF H R ER SO BB IBB HBP BLK WP HR S P ERA WHIP																					
Sidney Ponson, R (1, 1) ERA: 1.59	5.2 W 27 7 1 1 3 3 0 1 0 0 0 0 69 111 1.59 1.765																					
Rodrigo Lopez, R (6, 1) ERA:	1.1 H 5 1 0 0 0 1 0 0 0 0 0 0 11 23 0.00 1.500																					
Mike DeJean, R (8, 1) ERA: 27.0	0.1 4 1 1 0 0 2 0 0 0 0 0 0 9 21 27.00 9.000																					
B.J. Ryan, L (8, 1) ERA:	1.2 S 7 2 0 0 2 0 0 0 0 0 0 0 23 30 0.00 1.200																					

Batter	1	2	3	4	5	6	7	8	9	AB	R	H	RBI	BB	SO	LOB	BOTTOM			
1 Brian Roberts, S (1, 4)	G6-3		K		G6-3		6 CS	FC6-4		4	0	0	0	1	1	4	<b>Boston Red Sox @ Baltimore Orioles</b> Oriole Park at Camden Yards, Baltimore, MD Sun Apr 04 2004, 8:05 PM EDT Att: 47,683 - Cloudy - 43 F			
6 Melvin Mora, R (1, 5) OBP: 0.400, SLG: 0.250	1B		K		K		10 1B	G4-3		4	1	1	0	1	2	4				
10 Miguel Tejada, R (1, 6) OBP: 0.500, SLG: 0.500	F8		F8		BB		1B		1B	4	1	2	0	0	0	3				
Rafael Palmeiro, L (1, 3) OBP: 0.750, SLG: 0.667	1B		F9		BB		2B		2B	3	1	2	1	1	0	0				
Javy Lopez, R (1, 2) OBP: 0.750, SLG: 1.750			HR		P6		2B		2B	4	1	3	3	0	0	2				
31 Jay Gibbons, L (1, 9) OBP: 0.250, SLG: 0.250			G4-6-3		G6-3		F8			4	1	1	0	0	0	2				
David Segui, S (1, 10) ERA: 3.0 José Bautista, R (8, PR)			1B		P4		F7		E	3	1	1	0	0	0	0				
Larry Bigbie, L (1, 7)	E1		HBP		G4-3		K		K	4	0	0	0	0	2	2				
Luis Matos, R (1, 8) OBP: 0.250, SLG: 0.250	1B				K		K		E6	4	0	1	1	0	2	0				
									FC6-4	1B: 8 2B: 2 3B: 0 HR: 1	SF: 0 SAC: 0 DP: 1 HBP: 1	WP: 0 PB: 0 SB: 2 CS: 1	PA: 38							
<b>Inning Stats</b>	R: 3 E: 0 K: 0 S: 9	H: 2 LOB: 2 BB: 0 P: 13	R: 3 E: 2 K: 2 S: 23	H: 3 LOB: 0 BB: 0 P: 34	R: 0 E: 0 K: 0 S: 5	H: 1 LOB: 0 BB: 0 P: 11	R: 0 E: 0 K: 1 S: 6	H: 0 LOB: 0 BB: 0 P: 8	R: 0 E: 0 K: 1 S: 10	H: 1 LOB: 2 BB: 1 P: 17	R: 0 E: 0 K: 1 S: 5	H: 0 LOB: 0 BB: 0 P: 10	R: 3 E: 0 K: 1 S: 14	H: 3 LOB: 1 BB: 2 P: 28	R: 1 E: 1 K: 1 S: 11	H: 1 LOB: 2 BB: 0 P: 17	1B: 8 2B: 2 3B: 0 HR: 1	SF: 0 SAC: 0 DP: 1 HBP: 1	WP: 0 PB: 0 SB: 2 CS: 1	PA: 38
<b>PITCHER</b>	IP WLS BF H R ER SO BB IBB HBP BLK WP HR S P ERA WHIP																			
Pedro Martinez, R (1, 1) ERA: 3.0	6.0 L 26 7 3 2 5 1 0 1 0 0 0 0 11 58 3.00 1.333																			
50 Mike Timlin, R (7, 1) ERA: 40.5	0.2 6 3 3 3 1 2 0 0 0 0 0 0 11 22 40.50 7.500																			
Alan Embree, L (7, 1) ERA:	0.1 1 0 0 0 0 0 0 0 0 0 0 0 3 6 0.00 0.000																			
Scott Williamson, R (8, 1) ERA:	1.0 5 1 1 0 1 0 0 0 0 0 0 0 11 17 0.00 1.000																			



Batter	1	2	3	4	5	6	7	8	9	AB	R	H	RBI	BB	SO	LOB	TOP										
18 Johnny Damon, L (1, 8) C X	0-1 G1-3 SAFE B X	2-0 G1-3 SAFE B X				3-2 G6-3 SAFE B X	2-1 F9 SAFE B X		4-1 G3-6-1 SAFE B X	4	0	0	0	1	0	5	<p><b>Boston Red Sox @ Baltimore Orioles</b>  <b>Oriole Park at Camden Yards, Baltimore, MD</b>            Tue Apr 06 2004, 3:05 PM EDT            Att: 35,355 - Sunny - 59 F</p> <p>livebaseballscorecards.com</p> <p>AB 32 R 4 H 5 RBI 2 BB 8 SO 3 LOB 20</p> 										
Bill Mueller, S (1, 5) OBP: 0.400, SLG: 0.400 X	0-0 G6-4-3 SAFE B X		0-1 G6-3 SAFE B X		2-3 K SAFE B X		2-1 G5-3 SAFE B X	0-1 G3-6-1 SAFE B X	5	0	1	0	0	1	2												
Ellis Burks, R (1, 10) SAFE B X	2-2 G6-4-3 SAFE B X		1-2 G4-3 SAFE B X		4-1 FC6-4 SAFE B X		2-3 K SAFE B X	2-2 E5 SAFE B X	4	0	0	0	1	1	1												
Manny Ramirez, R (1, 7) OBP: 0.444, SLG: 0.286 Gabe Kapler, R (8, 7) OBP: 0.500, SLG: 0.500 (8, 9)		4-1 FC1-6 WP BB	0-0 P4 SAFE B X		0-0 FC6-4 SAFE B X		4-2 K SAFE B X	2-1 G5-3 SAFE B X	2	1	0	0	2	0	1												
34 David Ortiz, L (1, 3) OBP: 0.375, SLG: 0.167 Dave McCarty, R (9, 3) SAFE B X		0-2 FC1-6 SAFE B X		2-2 P5 SAFE B X		1-2 F8 SAFE B X		0-0 P4 SAFE B X	4	0	1	0	0	0	1												
Kevin Millar, R (1, 9) OBP: 0.222, SLG: 0.556 Cesar Crespo, S (8, 7) SAFE B X		2-2 FC1-6 WP BB		3-2 K SAFE B X		2-1 E5 SAFE B X		3-2 G4-3 SAFE B X	4	2	1	1	0	0	2												
Jason Varitek, S (1, 2) OBP: 0.444, SLG: 0.167 SAFE B X		1-2 FC4-6 SAFE B X		4-0 K SAFE B X		4-2 FC4-2 SAFE B X		2-1 G5-3 SAFE B X	2	0	1	1	2	0	0												
Mark Bellhorn, S (1, 4) OBP: 0.625, SLG: 0.600 SAFE B X		4-1 FC4-6 SAFE B X		2-3 K SAFE B X		4-2 FC4-2 SAFE B X		3-2 F8 SAFE B X	2	0	0	0	2	1	1												
Pokey Reese, R (1, 6) OBP: 0.429, SLG: 0.200 SAFE B X		2-1 FC4-6 SAFE B X		1-0 F9 SAFE B X		1-1 FC4-2 SAFE B X		2-1 G3-6-1 SAFE B X	4	1	1	0	0	0	6												
Inning Stats	R: 0 E: 0 K: 0 S: 7	H: 1 LOB: 0 BB: 0 P: 9	R: 2 E: 0 K: 0 S: 15	H: 2 LOB: 2 BB: 2 P: 30	R: 0 E: 0 K: 0 S: 6	H: 0 LOB: 0 BB: 0 P: 7	R: 1 E: 0 K: 1 S: 10	H: 1 LOB: 1 BB: 1 P: 22	R: 0 E: 0 K: 1 S: 10	H: 0 LOB: 1 BB: 1 P: 19	R: 0 E: 1 K: 1 S: 9	H: 0 LOB: 1 BB: 1 P: 17	R: 0 E: 0 K: 0 S: 8	H: 0 LOB: 0 BB: 0 P: 16	R: 1 E: 1 K: 0 S: 10	H: 1 LOB: 1 BB: 1 P: 20		1B: 4 2B: 0 3B: 0 HR: 1	SF: 0 SAC: 0 DP: 2 HBP: 0	WP: 1 PB: 0 SB: 1 CS: 0	PA: 40						
PITCHER	IP	WLS	BF	H	R	ER	SO	BB	IBB	HBP	BLK	WP	HR	S	P	ERA	WHIP										
Eric DuBose, L (1, 1) ERA: 5.06	5.1	L	26	4	3	3	2	6	0	0	0	1	1	58	108	5.06	1.875										
John Parrish, L (6, 1) ERA:	2.2		11	1	1	0	1	2	0	0	0	0	0	24	49	0.00	1.125										
Mike DeJean, R (9, 1) ERA: 6.75	1.0		3	0	0	0	0	0	0	0	0	0	0	7	11	0.00	0.000										

Batter	1	2	3	4	5	6	7	8	9	AB	R	H	RBI	BB	SO	LOB	BOTTOM										
1 Brian Roberts, S (1, 4) SAFE B X	3-2 F7 SAFE B X		2-2 G3 SAFE B X		0-1 F7 SAFE B X			3-2 G4-3 SAFE B X		4	0	0	0	0	2	<p><b>Boston Red Sox @ Baltimore Orioles</b>  <b>Oriole Park at Camden Yards, Baltimore, MD</b>            Tue Apr 06 2004, 3:05 PM EDT            Att: 35,355 - Sunny - 59 F</p> <p>livebaseballscorecards.com</p> <p>AB 32 R 1 H 6 RBI 1 BB 1 SO 9 LOB 11</p> 											
6 Melvin Mora, R (1, 5) OBP: 0.222, SLG: 0.125 SAFE B X	1-3 K SAFE B X		2-3 K SAFE B X		2-2 F8 SAFE B X			2-0 F9 SAFE B X		4	0	0	0	2	2												
10 Miguel Tejada, R (1, 6) OBP: 0.375, SLG: 0.375 SAFE B X	1-1 G6-3 SAFE B X			0-2 FC4-6 SAFE B X				1-0 F8 SAFE B X		4	0	1	0	0	0												
Rafael Palmeiro, L (1, 3) OBP: 0.500, SLG: 0.333 SAFE B X		2-1 G5-3 SAFE B X		2-2 FC4-6 SAFE B X				4-2 K SAFE B X		3	0	0	0	1	0												
Javy Lopez, R (1, 2) OBP: 0.500, SLG: 1.000 SAFE B X		0-0 K SAFE B X		1-1 F8 SAFE B X				2-3 K SAFE B X		4	0	1	0	0	1												
31 Jay Gibbons, L (1, 9) OBP: 0.250, SLG: 0.250 SAFE B X		0-2 G1-6-3 SAFE B X		3-3 K SAFE B X				1-3 K SAFE B X		4	0	1	0	0	3												
B.J. Surhoff, L (1, 10) David Segui, S (7, PH) OBP: 0.400, SLG: 0.500 SAFE B X		0-2 G1-6-3 SAFE B X			0-3 K SAFE B X			2-3 K SAFE B X		2	0	0	0	1	2												
Larry Bigbie, L (1, 7) OBP: 0.143, SLG: 0.143 SAFE B X			1-3 K SAFE B X		2-2 K SAFE B X			1-0 F8 SAFE B X		3	1	1	0	0	1												
Luis Matos, R (1, 8) OBP: 0.429, SLG: 0.571 SAFE B X			3-2 K SAFE B X		0-1 K SAFE B X			0-0 G5-3 SAFE B X		3	0	2	1	0	0												
Inning Stats	R: 0 E: 0 K: 1 S: 9	H: 0 LOB: 0 BB: 0 P: 14	R: 0 E: 0 K: 0 S: 9	H: 2 LOB: 1 BB: 0 P: 11	R: 0 E: 0 K: 2 S: 16	H: 1 LOB: 1 BB: 0 P: 24	R: 0 E: 0 K: 1 S: 13	H: 1 LOB: 1 BB: 0 P: 19	R: 1 E: 0 K: 1 S: 16	H: 2 LOB: 1 BB: 0 P: 20	R: 0 E: 0 K: 2 S: 13	H: 0 LOB: 1 BB: 1 P: 21	R: 0 E: 0 K: 1 S: 5	H: 0 LOB: 0 BB: 0 P: 8	R: 0 E: 0 K: 0 S: 5		H: 0 LOB: 0 BB: 0 P: 11	R: 0 E: 0 K: 1 S: 7	H: 0 LOB: 0 BB: 0 P: 9	1B: 5 2B: 1 3B: 0 HR: 0	SF: 0 SAC: 0 DP: 1 HBP: 0	WP: 0 PB: 0 SB: 1 CS: 0	PA: 33				
PITCHER	IP	WLS	BF	H	R	ER	SO	BB	IBB	HBP	BLK	WP	HR	S	P	ERA	WHIP										
38 Curt Schilling, R (1, 1) ERA: 1.5	6.0	W	24	6	1	1	7	1	0	0	0	0	0	5	109	1.50	1.167										
Alan Embree, L (7, 1) ERA:	1.0	H	3	0	0	0	1	0	0	0	0	0	0	5	8	0.00	0.000										
50 Mike Timlin, R (8, 1) ERA: 16.2	1.0	H	3	0	0	0	0	0	0	0	0	0	0	5	11	0.00	0.000										
Keith Foulke, R (9, 1) ERA:	1.0	S	3	0	0	0	1	0	0	0	0	0	0	7	9	0.00	0.000										



Batter	1	2	3	4	5	6	7	8	9	AB	R	H	RBI	BB	SO	LOB	TOP							
18 Johnny Damon, L OBP: 0.400, SLG: 0.429										5	2	5	2	0	0	0	<b>Boston Red Sox @ Baltimore Orioles</b> Oriole Park at Camden Yards, Baltimore, MD Wed Apr 07 2004, 7:05 PM EDT Att: 28,373 - Sunny - 72 F							
Bill Mueller, S OBP: 0.400, SLG: 0.400										5	2	2	2	0	1	3								
34 David Ortiz, L OBP: 0.538, SLG: 0.625										2	2	1	3	3	0	1								
Manny Ramirez, R OBP: 0.429, SLG: 0.417 Cesar Crespo, S (9, PR)										5	1	2	2	0	1	3								
Kevin Millar, R OBP: 0.429, SLG: 0.692										4	0	3	1	0	0	0								
Jason Varitek, S OBP: 0.357, SLG: 0.100										4	1	0	0	1	1	5								
Gabe Kapler, R OBP: 0.273, SLG: 0.273										5	0	0	0	0	1	6								
Mark Bellhorn, S OBP: 0.462, SLG: 0.333										4	1	0	0	1	2	3								
Pokey Reese, R OBP: 0.364, SLG: 0.222										4	1	1	0	0	2	0								
<b>Inning Stats</b>	R: 0 E: 0 K: 1 S: 8	H: 1 LOB: 1 BB: 0 P: 14	R: 7 E: 0 K: 1 S: 21	H: 6 LOB: 1 BB: 3 P: 46	R: 0 E: 0 K: 2 S: 8	H: 0 LOB: 0 BB: 0 P: 11	R: 0 E: 0 K: 1 S: 8	H: 1 LOB: 1 BB: 1 P: 14	R: 0 E: 0 K: 0 S: 6	H: 0 LOB: 0 BB: 0 P: 11	R: 3 E: 0 K: 0 S: 20	H: 3 LOB: 0 BB: 0 P: 27	R: 0 E: 0 K: 1 S: 6	H: 0 LOB: 0 BB: 0 P: 8	R: 0 E: 0 K: 2 S: 9	H: 1 LOB: 1 BB: 0 P: 14		R: 0 E: 0 K: 0 S: 10	H: 1 LOB: 3 BB: 1 P: 20	1B: 10 2B: 4 3B: 0 HR: 1	SF: 0 SAC: 0 DP: 2 HBP: 1	WP: 0 PB: 0 SB: 1 CS: 0	PA: 44	
<b>PITCHER</b>	IP WLS BF H R ER SO BB IBB HBP BLK WP HR S P ERA WHIP	IP WLS BF H R ER SO BB IBB HBP BLK WP HR S P ERA WHIP	IP WLS BF H R ER SO BB IBB HBP BLK WP HR S P ERA WHIP	IP WLS BF H R ER SO BB IBB HBP BLK WP HR S P ERA WHIP	IP WLS BF H R ER SO BB IBB HBP BLK WP HR S P ERA WHIP	IP WLS BF H R ER SO BB IBB HBP BLK WP HR S P ERA WHIP	IP WLS BF H R ER SO BB IBB HBP BLK WP HR S P ERA WHIP	IP WLS BF H R ER SO BB IBB HBP BLK WP HR S P ERA WHIP	IP WLS BF H R ER SO BB IBB HBP BLK WP HR S P ERA WHIP	IP WLS BF H R ER SO BB IBB HBP BLK WP HR S P ERA WHIP	IP WLS BF H R ER SO BB IBB HBP BLK WP HR S P ERA WHIP	IP WLS BF H R ER SO BB IBB HBP BLK WP HR S P ERA WHIP	IP WLS BF H R ER SO BB IBB HBP BLK WP HR S P ERA WHIP	IP WLS BF H R ER SO BB IBB HBP BLK WP HR S P ERA WHIP	IP WLS BF H R ER SO BB IBB HBP BLK WP HR S P ERA WHIP	IP WLS BF H R ER SO BB IBB HBP BLK WP HR S P ERA WHIP	IP WLS BF H R ER SO BB IBB HBP BLK WP HR S P ERA WHIP	IP WLS BF H R ER SO BB IBB HBP BLK WP HR S P ERA WHIP	IP WLS BF H R ER SO BB IBB HBP BLK WP HR S P ERA WHIP	IP WLS BF H R ER SO BB IBB HBP BLK WP HR S P ERA WHIP	IP WLS BF H R ER SO BB IBB HBP BLK WP HR S P ERA WHIP	IP WLS BF H R ER SO BB IBB HBP BLK WP HR S P ERA WHIP	IP WLS BF H R ER SO BB IBB HBP BLK WP HR S P ERA WHIP	IP WLS BF H R ER SO BB IBB HBP BLK WP HR S P ERA WHIP

AB 38  
R 10  
H 14  
RBI 10  
BB 5  
SO 8  
LOB 21



Batter	1	2	3	4	5	6	7	8	9	AB	R	H	RBI	BB	SO	LOB	BOTTOM							
1 Brian Roberts, S Luis Lopez, S (9, FH)										4	0	0	0	0	1	0	<b>Boston Red Sox @ Baltimore Orioles</b> Oriole Park at Camden Yards, Baltimore, MD Wed Apr 07 2004, 7:05 PM EDT Att: 28,373 - Sunny - 72 F							
6 Melvin Mora, R OBP: 0.308, SLG: 0.250										4	1	2	0	0	1	0								
10 Miguel Tejada, R OBP: 0.417, SLG: 0.417										4	1	2	0	0	0	2								
Rafael Palmeiro, L OBP: 0.500, SLG: 0.333										3	0	1	1	0	1	2								
Javy Lopez, R OBP: 0.583, SLG: 0.909 Keith Osik, R (9, 2)										3	0	2	0	1	0	1								
31 Jay Gibbons, L OBP: 0.333, SLG: 0.273										3	0	1	1	1	0	3								
David Segui, S OBP: 0.222, SLG: 0.250										4	0	0	0	0	1	5								
Luis Matos, R OBP: 0.400, SLG: 0.444 Jose Bautista, R (9, PH)										2	0	0	0	1	0	2								
Larry Bigbie, L OBP: 0.200, SLG: 0.500 Jack Cust, L (9, PH)										3	1	1	1	0	1	3								
<b>Inning Stats</b>	R: 0 E: 0 K: 1 S: 8	H: 1 LOB: 0 BB: 0 P: 13	R: 0 E: 0 K: 1 S: 15	H: 1 LOB: 3 BB: 1 P: 23	R: 1 E: 0 K: 0 S: 9	H: 2 LOB: 1 BB: 0 P: 14	R: 0 E: 0 K: 0 S: 9	H: 0 LOB: 0 BB: 1 P: 16	R: 0 E: 0 K: 1 S: 8	H: 0 LOB: 0 BB: 0 P: 12	R: 1 E: 0 K: 0 S: 10	H: 3 LOB: 1 BB: 0 P: 17	R: 1 E: 0 K: 2 S: 12	H: 2 LOB: 1 BB: 0 P: 17	R: 0 E: 0 K: 0 S: 6	H: 0 LOB: 0 BB: 1 P: 12		R: 0 E: 0 K: 1 S: 9	H: 1 LOB: 0 BB: 0 P: 11	1B: 9 2B: 0 3B: 0 HR: 1	SF: 0 SAC: 0 DP: 4 HBP: 1	WP: 0 PB: 0 SB: 0 CS: 0	PA: 37	
<b>PITCHER</b>	IP WLS BF H R ER SO BB IBB HBP BLK WP HR S P ERA WHIP	IP WLS BF H R ER SO BB IBB HBP BLK WP HR S P ERA WHIP	IP WLS BF H R ER SO BB IBB HBP BLK WP HR S P ERA WHIP	IP WLS BF H R ER SO BB IBB HBP BLK WP HR S P ERA WHIP	IP WLS BF H R ER SO BB IBB HBP BLK WP HR S P ERA WHIP	IP WLS BF H R ER SO BB IBB HBP BLK WP HR S P ERA WHIP	IP WLS BF H R ER SO BB IBB HBP BLK WP HR S P ERA WHIP	IP WLS BF H R ER SO BB IBB HBP BLK WP HR S P ERA WHIP	IP WLS BF H R ER SO BB IBB HBP BLK WP HR S P ERA WHIP	IP WLS BF H R ER SO BB IBB HBP BLK WP HR S P ERA WHIP	IP WLS BF H R ER SO BB IBB HBP BLK WP HR S P ERA WHIP	IP WLS BF H R ER SO BB IBB HBP BLK WP HR S P ERA WHIP	IP WLS BF H R ER SO BB IBB HBP BLK WP HR S P ERA WHIP	IP WLS BF H R ER SO BB IBB HBP BLK WP HR S P ERA WHIP	IP WLS BF H R ER SO BB IBB HBP BLK WP HR S P ERA WHIP	IP WLS BF H R ER SO BB IBB HBP BLK WP HR S P ERA WHIP	IP WLS BF H R ER SO BB IBB HBP BLK WP HR S P ERA WHIP	IP WLS BF H R ER SO BB IBB HBP BLK WP HR S P ERA WHIP	IP WLS BF H R ER SO BB IBB HBP BLK WP HR S P ERA WHIP	IP WLS BF H R ER SO BB IBB HBP BLK WP HR S P ERA WHIP	IP WLS BF H R ER SO BB IBB HBP BLK WP HR S P ERA WHIP	IP WLS BF H R ER SO BB IBB HBP BLK WP HR S P ERA WHIP	IP WLS BF H R ER SO BB IBB HBP BLK WP HR S P ERA WHIP	IP WLS BF H R ER SO BB IBB HBP BLK WP HR S P ERA WHIP

AB 33  
R 3  
H 10  
RBI 3  
BB 3  
SO 6  
LOB 20













Batter	1	2	3	4	5	6	7	8	9	AB	R	H	RBI	BB	SO	LOB	TOP										
1 Brian Roberts, S OBP: 0.286, SLG: 0.130	F9	CS	P3			6 HR		6-4-3 BB	F7	4	1	1	0	2	0	0	<b>Baltimore Orioles @ Tampa Bay Devil Rays</b> Tropicana Field, St. Petersburg, FL Sat Apr 10 2004, 6:15 PM EDT Att: 14,093 - Dome - 72 F <a href="http://livebaseballscorecards.com">livebaseballscorecards.com</a>										
6 Melvin Mora, R OBP: 0.379, SLG: 0.519 José Bautista, R OBP: 0.500, SLG: 0.500	10 1B		10 1B			10 1B		G6-4-3		5	3	4	3	0	0	1											
10 Miguel Tejada, R OBP: 0.393, SLG: 0.346	2B		G4-3			F8		E5		5	1	3	0	0	0	2											
Rafael Palmeiro, L OBP: 0.407, SLG: 0.300	2B		G4-3			G3		G4-3		4	1	1	2	1	0	4											
Javy Lopez, R OBP: 0.667, SLG: 1.000	P3									5	1	4	2	0	0	2											
31 Jay Gibbons, L OBP: 0.346, SLG: 0.227	G3									3	1	0	0	2	0	3											
B.J. Surhoff, L OBP: 0.167, SLG: 0.167										4	0	1	0	0	1	2											
Luis Matos, R OBP: 0.360, SLG: 0.250										3	1	0	0	1	1	1											
Larry Bigbie, L OBP: 0.240, SLG: 0.458										5	2	2	3	0	0	1											
<b>Inning Stats</b>	R: 1 E: 0 K: 0 S: 16	H: 3 LOB: 2 BB: 0 P: 23	R: 0 E: 0 K: 1 S: 9	H: 0 LOB: 0 BB: 0 P: 15	R: 1 E: 0 K: 0 S: 12	H: 3 LOB: 2 BB: 0 P: 17	R: 0 E: 0 K: 0 S: 8	H: 0 LOB: 0 BB: 0 P: 14	R: 2 E: 0 K: 0 S: 10	H: 2 LOB: 0 BB: 0 P: 13	R: 4 E: 1 K: 0 S: 11	H: 3 LOB: 2 BB: 3 P: 27	R: 0 E: 0 K: 1 S: 9	H: 2 LOB: 1 BB: 0 P: 17	R: 3 E: 0 K: 0 S: 15	H: 3 LOB: 2 BB: 3 P: 31		R: 0 E: 0 K: 0 S: 6	H: 0 LOB: 0 BB: 0 P: 9	1B: 12 2B: 2 3B: 0 HR: 2	SF: 0 SAC: 1 DP: 2 HBP: 1	WP: 2 PB: 0 CS: 0	PA: 47				
<b>PITCHER</b>	IP	WLS	BF	H	R	ER	SO	BB	IBB	HBP	BLK	WP	HR	S	P	ERA	WHIP										
Geremi Gonzalez, R ERA: 10.24	(1, 1)	5.0	L	24	9	6	6	1	1	0	0	2	1	57	88	10.80	2.000										
John Halama, L ERA: 3.95	(6, 1)	0.1		5	2	1	1	0	1	1	0	0	0	4	13	27.00	9.000										
Jorge Sosa, R ERA: 12.46	(6, 1)	2.1		10	4	3	2	1	1	0	0	0	1	24	41	7.71	2.143										
Damian Moss, L ERA: 18.0	(8, 1)	1.1		7	1	1	1	0	2	0	0	0	0	11	24	6.75	2.250										

Batter	1	2	3	4	5	6	7	8	9	AB	R	H	RBI	BB	SO	LOB	BOTTOM										
Julio Lugo, R OBP: 0.364, SLG: 0.500	G6-3			G6-3		G1-3			G6-3	4	0	1	0	1	0	2	<b>Baltimore Orioles @ Tampa Bay Devil Rays</b> Tropicana Field, St. Petersburg, FL Sat Apr 10 2004, 6:15 PM EDT Att: 14,093 - Dome - 72 F <a href="http://livebaseballscorecards.com">livebaseballscorecards.com</a>										
5 Rocco Baldelli, R OBP: 0.185, SLG: 0.120	G4-6-3			G4-3						4	0	0	0	0	1	4											
Aubrey Huff, L OBP: 0.296, SLG: 0.208	HR			F8		G1-3				3	1	0	0	1	0	1											
Eduardo Perez, R OBP: 0.444, SLG: 0.875	HR									3	2	1	2	1	1	0											
José Cruz Jr., S OBP: 0.462, SLG: 0.652				K		K2-3				4	0	1	0	0	2	1											
Damian Rolis, R OBP: 0.278, SLG: 0.267	K									4	0	1	0	0	2	1											
Jason Romano, R OBP: 0.250, SLG: 0.250										4	0	1	1	0	1	0											
Toby Hall, R OBP: 0.588, SLG: 0.714										4	0	1	0	0	0	2											
Rey Sanchez, R OBP: 0.333, SLG: 0.294										3	0	1	0	1	1	1											
<b>Inning Stats</b>	R: 2 E: 0 K: 1 S: 19	H: 2 LOB: 1 BB: 2 P: 31	R: 0 E: 0 K: 1 S: 14	H: 2 LOB: 0 BB: 0 P: 23	R: 1 E: 0 K: 1 S: 18	H: 2 LOB: 2 BB: 1 P: 29	R: 0 E: 0 K: 0 S: 10	H: 0 LOB: 1 BB: 1 P: 20	R: 0 E: 0 K: 3 S: 14	H: 0 LOB: 0 BB: 0 P: 19	R: 0 E: 0 K: 0 S: 8	H: 1 LOB: 1 BB: 0 P: 10	R: 0 E: 0 K: 1 S: 6	H: 0 LOB: 0 BB: 0 P: 8	R: 0 E: 0 K: 0 S: 10	H: 0 LOB: 0 BB: 0 P: 17		R: 0 E: 0 K: 1 S: 5	H: 0 LOB: 0 BB: 0 P: 5	1B: 6 2B: 0 3B: 0 HR: 1	SF: 0 SAC: 0 DP: 1 HBP: 0	WP: 0 PB: 0 CS: 0	PA: 37				
<b>PITCHER</b>	IP	WLS	BF	H	R	ER	SO	BB	IBB	HBP	BLK	WP	HR	S	P	ERA	WHIP										
45 Erik Bedard, L ERA: 9.0	(1, 1)	3.0		18	6	3	3	3	4	0	0	0	0	45	67	0.00	0.200										
Rick Bauer, R ERA: 2.89	(4, 1)	5.0	W	16	1	0	0	4	0	0	0	0	0	45	67	0.00	0.200										
Mike DeJean, R ERA: 3.38	(9, 1)	1.0		3	0	0	0	1	0	0	0	0	0	5	5	0.00	0.000										



Batter	1	2	3	4	5	6	7	8	9	AB	R	H	RBI	BB	SO	LOB	TOP																					
1 Brian Roberts, S OBP: 0.313, SLG: 0.185 Luis Lopez, S (9, FH)										4	0	2	0	0	1	0	1																					
6 Melvin Mora, R OBP: 0.394, SLG: 0.500										3	0	1	1	1	1	2	1																					
10 Miguel Tejada, R OBP: 0.344, SLG: 0.300										4	0	0	0	0	0	1	4																					
Rafael Palmeiro, L OBP: 0.419, SLG: 0.333										4	0	2	0	0	0	1																						
Javy Lopez, R OBP: 0.645, SLG: 0.923										3	0	1	0	1	0	2																						
31 Jay Gibbons, L OBP: 0.333, SLG: 0.231										4	0	1	0	0	0	5																						
David Segui, S OBP: 0.263, SLG: 0.294										4	1	1	0	0	1	3																						
Luis Matos, R OBP: 0.310, SLG: 0.208										4	0	0	0	0	1	2																						
Larry Bigbie, L OBP: 0.207, SLG: 0.393										4	0	0	0	0	1	1																						
<b>Inning Stats</b>	R: 0 E: 0 K: 2 S: 11	H: 1 LOB: 1 BB: 0 P: 21	R: 0 E: 0 K: 0 S: 9	H: 1 LOB: 1 BB: 0 P: 15	R: 0 E: 0 K: 1 S: 9	H: 0 LOB: 1 BB: 1 P: 19	R: 0 E: 0 K: 0 S: 8	H: 1 LOB: 1 BB: 1 P: 18	R: 0 E: 0 K: 1 S: 7	H: 0 LOB: 0 BB: 0 P: 9	R: 0 E: 1 K: 1 S: 14	H: 1 LOB: 2 BB: 0 P: 20	R: 1 E: 0 K: 1 S: 13	H: 3 LOB: 2 BB: 0 P: 20	R: 0 E: 0 K: 1 S: 11	H: 1 LOB: 1 BB: 0 P: 15	R: 0 E: 0 K: 0 S: 7	H: 0 LOB: 0 BB: 0 P: 10	1B: 7 2B: 1 3B: 0 HR: 0	SF: 0 SAC: 0 DP: 1 HBP: 0	WP: 0 PA: 37 SB: 0 CS: 1																	
<b>PITCHER</b>	IP	WLS	BF	H	R	ER	SO	BB	IBB	HBP	BLK	WP	HR	S	P	ERA	WHIP	<b>PITCHER</b>				IP	WLS	BF	H	R	ER	SO	BB	IBB	HBP	BLK	WP	HR	S	P	ERA	WHIP
Victor Zambrano, R ERA: 4.08	6.2	W	29	7	1	1	6	2	0	0	0	0	0	70	119	1.35	1.350																					
Chad Gaudin, R ERA:	1.1	H	5	1	0	0	1	0	0	0	0	0	0	12	18	0.00	0.750																					
Lance Carter, R ERA: 1.69	1.0		3	0	0	0	0	0	0	0	0	0	0	7	10	0.00	0.000																					

**Baltimore Orioles @ Tampa Bay Devil Rays**  
Tropicana Field, St. Petersburg, FL  
Sun Apr 11 2004, 1:15 PM EDT  
Att: 10,269 - Dome - 72 F

livebaseballscorecards.com

**AB 35**  
**R 1**  
**H 8**  
**RBI 1**  
**BB 2**  
**SO 7**  
**LOB 19**

Batter	1	2	3	4	5	6	7	8	9	AB	R	H	RBI	BB	SO	LOB	BOTTOM																					
13 Carl Crawford, L OBP: 0.357, SLG: 0.385										4	3	2	1	1	0	0																						
5 Rocco Baldelli, R OBP: 0.281, SLG: 0.207										4	2	3	1	1	0	0																						
Aubrey Huff, L OBP: 0.281, SLG: 0.321										4	1	1	2	0	1	4																						
Eduardo Perez, R OBP: 0.286, SLG: 0.538										5	0	0	1	0	2	3																						
José Cruz Jr., S OBP: 0.500, SLG: 0.769										3	1	2	1	1	0	1																						
Tino Martinez, L OBP: 0.524, SLG: 0.875										3	1	1	1	1	1	3																						
Julio Lugo, R OBP: 0.308, SLG: 0.417										4	0	0	0	0	0	2																						
Brook Fordyce, R OBP: 0.333, SLG: 0.375										3	1	1	0	1	0	2																						
Jason Romano, R OBP: 0.143, SLG: 0.143 Rey Sanchez, R OBP: 0.368, SLG: 0.333										3	0	0	0	0	1	2																						
<b>Inning Stats</b>	R: 1 E: 1 K: 0 S: 12	H: 1 LOB: 1 BB: 0 P: 17	R: 0 E: 0 K: 1 S: 13	H: 0 LOB: 1 BB: 1 P: 19	R: 1 E: 0 K: 0 S: 10	H: 1 LOB: 0 BB: 0 P: 16	R: 0 E: 0 K: 0 S: 6	H: 1 LOB: 1 BB: 0 P: 8	R: 1 E: 0 K: 1 S: 8	H: 1 LOB: 1 BB: 1 P: 18	R: 2 E: 0 K: 0 S: 11	H: 3 LOB: 1 BB: 0 P: 16	R: 1 E: 0 K: 2 S: 10	H: 1 LOB: 2 BB: 2 P: 24	R: 4 E: 1 K: 1 S: 14	H: 3 LOB: 0 BB: 1 P: 22	R: 0 E: 0 K: 0 S: 7	H: 0 LOB: 0 BB: 0 P: 10	1B: 7 2B: 2 3B: 0 HR: 3	SF: 1 SAC: 0 DP: 1 HBP: 0	WP: 3 PA: 40 SB: 0 CS: 1																	
<b>PITCHER</b>	IP	WLS	BF	H	R	ER	SO	BB	IBB	HBP	BLK	WP	HR	S	P	ERA	WHIP	<b>PITCHER</b>				IP	WLS	BF	H	R	ER	SO	BB	IBB	HBP	BLK	WP	HR	S	P	ERA	WHIP
Eric DuBose, L ERA: 5.56	6.0	L	27	7	5	4	2	2	0	0	0	3	0	60	94	6.00	1.500																					
John Parrish, L ERA: 7.2	2.0		13	4	5	3	3	2	1	0	0	3	0	24	46	13.50	3.000																					

**Baltimore Orioles @ Tampa Bay Devil Rays**  
Tropicana Field, St. Petersburg, FL  
Sun Apr 11 2004, 1:15 PM EDT  
Att: 10,269 - Dome - 72 F

livebaseballscorecards.com

**AB 34**  
**R 10**  
**H 11**  
**RBI 7**  
**BB 5**  
**SO 5**  
**LOB 17**







Batter	1	2	3	4	5	6	7	8	9	AB	R	H	RBI	BB	SO	LOB	TOP					
1 Brian Roberts, S (1,4) OBP: 0.356, SLG: 0.342	G4-3	SF7 2B		G4-3 BB		F9 1B	F9		P5	5	1	2	2	1	0	3						
6 Melvin Mora, R (1,5) José Bautista, R (9,PH) OBP: 0.333, SLG: 0.333	G5-3			G4-3		F9		2B 31 HR HBP	F9	4	1	1	1	0	0	3						
10 Miguel Tejada, R (1,6) OBP: 0.341, SLG: 0.350				G5-3		FC6-4		F9		5	0	1	0	0	1	6						
Rafael Palmeiro, L (1,3) Luis Lopez, S (8,3)	F8	SF7				FC6-4		31 HR 2B		4	2	2	2	0	0	3						
Javy Lopez, R (1,2) Keith Osik, R (8,2) OBP: 0.250, SLG: 0.250						G4-3 31 G3-4-3 1B		31 WP 2B	G1-3	4	2	2	1	1	0	3						
31 Jay Gibbons, L (1,9) OBP: 0.415, SLG: 0.424				G3		G3-4-3		2B		3	2	1	3	2	0	1						
David Segui, S (1,10)				G3		G4-3		2B		5	1	2	1	0	1	1						
Luis Matos, R (1,8) 16 Tim Raines, S (9,PH) (9,8)				F9		G5-3		G6-3		4	1	1	1	0	0	3						
Larry Bigbie, L (1,7) OBP: 0.250, SLG: 0.378				K				K		3	1	0	0	2	2	2						
<b>Inning Stats</b>	R: 0 E: 0 K: 0 S: 13	H: 1 LOB: 1 BB: 0 P: 18	R: 6 E: 0 K: 1 S: 15	H: 5 LOB: 1 BB: 2 P: 35	R: 0 E: 0 K: 0 S: 5	H: 0 LOB: 0 BB: 0 P: 11	R: 0 E: 0 K: 1 S: 10	H: 0 LOB: 1 BB: 1 P: 21	R: 1 E: 0 K: 0 S: 10	H: 2 LOB: 1 BB: 0 P: 19	R: 0 E: 0 K: 0 S: 10	H: 1 LOB: 2 BB: 1 P: 16	R: 1 E: 0 K: 1 S: 11	H: 1 LOB: 2 BB: 2 P: 22	R: 3 E: 0 K: 1 S: 12	H: 2 LOB: 0 BB: 0 P: 18	R: 0 E: 1 K: 1 S: 7	H: 0 LOB: 1 BB: 0 P: 10	1B: 6 2B: 3 3B: 0 HR: 3	SF: 1 SAC: 0 DP: 0 HBP: 1	WP: 1 PB: 0 SB: 1 CS: 0	PA: 47
<b>PITCHER</b>	IP WLS BF H R ER SO BB IBB HBP BLK WP HR S P ERA WHIP																					
Miguel Batista, R (1,1) ERA: 7.88	4.0 L 22 7 7 7 2 3 0 0 0 0 0 2 45 90 15.75 2.500																					
54 Jason Frasor, R (5,1) ERA: 3.38	1.2 8 2 0 0 0 1 0 0 0 0 0 0 16 28 0.00 1.800																					
Valerio De Los Santos, L (6,1) ERA: 3.38	1.1 7 1 1 1 1 2 0 0 0 0 1 0 13 24 6.75 2.250																					
Aquilino Lopez, R (8,1) ERA: 10.13	1.0 6 2 3 3 1 0 0 1 0 0 1 12 18 27.00 2.000																					
Terry Adams, R (9,1) ERA: 3.38	1.0 4 0 0 0 1 0 0 0 0 0 0 0 7 10 0.00 0.000																					

Baltimore Orioles @ Toronto Blue Jays  
SkyDome, Toronto, ON  
Fri Apr 16 2004, 7:05 PM EDT  
Att: 14,239 - Dome - 68 F

AB 39  
R 11  
H 12  
RBI 11  
BB 6  
SO 5  
LOB 26



Batter	1	2	3	4	5	6	7	8	9	AB	R	H	RBI	BB	SO	LOB	BOTTOM			
3 Reed Johnson, R (1,9) OBP: 0.277, SLG: 0.317	G5-3		F9			P3		G4-3		4	0	0	0	0	0	2				
Dave Berg, R (1,4)	G5-3		FC5-4			L3		G6-3		4	0	0	0	0	0	2				
10 Vernon Wells, R (1,8) OBP: 0.319, SLG: 0.395	G6-3			F8		BB		WP G6-3 2B		3	1	1	0	1	0	0				
Carlos Delgado, L (1,3) Chris Gomez, R (9,3) OBP: 0.429, SLG: 0.200		K		K		F7		G6-3		3	0	0	0	0	2	1				
Josh Phelps, R (1,10) OBP: 0.395, SLG: 0.462		HR		K		P3		K		4	1	1	1	0	2	1				
Eric Hinske, L (1,5) OBP: 0.356, SLG: 0.444		K		K		FC6-4 BB		G4-3		3	0	0	0	1	2	0				
Kevin Cash, R (1,2) OBP: 0.389, SLG: 0.576		K		F7		FC6-4				3	0	0	0	0	1	2				
Chris Woodward, R (1,6) OBP: 0.290, SLG: 0.320				FC5-4 BB		K		G4-3 BB		1	0	0	0	2	1	0				
Chad Hermansen, R (1,7)			F9			F9		G4-3		3	0	0	0	0	0	2				
<b>Inning Stats</b>	R: 0 E: 0 K: 0 S: 3	H: 0 LOB: 0 BB: 0 P: 7	R: 1 E: 0 K: 3 S: 14	H: 1 LOB: 0 BB: 0 P: 22	R: 0 E: 0 K: 0 S: 8	H: 0 LOB: 1 BB: 1 P: 18	R: 0 E: 0 K: 2 S: 10	H: 0 LOB: 0 BB: 0 P: 14	R: 0 E: 0 K: 0 S: 6	H: 0 LOB: 0 BB: 0 P: 8	R: 0 E: 0 K: 0 S: 8	H: 0 LOB: 2 BB: 2 P: 20	R: 0 E: 0 K: 0 S: 10	H: 0 LOB: 1 BB: 1 P: 17	R: 1 E: 0 K: 1 S: 10	H: 1 LOB: 0 BB: 0 P: 15	1B: 0 2B: 1 3B: 0 HR: 1	SF: 0 SAC: 0 DP: 0 HBP: 0	WP: 1 PB: 0 SB: 0 CS: 0	PA: 33
<b>PITCHER</b>	IP WLS BF H R ER SO BB IBB HBP BLK WP HR S P ERA WHIP																			
Matt Riley, L (1,1) ERA: 1.35	7.0 W 25 1 1 1 7 3 0 0 0 0 1 61 105 1.29 0.571																			
Rick Bauer, R (8,1) ERA: 2.61	1.0 4 0 0 0 0 1 0 0 0 0 0 0 10 17 0.00 1.000																			
John Parrish, L (9,1) ERA: 7.5	1.0 4 1 1 1 1 0 0 0 0 0 1 0 10 15 9.00 1.000																			

Baltimore Orioles @ Toronto Blue Jays  
SkyDome, Toronto, ON  
Fri Apr 16 2004, 7:05 PM EDT  
Att: 14,239 - Dome - 68 F

AB 29  
R 2  
H 2  
RBI 2  
BB 4  
SO 8  
LOB 10





Batter	1	2	3	4	5	6	7	8	9	AB	R	H	RBI	BB	SO	LOB	TOP								
1 Brian Roberts, S (1,4) OBP: 0.360, SLG: 0.395	F7		P5				L7		SH2-3 2B	5	2	2	0	0	0	2	Baltimore Orioles @ Toronto Blue Jays SkyDome, Toronto, ON Sat Apr 17 2004, 1:05 PM EDT Att: 20,177 - Dome - 68 F								
6 Melvin Mora, R (1,5) OBP: 0.426, SLG: 0.500	F7 1B		SH1-3 2B				F7		SH2-3	3	0	2	2	0	0	0									
10 Miguel Tejada, R (1,6) OBP: 0.327, SLG: 0.341	F7		FC6-5 2B				P6		G4-1 1B	4	0	1	2	0	0	2									
Rafael Palmeiro, L (1,3) OBP: 0.391, SLG: 0.432 16 Tim Raines, S (8, PR)	F9		F8						G4-1	3	0	1	0	1	0	2									
B.J. Surhoff, L (8, 3) OBP: 0.143, SLG: 0.143										0	0	0	0	0	0	0									
Javy Lopez, R (1,2) OBP: 0.553, SLG: 0.800		K								1	0	0	0	0	0	1									
31 Jay Gibbons, L (1,9) OBP: 0.422, SLG: 0.417		K								4	0	1	0	1	3	2									
David Segui, S (1,10) OBP: 0.364, SLG: 0.500		K								3	0	1	0	1	1	2									
Luis Matos, R (1,8) OBP: 0.279, SLG: 0.189			G5-3 1B							4	0	1	0	0	1	2									
Larry Bigbie, L (1,7) OBP: 0.273, SLG: 0.463			G4-3 1B							4	1	1	0	0	1	4									
Inning Stats	R: 0 E: 0 K: 0 S: 9	H: 1 LOB: 1 BB: 0 P: 11	R: 0 E: 0 K: 3 S: 11	H: 0 LOB: 0 BB: 0 P: 15	R: 2 E: 0 K: 0 S: 17	H: 3 LOB: 1 BB: 0 P: 22	R: 0 E: 0 K: 1 S: 13	H: 2 LOB: 2 BB: 0 P: 17	R: 1 E: 0 K: 0 S: 11	H: 2 LOB: 2 BB: 1 P: 19	R: 0 E: 0 K: 0 S: 7	H: 0 LOB: 0 BB: 0 P: 12	R: 0 E: 0 K: 0 S: 7	H: 0 LOB: 0 BB: 0 P: 10	R: 0 E: 0 K: 2 S: 15	H: 1 LOB: 2 BB: 2 P: 25	R: 2 E: 0 K: 1 S: 11	H: 3 LOB: 1 BB: 0 P: 15	1B: 8 2B: 4 3B: 0 HR: 1	SF: 1 SAC: 2 DP: 1 HBP: 0	WP: 0 PB: 0 CS: 2 CS: 1	PA: 41			
PITCHER	IP	WLS	BF	H	R	ER	SO	BB	IBB	HBP	BLK	WP	HR	S	P	ERA	WHIP								
Josh Towers, R (1,1) ERA: 5.79	4.2		23	8	3	3	4	1	0	0	0	0	0	60	83	5.79	1.929								
Jason Kershner, L (5,1) ERA: 2.45	1.2		5	0	0	0	0	0	0	0	0	0	0	9	14	0.00	0.000								
Kerry Ligtenberg, R (7,1) ERA: 2.08	1.1		4	0	0	0	1	1	0	0	0	0	0	12	20	0.00	0.750								
Terry Adams, R (8,1) ERA: 3.18	0.1		3	1	0	0	1	1	0	0	0	0	0	9	14	0.00	6.000								
Justin Speier, R (9,1) ERA: 4.08	1.0	L	6	3	2	2	1	0	0	0	0	0	1	11	15	18.00	3.000								

Batter	1	2	3	4	5	6	7	8	9	AB	R	H	RBI	BB	SO	LOB	BOTTOM								
Frank Catalanotto, L (1,7) OBP: 0.310, SLG: 0.425	K		SF8					G4-3		2	0	0	2	0	1	1	Baltimore Orioles @ Toronto Blue Jays SkyDome, Toronto, ON Sat Apr 17 2004, 1:05 PM EDT Att: 20,177 - Dome - 68 F								
Dave Berg, R (8, PH)										1	0	0	0	0	0	0									
Chad Hermansen, R (9,7)										0	0	0	0	0	0	0									
Eric Hinske, L (1,5) OBP: 0.333, SLG: 0.410	F8									3	0	0	0	0	1	1									
Chris Gomez, R (8, PH)										1	0	1	0	0	0	0									
10 Vernon Wells, R (1,8) OBP: 0.333, SLG: 0.457	L5									3	1	1	1	1	1	0									
Carlos Delgado, L (1,3) OBP: 0.292, SLG: 0.282										3	0	0	0	0	2	2									
Josh Phelps, R (1,10) OBP: 0.383, SLG: 0.442										4	0	1	0	0	1	0									
Greg Myers, L (1,2) OBP: 0.182, SLG: 0.273										4	0	0	0	0	1	2									
3 Reed Johnson, R (1,9) OBP: 0.294, SLG: 0.333										4	1	2	0	0	0	2									
Orlando Hudson, S (1,4) OBP: 0.279, SLG: 0.324										3	1	1	0	0	1	1									
Chris Woodward, R (1,6) OBP: 0.273, SLG: 0.296										2	0	0	0	0	1	1									
Inning Stats	R: 0 E: 0 K: 1 S: 8	H: 0 LOB: 0 BB: 0 P: 13	R: 0 E: 0 K: 1 S: 10	H: 1 LOB: 1 BB: 0 P: 17	R: 1 E: 0 K: 1 S: 11	H: 1 LOB: 0 BB: 0 P: 19	R: 1 E: 0 K: 1 S: 6	H: 1 LOB: 0 BB: 0 P: 9	R: 1 E: 0 K: 2 S: 9	H: 1 LOB: 1 BB: 0 P: 13	R: 0 E: 0 K: 2 S: 9	H: 0 LOB: 0 BB: 0 P: 16	R: 0 E: 0 K: 1 S: 5	H: 0 LOB: 0 BB: 0 P: 8	R: 0 E: 0 K: 2 S: 11	H: 1 LOB: 2 BB: 1 P: 19	R: 0 E: 0 K: 0 S: 9	H: 1 LOB: 1 BB: 0 P: 15	1B: 4 2B: 1 3B: 0 HR: 1	SF: 1 SAC: 1 DP: 1 HBP: 2	WP: 0 PB: 0 CS: 0	PA: 35			
PITCHER	IP	WLS	BF	H	R	ER	SO	BB	IBB	HBP	BLK	WP	HR	S	P	ERA	WHIP								
Kurt Ainsworth, R (1,1) ERA: 10.38	7.0		26	4	3	3	7	4	3	2	0	0	0	57	95	3.86	0.571								
B.J. Ryan, L (8,1) ERA:	1.0	W	5	1	0	0	2	1	0	0	0	0	0	11	19	0.00	2.000								
Jorge Julio, R (9,1) ERA: 1.5	1.0	S	4	1	0	0	0	0	0	0	0	0	0	9	15	0.00	1.000								



Batter	1	2	3	4	5	6	7	8	9	AB	R	H	RBI	BB	SO	LOB	TOP					
1 Brian Roberts, S OBP: 0.364, SLG: 0.386	P6		F7			F8	F8		F9	5	2	2	0	0	0	1						
6 Melvin Mora, R OBP: 0.404, SLG: 0.457	P4			F8		F8		K	F9	4	1	0	0	1	1	1						
10 Miguel Tejada, R OBP: 0.370, SLG: 0.408	1B			G6-3				F9	1B	5	1	4	1	0	0	0						
Rafael Palmeiro, L OBP: 0.373, SLG: 0.400	G4-3			F7				31 S	P6	3	1	0	1	1	0	3						
Javy Lopez, R OBP: 0.538, SLG: 0.750		P5				FC6-4		F9		4	0	1	1	1	0	3						
31 Jay Gibbons, L OBP: 0.400, SLG: 0.415	F8							1B	G4-3	5	1	1	2	0	1	3						
David Segui, S OBP: 0.305, SLG: 0.515	G4-3							1B		3	1	2	0	1	0	0						
Luis Matos, R OBP: 0.319, SLG: 0.225										3	0	2	1	1	0	2						
Larry Bigbie, L OBP: 0.250, SLG: 0.432										4	0	0	1	0	0	4						
<b>Inning Stats</b>	R: 0 H: 1 E: 0 K: 0 S: 11	H: 1 LOB: 1 BB: 0 P: 17	R: 0 H: 0 E: 0 K: 0 S: 10	H: 0 LOB: 0 BB: 0 P: 12	R: 0 H: 0 E: 0 K: 0 S: 5	H: 0 LOB: 0 BB: 1 P: 13	R: 0 H: 0 E: 0 K: 0 S: 4	H: 0 LOB: 0 BB: 0 P: 6	R: 0 H: 1 E: 0 K: 1 S: 8	H: 1 LOB: 1 BB: 1 P: 16	R: 2 H: 2 E: 1 K: 0 S: 15	H: 2 LOB: 1 BB: 1 P: 22	R: 1 H: 2 E: 0 K: 0 S: 9	H: 2 LOB: 1 BB: 0 P: 12	R: 3 H: 3 E: 0 K: 1 S: 17	H: 3 LOB: 2 BB: 2 P: 28	R: 1 H: 3 E: 0 K: 0 S: 15	H: 3 LOB: 2 BB: 0 P: 21	1B: 10 2B: 2 3B: 0 HR: 0	SF: 2 SAC: 0 DP: 1 HBP: 0	WP: 0 PB: 0 SB: 3 CS: 0	PA: 42
<b>PITCHER</b>	IP	WLS	BF	H	R	ER	SO	BB	IBB	HBP	BLK	WP	HR	S	P	ERA	WHIP					
Pat Hentgen, R ERA: 5.17	7.0	L	28	6	3	2	1	3	0	0	0	0	0	62	13	2.57	1.286					
Aquilino Lopez, R ERA: 12.0	0.2		4	1	2	2	1	0	1	0	0	0	0	8	13	27.00	1.500					
Jason Kershner, L ERA: 4.91	0.0		2	1	0	0	0	1	0	0	0	0	0	4	9	∞	∞					
Kerry Ligtenberg, R ERA: 3.18	1.1		8	4	2	2	0	0	0	0	0	0	0	20	27	13.50	3.000					

Baltimore Orioles @ Toronto Blue Jays  
SkyDome, Toronto, ON  
Sun Apr 18 2004, 1:05 PM EDT  
Att: 16,842 - Dome - 68 F

AB 36  
R 7  
H 12  
RBI 7  
BB 5  
SO 2  
LOB 17




Batter	1	2	3	4	5	6	7	8	9	AB	R	H	RBI	BB	SO	LOB	BOTTOM					
3 Reed Johnson, R OBP: 0.273, SLG: 0.306	G5-3		G5-3			G5-3		FC6-4		4	0	0	0	0	0	1						
Eric Hinske, L OBP: 0.308, SLG: 0.372	F8		E6			K		G4-3		4	0	0	0	0	1	1						
10 Vernon Wells, R OBP: 0.327, SLG: 0.440	E5		L5			G6-3			E5	4	0	1	0	0	0	1						
Carlos Delgado, L OBP: 0.288, SLG: 0.262	K								K	3	0	0	0	1	3	2						
Josh Phelps, R OBP: 0.353, SLG: 0.404									G4-3	4	0	0	0	0	1	2						
Frank Catalanotto, L OBP: 0.384, SLG: 0.452									F7	4	0	1	0	0	0	2						
Kevin Cash, R OBP: 0.385, SLG: 0.556										3	0	1	0	0	1	2						
Orlando Hudson, S OBP: 0.261, SLG: 0.300										3	0	0	0	0	1	2						
Chris Woodward, R OBP: 0.278, SLG: 0.300										3	0	1	0	0	0	0						
<b>Inning Stats</b>	R: 0 H: 1 E: 1 K: 1 S: 9	H: 1 LOB: 1 BB: 0 P: 15	R: 0 H: 1 E: 0 K: 0 S: 7	H: 1 LOB: 1 BB: 0 P: 9	R: 0 H: 0 E: 1 K: 0 S: 7	H: 0 LOB: 1 BB: 0 P: 11	R: 0 H: 0 E: 0 K: 1 S: 8	H: 0 LOB: 0 BB: 0 P: 13	R: 0 H: 1 E: 0 K: 1 S: 14	H: 1 LOB: 1 BB: 0 P: 22	R: 0 H: 0 E: 1 K: 1 S: 11	H: 0 LOB: 1 BB: 0 P: 16	1B: 3 2B: 1 3B: 0 HR: 0	SF: 0 SAC: 0 DP: 1 HBP: 0	WP: 0 PB: 0 SB: 1 CS: 0	PA: 33						
<b>PITCHER</b>	IP	WLS	BF	H	R	ER	SO	BB	IBB	HBP	BLK	WP	HR	S	P	ERA	WHIP					
Eric DuBose, L ERA: 3.44	7.0	W	25	3	0	0	5	1	0	0	1	0	0	55	84	0.00	0.571					
B.J. Ryan, L ERA:	1.0		4	1	0	0	1	0	0	0	0	0	0	14	22	0.00	1.000					
Buddy Groom, L ERA:	1.0		4	0	0	0	1	0	0	0	0	0	0	11	16	0.00	0.000					


Baltimore Orioles @ Toronto Blue Jays  
SkyDome, Toronto, ON  
Sun Apr 18 2004, 1:05 PM EDT  
Att: 16,842 - Dome - 68 F

AB 32  
R 0  
H 4  
RBI 0  
BB 1  
SO 7  
LOB 13





Batter	1	2	3	4	5	6	7	8	9	AB	R	H	RBI	BB	SO	LOB	TOP			
13 Carl Crawford, L OBP: 0.347, SLG: 0.400	L7		L8			G4-3 5 1B		F7		4	1	1	0	0	0	0	<p>Tampa Bay Devil Rays @ Baltimore Orioles</p> <p>Oriole Park at Camden Yards, Baltimore, MD</p> <p>Tue Apr 20 2004, 7:05 PM EDT Att: 21,902 - Sunny - 79 F</p> <p>livebaseballscores.com</p> <p>AB 31 R 1 H 4 RBI 1 BB 1 SO 2 LOB 11</p> 			
5 Rocco Baldelli, R OBP: 0.294, SLG: 0.200	G1-3		K2-3			G4-3 1B		G6-3		4	0	1	0	0	1	0				
Aubrey Huff, L OBP: 0.235, SLG: 0.222	K			F9		G4-3		F8		4	0	0	0	0	1	2				
Robert Fick, L OBP: 0.316, SLG: 0.412				BB 1B		G4-3 1B		G4-3		4	0	2	1	0	0	1				
Tino Martinez, L OBP: 0.400, SLG: 0.552	F9		L7			F8		G6-3		4	0	0	0	0	0	3				
José Cruz Jr., S OBP: 0.396, SLG: 0.548				G4-3				F8		2	0	0	0	1	0	1				
Julio Lugo, R OBP: 0.295, SLG: 0.415	P2				G5-3			G6-3		3	0	0	0	0	0	2				
Toby Hall, R OBP: 0.333, SLG: 0.370	F9				G5-3			F8		3	0	0	0	0	0	2				
Rey Sanchez, R OBP: 0.367, SLG: 0.321			L7		G6-3			P4		3	0	0	0	0	0	0				
<b>Inning Stats</b>	R: 0 E: 0 K: 1 S: 8	H: 0 LOB: 0 BB: 0 P: 9	R: 0 E: 0 K: 0 S: 7	H: 1 LOB: 2 BB: 1 P: 12	R: 0 E: 0 K: 1 S: 8	H: 0 LOB: 0 BB: 0 P: 10	R: 0 E: 0 K: 0 S: 7	H: 1 LOB: 1 BB: 0 P: 9	R: 0 E: 0 K: 0 S: 5	H: 0 LOB: 0 BB: 0 P: 7	R: 0 E: 0 K: 0 S: 5	H: 0 LOB: 0 BB: 0 P: 7	R: 0 E: 0 K: 0 S: 5	H: 0 LOB: 0 BB: 0 P: 7	R: 0 E: 0 K: 0 S: 5	H: 0 LOB: 0 BB: 0 P: 7	1B: 4 2B: 0 3B: 0 HR: 0	SF: 0 SAC: 0 DP: 0 HBP: 0	WP: 0 PB: 0 SB: 0 CS: 0	PA: 32
<b>PITCHER</b> Sidney Ponson, R ERA: 3.91	IP: 9.0 WLS: W BF: 32 H: 4 R: 1 ER: 1 SO: 2 BB: 1 IBB: 0 HBP: 0 BLK: 0 WP: 0 HR: 0 S: 71 P: 88 ERA: 1.00 WHIP: 0.556																			

Batter	1	2	3	4	5	6	7	8	9	AB	R	H	RBI	BB	SO	LOB	BOTTOM				
1 Brian Roberts, S OBP: 0.350, SLG: 0.404	L9 10 SF8 2B		P4	P6		SF9		G6-3		4	1	1	1	0	0	0	<p>Tampa Bay Devil Rays @ Baltimore Orioles</p> <p>Oriole Park at Camden Yards, Baltimore, MD</p> <p>Tue Apr 20 2004, 7:05 PM EDT Att: 21,902 - Sunny - 79 F</p> <p>livebaseballscores.com</p> <p>AB 37 R 9 H 14 RBI 9 BB 2 SO 5 LOB 14</p> 				
6 Melvin Mora, R OBP: 0.404, SLG: 0.500	L9		G5-3		HR	10 HBP BB		G5-3		4	2	1	1	1	0	1					
10 Miguel Tejada, R OBP: 0.407, SLG: 0.462	SF8		1B	2B	1B	1B	1B	1B		3	2	3	1	0	0	0					
Rafael Palmeiro, L OBP: 0.393, SLG: 0.422	P6		1B	2B	1B	F8		1B		5	1	3	3	0	0	1					
Javy Lopez, R OBP: 0.544, SLG: 0.755		L4	2B	1B	P4	1B		1B		5	1	3	1	0	0	1					
B.J. Surhoff, L OBP: 0.250, SLG: 0.333		E	1B	2B	P5	K		G4-3		5	0	2	2	0	1	6					
Luis Matos, R OBP: 0.294, SLG: 0.205	B5-3		G5-3			K		G1-3		4	0	0	0	0	1	2					
Larry Bigbie, L OBP: 0.250, SLG: 0.404	E6			L7		1B 1 SF9 BB		K		3	1	0	0	1	1	1					
José Bautista, R OBP: 0.286, SLG: 0.286	F7		K2-3			1B 1 SF9 1B		K		4	1	1	0	0	2	2					
<b>Inning Stats</b>	R: 1 E: 0 K: 0 S: 8	H: 1 LOB: 0 BB: 0 P: 12	R: 0 E: 1 K: 0 S: 9	H: 1 LOB: 2 BB: 0 P: 14	R: 3 E: 0 K: 0 S: 15	H: 4 LOB: 1 BB: 0 P: 23	R: 0 E: 0 K: 1 S: 10	H: 0 LOB: 0 BB: 0 P: 13	R: 1 E: 0 K: 0 S: 12	H: 2 LOB: 1 BB: 0 P: 17	R: 3 E: 0 K: 2 S: 18	H: 3 LOB: 3 BB: 2 P: 35	R: 0 E: 0 K: 2 S: 9	H: 0 LOB: 0 BB: 0 P: 10	R: 1 E: 0 K: 0 S: 13	H: 3 LOB: 2 BB: 0 P: 18		1B: 9 2B: 4 3B: 0 HR: 1	SF: 2 SAC: 0 DP: 0 HBP: 1	WP: 0 PB: 0 SB: 0 CS: 0	PA: 42
<b>PITCHER</b> Mark Hendrickson, L ERA: 6.75 Travis Harper, R ERA: 16.2 John Halama, L ERA: 9.86	IP: 4.0 WLS: L BF: 21 H: 5 R: 5 ER: 5 SO: 1 BB: 0 IBB: 0 HBP: 0 BLK: 0 WP: 0 HR: 1 S: 48 P: 71 ERA: 11.25 WHIP: 2.000	(5.1) 1.2 11 3 3 3 1 2 0 0 1 0 0 0 0 21 39 16.20 3.000	(6.1) 2.1 10 3 1 1 3 0 0 0 0 0 0 0 0 25 32 3.86 1.286																		



Batter	1	2	3	4	5	6	7	8	9	AB	R	H	RBI	BB	SO	LOB	TOP							
<b>13 Carl Crawford, L</b> OBP: 0.352, SLG: 0.388										4	1	1	1	1	1	3	<b>Tampa Bay Devil Rays @ Baltimore Orioles</b> Oriole Park at Camden Yards, Baltimore, MD Wed Apr 21 2004, 7:05 PM EDT Att: 20,781 - Unknown - 70 F <a href="http://livebaseballscorecards.com">livebaseballscorecards.com</a>							
<b>Damian Rolls, R</b> OBP: 0.296, SLG: 0.304										5	1	1	0	0	0	4								
<b>5 Rocco Baldelli, R</b> OBP: 0.304, SLG: 0.280										5	2	2	1	0	2	2								
<b>Eduardo Perez, R</b> OBP: 0.364, SLG: 0.474 <b>Aubrey Huff, L</b> OBP: 0.231, SLG: 0.217										3	0	2	1	1	0	0								
<b>José Cruz Jr., S</b> OBP: 0.358, SLG: 0.489										5	1	0	0	0	1	5								
<b>Tino Martinez, L</b> OBP: 0.436, SLG: 0.645										2	1	1	3	2	0	0								
<b>Julio Lugo, R</b> OBP: 0.313, SLG: 0.422										4	1	2	1	0	1	1								
<b>Toby Hall, R</b> OBP: 0.382, SLG: 0.400										3	0	2	0	1	0	0								
<b>Rey Sanchez, R</b> OBP: 0.353, SLG: 0.313										4	0	1	0	0	1	3								
<b>Inning Stats</b>	R: 2 E: 0 K: 2 S: 14	H: 3 LOB: 2 BB: 2 P: 25	R: 0 E: 0 K: 0 S: 10	H: 1 LOB: 1 BB: 0 P: 14	R: 1 E: 0 K: 0 S: 10	H: 1 LOB: 1 BB: 1 P: 19	R: 0 E: 0 K: 1 S: 9	H: 1 LOB: 1 BB: 1 P: 14	R: 4 E: 0 K: 1 S: 16	H: 5 LOB: 2 BB: 1 P: 30	R: 0 E: 0 K: 0 S: 8	H: 1 LOB: 0 BB: 0 P: 13	R: 0 E: 0 K: 1 S: 7	H: 0 LOB: 0 BB: 0 P: 10	R: 0 E: 0 K: 0 S: 6	H: 0 LOB: 0 BB: 0 P: 6	R: 0 E: 0 K: 1 S: 8	H: 0 LOB: 0 BB: 0 P: 9	1B: 9 2B: 1 3B: 0 HR: 2	SF: 0 SAC: 0 DP: 1 HBP: 0	WP: 0 PB: 0 SB: 0 CS: 1	PA: 41		
<b>PITCHER</b>	IP	WLS	BF	H	R	ER	SO	BB	IBB	HBP	BLK	WP	HR	S	P	ERA	WHIP					ERA	WHIP	
<b>Matt Riley, L</b> ERA: 4.58	(1, 1)	4.1	L	25	9	7	7	3	5	0	0	0	0	2	52	91	14.54	3.231						
<b>Rodrigo Lopez, R</b> ERA:	(5, 1)	4.2		16	3	0	0	3	0	0	0	0	0	0	36	49	0.00	0.643						

Batter	1	2	3	4	5	6	7	8	9	AB	R	H	RBI	BB	SO	LOB	BOTTOM							
<b>1 Brian Roberts, S</b> OBP: 0.328, SLG: 0.375										4	0	0	0	0	2	2	<b>Tampa Bay Devil Rays @ Baltimore Orioles</b> Oriole Park at Camden Yards, Baltimore, MD Wed Apr 21 2004, 7:05 PM EDT Att: 20,781 - Unknown - 70 F <a href="http://livebaseballscorecards.com">livebaseballscorecards.com</a>							
<b>6 Melvin Mora, R</b> OBP: 0.377, SLG: 0.463										4	0	0	0	0	1	1								
<b>10 Miguel Tejada, R</b> OBP: 0.381, SLG: 0.429										4	0	0	0	0	0	0								
<b>Rafael Palmeiro, L</b> OBP: 0.383, SLG: 0.396										3	1	0	0	1	0	0								
<b>Javy Lopez, R</b> OBP: 0.541, SLG: 0.731										3	1	1	0	1	1	0								
<b>31 Jay Gibbons, L</b> OBP: 0.389, SLG: 0.467										4	1	1	3	0	1	1								
<b>David Segui, S</b> OBP: 0.375, SLG: 0.472										3	0	0	0	0	1	0								
<b>Luis Matos, R</b> OBP: 0.278, SLG: 0.191										3	0	0	0	0	1	0								
<b>Larry Bigbie, L</b> OBP: 0.273, SLG: 0.440										3	0	2	0	0	0	0								
<b>Inning Stats</b>	R: 0 E: 0 K: 0 S: 8	H: 0 LOB: 0 BB: 0 P: 10	R: 0 E: 0 K: 0 S: 15	H: 0 LOB: 0 BB: 0 P: 20	R: 0 E: 0 K: 1 S: 6	H: 0 LOB: 0 BB: 0 P: 8	R: 0 E: 0 K: 1 S: 6	H: 0 LOB: 0 BB: 0 P: 12	R: 3 E: 0 K: 2 S: 19	H: 2 LOB: 1 BB: 2 P: 33	R: 0 E: 0 K: 0 S: 8	H: 0 LOB: 0 BB: 0 P: 14	R: 0 E: 0 K: 1 S: 9	H: 0 LOB: 0 BB: 0 P: 11	R: 0 E: 0 K: 1 S: 11	H: 1 LOB: 1 BB: 0 P: 15	R: 0 E: 0 K: 1 S: 10	H: 1 LOB: 1 BB: 0 P: 15	1B: 2 2B: 1 3B: 0 HR: 1	SF: 0 SAC: 0 DP: 0 HBP: 0	WP: 0 PB: 0 SB: 1 CS: 0	PA: 33		
<b>PITCHER</b>	IP	WLS	BF	H	R	ER	SO	BB	IBB	HBP	BLK	WP	HR	S	P	ERA	WHIP					ERA	WHIP	
<b>Paul Abbott, R</b> ERA: 2.37	(1, 1)	6.0	W	22	2	3	3	4	2	0	0	0	0	0	62	97	4.50	0.667						
<b>Lance Carter, R</b> ERA: 2.09	(7, 1)	2.0		7	1	0	0	2	0	0	0	0	0	20	26	0.00	0.500							
<b>Danys Baez, R</b> ERA:	(9, 1)	1.0		4	1	0	0	1	0	0	0	0	0	10	15	0.00	1.000							





Batter	1	2	3	4	5	6	7	8	9	AB	R	H	RBI	BB	SO	LOB	TOP																					
13 Carl Crawford, L OBP: 0.322, SLG: 0.352	L6		G6-3		G4-3		K		G4-3	5	0	0	0	0	1	0																						
5 Rocco Baldelli, R OBP: 0.317, SLG: 0.283	B1-3		K							3	1	1	0	1	1	0																						
Aubrey Huff, L OBP: 0.250, SLG: 0.260	G6-3									4	1	2	1	0	1	1																						
Robert Fick, L OBP: 0.364, SLG: 0.600 Eduardo Perez, R OBP: 0.346, SLG: 0.450										3	2	2	2	0	0	1																						
José Cruz Jr., S OBP: 0.357, SLG: 0.469										2	0	0	0	1	0	0																						
Tino Martínez, L OBP: 0.442, SLG: 0.606										2	1	0	0	2	1	3																						
Julio Lugo, R OBP: 0.308, SLG: 0.408										4	1	1	1	0	0	4																						
Toby Hall, R OBP: 0.368, SLG: 0.382										4	0	1	2	0	1	0																						
Geoff Blum, S OBP: 0.190, SLG: 0.158										4	0	0	0	0	1	1																						
<b>Inning Stats</b>	R: 0 H: 0 E: 0 K: 0 S: 6	H: 0 LOB: 0 BB: 0 P: 9	R: 3 H: 3 E: 1 K: 1 S: 14	H: 3 LOB: 1 BB: 1 P: 25	R: 0 H: 1 E: 0 K: 1 S: 11	H: 1 LOB: 1 BB: 0 P: 14	R: 0 H: 0 E: 0 K: 0 S: 3	H: 0 LOB: 0 BB: 1 P: 8	R: 0 H: 0 E: 0 K: 0 S: 6	H: 0 LOB: 0 BB: 0 P: 9	R: 3 H: 3 E: 0 K: 0 S: 13	H: 3 LOB: 0 BB: 0 P: 20	R: 0 H: 0 E: 0 K: 1 S: 7	H: 0 LOB: 0 BB: 0 P: 10	R: 0 H: 0 E: 1 K: 2 S: 13	H: 0 LOB: 3 BB: 2 P: 26	R: 0 H: 0 E: 0 K: 1 S: 10	H: 0 LOB: 0 BB: 0 P: 15	1B: 5 2B: 2 3B: 0 HR: 1	SF: 0 SAC: 1 DP: 2 HBP: 0	WP: 2 PA: 37 SB: 0 CS: 1																	
<b>PITCHER</b>	IP	WLS	BF	H	R	ER	SO	BB	IBB	HBP	BLK	WP	HR	S	P	ERA	WHIP	<b>PITCHER</b>				IP	WLS	BF	H	R	ER	SO	BB	IBB	HBP	BLK	WP	HR	S	P	ERA	WHIP
Kurt Ainsworth, R ERA: 9.88	(1, 1)	5.0	22	7	6	5	2	2	0	0	0	2	1	47	77	9.00	1.800																					
John Parrish, L ERA: 5.53	(6, 1)	2.0	W	6	0	0	1	0	0	0	0	0	0	13	18	0.00	0.000																					
B.J. Ryan, L ERA:	(8, 1)	1.0	H	6	0	0	2	1	1	0	0	0	0	13	26	0.00	1.000																					
Jorge Julio, R ERA: 1.29	(9, 1)	1.0	S	3	0	0	1	0	0	0	0	0	0	10	15	0.00	0.000																					

Tampa Bay Devil Rays @ Baltimore Orioles  
 Oriole Park at Camden Yards, Baltimore, MD  
 Thu Apr 22 2004, 7:05 PM EDT  
 Att: 19,250 - Unknown - 82 F

AB	32
R	6
H	7
RBI	6
BB	4
SO	6
LOB	11



Batter	1	2	3	4	5	6	7	8	9	AB	R	H	RBI	BB	SO	LOB	BOTTOM																					
1 Brian Roberts, S OBP: 0.333, SLG: 0.393	F8									5	2	2	0	0	0	4																						
6 Melvin Mora, R OBP: 0.385, SLG: 0.483	F9									4	2	2	1	0	1	1																						
10 Miguel Tejada, R OBP: 0.388, SLG: 0.433	G3									4	1	2	3	0	0	1																						
Rafael Palmeiro, L OBP: 0.406, SLG: 0.460										2	1	1	1	2	0	0																						
Javy Lopez, R OBP: 0.508, SLG: 0.679										4	1	0	0	0	1	4																						
31 Jay Gibbons, L OBP: 0.382, SLG: 0.429										4	0	0	1	0	1	1																						
David Segui, S OBP: 0.366, SLG: 0.462 16 Tim Raines, S OBP: 0.317, SLG: 0.283										3	0	1	1	1	1	0																						
Luis Matos, R OBP: 0.276, SLG: 0.196										4	0	1	0	0	2	1																						
Larry Bigbie, L OBP: 0.271, SLG: 0.415										3	0	0	0	1	1	2																						
<b>Inning Stats</b>	R: 0 H: 0 E: 0 K: 0 S: 7	H: 0 LOB: 0 BB: 0 P: 9	R: 0 H: 0 E: 0 K: 1 S: 8	H: 0 LOB: 0 BB: 0 P: 13	R: 0 H: 0 E: 0 K: 2 S: 10	H: 0 LOB: 0 BB: 0 P: 17	R: 4 H: 4 E: 2 K: 1 S: 15	H: 4 LOB: 1 BB: 1 P: 27	R: 0 H: 0 E: 0 K: 1 S: 11	H: 0 LOB: 1 BB: 1 P: 18	R: 1 H: 1 E: 0 K: 0 S: 12	H: 1 LOB: 0 BB: 0 P: 18	R: 2 H: 3 E: 0 K: 0 S: 12	H: 3 LOB: 2 BB: 1 P: 18	R: 0 H: 1 E: 0 K: 1 S: 11	H: 1 LOB: 3 BB: 1 P: 19	1B: 6 2B: 2 3B: 0 HR: 1	SF: 0 SAC: 0 DP: 0 HBP: 0	WP: 1 PA: 37 SB: 1 CS: 0																			
<b>PITCHER</b>	IP	WLS	BF	H	R	ER	SO	BB	IBB	HBP	BLK	WP	HR	S	P	ERA	WHIP	<b>PITCHER</b>				IP	WLS	BF	H	R	ER	SO	BB	IBB	HBP	BLK	WP	HR	S	P	ERA	WHIP
Damian Moss, L ERA: 9.39	(1, 1)	3.2	16	4	4	4	3	1	0	0	0	0	0	36	59	9.82	1.364																					
Jorge Sosa, R ERA: 7.27	(4, 1)	1.2	7	1	1	1	2	1	0	0	0	0	1	21	33	5.40	1.200																					
Trever Miller, L ERA: 2.08	(6, 1)	1.1	H	5	1	1	1	0	0	0	0	0	0	12	18	6.75	0.750																					
Chad Gaudin, R ERA: 1.69	(7, 1)	0.1	L	4	2	1	1	0	1	0	0	0	0	6	10	27.00	6.000																					
John Halama, L ERA: 3.19	(8, 1)	1.0	5	1	0	0	1	1	0	0	0	1	0	11	19	0.00	2.000																					

Tampa Bay Devil Rays @ Baltimore Orioles  
 Oriole Park at Camden Yards, Baltimore, MD  
 Thu Apr 22 2004, 7:05 PM EDT  
 Att: 19,250 - Unknown - 82 F

AB	33
R	7
H	9
RBI	7
BB	4
SO	7
LOB	14









Batter	1	2	3	4	5	6	7	8	9	10	11	12	AB	R	H	RBI	BB	SO	LOB	TOP							
3 Reed Johnson, R OBP: 0.300, SLG: 0.344 Frank Catalanotto, L OBP: 0.313, SLG: 0.400	F9			G5-3		BB		BB		BB		10 WP BB	G6-3 SH1-4	2	0	0	0	3	0	2	1	0	1	1	1	0	0
Chris Gomez, R OBP: 0.409, SLG: 0.526 Orlando Hudson, S OBP: 0.279, SLG: 0.333	K		K		P5	F7		BB		F8		SH1-4	3	0	0	0	0	2	2	3	0	1	0	0	0	0	3
10 Vernon Wells, R OBP: 0.269, SLG: 0.347	K		F7		P6			L9		F8		G6-3	7	0	0	0	0	2	6	7	0	0	0	0	2	6	
Carlos Delgado, L OBP: 0.347, SLG: 0.419		G6-3		BB 1B	HR			1B 1B		K		WP SH1-3 FC5-2 1B	6	2	4	1	1	1	0	6	2	4	1	1	1	0	
Josh Phelps, R OBP: 0.319, SLG: 0.373 Howie Clark, L OBP: 0.417, SLG: 0.364		K		1B BB	G5-3			K		1B 1B		SH1-3	4	1	1	0	1	2	1	1	0	0	0	0	1	2	
Eric Hinske, L OBP: 0.315, SLG: 0.328			P6			G4-3		F8		F8		WP IBB	4	0	1	0	2	0	3	4	0	1	0	2	0	3	
Kevin Cash, R OBP: 0.333, SLG: 0.500	L8		K		HR			K		1B		FC5-2 FC6-4	6	1	2	1	0	2	7	6	1	2	1	0	2	7	
Dave Berg, R OBP: 0.083, SLG: 0.083			F9	2B 1B		F7		K		L4		FC6-4	6	0	1	1	0	1	4	6	0	1	1	0	1	4	
Chris Woodward, R OBP: 0.319, SLG: 0.378			3 BB BB	1B 2B		1B		K		F9		1B 2B	5	1	3	1	1	1	0	5	1	3	1	1	1	0	
<b>Inning Stats</b>	R: 0 E: 0 K: 2 S: 12	H: 0 LOB: 0 BB: 0 P: 19	R: 0 E: 0 K: 1 S: 6	H: 0 LOB: 1 BB: 1 P: 13	R: 0 E: 0 K: 1 S: 16	H: 0 LOB: 2 BB: 2 P: 28	R: 2 E: 0 K: 1 S: 20	H: 3 LOB: 2 BB: 1 P: 32	R: 1 E: 0 K: 0 S: 7	H: 1 LOB: 0 BB: 0 P: 9	R: 1 E: 0 K: 0 S: 12	H: 2 LOB: 2 BB: 1 P: 17	R: 0 E: 0 K: 3 S: 11	H: 1 LOB: 1 BB: 1 P: 20	R: 0 E: 0 K: 1 S: 12	H: 2 LOB: 2 BB: 1 P: 19	R: 0 E: 0 K: 0 S: 11	H: 0 LOB: 1 BB: 1 P: 19	R: 0 E: 0 K: 0 S: 5	H: 1 LOB: 2 BB: 1 P: 14	R: 1 E: 0 K: 1 S: 7	H: 2 LOB: 2 BB: 1 P: 14	1B: 10 2B: 2 3B: 0 HR: 2	SF: 0 SAC: 2 DP: 0 HBP: 0	WP: 2 PB: 0 SB: 0 CS: 0	PA: 59	
<b>PITCHER</b>	IP WLS BF H R ER SO BB IBB HBP BLK WP HR S P ERA WHIP	45 Erik Bedard, L ERA: 5.75	2.0 10 3 2 2 0 1 0 0 0 0 2 20 30 9.00 2.000	Rick Bauer, R ERA: 3.65	2.0 9 2 0 0 4 1 0 0 0 0 0 20 32 0.00 1.500	Rodriguez Lopez, R ERA: 1.0	1.1 7 3 0 0 2 0 0 0 0 0 0 17 26 0.00 2.250	B.J. Ryan, L ERA: 1.0	2.0 9 1 0 0 0 1 1 0 0 2 0 16 33 0.00 1.000	<b>PITCHER</b>	IP WLS BF H R ER SO BB IBB HBP BLK WP HR S P ERA WHIP	Mike DeJean, R ERA: 5.06	1.0 1 6 2 1 1 1 0 1 0 0 0 0 1 14 9.00 2.000														

Toronto Blue Jays @ Baltimore Orioles  
Oriole Park at Camden Yards, Baltimore, MD

Sat Apr 24 2004, 4:35 PM EDT  
Att. 41,093 - Sunny - 77 F

AB 48  
R 5  
H 14  
RBI 5  
BB 9  
SO 12  
LOB 30



Batter	1	2	3	4	5	6	7	8	9	10	11	12	AB	R	H	RBI	BB	SO	LOB	BOTTOM						
1 Brian Roberts, S OBP: 0.325, SLG: 0.389	G6-3		L9	L6-4		G5-3			F9		G6-3		6	0	0	0	0	5								
6 Melvin Mora, R OBP: 0.408, SLG: 0.477	1B 1B		10 HR BB		1B 1B		K		G1-3		E2 10 DI		5	3	2	0	1	1								
10 Miguel Tejada, R OBP: 0.372, SLG: 0.479	F9		HR		F8		G3-1 2B		P3		L7		6	1	2	2	0	4								
Rafael Palmeiro, L OBP: 0.419, SLG: 0.483	1B 1B		G4-3		1B 1B		G3-1 IBB			F8		F9	5	0	2	0	1	0								
Javy Lopez, R OBP: 0.467, SLG: 0.606	1B 1B		L5		1B 1B		G3-1		G3-1		G6-3		6	0	2	2	0	2								
31 Jay Gibbons, L OBP: 0.348, SLG: 0.441	F8			F7	G3		G3-1				BB		5	0	0	0	1	5								
David Segui, S OBP: 0.363, SLG: 0.426 B.J. Surhoff, L OBP: 0.412, SLG: 0.438		G4-3		BB BB 1B		K		G3-4-1					4	0	1	0	0	1								
Luis Matos, R OBP: 0.286, SLG: 0.200		K		L6-4 BB BB		G5-3		G3					4	0	1	0	1	1								
Larry Bigbie, L OBP: 0.294, SLG: 0.410		G3		1B BB				G4-3					4	0	1	0	1	1								
<b>Inning Stats</b>	R: 1 E: 0 K: 0 S: 13	H: 3 LOB: 2 BB: 0 P: 20	R: 0 E: 0 K: 1 S: 9	H: 0 LOB: 0 BB: 0 P: 14	R: 2 E: 0 K: 0 S: 8	H: 1 LOB: 0 BB: 1 P: 17	R: 0 E: 0 K: 0 S: 14	H: 1 LOB: 2 BB: 2 P: 25	R: 1 E: 0 K: 0 S: 12	H: 3 LOB: 1 BB: 0 P: 17	R: 0 E: 0 K: 1 S: 7	H: 1 LOB: 1 BB: 0 P: 11	R: 0 E: 0 K: 1 S: 8	H: 1 LOB: 2 BB: 1 P: 17	R: 0 E: 0 K: 0 S: 9	H: 0 LOB: 0 BB: 0 P: 13	R: 0 E: 0 K: 1 S: 13	H: 0 LOB: 1 BB: 1 P: 21	R: 0 E: 1 K: 1 S: 11	H: 1 LOB: 2 BB: 0 P: 17	R: 0 E: 0 K: 1 S: 7	H: 0 LOB: 0 BB: 0 P: 11	1B: 9 2B: 2 3B: 0 HR: 1	SF: 0 SAC: 0 DP: 1 HBP: 0	WP: 0 PB: 0 SB: 0 CS: 0	PA: 51
<b>PITCHER</b>	IP WLS BF H R ER SO BB IBB HBP BLK WP HR S P ERA WHIP	Pat Hentgen, R ERA: 5.66	5.0 24 8 4 4 1 3 0 0 0 0 0 1 56 93 7.20 2.200	Valerio De Los Santos, L ERA: 5.4	1.0 4 1 0 0 1 0 0 0 0 0 0 7 11 0.00 1.000	54 Jason Frasor, R ERA: 1.94	0.2 4 1 0 0 1 0 1 0 0 0 0 7 16 0.00 1.500	Terry Adams, R ERA: 1.94	1.1 4 0 0 0 0 0 0 0 0 0 0 13 19 0.00 0.000	Justin Speier, R ERA: 2.79	2.0 7 0 0 0 1 1 0 0 0 0 0 22 34 0.00 0.500	<b>PITCHER</b>	IP WLS BF H R ER SO BB IBB HBP BLK WP HR S P ERA WHIP	Kerry Ligtenberg, R ERA: 1.86	2.0 1 8 1 0 0 0 2 0 0 0 0 0 18 28 0.00 0.500											

Toronto Blue Jays @ Baltimore Orioles  
Oriole Park at Camden Yards, Baltimore, MD

Sat Apr 24 2004, 4:35 PM EDT  
Att. 41,093 - Sunny - 77 F

AB 46  
R 4  
H 11  
RBI 4  
BB 5  
SO 6  
LOB 19













Batter	1	2	3	4	5	6	7	8	9	AB	R	H	RBI	BB	SO	LOB	TOP			
51 Ichiro Suzuki, L (1, 9) OBP: 0.320, SLG: 0.290	F8		G5-3	FC4-6		FC4-6			G6-3	5	0	0	0	0	0	4	<b>Seattle Mariners @ Baltimore Orioles</b> Oriole Park at Camden Yards, Baltimore, MD Wed Apr 28 2004, 7:05 PM EDT Att: 20,445 - Sunny - 67 F			
Scott Spiezio, S (1, 5) OBP: 0.400, SLG: 0.556	K							F8		3	0	1	0	1	1	0				
Bret Boone, R (1, 4) OBP: 0.280, SLG: 0.449	G6-3		L9					G5-3		4	0	0	0	0	0	2				
Edgar Martinez, R (1, 10) OBP: 0.389, SLG: 0.443								F9		3	0	1	0	1	0	0				
Raul Ibanez, L (1, 7) OBP: 0.363, SLG: 0.515	F9									3	1	0	0	1	1	3				
Rich Aurilia, R (1, 6) OBP: 0.298, SLG: 0.321	K							G6-3		4	0	1	0	0	1	3				
John Olerud, L (1, 3) OBP: 0.372, SLG: 0.369								F8		2	0	0	0	1	0	2				
Dan Wilson, R (1, 2) OBP: 0.345, SLG: 0.431	F7									3	0	0	0	1	0	3				
Randy Winn, S (1, 8) OBP: 0.284, SLG: 0.297										3	0	1	1	0	1	1	<b>AB</b> 31 <b>R</b> 1 <b>H</b> 4 <b>RBI</b> 1 <b>BB</b> 5 <b>SO</b> 5 <b>LOB</b> 18			
Dave Hansen, L (9, PH) OBP: 0.462, SLG: 0.636										1	0	0	0	0	1	0				
<b>Inning Stats</b>	R: 0 E: 0 K: 1 S: 8	H: 0 LOB: 0 BB: 0 P: 14	R: 0 E: 0 K: 1 S: 12	H: 1 LOB: 2 BB: 0 P: 19	R: 0 E: 0 K: 0 S: 9	H: 1 LOB: 1 BB: 0 P: 15	R: 1 E: 0 K: 0 S: 10	H: 2 LOB: 3 BB: 2 P: 21	R: 0 E: 0 K: 1 S: 11	H: 0 LOB: 1 BB: 1 P: 19	R: 0 E: 0 K: 0 S: 5	H: 0 LOB: 0 BB: 0 P: 5	R: 0 E: 0 K: 1 S: 5	H: 0 LOB: 0 BB: 0 P: 10	R: 0 E: 0 K: 1 S: 9	H: 0 LOB: 0 BB: 0 P: 13	1B: 4 2B: 0 3B: 0 HR: 0	SF: 0 SAC: 0 DP: 0 HBP: 1	WP: 0 PB: 0 SB: 0 CS: 0	PA: 37
<b>PITCHER</b>	IP WLS BF H R ER SO BB IBB HBP BLK WP HR S P ERA WHIP	IP WLS BF H R ER SO BB IBB HBP BLK WP HR S P ERA WHIP	IP WLS BF H R ER SO BB IBB HBP BLK WP HR S P ERA WHIP	IP WLS BF H R ER SO BB IBB HBP BLK WP HR S P ERA WHIP	IP WLS BF H R ER SO BB IBB HBP BLK WP HR S P ERA WHIP	IP WLS BF H R ER SO BB IBB HBP BLK WP HR S P ERA WHIP	IP WLS BF H R ER SO BB IBB HBP BLK WP HR S P ERA WHIP	IP WLS BF H R ER SO BB IBB HBP BLK WP HR S P ERA WHIP	IP WLS BF H R ER SO BB IBB HBP BLK WP HR S P ERA WHIP	IP WLS BF H R ER SO BB IBB HBP BLK WP HR S P ERA WHIP	IP WLS BF H R ER SO BB IBB HBP BLK WP HR S P ERA WHIP	IP WLS BF H R ER SO BB IBB HBP BLK WP HR S P ERA WHIP	IP WLS BF H R ER SO BB IBB HBP BLK WP HR S P ERA WHIP	IP WLS BF H R ER SO BB IBB HBP BLK WP HR S P ERA WHIP	IP WLS BF H R ER SO BB IBB HBP BLK WP HR S P ERA WHIP	IP WLS BF H R ER SO BB IBB HBP BLK WP HR S P ERA WHIP	IP WLS BF H R ER SO BB IBB HBP BLK WP HR S P ERA WHIP			
Kurt Ainsworth, R (1, 1) ERA: 7.71	5.0	24	4	1	1	2	4	0	1	0	0	0	0	0	0	0	1.80	1.600		
John Parrish, L (6, 1) ERA: 4.85	3.0	W	10	0	0	0	2	1	0	0	0	0	0	0	0	0	0.00	0.333		
Jorge Julio, R (9, 1) ERA: 0.9	1.0	S	3	0	0	0	1	0	0	0	0	0	0	0	0	0	0.00	0.000		

<b>AB</b>	31
<b>R</b>	1
<b>H</b>	4
<b>RBI</b>	1
<b>BB</b>	5
<b>SO</b>	5
<b>LOB</b>	18



Batter	1	2	3	4	5	6	7	8	9	AB	R	H	RBI	BB	SO	LOB	BOTTOM			
1 Brian Roberts, S (1, 4) OBP: 0.340, SLG: 0.412	G6-3			F8					G6-3	4	1	1	0	0	0	2	<b>Seattle Mariners @ Baltimore Orioles</b> Oriole Park at Camden Yards, Baltimore, MD Wed Apr 28 2004, 7:05 PM EDT Att: 20,445 - Sunny - 67 F			
6 Melvin Mora, R (1, 5) OBP: 0.427, SLG: 0.467										2	0	0	0	2	0	1				
10 Miguel Tejada, R (1, 6) OBP: 0.374, SLG: 0.468	G4-6-3									4	1	1	0	0	0	2				
Rafael Palmeiro, L (1, 3) OBP: 0.430, SLG: 0.522										3	1	1	0	1	0	1				
Javy Lopez, R (1, 2) OBP: 0.455, SLG: 0.571										2	0	1	0	2	1	0				
31 Jay Gibbons, L (1, 9) OBP: 0.333, SLG: 0.391										3	0	1	2	0	0	2				
B.J. Surhoff, L (1, 10) OBP: 0.308, SLG: 0.292	G3-1									4	0	0	0	0	1	4				
Luis Matos, R (1, 8) OBP: 0.289, SLG: 0.221										4	0	1	0	0	1	0				
Larry Bigbie, L (1, 7) OBP: 0.325, SLG: 0.465	G4-3									3	0	1	0	1	0	2	<b>AB</b> 29 <b>R</b> 3 <b>H</b> 7 <b>RBI</b> 2 <b>BB</b> 6 <b>SO</b> 3 <b>LOB</b> 14			
<b>Inning Stats</b>	R: 1 E: 0 K: 0 S: 14	H: 3 LOB: 3 BB: 1 P: 24	R: 0 E: 0 K: 0 S: 4	H: 0 LOB: 0 BB: 0 P: 10	R: 0 E: 0 K: 0 S: 8	H: 0 LOB: 2 BB: 2 P: 20	R: 0 E: 0 K: 0 S: 12	H: 1 LOB: 1 BB: 0 P: 17	R: 0 E: 0 K: 2 S: 8	H: 0 LOB: 0 BB: 0 P: 10	R: 0 E: 0 K: 1 S: 7	H: 0 LOB: 1 BB: 1 P: 16	R: 2 E: 0 K: 0 S: 13	H: 3 LOB: 2 BB: 2 P: 26	R: 0 E: 0 K: 0 S: 9	H: 0 LOB: 0 BB: 0 P: 10		1B: 5 2B: 2 3B: 0 HR: 0	SF: 0 SAC: 0 DP: 1 HBP: 1	WP: 0 PB: 0 SB: 1 CS: 0
<b>PITCHER</b>	IP WLS BF H R ER SO BB IBB HBP BLK WP HR S P ERA WHIP	IP WLS BF H R ER SO BB IBB HBP BLK WP HR S P ERA WHIP	IP WLS BF H R ER SO BB IBB HBP BLK WP HR S P ERA WHIP	IP WLS BF H R ER SO BB IBB HBP BLK WP HR S P ERA WHIP	IP WLS BF H R ER SO BB IBB HBP BLK WP HR S P ERA WHIP	IP WLS BF H R ER SO BB IBB HBP BLK WP HR S P ERA WHIP	IP WLS BF H R ER SO BB IBB HBP BLK WP HR S P ERA WHIP	IP WLS BF H R ER SO BB IBB HBP BLK WP HR S P ERA WHIP	IP WLS BF H R ER SO BB IBB HBP BLK WP HR S P ERA WHIP	IP WLS BF H R ER SO BB IBB HBP BLK WP HR S P ERA WHIP	IP WLS BF H R ER SO BB IBB HBP BLK WP HR S P ERA WHIP	IP WLS BF H R ER SO BB IBB HBP BLK WP HR S P ERA WHIP	IP WLS BF H R ER SO BB IBB HBP BLK WP HR S P ERA WHIP	IP WLS BF H R ER SO BB IBB HBP BLK WP HR S P ERA WHIP	IP WLS BF H R ER SO BB IBB HBP BLK WP HR S P ERA WHIP	IP WLS BF H R ER SO BB IBB HBP BLK WP HR S P ERA WHIP				
Jamie Moyer, L (1, 1) ERA: 5.1	7.0	29	4	1	1	3	4	0	1	0	0	0	0	0	0	0	1.29	1.143		
Shigetoshi Hasegawa, R (8, 1) ERA: 7.2	1.0	L	7	3	2	2	0	1	1	0	0	0	0	0	0	0	18.00	4.000		





Batter	1	2	3	4	5	6	7	8	9	AB	R	H	RBI	BB	SO	LOB	TOP								
51 Ichiro Suzuki, L (1, 9) OBP: 0.314, SLG: 0.278	4-1 1B BB		3-2 G6-3			1-0 P5		1-2 E3 2B	2-1 F7	4	1	0	0	1	0	2									
Rich Aurilia, R (1, 6) OBP: 0.292, SLG: 0.305	0-0 F8			3-1 F8		3-2 P4		4-2 2B BB	3-3 K	4	1	0	0	1	1	3									
Bret Boone, R (1, 4) OBP: 0.289, SLG: 0.462	3-2 G6-4-3 1B			3-2 K		1-3 K		1-1 G6-3 1-H 2-H 2B		4	0	2	2	0	0	0									
Edgar Martinez, R (1, 10) OBP: 0.372, SLG: 0.422	2-1 G6-4-3			2-0 F9			1-0 P4	2-3 K		4	0	0	0	0	1	3									
Scott Spiezio, S (1, 5) OBP: 0.407, SLG: 0.532		1-0 F8			4-2 2B G4-3 BB		4-2 1B BB	2-1 G6-3		2	1	0	0	2	0	1									
Raul Ibanez, L (1, 7) OBP: 0.357, SLG: 0.514		2-2 G4-3		0-1 G4-3 1-3 G3 2B		0-1 F9		3-3 K		4	1	1	0	0	1	2									
Jolbert Cabrera, R (1, 3) OBP: 0.250, SLG: 0.261		1-0 G5-3		2-1 G4-3		0-0 FC5-4 1B		1-2 WP DI 1B		4	0	2	1	0	0	1									
Ben Davis, S (1, 2) OBP: 0.207, SLG: 0.120			0-1 P3		2-3 3-H 1-2 G3		0-0 FC5-4 1-2	0-2 SAFE F7		3	0	0	1	0	0	2									
Dave Hansen, L (9, PH) OBP: 0.220, SLG: 0.553					3-H 0-1 F9		1-2 SAFE F7			1	0	0	0	0	0	1									
Randy Winn, S (1, 8) OBP: 0.294, SLG: 0.289			2-1 F9		0-1 F9			4-2 51 E BB	4-0 BB	2	1	0	0	2	0	0									
<b>Inning Stats</b>	R: 0 E: 0 K: 0 S: 7	H: 1 LOB: 1 BB: 1 P: 16	R: 0 E: 0 K: 0 S: 5	H: 0 LOB: 0 BB: 0 P: 9	R: 0 E: 0 K: 0 S: 7	H: 0 LOB: 0 BB: 0 P: 12	R: 0 E: 0 K: 1 S: 6	H: 0 LOB: 0 BB: 0 P: 14	R: 2 E: 0 K: 0 S: 11	H: 1 LOB: 0 BB: 1 P: 18	R: 0 E: 0 K: 1 S: 9	H: 0 LOB: 0 BB: 0 P: 14	R: 0 E: 0 K: 0 S: 8	H: 1 LOB: 2 BB: 1 P: 13	R: 3 E: 1 K: 2 S: 19	H: 1 LOB: 1 BB: 2 P: 36	R: 0 E: 0 K: 1 S: 12	H: 1 LOB: 2 BB: 1 P: 22	1B: 3 2B: 2 3B: 0 HR: 0	SF: 0 SAC: 0 DP: 1 HBP: 0	WP: 1 PB: 0 SB: 0 CS: 0	PA: 38			
<b>PITCHER</b>	IP	WLS	BF	H	R	ER	SO	BB	IBB	HBP	BLK	WP	HR	S	P	ERA	WHIP								
Eric DuBose, L (1, 1) ERA: 3.06	7.0	W	26	3	2	2	2	3	0	0	0	0	0	53	96	2.57	0.857								
B.J. Ryan, L (8, 1) ERA: 1.39	1.0		7	1	3	2	2	2	0	0	0	0	0	19	36	18.00	3.000								
Jorge Julio, R (9, 1) ERA: 0.82	1.0		5	1	0	0	1	1	0	0	0	1	0	12	22	0.00	2.000								

Seattle Mariners @ Baltimore Orioles  
 Oriole Park at Camden Yards, Baltimore, MD  
 Thu Apr 29 2004, 3:05 PM EDT  
 Att: 24,792 - Sunny - 84 F

AB 32  
 R 5  
 H 5  
 RBI 4  
 BB 6  
 SO 5  
 LOB 15



Batter	1	2	3	4	5	6	7	8	9	AB	R	H	RBI	BB	SO	LOB	BOTTOM								
1 Brian Roberts, S (1, 4) OBP: 0.364, SLG: 0.433	1-1 G3 6 1B		1-1 2B 10 1B	2-0 6 2B 1B		0-0 G4-3	1-0 1-3 2-H 1B			5	1	4	1	0	0	0									
6 Melvin Mora, R (1, 5) OBP: 0.447, SLG: 0.513	1-2 SAFE G3 1B		0-1 SAFE 10 1B 1-3 1B	3-1 SAFE 1-H 2B		2-2 SAFE 10 1B FC6-4 1B	0-2 SAFE P4			5	2	4	0	0	0	0									
10 Miguel Tejada, R (1, 6) OBP: 0.379, SLG: 0.470	1-3 K		1-1 1B E	2-2 G4-3		0-1 FC6-4 31 1B 1-3 1B	3-2 F7			4	2	2	1	0	1	3									
Luis Lopez, S (6, 6)			2-3 3-H 1B			4-2 SAFE FC6-4 BB				1	0	0	0	0	0	0									
Rafael Palmeiro, L (1, 3) OBP: 0.429, SLG: 0.507	0-1 G3		0-1 E SF8 1B		0-1 G4-3	1-2 SAFE FC6-4 BB	3-3 K			4	1	1	1	1	1	2									
Javy Lopez, R (1, 2) OBP: 0.435, SLG: 0.543	2-3 K		0-1 E5		1-0 G5-3	0-2 FC6-4 BB 31 1B 1B				4	1	0	2	0	1	5									
31 Jay Gibbons, L (1, 9) OBP: 0.341, SLG: 0.389		1-3 K	1-1 SAFE K		4-1 FC5-4 BB	0-1 SAFE BB				3	0	1	1	1	2	2									
José Bautista, R (7, PR) OBP: 0.375, SLG: 0.286						1-2 1B 1B				0	1	0	0	0	0	0									
B.J. Surhoff, L (1, 10) OBP: 0.300, SLG: 0.269		1-0 G6-3	1-1 SF8		2-1 FC5-4	4-2 1-2 3-H 1B BB				2	1	0	1	1	0	1									
Luis Matos, R (1, 8) OBP: 0.313, SLG: 0.250		0-2 1B	0-2 SAFE K			0-1 G4-6-3 1B	1-0 1B			4	0	3	2	0	1	1									
Larry Bigbie, L (1, 7) OBP: 0.310, SLG: 0.440		2-3 SAFE K		1-0 L8		1-0 G4-6-3 1B	1-3 1B			4	0	0	0	0	2	4									
<b>Inning Stats</b>	R: 0 E: 0 K: 2 S: 13	H: 2 LOB: 2 BB: 0 P: 18	R: 0 E: 0 K: 2 S: 10	H: 1 LOB: 1 BB: 0 P: 14	R: 4 E: 1 K: 2 S: 18	H: 4 LOB: 1 BB: 0 P: 23	R: 0 E: 0 K: 0 S: 7	H: 2 LOB: 1 BB: 0 P: 15	R: 0 E: 0 K: 0 S: 4	H: 0 LOB: 1 BB: 1 P: 13	R: 0 E: 0 K: 0 S: 4	H: 1 LOB: 0 BB: 0 P: 5	R: 5 E: 0 K: 1 S: 20	H: 5 LOB: 2 BB: 2 P: 33	R: 0 E: 0 K: 1 S: 10	H: 0 LOB: 0 BB: 0 P: 16	1B: 13 2B: 2 3B: 0 HR: 0	SF: 1 SAC: 0 DP: 1 HBP: 0	WP: 0 PB: 0 SB: 0 CS: 0	PA: 40					
<b>PITCHER</b>	IP	WLS	BF	H	R	ER	SO	BB	IBB	HBP	BLK	WP	HR	S	P	ERA	WHIP								
Joel Pineiro, R (1, 1) ERA: 8.26	6.0	L	30	12	6	5	6	1	0	0	0	0	0	3	7										
Mike Myers, L (7, 1) ERA: 6.31	0.0		1	0	0	0	0	1	0	0	0	0	0	3	7										
20 J.J. Putz, R (7, 1) ERA:	0.1		1	0	0	0	0	0	0	0	0	0	0	3	3	0.00	0.000								
Ron Villone, L (7, 1) ERA: 4.8	0.2		5	3	3	3	1	1	0	0	0	0	0	9	16	40.50	6.000								
Eddie Guardado, L (8, 1) ERA: 0.93	1.0		3	0	0	0	1	0	0	0	0	0	0	10	16	0.00	0.000								

Seattle Mariners @ Baltimore Orioles  
 Oriole Park at Camden Yards, Baltimore, MD  
 Thu Apr 29 2004, 3:05 PM EDT  
 Att: 24,792 - Sunny - 84 F

AB 36  
 R 9  
 H 15  
 RBI 9  
 BB 3  
 SO 8  
 LOB 18





Batter	1	2	3	4	5	6	7	8	9	AB	R	H	RBI	BB	SO	LOB	TOP										
1 Brian Roberts, S OBP: 0.356, SLG: 0.421	1-1 SF8 1B	2-2 FC6-4		1-2 F7			0-1 G5-3		0-0 F8	5	1	1	0	0	0	4	<b>Baltimore Orioles @ Cleveland Indians</b> Jacobs Field, Cleveland, OH Fri Apr 30 2004, 7:05 PM EDT Att: 18,782 - Unknown - 61 F										
6 Melvin Mora, R OBP: 0.448, SLG: 0.506 José Bautista, R OBP: 0.375, SLG: 0.286	0-1 1B		0-3 K		2-1 G6-3		4-1 FC4-6 BB			3	0	1	0	1	1	0											
10 Miguel Tejada, R OBP: 0.374, SLG: 0.453 Luis Lopez, S	1-2 P5		4-0 FC4-6 BB		0-2 G6-3		1-2 FC4-6			3	0	0	0	1	0	3											
Rafael Palmeiro, L OBP: 0.411, SLG: 0.486	1-1 SF8		0-0 FC4-6		1-2 F9			3-2 P3		3	0	0	1	0	0	1											
Luis Matos, R OBP: 0.321, SLG: 0.303	2-0 F8		3-3 K			0-0 1B		0-1 HR		4	1	2	1	0	1	2											
31 Jay Gibbons, L OBP: 0.337, SLG: 0.382		1-0 P5		0-1 1B		1-2 F8		0-2 G4-3		4	0	1	0	0	0	1											
Danell McDonald, R OBP: 0.500, SLG: 0.333		4-0 BB BB		1-1 1B		0-1 F8		1-3 K		3	0	1	0	1	1	1											
Larry Bigbie, L OBP: 0.318, SLG: 0.436		4-2 FC6-4 BB		0-3 K		2-3 K			2-1 G6-4-3 1B	3	0	1	0	1	2	3											
Keith Osik, R OBP: 0.077, SLG: 0.077		1-3 K		2-0 F7			0-0 G4-3		3-2 G6-4-3	4	0	0	0	0	1	5											
<b>Inning Stats</b>	R: 1 E: 0 K: 0 S: 11	H: 2 LOB: 1 BB: 0 P: 15	R: 0 E: 0 K: 1 S: 9	H: 0 LOB: 2 BB: 2 P: 21	R: 0 E: 0 K: 2 S: 9	H: 0 LOB: 1 BB: 1 P: 16	R: 0 E: 0 K: 1 S: 12	H: 2 LOB: 2 BB: 0 P: 16	R: 0 E: 0 K: 0 S: 8	H: 1 LOB: 1 BB: 0 P: 12	R: 0 E: 0 K: 0 S: 8	H: 0 LOB: 1 BB: 1 P: 13	R: 1 E: 0 K: 1 S: 15	H: 1 LOB: 0 BB: 0 P: 19	R: 0 E: 0 K: 0 S: 6	H: 1 LOB: 0 BB: 0 P: 11		1B: 6 2B: 0 3B: 0 HR: 1	SF: 1 SAC: 0 DP: 1 HBP: 0	WP: 0 PB: 0 SB: 1 CS: 0	PA: 37						
<b>PITCHER</b>	IP	WLS	BF	H	R	ER	SO	BB	IBB	HBP	BLK	WP	HR	S	P	ERA	WHIP										
31 Cliff Lee, L ERA: 3.14	7.0	W	30	5	1	1	5	4	0	0	0	0	0	66	104	1.29	1.286										
Scott Stewart, L ERA: 9.82	1.0		4	1	1	1	1	0	0	0	0	0	1	15	19	9.00	1.000										
Kazuhito Tadano, R ERA: 3.86	1.0		3	1	0	0	0	0	0	0	0	0	0	6	11	0.00	1.000										

Batter	1	2	3	4	5	6	7	8	9	AB	R	H	RBI	BB	SO	LOB	BOTTOM										
Matt Lawton, L OBP: 0.370, SLG: 0.511	0-1 FC5-2 1B	0-0 2B 1B		0-0 G3		0-2 G5-4-3 BB 1B	2-0 BB 1B			5	2	4	1	0	0	1	<b>Baltimore Orioles @ Cleveland Indians</b> Jacobs Field, Cleveland, OH Fri Apr 30 2004, 7:05 PM EDT Att: 18,782 - Unknown - 61 F										
Omar Vizquel, S OBP: 0.371, SLG: 0.412 John McDonald, R OBP: 0.091, SLG: 0.091	1-0 FC5-2 48 2B 1B	1-1 G4-3 1H 2B		3-1 F9		4-1 G5-4-3 BB 1B	2-3 3H 1B			3	2	2	3	1	0	1											
Jody Gerut, L OBP: 0.357, SLG: 0.424	1-1 FC5-2 48 2B 1B	0-0 G4-3		4-1 PB BB		0-0 F7	4-2 BB			3	1	1	0	2	0	3											
Casey Blake, R OBP: 0.337, SLG: 0.382	0-0 FC5-2 48 2B 41 G3-1	1-1 G4-6-3 HBP		4-1 BB		3-2 G5-4-3	1-3 K			3	1	0	0	1	1	7											
48 Travis Hafner, L OBP: 0.413, SLG: 0.591	1-2 41 G3-1 1B 2B	2-1 G4-6-3		1-2 K		0-0 G4-3		0-0 G4-3		5	1	2	4	0	1	4											
41 Victor Martinez, S OBP: 0.338, SLG: 0.462	0-0 G3-1		3-1 F8		0-0 G4-3	2-1 L7		2-1 G4-6-3 1B		5	0	1	1	0	0	2											
Ronnie Belliard, R OBP: 0.500, SLG: 0.548	1-2 1B		1-1 G6-3		1-0 G5-3		4-2 2B 1B BB	1-1 G4-6-3		4	1	1	1	1	0	1											
Ben Broussard, L OBP: 0.418, SLG: 0.457	0-3 K		1-0 F8		3-2 2B		0-2 1B SF7 2B			4	1	2	0	0	1	1											
Alex Escobar, R OBP: 0.373, SLG: 0.362		0-0 1B 2B 2B		1-1 PB G3 1B		1-2 G6-3		1-1 G5-3		4	2	2	0	0	0	3											
<b>Inning Stats</b>	R: 4 E: 0 K: 1 S: 16	H: 5 LOB: 1 BB: 0 P: 20	R: 2 E: 0 K: 0 S: 8	H: 3 LOB: 1 BB: 0 P: 12	R: 0 E: 0 K: 0 S: 5	H: 0 LOB: 0 BB: 0 P: 10	R: 1 E: 0 K: 1 S: 10	H: 1 LOB: 2 BB: 2 P: 22	R: 0 E: 0 K: 0 S: 8	H: 1 LOB: 1 BB: 0 P: 13	R: 2 E: 0 K: 0 S: 16	H: 2 LOB: 1 BB: 1 P: 25	R: 2 E: 0 K: 1 S: 21	H: 2 LOB: 2 BB: 2 P: 34	R: 0 E: 0 K: 0 S: 5	H: 1 LOB: 0 BB: 0 P: 8		1B: 9 2B: 6 3B: 0 HR: 0	SF: 1 SAC: 0 DP: 2 HBP: 1	WP: 0 PB: 2 SB: 1 CS: 0	PA: 43						
<b>PITCHER</b>	IP	WLS	BF	H	R	ER	SO	BB	IBB	HBP	BLK	WP	HR	S	P	ERA	WHIP										
Sidney Ponson, R ERA: 6.29	3.2	L	22	9	7	6	1	0	0	0	0	0	0	24	36	9.00	1.500										
Rick Bauer, R ERA: 4.3	2.0		9	2	2	2	1	1	0	0	0	0	0	24	39	13.50	3.750										
John Parrish, L ERA: 5.65	1.1		9	3	2	2	1	2	0	0	0	0	0	5	8	0.00	1.000										
Buddy Groom, L ERA: 1.17	1.0		3	1	0	0	0	0	0	0	0	0	0	5	8	0.00	1.000										





Batter	1	2	3	4	5	6	7	8	9	10	11	12	13	AB	R	H	RBI	BB	SO	LOB	TOP	
1 Brian Roberts, S OBP: 0.355, SLG: 0.410	F9		FC6-4 1B			L3		F7			FC5-2 10 1B BB	K		5	0	1	0	1	1	2		
6 Melvin Mora, R OBP: 0.442, SLG: 0.528	K		FC6-4								L9			6	1	2	2	0	2	3		
10 Miguel Tejada, R OBP: 0.371, SLG: 0.446	P3					F7					FC5-2 1B			6	0	2	0	0	0	1		
Rafael Palmeiro, L OBP: 0.406, SLG: 0.468		F9				F7					FC5-2 BB			5	0	1	0	1	0	0		
Luis Matos, R OBP: 0.300, SLG: 0.280		F7				G6-3					FC5-2			6	0	0	0	0	0	5		
31 Jay Gibbons, L OBP: 0.319, SLG: 0.358											K			5	0	0	0	0	2	3		
B.J. Surhoff, L OBP: 0.324, SLG: 0.333														4	0	2	0	0	0	0		
Larry Bigbie, L OBP: 0.328, SLG: 0.443			L7											1	0	1	0	0	0	0		
Darnell McDonald, R OBP: 0.333, SLG: 0.143						F8								4	1	0	0	1	1	3		
Keith Osk, R OBP: 0.111, SLG: 0.111														5	0	1	0	0	0	4		
<b>Inning Stats</b>	R: 0 E: 0 K: 1 S: 10	H: 0 LOB: 0 BB: 0 P: 12	R: 0 E: 0 K: 0 S: 6	H: 0 LOB: 0 BB: 0 P: 12	R: 0 E: 0 K: 0 S: 10	H: 2 LOB: 2 BB: 0 P: 16	R: 0 E: 0 K: 0 S: 6	H: 0 LOB: 0 BB: 0 P: 9	R: 0 E: 0 K: 0 S: 10	H: 0 LOB: 0 BB: 0 P: 8	R: 0 E: 0 K: 1 S: 11	H: 1 LOB: 3 BB: 2 P: 35	R: 0 E: 0 K: 2 S: 13	H: 1 LOB: 1 BB: 0 P: 19	1B: 8 2B: 3 3B: 0 HR: 1	SF: 0 SAC: 0 DP: 2 HBP: 0	WIP: 0 PB: 0 SB: 1 CS: 0	PA: 50				
<b>PITCHER</b>	IP 7.0	WLS 25	BF 4	H 1	R 1	ER 1	SO 1	BB 0	IBB 0	HBP 0	BLK 0	WP 0	HR 1	S 54	P 85	ERA 1.29	WHIP 0.571					
CC Sabathia, L ERA: 1.61																						
Rick White, R ERA: 0.0																						
63 Rafael Betancourt, R ERA: 3.86																						
Jack Cressend, R ERA: 6.09																						
Scott Stewart, L ERA: 9.0																						
<b>PITCHER</b>	IP 2.0	WLS 7	BF 7	H 2	R 0	ER 0	SO 3	BB 0	IBB 0	HBP 0	BLK 0	WP 0	HR 0	S 20	P 31	ERA 0.00	WHIP 1.000					
Chad Durbin, R ERA: 12.66																						

Baltimore Orioles @ Cleveland Indians  
Jacobs Field, Cleveland, OH  
Sat May 01 2004, 1:05 PM EDT  
Att. 17,275 - Overcast - 58 F

livebaseballscores.com

AB 47  
R 2  
H 10  
RBI 2  
BB 3  
SO 6  
LOB 21



Batter	1	2	3	4	5	6	7	8	9	10	11	12	13	AB	R	H	RBI	BB	SO	LOB	BOTTOM	
Ronnie Belliard, R OBP: 0.461, SLG: 0.522	K		FC4-6 1B	F9			G5-3							6	0	1	0	0	2	2		
Omar Vizquel, S OBP: 0.350, SLG: 0.385	F7		P4				L6				G6-3			6	0	0	0	0	0	2		
Jody Gerut, L OBP: 0.385, SLG: 0.416	G3-1		FC4-6 1B				G4-3							4	0	1	0	2	0	0		
Casey Blake, R OBP: 0.348, SLG: 0.375		FC3-6 1B BB	FC4-6 1B								G5-3			4	1	1	0	2	0	4		
Matt Lawton, L OBP: 0.368, SLG: 0.500		FC3-6 1B	G4-3				F9				F7			6	1	2	0	0	0	5		
Alex Escobar, R OBP: 0.347, SLG: 0.333		FC3-6 1B	G3-1				G3-1				K			5	0	0	0	0	2	2		
Lou Merloni, R OBP: 0.348, SLG: 0.326														4	1	2	1	2	0	0		
48 Travis Hafner, L OBP: 0.412, SLG: 0.571														4	0	1	0	1	0	3		
Coco Crisp, S OBP: 0.274, SLG: 0.325														1	0	1	1	0	0	0		
Tim Laker, R OBP: 0.276, SLG: 0.308														4	0	0	1	0	2	4		
41 Victor Martinez, S OBP: 0.347, SLG: 0.470														1	0	1	0	0	0	0		
<b>Inning Stats</b>	R: 0 E: 0 K: 1 S: 10	H: 0 LOB: 0 BB: 0 P: 13	R: 1 E: 0 K: 0 S: 20	H: 2 LOB: 2 BB: 1 P: 27	R: 0 E: 0 K: 0 S: 15	H: 2 LOB: 2 BB: 0 P: 21	R: 1 E: 0 K: 0 S: 11	H: 1 LOB: 1 BB: 1 P: 20	R: 0 E: 0 K: 1 S: 9	H: 0 LOB: 0 BB: 0 P: 11	R: 0 E: 0 K: 1 S: 7	H: 0 LOB: 0 BB: 0 P: 11	R: 0 E: 0 K: 1 S: 13	H: 1 LOB: 2 BB: 1 P: 19	1B: 10 2B: 0 3B: 0 HR: 0	SF: 0 SAC: 0 DP: 0 HBP: 0	WIP: 1 PB: 0 SB: 0 CS: 1	PA: 54				
<b>PITCHER</b>	IP 5.0	WLS 23	BF 5	H 2	R 2	ER 2	SO 1	BB 3	IBB 0	HBP 0	BLK 0	WP 1	HR 0	S 62	P 94	ERA 3.60	WHIP 1.600					
45 Erik Bedard, L ERA: 5.4																						
Rodrigo Lopez, R ERA: 0.46																						
B.J. Ryan, L ERA: 1.23																						
Mike DeJean, R ERA: 8.0																						
<b>PITCHER</b>	IP 3.1	WLS 11	BF 1	H 0	R 0	ER 0	SO 2	BB 0	IBB 0	HBP 0	BLK 0	WP 0	HR 0	S 29	P 41	ERA 0.00	WHIP 0.300					
Rodrigo Lopez, R ERA: 0.46																						
B.J. Ryan, L ERA: 1.23																						
Mike DeJean, R ERA: 8.0																						


Baltimore Orioles @ Cleveland Indians  
Jacobs Field, Cleveland, OH  
Sat May 01 2004, 1:05 PM EDT  
Att. 17,275 - Overcast - 58 F


livebaseballscores.com

AB 45  
R 3  
H 10  
RBI 3  
BB 7  
SO 6  
LOB 22







Batter	1	2	3	4	5	6	7	8	9	AB	R	H	RBI	BB	SO	LOB	TOP																
Willie Harris, L (1,4) OBP: 0.341, SLG: 0.358	4-2 WP BB BB	1-1 5 BB 1B		3-2 1B		0-1 G4-3	2-2 G4-3			4	0	2	0	1	0	3	<b>Chicago White Sox @ Baltimore Orioles</b> Oriole Park at Camden Yards, Baltimore, MD Mon May 03 2004, 7:05 PM EDT Att: 18,849 - Overcast - 54 F																
5 Juan Uribe, R (1,6) OBP: 0.426, SLG: 0.584	0-0 F9	4-2 1B		0-0 G3			1-0 1B E	2-0 E5 G5-4-3 BB WP		4	2	1	0	1	0	2																	
Magglio Ordonez, R (1,9) OBP: 0.339, SLG: 0.536	1 SAFE 1 SAFE 1 SAFE WP BB	4-2 L7			3-1 P5		1-0 L9	4-2 G5-4-3 BB		3	0	0	0	2	0	4																	
Frank Thomas, R (1,10) OBP: 0.474, SLG: 0.563	2-3 K		0-0 F9		2-1 P4		1 SAFE 3-1 E 1B	3-0 G5-4-3 BB		5	1	1	0	0	1	4																	
Carlos Lee, R (1,7) OBP: 0.356, SLG: 0.449	4-1 BB		4-0 S BB		0-0 1B		0-0 E6 1B BB	2-2 S HBP		2	1	1	1	2	0	1																	
Ross Gload, L (1,3) OBP: 0.303, SLG: 0.276	1-3 K		1-3 K		0-0 F7		3-H 4-0 BB 1B IBB	2-2 G1-3		4	0	0	0	1	2	6																	
24 Joe Crede, R (1,5) OBP: 0.276, SLG: 0.411		0-3 K	2-3 K		0-0 HR		1-3 K		3-3 K	5	1	1	1	0	4	4																	
Aaron Rowand, R (1,8) OBP: 0.279, SLG: 0.438		1-0 G6-3		3-2 P6		3-3 K	2-0 BB 1B		2-3 K	5	0	1	1	0	2	0																	
Sandy Alomar Jr., R (1,2) OBP: 0.263, SLG: 0.371		0-0 1B		2-2 L9		2-2 F7	4-1 BB		1-3 K	4	0	1	1	1	1	0																	
<b>Inning Stats</b>	R: 0 E: 0 K: 2 S: 13	H: 0 LOB: 3 BB: 3 P: 27	R: 0 E: 0 K: 1 S: 17	H: 2 LOB: 3 BB: 1 P: 23	R: 0 E: 0 K: 2 S: 7	H: 0 LOB: 1 BB: 1 P: 14	R: 0 E: 0 K: 0 S: 11	H: 1 LOB: 1 BB: 0 P: 19	R: 0 E: 0 K: 0 S: 6	H: 1 LOB: 1 BB: 0 P: 11	R: 1 E: 0 K: 1 S: 10	H: 1 LOB: 0 BB: 0 P: 15	R: 3 E: 1 K: 1 S: 13	H: 3 LOB: 3 BB: 2 P: 31	R: 1 E: 1 K: 0 S: 10	H: 0 LOB: 1 BB: 1 P: 23		R: 0 E: 0 K: 3 S: 9	H: 0 LOB: 0 BB: 0 P: 15	1B: 7 2B: 0 3B: 0 HR: 1	SF: 0 SAC: 0 DP: 1 HBP: 1	WP: 2 PB: 0 SB: 2 CS: 0	PA: 45										
<b>PITCHER</b>	IP WLS BF H R ER SO BB IBB HBP BLK WP HR S P ERA WHIP																																
Kurt Ainsworth, R (1,1) ERA: 6.2	6.0	28	5	1	1	6	5	0	0	0	0	1	1	64	109	1.50	1.667																
Mike DeJean, R (7,1) ERA: 8.39	0.2	L	8	3	3	1	1	1	0	0	0	0	0	10	26	13.50	6.000																
Buddy Groom, L (7,1) ERA: 1.13	0.1		1	0	0	0	0	0	0	0	0	0	0	3	5	0.00	0.000																
Rick Bauer, R (8,1) ERA: 3.78	2.0		8	0	1	0	3	1	0	1	0	1	0	19	38	0.00	0.500																

Batter	1	2	3	4	5	6	7	8	9	AB	R	H	RBI	BB	SO	LOB	BOTTOM																
1 Brian Roberts, S (1,4) OBP: 0.374, SLG: 0.427	4-1 6 S 10 G6-3 BB		0-0 1B			1-2 F7		1-1 6 10 1B 2B	4-2 6 1B	3	2	2	0	2	0	0	<b>Chicago White Sox @ Baltimore Orioles</b> Oriole Park at Camden Yards, Baltimore, MD Mon May 03 2004, 7:05 PM EDT Att: 18,849 - Overcast - 54 F																
6 Melvin Mora, R (1,5) OBP: 0.440, SLG: 0.521	2-2 G5-3		1-0 G4-3			0-2 G4-3		0-1 10 1B	1-2 10 FC6-4	5	0	2	2	0	0	2																	
10 Miguel Tejada, R (1,6) OBP: 0.373, SLG: 0.438	1-1 G5-3			1-1 P6		4-1 1B BB		0-1 1B	1-2 10 1B	4	0	1	2	1	0	2																	
Rafael Palmeiro, L (1,3) OBP: 0.410, SLG: 0.463	3-H G3			4-2 G1-3 BB		0-0 1B		0-0 F4		3	0	1	0	1	0	2																	
Javy Lopez, R (1,2) OBP: 0.417, SLG: 0.518		2-0 G6-3		2-2 G1-3		0-1 P3		1-0 F7		4	0	0	0	0	0	5																	
31 Jay Gibbons, L (1,10) OBP: 0.316, SLG: 0.345		2-0 F8		1-3 K				3-2 G6-3		3	1	0	0	1	1	1																	
Luis Matos, R (1,8) OBP: 0.287, SLG: 0.267		0-1 G1-3			3-2 G6-3		1-2 L5		1-3 K	4	0	0	0	0	1	1																	
Larry Bigbie, L (1,7) OBP: 0.312, SLG: 0.422			1-2 G3-1		1-3 K		2-2 G4-3		1-3 K	4	0	0	0	0	2	1																	
Darnell McDonald, R (1,9) OBP: 0.273, SLG: 0.111			2-3 K		0-0 F8			0-2 G5-3		2	0	0	0	0	1	0																	
B.J. Surhoff, L (8,9) ERA: 5.11									1-2 6 1B BB	1	1	0	0	1	0	0																	
<b>Inning Stats</b>	R: 1 E: 0 K: 0 S: 10	H: 0 LOB: 0 BB: 1 P: 17	R: 0 E: 0 K: 0 S: 4	H: 0 LOB: 0 BB: 0 P: 8	R: 0 E: 0 K: 1 S: 9	H: 1 LOB: 1 BB: 0 P: 13	R: 0 E: 0 K: 1 S: 12	H: 0 LOB: 1 BB: 1 P: 20	R: 0 E: 0 K: 1 S: 13	H: 0 LOB: 0 BB: 0 P: 17	R: 0 E: 0 K: 0 S: 10	H: 1 LOB: 2 BB: 1 P: 15	R: 0 E: 0 K: 0 S: 11	H: 0 LOB: 0 BB: 0 P: 17	R: 1 E: 0 K: 0 S: 11	H: 3 LOB: 2 BB: 0 P: 13	R: 2 E: 0 K: 2 S: 21	H: 1 LOB: 2 BB: 3 P: 37	1B: 5 2B: 1 3B: 0 HR: 0	SF: 0 SAC: 0 DP: 0 HBP: 0	WP: 1 PB: 0 SB: 2 CS: 0	PA: 39											
<b>PITCHER</b>	IP WLS BF H R ER SO BB IBB HBP BLK WP HR S P ERA WHIP																																
Scott Schoeneweis, L (1,1) ERA: 3.69	7.0	W	26	2	1	1	3	3	0	0	0	0	0	69	107	1.29	0.714																
Cliff Polette, R (8,1) ERA: 5.4	0.1		4	3	1	1	0	0	0	0	0	0	0	9	10	27.00	9.000																
Damaso Marte, L (8,1) ERA: 3.48	0.1	H	1	0	0	0	0	0	0	0	0	1	1	0.00	0.000																		
Shingo Takatsu, R (8,1) ERA: 2.89	0.1	H	1	0	0	0	0	0	0	0	0	1	2	0.00	0.000																		
Billy Koch, R (9,1) ERA: 5.11	1.0	S	7	1	2	2	2	3	0	0	0	1	0	21	37	18.00	4.000																



Batter	1	2	3	4	5	6	7	8	9	AB	R	H	RBI	BB	SO	LOB	TOP			
5 Juan Uribe, R OBP: 0.427, SLG: 0.568	2-2 HR 1B	4-0 BB		0-3 K		1-1 P3			0-3 K	4	1	1	0	1	2	2	<b>Chicago White Sox @ Baltimore Orioles</b> Oriole Park at Camden Yards, Baltimore, MD Tue May 04 2004, 7:05 PM EDT Att: 21,488 - Sunny - 66 F  <b>AB 30</b> <b>R 3</b> <b>H 5</b> <b>RBI 3</b> <b>BB 8</b> <b>SO 9</b> <b>LOB 20</b> 			
32 Kelly Dransfeldt, R OBP: 0.333, SLG: 0.333	2-1 F7	2-2 P4		0-3 K			2-2 G5-3 1B		2-1 F9	5	0	1	0	0	1	6				
Magglio Ordonez, R OBP: 0.336, SLG: 0.554 Jamie Burke, R (9, PH)	0-2 HR		2-2 G3	1-3 K			1-1 F9		0-1 G6-3	4	1	1	2	0	1	3				
Frank Thomas, R OBP: 0.475, SLG: 0.548	2-1 G4-6-3 HBP		2-1 P3		4-1 14 G4-3 BB		2-2 G5-3			2	0	0	0	1	0	1				
Carlos Lee, R OBP: 0.361, SLG: 0.440	2-2 G4-6-3		4-2 14 WP BB		0-3 K		4-2 BB			2	0	0	0	2	1	2				
14 Paul Konerko, R OBP: 0.363, SLG: 0.483		4-2 24 G5-4-3 BB	3-3 K		0-1 G4-3		3-3 BB			3	0	0	0	1	2	4				
24 Joe Crede, R OBP: 0.275, SLG: 0.436		0-2 G5-4-3		0-1 HR	3-2 P3			2-3 K	4	1	1	1	0	1	2					
Aaron Rowand, R OBP: 0.292, SLG: 0.424		4-0 WP PB BB		4-1 1B BB		1-2 F9		0-0 P2	2	0	0	0	2	0	0					
Miguel Olivo, R OBP: 0.375, SLG: 0.520		4-2 5 BB BB		0-1 1B		0-0 F9		1-3 K2-3	3	0	1	0	1	1	0					
<b>Inning Stats</b>	R: 2 E: 0 K: 0 S: 13	H: 2 LOB: 0 BB: 0 P: 21	R: 0 E: 0 K: 0 S: 10	H: 0 LOB: 3 BB: 4 P: 28	R: 0 E: 0 K: 1 S: 11	H: 0 LOB: 1 BB: 1 P: 22	R: 1 E: 0 K: 3 S: 17	H: 2 LOB: 1 BB: 1 P: 22	R: 0 E: 0 K: 0 S: 9	H: 0 LOB: 1 BB: 1 P: 16	R: 0 E: 0 K: 1 S: 13	H: 1 LOB: 2 BB: 1 P: 25	R: 0 E: 0 K: 2 S: 7	H: 0 LOB: 0 BB: 0 P: 10	R: 0 E: 0 K: 1 S: 7	H: 0 LOB: 0 BB: 0 P: 9	1B: 3 2B: 0 3B: 0 HR: 2	SF: 0 SAC: 0 DP: 2 HBP: 1	WP: 2 PB: 1 SB: 0 CS: 0	PA: 39
<b>PITCHER</b>	IP WLS BF H R ER SO BB IBB HBP BLK WP HR S P ERA WHIP	IP WLS BF H R ER SO BB IBB HBP BLK WP HR S P ERA WHIP																		
Eric DuBose, L ERA: 3.47	(1, 1) 4.0 W 22 4 3 3 4 7 0 1 0 2 2 52 98 6.75 2.750	(5, 1) 4.0 W 14 1 0 0 4 1 0 0 0 0 0 34 54 0.00 0.500																		
Rodrigo Lopez, R ERA: 0.39	(9, 1) 1.0 3 0 0 0 1 0 0 0 0 0 0 7 9 0.00 0.000																			
Jorge Julio, R ERA: 0.75																				

Batter	1	2	3	4	5	6	7	8	9	AB	R	H	RBI	BB	SO	LOB	BOTTOM			
1 Brian Roberts, S OBP: 0.392, SLG: 0.449	1-0 6 E 10 SF7 1B		2-2 10 G4-3 1B	3-1 10 S 10 1B		0-0 10 S 1B				4	4	3	0	1	0	0	<b>Chicago White Sox @ Baltimore Orioles</b> Oriole Park at Camden Yards, Baltimore, MD Tue May 04 2004, 7:05 PM EDT Att: 21,488 - Sunny - 66 F  <b>AB 36</b> <b>R 10</b> <b>H 13</b> <b>RBI 7</b> <b>BB 4</b> <b>SO 4</b> <b>LOB 20</b> 			
6 Melvin Mora, R OBP: 0.383, SLG: 0.500	1-3 K		1-2 G6-3	4-1 10 S 10 1B BB		1-2 F8		2-3 K	4	1	0	1	1	2	5					
10 Miguel Tejada, R OBP: 0.383, SLG: 0.444	2-0 SF7		2-0 G4-3	0-2 1B		4-0 1B BB		3-2 G6-4-3 1B	3	1	2	3	1	0	1					
Rafael Palmeiro, L OBP: 0.418, SLG: 0.471	2-2 1B		1-1 FC6-4 1B	2-2 F8		1-2 FC6-4 1B		1-2 E3	5	0	3	2	0	0	2					
Javy Lopez, R OBP: 0.406, SLG: 0.500	0-0 F8		0-1 FC6-4		1-2 1B	1-2 FC6-4		1-0 G6-4-3	5	0	1	0	0	0	5					
31 Jay Gibbons, L OBP: 0.320, SLG: 0.348		2-1 P4		1-2 SH5-4 1B		0-0 F8		1-0 1B FC6-4 1B	5	2	2	0	0	1	1					
B.J. Surhoff, L OBP: 0.350, SLG: 0.324	1-0 P6		4-0 SH5-4 1B	1-2 1B		0-1 F7		0-0 FC6-4 1B	3	1	1	0	1	0	1					
Luis Matos, R OBP: 0.278, SLG: 0.258	2-2 G1-3		0-0 SH5-4		0-0 F8		3-2 FC6-4 1B			3	0	0	1	0	2					
Larry Bigbie, L OBP: 0.309, SLG: 0.414			0-0 1 2B 6 G6-3 1B		0-3 K		1-2 G1-3		2-1 F8	4	1	1	0	0	1	3				
<b>Inning Stats</b>	R: 1 E: 1 K: 1 S: 10	H: 2 LOB: 1 BB: 0 P: 16	R: 0 E: 0 K: 0 S: 6	H: 0 LOB: 0 BB: 0 P: 11	R: 2 E: 0 K: 0 S: 12	H: 3 LOB: 1 BB: 0 P: 18	R: 4 E: 1 K: 1 S: 18	H: 2 LOB: 1 BB: 2 P: 32	R: 0 E: 0 K: 0 S: 7	H: 1 LOB: 1 BB: 0 P: 8	R: 1 E: 0 K: 0 S: 15	H: 2 LOB: 2 BB: 1 P: 23	R: 1 E: 0 K: 1 S: 12	H: 2 LOB: 2 BB: 1 P: 24	R: 1 E: 1 K: 1 S: 14	H: 1 LOB: 0 BB: 0 P: 20	1B: 12 2B: 1 3B: 0 HR: 0	SF: 1 SAC: 1 DP: 1 HBP: 0	WP: 0 PB: 0 SB: 5 CS: 0	PA: 42
<b>PITCHER</b>	IP WLS BF H R ER SO BB IBB HBP BLK WP HR S P ERA WHIP	IP WLS BF H R ER SO BB IBB HBP BLK WP HR S P ERA WHIP																		
Esteban Loaiza, R ERA: 4.08	(1, 1) 5.2 L 31 10 8 4 2 3 0 0 0 0 0 65 104 6.35 2.294	(6, 1) 1.1 7 2 1 1 1 1 0 0 0 0 0 15 28 6.75 2.250																		
Michael Jackson, R ERA: 3.97	(8, 1) 1.0 4 1 1 0 1 0 0 0 0 0 0 14 20 0.00 1.000																			
Neal Cotts, L ERA: 1.54																				







Batter	1	2	3	4	5	6	7	8	9	10	AB	R	H	RBI	BB	SO	LOB	TOP							
Ronnie Belliard, R OBP: 0.468, SLG: 0.491	1-0 2B 1B		1-1 P4		0-2 41 BB 1B		3-3 K		0-1 BB 1B		5	2	3	0	0	1	1	Cleveland Indians @ Baltimore Orioles Oriole Park at Camden Yards, Baltimore, MD Fri May 07 2004, 7:35 PM EDT Att: 34,324 - Unknown - 78 F							
Omar Vizquel, S OBP: 0.357, SLG: 0.411	1-2 F9		0-0 1B		1-1 41 BB CS HBP		4-1 BB		2-3 K		4	0	1	0	1	1	4								
Jody Gerut, L OBP: 0.370, SLG: 0.431	1-0 1H 2B		2-3 K		3-1 41 BB HBP		2-2 G3		4-2 BB		3	0	1	1	1	1	3								
41 Victor Martinez, S OBP: 0.340, SLG: 0.471	1-3 K		3-3 K		4-1 BB				0-3 K		4	0	0	1	1	3	6								
Matt Lawton, L OBP: 0.340, SLG: 0.513	2-3 K				1-2 2-3 3-4 BB		1-0 F9		0-1 CS S 1B		4	0	1	0	1	1	1								
Casey Blake, R OBP: 0.333, SLG: 0.365		0-3 K			2-2 L7		0-0 G4-3 2B		2-2 CS S 1B		5	0	2	0	0	1	1								
Lou Merloni, R OBP: 0.314, SLG: 0.292		0-2 G3			1-1 G5-3		1-1 G4-3		1-1 L7		2	0	0	0	0	0	0								
Ben Broussard, L OBP: 0.370, SLG: 0.371							2-3 G4-3				3	0	0	0	0	0	3								
Alex Escobar, R OBP: 0.330, SLG: 0.300		3-0 F7			2-0 1B 1B		3-3 K		2-2 1B SH1-4 1B		5	0	2	0	0	2	2								
Tim Laker, R OBP: 0.281, SLG: 0.286					3-2 F7 HBP		2-2 G5-3		0-1 SH1-4 1B		2	0	0	0	0	0	1								
<b>Inning Stats</b>	R: 1 E: 0 K: 2 S: 14	H: 2 LOB: 1 BB: 0 P: 20	R: 0 E: 0 K: 1 S: 7	H: 0 LOB: 0 BB: 0 P: 10	R: 0 E: 0 K: 2 S: 12	H: 1 LOB: 2 BB: 0 P: 21	R: 0 E: 0 K: 0 S: 9	H: 0 LOB: 0 BB: 0 P: 14	R: 1 E: 1 K: 0 S: 12	H: 2 LOB: 2 BB: 1 P: 24	R: 0 E: 0 K: 1 S: 7	H: 1 LOB: 1 BB: 0 P: 12	R: 0 E: 0 K: 1 S: 10	H: 0 LOB: 1 BB: 1 P: 22	R: 0 E: 0 K: 2 S: 13	H: 2 LOB: 1 BB: 0 P: 19	R: 0 E: 0 K: 2 S: 20	H: 2 LOB: 3 BB: 1 P: 28	R: 0 E: 0 K: 1 S: 14	H: 0 LOB: 1 BB: 1 P: 22	1B: 8 2B: 2 3B: 0 HR: 0	SF: 0 SAC: 1 DP: 0 HBP: 2	WP: 0 PB: 0 SB: 1 CS: 2	PA: 45	
<b>PITCHER</b>	IP WLS BF H R ER SO	IP WLS BF H R ER SO	IP WLS BF H R ER SO	IP WLS BF H R ER SO	IP WLS BF H R ER SO	IP WLS BF H R ER SO	IP WLS BF H R ER SO	IP WLS BF H R ER SO	IP WLS BF H R ER SO	IP WLS BF H R ER SO	IP WLS BF H R ER SO	IP WLS BF H R ER SO	IP WLS BF H R ER SO	IP WLS BF H R ER SO	IP WLS BF H R ER SO	IP WLS BF H R ER SO	IP WLS BF H R ER SO	IP WLS BF H R ER SO	IP WLS BF H R ER SO	IP WLS BF H R ER SO	ERA WHIP	ERA WHIP			
45 Erik Bedard, L ERA: 4.32	5.0	5.0	5.0	5.0	5.0	5.0	5.0	5.0	5.0	5.0	1.80	1.200													
Rick Bauer, R ERA: 3.44	1.2	1.2	1.2	1.2	1.2	1.2	1.2	1.2	1.2	1.2	0.00	1.200													
Buddy Groom, L ERA: 0.96	1.1	1.1	1.1	1.1	1.1	1.1	1.1	1.1	1.1	1.1	0.00	1.500													
Rodrigo Lopez, R ERA: 0.37	0.2	0.2	0.2	0.2	0.2	0.2	0.2	0.2	0.2	0.2	0.00	3.000													
B.J. Ryan, L ERA: 2.12	0.1	0.1	0.1	0.1	0.1	0.1	0.1	0.1	0.1	0.1	0.00	3.000													

Batter	1	2	3	4	5	6	7	8	9	10	AB	R	H	RBI	BB	SO	LOB	BOTTOM							
1 Brian Roberts, S OBP: 0.391, SLG: 0.447	0-1 F9		2-1 G6-3		4-2 10 S BB		1-0 F9				3	0	0	0	1	0	0	Cleveland Indians @ Baltimore Orioles Oriole Park at Camden Yards, Baltimore, MD Fri May 07 2004, 7:35 PM EDT Att: 34,324 - Unknown - 78 F							
6 Melvin Mora, R OBP: 0.439, SLG: 0.490	4-1 10 BB 2B		2-0 WP 10 F7 1B		1-2 F8		3-2 G5-3				3	1	1	0	1	0	1								
10 Miguel Tejada, R OBP: 0.367, SLG: 0.453	1-2 G6-3 1H 2B		0-1 F7		3-1 G6-3		1-0 G4-3 1B				4	0	2	1	0	0	2								
Rafael Palmeiro, L OBP: 0.412, SLG: 0.475	0-0 G6-3		2-3 K		0-1 HR		1-2 G4-3				4	1	1	1	0	1	3								
Javy Lopez, R OBP: 0.391, SLG: 0.510	2-0 G4-3				0-3 K		2-2 G5-3				4	0	1	0	0	1	2								
31 Jay Gibbons, L OBP: 0.304, SLG: 0.357		2-1 F9		1-3 K		3-2 F8		1-0 G4-3			4	0	0	0	0	1	1								
Luis Matos, R OBP: 0.264, SLG: 0.245		0-3 K		2-3 K		2-2 F7		0-1 B1-3			4	0	0	0	0	2	1								
B.J. Surhoff, L OBP: 0.354, SLG: 0.357		1-2 1B		2-1 F8		1-3 K		1-0 F9			4	0	1	0	0	1	1								
Larry Bigbie, L OBP: 0.307, SLG: 0.440		0-0 G4-3				0-1 G4-3		3-3 K		1-3 HR	4	1	1	1	0	1	1								
<b>Inning Stats</b>	R: 1 E: 0 K: 0 S: 8	H: 1 LOB: 1 BB: 1 P: 15	R: 0 E: 0 K: 1 S: 10	H: 1 LOB: 1 BB: 0 P: 13	R: 0 E: 0 K: 1 S: 13	H: 1 LOB: 1 BB: 0 P: 19	R: 0 E: 0 K: 2 S: 14	H: 1 LOB: 1 BB: 0 P: 22	R: 1 E: 0 K: 1 S: 10	H: 0 LOB: 0 BB: 0 P: 18	R: 0 E: 0 K: 1 S: 14	H: 1 LOB: 0 BB: 0 P: 19	R: 0 E: 0 K: 0 S: 8	H: 0 LOB: 0 BB: 0 P: 13	R: 0 E: 0 K: 0 S: 4	H: 0 LOB: 0 BB: 0 P: 6	R: 1 E: 0 K: 0 S: 1		H: 1 LOB: 0 BB: 0 P: 2	1B: 4 2B: 1 3B: 0 HR: 2	SF: 0 SAC: 0 DP: 0 HBP: 0	WP: 1 PB: 0 SB: 1 CS: 0	PA: 36		
<b>PITCHER</b>	IP WLS BF H R ER SO	IP WLS BF H R ER SO	IP WLS BF H R ER SO	IP WLS BF H R ER SO	IP WLS BF H R ER SO	IP WLS BF H R ER SO	IP WLS BF H R ER SO	IP WLS BF H R ER SO	IP WLS BF H R ER SO	IP WLS BF H R ER SO	IP WLS BF H R ER SO	IP WLS BF H R ER SO	IP WLS BF H R ER SO	IP WLS BF H R ER SO	IP WLS BF H R ER SO	IP WLS BF H R ER SO	IP WLS BF H R ER SO	IP WLS BF H R ER SO	IP WLS BF H R ER SO	IP WLS BF H R ER SO	ERA WHIP	ERA WHIP			
31 Cliff Lee, L ERA: 3.12	6.0	6.0	6.0	6.0	6.0	6.0	6.0	6.0	6.0	6.0	3.00	1.167													
Scott Stewart, L ERA: 7.71	1.0	1.0	1.0	1.0	1.0	1.0	1.0	1.0	1.0	1.0	0.00	0.000													
Jose Jimenez, R ERA: 6.0	2.0	2.0	2.0	2.0	2.0	2.0	2.0	2.0	2.0	2.0	0.00	0.500													
Chad Durbin, R ERA: 13.5	0.0	0.0	0.0	0.0	0.0	0.0	0.0	0.0	0.0	0.0	∞	∞													

AB	37
R	2
H	10
RBI	2
BB	4
SO	10
LOB	22



AB	34
R	3
H	7
RBI	3
BB	2
SO	7
LOB	12













Batter	1	2	3	4	5	6	7	8	9	AB	R	H	RBI	BB	SO	LOB	TOP			
1 Brian Roberts, S OBP: 0.366, SLG: 0.414	L9		G4-3			F8		F7		4	0	0	0	0	0	1	Baltimore Orioles @ Chicago White Sox U.S. Cellular Field, Chicago, IL Tue May 11 2004, 8:05 PM EDT Att: 20,400 - Unknown - 82 F			
6 Melvin Mora, R OBP: 0.452, SLG: 0.539 José Bautista, R OBP: 0.333, SLG: 0.250	K			G5-3			BB	F8		2	0	0	0	1	1	0				
10 Miguel Tejada, R OBP: 0.385, SLG: 0.491 Luis Lopez, S	G5-3			F7		K		G6-3		1	0	0	0	0	0	0				
Rafael Palmeiro, L OBP: 0.421, SLG: 0.451				K		K				3	0	1	0	1	2	2				
Javy Lopez, R OBP: 0.407, SLG: 0.518 Keith Osik, R OBP: 0.105, SLG: 0.105	F7				L7			G6-3		3	0	0	0	0	0	1				
31 Jay Gibbons, L OBP: 0.325, SLG: 0.387	FC4-6				L9		BB			4	0	1	0	0	0	2				
Luis Matos, R OBP: 0.263, SLG: 0.255					2B					3	0	1	0	0	2	2				
Larry Bigbie, L OBP: 0.313, SLG: 0.446			G6-3		G4-3					2	0	0	0	1	0	1				
Jerry Hairston, R OBP: 0.333, SLG: 0.333			L9				F9			3	0	1	0	0	0	2				
<b>Inning Stats</b>	R: 0 E: 0 K: 1 S: 8	H: 0 LOB: 0 BB: 0 P: 12	R: 0 E: 0 K: 1 S: 9	H: 1 LOB: 1 BB: 0 P: 18	R: 0 E: 0 K: 0 S: 7	H: 0 LOB: 0 BB: 0 P: 10	R: 0 E: 0 K: 1 S: 6	H: 0 LOB: 0 BB: 0 P: 7	R: 0 E: 0 K: 0 S: 9	H: 1 LOB: 1 BB: 0 P: 15	R: 0 E: 0 K: 2 S: 12	H: 1 LOB: 2 BB: 1 P: 20	R: 0 E: 0 K: 1 S: 10	H: 1 LOB: 2 BB: 1 P: 18	R: 0 E: 0 K: 0 S: 6	H: 0 LOB: 0 BB: 1 P: 11	1B: 3 2B: 1 3B: 0 HR: 0	SF: 0 SAC: 0 DP: 1 HBP: 0	WP: 0 PB: 0 SB: 1 CS: 0	PA: 33
<b>PITCHER</b>	IP WLS BF H R ER SO BB IBB HBP BLK WP HR S P ERA WHIP	7.0 W 27 4 0 0 6 2 0 0 0 0 0 61 100 0.00 0.857	2.0 6 0 0 0 1 1 0 0 0 0 0 0 11 19 0.00 0.500																	

Batter	1	2	3	4	5	6	7	8	9	AB	R	H	RBI	BB	SO	LOB	BOTTOM			
Willie Harris, L OBP: 0.376, SLG: 0.398	1B 2B BB	G3		G3-1 1B 2B		HR 1B	BB 1B	1B		5	4	4	1	1	0	1	Baltimore Orioles @ Chicago White Sox U.S. Cellular Field, Chicago, IL Tue May 11 2004, 8:05 PM EDT Att: 20,400 - Unknown - 82 F			
Jose Valentin, S OBP: 0.348, SLG: 0.583	2B FC5-2 1B	G3-1		G3-1		HR 1B	1B HR BB	K		5	2	2	2	1	1	3				
Magglio Ordonez, R OBP: 0.360, SLG: 0.553 Aaron Rowand, R OBP: 0.288, SLG: 0.419	FC5-2 1B 2B			BLK 1B		K	HR 1B	HR 1B		5	1	4	5	0	1	0				
Frank Thomas, R OBP: 0.451, SLG: 0.533	FC5-2 1B BB	K		K		K	HR 1B			4	2	1	3	1	3	2				
Carlos Lee, R OBP: 0.349, SLG: 0.404	FC5-2 1B		K	F8		P6		F9		5	0	0	0	0	1	5				
Ross Gload, L OBP: 0.324, SLG: 0.281 Jamie Burke, R	FC4-6 1B		L9		F7		BB			3	1	1	2	1	0	0				
5 Juan Uribe, R OBP: 0.422, SLG: 0.570	P4			1B		P5		K		5	1	2	0	0	1	3				
Timo Perez, L OBP: 0.283, SLG: 0.341	FC4-6			1B		G3		1B 2B	G4-6-3 1B	5	1	3	1	0	0	2				
Sandy Alomar Jr., R OBP: 0.283, SLG: 0.395		G3-1 2B 1B	K		K		BB 1B 1B	G4-6-3 1B		5	2	2	1	0	2	3				
<b>Inning Stats</b>	R: 3 E: 0 K: 0 S: 12	H: 3 LOB: 2 BB: 2 P: 24	R: 1 E: 0 K: 1 S: 10	H: 2 LOB: 1 BB: 0 P: 17	R: 0 E: 0 K: 2 S: 13	H: 2 LOB: 2 BB: 0 P: 18	R: 1 E: 0 K: 1 S: 8	H: 2 LOB: 1 BB: 0 P: 12	R: 0 E: 0 K: 0 S: 5	H: 0 LOB: 0 BB: 0 P: 7	R: 2 E: 0 K: 3 S: 18	H: 2 LOB: 0 BB: 0 P: 25	R: 8 E: 0 K: 1 S: 28	H: 6 LOB: 1 BB: 3 P: 51	R: 0 E: 0 K: 1 S: 8	H: 2 LOB: 1 BB: 0 P: 12	1B: 13 2B: 4 3B: 0 HR: 2	SF: 0 SAC: 0 DP: 1 HBP: 0	WP: 0 PB: 0 SB: 0 CS: 0	PA: 47
<b>PITCHER</b>	IP WLS BF H R ER SO BB IBB HBP BLK WP HR S P ERA WHIP	6.0 L 31 11 7 7 0 2 0 0 0 0 0 15 28 189.00 21.000	0.1 8 5 7 7 0 2 0 0 0 0 0 1 21 35 5.40 2.400																	



Batter	1	2	3	4	5	6	7	8	9	AB	R	H	RBI	BB	SO	LOB	TOP							
1 Brian Roberts, S OBP: 0.363, SLG: 0.409	1-2 6 F 6 S 1B		2-2 L4			2-2 F9		1-2 G1-3		4	1	1	0	0	0	0	Baltimore Orioles @ Chicago White Sox U.S. Cellular Field, Chicago, IL Thu May 13 2004, 2:05 PM EDT Overcast - 72 F							
6 Melvin Mora, R OBP: 0.460, SLG: 0.542	1 SAFE 1-2 10 G5-4-3 1B			4-2 10 L4-3 BB		1-1 10 1B		1-0 G5-3		3	0	2	1	1	0	0								
10 Miguel Tejada, R OBP: 0.381, SLG: 0.483	1 SAFE 2-2 G5-4-3			0-1 L4-3		1-1 1-2 1B		0-0 G4-3		4	0	1	0	0	0	2								
Rafael Palmeiro, L OBP: 0.409, SLG: 0.434	2-1 P5			2-3 K		1-1 F8			2-0 G4-1	4	0	0	0	0	1	2								
Javy Lopez, R OBP: 0.409, SLG: 0.518		0-1 G4-6-3 1B			2-2 G4-3 1B		3-2 G5-3		2-2 E1 FC3-6	4	0	2	0	0	0	2								
B.J. Surhoff, L OBP: 0.361, SLG: 0.377	1-1 G4-6-3				2-1 G4-3		1-2 F9		0-2 FC3-6	4	0	0	0	0	0	3								
Jerry Hairston, R OBP: 0.333, SLG: 0.333	1-2 1B				1-2 1B			1-2 1B		0	0	0	0	0	0	0								
31 Jay Gibbons, L OBP: 0.323, SLG: 0.377	1-2 F9				4-2 BB		0-0 F8		1-0 G4-3	3	0	0	0	1	0	1								
Luis Matos, R OBP: 0.264, SLG: 0.250			1-0 G5-3		2-2 F7		4-2 BB			2	0	0	0	1	0	2								
Larry Bigbie, L OBP: 0.304, SLG: 0.433			0-0 G3		3-2 G3		1-2 G4-3			3	0	0	0	0	0	3								
<b>Inning Stats</b>	R: 1 E: 0 K: 0 S: 14	H: 2 LOB: 0 BB: 0 P: 20	R: 0 E: 0 K: 0 S: 7	H: 1 LOB: 0 BB: 0 P: 9	R: 0 E: 0 K: 0 S: 5	H: 0 LOB: 0 BB: 0 P: 8	R: 0 E: 0 K: 1 S: 8	H: 0 LOB: 0 BB: 1 P: 14	R: 0 E: 0 K: 0 S: 17	H: 1 LOB: 2 BB: 1 P: 30	R: 0 E: 0 K: 0 S: 17	H: 2 LOB: 2 BB: 0 P: 25	R: 0 E: 0 K: 0 S: 10	H: 0 LOB: 1 BB: 1 P: 16	R: 0 E: 0 K: 0 S: 6	H: 0 LOB: 0 BB: 0 P: 8	R: 0 E: 1 K: 0 S: 9	H: 0 LOB: 1 BB: 0 P: 14	1B: 6 2B: 1 3B: 0 HR: 0	SF: 0 SAC: 0 DP: 3 HBP: 0	WP: 0 PB: 0 SB: 1 CS: 0	PA: 34		
<b>PITCHER</b>	IP WLS BF H R ER SO BB IBB HBP BLK WP HR S P ERA WHIP	7.0 L 27 6 1 1 1 3 0 0 0 0 0 0 78 122 1.29 1.286	2.0 H 7 0 0 0 0 0 0 0 0 0 0 0 15 22 0.00 0.000											2.0 H 7 0 0 0 0 0 0 0 0 0 0 15 22 0.00 0.000										
Jon Garland, R ERA: 3.97																								
Neal Cotts, L ERA: 2.45																								

AB	31
R	1
H	6
RBI	1
BB	3
SO	1
LOB	15




Batter	1	2	3	4	5	6	7	8	9	AB	R	H	RBI	BB	SO	LOB	BOTTOM							
Willie Harris, L OBP: 0.363, SLG: 0.382	3-3 K		1-0 F8			0-1 G3	0-3 K			4	0	0	0	0	2	3	Baltimore Orioles @ Chicago White Sox U.S. Cellular Field, Chicago, IL Thu May 13 2004, 2:05 PM EDT Overcast - 72 F							
Carlos Lee, R OBP: 0.338, SLG: 0.389	2-2 F9		2-0 FC5-4			1-2 F8		1-3 K		4	0	0	0	0	1	1								
Ross Gload, L OBP: 0.341, SLG: 0.306	2-2 BB 1B		0-0 F7			1-1 BB 1B		2-2 G4-3		4	0	2	0	0	0	1								
Frank Thomas, R OBP: 0.452, SLG: 0.521	4-1 BB			0-0 F9		4-1 BB 1B		0-0 F9		2	0	0	0	2	0	0								
Jose Valentin, S OBP: 0.329, SLG: 0.547	2-3 K			3-2 F9		2-0 G3			1-3 K	4	0	0	0	0	2	4								
14 Paul Konerko, R OBP: 0.320, SLG: 0.407		1-0 G6-3		3-1 G5-3		0-0 G6-3		2-1 P3		4	0	0	0	0	0	0								
5 Juan Uribe, R OBP: 0.411, SLG: 0.553		0-2 G6-3			2-2 F9		0-2 G4-3		3-2 G4-3	3	0	0	0	0	0	0								
Magglio Ordonez, R OBP: 0.358, SLG: 0.548										1	0	0	0	0	0	0								
Timo Perez, L OBP: 0.286, SLG: 0.326			2-3 K			0-1 F8				2	0	0	0	1	1	0								
Sandy Alomar Jr., R OBP: 0.306, SLG: 0.400				4-0 FC5-4 BB		1-1 L6		2-2 BB		2	0	1	0	1	0	0								
Miguel Olivo, R OBP: 0.364, SLG: 0.550							1-3 1B			0	0	0	0	0	0	0								
<b>Inning Stats</b>	R: 0 E: 0 K: 2 S: 15	H: 1 LOB: 2 BB: 1 P: 28	R: 0 E: 0 K: 1 S: 8	H: 0 LOB: 0 BB: 0 P: 11	R: 0 E: 0 K: 0 S: 3	H: 0 LOB: 1 BB: 1 P: 10	R: 0 E: 0 K: 0 S: 8	H: 0 LOB: 0 BB: 0 P: 14	R: 0 E: 0 K: 0 S: 8	H: 0 LOB: 0 BB: 0 P: 11	R: 0 E: 0 K: 0 S: 9	H: 1 LOB: 2 BB: 1 P: 17	R: 0 E: 0 K: 1 S: 11	H: 1 LOB: 2 BB: 1 P: 16	R: 0 E: 0 K: 1 S: 7	H: 0 LOB: 0 BB: 0 P: 10	R: 0 E: 0 K: 1 S: 8	H: 0 LOB: 0 BB: 0 P: 14	1B: 3 2B: 0 3B: 0 HR: 0	SF: 0 SAC: 0 DP: 0 HBP: 0	WP: 0 PB: 0 SB: 0 CS: 0	PA: 34		
<b>PITCHER</b>	IP WLS BF H R ER SO BB IBB HBP BLK WP HR S P ERA WHIP	6.0 W 23 2 0 0 2 3 0 0 0 0 0 0 51 91 0.00 0.833	2.0 H 8 1 0 0 2 1 0 0 0 0 0 0 18 26 0.00 1.000											1.0 S 3 0 0 0 1 0 0 0 0 0 0 8 14 0.00 0.000										
40 Daniel Cabrera, R ERA: 0.33																								
Rodrigo Lopez, R ERA: 1.69																								
Jorge Julio, R ERA: 1.69																								

AB	30
R	0
H	3
RBI	0
BB	4
SO	6
LOB	9





Batter	1	2	3	4	5	6	7	8	9	AB	R	H	RBI	BB	SO	LOB	TOP										
Jerry Hairston, R OBP: 0.250, SLG: 0.625 (1, 4)	F7		F8				G4-3		G5-3	5	1	2	0	0	1		<b>Baltimore Orioles @ Chicago White Sox</b> U.S. Cellular Field, Chicago, IL Thu May 13 2004, 2:10 PM EDT Att: 18,324 - Unknown - 77 F  <b>AB 35</b> <b>R 5</b> <b>H 8</b> <b>RBI 5</b> <b>BB 3</b> <b>SO 3</b> <b>LOB 11</b>										
6 Melvin Mora, R OBP: 0.451, SLG: 0.553 (1, 5)	F9			G5-3			G6-3		F8	5	1	1	1	0	0	1											
10 Miguel Tejada, R OBP: 0.385, SLG: 0.492 (1, 6)	F9			F8						4	0	2	0	0	0	0											
Rafael Palmeiro, L OBP: 0.418, SLG: 0.463 (1, 3)		HR			1B				F8	2	1	1	1	2	0	1											
Javy Lopez, R OBP: 0.405, SLG: 0.508 (1, 10)		G6-3			BB				G5-3	4	0	1	0	0	0	2											
31 Jay Gibbons, L OBP: 0.313, SLG: 0.364 (1, 9)		G3-1			1B					4	0	0	0	0	1	4											
Luis Matos, R OBP: 0.264, SLG: 0.276 (1, 8)		G4-3							P4	4	1	1	1	0	0	0											
Larry Bigbie, L OBP: 0.311, SLG: 0.430 (1, 7)			G4-3						G5-3	3	1	1	0	1	0	0											
Keith Osik, R OBP: 0.091, SLG: 0.091 1 Brian Roberts, S (9, PH) OBP: 0.361, SLG: 0.406 (1, 2)			P4						K	3	0	0	0	0	1	1											
<b>Inning Stats</b>	R: 0 E: 0 K: 0 S: 5	H: 0 LOB: 0 BB: 0 P: 7	R: 1 E: 0 K: 0 S: 7	H: 1 LOB: 0 BB: 0 P: 10	R: 0 E: 0 K: 0 S: 9	H: 0 LOB: 0 BB: 0 P: 15	R: 0 E: 0 K: 0 S: 10	H: 1 LOB: 2 BB: 1 P: 18	R: 4 E: 0 K: 1 S: 20	H: 5 LOB: 2 BB: 1 P: 32	R: 0 E: 0 K: 0 S: 7	H: 0 LOB: 0 BB: 0 P: 7	R: 0 E: 0 K: 0 S: 12	H: 1 LOB: 0 BB: 0 P: 20	R: 0 E: 0 K: 1 S: 10	H: 0 LOB: 0 BB: 0 P: 16		R: 0 E: 0 K: 1 S: 12	H: 0 LOB: 1 BB: 1 P: 20	1B: 3 2B: 1 3B: 0 HR: 4	SF: 0 SAC: 0 DP: 0 HBP: 0	WP: 0 PB: 0 SB: 0 CS: 0	PA: 38				
<b>PITCHER</b>	IP	WLS	BF	H	R	ER	SO	BB	IBB	HBP	BLK	WP	HR	S	P	ERA	WHIP	<b>PITCHER</b>									
Felix Diaz, R ERA: 10.38 (1, 1)	4.1		20	6	5	5	1	1	0	0	0	0	4	42	67	10.38	1.615										
Michael Jackson, R ERA: 3.46 (5, 1)	1.2	W	7	1	0	0	0	1	0	0	0	0	0	16	22	0.00	1.200										
Shingo Takatsu, R ERA: 2.45 (7, 1)	0.2	H	3	1	0	0	0	0	0	0	0	0	0	10	16	0.00	1.500										
Damaso Marte, L ERA: 2.4 (7, 1)	1.1	H	4	0	0	0	1	0	0	0	0	0	0	12	20	0.00	0.000										
Billy Koch, R ERA: 5.02 (9, 1)	1.0	S	4	0	0	0	1	1	0	0	0	0	0	12	20	0.00	1.000										

Batter	1	2	3	4	5	6	7	8	9	AB	R	H	RBI	BB	SO	LOB	BOTTOM										
5 Juan Uribe, R OBP: 0.402, SLG: 0.546 (1, 4)	K	K								5	0	1	0	0	2	2	<b>Baltimore Orioles @ Chicago White Sox</b> U.S. Cellular Field, Chicago, IL Thu May 13 2004, 2:10 PM EDT Att: 18,324 - Unknown - 77 F  <b>AB 30</b> <b>R 6</b> <b>H 7</b> <b>RBI 5</b> <b>BB 6</b> <b>SO 8</b> <b>LOB 16</b>										
Carlos Lee, R OBP: 0.343, SLG: 0.393 (1, 7)										4	1	2	0	0	1	1											
Magglio Ordonez, R OBP: 0.369, SLG: 0.551 (1, 9)										3	1	2	0	1	0	1											
Frank Thomas, R OBP: 0.454, SLG: 0.510 (1, 10)										2	1	0	0	2	1	3											
24 Joe Crede, R OBP: 0.279, SLG: 0.438 (1, 5)										3	2	0	0	1	0	6											
14 Paul Konerko, R OBP: 0.333, SLG: 0.441 Ross Gload, L (8, PR) OBP: 0.341, SLG: 0.306 (1, 3)										3	1	2	5	1	0	0											
Jose Valentin, S OBP: 0.315, SLG: 0.522 (1, 6)										0	0	0	0	0	0	0											
Aaron Rowand, R OBP: 0.286, SLG: 0.403 (1, 8)										3	0	0	0	1	0	0											
Miguel Olivo, R OBP: 0.343, SLG: 0.516 (1, 2)										4	0	0	0	0	2	2											
<b>Inning Stats</b>	R: 3 E: 0 K: 3 S: 22	H: 3 LOB: 1 BB: 1 P: 34	R: 0 E: 0 K: 1 S: 7	H: 0 LOB: 0 BB: 0 P: 12	R: 0 E: 0 K: 0 S: 7	H: 1 LOB: 0 BB: 0 P: 10	R: 0 E: 0 K: 1 S: 7	H: 0 LOB: 0 BB: 0 P: 9	R: 0 E: 0 K: 1 S: 8	H: 0 LOB: 0 BB: 0 P: 11	R: 3 E: 0 K: 0 S: 12	H: 2 LOB: 0 BB: 1 P: 17	R: 0 E: 0 K: 2 S: 14	H: 1 LOB: 3 BB: 2 P: 24	R: 0 E: 0 K: 0 S: 10	H: 0 LOB: 2 BB: 2 P: 22	1B: 5 2B: 1 3B: 0 HR: 1	SF: 0 SAC: 1 DP: 0 HBP: 0	WP: 1 PB: 0 SB: 0 CS: 0	PA: 37							
<b>PITCHER</b>	IP	WLS	BF	H	R	ER	SO	BB	IBB	HBP	BLK	WP	HR	S	P	ERA	WHIP	<b>PITCHER</b>									
45 Erik Bedard, L ERA: 5.64 (1, 1)	5.2	L	25	6	6	6	6	2	0	0	0	0	1	62	92	9.53	1.412										
Mike DeJean, R ERA: 6.57 (6, 1)	1.1		8	1	0	0	2	3	0	0	0	0	0	19	33	0.00	3.000										
B.J. Ryan, L ERA: 1.8 (8, 1)	1.0		4	0	0	0	0	0	1	0	0	0	0	6	14	0.00	0.000										



Batter	1	2	3	4	5	6	7	8	9	10	AB	R	H	RBI	BB	SO	LOB	TOP		
David Eckstein, R OBP: 0.291, SLG: 0.262	0-1 9 3B	1-1 9 HR	2-1 G6-3		2-1 F8			4-2 9 CS BB		0-2 F7	4	2	1	1	1	0	2	<b>Anaheim Angels @ Baltimore Orioles</b> Oriole Park at Camden Yards, Baltimore, MD Fri May 14 2004, 7:35 PM EDT Att: 38,292 - Cloudy - 90 F		
9 Chone Figgins, S OBP: 0.390, SLG: 0.560	1-2 SF7	0-0 HR	2-1 1B			2-2 G3-1		3-2 CS 1B	1-1 SAFE SAFE	2-0 DI 1B	6	2	5	6	0	0	0			
Jeff DaVanon, S OBP: 0.424, SLG: 0.510	0-0 SF7	2-1 2B	3-2 1B			2-1 F7		2-3 K	1-1 SAFE SAFE	1-3 K	4	0	2	1	0	1	1			
Shane Halter, R OBP: 0.254, SLG: 0.354	3-H	2-1 1B	1-3 1B			1-0 FC5-4 1B		2-3 K	1-1 SAFE SAFE	2-3 K	1	0	0	0	0	1	1			
27 Vladimir Guerrero, R OBP: 0.394, SLG: 0.580	0-0 F9	1-1 1B	0-3 K			1-0 FC5-4 1B			2-3 K		5	1	2	0	0	2	2			
Jose Guillen, R OBP: 0.305, SLG: 0.561	2-2 G5-3	0-0 FC5-2-5-1-6-2 1B			3-2 G5-3			1-0 FC5-4 1B	1-1 SAFE SAFE	3-2 G5-3	5	1	0	0	0	0	3			
Casey Kotchman, L OBP: 0.318, SLG: 0.350		0-0 F7			0-0 L3			0-0 G4-3	1-1 SAFE SAFE	3-1 1B	4	0	1	0	0	0	0			
Bengie Molina, R OBP: 0.329, SLG: 0.500		0-0 HBP			2-0 G6-3			2-0 1B	1-1 SAFE SAFE	0-1 P4	5	1	3	2	0	0	1			
39 Robb Quinlan, R OBP: 0.273, SLG: 0.300		0-0 HBP			1-0 G6-3			1-3 K	1-1 SAFE SAFE	2-2 G6-3	4	1	0	0	0	1	3			
Adam Kennedy, L OBP: 0.318, SLG: 0.390		4-0 9 HR BB			0-1 G6-3			3-2 G3	1-1 SAFE SAFE	1-1 9 1B	3	2	1	0	2	0	1			
<b>Inning Stats</b>	R: 2 E: 0 K: 0 S: 10	H: 2 LOB: 0 BB: 0 P: 13	R: 7 E: 0 K: 0 S: 18	H: 5 LOB: 2 BB: 1 P: 35	R: 0 E: 0 K: 1 S: 15	H: 2 LOB: 2 BB: 1 P: 26	R: 0 E: 0 K: 0 S: 5	H: 0 LOB: 0 BB: 0 P: 8	R: 0 E: 0 K: 1 S: 7	H: 1 LOB: 1 BB: 0 P: 13	R: 0 E: 0 K: 1 S: 9	H: 1 LOB: 0 BB: 1 P: 18	R: 0 E: 0 K: 1 S: 13	H: 1 LOB: 1 BB: 0 P: 21	R: 1 E: 0 K: 1 S: 12	H: 2 LOB: 1 BB: 0 P: 18	1B: 10 2B: 2 3B: 2 HR: 1	SF: 1 SAC: 0 DP: 1 HBP: 3	WP: 0 PB: 0 SB: 1 CS: 2	PA: 48
<b>PITCHER</b>	IP WLS BF H R ER SO BB IBB HBP BLK WP HR S P ERA WHIP	1.1 1.1 13 6 9 0 0 1 0 0 0 0 0 19 34 60.75 5.250	2.1 4.2 19 4 0 0 1 1 0 1 0 0 0 41 71 0.00 1.071	7.1 2.0 7 2 0 0 2 1 0 0 0 0 17 32 0.00 1.500	9.1 1.0 4 1 0 0 1 0 0 0 0 0 13 21 0.00 1.000	10.1 1.0 L 5 2 1 1 1 0 0 0 0 0 12 18 9.00 2.000	<b>PITCHER</b>										IP WLS BF H R ER SO BB IBB HBP BLK WP HR S P ERA WHIP			

AB	41
R	10
H	15
RBI	10
BB	3
SO	5
LOB	14



Batter	1	2	3	4	5	6	7	8	9	10	AB	R	H	RBI	BB	SO	LOB	BOTTOM						
1 Brian Roberts, S OBP: 0.362, SLG: 0.401	0-1 F8		1-1 E5		4-2 6 2B BB		3-2 F7		2-1 6 1B 10 1B		4	2	1	0	1	0	0	<b>Anaheim Angels @ Baltimore Orioles</b> Oriole Park at Camden Yards, Baltimore, MD Fri May 14 2004, 7:35 PM EDT Att: 38,292 - Cloudy - 90 F						
6 Melvin Mora, R OBP: 0.463, SLG: 0.591	4-2 10 BB BB		0-3 K		1-1 10 1B 2B		0-1 HR		0-2 10 S 1B	1-3 1B	4	3	3	2	1	1	1							
10 Miguel Tejada, R OBP: 0.392, SLG: 0.492	4-2 G4-6-3 BB		2-2 F8		2-1 HR 1B		2-3 K		1-0 WP 1B	1-3 1B	4	1	2	3	1	1	0							
Rafael Palmeiro, L OBP: 0.418, SLG: 0.482	2-0 G4-6-3		0-1 F7		0-1 HR 1B		1-1 F7		4-0 WP IBB		4	1	1	2	1	0	2							
Javy Lopez, R OBP: 0.454, SLG: 0.525		4-0 21-4-3 BB		0-1 HR		1-0 G4-3		1-3 K	3-2 G6-3	1-2 2-3	4	1	1	1	1	1	2							
31 Jay Gibbons, L OBP: 0.317, SLG: 0.386		1-3 K		1-0 1B		1-2 G4-3		0-0 G4-3		0-1 FC1-6 1B	5	0	2	0	0	1	1							
José Bautista, R OBP: 0.333, SLG: 0.250											0	0	0	0	0	0	0							
Luis Matos, R OBP: 0.262, SLG: 0.298		1-2 G1-4-6-3		1-1 F9		0-1 F8		1-1 F8	1-1 HR	1-2 F7	5	1	1	1	0	0	3							
Larry Bigbie, L OBP: 0.303, SLG: 0.418			2-3 K		1-3 K		1-3 K		1-2 F9	1-0 F7	3	0	0	0	0	3	0							
B.J. Surhoff, L OBP: 0.349, SLG: 0.364									1-2 F9	1-2 F7	2	0	0	0	0	0	1							
Jerry Hairston, R OBP: 0.154, SLG: 0.385			2-1 F7		0-3 K		2-1 G4-3		1-1 F8	0-2 P4	5	0	0	0	0	1	2							
<b>Inning Stats</b>	R: 0 E: 0 K: 0 S: 7	H: 0 LOB: 1 BB: 2 P: 17	R: 0 E: 0 K: 1 S: 6	H: 0 LOB: 0 BB: 1 P: 12	R: 0 E: 1 K: 2 S: 10	H: 0 LOB: 1 BB: 0 P: 15	R: 1 E: 0 K: 0 S: 10	H: 2 LOB: 1 BB: 0 P: 14	R: 4 E: 0 K: 2 S: 17	H: 3 LOB: 0 BB: 1 P: 26	R: 0 E: 0 K: 1 S: 8	H: 0 LOB: 0 BB: 0 P: 10	R: 1 E: 0 K: 1 S: 11	H: 1 LOB: 0 BB: 0 P: 18	R: 0 E: 0 K: 1 S: 6	H: 0 LOB: 0 BB: 0 P: 8	R: 3 E: 0 K: 0 S: 21	H: 4 LOB: 2 BB: 1 P: 34	R: 0 E: 0 K: 0 S: 7	H: 1 LOB: 2 BB: 0 P: 8	1B: 6 2B: 1 3B: 0 HR: 4	SF: 0 SAC: 0 DP: 2 HBP: 0	WP: 2 PB: 0 SB: 1 CS: 0	PA: 45
<b>PITCHER</b>	IP WLS BF H R ER SO BB IBB HBP BLK WP HR S P ERA WHIP	5.0 5.0 23 5 5 5 5 4 0 0 0 0 0 2 50 9.00 1.800	6.1 2.0 7 1 1 1 2 0 0 0 0 0 0 19 28 4.50 0.500	8.1 1.0 H 3 0 0 1 0 0 0 0 0 6 8 0.00 0.000	9.1 1.0 W 8 4 3 3 0 0 1 0 0 1 1 21 34 27.00 4.000	10.1 1.0 S 4 1 0 0 0 0 0 0 0 1 0 7 8 0.00 1.000	<b>PITCHER</b>										IP WLS BF H R ER SO BB IBB HBP BLK WP HR S P ERA WHIP							

AB	40
R	9
H	11
RBI	9
BB	5
SO	8
LOB	12





Batter	1	2	3	4	5	6	7	8	9	AB	R	H	RBI	BB	SO	LOB	TOP				
David Eckstein, R (1, 6) OBP: 0.302, SLG: 0.270	F7							F7		4	1	2	0	0	0	0					
Alfredo Amezaga, S (1, 4) OBP: 0.190, SLG: 0.150	G6-3		B2-6					G5-3		5	1	1	1	0	1	3					
9 Chone Figgins, S (1, 8) OBP: 0.361, SLG: 0.542	F8		K					G6-3		5	0	1	2	0	1	2					
27 Vladimir Guerrero, R (1, 9) OBP: 0.406, SLG: 0.605		HR						K		4	2	3	1	1	1	0					
Jose Guillen, R (1, 7) OBP: 0.384, SLG: 0.544	F8							G6-3		4	0	0	0	0	0	4					
Bengie Molina, R (1, 10) OBP: 0.326, SLG: 0.500								G4-3		4	0	1	0	0	2	2					
José Molina, R (1, 2) OBP: 0.367, SLG: 0.534	F8							F9		4	1	1	1	0	0	2					
Shane Halter, R (1, 5) OBP: 0.254, SLG: 0.391	G5-3							G5-3		4	1	1	2	0	0	1					
39 Robb Quinlan, R (1, 3) OBP: 0.333, SLG: 0.308								F8		3	1	1	0	1	0	0					
<b>Inning Stats</b>	R: 0 E: 0 K: 0 S: 7	H: 0 LOB: 0 BB: 0 P: 11	R: 1 E: 0 K: 0 S: 10	H: 2 LOB: 1 BB: 0 P: 20	R: 0 E: 0 K: 1 S: 9	H: 1 LOB: 1 BB: 0 P: 14	R: 6 E: 0 K: 1 S: 22	H: 7 LOB: 2 BB: 1 P: 33	R: 0 E: 0 K: 1 S: 10	H: 1 LOB: 1 BB: 0 P: 18	R: 0 E: 0 K: 0 S: 6	H: 0 LOB: 1 BB: 1 P: 14	R: 0 E: 0 K: 0 S: 8	H: 0 LOB: 0 BB: 0 P: 10	R: 0 E: 0 K: 1 S: 6	H: 0 LOB: 0 BB: 0 P: 9	1B: 7 2B: 3 3B: 0 HR: 2	SF: 0 SAC: 0 DP: 1 HBP: 1	WP: 0 PB: 0 SB: 0 CS: 0	PA: 40	
<b>PITCHER</b>	IP	WLS	BF	H	R	ER	SO	BB	IBB	HBP	BLK	WP	HR	S	P	ERA	WHIP				
Eric DuBose, L (1, 1) ERA: 5.2	3.2	L	22	10	7	7	2	1	0	1	0	0	2	46	75	17.18	3.000				
Darwin Cubillan, R (4, 1) ERA:	3.1		12	1	0	0	2	1	0	0	0	0	0	25	48	0.00	0.600				
Buddy Groom, L (8, 1) ERA: 1.59	2.0		6	0	0	0	1	0	0	0	0	0	0	14	19	0.00	0.000				

Anaheim Angels @ Baltimore Orioles  
 Oriole Park at Camden Yards, Baltimore, MD

Sat May 15 2004, 7:05 PM EDT  
 Att: 40,275 - Unknown - 92 F

AB 37  
 R 7  
 H 11  
 RBI 7  
 BB 2  
 SO 5  
 LOB 14



Batter	1	2	3	4	5	6	7	8	9	AB	R	H	RBI	BB	SO	LOB	BOTTOM				
1 Brian Roberts, S (1, 4) OBP: 0.353, SLG: 0.390	B1-3		K						G3	4	0	0	0	0	1	1					
6 Melvin Mora, R (1, 5) OBP: 0.494, SLG: 0.608	G5-3								HR	3	2	1	1	0	0	0					
10 Miguel Tejada, R (1, 6) OBP: 0.395, SLG: 0.523									2B 1B	4	2	2	2	0	0	0					
Rafael Palmeiro, L (1, 3) OBP: 0.413, SLG: 0.483	G6-3								1B 2B	4	0	1	0	0	1	1					
Javy Lopez, R (1, 2) OBP: 0.400, SLG: 0.516		L7							G6-4-3 1B	4	0	1	1	0	0	0					
Luis Matos, R (1, 8) OBP: 0.254, SLG: 0.288	F7								G6-4-3	4	0	0	0	0	1	2					
B.J. Surhoff, L (1, 10) OBP: 0.333, SLG: 0.345									F7	3	0	0	0	0	2	0					
José Bautista, R (1, 9) OBP: 0.333, SLG: 0.273									P3	3	0	1	0	0	0	0					
Jerry Hairston, R (1, 7) OBP: 0.125, SLG: 0.313									G5-3	3	0	0	0	0	0	1					
<b>Inning Stats</b>	R: 0 E: 0 K: 0 S: 7	H: 1 LOB: 1 BB: 0 P: 15	R: 0 E: 0 K: 1 S: 6	H: 0 LOB: 0 BB: 0 P: 7	R: 0 E: 0 K: 1 S: 11	H: 1 LOB: 0 BB: 0 P: 14	R: 2 E: 0 K: 1 S: 13	H: 1 LOB: 0 BB: 0 P: 20	R: 0 E: 0 K: 0 S: 5	H: 0 LOB: 0 BB: 0 P: 6	R: 0 E: 0 K: 1 S: 8	H: 0 LOB: 0 BB: 0 P: 13	R: 0 E: 0 K: 0 S: 8	H: 0 LOB: 0 BB: 0 P: 13	R: 2 E: 1 K: 0 S: 14	H: 3 LOB: 1 BB: 0 P: 19	1B: 2 2B: 2 3B: 0 HR: 2	SF: 0 SAC: 0 DP: 1 HBP: 1	WP: 0 PB: 0 SB: 0 CS: 1	PA: 33	
<b>PITCHER</b>	IP	WLS	BF	H	R	ER	SO	BB	IBB	HBP	BLK	WP	HR	S	P	ERA	WHIP				
Jarrod Washburn, L (1, 1) ERA: 4.68	8.0	W	27	3	2	2	5	0	0	1	0	0	1	67	101	2.25	0.375				
Ben Weber, R (9, 1) ERA: 7.02	0.1		4	2	2	1	0	0	0	0	0	0	1	9	13	27.00	6.000				
Troy Percival, R (9, 1) ERA: 4.05	0.2	S	2	1	0	0	0	0	0	0	0	0	0	5	6	0.00	1.500				

Anaheim Angels @ Baltimore Orioles  
 Oriole Park at Camden Yards, Baltimore, MD

Sat May 15 2004, 7:05 PM EDT  
 Att: 40,275 - Unknown - 92 F

AB 32  
 R 4  
 H 6  
 RBI 4  
 BB 0  
 SO 5  
 LOB 5





Batter	1	2	3	4	5	6	7	8	9	AB	R	H	RBI	BB	SO	LOB	TOP			
David Eckstein, R OBP: 0.301, SLG: 0.269	F9		1B			G6-3		L7		4	0	1	0	0	0	0	Anaheim Angels @ Baltimore Orioles Oriole Park at Camden Yards, Baltimore, MD Sun May 16 2004, 8:05 PM EDT Att: 25,448 - Cloudy - 82 F			
9 Chone Figgins, S OBP: 0.376, SLG: 0.530	G6-3					K			F7	4	0	1	0	0	1	0				
Jeff DaVanon, S OBP: 0.400, SLG: 0.473	G3		F7			L7			G4-3	4	0	0	0	0	2					
27 Vladimir Guerrero, R OBP: 0.396, SLG: 0.589		G5-3		G5-3			P5		E5	4	0	0	0	0	0	0				
Jose Guillen, R OBP: 0.381, SLG: 0.532		1B BB		G6-3			K		K	3	0	0	0	1	2	1				
Casey Kotchman, L OBP: 0.360, SLG: 0.391		G4-3 1B		G3-1			1B			3	0	2	0	0	0	0				
Bengie Molina, R OBP: 0.322, SLG: 0.494 Jose Molina, R OBP: 0.355, SLG: 0.517	G4-3				F8		F8			1	0	0	0	0	2					
Shane Halter, R OBP: 0.257, SLG: 0.389				G3-6-1 1B		K		G4-3		3	0	1	0	0	1	0				
Adam Kennedy, L OBP: 0.311, SLG: 0.380			G3-6-1		G3-1		G3			3	0	0	0	0	1					
<b>Inning Stats</b>	R: 0 E: 0 K: 0 S: 8	H: 0 LOB: 0 BB: 0 P: 12	R: 0 E: 0 K: 0 S: 5	H: 1 LOB: 1 BB: 1 P: 10	R: 0 E: 0 K: 0 S: 6	H: 3 LOB: 2 BB: 0 P: 11	R: 0 E: 0 K: 0 S: 5	H: 0 LOB: 0 BB: 0 P: 9	R: 0 E: 0 K: 1 S: 6	H: 0 LOB: 0 BB: 0 P: 7	R: 0 E: 0 K: 1 S: 8	H: 1 LOB: 1 BB: 0 P: 14	R: 0 E: 0 K: 1 S: 9	H: 0 LOB: 0 BB: 0 P: 13	R: 0 E: 1 K: 1 S: 12	H: 0 LOB: 1 BB: 0 P: 15	1B: 5 2B: 0 3B: 0 HR: 0	SF: 0 SAC: 0 DP: 2 HBP: 0	WP: 0 PB: 0 SB: 0 CS: 0	PA: 32
<b>PITCHER</b> Sidney Ponson, R ERA: 5.69	IP: 9.0 WLS: W BF: 32 H: 5 R: 0 ER: 0 SO: 4 BB: 1 IBB: 0 HBP: 0 BLK: 0 WP: 0 HR: 0 S: 70 P: 105 ERA: 0.00 WHIP: 0.667																			

Batter	1	2	3	4	5	6	7	8	9	AB	R	H	RBI	BB	SO	LOB	BOTTOM			
1 Brian Roberts, S OBP: 0.344, SLG: 0.379	F9		K			F8		P5		4	0	0	0	0	1	3	Anaheim Angels @ Baltimore Orioles Oriole Park at Camden Yards, Baltimore, MD Sun May 16 2004, 8:05 PM EDT Att: 25,448 - Cloudy - 82 F			
6 Melvin Mora, R OBP: 0.459, SLG: 0.594	G4-3			10 CS BB	P4		K			3	0	0	0	1	1	3				
10 Miguel Tejada, R OBP: 0.391, SLG: 0.515	F8		G4-3			G6-3		FC5-6 1B		4	0	1	0	0	0	1				
Rafael Palmeiro, L OBP: 0.403, SLG: 0.467		F9		F8		F8		FC5-6 31 FC3-6 1B E		4	1	0	0	0	0	1				
Javy Lopez, R OBP: 0.410, SLG: 0.523		P6			1B 31 1B E		1B	FC3-6 31 1B		4	1	3	0	0	0	0				
31 Jay Gibbons, L OBP: 0.322, SLG: 0.370		1B			E SF7 1B	G3		FC3-6 E		4	1	2	0	0	0	3				
Luis Matos, R OBP: 0.261, SLG: 0.302		F7			E5 1 F8 BB 1B		G3 1B 2B	E5		4	1	2	0	0	0	2				
Larry Bigbie, L OBP: 0.302, SLG: 0.407			L7				G3	G3		3	0	0	0	1	0	3				
Jerry Hairston, R OBP: 0.158, SLG: 0.333				P4		SF7				2	0	1	2	0	0	0				
<b>Inning Stats</b>	R: 0 E: 0 K: 0 S: 6	H: 0 LOB: 0 BB: 0 P: 9	R: 0 E: 0 K: 0 S: 7	H: 1 LOB: 1 BB: 0 P: 10	R: 0 E: 0 K: 1 S: 13	H: 0 LOB: 0 BB: 0 P: 18	R: 0 E: 0 K: 0 S: 6	H: 0 LOB: 0 BB: 1 P: 14	R: 2 E: 1 K: 0 S: 18	H: 3 LOB: 2 BB: 1 P: 30	R: 0 E: 0 K: 0 S: 11	H: 1 LOB: 1 BB: 0 P: 17	R: 1 E: 0 K: 0 S: 15	H: 2 LOB: 1 BB: 0 P: 21	R: 1 E: 1 K: 0 S: 13	H: 2 LOB: 2 BB: 0 P: 20	1B: 8 2B: 1 3B: 0 HR: 0	SF: 1 SAC: 0 DP: 0 HBP: 0	WP: 1 PB: 0 SB: 0 CS: 1	PA: 35
<b>PITCHER</b> 45 Kelvim Escobar, R ERA: 4.78 Kevin Gregg, R ERA: 1.33	IP: 6.1 WLS: L BF: 27 H: 7 R: 3 ER: 3 SO: 1 BB: 2 IBB: 0 HBP: 0 BLK: 0 WP: 0 HR: 0 S: 67 P: 107 ERA: 4.26 WHIP: 1.421																			



Batter	1	2	3	4	5	6	7	8	9	AB	R	H	RBI	BB	SO	LOB	TOP			
1 Brian Roberts, S OBP: 0.352, SLG: 0.378	4-1 BB	4-2 BB		1-0 F7			2-2 L7		0-0 2B	3	0	1	1	2	0	0				
6 Melvin Mora, R OBP: 0.463, SLG: 0.601	1-2 BB	2-2 FC5-4			2-2 F9		1-3 K		1-1 G5-3	5	1	3	2	0	1	0				
10 Miguel Tejada, R OBP: 0.385, SLG: 0.511	1-0 2B	2-2 FC5-4			3-3 K		1-0 F7		1-2 G3	5	0	1	1	0	1	4				
Rafael Palmeiro, L OBP: 0.396, SLG: 0.452	1-0 P5			1-0 F9		2-1 L7		0-0 E1	4-0 IBB	4	0	0	0	1	0	1				
Javy Lopez, R OBP: 0.396, SLG: 0.504	3-2 G6-3			2-0 F9		2-2 P2		0-0 F8	0-0 G5-3	5	0	0	0	0	0	5				
31 Jay Gibbons, L OBP: 0.333, SLG: 0.377		0-0 1B	4-1 BB		2-0 P5		2-1 G4-6-3		1-2 1B	3	1	2	0	1	0	0				
Luis Matos, R OBP: 0.268, SLG: 0.316		2-2 G4-3	3-3 K		0-1 HR		0-1 G4-6-3		1-2 1B	4	2	2	0	0	1	3				
Larry Bigbie, L OBP: 0.308, SLG: 0.431		2-2 G4-3		2-3 K		2-1 HR		4-1 SH	1-3 BB	3	2	1	3	1	1	1				
Jerry Hairston, R OBP: 0.136, SLG: 0.286		1-2 G1-3		3-3 K		2-2 L8		0-0 SH	1-3 2B	3	1	0	0	0	1	1				
<b>Inning Stats</b>	R: 1 E: 0 K: 0 S: 13	H: 2 LOB: 1 BB: 1 P: 23	R: 2 E: 0 K: 0 S: 21	H: 3 LOB: 2 BB: 1 P: 34	R: 0 E: 0 K: 1 S: 7	H: 0 LOB: 1 BB: 1 P: 17	R: 0 E: 0 K: 2 S: 7	H: 0 LOB: 0 BB: 0 P: 13	R: 0 E: 0 K: 1 S: 8	H: 0 LOB: 0 BB: 0 P: 15	R: 2 E: 0 K: 0 S: 13	H: 2 LOB: 0 BB: 0 P: 21	R: 0 E: 1 K: 0 S: 6	H: 1 LOB: 1 BB: 0 P: 8	R: 2 E: 1 K: 0 S: 10	H: 2 LOB: 2 BB: 2 P: 20	1B: 6 2B: 3 3B: 0 HR: 1	SF: 0 SAC: 1 DP: 2 HBP: 0	WP: 0 PB: 0 SB: 0 CS: 0	PA: 41
<b>PITCHER</b>	IP WLS BF H R ER SO	IP WLS BF H R ER SO	IP WLS BF H R ER SO	IP WLS BF H R ER SO	IP WLS BF H R ER SO	IP WLS BF H R ER SO	IP WLS BF H R ER SO	IP WLS BF H R ER SO	IP WLS BF H R ER SO	IP WLS BF H R ER SO	IP WLS BF H R ER SO	IP WLS BF H R ER SO	IP WLS BF H R ER SO	IP WLS BF H R ER SO	IP WLS BF H R ER SO	IP WLS BF H R ER SO	ERA WHIP	ERA WHIP		
Freddy Garcia, R ERA: 2.89	(1, 1) 6.0 L 27 7 5 5 4	(7, 1) 1.1 5 0 0 0 1	(8, 1) 0.2 3 1 1 1 0	(9, 1) 1.0 6 2 1 0 0													7.50	1.667		
40 Julio Mateo, R ERA: 4.74	(7, 1) 1.1 5 0 0 0 1	(8, 1) 0.2 3 1 1 1 0	(9, 1) 1.0 6 2 1 0 0														0.00	0.000		
Mike Myers, L ERA: 4.5	(8, 1) 0.2 3 1 1 1 0	(9, 1) 1.0 6 2 1 0 0															13.50	3.000		
Shigetoshi Hasegawa, R ERA: 6.38	(9, 1) 1.0 6 2 1 0 0																0.00	2.000		

Baltimore Orioles @ Seattle Mariners  
Safeco Field, Seattle, WA  
Tue May 18 2004, 7:05 PM PDT  
Att: 29,819 - Cloudy - 65 F

AB	35
R	7
H	10
RBI	7
BB	5
SO	5
LOB	15



Batter	1	2	3	4	5	6	7	8	9	AB	R	H	RBI	BB	SO	LOB	BOTTOM					
51 Ichiro Suzuki, L OBP: 0.366, SLG: 0.374	1-1 F8		0-0 FC4-6		1-0 1B		3-1 1B			4	0	2	0	0	0	1						
Scott Spiezio, S OBP: 0.315, SLG: 0.440	1-0 1B		1-0 F8		0-0 P3		2-1 P4			4	0	1	0	0	0	3						
Bret Boone, R OBP: 0.293, SLG: 0.447	3-2 F9			0-1 F9		1-0 HR		4-1 BB		3	1	1	1	1	0	0						
Raul Ibanez, L OBP: 0.318, SLG: 0.479		3-2 HR		3-2 G6-3		0-2 F7		0-3 K		4	1	1	1	0	1	1						
Dave Hansen, L OBP: 0.424, SLG: 0.444		2-2 G4-1		3-2 E6		0-0 1B		3-3 K		3	0	1	0	0	0	0						
Edgar Martinez, R OBP: 0.348, SLG: 0.384		0-1 F8		4-0 BB		0-2 F9		1-2 G6-3		1	0	0	0	0	1	1						
Dan Wilson, R OBP: 0.340, SLG: 0.433		0-1 F8		1-2 BB		0-2 F9		3-2 G6-3		3	0	0	0	1	0	2						
John Olerud, L OBP: 0.354, SLG: 0.320		2-2 G4-3		0-0 P5		2-2 G6-3			3-1 F7	4	0	0	0	0	0	3						
Rich Aurilia, R OBP: 0.289, SLG: 0.290			4-2 FC4-6		1-1 G6-3		0-1 P6		0-1 F9	3	0	0	0	1	0	0						
Randy Winn, S OBP: 0.306, SLG: 0.305			1-0 F8		2-2 G6-3		2-3 K		1-3 K	4	0	0	0	0	2	1						
<b>Inning Stats</b>	R: 0 E: 0 K: 0 S: 7	H: 1 LOB: 0 BB: 0 P: 12	R: 1 E: 0 K: 0 S: 12	H: 1 LOB: 0 BB: 0 P: 19	R: 0 E: 0 K: 0 S: 5	H: 0 LOB: 1 BB: 1 P: 11	R: 0 E: 1 K: 0 S: 11	H: 0 LOB: 2 BB: 1 P: 21	R: 0 E: 0 K: 0 S: 8	H: 1 LOB: 1 BB: 0 P: 12	R: 1 E: 0 K: 0 S: 11	H: 2 LOB: 1 BB: 0 P: 14	R: 0 E: 0 K: 1 S: 10	H: 1 LOB: 1 BB: 0 P: 17	R: 0 E: 0 K: 2 S: 19	H: 0 LOB: 1 BB: 1 P: 29	R: 0 E: 0 K: 1 S: 7	H: 0 LOB: 0 BB: 0 P: 11	1B: 4 2B: 0 3B: 0 HR: 2	SF: 0 SAC: 0 DP: 0 HBP: 0	WP: 0 PB: 0 SB: 1 CS: 0	PA: 36
<b>PITCHER</b>	IP WLS BF H R ER SO	IP WLS BF H R ER SO	IP WLS BF H R ER SO	IP WLS BF H R ER SO	IP WLS BF H R ER SO	IP WLS BF H R ER SO	IP WLS BF H R ER SO	IP WLS BF H R ER SO	IP WLS BF H R ER SO	IP WLS BF H R ER SO	IP WLS BF H R ER SO	IP WLS BF H R ER SO	IP WLS BF H R ER SO	IP WLS BF H R ER SO	IP WLS BF H R ER SO	IP WLS BF H R ER SO	ERA WHIP	ERA WHIP				
40 Daniel Cabrera, R ERA: 1.42	(1, 1) 6.2 W 28 6 2 2 1	(7, 1) 1.1 H 5 0 0 0 2	(8, 1) 1.0 3 0 0 0 1														2.70	1.200				
B.J. Ryan, L ERA: 1.69	(7, 1) 1.1 H 5 0 0 0 2	(8, 1) 1.0 3 0 0 0 1															0.00	0.750				
Jorge Julio, R ERA: 2.0	(8, 1) 1.0 3 0 0 0 1																0.00	0.000				

Baltimore Orioles @ Seattle Mariners  
Safeco Field, Seattle, WA  
Tue May 18 2004, 7:05 PM PDT  
Att: 29,819 - Cloudy - 65 F

AB	33
R	2
H	6
RBI	2
BB	3
SO	4
LOB	12





Batter	1	2	3	4	5	6	7	8	9	AB	R	H	RBI	BB	SO	LOB	TOP								
1 Brian Roberts, S (1.4)	F7		P4			G1-3	P6			4	0	0	0	0	0	2	<p><b>Baltimore Orioles @ Seattle Mariners</b> Safeco Field, Seattle, WA Wed May 19 2004, 7:05 PM PDT Att: 29,575 - Unknown - 63 F</p> <p>livebaseballscores.com</p>								
6 Melvin Mora, R (1.5)	2B			G6-3		2B		BB		3	0	2	1	1	0										
10 Miguel Tejada, R (1.6)	K			F7		P3		G1-6-3		4	0	0	0	0	1	3									
Rafael Palmeiro, L (1.3)	G4-3				1B	L7		G4-3		4	0	1	0	0	0	2									
Javy Lopez, R (1.2)		K		F9			F8		P4	4	0	0	0	0	1	1									
31 Jay Gibbons, L (1.9)	F9				K			HR	G1-3	4	1	1	1	0	1	0									
Luis Matos, R (1.8)		P3				G4-6-3	E7	2B		4	2	3	1	0	0	0									
Larry Bigbie, L (1.7)			K			G4-6-3		1B	G6-3	4	1	1	1	0	1	1									
Jerry Hairston, R (1.10)				G4-3				1B		3	1	2	1	0	0	0									
<b>Inning Stats</b>	R: 0 E: 0 K: 1 S: 11	H: 1 LOB: 1 BB: 0 P: 17	R: 0 E: 0 K: 1 S: 7	H: 0 LOB: 0 BB: 0 P: 11	R: 0 E: 0 K: 1 S: 7	H: 0 LOB: 0 BB: 0 P: 12	R: 0 E: 0 K: 0 S: 11	H: 1 LOB: 1 BB: 0 P: 17	R: 0 E: 0 K: 1 S: 7	H: 0 LOB: 0 BB: 0 P: 11	R: 1 E: 0 K: 0 S: 13	H: 2 LOB: 1 BB: 0 P: 18	R: 3 E: 1 K: 0 S: 12	H: 4 LOB: 0 BB: 0 P: 17	R: 0 E: 0 K: 0 S: 3	H: 0 LOB: 0 BB: 1 P: 7		R: 1 E: 0 K: 0 S: 9	H: 1 LOB: 0 BB: 0 P: 11	1B: 4 2B: 4 3B: 0 HR: 2	SF: 0 SAC: 0 DP: 2 HBP: 0	WP: 0 PB: 0 SB: 0 CS: 1	PA: 35		
<b>PITCHER</b>	IP	WLS	BF	H	R	ER	SO	BB	IBB	HBP	BLK	WP	HR	S	P	ERA	WHIP								
Ryan Franklin, R (1.1)	6.1	L	27	9	4	4	4	0	0	0	0	0	1	65	99	5.68	1.421								
20 J.J. Putz, R (7.1)	1.2		4	0	0	0	0	1	0	0	0	0	0	6	11	0.00	0.600								
Eddie Guardado, L (9.1)	1.0		4	1	1	1	0	0	0	0	0	0	1	9	11	9.00	1.000								

Batter	1	2	3	4	5	6	7	8	9	AB	R	H	RBI	BB	SO	LOB	BOTTOM								
51 Ichiro Suzuki, L (1.9)	L8		K						F7	3	0	0	0	2	1	1	<p><b>Baltimore Orioles @ Seattle Mariners</b> Safeco Field, Seattle, WA Wed May 19 2004, 7:05 PM PDT Att: 29,575 - Unknown - 63 F</p> <p>livebaseballscores.com</p>								
Jolbert Cabrera, R (1.3)	K			F9		P2		F8	5	0	1	1	0	1	2										
Bret Boone, R (1.4)	1B			K		FC3-6		DI	3	0	1	0	2	1	1										
Edgar Martinez, R (1.10)	K			G4-3				K	5	0	1	0	0	3	6										
Raul Ibanez, L (1.7)		G3-1			K	P6		F7	4	0	0	0	0	1	2										
Scott Spiezio, S (1.5)		P4			F9		F8	L6	4	0	0	0	0	0	0										
Dan Wilson, R (1.2)		G6-3				BB		1B	3	1	2	0	1	0	0										
Rich Aurilia, R (1.6)			K					P4	3	1	1	1	1	1	1										
Randy Winn, S (1.8)			K					G6-3	4	0	1	0	0	1	3										
<b>Inning Stats</b>	R: 0 E: 0 K: 2 S: 10	H: 1 LOB: 1 BB: 0 P: 12	R: 0 E: 0 K: 0 S: 10	H: 0 LOB: 0 BB: 0 P: 13	R: 0 E: 0 K: 3 S: 11	H: 0 LOB: 0 BB: 0 P: 16	R: 0 E: 0 K: 1 S: 7	H: 0 LOB: 0 BB: 0 P: 10	R: 0 E: 0 K: 1 S: 11	H: 0 LOB: 2 BB: 2 P: 22	R: 0 E: 0 K: 0 S: 10	H: 1 LOB: 3 BB: 1 P: 20	R: 2 E: 0 K: 1 S: 12	H: 3 LOB: 3 BB: 2 P: 26	R: 0 E: 0 K: 0 S: 11	H: 1 LOB: 1 BB: 0 P: 16		R: 0 E: 0 K: 1 S: 15	H: 1 LOB: 2 BB: 1 P: 23	1B: 6 2B: 1 3B: 0 HR: 0	SF: 0 SAC: 0 DP: 0 HBP: 0	WP: 0 PB: 0 SB: 1 CS: 0	PA: 40		
<b>PITCHER</b>	IP	WLS	BF	H	R	ER	SO	BB	IBB	HBP	BLK	WP	HR	S	P	ERA	WHIP								
45 Erik Bedard, L (1.1)	6.2	W	28	4	2	2	7	4	0	0	0	0	0	67	108	2.70	1.200								
Mike DeJean, R (7.1)	0.1	H	3	1	0	0	1	1	0	0	0	0	0	4	11	0.00	6.000								
B.J. Ryan, L (8.1)	1.0	H	4	1	0	0	0	0	0	0	0	0	0	11	16	0.00	1.000								
Jorge Julio, R (9.1)	1.0	S	5	1	0	0	1	1	0	0	0	0	0	15	23	0.00	2.000								



Batter	1	2	3	4	5	6	7	8	9	AB	R	H	RBI	BB	SO	LOB	TOP					
1 Brian Roberts, S (1,10) OBP: 0.333, SLG: 0.357	L9		B2				P4		K	5	0	0	0	0	1	5						
6 Melvin Mora, R (1,5) OBP: 0.474, SLG: 0.614	G6-3		F8				1B			4	0	2	0	1	0	2						
10 Miguel Tejada, R (1,6) OBP: 0.365, SLG: 0.480	K		F8				G1-3		F8	5	0	0	0	0	1	8						
Rafael Palmeiro, L (1,3) Luis Lopez, S (8,3)		G3-1		L9			P5		G3	4	0	0	0	0	0	0						
Javy Lopez, R (1,2) Keith Osik, R (8,2)		1B		P5			1B		G6-3	4	0	2	0	0	0	0						
31 Jay Gibbons, L (1,9) OBP: 0.329, SLG: 0.391	K		1B				F9		G4-3	4	0	1	0	0	1	2						
Luis Matos, R (1,8) OBP: 0.287, SLG: 0.357	F8		1B				FC6-4			3	0	1	0	1	0	2						
Larry Bigbie, L (1,7) OBP: 0.312, SLG: 0.431			BB		F7		1B		F7	3	0	1	0	1	0	3						
Jerry Hairston, R (1,4) OBP: 0.207, SLG: 0.321			FC6				P4			4	0	1	0	0	0	2						
<b>Inning Stats</b>	R: 0 E: 0 K: 1 S: 8	H: 0 LOB: 0 BB: 0 P: 10	R: 0 E: 0 K: 1 S: 11	H: 1 LOB: 1 BB: 0 P: 17	R: 0 E: 1 K: 0 S: 15	H: 0 LOB: 2 BB: 1 P: 21	R: 0 E: 0 K: 0 S: 10	H: 2 LOB: 2 BB: 0 P: 19	R: 0 E: 0 K: 0 S: 10	H: 1 LOB: 1 BB: 0 P: 16	R: 0 E: 0 K: 0 S: 11	H: 1 LOB: 1 BB: 0 P: 16	R: 0 E: 0 K: 0 S: 14	H: 2 LOB: 2 BB: 0 P: 23	R: 0 E: 0 K: 0 S: 7	H: 0 LOB: 0 BB: 2 P: 9	R: 0 E: 0 K: 1 S: 8	H: 1 LOB: 3 BB: 2 P: 21	1B: 8 2B: 0 3B: 0 HR: 0	SF: 0 SAC: 0 DP: 0 HBP: 0	WP: 0 PB: 0 SB: 0 CS: 0	PA: 39
<b>PITCHER</b>	IP	WLS	BF	H	R	ER	SO	BB	IBB	HBP	BLK	WP	HR	S	P	ERA	WHIP					
Jamie Moyer, L (1,1) ERA: 4.63	7.0	W	30	7	0	0	2	1	0	0	0	0	0	79	122	0.00	1.143					
Ron Villone, L (8,1) ERA: 3.77	2.0		9	1	0	0	1	2	0	0	0	0	0	15	30	0.00	1.500					

Baltimore Orioles @ Seattle Mariners  
Safeco Field, Seattle, WA  
Thu May 20 2004, 7:05 PM PDT  
Att: 27,967 - Unknown - 65 F

AB 36  
R 0  
H 8  
RBI 0  
BB 3  
SO 3  
LOB 24



Batter	1	2	3	4	5	6	7	8	9	AB	R	H	RBI	BB	SO	LOB	BOTTOM				
51 Ichiro Suzuki, L (1,9) OBP: 0.373, SLG: 0.391	G4-3		F7				FC3-2 1B			5	3	3	3	0	0	0					
Scott Spiezio, S (1,5) OBP: 0.309, SLG: 0.440	F7				P4		FC3-2 1B			5	2	2	2	0	0	3					
Bret Boone, R (1,4) OBP: 0.307, SLG: 0.439	G6-3				G6-4-3 HBP		1B			4	1	1	2	0	0	1					
Raul Ibanez, L (1,7) OBP: 0.313, SLG: 0.460		BB			G6-4-3		1B			4	0	1	1	1	1	3					
Edgar Martinez, R (1,10) OBP: 0.347, SLG: 0.381		F8								4	1	2	1	0	0	2					
John Olerud, L (1,3) OBP: 0.351, SLG: 0.317		F8								4	1	1	0	0	1	3					
Dan Wilson, R (1,2) OBP: 0.351, SLG: 0.433		K					G4-3			4	0	1	0	0	1	1					
Rich Aurilia, R (1,6) OBP: 0.308, SLG: 0.302					F8					2	2	1	1	1	0	0					
Quinton McCracken, S (1,8) OBP: 0.283, SLG: 0.176					F7					4	1	1	0	0	0	4					
<b>Inning Stats</b>	R: 0 E: 0 K: 0 S: 3	H: 0 LOB: 0 BB: 0 P: 5	R: 0 E: 0 K: 1 S: 9	H: 0 LOB: 1 BB: 1 P: 16	R: 0 E: 0 K: 0 S: 6	H: 0 LOB: 0 BB: 0 P: 10	R: 0 E: 0 K: 0 S: 4	H: 0 LOB: 0 BB: 0 P: 7	R: 6 E: 0 K: 0 S: 32	H: 7 LOB: 2 BB: 1 P: 47	R: 0 E: 0 K: 0 S: 5	H: 1 LOB: 0 BB: 0 P: 6	R: 1 E: 0 K: 1 S: 13	H: 2 LOB: 1 BB: 0 P: 23	R: 4 E: 1 K: 1 S: 19	H: 3 LOB: 1 BB: 0 P: 28	1B: 10 2B: 2 3B: 0 HR: 1	SF: 0 SAC: 0 DP: 2 HBP: 2	WP: 0 PB: 0 SB: 0 CS: 0	PA: 40	
<b>PITCHER</b>	IP	WLS	BF	H	R	ER	SO	BB	IBB	HBP	BLK	WP	HR	S	P	ERA	WHIP				
Rodrigo Lopez, R (1,1) ERA: 1.97	4.2	L	21	5	6	6	1	0	0	0	0	0	0	24	42	4.50	2.500				
John Parrish, L (5,1) ERA: 4.43	2.0		10	5	1	1	1	0	0	0	0	0	1	24	42	4.50	2.500				
Rick Bauer, R (7,1) ERA: 6.2	1.1		9	3	4	3	1	0	0	1	0	0	0	24	34	20.25	2.250				

Baltimore Orioles @ Seattle Mariners  
Safeco Field, Seattle, WA  
Thu May 20 2004, 7:05 PM PDT  
Att: 27,967 - Unknown - 65 F

AB 36  
R 11  
H 13  
RBI 10  
BB 2  
SO 3  
LOB 17





Batter	1	2	3	4	5	6	7	8	9	AB	R	H	RBI	BB	SO	LOB	TOP										
<b>1 Brian Roberts, S</b> OBP: 0.335, SLG: 0.360										4	0	1	0	1	1	0	<b>Baltimore Orioles @ Anaheim Angels</b> Angel Stadium of Anaheim, Anaheim, CA Fri May 21 2004, 7:05 PM PDT Att: 43,557 - Sunny - 66 F										
<b>Jerry Hairston, R</b> OBP: 0.242, SLG: 0.344 <b>B.J. Surhoff, L</b> OBP: 0.328, SLG: 0.339										4	1	2	0	0	0	2											
<b>6 Melvin Mora, R</b> OBP: 0.472, SLG: 0.613										5	1	2	0	0	1	5											
<b>10 Miguel Tejada, R</b> OBP: 0.374, SLG: 0.490										3	0	2	1	1	0	0											
<b>Javy Lopez, R</b> OBP: 0.385, SLG: 0.483										4	0	1	1	0	0	3											
<b>31 Jav Gibbons, L</b> OBP: 0.327, SLG: 0.408										4	1	1	1	0	1	2											
<b>Luis Matos, R</b> OBP: 0.279, SLG: 0.347										4	0	0	0	0	1	1											
<b>Larry Bigbie, L</b> OBP: 0.310, SLG: 0.425										4	0	1	0	0	1	0											
<b>Luis Lopez, S</b> OBP: 0.182, SLG: 0.100 <b>Rafael Palmeiro, L</b> OBP: 0.381, SLG: 0.429										3	0	1	0	0	0	0											
<b>Inning Stats</b>	R: 2 E: 0 K: 1 S: 14	H: 3 LOB: 1 BB: 0 P: 22	R: 0 E: 0 K: 1 S: 9	H: 0 LOB: 0 BB: 0 P: 13	R: 0 E: 0 K: 0 S: 11	H: 1 LOB: 2 BB: 1 P: 24	R: 1 E: 0 K: 0 S: 7	H: 1 LOB: 0 BB: 0 P: 13	R: 0 E: 0 K: 0 S: 12	H: 0 LOB: 2 BB: 0 P: 15	R: 0 E: 0 K: 1 S: 11	H: 2 LOB: 2 BB: 0 P: 16	R: 0 E: 0 K: 2 S: 13	H: 1 LOB: 1 BB: 0 P: 17	R: 0 E: 0 K: 1 S: 13	H: 1 LOB: 2 BB: 1 P: 23	1B: 7 2B: 3 3B: 0 HR: 1	SF: 0 SAC: 0 DP: 0 HBP: 0	WP: 0 PB: 0 SB: 0 CS: 0	PA: 39							
<b>PITCHER</b>	IP	WLS	BF	H	R	ER	SO	BB	IBB	HBP	BLK	WP	HR	S	P	ERA	WHIP										
<b>Jarrod Washburn, L</b> ERA: 4.61	6.2		29	9	3	3	2	1	0	0	0	0	1	68	110	4.05	1.500										
<b>62 Scott Shields, R</b> ERA: 3.56	1.1	W	5	1	0	0	3	0	0	0	0	0	0	16	22	0.00	0.750										
<b>Troy Percival, R</b> ERA: 3.52	1.0	S	5	1	0	0	1	1	0	0	0	0	0	13	23	0.00	2.000										

AB	37
R	3
H	11
RBI	3
BB	2
SO	6
LOB	16



Batter	1	2	3	4	5	6	7	8	9	AB	R	H	RBI	BB	SO	LOB	BOTTOM										
<b>David Eckstein, R</b> OBP: 0.325, SLG: 0.295										4	0	1	0	0	0	2	<b>Baltimore Orioles @ Anaheim Angels</b> Angel Stadium of Anaheim, Anaheim, CA Fri May 21 2004, 7:05 PM PDT Att: 43,557 - Sunny - 66 F										
<b>Alfredo Amezaga, S</b> OBP: 0.208, SLG: 0.174 <b>Adam Kennedy, L</b> OBP: 0.308, SLG: 0.371										3	0	1	0	0	0	1											
<b>9 Chone Figgins, S</b> OBP: 0.349, SLG: 0.479										4	1	1	0	0	2	3											
<b>27 Vladimir Guerrero, R</b> OBP: 0.387, SLG: 0.557										4	1	1	1	0	1	0											
<b>Jose Guillen, R</b> OBP: 0.374, SLG: 0.516										4	1	2	2	0	0	0											
<b>José Molina, R</b> OBP: 0.342, SLG: 0.493										4	0	1	1	0	1	1											
<b>Shane Halter, R</b> OBP: 0.247, SLG: 0.367										4	0	0	0	0	2	2											
<b>Adam Riggs, R</b> OBP: 0.167, SLG: 0.250 <b>Casey Kotchman, L</b> OBP: 0.316, SLG: 0.314 <b>Bengie Molina, R</b> OBP: 0.311, SLG: 0.476										3	1	1	0	0	0	0											
<b>39 Robb Quinlan, R</b> OBP: 0.474, SLG: 0.500										3	0	3	1	1	0	0											
<b>Inning Stats</b>	R: 0 E: 0 K: 1 S: 9	H: 0 LOB: 0 BB: 0 P: 14	R: 0 E: 0 K: 1 S: 7	H: 1 LOB: 1 BB: 0 P: 9	R: 0 E: 0 K: 0 S: 6	H: 0 LOB: 1 BB: 1 P: 16	R: 0 E: 0 K: 2 S: 8	H: 0 LOB: 0 BB: 0 P: 12	R: 1 E: 0 K: 1 S: 18	H: 4 LOB: 3 BB: 0 P: 26	R: 0 E: 0 K: 1 S: 5	H: 0 LOB: 0 BB: 0 P: 8	R: 0 E: 0 K: 0 S: 8	H: 1 LOB: 1 BB: 0 P: 15	R: 4 E: 0 K: 1 S: 20	H: 6 LOB: 2 BB: 0 P: 28	1B: 10 2B: 2 3B: 0 HR: 0	SF: 0 SAC: 0 DP: 0 HBP: 0	WP: 0 PB: 0 SB: 2 CS: 1	PA: 36							
<b>PITCHER</b>	IP	WLS	BF	H	R	ER	SO	BB	IBB	HBP	BLK	WP	HR	S	P	ERA	WHIP										
<b>Eric DuBose, L</b> ERA: 4.67	7.0		28	6	1	1	6	1	0	0	0	0	0	61	100	1.29	1.000										
<b>Mike DeJean, R</b> ERA: 7.5	0.0	L	3	3	3	3	0	0	0	0	0	0	0	5	6	∞	∞										
<b>Darwin Cubillan, R</b> ERA: 2.45	0.1	B	3	2	1	1	0	0	0	0	0	0	0	6	7	27.00	6.000										
<b>B.J. Ryan, L</b> ERA: 1.57	0.2		2	1	0	0	1	0	0	0	0	0	0	9	15	0.00	1.500										

AB	35
R	5
H	12
RBI	5
BB	1
SO	7
LOB	10





Batter	1	2	3	4	5	6	7	8	9	AB	R	H	RBI	BB	SO	LOB	TOP				
1 Brian Roberts, S OBP: 0.333, SLG: 0.354	F9		HBP		G5-3			G1-3		3	0	0	0	0	0	0					
6 Melvin Mora, R OBP: 0.472, SLG: 0.627	BB		CS		HR			K		3	1	1	1	1	1	0					
10 Miguel Tejada, R OBP: 0.365, SLG: 0.478	K				K			F8		4	0	0	0	0	2	1					
Rafael Palmeiro, L OBP: 0.378, SLG: 0.431 Jerry Hairston, R OBP: 0.242, SLG: 0.344	F9				F7			G1-3		4	0	1	0	0	0	0					
Javy Lopez, R OBP: 0.388, SLG: 0.500	BB				HR			K		3	1	1	1	1	1	1					
31 Jay Gibbons, L OBP: 0.331, SLG: 0.407	K				FC4-6 1B			G5-3		3	0	1	0	1	1	1					
B.J. Surhoff, L OBP: 0.324, SLG: 0.333	K				FC4-6 1B			G5-3		4	0	1	0	0	2	5					
Larry Bigbie, L OBP: 0.310, SLG: 0.423			F8					G4-3		3	0	1	0	0	0	0					
Luis Matos, R OBP: 0.274, SLG: 0.340			K					F7		3	0	0	0	0	2	0					
<b>Inning Stats</b>	R: 0 H: 0 E: 0 K: 1 S: 8	H: 0 LOB: 1 BB: 1 P: 13	R: 0 H: 0 E: 0 K: 2 S: 8	H: 0 LOB: 1 BB: 1 P: 15	R: 0 H: 0 E: 0 K: 1 S: 8	H: 0 LOB: 0 BB: 0 P: 14	R: 2 H: 3 E: 0 K: 1 S: 14	H: 3 LOB: 1 BB: 0 P: 20	R: 0 H: 0 E: 0 K: 0 S: 10	H: 0 LOB: 0 BB: 0 P: 14	R: 0 H: 2 E: 0 K: 1 S: 12	H: 2 LOB: 2 BB: 0 P: 17	R: 0 H: 0 E: 0 K: 2 S: 10	H: 0 LOB: 0 BB: 0 P: 14	R: 0 H: 1 E: 0 K: 1 S: 13	H: 1 LOB: 3 BB: 1 P: 26	1B: 3 2B: 1 3B: 0 HR: 2	SF: 0 SAC: 0 DP: 0 HBP: 1	WP: 1 PB: 0 SB: 1 CS: 1	PA: 35	
<b>PITCHER</b>	IP	WLS	BF	H	R	ER	SO	BB	IBB	HBP	BLK	WP	HR	S	P	ERA	WHIP				
45 Kelvin Escobar, R ERA: 4.43	7.0	W	26	5	2	2	6	2	0	1	0	1	2	68	107	2.57	1.000				
Francisco Rodríguez, R ERA: 0.41	1.0	H	3	0	0	0	2	0	0	0	0	0	0	10	14	0.00	0.000				
Troy Percival, R ERA: 3.31	1.0	S	5	1	0	0	1	1	0	0	0	0	0	13	26	0.00	2.000				

Baltimore Orioles @ Anaheim Angels  
Angel Stadium of Anaheim, Anaheim, CA

AB 30  
R 2  
H 6  
RBI 2  
BB 3  
SO 9  
LOB 8



WP: 1 PA: 35  
PB: 0  
SB: 1  
CS: 1

Sat May 22 2004, 7:05 PM PDT  
Att: 43,586 - Sunny - 68 F

Batter	1	2	3	4	5	6	7	8	9	AB	R	H	RBI	BB	SO	LOB	BOTTOM				
David Eckstein, R OBP: 0.331, SLG: 0.302	G5-3				SH4-3					3	0	2	0	0	0	0					
9 Chone Figgins, S OBP: 0.354, SLG: 0.479	F8				K					4	0	2	1	0	1	1					
27 Vladimir Guerrero, R OBP: 0.384, SLG: 0.567	K				K					4	1	1	2	0	2	4					
Jose Guillen, R OBP: 0.371, SLG: 0.509		P2			G5-3			G6-3		4	0	1	0	0	0	2					
Jeff DaVanon, S OBP: 0.391, SLG: 0.429 Alfredo Amezaga, S OBP: 0.208, SLG: 0.174	G4-3				FC3-6 BB			G4-3		3	0	0	0	1	0	1					
Casey Kotchman, L OBP: 0.333, SLG: 0.316	1B				FC3-6 G3-6-3			F8		3	0	1	0	1	0	1					
José Molina, R OBP: 0.325, SLG: 0.467	G4-3				G3-6-3			G4-3		4	0	0	0	0	0	4					
39 Robb Quinlan, R OBP: 0.409, SLG: 0.421					K			B5-3		3	0	0	0	0	2	1					
Adam Kennedy, L OBP: 0.315, SLG: 0.385					1B 1B			G4-3		3	2	2	0	0	0	0					
<b>Inning Stats</b>	R: 0 H: 0 E: 0 K: 1 S: 14	H: 1 LOB: 0 BB: 0 P: 12	R: 0 H: 0 E: 0 K: 0 S: 9	H: 1 LOB: 0 BB: 0 P: 12	R: 1 H: 3 E: 0 K: 2 S: 14	H: 3 LOB: 2 BB: 0 P: 17	R: 0 H: 0 E: 0 K: 1 S: 6	H: 0 LOB: 1 BB: 1 P: 11	R: 2 H: 2 E: 0 K: 1 S: 9	H: 2 LOB: 0 BB: 0 P: 12	R: 0 H: 0 E: 0 K: 0 S: 7	H: 0 LOB: 0 BB: 0 P: 9	R: 0 H: 2 E: 0 K: 0 S: 11	H: 2 LOB: 2 BB: 0 P: 15	R: 0 H: 1 E: 0 K: 0 S: 7	H: 1 LOB: 1 BB: 1 P: 12	1B: 7 2B: 1 3B: 0 HR: 1	SF: 0 SAC: 1 DP: 1 HBP: 0	WP: 0 PB: 0 SB: 0 CS: 0	PA: 34	
<b>PITCHER</b>	IP	WLS	BF	H	R	ER	SO	BB	IBB	HBP	BLK	WP	HR	S	P	ERA	WHIP				
Sidney Ponson, R ERA: 5.4	8.0	L	34	9	3	3	5	1	1	0	0	0	1	77	106	3.38	1.250				

Baltimore Orioles @ Anaheim Angels  
Angel Stadium of Anaheim, Anaheim, CA


AB 31  
R 3  
H 9  
RBI 3  
BB 2  
SO 5  
LOB 14




WP: 0 PA: 34  
PB: 0  
SB: 0  
CS: 0

Sat May 22 2004, 7:05 PM PDT  
Att: 43,586 - Sunny - 68 F




Batter	1	2	3	4	5	6	7	8	9	AB	R	H	RBI	BB	SO	LOB	TOP					
Jerry Hairston, R OBP: 0.211, SLG: 0.297	L8		K		F8	G4-3		F9		5	0	0	0	0	1	4	<b>Baltimore Orioles @ Anaheim Angels</b> Angel Stadium of Anaheim, Anaheim, CA Sun May 23 2004, 1:05 PM PDT Att: 43,758 - Unknown - 69 F  <b>AB 39</b> <b>R 3</b> <b>H 11</b> <b>RBI 2</b> <b>BB 1</b> <b>SO 4</b> <b>LOB 23</b>  					
6 Melvin Mora, R OBP: 0.476, SLG: 0.631	10 1B		G6-3		10 1B	E		FC6-4		4	2	2	0	1	0	2						
10 Miguel Tejada, R OBP: 0.366, SLG: 0.472	1B		K		E			FC1		4	0	1	0	0	1	1						
Rafael Palmeiro, L OBP: 0.379, SLG: 0.430	1B				F9	E4		G4-3		5	0	2	1	0	1	2						
Javy Lopez, R OBP: 0.376, SLG: 0.484	F8				F8	F8		L6		5	0	0	0	0	0	6						
31 Jay Gibbons, L OBP: 0.329, SLG: 0.409	P4				WP			G4-3		4	1	1	0	0	0	4						
Larry Bigbie, L OBP: 0.322, SLG: 0.433			K							4	0	3	1	0	1	0						
Luis Matos, R OBP: 0.273, SLG: 0.344			F7					F8		4	0	1	0	0	0	2						
Keith Osik, R OBP: 0.080, SLG: 0.080			G6-3							3	0	0	0	0	0	2						
Luis Lopez, S OBP: 0.250, SLG: 0.162					G4-3					1	0	1	0	0	0	0						
Buddy Groom, L OBP: 0.250, SLG: 0.162										0	0	0	0	0	0	0						
<b>Inning Stats</b>	R: 1 E: 0 K: 0 S: 17	H: 3 LOB: 2 BB: 0 P: 21	R: 0 E: 0 K: 1 S: 8	H: 0 LOB: 0 BB: 0 P: 13	R: 0 E: 0 K: 2 S: 9	H: 0 LOB: 0 BB: 0 P: 16	R: 1 E: 0 K: 0 S: 11	H: 2 LOB: 1 BB: 0 P: 19	R: 1 E: 1 K: 0 S: 10	H: 1 LOB: 2 BB: 1 P: 23	R: 0 E: 0 K: 0 S: 14	H: 2 LOB: 2 BB: 0 P: 26	R: 0 E: 0 K: 0 S: 12	H: 1 LOB: 2 BB: 0 P: 16	R: 0 E: 0 K: 0 S: 9	H: 2 LOB: 2 BB: 0 P: 19	R: 0 E: 0 K: 1 S: 7	H: 0 LOB: 0 BB: 0 P: 11	1B: 8 2B: 3 3B: 0 HR: 0	SF: 0 SAC: 0 DP: 0 HBP: 1	WP: 1 PB: 0 SB: 0 CS: 0	PA: 41
<b>PITCHER</b>	IP WLS BF H R ER SO BB IBB HBP BLK WP HR S P ERA WHIP																					
Aaron Sele, R ERA: 3.05	(1, 1) 5.0 W 23 6 3 2 3 1 0 1 0 1 0 55 92 3.60 1.400																					
62 Scot Shields, R ERA: 3.41	(6, 1) 1.1 H 8 3 0 0 0 0 0 0 0 0 0 21 35 0.00 2.250																					
Francisco Rodriguez, R ERA: 0.98	(7, 1) 1.2 H 7 2 0 0 0 0 0 0 0 0 0 14 26 0.00 1.200																					
Kevin Gregg, R ERA: 1.21	(9, 1) 1.0 3 0 0 0 1 0 0 0 0 0 0 7 11 0.00 0.000																					


Batter	1	2	3	4	5	6	7	8	9	AB	R	H	RBI	BB	SO	LOB	BOTTOM					
David Eckstein, R OBP: 0.333, SLG: 0.307	9 SH1-3		G3		2B			F8		4	2	1	0	1	0	2	<b>Baltimore Orioles @ Anaheim Angels</b> Angel Stadium of Anaheim, Anaheim, CA Sun May 23 2004, 1:05 PM PDT Att: 43,758 - Unknown - 69 F  <b>AB 32</b> <b>R 8</b> <b>H 12</b> <b>RBI 8</b> <b>BB 4</b> <b>SO 3</b> <b>LOB 16</b>  					
9 Chone Figgins, S OBP: 0.346, SLG: 0.468	SH1-3		P6		F8			F8		3	0	0	0	0	0	4						
27 Vladimir Guerrero, R OBP: 0.397, SLG: 0.592	1B		1B		2B					3	3	3	2	1	0	0						
Jose Guillen, R OBP: 0.374, SLG: 0.515	1B		P3					F7		4	1	2	3	0	0	2						
Jeff DaVanon, S OBP: 0.396, SLG: 0.425	K				G4-3			G5-4-3		3	0	1	0	1	1	2						
Bengie Molina, R OBP: 0.309, SLG: 0.466	1B		G4-3		G5-4-3			F8		4	0	1	1	0	0	2						
Casey Kotchman, L OBP: 0.326, SLG: 0.310	1B		F7		F8			G3		4	0	1	1	0	0	0						
Shane Halter, R OBP: 0.271, SLG: 0.415	K				2B					3	2	2	1	1	1	2						
Adam Kennedy, L OBP: 0.313, SLG: 0.381	27 1B		G3		F9			K		4	0	1	0	0	1	2						
<b>Inning Stats</b>	R: 3 E: 0 K: 2 S: 21	H: 4 LOB: 2 BB: 1 P: 31	R: 0 E: 0 K: 0 S: 16	H: 2 LOB: 0 BB: 0 P: 22	R: 0 E: 0 K: 0 S: 7	H: 0 LOB: 0 BB: 1 P: 11	R: 3 E: 0 K: 0 S: 11	H: 3 LOB: 1 BB: 1 P: 23	R: 0 E: 0 K: 1 S: 6	H: 1 LOB: 0 BB: 0 P: 10	R: 0 E: 0 K: 1 S: 11	H: 0 LOB: 1 BB: 1 P: 18	R: 1 E: 0 K: 0 S: 10	H: 1 LOB: 0 BB: 0 P: 13	R: 1 E: 0 K: 0 S: 5	H: 1 LOB: 0 BB: 0 P: 6		R: 1 E: 0 K: 0 S: 5	H: 1 LOB: 0 BB: 0 P: 6	1B: 8 2B: 2 3B: 0 HR: 2	SF: 0 SAC: 1 DP: 2 HBP: 0	WP: 0 PB: 0 SB: 0 CS: 0
<b>PITCHER</b>	IP WLS BF H R ER SO BB IBB HBP BLK WP HR S P ERA WHIP																					
40 Daniel Cabrera, R ERA: 4.32	(1, 1) 4.0 L 22 9 6 6 2 2 1 0 0 0 0 55 87 13.50 2.750																					
Darwin Cubillan, R ERA: 2.7	(5, 1) 3.0 11 2 1 1 1 1 0 0 0 0 1 27 41 3.00 1.000																					
Buddy Groom, L ERA: 2.19	(8, 1) 1.0 4 1 1 1 0 0 0 0 0 0 1 5 6 9.00 1.000																					








Batter	1	2	3	4	5	6	7	8	9	AB	R	H	RBI	BB	SO	LOB	TOP										
<b>Kenny Lofton, L</b> OBP: 0.375, SLG: 0.441 <b>Bernie Williams, S</b> (7, PH) OBP: 0.339, SLG: 0.365	P5		13 FC5-4 2 HBP		2 1B	13 BB 1B	2 2B 1B	2 FC5-4 1B		4	2	3	0	0	0	0	<b>New York Yankees @ Baltimore Orioles</b> Oriole Park at Camden Yards, Baltimore, MD Wed May 26 2004, 7:05 PM EDT Att: 37,610 - Unknown - 87 F  <b>AB 41</b> <b>R 12</b> <b>H 16</b> <b>RBI 12</b> <b>BB 8</b> <b>SO 5</b> <b>LOB 23</b> 										
<b>2 Derek Jeter, R</b> OBP: 0.291, SLG: 0.297	S		13 FC5-4 HBP		2H 1B	K	2H 1B	FC5-4		5	2	3	1	0	1	2											
<b>13 Alex Rodriguez, R</b> OBP: 0.382, SLG: 0.545	S		FC5-4		HR	1B	1B	20 BB 1B	F9	3	1	1	0	3	0	2											
<b>Gary Sheffield, R</b> OBP: 0.394, SLG: 0.413	20 G4-6-3 BB		L8		HR	1B	2H 1B	20 BB 1B	20 G1-6-3 1B	5	1	4	6	1	0	2											
<b>20 Jorge Posada, S</b> OBP: 0.447, SLG: 0.633	G4-6-3			FC4-6 55 BB G4-3	G3-1	G4-3			G1-6-3	4	1	0	0	2	0	6											
<b>55 Hideki Matsui, L</b> OBP: 0.411, SLG: 0.506		G6-3		FC4-6 BB	G3-1					4	1	1	1	1	1	3											
<b>Ruben Sierra, S</b> OBP: 0.333, SLG: 0.455		G4-3		FC4-6 G4-3	G4-3					5	1	1	0	0	0	5											
<b>Tony Clark, S</b> OBP: 0.365, SLG: 0.492		G4-3		G4-3			G6-3	K		5	1	1	2	0	1	2											
<b>Enrique Wilson, S</b> OBP: 0.245, SLG: 0.316			G3	G3-1		K		2H 1B	K	5	1	1	1	0	2	1											
<b>Inning Stats</b>	R: 0 E: 0 K: 0 S: 10	H: 1 LOB: 2 BB: 2 P: 22	R: 0 E: 0 K: 0 S: 7	H: 0 LOB: 0 BB: 0 P: 8	R: 0 E: 0 K: 0 S: 13	H: 1 LOB: 2 BB: 0 P: 19	R: 1 E: 0 K: 0 S: 10	H: 0 LOB: 1 BB: 2 P: 20	R: 4 E: 0 K: 0 S: 16	H: 4 LOB: 0 BB: 0 P: 24	R: 2 E: 0 K: 1 S: 16	H: 3 LOB: 2 BB: 1 P: 28	R: 5 E: 0 K: 1 S: 26	H: 6 LOB: 3 BB: 2 P: 49	R: 0 E: 0 K: 2 S: 11	H: 0 LOB: 1 BB: 1 P: 16	R: 0 E: 0 K: 0 S: 7	H: 1 LOB: 0 BB: 0 P: 12	1B: 10 2B: 3 3B: 0 HR: 3	SF: 0 SAC: 0 DP: 2 HBP: 1	WP: 0 PB: 0 SB: 2 CS: 0	PA: 50					
<b>PITCHER</b>	IP	WLS	BF	H	R	ER	SO	BB	IBB	HBP	BLK	WP	HR	S	P	ERA	WHIP										
<b>Rodrigo Lopez, R</b> ERA: 2.92	5.0		25	6	5	5	0	4	0	1	0	0	1	56	93	9.00	2.000										
<b>Darwin Cubillan, R</b> ERA: 4.7	1.0		7	3	2	2	2	1	0	0	0	0	1	16	28	18.00	4.000										
<b>Buddy Groom, L</b> ERA: 3.65	0.0		2	2	2	2	0	0	0	0	0	0	1	6	10	∞	∞										
<b>B.J. Ryan, L</b> ERA: 2.63	1.0	L	9	4	3	3	1	1	1	0	0	0	0	20	39	27.00	5.000										
<b>John Parrish, L</b> ERA: 4.21	2.0		7	1	0	0	2	1	0	0	0	0	0	18	28	0.00	1.000										

Batter	1	2	3	4	5	6	7	8	9	AB	R	H	RBI	BB	SO	LOB	BOTTOM										
<b>1 Brian Roberts, S</b> OBP: 0.326, SLG: 0.345	F7	F7			6 WP 1B	F9		F9		5	0	1	0	0	0	2	<b>New York Yankees @ Baltimore Orioles</b> Oriole Park at Camden Yards, Baltimore, MD Wed May 26 2004, 7:05 PM EDT Att: 37,610 - Unknown - 87 F  <b>AB 40</b> <b>R 9</b> <b>H 14</b> <b>RBI 9</b> <b>SO 6</b> <b>LOB 13</b> 										
<b>6 Melvin Mora, R</b> OBP: 0.472, SLG: 0.633	HR		K		K	10 1B		K		5	1	2	2	0	3	1											
<b>10 Miguel Tejada, R</b> OBP: 0.365, SLG: 0.462	F9 WP 1B		P6					K		4	1	2	1	1	1	0											
<b>Rafael Palmeiro, L</b> OBP: 0.376, SLG: 0.424	F9		K			F8	G3	1B		5	0	1	0	0	1	4											
<b>Javy Lopez, R</b> OBP: 0.369, SLG: 0.470	G6-3			G6-3		HR 1B	F9	K		5	1	1	0	0	1	2											
<b>B.J. Surhoff, L</b> OBP: 0.342, SLG: 0.397		2B G4-3 1B		G3		HR 1B		G3-1		5	2	3	3	0	0	1											
<b>Luis Matos, R</b> OBP: 0.278, SLG: 0.352		G4-3 SF9 2B		F8		1B 1B	F9			4	2	2	0	0	0	1											
<b>Larry Bigbie, L</b> OBP: 0.312, SLG: 0.415		G4-3			G3-1	6 1B 1B	G4-3			4	1	1	1	0	0	2											
<b>Jerry Hairston, R</b> OBP: 0.217, SLG: 0.279	SF9				F7	6 1B 10 1B 1B		G4-3		3	1	1	2	0	0	0											
<b>Inning Stats</b>	R: 1 E: 0 K: 0 S: 15	H: 2 LOB: 1 BB: 0 P: 21	R: 2 E: 0 K: 0 S: 6	H: 2 LOB: 0 BB: 0 P: 10	R: 0 E: 0 K: 2 S: 8	H: 0 LOB: 0 BB: 0 P: 13	R: 0 E: 0 K: 0 S: 11	H: 0 LOB: 0 BB: 0 P: 15	R: 0 E: 0 K: 1 S: 13	H: 1 LOB: 1 BB: 0 P: 21	R: 6 E: 0 K: 0 S: 23	H: 7 LOB: 2 BB: 1 P: 39	R: 0 E: 0 K: 0 S: 10	H: 1 LOB: 1 BB: 0 P: 12	R: 0 E: 0 K: 1 S: 12	H: 0 LOB: 0 BB: 0 P: 17	R: 0 E: 0 K: 2 S: 10	H: 1 LOB: 1 BB: 0 P: 13	1B: 11 2B: 1 3B: 0 HR: 2	SF: 1 SAC: 0 DP: 0 HBP: 0	WP: 2 PB: 0 SB: 0 CS: 0	PA: 42					
<b>PITCHER</b>	IP	WLS	BF	H	R	ER	SO	BB	IBB	HBP	BLK	WP	HR	S	P	ERA	WHIP										
<b>35 Mike Mussina, R</b> ERA: 5.0	5.1		23	6	5	5	3	1	0	0	0	0	1	58	93	8.44	1.312										
<b>Paul Quantrill, R</b> ERA: 4.15	0.0		2	2	1	1	0	0	0	0	0	0	0	6	8	27.00	6.000										
<b>Gabe White, L</b> ERA: 6.19	0.1	B	3	2	1	1	0	0	0	0	0	0	0	7	13	54.00	6.000										
<b>Tanyon Sturtze, R</b> ERA: 15.43	0.1	W	3	2	2	2	0	0	0	0	0	0	0	22	29	0.00	0.500										
<b>Tom Gordon, R</b> ERA: 1.69	2.0	H	7	1	0	0	1	0	0	0	0	0	0	22	29	0.00	0.500										





Batter	1	2	3	4	5	6	7	8	9	AB	R	H	RBI	BB	SO	LOB	TOP					
<b>Kenny Lofton, L</b> OBP: 0.369, SLG: 0.431 <b>Bubba Crosby, L</b> OBP: 0.273, SLG: 0.571	F7		F8		G6-3		G6-3	G6-3		4	1	1	0	0	0	0	<b>New York Yankees @ Baltimore Orioles</b> Oriole Park at Camden Yards, Baltimore, MD Thu May 27 2004, 7:05 PM EDT Att: 46,282 - Sunny - 80 F					
<b>2 Derek Jeter, R</b> OBP: 0.273, SLG: 0.317 <b>Homer Bush, R</b>	FC5-4		L6		13 HR		2B	G6-3		4	1	3	2	0	0	0						
<b>13 Alex Rodriguez, R</b> OBP: 0.379, SLG: 0.555 <b>Miguel Cairo, R</b> OBP: 0.323, SLG: 0.407	K				F8		P2	P5		4	1	1	2	0	1	2						
<b>Gary Sheffield, R</b> OBP: 0.397, SLG: 0.416	FC5-4				P5		20 1B	55 2B		6	3	3	0	0	0	3						
<b>20 Jorge Posada, S</b> OBP: 0.452, SLG: 0.629 <b>John Flaherty, R</b> OBP: 0.200, SLG: 0.289	G6-3		55 BB		K		55 2B	1B		4	2	2	0	1	1	2						
<b>55 Hideki Matsui, L</b> OBP: 0.428, SLG: 0.521	G6-3				G6-3		2B	BB		3	4	3	3	2	0	0						
<b>Bernie Williams, S</b> OBP: 0.333, SLG: 0.357	G6-3				F7		2B	HBP		6	1	1	1	0	1	9						
<b>Tony Clark, S</b> OBP: 0.375, SLG: 0.530	K				K		HR	2B		5	3	3	4	0	2	2						
<b>Enrique Wilson, S</b> OBP: 0.241, SLG: 0.340	G1-3				SF8		G6-3	G4-3		5	1	1	4	0	0	3						
<b>Inning Stats</b>	R: 0 E: 0 K: 1 S: 9	H: 1 LOB: 1 BB: 0 P: 12	R: 0 E: 0 K: 1 S: 6	H: 1 LOB: 1 BB: 1 P: 11	R: 0 E: 0 K: 0 S: 6	H: 0 LOB: 0 BB: 0 P: 7	R: 0 E: 0 K: 1 S: 10	H: 0 LOB: 0 BB: 0 P: 15	R: 8 E: 0 K: 1 S: 28	H: 9 LOB: 1 BB: 0 P: 41	R: 0 E: 0 K: 0 S: 11	H: 1 LOB: 1 BB: 0 P: 17	R: 6 E: 0 K: 1 S: 26	H: 5 LOB: 2 BB: 2 P: 52	R: 3 E: 1 K: 0 S: 11	H: 2 LOB: 1 BB: 1 P: 22		R: 1 E: 0 K: 0 S: 12	H: 2 LOB: 2 BB: 1 P: 25	1B: 13 2B: 6 HR: 2	SF: 2 SAC: 0 DP: 1 HBP: 2	WP: 0 PB: 1 SB: 0 CS: 0
<b>PITCHER</b>	IP	WLS	BF	H	R	ER	SO	BB	IBB	HBP	BLK	WP	HR	S	P	ERA	WHIP					
<b>Sidney Ponson, R</b> ERA: 6.09	4.2	L	24	10	8	8	3	1	0	0	0	0	1	54	77	15.43	2.357					
<b>Mike DeJean, R</b> ERA: 9.53	1.1		8	3	2	2	1	1	0	0	0	0	0	17	32	13.50	3.000					
<b>Denny Bautista, R</b> ERA: 36.0	0.1		6	3	3	3	1	1	0	1	0	0	1	19	35	81.00	12.000					
<b>John Parrish, L</b> ERA: 4.78	0.2		6	2	4	3	0	0	0	1	0	0	0	10	19	40.50	3.000					
<b>Darwin Cubillan, R</b> ERA: 4.15	1.0		4	1	0	0	0	0	0	0	0	0	0	7	14	0.00	1.000					
<b>Jorge Julio, R</b> ERA: 2.25	1.0		6	2	1	1	0	1	0	0	0	0	0	12	25	9.00	3.000					
Batter	1	2	3	4	5	6	7	8	9	AB	R	H	RBI	BB	SO	LOB	BOTTOM					
<b>1 Brian Roberts, S</b> OBP: 0.333, SLG: 0.348	6 BB		G4-3		G3			6 1B		4	0	2	0	1	0	0	<b>New York Yankees @ Baltimore Orioles</b> Oriole Park at Camden Yards, Baltimore, MD Thu May 27 2004, 7:05 PM EDT Att: 46,282 - Sunny - 80 F					
<b>6 Melvin Mora, R</b> OBP: 0.480, SLG: 0.633	BB		10 HR		G4-3		1B	1B		3	1	2	0	2	0	0						
<b>10 Miguel Tejada, R</b> OBP: 0.362, SLG: 0.474 <b>Luis Lopez, S</b> OBP: 0.231, SLG: 0.167	K		1 HR		G1-3		E6	P4		4	1	1	2	0	1	5						
<b>Rafael Palmeiro, L</b> OBP: 0.384, SLG: 0.448 <b>Jose Leon, R</b> OBP: 1.000, SLG: 4.000	F3		HR		1B		G4-6-3	1B		3	1	2	1	1	0	2						
<b>Javy Lopez, R</b> OBP: 0.368, SLG: 0.467 <b>Robert Machado, R</b>	K		1B		K		G4-6-3	G6-3		3	0	1	0	0	2	3						
<b>B.J. Surhoff, L</b> OBP: 0.333, SLG: 0.397	G4-3		P6		F7		F9	1B		5	1	1	0	0	0	4						
<b>Luis Matos, R</b> OBP: 0.282, SLG: 0.354	K2-3				F8		P6	1B		5	0	2	1	0	1	0						
<b>Larry Bigbie, L</b> OBP: 0.309, SLG: 0.408	F8				F8		FC6-4	F7		5	0	1	0	0	0	3						
<b>Jerry Hairston, R</b> OBP: 0.216, SLG: 0.271	G5-3				F8		P3	F8		5	0	1	0	0	0	2						
<b>Inning Stats</b>	R: 0 E: 0 K: 2 S: 14	H: 1 LOB: 2 BB: 1 P: 21	R: 0 E: 0 K: 1 S: 8	H: 0 LOB: 0 BB: 0 P: 14	R: 3 E: 0 K: 0 S: 10	H: 4 LOB: 1 BB: 0 P: 16	R: 0 E: 0 K: 0 S: 10	H: 1 LOB: 3 BB: 2 P: 20	R: 0 E: 0 K: 1 S: 11	H: 1 LOB: 2 BB: 1 P: 19	R: 0 E: 0 K: 0 S: 9	H: 0 LOB: 0 BB: 0 P: 13	R: 0 E: 1 K: 0 S: 10	H: 1 LOB: 2 BB: 0 P: 19	R: 0 E: 0 K: 0 S: 14	H: 3 LOB: 3 BB: 0 P: 19		R: 2 E: 0 K: 0 S: 14	H: 3 LOB: 1 BB: 0 P: 18	1B: 10 2B: 1 3B: 0 HR: 3	SF: 0 SAC: 0 DP: 1 HBP: 0	WP: 0 PB: 1 SB: 1 CS: 0
<b>PITCHER</b>	IP	WLS	BF	H	R	ER	SO	BB	IBB	HBP	BLK	WP	HR	S	P	ERA	WHIP					
<b>Jose Contreras, R</b> ERA: 6.97	6.0	W	31	8	3	3	4	4	0	0	0	0	2	67	112	4.50	2.000					
<b>Felix Heredia, L</b> ERA: 11.97	2.0		8	3	0	0	0	0	0	0	0	0	0	19	29	0.00	1.500					
<b>Gabe White, L</b> ERA: 6.88	1.0		6	3	2	2	0	0	0	0	0	0	1	14	18	18.00	3.000					
<b>AB</b>	<b>R</b>	<b>H</b>	<b>RBI</b>	<b>BB</b>	<b>SO</b>	<b>LOB</b>																
46	18	21	18	4	5	23																
																						







Batter	1	2	3	4	5	6	7	8	9	AB R H RBI BB SO LOB	TOP									
Jerry Hairston, R (1,4) OBP: 0.246, SLG: 0.286	1-2 L4-6 1B	0-2 S 10 1B 2B	1-2 G6-3		3-3 K			1-2 FC4-2 2H		5 1 2 2 0 1 3	<p><b>Baltimore Orioles @ Detroit Tigers</b> Comerica Park, Detroit, MI Sat May 29 2004, 7:05 PM EDT Att: 30,440 - Unknown - 63 F</p> <p>livebaseballscores.com</p> <p>AB 36 R 8 H 13 RBI 8 BB 5 SO 8 LOB 20</p> 									
6 Melvin Mora, R (1,5) OBP: 0.471, SLG: 0.615	2-1 S 1B	2-3 K		0-1 G5-3		0-1 G5-3		3-2 G6-3		5 1 1 0 0 1 3										
10 Miguel Tejada, R (1,6) OBP: 0.374, SLG: 0.508	2-0 L4-6 2-2 1B	2-2 3-H 1B		4-1 F9 BB		2-0 G5-3		2-0 HR		4 1 2 2 1 0 2										
Rafael Palmeiro, L (1,3) OBP: 0.395, SLG: 0.450	1-2 1-H 1B	3-0 G4-3		4-1 BB		2-3 K		3-1 WP 1B		4 0 2 1 1 1 1										
Javy Lopez, R (1,2) OBP: 0.370, SLG: 0.457	3-3 K		0-0 SH5-4 1B	1-1 F9		3-3 K		4-2 L8-6-3 BB		4 1 1 0 1 2 3										
B.J. Surhoff, L (1,9) OBP: 0.352, SLG: 0.410		2-1 BB 1B	0-0 SH5-4 1B	2-1 F8		1-1 F7		1-0 F7		5 2 2 0 0 0 4										
Luis Matos, R (1,8) OBP: 0.290, SLG: 0.368		4-0 SH1-4 2B	0-0 SH5-4	0-1 F8		2-3 K		2-1 L8-6-3 1-1		3 1 0 0 1 1 2										
Larry Bigbie, L (1,7) OBP: 0.322, SLG: 0.426		0-0 SH1-4 2B	1-2 G4-1 1B	4-2 S BB		1-3 K				3 1 2 3 1 1 0										
Luis Lopez, S (1,10) OBP: 0.250, SLG: 0.267 1 Brian Roberts, S (8, PR) OBP: 0.324, SLG: 0.337	0-0 SH1-4 1-2 2-3	0-0 G4-1	1-2 G4-1	1-3 K		1-2 FC4-2 2B				3 0 1 0 0 1 2 0 0 0 0 0 0 0										
<b>Inning Stats</b>	R: 1 E: 0 K: 1 S: 13	H: 3 LOB: 1 BB: 0 P: 22	R: 4 E: 0 K: 1 S: 15	H: 4 LOB: 1 BB: 1 P: 26	R: 2 E: 0 K: 0 S: 10	H: 3 LOB: 1 BB: 0 P: 13	R: 0 E: 0 K: 0 S: 8	H: 0 LOB: 2 BB: 2 P: 19	R: 0 E: 0 K: 2 S: 13	H: 0 LOB: 0 BB: 0 P: 10	R: 0 E: 0 K: 1 S: 6	H: 0 LOB: 0 BB: 0 P: 14	R: 0 E: 0 K: 1 S: 13	H: 1 LOB: 2 BB: 0 P: 19	R: 1 E: 0 K: 0 S: 9	H: 2 LOB: 1 BB: 1 P: 21	1B: 10 2B: 4 3B: 0 HR: 1	SF: 0 SAC: 2 DP: 2 HBP: 0	WP: 1 PB: 0 SB: 4 CS: 0	PA: 43
<b>PITCHER</b>	IP WLS BF H R ER SO BB IBB HBP BLK WP HR S P ERA WHIP																			
38 Jeremy Bonderman, R (1,1) ERA: 5.55	2.1 L 17 10 7 7 2 1 0 0 0 0 0 34 55 27.00 4.714																			
Al Levine, R (3,1) ERA: 6.66	2.2 11 0 0 0 2 3 0 0 0 0 0 25 46 0.00 1.125																			
Danny Patterson, R (6,1) ERA: 4.76	2.0 6 0 0 0 3 0 0 0 0 0 0 14 24 0.00 0.000																			
Steve Colyer, L (8,1) ERA: 5.89	1.1 8 3 1 1 1 1 0 0 0 1 1 20 36 6.75 3.000																			
Craig Dingman, R (9,1) ERA: 3.0	0.2 1 0 0 0 0 0 0 0 0 0 0 2 4 0.00 0.000																			

Batter	1	2	3	4	5	6	7	8	9	AB R H RBI BB SO LOB	BOTTOM											
Alex Sanchez, L (1,8) OBP: 0.369, SLG: 0.433	1-1 E5 2B	0-0 F8		1-3 K		2-3 K			1-3 K	5 1 1 0 0 3 4	<p><b>Baltimore Orioles @ Detroit Tigers</b> Comerica Park, Detroit, MI Sat May 29 2004, 7:05 PM EDT Att: 30,440 - Unknown - 63 F</p> <p>livebaseballscores.com</p> <p>AB 35 R 4 H 9 RBI 4 BB 4 SO 6 LOB 22</p> 											
9 Carlos Guillen, S (1,6) OBP: 0.405, SLG: 0.497	1-0 G6-3	1-3 K		1-2 G3		1-0 G6-3		3-2 FC6-4 1B		5 0 1 1 0 1 4												
Ivan Rodriguez, R (1,10) OBP: 0.359, SLG: 0.500	3-2 F8 2H 2B		0-0 F8 SF9 2B		2-2 BB BB 1B		1-1 G6-3	1-1 FC6-4 DI 1-2		5 1 3 1 0 0 1												
Bobby Higginson, L (1,9) OBP: 0.382, SLG: 0.388	4-1 BB		0-0 F8		0-0 F9		0-3 K	2-2 G3-1		4 0 0 0 1 1 3												
Carlos Pena, L (1,3) OBP: 0.311, SLG: 0.442	1-2 F8		1-1 SF9		4-0 BB BB		0-1 G4-3			2 0 0 1 1 0 2												
Craig Monroe, R (1,7) OBP: 0.303, SLG: 0.357	2-3 G4-3		3-H G4-3		0-0 F7			2-2 G5-3		4 0 0 0 0 0 4												
Eric Munson, L (1,5) OBP: 0.267, SLG: 0.364		4-1 9 WP 1B BB		1-0 G3-1		4-2 BB BB		0-0 G3-1		2 0 0 0 2 0 0												
15 Brandon Inge, R (1,2) OBP: 0.356, SLG: 0.449		1-3 K		2-2 E6 1B		3-2 G4-3		2-2 G6-3		4 1 1 0 0 1 4												
Jason Smith, L (1,4) OBP: 0.667, SLG: 1.000	1-2 9 WP 1B		0-0 1B		1-2 F7			0-2 1B 3B		4 1 3 1 0 0 0												
<b>Inning Stats</b>	R: 1 E: 1 K: 0 S: 13	H: 2 LOB: 2 BB: 1 P: 25	R: 0 E: 0 K: 2 S: 14	H: 1 LOB: 2 BB: 1 P: 22	R: 1 E: 0 K: 0 S: 5	H: 1 LOB: 0 BB: 0 P: 7	R: 1 E: 1 K: 1 S: 11	H: 2 LOB: 1 BB: 0 P: 16	R: 0 E: 0 K: 0 S: 11	H: 1 LOB: 2 BB: 2 P: 24	R: 0 E: 0 K: 1 S: 9	H: 0 LOB: 0 BB: 0 P: 13	R: 0 E: 0 K: 1 S: 7	H: 0 LOB: 0 BB: 0 P: 8	R: 0 E: 0 K: 0 S: 7	H: 0 LOB: 0 BB: 0 P: 11	R: 1 E: 0 K: 1 S: 15	H: 2 LOB: 1 BB: 0 P: 22	1B: 6 2B: 2 3B: 1 HR: 0	SF: 1 SAC: 0 DP: 0 HBP: 0	WP: 1 PB: 0 SB: 0 CS: 0	PA: 40
<b>PITCHER</b>	IP WLS BF H R ER SO BB IBB HBP BLK WP HR S P ERA WHIP																					
40 Daniel Cabrera, R (1,1) ERA: 4.15	5.0 W 26 7 3 2 3 4 0 0 0 0 0 54 94 3.60 2.200																					
John Parrish, L (6,1) ERA: 4.45	4.0 S 14 2 1 1 3 0 0 0 0 0 0 38 54 2.25 0.500																					







Batter	1	2	3	4	5	6	7	8	9	AB	R	H	RBI	BB	SO	LOB	TOP					
1 Brian Roberts, S OBP: 0.336, SLG: 0.363			SH1-3			F8	F7			5	2	3	3	0	0	1	<b>Baltimore Orioles @ Boston Red Sox</b> Fenway Park, Boston, MA Mon May 31 2004, 1:05 PM EDT Att: 35,465 - Cloudy - 61 F					
6 Melvin Mora, R OBP: 0.466, SLG: 0.616	F9					F9		F8		6	1	3	4	0	0	1						
10 Miguel Tejada, R OBP: 0.370, SLG: 0.495 Luis Lopez, S OBP: 0.294, SLG: 0.313	G4-3		G5-3					E5		5	1	1	0	0	0	2						
Rafael Palmeiro, L OBP: 0.396, SLG: 0.448	G3-1		G3-1					SF8		5	1	1	0	1	0	3						
Javy Lopez, R OBP: 0.363, SLG: 0.445 Robert Machado, R (9, PH)		F7						SF8		3	1	0	1	1	0	0						
B.J. Surhoff, L OBP: 0.380, SLG: 0.462										5	2	4	2	0	0	0						
Luis Matos, R OBP: 0.290, SLG: 0.370	G6-3		FC5-4					F8		5	1	1	1	0	0	2						
Larry Bigbie, L OBP: 0.333, SLG: 0.424	G4-3									2	2	0	0	3	0	0						
Jerry Hairston, R OBP: 0.314, SLG: 0.359									P3	4	2	2	2	1	0	2						
<b>Inning Stats</b>	R: 0 E: 0 K: 0 S: 8	H: 1 LOB: 1 BB: 0 P: 12	R: 1 E: 0 K: 0 S: 9	H: 1 LOB: 0 BB: 0 P: 10	R: 1 E: 0 K: 0 S: 9	H: 2 LOB: 1 BB: 0 P: 14	R: 0 E: 0 K: 0 S: 12	H: 1 LOB: 2 BB: 1 P: 19	R: 0 E: 0 K: 0 S: 6	H: 1 LOB: 1 BB: 0 P: 9	R: 1 E: 0 K: 0 S: 17	H: 4 LOB: 3 BB: 3 P: 36	R: 1 E: 0 K: 0 S: 10	H: 1 LOB: 1 BB: 1 P: 19	R: 2 E: 1 K: 0 S: 13	H: 2 LOB: 1 BB: 0 P: 17		R: 1 E: 0 K: 1 S: 16	H: 3 LOB: 3 BB: 1 P: 28	1B: 9 2B: 5 3B: 0 HR: 2	SF: 1 SAC: 1 DP: 0 HBP: 0	WP: 0 PB: 0 SB: 3 CS: 0
<b>PITCHER</b>	IP WLS BF H R ER SO BB IBB HBP BLK WP HR S P ERA WHIP	5.0 L 27 8 7 7 0 4 0 0 0 0 1 52 85 12.60 2.400	2.0 10 3 3 3 0 1 0 0 0 0 1 19 34 13.50 2.000	2.0 13 5 3 1 1 1 0 0 0 0 0 29 45 4.50 3.000											<b>PITCHER</b>	IP WLS BF H R ER SO BB IBB HBP BLK WP HR S P ERA WHIP						
Derek Lowe, R ERA: 6.84																						
Lenny DiNardo, L ERA: 3.79																						
Jamie Brown, R ERA: 5.87																						

Batter	1	2	3	4	5	6	7	8	9	AB	R	H	RBI	BB	SO	LOB	BOTTOM					
18 Johnny Damon, L OBP: 0.384, SLG: 0.405			G6-3							5	0	2	1	0	1	3	<b>Baltimore Orioles @ Boston Red Sox</b> Fenway Park, Boston, MA Mon May 31 2004, 1:05 PM EDT Att: 35,465 - Cloudy - 61 F					
Mark Bellhorn, S OBP: 0.389, SLG: 0.407 Brian Daubach, L OBP: 0.338, SLG: 0.391			G4-3						F7	3	0	1	0	1	0	0						
34 David Ortiz, L OBP: 0.348, SLG: 0.542									G4-3	3	1	0	0	2	2	4						
Manny Ramirez, R OBP: 0.442, SLG: 0.651 Andy Dominique, R OBP: 0.400, SLG: 0.490									G5-3	3	0	0	0	1	3	5						
Jason Varitek, S OBP: 0.407, SLG: 0.500 Gabe Kapler, R OBP: 0.262, SLG: 0.289	G6-3									4	0	1	0	0	0	5						
Kevin Millar, R OBP: 0.395, SLG: 0.398 Cesar Crespo, S OBP: 0.169, SLG: 0.225										4	1	1	2	0	1	2						
20 Kevin Youkilis, R OBP: 0.446, SLG: 0.477										3	0	1	0	1	2	2						
Dave McCarty, R OBP: 0.352, SLG: 0.492	F9									4	1	1	0	0	1	2						
Pokey Reese, R OBP: 0.297, SLG: 0.345										4	1	2	0	0	1	1						
<b>Inning Stats</b>	R: 0 E: 0 K: 2 S: 15	H: 2 LOB: 2 BB: 0 P: 27	R: 0 E: 0 K: 2 S: 10	H: 0 LOB: 0 BB: 0 P: 14	R: 0 E: 0 K: 1 S: 10	H: 0 LOB: 0 BB: 0 P: 14	R: 0 E: 0 K: 1 S: 13	H: 0 LOB: 0 BB: 1 P: 21	R: 0 E: 0 K: 1 S: 14	H: 2 LOB: 2 BB: 0 P: 22	R: 1 E: 0 K: 0 S: 14	H: 1 LOB: 2 BB: 2 P: 26	R: 2 E: 1 K: 2 S: 14	H: 2 LOB: 2 BB: 1 P: 29	R: 1 E: 0 K: 1 S: 13	H: 2 LOB: 1 BB: 1 P: 21		R: 0 E: 0 K: 0 S: 5	H: 0 LOB: 0 BB: 0 P: 10	1B: 7 2B: 1 3B: 0 HR: 1	SF: 0 SAC: 0 DP: 1 HBP: 0	WP: 1 PB: 0 SB: 0 CS: 1
<b>PITCHER</b>	IP WLS BF H R ER SO BB IBB HBP BLK WP HR S P ERA WHIP	5.1 W 21 4 1 1 1 2 0 0 0 1 0 16 28 13.50 7.500	0.2 8 3 2 1 1 2 0 0 0 0 1 0 16 28 13.50 7.500	2.0 8 2 1 1 3 1 0 0 0 0 1 21 37 4.50 1.500	1.0 3 0 0 0 0 0 0 0 0 0 0 5 10 0.00 0.000											<b>PITCHER</b>	IP WLS BF H R ER SO BB IBB HBP BLK WP HR S P ERA WHIP					
Rodrigo Lopez, R ERA: 2.76																						
Darwin Lubian, R ERA: 4.52																						
Eddy Rodriguez, R ERA: 4.5																						
Mike DeJean, R ERA: 8.24																						















Batter	1	2	3	4	5	6	7	8	9	10	11	AB	R	H	RBI	BB	SO	LOB	TOP	
13 Carl Crawford, L OBP: 0.333, SLG: 0.393	E5 FC6-4 1B		BLK G4-3 1B	F7			P6	L8		G4-3		6	2	1	0	0	0	2		
Julio Lugo, R OBP: 0.311, SLG: 0.438	FC6-4 1B		G4-3 BLK 1B	F8			P6		FC4-6 1B		WP S 1B	5	4	4	0	1	0	1		
5 Rocco Baldelli, R OBP: 0.335, SLG: 0.395	FC6-4 1B		K		K		E6 1B				K	6	0	2	0	0	3	5		
Aubrey Huff, L OBP: 0.312, SLG: 0.426			G4-3		G6-3		P5		FC4-6 1BB			4	0	1	2	1	0	3		
José Bautista, R OBP: 0.333, SLG: 0.273												0	0	0	0	0	0	0		
Fred McGriff, L OBP: 0.231, SLG: 0.462												1	0	1	1	0	0	0		
José Cruz Jr., S OBP: 0.359, SLG: 0.439									FC4-6		F7	5	1	1	2	1	1	5		
Tino Martínez, L OBP: 0.369, SLG: 0.529	K						G4-3	G4-1	P5		G4-3	6	1	1	3	0	1	7		
Toby Hall, R OBP: 0.315, SLG: 0.405												4	0	1	0	0	0	0		
Robert Fick, L OBP: 0.284, SLG: 0.280												1	0	0	0	0	1	2		
Brook Fordyce, R OBP: 0.297, SLG: 0.333												0	0	0	0	0	0	0		
Geoff Blum, S OBP: 0.218, SLG: 0.302												4	0	0	0	1	1	1		
Rey Sanchez, R OBP: 0.274, SLG: 0.250												5	0	2	0	0	0	1		
<b>Inning Stats</b>	R: 1 E: 0 K: 2 S: 19	H: 1 LOB: 2 BB: 1 P: 29	R: 0 E: 0 K: 0 S: 16	H: 1 LOB: 0 BB: 0 P: 21	R: 4 E: 0 K: 1 S: 23	H: 3 LOB: 0 BB: 1 P: 37	R: 0 E: 0 K: 1 S: 10	H: 0 LOB: 0 BB: 1 P: 19	R: 1 E: 1 K: 0 S: 11	H: 3 LOB: 2 BB: 0 P: 20	R: 0 E: 0 K: 0 S: 10	H: 1 LOB: 1 BB: 0 P: 14	R: 0 E: 0 K: 0 S: 9	H: 0 LOB: 0 BB: 0 P: 13	R: 1 E: 0 K: 1 S: 13	H: 2 LOB: 1 BB: 0 P: 19	1B: 11 2B: 3 3B: 0 HR: 1	SF: 0 SAC: 1 DP: 1 HBP: 0	WP: 1 PB: 0 SB: 1 CS: 0	PA: 51
<b>PITCHER</b>	45 Erik Bedard, L ERA: 5.14	3.0	WLS: 11	BF: 16	H: 5	R: 5	ER: 4	SO: 3	BB: 2	IBB: 0	HBP: 0	BLK: 1	WP: 0	HR: 1	S: 58	P: 87	ERA: 12.00	WHIP: 2.333		
Rick Bauer, R ERA: 5.53	4.1	3.0	11	1	0	0	2	1	0	0	0	0	0	0	29	45	0.00	0.667		
B.J. Ryan, L ERA: 2.86	7.1	2.0	B: 10	4	1	1	0	0	0	0	0	0	0	21	34	4.50	2.000			
Jorge Julio, R ERA: 3.0	9.1	2.0	B: 9	2	1	1	0	0	1	0	0	0	0	21	34	4.50	1.000			
Mike DeJean, R ERA: 6.02	11.1	0.2	L: 4	2	1	1	1	0	0	0	0	0	1	0	11	16	13.50	3.000		

Tampa Bay Devil Rays @ Baltimore Orioles  
 Oriole Park at Camden Yards, Baltimore, MD  
 Fri Jun 04 2004, 7:35 PM EDT  
 Alt. 32,139 - Overcast - 72 F

AB 47  
 R 8  
 H 14  
 RBI 8  
 BB 4  
 SO 7  
 LOB 27



Batter	1	2	3	4	5	6	7	8	9	10	11	AB	R	H	RBI	BB	SO	LOB	BOTTOM			
1 Brian Roberts, S OBP: 0.338, SLG: 0.356	G4-3		6 HR BB	SF7		K		FC6 6 BB SF8	F7			3	2	0	1	2	1	2				
6 Melvin Mora, R OBP: 0.465, SLG: 0.612	G5-3		HR	10 BB BB		10 BB BB		10 FC6 BB		F8		3	1	1	4	3	0	0				
10 Miguel Tejada, R OBP: 0.377, SLG: 0.481			F9	BB		BB		FC6		F8		3	0	0	1	3	0	2				
Rafael Palmeiro, L OBP: 0.392, SLG: 0.433	L4		P3	L3		F9		SF8		G3		5	0	0	1	0	0	7				
Javy Lopez, R OBP: 0.362, SLG: 0.450		G5-3	G3-1		G6-3		FC3-6 SH1-4 1B	F7		G4-3		6	0	1	0	0	0	2				
B.J. Surhoff, L OBP: 0.353, SLG: 0.402		K		2B 1 SF7 BB	K		SH1-4	F9		G1-3		4	1	0	0	1	2	2				
Luis Matos, R OBP: 0.297, SLG: 0.371		K		6 BB 10 BB 2B	F8		FC3-6 1BB		P3		K	5	1	1	0	1	2	0				
Larry Bigbie, L OBP: 0.311, SLG: 0.391			2B 6 HR 1B	G3		G3	FC3-6	F7				5	1	1	0	0	0	4				
Jerry Hairston, R OBP: 0.361, SLG: 0.400			6 HR 2B	10 BB 6 BB 1B		10 BB 6 BB 1B	G5-3		BB			3	1	2	0	2	0	2				
<b>Inning Stats</b>	R: 0 E: 0 K: 0 S: 8	H: 0 LOB: 1 BB: 1 P: 19	R: 0 E: 0 K: 2 S: 8	H: 0 LOB: 0 BB: 0 P: 10	R: 4 E: 0 K: 0 S: 14	H: 3 LOB: 3 BB: 1 P: 24	R: 2 E: 0 K: 0 S: 19	H: 1 LOB: 3 BB: 2 P: 39	R: 0 E: 0 K: 1 S: 16	H: 1 LOB: 2 BB: 1 P: 16	R: 1 E: 0 K: 0 S: 8	H: 0 LOB: 2 BB: 2 P: 20	R: 0 E: 0 K: 0 S: 7	H: 0 LOB: 0 BB: 1 P: 16	R: 0 E: 0 K: 0 S: 7	H: 0 LOB: 0 BB: 0 P: 12	R: 0 E: 0 K: 1 S: 10	H: 0 LOB: 0 BB: 0 P: 15	1B: 3 2B: 2 3B: 0 HR: 1	SF: 2 SAC: 1 DP: 0 HBP: 0	WP: 0 PB: 0 SB: 0 CS: 0	PA: 52
<b>PITCHER</b>	Victor Zambrano, R ERA: 5.6	3.2	WLS: 7	BF: 21	H: 4	R: 6	ER: 6	SO: 2	BB: 6	IBB: 0	HBP: 0	BLK: 0	WP: 0	HR: 1	S: 46	P: 87	ERA: 14.73	WHIP: 2.727				
John Halama, L ERA: 3.08	4.1	2.0	7	1	0	0	2	0	0	0	0	0	0	20	31	0.00	0.500					
Jorge Sosa, R ERA: 5.75	6.1	0.0	2	0	0	0	0	2	0	0	0	0	0	2	10							
Trever Miller, L ERA: 2.49	6.1	1.0	5	1	0	0	0	0	1	0	0	0	0	11	18	0.00	1.000					
Travis Harper, R ERA: 3.86	7.1	0.1	4	0	1	1	0	2	0	0	0	0	0	4	15	27.00	6.000					
<b>PITCHER</b>	Lance Carter, R ERA: 2.86	6.1	3.0	WLS: 10	BF: 10	H: 0	R: 0	ER: 0	SO: 1	BB: 1	IBB: 0	HBP: 0	BLK: 0	WP: 0	HR: 0	S: 19	P: 35	ERA: 0.00	WHIP: 0.333			
Danyis Baez, R ERA: 2.52	11.1	1.0	S: 3	0	0	0	1	0	0	0	0	0	0	0	10	15	0.00	0.000				

Tampa Bay Devil Rays @ Baltimore Orioles  
 Oriole Park at Camden Yards, Baltimore, MD  
 Fri Jun 04 2004, 7:35 PM EDT  
 Alt. 32,139 - Overcast - 72 F

AB 37  
 R 7  
 H 6  
 RBI 7  
 BB 12  
 SO 5  
 LOB 21





Batter	1	2	3	4	5	6	7	8	9	AB	R	H	RBI	BB	SO	LOB	TOP											
<b>13 Carl Crawford, L</b> OBP: 0.335, SLG: 0.394	1-1 1B	1-2 G6-3		0-0 G4-3			1-2 G4-3		0-2 L5	5	0	2	0	0	0	4	<b>Tampa Bay Devil Rays @ Baltimore Orioles</b> Oriole Park at Camden Yards, Baltimore, MD Sun Jun 06 2004, 1:35 PM EDT Att: 46,044 - Unknown - 70 F <a href="http://livebaseballscorecards.com">livebaseballscorecards.com</a>											
<b>5 Rocco Baldelli, R</b> OBP: 0.332, SLG: 0.407	2-1 F9		0-0 HR	0-1 F8			1-1 F9		2-1 SF9	4	1	1	2	0	0	3												
<b>Aubrey Huff, L</b> OBP: 0.319, SLG: 0.427 <b>José Bautista, R</b> OBP: 0.333, SLG: 0.273 (9, PR)	0-1 1B		2-0 1B		2-1 F8		2-2 G4-3		2-3 3-H 4-1 BB	4	1	2	0	1	0	1												
<b>Tino Martinez, L</b> OBP: 0.376, SLG: 0.512	0-0 F7		2-3 K		0-3 K		0-1 G4-3		0-0 F9	5	0	0	0	0	2	6												
<b>José Cruz Jr., S</b> OBP: 0.356, SLG: 0.435	0-2 G3		2-2 F8		0-0 1B				0-1 G5-3	4	0	1	0	0	0	3												
<b>Julio Lugo, R</b> OBP: 0.314, SLG: 0.439		0-2 G4-3 1B	3-2 1B		1-0 F7				2-3 K	4	1	2	1	0	1	1												
<b>Fred McGriff, L</b> OBP: 0.235, SLG: 0.375		0-0 G1-3	1-1 P5						2-3 K	3	0	0	0	1	1	2												
<b>Toby Hall, R</b> OBP: 0.313, SLG: 0.400		2-2 G4-3		0-0 F8			1-2 G1-6-3		1-2 2B 5 SF9 1B	4	1	1	0	0	0	2												
<b>Rey Sanchez, R</b> OBP: 0.284, SLG: 0.272 <b>Robert Fick, L</b> OBP: 0.231, SLG: 0.296 (9, PH)		3-1 1B		1-0 13 G4-3 2B			0-0 F9		3-2 5 SF9 2B	3	0	2	1	0	0	0												
<b>Inning Stats</b>	R: 0 E: 0 K: 0 S: 12	H: 2 LOB: 2 BB: 0 P: 14	R: 1 E: 0 K: 0 S: 15	H: 2 LOB: 1 BB: 0 P: 21	R: 2 E: 0 K: 1 S: 16	H: 3 LOB: 1 BB: 0 P: 26	R: 0 E: 0 K: 0 S: 5	H: 1 LOB: 1 BB: 0 P: 6	R: 0 E: 0 K: 1 S: 7	H: 0 LOB: 0 BB: 1 P: 10	R: 0 E: 0 K: 0 S: 6	H: 0 LOB: 0 BB: 0 P: 11	R: 0 E: 0 K: 2 S: 8	H: 0 LOB: 0 BB: 0 P: 12	R: 1 E: 0 K: 0 S: 16	H: 2 LOB: 2 BB: 1 P: 26		1B: 9 2B: 2 3B: 0 HR: 1	SF: 1 SAC: 0 DP: 1 HBP: 0	WP: 0 PB: 0 SB: 1 CS: 0	PA: 40							
<b>PITCHER</b>	IP	WLS	BF	H	R	ER	SO	BB	IBB	HBP	BLK	WP	HR	S	P	ERA	WHIP											
<b>Rodrigo Lopez, R</b> ERA: 2.96	(1, 1)	6.1	W	29	10	3	3	2	1	0	0	0	0	0	5	7	4.26	1.737										
<b>John Parrish, L</b> ERA: 4.59	(7, 1)	0.2	H	2	0	0	0	0	0	0	0	0	0	0	8	7	0.00	0.000										
<b>B.J. Ryan, L</b> ERA: 2.76	(8, 1)	1.0	H	3	0	0	0	2	0	0	0	0	0	0	5	12	0.00	0.000										
<b>Jorge Julio, R</b> ERA: 3.24	(9, 1)	1.0	S	6	2	1	1	0	1	0	0	0	0	0	16	26	9.00	3.000										

Batter	1	2	3	4	5	6	7	8	9	AB	R	H	RBI	BB	SO	LOB	BOTTOM											
<b>1 Brian Roberts, S</b> OBP: 0.339, SLG: 0.358	0-0 G6-3		0-1 F8	1-0 2B		4-2 10 S BB		1-3 K		4	0	1	1	1	1	1	<b>Tampa Bay Devil Rays @ Baltimore Orioles</b> Oriole Park at Camden Yards, Baltimore, MD Sun Jun 06 2004, 1:35 PM EDT Att: 46,044 - Unknown - 70 F <a href="http://livebaseballscorecards.com">livebaseballscorecards.com</a>											
<b>6 Melvin Mora, R</b> OBP: 0.455, SLG: 0.597	2-2 F9		2-1 G5-3	2-2 P4		1-2 F8		2-3 K		5	0	0	0	0	1	4												
<b>10 Miguel Tejada, R</b> OBP: 0.371, SLG: 0.471	1-1 G5-3		1-1 G5-3		2-2 G6-3		2-2 F9			4	0	0	0	0	0	1												
<b>Rafael Palmeiro, L</b> OBP: 0.398, SLG: 0.437		2-0 1B		1-0 2B G6-3 1B		2-2 F9		4-0 G6-4-3 BB		3	2	2	0	1	0	0												
<b>Javy Lopez, R</b> OBP: 0.364, SLG: 0.456		0-1 G5-3		1-0 G6-3 SF8 2B	3-1 1B	1-0 G6-4-3		1-0 G6-4-3		4	2	2	0	0	0	2												
<b>B.J. Surhoff, L</b> OBP: 0.366, SLG: 0.409		0-0 1B		1-0 G6-3	0-0 1B	4-2 1B		4-2 BB		3	0	2	2	1	0	1												
<b>Luis Matos, R</b> OBP: 0.301, SLG: 0.373		0-1 F7		2-2 S 2B 1B	1-1 1B	3-1 F9				4	1	2	1	0	0	2												
<b>Larry Bigbie, L</b> OBP: 0.315, SLG: 0.395		1-0 1B		1-0 SF8	3-2 G4-3			2-2 6 BLK SH1-3 1B		3	0	2	1	0	0	2												
<b>Jerry Hairston, R</b> OBP: 0.360, SLG: 0.390		2-2 G4-1		3-H 4-1 2B BB		1-3 K		0-1 SH1-3		2	0	0	0	1	1	2												
<b>Inning Stats</b>	R: 0 E: 0 K: 0 S: 6	H: 0 LOB: 0 BB: 0 P: 9	R: 1 E: 0 K: 0 S: 10	H: 3 LOB: 2 BB: 0 P: 15	R: 0 E: 0 K: 0 S: 6	H: 0 LOB: 0 BB: 0 P: 9	R: 3 E: 0 K: 0 S: 12	H: 4 LOB: 2 BB: 1 P: 25	R: 1 E: 0 K: 0 S: 16	H: 3 LOB: 2 BB: 0 P: 27	R: 0 E: 0 K: 1 S: 11	H: 0 LOB: 1 BB: 1 P: 19	R: 0 E: 0 K: 0 S: 6	H: 0 LOB: 1 BB: 2 P: 18	R: 0 E: 0 K: 2 S: 13	H: 1 LOB: 1 BB: 0 P: 18		1B: 9 2B: 2 3B: 0 HR: 0	SF: 1 SAC: 1 DP: 1 HBP: 0	WP: 0 PB: 0 SB: 2 CS: 0	PA: 38							
<b>PITCHER</b>	IP	WLS	BF	H	R	ER	SO	BB	IBB	HBP	BLK	WP	HR	S	P	ERA	WHIP											
<b>Rob Bell, R</b> ERA: 6.0	(1, 1)	4.2	L	25	10	5	5	0	1	0	0	0	0	0	47	79	9.64	2.357										
<b>Trey Miller, L</b> ERA: 2.45	(5, 1)	0.1	1	0	0	0	0	0	0	0	0	0	0	3	6	0.00	0.000											
<b>Jesus Colome, R</b> ERA:	(6, 1)	3.0	12	1	0	0	3	3	0	0	1	0	0	30	55	0.00	1.333											









Batter	1	2	3	4	5	6	7	8	9	AB	R	H	RBI	BB	SO	LOB	TOP								
Scott Hairston, R OBP: 0.384, SLG: 0.631	(1, 4) K		(3) G6-3		(2) L5-3				(3) P4	5	0	1	0	0	1	1	<b>Arizona Diamondbacks @ Baltimore Orioles</b> Oriole Park at Camden Yards, Baltimore, MD Wed Jun 09 2004, 7:05 PM EDT Att: 25,776 - Sunny - 97 F								
Steve Finley, L OBP: 0.357, SLG: 0.541	(1, 8) F7			(1) K						2	1	0	0	2	1	0									
Danny Bautista, R OBP: 0.378, SLG: 0.477	(1, 9) G6-3			(2) P5						4	0	1	0	0	1	2									
Luis Gonzalez, L OBP: 0.386, SLG: 0.573	(1, 7)									3	1	2	1	0	0	0									
Shea Hillenbrand, R OBP: 0.344, SLG: 0.471	(1, 3)									4	0	1	0	0	0	2									
Carlos Baerga, S OBP: 0.239, SLG: 0.220 Alan Zinter, S (4, FR)	(1, 10)									2	0	1	0	0	0	1									
Robby Hammock, R OBP: 0.290, SLG: 0.392	(1, 2)									0	0	0	0	2	0	0									
Tim Olson, R (1, 5)										4	0	0	0	0	0	0									
Alex Cintron, S OBP: 0.313, SLG: 0.364	(1, 6)									4	0	1	0	0	3	0									
<b>Inning Stats</b>	R: 0 E: 0 K: 1 S: 11	H: 0 LOB: 0 BB: 0 P: 18	R: 0 E: 0 K: 1 S: 9	H: 1 LOB: 1 BB: 0 P: 15	R: 0 E: 0 K: 1 S: 6	H: 0 LOB: 0 BB: 0 P: 9	R: 1 E: 1 K: 2 S: 12	H: 3 LOB: 2 BB: 0 P: 16	R: 0 E: 0 K: 0 S: 4	H: 1 LOB: 0 BB: 2 P: 8	R: 1 E: 0 K: 0 S: 9	H: 1 LOB: 2 BB: 2 P: 21	R: 0 E: 0 K: 2 S: 10	H: 1 LOB: 1 BB: 1 P: 19	R: 0 E: 0 K: 1 S: 12	H: 0 LOB: 1 BB: 1 P: 18		R: 0 E: 0 K: 1 S: 9	H: 0 LOB: 0 BB: 0 P: 13	1B: 4 2B: 4 3B: 0 HR: 0	SF: 1 SAC: 0 DP: 1 HBP: 0	WP: 1 PB: 0 SB: 0 CS: 0	PA: 37		
<b>PITCHER</b>	IP	WLS	BF	H	R	ER	SO	BB	IBB	HBP	BLK	WP	HR	S	P	ERA	WHIP								
Eric DuBose, L ERA: 4.98	(1, 1)	6.2		28	7	2	2	6	2	0	0	0	0	57	96	2.70	1.350								
John Parrish, L ERA: 4.54	(7, 1)	0.1	W	2	0	0	0	1	1	0	0	0	0	4	10	0.00	3.000								
B.J. Ryan, L ERA: 2.67	(8, 1)	1.0		4	0	0	0	1	1	0	0	0	0	12	18	0.00	1.000								
Mike DeJean, R ERA: 7.66	(9, 1)	1.0		3	0	0	0	1	0	0	0	0	0	9	13	0.00	0.000								

Batter	1	2	3	4	5	6	7	8	9	AB	R	H	RBI	BB	SO	LOB	BOTTOM								
1 Brian Roberts, S OBP: 0.339, SLG: 0.355	(1, 10) FC1-6-5 1B									4	1	1	0	1	0	1	<b>Arizona Diamondbacks @ Baltimore Orioles</b> Oriole Park at Camden Yards, Baltimore, MD Wed Jun 09 2004, 7:05 PM EDT Att: 25,776 - Sunny - 97 F								
6 Melvin Mora, R OBP: 0.455, SLG: 0.592	(1, 5) FC1-6-5 WP									3	4	1	0	1	0	1									
10 Miguel Tejada, R OBP: 0.373, SLG: 0.482	(1, 6) K									4	1	2	3	1	1	1									
Rafael Palmeiro, L OBP: 0.398, SLG: 0.433	(1, 3) WP									4	0	1	0	1	0	1									
Javy Lopez, R OBP: 0.355, SLG: 0.439	(1, 2) BB									4	0	0	1	1	0	3									
B.J. Surhoff, L OBP: 0.367, SLG: 0.409	(1, 9) G6-3									5	1	2	0	0	1	4									
Luis Matos, R OBP: 0.300, SLG: 0.385	(1, 8)									4	1	2	2	0	1	1									
Larry Bigbie, L OBP: 0.318, SLG: 0.394	(1, 7) FC5-4 BB									3	0	1	0	1	1	3									
Jerry Hairston, R OBP: 0.362, SLG: 0.381	(1, 4) FC5-4 1S									4	0	0	0	0	0	5									
<b>Inning Stats</b>	R: 1 E: 0 K: 1 S: 19	H: 1 LOB: 2 BB: 2 P: 32	R: 0 E: 0 K: 1 S: 11	H: 0 LOB: 1 BB: 1 P: 19	R: 0 E: 0 K: 0 S: 7	H: 0 LOB: 0 BB: 0 P: 9	R: 0 E: 0 K: 0 S: 8	H: 2 LOB: 2 BB: 0 P: 13	R: 1 E: 1 K: 0 S: 11	H: 1 LOB: 1 BB: 0 P: 15	R: 0 E: 0 K: 1 S: 16	H: 1 LOB: 1 BB: 0 P: 22	R: 5 E: 1 K: 0 S: 16	H: 3 LOB: 1 BB: 2 P: 36	R: 1 E: 0 K: 1 S: 18	H: 2 LOB: 2 BB: 1 P: 26		1B: 7 2B: 1 3B: 0 HR: 2	SF: 0 SAC: 0 DP: 0 HBP: 1	WP: 2 PB: 0 SB: 2 CS: 0	PA: 42				
<b>PITCHER</b>	IP	WLS	BF	H	R	ER	SO	BB	IBB	HBP	BLK	WP	HR	S	P	ERA	WHIP								
17 Brandon Webb, R ERA: 4.18	(1, 1)	5.0		23	4	2	1	2	3	0	1	0	0	0	88	1.80	1.400								
Stephen Randolph, L ERA: 2.79	(6, 1)	1.2	L	10	2	4	4	1	2	0	0	0	1	28	50	21.60	2.400								
Brandon Villafuerte, R ERA: 2.45	(7, 1)	0.1		3	2	1	0	0	0	0	0	0	1	4	8	0.00	6.000								
Randy Choate, L ERA: 6.75	(8, 1)	1.0		6	2	1	1	1	0	1	0	0	0	18	26	9.00	2.000								





Batter	1	2	3	4	5	6	7	8	9	AB	R	H	RBI	BB	SO	LOB	TOP			
Scott Hairston, R (1,4) OBP: 0.377, SLG: 0.603										3	1	0	0	1	1	0	<b>Arizona Diamondbacks @ Baltimore Orioles</b> Oriole Park at Camden Yards, Baltimore, MD Thu Jun 10 2004, 7:05 PM EDT Att: 25,106 - Cloudy - 80 F <a href="http://livebaseballscorecards.com">livebaseballscorecards.com</a>			
Steve Finley, L (1,8) OBP: 0.355, SLG: 0.549										4	1	1	2	0	0	0				
Danny Bautista, R (1,9) OBP: 0.376, SLG: 0.473										4	1	1	0	0	0	0				
Luis Gonzalez, L (1,7) OBP: 0.380, SLG: 0.563										4	0	0	0	0	0	1				
Shea Hillenbrand, R (1,3) OBP: 0.343, SLG: 0.467										4	0	1	0	0	0	0				
Chad Tracy, L (1,5) OBP: 0.324, SLG: 0.406										3	0	0	0	0	0	2				
Alan Zinter, S (1,10) OBP: 0.600, SLG: 0.333										3	0	1	1	0	0	0				
Alex Cintron, S (1,6) OBP: 0.309, SLG: 0.360										3	0	0	0	0	0	2				
Juan Brito, R (1,2) OBP: 0.309, SLG: 0.360										3	0	0	0	0	1	0				
<b>Inning Stats</b>	R: 0 E: 0 K: 1 S: 8	H: 0 LOB: 0 BB: 0 P: 10	R: 0 E: 0 K: 0 S: 4	H: 0 LOB: 0 BB: 0 P: 8	R: 0 E: 0 K: 0 S: 5	H: 0 LOB: 0 BB: 0 P: 7	R: 0 E: 0 K: 0 S: 6	H: 0 LOB: 0 BB: 0 P: 11	R: 0 E: 0 K: 0 S: 7	H: 0 LOB: 0 BB: 0 P: 8	R: 3 E: 0 K: 0 S: 20	H: 4 LOB: 2 BB: 1 P: 26	R: 0 E: 0 K: 0 S: 7	H: 0 LOB: 0 BB: 0 P: 12	R: 0 E: 0 K: 0 S: 4	H: 0 LOB: 0 BB: 0 P: 7	1B: 3 2B: 0 3B: 0 HR: 1	SF: 0 SAC: 0 DP: 0 HBP: 0	WP: 0 PB: 0 SB: 0 CS: 0	PA: 32
<b>PITCHER</b>	IP WLS BF H R ER SO BB IBB HBP BLK WP HR S P ERA WHIP	7.0 L 26 4 3 3 2 1 0 0 0 0 1 57 77 3.86 0.714	2.0 6 0 0 0 0 0 0 0 0 0 0 0 11 19 0.00 0.000																	

Batter	1	2	3	4	5	6	7	8	9	AB	R	H	RBI	BB	SO	LOB	BOTTOM					
1 Brian Roberts, S (1,4) OBP: 0.336, SLG: 0.351										5	0	1	0	0	1	3	<b>Arizona Diamondbacks @ Baltimore Orioles</b> Oriole Park at Camden Yards, Baltimore, MD Thu Jun 10 2004, 7:05 PM EDT Att: 25,106 - Cloudy - 80 F <a href="http://livebaseballscorecards.com">livebaseballscorecards.com</a>					
6 Melvin Mora, R (1,5) OBP: 0.452, SLG: 0.584										3	0	0	0	1	0	2						
10 Miguel Tejada, R (1,6) OBP: 0.368, SLG: 0.473										4	0	0	0	0	1	3						
Rafael Palmeiro, L (1,3) OBP: 0.392, SLG: 0.424										4	0	0	0	0	1	1						
Javy Lopez, R (1,10) OBP: 0.353, SLG: 0.435										4	0	1	0	0	2	1						
B.J. Surhoff, L (1,9) OBP: 0.371, SLG: 0.412										4	0	2	0	0	0	0						
Luis Matos, R (1,8) OBP: 0.304, SLG: 0.384										3	0	1	0	1	0	4						
Larry Bigbie, L (1,7) OBP: 0.322, SLG: 0.393										3	0	1	0	1	2	3						
Robert Machado, R (1,2) OBP: 0.077, SLG: 0.077 Jerry Hairston, R (9, PH) OBP: 0.358, SLG: 0.376										3	0	1	0	0	0	2						
<b>Inning Stats</b>	R: 0 E: 0 K: 2 S: 9	H: 1 LOB: 1 BB: 1 P: 19	R: 0 E: 0 K: 1 S: 13	H: 1 LOB: 2 BB: 1 P: 24	R: 0 E: 0 K: 0 S: 8	H: 0 LOB: 0 BB: 0 P: 12	R: 0 E: 0 K: 1 S: 13	H: 2 LOB: 2 BB: 0 P: 21	R: 0 E: 0 K: 0 S: 6	H: 0 LOB: 0 BB: 0 P: 11	R: 0 E: 1 K: 1 S: 12	H: 1 LOB: 2 BB: 0 P: 16	R: 0 E: 0 K: 0 S: 11	H: 2 LOB: 2 BB: 0 P: 14	R: 0 E: 0 K: 0 S: 9	H: 0 LOB: 0 BB: 0 P: 13	R: 0 E: 0 K: 2 S: 14	H: 0 LOB: 1 BB: 1 P: 23	1B: 7 2B: 0 3B: 0 HR: 0	SF: 0 SAC: 0 DP: 0 HBP: 0	WP: 0 PB: 0 SB: 1 CS: 1	PA: 37
<b>PITCHER</b>	IP WLS BF H R ER SO BB IBB HBP BLK WP HR S P ERA WHIP	6.0 W 25 5 0 0 0 2 0 0 0 0 0 20 27 0.00 1.167	2.0 H 8 2 0 0 0 0 0 0 0 0 0 0 14 23 0.00 1.000	1.0 S 4 0 0 0 2 1 0 0 0 0 0 0 14 23 0.00 1.000																		



Batter	1	2	3	4	5	6	7	8	9	10	11	AB R H RBI BB SO LOB
Michael Tucker, L OBP: 0.379, SLG: 0.483 Todd Linden, S OBP: 0.421, SLG: 0.333	F9	G3-1			G4-3	G3					BB 1B	4 0 0 0 0 0 4 1 1 1 0 1 0 0
Dustan Mohr, R OBP: 0.366, SLG: 0.329	K		G6-3		K		K				BB 1B	5 1 0 0 1 4 1
Marquis Grissom, R OBP: 0.346, SLG: 0.468 Deivi Cruz, R OBP: 0.329, SLG: 0.400 Matt Herges, L	1B		P4		G5-3	G6-3				P5	1B	5 0 1 0 0 0 0 1 0 1 2 0 0 0 0 0 0 0 0 0 0
Barry Bonds, L OBP: 0.623, SLG: 0.836	G3			HR		HR 1B	K			P5	1B	6 2 3 2 0 1 1
Edgardo Alfonzo, R OBP: 0.338, SLG: 0.362		1B		K		HR		G4-3		F8	F7	6 1 2 2 0 1 2
A.J. Pierzynski, L OBP: 0.333, SLG: 0.395		1B		G1-3		BB 1B		K			HR	4 2 2 1 1 1 0
Pedro Feliz, R OBP: 0.289, SLG: 0.471 Cody Ransom, R OBP: 0.296, SLG: 0.304	F8			K		BB FC5-4		G6-3			K	3 1 0 0 1 1 2 1 0 0 0 0 1 0
Damon Minor, L OBP: 0.404, SLG: 0.268				K		FC5-4					K	4 0 1 1 1 3 0
Neifi Perez, S OBP: 0.271, SLG: 0.308	F7				G3-1	FC5-4					1B	5 1 1 1 0 0 4

Inning Stats	R: 0	H: 1	E: 0	K: 1	S: 10	LOB: 1	P: 14	R: 0	H: 2	E: 0	K: 0	S: 13	LOB: 3	P: 24	R: 1	H: 1	E: 0	K: 1	S: 7	LOB: 0	P: 9	R: 0	H: 0	E: 0	K: 2	S: 17	LOB: 0	P: 24	R: 0	H: 0	E: 0	K: 1	S: 7	LOB: 0	P: 13	R: 4	H: 3	E: 0	K: 0	S: 14	LOB: 1	P: 29	R: 0	H: 0	E: 0	K: 2	S: 9	LOB: 0	P: 13	R: 0	H: 0	E: 0	K: 1	S: 8	LOB: 0	P: 9	R: 0	H: 0	E: 0	K: 2	S: 14	LOB: 1	P: 21	R: 0	H: 0	E: 0	K: 0	S: 13	LOB: 0	P: 19	R: 4	H: 5	E: 0	K: 2	S: 17	LOB: 2	P: 30	1B: 9	SF: 0	2B: 0	SAC: 0	3B: 0	DP: 0	HR: 3	HBP: 0	WP: 1	PA: 50
--------------	------	------	------	------	-------	--------	-------	------	------	------	------	-------	--------	-------	------	------	------	------	------	--------	------	------	------	------	------	-------	--------	-------	------	------	------	------	------	--------	-------	------	------	------	------	-------	--------	-------	------	------	------	------	------	--------	-------	------	------	------	------	------	--------	------	------	------	------	------	-------	--------	-------	------	------	------	------	-------	--------	-------	------	------	------	------	-------	--------	-------	-------	-------	-------	--------	-------	-------	-------	--------	-------	--------

PITCHER	IP	WLS	BF	H	R	ER	SO	BB	IBB	HBP	BLK	WP	HR	S	P	ERA	WHIP
Rodrigo Lopez, R ERA: 3.33	1.1			6	4	4	5	2	0	0	0	0	0	62	102	6.75	1.500
Rick Bauer, R ERA: 5.23	6.1	1.1	B	6	1	1	1	1	0	0	0	0	0	12	19	6.75	1.500
John Parrish, L ERA: 4.46	7.1	1.1		4	0	0	2	0	0	0	0	0	0	11	14	0.00	0.000
B.J. Ryan, L ERA: 2.53	9.1	1.2		6	0	0	2	1	0	0	0	0	0	22	33	0.00	0.600
Jorge Julio, R ERA: 4.5	10.1	1.0	L	9	5	4	2	1	0	0	0	0	1	20	34	36.00	6.000

**TOP**

**San Francisco Giants @ Baltimore Orioles**  
Oriole Park at Camden Yards, Baltimore, MD

Sat Jun 12 2004, 3:15 PM EDT  
Att: 48,869 - Sunny - 79 F

livebaseballscorecards.com

AB 45  
R 9  
H 12  
RBI 9  
BB 5  
SO 12  
LOB 14

Batter	1	2	3	4	5	6	7	8	9	10	11	AB R H RBI BB SO LOB
1 Brian Roberts, S OBP: 0.336, SLG: 0.349	K		G1-4-3			K					SF7	4 1 1 1 1 2 1
6 Melvin Mora, R OBP: 0.445, SLG: 0.577	G5-3		HR		K		G5-3				K	6 1 1 0 0 2 5
10 Miguel Tejada, R OBP: 0.380, SLG: 0.463	F7		G1-4-3		F8			F9	G1-2-3			5 0 0 1 0 0 4
Rafael Palmeiro, L OBP: 0.392, SLG: 0.454		P4	HR		F8			HR		P6		5 2 2 3 0 0 0
Javy Lopez, R OBP: 0.355, SLG: 0.434 16 Tim Raines, S OBP: 0.071, SLG: 0.071		K			P4			FC4-6 BB		K		3 0 1 0 1 1 0 0 0 0 0 0 0 0 1 0 0 0 0 1 0
B.J. Surhoff, L OBP: 0.365, SLG: 0.403		1B		P5		F7		FC4-6 BB		F7		5 0 1 0 0 0 2
Luis Matos, R OBP: 0.306, SLG: 0.389				G4-3		F9		F8			FC6-4 SF7	5 1 2 0 0 0 1
Larry Bigbie, L OBP: 0.329, SLG: 0.412	G4-3				HR		F7		SH 1B		FC6-4 BB	4 1 2 1 1 0 2
Jerry Hairston, R OBP: 0.354, SLG: 0.364							K		SH 1B		FC6-4 BB	3 0 0 0 0 2 2

Inning Stats	R: 0	H: 0	E: 0	K: 1	S: 7	LOB: 0	P: 13	R: 0	H: 2	E: 0	K: 1	S: 17	LOB: 2	P: 24	R: 3	H: 4	E: 0	K: 1	S: 13	LOB: 1	P: 19	R: 1	H: 1	E: 0	K: 2	S: 12	LOB: 1	P: 20	R: 0	H: 0	E: 0	K: 0	S: 5	LOB: 0	P: 7	R: 0	H: 0	E: 0	K: 1	S: 6	LOB: 0	P: 9	R: 1	H: 1	E: 0	K: 0	S: 10	LOB: 2	P: 19	R: 0	H: 1	E: 0	K: 0	S: 9	LOB: 1	P: 17	R: 0	H: 0	E: 0	K: 1	S: 5	LOB: 0	P: 6	R: 1	H: 1	E: 0	K: 1	S: 16	LOB: 1	P: 24	1B: 5	SF: 1	2B: 2	SAC: 1	3B: 0	DP: 1	HR: 3	HBP: 1	WP: 0	PA: 47
--------------	------	------	------	------	------	--------	-------	------	------	------	------	-------	--------	-------	------	------	------	------	-------	--------	-------	------	------	------	------	-------	--------	-------	------	------	------	------	------	--------	------	------	------	------	------	------	--------	------	------	------	------	------	-------	--------	-------	------	------	------	------	------	--------	-------	------	------	------	------	------	--------	------	------	------	------	------	-------	--------	-------	-------	-------	-------	--------	-------	-------	-------	--------	-------	--------

PITCHER	IP	WLS	BF	H	R	ER	SO	BB	IBB	HBP	BLK	WP	HR	S	P	ERA	WHIP
Dustin Hermanson, R ERA: 4.08	1.1			6	4	4	5	0	0	0	0	0	0	62	96	6.00	1.167
Jim Brower, R ERA: 3.92	7.1	1.1	H	4	0	0	1	0	0	0	0	0	0	8	12	0.00	0.000
Scott Eyre, L ERA: 3.86	8.1	0.1	B	3	1	1	1	0	0	0	0	1	5	11	27.00	6.000	
Felix Rodriguez, R ERA: 2.78	8.1	0.1		4	1	0	0	0	1	0	0	0	0	9	17	0.00	3.000
Matt Herges, R ERA: 5.46	9.1	3.0	W	10	1	1	2	1	0	0	0	0	0	24	35	3.00	0.667

**BOTTOM**

**San Francisco Giants @ Baltimore Orioles**  
Oriole Park at Camden Yards, Baltimore, MD

Sat Jun 12 2004, 3:15 PM EDT  
Att: 48,869 - Sunny - 79 F

livebaseballscorecards.com

AB 41  
R 6  
H 10  
RBI 6  
BB 3  
SO 8  
LOB 17



Batter	1	2	3	4	5	6	7	8	9	10	11	12	AB	R	H	RBI	BB	SO	LOB	TOP						
<b>Nelfi Perez, S</b> OBP: 0.266, SLG: 0.305 (1.4)	G5-3		P3		L8		P5		E4 G4-3 SH1-4		SH1-4 1B		6	0	1	0	0	0	1							
<b>Todd Linden, S</b> OBP: 0.391, SLG: 0.278 (1.7)	G5-3		K		K		3B HBP		SH1-4		SH1-4		3	1	0	0	0	2	1							
<b>Pedro Feliz, R</b> OBP: 0.295, SLG: 0.484 (1.3)	K		BB		BB		G5-3 3B		G4-3		L8		5	1	2	1	1	1	2							
<b>Barry Bonds, L</b> OBP: 0.628, SLG: 0.829 (1.10)		E4 PB HR	BB		BB		G5-3 IBB		IBB		IBB		1	1	0	0	5	0	0							
<b>Edgardo Alfonzo, R</b> OBP: 0.333, SLG: 0.353 (1.5)	F7		F8		F8		G5-3		G5-3		F8		5	0	0	1	1	0	9							
<b>Devil Cruz, R</b> OBP: 0.306, SLG: 0.368 (1.6)	F9				G5-3		P6		F9				6	0	0	0	0	1	5							
<b>Yorvit Torrealba, R</b> OBP: 0.320, SLG: 0.415 (1.2)	HR		F9		F9		F7		L8				6	1	2	2	0	1	0							
<b>Michael Tucker, L</b> OBP: 0.373, SLG: 0.469 (1.8)	G6-3						G4-3		F8		1B		5	0	0	0	1	1	1							
<b>Dustan Mohr, R</b> OBP: 0.340, SLG: 0.310 (1.9)			E6 BB		G1-3		G1-3		G1-3		G6-3		5	0	0	0	0	2								
<b>Inning Stats</b>	R: 0 E: 0 K: 10 S: 10	H: 0 LOB: 0 BB: 14 P: 14	R: 2 E: 1 K: 11 S: 11	H: 1 LOB: 0 BB: 0 P: 16	R: 0 E: 1 K: 1 S: 15	H: 0 LOB: 3 BB: 2 P: 27	R: 0 E: 0 K: 10 S: 10	H: 1 LOB: 1 BB: 1 P: 18	R: 0 E: 0 K: 10 S: 7	H: 0 LOB: 0 BB: 0 P: 13	R: 2 E: 0 K: 8 S: 10	H: 1 LOB: 1 BB: 1 P: 18	R: 0 E: 0 K: 7 S: 7	H: 0 LOB: 0 BB: 9 P: 9	R: 0 E: 1 K: 5 S: 5	H: 1 LOB: 1 BB: 1 P: 10	R: 0 E: 0 K: 10 S: 6	H: 1 LOB: 2 BB: 1 P: 17	R: 0 E: 0 K: 2 S: 7	H: 0 LOB: 0 BB: 12 P: 12	R: 0 E: 0 K: 2 S: 7	H: 0 LOB: 0 BB: 12 P: 12	1B: 2 2B: 1 3B: 1 HR: 1	SF: 0 SAC: 2 DP: 0 HBP: 1	WP: 0 PB: 1 SB: 0 CS: 0	PA: 53
<b>PITCHER</b>	IP	WLS	BF	H	R	ER	SO	BB	IBB	HBP	BLK	WP	HR	S	P	ERA	WHIP									
<b>45 Erik Bedard, L</b> ERA: 4.8 (1.1)	5.0	24	2	2	2	0	3	0	1	1	0	0	0	15	31	9.00	0.500									
<b>Mike DeJean, R</b> ERA: 7.77 (6.1)	2.0	9	1	2	2	0	0	0	1	0	0	0	0	7	9	0.00	0.000									
<b>Eddy Rodriguez, R</b> ERA: 1.59 (8.1)	1.0	3	0	0	0	0	0	0	0	0	0	0	0	4	11	0.00	0.000									
<b>B.J. Ryan, L</b> ERA: 2.48 (9.1)	0.2	4	0	0	0	0	0	0	1	0	0	0	0	7	11	0.00	0.750									
<b>Jorge Julio, R</b> ERA: 4.29 (9.1)	1.1	5	1	0	0	1	0	0	0	0	0	0	0	7	11	0.00	0.750									
<b>PITCHER</b>	IP	WLS	BF	H	R	ER	SO	BB	IBB	HBP	BLK	WP	HR	S	P	ERA	WHIP									
<b>John Parrish, L</b> ERA: 4.21 (11.1)	2.0	8	1	0	0	0	2	0	1	0	0	0	0	17	29	0.00	0.500									

San Francisco Giants @ Baltimore Orioles  
Oriole Park at Camden Yards, Baltimore, MD

Sat Jun 12 2004, 8:30 PM EDT  
Att. 40,434 - Sunny - 77 F

AB 42  
R 4  
H 5  
RBI 4  
BB 8  
SO 6  
LOB 21



Batter	1	2	3	4	5	6	7	8	9	10	11	12	AB	R	H	RBI	BB	SO	LOB	BOTTOM						
<b>Jerry Hairston, R</b> OBP: 0.352, SLG: 0.355 (1.4)	CS BB		P6		E9 1B		G4-3		F9		K		5	0	1	0	1	1	5							
<b>Luis Matos, R</b> OBP: 0.298, SLG: 0.378 (1.8)	G6-3		F9		G5-3		K		K				6	0	0	0	0	2	5							
<b>6 Melvin Mora, R</b> OBP: 0.450, SLG: 0.576 (1.5)	L7				P4		1B 1B		BB 1B		CS 1B		4	2	2	0	2	0	2							
<b>10 Miguel Tejada, R</b> OBP: 0.356, SLG: 0.455 (1.6)	G6-3		G6-3		G4-3		G6-3		L5		K		6	0	1	0	0	2	5							
<b>Javy Lopez, R</b> OBP: 0.359, SLG: 0.436 (1.10)	G3		G3		G4-3 1B		G6-3 1B		E BB 1B		F9		6	1	3	0	0	1	2							
<b>José Leon, R</b> OBP: 0.182, SLG: 0.455 (1.3)					G4-3		G6-3		L5		F9		2	0	1	0	0	0	2							
<b>Rafael Palmeiro, L</b> OBP: 0.394, SLG: 0.449 (6. PH)					G4-3		G6-3		L5		F9		2	0	0	0	2	0	1							
<b>Larry Bigbie, L</b> OBP: 0.329, SLG: 0.415 (1.7)	G4-3		G4-3		BB 2B		K		K		G4-3		6	1	2	1	0	2	4							
<b>Robert Machado, R</b> OBP: 0.158, SLG: 0.158 (1.2)			1B		1B 16B E		K		E5 1BB		G4-3		5	1	2	1	0	1	2							
<b>16 Tim Lincecum, S</b> OBP: 0.375, SLG: 0.429 (1.9)			K		E 1B		G4-3 2B		G4-3		G3		3	0	2	0	0	1	1							
<b>1 Brian Roberts, S</b> OBP: 0.337, SLG: 0.348 (8. PH)			K		E 1B		G4-3 2B		G4-3		G3		1	0	0	1	1	0	0							
<b>Inning Stats</b>	R: 0 E: 0 K: 0 S: 8	H: 0 LOB: 0 BB: 1 P: 15	R: 0 E: 0 K: 0 S: 9	H: 1 LOB: 1 BB: 0 P: 17	R: 0 E: 0 K: 1 S: 11	H: 1 LOB: 1 BB: 0 P: 16	R: 0 E: 0 K: 0 S: 9	H: 2 LOB: 1 BB: 0 P: 15	R: 2 E: 1 K: 0 S: 17	H: 4 LOB: 2 BB: 0 P: 23	R: 0 E: 0 K: 2 S: 10	H: 1 LOB: 1 BB: 0 P: 16	R: 2 E: 1 K: 1 S: 18	H: 1 LOB: 3 BB: 3 P: 40	R: 0 E: 0 K: 2 S: 7	H: 1 LOB: 1 BB: 0 P: 11	R: 0 E: 0 K: 0 S: 6	H: 0 LOB: 0 BB: 0 P: 12	R: 0 E: 0 K: 1 S: 7	H: 0 LOB: 0 BB: 0 P: 11	R: 1 E: 0 K: 14 S: 14	H: 2 LOB: 3 BB: 2 P: 28	1B: 12 2B: 3 3B: 0 HR: 0	SF: 0 SAC: 0 DP: 3 HBP: 0	WP: 0 PB: 0 SB: 0 CS: 2	PA: 52
<b>PITCHER</b>	IP	WLS	BF	H	R	ER	SO	BB	IBB	HBP	BLK	WP	HR	S	P	ERA	WHIP									
<b>51 Noah Lowry, L</b> ERA: 4.43 (1.1)	4.0	19	8	2	1	2	2	1	0	0	0	0	0	44	71	2.25	2.250									
<b>Tyler Walker, R</b> ERA: 4.76 (5.1)	2.0	6	1	0	0	1	0	0	0	0	0	0	0	17	27	0.00	0.500									
<b>Jim Brower, R</b> ERA: 3.79 (7.1)	1.1	H	7	2	2	0	2	1	0	0	0	0	0	14	27	0.00	2.250									
<b>Jason Christensen, L</b> ERA: 3.38 (8.1)	0.1	B	4	0	0	0	1	2	0	0	0	0	0	9	22	0.00	6.000									
<b>Felix Rodriguez, R</b> ERA: 2.54 (8.1)	1.1	4	1	0	0	2	0	0	0	0	0	0	0	12	18	0.00	0.750									
<b>PITCHER</b>	IP	WLS	BF	H	R	ER	SO	BB	IBB	HBP	BLK	WP	HR	S	P	ERA	WHIP									
<b>Scott Eyre, L</b> ERA: 3.86 (10.1)	2.1	L	8	0	1	1	1	1	0	0	0	0	0	18	34	3.86	0.429									
<b>Matt Herges, R</b> ERA: 5.4 (12.1)	0.1		4	2	0	0	1	0	1	0	0	0	0	9	17	0.00	6.000									

San Francisco Giants @ Baltimore Orioles  
Oriole Park at Camden Yards, Baltimore, MD

Sat Jun 12 2004, 8:30 PM EDT  
Att. 40,434 - Sunny - 77 F

AB 46  
R 5  
H 14  
RBI 3  
BB 6  
SO 10  
LOB 29









Batter	1	2	3	4	5	6	7	8	9	AB	R	H	RBI	BB	SO	LOB	TOP			
1 Brian Roberts, S OBP: 0.333, SLG: 0.345	F9		G6-3			G3-6-1 BB		G6-3		3	0	0	0	1	0	0	<b>Baltimore Orioles @ Cleveland Indians</b> Jacobs Field, Cleveland, OH Mon Jun 14 2004, 1:05 PM EDT Att: 19,340 - Cloudy - 86 F			
6 Melvin Mora, R OBP: 0.448, SLG: 0.573 Jose Leon, R OBP: 0.188, SLG: 0.375	G4-6-3 1B		B2			G3-6-1		K		2	0	1	0	0	0	0				
10 Miguel Tejada, R OBP: 0.347, SLG: 0.444 Luis Lopez, S OBP: 0.269, SLG: 0.217	G4-6-3					G3		F8		2	0	0	0	0	1	1				
Rafael Palmeiro, L OBP: 0.396, SLG: 0.443 Jerry Hairston, R OBP: 0.349, SLG: 0.343						L1		G3		1	0	0	0	1	0	0				
Javy Lopez, R OBP: 0.358, SLG: 0.443 Robert Machado, R OBP: 0.150, SLG: 0.150	F9					K		G4-3		2	0	0	0	0	1	1				
B.J. Surhoff, L OBP: 0.375, SLG: 0.438						G4-3		2B		3	0	2	0	0	0	0				
31 Jay Gibbons, L OBP: 0.328, SLG: 0.400	P5					K		G1-3		3	0	0	0	0	1	3				
Luis Matos, R OBP: 0.295, SLG: 0.373	G5-3					G3		P5		3	0	0	0	0	0	2				
Larry Bigbie, L OBP: 0.332, SLG: 0.412			G3-1			G3-6-1 1B		G6-3		3	0	1	0	0	0	0				
<b>Inning Stats</b>	R: 0 E: 0 K: 0 S: 10	H: 1 LOB: 0 BB: 0 P: 12	R: 0 E: 0 K: 0 S: 6	H: 1 LOB: 2 BB: 1 P: 14	R: 0 E: 0 K: 0 S: 7	H: 0 LOB: 0 BB: 0 P: 11	R: 0 E: 0 K: 2 S: 8	H: 0 LOB: 0 BB: 0 P: 11	R: 0 E: 0 K: 1 S: 6	H: 0 LOB: 0 BB: 0 P: 10	R: 0 E: 0 K: 0 S: 8	H: 1 LOB: 1 BB: 0 P: 12	R: 0 E: 0 K: 0 S: 7	H: 0 LOB: 0 BB: 0 P: 11	R: 0 E: 0 K: 1 S: 7	H: 0 LOB: 0 BB: 0 P: 13		1B: 3 2B: 1 3B: 0 HR: 0	SF: 0 SAC: 0 DP: 2 HBP: 0	WP: 0 PB: 0 SB: 0 CS: 0
<b>PITCHER</b> 37 Jake Westbrook, R ERA: 2.7	IP: 9.0 WLS: W BF: 31 H: 4 R: 0 ER: 0 SO: 4 BB: 2 IBB: 0 HBP: 0 BLK: 0 WP: 0 HR: 0 S: 67 P: 103 ERA: 0.00 WHIP: 0.667															<b>PITCHER</b>				

Batter	1	2	3	4	5	6	7	8	9	AB	R	H	RBI	BB	SO	LOB	BOTTOM			
Ronnie Belliard, R OBP: 0.401, SLG: 0.421	K		P3			L3		G5-4-3		5	1	1	1	1	1	3	<b>Baltimore Orioles @ Cleveland Indians</b> Jacobs Field, Cleveland, OH Mon Jun 14 2004, 1:05 PM EDT Att: 19,340 - Cloudy - 86 F			
Coco Crisp, S OBP: 0.308, SLG: 0.387	L3		BB			P6		F7		5	1	1	2	1	0	3				
Matt Lawton, L OBP: 0.397, SLG: 0.487 Ben Broussard, L OBP: 0.349, SLG: 0.325	G5-3		FC3-6 41 BB 1B			F8 1B BB		F9		3	2	1	0	1	0	2				
41 Victor Martinez, S OBP: 0.379, SLG: 0.561 48 Travis Hafner, L OBP: 0.419, SLG: 0.560						K		HBP 2B 1B		2	2	1	0	1	1	1				
Casey Blake, R OBP: 0.362, SLG: 0.426								2B 1B		1	1	1	1	1	0	0				
Lou Merloni, R OBP: 0.352, SLG: 0.366								2B 1B HBP		4	1	2	2	0	0	3				
Jody Gerut, L OBP: 0.355, SLG: 0.423								2B BB		3	1	1	2	2	0	3				
Tim Laker, R OBP: 0.242, SLG: 0.304								BB		4	2	1	2	1	0	5				
John McDonald, R OBP: 0.265, SLG: 0.250								2B 1B 1B		4	2	4	1	1	0	0				
<b>Inning Stats</b>	R: 0 E: 0 K: 1 S: 10	H: 0 LOB: 0 BB: 0 P: 13	R: 1 E: 0 K: 0 S: 8	H: 2 LOB: 1 BB: 0 P: 14	R: 7 E: 0 K: 0 S: 18	H: 4 LOB: 2 BB: 5 P: 43	R: 0 E: 0 K: 1 S: 13	H: 1 LOB: 2 BB: 1 P: 20	R: 6 E: 0 K: 1 S: 26	H: 6 LOB: 1 BB: 1 P: 43	R: 0 E: 0 K: 0 S: 12	H: 1 LOB: 1 BB: 0 P: 18	R: 0 E: 0 K: 0 S: 8	H: 0 LOB: 2 BB: 2 P: 20	R: 0 E: 0 K: 0 S: 6	H: 1 LOB: 0 BB: 0 P: 6		1B: 7 2B: 9 3B: 0 HR: 0	SF: 0 SAC: 0 DP: 2 HBP: 1	WP: 1 PB: 0 SB: 0 CS: 0
<b>PITCHER</b> Eric DuBose, L ERA: 5.8 Rick Bauer, R ERA: 6.61 Eddy Rodriguez, R ERA: 1.93 Mike DeJean, R ERA: 7.46	IP: 2.2 WLS: L BF: 18 H: 8 R: 8 ER: 8 SO: 18 BB: 4 IBB: 0 HBP: 0 BLK: 0 WP: 0 HR: 0 S: 33 P: 63 ERA: 27.00 WHIP: 3.750															<b>PITCHER</b>				

AB	29
R	0
H	4
RBI	0
BB	2
SO	4
LOB	10





Batter	1	2	3	4	5	6	7	8	9	AB	R	H	RBI	BB	SO	LOB	TOP					
1 Brian Roberts, S (1.4) OBP: 0.336, SLG: 0.351	G6-3			G4-3 10 6 G4-3 1B		G4-3			G2-1 2B	4	0	2	0	0	0	0	<b>Baltimore Orioles @ Los Angeles Dodgers</b> Dodger Stadium, Los Angeles, CA Tue Jun 15 2004, 7:10 PM PDT Att: 29,711 - Cloudy - 71 F <a href="http://livebaseballscorecards.com">livebaseballscorecards.com</a>					
6 Melvin Mora, R (1.5) OBP: 0.446, SLG: 0.567	F9			G4-3 10 G4-3 1B		G4-3			G2-3 K	4	0	1	0	0	1	1						
10 Miguel Tejada, R (1.6) OBP: 0.349, SLG: 0.455	G5-3			G4-3 1-2 2-3					G4-2 BB	3	1	1	1	1	0	2						
Rafael Palmeiro, L (1.3)				G4-3 2-1					G3-2 L9	4	0	0	0	0	0	3						
Javy Lopez, R (1.2) OBP: 0.353, SLG: 0.436	K					P5			G0-3 K	4	0	0	0	0	2	2						
31 Jay Gibbons, L (1.9) OBP: 0.322, SLG: 0.392	G3-1					G4-3			G0-2 G4-3	3	0	0	0	0	0	0						
Luis Matos, R (1.8) OBP: 0.291, SLG: 0.368				F8 0-1		P4 0-2			G1-3 K	3	0	0	0	0	1	0						
Larry Bigbie, L (1.7) OBP: 0.332, SLG: 0.411				K 2-3					G2-2 FC5-4 1B	3	0	1	0	0	1	0						
40 Daniel Cabrera, R (1.1) John Parrish, L (7.1) Jerry Hairston, R (8. PH) Mike DeJean, R (8.1)				K 2-3					G1-2 FC5-4 1-2	2	0	0	0	0	2	0						
										0	0	0	0	0	0	0						
										0	0	0	0	0	0	0						
										0	0	0	0	0	0	0						
<b>Inning Stats</b>	R: 0 E: 0 K: 0 S: 7	H: 0 LOB: 0 BB: 0 P: 10	R: 0 E: 0 K: 1 S: 6	H: 0 LOB: 0 BB: 0 P: 10	R: 0 E: 0 K: 2 S: 11	H: 0 LOB: 0 BB: 0 P: 15	R: 0 E: 0 K: 0 S: 8	H: 2 LOB: 1 BB: 0 P: 10	R: 0 E: 0 K: 0 S: 6	H: 0 LOB: 0 BB: 0 P: 7	R: 0 E: 0 K: 1 S: 7	H: 0 LOB: 0 BB: 0 P: 8	R: 1 E: 0 K: 0 S: 6	H: 1 LOB: 0 BB: 0 P: 8	R: 0 E: 0 K: 1 S: 12	H: 1 LOB: 1 BB: 0 P: 16	R: 0 E: 0 K: 2 S: 17	H: 1 LOB: 2 BB: 1 P: 28	1B: 3 2B: 1 3B: 0 HR: 1	SF: 0 SAC: 0 DP: 1 HBP: 0	WP: 0 PB: 0 SB: 0 CS: 0	PA: 32
<b>PITCHER</b>	IP WLS BF H R ER SO BB IBB HBP BLK WP HR S P ERA WHIP																					
Jose Lima, R (1.1) ERA: 3.67	7.0 W 23 3 1 1 4 0 0 0 0 0 0 1 51 68 1.29 0.429																					
Guillermo Mota, R (8.1) ERA: 1.77	0.2 2 0 0 0 1 0 0 0 0 0 0 0 6 7 0.00 0.000																					
Tom Martin, L (8.1) ERA: 3.6	0.1 2 1 0 0 0 0 0 0 0 0 0 0 6 9 0.00 3.000																					
37 Darren Dreifort, R (9.1) ERA: 5.06	0.1 3 1 0 0 1 1 0 0 0 0 0 0 8 16 0.00 6.000																					
Eric Gagne, R (9.1) ERA: 1.73	0.2 S 2 0 0 0 1 0 0 0 0 0 0 0 9 12 0.00 0.000																					

Batter	1	2	3	4	5	6	7	8	9	AB	R	H	RBI	BB	SO	LOB	BOTTOM					
Dave Roberts, L (1.7) OBP: 0.390, SLG: 0.438	B4-3		G4-3 SH5-3 BB		F7 1-2		B3 0-0			3	0	0	0	1	0	1	<b>Baltimore Orioles @ Los Angeles Dodgers</b> Dodger Stadium, Los Angeles, CA Tue Jun 15 2004, 7:10 PM PDT Att: 29,711 - Cloudy - 71 F <a href="http://livebaseballscorecards.com">livebaseballscorecards.com</a>					
Cesar Izturis, S (1.6) OBP: 0.347, SLG: 0.392	G3		SH5-3 1-2		F9 0-1		F9 1B 1B			3	1	1	0	0	0	1						
Milton Bradley, S (1.8) OBP: 0.358, SLG: 0.412	1B BB		G4-3 2-2		G4-3 2-3		SH1-3 1B 1B		F9 1-3	3	1	1	0	1	0	2						
Shawn Green, L (1.3) OBP: 0.350, SLG: 0.429	1-1 1B		P4 2-1				1B SH1-3 HR 1B		PO 1-2	4	1	3	1	0	0	1						
Paul Lo Duca, R (1.2) OBP: 0.387, SLG: 0.464	G6-3				P3 2-2		SH1-3 1-2 2-3		PO 1-2	3	0	0	0	0	1	2						
Adrian Beltré, R (1.5) OBP: 0.328, SLG: 0.534			P5 1-2		F9 0-0		HR 1B		K 1-3	4	1	1	1	0	1	0						
Juan Encarnacion, R (1.9) OBP: 0.289, SLG: 0.456			F8 0-1		K2-3 1-3		HR 1B		F8 2-1	4	1	1	3	0	1	0						
Alex Cora, L (1.4) OBP: 0.381, SLG: 0.419							HR 1B			3	0	3	0	0	0	0						
Jose Lima, R (1.1) OBP: 0.250, SLG: 0.182 Guillermo Mota, R (8.1) Tom Martin, L (8.1) 37 Darren Dreifort, R (9.1) Eric Gagne, R (9.1)							FC2-6 1B		CS 1B	3	0	0	0	0	2	3						
							FC2-6 1-2			0	0	0	0	0	0	0						
										0	0	0	0	0	0	0						
										0	0	0	0	0	0	0						
										0	0	0	0	0	0	0						
<b>Inning Stats</b>	R: 0 E: 0 K: 0 S: 9	H: 1 LOB: 2 BB: 1 P: 16	R: 0 E: 0 K: 1 S: 11	H: 1 LOB: 0 BB: 0 P: 15	R: 0 E: 0 K: 0 S: 10	H: 0 LOB: 1 BB: 1 P: 18	R: 0 E: 0 K: 1 S: 8	H: 0 LOB: 0 BB: 0 P: 11	R: 0 E: 0 K: 0 S: 10	H: 1 LOB: 1 BB: 0 P: 13	R: 4 E: 0 K: 1 S: 19	H: 5 LOB: 0 BB: 0 P: 26	R: 1 E: 0 K: 0 S: 10	H: 2 LOB: 0 BB: 0 P: 15	R: 0 E: 0 K: 2 S: 8	H: 0 LOB: 0 BB: 0 P: 12	R: 0 E: 0 K: 2 S: 17	H: 0 LOB: 0 BB: 0 P: 28	1B: 9 2B: 0 3B: 0 HR: 1	SF: 0 SAC: 2 DP: 0 HBP: 0	WP: 0 PB: 0 SB: 1 CS: 1	PA: 35
<b>PITCHER</b>	IP WLS BF H R ER SO BB IBB HBP BLK WP HR S P ERA WHIP																					
40 Daniel Cabrera, R (1.1) ERA: 4.35	6.2 L 30 9 5 5 3 2 0 0 0 0 0 0 1 73 6.75 1.650																					
John Parrish, L (7.1) ERA: 4.17	0.1 1 1 0 0 0 0 0 0 0 0 0 0 4 5 0.00 3.000																					
Mike DeJean, R (8.1) ERA: 7.18	1.0 3 0 0 0 2 0 0 0 0 0 0 0 8 12 0.00 0.000																					





Batter	1	2	3	4	5	6	7	8	9	AB	R	H	RBI	BB	SO	LOB	TOP					
1 Brian Roberts, S OBP: 0.337, SLG: 0.350	B2		K			1B		F7		4	1	1	0	1	1	1						
Jerry Hairston, R OBP: 0.368, SLG: 0.359	10 FC5-4 BB		6 CS 1B			1B		10 1B 6 G3 BB		3	1	3	0	1	0	0						
6 Melvin Mora, R OBP: 0.440, SLG: 0.558	F9		CS	L7		K		G3		4	0	0	0	0	1	5						
10 Miguel Tejada, R OBP: 0.348, SLG: 0.451	FC5-4			K		F4		1B		4	0	1	1	0	1	3						
Rafael Palmeiro, L OBP: 0.388, SLG: 0.430		31 G3 BB		P2		G4-3		SF8		2	0	0	1	1	0	2						
Javy Lopez, R OBP: 0.355, SLG: 0.454	F8					2B		K		4	1	2	1	0	1	2						
31 Jay Gibbons, L OBP: 0.315, SLG: 0.383	G3					K		HR		4	0	0	0	0	2	2						
Luis Matos, R OBP: 0.287, SLG: 0.364						F8		F9		3	0	0	0	0	1	2						
B.J. Surhoff, L OBP: 0.376, SLG: 0.443								1B		1	0	1	0	0	0	0						
Matt Riley, L Jose Leon, R Eddy Rodriguez, R Buddy Groom, L Luis Lopez, S John Parrish, L Jorge Julio, R Larry Bigbie, L			K			G6-3		K		1	0	0	0	0	1	0						
<b>Inning Stats</b>	R: 0 E: 0 K: 0 S: 7	H: 0 LOB: 1 BB: 1 P: 15	R: 0 E: 0 K: 1 S: 7	H: 0 LOB: 1 BB: 1 P: 15	R: 0 E: 0 K: 2 S: 13	H: 1 LOB: 0 BB: 0 P: 16	R: 0 E: 0 K: 1 S: 10	H: 0 LOB: 0 BB: 0 P: 17	R: 0 E: 0 K: 1 S: 9	H: 1 LOB: 1 BB: 0 P: 11	R: 0 E: 0 K: 1 S: 11	H: 2 LOB: 2 BB: 0 P: 12	R: 1 E: 0 K: 2 S: 11	H: 1 LOB: 0 BB: 0 P: 16	R: 2 E: 0 K: 1 S: 18	H: 2 LOB: 1 BB: 1 P: 29	R: 0 E: 0 K: 1 S: 9	H: 1 LOB: 1 BB: 0 P: 12	1B: 6 2B: 1 3B: 0 HR: 1	SF: 1 SAC: 0 DP: 0 HBP: 0	WP: 0 PB: 0 SB: 0 CS: 1	PA: 38
<b>PITCHER</b>	IP WLS BF H R ER SO BB IBB HBP BLK WP HR S P ERA WHIP																					
Odalis Perez, L ERA: 2.88	(1, 1) 7.0 W 27 5 1 1 8 2 0 0 0 0 0 1 68 102 1.29 1.000																					
Duaner Sanchez, R ERA: 2.32	(8, 1) 0.1 4 2 2 2 0 1 0 0 0 0 0 0 9 17 54.00 9.000																					
Tom Martin, L ERA: 3.52	(8, 1) 0.1 H 1 0 0 0 0 0 0 0 0 0 0 0 6 9 0.00 0.000																					
Eric Gagne, R ERA: 1.65	(8, 1) 1.1 S 5 1 0 0 2 0 0 0 0 0 0 0 12 15 0.00 0.750																					

Baltimore Orioles @ Los Angeles Dodgers  
Dodger Stadium, Los Angeles, CA  
Wed Jun 16 2004, 7:10 PM PDT  
Att: 35,070 - Overcast - 67 F

AB 33  
R 3  
H 8  
RBI 3  
BB 3  
SO 10  
LOB 19



Batter	1	2	3	4	5	6	7	8	9	AB	R	H	RBI	BB	SO	LOB	BOTTOM			
Cesar Izturis, S OBP: 0.350, SLG: 0.394	K		FC8-4 1B	HR 1B		G6-3				4	1	2	1	0	1	0				
Jayson Werth, R OBP: 0.333, SLG: 0.737	K2-3		FC8-4 1B	HR 1B		F8				4	2	1	3	0	1	1				
Milton Bradley, S OBP: 0.356, SLG: 0.409	G5-3		1B	G5-3		K				4	0	1	0	0	1	0				
Shawn Green, L OBP: 0.352, SLG: 0.427		E1	1B			G6-3				3	0	1	1	1	0	0				
Paul Lo Duca, R OBP: 0.384, SLG: 0.460		E6	F8			G6-4-3				4	0	1	0	0	0	4				
Adrian Beltré, R OBP: 0.331, SLG: 0.533		P3		SH1-4 1B		G6-4-3				4	2	2	0	0	0	3				
Juan Encarnacion, R OBP: 0.292, SLG: 0.455			K	SH1-4 HR 1B						3	1	1	0	0	1	2				
José Hernández, R OBP: 0.418, SLG: 0.538			K							4	0	1	1	0	2	4				
Odalis Perez, L OBP: 0.074, SLG: 0.148										2	0	0	0	0	0	2				
Duaner Sanchez, R OBP: 0.250, SLG: 0.500										0	0	0	0	0	0	0				
Tom Martin, L ERA: 3.52										0	0	0	0	0	0	0				
Eric Gagne, R ERA: 1.65										1	0	0	0	0	1	0				
<b>Inning Stats</b>	R: 0 E: 0 K: 2 S: 9	H: 0 LOB: 0 BB: 0 P: 11	R: 0 E: 2 K: 2 S: 14	H: 0 LOB: 2 BB: 0 P: 21	R: 1 E: 0 K: 0 S: 13	H: 3 LOB: 0 BB: 0 P: 24	R: 4 E: 0 K: 1 S: 22	H: 4 LOB: 0 BB: 0 P: 33	R: 1 E: 0 K: 0 S: 17	H: 2 LOB: 2 BB: 1 P: 27	R: 0 E: 0 K: 1 S: 6	H: 0 LOB: 0 BB: 0 P: 8	R: 0 E: 0 K: 0 S: 4	H: 1 LOB: 0 BB: 0 P: 5	R: 0 E: 0 K: 1 S: 7	H: 0 LOB: 0 BB: 0 P: 8	1B: 9 2B: 0 3B: 0 HR: 1	SF: 0 SAC: 1 DP: 2 HBP: 1	WP: 0 PB: 0 SB: 0 CS: 0	PA: 36
<b>PITCHER</b>	IP WLS BF H R ER SO BB IBB HBP BLK WP HR S P ERA WHIP																			
Matt Riley, L ERA: 7.11	(1, 1) 4.0 L 21 7 5 5 0 1 0 0 0 0 0 0 17 27 9.00 3.000																			
Eddy Rodriguez, R ERA: 2.61	(5, 1) 1.0 6 2 1 1 0 1 0 1 0 0 0 0 17 27 9.00 3.000																			
Buddy Groom, L ERA: 3.66	(6, 1) 1.0 3 0 0 0 1 0 0 0 0 0 0 0 6 8 0.00 0.000																			
John Parrish, L ERA: 4.06	(7, 1) 1.0 3 1 0 0 0 0 0 0 0 0 0 0 4 5 0.00 1.000																			
Jorge Julio, R ERA: 4.13	(8, 1) 1.0 3 0 0 0 1 0 0 0 0 0 0 0 7 8 0.00 0.000																			

Baltimore Orioles @ Los Angeles Dodgers  
Dodger Stadium, Los Angeles, CA  
Wed Jun 16 2004, 7:10 PM PDT  
Att: 35,070 - Overcast - 67 F

AB 33  
R 6  
H 10  
RBI 6  
BB 1  
SO 7  
LOB 16





Batter	1	2	3	4	5	6	7	8	9	AB	R	H	RBI	BB	SO	LOB	TOP			
<b>Jerry Hairston, R</b> OBP: 0.372, SLG: 0.364 (1, 4)										4	0	2	0	0	1	0	<b>Baltimore Orioles @ Los Angeles Dodgers</b> Dodger Stadium, Los Angeles, CA Thu Jun 17 2004, 7:10 PM PDT Att: 30,465 - Sunny - 68 F			
<b>Luis Matos, R</b> OBP: 0.283, SLG: 0.357 (1, 8)										4	0	0	0	0	1	3				
<b>6 Melvin Mora, R</b> OBP: 0.442, SLG: 0.560 <b>Jose Leon, R</b> OBP: 0.150, SLG: 0.300 (1, PR) (1, 5)										1	0	1	0	0	0	0				
<b>10 Miguel Tejada, R</b> OBP: 0.357, SLG: 0.458 (1, 6)										3	1	3	0	1	0	0				
<b>Rafael Palmeiro, L</b> OBP: 0.386, SLG: 0.427 (1, 3)										4	0	1	1	0	1	3				
<b>Javy Lopez, R</b> OBP: 0.353, SLG: 0.455 (1, 2)										4	1	1	0	0	0	5				
<b>B.J. Surhoff, L</b> OBP: 0.383, SLG: 0.444 (6, 7)										4	0	2	2	0	1	0				
<b>Larry Bigbie, L</b> OBP: 0.326, SLG: 0.403 <b>Rodrigo Lopez, R</b> (6, 1)										3	0	0	0	0	1	2				
<b>1 Brian Roberts, S</b> OBP: 0.336, SLG: 0.348 (9, FH)										0	0	0	0	0	0	0				
<b>45 Erik Bedard, L</b> (1, 1) <b>31 Jay Gibbons, L</b> OBP: 0.311, SLG: 0.378 (6, 9)										2	0	0	0	0	1	1				
<b>Inning Stats</b>	R: 1 E: 0 K: 0 S: 16	H: 4 LOB: 3 BB: 0 P: 23	R: 0 E: 0 K: 1 S: 12	H: 2 LOB: 2 BB: 0 P: 17	R: 0 E: 0 K: 2 S: 8	H: 1 LOB: 1 BB: 0 P: 14	R: 0 E: 0 K: 2 S: 11	H: 0 LOB: 0 BB: 0 P: 16	R: 0 E: 0 K: 0 S: 6	H: 2 LOB: 0 BB: 1 P: 10	R: 0 E: 0 K: 2 S: 10	H: 0 LOB: 0 BB: 0 P: 13	R: 0 E: 0 K: 2 S: 12	H: 1 LOB: 1 BB: 0 P: 16	R: 0 E: 0 K: 0 S: 8	H: 0 LOB: 0 BB: 0 P: 10	1B: 9 2B: 1 3B: 0 HR: 0	SF: 0 SAC: 0 DP: 2 HBP: 0	WP: 0 PB: 0 SB: 1 CS: 0	PA: 36
<b>PITCHER</b>	IP WLS BF H R ER SO BB IBB HBP BLK WP HR S P ERA WHIP																			
<b>Kaz Ishii, L</b> ERA: 3.45 <b>37 Darren Dreifort, R</b> ERA: 4.88 <b>Guillermo Mota, R</b> ERA: 1.72 <b>Eric Gagne, R</b> ERA: 1.59	(1, 1) (7, 1) (8, 1) (9, 1)	6.0 1.0 1.0 1.0	WLS 3 W S	BF 26 3 4 3	H 9 0 1 0	R 3 0 0 0	ER 3 0 0 0	SO 3 2 2 0	BB 1 0 0 0	IBB 0 0 0 0	HBP 0 0 0 0	BLK 0 0 0 0	WP 0 0 0 0	HR 0 10 12 8	S 59 10 13 10	P 90 16 16 10	ERA 4.50 0.00 0.00 0.00	WHIP 1.667 0.000 1.000 0.000		

Batter	1	2	3	4	5	6	7	8	9	AB	R	H	RBI	BB	SO	LOB	BOTTOM				
<b>Cesar Izturis, S</b> OBP: 0.347, SLG: 0.387 (1, 6)										4	0	0	0	1	0	3	<b>Baltimore Orioles @ Los Angeles Dodgers</b> Dodger Stadium, Los Angeles, CA Thu Jun 17 2004, 7:10 PM PDT Att: 30,465 - Sunny - 68 F				
<b>Jayson Werth, R</b> OBP: 0.320, SLG: 0.636 (1, 7)										3	1	0	0	1	2	0					
<b>Milton Bradley, S</b> OBP: 0.358, SLG: 0.415 (1, 8)										4	0	2	1	0	1	0					
<b>Shawn Green, L</b> OBP: 0.355, SLG: 0.429 (1, 3)										4	0	2	0	0	1	2					
<b>Paul Lo Duca, R</b> OBP: 0.382, SLG: 0.461 (1, 2)										4	0	1	0	0	1	3					
<b>Adrián Beltré, R</b> OBP: 0.337, SLG: 0.553 (1, 5)										4	2	3	1	0	0	1					
<b>Juan Encarnacion, R</b> OBP: 0.298, SLG: 0.451 (1, 9)										2	0	0	0	2	0	2					
<b>José Hernández, R</b> OBP: 0.411, SLG: 0.518 (1, 4)										3	0	0	0	1	2	3					
<b>Kaz Ishii, L</b> OBP: 0.136, SLG: 0.090 <b>Jason Crivonowski, L</b> OBP: 0.170, SLG: 0.470 <b>37 Darren Dreifort, R</b> ERA: 4.88 <b>Guillermo Mota, R</b> ERA: 1.72 <b>Robin Ventura, L</b> OBP: 0.277, SLG: 0.233 <b>Dave Roberts, L</b> OBP: 0.266, SLG: 0.438 <b>Eric Gagne, R</b> ERA: 1.59	(1, 1) (5, PH) (7, 1) (8, 1) (8, PH) (8, PH) (9, 1)	5.0 3.0 L	WLS 3 L	BF 23 14	H 3 4	R 1 3	ER 1 3 3	SO 4 4 4	BB 3 1 1	IBB 0 1 0	HBP 0 0 0	BLK 0 1 1	WP 0 0 0	HR 0 2 37	S 0 53 64	P 86 16 64		ERA 1.80 9.00 1.667	WHIP 1.600 1.667		
<b>Inning Stats</b>	R: 1 E: 0 K: 1 S: 15	H: 1 LOB: 1 BB: 1 P: 25	R: 0 E: 1 K: 1 S: 13	H: 1 LOB: 1 BB: 0 P: 19	R: 0 E: 0 K: 1 S: 9	H: 1 LOB: 1 BB: 0 P: 13	R: 0 E: 0 K: 0 S: 7	H: 1 LOB: 3 BB: 2 P: 16	R: 0 E: 0 K: 1 S: 9	H: 1 LOB: 1 BB: 0 P: 13	R: 2 E: 0 K: 2 S: 12	H: 2 LOB: 0 BB: 0 P: 18	R: 1 E: 0 K: 1 S: 14	H: 1 LOB: 1 BB: 2 P: 27	R: 0 E: 0 K: 0 S: 8	H: 0 LOB: 0 BB: 0 P: 10		1B: 4 2B: 3 3B: 0 HR: 2	SF: 0 SAC: 0 DP: 0 HBP: 0	WP: 0 PB: 0 SB: 1 CS: 0	PA: 38
<b>PITCHER</b>	IP WLS BF H R ER SO BB IBB HBP BLK WP HR S P ERA WHIP																				
<b>45 Erik Bedard, L</b> ERA: 4.33 <b>Rodrigo Lopez, R</b> ERA: 3.63	(1, 1) (6, 1)	5.0 3.0	WLS L	BF 23 14	H 3 4	R 1 3	ER 1 3 3	SO 4 4 4	BB 3 1 1	IBB 0 1 0	HBP 0 0 0	BLK 0 1 1	WP 0 0 0	HR 0 2 37	S 0 53 64	P 86 16 64	ERA 1.80 9.00 1.667	WHIP 1.600 1.667			



Batter	1	2	3	4	5	6	7	8	9	AB	R	H	RBI	BB	SO	LOB	TOP		
1 Brian Roberts, S (1,4) OBP: 0.330, SLG: 0.341	G5-3		F9		E6 10 1B G1-2-3		G5-3		L6	5	0	0	0	0	0	0	<b>Baltimore Orioles @ Colorado Rockies</b> Coors Field, Denver, CO Fri Jun 18 2004, 7:05 PM MDT Att: 30,148 - Unknown - 48 F		
B.J. Surhoff, L (1,7) OBP: 0.377, SLG: 0.438 Luis Lopez, S (4,5) OBP: 0.233, SLG: 0.185	G5-3		K		G5-3		F9		K	2	0	0	0	0	1	0			
10 Miguel Tejada, R (1,6) OBP: 0.359, SLG: 0.458	1B		G1-3		1B		G6-3			4	0	2	0	0	0	0			
Rafael Palmeiro, L (1,3) OBP: 0.387, SLG: 0.439	F8			HR	BB			K		3	1	1	1	1	1	1			
Javy Lopez, R (1,2) OBP: 0.359, SLG: 0.465		1B		HR	BB					3	0	2	0	1	0	3			
31 Jay Gibbons, L (1,9) OBP: 0.305, SLG: 0.369	G4-6-3		FC4-6 G4-3 1B		G1-2-3		F8		P5	4	0	0	0	0	0	3			
Jerry Hairston, R (1,5) OBP: 0.384, SLG: 0.405		2B		G4-3 1B			G4-3		G1-3	4	1	3	0	0	0	1			
Larry Bigbie, L (1,8) OBP: 0.325, SLG: 0.397		BB		G4-3			G4-3		K	3	0	0	1	1	1	2			
Sidney Ponson, R (1,1) B.J. Ryan, L (8,1) David Newhan, L (9,PH) OBP: 1.000, SLG: 4.000	K		K		K		G4-3		HR	0	0	0	0	0	0	0			
Inning Stats	R: 0 E: 0 K: 0 S: 14	H: 1 LOB: 1 BB: 0 P: 21	R: 0 E: 0 K: 1 S: 7	H: 2 LOB: 2 BB: 1 P: 16	R: 0 E: 0 K: 1 S: 10	H: 0 LOB: 0 BB: 0 P: 14	R: 1 E: 0 K: 1 S: 15	H: 2 LOB: 2 BB: 1 P: 25	R: 0 E: 0 K: 0 S: 14	H: 1 LOB: 2 BB: 1 P: 23	R: 0 E: 0 K: 0 S: 9	H: 0 LOB: 0 BB: 0 P: 11	R: 0 E: 0 K: 1 S: 11	H: 1 LOB: 1 BB: 0 P: 13	R: 1 E: 0 K: 2 S: 11	H: 1 LOB: 0 BB: 0 P: 18		1B: 4 2B: 1 3B: 2 HR: 2	SF: 0 SAC: 0 DP: 2 HBP: 0
PITCHER	IP	WLS	BF	H	R	ER	SO	BB	IBB	HBP	BLK	WP	HR	S	P	ERA	WHIP		
Shawn Estes, L (1,1) ERA: 5.55	7.0	W	30	7	2	2	3	3	0	0	1	0	1	76	121	2.57	1.429		
Javier Lopez, L (8,1) ERA: 8.22	0.2	H	3	1	0	0	1	0	0	0	0	0	0	8	8	0.00	1.500		
Tim Harikkala, R (8,1) ERA: 3.12	0.1	H	1	0	0	0	0	0	0	0	0	0	0	3	5	0.00	0.000		
Shawn Chacon, R (9,1) ERA: 7.39	1.0	S	4	1	1	1	2	0	0	0	0	0	1	11	18	9.00	1.000		

Batter	1	2	3	4	5	6	7	8	9	AB	R	H	RBI	BB	SO	LOB	BOTTOM		
Aaron Miles, S (1,4) OBP: 0.318, SLG: 0.405	G6-3		G6-3		1B 17 2B 1B		G6-3			4	1	1	0	0	0	0	<b>Baltimore Orioles @ Colorado Rockies</b> Coors Field, Denver, CO Fri Jun 18 2004, 7:05 PM MDT Att: 30,148 - Unknown - 48 F		
Royce Clayton, R (1,6) OBP: 0.346, SLG: 0.463	17 G6-3 3B		G6-3		17 2B 1B		17 BB 1B			4	2	3	1	0	0	0			
17 Todd Helton, L (1,3) OBP: 0.465, SLG: 0.606	G6-3			F7	G5-3 1H 3H 2B				3	0	1	3	1	0	0	0			
Preston Wilson, R (1,8) OBP: 0.292, SLG: 0.318	G5-3			F8	G5-3		F9			4	0	0	0	0	0	3			
Vinny Castilla, R (1,5) OBP: 0.349, SLG: 0.577		P4		E	G6-3			5 G4-3 SH3-4 1B		4	1	2	0	0	0	1			
Mark Sweeney, L (1,9) OBP: 0.400, SLG: 0.442 Javier Lopez, L (8,1) Tim Harikkala, R (8,1) Shawn Chacon, R (9,1)	G6-3			E4 1H 2B		K		SH3-4		3	0	1	1	0	1	0			
5 Matt Holliday, R (1,7) OBP: 0.336, SLG: 0.482	1B			G5-3		G6-3		G4-3		4	0	1	0	0	0	2			
Charles Johnson, R (1,2) OBP: 0.366, SLG: 0.524	F8				E5 FC2-6 1B		F9			3	0	0	0	1	0	1			
Shawn Estes, R (1,1) OBP: 0.152, SLG: 0.125 Kit Pellow, R (7,PH) OBP: 0.330, SLG: 0.344	G3				FC2-6 1B 1B					2	1	0	0	0	0	1			
Inning Stats	R: 1 E: 0 K: 0 S: 8	H: 1 LOB: 1 BB: 0 P: 9	R: 0 E: 0 K: 0 S: 6	H: 1 LOB: 0 BB: 0 P: 12	R: 0 E: 0 K: 0 S: 6	H: 0 LOB: 0 BB: 0 P: 9	R: 1 E: 1 K: 0 S: 7	H: 2 LOB: 1 BB: 0 P: 8	R: 3 E: 1 K: 0 S: 14	H: 3 LOB: 1 BB: 0 P: 21	R: 0 E: 0 K: 1 S: 6	H: 0 LOB: 0 BB: 0 P: 8	R: 0 E: 0 K: 1 S: 11	H: 1 LOB: 2 BB: 1 P: 19	R: 0 E: 0 K: 1 S: 11	H: 1 LOB: 2 BB: 1 P: 20		1B: 6 2B: 2 3B: 1 HR: 0	SF: 0 SAC: 1 DP: 0 HBP: 0
PITCHER	IP	WLS	BF	H	R	ER	SO	BB	IBB	HBP	BLK	WP	HR	S	P	ERA	WHIP		
Sidney Ponson, R (1,1) ERA: 6.49	7.0	L	31	8	5	4	2	1	0	0	0	0	0	58	86	5.14	1.286		
B.J. Ryan, L (8,1) ERA: 2.41	1.0		5	1	0	0	1	1	0	0	0	0	0	11	20	0.00	2.000		



Batter	1	2	3	4	5	6	7	8	9	AB	R	H	RBI	BB	SO	LOB	TOP				
<b>1 Brian Roberts, S</b> OBP: 0.330, SLG: 0.341										6	1	2	2	0	2	2	<b>Baltimore Orioles @ Colorado Rockies</b> Coors Field, Denver, CO Sat Jun 19 2004, 6:05 PM MDT Att: 33,326 - Cloudy - 66 F				
<b>David Newhan, L</b> OBP: 0.697, SLG: 1.200										4	1	2	0	1	1						
<b>10 Miguel Tejada, R</b> OBP: 0.356, SLG: 0.453										5	1	1	0	0	1	5					
<b>Rafael Palmeiro, L</b> OBP: 0.388, SLG: 0.443										5	0	2	3	0	1	1					
<b>Javy Lopez, R</b> OBP: 0.364, SLG: 0.468										5	1	3	0	0	1	1					
<b>31 Jay Gibbons, L</b> OBP: 0.307, SLG: 0.370										5	0	2	0	0	0	2					
<b>Jerry Hairston, R</b> OBP: 0.400, SLG: 0.416										2	1	1	0	2	0	2					
<b>Larry Bigbie, L</b> OBP: 0.322, SLG: 0.394										4	1	1	1	0	1	4					
<b>Eric DuBose, L</b> Eduy Rodriguez, R Jose Leon, R John Parrish, L Mike DeJean, R Luis Lopez, S Buddy Groom, L Robert Machado, R										2	0	0	0	0	0	2		3			
<b>Inning Stats</b>	R: 0 E: 0 K: 3 S: 10	H: 0 LOB: 0 BB: 0 P: 13	R: 1 E: 0 K: 2 S: 14	H: 2 LOB: 2 BB: 1 P: 25	R: 1 E: 0 K: 1 S: 14	H: 3 LOB: 2 BB: 0 P: 21	R: 0 E: 0 K: 1 S: 10	H: 1 LOB: 0 BB: 0 P: 16	R: 0 E: 0 K: 0 S: 12	H: 1 LOB: 1 BB: 0 P: 18	R: 2 E: 0 K: 0 S: 17	H: 2 LOB: 3 BB: 3 P: 33	R: 0 E: 0 K: 0 S: 10	H: 2 LOB: 2 BB: 0 P: 13	R: 2 E: 0 K: 1 S: 13	H: 3 LOB: 1 BB: 0 P: 20		R: 0 E: 1 K: 1 S: 16	H: 0 LOB: 2 BB: 0 P: 24	1B: 12 2B: 2 3B: 0 HR: 0	SF: 1 SAC: 0 DP: 0 HBP: 1
<b>PITCHER</b>	IP WLS BF H R ER SO BB IBB HBP BLK WP HR S P ERA WHIP																				
<b>Jeff Fassero, L</b> ERA: 5.36	(1, 1) 5.2 W 27 8 4 4 7 3 0 0 0 0 0 0 0 6 71 114 6.35 1.941																				
<b>Marc Kroon, R</b> ERA: 9.82	(6, 1) 0.1 3 1 0 0 0 1 0 0 0 0 0 0 0 6 12 0.00 6.000																				
<b>Javier López, L</b> ERA: 7.88	(7, 1) 1.0 5 2 0 0 0 0 0 0 0 0 0 0 0 10 13 0.00 2.000																				
<b>Steve Reed, R</b> ERA: 3.03	(8, 1) 2.0 11 3 2 2 2 0 0 0 1 0 0 0 0 29 44 9.00 1.500																				

Batter	1	2	3	4	5	6	7	8	9	AB	R	H	RBI	BB	SO	LOB	BOTTOM		
<b>Aaron Miles, S</b> OBP: 0.331, SLG: 0.419										4	4	3	0	1	0	0	<b>Baltimore Orioles @ Colorado Rockies</b> Coors Field, Denver, CO Sat Jun 19 2004, 6:05 PM MDT Att: 33,326 - Cloudy - 66 F		
<b>Royce Clayton, R</b> OBP: 0.357, SLG: 0.468										4	3	3	2	1	0	0			
<b>17 Todd Helton, L</b> OBP: 0.467, SLG: 0.607										3	1	1	2	2	0	2			
<b>Preston Wilson, R</b> OBP: 0.379, SLG: 0.440										3	0	2	4	2	0	2			
<b>Vinny Castilla, R</b> OBP: 0.350, SLG: 0.574										3	0	1	3	1	0	2			
<b>5 Matt Holliday, R</b> OBP: 0.325, SLG: 0.470										5	0	0	0	0	1	9			
<b>Todd Greene, R</b> OBP: 0.281, SLG: 0.409										5	0	1	0	0	0	4			
<b>Luis Gonzalez, R</b> OBP: 0.306, SLG: 0.425										4	1	1	0	0	0	1			
<b>Jeff Fassero, L</b> OBP: 0.429, SLG: 0.333	(1, 1) 3.1 L 19 6 7 7 0 3 0 0 0 0 0 0 0 20 34 5.40 1.200																		
<b>Marc Kroon, R</b> ERA: 3.0	(6, 1) 0.0 3 2 1 1 0 1 0 0 0 0 0 0 9 15 ∞ ∞																		
<b>Javier López, L</b> ERA: 4.3	(6, 1) 2.0 6 1 0 0 0 0 0 1 0 0 0 0 0 9 20 0.00 0.500																		
<b>Mark Sweeney, L</b> OBP: 0.397, SLG: 0.438	(7, PH) 1.0 7 3 2 2 0 1 0 0 0 0 0 0 12 21 18.00 4.000																		
<b>Steve Reed, R</b> ERA: 4.35	(8, 1) 1.0 7 3 2 2 0 1 0 0 0 0 0 0 12 21 18.00 4.000																		
<b>Inning Stats</b>	R: 0 E: 0 K: 0 S: 5	H: 0 LOB: 0 BB: 0 P: 5	R: 0 E: 0 K: 0 S: 9	H: 1 LOB: 1 BB: 0 P: 12	R: 5 E: 0 K: 0 S: 19	H: 3 LOB: 1 BB: 3 P: 37	R: 3 E: 0 K: 1 S: 19	H: 3 LOB: 2 BB: 2 P: 33	R: 0 E: 0 K: 0 S: 7	H: 0 LOB: 0 BB: 0 P: 10	R: 1 E: 0 K: 0 S: 12	H: 2 LOB: 2 BB: 2 P: 23	R: 0 E: 0 K: 0 S: 6	H: 1 LOB: 0 BB: 0 P: 12	R: 2 E: 0 K: 0 S: 12	H: 3 LOB: 2 BB: 1 P: 21	1B: 8 2B: 4 3B: 1 HR: 0	SF: 1 SAC: 0 DP: 2 HBP: 0	WP: 0 PA: 43 PB: 0 SB: 0 CS: 0
<b>PITCHER</b>	IP WLS BF H R ER SO BB IBB HBP BLK WP HR S P ERA WHIP																		
<b>Eric DuBose, L</b> ERA: 6.39	(1, 1) 3.1 L 19 6 7 7 0 3 0 0 0 0 0 0 0 20 34 5.40 1.200																		
<b>Eduy Rodriguez, R</b> ERA: 3.0	(4, 1) 1.2 8 1 1 1 2 1 1 0 0 0 0 0 9 15 ∞ ∞																		
<b>John Parrish, L</b> ERA: 4.3	(6, 1) 0.0 3 2 1 1 0 1 0 0 0 0 0 0 9 15 ∞ ∞																		
<b>Mike DeJean, R</b> ERA: 6.67	(6, 1) 2.0 6 1 0 0 0 0 0 1 0 0 0 0 9 20 0.00 0.500																		
<b>Buddy Groom, L</b> ERA: 4.35	(8, 1) 1.0 7 3 2 2 0 1 0 0 0 0 0 0 12 21 18.00 4.000																		



Batter	1	2	3	4	5	6	7	8	9	AB	R	H	RBI	BB	SO	LOB	TOP		
1 Brian Roberts, S OBP: 0.331, SLG: 0.354										5	1	2	4	0	1	0	<b>Baltimore Orioles @ Colorado Rockies</b> Coors Field, Denver, CO Sun Jun 20 2004, 1:05 PM MDT Att: 40,532 - Cloudy - 68 F		
Larry Bigbie, L OBP: 0.324, SLG: 0.392										4	0	1	0	1	0	1			
10 Miguel Tejada, R OBP: 0.357, SLG: 0.454										4	0	1	0	1	0	2			
Rafael Palmeiro, L OBP: 0.382, SLG: 0.435										4	0	0	0	0	2	4			
Javy Lopez, R OBP: 0.358, SLG: 0.461										4	0	0	0	0	0	3			
Jerry Hairston, R OBP: 0.396, SLG: 0.405										3	1	0	0	1	0	0			
David Newhan, L OBP: 0.600, SLG: 0.875										3	1	1	0	1	0	1			
16 Tim Raines, S OBP: 0.364, SLG: 0.400										3	0	1	0	0	0	1			
31 Jay Gibbons, L OBP: 0.306, SLG: 0.368										1	0	0	0	0	0	2			
Luis Matos, R OBP: 0.283, SLG: 0.357										0	0	0	0	0	0	0			
40 Daniel Cabrera, R John Parrish, L Jose Leon, R Mike DeJean, R B.J. Ryan, L Luis Lopez, S Jorge Julio, R										2	0	0	0	0	0	2			
<b>Inning Stats</b>	R: 0 E: 0 K: 1 S: 8	H: 0 LOB: 0 BB: 0 P: 12	R: 0 E: 1 K: 0 S: 7	H: 0 LOB: 1 BB: 0 P: 10	R: 0 E: 0 K: 1 S: 6	H: 0 LOB: 0 BB: 0 P: 10	R: 0 E: 0 K: 1 S: 8	H: 1 LOB: 1 BB: 0 P: 14	R: 0 E: 0 K: 1 S: 9	H: 1 LOB: 1 BB: 1 P: 19	R: 0 E: 0 K: 0 S: 10	H: 1 LOB: 1 BB: 0 P: 14	R: 0 E: 0 K: 1 S: 12	H: 1 LOB: 1 BB: 0 P: 18	R: 4 E: 0 K: 0 S: 14	H: 1 LOB: 1 BB: 4 P: 33	1B: 4 2B: 1 3B: 0 HR: 1	SF: 0 SAC: 0 DP: 0 HBP: 0	WP: 1 PA: 39 PB: 0 SB: 0 CS: 0
<b>PITCHER</b>	IP WLS BF H R ER SO BB IBB HBP BLK WP HR S P ERA WHIP																		
Joe Kennedy, L ERA: 3.81	(1, 1) 7.0 27 4 0 0 4 1 0 0 0 0 0 0 61 97 0.00 0.714																		
Javier Lopez, L ERA: 7.77	(8, 1) 0.1 H 2 1 0 0 0 0 0 0 0 0 0 6 8 0.00 3.000																		
Tim Harikkala, R ERA: 3.04	(8, 1) 0.2 H 2 0 0 0 1 0 0 0 0 0 0 6 10 0.00 0.000																		
Shawn Chacon, R ERA: 8.38	(9, 1) 1.0 L 8 1 4 4 0 4 0 0 0 0 0 1 14 33 36.00 5.000																		

Batter	1	2	3	4	5	6	7	8	9	AB	R	H	RBI	BB	SO	LOB	BOTTOM				
Aaron Miles, S OBP: 0.341, SLG: 0.423										3	1	2	0	1	0	0	<b>Baltimore Orioles @ Colorado Rockies</b> Coors Field, Denver, CO Sun Jun 20 2004, 1:05 PM MDT Att: 40,532 - Cloudy - 68 F				
Mark Sweeney, L OBP: 0.395, SLG: 0.434										3	0	1	0	0	0	3					
Kit Pellow, R OBP: 0.327, SLG: 0.340										1	0	0	0	0	1	0					
17 Todd Helton, L OBP: 0.460, SLG: 0.599										3	0	0	1	0	1	2					
Vinny Castilla, R OBP: 0.353, SLG: 0.570										2	0	0	0	2	1	0					
Jeromy Burnitz, L OBP: 0.363, SLG: 0.574										4	1	1	0	0	2	2					
5 Matt Holliday, R OBP: 0.332, SLG: 0.480										4	0	2	1	0	0	1					
Charles Johnson, R OBP: 0.364, SLG: 0.515										3	0	0	0	1	1	2					
Denny Hocking, S OBP: 0.261, SLG: 0.224										3	0	0	0	0	1	2					
Javier Lopez, L ERA: 4.29	(8, 1)									0	0	0	0	0	0	0					
Tim Harikkala, R ERA: 6.91	(8, 1)									0	0	0	0	0	0	0					
Shawn Chacon, R OBP: 0.367, SLG: 0.423	(9, 1)									0	0	0	0	0	0	0					
Preston Wilson, R OBP: 0.259, SLG: 0.240	(9, PH)									1	0	0	0	1	0	0					
Joe Kennedy, R OBP: 0.259, SLG: 0.240	(1, 1)									1	0	0	0	1	0	0					
Royce Clayton, R OBP: 0.355, SLG: 0.466	(7, PH)									1	0	0	0	0	0	2					
<b>Inning Stats</b>	R: 0 E: 0 K: 0 S: 8	H: 1 LOB: 0 BB: 0 P: 11	R: 0 E: 0 K: 1 S: 8	H: 0 LOB: 1 BB: 1 P: 13	R: 0 E: 0 K: 0 S: 6	H: 0 LOB: 0 BB: 0 P: 9	R: 1 E: 0 K: 0 S: 7	H: 1 LOB: 1 BB: 1 P: 16	R: 0 E: 0 K: 0 S: 4	H: 0 LOB: 0 BB: 0 P: 7	R: 0 E: 0 K: 2 S: 9	H: 1 LOB: 2 BB: 1 P: 17	R: 1 E: 0 K: 2 S: 19	H: 2 LOB: 2 BB: 1 P: 29	R: 0 E: 0 K: 2 S: 13	H: 0 LOB: 0 BB: 0 P: 20	R: 0 E: 0 K: 3 S: 10	H: 1 LOB: 2 BB: 1 P: 16	1B: 4 2B: 2 3B: 0 HR: 0	SF: 1 SAC: 0 DP: 2 HBP: 0	WP: 1 PA: 35 PB: 0 SB: 0 CS: 0
<b>PITCHER</b>	IP WLS BF H R ER SO BB IBB HBP BLK WP HR S P ERA WHIP																				
40 Daniel Cabrera, R ERA: 4.02	(1, 1) 5.2 20 3 1 1 1 1 0 0 0 0 0 0 39 68 1.59 1.059																				
John Parrish, L ERA: 4.29	(6, 1) 0.1 1 0 0 0 0 0 0 0 0 0 0 3 5 0.00 0.000																				
Mike DeJean, R ERA: 6.91	(7, 1) 0.1 4 2 1 1 1 1 0 0 0 0 0 0 14 22 27.00 9.000																				
B.J. Ryan, L ERA: 2.29	(7, 1) 1.2 W 5 0 0 0 3 0 0 0 0 0 0 0 18 27 0.00 0.000																				
Jorge Julio, R ERA: 3.99	(9, 1) 1.0 S 5 1 0 0 3 1 0 0 0 0 0 0 10 16 0.00 2.000																				











Batter	1	2	3	4	5	6	7	8	9	AB	R	H	RBI	BB	SO	LOB	TOP					
<b>Kenny Lofton, L</b> OBP: 0.361, SLG: 0.447 (1, 8)	F7		G4-3		E1 2 HR		L4		F8	5	1	2	0	0	0	0	<b>New York Yankees @ Baltimore Orioles</b> Oriole Park at Camden Yards, Baltimore, MD Thu Jun 24 2004, 7:05 PM EDT Att: 48,442 - Sunny - 91 F					
<b>2 Derek Jeter, R</b> OBP: 0.316, SLG: 0.425 (1, 6)	F8		E5 13 HR		HR		1B		F8	5	2	2	2	0	0	1						
<b>13 Alex Rodriguez, R</b> OBP: 0.382, SLG: 0.551 (1, 5)	G5-3		HR		K		G5-3		F8	5	1	1	2	0	1	2						
<b>25 Jason Giambi, L</b> OBP: 0.384, SLG: 0.467 (1, 3)		F7	P5		P5				K	4	0	0	0	0	1	0						
<b>Tony Clark, S</b> OBP: 0.346, SLG: 0.389 (9, 3)										0	0	0	0	0	0	0						
<b>20 Jorge Posada, S</b> OBP: 0.415, SLG: 0.518 (1, 2)		55 1B		E4 G1-3 1B		G3-1		55 1B FC4-6		3	1	2	0	1	0	0						
<b>55 Hideki Matsui, L</b> OBP: 0.389, SLG: 0.498 (1, 7)		1B		F7		L8		FC4-6 1B		4	0	2	0	0	0	1						
<b>Bernie Williams, S</b> OBP: 0.366, SLG: 0.434 (1, 10)		F8		G1-3		FC6 1B		FC4-6		4	0	1	1	0	0	4						
<b>Bubba Crosby, L</b> OBP: 0.226, SLG: 0.433 (1, 9)		F9		G6-3		FC6		F8		4	0	0	0	0	0	5						
<b>Miguel Cairo, R</b> OBP: 0.333, SLG: 0.410 (1, 4)			F7		F8		L9		F8	4	0	0	0	0	0	0						
<b>Inning Stats</b>	R: 0 E: 0 K: 0 S: 8	H: 0 LOB: 0 BB: 0 P: 13	R: 0 E: 0 K: 0 S: 13	H: 1 LOB: 2 BB: 1 P: 19	R: 2 E: 1 K: 0 S: 11	H: 1 LOB: 1 BB: 0 P: 18	R: 0 E: 1 K: 0 S: 10	H: 1 LOB: 1 BB: 0 P: 17	R: 2 E: 1 K: 1 S: 15	H: 2 LOB: 0 BB: 0 P: 20	R: 0 E: 0 K: 0 S: 7	H: 1 LOB: 1 BB: 0 P: 9	R: 0 E: 0 K: 0 S: 6	H: 1 LOB: 0 BB: 0 P: 9	R: 1 E: 0 K: 1 S: 11	H: 2 LOB: 1 BB: 0 P: 16	R: 0 E: 0 K: 0 S: 8	H: 1 LOB: 1 BB: 0 P: 12	1B: 8 2B: 0 3B: 0 HR: 2	SF: 0 SAC: 0 DP: 0 HBP: 0	WP: 0 PB: 0 SB: 0 CS: 0	PA: 39
<b>PITCHER</b>	IP	WLS	BF	H	R	ER	SO	BB	IBB	HBP	BLK	WP	HR	S	P	ERA	WHIP					
<b>Sidney Ponson, R</b> ERA: 6.22 (1, 1)	7.0	L	30	7	4	2	1	1	0	0	0	0	2	70	105	2.57	1.143					
<b>John Parrish, L</b> ERA: 4.29 (8, 1)	1.0		5	2	1	1	1	0	0	0	0	0	0	11	16	9.00	2.000					
<b>Eddy Rodriguez, R</b> ERA: 2.4 (9, 1)	1.0		4	1	0	0	0	0	0	0	0	0	0	8	12	0.00	1.000					

AB 38  
R 5  
H 10  
RBI 5  
BB 1  
SO 2  
LOB 13



Batter	1	2	3	4	5	6	7	8	9	AB	R	H	RBI	BB	SO	LOB	BOTTOM				
<b>1 Brian Roberts, S</b> OBP: 0.337, SLG: 0.352 (1, 4)	HR	FC6-4			G4-3		10 F8-6 1B			3	1	1	0	1	0	1	<b>New York Yankees @ Baltimore Orioles</b> Oriole Park at Camden Yards, Baltimore, MD Thu Jun 24 2004, 7:05 PM EDT Att: 48,442 - Sunny - 91 F				
<b>David Newhan, L</b> OBP: 0.565, SLG: 0.900 (1, 5)	HR		G3		K		K			4	1	1	2	0	2	1					
<b>10 Miguel Tejada, R</b> OBP: 0.361, SLG: 0.484 (1, 6)	G4-3		1B		2B		F8-6			4	0	2	0	0	0	1					
<b>Rafael Palmeiro, L</b> OBP: 0.375, SLG: 0.424 (1, 3)	G1-3 1B		P4		G3		L9			4	0	1	0	0	0	2					
<b>Javy Lopez, R</b> OBP: 0.354, SLG: 0.455 (1, 2)	G1-3		F8		G6-3		K			4	0	0	0	0	1	2					
<b>31 Jay Gibbons, L</b> OBP: 0.293, SLG: 0.351 (1, 9)	F9		F7		P6		G4-3			4	0	0	0	0	0	1					
<b>Luis Matos, R</b> OBP: 0.285, SLG: 0.362 (1, 8)		L9	G5-3		G6-3 2B 1B		G6-3			4	0	1	0	0	0	0					
<b>Larry Bigbie, L</b> OBP: 0.324, SLG: 0.391 (1, 7)		1B BB		1B	G6-3		G6-3			3	0	2	0	1	0	0					
<b>Jerry Hairston, R</b> OBP: 0.386, SLG: 0.405 (1, 10)		FC6-4 1B		F7	P3		G3			4	0	1	0	0	0	3					
<b>Inning Stats</b>	R: 2 E: 0 K: 0 S: 14	H: 2 LOB: 1 BB: 1 P: 23	R: 0 E: 0 K: 0 S: 7	H: 1 LOB: 1 BB: 1 P: 13	R: 0 E: 0 K: 0 S: 9	H: 1 LOB: 1 BB: 0 P: 16	R: 0 E: 0 K: 0 S: 9	H: 1 LOB: 1 BB: 0 P: 14	R: 0 E: 0 K: 1 S: 10	H: 2 LOB: 2 BB: 0 P: 13	R: 0 E: 0 K: 1 S: 7	H: 1 LOB: 0 BB: 0 P: 11	R: 0 E: 0 K: 1 S: 10	H: 0 LOB: 0 BB: 0 P: 13	R: 0 E: 0 K: 0 S: 8	H: 0 LOB: 0 BB: 0 P: 10	1B: 6 2B: 3 3B: 0 HR: 1	SF: 0 SAC: 0 DP: 1 HBP: 0	WP: 0 PB: 0 SB: 0 CS: 0	PA: 36	
<b>PITCHER</b>	IP	WLS	BF	H	R	ER	SO	BB	IBB	HBP	BLK	WP	HR	S	P	ERA	WHIP				
<b>Javier Vazquez, R</b> ERA: 3.38 (1, 1)	7.0		30	9	2	2	2	2	0	0	0	0	0	66	106	2.57	1.571				
<b>Tom Gordon, R</b> ERA: 1.73 (8, 1)	1.0	H	3	0	0	0	1	0	0	0	0	0	0	10	13	0.00	0.000				
<b>42 Mariano Rivera, R</b> ERA: 0.93 (9, 1)	1.0	S	3	0	0	0	0	0	0	0	0	0	0	8	10	0.00	0.000				

AB 34  
R 2  
H 9  
RBI 2  
BB 2  
SO 3  
LOB 11









Batter	1	2	3	4	5	6	7	8	9	AB	R	H	RBI	BB	SO	LOB	TOP			
Rafael Furcal, S OBP: 0.323, SLG: 0.395	2-2 SH FC4-6 1B	0-0 G6-3			1-1 F9			3-2 P6	1-3 K	5	1	1	0	0	1	2				
Nick Green, R OBP: 0.342, SLG: 0.375	0-0 SH FC4-6 SF8		2-3 K			1-0 1B		1-3 K		3	1	1	0	0	2	0				
J.D. Drew, L OBP: 0.411, SLG: 0.561	4-0 FC4-6 BB		0-1 F7			1-0 F9		1-1 G3		3	0	0	0	1	0	1				
10 Chipper Jones, S OBP: 0.327, SLG: 0.425	1-1 FC4-6 BB		2-1 G4-3			0-0 L7			2-0 F8	4	0	0	1	0	0	3				
Johnny Estrada, S OBP: 0.381, SLG: 0.498	0-0 SF8				1-0 G6-3				0-0 F8	3	0	1	1	0	0	1				
Jesse Garcia, R OBP: 0.257, SLG: 0.318										0	1	0	0	0	0	0				
Eddie Pérez, R OBP: 0.268, SLG: 0.258									S 1B	0	0	0	0	0	0	0				
Julio Franco, R OBP: 0.354, SLG: 0.433	3-3 K				1-3 K				3-2 S 2B	4	1	1	1	0	3	1				
Andruw Jones, R OBP: 0.336, SLG: 0.471		0-1 P4			1-1 CS 1B			2-2 G5-3	3-3 S K	4	0	1	0	0	1	2				
Charles Thomas, L OBP: 0.333, SLG: 0.556		2-0 G3-1			0-1 CS 1B			1-0 L6	2-2 K	4	1	2	1	0	0	0				
Eli Marrero, R OBP: 0.326, SLG: 0.447					1-0 K			3-3 P5	0-0 K	4	0	2	1	0	1	1				
									2H 2B											
<b>Inning Stats</b>	R: 2 E: 1 K: 1 S: 12	H: 1 LOB: 1 BB: 1 P: 22	R: 0 E: 0 K: 0 S: 5	H: 1 LOB: 1 BB: 0 P: 8	R: 0 E: 0 K: 1 S: 9	H: 0 LOB: 0 BB: 0 P: 13	R: 0 E: 0 K: 1 S: 7	H: 1 LOB: 0 BB: 0 P: 10	R: 0 E: 0 K: 0 S: 6	H: 1 LOB: 1 BB: 0 P: 11	R: 0 E: 0 K: 1 S: 11	H: 1 LOB: 1 BB: 0 P: 15	R: 0 E: 0 K: 1 S: 9	H: 0 LOB: 0 BB: 0 P: 14	R: 3 E: 0 K: 2 S: 19	H: 4 LOB: 1 BB: 0 P: 30	1B: 4 2B: 5 3B: 0 HR: 0	SF: 1 SAC: 1 DP: 0 HBP: 0	WP: 0 PB: 0 SB: 2 CS: 1	PA: 38
<b>PITCHER</b>	IP WLS BF H R ER SO BB IBB HBP BLK WP HR S P ERA WHIP																			
Rodrigo Lopez, R ERA: 3.58	(1, 1) 7.0 L 27 5 2 0 5 1 0 0 0 0 0 0 56 87 0.00 0.857																			
B.J. Ryan, L ERA: 2.17	(8, 1) 1.0 3 0 0 0 1 0 0 0 0 0 0 9 14 0.00 0.000																			
Jorge Julio, R ERA: 4.75	(9, 1) 1.0 7 4 3 3 2 0 0 0 0 0 0 19 30 27.00 4.000																			

Atlanta Braves @ Baltimore Orioles  
 Oriole Park at Camden Yards, Baltimore, MD  
 Sat Jun 26 2004, 4:35 PM EDT  
 Att: 47,438 - Sunny - 88 F

AB 34  
 R 5  
 H 9  
 RBI 5  
 BB 1  
 SO 8  
 LOB 11



Batter	1	2	3	4	5	6	7	8	9	AB	R	H	RBI	BB	SO	LOB	BOTTOM					
1 Brian Roberts, S OBP: 0.334, SLG: 0.346	1-3 K		1-1 L3		0-1 F8		1-3 K		2-2 F8	5	0	0	0	0	2	6						
David Newhan, L OBP: 0.586, SLG: 0.833	3-2 S 1B			2-2 G3-1	1-1 L6			4-1 10 1B BB		3	0	1	0	1	0	2						
10 Miguel Tejada, R OBP: 0.362, SLG: 0.486	0-3 K			1-2 2B 1B		2-2 F8		0-1 G6-4-3 1B		4	0	2	0	0	1	1						
Rafael Palmeiro, L OBP: 0.369, SLG: 0.418	2-1 L7			2-1 CS 2B		1-2 G5-3		3-1 F5		4	0	1	0	0	0	3						
Javy Lopez, R OBP: 0.355, SLG: 0.460		1-0 L8		3-3 K		1-1 1B		0-0 G6-4-3		4	0	1	0	0	1	4						
31 Jay Gibbons, L OBP: 0.291, SLG: 0.347		2-2 G6-3		1-2 G4-3		1-2 G1-3			0-1 G4-3 1B	4	0	1	0	0	0	3						
Luis Matos, R OBP: 0.288, SLG: 0.366		0-1 L9			1-1 G4-3 1B			1-0 2B		4	0	3	0	0	0	0						
Larry Bigbie, L OBP: 0.330, SLG: 0.408			0-1 1 L3 1B		1-0 G4-3			0-0 F8		4	0	1	0	0	0	4						
Jerry Hairston, R OBP: 0.382, SLG: 0.389			0-1 L7		4-2 BB			1-0 P6		3	0	0	0	1	1	4						
<b>Inning Stats</b>	R: 0 E: 0 K: 2 S: 13	H: 1 LOB: 1 BB: 0 P: 19	R: 0 E: 0 K: 0 S: 6	H: 0 LOB: 0 BB: 0 P: 9	R: 0 E: 0 K: 0 S: 6	H: 1 LOB: 0 BB: 0 P: 7	R: 0 E: 0 K: 1 S: 16	H: 2 LOB: 2 BB: 0 P: 25	R: 0 E: 0 K: 0 S: 9	H: 1 LOB: 2 BB: 1 P: 16	R: 0 E: 0 K: 0 S: 15	H: 1 LOB: 1 BB: 0 P: 20	R: 0 E: 0 K: 1 S: 7	H: 1 LOB: 1 BB: 0 P: 10	R: 0 E: 0 K: 0 S: 6	H: 1 LOB: 1 BB: 1 P: 13	R: 0 E: 0 K: 1 S: 14	H: 2 LOB: 2 BB: 0 P: 19	1B: 8 2B: 3 3B: 0 HR: 0	SF: 0 SAC: 0 DP: 2 HBP: 0	WP: 0 PB: 0 SB: 1 CS: 0	PA: 37
<b>PITCHER</b>	IP WLS BF H R ER SO BB IBB HBP BLK WP HR S P ERA WHIP																					
Russ Ortiz, R ERA: 3.87	(1, 1) 7.0 W 29 7 0 0 4 2 0 0 0 0 0 0 73 111 0.00 1.286																					
29 John Smoltz, R ERA: 2.9	(8, 1) 2.0 S 8 3 0 0 1 0 0 0 0 0 0 0 19 27 0.00 1.500																					

Atlanta Braves @ Baltimore Orioles  
 Oriole Park at Camden Yards, Baltimore, MD  
 Sat Jun 26 2004, 4:35 PM EDT  
 Att: 47,438 - Sunny - 88 F

AB 35  
 R 0  
 H 10  
 RBI 0  
 BB 2  
 SO 5  
 LOB 27





Batter	1	2	3	4	5	6	7	8	9	AB	R	H	RBI	BB	SO	LOB	TOP										
Rafael Furcal, S OBP: 0.320, SLG: 0.390 (1, 6)	K2-3		FC1-5 G1-6-3		F9		P6	FC6-4 1B		5	0	1	1	0	1	6	<b>Atlanta Braves @ Baltimore Orioles</b> Oriole Park at Camden Yards, Baltimore, MD Sun Jun 27 2004, 1:35 PM EDT Att: 39,095 - Cloudy - 84 F										
Eli Marrero, R OBP: 0.320, SLG: 0.433 (1, 7)	F7		G1-6-3			K2-3		FC6-4 1B		5	1	1	1	0	1	3											
J.D. Drew, L OBP: 0.411, SLG: 0.568 (1, 9)	P4			G4-6-3 BB		K		K		4	1	1	2	1	2	1											
10 Chipper Jones, S OBP: 0.328, SLG: 0.430 (1, 10)		2B		K		F9		1B	F8	5	1	2	0	0	1	1											
Julio Franco, R OBP: 0.354, SLG: 0.431 Mike Hessman, R OBP: 0.143, SLG: 0.250 (7, PR) (7, 3)	K		G4-6-3			2B 1B		E1 1B	K	3	0	1	0	0	1	2											
Andruw Jones, R OBP: 0.333, SLG: 0.470 (1, 8)	K				F9		1B	K	K	5	0	1	0	0	3	3											
Johnny Estrada, S OBP: 0.388, SLG: 0.502 (1, 2)	K				HBP 1B		1B	2B 1B		4	1	3	2	0	1	1											
Mark DeRosa, R OBP: 0.288, SLG: 0.322 (1, 5)			FC1-5 1B		HBP 1B		P4	2B 1B	2B 1B	3	1	2	1	0	0	2											
Jesse Garcia, R OBP: 0.261, SLG: 0.321 Charles Thomas, L OBP: 0.300, SLG: 0.500 Nick Green, R OBP: 0.346, SLG: 0.386 (7, PH) (7, 4)	FC1-5 1B				F8		F7	1B FC6-4 2B		2	0	1	0	0	0	2											
										1	0	0	0	0	0	2											
										1	1	1	1	0	0	0											
<b>Inning Stats</b>	R: 0 E: 0 K: 1 S: 9	H: 0 LOB: 0 BB: 0 P: 15	R: 0 E: 0 K: 3 S: 11	H: 1 LOB: 1 BB: 0 P: 16	R: 0 E: 0 K: 0 S: 8	H: 2 LOB: 1 BB: 0 P: 10	R: 0 E: 0 K: 1 S: 5	H: 0 LOB: 0 BB: 1 P: 9	R: 0 E: 0 K: 0 S: 9	H: 1 LOB: 2 BB: 0 P: 15	R: 0 E: 0 K: 2 S: 9	H: 0 LOB: 0 BB: 0 P: 14	R: 1 E: 0 K: 0 S: 13	H: 3 LOB: 2 BB: 0 P: 16	R: 7 E: 1 K: 2 S: 26	H: 7 LOB: 1 BB: 0 P: 38	R: 0 E: 0 K: 2 S: 12	H: 0 LOB: 0 BB: 0 P: 16	1B: 10 2B: 3 3B: 0 HR: 1	SF: 0 SAC: 0 DP: 2 HBP: 1	WP: 0 PB: 0 SB: 0 CS: 0	PA: 42					
<b>PITCHER</b>	IP	WLS	BF	H	R	ER	SO	BB	IBB	HBP	BLK	WP	HR	S	P	ERA	WHIP										
Matt Riley, L ERA: 7.29 (1, 1)	6.0		25	7	1	1	7	1	0	1	0	0	0	60	89	1.50	1.333										
Mike DeJean, R ERA: 7.34 (7, 1)	1.0		6	3	3	3	0	0	0	0	0	0	1	10	15	27.00	3.000										
Jason Grimsley, R ERA: 3.72 (8, 1)	0.1	L	6	4	3	2	1	0	0	0	0	0	0	16	25	54.00	12.000										
B.J. Ryan, L ERA: 2.08 (8, 1)	1.2		5	0	1	0	3	0	0	0	0	0	0	16	20	0.00	0.000										
B.J. Ryan, L ERA: 2.08 (9, 1)	1.2		5	0	1	0	3	0	0	0	0	0	0	16	20	0.00	0.000										

Batter	1	2	3	4	5	6	7	8	9	AB	R	H	RBI	BB	SO	LOB	BOTTOM										
1 Brian Roberts, S OBP: 0.335, SLG: 0.347 (1, 4)	K		FC5-4 E 1B		K	1B		E8		5	1	2	2	0	2	1	<b>Atlanta Braves @ Baltimore Orioles</b> Oriole Park at Camden Yards, Baltimore, MD Sun Jun 27 2004, 1:35 PM EDT Att: 39,095 - Cloudy - 84 F										
David Newhan, L OBP: 0.529, SLG: 0.724 (1, 5)	G4-3		E4 FC5-4		F8	FC4-6 1B		G4-3		5	0	1	1	0	0	3											
10 Miguel Tejada, R OBP: 0.359, SLG: 0.484 (1, 6)	L1		FC5-4 1B		G5-3	FC4-6		G4-3 2B		5	0	1	1	0	0	4											
Rafael Palmeiro, L OBP: 0.366, SLG: 0.414 (1, 3)		F9	FC5-4 1B		G6-3	F7		G4-3		5	0	1	1	0	0	1											
Javy Lopez, R OBP: 0.352, SLG: 0.455 (1, 10) (9, 2)	L9		FC5-4		2B 1B	F9		K		5	1	1	0	0	1	3											
Larry Bigbie, L OBP: 0.335, SLG: 0.412 (1, 7)	FC5-4 1B			K		2B 1B		G4-3		5	1	3	0	0	1	1											
Luis Matos, R OBP: 0.291, SLG: 0.372 (1, 8)	FC5-4			CS 1B		S 1B 2B		K		4	1	2	2	0	1	2											
Jerry Hairston, R OBP: 0.385, SLG: 0.388 (1, 9)			E FC5-4 1B	L7		S 1B IBB		F9		3	2	1	0	1	0	1											
Robert Machado, R OBP: 0.208, SLG: 0.217 31 Jay Gibbons, L OBP: 0.290, SLG: 0.345 B.J. Ryan, L (8, PH) (9, 1)	K				2B	1B BB		G3		2	1	1	0	1	1	1											
										1	0	0	0	0	0	0											
										0	0	0	0	0	0	0											
<b>Inning Stats</b>	R: 0 E: 0 K: 1 S: 8	H: 0 LOB: 0 BB: 0 P: 11	R: 0 E: 0 K: 0 S: 13	H: 1 LOB: 1 BB: 0 P: 18	R: 2 E: 1 K: 1 S: 14	H: 3 LOB: 2 BB: 0 P: 19	R: 0 E: 0 K: 1 S: 9	H: 1 LOB: 0 BB: 0 P: 15	R: 0 E: 0 K: 0 S: 6	H: 1 LOB: 0 BB: 0 P: 13	R: 5 E: 0 K: 0 S: 17	H: 5 LOB: 2 BB: 2 P: 33	R: 0 E: 0 K: 1 S: 7	H: 1 LOB: 1 BB: 0 P: 10	R: 0 E: 1 K: 0 S: 8	H: 0 LOB: 1 BB: 0 P: 9	R: 0 E: 0 K: 1 S: 10	H: 1 LOB: 1 BB: 0 P: 12	1B: 10 2B: 3 3B: 0 HR: 0	SF: 0 SAC: 0 DP: 0 HBP: 0	WP: 0 PB: 0 SB: 2 CS: 1	PA: 42					
<b>PITCHER</b>	IP	WLS	BF	H	R	ER	SO	BB	IBB	HBP	BLK	WP	HR	S	P	ERA	WHIP										
Jaret Wright, R ERA: 3.77 (1, 1)	5.2		28	10	7	5	4	1	1	0	0	0	0	63	104	7.94	1.941										
28 Sam McConnell, L ERA: 13.5 (6, 1)	0.0		1	1	0	0	0	0	0	0	0	0	0	1	2	-	-										
Antonio Alfonseca, R ERA: 3.34 (6, 1)	0.1		1	0	0	0	0	0	0	0	0	0	0	3	3	0.00	0.000										
Juan Cruz, R ERA: 3.66 (7, 1)	1.0	W	4	1	0	0	1	0	0	0	0	0	0	7	10	0.00	1.000										
Chris Reitsma, R ERA: 3.78 (8, 1)	0.2	H	3	0	0	0	0	0	0	0	0	0	0	5	6	0.00	0.000										













Batter	1	2	3	4	5	6	7	8	9	AB	R	H	RBI	BB	SO	LOB	TOP										
1 Brian Roberts, S OBP: 0.332, SLG: 0.348	E6 6 1B	G6-3	F8		K		P5		F8	6	1	0	0	0	1	4	<b>Baltimore Orioles @ Kansas City Royals</b> Kauffman Stadium, Kansas City, MO Wed Jun 30 2004, 7:10 PM CDT Att: 14,970 - Unknown - 81 F										
David Newhan, L OBP: 0.510, SLG: 0.814	K	F8	FC6-4		HR		F8		F8	6	1	1	2	0	1	3											
6 Melvin Mora, R Luis Lopez, S OBP: 0.250, SLG: 0.179	10 HR 1B	10 FC6-4 BB	K		K			2B		4	1	2	1	1	2	1											
10 Miguel Tejada, R OBP: 0.359, SLG: 0.497	1B	FC6-4		G5-3		K		2B	P4	5	1	1	2	0	1	2											
Javy Lopez, R Robert Machado, R OBP: 0.365, SLG: 0.474	BB E 1B		2B HR BB	HBP 1B		1B		2B	2B	4	3	4	1	1	0	0											
Luis Matos, R 16 Tim Raines, S OBP: 0.298, SLG: 0.379	E BB		HR 2B	G6-4-3 HBP		F9		2B	2B	3	2	2	1	1	0	1											
Chad Mottola, R OBP: 0.200, SLG: 0.800	F5		HR	G6-4-3		L7		F7		5	1	1	3	0	0	6											
Larry Bigbie, L OBP: 0.332, SLG: 0.405	E8 1B		E 1B		K		K	L8		5	1	1	0	0	2	1											
Jerry Hairston, R OBP: 0.387, SLG: 0.393	F8		FC6-4 1B		HR 1B		1B		P4	5	1	3	0	0	0	1											
<b>Inning Stats</b>	R: 5 E: 2 K: 1 S: 17	H: 3 LOB: 1 BB: 1 P: 30	R: 0 E: 0 K: 0 S: 12	H: 0 LOB: 1 BB: 1 P: 21	R: 4 E: 1 K: 1 S: 25	H: 4 LOB: 1 BB: 1 P: 35	R: 0 E: 0 K: 0 S: 8	H: 1 LOB: 1 BB: 0 P: 15	R: 2 E: 0 K: 3 S: 14	H: 2 LOB: 0 BB: 0 P: 23	R: 0 E: 0 K: 1 S: 12	H: 1 LOB: 1 BB: 0 P: 15	R: 0 E: 0 K: 1 S: 10	H: 1 LOB: 1 BB: 0 P: 15	R: 2 E: 0 K: 0 S: 12	H: 3 LOB: 1 BB: 0 P: 16		R: 0 E: 0 K: 0 S: 12	H: 0 LOB: 0 BB: 0 P: 17	1B: 8 2B: 4 3B: 0 HR: 3	SF: 0 SAC: 0 DP: 1 HBP: 1	WP: 0 PB: 0 SB: 1 CS: 0	PA: 47				
<b>PITCHER</b>	IP	WLS	BF	H	R	ER	SO	BB	IBB	HBP	BLK	WP	HR	S	P	ERA	WHIP										
Brian Anderson, L ERA: 7.16	2.0	L	16	5	8	5	1	3	0	0	0	0	2	41	70	22.50	4.000										
Justin Huisman, R ERA: 6.51	3.0		14	5	3	2	4	0	0	1	0	0	1	35	54	6.00	1.667										
Scott Sullivan, R ERA: 3.29	2.0		8	2	0	0	2	0	0	0	0	0	0	22	30	0.00	1.000										
Nate Field, R ERA: 4.06	1.0		6	3	2	2	0	0	0	0	0	0	0	12	16	18.00	3.000										
Jaime Cerda, L ERA: 2.31	1.0		3	0	0	0	0	0	0	0	0	0	0	12	17	0.00	0.000										
<b>Batter</b>	<b>1</b>	<b>2</b>	<b>3</b>	<b>4</b>	<b>5</b>	<b>6</b>	<b>7</b>	<b>8</b>	<b>9</b>	<b>AB</b>	<b>R</b>	<b>H</b>	<b>RBI</b>	<b>BB</b>	<b>SO</b>	<b>LOB</b>	<b>BOTTOM</b>										
9 David DeJesus, L OBP: 0.259, SLG: 0.167	F7		G5-3		BB BB		WP 1B		K	4	0	1	2	1	1	0	<b>Baltimore Orioles @ Kansas City Royals</b> Kauffman Stadium, Kansas City, MO Wed Jun 30 2004, 7:10 PM CDT Att: 14,970 - Unknown - 81 F										
Tony Graffanino, R OBP: 0.346, SLG: 0.332	F7			K	BB BB		BB		BB	2	0	0	1	2	1	0											
José Bautista, R OBP: 0.357, SLG: 0.217					BB BB		BB		BB	0	0	0	0	1	0	0											
29 Mike Sweeney, R OBP: 0.327, SLG: 0.455	BB		G6-3		F7		F7		G6-4-3	4	0	0	0	1	0	6											
Matt Stairs, L OBP: 0.332, SLG: 0.470	K			G1		G3		FC1-6 1B BB		3	0	0	0	1	1	1											
Byron Gettis, R OBP: 0.327, SLG: 0.256								BB		0	1	0	0	0	0	0											
Ken Harvey, R OBP: 0.372, SLG: 0.469			K		14 1B 9 BB HBP 1B		G6-3		K	4	1	1	0	0	2	1											
Dee Brown, L OBP: 0.273, SLG: 0.233			L8		K		G3-1		FC1-6 1B	4	0	1	0	0	1	1											
4 Angel Berroa, R OBP: 0.279, SLG: 0.388			F8		L7				FC1-6 1B	3	1	0	0	1	0	3											
Desi Relaford, S OBP: 0.275, SLG: 0.268			P6		9 BB 14 1B BB HBP		FC4		FC1-6 1B	3	1	1	1	0	0	1											
14 John Buck, R OBP: 0.214, SLG: 0.154			G6-3		BB BB 9 BB 1B		G4-6-3		P3	4	0	1	0	0	0	4											
<b>Inning Stats</b>	R: 0 E: 0 K: 1 S: 8	H: 0 LOB: 1 BB: 1 P: 16	R: 0 E: 0 K: 1 S: 6	H: 0 LOB: 0 BB: 0 P: 11	R: 0 E: 0 K: 0 S: 7	H: 0 LOB: 0 BB: 0 P: 10	R: 0 E: 0 K: 1 S: 7	H: 0 LOB: 0 BB: 0 P: 14	R: 2 E: 0 K: 1 S: 11	H: 2 LOB: 3 BB: 2 P: 25	R: 0 E: 0 K: 0 S: 9	H: 0 LOB: 0 BB: 0 P: 12	R: 1 E: 1 K: 0 S: 7	H: 1 LOB: 2 BB: 2 P: 17	R: 1 E: 0 K: 0 S: 13	H: 2 LOB: 2 BB: 1 P: 21	R: 0 E: 0 K: 1 S: 6	H: 0 LOB: 0 BB: 1 P: 14	1B: 5 2B: 0 3B: 0 HR: 0	SF: 0 SAC: 0 DP: 2 HBP: 1	WP: 1 PB: 0 SB: 0 CS: 0	PA: 39					
<b>PITCHER</b>	IP	WLS	BF	H	R	ER	SO	BB	IBB	HBP	BLK	WP	HR	S	P	ERA	WHIP										
40 Daniel Cabrera, R ERA: 3.29	7.0	W	30	3	3	2	4	5	0	1	0	0	0	55	105	2.57	1.143										
Eddy Rodríguez, R ERA: 2.55	2.0		9	2	1	1	2	2	0	0	0	0	0	19	35	4.50	2.000										



Batter	1	2	3	4	5	6	7	8	9	AB	R	H	RBI	BB	SO	LOB	TOP								
David Newhan, L (1,9) OBP: 0.481, SLG: 0.750 Jorge Julio, R (9,1)										5	0	1	1	0	3	3	<p><b>Baltimore Orioles @ Kansas City Royals</b> Kauffman Stadium, Kansas City, MO</p> <p>Thu Jul 01 2004, 7:10 PM CDT Att: 22,960 - Cloudy - 81 F</p> <p>livebaseballscorecards.com</p> <p>AB 35 R 3 H 10 RBI 3 BB 1 SO 8 LOB 17</p>								
6 Melvin Mora, R (1,5) OBP: 0.437, SLG: 0.563										5	0	0	0	0	1	6									
10 Miguel Tejada, R (1,6) OBP: 0.361, SLG: 0.497										4	0	2	0	0	1	0									
Rafael Palmeiro, L (1,3) OBP: 0.357, SLG: 0.410										4	1	1	1	0	0	2									
Javy Lopez, R (1,10) OBP: 0.366, SLG: 0.478 (9,2)										4	1	2	0	0	1	0									
Larry Bigbie, L (1,7) OBP: 0.327, SLG: 0.398										4	0	0	0	0	2	2									
Jerry Hairston, R (1,4) OBP: 0.395, SLG: 0.412										3	1	2	1	0	0	1									
Luis Matos, R (1,8) OBP: 0.300, SLG: 0.379										3	0	1	0	0	0	1									
Robert Machado, R (1,2) OBP: 0.222, SLG: 0.231 1 Brian Roberts, S (9,PH) OBP: 0.334, SLG: 0.348 16 Tim Lincecum, S (9,9) OBP: 0.278, SLG: 0.250										3	0	1	0	0	0	2									
										0	0	0	0	0	0	0									
<b>Inning Stats</b>	R: 0 E: 0 K: 1 S: 8	H: 0 LOB: 0 BB: 0 P: 13	R: 0 E: 0 K: 1 S: 10	H: 1 LOB: 1 BB: 0 P: 15	R: 0 E: 0 K: 1 S: 6	H: 0 LOB: 0 BB: 0 P: 9	R: 0 E: 0 K: 1 S: 5	H: 1 LOB: 0 BB: 0 P: 5	R: 0 E: 1 K: 1 S: 12	H: 2 LOB: 2 BB: 0 P: 18	R: 0 E: 0 K: 1 S: 11	H: 0 LOB: 0 BB: 0 P: 13	R: 3 E: 0 K: 1 S: 13	H: 5 LOB: 2 BB: 0 P: 21	R: 0 E: 0 K: 0 S: 6	H: 1 LOB: 0 BB: 0 P: 8	R: 0 E: 0 K: 1 S: 14	H: 1 LOB: 3 BB: 1 P: 24	1B: 6 2B: 4 HR: 1	SF: 0 SAC: 0 HBP: 2	WP: 0 PB: 0 SB: 0 CS: 0	PA: 38			
<b>PITCHER</b>	IP	WLS	BF	H	R	ER	SO	BB	IBB	HBP	BLK	WP	HR	S	P	ERA	WHIP								
23 Zack Greinke, R (1,1) ERA: 3.58	6.1	L	27	7	3	3	7	0	0	1	0	0	1	62	89	4.26	1.105								
Shawn Camp, R (7,1) ERA: 3.52	2.0		8	3	0	0	0	0	0	1	0	0	0	15	23	0.00	1.500								
Jaime Cerda, L (9,1) ERA: 2.28	0.1		2	0	0	0	1	1	0	0	0	0	0	5	9	0.00	3.000								
Rudy Seanez, R (9,1) ERA: 4.15	0.1		1	0	0	0	0	0	0	0	0	0	0	3	5	0.00	0.000								

Batter	1	2	3	4	5	6	7	8	9	AB	R	H	RBI	BB	SO	LOB	BOTTOM								
9 David DeJesus, L (1,8) OBP: 0.259, SLG: 0.173										4	1	1	0	0	0	0	<p><b>Baltimore Orioles @ Kansas City Royals</b> Kauffman Stadium, Kansas City, MO</p> <p>Thu Jul 01 2004, 7:10 PM CDT Att: 22,960 - Cloudy - 81 F</p> <p>livebaseballscorecards.com</p> <p>AB 29 R 2 H 4 RBI 2 BB 0 SO 7 LOB 1</p>								
Tony Graffanino, R (1,4) OBP: 0.341, SLG: 0.326										3	0	0	0	0	0	0									
29 Mike Sweeney, R (1,3) OBP: 0.326, SLG: 0.452										4	1	1	1	0	0	0									
Matt Stairs, L (1,10) OBP: 0.327, SLG: 0.463										3	0	0	0	0	2	1									
4 Angel Berroa, R (1,6) OBP: 0.280, SLG: 0.387										3	0	1	0	0	0	0									
Dee Brown, L (1,7) OBP: 0.278, SLG: 0.242										3	0	1	1	0	1	0									
Desi Relaford, S (1,9) OBP: 0.270, SLG: 0.263 (9,5)										3	0	0	0	0	0	0									
14 John Buck, R (1,2) OBP: 0.176, SLG: 0.125										3	0	0	0	0	2	0									
José Bautista, R (1,5) OBP: 0.333, SLG: 0.200 (8,PH) Ken Harvey, R (8,PH) Byron Gettis, R (9,9) OBP: 0.327, SLG: 0.256										2	0	0	0	0	2	0									
										1	0	0	0	0	0	0									
										0	0	0	0	0	0	0									
<b>Inning Stats</b>	R: 2 E: 0 K: 1 S: 9	H: 4 LOB: 2 BB: 0 P: 11	R: 0 E: 0 K: 1 S: 7	H: 0 LOB: 0 BB: 0 P: 11	R: 0 E: 0 K: 0 S: 8	H: 0 LOB: 0 BB: 0 P: 10	R: 0 E: 0 K: 0 S: 6	H: 0 LOB: 0 BB: 0 P: 12	R: 0 E: 0 K: 2 S: 10	H: 0 LOB: 0 BB: 0 P: 15	R: 0 E: 0 K: 0 S: 7	H: 0 LOB: 0 BB: 0 P: 9	R: 0 E: 0 K: 2 S: 10	H: 0 LOB: 0 BB: 0 P: 14	R: 0 E: 0 K: 1 S: 9	H: 0 LOB: 0 BB: 0 P: 17	R: 0 E: 0 K: 0 S: 6	H: 0 LOB: 0 BB: 0 P: 9	1B: 4 2B: 0 HR: 0	SF: 0 SAC: 1 HBP: 0	WP: 0 PB: 0 SB: 0 CS: 0	PA: 30			
<b>PITCHER</b>	IP	WLS	BF	H	R	ER	SO	BB	IBB	HBP	BLK	WP	HR	S	P	ERA	WHIP								
Rodrigo Lopez, R (1,1) ERA: 3.53	6.0	W	21	4	2	2	4	0	0	0	0	0	0	14	21	0.00	0.667								
B.J. Ryan, L (7,1) ERA: 1.96	1.1	H	4	0	0	0	2	0	0	0	0	0	0	5	10	0.00	0.000								
Jason Grimsley, R (8,1) ERA: 3.64	0.2	H	2	0	0	0	1	0	0	0	0	0	0	6	9	0.00	0.000								
Jorge Julio, R (9,1) ERA: 4.6	1.0	S	3	0	0	0	0	0	0	0	0	0	0	6	9	0.00	0.000								



Batter	1	2	3	4	5	6	7	8	9	10	11	12	13	14	15	16	AB	R	H	RBI	BB	SO	LOB	TOP				
1 Brian Roberts, S OBP: 0.331, SLG: 0.344 Jorge Julio, R Robert Machado, R Eduardo Rodriguez, R 40 Daniel Cabrera, R	G5-3	F8		L7				G3			K		K		K		6	0	1	0	0	1	0					
David Newhan, L OBP: 0.404, SLG: 0.714	HBP 1B	G6-3		P5					B1-3			HBP 1B		F8			8	2	4	0	0	0	0					
6 Melvin Mora, R OBP: 0.433, SLG: 0.556 B.J. Ryan, L 16 Tim Raines, S	HBP 1B	K		G3					G5-3			K		F9		SH1-4	5	1	1	0	0	1	3					
10 Miguel Tejada, R OBP: 0.364, SLG: 0.508	HBP 1B			G5-3					G6-3			L8		1B 2B		E8 1B	7	2	3	2	0	1	1					
Rafael Palmeiro, L OBP: 0.364, SLG: 0.408	BB 1B			F8				G3-1				HBP IBB		1B IBB		G5-4-3 IBB	4	1	1	2	4	0	0					
Javy Lopez, R OBP: 0.370, SLG: 0.473	1B BB			HBP				P2				HBP		1B		G5-4-3	5	1	1	0	1	2	3					
Larry Bigbee, L OBP: 0.310, SLG: 0.443 Jason Grimsley, R Luis Lopez, R	G5-3			1B				FC5-4				F8		F9		G4-3	2	0	2	2	0	0	0					
Luis Matos, R OBP: 0.300, SLG: 0.376	G5-3			1B				1B				F9		P4		G4-3	7	0	2	1	0	0	1					
Matt Riley, L John Parrish, L Mike DeJean, R Buddy Groom, L Chad Motiela, R	K			G6-3				K				K		K		BB	1	0	0	0	0	1	1					
Inning Stats	R: 5 E: 0 K: 1 S: 23	H: 4 LOB: 1 BB: 1 P: 38	R: 0 E: 0 K: 1 S: 9	H: 0 LOB: 0 BB: 0 P: 15	R: 0 E: 0 K: 0 S: 18	H: 0 LOB: 2 BB: 0 P: 26	R: 0 E: 0 K: 0 S: 7	H: 0 LOB: 0 BB: 0 P: 12	R: 0 E: 0 K: 1 S: 10	H: 0 LOB: 0 BB: 0 P: 15	R: 0 E: 0 K: 1 S: 7	H: 0 LOB: 0 BB: 0 P: 10	R: 0 E: 0 K: 2 S: 9	H: 1 LOB: 3 BB: 1 P: 24	R: 0 E: 0 K: 0 S: 5	H: 0 LOB: 2 BB: 1 P: 11	R: 0 E: 0 K: 0 S: 6	H: 0 LOB: 1 BB: 1 P: 16	R: 1 E: 1 K: 0 S: 8	H: 2 LOB: 1 BB: 1 P: 16	1B: 13 2B: 1 3B: 0 HR: 1	SF: 0 SAC: 1 DP: 2 HBP: 3	WP: 0 PB: 1 SB: 0 CS: 0	PA: 69				
PITCHER	IP	WLS	BF	H	R	ER	SO	BB	IBB	HBP	BLK	WP	HR	S	P	ERA	WHIP											
39 Brett Myers, R ERA: 5.28	3.0	0	18	6	5	2	5	0	0	0	0	0	0	0	0	15.00	2.333											
63 Ryan Madson, R ERA: 2.23	2.1	1	10	2	0	0	1	1	0	0	0	0	0	0	24	3.8	0.00	1.286										
Rhéal Cormier, L ERA: 4.23	0.2	H	2	1	0	0	0	0	0	0	0	0	0	0	2	3.00	1.500											
Tim Worrell, R ERA: 3.72	2.0	B	7	1	1	1	2	0	0	0	0	0	0	1	22	3.3	4.50	0.500										
Billy Wagner, L ERA: 4.15	2.0		6	0	0	0	2	0	0	0	0	0	0	0	16	2.3	0.00	0.000										

Baltimore Orioles @ Philadelphia Phillies  
Citizens Bank Park, Philadelphia, PA  
Fri Jul 02 2004, 7:05 PM EDT  
Att: 44,390 - Sunny - 89 F

AB 59  
R 15  
H 7  
RBI 7  
BB 6  
SO 13  
LOB 19



Batter	1	2	3	4	5	6	7	8	9	10	11	12	13	14	15	16	AB	R	H	RBI	BB	SO	LOB	BOTTOM												
11 Jimmy Rollins, S OBP: 0.346, SLG: 0.398	HBP 1B	HBP 2B		PO 1B				L8					SH3 BB			1B	5	2	3	1	4	0	1													
Piacleo Polanco, R OBP: 0.318, SLG: 0.383	HBP 1B	HBP 2B		PO				G6-3					SH3		G6-3		7	2	2	0	1	0	8													
Bobby Abreu, L OBP: 0.443, SLG: 0.565	HBP 2B	K											IBB				4	1	1	2	4	2	3													
Jim Thome, L OBP: 0.412, SLG: 0.686	K			P5				G4-6-3 BB					K				8	0	0	0	0	5	9													
Pat Burrell, R OBP: 0.344, SLG: 0.500	HBP BB			1B 2B				K					K				6	0	1	2	2	4	5													
David Bell, R OBP: 0.365, SLG: 0.467	FC6-3-6 1B	G6-3		G5-3				G4-3					G5-3			1B BB	6	0	0	1	2	0	4													
Mike Lieberthal, R OBP: 0.316, SLG: 0.427	HBP 1B			P4				G5-3					G5-3			K	6	1	1	0	2	2	3													
Jason Michaels, R OBP: 0.441, SLG: 0.413				E7				G5-3					K				5	0	0	0	3	3	3													
39 Brett Myers, R ERA: 5.28 John Parrish, L ERA: 3.81 Mike DeJean, R ERA: 6.62 Buddy Groom, L ERA: 4.37 Jason Grimsley, R ERA: 3.45	G6-3			G5-4-3				G4-3					K			11 BB	1	0	0	0	0	0	0													
Inning Stats	R: 3 E: 0 K: 1 S: 20	H: 4 LOB: 3 BB: 2 P: 41	R: 2 E: 0 K: 1 S: 15	H: 2 LOB: 1 BB: 1 P: 27	R: 1 E: 1 K: 0 S: 16	H: 1 LOB: 0 BB: 1 P: 27	R: 0 E: 0 K: 0 S: 4	H: 0 LOB: 0 BB: 1 P: 9	R: 0 E: 0 K: 0 S: 4	H: 0 LOB: 0 BB: 0 P: 9	R: 0 E: 0 K: 1 S: 10	H: 1 LOB: 1 BB: 0 P: 13	R: 0 E: 0 K: 1 S: 8	H: 0 LOB: 1 BB: 1 P: 17	R: 0 E: 0 K: 0 S: 5	H: 0 LOB: 2 BB: 0 P: 11	R: 0 E: 0 K: 1 S: 10	H: 0 LOB: 0 BB: 0 P: 10	R: 0 E: 0 K: 3 S: 10	H: 0 LOB: 2 BB: 2 P: 23	R: 0 E: 0 K: 2 S: 7	H: 0 LOB: 0 BB: 0 P: 8	R: 0 E: 0 K: 3 S: 11	H: 0 LOB: 1 BB: 1 P: 16	R: 0 E: 0 K: 1 S: 13	H: 0 LOB: 2 BB: 2 P: 18	R: 0 E: 0 K: 2 S: 12	H: 1 LOB: 3 BB: 2 P: 22	R: 0 E: 0 K: 1 S: 15	H: 0 LOB: 1 BB: 1 P: 23	R: 0 E: 0 K: 1 S: 16	H: 1 LOB: 2 BB: 1 P: 24	1B: 8 2B: 2 3B: 0 HR: 0	SF: 0 SAC: 1 DP: 2 HBP: 0	WP: 1 PB: 0 SB: 3 CS: 0	PA: 75
PITCHER	IP	WLS	BF	H	R	ER	SO	BB	IBB	HBP	BLK	WP	HR	S	P	ERA	WHIP																			
B.J. Ryan, L ERA: 1.87	1.0	1	5	1	0	0	1	0	0	0	0	0	0	0	17	3.1	0.00	0.500																		
Jorge Julio, R ERA: 4.82	2.0		8	0	0	0	4	2	0	0	0	0	0	24	3.6	0.00	1.000																			
Eduardo Rodriguez, R ERA: 2.18	3.0	W	15	1	0	0	4	3	2	0	0	0	0	34	6.3	0.00	1.333																			
40 Daniel Cabrera, R ERA: 3.28	1.0	S	5	1	0	0	1	1	0	0	0	0	0	12	2.4	0.00	2.000																			

Baltimore Orioles @ Philadelphia Phillies  
Citizens Bank Park, Philadelphia, PA  
Fri Jul 02 2004, 7:05 PM EDT  
Att: 44,390 - Sunny - 89 F

AB 55  
R 10  
H 6  
RBI 6  
BB 18  
SO 19  
LOB 44









Batter	1	2	3	4	5	6	7	8	9	AB	R	H	RBI	BB	SO	LOB	TOP								
1 Brian Roberts, S OBP: 0.331, SLG: 0.345	F8		B5-3		E5		G1-6-3			4	0	0	0	0	0	3	<p>Baltimore Orioles @ Philadelphia Phillies</p> <p>Citizens Bank Park, Philadelphia, PA</p> <p>Sun Jul 04 2004, 1:35 PM EDT</p> <p>Att: 43,396 - Sunny - 84 F</p>								
Jerry Hairston, R OBP: 0.365, SLG: 0.399	F8				F9		F7			4	0	1	0	0	0	1									
10 Miguel Tejada, R OBP: 0.364, SLG: 0.517	G1-3				G5-3			E6		4	0	1	0	0	0	3									
Javy Lopez, R OBP: 0.370, SLG: 0.482		HR			K		F8			4	1	2	1	0	1	1									
Rafael Palmeiro, L OBP: 0.361, SLG: 0.403	L6				F9		F7	G4-6-3		4	0	0	0	0	0	3									
Luis Matos, R OBP: 0.298, SLG: 0.369		K			P4			F8		3	0	0	0	1	1	1									
Chad Mottola, R OBP: 0.231, SLG: 0.500																									
David Newhan, L OBP: 0.478, SLG: 0.717	F8				1B		P3			3	1	1	0	0	0	1									
Luis Lopez, S OBP: 0.256, SLG: 0.289			G3							4	0	2	0	0	1	0									
Sidney Ponson, R ERA: 4.48																									
16 Tim Raines, S OBP: 0.288, SLG: 0.263			K							2	0	0	0	0	2	2									
Buddy Groom, L ERA: 4.17										1	0	1	0	0	0	0									
Rick Bauer, R ERA: 5.12										0	0	0	0	0	0	0									
Larry Bigbie, L ERA: 3.64										1	0	0	0	0	1	0									
<b>Inning Stats</b>	R: 0 E: 0 K: 0 S: 10	H: 0 LOB: 0 BB: 0 P: 15	R: 1 E: 0 K: 1 S: 13	H: 1 LOB: 0 BB: 0 P: 20	R: 0 E: 0 K: 1 S: 7	H: 0 LOB: 0 BB: 0 P: 8	R: 0 E: 0 K: 1 S: 11	H: 1 LOB: 1 BB: 0 P: 17	R: 1 E: 1 K: 1 S: 18	H: 3 LOB: 3 BB: 0 P: 29	R: 0 E: 0 K: 0 S: 7	H: 0 LOB: 1 BB: 1 P: 13	R: 0 E: 0 K: 0 S: 13	H: 2 LOB: 1 BB: 0 P: 16	R: 0 E: 1 K: 0 S: 11	H: 1 LOB: 1 BB: 0 P: 13	R: 0 E: 0 K: 2 S: 9	H: 0 LOB: 0 BB: 0 P: 12	1B: 5 2B: 2 3B: 0 HR: 1	SF: 0 SAC: 0 DP: 2 HBP: 0	WP: 0 PB: 0 SB: 0 CS: 0	PA: 36			
<b>PITCHER</b>	IP	WLS	BF	H	R	ER	SO	BB	IBB	HBP	BLK	WP	HR	S	P	ERA	WHIP								
Eric Milton, L ERA: 4.48	6.0	W	27	7	2	1	4	1	0	0	0	0	1	73	111	1.50	1.333								
Rheal Cormier, L ERA: 4.17	1.0	H	2	0	0	0	0	0	0	0	0	0	0	6	7	0.00	0.000								
Roberto Hernandez, R ERA: 5.12	1.0	H	4	1	0	0	0	0	0	0	0	0	0	11	13	0.00	1.000								
Tim Worrell, R ERA: 3.64	1.0	S	3	0	0	0	2	0	0	0	0	0	0	9	12	0.00	0.000								

Batter	1	2	3	4	5	6	7	8	9	AB	R	H	RBI	BB	SO	LOB	BOTTOM								
11 Jimmy Rollins, S OBP: 0.343, SLG: 0.393	G5-4-3		F8		K		F7			4	0	1	0	0	1	2	<p>Baltimore Orioles @ Philadelphia Phillies</p> <p>Citizens Bank Park, Philadelphia, PA</p> <p>Sun Jul 04 2004, 1:35 PM EDT</p> <p>Att: 43,396 - Sunny - 84 F</p>								
Doug Glanville, R OBP: 0.258, SLG: 0.262	G5-4-3		P6				F9			4	1	1	0	0	0	1									
Bobby Abreu, L OBP: 0.444, SLG: 0.576	K						G3-1			4	1	2	3	0	1	0									
Jim Thome, L OBP: 0.411, SLG: 0.679		HR	G6-3				G4-3			3	1	1	0	1	0	0									
Pat Burrell, R OBP: 0.390, SLG: 0.489										3	0	0	0	1	2	3									
Tim Worrell, R ERA: 3.64										0	0	0	0	0	0	0									
David Bell, R OBP: 0.385, SLG: 0.479										4	1	1	0	0	1	3									
26 Chase Utley, L OBP: 0.290, SLG: 0.472										3	0	2	2	1	0	0									
Todd Pratt, R OBP: 0.321, SLG: 0.279										4	0	0	0	0	2	3									
Eric Milton, L OBP: 0.200, SLG: 0.156										3	1	2	0	0	0	1									
Rheal Cormier, L ERA: 4.17										0	0	0	0	0	0	0									
Roberto Hernandez, R ERA: 5.12										0	0	0	0	0	0	0									
Jason Michaels, R OBP: 0.434, SLG: 0.398										0	0	0	0	0	0	0									
<b>Inning Stats</b>	R: 0 E: 0 K: 1 S: 9	H: 1 LOB: 0 BB: 0 P: 13	R: 2 E: 0 K: 1 S: 11	H: 3 LOB: 1 BB: 0 P: 15	R: 1 E: 0 K: 0 S: 9	H: 1 LOB: 0 BB: 0 P: 11	R: 0 E: 0 K: 0 S: 8	H: 0 LOB: 1 BB: 1 P: 15	R: 2 E: 0 K: 3 S: 17	H: 3 LOB: 2 BB: 1 P: 28	R: 0 E: 0 K: 1 S: 8	H: 1 LOB: 1 BB: 0 P: 13	R: 0 E: 0 K: 0 S: 8	H: 0 LOB: 0 BB: 0 P: 12	R: 0 E: 0 K: 1 S: 11	H: 1 LOB: 1 BB: 1 P: 20	1B: 6 2B: 3 3B: 0 HR: 1	SF: 0 SAC: 0 DP: 2 HBP: 0	WP: 1 PB: 0 SB: 1 CS: 0	PA: 35					
<b>PITCHER</b>	IP	WLS	BF	H	R	ER	SO	BB	IBB	HBP	BLK	WP	HR	S	P	ERA	WHIP								
Sidney Ponson, R ERA: 6.29	6.0	L	28	9	5	5	6	1	1	0	0	0	0	62	95	7.50	1.667								
Buddy Groom, L ERA: 4.17	1.0		3	0	0	0	0	0	0	0	0	0	0	8	12	0.00	0.000								
Rick Bauer, R ERA: 6.42	1.0		4	1	0	0	1	1	0	0	0	0	0	11	20	0.00	2.000								



AB	35
R	2
H	8
RBI	1
BB	1
SO	6
LOB	15

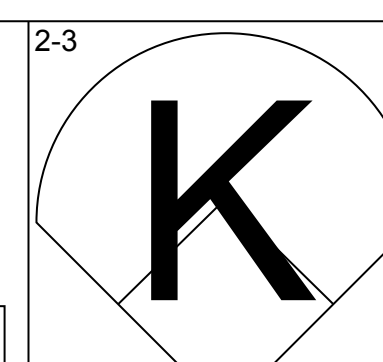
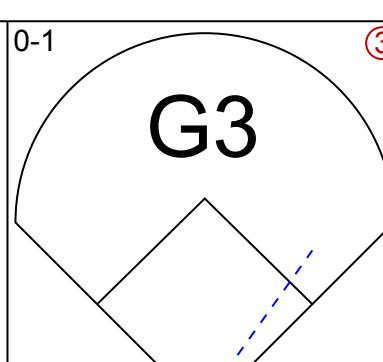
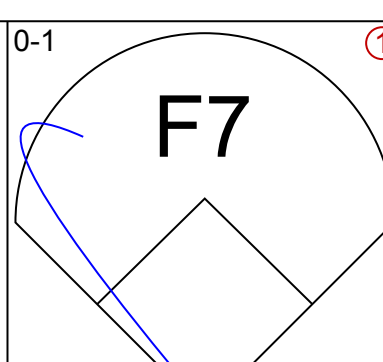
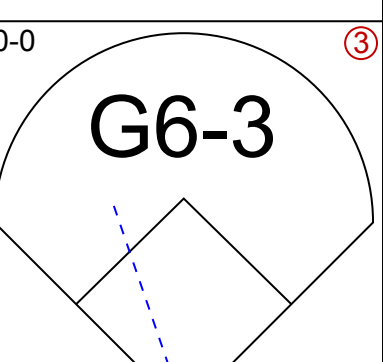
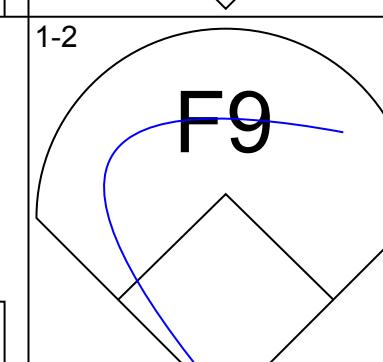
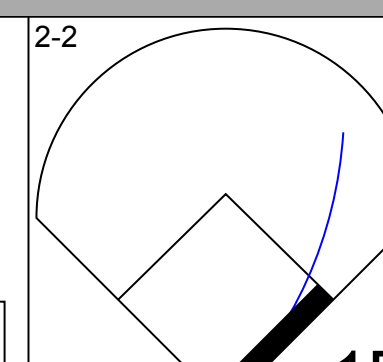
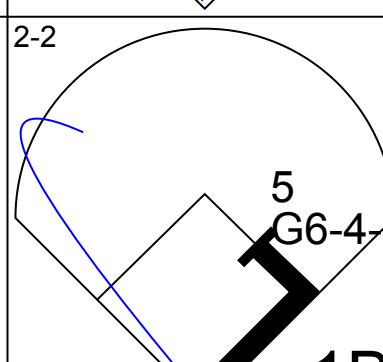
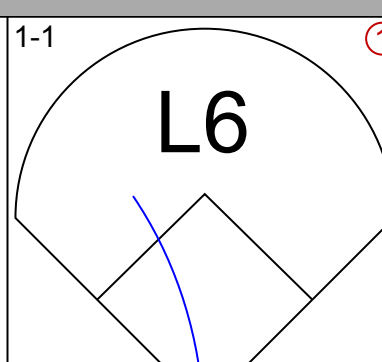
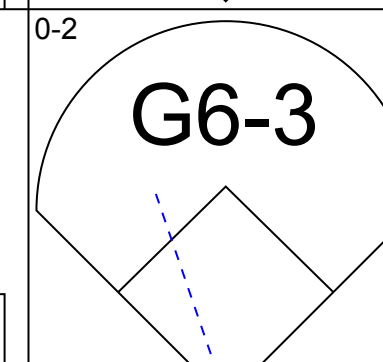
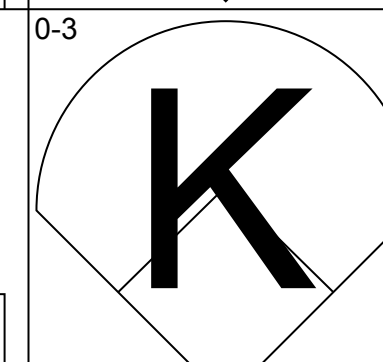
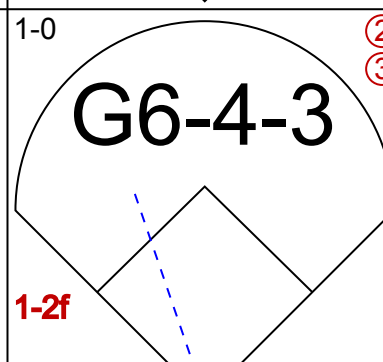
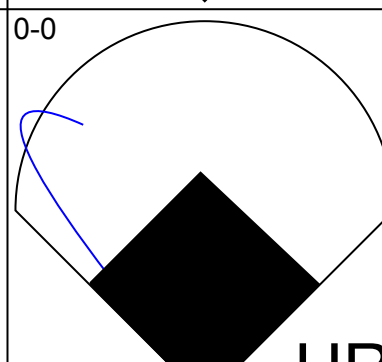
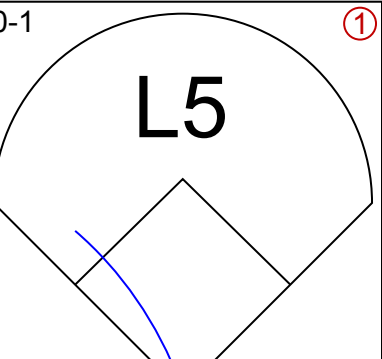
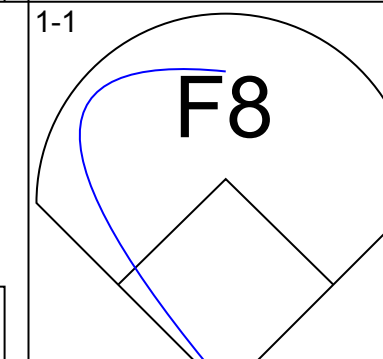
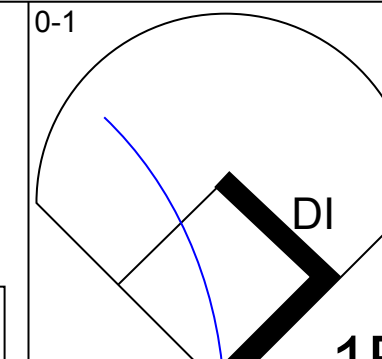
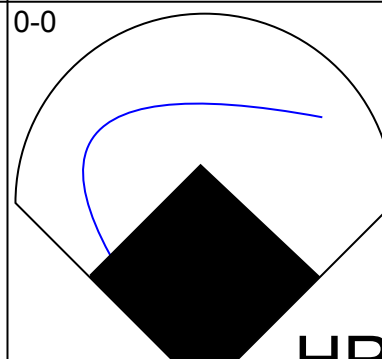
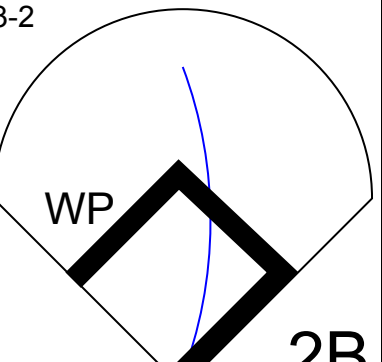
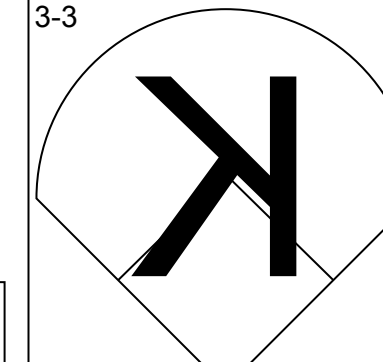
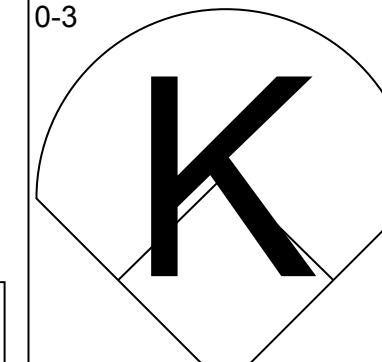
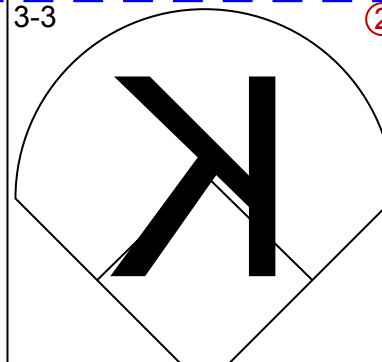
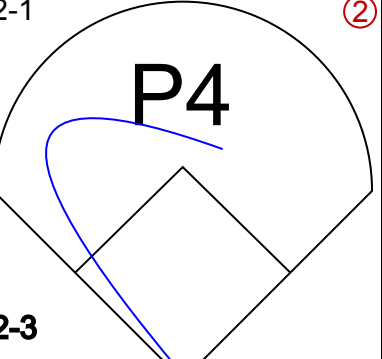
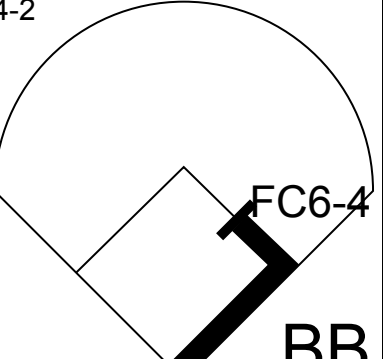
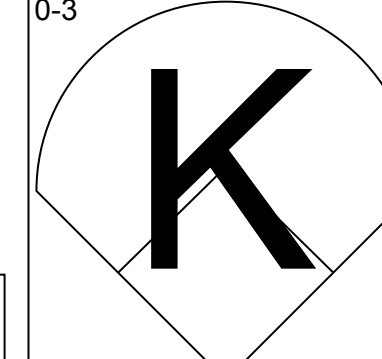
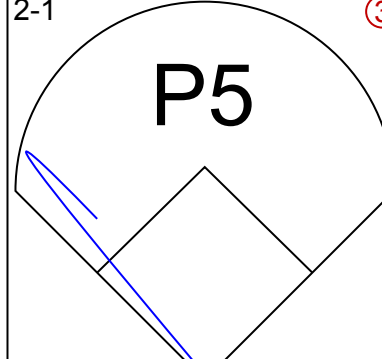
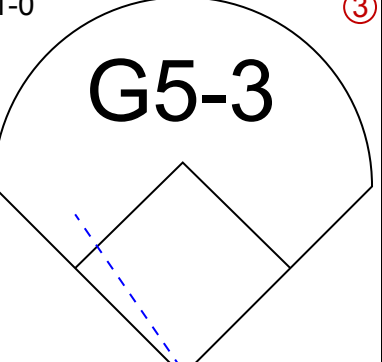
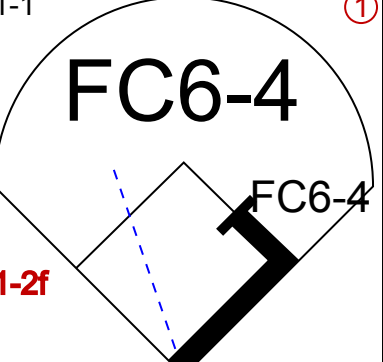
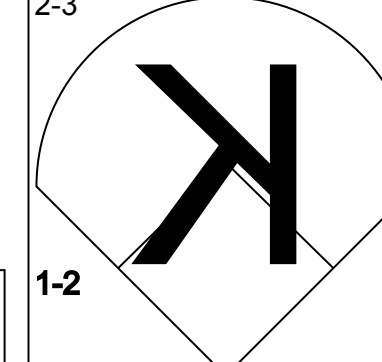
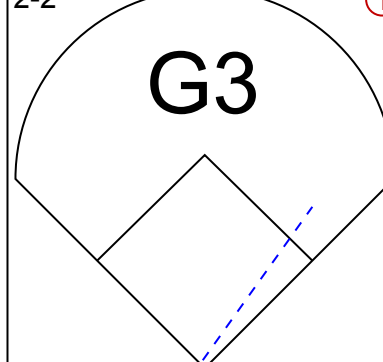
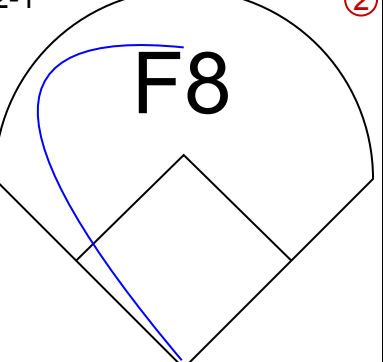
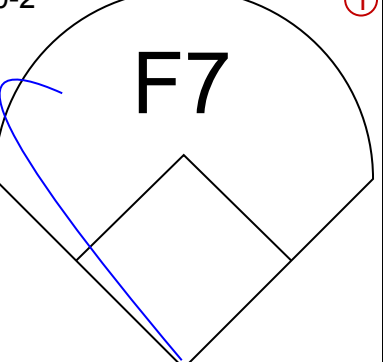
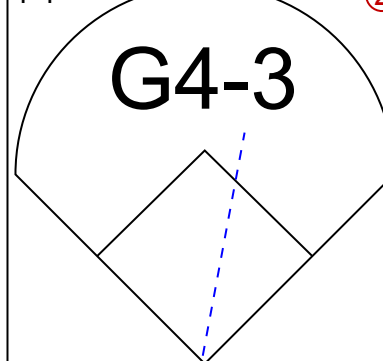
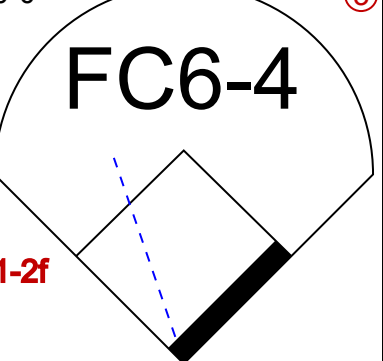
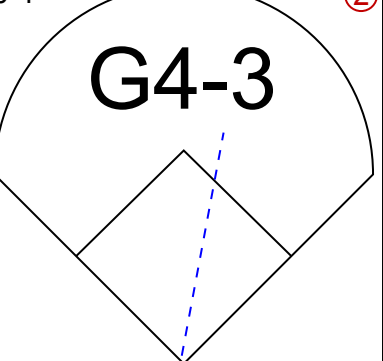
AB	32
R	5
H	10
RBI	5
BB	3
SO	7
LOB	13



Batter	1	2	3	4	5	6	7	8	9	AB	R	H	RBI	BB	SO	LOB	TOP
13 Carl Crawford, L OBP: 0.346, SLG: 0.448	G4-3		G6-3		F8		L5			4	0	0	0	0	0	1	<b>Tampa Bay Devil Rays @ Baltimore Orioles</b> Oriole Park at Camden Yards, Baltimore, MD Mon Jul 05 2004, 1:35 PM EDT Att: 31,438 - Sunny - 94 F
José Cruz Jr., S OBP: 0.375, SLG: 0.490	P5		L9			G3-1		K		4	0	0	0	0	1	0	
5 Rocco Baldelli, R OBP: 0.346, SLG: 0.415	F7		G6-3			HR	1B	G6-3		4	1	1	0	0	0	0	
Aubrey Huff, L OBP: 0.332, SLG: 0.416		P5		G4-3		K		G6-3		4	0	0	0	0	1	1	
Tino Martinez, L OBP: 0.372, SLG: 0.500		F9		F9						3	1	1	2	0	0	0	
Damian Rolls, R OBP: 0.254, SLG: 0.220										0	0	0	0	0	0	0	
Robert Fisk, L OBP: 0.280, SLG: 0.329										0	0	0	0	1	0	0	
Julio Lugo, R OBP: 0.336, SLG: 0.431										3	0	1	0	1	0	1	
Geoff Blum, S OBP: 0.260, SLG: 0.343										3	0	0	0	1	0	2	
Toby Hall, R OBP: 0.319, SLG: 0.387										2	0	0	0	1	1	0	
Fred McGriff, L OBP: 0.246, SLG: 0.333										1	0	0	0	0	1	2	
Rey Sanchez, R OBP: 0.314, SLG: 0.387										4	0	1	0	0	0	5	
<b>Inning Stats</b>	R: 0 E: 0 K: 0 S: 5	H: 0 LOB: 0 BB: 0 P: 8	H: 1 LOB: 3 BB: 2 P: 35	H: 0 LOB: 0 BB: 0 P: 11	H: 0 LOB: 1 BB: 1 P: 15	H: 0 LOB: 0 BB: 0 P: 12	H: 2 LOB: 0 BB: 0 P: 19	H: 1 LOB: 0 BB: 0 P: 15	H: 0 LOB: 0 BB: 0 P: 12	H: 0 LOB: 2 BB: 1 P: 15	1B: 1 2B: 1 3B: 1 HR: 1	SF: 0 SAC: 0 DP: 0 HBP: 0	WP: 0 PB: 0 SB: 0 CS: 0	PA: 36			
<b>PITCHER</b>	IP WLS BF H R ER SO BB IBB HBP BLK WP HR S P ERA WHIP																
40 Daniel Cabrera, R ERA: 3.18	(1, 1) 6.2 27 4 2 2 2 3 0 0 0 0 0 1 62 109 2.70 1.050																
B.J. Ryan, L ERA: 1.79	(7, 1) 1.1 W 4 0 0 0 1 0 0 0 0 0 0 0 12 18 0.00 0.000																
Jorge Julio, R ERA: 4.19	(9, 1) 1.0 S 5 0 0 0 1 1 0 0 0 0 0 0 9 15 0.00 1.000																

Batter	1	2	3	4	5	6	7	8	9	AB	R	H	RBI	BB	SO	LOB	BOTTOM
1 Brian Roberts, S OBP: 0.331, SLG: 0.344	F9		F8		G4-3		FC4-6			4	0	1	0	0	0	2	<b>Tampa Bay Devil Rays @ Baltimore Orioles</b> Oriole Park at Camden Yards, Baltimore, MD Mon Jul 05 2004, 1:35 PM EDT Att: 31,438 - Sunny - 94 F
David Newhan, L OBP: 0.465, SLG: 0.688	L4			K			FC4-6			4	0	1	0	0	1	2	
10 Miguel Tejada, R OBP: 0.360, SLG: 0.511	G5-3			G6-3		G6-4-3		G5-3		4	0	0	0	0	0	1	
Rafael Palmeiro, L OBP: 0.360, SLG: 0.404		K		K		G4-3		1B		4	0	1	0	0	2	0	
Javy Lopez, R OBP: 0.375, SLG: 0.487		K								3	2	2	0	0	1	0	
Larry Bigbie, L OBP: 0.330, SLG: 0.403		K								4	1	1	0	0	1	3	
Jerry Hairston, R OBP: 0.389, SLG: 0.410										3	0	2	1	0	0	1	
Luis Matos, R OBP: 0.298, SLG: 0.372										3	1	1	1	0	0	2	
16 Tim Raines, S OBP: 0.333, SLG: 0.364										3	0	2	1	0	0	1	
<b>Inning Stats</b>	R: 0 E: 0 K: 0 S: 7	H: 0 LOB: 0 BB: 0 P: 12	H: 0 LOB: 0 BB: 0 P: 15	H: 1 LOB: 1 BB: 0 P: 21	H: 0 LOB: 0 BB: 0 P: 14	H: 3 LOB: 1 BB: 0 P: 19	H: 1 LOB: 0 BB: 0 P: 15	H: 4 LOB: 2 BB: 0 P: 24	H: 2 LOB: 1 BB: 0 P: 16	1B: 5 2B: 6 3B: 0 HR: 0	SF: 0 SAC: 0 DP: 3 HBP: 1	WP: 0 PB: 0 SB: 1 CS: 0	PA: 33				
<b>PITCHER</b>	IP WLS BF H R ER SO BB IBB HBP BLK WP HR S P ERA WHIP																
Dewon Brazelton, R ERA: 2.73	(1, 1) 6.2 L 27 4 4 4 5 0 0 1 0 0 0 0 72 116 5.40 1.200																
Treyver Miller, L ERA: 2.81	(7, 1) 0.1 2 1 0 0 0 0 0 0 0 0 0 0 3 4 0.00 3.000																
Travis Harper, R ERA: 4.41	(8, 1) 1.0 4 2 0 0 0 0 0 0 0 0 0 0 11 16 0.00 2.000																

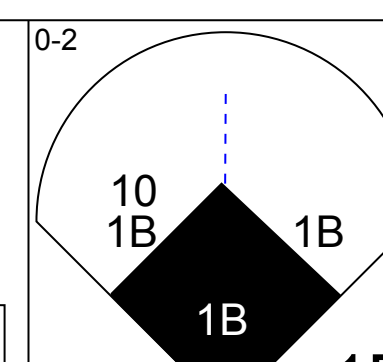
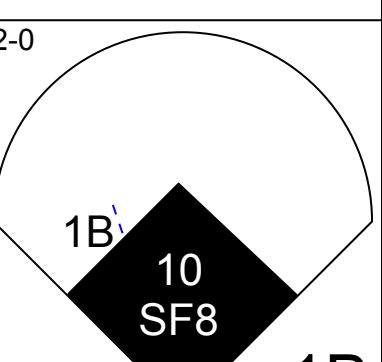
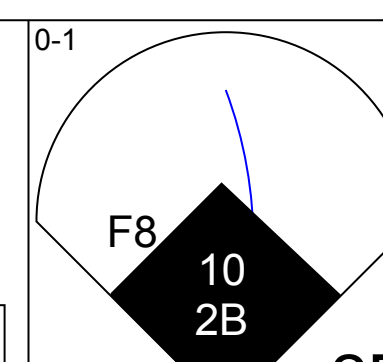
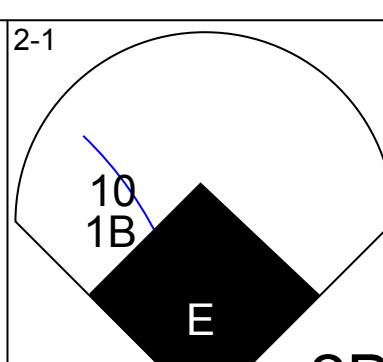
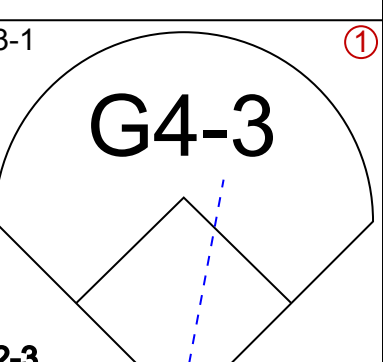
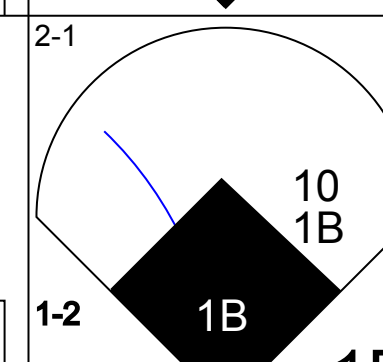
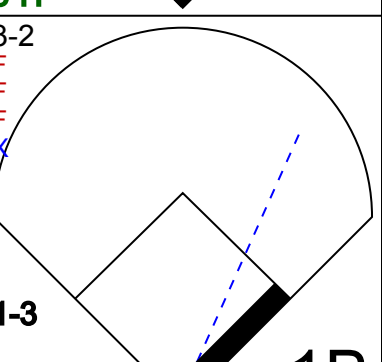
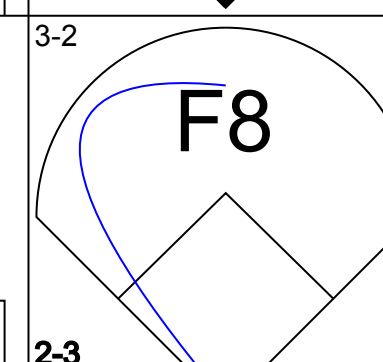
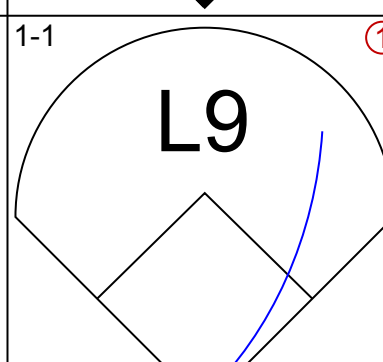
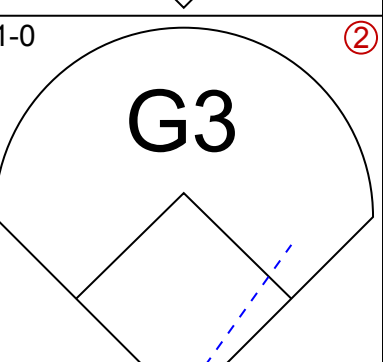
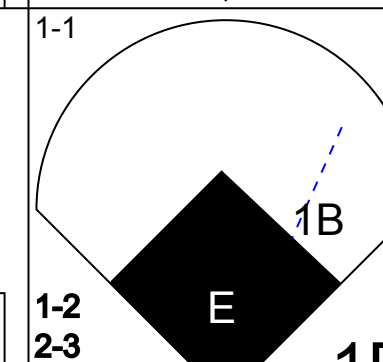
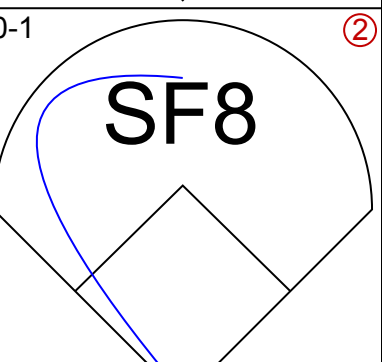
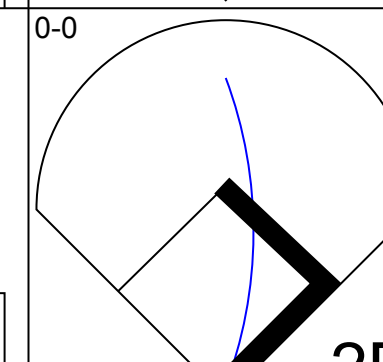
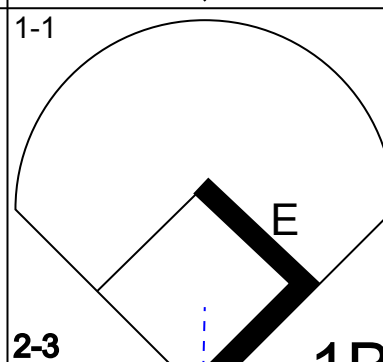
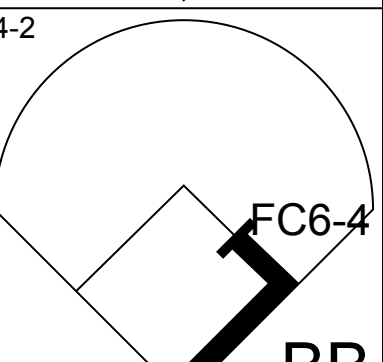
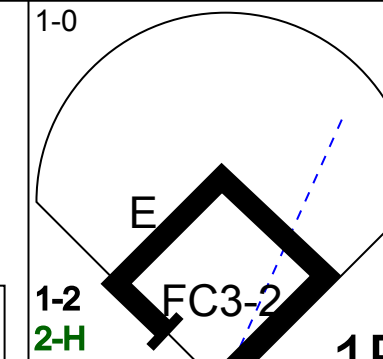
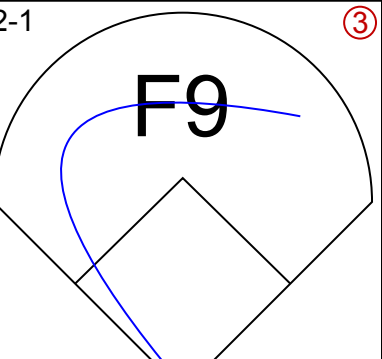
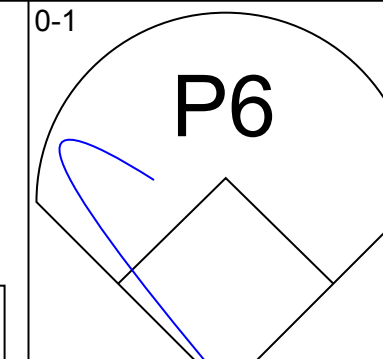
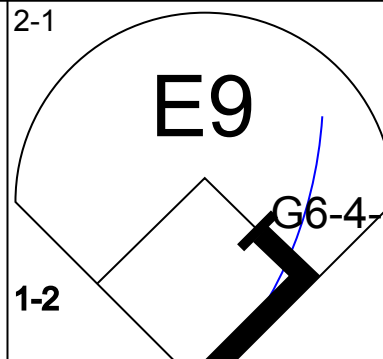
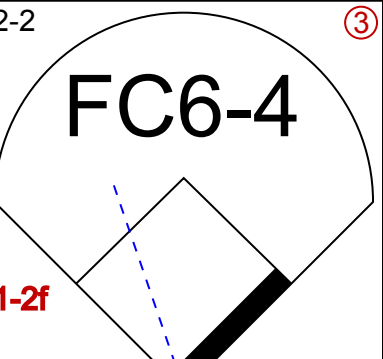
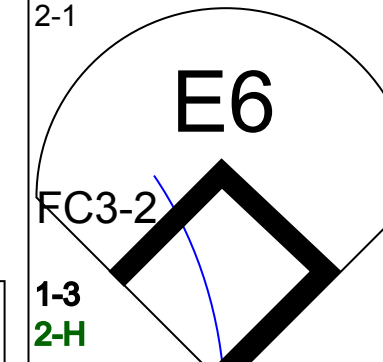

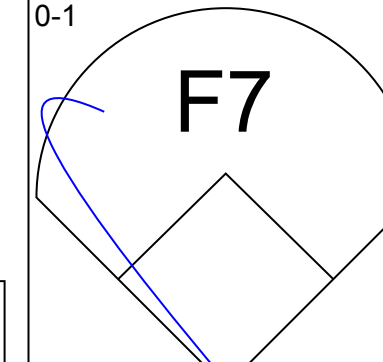
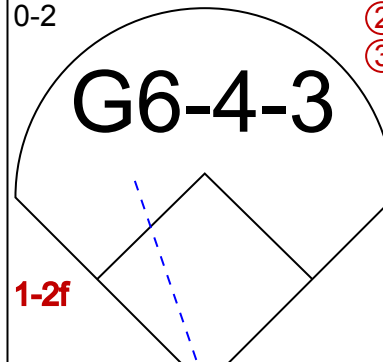

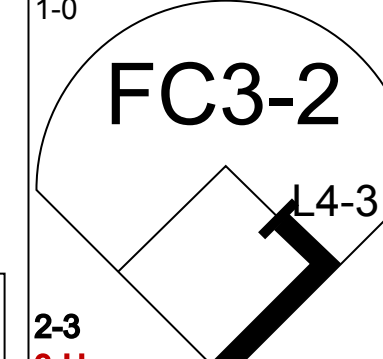
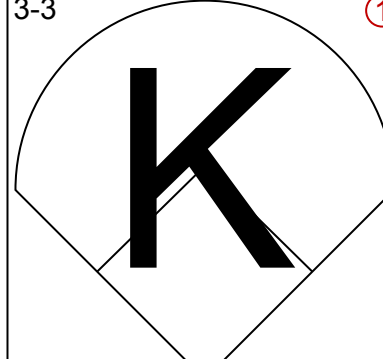


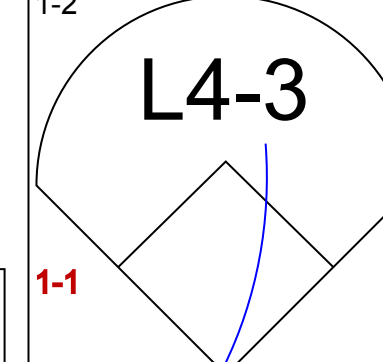
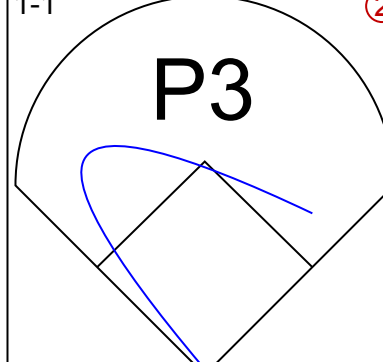
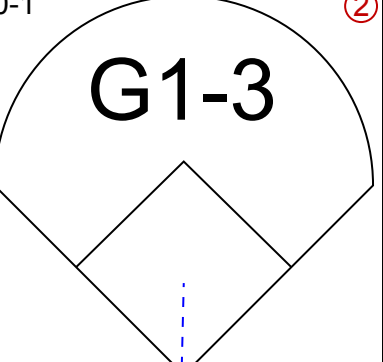
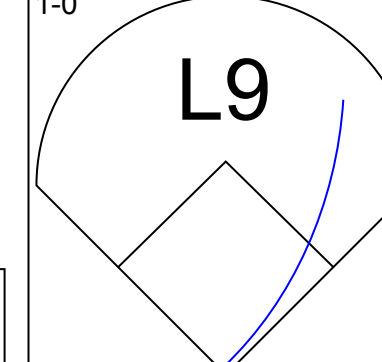

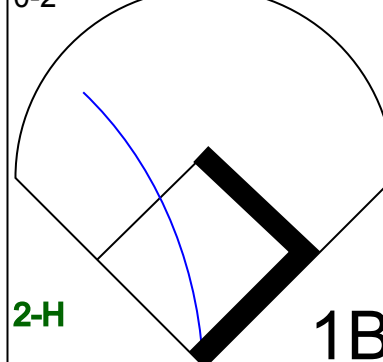
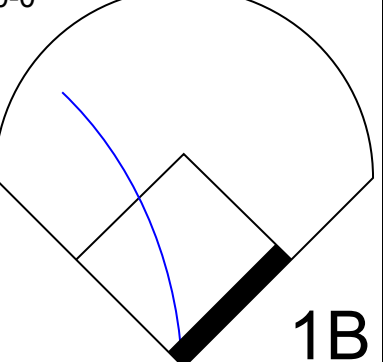
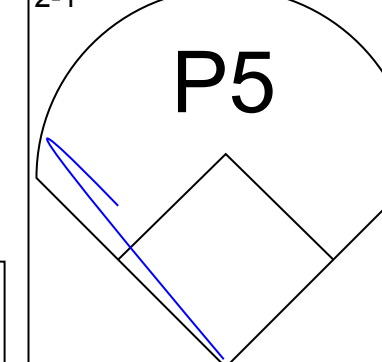

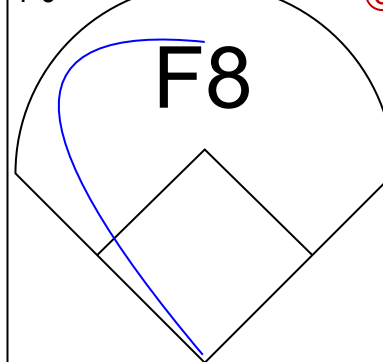
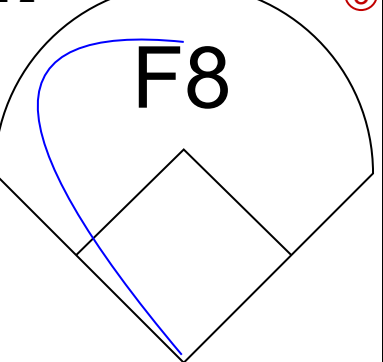

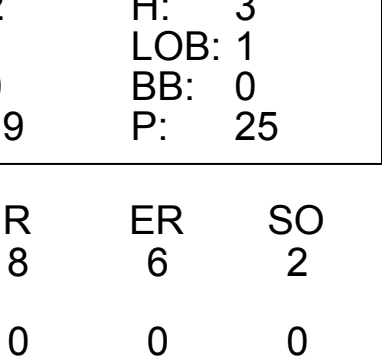
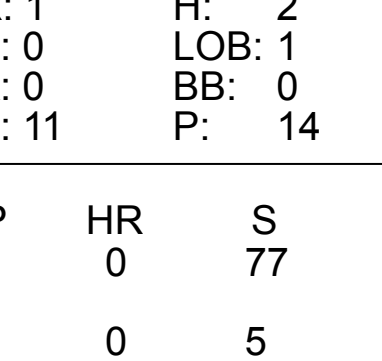
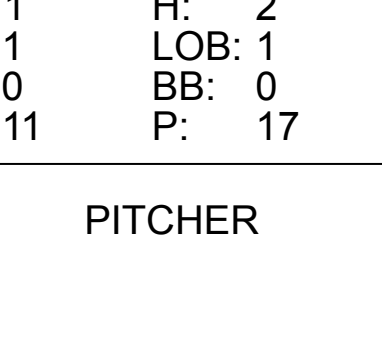
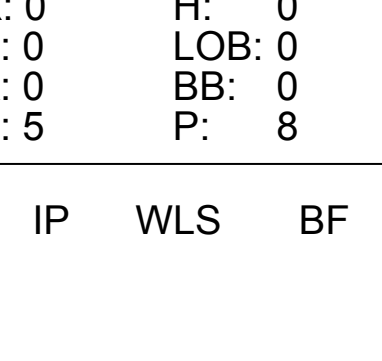






Batter	1	2	3	4	5	6	7	8	9	AB	R	H	RBI	BB	SO	LOB	TOP					
13 Carl Crawford, L OBP: 0.342, SLG: 0.443										4	0	0	0	0	1	0						
Robert Fick, L OBP: 0.285, SLG: 0.333										4	0	2	0	0	0	0						
5 Rocco Baldelli, R OBP: 0.344, SLG: 0.423										4	1	1	1	1	0	1						
Aubrey Huff, L OBP: 0.334, SLG: 0.426										4	1	2	1	0	0	1						
José Cruz Jr., S OBP: 0.373, SLG: 0.490										4	0	1	0	0	3	2						
Tino Martinez, L OBP: 0.370, SLG: 0.493										3	0	0	0	1	1	2						
Julio Lugo, R OBP: 0.333, SLG: 0.427										3	0	0	0	0	1	3						
Brook Fordyce, R OBP: 0.258, SLG: 0.276										3	0	0	0	0	0	1						
Rey Sanchez, R OBP: 0.309, SLG: 0.381										3	0	0	0	0	0	1						
<b>Inning Stats</b>	R: 0 E: 0 K: 1 S: 11	H: 0 LOB: 0 BB: 0 P: 14	R: 0 E: 0 K: 0 S: 8	H: 1 LOB: 1 BB: 0 P: 14	R: 0 E: 0 K: 0 S: 8	H: 0 LOB: 0 BB: 0 P: 11	R: 0 E: 0 K: 2 S: 12	H: 1 LOB: 1 BB: 0 P: 18	R: 0 E: 0 K: 0 S: 8	H: 0 LOB: 1 BB: 1 P: 15	R: 0 E: 0 K: 3 S: 6	H: 1 LOB: 1 BB: 0 P: 9	R: 0 E: 0 K: 3 S: 11	H: 1 LOB: 1 BB: 0 P: 13	R: 0 E: 0 K: 0 S: 7	H: 0 LOB: 0 BB: 0 P: 7	R: 2 E: 0 K: 1 S: 11	H: 2 LOB: 0 BB: 0 P: 17	1B: 3 2B: 1 3B: 0 HR: 2	SF: 0 SAC: 0 DP: 1 HBP: 0	WP: 1 PB: 0 CS: 0	PA: 33
<b>PITCHER</b>	IP	WLS	BF	H	R	ER	SO	BB	IBB	HBP	BLK	WP	HR	S	P	ERA	WHIP					
Dave Borkowski, R ERA: 2.16	(1, 1)	8.1	W	31	6	2	2	6	1	0	0	0	1	75	106	2.16	0.840					
Mike DeJean, R ERA: 6.49	(9, 1)	0.2		2	0	0	0	1	0	0	0	0	0	7	12	0.00	0.000					

Tampa Bay Devil Rays @ Baltimore Orioles  
 Oriole Park at Camden Yards, Baltimore, MD  
 Mon Jul 05 2004, 7:05 PM EDT  
 Att: 26,727 - Sunny - 84 F

AB 32  
 R 2  
 H 6  
 RBI 2  
 BB 1  
 SO 7  
 LOB 12



Batter	1	2	3	4	5	6	7	8	9	AB	R	H	RBI	BB	SO	LOB	BOTTOM					
Jerry Hairston, R OBP: 0.400, SLG: 0.434										5	4	4	1	0	0	1						
David Newhan, L OBP: 0.481, SLG: 0.667										5	1	2	0	0	0	3						
10 Miguel Tejada, R OBP: 0.366, SLG: 0.519										3	1	3	2	1	0	0						
Rafael Palmeiro, L OBP: 0.359, SLG: 0.402										4	0	1	2	0	0	3						
Luis Lopez, S OBP: 0.250, SLG: 0.282										1	0	0	0	0	0	2						
Javy Lopez, R OBP: 0.373, SLG: 0.487										4	1	1	0	0	0	4						
Larry Bigbie, L OBP: 0.325, SLG: 0.397										4	0	0	0	0	2	3						
Chad Mottola, R OBP: 0.231, SLG: 0.500										0	0	0	0	0	0	0						
Luis Matos, R OBP: 0.294, SLG: 0.367										4	0	0	0	0	0	3						
16 Tim Raines, S OBP: 0.393, SLG: 0.423										4	1	3	1	0	0	0						
Robert Machado, R OBP: 0.194, SLG: 0.229										4	0	1	0	0	0	3						
<b>Inning Stats</b>	R: 3 E: 1 K: 0 S: 14	H: 4 LOB: 1 BB: 0 P: 22	R: 2 E: 1 K: 0 S: 19	H: 3 LOB: 1 BB: 0 P: 25	R: 1 E: 0 K: 1 S: 13	H: 2 LOB: 1 BB: 0 P: 19	R: 1 E: 0 K: 0 S: 11	H: 2 LOB: 1 BB: 0 P: 14	R: 0 E: 1 K: 0 S: 11	H: 1 LOB: 1 BB: 0 P: 17	R: 0 E: 0 K: 0 S: 5	H: 0 LOB: 0 BB: 0 P: 8	R: 0 E: 0 K: 0 S: 9	H: 1 LOB: 2 BB: 1 P: 19	1B: 10 2B: 6 3B: 0 HR: 0	SF: 1 SAC: 0 DP: 2 HBP: 0	WP: 0 PB: 0 CS: 0	PA: 40				
<b>PITCHER</b>	IP	WLS	BF	H	R	ER	SO	BB	IBB	HBP	BLK	WP	HR	S	P	ERA	WHIP					
Geremi Gonzalez, R ERA: 7.02	(1, 1)	6.0	L	32	14	8	6	2	0	0	0	0	0	5	8	0.00	0.000					
Lance Carter, R ERA: 3.29	(7, 1)	1.0		3	0	0	0	0	0	0	0	0	0	5	8	0.00	0.000					
Trever Miller, L ERA: 2.7	(8, 1)	1.0		5	1	0	0	0	1	0	0	0	0	9	19	0.00	2.000					

Tampa Bay Devil Rays @ Baltimore Orioles  
 Oriole Park at Camden Yards, Baltimore, MD  
 Mon Jul 05 2004, 7:05 PM EDT  
 Att: 26,727 - Sunny - 84 F

AB 38  
 R 8  
 H 15  
 RBI 6  
 BB 1  
 SO 2  
 LOB 22





Batter	1	2	3	4	5	6	7	8	9	AB	R	H	RBI	BB	SO	LOB	TOP				
13 Carl Crawford, L (1, 7) OBP: 0.337, SLG: 0.437	P5		G3	G4-3			G1		P5	5	0	0	1	0	0	2	<b>Tampa Bay Devil Rays @ Baltimore Orioles</b> Oriole Park at Camden Yards, Baltimore, MD Tue Jul 06 2004, 7:05 PM EDT Att: 22,192 - Sunny - 92 F <a href="http://livebaseballscorecards.com">livebaseballscorecards.com</a>				
5 Rocco Baldelli, R (1, 8) OBP: 0.352, SLG: 0.433	E		F8	BB					2B	5	0	4	1	0	1	1					
Aubrey Huff, L (1, 5) OBP: 0.332, SLG: 0.421	E5		FC4-6	BB			F8		K2-3	4	0	0	0	1	1	3					
José Cruz Jr., S (1, 9) OBP: 0.375, SLG: 0.494	K		F8	BB					1B	4	0	2	0	0	1	4					
Tino Martinez, L (1, 3) OBP: 0.365, SLG: 0.485	F7		FC4-6				F8		K	4	0	0	0	0	1	5					
Julio Lugo, R (1, 6) OBP: 0.335, SLG: 0.428		F9		BB			G1-3		1B	4	1	2	0	0	0	0					
Fred McGriff, L (1, 10) OBP: 0.275, SLG: 0.349				1B			L8		1B	3	1	2	0	1	0	0					
Damian Rolls, R (8, PR) OBP: 0.254, SLG: 0.220	G5-4-3		SH1-3	1B					G6-4-3	0	0	0	0	0	0	0					
Toby Hall, R (1, 2) OBP: 0.318, SLG: 0.385	G5-4-3		G4-3	SH1-3			F8		G6-4-3	4	0	1	1	0	0	4					
Geoff Blum, S (1, 4) OBP: 0.261, SLG: 0.348			SH1-3				G4-3		F8	3	1	1	0	0	0	0					
<b>Inning Stats</b>	R: 0 E: 1 K: 1 S: 14	H: 1 LOB: 2 BB: 0 P: 18	R: 0 E: 0 K: 0 S: 5	H: 1 LOB: 0 BB: 0 P: 8	R: 1 E: 0 K: 0 S: 9	H: 2 LOB: 2 BB: 1 P: 19	R: 2 E: 0 K: 1 S: 12	H: 2 LOB: 1 BB: 1 P: 22	R: 0 E: 0 K: 0 S: 8	H: 0 LOB: 0 BB: 0 P: 10	R: 0 E: 0 K: 0 S: 11	H: 1 LOB: 1 BB: 0 P: 17	R: 0 E: 0 K: 1 S: 15	H: 3 LOB: 3 BB: 0 P: 20	R: 0 E: 0 K: 1 S: 8	H: 1 LOB: 1 BB: 0 P: 11	1B: 9 2B: 3 3B: 0 HR: 0	SF: 0 SAC: 1 DP: 2 HBP: 0	WP: 0 PB: 0 CS: 0	PA: 39	
<b>PITCHER</b>	IP	WLS	BF	H	R	ER	SO	BB	IBB	HBP	BLK	WP	HR	S	P	ERA	WHIP				
Rodrigo Lopez, R (1, 1) ERA: 3.58	6.2	L	29	8	3	3	2	2	0	0	0	0	0	65	102	4.05	1.500				
Buddy Groom, L (7, 1) ERA: 3.96	1.1		6	3	0	0	1	0	0	0	0	0	0	16	22	0.00	2.250				
Rick Bauer, R (9, 1) ERA: 6.23	1.0		4	1	0	0	1	0	0	0	0	0	0	8	11	0.00	1.000				

Batter	1	2	3	4	5	6	7	8	9	AB	R	H	RBI	BB	SO	LOB	BOTTOM				
1 Brian Roberts, S (1, 10) OBP: 0.329, SLG: 0.342	FC6-4		L5		G6-3			F7	P5	5	0	1	0	0	0	4	<b>Tampa Bay Devil Rays @ Baltimore Orioles</b> Oriole Park at Camden Yards, Baltimore, MD Tue Jul 06 2004, 7:05 PM EDT Att: 22,192 - Sunny - 92 F <a href="http://livebaseballscorecards.com">livebaseballscorecards.com</a>				
Jerry Hairston, R (1, 4) OBP: 0.397, SLG: 0.429	P4		G4-6-3				G5-3	P3		4	0	1	0	0	0	1					
10 Miguel Tejada, R (1, 6) OBP: 0.365, SLG: 0.515	FC6-4		G4-6-3				1B	G5-3		4	0	1	0	0	0	2					
Javy Lopez, R (1, 2) OBP: 0.375, SLG: 0.487					F8				G5-3	4	0	2	0	0	0	0					
Rafael Palmeiro, L (1, 3) OBP: 0.354, SLG: 0.396	F8				P2			P4	F8	4	0	0	0	0	0	4					
Luis Matos, R (1, 8) OBP: 0.294, SLG: 0.364			F7		K			G4-3	1B	3	1	0	0	0	1	2					
Chad Mottola, R (1, 7) ERA: 4.27									1B	2	0	0	0	1	0	0					
David Newhan, L (9, PH) OBP: 0.468, SLG: 0.671			FC6-4		BB			G6-3	BB	1	0	1	0	0	0	0					
Luis Lopez, S (1, 5) OBP: 0.271, SLG: 0.326			F7					G6-3	1B	4	0	2	1	0	0	1					
16 Tim Raines, S (1, 9) OBP: 0.355, SLG: 0.379			FC6-4						1B	3	0	0	0	0	1	2					
Larry Bigbie, L (9, PH) OBP: 0.328, SLG: 0.397					G1-3			K	BB	0	0	0	0	1	0	0					
<b>Inning Stats</b>	R: 0 E: 0 K: 0 S: 13	H: 2 LOB: 2 BB: 0 P: 18	R: 0 E: 0 K: 0 S: 6	H: 0 LOB: 1 BB: 1 P: 11	R: 0 E: 0 K: 0 S: 10	H: 1 LOB: 0 BB: 0 P: 15	R: 0 E: 0 K: 1 S: 10	H: 0 LOB: 0 BB: 0 P: 15	R: 0 E: 0 K: 0 S: 6	H: 2 LOB: 2 BB: 0 P: 12	R: 0 E: 0 K: 1 S: 7	H: 2 LOB: 2 BB: 0 P: 11	R: 0 E: 0 K: 0 S: 6	H: 0 LOB: 0 BB: 0 P: 9	R: 1 E: 0 K: 0 S: 12	H: 2 LOB: 3 BB: 1 P: 21	1B: 7 2B: 1 3B: 0 HR: 0	SF: 0 SAC: 0 DP: 1 HBP: 1	WP: 0 PB: 0 CS: 0	PA: 37	
<b>PITCHER</b>	IP	WLS	BF	H	R	ER	SO	BB	IBB	HBP	BLK	WP	HR	S	P	ERA	WHIP				
Mark Hendrickson, L (1, 1) ERA: 4.27	8.0	W	30	6	0	0	2	1	0	0	0	0	0	65	102	0.00	0.875				
Danys Baez, R (9, 1) ERA: 3.11	1.0	S	7	2	1	1	0	1	0	1	0	0	0	12	21	9.00	3.000				



Batter	1	2	3	4	5	6	7	8	9	AB	R	H	RBI	BB	SO	LOB	TOP								
<b>13 Carl Crawford, L</b> OBP: 0.337, SLG: 0.433	4-1 E 1B BB	0-3 K		0-3 K		1-2 F7	0-0 G6-3		1-2 E 1B 1B	5	2	1	1	1	2	2									
<b>Damian Rolls, R</b> OBP: 0.288, SLG: 0.250	1-2 BB E 5 WP 1B	2-0 1B		4-1 FC6-4 BB		2-3 K		1-3 K	1-2 E 1B 1B	5	2	3	3	1	2	1									
<b>5 Rocco Baldelli, R</b> OBP: 0.345, SLG: 0.424	3-3 K	3-3 K		0-1 FC6-4 1-2		1-0 F8		3-2 L7	1-3 E5 1B	6	1	0	0	0	2	5									
<b>Aubrey Huff, L</b> OBP: 0.341, SLG: 0.425	4-0 E BB SF7 BB		0-1 1B		3-2 F8 1B		3-2 BB BB 1B	3-1 G6-3	4-1 1B 1B BB	4	2	3	0	2	0	0									
<b>José Cruz Jr., S</b> OBP: 0.377, SLG: 0.488	4-1 E BB		2-1 P2		2-3 K		4-1 BB 2B		1-2 K	3	2	0	0	3	2	5									
<b>Julio Lugo, R</b> OBP: 0.341, SLG: 0.430	0-0 E5		3-2 BB		2-1 1B		4-1 2B BB		G5-3 1B	5	1	3	2	1	0	3									
<b>Toby Hall, R</b> OBP: 0.323, SLG: 0.389	2-1 SF7		4-1 BB		1-0 F8		1-1 SF7		1-2 1B	3	1	2	3	1	0	2									
<b>Geoff Blum, S</b> OBP: 0.263, SLG: 0.349	2-3 K		0-0 G3-6-3		0-1 G4-3		0-0 G4-3 2B		F8	5	1	1	2	1	1	10									
<b>Rey Sanchez, R</b> OBP: 0.311, SLG: 0.383		0-0 G4-3		1-1 L4		2-0 2B		0-1 G4-3	4-0 13 1B BB	4	1	1	0	1	0	1									
<b>Inning Stats</b>	R: 3 E: 2 K: 2 S: 18	H: 1 LOB: 2 BB: 3 P: 38	R: 0 E: 0 K: 2 S: 8	H: 1 LOB: 1 BB: 0 P: 13	R: 0 E: 0 K: 0 S: 9	H: 2 LOB: 2 BB: 1 P: 18	R: 0 E: 0 K: 1 S: 8	H: 0 LOB: 1 BB: 1 P: 13	R: 0 E: 0 K: 1 S: 11	H: 2 LOB: 2 BB: 0 P: 19	R: 0 E: 0 K: 1 S: 12	H: 1 LOB: 1 BB: 0 P: 18	R: 3 E: 0 K: 0 S: 13	H: 2 LOB: 1 BB: 2 P: 25	R: 0 E: 0 K: 1 S: 8	H: 0 LOB: 0 BB: 0 P: 15	R: 7 E: 1 K: 1 S: 25	H: 5 LOB: 3 BB: 4 P: 56	1B: 12 2B: 2 3B: 0 HR: 0	SF: 2 SAC: 0 DP: 1 HBP: 0	WP: 1 PB: 0 CS: 0	PA: 53			
<b>PITCHER</b>	IP	WLS	BF	H	R	ER	SO	BB	IBB	HBP	BLK	WP	HR	S	P	ERA	WHIP								
<b>John Parrish, L</b> ERA: 3.91	2.1	L	15	4	3	1	4	3	0	0	0	1	0	33	63	3.86	3.000								
<b>Eddy Rodriguez, R</b> ERA: 2.22	3.2		16	4	1	1	3	2	0	0	0	0	0	38	64	2.46	1.636								
<b>Mike DeJean, R</b> ERA: 6.63	2.0		9	1	2	2	1	2	0	0	0	0	0	16	32	9.00	1.500								
<b>Jason Grimsley, R</b> ERA: 5.34	0.1		7	3	6	4	0	3	0	0	0	0	0	12	29	108.00	18.000								
<b>Rick Bauer, R</b> ERA: 6.11	0.2		6	2	1	0	1	1	0	0	0	0	0	13	27	0.00	4.500								

Tampa Bay Devil Rays @ Baltimore Orioles  
 Oriole Park at Camden Yards, Baltimore, MD  
 Wed Jul 07 2004, 7:05 PM EDT  
 Att: 28,081 - Unknown - 80 F

AB 40  
 R 13  
 H 14  
 RBI 11  
 BB 11  
 SO 9  
 LOB 29



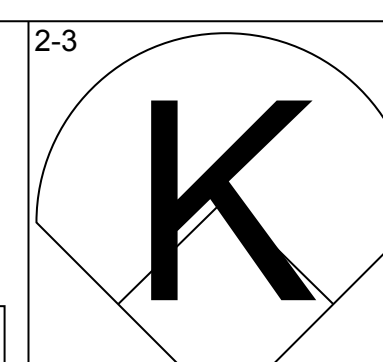
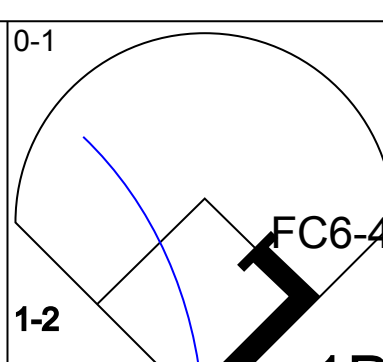
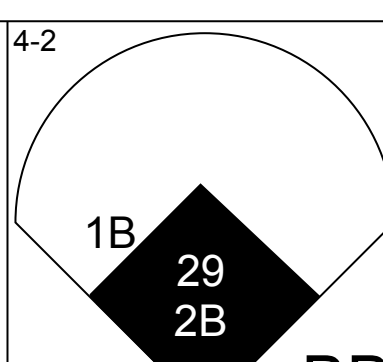
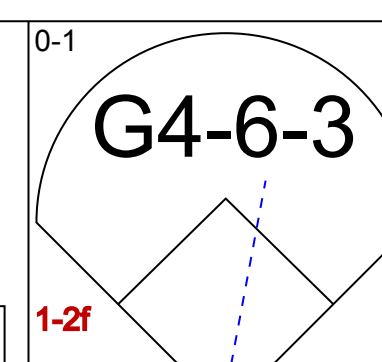
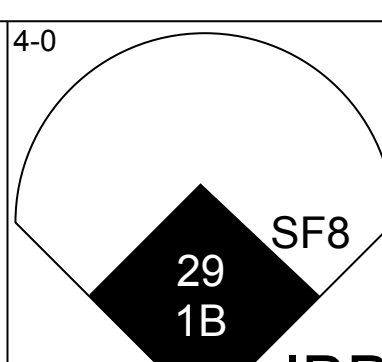
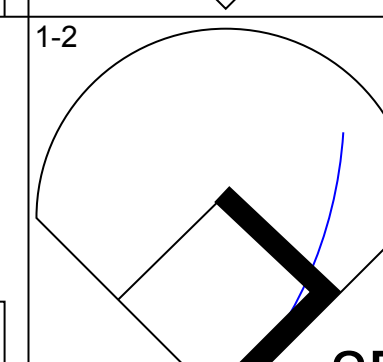
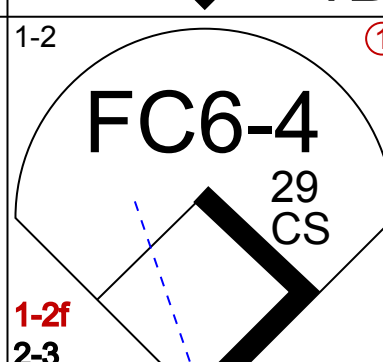
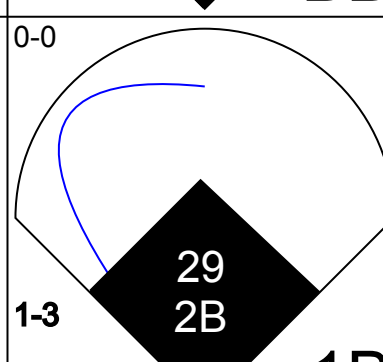
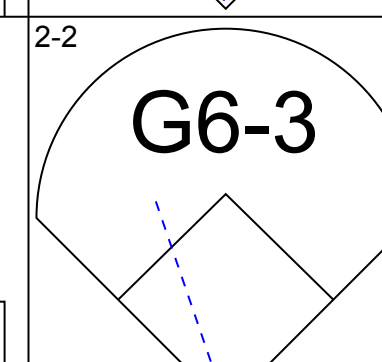
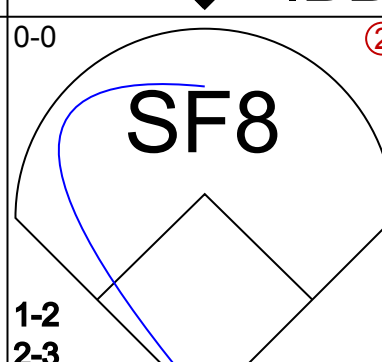
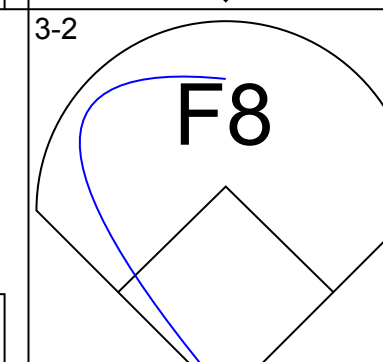
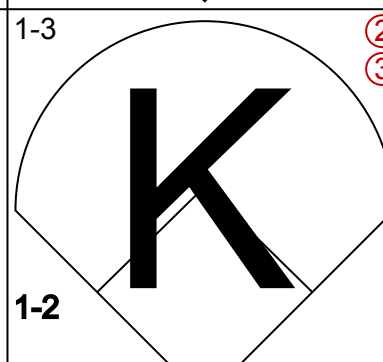
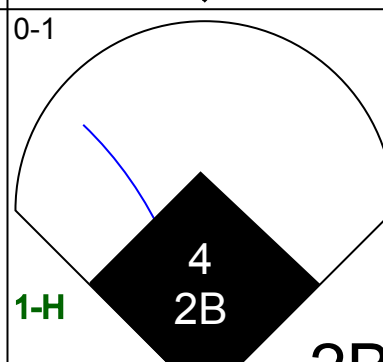
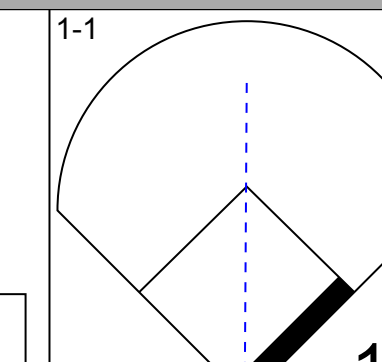
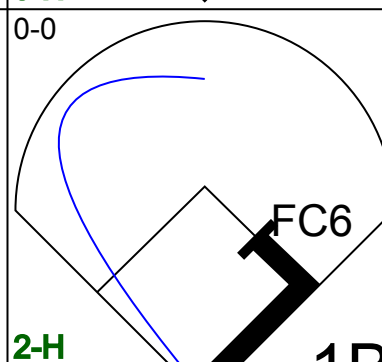
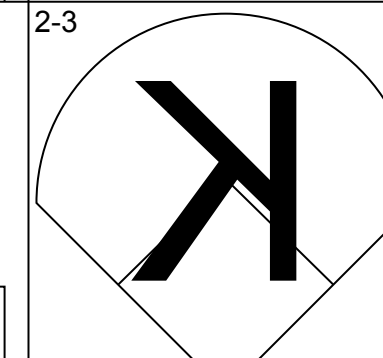
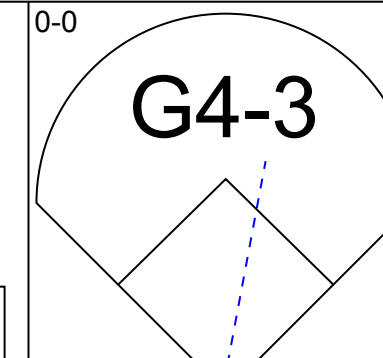
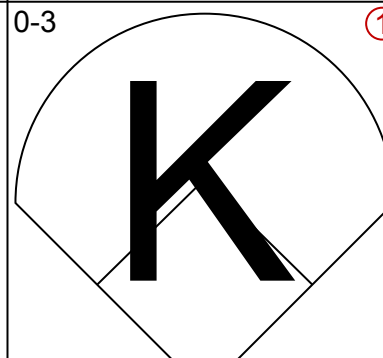
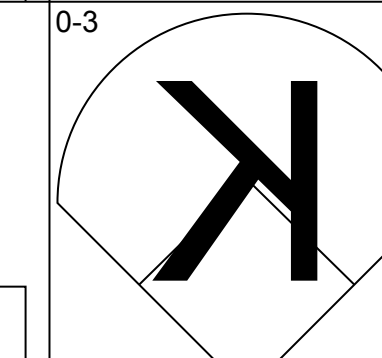
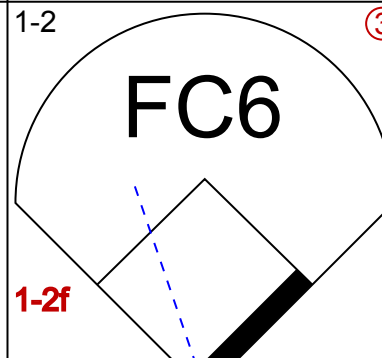
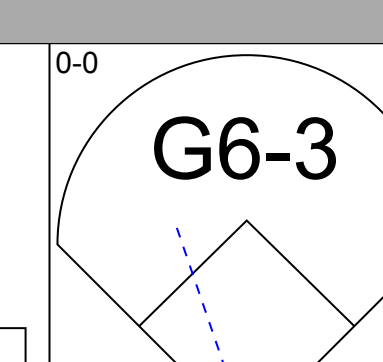
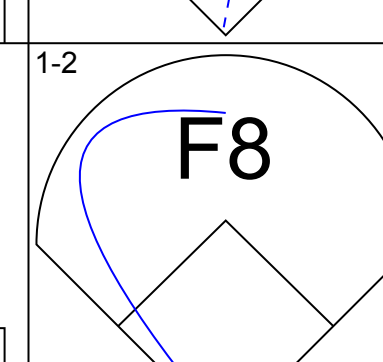
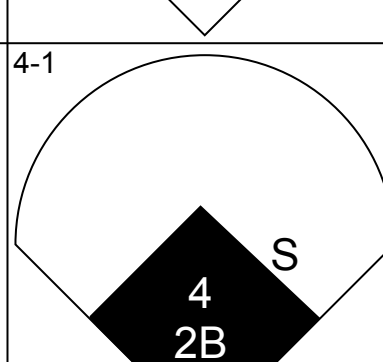
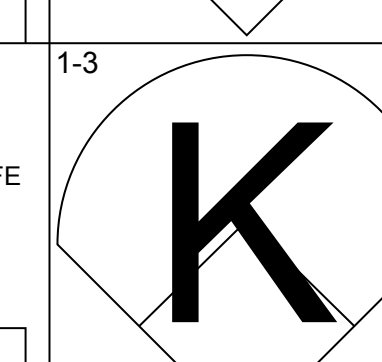
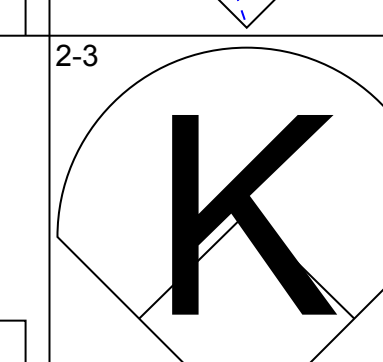
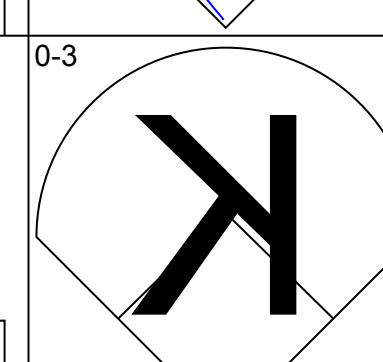
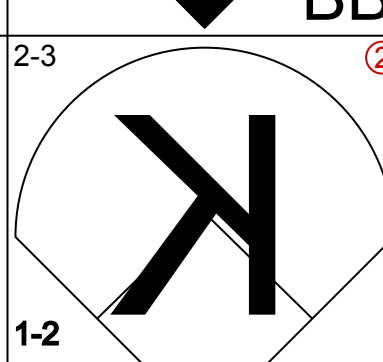
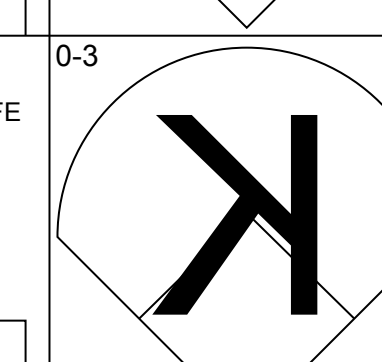
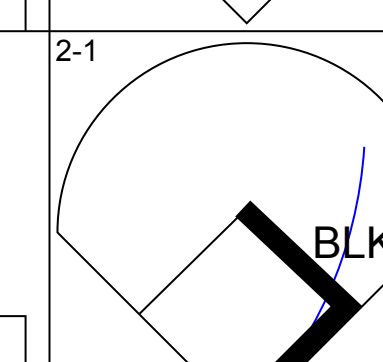
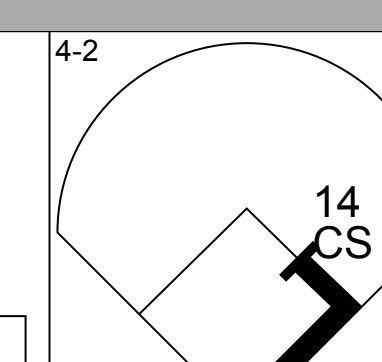
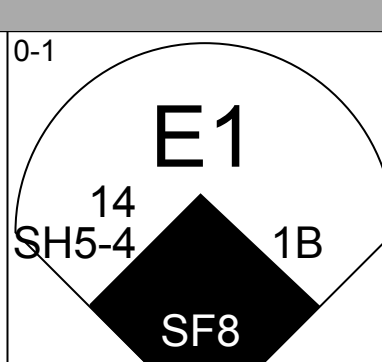
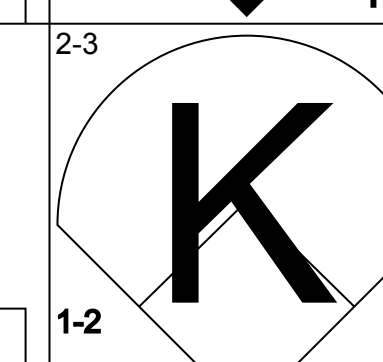
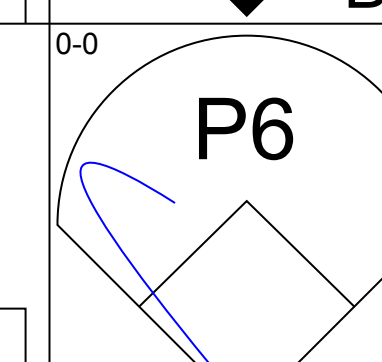
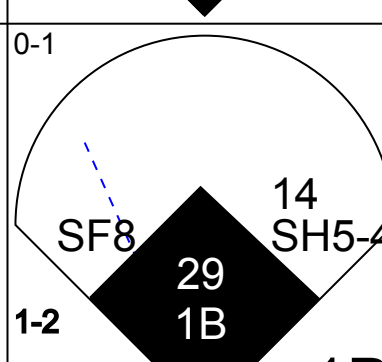
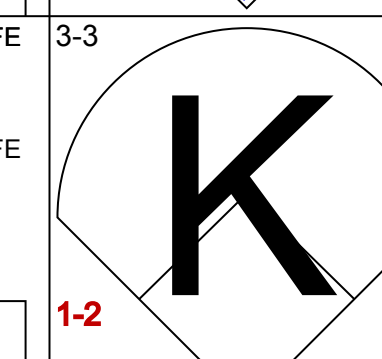
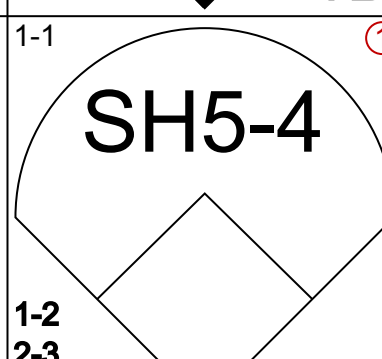
Batter	1	2	3	4	5	6	7	8	9	AB	R	H	RBI	BB	SO	LOB	BOTTOM								
<b>1 Brian Roberts, S</b> OBP: 0.331, SLG: 0.350	2-1 F8 2B		3-2 2B			3-2 G4-3		3-3 K		4	0	2	0	0	1	2									
<b>David Newhan, L</b> OBP: 0.457, SLG: 0.662	0-0 F8		0-0 G3			1-1 G3-1			2-2 16 1B 2B	4	1	1	0	0	0	2									
<b>10 Miguel Tejada, R</b> OBP: 0.362, SLG: 0.511	2-2 K			1-1 G5-3			0-1 G4-3		1-2 HR 1B	3	0	0	0	0	1	1									
<b>16 Tim Lincecum, S</b> OBP: 0.375, SLG: 0.400									2-H HR 1B	1	1	1	1	0	0	0									
<b>Rafael Palmeiro, L</b> OBP: 0.353, SLG: 0.405	1-1 F8			1-3 K			1-0 F7		0-0 HR	4	1	1	2	0	1	1									
<b>Javy Lopez, R</b> OBP: 0.370, SLG: 0.481		2-2 F9		3-2 G6-3			2-3 K		1-1 G6-3	4	0	0	0	0	1	0									
<b>Larry Bigbie, L</b> OBP: 0.327, SLG: 0.393		0-1 G4-3			1-0 G4-3			4-2 1B BB	0-3 K	3	0	0	0	1	1	0									
<b>Jerry Hairston, R</b> OBP: 0.399, SLG: 0.428		3-2 P6			1-2 F8			2-1 1B	4-1 DI BB	3	0	1	0	1	0	0									
<b>Luis Matos, R</b> OBP: 0.290, SLG: 0.359			2-3 K		2-1 L5			2-2 K	2-3 K	4	0	0	0	0	3	3									
<b>Robert Machado, R</b> OBP: 0.184, SLG: 0.216			1-1 G6-3			0-1 G5-3		0-3 K		2	0	0	0	0	0	0									
<b>Luis Lopez, S</b> OBP: 0.265, SLG: 0.318										1	0	0	0	0	1	2									
<b>Ken Huckaby, R</b> OBP: 0.250, SLG: 0.200										0	0	0	0	0	0	0									
<b>Inning Stats</b>	R: 0 E: 0 K: 1 S: 9	H: 1 LOB: 0 BB: 0 P: 14	R: 0 E: 0 K: 0 S: 8	H: 0 LOB: 0 BB: 0 P: 13	R: 0 E: 0 K: 1 S: 9	H: 1 LOB: 0 BB: 0 P: 15	R: 0 E: 0 K: 1 S: 8	H: 0 LOB: 0 BB: 0 P: 13	R: 0 E: 0 K: 0 S: 8	H: 0 LOB: 0 BB: 0 P: 12	R: 0 E: 0 K: 0 S: 8	H: 0 LOB: 0 BB: 0 P: 12	R: 0 E: 0 K: 1 S: 6	H: 0 LOB: 0 BB: 0 P: 9	R: 0 E: 0 K: 3 S: 17	H: 1 LOB: 2 BB: 1 P: 28	R: 3 E: 0 K: 2 S: 16	H: 3 LOB: 1 BB: 1 P: 26	1B: 2 2B: 3 3B: 0 HR: 1	SF: 0 SAC: 0 DP: 0 HBP: 0	WP: 0 PB: 0 CS: 0	PA: 35			
<b>PITCHER</b>	IP	WLS	BF	H	R	ER	SO	BB	IBB	HBP	BLK	WP	HR	S	P	ERA	WHIP								
<b>Rob Bell, R</b> ERA: 4.5	7.0	W	24	2	0	0	4	1	0	0	0	0	0	60	96	0.00	0.429								
<b>Jesus Colome, R</b> ERA: 0.95	1.0		4	1	0	0	3	0	0	0	0	0	0	13	20	0.00	1.000								
<b>Jorge Sosa, R</b> ERA: 6.06	1.0		7	3	3	3	2	1	0	0	0	0	1	16	26	27.00	4.000								

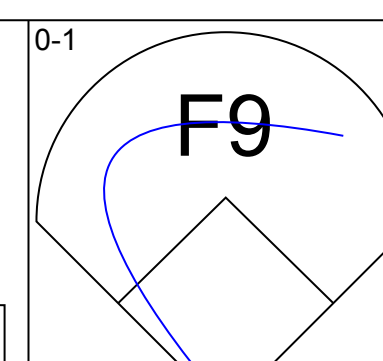
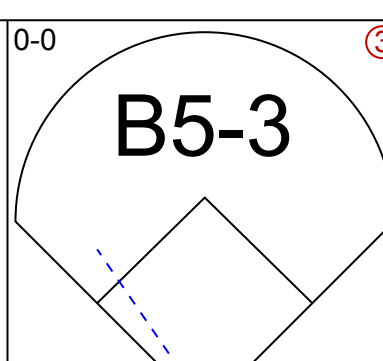
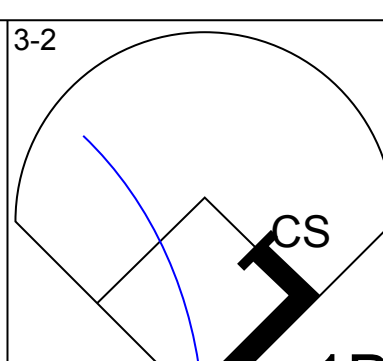
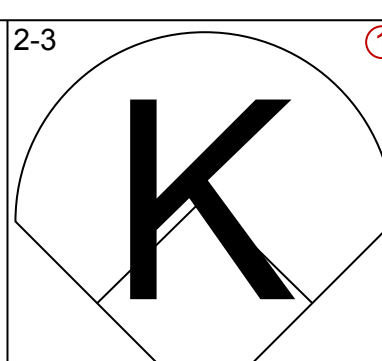
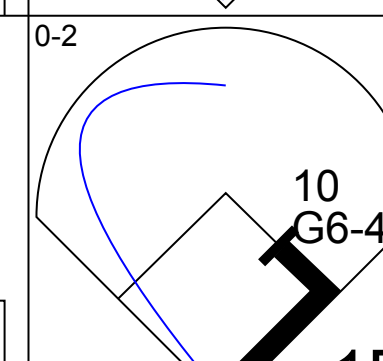
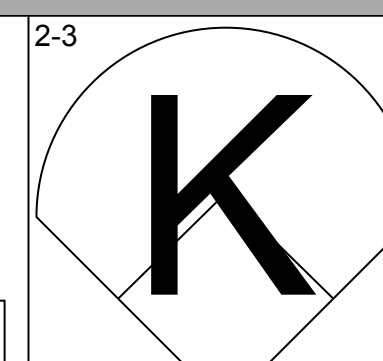
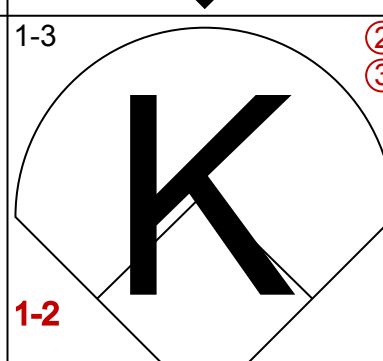
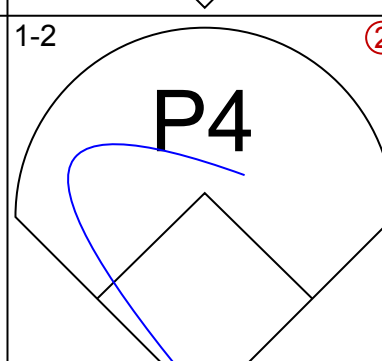
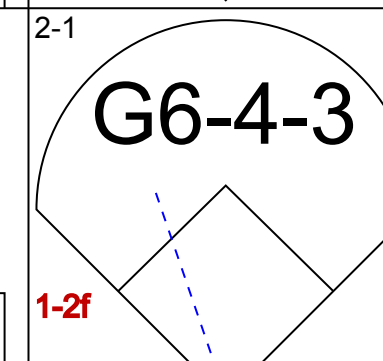
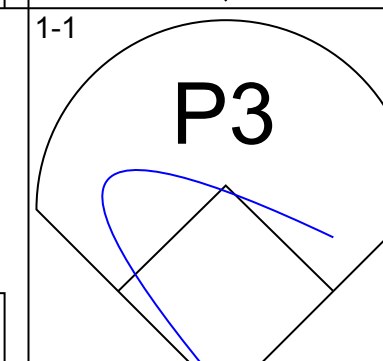
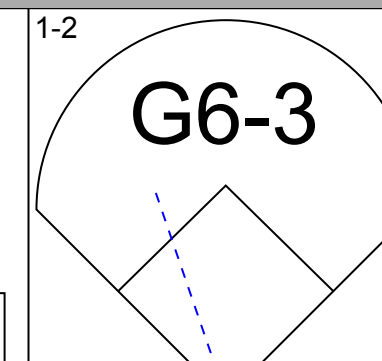
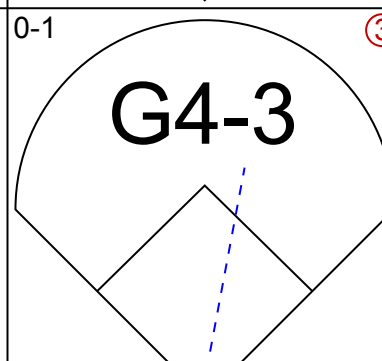
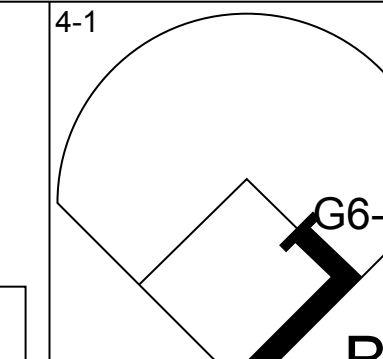
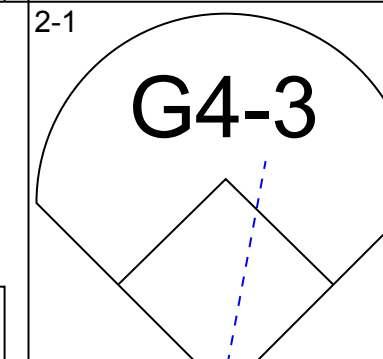
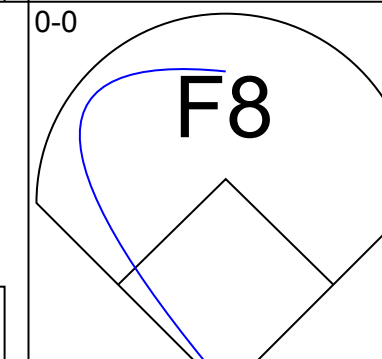
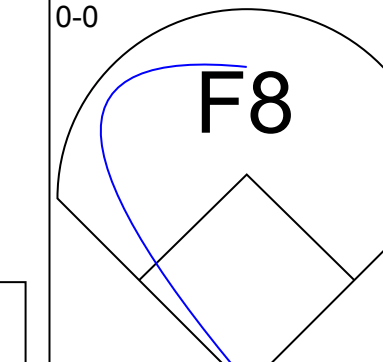
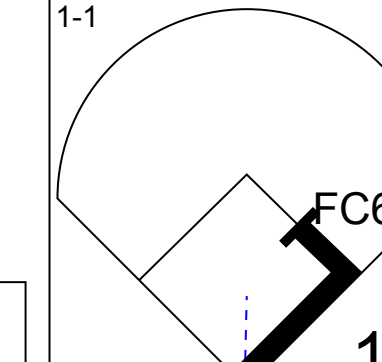
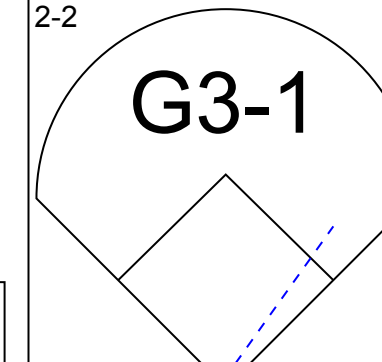
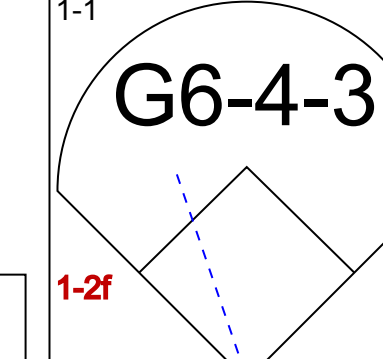
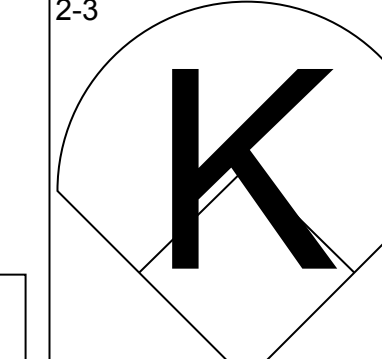
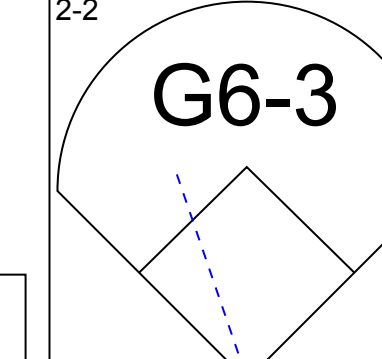
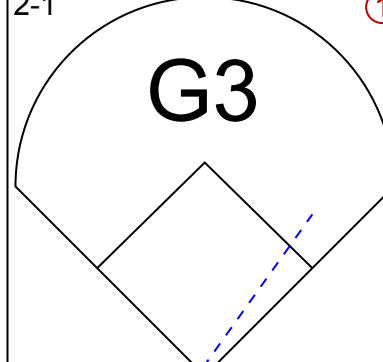
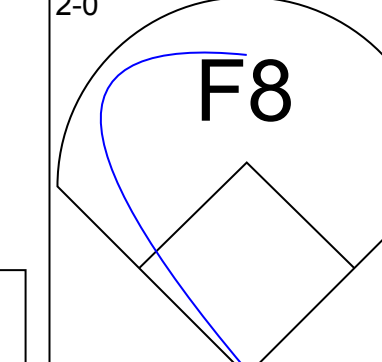
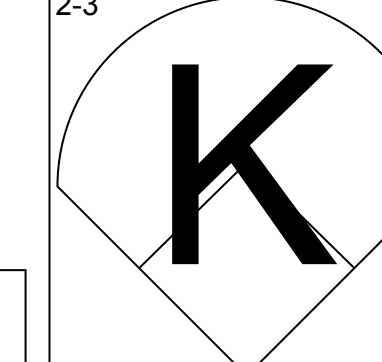
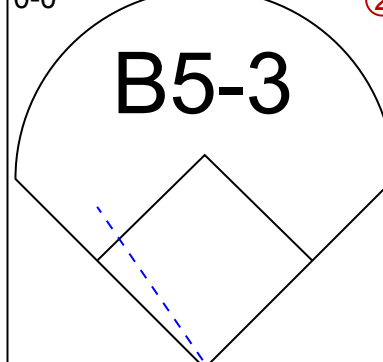
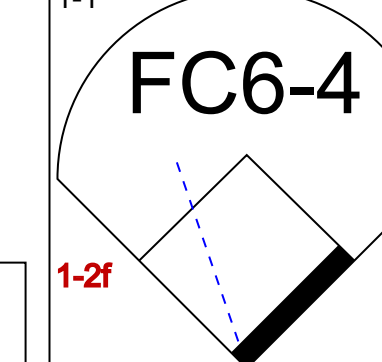
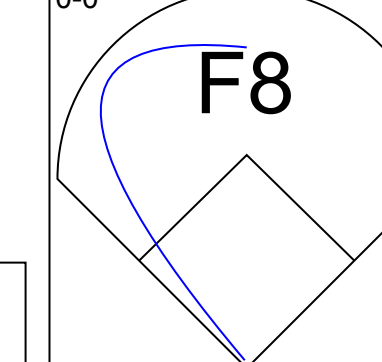
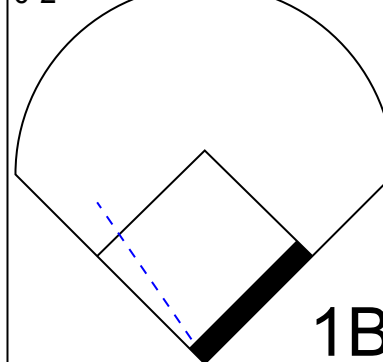
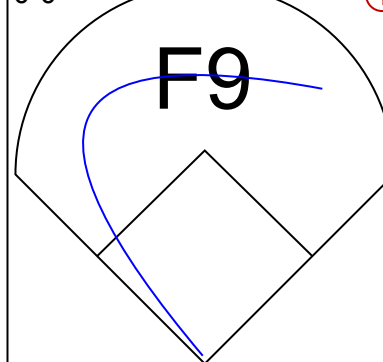
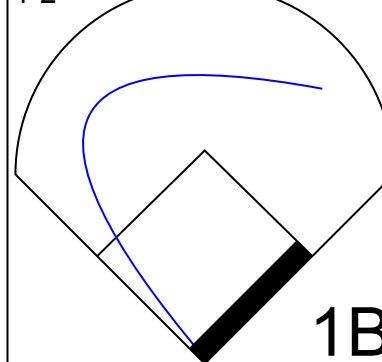
Tampa Bay Devil Rays @ Baltimore Orioles  
 Oriole Park at Camden Yards, Baltimore, MD  
 Wed Jul 07 2004, 7:05 PM EDT  
 Att: 28,081 - Unknown - 80 F

AB 33  
 R 3  
 H 6  
 RBI 3  
 BB 2  
 SO 9  
 LOB 11





Batter	1	2	3	4	5	6	7	8	9	AB R H RBI BB SO LOB	TOP											
<b>Desi Relaford, S</b> (1, 5) OBP: 0.288, SLG: 0.259			 1B							3 2 1 0 2 1 1	<b>Kansas City Royals @ Baltimore Orioles</b> Oriole Park at Camden Yards, Baltimore, MD Fri Jul 09 2004, 7:35 PM EDT Att: 43,947 - Sunny - 90 F <a href="http://livebaseballscorecards.com">livebaseballscorecards.com</a>											
<b>Tony Graffanino, R</b> (1, 4) OBP: 0.328, SLG: 0.333			 1-2							4 1 2 1 0 0 2												
<b>29 Mike Sweeney, R</b> (1, 3) OBP: 0.330, SLG: 0.458			 1-2							5 1 3 4 0 1 3												
<b>Ken Harvey, R</b> (1, 10) OBP: 0.359, SLG: 0.460										5 0 0 0 0 3 4												
<b>Ruben Mateo, R</b> (1, 8) OBP: 0.300, SLG: 0.396										3 1 0 0 1 1 1												
<b>Matt Stairs, L</b> (1, 9) OBP: 0.309, SLG: 0.444										2 0 0 0 0 2 0												
<b>Damian Jackson, R</b> (6, PH) OBP: 0.161, SLG: 0.214										2 0 0 0 0 2 3												
<b>4 Angel Berroa, R</b> (1, 6) OBP: 0.272, SLG: 0.370										3 1 2 2 1 0 0												
<b>Dee Brown, L</b> (1, 7) OBP: 0.311, SLG: 0.286										4 1 1 0 0 1 3												
<b>14 John Buck, R</b> (1, 2) OBP: 0.188, SLG: 0.161										3 0 2 0 0 1 1												
<b>Inning Stats</b>	R: 0 E: 0 K: 2 S: 13	H: 1 LOB: 1 BB: 0 P: 21	R: 0 E: 0 K: 2 S: 11	H: 1 LOB: 1 BB: 0 P: 17	R: 0 E: 0 K: 1 S: 10	H: 2 LOB: 1 BB: 0 P: 13	R: 0 E: 0 K: 1 S: 9	H: 0 LOB: 0 BB: 0 P: 10	R: 0 E: 0 K: 1 S: 8	H: 0 LOB: 1 BB: 1 P: 15	R: 4 E: 0 K: 2 S: 16	H: 3 LOB: 1 BB: 2 P: 29	R: 0 E: 0 K: 0 S: 8	H: 1 LOB: 0 BB: 0 P: 12	R: 0 E: 0 K: 3 S: 14	H: 1 LOB: 1 BB: 0 P: 16	R: 3 E: 1 K: 0 S: 11	H: 2 LOB: 1 BB: 1 P: 17	1B: 8 2B: 4 3B: 0 HR: 0	SF: 1 SAC: 1 DP: 2 HBP: 0	WP: 0 PB: 0 SB: 1 CS: 3	PA: 40
<b>PITCHER</b>	IP WLS BF H R ER SO BB IBB HBP BLK WP HR S P ERA WHIP											IP WLS BF H R ER SO BB IBB HBP BLK WP HR S P ERA WHIP										
<b>45 Erik Bedard, L</b> (1, 1) ERA: 4.01	6.0 L 26 7 4 4 9 3 0 0 0 0 0 67 105 6.00 1.667																					
<b>Dave Borkowski, R</b> (7, 1) ERA: 1.59	3.0 14 4 3 0 3 0 1 0 0 0 0 33 45 0.00 1.333																					

Batter	1	2	3	4	5	6	7	8	9	AB R H RBI BB SO LOB	BOTTOM											
<b>1 Brian Roberts, S</b> (1, 4) OBP: 0.330, SLG: 0.348										4 0 1 0 0 1 2	<b>Kansas City Royals @ Baltimore Orioles</b> Oriole Park at Camden Yards, Baltimore, MD Fri Jul 09 2004, 7:35 PM EDT Att: 43,947 - Sunny - 90 F <a href="http://livebaseballscorecards.com">livebaseballscorecards.com</a>											
<b>Jerry Hairston, R</b> (1, 9) OBP: 0.396, SLG: 0.424										4 0 1 0 0 2 2												
<b>10 Miguel Tejada, R</b> (1, 6) OBP: 0.358, SLG: 0.504										4 0 0 0 0 0 2												
<b>Javy Lopez, R</b> (1, 2) OBP: 0.370, SLG: 0.478										2 0 0 0 1 0 0												
<b>Rafael Palmeiro, L</b> (1, 3) OBP: 0.353, SLG: 0.404										3 0 1 0 0 0 1												
<b>Jose Leon, R</b> (1, 5) OBP: 0.160, SLG: 0.250										3 0 0 0 0 1 2												
<b>Larry Bigbie, L</b> (1, 7) OBP: 0.323, SLG: 0.388										3 0 0 0 0 1 1												
<b>Luis Matos, R</b> (1, 8) OBP: 0.287, SLG: 0.355										3 0 0 0 0 0 1												
<b>David Newhan, L</b> (1, 10) OBP: 0.464, SLG: 0.662										3 0 2 0 0 0 0												
<b>Inning Stats</b>	R: 0 E: 0 K: 0 S: 8	H: 1 LOB: 0 BB: 0 P: 10	R: 0 E: 0 K: 0 S: 4	H: 0 LOB: 0 BB: 1 P: 9	R: 0 E: 0 K: 0 S: 7	H: 1 LOB: 1 BB: 0 P: 9	R: 0 E: 0 K: 1 S: 8	H: 0 LOB: 0 BB: 0 P: 13	R: 0 E: 0 K: 1 S: 8	H: 1 LOB: 0 BB: 0 P: 14		R: 0 E: 0 K: 1 S: 7	H: 1 LOB: 0 BB: 0 P: 11	R: 0 E: 0 K: 0 S: 9	H: 0 LOB: 0 BB: 0 P: 12	R: 0 E: 0 K: 1 S: 8	H: 0 LOB: 0 BB: 0 P: 12	R: 0 E: 0 K: 1 S: 12	H: 1 LOB: 1 BB: 0 P: 16	1B: 5 2B: 0 3B: 0 HR: 0	SF: 0 SAC: 0 DP: 2 HBP: 0	WP: 0 PB: 0 SB: 0 CS: 1
<b>PITCHER</b>	IP WLS BF H R ER SO BB IBB HBP BLK WP HR S P ERA WHIP											IP WLS BF H R ER SO BB IBB HBP BLK WP HR S P ERA WHIP										
<b>Darrell May, L</b> (1, 1) ERA: 5.24	9.0 W 30 5 0 0 5 1 0 0 0 0 0 71 106 0.00 0.667																					








Batter	1	2	3	4	5	6	7	8	9	AB	R	H	RBI	BB	SO	LOB	TOP											
<b>Desi Relaford, S</b> OBP: 0.279, SLG: 0.255	B3		29 1B		F9	F9	K		K	6	1	1	0	0	2	5	<b>Kansas City Royals @ Baltimore Orioles</b> Oriole Park at Camden Yards, Baltimore, MD Sun Jul 11 2004, 1:35 PM EDT Att: 31,042 - Unknown - 90 F <a href="http://livebaseballscorecards.com">livebaseballscorecards.com</a>											
<b>Tony Graffanino, R</b> OBP: 0.322, SLG: 0.329	F9		G5-3		F9	F7	HBP 29 E		1B	6	0	2	1	0	0	3												
<b>29 Mike Sweeney, R</b> OBP: 0.335, SLG: 0.490	HR		2B		1B		HR		K	6	3	4	3	0	1	2												
<b>Matt Stairs, L</b> OBP: 0.322, SLG: 0.468	1B		1B		L4		HR		K	4	1	3	2	0	0	1												
<b>Ruben Mateo, R</b> OBP: 0.297, SLG: 0.386			2B				HR		K	1	0	0	0	0	1	1												
<b>Ken Harvey, R</b> OBP: 0.393, SLG: 0.452	K		G1-3							5	0	0	0	0	1	5												
<b>Dee Brown, L</b> OBP: 0.318, SLG: 0.313										5	2	3	0	0	0	0												
<b>Damian Jackson, R</b> OBP: 0.161, SLG: 0.214										0	0	0	0	0	0	0												
<b>4 Angel Berroa, R</b> OBP: 0.275, SLG: 0.368	G6-3				FC6-5	1B			G5-3	4	2	2	1	1	1	1												
<b>9 David DeJesus, L</b> OBP: 0.253, SLG: 0.179	G5-3				FC6-5					4	1	1	1	1	0	2												
<b>14 John Buck, R</b> OBP: 0.250, SLG: 0.216			K		G6-3				G6-3	4	1	1	0	1	1	2												
<b>Inning Stats</b>	R: 1 E: 0 K: 1 S: 12	H: 2 LOB: 1 BB: 0 P: 17	R: 0 E: 0 K: 0 S: 4	H: 0 LOB: 0 BB: 0 P: 7	R: 2 E: 0 K: 1 S: 15	H: 3 LOB: 1 BB: 0 P: 24	R: 0 E: 0 K: 1 S: 9	H: 1 LOB: 1 BB: 0 P: 10	R: 0 E: 0 K: 0 S: 9	H: 1 LOB: 2 BB: 1 P: 15	R: 2 E: 0 K: 0 S: 14	H: 3 LOB: 2 BB: 1 P: 24	R: 5 E: 1 K: 1 S: 26	H: 6 LOB: 3 BB: 1 P: 45	R: 0 E: 0 K: 0 S: 5	H: 0 LOB: 1 BB: 1 P: 11	R: 0 E: 0 K: 3 S: 13	H: 1 LOB: 1 BB: 0 P: 16	1B: 10 2B: 4 3B: 0 HR: 3	SF: 0 SAC: 0 DP: 0 HBP: 1	WP: 0 PA: 49 PB: 0 SB: 1 CS: 0							
<b>PITCHER</b>	IP	WLS	BF	H	R	ER	SO	BB	IBB	HBP	BLK	WP	HR	S	P	ERA	WHIP											
<b>Rodrigo Lopez, R</b> ERA: 3.89	(1, 1)	5.1	L	26	10	5	5	3	0	0	0	0	0	1	57	85	8.44	1.875										
<b>Eddy Rodriguez, R</b> ERA: 2.52	(6, 1)	0.2	4	1	1	1	0	1	0	0	0	0	0	1	9	16	13.50	3.000										
<b>Buddy Groom, L</b> ERA: 4.91	(7, 1)	0.2	7	4	2	2	1	1	0	0	1	0	1	19	31	27.00	7.500											
<b>Mike DeJean, R</b> ERA: 6.57	(7, 1)	0.1	4	1	3	1	0	0	0	0	1	0	0	4	10	27.00	3.000											
<b>John Parrish, L</b> ERA: 3.75	(8, 1)	2.0	8	1	0	0	3	1	0	0	0	0	0	18	27	0.00	1.000											
<b>Batter</b>	<b>1</b>	<b>2</b>	<b>3</b>	<b>4</b>	<b>5</b>	<b>6</b>	<b>7</b>	<b>8</b>	<b>9</b>	<b>AB</b>	<b>R</b>	<b>H</b>	<b>RBI</b>	<b>BB</b>	<b>SO</b>	<b>LOB</b>	<b>BOTTOM</b>											
<b>1 Brian Roberts, S</b> OBP: 0.326, SLG: 0.345	K		FC5-4 2B 10 G4-3		G6-3			K	P4	5	1	0	0	0	2	2	<b>Kansas City Royals @ Baltimore Orioles</b> Oriole Park at Camden Yards, Baltimore, MD Sun Jul 11 2004, 1:35 PM EDT Att: 31,042 - Unknown - 90 F <a href="http://livebaseballscorecards.com">livebaseballscorecards.com</a>											
<b>David Newhan, L</b> OBP: 0.478, SLG: 0.659	F9		10 G4-3		G4-3			10 1B	10 PB	4	2	2	1	1	0	0												
<b>10 Miguel Tejada, R</b> OBP: 0.358, SLG: 0.506	L5		G4-3		G5-3			HR	1B	5	1	2	2	0	0	1												
<b>Javy Lopez, R</b> OBP: 0.375, SLG: 0.488	1B		G6-3		G4-3			HR	P3	5	1	2	3	0	0	2												
<b>Rafael Palmeiro, L</b> OBP: 0.356, SLG: 0.415	L9				P6			FC6-4 1B		3	0	1	0	1	0	1												
<b>Jerry Hairston, R</b> OBP: 0.390, SLG: 0.422	1B				P5			FC6-4		4	1	2	0	0	0	2												
<b>Jose Leon, R</b> OBP: 0.172, SLG: 0.250	F8				P5			K		4	0	1	1	0	1	3												
<b>Luis Matos, R</b> OBP: 0.284, SLG: 0.349	L5				L3			G5-3		4	0	0	0	0	0	2												
<b>Ken Huckaby, R</b> OBP: 0.281, SLG: 0.276			1 FC5-4		F7			1B	2B	4	1	2	0	0	0	0												
<b>Inning Stats</b>	R: 0 E: 0 K: 1 S: 7	H: 0 LOB: 0 BB: 0 P: 11	R: 0 E: 0 K: 0 S: 9	H: 2 LOB: 2 BB: 0 P: 13	R: 1 E: 0 K: 0 S: 8	H: 2 LOB: 1 BB: 0 P: 12	R: 1 E: 0 K: 0 S: 11	H: 2 LOB: 0 BB: 0 P: 16	R: 0 E: 0 K: 0 S: 5	H: 0 LOB: 0 BB: 0 P: 5	R: 0 E: 0 K: 0 S: 10	H: 0 LOB: 1 BB: 1 P: 20	R: 0 E: 0 K: 0 S: 5	H: 0 LOB: 0 BB: 0 P: 8	R: 3 E: 0 K: 2 S: 17	H: 3 LOB: 1 BB: 1 P: 25		R: 2 E: 0 K: 0 S: 24	H: 3 LOB: 1 BB: 0 P: 34	1B: 7 2B: 4 3B: 0 HR: 1	SF: 0 SAC: 0 DP: 0 HBP: 0	WP: 0 PA: 40 PB: 1 SB: 0 CS: 0						
<b>PITCHER</b>	IP	WLS	BF	H	R	ER	SO	BB	IBB	HBP	BLK	WP	HR	S	P	ERA	WHIP											
<b>41 Jimmy Gobble, L</b> ERA: 5.14	(1, 1)	6.0	W	24	6	2	2	1	0	0	0	0	0	0	50	77	3.00	1.167										
<b>Rudy Seanez, R</b> ERA: 5.69	(7, 1)	1.0	3	0	0	0	0	0	0	0	0	0	0	5	8	0.00	0.000											
<b>Justin Huisman, R</b> ERA: 7.71	(8, 1)	1.0	7	3	3	3	2	1	0	0	0	0	1	17	25	27.00	4.000											
<b>Jaime Cerda, L</b> ERA: 2.81	(9, 1)	0.2	5	3	2	2	0	0	0	0	0	0	0	18	27	27.00	4.500											
<b>Ryan Bukvich, R</b> ERA:	(9, 1)	0.1	1	0	0	0	0	0	0	0	0	0	0	6	7	0.00	0.000											




Batter	1	2	3	4	5	6	7	8	9	AB	R	H	RBI	BB	SO	LOB	TOP										
<b>1 Brian Roberts, S</b> OBP: 0.332, SLG: 0.351	4-0 10 E G6-3 BB		0-0 CS 1B	4-2 SAFE BB		1-3 K		0-0 2B		3	1	2	0	2	1	0	<b>Baltimore Orioles @ Tampa Bay Devil Rays</b> Tropicana Field, St. Petersburg, FL Thu Jul 15 2004, 6:05 PM EDT Att: 16,185 - Dome - 72 F <a href="http://livebaseballscorecards.com">livebaseballscorecards.com</a>										
<b>Jerry Hairston, R</b> OBP: 0.361, SLG: 0.411	2-1 F7		3-3 K 1-2	3-2 F7			0-1 G5-3	3-2 G4-3		5	0	0	0	0	1	6											
<b>10 Miguel Tejada, R</b> OBP: 0.358, SLG: 0.501	0-1 E1 G6-3		4-1 BB		1-3 K CS 1B		4-1 1B 3B BB		1-1 G5-3	3	1	0	0	2	1	1											
<b>Rafael Palmeiro, L</b> OBP: 0.357, SLG: 0.413	1-2 G6-3		1-0 G3		1-1 1B		0-2 F8		4-2 BB	4	0	1	1	1	0	3											
<b>Javy Lopez, R</b> OBP: 0.375, SLG: 0.485	1-2 P4			4-1 BB FC5-2 1B	0-1 L7		0-1 3B 1B		3-3 K	4	1	1	0	1	1	4											
<b>David Newhan, L</b> OBP: 0.485, SLG: 0.678		2-2 G5-3 G3 1B		0-0 FC5-2 BB SF9 1B	0-1 L9		0-1 3B		0-0 G4-3	5	1	3	2	0	0	3											
<b>Larry Bigbie, L</b> OBP: 0.328, SLG: 0.398		3-2 G3		4-2 SF9 FC5-2 BB 2-3		3-2 HR				3	1	1	1	1	0	2											
<b>Luis Matos, R</b> OBP: 0.286, SLG: 0.349		4-2 BB		1-2 FC5-2 1B BB 1-2 2-3 3-H		1-2 CS 1B		1-3 K		3	0	1	0	1	1	3											
<b>Jose Leon, R</b> OBP: 0.156, SLG: 0.233	2-1 G5-3		1-1 SF9		3-2 F7		2-2 F8			2	0	0	1	0	0	3											
<b>Luis Lopez, S</b> OBP: 0.296, SLG: 0.367		2-3 3-H		2-3 3-H		1-2				1	0	0	0	0	0	0											
<b>Inning Stats</b>	R: 1 E: 1 K: 0 S: 10	H: 0 LOB: 1 BB: 1 P: 18	R: 0 E: 0 K: 0 S: 15	H: 1 LOB: 1 BB: 1 P: 26	R: 0 E: 0 K: 1 S: 6	H: 1 LOB: 1 BB: 1 P: 14	R: 0 E: 0 K: 0 S: 20	H: 1 LOB: 3 BB: 3 P: 37	R: 0 E: 0 K: 1 S: 9	H: 1 LOB: 1 BB: 0 P: 11	R: 1 E: 0 K: 0 S: 13	H: 2 LOB: 0 BB: 0 P: 21	R: 2 E: 0 K: 0 S: 14	H: 2 LOB: 1 BB: 1 P: 18	R: 0 E: 0 K: 1 S: 11	H: 1 LOB: 1 BB: 0 P: 17	R: 0 E: 0 K: 1 S: 9	H: 0 LOB: 1 BB: 1 P: 17	1B: 6 2B: 1 3B: 1 HR: 1	SF: 1 SAC: 0 DP: 1 HBP: 0	WP: 1 PB: 0 SB: 0 CS: 3	PA: 42					
<b>PITCHER</b>	IP	WLS	BF	H	R	ER	SO	BB	IBB	HBP	BLK	WP	HR	S	P	ERA	WHIP					ERA	WHIP				
<b>Victor Zambrano, R</b> ERA: 4.37	(1, 1)	4.1	23	4	2	1	2	6	0	0	0	1	0	58	104	2.08	2.308					0.00	0.000				
<b>Trevor Miller, L</b> ERA: 3.21	(5, 1)	0.2	2	1	1	1	0	0	0	0	0	0	1	6	9	13.50	1.500										
<b>Travis Harper, R</b> ERA: 4.89	(6, 1)	1.2	L	7	2	2	2	1	0	0	0	0	0	17	26	10.80	1.800										
<b>Bobby Seay, L</b> ERA: 5.8	(7, 1)	0.1	2	1	0	0	0	0	0	0	0	0	0	6	6	0.00	3.000										
<b>Jorge Sosa, R</b> ERA: 5.8	(8, 1)	1.2	7	1	0	0	2	1	0	0	0	0	0	19	33	0.00	1.200										
<b>13 Carl Crawford, L</b> OBP: 0.338, SLG: 0.444	1-2 G4-3	0-0 SAFE 1-H 3B		1-2 G4-3																5	1	2	1	0	0	0	
<b>5 Rocco Baldelli, R</b> OBP: 0.336, SLG: 0.410	3-1 HR 1B	4-2 BB		0-0 F9																4	1	1	1	1	1	0	
<b>Aubrey Huff, L</b> OBP: 0.343, SLG: 0.437	0-0 1-H HR	1-3 K		1-3 K																5	1	3	2	0	2	2	
<b>José Cruz Jr., S</b> OBP: 0.374, SLG: 0.480	4-1 S BB		2-3 K		2-2 F7															4	0	2	0	1	1	0	
<b>Tino Martinez, L</b> OBP: 0.366, SLG: 0.475	3-3 SAFE K		4-2 WP BB BB		0-1 F7															3	0	0	0	2	2	3	
<b>Julio Lugo, R</b> OBP: 0.344, SLG: 0.426	2-3 K		4-2 WP BB		1-1 F8															4	0	0	0	1	1	6	
<b>Fred McGriff, L</b> OBP: 0.272, SLG: 0.306		2-2 G5-3		1-3 K																3	0	0	0	0	1	2	
<b>Damian Rolls, R</b> OBP: 0.276, SLG: 0.239			1-2 2-3		0-0 G4-3															1	0	0	0	0	1	0	
<b>Toby Hall, R</b> OBP: 0.339, SLG: 0.396		0-1 FC6 1B		4-1 BB																3	0	2	0	1	1	0	
<b>Rey Sanchez, R</b> OBP: 0.298, SLG: 0.365		1-0 FC6 13 3B		1-0 G4-3																4	1	0	0	0	0	5	
<b>Inning Stats</b>	R: 2 E: 0 K: 2 S: 15	H: 2 LOB: 1 BB: 1 P: 28	R: 1 E: 0 K: 1 S: 14	H: 2 LOB: 2 BB: 1 P: 22	R: 0 E: 0 K: 2 S: 13	H: 0 LOB: 3 BB: 3 P: 29	R: 0 E: 0 K: 1 S: 8	H: 0 LOB: 0 BB: 0 P: 10	R: 0 E: 0 K: 0 S: 9	H: 1 LOB: 0 BB: 0 P: 13	R: 1 E: 0 K: 1 S: 14	H: 3 LOB: 2 BB: 0 P: 19	R: 0 E: 0 K: 2 S: 10	H: 0 LOB: 0 BB: 0 P: 14	R: 0 E: 0 K: 1 S: 16	H: 2 LOB: 3 BB: 1 P: 27	1B: 7 2B: 0 3B: 2 HR: 1	SF: 0 SAC: 0 DP: 1 HBP: 0	WP: 1 PB: 0 SB: 2 CS: 0	PA: 42							
<b>PITCHER</b>	IP	WLS	BF	H	R	ER	SO	BB	IBB	HBP	BLK	WP	HR	S	P	ERA	WHIP					ERA	WHIP				
<b>40 Daniel Cabrera, R</b> ERA: 3.01	(1, 1)	6.0	W	27	5	3	3	5	0	0	0	0	0	5	7	27.00	6.000										
<b>Buddy Groom, L</b> ERA: 5.19	(7, 1)	0.1	H	3	2	1	1	0	0	0	0	0	0	5	7	27.00	6.000										
<b>B.J. Ryan, L</b> ERA: 1.69	(7, 1)	1.2	H	6	1	0	0	3	0	0	0	0	0	19	26	0.00	0.600										
<b>Jorge Julio, R</b> ERA: 4.46	(9, 1)	1.0	S	6	2	0	0	1	1	0	0	0	0	16	27	0.00	3.000										





Batter	1	2	3	4	5	6	7	8	9	AB	R	H	RBI	BB	SO	LOB	TOP										
1 Brian Roberts, S OBP: 0.332, SLG: 0.350	F9		G6-3			1B			F8	4	0	1	0	0	0	0	<b>Baltimore Orioles @ Tampa Bay Devil Rays</b> Tropicana Field, St. Petersburg, FL Fri Jul 16 2004, 12:15 PM EDT Att: 20,960 - Dome - 72 F <a href="http://livebaseballscorecards.com">livebaseballscorecards.com</a>										
Jerry Hairston, R OBP: 0.374, SLG: 0.402	F8		G6-3			F8			G6-3	4	0	0	0	0	0	1											
10 Miguel Tejada, R OBP: 0.357, SLG: 0.497	K			G5-3		K			K	3	0	0	0	1	2	1											
Javy Lopez, R OBP: 0.371, SLG: 0.479		G5-3		G4-3			F8		K	4	0	0	0	0	1	1											
Rafael Palmeiro, L OBP: 0.357, SLG: 0.412		1B		G3			F9			3	0	1	0	0	0	0											
David Newhan, L OBP: 0.480, SLG: 0.667		1B			P4		G3-1			3	0	1	0	0	0	0											
Luis Matos, R OBP: 0.284, SLG: 0.346	F9				G6-3			F8		3	0	0	0	0	0	2											
Larry Bigbie, L OBP: 0.325, SLG: 0.394	K				G3			G4-3		3	0	0	0	0	1	2											
Ken Huckaby, R OBP: 0.257, SLG: 0.250			G6-3			G1-3		G6-3		3	0	0	0	0	0	0											
<b>Inning Stats</b>	R: 0 E: 0 K: 1 S: 9	H: 0 LOB: 0 BB: 0 P: 13	R: 0 E: 0 K: 1 S: 13	H: 2 LOB: 2 BB: 0 P: 15	R: 0 E: 0 K: 0 S: 7	H: 0 LOB: 0 BB: 0 P: 10	R: 0 E: 0 K: 0 S: 6	H: 0 LOB: 0 BB: 0 P: 10	R: 0 E: 0 K: 0 S: 6	H: 1 LOB: 1 BB: 0 P: 14	R: 0 E: 0 K: 0 S: 10	H: 0 LOB: 0 BB: 0 P: 15	R: 0 E: 0 K: 0 S: 5	H: 0 LOB: 0 BB: 0 P: 7	R: 0 E: 0 K: 1 S: 11	H: 0 LOB: 1 BB: 1 P: 21		1B: 3 2B: 0 3B: 0 HR: 0	SF: 0 SAC: 0 DP: 0 HBP: 0	WP: 0 PB: 0 SB: 0 CS: 0	PA: 31						
<b>PITCHER</b>	IP	WLS	BF	H	R	ER	SO	BB	IBB	HBP	BLK	WP	HR	S	P	ERA	WHIP										
John Halama, L ERA: 3.57	(1, 1)	8.0	W	27	3	0	3	0	0	0	0	0	0	65	95	0.00	0.375										
Danys Baez, R ERA: 3.18	(9, 1)	1.0	S	4	0	0	1	1	0	0	0	0	0	11	21	0.00	1.000										


Batter	1	2	3	4	5	6	7	8	9	AB	R	H	RBI	BB	SO	LOB	BOTTOM										
13 Carl Crawford, L OBP: 0.337, SLG: 0.447	K		FC1-6		K					4	1	1	0	0	2	1	<b>Baltimore Orioles @ Tampa Bay Devil Rays</b> Tropicana Field, St. Petersburg, FL Fri Jul 16 2004, 12:15 PM EDT Att: 20,960 - Dome - 72 F <a href="http://livebaseballscorecards.com">livebaseballscorecards.com</a>										
Damian Rolls, R OBP: 0.278, SLG: 0.232	F7		P3				G3-1			2	0	0	0	1	0	1											
Geoff Blum, S OBP: 0.258, SLG: 0.340					BB					1	0	0	0	0	0	1											
5 Rocco Baldelli, R OBP: 0.341, SLG: 0.418	F9		1B		1B					4	1	3	1	0	0	0											
Aubrey Huff, L OBP: 0.342, SLG: 0.434	F7		PB			K		G6-3		4	0	1	1	0	1	1											
José Cruz Jr., S OBP: 0.375, SLG: 0.479	P5		F8					BB		3	0	1	0	1	0	1											
Julio Lugo, R OBP: 0.346, SLG: 0.425	1B			G6-3		F8				3	0	1	0	1	0	1											
Tino Martinez, L OBP: 0.365, SLG: 0.471	1B		F8			F9		F8		4	0	1	0	0	0	3											
Brook Fordyce, R OBP: 0.242, SLG: 0.258	P5				K					3	0	0	0	0	2	2											
Rey Sanchez, R OBP: 0.298, SLG: 0.364					P4		F9			3	0	1	0	0	0	0											
<b>Inning Stats</b>	R: 0 E: 0 K: 1 S: 6	H: 0 LOB: 0 BB: 0 P: 12	R: 0 E: 0 K: 0 S: 19	H: 2 LOB: 2 BB: 0 P: 29	R: 2 E: 0 K: 0 S: 14	H: 3 LOB: 1 BB: 0 P: 17	R: 0 E: 0 K: 1 S: 10	H: 0 LOB: 0 BB: 0 P: 15	R: 0 E: 0 K: 1 S: 9	H: 1 LOB: 1 BB: 1 P: 17	R: 0 E: 0 K: 1 S: 7	H: 0 LOB: 1 BB: 1 P: 14	R: 0 E: 0 K: 1 S: 12	H: 1 LOB: 1 BB: 0 P: 15	R: 0 E: 0 K: 0 S: 9	H: 2 LOB: 2 BB: 1 P: 16		1B: 7 2B: 1 3B: 1 HR: 0	SF: 0 SAC: 0 DP: 0 HBP: 0	WP: 0 PB: 1 SB: 0 CS: 1	PA: 34						
<b>PITCHER</b>	IP	WLS	BF	H	R	ER	SO	BB	IBB	HBP	BLK	WP	HR	S	P	ERA	WHIP										
45 Erik Bedard, L ERA: 3.9	(1, 1)	6.2	L	28	7	2	2	5	0	0	0	0	0	75	115	2.70	1.350										
Jason Grimsley, R ERA: 5.18	(7, 1)	1.0		5	2	0	0	0	1	0	0	0	0	10	19	0.00	3.000										
Buddy Groom, L ERA: 5.13	(8, 1)	0.1		1	0	0	0	0	0	0	0	0	0	1	1	0.00	0.000										




Batter	1	2	3	4	5	6	7	8	9	AB R H RBI BB SO LOB	TOP								
<b>1 Brian Roberts, S</b> OBP: 0.332, SLG: 0.356	2-1 G4-3 2B		0-1 F9		3-2 10 2B		1-0 F8		0-1 F7	5 1 2 0 0 0 0	<b>Baltimore Orioles @ Tampa Bay Devil Rays</b> Tropicana Field, St. Petersburg, FL Sat Jul 17 2004, 6:15 PM EDT Att: 18,571 - Dome - 72 F <a href="http://livebaseballscorecards.com">livebaseballscorecards.com</a>								
<b>David Newhan, L</b> OBP: 0.462, SLG: 0.639	1-1 G4-3		1-1 G3-1		1-1 F7		3-3 K			4 0 0 0 0 1 2									
<b>10 Miguel Tejada, R</b> OBP: 0.361, SLG: 0.506	1-2 P4		2-1 E4 2B		1-1 WP 2H 2B		2-2 1B			4 1 3 1 0 0 1									
<b>Rafael Palmeiro, L</b> OBP: 0.358, SLG: 0.411	1-2 F8		1-0 F9		4-1 2B		2-1 1B			3 0 1 0 1 0 1									
<b>Javy Lopez, R</b> OBP: 0.370, SLG: 0.475		0-0 G1-3		4-1 1B SF8 BB		0-0 F9		2-3 1B		3 1 0 0 1 1 4									
<b>Larry Bigbie, L</b> OBP: 0.324, SLG: 0.389		4-1 G5-3 BB BB		0-3 K		3-2 L6		0-0 P6		3 0 0 0 1 1 3									
<b>Jerry Hairston, R</b> OBP: 0.377, SLG: 0.401		4-0 G5-3 BB		3-2 16 CS 1B		1-3 K		1-1 F9		3 0 1 0 1 1 2									
<b>Luis Lopez, S</b> OBP: 0.276, SLG: 0.346		2-2 G5-3		1-0 SF8		2-3 K		1-0 G6-3		3 0 0 1 0 1 2									
<b>16 Tim Lincecum, S</b> OBP: 0.333, SLG: 0.353		1-2 2-3		3-H CS		1-0 G1-3				4 0 0 0 0 2 2									
<b>Luis Matos, R</b> OBP: 0.284, SLG: 0.346		1-3 K		1-2 CS				0-0 G5-3		0 0 0 0 0 0 0									
<b>Inning Stats</b>	R: 0 E: 0 K: 0 S: 12	H: 1 LOB: 1 BB: 0 P: 17	R: 0 E: 0 K: 1 S: 9	H: 0 LOB: 2 BB: 2 P: 20	R: 1 E: 1 K: 0 S: 7	H: 1 LOB: 0 BB: 0 P: 11	R: 1 E: 0 K: 1 S: 10	H: 2 LOB: 0 BB: 1 P: 19	R: 1 E: 0 K: 2 S: 10	H: 0 LOB: 0 BB: 0 P: 16	R: 0 E: 0 K: 2 S: 11	H: 0 LOB: 0 BB: 0 P: 17	R: 0 E: 0 K: 1 S: 11	H: 2 LOB: 2 BB: 0 P: 18	R: 0 E: 0 K: 0 S: 4	H: 0 LOB: 0 BB: 0 P: 5	1B: 3 2B: 4 3B: 0 HR: 0	SF: 1 SAC: 0 DP: 0 HBP: 0	WP: 1 PA: 38 SB: 0 CS: 1
<b>PITCHER</b>	IP WLS BF H R ER SO BB IBB HBP BLK WP HR S P ERA WHIP											<b>PITCHER</b>	IP WLS BF H R ER SO BB IBB HBP BLK WP HR S P ERA WHIP						
<b>Dewon Brazelton, R</b> ERA: 3.27	4.2 L 22 5 3 2 2 4 0 0 0 0 1 0 47 86 3.86 1.929																		
<b>Travis Harper, R</b> ERA: 4.51	2.1 7 0 0 0 4 0 0 0 0 0 0 22 34 0.00 0.000																		
<b>Jesus Colome, R</b> ERA: 1.69	1.0 5 2 0 0 1 0 0 0 0 0 0 11 18 0.00 2.000																		
<b>Lance Carter, R</b> ERA: 3.38	1.0 3 0 0 0 0 0 0 0 0 0 0 4 5 0.00 0.000																		

Batter	1	2	3	4	5	6	7	8	9	AB R H RBI BB SO LOB	BOTTOM								
<b>13 Carl Crawford, L</b> OBP: 0.338, SLG: 0.449	2-1 BB 5 S 1B		1-2 F7		0-1 2B		2-3 K		0-2 G6-3	5 0 2 0 0 1 2	<b>Baltimore Orioles @ Tampa Bay Devil Rays</b> Tropicana Field, St. Petersburg, FL Sat Jul 17 2004, 6:15 PM EDT Att: 18,571 - Dome - 72 F <a href="http://livebaseballscorecards.com">livebaseballscorecards.com</a>								
<b>5 Rocco Baldelli, R</b> OBP: 0.339, SLG: 0.414	3-2 G6-3		0-2 G4-6-3 1B		0-0 B1-3		0-1 G5-3		0-1 G6-3	5 0 1 0 0 0 3									
<b>Aubrey Huff, L</b> OBP: 0.343, SLG: 0.441	4-2 1B WP BB		0-0 F7		3-3 K		1-1 F7		2-2 HR	4 2 1 1 1 1 3									
<b>José Cruz Jr., S</b> OBP: 0.372, SLG: 0.474	0-1 WP 1B		1-2 G4-6-3		0-1 F7				3-3 K	5 0 1 0 0 1 2									
<b>Tino Martinez, L</b> OBP: 0.366, SLG: 0.467	4-1 1-3 3-H BB				1-0 G6-3		4-2 BB		2-2 E4 F8 BB	2 0 0 0 2 0 0									
<b>Julio Lugo, R</b> OBP: 0.347, SLG: 0.425	0-1 F9				1-2 BB 1B		3-2 F8		4-2 3 F8 BB	3 0 1 0 1 0 3									
<b>Robert Fick, L</b> OBP: 0.366, SLG: 0.345			4-2 FC6-4 BB		2-2 F9		0-0 L8		1-2 F8	2 0 0 0 1 0 2									
<b>3 Jorge Cantu, R</b> ERA: 4.58									1-2 2-3	1 0 0 0 0 0 2									
<b>Toby Hall, R</b> OBP: 0.342, SLG: 0.393		0-1 F9			4-2 BB		1-2 P4		1-1 HBP	2 0 0 0 1 0 2									
<b>Rey Sanchez, R</b> OBP: 0.297, SLG: 0.367		2-2 FC6-4			0-0 F7				1-3 K	4 0 1 0 0 1 6									
<b>Inning Stats</b>	R: 1 E: 0 K: 0 S: 14	H: 2 LOB: 2 BB: 2 P: 27	R: 0 E: 1 K: 0 S: 13	H: 0 LOB: 1 BB: 1 P: 20	R: 0 E: 0 K: 0 S: 8	H: 1 LOB: 0 BB: 0 P: 9	R: 0 E: 0 K: 0 S: 12	H: 1 LOB: 1 BB: 1 P: 19	R: 0 E: 0 K: 1 S: 8	H: 0 LOB: 1 BB: 1 P: 18	R: 0 E: 0 K: 1 S: 8	H: 1 LOB: 1 BB: 0 P: 11	R: 0 E: 0 K: 2 S: 19	H: 0 LOB: 3 BB: 1 P: 31	R: 1 E: 0 K: 0 S: 13	H: 1 LOB: 0 BB: 0 P: 17	1B: 4 2B: 2 3B: 0 HR: 1	SF: 0 SAC: 0 DP: 1 HBP: 1	WP: 2 PA: 40 SB: 1 CS: 0
<b>PITCHER</b>	IP WLS BF H R ER SO BB IBB HBP BLK WP HR S P ERA WHIP											<b>PITCHER</b>	IP WLS BF H R ER SO BB IBB HBP BLK WP HR S P ERA WHIP						
<b>Rodrigo Lopez, R</b> ERA: 3.76	5.1 W 24 5 1 1 1 5 0 0 0 0 1 0 61 99 1.69 1.875																		
<b>Buddy Groom, L</b> ERA: 4.54	1.0 H 4 1 0 0 1 0 0 0 0 0 0 8 11 0.00 1.000																		
<b>B.J. Ryan, L</b> ERA: 1.65	1.0 H 5 0 0 0 1 1 0 0 0 0 0 13 23 0.00 1.000																		
<b>Jason Grimsley, R</b> ERA: 5.08	0.2 H 3 0 0 0 1 0 0 1 0 0 0 10 13 0.00 0.000																		
<b>Jorge Julio, R</b> ERA: 4.58	1.0 S 4 1 1 1 0 0 0 0 0 0 1 13 17 9.00 1.000																		



Batter	1	2	3	4	5	6	7	8	9	AB	R	H	RBI	BB	SO	LOB	TOP					
1 Brian Roberts, S (1, 4) OBP: 0.329, SLG: 0.352	0-1 G6-3			1-3 K		3-2 F8			2-2 G5-3	4	0	0	0	0	1	0	<p><b>Baltimore Orioles @ Tampa Bay Devil Rays</b> Tropicana Field, St. Petersburg, FL Sun Jul 18 2004, 1:15 PM EDT Att: 13,656 - Dome - 72 F</p> <p>livebaseballscorecards.com</p> <p>AB 29 R 2 H 4 RBI 2 BB 1 SO 6 LOB 6</p> 					
6 Melvin Mora, R (1, 5) OBP: 0.434, SLG: 0.565	2-2 L6			2-1 F9		3-1 HR			4-2 BB	3	1	1	1	1	0	0						
10 Miguel Tejada, R (1, 6) OBP: 0.357, SLG: 0.500	0-1 G5-3			2-0 G6-3		1-2 G6-3			1-3 K	4	0	0	0	0	1	1						
Javy Lopez, R (1, 2) OBP: 0.368, SLG: 0.475		2-0 G4-3			0-0 G3 SF7 2B				1-2 G3	4	1	1	0	0	0	1						
Rafael Palmeiro, L (1, 3) OBP: 0.355, SLG: 0.407		2-1 F8			0-0 G3				1-1 F8	3	0	0	0	0	0	1						
Jerry Hairston, R (1, 9) OBP: 0.372, SLG: 0.397		1-2 F7			2-2 SF7				1-1 F8	2	0	0	1	0	0	0						
David Newhan, L (1, 10) OBP: 0.468, SLG: 0.640			0-2 F7		3-H 2-0 1B				3-1 G6-4-3 1B	3	0	2	0	0	0	0						
Luis Matos, R (1, 8) OBP: 0.281, SLG: 0.343			0-3 K		1-0 G4-3				0-3 K	3	0	0	0	0	2	2						
Larry Bigbie, L (1, 7) OBP: 0.321, SLG: 0.385			3-2 K		1-2 K				1-0 G6-4-3	3	0	0	0	0	2	1						
<b>Inning Stats</b>	R: 0 E: 0 K: 0 S: 8	H: 0 LOB: 0 BB: 0 P: 10	R: 0 E: 0 K: 0 S: 6	H: 0 LOB: 0 BB: 0 P: 11	R: 0 E: 0 K: 2 S: 10	H: 0 LOB: 0 BB: 0 P: 13	R: 0 E: 0 K: 1 S: 7	H: 0 LOB: 0 BB: 0 P: 12	R: 1 E: 0 K: 0 S: 8	H: 2 LOB: 1 BB: 0 P: 13	R: 1 E: 0 K: 1 S: 11	H: 1 LOB: 0 BB: 0 P: 19	R: 0 E: 0 K: 0 S: 6	H: 0 LOB: 0 BB: 0 P: 8	R: 0 E: 0 K: 1 S: 6	H: 1 LOB: 1 BB: 1 P: 10	R: 0 E: 0 K: 1 S: 11	H: 0 LOB: 1 BB: 1 P: 19	1B: 2 2B: 1 3B: 0 HR: 1	SF: 1 SAC: 0 DP: 1 HBP: 0	WP: 0 PB: 0 SB: 1 CS: 1	PA: 31
<b>PITCHER</b> Mark Hendrickson, L (1, 1) ERA: 4.38	IP: 9.0 WLS: W BF: 31 H: 4 R: 2 ER: 2 SO: 6 BB: 1 IBB: 0 HBP: 0 BLK: 0 WP: 0 HR: 1 S: 73 P: 115 ERA: 2.00 WHIP: 0.556															<b>PITCHER</b>	IP: 9.0 WLS: W BF: 31 H: 4 R: 2 ER: 2 SO: 6 BB: 1 IBB: 0 HBP: 0 BLK: 0 WP: 0 HR: 1 S: 73 P: 115 ERA: 2.00 WHIP: 0.556					

Batter	1	2	3	4	5	6	7	8	9	AB	R	H	RBI	BB	SO	LOB	BOTTOM			
13 Carl Crawford, L (1, 10) OBP: 0.336, SLG: 0.451	1-3 K		0-0 P4		1-1 F7	1-0 1-H 2-H 3B		3-2 F9		5	0	1	2	0	1	2	<p><b>Baltimore Orioles @ Tampa Bay Devil Rays</b> Tropicana Field, St. Petersburg, FL Sun Jul 18 2004, 1:15 PM EDT Att: 13,656 - Dome - 72 F</p> <p>livebaseballscorecards.com</p> <p>AB 34 R 7 H 11 RBI 7 BB 3 SO 6 LOB 17</p> 			
José Cruz Jr., S (1, 9) OBP: 0.374, SLG: 0.485	1-2 FC5-4 3B		1-2 L9		1-0 1-H 2B	2-3 K				4	1	2	1	0	1	1				
5 Rocco Baldelli, R (1, 8) OBP: 0.338, SLG: 0.410	4-2 FC5-4 BB		1-2 G3		0-0 F8	3-2 G6-3				3	0	0	0	1	0	2				
Aubrey Huff, L (1, 5) OBP: 0.344, SLG: 0.440	1-1 FC5-4 1-2 3-H			2-0 G5-3 1B		4-2 3 1B BB			1-3 K	3	1	1	1	1	1	1				
Julio Lugo, R (1, 6) OBP: 0.346, SLG: 0.422	3-2 G6-3			1-2 G5-3		2-0 3 1B 1B			1-1 F7	4	1	1	0	0	0	2				
Tino Martinez, L (1, 3) OBP: 0.385, SLG: 0.462		4-1 G1-6-3 BB		0-1 F7		1-3 K			1-1 G1-3	3	0	0	0	1	1	3				
3 Jorge Cantu, R (1, 4) OBP: 0.400, SLG: 0.490		0-1 G1-6-3 1B		3-2 G5-3		0-0 1B 1B		0-3 K		4	1	2	1	0	1	1				
Toby Hall, R (1, 2) OBP: 0.349, SLG: 0.399		3-2 G1-6-3			0-0 FC6-4 1B	0-0 13 3B 1B		1-2 1B		4	1	3	1	0	0	2				
Joey Gathright, L (1, 7) OBP: 0.345, SLG: 0.269		0-1 G6-3			2-2 FC6-4 2B	3-2 13 3B 1B		1-3 K		4	2	1	1	0	1	3				
<b>Inning Stats</b>	R: 1 E: 0 K: 1 S: 15	H: 1 LOB: 1 BB: 1 P: 25	R: 0 E: 0 K: 0 S: 9	H: 1 LOB: 1 BB: 1 P: 16	R: 0 E: 0 K: 0 S: 9	H: 0 LOB: 0 BB: 0 P: 11	R: 0 E: 0 K: 0 S: 9	H: 1 LOB: 1 BB: 0 P: 15	R: 1 E: 0 K: 2 S: 9	H: 2 LOB: 1 BB: 0 P: 12	R: 5 E: 0 K: 2 S: 23	H: 5 LOB: 1 BB: 1 P: 39	R: 0 E: 0 K: 1 S: 8	H: 0 LOB: 0 BB: 0 P: 11	R: 0 E: 0 K: 2 S: 13	H: 1 LOB: 1 BB: 0 P: 18		1B: 8 2B: 1 3B: 2 HR: 0	SF: 0 SAC: 0 DP: 1 HBP: 0	WP: 0 PB: 0 SB: 0 CS: 0
<b>PITCHER</b> Dave Borkowski, R (1, 1) ERA: 3.31 John Parrish, L (6, 1) ERA: 3.73 Eddy Rodriguez, R (6, 1) ERA: 3.6 Mike DeJean, R (6, 1) ERA: 6.13	IP: 5.0 WLS: L BF: 23 H: 6 R: 4 ER: 4 SO: 1 BB: 3 IBB: 0 HBP: 0 BLK: 0 WP: 0 HR: 0 S: 55 P: 89 ERA: 7.20 WHIP: 1.800															<b>PITCHER</b>	IP: 5.0 WLS: L BF: 23 H: 6 R: 4 ER: 4 SO: 1 BB: 3 IBB: 0 HBP: 0 BLK: 0 WP: 0 HR: 0 S: 55 P: 89 ERA: 7.20 WHIP: 1.800			



Batter	1	2	3	4	5	6	7	8	9	AB	R	H	RBI	BB	SO	LOB	TOP			
Jerry Hairston, R OBP: 0.364, SLG: 0.387 (1, 9)	1-2 P4		2-2 P3		2-1 P4		0-3 K	0-0 G1-3		5	0	0	0	0	1	3				
David Newhan, L OBP: 0.474, SLG: 0.644 (1, 10)	1-1 F8			1-0 F9	4-1		0-2 E7 10 WP 1-H 2B	1-1 2B		4	1	2	2	1	0	0				
6 Melvin Mora, R OBP: 0.430, SLG: 0.558 (1, 5)	3-1 P3			3-1 10 HR 1B	3-2 F9		0-3 K	0-1 G5-3		5	1	1	0	0	1	3				
10 Miguel Tejada, R OBP: 0.358, SLG: 0.506 (1, 6)		1-2 G5-3		1-2 1B 1-H HR		0-0 G6-3	4-2 2B 2-3 BB		2-1 G6-3	4	2	1	2	1	0	0				
Javy Lopez, R OBP: 0.371, SLG: 0.480 (1, 2)	2-1 P4			0-0 1B SF8 1B		1-0 WP 1B	0-2 1B 1-H 2B		2-3 K	5	1	3	2	0	1	0				
Rafael Palmeiro, L OBP: 0.359, SLG: 0.408 (1, 3)	2-2 G3-1			0-1 1B 1-3 1B		0-0 F9	4-0 1B IBB		2-0 1B	4	0	2	0	1	0	1				
Luis Matos, R OBP: 0.277, SLG: 0.338 (1, 8)			0-0 G6-3	0-1 SF8		0-3 K	0-1 F8		0-1 G3	4	0	0	1	0	1	4				
Larry Bigbie, L OBP: 0.323, SLG: 0.387 (1, 7)			3-2 1 SH1-3 1B	0-0 G4-3		1-3 K		2-2 1 G4-3 2B 1B		4	1	2	0	0	1	3				
1 Brian Roberts, S OBP: 0.329, SLG: 0.352 (1, 4)			0-0 SH1-3		1-1 G5-3		3-1 1B E	3-2 G4-3		3	1	1	0	0	0	1				
<b>Inning Stats</b>	R: 0 E: 0 K: 0 S: 7	H: 0 LOB: 0 BB: 0 P: 12	R: 0 E: 0 K: 0 S: 8	H: 0 LOB: 0 BB: 0 P: 13	R: 0 E: 0 K: 0 S: 9	H: 1 LOB: 1 BB: 0 P: 14	R: 3 E: 0 K: 0 S: 11	H: 4 LOB: 1 BB: 0 P: 17	R: 0 E: 0 K: 2 S: 10	H: 1 LOB: 2 BB: 0 P: 11	R: 3 E: 1 K: 2 S: 25	H: 3 LOB: 2 BB: 2 P: 39	R: 1 E: 0 K: 1 S: 13	H: 2 LOB: 1 BB: 0 P: 19	R: 0 E: 0 K: 1 S: 8	H: 1 LOB: 1 BB: 0 P: 14	1B: 9 2B: 2 3B: 0 HR: 1	SF: 1 SAC: 1 DP: 0 HBP: 0	WP: 2 PB: 0 SB: 1 CS: 0	PA: 43
<b>PITCHER</b>	IP WLS BF H R ER SO BB IBB HBP BLK WP HR S P ERA WHIP																			
Brian Anderson, L ERA: 7.12 (1, 1)	5.0 L 21 5 3 3 0 1 0 0 0 0 1 45 76 5.40 1.200																			
Rudy Seanez, R ERA: 5.63 (6, 1)	1.1 8 3 2 2 3 0 0 0 0 1 0 19 24 13.50 2.250																			
Scott Sullivan, R ERA: 3.72 (7, 1)	0.2 5 1 1 1 1 1 0 0 0 1 0 15 26 13.50 3.000																			
Justin Huisman, R ERA: 6.84 (8, 1)	2.0 9 3 1 1 1 0 0 0 0 0 0 21 33 4.50 1.500																			

Baltimore Orioles @ Kansas City Royals  
Kauffman Stadium, Kansas City, MO  
Mon Jul 19 2004, 7:10 PM CDT  
Att: 17,586 - Sunny - 87 F

AB 38  
R 7  
H 12  
RBI 7  
BB 3  
SO 5  
LOB 15



Batter	1	2	3	4	5	6	7	8	9	AB	R	H	RBI	BB	SO	LOB	BOTTOM					
9 David DeJesus, L OBP: 0.265, SLG: 0.227 (1, 8)	1-0 G4-3			4-2 BB		1-0 CS	1-2 G3-1	2-3 K		4	0	0	0	1	1	2						
Tony Graffanino, R OBP: 0.340, SLG: 0.331 (1, 4)	3-1 1B S		1-1 WP 1B	1-2 F8			4-2 29 G6-3 29 S BB		4-0 29 G4-3 29 DI WP BB	3	2	2	0	2	0	2						
29 Mike Sweeney, R OBP: 0.339, SLG: 0.484 (1, 3)	0-3 K		3-2 F8		0-0 G3-6-3 1B		2-2 G6-3		1-1 G4-3	5	0	1	0	0	1	4						
Matt Stairs, L OBP: 0.332, SLG: 0.455 (1, 9)	4-1 1B BB		4-1 BB		0-0 G3-6-3 1-2 1B		1-0 G4-3		4-0 BB	2	0	0	0	3	0	2						
Ken Harvey, R OBP: 0.349, SLG: 0.450 (1, 10)	1-2 1B 2-H		2-3 K		1-0 1B			2-2 HR		5	1	3	2	0	2	3						
Dee Brown, L OBP: 0.303, SLG: 0.333 (1, 7)	0-0 F7		0-1 G3		3-2 G4-3			1-3 K	0-3 K	5	0	0	0	0	2	6						
4 Angel Berroa, R OBP: 0.294, SLG: 0.378 (1, 6)		0-0 F9		4-0 S BB		1-1 9 CS 1B		0-2 G6-3		3	0	1	0	1	0	0						
Desi Relaford, S OBP: 0.282, SLG: 0.269 (1, 5)		2-0 G4-3		1-3 K		1-2 F8		3-2 14 1B 1B		4	0	1	0	0	1	2						
14 John Buck, R OBP: 0.214, SLG: 0.245 (1, 2)		0-2 HR		0-0 F7		0-0 F7		1-2 1B		4	1	2	1	0	0	2						
<b>Inning Stats</b>	R: 1 E: 0 K: 1 S: 12	H: 2 LOB: 2 BB: 1 P: 21	R: 1 E: 0 K: 0 S: 7	H: 1 LOB: 0 BB: 0 P: 9	R: 0 E: 0 K: 1 S: 12	H: 1 LOB: 2 BB: 1 P: 22	R: 0 E: 0 K: 1 S: 9	H: 0 LOB: 2 BB: 2 P: 19	R: 0 E: 0 K: 0 S: 6	H: 2 LOB: 1 BB: 0 P: 10	R: 0 E: 0 K: 0 S: 7	H: 1 LOB: 0 BB: 0 P: 10	R: 0 E: 0 K: 0 S: 10	H: 0 LOB: 1 BB: 1 P: 18	R: 1 E: 0 K: 2 S: 24	H: 3 LOB: 2 BB: 0 P: 33	R: 1 E: 0 K: 2 S: 8	H: 0 LOB: 1 BB: 2 P: 17	1B: 8 2B: 0 3B: 0 HR: 2	SF: 0 SAC: 0 DP: 1 HBP: 0	WP: 2 PB: 0 SB: 3 CS: 1	PA: 43
<b>PITCHER</b>	IP WLS BF H R ER SO BB IBB HBP BLK WP HR S P ERA WHIP																					
Sidney Ponson, R ERA: 6.13 (1, 1)	6.0 W 27 7 2 2 3 4 0 0 0 0 0 10 18 3.00 1.833																					
Jason Grimsley, R ERA: 4.53 (7, 1)	1.0 4 0 0 0 0 1 0 0 0 0 0 10 18 0.00 1.000																					
B.J. Ryan, L ERA: 1.8 (8, 1)	1.0 6 3 1 1 2 0 0 0 0 0 1 24 33 9.00 3.000																					
Jorge Julio, R ERA: 4.7 (9, 1)	1.0 5 0 1 1 2 2 0 0 0 1 0 8 17 9.00 2.000																					

Baltimore Orioles @ Kansas City Royals  
Kauffman Stadium, Kansas City, MO  
Mon Jul 19 2004, 7:10 PM CDT  
Att: 17,586 - Sunny - 87 F

AB 35  
R 4  
H 10  
RBI 3  
BB 7  
SO 7  
LOB 23









Batter	1	2	3	4	5	6	7	8	9	AB	R	H	RBI	BB	SO	LOB	TOP				
1 Brian Roberts, S (1,4) OBP: 0.328, SLG: 0.352										5	1	1	0	0	2	4					
David Newhan, L (1,10) OBP: 0.476, SLG: 0.667										5	4	4	2	0	0	0					
6 Melvin Mora, R (1,5) OBP: 0.436, SLG: 0.567										4	3	3	1	1	1	0					
10 Miguel Tejada, R (1,6) OBP: 0.361, SLG: 0.519										5	1	3	5	0	1	1					
Rafael Palmeiro, L (1,3) OBP: 0.357, SLG: 0.412										4	0	1	1	0	0	3					
Javy Lopez, R (1,2) OBP: 0.372, SLG: 0.480										4	0	2	1	0	1	0					
Karim Garcia, L (1,9) OBP: 0.289, SLG: 0.421										5	0	0	0	0	2	4					
Larry Bigbie, L (1,7) OBP: 0.326, SLG: 0.399										4	1	1	0	0	1	2					
Luis Matos, R (1,8) OBP: 0.275, SLG: 0.333										2	0	0	0	1	1	0					
<b>Inning Stats</b>	R: 0 H: 0 E: 0 K: 2 S: 11	H: 0 LOB: 0 BB: 0 P: 15	R: 0 H: 0 E: 0 K: 1 S: 9	H: 0 LOB: 0 BB: 0 P: 16	R: 0 H: 0 E: 0 K: 2 S: 8	H: 0 LOB: 0 BB: 0 P: 12	R: 3 H: 3 E: 0 K: 1 S: 12	H: 3 LOB: 0 BB: 0 P: 16	R: 0 H: 0 E: 0 K: 1 S: 5	H: 0 LOB: 0 BB: 0 P: 11	R: 3 H: 3 E: 0 K: 0 S: 16	H: 3 LOB: 1 BB: 1 P: 26	R: 2 H: 3 E: 0 K: 1 S: 14	H: 3 LOB: 1 BB: 0 P: 18	R: 0 H: 2 E: 0 K: 1 S: 20	H: 2 LOB: 3 BB: 1 P: 34	R: 2 H: 4 E: 0 K: 0 S: 15	H: 4 LOB: 1 BB: 0 P: 24	1B: 10 2B: 3 3B: 1 HR: 1	SF: 2 SAC: 1 DP: 1 HBP: 0	WP: 0 PA: 43 PB: 0 SB: 0 CS: 0
<b>PITCHER</b>	IP WLS BF H R ER SO BB IBB HBP BLK WP HR S P ERA WHIP																				
Pedro Martinez, R (1,1) ERA: 4.01	6.2 L 30 9 8 8 7 1 0 0 0 0 0 0 0 72 111 10.80 1.500																				
Ramiro Mendoza, R (7,1) ERA:	0.1 3 2 0 0 1 0 0 0 0 0 0 0 10 14 0.00 6.000																				
Mark Malaska, L (8,1) ERA: 4.32	1.0 4 0 0 0 1 1 0 0 0 0 0 0 13 23 0.00 1.000																				
Jimmy Anderson, L (9,1) ERA: 5.17	1.0 6 4 2 2 0 0 0 0 0 0 0 0 15 24 18.00 4.000																				

Baltimore Orioles @ Boston Red Sox  
Fenway Park, Boston, MA  
Wed Jul 21 2004, 7:05 PM EDT  
Att: 35,023 - Sunny - 74 F

AB 38  
R 10  
H 15  
RBI 10  
BB 2  
SO 9  
LOB 14



Batter	1	2	3	4	5	6	7	8	9	AB	R	H	RBI	BB	SO	LOB	BOTTOM		
18 Johnny Damon, L (1,8) OBP: 0.390, SLG: 0.480										4	0	0	0	1	1	2			
Mark Bellhorn, S (1,6) OBP: 0.383, SLG: 0.435										4	0	1	0	0	3	0			
34 David Ortiz, L (1,10) OBP: 0.361, SLG: 0.610										3	0	0	0	1	1	2			
Manny Ramirez, R (1,7) OBP: 0.434, SLG: 0.669										4	0	0	0	0	2	3			
Jason Varitek, S (1,2) OBP: 0.374, SLG: 0.438										4	0	0	0	0	2	2			
20 Kevin Youkilis, R (1,5) OBP: 0.393, SLG: 0.429										4	1	1	0	0	0	0			
Kevin Millar, R (1,3) OBP: 0.356, SLG: 0.490										3	2	3	1	1	0	0			
Bill Mueller, S (1,4) OBP: 0.344, SLG: 0.410										4	1	1	0	0	1	3			
Gabe Kapler, R (1,9) OBP: 0.308, SLG: 0.410										3	1	1	3	0	0	1			
Trot Nixon, L (9,PH) OBP: 0.333, SLG: 0.429										1	0	1	1	0	0	0			
<b>Inning Stats</b>	R: 0 H: 1 E: 0 K: 2 S: 16	H: 0 LOB: 1 BB: 1 P: 17	R: 0 H: 0 E: 0 K: 1 S: 9	H: 0 LOB: 1 BB: 1 P: 20	R: 3 H: 3 E: 0 K: 1 S: 15	H: 3 LOB: 0 BB: 0 P: 20	R: 0 H: 0 E: 0 K: 2 S: 7	H: 0 LOB: 0 BB: 0 P: 10	R: 1 H: 1 E: 0 K: 2 S: 16	H: 1 LOB: 0 BB: 0 P: 24	R: 0 H: 0 E: 0 K: 2 S: 8	H: 0 LOB: 0 BB: 0 P: 9	R: 0 H: 0 E: 0 K: 0 S: 8	H: 0 LOB: 0 BB: 0 P: 11	R: 1 H: 3 E: 0 K: 0 S: 10	H: 3 LOB: 1 BB: 0 P: 14	1B: 6 2B: 0 3B: 0 HR: 2	SF: 0 SAC: 0 DP: 1 HBP: 0	WP: 0 PA: 37 PB: 0 SB: 2 CS: 0
<b>PITCHER</b>	IP WLS BF H R ER SO BB IBB HBP BLK WP HR S P ERA WHIP																		
45 Erik Bedard, L (1,1) ERA: 4.04	6.0 W 26 5 4 4 4 3 0 0 0 0 0 0 11 12 6.00 1.333																		
B.J. Ryan, L (7,1) ERA: 1.75	1.1 4 0 0 0 2 0 0 0 0 0 0 0 5 8 0.00 0.000																		
Jason Grimsley, R (8,1) ERA: 4.84	0.2 2 0 0 0 0 0 0 0 0 0 0 0 5 8 0.00 0.000																		
Todd Williams, R (9,1) ERA: 27.0	0.1 4 3 1 1 0 0 0 0 0 0 0 0 8 12 27.00 9.000																		
Jorge Julio, R (9,1) ERA: 4.62	0.2 1 0 0 0 0 0 0 0 0 0 0 0 2 2 0.00 0.000																		

Baltimore Orioles @ Boston Red Sox  
Fenway Park, Boston, MA  
Wed Jul 21 2004, 7:05 PM EDT  
Att: 35,023 - Sunny - 74 F

AB 34  
R 5  
H 8  
RBI 5  
BB 3  
SO 10  
LOB 13





Batter	1	2	3	4	5	6	7	8	9	AB	R	H	RBI	BB	SO	LOB	TOP			
<b>1 Brian Roberts, S</b> OBP: 0.331, SLG: 0.358										3	1	1	1	2	0	2				
<b>David Newhan, L</b> OBP: 0.473, SLG: 0.653										4	1	1	0	0	1	4				
<b>6 Melvin Mora, R</b> OBP: 0.441, SLG: 0.595										4	3	3	4	1	0	2				
<b>10 Miguel Tejada, R</b> OBP: 0.364, SLG: 0.529										4	2	2	2	1	0	0				
<b>Javy Lopez, R</b> OBP: 0.367, SLG: 0.474										5	0	0	0	0	1	3				
<b>Rafael Palmeiro, L</b> OBP: 0.356, SLG: 0.410										4	0	1	0	0	0	2				
<b>Jerry Hairston, R</b> OBP: 0.371, SLG: 0.402										3	0	2	1	1	0	0				
<b>Karim Garcia, L</b> OBP: 0.269, SLG: 0.415										3	1	0	0	1	1	3				
<b>Larry Bigbie, L</b> OBP: 0.326, SLG: 0.401										3	0	1	0	0	1	2				
<b>Inning Stats</b>	R: 3 E: 0 K: 1 S: 17	H: 2 LOB: 0 BB: 1 P: 29	R: 0 E: 0 K: 0 S: 9	H: 2 LOB: 1 BB: 0 P: 15	R: 1 E: 0 K: 0 S: 7	H: 2 LOB: 0 BB: 0 P: 11	R: 0 E: 0 K: 1 S: 9	H: 1 LOB: 3 BB: 2 P: 23	R: 1 E: 0 K: 0 S: 10	H: 1 LOB: 2 BB: 2 P: 17	R: 0 E: 0 K: 0 S: 7	H: 0 LOB: 0 BB: 0 P: 9	R: 0 E: 0 K: 1 S: 9	H: 0 LOB: 0 BB: 0 P: 14	R: 2 E: 0 K: 1 S: 9	H: 2 LOB: 0 BB: 0 P: 11	1B: 3 2B: 5 3B: 1 HR: 3	SF: 0 SAC: 1 DP: 2 HBP: 1	WP: 0 PB: 0 SB: 1 CS: 0	PA: 41
<b>PITCHER</b>	IP WLS BF H R ER SO BB IBB HBP BLK WP HR S P ERA WHIP																			
<b>Abe Alvarez, L</b> ERA: 9.0	5.0 L 25 8 5 5 2 5 0 0 0 0 2 49 95 9.00 2.600																			
<b>Mark Mataska, L</b> ERA: 4.12	3.0 11 1 1 1 1 1 0 1 0 0 0 26 39 3.00 0.667																			
<b>Ramiro Mendoza, R</b> ERA: 3.86	1.0 5 2 2 2 1 0 0 0 0 0 1 9 11 18.00 2.000																			

**Baltimore Orioles @ Boston Red Sox**  
Fenway Park, Boston, MA  
Thu Jul 22 2004, 1:05 PM EDT  
Att: 34,697 - Sunny - 85 F

AB 33  
R 8  
H 11  
RBI 8  
BB 6  
SO 4  
LOB 18



Batter	1	2	3	4	5	6	7	8	9	AB	R	H	RBI	BB	SO	LOB	BOTTOM			
<b>Mark Bellhorn, S</b> OBP: 0.379, SLG: 0.429										5	0	0	0	0	1	2				
<b>Bill Mueller, S</b> OBP: 0.336, SLG: 0.400										5	0	0	0	0	0	0				
<b>34 David Ortiz, L</b> OBP: 0.365, SLG: 0.623										4	0	3	0	0	0	0				
<b>Manny Ramirez, R</b> OBP: 0.434, SLG: 0.666										3	1	1	0	1	0	2				
<b>Nomar Garciaparra, R</b> OBP: 0.361, SLG: 0.515										4	1	1	0	0	0	4				
<b>Trot Nixon, L</b> OBP: 0.340, SLG: 0.432										4	0	2	0	0	1	2				
<b>Kevin Millar, R</b> OBP: 0.355, SLG: 0.408										4	1	1	2	0	0	3				
<b>Jason Varitek, S</b> OBP: 0.379, SLG: 0.440										3	0	2	0	1	1	0				
<b>Gabe Kapler, R</b> OBP: 0.307, SLG: 0.406										4	0	1	1	0	0	3				
<b>Inning Stats</b>	R: 0 E: 0 K: 0 S: 10	H: 1 LOB: 1 BB: 0 P: 12	R: 1 E: 0 K: 0 S: 14	H: 2 LOB: 2 BB: 1 P: 21	R: 0 E: 0 K: 0 S: 12	H: 1 LOB: 1 BB: 0 P: 20	R: 0 E: 0 K: 0 S: 9	H: 2 LOB: 1 BB: 0 P: 11	R: 0 E: 0 K: 0 S: 13	H: 2 LOB: 2 BB: 0 P: 20	R: 0 E: 0 K: 0 S: 8	H: 0 LOB: 0 BB: 0 P: 8	R: 2 E: 0 K: 2 S: 12	H: 1 LOB: 1 BB: 1 P: 22	R: 0 E: 0 K: 1 S: 8	H: 0 LOB: 0 BB: 0 P: 11	1B: 8 2B: 0 3B: 2 HR: 1	SF: 0 SAC: 0 DP: 2 HBP: 0	WP: 0 PB: 0 SB: 0 CS: 0	PA: 38
<b>PITCHER</b>	IP WLS BF H R ER SO BB IBB HBP BLK WP HR S P ERA WHIP																			
<b>Rodrigo Lopez, R</b> ERA: 3.61	6.0 W 27 10 1 1 0 1 0 0 0 0 1 66 97 1.50 1.833																			
<b>Buddy Groom, L</b> ERA: 5.22	2.0 8 1 2 2 2 1 0 0 0 0 0 1 19 30 9.00 1.000																			
<b>Jorge Julio, R</b> ERA: 4.5	1.0 3 0 0 0 0 1 0 0 0 0 0 0 8 11 0.00 0.000																			

**Baltimore Orioles @ Boston Red Sox**  
Fenway Park, Boston, MA  
Thu Jul 22 2004, 1:05 PM EDT  
Att: 34,697 - Sunny - 85 F

AB 36  
R 3  
H 11  
RBI 3  
BB 2  
SO 3  
LOB 16





Batter	1	2	3	4	5	6	7	8	9	AB	R	H	RBI	BB	SO	LOB	TOP																					
1 Brian Roberts, S OBP: 0.330, SLG: 0.357			G3				F7		F9								4 0 1 0 0 0 3																					
David Newhan, L OBP: 0.466, SLG: 0.639			K				G1-3		G4-3								4 0 1 0 0 1 2																					
6 Melvin Mora, R OBP: 0.436, SLG: 0.587			G4-3				P2		P5								4 0 0 0 0 0 2																					
10 Miguel Tejada, R OBP: 0.363, SLG: 0.526							P6		P3								4 0 1 0 0 0 1																					
Rafael Palmeiro, L OBP: 0.358, SLG: 0.411							K		K								4 0 2 0 0 2 1																					
Javy Lopez, R OBP: 0.363, SLG: 0.468		K					P4		F8								4 0 0 0 0 1 3																					
Karim Garcia, L OBP: 0.273, SLG: 0.416		F9					G6-3		F8 PB 1B								4 0 2 0 0 0 1																					
Larry Bigbie, L OBP: 0.328, SLG: 0.403		F9					F8		F8								4 0 2 0 0 1 2																					
Robert Machado, R OBP: 0.239, SLG: 0.341		P6					F8		F8								3 0 1 0 0 0 3																					
<b>Inning Stats</b>	R: 0 E: 0 K: 0 S: 10	H: 2 LOB: 1 BB: 0 P: 14	R: 0 E: 0 K: 1 S: 18	H: 2 LOB: 2 BB: 0 P: 22	R: 0 E: 0 K: 1 S: 8	H: 0 LOB: 0 BB: 0 P: 9	R: 0 E: 0 K: 1 S: 9	H: 0 LOB: 0 BB: 0 P: 14	R: 0 E: 0 K: 0 S: 12	H: 1 LOB: 1 BB: 0 P: 17	R: 0 E: 0 K: 0 S: 13	H: 1 LOB: 1 BB: 0 P: 18	R: 0 E: 0 K: 0 S: 8	H: 0 LOB: 0 BB: 0 P: 12	R: 0 E: 0 K: 1 S: 8	H: 2 LOB: 1 BB: 0 P: 12	1B: 10 2B: 1 3B: 0 HR: 0	SF: 0 SAC: 0 DP: 2 HBP: 0	WP: 0 PB: 2 SB: 0 CS: 0	PA: 35																		
<b>PITCHER</b>	IP	WLS	BF	H	R	ER	SO	BB	IBB	HBP	BLK	WP	HR	S	P	ERA	WHIP	<b>PITCHER</b>				IP	WLS	BF	H	R	ER	SO	BB	IBB	HBP	BLK	WP	HR	S	P	ERA	WHIP
49 Tim Wakefield, R ERA: 4.17	7.0	W	28	8	0	0	4	0	0	0	0	0	0	79	108	0.00	1.143																					
50 Mike Timlin, R ERA: 3.59	1.0		3	0	0	0	0	0	0	0	0	0	0	8	12	0.00	0.000																					
Alan Embree, L ERA: 4.54	1.0		4	2	0	0	1	0	0	0	0	0	0	8	12	0.00	2.000																					

Baltimore Orioles @ Boston Red Sox  
Fenway Park, Boston, MA  
Thu Jul 22 2004, 7:05 PM EDT  
Att: 35,370 - Cloudy - 83 F

AB 35  
R 0  
H 10  
RBI 0  
BB 0  
SO 5  
LOB 18



Batter	1	2	3	4	5	6	7	8	9	AB	R	H	RBI	BB	SO	LOB	BOTTOM																					
18 Johnny Damon, L OBP: 0.386, SLG: 0.475	G4-3			F7			F8										4 0 0 0 0 1 2																					
Mark Bellhorn, S OBP: 0.377, SLG: 0.425							K		K								3 1 0 0 1 3 1																					
34 David Ortiz, L OBP: 0.354, SLG: 0.618			G4-3				K		K								3 0 0 0 1 2 0																					
Gabe Kapler, R OBP: 0.307, SLG: 0.406																	0 0 0 0 0 0 0																					
Manny Ramirez, R OBP: 0.430, SLG: 0.658			K				G6-3		K								4 1 0 1 0 2 1																					
Trot Nixon, L OBP: 0.340, SLG: 0.429			F8				G3										3 1 1 0 0 0 0																					
20 Kevin Youkilis, R OBP: 0.399, SLG: 0.457							F9										3 1 2 1 0 0 0																					
Dave McCarty, R OBP: 0.316, SLG: 0.373							K		K								3 0 2 2 0 1 0																					
Doug Mirabeli, R OBP: 0.363, SLG: 0.639							G5-4-3		K								3 0 1 0 0 1 1																					
Ricky Gutierrez, R OBP: 0.260, SLG: 0.227		G5-3					G5-3										3 0 1 0 0 0 1																					
<b>Inning Stats</b>	R: 3 E: 0 K: 0 S: 20	H: 3 LOB: 2 BB: 2 P: 37	R: 0 E: 0 K: 2 S: 9	H: 1 LOB: 1 BB: 0 P: 13	R: 0 E: 0 K: 1 S: 9	H: 0 LOB: 0 BB: 0 P: 14	R: 1 E: 0 K: 0 S: 15	H: 3 LOB: 1 BB: 0 P: 21	R: 0 E: 0 K: 2 S: 10	H: 0 LOB: 0 BB: 0 P: 14	R: 0 E: 0 K: 1 S: 7	H: 0 LOB: 0 BB: 0 P: 12	R: 0 E: 0 K: 1 S: 6	H: 0 LOB: 0 BB: 0 P: 11	R: 0 E: 0 K: 3 S: 9	H: 0 LOB: 0 BB: 0 P: 10	1B: 4 2B: 2 3B: 0 HR: 1	SF: 0 SAC: 0 DP: 1 HBP: 0	WP: 1 PB: 0 SB: 0 CS: 0	PA: 31																		
<b>PITCHER</b>	IP	WLS	BF	H	R	ER	SO	BB	IBB	HBP	BLK	WP	HR	S	P	ERA	WHIP	<b>PITCHER</b>				IP	WLS	BF	H	R	ER	SO	BB	IBB	HBP	BLK	WP	HR	S	P	ERA	WHIP
Dave Borkowski, R ERA: 4.03	6.0	L	25	7	4	4	6	2	0	0	1	1	1	70	111	6.00	1.500																					
Todd Williams, R ERA: 9.0	0.2		2	0	0	0	1	0	0	0	0	0	0	5	9	0.00	0.000																					
John Parrish, L ERA: 3.57	1.1		4	0	0	0	3	0	0	0	0	0	0	10	12	0.00	0.000																					

Baltimore Orioles @ Boston Red Sox  
Fenway Park, Boston, MA  
Thu Jul 22 2004, 7:05 PM EDT  
Att: 35,370 - Cloudy - 83 F

AB 29  
R 4  
H 7  
RBI 4  
BB 2  
SO 10  
LOB 6





Batter	1	2	3	4	5	6	7	8	9	AB	R	H	RBI	BB	SO	LOB	TOP										
8 Nick Punto, S OBP: 0.355, SLG: 0.333	G5-3	F7		1B		G4-3		F7		5	0	2	1	0	0	2	<b>Minnesota Twins @ Baltimore Orioles</b> Oriole Park at Camden Yards, Baltimore, MD Fri Jul 23, 2004, 7:35 PM EDT Att: 34,874 - Unknown - 85 F										
Doug Mientkiewicz, L OBP: 0.332, SLG: 0.358	G3		BB	F9		G4-3		K		4	0	0	0	1	1	5											
20 Lew Ford, R OBP: 0.386, SLG: 0.490	F9		BB		E5					2	0	0	0	3	0	0											
33 Justin Morneau, L OBP: 0.323, SLG: 0.534 Matthew LeCroy, R OBP: 0.332, SLG: 0.425		BB	G3-6-1		P5			K		4	1	1	0	0	1	6											
Tori Hunter, R OBP: 0.327, SLG: 0.465		BB			F9					5	2	3	0	0	0	2											
Jacque Jones, L OBP: 0.306, SLG: 0.437		BB			G4-3					4	2	1	1	1	0	3											
Corey Koskie, L OBP: 0.333, SLG: 0.457		BB			HR					4	2	2	4	1	1	1											
Henry Blanco, R OBP: 0.263, SLG: 0.337										4	0	1	0	1	0	3											
Luis Rivas, R OBP: 0.289, SLG: 0.417										5	0	2	0	0	1	3											
<b>Inning Stats</b>	R: 0 E: 0 K: 0 S: 6	H: 0 LOB: 0 BB: 0 P: 10	R: 3 E: 0 K: 0 S: 16	H: 3 LOB: 1 BB: 1 P: 28	R: 0 E: 0 K: 0 S: 6	H: 0 LOB: 1 BB: 2 P: 18	R: 1 E: 0 K: 1 S: 10	H: 4 LOB: 2 BB: 0 P: 13	R: 0 E: 1 K: 0 S: 5	H: 0 LOB: 1 BB: 0 P: 8	R: 1 E: 2 K: 2 S: 10	H: 1 LOB: 3 BB: 3 P: 26	R: 0 E: 0 K: 0 S: 10	H: 1 LOB: 1 BB: 1 P: 15	R: 0 E: 0 K: 2 S: 10	H: 1 LOB: 2 BB: 1 P: 17		R: 2 E: 0 K: 0 S: 9	H: 2 LOB: 0 BB: 0 P: 14	1B: 9 2B: 1 3B: 0 HR: 2	SF: 0 SAC: 0 DP: 1 HBP: 0	WP: 1 PB: 0 SB: 2 CS: 1	PA: 45				
<b>PITCHER</b>	IP	WLS	BF	H	R	ER	SO	BB	IBB	HBP	BLK	WP	HR	S	P	ERA	WHIP										
John Maine, R ERA: 9.82	3.2	L	19	7	4	4	1	3	0	0	0	1	1	37	67	9.82	2.727										
John Parrish, L ERA: 3.58	2.1	12	1	1	1	2	2	2	1	0	0	0	0	16	36	3.86	1.286										
Eddy Rodriguez, R ERA: 3.1	1.0	4	1	0	0	0	0	0	0	0	0	0	0	10	15	0.00	1.000										
B.J. Ryan, L ERA: 1.72	1.0	5	1	0	0	2	0	1	0	0	0	0	0	10	17	0.00	1.000										
Buddy Groom, L ERA: 5.64	1.0	5	2	2	2	0	0	0	0	0	0	0	1	9	14	18.00	2.000										

AB 38  
R 7  
H 12  
RBI 6  
BB 7  
SO 5  
LOB 27



Batter	1	2	3	4	5	6	7	8	9	AB	R	H	RBI	BB	SO	LOB	BOTTOM										
1 Brian Roberts, S OBP: 0.333, SLG: 0.360	SH5-3								K	5	1	3	0	0	2	4	<b>Minnesota Twins @ Baltimore Orioles</b> Oriole Park at Camden Yards, Baltimore, MD Fri Jul 23, 2004, 7:35 PM EDT Att: 34,874 - Unknown - 85 F										
David Newhan, L OBP: 0.460, SLG: 0.627			L9		G4-3					4	0	1	1	0	0	4											
6 Melvin Mora, R OBP: 0.432, SLG: 0.580	SH5-3									3	0	0	0	0	2	3											
10 Miguel Tejada, R OBP: 0.362, SLG: 0.523										4	0	1	1	0	0	0											
Rafael Palmeiro, L OBP: 0.354, SLG: 0.407	G6-3									4	0	0	0	0	0	2											
Javy Lopez, R OBP: 0.365, SLG: 0.471										4	1	2	0	0	0	0											
Karim Garcia, L OBP: 0.272, SLG: 0.413										4	1	1	0	0	1	1											
Jerry Hairston, R OBP: 0.373, SLG: 0.401										3	0	1	0	0	0	0											
Larry Bigbie, L OBP: 0.328, SLG: 0.401										4	0	1	1	0	1	1											
<b>Inning Stats</b>	R: 1 E: 0 K: 0 S: 11	H: 3 LOB: 1 BB: 0 P: 17	R: 0 E: 0 K: 0 S: 6	H: 0 LOB: 0 BB: 0 P: 8	R: 0 E: 0 K: 0 S: 6	H: 1 LOB: 1 BB: 0 P: 14	R: 0 E: 0 K: 0 S: 8	H: 1 LOB: 1 BB: 0 P: 13	R: 0 E: 0 K: 1 S: 14	H: 0 LOB: 0 BB: 0 P: 9	R: 2 E: 0 K: 2 S: 14	H: 3 LOB: 2 BB: 0 P: 19	R: 0 E: 0 K: 0 S: 12	H: 0 LOB: 0 BB: 0 P: 19	R: 0 E: 0 K: 2 S: 19	H: 1 LOB: 1 BB: 0 P: 25		1B: 9 2B: 1 3B: 0 HR: 0	SF: 0 SAC: 1 DP: 1 HBP: 1	WP: 1 PB: 0 SB: 1 CS: 0	PA: 37						
<b>PITCHER</b>	IP	WLS	BF	H	R	ER	SO	BB	IBB	HBP	BLK	WP	HR	S	P	ERA	WHIP										
Carlos Silva, R ERA: 4.48	6.0	W	27	9	3	3	2	0	0	0	0	0	0	5	6	0.00	0.000										
J.C. Romero, L ERA: 4.24	0.2	H	2	0	0	0	1	0	0	0	0	0	0	5	6	0.00	0.000										
Grant Balfour, R ERA: 3.46	1.1	H	4	0	0	0	1	0	0	0	0	0	0	15	23	0.00	0.000										
36 Joe Nathan, R ERA: 1.01	1.0	4	1	0	0	2	0	0	0	0	0	1	0	19	25	0.00	1.000										


AB 35  
R 3  
H 10  
RBI 3  
BB 0  
SO 6  
LOB 15











Batter	1	2	3	4	5	6	7	8	9	AB	R	H	RBI	BB	SO	LOB	TOP										
Shannon Stewart, R (1, 10) OBP: 0.394, SLG: 0.417										4	1	3	0	1	0	2	<b>Minnesota Twins @ Baltimore Orioles</b> Oriole Park at Camden Yards, Baltimore, MD Sun Jul 25 2004, 1:35 PM EDT Att: 41,833 - Unknown - 78 F  <b>AB 39</b> <b>R 8</b> <b>H 15</b> <b>RBI 8</b> <b>BB 2</b> <b>SO 1</b> <b>LOB 19</b> 										
8 Nick Punto, S (1, 6) OBP: 0.343, SLG: 0.322										5	2	1	0	0	1	6											
20 Lew Ford, R (1, 7) OBP: 0.383, SLG: 0.486										4	1	1	2	0	0	3											
33 Justin Morneau, L (1, 3) OBP: 0.338, SLG: 0.567											5	1	3	3	0	0		1									
Tori Hunter, R (1, 8) OBP: 0.321, SLG: 0.455											5	1	1	1	0	0		2									
Jacque Jones, L (1, 9) OBP: 0.310, SLG: 0.436											4	0	1	0	1	0		1									
Corey Koskie, L (1, 5) OBP: 0.328, SLG: 0.447											4	0	1	1	0	0		3									
Henry Blanco, R (1, 2) OBP: 0.263, SLG: 0.335											4	0	1	0	0	0		1									
5 Michael Cuddyer, R (1, 4) OBP: 0.314, SLG: 0.428										4	2	3	1	0	0	0		0									
Luis Rivas, R (8, 4) OBP: 0.286, SLG: 0.413										0	0	0	0	0	0	0		0									
<b>Inning Stats</b>	R: 2 E: 0 K: 0 S: 18	H: 4 LOB: 2 BB: 0 P: 29	R: 4 E: 0 K: 0 S: 18	H: 3 LOB: 0 BB: 1 P: 32	R: 0 E: 0 K: 0 S: 6	H: 0 LOB: 0 BB: 0 P: 8	R: 0 E: 0 K: 0 S: 7	H: 1 LOB: 1 BB: 0 P: 10	R: 1 E: 0 K: 0 S: 11	H: 2 LOB: 1 BB: 0 P: 18	R: 1 E: 0 K: 1 S: 14	H: 2 LOB: 0 BB: 0 P: 20	R: 0 E: 0 K: 0 S: 5	H: 1 LOB: 1 BB: 1 P: 11	R: 0 E: 0 K: 0 S: 14	H: 2 LOB: 2 BB: 0 P: 23	R: 0 E: 0 K: 0 S: 8	H: 0 LOB: 0 BB: 0 P: 11	1B: 11 2B: 3 3B: 0 HR: 2	SF: 1 SAC: 0 DP: 2 HBP: 0	WP: 1 PB: 0 SB: 2 CS: 1	PA: 42					
<b>PITCHER</b>	IP	WLS	BF	H	R	ER	SO	BB	IBB	HBP	BLK	WP	HR	S	P	ERA	WHIP										
40 Daniel Cabrera, R (1, 1) ERA: 3.65	5.0	L	27	11	8	8	0	1	0	0	0	0	0	12	18	0.00	1.000										
Todd Williams, R (6, 1) ERA: 4.5	1.0	3	1	0	0	0	1	0	0	0	0	0	0	0	0	0.00	4.000										
John Parrish, L (7, 1) ERA: 3.51	1.0	6	3	0	0	0	0	1	0	0	0	0	0	9	13	0.00	0.000										
Jason Grimsley, R (8, 1) ERA: 4.71	1.0	3	0	0	0	0	0	0	0	0	0	0	0	8	11	0.00	0.000										
Buddy Groom, L (9, 1) ERA: 5.46	1.0	3	0	0	0	0	0	0	0	0	0	0	0	8	11	0.00	0.000										


Batter	1	2	3	4	5	6	7	8	9	AB	R	H	RBI	BB	SO	LOB	BOTTOM										
1 Brian Roberts, S (1, 4) OBP: 0.337, SLG: 0.363										4	1	2	0	0	0	0	<b>Minnesota Twins @ Baltimore Orioles</b> Oriole Park at Camden Yards, Baltimore, MD Sun Jul 25 2004, 1:35 PM EDT Att: 41,833 - Unknown - 78 F  <b>AB 35</b> <b>R 4</b> <b>H 9</b> <b>RBI 4</b> <b>BB 0</b> <b>SO 5</b> <b>LOB 11</b> 										
David Newhan, L (1, 10) OBP: 0.434, SLG: 0.594										4	0	0	0	0	1	2											
6 Melvin Mora, R (1, 5) OBP: 0.428, SLG: 0.573										4	0	1	1	0	0	0											
10 Miguel Tejada, R (1, 6) OBP: 0.367, SLG: 0.537										4	2	2	0	0	0	0											
Rafael Palmeiro, L (1, 3) OBP: 0.354, SLG: 0.409										4	1	2	1	0	1	0											
Javy Lopez, R (1, 2) OBP: 0.363, SLG: 0.467										4	0	2	1	0	1	2											
Karim Garcia, L (1, 8) OBP: 0.272, SLG: 0.412										2	0	0	1	0	0	1											
Darnell McDonald, R (9, PH) OBP: 0.316, SLG: 0.294										1	0	0	0	0	1	1											
Jerry Hairston, R (1, 9) OBP: 0.365, SLG: 0.391										4	0	0	0	0	0	3											
Larry Bigbie, L (1, 7) OBP: 0.325, SLG: 0.397										3	0	0	0	0	1	1											
Luis Lopez, S (9, PH) OBP: 0.279, SLG: 0.345										1	0	0	0	0	0	1											
<b>Inning Stats</b>	R: 0 E: 0 K: 0 S: 5	H: 0 LOB: 0 BB: 0 P: 7	R: 2 E: 0 K: 0 S: 20	H: 3 LOB: 1 BB: 0 P: 28	R: 0 E: 0 K: 0 S: 7	H: 0 LOB: 0 BB: 0 P: 11	R: 1 E: 1 K: 0 S: 7	H: 1 LOB: 1 BB: 0 P: 11	R: 1 E: 0 K: 0 S: 8	H: 3 LOB: 2 BB: 0 P: 12	R: 0 E: 0 K: 1 S: 9	H: 0 LOB: 0 BB: 0 P: 11	R: 0 E: 0 K: 2 S: 11	H: 1 LOB: 1 BB: 0 P: 16	R: 0 E: 0 K: 1 S: 10	H: 0 LOB: 0 BB: 0 P: 15	R: 0 E: 0 K: 1 S: 8	H: 1 LOB: 1 BB: 0 P: 16	1B: 5 2B: 4 3B: 0 HR: 0	SF: 1 SAC: 0 DP: 0 HBP: 0	WP: 0 PB: 0 SB: 0 CS: 0	PA: 36					
<b>PITCHER</b>	IP	WLS	BF	H	R	ER	SO	BB	IBB	HBP	BLK	WP	HR	S	P	ERA	WHIP										
Kyle Lohse, R (1, 1) ERA: 4.87	5.0	W	22	7	4	3	0	0	0	0	0	0	0	20	27	0.00	0.500										
J.C. Romero, L (6, 1) ERA: 4.04	2.0	7	1	0	0	3	0	0	0	0	0	0	0	10	15	0.00	0.000										
Grant Balfour, R (8, 1) ERA: 3.33	1.0	3	0	0	0	1	0	0	0	0	0	0	0	8	16	0.00	1.000										
Aaron Fultz, L (9, 1) ERA: 4.19	1.0	4	1	0	0	1	0	0	0	0	0	0	0	8	16	0.00	1.000										







Batter	1	2	3	4	5	6	7	8	9	AB	R	H	RBI	BB	SO	LOB	TOP										
18 Johnny Damon, L (1, 8) OBP: 0.386, SLG: 0.480	2-2 P6			1-1 G6-3		1-2 G3		2-2 G3-1	4 0 0 0 0 0 1								<b>Boston Red Sox @ Baltimore Orioles</b> Oriole Park at Camden Yards, Baltimore, MD Wed Jul 28 2004, 7:05 PM EDT Att: 45,780 - Unknown - 83 F  livebaseballscorecards.com  <b>AB</b> 31 <b>R</b> 1 <b>H</b> 4 <b>RBI</b> 1 <b>BB</b> 0 <b>SO</b> 10 <b>LOB</b> 8 										
Mark Bellhorn, S (1, 4) OBP: 0.373, SLG: 0.430	2-2 F8			2-2 F8		0-1 P6		1-1 L9	4 0 0 0 0 0 1																		
34 David Ortiz, L (1, 10) OBP: 0.376, SLG: 0.620	2-3 K			3-3 K			1-0 F7	2-2 HR	4 1 1 1 0 2 0																		
Manny Ramirez, R (1, 7)		3-3 K			0-0 G4-3		1-3 K	0-3 K	4 0 0 0 0 3 0																		
Nomar Garciaparra, R (1, 6) OBP: 0.367, SLG: 0.500		0-0 P3			1-1 G5-3 1B		1-1 G5-3		3 0 1 0 0 0 0																		
Kevin Millar, R (1, 3) OBP: 0.372, SLG: 0.460		0-1 L5			3-2 G5-3 1-2			0-0 FC5-4 1B	3 0 1 0 0 0 1																		
Jason Varitek, S (1, 2) OBP: 0.372, SLG: 0.431			2-3 K		1-3 K			2-3 K	3 0 0 0 0 3 2																		
Bill Mueller, S (1, 5) OBP: 0.332, SLG: 0.429			3-2 P5			3-2 18 G3 2B		2-3 K	3 0 1 0 0 1 1																		
Gabe Kapler, R (1, 9) OBP: 0.309, SLG: 0.407			1-0 F9			0-3 K		0-1 FC5-4 1-2	3 0 0 0 0 1 2																		
<b>Inning Stats</b>	R: 0 E: 0 K: 1 S: 10	H: 0 LOB: 0 BB: 0 P: 16	R: 0 E: 0 K: 1 S: 8	H: 0 LOB: 0 BB: 0 P: 11	R: 0 E: 0 K: 1 S: 9	H: 0 LOB: 0 BB: 0 P: 15	R: 0 E: 0 K: 1 S: 8	H: 0 LOB: 0 BB: 0 P: 14	R: 0 E: 0 K: 1 S: 12	H: 1 LOB: 1 BB: 0 P: 16	R: 0 E: 0 K: 1 S: 6	H: 0 LOB: 0 BB: 0 P: 9	R: 0 E: 0 K: 2 S: 11	H: 1 LOB: 1 BB: 0 P: 15	R: 1 E: 0 K: 1 S: 11	H: 1 LOB: 0 BB: 0 P: 16	1B: 2 2B: 1 3B: 0 HR: 1	SF: 0 SAC: 0 DP: 0 HBP: 0	WP: 0 PB: 0 SB: 0 CS: 0	PA: 31							
<b>PITCHER</b>	IP	WLS	BF	H	R	ER	SO	BB	IBB	HBP	BLK	WP	HR	S	P	ERA	WHIP										
Dave Borkowski, R (1, 1) ERA: 3.07	7.0	W	24	3	0	0	7	0	0	0	0	0	0	63	96	0.00	0.429										
B.J. Ryan, L (8, 1) ERA: 1.79	2.0		7	1	1	1	3	0	0	0	0	0	1	21	30	4.50	0.500										

Batter	1	2	3	4	5	6	7	8	9	AB	R	H	RBI	BB	SO	LOB	BOTTOM										
1 Brian Roberts, S (1, 4) OBP: 0.338, SLG: 0.362	3-2 1B		0-3 K			1-0 SH5-4		1-2 F8	3 0 1 0 0 1 0								<b>Boston Red Sox @ Baltimore Orioles</b> Oriole Park at Camden Yards, Baltimore, MD Wed Jul 28 2004, 7:05 PM EDT Att: 45,780 - Unknown - 83 F  livebaseballscorecards.com  <b>AB</b> 28 <b>R</b> 4 <b>H</b> 7 <b>RBI</b> 4 <b>BB</b> 0 <b>SO</b> 3 <b>LOB</b> 5 										
Luis Lopez, S (1, 10) OBP: 0.262, SLG: 0.328	0-2 F9			0-1 P5		2-3 SF9		0-3 K	3 0 0 1 0 1 1																		
6 Melvin Mora, R (1, 5) OBP: 0.424, SLG: 0.565	2-1 F9			0-0 F8		3-H K		1-1 G6-3	4 0 0 0 0 1 1																		
10 Miguel Tejada, R (1, 6) OBP: 0.365, SLG: 0.543	2-1 F9			0-1 F8			1-0 HR 2B		3 1 1 0 0 0 1																		
Rafael Palmeiro, L (1, 3) OBP: 0.351, SLG: 0.402		1-1 F8			0-2 P5		0-0 P3		3 0 0 0 0 0 1																		
Javy Lopez, R (1, 2) OBP: 0.368, SLG: 0.491		1-2 F8			0-0 HR		1-2 HR 2-H		3 2 2 3 0 0 0																		
B.J. Surhoff, L (1, 7) OBP: 0.377, SLG: 0.436		1-1 G1-3			0-2 P5		2-2 1B 1B		3 0 1 0 0 0 0																		
Karim Garcia, L (1, 8) OBP: 0.264, SLG: 0.399			0-1 P6		2-2 F7		0-1 F7		3 0 0 0 0 0 1																		
Jerry Hairston, R (1, 9) OBP: 0.373, SLG: 0.403			1-1 F9			2-2 SH5-4 2B	0-1 1B		3 1 2 0 0 0 0																		
<b>Inning Stats</b>	R: 0 E: 0 K: 0 S: 10	H: 1 LOB: 1 BB: 0 P: 17	R: 0 E: 0 K: 0 S: 7	H: 0 LOB: 0 BB: 0 P: 10	R: 0 E: 0 K: 1 S: 7	H: 0 LOB: 0 BB: 0 P: 8	R: 0 E: 0 K: 0 S: 5	H: 0 LOB: 0 BB: 0 P: 5	R: 1 E: 0 K: 0 S: 11	H: 1 LOB: 0 BB: 0 P: 13	R: 1 E: 0 K: 1 S: 12	H: 1 LOB: 0 BB: 0 P: 16	R: 2 E: 0 K: 0 S: 13	H: 4 LOB: 2 BB: 0 P: 17	R: 0 E: 0 K: 1 S: 8	H: 0 LOB: 0 BB: 0 P: 10	1B: 3 2B: 2 3B: 0 HR: 2	SF: 1 SAC: 1 DP: 0 HBP: 0	WP: 0 PB: 0 SB: 0 CS: 0	PA: 30							
<b>PITCHER</b>	IP	WLS	BF	H	R	ER	SO	BB	IBB	HBP	BLK	WP	HR	S	P	ERA	WHIP										
38 Curt Schilling, R (1, 1) ERA: 3.46	7.0	L	27	7	4	4	2	0	0	0	0	0	0	65	86	5.14	1.000										
50 Mike Timlin, R (8, 1) ERA: 3.71	1.0		3	0	0	0	1	0	0	0	0	0	0	8	10	0.00	0.000										



Batter	1	2	3	4	5	6	7	8	9	AB	R	H	RBI	BB	SO	LOB	TOP										
<b>1 Brian Roberts, S</b> (1, 4) OBP: 0.339, SLG: 0.362										5	2	2	0	0	1	1											
<b>David Newhan, L</b> (1, 10) OBP: 0.426, SLG: 0.567										4	2	1	0	1	1	0											
<b>6 Melvin Mora, R</b> (1, 5) OBP: 0.423, SLG: 0.565										5	2	2	4	0	1	0											
<b>10 Miguel Tejada, R</b> (1, 6) OBP: 0.366, SLG: 0.541										5	1	2	2	0	0	0											
<b>Javy Lopez, R</b> (1, 2) OBP: 0.372, SLG: 0.504										4	1	3	3	0	0	0											
<b>Rafael Palmeiro, L</b> (1, 3) OBP: 0.348, SLG: 0.397										4	0	0	0	0	0	3											
<b>B.J. Surhoff, L</b> (1, 7) <b>Larry Bigbie, L</b> (8, PR) OBP: 0.324, SLG: 0.395										4	0	1	0	0	2	0											
<b>Jerry Hairston, R</b> (1, 9) OBP: 0.378, SLG: 0.408										2	1	1	0	1	1	1											
<b>Karim Garcia, L</b> (1, 8) OBP: 0.259, SLG: 0.392										4	0	0	0	0	2	4											
<b>Inning Stats</b>	R: 0 E: 0 K: 2 S: 8	H: 0 LOB: 0 BB: 0 P: 12	R: 0 E: 0 K: 0 S: 8	H: 0 LOB: 0 BB: 0 P: 11	R: 4 E: 0 K: 1 S: 19	H: 5 LOB: 2 BB: 1 P: 28	R: 0 E: 0 K: 1 S: 8	H: 0 LOB: 0 BB: 0 P: 14	R: 0 E: 0 K: 1 S: 8	H: 1 LOB: 0 BB: 0 P: 13	R: 4 E: 0 K: 1 S: 15	H: 5 LOB: 1 BB: 0 P: 27	R: 0 E: 0 K: 1 S: 11	H: 1 LOB: 1 BB: 0 P: 16	R: 0 E: 0 K: 0 S: 6	H: 0 LOB: 0 BB: 0 P: 7	1B: 8 2B: 4 3B: 0 HR: 1	SF: 0 SAC: 0 DP: 1 HBP: 1	WP: 0 PB: 0 SB: 0 CS: 2	PA: 40							
<b>PITCHER</b>	IP	WLS	BF	H	R	ER	SO	BB	IBB	HBP	BLK	WP	HR	S	P	ERA	WHIP										
<b>Jose Contreras, R</b> (1, 1) ERA: 5.64	6.2	L	29	8	7	7	7	2	0	1	0	0	1	67	104	9.45	1.500										
<b>Bret Prinz, R</b> (7, 1) ERA: 5.48	0.0		3	3	2	2	0	0	0	0	0	0	0	6	11	∞	∞										
<b>Juan Padilla, R</b> (7, 1) ERA: 3.97	2.1		8	1	0	0	1	0	0	0	0	0	0	18	25	0.00	0.429										

Baltimore Orioles @ New York Yankees  
Yankee Stadium, Bronx, NY  
Thu Jul 29 2004, 7:05 PM EDT  
Att: 51,677 - Sunny - 82 F

AB 37  
R 9  
H 12  
RBI 9  
BB 2  
SO 8  
LOB 9

Batter	1	2	3	4	5	6	7	8	9	AB	R	H	RBI	BB	SO	LOB	BOTTOM										
<b>Bernie Williams, S</b> (1, 8) OBP: 0.359, SLG: 0.408										4	1	1	0	0	1	0											
<b>2 Derek Jeter, R</b> (1, 6) OBP: 0.323, SLG: 0.430										3	0	0	0	0	0	0											
<b>Gary Sheffield, R</b> (1, 9) OBP: 0.399, SLG: 0.526										3	0	1	1	0	0	0											
<b>13 Alex Rodriguez, R</b> (1, 5) OBP: 0.369, SLG: 0.514										3	0	0	0	0	1	1											
<b>20 Jorge Posada, S</b> (1, 2) OBP: 0.413, SLG: 0.498 <b>John Flaherty, R</b> (9, 2) OBP: 0.200, SLG: 0.276										3	0	1	0	0	1	0											
<b>55 Hideki Matsui, L</b> (1, 7) OBP: 0.383, SLG: 0.504										3	0	1	0	0	0	1											
<b>Ruben Sierra, S</b> (1, 10) OBP: 0.305, SLG: 0.513										3	0	0	0	0	0	1											
<b>Tony Clark, S</b> (1, 3) OBP: 0.327, SLG: 0.453										3	0	0	0	0	2	1											
<b>Enrique Wilson, S</b> (1, 4) OBP: 0.262, SLG: 0.354										3	0	0	0	0	0	0											
<b>Inning Stats</b>	R: 1 E: 0 K: 0 S: 7	H: 2 LOB: 0 BB: 0 P: 11	R: 0 E: 0 K: 0 S: 7	H: 1 LOB: 0 BB: 0 P: 10	R: 0 E: 0 K: 1 S: 9	H: 0 LOB: 0 BB: 0 P: 14	R: 0 E: 0 K: 0 S: 5	H: 0 LOB: 0 BB: 0 P: 7	R: 0 E: 0 K: 2 S: 10	H: 0 LOB: 0 BB: 0 P: 13	R: 0 E: 0 K: 1 S: 9	H: 0 LOB: 0 BB: 0 P: 14	R: 0 E: 0 K: 1 S: 12	H: 1 LOB: 1 BB: 0 P: 16	R: 0 E: 0 K: 0 S: 5	H: 0 LOB: 0 BB: 0 P: 10	1B: 3 2B: 1 3B: 0 HR: 0	SF: 0 SAC: 1 DP: 2 HBP: 0	WP: 0 PB: 0 SB: 0 CS: 0	PA: 29							
<b>PITCHER</b>	IP	WLS	BF	H	R	ER	SO	BB	IBB	HBP	BLK	WP	HR	S	P	ERA	WHIP										
<b>Sidney Ponson, R</b> (1, 1) ERA: 5.6	9.0	W	29	4	1	1	5	0	0	0	0	0	0	70	103	1.00	0.444										

Baltimore Orioles @ New York Yankees  
Yankee Stadium, Bronx, NY  
Thu Jul 29 2004, 7:05 PM EDT  
Att: 51,677 - Sunny - 82 F

AB 28  
R 1  
H 4  
RBI 1  
BB 0  
SO 5  
LOB 4







Batter	1	2	3	4	5	6	7	8	9	AB	R	H	RBI	BB	SO	LOB	TOP								
Jerry Hairston, R OBP: 0.381, SLG: 0.422	F8		HR			G6-3			G6-3	5	2	1	0	0	1		<b>Baltimore Orioles @ New York Yankees</b> Yankee Stadium, Bronx, NY Sat Jul 31 2004, 1:20 PM EDT Att: 51,845 - Unknown - 84 F								
David Newhan, L OBP: 0.417, SLG: 0.547	E1					G4-3				3	1	0	0	1	1	0									
6 Melvin Mora, R OBP: 0.422, SLG: 0.559	G6-3		G5-3							4	1	1	0	0	1	1									
10 Miguel Tejada, R OBP: 0.364, SLG: 0.535										2	0	1	1	0	0	0									
Javy Lopez, R OBP: 0.372, SLG: 0.499										3	0	0	0	1	1	2									
B.J. Surhoff, L OBP: 0.380, SLG: 0.454										4	0	2	0	0	0	1									
Karim Garcia, L OBP: 0.255, SLG: 0.387										3	0	0	1	0	1	2									
Larry Bigbie, L OBP: 0.318, SLG: 0.388										3	0	0	0	0	1	4									
Rafael Palmeiro, L OBP: 0.343, SLG: 0.392										1	0	0	0	0	0	0									
1 Brian Roberts, S OBP: 0.335, SLG: 0.357										4	0	1	0	0	0	0									
<b>Inning Stats</b>	R: 0 E: 1 K: 0 S: 6	H: 0 LOB: 0 BB: 0 P: 8	R: 0 E: 0 K: 1 S: 11	H: 1 LOB: 2 BB: 0 P: 16	R: 1 E: 0 K: 1 S: 12	H: 1 LOB: 0 BB: 0 P: 17	R: 0 E: 0 K: 0 S: 6	H: 0 LOB: 0 BB: 0 P: 9	R: 0 E: 0 K: 1 S: 8	H: 0 LOB: 0 BB: 0 P: 13	R: 3 E: 0 K: 1 S: 23	H: 3 LOB: 2 BB: 2 P: 32	R: 0 E: 0 K: 0 S: 9	H: 0 LOB: 0 BB: 0 P: 12	R: 0 E: 0 K: 1 S: 13	H: 1 LOB: 1 BB: 0 P: 20	R: 0 E: 0 K: 0 S: 18	H: 1 LOB: 1 BB: 0 P: 22	1B: 6 2B: 0 3B: 0 HR: 1	SF: 2 SAC: 0 DP: 1 HBP: 1	WP: 1 PB: 0 SB: 0 CS: 0	PA: 37			
<b>PITCHER</b>	IP	WLS	BF	H	R	ER	SO	BB	IBB	HBP	BLK	WP	HR	S	P	ERA	WHIP								
Javier Vazquez, R ERA: 4.16	5.1	W	23	4	4	4	3	2	0	1	0	1	1	56	85	6.75	1.125								
Scott Proctor, R ERA: 5.56	0.2	H	3	1	0	0	1	0	0	0	0	0	0	10	10	0.00	1.500								
Paul Quantrill, R ERA: 3.26	1.0	H	3	0	0	0	0	0	0	0	0	0	0	9	12	0.00	0.000								
Tom Gordon, R ERA: 1.91	1.0	H	4	1	0	0	1	0	0	0	0	0	0	13	20	0.00	1.000								
42 Mariano Rivera, R ERA: 1.64	1.0	S	4	1	0	0	0	0	0	0	0	0	0	18	22	0.00	1.000								

Batter	1	2	3	4	5	6	7	8	9	AB	R	H	RBI	BB	SO	LOB	BOTTOM									
Miguel Cairo, R OBP: 0.333, SLG: 0.412										4	1	1	0	1	1	0	<b>Baltimore Orioles @ New York Yankees</b> Yankee Stadium, Bronx, NY Sat Jul 31 2004, 1:20 PM EDT Att: 51,845 - Unknown - 84 F									
2 Derek Jeter, R OBP: 0.327, SLG: 0.434										3	1	1	1	1	1	0										
Gary Sheffield, R OBP: 0.399, SLG: 0.530										4	1	1	2	0	0	3										
13 Alex Rodriguez, R OBP: 0.374, SLG: 0.533										4	2	3	1	0	1	0										
Bernie Williams, S OBP: 0.356, SLG: 0.403										4	0	0	0	0	1	2										
55 Hideki Matsui, L OBP: 0.387, SLG: 0.505										4	1	2	0	0	0	0										
Ruben Sierra, S OBP: 0.300, SLG: 0.497										3	0	0	0	1	2	1										
Tony Clark, S OBP: 0.326, SLG: 0.444										3	0	1	1	1	0	0										
John Flaherty, R OBP: 0.202, SLG: 0.288										4	0	1	0	0	1	4										
<b>Inning Stats</b>	R: 0 E: 0 K: 1 S: 6	H: 0 LOB: 0 BB: 0 P: 15	R: 0 E: 0 K: 0 S: 7	H: 1 LOB: 0 BB: 0 P: 11	R: 0 E: 0 K: 1 S: 19	H: 1 LOB: 3 BB: 2 P: 31	R: 2 E: 0 K: 2 S: 19	H: 3 LOB: 1 BB: 0 P: 27	R: 3 E: 0 K: 1 S: 19	H: 4 LOB: 3 BB: 2 P: 34	R: 1 E: 0 K: 2 S: 11	H: 1 LOB: 0 BB: 0 P: 12	R: 0 E: 0 K: 0 S: 8	H: 0 LOB: 0 BB: 0 P: 11	R: 0 E: 0 K: 0 S: 6	H: 0 LOB: 0 BB: 0 P: 11		1B: 6 2B: 1 3B: 1 HR: 2	SF: 0 SAC: 0 DP: 1 HBP: 0	WP: 0 PB: 0 SB: 2 CS: 0	PA: 37					
<b>PITCHER</b>	IP	WLS	BF	H	R	ER	SO	BB	IBB	HBP	BLK	WP	HR	S	P	ERA	WHIP									
45 Erik Bedard, L ERA: 4.67	4.2	L	24	9	5	5	4	2	0	0	0	0	0	1	18	27	6.75	2.250								
Eddy Rodriguez, R ERA: 4.35	1.1		7	1	1	1	3	2	0	0	0	0	0	14	22	0.00	0.000									
Buddy Groom, L ERA: 4.98	2.0		6	0	0	0	0	0	0	0	0	0	0	14	22	0.00	0.000									







Batter	1	2	3	4	5	6	7	8	9	AB	R	H	RBI	BB	SO	LOB	TOP			
51 Ichiro Suzuki, L (1.9)	G4-6-3 3B		G6-4-3 1B	G6-4-3 1B	G4-3 1B	E6 1B		BB 1B		5	2	5	0	0	0	0	<p>Seattle Mariners @ Baltimore Orioles</p> <p>Oriole Park at Camden Yards, Baltimore, MD</p> <p>Tue Aug 03 2004, 1:05 PM EDT</p> <p>Att: 21,188 - Unknown - 88 F</p>			
Randy Winn, S (1.8)	G4-6-3 BB		G6-4-3 1B	G6-4-3 1B	G4-3 1B	G6-3		BB 1B		4	1	3	1	1	0	1				
Bret Boone, R (1.4)	G4-6-3 1-2 3-H		G6-4-3 1B	G6-4-3 1B	G4-3			HR 1B		5	1	2	0	0	0	5				
Edgar Martinez, R (1.10)	WP 2B BB		G6-4-3 1-2 2-3 3-H		G5-3			HR 1B		3	2	1	2	2	0	2				
Raul Ibanez, L (1.7)	1-H 2B		G5-3 1B	G5-3 1B	G4-3			HR BB		5	0	3	2	0	1	3				
Jolbert Cabrera, R (1.3)	K		G5-3 1-2	G5-3 1-2	HBP			K 1B		4	0	1	0	0	2	3				
Miguel Olivo, R (1.2)		K		P6	G5-3			FC5-4 1B		5	0	0	0	0	2	3				
Justin Leone, R (1.5)		P6		G5-3		F7		G3-1		5	0	0	0	0	1	2				
4 Jose Lopez, R (1.6)	F7		F7	51 1B 1B		F7		G5-3		5	1	1	0	0	1	1				
<b>Inning Stats</b>	R: 2 E: 0 K: 1 S: 11	H: 2 LOB: 1 BB: 2 P: 23	R: 0 E: 0 K: 1 S: 6	H: 0 LOB: 0 BB: 0 P: 11	R: 2 E: 0 K: 0 S: 9	H: 4 LOB: 1 BB: 0 P: 14	R: 1 E: 0 K: 0 S: 12	H: 3 LOB: 2 BB: 0 P: 19	R: 0 E: 1 K: 0 S: 8	H: 1 LOB: 1 BB: 0 P: 11	R: 2 E: 0 K: 3 S: 19	H: 3 LOB: 1 BB: 0 P: 27	R: 0 E: 0 K: 2 S: 22	H: 2 LOB: 3 BB: 1 P: 32	R: 0 E: 0 K: 0 S: 10	H: 1 LOB: 1 BB: 0 P: 14	1B: 13 2B: 1 3B: 1 HR: 1	SF: 0 SAC: 0 DP: 2 HBP: 1	WP: 1 PB: 0 SB: 0 CS: 0	PA: 45
<b>PITCHER</b>	IP WLS BF H R ER SO BB IBB HBP BLK WP HR S P ERA WHIP	IP WLS BF H R ER SO BB IBB HBP BLK WP HR S P ERA WHIP	IP WLS BF H R ER SO BB IBB HBP BLK WP HR S P ERA WHIP	IP WLS BF H R ER SO BB IBB HBP BLK WP HR S P ERA WHIP	IP WLS BF H R ER SO BB IBB HBP BLK WP HR S P ERA WHIP	IP WLS BF H R ER SO BB IBB HBP BLK WP HR S P ERA WHIP	IP WLS BF H R ER SO BB IBB HBP BLK WP HR S P ERA WHIP	IP WLS BF H R ER SO BB IBB HBP BLK WP HR S P ERA WHIP	IP WLS BF H R ER SO BB IBB HBP BLK WP HR S P ERA WHIP	IP WLS BF H R ER SO BB IBB HBP BLK WP HR S P ERA WHIP	IP WLS BF H R ER SO BB IBB HBP BLK WP HR S P ERA WHIP	IP WLS BF H R ER SO BB IBB HBP BLK WP HR S P ERA WHIP	IP WLS BF H R ER SO BB IBB HBP BLK WP HR S P ERA WHIP	IP WLS BF H R ER SO BB IBB HBP BLK WP HR S P ERA WHIP	IP WLS BF H R ER SO BB IBB HBP BLK WP HR S P ERA WHIP	IP WLS BF H R ER SO BB IBB HBP BLK WP HR S P ERA WHIP	IP WLS BF H R ER SO BB IBB HBP BLK WP HR S P ERA WHIP			
Sidney Ponson, R (1.1)	6.0	32	13	7	7	2	2	0	0	0	0	0	0	0	0	0	10.50	2.500		
Jason Grimsley, R (7.1)	1.0	3	0	0	0	3	0	0	0	0	0	0	0	0	0	0	0.00	0.000		
B.J. Ryan, L (8.1)	1.0	6	2	0	0	2	1	0	0	0	0	0	0	0	0	0	0.00	3.000		
Jorge Julio, R (9.1)	1.0	4	1	0	0	0	0	0	0	0	0	0	0	0	0	0	0.00	1.000		

AB	41
R	7
H	16
RBI	5
BB	3
SO	7
LOB	20



Batter	1	2	3	4	5	6	7	8	9	AB	R	H	RBI	BB	SO	LOB	BOTTOM			
1 Brian Roberts, S (1.4)	L9	F7		10 2B BB	BB		G5-3			3	1	0	0	2	0	1	<p>Seattle Mariners @ Baltimore Orioles</p> <p>Oriole Park at Camden Yards, Baltimore, MD</p> <p>Tue Aug 03 2004, 1:05 PM EDT</p> <p>Att: 21,188 - Unknown - 88 F</p>			
David Newhan, L (1.9)	6 1B 2B		G3	K	G4-3			K		5	1	1	0	0	2	4				
B.J. Surhoff, L (9.9)										0	0	0	0	0	0	0				
6 Melvin Mora, R (1.5)	S 10 BB 1B		10 1B HR BB	10 2B BB		P3		10 CS-4 BB		2	2	1	1	3	0	0				
10 Miguel Tejada, R (1.6)	S 1B BB		1-3 HR 1B	1-3 2H 2B		F7		FC5-4 1B 2B		4	3	2	1	1	0	1				
Javy Lopez, R (1.2)	K		1-3 HR 1B	G5-3		F8		2B 1B		5	1	2	3	0	1	4				
Rafael Palmeiro, L (1.3)	2H 3H 1B		1-3 HR BB		SH1-3 BB BB		G3	1-3 2B		3	0	2	3	2	0	0				
Jerry Hairston, R (1.8)	K		0-2 P5	1-2 SH1-3 BB		1-2 2B 1B		1B IBB		3	1	1	0	1	1	2				
Karim Garcia, L (8.8)										0	0	0	0	1	0	0				
Luis Lopez, S (1.10)		K	F7		SH1-3		F7	K		4	0	0	0	0	2	5				
Larry Bigbie, L (1.7)		K		F8	G4-3		1-H 2B			4	0	1	1	0	1	2				
<b>Inning Stats</b>	R: 3 E: 0 K: 2 S: 21	H: 3 LOB: 1 BB: 1 P: 37	R: 0 E: 0 K: 2 S: 8	H: 0 LOB: 0 BB: 0 P: 13	R: 3 E: 0 K: 0 S: 18	H: 2 LOB: 1 BB: 2 P: 34	R: 1 E: 0 K: 1 S: 15	H: 1 LOB: 2 BB: 2 P: 27	R: 0 E: 0 K: 0 S: 14	H: 0 LOB: 3 BB: 3 P: 30	R: 0 E: 0 K: 0 S: 8	H: 0 LOB: 0 BB: 0 P: 12	R: 1 E: 0 K: 0 S: 14	H: 2 LOB: 1 BB: 0 P: 18	R: 1 E: 0 K: 2 S: 18	H: 2 LOB: 3 BB: 2 P: 30	1B: 5 2B: 4 3B: 0 HR: 1	SF: 0 SAC: 1 DP: 0 HBP: 0	WP: 0 PB: 0 SB: 3 CS: 0	PA: 44
<b>PITCHER</b>	IP WLS BF H R ER SO BB IBB HBP BLK WP HR S P ERA WHIP	IP WLS BF H R ER SO BB IBB HBP BLK WP HR S P ERA WHIP	IP WLS BF H R ER SO BB IBB HBP BLK WP HR S P ERA WHIP	IP WLS BF H R ER SO BB IBB HBP BLK WP HR S P ERA WHIP	IP WLS BF H R ER SO BB IBB HBP BLK WP HR S P ERA WHIP	IP WLS BF H R ER SO BB IBB HBP BLK WP HR S P ERA WHIP	IP WLS BF H R ER SO BB IBB HBP BLK WP HR S P ERA WHIP	IP WLS BF H R ER SO BB IBB HBP BLK WP HR S P ERA WHIP	IP WLS BF H R ER SO BB IBB HBP BLK WP HR S P ERA WHIP	IP WLS BF H R ER SO BB IBB HBP BLK WP HR S P ERA WHIP	IP WLS BF H R ER SO BB IBB HBP BLK WP HR S P ERA WHIP	IP WLS BF H R ER SO BB IBB HBP BLK WP HR S P ERA WHIP	IP WLS BF H R ER SO BB IBB HBP BLK WP HR S P ERA WHIP	IP WLS BF H R ER SO BB IBB HBP BLK WP HR S P ERA WHIP	IP WLS BF H R ER SO BB IBB HBP BLK WP HR S P ERA WHIP	IP WLS BF H R ER SO BB IBB HBP BLK WP HR S P ERA WHIP				
Ron Villone, L (1.1)	3.2	21	7	7	0	5	0	0	0	0	0	0	0	0	0	0	3.57	2.727		
Clint Nagotte, R (4.1)	3.0	14	2	1	1	0	3	0	0	0	0	0	0	0	0	0	3.00	1.667		
Mike Myers, L (7.1)	0.2	3	1	0	0	1	0	0	0	0	0	0	0	0	0	0	0.00	1.500		
Scott Atchison, R (8.1)	0.2	6	2	1	1	1	1	1	0	0	0	0	0	0	0	0	13.50	4.500		

AB	33
R	9
H	10
RBI	9
BB	10
SO	7
LOB	19














Batter	1	2	3	4	5	6	7	8	9	AB	R	H	RBI	BB	SO	LOB	TOP				
Eric Young Sr. R OBP: 0.418, SLG: 0.404 (1, 10)	1-1 1B		1-0 G5-3		0-0 P1		3-2 10 1B		0-2 F9	5	0	2	0	0	0	2					
10 Michael Young R OBP: 0.388, SLG: 0.488 Brian Shouse, L (8, 1)	2-3 K			1-1 G5-3		1-0 L8		0-1 G4-3 1B	2-2 G6-3	4	0	1	1	0	1	1					
Herbert Perry, R OBP: 0.306, SLG: 0.373 (9, PH)							1-2 2-3 3H 1B			1	0	0	0	0	0	0					
Alfonso Soriano, R OBP: 0.324, SLG: 0.476 (1, 4)	1-1 F7			4-2 BB		2-1 2B		0-0 G4-3		3	0	1	0	1	0	4					
23 Mark Teixeira, S OBP: 0.353, SLG: 0.563 (1, 3)	3-2 G4-3			1-0 F7		2-2 G4-3		2-0 FC6-4 2B		4	0	1	0	0	0	3					
Brian Jordan, R OBP: 0.236, SLG: 0.253 (1, 9)		0-0 F8		0-3 K		4-2 BB		2-2 G6-3		3	0	0	0	1	1	2					
9 Hank Blalock, L OBP: 0.346, SLG: 0.513 (1, 5)		3-3 K			3-2 P4	2-0 F9		4-1 FC6-4 BB		3	0	0	0	1	1	2					
Gary Matthews, S OBP: 0.345, SLG: 0.487 (1, 8)		0-3 K			1-3 K		1-2 1B 15 BB 10 1B	1-0 FC6-4 2B		4	1	1	0	0	2	2					
Kevin Mench, R OBP: 0.310, SLG: 0.504 (1, 7)			3-3 K		1-1 2B		2-3 K	0-0 F9		4	0	1	0	0	2	3					
15 Gerald Laird, R OBP: 0.341, SLG: 0.312 (1, 2)			3-1 F8		4-2 BB		4-2 10 1B 1B		1-1 F8	2	0	0	0	2	0	0					
<b>Inning Stats</b>	R: 0 E: 0 K: 1 S: 11	H: 1 LOB: 1 BB: 0 P: 17	R: 0 E: 0 K: 2 S: 8	H: 0 LOB: 0 BB: 0 P: 11	R: 0 E: 0 K: 1 S: 7	H: 0 LOB: 0 BB: 0 P: 14	R: 0 E: 0 K: 1 S: 8	H: 0 LOB: 1 BB: 1 P: 14	R: 0 E: 0 K: 1 S: 10	H: 1 LOB: 2 BB: 1 P: 21	R: 1 E: 0 K: 1 S: 20	H: 3 LOB: 2 BB: 1 P: 30	R: 0 E: 0 K: 0 S: 8	H: 1 LOB: 2 BB: 1 P: 17	R: 0 E: 0 K: 0 S: 9	H: 0 LOB: 0 BB: 0 P: 12	1B: 4 2B: 3 HR: 0	SF: 0 SAC: 0 DP: 1 HBP: 0	WP: 0 PB: 0 SB: 0 CS: 0	PA: 38	
<b>PITCHER</b>	IP WLS BF H R ER SO BB IBB HBP BLK WP HR S P ERA WHIP	IP WLS BF H R ER SO BB IBB HBP BLK WP HR S P ERA WHIP	IP WLS BF H R ER SO BB IBB HBP BLK WP HR S P ERA WHIP	IP WLS BF H R ER SO BB IBB HBP BLK WP HR S P ERA WHIP	IP WLS BF H R ER SO BB IBB HBP BLK WP HR S P ERA WHIP	IP WLS BF H R ER SO BB IBB HBP BLK WP HR S P ERA WHIP	IP WLS BF H R ER SO BB IBB HBP BLK WP HR S P ERA WHIP	IP WLS BF H R ER SO BB IBB HBP BLK WP HR S P ERA WHIP	IP WLS BF H R ER SO BB IBB HBP BLK WP HR S P ERA WHIP	IP WLS BF H R ER SO BB IBB HBP BLK WP HR S P ERA WHIP	IP WLS BF H R ER SO BB IBB HBP BLK WP HR S P ERA WHIP	IP WLS BF H R ER SO BB IBB HBP BLK WP HR S P ERA WHIP	IP WLS BF H R ER SO BB IBB HBP BLK WP HR S P ERA WHIP	IP WLS BF H R ER SO BB IBB HBP BLK WP HR S P ERA WHIP	IP WLS BF H R ER SO BB IBB HBP BLK WP HR S P ERA WHIP	IP WLS BF H R ER SO BB IBB HBP BLK WP HR S P ERA WHIP	IP WLS BF H R ER SO BB IBB HBP BLK WP HR S P ERA WHIP	IP WLS BF H R ER SO BB IBB HBP BLK WP HR S P ERA WHIP	IP WLS BF H R ER SO BB IBB HBP BLK WP HR S P ERA WHIP	IP WLS BF H R ER SO BB IBB HBP BLK WP HR S P ERA WHIP	IP WLS BF H R ER SO BB IBB HBP BLK WP HR S P ERA WHIP

Texas Rangers @ Baltimore Orioles  
 Oriole Park at Camden Yards, Baltimore, MD  
 Fri Aug 06 2004, 7:35 PM EDT  
 Att: 29,276 - Sunny - 74 F


AB 33  
 R 1  
 H 7  
 RBI 1  
 BB 5  
 SO 7  
 LOB 19




Batter	1	2	3	4	5	6	7	8	9	AB	R	H	RBI	BB	SO	LOB	BOTTOM				
1 Brian Roberts, S OBP: 0.335, SLG: 0.352 (1, 4)	4-1 SH1-3 10 E BB	4-2 E 2B BB	1-1 F9		0-0 F8		2-1 F7			3	2	0	0	2	0	2					
David Newhan, L OBP: 0.419, SLG: 0.544 (1, 10)	4-1 10 E 1B BB	2-2 10 WP 1H 2B	0-1 F8		0-0 P2		0-2 F7			4	1	1	1	1	0	2					
6 Melvin Mora, R OBP: 0.429, SLG: 0.573 (1, 5)	0-0 SH1-3	4-0 10 WP BB		1-2 G5-3	2-2 1-3 3H 2B			0-1 G3 10 G4-3 1B		3	0	2	1	1	0	0					
10 Miguel Tejada, R OBP: 0.365, SLG: 0.548 Luis Lopez, S OBP: 0.243, SLG: 0.302 (9, 6)	0-0 E6 1B HBP	0-3 K		1-0 HR	1-1 F9			1-0 G4-3		5	2	1	2	0	1	6					
Rafael Palmeiro, L OBP: 0.355, SLG: 0.403 (1, 3)	1-1 P4	4-0 G6-3 BB		2-1 F8		4-2 BB		1-0 G3		3	0	0	0	2	0	3					
Javy Lopez, R OBP: 0.376, SLG: 0.506 Ken Huckaby, R OBP: 0.225, SLG: 0.216 (8, FR)	2-1 1B HBP	3-2 G6-3		1-1 HR		1-3 K		4-0 BB		3	1	1	1	1	1	4					
B.J. Surhoff, L OBP: 0.376, SLG: 0.446 (1, 9)	2-0 1B BB		1-2 HR	2-0 P5		3-2 P2		1-2 G1-3		5	1	2	2	0	0	3					
Jerry Hairston, R OBP: 0.381, SLG: 0.411 (1, 8)	4-2 BB		3-2 F7		4-2 E 6 2B BB		1-2 P2			2	1	0	0	2	0	2					
Larry Bigbie, L OBP: 0.323, SLG: 0.406 (1, 7)	0-1 G3-1		2-0 HR		1-1 E4 6 2B		1-1 L8			4	1	1	2	0	0	4					
<b>Inning Stats</b>	R: 3 E: 1 K: 0 S: 16	H: 1 LOB: 3 BB: 3 P: 33	R: 1 E: 0 K: 1 S: 15	H: 1 LOB: 2 BB: 3 P: 32	R: 2 E: 0 K: 0 S: 11	H: 2 LOB: 0 BB: 0 P: 18	R: 2 E: 0 K: 0 S: 9	H: 2 LOB: 0 BB: 0 P: 16	R: 1 E: 1 K: 0 S: 12	H: 1 LOB: 2 BB: 1 P: 22	R: 0 E: 0 K: 1 S: 12	H: 0 LOB: 0 BB: 1 P: 21	R: 0 E: 0 K: 0 S: 7	H: 0 LOB: 0 BB: 0 P: 10	R: 0 E: 0 K: 0 S: 8	H: 1 LOB: 2 BB: 1 P: 15	1B: 3 2B: 2 3B: 0 HR: 3	SF: 0 SAC: 1 DP: 1 HBP: 1	WP: 1 PB: 0 SB: 0 CS: 0	PA: 43	
<b>PITCHER</b>	IP WLS BF H R ER SO BB IBB HBP BLK WP HR S P ERA WHIP	IP WLS BF H R ER SO BB IBB HBP BLK WP HR S P ERA WHIP	IP WLS BF H R ER SO BB IBB HBP BLK WP HR S P ERA WHIP	IP WLS BF H R ER SO BB IBB HBP BLK WP HR S P ERA WHIP	IP WLS BF H R ER SO BB IBB HBP BLK WP HR S P ERA WHIP	IP WLS BF H R ER SO BB IBB HBP BLK WP HR S P ERA WHIP	IP WLS BF H R ER SO BB IBB HBP BLK WP HR S P ERA WHIP	IP WLS BF H R ER SO BB IBB HBP BLK WP HR S P ERA WHIP	IP WLS BF H R ER SO BB IBB HBP BLK WP HR S P ERA WHIP	IP WLS BF H R ER SO BB IBB HBP BLK WP HR S P ERA WHIP	IP WLS BF H R ER SO BB IBB HBP BLK WP HR S P ERA WHIP	IP WLS BF H R ER SO BB IBB HBP BLK WP HR S P ERA WHIP	IP WLS BF H R ER SO BB IBB HBP BLK WP HR S P ERA WHIP	IP WLS BF H R ER SO BB IBB HBP BLK WP HR S P ERA WHIP	IP WLS BF H R ER SO BB IBB HBP BLK WP HR S P ERA WHIP	IP WLS BF H R ER SO BB IBB HBP BLK WP HR S P ERA WHIP	IP WLS BF H R ER SO BB IBB HBP BLK WP HR S P ERA WHIP	IP WLS BF H R ER SO BB IBB HBP BLK WP HR S P ERA WHIP	IP WLS BF H R ER SO BB IBB HBP BLK WP HR S P ERA WHIP	IP WLS BF H R ER SO BB IBB HBP BLK WP HR S P ERA WHIP	IP WLS BF H R ER SO BB IBB HBP BLK WP HR S P ERA WHIP


Texas Rangers @ Baltimore Orioles  
 Oriole Park at Camden Yards, Baltimore, MD  
 Fri Aug 06 2004, 7:35 PM EDT  
 Att: 29,276 - Sunny - 74 F

AB 32  
 R 9  
 H 8  
 RBI 9  
 BB 9  
 SO 2  
 LOB 26





Batter	1	2	3	4	5	6	7	8	9	AB	R	H	RBI	BB	SO	LOB	TOP										
Alfonso Soriano, R (1,4) OBP: 0.324, SLG: 0.480	F9			K		G5-3			HR	4	1	1	1	0	1	0	<p>Texas Rangers @ Baltimore Orioles</p> <p>Oriole Park at Camden Yards, Baltimore, MD</p> <p>Sat Aug 07 2004, 4:35 PM EDT</p> <p>Att: 44,961 - Unknown - 77 F</p> <p>livebaseballscores.com</p> <p>AB 31 R 1 H 4 RBI 1 BB 0 SO 9 LOB 6</p> 										
Gary Matthews, S (1,9) OBP: 0.344, SLG: 0.483	K			10 G6-3 1B		G1-3			K	4	0	1	0	0	2	0											
10 Michael Young, R (1,6) OBP: 0.365, SLG: 0.484	K			G6-3 1-2		L4			E5	4	0	0	0	0	1	1											
9 Hank Blalock, L (1,5) OBP: 0.346, SLG: 0.510		F7				1B			G6-3	4	0	1	0	0	1	1											
23 Mark Teixeira, S (1,3) OBP: 0.351, SLG: 0.558		L8				L9			L8	3	0	0	0	0	0	1											
David Dellucci, L (1,7) OBP: 0.344, SLG: 0.440 Kevin Mench, R (8, PH) OBP: 0.309, SLG: 0.502		G4-3				F7			G6-3	2	0	0	0	0	0	1											
Herbert Perry, R (1,10) OBP: 0.306, SLG: 0.372				K		G5-3			1B	1	0	0	0	0	0	0											
Laynce Nix, L (1,8) OBP: 0.322, SLG: 0.528				K		K			P6	3	0	0	0	0	2	1											
Rod Barajas, R (1,2) OBP: 0.273, SLG: 0.498 Eric Young Sr., R (9, PH) OBP: 0.417, SLG: 0.402				K		F9			G4-3	2	0	0	0	0	1	0											
<b>Inning Stats</b>	R: 0 H: 0 E: 0 K: 2 S: 10	H: 0 LOB: 0 BB: 0 P: 15	R: 0 H: 0 E: 0 K: 0 S: 9	H: 0 LOB: 0 BB: 0 P: 14	R: 0 H: 0 E: 0 K: 3 S: 10	H: 0 LOB: 0 BB: 0 P: 13	R: 0 H: 1 E: 0 K: 1 S: 10	H: 1 LOB: 0 BB: 0 P: 16	R: 0 H: 1 E: 0 K: 0 S: 11	H: 1 LOB: 1 BB: 0 P: 18	R: 0 H: 0 E: 0 K: 1 S: 7	H: 0 LOB: 0 BB: 0 P: 12	R: 0 H: 0 E: 0 K: 1 S: 8	H: 0 LOB: 0 BB: 0 P: 12	R: 0 H: 1 E: 0 K: 0 S: 12	H: 1 LOB: 1 BB: 0 P: 20	R: 1 H: 1 E: 1 K: 1 S: 11	H: 1 LOB: 1 BB: 0 P: 17	1B: 3 2B: 0 3B: 0 HR: 1	SF: 0 SAC: 0 DP: 1 HBP: 0	WP: 0 PB: 0 SB: 0 CS: 0	PA: 31					
<b>PITCHER</b>	IP	WLS	BF	H	R	ER	SO	BB	IBB	HBP	BLK	WP	HR	S	P	ERA	WHIP										
Rodrigo Lopez, R (1,1) ERA: 3.92	6.2	W	21	2	0	0	7	0	0	0	0	0	0	62	95	0.00	0.300										
B.J. Ryan, L (7,1) ERA: 1.95	1.1	H	5	1	0	0	1	0	0	0	0	0	0	15	25	0.00	0.750										
Jorge Julio, R (9,1) ERA: 4.08	1.0	S	5	1	1	1	1	0	0	0	0	0	1	11	17	9.00	1.000										

Batter	1	2	3	4	5	6	7	8	9	AB	R	H	RBI	BB	SO	LOB	BOTTOM										
1 Brian Roberts, S (1,4) OBP: 0.337, SLG: 0.351	F7			G6-3						3	0	1	0	1	0	0	<p>Texas Rangers @ Baltimore Orioles</p> <p>Oriole Park at Camden Yards, Baltimore, MD</p> <p>Sat Aug 07 2004, 4:35 PM EDT</p> <p>Att: 44,961 - Unknown - 77 F</p> <p>livebaseballscores.com</p> <p>AB 33 R 3 H 10 RBI 3 BB 2 SO 3 LOB 16</p> 										
David Newhan, L (1,10) OBP: 0.416, SLG: 0.535	BB	L4		K		F8				3	1	0	0	1	1	4											
6 Melvin Mora, R (1,5) OBP: 0.430, SLG: 0.572	K			10 C4-6 1B		L9				4	0	2	0	0	1	2											
10 Miguel Tejada, R (1,6) OBP: 0.364, SLG: 0.547	2B			FC4-6 2B SF9		FC6-4				4	1	1	1	0	0	2											
Rafael Palmeiro, L (1,3) OBP: 0.356, SLG: 0.407	K			SF9 1B 2B		F7				4	1	2	0	0	1	1											
Javy Lopez, R (1,2) OBP: 0.372, SLG: 0.502		P4		SF9		F7				3	0	0	1	0	0	1											
B.J. Surhoff, L (1,9) OBP: 0.380, SLG: 0.447		WP 1B		1B		P6				4	0	2	1	0	0	1											
Jerry Hairston, R (1,8) OBP: 0.382, SLG: 0.412		WP 1B		1B		G1-3				4	0	2	0	0	0	1											
Larry Bigbie, L (1,7) OBP: 0.319, SLG: 0.401	L5			G3		F7				4	0	0	0	0	0	4											
<b>Inning Stats</b>	R: 1 H: 1 E: 0 K: 2 S: 11	H: 1 LOB: 1 BB: 1 P: 24	R: 0 H: 2 E: 0 K: 0 S: 11	H: 2 LOB: 3 BB: 1 P: 17	R: 2 H: 4 E: 0 K: 0 S: 15	H: 4 LOB: 2 BB: 0 P: 21	R: 0 H: 1 E: 0 K: 1 S: 10	H: 1 LOB: 1 BB: 0 P: 16	R: 0 H: 1 E: 0 K: 0 S: 7	H: 1 LOB: 1 BB: 0 P: 8	R: 0 H: 1 E: 0 K: 0 S: 11	H: 1 LOB: 1 BB: 0 P: 18	R: 0 H: 0 E: 0 K: 0 S: 5	H: 0 LOB: 0 BB: 0 P: 8	R: 0 H: 0 E: 0 K: 0 S: 6	H: 0 LOB: 0 BB: 0 P: 8	1B: 8 2B: 2 3B: 0 HR: 0	SF: 1 SAC: 0 DP: 0 HBP: 0	WP: 1 PB: 1 SB: 1 CS: 0	PA: 36							
<b>PITCHER</b>	IP	WLS	BF	H	R	ER	SO	BB	IBB	HBP	BLK	WP	HR	S	P	ERA	WHIP										
Scott Erickson, R (1,1) ERA: 6.99	5.2	L	29	10	3	3	3	2	0	0	0	1	0	62	98	4.76	2.118										
50 Frank Francisco, R (6,1) ERA: 3.51	1.1		4	0	0	0	0	0	0	0	0	0	0	8	14	0.00	0.000										
Brian Shouse, L (8,1) ERA: 3.04	1.0		3	0	0	0	0	0	0	0	0	0	0	6	8	0.00	0.000										



Batter	1	2	3	4	5	6	7	8	9	AB	R	H	RBI	BB	SO	LOB	TOP											
Alfonso Soriano, R OBP: 0.323, SLG: 0.479	1-0 2B		2-0 G5-3			2-1 F9		2-2 F8	1-1 P4	5	0	1	0	0	0	0												
David Dellucci, L OBP: 0.354, SLG: 0.441	3-3 K			4-1 9 1B BB		4-1 BB		4-2 10 FC5-4 BB	1-2 10 DI 1B	2	0	1	0	3	1	0												
10 Michael Young, R OBP: 0.362, SLG: 0.479	0-2 F8			0-2 L9		1-0 L5		0-0 FC5-4 9 2B	1-1 F8	5	1	0	0	0	0	4												
9 Hank Blalock, L OBP: 0.347, SLG: 0.513		2-3 K		0-2 1-2 1B		3-1 G3		1-1 1-H 23 1B		4	1	2	1	0	1	1												
23 Mark Teixeira, S OBP: 0.349, SLG: 0.554		3-1 G3		0-0 F7			2-1 E3 1B	2-0 2B 2B 1B		4	1	1	1	0	0	2												
Laynce Nix, L OBP: 0.321, SLG: 0.527	2-1 G6-3			2-3 K			1-2 L7	0-2 2B	1-3 2B	4	1	1	0	0	1	3												
Brian Jordan, R OBP: 0.247, SLG: 0.313			1-0 HR		1-0 G5-3		2-2 K	1-1 2B		4	1	2	3	0	1	1												
Gary Matthews, S OBP: 0.346, SLG: 0.480			1-2 P6		4-1 15 G1-6-3 BB		1-0 1-2 1B	2-2 F8		3	0	1	0	1	0	1												
15 Gerald Laird, R OBP: 0.331, SLG: 0.301			1-0 G6-3		2-0 G1-6-3		0-1 G6-3		3-2 F9	4	0	0	0	0	0	3												
<b>Inning Stats</b>	R: 0 E: 0 K: 1 S: 8	H: 1 LOB: 0 BB: 0 P: 12	R: 0 E: 0 K: 1 S: 7	H: 0 LOB: 0 BB: 0 P: 14	R: 1 E: 0 K: 0 S: 6	H: 1 LOB: 0 BB: 0 P: 11	R: 0 E: 0 K: 1 S: 12	H: 1 LOB: 2 BB: 1 P: 18	R: 0 E: 0 K: 0 S: 3	H: 0 LOB: 0 BB: 1 P: 10	R: 0 E: 0 K: 0 S: 6	H: 0 LOB: 1 BB: 1 P: 16	R: 0 E: 1 K: 1 S: 11	H: 1 LOB: 2 BB: 0 P: 17	R: 4 E: 0 K: 0 S: 22	H: 4 LOB: 1 BB: 1 P: 34	R: 0 E: 0 K: 0 S: 10	H: 1 LOB: 1 BB: 0 P: 16	1B: 4 2B: 4 3B: 0 HR: 1	SF: 0 SAC: 0 DP: 1 HBP: 0	WP: 0 PA: 39 PB: 0 SB: 0 CS: 0							
<b>PITCHER</b>	IP	WLS	BF	H	R	ER	SO	BB	IBB	HBP	BLK	WP	HR	S	P	ERA	WHIP											
Sidney Ponson, R ERA: 5.69	(1, 1)	7.2	W	31	5	3	3	4	4	0	0	0	0	1	65	117	3.52	1.174										
Buddy Groom, L ERA: 5.35	(8, 1)	0.1		4	3	2	2	0	0	0	0	0	0	0	10	15	54.00	9.000										
Jason Grimsley, R ERA: 4.14	(9, 1)	1.0		4	1	0	0	0	0	0	0	0	0	0	10	16	0.00	1.000										

Texas Rangers @ Baltimore Orioles  
 Oriole Park at Camden Yards, Baltimore, MD  
 Sun Aug 08 2004, 1:35 PM EDT  
 Att: 32,842 - Sunny - 84 F

AB 35  
 R 5  
 H 9  
 RBI 5  
 BB 4  
 SO 4  
 LOB 15



Batter	1	2	3	4	5	6	7	8	9	AB	R	H	RBI	BB	SO	LOB	BOTTOM											
1 Brian Roberts, S OBP: 0.337, SLG: 0.351	1-1 G1-3	2-3 K		0-2 CI 6 1B	1-2 6 1B	0-0 SF9		4-1 E BB		3	0	1	1	1	1	0												
David Newhan, L OBP: 0.413, SLG: 0.528	2-2 6 HR		0-0 10 F9 6 BB SF7 1B	1-2 F8	2-3 K	2-3 3H F7		2-2 E5	1-1 1-2 3H K	6	2	2	0	0	1	7												
6 Melvin Mora, R OBP: 0.434, SLG: 0.581	1-2 1-H HR		4-0 BB BB	3-1 1-2 2H 1B	0-0 1-2 3H 1B		1-1 F9	1-3 K		5	1	3	4	1	1	2												
10 Miguel Tejada, R OBP: 0.363, SLG: 0.543	1-1 G3-1		1-1 F9	1-0 F7	1-0 P3		2-2 1B			5	0	1	0	0	0	6												
Luis Lopez, S OBP: 0.243, SLG: 0.302	(7, PR) (8, 6)		2-3				2-2 1B			0	0	0	0	0	0	0												
Javy Lopez, R OBP: 0.373, SLG: 0.501	1-0 BB		0-0 SF7				0-3 K			3	1	1	1	1	2	3												
Robert Machado, R OBP: 0.224, SLG: 0.319	1-2 1B		3-H K				3-2 P2			0	0	0	0	0	0	0												
Rafael Palmeiro, L OBP: 0.361, SLG: 0.407	4-1 FC6-4 BB		4-1 FC6-4 BB		1-1 2B 1B	4-2 FC5-4 BB		3-2 P2		2	1	1	0	3	0	1												
Jerry Hairston, R OBP: 0.383, SLG: 0.410	2-2 F7		1-0 FC6-4		2-2 2B 1B	2-1 FC5-4 E 1 SF9 1B		4-1 G4-3 E BB		4	3	1	1	1	0	5												
B.J. Surhoff, L OBP: 0.381, SLG: 0.451		0-1 P5		2-3 K	1-0 2B 2B	2-2 SF9 E 1B		0-1 G3		5	1	2	2	0	1	1												
Larry Bigbie, L OBP: 0.320, SLG: 0.402	1-3 K		4-2 1 CI 6 1B BB		0-1 1B 6 1B 2B	2-2 E3		2-2 G4-3		4	2	1	1	1	1	3												
<b>Inning Stats</b>	R: 2 E: 0 K: 0 S: 17	H: 3 LOB: 2 BB: 1 P: 29	R: 0 E: 0 K: 2 S: 8	H: 0 LOB: 0 BB: 0 P: 11	R: 1 E: 0 K: 0 S: 6	H: 1 LOB: 2 BB: 2 P: 16	R: 1 E: 1 K: 1 S: 14	H: 1 LOB: 2 BB: 1 P: 25	R: 5 E: 0 K: 2 S: 24	H: 6 LOB: 2 BB: 1 P: 39	R: 1 E: 1 K: 0 S: 16	H: 1 LOB: 2 BB: 1 P: 27	R: 0 E: 0 K: 1 S: 15	H: 1 LOB: 1 BB: 0 P: 21	R: 1 E: 1 K: 1 S: 14	H: 0 LOB: 2 BB: 2 P: 27	1B: 10 2B: 2 3B: 0 HR: 1	SF: 2 SAC: 0 DP: 0 HBP: 0	WP: 0 PA: 48 PB: 0 SB: 0 CS: 0									
<b>PITCHER</b>	IP	WLS	BF	H	R	ER	SO	BB	IBB	HBP	BLK	WP	HR	S	P	ERA	WHIP											
Kenny Rogers, L ERA: 4.6	(1, 1)	4.0	L	26	8	8	7	3	5	0	0	0	0	0	53	97	15.75	3.250										
56 Rosman Garcia, R ERA: 5.4	(5, 1)	2.2		15	5	2	1	3	1	0	0	0	0	0	43	64	3.38	2.250										
Brian Shouse, L ERA: 2.93	(7, 1)	1.0		6	0	1	0	0	2	0	0	0	0	0	14	29	0.00	2.000										
Carlos Almanzar, R ERA: 3.29	(8, 1)	0.1		1	0	0	0	1	0	0	0	0	0	4	5	0.00	0.000											

Texas Rangers @ Baltimore Orioles  
 Oriole Park at Camden Yards, Baltimore, MD  
 Sun Aug 08 2004, 1:35 PM EDT  
 Att: 32,842 - Sunny - 84 F

AB 37  
 R 11  
 H 13  
 RBI 10  
 BB 8  
 SO 7  
 LOB 28





Batter	1	2	3	4	5	6	7	8	9	AB	R	H	RBI	BB	SO	LOB	TOP										
Alfonso Soriano, R OBP: 0.323, SLG: 0.485	1-1 F7	2-2 F9			0-0 G4-3		3-2 1B		1-2 HR	5	1	2	1	0	0	0											
David Dellucci, L OBP: 0.395, SLG: 0.453	1-1 HR		4-0 10 G5-3 9 SF8 BB		2-2 F8		4-2 1B		2-3 K	3	2	1	1	2	1	0											
10 Michael Young, R OBP: 0.364, SLG: 0.481	1-1 2B		3-2 G5-3		2-1 1B		2-3 K		4-2 9 G3-1 BB	4	0	2	0	1	1	3											
9 Hank Blalock, L OBP: 0.345, SLG: 0.509	4-2 2B		0-0 SF8		2-3 K			0-0 F8	2-0 G3-1	3	0	0	1	1	1	2											
23 Mark Teixeira, S OBP: 0.348, SLG: 0.549	0-0 E3		2-3 K		0-0 P4			2-0 BB 1B	1-0 G4-3	5	0	1	0	0	1	3											
Brian Jordan, R OBP: 0.247, SLG: 0.310	1-2 L4			1-0 P6		0-3 K		2-2 BB 1B		4	0	1	0	0	1	3											
Eric Young Sr., R OBP: 0.418, SLG: 0.406	3-2 G4-3			1-2 2B		1-2 F9		4-2 BB		3	0	1	0	1	0	3											
Laynce Nix, L OBP: 0.317, SLG: 0.519		1-1 G4-3		1-3 K			1-1 G3-1	0-3 K		3	0	0	0	0	1	1											
Gary Matthews, S OBP: 0.345, SLG: 0.478				1-2 G4-3			1-2 P2	1-3 K		1	0	0	0	0	1	3											
Rod Barajas, R OBP: 0.269, SLG: 0.489		0-1 F8		1-2 G4-3						4	0	0	0	0	1	4											
<b>Inning Stats</b>	R: 1 E: 1 K: 0 S: 15	H: 2 LOB: 3 BB: 1 P: 26	R: 0 E: 0 K: 0 S: 8	H: 0 LOB: 0 BB: 0 P: 11	R: 1 E: 0 K: 1 S: 8	H: 0 LOB: 0 BB: 1 P: 17	R: 0 E: 0 K: 1 S: 10	H: 1 LOB: 1 BB: 0 P: 14	R: 0 E: 0 K: 1 S: 10	H: 0 LOB: 0 BB: 0 P: 9	R: 0 E: 0 K: 1 S: 16	H: 1 LOB: 2 BB: 1 P: 27	R: 0 E: 0 K: 2 S: 16	H: 2 LOB: 3 BB: 1 P: 25	R: 1 E: 0 K: 1 S: 15	H: 1 LOB: 1 BB: 1 P: 25	1B: 4 2B: 2 3B: 0 HR: 2	SF: 1 SAC: 0 DP: 0 HBP: 0	WP: 0 PB: 0 SB: 2 CS: 0	PA: 41							
<b>PITCHER</b>	IP	WLS	BF	H	R	ER	SO	BB	IBB	HBP	BLK	WP	HR	S	P	ERA	WHIP										
Dave Borkowski, R ERA: 3.29	6.0	W	25	4	2	2	4	2	0	0	0	0	1	59	93	3.00	1.000										
Jason Grimsley, R ERA: 4.07	0.2		4	1	0	0	0	1	0	0	0	0	0	12	21	0.00	3.000										
B.J. Ryan, L ERA: 1.61	1.1	H	7	2	0	0	3	1	0	0	0	0	0	20	31	0.00	2.250										
Jorge Julio, R ERA: 4.18	1.0		5	1	1	1	1	1	0	0	0	0	1	15	25	9.00	2.000										

Texas Rangers @ Baltimore Orioles  
 Oriole Park at Camden Yards, Baltimore, MD  
 Mon Aug 09 2004, 12:35 PM EDT  
 Att: 39,850 - Sunny - 89 F

AB 35  
 R 3  
 H 8  
 RBI 3  
 BB 5  
 SO 8  
 LOB 22



Batter	1	2	3	4	5	6	7	8	9	AB	R	H	RBI	BB	SO	LOB	BOTTOM										
1 Brian Roberts, S OBP: 0.339, SLG: 0.355	2-2 6 HR 2B				2-2 G5-3		0-0 10 G6-3 SH5-3 1B		1-2 1B	4	1	2	0	0	0	0											
David Newhan, L OBP: 0.407, SLG: 0.519	0-0 P5		2-2 L7		1-1 P4		0-0 SH5-3		1-2 2-3	3	0	0	0	0	0	1											
6 Melvin Mora, R OBP: 0.437, SLG: 0.599	3-0 2H HR		1-2 G5-3		0-1 HR		4-0 10 G6-3 BB		1-0 G6-3	3	2	2	3	1	0	0											
10 Miguel Tejada, R OBP: 0.362, SLG: 0.540	4-2 2B BB		1-0 L8		1-2 G4-3		1-0 G6-3		1-2 2-3 3-H	3	1	0	1	1	0	2											
Javy Lopez, R OBP: 0.371, SLG: 0.501	1-0 G3-1 2B			0-0 F7		3-2 F7		0-1 G6-3		4	0	1	1	0	0	2											
Rafael Palmeiro, L OBP: 0.358, SLG: 0.403	2-2 G3-1			2-0 G3		2-0 F9		1-0 F9		4	0	0	0	0	0	1											
Jerry Hairston, R OBP: 0.381, SLG: 0.408	2-1 F7			2-2 G6-3		0-2 1B		1-1 P2		4	0	1	0	0	0	1											
B.J. Surhoff, L OBP: 0.378, SLG: 0.453		1-1 F9			1-0 HR 2B	1 SAFE 2-3 K		1-0 F7		4	1	1	0	0	1	1											
Larry Bigbie, L OBP: 0.323, SLG: 0.413		2-2 G4-3			1-0 HR 2B		2-2 SH5-3 10 G6-3 1B			3	2	2	2	0	0	0											
<b>Inning Stats</b>	R: 3 E: 0 K: 0 S: 14	H: 3 LOB: 1 BB: 1 P: 28	R: 0 E: 0 K: 0 S: 8	H: 0 LOB: 0 BB: 0 P: 12	R: 0 E: 0 K: 0 S: 7	H: 0 LOB: 0 BB: 0 P: 11	R: 0 E: 0 K: 0 S: 5	H: 0 LOB: 0 BB: 0 P: 9	R: 3 E: 0 K: 0 S: 12	H: 3 LOB: 3 BB: 0 P: 18	R: 0 E: 0 K: 1 S: 11	H: 1 LOB: 1 BB: 0 P: 18	R: 1 E: 0 K: 0 S: 8	H: 2 LOB: 2 BB: 1 P: 15	R: 0 E: 0 K: 0 S: 4	H: 0 LOB: 0 BB: 0 P: 7	1B: 3 2B: 3 3B: 0 HR: 3	SF: 0 SAC: 1 DP: 0 HBP: 0	WP: 0 PB: 0 SB: 0 CS: 0	PA: 35							
<b>PITCHER</b>	IP	WLS	BF	H	R	ER	SO	BB	IBB	HBP	BLK	WP	HR	S	P	ERA	WHIP										
Mike Bacsik, L ERA: 3.86	4.2	L	20	5	5	5	0	1	0	0	0	0	2	41	72	9.64	1.286										
53 Joaquin Benoit, R ERA: 6.06	1.1		6	2	1	1	1	0	0	0	0	0	1	16	24	6.75	1.500										
32 Ron Mahay, L ERA: 2.53	1.0		6	2	1	1	0	1	0	0	0	0	0	8	15	9.00	3.000										
Francisco Cordero, R ERA: 1.9	1.0		3	0	0	0	0	0	0	0	0	0	0	4	7	0.00	0.000										

Texas Rangers @ Baltimore Orioles  
 Oriole Park at Camden Yards, Baltimore, MD  
 Mon Aug 09 2004, 12:35 PM EDT  
 Att: 39,850 - Sunny - 89 F

AB 32  
 R 7  
 H 9  
 RBI 7  
 BB 2  
 SO 1  
 LOB 8





Batter	1	2	3	4	5	6	7	8	9	AB	R	H	RBI	BB	SO	LOB	TOP								
<b>1 Brian Roberts, S</b> OBP: 0.345, SLG: 0.362										5	3	4	0	1	0	1	<b>Baltimore Orioles @ Anaheim Angels</b> Angel Stadium of Anaheim, Anaheim, CA Tue Aug 10 2004, 7:05 PM PDT Att: 43,068 - Sunny - 82 F								
<b>David Newhan, L</b> OBP: 0.412, SLG: 0.522										5	2	3	3	0	1	3									
<b>6 Melvin Mora, R</b> OBP: 0.438, SLG: 0.598										4	1	1	1	2	2	6									
<b>10 Miguel Tejada, R</b> OBP: 0.365, SLG: 0.547										5	1	3	5	1	1	3									
<b>Rafael Palmeiro, L</b> OBP: 0.357, SLG: 0.401										5	0	1	1	1	1	5									
<b>Javy Lopez, R</b> OBP: 0.371, SLG: 0.499										6	0	2	0	0	1	3									
<b>Robert Machado, R</b> OBP: 0.224, SLG: 0.319										0	0	0	0	0	0	0									
<b>B.J. Surhoff, L</b> OBP: 0.379, SLG: 0.451										5	1	2	0	0	0	6									
<b>31 Jay Gibbons, L</b> OBP: 0.289, SLG: 0.343										1	0	0	0	0	1	0									
<b>Larry Bigbie, L</b> OBP: 0.328, SLG: 0.425										4	2	2	1	2	1	2									
<b>Jerry Hairston, R</b> OBP: 0.381, SLG: 0.407										5	1	2	0	0	1	3									
<b>Inning Stats</b>	R: 1 E: 0 K: 2 S: 17	H: 3 LOB: 3 BB: 1 P: 24	R: 1 E: 0 K: 0 S: 14	H: 3 LOB: 2 BB: 0 P: 19	R: 0 E: 0 K: 0 S: 9	H: 1 LOB: 1 BB: 0 P: 12	R: 2 E: 1 K: 0 S: 16	H: 4 LOB: 3 BB: 1 P: 29	R: 2 E: 0 K: 0 S: 17	H: 3 LOB: 2 BB: 2 P: 32	R: 0 E: 1 K: 2 S: 11	H: 0 LOB: 1 BB: 0 P: 18	R: 0 E: 0 K: 1 S: 16	H: 2 LOB: 3 BB: 1 P: 31	R: 5 E: 0 K: 2 S: 17	H: 3 LOB: 0 BB: 2 P: 31	R: 0 E: 0 K: 2 S: 11	H: 1 LOB: 1 BB: 0 P: 15	1B: 15 2B: 3 3B: 0 HR: 2	SF: 0 SAC: 2 DP: 1 HBP: 0	WP: 0 PB: 0 SB: 1 CS: 1	PA: 54			
<b>PITCHER</b>	IP WLS BF H R ER SO BB IBB HBP BLK WP HR S P ERA WHIP	IP WLS BF H R ER SO BB IBB HBP BLK WP HR S P ERA WHIP	IP WLS BF H R ER SO BB IBB HBP BLK WP HR S P ERA WHIP	IP WLS BF H R ER SO BB IBB HBP BLK WP HR S P ERA WHIP	IP WLS BF H R ER SO BB IBB HBP BLK WP HR S P ERA WHIP	IP WLS BF H R ER SO BB IBB HBP BLK WP HR S P ERA WHIP	IP WLS BF H R ER SO BB IBB HBP BLK WP HR S P ERA WHIP	IP WLS BF H R ER SO BB IBB HBP BLK WP HR S P ERA WHIP	IP WLS BF H R ER SO BB IBB HBP BLK WP HR S P ERA WHIP	IP WLS BF H R ER SO BB IBB HBP BLK WP HR S P ERA WHIP	IP WLS BF H R ER SO BB IBB HBP BLK WP HR S P ERA WHIP	IP WLS BF H R ER SO BB IBB HBP BLK WP HR S P ERA WHIP	IP WLS BF H R ER SO BB IBB HBP BLK WP HR S P ERA WHIP	IP WLS BF H R ER SO BB IBB HBP BLK WP HR S P ERA WHIP	IP WLS BF H R ER SO BB IBB HBP BLK WP HR S P ERA WHIP	IP WLS BF H R ER SO BB IBB HBP BLK WP HR S P ERA WHIP	IP WLS BF H R ER SO BB IBB HBP BLK WP HR S P ERA WHIP	IP WLS BF H R ER SO BB IBB HBP BLK WP HR S P ERA WHIP	IP WLS BF H R ER SO BB IBB HBP BLK WP HR S P ERA WHIP	IP WLS BF H R ER SO BB IBB HBP BLK WP HR S P ERA WHIP	IP WLS BF H R ER SO BB IBB HBP BLK WP HR S P ERA WHIP	IP WLS BF H R ER SO BB IBB HBP BLK WP HR S P ERA WHIP	IP WLS BF H R ER SO BB IBB HBP BLK WP HR S P ERA WHIP	IP WLS BF H R ER SO BB IBB HBP BLK WP HR S P ERA WHIP	IP WLS BF H R ER SO BB IBB HBP BLK WP HR S P ERA WHIP

AB 45  
R 11  
H 20  
RBI 11  
BB 7  
SO 9  
LOB 32

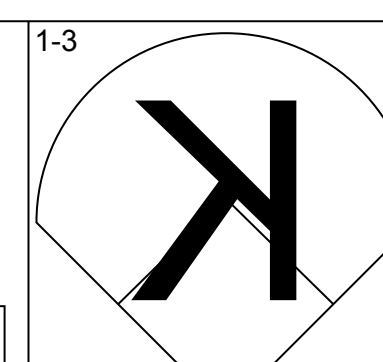
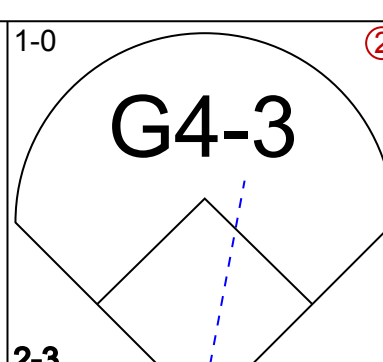
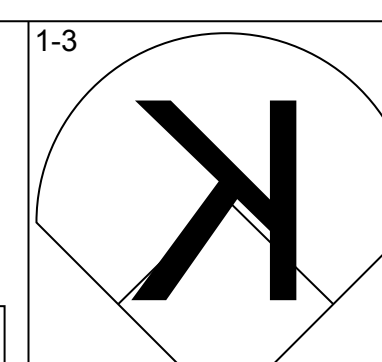
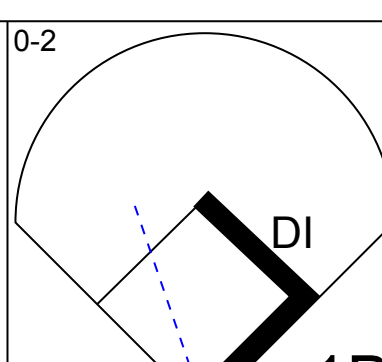
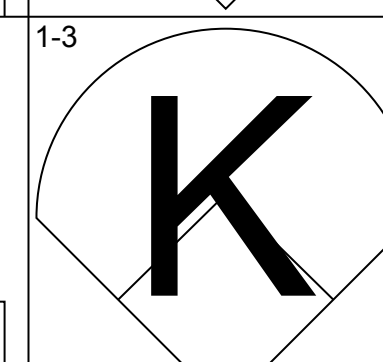
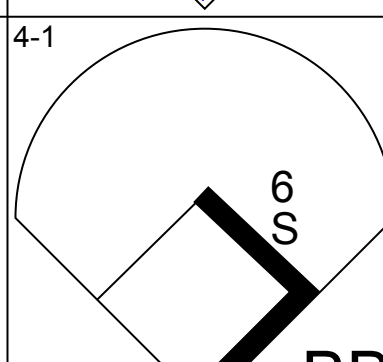
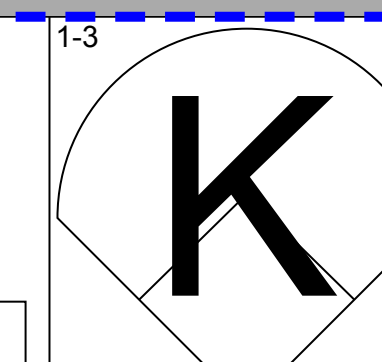
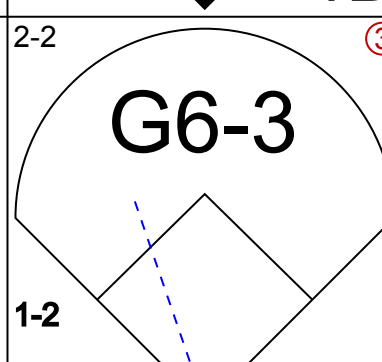
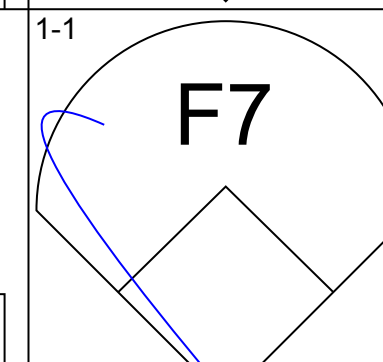
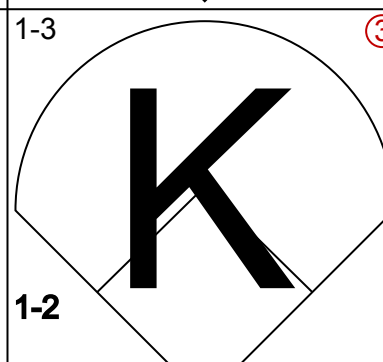
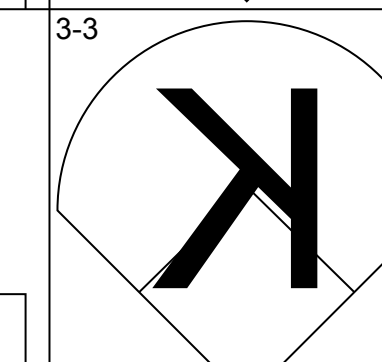
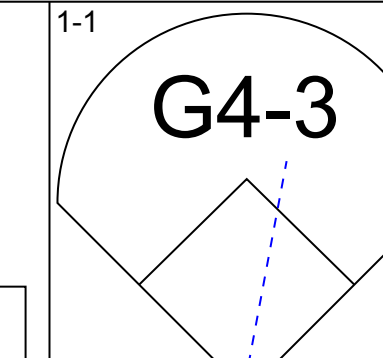
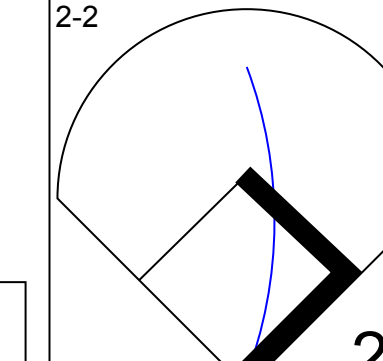


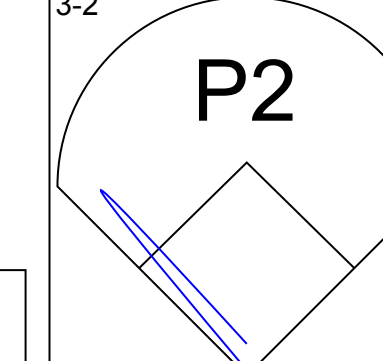
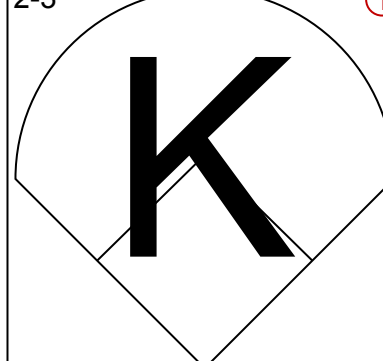
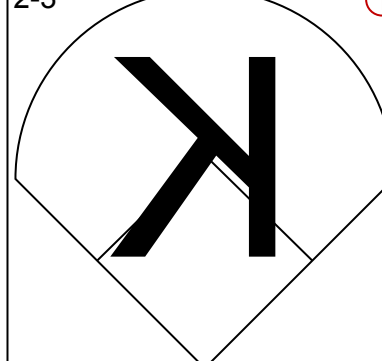
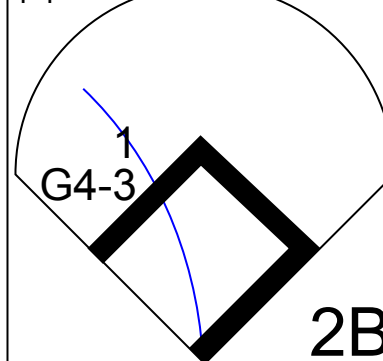
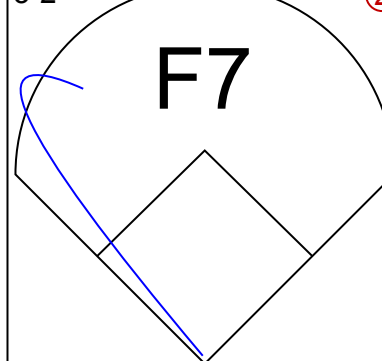


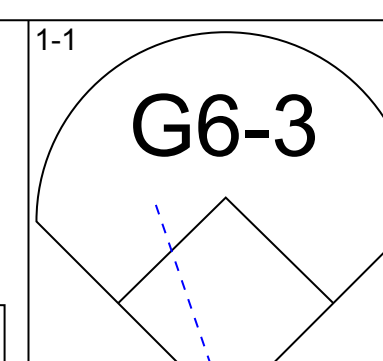
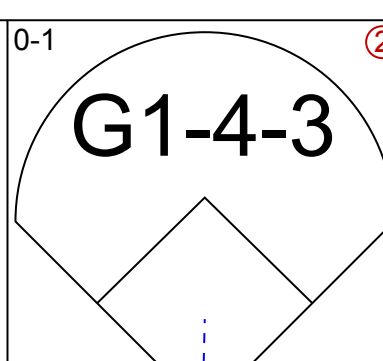
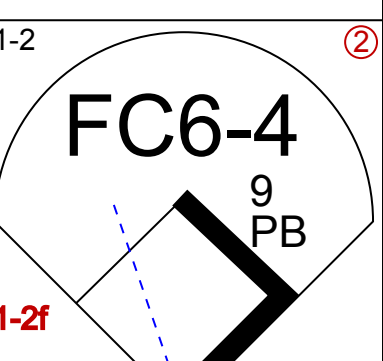
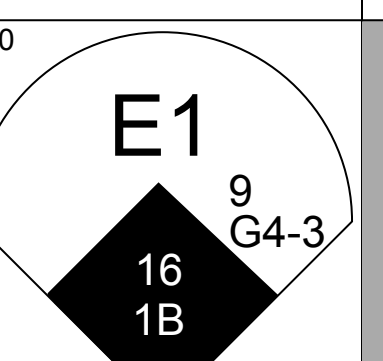
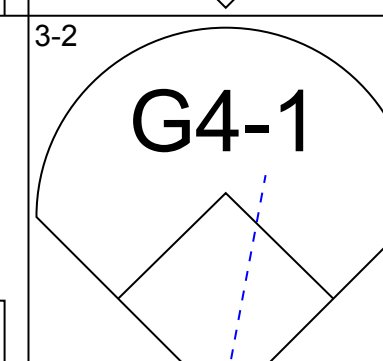
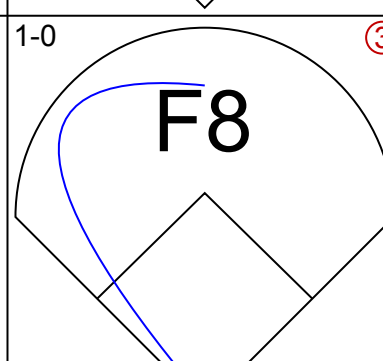
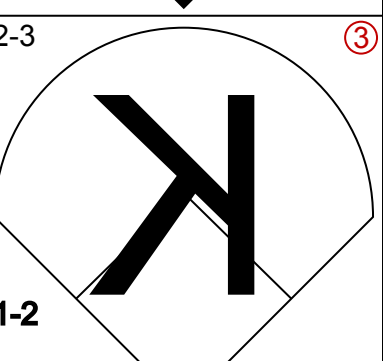
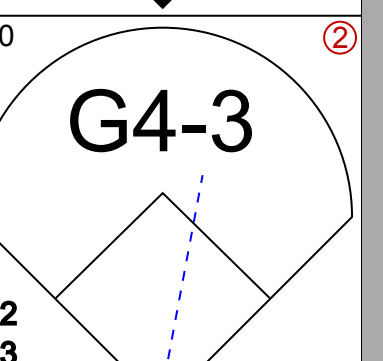
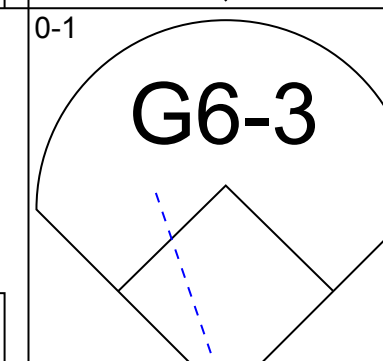
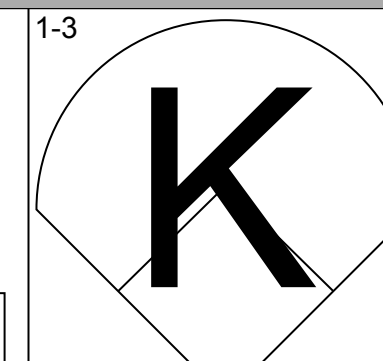
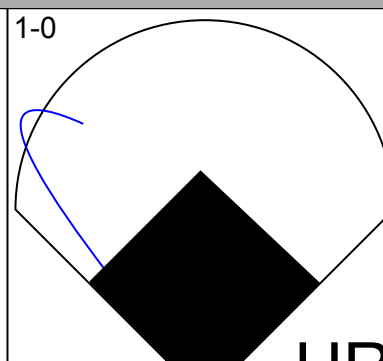
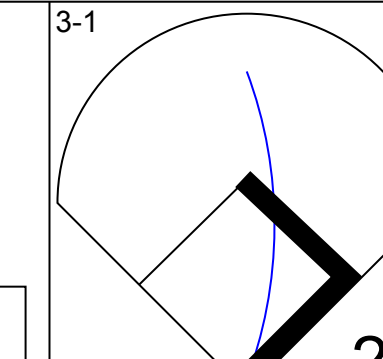
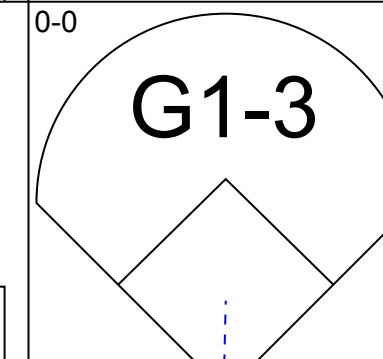
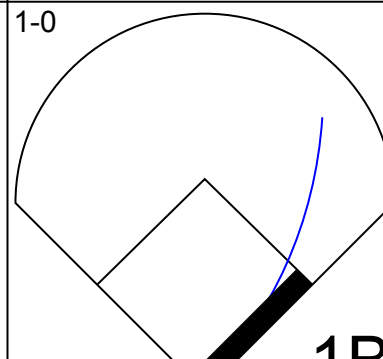
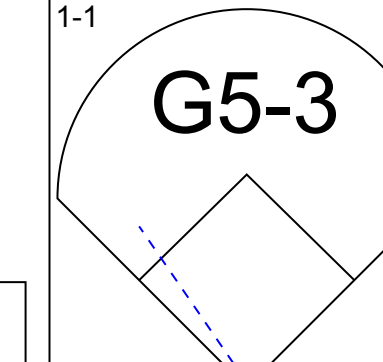
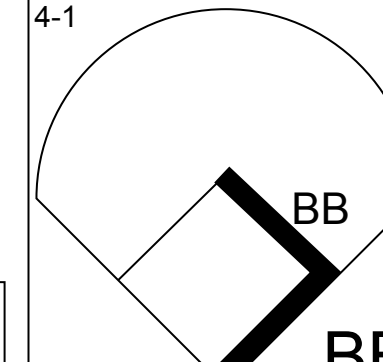
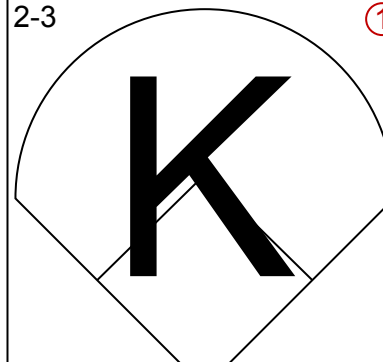
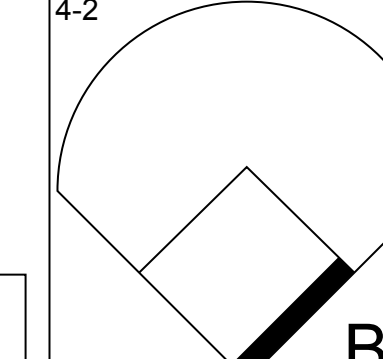
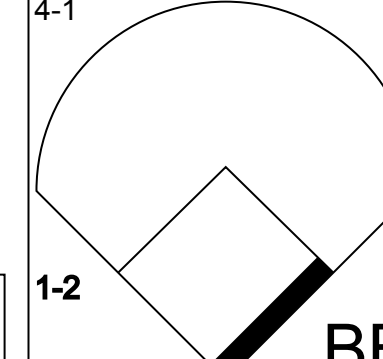
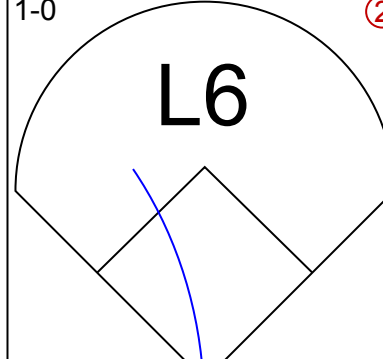

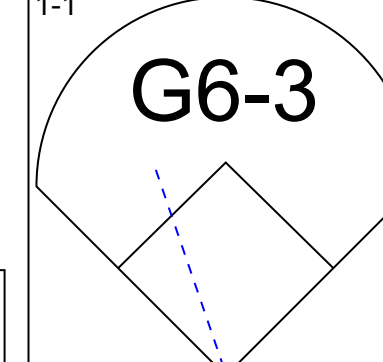
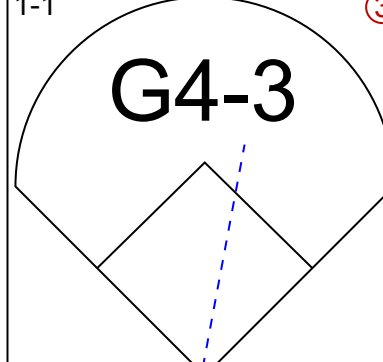
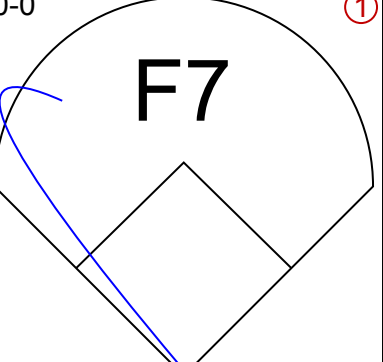
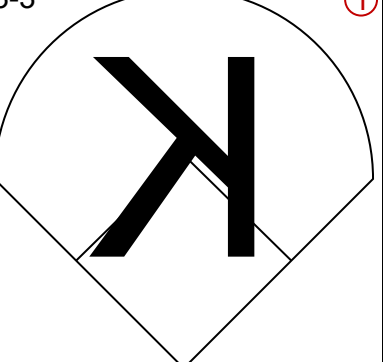
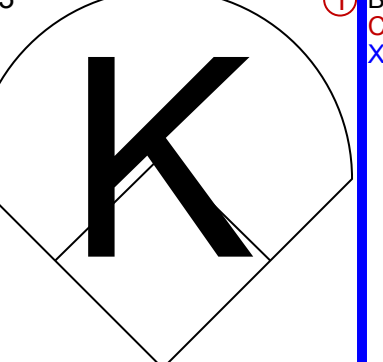
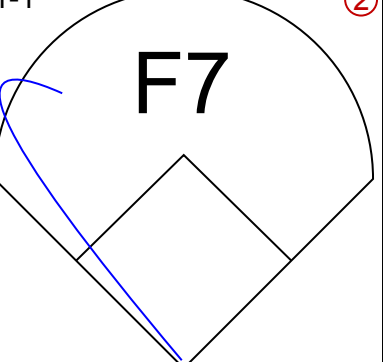
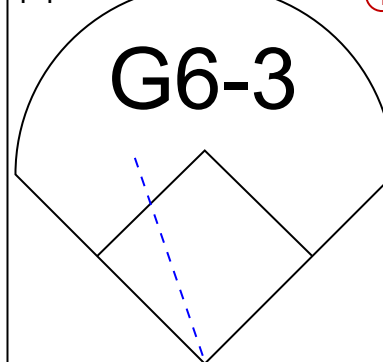
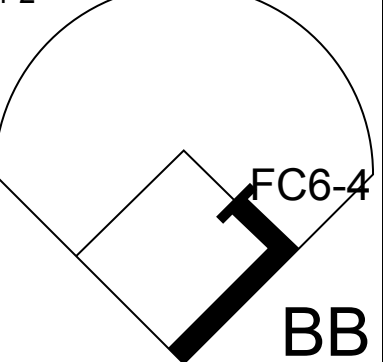
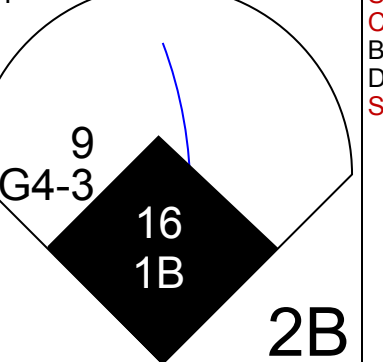
Batter	1	2	3	4	5	6	7	8	9	AB	R	H	RBI	BB	SO	LOB	BOTTOM								
<b>David Eckstein, R</b> OBP: 0.354, SLG: 0.347										4	1	1	0	0	1	2	<b>Baltimore Orioles @ Anaheim Angels</b> Angel Stadium of Anaheim, Anaheim, CA Tue Aug 10 2004, 7:05 PM PDT Att: 43,068 - Sunny - 82 F								
<b>9 Chone Figgins, S</b> OBP: 0.358, SLG: 0.427										5	1	1	1	0	0	2									
<b>27 Vladimir Guerrero, R</b> OBP: 0.375, SLG: 0.599										3	0	0	0	1	0	1									
<b>16 Garret Anderson, L</b> OBP: 0.350, SLG: 0.424										3	0	0	1	1	0	1									
<b>Jose Guillen, R</b> OBP: 0.370, SLG: 0.523										3	0	0	0	1	0	3									
<b>Darin Erstad, L</b> OBP: 0.354, SLG: 0.407										2	1	1	0	2	0	0									
<b>39 Robb Quinlan, R</b> OBP: 0.403, SLG: 0.528										3	0	2	0	1	0	2									
<b>Adam Kennedy, L</b> OBP: 0.327, SLG: 0.366										4	0	0	0	0	0	6									
<b>Josh Paul, R</b> OBP: 0.340, SLG: 0.383										4	0	1	1	0	1	1									
<b>Inning Stats</b>	R: 2 E: 1 K: 0 S: 16	H: 2 LOB: 2 BB: 1 P: 26	R: 0 E: 0 K: 1 S: 8	H: 0 LOB: 0 BB: 0 P: 12	R: 0 E: 0 K: 0 S: 5	H: 0 LOB: 1 BB: 1 P: 13	R: 0 E: 0 K: 0 S: 15	H: 2 LOB: 2 BB: 1 P: 24	R: 0 E: 0 K: 0 S: 3	H: 0 LOB: 1 BB: 1 P: 9	R: 0 E: 0 K: 1 S: 14	H: 0 LOB: 0 BB: 0 P: 23	R: 0 E: 0 K: 0 S: 8	H: 0 LOB: 0 BB: 0 P: 12	R: 0 E: 0 K: 0 S: 12	H: 2 LOB: 2 BB: 1 P: 20		R: 0 E: 0 K: 1 S: 9	H: 0 LOB: 0 BB: 0 P: 13	1B: 4 2B: 1 3B: 1 HR: 0	SF: 0 SAC: 0 DP: 2 HBP: 0	WP: 0 PB: 0 SB: 0 CS: 0	PA: 38		
<b>PITCHER</b>	IP WLS BF H R ER SO BB IBB HBP BLK WP HR S P ERA WHIP	IP WLS BF H R ER SO BB IBB HBP BLK WP HR S P ERA WHIP	IP WLS BF H R ER SO BB IBB HBP BLK WP HR S P ERA WHIP	IP WLS BF H R ER SO BB IBB HBP BLK WP HR S P ERA WHIP	IP WLS BF H R ER SO BB IBB HBP BLK WP HR S P ERA WHIP	IP WLS BF H R ER SO BB IBB HBP BLK WP HR S P ERA WHIP	IP WLS BF H R ER SO BB IBB HBP BLK WP HR S P ERA WHIP	IP WLS BF H R ER SO BB IBB HBP BLK WP HR S P ERA WHIP	IP WLS BF H R ER SO BB IBB HBP BLK WP HR S P ERA WHIP	IP WLS BF H R ER SO BB IBB HBP BLK WP HR S P ERA WHIP	IP WLS BF H R ER SO BB IBB HBP BLK WP HR S P ERA WHIP	IP WLS BF H R ER SO BB IBB HBP BLK WP HR S P ERA WHIP	IP WLS BF H R ER SO BB IBB HBP BLK WP HR S P ERA WHIP	IP WLS BF H R ER SO BB IBB HBP BLK WP HR S P ERA WHIP	IP WLS BF H R ER SO BB IBB HBP BLK WP HR S P ERA WHIP	IP WLS BF H R ER SO BB IBB HBP BLK WP HR S P ERA WHIP	IP WLS BF H R ER SO BB IBB HBP BLK WP HR S P ERA WHIP	IP WLS BF H R ER SO BB IBB HBP BLK WP HR S P ERA WHIP	IP WLS BF H R ER SO BB IBB HBP BLK WP HR S P ERA WHIP	IP WLS BF H R ER SO BB IBB HBP BLK WP HR S P ERA WHIP	IP WLS BF H R ER SO BB IBB HBP BLK WP HR S P ERA WHIP	IP WLS BF H R ER SO BB IBB HBP BLK WP HR S P ERA WHIP	IP WLS BF H R ER SO BB IBB HBP BLK WP HR S P ERA WHIP	IP WLS BF H R ER SO BB IBB HBP BLK WP HR S P ERA WHIP	IP WLS BF H R ER SO BB IBB HBP BLK WP HR S P ERA WHIP

AB 32  
R 3  
H 6  
RBI 3  
BB 6  
SO 3  
LOB 18





Batter	1	2	3	4	5	6	7	8	9	AB	R	H	RBI	BB	SO	LOB	TOP								
<b>1 Brian Roberts, S</b> (1,4) OBP: 0.345, SLG: 0.365										5	1	2	0	0	2	2	<b>Baltimore Orioles @ Anaheim Angels</b> Angel Stadium of Anaheim, Anaheim, CA Wed Aug 11 2004, 7:05 PM PDT Att: 41,446 - Sunny - 79 F								
<b>David Newhan, L</b> (1,10) OBP: 0.411, SLG: 0.516										4	0	1	1	1	2	1									
<b>6 Melvin Mora, R</b> (1,5) OBP: 0.433, SLG: 0.591										4	0	0	0	0	2	3									
<b>10 Miguel Tejada, R</b> (1,6) OBP: 0.364, SLG: 0.544										4	0	1	0	0	1	0									
<b>Rafael Palmeiro, L</b> (1,3) OBP: 0.361, SLG: 0.405										3	0	2	0	1	0	0									
<b>Javy Lopez, R</b> (1,2) OBP: 0.370, SLG: 0.496										4	0	1	0	0	2	4									
<b>B.J. Surhoff, L</b> (1,9) OBP: 0.381, SLG: 0.465										3	1	1	1	1	0	2									
<b>Larry Bigbie, L</b> (1,7) OBP: 0.326, SLG: 0.422										3	0	0	0	0	2	0									
<b>Jerry Hairston, R</b> (1,8) OBP: 0.379, SLG: 0.409										4	0	1	0	0	0	1									
<b>Inning Stats</b>	R: 0 E: 0 K: 2 S: 8	H: 0 LOB: 0 BB: 0 P: 11	R: 0 E: 0 K: 1 S: 11	H: 1 LOB: 1 BB: 0 P: 19	R: 0 E: 0 K: 2 S: 11	H: 1 LOB: 2 BB: 1 P: 20	R: 0 E: 0 K: 0 S: 8	H: 1 LOB: 1 BB: 0 P: 13	R: 1 E: 1 K: 0 S: 8	H: 2 LOB: 1 BB: 0 P: 13	R: 0 E: 0 K: 1 S: 6	H: 1 LOB: 0 BB: 0 P: 9	R: 0 E: 0 K: 1 S: 12	H: 0 LOB: 1 BB: 1 P: 20	R: 0 E: 0 K: 3 S: 16	H: 1 LOB: 2 BB: 1 P: 27	R: 1 E: 0 K: 1 S: 18	H: 2 LOB: 1 BB: 0 P: 28	1B: 5 2B: 3 3B: 0 HR: 1	SF: 0 SAC: 1 DP: 1 HBP: 0	WP: 0 PB: 0 SB: 2 CS: 0	PA: 38			
<b>PITCHER</b>	IP	WLS	BF	H	R	ER	SO	BB	IBB	HBP	BLK	WP	HR	S	P	ERA	WHIP								
<b>45 Kelvim Escobar, R</b> (1,1) ERA: 4.07	7.0	W	28	6	1	1	7	2	0	0	0	0	0	64	105	1.29	1.143								
<b>Francisco Rodriguez, R</b> (8,1) ERA: 1.67	1.0	H	5	1	0	0	3	1	0	0	0	0	0	16	27	0.00	2.000								
<b>Troy Percival, R</b> (9,1) ERA: 3.51	1.0	S	5	2	1	1	1	0	0	0	0	0	1	18	28	9.00	2.000								

Batter	1	2	3	4	5	6	7	8	9	AB	R	H	RBI	BB	SO	LOB	BOTTOM								
<b>David Eckstein, R</b> (1,6) OBP: 0.351, SLG: 0.344										4	1	0	0	0	0	2	<b>Baltimore Orioles @ Anaheim Angels</b> Angel Stadium of Anaheim, Anaheim, CA Wed Aug 11 2004, 7:05 PM PDT Att: 41,446 - Sunny - 79 F								
<b>9 Chone Figgins, S</b> (1,4) OBP: 0.355, SLG: 0.423										4	0	0	0	0	1	3									
<b>27 Vladimir Guerrero, R</b> (1,9) OBP: 0.376, SLG: 0.564										3	2	1	1	1	1	0									
<b>16 Garret Anderson, L</b> (1,8) OBP: 0.355, SLG: 0.433										4	0	3	2	0	0	0									
<b>Jose Guillen, R</b> (1,7) OBP: 0.371, SLG: 0.524										3	0	1	1	1	1	2									
<b>Darin Erstad, L</b> (1,3) OBP: 0.356, SLG: 0.405										2	0	0	0	2	0	3									
<b>39 Robb Quinlan, R</b> (1,5) OBP: 0.298, SLG: 0.320										3	0	0	0	0	1	5									
<b>Alfredo Amezaga, S</b> (8,5) OBP: 0.198, SLG: 0.158										1	0	0	0	0	0	0									
<b>Tim Salmon, R</b> (1,10) OBP: 0.298, SLG: 0.320										3	0	0	0	0	3	2									
<b>Jeff DaVanon, S</b> (8,PH) OBP: 0.376, SLG: 0.409										1	0	0	0	0	0	0									
<b>José Molina, R</b> (1,2) OBP: 0.282, SLG: 0.359										3	1	1	0	1	1	0									
<b>Inning Stats</b>	R: 0 E: 0 K: 0 S: 8	H: 0 LOB: 0 BB: 0 P: 12	R: 0 E: 0 K: 2 S: 14	H: 1 LOB: 2 BB: 1 P: 27	R: 0 E: 0 K: 0 S: 5	H: 0 LOB: 0 BB: 0 P: 7	R: 0 E: 0 K: 1 S: 9	H: 0 LOB: 2 BB: 2 P: 19	R: 0 E: 0 K: 2 S: 12	H: 0 LOB: 1 BB: 1 P: 22	R: 1 E: 0 K: 1 S: 8	H: 2 LOB: 0 BB: 0 P: 14	R: 3 E: 1 K: 1 S: 14	H: 3 LOB: 2 BB: 1 P: 27	R: 0 E: 0 K: 1 S: 6	H: 0 LOB: 0 BB: 0 P: 9	R: 0 E: 0 K: 1 S: 18	H: 0 LOB: 0 BB: 0 P: 28	1B: 2 2B: 3 3B: 0 HR: 1	SF: 0 SAC: 0 DP: 0 HBP: 0	WP: 0 PB: 1 SB: 0 CS: 0	PA: 36			
<b>PITCHER</b>	IP	WLS	BF	H	R	ER	SO	BB	IBB	HBP	BLK	WP	HR	S	P	ERA	WHIP								
<b>45 Erik Bedard, L</b> (1,1) ERA: 4.32	5.2	L	24	3	1	1	6	4	0	0	0	0	0	9	16	9.00	1.000								
<b>Jason Grimsley, R</b> (6,1) ERA: 3.99	1.0	L	5	1	2	1	1	0	0	0	0	0	0	7	14	0.00	6.000								
<b>B.J. Ryan, L</b> (7,1) ERA: 1.75	0.1		4	2	1	0	0	0	1	0	0	0	0	6	9	0.00	0.000								
<b>Eddy Rodriguez, R</b> (8,1) ERA: 4.09	1.0		3	0	0	0	1	0	0	0	0	0	0	6	9	0.00	0.000								



Batter	1	2	3	4	5	6	7	8	9	AB	R	H	RBI	BB	SO	LOB	TOP							
1 Brian Roberts, S (1,4) C OBP: 0.350, SLG: 0.369	0-1 6 CS 2B	4-2 BB		4-1 1B BB		0-0 SH5-3 1		0-2 BB 1B	1-2 L3 1-1	3	0	2	0	2	0	3								
David Newhan, L (1,9) B OBP: 0.411, SLG: 0.510	2-2 L8	1-0 F8		3-2 1B		2-1 G3		4-0 BB 1B	1-2 BB	4	0	1	1	1	0	4								
6 Melvin Mora, R (1,5) 2 SAFE OBP: 0.433, SLG: 0.597	2-2 HR		1-1 F9	0-1 F7		0-2 10 1B 2-H 3-H 2-2 1B		1-1 F9		5	1	2	3	0	0	4								
10 Miguel Tejada, R (1,6) B OBP: 0.367, SLG: 0.547	1-0 31 2B 2B		1-2 31 BB 1B		1-1 G4-3	1-2 1B		1-1 L4		5	1	3	0	0	0	2								
31 Jay Gibbons, L (1,10) X OBP: 0.291, SLG: 0.347	0-0 2H 2B		4-2 G3-6-1 BB	1-2 BB		0-0 P4	1-1 SAFE F7	2-2 F8		4	0	1	1	1	0	4								
Karim Garcia, L (1,3) B OBP: 0.285, SLG: 0.387	4-2 BB		0-0 G3-6-1 1-2 BB		1-3 K		1-3 K		1-2 1B 1B 1B	4	0	1	0	1	2	2								
Larry Bigbie, L (1,7) B OBP: 0.329, SLG: 0.421	1-3 K			4-2 1 BB 1B BB		4-2 1B BB		2-2 G6-3		3	2	1	0	2	1	2								
Jerry Hairston, R (1,8) C OBP: 0.383, SLG: 0.410		0-1 G4-3		0-2 P4		1-1 SH5-3 1 BB 1B		4-0 BB		4	1	2	0	1	0	1								
Robert Machado, R (1,2) B OBP: 0.222, SLG: 0.308		1-3 K		0-2 F9		0-0 1 SH5-3 6 1B 1B		1-1 P4		5	1	1	1	0	2	5								
<b>Inning Stats</b>	R: 2 E: 0 K: 1 S: 20	H: 4 LOB: 2 BB: 1 P: 30	R: 0 E: 0 K: 1 S: 9	H: 0 LOB: 1 BB: 1 P: 15	R: 0 E: 0 K: 0 S: 8	H: 1 LOB: 1 BB: 1 P: 14	R: 1 E: 0 K: 0 S: 16	H: 1 LOB: 2 BB: 2 P: 27	R: 0 E: 0 K: 1 S: 6	H: 0 LOB: 0 BB: 0 P: 8	R: 0 E: 0 K: 0 S: 16	H: 4 LOB: 2 BB: 1 P: 26	R: 0 E: 0 K: 1 S: 9	H: 0 LOB: 1 BB: 1 P: 17	R: 0 E: 0 K: 0 S: 10	H: 1 LOB: 2 BB: 0 P: 18	R: 0 E: 0 K: 1 S: 14	H: 3 LOB: 2 BB: 0 P: 19	1B: 10 2B: 4 3B: 0 HR: 1	SF: 0 SAC: 1 DP: 2 HBP: 0	WP: 0 PB: 0 SB: 0 CS: 1	PA: 46		
<b>PITCHER</b>	IP WLS BF H R ER SO BB IBB HBP BLK WP HR S P ERA WHIP	5.1 L 28 8 6 6 3 6 0 0 0 0 1 65 105 10.12 2.625	1.2 8 2 0 0 1 1 0 0 0 0 0 0 19 32 0.00 1.800	2.0 10 4 0 0 1 1 0 0 0 0 0 0 24 37 0.00 2.500																				

Baltimore Orioles @ Anaheim Angels  
Angel Stadium of Anaheim, Anaheim, CA  
Thu Aug 12 2004, 1:05 PM PDT  
Att: 41,467 - Overcast - 75 F

AB 37  
R 6  
H 14  
RBI 6  
BB 8  
SO 5  
LOB 27



Batter	1	2	3	4	5	6	7	8	9	AB	R	H	RBI	BB	SO	LOB	BOTTOM						
David Eckstein, R (1,6) B OBP: 0.347, SLG: 0.340	2-2 G5-3		0-2 F8		3-1 L4			0-1 G6-3		4	0	0	0	0	0	0							
Jeff DaVanon, S (1,9) B OBP: 0.376, SLG: 0.408	4-2 27 1B BB		0-1 1B		2-1 L3			2-0 F7		3	0	1	0	1	0	0							
27 Vladimir Guerrero, R (1,10) B OBP: 0.377, SLG: 0.563	2-1 SAFE SAFE 1B		1-2 G4-3			0-2 F7		1-1 16 HBP HBP		3	0	1	0	0	0	1							
16 Garret Anderson, L (1,8) X OBP: 0.357, SLG: 0.432	0-0 P2			1-1 F7		1-0 G6-3 1B		3-1 HBP		3	0	1	0	0	0	2							
Jose Guillen, R (1,7) F OBP: 0.370, SLG: 0.528	1-1 F9			2-2 HR		0-1 G6-3		1-2 G3		4	1	1	1	0	0	5							
Darin Erstad, L (1,3) B OBP: 0.358, SLG: 0.409		1-1 F7		1-2 39 G3-1 1B		0-1 G4-3		3-2 2B		4	0	2	0	0	0	1							
39 Robb Quinlan, R (1,5) B OBP: 0.386, SLG: 0.503		2-3 K		1-2 SAFE SAFE G3-1			1-1 G6-3		1-0 F9	4	0	0	0	0	1	2							
Adam Kennedy, L (1,4) B OBP: 0.324, SLG: 0.363		1-3 K		1-3 K			2-2 G3		0-0 G6-3	3	0	0	0	0	2	1							
Tim Salmon, R (9, PH) B OBP: 0.296, SLG: 0.318										1	0	0	0	0	0	1							
José Molina, R (1,2) B OBP: 0.275, SLG: 0.351			2-3 K		3-3 K			0-1 L8		4	0	0	0	0	2	1							
<b>Inning Stats</b>	R: 0 E: 0 K: 0 S: 13	H: 1 LOB: 2 BB: 1 P: 22	R: 0 E: 0 K: 2 S: 10	H: 0 LOB: 0 BB: 0 P: 14	R: 0 E: 0 K: 1 S: 12	H: 1 LOB: 1 BB: 0 P: 15	R: 1 E: 0 K: 1 S: 16	H: 2 LOB: 1 BB: 0 P: 21	R: 0 E: 0 K: 0 S: 7	H: 0 LOB: 0 BB: 0 P: 15	R: 0 E: 0 K: 0 S: 8	H: 1 LOB: 1 BB: 0 P: 9	R: 0 E: 0 K: 0 S: 7	H: 0 LOB: 0 BB: 0 P: 10	R: 0 E: 0 K: 0 S: 8	H: 0 LOB: 2 BB: 0 P: 15	R: 0 E: 0 K: 0 S: 8	H: 1 LOB: 1 BB: 0 P: 14	1B: 4 2B: 1 3B: 0 HR: 1	SF: 0 SAC: 0 DP: 0 HBP: 2	WP: 0 PB: 0 SB: 0 CS: 0	PA: 36	
<b>PITCHER</b>	IP WLS BF H R ER SO BB IBB HBP BLK WP HR S P ERA WHIP	7.0 W 27 5 0 0 0 0 0 0 0 0 0 8 15 0.00 0.000	1.0 5 0 0 0 0 0 0 0 0 0 0 0 8 14 0.00 1.000																				

Baltimore Orioles @ Anaheim Angels  
Angel Stadium of Anaheim, Anaheim, CA  
Thu Aug 12 2004, 1:05 PM PDT  
Att: 41,467 - Overcast - 75 F

AB 33  
R 1  
H 6  
RBI 1  
BB 1  
SO 5  
LOB 14










Batter	1	2	3	4	5	6	7	8	9	AB	R	H	RBI	BB	SO	LOB	TOP			
1 Brian Roberts, S OBP: 0.352, SLG: 0.377										4	0	1	1	0	1	1	<p><b>Baltimore Orioles @ Toronto Blue Jays</b>  SkyDome, Toronto, ON  Sat Aug 14 2004, 4:05 PM EDT  Att: 35,768 - Cloudy - 68 F</p>			
David Newhan, L OBP: 0.404, SLG: 0.498										4	0	0	0	0	1	3				
6 Melvin Mora, R OBP: 0.431, SLG: 0.592										3	0	1	0	1	0	1				
10 Miguel Tejada, R OBP: 0.366, SLG: 0.541										4	0	0	0	0	0	3				
Rafael Palmeiro, L OBP: 0.362, SLG: 0.404										4	0	1	0	0	1	2				
Javy Lopez, R OBP: 0.365, SLG: 0.489										4	1	0	0	0	0	1				
31 Jay Gibbons, L OBP: 0.290, SLG: 0.340										4	0	0	0	0	1	1				
Larry Bigbie, L OBP: 0.333, SLG: 0.425										4	1	3	1	0	1	0				
Jerry Hairston, R OBP: 0.384, SLG: 0.404										2	0	0	0	0	1	2				
<b>Inning Stats</b>	R: 0 E: 0 K: 1 S: 9	H: 1 LOB: 1 BB: 0 P: 14	R: 1 E: 0 K: 0 S: 11	H: 2 LOB: 1 BB: 0 P: 16	R: 0 E: 1 K: 0 S: 8	H: 0 LOB: 2 BB: 1 P: 13	R: 0 E: 0 K: 0 S: 13	H: 1 LOB: 0 BB: 0 P: 16	R: 0 E: 0 K: 0 S: 9	H: 0 LOB: 0 BB: 0 P: 8	R: 1 E: 0 K: 3 S: 18	H: 2 LOB: 1 BB: 0 P: 25	R: 0 E: 0 K: 1 S: 11	H: 0 LOB: 0 BB: 0 P: 14	R: 0 E: 0 K: 1 S: 11	H: 0 LOB: 0 BB: 0 P: 14		1B: 4 2B: 2 3B: 0 HR: 0	SF: 0 SAC: 0 DP: 0 HBP: 1	WP: 0 PB: 0 SB: 0 CS: 1
<b>PITCHER</b>	IP WLS BF H R ER SO BB IBB HBP BLK WP HR S P ERA WHIP																			
Josh Towers, R ERA: 4.46	(1, 1) 6.2 W 28 6 2 2 3 1 0 1 0 0 0 69 100 2.70 1.050																			
Justin Speier, R ERA: 4.59	(7, 1) 1.1 H 4 0 0 0 2 0 0 0 0 0 0 0 15 19 0.00 0.000																			
Kerry Ligtenberg, R ERA: 6.23	(9, 1) 1.0 3 0 0 0 1 0 0 0 0 0 0 0 11 14 0.00 0.000																			


Batter	1	2	3	4	5	6	7	8	9	AB	R	H	RBI	BB	SO	LOB	BOTTOM	
15 Alex Rios, R OBP: 0.333, SLG: 0.398										5	0	1	0	0	1	7	<p><b>Baltimore Orioles @ Toronto Blue Jays</b>  SkyDome, Toronto, ON  Sat Aug 14 2004, 4:05 PM EDT  Att: 35,768 - Cloudy - 68 F</p>	
Orlando Hudson, S OBP: 0.336, SLG: 0.415										5	2	2	0	0	1	2		
10 Vernon Wells, R OBP: 0.345, SLG: 0.457										5	0	0	0	0	2	5		
Carlos Delgado, L OBP: 0.338, SLG: 0.469										4	2	3	2	1	0	1		
Frank Catalanotto, L OBP: 0.360, SLG: 0.418										2	1	1	0	0	0	1		
Frank Menechino, R OBP: 0.376, SLG: 0.454										2	1	1	0	1	1	2		
Eric Hinske, L OBP: 0.312, SLG: 0.372										5	0	1	1	0	1	5		
9 Gregg Zaun, S OBP: 0.383, SLG: 0.407										4	1	2	0	0	0	3		
Gabe Gross, L OBP: 0.286, SLG: 0.474										3	0	1	1	1	0	3		
Chris Gomez, R OBP: 0.344, SLG: 0.348										3	0	2	2	1	1	1		
<b>Inning Stats</b>	R: 0 E: 0 K: 1 S: 11	H: 1 LOB: 1 BB: 0 P: 22	R: 1 E: 1 K: 0 S: 21	H: 2 LOB: 2 BB: 1 P: 32	R: 1 E: 0 K: 0 S: 9	H: 2 LOB: 1 BB: 0 P: 14	R: 1 E: 0 K: 1 S: 13	H: 2 LOB: 1 BB: 1 P: 23	R: 0 E: 1 K: 2 S: 8	H: 0 LOB: 2 BB: 1 P: 15	R: 2 E: 0 K: 1 S: 15	H: 3 LOB: 2 BB: 1 P: 25	R: 0 E: 0 K: 1 S: 9	H: 2 LOB: 2 BB: 0 P: 13	1B: 7 2B: 7 3B: 0 HR: 1	SF: 0 SAC: 0 DP: 2 HBP: 0	WP: 1 PB: 0 SB: 1 CS: 1	PA: 42
<b>PITCHER</b>	IP WLS BF H R ER SO BB IBB HBP BLK WP HR S P ERA WHIP																	
Dave Borkowski, R ERA: 3.8	(1, 1) 4.0 L 20 2 3 3 3 3 0 0 0 0 1 1 23 43 13.50 2.500																	
John Parrish, L ERA: 3.63	(5, 1) 2.0 12 2 3 3 3 3 0 0 0 0 0 0 11 16 0.00 2.000																	
Buddy Groom, L ERA: 5.06	(7, 1) 1.0 5 2 0 0 1 0 0 0 0 0 0 0 9 13 0.00 2.000																	
Todd Williams, R ERA: 2.61	(8, 1) 1.0 5 2 0 0 1 0 0 0 0 0 0 0 9 13 0.00 2.000																	







Batter	1	2	3	4	5	6	7	8	9	AB	R	H	RBI	BB	SO	LOB	TOP					
21 Mark Kotsay, L (1, 8) OBP: 0.369, SLG: 0.455	4-1 WP 1B BB		3-3 K		4-1 2B BB	3-2 F7			1-1 F9	3	1	0	0	2	1	2	<p>Oakland Athletics @ Baltimore Orioles Oriole Park at Camden Yards, Baltimore, MD</p> <p>Mon Aug 16 2004, 7:05 PM EDT Att: 40,964 - Sunny - 87 F</p> <p>livebaseballscores.com</p> <p>AB 35 R 3 H 9 RBI 3 BB 5 SO 7 LOB 21</p> 					
Eric Byrnes, R (1, 7) OBP: 0.342, SLG: 0.486	1-3 K		2-1 1B		0-0 1B 2B	F7			0-0 F7	5	1	2	1	0	1	2						
Scott Hatteberg, L (1, 3) OBP: 0.384, SLG: 0.454	1 SAFE 3-1 WP 1B		1-0 L8		1-3 K				1-1 G4-3	5	0	2	0	0	1	3						
Jemaine Dye, R (1, 9) OBP: 0.330, SLG: 0.456	2-3 K		1-2 G4-3		0-1 1B 1B				1-0 F8	5	1	1	1	0	1	5						
Damian Miller, R (1, 2) OBP: 0.356, SLG: 0.452	K				0-0 G1-3				4-1 BB	3	0	1	0	1	1	2						
Erubiel Durazo, L (1, 10) OBP: 0.385, SLG: 0.504			3-3 K		1-0 1B				2-2 F7	4	0	2	1	0	1	1						
Marco Scutaro, R (1, 4) OBP: 0.299, SLG: 0.374			2-2 P6		2-2 K				0-1 F7	4	0	0	0	0	1	3						
7 Bobby Crosby, R (1, 6) OBP: 0.331, SLG: 0.436			3-2 G6-3		1-1 F8				4-2 BB	2	0	0	0	2	0	1						
Mark McLemore, S (1, 5) OBP: 0.357, SLG: 0.309			2-1 1B		1-1 G5-3				3-2 G6-3	4	0	1	0	0	0	2						
<b>Inning Stats</b>	R: 0 E: 0 K: 3 S: 13	H: 1 LOB: 2 BB: 1 P: 25	R: 0 E: 0 K: 1 S: 12	H: 0 LOB: 0 BB: 0 P: 20	R: 0 E: 0 K: 1 S: 11	H: 2 LOB: 2 BB: 0 P: 20	R: 0 E: 0 K: 1 S: 7	H: 1 LOB: 1 BB: 0 P: 11	R: 3 E: 0 K: 1 S: 12	H: 4 LOB: 2 BB: 1 P: 21	R: 0 E: 0 K: 0 S: 7	H: 0 LOB: 1 BB: 1 P: 16	R: 0 E: 0 K: 0 S: 8	H: 0 LOB: 1 BB: 1 P: 18	R: 0 E: 0 K: 0 S: 12	H: 0 LOB: 0 BB: 1 P: 19	R: 0 E: 0 K: 0 S: 6	H: 1 LOB: 1 BB: 0 P: 9	1B: 8 2B: 1 3B: 0 HR: 0	SF: 0 SAC: 0 DP: 1 HBP: 0	WP: 1 PB: 0 SB: 0 CS: 0	PA: 40
<b>PITCHER</b>	IP WLS BF H R ER SO BB IBB HBP BLK WP HR S P ERA WHIP																					
45 Erik Bedard, L (1, 1) ERA: 4.33	6.0 L 29 8 3 3 7 3 0 0 0 0 1 0 62 113 4.50 1.833																					
John Parrish, L (7, 1) ERA: 3.57	1.0 4 0 0 0 0 1 0 0 0 0 0 0 8 18 0.00 1.000																					
Todd Williams, R (8, 1) ERA: 2.38	1.0 3 0 0 0 0 1 0 0 0 0 0 0 12 19 0.00 1.000																					
Buddy Groom, L (9, 1) ERA: 4.81	0.2 3 1 0 0 0 0 0 0 0 0 0 0 5 7 0.00 1.500																					
Jason Grimsley, R (9, 1) ERA: 3.86	0.1 1 0 0 0 0 0 0 0 0 0 0 0 1 2 0.00 0.000																					

Batter	1	2	3	4	5	6	7	8	9	AB	R	H	RBI	BB	SO	LOB	BOTTOM					
1 Brian Roberts, S (1, 4) OBP: 0.351, SLG: 0.378	1-3 K		3-2 G4-3		0-0 G6-3				2-2 F7	4	0	0	0	0	1	2	<p>Oakland Athletics @ Baltimore Orioles Oriole Park at Camden Yards, Baltimore, MD</p> <p>Mon Aug 16 2004, 7:05 PM EDT Att: 40,964 - Sunny - 87 F</p> <p>livebaseballscores.com</p> <p>AB 32 R 1 H 7 RBI 1 BB 1 SO 3 LOB 11</p> 					
David Newhan, L (1, 7) OBP: 0.403, SLG: 0.507	2-0 F8				0-0 B1-3				2-2 P5	4	0	0	0	0	0	0						
6 Melvin Mora, R (1, 5) OBP: 0.430, SLG: 0.594	3-2 F9				0-1 G6-4-3 1B				3-2 G6-3	4	0	2	0	0	0	0						
10 Miguel Tejada, R (1, 6) OBP: 0.367, SLG: 0.536			4-2 G4-6-3 BB		2-2 G6-4-3				0-0 E1	3	0	0	0	1	0	2						
Rafael Palmeiro, L (1, 3) OBP: 0.360, SLG: 0.401			3-1 G4-6-3		0-2 L7				0-0 P4	4	0	0	0	0	1	3						
Javy Lopez, R (1, 2) OBP: 0.367, SLG: 0.498			2-2 1B		1-0 HR				0-1 G6-3	4	1	2	1	0	0	1						
B.J. Surhoff, L (1, 9) OBP: 0.381, SLG: 0.457			1-2 G2-3		3-1 1B				1-0 G1-6-3 1B	3	0	2	0	0	0	1						
Jerry Hairston, R (1, 8) OBP: 0.380, SLG: 0.400			1-2 G4-3		2-2 L9				2-1 G1-6-3	3	0	0	0	0	0	2						
31 Jay Gibbons, L (1, 10) OBP: 0.291, SLG: 0.340			1-0 F8		1 SAFE 2-0 1B				2-3 K	3	0	1	0	0	1	0						
<b>Inning Stats</b>	R: 0 E: 0 K: 1 S: 8	H: 0 LOB: 0 BB: 0 P: 14	R: 0 E: 0 K: 0 S: 10	H: 1 LOB: 1 BB: 1 P: 20	R: 0 E: 0 K: 0 S: 9	H: 0 LOB: 0 BB: 0 P: 14	R: 0 E: 0 K: 0 S: 7	H: 1 LOB: 0 BB: 0 P: 9	R: 1 E: 0 K: 0 S: 13	H: 3 LOB: 2 BB: 0 P: 21	R: 0 E: 1 K: 0 S: 8	H: 0 LOB: 1 BB: 0 P: 11	R: 0 E: 0 K: 0 S: 5	H: 1 LOB: 0 BB: 0 P: 8	R: 0 E: 0 K: 1 S: 10	H: 0 LOB: 0 BB: 0 P: 16	R: 0 E: 0 K: 1 S: 17	H: 1 LOB: 1 BB: 0 P: 21	1B: 5 2B: 1 3B: 0 HR: 1	SF: 0 SAC: 0 DP: 3 HBP: 0	WP: 0 PB: 0 SB: 0 CS: 0	PA: 33
<b>PITCHER</b>	IP WLS BF H R ER SO BB IBB HBP BLK WP HR S P ERA WHIP																					
Mark Redman, L (1, 1) ERA: 4.38	8.0 W 29 6 1 1 2 1 0 0 0 0 0 0 70 113 1.12 0.875																					
Octavio Dotel, R (9, 1) ERA: 3.96	1.0 S 4 1 0 0 1 0 0 0 0 0 0 0 17 21 0.00 1.000																					



Batter	1	2	3	4	5	6	7	8	9	AB	R	H	RBI	BB	SO	LOB	TOP								
21 Mark Kotsay, L (1,8) 23 Bobby Kielty, S (8,7) Eric Byrnes, R (1,7) 3 Eric Chavez, L (1,5) Jermaine Dye, R (1,9) Billy McMillon, L (8,PH) Scott Hatteberg, L (1,3) Erubiel Durazo, L (1,10) 17 Adam Melhuse, S (1,2) 7 Bobby Crosby, R (1,6) Marco Scutaro, R (1,4)	F8 G4-3 G6-3		G5-3 FC5-4 FC5-4	F7 FC5-4 FC5-4		G3-1 G3 G3	FC5-4 HR HR		L5 F7 P5	4 6 4	2 2 1	0 3 0	0 3 0	1 0 2	0 0 0	4 0 0									
Inning Stats	R: 0 E: 0 K: 0 S: 7	H: 0 LOB: 0 BB: 0 P: 9	R: 0 E: 0 K: 2 S: 18	H: 2 LOB: 3 BB: 1 P: 31	R: 0 E: 0 K: 0 S: 8	H: 1 LOB: 2 BB: 1 P: 14	R: 0 E: 0 K: 0 S: 11	H: 1 LOB: 2 BB: 1 P: 18	R: 1 E: 0 K: 0 S: 8	H: 2 LOB: 1 BB: 0 P: 14	R: 6 E: 0 K: 0 S: 15	H: 5 LOB: 1 BB: 2 P: 28	R: 2 E: 0 K: 1 S: 8	H: 1 LOB: 0 BB: 1 P: 14	R: 2 E: 0 K: 0 S: 14	H: 1 LOB: 1 BB: 1 P: 28	R: 0 E: 0 K: 0 S: 5	H: 0 LOB: 0 BB: 0 P: 10	1B: 6 2B: 3 3B: 0 HR: 4	SF: 0 SAC: 0 DP: 0 HBP: 1	WP: 0 PB: 0 SB: 0 CS: 0	PA: 48			
PITCHER	IP	WLS	BF	H	R	ER	SO	BB	IBB	HBP	BLK	WP	HR	S	P	ERA	WHIP	PITCHER							
Rodrigo Lopez, R (1,1) John Parrish, L (6,1) Todd Williams, R (6,1) Eddy Rodriguez, R (8,1)	5.1	L	27	8	3	3	2	3	0	0	0	0	1	57	93	5.06	2.062								

Oakland Athletics @ Baltimore Orioles  
 Oriole Park at Camden Yards, Baltimore, MD  
 Tue Aug 17 2004, 7:05 PM EDT  
 Att: 32,243 - Cloudy - 85 F

AB 40  
 R 11  
 H 13  
 RBI 11  
 BB 7  
 SO 3  
 LOB 22



Batter	1	2	3	4	5	6	7	8	9	AB	R	H	RBI	BB	SO	LOB	BOTTOM								
1 Brian Roberts, S (1,4) Luis Lopez, S (7,4) David Newhan, L (1,10) 6 Melvin Mora, R (1,5) 10 Miguel Tejada, R (1,6) Rafael Palmeiro, L (1,3) Javy Lopez, R (1,2) Robert Machado, R (8,2) B.J. Surhoff, L (1,7) 31 Jay Gibbons, L (1,9) Jerry Hairston, R (1,8) Karim Garcia, L (8,8)	L3 G6-4-3 G6-4-3		G4-3 K K	G4-3 K L8		G4-3 G4-3		G6-3 G6-3	G4-3 L7	3 4 4	0 1 0	1 0 0	0 0 0	0 0 0	0 2 1	0 1 1									
Inning Stats	R: 0 E: 0 K: 0 S: 5	H: 1 LOB: 0 BB: 0 P: 7	R: 0 E: 0 K: 1 S: 7	H: 1 LOB: 0 BB: 0 P: 13	R: 0 E: 0 K: 1 S: 8	H: 0 LOB: 0 BB: 0 P: 11	R: 0 E: 0 K: 1 S: 9	H: 1 LOB: 1 BB: 0 P: 12	R: 0 E: 0 K: 0 S: 4	H: 0 LOB: 0 BB: 0 P: 6	R: 0 E: 0 K: 0 S: 9	H: 1 LOB: 1 BB: 0 P: 13	R: 0 E: 0 K: 0 S: 11	H: 1 LOB: 1 BB: 0 P: 17	R: 0 E: 0 K: 0 S: 6	H: 0 LOB: 0 BB: 0 P: 8	R: 0 E: 0 K: 1 S: 7	H: 0 LOB: 0 BB: 0 P: 10	1B: 5 2B: 0 3B: 0 HR: 0	SF: 0 SAC: 0 DP: 2 HBP: 0	WP: 0 PB: 0 SB: 0 CS: 0	PA: 30			
PITCHER	IP	WLS	BF	H	R	ER	SO	BB	IBB	HBP	BLK	WP	HR	S	P	ERA	WHIP	PITCHER							
Tim Hudson, R (1,1)	9.0	W	30	5	0	0	4	0	0	0	0	0	0	66	97	0.00	0.556								

Oakland Athletics @ Baltimore Orioles  
 Oriole Park at Camden Yards, Baltimore, MD  
 Tue Aug 17 2004, 7:05 PM EDT  
 Att: 32,243 - Cloudy - 85 F

AB 30  
 R 0  
 H 5  
 RBI 0  
 BB 0  
 SO 4  
 LOB 5





Batter	1	2	3	4	5	6	7	8	9	AB	R	H	RBI	BB	SO	LOB	TOP					
<b>21 Mark Kotsay, L</b> OBP: 0.369, SLG: 0.454	4-2 BB		1-0 1B		1-1 P5	2-2 1B		0-2 F8		4	0	2	0	1	0	1						
<b>Mark McLemore, S</b> OBP: 0.398, SLG: 0.308	2-2 F9		2-0 3 BB 1B		1-0 G6-3	1-3 K			4-2 3 CS BB	4	0	1	0	1	1	3						
<b>3 Eric Chavez, L</b> OBP: 0.399, SLG: 0.514	0-0 P5		4-2 1-2 BB		0-0 2B		2-3 K		0-3 1-2 K	4	0	1	0	1	2	2						
<b>Jemaine Dye, R</b> OBP: 0.328, SLG: 0.457	0-3 K		1-1 G6-3		1-3 K		3-3 K		0-3 K	5	0	0	0	0	4	5						
<b>Scott Hatteberg, L</b> OBP: 0.387, SLG: 0.467		3-2 F7		4-2 HR BB		2-1 HR 1B		2-2 G4-3		3	2	1	0	1	0	0						
<b>Erubiel Durazo, L</b> OBP: 0.393, SLG: 0.536	1-0 G1-6-3 1B		2-2 1-H HR		0-0 1-H HR		3-2 HR			4	3	4	5	0	0	0						
<b>Eric Byrnes, R</b> OBP: 0.341, SLG: 0.489	1-1 G1-6-3 1-2		1-0 F8		0-0 G5-3		2-3 K			4	0	0	0	0	1	1						
<b>Damian Miller, R</b> OBP: 0.355, SLG: 0.450			2-2 G5-3		1-3 K		0-2 G5-3		2-2 1B	4	0	1	0	0	1	0						
<b>Marco Scutaro, R</b> OBP: 0.300, SLG: 0.373			1-2 G6-3		0-0 G6-3		1-0 21 1B		0-3 K	4	0	1	0	0	1	1						
<b>Inning Stats</b>	R: 0 E: 0 K: 1 S: 9	H: 0 LOB: 1 BB: 1 P: 15	R: 0 E: 0 K: 0 S: 6	H: 1 LOB: 0 BB: 0 P: 11	R: 0 E: 0 K: 0 S: 13	H: 2 LOB: 3 BB: 1 P: 24	R: 2 E: 0 K: 1 S: 13	H: 1 LOB: 0 BB: 1 P: 21	R: 0 E: 0 K: 1 S: 7	H: 1 LOB: 0 BB: 0 P: 10	R: 2 E: 0 K: 1 S: 17	H: 4 LOB: 2 BB: 0 P: 23	R: 0 E: 0 K: 2 S: 9	H: 0 LOB: 0 BB: 0 P: 16	R: 1 E: 0 K: 2 S: 22	H: 2 LOB: 1 BB: 0 P: 29	R: 0 E: 0 K: 2 S: 10	H: 0 LOB: 0 BB: 1 P: 14	1B: 6 2B: 3 3B: 0 HR: 3	SF: 0 SAC: 0 DP: 2 HBP: 0	WP: 0 PB: 0 SB: 0 CS: 1	PA: 40
<b>PITCHER</b>	IP	WLS	BF	H	R	ER	SO	BB	IBB	HBP	BLK	WP	HR	S	P	ERA	WHIP					
<b>Sidney Ponson, R</b> ERA: 5.49	(1, 1)	6.0	29	9	4	4	4	3	0	0	0	0	2	65	104	6.00	2.000					
<b>B.J. Ryan, L</b> ERA: 1.79	(7, 1)	2.0	L	8	2	1	1	4	0	0	0	0	1	31	45	4.50	1.000					
<b>Jorge Julio, R</b> ERA: 3.93	(9, 1)	1.0	S	3	0	0	0	2	1	0	0	0	0	10	14	0.00	1.000					

Oakland Athletics @ Baltimore Orioles  
Oriole Park at Camden Yards, Baltimore, MD

AB 36  
R 5  
H 11  
RBI 5  
BB 4  
SO 10  
LOB 13



Wed Aug 18 2004, 7:05 PM EDT  
Att: 40,603 - Unknown - 80 F

Batter	1	2	3	4	5	6	7	8	9	AB	R	H	RBI	BB	SO	LOB	BOTTOM					
<b>1 Brian Roberts, S</b> OBP: 0.352, SLG: 0.377	2-2 L5		1-2 6 WP 10 1B SH4-3 1B		4-0 CS BB			2-2 G5-3		3	1	1	0	1	0	0						
<b>David Newhan, L</b> OBP: 0.396, SLG: 0.495	0-2 G4-3		0-0 SH4-3		2-2 G5-3			0-1 G4-3		3	0	0	0	0	0	1						
<b>6 Melvin Mora, R</b> OBP: 0.429, SLG: 0.587	2-0 G5-3		4-0 10 1B G3-6 BB		4-1 10 G6-4-3 BB			1-3 K		2	1	0	0	2	1	0						
<b>10 Miguel Tejada, R</b> OBP: 0.368, SLG: 0.537		0-1 1B 2B	0-1 G3-6 1B		1-0 G6-4-3			1-2 G6-3		4	1	2	1	0	0	1						
<b>Rafael Palmeiro, L</b> OBP: 0.357, SLG: 0.397	2-0 L3		2-1 G3-6		3-2 G3			2-3 K		4	0	0	0	0	1	2						
<b>B.J. Surhoff, L</b> OBP: 0.380, SLG: 0.454	1-1 1B 31 G4-3 1B		1-3 3-H 1B		2-0 G4-3			2-2 FC6-4 1B		3	1	2	1	0	0	0						
<b>Danell McDonald, R</b> OBP: 0.304, SLG: 0.286	1-0 31 G4-3 1B		2-3 1B		0-0 G1-3			3-2 FC6-4 31 G5-4-3		3	0	1	0	0	0	1						
<b>31 Jay Gibbons, L</b> OBP: 0.283, SLG: 0.330	0-2 G4-3		0-0 G4-3		1-0 F8			0-0 G5-4-3		3	0	0	1	0	0	2						
<b>Robert Machado, R</b> OBP: 0.200, SLG: 0.276	0-0 G6-3				1-0 F9			1-0 F9		3	0	0	0	0	0	1						
<b>Inning Stats</b>	R: 0 E: 0 K: 0 S: 7	H: 3 LOB: 1 BB: 0 P: 11	R: 2 E: 0 K: 0 S: 10	H: 3 LOB: 0 BB: 0 P: 14	R: 2 E: 0 K: 0 S: 8	H: 2 LOB: 0 BB: 1 P: 15	R: 0 E: 0 K: 0 S: 3	H: 0 LOB: 0 BB: 0 P: 6	R: 0 E: 0 K: 0 S: 4	H: 0 LOB: 0 BB: 1 P: 11	R: 0 E: 0 K: 0 S: 5	H: 0 LOB: 0 BB: 1 P: 13	R: 0 E: 0 K: 0 S: 7	H: 1 LOB: 0 BB: 0 P: 12	R: 0 E: 0 K: 0 S: 6	H: 0 LOB: 0 BB: 0 P: 9	R: 0 E: 0 K: 2 S: 13	H: 0 LOB: 0 BB: 0 P: 17	1B: 5 2B: 1 3B: 0 HR: 0	SF: 0 SAC: 1 DP: 3 HBP: 0	WP: 1 PB: 0 SB: 0 CS: 1	PA: 32
<b>PITCHER</b>	IP	WLS	BF	H	R	ER	SO	BB	IBB	HBP	BLK	WP	HR	S	P	ERA	WHIP					
<b>Mark Mulder, L</b> ERA: 3.75	(1, 1)	8.0	W	29	4	4	4	3	0	0	0	0	0	50	91	4.50	1.125					
<b>Octavio Dotel, R</b> ERA: 3.9	(9, 1)	1.0	S	3	0	0	0	2	0	0	0	0	0	13	17	0.00	0.000					

Oakland Athletics @ Baltimore Orioles  
Oriole Park at Camden Yards, Baltimore, MD

AB 28  
R 4  
H 6  
RBI 3  
BB 3  
SO 2  
LOB 8



Wed Aug 18 2004, 7:05 PM EDT  
Att: 40,603 - Unknown - 80 F



Batter	1	2	3	4	5	6	7	8	9	AB	R	H	RBI	BB	SO	LOB	TOP										
15 Alex Rios, R OBP: 0.334, SLG: 0.405											6	2	2	1	0	2	3										
Orlando Hudson, S OBP: 0.351, SLG: 0.432											5	2	3	2	0	1	0										
10 Vernon Wells, R OBP: 0.344, SLG: 0.464											5	1	1	1	0	0	2										
Carlos Delgado, L OBP: 0.339, SLG: 0.464											4	2	2	1	1	0	1										
Frank Catalanotto, L OBP: 0.344, SLG: 0.390 3 Reed Johnson, R OBP: 0.325, SLG: 0.376											2	0	0	0	0	0	1										
Eric Hinske, L OBP: 0.315, SLG: 0.385											5	1	2	3	0	1	2										
9 Gregg Zaun, S OBP: 0.377, SLG: 0.396											4	1	1	0	1	2	1										
Gabe Gross, L OBP: 0.366, SLG: 0.382											2	2	0	0	3	1	1										
Chris Woodward, R OBP: 0.273, SLG: 0.366											4	2	2	4	1	1	0										
<b>Inning Stats</b>	R: 2 E: 0 K: 0 S: 16	H: 3 LOB: 0 BB: 0 P: 26	R: 0 E: 0 K: 1 S: 9	H: 1 LOB: 1 BB: 0 P: 17	R: 0 E: 0 K: 2 S: 7	H: 0 LOB: 0 BB: 0 P: 9	R: 0 E: 0 K: 0 S: 4	H: 0 LOB: 1 BB: 0 P: 8	R: 3 E: 0 K: 1 S: 19	H: 3 LOB: 1 BB: 1 P: 31	R: 0 E: 0 K: 0 S: 18	H: 0 LOB: 3 BB: 3 P: 36	R: 4 E: 0 K: 2 S: 17	H: 4 LOB: 0 BB: 0 P: 27	R: 0 E: 0 K: 1 S: 8	H: 0 LOB: 0 BB: 0 P: 11	R: 5 E: 0 K: 2 S: 19	H: 3 LOB: 0 BB: 2 P: 35	1B: 11 2B: 3 3B: 0 HR: 2	SF: 0 SAC: 0 DP: 2 HBP: 1	WP: 0 PB: 0 SB: 0 CS: 1	PA: 46					
<b>PITCHER</b>	IP	WLS	BF	H	R	ER	SO	BB	IBB	HBP	BLK	WP	HR	S	P	ERA	WHIP										
Dave Borkowski, R ERA: 4.35	4.2	L	21	7	5	5	4	1	0	1	0	0	0	50	84	9.64	1.714										
John Parrish, L ERA: 3.79	1.0		6	0	0	0	0	3	0	0	0	0	0	21	41	0.00	3.000										
Todd Williams, R ERA: 4.85	0.1		1	0	0	0	0	0	0	0	0	0	0	2	2	0.00	0.000										
Buddy Groom, L ERA: 5.58	1.0		7	4	4	4	2	0	0	0	0	0	1	17	27	36.00	4.000										
Eddy Rodriguez, R ERA: 5.09	2.0		11	3	5	5	3	2	0	0	1	0	1	27	46	22.50	2.500										

Toronto Blue Jays @ Baltimore Orioles  
Oriole Park at Camden Yards, Baltimore, MD

AB 39  
R 14  
H 14  
RBI 13  
BB 6  
SO 9  
LOB 13



WP: 0 PA: 46  
PB: 0  
SB: 0  
CS: 1

Batter	1	2	3	4	5	6	7	8	9	AB	R	H	RBI	BB	SO	LOB	BOTTOM										
1 Brian Roberts, S OBP: 0.353, SLG: 0.378										4	0	2	0	0	1	1											
Luis Lopez, S OBP: 0.236, SLG: 0.292										1	0	0	0	0	0	0											
David Newhan, L OBP: 0.358, SLG: 0.509 Darnell McDonald, R OBP: 0.292, SLG: 0.273										4	1	2	2	0	0	2											
6 Melvin Mora, R OBP: 0.430, SLG: 0.594										4	1	2	1	0	0	0											
10 Miguel Tejada, R OBP: 0.365, SLG: 0.532										4	0	0	0	0	1	1											
Rafael Palmeiro, L OBP: 0.356, SLG: 0.394										3	0	0	0	1	0	1											
Javy Lopez, R OBP: 0.368, SLG: 0.504										3	1	2	1	1	1	1											
B.J. Surhoff, L OBP: 0.373, SLG: 0.445										4	0	0	0	0	2	4											
31 Jay Gibbons, L OBP: 0.283, SLG: 0.326										3	0	0	0	1	1	1											
Karim Garcia, L OBP: 0.271, SLG: 0.390 Val Majewski, L OBP: 0.373, SLG: 0.445										3	1	2	0	0	0	1											
Val Majewski, L OBP: 0.373, SLG: 0.445										1	0	0	0	0	0	0											
<b>Inning Stats</b>	R: 0 E: 0 K: 0 S: 8	H: 0 LOB: 0 BB: 0 P: 9	R: 0 E: 0 K: 0 S: 8	H: 1 LOB: 1 BB: 0 P: 10	R: 0 E: 0 K: 1 S: 9	H: 1 LOB: 1 BB: 1 P: 14	R: 0 E: 0 K: 1 S: 9	H: 0 LOB: 0 BB: 0 P: 12	R: 1 E: 0 K: 1 S: 16	H: 4 LOB: 2 BB: 0 P: 20	R: 0 E: 0 K: 1 S: 12	H: 1 LOB: 2 BB: 1 P: 20	R: 3 E: 0 K: 1 S: 17	H: 3 LOB: 0 BB: 0 P: 22	R: 0 E: 0 K: 2 S: 11	H: 0 LOB: 1 BB: 1 P: 21	R: 0 E: 0 K: 0 S: 8	H: 0 LOB: 0 BB: 0 P: 12	1B: 6 2B: 1 3B: 0 HR: 3	SF: 0 SAC: 0 DP: 1 HBP: 0	WP: 0 PB: 0 SB: 0 CS: 0	PA: 38					
<b>PITCHER</b>	IP	WLS	BF	H	R	ER	SO	BB	IBB	HBP	BLK	WP	HR	S	P	ERA	WHIP										
Josh Towers, R ERA: 4.3	5.1	W	22	7	1	1	2	1	0	0	0	0	2	24	34	16.20	2.400										
Kevin Frederick, R ERA: 7.2	1.2		9	3	3	3	2	1	0	0	0	0	2	24	34	16.20	2.400										
Vinnie Chulk, R ERA: 4.38	1.0		4	0	0	0	2	1	0	0	0	0	0	11	21	0.00	1.000										
Justin Speier, R ERA: 4.41	1.0		3	0	0	0	0	0	0	0	0	0	0	8	12	0.00	0.000										

Toronto Blue Jays @ Baltimore Orioles  
Oriole Park at Camden Yards, Baltimore, MD

AB 35  
R 4  
H 10  
RBI 4  
BB 3  
SO 6  
LOB 12



WP: 0 PA: 38  
PB: 0  
SB: 0  
CS: 0



Batter	1	2	3	4	5	6	7	8	9	AB	R	H	RBI	BB	SO	LOB	TOP				
3 Reed Johnson, R OBP: 0.329, SLG: 0.381	4-0 10 F9 HBP SF7 BB	2-0 1B 2B	0-2 F8		1-0 10 FC6-4 HBP		1-2 1B 2B		3-3 K2-3	4	3	2	2	1	1	1					
Orlando Hudson, S OBP: 0.353, SLG: 0.431	1-1 BB HBP	0-1 2H HR 1B	0-0 G4-3		1-0 F7		0-1 2H 1B		1-1 F8	5	1	2	2	0	0	3					
10 Vernon Wells, R OBP: 0.340, SLG: 0.459	0-0 F9	3-1 F8		0-0 G6-3	2-0 FC6-4		0-1 F8			5	0	0	0	0	0	6					
Carlos Delgado, L OBP: 0.340, SLG: 0.474	3-1 SF7	1-2 HR		3-3 K		1-0 9 FC6-5 1B			0-0 G3-1	4	1	2	3	0	1	1					
Eric Hinske, L OBP: 0.320, SLG: 0.389	4-1 1-2 BB	1-0 F9		4-0 15 2B BB		1-1 9 FC6-5 1B			0-0 15 G4-3 2B	3	1	2	0	2	0	0					
15 Alex Rios, R OBP: 0.336, SLG: 0.408	1-3 K		1-0 9 2B	2-1 1H 2B		3-2 L9			1-2 G4-3	5	1	2	1	0	1	5					
9 Gregg Zaun, S OBP: 0.378, SLG: 0.401 (8, PH)		0-1 1B 2B	1-0 1B SF8 2B	0-1 F7		0-1 FC6-5			0-3 K	4	2	2	1	0	0	3					
Kevin Cash, R OBP: 0.249, SLG: 0.299 (8, 2)		2-1 3 2B 1B	0-2 1H SF8 2B			3-2 G3-1			1-2 G3	1	0	0	0	0	1	1					
Gabe Gross, L OBP: 0.378, SLG: 0.395 (8, PH)		1-2 3 2B 1B	2-3 1B			3-2 G3			1-2 P5	4	1	2	0	0	0	2					
Dave Berg, R OBP: 0.266, SLG: 0.350 (8, PH)		1-2 3 2B 1B	2-3 1B			3-2 G3			1-2 P5	1	0	0	0	0	0	1					
Chris Woodward, R OBP: 0.271, SLG: 0.364		2-3 K	1-0 SF8		1-1 3 HBP 1B				1-1 F7	4	0	1	1	0	1	2					
<b>Inning Stats</b>	R: 1 E: 0 K: 1 S: 8	H: 0 LOB: 2 BB: 2 P: 21	R: 5 E: 0 K: 1 S: 16	H: 5 LOB: 0 BB: 0 P: 27	R: 2 E: 0 K: 0 S: 10	H: 3 LOB: 1 BB: 0 P: 13	R: 1 E: 0 K: 1 S: 8	H: 1 LOB: 1 BB: 1 P: 17	R: 0 E: 0 K: 0 S: 5	H: 2 LOB: 2 BB: 0 P: 12	R: 0 E: 0 K: 0 S: 11	H: 2 LOB: 1 BB: 0 P: 15	R: 0 E: 0 K: 1 S: 11	H: 1 LOB: 1 BB: 0 P: 13	R: 0 E: 0 K: 1 S: 8	H: 0 LOB: 0 BB: 0 P: 13	1B: 9 2B: 5 3B: 0 HR: 1	SF: 2 SAC: 0 DP: 0 HBP: 2	WP: 0 PA: 47 PB: 0 SB: 1 CS: 0		
<b>PITCHER</b>	IP WLS BF H R ER SO BB IBB HBP BLK WP HR S P ERA WHIP	IP WLS BF H R ER SO BB IBB HBP BLK WP HR S P ERA WHIP	IP WLS BF H R ER SO BB IBB HBP BLK WP HR S P ERA WHIP	IP WLS BF H R ER SO BB IBB HBP BLK WP HR S P ERA WHIP	IP WLS BF H R ER SO BB IBB HBP BLK WP HR S P ERA WHIP	IP WLS BF H R ER SO BB IBB HBP BLK WP HR S P ERA WHIP	IP WLS BF H R ER SO BB IBB HBP BLK WP HR S P ERA WHIP	IP WLS BF H R ER SO BB IBB HBP BLK WP HR S P ERA WHIP	IP WLS BF H R ER SO BB IBB HBP BLK WP HR S P ERA WHIP	IP WLS BF H R ER SO BB IBB HBP BLK WP HR S P ERA WHIP	IP WLS BF H R ER SO BB IBB HBP BLK WP HR S P ERA WHIP	IP WLS BF H R ER SO BB IBB HBP BLK WP HR S P ERA WHIP	IP WLS BF H R ER SO BB IBB HBP BLK WP HR S P ERA WHIP	IP WLS BF H R ER SO BB IBB HBP BLK WP HR S P ERA WHIP	IP WLS BF H R ER SO BB IBB HBP BLK WP HR S P ERA WHIP	IP WLS BF H R ER SO BB IBB HBP BLK WP HR S P ERA WHIP	IP WLS BF H R ER SO BB IBB HBP BLK WP HR S P ERA WHIP	IP WLS BF H R ER SO BB IBB HBP BLK WP HR S P ERA WHIP			
40 Daniel Cabrera, R ERA: 4.67	2.1 L 18 8 8 8 2 2 0 0 1 0 0 1 30 57 30.86 4.286	2.2 12 2 1 1 1 1 0 0 1 0 0 0 17 33 3.38 1.125	1.0 5 2 0 0 0 0 0 0 0 0 0 0 11 19 0.00 2.000	1.0 5 2 1 1 0 0 0 0 0 0 0 0 11 15 9.00 2.000	1.0 4 1 0 0 0 1 0 0 0 0 0 0 11 13 0.00 1.000																
Todd Williams, R ERA: 4.5																					
Buddy Groom, L ERA: 5.44																					
Jason Grimsley, R ERA: 3.97																					
B.J. Ryan, L ERA: 1.79																					
<b>PITCHER</b>	IP WLS BF H R ER SO BB IBB HBP BLK WP HR S P ERA WHIP	IP WLS BF H R ER SO BB IBB HBP BLK WP HR S P ERA WHIP	IP WLS BF H R ER SO BB IBB HBP BLK WP HR S P ERA WHIP	IP WLS BF H R ER SO BB IBB HBP BLK WP HR S P ERA WHIP	IP WLS BF H R ER SO BB IBB HBP BLK WP HR S P ERA WHIP	IP WLS BF H R ER SO BB IBB HBP BLK WP HR S P ERA WHIP	IP WLS BF H R ER SO BB IBB HBP BLK WP HR S P ERA WHIP	IP WLS BF H R ER SO BB IBB HBP BLK WP HR S P ERA WHIP	IP WLS BF H R ER SO BB IBB HBP BLK WP HR S P ERA WHIP	IP WLS BF H R ER SO BB IBB HBP BLK WP HR S P ERA WHIP	IP WLS BF H R ER SO BB IBB HBP BLK WP HR S P ERA WHIP	IP WLS BF H R ER SO BB IBB HBP BLK WP HR S P ERA WHIP	IP WLS BF H R ER SO BB IBB HBP BLK WP HR S P ERA WHIP	IP WLS BF H R ER SO BB IBB HBP BLK WP HR S P ERA WHIP	IP WLS BF H R ER SO BB IBB HBP BLK WP HR S P ERA WHIP	IP WLS BF H R ER SO BB IBB HBP BLK WP HR S P ERA WHIP	IP WLS BF H R ER SO BB IBB HBP BLK WP HR S P ERA WHIP	IP WLS BF H R ER SO BB IBB HBP BLK WP HR S P ERA WHIP			
1 Brian Roberts, S OBP: 0.354, SLG: 0.379	1-0 F8		0-2 1B		1-1 1B					4	0	2	0	0	1	0					
David Newhan, L OBP: 0.399, SLG: 0.509	0-1 WP 10 1B		0-1 F8		3-2 1-2 3H 1B		3-1 F7			4	0	2	1	0	0	1					
6 Melvin Mora, R OBP: 0.426, SLG: 0.588	0-1 P4		1-2 P4		1-1 K				1-1 G6-3	4	0	0	0	0	1	4					
10 Miguel Tejada, R OBP: 0.365, SLG: 0.530	1-1 1-2 1B		1-1 G2-3		1-1 F8				3-2 P6	4	0	1	0	0	0	2					
Rafael Palmeiro, L OBP: 0.355, SLG: 0.395	1-1 F9		0-3 K		1-0 1B 2B				1-0 L3	4	1	1	0	0	1	2					
Javy Lopez, R OBP: 0.369, SLG: 0.504		3-3 K		1-2 G5-3		2-0 1B G5-4-3 1B			1-2 G6-3 DI G3 1B	4	1	2	1	0	1	0					
B.J. Surhoff, L OBP: 0.367, SLG: 0.437		2-2 F8			0-1 G3		2-2 G5-4-3		2-2 G6-3	4	0	0	0	0	0	2					
Karim Garcia, L OBP: 0.271, SLG: 0.400		0-0 P3			0-1 HR		2-3 K		1-2 G3	4	1	1	2	0	1	0					
Val Majewski, L OBP: 0.200, SLG: 0.200				0-1 G6-3		0-1 1B 1B			3H 2-3 K	4	1	1	0	0	1	0					
<b>Inning Stats</b>	R: 0 E: 0 K: 0 S: 10	H: 2 LOB: 2 BB: 0 P: 12	R: 0 E: 0 K: 1 S: 11	H: 0 LOB: 0 BB: 0 P: 16	R: 0 E: 0 K: 0 S: 11	H: 1 LOB: 1 BB: 0 P: 12	R: 0 E: 0 K: 1 S: 8	H: 0 LOB: 0 BB: 0 P: 10	R: 2 E: 0 K: 1 S: 19	H: 4 LOB: 2 BB: 0 P: 25	R: 1 E: 0 K: 1 S: 8	H: 2 LOB: 0 BB: 0 P: 15	R: 0 E: 0 K: 1 S: 6	H: 0 LOB: 0 BB: 0 P: 11	R: 0 E: 0 K: 0 S: 6	H: 0 LOB: 0 BB: 0 P: 11	R: 1 E: 0 K: 1 S: 15	H: 1 LOB: 0 BB: 0 P: 21	1B: 8 2B: 1 3B: 0 HR: 1	SF: 0 SAC: 0 DP: 1 HBP: 0	WP: 1 PA: 36 PB: 0 SB: 0 CS: 0
<b>PITCHER</b>	IP WLS BF H R ER SO BB IBB HBP BLK WP HR S P ERA WHIP	IP WLS BF H R ER SO BB IBB HBP BLK WP HR S P ERA WHIP	IP WLS BF H R ER SO BB IBB HBP BLK WP HR S P ERA WHIP	IP WLS BF H R ER SO BB IBB HBP BLK WP HR S P ERA WHIP	IP WLS BF H R ER SO BB IBB HBP BLK WP HR S P ERA WHIP	IP WLS BF H R ER SO BB IBB HBP BLK WP HR S P ERA WHIP	IP WLS BF H R ER SO BB IBB HBP BLK WP HR S P ERA WHIP	IP WLS BF H R ER SO BB IBB HBP BLK WP HR S P ERA WHIP	IP WLS BF H R ER SO BB IBB HBP BLK WP HR S P ERA WHIP	IP WLS BF H R ER SO BB IBB HBP BLK WP HR S P ERA WHIP	IP WLS BF H R ER SO BB IBB HBP BLK WP HR S P ERA WHIP	IP WLS BF H R ER SO BB IBB HBP BLK WP HR S P ERA WHIP	IP WLS BF H R ER SO BB IBB HBP BLK WP HR S P ERA WHIP	IP WLS BF H R ER SO BB IBB HBP BLK WP HR S P ERA WHIP	IP WLS BF H R ER SO BB IBB HBP BLK WP HR S P ERA WHIP	IP WLS BF H R ER SO BB IBB HBP BLK WP HR S P ERA WHIP	IP WLS BF H R ER SO BB IBB HBP BLK WP HR S P ERA WHIP	IP WLS BF H R ER SO BB IBB HBP BLK WP HR S P ERA WHIP			
Dave Bush, R ERA: 3.69	6.0 W 26 6 3 3 4 0 0 0 0 0 0 12 22 0.00 0.000	2.0 6 0 0 0 0 1 0 0 0 0 0 0 12 22 0.00 0.000	1.0 4 1 1 1 1 1 0 0 0 0 0 0 15 21 9.00 1.000																		
Kerry Ligtenberg, R ERA: 5.7																					
54 Jason Frasor, R ERA: 2.98																					

Toronto Blue Jays @ Baltimore Orioles  
 Oriole Park at Camden Yards, Baltimore, MD  
 Sat Aug 21 2004, 4:35 PM EDT  
 Att: 38,079 - Unknown - 83 F

livebaseballscorecards.com

AB 40  
 R 10  
 H 15  
 RBI 10  
 BB 3  
 SO 5  
 LOB 25



Toronto Blue Jays @ Baltimore Orioles  
 Oriole Park at Camden Yards, Baltimore, MD  
 Sat Aug 21 2004, 4:35 PM EDT  
 Att: 38,079 - Unknown - 83 F

livebaseballscorecards.com

AB 36  
 R 4  
 H 10  
 RBI 4  
 BB 0  
 SO 6  
 LOB 11





Batter	1	2	3	4	5	6	7	8	9	AB	R	H	RBI	BB	SO	LOB	TOP										
3 Reed Johnson, R OBP: 0.332, SLG: 0.385	1-3 K		2-2 10 HR	2-2 HBP G1-2-3		4-1 10 CS BB	3-3 K			4	1	2	0	1	2	3											
Orlando Hudson, S OBP: 0.349, SLG: 0.425	1-1 G4-3		0-1 L5	1-2 G1-3		3-1 F7		2-3 K		5	0	0	0	0	1	4											
10 Vernon Wells, R OBP: 0.343, SLG: 0.467	1-3 K		2-2 HR	4-0 HBP IBB		1-1 1B		1-3 K		4	1	2	2	1	2	0											
Carlos Delgado, L OBP: 0.346, SLG: 0.476		0-1 15 HR	4-2 G3-1 15 BB	1-1 HBP		2-1 G3-4-3		1-2 1B		3	2	2	1	1	0	1											
15 Alex Rios, R OBP: 0.337, SLG: 0.406		1-0 HR	4-0 G3-1 1B	3-1 G1-2-3			3-3 K	2-3 K		4	2	1	0	1	2	4											
Eric Hinske, L OBP: 0.319, SLG: 0.393		3-2 1H 2H HR	3-2 G3-1	3-H	2-0 F9		3-1 G3-1		1-2 G1-3	5	1	1	3	0	0	2											
Chris Woodward, R OBP: 0.275, SLG: 0.365		3-2 F8	0-1 2H 3H 1B		2-0 G5-3		0-0 HBP BB		0-1 G4-3	5	0	2	2	0	0	0											
Dave Berg, R OBP: 0.289, SLG: 0.354		2-2 G3	2-1 G4-3		1-1 2B		4-1 HBP BB		2-1 P4	4	0	1	0	1	0	1											
Kevin Cash, R OBP: 0.254, SLG: 0.300		2-2 P4		2-1 3 2B HBP	3-2 K		1-2 HBP			3	1	1	0	0	1	1											
<b>Inning Stats</b>	R: 0 E: 0 K: 2 S: 8	H: 0 LOB: 0 BB: 0 P: 11	R: 3 E: 0 K: 0 S: 18	H: 3 LOB: 0 BB: 20 P: 9	R: 4 E: 0 K: 0 S: 19	H: 3 LOB: 2 BB: 2 P: 36	R: 1 E: 0 K: 0 S: 12	H: 2 LOB: 1 BB: 1 P: 25	R: 0 E: 0 K: 1 S: 7	H: 1 LOB: 1 BB: 0 P: 15	R: 0 E: 0 K: 0 S: 7	H: 1 LOB: 1 BB: 1 P: 17	R: 0 E: 0 K: 2 S: 12	H: 1 LOB: 3 BB: 1 P: 26	R: 0 E: 0 K: 3 S: 18	H: 1 LOB: 1 BB: 0 P: 24	R: 0 E: 0 K: 0 S: 7	H: 0 LOB: 0 BB: 0 P: 10	1B: 8 2B: 2 3B: 0 HR: 2	SF: 0 SAC: 0 DP: 1 HBP: 2	WP: 0 PB: 0 SB: 0 CS: 1	PA: 44					
<b>PITCHER</b>	IP	WLS	BF	H	R	ER	SO	BB	IBB	HBP	BLK	WP	HR	S	P	ERA	WHIP										
45 Erik Bedard, L ERA: 4.76	2.2	L	16	6	7	7	2	2	0	0	0	0	2	43	72	23.62	3.000										
Eddy Rodriguez, R ERA: 5.01	3.1		11	3	1	1	1	0	1	1	0	0	0	21	44	3.86	1.286										
John Parrish, L ERA: 3.68	6.1		8	2	0	0	1	2	0	0	0	0	0	14	34	0.00	2.400										
Dave Borkowski, R ERA: 4.24	7.1		6	1	0	0	4	0	0	1	0	0	0	23	33	0.00	0.750										
Todd Williams, R ERA: 4.32	9.1		3	0	0	0	0	0	0	0	0	0	0	7	10	0.00	0.000										

Toronto Blue Jays @ Baltimore Orioles  
Oriole Park at Camden Yards, Baltimore, MD

Sun Aug 22 2004, 1:35 PM EDT  
Att: 44,482 - Sunny - 80 F

AB 37  
R 8  
H 12  
RBI 8  
BB 5  
SO 8  
LOB 16



Batter	1	2	3	4	5	6	7	8	9	AB	R	H	RBI	BB	SO	LOB	BOTTOM										
1 Brian Roberts, S OBP: 0.354, SLG: 0.380	1-3 K	0-0 F9		2-2 1B		0-0 BB		0-2 F9		5	0	2	0	0	1	2											
David Newhan, L OBP: 0.403, SLG: 0.513	0-2 G5-3 10 2B		1-3 K	0-0 G4-3		4-1 BB		1-2 1B	1-2 6 2B	4	2	2	0	1	1	1											
6 Melvin Mora, R OBP: 0.428, SLG: 0.591	2-1 G5-3		1-2 10 HR		0-1 10 2B	1-1 P6		3-2 1B	3-2 10 2B	5	2	3	0	0	0	4											
10 Miguel Tejada, R OBP: 0.369, SLG: 0.545	3-2 2B		1-1 HR		3-2 F9-2		0-1 G6-3		0-1 BB	5	1	4	5	0	0	0											
Javy Lopez, R OBP: 0.369, SLG: 0.505	0-0 G6-3		2-1 2B		2-0 F9-2		0-0 1B		3-3 K	5	0	2	0	0	1	4											
Rafael Palmeiro, L OBP: 0.352, SLG: 0.391		1-0 F8	3-1 P6		2-0 G4-3		1-3 K		2-2 F9	5	0	0	0	0	1	4											
B.J. Surhoff, L OBP: 0.372, SLG: 0.433		4-1 G4-3	1-0 G4-3			4-1 31 FC6-4		0-0 F9		2	0	0	0	3	0	2											
Karim Garcia, L OBP: 0.269, SLG: 0.394		0-0 G4-3		2-2 F7		2-1 F7		0-0 F7		4	0	0	0	1	0	2											
Darnell McDonald, R OBP: 0.292, SLG: 0.273		1-2 BB						1-2 2B		0	0	0	0	0	0	0											
31 Jay Gibbons, L OBP: 0.281, SLG: 0.320		4-0 BB		1-1 F7		2-1 FC6-4		1-0 F8	1-1 L9	4	0	0	0	1	0	4											
<b>Inning Stats</b>	R: 1 E: 0 K: 1 S: 18	H: 2 LOB: 1 BB: 0 P: 24	R: 0 E: 0 K: 0 S: 4	H: 0 LOB: 2 BB: 2 P: 13	R: 2 E: 0 K: 1 S: 13	H: 3 LOB: 1 BB: 0 P: 22	R: 0 E: 0 K: 0 S: 9	H: 1 LOB: 1 BB: 0 P: 14	R: 0 E: 0 K: 0 S: 7	H: 2 LOB: 1 BB: 0 P: 14	R: 0 E: 0 K: 0 S: 9	H: 1 LOB: 3 BB: 2 P: 22	R: 0 E: 0 K: 1 S: 7	H: 1 LOB: 1 BB: 0 P: 8	R: 0 E: 0 K: 0 S: 5	H: 0 LOB: 0 BB: 0 P: 6	R: 2 E: 0 K: 1 S: 20	H: 3 LOB: 3 BB: 2 P: 38	1B: 6 2B: 7 3B: 0 HR: 1	SF: 0 SAC: 0 DP: 1 HBP: 0	WP: 0 PB: 0 SB: 0 CS: 0	PA: 45					
<b>PITCHER</b>	IP	WLS	BF	H	R	ER	SO	BB	IBB	HBP	BLK	WP	HR	S	P	ERA	WHIP										
Justin Miller, R ERA: 4.76	5.0	W	24	8	3	3	2	2	0	0	0	0	0	7	19	0.00	4.500										
Kevin Frederick, R ERA: 6.89	6.1		5	1	0	0	0	2	0	0	0	0	0	9	11	0.00	0.750										
Justin Speier, R ERA: 4.3	6.1	H	5	1	0	0	1	0	0	0	0	0	0	9	11	0.00	0.750										
Vinnie Chulk, R ERA: 4.69	8.1		7	3	2	2	1	0	0	0	0	0	0	18	26	13.50	2.250										
54 Jason Frasor, R ERA: 2.95	9.1	S	4	0	0	0	0	2	0	0	0	0	0	7	18	0.00	3.000										

Toronto Blue Jays @ Baltimore Orioles  
Oriole Park at Camden Yards, Baltimore, MD

Sun Aug 22 2004, 1:35 PM EDT  
Att: 44,482 - Sunny - 80 F

AB 39  
R 5  
H 13  
RBI 5  
BB 6  
SO 4  
LOB 23





Batter	1	2	3	4	5	6	7	8	9	AB	R	H	RBI	BB	SO	LOB	TOP										
1 Brian Roberts, S OBP: 0.395, SLG: 0.380										5	0	2	0	0	2	0											
David Newhan, L OBP: 0.401, SLG: 0.508										4	1	1	0	0	0	2											
6 Melvin Mora, R OBP: 0.431, SLG: 0.594										3	0	2	1	1	0	0											
10 Miguel Tejada, R OBP: 0.366, SLG: 0.540										4	1	0	0	0	0	3											
Javy Lopez, R OBP: 0.370, SLG: 0.508										4	1	2	0	0	1	1											
Danell McDonald, R OBP: 0.292, SLG: 0.273										0	0	0	0	0	0	0											
Robert Machado, R OBP: 0.200, SLG: 0.276										0	0	0	0	0	0	0											
B.J. Surhoff, L OBP: 0.370, SLG: 0.429										4	0	1	1	0	0	3											
Rafael Palmeiro, L OBP: 0.351, SLG: 0.388										3	0	0	0	1	1	4											
Karim Garcia, L OBP: 0.266, SLG: 0.389										3	0	0	1	0	2	1											
Val Majewski, L OBP: 0.167, SLG: 0.167										1	0	0	0	0	0	0											
31 Jay Gibbons, L OBP: 0.277, SLG: 0.314										4	0	0	0	0	0	1											
<b>Inning Stats</b>	R: 0 H: 0 E: 0 K: 1 S: 12	H: 0 BB: 0 P: 15	R: 2 H: 1 E: 1 K: 0 S: 9	H: 1 LOB: 1 BB: 1 P: 17	R: 0 H: 1 E: 0 K: 0 S: 8	H: 1 LOB: 1 BB: 1 P: 15	R: 0 H: 0 E: 0 K: 1 S: 8	H: 0 LOB: 0 BB: 0 P: 13	R: 0 H: 0 E: 0 K: 1 S: 9	H: 3 LOB: 2 BB: 0 P: 20	R: 0 H: 1 E: 0 K: 1 S: 8	H: 1 LOB: 1 BB: 0 P: 10	R: 0 H: 2 E: 0 K: 0 S: 9	H: 2 LOB: 2 BB: 0 P: 14	R: 0 H: 0 E: 0 K: 1 S: 8	H: 0 LOB: 0 BB: 0 P: 13	1B: 6 2B: 2 HR: 0	SF: 0 SAC: 0 HBP: 0	WP: 0 PA: 37 PB: 0 SB: 0 CS: 1								
<b>PITCHER</b>	IP	WLS	BF	H	R	ER	SO	BB	IBB	HBP	BLK	WP	HR	S	P	ERA	WHIP										
Tim Hudson, R ERA: 2.85	7.1	W	32	8	3	1	5	2	0	0	0	0	0	73	110	1.23	1.364										
Ricardo Rincon, L ERA: 3.82	0.2	H	2	0	0	0	0	0	0	0	0	0	0	4	7	0.00	0.000										
Octavio Dotel, R ERA: 3.82	1.0	S	3	0	0	0	1	0	0	0	0	0	0	8	13	0.00	0.000										

Baltimore Orioles @ Oakland Athletics  
Network Associates Coliseum, Oakland, CA  
Mon Aug 23 2004, 10:05 PM EDT  
Att: 24,131 - Cloudy - 68 F

AB 35  
R 3  
H 8  
RBI 3  
BB 2  
SO 6  
LOB 15




Batter	1	2	3	4	5	6	7	8	9	AB	R	H	RBI	BB	SO	LOB	BOTTOM										
Eric Byrnes, R OBP: 0.345, SLG: 0.488										5	1	1	0	0	1	2											
Scott Hatteberg, L OBP: 0.390, SLG: 0.462										3	2	2	0	2	0	0											
3 Eric Chavez, L OBP: 0.400, SLG: 0.524										5	1	3	0	0	0	2											
Erubiel Durazo, L OBP: 0.391, SLG: 0.534										5	0	1	1	0	3	5											
Jermaine Dye, R OBP: 0.327, SLG: 0.455										4	0	1	2	0	0	4											
17 Adam Melhuse, S OBP: 0.318, SLG: 0.457										3	0	2	1	1	0	2											
7 Bobby Crosby, R OBP: 0.327, SLG: 0.445										4	0	0	0	0	1	7											
23 Bobby Kielty, S OBP: 0.308, SLG: 0.349										4	0	0	0	0	0	2											
Marco Scutaro, R OBP: 0.302, SLG: 0.381										4	0	2	0	0	1	0											
<b>Inning Stats</b>	R: 1 H: 3 E: 0 K: 0 S: 16	H: 3 LOB: 2 BB: 0 P: 24	R: 0 H: 1 E: 0 K: 0 S: 6	H: 1 LOB: 0 BB: 0 P: 10	R: 0 H: 1 E: 0 K: 2 S: 16	H: 1 LOB: 2 BB: 2 P: 34	R: 0 H: 1 E: 0 K: 1 S: 11	H: 1 LOB: 2 BB: 1 P: 18	R: 0 H: 1 E: 0 K: 1 S: 9	H: 1 LOB: 2 BB: 0 P: 13	R: 3 H: 5 E: 0 K: 2 S: 18	H: 5 LOB: 2 BB: 0 P: 25	R: 0 H: 0 E: 0 K: 0 S: 5	H: 0 LOB: 0 BB: 0 P: 9	R: 0 H: 0 E: 0 K: 0 S: 7	H: 0 LOB: 0 BB: 0 P: 12	1B: 12 2B: 0 3B: 0 HR: 0	SF: 0 SAC: 0 DP: 0 HBP: 0	WP: 0 PA: 40 PB: 0 SB: 0 CS: 0								
<b>PITCHER</b>	IP	WLS	BF	H	R	ER	SO	BB	IBB	HBP	BLK	WP	HR	S	P	ERA	WHIP										
Rodrigo Lopez, R ERA: 3.79	5.1		28	8	2	2	5	3	0	0	0	0	0	63	106	3.38	2.062										
Buddy Groom, L ERA: 5.83	0.1	L	3	2	0	0	1	0	0	0	0	0	0	8	12	0.00	6.000										
Jason Grimsley, R ERA: 3.86	1.1	B	6	2	2	2	0	0	0	0	0	0	0	10	15	13.50	1.500										
B.J. Ryan, L ERA: 1.73	1.0		3	0	0	0	0	0	0	0	0	0	0	7	12	0.00	0.000										


Baltimore Orioles @ Oakland Athletics  
Network Associates Coliseum, Oakland, CA  
Mon Aug 23 2004, 10:05 PM EDT  
Att: 24,131 - Cloudy - 68 F

AB 37  
R 4  
H 12  
RBI 4  
BB 3  
SO 6  
LOB 24





Batter	1	2	3	4	5	6	7	8	9	AB	R	H	RBI	BB	SO	LOB	TOP										
1 Brian Roberts, S OBP: 0.353, SLG: 0.377	2-1 G1-3		4-2 10 G3-1 1B BB		3-2 L7		3-3 K		2-2 G4-3	4	0	0	0	1	1	0	<p>Baltimore Orioles @ Oakland Athletics Network Associates Coliseum, Oakland, CA Tue Aug 24 2004, 10:05 PM EDT Att: 23,153 - Cloudy - 65 F</p> <p>livebaseballscores.com</p> <p>AB 32 R 2 H 5 RBI 2 BB 4 SO 5 LOB 17</p> 										
David Newhan, L OBP: 0.405, SLG: 0.513	1-0 G4-3		2-0 10 G3-1 1B		3-1 6 2B HBP		2-2 2B		3-1 G6-3	4	1	2	0	0	0	0											
6 Melvin Mora, R OBP: 0.431, SLG: 0.594	4-1 BB		0-0 B2		1-1 2B		2-2 G6-3			3	0	1	1	1	0	3											
10 Miguel Tejada, R OBP: 0.365, SLG: 0.537	3-1 G1-3		0-0 G3-1		2-2 HBP		0-2 G6-3			3	0	0	0	0	0	4											
B.J. Surhoff, L OBP: 0.368, SLG: 0.423		4-0 2B G6-3 BB	0-1 F8		1-0 G1-3			1-1 F7		3	1	0	0	1	0	4											
Rafael Palmeiro, L OBP: 0.352, SLG: 0.390		3-1 G6-3 2B		1-0 F7		1-1 F8		4-1 BB		3	0	1	0	1	0	0											
Danell McDonald, R OBP: 0.250, SLG: 0.231		1-2 G6-3		0-0 G4-3		2-2 G6-3		3-1 F8		4	0	0	1	0	0	2											
31 Jay Gibbons, L OBP: 0.276, SLG: 0.318		2-3 3-H 1-3 K		0-3 K		1-0 2B		1-3 K		4	0	1	0	0	3	2											
Robert Machado, R OBP: 0.190, SLG: 0.262 Karim Garcia, L (9, PH) OBP: 0.265, SLG: 0.368		0-0 G6-3		0-0 F9		2-0 F7		1-3 K		3	0	0	0	0	0	2											
										1	0	0	0	0	1	0											
<b>Inning Stats</b>	R: 0 E: 0 K: 0 S: 6	H: 0 LOB: 1 BB: 1 P: 16	R: 1 E: 0 K: 1 S: 12	H: 1 LOB: 1 BB: 1 P: 21	R: 0 E: 0 K: 0 S: 7	H: 1 LOB: 2 BB: 1 P: 13	R: 0 E: 0 K: 1 S: 5	H: 0 LOB: 0 BB: 0 P: 6	R: 1 E: 0 K: 0 S: 12	H: 1 LOB: 2 BB: 0 P: 22	R: 0 E: 0 K: 1 S: 14	H: 1 LOB: 1 BB: 0 P: 21	R: 0 E: 0 K: 1 S: 8	H: 0 LOB: 1 BB: 1 P: 17	R: 0 E: 0 K: 1 S: 10	H: 0 LOB: 0 BB: 0 P: 16	1B: 1 2B: 4 3B: 0 HR: 0	SF: 0 SAC: 0 DP: 0 HBP: 2	WP: 0 PB: 0 SB: 0 CS: 0	PA: 38							
<b>PITCHER</b>	IP	WLS	BF	H	R	ER	SO	BB	IBB	HBP	BLK	WP	HR	S	P	ERA	WHIP										
Mark Mulder, L ERA: 3.72	6.0	W	27	4	2	2	2	3	0	2	0	0	0	51	93	3.00	1.167										
Chris Hammond, L ERA: 3.46	0.1		2	1	0	0	1	0	0	0	0	0	0	6	11	0.00	3.000										
Chad Bradford, R ERA: 4.62	0.2		2	0	0	0	0	0	0	0	0	0	0	8	10	0.00	0.000										
Arthur Rhodes, L ERA: 4.88	1.0		4	0	0	0	1	1	0	0	0	0	0	8	17	0.00	1.000										
Jim Mecir, R ERA: 3.76	1.0		3	0	0	0	1	0	0	0	0	0	0	10	16	0.00	0.000										

Batter	1	2	3	4	5	6	7	8	9	AB	R	H	RBI	BB	SO	LOB	BOTTOM										
21 Mark Kotsay, L OBP: 0.363, SLG: 0.450	1-2 3 1B SH1-3 1B			0-0 G3-1					0-0 G4-3	4	1	1	1	0	0	4	<p>Baltimore Orioles @ Oakland Athletics Network Associates Coliseum, Oakland, CA Tue Aug 24 2004, 10:05 PM EDT Att: 23,153 - Cloudy - 65 F</p> <p>livebaseballscores.com</p> <p>AB 30 R 6 H 9 RBI 5 BB 4 SO 6 LOB 16</p> 										
Mark McLemore, S OBP: 0.357, SLG: 0.307 Marco Scutaro, R (7, PH) OBP: 0.301, SLG: 0.380	0-0 SH1-3		3-2 G4-3	1-1 G5-3			1-2 F9			2	0	0	0	0	0	2											
3 Eric Chavez, L OBP: 0.401, SLG: 0.532	1-1 2-3 1B		2-1 HR		0-3 K		1-3 K			4	2	2	1	0	2	0											
Erubiel Durazo, L OBP: 0.392, SLG: 0.533	3-2 E9 1-H 3-H 1B		1-0 F8		4-1 G6-4-3 BB		0-3 K			3	1	1	1	1	1	0											
Jermaine Dye, R OBP: 0.327, SLG: 0.460	0-2 3-H HR		3-3 K		2-0 G6-4-3			2-1 F9		4	1	1	2	0	1	1											
Scott Hatteberg, L OBP: 0.390, SLG: 0.461	1-1 G3			4-1 1B 21 BB G3-1		0-1 FC3-6 1B		3-1 G3-1		3	1	1	0	1	0	0											
Damian Miller, R OBP: 0.355, SLG: 0.443	0-0 F9			4-1 21 BB G3-1		0-0 FC3-6 1B		4-2 FC6-4 BB		2	0	1	0	2	0	0											
Eric Byrnes, R OBP: 0.346, SLG: 0.488		1-1 7 G6-4-3 1B		0-0 21 BB G3-1		2-1 FC3-6		2-1 FC6-4		4	0	2	0	0	0	3											
7 Bobby Crosby, R OBP: 0.325, SLG: 0.442		1-0 G6-4-3		1-3 K		2-3 K				3	0	0	0	0	2	6											
<b>Inning Stats</b>	R: 4 E: 1 K: 0 S: 17	H: 4 LOB: 0 BB: 0 P: 23	R: 0 E: 0 K: 0 S: 5	H: 1 LOB: 0 BB: 0 P: 9	R: 1 E: 0 K: 1 S: 16	H: 1 LOB: 0 BB: 2 P: 25	R: 1 E: 0 K: 1 S: 9	H: 1 LOB: 2 BB: 2 P: 19	R: 0 E: 0 K: 1 S: 9	H: 2 LOB: 0 BB: 0 P: 13	R: 0 E: 0 K: 2 S: 9	H: 0 LOB: 0 BB: 0 P: 11	R: 0 E: 0 K: 0 S: 8	H: 0 LOB: 1 BB: 1 P: 19	R: 0 E: 0 K: 0 S: 8	H: 0 LOB: 0 BB: 0 P: 19	1B: 7 2B: 0 3B: 0 HR: 2	SF: 0 SAC: 1 DP: 2 HBP: 0	WP: 0 PB: 0 SB: 0 CS: 0	PA: 35							
<b>PITCHER</b>	IP	WLS	BF	H	R	ER	SO	BB	IBB	HBP	BLK	WP	HR	S	P	ERA	WHIP										
Sidney Ponson, R ERA: 5.62	6.0	L	28	9	6	6	4	3	0	0	0	0	0	2	61	9.00	2.000										
John Parrish, L ERA: 3.63	1.0		3	0	0	0	2	0	0	0	0	0	0	9	11	0.00	0.000										
Todd Williams, R ERA: 4.08	1.0		4	0	0	0	0	1	0	0	0	0	0	8	19	0.00	1.000										



Batter	1	2	3	4	5	6	7	8	9	AB	R	H	RBI	BB	SO	LOB	TOP										
1 Brian Roberts, S OBP: 0.353, SLG: 0.376										4	0	1	0	0	1	1											
David Newhan, L OBP: 0.398, SLG: 0.504										4	0	0	0	0	1	2											
6 Melvin Mora, R OBP: 0.432, SLG: 0.594										4	0	2	0	0	0	1											
10 Miguel Tejada, R OBP: 0.363, SLG: 0.533										4	0	0	0	0	0	3											
B.J. Surhoff, L OBP: 0.362, SLG: 0.416											4	0	0	0	1	1											
Rafael Palmeiro, L OBP: 0.352, SLG: 0.388										2	0	0	0	1	0	0											
31 Jay Gibbons, L OBP: 0.277, SLG: 0.318										3	0	1	0	0	1	1											
Val Majewski, L OBP: 0.111, SLG: 0.111										3	0	0	0	0	0	1											
Robert Machado, R OBP: 0.197, SLG: 0.266										3	0	1	0	0	1	1											
<b>Inning Stats</b>	R: 0 H: 1 E: 0 K: 0 S: 14	H: 0 LOB: 0 BB: 0 P: 20	R: 0 H: 0 E: 0 K: 1 S: 10	H: 0 LOB: 0 BB: 1 P: 15	R: 0 H: 1 E: 0 K: 1 S: 10	H: 0 LOB: 0 BB: 0 P: 14	R: 0 H: 0 E: 0 K: 1 S: 7	H: 0 LOB: 0 BB: 0 P: 12	R: 0 H: 1 E: 0 K: 0 S: 8	H: 1 LOB: 1 BB: 0 P: 13	R: 0 H: 0 E: 0 K: 0 S: 9	H: 0 LOB: 0 BB: 0 P: 12	R: 0 H: 0 E: 0 K: 2 S: 11	H: 0 LOB: 0 BB: 0 P: 13	R: 0 H: 1 E: 0 K: 0 S: 12	H: 1 LOB: 1 BB: 0 P: 16	1B: 5 2B: 0 3B: 0 HR: 0	SF: 0 SAC: 0 DP: 0 HBP: 0	WP: 0 PB: 0 SB: 0 CS: 1	PA: 33							
<b>PITCHER</b>	IP	WLS	BF	H	R	ER	SO	BB	IBB	HBP	BLK	WP	HR	S	P	ERA	WHIP										
40 Rich Harden, R ERA: 3.8	8.0		28	4	0	0	5	1	0	0	0	0	0	75	111	0.00	0.625										
Octavio Dotel, R ERA: 3.75	1.0	W	4	1	0	0	0	0	0	0	0	0	0	12	16	0.00	1.000										

Baltimore Orioles @ Oakland Athletics  
Network Associates Coliseum, Oakland, CA  
Wed Aug 25 2004, 10:05 PM EDT  
Att: 35,260 - Cloudy - 67 F

AB 31  
R 0  
H 5  
RBI 0  
BB 1  
SO 5  
LOB 11



Batter	1	2	3	4	5	6	7	8	9	AB	R	H	RBI	BB	SO	LOB	BOTTOM										
21 Mark Kotsay, L OBP: 0.363, SLG: 0.447										3	0	0	0	1	0	3											
Eric Byrnes, R OBP: 0.343, SLG: 0.484										4	0	0	0	0	1	2											
3 Eric Chavez, L OBP: 0.400, SLG: 0.529										4	0	1	0	0	1	0											
Jemaine Dye, R OBP: 0.326, SLG: 0.457										3	0	0	0	1	0	1											
Scott Hatteberg, L OBP: 0.389, SLG: 0.459										4	0	1	0	0	2	1											
Erubiel Durazo, L OBP: 0.391, SLG: 0.529										3	0	0	0	1	1	1											
Damian Miller, R OBP: 0.357, SLG: 0.442										3	1	1	0	1	1	2											
7 Bobby Crosby, R OBP: 0.325, SLG: 0.440										2	1	0	0	1	0	2											
Marco Scutaro, R OBP: 0.303, SLG: 0.389										4	1	2	3	0	0	1											
<b>Inning Stats</b>	R: 0 H: 0 E: 0 K: 0 S: 9	H: 0 LOB: 0 BB: 0 P: 11	R: 0 H: 0 E: 0 K: 0 S: 9	H: 0 LOB: 0 BB: 0 P: 14	R: 0 H: 0 E: 0 K: 1 S: 8	H: 0 LOB: 2 BB: 2 P: 17	R: 0 H: 0 E: 0 K: 1 S: 7	H: 0 LOB: 1 BB: 1 P: 13	R: 0 H: 1 E: 0 K: 0 S: 8	H: 2 LOB: 3 BB: 1 P: 13	R: 0 H: 2 E: 0 K: 0 S: 11	H: 2 LOB: 3 BB: 1 P: 22	R: 0 H: 0 E: 0 K: 1 S: 8	H: 0 LOB: 0 BB: 0 P: 14	R: 3 H: 2 E: 0 K: 2 S: 11	H: 2 LOB: 0 BB: 1 P: 21	1B: 4 2B: 0 3B: 0 HR: 1	SF: 0 SAC: 1 DP: 0 HBP: 0	WP: 0 PB: 0 SB: 0 CS: 0	PA: 36							
<b>PITCHER</b>	IP	WLS	BF	H	R	ER	SO	BB	IBB	HBP	BLK	WP	HR	S	P	ERA	WHIP										
Bruce Chen, L ERA: 2.05	7.0		28	3	0	0	3	4	0	0	0	0	0	58	99	0.00	1.000										
B.J. Ryan, L ERA: 2.05	1.2	L	8	2	3	3	3	1	0	0	0	0	1	19	35	16.20	1.800										

Baltimore Orioles @ Oakland Athletics  
Network Associates Coliseum, Oakland, CA  
Wed Aug 25 2004, 10:05 PM EDT  
Att: 35,260 - Cloudy - 67 F

AB 30  
R 3  
H 5  
RBI 3  
BB 5  
SO 6  
LOB 13













Batter	1	2	3	4	5	6	7	8	9	AB	R	H	RBI	BB	SO	LOB	TOP				
David Newhan, L (1, 7) OBP: 0.394, SLG: 0.500	G4-3		G5-3 3B		G4-3		G4-3			4	1	1	0	0	0	0	<p>Baltimore Orioles @ Texas Rangers</p> <p>The Ballpark at Arlington, Arlington, TX</p> <p>Sat Aug 28 2004, 8:05 PM EDT</p> <p>Att: 41,676 - Unknown - 80 F</p>				
Luis Lopez, S (1, 4) OBP: 0.250, SLG: 0.333 1 Brian Roberts, S (7, PR) OBP: 0.352, SLG: 0.372	10 HR		G5-3		K		K			4	1	2	1	0	1	0					
6 Melvin Mora, R (1, 5) OBP: 0.426, SLG: 0.585	K		3-H		K		F9			4	0	1	0	0	2	2					
10 Miguel Tejada, R (1, 6) OBP: 0.363, SLG: 0.541	2-H		P6		K		P3			4	1	1	2	0	1	1					
Javy Lopez, R (1, 10) OBP: 0.372, SLG: 0.504	F9		K		31 1B		K			3	0	0	0	1	2	1					
31 Jay Gibbons, L (1, 9) OBP: 0.283, SLG: 0.327			K		G5-3		G3			4	0	1	0	0	1	0					
Jose Leon, R (1, 3) OBP: 0.154, SLG: 0.216 B.J. Surhoff, L (9, PH) OBP: 0.357, SLG: 0.406	F7		F7		K		F8			3	0	0	0	0	1	2					
Robert Machado, R (1, 2) OBP: 0.203, SLG: 0.243					K		P4			1	0	0	0	0	0	0					
16 Tim Raines, S (1, 8) OBP: 0.311, SLG: 0.310 Rafael Palmeiro, L (9, PH) OBP: 0.352, SLG: 0.387	G5-3		G1-3		L8		F7			2	0	0	0	0	0	2					
<b>Inning Stats</b>	R: 2 E: 0 K: 1 S: 16	H: 2 LOB: 0 BB: 0 P: 23	R: 0 E: 0 K: 1 S: 7	H: 0 LOB: 1 BB: 1 P: 16	R: 1 E: 0 K: 1 S: 10	H: 2 LOB: 1 BB: 0 P: 18	R: 0 E: 0 K: 0 S: 8	H: 0 LOB: 1 BB: 1 P: 15	R: 0 E: 0 K: 2 S: 8	H: 1 LOB: 2 BB: 0 P: 21	R: 0 E: 0 K: 0 S: 15	H: 1 LOB: 1 BB: 0 P: 26	R: 0 E: 0 K: 1 S: 8	H: 0 LOB: 0 BB: 0 P: 11	R: 0 E: 0 K: 0 S: 9	H: 0 LOB: 0 BB: 0 P: 11	1B: 2 2B: 2 3B: 1 HR: 1	SF: 0 SAC: 0 DP: 0 HBP: 0	WP: 0 PB: 0 SB: 0 CS: 0	PA: 36	
<b>PITCHER</b>	IP WLS BF H R ER SO BB IBB HBP BLK WP HR S P ERA WHIP	IP WLS BF H R ER SO BB IBB HBP BLK WP HR S P ERA WHIP	IP WLS BF H R ER SO BB IBB HBP BLK WP HR S P ERA WHIP	IP WLS BF H R ER SO BB IBB HBP BLK WP HR S P ERA WHIP	IP WLS BF H R ER SO BB IBB HBP BLK WP HR S P ERA WHIP	IP WLS BF H R ER SO BB IBB HBP BLK WP HR S P ERA WHIP	IP WLS BF H R ER SO BB IBB HBP BLK WP HR S P ERA WHIP	IP WLS BF H R ER SO BB IBB HBP BLK WP HR S P ERA WHIP	IP WLS BF H R ER SO BB IBB HBP BLK WP HR S P ERA WHIP	IP WLS BF H R ER SO BB IBB HBP BLK WP HR S P ERA WHIP	IP WLS BF H R ER SO BB IBB HBP BLK WP HR S P ERA WHIP	IP WLS BF H R ER SO BB IBB HBP BLK WP HR S P ERA WHIP	IP WLS BF H R ER SO BB IBB HBP BLK WP HR S P ERA WHIP	IP WLS BF H R ER SO BB IBB HBP BLK WP HR S P ERA WHIP	IP WLS BF H R ER SO BB IBB HBP BLK WP HR S P ERA WHIP	IP WLS BF H R ER SO BB IBB HBP BLK WP HR S P ERA WHIP	IP WLS BF H R ER SO BB IBB HBP BLK WP HR S P ERA WHIP	IP WLS BF H R ER SO BB IBB HBP BLK WP HR S P ERA WHIP	IP WLS BF H R ER SO BB IBB HBP BLK WP HR S P ERA WHIP	IP WLS BF H R ER SO BB IBB HBP BLK WP HR S P ERA WHIP	IP WLS BF H R ER SO BB IBB HBP BLK WP HR S P ERA WHIP

AB	33
R	3
H	6
RBI	3
BB	3
SO	9
LOB	10



Batter	1	2	3	4	5	6	7	8	9	AB	R	H	RBI	BB	SO	LOB	BOTTOM				
David Dellucci, L (1, 7) OBP: 0.370, SLG: 0.500 Eric Young Sr., R (7, PH) OBP: 0.403, SLG: 0.383	HR		F8		F8		K			3	1	1	1	0	0	0	<p>Baltimore Orioles @ Texas Rangers</p> <p>The Ballpark at Arlington, Arlington, TX</p> <p>Sat Aug 28 2004, 8:05 PM EDT</p> <p>Att: 41,676 - Unknown - 80 F</p>				
10 Michael Young, R (1, 6) OBP: 0.353, SLG: 0.462	G5-3		P5		P5		F7			4	1	1	0	0	2	2					
9 Hank Blalock, L (1, 5) OBP: 0.356, SLG: 0.525	23 CS		1B		K		23 1B			3	0	1	0	1	2	0					
23 Mark Teixeira, S (1, 3) OBP: 0.359, SLG: 0.564	K		G6-3		G6-3		1B			4	0	2	1	0	1	1					
Alfonso Soriano, R (1, 4) OBP: 0.325, SLG: 0.479	L9		G1-3		G1-3		F9			4	0	0	0	0	3	3					
Layne Nix, L (1, 8) OBP: 0.313, SLG: 0.502	L7		F9		F9		F8			3	1	0	0	1	0	1					
Kevin Mench, R (1, 10) OBP: 0.320, SLG: 0.522	K		G5-3		G5-3		2B			3	0	1	0	0	1	0					
Gary Matthews, S (1, 9) OBP: 0.337, SLG: 0.464	K		G3-1		G3-1		IBB			2	0	0	0	1	1	0					
Rod Barajas, R (1, 2) OBP: 0.266, SLG: 0.471	HR		F8		F8		SF7			2	1	1	2	0	0	0					
<b>Inning Stats</b>	R: 1 E: 0 K: 1 S: 14	H: 2 LOB: 1 BB: 0 P: 22	R: 0 E: 0 K: 1 S: 8	H: 0 LOB: 0 BB: 0 P: 11	R: 1 E: 0 K: 1 S: 9	H: 1 LOB: 0 BB: 0 P: 12	R: 0 E: 0 K: 1 S: 9	H: 0 LOB: 0 BB: 0 P: 16	R: 0 E: 0 K: 0 S: 6	H: 0 LOB: 0 BB: 0 P: 12	R: 1 E: 0 K: 0 S: 15	H: 2 LOB: 2 BB: 1 P: 28	R: 1 E: 0 K: 1 S: 17	H: 1 LOB: 2 BB: 2 P: 34	R: 0 E: 0 K: 1 S: 9	H: 1 LOB: 1 BB: 0 P: 14	1B: 3 2B: 3 3B: 0 HR: 2	SF: 1 SAC: 0 DP: 1 HBP: 0	WP: 0 PB: 0 SB: 0 CS: 1	PA: 33	
<b>PITCHER</b>	IP WLS BF H R ER SO BB IBB HBP BLK WP HR S P ERA WHIP	IP WLS BF H R ER SO BB IBB HBP BLK WP HR S P ERA WHIP	IP WLS BF H R ER SO BB IBB HBP BLK WP HR S P ERA WHIP	IP WLS BF H R ER SO BB IBB HBP BLK WP HR S P ERA WHIP	IP WLS BF H R ER SO BB IBB HBP BLK WP HR S P ERA WHIP	IP WLS BF H R ER SO BB IBB HBP BLK WP HR S P ERA WHIP	IP WLS BF H R ER SO BB IBB HBP BLK WP HR S P ERA WHIP	IP WLS BF H R ER SO BB IBB HBP BLK WP HR S P ERA WHIP	IP WLS BF H R ER SO BB IBB HBP BLK WP HR S P ERA WHIP	IP WLS BF H R ER SO BB IBB HBP BLK WP HR S P ERA WHIP	IP WLS BF H R ER SO BB IBB HBP BLK WP HR S P ERA WHIP	IP WLS BF H R ER SO BB IBB HBP BLK WP HR S P ERA WHIP	IP WLS BF H R ER SO BB IBB HBP BLK WP HR S P ERA WHIP	IP WLS BF H R ER SO BB IBB HBP BLK WP HR S P ERA WHIP	IP WLS BF H R ER SO BB IBB HBP BLK WP HR S P ERA WHIP	IP WLS BF H R ER SO BB IBB HBP BLK WP HR S P ERA WHIP	IP WLS BF H R ER SO BB IBB HBP BLK WP HR S P ERA WHIP	IP WLS BF H R ER SO BB IBB HBP BLK WP HR S P ERA WHIP	IP WLS BF H R ER SO BB IBB HBP BLK WP HR S P ERA WHIP	IP WLS BF H R ER SO BB IBB HBP BLK WP HR S P ERA WHIP	IP WLS BF H R ER SO BB IBB HBP BLK WP HR S P ERA WHIP






Batter	1	2	3	4	5	6	7	8	9	AB	R	H	RBI	BB	SO	LOB	TOP																				
<b>1 Brian Roberts, S</b> (1,4) OBP: 0.354, SLG: 0.372	G6-3		1 SAFE 4-2 6 BB 1B		1 SAFE 0-1 6 BB 1B		4-2 6 HBP 2B	1-2 2H 1B		2	3	1	1	2	0	0	<b>Baltimore Orioles @ Texas Rangers</b> The Ballpark at Arlington, Arlington, TX Sun Aug 29 2004, 2:05 PM EDT Att: 30,577 - Sunny - 85 F																				
<b>David Newhan, L</b> (1,9) OBP: 0.398, SLG: 0.498	3-2 6 G6-4-3 1B		4-1 6 1B BB		4-1 6 1B BB		0-1 F8	2-3 K		3	0	1	0	2	1	2																					
<b>6 Melvin Mora, R</b> (1,5) OBP: 0.430, SLG: 0.586	2-1 6 G6-4-3 1-2		3-2 1-3 2H 2-0 1B		2-1 1-2 2-3 10 G6-4-3 1B		3-0 2B HBP	2-2 BB 1B		4	0	3	4	0	0	1																					
<b>10 Miguel Tejada, R</b> (1,6) OBP: 0.360, SLG: 0.536		1-2 G5-3	P3		1-2 G6-4-3		2-0 F5	1-1 F8		5	0	0	0	0	0	7																					
<b>Rafael Palmeiro, L</b> (1,10) OBP: 0.356, SLG: 0.391		0-1 G6-4-3 1B					1-1 G3-1 31 E HBP	4-1 1-3 2H 2B		3	1	2	1	1	0	0																					
<b>Val Majewski, L</b> (9, PR) OBP: 0.091, SLG: 0.091								1-2 BB		0	0	0	0	0	0	0																					
<b>Javy Lopez, R</b> (1,2) OBP: 0.369, SLG: 0.499	0-0 G6-4-3 1-2						2-0 G2-3	2-3 K		5	0	0	0	0	2	6																					
<b>B.J. Surhoff, L</b> (1,7) OBP: 0.354, SLG: 0.402			1-0 P6		2-1 G3		0-1 G3-1	0-1 16 G4-3 1B		5	1	1	0	0	0	3																					
<b>31 Jay Gibbons, L</b> (1,3) OBP: 0.279, SLG: 0.321			2-2 P3				2-3 K	0-0 F8		4	0	0	0	0	1	1																					
<b>16 Tim Raines, S</b> (1,8) OBP: 0.327, SLG: 0.326			3-2 BB 6 1B 1B				2-1 BB 6 1B 1B	3-2 G4-3		4	2	2	0	0	0	2																					
<b>Inning Stats</b>	R: 0 E: 0 K: 0 S: 11	H: 1 LOB: 0 BB: 0 P: 17	R: 0 E: 0 K: 0 S: 6	H: 1 LOB: 0 BB: 0 P: 7	R: 2 E: 0 K: 0 S: 16	H: 2 LOB: 2 BB: 2 P: 35	R: 0 E: 0 K: 1 S: 8	H: 0 LOB: 0 BB: 0 P: 14	R: 2 E: 1 K: 1 S: 14	H: 2 LOB: 1 BB: 1 P: 25	R: 1 E: 0 K: 0 S: 7	H: 0 LOB: 2 BB: 1 P: 13	R: 1 E: 0 K: 1 S: 10	H: 1 LOB: 1 BB: 1 P: 22	R: 1 E: 0 K: 0 S: 12	H: 2 LOB: 1 BB: 0 P: 18	R: 0 E: 0 K: 0 S: 13	H: 1 LOB: 2 BB: 1 P: 21	1B: 9 2B: 1 3B: 0 HR: 0	SF: 0 SAC: 0 DP: 3 HBP: 2	WP: 0 PB: 0 SB: 1 CS: 0	PA: 43															
<b>PITCHER</b>	IP	WLS	BF	H	R	ER	SO	BB	IBB	HBP	BLK	WP	HR	S	P	ERA	WHIP	<b>PITCHER</b>		IP	WLS	BF	H	R	ER	SO	BB	IBB	HBP	BLK	WP	HR	S	P	ERA	WHIP	
<b>Chris Young, R</b> (1,1) ERA: 5.4	4.1	L	21	6	4	3	2	3	0	0	0	0	0	54	96	6.23	2.077	<b>32 Ron Mahay, L</b> (9,1) ERA: 2.14		0.1		1	0	0	0	0	0	0	0	0	0	5	6	0.00	0.000		
<b>Doug Brocail, R</b> (5,1) ERA: 6.09	1.2		6	0	1	0	0	0	0	1	0	0	0	8	15	0.00	0.000																				
<b>Carlos Almanzar, R</b> (7,1) ERA: 3.48	1.0		6	1	1	1	1	1	0	1	0	0	0	10	22	9.00	2.000																				
<b>Brian Shouse, L</b> (8,1) ERA: 2.72	1.0		5	2	1	1	1	0	0	0	0	0	0	12	18	9.00	2.000																				
<b>50 Frank Francisco, R</b> (9,1) ERA: 3.27	0.2		4	1	0	0	0	1	0	0	0	0	0	8	15	0.00	3.000																				
<b>David Dellucci, L</b> (1,10) OBP: 0.370, SLG: 0.510	3-1 10 S 23 1B 1B		0-3 K2-3																																		
<b>10 Michael Young, R</b> (1,6) OBP: 0.354, SLG: 0.463	3-3 K																																				
<b>9 Hank Blalock, L</b> (1,5) OBP: 0.357, SLG: 0.525	1-3 K																																				
<b>23 Mark Teixeira, S</b> (1,3) OBP: 0.362, SLG: 0.565	0-1 K																																				
<b>Alfonso Soriano, R</b> (1,4) OBP: 0.326, SLG: 0.479																																					
<b>Levane Nix, L</b> (1,8) OBP: 0.314, SLG: 0.500																																					
<b>Brian Jordan, R</b> (8, PH) OBP: 0.265, SLG: 0.353																																					
<b>Kevin Mench, R</b> (1,7) OBP: 0.319, SLG: 0.519																																					
<b>Gary Matthews, S</b> (1,9) OBP: 0.336, SLG: 0.460																																					
<b>15 Gerald Laird, R</b> (1,2) OBP: 0.298, SLG: 0.276																																					
<b>Eric Young Sr., R</b> (9, PH) OBP: 0.405, SLG: 0.386																																					
<b>Inning Stats</b>	R: 1 E: 0 K: 2 S: 10	H: 2 LOB: 1 BB: 0 P: 17	R: 0 E: 0 K: 0 S: 7	H: 0 LOB: 0 BB: 0 P: 10	R: 0 E: 0 K: 1 S: 6	H: 1 LOB: 0 BB: 0 P: 8	R: 1 E: 0 K: 1 S: 12	H: 3 LOB: 2 BB: 0 P: 19	R: 0 E: 0 K: 1 S: 10	H: 1 LOB: 0 BB: 0 P: 14	R: 2 E: 0 K: 1 S: 13	H: 4 LOB: 2 BB: 0 P: 21	R: 1 E: 0 K: 1 S: 10	H: 1 LOB: 0 BB: 0 P: 16	R: 1 E: 0 K: 0 S: 13	H: 2 LOB: 1 BB: 0 P: 19	R: 0 E: 0 K: 1 S: 9	H: 1 LOB: 0 BB: 0 P: 15	1B: 14 2B: 0 3B: 0 HR: 1	SF: 0 SAC: 0 DP: 2 HBP: 0	WP: 1 PB: 0 SB: 2 CS: 0	PA: 37															
<b>PITCHER</b>	IP	WLS	BF	H	R	ER	SO	BB	IBB	HBP	BLK	WP	HR	S	P	ERA	WHIP	<b>PITCHER</b>		IP	WLS	BF	H	R	ER	SO	BB	IBB	HBP	BLK	WP	HR	S	P	ERA	WHIP	
<b>Sidney Ponson, R</b> (1,1) ERA: 5.65	7.0	W	29	12	5	5	7	0	0	0	0	0	0	68	105	6.43	1.714	<b>B.J. Ryan, L</b> (8,1) ERA: 2.29		0.1	H	3	2	1	1	1	0	0	0	0	0	8	11	27.00	6.000		
<b>Jorge Julio, R</b> (8,1) ERA: 3.67	1.2	S	5	1	0	0	1	0	0	0	0	1	0	14	23	0.00	0.600																				

AB	35
R	7
H	10
RBI	6
BB	5
SO	4
LOB	22



AB	37
R	6
H	15
RBI	6
BB	0
SO	9
LOB	15









Batter	1	2	3	4	5	6	7	8	9	AB	R	H	RBI	BB	SO	LOB	TOP									
<b>1 Brian Roberts, S</b> OBP: 0.397, SLG: 0.375	E6 10 BB 1B	FC6-4 6 1B				FC4-6 BB	SF9 3-H		FC6 1-2 1B	4	1	2	1	1	0	2										
<b>Larry Bigbie, L</b> OBP: 0.330, SLG: 0.419		K			FC4-6 10 BB 10 WP 1-2	G3-1		L8		5	1	1	0	0	1	4										
<b>6 Melvin Mora, R</b> OBP: 0.427, SLG: 0.585	K	FC6-4 1-2			F7			L8		5	1	1	0	0	1	5										
<b>10 Miguel Tejada, R</b> OBP: 0.375, SLG: 0.535					F9				K	4	2	2	0	1	1	0										
<b>Javy Lopez, R</b> OBP: 0.371, SLG: 0.502					L7				F9	4	0	2	4	1	0	0										
<b>B.J. Surhoff, L</b> OBP: 0.362, SLG: 0.412					G3-1					5	1	3	1	0	0	3										
<b>David Segui, S</b> OBP: 0.375, SLG: 0.431										4	1	2	0	0	1	3										
<b>Val Majewski, L</b> OBP: 0.167, SLG: 0.250	K				G4-6-3 1B					1	1	1	1	0	0	0										
<b>Jose Leon, R</b> OBP: 0.159, SLG: 0.214	L6				G4-6-3 1-2					5	0	1	1	0	0	5										
<b>16 Tim Raines, S</b> OBP: 0.300, SLG: 0.286					K					4	0	1	0	0	1	0										
<b>Inning Stats</b>	R: 3 E: 1 K: 2 S: 24	H: 3 LOB: 2 BB: 1 P: 37	R: 0 E: 0 K: 1 S: 10	H: 1 LOB: 1 BB: 0 P: 13	R: 0 E: 0 K: 0 S: 5	H: 0 LOB: 0 BB: 0 P: 7	R: 0 E: 0 K: 1 S: 6	H: 1 LOB: 0 BB: 2 P: 8	R: 0 E: 0 K: 0 S: 13	H: 1 LOB: 3 BB: 2 P: 29	R: 1 E: 0 K: 0 S: 12	H: 2 LOB: 1 BB: 0 P: 22	R: 2 E: 0 K: 0 S: 11	H: 4 LOB: 1 BB: 0 P: 17	R: 0 E: 0 K: 0 S: 7	H: 1 LOB: 1 BB: 0 P: 13	R: 2 E: 0 K: 1 S: 12	H: 3 LOB: 2 BB: 0 P: 18	1B: 13 2B: 3 3B: 0 HR: 0	SF: 1 SAC: 0 DP: 1 HBP: 1	WP: 1 PB: 0 SB: 1 CS: 0	PA: 46				
<b>PITCHER</b>	IP	WLS	BF	H	R	ER	SO	BB	IBB	HBP	BLK	WP	HR	S	P	ERA	WHIP									
<b>Mark Hendrickson, L</b> ERA: 4.89	(1, 1)	6.0	L	29	8	4	3	4	3	0	0	1	1	0	70	116	4.50	1.833								
<b>Chad Gaudin, R</b> ERA: 5.13	(7, 1)	3.0		17	8	4	4	1	0	0	1	0	0	0	30	48	12.00	2.667								

**Baltimore Orioles @ Tampa Bay Devil Rays**  
Tropicana Field, St. Petersburg, FL  
Wed Sep 01 2004, 7:15 PM EDT  
Att: 8,988 - Dome - 72 F

livebaseballscorecards.com

AB 41  
R 8  
H 16  
RBI 8  
BB 3  
SO 5  
LOB 22



Batter	1	2	3	4	5	6	7	8	9	AB	R	H	RBI	BB	SO	LOB	BOTTOM									
<b>Julio Lugo, R</b> OBP: 0.343, SLG: 0.395	F8						G6-3 1-2		G3	5	0	1	0	0	1	5										
<b>5 Rocco Baldelli, R</b> OBP: 0.331, SLG: 0.415										2	0	1	0	1	0	0										
<b>Aubrey Huff, L</b> OBP: 0.356, SLG: 0.496										3	0	0	0	1	1	2										
<b>José Cruz Jr., S</b> OBP: 0.337, SLG: 0.444										4	0	0	0	0	2	5										
<b>Tino Martinez, L</b> OBP: 0.359, SLG: 0.457										3	0	0	0	1	0	1										
<b>3 Jorge Cantu, R</b> OBP: 0.350, SLG: 0.457										3	0	0	0	1	0	1										
<b>Geoff Blum, S</b> OBP: 0.285, SLG: 0.361										3	0	0	0	1	0	2										
<b>Matt Diaz, R</b>										3	0	0	0	1	2	3										
<b>Brook Fordyce, R</b> OBP: 0.254, SLG: 0.256										3	0	0	0	1	0	2										
<b>Inning Stats</b>	R: 0 E: 0 K: 0 S: 8	H: 1 LOB: 0 BB: 0 P: 11	R: 0 E: 0 K: 0 S: 10	H: 0 LOB: 0 BB: 0 P: 13	R: 0 E: 0 K: 1 S: 14	H: 1 LOB: 2 BB: 2 P: 28	R: 0 E: 0 K: 1 S: 11	H: 0 LOB: 1 BB: 1 P: 19	R: 0 E: 0 K: 1 S: 5	H: 0 LOB: 0 BB: 0 P: 6	R: 0 E: 0 K: 0 S: 7	H: 0 LOB: 0 BB: 0 P: 10	R: 0 E: 0 K: 0 S: 8	H: 0 LOB: 2 BB: 3 P: 22	R: 0 E: 0 K: 2 S: 14	H: 0 LOB: 1 BB: 0 P: 24	R: 0 E: 1 K: 1 S: 9	H: 0 LOB: 2 BB: 1 P: 16	1B: 1 2B: 1 3B: 0 HR: 0	SF: 0 SAC: 0 DP: 1 HBP: 1	WP: 1 PB: 0 SB: 0 CS: 0	PA: 37				
<b>PITCHER</b>	IP	WLS	BF	H	R	ER	SO	BB	IBB	HBP	BLK	WP	HR	S	P	ERA	WHIP									
<b>40 Daniel Cabrera, R</b> ERA: 4.69	(1, 1)	6.1	W	27	2	0	0	3	6	0	0	0	0	61	106	0.00	1.263									
<b>Todd Williams, R</b> ERA: 3.6	(7, 1)	0.2		2	0	0	0	0	0	0	1	0	0	0	7	11	0.00	0.000								
<b>John Parrish, L</b> ERA: 3.58	(8, 1)	2.0		8	0	0	0	3	1	0	0	0	0	18	32	0.00	0.500									

**Baltimore Orioles @ Tampa Bay Devil Rays**  
Tropicana Field, St. Petersburg, FL  
Wed Sep 01 2004, 7:15 PM EDT  
Att: 8,988 - Dome - 72 F

livebaseballscorecards.com

AB 29  
R 0  
H 2  
RBI 0  
BB 7  
SO 6  
LOB 21





Batter	1	2	3	4	5	6	7	8	9	AB	R	H	RBI	BB	SO	LOB	TOP							
1 Brian Roberts, S OBP: 0.359, SLG: 0.378	0-1 1B	1-1 F7			1-1 G3		2-1 FC4-6 2B 10 FC4-6	0-0 16 1B 6 E	4-0 16 FC6-4 BB	5	2	2	0	1	0	4								
David Newhan, L OBP: 0.392, SLG: 0.496 16 Tim Raines, S OBP: 0.306, SLG: 0.293	2-0 F8		3-3 K		1-2 10 S 10 SF8		1-3 10 FC4-6 1B	1-0 6 E 10 FC1 1B	0-1 FC6-4 6 FC6-4	4	2	2	0	0	1	1								
6 Melvin Mora, R OBP: 0.426, SLG: 0.580	0-2 F7		2-3 K		1-0 10 SF8 HBP		3-1 10 FC4-6 HBP	3-1 10 1B FC1 G4-3	1-0 FC6-4	4	1	0	2	0	1	3								
10 Miguel Tejada, R OBP: 0.360, SLG: 0.533 Luis Lopez, S OBP: 0.247, SLG: 0.329	1-2 G5-3		1-0 G5-3		1-0 SF8		0-0 FC4-6 1B	0-0 31 2B G4-3 1B	0-3 K	4	1	1	3	0	0	3								
Rafael Palmeiro, L OBP: 0.358, SLG: 0.396		3-3 K		1-0 E 2B	3-3 K		2-1 31 BB 2B 1B	2-2 G4-3		5	2	2	2	0	2	2								
B.J. Surhoff, L OBP: 0.384, SLG: 0.417 Jose Leon, R OBP: 0.156, SLG: 0.209	1-2 F7			1-0 E8 31 G6-3 2B		0-1 P5	0-0 31 BB 2B 1B	2-3 K		4	2	2	2	0	0	0								
31 Jay Gibbons, L OBP: 0.293, SLG: 0.356	4-2 1B BB BB			0-0 G6-3		0-3 K	4-0 2B BB	2-1 2B		3	0	1	2	2	1	0								
Geronimo Gil, R OBP: 0.400, SLG: 0.500	4-1 1B BB			3-1 G5-3		1-1 F7	0-1 1-3 2-H 3-H	2-1 F8		4	0	1	2	1	0	1								
Larry Bigbie, L OBP: 0.333, SLG: 0.420	0-0 1-2 2-3 1B			0-0 F7			1-2 1-3 2-H 3-H 1B		4-2 16 FC6-4 6 FC6-4 1 BB BB	4	1	2	0	1	0	2								
<b>Inning Stats</b>	R: 0 E: 0 K: 0 S: 11	H: 1 LOB: 1 BB: 0 P: 13	R: 0 E: 0 K: 1 S: 14	H: 1 LOB: 3 BB: 2 P: 27	R: 0 E: 0 K: 2 S: 7	H: 0 LOB: 0 BB: 0 P: 13	R: 2 E: 1 K: 0 S: 6	H: 2 LOB: 0 BB: 0 P: 10	R: 1 E: 0 K: 1 S: 9	H: 1 LOB: 1 BB: 0 P: 16	R: 0 E: 0 K: 1 S: 7	H: 0 LOB: 0 BB: 0 P: 8	R: 5 E: 0 K: 0 S: 16	H: 5 LOB: 2 BB: 1 P: 30	R: 4 E: 1 K: 1 S: 16	H: 4 LOB: 1 BB: 2 P: 28	R: 1 E: 0 K: 1 S: 8	H: 0 LOB: 1 BB: 2 P: 17	1B: 7 2B: 7 3B: 0 HR: 0	SF: 1 SAC: 0 DP: 0 HBP: 2	WP: 0 PB: 0 SB: 1 CS: 1	PA: 49		
<b>PITCHER</b>	IP WLS BF H R ER SO BB IBB HBP BLK WP HR S P ERA WHIP	6.1 L 30 7 6 5 5 2 0 2 0 0 0 0 63 103 7.11 1.421	0.1 2 1 0 0 0 0 0 0 0 0 0 0 3 5 0.00 3.000	1.0 11 6 6 3 1 1 0 0 0 0 0 0 18 33 27.00 7.000	1.1 6 0 1 1 1 2 0 0 0 0 0 0 10 21 6.75 1.500																			

**Baltimore Orioles @ Tampa Bay Devil Rays**  
Tropicana Field, St. Petersburg, FL  
Thu Sep 02 2004, 2:15 PM EDT  
Att. 9,019 - Dome - 72 F


AB 41  
R 13  
H 14  
RBI 13  
BB 5  
SO 7  
LOB 20



Batter	1	2	3	4	5	6	7	8	9	AB	R	H	RBI	BB	SO	LOB	BOTTOM							
Julio Lugo, R OBP: 0.342, SLG: 0.394	2-2 G3 1B		2-3 K		1-1 G6-3		1-2 F8			4	0	1	0	0	1	2								
B.J. Upton, R OBP: 0.330, SLG: 0.425	1-0 1-2 G3 1B		2-3 K		1-3 K2-3			1-0 G6-3		4	0	1	0	0	2	1								
5 Rocco Baldelli, R OBP: 0.330, SLG: 0.416	1-3 K			3-2 G4-3		3-1 L9 G6-3 2B		1-0 E6 WP DI G3		4	2	1	0	0	1	2								
Aubrey Huff, L OBP: 0.358, SLG: 0.494	0-2 G3			4-2 1B BB		1-2 L9		4-2 G3 BB		2	0	0	0	2	0	3								
José Cruz Jr., S OBP: 0.336, SLG: 0.443	3-2 F8			0-1 1-2 1B		0-0 G6-3		0-0 G3		4	0	1	2	0	0	3								
3 Jorge Cantu, R OBP: 0.337, SLG: 0.439		3-2 F8		0-3 K		3-2 F7		1-3 K		4	0	0	0	0	2	3								
Matt Diaz, R		3-2 F8		0-3 K			1-1 F9		1-1 G6-3	4	0	0	0	0	1	2								
Toby Hall, R OBP: 0.316, SLG: 0.388		0-0 F7			0-2 G6-3 WP 1B		0-1 F9		0-0 G4-3	4	0	2	0	0	0	0								
Geoff Blum, S OBP: 0.282, SLG: 0.356			1-2 G5-3		1-1 F7		2-1 F9		1-2 L5	4	0	0	0	0	0	2								
<b>Inning Stats</b>	R: 0 E: 0 K: 1 S: 18	H: 2 LOB: 2 BB: 0 P: 25	R: 0 E: 0 K: 0 S: 9	H: 0 LOB: 0 BB: 0 P: 15	R: 0 E: 0 K: 2 S: 9	H: 0 LOB: 0 BB: 0 P: 14	R: 0 E: 0 K: 2 S: 15	H: 1 LOB: 2 BB: 1 P: 22	R: 0 E: 0 K: 1 S: 10	H: 1 LOB: 1 BB: 0 P: 13	R: 1 E: 0 K: 0 S: 9	H: 1 LOB: 0 BB: 0 P: 16	R: 0 E: 0 K: 0 S: 10	H: 1 LOB: 1 BB: 0 P: 14	R: 1 E: 1 K: 1 S: 9	H: 0 LOB: 1 BB: 1 P: 16	R: 0 E: 0 K: 0 S: 6	H: 0 LOB: 0 BB: 0 P: 8	1B: 4 2B: 2 3B: 0 HR: 0	SF: 0 SAC: 0 DP: 0 HBP: 0	WP: 2 PB: 0 SB: 0 CS: 0	PA: 36		
<b>PITCHER</b>	IP WLS BF H R ER SO BB IBB HBP BLK WP HR S P ERA WHIP	7.0 W 28 6 1 1 6 1 0 0 0 1 0 80 119 1.29 1.000	1.0 5 0 1 0 1 1 0 0 0 0 1 0 9 16 0.00 1.000	1.0 3 0 0 0 0 0 0 0 0 0 0 0 6 8 0.00 0.000																				

**Baltimore Orioles @ Tampa Bay Devil Rays**  
Tropicana Field, St. Petersburg, FL  
Thu Sep 02 2004, 2:15 PM EDT  
Att. 9,019 - Dome - 72 F

AB 34  
R 2  
H 6  
RBI 2  
BB 2  
SO 7  
LOB 18









Batter	1	2	3	4	5	6	7	8	9	AB R H RBI BB SO LOB	TOP										
1 Brian Roberts, S (1,4) OBP: 0.360, SLG: 0.389										5 2 3 3 0 1 1	<b>Baltimore Orioles @ New York Yankees</b> Yankee Stadium, Bronx, NY Sat Sep 04 2004, 1:05 PM EDT Att: 48,963 - Sunny - 82 F										
David Newhan, L (1,7) OBP: 0.385, SLG: 0.486 16 Tim Raines, S (8,8) OBP: 0.302, SLG: 0.288										4 0 1 0 0 1 2 1 0 0 0 0 0 0											
6 Melvin Mora, R (1,5) OBP: 0.426, SLG: 0.576										5 0 2 1 0 1 0											
10 Miguel Tejada, R (1,6) OBP: 0.359, SLG: 0.528										4 0 0 0 0 1 4											
Rafael Palmeiro, L (1,10) OBP: 0.359, SLG: 0.403										4 1 1 1 0 0 2											
Javy Lopez, R (1,2) OBP: 0.372, SLG: 0.502										4 1 2 0 0 1 0											
David Segui, S (1,3) OBP: 0.393, SLG: 0.436										4 1 2 0 0 0 1											
31 Jay Gibbons, L (1,9) OBP: 0.293, SLG: 0.365										3 1 1 1 0 1 0											
Larry Bigbie, L (1,8) OBP: 0.335, SLG: 0.420										4 1 2 1 0 2 0											
<b>Inning Stats</b>	R: 0 H: 0 E: 0 K: 3 S: 12	H: 0 LOB: 0 BB: 0 P: 18	R: 0 H: 0 E: 0 K: 1 S: 9	H: 0 LOB: 0 BB: 0 P: 14	R: 1 H: 3 E: 0 K: 1 S: 12	H: 3 LOB: 1 BB: 0 P: 21	R: 0 H: 0 E: 0 K: 0 S: 7	H: 0 LOB: 0 BB: 0 P: 12	R: 0 H: 0 E: 0 K: 1 S: 10	H: 0 LOB: 0 BB: 0 P: 17		R: 1 H: 3 E: 0 K: 2 S: 17	H: 3 LOB: 2 BB: 0 P: 24	R: 0 H: 1 E: 0 K: 0 S: 9	H: 1 LOB: 0 BB: 0 P: 13	R: 0 H: 2 E: 0 K: 0 S: 8	H: 2 LOB: 2 BB: 0 P: 12	R: 5 H: 5 E: 0 K: 0 S: 14	H: 5 LOB: 0 BB: 0 P: 17	1B: 10 2B: 1 3B: 0 HR: 3	SF: 0 SAC: 1 DP: 1 HBP: 0
<b>PITCHER</b>	IP WLS BF H R ER SO BB IBB HBP BLK WP HR S P ERA WHIP											IP WLS BF H R ER SO BB IBB HBP BLK WP HR S P ERA WHIP									
35 Mike Mussina, R (1,1) ERA: 5.28	7.0 L 26 7 2 2 8 0 0 0 0 0 0 1 76 119 2.57 1.000																				
Tom Gordon, R (8,1) ERA: 2.39	1.0 5 2 0 0 0 0 0 0 0 0 0 0 8 12 0.00 2.000																				
42 Mariano Rivera, R (9,1) ERA: 1.83	0.1 5 4 4 4 0 0 0 0 0 0 0 1 10 11 108.00 12.000																				
Bret Prinz, R (9,1) ERA: 5.47	0.2 3 1 1 1 0 0 0 0 0 0 0 1 4 6 13.50 1.500																				

Batter	1	2	3	4	5	6	7	8	9	AB R H RBI BB SO LOB	BOTTOM								
Bernie Williams, S (1,8) OBP: 0.348, SLG: 0.413										4 0 0 0 0 1 0	<b>Baltimore Orioles @ New York Yankees</b> Yankee Stadium, Bronx, NY Sat Sep 04 2004, 1:05 PM EDT Att: 48,963 - Sunny - 82 F								
2 Derek Jeter, R (1,6) OBP: 0.333, SLG: 0.437										4 0 0 0 0 0 0									
Gary Sheffield, R (1,9) OBP: 0.406, SLG: 0.559										3 0 1 0 0 0 0									
13 Alex Rodriguez, R (1,5) OBP: 0.371, SLG: 0.519										3 0 0 0 0 0 1									
55 Hideki Matsui, L (1,7) OBP: 0.389, SLG: 0.511										3 0 0 0 0 1 0									
Ruben Sierra, S (1,10) OBP: 0.305, SLG: 0.467										3 0 0 0 0 1 0									
John Olerud, L (1,3) OBP: 0.361, SLG: 0.372										2 0 0 0 1 0 0									
Miguel Cairo, R (1,4) OBP: 0.324, SLG: 0.429										3 0 1 0 0 1 1									
John Flaherty, R (1,2) OBP: 0.257, SLG: 0.402 20 Jorge Posada, S (9,PH) OBP: 0.407, SLG: 0.495										2 0 0 0 0 0 1 1 0 0 0 0 0 0									
<b>Inning Stats</b>	R: 0 H: 0 E: 0 K: 0 S: 13	H: 0 LOB: 0 BB: 0 P: 18	R: 0 H: 0 E: 0 K: 0 S: 7	H: 0 LOB: 0 BB: 0 P: 8	R: 0 H: 1 E: 0 K: 0 S: 8	H: 1 LOB: 0 BB: 0 P: 12	R: 0 H: 1 E: 0 K: 1 S: 9	H: 1 LOB: 1 BB: 0 P: 12	R: 0 H: 0 E: 0 K: 0 S: 10	H: 0 LOB: 1 BB: 1 P: 18		R: 0 H: 0 E: 0 K: 0 S: 8	H: 0 LOB: 0 BB: 0 P: 11	R: 0 H: 0 E: 0 K: 2 S: 10	H: 0 LOB: 0 BB: 0 P: 15	R: 0 H: 0 E: 0 K: 0 S: 7	H: 0 LOB: 0 BB: 0 P: 8	1B: 2 2B: 0 3B: 0 HR: 0	SF: 0 SAC: 0 DP: 1 HBP: 0
<b>PITCHER</b>	IP WLS BF H R ER SO BB IBB HBP BLK WP HR S P ERA WHIP											IP WLS BF H R ER SO BB IBB HBP BLK WP HR S P ERA WHIP							
Sidney Ponson, R (1,1) ERA: 5.37	9.0 W 29 2 0 0 4 1 0 0 0 0 0 0 77 109 0.00 0.333																		

AB 38  
R 7  
H 14  
RBI 7  
BB 0  
SO 8  
LOB 10



AB 28  
R 0  
H 2  
RBI 0  
BB 1  
SO 4  
LOB 3









Batter	1	2	3	4	5	6	7	8	9	AB	R	H	RBI	BB	SO	LOB	TOP								
Shannon Stewart, R (1, 10) OBP: 0.391, SLG: 0.475	4-2 BB		3-2 G6-3		4-2 BB			1-2 FC4-6		2	0	0	0	2	0	1	<p>Minnesota Twins @ Baltimore Orioles</p> <p>Oriole Park at Camden Yards, Baltimore, MD</p> <p>Mon Sep 06 2004, 1:35 PM EDT</p> <p>Att: 36,600 - Unknown - 77 F</p>								
Jacque Jones, L (1, 9) OBP: 0.321, SLG: 0.442	0-3 K		2-3 K		1-0 F8			1-0 G3-6-3-6		4	0	0	0	0	2	4									
Tori Hunter, R (1, 8) OBP: 0.321, SLG: 0.470	1-1 G6-4-3			3-2 F7		1-0 G6-3			2-2 P6	4	0	0	0	0	0	1									
33 Justin Morneau, L (1, 3) OBP: 0.326, SLG: 0.555		4-1 FC3-2		1-2 F7		2-2 G3-1			1-2 F8	3	0	0	0	1	0	0									
20 Lew Ford, R (1, 7) OBP: 0.391, SLG: 0.468	0-0 E1			0-1 G6-3		2-1 G6-3			0-1 1B	4	0	2	0	0	0	0									
Terry Tiffee, S (1, 5) OBP: 0.350, SLG: 0.550	1-1 FC3-2				2-1 2B		0-0 F9		1-0 F7	4	1	1	0	0	0	3									
5 Michael Cuddyer, R (1, 4) OBP: 0.323, SLG: 0.407	2-2 E6				0-0 F9		0-1 L6			3	0	0	0	0	0	3									
Henry Blanco, R (1, 2) OBP: 0.245, SLG: 0.345	1-0 F9-2				0-2 2B		1-2 G3			3	0	1	0	0	0	3									
Augie Ojeda, S (1, 6) OBP: 0.304, SLG: 0.400			2-1 G3		2-2 SF7			4-2 FC4-6		1	0	0	1	0	0	0									
Jason Kubel, L (8, PH) OBP: 0.375, SLG: 0.429										0	0	0	0	1	0	0									
Cristian Guzman, S (8, 6) OBP: 0.314, SLG: 0.382										0	0	0	0	0	0	0									
<b>Inning Stats</b>	R: 0 E: 0 K: 1 S: 7	H: 0 LOB: 0 BB: 1 P: 12	R: 0 E: 2 K: 0 S: 8	H: 1 LOB: 2 BB: 1 P: 16	R: 0 E: 0 K: 1 S: 10	H: 0 LOB: 0 BB: 0 P: 17	R: 0 E: 0 K: 0 S: 8	H: 0 LOB: 0 BB: 0 P: 12	R: 2 E: 0 K: 0 S: 13	H: 2 LOB: 2 BB: 1 P: 22	R: 0 E: 0 K: 0 S: 7	H: 0 LOB: 0 BB: 0 P: 12	R: 0 E: 0 K: 0 S: 6	H: 0 LOB: 0 BB: 0 P: 7	R: 0 E: 0 K: 0 S: 7	H: 0 LOB: 0 BB: 0 P: 13	R: 0 E: 0 K: 0 S: 10	H: 1 LOB: 1 BB: 0 P: 14	1B: 3 2B: 2 3B: 0 HR: 0	SF: 1 SAC: 0 DP: 3 HBP: 0	WP: 0 PB: 0 SB: 0 CS: 0	PA: 33			
<b>PITCHER</b>	IP	WLS	BF	H	R	ER	SO	BB	IBB	HBP	BLK	WP	HR	S	P	ERA	WHIP								
40 Daniel Cabrera, R (1, 1) ERA: 4.5	7.1	W	28	3	1	1	2	4	0	0	0	0	0	65	109	1.23	0.955								
B.J. Ryan, L (8, 1) ERA: 2.2	0.2	H	1	0	0	0	0	0	0	0	0	0	0	1	2	0.00	0.000								
Jorge Julio, R (9, 1) ERA: 3.7	1.0	S	4	1	0	0	0	0	0	0	0	0	0	10	14	0.00	1.000								

AB	28
R	1
H	4
RBI	1
BB	4
SO	2
LOB	15



Batter	1	2	3	4	5	6	7	8	9	AB	R	H	RBI	BB	SO	LOB	BOTTOM								
1 Brian Roberts, S (1, 4) OBP: 0.360, SLG: 0.393	1-0 G1-3		1-3 K		0-1 6 1B	0-0 SH5-3		2-2 2B		4	1	2	0	0	1	0	<p>Minnesota Twins @ Baltimore Orioles</p> <p>Oriole Park at Camden Yards, Baltimore, MD</p> <p>Mon Sep 06 2004, 1:35 PM EDT</p> <p>Att: 36,600 - Unknown - 77 F</p>								
Larry Bigbie, L (1, 7) OBP: 0.337, SLG: 0.417	0-0 10 BB		4-2 6 1B		2-3 K	1-2 F7		1-2 F7		4	0	1	0	1	1	4									
6 Melvin Mora, R (1, 5) OBP: 0.427, SLG: 0.574	0-2 K		2-1 10 G6-4-3		0-2 1B	4-2 BB				3	0	2	2	1	1	1									
10 Miguel Tejada, R (1, 6) OBP: 0.361, SLG: 0.526	4-0 1B		2-1 G6-4-3		2-1 G6-3	1-1 F8				3	0	0	0	1	0	5									
Javy Lopez, R (1, 2) OBP: 0.368, SLG: 0.495	2-2 G4-3			1-2 P3	4-0 1B		1-0 F8			3	0	0	0	1	0	2									
Rafael Palmeiro, L (1, 10) OBP: 0.359, SLG: 0.407		2-3 K		1-2 G4-3	1-0 F8		3-2 F8			4	0	0	0	0	1	2									
B.J. Surhoff, L (1, 9) OBP: 0.362, SLG: 0.409		0-1 L6		0-0 1B		4-1 HR	2-3 K			3	1	1	0	1	1	0									
Jose Leon, R (1, 3) OBP: 0.184, SLG: 0.319		0-1 2B		0-2 F8		0-1 HR	2-3 K			4	1	2	2	0	1	1									
16 Tim Raines, S (1, 8) OBP: 0.313, SLG: 0.317		2-2 G5-3			2-1 1 2B	0-1 SH5-3		0-2 G1-3		4	1	2	0	0	0	1									
<b>Inning Stats</b>	R: 0 E: 0 K: 1 S: 8	H: 1 LOB: 2 BB: 1 P: 15	R: 0 E: 0 K: 1 S: 14	H: 1 LOB: 0 BB: 0 P: 18	R: 0 E: 0 K: 0 S: 10	H: 1 LOB: 1 BB: 1 P: 19	R: 0 E: 0 K: 0 S: 10	H: 1 LOB: 0 BB: 0 P: 12	R: 2 E: 0 K: 0 S: 13	H: 3 LOB: 2 BB: 1 P: 22	R: 2 E: 0 K: 0 S: 14	H: 2 LOB: 2 BB: 2 P: 24	R: 0 E: 0 K: 1 S: 7	H: 0 LOB: 0 BB: 0 P: 13	R: 0 E: 0 K: 1 S: 15	H: 1 LOB: 1 BB: 0 P: 20		R: 0 E: 0 K: 1 S: 10	H: 4 LOB: 1 BB: 0 P: 14	1B: 5 2B: 4 3B: 0 HR: 1	SF: 0 SAC: 1 DP: 1 HBP: 0	WP: 0 PB: 0 SB: 0 CS: 0	PA: 38		
<b>PITCHER</b>	IP	WLS	BF	H	R	ER	SO	BB	IBB	HBP	BLK	WP	HR	S	P	ERA	WHIP								
Terry Mulholland, L (1, 1) ERA: 5.0	5.0	L	27	9	4	4	4	3	1	0	0	0	0	60	95	7.20	2.400								
28 Jesse Crain, R (8, 1) ERA: 1.69	2.0		7	0	0	0	1	1	0	0	0	0	0	16	28	0.00	0.500								
Aaron Fultz, L (8, 1) ERA: 4.8	1.0		4	1	0	0	1	0	0	0	0	0	0	15	20	0.00	1.000								

AB	32
R	4
H	10
RBI	4
BB	5
SO	6
LOB	16





Batter	1	2	3	4	5	6	7	8	9	AB	R	H	RBI	BB	SO	LOB	TOP			
Shannon Stewart, R OBP: 0.390, SLG: 0.473										4	0	1	0	0	1	1	<b>Minnesota Twins @ Baltimore Orioles</b> Oriole Park at Camden Yards, Baltimore, MD Tue Sep 07 2004, 7:05 PM EDT Att: 29,624 - Unknown - 85 F			
20 Lew Ford, R OBP: 0.388, SLG: 0.464										4	0	0	0	0	1	2				
Tori Hunter, R OBP: 0.320, SLG: 0.468										4	0	1	0	0	2	2				
33 Justin Morneau, L OBP: 0.329, SLG: 0.550										2	0	0	0	2	0	1				
Matthew LeCroy, R OBP: 0.311, SLG: 0.388										3	0	0	0	0	0	2				
Jason Kubel, L OBP: 0.444, SLG: 0.429										0	1	0	0	1	0	0				
Cristian Guzman, S OBP: 0.313, SLG: 0.381										4	0	1	0	0	1	1				
5 Michael Cuddyer, R OBP: 0.326, SLG: 0.417										3	1	1	2	1	0	1				
Terry Tiffee, S OBP: 0.348, SLG: 0.500										2	0	0	0	1	0	2				
Augie Ojeda, S OBP: 0.292, SLG: 0.381										1	1	0	0	0	0	0				
Henry Blanco, R OBP: 0.246, SLG: 0.343										2	0	0	0	1	0	2				
<b>Inning Stats</b>	R: 0 E: 0 K: 2 S: 8	H: 0 LOB: 0 BB: 0 P: 11	R: 0 E: 0 K: 1 S: 6	H: 0 LOB: 0 BB: 1 P: 14	R: 0 E: 0 K: 0 S: 7	H: 0 LOB: 1 BB: 1 P: 12	R: 0 E: 0 K: 1 S: 13	H: 0 LOB: 1 BB: 1 P: 23	R: 0 E: 0 K: 0 S: 9	H: 1 LOB: 1 BB: 0 P: 12	R: 0 E: 0 K: 0 S: 9	H: 0 LOB: 0 BB: 0 P: 10	R: 1 E: 0 K: 1 S: 9	H: 1 LOB: 2 BB: 2 P: 19	R: 2 E: 0 K: 0 S: 11	H: 1 LOB: 0 BB: 1 P: 22		1B: 3 2B: 0 3B: 0 HR: 1	SF: 0 SAC: 0 DP: 2 HBP: 0	WP: 0 PB: 0 SB: 0 CS: 0
<b>PITCHER</b>	IP WLS BF H R ER SO BB IBB HBP BLK WP HR S P ERA WHIP																			
Matt Riley, L ERA: 7.19	(1, 1)	7.0	27	2	1	1	4	5	0	0	0	0	0	0	0	59	103	1.29	1.000	
Jason Grimsley, R ERA: 3.59	(8, 1)	1.0	3	1	0	0	1	0	0	0	0	0	0	0	0	8	10	0.00	1.000	
Jorge Julio, R ERA: 3.97	(9, 1)	0.2	4	1	2	2	0	1	0	0	0	0	0	0	1	7	15	27.00	3.000	
Dave Borkowski, R ERA: 4.55	(9, 1)	0.1	1	0	0	0	0	0	0	0	0	0	0	0	0	4	7	0.00	0.000	

Batter	1	2	3	4	5	6	7	8	9	AB	R	H	RBI	BB	SO	LOB	BOTTOM						
1 Brian Roberts, S OBP: 0.358, SLG: 0.390										4	0	0	0	0	0	0	<b>Minnesota Twins @ Baltimore Orioles</b> Oriole Park at Camden Yards, Baltimore, MD Tue Sep 07 2004, 7:05 PM EDT Att: 29,624 - Unknown - 85 F						
David Newhan, L OBP: 0.384, SLG: 0.486										4	1	2	0	0	0	0							
6 Melvin Mora, R OBP: 0.426, SLG: 0.573										4	0	1	1	0	0	1							
10 Miguel Tejada, R OBP: 0.360, SLG: 0.524										4	0	1	0	0	2	2							
Rafael Palmeiro, L OBP: 0.359, SLG: 0.407										3	0	1	0	0	0	1							
Javy Lopez, R OBP: 0.366, SLG: 0.492										3	0	0	0	0	0	2							
B.J. Surhoff, L OBP: 0.359, SLG: 0.404										3	0	0	0	0	1	2							
31 Jay Gibbons, L OBP: 0.290, SLG: 0.360										2	0	0	0	0	0	0							
David Segui, S OBP: 0.387, SLG: 0.429										1	0	0	0	0	0	0							
Larry Bigbie, L OBP: 0.335, SLG: 0.414										3	0	0	0	0	1	0							
<b>Inning Stats</b>	R: 0 E: 0 K: 0 S: 12	H: 2 LOB: 1 BB: 0 P: 19	R: 0 E: 0 K: 0 S: 8	H: 0 LOB: 0 BB: 0 P: 10	R: 0 E: 0 K: 0 S: 8	H: 0 LOB: 0 BB: 0 P: 13	R: 0 E: 0 K: 1 S: 15	H: 1 LOB: 1 BB: 0 P: 21	R: 0 E: 0 K: 0 S: 7	H: 0 LOB: 0 BB: 0 P: 10	R: 1 E: 0 K: 0 S: 9	H: 2 LOB: 1 BB: 0 P: 13	R: 0 E: 0 K: 0 S: 8	H: 0 LOB: 0 BB: 0 P: 14	R: 0 E: 0 K: 1 S: 6	H: 0 LOB: 0 BB: 0 P: 9		R: 0 E: 0 K: 1 S: 9	H: 0 LOB: 0 BB: 0 P: 14	1B: 3 2B: 1 3B: 1 HR: 0	SF: 0 SAC: 0 DP: 1 HBP: 0	WP: 0 PB: 0 SB: 0 CS: 0	PA: 31
<b>PITCHER</b>	IP WLS BF H R ER SO BB IBB HBP BLK WP HR S P ERA WHIP																						
Brad Radke, R ERA: 3.51	(1, 1)	7.0	25	5	1	1	2	0	0	0	0	0	0	0	0	67	100	1.29	0.714				
J.C. Romero, L ERA: 2.64	(8, 1)	1.0	3	0	0	0	1	0	0	0	0	0	0	0	6	9	0.00	0.000					
36 Joe Nathan, R ERA: 1.59	(9, 1)	1.0	3	0	0	0	1	0	0	0	0	0	0	0	9	14	0.00	0.000					





Batter	1	2	3	4	5	6	7	8	9	AB	R	H	RBI	BB	SO	LOB	TOP									
Shannon Stewart, R OBP: 0.386, SLG: 0.467 Jason Kubel, L OBP: 0.400, SLG: 0.375	P4	E5		F7		K		F8		4	1	0	0	0	1	2	<b>Minnesota Twins @ Baltimore Orioles</b> Oriole Park at Camden Yards, Baltimore, MD Wed Sep 08 2004, 7:05 PM EDT Att: 19,358 - Unknown - 83 F <a href="http://livebaseballscorecards.com">livebaseballscorecards.com</a>									
20 Lew Ford, R OBP: 0.389, SLG: 0.464	FC6-4	SF9		G5-3			G6-3		3	0	1	1	1	0	0											
Tori Hunter, R Michael Restovich, R OBP: 0.312, SLG: 0.350	FC6-4			K				F9	4	2	3	1	0	1	0											
33 Justin Morneau, L Augie Ojeda, S OBP: 0.320, SLG: 0.409	FC6-4								4	2	3	2	0	0	2											
Matthew LeCroy, R OBP: 0.313, SLG: 0.402	K			K				K	5	1	2	3	0	3	4											
Cristian Guzman, S OBP: 0.312, SLG: 0.379									5	1	1	0	0	1	4											
5 Michael Cuddyer, R OBP: 0.328, SLG: 0.416									3	1	1	1	1	2	1											
Terry Tiffee, S OBP: 0.333, SLG: 0.440									3	1	0	0	0	0	2											
Henry Blanco, R Pat Borders, R OBP: 0.210, SLG: 0.295									3	0	0	1	0	0	0											
									0	0	0	0	0	0	0											
<b>Inning Stats</b>	R: 0 E: 0 K: 1 S: 14	H: 2 LOB: 2 BB: 0 P: 23	R: 7 E: 1 K: 1 S: 34	H: 4 LOB: 0 BB: 1 P: 51	R: 0 E: 0 K: 1 S: 5	H: 0 LOB: 0 BB: 0 P: 10	R: 0 E: 0 K: 1 S: 9	H: 0 LOB: 0 BB: 0 P: 14	R: 0 E: 0 K: 1 S: 10	H: 1 LOB: 1 BB: 0 P: 15	R: 0 E: 0 K: 1 S: 10	H: 0 LOB: 0 BB: 0 P: 16	R: 2 E: 0 K: 0 S: 15	H: 4 LOB: 2 BB: 0 P: 20	R: 0 E: 0 K: 0 S: 5	H: 0 LOB: 1 BB: 0 P: 12	R: 0 E: 0 K: 1 S: 8	H: 1 LOB: 0 BB: 0 P: 13	1B: 10 2B: 1 3B: 0 HR: 1	SF: 2 SAC: 0 DP: 1 HBP: 1	WP: 0 PB: 0 SB: 0 CS: 0	PA: 42				
<b>PITCHER</b>	IP	WLS	BF	H	R	ER	SO	BB	IBB	HBP	BLK	WP	HR	S	P	ERA	WHIP									
45 Erik Bedard, L ERA: 4.73	2.0	L	15	6	7	1	2	1	0	1	0	0	0	1	48	74	4.50	3.500								
Rick Bauer, R ERA: 5.49	4.0		13	1	0	0	5	0	0	0	0	0	0	34	55	0.00	0.250									
47 Aaron Rakers, R ERA: 18.0	1.0		7	4	2	2	0	0	0	0	0	0	0	15	20	18.00	4.000									
Eddy Rodriguez, R ERA: 4.89	1.0		4	0	0	0	0	1	0	0	0	0	0	5	12	0.00	1.000									
Todd Williams, R ERA: 3.27	1.0		3	1	0	0	1	0	0	0	0	0	0	8	13	0.00	1.000									

Batter	1	2	3	4	5	6	7	8	9	AB	R	H	RBI	BB	SO	LOB	BOTTOM								
1 Brian Roberts, S OBP: 0.356, SLG: 0.387	F8			G1-3		F7		K		4	0	0	0	0	1	0	<b>Minnesota Twins @ Baltimore Orioles</b> Oriole Park at Camden Yards, Baltimore, MD Wed Sep 08 2004, 7:05 PM EDT Att: 19,358 - Unknown - 83 F <a href="http://livebaseballscorecards.com">livebaseballscorecards.com</a>								
David Newhan, L OBP: 0.382, SLG: 0.483	G3-1			G4-3				G6-3	4	0	1	0	0	0	0										
6 Melvin Mora, R OBP: 0.423, SLG: 0.599 Darnell McDonald, R OBP: 0.241, SLG: 0.222	P4			K		K			3	0	0	0	0	2	1										
10 Miguel Tejada, R OBP: 0.361, SLG: 0.524 Luis Lopez, S OBP: 0.244, SLG: 0.324									3	0	2	0	0	1	0										
Javy Lopez, R OBP: 0.364, SLG: 0.489 Geronimo Gil, R OBP: 0.500, SLG: 0.571									3	0	0	0	0	1	2										
David Segui, S OBP: 0.400, SLG: 0.441 Val Majewski, L OBP: 0.154, SLG: 0.231									3	0	2	0	0	1	0										
31 Jay Gibbons, L OBP: 0.287, SLG: 0.356									3	0	0	0	0	1	4										
Jose Leon, R OBP: 0.173, SLG: 0.300									3	0	0	0	0	2	4										
16 Tim Raines, S OBP: 0.300, SLG: 0.303									3	0	0	0	0	1	0										
<b>Inning Stats</b>	R: 0 E: 0 K: 0 S: 9	H: 0 LOB: 0 BB: 0 P: 13	R: 0 E: 0 K: 2 S: 8	H: 0 LOB: 0 BB: 0 P: 12	R: 0 E: 0 K: 2 S: 9	H: 0 LOB: 0 BB: 0 P: 14	R: 0 E: 0 K: 1 S: 8	H: 0 LOB: 0 BB: 0 P: 8	R: 0 E: 0 K: 1 S: 12	H: 2 LOB: 2 BB: 0 P: 18	R: 0 E: 0 K: 1 S: 12	H: 1 LOB: 1 BB: 0 P: 16	R: 0 E: 0 K: 2 S: 16	H: 2 LOB: 0 BB: 0 P: 22	R: 0 E: 0 K: 1 S: 8	H: 0 LOB: 0 BB: 0 P: 13	R: 0 E: 0 K: 0 S: 8	H: 1 LOB: 1 BB: 0 P: 11	1B: 6 2B: 0 3B: 0 HR: 0	SF: 0 SAC: 0 DP: 0 HBP: 0	WP: 0 PB: 0 SB: 0 CS: 0	PA: 33			
<b>PITCHER</b>	IP	WLS	BF	H	R	ER	SO	BB	IBB	HBP	BLK	WP	HR	S	P	ERA	WHIP								
Johan Santana, L ERA: 2.85	7.0	W	26	5	0	0	9	0	0	0	0	0	0	8	103	0.00	0.714								
Juan Rincon, R ERA: 2.99	1.0		3	0	0	0	1	0	0	0	0	0	0	8	13	0.00	0.000								
J.D. Durbin, R ERA:	1.0		4	1	0	0	0	0	0	0	0	0	0	8	11	0.00	1.000								



Batter	1	2	3	4	5	6	7	8	9	AB	R	H	RBI	BB	SO	LOB	TOP					
<b>2 Derek Jeter, R</b> OBP: 0.341, SLG: 0.457	G6-3	HR		G6-3		G6-3		K		5	1	1	3	0	1	2	<b>New York Yankees @ Baltimore Orioles</b> Oriole Park at Camden Yards, Baltimore, MD Fri Sep 10 2004, 7:05 PM EDT Att: 48,026 - Sunny - 86 F					
<b>13 Alex Rodriguez, R</b> OBP: 0.374, SLG: 0.514	55 WP BB	F9		G5-3			20 BB E 1B	F7		4	1	1	0	1	0	0						
<b>Gary Sheffield, R</b> OBP: 0.406, SLG: 0.550	K			K		F8	E6 20 BB 1B	K		5	1	0	0	0	3	2						
<b>55 Hideki Matsui, L</b> OBP: 0.392, SLG: 0.511						F8		F8		4	0	2	0	1	1	2						
<b>20 Jorge Posada, S</b> OBP: 0.404, SLG: 0.480	G4-3			F9		G3	1B FC4-6 1B BB	L8		4	1	0	0	1	0	4						
<b>John Olerud, L</b> OBP: 0.359, SLG: 0.372		2 HR 1B		F8		G4-3	FC4-6 1B 1-2 2-3 3-H	L8		5	1	2	2	0	0	2						
<b>Ruben Sierra, S</b> OBP: 0.311, SLG: 0.480		L9				F8	FC4-6 1B 1-2 2-3	DI 1B		5	1	3	1	0	0	1						
<b>Miguel Cairo, R</b> OBP: 0.336, SLG: 0.434		2 HR 1B		SF8		1B	FC4-6 1B 1-2 2-3	K		5	2	3	1	0	1	4						
<b>Kenny Lofton, L</b> OBP: 0.343, SLG: 0.402				SF8		2 S 1B	G6-3			3	0	1	1	0	1	4						
<b>Inning Stats</b>	R: 0 E: 0 K: 1 S: 15	H: 0 LOB: 2 BB: 2 P: 27	R: 3 E: 0 K: 1 S: 15	H: 3 LOB: 0 BB: 0 P: 22	R: 0 E: 0 K: 1 S: 9	H: 1 LOB: 1 BB: 0 P: 18	R: 2 E: 0 K: 0 S: 12	H: 2 LOB: 0 BB: 0 P: 17	R: 0 E: 0 K: 1 S: 9	H: 0 LOB: 0 BB: 0 P: 13	R: 0 E: 0 K: 0 S: 11	H: 2 LOB: 2 BB: 0 P: 17	R: 3 E: 1 K: 0 S: 18	H: 3 LOB: 1 BB: 1 P: 28	R: 0 E: 0 K: 2 S: 14	H: 0 LOB: 0 BB: 0 P: 22	R: 0 E: 0 K: 1 S: 13	H: 2 LOB: 2 BB: 0 P: 17	1B: 10 2B: 0 3B: 1 HR: 2	SF: 1 SAC: 0 DP: 0 HBP: 0	WP: 1 PB: 0 SB: 1 CS: 0	PA: 44
<b>PITCHER</b>	IP	WLS	BF	H	R	ER	SO	BB	IBB	HBP	BLK	WP	HR	S	P	ERA	WHIP					
<b>Rodrigo Lopez, R</b> ERA: 3.86	5.2	W	27	8	5	5	4	2	0	0	0	1	2	68	110	7.94	1.765					
<b>Jason Grimsley, R</b> ERA: 3.57	0.1		1	0	0	0	0	0	0	0	0	0	0	3	4	0.00	0.000					
<b>Dave Borkowski, R</b> ERA: 4.69	0.1		6	3	3	1	0	1	0	0	0	0	0	14	22	27.00	12.000					
<b>Todd Williams, R</b> ERA: 3.18	0.2		2	0	0	0	0	0	0	0	0	0	0	4	6	0.00	0.000					
<b>B.J. Ryan, L</b> ERA: 2.17	1.0		3	0	0	0	2	0	0	0	0	0	0	14	22	0.00	0.000					
<b>PITCHER</b>	IP	WLS	BF	H	R	ER	SO	BB	IBB	HBP	BLK	WP	HR	S	P	ERA	WHIP					
<b>Jorge Julio, R</b> ERA: 3.9	1.0		5	2	0	0	1	0	0	0	0	0	0	13	17	0.00	2.000					

AB 40  
R 8  
H 13  
RBI 8  
BB 3  
SO 7  
LOB 21



Batter	1	2	3	4	5	6	7	8	9	AB	R	H	RBI	BB	SO	LOB	BOTTOM				
<b>1 Brian Roberts, S</b> OBP: 0.358, SLG: 0.391	10 HR 1B					K		F8		5	2	3	2	0	1	1	<b>New York Yankees @ Baltimore Orioles</b> Oriole Park at Camden Yards, Baltimore, MD Fri Sep 10 2004, 7:05 PM EDT Att: 48,026 - Sunny - 86 F				
<b>David Newhan, L</b> OBP: 0.379, SLG: 0.476										4	0	0	0	0	3	3					
<b>16 Tim Raines, S</b> OBP: 0.300, SLG: 0.303										0	0	0	0	0	0	0					
<b>6 Melvin Mora, R</b> OBP: 0.425, SLG: 0.576	F8									5	3	3	1	0	1	3					
<b>10 Miguel Tejada, R</b> OBP: 0.362, SLG: 0.528	HR									4	2	1	3	1	0	1					
<b>Rafael Palmeiro, L</b> OBP: 0.359, SLG: 0.404	K									3	2	0	1	1	2	0					
<b>Javy Lopez, R</b> OBP: 0.366, SLG: 0.489										4	2	2	2	1	0	0					
<b>B.J. Surhoff, L</b> OBP: 0.359, SLG: 0.412										5	1	2	4	0	0	1					
<b>31 Jay Gibbons, L</b> OBP: 0.283, SLG: 0.351										4	0	0	0	0	1	3					
<b>Larry Bigbie, L</b> OBP: 0.339, SLG: 0.418										4	2	3	1	0	0	0					
<b>Inning Stats</b>	R: 2 E: 0 K: 2 S: 11	H: 2 LOB: 0 BB: 0 P: 15	R: 0 E: 0 K: 0 S: 8	H: 0 LOB: 0 BB: 0 P: 11	R: 8 E: 0 K: 3 S: 26	H: 6 LOB: 2 BB: 2 P: 44	R: 0 E: 0 K: 1 S: 8	H: 0 LOB: 0 BB: 0 P: 13	R: 0 E: 0 K: 1 S: 10	H: 1 LOB: 1 BB: 0 P: 13	R: 3 E: 0 K: 0 S: 10	H: 3 LOB: 1 BB: 1 P: 17	R: 0 E: 0 K: 1 S: 7	H: 0 LOB: 0 BB: 0 P: 10	R: 1 E: 0 K: 0 S: 12	H: 2 LOB: 1 BB: 0 P: 17	1B: 10 2B: 1 3B: 1 HR: 2	SF: 0 SAC: 0 DP: 0 HBP: 2	WP: 0 PB: 0 SB: 0 CS: 0	PA: 43	
<b>PITCHER</b>	IP	WLS	BF	H	R	ER	SO	BB	IBB	HBP	BLK	WP	HR	S	P	ERA	WHIP				
<b>Javier Vazquez, R</b> ERA: 4.94	2.1	L	15	5	8	8	3	2	0	1	0	0	0	8	11	54.00	9.000				
<b>C.J. Nitkowski, L</b> ERA: 5.83	0.1		5	3	2	2	1	0	0	1	0	0	0	8	11	54.00	9.000				
<b>Esteban Loaiza, R</b> ERA: 5.52	3.0		14	4	3	3	3	1	0	0	0	0	0	28	44	9.00	1.667				
<b>Felix Heredia, L</b> ERA: 6.49	1.1		4	0	0	0	1	0	0	0	0	0	0	10	14	0.00	0.000				
<b>Steve Karsay, R</b> ERA: 6.0	1.0		5	2	1	1	0	0	0	0	0	0	1	12	17	9.00	2.000				

AB 38  
R 14  
H 14  
RBI 14  
BB 3  
SO 8  
LOB 12





Batter	1	2	3	4	5	6	7	8	9	AB	R	H	RBI	BB	SO	LOB	TOP				
<b>2 Derek Jeter, R</b> OBP: 0.342, SLG: 0.458	F8		13 1B		G6-4-3			13 E 2B	B1-3	5	2	2	1	0	0	1					
<b>13 Alex Rodriguez, R</b> OBP: 0.373, SLG: 0.512	G1-3		WP			G5-3		E6		4	1	1	1	0	0	1					
<b>Gary Sheffield, R</b> OBP: 0.405, SLG: 0.550	K		G5-3			G6-3		G5-3		4	0	1	1	0	1	1					
<b>55 Hideki Matsui, L</b> OBP: 0.389, SLG: 0.507		F8	L6					K		4	0	0	0	0	1	3					
<b>20 Jorge Posada, S</b> OBP: 0.407, SLG: 0.481		G4-3			G6-3			G5-3		3	0	2	0	1	0	0					
<b>Bernie Williams, S</b> OBP: 0.348, SLG: 0.417		1B			G6-3			G5-3		4	1	1	1	0	0	4					
<b>John Olerud, L</b> OBP: 0.360, SLG: 0.374		2B			F8			L7		4	0	2	1	0	0	2					
<b>Miguel Cairo, R</b> OBP: 0.332, SLG: 0.428		G4-3								4	0	0	0	0	0	3					
<b>Kenny Lofton, L</b> OBP: 0.345, SLG: 0.410			F9					G4-3		3	1	1	0	1	0	0					
<b>Inning Stats</b>	R: 0 E: 0 K: 1 S: 9	H: 0 LOB: 0 BB: 0 P: 14	R: 1 E: 0 K: 0 S: 11	H: 2 LOB: 1 BB: 0 P: 18	R: 1 E: 0 K: 0 S: 10	H: 2 LOB: 1 BB: 0 P: 14	R: 0 E: 0 K: 0 S: 7	H: 1 LOB: 0 BB: 0 P: 12	R: 0 E: 0 K: 0 S: 6	H: 0 LOB: 0 BB: 1 P: 11	R: 0 E: 0 K: 0 S: 3	H: 2 LOB: 1 BB: 0 P: 11	R: 3 E: 1 K: 1 S: 19	H: 3 LOB: 2 BB: 1 P: 35	R: 0 E: 0 K: 0 S: 4	H: 0 LOB: 0 BB: 0 P: 6	1B: 6 2B: 3 3B: 1 HR: 0	SF: 0 SAC: 0 DP: 3 HBP: 0	WP: 1 PB: 0 SB: 0 CS: 0	PA: 37	
<b>PITCHER</b>	IP	WLS	BF	H	R	ER	SO	BB	IBB	HBP	BLK	WP	HR	S	P	ERA	WHIP				
<b>Sidney Ponson, R</b> ERA: 5.31	(1, 1)	7.0	L	30	10	5	3	1	1	0	0	0	0	64	100	3.86	1.571				
<b>B.J. Ryan, L</b> ERA: 2.14	(8, 1)	1.0		4	0	0	0	1	0	1	0	0	0	10	21	0.00	0.000				
<b>Todd Williams, R</b> ERA: 3.04	(9, 1)	1.0		3	0	0	0	0	0	0	0	0	0	4	6	0.00	0.000				

**New York Yankees @ Baltimore Orioles**  
**Oriole Park at Camden Yards, Baltimore, MD**

Sat Sep 11 2004, 4:35 PM EDT  
 Att: 47,858 - Cloudy - 84 F



Batter	1	2	3	4	5	6	7	8	9	AB	R	H	RBI	BB	SO	LOB	BOTTOM					
<b>1 Brian Roberts, S</b> OBP: 0.359, SLG: 0.391	G6-3		1B		P6-3			G4-3		4	0	2	0	0	0	0						
<b>David Newhan, L</b> OBP: 0.378, SLG: 0.473	G4-3		6 BB		P6-3			G4-3		4	0	1	0	0	0	1						
<b>6 Melvin Mora, R</b> OBP: 0.426, SLG: 0.581	F8		BB		F8			HR		3	1	1	1	1	0	0						
<b>10 Miguel Tejada, R</b> OBP: 0.359, SLG: 0.524		G5-3	K					K		4	0	0	0	0	2	3						
<b>Rafael Palmeiro, L</b> OBP: 0.362, SLG: 0.413		1B			HR			1B		4	1	3	1	0	0	0						
<b>Javy Lopez, R</b> OBP: 0.364, SLG: 0.485	K				K					4	0	0	0	0	3	2						
<b>B.J. Surhoff, L</b> OBP: 0.355, SLG: 0.406	F8				G3			K		4	0	0	0	0	1	2						
<b>31 Jay Gibbons, L</b> OBP: 0.283, SLG: 0.348			G4-3		BB			F9		3	0	0	0	1	0	1						
<b>Larry Bigbie, L</b> OBP: 0.336, SLG: 0.414			P6		F7			G4-3		3	0	0	0	0	0	1						
<b>Inning Stats</b>	R: 0 E: 0 K: 0 S: 8	H: 0 LOB: 0 BB: 0 P: 9	R: 0 E: 0 K: 1 S: 12	H: 1 LOB: 1 BB: 0 P: 19	R: 0 E: 0 K: 1 S: 12	H: 2 LOB: 3 BB: 1 P: 21	R: 1 E: 0 K: 1 S: 8	H: 1 LOB: 1 BB: 1 P: 16	R: 0 E: 0 K: 0 S: 7	H: 1 LOB: 0 BB: 0 P: 9	R: 0 E: 0 K: 1 S: 10	H: 0 LOB: 0 BB: 0 P: 13	R: 0 E: 0 K: 0 S: 8	H: 0 LOB: 0 BB: 0 P: 9	R: 1 E: 0 K: 1 S: 16	H: 1 LOB: 0 BB: 0 P: 22	R: 0 E: 0 K: 1 S: 9	H: 1 LOB: 1 BB: 0 P: 16	1B: 5 2B: 1 3B: 0 HR: 2	SF: 0 SAC: 0 DP: 1 HBP: 0	WP: 0 PB: 0 SB: 0 CS: 0	PA: 35
<b>PITCHER</b>	IP	WLS	BF	H	R	ER	SO	BB	IBB	HBP	BLK	WP	HR	S	P	ERA	WHIP					
<b>Orlando Hernandez, R</b> ERA: 2.49	(1, 1)	7.0	W	27	5	1	1	4	2	0	0	0	0	65	96	1.29	1.000					
<b>Tom Gordon, R</b> ERA: 2.43	(8, 1)	1.0		4	1	1	1	1	0	0	0	0	1	16	22	9.00	1.000					
<b>42 Mariano Rivera, R</b> ERA: 1.78	(9, 1)	1.0	S	4	1	0	0	1	0	0	0	0	0	9	16	0.00	1.000					

**New York Yankees @ Baltimore Orioles**  
**Oriole Park at Camden Yards, Baltimore, MD**

Sat Sep 11 2004, 4:35 PM EDT  
 Att: 47,858 - Cloudy - 84 F









Batter	1	2	3	4	5	6	7	8	9	AB	R	H	RBI	BB	SO	LOB	TOP					
1 Brian Roberts, S (1,4) OBP: 0.354, SLG: 0.390	K			K		P1		SF7 3B		5	1	1	2	0	2	2	Baltimore Orioles @ Toronto Blue Jays SkyDome, Toronto, ON Mon Sep 13 2004, 7:05 PM EDT Att: 18,372 - Sunny - 70 F					
David Newhan, L (1,10) OBP: 0.375, SLG: 0.467	P6	K		G4-3			BB	SF7		3	0	0	1	1	1	0						
6 Melvin Mora, R (1,5) OBP: 0.423, SLG: 0.579	10 1B	F9		P4			F9	G6-3		5	1	1	0	0	0	1						
10 Miguel Tejada, R (1,6) OBP: 0.356, SLG: 0.518 Luis Lopez, S (9,PH) OBP: 0.241, SLG: 0.319 Jose Leon, R (9,5) OBP: 0.173, SLG: 0.300	HR	F8		G4-3			K		K	4	1	1	1	0	1	1						
Rafael Palmeiro, L (1,3) OBP: 0.359, SLG: 0.417	HR			F9			G3-1		K	5	1	1	2	0	1	1						
Javy Lopez, R (1,2) OBP: 0.365, SLG: 0.483	BB 31 1B			K					F7	4	2	2	0	1	1	0						
B.J. Surhoff, L (1,7) OBP: 0.355, SLG: 0.403	BB 31 1B						F7		G4-3	3	1	1	0	1	0	2						
31 Jay Gibbons, L (1,9) OBP: 0.292, SLG: 0.355 Darnell McDonald, R (9,9) OBP: 0.241, SLG: 0.222	1B					F9			BB 2B 1 3B	4	1	3	2	0	0	0						
Larry Bigbie, L (1,8) OBP: 0.344, SLG: 0.426				FC3-6		K			BB 1 3B	4	1	2	1	0	1	2						
									BB 1 3B	4	1	2	1	0	1	2						
<b>Inning Stats</b>	R: 5 E: 0 K: 1 S: 23	H: 6 LOB: 2 BB: 1 P: 44	R: 0 E: 0 K: 1 S: 8	H: 0 LOB: 0 BB: 0 P: 15	R: 0 E: 0 K: 1 S: 8	H: 2 LOB: 2 BB: 0 P: 11	R: 0 E: 0 K: 1 S: 7	H: 0 LOB: 0 BB: 0 P: 12	R: 0 E: 0 K: 1 S: 11	H: 0 LOB: 1 BB: 0 P: 20	R: 0 E: 0 K: 1 S: 11	H: 0 LOB: 1 BB: 0 P: 16	R: 0 E: 0 K: 1 S: 8	H: 0 LOB: 1 BB: 1 P: 16	R: 4 E: 0 K: 0 S: 15	H: 4 LOB: 0 BB: 0 P: 23	R: 0 E: 0 K: 2 S: 7	H: 0 LOB: 0 BB: 0 P: 8	1B: 8 2B: 2 3B: 1 HR: 1	SF: 1 SAC: 0 DP: 0 HBP: 0	WP: 0 PB: 0 SB: 1 CS: 0	PA: 42
<b>PITCHER</b>	IP WLS BF H R ER SO BB IBB HBP BLK WP HR S P ERA WHIP																					
Justin Miller, R (1,1) ERA: 5.57	1.0 L 10 6 5 5 1 1 0 0 0 0 0 1 23 44 45.00 7.000																					
Sean Douglass, R (2,1) ERA: 5.71	5.0 18 2 0 0 4 1 0 0 0 0 0 0 45 74 0.00 0.600																					
Kevin Frederick, R (7,1) ERA: 6.83	1.1 9 4 4 1 1 0 0 0 0 0 0 0 18 31 27.00 3.750																					
Bob File, R (8,1) ERA: 5.08	1.2 5 0 0 0 2 0 0 0 0 0 0 0 12 16 0.00 0.000																					

Batter	1	2	3	4	5	6	7	8	9	AB	R	H	RBI	BB	SO	LOB	BOTTOM					
3 Reed Johnson, R (1,7) OBP: 0.322, SLG: 0.384	K			F8		F9		L3		4	0	0	0	0	1	1	Baltimore Orioles @ Toronto Blue Jays SkyDome, Toronto, ON Mon Sep 13 2004, 7:05 PM EDT Att: 18,372 - Sunny - 70 F					
Orlando Hudson, S (1,4) OBP: 0.341, SLG: 0.440	F9			G4-3		FC1-6 10 3B		G4-3		4	1	0	0	0	0	1						
10 Vernon Wells, R (1,8) OBP: 0.331, SLG: 0.449	F8			G6-3						4	0	1	1	0	1	0						
Carlos Delgado, L (1,3) OBP: 0.358, SLG: 0.531				G3-1		L9		K		4	0	0	0	0	2	1						
15 Alex Rios, R (1,9) OBP: 0.328, SLG: 0.392				G6-3		K		G6-3		3	0	0	0	0	1	0						
Eric Hinske, L (1,5) OBP: 0.318, SLG: 0.395				G3		1B		F7		3	0	1	0	0	0	0						
Frank Menechino, R (1,10) OBP: 0.381, SLG: 0.459				P5		1B		F7		3	0	1	0	0	0	0						
Guillermo Quiroz, R (1,2) OBP: 0.263, SLG: 0.235						F9		F7		3	0	1	0	0	0	2						
8 Russ Adams, L (1,6) OBP: 0.417, SLG: 0.625				G6-4-3				G4-3		3	0	1	0	0	0	1						
						FC1-6 1B																
<b>Inning Stats</b>	R: 0 E: 0 K: 1 S: 9	H: 0 LOB: 0 BB: 0 P: 12	R: 0 E: 0 K: 0 S: 7	H: 0 LOB: 0 BB: 0 P: 11	R: 0 E: 0 K: 0 S: 7	H: 1 LOB: 0 BB: 0 P: 11	R: 0 E: 0 K: 0 S: 4	H: 0 LOB: 0 BB: 0 P: 6	R: 0 E: 0 K: 1 S: 12	H: 2 LOB: 2 BB: 0 P: 17	R: 1 E: 0 K: 1 S: 12	H: 2 LOB: 1 BB: 0 P: 17	R: 0 E: 0 K: 0 S: 8	H: 0 LOB: 0 BB: 0 P: 10	R: 0 E: 0 K: 0 S: 5	H: 0 LOB: 0 BB: 0 P: 5	R: 0 E: 0 K: 2 S: 9	H: 0 LOB: 0 BB: 0 P: 15	1B: 4 2B: 0 3B: 1 HR: 0	SF: 0 SAC: 0 DP: 1 HBP: 0	WP: 0 PB: 0 SB: 0 CS: 0	PA: 31
<b>PITCHER</b>	IP WLS BF H R ER SO BB IBB HBP BLK WP HR S P ERA WHIP																					
Bruce Chen, L (1,1) ERA: 1.73	9.0 W 31 5 1 1 5 0 0 0 0 0 0 0 73 104 1.00 0.556																					

AB	38
R	9
H	12
RBI	9
BB	3
SO	8
LOB	9



AB	31
R	1
H	5
RBI	1
BB	0
SO	5
LOB	6





Batter	1	2	3	4	5	6	7	8	9	AB	R	H	RBI	BB	SO	LOB	TOP							
1 Brian Roberts, S (1,4) OBP: 0.354, SLG: 0.388	1-2 K		0-0 F8			3-2 P4		4-2 BB		3	0	0	0	1	1	0								
16 Tim Raines, S (1,8) OBP: 0.288, SLG: 0.290 B.J. Surhoff, L (8,PH) OBP: 0.354, SLG: 0.401	1-3 K		0-0 B1			0-1 G4-3		1-3 K		3	0	0	0	0	1	0								
6 Melvin Mora, R (1,5) OBP: 0.420, SLG: 0.574	1-0 G5-3		0-1 F8			1-3 K		1-2 G5-3		4	0	0	0	0	1	2								
10 Miguel Tejada, R (1,6) OBP: 0.355, SLG: 0.516		2-3 K				2-2 G6-3			2-2 1B	4	0	1	0	0	1	0								
Javy Lopez, R (1,2) OBP: 0.366, SLG: 0.485		1-2 1B				0-1 G4-3			0-3 K	4	0	2	0	0	1	1								
Rafael Palmeiro, L (1,10) OBP: 0.362, SLG: 0.422		1-1 FC6-4				0-2 G4-3			0-0 G6-3	4	0	3	0	0	0	1								
Jose Leon, R (1,3) David Newhan, L (9,PH) OBP: 0.374, SLG: 0.466		1-2 FC6-4				2-3 K			1-2 1B	3	0	1	0	0	1	2								
Larry Bigbie, L (1,7) OBP: 0.346, SLG: 0.426			1-2 G4-3			4-2 BB			1-2 1B	2	0	1	0	1	0	0								
Darnell McDonald, R (1,9) Luis Lopez, S (8,PH) 31 Jay Gibbons, L (8,9) OBP: 0.292, SLG: 0.355		1-1 L9				1-1 P4			1-1 G6-3	2	0	0	0	0	0	2								
<b>Inning Stats</b>	R: 0 E: 0 K: 2 S: 10	H: 0 LOB: 0 BB: 0 P: 13	R: 0 E: 0 K: 1 S: 11	H: 2 LOB: 1 BB: 0 P: 16	R: 0 E: 0 K: 0 S: 6	H: 0 LOB: 0 BB: 0 P: 8	R: 0 E: 0 K: 0 S: 6	H: 0 LOB: 0 BB: 0 P: 8	R: 0 E: 0 K: 1 S: 12	H: 1 LOB: 2 BB: 1 P: 19	R: 0 E: 0 K: 1 S: 10	H: 0 LOB: 0 BB: 0 P: 14	R: 0 E: 0 K: 0 S: 9	H: 2 LOB: 2 BB: 0 P: 12	R: 0 E: 0 K: 1 S: 14	H: 1 LOB: 2 BB: 1 P: 22	R: 0 E: 0 K: 1 S: 11	H: 2 LOB: 1 BB: 0 P: 13	1B: 6 2B: 2 3B: 0 HR: 0	SF: 0 SAC: 0 DP: 1 HBP: 0	WP: 1 PB: 0 SB: 0 CS: 0	PA: 34		
<b>PITCHER</b>	IP WLS BF H R ER SO BB IBB HBP BLK WP HR S P ERA WHIP	8.0 W 30 6 0 0 6 2 0 0 0 1 0 0 78 112 0.00 1.000	1.0 S 4 2 0 0 1 0 0 0 0 0 0 0 11 13 0.00 2.000											IP WLS BF H R ER SO BB IBB HBP BLK WP HR S P ERA WHIP										
Ted Lilly, L (1,1) ERA: 3.91																								
Justin Speier, R (9,1) ERA: 3.99																								

Baltimore Orioles @ Toronto Blue Jays  
SkyDome, Toronto, ON  
Wed Sep 15 2004, 7:05 PM EDT  
Att: 19,942 - Sunny - 77 F

AB 32  
R 0  
H 8  
RBI 0  
BB 2  
SO 7  
LOB 13



Batter	1	2	3	4	5	6	7	8	9	AB	R	H	RBI	BB	SO	LOB	BOTTOM							
3 Reed Johnson, R (1,7) OBP: 0.322, SLG: 0.383 Gabe Gross, L (8,PH) OBP: 0.324, SLG: 0.307	0-1 10 G6-3 15 WP 1B		3-3 K			1-3 K		4-2 10 1B 15 SH3 1B		3	1	1	0	0	2	1								
Chris Woodward, R (1,6) OBP: 0.281, SLG: 0.346	4-1 10 G6-3 1B		1-3 K			1-0 F8		2-0 SH3		2	0	0	0	1	1	0								
10 Vernon Wells, R (1,8) OBP: 0.332, SLG: 0.448	2-2 G6-3		2-0 G5-3			4-1 1B		1-1 15 1B 15 E 1B		3	1	1	0	1	0	2								
Carlos Delgado, L (1,3) OBP: 0.362, SLG: 0.532	4-0 15 WP BB					0-2 F8		2-2 15 1B 15 E 1B		3	0	2	1	1	0	0								
15 Alex Rios, R (1,9) OBP: 0.327, SLG: 0.390	3-3 K		1-2 3-H			3-3 K		1-1 E5		4	0	1	0	0	2	3								
Frank Menechino, R (1,4) OBP: 0.375, SLG: 0.451		2-1 F8				1-1 F7		1-0 F9		4	0	0	0	0	0	1								
Eric Hinske, L (1,5) OBP: 0.319, SLG: 0.395		2-2 F8				4-0 9 G3-6-3 BB		4-1 BB		1	0	0	0	2	0	0								
9 Gregg Zaun, S (1,2) OBP: 0.377, SLG: 0.398		4-1 BB				0-1 G3-6-3		1-1 F9		2	0	0	0	1	0	2								
Guillermo Quiroz, R (1,10) OBP: 0.273, SLG: 0.211		0-1 G5-3				4-1 BB		2-1 P4		2	0	0	0	1	0	2								
<b>Inning Stats</b>	R: 1 E: 0 K: 1 S: 12	H: 1 LOB: 1 BB: 2 P: 25	R: 0 E: 0 K: 0 S: 8	H: 0 LOB: 1 BB: 1 P: 16	R: 0 E: 0 K: 2 S: 7	H: 0 LOB: 0 BB: 0 P: 13	R: 0 E: 0 K: 1 S: 10	H: 0 LOB: 0 BB: 0 P: 14	R: 0 E: 0 K: 1 S: 7	H: 0 LOB: 2 BB: 2 P: 16	R: 0 E: 0 K: 0 S: 4	H: 1 LOB: 1 BB: 1 P: 10	R: 0 E: 0 K: 0 S: 8	H: 0 LOB: 1 BB: 1 P: 16	R: 2 E: 1 K: 0 S: 14	H: 3 LOB: 1 BB: 1 P: 25	1B: 5 2B: 0 3B: 0 HR: 0	SF: 0 SAC: 1 DP: 3 HBP: 0	WP: 1 PB: 0 SB: 0 CS: 0	PA: 33				
<b>PITCHER</b>	IP WLS BF H R ER SO BB IBB HBP BLK WP HR S P ERA WHIP	7.0 L 27 2 1 1 0 1 0 0 0 0 0 5 12 27.00 6.000	0.1 3 1 2 1 0 1 0 0 0 0 0 0 9 13 0.00 3.000											IP WLS BF H R ER SO BB IBB HBP BLK WP HR S P ERA WHIP										
Matt Riley, L (1,1) ERA: 6.33																								
Jason Grimsley, R (8,1) ERA: 3.51																								
B.J. Ryan, L (8,1) ERA: 2.09																								

Baltimore Orioles @ Toronto Blue Jays  
SkyDome, Toronto, ON  
Wed Sep 15 2004, 7:05 PM EDT  
Att: 19,942 - Sunny - 77 F

AB 24  
R 3  
H 5  
RBI 1  
BB 8  
SO 5  
LOB 11





Batter	1	2	3	4	5	6	7	8	9	AB	R	H	RBI	BB	SO	LOB	TOP										
<b>1 Brian Roberts, S</b> OBP: 0.356, SLG: 0.388 (1, 4)	F9	G4-3 6 1B BB	F8			L6 1B		6 1B		4	1	2	0	1	0	0	<b>Baltimore Orioles @ Toronto Blue Jays</b> SkyDome, Toronto, ON Thu Sep 16 2004, 7:05 PM EDT Att: 21,451 - Cloudy - 77 F										
<b>David Newhan, L</b> OBP: 0.372, SLG: 0.461 (1, 10)	E6 10 1B FC4-6	G4-3			10 E 1B	P6		K		5	1	1	1	0	1	5											
<b>6 Melvin Mora, R</b> OBP: 0.422, SLG: 0.574 (1, 5)	FC4-6 10 1B BB				F8	L6		1B		4	0	2	3	1	0	2											
<b>10 Miguel Tejada, R</b> OBP: 0.354, SLG: 0.513 (1, 6)	FC4-6 1B	FC4-6			K			F9		5	0	1	0	0	1	4											
<b>Rafael Palmeiro, L</b> OBP: 0.365, SLG: 0.429 (1, 3)	FC4-6		WP 1B BB			FC6-4 1B				3	2	2	2	1	0	2											
<b>Javy Lopez, R</b> OBP: 0.365, SLG: 0.483 (1, 2)	K		WP 1B		F8			E5		5	1	1	0	0	2	5											
<b>B.J. Surhoff, L</b> OBP: 0.355, SLG: 0.399 (8, 9)						FC6-4 1B		F9		4	2	1	2	1	1	2											
<b>31 Jay Gibbons, L</b> OBP: 0.291, SLG: 0.354 <b>16 Tim Lincecum, S</b> OBP: 0.294, SLG: 0.286 (8, 8)	F8		G4-3 1B		G6-3			K		4	0	1	0	0	0	2											
<b>Larry Bigbie, L</b> OBP: 0.344, SLG: 0.427 (8, 7)	G4-3 6 1B 2B		SF8		K			FC3-6 1B		4	2	1	1	0	1	2											
<b>Inning Stats</b>	R: 1 E: 1 K: 1 S: 16	H: 1 LOB: 2 BB: 1 P: 27	R: 3 E: 0 K: 0 S: 21	H: 2 LOB: 1 BB: 2 P: 35	R: 3 E: 0 K: 0 S: 13	H: 2 LOB: 0 BB: 1 P: 22	R: 0 E: 1 K: 1 S: 11	H: 1 LOB: 2 BB: 0 P: 17	R: 0 E: 0 K: 0 S: 10	H: 0 LOB: 0 BB: 0 P: 16	R: 0 E: 0 K: 0 S: 6	H: 1 LOB: 0 BB: 0 P: 10	R: 0 E: 0 K: 1 S: 8	H: 1 LOB: 1 BB: 0 P: 14	R: 1 E: 0 K: 1 S: 14	H: 3 LOB: 2 BB: 0 P: 24		R: 1 E: 1 K: 1 S: 9	H: 1 LOB: 1 BB: 0 P: 14	1B: 10 2B: 2 3B: 0 HR: 1	SF: 1 SAC: 0 DP: 1 HBP: 1	WP: 1 PB: 0 SB: 1 CS: 0	PA: 45				
<b>PITCHER</b>	IP	WLS	BF	H	R	ER	SO	BB	IBB	HBP	BLK	WP	HR	S	P	ERA	WHIP										
<b>Miguel Batista, R</b> ERA: 4.88	2.0	L	16	5	7	6	1	4	0	0	0	1	0	44	75	27.00	4.500										
<b>Ryan Glynn, R</b> ERA: 3.21	4.0		14	2	0	0	3	0	0	1	0	0	0	33	52	0.00	0.500										
<b>Vinnie Chulk, R</b> ERA: 4.88	1.1		7	3	1	1	1	0	0	0	0	0	0	14	26	6.75	2.250										
<b>54 Jason Frasor, R</b> ERA: 4.41	0.2		3	1	0	0	1	0	0	0	0	0	0	8	12	0.00	1.500										
<b>Kerry Ligtenberg, R</b> ERA: 6.38	1.0		5	1	1	1	1	0	0	0	0	0	1	9	14	9.00	1.000										

Batter	1	2	3	4	5	6	7	8	9	AB	R	H	RBI	BB	SO	LOB	BOTTOM										
<b>3 Reed Johnson, R</b> OBP: 0.321, SLG: 0.382 <b>Eric Crozier, L</b> OBP: 0.400, SLG: 0.500 (9, PH)	K	G6-3		G5-3			10 1B 1B		FC3-6 BB	4	0	1	0	0	1	3	<b>Baltimore Orioles @ Toronto Blue Jays</b> SkyDome, Toronto, ON Thu Sep 16 2004, 7:05 PM EDT Att: 21,451 - Cloudy - 77 F										
<b>Orlando Hudson, S</b> OBP: 0.342, SLG: 0.442 (1, 4)	K		10 HR 2B		F8		10 1B 1B		FC3-6 1B	5	2	2	0	0	1	1											
<b>10 Vernon Wells, R</b> OBP: 0.335, SLG: 0.462 (1, 8)	HR		HR		G1-3		1B		K	5	2	3	4	0	1	1											
<b>Carlos Delgado, L</b> OBP: 0.364, SLG: 0.533 (1, 3)	1B		K		15 FC6-4 1B		F3		15 1B	5	0	3	1	0	1	3											
<b>15 Alex Rios, R</b> OBP: 0.326, SLG: 0.388 (1, 9)	K		G1-3		FC6-4		K		1B	5	0	1	0	0	2	5											
<b>Eric Hinske, L</b> OBP: 0.317, SLG: 0.391 (1, 5)		G4-3	G4-3			F7	G5-3		L4	5	0	0	0	0	0	5											
<b>9 Gregg Zaun, S</b> OBP: 0.373, SLG: 0.393 (1, 2)		F8			F8	G2-3		F9		4	0	0	0	0	0	0											
<b>Gabe Gross, L</b> OBP: 0.324, SLG: 0.308 <b>Dave Berg, R</b> OBP: 0.265, SLG: 0.344 (8, PH)		8 1B			F7	G1-3		F9		3	0	1	0	0	0	0											
<b>8 Russ Adams, L</b> OBP: 0.444, SLG: 0.630 <b>Chris Gomez, R</b> OBP: 0.335, SLG: 0.346 (8, PH)		1B					E3 1B 10 1B	G6-3		3	1	2	0	0	0	0											
<b>Inning Stats</b>	R: 1 E: 0 K: 3 S: 15	H: 2 LOB: 1 BB: 0 P: 24	R: 0 E: 0 K: 0 S: 20	H: 2 LOB: 2 BB: 0 P: 29	R: 2 E: 0 K: 1 S: 10	H: 2 LOB: 0 BB: 0 P: 17	R: 0 E: 0 K: 0 S: 9	H: 1 LOB: 1 BB: 0 P: 10	R: 0 E: 0 K: 0 S: 7	H: 1 LOB: 1 BB: 0 P: 12	R: 0 E: 0 K: 0 S: 11	H: 0 LOB: 0 BB: 0 P: 16	R: 1 E: 1 K: 1 S: 15	H: 3 LOB: 3 BB: 0 P: 25	R: 0 E: 0 K: 0 S: 8	H: 0 LOB: 0 BB: 0 P: 15		R: 1 E: 0 K: 1 S: 9	H: 2 LOB: 2 BB: 1 P: 19	1B: 10 2B: 1 3B: 0 HR: 2	SF: 0 SAC: 0 DP: 0 HBP: 0	WP: 0 PB: 0 SB: 0 CS: 0	PA: 42				
<b>PITCHER</b>	IP	WLS	BF	H	R	ER	SO	BB	IBB	HBP	BLK	WP	HR	S	P	ERA	WHIP										
<b>Rodrigo Lopez, R</b> ERA: 3.88	6.0	W	28	9	4	3	4	0	0	0	0	0	0	78	118	4.50	1.500										
<b>Jason Grimsley, R</b> ERA: 3.51	0.0		2	2	0	0	0	0	0	0	0	0	0	4	6												
<b>B.J. Ryan, L</b> ERA: 2.04	2.0	H	6	0	0	0	1	0	0	0	0	0	0	13	24	0.00	0.000										
<b>Jorge Julio, R</b> ERA: 4.23	1.0		6	2	1	1	1	1	0	0	0	0	0	9	19	9.00	3.000										

AB 39  
R 9  
H 12  
RBI 9  
BB 4  
SO 7  
LOB 25



AB 41  
R 5  
H 13  
RBI 5  
BB 1  
SO 6  
LOB 18





Batter	1	2	3	4	5	6	7	8	9	AB	R	H	RBI	BB	SO	LOB	TOP									
1 Brian Roberts, S OBP: 0.356, SLG: 0.387										4	0	1	0	1	1	1	<p>Baltimore Orioles @ Minnesota Twins Hubert H. Humphrey Metrodome, Minneapolis, MN</p> <p>Fri Sep 17 2004, 8:10 PM EDT Att: 21,675 - Unknown - 70 F</p> <p>livebaseballscores.com</p> <p>AB 37 R 11 H 12 RBI 11 BB 6 SO 6 LOB 15</p>									
16 Tim Lincecum, S OBP: 0.278, SLG: 0.280										5	1	1	0	0	0	5										
6 Melvin Mora, R Luis Lopez, S OBP: 0.420, SLG: 0.569 OBP: 0.238, SLG: 0.315										4	0	0	0	1	2	1										
10 Miguel Tejada, R OBP: 0.354, SLG: 0.511										4	1	1	0	1	0	1										
Rafael Palmeiro, L OBP: 0.364, SLG: 0.433										5	2	1	2	0	0	3										
Javy Lopez, R Gerónimo Gil, R OBP: 0.366, SLG: 0.483 OBP: 0.444, SLG: 0.500										4	2	2	1	0	0	0										
B.J. Surhoff, L Darrell McDonald, R OBP: 0.300, SLG: 0.402 OBP: 0.219, SLG: 0.200										3	2	2	1	1	0	0										
Jose Leon, R 31 Jay Gibbons, L OBP: 0.211, SLG: 0.333 OBP: 0.292, SLG: 0.353										1	1	1	0	1	0	0										
Larry Bigbie, L OBP: 0.348, SLG: 0.442										1	1	0	0	1	1	2										
<b>Inning Stats</b>	R: 0 E: 0 K: 1 S: 7	H: 0 LOB: 0 BB: 0 P: 8	R: 0 E: 0 K: 0 S: 6	H: 0 LOB: 0 BB: 1 P: 13	R: 0 E: 0 K: 1 S: 14	H: 1 LOB: 2 BB: 2 P: 27	R: 0 E: 0 K: 0 S: 9	H: 0 LOB: 0 BB: 0 P: 14	R: 1 E: 0 K: 0 S: 9	H: 2 LOB: 1 BB: 0 P: 19	R: 5 E: 0 K: 1 S: 25	H: 5 LOB: 2 BB: 2 P: 42	R: 5 E: 0 K: 1 S: 13	H: 4 LOB: 0 BB: 1 P: 27	R: 0 E: 0 K: 1 S: 8	H: 0 LOB: 0 BB: 0 P: 11		R: 0 E: 0 K: 1 S: 8	H: 0 LOB: 0 BB: 0 P: 12	1B: 7 2B: 4 3B: 0 HR: 2	SF: 0 SAC: 0 DP: 2 HBP: 0	WP: 0 PB: 0 SB: 1 CS: 0	PA: 43			
<b>PITCHER</b>	IP	WLS	BF	H	R	ER	SO	BB	IBB	HBP	BLK	WP	HR	S	P	ERA	WHIP									
Terry Mulholland, L ERA: 5.11	(1, 1)	5.2	L	24	6	4	4	3	3	0	0	0	0	1	59	101	6.35	1.588								
28 Jesse Crain, R ERA: 2.25	(6, 1)	0.0		3	2	2	2	0	1	0	0	0	0	0	5	11	∞	∞								
Aaron Fultz, L ERA: 4.73	(6, 1)	0.1		2	0	0	0	0	1	0	0	0	0	0	6	11	0.00	3.000								
Grant Balfour, R ERA: 4.28	(7, 1)	0.1		4	2	3	3	0	1	0	0	0	0	0	7	16	81.00	9.000								
Joe Beimel, L ERA: 36.0	(7, 1)	0.2		4	2	2	2	1	0	0	0	0	0	1	6	11	27.00	3.000								
<b>PITCHER</b>	IP	WLS	BF	H	R	ER	SO	BB	IBB	HBP	BLK	WP	HR	S	P	ERA	WHIP									
Joe Roa, R ERA: 3.97	(8, 1)	1.0		3	0	0	0	1	0	0	0	0	0	0	8	11	0.00	0.000								
54 Matt Guerrier, R ERA: 5.74	(9, 1)	1.0		3	0	0	0	1	0	0	0	0	0	0	8	12	0.00	0.000								

Batter	1	2	3	4	5	6	7	8	9	AB	R	H	RBI	BB	SO	LOB	BOTTOM									
Shannon Stewart, R OBP: 0.378, SLG: 0.455										3	0	0	1	0	0	1	<p>Baltimore Orioles @ Minnesota Twins Hubert H. Humphrey Metrodome, Minneapolis, MN</p> <p>Fri Sep 17 2004, 8:10 PM EDT Att: 21,675 - Unknown - 70 F</p> <p>livebaseballscores.com</p> <p>AB 32 R 2 H 6 RBI 2 BB 2 SO 6 LOB 11</p>									
20 Lew Ford, R OBP: 0.388, SLG: 0.459										3	0	0	0	0	1	0										
Jacque Jones, L OBP: 0.317, SLG: 0.431										3	0	0	0	0	1	0										
Jason Kubel, L OBP: 0.333, SLG: 0.308										1	0	0	0	0	1	1										
Tori Hunter, R Michael Restovich, R OBP: 0.331, SLG: 0.472 OBP: 0.345, SLG: 0.385										3	0	1	0	0	1	0										
33 Justin Morneau, L OBP: 0.336, SLG: 0.539										3	0	0	0	1	0	1										
Jose Offerman, S OBP: 0.358, SLG: 0.402										4	0	1	0	0	1	2										
Cristian Guzman, S Jason Bartlett, R OBP: 0.316, SLG: 0.397										2	0	0	0	1	0	1										
5 Michael Cuddyer, R OBP: 0.334, SLG: 0.434										4	1	1	1	0	1	1										
Augie Ojeda, S OBP: 0.391, SLG: 0.500										4	0	1	0	0	0	1										
Pat Borders, R Matthew LeCroy, R OBP: 0.263, SLG: 0.346 OBP: 0.324, SLG: 0.412										1	1	1	0	0	0	0										
<b>Inning Stats</b>	R: 0 E: 0 K: 1 S: 11	H: 1 LOB: 2 BB: 1 P: 19	R: 0 E: 0 K: 0 S: 7	H: 0 LOB: 0 BB: 0 P: 11	R: 0 E: 0 K: 1 S: 10	H: 0 LOB: 0 BB: 0 P: 15	R: 0 E: 0 K: 0 S: 13	H: 1 LOB: 1 BB: 0 P: 20	R: 2 E: 0 K: 1 S: 11	H: 2 LOB: 0 BB: 0 P: 13	R: 0 E: 0 K: 1 S: 8	H: 0 LOB: 0 BB: 0 P: 10	R: 0 E: 0 K: 1 S: 8	H: 1 LOB: 2 BB: 1 P: 12	R: 0 E: 0 K: 2 S: 10	H: 1 LOB: 1 BB: 0 P: 13	R: 0 E: 1 K: 0 S: 11	H: 0 LOB: 1 BB: 0 P: 16	1B: 4 2B: 1 3B: 0 HR: 1	SF: 0 SAC: 0 DP: 2 HBP: 1	WP: 0 PB: 0 SB: 1 CS: 0	PA: 35				
<b>PITCHER</b>	IP	WLS	BF	H	R	ER	SO	BB	IBB	HBP	BLK	WP	HR	S	P	ERA	WHIP									
Sidney Ponson, R ERA: 5.22	(1, 1)	7.0		27	5	2	2	4	2	0	0	0	0	1	68	100	2.57	1.000								
John Parrish, L ERA: 3.47	(8, 1)	1.0		4	1	0	0	2	0	0	0	0	0	10	13	0.00	1.000									
Buddy Groom, L ERA: 5.32	(9, 1)	1.0		4	0	0	0	0	0	0	0	0	0	11	16	0.00	0.000									







Batter	1	2	3	4	5	6	7	8	9	AB	R	H	RBI	BB	SO	LOB	TOP			
1 Brian Roberts, S OBP: 0.354, SLG: 0.391										4	0	0	0	0	3	1	<p>Baltimore Orioles @ Minnesota Twins Hubert H. Humphrey Metrodome, Minneapolis, MN</p> <p>Sun Sep 19 2004, 2:10 PM EDT Att: 31,399 - Unknown - 70 F</p> <p>livebaseballscores.com</p>			
16 Tim Lincecum, S OBP: 0.274, SLG: 0.288										4	0	1	0	0	3	1				
6 Melvin Mora, R OBP: 0.419, SLG: 0.566										4	0	1	0	0	1	0				
10 Miguel Tejada, R OBP: 0.355, SLG: 0.521										4	0	1	0	0	0	1				
B.J. Surhoff, L OBP: 0.359, SLG: 0.400										4	1	1	0	0	1	1				
Jose Leon, R OBP: 0.213, SLG: 0.328										3	0	1	0	0	2	0				
Rafael Palmeiro, L OBP: 0.367, SLG: 0.433										1	0	1	1	0	0	0				
31 Jay Gibbons, L OBP: 0.299, SLG: 0.366										4	0	2	0	0	2	2				
Geronomo Gil, R OBP: 0.333, SLG: 0.364										3	0	0	0	0	1	2				
Larry Bigbie, L OBP: 0.352, SLG: 0.441										3	0	1	0	0	2	1				
<b>Inning Stats</b>	R: 0 E: 0 K: 2 S: 9	H: 1 LOB: 0 BB: 0 P: 13	R: 0 E: 0 K: 1 S: 8	H: 2 LOB: 1 BB: 0 P: 13	R: 0 E: 0 K: 2 S: 10	H: 1 LOB: 1 BB: 0 P: 14	R: 0 E: 0 K: 1 S: 9	H: 0 LOB: 0 BB: 0 P: 12	R: 0 E: 0 K: 2 S: 12	H: 1 LOB: 1 BB: 0 P: 15	R: 0 E: 0 K: 1 S: 9	H: 1 LOB: 1 BB: 0 P: 15	R: 0 E: 0 K: 3 S: 9	H: 0 LOB: 0 BB: 0 P: 10	R: 1 E: 0 K: 1 S: 14	H: 2 LOB: 1 BB: 0 P: 23	1B: 8 2B: 1 3B: 0 HR: 0	SF: 0 SAC: 0 DP: 1 HBP: 0	WP: 1 PB: 0 SB: 0 CS: 0	PA: 34
<b>PITCHER</b>	IP WLS BF H R ER SO BB IBB HBP BLK WP HR S P ERA WHIP																			
Johan Santana, L ERA: 2.65	(1, 1) 8.0 W 29 7 0 0 14 0 0 0 0 0 1 0 78 103 0.00 0.875																			
36 Joe Nathan, R ERA: 1.61	(9, 1) 1.0 5 2 1 1 1 0 0 0 0 0 0 0 14 23 9.00 2.000																			

Batter	1	2	3	4	5	6	7	8	9	AB	R	H	RBI	BB	SO	LOB	BOTTOM			
Cristian Guzman, S OBP: 0.316, SLG: 0.396										4	1	1	0	0	0	0	<p>Baltimore Orioles @ Minnesota Twins Hubert H. Humphrey Metrodome, Minneapolis, MN</p> <p>Sun Sep 19 2004, 2:10 PM EDT Att: 31,399 - Unknown - 70 F</p> <p>livebaseballscores.com</p>			
Jacque Jones, L OBP: 0.315, SLG: 0.426										4	0	0	0	0	3	1				
20 Lew Ford, R OBP: 0.390, SLG: 0.459										4	0	2	0	0	0	1				
Matthew LeCroy, R OBP: 0.322, SLG: 0.408										4	0	1	1	0	0	2				
5 Michael Cuddyer, R OBP: 0.335, SLG: 0.430										4	1	1	0	0	0	1				
Corey Koskie, L OBP: 0.340, SLG: 0.489										3	0	0	0	0	2	1				
Michael Restovich, R OBP: 0.333, SLG: 0.438										2	1	1	2	1	0	0				
Luis Rivas, R OBP: 0.278, SLG: 0.421										3	1	1	1	0	1	1				
Henry Blanco, R OBP: 0.245, SLG: 0.345										3	1	1	1	0	2	0				
<b>Inning Stats</b>	R: 0 E: 0 K: 0 S: 8	H: 0 LOB: 0 BB: 0 P: 11	R: 0 E: 0 K: 1 S: 10	H: 0 LOB: 0 BB: 0 P: 14	R: 1 E: 0 K: 1 S: 11	H: 1 LOB: 0 BB: 0 P: 17	R: 0 E: 0 K: 1 S: 8	H: 1 LOB: 0 BB: 0 P: 12	R: 0 E: 0 K: 1 S: 12	H: 0 LOB: 1 BB: 1 P: 18	R: 1 E: 0 K: 1 S: 12	H: 2 LOB: 1 BB: 0 P: 13	R: 2 E: 0 K: 2 S: 14	H: 2 LOB: 0 BB: 0 P: 23	R: 1 E: 0 K: 1 S: 13	H: 2 LOB: 1 BB: 0 P: 22		1B: 5 2B: 0 3B: 0 HR: 3	SF: 0 SAC: 0 DP: 0 HBP: 0	WP: 0 PB: 0 SB: 0 CS: 1
<b>PITCHER</b>	IP WLS BF H R ER SO BB IBB HBP BLK WP HR S P ERA WHIP																			
Bruce Chen, L ERA: 2.45	(1, 1) 7.0 L 27 4 4 4 7 1 0 0 0 0 0 3 75 108 5.14 1.000																			
Buddy Groom, L ERA: 5.4	(8, 1) 1.0 5 2 1 1 1 0 0 0 0 0 0 0 13 22 9.00 2.000																			





Batter	1	2	3	4	5	6	7	8	9	AB	R	H	RBI	BB	SO	LOB	TOP				
1 Brian Roberts, S (1.4) OBP: 0.352, SLG: 0.389	F9		K			10 S PB 1B	F9		F7	5	1	1	0	0	1	1					
David Newhan, L (1.9) OBP: 0.369, SLG: 0.453	G4-3			K		G4-3	P5		F9	5	0	0	0	0	1	2					
6 Melvin Mora, R (1.5) OBP: 0.423, SLG: 0.574		2B		BB 10 1B HBP		PB 10 S CS BB	G4-3		HR	3	3	2	1	1	0	1					
10 Miguel Tejada, R (1.6) OBP: 0.357, SLG: 0.521	K			BB HR 1B		PB 1B IBB			1B	4	2	2	0	1	2	1					
Rafael Palmeiro, L (1.10) OBP: 0.369, SLG: 0.432 Jose Leon, R (5, PR) OBP: 0.210, SLG: 0.322 Luis Lopez, S (9, PH) OBP: 0.235, SLG: 0.311	G6-3			BB HR BB		FC5-4 1B BB			K	1	1	0	0	2	0	0					
Javy Lopez, R (1.2) OBP: 0.367, SLG: 0.481	K2-3			HR BB		FC5-4 1B			K	1	0	0	0	0	1	0					
B.J. Surhoff, L (1.7) OBP: 0.361, SLG: 0.411	G4-3			HR BB		FC5-4 1B			K	1	0	0	0	0	1	1					
31 Jay Gibbons, L (1.3) OBP: 0.296, SLG: 0.362			K	G4-3		P5			G6-4-3	4	0	0	0	0	1	4					
Larry Bigbie, L (1.8) OBP: 0.349, SLG: 0.437			K	K		E4			G1-3	4	0	0	0	0	2	0					
<b>Inning Stats</b>	R: 0 E: 0 K: 1 S: 11	H: 1 LOB: 1 BB: 0 P: 18	R: 0 E: 0 K: 1 S: 12	H: 0 LOB: 0 BB: 0 P: 19	R: 0 E: 0 K: 3 S: 9	H: 0 LOB: 0 BB: 0 P: 11	R: 5 E: 0 K: 2 S: 13	H: 2 LOB: 2 BB: 2 P: 27	R: 3 E: 1 K: 0 S: 14	H: 0 LOB: 1 BB: 0 P: 12	R: 0 E: 0 K: 2 S: 8	H: 0 LOB: 0 BB: 0 P: 13	R: 0 E: 0 K: 2 S: 4	H: 1 LOB: 0 BB: 0 P: 5	R: 1 E: 0 K: 1 S: 14	H: 2 LOB: 1 BB: 0 P: 18	1B: 5 2B: 1 3B: 0 HR: 2	SF: 0 SAC: 0 DP: 1 HBP: 1	WP: 0 PB: 1 SB: 2 CS: 1	PA: 41	
<b>PITCHER</b>	IP	WLS	BF	H	R	ER	SO	BB	IBB	HBP	BLK	WP	HR	S	P	ERA	WHIP				
49 Tim Wakefield, R (1.1) ERA: 4.96	4.1	L	24	5	8	7	7	4	1	1	0	0	1	56	102	14.54	2.077				
Mike Myers, L (5.1) ERA: 4.92	1.1		5	0	0	0	0	0	0	0	0	0	0	8	13	0.00	0.000				
Curt Leskanic, R (6.1) ERA: 5.77	1.1		4	0	0	0	2	0	0	0	0	0	0	12	18	0.00	0.000				
Alan Embree, L (8.1) ERA: 4.34	1.0		3	1	0	0	0	0	0	0	0	0	0	4	5	0.00	1.000				
Keith Foulke, R (9.1) ERA: 2.0	1.0		5	2	1	1	1	0	0	0	0	0	1	14	18	9.00	2.000				

Baltimore Orioles @ Boston Red Sox  
Fenway Park, Boston, MA  
Mon Sep 20 2004, 7:05 PM EDT  
Att: 34,758 - Sunny - 68 F

AB 35  
R 9  
H 8  
RBI 7  
BB 5  
SO 10  
LOB 12



Batter	1	2	3	4	5	6	7	8	9	AB	R	H	RBI	BB	SO	LOB	BOTTOM				
18 Johnny Damon, L (1.8) OBP: 0.386, SLG: 0.474	P4		P5			BB 2B 1B	FC5 FC5 1B		K	5	1	2	1	0	1	2					
Mark Bellhorn, S (1.4) OBP: 0.370, SLG: 0.451	K			K		2B BB	FC5		K	4	0	0	1	1	3	3					
Manny Ramirez, R (1.7) OBP: 0.397, SLG: 0.614	F9			E5 34 HR		2B	FC5		G6-3	5	1	1	2	0	0	2					
34 David Ortiz, L (1.10) OBP: 0.371, SLG: 0.602		F8		HR		P5			K	5	1	1	2	0	1	2					
Kevin Millar, R (1.3) OBP: 0.381, SLG: 0.477		K		G5-3		G5-3			P5	5	0	1	0	0	1	2					
Doug Mirabeli, R (1.2) OBP: 0.365, SLG: 0.514		K		BB		L6			FC4-6 1B	3	0	0	0	1	1	1					
Bill Mueller, S (1.5) OBP: 0.358, SLG: 0.440			G6-3	F9		1B 18 BB 1B			G5-3	4	1	1	0	0	0	2					
Gabe Kapler, R (1.9) OBP: 0.314, SLG: 0.404			K		BB 18 1B 2B 1B	18 1B FC5 BB			G5-3 1B	3	2	2	0	1	1	0					
Pokey Reese, R (1.6) OBP: 0.273, SLG: 0.314 Doug Mientkiewicz, L (6, PH) OBP: 0.331, SLG: 0.397 Jason Varitek, S (6, PH) OBP: 0.332, SLG: 0.483 Ricky Gutierrez, R (7.6) OBP: 0.286, SLG: 0.258					BB 18 1B 2B 1B	18 1B FC5 BB			G5-3	2	0	1	0	0	1	1					
<b>Inning Stats</b>	R: 0 E: 0 K: 1 S: 6	H: 0 LOB: 0 BB: 0 P: 9	R: 0 E: 0 K: 2 S: 10	H: 0 LOB: 0 BB: 0 P: 16	R: 0 E: 0 K: 1 S: 9	H: 1 LOB: 1 BB: 0 P: 11	R: 2 E: 1 K: 1 S: 12	H: 1 LOB: 1 BB: 1 P: 19	R: 2 E: 0 K: 0 S: 13	H: 3 LOB: 2 BB: 1 P: 23	R: 2 E: 0 K: 0 S: 13	H: 1 LOB: 1 BB: 0 P: 18	R: 0 E: 0 K: 2 S: 14	H: 1 LOB: 0 BB: 0 P: 21	R: 0 E: 0 K: 1 S: 10	H: 0 LOB: 0 BB: 0 P: 16	1B: 7 2B: 2 3B: 0 HR: 1	SF: 0 SAC: 0 DP: 0 HBP: 0	WP: 0 PB: 0 SB: 0 CS: 0	PA: 41	
<b>PITCHER</b>	IP	WLS	BF	H	R	ER	SO	BB	IBB	HBP	BLK	WP	HR	S	P	ERA	WHIP				
Matt Riley, L (1.1) ERA: 6.28	4.2		22	5	4	3	6	2	0	0	0	0	0	10	18	27.00	3.000				
Todd Williams, R (5.1) ERA: 3.65	0.2		4	1	2	2	0	1	0	0	0	0	0	4	6	0.00	6.000				
Buddy Groom, L (6.1) ERA: 5.36	0.1	H	3	2	0	0	0	0	0	0	0	0	0	4	6	0.00	0.750				
Jason Grimsley, R (6.1) ERA: 3.65	1.1	W	5	1	0	0	0	0	0	0	0	0	0	14	19	0.00	0.750				
B.J. Ryan, L (8.1) ERA: 2.02	1.0	H	4	1	0	0	2	0	0	0	0	0	0	14	21	0.00	1.000				
<b>PITCHER</b>	IP	WLS	BF	H	R	ER	SO	BB	IBB	HBP	BLK	WP	HR	S	P	ERA	WHIP				
Jorge Julio, R (9.1) ERA: 4.16	1.0	S	3	0	0	0	1	0	0	0	0	0	0	0	1	0.00	0.000				

Baltimore Orioles @ Boston Red Sox  
Fenway Park, Boston, MA  
Mon Sep 20 2004, 7:05 PM EDT  
Att: 34,758 - Sunny - 68 F

AB 38  
R 6  
H 10  
RBI 6  
BB 3  
SO 9  
LOB 16





Batter	1	2	3	4	5	6	7	8	9	AB	R	H	RBI	BB	SO	LOB	TOP								
1 Brian Roberts, S (1,4)	G3-1		G6-3			FC5-4 1B		K		4	0	1	0	0	1	1	<p><b>Baltimore Orioles @ Boston Red Sox</b> Fenway Park, Boston, MA Tue Sep 21 2004, 7:05 PM EDT Att: 35,083 - Sunny - 62 F</p>								
David Newhan, L (1,9)	L5		K			B2		K		4	0	0	0	0	2	2									
6 Melvin Mora, R (1,5)	K			P2		K			G6-3	4	0	0	0	0	2	1									
10 Miguel Tejada, R (1,6)		K				FC5-4 1-2			G4-3 HR 1B	4	1	1	0	0	2	1									
B.J. Surhoff, L (1,7)		E 1B		K				G6-3	G4-3	4	0	1	0	0	1	1									
Javy Lopez, R (1,2)		E5 1-2			G6-3		F8		G4-3 HR	4	1	1	2	0	0	1									
31 Jay Gibbons, L (1,3)		K					K		G3	3	0	0	0	1	2	2									
Larry Bigbie, L (1,8)		K						S 1B		3	0	1	0	0	2	3									
Luis Lopez, S (1,10)			K			F9		K2-3		3	0	0	0	0	2	2									
<b>Inning Stats</b>	R: 0 E: 0 K: 1 S: 8	H: 0 LOB: 0 BB: 0 P: 9	R: 0 E: 1 K: 3 S: 21	H: 1 LOB: 2 BB: 0 P: 28	R: 0 E: 0 K: 2 S: 10	H: 0 LOB: 0 BB: 0 P: 11	R: 0 E: 0 K: 2 S: 11	H: 0 LOB: 0 BB: 0 P: 15	R: 0 E: 0 K: 1 S: 14	H: 0 LOB: 1 BB: 1 P: 18	R: 0 E: 0 K: 1 S: 6	H: 1 LOB: 1 BB: 0 P: 6	R: 0 E: 0 K: 1 S: 8	H: 0 LOB: 0 BB: 0 P: 10	R: 0 E: 0 K: 3 S: 12	H: 1 LOB: 1 BB: 0 P: 17	R: 2 E: 0 K: 0 S: 14	H: 2 LOB: 0 BB: 0 P: 21	1B: 4 2B: 0 3B: 0 HR: 1	SF: 0 SAC: 0 DP: 0 HBP: 0	WP: 0 PB: 0 SB: 1 CS: 0	PA: 34			
<b>PITCHER</b>	IP	WLS	BF	H	R	ER	SO	BB	IBB	HBP	BLK	WP	HR	S	P	ERA	WHIP								
38 Curt Schilling, R (1,1)	8.0		29	3	0	0	14	1	0	0	0	0	0	90	114	0.00	0.500								
Keith Foulke, R (9,1)	1.0	W	5	2	2	2	0	0	0	0	0	0	1	14	21	18.00	2.000								

Batter	1	2	3	4	5	6	7	8	9	AB	R	H	RBI	BB	SO	LOB	BOTTOM								
18 Johnny Damon, L (1,8)	L6-3 BB		K			F8		G5-3 BB SF9	K	3	1	0	0	2	2	4	<p><b>Baltimore Orioles @ Boston Red Sox</b> Fenway Park, Boston, MA Tue Sep 21 2004, 7:05 PM EDT Att: 35,083 - Sunny - 62 F</p>								
Mark Bellhorn, S (1,4)	L6-3 1-1		K			K		G5-3 BB		4	0	1	2	1	2	2									
Manny Ramirez, R (1,7)			G5-3					G5-3		4	0	1	0	0	1	2									
34 David Ortiz, L (1,10)					G4-3			K		2	0	0	0	2	1	0									
Trot Nixon, L (1,9)					G4-3			K		3	0	1	0	0	1	2									
Kevin Millar, R (8,PH)					G4-3			SF9		0	0	0	1	0	0	0									
Gabe Kapler, R (9,9)					G4-3			K		0	0	0	0	0	0	0									
Jason Varitek, S (1,2)			P4		G4-3			K		4	0	0	0	0	1	3									
Doug Mientkiewicz, L (1,3)					G3-1			G4-3		3	0	0	0	0	1	1									
20 Kevin Youkilis, R (9,PH)								G4-3		0	0	0	0	1	0	0									
Dave Roberts, L (9,PR)										0	1	0	0	0	0	0									
Bill Mueller, S (1,5)										4	1	4	0	0	0	0									
Pokey Reese, R (1,6)										2	0	0	0	0	0	2									
Dave McCarty, R (9,PH)										1	0	0	0	0	0	3									
<b>Inning Stats</b>	R: 0 E: 0 K: 0 S: 11	H: 1 LOB: 2 BB: 2 P: 21	R: 0 E: 0 K: 1 S: 9	H: 1 LOB: 1 BB: 0 P: 14	R: 0 E: 0 K: 2 S: 10	H: 0 LOB: 0 BB: 0 P: 16	R: 0 E: 0 K: 0 S: 7	H: 1 LOB: 1 BB: 0 P: 10	R: 0 E: 0 K: 1 S: 9	H: 1 LOB: 1 BB: 0 P: 12	R: 0 E: 0 K: 3 S: 9	H: 0 LOB: 0 BB: 0 P: 12	R: 0 E: 0 K: 0 S: 8	H: 1 LOB: 1 BB: 0 P: 8	R: 1 E: 0 K: 1 S: 13	H: 0 LOB: 2 BB: 3 P: 29	R: 2 E: 0 K: 1 S: 10	H: 2 LOB: 1 BB: 1 P: 19	1B: 4 2B: 4 3B: 0 HR: 0	SF: 1 SAC: 1 DP: 1 HBP: 0	WP: 0 PB: 0 SB: 0 CS: 0	PA: 38			
<b>PITCHER</b>	IP	WLS	BF	H	R	ER	SO	BB	IBB	HBP	BLK	WP	HR	S	P	ERA	WHIP								
Rodrigo Lopez, R (1,1)	7.0		29	5	1	1	7	4	0	0	0	0	0	66	104	1.29	1.286								
Jason Grimsley, R (8,1)	0.1		2	0	0	0	0	0	1	0	0	0	0	1	5	0.00	0.000								
B.J. Ryan, L (8,1)	1.1	L	6	1	2	2	2	1	0	0	0	0	0	17	28	13.50	1.500								
Jorge Julio, R (9,1)	0.0	B	1	1	0	0	0	0	0	0	0	0	0	2	4	∞	∞								

AB	33
R	2
H	5
RBI	2
BB	1
SO	14
LOB	14



AB	30
R	3
H	7
RBI	3
BB	6
SO	9
LOB	19













Batter	1	2	3	4	5	6	7	8	9	AB	R	H	RBI	BB	SO	LOB	TOP								
<b>20 Omar Infante, R</b> OBP: 0.323, SLG: 0.451										4	1	1	1	0	2	0	<b>Detroit Tigers @ Baltimore Orioles</b> Oriole Park at Camden Yards, Baltimore, MD Fri Sep 24 2004, 7:35 PM EDT Att: 25,846 - Sunny - 81 F								
<b>15 Brandon Inge, R</b> OBP: 0.348, SLG: 0.453										4	0	0	1	0	1	1									
<b>Ivan Rodriguez, R</b> OBP: 0.387, SLG: 0.514										4	0	2	1	0	0	0									
<b>Dmitri Young, S</b> OBP: 0.343, SLG: 0.490										4	0	0	0	0	1	2									
<b>Rondell White, R</b> OBP: 0.343, SLG: 0.462										4	0	1	0	0	1	0									
<b>Nook Logan, S</b> OBP: 0.328, SLG: 0.328										0	0	0	0	0	0	0									
<b>Craig Monroe, R</b> OBP: 0.335, SLG: 0.488										4	1	1	0	0	2	1									
<b>Carlos Pena, L</b> OBP: 0.346, SLG: 0.488										3	1	1	1	1	2	1									
<b>33 Marcus Thames, R</b> OBP: 0.316, SLG: 0.477										4	1	1	1	0	0	1									
<b>Ryan Raburn, R</b> OBP: 0.071, SLG: 0.143										2	1	0	0	0	0	2									
<b>Jason Smith, L</b> OBP: 0.286, SLG: 0.474										1	0	0	0	0	1	0									
<b>Inning Stats</b>	R: 0 E: 0 K: 2 S: 11	H: 1 LOB: 1 BB: 0 P: 18	R: 0 E: 0 K: 1 S: 13	H: 1 LOB: 1 BB: 0 P: 20	R: 0 E: 0 K: 1 S: 8	H: 0 LOB: 0 BB: 0 P: 10	R: 0 E: 0 K: 0 S: 6	H: 0 LOB: 0 BB: 0 P: 7	R: 4 E: 0 K: 0 S: 20	H: 4 LOB: 1 BB: 1 P: 34	R: 1 E: 0 K: 2 S: 11	H: 1 LOB: 0 BB: 0 P: 18	R: 0 E: 0 K: 1 S: 7	H: 0 LOB: 0 BB: 0 P: 10	R: 0 E: 0 K: 1 S: 9	H: 0 LOB: 0 BB: 0 P: 11	R: 0 E: 0 K: 2 S: 9	H: 0 LOB: 0 BB: 0 P: 13	1B: 4 2B: 1 3B: 1 HR: 1	SF: 0 SAC: 0 DP: 0 HBP: 0	WP: 0 PB: 0 SB: 0 CS: 1	PA: 35			
<b>PITCHER</b>	IP	WLS	BF	H	R	ER	SO	BB	IBB	HBP	BLK	WP	HR	S	P	ERA	WHIP								
<b>Bruce Chen, L</b> ERA: 3.26	(1, 1)	5.2	25	7	5	5	6	1	0	0	0	0	1	67	103	7.94	1.412								
<b>Todd Williams, R</b> ERA: 3.21	(6, 1)	2.1	7	0	0	0	2	0	0	0	0	0	0	18	25	0.00	0.000								
<b>John Parrish, L</b> ERA: 3.43	(9, 1)	1.0	W	3	0	0	0	2	0	0	0	0	0	9	13	0.00	0.000								

Batter	1	2	3	4	5	6	7	8	9	AB	R	H	RBI	BB	SO	LOB	BOTTOM								
<b>1 Brian Roberts, S</b> OBP: 0.391, SLG: 0.386										5	1	1	0	0	2	1	<b>Detroit Tigers @ Baltimore Orioles</b> Oriole Park at Camden Yards, Baltimore, MD Fri Sep 24 2004, 7:35 PM EDT Att: 25,846 - Sunny - 81 F								
<b>David Newhan, L</b> OBP: 0.365, SLG: 0.456										5	1	2	0	0	2	0									
<b>6 Melvin Mora, R</b> OBP: 0.422, SLG: 0.572										3	2	2	0	2	0	2									
<b>10 Miguel Tejada, R</b> OBP: 0.361, SLG: 0.530										5	2	4	4	0	0	1									
<b>Rafael Palmeiro, L</b> OBP: 0.367, SLG: 0.434										4	0	0	0	0	3	6									
<b>Javy Lopez, R</b> OBP: 0.373, SLG: 0.498										4	1	3	3	0	0	2									
<b>Larry Bigbie, L</b> OBP: 0.343, SLG: 0.430										4	0	0	0	0	1	2									
<b>Jose Leon, R</b> OBP: 0.209, SLG: 0.313										3	0	0	0	0	1	1									
<b>B.J. Surhoff, L</b> OBP: 0.362, SLG: 0.414										1	0	1	0	0	0	0									
<b>31 Jay Gibbons, L</b> OBP: 0.291, SLG: 0.351										3	0	0	0	0	0	2									
<b>Geronimo Gil, R</b> OBP: 0.333, SLG: 0.313										1	0	0	0	0	1	1									
<b>16 Tim Raines, S</b> OBP: 0.274, SLG: 0.288										0	0	0	0	0	0	0									
<b>Inning Stats</b>	R: 3 E: 0 K: 2 S: 15	H: 4 LOB: 1 BB: 0 P: 23	R: 0 E: 0 K: 1 S: 8	H: 0 LOB: 0 BB: 0 P: 10	R: 0 E: 0 K: 2 S: 12	H: 1 LOB: 2 BB: 1 P: 19	R: 0 E: 0 K: 1 S: 7	H: 0 LOB: 0 BB: 0 P: 12	R: 0 E: 0 K: 1 S: 12	H: 1 LOB: 1 BB: 0 P: 20	R: 0 E: 1 K: 1 S: 11	H: 1 LOB: 2 BB: 0 P: 16	R: 0 E: 0 K: 0 S: 13	H: 2 LOB: 2 BB: 0 P: 18	R: 1 E: 0 K: 2 S: 15	H: 2 LOB: 1 BB: 0 P: 26	R: 3 E: 0 K: 0 S: 5	H: 2 LOB: 0 BB: 1 P: 11	1B: 9 2B: 2 3B: 0 HR: 2	SF: 0 SAC: 0 DP: 0 HBP: 0	WP: 1 PB: 0 SB: 0 CS: 0	PA: 40			
<b>PITCHER</b>	IP	WLS	BF	H	R	ER	SO	BB	IBB	HBP	BLK	WP	HR	S	P	ERA	WHIP								
<b>Jason Johnson, R</b> ERA: 4.98	(1, 1)	6.2	31	9	3	3	8	1	0	0	0	0	1	74	112	4.05	1.500								
<b>Jamie Walker, L</b> ERA: 3.32	(7, 1)	0.2	H	3	1	1	1	0	0	0	0	0	1	10	17	13.50	1.500								
<b>Al Levine, R</b> ERA: 4.61	(8, 1)	0.0	1	1	0	0	0	0	0	0	0	0	0	2	4	∞	∞								
<b>Steve Colyer, L</b> ERA: 7.06	(8, 1)	0.1	H	1	0	0	0	1	0	0	0	0	0	3	6	0.00	0.000								
<b>Esteban Yan, R</b> ERA: 3.5	(8, 1)	0.1	L	4	2	3	3	1	1	0	0	0	1	9	16	81.00	9.000								

AB	34
R	5
H	7
RBI	5
BB	1
SO	10
LOB	8



AB	38
R	7
H	13
RBI	7
BB	2
SO	10
LOB	18





Batter	1	2	3	4	5	6	7	8	9	AB	R	H	RBI	BB	SO	LOB	TOP								
20 Omar Infante, R OBP: 0.320, SLG: 0.448	G5-3		K		K			G6-3		4	0	0	0	0	2	4									
15 Brandon Inge, R OBP: 0.344, SLG: 0.449	G6-3			F7		P3		K		4	0	0	0	0	1	0									
Ivan Rodriguez, R OBP: 0.384, SLG: 0.510	F7			F8		G4-3		L7		4	0	0	0	0	0	0									
Dmitri Young, S OBP: 0.344, SLG: 0.490		K		P4				HBP 1B		4	0	2	0	0	1	0									
Rondell White, R OBP: 0.340, SLG: 0.458	G6-3				G6-3		K			4	0	0	0	0	2	2									
Craig Monroe, R OBP: 0.334, SLG: 0.486	L9				G6-3		G6-3			4	0	1	0	0	0	0									
Carlos Pena, L OBP: 0.347, SLG: 0.487			F9		BB 33 BB 1B		P5			3	0	1	0	0	0	0									
33 Marcus Thames, R OBP: 0.320, SLG: 0.474			G5-3		BB					3	0	1	0	1	1	3									
Ryan Raburn, R OBP: 0.176, SLG: 0.133					BB					1	0	0	0	2	1	1									
30 Chris Shelton, R OBP: 0.333, SLG: 0.295			BB							1	0	0	0	0	1	3									
<b>Inning Stats</b>	R: 0 E: 0 K: 0 S: 10	H: 0 LOB: 0 BB: 0 P: 14	R: 0 E: 0 K: 1 S: 7	H: 0 LOB: 0 BB: 0 P: 11	R: 0 E: 1 K: 1 S: 6	H: 0 LOB: 1 BB: 1 P: 15	R: 0 E: 0 K: 0 S: 4	H: 0 LOB: 0 BB: 0 P: 5	R: 0 E: 0 K: 1 S: 12	H: 1 LOB: 3 BB: 2 P: 25	R: 0 E: 0 K: 1 S: 9	H: 1 LOB: 1 BB: 0 P: 15	R: 0 E: 0 K: 1 S: 8	H: 1 LOB: 1 BB: 0 P: 12	R: 0 E: 0 K: 1 S: 8	H: 0 LOB: 0 BB: 0 P: 11	R: 0 E: 0 K: 3 S: 14	H: 2 LOB: 3 BB: 0 P: 18	1B: 5 2B: 0 3B: 0 HR: 0	SF: 0 SAC: 0 DP: 0 HBP: 1	WP: 0 PB: 0 SB: 0 CS: 0	PA: 36			
<b>PITCHER</b>	IP	WLS	BF	H	R	ER	SO	BB	IBB	HBP	BLK	WP	HR	S	P	ERA	WHIP								
Matt Riley, L ERA: 5.64	6.0	W	23	2	0	0	4	3	0	0	0	0	0	48	85	0.00	0.833								
Buddy Groom, L ERA: 5.14	1.0	H	4	1	0	0	1	0	0	0	0	0	0	8	12	0.00	1.000								
Jason Grimsley, R ERA: 3.51	1.0	H	3	0	0	0	1	0	0	0	0	0	0	8	11	0.00	0.000								
B.J. Ryan, L ERA: 2.37	1.0	S	6	2	0	0	3	0	0	1	0	0	0	14	18	0.00	2.000								

Detroit Tigers @ Baltimore Orioles  
Oriole Park at Camden Yards, Baltimore, MD

AB 32  
R 0  
H 5  
RBI 0  
BB 3  
SO 9  
LOB 13



Sat Sep 25 2004, 4:35 PM EDT  
Att: 29,598 - Cloudy - 83 F

Batter	1	2	3	4	5	6	7	8	9	AB	R	H	RBI	BB	SO	LOB	BOTTOM								
1 Brian Roberts, S OBP: 0.391, SLG: 0.385	K	G4-3			F9		G4-6-3 1B			4	0	1	1	0	1	1									
David Newhan, L OBP: 0.366, SLG: 0.453	BB		P2		BB		G4-6-3			2	1	0	0	2	0	2									
6 Melvin Mora, R OBP: 0.421, SLG: 0.569	BB	G6-3 1B		G5-3		K		P4		4	1	1	0	0	1	1									
10 Miguel Tejada, R OBP: 0.362, SLG: 0.531	G6-3			HBP		F9		G3-1 2B		3	0	1	1	0	0	1									
Rafael Palmeiro, L OBP: 0.366, SLG: 0.433	BB			F7		K		G3-1		4	0	1	1	0	1	2									
Javy Lopez, R OBP: 0.371, SLG: 0.495	K				G6-3		G6-3			4	0	0	0	0	2	2									
B.J. Surhoff, L OBP: 0.362, SLG: 0.411		F7			G6-3		FC4-6 BB			2	0	0	0	1	0	0									
Larry Bigbie, L OBP: 0.341, SLG: 0.427		K			G5-3		FC4-6 31 1B 1B			3	1	0	0	0	1	1									
31 Jay Gibbons, L OBP: 0.294, SLG: 0.357					G6-3		1B			3	0	2	0	0	0	0									
<b>Inning Stats</b>	R: 2 E: 0 K: 2 S: 14	H: 2 LOB: 1 BB: 1 P: 24	R: 0 E: 0 K: 1 S: 11	H: 1 LOB: 0 BB: 0 P: 15	R: 0 E: 0 K: 0 S: 6	H: 0 LOB: 1 BB: 0 P: 10	R: 0 E: 0 K: 0 S: 6	H: 0 LOB: 0 BB: 0 P: 8	R: 0 E: 0 K: 1 S: 15	H: 0 LOB: 1 BB: 1 P: 21	R: 0 E: 0 K: 1 S: 9	H: 0 LOB: 0 BB: 0 P: 13	R: 1 E: 0 K: 0 S: 9	H: 2 LOB: 1 BB: 1 P: 18	R: 0 E: 0 K: 1 S: 9	H: 1 LOB: 1 BB: 0 P: 14	1B: 4 2B: 2 3B: 0 HR: 0	SF: 0 SAC: 0 DP: 1 HBP: 1	WP: 0 PB: 0 SB: 0 CS: 0	PA: 33					
<b>PITCHER</b>	IP	WLS	BF	H	R	ER	SO	BB	IBB	HBP	BLK	WP	HR	S	P	ERA	WHIP								
38 Jeremy Bonderman, R ERA: 5.14	7.0	L	29	5	3	3	5	3	0	1	0	0	0	70	109	3.86	1.143								
Craig Dingman, R ERA: 5.83	1.0		4	1	0	0	1	0	0	0	0	0	0	9	14	0.00	1.000								

Detroit Tigers @ Baltimore Orioles  
Oriole Park at Camden Yards, Baltimore, MD

AB 29  
R 3  
H 6  
RBI 3  
BB 3  
SO 6  
LOB 10





Sat Sep 25 2004, 4:35 PM EDT  
Att: 29,598 - Cloudy - 83 F







Batter	1	2	3	4	5	6	7	8	9	AB	R	H	RBI	BB	SO	LOB	TOP			
8 Russ Adams, L (1, 6) OBP: 0.339, SLG: 0.492	2-1 L8	1-1 F8		2-2 1B			2-2 G6-3		1-2 G3	5	0	1	0	0	0	2	<p>Toronto Blue Jays @ Baltimore Orioles</p> <p>Oriole Park at Camden Yards, Baltimore, MD</p> <p>Mon Sep 27 2004, 7:05 PM EDT</p> <p>Att: 17,809 - Overcast - 78 F</p> <p>livebaseballscorecards.com</p> <p>AB 35 R 4 H 11 RBI 4 BB 4 SO 4 LOB 17</p> 			
Orlando Hudson, S (1, 4) OBP: 0.342, SLG: 0.443	2-2 1B	4-2 10 G6-3		2-2 1B			2-0 2B		4-1 BB	3	1	3	1	1	0	0				
10 Vernon Wells, R (1, 8) OBP: 0.336, SLG: 0.463	2-2 K	0-0 G6-3		3-H 2-3 K			2-0 P3		0-1 F8	5	0	0	0	0	2	8				
Carlos Delgado, L (1, 3) OBP: 0.366, SLG: 0.523	2-2 15 1B			4-1 15 G6-3			3-2 G6-3		0-0 G3	4	0	1	0	1	0	2				
15 Alex Rios, R (1, 9) OBP: 0.336, SLG: 0.389	2-1 1B			0-1 G6-3			2-2 G4-3		4-2 E 1B	3	1	1	1	1	0	1				
Eric Hinske, L (1, 5) OBP: 0.311, SLG: 0.381	3-H 1B			1-2 1-2 G4-3			2-1 G4-3		2-2 BB	4	0	2	1	0	0	0				
9 Gregg Zaun, S (1, 2) OBP: 0.371, SLG: 0.395		0-2 HR		2-1 F8			3-1 G4-3		3-2 L7	4	1	1	1	0	0	1				
Gabe Gross, L (1, 7) OBP: 0.331, SLG: 0.330	2-1 1B			0-1 8 1B			1-0 G3		1-3 K	3	1	2	0	0	0	0				
3 Reed Johnson, R (8, PH) OBP: 0.225, SLG: 0.386	HBP 2B			8 1B					1-2 K	1	0	0	0	0	1	1				
Eric Crozier, L (1, 10) OBP: 0.333, SLG: 0.545	4-2 HBP			2-3 K			2-2 F9		2-2 G4-3	2	0	0	0	1	1	1				
Frank Menechino, R (8, PH) OBP: 0.372, SLG: 0.446	HBP BB									1	0	0	0	0	0	1				
<b>Inning Stats</b>	R: 1 E: 0 K: 1 S: 17	H: 4 LOB: 2 BB: 0 P: 28	R: 1 E: 0 K: 0 S: 16	H: 2 LOB: 2 BB: 1 P: 27	R: 0 E: 0 K: 0 S: 4	H: 0 LOB: 0 BB: 1 P: 9	R: 1 E: 0 K: 2 S: 16	H: 3 LOB: 2 BB: 0 P: 26	R: 0 E: 0 K: 0 S: 8	H: 0 LOB: 0 BB: 0 P: 15	R: 0 E: 0 K: 0 S: 6	H: 1 LOB: 1 BB: 0 P: 15	R: 1 E: 1 K: 1 S: 16	H: 1 LOB: 1 BB: 1 P: 28	R: 0 E: 0 K: 0 S: 7	H: 0 LOB: 1 BB: 1 P: 12	1B: 8 2B: 2 3B: 0 HR: 1	SF: 0 SAC: 0 DP: 2 HBP: 1	WP: 0 PB: 0 SB: 1 CS: 0	PA: 40
<b>PITCHER</b>	IP WLS BF H R ER SO BB IBB HBP BLK WP HR S P ERA WHIP																			
Sidney Ponson, R (1, 1) ERA: 5.28	6.0 L 27 9 3 3 3 2 0 1 0 0 0 1 67 117 4.50 1.833																			
John Parrish, L (7, 1) ERA: 3.39	1.2 8 2 1 0 1 1 0 0 0 0 0 0 21 38 0.00 1.800																			
Dave Borkowski, R (8, 1) ERA: 5.14	0.1 1 0 0 0 0 0 0 0 0 0 0 0 3 5 0.00 0.000																			
Buddy Groom, L (9, 1) ERA: 5.04	1.0 4 0 0 0 0 1 0 0 0 0 0 0 7 12 0.00 1.000																			

Batter	1	2	3	4	5	6	7	8	9	AB	R	H	RBI	BB	SO	LOB	BOTTOM					
1 Brian Roberts, S (1, 4) OBP: 0.347, SLG: 0.380	1-2 G3	0-0 F7			3-2 F9		1-1 G4-3		1-0 G3	5	0	0	0	0	0	3	<p>Toronto Blue Jays @ Baltimore Orioles</p> <p>Oriole Park at Camden Yards, Baltimore, MD</p> <p>Mon Sep 27 2004, 7:05 PM EDT</p> <p>Att: 17,809 - Overcast - 78 F</p> <p>livebaseballscorecards.com</p> <p>AB 34 R 1 H 7 RBI 1 BB 3 SO 5 LOB 20</p> 					
David Newhan, L (1, 9) OBP: 0.397, SLG: 0.451	1-2 L6			4-2 6 1B			2-3 K			3	0	0	0	1	1	0						
6 Melvin Mora, R (1, 5) OBP: 0.422, SLG: 0.574	3-2 HR			0-2 1B			1-0 G6-3			4	1	3	1	0	0	0						
10 Miguel Tejada, R (1, 6) OBP: 0.362, SLG: 0.534	0-1 G4-3			3-1 F7			0-1 L5		1-2 P6	4	0	0	0	0	0	4						
Rafael Palmeiro, L (1, 3) OBP: 0.366, SLG: 0.436		2-0 1B BB		3-2 F8			2-1 F7		2-1 2B	4	0	2	0	0	0	4						
Javy Lopez, R (1, 2) OBP: 0.369, SLG: 0.491	3-2 F8			0-3 K			2-0 G5-3		1-1 P4	4	0	0	0	0	1	4						
B.J. Surhoff, L (1, 7) OBP: 0.363, SLG: 0.417	4-2 1B			4-1 31 G6-4-3			0-1 L8		1-1 G4-3	2	0	0	0	2	0	1						
31 Jay Gibbons, L (1, 10) OBP: 0.294, SLG: 0.356	2-3 K			0-1 G6-4-3			1-2 1B			4	0	1	0	0	2	3						
Larry Bigbie, L (1, 8) OBP: 0.339, SLG: 0.422	0-0 1B			1-0 G3			2-2 G3		3-3 K	4	0	1	0	0	1	1						
<b>Inning Stats</b>	R: 1 E: 0 K: 0 S: 11	H: 1 LOB: 0 BB: 0 P: 16	R: 0 E: 0 K: 1 S: 18	H: 2 LOB: 3 BB: 1 P: 29	R: 0 E: 0 K: 1 S: 15	H: 1 LOB: 2 BB: 1 P: 25	R: 0 E: 0 K: 0 S: 4	H: 0 LOB: 0 BB: 1 P: 9	R: 0 E: 0 K: 0 S: 14	H: 1 LOB: 2 BB: 0 P: 22	R: 0 E: 0 K: 0 S: 11	H: 1 LOB: 1 BB: 0 P: 16	R: 0 E: 0 K: 1 S: 6	H: 0 LOB: 0 BB: 0 P: 10	R: 0 E: 0 K: 0 S: 9	H: 1 LOB: 1 BB: 0 P: 14		R: 0 E: 0 K: 2 S: 9	H: 0 LOB: 0 BB: 0 P: 14	1B: 5 2B: 1 3B: 0 HR: 1	SF: 0 SAC: 0 DP: 1 HBP: 0	WP: 0 PB: 0 SB: 0 CS: 0
<b>PITCHER</b>	IP WLS BF H R ER SO BB IBB HBP BLK WP HR S P ERA WHIP																					
32 Roy Halladay, R (1, 1) ERA: 4.39	3.0 15 4 1 1 2 2 0 0 0 0 0 0 44 70 3.00 2.000																					
Bob Fife, R (4, 1) ERA: 5.12	1.1 6 1 0 0 0 1 0 0 0 0 0 0 14 25 0.00 1.500																					
22 Brandon League, R (5, 1) ERA:	2.2 W 9 1 0 0 1 0 0 0 0 0 0 0 21 32 0.00 0.375																					
Justin Speier, R (8, 1) ERA: 3.88	1.0 H 4 1 0 0 0 0 0 0 0 0 0 0 9 14 0.00 1.000																					
Miguel Batista, R (9, 1) ERA: 4.71	1.0 S 3 0 0 0 2 0 0 0 0 0 0 0 9 14 0.00 0.000																					



Batter	1	2	3	4	5	6	7	8	9	AB	R	H	RBI	BB	SO	LOB	TOP								
3 Reed Johnson, R OBP: 0.323, SLG: 0.384 Orlando Hudson, S OBP: 0.340, SLG: 0.442	G6-3		G6-3		G6-3		K	F7		3	0	0	0	0	0	0									
Chris Gomez, R OBP: 0.335, SLG: 0.344 Gabe Gross, L OBP: 0.326, SLG: 0.325	E7 10 1B		K		G6-3		F7		K	3	1	0	0	0	1	0									
10 Vernon Wells, R OBP: 0.340, SLG: 0.477	1B 2H		HR		HR		HR	BB	G5-3	4	3	3	3	1	0	0									
Carlos Delgado, L OBP: 0.368, SLG: 0.529	1B		G3		BB		HR	HR	K	4	1	2	2	1	1	0									
15 Alex Rios, R OBP: 0.335, SLG: 0.388	K				F8		1B			4	0	1	0	0	2	3									
Frank Menechino, R OBP: 0.372, SLG: 0.442 Eric Hinske, L OBP: 0.311, SLG: 0.380	G6-3				BB 9 G3		K	K		2	0	0	0	1	1	2									
9 Gregg Zaun, S OBP: 0.370, SLG: 0.393			G3		G3		K		F8	4	0	1	0	0	1	1									
Chris Woodward, R OBP: 0.285, SLG: 0.351 8 Russ Adams, L OBP: 0.349, SLG: 0.550	G5-4-3		G5-4-3		BB		1B	HR		2	0	1	0	1	0	1									
Dave Berg, R OBP: 0.278, SLG: 0.338 Eric Crozier, L OBP: 0.321, SLG: 0.522	G3-1		F7		F7		G6-3	G4-3		3	0	0	0	0	0	3									
<b>Inning Stats</b>	R: 1 E: 1 K: 1 S: 15	H: 2 LOB: 2 BB: 0 P: 23	R: 0 E: 0 K: 0 S: 6	H: 1 LOB: 0 BB: 0 P: 8	R: 1 E: 0 K: 1 S: 8	H: 1 LOB: 0 BB: 0 P: 10	R: 0 E: 0 K: 1 S: 14	H: 0 LOB: 2 BB: 2 P: 24	R: 1 E: 0 K: 0 S: 11	H: 1 LOB: 1 BB: 1 P: 19	R: 0 E: 0 K: 2 S: 12	H: 1 LOB: 1 BB: 1 P: 15	R: 2 E: 0 K: 2 S: 19	H: 2 LOB: 1 BB: 1 P: 33	R: 1 E: 0 K: 0 S: 9	H: 1 LOB: 0 BB: 0 P: 14	R: 0 E: 0 K: 2 S: 8	H: 0 LOB: 0 BB: 0 P: 10	1B: 5 2B: 0 3B: 0 HR: 4	SF: 0 SAC: 0 DP: 1 HBP: 0	WP: 0 PB: 0 SB: 1 CS: 0	PA: 40			
<b>PITCHER</b>	IP WLS BF H R ER SO BB IBB HBP BLK WP HR S P ERA WHIP	IP WLS BF H R ER SO BB IBB HBP BLK WP HR S P ERA WHIP	IP WLS BF H R ER SO BB IBB HBP BLK WP HR S P ERA WHIP	IP WLS BF H R ER SO BB IBB HBP BLK WP HR S P ERA WHIP	IP WLS BF H R ER SO BB IBB HBP BLK WP HR S P ERA WHIP	IP WLS BF H R ER SO BB IBB HBP BLK WP HR S P ERA WHIP	IP WLS BF H R ER SO BB IBB HBP BLK WP HR S P ERA WHIP	IP WLS BF H R ER SO BB IBB HBP BLK WP HR S P ERA WHIP	IP WLS BF H R ER SO BB IBB HBP BLK WP HR S P ERA WHIP	IP WLS BF H R ER SO BB IBB HBP BLK WP HR S P ERA WHIP	IP WLS BF H R ER SO BB IBB HBP BLK WP HR S P ERA WHIP	IP WLS BF H R ER SO BB IBB HBP BLK WP HR S P ERA WHIP	IP WLS BF H R ER SO BB IBB HBP BLK WP HR S P ERA WHIP	IP WLS BF H R ER SO BB IBB HBP BLK WP HR S P ERA WHIP	IP WLS BF H R ER SO BB IBB HBP BLK WP HR S P ERA WHIP	IP WLS BF H R ER SO BB IBB HBP BLK WP HR S P ERA WHIP	IP WLS BF H R ER SO BB IBB HBP BLK WP HR S P ERA WHIP	IP WLS BF H R ER SO BB IBB HBP BLK WP HR S P ERA WHIP	IP WLS BF H R ER SO BB IBB HBP BLK WP HR S P ERA WHIP	IP WLS BF H R ER SO BB IBB HBP BLK WP HR S P ERA WHIP	IP WLS BF H R ER SO BB IBB HBP BLK WP HR S P ERA WHIP	IP WLS BF H R ER SO BB IBB HBP BLK WP HR S P ERA WHIP	IP WLS BF H R ER SO BB IBB HBP BLK WP HR S P ERA WHIP	IP WLS BF H R ER SO BB IBB HBP BLK WP HR S P ERA WHIP	IP WLS BF H R ER SO BB IBB HBP BLK WP HR S P ERA WHIP

Toronto Blue Jays @ Baltimore Orioles  
 Oriole Park at Camden Yards, Baltimore, MD  
 Wed Sep 29 2004, 3:05 PM EDT  
 Unknown - 76 F

AB 36  
 R 6  
 H 9  
 RBI 6  
 BB 4  
 SO 9  
 LOB 11



Batter	1	2	3	4	5	6	7	8	9	AB	R	H	RBI	BB	SO	LOB	BOTTOM									
1 Brian Roberts, S OBP: 0.345, SLG: 0.377	K		G6-3		SH5-4		F9	K		4	0	0	0	0	2	4										
16 Tim Lincecum, S OBP: 0.301, SLG: 0.330	BB 6		L1		10 1B		F8		BB 1B	4	2	2	2	1	0	2										
6 Melvin Mora, R OBP: 0.423, SLG: 0.572	BB				HR BB		P3	10 G6-4-3 BB	E6 1B 10 IBB	2	1	0	0	3	0	2										
10 Miguel Tejada, R OBP: 0.362, SLG: 0.532	K		K		K		FC6-4 1B	G6-4-3	1B	4	0	1	1	1	2	4										
Javy Lopez, R OBP: 0.366, SLG: 0.487	F9		K		FC6-4		F9	F9	F3	5	0	0	0	0	1	7										
Rafael Palmeiro, L OBP: 0.366, SLG: 0.447	P3		P3		HR		HR	K	K	5	2	2	3	0	2	3										
B.J. Surhoff, L OBP: 0.365, SLG: 0.416 David Newhan, L OBP: 0.368, SLG: 0.452	G3-1		G3-1		G4-3		BB	1B	1B	3	0	1	0	1	0	0										
Geronimo Gil, R OBP: 0.400, SLG: 0.409	L6		L6		SH5-4 16 2B BLK		F8	F8	1B	3	1	1	0	1	0	1										
Larry Bigbie, L OBP: 0.340, SLG: 0.422	G1-3		G1-3		SH5-4 16 2B BB		E8	K	K	3	1	1	0	1	1	2										
<b>Inning Stats</b>	R: 0 E: 0 K: 2 S: 13	H: 0 LOB: 2 BB: 2 P: 26	R: 0 E: 0 K: 0 S: 5	H: 0 LOB: 0 BB: 0 P: 10	R: 0 E: 0 K: 0 S: 7	H: 0 LOB: 0 BB: 0 P: 11	R: 2 E: 0 K: 2 S: 14	H: 1 LOB: 0 BB: 1 P: 25	R: 3 E: 0 K: 0 S: 12	H: 2 LOB: 1 BB: 2 P: 29	R: 1 E: 1 K: 0 S: 17	H: 2 LOB: 2 BB: 1 P: 26	R: 0 E: 0 K: 3 S: 14	H: 0 LOB: 0 BB: 0 P: 15	R: 0 E: 0 K: 3 S: 14	H: 2 LOB: 2 BB: 0 P: 21	R: 1 E: 1 K: 1 S: 11	H: 2 LOB: 3 BB: 1 P: 18	1B: 6 2B: 1 3B: 0 HR: 2	SF: 0 SAC: 1 DP: 1 HBP: 0	WP: 0 PB: 0 SB: 0 CS: 0	PA: 43				
<b>PITCHER</b>	IP WLS BF H R ER SO BB IBB HBP BLK WP HR S P ERA WHIP	IP WLS BF H R ER SO BB IBB HBP BLK WP HR S P ERA WHIP	IP WLS BF H R ER SO BB IBB HBP BLK WP HR S P ERA WHIP	IP WLS BF H R ER SO BB IBB HBP BLK WP HR S P ERA WHIP	IP WLS BF H R ER SO BB IBB HBP BLK WP HR S P ERA WHIP	IP WLS BF H R ER SO BB IBB HBP BLK WP HR S P ERA WHIP	IP WLS BF H R ER SO BB IBB HBP BLK WP HR S P ERA WHIP	IP WLS BF H R ER SO BB IBB HBP BLK WP HR S P ERA WHIP	IP WLS BF H R ER SO BB IBB HBP BLK WP HR S P ERA WHIP	IP WLS BF H R ER SO BB IBB HBP BLK WP HR S P ERA WHIP	IP WLS BF H R ER SO BB IBB HBP BLK WP HR S P ERA WHIP	IP WLS BF H R ER SO BB IBB HBP BLK WP HR S P ERA WHIP	IP WLS BF H R ER SO BB IBB HBP BLK WP HR S P ERA WHIP	IP WLS BF H R ER SO BB IBB HBP BLK WP HR S P ERA WHIP	IP WLS BF H R ER SO BB IBB HBP BLK WP HR S P ERA WHIP	IP WLS BF H R ER SO BB IBB HBP BLK WP HR S P ERA WHIP	IP WLS BF H R ER SO BB IBB HBP BLK WP HR S P ERA WHIP	IP WLS BF H R ER SO BB IBB HBP BLK WP HR S P ERA WHIP	IP WLS BF H R ER SO BB IBB HBP BLK WP HR S P ERA WHIP	IP WLS BF H R ER SO BB IBB HBP BLK WP HR S P ERA WHIP	IP WLS BF H R ER SO BB IBB HBP BLK WP HR S P ERA WHIP	IP WLS BF H R ER SO BB IBB HBP BLK WP HR S P ERA WHIP	IP WLS BF H R ER SO BB IBB HBP BLK WP HR S P ERA WHIP	IP WLS BF H R ER SO BB IBB HBP BLK WP HR S P ERA WHIP	IP WLS BF H R ER SO BB IBB HBP BLK WP HR S P ERA WHIP	IP WLS BF H R ER SO BB IBB HBP BLK WP HR S P ERA WHIP

Toronto Blue Jays @ Baltimore Orioles  
 Oriole Park at Camden Yards, Baltimore, MD  
 Wed Sep 29 2004, 3:05 PM EDT  
 Unknown - 76 F


AB 34  
 R 7  
 H 9  
 RBI 7  
 BB 8  
 SO 8  
 LOB 25










Batter	1	2	3	4	5	6	7	8	9	AB	R	H	RBI	BB	SO	LOB	TOP			
Frank Menechino, R (1, 10) OBP: 0.370, SLG: 0.451	F9		HR		G5-3		F7			4	1	1	1	0	0	1	<p>Toronto Blue Jays @ Baltimore Orioles</p> <p>Oriole Park at Camden Yards, Baltimore, MD</p> <p>Thu Sep 30 2004, 7:05 PM EDT</p> <p>Att: 18,793 - Sunny - 77 F</p> <p>livebaseballscores.com</p> <p>AB 31 R 3 H 6 RBI 3 BB 4 SO 8 LOB 12</p> 			
Orlando Hudson, S (1, 4) OBP: 0.341, SLG: 0.438	K		10E 1B BB		G6-3			L9		3	1	0	0	1	1	0				
10 Vernon Wells, R (1, 8) OBP: 0.337, SLG: 0.470	G5-3		15S 1B BB		G6-3			K		3	0	0	0	1	1	0				
Carlos Delgado, L (1, 3)		HR	15S G6-4-3 1B		G6-3			BB		3	1	2	2	1	0	0				
15 Alex Rios, R (1, 9) OBP: 0.336, SLG: 0.387		3S BB	G6-4-3		1B			K		3	0	1	0	1	1	3				
3 Reed Johnson, R (1, 7) OBP: 0.321, SLG: 0.381	K		1-2 2-3	L6			F7			4	0	0	0	0	2	2				
Eric Hinske, L (1, 5) OBP: 0.312, SLG: 0.381	K		G3-1		G6-4-3 8 HBP 1B			1B		4	0	2	0	0	1	1				
Guillermo Quiroz, R (1, 2) OBP: 0.265, SLG: 0.250	K		1-3 2-3		1-2 2-3 8 G6-4-3 HBP			F9		3	0	0	0	0	2	2				
Chris Woodward, R (1, 6) OBP: 0.283, SLG: 0.347			G5-3		P5			P2		2	0	0	0	0	0	0				
8 Russ Adams, L (7, PH) OBP: 0.348, SLG: 0.523										2	0	0	0	0	0	3				
<b>Inning Stats</b>	R: 0 E: 0 K: 1 S: 10	H: 0 LOB: 0 BB: 0 P: 16	R: 1 E: 0 K: 3 S: 18	H: 1 LOB: 1 BB: 1 P: 29	R: 2 E: 1 K: 0 S: 10	H: 2 LOB: 1 BB: 2 P: 25	R: 0 E: 0 K: 1 S: 10	H: 0 LOB: 0 BB: 0 P: 14	R: 0 E: 0 K: 0 S: 4	H: 1 LOB: 0 BB: 0 P: 11	R: 0 E: 0 K: 0 S: 9	H: 1 LOB: 1 BB: 0 P: 18	R: 0 E: 0 K: 2 S: 9	H: 0 LOB: 1 BB: 1 P: 16	R: 0 E: 0 K: 1 S: 8	H: 1 LOB: 1 BB: 0 P: 12	1B: 4 2B: 0 3B: 0 HR: 2	SF: 0 SAC: 0 DP: 2 HBP: 1	WP: 0 PB: 0 SB: 2 CS: 0	PA: 36
<b>PITCHER</b>	IP WLS BF H R ER SO BB IBB HBP BLK WP HR S P ERA WHIP																			
Matt Riley, L (1, 1) ERA: 5.63	5.0 W 20 3 3 3 5 3 0 0 0 0 2 52 90 5.40 1.200																			
Todd Williams, R (6, 1) ERA: 3.0	2.0 H 8 2 0 0 0 0 0 0 1 0 0 0 17 29 0.00 1.000																			
Jorge Julio, R (8, 1) ERA: 4.21	1.0 4 0 0 0 2 1 0 0 0 0 0 0 9 16 0.00 1.000																			
Buddy Groom, L (9, 1) ERA: 4.85	1.0 4 1 0 0 1 0 0 0 0 0 0 0 8 12 0.00 1.000																			

Batter	1	2	3	4	5	6	7	8	9	AB	R	H	RBI	BB	SO	LOB	BOTTOM	
1 Brian Roberts, S (1, 4) OBP: 0.345, SLG: 0.377	1B		6 1B BB	K		F8		F8		4	1	1	0	1	1	2	<p>Toronto Blue Jays @ Baltimore Orioles</p> <p>Oriole Park at Camden Yards, Baltimore, MD</p> <p>Thu Sep 30 2004, 7:05 PM EDT</p> <p>Att: 18,793 - Sunny - 77 F</p> <p>livebaseballscores.com</p> <p>AB 37 R 9 H 14 RBI 9 BB 2 SO 3 LOB 17</p> 	
David Newhan, L (1, 9) OBP: 0.370, SLG: 0.466	P6		10 2B 1B	FC6-4		6 1B		HR		5	2	3	3	0	0	2		
6 Melvin Mora, R (1, 5) OBP: 0.420, SLG: 0.567	F9		10 2B 1B	F7		10 G5-4-3 1B		P3		5	1	2	1	0	0	2		
10 Miguel Tejada, R (1, 6) OBP: 0.362, SLG: 0.536	F9		1-H 3-H 1-2 2B	G4-3		10 HR		G5-4-3		4	1	2	3	0	0	3		
Rafael Palmeiro, L (1, 3) OBP: 0.364, SLG: 0.443		F7	G4-3			1B		F8		4	0	1	0	0	0	1		
Javy Lopez, R (1, 2) OBP: 0.367, SLG: 0.491		1-2	2-3			1B		G5-3		1	0	1	0	0	0	0		
Geronimo Gil, R (3, 2) OBP: 0.357, SLG: 0.360		1B	K			B1		G5-3		3	0	0	0	0	1	2		
B.J. Surhoff, L (1, 7) OBP: 0.363, SLG: 0.413	F9		F7			F8		G4-3		4	0	0	0	0	0	3		
31 Jay Gibbons, L (1, 10) OBP: 0.302, SLG: 0.376	F9		1B FC6-4 BB			F8		HR		3	2	1	1	1	0	2		
Larry Bigbie, L (1, 8) OBP: 0.343, SLG: 0.431			1 BB 1B	FC6-4		1-3 1B		HR		4	2	3	1	0	1	0		
<b>Inning Stats</b>	R: 0 E: 0 K: 0 S: 9	H: 1 LOB: 1 BB: 0 P: 12	R: 0 E: 0 K: 0 S: 9	H: 1 LOB: 0 BB: 0 P: 11	R: 4 E: 1 K: 1 S: 16	H: 4 LOB: 1 BB: 1 P: 29	R: 1 E: 0 K: 1 S: 13	H: 1 LOB: 1 BB: 1 P: 20	R: 1 E: 0 K: 0 S: 10	H: 3 LOB: 1 BB: 0 P: 19	R: 0 E: 0 K: 0 S: 7	H: 0 LOB: 0 BB: 0 P: 8	R: 2 E: 0 K: 1 S: 12	H: 2 LOB: 2 BB: 0 P: 21	1B: 9 2B: 1 3B: 0 HR: 4	SF: 0 SAC: 0 DP: 1 HBP: 0	WP: 0 PB: 0 SB: 0 CS: 0	PA: 39
<b>PITCHER</b>	IP WLS BF H R ER SO BB IBB HBP BLK WP HR S P ERA WHIP																	
Josh Towers, R (1, 1) ERA: 5.23	2.0 L 13 6 4 4 4 1 0 0 0 0 0 2 29 42 18.00 3.500																	
Ryan Glynn, R (3, 1) ERA: 4.05	3.1 16 5 3 3 2 1 0 0 0 0 0 2 33 54 8.10 1.800																	
Bob Fife, R (6, 1) ERA: 4.81	1.2 5 1 0 0 0 0 0 0 0 0 0 0 13 17 0.00 0.600																	
Miguel Batista, R (8, 1) ERA: 4.78	1.0 5 2 2 2 1 0 0 0 0 0 0 2 12 21 18.00 2.000																	



Batter	1	2	3	4	5	6	7	8	9	AB	R	H	RBI	BB	SO	LOB	TOP					
18 Johnny Damon, L (1, 8) OBP: 0.380, SLG: 0.476	P5		HR		G6-3		BB		34 HR	4	2	2	2	1	0	0	<b>Boston Red Sox @ Baltimore Orioles</b> Oriole Park at Camden Yards, Baltimore, MD Fri Oct 01 2004, 7:35 PM EDT Att: 39,086 - Sunny - 76 F					
Mark Bellhorn, S (1, 4) OBP: 0.372, SLG: 0.443	K		FC6-4			CS	BB		K	4	0	2	1	1	2	2						
Manny Ramirez, R (1, 7) Gabe Kapler, R (7, 7) OBP: 0.310, SLG: 0.394	1B		FC6-4			BB	BB		34 HR	4	0	1	0	0	1	5						
34 David Ortiz, L (1, 10) OBP: 0.377, SLG: 0.601	K		1-2			F8			HR	5	1	1	3	0	1	1						
Kevin Millar, R (1, 9) Dave Roberts, L (8, 7) OBP: 0.380, SLG: 0.473	K				F7				FC5-4	4	0	0	0	0	1	0						
Orlando Cabrera, R (1, 6) OBP: 0.306, SLG: 0.378	F8					BB	BB		FC5-4	4	1	2	0	1	0	1						
Bill Mueller, S (1, 5) OBP: 0.363, SLG: 0.447	G4-3				F7				BB	3	2	1	0	1	0	1						
Doug Mirabeli, R (1, 2) OBP: 0.373, SLG: 0.535			G5-3						P5	4	0	1	1	0	0	1						
Doug Mientkiewicz, L (1, 3) OBP: 0.326, SLG: 0.347			G3-1						BB	3	1	0	0	1	1	2						
<b>Inning Stats</b>	R: 0 H: 1 E: 0 K: 2 S: 11	H: 1 LOB: 1 BB: 0 P: 15	R: 0 H: 0 E: 0 K: 1 S: 8	H: 0 LOB: 0 BB: 0 P: 10	R: 1 H: 2 E: 0 K: 0 S: 10	H: 2 LOB: 1 BB: 0 P: 19	R: 0 H: 1 E: 0 K: 0 S: 12	H: 1 LOB: 1 BB: 0 P: 21	R: 0 H: 0 E: 0 K: 0 S: 7	H: 0 LOB: 0 BB: 0 P: 10	R: 0 H: 0 E: 0 K: 1 S: 10	H: 0 LOB: 0 BB: 1 P: 19	R: 2 H: 3 E: 0 K: 1 S: 15	H: 3 LOB: 3 BB: 2 P: 30	R: 0 H: 1 E: 0 K: 0 S: 8	H: 1 LOB: 0 BB: 0 P: 14		R: 5 H: 3 E: 0 K: 1 S: 22	H: 3 LOB: 1 BB: 3 P: 39	1B: 9 2B: 1 3B: 0 HR: 2	SF: 0 SAC: 0 DP: 1 HBP: 0	WP: 0 PB: 1 SB: 0 CS: 2
<b>PITCHER</b>	IP WLS BF H R ER SO BB IBB HBP BLK WP HR S P ERA WHIP																					
Rodrigo Lopez, R (1, 1) ERA: 3.59	6.1 L 25 5 3 3 4 2 0 0 0 0 1 65 108 4.26 1.105																					
Jason Grimsley, R (7, 1) ERA: 3.45	1.2 B 8 3 0 0 1 1 0 0 0 0 0 16 30 0.00 2.400																					
Jorge Julio, R (9, 1) ERA: 4.7	0.2 6 2 4 4 1 2 0 0 0 0 0 0 15 25 54.00 6.000																					
John Parrish, L (9, 1) ERA: 3.46	0.1 3 1 1 1 0 1 0 0 0 0 0 1 7 14 27.00 6.000																					

Batter	1	2	3	4	5	6	7	8	9	AB	R	H	RBI	BB	SO	LOB	BOTTOM					
1 Brian Roberts, S (1, 4) OBP: 0.344, SLG: 0.375	F8		F9				L6		G1-6-3	5	0	1	1	0	0	2	<b>Boston Red Sox @ Baltimore Orioles</b> Oriole Park at Camden Yards, Baltimore, MD Fri Oct 01 2004, 7:35 PM EDT Att: 39,086 - Sunny - 76 F					
David Newhan, L (1, 9) OBP: 0.368, SLG: 0.463	L7				G3		B3		BB	5	0	1	1	0	0	2						
6 Melvin Mora, R (1, 5) OBP: 0.420, SLG: 0.565	P4				1B				G4-3	5	0	2	0	0	0	1						
10 Miguel Tejada, R (1, 6) OBP: 0.362, SLG: 0.534			K				PB		K	4	1	1	0	0	3	2						
Rafael Palmeiro, L (1, 3) OBP: 0.362, SLG: 0.440			G3-1				F9		G1-3	4	0	0	0	0	1	3						
B.J. Surhoff, L (1, 7) OBP: 0.364, SLG: 0.411			G4-3				G4-3		BB	2	0	0	0	2	0	0						
Gerónimo Gil, R (1, 2) OBP: 0.356, SLG: 0.357			G1-3				G6-3		E7	3	0	1	1	0	0	0						
Javy Lopez, R (8, PH) OBP: 0.367, SLG: 0.490							1-3		F8	1	0	0	0	0	0	2						
31 Jay Gibbons, L (1, 10) OBP: 0.304, SLG: 0.381			K				PB		G1-6-3	4	2	2	0	0	2	2						
Larry Bigbie, L (1, 8) OBP: 0.344, SLG: 0.430			1B				L6		K	3	0	1	0	1	1	1						
<b>Inning Stats</b>	R: 0 H: 0 E: 0 K: 0 S: 5	H: 0 LOB: 0 BB: 0 P: 8	R: 0 H: 0 E: 0 K: 1 S: 7	H: 0 LOB: 0 BB: 0 P: 12	R: 0 H: 1 E: 0 K: 1 S: 9	H: 1 LOB: 1 BB: 0 P: 15	R: 0 H: 1 E: 0 K: 2 S: 13	H: 1 LOB: 1 BB: 0 P: 19	R: 1 H: 2 E: 0 K: 0 S: 13	H: 2 LOB: 2 BB: 1 P: 23	R: 1 H: 2 E: 1 K: 1 S: 11	H: 2 LOB: 2 BB: 1 P: 18	R: 0 H: 0 E: 0 K: 0 S: 5	H: 0 LOB: 0 BB: 0 P: 5	R: 0 H: 1 E: 0 K: 1 S: 9	H: 1 LOB: 2 BB: 1 P: 18	R: 1 H: 2 E: 0 K: 1 S: 13	H: 2 LOB: 1 BB: 0 P: 20	1B: 8 2B: 1 3B: 0 HR: 0	SF: 0 SAC: 0 DP: 0 HBP: 0	WP: 1 PB: 2 SB: 0 CS: 0	PA: 39
<b>PITCHER</b>	IP WLS BF H R ER SO BB IBB HBP BLK WP HR S P ERA WHIP																					
49 Tim Wakefield, R (1, 1) ERA: 4.87	6.0 W 26 6 2 2 5 2 0 0 0 0 0 0 5 5 0.00 0.000																					
Alan Embree, L (7, 1) ERA: 4.18	1.0 H 3 0 0 0 0 0 0 0 0 0 0 5 5 0.00 0.000																					
50 Mike Timlin, R (8, 1) ERA: 4.04	1.0 H 5 1 0 0 1 0 1 0 0 0 0 9 18 0.00 1.000																					
Mike Myers, L (9, 1) ERA: 4.5	0.2 4 2 1 1 1 0 0 0 0 0 0 9 13 13.50 3.000																					
Curt Leskanic, R (9, 1) ERA: 5.31	0.1 1 0 0 0 0 0 0 0 0 0 0 4 7 0.00 0.000																					



Batter	1	2	3	4	5	6	7	8	9	AB	R	H	RBI	BB	SO	LOB	TOP										
18 Johnny Damon, L (1, 8) OBP: 0.380, SLG: 0.475 Adam Hyzdu, R (6, PH) OBP: 0.500, SLG: 1.143 (6, 7)	F9	BB	G4-3			2B		G6-3		3	0	1	3	0	0	2											
Dave Roberts, L (1, 7) OBP: 0.341, SLG: 0.387 (6, 8)	K	1B	G6-3			L7			F7	5	0	0	0	0	2	4											
Doug Mientkiewicz, L (1, 3) OBP: 0.327, SLG: 0.346	G1-3	BB				K			FC3-6 1B	4	0	1	0	1	1	1											
Jason Varitek, S (1, 2) OBP: 0.391, SLG: 0.484		BB				P4			FC3-6 20 BB	4	1	0	0	1	1	3											
Ellis Burks, R (1, 10) OBP: 0.270, SLG: 0.273 20 Kevin Youkilis, R (4, PH) OBP: 0.369, SLG: 0.418		BB				F7				2	1	1	0	0	0	2											
Orlando Cabrera, R (1, 6) OBP: 0.306, SLG: 0.379 Ricky Gutierrez, R (5, 4) OBP: 0.278, SLG: 0.250	1B	2B	F9			F7			K	3	1	1	1	0	0	0											
Bill Mueller, S (1, 5) OBP: 0.364, SLG: 0.445	1B	BB	G6-3			G6-3			F7	2	2	0	0	2	0	0											
Gabe Kapler, R (1, 9) OBP: 0.313, SLG: 0.395	1B	BB	G6-3			G6-3			G6-3	4	1	2	1	0	0	0											
Pokey Reese, R (1, 4) OBP: 0.270, SLG: 0.303 (5, 6)	1B	1B	E6			K			BB	3	1	1	1	1	1	2											
<b>Inning Stats</b>	R: 0 E: 0 K: 1 S: 13	H: 0 LOB: 0 BB: 0 P: 19	R: 6 E: 0 K: 1 S: 22	H: 5 LOB: 2 BB: 3 P: 44	R: 1 E: 1 K: 0 S: 17	H: 1 LOB: 2 BB: 1 P: 29	R: 0 E: 0 K: 0 S: 6	H: 0 LOB: 0 BB: 0 P: 9	R: 0 E: 0 K: 0 S: 8	H: 0 LOB: 0 BB: 0 P: 12	R: 0 E: 0 K: 2 S: 12	H: 1 LOB: 1 BB: 0 P: 18	R: 0 E: 0 K: 2 S: 7	H: 0 LOB: 0 BB: 0 P: 8	R: 0 E: 0 K: 0 S: 13	H: 0 LOB: 1 BB: 1 P: 24	R: 0 E: 0 K: 1 S: 13	H: 1 LOB: 2 BB: 1 P: 24	1B: 6 2B: 2 3B: 0 HR: 0	SF: 0 SAC: 0 DP: 0 HBP: 0	WP: 1 PB: 0 SB: 1 CS: 0	PA: 42					
<b>PITCHER</b>	IP	WLS	BF	H	R	ER	SO	BB	IBB	HBP	BLK	WP	HR	S	P	ERA	WHIP										
40 Daniel Cabrera, R (1, 1) ERA: 5.0	1.1	L	12	5	6	6	2	3	0	0	0	1	0	30	56	40.50	6.000										
Eddy Rodriguez, R (2, 1) ERA: 4.79	0.2		2	0	0	0	0	0	0	0	0	0	0	5	7	0.00	0.000										
45 Erik Bedard, L (3, 1) ERA: 4.59	4.0		16	2	1	0	2	1	0	0	0	0	0	43	68	0.00	0.750										
47 Aaron Rakers, R (7, 1) ERA: 4.15	2.1		9	1	0	0	2	1	0	0	0	0	0	26	40	0.00	0.857										
Todd Williams, R (9, 1) ERA: 2.93	0.2		3	0	0	0	1	1	0	0	0	0	0	7	16	0.00	1.500										

**Boston Red Sox @ Baltimore Orioles**  
 Oriole Park at Camden Yards, Baltimore, MD

Sat Oct 02 2004, 1:25 PM EDT  
 Att: 48,540 - Unknown - 76 F

AB 36  
 R 7  
 H 8  
 RBI 6  
 BB 6  
 SO 7  
 LOB 17



Batter	1	2	3	4	5	6	7	8	9	AB	R	H	RBI	BB	SO	LOB	BOTTOM										
1 Brian Roberts, S (1, 4) OBP: 0.343, SLG: 0.375	F9		F7			F7			K	5	1	1	0	0	1	2											
David Newhan, L (1, 9) OBP: 0.364, SLG: 0.458	G4-3					F9			P4	4	0	0	0	0	0	1											
6 Melvin Mora, R (1, 5) OBP: 0.419, SLG: 0.565	10 WP					G3-1			K	4	0	1	0	0	1	1											
10 Miguel Tejada, R (1, 6) OBP: 0.363, SLG: 0.539	G6-3					1B			F8	4	1	2	2	0	0	1											
Rafael Palmeiro, L (1, 10) OBP: 0.361, SLG: 0.440			P5			P4			L6	4	1	1	0	0	0	1											
Javy Lopez, R (1, 2) OBP: 0.368, SLG: 0.497			P4			HR			G5-3	4	1	2	1	0	0	1											
B.J. Surhoff, L (1, 7) OBP: 0.366, SLG: 0.421 16 Tim Lincecum, S (9, PR) OBP: 0.292, SLG: 0.319			F8			K			HR	4	1	2	2	0	1	0											
31 Jay Gibbons, L (1, 3) OBP: 0.303, SLG: 0.379						K			G3	4	0	1	0	0	2	2											
Larry Bigbie, L (1, 8) OBP: 0.342, SLG: 0.427			G4-3			G4-3			P6	4	0	0	0	0	1	3											
<b>Inning Stats</b>	R: 0 E: 0 K: 0 S: 9	H: 1 LOB: 1 BB: 0 P: 14	R: 0 E: 0 K: 0 S: 6	H: 0 LOB: 0 BB: 0 P: 12	R: 0 E: 0 K: 1 S: 13	H: 0 LOB: 0 BB: 0 P: 19	R: 0 E: 0 K: 0 S: 10	H: 1 LOB: 1 BB: 0 P: 19	R: 1 E: 0 K: 1 S: 12	H: 1 LOB: 0 BB: 0 P: 19	R: 0 E: 0 K: 0 S: 8	H: 0 LOB: 0 BB: 0 P: 11	R: 2 E: 0 K: 0 S: 9	H: 3 LOB: 1 BB: 0 P: 13	R: 2 E: 0 K: 1 S: 18	H: 2 LOB: 0 BB: 0 P: 25	R: 0 E: 0 K: 3 S: 16	H: 2 LOB: 2 BB: 0 P: 22	1B: 3 2B: 4 3B: 0 HR: 3	SF: 0 SAC: 0 DP: 0 HBP: 0	WP: 1 PB: 0 SB: 0 CS: 0	PA: 37					
<b>PITCHER</b>	IP	WLS	BF	H	R	ER	SO	BB	IBB	HBP	BLK	WP	HR	S	P	ERA	WHIP										
Bronson Arroyo, R (1, 1) ERA: 4.03	3.0		10	1	0	0	1	0	0	0	0	0	1	22	38	4.50	1.000										
Terry Adams, R (4, 1) ERA: 4.5	2.0	W	8	2	1	1	1	0	0	0	0	0	1	22	38	4.50	1.000										
Ramiro Mendoza, R (6, 1) ERA: 3.52	1.2		7	2	2	2	0	0	0	0	0	0	1	14	20	10.80	1.200										
Mike Myers, L (7, 1) ERA: 4.64	0.2		4	2	1	1	0	0	0	0	0	0	0	13	19	13.50	3.000										
50 Mike Timlin, R (8, 1) ERA: 4.13	0.2		3	1	1	1	1	0	0	0	0	0	1	8	10	13.50	1.500										
<b>PITCHER</b>	IP	WLS	BF	H	R	ER	SO	BB	IBB	HBP	BLK	WP	HR	S	P	ERA	WHIP										
Keith Foulke, R (9, 1) ERA: 2.17	1.0	S	5	2	0	0	3	0	0	0	0	0	0	16	22	0.00	2.000										


**Boston Red Sox @ Baltimore Orioles**  
 Oriole Park at Camden Yards, Baltimore, MD


Sat Oct 02 2004, 1:25 PM EDT  
 Att: 48,540 - Unknown - 76 F

AB 37  
 R 5  
 H 10  
 RBI 5  
 BB 0  
 SO 6  
 LOB 12





Batter	1	2	3	4	5	6	7	8	9	AB	R	H	RBI	BB	SO	LOB	TOP																
<b>Dave Roberts, L</b> OBP: 0.339, SLG: 0.382 (1, 8)	F8		F8		G4-3		S 1B BB	K		4	1	0	0	1	1	3	<b>Boston Red Sox @ Baltimore Orioles</b> Oriole Park at Camden Yards, Baltimore, MD Sat Oct 02 2004, 7:05 PM EDT Att: 47,320 - Unknown - 76 F  <b>AB 37</b> <b>R 7</b> <b>H 11</b> <b>RBI 7</b> <b>BB 4</b> <b>SO 4</b> <b>LOB 18</b> 																
<b>Mark Bellhorn, S</b> OBP: 0.374, SLG: 0.444 (1, 4)	K			G3-1		34 1B HR	HBP 3B 1B	1B		5	2	3	1	0	1	0																	
<b>Kevin Millar, R</b> OBP: 0.372, SLG: 0.472 (1, 10)	G6-3			34 2B G6-3	1B		F8	3B	F7	3	1	1	0	0	0	1																	
<b>Adam Hyzdu, R</b> OBP: 0.444, SLG: 1.000 (7, PR)										1	1	0	0	0	0	2																	
<b>34 David Ortiz, L</b> OBP: 0.379, SLG: 0.604 (6, 3)																																	
<b>Doug Mientkiewicz, L</b> OBP: 0.327, SLG: 0.352 (6, 3)																																	
<b>Trot Nixon, L</b> OBP: 0.372, SLG: 0.507 (1, 9)																																	
<b>Orlando Cabrera, R</b> OBP: 0.306, SLG: 0.384 (1, 6)																																	
<b>Ricky Gutierrez, R</b> OBP: 0.282, SLG: 0.248 (6, 6)																																	
<b>Doug Mirabeli, R</b> OBP: 0.372, SLG: 0.532 (1, 2)																																	
<b>Sandy Martinez, L</b> (6, 2)																																	
<b>20 Kevin Youkilis, R</b> OBP: 0.371, SLG: 0.420 (1, 5)																																	
<b>Gabe Kapler, R</b> OBP: 0.312, SLG: 0.391 (1, 7)																																	
<b>Inning Stats</b>	R: 0 E: 0 K: 1 S: 10	H: 0 LOB: 0 BB: 0 P: 13	R: 0 E: 0 K: 0 S: 3	H: 0 LOB: 0 BB: 1 P: 9	R: 0 E: 0 K: 0 S: 10	H: 0 LOB: 1 BB: 1 P: 17	R: 1 E: 0 K: 0 S: 12	H: 2 LOB: 1 BB: 0 P: 15	R: 0 E: 0 K: 0 S: 9	H: 1 LOB: 1 BB: 0 P: 13	R: 3 E: 0 K: 0 S: 20	H: 4 LOB: 1 BB: 0 P: 29	R: 3 E: 0 K: 2 S: 16	H: 2 LOB: 2 BB: 2 P: 30	R: 0 E: 0 K: 1 S: 7	H: 2 LOB: 2 BB: 0 P: 9	R: 0 E: 0 K: 0 S: 7	H: 0 LOB: 0 BB: 0 P: 15	1B: 8 2B: 1 3B: 1 HR: 1	SF: 0 SAC: 0 DP: 1 HBP: 1	WP: 1 PB: 0 SB: 1 CS: 0	PA: 42											
<b>PITCHER</b>	IP WLS BF H R ER SO BB IBB HBP BLK WP HR S P ERA WHIP																																
<b>Sidney Ponson, R</b> ERA: 5.3 (1, 1)	6.0	26	7	4	4	1	2	0	0	0	0	1	1	64	96	6.00	1.500																
<b>Jason Grimsley, R</b> ERA: 3.95 (7, 1)	0.1	L	4	1	3	3	1	0	1	0	0	0	0	7	14	81.00	6.000																
<b>Buddy Groom, L</b> ERA: 4.78 (7, 1)	0.2		4	1	0	0	1	0	0	0	0	0	0	9	16	0.00	3.000																
<b>Jorge Julio, R</b> ERA: 4.57 (8, 1)	2.0		8	2	0	0	1	0	0	0	0	0	0	14	24	0.00	1.000																

Batter	1	2	3	4	5	6	7	8	9	AB	R	H	RBI	BB	SO	LOB	BOTTOM																
<b>1 Brian Roberts, S</b> OBP: 0.343, SLG: 0.375 (1, 4)	F8			F9		P6			SH5-3	4	1	1	0	0	0	1	<b>Boston Red Sox @ Baltimore Orioles</b> Oriole Park at Camden Yards, Baltimore, MD Sat Oct 02 2004, 7:05 PM EDT Att: 47,320 - Unknown - 76 F  <b>AB 35</b> <b>R 5</b> <b>H 9</b> <b>RBI 5</b> <b>BB 3</b> <b>SO 8</b> <b>LOB 15</b> 																
<b>David Newhan, L</b> OBP: 0.362, SLG: 0.454 (1, 9)	L9								K	5	1	1	0	0	1	4																	
<b>10 Miguel Tejada, R</b> OBP: 0.361, SLG: 0.536 (1, 6)	L9								K	5	1	1	1	0	1	4																	
<b>Rafael Palmeiro, L</b> OBP: 0.362, SLG: 0.440 (1, 3)	L9								K	3	1	1	0	1	1	0																	
<b>Javy Lopez, R</b> OBP: 0.369, SLG: 0.502 (1, 10)	L9								K	3	1	1	3	1	1	0																	
<b>Larry Bigbie, L</b> OBP: 0.341, SLG: 0.427 (1, 7)	L9								K	4	0	1	1	0	1	2																	
<b>Luis Lopez, S</b> OBP: 0.213, SLG: 0.276 (1, 5)	L9								K	4	0	1	0	0	1	3																	
<b>Geronimo Gil, R</b> OBP: 0.343, SLG: 0.344 (1, 2)	L9								K	4	0	1	0	0	1	1																	
<b>16 Tim Raines, S</b> OBP: 0.293, SLG: 0.319 (1, 8)	L9								K	3	0	1	0	0	1	0																	
<b>6 Melvin Mora, R</b> OBP: 0.420, SLG: 0.565 (9, PH)	L9								K	0	0	0	0	1	0	0																	
<b>Inning Stats</b>	R: 4 E: 0 K: 1 S: 17	H: 5 LOB: 1 BB: 0 P: 24	R: 0 E: 0 K: 0 S: 9	H: 1 LOB: 1 BB: 0 P: 14	R: 0 E: 0 K: 2 S: 15	H: 1 LOB: 1 BB: 0 P: 21	R: 0 E: 0 K: 1 S: 8	H: 0 LOB: 0 BB: 0 P: 10	R: 1 E: 0 K: 0 S: 17	H: 1 LOB: 2 BB: 2 P: 31	R: 0 E: 0 K: 0 S: 4	H: 0 LOB: 0 BB: 0 P: 5	R: 0 E: 0 K: 1 S: 11	H: 0 LOB: 0 BB: 0 P: 16	R: 0 E: 0 K: 1 S: 8	H: 0 LOB: 0 BB: 0 P: 11	R: 0 E: 0 K: 1 S: 16	H: 1 LOB: 2 BB: 1 P: 24	1B: 7 2B: 1 3B: 0 HR: 1	SF: 0 SAC: 1 DP: 0 HBP: 0	WP: 0 PB: 0 SB: 4 CS: 0	PA: 39											
<b>PITCHER</b>	IP WLS BF H R ER SO BB IBB HBP BLK WP HR S P ERA WHIP																																
<b>Pedro Astacio, R</b> ERA: 10.36 (1, 1)	4.0	19	7	4	4	4	0	0	0	0	0	0	0	17	31	9.00	3.000																
<b>Scott Williamson, R</b> ERA: 1.3 (5, 1)	1.0	6	1	1	1	1	2	0	0	0	0	0	0	18	24	0.00	0.000																
<b>Byung-Hyun Kim, R</b> ERA: 6.61 (6, 1)	2.1	W	7	0	0	0	1	0	0	0	0	0	0	11	14	0.00	1.500																
<b>Alan Embree, L</b> ERA: 4.13 (8, 1)	0.2	H	3	1	0	0	1	0	0	0	0	0	0	10	16	0.00	1.000																
<b>Curt Leskanic, R</b> ERA: 5.19 (9, 1)	1.0	S	4	0	0	0	1	0	0	0	0	0	0	10	16	0.00	1.000																



Batter	1	2	3	4	5	6	7	8	9	AB	R	H	RBI	BB	SO	LOB	TOP			
Jason Varitek, S OBP: 0.390, SLG: 0.482 Sandy Martinez, L (3, 2)	G1-3		K		G3-1		G5-3			2	0	0	0	0	1	1	<b>Boston Red Sox @ Baltimore Orioles</b> Oriole Park at Camden Yards, Baltimore, MD Sun Oct 03 2004, 1:35 PM EDT Att: 42,104 - Sunny - 73 F			
Orlando Cabrera, R OBP: 0.306, SLG: 0.383 Pokey Reese, R OBP: 0.271, SLG: 0.303	G1-3		P3		L7			1B		1	0	0	0	0	0	0				
Manny Ramirez, R OBP: 0.397, SLG: 0.613 Adam Hyzdu, R OBP: 0.364, SLG: 0.800	G5-3			L9	G6-3			K		2	0	0	0	0	0	0				
34 David Ortiz, L OBP: 0.380, SLG: 0.603 Doug Mirabelli, R OBP: 0.308, SLG: 0.525		F8		1B BB		F7		F9		1	0	0	0	1	0	0				
Kevin Millar, R OBP: 0.383, SLG: 0.474 Doug Mientkiewicz, L OBP: 0.326, SLG: 0.350		E		1B 2B		L4		G6-3		2	1	2	0	0	0	0				
Trot Nixon, L OBP: 0.377, SLG: 0.510 Gabe Kapler, R OBP: 0.311, SLG: 0.390	E3		1B 18 G1-6-3					F8		3	0	2	1	0	0	1				
18 Johnny Damon, L OBP: 0.380, SLG: 0.477 Dave Roberts, L OBP: 0.337, SLG: 0.379	G1-6-3							K		2	0	1	1	0	0	2				
Bill Mueller, S OBP: 0.365, SLG: 0.446 20 Kevin Youkilis, R OBP: 0.307, SLG: 0.413					P4			F9		1	0	1	0	0	0	0				
Mark Bellhorn, S OBP: 0.373, SLG: 0.444 Ricky Gutierrez, R OBP: 0.277, SLG: 0.243			FC3-6		G5-3			K		2	0	0	0	0	1	3				
<b>Inning Stats</b>	R: 0 E: 0 K: 0 S: 7	H: 0 LOB: 0 BB: 0 P: 8	R: 0 E: 1 K: 0 S: 9	H: 1 LOB: 1 BB: 0 P: 14	R: 0 E: 0 K: 1 S: 10	H: 1 LOB: 1 BB: 0 P: 17	R: 2 E: 0 K: 0 S: 13	H: 3 LOB: 3 BB: 1 P: 25	R: 0 E: 0 K: 0 S: 8	H: 1 LOB: 1 BB: 0 P: 14	R: 0 E: 0 K: 1 S: 6	H: 0 LOB: 0 BB: 0 P: 9	R: 0 E: 0 K: 1 S: 11	H: 1 LOB: 1 BB: 0 P: 16	R: 0 E: 0 K: 1 S: 11	H: 0 LOB: 0 BB: 0 P: 14		1B: 6 2B: 1 3B: 0 HR: 0	SF: 0 SAC: 0 DP: 1 HBP: 0	WP: 0 PB: 0 SB: 0 CS: 0
<b>PITCHER</b>	IP WLS BF H R ER SO BB IBB HBP BLK WP HR S P ERA WHIP																			
Rick Bauer, R ERA: 4.7	4.0	W 18	5	2	2	1	1	0	0	0	0	0	0	0	39	64	4.50	1.500		
Bruce Chen, L ERA: 3.02	3.0	W 10	1	0	0	1	0	0	0	0	0	0	0	21	32	0.00	0.333			
Todd Williams, R ERA: 2.87	0.2	H 3	1	0	0	1	0	0	0	0	0	0	0	10	15	0.00	1.500			
B.J. Ryan, L ERA: 2.28	1.1	S 4	0	0	0	1	0	0	0	0	0	0	0	12	15	0.00	0.000			

AB 34  
R 2  
H 7  
RBI 2  
BB 1  
SO 4  
LOB 16



Batter	1	2	3	4	5	6	7	8	9	AB	R	H	RBI	BB	SO	LOB	BOTTOM			
1 Brian Roberts, S OBP: 0.344, SLG: 0.376	G5-3	L9			G6-3					3	0	1	0	1	0	3	<b>Boston Red Sox @ Baltimore Orioles</b> Oriole Park at Camden Yards, Baltimore, MD Sun Oct 03 2004, 1:35 PM EDT Att: 42,104 - Sunny - 73 F			
David Newhan, L OBP: 0.361, SLG: 0.453	G5-3				SF7			K		3	1	1	1	0	1	2				
6 Melvin Mora, R OBP: 0.419, SLG: 0.562	P4				G5-3			HBP		3	0	0	0	0	2					
10 Miguel Tejada, R OBP: 0.360, SLG: 0.534 Luis Lopez, S OBP: 0.211, SLG: 0.273	K				SF8			P4		2	0	0	1	0	1	2				
Rafael Palmeiro, L OBP: 0.359, SLG: 0.436					F7			G4-3		4	0	0	0	0	1	0				
Javy Lopez, R OBP: 0.370, SLG: 0.503								F7		3	1	2	0	0	0	0				
B.J. Surhoff, L OBP: 0.365, SLG: 0.420 16 Tim Lincecum, S OBP: 0.293, SLG: 0.319								F8		3	0	1	0	0	0	1				
31 Jay Gibbons, L OBP: 0.303, SLG: 0.379								F9		3	0	1	1	0	0	0				
Larry Bigbie, L OBP: 0.341, SLG: 0.427								K		3	1	1	0	0	2	2				
<b>Inning Stats</b>	R: 0 E: 0 K: 1 S: 13	H: 0 LOB: 1 BB: 1 P: 24	R: 1 E: 0 K: 0 S: 15	H: 3 LOB: 2 BB: 0 P: 24	R: 1 E: 1 K: 0 S: 13	H: 1 LOB: 0 BB: 0 P: 22	R: 0 E: 0 K: 0 S: 4	H: 1 LOB: 0 BB: 0 P: 8	R: 1 E: 0 K: 0 S: 9	H: 1 LOB: 1 BB: 0 P: 16	R: 0 E: 0 K: 1 S: 9	H: 0 LOB: 0 BB: 0 P: 12	R: 0 E: 0 K: 2 S: 11	H: 1 LOB: 1 BB: 0 P: 19	R: 0 E: 0 K: 0 S: 4	H: 0 LOB: 0 BB: 0 P: 5		1B: 6 2B: 1 3B: 0 HR: 0	SF: 2 SAC: 0 DP: 1 HBP: 1	WP: 0 PB: 1 SB: 1 CS: 0
<b>PITCHER</b>	IP WLS BF H R ER SO BB IBB HBP BLK WP HR S P ERA WHIP																			
Derek Lowe, R ERA: 5.42	2.0	10	3	1	1	2	1	0	0	0	0	0	0	28	48	4.50	2.000			
Terry Adams, R ERA: 4.76	2.0	7	2	1	0	0	0	0	0	0	0	0	0	17	30	0.00	1.000			
Scott Williamson, R ERA: 1.26	1.0	L 5	1	1	0	0	0	0	1	0	0	0	0	9	16	0.00	1.000			
Dave McCarty, L ERA: 2.45	2.0	7	1	0	0	3	0	0	0	0	0	0	0	20	31	0.00	0.500			
Byung-Hyun Kim, R ERA: 5.23	1.0	3	0	0	0	0	0	0	0	0	0	0	0	4	5	0.00	0.000			

AB 28  
R 3  
H 7  
RBI 3  
BB 1  
SO 5  
LOB 12

