

Baltimore Orioles - 2006

Batter	1	2	3	4	5	6	7	8	9	AB	R	H	RBI	BB	SO	LOB	TOP																	
David Newhan, L (1, 7) Val Majewski, L (6, 7)	F7		K	K			F7	K		2	1	0	0	1	1	1	Baltimore Orioles @ Florida Marlins Roger Dean Stadium, Jupiter, FL Fri Mar 03 2006, 1:05 PM EST Att: 3,051 - Partly Cloudy - 80 F																	
17 Corey Patterson, L (1, 8) 39 Jeff Fiorentino, L (6, 8)	P6		K			F7	F8	BB		3	0	0	0	0	1	1																		
Jeff Conine, R (1, 10) 69 Napoleon Calzado, R (7, PH)	2B		BB			K	BB	BB		2	0	1	0	1	1	0																		
Kevin Millar, R (1, 3) 93 Andy Tracy, L (5, PR)	K		BB			BB	BB	BB		3	0	2	1	0	1	1																		
58 Alejandro Freire, R (8, PH)	1B		BB			BB	BB	BB		0	0	0	0	1	0	0																		
21 Nick Markakis, L (1, 9) 43 Keith Reed, R (7, PH)	BB		BB			BB	BB	BB		0	0	0	0	1	0	0																		
Fernando Tatis, R (1, 5) 66 Leo Daigle, R (6, 5)	FC5-4		K			P4	F9			3	0	0	0	0	1	4																		
Chris Gomez, R (1, 6) 16 Ed Rogers, R (6, 6)	K					G3-1				3	0	0	0	0	1	1																		
12 Luis Lopez, S (1, 4) 59 Eddy Garabito, S (6, PR)	K					BB	BB			2	1	2	0	0	0	0																		
Eli Whiteside, R (1, 2) 25 Howie Clark, L (6, PH)						FC6-4				2	0	0	0	0	0	1																		
74 Brandon Marsters, R (6, 2) Desi Relaford, S (9, PH)										1	0	0	0	0	0	1																		
Inning Stats	R: 0 E: 0 K: 1 S: 7	H: 1 LOB: 1 BB: 0 P: 7	R: 0 E: 0 K: 2 S: 7	H: 0 LOB: 1 BB: 1 P: 11	R: 1 E: 0 K: 2 S: 8	H: 1 LOB: 3 BB: 3 P: 20	R: 0 E: 0 K: 1 S: 6	H: 1 LOB: 1 BB: 0 P: 6	R: 0 E: 0 K: 0 S: 3	H: 0 LOB: 1 BB: 1 P: 7	R: 1 E: 0 K: 0 S: 5	H: 2 LOB: 2 BB: 1 P: 9	R: 2 E: 0 K: 2 S: 10	H: 3 LOB: 3 BB: 2 P: 18	R: 0 E: 0 K: 1 S: 6	H: 1 LOB: 1 BB: 0 P: 6	1B: 7 2B: 4 3B: 0 HR: 0	SF: 0 SAC: 0 DP: 0 HBP: 0	WP: 1 PB: 0 SB: 1 CS: 0	PA: 45														
PITCHER	IP WLS BF H R ER SO BB IBB HBP BLK WP HR S P ERA WHIP																																	
Brian Moehler, R (1, 1) ERA: 13.5	2.0	8	1	0	0	3	1	0	0	0	0	0	0	0	14	18	0.00	1.000																
37 Rencyl Pinto, L (3, 1) ERA: 9.0	1.0	7	1	1	1	2	3	0	0	0	0	0	0	8	20	9.00	4.000																	
Adam Bostick, L (4, 1) ERA:	1.0	4	1	0	0	1	0	0	0	0	0	0	0	6	6	0.00	1.000																	
Nate Bump, R (5, 1) ERA:	1.0	4	2	0	0	1	0	0	0	0	0	0	0	6	6	0.00	2.000																	
19 Logan Kensing, R (6, 1) ERA:	1.0	H	4	0	0	0	1	0	0	0	0	0	0	3	7	0.00	1.000																	
PITCHER	IP WLS BF H R ER SO BB IBB HBP BLK WP HR S P ERA WHIP																																	
Travis Bowyer, R (7, 1) ERA: 13.5	0.2	H	4	1	1	1	0	0	0	0	0	0	0	1	0	3	7	13.50	3.000															
26 Jimmy Anderson, L (7, 1) ERA: 19.0	1.0	B	9	4	2	2	1	2	0	0	0	0	0	9	17	18.00	6.000																	
Matt Herges, R (8, 1) ERA:	1.1	W	5	1	0	0	2	0	0	0	0	0	0	9	9	0.00	0.750																	

Batter	1	2	3	4	5	6	7	8	9	AB	R	H	RBI	BB	SO	LOB	BOTTOM															
11 Robert Andino, R (1, 6) 2 Hanley Ramirez, R (6, 6)	L7		K							3	0	0	0	0	1	1	Baltimore Orioles @ Florida Marlins Roger Dean Stadium, Jupiter, FL Fri Mar 03 2006, 1:05 PM EST Att: 3,051 - Partly Cloudy - 80 F															
Dan Uggla, R (1, 10) Lenny Harris, L (8, PH)	F8									3	0	0	0	0	0	0																
17 Mike Jacobs, L (1, 3) Jason Stokes, R (6, 3)	K									2	1	1	0	0	1	0																
14 Josh Willingham, R (1, 2) 37 Tom Wilson, R (6, 2)	G3-1									2	1	1	1	0	0	0																
27 Jeremy Hermida, L (1, 9) 29 Mark Little, R (5, 9)	G3-1									1	1	0	0	1	0	0																
Wes Helms, R (1, 5) 31 Mike Kinkade, R (6, 5)	K									2	0	0	0	0	1	2																
3 Chris Aguilera, R (1, 7) 43 Matt Cepicky, L (6, 7)	G5-3									2	0	1	1	0	0	0																
Reggie Abercrombie, R (1, 8) Eric Reed, L (7, PH)	G3									2	0	1	0	0	0	1																
12 Mickey Lopez, S (1, 4) 28 Scott Seabol, R (6, 4)	G3-1									2	0	0	0	0	0	1																
Inning Stats	R: 0 E: 0 K: 1 S: 5	H: 0 LOB: 0 BB: 0 P: 5	R: 0 E: 0 K: 1 S: 5	H: 0 LOB: 0 BB: 0 P: 5	R: 0 E: 0 K: 1 S: 6	H: 1 LOB: 1 BB: 0 P: 6	R: 3 E: 0 K: 0 S: 6	H: 3 LOB: 1 BB: 1 P: 11	R: 0 E: 0 K: 0 S: 3	H: 0 LOB: 0 BB: 0 P: 3	R: 0 E: 0 K: 0 S: 2	H: 0 LOB: 0 BB: 0 P: 3	R: 2 E: 1 K: 0 S: 6	H: 2 LOB: 1 BB: 0 P: 6	R: 0 E: 0 K: 0 S: 6	H: 0 LOB: 0 BB: 0 P: 6		1B: 2 2B: 4 3B: 0 HR: 0	SF: 1 SAC: 0 DP: 1 HBP: 1	WP: 0 PB: 0 SB: 0 CS: 0	PA: 32											
PITCHER	IP WLS BF H R ER SO BB IBB HBP BLK WP HR S P ERA WHIP																															
Bruce Chen, L (1, 1) ERA:	2.0	0	0	0	0	2	1	0	0	0	0	0	0	11	15	16.20	3.000															
Brian Finch, R (3, 1) ERA: 16.2	1.2	10	4	3	3	1	1	0	0	0	0	0	0	4	5	0.00	0.000															
Chris Britton, R (4, 1) ERA:	1.1	4	0	0	0	0	0	0	0	1	0	0	0	5	6	0.00	0.000															
43 Senny Rleal, R (6, 1) ERA:	2.0	6	0	0	0	0	0	0	1	0	0	0	0	5	6	0.00	0.000															
Ryan Jensen, R (8, 1) ERA:	1.0	L	6	2	2	0	0	0	0	0	0	0	0	6	6	0.00	2.000															

Batter	1	2	3	4	5	6	7	8	9	AB	R	H	RBI	BB	SO	LOB	TOP							
David Newhan, L (1,8) 79 Esix Sneed, S (7,8) OBP: 0.444, SLG: 0.750 OBP: 0.500, SLG: 1.000										3	1	1	1	0	0	0	<p>Baltimore Orioles @ Washington Nationals Space Coast Stadium, Viera, FL</p> <p>Sun Mar 05 2006, 1:05 PM EST Att. 4,363 - Partly Cloudy - 82 F</p> <p>livebaseballscorecards.com</p>							
16 Ed Rogers, R (1,6) 12 Brandon Fahey, L (7,6)										3	0	0	0	0	1	0								
6 Melvin Mora, R (1,5) Fernando Tatis, R (6,5)										3	0	0	0	0	1	0								
31 Jay Gibbons, L (1,9) Desti Relaford, S (7,9)										3	0	0	0	0	2	0								
21 Nick Markakis, L (1,7) 69 Napoleon Calzado, R (7,7)										2	2	2	1	1	0	0								
58 Alejandro Freire, R (1,10) 93 Andy Tracy, L (7,PH) 43 Keith Reed, R (9,PH)										2	0	0	0	0	1	1								
Val Majewski, L (1,3) 66 Leo Daigle, R (7,3)										3	0	0	0	0	1	0								
12 Luis Lopez, S (1,4) 59 Eddy Garabito, S (7,PH)										2	0	0	0	0	1	0								
74 Brandon Marsters, R (1,2) 83 Brian Bock, R (7,2)										2	0	0	0	0	0	0								
Inning Stats	R: 1 E: 0 K: 1 S: 6	H: 1 LOB: 0 BB: 0 P: 6	R: 1 E: 0 K: 0 S: 4	H: 1 LOB: 0 BB: 0 P: 4	R: 0 E: 0 K: 0 S: 3	H: 0 LOB: 1 BB: 0 P: 3	R: 0 E: 0 K: 2 S: 7	H: 0 LOB: 1 BB: 1 P: 11	R: 0 E: 0 K: 1 S: 5	H: 0 LOB: 0 BB: 0 P: 7	R: 0 E: 0 K: 1 S: 5	H: 0 LOB: 0 BB: 0 P: 5	R: 2 E: 0 K: 1 S: 7	H: 2 LOB: 0 BB: 0 P: 7	R: 0 E: 0 K: 0 S: 3	H: 1 LOB: 1 BB: 0 P: 4		R: 2 E: 0 K: 1 S: 7	H: 2 LOB: 2 BB: 2 P: 15	1B: 3 2B: 1 3B: 0 HR: 3	SF: 0 SAC: 0 DP: 1 HBP: 1	WP: 0 PB: 0 SB: 0 CS: 0	PA: 37	
PITCHER	IP WLS BF H R ER SO BB IBB HBP BLK WP HR S P ERA WHIP																							
Jon Rauch, R (1,1) 54 Steve Watkins, R (4,1) 65 Anastacio Martinez, R (7,1) 59 Jim Crowell, L (9,1)	3.0 2.0 2.0 1.0	0 W 9 7	11 10 3 2	2 0 2 2	2 0 2 2	2 5 1 1	0 1 0 2	0 0 0 0	0 0 1 0	0 0 0 0	0 0 1 0	2 13 13 15	6.00 0.00 9.00 18.00	0.667 0.333 1.500 4.000										

Batter	1	2	3	4	5	6	7	8	9	AB	R	H	RBI	BB	SO	LOB	BOTTOM					
Brandon Watson, L (1,8) Tyrell Godwin, L (7,8) OBP: 0.600, SLG: 0.556 OBP: 0.500, SLG: 1.500										4	0	1	0	0	1	0	<p>Baltimore Orioles @ Washington Nationals Space Coast Stadium, Viera, FL</p> <p>Sun Mar 05 2006, 1:05 PM EST Att. 4,363 - Partly Cloudy - 82 F</p> <p>livebaseballscorecards.com</p>					
Jose Vidro, S (1,4) Damian Jackson, R (5,4)										2	1	1	0	0	1	0						
24 Nick Johnson, L (1,3) Larry Broadway, L (5,3)										2	0	1	0	0	0	0						
11 Ryan Zimmerman, R (1,5) Brendan Harris, R (7,5)										3	1	2	2	0	0	0						
Ryan Church, L (1,9) 39 Kenny Kelly, R (6,PR)										1	0	0	0	2	0	0						
Royce Clayton, R (1,6) 76 Ian Desmond, R (9,6)										3	2	1	1	1	1	3						
Marlon Anderson, L (1,10) Bernie Castro, S (8,PR)										4	1	2	2	0	0	2						
Matthew LeCroy, R (1,2) 7 Wiki Gonzalez, R (7,2)										3	1	1	1	0	0	2						
25 Marlon Byrd, R (1,7) Michael Tucker, L (7,9)										3	0	1	1	0	1	0						
Inning Stats	R: 1 E: 0 K: 1 S: 7	H: 3 LOB: 2 BB: 1 P: 11	R: 1 E: 0 K: 1 S: 6	H: 1 LOB: 0 BB: 0 P: 6	R: 0 E: 0 K: 1 S: 5	H: 0 LOB: 0 BB: 0 P: 5	R: 2 E: 0 K: 0 S: 5	H: 1 LOB: 0 BB: 1 P: 9	R: 0 E: 0 K: 0 S: 3	H: 0 LOB: 0 BB: 0 P: 3	R: 3 E: 0 K: 0 S: 7	H: 4 LOB: 2 BB: 1 P: 12	R: 0 E: 0 K: 1 S: 5	H: 0 LOB: 0 BB: 0 P: 5	R: 3 E: 0 K: 2 S: 10	H: 3 LOB: 3 BB: 3 P: 22		1B: 7 2B: 2 3B: 1 HR: 3	SF: 0 SAC: 0 DP: 1 HBP: 0	WP: 1 PB: 0 SB: 1 CS: 0	PA: 41	
PITCHER	IP WLS BF H R ER SO BB IBB HBP BLK WP HR S P ERA WHIP																					
34 Kris Benson, R (1,1) Cory Morris, R (3,1) Franklyn Gracesqui, L (5,1) Ricky Bottalico, R (6,1) 40 Tim Byrdak, L (7,1)	2.0 1.0 1.0 1.0 1.0	L 0 8 3 0	4 0 0 3 0	2 0 0 3 0	2 0 0 3 0	1 0 0 1 0	0 0 0 0 0	0 0 0 0 0	0 1 1 7 5	13 3 12 27.00 5	9.00 0.00 0.00 27.00 0.00	0.00 1.000 0.000 5.000 0.000										
PITCHER	IP WLS BF H R ER SO BB IBB HBP BLK WP HR S P ERA WHIP																					
Marino Salas, R (8,1) 41 Andy Mitchell, R (8,1)	0.1 0.2	0 2	0 0	0 0	0 0	0 0	0 0	0 0	0 0	0 0	0 4	6 4	0 0	0 0	0 0	0 0	0.00 0.000	18.000	0.000	0.000		

AB	33
R	6
H	7
RBI	6
BB	3
SO	8
LOB	7

AB	35
R	10
H	12
RBI	10
BB	6
SO	6
LOB	15



Batter	1	2	3	4	5	6	7	8	9	AB	R	H	RBI	BB	SO	LOB	TOP			
3 Junior Spivey, R (1,4)										4	0	0	0	1	1	3				
16 Chris Duncan, L (1,9)										5	2	3	1	0	1	2				
John Gall, R (1,7) Reid Gorecki, R (9, PH)										4	1	1	0	0	1	3				
47 Brian Daubach, L (1,3) 85 Bryan Anderson, L (9, PH)										4	1	1	2	0	1	0				
26 Scott Spiezo, S (1,5) Brendan Ryan, R (8, PR)										2	0	0	0	2	0	0				
76 Travis Hanson, L (1,10)										4	2	1	1	0	0	2				
Deivi Cruz, R (1,6) 19 Dave Berg, R (6,6) (8,5)										3	0	0	0	0	1	1				
Gary Bennett, R (1,2) Michel Hernandez, R (6,2)										3	1	2	0	0	0	1				
55 Skip Schumaker, L (1,8) 70 Prentice Redman, R (8, PH)										3	0	2	2	0	1	1				
Inning Stats	R: 2 E: 0 K: 0 S: 5	H: 2 LOB: 1 BB: 1 P: 9	R: 1 E: 0 K: 2 S: 9	H: 2 LOB: 2 BB: 1 P: 13	R: 0 E: 0 K: 1 S: 5	H: 0 LOB: 0 BB: 0 P: 5	R: 0 E: 0 K: 2 S: 8	H: 1 LOB: 1 BB: 0 P: 8	R: 1 E: 0 K: 1 S: 4	H: 1 LOB: 0 BB: 0 P: 4	R: 0 E: 0 K: 0 S: 3	H: 1 LOB: 0 BB: 0 P: 3	R: 2 E: 0 K: 0 S: 6	H: 1 LOB: 1 BB: 1 P: 10	R: 1 E: 0 K: 0 S: 5	H: 2 LOB: 1 BB: 0 P: 5	1B: 7 2B: 2 3B: 0 HR: 2	SF: 2 SAC: 0 DP: 1 HBP: 1	WP: 0 PB: 0 SB: 1 CS: 0	PA: 42
PITCHER	IP WLS BF H R ER SO BB IBB HBP BLK WP HR S P ERA WHIP																			
59 Jim Johnson, R (1,1) Winston Abreu, R (3,1) 90 Scott Rice, L (5,1) Chris Britton, R (7,1) 37 Chris Ray, R (8,1)	2.0 2.0 2.0 1.1 0.2	L W H	12 7 9 7 2	4 1 2 2 0	3 0 2 2 0	2 3 1 0 0	0 0 0 1 0	0 0 0 0 0	0 0 0 0 0	0 0 0 0 0	0 1 1 7 2	14 13 10 11 2	22 22 11 11 2	13.50 0.00 9.00 6.75 0.00	3.000 0.500 1.000 2.250 0.000					
43 Senny Rleal, R (9,1)	1.0	L	5	2	1	0	0	0	0	0	0	5	5	9.00	2.000					

St. Louis Cardinals @ Baltimore Orioles
Fort Lauderdale Stadium, Ft. Lauderdale, FL

Mon Mar 06 2006, 1:05 PM EST
Att. 4,533 - Partly Cloudy - 75 F

AB 36
R 8
H 11
RBI 8
BB 3
SO 6
LOB 16



Batter	1	2	3	4	5	6	7	8	9	AB	R	H	RBI	BB	SO	LOB	BOTTOM				
17 Corey Patterson, L (1,8) David Newhan, L (7,8)										3	2	1	0	1	0	2					
Chris Gomez, R (1,6) 12 Brandon Fahey, L (6, PR)										4	2	2	1	0	0	0					
6 Melvin Mora, R (1,5) 16 Ed Rogers, R (7,5)										4	0	2	0	0	1	3					
31 Jay Gibbons, L (1,10) 59 Eddy Garabito, S (7, PH)										4	1	2	2	0	0	3					
Kevin Millar, R (1,3) 93 Andy Tracy, L (6,3)										3	1	1	2	0	0	2					
Jeff Conine, R (1,7) 21 Nick Markakis, L (6,7)										3	0	3	1	0	0	0					
Desi Relaford, S (1,4) 12 Luis Lopez, S (8,4)										4	1	2	1	0	0	2					
39 Jeff Fiorentino, L (1,9) Val Majewski, L (7,9)										3	0	1	0	0	1	1					
Eli Whiteside, R (1,2) 74 Brandon Marsters, R (7,2)										3	0	0	0	0	0	3					
Inning Stats	R: 0 E: 0 K: 0 S: 4	H: 1 LOB: 1 BB: 0 P: 4	R: 0 E: 0 K: 1 S: 6	H: 1 LOB: 0 BB: 0 P: 6	R: 4 E: 0 K: 0 S: 7	H: 4 LOB: 1 BB: 1 P: 11	R: 2 E: 0 K: 0 S: 7	H: 4 LOB: 2 BB: 0 P: 8	R: 0 E: 0 K: 2 S: 8	H: 0 LOB: 2 BB: 0 P: 8	R: 3 E: 0 K: 1 S: 9	H: 4 LOB: 2 BB: 1 P: 13	R: 3 E: 0 K: 0 S: 7	H: 4 LOB: 1 BB: 0 P: 7	R: 3 E: 0 K: 0 S: 5	H: 2 LOB: 1 BB: 0 P: 5	1B: 13 2B: 7 3B: 0 HR: 1	SF: 0 SAC: 0 DP: 1 HBP: 0	WP: 0 PB: 0 SB: 2 CS: 0	PA: 47	
PITCHER	IP WLS BF H R ER SO BB IBB HBP BLK WP HR S P ERA WHIP																				
Jason Marquis, R (1,1) 41 Braden Looper, R (3,1) 34 Randy Flores, L (5,1) 66 Dennis Tankersley, R (6,1) Brian Falkenberg, R (7,1)	2.2 1.1 1.0 1.1 0.2	L L L R	14 9 5 8 4	5 2 3 3 1	4 2 0 3 0	4 2 0 3 0	0 0 0 0 1	0 0 0 0 0	0 0 0 0 0	0 0 0 0 0	0 0 0 0 0	0 9 5 14 3	15 10 5 14 7	19 10 5 14 7	13.50 3.750 0.000 2.250 0.000	3.000 3.000 2.250 3.000					
79 Andy Cavazos, R (8,1)	1.0	L	7	4	3	0	0	0	0	0	1	7	7	27.00	4.000						

St. Louis Cardinals @ Baltimore Orioles
Fort Lauderdale Stadium, Ft. Lauderdale, FL

Mon Mar 06 2006, 1:05 PM EST
Att. 4,533 - Partly Cloudy - 75 F

AB 45
R 12
H 21
RBI 12
BB 2
SO 4
LOB 26



Batter	1	2	3	4	5	6	7	8	9	AB	R	H	RBI	BB	SO	LOB	TOP																			
16 Ed Rogers, R OBP: 0.364, SLG: 0.455 12 Luis Lopez, S OBP: 0.286, SLG: 0.167	F8		G5-3		17 E 1B	G5-3			K	4	1	1	0	0	0	2																				
17 Corey Patterson, L OBP: 0.313, SLG: 0.333 43 Keith Reed, R OBP: 0.200, SLG: 0.200	31 S 1B		K		E6 31 SF9 2B		G5-3			3	2	2	1	0	1	0																				
Jeff Conine, R OBP: 0.400, SLG: 0.417 66 Leo Daigle, R	K		P3		F9		K			3	0	0	0	0	1	2																				
31 Jay Gibbons, L OBP: 0.438, SLG: 0.692 Val Majeewski, L OBP: 0.273, SLG: 0.300	2H 2B				SF9		F8			2	2	2	3	0	0	0																				
Kevin Millar, R OBP: 0.429, SLG: 0.615 93 Andy Tracy, L OBP: 0.800, SLG: 2.667	1H 2B				HR					2	1	1	1	1	1	0																				
21 Nick Markakis, L OBP: 0.754, SLG: 1.100 69 Napoleon Calzado, R OBP: 0.333, SLG: 0.900	F8				21 G5-3 12 2B BB		K			0	0	0	0	1	0	0																				
Fernando Tatis, R OBP: 0.111, SLG: 0.111			F9							2	1	1	1	1	1	0																				
12 Brandon Fahey, L OBP: 0.500, SLG: 0.571 59 Eddy Garabito, S OBP: 0.286, SLG: 0.286										3	0	3	1	0	0	0																				
74 Brandon Marsters, R OBP: 0.250, SLG: 0.375 75 Ryan Hubele, R			G6-4-3							1	0	0	0	0	0	0																				
Inning Stats	R: 2 E: 0 K: 1 S: 8	H: 3 LOB: 1 BB: 0 P: 8	R: 0 E: 0 K: 0 S: 3	H: 1 LOB: 0 BB: 0 P: 3	R: 0 E: 0 K: 1 S: 5	H: 0 LOB: 0 BB: 0 P: 5	R: 2 E: 0 K: 1 S: 7	H: 2 LOB: 1 BB: 1 P: 11	R: 2 E: 1 K: 1 S: 7	H: 2 LOB: 0 BB: 0 P: 7	R: 0 E: 0 K: 0 S: 5	H: 2 LOB: 2 BB: 0 P: 5	R: 0 E: 0 K: 1 S: 5	H: 0 LOB: 0 BB: 1 P: 6	R: 0 E: 0 K: 1 S: 5	H: 0 LOB: 0 BB: 0 P: 5	1B: 6 2B: 3 3B: 0 HR: 1	SF: 1 SAC: 0 DP: 2 HBP: 0	WP: 0 PB: 0 SB: 1 CS: 0	PA: 37																
PITCHER	IP	WLS	BF	H	R	ER	SO	BB	IBB	HBP	BLK	WP	HR	S	P	ERA	WHIP	PITCHER		IP	WLS	BF	H	R	ER	SO	BB	IBB	HBP	BLK	WP	HR	S	P	ERA	WHIP
58 Jonathan Papelbon, R ERA: 7.71 Rudy Seanez, R ERA: 18.0 David Riske, R ERA: 11.25 Cla Meredith, R ERA: 17 Manny Delcarmen, R ERA:	3.0		12	4	2	2	2	0	0	0	0	0	0	16	16	6.00	1.333	Edgar Martinez, R ERA:		1.0		3	0	0	0	1	0	0	0	0	0	5	5	0.00	0.000	

Baltimore Orioles @ Boston Red Sox
City of Palms Park, Ft. Myers, FL
Tue Mar 07 2006, 1:05 PM EST
Att: 7,900 - Sunny - 72 F

AB 34
R 6
H 10
RBI 6
BB 2
SO 6
LOB 12



Batter	1	2	3	4	5	6	7	8	9	AB	R	H	RBI	BB	SO	LOB	BOTTOM																			
Coco Crisp, S OBP: 0.778, SLG: 1.250 60 David Murphy, L	G4-6-3 1B		S 1B	SH5-3 SF8 2B	P6		G6-3			3	2	3	0	0	0	0																				
Mark Loretta, R OBP: 0.750, SLG: 0.667 Alejandro Machado, S OBP: 0.545, SLG: 0.667	G4-6-3 1-2		1B BB	SH5-3			G6-3 67 1B 2B			1	1	0	0	1	0	1																				
Trot Nixon, L OBP: 0.625, SLG: 0.500 Brandon Moss, L	25 2B BB		1B WP	67 BB BB			G6-3			1	2	1	1	2	0	0																				
Manny Ramirez, R OBP: 0.667, SLG: 1.000 53 Ronald Colloway, L OBP: 0.182, SLG: 0.200	25 2B 1B		1B 1B	SF8			G6-3 67 1B BB			2	1	2	3	0	0	0																				
25 Mike Lowell, R OBP: 0.429, SLG: 0.667 67 Rodney Nye, R OBP: 0.800, SLG: 1.000	1-3 2H 2B		1B 1B	F8			G6-3 63 1B BB			2	0	1	1	0	0	1																				
J.T. Snow, L OBP: 0.333, SLG: 0.333 63 Luis Jimenez, L OBP: 0.200, SLG: 0.200	K		1B 1B	F8			G6-3 2 E 1B			3	0	1	1	0	1	4																				
Dustan Mohr, R OBP: 0.667, SLG: 1.000 2 Jed Lowrie, S OBP: 0.286, SLG: 0.167			K				E4 64 G4-6-3 1B			2	0	1	0	1	1	0																				
Alex Gonzalez, R			P2				G4-6-3			3	0	0	0	0	1	3																				
64 Tyler Mingos, R OBP: 0.200, SLG: 0.200			F8				K			1	0	0	0	0	0	2																				
57 Alberto Concepcion, R 23 Jim Buckley, R			G3							2	0	0	0	1	1	2																				
Inning Stats	R: 1 E: 0 K: 1 S: 7	H: 3 LOB: 2 BB: 1 P: 11	R: 0 E: 0 K: 1 S: 5	H: 0 LOB: 0 BB: 0 P: 5	R: 4 E: 0 K: 1 S: 10	H: 5 LOB: 2 BB: 1 P: 15	R: 1 E: 0 K: 0 S: 4	H: 1 LOB: 2 BB: 2 P: 12	R: 0 E: 0 K: 1 S: 4	H: 0 LOB: 1 BB: 2 P: 12	R: 3 E: 1 K: 0 S: 6	H: 3 LOB: 1 BB: 1 P: 10	R: 0 E: 0 K: 1 S: 5	H: 0 LOB: 0 BB: 0 P: 5	R: 1 E: 1 K: 0 S: 5	H: 1 LOB: 1 BB: 0 P: 5	1B: 9 2B: 4 3B: 0 HR: 0	SF: 1 SAC: 1 DP: 2 HBP: 0	WP: 1 PB: 0 SB: 1 CS: 1	PA: 43																
PITCHER	IP	WLS	BF	H	R	ER	SO	BB	IBB	HBP	BLK	WP	HR	S	P	ERA	WHIP	PITCHER		IP	WLS	BF	H	R	ER	SO	BB	IBB	HBP	BLK	WP	HR	S	P	ERA	WHIP
49 Hayden Penn, R ERA: 4.5 Brian Finch, R ERA: 24.0 Eddy Rodriguez, R ERA: 39 Vic Darenbourg, L ERA: 13.5 John Halama, L ERA: 2.55	2.0		12	6	5	5	1	2	0	0	0	1	0	12	21	33.75	6.000	PITCHER																		

Baltimore Orioles @ Boston Red Sox
City of Palms Park, Ft. Myers, FL
Tue Mar 07 2006, 1:05 PM EST
Att: 7,900 - Sunny - 72 F

AB 34
R 10
H 13
RBI 8
BB 7
SO 5
LOB 17



Batter	1	2	3	4	5	6	7	8	9	AB	R	H	RBI	BB	SO	LOB	TOP				
David Newhan, L (1, 9) OBP: 0.467, SLG: 0.692 39 Jeff Fiorentino, L (7, 9) OBP: 0.375, SLG: 0.429										4	0	1	0	0	1	2	Baltimore Orioles @ Los Angeles Dodgers Holman Stadium, Vero Beach, FL Wed Mar 08 2006, 1:05 PM EST Att: 3,593 - Sunny - 73 F				
17 Corey Patterson, L (1, 8) OBP: 0.368, SLG: 0.529 79 Esix Snead, S (6, 8)										2	1	1	1	1	0	0					
Desi Relaford, S (1, 6) OBP: 0.400, SLG: 0.273 12 Brandon Fahey, L (7, PH) OBP: 0.556, SLG: 0.571										3	0	0	0	0	0	2					
6 Melvin Mora, R (1, 10) OBP: 0.375, SLG: 0.400										4	1	1	0	0	0	3					
21 Nick Markakis, L (1, 7) OBP: 0.667, SLG: 0.917 59 Eddy Garabito, S (8, 9) OBP: 0.286, SLG: 0.286										2	1	0	0	2	1	2					
69 Napoleon Calzado, R (1, 5) OBP: 0.300, SLG: 0.600										4	0	1	2	0	0	1					
Val Majewski, L (1, 3) OBP: 0.286, SLG: 0.308 93 Andy Tracy, L (6, 3) OBP: 0.667, SLG: 2.000										3	0	1	0	0	1	1					
Chris Gomez, R (1, 4) OBP: 0.333, SLG: 0.231 12 Luis Lopez, S (7, 4) OBP: 0.375, SLG: 0.286										2	0	0	0	1	0	2					
Eli Whiteside, R (1, 2) OBP: 0.250, SLG: 0.250 83 Brian Bock, R (7, 2) OBP: 0.333, SLG: 0.333										3	0	2	0	0	0	0					
Inning Stats	R: 0 E: 0 K: 0 S: 4	H: 1 LOB: 2 BB: 1 P: 9	R: 0 E: 0 K: 0 S: 5	H: 2 LOB: 2 BB: 0 P: 5	R: 3 E: 0 K: 1 S: 8	H: 3 LOB: 1 BB: 1 P: 12	R: 0 E: 0 K: 0 S: 3	H: 0 LOB: 0 BB: 0 P: 3	R: 0 E: 0 K: 1 S: 5	H: 1 LOB: 1 BB: 1 P: 8	R: 0 E: 0 K: 1 S: 5	H: 0 LOB: 1 BB: 1 P: 9	R: 0 E: 0 K: 1 S: 4	H: 0 LOB: 0 BB: 1 P: 8	R: 0 E: 0 K: 0 S: 3	H: 1 LOB: 0 BB: 0 P: 3		1B: 5 2B: 1 3B: 1 HR: 1	SF: 0 SAC: 0 DP: 2 HBP: 0	WP: 0 PB: 0 SB: 0 CS: 0	PA: 38
PITCHER	IP WLS BF H R ER SO BB IBB HBP BLK WP HR S P ERA WHIP	58 Chad Billingsley, R (1, 1) ERA: 6.23	2.1 15 6 3 3 0 2 0 0 0 0 1 13 22 11.57 3.429	Joe Beimel, L (3, 1) ERA: 4.1	0.2 2 0 0 0 1 0 0 0 0 0 0 4 4 0.00 0.000	Eric Gagne, R (4, 1) ERA: 5.1	1.0 3 0 0 0 0 0 0 0 0 0 0 3 3 0.00 0.000	Danyes Baez, R (5, 1) ERA: 6.1	1.0 3 0 0 0 1 0 0 0 0 0 0 5 5 0.00 0.000	D.J. Houlton, R (6, 1) ERA: 9.0	2.0 W 8 1 0 0 1 2 0 0 0 0 0 0 8 17 0.00 1.500	59 Kelly Wunsch, L (8, 1) ERA: 6.0	1.0 3 0 0 0 1 1 0 0 0 0 0 4 8 0.00 1.000	36 Lance Carter, R (9, 1) ERA: 6.0	1.0 3 1 0 0 0 0 0 0 0 0 0 3 3 0.00 1.000						

Batter	1	2	3	4	5	6	7	8	9	AB	R	H	RBI	BB	SO	LOB	BOTTOM			
Kenny Lofton, L (1, 8) OBP: 0.182, SLG: 0.182 Cody Ross, R (6, 8) OBP: 0.273, SLG: 0.909										3	0	1	0	0	0	0	Baltimore Orioles @ Los Angeles Dodgers Holman Stadium, Vero Beach, FL Wed Mar 08 2006, 1:05 PM EST Att: 3,593 - Sunny - 73 F			
5 Nomar Garciaparra, R (1, 3) OBP: 0.214, SLG: 0.154 7 James Loney, L (6, 3) OBP: 0.500, SLG: 0.733										3	0	1	1	0	0	0				
J.D. Drew, L (1, 9) OBP: 0.375, SLG: 0.167 17 Jason Repko, R (6, 9) OBP: 0.600, SLG: 0.583										3	0	0	0	0	2	2				
12 Jeff Kent, R (1, 10) OBP: 0.667, SLG: 0.667 49 Delwyn Young, S (6, PR) OBP: 0.133, SLG: 0.133										3	0	2	0	0	1	0				
27 Matt Kemp, R (1, 7) OBP: 0.235, SLG: 0.588 Joel Guzman, R (7, PH) OBP: 0.375, SLG: 0.600										3	2	1	0	0	0	2				
Bill Mueller, S (1, 5) OBP: 0.385, SLG: 0.692 Andy LaRoche, R (7, 5) OBP: 0.333, SLG: 0.529										3	1	1	3	0	0	1				
Sandy Alomar Jr., R (1, 2) OBP: 0.333, SLG: 1.333 Dioner Navarro, S (6, 2)										2	1	1	1	0	1	0				
Willy Aybar, S (1, 4) OBP: 0.286, SLG: 0.063 Blake DeWitt, L (7, 4) OBP: 0.250, SLG: 0.250										1	1	0	0	2	0	0				
13 Oscar Robles, L (1, 6) OBP: 0.357, SLG: 0.615 Chin-Lung Hu, R (7, 6) OBP: 1.000, SLG: 1.000										3	1	1	0	0	0	3				
Inning Stats	R: 0 E: 0 K: 1 S: 5	H: 0 LOB: 0 BB: 0 P: 5	R: 0 E: 0 K: 0 S: 3	H: 1 LOB: 0 BB: 0 P: 3	R: 1 E: 0 K: 1 S: 8	H: 3 LOB: 2 BB: 0 P: 8	R: 2 E: 0 K: 1 S: 7	H: 2 LOB: 1 BB: 1 P: 11	R: 0 E: 0 K: 1 S: 5	H: 0 LOB: 0 BB: 0 P: 5	R: 5 E: 0 K: 0 S: 7	H: 4 LOB: 2 BB: 2 P: 16	R: 1 E: 0 K: 0 S: 4	H: 1 LOB: 0 BB: 0 P: 4	R: 0 E: 0 K: 2 S: 8	H: 1 LOB: 1 BB: 0 P: 8		1B: 6 2B: 1 3B: 1 HR: 4	SF: 0 SAC: 0 DP: 1 HBP: 0	WP: 1 PB: 0 SB: 0 CS: 0
PITCHER	IP WLS BF H R ER SO BB IBB HBP BLK WP HR S P ERA WHIP	28 Eric DuBose, L (1, 1) ERA: 2.25	2.0 12 5 3 3 2 1 0 0 0 0 0 1 15 19 13.50 3.000	Jim Brower, R (3, 1) ERA: 9.0	1.0 3 0 0 0 1 0 0 0 0 0 0 5 5 0.00 0.000	LaTroy Hawkins, R (6, 1) ERA: 36.0	1.0 L 9 4 5 5 0 2 0 0 0 0 1 2 7 16 45.00 6.000	Ricky Bottalico, R (7, 1) ERA: 4.5	1.0 4 1 1 1 0 0 0 0 0 0 0 1 4 4 9.00 1.000	41 Andy Mitchell, R (8, 1) ERA: 6.0	1.0 4 1 0 0 2 0 0 0 0 0 0 8 8 0.00 1.000									

AB 32
R 3
H 8
RBI 3
BB 5
SO 4
LOB 14

AB 35
R 9
H 12
RBI 9
BB 3
SO 6
LOB 12

livebaseballscorecards.com

livebaseballscorecards.com

Batter	1	2	3	4	5	6	7	8	9	10	AB	R	H	RBI	BB	SO	LOB	TOP	
Kazuo Matsui, S OBP: 0.172, SLG: 0.250 Corey Ragsdale, R OBP: 0.444, SLG: 0.286	G6-3		F8			K			K		3	0	0	0	0	1	1	New York Mets @ Baltimore Orioles Fort Lauderdale Stadium, Ft. Lauderdale, FL Sun Mar 12 2006, 1:05 PM EST Att: 7,735 - Sunny - 81 F	
Chris Woodward, R OBP: 0.375, SLG: 0.390 Jeff Keppinger, R OBP: 0.318, SLG: 0.526	F8		F7			F8-6			F7		1	0	0	0	0	0	0		
Cliff Floyd, L OBP: 0.440, SLG: 0.524	P5			G4-3		F8-6			G3		4	0	0	0	0	0	1		
Xavier Nady, R OBP: 0.462, SLG: 0.625 44 Lastings Milledge, R OBP: 0.333, SLG: 0.348		F7		F8					F9		3	0	0	0	0	0	0		
11 Ramon Castro, R OBP: 0.438, SLG: 0.667 40 Joe Hietpas, R				G4-3		K			E7		3	0	0	0	0	1	0		
70 Sandy Martinez, L OBP: 0.500, SLG: 0.800						K			G6-4-3		0	0	0	0	0	0	0		
Victor Diaz, R OBP: 0.314, SLG: 0.382									G6-4-3		4	1	1	0	0	0	2		
63 Juan Tejeda, R OBP: 0.370, SLG: 0.417									G5-3		4	0	1	1	0	1	2		
64 Julio Ramirez, R OBP: 0.143, SLG: 0.286									G4-3		3	1	1	1	0	1	1		
1 Anderson Hernandez, S OBP: 0.321, SLG: 0.296											3	0	1	0	0	1	1		
Inning Stats	R: 0 E: 0 K: 0 S: 3	H: 0 LOB: 0 BB: 0 P: 3	R: 0 E: 0 K: 0 S: 3	H: 0 LOB: 0 BB: 0 P: 3	R: 1 E: 0 K: 1 S: 5	H: 2 LOB: 1 BB: 0 P: 5	R: 0 E: 0 K: 1 S: 5	H: 0 LOB: 0 BB: 0 P: 5	R: 1 E: 1 K: 0 S: 4	H: 2 LOB: 0 BB: 0 P: 6	R: 0 E: 0 K: 0 S: 3	H: 1 LOB: 0 BB: 0 P: 5	R: 0 E: 1 K: 0 S: 3	H: 0 LOB: 0 BB: 0 P: 9	R: 0 E: 0 K: 1 S: 5	H: 0 LOB: 2 BB: 1 P: 7	1B: 2 2B: 4 3B: 0 HR: 1	SF: 0 SAC: 0 DP: 3 HBP: 0	WP: 0 PA: 34 PB: 0 SB: 0 CS: 0
PITCHER	IP WLS BF H R ER SO BB IBB HBP BLK WP HR S P ERA WHIP	2.0 1.0 5 2 0 0 0 0 0 0 0 0 0 1 5 6 0.00 2.000	1.0 3 3 0 0 0 0 0 0 0 0 0 0 0 5 11 0.00 1.500	1.0 3 0 0 0 0 0 0 0 0 0 0 0 0 3 3 0.00 0.000	1.0 3 0 0 0 0 0 0 0 0 0 0 0 0 3 3 0.00 0.000	1.0 3 0 0 0 0 0 0 0 0 0 0 0 0 3 3 0.00 0.000	1.0 3 0 0 0 0 0 0 0 0 0 0 0 0 3 3 0.00 0.000	1.0 3 0 0 0 0 0 0 0 0 0 0 0 0 3 3 0.00 0.000	1.0 3 0 0 0 0 0 0 0 0 0 0 0 0 3 3 0.00 0.000	1.0 3 0 0 0 0 0 0 0 0 0 0 0 0 3 3 0.00 0.000	1.0 3 0 0 0 0 0 0 0 0 0 0 0 0 3 3 0.00 0.000	1.0 3 0 0 0 0 0 0 0 0 0 0 0 0 3 3 0.00 0.000	1.0 3 0 0 0 0 0 0 0 0 0 0 0 0 3 3 0.00 0.000	1.0 3 0 0 0 0 0 0 0 0 0 0 0 0 3 3 0.00 0.000	1.0 3 0 0 0 0 0 0 0 0 0 0 0 0 3 3 0.00 0.000	1.0 3 0 0 0 0 0 0 0 0 0 0 0 0 3 3 0.00 0.000	1.0 3 0 0 0 0 0 0 0 0 0 0 0 0 3 3 0.00 0.000	1.0 3 0 0 0 0 0 0 0 0 0 0 0 0 3 3 0.00 0.000	1.0 3 0 0 0 0 0 0 0 0 0 0 0 0 3 3 0.00 0.000


AB	33
R	2
H	5
RBI	2
BB	1
SO	6
LOB	9



Batter	1	2	3	4	5	6	7	8	9	10	AB	R	H	RBI	BB	SO	LOB	BOTTOM					
17 Corey Patterson, L OBP: 0.357, SLG: 0.480 58 Alejandro Friaire, R OBP: 0.333, SLG: 0.250 83 Brian Bock, R OBP: 0.500, SLG: 0.500 12 Luis Lopez, S OBP: 0.384, SLG: 0.300 74 Brandon Marsters, R OBP: 0.250, SLG: 0.333	K		F7			P2			K		3	0	0	0	0	1	2	New York Mets @ Baltimore Orioles Fort Lauderdale Stadium, Ft. Lauderdale, FL Sun Mar 12 2006, 1:05 PM EST Att: 7,735 - Sunny - 81 F					
16 Ed Rogers, R OBP: 0.333, SLG: 0.429	G4-3		G6-3			G1-3			FC5		5	0	0	0	0	0	3						
6 Melvin Mora, R OBP: 0.340, SLG: 0.333 59 Eddy Garabito, S OBP: 0.200, SLG: 0.143	F9					G5-3					3	1	1	0	1	0	0						
Kevin Millar, R OBP: 0.340, SLG: 0.750 69 Napoleon Calzado, R OBP: 0.385, SLG: 0.615											2	0	1	0	1	0	0						
79 Esix Sneed, S OBP: 0.200, SLG: 0.400											1	0	1	0	0	0	0						
Jeff Conine, R OBP: 0.280, SLG: 0.273 Val Majewski, L OBP: 0.238, SLG: 0.316											4	0	1	1	0	0	3						
93 Andy Tracy, L OBP: 0.385, SLG: 0.800 Fernando Tatis, R OBP: 0.083, SLG: 0.083											1	0	0	0	1	1	0						
12 Brandon Fahey, L OBP: 0.467, SLG: 0.462											1	0	0	0	0	0	0						
21 Nick Markakis, L OBP: 0.500, SLG: 0.591											4	0	1	0	0	0	2						
Chris Gomez, R OBP: 0.308, SLG: 0.217 David Newhan, L OBP: 0.500, SLG: 0.722											3	0	1	0	0	0	2						
Eli Whiteside, R OBP: 0.353, SLG: 0.412 43 Keith Reed, R OBP: 0.250, SLG: 0.250											3	0	2	0	0	1	0						
39 Jeff Fiorentino, L OBP: 0.357, SLG: 0.333											0	0	0	0	0	0	0						
Inning Stats	R: 0 E: 0 K: 1 S: 5	H: 0 LOB: 0 BB: 0 P: 5	R: 0 E: 0 K: 0 S: 4	H: 2 LOB: 2 BB: 1 P: 8	R: 0 E: 0 K: 1 S: 5	H: 0 LOB: 0 BB: 0 P: 5	R: 0 E: 0 K: 0 S: 3	H: 0 LOB: 0 BB: 0 P: 3	R: 0 E: 0 K: 1 S: 7	H: 2 LOB: 2 BB: 0 P: 7	R: 1 E: 0 K: 0 S: 4	H: 1 LOB: 2 BB: 2 P: 12	R: 0 E: 0 K: 0 S: 3	H: 1 LOB: 1 BB: 0 P: 3	R: 0 E: 0 K: 0 S: 3	H: 2 LOB: 2 BB: 0 P: 3	R: 1 E: 1 K: 0 S: 5	H: 1 LOB: 2 BB: 1 P: 9	R: 1 E: 0 K: 0 S: 3	H: 2 LOB: 2 BB: 0 P: 3	1B: 8 2B: 3 3B: 0 HR: 0	SF: 0 SAC: 1 DP: 2 HBP: 0	WP: 0 PA: 41 PB: 0 SB: 1 CS: 0
PITCHER	IP WLS BF H R ER SO BB IBB HBP BLK WP HR S P ERA WHIP	4.0 1.0 5 2 0 0 0 1 0 0 0 0 0 0 7 7 0.00 2.000	2.0 H 10 2 1 1 1 2 0 0 0 0 0 0 10 18 4.50 2.000	2.0 B 9 2 1 0 0 1 0 0 0 0 0 0 8 12 0.00 1.500	0.1 L 3 2 1 1 0 0 0 0 0 0 0 0 3 3 27.00 6.000	1.0 3 0 0 0 0 0 0 0 0 0 0 0 0 3 3 0.00 0.000	1.0 3 0 0 0 0 0 0 0 0 0 0 0 0 3 3 0.00 0.000	1.0 3 0 0 0 0 0 0 0 0 0 0 0 0 3 3 0.00 0.000	1.0 3 0 0 0 0 0 0 0 0 0 0 0 0 3 3 0.00 0.000	1.0 3 0 0 0 0 0 0 0 0 0 0 0 0 3 3 0.00 0.000	1.0 3 0 0 0 0 0 0 0 0 0 0 0 0 3 3 0.00 0.000	1.0 3 0 0 0 0 0 0 0 0 0 0 0 0 3 3 0.00 0.000	1.0 3 0 0 0 0 0 0 0 0 0 0 0 0 3 3 0.00 0.000	1.0 3 0 0 0 0 0 0 0 0 0 0 0 0 3 3 0.00 0.000	1.0 3 0 0 0 0 0 0 0 0 0 0 0 0 3 3 0.00 0.000	1.0 3 0 0 0 0 0 0 0 0 0 0 0 0 3 3 0.00 0.000	1.0 3 0 0 0 0 0 0 0 0 0 0 0 0 3 3 0.00 0.000	1.0 3 0 0 0 0 0 0 0 0 0 0 0 0 3 3 0.00 0.000	1.0 3 0 0 0 0 0 0 0 0 0 0 0 0 3 3 0.00 0.000				

AB	36
R	3
H	10
RBI	2
BB	4
SO	4
LOB	16




Batter	1	2	3	4	5	6	7	8	9	AB	R	H	RBI	BB	SO	LOB	TOP								
17 Corey Patterson, L OBP: 0.355, SLG: 0.500 39 Jeff Fiorentino, L OBP: 0.375, SLG: 0.308	F8	F8		FC4-6			FC3-6 BB		F8	3	0	1	1	0	0	2									
21 Nick Markakis, L OBP: 0.495, SLG: 0.520 Val Majewski, L OBP: 0.261, SLG: 0.381	F8	F8				K	FC3-6 66 E 1-2		F8 59 WP	3	0	0	0	0	1	1									
Desi Relaford, S OBP: 0.318, SLG: 0.222 59 Eddy Garabito, S OBP: 0.188, SLG: 0.133	G6-3			L7			K		F9	4	1	1	0	0	1	1									
Kevin Millar, R OBP: 0.500, SLG: 0.739 66 Leo Daigle, R OBP: 0.294, SLG: 0.571		G4-3		G5-3			FC5		P4	3	0	1	1	0	0	0									
93 Andy Tracy, L OBP: 0.294, SLG: 0.571		G3		G3-1			G3			4	0	0	0	0	0	3									
Fernando Tatis, R OBP: 0.188, SLG: 0.188				G6-3						4	1	2	0	0	1	1									
David Newhan, L OBP: 0.500, SLG: 0.727							G1-3		K	4	1	2	0	0	1	1									
12 Brandon Fahey, L OBP: 0.421, SLG: 0.375		E6					F8		G6-3	3	1	0	0	1	0	2									
75 Ryan Hubele, R OBP: 0.286, SLG: 0.429 74 Brandon Marsters, R OBP: 0.231, SLG: 0.308							K		P1	3	1	1	2	0	2	2									
										1	0	0	0	0	0	1									
Inning Stats	R: 0 E: 0 K: 0 S: 3	H: 0 LOB: 0 BB: 0 P: 3	R: 4 E: 1 K: 0 S: 9	H: 4 LOB: 1 BB: 0 P: 9	R: 0 E: 0 K: 0 S: 3	H: 0 LOB: 0 BB: 0 P: 3	R: 0 E: 0 K: 1 S: 6	H: 1 LOB: 2 BB: 1 P: 10	R: 1 E: 0 K: 2 S: 9	H: 2 LOB: 1 BB: 0 P: 9	R: 0 E: 0 K: 1 S: 5	H: 0 LOB: 0 BB: 0 P: 5	R: 0 E: 1 K: 1 S: 6	H: 0 LOB: 2 BB: 1 P: 10	R: 0 E: 0 K: 1 S: 6	H: 1 LOB: 1 BB: 0 P: 6	R: 0 E: 0 K: 0 S: 4	H: 1 LOB: 1 BB: 0 P: 5	1B: 4 2B: 5 3B: 0 HR: 0	SF: 0 SAC: 0 DP: 0 HBP: 0	WP: 2 PB: 0 SB: 2 CS: 0	PA: 40			
PITCHER	IP	WLS	BF	H	R	ER	SO	BB	IBB	HBP	BLK	WP	HR	S	P	ERA	WHIP								
Brian Moehler, R ERA: 2.45	3.0	L	14	4	4	0	1	0	0	0	0	0	0	15	15	0.00	1.333								
66 Eddie Gaillard, R ERA: 2.45	1.0		5	1	0	0	1	1	0	0	0	0	0	6	10	0.00	2.000								
19 Logan Kensing, R ERA: 3.6	2.0		8	2	1	1	3	0	0	0	0	0	0	14	14	4.50	1.000								
53 Ryan Rupe, R ERA: 1.8	1.0		5	0	0	0	1	1	0	0	0	0	0	6	10	0.00	1.000								
Nate Bump, R ERA: 2.25	1.0		4	1	0	0	1	0	0	0	0	1	0	6	6	0.00	1.000								

Baltimore Orioles @ Florida Marlins
Roger Dean Stadium, Jupiter, FL
Mon Mar 13 2006, 1:05 PM EST
Att: 2,984 - Sunny - 82 F

AB 38
R 5
H 9
RBI 4
BB 2
SO 6
LOB 18



Batter	1	2	3	4	5	6	7	8	9	AB	R	H	RBI	BB	SO	LOB	BOTTOM								
11 Robert Andino, R OBP: 0.393, SLG: 0.458 28 Scott Seabol, R OBP: 0.333, SLG: 0.357	G5-4-3 BB					K				2	0	0	0	1	2	0									
Lenny Harris, L OBP: 0.333, SLG: 0.412 Eric Reed, L OBP: 0.360, SLG: 0.318	G5-4-3					F7			G6-3	3	0	0	0	0	1	1									
17 Mike Jacobs, L OBP: 0.333, SLG: 0.333 20 Matt Treanor, R OBP: 0.500, SLG: 0.500	G3					F9			FC4-6 20 S	3	0	1	0	0	0	0									
Dan Uggla, R OBP: 0.333, SLG: 0.455 12 Mickey Lopez, S OBP: 0.156, SLG: 0.059		F7				E5 27 1B			K	2	0	0	0	1	0	0									
27 Jeremy Hermida, L OBP: 0.406, SLG: 0.304 Chris Ashby, R OBP: 0.167, SLG: 0.667		F8 WP BB				K			K	2	0	1	0	1	1	2									
Wes Helms, R OBP: 0.370, SLG: 0.520 31 Mike Kinkade, R OBP: 0.364, SLG: 0.700		F8				F9			K	1	0	0	0	0	1	0									
Miguel Olivo, R OBP: 0.200, SLG: 0.316 37 Tom Wilson, R						K			G5-3	2	0	0	0	0	0	3									
43 Matt Cepicky, L OBP: 0.333, SLG: 0.450 29 Mark Little, R OBP: 0.300, SLG: 0.294						G6-3			K	2	0	0	0	0	1	1									
Reggie Abercrombie, R OBP: 0.519, SLG: 0.885 Ryan Jorgensen, R OBP: 0.375, SLG: 0.429						K			F7	2	0	0	0	0	0	0									
						G3			F8	1	0	0	0	0	0	0									
						G4-3			G4-3	2	0	0	0	0	0	0									
									FC4-6 BB	0	0	0	0	1	0	0									
Inning Stats	R: 0 E: 0 K: 0 S: 2	H: 0 LOB: 0 BB: 1 P: 6	R: 0 E: 0 K: 1 S: 5	H: 0 LOB: 1 BB: 1 P: 10	R: 0 E: 0 K: 2 S: 7	H: 0 LOB: 0 BB: 0 P: 7	R: 0 E: 1 K: 0 S: 5	H: 1 LOB: 2 BB: 0 P: 5	R: 0 E: 0 K: 0 S: 3	H: 0 LOB: 0 BB: 0 P: 3	R: 0 E: 0 K: 2 S: 8	H: 1 LOB: 2 BB: 1 P: 12	R: 0 E: 0 K: 1 S: 5	H: 0 LOB: 0 BB: 0 P: 5	R: 0 E: 0 K: 2 S: 7	H: 0 LOB: 1 BB: 1 P: 11	R: 0 E: 0 K: 1 S: 5	H: 0 LOB: 0 BB: 0 P: 5	1B: 1 2B: 1 3B: 0 HR: 0	SF: 0 SAC: 0 DP: 1 HBP: 0	WP: 1 PB: 0 SB: 1 CS: 0	PA: 33			
PITCHER	IP	WLS	BF	H	R	ER	SO	BB	IBB	HBP	BLK	WP	HR	S	P	ERA	WHIP								
Bruce Chen, L ERA: 2.25	4.0	W	15	1	0	0	3	2	0	0	0	0	0	19	28	0.00	0.750								
Chris Britton, R ERA: 2.25	1.0		3	0	0	0	0	0	0	0	0	0	0	3	3	0.00	0.000								
Eddy Rodriguez, R ERA: 2.25	2.0		8	1	0	0	3	1	0	0	0	0	0	13	17	0.00	1.000								
41 Andy Mitchell, R ERA: 5.79	1.0		4	0	0	0	2	1	0	0	0	0	0	7	11	0.00	1.000								
39 Vic Darensbourg, L ERA: 11.25	1.0		3	0	0	0	1	0	0	0	0	0	0	5	5	0.00	0.000								

Baltimore Orioles @ Florida Marlins
Roger Dean Stadium, Jupiter, FL
Mon Mar 13 2006, 1:05 PM EST
Att: 2,984 - Sunny - 82 F

AB 29
R 0
H 2
RBI 0
BB 4
SO 9
LOB 10



Batter	1	2	3	4	5	6	7	8	9	AB	R	H	RBI	BB	SO	LOB	TOP																	
17 Corey Patterson, L OBP: 0.353, SLG: 0.484 43 Keith Reed, R OBP: 0.200, SLG: 0.200	F9		P6		16 2B 1-2 2-3 3-H		K		F8	3	0	1	1	0	0	0	Baltimore Orioles @ New York Mets Tradition Field, Port St. Lucie, FL Tue Mar 14 2006, 1:10 PM EST Att. 4,124 - Partly Cloudy - 82 F																	
16 Ed Rogers, R OBP: 0.320, SLG: 0.440	K			P4			G6-3			4	0	1	2	0	1	0																		
6 Melvin Mora, R OBP: 0.310, SLG: 0.296 Ricky Bottalico, L	K			F8	G5-3			G6-3		3	0	0	0	0	1	3																		
12 Brandon Fahey, L OBP: 0.400, SLG: 0.353										0	0	0	0	0	0	0																		
Jeff Conine, R OBP: 0.286, SLG: 0.320 79 Esix Sneed, S OBP: 0.333, SLG: 0.500		F9		G6-3		1B 59 FC3-6		58 HBP	1B	3	0	1	0	0	0	0																		
Val Majewski, L OBP: 0.231, SLG: 0.333 58 Alejandro Freire, R OBP: 0.400, SLG: 0.250		F8			L4		F8	83 G5-4-3	HBP	0	0	0	0	0	0	0																		
Chris Gomez, R OBP: 0.345, SLG: 0.269 83 Brian Bock, R OBP: 0.400, SLG: 0.400					L5			59 FC3-6	1B	3	0	2	0	0	0	0																		
David Newhan, L OBP: 0.167, SLG: 0.118 59 Eddy Garabito, S OBP: 0.167, SLG: 0.118		FC4-6				BB 17 1B	FC3-6		F8	1	1	0	0	0	0	1																		
Eli Whiteside, R OBP: 0.350, SLG: 0.400 LaTroy Hawkins, R			F8		17 1B					3	1	1	0	0	0	2																		
43 Senny Rieal, R John Halama, L 66 Leo Daigle, R					16 2B		G6-3			0	0	0	0	0	0	0																		
45 Erik Bedard, L Winston Abreu, R Fernando Tatis, R OBP: 0.233, SLG: 0.188 69 Napoleon Catzado, R OBP: 0.400, SLG: 0.667			G6-3		16 2B	BB			K	1	0	0	0	0	0	0																		
Inning Stats	R: 0 E: 0 K: 2 S: 7	H: 0 LOB: 0 BB: 0 P: 7	R: 0 E: 0 K: 0 S: 4	H: 1 LOB: 1 BB: 0 P: 4	R: 0 E: 0 K: 0 S: 3	H: 0 LOB: 0 BB: 0 P: 3	R: 0 E: 0 K: 0 S: 3	H: 0 LOB: 0 BB: 0 P: 3	R: 3 E: 0 K: 0 S: 6	H: 3 LOB: 3 BB: 1 P: 12	R: 1 E: 0 K: 0 S: 5	H: 2 LOB: 2 BB: 0 P: 5	R: 0 E: 0 K: 2 S: 7	H: 0 LOB: 0 BB: 0 P: 7	R: 0 E: 0 K: 0 S: 3	H: 1 LOB: 1 BB: 0 P: 5	R: 0 E: 0 K: 1 S: 6	H: 1 LOB: 1 BB: 0 P: 6	1B: 5 2B: 3 3B: 0 HR: 0	SF: 0 SAC: 0 DP: 1 HBP: 2	WP: 0 PB: 0 SB: 0 CS: 0	PA: 37												
PITCHER	IP WLS BF H R ER SO BB IBB HBP BLK WP HR S P ERA WHIP	IP WLS BF H R ER SO BB IBB HBP BLK WP HR S P ERA WHIP																																
Brian Bannister, R ERA: 12.71	(1.1)	4.0	W	13	1	0	0	2	0	0	0	0	0	0	0	0	0.00	0.250																
Matt Perisho, L ERA: 6.75	(5.1)	1.0		8	3	3	3	0	1	0	1	0	0	0	0	0	27.00	4.000																
Heath Bell, R ERA: 2.25	(6.1)	1.0		5	2	1	1	0	0	0	0	0	0	0	0	0	9.00	2.000																
Chad Bradford, R ERA: 3.0	(7.1)	1.0		3	0	0	0	2	0	0	0	0	0	0	0	0	0.00	0.000																
Royce Ring, L ERA: 3.0	(8.1)	1.0		4	1	0	0	0	0	0	1	0	0	0	0	0	0.00	1.000																
13 Billy Wagner, L ERA: 4.5	(9.1)	1.0		4	1	0	0	1	0	0	0	0	0	0	0	0	0.00	1.000																

AB 34
R 4
H 8
RBI 4
BB 1
SO 5
LOB 12



Batter	1	2	3	4	5	6	7	8	9	AB	R	H	RBI	BB	SO	LOB	BOTTOM																	
Kazuo Matsui, S OBP: 0.222, SLG: 0.286 Jeff Keppinger, R OBP: 0.286, SLG: 0.476	F9		K	5 1B	F8			L9		3	1	1	2	0	1	0	Baltimore Orioles @ New York Mets Tradition Field, Port St. Lucie, FL Tue Mar 14 2006, 1:10 PM EST Att. 4,124 - Partly Cloudy - 82 F																	
Chris Woodward, R OBP: 0.407, SLG: 0.409 Corey Ragsdale, R OBP: 0.333, SLG: 0.167			F8	5 1B			K	G6-3		2	2	1	0	1	0	0																		
5 David Wright, R OBP: 0.323, SLG: 0.500 Chris Basak, R OBP: 0.200, SLG: 0.200							K			3	2	2	3	0	1	1																		
Cliff Floyd, L OBP: 0.469, SLG: 0.630 Chad Bradford, R Royce Ring, L 13 Billy Wagner, L							K	G5-3		4	1	2	4	0	1	0																		
Xavier Nady, R OBP: 0.469, SLG: 0.700 Matt Perisho, L Heath Bell, R 26 Tike Redman, L OBP: 0.333, SLG: 0.469									G4-3	3	0	0	0	0	1	1																		
Julio Franco, R OBP: 0.421, SLG: 0.438 Victor Diaz, R OBP: 0.316, SLG: 0.361										2	1	1	0	0	1	0																		
11 Ramon Castro, R OBP: 0.450, SLG: 0.611 40 Joe Hietpas, R OBP: 0.667, SLG: 1.000 90 Zachary Clements, R OBP: 0.500, SLG: 0.500										2	1	0	0	1	0	1																		
44 Lastings Milledge, R OBP: 0.310, SLG: 0.321										4	1	1	1	0	1	2																		
Brian Bannister, R 63 Juan Tejeda, R OBP: 0.400, SLG: 0.462										1	0	0	0	0	1	0																		
Inning Stats	R: 1 E: 0 K: 2 S: 9	H: 2 LOB: 1 BB: 0 P: 9	R: 0 E: 0 K: 1 S: 5	H: 0 LOB: 0 BB: 0 P: 5	R: 0 E: 0 K: 2 S: 7	H: 0 LOB: 0 BB: 0 P: 7	R: 0 E: 0 K: 1 S: 11	H: 6 LOB: 3 BB: 1 P: 23	R: 1 E: 0 K: 1 S: 6	H: 1 LOB: 1 BB: 1 P: 10	R: 0 E: 0 K: 2 S: 7	H: 0 LOB: 0 BB: 0 P: 7	R: 0 E: 0 K: 1 S: 6	H: 1 LOB: 1 BB: 0 P: 6	R: 0 E: 0 K: 0 S: 3	H: 0 LOB: 0 BB: 0 P: 3		1B: 4 2B: 4 3B: 0 HR: 2	SF: 0 SAC: 0 DP: 0 HBP: 0	WP: 0 PB: 1 SB: 0 CS: 0	PA: 38													
PITCHER	IP WLS BF H R ER SO BB IBB HBP BLK WP HR S P ERA WHIP	IP WLS BF H R ER SO BB IBB HBP BLK WP HR S P ERA WHIP																																
45 Erik Bedard, L ERA: 12.71	(1.1)	3.2	L	19	6	7	7	0	2	0	0	0	0	0	0	0	81.00	9.000																
Winston Abreu, R ERA: 6.75	(4.1)	0.1		4	2	3	3	0	1	0	0	0	0	0	0	0	7.00	3.000																
Ricky Bottalico, R ERA: 22.5	(5.1)	1.0		5	1	1	1	1	1	0	0	0	0	0	0	0	9.00	2.000																
LaTroy Hawkins, R ERA: 1.5	(6.1)	1.0		3	0	0	0	2	0	0	0	0	0	0	0	0	0.00	0.000																
43 Senny Rieal, R ERA: 1.5	(7.1)	1.0		4	1	0	0	1	0	0	0	0	0	0	0	0	0.00	1.000																

AB 34
R 11
H 10
RBI 11
BB 4
SO 10
LOB 6



Batter	1	2	3	4	5	6	7	8	9	AB	R	H	RBI	BB	SO	LOB	TOP										
Adam Stern, L (1, 8) OBP: 0.250, SLG: 0.286	G4-3		F9-2		F7			SH2-3		3	0	0	0	0	0	2	Boston Red Sox @ Baltimore Orioles Fort Lauderdale Stadium, Ft. Lauderdale, FL Wed Mar 15 2006, 1:05 PM EST Att: 8,625 - Sunny - 80 F										
Mark Loretta, R (1, 4) OBP: 0.611, SLG: 0.647 Alejandro Machado, S (6, 4) OBP: 0.423, SLG: 0.522	1B			20 2B	1B	G5-3		G4-3		3	1	2	0	0	0	0											
20 Kevin Youkilis, R (1, 3) OBP: 0.349, SLG: 0.632 12 Ian Bladergroen, L (6, 3) OBP: 0.500, SLG: 0.333	F8		G4-3	1-H	2B	K		G5-3		3	0	1	1	0	1	1											
Manny Ramirez, R (1, 10) OBP: 0.412, SLG: 0.357 Matt Van Der Bosch, L (9, PH) S: 6	K		K		G4-3		K		K	3	0	0	0	0	2	2											
Dustin Mohr, R (1, 9) OBP: 0.478, SLG: 0.850 59 Trent Durrington, R (7, 9) OBP: 0.200, SLG: 0.200		K		K		K		G6-3		3	0	0	0	0	3	1											
Alex Gonzalez, R (1, 6) OBP: 0.158, SLG: 0.333 2 Jed Lowrie, S (7, 6) OBP: 0.529, SLG: 0.786	F9		F9		F9		F9		L6	3	0	0	0	0	0	1											
2 Willie Harris, L (1, 7) OBP: 0.250, SLG: 0.222 53 Ronald Colloway, L (7, 7) OBP: 0.353, SLG: 0.533	G3				G6-3		G6-3	2B		3	0	1	0	0	0	0											
13 Enrique Wilson, S (1, 5) OBP: 0.350, SLG: 0.588 20 Andrew Pinckney, L (7, 5) S: 6			E4	24 G6-3	F9-2	1B		G3		2	0	1	0	1	0	1											
24 Dusty Brown, R (1, 2) OBP: 0.385, SLG: 0.300 83 Luke Allen, L (8, PH) OBP: 0.286, SLG: 0.222 19 John Otness, R (8, 2) S: 6	G6-3		G6-3		F7			SH2-3	1B	2	0	0	0	0	0	2											
Inning Stats	R: 0 E: 0 K: 1 S: 6	H: 1 LOB: 1 BB: 0 P: 6	R: 0 E: 0 K: 1 S: 5	H: 0 LOB: 0 BB: 0 P: 5	R: 0 E: 1 K: 0 S: 3	H: 1 LOB: 0 BB: 0 P: 3	R: 1 E: 0 K: 1 S: 7	H: 2 LOB: 1 BB: 0 P: 7	R: 0 E: 0 K: 2 S: 7	H: 0 LOB: 0 BB: 0 P: 7	R: 0 E: 0 K: 1 S: 6	H: 1 LOB: 1 BB: 0 P: 6	R: 0 E: 0 K: 0 S: 4	H: 1 LOB: 0 BB: 0 P: 4	R: 0 E: 0 K: 1 S: 5	H: 0 LOB: 0 BB: 0 P: 5		1B: 4 2B: 3 3B: 0 HR: 0	SF: 0 SAC: 1 DP: 1 HBP: 0	WP: 0 PA: 33 PB: 0 SB: 0 CS: 0							
PITCHER	IP	WLS	BF	H	R	ER	SO	BB	IBB	HBP	BLK	WP	HR	S	P	ERA	WHIP										
34 Kris Benson, R (1, 1) ERA: 6.0	4.0	15	4	1	1	3	0	0	0	0	0	0	0	21	20	2.25	1.000										
49 Hayden Penn, R (5, 1) ERA: 1.13	3.0	11	1	0	0	3	1	0	0	0	0	0	0	16	20	0.00	0.667										
Jim Brower, R (8, 1) ERA: 5.4	1.0	4	1	0	0	3	0	0	0	0	0	0	0	4	4	0.00	1.000										
37 Chris Ray, R (9, 1) ERA:	1.0	3	0	0	0	1	0	0	0	0	0	0	0	5	5	0.00	0.000										

Batter	1	2	3	4	5	6	7	8	9	AB	R	H	RBI	BB	SO	LOB	BOTTOM										
17 Corey Patterson, L (1, 9) OBP: 0.342, SLG: 0.457	L9-3		G3		L7-3		G4-3			4	0	1	0	0	0	3	Boston Red Sox @ Baltimore Orioles Fort Lauderdale Stadium, Ft. Lauderdale, FL Wed Mar 15 2006, 1:05 PM EST Att: 8,625 - Sunny - 80 F										
16 Ed Rogers, R (1, 7) OBP: 0.310, SLG: 0.414	L9-3		6 HR	1B	F9			G6-3		4	1	1	0	0	0	1											
6 Melvin Mora, R (1, 5) OBP: 0.344, SLG: 0.500 69 Napoleon Calzado, R (6, PR) OBP: 0.375, SLG: 0.625	2B		1-H	HR		G6-4-3	1B	G5-3		3	1	3	2	0	0	0											
Kevin Millar, R (1, 10) OBP: 0.433, SLG: 0.630	G5-3		G4-3		G6-4-3	1-2		G5-3		4	0	0	0	0	0	2											
Jeff Conine, R (1, 3) OBP: 0.323, SLG: 0.393		2B		1B		P3				3	0	2	0	0	0	1											
21 Nick Markakis, L (1, 8) OBP: 0.417, SLG: 0.464	F8		F9		F9		K			3	0	0	0	0	1	2											
Chris Gomez, R (1, 6) OBP: 0.287, SLG: 0.276 12 Brandon Fahey, L (7, PR) OBP: 0.400, SLG: 0.353	G6-3		G6-3		F9		2B	1B		3	0	1	0	0	0	0											
Desi Relaford, S (1, 4) OBP: 0.320, SLG: 0.286	F8		G4-3		G4-3		1-H	2B		3	0	1	1	0	0	2											
74 Brandon Marsters, R (1, 2) OBP: 0.287, SLG: 0.286 Fernando Tatis, R (7, PH) OBP: 0.222, SLG: 0.176 75 Ryan Hubele, R (8, 2) OBP: 0.286, SLG: 0.429	G5-3		G5-3		17 L7-3	BB		F8		1	0	0	0	1	0	0											
Inning Stats	R: 0 E: 0 K: 0 S: 4	H: 2 LOB: 1 BB: 0 P: 4	R: 0 E: 0 K: 0 S: 4	H: 1 LOB: 1 BB: 0 P: 4	R: 2 E: 0 K: 0 S: 5	H: 2 LOB: 0 BB: 0 P: 5	R: 0 E: 0 K: 0 S: 4	H: 1 LOB: 1 BB: 0 P: 4	R: 0 E: 0 K: 0 S: 2	H: 0 LOB: 0 BB: 1 P: 6	R: 0 E: 0 K: 0 S: 3	H: 1 LOB: 1 BB: 0 P: 3	R: 1 E: 0 K: 1 S: 7	H: 2 LOB: 2 BB: 0 P: 7	R: 0 E: 0 K: 0 S: 3	H: 0 LOB: 0 BB: 0 P: 3		1B: 5 2B: 5 3B: 0 HR: 1	SF: 0 SAC: 0 DP: 3 HBP: 0	WP: 0 PA: 31 PB: 0 SB: 0 CS: 0							
PITCHER	IP	WLS	BF	H	R	ER	SO	BB	IBB	HBP	BLK	WP	HR	S	P	ERA	WHIP										
David Pauley, R (1, 1) ERA: 6.43	4.0	17	6	2	2	0	0	0	0	0	0	0	0	2	6	0.00	1.000										
Rudy Seanez, R (5, 1) ERA: 10.5	1.0	3	0	0	0	0	1	0	0	0	0	0	0	2	6	0.00	1.000										
72 Phil Seibel, L (6, 1) ERA: 4.5	2.0	8	3	1	1	1	0	0	0	0	0	0	0	10	10	4.50	1.500										
56 Craig Hansen, R (8, 1) ERA:	1.0	3	0	0	0	0	0	0	0	0	0	0	0	3	3	0.00	0.000										



Batter	1	2	3	4	5	6	7	8	9	AB	R	H	RBI	BB	SO	LOB	TOP								
17 Corey Patterson, L (1, 8) 39 Jeff Fiorentino, L (8, 8) Luis Matos, R (1, 9) Val Majewski, L (8, 9) 6 Melvin Mora, R (1, 5) Desi Relaford, S (8, 5) Javy Lopez, R (1, 3) Kevin Millar, R (1, 10) Jeff Conine, R (1, 7) Ramon Hernandez, R (1, 2) Chris Gomez, R (1, 6) 16 Ed Rogers, R (1, 4)	G4-3 HBP		F9 1B		P2			K K																	
Inning Stats	R: 0 E: 0 K: 0 S: 3	H: 0 LOB: 1 BB: 0 P: 4	R: 0 E: 0 K: 1 S: 5	H: 1 LOB: 1 BB: 0 P: 5	R: 0 E: 0 K: 2 S: 9	H: 2 LOB: 2 BB: 0 P: 9	R: 0 E: 0 K: 1 S: 6	H: 1 LOB: 1 BB: 0 P: 6	R: 0 E: 0 K: 0 S: 3	H: 0 LOB: 0 BB: 0 P: 3	R: 0 E: 1 K: 0 S: 4	H: 0 LOB: 1 BB: 0 P: 4	R: 0 E: 0 K: 1 S: 6	H: 1 LOB: 1 BB: 0 P: 6	R: 0 E: 0 K: 2 S: 7	H: 0 LOB: 0 BB: 0 P: 7	R: 1 E: 0 K: 0 S: 4	H: 1 LOB: 0 BB: 0 P: 4	1B: 4 2B: 2 3B: 0 HR: 1	SF: 0 SAC: 0 DP: 1 HBP: 1	WP: 0 PB: 0 SB: 2 CS: 1	PA: 34			
PITCHER	IP	WLS	BF	H	R	ER	SO	BB	IBB	HBP	BLK	WP	HR	S	P	ERA	WHIP	PITCHER							
Bronson Arroyo, R (1, 1) 49 Tim Wakefield, R (6, 1) Rudy Seanez, R (9, 1)	5.0	W	19	4	0	0	4	0	0	1	0	0	0	26	27	0.00	0.800								

Baltimore Orioles @ Boston Red Sox
City of Palms Park, Ft. Myers, FL
Sun Mar 19 2006, 1:05 PM EST
Att: 7,957 - Sunny - 75 F

AB 33
R 1
H 6
RBI 1
BB 0
SO 7
LOB 11



Batter	1	2	3	4	5	6	7	8	9	AB	R	H	RBI	BB	SO	LOB	BOTTOM								
Coco Crisp, S (1, 8) Adam Stern, L (7, 8) Mark Loretta, R (1, 4) Alejandro Machado, S (7, 4) Trot Nixon, L (1, 9) Dustan Mohr, R (7, 9) Manny Ramirez, R (1, 7) 2 Willie Harris, L (6, PR) (7, 7) Jason Varitek, S (1, 2) Josh Bard, S (6, 2) 25 Mike Lowell, R (1, 5) 20 Andrew Pinckney, L (7, 5) 20 Kevin Youkilis, R (1, 3) 12 Ian Bladergroen, L (8, 3) Tony Graffanino, R (1, 10) Alex Gonzalez, R (1, 6) 13 Alex Cora, L (7, 6)	F8 L7 G3-1		F7 F7			E4 B1-3 G3		F9 G4-3 BB F7																	
Inning Stats	R: 0 E: 0 K: 0 S: 3	H: 0 LOB: 0 BB: 0 P: 3	R: 1 E: 0 K: 0 S: 4	H: 1 LOB: 0 BB: 0 P: 4	R: 0 E: 0 K: 0 S: 4	H: 1 LOB: 1 BB: 0 P: 4	R: 0 E: 0 K: 2 S: 7	H: 0 LOB: 0 BB: 0 P: 7	R: 0 E: 1 K: 0 S: 6	H: 3 LOB: 2 BB: 0 P: 6	R: 0 E: 0 K: 2 S: 7	H: 0 LOB: 0 BB: 0 P: 7	R: 0 E: 0 K: 0 S: 3	H: 0 LOB: 1 BB: 1 P: 7	R: 0 E: 0 K: 2 S: 7	H: 0 LOB: 0 BB: 0 P: 7	R: 0 E: 0 K: 0 S: 3	H: 0 LOB: 1 BB: 1 P: 7	1B: 2 2B: 3 3B: 0 HR: 1	SF: 0 SAC: 0 DP: 0 HBP: 0	WP: 0 PB: 0 SB: 0 CS: 0	PA: 31			
PITCHER	IP	WLS	BF	H	R	ER	SO	BB	IBB	HBP	BLK	WP	HR	S	P	ERA	WHIP	PITCHER							
45 Erik Bedard, L (1, 1) Rodrigo Lopez, R (6, 1)	5.0	L	18	3	1	1	3	1	0	0	0	0	0	16	20	6.00	1.333								

Baltimore Orioles @ Boston Red Sox
City of Palms Park, Ft. Myers, FL
Sun Mar 19 2006, 1:05 PM EST
Att: 7,957 - Sunny - 75 F

AB 30
R 3
H 6
RBI 2
BB 1
SO 5
LOB 5



Batter	1	2	3	4	5	6	7	8	9	AB	R	H	RBI	BB	SO	LOB	TOP					
7 José Reyes, S OBP: 0.500, SLG: 0.875 Chase Lambin, S OBP: 0.222, SLG: 0.333										4	1	2	0	0	0	4	<p>New York Mets @ Baltimore Orioles Fort Lauderdale Stadium, Ft. Lauderdale, FL</p> <p>Tue Mar 21 2006, 1:05 PM EST Att: 6,491 - Partly Cloudy - 85 F</p> <p>livebaseballscorecards.com</p> <p>AB 35 R 5 H 9 RBI 4 BB 3 SO 6 LOB 18</p>					
15 Carlos Beltrán, S OBP: 0.400, SLG: 0.600 10 Endy Chavez, L OBP: 0.545, SLG: 0.500										3	1	2	1	0	0	2						
21 Carlos Delgado, L OBP: 0.277, SLG: 0.800 73 Todd Self, L OBP: 0.281, SLG: 0.379										3	1	1	0	0	0	1						
Cliff Floyd, L OBP: 0.409, SLG: 0.605 Victor Diaz, R OBP: 0.316, SLG: 0.462										2	0	0	1	0	1	2						
5 David Wright, R OBP: 0.354, SLG: 0.400 22 Jose Valentin, S OBP: 0.364, SLG: 0.333										2	0	0	0	2	0	0						
Xavier Nady, R OBP: 0.375, SLG: 0.533 44 Lastings Milledge, R OBP: 0.354, SLG: 0.447										4	0	0	0	0	0	3						
Julio Franco, R OBP: 0.483, SLG: 0.455 26 Tike Redman, L OBP: 0.295, SLG: 0.400										2	0	0	0	1	1	0						
11 Ramon Castro, R OBP: 0.423, SLG: 0.542 70 Sandy Martinez, L OBP: 0.346, SLG: 0.571										1	0	1	0	0	0	0						
1 Anderson Hernandez, S OBP: 0.308, SLG: 0.289 Jeff Keppinger, R OBP: 0.342, SLG: 0.486										3	1	1	0	0	1	3						
Inning Stats	R: 2 E: 0 K: 0 S: 5	H: 2 LOB: 0 BB: 0 P: 5	R: 0 E: 0 K: 0 S: 4	H: 1 LOB: 2 BB: 1 P: 8	R: 1 E: 1 K: 1 S: 7	H: 2 LOB: 1 BB: 0 P: 9	R: 0 E: 1 K: 2 S: 9	H: 1 LOB: 2 BB: 0 P: 9	R: 0 E: 0 K: 0 S: 3	H: 0 LOB: 1 BB: 1 P: 7	R: 2 E: 0 K: 1 S: 7	H: 2 LOB: 1 BB: 0 P: 9	R: 0 E: 0 K: 1 S: 5	H: 0 LOB: 1 BB: 1 P: 10	R: 0 E: 0 K: 0 S: 3	H: 1 LOB: 0 BB: 0 P: 3		R: 0 E: 0 K: 1 S: 5	H: 0 LOB: 0 BB: 0 P: 5	1B: 5 2B: 4 3B: 0 HR: 0	SF: 1 SAC: 0 DP: 1 HBP: 1	WP: 0 PB: 0 SB: 1 CS: 0
PITCHER	IP WLS BF H R ER SO BB IBB HBP BLK WP HR S P ERA WHIP																					
34 Kris Benson, R ERA: 5.54	4.0	20	6	3	2	3	1	0	0	0	0	0	0	0	25	31	4.50	1.750				
49 Hayden Penn, R ERA: 2.45	3.0	14	2	2	2	2	2	0	1	0	0	0	0	0	15	26	6.00	1.333				
LaTroy Hawkins, R ERA: 2.45	1.0	3	1	0	0	0	0	0	0	0	0	0	0	3	3	0.00	1.000					
37 Chris Ray, R ERA: 1.42	1.0	W 3	0	0	0	1	0	0	0	0	0	0	0	5	5	0.00	0.000					

Batter	1	2	3	4	5	6	7	8	9	AB	R	H	RBI	BB	SO	LOB	BOTTOM				
1 Brian Roberts, S OBP: 0.208, SLG: 0.174										3	0	0	0	0	0	0	<p>New York Mets @ Baltimore Orioles Fort Lauderdale Stadium, Ft. Lauderdale, FL</p> <p>Tue Mar 21 2006, 1:05 PM EST Att: 6,491 - Partly Cloudy - 85 F</p> <p>livebaseballscorecards.com</p> <p>AB 36 R 6 H 12 RBI 5 BB 4 SO 2 LOB 11</p>				
6 Melvin Mora, R OBP: 0.391, SLG: 0.628 David Newhan, L OBP: 0.514, SLG: 0.719										2	1	1	1	0	0	0					
10 Miguel Tejada, R OBP: 0.333, SLG: 0.333 16 Ed Rogers, R OBP: 0.297, SLG: 0.405										3	0	2	0	0	0	0					
31 Jay Gibbons, L OBP: 0.364, SLG: 0.526 17 Corey Patterson, L OBP: 0.290, SLG: 0.348										3	0	0	0	0	0	3					
Javy Lopez, R OBP: 0.188, SLG: 0.438 Chris Gomez, R OBP: 0.341, SLG: 0.300										3	0	0	0	0	0	0					
Jeff Conine, R OBP: 0.286, SLG: 0.405 Kevin Millar, R OBP: 0.372, SLG: 0.474										2	1	1	0	0	0	0					
12 Brandon Fahey, L OBP: 0.385, SLG: 0.318										0	0	0	0	0	0	0					
Ramon Hernandez, R OBP: 0.269, SLG: 0.259 Gerónimo Gil, R OBP: 0.269, SLG: 0.259 93 Andy Tracy, L OBP: 0.239, SLG: 0.533 El Williams, R OBP: 0.239, SLG: 0.533 Dabi Rodríguez, S OBP: 0.239, SLG: 0.533										2	0	1	0	0	1	0					
Luis Matos, R OBP: 0.472, SLG: 0.500 69 Napoleon Catzado, R OBP: 0.389, SLG: 0.588 Val Majewski, L OBP: 0.242, SLG: 0.300										3	0	1	0	0	0	0					
21 Nick Markakis, L OBP: 0.438, SLG: 0.459										2	1	0	0	2	0	2					
Inning Stats	R: 0 E: 0 K: 0 S: 4	H: 1 LOB: 1 BB: 0 P: 4	R: 0 E: 0 K: 0 S: 5	H: 2 LOB: 2 BB: 0 P: 6	R: 1 E: 0 K: 0 S: 4	H: 1 LOB: 0 BB: 0 P: 4	R: 1 E: 1 K: 1 S: 6	H: 1 LOB: 0 BB: 0 P: 6	R: 0 E: 0 K: 0 S: 3	H: 0 LOB: 2 BB: 1 P: 3	R: 0 E: 0 K: 0 S: 4	H: 1 LOB: 2 BB: 1 P: 8	R: 0 E: 0 K: 1 S: 6	H: 1 LOB: 2 BB: 1 P: 10	R: 4 E: 0 K: 0 S: 5	H: 4 LOB: 3 BB: 2 P: 15	1B: 10 2B: 0 3B: 1 HR: 1	SF: 1 SAC: 0 DP: 0 HBP: 2	WP: 0 PB: 0 SB: 1 CS: 0	PA: 43	
PITCHER	IP WLS BF H R ER SO BB IBB HBP BLK WP HR S P ERA WHIP																				
Victor Zambrano, R ERA: 1.8	5.0	22	6	2	1	1	0	0	0	0	0	0	0	23	26	1.80	1.200				
Juan Pablo Perez, L ERA: 3.09	1.0	H 3	0	0	0	0	0	0	0	0	0	0	0	3	3	0.00	0.000				
Royce Ring, L ERA: 1.88	1.1	H 6	1	0	0	0	1	0	0	0	0	0	0	5	9	0.00	1.500				
Geremi Gonzalez, R ERA: 5.14	0.2	H 4	1	0	0	1	1	0	0	0	0	0	0	5	9	0.00	3.000				
Bartolome Fortunato, R ERA: 8.23	0.1	L 8	4	4	4	0	1	1	1	0	0	0	0	5	15	108.00	15.000				

Batter	1	2	3	4	5	6	7	8	9	AB	R	H	RBI	BB	SO	LOB	TOP			
2 Hanley Ramirez, R OBP: 0.420, SLG: 0.750 4 Alfredo Amezaga, S OBP: 0.222, SLG: 0.444	G5-3	G5-3				K			G3	3	1	1	0	0	0	0	Florida Marlins @ Baltimore Orioles Fort Lauderdale Stadium, Ft. Lauderdale, FL Wed Mar 22 2006, 1:05 PM EST Att. 1 - Partly Cloudy - 80 F			
27 Jeremy Hermida, L OBP: 0.321, SLG: 0.281 29 Mark Little, R OBP: 0.276, SLG: 0.269	K		G4-3		F9				K	3	1	1	0	0	1	0				
Miguel Cabrera, R OBP: 0.353, SLG: 0.667 Wes Helms, R OBP: 0.378, SLG: 0.471	1B		G4-3		1B				K	4	1	2	0	0	1	1				
17 Mike Jacobs, L OBP: 0.321, SLG: 0.412 Jason Stokes, R OBP: 0.324, SLG: 0.571	BB		G1		K				P4	2	0	0	1	1	1	1				
14 Josh Willingham, R OBP: 0.533, SLG: 0.870 43 Matt Cepicky, L OBP: 0.241, SLG: 0.321	BB		G6-3						G6-3	2	1	1	1	1	0	0				
6 Dan Uggla, R OBP: 0.286, SLG: 0.423 Eric Reed, L OBP: 0.341, SLG: 0.325	BB				G2-3				G6-3	2	0	1	1	1	0	0				
3 Chris Aguilera, R OBP: 0.341, SLG: 0.450 11 Robert Andino, R OBP: 0.364, SLG: 0.368	G5-3				F7				F9	3	0	1	1	0	0	3				
Miguel Olivo, R OBP: 0.200, SLG: 0.382 20 Matt Treanor, R OBP: 0.536, SLG: 0.609					K				L8	3	0	0	0	0	1	2				
61 Reggie Abercrombie, R OBP: 0.435, SLG: 0.750 Travis Bowyer, R OBP: 0.067, SLG: 0.067 37 Tom Wilson, R OBP: 0.067, SLG: 0.067 Kerry Ligtenberg, R OBP: 0.067, SLG: 0.067		K2-3				K			F8	3	0	0	0	0	2	2				
									G5-3	0	0	0	0	0	0	0				
Inning Stats	R: 1 E: 0 K: 1 S: 7	H: 1 LOB: 3 BB: 3 P: 19	R: 0 E: 0 K: 1 S: 5	H: 0 LOB: 0 BB: 0 P: 5	R: 1 E: 0 K: 0 S: 4	H: 1 LOB: 0 BB: 0 P: 5	R: 0 E: 0 K: 1 S: 5	H: 0 LOB: 0 BB: 0 P: 5	R: 1 E: 1 K: 2 S: 9	H: 2 LOB: 1 BB: 1 P: 9	R: 0 E: 0 K: 0 S: 7	H: 0 LOB: 0 BB: 0 P: 7	R: 0 E: 0 K: 0 S: 3	H: 0 LOB: 0 BB: 0 P: 3	R: 0 E: 0 K: 1 S: 6	H: 1 LOB: 1 BB: 0 P: 6	1B: 5 2B: 1 3B: 1 HR: 1	SF: 0 SAC: 0 DP: 0 HBP: 0	WP: 1 PB: 1 SB: 2 CS: 0	PA: 38
PITCHER	IP WLS BF H R ER SO BB IBB HBP BLK WP HR S P ERA WHIP	5.0 L 22 4 3 3 5 3 0 0 0 0 1 0 30 43 5.40 1.400	0.2 5 3 2 2 0 0 0 0 0 0 1 5 6 27.00 4.500	1.1 4 0 0 0 3 0 0 0 0 0 0 10 10 0.00 0.000	1.0 3 0 0 0 0 0 0 0 0 0 0 3 3 0.00 0.000	1.0 4 1 0 0 1 0 0 0 0 0 0 6 6 0.00 1.000														

Batter	1	2	3	4	5	6	7	8	9	AB	R	H	RBI	BB	SO	LOB	BOTTOM			
1 Brian Roberts, S OBP: 0.167, SLG: 0.167 59 Eddy Garabito, S OBP: 0.200, SLG: 0.167	E8		G3		G3		F7			3	1	1	0	0	0	1	Florida Marlins @ Baltimore Orioles Fort Lauderdale Stadium, Ft. Lauderdale, FL Wed Mar 22 2006, 1:05 PM EST Att. 1 - Partly Cloudy - 80 F			
6 Melvin Mora, R OBP: 0.400, SLG: 0.609 69 Napoleon Calzado, R OBP: 0.389, SLG: 0.588	1B				K				F9	3	1	1	0	1	1	1				
10 Miguel Tejada, R OBP: 0.333, SLG: 0.444 16 Ed Rogers, R OBP: 0.316, SLG: 0.421	1B		BB		E3				G1-3	3	0	1	2	0	0	2				
31 Jay Gibbons, L OBP: 0.320, SLG: 0.455 David Newhan, L OBP: 0.526, SLG: 0.719	2B				G6-3				BB	1	0	1	0	0	0	0				
Javy Lopez, R OBP: 0.158, SLG: 0.368 Chris Gomez, R OBP: 0.333, SLG: 0.293	2B				F8				1B	3	0	0	0	0	0	3				
Jeff Conine, R OBP: 0.287, SLG: 0.375 25 Howie Clark, L OBP: 0.259, SLG: 0.340	G6-3				P4				G1-3	0	0	0	0	1	0	0				
									BB	1	0	0	0	0	0	2				
									BB	3	0	0	0	0	0	3				
									BB	1	0	0	0	0	0	2				
									BB	1	0	0	0	0	0	2				
Inning Stats	R: 2 E: 1 K: 0 S: 6	H: 3 LOB: 1 BB: 0 P: 6	R: 0 E: 0 K: 1 S: 5	H: 0 LOB: 0 BB: 0 P: 5	R: 0 E: 0 K: 0 S: 4	H: 0 LOB: 1 BB: 1 P: 8	R: 0 E: 0 K: 0 S: 3	H: 0 LOB: 0 BB: 0 P: 3	R: 0 E: 0 K: 1 S: 6	H: 1 LOB: 1 BB: 0 P: 6	R: 0 E: 0 K: 0 S: 3	H: 1 LOB: 1 BB: 0 P: 3	R: 0 E: 0 K: 0 S: 4	H: 1 LOB: 2 BB: 1 P: 8	R: 0 E: 0 K: 0 S: 3	H: 0 LOB: 0 BB: 0 P: 3	1B: 4 2B: 2 3B: 0 HR: 0	SF: 0 SAC: 0 DP: 0 HBP: 0	WP: 0 PB: 0 SB: 1 CS: 0	PA: 36
PITCHER	IP WLS BF H R ER SO BB IBB HBP BLK WP HR S P ERA WHIP	3.2 16 3 2 2 1 1 0 0 0 0 0 0 2 2 0.00 3.000	2.0 6 0 0 0 1 0 0 0 0 0 0 8 8 0.00 0.000	1.0 4 1 0 0 0 0 0 0 0 0 0 5 5 0.00 1.000	1.0 5 1 0 0 0 1 0 0 0 0 0 4 8 0.00 2.000															

Batter	1	2	3	4	5	6	7	8	9	AB	R	H	RBI	BB	SO	LOB	TOP																					
Luis Matos, R OBP: 0.333, SLG: 0.400 (1, 8)	G1-3		G6-4-3			G5-4-3		K		4	0	0	0	0	1	3																						
David Newhan, L OBP: 0.487, SLG: 0.657 Cory Morris, R (6, 1) John Halama, L (8, 1) 25 Howie Clark, L (9, PH)	G4-3			P5		F8		F7		3	0	0	0	0	0	0																						
10 Miguel Tejada, R OBP: 0.333, SLG: 0.417 59 Eddy Garabito, S OBP: 0.192, SLG: 0.160	1B			P4			P1	G1		3	0	1	0	0	0	0																						
Javy Lopez, R OBP: 0.174, SLG: 0.348 79 Esik Sneed, S OBP: 0.333, SLG: 0.500	K			G6-3			G5-3	21 1B		4	0	1	0	0	1	1																						
21 Nick Markakis, L OBP: 0.464, SLG: 0.556		CS 1B		G4-3				1B		4	0	4	0	0	0	0																						
Desi Relaford, S OBP: 0.297, SLG: 0.226		F7		G4-3			P3	K		4	0	0	0	0	1	5																						
Chris Gomez, R OBP: 0.313, SLG: 0.273		G6-3		FC5-2-6-5				F8		3	0	0	0	0	0	1																						
16 Ed Rogers, R OBP: 0.293, SLG: 0.390 (7, 6)			F7		K			G6-3		3	0	0	0	0	1	1																						
Bruce Chen, L OBP: 1.000, SLG: 1.000 17 Corey Patterson, L OBP: 0.286, SLG: 0.365 (6, PH) (6, 9)										1	0	1	0	0	0	0																						
										2	0	2	0	0	0	0																						
Inning Stats	R: 0 E: 0 K: 1 S: 6	H: 1 LOB: 1 BB: 0 P: 6	R: 0 E: 0 K: 0 S: 4	H: 1 LOB: 0 BB: 0 P: 4	R: 0 E: 0 K: 0 S: 3	H: 1 LOB: 0 BB: 0 P: 3	R: 0 E: 0 K: 0 S: 3	H: 0 LOB: 0 BB: 0 P: 3	R: 0 E: 0 K: 1 S: 6	H: 1 LOB: 1 BB: 0 P: 6	R: 0 E: 0 K: 0 S: 4	H: 1 LOB: 1 BB: 0 P: 4	R: 0 E: 0 K: 1 S: 6	H: 1 LOB: 2 BB: 0 P: 7	R: 0 E: 0 K: 1 S: 7	H: 2 LOB: 2 BB: 0 P: 7	1B: 7 2B: 2 3B: 0 HR: 0	SF: 0 SAC: 0 DP: 2 HBP: 0	WP: 0 PB: 0 SB: 1 CS: 1	PA: 33																		
PITCHER	IP	WLS	BF	H	R	ER	SO	BB	IBB	HBP	BLK	WP	HR	S	P	ERA	WHIP	PITCHER				IP	WLS	BF	H	R	ER	SO	BB	IBB	HBP	BLK	WP	HR	S	P	ERA	WHIP
Ramon Ortiz, R ERA: 6.5 (1, 1)	6.0	W	20	5	0	0	2	0	0	0	0	0	0	25	25	0.00	0.833																					
Felix Rodriguez, R ERA (7, 1)	2.0	H	8	2	0	0	1	0	0	0	0	0	0	10	10	0.00	1.000																					
52 Saul Rivera, R ERA: 2.53 (9, 1)	1.0	S	5	2	0	0	1	0	0	0	0	0	0	7	7	0.00	2.000																					

Baltimore Orioles @ Washington Nationals
Space Coast Stadium, Viera, FL
Thu Mar 23 2006, 1:05 PM EST
Att: 3,732 - Cloudy - 72 F

AB 33
R 0
H 9
RBI 0
BB 0
SO 4
LOB 11



Batter	1	2	3	4	5	6	7	8	9	AB	R	H	RBI	BB	SO	LOB	BOTTOM																					
Alfonso Soriano, R OBP: 0.375, SLG: 0.429 (1, 7)	K		K		F8			SH1-4 1B		4	0	1	0	0	2	0																						
Marlon Anderson, L OBP: 0.385, SLG: 0.409 (1, 4) (9, 3)	24 BB HBP		G4-3		G1-3			SH1-4		2	0	0	0	0	0	0																						
Jose Guillen, R (1, 9) 21 George Lombard, L OBP: 0.294, SLG: 0.419 (6, PR) Damian Jackson, R OBP: 0.368, SLG: 0.294 (9, 4)	F9		F9			K		IBB		3	0	0	0	1	1	1																						
24 Nick Johnson, L OBP: 0.244, SLG: 0.378 Brendan Harris, R OBP: 0.340, SLG: 0.366 (7, 5)				P6		G4-3		F9		2	0	0	0	1	0	0																						
11 Ryan Zimmerman, R OBP: 0.383, SLG: 0.537 Felix Rodriguez, R (7, 1) Matthew LeCroy, R OBP: 0.265, SLG: 0.344 (6, PH) 52 Saul Rivera, S (9, 1)	F9			25 1B SF8 1B				F9		3	1	1	0	0	0	2																						
25 Marlon Byrd, R OBP: 0.431, SLG: 0.568 (1, 8)		K						G6-4-3 BB		2	0	1	0	1	1	0																						
Royce Clayton, R OBP: 0.224, SLG: 0.245 (1, 6)		G4-3		SF8		G6-4-3				2	0	0	1	0	0	1																						
Brian Schneider, L OBP: 0.167, SLG: 0.167 7 Wiki Gonzalez, R OBP: 0.520, SLG: 0.632 (1, 2) (7, 2)					F7			K		2	0	1	0	0	0	1																						
Ramon Ortiz, R (1, 1) Daryle Ward, L OBP: 0.295, SLG: 0.585 39 Kenny Kelly, R OBP: 0.432, SLG: 0.344 (6, PR) (9, 9)								SH1-4 1B BB		2	0	0	0	0	2	1																						
										0	0	0	0	1	0	0																						
										0	0	0	0	0	0	0																						
Inning Stats	R: 0 E: 0 K: 1 S: 5	H: 0 LOB: 2 BB: 1 P: 10	R: 0 E: 0 K: 2 S: 8	H: 1 LOB: 1 BB: 0 P: 8	R: 0 E: 0 K: 1 S: 5	H: 0 LOB: 0 BB: 0 P: 5	R: 1 E: 0 K: 0 S: 5	H: 2 LOB: 1 BB: 0 P: 6	R: 0 E: 0 K: 1 S: 5	H: 0 LOB: 0 BB: 0 P: 5	R: 0 E: 0 K: 1 S: 5	H: 0 LOB: 0 BB: 0 P: 5	R: 0 E: 0 K: 1 S: 4	H: 0 LOB: 1 BB: 1 P: 8	R: 0 E: 0 K: 0 S: 4	H: 1 LOB: 3 BB: 2 P: 12	1B: 4 2B: 0 3B: 0 HR: 0	SF: 1 SAC: 1 DP: 1 HBP: 1	WP: 0 PB: 0 SB: 1 CS: 0	PA: 32																		
PITCHER	IP	WLS	BF	H	R	ER	SO	BB	IBB	HBP	BLK	WP	HR	S	P	ERA	WHIP	PITCHER				IP	WLS	BF	H	R	ER	SO	BB	IBB	HBP	BLK	WP	HR	S	P	ERA	WHIP
Bruce Chen, L ERA: 4.2 (1, 1)	5.0	L	20	3	1	1	5	1	0	1	0	0	0	28	34	1.80	0.800																					
Cory Morris, R ERA (6, 1)	2.0		6	0	0	0	2	1	0	0	0	0	0	9	13	0.00	0.500																					
John Halama, L ERA: 2.25 (8, 1)	1.0		6	1	0	0	0	1	1	0	0	0	0	4	12	0.00	2.000																					

Baltimore Orioles @ Washington Nationals
Space Coast Stadium, Viera, FL
Thu Mar 23 2006, 1:05 PM EST
Att: 3,732 - Cloudy - 72 F

AB 25
R 1
H 4
RBI 1
BB 4
SO 7
LOB 12



Batter	1	2	3	4	5	6	7	8	9	AB	R	H	RBI	BB	SO	LOB	TOP										
Adam Stern, L (1,8) OBP: 0.370, SLG: 0.680										4	0	0	0	0	1	0	Boston Red Sox @ Baltimore Orioles Fort Lauderdale Stadium, Ft. Lauderdale, FL Fri Mar 24 2006, 1:05 PM EST Att: 8,520 - Partly Cloudy - 76 F										
13 Alex Cora, L (1,6) OBP: 0.214, SLG: 0.500 31 Chris Durbin, R (6,6) OBP: 0.429, SLG: 0.200										3	0	0	0	0	2	0											
34 David Ortiz, L (1,10) OBP: 0.444, SLG: 0.875 Ken Huckaby, R (6, PR) OBP: 0.250, SLG: 0.500										2	0	0	0	1	0	0											
25 Mike Lowell, R (1,5) OBP: 0.372, SLG: 0.405 50 Trent Durrington, R (6,5) OBP: 0.174, SLG: 0.143										2	0	1	0	1	0	1											
Wily Mo Peña, R (1,9) OBP: 0.417, SLG: 0.600 Matt Van Der Bosch, L (6,9)										2	0	0	0	1	0	2											
Tony Graffanino, R (1,4) OBP: 0.250, SLG: 0.242 Raul Nieves, S (7,4)										3	0	0	0	0	3	3											
2 Willie Harris, L (1,7) OBP: 0.229, SLG: 0.188										2	0	0	0	1	0	1											
Jeff Bailey, R (1,3) OBP: 0.500, SLG: 0.727										2	0	1	0	1	0	3											
Josh Bard, S (1,2) OBP: 0.360, SLG: 0.286 57 Alberto Concepcion, R (7,2)										3	0	0	0	0	1	5											
										0	0	0	0	0	0	0											
Inning Stats	R: 0 E: 0 K: 1 S: 5	H: 0 LOB: 0 BB: 0 P: 5	R: 0 E: 0 K: 0 S: 4	H: 1 LOB: 3 BB: 2 P: 12	R: 0 E: 0 K: 1 S: 5	H: 0 LOB: 0 BB: 0 P: 5	R: 0 E: 0 K: 0 S: 3	H: 0 LOB: 1 BB: 1 P: 7	R: 0 E: 0 K: 1 S: 5	H: 1 LOB: 0 BB: 0 P: 5	R: 0 E: 0 K: 0 S: 3	H: 0 LOB: 1 BB: 1 P: 7	R: 0 E: 0 K: 0 S: 3	H: 0 LOB: 1 BB: 1 P: 7	R: 0 E: 0 K: 2 S: 6	H: 0 LOB: 0 BB: 0 P: 7	1B: 2 2B: 0 3B: 0 HR: 0	SF: 0 SAC: 0 DP: 0 HBP: 1	WP: 0 PB: 0 SB: 0 CS: 2	PA: 33							
PITCHER	IP	WLS	BF	H	R	ER	SO	BB	IBB	HBP	BLK	WP	HR	S	P	ERA	WHIP										
Rodrigo Lopez, R (1,1) ERA: 3.27	6.0		23	2	0	0	3	4	0	0	0	0	0	25	41	0.00	1.000										
43 Sandy Real, R (7,1) ERA: 1.0	1.0		4	0	0	0	0	1	0	0	0	0	0	3	7	0.00	1.000										
40 Tim Byrdak, L (8,1) ERA: 1.0	1.0		3	0	0	0	1	0	0	0	0	0	0	5	5	0.00	0.000										
37 Chris Ray, R (9,1) ERA: 1.23	1.0	W	3	0	0	0	2	0	0	1	0	0	0	6	7	0.00	0.000										

Batter	1	2	3	4	5	6	7	8	9	AB	R	H	RBI	BB	SO	LOB	BOTTOM										
1 Brian Roberts, S (1,4) OBP: 0.200, SLG: 0.200 16 Ed Rogers, R (9,4) OBP: 0.293, SLG: 0.390										4	0	1	0	0	0	1	Boston Red Sox @ Baltimore Orioles Fort Lauderdale Stadium, Ft. Lauderdale, FL Fri Mar 24 2006, 1:05 PM EST Att: 8,520 - Partly Cloudy - 76 F										
6 Melvin Mora, R (1,5) OBP: 0.375, SLG: 0.560 69 Napoleon Calzado, R (9,5) OBP: 0.389, SLG: 0.588										4	0	0	0	0	1	1											
10 Miguel Tejada, R (1,6) OBP: 0.375, SLG: 0.438 Chris Gomez, R (9,6) OBP: 0.313, SLG: 0.273										4	0	2	0	0	0	1											
31 Jay Gibbons, L (1,9) OBP: 0.321, SLG: 0.440 21 Nick Markakis, L (9,9) OBP: 0.456, SLG: 0.543										3	0	1	0	0	0	1											
Javy Lopez, R (1,10) OBP: 0.185, SLG: 0.370 79 Esix Sneed, S (9, PR) OBP: 0.333, SLG: 0.500										4	0	1	0	0	0	2											
Jeff Conine, R (1,3) OBP: 0.285, SLG: 0.386 David Newhan, L (9, PR) OBP: 0.487, SLG: 0.657										4	0	1	0	0	0	1											
Kevin Millar, R (1,7) OBP: 0.348, SLG: 0.439 Luis Matos, R (8,7) OBP: 0.364, SLG: 0.571										3	0	0	0	0	0	1											
Ramon Hernandez, R (1,2) OBP: 0.211, SLG: 0.167										3	0	0	0	0	0	1											
17 Corey Patterson, L (1,8) OBP: 0.288, SLG: 0.364										3	0	1	0	0	0	1											
Inning Stats	R: 0 E: 0 K: 1 S: 7	H: 2 LOB: 2 BB: 0 P: 7	R: 0 E: 0 K: 0 S: 4	H: 0 LOB: 1 BB: 0 P: 4	R: 0 E: 0 K: 0 S: 4	H: 1 LOB: 1 BB: 0 P: 4	R: 0 E: 0 K: 0 S: 3	H: 0 LOB: 0 BB: 0 P: 3	R: 0 E: 0 K: 0 S: 4	H: 1 LOB: 1 BB: 0 P: 4	R: 2 E: 0 K: 0 S: 4	H: 2 LOB: 2 BB: 0 P: 5	1B: 5 2B: 2 3B: 0 HR: 1	SF: 0 SAC: 0 DP: 1 HBP: 0	WP: 0 PB: 0 SB: 1 CS: 0	PA: 34											
PITCHER	IP	WLS	BF	H	R	ER	SO	BB	IBB	HBP	BLK	WP	HR	S	P	ERA	WHIP										
Lenny DiNardo, L (1,1) ERA: 1.86	4.0		17	4	0	0	1	0	0	0	0	0	0	19	19	0.00	1.000										
51 Julian Tavarez, R (5,1) ERA: 1.86	2.0		6	1	0	0	0	0	0	0	0	0	0	6	6	0.00	0.500										
David Riske, R (7,1) ERA: 10.45	1.0		3	0	0	0	0	0	0	0	0	0	0	3	3	0.00	0.000										
56 Craig Hansen, R (8,1) ERA: 27.0	1.0	L	4	1	0	0	0	0	0	0	0	0	0	4	4	0.00	1.000										
22 Barry Hertzler, R (9,1) ERA: 27.0	0.2	L	4	2	2	2	0	0	0	0	0	0	1	4	5	27.00	3.000										



Batter	1	2	3	4	5	6	7	8	9	AB	R	H	RBI	BB	SO	LOB	TOP			
2 Hanley Ramirez, R OBP: 0.368, SLG: 0.655 4 Alfredo Amezaga, S OBP: 0.250, SLG: 0.500	K2-3		G5-3			G5-3		G4-3		2	0	0	0	0	1	0	Florida Marlins @ Baltimore Orioles Fort Lauderdale Stadium, Ft. Lauderdale, FL Sat Mar 25 2006, 1:05 PM EST Att: 7,130 - Sunny - 74 F			
27 Jeremy Hermida, L OBP: 0.328, SLG: 0.276 Eric Reed, L OBP: 0.326, SLG: 0.310	1B		K			P5		B1-3		3	1	1	0	0	1	0				
Miguel Cabrera, R OBP: 0.375, SLG: 0.773 31 Mike Kinkade, R OBP: 0.306, SLG: 0.452	1B		F9			K		BB	BB	3	0	1	0	0	1	0				
17 Mike Jacobs, L OBP: 0.355, SLG: 0.491 43 Matt Cepicky, L OBP: 0.291, SLG: 0.310	K					K		BB	BB	2	0	0	0	0	2	2				
14 Josh Willingham, R OBP: 0.531, SLG: 0.840 3 Chris Aguilera, R OBP: 0.319, SLG: 0.435	1B		G6-3			G4-3		K		2	0	1	1	0	0	0				
6 Dan Uggla, R OBP: 0.306, SLG: 0.421 11 Robert Andino, R OBP: 0.391, SLG: 0.500	F8		F9			HR		2B		2	2	2	3	0	0	0				
Miguel Olivo, R OBP: 0.316, SLG: 0.325 20 Matt Treanor, R OBP: 0.552, SLG: 0.600	G3					K		1B		2	0	0	0	0	1	0				
Wes Helms, R OBP: 0.357, SLG: 0.421	K					BB		F8		3	0	0	0	1	1	1				
61 Reggie Abernethy, R Joe Borowski, R Randy Messenger, R Lenny Harris, R Chris Resop, R Jason Schem, R Matt Herges, R	K		G1-6-3			G4-1		1B		2	0	1	2	0	0	0				
						G5-3		F8		3	0	0	0	1	1	1				
						G1-3		1B		3	0	0	0	0	1	1				
Inning Stats	R: 1 E: 0 K: 2 S: 10	H: 3 LOB: 2 BB: 0 P: 10	R: 0 E: 0 K: 2 S: 7	H: 0 LOB: 0 BB: 0 P: 7	R: 0 E: 0 K: 1 S: 5	H: 0 LOB: 0 BB: 0 P: 5	R: 0 E: 0 K: 1 S: 5	H: 0 LOB: 0 BB: 1 P: 8	R: 0 E: 0 K: 1 S: 5	H: 0 LOB: 0 BB: 0 P: 5	R: 2 E: 0 K: 0 S: 4	H: 1 LOB: 0 BB: 1 P: 8	R: 0 E: 0 K: 0 S: 3	H: 0 LOB: 0 BB: 0 P: 3	R: 3 E: 0 K: 1 S: 7	H: 3 LOB: 2 BB: 2 P: 15	1B: 5 2B: 1 3B: 0 HR: 1	SF: 0 SAC: 0 DP: 1 HBP: 0	WP: 0 PB: 0 SB: 0 CS: 0	PA: 36
PITCHER	IP WLS BF H R ER SO BB IBB HBP BLK WP HR S P ERA WHIP																			
45 Erik Bedard, L ERA: 5.4	(1, 1) 6.0	21	3	1	1	8	1	0	0	0	0	0	0	0	36	40	1.50	0.667		
LaTroy Hawkins, R ERA: 2.25	(7, 1) 2.0	H 8	1	2	2	0	1	0	0	0	0	1	7	11	9.00	1.000				
Jim Brower, R ERA: 6.75	(9, 1) 1.0	L 7	3	3	3	1	2	0	0	0	0	0	7	15	27.00	5.000				

Batter	1	2	3	4	5	6	7	8	9	AB	R	H	RBI	BB	SO	LOB	BOTTOM	
1 Brian Roberts, S OBP: 0.286, SLG: 0.357 59 Eddy Garabito, S OBP: 0.222, SLG: 0.160	P6			31 2B	6 2B		F7		FC6	4	2	2	1	0	0	1	Florida Marlins @ Baltimore Orioles Fort Lauderdale Stadium, Ft. Lauderdale, FL Sat Mar 25 2006, 1:05 PM EST Att: 7,130 - Sunny - 74 F	
6 Melvin Mora, R OBP: 0.368, SLG: 0.566 Desi Relaford, S OBP: 0.243, SLG: 0.212	G5-3			G5-3	1B		F7		BB	3	0	1	2	0	0	1		
10 Miguel Tejada, R OBP: 0.316, SLG: 0.368 Chris Gomez, R OBP: 0.320, SLG: 0.283	G5-3			K	G6-3				BB	3	0	0	0	0	1	2		
31 Jay Gibbons, L OBP: 0.313, SLG: 0.448 79 Esix Sneed, S OBP: 0.333, SLG: 0.500	G4-3			2B		G5-3		P6		4	0	1	1	0	0	1		
Javy Lopez, R OBP: 0.167, SLG: 0.333 25 Howie Clark, L	F7			F7		G5-3		P5		3	0	0	0	0	0	1		
Jeff Conine, R OBP: 0.255, SLG: 0.370 Kevin Millar, R OBP: 0.375, SLG: 0.452	K			G5-3		BB		1B		2	0	0	0	0	1	0		
Ramon Hernandez, R OBP: 0.192, SLG: 0.143 Geronimo Gil, R OBP: 0.250, SLG: 0.500			G6-3		G5-3		L9		2B	3	0	0	0	0	0	1		
Luis Matos, R OBP: 0.360, SLG: 0.542 David Newhan, L OBP: 0.475, SLG: 0.639			K		1B		G5-3		F8	3	1	1	0	0	1	0		
21 Nick Markakis, L OBP: 0.459, SLG: 0.540	G4-3				1B				P5	4	1	2	0	0	0	0		
					1B					4	1	2	0	0	0	0		
Inning Stats	R: 0 E: 0 K: 0 S: 3	H: 0 LOB: 0 BB: 0 P: 3	R: 0 E: 0 K: 1 S: 5	H: 0 LOB: 0 BB: 0 P: 5	R: 1 E: 0 K: 1 S: 7	H: 2 LOB: 1 BB: 0 P: 7	R: 3 E: 0 K: 0 S: 3	H: 4 LOB: 1 BB: 1 P: 7	R: 0 E: 0 K: 0 S: 4	H: 1 LOB: 1 BB: 0 P: 4	R: 1 E: 0 K: 0 S: 6	H: 3 LOB: 2 BB: 0 P: 6	R: 0 E: 0 K: 1 S: 5	H: 0 LOB: 1 BB: 1 P: 9	1B: 6 2B: 4 3B: 0 HR: 0	SF: 0 SAC: 0 DP: 0 HBP: 0	WP: 0 PB: 0 SB: 0 CS: 0	PA: 39
PITCHER	IP WLS BF H R ER SO BB IBB HBP BLK WP HR S P ERA WHIP																	
52 Sergio Mitre, R ERA: 3.38	(1, 1) 6.0	25	6	4	4	3	1	0	0	0	0	0	3	3	0.00	1.500		
Joe Borowski, R ERA: 1.17	(7, 1) 0.2	3	1	0	0	0	0	0	0	0	0	0	3	3	0.00	1.500		
Randy Messenger, R ERA: 9.0	(7, 1) 0.1	1	0	0	0	0	0	0	0	0	0	0	1	1	0.00	0.000		
Chris Resop, R ERA: 3.0	(8, 1) 1.0	W 6	3	1	1	0	0	0	0	0	0	0	6	6	9.00	3.000		
Matt Herges, R ERA:	(9, 1) 1.0	S 4	0	0	0	1	1	0	0	0	0	0	5	9	0.00	1.000		

Batter	1	2	3	4	5	6	7	8	9	AB	R	H	RBI	BB	SO	LOB	TOP		
1 Brian Roberts, S (1,4) OBP: 0.353, SLG: 0.412 Chris Gomez, R (7,4) OBP: 0.314, SLG: 0.277	0-0 10 S 1B		0-0 F7			0-0 17 1B 1B		0-0 F9		3	0	2	0	0	0	0			
17 Corey Patterson, L (1,7) OBP: 0.290, SLG: 0.362 79 Esix Sneed, S (7,7) OBP: 0.286, SLG: 0.429	0-0 P2			0-0 P5		0-0 6 G4-6-3 1B		0-0 G3		3	0	1	0	0	0	1			
6 Melvin Mora, R (1,5) OBP: 0.350, SLG: 0.536 Fernando Tatis, R (7,5) OBP: 0.238, SLG: 0.200	0-0 F7			0-0 P3		0-0 G4-6-3 1-2			0-3 K	3	0	0	0	0	0	3			
10 Miguel Tejada, R (1,6) OBP: 0.273, SLG: 0.318 16 Ed Rogers, R (7,6) OBP: 0.310, SLG: 0.390	0-3 K			0-3 K					4-0 BB	3	0	0	0	0	3	1			
31 Jay Gibbons, L (1,9) OBP: 0.314, SLG: 0.419 David Newhan, L (7,9) OBP: 0.463, SLG: 0.622		4-0 21 CS BB				0-0 F8			0-0 F9	2	0	0	0	1	1	0			
Kevin Millar, R (1,3) OBP: 0.380, SLG: 0.477 Jeff Conine, R (7, PH) OBP: 0.245, SLG: 0.354		0-3 K				0-0 2B			0-0 G4-3	2	0	1	0	0	1	1			
Ramon Hernandez, R (1,2) OBP: 0.130 Geronimo Gil, R (7,2) OBP: 0.200, SLG: 0.400		0-0 F9				0-0 F8			0-0 P3	2	0	0	0	0	0	2			
21 Nick Markakis, L (1,8) OBP: 0.444, SLG: 0.519 Luis Matos, R (7,8) OBP: 0.365, SLG: 0.560		0-1 CS	0-0 G4-3			0-0 G4-3			0-0 25 BB 1B	2	0	0	0	0	0	1			
34 Kris Benson, R (1,1) 39 Vic Darenbourg, L (6,1) 28 Eric DuBose, L (7,1) 25 Howie Clark, L (8, PH) 41 Andy Mitchell, R (8,1)				0-0 P3					4-0 1-2 BB	2	0	0	0	0	0	0			
Inning Stats	R: 0 E: 0 K: 1 S: 6	H: 1 LOB: 1 BB: 0 P: 6	R: 0 E: 0 K: 1 S: 5	H: 0 LOB: 0 BB: 1 P: 9	R: 0 E: 0 K: 0 S: 3	H: 0 LOB: 0 BB: 0 P: 3	R: 0 E: 0 K: 1 S: 5	H: 0 LOB: 0 BB: 0 P: 5	R: 0 E: 0 K: 0 S: 4	H: 1 LOB: 1 BB: 0 P: 4	R: 0 E: 0 K: 2 S: 7	H: 0 LOB: 0 BB: 0 P: 7	R: 0 E: 0 K: 0 S: 4	H: 1 LOB: 2 BB: 1 P: 8	R: 0 E: 0 K: 1 S: 5	H: 0 LOB: 1 BB: 1 P: 9	1B: 4 2B: 1 3B: 0 HR: 0	SF: 0 SAC: 0 DP: 1 HBP: 0	WP: 0 PA: 34 PB: 0 SB: 1 CS: 1
PITCHER	IP WLS BF H R ER SO BB IBB HBP BLK WP HR S P ERA WHIP																		
45 Pedro Martinez, R (1,1) ERA: 0.00	3.0 W 10 1 0 0 2 1 0 0 0 0 0 0 14 18 0.00 0.667																		
Victor Zambrano, R (4,1) ERA: 0.82	6.0 S 23 4 0 0 4 2 0 0 0 0 0 0 29 37 0.00 1.000																		

Baltimore Orioles @ New York Mets
Tradition Field, Port St. Lucie, FL
Sun Mar 26 2006, 12:10 PM EST
Att: 6,376 - Sunny - 66 F

AB 30
R 0
H 5
RBI 0
BB 3
SO 6
LOB 15



Batter	1	2	3	4	5	6	7	8	9	AB	R	H	RBI	BB	SO	LOB	BOTTOM		
7 José Reyes, S (1,6) OBP: 0.579, SLG: 0.842 Julio Franco, R (7, PH) OBP: 0.500, SLG: 0.480 Chris Woodward, R (8,6) OBP: 0.317, SLG: 0.286	0-3 K	0-0 B1-3		0-0 2B		0-0 16 SF 15 1B 1B	0-0 1B			4	1	2	1	0	1	0			
16 Paul Lo Duca, R (1,2) OBP: 0.361, SLG: 0.516 22 Jose Valentin, S (7,5) OBP: 0.350, SLG: 0.250	0-0 21 1B 15 BB 1B		0-0 F9	0-0 G5-3		0-1 SF	0-0 G4-3			3	1	1	1	0	0	1			
15 Carlos Beltrán, S (1,8) OBP: 0.556, SLG: 0.571 26 Tike Redman, L (7,8) OBP: 0.308, SLG: 0.396	4-0 E 21 1B BB		4-0 21 FC4-6 BB		0-0 G4-3	0-0 5 BB 1B		0-0 G4-6-3 1B		2	0	1	1	2	0	0			
21 Carlos Delgado, L (1,3) OBP: 0.682, SLG: 0.647 Jose Castro, S (7,2)	0-0 E 1B		0-0 FC4-6 5 1B E		0-0 G4-3	0-0 P5		0-0 G4-6-3		4	1	1	0	0	0	3			
5 David Wright, R (1,5) OBP: 0.356, SLG: 0.429 73 Todd Self, L (7,3) OBP: 0.286, SLG: 0.355	0-3 K		0-0 E 1B		0-0 F8	4-0 1-2 BB		0-0 E7		3	0	1	0	1	1	3			
Xavier Nady, R (1,9) OBP: 0.328, SLG: 0.439 10 Endy Chavez, L (8, PH) OBP: 0.429, SLG: 0.389	0-0 E5		0-0 E1			0-3 BB		0-0 10 1B		3	1	0	0	1	0	6			
Victor Diaz, R (1,7) OBP: 0.314, SLG: 0.431	0-0 L4		0-0 L4			3-0 G6-3	0-0 G4-6-3 1B	0-0 1B		5	1	2	0	0	0	6			
1 Anderson Hernandez, S (1,4) OBP: 0.275, SLG: 0.280 Jeff Keppinger, R (7,4) OBP: 0.354, SLG: 0.442		0-0 G5-3		0-0 G4-3		0-0 1B 7 1B 2B	0-0 G4-6-3 1B	0-0 G1-3		3	1	1	1	0	0	0			
45 Pedro Martinez, R (1,1) Victor Zambrano, S (4,1) OBP: 0.333, SLG: 0.333		0-0 B1-3		0-0 K		0-0 1B 16 SF 1B	0-0 G4-6-3			1	0	0	0	0	0	0			
Inning Stats	R: 1 E: 1 K: 2 S: 10	H: 2 LOB: 3 BB: 1 P: 14	R: 0 E: 0 K: 0 S: 3	H: 0 LOB: 0 BB: 0 P: 3	R: 1 E: 1 K: 0 S: 5	H: 1 LOB: 2 BB: 1 P: 9	R: 0 E: 0 K: 1 S: 6	H: 1 LOB: 0 BB: 0 P: 6	R: 0 E: 0 K: 0 S: 3	H: 0 LOB: 0 BB: 0 P: 3	R: 4 E: 1 K: 0 S: 9	H: 4 LOB: 3 BB: 2 P: 20	R: 1 E: 0 K: 0 S: 5	H: 3 LOB: 1 BB: 0 P: 5	R: 1 E: 1 K: 0 S: 6	H: 3 LOB: 2 BB: 0 P: 6	1B: 12 2B: 2 3B: 0 HR: 0	SF: 1 SAC: 0 DP: 2 HBP: 0	WP: 0 PA: 44 PB: 0 SB: 1 CS: 0
PITCHER	IP WLS BF H R ER SO BB IBB HBP BLK WP HR S P ERA WHIP																		
34 Kris Benson, R (1,1) ERA: 5.89	5.1 L 30 6 6 4 3 3 0 0 0 0 0 0 2 6 6.75 2.062																		
39 Vic Darenbourg, L (6,1) ERA: 6.75	0.2 3 0 0 0 0 1 0 0 0 0 0 0 2 6 0.00 1.500																		
28 Eric DuBose, L (7,1) ERA: 3.18	1.0 5 3 1 1 0 0 0 0 0 0 0 0 5 5 9.00 3.000																		
41 Andy Mitchell, R (8,1) ERA: 4.05	1.0 6 3 1 0 0 0 0 0 0 0 0 0 6 6 0.00 3.000																		

Baltimore Orioles @ New York Mets
Tradition Field, Port St. Lucie, FL
Sun Mar 26 2006, 12:10 PM EST
Att: 6,376 - Sunny - 66 F

AB 39
R 8
H 14
RBI 6
BB 4
SO 3
LOB 25



Batter	1	2	3	4	5	6	7	8	9	AB	R	H	RBI	BB	SO	LOB	TOP							
4 Alfredo Amezaga, S OBP: 0.263, SLG: 0.389 Rex Rundgren, R (9, 6)	0-3 K	0-0 27 1B S	0-3 K	0-3 K	4-0 G5-3 27 1B BB	0-0 F7	0-0 CS	0-0 F9	4 1 1 0 1 2 1 0 0 0 0 0 0 0	Florida Marlins @ Baltimore Orioles Fort Lauderdale Stadium, Ft. Lauderdale, FL Mon Mar 27 2006, 1:05 PM EST Att: 4,143 - Cloudy - 73 F														
27 Jeremy Hermida, L OBP: 0.362, SLG: 0.317 Lenny Harris, L OBP: 0.233, SLG: 0.276 28 Jason Wood, R (9, 3)	0-0 S	1-0 SAFE S	0-0 K	0-0 K	0-0 K	0-0 G5-3	1 SAFE 0-0 CS	0-0 F9	4 1 3 0 0 1 0 1 0 0 0 0 0 0 0 0 0 0 0 0 0															
Miguel Cabrera, R OBP: 0.387, SLG: 0.667 Wes Helms, R OBP: 0.341, SLG: 0.400 (7, 5)	0-1 6 BB 17 WP 2H	4-0 BB	4-0 BB	4-0 14 HR BB	0-0 G5-3	0-0 G4-3	0-0 G4-3	2 1 1 1 2 0 2 1 0 0 0 0 0 0																
17 Mike Jacobs, L OBP: 0.348, SLG: 0.484 31 Mike Kinkade, R OBP: 0.299, SLG: 0.424 (9, 7)	1-0 F8	0-0 F8	0-0 K	0-0 K	0-0 G1-3	0-0 G5-3	0-0 G5-3	4 0 0 0 0 1 6 1 0 0 0 0 0 0																
14 Josh Willingham, R OBP: 0.553, SLG: 1.000 Miguel Olivo, R OBP: 0.167, SLG: 0.317 (6, 2)	4-0 6 BB BB	0-0 HR	0-0 HR	0-0 K	0-0 E3 43 CS	0-0 P4	0-0 G4-3	2 2 2 3 1 0 0 1 0 0 0 0 1 0																
6 Dan Uggla, R OBP: 0.318, SLG: 0.429 (1, 4)	4-0 1-2 2-3 BB	0-2 K	0-0 K	0-0 E3 43 CS	0-0 P4	0-0 G4-3	0-0 F8	3 0 0 0 1 1 0																
43 Matt Ceperky, L OBP: 0.270, SLG: 0.324 (9, 9)	0-0 F8	0-0 P4	0-0 K	0-1 2B	0-0 G4-3	0-0 F8	0-0 F8	4 0 1 0 0 0 3																
3 Chris Aquila, R OBP: 0.302, SLG: 0.404 20 Matt Treanor, R OBP: 0.546, SLG: 0.630 (8, 10)	0-0 G6-3	0-3 K	0-3 K	0-3 K	0-0 F8	0-0 F8	0-0 F8	3 0 0 0 0 2 1 1 0 0 0 0 0 0																
61 Reggie Abercrombie, R OBP: 0.414, SLG: 0.709 Eric Reed, L OBP: 0.354, SLG: 0.341 (6, 8)	4-0 27 1B 4 1B BB	0-3 K	0-0 G4-3	0-0 G4-3	0-0 G4-3	0-0 G4-3	0-0 27 CS 1B	2 0 0 0 1 1 0 1 0 1 0 0 0 0																
Inning Stats	R: 1 E: 0 K: 1 S: 8	H: 2 LOB: 3 BB: 2 P: 17	R: 1 E: 0 K: 0 S: 4	H: 2 LOB: 2 BB: 2 P: 13	R: 1 E: 0 K: 2 S: 8	H: 1 LOB: 0 BB: 0 P: 8	R: 0 E: 0 K: 3 S: 9	H: 0 LOB: 0 BB: 0 P: 9	R: 2 E: 0 K: 2 S: 10		H: 2 LOB: 1 BB: 1 P: 14	R: 0 E: 0 K: 1 S: 4	H: 0 LOB: 0 BB: 0 P: 5	R: 0 E: 0 K: 0 S: 3	H: 1 LOB: 0 BB: 0 P: 3	R: 0 E: 0 K: 0 S: 3	H: 0 LOB: 0 BB: 0 P: 3	1B: 5 2B: 2 3B: 0 HR: 2	SF: 0 SAC: 0 DP: 0 HBP: 0	WP: 1 PB: 0 SB: 3 CS: 2	PA: 41			
PITCHER	IP WLS BF H R ER SO BB IBB HBP BLK WP HR S P ERA WHIP	4.0 L 20 5 3 3 6 4 0 0 0 1 1 29 47 6.75 2.250	5.1 2.0 2.0 1.0 1.0	11 3 6 0 0	2 2 1 0 0	2 1 0 0 0	0 0 0 0 0	0 0 0 0 0	0 0 0 0 0	1 14 8 3 3	29 22 8 3 3	47 22 8 3 3	6.75 9.00 0.00 0.00 0.00	2.250 2.500 0.500 0.000										

Batter	1	2	3	4	5	6	7	8	9	AB	R	H	RBI	BB	SO	LOB	BOTTOM							
1 Brian Roberts, S OBP: 0.429, SLG: 0.550 59 Eddy Garabito, S OBP: 0.214, SLG: 0.154 (8, 4)	0-3 K	0-0 1B	0-0 2B	0-0 3B	0-0 2B	0-0 BB	0-0 BB	0-0 G6-3	3 1 2 0 1 1 0 1 1 0 0 0 0 1	Florida Marlins @ Baltimore Orioles Fort Lauderdale Stadium, Ft. Lauderdale, FL Mon Mar 27 2006, 1:05 PM EST Att: 4,143 - Cloudy - 73 F														
Luis Matos, R OBP: 0.433, SLG: 0.643 21 Nick Markakis, L OBP: 0.438, SLG: 0.509 (9, 7)	0-0 F8	0-0 6 P4 1B	0-0 2-3 1B	0-0 2H 3B	0-0 6 1B 3B	0-0 BB	0-0 BB	0-0 F8	3 1 2 1 1 0 0 1 0 0 0 0 0 0															
6 Melvin Mora, R OBP: 0.359, SLG: 0.525 Desi Relaford, S OBP: 0.263, SLG: 0.265 (8, 5)	4-0 BB	0-0 P4	0-0 P4	0-0 FC6-4 1B	0-0 3H 1B	0-0 F6	0-0 F6	0-0 G5-3 1B	3 0 1 1 1 0 4 1 1 1 0 0 0 0															
10 Miguel Tejada, R OBP: 0.231, SLG: 0.269 Chris Gomez, R OBP: 0.308, SLG: 0.271 (8, 6)	0-0 F8	0-0 P6	0-0 P6	0-0 K	0-0 K	0-0 P2	0-0 P2	0-0 G5-3	4 0 0 0 0 1 6 1 0 0 0 0 0 1															
31 Jay Gibbons, L OBP: 0.333, SLG: 0.438 David Newhan, L OBP: 0.489, SLG: 0.615 (4, 9)	0-0 F9 1B	0-0 1B	0-0 BB	0-0 F8	0-0 F8	0-0 F8	0-0 F8	0-0 1B	1 0 1 0 0 0 0 2 0 1 1 2 0 1															
Javy Lopez, R OBP: 0.152, SLG: 0.303 Kevin Millar, R OBP: 0.385, SLG: 0.478 (8, 3)	0-3 K	0-0 K	0-0 P3	0-0 FC6-4	0-0 FC6-4	0-0 F8	0-0 F8	0-0 FC6-4	3 0 0 0 0 1 5 2 0 1 1 0 0 2															
16 Ed Rogers, R OBP: 0.310, SLG: 0.390 (9, PR)	0-0 F8	0-0 1B	0-0 P3	0-0 FC6-4	0-0 FC6-4	0-0 F8	0-0 F8	0-0 FC6-4	0 0 0 0 0 0 0															
Jeff Conine, R OBP: 0.241, SLG: 0.340 (1, 10)	0-0 F8	0-0 1B	0-0 F8	0-0 F8	0-0 F8	0-0 G6-3	0-0 F7	0-0 FC6-4	5 0 1 0 0 0 2															
Ramon Hernandez, R OBP: 0.148, SLG: 0.115 Geronimo Gil, R OBP: 0.167, SLG: 0.333 (7, 2)	0-0 F9	0-0 F9	0-0 F7	0-0 F7	0-0 F7	0-0 K	0-0 G5-3	0-0 G5-3	3 0 0 0 0 1 2 1 0 0 0 0 0 0															
17 Corey Patterson, L OBP: 0.273, SLG: 0.339 (9, 8)	0-3 K	0-0 F9	0-0 F9	0-0 F9	0-0 F8	0-0 F8	0-0 E3	0-0 E3	4 0 0 0 0 1 2															
Inning Stats	R: 0 E: 0 K: 1 S: 5	H: 0 LOB: 1 BB: 1 P: 9	R: 0 E: 0 K: 2 S: 9	H: 2 LOB: 2 BB: 0 P: 9	R: 0 E: 0 K: 0 S: 3	H: 0 LOB: 0 BB: 0 P: 3	R: 2 E: 0 K: 1 S: 8	H: 3 LOB: 1 BB: 0 P: 8	R: 0 E: 0 K: 1 S: 5	H: 0 LOB: 0 BB: 0 P: 5	R: 1 E: 0 K: 0 S: 4	H: 1 LOB: 2 BB: 2 P: 12	R: 0 E: 1 K: 0 S: 4	H: 0 LOB: 1 BB: 0 P: 4	R: 1 E: 0 K: 0 S: 5	H: 2 LOB: 2 BB: 1 P: 9	1B: 6 2B: 3 3B: 1 HR: 0	SF: 0 SAC: 0 DP: 0 HBP: 0	WP: 0 PB: 0 SB: 0 CS: 0	PA: 43				
PITCHER	IP WLS BF H R ER SO BB IBB HBP BLK WP HR S P ERA WHIP	5.0 W 24 7 2 2 4 2 0 0 0 0 0 9 17 4.50 1.800	6.1 2.0 2.0	2 1 1 1 1	2 0 0 0 0	0 0 0 0 0	0 0 0 0 0	0 0 0 0 0	0 0 0 0 0	0 9 17 13	38 38 17 13	4.50 4.50 4.50	1.800 1.500 1.500											



Batter	1	2	3	4	5	6	7	8	9	AB	R	H	RBI	BB	SO	LOB	TOP										
3 Junior Spivey, R OBP: 0.289, SLG: 0.190										4	0	0	0	0	0	3	St. Louis Cardinals @ Baltimore Orioles Fort Lauderdale Stadium, Ft. Lauderdale, FL Tue Mar 28 2006, 1:05 PM EST Att: 5,142 - Partly Cloudy - 74 F										
Deivi Cruz, R OBP: 0.167, SLG: 0.244 Aaron Miles, S OBP: 0.400, SLG: 0.407										4	0	0	0	0	1	1											
So Taguchi, R OBP: 0.319, SLG: 0.267										4	1	1	0	0	0	0											
43 Juan Encarnacion, R OBP: 0.389, SLG: 0.563 16 Chris Duncan, L OBP: 0.333, SLG: 0.513										3	1	1	2	0	0	0											
John Gall, R OBP: 0.250, SLG: 0.293										4	0	0	0	0	1	0											
26 Scott Spiezio, S OBP: 0.313, SLG: 0.404										3	0	0	0	0	1	0											
7 Hector Luna, R OBP: 0.281, SLG: 0.200										3	0	0	0	0	0	0											
Gary Bennett, R OBP: 0.317, SLG: 0.333										3	0	1	0	0	0	0											
55 Skip Schumaker, L OBP: 0.345, SLG: 0.340										3	0	2	0	0	0	1											
Inning Stats	R: 0 E: 0 K: 0 S: 3	H: 0 LOB: 0 BB: 0 P: 3	R: 0 E: 0 K: 0 S: 3	H: 0 LOB: 0 BB: 0 P: 3	R: 0 E: 0 K: 0 S: 4	H: 1 LOB: 1 BB: 0 P: 4	R: 2 E: 0 K: 1 S: 8	H: 2 LOB: 0 BB: 0 P: 8	R: 0 E: 0 K: 0 S: 4	H: 1 LOB: 1 BB: 0 P: 4	R: 0 E: 0 K: 0 S: 3	H: 0 LOB: 0 BB: 0 P: 3	R: 0 E: 0 K: 1 S: 5	H: 0 LOB: 0 BB: 0 P: 5	R: 0 E: 0 K: 0 S: 4	H: 1 LOB: 1 BB: 0 P: 4		R: 0 E: 0 K: 1 S: 5	H: 0 LOB: 0 BB: 0 P: 5	1B: 4 2B: 0 3B: 0 HR: 1	SF: 0 SAC: 0 DP: 0 HBP: 0	WP: 0 PB: 0 SB: 1 CS: 0	PA: 32				
PITCHER	IP	WLS	BF	H	R	ER	SO	BB	IBB	HBP	BLK	WP	HR	S	P	ERA	WHIP										
Bruce Chen, L ERA: 3.86	6.0		22	4	2	2	1	0	0	0	0	0	1	25	25	3.00	0.667										
43 Sandy Real, R ERA: 0.9	1.0		3	0	0	0	1	0	0	0	0	0	0	5	4	0.00	0.000										
40 Tim Byrdak, L ERA: 0.0	1.0	W	4	1	0	0	0	0	0	0	0	0	0	4	4	0.00	1.000										
37 Chris Ray, R ERA: 0.96	1.0	S	3	0	0	0	1	0	0	0	0	0	0	5	5	0.00	0.000										

Batter	1	2	3	4	5	6	7	8	9	AB	R	H	RBI	BB	SO	LOB	BOTTOM										
1 Brian Roberts, S OBP: 0.440, SLG: 0.625										4	1	2	0	0	0	1	St. Louis Cardinals @ Baltimore Orioles Fort Lauderdale Stadium, Ft. Lauderdale, FL Tue Mar 28 2006, 1:05 PM EST Att: 5,142 - Partly Cloudy - 74 F										
Luis Matos, R OBP: 0.412, SLG: 0.594										4	1	1	1	0	2	2											
6 Melvin Mora, R OBP: 0.338, SLG: 0.492										4	0	0	0	0	0	2											
10 Miguel Tejada, R OBP: 0.233, SLG: 0.267										4	1	1	0	0	0	2											
Jeff Conine, R OBP: 0.242, SLG: 0.333 17 Corey Patterson, L OBP: 0.273, SLG: 0.339										4	0	1	0	0	0	1											
Kevin Millar, R OBP: 0.375, SLG: 0.460										4	0	1	1	0	1	1											
Javy Lopez, R OBP: 0.139, SLG: 0.278 Chris Gomez, R OBP: 0.308, SLG: 0.271										3	0	0	0	0	1	2											
Ramon Hernandez, R OBP: 0.200, SLG: 0.143										2	0	1	0	1	1	2											
21 Nick Markakis, L OBP: 0.418, SLG: 0.482										3	0	0	0	0	1	2											
Inning Stats	R: 0 E: 0 K: 1 S: 6	H: 1 LOB: 1 BB: 0 P: 6	R: 0 E: 0 K: 1 S: 5	H: 0 LOB: 0 BB: 0 P: 5	R: 0 E: 0 K: 1 S: 6	H: 1 LOB: 1 BB: 0 P: 6	R: 1 E: 0 K: 1 S: 8	H: 3 LOB: 2 BB: 0 P: 9	R: 0 E: 0 K: 1 S: 5	H: 0 LOB: 0 BB: 0 P: 5	R: 0 E: 0 K: 0 S: 3	H: 0 LOB: 0 BB: 0 P: 3	R: 0 E: 2 K: 0 S: 5	H: 0 LOB: 1 BB: 1 P: 9	R: 0 E: 2 K: 0 S: 6	H: 2 LOB: 1 BB: 0 P: 6		R: 2 E: 2 K: 0 S: 6	H: 2 LOB: 1 BB: 0 P: 6	1B: 6 2B: 0 3B: 1 HR: 0	SF: 0 SAC: 0 DP: 0 HBP: 0	WP: 1 PB: 0 SB: 0 CS: 0	PA: 33				
PITCHER	IP	WLS	BF	H	R	ER	SO	BB	IBB	HBP	BLK	WP	HR	S	P	ERA	WHIP										
Jeff Suppan, R ERA: 6.85	5.0		20	5	1	1	5	0	0	0	0	0	0	8	12	0.00	0.500										
50 Adam Wainwright, R ERA: 0.61	2.0	H	7	0	0	0	1	1	0	0	0	0	0	8	12	0.00	0.500										
41 Braden Looper, R ERA: 6.75	1.0	L	6	2	2	1	0	0	0	0	0	0	0	6	6	9.00	2.000										

AB	32
R	2
H	5
RBI	2
BB	0
SO	3
LOB	5



AB	32
R	3
H	7
RBI	2
BB	1
SO	6
LOB	15



Batter	1	2	3	4	5	6	7	8	9	AB	R	H	RBI	BB	SO	LOB	TOP															
David Newhan, L (1.5) OBP: 0.490, SLG: 0.605 (7.3)										4	1	2	0	0	0	0	<p>Baltimore Orioles @ Minnesota Twins Hammond Stadium, Fort Myers, FL Wed Mar 29 2006, 1:05 PM EST Att: 7,363 - Sunny - 80 F</p>															
Luis Matos, R (1.8) OBP: 0.432, SLG: 0.576 21 Nick Markakis, L (6.8) OBP: 0.412, SLG: 0.474										1	1	0	0	0	0	0																
Jeff Conine, R (1.7) OBP: 0.246, SLG: 0.333 Chris Gomez, R (6.6) OBP: 0.321, SLG: 0.286										3	0	1	0	0	2	3																
10 Miguel Tejada, R (1.6) OBP: 0.212, SLG: 0.242 83 Tony Alvarez, R (6.7)										3	0	0	0	0	2	5																
Kevin Millar, R (1.3) OBP: 0.356, SLG: 0.434 Desi Relaford, S (7.5) OBP: 0.256, SLG: 0.257										3	0	0	1	0	1	1																
Javy Lopez, R (1.10) OBP: 0.125, SLG: 0.250										4	0	0	0	0	0	1																
Ramon Hernandez, R (1.2) OBP: 0.179, SLG: 0.167 Eli Whiteside, R (5.2) OBP: 0.320, SLG: 0.375										2	0	1	0	0	0	0																
16 Ed Rogers, R (1.4) OBP: 0.304, SLG: 0.400										4	1	1	0	0	0	1																
17 Corey Patterson, L (1.9) OBP: 0.275, SLG: 0.338										3	0	1	1	0	0	0																
Inning Stats	R: 0 E: 0 K: 1 S: 5	H: 1 LOB: 1 BB: 0 P: 7	R: 0 E: 0 K: 0 S: 3	H: 0 LOB: 0 BB: 0 P: 3	R: 0 E: 0 K: 0 S: 3	H: 0 LOB: 0 BB: 0 P: 3	R: 1 E: 1 K: 1 S: 7	H: 1 LOB: 1 BB: 0 P: 7	R: 0 E: 0 K: 2 S: 7	H: 0 LOB: 1 BB: 0 P: 9	R: 0 E: 0 K: 1 S: 5	H: 0 LOB: 0 BB: 0 P: 5	R: 3 E: 1 K: 0 S: 7	H: 4 LOB: 1 BB: 0 P: 8	R: 0 E: 0 K: 1 S: 5	H: 0 LOB: 0 BB: 0 P: 5		1B: 6 2B: 1 3B: 0 HR: 0	SF: 0 SAC: 0 DP: 2 HBP: 2	WP: 1 PB: 0 SB: 2 CS: 0	PA: 35											
PITCHER	IP WLS BF H R ER SO BB IBB HBP BLK WP HR S P ERA WHIP																															
Carlos Silva, R (1.1) ERA: 3.21	5.0	18	3	1	0	2	0	0	1	0	0	0	21	23	0.00	0.600																
47 Francisco Liriano, L (6.1) ERA: 6.43	3.0	B	14	4	3	3	0	0	1	0	1	0	19	22	9.00	1.333																
36 Joe Nathan, R (9.1) ERA: 2.25	1.0	W	3	0	0	0	1	0	0	0	0	0	5	5	0.00	0.000																

AB 33
R 4
H 7
RBI 4
BB 0
SO 6
LOB 15



Batter	1	2	3	4	5	6	7	8	9	AB	R	H	RBI	BB	SO	LOB	BOTTOM																
Shannon Stewart, R (1.7) OBP: 0.341, SLG: 0.410 Trent Oeltjen, L (7. PR) OBP: 1.000, SLG: 1.000										4	0	1	0	0	0	1	<p>Baltimore Orioles @ Minnesota Twins Hammond Stadium, Fort Myers, FL Wed Mar 29 2006, 1:05 PM EST Att: 7,363 - Sunny - 80 F</p>																
Luis Castillo, S (1.4) OBP: 0.444, SLG: 0.368 Alexi Casilla, S (8.4) OBP: 0.500, SLG: 1.000										4	0	1	0	0	1	3																	
7 Joe Mauer, L (1.2) OBP: 0.383, SLG: 0.436 68 Steve Lomasney, R (9.2)										3	0	0	0	1	0	1																	
24 Rondell White, R (1.10) OBP: 0.375, SLG: 0.566										5	0	2	2	0	0	4																	
Tori Hunter, R (1.8) OBP: 0.354, SLG: 0.581 Jason Tyner, L (7.8) OBP: 0.489, SLG: 0.487										2	0	1	0	1	0	1																	
33 Justin Morneau, L (1.3) OBP: 0.472, SLG: 0.613 Terry Tiffee, S (8. PR) OBP: 0.345, SLG: 0.509										4	0	2	0	0	0	2																	
Tony Batista, R (1.5) OBP: 0.299, SLG: 0.412 38 Luis Antonio Rodriguez, S (5) OBP: 0.396, SLG: 0.348										3	1	0	0	1	1	4																	
16 Jason Kubel, L (1.9) OBP: 0.311, SLG: 0.396										3	1	1	3	0	0	0																	
Juan Castro, R (1.6) OBP: 0.273, SLG: 0.364 Trevor Plouffe, R (7. PR) OBP: 0.345, SLG: 0.509										3	0	1	0	0	0	0																	
Inning Stats	R: 0 E: 0 K: 0 S: 4	H: 1 LOB: 1 BB: 0 P: 4	R: 0 E: 0 K: 0 S: 2	H: 0 LOB: 0 BB: 1 P: 6	R: 0 E: 0 K: 0 S: 5	H: 1 LOB: 1 BB: 0 P: 5	R: 0 E: 0 K: 0 S: 4	H: 1 LOB: 1 BB: 0 P: 4	R: 2 E: 0 K: 1 S: 6	H: 1 LOB: 3 BB: 1 P: 10	R: 0 E: 0 K: 0 S: 5	H: 2 LOB: 2 BB: 0 P: 5	R: 0 E: 1 K: 0 S: 5	H: 1 LOB: 3 BB: 1 P: 9	R: 1 E: 0 K: 1 S: 6	H: 1 LOB: 2 BB: 1 P: 11		R: 2 E: 0 K: 1 S: 6	H: 3 LOB: 1 BB: 0 P: 6	1B: 7 2B: 3 3B: 0 HR: 1	SF: 1 SAC: 0 DP: 1 HBP: 0	WP: 1 PB: 0 SB: 1 CS: 0	PA: 40										
PITCHER	IP WLS BF H R ER SO BB IBB HBP BLK WP HR S P ERA WHIP																																
Rodrigo Lopez, R (1.1) ERA: 2.4	4.0	15	3	0	0	0	1	0	0	0	0	0	15	19	0.00	1.000																	
28 Eric DuBoise, L (5.1) ERA: 4.39	1.0	5	1	2	2	1	1	0	0	0	0	1	6	10	18.00	2.000																	
Jim Brower, R (6.1) ERA: 6.0	1.0	5	2	0	0	0	0	0	0	0	0	0	5	5	0.00	2.000																	
LaTroy Hawkins, R (7.1) ERA: 2.0	1.0	6	1	0	0	0	1	0	0	0	0	0	5	9	0.00	2.000																	
Eddy Rodriguez, R (8.1) ERA: 1.35	1.0	H	5	1	1	1	1	1	0	0	0	1	0	6	11	9.00	2.000																

AB 35
R 5
H 11
RBI 5
BB 4
SO 3
LOB 20



Batter	1	2	3	4	5	6	7	8	9	AB	R	H	RBI	BB	SO	LOB	TOP					
1 Brian Roberts, S (1,4) 16 Ed Rogers, R (5,6) OBP: 0.429, SLG: 0.630 OBP: 0.333, SLG: 0.413										3	1	1	0	0	0	0						
21 Nick Markakis, L (1,9) OBP: 0.436, SLG: 0.598										4	1	3	1	1	0	1						
6 Melvin Mora, R (1,5) Bryan Bass, S (7,7) OBP: 0.352, SLG: 0.508 OBP: 0.352, SLG: 0.508										2	1	1	1	0	1	2						
10 Miguel Tejada, R (1,6) Jim Brower, R (5,1) Chris Gomez, R (6,3) OBP: 0.194, SLG: 0.222 OBP: 0.309, SLG: 0.275										3	0	0	0	0	1	5						
Jeff Conine, R (1,7) 74 Brandon Marsters, R (6,2) OBP: 0.285, SLG: 0.355 OBP: 0.235, SLG: 0.250										2	1	1	1	1	0	1						
Kevin Millar, R (1,3) Noah Hall, R (6,7) OBP: 0.482, SLG: 0.482										3	1	1	3	0	0	2						
Javy Lopez, R (1,2) 40 Tim Byrdak, L (6,1) LaTroy Hawkins, R (7,1) Ramon Hernandez, R (8,PH) 43 Senny Rieal, R (8,1) OBP: 0.233, SLG: 0.233 OBP: 0.212, SLG: 0.161 OBP: 0.274, SLG: 0.324										3	0	0	0	0	0	0						
17 Corey Patterson, L (1,8) OBP: 0.274, SLG: 0.324										3	0	0	0	1	1	0						
45 Erik Bedard, L (1,1) David Newhan, L (5,4) OBP: 0.490, SLG: 0.622										2	0	0	0	0	0	0						
Inning Stats	R: 1 E: 1 K: 2 S: 10	H: 2 LOB: 2 BB: 0 P: 10	R: 0 E: 0 K: 1 S: 5	H: 0 LOB: 0 BB: 0 P: 5	R: 4 E: 0 K: 0 S: 5	H: 2 LOB: 0 BB: 2 P: 13	R: 0 E: 0 K: 0 S: 3	H: 0 LOB: 0 BB: 0 P: 3	R: 0 E: 0 K: 0 S: 3	H: 1 LOB: 1 BB: 1 P: 5	R: 0 E: 0 K: 0 S: 3	H: 0 LOB: 1 BB: 1 P: 7	R: 0 E: 0 K: 2 S: 8	H: 1 LOB: 2 BB: 1 P: 12	R: 0 E: 0 K: 0 S: 3	H: 0 LOB: 0 BB: 0 P: 3	R: 2 E: 1 K: 1 S: 8	H: 3 LOB: 1 BB: 0 P: 8	1B: 3 2B: 5 3B: 0 HR: 1	SF: 0 SAC: 0 DP: 1 HBP: 1	WP: 1 PB: 0 SB: 0 CS: 0	PA: 41
PITCHER	IP WLS BF H R ER SO BB IBB HBP BLK WP HR S P ERA WHIP	5.0 L 23 5 5 4 3 2 0 1 0 0 1 1 26 36 7.20 1.400	1.0 4 0 0 0 0 1 0 0 0 0 0 0 3 7 0.00 1.000	1.0 5 1 0 0 2 1 0 0 0 0 0 0 8 12 0.00 2.000	1.0 3 0 0 0 0 0 0 0 0 0 0 0 3 3 0.00 0.000	1.0 6 3 2 1 1 0 0 0 0 0 0 0 8 8 9.00 3.000																

Baltimore Orioles @ Florida Marlins
Roger Dean Stadium, Jupiter, FL
Thu Mar 30 2006, 1:05 PM EST
Att: 4,378 - Partly Cloudy - 78 F

AB 36
R 7
H 9
RBI 6
BB 4
SO 6
LOB 21



Batter	1	2	3	4	5	6	7	8	9	AB	R	H	RBI	BB	SO	LOB	BOTTOM					
2 Hanley Ramirez, R (1,6) Drew Niles, S (5,6) OBP: 0.347, SLG: 0.580 OBP: 0.143, SLG: 0.143										2	0	0	0	0	1	0						
27 Jeremy Hermida, L (1,9) Eric Reed, L (5,8) OBP: 0.377, SLG: 0.325 OBP: 0.362, SLG: 0.352										2	0	1	0	0	0	0						
Miguel Cabrera, R (1,5) 28 Jason Wood, R (4,PR) OBP: 0.432, SLG: 0.645 OBP: 0.500, SLG: 0.750										0	0	0	0	2	0	0						
14 Josh Willingham, R (1,7) Brett Carroll, R (4,PR) OBP: 0.558, SLG: 0.939 OBP: 0.429, SLG: 0.571										2	0	1	0	0	0	2						
Wes Helms, R (1,3) Chris Ashby, R (5,PR) OBP: 0.327, SLG: 0.356 OBP: 0.250, SLG: 0.400										2	0	0	0	0	1	4						
Miguel Olivo, R (1,2) 20 Matt Treanor, R (5,PH) OBP: 0.173, SLG: 0.333 OBP: 0.556, SLG: 0.600										2	0	0	0	0	0	2						
4 Alfredo Amezaga, S (1,4) Justin Webb, R (7,5) OBP: 0.231, SLG: 0.360										3	0	0	0	0	0	3						
61 Reggie Abercrombie, R (1,8) OBP: 0.415, SLG: 0.672										4	0	1	1	0	1	1						
52 Sergio Mitre, R (1,1) Todd Wellemeyer, R (6,1) 37 Tom Wilson, R (7,1) 47 Ricky Nolasco, R (7,1) 60 Carlos Martinez, R (8,1) Brad McCann, R (8,PH) Chris Resop, R (9,1) OBP: 0.435, SLG: 0.435 OBP: 0.200, SLG: 0.200										2	0	0	0	0	0	3						
Inning Stats	R: 0 E: 0 K: 1 S: 6	H: 1 LOB: 1 BB: 1 P: 11	R: 0 E: 0 K: 0 S: 3	H: 0 LOB: 0 BB: 0 P: 3	R: 0 E: 0 K: 0 S: 3	H: 0 LOB: 0 BB: 0 P: 3	R: 1 E: 1 K: 1 S: 8	H: 2 LOB: 3 BB: 1 P: 12	R: 1 E: 1 K: 0 S: 5	H: 1 LOB: 2 BB: 0 P: 9	R: 0 E: 0 K: 1 S: 5	H: 0 LOB: 0 BB: 0 P: 5	R: 0 E: 0 K: 1 S: 7	H: 2 LOB: 2 BB: 0 P: 7	R: 0 E: 1 K: 0 S: 4	H: 1 LOB: 1 BB: 0 P: 4	R: 0 E: 0 K: 0 S: 3	H: 0 LOB: 0 BB: 0 P: 3	1B: 6 2B: 1 3B: 0 HR: 0	SF: 0 SAC: 0 DP: 0 HBP: 1	WP: 0 PB: 2 SB: 1 CS: 0	PA: 39
PITCHER	IP WLS BF H R ER SO BB IBB HBP BLK WP HR S P ERA WHIP	4.0 W 18 4 0 0 0 2 0 0 0 0 0 0 5 9 0.00 1.000	1.0 H 3 0 0 0 1 0 0 0 0 0 0 0 5 5 0.00 0.000	1.0 H 5 2 0 0 1 0 0 0 0 0 0 0 7 7 0.00 2.000	1.0 S 7 1 0 0 0 0 0 0 0 0 0 0 7 7 0.00 0.500																	

Baltimore Orioles @ Florida Marlins
Roger Dean Stadium, Jupiter, FL
Thu Mar 30 2006, 1:05 PM EST
Att: 4,378 - Partly Cloudy - 78 F

AB 36
R 2
H 7
RBI 2
BB 2
SO 4
LOB 23



Batter	1	2	3	4	5	6	7	8	9	AB	R	H	RBI	BB	SO	LOB	TOP								
Brandon Watson, L (1, 8) OBP: 0.353, SLG: 0.333 39 Kenny Kelly, R (6, PH) OBP: 0.405, SLG: 0.405 (6, 9)										3	1	1	0	0	1	0									
Jose Vidro, S (1, 4) OBP: 0.317, SLG: 0.339 Damian Jackson, R (4, PH) OBP: 0.358, SLG: 0.289 (4, 4)										1	0	1	0	1	0	0									
Jose Guillen, R (1, 9) OBP: 0.241, SLG: 0.593 25 Marlon Byrd, R (3, 9) OBP: 0.380, SLG: 0.433 (6, 8)										2	0	0	0	0	1	2									
24 Nick Johnson, L (1, 3) OBP: 0.290, SLG: 0.310 Matthew LeCroy, R (5, 3) OBP: 0.302, SLG: 0.333										1	0	1	0	2	0	0									
Alfonso Soriano, R (1, 7) OBP: 0.367, SLG: 0.607 21 George Lombard, L (4, 7) OBP: 0.333, SLG: 0.412										2	0	0	0	0	2	4									
11 Ryan Zimmerman, R (1, 5) OBP: 0.416, SLG: 0.704 Brendan Harris, R (5, 5) OBP: 0.345, SLG: 0.396										3	0	1	0	0	1	1									
Daryle Ward, L (1, 10) OBP: 0.333, SLG: 0.615										5	1	2	1	0	3	5									
Royce Clayton, R (1, 6) OBP: 0.259, SLG: 0.266 Marlon Anderson, L (9, PH) OBP: 0.329, SLG: 0.350										3	2	1	0	1	0	1									
Brian Schneider, L (1, 2) OBP: 0.125, SLG: 0.087 7 Wiki Gonzalez, R (6, 2) OBP: 0.472, SLG: 0.481										3	0	0	0	0	2	2									
Inning Stats	R: 0 E: 0 K: 3 S: 10	H: 1 LOB: 2 BB: 1 P: 17	R: 0 E: 0 K: 2 S: 10	H: 1 LOB: 1 BB: 0 P: 19	R: 0 E: 0 K: 1 S: 12	H: 0 LOB: 2 BB: 2 P: 27	R: 3 E: 0 K: 2 S: 17	H: 3 LOB: 1 BB: 1 P: 35	R: 0 E: 0 K: 1 S: 13	H: 1 LOB: 0 BB: 0 P: 19	R: 0 E: 0 K: 1 S: 7	H: 0 LOB: 0 BB: 0 P: 11	R: 0 E: 0 K: 2 S: 11	H: 0 LOB: 3 BB: 3 P: 28	R: 1 E: 0 K: 0 S: 17	H: 2 LOB: 1 BB: 0 P: 22	R: 0 E: 0 K: 3 S: 15	H: 2 LOB: 3 BB: 1 P: 23	1B: 8 2B: 1 3B: 0 HR: 1	SF: 1 SAC: 0 DP: 0 HBP: 0	WP: 0 PB: 0 SB: 2 CS: 1	PA: 45			
PITCHER	IP	WLS	BF	H	R	ER	SO	BB	IBB	HBP	BLK	WP	HR	S	P	ERA	WHIP								
40 Daniel Cabrera, R (1, 1) ERA: 5.4	4.0		21	5	3	3	8	4	0	0	0	0	0	1	49	38	6.75	2.250							
Bruce Chen, L (5, 1) ERA: 3.52	2.0	W	7	1	0	0	3	0	0	0	0	0	0	0	20	30	0.00	0.500							
Jim Brower, R (7, 1) ERA: 5.06	0.2	H	5	0	0	0	1	3	0	0	0	0	0	8	23	0.00	4.500								
40 Tim Byrdak, L (7, 1) ERA: 0.9	1.0	H	5	2	1	1	1	0	0	0	0	0	0	17	23	9.00	2.000								
43 Sency Rteal, R (8, 1) ERA: 0.68	1.1		7	2	0	0	3	1	0	0	0	0	0	18	27	0.00	2.250								

Washington Nationals @ Baltimore Orioles
 Oriole Park at Camden Yards, Baltimore, MD
 Sat Apr 01 2006, 4:35 PM EST
 Att: 11,183 - Partly Cloudy - 73 F

AB 36
 R 4
 H 10
 RBI 4
 BB 8
 SO 16
 LOB 32



Batter	1	2	3	4	5	6	7	8	9	AB	R	H	RBI	BB	SO	LOB	BOTTOM							
1 Brian Roberts, S (1, 4) OBP: 0.371, SLG: 0.529 16 Ed Rogers, R (6, 4) OBP: 0.320, SLG: 0.396 Gera Alvarez, R (8, PH) OBP: 0.396, SLG: 0.405 (9, 4)										3	0	0	0	0	1	0								
21 Nick Markakis, L (1, 8) OBP: 0.443, SLG: 0.522 (7, 9)										4	2	3	0	0	0	0								
6 Melvin Mora, R (1, 5) OBP: 0.359, SLG: 0.500 Bryan Bass, S (6, 5)										3	1	1	0	0	0	2								
10 Miguel Tejada, R (1, 6) OBP: 0.256, SLG: 0.372 Chris Gomez, R (7, 6) OBP: 0.316, SLG: 0.269										3	1	2	3	0	0	0								
31 Jay Gibbons, L (1, 9) OBP: 0.333, SLG: 0.405 17 Corey Patterson, L (6, PR) OBP: 0.263, SLG: 0.310 (7, 8)										2	0	0	0	1	0	1								
Javy Lopez, R (1, 10) OBP: 0.125, SLG: 0.234										3	1	1	1	0	0	0								
Jeff Conine, R (1, 3) OBP: 0.288, SLG: 0.388 Luis Matos, R (6, PH) OBP: 0.409, SLG: 0.575 (7, 7)										2	0	1	0	0	0	0								
David Newhan, L (1, 7) OBP: 0.482, SLG: 0.592 (7, 3)										3	0	0	0	1	0	1								
Ramon Hernandez, R (1, 2) OBP: 0.231, SLG: 0.167 Kevin Millar, R (6, PH) OBP: 0.348, SLG: 0.475 36 Raul Chavez, R (7, 2) OBP: 0.242, SLG: 0.194										2	0	0	0	0	0	1								
Inning Stats	R: 2 E: 0 K: 0 S: 15	H: 2 LOB: 0 BB: 0 P: 24	R: 0 E: 0 K: 0 S: 7	H: 1 LOB: 0 BB: 0 P: 11	R: 1 E: 0 K: 0 S: 10	H: 2 LOB: 1 BB: 0 P: 20	R: 0 E: 0 K: 0 S: 7	H: 0 LOB: 0 BB: 0 P: 11	R: 0 E: 0 K: 1 S: 7	H: 1 LOB: 1 BB: 0 P: 8	R: 3 E: 0 K: 0 S: 11	H: 2 LOB: 1 BB: 2 P: 25	R: 2 E: 1 K: 1 S: 9	H: 1 LOB: 1 BB: 0 P: 12	R: 0 E: 0 K: 0 S: 4	H: 0 LOB: 0 BB: 0 P: 6	1B: 5 2B: 3 3B: 0 HR: 1	SF: 2 SAC: 0 DP: 0 HBP: 1	WP: 1 PB: 0 SB: 0 CS: 0	PA: 37				
PITCHER	IP	WLS	BF	H	R	ER	SO	BB	IBB	HBP	BLK	WP	HR	S	P	ERA	WHIP							
Pedro Astacio, R (1, 1) ERA: 10.29	2.0		9	3	2	2	0	0	0	0	0	0	0	10	20	9.00	1.500							
Mike Stanton, L (3, 1) ERA: 3.18	1.0		5	2	1	1	0	0	0	0	0	0	0	7	11	0.00	0.000							
Felix Rodriguez, R (4, 1) ERA: 1.04	1.0		3	0	0	0	0	0	0	0	0	0	0	7	8	0.00	1.000							
Joey Eischen, L (5, 1) ERA: 4.91	1.0		4	1	0	0	1	0	0	0	0	0	0	7	8	0.00	1.000							
Gary Majewski, R (6, 1) ERA: 16.9	1.0	L	7	2	3	3	0	2	0	0	0	1	0	11	25	27.00	4.000							

Washington Nationals @ Baltimore Orioles
 Oriole Park at Camden Yards, Baltimore, MD
 Sat Apr 01 2006, 4:35 PM EST
 Att: 11,183 - Partly Cloudy - 73 F

AB 32
 R 8
 H 9
 RBI 7
 BB 2
 SO 2
 LOB 10



Batter	1	2	3	4	5	6	7	8	9	AB	R	H	RBI	BB	SO	LOB	TOP				
Julio Lugo, R OBP: 1.000, SLG: 1.500 Luis Ordez, R (3, 6) Nick Green, R (8, 6)	1-0 SH1-3 3 SF8 2B		0-2 E1 13 F7 3 1B		1-1 G1-3		0-1 G4-3			2	2	2	0	0	0	0					
13 Carl Crawford, L (1, 7)	0-1 SH1-3 2-3		0-1 F7		3-2 G6-3			0-2 G5-3		3	0	0	0	0	0	1					
3 Jorge Cantu, R OBP: 0.250, SLG: 0.333	1-2 SF8		0-0 1B		3-2 G5-3			1-2 G1-4-3		3	0	1	2	0	0	0					
Aubrey Huff, L (1, 5)	0-2 F8		0-0 F7		2-2 K			2-2 F7		4	0	0	0	0	1	1					
31 Jonny Gomes, R OBP: 0.500, SLG: 1.250		1-0 HR	3-3 K		0-0 HR 1B			2-2 F9		4	2	1	0	1	1						
Travis Lee, L OBP: 0.250, SLG: 1.000		2-2 P5		2-0 G4-3		0-0 HR		3-2 G4-3		4	1	1	2	0	0	0					
Toby Hall, R (1, 2)		0-1 G4-3		0-2 G1-3		0-0 P6		2-1 P4		4	0	0	0	0	0	0					
Damon Hollins, R (1, 9)		0-2 G6-3		0-1 G5-3			1-1 L8			3	0	0	0	0	0	0					
Joey Gathright, L OBP: 0.667, SLG: 0.500			4-1 1B E BB		2-1 CS 1B		0-1 B3			2	1	1	0	1	0	0					
Inning Stats	R: 1 E: 0 K: 0 S: 14	H: 1 LOB: 0 BB: 0 P: 16	R: 2 E: 1 K: 1 S: 11	H: 2 LOB: 1 BB: 1 P: 18	R: 0 E: 0 K: 0 S: 7	H: 0 LOB: 0 BB: 0 P: 9	R: 0 E: 0 K: 1 S: 9	H: 1 LOB: 0 BB: 0 P: 13	R: 2 E: 0 K: 1 S: 9	H: 2 LOB: 0 BB: 0 P: 14	R: 0 E: 0 K: 0 S: 6	H: 0 LOB: 0 BB: 0 P: 7	R: 0 E: 0 K: 0 S: 11	H: 0 LOB: 0 BB: 0 P: 14	R: 0 E: 0 K: 0 S: 9	H: 0 LOB: 0 BB: 0 P: 16	1B: 4 2B: 1 3B: 0 HR: 2	SF: 1 SAC: 1 DP: 0 HBP: 0	WP: 0 PB: 0 SB: 0 CS: 1	PA: 34	
PITCHER	IP	WLS	BF	H	R	ER	SO	BB	IBB	HBP	BLK	WP	HR	S	P	ERA	WHIP				
Rodrigo Lopez, R ERA: 6.43	7.0	W	28	7	6	5	2	1	0	0	0	0	2	65	90	6.43	1.143				
LaTroy Hawkins, R ERA:	1.0	H	3	0	0	0	0	0	0	0	0	0	0	11	14	0.00	0.000				
37 Chris Ray, R ERA:	1.0	S	3	0	0	0	0	0	0	0	0	0	0	9	16	0.00	0.000				

Tampa Bay Devil Rays @ Baltimore Orioles
 Oriole Park at Camden Yards, Baltimore, MD
 Mon Apr 03 2006, 3:05 PM EDT
 Att. 46,986 - Overcast - 65 F

AB 31
 R 6
 H 7
 RBI 5
 BB 1
 SO 2
 LOB 4





Batter	1	2	3	4	5	6	7	8	9	AB	R	H	RBI	BB	SO	LOB	BOTTOM				
1 Brian Roberts, S OBP: 0.400, SLG: 0.250	3-2 FC1-6 1B	4-1 BB		1-0 B5-3	0-0 G4-3		0-0 FC3-6 FC6-4			4	0	1	0	1	0	4					
Luis Matos, R OBP: 0.400, SLG: 1.000	0-0 FC1-6 10 L5-4 6 S 1-2	2-3 K			0-2 HR	4-0 31 2B BB	1-0 FC6-4			4	2	1	1	1	1	4					
6 Melvin Mora, R OBP: 0.600, SLG: 1.250	4-2 BB 1-2		2-1 P3		1-2 HR	1 SAFE 0-1 G1-5-3		2-1 10 G4-6-3 1B		4	1	2	1	1	0	1					
10 Miguel Tejada, R OBP: 0.400, SLG: 1.000	2-2 L5-4 2-2		1-2 HR		1-1 31 G3-1 E 1B	1-2 F7		1-0 G4-6-3		5	2	2	1	0	0	4					
31 Jay Gibbons, L OBP: 0.200, SLG: 0.400 Chris Gomez, R (9, 3)		2-1 L7	3-3 K		2-1 G3-1	1-1 2B		1-0 F7		5	0	1	1	0	1	1					
Kevin Millar, R OBP: 0.500, SLG: 0.750 21 Nick Markakis, L (9, 9)		3-2 WP 3B 2B	1-2 G4-3		3-2 E7 55 1B 1B	1-2 L1				4	2	2	1	0	0	1					
Jeff Conine, R OBP: 0.250, SLG: 1.000 17 Corey Patterson, L (8, 8)		2-3 K		2-3 K	0-0 F8		2-0 HR			4	1	1	1	0	2	2					
Javy Lopez, R OBP: 0.500, SLG: 1.000	0-2 55 1B 3B			0-1 G4-3	4-2 55 1B BB		1-0 L9			3	1	1	1	1	0	0					
55 Ramon Hernandez, R OBP: 1.000, SLG: 1.000	3-H 1B			4-0 BB	2-1 1-2 1B		3-2 1 FC3-6 1B			3	0	3	2	1	0	0					
Inning Stats	R: 0 E: 0 K: 0 S: 16	H: 1 LOB: 1 BB: 1 P: 25	R: 2 E: 0 K: 2 S: 22	H: 3 LOB: 2 BB: 1 P: 35	R: 1 E: 0 K: 1 S: 13	H: 1 LOB: 0 BB: 0 P: 20	R: 0 E: 0 K: 1 S: 6	H: 0 LOB: 1 BB: 1 P: 13	R: 4 E: 1 K: 0 S: 24	H: 5 LOB: 2 BB: 1 P: 37	R: 1 E: 0 K: 0 S: 10	H: 1 LOB: 1 BB: 1 P: 17	R: 1 E: 0 K: 0 S: 7	H: 2 LOB: 1 BB: 0 P: 14	R: 0 E: 0 K: 0 S: 4	H: 1 LOB: 0 BB: 0 P: 8	1B: 7 2B: 3 3B: 1 HR: 4	SF: 0 SAC: 0 DP: 2 HBP: 0	WP: 1 PB: 0 SB: 1 CS: 0	PA: 41	
PITCHER	IP	WLS	BF	H	R	ER	SO	BB	IBB	HBP	BLK	WP	HR	S	P	ERA	WHIP				
19 Scott Kazmir, L ERA: 13.5	4.0	L	22	8	6	6	4	3	0	0	0	0	0	66	104	13.50	2.750				
Jason Childers, R ERA: 9.0	1.0		6	2	1	1	0	1	0	0	0	0	0	15	26	9.00	3.000				
45 Ruddy Lugo, R ERA: 13.5	1.1		8	3	2	2	0	1	0	0	0	0	1	15	28	13.50	3.000				
22 Shawn Camp, R ERA:	1.2		5	1	0	0	0	0	0	0	0	0	0	6	11	0.00	0.600				

Tampa Bay Devil Rays @ Baltimore Orioles
 Oriole Park at Camden Yards, Baltimore, MD
 Mon Apr 03 2006, 3:05 PM EDT
 Att. 46,986 - Overcast - 65 F

AB 36
 R 9
 H 14
 RBI 9
 BB 5
 SO 4
 LOB 17



Batter	1	2	3	4	5	6	7	8	9	AB	R	H	RBI	BB	SO	LOB	TOP					
13 Carl Crawford, L OBP: 0.250, SLG: 0.250	0-0 G6-4-3 1B	3-3 K		1-0 G6-4-3 1B		1-0 G1-3		1-1 G6-3		5	0	2	1	0	1	3	<p>Tampa Bay Devil Rays @ Baltimore Orioles Oriole Park at Camden Yards, Baltimore, MD</p> <p>Wed Apr 05 2006, 7:05 PM EDT Att: 16,083 - Partly Cloudy + 52 F</p> <p>livebaseballscorecards.com</p> <p>AB 36 R 6 H 13 RBI 6 BB 5 SO 4 LOB 25</p> 					
3 Jorge Cantu, R OBP: 0.333, SLG: 0.857	3-2 SAFE G6-4-3 1-2f		0-0 FC4-6 31 BB 1B	0-2 G6-4-3 1-2f		1-0 SF8		3-2 HR		4	1	2	2	0	0	3						
31 Jonny Gomes, R OBP: 0.371, SLG: 1.000 Russell Branyan, L (6, PH) (6, 9)	4-0 1B BB		4-2 FC4-6 1-2 BB		3-3 K		3-H G6-3		2-2 F8		1	1	0	0	2	1						
Aubrey Huff, L OBP: 0.375, SLG: 0.167 8 Josh Paul, R OBP: 1.000, SLG: 2.000	0-0 HBP 1-2 1B		2-2 FC4-6 1-2f 2-3		4-2 2B G6-3 BB				0-0 G6-3 2B		2	2	1	0	2	0						
Ty Wigginton, R OBP: 0.400, SLG: 0.600	1-1 HBP 1-2 2-H 1B		1-1 F8		1-0 2B		2-2 P2		0-1 G6-3		5	0	2	1	0	0						
Toby Hall, R OBP: 0.222, SLG: 0.250	1-2 HBP 1-2 2-3		1-1 P3		0-0 G6-3		0-1 2B		0-1 P6		4	0	1	2	0	0						
Travis Lee, L OBP: 0.222, SLG: 0.667	1-2 P4		0-0 F8 13 1B 2B		1-0 G3		2-3 K		0-0 G3		5	1	1	0	0	1						
Nick Green, R (1, 6)		0-2 G1-3		0-0 F8		4-2 13 WP 3 SF8 1B BB		2-3 K		3	1	0	0	1	1	2						
Damon Hollins, R OBP: 0.429, SLG: 0.429		0-2 G6-3		1-0 13 1B 1B		0-0 13 WP 1-2 1B		3-2 13 G6-3 1B		4	0	3	0	0	0	0						
Inning Stats	R: 1 E: 0 K: 0 S: 14	H: 3 LOB: 3 BB: 1 P: 24	R: 0 E: 0 K: 1 S: 9	H: 0 LOB: 0 BB: 0 P: 12	R: 0 E: 0 K: 0 S: 11	H: 1 LOB: 2 BB: 1 P: 19	R: 1 E: 0 K: 0 S: 7	H: 3 LOB: 0 BB: 0 P: 9	R: 1 E: 0 K: 1 S: 8	H: 1 LOB: 1 BB: 1 P: 17	R: 1 E: 0 K: 0 S: 12	H: 1 LOB: 1 BB: 1 P: 20	R: 1 E: 0 K: 2 S: 13	H: 1 LOB: 1 BB: 1 P: 23	R: 1 E: 0 K: 0 S: 13	H: 2 LOB: 0 BB: 0 P: 22		R: 0 E: 0 K: 0 S: 6	H: 1 LOB: 1 BB: 0 P: 6	1B: 8 2B: 4 3B: 0 HR: 1	SF: 1 SAC: 0 DP: 3 HBP: 1	WP: 1 PB: 0 SB: 0 CS: 0
PITCHER	IP WLS BF H R ER SO BB IBB HBP BLK WP HR S P ERA WHIP	5.0 W 25 8 3 3 2 3 0 1 0 0 0 49 81 5.40 2.200	2.0 10 2 2 2 2 0 0 0 0 1 0 25 43 9.00 2.000	1.0 4 2 1 1 0 0 0 0 0 0 1 13 22 9.00 2.000	1.0 4 1 0 0 0 0 0 0 0 0 0 6 6 0.00 1.000	PITCHER										IP WLS BF H R ER SO BB IBB HBP BLK WP HR S P ERA WHIP						

Batter	1	2	3	4	5	6	7	8	9	AB	R	H	RBI	BB	SO	LOB	BOTTOM			
1 Brian Roberts, S OBP: 0.364, SLG: 0.400	1-1 FC1-4 31 2B 1B	3-1 F7	3-1 G4-3	0-0 1-H 2-H 3-H 2B	0-1 F7		3-3 K			6	1	2	3	0	1	5	<p>Tampa Bay Devil Rays @ Baltimore Orioles Oriole Park at Camden Yards, Baltimore, MD</p> <p>Wed Apr 05 2006, 7:05 PM EDT Att: 16,083 - Partly Cloudy + 52 F</p> <p>livebaseballscorecards.com</p> <p>AB 39 R 16 H 16 RBI 16 BB 9 SO 4 LOB 23</p> 			
21 Nick Markakis, L OBP: 0.697, SLG: 1.333	4-1 FC1-4 6 BB	4-2 FC5-4 6 BB		1-0 10 BB		1-0 F7		3-2 HR		3	2	1	1	3	0	1				
6 Melvin Mora, R OBP: 0.455, SLG: 1.000	1-2 FC1-4 31 2B 1B	0-0 FC5-4 1-2f		4-1 1B 31 BB 1B BB	2-0 HR	0-0 F8		0-2 F8		5	3	1	1	1	0	3				
10 Miguel Tejada, R OBP: 0.455, SLG: 0.700	4-1 31 2B 1B BB	2-3 K		1-0 F9	0-0 31 HR 1B	0-1 WP 1B		2-1 L8		5	2	2	0	1	1	3				
31 Jay Gibbons, L OBP: 0.556, SLG: 1.250 David Newhan, L OBP: 0.500, SLG: 0.500	0-2 1B G6-3 2B		1-1 55 BB 2B	4-0 1B 55 SF8 BB	0-1 1-H HR	1-0 WP 1B		1-2 G3		3	3	3	4	1	0	0				
Kevin Millar, R OBP: 0.556, SLG: 0.625 Chris Gomez, R (9, 3)	2-2 55 2B 1B		4-0 55 BB BB	2-2 55 SF8 1 BB 2B 1B	0-1 F7	1-0 F8		1-2 F8		4	2	2	2	1	0	2				
Javy Lopez, R OBP: 0.444, SLG: 0.750	2-3 3-H G6-3		0-3 K	0-0 1-2 2-3 3-H 1B	0-2 17 CI 2B 1B		2-1 G5-3			5	2	2	2	0	1	3				
55 Ramon Hernandez, R OBP: 0.889, SLG: 1.200 Raul Chavez, R (8, 2)	2-2 2-H 2B		4-2 2-3 BB	2-0 SF8	0-0 17 G4-3 2B		4-2 17 FC4 BB			2	0	2	3	2	0	0				
17 Corey Patterson, L (1, 8)	1-2 L7		1-3 K	1-2 CI 2B	0-0 G4-3		0-0 FC4			4	1	0	0	0	1	6				
Inning Stats	R: 5 E: 0 K: 0 S: 25	H: 4 LOB: 1 BB: 2 P: 42	R: 0 E: 0 K: 1 S: 8	H: 0 LOB: 1 BB: 1 P: 17	R: 0 E: 0 K: 2 S: 12	H: 1 LOB: 3 BB: 2 P: 25	R: 6 E: 1 K: 0 S: 14	H: 3 LOB: 1 BB: 3 P: 31	R: 4 E: 0 K: 0 S: 13	H: 5 LOB: 1 BB: 0 P: 15	R: 0 E: 0 K: 1 S: 6	H: 2 LOB: 2 BB: 0 P: 9	R: 0 E: 0 K: 1 S: 10	H: 0 LOB: 1 BB: 1 P: 19	R: 1 E: 0 K: 0 S: 12	H: 1 LOB: 0 BB: 0 P: 18		1B: 8 2B: 5 3B: 0 HR: 3	SF: 1 SAC: 0 DP: 0 HBP: 0	WP: 1 PB: 0 SB: 0 CS: 0
PITCHER	IP WLS BF H R ER SO BB IBB HBP BLK WP HR S P ERA WHIP	3.0 L 21 1 0 0 0 7 0 0 0 0 0 1 2 21.00 4.000	0.1 1 0 0 0 0 0 0 0 0 0 0 1 2 0.00 0.000	1.2 15 8 8 7 0 1 0 0 0 0 2 23 33 37.80 5.400	1.0 5 2 0 0 0 0 0 0 0 0 1 0 6 9 0.00 2.000	1.0 4 0 0 0 0 1 1 0 0 10 19 0.00 1.000	PITCHER										IP WLS BF H R ER SO BB IBB HBP BLK WP HR S P ERA WHIP			

Batter	1	2	3	4	5	6	7	8	9	AB	R	H	RBI	BB	SO	LOB	TOP								
13 Carl Crawford, L OBP: 0.333, SLG: 0.273	1-3 K		2-1 31 SF9 3 G1-3 1-2 2-H 1B		0-1 B1-3			4-2 FC4-6 3 BB BB		3	0	1	1	1	1	0	Tampa Bay Devil Rays @ Baltimore Orioles Oriole Park at Camden Yards, Baltimore, MD Thu Apr 06 2006, 7:05 PM EDT Att: 13,194 - Cloudy - 65 F								
3 Jorge Cantu, R OBP: 0.308, SLG: 0.600	1-0 G4-3		2-2 G1-3		1-2 L3			4-1 FC4-6 BB		3	0	0	0	1	0	2									
Aubrey Huff, L OBP: 0.417, SLG: 0.125 Tomas Perez, S (8, PR) (8, 5)	1-0 G4-3		4-1 BB			4-0 31 G5-4-3 BB		0-0 FC4-6 31 BB 1-2 2-3		2	0	0	0	2	0	2									
31 Jonny Gomes, R OBP: 0.455, SLG: 0.714		0-1 G5-3	1-2 SF9		0-0 G5-4-3			4-0 G4-6-3 BB		2	0	0	1	1	0	1									
Travis Lee, L OBP: 0.231, SLG: 0.538	1-0 1B		2-3 3-H 2-3 K		1-0 G1			0-1 G4-6-3		4	0	1	0	0	1	5									
Russell Branyan, L (1, 9)	2-3 K			2-1 G3			2-0 F7		1-3 K	4	0	0	0	0	2	1									
8 Josh Paul, R OBP: 0.400, SLG: 0.800	3-2 G6-3			2-2 G6-3			2-2 G4-3 2B		0-1 G6-3	4	0	1	0	0	0	1									
Joey Gathright, L OBP: 0.571, SLG: 0.400			4-1 13 1B 1B BB	1-1 G4-3			1-0 G4-3		3-1 1B	3	1	1	0	1	0	1									
Nick Green, R OBP: 0.250, SLG: 0.143			1-1 3 31 SF9 13 1B 1B		0-0 F8		2-0 F8		2-3 K	4	1	1	0	0	1	2									
Inning Stats	R: 0 E: 0 K: 1 S: 5	H: 0 LOB: 0 BB: 0 P: 8	R: 0 E: 0 K: 1 S: 10	H: 1 LOB: 1 BB: 0 P: 16	R: 2 E: 0 K: 1 S: 17	H: 2 LOB: 2 BB: 2 P: 32	R: 0 E: 0 K: 0 S: 7	H: 0 LOB: 0 BB: 0 P: 12	R: 0 E: 0 K: 0 S: 7	H: 0 LOB: 0 BB: 0 P: 8	R: 0 E: 0 K: 0 S: 2	H: 1 LOB: 1 BB: 0 P: 7	R: 0 E: 0 K: 0 S: 6	H: 0 LOB: 3 BB: 3 P: 13	R: 0 E: 0 K: 0 S: 6	H: 0 LOB: 3 BB: 3 P: 18		R: 0 E: 0 K: 2 S: 11	H: 1 LOB: 1 BB: 0 P: 16	1B: 4 2B: 1 3B: 0 HR: 0	SF: 1 SAC: 0 DP: 2 HBP: 0	WP: 0 PB: 0 CS: 0	PA: 36		
PITCHER	IP	WLS	BF	H	R	ER	SO	BB	IBB	HBP	BLK	WP	HR	S	P	ERA	WHIP								
34 Kris Benson, R ERA: 2.57	(1, 1)	7.0	L	27	4	2	2	3	3	0	0	0	0	54	96	2.57	1.000								
Tim Byrdak, L ERA:	(8, 1)	1.0		5	0	0	0	0	3	0	0	0	0	6	18	0.00	3.000								
43 Senny Rleal, R ERA:	(9, 1)	1.0		4	1	0	0	2	0	0	0	0	0	11	16	0.00	1.000								

Batter	1	2	3	4	5	6	7	8	9	AB	R	H	RBI	BB	SO	LOB	BOTTOM								
1 Brian Roberts, S OBP: 0.267, SLG: 0.286	2-3 K		0-0 F8			1-1 F9			2-2 E5 FC5-4	4	0	0	0	0	1	1	Tampa Bay Devil Rays @ Baltimore Orioles Oriole Park at Camden Yards, Baltimore, MD Thu Apr 06 2006, 7:05 PM EDT Att: 13,194 - Cloudy - 65 F								
Luis Matos, R OBP: 0.222, SLG: 0.500	1-1 F7		1-1 G6-4-3 1-2			0-1 F8			2-1 FC5-4	4	0	0	0	0	0	2									
6 Melvin Mora, R OBP: 0.333, SLG: 0.692	0-2 K			0-1 L8		3-2 G5-3			1-2 F9	4	0	0	0	0	1	1									
10 Miguel Tejada, R OBP: 0.333, SLG: 0.500		3-2 L7		0-3 K			0-1 G1-3		1-1 F8	4	0	0	0	0	1	1									
Kevin Millar, R OBP: 0.500, SLG: 0.636		1-0 G6-3		3-2 2B			0-0 F8			3	0	1	0	0	0	0									
Javy Lopez, R OBP: 0.417, SLG: 0.636		0-0 55 FC5 1B		2-1 G4-3			1-0 P2			3	0	1	0	0	0	1									
Jeff Conine, R OBP: 0.286, SLG: 0.667		4-2 55 FC5 1B			0-2 L7			2-1 G6-3		2	0	0	0	1	0	0									
55 Ramon Hernandez, R OBP: 0.667, SLG: 0.750		0-1 FC5			0-0 P3			0-0 F8		3	0	0	0	0	0	2									
21 Nick Markakis, L OBP: 0.556, SLG: 0.833			2-2 G6-4-3 1B			2-3 K		3-3 K		3	0	1	0	0	2	0									
Inning Stats	R: 0 E: 0 K: 2 S: 9	H: 0 LOB: 0 BB: 0 P: 12	R: 0 E: 0 K: 0 S: 9	H: 1 LOB: 2 BB: 1 P: 17	R: 0 E: 0 K: 0 S: 7	H: 1 LOB: 0 BB: 0 P: 10	R: 0 E: 0 K: 1 S: 10	H: 1 LOB: 1 BB: 0 P: 15	R: 0 E: 0 K: 1 S: 7	H: 0 LOB: 0 BB: 0 P: 11	R: 0 E: 0 K: 0 S: 4	H: 0 LOB: 0 BB: 0 P: 5	R: 0 E: 0 K: 1 S: 6	H: 0 LOB: 0 BB: 0 P: 11	R: 0 E: 1 K: 0 S: 10	H: 0 LOB: 1 BB: 0 P: 16		1B: 2 2B: 1 3B: 0 HR: 0	SF: 0 SAC: 0 DP: 1 HBP: 0	WP: 0 PB: 0 CS: 0	PA: 31				
PITCHER	IP	WLS	BF	H	R	ER	SO	BB	IBB	HBP	BLK	WP	HR	S	P	ERA	WHIP								
Mark Hendrickson, L ERA:	(1, 1)	9.0	W	31	3	0	0	5	1	0	0	0	0	69	106	0.00	0.444								

Batter	1	2	3	4	5	6	7	8	9	AB	R	H	RBI	BB	SO	LOB	TOP					
Coco Crisp, S (1, 8) OBP: 0.381, SLG: 0.500										6	2	2	0	1	1	6						
Mark Loretta, R (1, 4) OBP: 0.526, SLG: 0.563										3	2	2	0	2	0	0						
13 Alex Cora, L (8, PH) OBP: 0.400, SLG: 0.500										1	1	1	2	0	0	0						
34 David Ortiz, L (1, 10) OBP: 0.400, SLG: 0.563										4	1	0	0	2	1	6						
Manny Ramirez, R (1, 7) OBP: 0.444, SLG: 0.286										4	3	3	2	1	1	3						
Adam Stern, L (7, PR) OBP: 0.444, SLG: 0.286										0	0	0	0	0	0	0						
Trot Nixon, L (1, 9) OBP: 0.444, SLG: 0.733										4	2	2	4	2	1	4						
Jason Varitek, S (1, 2) OBP: 0.429, SLG: 0.364										4	0	0	1	2	0	7						
25 Mike Lowell, R (1, 5) OBP: 0.375, SLG: 0.571										3	1	2	2	1	1	0						
J.T. Snow, L (7, 3)										3	1	3	2	1	0	0						
20 Kevin Youkilis, R (1, 3) OBP: 0.462, SLG: 0.500										5	0	1	0	1	0	7						
Alex Gonzalez, R (1, 6) OBP: 0.357, SLG: 0.385										5	0	1	0	1	0	7						
Inning Stats	R: 4 E: 0 K: 1 S: 16	H: 1 LOB: 3 BB: 6 P: 42	R: 3 E: 0 K: 0 S: 13	H: 4 LOB: 2 BB: 2 P: 33	R: 0 E: 0 K: 1 S: 10	H: 0 LOB: 0 BB: 0 P: 15	R: 3 E: 0 K: 0 S: 13	H: 4 LOB: 0 BB: 0 P: 22	R: 1 E: 0 K: 1 S: 16	H: 2 LOB: 2 BB: 2 P: 31	R: 0 E: 0 K: 2 S: 13	H: 2 LOB: 3 BB: 1 P: 24	R: 0 E: 0 K: 0 S: 3	H: 1 LOB: 1 BB: 0 P: 6	R: 3 E: 0 K: 0 S: 15	H: 2 LOB: 2 BB: 2 P: 31	R: 0 E: 0 K: 0 S: 8	H: 0 LOB: 1 BB: 1 P: 19	1B: 11 2B: 4 3B: 0 HR: 1	SF: 1 SAC: 0 DP: 4 HBP: 2	WP: 1 PB: 0 SB: 0 CS: 0	PA: 55
PITCHER	IP	WLS	BF	H	R	ER	SO	BB	IBB	HBP	BLK	WP	HR	S	P	ERA	WHIP					
40 Daniel Cabrera, R (1, 1) ERA: 47.25	1.1	L	14	3	7	7	1	7	0	0	0	1	0	22	60	47.25	7.500					
Eric DuBose, L (2, 1) ERA: 9.64	3.2		19	8	4	4	2	3	0	0	0	0	1	46	83	9.82	3.000					
Jim Brower, R (6, 1) ERA: 9.64	2.2		17	5	3	3	2	3	0	2	0	0	0	29	59	10.12	3.000					
LaTroy Hawkins, R (8, 1) ERA:	1.1		5	0	0	0	0	1	0	0	0	0	0	10	21	0.00	0.750					

Boston Red Sox @ Baltimore Orioles
 Oriole Park at Camden Yards, Baltimore, MD
 Fri Apr 07 2006, 7:05 PM EDT
 Att: 37,063 - Cloudy - 75 F

AB 38
 R 14
 H 16
 RBI 13
 BB 14
 SO 5
 LOB 33



Batter	1	2	3	4	5	6	7	8	9	AB	R	H	RBI	BB	SO	LOB	BOTTOM					
1 Brian Roberts, S (1, 4) OBP: 0.300, SLG: 0.368										5	0	2	2	0	1	1						
21 Nick Markakis, L (1, 8) OBP: 0.429, SLG: 0.545										5	0	1	0	0	0	4						
6 Melvin Mora, R (1, 5) OBP: 0.350, SLG: 0.667										5	1	2	0	0	1	1						
10 Miguel Tejada, R (1, 6) OBP: 0.389, SLG: 0.529										3	0	2	0	0	1	1						
Chris Gomez, R (7, PR) OBP: 1.000, SLG: 1.000										2	2	2	1	0	0	0						
31 Jay Gibbons, L (1, 9) OBP: 0.500, SLG: 0.923										5	1	2	0	0	1	2						
Kevin Millar, R (1, 3) OBP: 0.500, SLG: 0.583										1	0	0	0	1	0	0						
David Newhan, L (7, 3) OBP: 0.500, SLG: 1.250										2	2	1	3	0	0	2						
Javy Lopez, R (1, 10) OBP: 0.313, SLG: 0.467										4	0	0	0	0	2	3						
Jeff Conine, R (1, 7) OBP: 0.222, SLG: 0.500										2	0	0	0	0	1	0						
17 Corey Patterson, L (7, 8) OBP: 0.167, SLG: 0.167										2	1	1	1	0	0	0						
55 Ramon Hernandez, R (1, 2) OBP: 0.688, SLG: 0.750										4	1	3	1	0	0	0						
Inning Stats	R: 0 E: 0 K: 2 S: 10	H: 1 LOB: 1 BB: 0 P: 14	R: 0 E: 0 K: 1 S: 5	H: 0 LOB: 0 BB: 1 P: 11	R: 0 E: 0 K: 1 S: 5	H: 0 LOB: 0 BB: 0 P: 6	R: 0 E: 0 K: 1 S: 9	H: 1 LOB: 1 BB: 0 P: 13	R: 0 E: 0 K: 1 S: 8	H: 0 LOB: 0 BB: 0 P: 13	R: 0 E: 0 K: 0 S: 8	H: 2 LOB: 1 BB: 0 P: 12	R: 4 E: 0 K: 1 S: 22	H: 5 LOB: 2 BB: 0 P: 31	R: 4 E: 1 K: 0 S: 22	H: 6 LOB: 2 BB: 0 P: 32	R: 0 E: 0 K: 0 S: 9	H: 1 LOB: 0 BB: 0 P: 10	1B: 13 2B: 2 3B: 0 HR: 1	SF: 0 SAC: 0 DP: 3 HBP: 0	WP: 0 PB: 0 SB: 0 CS: 0	PA: 41
PITCHER	IP	WLS	BF	H	R	ER	SO	BB	IBB	HBP	BLK	WP	HR	S	P	ERA	WHIP					
30 Matt Clement, R (1, 1) ERA: 5.14	7.0	W	29	9	4	4	7	1	0	0	0	0	0	67	100	5.14	1.429					
Rudy Seanez, R (8, 1) ERA: 18.0	1.0		9	6	4	4	0	0	0	0	0	0	1	22	32	36.00	6.000					
Keith Foulke, R (9, 1) ERA: 4.5	1.0		3	1	0	0	0	0	0	0	0	0	0	9	10	0.00	1.000					

Boston Red Sox @ Baltimore Orioles
 Oriole Park at Camden Yards, Baltimore, MD
 Fri Apr 07 2006, 7:05 PM EDT
 Att: 37,063 - Cloudy - 75 F

AB 40
 R 8
 H 16
 RBI 8
 BB 1
 SO 7
 LOB 14



Batter	1	2	3	4	5	6	7	8	9	AB	R	H	RBI	BB	SO	LOB	TOP								
Coco Crisp, S OBP: 0.385, SLG: 0.458 (1, 8)										4	0	1	0	1	1	0									
Mark Loretta, R OBP: 0.478, SLG: 0.474 (1, 4)										3	0	0	0	1	0	1									
34 David Ortiz, L OBP: 0.417, SLG: 0.526 (1, 10)										3	1	1	0	1	0	2									
Manny Ramirez, R OBP: 0.455, SLG: 0.333 (1, 7)										4	0	2	0	0	1	2									
Jason Varitek, S OBP: 0.500, SLG: 0.571 (1, 2)										3	1	2	1	1	0	0									
25 Mike Lowell, R OBP: 0.350, SLG: 0.471 (1, 5)										3	0	0	0	1	2	4									
20 Kevin Youkilis, R J.T. Snow, L (8, 3)										3	0	1	1	1	0	2									
Wily Mo Peña, R OBP: 0.333, SLG: 0.667 (6, FH)										2	0	0	0	0	2	4									
Trot Nixon, L OBP: 0.400, SLG: 0.647 (6, 9)										2	0	0	0	0	1	3									
Alex Gonzalez, R OBP: 0.278, SLG: 0.294 (1, 6)										4	0	0	0	0	0	3									
Inning Stats	R: 0 E: 0 K: 0 S: 7	H: 0 LOB: 0 BB: 0 P: 10	R: 0 E: 0 K: 2 S: 18	H: 1 LOB: 2 BB: 1 P: 28	R: 0 E: 0 K: 0 S: 7	H: 1 LOB: 0 BB: 0 P: 10	R: 1 E: 0 K: 2 S: 19	H: 3 LOB: 2 BB: 1 P: 32	R: 0 E: 0 K: 1 S: 7	H: 0 LOB: 0 BB: 0 P: 11	R: 1 E: 0 K: 2 S: 15	H: 2 LOB: 2 BB: 2 P: 29	R: 0 E: 0 K: 0 S: 8	H: 0 LOB: 1 BB: 2 P: 18	R: 0 E: 0 K: 0 S: 8	H: 0 LOB: 0 BB: 0 P: 11	R: 0 E: 0 K: 0 S: 7	H: 0 LOB: 0 BB: 0 P: 11	1B: 5 2B: 2 HR: 0	SF: 0 SAC: 0 HBP: 0	WP: 0 PB: 0 SB: 1 CS: 1	PA: 37			
PITCHER	IP	WLS	BF	H	R	ER	SO	BB	IBB	HBP	BLK	WP	HR	S	P	ERA	WHIP								
Bruce Chen, L ERA: 3.6 (1, 1)	5.0	L	22	6	2	2	5	3	0	0	0	0	0	62	99	3.60	1.800								
43 Sandy Real, R ERA: (6, 1)	1.1		8	1	0	0	2	3	0	0	0	0	0	15	33	0.00	3.000								
LaTroy Hawkins, R ERA: (7, 1)	1.2		4	0	0	0	2	0	0	0	0	0	0	12	17	0.00	0.000								
37 Chris Ray, R ERA: (9, 1)	1.0		3	0	0	0	0	0	0	0	0	0	0	7	11	0.00	0.000								

Boston Red Sox @ Baltimore Orioles
Oriole Park at Camden Yards, Baltimore, MD

Sat Apr 08 2006, 4:35 PM EDT
Att. 41,166 - Rain - 44 F

AB 31
R 2
H 7
RBI 2
BB 6
SO 7
LOB 21



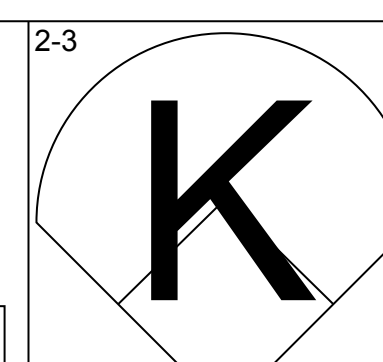
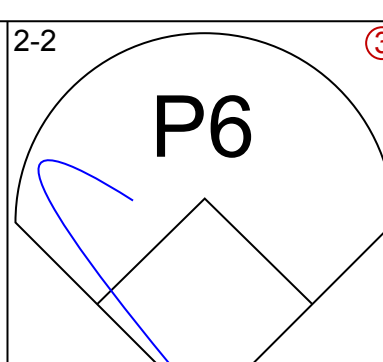
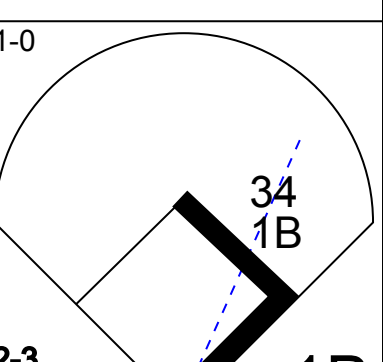
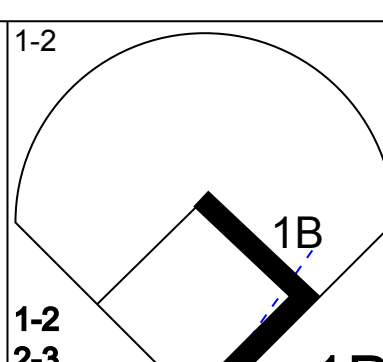
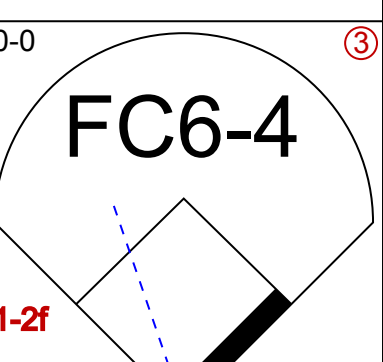
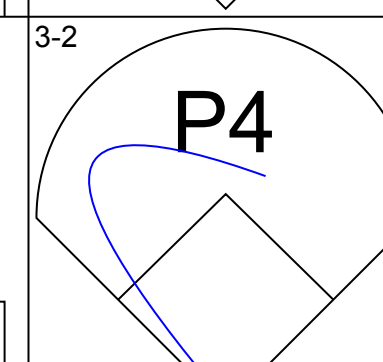
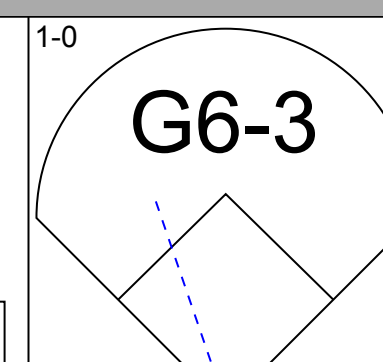
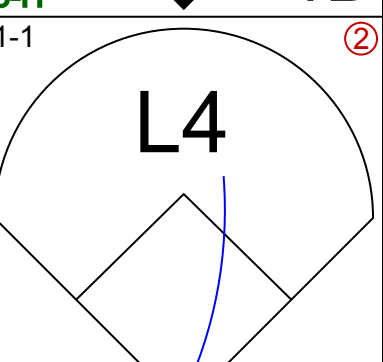
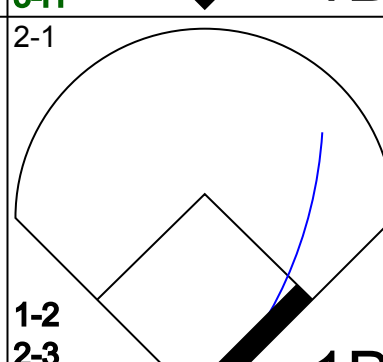
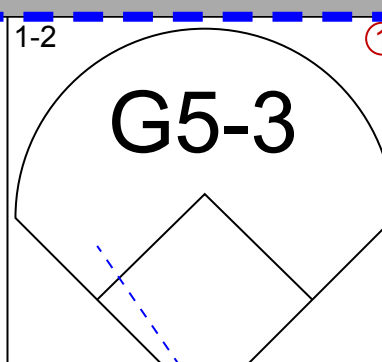
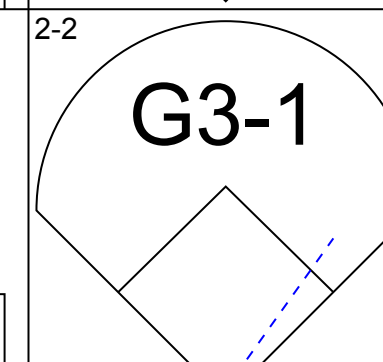
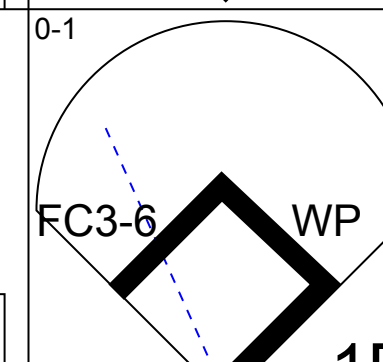
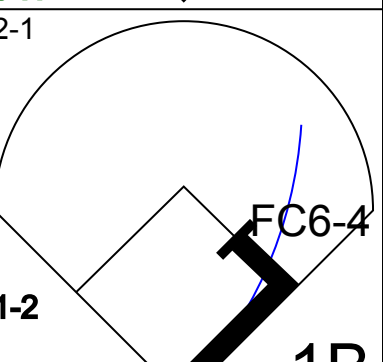
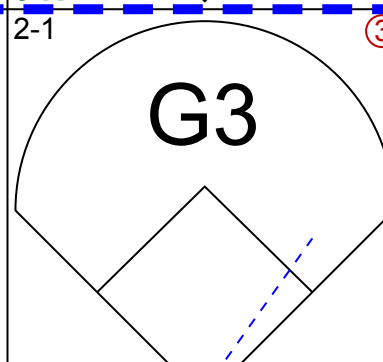
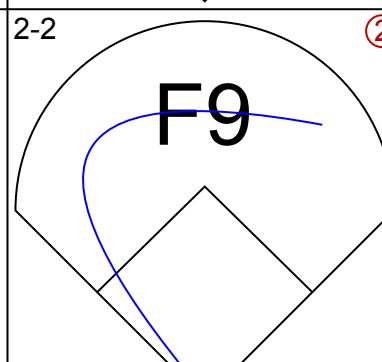
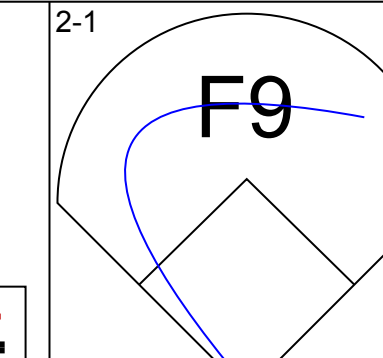
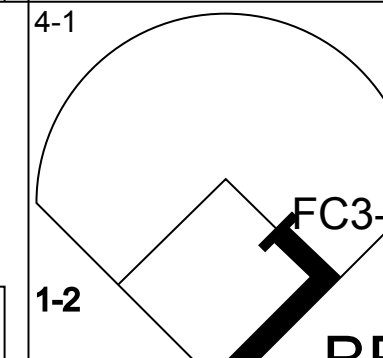
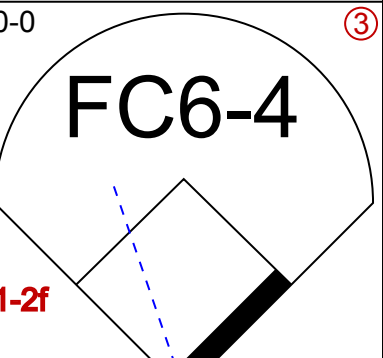
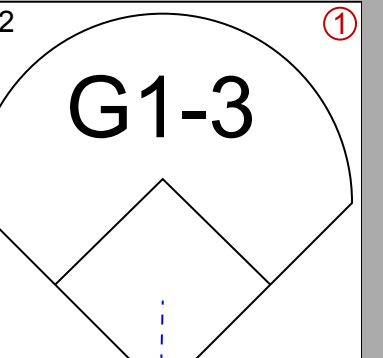
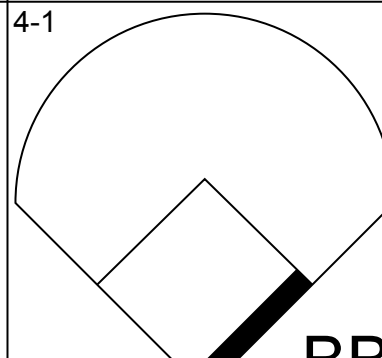
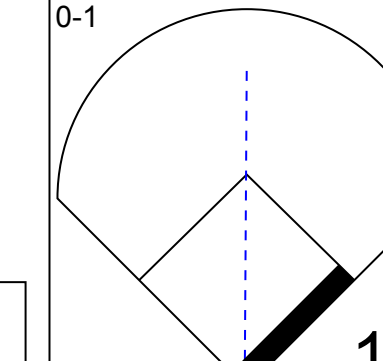
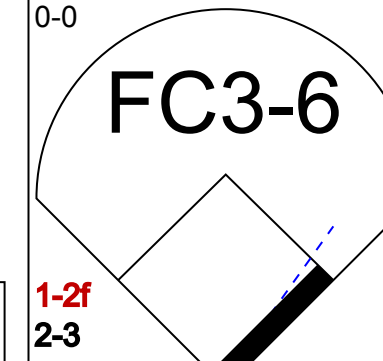
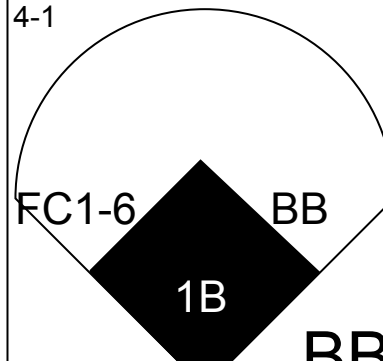
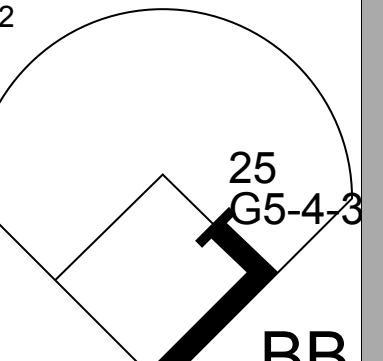

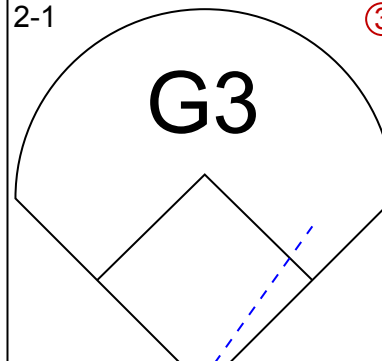
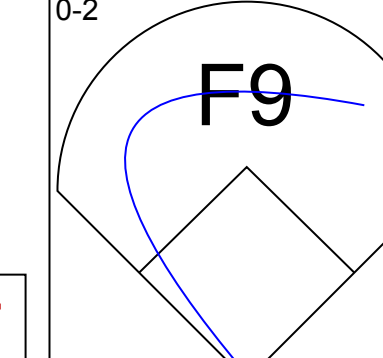
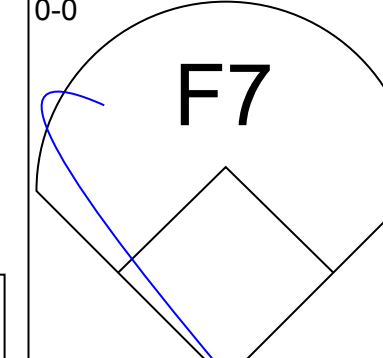
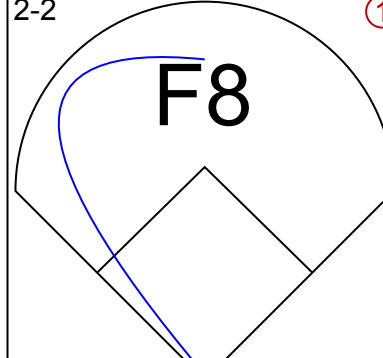
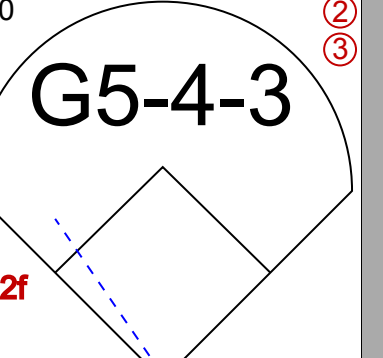
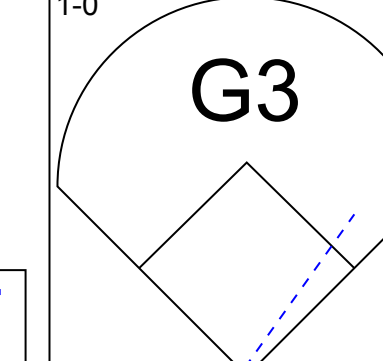
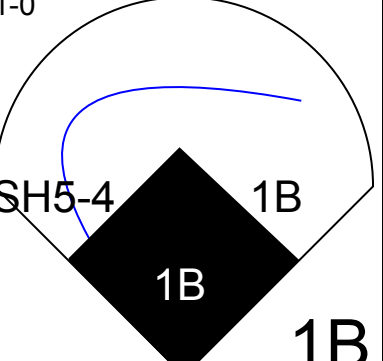
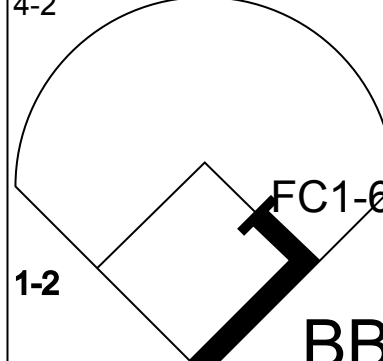
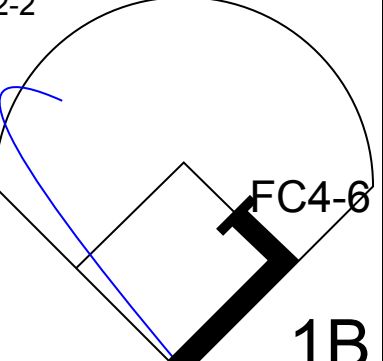
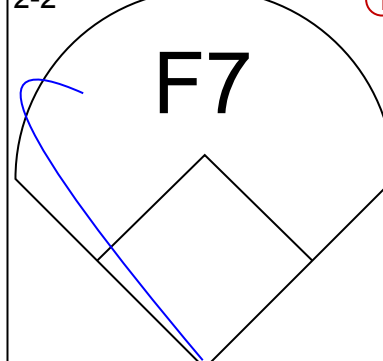
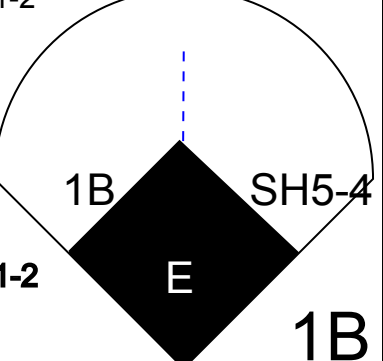
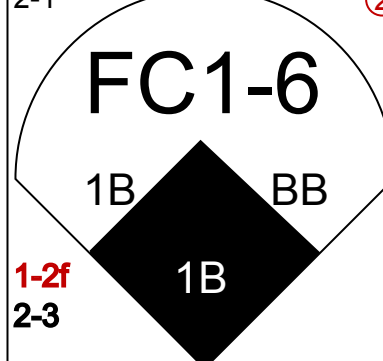
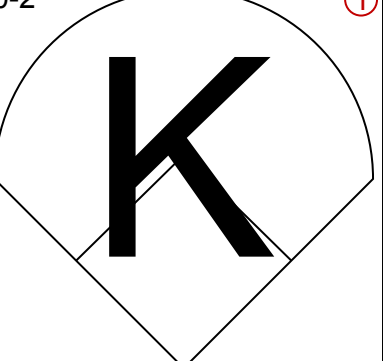
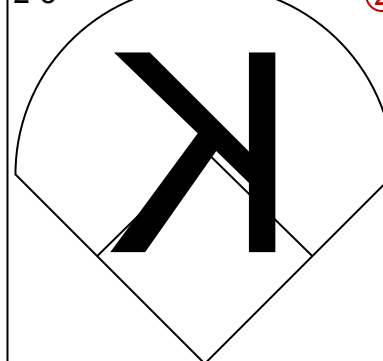
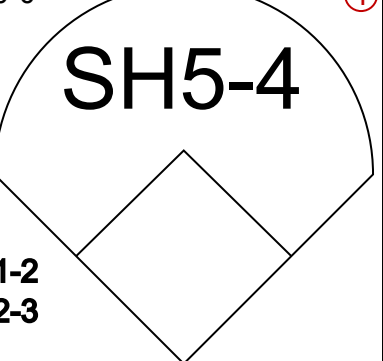
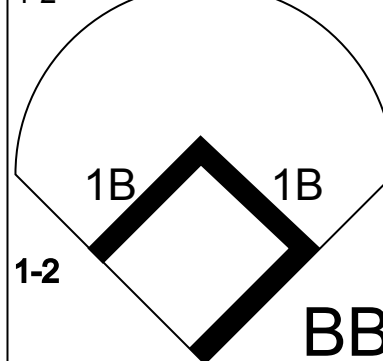
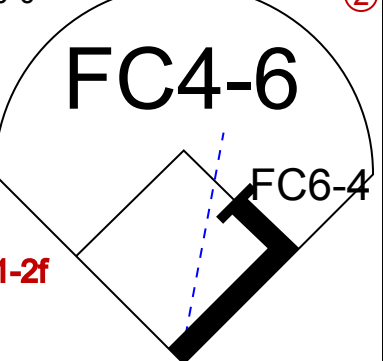
Batter	1	2	3	4	5	6	7	8	9	AB	R	H	RBI	BB	SO	LOB	BOTTOM								
1 Brian Roberts, S OBP: 0.250, SLG: 0.304 (1, 4)										4	0	0	0	0	0	0									
21 Nick Markakis, L OBP: 0.385, SLG: 0.467 (1, 7)										4	0	1	0	0	1	0									
6 Melvin Mora, R OBP: 0.292, SLG: 0.545 (1, 5)										4	0	0	0	0	0	1									
10 Miguel Tejada, R OBP: 0.409, SLG: 0.500 (1, 6)										3	0	1	0	1	0	0									
31 Jay Gibbons, L OBP: 0.444, SLG: 0.765 (1, 9)										4	0	1	0	0	1	2									
Kevin Millar, R OBP: 0.385, SLG: 0.438 (1, 10)										4	0	0	0	0	1	2									
Javy Lopez, R OBP: 0.368, SLG: 0.438 (1, 2)										1	0	0	0	1	0	0									
Jeff Conine, R OBP: 0.167, SLG: 0.364 (1, 3)										3	0	0	0	0	2	4									
Luis Matos, R OBP: 0.250, SLG: 0.727 (1, 8)										3	1	1	1	0	0	0									
Inning Stats	R: 0 E: 0 K: 0 S: 6	H: 0 LOB: 0 BB: 0 P: 8	R: 0 E: 0 K: 0 S: 12	H: 1 LOB: 2 BB: 1 P: 20	R: 0 E: 0 K: 0 S: 7	H: 0 LOB: 0 BB: 0 P: 11	R: 0 E: 0 K: 0 S: 9	H: 0 LOB: 0 BB: 1 P: 15	R: 0 E: 0 K: 1 S: 10	H: 0 LOB: 0 BB: 0 P: 15	R: 1 E: 0 K: 1 S: 10	H: 1 LOB: 0 BB: 0 P: 15	R: 0 E: 0 K: 2 S: 18	H: 1 LOB: 2 BB: 0 P: 30	R: 0 E: 0 K: 0 S: 14	H: 1 LOB: 1 BB: 0 P: 19	R: 0 E: 0 K: 1 S: 9	H: 0 LOB: 0 BB: 0 P: 13	1B: 3 2B: 0 3B: 0 HR: 1	SF: 0 SAC: 0 DP: 1 HBP: 1	WP: 0 PB: 0 SB: 0 CS: 0	PA: 33			
PITCHER	IP	WLS	BF	H	R	ER	SO	BB	IBB	HBP	BLK	WP	HR	S	P	ERA	WHIP								
38 Curt Schilling, R ERA: 1.93 (1, 1)	7.0	W	26	3	1	1	4	2	0	1	0	0	0	72	114	1.29	0.714								
50 Mike Timlin, R ERA: (8, 1)	1.0	H	4	1	0	0	0	0	0	0	0	0	0	14	19	0.00	1.000								
58 Jonathan Papelbon, R ERA: (9, 1)	1.0	S	3	0	0	0	1	0	0	0	0	0	0	9	13	0.00	0.000								

Boston Red Sox @ Baltimore Orioles
Oriole Park at Camden Yards, Baltimore, MD

Sat Apr 08 2006, 4:35 PM EDT
Att. 41,166 - Rain - 44 F

AB 30
R 1
H 4
RBI 1
BB 2
SO 5
LOB 9



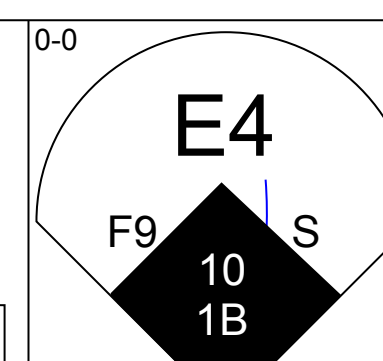
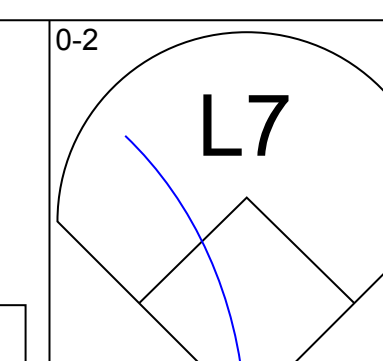
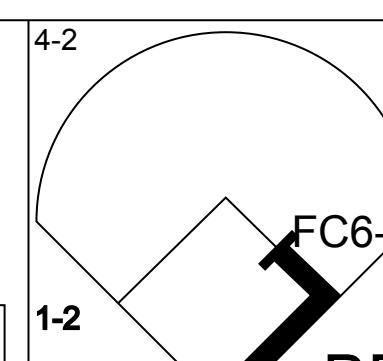
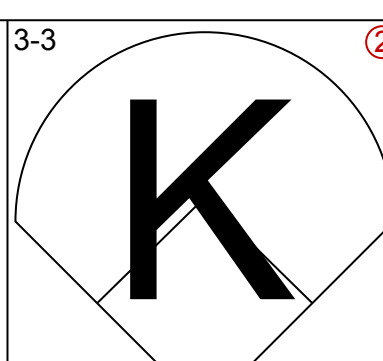
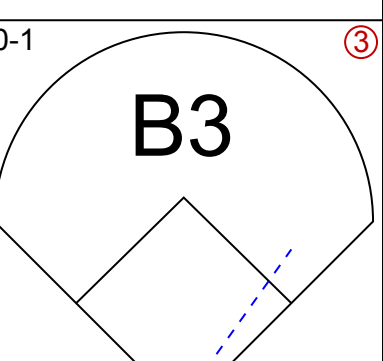
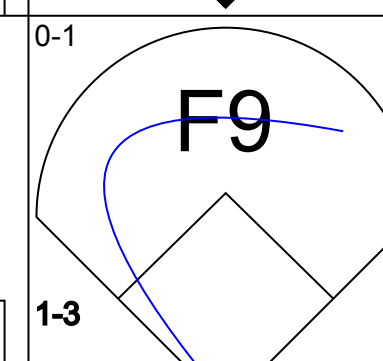
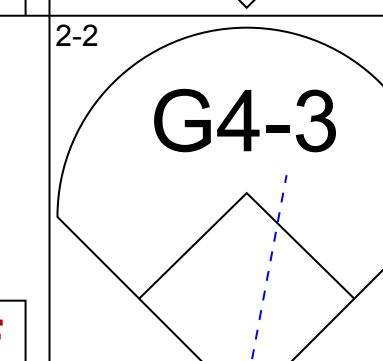
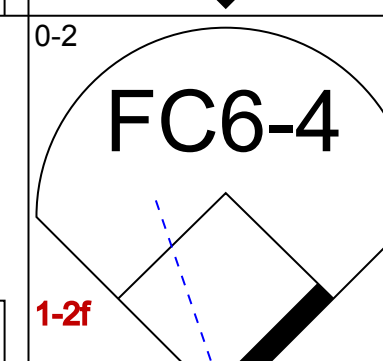
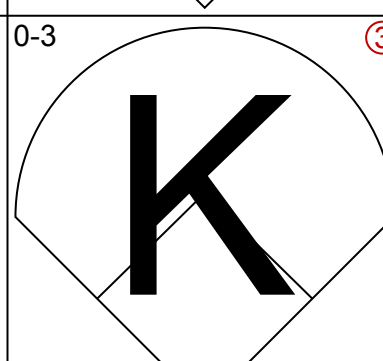
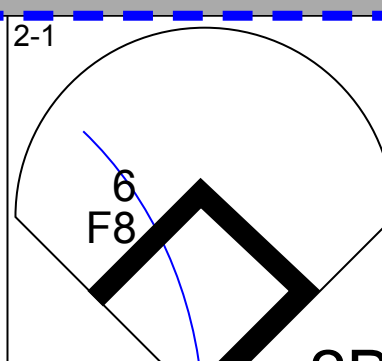
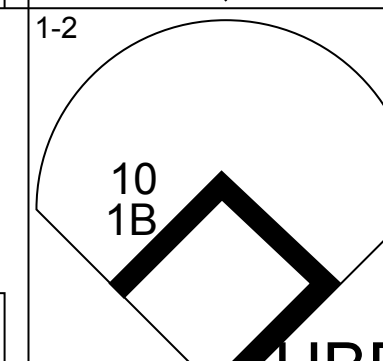
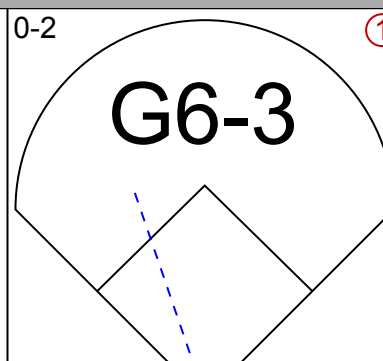
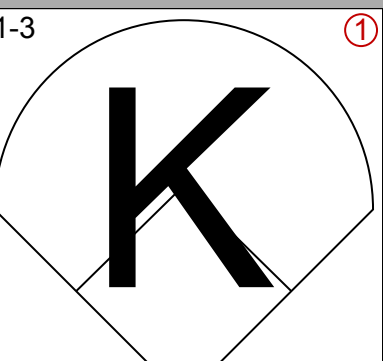
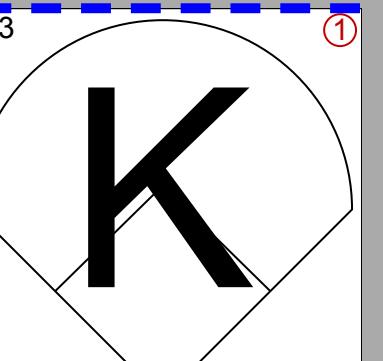
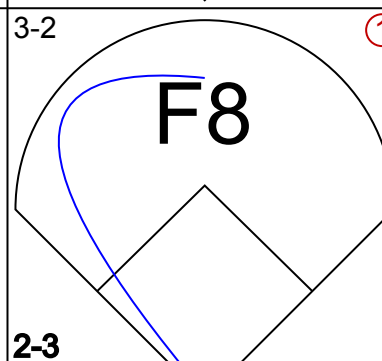
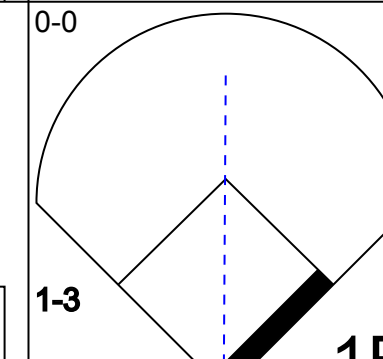

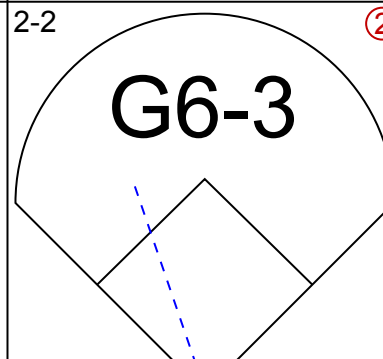

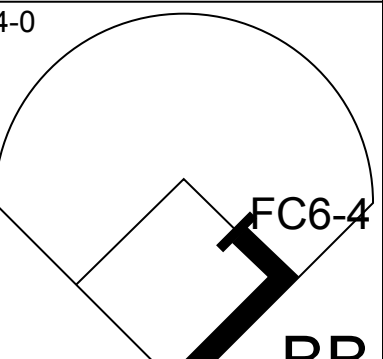
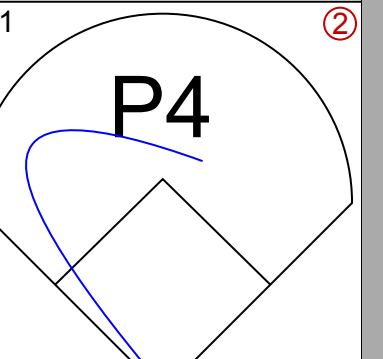
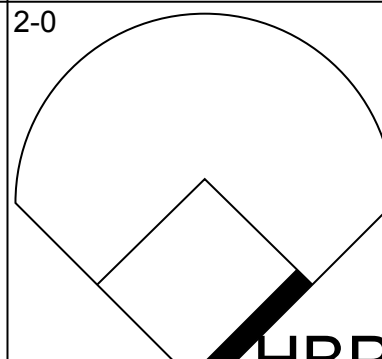
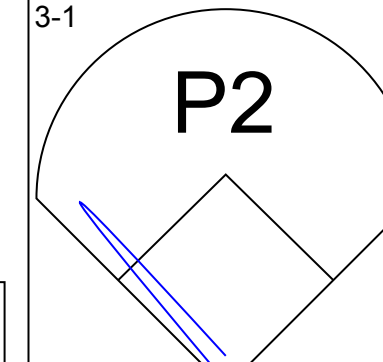
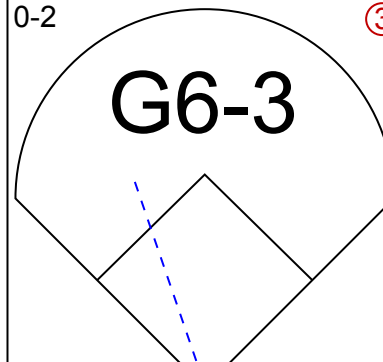
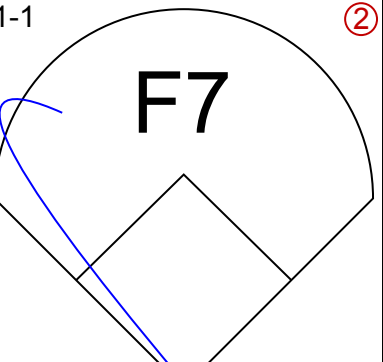
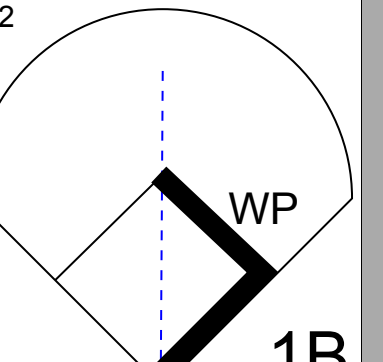

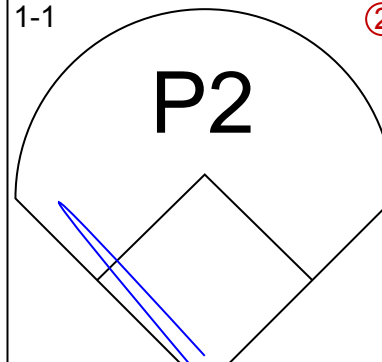
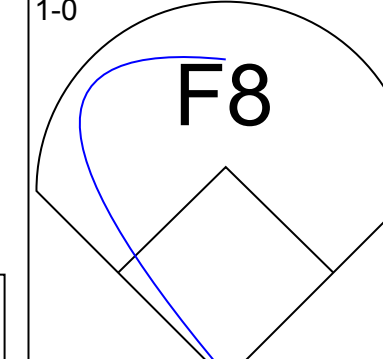
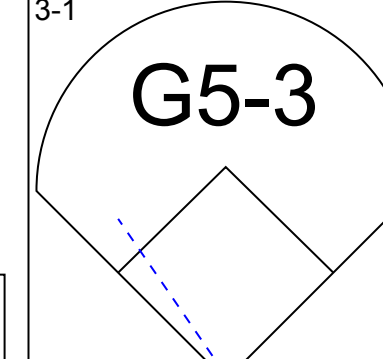
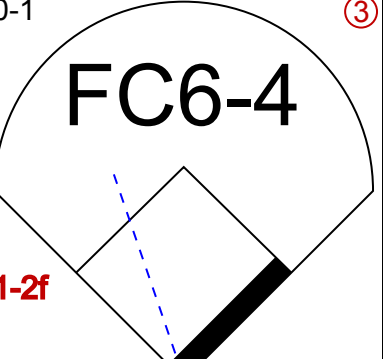
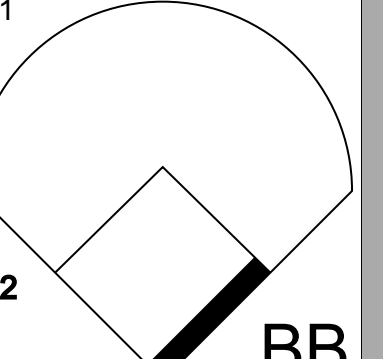
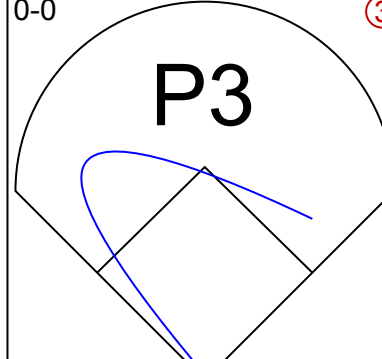
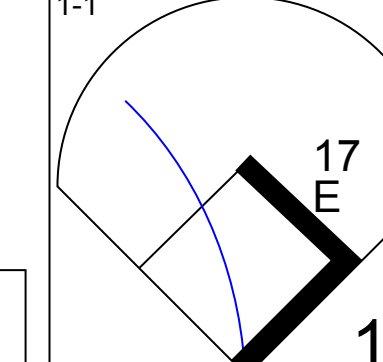
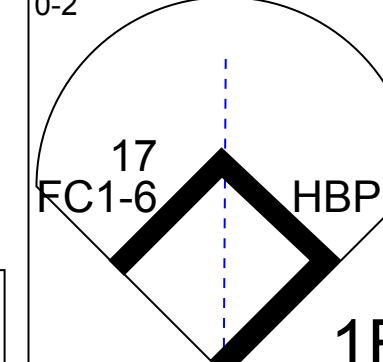

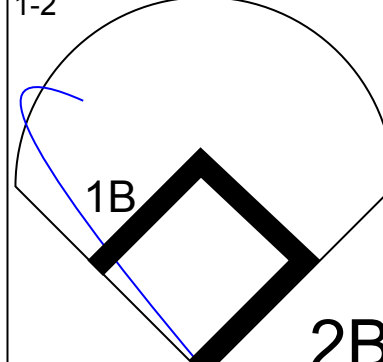
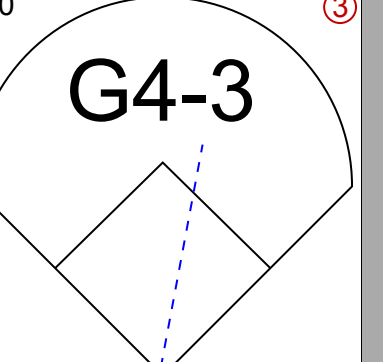
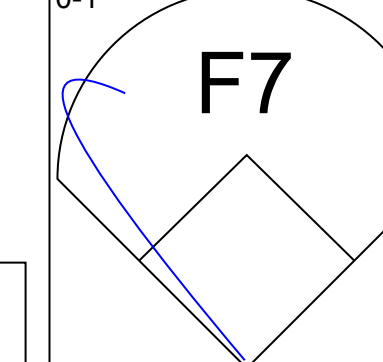
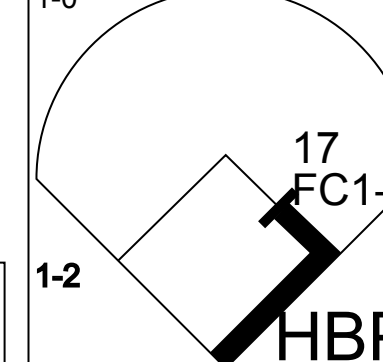

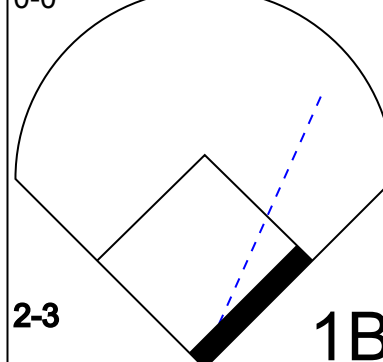
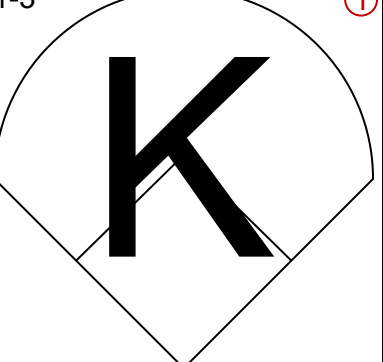
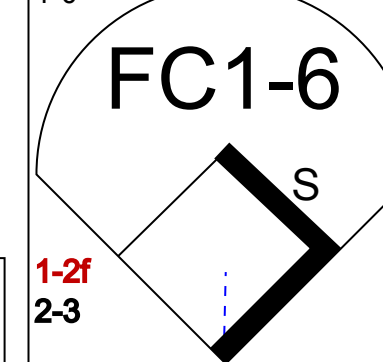

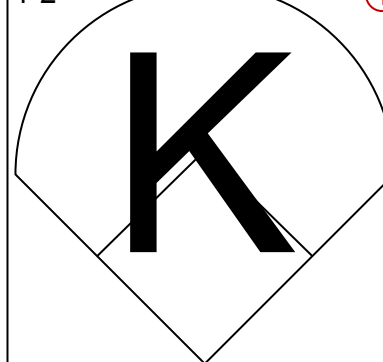
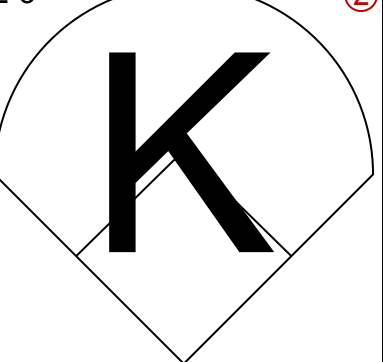
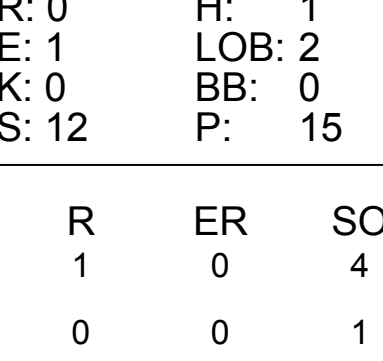
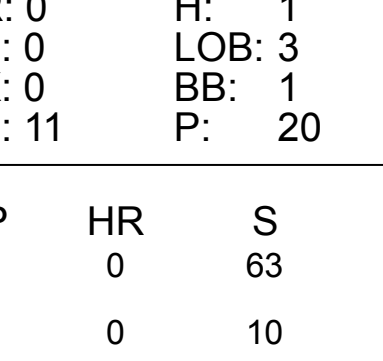
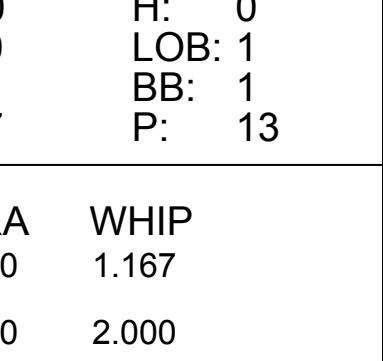
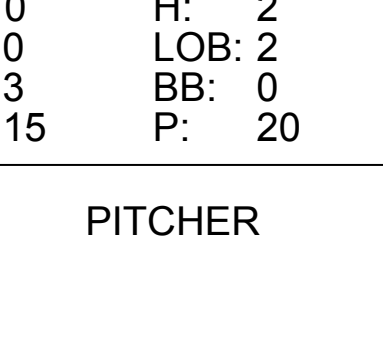
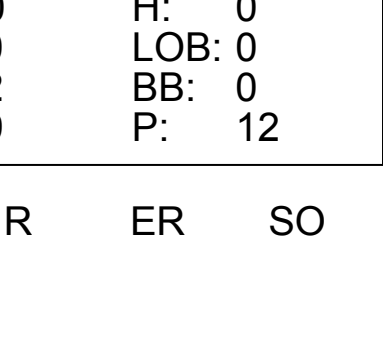
Batter	1	2	3	4	5	6	7	8	9	AB	R	H	RBI	BB	SO	LOB	TOP		
Adam Stern, L (1, 8) OBP: 0.500, SLG: 0.400										5	0	2	2	0	1	1			
Mark Loretta, R (1, 4) OBP: 0.429, SLG: 0.417										5	0	1	1	0	0	1			
34 David Ortiz, L (1, 10) OBP: 0.414, SLG: 0.500										5	0	2	0	0	0	3			
Manny Ramirez, R (1, 7) OBP: 0.444, SLG: 0.286										3	0	0	0	2	0	2			
Trot Nixon, L (1, 9) OBP: 0.440, SLG: 0.600										3	1	1	0	2	0	3			
25 Mike Lowell, R (1, 5) OBP: 0.292, SLG: 0.381										4	0	0	0	0	0	5			
J.T. Snow, L (1, 3) OBP: 0.364, SLG: 0.222										3	1	2	0	1	0	1			
Josh Bard, S (1, 2) OBP: 0.143, SLG: 0.143										4	2	1	0	0	1	3			
Alex Gonzalez, R (1, 6) OBP: 0.286, SLG: 0.263										2	0	0	0	1	1	1			
Inning Stats	R: 0 E: 0 K: 1 S: 10	H: 0 LOB: 0 BB: 0 P: 17	R: 0 E: 0 K: 0 S: 8	H: 1 LOB: 1 BB: 0 P: 11	R: 0 E: 0 K: 1 S: 9	H: 0 LOB: 0 BB: 0 P: 15	R: 0 E: 0 K: 0 S: 6	H: 1 LOB: 2 BB: 1 P: 11	R: 2 E: 1 K: 0 S: 11	H: 4 LOB: 2 BB: 0 P: 17	R: 0 E: 0 K: 0 S: 7	H: 0 LOB: 0 BB: 1 P: 15	R: 0 E: 0 K: 1 S: 8	H: 1 LOB: 1 BB: 0 P: 10	R: 0 E: 0 K: 0 S: 9	H: 0 LOB: 0 BB: 1 P: 18	1B: 9 2B: 0 3B: 0 HR: 0	SF: 0 SAC: 1 DP: 1 HBP: 0	WP: 1 PA: 41 PB: 0 SB: 0 CS: 0
PITCHER	IP WLS BF H R ER SO BB IBB HBP BLK WP HR S P ERA WHIP																		
Rodrigo Lopez, R (1, 1) ERA: 6.39	5.2 L 29 8 4 4 2 4 0 0 0 0 1 0 62 108 6.35 2.118																		
John Halama, L (6, 1) ERA:	2.1 8 1 0 0 1 1 0 0 0 0 0 0 17 29 0.00 0.857																		
Tim Byrdak, L (9, 1) ERA:	1.0 4 0 0 0 0 1 0 0 0 0 0 0 9 18 0.00 1.000																		

Boston Red Sox @ Baltimore Orioles
Oriole Park at Camden Yards, Baltimore, MD

Sun Apr 09 2006, 1:35 PM EDT
Att: 37,998 - Sunny - 57 F

AB 34
R 4
H 9
RBI 3
BB 6
SO 3
LOB 20



Batter	1	2	3	4	5	6	7	8	9	AB	R	H	RBI	BB	SO	LOB	BOTTOM		
David Newhan, L (1, 9) OBP: 0.333, SLG: 0.625										4	1	0	0	1	1	4			
Luis Matos, R (1, 7) OBP: 0.235, SLG: 0.625										5	0	1	0	0	1	8			
6 Melvin Mora, R (1, 5) OBP: 0.276, SLG: 0.462										4	0	0	0	0	2	1			
10 Miguel Tejada, R (1, 6) OBP: 0.444, SLG: 0.478										3	0	1	1	1	0	0			
31 Jay Gibbons, L (1, 10) OBP: 0.391, SLG: 0.636										5	0	1	0	0	0	5			
Kevin Millar, R (1, 3) OBP: 0.348, SLG: 0.350										4	0	0	0	1	0	5			
55 Ramon Hernandez, R (1, 2) OBP: 0.700, SLG: 0.813										4	0	3	0	0	0	2			
Chris Gomez, R (1, 4) OBP: 0.800, SLG: 0.750										2	0	1	0	0	0	1			
1 Brian Roberts, S (8, PH) OBP: 0.240, SLG: 0.292										1	0	0	0	0	1	0			
17 Corey Patterson, L (1, 8) OBP: 0.100, SLG: 0.100										4	0	0	0	0	2	5			
Inning Stats	R: 1 E: 1 K: 0 S: 9	H: 1 LOB: 2 BB: 0 P: 14	R: 0 E: 1 K: 0 S: 12	H: 1 LOB: 2 BB: 0 P: 15	R: 0 E: 0 K: 0 S: 9	H: 0 LOB: 0 BB: 0 P: 11	R: 0 E: 0 K: 0 S: 11	H: 1 LOB: 3 BB: 1 P: 20	R: 0 E: 0 K: 3 S: 15	H: 2 LOB: 2 BB: 0 P: 20	R: 0 E: 0 K: 1 S: 10	H: 1 LOB: 2 BB: 1 P: 14	R: 0 E: 0 K: 2 S: 9	H: 0 LOB: 0 BB: 0 P: 12	R: 0 E: 0 K: 0 S: 8	H: 1 LOB: 2 BB: 0 P: 16	1B: 5 2B: 2 3B: 0 HR: 0	SF: 0 SAC: 0 DP: 0 HBP: 3	WP: 1 PA: 42 PB: 0 SB: 2 CS: 0
PITCHER	IP WLS BF H R ER SO BB IBB HBP BLK WP HR S P ERA WHIP																		
49 Tim Wakefield, R (1, 1) ERA: 6.52	6.0 W 29 5 1 0 4 2 0 2 0 0 0 1 0 63 93 0.00 1.167																		
50 Mike Timlin, R (7, 1) ERA:	1.0 H 5 1 0 0 1 1 0 0 0 0 1 0 10 14 0.00 2.000																		
Keith Foulke, R (8, 1) ERA: 3.0	1.0 H 3 0 0 0 2 0 0 0 0 0 0 0 9 12 0.00 0.000																		
58 Jonathan Papelbon, R (9, 1) ERA:	1.0 S 5 1 0 0 0 0 0 0 1 0 0 0 8 16 0.00 1.000																		

Boston Red Sox @ Baltimore Orioles
Oriole Park at Camden Yards, Baltimore, MD

Sun Apr 09 2006, 1:35 PM EDT
Att: 37,998 - Sunny - 57 F


AB 36
R 1
H 7
RBI 1
BB 3
SO 7
LOB 31



Batter	1	2	3	4	5	6	7	8	9	AB	R	H	RBI	BB	SO	LOB	TOP					
1 Brian Roberts, S OBP: 0.286, SLG: 0.353	F7		10 2B	1B		F9			G6-3	5	1	2	2	0	0	0						
David Newhan, L OBP: 0.368, SLG: 0.500	F8		10 2B	1B			G4-3		K	5	1	2	2	0	1	0						
6 Melvin Mora, R OBP: 0.282, SLG: 0.486	HR		F3	L5			E5		F8	5	1	1	1	0	0	3						
10 Miguel Tejada, R OBP: 0.472, SLG: 0.548	G5-3		10 2B				G6-3			4	0	1	2	0	1	1						
31 Jay Gibbons, L OBP: 0.406, SLG: 0.667 17 Corey Patterson, L (8, PR) OBP: 0.100, SLG: 0.100	G6-3		P3						55 55 G4-3 S	3	0	1	0	1	0	1						
55 Ramon Hernandez, R (1, 2) OBP: 0.607, SLG: 0.696	K			1B					G4-3	4	1	1	0	0	2	2						
Kevin Millar, R OBP: 0.333, SLG: 0.333 Chris Gomez, R OBP: 0.800, SLG: 0.750	G6-3		1B	2B					G6-3	4	1	1	0	0	1	3						
Javy Lopez, R OBP: 0.333, SLG: 0.348			K	1B						3	1	1	1	1	1	0						
Luis Matos, R OBP: 0.238, SLG: 0.550			1B	1B					F8	4	1	1	0	0	1	4						
Inning Stats	R: 1 E: 0 K: 0 S: 10	H: 1 LOB: 0 BB: 0 P: 14	R: 0 E: 0 K: 1 S: 6	H: 0 LOB: 0 BB: 0 P: 10	R: 3 E: 0 K: 1 S: 17	H: 4 LOB: 1 BB: 0 P: 28	R: 3 E: 0 K: 1 S: 17	H: 4 LOB: 1 BB: 1 P: 28	R: 0 E: 0 K: 3 S: 11	H: 0 LOB: 1 BB: 1 P: 20	R: 0 E: 0 K: 0 S: 4	H: 0 LOB: 0 BB: 0 P: 7	R: 0 E: 1 K: 0 S: 4	H: 0 LOB: 0 BB: 0 P: 8	R: 1 E: 0 K: 0 S: 11	H: 2 LOB: 1 BB: 0 P: 20	R: 0 E: 0 K: 1 S: 10	H: 0 LOB: 0 BB: 0 P: 14	1B: 7 2B: 3 3B: 0 HR: 1	SF: 0 SAC: 0 DP: 1 HBP: 0	WP: 0 PB: 0 SB: 1 CS: 1	PA: 39
PITCHER	IP	WLS	BF	H	R	ER	SO	BB	IBB	HBP	BLK	WP	HR	S	P	ERA	WHIP					
49 Jason Hammel, R ERA: 18.9	3.1	L	19	8	7	7	3	1	0	0	0	0	1	45	73	18.90	2.700					
Brian Meadows, R ERA: 12.46	2.2		9	1	0	0	3	1	0	0	0	0	0	20	34	0.00	0.750					
Jason Childers, R ERA: 8.31	2.0		8	2	1	1	0	0	0	0	0	0	0	15	28	4.50	1.000					
22 Shawn Camp, R ERA:	1.0		3	0	0	0	1	0	0	0	0	0	0	10	14	0.00	0.000					

Baltimore Orioles @ Tampa Bay Devil Rays
Tropicana Field, St. Petersburg, FL
Tue Apr 11 2006, 7:15 PM EDT
Att: 12,600 - Dome - 72 F


AB 37
R 8
H 11
RBI 8
BB 2
SO 7
LOB 14





Batter	1	2	3	4	5	6	7	8	9	AB	R	H	RBI	BB	SO	LOB	BOTTOM					
13 Carl Crawford, L OBP: 0.361, SLG: 0.303	G6-3					SF9		FC4-6	G4-3	5	1	2	1	0	0	2						
Russell Branyan, L OBP: 0.250, SLG: 0.286	L3		F7			SF9				3	0	1	1	1	0	1						
Aubrey Huff, L OBP: 0.379, SLG: 0.273 Damon Hollins, R OBP: 0.364, SLG: 0.571 3 Jorge Cantu, R (9, PH) OBP: 0.222, SLG: 0.400	K				G1-3					1	0	0	0	0	1	0						
31 Jonny Gomes, R OBP: 0.406, SLG: 0.520		P2			G6-3					3	0	0	0	1	0	1						
Travis Lee, L OBP: 0.241, SLG: 0.621		K			K					4	0	0	0	0	2	4						
Ty Wigginton, R OBP: 0.400, SLG: 0.636		HR					F9		BB	3	2	2	1	1	0	0						
8 Josh Paul, R OBP: 0.231, SLG: 0.385		G5-3					F9			4	1	1	0	0	1	1						
Nick Green, R OBP: 0.240, SLG: 0.136			F9							3	0	0	0	1	1	1						
Joey Gathright, L OBP: 0.300, SLG: 0.222					G1-3					4	0	1	1	0	0	3						
Inning Stats	R: 0 E: 0 K: 1 S: 6	H: 0 LOB: 0 BB: 0 P: 12	R: 1 E: 0 K: 1 S: 11	H: 1 LOB: 0 BB: 0 P: 15	R: 0 E: 0 K: 0 S: 10	H: 1 LOB: 1 BB: 0 P: 18	R: 0 E: 0 K: 1 S: 7	H: 0 LOB: 0 BB: 0 P: 11	R: 0 E: 0 K: 1 S: 9	H: 1 LOB: 1 BB: 0 P: 13	R: 1 E: 0 K: 0 S: 7	H: 1 LOB: 1 BB: 1 P: 14	R: 0 E: 0 K: 1 S: 6	H: 0 LOB: 0 BB: 0 P: 9	R: 0 E: 0 K: 1 S: 12	H: 2 LOB: 3 BB: 1 P: 18	R: 2 E: 0 K: 1 S: 10	H: 1 LOB: 2 BB: 3 P: 27	1B: 6 2B: 0 3B: 0 HR: 1	SF: 1 SAC: 0 DP: 0 HBP: 0	WP: 0 PB: 0 SB: 1 CS: 0	PA: 39
PITCHER	IP	WLS	BF	H	R	ER	SO	BB	IBB	HBP	BLK	WP	HR	S	P	ERA	WHIP					
34 Kris Benson, R ERA: 1.93	7.0	W	27	5	2	1	5	1	0	0	0	0	0	9	14	0.00	2.000					
43 Sandy Real, R ERA:	1.0		5	1	0	0	1	1	0	0	0	0	0	7	23	27.00	6.000					
Jim Brower, R ERA: 11.81	0.2		6	1	2	2	0	3	0	0	0	0	0	3	4	0.00	0.000					
37 Chris Ray, R ERA:	0.1	S	1	0	0	0	1	0	0	0	0	0	0	3	4	0.00	0.000					

Baltimore Orioles @ Tampa Bay Devil Rays
Tropicana Field, St. Petersburg, FL
Tue Apr 11 2006, 7:15 PM EDT
Att: 12,600 - Dome - 72 F

AB 33
R 4
H 7
RBI 4
BB 5
SO 7
LOB 17




Batter	1	2	3	4	5	6	7	8	9	AB	R	H	RBI	BB	SO	LOB	TOP					
1 Brian Roberts, S OBP: 0.300, SLG: 0.324 (1,4)	4-1 WP BB		2-1 G2-3		1-1 G1-3		4-1 BB		1-0 F7	3	0	0	0	2	0	2	<p>Baltimore Orioles @ Tampa Bay Devil Rays Tropicana Field, St. Petersburg, FL Wed Apr 12 2006, 7:15 PM EDT Att: 10,707 - Dome - 72 F</p> <p>livebaseballscorecards.com</p>					
Luis Matos, R OBP: 0.192, SLG: 0.440 (1,8)	1-0 F8		1-3 K			0-0 B3-1	3-2 L5		0-1 FC6-4	5	0	0	0	0	1	6						
6 Melvin Mora, R OBP: 0.302, SLG: 0.500 (1,5)	2-1 G5-3		4-2 10 FC5-4 BB			1-2 31 1B 2B		0-1 F8		3	1	1	0	1	0	1						
10 Miguel Tejada, R OBP: 0.425, SLG: 0.486 (1,6)	0-0 G1-3		2-1 FC5-4			1-3 K 2B		1-1 G6-3		4	0	0	0	0	1	3						
31 Jay Gibbons, L OBP: 0.417, SLG: 0.676 (1,9)		3-2 HR 2B		1-2 G3		0-1 2H 1B		3-0 L8		4	1	2	1	0	0	0						
55 Ramon Hernandez, R (1,2)	1-0 G1-3			1-1 G1-3			4-1 21 G4-1 BB		1-1 G6-3	3	0	0	0	1	0	1						
Kevin Millar, R OBP: 0.355, SLG: 0.571 (1,10)	0-1 2H HR			2-2 G4-3			2-0 P4		0-1 HR	4	2	2	3	0	0	1						
Jeff Conine, R OBP: 0.200, SLG: 0.235 (1,3)	3-2 G5-3				0-0 L7		2-1 E5 21 G4-1		4-0 21 BB	3	0	0	0	1	0	1						
21 Nick Markakis, L OBP: 0.346, SLG: 0.364 (1,7)					2-2 G6-3		0-0 G4-1		4-1 FC6-4 BB	3	0	0	0	1	1	2	<p>AB 32 R 4 H 5 RBI 4 BB 6 SO 3 LOB 17</p> 					
Inning Stats	R: 0 E: 0 K: 0 S: 5	H: 0 LOB: 1 BB: 1 P: 12	R: 2 E: 0 K: 1 S: 13	H: 2 LOB: 0 BB: 0 P: 20	R: 0 E: 0 K: 1 S: 9	H: 0 LOB: 1 BB: 1 P: 18	R: 0 E: 0 K: 0 S: 9	H: 0 LOB: 0 BB: 0 P: 13	R: 0 E: 0 K: 0 S: 6	H: 2 LOB: 1 BB: 0 P: 11	R: 0 E: 1 K: 0 S: 9	H: 0 LOB: 3 BB: 2 P: 24	R: 0 E: 0 K: 0 S: 5	H: 0 LOB: 0 BB: 0 P: 9	R: 1 E: 0 K: 0 S: 8	H: 1 LOB: 2 BB: 2 P: 18		1B: 1 2B: 2 3B: 0 HR: 2	SF: 0 SAC: 0 DP: 0 HBP: 0	WP: 1 PB: 0 SB: 0 CS: 0	PA: 38	
PITCHER	IP	WLS	BF	H	R	ER	SO	BB	IBB	HBP	BLK	WP	HR	S	P	ERA		WHIP				
Casey Fossum, L ERA: 6.94 (1,1)	7.0		29	4	3	3	3	4	0	0	0	1	1	60	107	3.86		1.143				
22 Shawn Camp, R ERA: 1.59 (8,1)	1.1	W	6	1	1	1	0	1	0	0	0	0	1	9	18	6.75		1.500				
Dan Miceli, R ERA: 5.4 (9,1)	0.2	S	3	0	0	0	0	1	0	0	0	0	0	4	9	0.00		1.500				

Batter	1	2	3	4	5	6	7	8	9	AB	R	H	RBI	BB	SO	LOB	BOTTOM						
13 Carl Crawford, L OBP: 0.350, SLG: 0.278 (1,7)	2-3 K		1-2 K	4-2 BB		1-2 G1-3		3-2 31 HR SH 1B		3	0	0	0	1	2	1	<p>Baltimore Orioles @ Tampa Bay Devil Rays Tropicana Field, St. Petersburg, FL Wed Apr 12 2006, 7:15 PM EDT Att: 10,707 - Dome - 72 F</p> <p>livebaseballscorecards.com</p>						
Damon Hollins, R OBP: 0.391, SLG: 0.591 (7,7)	1-3 K		4-0 WP 31 BB	1-2 2-3 BB		1-3 K		0-1 SH 31 HR		3	1	0	0	1	3	3							
Russell Branyan, L OBP: 0.250, SLG: 0.235 (1,9)	1-3 K		4-2 WP BB	1-2 2-3 BB			4-1 WP 1B BB	1-1 HR		2	1	1	4	3	1	0							
31 Jonny Gomes, R OBP: 0.459, SLG: 0.630 (1,10)	2-3 K		4-2 WP BB	1-2 2-3 BB			2-1 WP 1B	0-1 F7		4	1	3	0	1	0	0							
Travis Lee, L OBP: 0.324, SLG: 0.636 (1,3)		1-2 CS 1B	4-1 1-2 2-3 3-H BB	2-1 WP 1B			0-1 HR 1B	3-2 F7		4	1	3	0	1	0	0							
Ty Wigginton, R OBP: 0.400, SLG: 0.692 (1,5)	3-3 K		2-1 F8	1-2 1B			1-0 HR	4-2 BB		4	1	1	2	1	2	6							
Toby Hall, R OBP: 0.400, SLG: 0.500 (1,2)	4-2 BB			1-0 13 BB WP 1B	2-2 F9		2-2 G4-6-3 1B	2-3 K		4	0	2	0	1	1	3							
Nick Green, R OBP: 0.241, SLG: 0.120 (1,6)	2-3 K			0-3 K	4-0 BB		0-1 G4-6-3			3	0	0	0	1	2	3							
Tomas Perez, S OBP: 0.250, SLG: 0.267 (1,4)			1-1 G4-3	1-2 K	1-1 F7			1-2 1B 31 HR SH5-4 1B		4	1	1	0	0	1	4							
Joey Gathright, L OBP: 0.348, SLG: 0.211 (1,8)			4-0 31 BB WP 13 S BB	4-2 13 BB BB		2-2 G1-3		2-1 SH5-4		1	1	0	0	2	0	0	<p>AB 29 R 7 H 9 RBI 6 BB 11 SO 12 LOB 20</p> 						
Inning Stats	R: 0 E: 0 K: 3 S: 9	H: 0 LOB: 0 BB: 0 P: 14	R: 0 E: 0 K: 2 S: 11	H: 1 LOB: 1 BB: 1 P: 21	R: 1 E: 0 K: 1 S: 10	H: 0 LOB: 3 BB: 4 P: 30	R: 0 E: 0 K: 3 S: 15	H: 1 LOB: 3 BB: 2 P: 26	R: 0 E: 0 K: 1 S: 9	H: 0 LOB: 0 BB: 0 P: 13	R: 2 E: 0 K: 0 S: 9	H: 3 LOB: 0 BB: 1 P: 16	R: 4 E: 1 K: 1 S: 21	H: 3 LOB: 1 BB: 1 P: 37	1B: 7 2B: 0 3B: 0 HR: 2	SF: 0 SAC: 2 DP: 1 HBP: 0		WP: 3 PB: 0 SB: 1 CS: 2	PA: 42				
PITCHER	IP	WLS	BF	H	R	ER	SO	BB	IBB	HBP	BLK	WP	HR	S	P	ERA		WHIP					
40 Daniel Cabrera, R ERA: 11.37 (1,1)	5.0		26	3	1	1	10	9	0	0	0	0	1	13	22	13.50		2.250					
John Halama, L ERA: 4.91 (6,1)	1.1	B	6	2	2	2	1	1	0	0	0	0	0	5	7	0.00		1.500					
LaTroy Hawkins, R ERA: 1.59 (7,1)	0.2		2	1	0	0	0	0	0	0	0	0	0	1	12	19		81.00	9.000				
43 Senny RREAL, R ERA: 5.79 (8,1)	0.1	L	5	3	4	3	0	0	0	0	0	0	1	12	19	81.00		9.000					
Chris Britton, R ERA: (8,1)	0.2		3	0	0	0	1	1	0	0	0	0	0	9	18	0.00		1.500					

Batter	1	2	3	4	5	6	7	8	9	AB	R	H	RBI	BB	SO	LOB	TOP					
9 Chone Figgins, S OBP: 0.302, SLG: 0.385	0-0 B2-3	3-2 E4 WP			2-3 K		0-1 F7			4	0	0	0	0	1	1						
Orlando Cabrera, R OBP: 0.341, SLG: 0.487	2-1 27 G5-3 16 HR	1-1 F9			2-0 G5-3		1-3 K			4	1	1	0	0	1	2						
27 Vladimir Guerrero, R OBP: 0.447, SLG: 0.590	1-1 G5-3		1-0 G6-3		1-1 G5-3			2-3 K		4	0	0	0	0	1	2						
16 Garret Anderson, L OBP: 0.256, SLG: 0.432	0-0 2H HR		1-3 K		1-0 L4			1-3 K		4	1	1	2	0	2	0						
20 Juan Rivera, R OBP: 0.323, SLG: 0.517	1-1 HR		2-0 F9		0-1 BB 1B			0-1 G1-3		4	1	2	1	0	0	0						
Tim Salmon, R OBP: 0.273, SLG: 0.571	1-0 L8		2-0 G5-3		3-2 F8			3-3 K		4	0	0	0	0	1	1						
Casey Kotchman, L OBP: 0.281, SLG: 0.241		1-1 G3-1	0-0 G3		4-1 BB			1-3 K		3	0	0	0	1	1	0						
5 Jeff Mathis, R OBP: 0.176, SLG: 0.353		0-0 F8	2-1 F8		3-3 K			3-2 HR		4	1	1	1	0	1	2						
Adam Kennedy, L OBP: 0.387, SLG: 0.552		2-0 HR			1-2 27 E 1B			0-0 G3		4	1	2	1	0	0	0						
Inning Stats	R: 3 E: 0 K: 0 S: 9	H: 3 LOB: 0 BB: 0 P: 14	R: 1 E: 1 K: 0 S: 13	H: 1 LOB: 1 BB: 0 P: 20	R: 0 E: 0 K: 1 S: 5	H: 0 LOB: 0 BB: 0 P: 9	R: 0 E: 0 K: 0 S: 4	H: 0 LOB: 0 BB: 0 P: 8	R: 0 E: 1 K: 1 S: 10	H: 1 LOB: 1 BB: 1 P: 16	R: 0 E: 0 K: 1 S: 12	H: 0 LOB: 0 BB: 0 P: 23	R: 0 E: 0 K: 1 S: 6	H: 0 LOB: 0 BB: 0 P: 8	R: 0 E: 0 K: 2 S: 8	H: 0 LOB: 0 BB: 0 P: 11	R: 1 E: 0 K: 2 S: 10	H: 1 LOB: 0 BB: 0 P: 17	1B: 3 2B: 0 3B: 0 HR: 4	SF: 0 SAC: 0 DP: 0 HBP: 0	WP: 1 PB: 0 SB: 1 CS: 0	PA: 36
PITCHER	IP	WLS	BF	H	R	ER	SO	BB	IBB	HBP	BLK	WP	HR	S	P	ERA	WHIP					
Rodrigo Lopez, R ERA: 5.66	8.0		32	6	4	4	6	1	0	0	0	1	3	67	109	4.50	0.875					
LaTroy Hawkins, R ERA: 2.94	0.2	B	3	1	1	1	2	0	0	0	0	0	1	9	16	13.50	1.500					
Tim Lincecum, L ERA: 7.71	0.1	W	1	0	0	0	0	0	0	0	0	0	0	1	1	0.00	0.000					

Los Angeles Angels @ Baltimore Orioles
 Oriole Park at Camden Yards, Baltimore, MD
 Fri Apr 14 2006, 7:05 PM EDT
 Att: 25,415 - Partly Cloudy - 79 F

AB 35
 R 5
 H 7
 RBI 5
 BB 1
 SO 8
 LOB 8



Batter	1	2	3	4	5	6	7	8	9	AB	R	H	RBI	BB	SO	LOB	BOTTOM					
1 Brian Roberts, S OBP: 0.306, SLG: 0.333	3-2 F7		0-0 F9		2-1 G6-4-3 1B			1-1 6 PB 1B		4	1	2	0	0	0	0						
David Newhan, L OBP: 0.333, SLG: 0.538	0-1 F7			3-1 HR	0-0 G6-4-3			1-0 F9		3	1	1	1	0	0	1						
Luis Matos, R OBP: 0.185, SLG: 0.423					1-2			1-2 F9		1	0	0	0	0	0	1						
6 Melvin Mora, R OBP: 0.346, SLG: 0.617	0-0 P3			2-1 2B		1-2 G4-3		3-1 2H 1B		4	0	2	1	0	0	0						
10 Miguel Tejada, R OBP: 0.388, SLG: 0.432		1-2 G2-3		1-1 G1-3		1-1 P3		2-3 K		4	0	0	0	0	1	2						
31 Jay Gibbons, L OBP: 0.395, SLG: 0.683		2-2 HR		1-0 F8		1-0 P5			1-0 F7	3	1	1	1	0	0	1						
17 Corey Patterson, L OBP: 0.091, SLG: 0.091										1	0	0	0	0	0	0						
55 Ramon Hernandez, R OBP: 0.550, SLG: 0.705		1-3 K		2-1 F8			0-0 P4		3-2 HR	4	1	1	1	0	1	1						
Kevin Millar, R OBP: 0.316, SLG: 0.514		1-2 F9			0-0 G4-3 21 HR 2B		2-3 K			3	1	1	0	0	1	0						
Jeff Conine, R OBP: 0.174, SLG: 0.200					0-0 G1-3		0-1 G4-3			3	0	0	0	0	0	1						
21 Nick Markakis, L OBP: 0.333, SLG: 0.448					3-2 G6-3			2-1 G5-3		3	1	1	2	0	0	0						
Inning Stats	R: 0 E: 0 K: 0 S: 6	H: 0 LOB: 0 BB: 0 P: 9	R: 1 E: 0 K: 1 S: 13	H: 1 LOB: 0 BB: 0 P: 18	R: 0 E: 0 K: 0 S: 8	H: 0 LOB: 0 BB: 0 P: 11	R: 1 E: 0 K: 0 S: 9	H: 2 LOB: 1 BB: 0 P: 18	R: 2 E: 0 K: 0 S: 7	H: 3 LOB: 0 BB: 0 P: 9	R: 0 E: 0 K: 1 S: 6	H: 0 LOB: 0 BB: 0 P: 9	R: 0 E: 0 K: 1 S: 7	H: 0 LOB: 0 BB: 0 P: 9	R: 1 E: 0 K: 1 S: 10	H: 2 LOB: 1 BB: 0 P: 19	R: 1 E: 0 K: 0 S: 4	H: 1 LOB: 0 BB: 0 P: 8	1B: 3 2B: 2 3B: 0 HR: 4	SF: 0 SAC: 0 DP: 1 HBP: 0	WP: 0 PB: 1 SB: 0 CS: 0	PA: 33
PITCHER	IP	WLS	BF	H	R	ER	SO	BB	IBB	HBP	BLK	WP	HR	S	P	ERA	WHIP					
54 Ervin Santana, R ERA: 3.55	7.0		26	6	4	4	2	0	0	0	0	0	3	56	83	5.14	0.857					
J.C. Romero, L ERA: 1.5	0.1		2	1	1	0	0	0	0	0	0	0	0	4	7	0.00	3.000					
62 Scot Shields, R ERA: 1.5	1.0	L	5	2	1	1	1	0	0	0	0	0	1	10	20	9.00	2.000					

Los Angeles Angels @ Baltimore Orioles
 Oriole Park at Camden Yards, Baltimore, MD
 Fri Apr 14 2006, 7:05 PM EDT
 Att: 25,415 - Partly Cloudy - 79 F

AB 33
 R 6
 H 9
 RBI 6
 BB 0
 SO 3
 LOB 7



Batter	1	2	3	4	5	6	7	8	9	AB	R	H	RBI	BB	SO	LOB	TOP					
9 Chone Figgins, S OBP: 0.298, SLG: 0.395	1-2 G5-3 16 2B		2-1 F9		3-2 G6-3			3-3 K		4	1	1	0	0	1	2	Los Angeles Angels @ Baltimore Orioles Oriole Park at Camden Yards, Baltimore, MD Sat Apr 15 2006, 4:35 PM EDT Att: 24,497 - Partly Cloudy - 84 F					
Orlando Cabrera, R OBP: 0.333, SLG: 0.488	1-2 G5-3		2-2 F8		0-1 2B			1-2 G6-3		4	0	1	1	0	0	1						
16 Garret Anderson, L OBP: 0.256, SLG: 0.439	1-1 2B		0-1 G1-3		0-0 L9			0-0 G6-3		4	0	1	1	0	0	1						
27 Vladimir Guerrero, R OBP: 0.452, SLG: 0.500	0-3 K			0-2 1B		0-0 1B			1-3 K	4	0	2	0	0	2	1						
20 Juan Rivera, R OBP: 0.286, SLG: 0.455	2-2 G1-3			0-0 G2-3		1-1 L6-3			3-1 G3	4	0	0	0	0	0	3						
Tim Salmon, R OBP: 0.308, SLG: 0.640 6 Maicer Izturis, S (9, PR)		2-0 3B		1-3 K		1-2 G6-3			2-1 1B	4	0	2	0	0	1	1						
Edgardo Alfonzo, R Casey Kotchman, L OBP: 0.273, SLG: 0.233		0-1 G1-3		3-2 L9			0-2 G5-3		1-3 K	3	0	0	0	0	0	2						
José Molina, R OBP: 0.182, SLG: 0.190		0-0 P4			0-0 1B		1-2 F8			3	1	1	0	0	0	1						
39 Robb Quinlan, R OBP: 0.455, SLG: 0.700		2-3 K			0-2 1B		0-0 G3-1			3	0	1	0	0	1	1						
Inning Stats	R: 1 E: 0 K: 1 S: 14	H: 2 LOB: 1 BB: 0 P: 19	R: 0 E: 0 K: 1 S: 8	H: 1 LOB: 1 BB: 0 P: 12	R: 0 E: 0 K: 1 S: 8	H: 0 LOB: 0 BB: 0 P: 12	R: 0 E: 0 K: 1 S: 12	H: 1 LOB: 1 BB: 0 P: 16	R: 1 E: 0 K: 0 S: 12	H: 3 LOB: 1 BB: 0 P: 15	R: 0 E: 0 K: 0 S: 6	H: 1 LOB: 0 BB: 0 P: 8	R: 0 E: 0 K: 0 S: 7	H: 0 LOB: 0 BB: 0 P: 8	R: 0 E: 0 K: 1 S: 8	H: 0 LOB: 0 BB: 0 P: 12		R: 0 E: 0 K: 2 S: 10	H: 1 LOB: 1 BB: 0 P: 17	1B: 5 2B: 4 3B: 1 HR: 0	SF: 0 SAC: 0 DP: 2 HBP: 0	WP: 0 PB: 0 SB: 0 CS: 0
PITCHER	IP WLS BF H R ER SO BB IBB HBP BLK WP HR S P ERA WHIP	IP WLS BF H R ER SO BB IBB HBP BLK WP HR S P ERA WHIP															IP WLS BF H R ER SO BB IBB HBP BLK WP HR S P ERA WHIP					
45 Erik Bedard, L ERA: 2.25	(1, 1) 8.0 W 30 8 2 2 4 0 0 0 0 0 0 75 102 2.25 1.000	(9, 1) 1.0 S 4 1 0 0 2 0 0 0 0 0 0 10 17 0.00 1.000															(9, 1) 1.0 S 4 1 0 0 2 0 0 0 0 0 0 10 17 0.00 1.000					

Batter	1	2	3	4	5	6	7	8	9	AB	R	H	RBI	BB	SO	LOB	BOTTOM			
1 Brian Roberts, S OBP: 0.308, SLG: 0.333	0-1 G6-3		1-1 F7		2-0 1B		0-0 SH1-3			3	1	1	0	0	0	2	Los Angeles Angels @ Baltimore Orioles Oriole Park at Camden Yards, Baltimore, MD Sat Apr 15 2006, 4:35 PM EDT Att: 24,497 - Partly Cloudy - 84 F			
David Newhan, L OBP: 0.323, SLG: 0.500	0-0 G6-3		0-0 L4-6		0-0 1B		1-0 F7			4	0	1	0	0	0	3				
6 Melvin Mora, R OBP: 0.339, SLG: 0.588	3-2 G6-3			1-1 G6-3		0-1 1B		3-2 G6-3		4	0	1	1	0	0	1				
10 Miguel Tejada, R OBP: 0.396, SLG: 0.438		1-0 1B		1-3 K		0-1 F9		1-2 1B		4	0	2	0	0	1	2				
31 Jay Gibbons, L OBP: 0.362, SLG: 0.622 17 Corey Patterson, L OBP: 0.091, SLG: 0.091		1-2 P3		0-1 F7		3-1 F7		1-3 K		4	0	0	0	0	1	2				
55 Ramon Hernandez, R OBP: 0.588, SLG: 0.737		1-3 K			0-0 1B		0-1 2B		0-2 1B	4	1	3	0	0	1	1				
Kevin Millar, R OBP: 0.286, SLG: 0.462		2-2 FC5-4			0-0 F9		0-3 K		1-1 F8	4	0	0	0	0	1	5				
Jeff Conine, R OBP: 0.222, SLG: 0.261 Chris Gomez, R OBP: 0.800, SLG: 0.750			4-2 BB		1-0 2B		1-1 F8		1-2 FC4-6	3	1	1	1	1	0	3				
21 Nick Markakis, L OBP: 0.333, SLG: 0.438			1-1 BB		2-1 FC4		2-3 K		0-0 1B	3	0	1	0	0	1	2				
Inning Stats	R: 0 E: 0 K: 0 S: 7	H: 0 LOB: 0 BB: 0 P: 10	R: 0 E: 0 K: 1 S: 11	H: 1 LOB: 1 BB: 0 P: 16	R: 0 E: 1 K: 0 S: 11	H: 0 LOB: 1 BB: 1 P: 18	R: 0 E: 0 K: 1 S: 8	H: 0 LOB: 0 BB: 0 P: 10	R: 3 E: 1 K: 1 S: 12	H: 5 LOB: 2 BB: 0 P: 17	R: 0 E: 0 K: 1 S: 10	H: 1 LOB: 1 BB: 0 P: 14	R: 0 E: 0 K: 0 S: 6	H: 1 LOB: 0 BB: 0 P: 10	R: 0 E: 0 K: 1 S: 17	H: 2 LOB: 2 BB: 0 P: 21		1B: 8 2B: 3 3B: 0 HR: 0	SF: 0 SAC: 1 DP: 1 HBP: 0	WP: 0 PB: 0 SB: 0 CS: 0
PITCHER	IP WLS BF H R ER SO BB IBB HBP BLK WP HR S P ERA WHIP	IP WLS BF H R ER SO BB IBB HBP BLK WP HR S P ERA WHIP															IP WLS BF H R ER SO BB IBB HBP BLK WP HR S P ERA WHIP			
40 Bartolo Colon, R ERA: 7.07	(1, 1) 7.0 L 30 8 3 1 4 1 0 0 0 0 0 0 65 95 7.07 1.286	(8, 1) 1.0 5 2 0 0 1 0 0 0 0 0 0 0 17 21 0.00 2.000															(8, 1) 1.0 5 2 0 0 1 0 0 0 0 0 0 0 17 21 0.00 2.000			

Batter	1	2	3	4	5	6	7	8	9	AB	R	H	RBI	BB	SO	LOB	TOP								
9 Chone Figgins, S OBP: 0.314, SLG: 0.468	G3		1B		SH2-3		B2-3	HR		4	1	2	3	0	0	0	Los Angeles Angels @ Baltimore Orioles Oriole Park at Camden Yards, Baltimore, MD Sun Apr 16 2006, 1:35 PM EDT Att: 19,904 - Cloudy - 75 F								
Adam Kennedy, L OBP: 0.361, SLG: 0.529	G3		1B		2B		G6-3	F9		5	1	1	1	0	1	1									
27 Vladimir Guerrero, R 41 John Lackey, R Francisco Rodríguez, R Brendan Donnelly, R	HR		F7		1B		HR	G6-3		5	2	3	3	0	0	1									
16 Garret Anderson, L Edgardo Alfonzo, R	L6				F9		1B		F9	4	0	2	0	0	0	1									
Tim Salmon, R 20 Juan Rivera, R					1B		K		F7	2	0	2	0	0	0	0									
Darin Erstad, L	G1-6-3				1B				K	2	0	0	0	1	1	1									
Casey Kotchman, L	G1-3				F7		G3-1	SH1-4	K	5	1	1	0	0	1	5									
5 Jeff Mathis, R			G6-3		F8		F8	HR	IBB	3	0	0	0	1	0	2									
6 Maicer Izturis, S			1B		SH2-3		F8	SH		3	3	2	1	0	0	0									
Inning Stats	R: 1 E: 0 K: 0 S: 10	H: 1 LOB: 0 BB: 0 P: 16	R: 0 E: 0 K: 0 S: 6	H: 1 LOB: 0 BB: 0 P: 9	R: 1 E: 0 K: 1 S: 11	H: 2 LOB: 1 BB: 0 P: 17	R: 0 E: 0 K: 0 S: 9	H: 2 LOB: 2 BB: 0 P: 13	R: 2 E: 0 K: 0 S: 16	H: 3 LOB: 2 BB: 1 P: 25	R: 0 E: 0 K: 0 S: 9	H: 0 LOB: 0 BB: 0 P: 14	R: 1 E: 0 K: 1 S: 14	H: 2 LOB: 1 BB: 0 P: 21	R: 4 E: 1 K: 0 S: 11	H: 2 LOB: 0 BB: 1 P: 23	R: 0 E: 0 K: 1 S: 6	H: 0 LOB: 0 BB: 0 P: 10	1B: 7 2B: 3 3B: 0 HR: 3	SF: 0 SAC: 3 DP: 1 HBP: 0	WP: 0 PB: 0 SB: 3 CS: 0	PA: 42			
PITCHER	IP	WLS	BF	H	R	ER	SO	BB	IBB	HBP	BLK	WP	HR	S	P	ERA	WHIP								
34 Kris Benson, R ERA: 3.32	5.0	L	24	9	4	4	1	1	0	0	0	0	1	52	80	7.20	2.000								
43 Sandy Real, R ERA: 5.4	2.0		8	2	1	1	1	0	0	0	0	0	1	23	35	4.50	1.000								
Tim Byrdak, L ERA: 18.0	0.2		6	2	4	4	0	0	0	0	0	0	1	7	17	54.00	3.000								
Jim Brower, R ERA: 10.5	0.1		1	0	0	0	0	0	0	0	0	0	0	4	6	0.00	0.000								
Chris Britton, R ERA:	1.0		3	0	0	0	1	0	0	0	0	0	0	6	10	0.00	0.000								

Batter	1	2	3	4	5	6	7	8	9	AB	R	H	RBI	BB	SO	LOB	BOTTOM								
1 Brian Roberts, S OBP: 0.286, SLG: 0.308	G3		F7			G3		G6-4-3		4	0	0	0	0	0	1	Los Angeles Angels @ Baltimore Orioles Oriole Park at Camden Yards, Baltimore, MD Sun Apr 16 2006, 1:35 PM EDT Att: 19,904 - Cloudy - 75 F								
David Newhan, L OBP: 0.286, SLG: 0.441	K2-3				G1-3		F9		G3-1	4	0	0	0	0	1	0									
6 Melvin Mora, R OBP: 0.350, SLG: 0.574	F7				K				10B 2B	3	1	1	0	1	1	0									
10 Miguel Tejada, R OBP: 0.421, SLG: 0.462			1B			G2-3			31 2B	4	1	3	0	0	0	1									
31 Jay Gibbons, L OBP: 0.353, SLG: 0.612			F8						1B	4	0	1	1	0	0	2									
Javy Lopez, R OBP: 0.314, SLG: 0.300			1B			G3			2B	4	0	1	1	0	0	2									
Jeff Conine, R OBP: 0.226, SLG: 0.370			K						G1-3	4	1	1	1	0	2	2									
21 Nick Markakis, L OBP: 0.333, SLG: 0.429			L4							3	0	1	0	0	1	0									
Luis Matos, R OBP: 0.167, SLG: 0.379			K			G6-3			F9	3	0	0	0	0	1	1									
Inning Stats	R: 0 E: 0 K: 1 S: 8	H: 0 LOB: 0 BB: 0 P: 11	R: 1 E: 0 K: 1 S: 9	H: 2 LOB: 0 BB: 0 P: 14	R: 0 E: 0 K: 1 S: 7	H: 0 LOB: 0 BB: 0 P: 8	R: 0 E: 0 K: 1 S: 7	H: 1 LOB: 1 BB: 0 P: 11	R: 1 E: 0 K: 0 S: 10	H: 1 LOB: 0 BB: 0 P: 16	R: 0 E: 0 K: 0 S: 7	H: 1 LOB: 1 BB: 0 P: 10	R: 0 E: 0 K: 0 S: 6	H: 0 LOB: 0 BB: 0 P: 10	R: 0 E: 0 K: 0 S: 5	H: 1 LOB: 0 BB: 0 P: 10	R: 1 E: 0 K: 0 S: 15	H: 2 LOB: 2 BB: 1 P: 25	1B: 6 2B: 1 3B: 0 HR: 1	SF: 0 SAC: 0 DP: 1 HBP: 0	WP: 0 PB: 0 SB: 0 CS: 0	PA: 34			
PITCHER	IP	WLS	BF	H	R	ER	SO	BB	IBB	HBP	BLK	WP	HR	S	P	ERA	WHIP								
41 John Lackey, R ERA: 4.26	8.0	W	28	6	2	2	5	0	0	0	0	0	1	59	90	2.25	0.750								
Francisco Rodríguez, R ERA: 9.25	0.1		4	2	1	1	0	1	0	0	0	0	0	8	14	27.00	9.000								
Brendan Donnelly, R ERA: 1.35	0.2		2	0	0	0	1	0	0	0	0	0	0	7	11	0.00	0.000								

AB	37
R	9
H	13
RBI	8
BB	2
SO	3
LOB	13



AB	33
R	3
H	8
RBI	3
BB	1
SO	6
LOB	9



Batter	1	2	3	4	5	6	7	8	9	AB	R	H	RBI	BB	SO	LOB	TOP				
9 Chone Figgins, S OBP: 0.291, SLG: 0.431										4	0	0	0	0	2	1					
Orlando Cabrera, R OBP: 0.327, SLG: 0.489										4	1	1	0	0	0	0					
27 Vladimir Guerrero, R OBP: 0.491, SLG: 0.612										4	0	1	0	0	0	1					
16 Garret Anderson, L OBP: 0.314, SLG: 0.469										4	1	3	1	0	0	0					
Darin Erstad, L OBP: 0.286, SLG: 0.333										4	0	1	0	0	1	3					
Casey Kotchman, L OBP: 0.225, SLG: 0.189										4	0	0	0	0	0	4					
Adam Kennedy, L OBP: 0.350, SLG: 0.486										3	0	0	0	1	1	2	AB 34				
José Molina, R OBP: 0.192, SLG: 0.167										3	0	0	0	1	1	1	R 2				
6 Maicer Izturis, S OBP: 0.333, SLG: 0.444										4	0	1	0	0	1	3	H 7				
Inning Stats	R: 0 E: 0 K: 1 S: 9	H: 0 LOB: 0 BB: 0 P: 13	R: 0 E: 0 K: 0 S: 11	H: 0 LOB: 0 BB: 0 P: 16	R: 0 E: 0 K: 1 S: 10	H: 1 LOB: 1 BB: 0 P: 17	R: 0 E: 0 K: 1 S: 14	H: 2 LOB: 2 BB: 0 P: 20	R: 0 E: 0 K: 1 S: 8	H: 0 LOB: 0 BB: 0 P: 10	R: 0 E: 0 K: 1 S: 7	H: 0 LOB: 0 BB: 0 P: 11	R: 1 E: 0 K: 0 S: 9	H: 2 LOB: 1 BB: 0 P: 14	R: 0 E: 0 K: 0 S: 11	H: 0 LOB: 1 BB: 1 P: 17	1B: 6 2B: 1 3B: 0 HR: 0	SF: 0 SAC: 0 DP: 0 HBP: 0	WP: 0 PB: 1 SB: 0 CS: 0	PA: 36	
PITCHER	IP	WLS	BF	H	R	ER	SO	BB	IBB	HBP	BLK	WP	HR	S	P	ERA	WHIP				
40 Daniel Cabrera, R ERA: 5.4	7.0	W	27	5	1	0	6	1	0	0	0	0	0	70	106	0.00	0.857				
LaTroy Hawkins, R ERA: 3.69	1.0	H	5	2	1	1	0	0	0	0	0	0	0	9	14	9.00	2.000				
37 Chris Ray, R ERA:	1.0	S	4	0	0	0	0	1	0	0	0	0	0	11	17	0.00	1.000				

Los Angeles Angels @ Baltimore Orioles
 Oriole Park at Camden Yards, Baltimore, MD
 Mon Apr 17 2006, 7:05 PM EDT
 Att: 15,691 - Clear - 69 F

AB 34
 R 2
 H 7
 RBI 1
 BB 2
 SO 6
 LOB 15



Batter	1	2	3	4	5	6	7	8	9	AB	R	H	RBI	BB	SO	LOB	BOTTOM				
1 Brian Roberts, S OBP: 0.283, SLG: 0.321										4	0	1	2	0	0	0					
David Newhan, L OBP: 0.306, SLG: 0.441										0	0	0	0	1	0	0					
21 Nick Markakis, L OBP: 0.310, SLG: 0.395										3	1	0	0	0	1	1					
6 Melvin Mora, R OBP: 0.359, SLG: 0.579										3	0	1	0	0	0	1					
10 Miguel Tejada, R OBP: 0.410, SLG: 0.500										4	1	1	2	0	0	2					
31 Jay Gibbons, L OBP: 0.345, SLG: 0.604										4	0	1	0	0	0	2					
55 Ramon Hernandez, R OBP: 0.532, SLG: 0.683										3	0	0	0	0	1	1					
Javy Lopez, R OBP: 0.316, SLG: 0.333										3	1	1	0	0	0	0	AB 30				
17 Corey Patterson, L OBP: 0.071, SLG: 0.071										3	1	0	0	0	1	1	R 4				
Chris Gomez, R OBP: 0.500, SLG: 0.429										3	0	0	0	0	2	2	H 5				
Inning Stats	R: 2 E: 0 K: 0 S: 13	H: 1 LOB: 1 BB: 1 P: 23	R: 2 E: 1 K: 2 S: 12	H: 2 LOB: 1 BB: 0 P: 17	R: 0 E: 0 K: 0 S: 7	H: 1 LOB: 1 BB: 0 P: 12	R: 0 E: 0 K: 0 S: 8	H: 0 LOB: 0 BB: 0 P: 12	R: 0 E: 0 K: 0 S: 6	H: 1 LOB: 1 BB: 0 P: 10	R: 0 E: 0 K: 0 S: 8	H: 0 LOB: 0 BB: 0 P: 7	R: 0 E: 0 K: 1 S: 8	H: 0 LOB: 1 BB: 0 P: 12	R: 0 E: 0 K: 1 S: 8	H: 0 LOB: 1 BB: 0 P: 12	1B: 0 2B: 4 3B: 0 HR: 1	SF: 0 SAC: 0 DP: 0 HBP: 1	WP: 0 PB: 0 SB: 2 CS: 0	PA: 32	
PITCHER	IP	WLS	BF	H	R	ER	SO	BB	IBB	HBP	BLK	WP	HR	S	P	ERA	WHIP				
Jeff Weaver, R ERA: 5.12	7.0	L	28	5	4	2	4	1	0	0	0	0	0	65	98	2.57	0.857				
Hector Carrasco, R ERA: 2.69	1.0		4	0	0	0	1	0	0	1	0	0	0	8	12	0.00	0.000				

Los Angeles Angels @ Baltimore Orioles
 Oriole Park at Camden Yards, Baltimore, MD
 Mon Apr 17 2006, 7:05 PM EDT
 Att: 15,691 - Clear - 69 F

AB 30
 R 4
 H 5
 RBI 4
 BB 1
 SO 5
 LOB 10



Batter	1	2	3	4	5	6	7	8	9	AB	R	H	RBI	BB	SO	LOB	TOP								
24 Grady Sizemore, L OBP: 0.333, SLG: 0.418										6	2	3	3	0	0	5	Cleveland Indians @ Baltimore Orioles Oriole Park at Camden Yards, Baltimore, MD Tue Apr 18 2006, 7:05 PM EDT Att: 17,354 - Clear - 75 F								
Jason Michaels, R OBP: 0.295, SLG: 0.293										6	0	1	2	0	1	4									
2 Johnny Perella, R OBP: 0.273, SLG: 0.339										6	2	2	1	0	0	2									
48 Travis Hafner, L OBP: 0.500, SLG: 0.843										3	2	2	0	1	1	0									
Todd Hollandsworth, L OBP: 0.429, SLG: 0.714										2	0	1	0	0	1	0									
41 Victor Martinez, S OBP: 0.459, SLG: 0.636										6	3	3	3	0	0	3									
Eduardo Perez, R OBP: 0.375, SLG: 0.667																									
Ben Broussard, L OBP: 0.425, SLG: 0.486										2	0	0	0	0	0	0									
Ramon Vazquez, L OBP: 0.182, SLG: 0.182										4	1	3	2	0	0	2									
Casey Blake, R OBP: 0.536, SLG: 0.681										5	2	2	1	0	1	5									
Aaron Boone, R OBP: 0.327, SLG: 0.400										3	0	0	0	1	1	4									
Ramon Vazquez, L OBP: 0.182, SLG: 0.182										0	0	0	0	0	0	0									
Inning Stats	R: 0 E: 0 K: 1 S: 13	H: 1 LOB: 0 BB: 0 P: 19	R: 0 E: 0 K: 1 S: 9	H: 0 LOB: 0 BB: 0 P: 16	R: 2 E: 0 K: 0 S: 12	H: 2 LOB: 1 BB: 1 P: 22	R: 5 E: 0 K: 0 S: 18	H: 3 LOB: 0 BB: 2 P: 29	R: 1 E: 0 K: 0 S: 13	H: 3 LOB: 2 BB: 0 P: 18	R: 5 E: 2 K: 1 S: 18	H: 5 LOB: 1 BB: 0 P: 29	R: 0 E: 0 K: 0 S: 9	H: 1 LOB: 1 BB: 0 P: 13	R: 2 E: 0 K: 2 S: 12	H: 3 LOB: 2 BB: 0 P: 23	R: 0 E: 0 K: 0 S: 8	H: 2 LOB: 2 BB: 0 P: 12	1B: 16 2B: 2 3B: 0 HR: 2	SF: 0 SAC: 0 DP: 0 HBP: 1	WP: 0 PB: 0 SB: 1 CS: 1	PA: 51			
PITCHER	IP	WLS	BF	H	R	ER	SO	BB	IBB	HBP	BLK	WP	HR	S	P	ERA	WHIP								
Bruce Chen, L ERA: 8.1	4.0	L	22	8	8	8	2	3	0	0	0	0	2	56	93	18.00	2.750								
Chris Britton, R ERA: 7.39	2.0		13	6	5	3	1	0	0	0	0	0	0	27	40	13.50	3.000								
Jim Brower, R ERA: 10.13	2.0		11	4	2	2	2	0	0	1	0	0	0	21	36	9.00	2.000								
John Halama, L ERA: 3.86	1.0		5	2	0	0	0	0	0	0	0	0	0	8	12	0.00	2.000								

Batter	1	2	3	4	5	6	7	8	9	AB	R	H	RBI	BB	SO	LOB	BOTTOM								
1 Brian Roberts, S OBP: 0.328, SLG: 0.400										4	0	4	1	0	0	0	Cleveland Indians @ Baltimore Orioles Oriole Park at Camden Yards, Baltimore, MD Tue Apr 18 2006, 7:05 PM EDT Att: 17,354 - Clear - 75 F								
Jeff Conine, R OBP: 0.200, SLG: 0.323										4	0	0	0	0	0	4									
6 Melvin Mora, R OBP: 0.338, SLG: 0.541										4	0	0	0	0	1	4									
10 Miguel Tejada, R OBP: 0.406, SLG: 0.492										3	0	1	0	0	0	1									
Chris Gomez, R OBP: 0.444, SLG: 0.375										1	0	0	0	0	0	1									
31 Jay Gibbons, L OBP: 0.345, SLG: 0.607										3	0	1	0	0	0	2									
17 Corey Patterson, L OBP: 0.067, SLG: 0.067										1	0	0	0	0	0	0									
55 Ramon Hernandez, R OBP: 0.490, SLG: 0.622										4	0	0	0	0	0	1									
Javy Lopez, R OBP: 0.286, SLG: 0.297										4	0	0	0	0	0	1									
Kevin Millar, R OBP: 0.267, SLG: 0.429										3	0	0	0	0	0	2									
21 Nick Markakis, L OBP: 0.311, SLG: 0.390										3	1	1	0	0	1	0									
Inning Stats	R: 0 E: 0 K: 0 S: 8	H: 2 LOB: 2 BB: 0 P: 10	R: 0 E: 0 K: 0 S: 8	H: 0 LOB: 0 BB: 0 P: 12	R: 0 E: 0 K: 0 S: 9	H: 1 LOB: 1 BB: 0 P: 14	R: 0 E: 0 K: 0 S: 6	H: 0 LOB: 0 BB: 0 P: 8	R: 0 E: 0 K: 1 S: 8	H: 0 LOB: 0 BB: 0 P: 13	R: 0 E: 0 K: 1 S: 12	H: 1 LOB: 1 BB: 0 P: 17	R: 0 E: 0 K: 0 S: 9	H: 1 LOB: 2 BB: 0 P: 11	R: 1 E: 0 K: 0 S: 18	H: 2 LOB: 1 BB: 0 P: 30	R: 0 E: 0 K: 0 S: 6	H: 0 LOB: 0 BB: 0 P: 8	1B: 4 2B: 3 3B: 0 HR: 0	SF: 0 SAC: 0 DP: 0 HBP: 0	WP: 1 PB: 0 SB: 2 CS: 0	PA: 34			
PITCHER	IP	WLS	BF	H	R	ER	SO	BB	IBB	HBP	BLK	WP	HR	S	P	ERA	WHIP								
Jason Johnson, R ERA: 1.83	7.0	W	28	7	1	1	2	0	0	0	0	0	0	70	101	1.29	1.000								
Danny Graves, R ERA: 8.75	1.0		3	0	0	0	0	0	0	0	0	0	0	8	14	0.00	0.000								
Scott Sauerbeck, L ERA: 5.4	1.0		3	0	0	0	0	0	0	0	0	0	0	6	8	0.00	0.000								



Batter	1	2	3	4	5	6	7	8	9	AB	R	H	RBI	BB	SO	LOB	TOP								
24 Grady Sizemore, L (1, 8) OBP: 0.338, SLG: 0.429	L4		2-1 WP 2B	CS	4-2 E 48 2B BB	F8		SF7		3	2	1	1	1	0	0	Cleveland Indians @ Baltimore Orioles Oriole Park at Camden Yards, Baltimore, MD Wed Apr 19 2006, 7:05 PM EDT Att: 19,510 - Clear - 79 F								
Jason Michaels, R (1, 7) OBP: 0.313, SLG: 0.302	K		K		E3 48 2B			L6		5	1	2	0	0	2	1									
2 Johnny Peralta, R (1, 6) OBP: 0.286, SLG: 0.385 Ramón Vázquez, L (9, PH) OBP: 0.167, SLG: 0.167	HR		4-0 41 HR BB		K	L6			L3	3	2	1	1	1	1	3									
48 Travis Hafner, L (1, 10) OBP: 0.493, SLG: 0.821	1B		3-2 P6		K	L6				1	0	0	0	0	0	0									
41 Victor Martínez, S (1, 2) OBP: 0.446, SLG: 0.661 10 Kelly Shoppach, R (9, PH) OBP: 0.500, SLG: 0.333	G3		2-1 HR		K					4	1	1	2	0	1	2									
Ben Broussard, L (1, 3) OBP: 0.422, SLG: 0.463			1-0 L5-4 1B	G4-3	1B	BB				4	0	1	0	1	1	1									
Ronnie Belliard, R (1, 4) OBP: 0.339, SLG: 0.365	1B		1-1 1B		F7					4	0	2	1	0	0	0									
Todd Hollandsworth, L (1, 9) OBP: 0.455, SLG: 0.727	K		2-3 K		0-1 F7	1B				4	1	2	0	0	2	4									
Aaron Boone, R (1, 5) OBP: 0.322, SLG: 0.444	L5-4		2-2 L5-4	F8				F8		4	1	1	1	0	0	4									
Inning Stats	R: 1 E: 0 K: 1 S: 16	H: 2 LOB: 1 BB: 0 P: 22	R: 0 E: 0 K: 1 S: 14	H: 2 LOB: 1 BB: 0 P: 20	R: 3 E: 0 K: 1 S: 12	H: 2 LOB: 0 BB: 1 P: 25	R: 0 E: 0 K: 0 S: 9	H: 1 LOB: 0 BB: 0 P: 11	R: 3 E: 1 K: 3 S: 18	H: 3 LOB: 2 BB: 2 P: 35	R: 1 E: 0 K: 0 S: 16	H: 2 LOB: 1 BB: 0 P: 25	R: 0 E: 0 K: 0 S: 9	H: 0 LOB: 0 BB: 0 P: 14	R: 1 E: 0 K: 0 S: 8	H: 1 LOB: 0 BB: 0 P: 15		R: 0 E: 0 K: 2 S: 10	H: 1 LOB: 1 BB: 0 P: 15	1B: 8 2B: 4 3B: 0 HR: 3	SF: 1 SAC: 0 DP: 1 HBP: 0	WP: 1 PB: 0 SB: 0 CS: 1	PA: 43		
PITCHER	IP	WLS	BF	H	R	ER	SO	BB	IBB	HBP	BLK	WP	HR	S	P	ERA	WHIP								
Rodrigo Lopez, R (1, 1) ERA: 7.2	4.1		22	9	7	7	4	2	0	0	0	1	2	60	94	14.54	2.538								
John Halama, L (5, 1) ERA: 4.75	1.0	W	7	3	1	1	2	1	0	0	0	0	1	18	34	9.00	4.000								
43 Sency Rleal, R (6, 1) ERA: 4.32	1.2	H	5	0	0	0	2	0	0	0	0	0	0	16	24	0.00	0.000								
Eddy Rodriguez, R (8, 1) ERA: 4.5	2.0		8	2	1	1	2	0	0	0	0	0	0	18	30	4.50	1.000								


AB 38
R 9
H 14
RBI 8
BB 3
SO 8
LOB 17




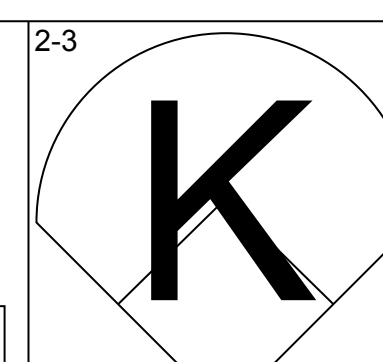
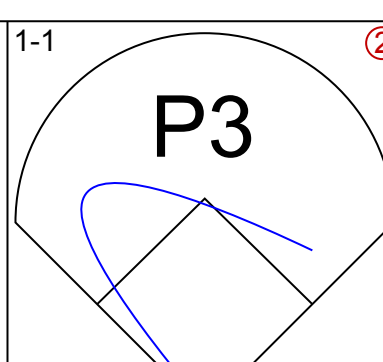
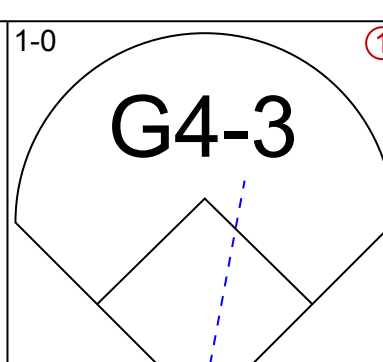
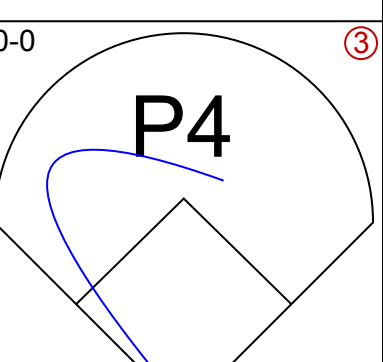
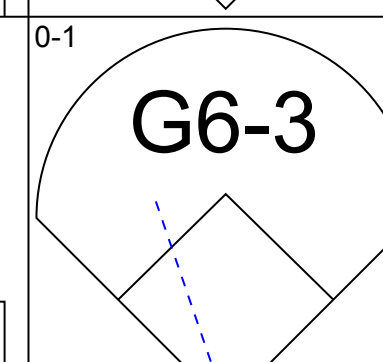
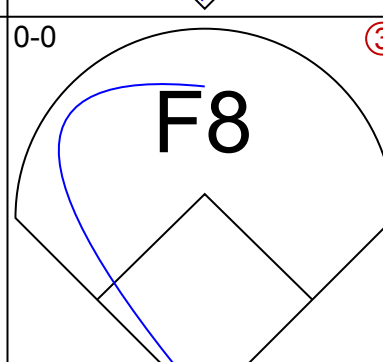
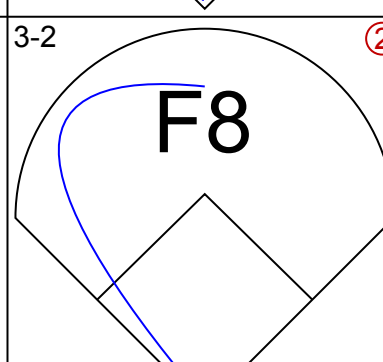
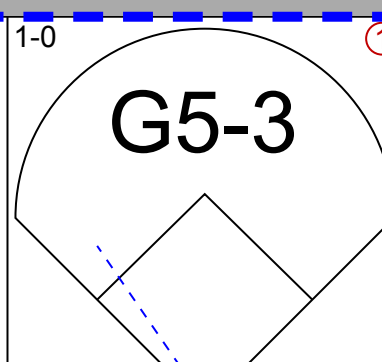
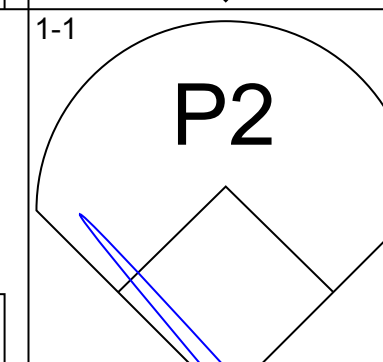
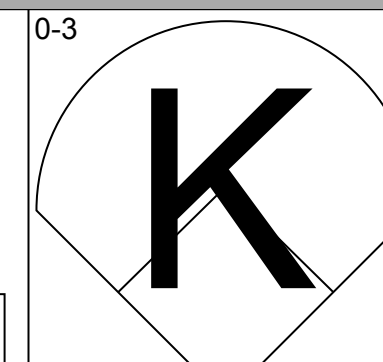
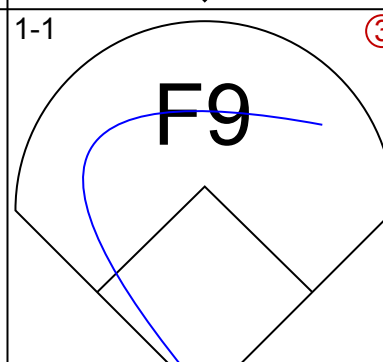
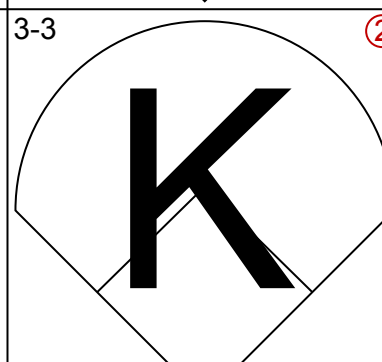
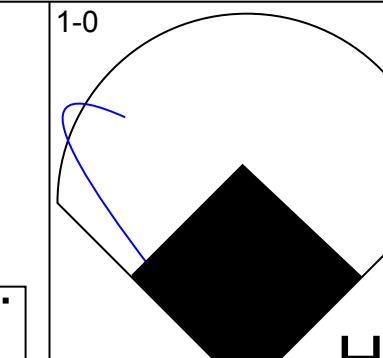
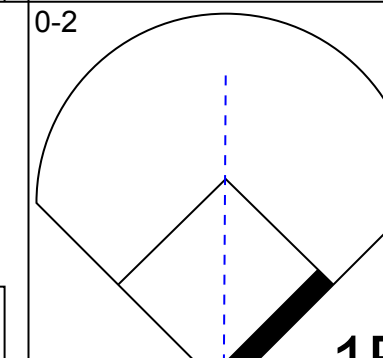
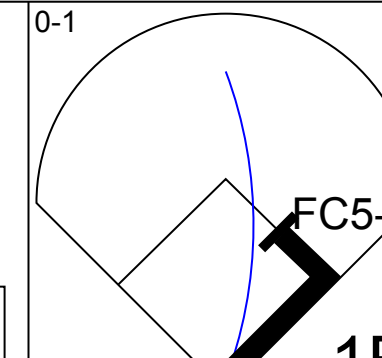
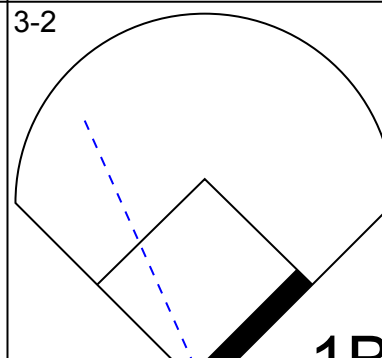
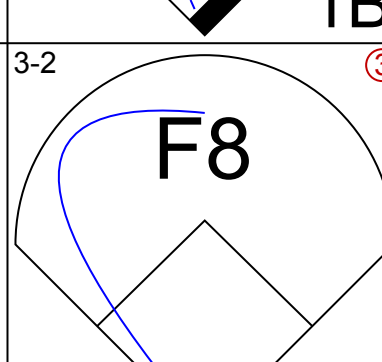
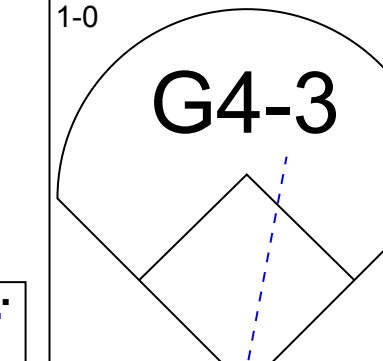
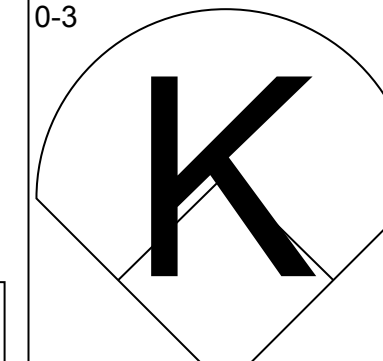
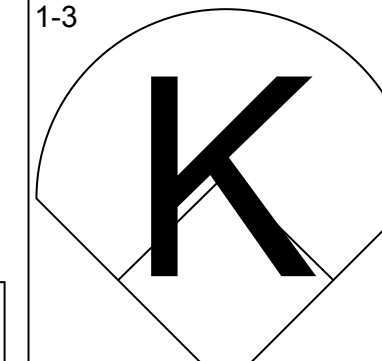
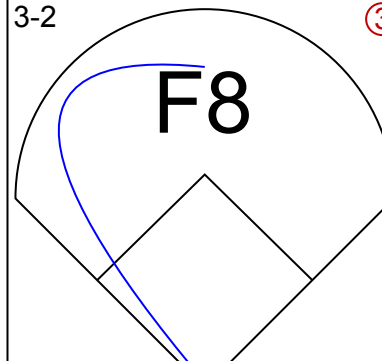
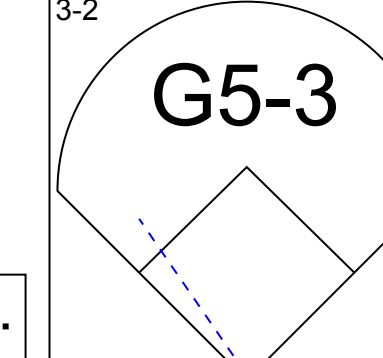
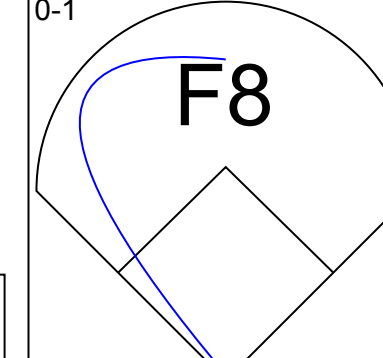
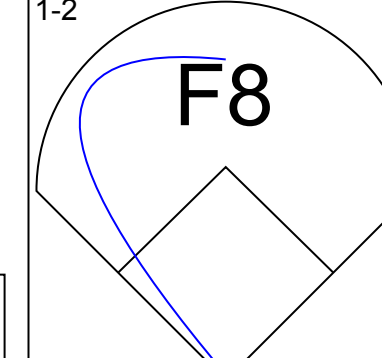
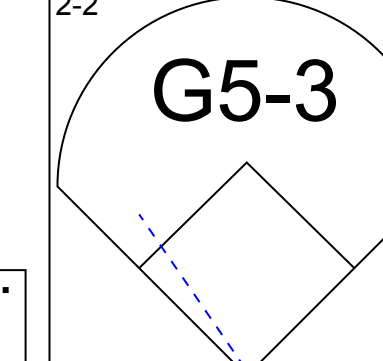
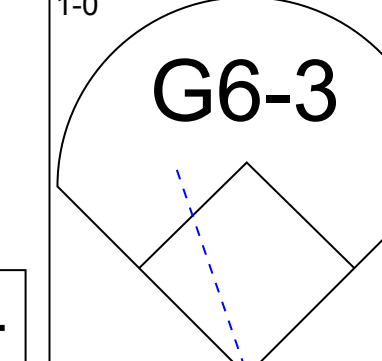
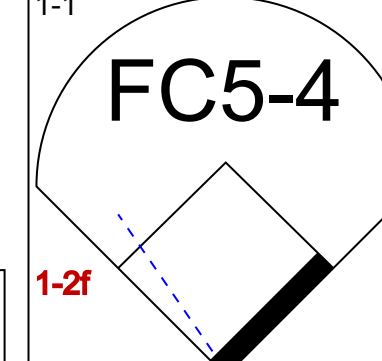
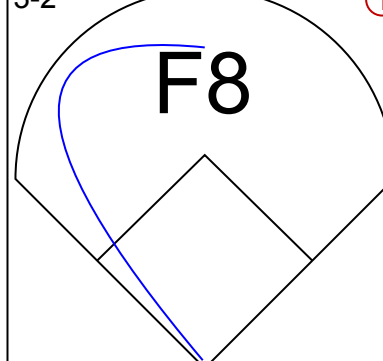
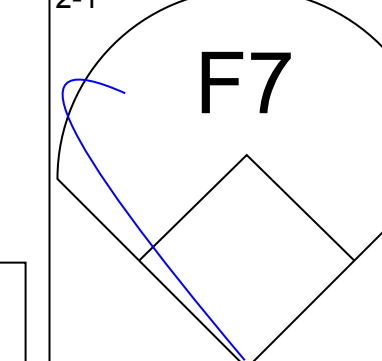
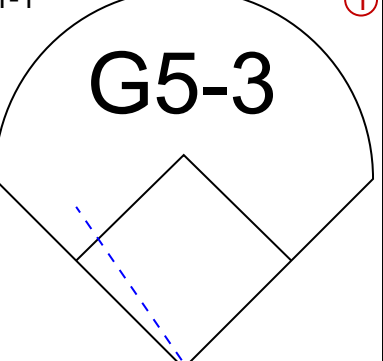
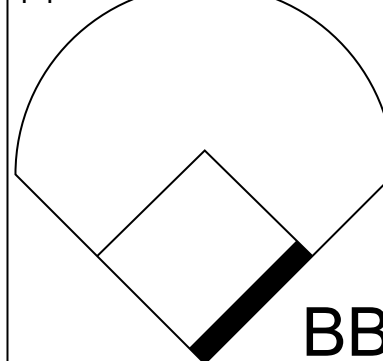
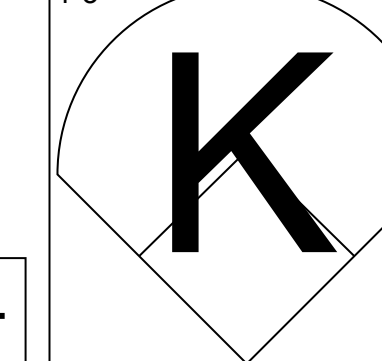
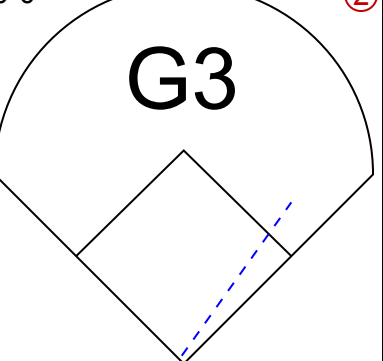
Batter	1	2	3	4	5	6	7	8	9	AB	R	H	RBI	BB	SO	LOB	BOTTOM								
1 Brian Roberts, S (1, 4) OBP: 0.348, SLG: 0.406	6 S 10 1B		CI 6 1B		P6		G6-3	1B		4	2	2	0	1	0	0	Cleveland Indians @ Baltimore Orioles Oriole Park at Camden Yards, Baltimore, MD Wed Apr 19 2006, 7:05 PM EDT Att: 19,510 - Clear - 79 F								
Jeff Conine, R (1, 7) OBP: 0.244, SLG: 0.351	F8		10 6 1B		FC6-4		P4	1B		6	1	3	2	0	0	2									
6 Melvin Mora, R (1, 5) OBP: 0.351, SLG: 0.552	G5-3		10 6 1B		FC6-4			1B		6	3	3	1	0	0	3									
10 Miguel Tejada, R (1, 6) OBP: 0.420, SLG: 0.500	2H 1B		G5-4-3		10 55 1B	10 31 HR 2B		E9 31 1B 55 HR		5	3	3	2	0	0	2									
31 Jay Gibbons, L (1, 9) OBP: 0.349, SLG: 0.639 21 Nick Markakis, L (8, PR) OBP: 0.311, SLG: 0.390	G3		G4-3		10 55 1B	2B 1B		55 HR 1B		5	1	2	3	0	0	4									
55 Ramon Hernandez, R (1, 2) OBP: 0.482, SLG: 0.660	G4-3		G1-3		2B 1B	K		HR		0	1	0	0	0	0	0									
Javy Lopez, R (1, 10) OBP: 0.298, SLG: 0.357	F8		2B		2B 1B	K		K		5	1	2	1	0	2	1									
Kevin Millar, R (1, 3) OBP: 0.280, SLG: 0.447 Chris Gomez, R (9, 3) OBP: 0.444, SLG: 0.375	G4-3		F8		2B 2B	F7		17 HR FC4-6 1B		5	1	2	2	0	0	1									
17 Corey Patterson, L (1, 8) OBP: 0.150, SLG: 0.300			1 CI 1B		G3-1	HR		FC4-6 1B		5	3	2	2	0	0	2									
Inning Stats	R: 1 E: 0 K: 0 S: 11	H: 2 LOB: 1 BB: 0 P: 20	R: 0 E: 0 K: 0 S: 5	H: 0 LOB: 0 BB: 0 P: 6	R: 2 E: 1 K: 0 S: 17	H: 3 LOB: 1 BB: 0 P: 25	R: 0 E: 0 K: 0 S: 7	H: 1 LOB: 1 BB: 0 P: 8	R: 7 E: 0 K: 0 S: 16	H: 7 LOB: 1 BB: 1 P: 25	R: 3 E: 0 K: 2 S: 13	H: 3 LOB: 0 BB: 0 P: 19	R: 0 E: 0 K: 0 S: 12	H: 0 LOB: 0 BB: 0 P: 15	R: 5 E: 2 K: 1 S: 18	H: 5 LOB: 2 BB: 0 P: 27		R: 0 E: 0 K: 1 S: 10	H: 0 LOB: 0 BB: 0 P: 15	1B: 14 2B: 4 3B: 0 HR: 3	SF: 0 SAC: 0 DP: 1 HBP: 0	WP: 0 PB: 0 SB: 2 CS: 0	PA: 48		
PITCHER	IP	WLS	BF	H	R	ER	SO	BB	IBB	HBP	BLK	WP	HR	S	P	ERA	WHIP								
37 Jake Westbrook, R (1, 1) ERA: 5.62	4.2	L	26	12	9	8	0	0	0	0	0	0	0	50	73	15.43	2.571								
59 Matt Miller, R (5, 1) ERA: 5.63	0.1		4	2	2	2	0	1	0	0	0	0	1	8	14	54.00	9.000								
63 Rafael Betancourt, R (6, 1) ERA: 6.43	0.0		2	2	2	2	0	0	0	0	0	0	1	4	6	∞	∞								
Jason Davis, R (6, 1) ERA: 1.8	1.0		3	0	0	0	2	0	0	0	0	0	0	7	10	0.00	0.000								
Danny Graves, R (7, 1) ERA: 7.71	1.2		12	5	5	2	1	0	0	0	0	0	1	29	39	10.80	3.000								
PITCHER	IP	WLS	BF	H	R	ER	SO	BB	IBB	HBP	BLK	WP	HR	S	P	ERA	WHIP								
Scott Sauerbeck, L (8, 1) ERA: 4.91	0.1		1	0	0	0	0	0	0	0	0	0	0	1	3	0.00	0.000								

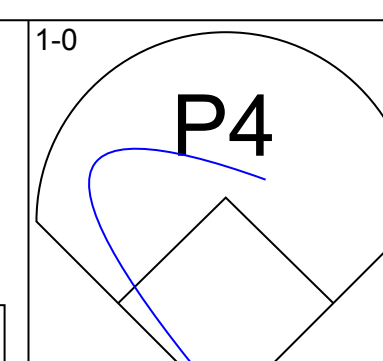
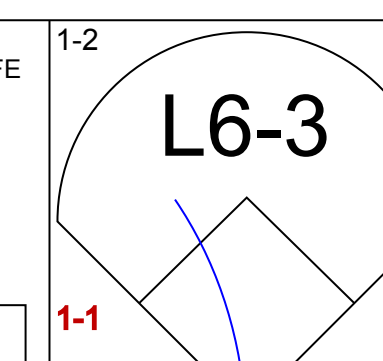
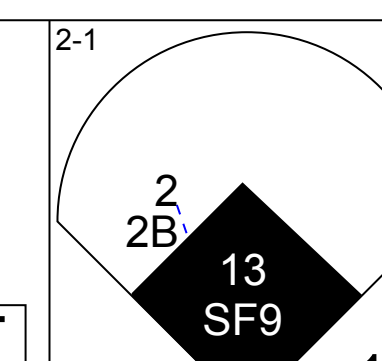
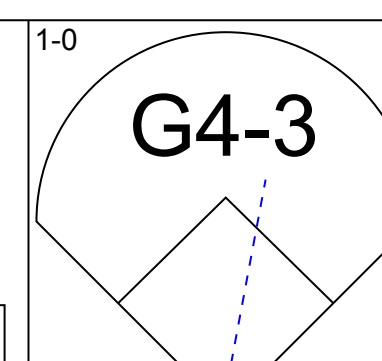
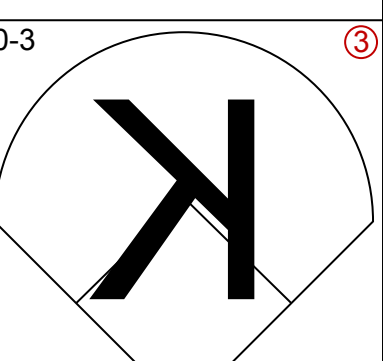
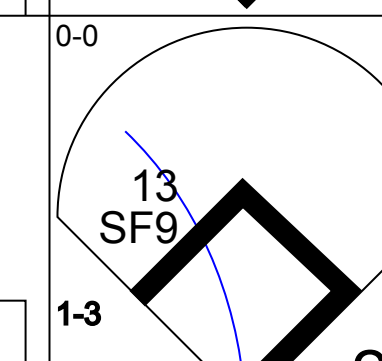
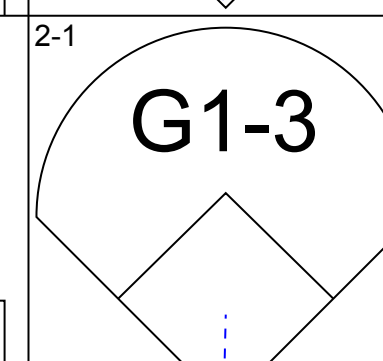
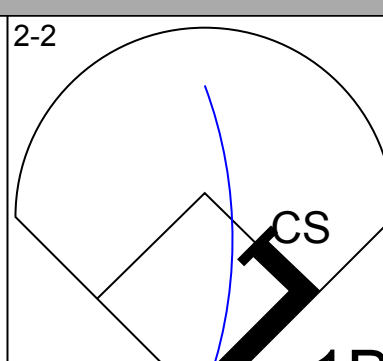
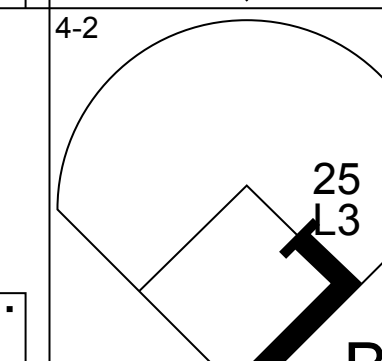
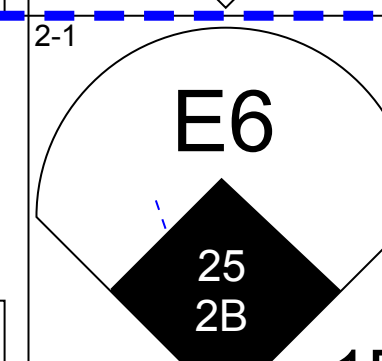

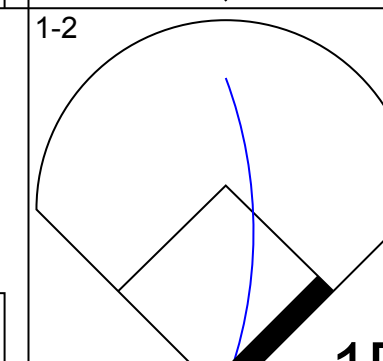
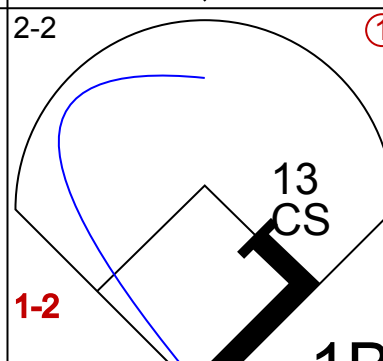
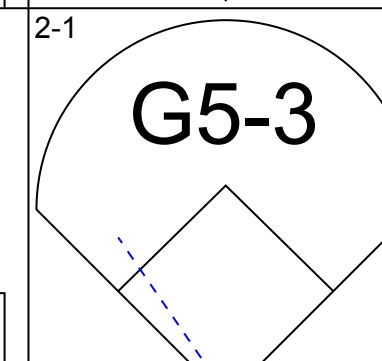
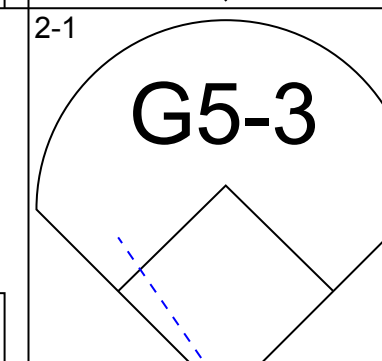

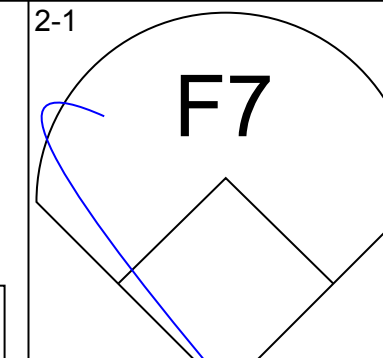
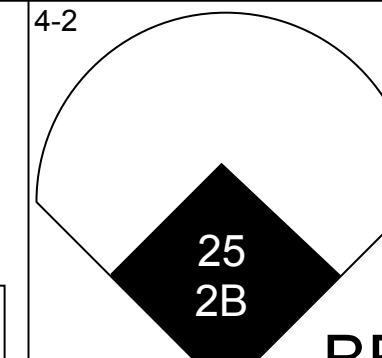
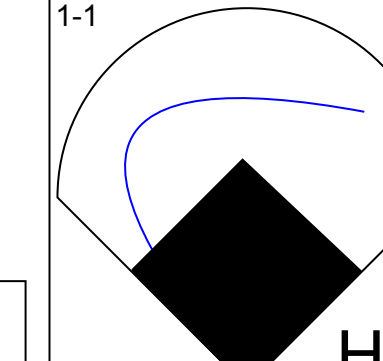
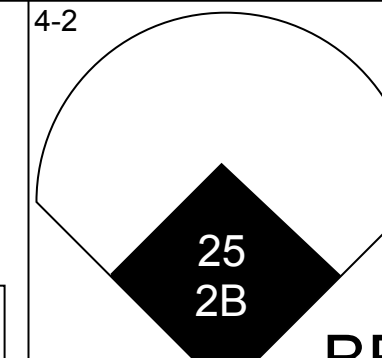

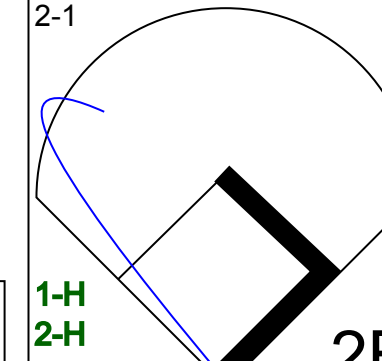

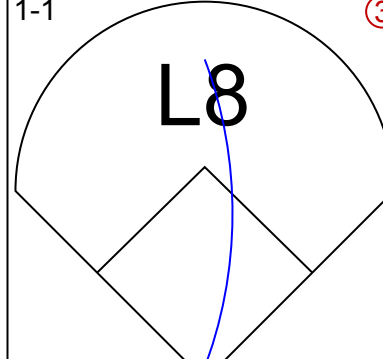
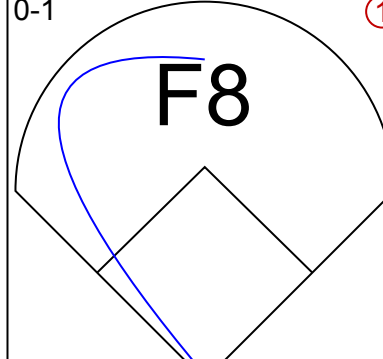
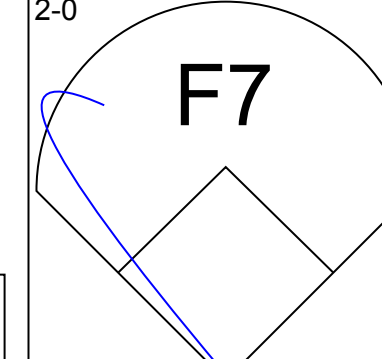

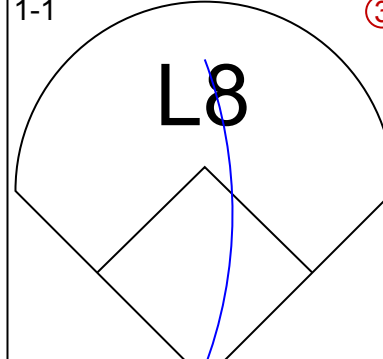
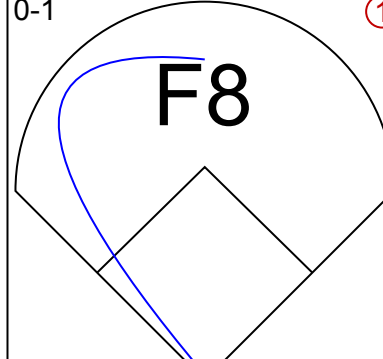
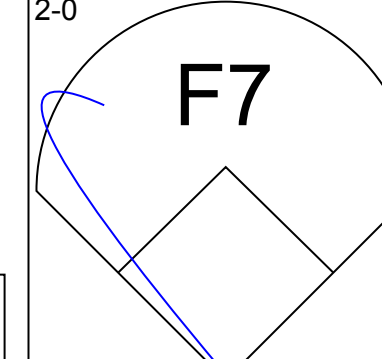
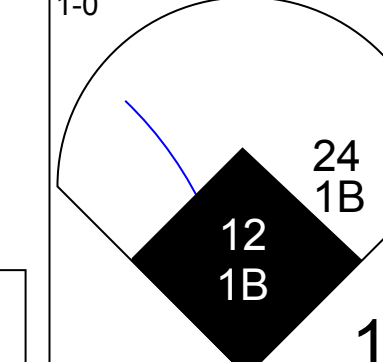
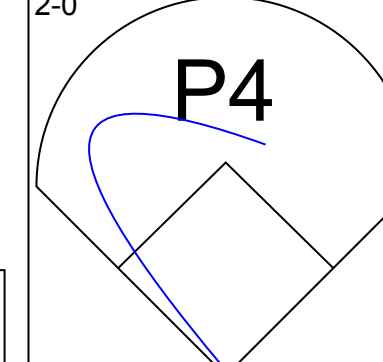
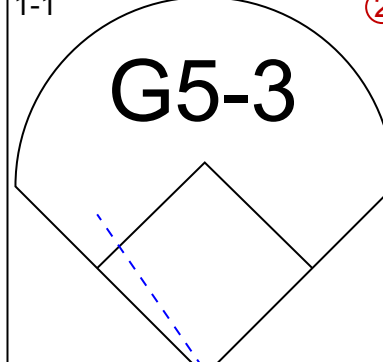
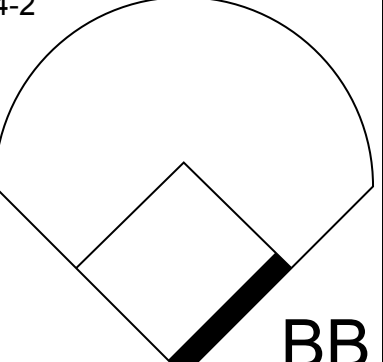
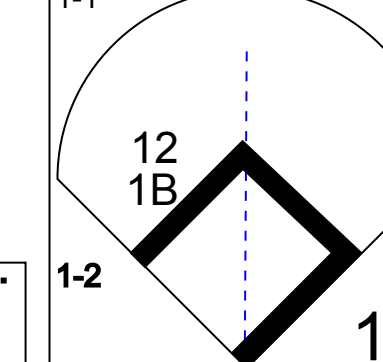
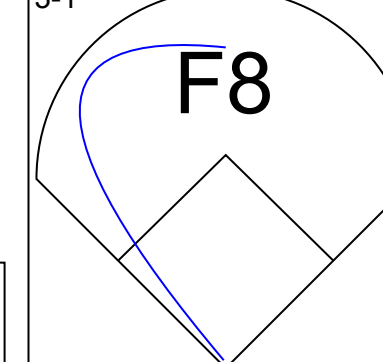
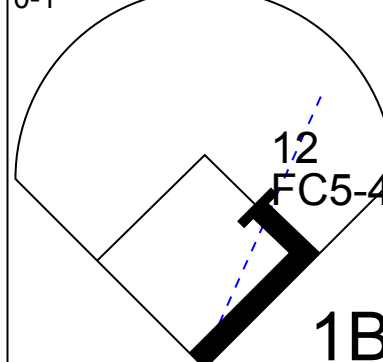
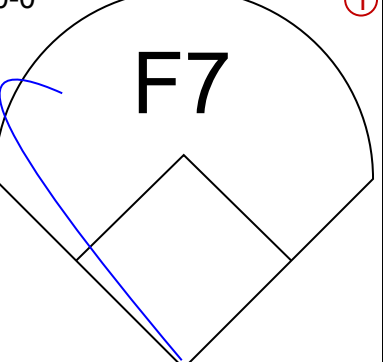
AB 46
R 18
H 21
RBI 17
BB 1
SO 3
LOB 15



Batter	1	2	3	4	5	6	7	8	9	AB	R	H	RBI	BB	SO	LOB	TOP										
1 Brian Roberts, S OBP: 0.380, SLG: 0.437	G3		21 BB 6 1B		2-0 21 G4-3 1B	4-2 21 BB		2-2 1-2 1B		3	1	2	0	2	0	0	<p>Baltimore Orioles @ New York Yankees Yankee Stadium, Bronx, NY</p> <p>Fri Apr 21 2006, 7:05 PM EDT Att: 51,282 - Cloudy - 53 F</p> <p>livebaseballscorecards.com</p> <p>AB 37 R 6 H 10 RBI 6 BB 4 SO 4 LOB 17</p> 										
21 Nick Markakis, L OBP: 0.320, SLG: 0.364	G1-3		6 1B 10 1B		1-2 G4-3	4-2 BB		0-1 F9		3	1	0	1	2	0	3											
6 Melvin Mora, R OBP: 0.345, SLG: 0.526	G6-3		10 1B 1-3 2-H 3-H		0-1 G1-3	1-2 2-3 3-H			2-3 K	5	0	1	2	0	1	4											
10 Miguel Tejada, R OBP: 0.423, SLG: 0.534		0-1 G4-3	1-3 1B		0-1 55 1B 31 1B FC1-2 1B		0-0 L9		3-3 K	5	0	2	1	0	1	0											
31 Jay Gibbons, L Luis Tterro, R	G6-3	G4-3			1-1 FC1-2 55 1B 1B		2-0 F7		2-2 G4-3	5	1	1	0	0	0	2											
55 Ramon Hernandez, R	F8			0-0 G5-3	1-1 FC1-2 1B		2-1 P3			4	1	1	0	0	0	0											
Javy Lopez, R			0-1 G5-3	0-0 G6-3	2-1 FC1-2 1B 21 BB		1-2 1B		1-2 1B	4	1	1	0	0	0	3											
Kevin Millar, R Chris Gomez, R			0-0 21 BB 6 1B 2B	1-3 K	0-1 21 BB 1 WP 1B		1-1 P4			4	1	2	2	0	1	1											
17 Corey Patterson, L			1-0 G5-3		0-3 G1-3		1-1 K		1-1 F9	4	0	0	0	0	1	4											
Inning Stats	R: 0 E: 0 K: 0 S: 4	H: 0 LOB: 0 BB: 0 P: 7	R: 0 E: 0 K: 0 S: 8	H: 0 LOB: 0 BB: 0 P: 9	R: 3 E: 0 K: 0 S: 12	H: 3 LOB: 2 BB: 2 P: 26	R: 0 E: 0 K: 1 S: 5	H: 0 LOB: 0 BB: 0 P: 6	R: 0 E: 0 K: 0 S: 8	H: 1 LOB: 1 BB: 0 P: 11	R: 3 E: 0 K: 1 S: 19	H: 4 LOB: 3 BB: 2 P: 33	R: 0 E: 0 K: 0 S: 4	H: 0 LOB: 0 BB: 0 P: 8	R: 0 E: 0 K: 0 S: 12	H: 2 LOB: 2 BB: 0 P: 17		R: 0 E: 0 K: 2 S: 14	H: 0 LOB: 0 BB: 0 P: 21	1B: 9 2B: 1 3B: 0 HR: 0	SF: 0 SAC: 0 DP: 0 HBP: 0	WP: 1 PB: 0 SB: 0 CS: 0	PA: 41				
PITCHER	IP	WLS	BF	H	R	ER	SO	BB	IBB	HBP	BLK	WP	HR	S	P	ERA	WHIP										
40 Chien-Ming Wang, R	5.1	L	26	8	6	6	1	2	0	0	0	0	0	47	73	10.12	1.875										
Scott Proctor, R	2.1		11	2	0	0	1	2	0	0	0	1	0	23	42	0.00	1.714										
Tanyon Sturtze, R	1.0		3	0	0	0	2	0	0	0	0	0	0	12	17	0.00	0.000										
Mike Myers, L	0.1		1	0	0	0	0	0	0	0	0	0	0	4	6	0.00	0.000										

Batter	1	2	3	4	5	6	7	8	9	AB	R	H	RBI	BB	SO	LOB	BOTTOM										
18 Johnny Damon, L OBP: 0.361, SLG: 0.444	G6-3		F8		E2 2 L9 13 1B	G4-3			P4	5	1	1	0	0	0	3	<p>Baltimore Orioles @ New York Yankees Yankee Stadium, Bronx, NY</p> <p>Fri Apr 21 2006, 7:05 PM EDT Att: 51,282 - Cloudy - 53 F</p> <p>livebaseballscorecards.com</p> <p>AB 36 R 5 H 12 RBI 5 BB 6 SO 6 LOB 21</p> 										
2 Derek Jeter, R	G6-3 1B		4-2 1B		0-0 L9		2-1 G6-4-3 1B		4-1 25 DI 1B BB	3	1	2	0	2	0	1											
Gary Sheffield, R			1-2 1B		2-0 G5-3		0-1 G6-4-3		1-1 25 DI 1B	5	0	3	1	0	0	2											
13 Alex Rodriguez, R	G1-6-4-3		3-3 K		1-0 25 CS 1B		2-0 L6		2-3 K	5	0	1	1	0	2	5											
25 Jason Giambi, L OBP: 0.492, SLG: 0.690		3-1 G4-3		2-3 K	2-1 CS		3-2 F9		2-1 F7	4	0	0	0	1	1	0											
55 Hideki Matsui, L OBP: 0.385, SLG: 0.509		4-1 20 G4-3 BB		4-1 24 WP HR BB		2-1 BB 20 1B		1-2 20 2B	3	2	2	0	2	1	3												
20 Jorge Posada, S Bubba Crosby, L Kelly Stinnett, R	G4-3		1-2 K		0-0 P4		4-2 BB 1B		0-2 2B	4	0	2	1	0	1	2											
24 Robinson Cano, L OBP: 0.333, SLG: 0.491		1-1 P5		0-1 2H HR		0-0 P5		1-2 G6-3	4	1	1	2	0	0	4												
12 Andy Phillips, R Bernie Williams, S Miguel Cairo, R			0-0 P4		3-3 K		4-2 BB		2-0 G5-3	2	0	0	0	0	1	0											
			1-2 BB		1-2 BB		1-2 BB		1-2 BB	1	0	0	0	0	0	1											
Inning Stats	R: 1 E: 0 K: 0 S: 7	H: 2 LOB: 0 BB: 0 P: 10	R: 0 E: 0 K: 0 S: 8	H: 0 LOB: 1 BB: 1 P: 18	R: 0 E: 0 K: 1 S: 14	H: 1 LOB: 2 BB: 1 P: 23	R: 2 E: 0 K: 3 S: 14	H: 1 LOB: 0 BB: 1 P: 26	R: 1 E: 1 K: 0 S: 7	H: 2 LOB: 0 BB: 0 P: 13	R: 0 E: 0 K: 0 S: 14	H: 2 LOB: 3 BB: 1 P: 27	R: 0 E: 0 K: 0 S: 5	H: 1 LOB: 0 BB: 0 P: 9	R: 1 E: 0 K: 0 S: 12	H: 2 LOB: 1 BB: 0 P: 18	R: 0 E: 0 K: 2 S: 10	H: 1 LOB: 3 BB: 2 P: 25	1B: 8 2B: 2 3B: 1 HR: 1	SF: 0 SAC: 0 DP: 2 HBP: 0	WP: 1 PB: 0 SB: 0 CS: 1	PA: 43					
PITCHER	IP	WLS	BF	H	R	ER	SO	BB	IBB	HBP	BLK	WP	HR	S	P	ERA	WHIP										
34 Kris Benson, R	5.1		25	8	4	3	4	3	0	0	0	0	0	56	103	5.06	2.062										
43 Sandy Real, R	0.2	H	3	0	0	0	0	1	0	0	0	0	0	8	14	0.00	1.500										
Jim Brower, R	1.0	H	3	1	0	0	0	0	0	0	0	0	0	5	9	0.00	1.000										
LaTroy Hawkins, R	1.0	H	5	2	1	1	0	0	0	0	0	0	0	12	18	9.00	2.000										
37 Chris Ray, R	1.0	S	6	1	0	0	2	2	0	0	0	0	0	10	25	0.00	3.000										

Batter	1	2	3	4	5	6	7	8	9	AB	R	H	RBI	BB	SO	LOB	TOP					
Luis Tarrero, R (1, 8)										4	0	0	0	0	1	1	<p>Baltimore Orioles @ New York Yankees Yankee Stadium, Bronx, NY Sun Apr 23 2006, 1:05 PM EDT Att. 47,996 - Overcast - 55 F</p>					
Jeff Conine, R (1, 7) OBP: 0.220, SLG: 0.304										4	0	0	0	0	0	1						
6 Melvin Mora, R (1, 5) OBP: 0.341, SLG: 0.494										4	0	0	0	0	2	0						
10 Miguel Tejada, R (1, 6) OBP: 0.453, SLG: 0.600										4	1	4	1	0	0	0						
31 Jay Gibbons, L (1, 9) OBP: 0.300, SLG: 0.538										4	0	0	0	0	2	3						
55 Ramon Hernandez, R (1, 2) OBP: 0.418, SLG: 0.557										3	0	0	0	0	0	2						
Javy Lopez, R (1, 10) OBP: 0.323, SLG: 0.439										3	0	0	0	0	0	1						
Kevin Millar, R (1, 3) OBP: 0.277, SLG: 0.400										3	0	0	0	0	0	0						
Chris Gomez, R (1, 4) OBP: 0.417, SLG: 0.300										2	0	0	0	1	1	0						
Inning Stats	R: 0 E: 0 K: 1 S: 8	H: 0 LOB: 0 BB: 0 P: 11	R: 1 E: 0 K: 0 S: 9	H: 1 LOB: 0 BB: 0 P: 16	R: 0 E: 0 K: 0 S: 7	H: 0 LOB: 1 BB: 1 P: 15	R: 0 E: 0 K: 2 S: 11	H: 1 LOB: 1 BB: 0 P: 11	R: 0 E: 0 K: 1 S: 6	H: 0 LOB: 0 BB: 0 P: 10	R: 0 E: 0 K: 0 S: 7	H: 0 LOB: 0 BB: 0 P: 12	R: 0 E: 0 K: 1 S: 11	H: 1 LOB: 0 BB: 0 P: 14	R: 0 E: 0 K: 0 S: 4	H: 0 LOB: 0 BB: 0 P: 5		R: 0 E: 0 K: 1 S: 12	H: 1 LOB: 1 BB: 0 P: 22	1B: 3 2B: 0 3B: 0 HR: 1	SF: 0 SAC: 0 DP: 0 HBP: 0	WP: 0 PB: 0 SB: 0 CS: 0
PITCHER	IP	WLS	BF	H	R	ER	SO	BB	IBB	HBP	BLK	WP	HR	S	P	ERA	WHIP					
Randy Johnson, L (1, 1) ERA: 3.73	8.0	W	28	3	1	1	5	1	0	0	0	0	1	63	94	1.12	0.500					
42 Mariano Rivera, R (9, 1) ERA: 3.38	1.0		4	1	0	0	1	0	0	0	0	0	0	12	22	0.00	1.000					

Batter	1	2	3	4	5	6	7	8	9	AB	R	H	RBI	BB	SO	LOB	BOTTOM				
18 Johnny Damon, L (1, 8) OBP: 0.346, SLG: 0.417										4	1	1	0	0	0	2	<p>Baltimore Orioles @ New York Yankees Yankee Stadium, Bronx, NY Sun Apr 23 2006, 1:05 PM EDT Att. 47,996 - Overcast - 55 F</p>				
Bubba Crosby, L (8, 8)										1	0	0	0	0	1	1					
2 Derek Jeter, R (1, 6) OBP: 0.487, SLG: 0.625										4	1	3	0	0	0	0					
Gary Sheffield, R (1, 9) OBP: 0.403, SLG: 0.543										3	0	2	0	1	0	1					
13 Alex Rodriguez, R (1, 5) OBP: 0.403, SLG: 0.563										2	2	0	1	1	0	2					
25 Jason Giambi, L (1, 10) OBP: 0.530, SLG: 0.848										4	2	3	5	0	0	2					
55 Hideki Matsui, L (1, 7) OBP: 0.356, SLG: 0.477										4	0	0	0	0	1	1					
20 Jorge Posada, S (1, 2) OBP: 0.413, SLG: 0.481										3	1	1	0	1	0	0					
24 Robinson Cano, L (1, 4) OBP: 0.369, SLG: 0.492										4	0	2	0	0	0	1					
12 Andy Phillips, R (1, 3) OBP: 0.222, SLG: 0.125										4	0	1	1	0	1	2					
Inning Stats	R: 0 E: 0 K: 0 S: 9	H: 1 LOB: 1 BB: 0 P: 15	R: 2 E: 0 K: 1 S: 14	H: 4 LOB: 1 BB: 0 P: 23	R: 2 E: 1 K: 0 S: 17	H: 3 LOB: 0 BB: 0 P: 28	R: 0 E: 0 K: 1 S: 6	H: 0 LOB: 0 BB: 0 P: 12	R: 1 E: 0 K: 0 S: 10	H: 2 LOB: 1 BB: 1 P: 21	R: 0 E: 0 K: 0 S: 7	H: 1 LOB: 0 BB: 0 P: 9	R: 2 E: 1 K: 0 S: 10	H: 2 LOB: 1 BB: 1 P: 23	R: 0 E: 0 K: 1 S: 7	H: 0 LOB: 1 BB: 1 P: 12	1B: 9 2B: 4 3B: 0 HR: 2	SF: 1 SAC: 0 DP: 2 HBP: 0	WP: 0 PB: 0 SB: 0 CS: 2	PA: 37	
PITCHER	IP	WLS	BF	H	R	ER	SO	BB	IBB	HBP	BLK	WP	HR	S	P	ERA	WHIP				
Bruce Chen, L (1, 1) ERA: 7.84	4.0	L	21	10	5	3	2	1	0	0	0	0	0	12	20	0.00	0.429				
John Halama, L (5, 1) ERA: 3.12	2.1		7	1	0	0	0	0	0	0	0	0	0	9	21	27.00	4.500				
Jim Brower, R (7, 1) ERA: 9.28	0.2		5	2	2	2	0	1	0	0	0	0	0	7	12	0.00	1.000				
Chris Britton, R (8, 1) ERA: 5.79	1.0		4	0	0	0	1	1	0	0	0	0	0	7	12	0.00	1.000				

AB	31
R	1
H	4
RBI	1
BB	1
SO	6
LOB	8



AB	33
R	7
H	13
RBI	7
BB	3
SO	3
LOB	12



Batter	1	2	3	4	5	6	7	8	9	AB	R	H	RBI	BB	SO	LOB	TOP		
1 Brian Roberts, S OBP: 0.375, SLG: 0.418										4	0	1	0	0	0	0	<p>Baltimore Orioles @ Toronto Blue Jays Rogers Centre, Toronto, ON Tue Apr 25 2006, 7:07 PM EDT Att: 32,257 - Roof Closed - 68 F</p> <p>WP: 0 PA: 33 R: 3 H: 6 RBI: 3 BB: 2 SO: 6 LOB: 7</p>		
Jeff Conine, R OBP: 0.222, SLG: 0.300										4	0	1	0	0	0	1			
6 Melvin Mora, R OBP: 0.337, SLG: 0.476										3	0	0	0	1	0	1			
10 Miguel Tejada, R OBP: 0.467, SLG: 0.639										3	2	2	1	1	0	2			
31 Jay Gibbons, L OBP: 0.310, SLG: 0.585										4	1	2	2	0	1	1			
55 Ramon Hernandez, R OBP: 0.394, SLG: 0.523										4	0	0	0	0	0	2			
Javy Lopez, R OBP: 0.308, SLG: 0.417										3	0	0	0	0	2	0			
Kevin Millar, R OBP: 0.265, SLG: 0.381										3	0	0	0	0	1	0			
21 Nick Markakis, L OBP: 0.298, SLG: 0.320										3	0	0	0	0	2	0			
Inning Stats	R: 0 E: 0 K: 0 S: 10	H: 1 LOB: 1 BB: 1 P: 16	R: 0 E: 0 K: 1 S: 7	H: 0 LOB: 0 BB: 0 P: 9	R: 0 E: 0 K: 1 S: 7	H: 0 LOB: 0 BB: 0 P: 10	R: 1 E: 0 K: 0 S: 11	H: 2 LOB: 1 BB: 0 P: 17	R: 0 E: 0 K: 1 S: 7	H: 0 LOB: 0 BB: 0 P: 10	R: 0 E: 0 K: 0 S: 8	H: 1 LOB: 0 BB: 0 P: 13	R: 2 E: 0 K: 1 S: 11	H: 2 LOB: 2 BB: 0 P: 16	R: 0 E: 0 K: 1 S: 7	H: 0 LOB: 1 BB: 1 P: 18	1B: 3 2B: 1 3B: 0 HR: 2	SF: 0 SAC: 0 DP: 2 HBP: 0	WP: 0 PA: 33 R: 3 H: 6 RBI: 3 BB: 2 SO: 6 LOB: 7
PITCHER	IP WLS BF H R ER SO BB IBB HBP BLK WP HR S P ERA WHIP																		
39 Gustavo Chacin, L ERA: 5.11	(1, 1) 7.0 W 26 6 3 3 4 1 0 0 0 0 0 2 61 91 3.86 1.000																		
Justin Speier, R ERA: 0.9	(8, 1) 1.0 3 0 0 0 1 0 0 0 0 0 0 0 7 11 0.00 0.000																		
Scott Schoeneweis, L ERA: 2.08	(9, 1) 1.0 4 0 0 0 1 1 0 0 0 0 0 0 9 18 0.00 1.000																		

Batter	1	2	3	4	5	6	7	8	9	AB	R	H	RBI	BB	SO	LOB	BOTTOM
3 Reed Johnson, R OBP: 0.550, SLG: 0.438										5	1	1	0	0	1	1	<p>Baltimore Orioles @ Toronto Blue Jays Rogers Centre, Toronto, ON Tue Apr 25 2006, 7:07 PM EDT Att: 32,257 - Roof Closed - 68 F</p> <p>WP: 0 PA: 38 R: 7 H: 9 RBI: 7 BB: 6 SO: 4 LOB: 17</p>
Frank Catalanotto, L OBP: 0.542, SLG: 0.632										3	1	1	0	1	1	0	
15 Alex Rios, R OBP: 0.370, SLG: 0.755										1	1	0	0	0	0	1	
10 Vernon Wells, R OBP: 0.432, SLG: 0.733										3	1	1	1	1	0	1	
25 Troy Glaus, R OBP: 0.405, SLG: 0.652										2	1	1	0	2	0	1	
17 Lyle Overbay, L OBP: 0.373, SLG: 0.433										2	1	2	2	1	0	0	
Shea Hillenbrand, R OBP: 0.297, SLG: 0.345										1	1	1	2	0	0	0	
Eric Hinske, L OBP: 0.387, SLG: 0.321										4	0	0	0	0	2	6	
Bengie Molina, R OBP: 0.327, SLG: 0.532										4	0	2	2	0	0	1	
2 Aaron Hill, R OBP: 0.212, SLG: 0.297										4	0	0	0	0	0	5	
8 Russ Adams, L OBP: 0.290, SLG: 0.356										3	0	0	0	1	0	1	
Inning Stats	R: 1 E: 0 K: 1 S: 13	H: 2 LOB: 2 BB: 1 P: 24	R: 0 E: 0 K: 0 S: 7	H: 0 LOB: 0 BB: 0 P: 14	R: 0 E: 0 K: 2 S: 10	H: 0 LOB: 0 BB: 0 P: 14	R: 2 E: 0 K: 0 S: 11	H: 3 LOB: 1 BB: 0 P: 21	R: 0 E: 0 K: 1 S: 6	H: 0 LOB: 1 BB: 1 P: 12	R: 4 E: 0 K: 0 S: 21	H: 3 LOB: 3 BB: 3 P: 37	R: 0 E: 0 K: 0 S: 5	H: 1 LOB: 0 BB: 0 P: 7	1B: 5 2B: 4 3B: 0 HR: 0	SF: 0 SAC: 0 DP: 1 HBP: 0	WP: 0 PA: 38 R: 7 H: 9 RBI: 7 BB: 6 SO: 4 LOB: 17
PITCHER	IP WLS BF H R ER SO BB IBB HBP BLK WP HR S P ERA WHIP																
Rodrigo Lopez, R ERA: 6.97	(1, 1) 6.0 L 27 4 4 4 4 4 0 0 0 0 0 0 12 20 6.00 6.000																
Jim Brower, R ERA: 11.45	(7, 1) 0.1 4 1 0 0 0 1 1 0 0 0 0 0 8 12 40.50 3.000																
John Halama, L ERA: 2.89	(7, 1) 0.2 4 2 3 3 0 0 0 0 0 0 0 0 5 7 0.00 1.000																
Eddy Rodriguez, R ERA: 1.69	(8, 1) 1.0 3 1 0 0 0 0 0 0 0 0 0 0 5 7 0.00 1.000																

Batter	1	2	3	4	5	6	7	8	9	AB	R	H	RBI	BB	SO	LOB	TOP			
1 Brian Roberts, S OBP: 0.392, SLG: 0.448 (1, 4)	G6-3	1B		IBB			G4-3	E3		4	1	2	1	1	0	0	<p>Baltimore Orioles @ Toronto Blue Jays</p> <p>Rogers Centre, Toronto, ON</p> <p>Thu Apr 27 2006, 7:07 PM EDT</p> <p>Att: 18,756 - Roof Closed - 68 F</p>			
6 Melvin Mora, R OBP: 0.356, SLG: 0.473 (1, 5)	31 HBP 55 FC3 10 1B	P4		G4-3			31 1B 55 2B 10 G4-3	1B		4	2	2	0	1	0	4				
10 Miguel Tejada, R OBP: 0.455, SLG: 0.609 (1, 6)	55 FC3 31 HBP 55 E 1B	G1-3					G4-3	K		5	1	2	1	0	1	5				
31 Jay Gibbons, L Luis Tterro, R OBP: 0.315, SLG: 0.562 (7, 7)	55 E HBP			P5			55 2B 17 2B	P4		3	1	1	0	0	1	1				
55 Ramon Hernandez, R OBP: 0.375, SLG: 0.493 (1, 2)	FC3 G6-4-3			L4			17 2B	F9		5	1	1	2	0	0	2				
Javy Lopez, R OBP: 0.284, SLG: 0.368 (1, 10)	G6-4-3			L5			L3	G6-3		5	0	0	0	0	0	5				
17 Corey Patterson, L OBP: 0.243, SLG: 0.333 (1, 8)				G1 1B S BB			K	1B		4	1	3	2	1	1	0				
Jeff Conine, R OBP: 0.222, SLG: 0.339 (1, 3)				G1			K	G5-3		5	0	0	0	0	1	4				
21 Nick Markakis, L OBP: 0.295, SLG: 0.302 (1, 7) (7, 9)				1B 1 WP HBP			K	F7		3	0	0	0	0	1	1				
Inning Stats	R: 2 E: 1 K: 0 S: 22	H: 1 LOB: 1 BB: 1 P: 35	R: 1 E: 0 K: 0 S: 15	H: 1 LOB: 2 BB: 1 P: 24	R: 0 E: 0 K: 0 S: 10	H: 0 LOB: 0 BB: 0 P: 12	R: 0 E: 0 K: 1 S: 15	H: 1 LOB: 2 BB: 1 P: 24	R: 0 E: 0 K: 1 S: 8	H: 0 LOB: 0 BB: 0 P: 12	R: 4 E: 1 K: 0 S: 11	H: 5 LOB: 1 BB: 0 P: 21	R: 0 E: 1 K: 1 S: 20	H: 1 LOB: 2 BB: 0 P: 29	R: 0 E: 0 K: 0 S: 11	H: 1 LOB: 1 BB: 0 P: 16		1B: 8 2B: 3 3B: 0 HR: 0	SF: 0 2B: 3 3B: 0 HBP: 2	WP: 1 PB: 0 SB: 2 CS: 0
PITCHER	IP WLS BF H R ER SO BB IBB HBP BLK WP HR S P ERA WHIP	IP WLS BF H R ER SO BB IBB HBP BLK WP HR S P ERA WHIP	IP WLS BF H R ER SO BB IBB HBP BLK WP HR S P ERA WHIP	IP WLS BF H R ER SO BB IBB HBP BLK WP HR S P ERA WHIP	IP WLS BF H R ER SO BB IBB HBP BLK WP HR S P ERA WHIP	IP WLS BF H R ER SO BB IBB HBP BLK WP HR S P ERA WHIP	IP WLS BF H R ER SO BB IBB HBP BLK WP HR S P ERA WHIP	IP WLS BF H R ER SO BB IBB HBP BLK WP HR S P ERA WHIP	IP WLS BF H R ER SO BB IBB HBP BLK WP HR S P ERA WHIP	IP WLS BF H R ER SO BB IBB HBP BLK WP HR S P ERA WHIP	IP WLS BF H R ER SO BB IBB HBP BLK WP HR S P ERA WHIP	IP WLS BF H R ER SO BB IBB HBP BLK WP HR S P ERA WHIP	IP WLS BF H R ER SO BB IBB HBP BLK WP HR S P ERA WHIP	IP WLS BF H R ER SO BB IBB HBP BLK WP HR S P ERA WHIP	IP WLS BF H R ER SO BB IBB HBP BLK WP HR S P ERA WHIP	IP WLS BF H R ER SO BB IBB HBP BLK WP HR S P ERA WHIP	IP WLS BF H R ER SO BB IBB HBP BLK WP HR S P ERA WHIP			

Batter	1	2	3	4	5	6	7	8	9	AB	R	H	RBI	BB	SO	LOB	BOTTOM			
Frank Catalanotto, L OBP: 0.528, SLG: 0.585 (1, 7)	K		G5-3		G1-3			25 G5-3 10 1B	10 1B BB	3	0	0	1	2	1	0	<p>Baltimore Orioles @ Toronto Blue Jays</p> <p>Rogers Centre, Toronto, ON</p> <p>Thu Apr 27 2006, 7:07 PM EDT</p> <p>Att: 18,756 - Roof Closed - 68 F</p>			
15 Alex Rios, R OBP: 0.375, SLG: 0.772 (1, 9)	F8		F7		K			F8	SF7	4	0	0	1	0	1	1				
10 Vernon Wells, R OBP: 0.440, SLG: 0.776 (1, 8)	K		G5-3		G5-3			25 G5-3 1B	25 FC5-4 1B	5	0	2	1	0	1	0				
25 Troy Glaus, R OBP: 0.382, SLG: 0.587 (1, 5)		1B 9 1B BB		F9			G5-3	G5-3	FC5-4	4	1	0	0	1	0	4				
17 Lyle Overbay, L OBP: 0.373, SLG: 0.403 (1, 10)		F7		9 BB 1B BB			G3	G3-1		3	0	0	0	1	0	3				
Sheg Hillenbrand, R OBP: 0.347, SLG: 0.409 (1, 3)		9 1B 8 SF9 1B		9 BB 1B			G5-3		9 PB BB	4	2	3	0	0	0	0				
9 Gregg Zaun, S OBP: 0.346, SLG: 0.708 (1, 2)		8 SF9 1B		1-2 2-3 BB			F8		BB 15 SF7 BB	2	1	1	1	2	0	0				
8 Russ Adams, L OBP: 0.273, SLG: 0.339 (1, 6)		SF9		K			F8		K	3	0	0	1	0	2	5				
6 John McDonald, R Eric Hinske, L OBP: 0.292, SLG: 0.318 (9, PH) (9, PH)		F9		G1-3			G5-3		10 1B BB	3	0	0	0	0	0	4				
Inning Stats	R: 0 E: 0 K: 2 S: 9	H: 0 LOB: 0 BB: 0 P: 13	R: 2 E: 0 K: 0 S: 10	H: 2 LOB: 1 BB: 1 P: 21	R: 0 E: 0 K: 1 S: 13	H: 0 LOB: 0 BB: 0 P: 10	R: 0 E: 0 K: 1 S: 13	H: 1 LOB: 3 BB: 2 P: 28	R: 0 E: 0 K: 1 S: 7	H: 0 LOB: 0 BB: 0 P: 12	R: 0 E: 0 K: 0 S: 5	H: 0 LOB: 0 BB: 0 P: 9	R: 0 E: 0 K: 0 S: 12	H: 1 LOB: 2 BB: 1 P: 21	R: 3 E: 0 K: 1 S: 18	H: 2 LOB: 2 BB: 3 P: 34		1B: 5 2B: 1 3B: 0 HR: 0	SF: 2 2B: 1 SAC: 0 HBP: 0	WP: 0 PB: 1 SB: 0 CS: 0
PITCHER	IP WLS BF H R ER SO BB IBB HBP BLK WP HR S P ERA WHIP	IP WLS BF H R ER SO BB IBB HBP BLK WP HR S P ERA WHIP	IP WLS BF H R ER SO BB IBB HBP BLK WP HR S P ERA WHIP	IP WLS BF H R ER SO BB IBB HBP BLK WP HR S P ERA WHIP	IP WLS BF H R ER SO BB IBB HBP BLK WP HR S P ERA WHIP	IP WLS BF H R ER SO BB IBB HBP BLK WP HR S P ERA WHIP	IP WLS BF H R ER SO BB IBB HBP BLK WP HR S P ERA WHIP	IP WLS BF H R ER SO BB IBB HBP BLK WP HR S P ERA WHIP	IP WLS BF H R ER SO BB IBB HBP BLK WP HR S P ERA WHIP	IP WLS BF H R ER SO BB IBB HBP BLK WP HR S P ERA WHIP	IP WLS BF H R ER SO BB IBB HBP BLK WP HR S P ERA WHIP	IP WLS BF H R ER SO BB IBB HBP BLK WP HR S P ERA WHIP	IP WLS BF H R ER SO BB IBB HBP BLK WP HR S P ERA WHIP	IP WLS BF H R ER SO BB IBB HBP BLK WP HR S P ERA WHIP	IP WLS BF H R ER SO BB IBB HBP BLK WP HR S P ERA WHIP	IP WLS BF H R ER SO BB IBB HBP BLK WP HR S P ERA WHIP				



Batter	1	2	3	4	5	6	7	8	9	AB	R	H	RBI	BB	SO	LOB	TOP								
51 Ichiro Suzuki, L (1,9) OBP: 0.339, SLG: 0.333	G4-3		F8			4 HR		G4-6-3		4	1	2	0	0	0	1	Seattle Mariners @ Baltimore Orioles Oriole Park at Camden Yards, Baltimore, MD Fri Apr 28 2006, 7:05 PM EDT Att: 26,934 - Clear - 66 F								
4 Jose Lopez, R (1,4) OBP: 0.287, SLG: 0.500	K			K		2H		K		4	1	1	2	0	3	1									
Raul Ibanez, L (1,7) OBP: 0.350, SLG: 0.527	K			G4-3		K		G4-6-3		4	0	0	0	0	2	1									
Richie Sexson, R (1,3)		G5-3		F8				G5-3		3	0	0	0	1	0	0									
Carl Everett, S (1,10) OBP: 0.356, SLG: 0.411		G6-3			P5			G6-3		4	0	0	0	0	0	1									
2 Kenji Johjima, R (1,2) OBP: 0.346, SLG: 0.408		F7			P5			G5-3		4	0	0	0	0	0	0									
29 Adrian Beltré, R (1,5) OBP: 0.287, SLG: 0.205				7 G1-3				K		3	0	2	0	0	1	0									
7 Jeremy Reed, L (1,8) OBP: 0.265, SLG: 0.300				G1-3				SH1-3		2	0	0	0	0	0	2									
7 Yuniesky Betancourt, R (1,6) OBP: 0.257, SLG: 0.342				F7				G6-3		3	0	0	0	0	1	2									
Inning Stats	R: 0 E: 0 K: 2 S: 9	H: 0 LOB: 0 BB: 0 P: 15	R: 0 E: 0 K: 0 S: 5	H: 0 LOB: 0 BB: 0 P: 9	R: 0 E: 0 K: 0 S: 6	H: 1 LOB: 1 BB: 0 P: 10	R: 0 E: 0 K: 1 S: 9	H: 0 LOB: 0 BB: 0 P: 14	R: 0 E: 0 K: 0 S: 10	H: 1 LOB: 1 BB: 0 P: 18	R: 2 E: 0 K: 2 S: 14	H: 2 LOB: 1 BB: 1 P: 25	R: 0 E: 0 K: 1 S: 8	H: 0 LOB: 1 BB: 0 P: 14	R: 0 E: 0 K: 1 S: 10	H: 1 LOB: 0 BB: 0 P: 12	R: 0 E: 0 K: 0 S: 7	H: 0 LOB: 0 BB: 0 P: 13	1B: 3 2B: 1 3B: 0 HR: 1	SF: 0 SAC: 1 DP: 1 HBP: 0	WP: 1 PB: 0 SB: 1 CS: 0	PA: 33			
PITCHER	IP	WLS	BF	H	R	ER	SO	BB	IBB	HBP	BLK	WP	HR	S	P	ERA	WHIP								
40 Daniel Cabrera, R (1,1) ERA: 5.68	7.0	W	27	4	2	2	6	1	0	0	0	1	1	61	105	2.57	0.714								
LaTroy Hawkins, R (8,1) ERA: 3.18	1.0	H	3	1	0	0	1	0	0	0	0	0	0	10	12	0.00	1.000								
37 Chris Ray, R (9,1) ERA: 2.61	1.0	S	3	0	0	0	0	0	0	0	0	0	0	7	13	0.00	0.000								

AB	31
R	2
H	5
RBI	2
BB	1
SO	7
LOB	8




Batter	1	2	3	4	5	6	7	8	9	AB	R	H	RBI	BB	SO	LOB	BOTTOM								
1 Brian Roberts, S (1,4) OBP: 0.373, SLG: 0.429	G5-3				F8	SF9		K		4	0	0	1	0	2	1	Seattle Mariners @ Baltimore Orioles Oriole Park at Camden Yards, Baltimore, MD Fri Apr 28 2006, 7:05 PM EDT Att: 26,934 - Clear - 66 F								
6 Melvin Mora, R (1,5) OBP: 0.358, SLG: 0.469	G5-3	G5-3			10 BB	G5-3				5	0	2	0	0	0	2									
10 Miguel Tejada, R (1,6) OBP: 0.466, SLG: 0.642										3	2	2	1	1	0	0									
Chris Gomez, R (8,6) OBP: 0.385, SLG: 0.273										1	0	0	0	0	0	1									
31 Jay Gibbons, L (1,9) OBP: 0.323, SLG: 0.559										4	0	2	0	0	0	2									
Luis Terrero, R (8,7)										0	0	0	0	0	0	0									
55 Ramon Hernandez, R (1,2) OBP: 0.381, SLG: 0.487										3	0	1	0	1	1	1									
Kevin Millar, R (1,10) OBP: 0.276, SLG: 0.362										2	1	0	0	1	0	3									
17 Corey Patterson, L (1,8) OBP: 0.293, SLG: 0.450										4	2	3	1	0	0	0									
Jeff Conine, R (1,3) OBP: 0.239, SLG: 0.339										3	0	1	0	1	1	2									
21 Nick Markakis, L (1,7) OBP: 0.277, SLG: 0.281										4	0	0	0	0	3	4									
Inning Stats	R: 1 E: 1 K: 0 S: 12	H: 2 LOB: 2 BB: 1 P: 21	R: 1 E: 0 K: 2 S: 12	H: 1 LOB: 1 BB: 1 P: 20	R: 0 E: 0 K: 0 S: 7	H: 1 LOB: 1 BB: 0 P: 12	R: 0 E: 0 K: 1 S: 7	H: 0 LOB: 0 BB: 0 P: 11	R: 0 E: 0 K: 0 S: 7	H: 2 LOB: 2 BB: 1 P: 14	R: 2 E: 0 K: 1 S: 14	H: 2 LOB: 1 BB: 0 P: 20	R: 1 E: 0 K: 0 S: 16	H: 2 LOB: 2 BB: 1 P: 29	R: 0 E: 0 K: 2 S: 12	H: 1 LOB: 1 BB: 0 P: 18	1B: 9 2B: 0 3B: 0 HR: 2	SF: 1 SAC: 0 DP: 0 HBP: 1	WP: 0 PB: 1 SB: 0 CS: 0	PA: 39					
PITCHER	IP	WLS	BF	H	R	ER	SO	BB	IBB	HBP	BLK	WP	HR	S	P	ERA	WHIP								
Gil Meche, R (1,1) ERA: 4.78	5.0	L	26	8	4	2	3	3	0	1	0	0	1	49	85	3.60	2.200								
George Sherrill, L (6,1) ERA: 2.35	0.2		2	0	0	0	1	0	0	0	0	0	0	8	10	0.00	0.000								
40 Julio Mateo, R (6,1) ERA: 7.11	1.1		7	2	1	1	1	1	0	0	0	0	1	18	32	6.75	2.250								
49 Jake Woods, L (8,1) ERA: 5.93	1.0		4	1	0	0	2	0	0	0	0	0	0	12	18	0.00	1.000								



Batter	1	2	3	4	5	6	7	8	9	AB	R	H	RBI	BB	SO	LOB	TOP									
51 Ichiro Suzuki, L OBP: 0.391, SLG: 0.350	G6-3		F7					IBB		4	1	2	1	1	0	0	Seattle Mariners @ Baltimore Orioles Oriole Park at Camden Yards, Baltimore, MD Sat Apr 29 2006, 4:35 PM EDT Att: 34,161 - Sunny - 70 F									
16 Willie Bloomquist, R OBP: 0.345, SLG: 0.388	G6-4-3 1B			P2				K		5	1	2	1	0	1	4										
Raul Ibanez, L OBP: 0.333, SLG: 0.500	G6-4-3 1-2			K		L7	G4-3		G4-3	5	0	0	0	0	1	2										
Richie Sexson, R OBP: 0.294, SLG: 0.352		BB		G6-3		G4-3 2B E 1B	F7		F9	3	1	0	0	2	0	0										
Carl Everett, S OBP: 0.347, SLG: 0.436	F8				HR	G4-3	F8		G3	5	1	1	1	0	0	2										
29 Adrian Beltré, R OBP: 0.296, SLG: 0.244	P4			K		2B 7 1B			HR	3	2	1	1	1	1	1										
2 Kenji Johjima, R OBP: 0.341, SLG: 0.400	P4			G5-3		4B 7 1B		G6-3		4	1	1	1	0	0	1										
4 Jose Lopez, R OBP: 0.295, SLG: 0.495			F7			7 1B 51 1B		F7		3	1	1	0	1	0	0										
7 Yuniesky Betancourt, R OBP: 0.269, SLG: 0.364	P6			K		51 1B		2B		4	0	2	2	0	1	1										
Inning Stats	R: 0 E: 0 K: 0 S: 7	H: 1 LOB: 0 BB: 0 P: 12	R: 0 E: 0 K: 0 S: 10	H: 0 LOB: 1 BB: 1 P: 17	R: 0 E: 0 K: 0 S: 7	H: 0 LOB: 0 BB: 0 P: 11	R: 0 E: 0 K: 1 S: 11	H: 0 LOB: 0 BB: 0 P: 18	R: 1 E: 0 K: 2 S: 11	H: 2 LOB: 1 BB: 0 P: 16	R: 6 E: 1 K: 0 S: 24	H: 5 LOB: 2 BB: 3 P: 46	R: 0 E: 0 K: 0 S: 5	H: 0 LOB: 0 BB: 0 P: 11	R: 1 E: 0 K: 1 S: 8	H: 2 LOB: 2 BB: 1 P: 19	R: 0 E: 0 K: 0 S: 5	H: 0 LOB: 0 BB: 0 P: 8	1B: 6 2B: 2 3B: 0 HR: 2	SF: 0 SAC: 0 DP: 1 HBP: 0	WP: 1 PB: 0 SB: 2 CS: 0	PA: 41				
PITCHER	IP	WLS	BF	H	R	ER	SO	BB	IBB	HBP	BLK	WP	HR	S	P	ERA	WHIP									
Bruce Chen, L ERA: 7.27	(1, 1)	5.1		21	5	3	3	3	1	0	0	0	0	1	54	87	5.06	1.125								
Jim Brower, R ERA: 13.5	(6, 1)	0.1	L	4	1	1	1	0	2	0	0	0	1	0	8	18	27.00	9.000								
Eddy Rodriguez, R ERA: 5.4	(6, 1)	0.1		4	2	3	3	0	1	0	0	0	0	0	8	15	81.00	9.000								
Todd Williams, R ERA: 4.38	(7, 1)	1.0		3	0	0	0	0	0	0	0	0	0	5	11	0.00	0.000									
43 Sandy Rieal, R ERA: 4.38	(8, 1)	2.0		9	2	1	1	1	0	1	0	0	0	1	13	27	4.50	1.000								

Batter	1	2	3	4	5	6	7	8	9	AB	R	H	RBI	BB	SO	LOB	BOTTOM									
1 Brian Roberts, S OBP: 0.387, SLG: 0.436	G4-3 6 1B		P6			10 S 10 S 10 1B		K	FC4	3	1	2	0	1	0	1	Seattle Mariners @ Baltimore Orioles Oriole Park at Camden Yards, Baltimore, MD Sat Apr 29 2006, 4:35 PM EDT Att: 34,161 - Sunny - 70 F									
Raul Chavez, R OBP: 0.167, SLG: 0.167	1B	BB				1B				2	0	0	0	0	1	3										
6 Melvin Mora, R OBP: 0.286, SLG: 0.465	G4-3 31 1B			K		G1-3		K		5	0	2	0	0	2	4										
10 Miguel Tejada, R OBP: 0.467, SLG: 0.636	K	G2-3			55 FC1-2 31 1B			E5		4	0	2	1	0	1	5										
Luis Terrero, R					55 FC1-2 31 1B					1	0	0	0	0	0	0										
31 Jay Gibbons, L OBP: 0.317, SLG: 0.541	G4-3		F7			55 FC1-2 1B		K	G4-3	5	0	1	0	0	1	4										
55 Ramon Hernandez, R OBP: 0.393, SLG: 0.481	G6-3		17 HR BB		FC1-2		CS		17 SH1-4 1B	3	2	1	0	1	0	5										
Kevin Millar, R OBP: 0.286, SLG: 0.362		21 WP 21 1B HBP			G6-3			F9		0	0	0	0	0	0	0										
Chris Gomez, R OBP: 0.412, SLG: 0.333			17 HR 1B		G6-3				17 SH1-4 1B	4	2	2	0	0	0	4										
17 Corey Patterson, L OBP: 0.311, SLG: 0.523	F9					G4-3		G4-3	SH1-4	4	1	2	3	0	0	1										
Jeff Conine, R OBP: 0.264, SLG: 0.364		21 1B 21 WP 1B		21 G6-3 2B		F9		G4-3	FC4 BB	4	0	2	1	1	0	1										
21 Nick Markakis, L OBP: 0.271, SLG: 0.274			G6-3			P5		L6	K	5	0	1	1	0	1	5										
Inning Stats	R: 0 E: 0 K: 1 S: 16	H: 2 LOB: 2 BB: 0 P: 21	R: 1 E: 0 K: 1 S: 13	H: 2 LOB: 3 BB: 1 P: 21	R: 3 E: 0 K: 0 S: 16	H: 3 LOB: 1 BB: 1 P: 28	R: 0 E: 0 K: 0 S: 10	H: 3 LOB: 0 BB: 0 P: 13	R: 0 E: 0 K: 1 S: 5	H: 0 LOB: 0 BB: 0 P: 8	R: 1 E: 0 K: 1 S: 17	H: 2 LOB: 1 BB: 0 P: 25	R: 1 E: 0 K: 0 S: 9	H: 1 LOB: 1 BB: 0 P: 11	R: 0 E: 1 K: 2 S: 12	H: 0 LOB: 1 BB: 0 P: 15	R: 0 E: 0 K: 1 S: 12	H: 2 LOB: 3 BB: 1 P: 21	1B: 13 2B: 1 3B: 0 HR: 1	SF: 0 SAC: 1 DP: 1 HBP: 2	WP: 1 PB: 0 SB: 2 CS: 1	PA: 47				
PITCHER	IP	WLS	BF	H	R	ER	SO	BB	IBB	HBP	BLK	WP	HR	S	P	ERA	WHIP									
34 Félix Hernández, R ERA: 5.06	(1, 1)	5.0		27	10	4	4	2	2	0	1	0	0	1	60	91	7.20	2.400								
Rafael Soriano, R ERA: 1.88	(6, 1)	1.1	H	6	2	2	2	1	0	0	1	0	0	0	22	31	13.50	1.500								
George Sherrill, L ERA: 2.35	(7, 1)	0.0		1	1	0	0	0	0	0	0	0	0	1	1	∞	∞									
20 J.J. Putz, R ERA: 2.57	(7, 1)	1.2	H	6	0	0	0	2	0	0	0	0	0	15	19	0.00	0.000									
Eddie Guardado, L ERA: 9.39	(9, 1)	1.0	S	6	2	0	0	1	1	0	0	0	0	12	21	0.00	3.000									

AB 36
 R 8
 H 10
 RBI 7
 BB 5
 SO 4
 LOB 11



AB 40
 R 6
 H 15
 RBI 6
 SO 6
 LOB 33



Batter	1	2	3	4	5	6	7	8	9	AB	R	H	RBI	BB	SO	LOB	TOP										
51 Ichiro Suzuki, L (1, 9) OBP: 0.393, SLG: 0.352	G5-3	K				G4-3	L6										5 1 2 0 0 1 1										
4 Jose Lopez, R (1, 4) OBP: 0.300, SLG: 0.491	BB				P5	G4-3			P3								5 0 2 0 0 0 2										
Raul Ibanez, L (1, 7) OBP: 0.345, SLG: 0.505					FC3-6				F7								5 1 3 1 0 0 2										
Richie Sexson, R (1, 3) OBP: 0.308, SLG: 0.351					FC3-6				F8								3 1 1 0 2 1 2										
Carl Everett, S (1, 10) OBP: 0.343, SLG: 0.439	F7				FC3-6				K								4 0 1 2 0 0 6										
29 Adrian Beltré, R (1, 5) OBP: 0.284, SLG: 0.233	L9				F9				F7								4 0 0 0 0 1 6										
7 Jeremy Reed, L (1, 8) OBP: 0.250, SLG: 0.281					G4-3				G5-3								4 0 0 0 0 0 1										
7 Yuniesky Betancourt, R (1, 6) OBP: 0.280, SLG: 0.395					L9				G5-3								4 0 2 0 0 0 0										
30 René Rivera, R (1, 2) OBP: 0.286, SLG: 0.615					F9				F7								4 1 1 1 0 0 2										
Inning Stats	R: 0 E: 0 K: 0 S: 17	H: 2 LOB: 3 BB: 1 P: 30	R: 1 E: 0 K: 1 S: 11	H: 1 LOB: 0 BB: 0 P: 14	R: 0 E: 0 K: 0 S: 12	H: 2 LOB: 2 BB: 0 P: 18	R: 0 E: 0 K: 0 S: 6	H: 0 LOB: 0 BB: 0 P: 9	R: 3 E: 0 K: 1 S: 13	H: 3 LOB: 1 BB: 1 P: 23	R: 0 E: 0 K: 0 S: 7	H: 1 LOB: 0 BB: 0 P: 11	R: 0 E: 0 K: 1 S: 12	H: 1 LOB: 1 BB: 0 P: 18	R: 0 E: 0 K: 0 S: 5	H: 1 LOB: 1 BB: 0 P: 11	R: 0 E: 0 K: 0 S: 11	H: 1 LOB: 1 BB: 0 P: 15	1B: 9 2B: 2 3B: 1 HR: 1	SF: 0 SAC: 0 DP: 1 HBP: 0	WP: 1 PB: 0 SB: 1 CS: 0	PA: 40					
PITCHER	IP	WLS	BF	H	R	ER	SO	BB	IBB	HBP	BLK	WP	HR	S	P	ERA	WHIP										
Rodrigo Lopez, R (1, 1) ERA: 6.81	6.0	L	28	9	4	4	2	2	0	0	0	1	1	66	105	6.00	1.833										
LaTroy Hawkins, R (7, 1) ERA: 2.92	1.0		4	1	0	0	1	0	0	0	0	0	0	12	18	0.00	1.000										
Todd Williams, R (8, 1) ERA:	1.0		4	1	0	0	0	0	0	0	0	0	0	5	11	0.00	1.000										
43 Senny Rleal, R (9, 1) ERA: 4.05	1.0		4	1	0	0	0	0	0	0	0	0	0	11	15	0.00	1.000										

Seattle Mariners @ Baltimore Orioles
Oriole Park at Camden Yards, Baltimore, MD

Sun Apr 30 2006, 1:35 PM EDT
Att: 32,421 - Sunny - 73 F

AB 38
R 4
H 12
RBI 4
BB 2
SO 3
LOB 22



Batter	1	2	3	4	5	6	7	8	9	AB	R	H	RBI	BB	SO	LOB	BOTTOM										
17 Corey Patterson, L (1, 8) OBP: 0.300, SLG: 0.490	G4-3								G5-3								5 0 1 0 0 0 2										
6 Melvin Mora, R (1, 5) OBP: 0.394, SLG: 0.490					F9				G1-3								3 1 1 1 0 0 2										
10 Miguel Tejada, R (1, 10) OBP: 0.459, SLG: 0.618					F8				F8								3 0 0 0 1 0 2										
31 Jay Gibbons, L (1, 9) OBP: 0.305, SLG: 0.525					SF9				FC6-4								3 0 0 1 0 0 0										
55 Ramon Hernandez, R (1, 2) OBP: 0.376, SLG: 0.458					F8				G5-3								3 0 0 1 0 0 0										
Jeff Conine, R (1, 3) OBP: 0.288, SLG: 0.420					G6-3				G6-3								4 0 0 0 0 1 2										
21 Nick Markakis, L (1, 7) OBP: 0.270, SLG: 0.288					G4-3				G4-3								3 1 2 1 1 0 0										
Chris Gomez, R (1, 4) OBP: 0.333, SLG: 0.263					HR				G4-3								3 1 2 1 1 0 0										
12 Brandon Fahey, L (1, 6) OBP: 0.500, SLG: 0.500					G3				G4-3								4 0 1 0 0 0 2										
Inning Stats	R: 1 E: 0 K: 0 S: 10	H: 1 LOB: 0 BB: 0 P: 15	R: 1 E: 0 K: 1 S: 10	H: 1 LOB: 0 BB: 0 P: 16	R: 1 E: 0 K: 0 S: 11	H: 2 LOB: 2 BB: 1 P: 15	R: 0 E: 0 K: 0 S: 7	H: 1 LOB: 0 BB: 0 P: 11	R: 0 E: 0 K: 0 S: 10	H: 0 LOB: 0 BB: 0 P: 14	R: 0 E: 0 K: 0 S: 7	H: 0 LOB: 1 BB: 1 P: 11	R: 0 E: 0 K: 0 S: 10	H: 1 LOB: 2 BB: 0 P: 17	R: 0 E: 0 K: 0 S: 4	H: 0 LOB: 0 BB: 0 P: 8	R: 0 E: 0 K: 1 S: 12	H: 1 LOB: 1 BB: 0 P: 14	1B: 4 2B: 1 3B: 0 HR: 2	SF: 1 SAC: 0 DP: 0 HBP: 1	WP: 0 PB: 0 SB: 2 CS: 0	PA: 37					
PITCHER	IP	WLS	BF	H	R	ER	SO	BB	IBB	HBP	BLK	WP	HR	S	P	ERA	WHIP										
Jamie Moyer, L (1, 1) ERA: 3.55	6.2	W	28	6	3	3	1	1	1	0	0	0	0	61	92	4.05	1.050										
20 J.J. Putz, R (7, 1) ERA: 2.35	1.1	H	5	0	0	0	0	0	0	1	0	0	0	8	15	0.00	0.000										
Eddie Guardado, L (9, 1) ERA: 8.31	1.0	S	4	1	0	0	1	0	0	0	0	0	0	12	14	0.00	1.000										

Seattle Mariners @ Baltimore Orioles
Oriole Park at Camden Yards, Baltimore, MD

Sun Apr 30 2006, 1:35 PM EDT
Att: 32,421 - Sunny - 73 F

AB 33
R 3
H 7
RBI 3
BB 2
SO 2
LOB 14



Batter	1	2	3	4	5	6	7	8	9	AB	R	H	RBI	BB	SO	LOB	TOP											
15 Alex Rios, R OBP: 0.384, SLG: 0.734	1-3 K		3-2 G4-3			2-1 10 F9 2B	1-0 1-H 3B		2-2 G6-3 1B	5	0	3	1	0	1	0												
Frank Catalanotto, L OBP: 0.329, SLG: 0.615	2-2 1B		1-2 G1-3			4-0 25 BB BB	4-0 10 BB BB		2-1 G6-3 1-2	3	0	1	0	2	0	1												
10 Vernon Wells, R OBP: 0.429, SLG: 0.699	0-0 F9			1-0 F8		3-2 F9	4-1 1-2 BB			3	0	0	0	1	0	3												
25 Troy Glaus, R OBP: 0.382, SLG: 0.634	2-2 G4-3			0-1 F9		4-2 1-2 BB	1-2 L7			3	0	0	0	1	0	4												
17 Lyle Overbay, L OBP: 0.366, SLG: 0.420		3-2 G6-4-3 1B		2-1 F7		0-0 F8		2-0 L9		4	0	1	0	0	0	3												
Shea Hillenbrand, R OBP: 0.350, SLG: 0.512		1-2 G6-4-3 1-2		1-1 F8			1-2 8 F8 1B	1-3 K		4	1	1	0	0	1	1												
Bengie Molina, R OBP: 0.343, SLG: 0.485		2-1 2B		2-2 F9		2-2 G5-3	1-0 1B			4	0	2	0	0	0	1												
8 Russ Adams, L OBP: 0.250, SLG: 0.293		2-2 F9		0-1 F8		0-0 F8	1-0 F8			4	0	0	0	0	0	3												
2 Aaron Hill, R OBP: 0.205, SLG: 0.262			0-0 G4-3			2-1 F7	2-0 15 3B 1B		1-1 G6-3	2	0	0	0	0	0	0												
Eric Hinske, L OBP: 0.432, SLG: 0.344										1	1	1	1	0	0	0												
6 John McDonald, R OBP: 0.285, SLG: 0.281										1	0	0	0	0	0	0												
Inning Stats	R: 0 E: 0 K: 1 S: 11	H: 1 LOB: 1 BB: 0 P: 16	R: 0 E: 0 K: 0 S: 12	H: 2 LOB: 1 BB: 0 P: 20	R: 0 E: 0 K: 0 S: 8	H: 0 LOB: 0 BB: 0 P: 12	R: 0 E: 0 K: 0 S: 5	H: 0 LOB: 0 BB: 0 P: 8	R: 0 E: 0 K: 0 S: 9	H: 0 LOB: 0 BB: 0 P: 12	R: 0 E: 0 K: 0 S: 10	H: 1 LOB: 3 BB: 2 P: 25	R: 2 E: 0 K: 0 S: 15	H: 3 LOB: 3 BB: 2 P: 30	R: 0 E: 0 K: 1 S: 6	H: 1 LOB: 1 BB: 0 P: 11	R: 0 E: 0 K: 0 S: 7	H: 1 LOB: 0 BB: 0 P: 12	1B: 5 2B: 3 3B: 1 HR: 0	SF: 0 SAC: 0 DP: 2 HBP: 0	WP: 0 PB: 0 SB: 0 CS: 0	PA: 38						
PITCHER	IP	WLS	BF	H	R	ER	SO	BB	IBB	HBP	BLK	WP	HR	S	P	ERA	WHIP											
34 Kris Benson, R ERA: 3.32	(1, 1)	6.2	W	27	6	2	2	1	2	0	0	0	0	0	64	107	2.70	1.200										
Julio Manon, R ERA:	(7, 1)	0.0		3	1	0	0	0	2	0	0	0	0	0	2	11	∞	∞										
43 Senny Rieal, R ERA: 3.86	(7, 1)	0.2	H	2	0	0	0	0	0	0	0	0	0	0	5	8	0.00	0.000										
Todd Williams, R ERA:	(8, 1)	1.2	S	6	2	0	0	1	0	0	0	0	0	0	12	20	0.00	1.200										

Toronto Blue Jays @ Baltimore Orioles
Oriole Park at Camden Yards, Baltimore, MD
Tue May 02 2006, 7:05 PM EDT
Att: 15,795 - Clear - 78 F

AB 34
R 2
H 9
RBI 2
BB 4
SO 2
LOB 16



Batter	1	2	3	4	5	6	7	8	9	AB	R	H	RBI	BB	SO	LOB	BOTTOM										
12 Brandon Fahey, L OBP: 0.182, SLG: 0.182	1-1 G4-3		2-0 FC6-4 2B							4	1	0	0	0	2	2											
6 Melvin Mora, R OBP: 0.376, SLG: 0.500	1-2 10 G6-4-3 1B		1-2 1-H 10 1B 2B			0-1 G2		0-2 10 HR 1B		4	2	3	2	0	0	0											
10 Miguel Tejada, R OBP: 0.458, SLG: 0.658	1-2 G6-4-3 1-2		2-0 2-H 1B			2-0 31 HR 1B		1-1 HR		4	2	3	3	0	0	1											
31 Jay Gibbons, L OBP: 0.307, SLG: 0.536		1-1 L9	0-3 K			2-2 1-H HR		1-1 55 HR 1B		4	1	2	2	0	1	1											
Luis Terrero, R ERA:	(8, PR)									0	1	0	0	0	0	0											
55 Ramon Hernandez, R OBP: 0.386, SLG: 0.527		1-3 K		2-2 P3		0-0 L8		1-0 HR		4	1	1	2	0	1	0											
17 Corey Patterson, L OBP: 0.305, SLG: 0.483		2-2 G4-3		0-0 G6-4-3 1B		0-1 2B		2-2 L3		4	0	2	0	0	0	1											
Jeff Conine, R OBP: 0.286, SLG: 0.395			2-1 G6-3	0-1 G6-4-3 1-2		0-0 G6-3		2-3 K		4	0	0	0	0	1	3											
21 Nick Markakis, L OBP: 0.272, SLG: 0.315			2-2 12 FC6-4 6 2B			0-0 P2		1-1 G1-3	1-0 G1-3	4	1	1	0	0	0	1											
Chris Gomez, R OBP: 0.321, SLG: 0.208			1-1 12 FC6-4 HBP			2-2 G6-3		2-0 F8		2	0	0	0	0	0	0											
Inning Stats	R: 0 E: 0 K: 0 S: 8	H: 1 LOB: 0 BB: 0 P: 11	R: 0 E: 0 K: 1 S: 9	H: 0 LOB: 0 BB: 0 P: 13	R: 3 E: 0 K: 1 S: 14	H: 3 LOB: 1 BB: 0 P: 24	R: 0 E: 0 K: 0 S: 6	H: 1 LOB: 0 BB: 0 P: 8	R: 0 E: 0 K: 1 S: 8	H: 0 LOB: 0 BB: 0 P: 11	R: 2 E: 0 K: 0 S: 10	H: 3 LOB: 1 BB: 0 P: 14	R: 0 E: 0 K: 1 S: 6	H: 0 LOB: 0 BB: 0 P: 10	R: 4 E: 0 K: 1 S: 16	H: 4 LOB: 1 BB: 0 P: 24	1B: 6 2B: 3 3B: 0 HR: 3	SF: 0 SAC: 0 DP: 2 HBP: 1	WP: 0 PB: 0 SB: 0 CS: 0	PA: 35							
PITCHER	IP	WLS	BF	H	R	ER	SO	BB	IBB	HBP	BLK	WP	HR	S	P	ERA	WHIP										
44 Casey Janssen, R ERA: 6.3	(1, 1)	6.0	L	25	8	5	3	0	0	0	1	0	0	55	81	7.50	1.333										
37 Scott Downs, L ERA: 6.53	(7, 1)	1.0		3	0	0	0	1	0	0	0	0	0	6	10	0.00	0.000										
Vinnie Chulk, R ERA: 7.36	(8, 1)	1.0		7	4	4	4	1	0	0	0	0	2	16	24	36.00	4.000										

Toronto Blue Jays @ Baltimore Orioles
Oriole Park at Camden Yards, Baltimore, MD
Tue May 02 2006, 7:05 PM EDT
Att: 15,795 - Clear - 78 F


AB 34
R 9
H 12
RBI 9
BB 0
SO 5
LOB 9



Batter	1	2	3	4	5	6	7	8	9	10	11	12	AB	R	H	RBI	BB	SO	LOB			
Luis Terrero, R (1.8) 17 Corey Patterson, L (11, FH) OBP: 0.300, SLG: 0.475 (11, 8)	K		F9		CS	G6-3		CS	G6-3		K		4	0	0	0	0	1	0			
6 Melvin Mora, R (1.5) OBP: 0.371, SLG: 0.487	G6-3			G6-3		G5-3			10 G4-6-3 1B		L4		5	0	1	0	0	0	0			
10 Miguel Tejada, R (1.10) 21 Nick Markakis, L (12, PR) OBP: 0.272, SLG: 0.315 (12, 10)	G6-3			G6-3		K			1-2 G4-6-3			E4 31 31-6-3	5	0	0	0	0	0	1			
31 Jay Gibbons, L (1.9) OBP: 0.303, SLG: 0.548		K			HR			G3			K		5	1	1	1	0	2	1			
55 Ramon Hernandez, R (1.2) OBP: 0.368, SLG: 0.500		G5-3			K			G5-3		G1-3		G1-6-3	5	0	0	0	0	1	1			
Jeff Conine, R (1.7) OBP: 0.387, SLG: 0.438						2B		G5-3			1B		4	0	3	0	0	0	0			
Kevin Millar, R (1.3) OBP: 0.284, SLG: 0.356		G6-3				L9		P6			1B		4	0	1	0	0	0	2			
Chris Gomez, R (1.4) OBP: 0.281, SLG: 0.179			G4-3			F9		G5-3			L6		4	0	0	0	0	0	3			
12 Brandon Fahey, L (1.6) OBP: 0.287, SLG: 0.267			L9						3-1 1B			F8	4	0	2	0	0	0	0			
Inning Stats	R: 0 E: 0 K: 1 S: 7	H: 0 LOB: 0 BB: 0 P: 10	R: 0 E: 0 K: 1 S: 10	H: 1 LOB: 1 BB: 0 P: 16	R: 0 E: 0 K: 0 S: 6	H: 0 LOB: 0 BB: 0 P: 10	R: 1 E: 0 K: 1 S: 8	H: 1 LOB: 0 BB: 0 P: 11	R: 0 E: 0 K: 0 S: 6	H: 0 LOB: 0 BB: 0 P: 9	R: 0 E: 0 K: 1 S: 7	H: 0 LOB: 0 BB: 0 P: 12	R: 0 E: 0 K: 0 S: 8	H: 1 LOB: 0 BB: 0 P: 11	R: 0 E: 0 K: 1 S: 10	H: 2 LOB: 2 BB: 0 P: 17	R: 0 E: 1 K: 0 S: 6	H: 0 LOB: 1 BB: 0 P: 10	1B: 5 2B: 2 3B: 0 HR: 1	SF: 0 SAC: 0 DP: 2 HBP: 0	WP: 0 PA: 43 PB: 0 SB: 0 CS: 2	
PITCHER	IP WLS BF H R ER SO BB IBB HBP BLK WP HR S P ERA WHIP	1P 1.1 8.1 29 6 1 1 4 0 0 0 0 0 0 2 3 1.08 0.720	4P 9.1 0.2 1 0 0 0 0 0 0 0 0 0 0 2 3 0.00 0.000	5P 10.1 1.0 5 2 0 0 1 0 0 0 0 0 0 10 17 0.00 2.000	5P 11.1 1.0 3 0 0 0 1 0 0 0 0 0 0 9 10 0.00 0.000	5P 12.1 1.0 W 3 0 0 0 0 0 0 0 0 0 6 10 0.00 0.000	PITCHER															IP WLS BF H R ER SO BB IBB HBP BLK WP HR S P ERA WHIP

Baltimore Orioles @ Texas Rangers
Ameriquet Field, Arlington, TX
Wed May 03 2006, 8:05 PM EDT
Att. 23,806 - Partly Cloudy - 85 F


AB 41
R 1
H 8
RBI 1
BB 0
SO 6
LOB 8



Batter	1	2	3	4	5	6	7	8	9	10	11	12	AB	R	H	RBI	BB	SO	LOB				
Gary Matthews, S (1.8) Adrian Brown, S (10, PR) OBP: 0.296, SLG: 0.240 (11, 8)	FC6-4 1B						F9						4	0	3	0	1	0	1				
10 Michael Young, R (1.6) OBP: 0.383, SLG: 0.467	K												4	0	0	1	0	1	3				
23 Mark Teixeira, S (1.3) OBP: 0.372, SLG: 0.459	K												5	0	0	0	0	1	4				
Phil Nevin, R (1.10) OBP: 0.347, SLG: 0.500	FC6-4												4	0	0	0	1	1	1				
9 Hank Blalock, L (1.5) OBP: 0.400, SLG: 0.509													3	0	1	0	1	0	2				
Kevin Mench, R (1.9) OBP: 0.316, SLG: 0.620	FC5-4 2B												5	0	0	0	0	1	3				
6 Brad Wilkerson, L (1.7) OBP: 0.309, SLG: 0.410	F8												5	0	1	0	0	2	3				
Rod Barajas, R (1.2) OBP: 0.256, SLG: 0.299	P3												4	0	1	0	0	0	2				
Mark DeRosa, R (1.4) OBP: 0.600, SLG: 1.059													5	2	2	1	0	1	2				
Inning Stats	R: 0 E: 0 K: 2 S: 13	H: 1 LOB: 1 BB: 0 P: 20	R: 0 E: 0 K: 0 S: 9	H: 1 LOB: 1 BB: 0 P: 16	R: 1 E: 0 K: 0 S: 10	H: 2 LOB: 2 BB: 1 P: 23	R: 0 E: 0 K: 0 S: 12	H: 1 LOB: 1 BB: 0 P: 17	R: 0 E: 0 K: 0 S: 4	H: 0 LOB: 0 BB: 0 P: 11	R: 0 E: 0 K: 1 S: 5	H: 0 LOB: 0 BB: 0 P: 8	R: 0 E: 0 K: 1 S: 10	H: 1 LOB: 1 BB: 0 P: 15	R: 0 E: 0 K: 0 S: 9	H: 0 LOB: 1 BB: 0 P: 14	R: 0 E: 1 K: 0 S: 9	H: 1 LOB: 2 BB: 0 P: 16	R: 0 E: 0 K: 0 S: 7	H: 0 LOB: 1 BB: 1 P: 15	1B: 5 2B: 2 3B: 0 HR: 1	SF: 1 SAC: 1 DP: 2 HBP: 1	WP: 1 PA: 45 PB: 0 SB: 0 CS: 0
PITCHER	IP WLS BF H R ER SO BB IBB HBP BLK WP HR S P ERA WHIP	7P 1.1 7.0 28 6 1 1 6 2 0 0 0 1 0 0 63 110 1.29 1.143	8P 9.1 0.1 3 0 0 0 0 0 0 0 0 0 0 9 14 0.00 0.000	9P 9.1 1.0 4 0 0 0 1 0 0 1 0 0 0 11 17 0.00 0.000	10P 10.1 1.0 4 1 0 0 0 0 0 0 0 0 0 9 16 0.00 1.000	11P 11.1 1.0 4 0 0 0 0 1 0 0 0 0 0 7 15 0.00 1.000	PITCHER															IP WLS BF H R ER SO BB IBB HBP BLK WP HR S P ERA WHIP	


Baltimore Orioles @ Texas Rangers
Ameriquet Field, Arlington, TX
Wed May 03 2006, 8:05 PM EDT
Att. 23,806 - Partly Cloudy - 85 F

AB 39
R 2
H 8
RBI 2
BB 3
SO 7
LOB 21



Batter	1	2	3	4	5	6	7	8	9	AB	R	H	RBI	BB	SO	LOB	TOP			
12 Brandon Fahey, L (1,6) OBP: 0.316, SLG: 0.278	1-2 G6-3 1B		4-2 FC6-4 BB			0-1 G3-1		0-0 FC5-4		3	0	1	0	1	0	1	<p>Baltimore Orioles @ Texas Rangers Ameriquest Field, Arlington, TX Thu May 04 2006, 8:05 PM EDT Att: 21,946 - Clear - 81 F</p> <p>livebaseballscores.com</p>			
6 Melvin Mora, R (1,5) OBP: 0.360, SLG: 0.471	1-2 G4-3		0-1 FC6-4			2-2 G6-3			2-0 G5-3	4	0	0	0	0	2					
10 Miguel Tejada, R (1,10) OBP: 0.426, SLG: 0.608	1-2 G6-3				0-0 G3-1		1-1 G6-3		1-2 G4-3	4	0	0	0	0	1					
31 Jay Gibbons, L (1,9) OBP: 0.301, SLG: 0.563	1-2 G5-3				1-1 F8		0-0 F7		1-0 HR	4	1	1	1	0	0					
Jeff Conine, R (1,3)		1-1 G1-3			1-2 G5-3		3-1 F8		0-0 P4	4	0	0	0	0	0					
17 Corey Patterson, L (1,8) OBP: 0.317, SLG: 0.475		0-1 G5-3				4-1 21 F7-4 BB		2-1 1B 21 FC3-6 1B		2	1	1	0	1	0					
Chris Gomez, R (1,4)		0-2 L4				0-1 F8		0-2 21 FC3-6 1B		3	0	1	0	0	0					
21 Nick Markakis, L (1,7) OBP: 0.262, SLG: 0.303			1-1 L5			1-1 F7-4		0-1 FC3-6 12 FC5-4		3	0	0	1	0	2					
Raul Chavez, R (1,2) OBP: 0.100, SLG: 0.100			1-1 P3				0-0 G1-3		0-3 K	3	0	0	0	0	1					
Inning Stats	R: 0 E: 0 K: 0 S: 13	H: 1 LOB: 1 BB: 0 P: 17	R: 0 E: 0 K: 0 S: 7	H: 0 LOB: 0 BB: 0 P: 8	R: 0 E: 0 K: 0 S: 8	H: 0 LOB: 1 BB: 1 P: 14	R: 0 E: 0 K: 0 S: 6	H: 0 LOB: 0 BB: 0 P: 10	R: 0 E: 0 K: 0 S: 6	H: 0 LOB: 0 BB: 0 P: 8	R: 0 E: 0 K: 0 S: 5	H: 0 LOB: 0 BB: 0 P: 9	R: 1 E: 0 K: 1 S: 11	H: 2 LOB: 1 BB: 0 P: 13	R: 1 E: 0 K: 0 S: 8	H: 1 LOB: 0 BB: 0 P: 12	1B: 3 2B: 1 3B: 0 HR: 1	SF: 0 SAC: 0 DP: 1 HBP: 0	WP: 0 PB: 1 SB: 0 CS: 0	PA: 32
PITCHER 33 Kevin Millwood, R (1,1) ERA: 3.52	IP: 9.0 WLS: W BF: 32	H: 4 R: 2 ER: 2 SO: 1	BB: 2 IBB: 0 HBP: 0 BLK: 0	WP: 0 HR: 1 S: 69 P: 99	ERA: 2.00 WHIP: 0.667	PITCHER										ERA: 2.00 WHIP: 0.667				

Batter	1	2	3	4	5	6	7	8	9	AB	R	H	RBI	BB	SO	LOB	BOTTOM			
Mark DeRosa, R (1,4) OBP: 0.560, SLG: 1.000	0-1 F8	2-2 10 1B		2-2 23 HR	4-2 HBP		4-2 BB			3	1	2	1	1	0	0	<p>Baltimore Orioles @ Texas Rangers Ameriquest Field, Arlington, TX Thu May 04 2006, 8:05 PM EDT Att: 21,946 - Clear - 81 F</p> <p>livebaseballscores.com</p>			
10 Michael Young, R (1,6) OBP: 0.377, SLG: 0.456	2-2 L5	1-2 3-H		2-3 K	0-0 F8		1-0 F9			5	0	1	1	0	1	6				
23 Mark Teixeira, S (1,3) OBP: 0.366, SLG: 0.474	1-1 P3	2-3 K		1-0 HR		1-3 K		1-3 K		5	1	1	2	0	3	4				
Phil Nevin, R (1,10) OBP: 0.349, SLG: 0.496		2-2 9 1B 6 1B		0-0 G6-3	0-1 1B		1-0 P3		1-0 P4	5	1	2	0	0	0					
9 Hank Bialock, L (1,5) OBP: 0.400, SLG: 0.500		0-1 6 1B SF8		3-2 P5	0-0 F7		4-1 BB		0-0 F8	4	1	1	0	1	0	1				
Kevin Mench, R (1,9) OBP: 0.330, SLG: 0.642		4-2 SF8 6 1B		2-2 HR		2-2 G1-3		4-0 BB		3	2	1	1	2	0	0				
6 Brad Wilkerson, L (1,7) OBP: 0.321, SLG: 0.422		1-0 10 1B		0-2 15 1B		0-3 K		2-2 G4-3		2	2	2	1	0	0	0				
Drew Meyer, L (6,PH) OBP: 0.231, SLG: 0.231		1-2 2-3 3-H		1-2 15 1B						2	0	0	0	0	1	2				
15 Gerald Laird, R (1,2) OBP: 0.344, SLG: 0.469		1-0 F9		0-1 E7		1-1 2B		0-0 G5-3		4	0	3	0	0	0	3				
Adrian Brown, S (1,8) OBP: 0.290, SLG: 0.286		0-0 SF8		1-0 F8		1-1 2B		0-1 G5-3		3	0	1	1	0	0	1				
Inning Stats	R: 0 E: 0 K: 0 S: 7	H: 0 LOB: 0 BB: 0 P: 10	R: 4 E: 0 K: 1 S: 21	H: 5 LOB: 2 BB: 1 P: 34	R: 2 E: 1 K: 0 S: 17	H: 3 LOB: 1 BB: 0 P: 22	R: 2 E: 0 K: 1 S: 11	H: 3 LOB: 1 BB: 0 P: 17	R: 0 E: 0 K: 1 S: 16	H: 2 LOB: 3 BB: 0 P: 24	R: 0 E: 0 K: 1 S: 9	H: 0 LOB: 2 BB: 2 P: 21	R: 0 E: 0 K: 1 S: 9	H: 1 LOB: 2 BB: 1 P: 15	R: 0 E: 0 K: 0 S: 5	H: 0 LOB: 0 BB: 0 P: 7	1B: 11 2B: 1 3B: 0 HR: 2	SF: 1 SAC: 0 DP: 0 HBP: 1	WP: 0 PB: 0 SB: 0 CS: 0	PA: 42
PITCHER Bruce Chen, L (1,1) ERA: 8.4	IP: 4.0 WLS: L BF: 23	H: 11 R: 8 ER: 7 SO: 2	BB: 1 IBB: 0 HBP: 0 BLK: 0	WP: 0 HR: 2 S: 56 P: 83	ERA: 15.75 WHIP: 3.000	PITCHER										ERA: 15.75 WHIP: 3.000				
Julio Manon, R (5,1) ERA:	IP: 1.2 WLS: L BF: 10	H: 2 R: 0 ER: 0 SO: 2	BB: 2 IBB: 0 HBP: 1 BLK: 0	WP: 0 HR: 0 S: 21 P: 39	ERA: 0.00 WHIP: 2.400	PITCHER										ERA: 0.00 WHIP: 2.400				
25 Kurt Birkins, L (6,1) ERA:	IP: 2.1 WLS: L BF: 9	H: 1 R: 0 ER: 0 SO: 1	BB: 1 IBB: 0 HBP: 0 BLK: 0	WP: 0 HR: 0 S: 18 P: 28	ERA: 0.00 WHIP: 0.857	PITCHER										ERA: 0.00 WHIP: 0.857				



Batter	1	2	3	4	5	6	7	8	9	AB	R	H	RBI	BB	SO	LOB	TOP							
12 Brandon Fahey, L (1, 4) OBP: 0.304, SLG: 0.273	B5	F8						G1-3		4	0	1	1	0	0	2	Baltimore Orioles @ Boston Red Sox Fenway Park, Boston, MA Fri May 05 2006, 7:05 PM EDT Att: 36,515 - Partly Cloudy - 70 F							
6 Melvin Mora, R (1, 5) OBP: 0.394, SLG: 0.480	10 1B 31 FC4-6 1B		P5		G6-3			10 G3-1 2B		4	1	2	0	0	0	1								
10 Miguel Tejada, R (1, 6) OBP: 0.421, SLG: 0.597	31 FC4-6 1B		K		K			G3-1		4	0	1	0	0	2	1								
31 Jay Gibbons, L (1, 9) OBP: 0.291, SLG: 0.545	FC4-6 1B		G4-3				F9	F8		4	0	0	1	0	0	2								
55 Ramon Hernandez, R (1, 2) OBP: 0.364, SLG: 0.490	K				F8		G4-6-3 1B		P3	4	0	1	0	0	1	1								
Jeff Conine, R (1, 3) OBP: 0.281, SLG: 0.398		G5-3		G3-1		G4-6-3		G5-3		4	0	0	0	0	0	1								
17 Corey Patterson, L (1, 8) OBP: 0.299, SLG: 0.446		B3		K			P5	F8		4	0	0	0	0	1	0								
Kevin Millar, R (1, 10) OBP: 0.296, SLG: 0.368	21 1B 1B				21 3B 1B		K			3	1	2	0	0	1	0								
21 Nick Markakis, L (1, 7) OBP: 0.276, SLG: 0.342	1B				12 1B 3B		G4-3			3	1	2	1	0	0	0								
Inning Stats	R: 1 E: 0 K: 1 S: 12	H: 2 LOB: 1 BB: 0 P: 14	R: 0 E: 0 K: 0 S: 11	H: 2 LOB: 2 BB: 0 P: 14	R: 0 E: 0 K: 1 S: 7	H: 0 LOB: 0 BB: 0 P: 11	R: 0 E: 0 K: 1 S: 9	H: 0 LOB: 0 BB: 0 P: 13	R: 2 E: 0 K: 1 S: 15	H: 3 LOB: 0 BB: 0 P: 21	R: 0 E: 0 K: 0 S: 12	H: 1 LOB: 0 BB: 0 P: 21	R: 0 E: 0 K: 1 S: 8	H: 0 LOB: 0 BB: 0 P: 11	R: 0 E: 0 K: 0 S: 13	H: 1 LOB: 1 BB: 0 P: 16	R: 0 E: 0 K: 0 S: 5	H: 0 LOB: 0 BB: 0 P: 7	1B: 7 2B: 1 3B: 1 HR: 0	SF: 0 SAC: 0 DP: 1 HBP: 0	WP: 0 PB: 0 SB: 0 CS: 1	PA: 34		
PITCHER	IP WLS BF H R ER SO BB IBB HBP BLK WP HR S P ERA WHIP	7.0 W 27 8 3 3 5 0 0 0 0 0 0 74 105 3.86 1.143	1.0 H 4 1 0 0 0 0 0 0 0 0 0 13 16 0.00 1.000	1.0 S 3 0 0 0 0 0 0 0 0 0 0 5 7 0.00 0.000																				

Batter	1	2	3	4	5	6	7	8	9	AB	R	H	RBI	BB	SO	LOB	BOTTOM							
20 Kevin Youkilis, R (1, 3) OBP: 0.429, SLG: 0.471	HR			K		34 2B 1B		CS 1B		3	2	2	1	2	1	1	Baltimore Orioles @ Boston Red Sox Fenway Park, Boston, MA Fri May 05 2006, 7:05 PM EDT Att: 36,515 - Partly Cloudy - 70 F							
Willie Harris, L (8, PR) OBP: 0.263, SLG: 0.067		BB			F9	34 2B 1B		CS		4	1	2	0	0	0	3								
Mark Loretta, R (1, 4) OBP: 0.281, SLG: 0.303	1B	F9		F9		34 2B 1B				4	0	1	3	0	1	1								
34 David Ortiz, L (1, 10) OBP: 0.383, SLG: 0.619	K		F7		G4-3	2B				4	0	1	0	3	0	1								
Manny Ramirez, R (1, 7) OBP: 0.437, SLG: 0.455	FC6-4 1B		F9		G5-3	F9				4	0	1	0	0	0	1								
Trot Nixon, L (1, 9) OBP: 0.411, SLG: 0.467	F8				G6-3		25 G6-4-3 BB			3	0	1	0	1	0	2								
Jason Varitek, S (1, 2) OBP: 0.330, SLG: 0.365	FC6-4 1B		G4-3			G3	K			4	0	0	0	0	1	4								
25 Mike Lowell, R (1, 5) OBP: 0.398, SLG: 0.563		2B		E 2B		S 2B 2B		G6-4-3		4	2	3	0	0	0	1								
Wily Mo Peña, R (1, 8) OBP: 0.362, SLG: 0.540				E9 SH5-4 1B		G6-3		F8		4	0	1	0	0	1	2								
J.T. Snow, L (9, 3) OBP: 0.360, SLG: 0.158		K								0	0	0	0	0	0	0								
Alex Gonzalez, R (1, 6) OBP: 0.275, SLG: 0.253		K		SH5-4		1B 34 2B 2B		F8		3	1	1	1	0	1	1								
Inning Stats	R: 1 E: 0 K: 1 S: 13	H: 3 LOB: 2 BB: 0 P: 21	R: 0 E: 0 K: 2 S: 11	H: 1 LOB: 2 BB: 1 P: 23	R: 0 E: 0 K: 0 S: 5	H: 1 LOB: 1 BB: 0 P: 9	R: 1 E: 1 K: 1 S: 14	H: 2 LOB: 1 BB: 0 P: 21	R: 0 E: 0 K: 0 S: 8	H: 0 LOB: 0 BB: 0 P: 13	R: 4 E: 0 K: 0 S: 18	H: 4 LOB: 1 BB: 1 P: 29	R: 0 E: 0 K: 1 S: 6	H: 0 LOB: 0 BB: 1 P: 14	R: 0 E: 0 K: 0 S: 6	H: 1 LOB: 1 BB: 0 P: 11	1B: 6 2B: 5 3B: 0 HR: 1	SF: 0 SAC: 1 DP: 1 HBP: 0	WP: 0 PB: 0 SB: 1 CS: 1	PA: 38				
PITCHER	IP WLS BF H R ER SO BB IBB HBP BLK WP HR S P ERA WHIP	5.2 L 28 9 5 4 4 0 0 0 0 0 0 6 10 27.00 6.000	2.0 L 10 1 0 0 1 1 0 0 0 0 0 0 12 25 0.00 1.000																					



Batter	1	2	3	4	5	6	7	8	9	AB	R	H	RBI	BB	SO	LOB	TOP																			
12 Brandon Fahey, L (1, 4) OBP: 0.250, SLG: 0.222	K		G3	F7		G6-3			F8	5	0	0	0	0	1	1																				
6 Melvin Mora, R (1, 5) OBP: 0.366, SLG: 0.485	K		10 F8 2B			G5-3		10 G6-4-3 1B	F9	5	0	2	1	0	1	0																				
10 Miguel Tejada, R (1, 6) OBP: 0.413, SLG: 0.589	F8		F8			55 1B 2B		G6-4-3 1-2	G5-3	5	0	1	0	0	0	2																				
31 Jay Gibbons, L (1, 9) OBP: 0.305, SLG: 0.552		2-2 2B	55 FC5-4 BB			55 1B BB				2	0	1	0	2	1	0																				
55 Ramon Hernandez, R (1, 2) OBP: 0.368, SLG: 0.485		2-0 HBP	FC5-4 1-2			1-2 2-3 1B			P2	3	0	1	0	0	0	2																				
Kevin Millar, R (1, 10) OBP: 0.295, SLG: 0.363	P6			HR 1B		F8			F8	4	1	1	0	0	0	5																				
Luis Matos, R (1, 8) OBP: 0.176, SLG: 0.344	F8			P6		F7			2B HBP	3	0	0	0	0	0	6																				
Chris Gomez, R (1, 3) OBP: 0.308, SLG: 0.343	L7					HR			K	4	1	2	2	0	1	2																				
21 Nick Markakis, L (1, 7) OBP: 0.275, SLG: 0.337			12 G3 6 2B 1B			F9			F7	4	1	1	0	0	0	2																				
Inning Stats	R: 0 E: 0 K: 2 S: 9	H: 0 LOB: 0 BB: 0 P: 13	R: 0 E: 0 K: 0 S: 8	H: 1 LOB: 2 BB: 0 P: 13	R: 1 E: 0 K: 0 S: 12	H: 2 LOB: 2 BB: 1 P: 19	R: 2 E: 0 K: 0 S: 12	H: 2 LOB: 3 BB: 0 P: 15	R: 0 E: 0 K: 1 S: 12	H: 0 LOB: 0 BB: 0 P: 16	R: 0 E: 0 K: 1 S: 10	H: 1 LOB: 0 BB: 0 P: 12	R: 0 E: 0 K: 0 S: 12	H: 1 LOB: 2 BB: 0 P: 20	R: 0 E: 0 K: 0 S: 9	H: 0 LOB: 0 BB: 0 P: 13	1B: 4 2B: 4 3B: 0 HR: 1	SF: 0 SAC: 0 DP: 1 HBP: 2	WP: 1 PA: 39 PB: 0 SB: 0 CS: 0																	
PITCHER	IP	WLS	BF	H	R	ER	SO	BB	IBB	HBP	BLK	WP	HR	S	P	ERA	WHIP	PITCHER		IP	WLS	BF	H	R	ER	SO	BB	IBB	HBP	BLK	WP	HR	S	P	ERA	WHIP
49 Tim Wakefield, R (1, 1) ERA: 3.97	6.0	W	28	7	3	3	3	2	0	1	0	1	1	65	99	4.50	1.500																			
51 Julian Tavarez, R (7, 1) ERA: 4.91	1.2		7	2	0	0	1	0	0	1	0	0	0	17	25	0.00	1.200																			
50 Mike Timlin, R (8, 1) ERA: 1.38	0.1	H	1	0	0	0	0	0	0	0	0	0	0	5	7	0.00	0.000																			
Rudy Seanez, R (9, 1) ERA: 8.74	1.0		3	0	0	0	0	0	0	0	0	0	0	9	13	0.00	0.000																			

Baltimore Orioles @ Boston Red Sox
Fenway Park, Boston, MA
Sat May 06 2006, 7:05 PM EDT
Att: 36,507 - Cloudy - 65 F

AB 35
R 3
H 9
RBI 3
BB 2
SO 4
LOB 20



Batter	1	2	3	4	5	6	7	8	9	AB	R	H	RBI	BB	SO	LOB	BOTTOM																			
20 Kevin Youkilis, R (1, 3) OBP: 0.427, SLG: 0.467	K		K			G4-3		2B SF9 1B		5	0	2	1	0	2	4																				
Willie Harris, L (8, 8) OBP: 0.263, SLG: 0.067		FC3 1B						25 WP BB		4	1	1	0	1	0	5																				
Mark Loretta, R (1, 4) OBP: 0.286, SLG: 0.309	G6-3	FC3 34 PB	FC5-2					SF9 2B		4	0	0	0	1	2	5																				
34 David Ortiz, L (1, 10) OBP: 0.377, SLG: 0.598	G3	K BB	G5-3					SF9 25 BB IBB		4	0	0	0	1	2	5																				
Manny Ramirez, R (1, 7) OBP: 0.443, SLG: 0.485		25 BB		HR				SF9		2	2	1	2	2	1	1																				
Dustan Mohr, R (9, 7) OBP: 0.206, SLG: 0.375		1B BB						SF9		0	0	0	0	0	0	0																				
25 Mike Lowell, R (1, 5) OBP: 0.407, SLG: 0.552		1B BB	P3					2-3 3-H		2	1	0	0	3	0	3																				
Wily Mo Peña, R (1, 8) OBP: 0.385, SLG: 0.537		1B	1B					1-2		4	2	2	2	0	2	2																				
J.T. Snow, L (9, 3) OBP: 0.360, SLG: 0.158		1B	28 2B 1B					K		0	0	0	0	0	0	0																				
Trot Nixon, L (1, 9) OBP: 0.411, SLG: 0.463		1B	20 1B 1B					F8		5	1	2	0	0	0	2																				
28 Doug Mirabeli, R (1, 2) OBP: 0.265, SLG: 0.233		L6	FC5-2					G4-3		4	0	1	1	0	1	3																				
Alex Gonzalez, R (1, 6) OBP: 0.295, SLG: 0.268		FC3 34 PB 1B	FC5-2					K		3	1	2	2	1	1	0																				
Inning Stats	R: 0 E: 0 K: 1 S: 8	H: 0 LOB: 0 BB: 0 P: 14	R: 5 E: 1 K: 1 S: 29	H: 4 LOB: 3 BB: 3 P: 49	R: 1 E: 0 K: 1 S: 18	H: 3 LOB: 3 BB: 1 P: 28	R: 1 E: 0 K: 1 S: 14	H: 1 LOB: 0 BB: 0 P: 22	R: 0 E: 0 K: 3 S: 16	H: 1 LOB: 0 BB: 0 P: 17	R: 0 E: 0 K: 3 S: 16	H: 0 LOB: 2 BB: 2 P: 28	R: 0 E: 0 K: 1 S: 12	H: 0 LOB: 0 BB: 0 P: 17	R: 2 E: 0 K: 0 S: 13	H: 2 LOB: 2 BB: 2 P: 25	1B: 8 2B: 2 3B: 0 HR: 1	SF: 2 SAC: 0 DP: 1 HBP: 0	WP: 1 PA: 43 PB: 1 SB: 0 CS: 0																	
PITCHER	IP	WLS	BF	H	R	ER	SO	BB	IBB	HBP	BLK	WP	HR	S	P	ERA	WHIP	PITCHER		IP	WLS	BF	H	R	ER	SO	BB	IBB	HBP	BLK	WP	HR	S	P	ERA	WHIP
45 Erik Bedard, L (1, 1) ERA: 4.54	2.0	L	17	7	6	5	2	3	0	0	0	0	1	24	40	4.50	1.000																			
Julio Manon, R (3, 1) ERA: 2.45	2.0		8	1	1	1	2	1	0	0	0	0	0	29	45	0.00	1.500																			
25 Kurt Birkins, L (5, 1) ERA:	2.0		8	1	0	0	4	2	0	0	0	1	0	29	45	0.00	1.500																			
43 Senny Rieal, R (7, 1) ERA: 3.38	1.0		3	0	0	0	1	0	0	0	0	0	0	12	17	0.00	0.000																			
LaTroy Hawkins, R (8, 1) ERA: 5.65	0.2		6	2	2	2	0	1	1	0	0	0	0	11	21	27.00	4.500																			

Baltimore Orioles @ Boston Red Sox
Fenway Park, Boston, MA
Sat May 06 2006, 7:05 PM EDT
Att: 36,507 - Cloudy - 65 F

AB 33
R 9
H 11
RBI 8
BB 8
SO 9
LOB 25



Batter	1	2	3	4	5	6	7	8	9	AB	R	H	RBI	BB	SO	LOB	TOP																					
Luis Matos, R OBP: 0.154, SLG: 0.297 (1, 8)										5	0	0	0	0	2	2																						
6 Melvin Mora, R OBP: 0.397, SLG: 0.485 (1, 5)										4	1	1	0	1	0	1																						
10 Miguel Tejada, R OBP: 0.408, SLG: 0.576 (1, 6)										3	1	0	0	1	1	2																						
31 Jay Gibbons, L OBP: 0.311, SLG: 0.547 (1, 9)										3	0	1	0	1	0	1																						
55 Ramon Hernandez, R OBP: 0.364, SLG: 0.472 (1, 2)										3	0	0	0	1	1	2																						
Jeff Conine, R OBP: 0.300, SLG: 0.400 (1, 3)										2	1	1	1	2	0	2																						
Kevin Millar, R OBP: 0.293, SLG: 0.349 (1, 10)										3	0	0	0	1	2	6																						
Chris Gomez, R OBP: 0.302, SLG: 0.333 (1, 4)										4	0	1	0	0	1	1																						
21 Nick Markakis, L OBP: 0.274, SLG: 0.326 (1, 7)										3	0	0	0	1	0	2																						
Inning Stats	R: 1 E: 0 K: 2 S: 16	H: 0 LOB: 3 BB: 4 P: 34	R: 0 E: 0 K: 0 S: 5	H: 0 LOB: 0 BB: 0 P: 7	R: 1 E: 1 K: 1 S: 21	H: 1 LOB: 2 BB: 1 P: 30	R: 0 E: 0 K: 1 S: 6	H: 0 LOB: 0 BB: 0 P: 8	R: 0 E: 0 K: 1 S: 10	H: 1 LOB: 1 BB: 0 P: 15	R: 1 E: 0 K: 1 S: 12	H: 2 LOB: 1 BB: 1 P: 22	R: 0 E: 0 K: 1 S: 8	H: 0 LOB: 0 BB: 0 P: 12	R: 0 E: 0 K: 1 S: 12	H: 0 LOB: 1 BB: 1 P: 21	R: 0 E: 0 K: 0 S: 6	H: 0 LOB: 0 BB: 1 P: 14	1B: 3 2B: 1 3B: 0 HR: 0	SF: 0 SAC: 0 DP: 2 HBP: 0	WP: 0 PB: 0 SB: 0 CS: 0	PA: 38																
PITCHER	IP	WLS	BF	H	R	ER	SO	BB	IBB	HBP	BLK	WP	HR	S	P	ERA	WHIP	PITCHER				IP	WLS	BF	H	R	ER	SO	BB	IBB	HBP	BLK	WP	HR	S	P	ERA	WHIP
Lenny DiNardo, L ERA: 6.17 (1, 1)	5.0	W	23	2	2	1	5	5	0	0	0	0	0	58	94	1.80	1.400																					
51 Julian Tavarez, R ERA: 4.97 (6, 1)	1.2		7	2	1	1	1	1	0	0	0	0	0	18	32	5.40	1.800																					
Keith Foulke, R ERA: 3.98 (7, 1)	1.1		5	0	0	0	1	1	0	0	0	0	0	14	23	0.00	0.750																					
17 Manny Delcarmen, R ERA: 9.82 (9, 1)	1.0		3	0	0	0	0	1	0	0	0	0	0	6	14	0.00	1.000																					

Baltimore Orioles @ Boston Red Sox
Fenway Park, Boston, MA
Sun May 07 2006, 2:05 PM EDT
Att: 36,022 - Sunny - 62 F

AB 30
R 3
H 4
RBI 1
BB 8
SO 7
LOB 19

Batter	1	2	3	4	5	6	7	8	9	AB	R	H	RBI	BB	SO	LOB	BOTTOM																						
20 Kevin Youkilis, R OBP: 0.434, SLG: 0.482 (1, 3)										5	2	3	0	0	1	0																							
Mark Loretta, R OBP: 0.304, SLG: 0.331 (1, 4)										4	2	3	0	1	0	1																							
34 David Ortiz, L OBP: 0.364, SLG: 0.579 (1, 10)										4	0	0	1	0	2	4																							
Manny Ramirez, R OBP: 0.459, SLG: 0.495 (1, 7)										2	2	2	0	2	0	0																							
Dustan Mohr, R OBP: 0.200, SLG: 0.364 (8, 7)										1	0	0	0	0	0	0																							
Trot Nixon, L OBP: 0.430, SLG: 0.476 (1, 9)										2	2	1	2	2	0	1																							
Jason Varitek, S OBP: 0.333, SLG: 0.393 (1, 2)										4	2	1	4	1	0	4																							
28 Doug Mirabeli, R OBP: 0.265, SLG: 0.233 (9, 2)										0	0	0	0	0	0	0																							
25 Mike Lowell, R OBP: 0.402, SLG: 0.550 (1, 5)										4	0	1	2	0	0	3																							
Wily Mo Peña, R OBP: 0.359, SLG: 0.522 (8, 8)										2	0	0	1	1	1	0																							
Willie Harris, L OBP: 0.263, SLG: 0.067 (8, 8)										0	0	0	0	0	0	0																							
13 Alex Cora, L OBP: 0.313, SLG: 0.259 (1, 6)										4	0	0	0	0	0	2																							
Inning Stats	R: 4 E: 0 K: 0 S: 10	H: 2 LOB: 1 BB: 1 P: 21	R: 0 E: 0 K: 1 S: 5	H: 0 LOB: 0 BB: 0 P: 10	R: 0 E: 0 K: 0 S: 7	H: 1 LOB: 1 BB: 1 P: 13	R: 0 E: 0 K: 0 S: 6	H: 0 LOB: 1 BB: 1 P: 14	R: 5 E: 0 K: 1 S: 20	H: 5 LOB: 1 BB: 1 P: 34	R: 1 E: 0 K: 0 S: 18	H: 2 LOB: 3 BB: 2 P: 33	R: 0 E: 0 K: 1 S: 8	H: 1 LOB: 1 BB: 0 P: 16	R: 0 E: 0 K: 1 S: 8	H: 0 LOB: 1 BB: 1 P: 17	1B: 6 2B: 4 3B: 0 HR: 1	SF: 2 SAC: 0 DP: 1 HBP: 1	WP: 0 PB: 0 SB: 0 CS: 0	PA: 42																			
PITCHER	IP	WLS	BF	H	R	ER	SO	BB	IBB	HBP	BLK	WP	HR	S	P	ERA	WHIP	PITCHER				IP	WLS	BF	H	R	ER	SO	BB	IBB	HBP	BLK	WP	HR	S	P	ERA	WHIP	
34 Kris Benson, R ERA: 4.89 (1, 1)	4.1	L	25	8	9	9	2	3	1	1	0	0	0	6	84	18.69	2.538																						
43 Sandy Real, R ERA: 3.24 (5, 1)	0.2		2	0	0	0	0	0	0	0	0	0	0	6	8	0.00	0.000																						
Bruce Chen, L ERA: 8.42 (6, 1)	1.0		7	2	1	1	0	1	1	0	0	0	0	18	33	9.00	3.000																						
Todd Williams, R ERA: 1.5 (7, 1)	1.0		4	1	0	0	1	0	0	0	0	0	0	8	16	0.00	1.000																						
37 Chris Ray, R ERA: 2.19 (8, 1)	1.0		4	0	0	0	1	1	0	0	0	0	0	8	17	0.00	1.000																						

Baltimore Orioles @ Boston Red Sox
Fenway Park, Boston, MA
Sun May 07 2006, 2:05 PM EDT
Att: 36,022 - Sunny - 62 F

AB 32
R 10
H 11
RBI 10
BB 7
SO 4
LOB 15

Batter	1	2	3	4	5	6	7	8	9	AB	R	H	RBI	BB	SO	LOB	TOP											
28 Curtis Granderson, L (1, 8) OBP: 0.349, SLG: 0.438	3-2 FC6 15 WP 1B		1-3 K		1-0 L4	2-2 G3		2-3 K		5	0	1	0	0	2	3	<p>Detroit Tigers @ Baltimore Orioles Oriole Park at Camden Yards, Baltimore, MD Tue May 09 2006, 7:05 PM EDT Att: 16,566 - Partly Cloudy - 73 F</p>											
15 Brandon Inge, R (1, 5) OBP: 0.325, SLG: 0.535	1-3 K		4-1 BB		4-2 1B 9 2B	1-1 F8		3-1 1B		3	1	1	0	2	1	2												
Ivan Rodriguez, R (1, 3) OBP: 0.355, SLG: 0.427	0-1 FC6 30 G6-4-3		2-3 K		1-1 9 2B		3-2 G5-3	2-3 K		5	1	1	0	0	2	5												
30 Magglio Ordonez, R (1, 9) OBP: 0.341, SLG: 0.602	0-1 G6-4-3			1-2 G6-3	4-1 9 2B		1-0 HR		2-2 F8	4	2	1	1	1	0	2												
9 Carlos Guillen, S (1, 6) OBP: 0.389, SLG: 0.553		4-2 FC3-6 BB		4-0 PB 20 3B BLK BB	0-1 CS 2B		0-0 1B	4-2 BB		2	1	2	3	3	0	0												
Dmitri Young, S (1, 10) OBP: 0.277, SLG: 0.295	0-1 FC3-6 G6-4-3		1-3 K	1-3 BB	4-1 BB		2-3 K	1-3 K		4	0	0	0	1	3	4												
Craig Monroe, R (1, 7) OBP: 0.271, SLG: 0.467	1-1 G6-4-3		4-0 20 3B BB	3-3 K		2-1 F8		0-0 F9		4	1	0	0	1	1	4												
20 Omar Infante, R (1, 4) OBP: 0.302, SLG: 0.415			0-1 G3	3-1 3B		0-0 28 G3 13 SH2-4 1B		2-2 G6-3		4	0	2	2	0	0	0												
13 Vance Wilson, R (1, 2) OBP: 0.370, SLG: 0.400			3-2 15 BB 1B	2-3 K2-3		0-0 SH2-4		3-2 15 1B		2	0	1	0	0	1	1												
31 Chris Shelton, R (8, PH) OBP: 0.369, SLG: 0.664						1-2 1B				1	0	1	0	0	0	0												
Inning Stats	R: 0 E: 0 K: 1 S: 11	H: 1 LOB: 1 BB: 0 P: 15	R: 0 E: 0 K: 0 S: 6	H: 0 LOB: 0 BB: 1 P: 11	R: 0 E: 0 K: 2 S: 13	H: 1 LOB: 2 BB: 1 P: 23	R: 2 E: 0 K: 2 S: 12	H: 1 LOB: 1 BB: 2 P: 27	R: 3 E: 0 K: 1 S: 12	H: 2 LOB: 1 BB: 3 P: 29	R: 0 E: 0 K: 0 S: 7	H: 1 LOB: 1 BB: 0 P: 10	R: 1 E: 0 K: 1 S: 15	H: 2 LOB: 1 BB: 0 P: 23	R: 0 E: 0 K: 2 S: 16	H: 2 LOB: 2 BB: 0 P: 28	R: 0 E: 0 K: 1 S: 11	H: 0 LOB: 1 BB: 1 P: 18	1B: 7 2B: 1 3B: 1 HR: 1	SF: 0 SAC: 1 DP: 2 HBP: 0	WP: 1 PB: 1 SB: 0 CS: 0	PA: 43						
PITCHER	IP WLS BF H R ER SO BB IBB HBP BLK WP HR S P ERA WHIP	5.0 25 5 5 5 6 7 0 0 0 1 1 0 54 105 9.00 2.400	1.0 4 1 0 0 0 0 0 0 0 0 0 0 7 10 0.00 1.000	1.0 5 2 1 1 1 0 0 0 0 0 0 1 15 23 9.00 2.000	1.0 W 5 2 0 0 2 0 0 0 0 0 0 16 28 0.00 2.000	1.0 S 4 0 0 0 1 1 0 0 0 0 0 11 18 0.00 1.000	PITCHER										IP WLS BF H R ER SO BB IBB HBP BLK WP HR S P ERA WHIP											
40 Daniel Cabrera, R (1, 1) ERA: 5.3											5.0	25	5	5	5	6	7	0	0	0	1	1	0	54	105	9.00	2.400	
Julio Manon, R (6, 1) ERA: 1.93											1.0	4	1	0	0	0	0	0	0	0	0	0	0	7	10	0.00	1.000	
Todd Williams, R (7, 1) ERA: 2.57											1.0	5	2	1	1	1	0	0	0	0	0	0	1	15	23	9.00	2.000	
LaTroy Hawkins, R (8, 1) ERA: 5.28											1.0	W	5	2	0	0	2	0	0	0	0	0	0	16	28	0.00	2.000	
37 Chris Ray, R (9, 1) ERA: 2.69											1.0	S	4	0	0	0	1	1	0	0	0	0	0	11	18	0.00	1.000	
Batter	1	2	3	4	5	6	7	8	9	AB	R	H	RBI	BB	SO	LOB	BOTTOM											
Chris Gomez, R (1, 4) OBP: 0.292, SLG: 0.302	0-3 K		2-2 G4-3		4-1 BB	2-2 G4-3		2-2 E6 6 1B		4	0	0	0	1	1	4	<p>Detroit Tigers @ Baltimore Orioles Oriole Park at Camden Yards, Baltimore, MD Tue May 09 2006, 7:05 PM EDT Att: 16,566 - Partly Cloudy - 73 F</p>											
6 Melvin Mora, R (1, 5) OBP: 0.374, SLG: 0.507	4-2 BB		1-0 E6 10 HR		2-1 F8		1-0 HR	1-2 1B		4	2	2	2	1	0	1												
10 Miguel Tejada, R (1, 6) OBP: 0.401, SLG: 0.584	3-2 L8		1-0 HR		1-2 P3		1-0 F7	0-3 K		5	1	1	2	0	1	4												
31 Jay Gibbons, L (1, 9) OBP: 0.309, SLG: 0.561	1-1 G3		1-1 F9		2-2 F9		1-1 HR			4	1	1	1	0	0	2												
21 Nick Markakis, L (9, 9) OBP: 0.274, SLG: 0.326										0	0	0	0	0	0	0												
55 Ramon Hernandez, R (1, 2) OBP: 0.369, SLG: 0.468		1-2 F8		3-2 G4-6-3 1B		4-2 HR BB		1-3 K		3	1	1	0	1	1	0												
Jeff Conine, R (1, 3) OBP: 0.308, SLG: 0.436		2-1 G6-3		0-1 G4-6-3 1B		2-2 HR BB		2-3 K		4	1	2	2	0	1	0												
Kevin Millar, R (1, 10) Luis Tterero, R (8, PR) (9, 10)		4-1 BB		1-0 G4-6-3		1-1 17 SH1-4 1B		4-2 E 6 1B SH2-3 BB		2	0	1	0	2	0	2												
17 Corey Patterson, L (1, 8) OBP: 0.304, SLG: 0.439		0-0 G3		4-2 FC5-4 BB		0-1 SH1-4		0-0 SH2-3		1	0	0	0	1	0	1												
Luis Matos, R (1, 7) OBP: 0.163, SLG: 0.293			1-2 G4-3 1B		0-0 FC5-4		3-3 K	2-1 F7		4	0	1	0	0	1	5												
Inning Stats	R: 0 E: 0 K: 1 S: 12	H: 0 LOB: 1 BB: 1 P: 20	R: 0 E: 0 K: 0 S: 7	H: 0 LOB: 1 BB: 1 P: 14	R: 2 E: 1 K: 0 S: 11	H: 2 LOB: 0 BB: 0 P: 16	R: 0 E: 0 K: 0 S: 10	H: 2 LOB: 2 BB: 1 P: 18	R: 0 E: 0 K: 1 S: 9	H: 0 LOB: 1 BB: 1 P: 18	R: 2 E: 0 K: 1 S: 18	H: 2 LOB: 1 BB: 1 P: 30	R: 2 E: 0 K: 2 S: 11	H: 2 LOB: 0 BB: 0 P: 17	R: 1 E: 1 K: 1 S: 17	H: 1 LOB: 2 BB: 1 P: 26	1B: 5 2B: 0 3B: 0 HR: 4	SF: 0 SAC: 2 DP: 2 HBP: 0	WP: 0 PB: 0 SB: 0 CS: 0	PA: 39								
PITCHER	IP WLS BF H R ER SO BB IBB HBP BLK WP HR S P ERA WHIP	5.1 26 6 4 2 1 5 0 0 0 0 0 0 7 60 104 3.38 2.062	0.2 H 2 0 0 0 1 0 0 0 0 0 0 7 12 0.00 0.000	2.0 L 11 3 3 2 3 1 0 0 0 0 2 28 43 9.00 2.000	PITCHER										IP WLS BF H R ER SO BB IBB HBP BLK WP HR S P ERA WHIP													
29 Nate Robertson, L (1, 1) ERA: 3.27											5.1	26	6	4	2	1	5	0	0	0	0	0	7	60	104	3.38	2.062	
Jason Grilli, R (6, 1) ERA: 5.12											0.2	H	2	0	0	0	1	0	0	0	0	0	0	7	12	0.00	0.000	
56 Fernando Rodney, R (7, 1) ERA: 1.2											2.0	L	11	3	3	2	3	1	0	0	0	0	0	2	28	43	9.00	2.000

Batter	1	2	3	4	5	6	7	8	9	AB	R	H	RBI	BB	SO	LOB	TOP								
Esteban German, R OBP: 0.439, SLG: 0.380 Doug Mientkiewicz, L OBP: 0.319, SLG: 0.333	1-3 K		0-2 1B		1-0 F8	1-1 F9			1-3 K	4	0	1	0	0	1	3									
15 Mark Grudzielanek, R OBP: 0.336, SLG: 0.469	2-3 K		2-2 L6		1-2 L4					4	0	0	0	0	1	3									
16 Reggie Sanders, R OBP: 0.277, SLG: 0.467	2-3 K		1-2 P4			2-0 2B 1B				4	1	1	0	0	1	1									
Emil Brown, R OBP: 0.298, SLG: 0.407		1-1 HR		3-3 K		0-1 1B 4 1B 2B				4	2	2	1	0	1	0									
Tony Graffanino, R OBP: 0.333, SLG: 0.433		4-2 4 G5-4-3 BB		4-2 14 CS BB		0-0 14 G4-6-3 4 1B 2B				2	1	2	1	2	0	0									
4 Angel Berroa, R OBP: 0.284, SLG: 0.353		0-2 G5-4-3		1-2 F8		2-3 3H 1-2 1B				4	0	1	1	0	0	3									
14 John Buck, R OBP: 0.333, SLG: 0.455		1-2 1B		1-2 CS		4-2 1B BB				3	0	1	0	1	1	3									
26 Justin Huber, R OBP: 0.429, SLG: 0.500 Matt Stairs, L OBP: 0.300, SLG: 0.318 Aaron Guiel, L OBP: 0.250, SLG: 0.522		3-3 K		0-1 F8		1-2 1B 2B				3	1	1	1	0	1	2									
Kerry Robinson, L OBP: 0.311, SLG: 0.400			2-2 G1-3		2-0 1B	0-1 1B				4	0	2	1	0	0	1									
Inning Stats	R: 0 E: 0 K: 3 S: 9	H: 0 LOB: 0 BB: 0 P: 14	R: 1 E: 0 K: 1 S: 16	H: 2 LOB: 1 BB: 1 P: 25	R: 0 E: 0 K: 0 S: 12	H: 1 LOB: 1 BB: 0 P: 17	R: 0 E: 0 K: 1 S: 13	H: 0 LOB: 0 BB: 1 P: 22	R: 0 E: 0 K: 0 S: 10	H: 1 LOB: 2 BB: 1 P: 18	R: 4 E: 0 K: 0 S: 16	H: 6 LOB: 1 BB: 0 P: 24	R: 0 E: 0 K: 0 S: 7	H: 0 LOB: 0 BB: 0 P: 10	R: 0 E: 0 K: 1 S: 11	H: 1 LOB: 0 BB: 0 P: 15	R: 0 E: 0 K: 1 S: 12	H: 0 LOB: 1 BB: 1 P: 20	1B: 7 2B: 3 3B: 0 HR: 1	SF: 0 SAC: 0 DP: 3 HBP: 0	WP: 0 PB: 0 SB: 0 CS: 2	PA: 39			
PITCHER	IP	WLS	BF	H	R	ER	SO	BB	IBB	HBP	BLK	WP	HR	S	P	ERA	WHIP								
45 Erik Bedard, L ERA: 4.63	5.0		22	6	3	3	5	3	0	0	0	0	1	63	101	5.40	1.800								
43 Sandy Rieal, R ERA: 3.95	1.0	B	6	4	2	2	0	0	0	0	0	0	0	13	19	18.00	4.000								
Todd Williams, R ERA: 2.0	2.0	W	6	1	0	0	1	0	0	0	0	0	0	18	25	0.00	0.500								
37 Chris Ray, R ERA: 1.88	1.0	S	3	0	0	0	1	1	0	0	0	0	0	12	20	0.00	1.000								

Kansas City Royals @ Baltimore Orioles
Oriole Park at Camden Yards, Baltimore, MD

AB 33
R 5
H 11
RBI 5
BB 4
SO 7
LOB 17



WP: 0 PA: 39
PB: 0
SB: 0
CS: 2

Kansas City Royals @ Baltimore Orioles
Oriole Park at Camden Yards, Baltimore, MD

AB 34
R 6
H 13
RBI 6
BB 3
SO 3
LOB 20



WP: 0 PA: 38
PB: 0
SB: 2
CS: 0

Batter	1	2	3	4	5	6	7	8	9	AB	R	H	RBI	BB	SO	LOB	BOTTOM								
12 Brandon Fahey, L OBP: 0.316, SLG: 0.297	3-2 6 FC6 1B				1-0 G4-3	1-3 K				5	0	2	1	0	1	3									
6 Melvin Mora, R OBP: 0.369, SLG: 0.497	0-2 FC6 10 G6-4-3 1-2		3-2 G4-3		3-2 P6					5	0	1	0	0	0	2									
10 Miguel Tejada, R OBP: 0.385, SLG: 0.559	1-0 G6-4-3 1-2		3-1 G4-3		1-1 G5-3					4	0	1	0	0	0	1									
31 Jay Gibbons, L OBP: 0.313, SLG: 0.554 Luis Tterro, R		2-0 F7		1-0 1B		4-0 1B 55 1B FC6-4 BB				3	1	1	0	1	0	2									
55 Ramon Hernandez, R OBP: 0.377, SLG: 0.466		1-1 1B 17 HR 1B		2-1 F9		0-1 17 FC6-4 1B				4	2	2	0	0	1	3									
Jeff Conine, R OBP: 0.321, SLG: 0.451		2-0 17 HR 1B		2-1 F7-5		0-1 17 FC6-4 1B				4	1	3	0	0	0	2									
17 Corey Patterson, L OBP: 0.325, SLG: 0.479		2-1 1H 3H HR		4-2 21 FC5 F7-5 BB		1-1 FC6-4 21 S				3	2	2	4	1	0	2									
Kevin Millar, R OBP: 0.308, SLG: 0.333		1-0 F8		2-2 F7-5		0-2 SF7				3	0	0	1	0	1	3									
21 Nick Markakis, L OBP: 0.282, SLG: 0.323		0-1 1B		0-1 FC5		3-H 4-2 B 1-2 BB				3	0	1	0	1	0	2									
Inning Stats	R: 0 E: 0 K: 0 S: 7	H: 1 LOB: 0 BB: 0 P: 11	R: 3 E: 0 K: 0 S: 10	H: 4 LOB: 1 BB: 0 P: 20	R: 0 E: 0 K: 0 S: 9	H: 1 LOB: 1 BB: 1 P: 17	R: 0 E: 0 K: 1 S: 6	H: 0 LOB: 0 BB: 0 P: 11	R: 2 E: 0 K: 1 S: 16	H: 2 LOB: 2 BB: 2 P: 26	R: 0 E: 0 K: 1 S: 13	H: 2 LOB: 2 BB: 0 P: 19	R: 1 E: 0 K: 1 S: 12	H: 2 LOB: 1 BB: 0 P: 14	1B: 11 2B: 2 3B: 0 HR: 1	SF: 1 SAC: 0 DP: 2 HBP: 0	WP: 0 PB: 0 SB: 2 CS: 0	PA: 38							
PITCHER	IP	WLS	BF	H	R	ER	SO	BB	IBB	HBP	BLK	WP	HR	S	P	ERA	WHIP								
Runelvys Hernandez, R ERA: 5.75	5.0		24	9	5	5	0	2	0	0	0	0	1	46	86	9.00	2.200								
Andrew Sisco, L ERA: 7.07	1.0	B	4	0	0	0	1	1	0	0	0	0	0	12	18	0.00	1.000								
57 Joel Peralta, R ERA: 2.92	1.0	S	5	2	0	0	1	0	0	0	0	0	0	13	19	0.00	2.000								
Elmer Dessens, R ERA: 3.26	1.0	L	5	2	1	1	1	0	0	0	0	0	0	12	14	9.00	2.000								

Kansas City Royals @ Baltimore Orioles
Oriole Park at Camden Yards, Baltimore, MD

AB 34
R 6
H 13
RBI 6
BB 3
SO 3
LOB 20



WP: 0 PA: 38
PB: 0
SB: 2
CS: 0

Batter	1	2	3	4	5	6	7	8	9	AB	R	H	RBI	BB	SO	LOB	TOP
Kerry Robinson, L (1, 8) OBP: 0.286, SLG: 0.367	F8		L8			G3-1		L5		4	0	0	0	0	0	0	Kansas City Royals @ Baltimore Orioles Oriole Park at Camden Yards, Baltimore, MD Sat May 13 2006, 4:35 PM EDT Att: 33,188 - Cloudy - 77 F
15 Mark Grudzielanek, R (1, 4) OBP: 0.341, SLG: 0.412	1B				G5-3	1B		G3		4	0	2	0	0	0		
Doug Mientkiewicz, L (1, 3) OBP: 0.316, SLG: 0.324	F7				G3					3	0	0	0	1	1		
16 Reggie Sanders, R (1, 9) Esteban German, R (9, PH) OBP: 0.446, SLG: 0.380	G4-3				K					3	0	0	0	0	1	3	
Matt Stairs, L (1, 10) OBP: 0.315, SLG: 0.396		L4								4	1	2	1	0	1	1	
Tony Graffanino, R (1, 5) 26 Justin Huber, R (9, PH) OBP: 0.319, SLG: 0.413 OBP: 0.375, SLG: 0.429	K									3	0	0	0	0	2	1	
Aaron Guiel, L (1, 7) OBP: 0.259, SLG: 0.480	L9									2	0	0	0	0	0	1	
4 Angel Berroa, R (1, 6) OBP: 0.256, SLG: 0.344										3	0	0	0	0	2	2	
Paul Bako, L (1, 2) OBP: 0.184, SLG: 0.162	G4-3									3	0	0	0	0	0	0	
Inning Stats	R: 0 E: 0 K: 0 S: 11	H: 1 LOB: 1 BB: 0 P: 17	R: 0 E: 0 K: 1 S: 8	H: 0 LOB: 0 BB: 0 P: 15	R: 0 E: 0 K: 1 S: 7	H: 0 LOB: 0 BB: 0 P: 11	R: 0 E: 0 K: 1 S: 7	H: 1 LOB: 2 BB: 0 P: 18	R: 1 E: 0 K: 0 S: 8	H: 1 LOB: 0 BB: 0 P: 13	R: 0 E: 0 K: 3 S: 10	H: 0 LOB: 1 BB: 1 P: 18	1B: 3 2B: 0 3B: 0 HR: 1	SF: 0 SAC: 0 DP: 1 HBP: 1	WP: 0 PB: 0 SB: 0 CS: 0	PA: 33	
PITCHER	IP	WLS	BF	H	R	ER	SO	BB	IBB	HBP	BLK	WP	HR	S	P	ERA	WHIP
34 Kris Benson, R (1, 1) ERA: 4.38	7.0	W	26	4	1	1	5	1	0	1	0	0	1	68	110	1.29	0.714
LaTroy Hawkins, R (8, 1) ERA: 4.95	1.0		3	0	0	0	0	0	0	0	0	0	0	7	12	0.00	0.000
Julio Manon, R (9, 1) ERA: 1.42	1.0		4	0	0	0	3	1	0	0	0	0	0	10	18	0.00	1.000

AB 30
R 1
H 4
RBI 1
BB 2
SO 8
LOB 10



Batter	1	2	3	4	5	6	7	8	9	AB	R	H	RBI	BB	SO	LOB	BOTTOM			
12 Brandon Fahey, L (1, 4) OBP: 0.326, SLG: 0.293	55 WP 10 BB 55 2B	G6-3		G4-3			G4-3			4	2	1	0	1	0	2	Kansas City Royals @ Baltimore Orioles Oriole Park at Camden Yards, Baltimore, MD Sat May 13 2006, 4:35 PM EDT Att: 33,188 - Cloudy - 77 F			
6 Melvin Mora, R (1, 5) OBP: 0.376, SLG: 0.527	F7		G6-3							5	2	3	2	0	0	1				
10 Miguel Tejada, R (1, 6) Ed Rogers, R (9, PR) OBP: 0.391, SLG: 0.574 OBP: 0.966, SLG: 0.966	55 WP 55 2B		F9							3	2	1	2	2	0	1				
31 Jay Gibbons, L (1, 9) 21 Nick Markakis, L (9, 9) OBP: 0.303, SLG: 0.535 OBP: 0.292, SLG: 0.323	55 WP 55 2B		F9							0	0	0	0	0	0	0				
55 Ramon Hernandez, R (1, 2) Raul Chavez, R (9, 2) OBP: 0.385, SLG: 0.500 OBP: 0.100, SLG: 0.100	2B		F9							5	0	0	0	0	1	4				
Jeff Conine, R (1, 3) OBP: 0.325, SLG: 0.453	BB		F9							0	0	0	0	0	0	0				
17 Corey Patterson, L (1, 8) OBP: 0.333, SLG: 0.474	G4-3									4	1	2	3	1	0	0				
Javy Lopez, R (1, 10) OBP: 0.295, SLG: 0.408	F9									0	0	0	0	0	0	0				
Luis Matos, R (1, 7) OBP: 0.167, SLG: 0.283	G6-3									4	0	1	1	0	0	0				
Inning Stats	R: 2 E: 0 K: 0 S: 18	H: 2 LOB: 2 BB: 2 P: 35	R: 0 E: 0 K: 0 S: 4	H: 0 LOB: 0 BB: 0 P: 7	R: 0 E: 0 K: 0 S: 5	H: 0 LOB: 0 BB: 0 P: 7	R: 1 E: 0 K: 0 S: 10	H: 2 LOB: 2 BB: 1 P: 19	R: 2 E: 0 K: 1 S: 14	H: 2 LOB: 0 BB: 0 P: 20	R: 0 E: 0 K: 0 S: 9	H: 0 LOB: 0 BB: 0 P: 13	R: 0 E: 0 K: 0 S: 10	H: 1 LOB: 1 BB: 0 P: 12	R: 6 E: 0 K: 1 S: 25	H: 4 LOB: 2 BB: 4 P: 50		1B: 4 2B: 3 3B: 0 HR: 4	SF: 0 SAC: 0 DP: 0 HBP: 0	WP: 1 PB: 0 SB: 0 CS: 0
PITCHER	IP	WLS	BF	H	R	ER	SO	BB	IBB	HBP	BLK	WP	HR	S	P	ERA	WHIP			
Mark Redman, L (1, 1) ERA: 6.03	6.1	L	28	6	5	5	1	3	0	0	0	0	3	61	102	7.11	1.421			
Chris Booker, R (7, 1) ERA: 54.0	1.0		11	5	6	6	0	3	0	0	0	0	3	23	43	54.00	8.000			
57 Joel Peralta, R (8, 1) ERA: 2.77	0.2		3	0	0	0	1	1	0	0	0	0	0	11	18	0.00	1.500			

AB 35
R 11
H 11
RBI 11
BB 7
SO 2
LOB 12



Batter	1	2	3	4	5	6	7	8	9	AB	R	H	RBI	BB	SO	LOB	TOP										
20 Kevin Youkilis, R OBP: 0.416, SLG: 0.455	L8		F9		G5-3			F8		5	0	1	0	0	0	2	Boston Red Sox @ Baltimore Orioles Oriole Park at Camden Yards, Baltimore, MD Mon May 15 2006, 7:05 PM EDT Att: 25,607 - Partly Cloudy - 67 F										
Mark Loretta, R OBP: 0.327, SLG: 0.358		2B					F8	P4		5	0	2	0	0	1	1											
34 David Ortiz, L OBP: 0.366, SLG: 0.579	F8			1B	K		G6-3		L7	5	1	1	0	0	1	2											
Manny Ramirez, R OBP: 0.445, SLG: 0.492										4	0	1	0	1	2	2											
Willie Harris, L OBP: 0.299, SLG: 0.136			G5-3	K			K		HR	0	1	0	0	0	0	0											
Trot Nixon, L OBP: 0.433, SLG: 0.449	L4			CS						5	2	2	0	0	0	3											
Jason Varitek, S OBP: 0.342, SLG: 0.408										2	4	2	3	3	0	0											
28 Doug Mirabeli, R OBP: 0.263, SLG: 0.235										0	0	0	0	0	0	0											
25 Mike Lowell, R OBP: 0.389, SLG: 0.585	L7							F8		4	2	2	3	1	0	2											
Wily Mo Peña, R OBP: 0.368, SLG: 0.536										5	1	2	4	0	2	3											
Alex Gonzalez, R OBP: 0.302, SLG: 0.310								G4-3		3	0	0	1	0	1	1											
Inning Stats	R: 0 E: 0 K: 0 S: 11	H: 1 LOB: 2 BB: 1 P: 22	R: 2 E: 0 K: 2 S: 14	H: 2 LOB: 1 BB: 1 P: 22	R: 4 E: 0 K: 0 S: 16	H: 4 LOB: 1 BB: 1 P: 24	R: 0 E: 0 K: 2 S: 7	H: 1 LOB: 0 BB: 0 P: 9	R: 2 E: 0 K: 1 S: 15	H: 2 LOB: 1 BB: 1 P: 26	R: 0 E: 0 K: 1 S: 8	H: 0 LOB: 0 BB: 1 P: 15	R: 0 E: 0 K: 0 S: 7	H: 0 LOB: 0 BB: 0 P: 12	R: 3 E: 0 K: 0 S: 15	H: 3 LOB: 1 BB: 0 P: 25	1B: 7 2B: 2 3B: 1 HR: 3	SF: 1 SAC: 0 DP: 0 HBP: 0	WP: 0 PB: 0 SB: 1 CS: 1	PA: 45							
PITCHER	IP	WLS	BF	H	R	ER	SO	BB	IBB	HBP	BLK	WP	HR	S	P	ERA	WHIP										
Rodrigo Lopez, R ERA: 7.86	4.0	L	25	10	8	8	4	4	0	0	0	0	1	54	91	18.00	3.500										
Chris Britton, R ERA: 4.05	2.0		6	0	0	0	2	0	0	0	0	0	0	15	21	0.00	0.000										
John Halama, L ERA: 5.09	3.0		13	3	3	3	1	1	0	0	0	0	2	30	52	9.00	1.333										

AB	38
R	11
H	13
RBI	11
BB	5
SO	7
LOB	16



Batter	1	2	3	4	5	6	7	8	9	AB	R	H	RBI	BB	SO	LOB	BOTTOM										
12 Brandon Fahey, L OBP: 0.288, SLG: 0.260	F8		F7			G1-3			L8	4	0	0	0	0	0	0	Boston Red Sox @ Baltimore Orioles Oriole Park at Camden Yards, Baltimore, MD Mon May 15 2006, 7:05 PM EDT Att: 25,607 - Partly Cloudy - 67 F										
6 Melvin Mora, R OBP: 0.368, SLG: 0.506	F8									4	0	1	0	0	2	0											
10 Miguel Tejada, R OBP: 0.402, SLG: 0.613										3	1	1	1	0	0	0											
Ed Rogers, R										1	0	0	0	0	1	1											
31 Jay Gibbons, L OBP: 0.306, SLG: 0.530	F9									3	0	0	0	0	1	0											
55 Ramon Hernandez, R OBP: 0.385, SLG: 0.488										3	0	0	0	0	1	0											
Jeff Conine, R OBP: 0.320, SLG: 0.432										2	0	0	0	0	1	0											
17 Corey Patterson, L OBP: 0.303, SLG: 0.429										3	0	0	0	0	1	1											
Javy Lopez, R OBP: 0.314, SLG: 0.418										3	0	1	0	0	2	1											
21 Nick Markakis, L OBP: 0.288, SLG: 0.327										3	0	0	0	0	0	1											
Inning Stats	R: 1 E: 0 K: 0 S: 15	H: 1 LOB: 0 BB: 0 P: 24	R: 0 E: 0 K: 0 S: 9	H: 0 LOB: 0 BB: 0 P: 11	R: 0 E: 0 K: 1 S: 6	H: 0 LOB: 0 BB: 0 P: 10	R: 0 E: 0 K: 2 S: 9	H: 0 LOB: 0 BB: 0 P: 11	R: 0 E: 0 K: 2 S: 7	H: 0 LOB: 0 BB: 0 P: 8	R: 0 E: 0 K: 0 S: 5	H: 1 LOB: 0 BB: 0 P: 6	R: 0 E: 0 K: 1 S: 8	H: 0 LOB: 0 BB: 0 P: 10	R: 0 E: 0 K: 2 S: 9	H: 0 LOB: 1 BB: 0 P: 14	R: 0 E: 0 K: 1 S: 12	H: 1 LOB: 1 BB: 0 P: 17	1B: 2 2B: 0 3B: 0 HR: 1	SF: 0 SAC: 0 DP: 1 HBP: 1	WP: 0 PB: 0 SB: 0 CS: 0	PA: 30					
PITCHER	IP	WLS	BF	H	R	ER	SO	BB	IBB	HBP	BLK	WP	HR	S	P	ERA	WHIP										
19 Josh Beckett, R ERA: 4.24	7.0	W	22	2	1	1	6	0	0	0	0	0	0	59	80	1.29	0.286										
51 Julian Tavarez, R ERA: 4.3	1.0		4	0	0	0	2	0	0	1	0	0	0	9	14	0.00	0.000										
Keith Foulke, R ERA: 3.52	1.0		4	1	0	0	1	0	0	0	0	0	0	12	17	0.00	1.000										

AB	29
R	1
H	3
RBI	1
BB	0
SO	9
LOB	4



Batter	1	2	3	4	5	6	7	8	9	AB	R	H	RBI	BB	SO	LOB	TOP																		
20 Kevin Youkilis, R OBP: 0.422, SLG: 0.460	G5-3		L4			1B 34 1B BB		34 F8 1B BB		3	1	1	1	2	0	0	Boston Red Sox @ Baltimore Orioles Oriole Park at Camden Yards, Baltimore, MD Tue May 16 2006, 7:05 PM EDT Att: 27,565 - Partly Cloudy - 71 F																		
Mark Loretta, R OBP: 0.335, SLG: 0.365	F9		34 FC4-5 1B			34 1B		1B		5	0	3	1	0	0	1																			
34 David Ortiz, L OBP: 0.367, SLG: 0.579	K		FC4-5 BB			G1-6-3 2B		F8		5	0	2	1	0	1	3																			
Manny Ramirez, R OBP: 0.450, SLG: 0.512		HR				G1-6-3 BB		F9		3	1	1	1	2	0	4																			
Jason Varitek, S OBP: 0.328, SLG: 0.389	K		K			G1-6-3		G4-3		5	0	0	0	0	3	4																			
25 Mike Lowell, R OBP: 0.383, SLG: 0.578	G6-3					F9		F8		5	1	1	0	0	0	1																			
Trot Nixon, L OBP: 0.448, SLG: 0.485	HR					G3		1B		3	2	2	1	2	0	1																			
Wily Mo Peña, R OBP: 0.370, SLG: 0.529						SF		1B		3	1	1	1	1	1	2																			
Wille Harris, L OBP: 0.209, SLG: 0.136						20 WP 2B		1B		0	0	0	0	0	0	0																			
Alex Gonzalez, R OBP: 0.289, SLG: 0.295	G6-3					K		K		5	0	0	0	0	2	5																			
Inning Stats	R: 0 E: 0 K: 1 S: 10	H: 0 LOB: 0 BB: 0 P: 16	R: 2 E: 0 K: 1 S: 13	H: 2 LOB: 1 BB: 1 P: 25	R: 0 E: 0 K: 1 S: 18	H: 1 LOB: 2 BB: 1 P: 31	R: 2 E: 1 K: 1 S: 13	H: 2 LOB: 1 BB: 0 P: 23	R: 0 E: 0 K: 0 S: 8	H: 0 LOB: 1 BB: 1 P: 17	R: 2 E: 0 K: 0 S: 9	H: 2 LOB: 2 BB: 2 P: 23	R: 0 E: 0 K: 2 S: 10	H: 0 LOB: 1 BB: 1 P: 19	R: 0 E: 0 K: 1 S: 10	H: 1 LOB: 2 BB: 1 P: 19	R: 0 E: 0 K: 0 S: 10	H: 2 LOB: 2 BB: 0 P: 18	1B: 6 2B: 3 3B: 0 HR: 2	SF: 1 SAC: 0 DP: 1 HBP: 0	WP: 1 PB: 0 SB: 0 CS: 0	PA: 45													
PITCHER	IP	WLS	BF	H	R	ER	SO	BB	IBB	HBP	BLK	WP	HR	S	P	ERA	WHIP	PITCHER	IP	WLS	BF	H	R	ER	SO	BB	IBB	HBP	BLK	WP	HR	S	P	ERA	WHIP
Bruce Chen, L ERA: 8.23	4.0		20	5	4	3	4	2	0	0	0	1	2	54	95	6.75	1.750	37 Chris Ray, R ERA: 1.76	1.0		5	2	0	0	0	0	0	0	0	0	0	10	18	0.00	2.000
25 Kurt Birkins, L ERA: 1.13	1.0	L	5	1	1	1	0	2	0	0	0	0	0	8	21	9.00	3.000																		
Todd Williams, R ERA: 3.86	1.0		6	2	1	1	0	1	0	0	0	0	0	9	19	9.00	3.000																		
Julio Manon, R ERA: 2.25	1.0		4	0	0	0	2	1	0	0	0	0	0	10	19	0.00	1.000																		
LaTroy Hawkins, R ERA: 4.67	1.0		5	1	0	0	1	1	0	0	0	0	0	10	19	0.00	2.000																		

Batter	1	2	3	4	5	6	7	8	9	AB	R	H	RBI	BB	SO	LOB	BOTTOM																		
12 Brandon Fahey, L OBP: 0.298, SLG: 0.327	P6		1B			G3-1			G6-3	5	1	2	2	0	0	2	Boston Red Sox @ Baltimore Orioles Oriole Park at Camden Yards, Baltimore, MD Tue May 16 2006, 7:05 PM EDT Att: 27,565 - Partly Cloudy - 71 F																		
6 Melvin Mora, R OBP: 0.360, SLG: 0.494	K		L5			F8		G6-3		4	0	0	0	0	1	1																			
10 Miguel Tejada, R OBP: 0.399, SLG: 0.610	G5-3		F9			31 HR 2B		F9		4	1	1	0	0	0	1																			
31 Jay Gibbons, L OBP: 0.305, SLG: 0.542		P4				F7		P6		4	1	1	2	0	0	0																			
55 Ramon Hernandez, R OBP: 0.388, SLG: 0.511		17 2B 1B				K2-3		F7		4	1	2	1	0	1	0																			
Jeff Conine, R OBP: 0.318, SLG: 0.426		F9				G4-3		P6		4	0	1	0	0	0	1																			
17 Corey Patterson, L OBP: 0.301, SLG: 0.432						G3-1		P3		4	0	1	0	0	0	1																			
Javy Lopez, R OBP: 0.300, SLG: 0.398		F8				F9		FC5-4 21 BB		4	0	0	0	0	1	3																			
21 Nick Markakis, L OBP: 0.296, SLG: 0.327			F8			12 HR 1B		G6-3		3	1	1	0	1	0	0																			
Inning Stats	R: 0 E: 0 K: 1 S: 9	H: 0 LOB: 0 BB: 0 P: 11	R: 0 E: 0 K: 0 S: 15	H: 2 LOB: 2 BB: 0 P: 21	R: 0 E: 0 K: 0 S: 17	H: 1 LOB: 1 BB: 0 P: 21	R: 1 E: 0 K: 0 S: 14	H: 1 LOB: 0 BB: 0 P: 22	R: 4 E: 0 K: 1 S: 21	H: 4 LOB: 0 BB: 1 P: 29	R: 0 E: 0 K: 0 S: 16	H: 1 LOB: 2 BB: 1 P: 25	R: 0 E: 0 K: 0 S: 5	H: 0 LOB: 0 BB: 0 P: 6	R: 0 E: 0 K: 0 S: 5	H: 0 LOB: 0 BB: 0 P: 6		R: 0 E: 0 K: 1 S: 11	H: 0 LOB: 0 BB: 0 P: 16	1B: 4 2B: 2 3B: 0 HR: 3	SF: 0 SAC: 0 DP: 0 HBP: 0	WP: 0 PB: 0 SB: 0 CS: 0	PA: 37												
PITCHER	IP	WLS	BF	H	R	ER	SO	BB	IBB	HBP	BLK	WP	HR	S	P	ERA	WHIP	PITCHER	IP	WLS	BF	H	R	ER	SO	BB	IBB	HBP	BLK	WP	HR	S	P	ERA	WHIP
38 Curt Schilling, R ERA: 4.17	5.2		26	9	0	0	0	0	0	0	0	0	0	6	13	0.00	3.000																		
Mike Holtz, L ERA: 16.2	0.1		2	0	0	0	0	1	0	0	0	0	0	6	13	0.00	3.000																		
50 Mike Timlin, R ERA: 1.08	2.0		6	0	0	0	0	0	0	0	0	0	0	11	12	0.00	0.000																		
58 Jonathan Papelbon, R ERA: 0.42	1.0	S	3	0	0	0	1	0	0	0	0	0	0	11	16	0.00	0.000																		



Batter	1	2	3	4	5	6	7	8	9	AB	R	H	RBI	BB	SO	LOB	TOP			
20 Kevin Youkilis, R OBP: 0.424, SLG: 0.453										2	1	0	0	2	0	0				
Mark Loretta, R OBP: 0.339, SLG: 0.375										4	1	2	0	0	0	1				
34 David Ortiz, L OBP: 0.364, SLG: 0.591										4	1	1	3	0	1	1				
Manny Ramirez, R OBP: 0.445, SLG: 0.512										4	0	1	0	0	3	1				
25 Mike Lowell, R OBP: 0.373, SLG: 0.561										4	0	0	0	0	1	2				
Wily Mo Peña, R OBP: 0.375, SLG: 0.522										3	0	1	0	1	0	1				
Willie Harris, L OBP: 0.269, SLG: 0.136										3	0	0	0	0	0	0				
Trot Nixon, L OBP: 0.438, SLG: 0.471										3	0	0	0	0	0	2				
28 Doug Mirabeli, R OBP: 0.244, SLG: 0.216										3	0	0	0	0	1	1				
Alex Gonzalez, R OBP: 0.285, SLG: 0.290										2	0	0	0	0	0	1				
J.T. Snow, L OBP: 0.370, SLG: 0.190										1	0	0	0	0	1	0				
13 Alex Cora, L OBP: 0.313, SLG: 0.259										0	0	0	0	0	0	0				
Inning Stats	R: 1 E: 0 K: 1 S: 17	H: 1 LOB: 1 BB: 1 P: 25	R: 0 E: 0 K: 0 S: 8	H: 0 LOB: 1 BB: 1 P: 14	R: 0 E: 0 K: 1 S: 8	H: 0 LOB: 0 BB: 1 P: 14	R: 0 E: 0 K: 0 S: 6	H: 0 LOB: 0 BB: 0 P: 10	R: 0 E: 0 K: 0 S: 7	H: 0 LOB: 0 BB: 0 P: 11	R: 0 E: 0 K: 0 S: 10	H: 1 LOB: 1 BB: 0 P: 16	R: 0 E: 0 K: 2 S: 7	H: 0 LOB: 0 BB: 0 P: 13	R: 2 E: 0 K: 2 S: 11	H: 3 LOB: 1 BB: 0 P: 18	1B: 2 2B: 2 3B: 0 HR: 1	SF: 0 SAC: 0 DP: 1 HBP: 0	WP: 0 PB: 0 SB: 0 CS: 1	PA: 34
PITCHER	IP WLS BF H R ER SO BB IBB HBP BLK WP HR S P ERA WHIP																			
45 Erik Bedard, L ERA: 4.18	(1, 1) 7.0 W 25 2 1 1 3 3 0 0 0 0 0 63 100 1.29 0.714																			
LaTroy Hawkins, R ERA: 4.42	(8, 1) 1.0 H 3 0 0 0 2 0 0 0 0 0 0 7 13 0.00 0.000																			
37 Chris Ray, R ERA: 2.76	(9, 1) 1.0 S 5 3 2 2 2 0 0 0 0 0 0 1 11 18 18.00 3.000																			

Boston Red Sox @ Baltimore Orioles
 Oriole Park at Camden Yards, Baltimore, MD
 Wed May 17 2006, 7:05 PM EDT
 Att: 32,089 - Partly Cloudy - 75 F

AB 30
 R 3
 H 5
 RBI 3
 BB 3
 SO 7
 LOB 10



Batter	1	2	3	4	5	6	7	8	9	AB	R	H	RBI	BB	SO	LOB	BOTTOM			
Ed Rogers, R OBP: 0.200, SLG: 0.200										4	0	1	0	0	1	0				
6 Melvin Mora, R OBP: 0.383, SLG: 0.491										3	1	1	0	1	2	3				
10 Miguel Tejada, R OBP: 0.395, SLG: 0.607										4	1	1	0	0	0	1				
31 Jay Gibbons, L OBP: 0.310, SLG: 0.538										3	0	1	0	1	1	2				
Jeff Conine, R OBP: 0.318, SLG: 0.426										0	0	0	0	0	0	0				
55 Ramon Hernandez, R OBP: 0.377, SLG: 0.496										4	0	0	1	0	2	4				
Javy Lopez, R OBP: 0.319, SLG: 0.414										4	1	3	0	0	1	0				
Kevin Millar, R OBP: 0.389, SLG: 0.387										2	1	2	2	1	0	0				
21 Nick Markakis, L OBP: 0.296, SLG: 0.327										0	0	0	0	0	0	0				
17 Corey Patterson, L OBP: 0.289, SLG: 0.413										4	0	0	0	0	1	5				
Luis Matos, R OBP: 0.157, SLG: 0.265										3	0	0	0	0	0	3				
Inning Stats	R: 0 E: 0 K: 1 S: 10	H: 1 LOB: 2 BB: 1 P: 18	R: 0 E: 0 K: 1 S: 17	H: 2 LOB: 3 BB: 1 P: 26	R: 0 E: 0 K: 0 S: 7	H: 0 LOB: 0 BB: 1 P: 11	R: 2 E: 0 K: 1 S: 11	H: 2 LOB: 0 BB: 0 P: 16	R: 2 E: 0 K: 0 S: 14	H: 2 LOB: 0 BB: 0 P: 18	R: 0 E: 0 K: 0 S: 5	H: 1 LOB: 0 BB: 0 P: 9	R: 0 E: 0 K: 2 S: 8	H: 0 LOB: 0 BB: 0 P: 12	R: 0 E: 0 K: 2 S: 16	H: 1 LOB: 2 BB: 0 P: 22	1B: 7 2B: 1 3B: 0 HR: 1	SF: 0 SAC: 0 DP: 1 HBP: 1	WP: 2 PB: 0 SB: 0 CS: 1	PA: 35
PITCHER	IP WLS BF H R ER SO BB IBB HBP BLK WP HR S P ERA WHIP																			
49 Tim Wakefield, R ERA: 4.17	(1, 1) 7.0 L 30 2 1 1 6 3 0 0 0 0 0 1 72 110 5.14 1.571																			
Rudy Seanez, R ERA: 7.43	(8, 1) 1.0 5 1 0 0 2 0 0 0 1 0 0 0 16 22 0.00 1.000																			

Boston Red Sox @ Baltimore Orioles
 Oriole Park at Camden Yards, Baltimore, MD
 Wed May 17 2006, 7:05 PM EDT
 Att: 32,089 - Partly Cloudy - 75 F


AB 31
 R 4
 H 9
 RBI 3
 BB 3
 SO 8
 LOB 18




Batter	1	2	3	4	5	6	7	8	9	AB	R	H	RBI	BB	SO	LOB	TOP					
Ed Rogers, R (1, 4) OBP: 0.300, SLG: 0.300										5	0	2	1	0	0	0	Baltimore Orioles @ Washington Nationals Robert F. Kennedy Memorial Stadium, Washington, DC Fri May 19 2006, 7:05 PM EDT Att: 30,315 - Partly Cloudy - 65 F					
6 Melvin Mora, R (1, 5) OBP: 0.369, SLG: 0.494										5	0	3	0	0	1	0						
10 Miguel Tejada, R (1, 6) OBP: 0.396, SLG: 0.605										4	1	1	0	0	1	3						
31 Jay Gibbons, L (1, 9) OBP: 0.306, SLG: 0.528										5	0	1	0	0	1	7						
21 Nick Markakis, L (9, 9)										0	0	0	0	0	0	0						
55 Ramon Hernandez, R (1, 2) OBP: 0.378, SLG: 0.493										5	1	2	1	0	0	5						
Jeff Conine, R (1, 7) OBP: 0.328, SLG: 0.432										3	1	1	1	2	0	2						
Kevin Millar, R (1, 3) Luis Matos, R (9, 7) OBP: 0.157, SLG: 0.265										5	0	0	0	0	1	6						
17 Corey Patterson, L (1, 8) OBP: 0.304, SLG: 0.438										4	2	2	1	1	1	2						
34 Kris Benson, R (1, 1)										4	0	0	1	0	3	6						
Inning Stats	R: 0 E: 0 K: 1 S: 12	H: 1 LOB: 1 BB: 0 P: 16	R: 0 E: 1 K: 3 S: 13	H: 0 LOB: 2 BB: 1 P: 21	R: 0 E: 0 K: 0 S: 6	H: 0 LOB: 0 BB: 0 P: 10	R: 0 E: 0 K: 1 S: 13	H: 2 LOB: 3 BB: 1 P: 22	R: 0 E: 0 K: 0 S: 7	H: 2 LOB: 2 BB: 0 P: 8	R: 2 E: 0 K: 0 S: 11	H: 1 LOB: 0 BB: 1 P: 21	R: 2 E: 0 K: 1 S: 15	H: 3 LOB: 1 BB: 0 P: 24	R: 1 E: 0 K: 2 S: 16	H: 3 LOB: 0 BB: 0 P: 23	R: 0 E: 0 K: 0 S: 7	H: 0 LOB: 0 BB: 0 P: 11	1B: 9 2B: 2 3B: 1 HR: 0	SF: 0 SAC: 0 DP: 0 HBP: 1	WP: 2 PB: 0 SB: 1 CS: 0	PA: 44
PITCHER	IP WLS BF H R ER SO BB IBB HBP BLK WP HR S P ERA WHIP																					
48 Michael O'Connor, L (1, 1) ERA: 2.89	6.0 L 28 6 2 2 5 2 1 0 0 1 0 26 98 3.00 1.333																					
Felix Rodriguez, R (7, 1) ERA: 6.88	1.1 11 6 3 3 2 0 0 1 0 1 0 26 40 20.25 4.500																					
Joey Eischen, L (8, 1) ERA: 9.0	0.2 2 0 0 0 1 0 0 0 0 0 0 5 7 0.00 0.000																					
Mike Stanton, L (9, 1) ERA: 3.2	1.0 3 0 0 0 0 0 0 0 0 0 0 7 11 0.00 0.000																					

Batter	1	2	3	4	5	6	7	8	9	AB	R	H	RBI	BB	SO	LOB	BOTTOM					
Alfonso Soriano, R (1, 7) OBP: 0.315, SLG: 0.546										4	1	1	1	0	0	1	Baltimore Orioles @ Washington Nationals Robert F. Kennedy Memorial Stadium, Washington, DC Fri May 19 2006, 7:05 PM EDT Att: 30,315 - Partly Cloudy - 65 F					
Jose Vidro, S (1, 4) OBP: 0.406, SLG: 0.426										4	0	2	0	0	0	1						
24 Nick Johnson, L (1, 3) OBP: 0.418, SLG: 0.562										2	0	0	0	1	0	2						
Daryle Ward, L (1, 9) OBP: 0.371, SLG: 0.552										2	0	0	0	1	0	2						
Felix Rodriguez, R (7, 1) Joey Eischen, L (8, 1) Marlon Anderson, L (8, PH) Mike Stanton, L (9, 1)										0	0	0	0	0	0	0						
11 Ryan Zimmerman, R (1, 5) OBP: 0.331, SLG: 0.439										4	0	1	0	0	1	3						
Ryan Church, L (1, 8) OBP: 0.346, SLG: 0.477										4	0	0	0	0	1	3						
Wiki Gonzalez, R (1, 2) OBP: 0.261, SLG: 0.261										4	0	1	0	0	0	2						
Royce Clayton, R (1, 6) OBP: 0.297, SLG: 0.323										3	0	0	0	0	1	1						
48 Michael O'Connor, L (1, 1) OBP: 0.091, SLG: 0.091										2	0	0	0	0	0	0						
Marlon Byrd, R (7, 8) OBP: 0.375, SLG: 0.348										1	0	0	0	0	0	0						
Inning Stats	R: 0 E: 0 K: 0 S: 8	H: 1 LOB: 1 BB: 0 P: 12	R: 0 E: 0 K: 1 S: 8	H: 2 LOB: 0 BB: 0 P: 11	R: 0 E: 1 K: 0 S: 9	H: 0 LOB: 0 BB: 0 P: 13	R: 0 E: 0 K: 1 S: 9	H: 0 LOB: 2 BB: 1 P: 15	R: 0 E: 0 K: 0 S: 6	H: 0 LOB: 0 BB: 0 P: 8	R: 0 E: 0 K: 1 S: 8	H: 1 LOB: 1 BB: 0 P: 14	R: 0 E: 0 K: 0 S: 8	H: 0 LOB: 0 BB: 0 P: 10	R: 1 E: 0 K: 0 S: 10	H: 1 LOB: 1 BB: 1 P: 18	R: 0 E: 0 K: 0 S: 7	H: 0 LOB: 0 BB: 0 P: 9	1B: 4 2B: 0 3B: 0 HR: 1	SF: 0 SAC: 0 DP: 2 HBP: 1	WP: 0 PB: 0 SB: 0 CS: 0	PA: 34
PITCHER	IP WLS BF H R ER SO BB IBB HBP BLK WP HR S P ERA WHIP																					
34 Kris Benson, R (1, 1) ERA: 3.86	9.0 W 34 5 1 1 3 2 2 0 1 0 0 73 110 1.00 0.778																					



Batter	1	2	3	4	5	6	7	8	9	AB	R	H	RBI	BB	SO	LOB	TOP										
12 Brandon Fahey, L (1.4) OBP: 0.290, SLG: 0.305	L6		10 BB 1B	FC6-2		K			K	4	1	0	0	1	2	2	<p>Baltimore Orioles @ Washington Nationals Robert F. Kennedy Memorial Stadium, Washington, DC Sat May 20 2006, 7:05 PM EDT Att: 32,502 - Partly Cloudy - 72 F</p> <p>livebaseballscorecards.com</p> <p>AB 33 R 3 H 8 RBI 3 BB 5 SO 5 LOB 18</p> 										
6 Melvin Mora, R (1.5) OBP: 0.370, SLG: 0.488	B1-3		F8	P3		1B			10 FC4-6 HBP	4	0	1	0	0	0	3											
10 Miguel Tejada, R (1.6) OBP: 0.401, SLG: 0.606	31 WP 2B		31 E 55 G6-3 1B		55 FC5-4 31 1B BB	G6-3			FC4-6	3	2	1	0	2	0	2											
31 Jay Gibbons, L (1.9) OBP: 0.309, SLG: 0.524	F9		55 G6-3 1B		55 FC5-4 1B				G4-3	5	0	2	1	0	0	2											
55 Ramon Hernandez, R (1.2) OBP: 0.369, SLG: 0.479		F9	G6-3		FC5-4 17 1B 1B				G4-3	4	0	0	1	0	0	3											
Kevin Millar, R (1.3) OBP: 0.322, SLG: 0.363	F9		G4-3		17 1B				G5-3	4	0	1	1	0	0	1											
17 Corey Patterson, L (1.8) OBP: 0.321, SLG: 0.450					SH3-4 12 FC6-2 21 S 1B				F9	4	0	3	0	0	0	0											
21 Nick Markakis, L (1.7) OBP: 0.303, SLG: 0.321					SH3-4 BB				K	2	0	0	0	2	1	3											
Rodrigo Lopez, R (1.1) Julio Manon, R (6.1) 25 Kurt Birkins, L (6.1) Chris Britton, R (7.1) Luis Matos, R (8. PH) 43 Sandy Rieal, R (8.1)					SH3-4				G5-3	2	0	0	0	0	0	2	<p>WP: 1 PA: 40 PB: 0 SB: 2 CS: 0</p>										
Inning Stats	R: 0 E: 0 K: 0 S: 12	H: 1 LOB: 1 BB: 0 P: 18	R: 0 E: 0 K: 1 S: 11	H: 1 LOB: 2 BB: 1 P: 18	R: 2 E: 1 K: 0 S: 11	H: 1 LOB: 1 BB: 2 P: 24	R: 0 E: 0 K: 0 S: 13	H: 1 LOB: 2 BB: 1 P: 20	R: 1 E: 0 K: 0 S: 12	H: 3 LOB: 2 BB: 1 P: 25	R: 0 E: 0 K: 2 S: 15	H: 1 LOB: 1 BB: 0 P: 17	R: 0 E: 0 K: 0 S: 6	H: 0 LOB: 0 BB: 0 P: 7	R: 0 E: 0 K: 1 S: 8	H: 0 LOB: 1 BB: 0 P: 11		R: 0 E: 0 K: 1 S: 10	H: 0 LOB: 1 BB: 0 P: 15	1B: 7 SF: 0 2B: 1 SAC: 1 3B: 0 DP: 1 HR: 0 HBP: 1							
PITCHER	IP	WLS	BF	H	R	ER	SO	BB	IBB	HBP	BLK	WP	HR	S	P	ERA	WHIP										
Tony Armas, R (1.1) ERA: 3.08	5.0		26	7	3	2	1	4	1	0	0	1	0	59	105	3.60	2.200										
Jon Rauch, R (6.1) ERA: 1.75	1.0	W	4	1	0	0	2	0	0	0	0	0	0	15	17	0.00	1.000										
Gary Majewski, R (7.1) ERA: 3.12	2.0		6	0	0	0	1	0	0	0	0	0	0	14	18	0.00	0.000										
32 Chad Cordero, R (9.1) ERA: 4.12	1.0		4	0	0	0	1	0	0	1	0	0	0	10	15	0.00	0.000										

Batter	1	2	3	4	5	6	7	8	9	AB	R	H	RBI	BB	SO	LOB	BOTTOM										
Alfonso Soriano, R (1.7) OBP: 0.323, SLG: 0.559	F8		F9		HR	SF8 BB			24 BB 1B BB	3	2	1	3	2	0	0	<p>Baltimore Orioles @ Washington Nationals Robert F. Kennedy Memorial Stadium, Washington, DC Sat May 20 2006, 7:05 PM EDT Att: 32,502 - Partly Cloudy - 72 F</p> <p>livebaseballscorecards.com</p> <p>AB 30 R 8 H 10 RBI 7 BB 7 SO 2 LOB 12</p> 										
Jose Vidro, S (1.4) OBP: 0.411, SLG: 0.434			G6-3		1B	SF8			BB 24 BB 1B	4	0	3	1	0	0	0											
24 Nick Johnson, L (1.3) OBP: 0.413, SLG: 0.548	L7		G4-3		P4	F8			BB BB	4	0	0	0	1	0	4											
Daryle Ward, L (1.9) OBP: 0.342, SLG: 0.500	F9				L9	G6-3			11 G5-4-3 BB	3	0	0	0	0	0	1											
Marlon Byrd, R (7. PH) OBP: 0.377, SLG: 0.344									1-2 2-3 3-H	1	0	0	1	1	1	0											
11 Ryan Zimmerman, R (1.5) OBP: 0.339, SLG: 0.447			44 G6-3 SF8 2B		G6-3	44 1B E 1B			44 1B BB	4	2	2	0	1	0	3											
44 Alex Escobar, R (1.8) OBP: 0.500, SLG: 0.500			G6-3		P3	E 1B			SH1-4 1B	4	1	2	0	0	0	1											
Royce Clayton, R (1.6) OBP: 0.259, SLG: 0.321										1	0	0	0	1	0	0											
13 Robert Fick, L (5. PH) OBP: 0.313, SLG: 0.333										1	1	1	1	0	0	0											
Gary Majewski, R (7.1) 32 Chad Cordero, R (9.1)										0	0	0	0	0	0	0											
Wiki Gonzalez, R (1.2) OBP: 0.259, SLG: 0.240			SF8		F8	BB SF8 BB			F7	2	1	0	1	1	0	2											
Tony Armas, R (1.1) OBP: 0.063, SLG: 0.063										1	0	0	0	0	1	1											
13 Robert Fick, L (5. PH) OBP: 0.333, SLG: 0.333										1	1	1	0	0	0	0											
Jon Rauch, R (6.1)										0	0	0	0	0	0	0											
Damian Jackson, R (6. PH) OBP: 0.297, SLG: 0.500										1	0	0	0	0	0	0											
Inning Stats	R: 0 E: 0 K: 0 S: 10	H: 1 LOB: 1 BB: 0 P: 15	R: 1 E: 0 K: 1 S: 12	H: 1 LOB: 1 BB: 1 P: 19	R: 0 E: 0 K: 0 S: 4	H: 0 LOB: 0 BB: 0 P: 5	R: 0 E: 0 K: 0 S: 6	H: 0 LOB: 0 BB: 0 P: 10	R: 2 E: 1 K: 0 S: 13	H: 3 LOB: 1 BB: 0 P: 18	R: 4 E: 1 K: 0 S: 18	H: 3 LOB: 2 BB: 2 P: 36	R: 0 E: 0 K: 1 S: 10	H: 1 LOB: 2 BB: 1 P: 19	R: 1 E: 0 K: 0 S: 7	H: 1 LOB: 2 BB: 3 P: 23	R: 1 E: 0 K: 0 S: 7	H: 1 LOB: 2 BB: 3 P: 23	1B: 8 SF: 2 2B: 1 SAC: 1 3B: 0 DP: 1 HR: 1 HBP: 1								
PITCHER	IP	WLS	BF	H	R	ER	SO	BB	IBB	HBP	BLK	WP	HR	S	P	ERA	WHIP										
Rodrigo Lopez, R (1.1) ERA: 8.07	5.1	L	25	8	6	6	1	1	0	0	0	0	0	55	83	10.12	1.688										
Julio Manon, R (6.1) ERA: 3.39	0.0		3	0	0	0	0	2	0	1	0	0	0	5	15												
25 Kurt Birkins, L (6.1) ERA: 1.04	0.2		2	0	1	1	0	0	0	0	0	0	0	3	5	13.50	0.000										
Chris Britton, R (7.1) ERA: 3.52	1.0		5	1	0	0	1	1	0	0	0	0	0	10	19	0.00	2.000										
43 Sandy Rieal, R (8.1) ERA: 4.05	1.0		6	1	1	1	0	3	0	0	0	0	0	7	23	9.00	4.000										

Batter	1	2	3	4	5	6	7	8	9	AB	R	H	RBI	BB	SO	LOB	TOP										
12 Brandon Fahey, L (1.4) OBP: 0.278, SLG: 0.290	G4-3	F8		L9		G6-3		6 WP 1B		5	1	1	1	0	0	1											
6 Melvin Mora, R (1.5) OBP: 0.368, SLG: 0.481	G5-3		55 1B		P3		G5-3	10 FC6-4 1B		5	0	2	2	0	0	0											
10 Miguel Tejada, R (1.6) OBP: 0.403, SLG: 0.608	31 1B 55 2B BB		F8		55 BB 1B		HR	FC6-4 1B		3	3	1	1	2	0	2											
31 Jay Gibbons, L (1.9) OBP: 0.305, SLG: 0.506	55 2B 1B		F7		F8		G4-3		F9	5	0	1	0	0	0	2											
55 Ramon Hernandez, R (1.2) OBP: 0.373, SLG: 0.483	1-3 2-H 2B		1-2 1B		1B BB		G1-3		F8	4	0	2	1	1	0	0											
Javy Lopez, R (1.10) OBP: 0.328, SLG: 0.400	BB		K		1-2 2-H 1B			G5-3	K	4	0	1	1	1	2	2											
Jeff Conine, R (1.3) OBP: 0.317, SLG: 0.408	K				1-1 F9			4-2 1B BB		3	1	0	0	1	2	5											
17 Corey Patterson, L (1.8) OBP: 0.325, SLG: 0.444		0-0 CS 1B		P4		1-3 K		3-3 K		4	0	1	0	0	2	1											
Luis Matos, R (1.7) OBP: 0.193, SLG: 0.296	1-2 F7		0-0 2B		3-1 F7			3-2 6 WP 12 1B 1B		4	1	2	0	0	0	1											
Inning Stats	R: 1 E: 0 K: 1 S: 15	H: 2 LOB: 3 BB: 2 P: 30	R: 0 E: 0 K: 0 S: 5	H: 1 LOB: 0 BB: 0 P: 6	R: 0 E: 0 K: 1 S: 14	H: 2 LOB: 2 BB: 0 P: 23	R: 0 E: 0 K: 1 S: 10	H: 1 LOB: 1 BB: 0 P: 14	R: 1 E: 0 K: 0 S: 12	H: 1 LOB: 2 BB: 0 P: 24	R: 0 E: 0 K: 1 S: 9	H: 0 LOB: 0 BB: 0 P: 14	R: 1 E: 0 K: 0 S: 8	H: 1 LOB: 0 BB: 0 P: 9	R: 3 E: 0 K: 1 S: 22	H: 3 LOB: 1 BB: 1 P: 38	R: 0 E: 0 K: 1 S: 9	H: 0 LOB: 0 BB: 0 P: 15	1B: 8 2B: 2 3B: 0 HR: 1	SF: 0 SAC: 0 DP: 0 HBP: 0	WP: 1 PB: 0 SB: 0 CS: 1	PA: 42					
PITCHER	IP	WLS	BF	H	R	ER	SO	BB	IBB	HBP	BLK	WP	HR	S	P	ERA	WHIP										
Jamie Moyer, L (1.1) ERA: 3.66	6.0	W	28	7	2	2	4	4	0	0	0	0	0	65	111	3.00	1.833										
54 Sean Green, R (7.1) ERA: 7.99	1.2		10	4	4	4	1	1	0	0	0	1	1	28	44	21.60	3.000										
40 Julio Mateo, R (8.1) ERA: 6.92	0.1	H	1	0	0	0	0	0	0	0	0	0	0	2	3	0.00	0.000										
Eddie Guardado, L (9.1) ERA: 5.17	1.0	S	3	0	0	0	1	0	0	0	0	0	0	9	15	0.00	0.000										

Baltimore Orioles @ Seattle Mariners
 Safeco Field, Seattle, WA
 Mon May 22 2006, 7:05 PM PDT
 Att: 18,820 - Cloudy - 62 F

AB	37
R	6
H	11
RBI	6
BB	5
SO	6
LOB	14



Batter	1	2	3	4	5	6	7	8	9	AB	R	H	RBI	BB	SO	LOB	BOTTOM										
51 Ichiro Suzuki, L (1.9) OBP: 0.374, SLG: 0.387	4 HR BB		4 G5-4-3 1B		4 BB 1B		F9			3	2	2	0	1	0	0											
4 Jose Lopez, R (1.4) OBP: 0.333, SLG: 0.527	1-H HR		G5-4-3		1-2 HR 1B		F9			4	2	2	3	0	0	1											
Raul Ibanez, L (1.7) OBP: 0.343, SLG: 0.478	4-2 29 1B BB				3-H 4-2 HR BB		G3-1			1	2	0	0	3	0	0											
Richie Sexson, R (1.3) OBP: 0.278, SLG: 0.363	G5-3		F8		1-0 HR		F9			4	1	1	4	0	0	2											
Carl Everett, S (1.10) OBP: 0.342, SLG: 0.434	G5-3				3-2 G6-3		G4-3		P6	4	0	0	0	0	0	1											
29 Adrián Beltré, R (1.5) OBP: 0.276, SLG: 0.274	2-H 1B				2-1 F7		G4-3		P3	4	0	1	1	0	0	0											
2 Kenji Johjima, R (1.2) OBP: 0.342, SLG: 0.430		1-3 K			2-1 P3		F8			3	0	0	0	0	1	0											
16 Willie Bloomquist, R (1.8) OBP: 0.323, SLG: 0.288		0-1 G6-3			1-3 K		G4-3			3	0	0	0	0	1	0											
7 Yuniesky Betancourt, R (1.6) OBP: 0.264, SLG: 0.397		0-1 G5-3			3-2 51 1B 4 1B 1B		L9			3	1	1	0	0	0	0											
Inning Stats	R: 3 E: 0 K: 0 S: 17	H: 2 LOB: 1 BB: 2 P: 30	R: 0 E: 0 K: 1 S: 7	H: 0 LOB: 0 BB: 0 P: 8	R: 0 E: 0 K: 0 S: 10	H: 1 LOB: 1 BB: 1 P: 16	R: 0 E: 0 K: 0 S: 9	H: 0 LOB: 0 BB: 0 P: 16	R: 5 E: 0 K: 1 S: 18	H: 4 LOB: 0 BB: 1 P: 33	R: 0 E: 0 K: 0 S: 8	H: 0 LOB: 0 BB: 0 P: 10	R: 0 E: 0 K: 0 S: 6	H: 0 LOB: 0 BB: 0 P: 8	R: 0 E: 0 K: 0 S: 8	H: 0 LOB: 0 BB: 0 P: 14	R: 0 E: 0 K: 0 S: 9	H: 0 LOB: 0 BB: 0 P: 15	1B: 5 2B: 0 3B: 0 HR: 2	SF: 0 SAC: 0 DP: 1 HBP: 0	WP: 0 PB: 0 SB: 0 CS: 0	PA: 33					
PITCHER	IP	WLS	BF	H	R	ER	SO	BB	IBB	HBP	BLK	WP	HR	S	P	ERA	WHIP										
45 Erik Bedard, L (1.1) ERA: 5.08	5.0	L	24	7	8	8	2	4	0	0	0	0	0	61	103	14.40	2.200										
Chris Britton, R (6.1) ERA: 2.79	1.0		3	0	0	0	0	0	0	0	0	0	0	8	10	0.00	0.000										
43 Senny Rleal, R (7.1) ERA: 3.86	1.0		3	0	0	0	0	0	0	0	0	0	0	6	8	0.00	0.000										
LaTroy Hawkins, R (8.1) ERA: 3.98	1.0		3	0	0	0	0	0	0	0	0	0	0	8	14	0.00	0.000										

Baltimore Orioles @ Seattle Mariners
 Safeco Field, Seattle, WA
 Mon May 22 2006, 7:05 PM PDT
 Att: 18,820 - Cloudy - 62 F

AB	29
R	8
H	7
RBI	8
BB	4
SO	2
LOB	4



Batter	1	2	3	4	5	6	7	8	9	AB	R	H	RBI	BB	SO	LOB	TOP				
1 Brian Roberts, S (1,4) OBP: 0.397, SLG: 0.429	F9		6 HR BB	F9		1-2 1B			K	4	1	1	0	1	1	1					
6 Melvin Mora, R (1,5) OBP: 0.368, SLG: 0.487	K		1-H HR		HR	K			K	5	2	2	2	0	3	2					
10 Miguel Tejada, R (1,6) OBP: 0.393, SLG: 0.589	G4-3		G1-3		F9				G5-3	4	0	0	0	0	0	1					
Javy Lopez, R (1,10) OBP: 0.319, SLG: 0.419		BB 55 BB 1B	G4-3		1-H HR				G6-3	4	1	2	2	0	0	0					
55 Ramon Hernandez, R (1,2) OBP: 0.381, SLG: 0.516		BB 1B	FC5-4 BB		K				L4	2	0	0	0	2	1	0					
Kevin Millar, R (1,3) OBP: 0.316, SLG: 0.348	F7		FC5-4 1-2		G4-3				P4	4	0	0	0	0	0	3					
Jeff Conine, R (1,7) OBP: 0.322, SLG: 0.406		BB			F8				G6-3	3	0	1	0	1	0	0					
17 Corey Patterson, L (1,8) OBP: 0.355, SLG: 0.496		P5			F8				G3	4	0	1	0	0	0	4					
Luis Matos, R (1,9) OBP: 0.200, SLG: 0.279		G3			F8				K	3	0	0	0	0	0	5					
21 Nick Markakis, L (9,PH) OBP: 0.323, SLG: 0.333					F8				K	1	0	0	0	0	1	0					
Inning Stats	R: 0 E: 0 K: 1 S: 7	H: 0 LOB: 0 BB: 0 P: 13	R: 0 E: 0 K: 0 S: 17	H: 1 LOB: 2 BB: 2 P: 28	R: 2 E: 0 K: 0 S: 10	H: 1 LOB: 1 BB: 2 P: 22	R: 0 E: 0 K: 0 S: 10	H: 1 LOB: 1 BB: 0 P: 18	R: 2 E: 0 K: 1 S: 12	H: 2 LOB: 0 BB: 0 P: 16	R: 0 E: 0 K: 0 S: 5	H: 0 LOB: 0 BB: 0 P: 11	R: 0 E: 0 K: 0 S: 10	H: 0 LOB: 0 BB: 0 P: 18	R: 0 E: 0 K: 3 S: 10	H: 0 LOB: 0 BB: 0 P: 17	1B: 5 2B: 0 3B: 0 HR: 2	SF: 0 SAC: 0 DP: 0 HBP: 0	WP: 0 PB: 0 SB: 0 CS: 0	PA: 38	
PITCHER	IP	WLS	BF	H	R	ER	SO	BB	IBB	HBP	BLK	WP	HR	S	P	ERA	WHIP				
56 Jarrod Washburn, L (1,1) ERA: 4.04	5.2	W	28	7	4	4	2	4	0	0	0	0	2	62	108	6.35	1.941				
54 Sean Green, R (6,1) ERA: 6.1	2.1	H	7	0	0	0	1	0	0	0	0	0	0	18	35	0.00	0.000				
20 J.J. Putz, R (9,1) ERA: 3.33	1.0	S	3	0	0	0	3	0	0	0	0	0	0	10	17	0.00	0.000				

Baltimore Orioles @ Seattle Mariners
Safeco Field, Seattle, WA
Wed May 24, 2006, 7:05 PM PDT
Att: 22,023 - Partly Cloudy - 61 F

AB 34
R 4
H 7
RBI 4
BB 4
SO 6
LOB 16



Batter	1	2	3	4	5	6	7	8	9	AB	R	H	RBI	BB	SO	LOB	BOTTOM				
51 Ichiro Suzuki, L (1,9) OBP: 0.373, SLG: 0.389	G4-3	WP 2B 2B	K			K				4	1	1	1	0	2	0					
4 Jose Lopez, R (1,4) OBP: 0.328, SLG: 0.508	E3 1B	K			L9					3	1	0	0	1	1	1					
Raul Ibanez, L (1,7) OBP: 0.333, SLG: 0.458	K	WP 2B BB			F8				G4-3	3	1	0	0	1	1	2					
Richie Sexson, R (1,3) OBP: 0.282, SLG: 0.366	1B	1B 2B			F8				G6-3	3	1	2	3	1	0	0					
Carl Everett, S (1,10) OBP: 0.349, SLG: 0.434	F8	29 1B 1B			F9				2 CS 1B	4	0	2	1	0	0	2					
29 Adrian Beltré, R (1,5) OBP: 0.282, SLG: 0.287		G3-1			G5-3				L8	4	0	1	0	0	0	1					
2 Kenji Johjima, R (1,2) OBP: 0.337, SLG: 0.416					G6-3				CS	3	1	0	0	1	1	2					
7 Jeremy Reed, L (1,8) OBP: 0.265, SLG: 0.394		7 2B 1B			G3				G4-3	4	1	1	0	0	0	0					
7 Yuniesky Betancourt, R (1,6) OBP: 0.290, SLG: 0.401		51 2B			F8				G6-3	4	1	1	2	0	0	0					
Inning Stats	R: 1 E: 1 K: 1 S: 12	H: 1 LOB: 1 BB: 0 P: 19	R: 6 E: 0 K: 2 S: 23	H: 6 LOB: 2 BB: 2 P: 41	R: 0 E: 0 K: 1 S: 8	H: 0 LOB: 0 BB: 0 P: 14	R: 0 E: 0 K: 0 S: 5	H: 0 LOB: 1 BB: 1 P: 12	R: 0 E: 0 K: 0 S: 7	H: 0 LOB: 0 BB: 0 P: 11	R: 0 E: 0 K: 1 S: 7	H: 0 LOB: 1 BB: 1 P: 15	R: 0 E: 0 K: 0 S: 9	H: 1 LOB: 0 BB: 0 P: 12	R: 0 E: 0 K: 0 S: 8	H: 0 LOB: 0 BB: 0 P: 13	1B: 5 2B: 3 3B: 0 HR: 0	SF: 0 SAC: 0 DP: 0 HBP: 0	WP: 1 PB: 0 SB: 1 CS: 1	PA: 37	
PITCHER	IP	WLS	BF	H	R	ER	SO	BB	IBB	HBP	BLK	WP	HR	S	P	ERA	WHIP				
34 Kris Benson, R (1,1) ERA: 4.62	2.0	L	16	7	7	6	3	2	0	0	0	0	0	35	60	27.00	4.500				
25 Kurt Birkins, L (3,1) ERA: 0.71	4.0		14	0	0	0	2	2	0	0	0	0	0	27	52	0.00	0.500				
Chris Britton, R (7,1) ERA: 2.31	2.0		6	1	0	0	0	0	0	0	0	0	0	17	25	0.00	0.500				

Baltimore Orioles @ Seattle Mariners
Safeco Field, Seattle, WA
Wed May 24, 2006, 7:05 PM PDT
Att: 22,023 - Partly Cloudy - 61 F

AB 32
R 7
H 8
RBI 7
BB 4
SO 5
LOB 8



Batter	1	2	3	4	5	6	7	8	9	AB	R	H	RBI	BB	SO	LOB	TOP										
1 Brian Roberts, S (1.4) OBP: 0.391, SLG: 0.451										4	2	2	0	0	2	0	<p>Baltimore Orioles @ Seattle Mariners Safeco Field, Seattle, WA Thu May 25 2006, 1:35 PM PDT Att: 23,825 - Cloudy - 57 F</p> <p>AB 30 R 2 H 4 RBI 2 BB 2 SO 12 LOB 10</p>										
6 Melvin Mora, R (1.5) OBP: 0.381, SLG: 0.477										4	0	0	0	0	3	2											
10 Miguel Tejada, R (1.6) OBP: 0.390, SLG: 0.587										4	0	1	1	0	0	1											
31 Jay Gibbons, L (1.9) Luis Matos, R (9.7) OBP: 0.309, SLG: 0.503 OBP: 0.200, SLG: 0.279										3	0	1	1	1	1	0											
55 Ramon Hernandez, R (10) OBP: 0.372, SLG: 0.503										4	0	0	0	0	2	3											
Javy Lopez, R (1.2) 37 Chris Ray, R (9.1) OBP: 0.319, SLG: 0.411										2	0	0	0	1	0	2											
17 Corey Patterson, L (1.8) OBP: 0.348, SLG: 0.483										3	0	0	0	0	2	1											
Jeff Conine, R (1.3) OBP: 0.315, SLG: 0.397										3	0	0	0	0	1	1											
21 Nick Markakis, L (1.7) OBP: 0.316, SLG: 0.325										3	0	0	0	0	1	0											
Inning Stats	R: 1 E: 0 K: 2 S: 17	H: 2 LOB: 2 BB: 1 P: 27	R: 0 E: 0 K: 2 S: 10	H: 0 LOB: 0 BB: 0 P: 13	R: 1 E: 0 K: 2 S: 14	H: 2 LOB: 1 BB: 0 P: 20	R: 0 E: 0 K: 1 S: 6	H: 0 LOB: 0 BB: 0 P: 9	R: 0 E: 0 K: 1 S: 9	H: 0 LOB: 0 BB: 0 P: 14	R: 0 E: 0 K: 1 S: 8	H: 0 LOB: 0 BB: 0 P: 16	R: 0 E: 0 K: 1 S: 6	H: 0 LOB: 0 BB: 1 P: 16	R: 0 E: 0 K: 2 S: 12	H: 0 LOB: 0 BB: 0 P: 16		R: 0 E: 0 K: 0 S: 6	H: 0 LOB: 0 BB: 0 P: 9	1B: 1 2B: 3 3B: 0 HR: 0	SF: 0 SAC: 0 DP: 1 HBP: 0	WP: 0 PB: 0 SB: 0 CS: 0	PA: 32				
PITCHER	IP	WLS	BF	H	R	ER	SO	BB	IBB	HBP	BLK	WP	HR	S	P	ERA	WHIP										
Gil Meche, R (1.1) ERA: 4.4	7.0	L	26	4	2	2	10	2	0	0	0	0	0	70	115	2.57	0.857										
40 Julio Mateo, R (8.1) ERA: 5.74	1.0		3	0	0	0	2	0	0	0	0	0	0	12	16	0.00	0.000										
Eddie Guardado, L (9.1) ERA: 4.86	1.0		3	0	0	0	0	0	0	0	0	0	0	6	9	0.00	0.000										

Batter	1	2	3	4	5	6	7	8	9	AB	R	H	RBI	BB	SO	LOB	BOTTOM										
51 Ichiro Suzuki, L (1.9) OBP: 0.366, SLG: 0.382										4	0	0	0	0	1	0	<p>Baltimore Orioles @ Seattle Mariners Safeco Field, Seattle, WA Thu May 25 2006, 1:35 PM PDT Att: 23,825 - Cloudy - 57 F</p> <p>AB 29 R 0 H 2 RBI 0 BB 1 SO 6 LOB 4</p>										
4 Jose Lopez, R (1.4) OBP: 0.322, SLG: 0.497										4	0	0	0	0	0	0											
Raul Ibanez, L (1.7) OBP: 0.332, SLG: 0.454										4	0	1	0	0	1	0											
Richie Sexson, R (1.3) OBP: 0.283, SLG: 0.365										3	0	1	0	0	1	1											
Carl Everett, S (1.10) OBP: 0.344, SLG: 0.426										3	0	0	0	0	0	1											
29 Adrian Beltré, R (1.5) OBP: 0.277, SLG: 0.282										3	0	0	0	0	1	0											
7 Jeremy Reed, L (1.8) OBP: 0.267, SLG: 0.387										2	0	0	0	1	1	0											
30 René Rivera, R (1.2) Roberto Petagine, L (8. PH) 2 Kenji Johjima, R (9.2) OBP: 0.190, SLG: 0.400 OBP: 0.384, SLG: 0.444 OBP: 0.337, SLG: 0.416										2	0	0	0	0	0	0											
7 Yuniesky Betancourt, R (1.6) OBP: 0.285, SLG: 0.394										3	0	0	0	0	1	1											
Inning Stats	R: 0 E: 0 K: 1 S: 11	H: 1 LOB: 1 BB: 0 P: 16	R: 0 E: 0 K: 1 S: 7	H: 0 LOB: 0 BB: 0 P: 10	R: 0 E: 0 K: 0 S: 7	H: 0 LOB: 0 BB: 0 P: 9	R: 0 E: 0 K: 1 S: 6	H: 0 LOB: 0 BB: 0 P: 6	R: 0 E: 0 K: 1 S: 8	H: 0 LOB: 0 BB: 0 P: 11	R: 0 E: 0 K: 0 S: 9	H: 0 LOB: 0 BB: 0 P: 14	R: 0 E: 0 K: 0 S: 10	H: 1 LOB: 1 BB: 0 P: 11	R: 0 E: 0 K: 1 S: 9	H: 0 LOB: 1 BB: 1 P: 17		R: 0 E: 0 K: 1 S: 11	H: 0 LOB: 0 BB: 0 P: 16	1B: 2 2B: 0 3B: 0 HR: 0	SF: 0 SAC: 0 DP: 0 HBP: 0	WP: 0 PB: 0 SB: 0 CS: 0	PA: 30				
PITCHER	IP	WLS	BF	H	R	ER	SO	BB	IBB	HBP	BLK	WP	HR	S	P	ERA	WHIP										
Rodrigo Lopez, R (1.1) ERA: 7.16	7.1	W	25	2	0	0	4	1	0	0	0	0	0	63	88	0.00	0.409										
37 Chris Ray, R (8.1) ERA: 2.33	1.2	S	5	0	0	0	2	0	0	0	0	0	0	15	22	0.00	0.000										
37 Chris Ray, R (9.1) ERA: 2.33	1.2	S	5	0	0	0	2	0	0	0	0	0	0	15	22	0.00	0.000										

Batter	1	2	3	4	5	6	7	8	9	AB	R	H	RBI	BB	SO	LOB	TOP				
1 Brian Roberts, S (1, 4) OBP: 0.395, SLG: 0.457	F9		G4-3			1-2 6 1B 2B		4-2 10 FC5-4 6 BB		3	1	1	0	1	0	1					
6 Melvin Mora, R (1, 5) OBP: 0.364, SLG: 0.475	F8		L3			2-1 10 FC5-4 1B		4-1 10 FC5-4 BB		3	0	1	1	1	0	1					
10 Miguel Tejada, R (1, 6) OBP: 0.388, SLG: 0.580	K				1-0 31 G3-6-3 1B	2-2 FC5-4 31 WP 31 BLK 1B		2-2 FC5-4 55 S		4	1	1	0	0	1	3					
31 Jay Gibbons, L (1, 9) OBP: 0.308, SLG: 0.497		1-0 G4-3		0-0 G3-6-3		1-1 1B		1-3 K		4	0	1	1	0	1	3					
Luis Matos, R (8, 7) OBP: 0.200, SLG: 0.279				1-2 1B		1-H 1B		K		0	0	0	0	0	0	0					
55 Ramon Hernandez, R (1, 2) OBP: 0.364, SLG: 0.491	F9		G4-3			3-3 K		1-3 K2-3		4	0	0	0	0	2	3					
Javy Lopez, R (1, 10) OBP: 0.325, SLG: 0.404	HBP				0-0 G6-3		1-2 F9		4-0 21 WP BB	2	0	0	0	1	0	0					
17 Corey Patterson, L (1, 8) OBP: 0.336, SLG: 0.467	G3-1				0-1 G4-3		1-1 L9		2-1 F9	4	0	0	0	0	0	2					
Kevin Millar, R (1, 3) OBP: 0.316, SLG: 0.345			F7		3-2 F7		2-1 1B		2-2 F8	4	0	1	0	0	0	1					
21 Nick Markakis, L (1, 7) OBP: 0.314, SLG: 0.322	G4-3				0-1 G4-3		1-1 F9		2-1 G6-3	4	0	1	0	0	0	2					
Inning Stats	R: 0 E: 0 K: 1 S: 8	H: 0 LOB: 0 BB: 0 P: 12	R: 0 E: 0 K: 0 S: 6	H: 0 LOB: 1 BB: 0 P: 13	R: 0 E: 0 K: 0 S: 8	H: 1 LOB: 1 BB: 0 P: 13	R: 0 E: 0 K: 0 S: 4	H: 1 LOB: 0 BB: 0 P: 7	R: 0 E: 0 K: 0 S: 7	H: 0 LOB: 0 BB: 0 P: 10	R: 2 E: 0 K: 1 S: 15	H: 3 LOB: 1 BB: 0 P: 24	R: 0 E: 0 K: 0 S: 9	H: 1 LOB: 1 BB: 0 P: 14	R: 0 E: 0 K: 2 S: 14	H: 0 LOB: 2 BB: 2 P: 25	R: 0 E: 0 K: 0 S: 7	H: 0 LOB: 1 BB: 1 P: 17	1B: 5 2B: 1 3B: 0 HR: 0	SF: 0 SAC: 0 DP: 1 HBP: 1	WP: 2 PA: 36 PB: 0 SB: 1 CS: 0
PITCHER	IP WLS BF H R ER SO BB IBB HBP BLK WP HR S P ERA WHIP	IP WLS BF H R ER SO BB IBB HBP BLK WP HR S P ERA WHIP	IP WLS BF H R ER SO BB IBB HBP BLK WP HR S P ERA WHIP	IP WLS BF H R ER SO BB IBB HBP BLK WP HR S P ERA WHIP	IP WLS BF H R ER SO BB IBB HBP BLK WP HR S P ERA WHIP	IP WLS BF H R ER SO BB IBB HBP BLK WP HR S P ERA WHIP	IP WLS BF H R ER SO BB IBB HBP BLK WP HR S P ERA WHIP	IP WLS BF H R ER SO BB IBB HBP BLK WP HR S P ERA WHIP	IP WLS BF H R ER SO BB IBB HBP BLK WP HR S P ERA WHIP	IP WLS BF H R ER SO BB IBB HBP BLK WP HR S P ERA WHIP	IP WLS BF H R ER SO BB IBB HBP BLK WP HR S P ERA WHIP	IP WLS BF H R ER SO BB IBB HBP BLK WP HR S P ERA WHIP	IP WLS BF H R ER SO BB IBB HBP BLK WP HR S P ERA WHIP	IP WLS BF H R ER SO BB IBB HBP BLK WP HR S P ERA WHIP	IP WLS BF H R ER SO BB IBB HBP BLK WP HR S P ERA WHIP	IP WLS BF H R ER SO BB IBB HBP BLK WP HR S P ERA WHIP	IP WLS BF H R ER SO BB IBB HBP BLK WP HR S P ERA WHIP	IP WLS BF H R ER SO BB IBB HBP BLK WP HR S P ERA WHIP	IP WLS BF H R ER SO BB IBB HBP BLK WP HR S P ERA WHIP	IP WLS BF H R ER SO BB IBB HBP BLK WP HR S P ERA WHIP	IP WLS BF H R ER SO BB IBB HBP BLK WP HR S P ERA WHIP

Baltimore Orioles @ Los Angeles Angels
Angel Stadium of Anaheim, Anaheim, CA
Fri May 26 2006, 7:05 PM PDT
Att: 42,675 - Cloudy - 67 F

AB 32
R 2
H 6
RBI 2
BB 3
SO 4
LOB 16



Batter	1	2	3	4	5	6	7	8	9	AB	R	H	RBI	BB	SO	LOB	BOTTOM				
9 Chone Figgins, S (1, 8) OBP: 0.322, SLG: 0.358	G6-3		SF9							3	0	0	1	0	2	0					
Orlando Cabrera, R (1, 6) OBP: 0.330, SLG: 0.418	F9		K							4	1	1	0	0	1	0					
16 Garret Anderson, L (1, 7) OBP: 0.309, SLG: 0.426	2B		27 1B							4	0	2	0	0	1	1					
27 Vladimir Guerrero, R (1, 9) OBP: 0.364, SLG: 0.560	BB		1B							3	1	2	2	1	0	0					
Tim Salmon, R (1, 10) OBP: 0.391, SLG: 0.459	F9		G5-3							3	0	1	0	1	0	4					
65 Tommy Murphy, S (8, PR) OBP: 0.313, SLG: 0.310										0	1	0	0	0	0	0					
22 Kendrys Morales, S (1, 3) OBP: 0.357, SLG: 0.571	F9									4	0	1	0	0	0	1					
Mike Napoli, R (1, 2) OBP: 0.412, SLG: 0.545	K		G5-3							4	0	1	1	0	2	1					
8 Dallas McPherson, L (1, 5) OBP: 0.271, SLG: 0.488	K									4	1	1	1	0	1	2					
Adam Kennedy, L (1, 4) OBP: 0.356, SLG: 0.427			9 SF9 3B							3	1	1	0	0	0	0					
Inning Stats	R: 0 E: 0 K: 0 S: 12	H: 1 LOB: 2 BB: 1 P: 23	R: 0 E: 0 K: 2 S: 8	H: 0 LOB: 0 BB: 0 P: 11	R: 1 E: 0 K: 1 S: 15	H: 3 LOB: 2 BB: 0 P: 23	R: 1 E: 0 K: 0 S: 8	H: 1 LOB: 0 BB: 0 P: 15	R: 0 E: 0 K: 2 S: 9	H: 0 LOB: 0 BB: 0 P: 14	R: 0 E: 0 K: 1 S: 12	H: 0 LOB: 1 BB: 1 P: 21	R: 0 E: 0 K: 1 S: 7	H: 0 LOB: 0 BB: 0 P: 11	R: 3 E: 0 K: 0 S: 16	H: 5 LOB: 2 BB: 0 P: 22	R: 0 E: 0 K: 0 S: 7	H: 0 LOB: 0 BB: 0 P: 11	1B: 6 2B: 1 3B: 1 HR: 2	SF: 1 SAC: 0 DP: 1 HBP: 0	WP: 1 PA: 35 PB: 0 SB: 0 CS: 0
PITCHER	IP WLS BF H R ER SO BB IBB HBP BLK WP HR S P ERA WHIP	IP WLS BF H R ER SO BB IBB HBP BLK WP HR S P ERA WHIP	IP WLS BF H R ER SO BB IBB HBP BLK WP HR S P ERA WHIP	IP WLS BF H R ER SO BB IBB HBP BLK WP HR S P ERA WHIP	IP WLS BF H R ER SO BB IBB HBP BLK WP HR S P ERA WHIP	IP WLS BF H R ER SO BB IBB HBP BLK WP HR S P ERA WHIP	IP WLS BF H R ER SO BB IBB HBP BLK WP HR S P ERA WHIP	IP WLS BF H R ER SO BB IBB HBP BLK WP HR S P ERA WHIP	IP WLS BF H R ER SO BB IBB HBP BLK WP HR S P ERA WHIP	IP WLS BF H R ER SO BB IBB HBP BLK WP HR S P ERA WHIP	IP WLS BF H R ER SO BB IBB HBP BLK WP HR S P ERA WHIP	IP WLS BF H R ER SO BB IBB HBP BLK WP HR S P ERA WHIP	IP WLS BF H R ER SO BB IBB HBP BLK WP HR S P ERA WHIP	IP WLS BF H R ER SO BB IBB HBP BLK WP HR S P ERA WHIP	IP WLS BF H R ER SO BB IBB HBP BLK WP HR S P ERA WHIP	IP WLS BF H R ER SO BB IBB HBP BLK WP HR S P ERA WHIP	IP WLS BF H R ER SO BB IBB HBP BLK WP HR S P ERA WHIP	IP WLS BF H R ER SO BB IBB HBP BLK WP HR S P ERA WHIP	IP WLS BF H R ER SO BB IBB HBP BLK WP HR S P ERA WHIP	IP WLS BF H R ER SO BB IBB HBP BLK WP HR S P ERA WHIP	IP WLS BF H R ER SO BB IBB HBP BLK WP HR S P ERA WHIP

Baltimore Orioles @ Los Angeles Angels
Angel Stadium of Anaheim, Anaheim, CA
Fri May 26 2006, 7:05 PM PDT
Att: 42,675 - Cloudy - 67 F

AB 32
R 5
H 10
RBI 5
BB 2
SO 7
LOB 9



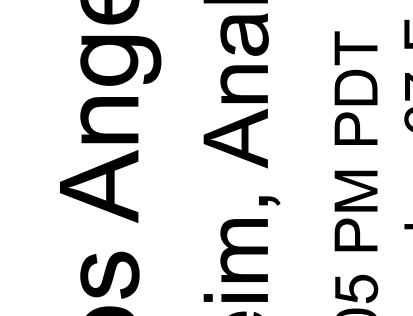
Batter	1	2	3	4	5	6	7	8	9	AB	R	H	RBI	BB	SO	LOB	TOP			
1 Brian Roberts, S (1,4) OBP: 0.390, SLG: 0.444	G4-3					F9		F8		3	0	0	0	1	0	1	<p>Baltimore Orioles @ Los Angeles Angels Angel Stadium of Anaheim, Anaheim, CA Sat May 27 2006, 7:05 PM PDT Att: 43,005 - Partly Cloudy - 67 F</p>			
6 Melvin Mora, R (1,5) OBP: 0.366, SLG: 0.475	P3		B1-3			FC6-4 1B		WP 12 1B		4	0	2	0	0	0	1				
10 Miguel Tejada, R (1,6) OBP: 0.382, SLG: 0.571	F9					L8		WP 1B		3	0	0	0	0	0	1				
12 Brandon Fahey, L (6, PH) OBP: 0.304, SLG: 0.307				G6-3				WP 1B		1	0	1	1	0	0	0				
Javy Lopez, R (1,10) OBP: 0.323, SLG: 0.398				G1-3		FC6-4 1-2		F8 1-2 2-3		4	0	1	0	0	0	3				
55 Ramon Hernandez, R (1,2) OBP: 0.364, SLG: 0.494																				
Raul Chavez, R (7,2) OBP: 0.091, SLG: 0.091																				
Jeff Conine, R (1,3) OBP: 0.314, SLG: 0.388						G3														
17 Corey Patterson, L (1,8) OBP: 0.326, SLG: 0.452						E1														
Luis Matos, R (1,7) OBP: 0.217, SLG: 0.297						P3														
21 Nick Markakis, L (1,9) OBP: 0.305, SLG: 0.312						F7														
Inning Stats	R: 0 E: 0 K: 0 S: 10	H: 0 LOB: 0 BB: 0 P: 14	R: 0 E: 0 K: 1 S: 12	H: 2 LOB: 1 BB: 0 P: 16	R: 0 E: 0 K: 2 S: 11	H: 0 LOB: 1 BB: 1 P: 21	R: 0 E: 0 K: 1 S: 8	H: 0 LOB: 0 BB: 0 P: 9	R: 0 E: 1 K: 0 S: 9	H: 0 LOB: 1 BB: 0 P: 16	R: 0 E: 0 K: 1 S: 7	H: 0 LOB: 0 BB: 0 P: 10	R: 1 E: 0 K: 1 S: 15	H: 2 LOB: 2 BB: 1 P: 26	R: 0 E: 0 K: 0 S: 13	H: 1 LOB: 2 BB: 1 P: 23	1B: 4 2B: 3 3B: 0 HR: 0	SF: 0 SAC: 0 DP: 1 HBP: 0	WP: 1 PB: 0 SB: 1 CS: 0	PA: 36
PITCHER	IP WLS BF ERA	WLS BF ERA	H R ER SO	R ER SO	BB IBB HBP BLK	WP HR S P	ERA WHIP	PITCHER	IP WLS BF ERA	WLS BF ERA	H R ER SO	R ER SO	BB IBB HBP BLK	WP HR S P	ERA WHIP					
36 Jered Weaver, R (1,1) ERA: 4.31	7.0 W 25 0.00	3 0 0 5	3 0 0 5	0 0 0 5	1 0 0 0	0 0 64 97	0.00 0.571	Kevin Gregg, R (8,1) ERA: 4.31	2.0 L 11 4.50	3 1 1 1	2 0 0 0	1 0 28 49	4.50 2.500							

Batter	1	2	3	4	5	6	7	8	9	AB	R	H	RBI	BB	SO	LOB	BOTTOM			
Orlando Cabrera, R (1,6) OBP: 0.327, SLG: 0.417	16 1B									5	2	1	0	0	1	4	<p>Baltimore Orioles @ Los Angeles Angels Angel Stadium of Anaheim, Anaheim, CA Sat May 27 2006, 7:05 PM PDT Att: 43,005 - Partly Cloudy - 67 F</p>			
32 Erick Aybar, S (8,6) OBP: 0.250, SLG: 0.250	2B	FC5 16 FC3-6 27 BB	FC6-4			G4-3				0	0	0	0	0	0	0				
Mike Napoli, R (1,2) OBP: 0.411, SLG: 0.521										4	1	1	1	1	3	1				
16 Garret Anderson, L (1,7) OBP: 0.307, SLG: 0.422										4	0	1	2	0	1	3				
65 Tommy Murphy, S (7,8) OBP: 0.333, SLG: 0.433	1B	FC3-6 27 1B				F7				1	1	1	1	0	0	0				
27 Vladimir Guerrero, R (1,9) OBP: 0.366, SLG: 0.559										4	1	2	1	0	1	2				
8 Dallas McPherson, L (7,5) OBP: 0.265, SLG: 0.458	P3									1	0	0	0	0	0	0				
Tim Salmon, R (1,10) OBP: 0.371, SLG: 0.510										4	2	3	2	1	0	2				
22 Kendrys Morales, S (1,3) OBP: 0.421, SLG: 0.789										5	1	3	3	0	1	3				
20 Juan Rivera, R (1,8) OBP: 0.280, SLG: 0.376										4	1	1	0	1	1	3				
39 Robb Quinlan, R (1,5) OBP: 0.286, SLG: 0.338										3	1	1	0	0	0	1				
Adam Kennedy, L (1,4) OBP: 0.350, SLG: 0.418										3	0	0	0	0	1	2				
Inning Stats	R: 1 E: 0 K: 1 S: 12	H: 3 LOB: 2 BB: 0 P: 18	R: 3 E: 0 K: 0 S: 15	H: 3 LOB: 2 BB: 1 P: 24	R: 0 E: 0 K: 1 S: 9	H: 1 LOB: 2 BB: 0 P: 17	R: 2 E: 0 K: 1 S: 16	H: 3 LOB: 1 BB: 0 P: 25	R: 0 E: 0 K: 1 S: 5	H: 0 LOB: 0 BB: 0 P: 7	R: 3 E: 0 K: 2 S: 14	H: 2 LOB: 1 BB: 2 P: 26	R: 0 E: 0 K: 2 S: 7	H: 0 LOB: 0 BB: 0 P: 8	R: 1 E: 0 K: 1 S: 12	H: 2 LOB: 1 BB: 0 P: 18	1B: 8 2B: 3 3B: 0 HR: 3	SF: 0 SAC: 1 DP: 0 HBP: 1	WP: 0 PB: 0 SB: 0 CS: 0	PA: 43
PITCHER	IP WLS BF ERA	WLS BF ERA	H R ER SO	R ER SO	BB IBB HBP BLK	WP HR S P	ERA WHIP	PITCHER	IP WLS BF ERA	WLS BF ERA	H R ER SO	R ER SO	BB IBB HBP BLK	WP HR S P	ERA WHIP					
45 Erik Bedard, L (1,1) ERA: 5.67	3.2 L 24	10 6 6 3	4 4 4 6	2 0 0 0	0 0 0 0	0 2 41 65	8.31 1.385	Adam Loewen, L (4,1) ERA: 9.64	4.1 L 19	4 4 4 6	2 0 0 0	0 2 41 65	8.31 1.385							

AB 33
R 1
H 6
RBI 1
BB 3
SO 6
LOB 15



AB 38
R 10
H 14
RBI 10
BB 3
SO 9
LOB 21



Batter	1	2	3	4	5	6	7	8	9	AB	R	H	RBI	BB	SO	LOB	TOP								
1 Brian Roberts, S (1,4) OBP: 0.398, SLG: 0.451			F7		F7					5	2	3	1	0	0	0	Baltimore Orioles @ Los Angeles Angels Angel Stadium of Anaheim, Anaheim, CA Sun May 28 2006, 12:35 PM PDT Att: 40,856 - Sunny - 71 F								
6 Melvin Mora, R (1,5) OBP: 0.371, SLG: 0.483					L9			K		5	2	3	1	0	1	2									
10 Miguel Tejada, R (1,6) OBP: 0.378, SLG: 0.562	G1-6-3		G5-3		G5-3				G5-3	5	0	1	2	0	0	2									
Javy Lopez, R (1,10) OBP: 0.333, SLG: 0.415									P2	5	0	3	1	0	0	0									
55 Ramon Hernandez, R (1,2) OBP: 0.354, SLG: 0.480	F9		E2		G4-3		G4-6-3		K	5	0	0	0	0	1	4									
Jeff Conine, R (1,7) OBP: 0.306, SLG: 0.377		K	FC5-4		G6-3			F9		4	0	0	0	0	1	2									
17 Corey Patterson, L (1,8) OBP: 0.331, SLG: 0.462		K			F9					4	2	2	0	0	1	0									
Kevin Millar, R (1,3) OBP: 0.328, SLG: 0.347					K					2	1	1	0	1	1	0									
Luis Matos, R (8, PR) OBP: 0.217, SLG: 0.297		HBP								0	0	0	0	0	0	0									
21 Nick Markakis, L (1,9) OBP: 0.297, SLG: 0.302		K			G6-3		L5	FC4-6		4	0	0	1	0	1	4									
Inning Stats	R: 1 E: 0 K: 0 S: 10	H: 3 LOB: 1 BB: 0 P: 15	R: 0 E: 0 K: 3 S: 9	H: 0 LOB: 1 BB: 0 P: 17	R: 1 E: 1 K: 0 S: 17	H: 2 LOB: 2 BB: 0 P: 23	R: 0 E: 0 K: 1 S: 7	H: 0 LOB: 0 BB: 0 P: 10	R: 0 E: 0 K: 0 S: 9	H: 0 LOB: 0 BB: 0 P: 15	R: 0 E: 0 K: 0 S: 5	H: 0 LOB: 0 BB: 0 P: 7	R: 4 E: 0 K: 0 S: 11	H: 6 LOB: 1 BB: 0 P: 16	R: 1 E: 0 K: 1 S: 10	H: 2 LOB: 2 BB: 1 P: 22	R: 0 E: 0 K: 1 S: 8	H: 0 LOB: 0 BB: 0 P: 12	1B: 10 2B: 3 3B: 0 HR: 0	SF: 0 SAC: 0 DP: 2 HBP: 1	WP: 0 PB: 0 SB: 1 CS: 0	PA: 41			
PITCHER	IP	WLS	BF	H	R	ER	SO	BB	IBB	HBP	BLK	WP	HR	S	P	ERA	WHIP								
45 Kelvin Escobar, R (1,1) ERA: 3.98	6.1	L	28	8	5	5	4	0	0	1	0	0	0	63	96	7.11	1.263								
62 Scot Shields, R (7,1) ERA: 1.59	1.0	B	7	4	2	2	0	1	0	0	0	0	0	7	16	18.00	5.000								
J.C. Romero, L (8,1) ERA: 9.15	0.1		2	1	0	0	0	0	0	0	0	0	0	5	8	0.00	3.000								
Brendan Donnelly, R (8,1) ERA: 4.09	1.1		4	0	0	0	2	0	0	0	0	0	0	11	17	0.00	0.000								

Batter	1	2	3	4	5	6	7	8	9	AB	R	H	RBI	BB	SO	LOB	BOTTOM								
9 Chone Figgins, S (1,8) OBP: 0.324, SLG: 0.356	L6		L9				G6-3			4	0	1	0	1	0	0	Baltimore Orioles @ Los Angeles Angels Angel Stadium of Anaheim, Anaheim, CA Sun May 28 2006, 12:35 PM PDT Att: 40,856 - Sunny - 71 F								
Orlando Cabrera, R (1,6) OBP: 0.324, SLG: 0.411	P5		P3		FC4-6		G4-3			5	0	1	1	0	0	2									
27 Vladimir Guerrero, R (1,9) OBP: 0.377, SLG: 0.564					SF9		SF7			2	2	2	1	1	0	0									
16 Garret Anderson, L (1,7) OBP: 0.310, SLG: 0.421	G1-3				P6					5	0	2	0	0	0	5									
22 Kendrys Morales, S (1,3) OBP: 0.435, SLG: 0.727					F9					3	1	1	1	1	1	2									
Tim Lincecum, R (1,10) OBP: 0.375, SLG: 0.519					SF9				F6	2	0	1	2	1	0	2									
8 Dallas McPherson, L (1,5) OBP: 0.245, SLG: 0.423		G4-3			L3				G4-6-3	4	0	0	0	0	1	5									
José Molina, R (1,2) OBP: 0.189, SLG: 0.261		F8								3	1	1	0	0	1	2									
32 Erick Aybar, S (9, PH) OBP: 0.333, SLG: 0.556										1	1	1	0	0	0	0									
Adam Kennedy, L (1,4) OBP: 0.347, SLG: 0.413					K				G4-3	4	1	1	1	0	1	0									
Inning Stats	R: 0 E: 0 K: 0 S: 7	H: 0 LOB: 1 BB: 0 P: 15	R: 1 E: 0 K: 0 S: 11	H: 1 LOB: 1 BB: 1 P: 23	R: 0 E: 0 K: 1 S: 11	H: 0 LOB: 0 BB: 0 P: 16	R: 1 E: 0 K: 0 S: 8	H: 2 LOB: 1 BB: 0 P: 12	R: 2 E: 0 K: 0 S: 10	H: 3 LOB: 1 BB: 0 P: 15	R: 0 E: 0 K: 3 S: 10	H: 0 LOB: 1 BB: 1 P: 15	R: 0 E: 0 K: 0 S: 5	H: 0 LOB: 0 BB: 0 P: 7	R: 1 E: 0 K: 0 S: 10	H: 3 LOB: 1 BB: 0 P: 13	R: 1 E: 0 K: 0 S: 10	H: 2 LOB: 2 BB: 2 P: 22	1B: 9 2B: 1 3B: 1 HR: 0	SF: 2 SAC: 0 DP: 2 HBP: 1	WP: 0 PB: 0 SB: 1 CS: 1	PA: 40			
PITCHER	IP	WLS	BF	H	R	ER	SO	BB	IBB	HBP	BLK	WP	HR	S	P	ERA	WHIP								
34 Kris Benson, R (1,1) ERA: 4.8	5.1		24	6	4	4	2	2	0	0	0	0	0	9	11	0.00	0.000								
25 Kurt Berkins, L (6,1) ERA: 0.64	1.1	W	4	0	0	0	2	0	0	0	0	0	0	2	2	0.00	0.000								
Todd Williams, R (7,1) ERA: 4.5	0.1	H	1	0	0	0	0	0	0	0	0	0	0	3	5	∞	∞								
LaTroy Hawkins, R (8,1) ERA: 4.71	0.0	S	3	3	1	1	0	0	0	0	0	0	0	17	30	4.50	2.000								
37 Chris Ray, R (8,1) ERA: 2.53	2.0	S	8	2	1	1	0	2	0	0	0	0	0	0	0	0	0								



Batter	1	2	3	4	5	6	7	8	9	AB	R	H	RBI	BB	SO	LOB	TOP								
Julio Lugo, R OBP: 0.296, SLG: 0.389 (1, 6)	F9		P6		G5-3		G5-3			4	0	0	0	0	0	0	Tampa Bay Devil Rays @ Baltimore Orioles Oriole Park at Camden Yards, Baltimore, MD Tue May 30 2006, 7:05 PM EDT Att: 15,505 - Clear - 95 F livebaseballscores.com								
13 Carl Crawford, L OBP: 0.340, SLG: 0.403 (1, 7)	G4-3		F9			F8		G1-3	4	0	0	0	0	0	0										
31 Jonny Gomes, R OBP: 0.386, SLG: 0.569 (1, 10)	1B		1B			F7		P3	4	0	2	0	0	0	0										
Aubrey Huff, L OBP: 0.281, SLG: 0.283 (1, 5)	1B		G4-3			HR		HR	4	2	3	1	0	0	1										
Ty Wigginton, R OBP: 0.299, SLG: 0.503 (1, 4)	P4			G6-3		HR		G4-3	4	1	1	2	0	0	2										
Toby Hall, R OBP: 0.296, SLG: 0.448 (1, 2)		G6-3		G6-3		F9			4	0	0	0	0	0	0										
Travis Lee, L OBP: 0.267, SLG: 0.327 (1, 3)		K		F7			E	K	4	1	1	0	0	2	0										
Damon Hollins, R OBP: 0.294, SLG: 0.456 (1, 9)		HR				K		E5	3	1	2	1	1	1	0										
Joey Gathright, L OBP: 0.312, SLG: 0.237 14 Greg Norton, S OBP: 0.352, SLG: 0.500 (9, PH)		K		G4-3			G6-3	F8	3	0	0	1	0	1	0										
Inning Stats	R: 0 E: 0 K: 0 S: 12	H: 2 LOB: 2 BB: 0 P: 18	R: 1 E: 0 K: 2 S: 10	H: 1 LOB: 0 BB: 0 P: 15	R: 0 E: 0 K: 0 S: 9	H: 1 LOB: 1 BB: 0 P: 13	R: 0 E: 0 K: 0 S: 9	H: 0 LOB: 0 BB: 0 P: 12	R: 0 E: 0 K: 1 S: 8	H: 0 LOB: 0 BB: 0 P: 14	R: 2 E: 0 K: 0 S: 8	H: 2 LOB: 0 BB: 0 P: 14	R: 1 E: 1 K: 0 S: 12	H: 2 LOB: 0 BB: 0 P: 16	R: 1 E: 0 K: 0 S: 10	H: 1 LOB: 0 BB: 0 P: 14	R: 0 E: 0 K: 1 S: 6	H: 0 LOB: 1 BB: 1 P: 12	1B: 6 2B: 0 3B: 0 HR: 3	SF: 0 SAC: 0 DP: 0 HBP: 0	WP: 0 PB: 0 SB: 0 CS: 0	PA: 36			
PITCHER	IP	WLS	BF	H	R	ER	SO	BB	IBB	HBP	BLK	WP	HR	S	P	ERA	WHIP								
Rodrigo Lopez, R ERA: 6.88 (1, 1)	6.2	W	27	8	4	3	3	0	0	0	0	0	2	66	100	4.05	1.200								
Todd Williams, R ERA: 4.57 (7, 1)	1.1	H	5	1	1	1	0	0	0	0	0	0	1	12	16	6.75	0.750								
37 Chris Ray, R ERA: 2.42 (9, 1)	1.0	S	4	0	0	0	1	1	0	0	0	0	0	6	12	0.00	1.000								

Batter	1	2	3	4	5	6	7	8	9	AB	R	H	RBI	BB	SO	LOB	BOTTOM								
1 Brian Roberts, S OBP: 0.394, SLG: 0.448 (1, 4)	1B		P2		SF9		G4-3			3	1	1	1	0	0	0	Tampa Bay Devil Rays @ Baltimore Orioles Oriole Park at Camden Yards, Baltimore, MD Tue May 30 2006, 7:05 PM EDT Att: 15,505 - Clear - 95 F livebaseballscores.com								
6 Melvin Mora, R OBP: 0.369, SLG: 0.478 (1, 5)	F8		F8		SF7		HBP		2	0	0	1	0	0	1										
10 Miguel Tejada, R OBP: 0.376, SLG: 0.571 (1, 6)	L7		G6-3		HR		G4-6-3		4	1	1	1	0	0	2										
Javy Lopez, R OBP: 0.331, SLG: 0.410 Luis Matos, R OBP: 0.217, SLG: 0.297 (9, 7)	1B			F7		P5		G5-3	4	1	1	0	0	0	0										
55 Ramon Hernandez, R OBP: 0.352, SLG: 0.486 (9, 2)	3B			F8		F9		G6-3	4	0	1	2	0	0	0										
17 Corey Patterson, L OBP: 0.336, SLG: 0.507 (1, 8)	G4-3			E1		HR		HR	4	2	2	2	0	0	1										
Jeff Conine, R OBP: 0.311, SLG: 0.380 (9, 3)		G4-3		L6		1B		1B	4	0	2	0	0	0	1										
Kevin Millar, R OBP: 0.340, SLG: 0.350 37 Chris Ray, R (9, 1)	F8				SF9		G1-6-3		2	1	1	0	2	0	0										
21 Nick Markakis, L OBP: 0.295, SLG: 0.308 (1, 9)	F9				SF7		G4-3		4	1	1	0	0	0	4										
Inning Stats	R: 2 E: 0 K: 0 S: 12	H: 3 LOB: 1 BB: 0 P: 18	R: 0 E: 0 K: 0 S: 5	H: 0 LOB: 0 BB: 0 P: 8	R: 0 E: 0 K: 0 S: 8	H: 0 LOB: 1 BB: 0 P: 10	R: 0 E: 1 K: 0 S: 9	H: 0 LOB: 0 BB: 0 P: 10	R: 3 E: 0 K: 0 S: 14	H: 2 LOB: 0 BB: 1 P: 21	R: 1 E: 0 K: 0 S: 8	H: 3 LOB: 1 BB: 0 P: 13	R: 0 E: 0 K: 0 S: 5	H: 0 LOB: 0 BB: 0 P: 9	R: 1 E: 0 K: 0 S: 9	H: 2 LOB: 2 BB: 1 P: 15	1B: 5 2B: 1 3B: 1 HR: 3	SF: 2 SAC: 0 DP: 2 HBP: 1	WP: 0 PB: 0 SB: 1 CS: 0	PA: 36					
PITCHER	IP	WLS	BF	H	R	ER	SO	BB	IBB	HBP	BLK	WP	HR	S	P	ERA	WHIP								
Doug Waechter, R ERA: 6.7 (1, 1)	5.0	L	22	5	3	5	0	1	0	0	0	0	1	13	22	4.50	1.500								
Travis Harper, R ERA: 5.79 (6, 1)	2.0		8	3	1	1	0	0	0	1	0	0	0	7	13	13.50	4.500								
54 Chad Orvella, R ERA: 6.48 (8, 1)	0.2		5	2	1	1	0	1	0	0	0	0	0	2	2	0.00	0.000								
22 Shawn Camp, R ERA: 2.66 (8, 1)	0.1		1	0	0	0	0	0	0	0	0	0	0	2	2	0.00	0.000								

Batter	1	2	3	4	5	6	7	8	9	AB R H RBI BB SO LOB	TOP									
Julio Lugo, R OBP: 0.284, SLG: 0.362	E3 FC1-6		G6-3	FC6-5 13 3B		F8			F8 31 G3 1B	5 1 1 0 0 0 2	Tampa Bay Devil Rays @ Baltimore Orioles Oriole Park at Camden Yards, Baltimore, MD Thu Jun 01 2006, 7:05 PM EDT Att: 14,044 - Overcast - 92 F livebaseballscorecards.com									
13 Carl Crawford, L OBP: 0.347, SLG: 0.438 Russell Branyan, L OBP: 0.203, SLG: 0.446	FC1-6 31 HR		1B	2B			L9		F8	3 2 2 2 0 0 1 2 0 0 0 0 0 1										
31 Jonny Gomes, R OBP: 0.282, SLG: 0.568	HR		1B	1B		F9			G3	4 2 1 2 1 1 1										
Aubrey Huff, L OBP: 0.293, SLG: 0.292 Tomas Perez, S OBP: 0.204, SLG: 0.252	G4-3		1B	1B		1B			F8	4 2 2 1 0 0 0 1 0 0 0 0 0 1										
Ty Wigginton, R OBP: 0.300, SLG: 0.495	G5-3		1B			G6-3				4 0 2 2 0 0 1										
Toby Hall, R OBP: 0.282, SLG: 0.454		K	F9						L5	4 0 1 1 0 1 2										
Travis Lee, L OBP: 0.271, SLG: 0.323		F7		K		G6-3			E1 FC6-4	4 0 0 0 0 1 2										
Damon Hollins, R OBP: 0.296, SLG: 0.465		F9		FC6-5 1B BB		P5			F9	3 0 0 0 1 0 2										
Joey Gathright, L OBP: 0.307, SLG: 0.234			K	FC6-5 13 3B 1B		G6-3			FC6-4	4 1 1 0 0 1 2										
Inning Stats	R: 2 E: 1 K: 0 S: 14	H: 1 LOB: 0 BB: 0 P: 20	R: 0 E: 0 K: 1 S: 8	H: 0 LOB: 0 BB: 0 P: 13	R: 3 E: 0 K: 1 S: 20	H: 3 LOB: 1 BB: 1 P: 31	R: 2 E: 0 K: 1 S: 9	H: 2 LOB: 1 BB: 1 P: 18	R: 1 E: 0 K: 0 S: 12	H: 2 LOB: 1 BB: 0 P: 17		R: 0 E: 0 K: 0 S: 5	H: 0 LOB: 0 BB: 0 P: 7	R: 0 E: 1 K: 1 S: 7	H: 1 LOB: 2 BB: 0 P: 10	R: 0 E: 0 K: 0 S: 6	H: 1 LOB: 1 BB: 0 P: 13	1B: 6 2B: 2 3B: 1 HR: 1	SF: 0 SAC: 0 DP: 0 HBP: 0	WP: 0 PB: 0 SB: 0 CS: 0
PITCHER	IP WLS BF H R ER SO BB IBB HBP BLK WP HR S P ERA WHIP											IP WLS BF H R ER SO BB IBB HBP BLK WP HR S P ERA WHIP								
45 Erik Bedard, L ERA: 5.97	3.0 L 15 4 5 4 2 1 0 0 0 0 1 42 64 12.00 1.667																			
John Halama, L ERA: 4.99	5.0 21 5 3 3 2 1 0 0 0 0 0 40 63 5.40 1.200																			
43 Senny Rieal, R ERA: 3.24	1.0 4 1 0 0 0 0 0 0 0 0 0 6 13 0.00 1.000																			

Batter	1	2	3	4	5	6	7	8	9	AB R H RBI BB SO LOB	BOTTOM											
1 Brian Roberts, S OBP: 0.399, SLG: 0.435	G6-3 10 S BB								G6-3	4 1 2 1 1 0 2	Tampa Bay Devil Rays @ Baltimore Orioles Oriole Park at Camden Yards, Baltimore, MD Thu Jun 01 2006, 7:05 PM EDT Att: 14,044 - Overcast - 92 F livebaseballscorecards.com											
6 Melvin Mora, R OBP: 0.365, SLG: 0.468	G5-3		K						G5-3	5 0 0 0 0 1 6												
10 Miguel Tejada, R OBP: 0.374, SLG: 0.559	G5-3		L8						G6-4-3 1B	4 0 1 1 0 0 1												
Javy Lopez, R OBP: 0.324, SLG: 0.392	K		K						G6-4-3 55 1B BB	3 0 0 0 1 2 1												
55 Ramon Hernandez, R OBP: 0.351, SLG: 0.476		F7 17 1B BB	F9						K	3 1 1 0 1 1 0												
Jeff Conine, R OBP: 0.314, SLG: 0.407	G5-3			G3-1					SF8 3B	4 1 1 0 0 0 3												
Kevin Millar, R OBP: 0.342, SLG: 0.381	F7			HR					SF8	3 1 1 2 0 0 3												
17 Corey Patterson, L OBP: 0.342, SLG: 0.496	1B 1B			K					S 2B BB	3 2 1 1 1 1 0												
Luis Matos, R OBP: 0.257, SLG: 0.353	1B BB			G6-3					G6-3 1B	3 0 2 1 1 0 0												
Inning Stats	R: 1 E: 0 K: 1 S: 9	H: 0 LOB: 1 BB: 1 P: 16	R: 2 E: 0 K: 1 S: 14	H: 2 LOB: 2 BB: 2 P: 28	R: 0 E: 0 K: 1 S: 9	H: 0 LOB: 0 BB: 0 P: 12	R: 1 E: 0 K: 1 S: 17	H: 1 LOB: 0 BB: 0 P: 26	R: 0 E: 0 K: 0 S: 7	H: 1 LOB: 0 BB: 0 P: 8		R: 0 E: 0 K: 0 S: 9	H: 1 LOB: 1 BB: 1 P: 16	R: 0 E: 0 K: 1 S: 7	H: 1 LOB: 0 BB: 0 P: 10	R: 0 E: 0 K: 1 S: 6	H: 1 LOB: 0 BB: 0 P: 10	R: 2 E: 0 K: 0 S: 14	H: 2 LOB: 1 BB: 1 P: 24	1B: 5 2B: 3 3B: 1 HR: 1	SF: 1 SAC: 0 DP: 3 HBP: 0	WP: 1 PB: 0 SB: 4 CS: 0
PITCHER	IP WLS BF H R ER SO BB IBB HBP BLK WP HR S P ERA WHIP											IP WLS BF H R ER SO BB IBB HBP BLK WP HR S P ERA WHIP										
19 Scott Kazmir, L ERA: 3.15	2.0 W 11 2 3 3 2 0 0 0 0 0 0 1 33 44 3.00 0.667																					
Travis Harper, R ERA: 5.4	3.0 10 2 1 1 2 0 0 0 0 0 1 33 46 3.00 0.667																					
45 Ruddy Lugo, R ERA: 4.99	3.1 13 4 1 1 1 1 0 0 0 0 0 27 45 2.70 1.500																					
Tyler Walker, R ERA: 7.71	0.2 4 1 1 1 0 1 0 0 0 0 0 0 9 15 13.50 3.000																					

Batter	1	2	3	4	5	6	7	8	9	AB	R	H	RBI	BB	SO	LOB	TOP								
18 Johnny Damon, L (1, 8) OBP: 0.347, SLG: 0.429	G4-3		F8		F7		28 BB 1B		2 CS 1B	5	2	2	0	0	0	0	New York Yankees @ Baltimore Orioles Oriole Park at Camden Yards, Baltimore, MD Fri Jun 02 2006, 7:05 PM EDT Att: 48,168 - Overcast - 85 F								
28 Melky Cabrera, S (1, 7) OBP: 0.405, SLG: 0.384	G1-3		G4-6-3 BB			2 CS 1B	25 WP BB		P5	3	1	1	0	2	0	1									
2 Derek Jeter, R (1, 6) OBP: 0.435, SLG: 0.498	25 BB 1B		G4-6-3 1-2			25 HR BB	25 WP 1B		1B	4	1	3	2	1	0	1									
25 Jason Giambi, L (1, 10) OBP: 0.458, SLG: 0.621	1B			L3		1-H HR	K		K	5	1	2	2	0	2	2									
Bernie Williams, S (1, 9) OBP: 0.316, SLG: 0.357	F9			L8				G6-3		4	0	1	0	0	0	2									
24 Robinson Cano, L (1, 4) OBP: 0.329, SLG: 0.386		G4-3		G4-3		L9		1B		4	0	1	0	0	0	1									
12 Andy Phillips, R (1, 3) OBP: 0.316, SLG: 0.429		WP S 1B			1-1 HR	G1-3		F9		4	1	2	1	0	0	2									
Miguel Cairo, R (1, 5) OBP: 0.281, SLG: 0.317			K		G6-3		K	F7		4	0	0	0	0	2	2									
Kelly Stinnett, R (1, 2) OBP: 0.276, SLG: 0.333			F9		P3		K		K	3	0	0	0	0	1	1									
20 Jorge Posada, S (9, PH) OBP: 0.414, SLG: 0.504									K	1	0	0	0	0	1	0									
Inning Stats	R: 0 E: 0 K: 0 S: 12	H: 2 LOB: 2 BB: 0 P: 19	R: 0 E: 0 K: 1 S: 10	H: 1 LOB: 1 BB: 0 P: 19	R: 0 E: 0 K: 0 S: 5	H: 0 LOB: 0 BB: 1 P: 10	R: 0 E: 0 K: 0 S: 5	H: 0 LOB: 0 BB: 0 P: 8	R: 1 E: 0 K: 0 S: 6	H: 1 LOB: 0 BB: 0 P: 9	R: 2 E: 0 K: 0 S: 15	H: 3 LOB: 1 BB: 1 P: 27	R: 2 E: 0 K: 3 S: 16	H: 2 LOB: 1 BB: 1 P: 28	R: 0 E: 0 K: 0 S: 6	H: 1 LOB: 1 BB: 0 P: 7	R: 1 E: 0 K: 2 S: 13	H: 2 LOB: 1 BB: 0 P: 21	1B: 10 2B: 0 3B: 0 HR: 2	SF: 0 SAC: 0 DP: 1 HBP: 0	WP: 2 PB: 0 SB: 1 CS: 2	PA: 40			
PITCHER	IP WLS BF H R ER SO BB IBB HBP BLK WP HR S P ERA WHIP	IP WLS BF H R ER SO BB IBB HBP BLK WP HR S P ERA WHIP	IP WLS BF H R ER SO BB IBB HBP BLK WP HR S P ERA WHIP	IP WLS BF H R ER SO BB IBB HBP BLK WP HR S P ERA WHIP	IP WLS BF H R ER SO BB IBB HBP BLK WP HR S P ERA WHIP	IP WLS BF H R ER SO BB IBB HBP BLK WP HR S P ERA WHIP	IP WLS BF H R ER SO BB IBB HBP BLK WP HR S P ERA WHIP	IP WLS BF H R ER SO BB IBB HBP BLK WP HR S P ERA WHIP	IP WLS BF H R ER SO BB IBB HBP BLK WP HR S P ERA WHIP	IP WLS BF H R ER SO BB IBB HBP BLK WP HR S P ERA WHIP	IP WLS BF H R ER SO BB IBB HBP BLK WP HR S P ERA WHIP	IP WLS BF H R ER SO BB IBB HBP BLK WP HR S P ERA WHIP	IP WLS BF H R ER SO BB IBB HBP BLK WP HR S P ERA WHIP	IP WLS BF H R ER SO BB IBB HBP BLK WP HR S P ERA WHIP	IP WLS BF H R ER SO BB IBB HBP BLK WP HR S P ERA WHIP	IP WLS BF H R ER SO BB IBB HBP BLK WP HR S P ERA WHIP	IP WLS BF H R ER SO BB IBB HBP BLK WP HR S P ERA WHIP	IP WLS BF H R ER SO BB IBB HBP BLK WP HR S P ERA WHIP	IP WLS BF H R ER SO BB IBB HBP BLK WP HR S P ERA WHIP	IP WLS BF H R ER SO BB IBB HBP BLK WP HR S P ERA WHIP	IP WLS BF H R ER SO BB IBB HBP BLK WP HR S P ERA WHIP	IP WLS BF H R ER SO BB IBB HBP BLK WP HR S P ERA WHIP	IP WLS BF H R ER SO BB IBB HBP BLK WP HR S P ERA WHIP	IP WLS BF H R ER SO BB IBB HBP BLK WP HR S P ERA WHIP	IP WLS BF H R ER SO BB IBB HBP BLK WP HR S P ERA WHIP

AB	37
R	6
H	12
RBI	5
BB	3
SO	6
LOB	12



Batter	1	2	3	4	5	6	7	8	9	AB	R	H	RBI	BB	SO	LOB	BOTTOM								
1 Brian Roberts, S (1, 4) OBP: 0.399, SLG: 0.430	G3	1-2 2-H 1B			G4-3		G3	6 G5-3 IBB		4	0	1	0	1	0	0	New York Yankees @ Baltimore Orioles Oriole Park at Camden Yards, Baltimore, MD Fri Jun 02 2006, 7:05 PM EDT Att: 48,168 - Overcast - 85 F								
6 Melvin Mora, R (1, 5) OBP: 0.357, SLG: 0.458	P4		G5-3		G5-3		F8	G5-3		5	0	0	1	0	0	2									
10 Miguel Tejada, R (1, 6) OBP: 0.383, SLG: 0.562	55 WP 1B		55 BB G6-3 1B		L8		55 BB 1B	IBB		4	2	3	0	1	0	0									
55 Ramon Hernandez, R (1, 2) OBP: 0.357, SLG: 0.484	WP 1-H 1B		1-1 1-3 2B		F9		F9	F9		5	0	3	1	0	0	3									
Kevin Millar, R (1, 3) OBP: 0.331, SLG: 0.366	G4-3		G6-3		F7		G4-3		G6-3	5	0	0	1	0	0	4									
17 Corey Patterson, L (1, 8) OBP: 0.331, SLG: 0.479		F9	K		E1 1B		K	P3		5	1	0	0	0	2	1									
Javy Lopez, R (1, 10) OBP: 0.333, SLG: 0.407		1 BB 2B			L9		21 BB 1-H 1B	HBP 2B 1B	L9	5	1	3	1	0	0	0									
21 Nick Markakis, L (1, 9) OBP: 0.308, SLG: 0.329					P2			2B 6 G5-3 HBP		3	0	2	0	0	0	0									
Jeff Conine, R (8, PH) OBP: 0.318, SLG: 0.407										0	1	0	0	0	0	0									
Luis Matos, R (1, 7) OBP: 0.256, SLG: 0.361					F7		G4-3	6 G5-3 1-3 2-H 2B		4	0	1	1	0	1	4									
Inning Stats	R: 1 E: 0 K: 0 S: 13	H: 2 LOB: 1 BB: 0 P: 23	R: 0 E: 0 K: 1 S: 9	H: 3 LOB: 2 BB: 0 P: 13	R: 1 E: 0 K: 1 S: 13	H: 2 LOB: 1 BB: 0 P: 21	R: 0 E: 0 K: 0 S: 7	H: 0 LOB: 0 BB: 0 P: 10	R: 0 E: 0 K: 0 S: 6	H: 0 LOB: 0 BB: 0 P: 10	R: 1 E: 1 K: 0 S: 11	H: 2 LOB: 2 BB: 0 P: 12	R: 0 E: 0 K: 0 S: 12	H: 2 LOB: 2 BB: 0 P: 19	R: 2 E: 0 K: 1 S: 16	H: 2 LOB: 3 BB: 2 P: 36	R: 0 E: 0 K: 0 S: 5	H: 0 LOB: 0 BB: 0 P: 7	1B: 9 2B: 4 3B: 0 HR: 0	SF: 0 SAC: 0 DP: 0 HBP: 1	WP: 2 PB: 0 SB: 1 CS: 0	PA: 43			
PITCHER	IP WLS BF H R ER SO BB IBB HBP BLK WP HR S P ERA WHIP	IP WLS BF H R ER SO BB IBB HBP BLK WP HR S P ERA WHIP	IP WLS BF H R ER SO BB IBB HBP BLK WP HR S P ERA WHIP	IP WLS BF H R ER SO BB IBB HBP BLK WP HR S P ERA WHIP	IP WLS BF H R ER SO BB IBB HBP BLK WP HR S P ERA WHIP	IP WLS BF H R ER SO BB IBB HBP BLK WP HR S P ERA WHIP	IP WLS BF H R ER SO BB IBB HBP BLK WP HR S P ERA WHIP	IP WLS BF H R ER SO BB IBB HBP BLK WP HR S P ERA WHIP	IP WLS BF H R ER SO BB IBB HBP BLK WP HR S P ERA WHIP	IP WLS BF H R ER SO BB IBB HBP BLK WP HR S P ERA WHIP	IP WLS BF H R ER SO BB IBB HBP BLK WP HR S P ERA WHIP	IP WLS BF H R ER SO BB IBB HBP BLK WP HR S P ERA WHIP	IP WLS BF H R ER SO BB IBB HBP BLK WP HR S P ERA WHIP	IP WLS BF H R ER SO BB IBB HBP BLK WP HR S P ERA WHIP	IP WLS BF H R ER SO BB IBB HBP BLK WP HR S P ERA WHIP	IP WLS BF H R ER SO BB IBB HBP BLK WP HR S P ERA WHIP	IP WLS BF H R ER SO BB IBB HBP BLK WP HR S P ERA WHIP	IP WLS BF H R ER SO BB IBB HBP BLK WP HR S P ERA WHIP	IP WLS BF H R ER SO BB IBB HBP BLK WP HR S P ERA WHIP	IP WLS BF H R ER SO BB IBB HBP BLK WP HR S P ERA WHIP	IP WLS BF H R ER SO BB IBB HBP BLK WP HR S P ERA WHIP	IP WLS BF H R ER SO BB IBB HBP BLK WP HR S P ERA WHIP	IP WLS BF H R ER SO BB IBB HBP BLK WP HR S P ERA WHIP	IP WLS BF H R ER SO BB IBB HBP BLK WP HR S P ERA WHIP	IP WLS BF H R ER SO BB IBB HBP BLK WP HR S P ERA WHIP

AB	40
R	5
H	13
RBI	5
BB	2
SO	3
LOB	14



Batter	1	2	3	4	5	6	7	8	9	AB	R	H	RBI	BB	SO	LOB	TOP																						
3 Reed Johnson, R OBP: 0.434, SLG: 0.466	G1-3		K		K		G4-3			4	0	0	0	0	2	0	Toronto Blue Jays @ Baltimore Orioles Oriole Park at Camden Yards, Baltimore, MD Mon Jun 05 2006, 7:05 PM EDT Att: 15,185 - Partly Cloudy - 77 F																						
9 Gregg Zaun, S OBP: 0.386, SLG: 0.584	K		15 BB		10 BB		K			3	0	1	0	1	2	0																							
15 Alex Rios, R OBP: 0.396, SLG: 0.622	K		1B		K		F9			4	0	1	0	0	2	1																							
10 Vernon Wells, R OBP: 0.374, SLG: 0.596		K	G5-3		BB			G6-3		3	0	0	0	1	1	2																							
17 Lyle Overbay, L OBP: 0.368, SLG: 0.467		G1-3 BB			2 BB			G4-3		2	0	0	0	2	1	2																							
Shea Hillenbrand, R OBP: 0.374, SLG: 0.563	G1-3				F8		G4-3			4	0	0	0	0	0	2																							
Eric Hinske, L OBP: 0.366, SLG: 0.444					K		G4-3			3	0	1	0	1	1	1																							
2 Aaron Hill, R OBP: 0.307, SLG: 0.362					BB			L1-3		3	0	1	0	1	1	3																							
Luis Figueroa, S OBP: 0.125, SLG: 0.250			G4-3		F7		FC4-6		G4-3	4	0	0	0	0	0	3																							
Inning Stats	R: 0 E: 0 K: 2 S: 10	H: 0 LOB: 0 BB: 0 P: 14	R: 0 E: 0 K: 2 S: 11	H: 0 LOB: 2 BB: 2 P: 23	R: 0 E: 0 K: 1 S: 11	H: 1 LOB: 2 BB: 1 P: 16	R: 0 E: 0 K: 1 S: 17	H: 1 LOB: 2 BB: 1 P: 24	R: 0 E: 0 K: 0 S: 8	H: 0 LOB: 1 BB: 1 P: 15	R: 0 E: 0 K: 1 S: 10	H: 0 LOB: 0 BB: 0 P: 14	R: 0 E: 0 K: 0 S: 4	H: 0 LOB: 0 BB: 0 P: 7	R: 0 E: 0 K: 0 S: 11	H: 1 LOB: 0 BB: 0 P: 17	1B: 4 2B: 1 3B: 0 HR: 0	SF: 0 SAC: 0 DP: 1 HBP: 0	WP: 0 PB: 0 SB: 0 CS: 0	PA: 36																			
PITCHER	IP	WLS	BF	H	R	ER	SO	BB	IBB	HBP	BLK	WP	HR	S	P	ERA	WHIP	PITCHER				IP	WLS	BF	H	R	ER	SO	BB	IBB	HBP	BLK	WP	HR	S	P	ERA	WHIP	
40 Daniel Cabrera, R ERA: 4.66	(1, 1)	5.0	W	23	3	0	0	9	5	0	0	0	0	0	63	101	0.00	1.600																					
43 Sandy Rieal, R ERA: 3.42	(6, 1)	1.0		4	0	0	0	0	1	0	0	0	0	0	8	15	0.00	1.000																					
Chris Britton, R ERA: 1.65	(7, 1)	1.0		3	0	0	0	1	0	0	0	0	0	0	10	14	0.00	0.000																					
LaTroy Hawkins, R ERA: 3.67	(8, 1)	2.0		6	1	0	0	0	0	0	0	0	0	0	15	24	0.00	0.500																					

AB	30
R	0
H	4
RBI	0
BB	6
SO	10
LOB	14



Batter	1	2	3	4	5	6	7	8	9	AB	R	H	RBI	BB	SO	LOB	BOTTOM																						
1 Brian Roberts, S OBP: 0.380, SLG: 0.393	F9			K		E5		G4-6-3		4	0	0	0	1	1	3	Toronto Blue Jays @ Baltimore Orioles Oriole Park at Camden Yards, Baltimore, MD Mon Jun 05 2006, 7:05 PM EDT Att: 15,185 - Partly Cloudy - 77 F																						
6 Melvin Mora, R OBP: 0.350, SLG: 0.445	F9			P3		K				4	0	0	0	0	1	5																							
10 Miguel Tejada, R OBP: 0.386, SLG: 0.563	F9		55 2B		G6-3		P4			4	1	1	0	0	0	1																							
55 Ramon Hernandez, R OBP: 0.368, SLG: 0.517		G6-3		1B		G5-4-3		F8		4	0	2	1	0	0	0																							
Kevin Millar, R OBP: 0.346, SLG: 0.416				2H		1B				4	1	2	1	0	1	1																							
21 Nick Markakis, L OBP: 0.311, SLG: 0.326						G5-4-3		K		0	0	0	0	0	0	0																							
17 Corey Patterson, L OBP: 0.337, SLG: 0.471								K		3	2	1	0	1	1	2																							
Javy Lopez, R OBP: 0.338, SLG: 0.446										4	0	2	0	0	1	2																							
Jeff Conine, R OBP: 0.315, SLG: 0.399										4	0	2	1	0	0	3																							
Luis Matos, R OBP: 0.256, SLG: 0.350										4	0	2	0	0	1	4																							
Inning Stats	R: 0 E: 0 K: 0 S: 5	H: 0 LOB: 0 BB: 0 P: 9	R: 2 E: 0 K: 1 S: 20	H: 3 LOB: 3 BB: 2 P: 32	R: 1 E: 0 K: 1 S: 16	H: 3 LOB: 2 BB: 0 P: 24	R: 0 E: 0 K: 1 S: 11	H: 1 LOB: 1 BB: 0 P: 13	R: 1 E: 1 K: 0 S: 16	H: 3 LOB: 2 BB: 0 P: 22	R: 0 E: 0 K: 1 S: 6	H: 0 LOB: 0 BB: 0 P: 10	R: 0 E: 0 K: 2 S: 7	H: 0 LOB: 0 BB: 0 P: 11	R: 0 E: 0 K: 0 S: 9	H: 2 LOB: 1 BB: 0 P: 15	1B: 9 2B: 2 3B: 0 HR: 1	SF: 0 SAC: 0 DP: 2 HBP: 0	WP: 0 PB: 0 SB: 2 CS: 1	PA: 37																			
PITCHER	IP	WLS	BF	H	R	ER	SO	BB	IBB	HBP	BLK	WP	HR	S	P	ERA	WHIP	PITCHER				IP	WLS	BF	H	R	ER	SO	BB	IBB	HBP	BLK	WP	HR	S	P	ERA	WHIP	
Ted Lilly, L ERA: 4.5	(1, 1)	6.0	L	30	10	4	3	4	2	0	0	0	0	0	74	110	4.50	2.000																					
Francisco Del Rosario, R ERA: 3.6	(7, 1)	2.0		7	2	0	0	2	0	0	0	0	0	0	16	26	0.00	1.000																					



Batter	1	2	3	4	5	6	7	8	9	AB	R	H	RBI	BB	SO	LOB	TOP											
3 Reed Johnson, R OBP: 0.447, SLG: 0.471	2-2 15 1B 25 F7-2 1B		1-1 15 G6-3 1B		2-2 G6-3		4-0 15 HR BB	4-2 BB		3	2	2	0	2	0	0												
15 Alex Rios, R OBP: 0.395, SLG: 0.631	3-2 1B		2-2 G6-3		0-1 G5-3		2-2 HR	2-2 F9		5	1	2	2	0	0	2												
10 Vernon Wells, R OBP: 0.379, SLG: 0.606	0-2 K		0-1 25 BB 1B			2-1 1B 2B	0-1 F9		0-2 25 F9 2B	5	1	3	1	0	1	2												
25 Troy Glaus, R OBP: 0.369, SLG: 0.588	0-1 F7-2		4-2 G6-4-3 BB			1-3 K	2-0 1B		0-0 F9	4	0	1	0	1	1	4												
Shea Hillenbrand, R OBP: 0.380, SLG: 0.559		1-2 9 G5-3 2B 1B	0-0 G6-4-3			2-0 2B 1B HBP	3-2 F8		4-0 CS IBB	3	1	1	0	1	0	3												
Bengie Molina, R OBP: 0.325, SLG: 0.428		1-2 F9		1-1 G5-3		0-0 2B 1B	0-2 K		3-3 K	5	0	1	0	0	2	4												
9 Gregg Zaun, S OBP: 0.381, SLG: 0.581		1-2 G5-3		3-1 P4		0-1 F9		1-1 2 G5-3 17 SF8 2B		4	1	1	0	0	0	4												
2 Aaron Hill, R OBP: 0.311, SLG: 0.365		0-1 1B		3-3 K		1-1 1B		1-1 G5-3		4	0	2	2	0	1	1												
Edgardo Alfonzo, R OBP: 0.165, SLG: 0.110		0-1 G1-3			3-2 G4-3	3-2 G5-3		0-0 SF8		3	0	0	0	0	0	4												
17 Lyle Overbay, L OBP: 0.366, SLG: 0.467										0	0	0	1	0	0	0												
Luis Figueroa, S OBP: 0.125, SLG: 0.250										0	0	0	0	0	0	0												
Inning Stats	R: 0 E: 0 K: 1 S: 16	H: 2 LOB: 1 BB: 0 P: 21	R: 1 E: 0 K: 0 S: 14	H: 2 LOB: 1 BB: 0 P: 17	R: 1 E: 0 K: 0 S: 11	H: 2 LOB: 1 BB: 1 P: 18	R: 0 E: 0 K: 1 S: 7	H: 0 LOB: 0 BB: 0 P: 14	R: 0 E: 0 K: 0 S: 8	H: 0 LOB: 0 BB: 0 P: 13	R: 1 E: 0 K: 1 S: 16	H: 3 LOB: 3 BB: 0 P: 25	R: 2 E: 0 K: 1 S: 14	H: 2 LOB: 1 BB: 1 P: 25	R: 1 E: 0 K: 0 S: 10	H: 1 LOB: 1 BB: 1 P: 18	R: 0 E: 0 K: 1 S: 10	H: 1 LOB: 1 BB: 1 P: 17	1B: 9 2B: 4 3B: 0 HR: 1	SF: 1 SAC: 0 DP: 2 HBP: 1	WP: 0 PB: 0 SB: 0 CS: 1	PA: 42						
PITCHER	IP	WLS	BF	H	R	ER	SO	BB	IBB	HBP	BLK	WP	HR	S	P	ERA	WHIP											
45 Erik Bedard, L ERA: 5.84	(1, 1)	6.0		27	9	3	3	3	1	0	1	0	0	0	72	108	4.50	1.667										
Chris Britton, R ERA: 2.5	(7, 1)	1.0	L	6	2	2	2	1	1	0	0	0	0	1	14	25	18.00	3.000										
43 Senny Rieal, R ERA: 3.62	(8, 1)	1.0		5	1	1	1	0	1	0	0	0	0	0	10	18	9.00	2.000										
Bruce Chen, L ERA: 7.56	(9, 1)	1.0		4	1	0	0	1	0	0	0	0	0	0	10	17	0.00	1.000										

Toronto Blue Jays @ Baltimore Orioles
 Oriole Park at Camden Yards, Baltimore, MD
 Tue Jun 06 2006, 7:05 PM EDT
 Att: 16,968 - Partly Cloudy - 78 F

AB 36
 R 6
 H 13
 RBI 6
 BB 4
 SO 5
 LOB 24



Batter	1	2	3	4	5	6	7	8	9	AB	R	H	RBI	BB	SO	LOB	BOTTOM										
1 Brian Roberts, S OBP: 0.369, SLG: 0.379	0-1 G4-3	0-1 F9		1-1 G3-1		1-0 G5-4-3			3-3 K	5	0	0	0	0	1	4											
6 Melvin Mora, R OBP: 0.351, SLG: 0.444	3-2 10 1B 55 1B		1-3 K		3-2 P2		3-2 10 G3-4 1B		3-3 K	5	2	2	0	0	2	0											
10 Miguel Tejada, R OBP: 0.386, SLG: 0.559	1-2 G5-3 55 1B		0-1 17 G6-3 1B		1-2 G6-3		0-1 G3-4-1		3-2 F7	5	1	2	0	0	0	1											
55 Ramon Hernandez, R OBP: 0.366, SLG: 0.512	1-1 G5-3		3-2 G6-3		1-1 P3		0-0 P4			4	0	1	1	0	0	2											
Kevin Millar, R OBP: 0.355, SLG: 0.417	1-2 G5-3		1-0 17 1B HBP		4-1 2B 21 E BB		2-2 1B			2	1	1	1	1	0	2											
17 Corey Patterson, L OBP: 0.335, SLG: 0.466	0-0 G3		1-1 1-2 2H 1B		1-1 K		0-3 K		0-3 K	4	0	1	1	0	2	4											
Javy Lopez, R OBP: 0.335, SLG: 0.447		3-2 K	0-3 K		2-0 21 E 2B			0-1 G1-3		4	0	1	0	0	2	2											
Jeff Conine, R OBP: 0.313, SLG: 0.391		3-1 F7		2-1 G4-3		4-0 21 E IBB		0-0 P4		3	0	0	0	1	0	0											
21 Nick Markakis, L OBP: 0.309, SLG: 0.320		4-1 BB		0-1 G4-3		1-0 E6 1 G5-4-3		1-3 K		3	0	0	1	1	1	2											
Inning Stats	R: 1 E: 0 K: 0 S: 15	H: 3 LOB: 2 BB: 0 P: 21	R: 0 E: 0 K: 1 S: 8	H: 0 LOB: 1 BB: 1 P: 18	R: 1 E: 0 K: 2 S: 13	H: 2 LOB: 2 BB: 0 P: 19	R: 0 E: 0 K: 0 S: 6	H: 0 LOB: 0 BB: 0 P: 9	R: 0 E: 0 K: 0 S: 8	H: 0 LOB: 0 BB: 0 P: 13	R: 1 E: 1 K: 1 S: 7	H: 1 LOB: 2 BB: 2 P: 19	R: 1 E: 0 K: 1 S: 13	H: 2 LOB: 1 BB: 0 P: 18	R: 0 E: 0 K: 1 S: 6	H: 0 LOB: 0 BB: 0 P: 7	R: 0 E: 0 K: 2 S: 10	H: 0 LOB: 0 BB: 0 P: 19	1B: 7 2B: 1 3B: 0 HR: 0	SF: 0 SAC: 0 DP: 1 HBP: 1	WP: 0 PB: 0 SB: 0 CS: 0	PA: 39					
PITCHER	IP	WLS	BF	H	R	ER	SO	BB	IBB	HBP	BLK	WP	HR	S	P	ERA	WHIP										
48 Ty Taubenheim, R ERA: 5.65	(1, 1)	5.0		22	5	2	2	3	1	0	1	0	0	0	80	3.60	1.200										
37 Scott Downs, L ERA: 4.97	(6, 1)	1.0	W	6	1	1	1	1	1	1	0	0	0	7	19	9.00	2.000										
Justin Speier, R ERA: 2.95	(7, 1)	0.2	H	4	2	1	1	0	0	0	0	0	0	10	15	13.50	3.000										
Scott Schoeneweis, L ERA: 5.89	(7, 1)	0.1	H	1	0	0	0	1	0	0	0	0	0	3	3	0.00	0.000										
54 Jason Frasor, R ERA: 5.14	(8, 1)	1.0	H	3	0	0	0	1	0	0	0	0	0	6	7	0.00	0.000										

Toronto Blue Jays @ Baltimore Orioles
 Oriole Park at Camden Yards, Baltimore, MD
 Tue Jun 06 2006, 7:05 PM EDT
 Att: 16,968 - Partly Cloudy - 78 F

AB 35
 R 4
 H 8
 RBI 4
 BB 3
 SO 8
 LOB 17



Batter	1	2	3	4	5	6	7	8	9	AB	R	H	RBI	BB	SO	LOB	TOP										
3 Reed Johnson, R OBP: 0.448, SLG: 0.480 (1, 7)	F9	15 1B		F9		10 BB		K		5	0	2	2	0	1	1	Toronto Blue Jays @ Baltimore Orioles Oriole Park at Camden Yards, Baltimore, MD Thu Jun 08 2006, 7:05 PM EDT Att: 17,637 - Clear - 78 F										
15 Alex Rios, R OBP: 0.388, SLG: 0.609 (1, 9)	25 F	1B			F9	K			P4	4	0	1	1	1	1	3											
10 Vernon Wells, R OBP: 0.383, SLG: 0.608 (1, 8)	F9	G6-3			F9	25 FC6-4			F9	4	0	0	1	1	0	3											
25 Troy Glaus, R OBP: 0.366, SLG: 0.570 (1, 5)	E8			G5-3		FC6-4			K	5	0	1	0	0	2	3											
Shea Hillenbrand, R OBP: 0.378, SLG: 0.544 (1, 10)	G6-3			G6-4-3		G1-3			G4-3	4	0	1	0	0	0	2											
Bengie Molina, R OBP: 0.325, SLG: 0.422 (1, 2)		G4-3		G6-4-3		1B			F8	4	1	1	0	0	0	1											
17 Lyle Overbay, L OBP: 0.365, SLG: 0.461 (1, 3)						1B			F7	4	2	3	0	0	0	0											
2 Aaron Hill, R OBP: 0.318, SLG: 0.371 (1, 6)						K			G1-3	4	2	2	0	0	1	1											
Edgardo Alfonzo, R OBP: 0.188, SLG: 0.128 (6, PH)										2	0	1	0	0	0	2											
Frank Catalanotto, L OBP: 0.424, SLG: 0.500 (6, PH)										1	0	1	1	0	0	0											
Luis Figueroa, S OBP: 0.111, SLG: 0.222 (6, 4)										1	0	0	0	0	0	0											
Inning Stats	R: 0 E: 1 K: 0 S: 14	H: 1 LOB: 2 BB: 1 P: 23	R: 2 E: 0 K: 0 S: 13	H: 4 LOB: 2 BB: 0 P: 24	R: 0 E: 0 K: 0 S: 8	H: 1 LOB: 0 BB: 0 P: 12	R: 0 E: 0 K: 1 S: 7	H: 2 LOB: 1 BB: 0 P: 12	R: 0 E: 0 K: 1 S: 8	H: 0 LOB: 0 BB: 0 P: 12	R: 3 E: 0 K: 1 S: 19	H: 5 LOB: 3 BB: 1 P: 31	R: 0 E: 0 K: 0 S: 7	H: 0 LOB: 0 BB: 0 P: 10	R: 0 E: 0 K: 1 S: 6	H: 0 LOB: 0 BB: 0 P: 11	R: 0 E: 0 K: 1 S: 11	H: 0 LOB: 0 BB: 0 P: 16	1B: 13 2B: 1 3B: 0 HR: 0	SF: 0 SAC: 0 DP: 2 HBP: 0	WP: 0 PB: 0 SB: 0 CS: 1	PA: 40					
PITCHER	IP	WLS	BF	H	R	ER	SO	BB	IBB	HBP	BLK	WP	HR	S	P	ERA	WHIP										
29 Adam Loewen, L ERA: 7.8 (1, 1)	5.1		26	11	5	5	2	1	0	0	0	0	0	58	96	8.44	2.250										
Todd Williams, R ERA: 4.43 (6, 1)	0.2	B	5	2	0	0	1	1	0	0	0	0	0	11	18	0.00	4.500										
43 Senny Rleal, R ERA: 3.49 (7, 1)	1.0		3	0	0	0	0	0	0	0	0	0	0	7	10	0.00	0.000										
25 Kurt Birkins, L ERA: 0.51 (8, 1)	1.0	W	3	0	0	0	1	0	0	0	0	0	0	6	11	0.00	0.000										
37 Chris Ray, R ERA: 2.49 (9, 1)	1.0	S	3	0	0	0	1	0	0	0	0	0	0	11	16	0.00	0.000										

AB	38
R	5
H	13
RBI	5
BB	2
SO	5
LOB	16



Batter	1	2	3	4	5	6	7	8	9	AB	R	H	RBI	BB	SO	LOB	BOTTOM										
1 Brian Roberts, S OBP: 0.382, SLG: 0.392 (1, 4)	G4-3		6 1B				G6-3			4	1	2	1	1	0	0	Toronto Blue Jays @ Baltimore Orioles Oriole Park at Camden Yards, Baltimore, MD Thu Jun 08 2006, 7:05 PM EDT Att: 17,637 - Clear - 78 F										
6 Melvin Mora, R OBP: 0.356, SLG: 0.444 (1, 5)	G4-3		10 1B			SF8			G4-3	4	0	1	2	0	0	2											
10 Miguel Tejada, R OBP: 0.388, SLG: 0.553 (1, 6)	L8					K			G4-3	4	0	1	1	0	1	0											
55 Ramon Hernandez, R OBP: 0.360, SLG: 0.502 (1, 2)		G3		G4-3			G5-3			4	0	1	0	0	0	2											
Kevin Millar, R OBP: 0.351, SLG: 0.400 (8, PR)							G3			3	1	0	0	1	0	0											
Ed Rogers, R OBP: 0.231, SLG: 0.231 (8, PR)		G1-3					E5			0	1	0	0	0	0	0											
Jeff Conine, R OBP: 0.311, SLG: 0.389 (9, 3)							12 FC3-6			0	0	0	0	0	0	0											
17 Corey Patterson, L OBP: 0.338, SLG: 0.470 (1, 8)										4	0	2	0	0	0	2											
Javy Lopez, R OBP: 0.331, SLG: 0.438 (1, 10)							E4			4	1	2	0	0	1	3											
12 Brandon Fahey, L OBP: 0.319, SLG: 0.360 (1, 7)										3	2	0	2	0	0	4											
Luis Matos, R OBP: 0.256, SLG: 0.350 (9, 7)										0	0	0	0	0	0	0											
21 Nick Markakis, L OBP: 0.301, SLG: 0.310 (1, 9)										4	1	1	0	0	0	6											
Inning Stats	R: 0 E: 0 K: 0 S: 5	H: 0 LOB: 0 BB: 0 P: 7	R: 0 E: 0 K: 0 S: 10	H: 0 LOB: 0 BB: 0 P: 14	R: 2 E: 0 K: 0 S: 16	H: 4 LOB: 2 BB: 0 P: 24	R: 0 E: 1 K: 1 S: 8	H: 1 LOB: 1 BB: 0 P: 9	R: 1 E: 0 K: 1 S: 14	H: 2 LOB: 2 BB: 0 P: 20	R: 1 E: 2 K: 0 S: 10	H: 1 LOB: 2 BB: 0 P: 16	R: 0 E: 0 K: 0 S: 6	H: 0 LOB: 0 BB: 0 P: 8	R: 3 E: 0 K: 0 S: 23	H: 2 LOB: 2 BB: 2 P: 38	R: 0 E: 0 K: 1 S: 12	H: 0 LOB: 0 BB: 0 P: 16	1B: 9 2B: 1 3B: 0 HR: 0	SF: 1 SAC: 0 DP: 0 HBP: 1	WP: 1 PB: 0 SB: 1 CS: 1	PA: 38					
PITCHER	IP	WLS	BF	H	R	ER	SO	BB	IBB	HBP	BLK	WP	HR	S	P	ERA	WHIP										
32 Roy Halladay, R ERA: 2.93 (1, 1)	6.0		27	8	4	3	2	0	0	0	0	0	0	63	90	4.50	1.333										
Francisco Del Rosario, R ERA: 4.5 (7, 1)	1.0	L	5	1	2	2	0	1	0	0	0	0	0	11	18	18.00	2.000										
Scott Schoeneweis, L ERA: 5.68 (8, 1)	0.1	H	1	0	0	0	0	0	0	0	0	0	0	2	2	0.00	0.000										
Justin Speier, R ERA: 3.32 (8, 1)	0.1	B	4	1	0	0	0	1	0	1	0	0	0	12	20	0.00	0.000										
37 Scott Downs, L ERA: 4.91 (8, 1)	0.1		1	0	1	1	0	0	0	0	0	1	0	4	6	27.00	0.000										

AB	34
R	7
H	10
RBI	6
BB	2
SO	2
LOB	19



Batter	1	2	3	4	5	6	7	8	9	AB	R	H	RBI	BB	SO	LOB	TOP					
1 Brian Roberts, S OBP: 0.390, SLG: 0.407										5	1	2	1	0	0	1	<p>Baltimore Orioles @ Minnesota Twins Hubert H. Humphrey Metrodome, Minneapolis, MN</p> <p>Sat Jun 10 2006, 7:10 PM EDT Att: 24,478 - Dome - 70 F</p> <p>livebaseballscores.com</p> <p>AB 37 R 9 H 14 RBI 9 BB 4 SO 5 LOB 19</p>					
12 Brandon Fahey, L OBP: 0.310, SLG: 0.340										2	1	0	0	0	0	0						
6 Melvin Mora, R OBP: 0.359, SLG: 0.444										5	2	3	1	0	2	2						
10 Miguel Tejada, R OBP: 0.391, SLG: 0.556										4	2	2	3	1	0	1						
55 Ramon Hernandez, R OBP: 0.360, SLG: 0.507										4	1	2	2	1	0	3						
Javy Lopez, R OBP: 0.339, SLG: 0.444										4	1	1	0	1	0	2						
17 Corey Patterson, L OBP: 0.339, SLG: 0.463										3	0	0	0	1	1	3						
Kevin Millar, R OBP: 0.358, SLG: 0.413										5	1	3	2	0	2	2						
Jeff Conine, R OBP: 0.317, SLG: 0.389										0	0	0	0	0	0	0						
21 Nick Markakis, L OBP: 0.301, SLG: 0.309										5	0	1	0	0	0	5						
Inning Stats	R: 3 E: 0 K: 0 S: 14	H: 4 LOB: 1 BB: 0 P: 19	R: 0 E: 0 K: 1 S: 11	H: 0 LOB: 0 BB: 0 P: 17	R: 0 E: 0 K: 0 S: 7	H: 1 LOB: 0 BB: 0 P: 9	R: 0 E: 0 K: 0 S: 3	H: 0 LOB: 0 BB: 0 P: 3	R: 1 E: 0 K: 1 S: 20	H: 3 LOB: 3 BB: 1 P: 34	R: 1 E: 0 K: 0 S: 9	H: 2 LOB: 1 BB: 0 P: 12	R: 3 E: 0 K: 2 S: 15	H: 3 LOB: 2 BB: 1 P: 27	R: 0 E: 0 K: 1 S: 9	H: 0 LOB: 0 BB: 2 P: 16	R: 1 E: 0 K: 0 S: 14	H: 1 LOB: 2 BB: 2 P: 24	1B: 8 2B: 5 3B: 0 HR: 1	SF: 0 SAC: 3 DP: 1 HBP: 1	WP: 0 PB: 0 SB: 0 CS: 0	PA: 45
PITCHER	IP WLS BF H R ER SO BB IBB HBP BLK WP HR S P ERA WHIP																					
Carlos Silva, R ERA: 7.73	(1, 1) 6.0 L 28 10 5 5 2 0 0 1 0 0 0 1 64 94 7.50 1.667																					
Kyle Lohse, R ERA: 9.22	(7, 1) 2.2 16 4 4 4 3 2 1 1 0 0 0 35 64 13.50 2.250																					
Willie Eyre, R ERA: 5.96	(9, 1) 0.1 1 0 0 0 0 0 0 0 0 0 0 0 3 3 0.00 0.000																					

Batter	1	2	3	4	5	6	7	8	9	AB	R	H	RBI	BB	SO	LOB	BOTTOM			
8 Nick Punto, S OBP: 0.398, SLG: 0.376										3	1	1	0	2	0	2	<p>Baltimore Orioles @ Minnesota Twins Hubert H. Humphrey Metrodome, Minneapolis, MN</p> <p>Sat Jun 10 2006, 7:10 PM EDT Att: 24,478 - Dome - 70 F</p> <p>livebaseballscores.com</p> <p>AB 35 R 7 H 13 RBI 7 BB 8 SO 6 LOB 25</p>			
16 Jason Kubel, L OBP: 0.306, SLG: 0.397										5	1	3	0	0	1	1				
7 Joe Mauer, L OBP: 0.451, SLG: 0.544										3	2	2	0	2	0	0				
Torii Hunter, R OBP: 0.329, SLG: 0.420										3	1	0	0	2	0	8				
5 Michael Cuddyer, R OBP: 0.370, SLG: 0.552										3	1	2	4	2	0	3				
55 Mike Redmond, R OBP: 0.387, SLG: 0.458										5	1	1	1	0	3	5				
33 Justin Morneau, L OBP: 0.311, SLG: 0.485										4	0	3	2	0	0	1				
Tony Batista, R OBP: 0.304, SLG: 0.385										5	0	1	0	0	1	3				
Juan Castro, R OBP: 0.261, SLG: 0.312										4	0	0	0	0	2	2				
Inning Stats	R: 0 E: 0 K: 0 S: 11	H: 1 LOB: 2 BB: 2 P: 22	R: 0 E: 0 K: 2 S: 15	H: 2 LOB: 0 BB: 0 P: 22	R: 0 E: 0 K: 1 S: 10	H: 0 LOB: 2 BB: 2 P: 19	R: 0 E: 0 K: 1 S: 9	H: 1 LOB: 0 BB: 0 P: 15	R: 0 E: 0 K: 0 S: 6	H: 0 LOB: 1 BB: 1 P: 15	R: 5 E: 0 K: 1 S: 23	H: 6 LOB: 1 BB: 0 P: 39	R: 0 E: 0 K: 0 S: 5	H: 0 LOB: 0 BB: 1 P: 12	R: 2 E: 0 K: 0 S: 19	H: 2 LOB: 1 BB: 1 P: 26		1B: 9 2B: 4 3B: 0 HR: 1	SF: 1 SAC: 0 DP: 3 HBP: 0	WP: 1 PB: 0 SB: 0 CS: 0
PITCHER	IP WLS BF H R ER SO BB IBB HBP BLK WP HR S P ERA WHIP																			
40 Daniel Cabrera, R ERA: 4.13	(1, 1) 6.0 W 26 5 0 0 0 0 6 0 0 0 0 1 15 26 0.00 1.833																			
John Halama, L ERA: 6.14	(7, 1) 0.2 6 4 4 4 1 0 0 0 0 0 0 1 15 26 54.00 6.000																			
LaTroy Hawkins, R ERA: 3.99	(7, 1) 0.1 3 2 1 1 0 0 0 0 0 0 0 0 8 13 27.00 6.000																			
25 Kurt Birkins, L ERA: 0.96	(8, 1) 1.0 H 3 0 0 0 0 1 0 0 0 0 0 0 5 12 0.00 1.000																			
37 Chris Ray, R ERA: 3.08	(9, 1) 1.0 6 2 2 2 0 1 0 0 0 0 0 0 19 26 18.00 3.000																			

Batter	1	2	3	4	5	6	7	8	9	AB	R	H	RBI	BB	SO	LOB	TOP										
1 Brian Roberts, S OBP: 0.397, SLG: 0.400										3	0	0	0	1	1	3											
6 Melvin Mora, R OBP: 0.354, SLG: 0.437										4	0	0	0	0	1	1											
10 Miguel Tejada, R OBP: 0.389, SLG: 0.555										4	0	1	0	0	1	1											
55 Ramon Hernandez, R OBP: 0.355, SLG: 0.498										4	0	0	0	0	0	1											
Kevin Millar, R OBP: 0.350, SLG: 0.403										4	0	0	0	0	2	1											
Javy Lopez, R OBP: 0.339, SLG: 0.442										3	0	1	0	0	1	0											
Jeff Conine, R OBP: 0.313, SLG: 0.382										3	0	0	0	0	1	1											
17 Corey Patterson, L OBP: 0.339, SLG: 0.461										3	0	1	0	0	1	1											
Luis Matos, R OBP: 0.264, SLG: 0.337										1	0	0	0	2	0	0											
Inning Stats	R: 0 H: 0 E: 0 K: 0 S: 8	H: 0 LOB: 0 BB: 1 P: 15	R: 0 H: 0 E: 0 K: 1 S: 8	H: 0 LOB: 0 BB: 0 P: 13	R: 0 H: 0 E: 0 K: 2 S: 10	H: 0 LOB: 1 BB: 1 P: 21	R: 0 H: 0 E: 0 K: 1 S: 9	H: 0 LOB: 0 BB: 0 P: 11	R: 0 H: 1 E: 0 K: 1 S: 9	H: 1 LOB: 1 BB: 0 P: 11	R: 0 H: 0 E: 0 K: 0 S: 8	H: 0 LOB: 0 BB: 0 P: 13	R: 0 H: 0 E: 0 K: 1 S: 10	H: 0 LOB: 0 BB: 0 P: 14	R: 0 H: 1 E: 0 K: 1 S: 11	H: 1 LOB: 2 BB: 1 P: 19	R: 0 H: 1 E: 0 K: 1 S: 10	H: 1 LOB: 1 BB: 0 P: 16	1B: 2 2B: 1 3B: 0 HR: 0	SF: 0 SAC: 0 DP: 1 HBP: 0	WP: 0 PB: 0 SB: 2 CS: 0	PA: 32					
PITCHER	IP	WLS	BF	H	R	ER	SO	BB	IBB	HBP	BLK	WP	HR	S	P	ERA	WHIP										
47 Francisco Liriano, L ERA: 2.1	(1, 1)	7.0	W	23	1	0	0	6	2	0	0	0	0	62	98	0.00	0.429										
Juan Rincon, R ERA: 1.71	(8, 1)	1.0		5	1	0	0	1	1	0	0	0	0	11	19	0.00	2.000										
36 Joe Nathan, R ERA: 1.96	(9, 1)	1.0		4	1	0	0	1	0	0	0	0	0	10	16	0.00	1.000										

Baltimore Orioles @ Minnesota Twins
Hubert H. Humphrey Metrodome, Minneapolis, MN

AB 29
R 0
H 3
RBI 0
BB 3
SO 8
LOB 9



WP: 0 PA: 32
PB: 0
SB: 2
CS: 0

Sun Jun 11 2006, 2:10 PM EDT
Att: 25,438 - Dome - 70 F

Batter	1	2	3	4	5	6	7	8	9	AB	R	H	RBI	BB	SO	LOB	BOTTOM										
Luis Castillo, S OBP: 0.346, SLG: 0.357										4	0	2	1	0	0	0											
20 Lew Ford, R OBP: 0.307, SLG: 0.315										3	0	0	0	1	0	1											
7 Joe Mauer, L OBP: 0.448, SLG: 0.538										4	1	1	0	0	1	3											
5 Michael Cuddyer, R OBP: 0.362, SLG: 0.538										4	0	0	0	0	4	4											
33 Justin Morneau, L OBP: 0.315, SLG: 0.500										4	1	2	2	0	2	3											
Torii Hunter, R OBP: 0.328, SLG: 0.417										4	0	1	0	0	1	1											
24 Rondell White, R OBP: 0.209, SLG: 0.224										3	0	0	0	1	1	1											
Tony Batista, R OBP: 0.303, SLG: 0.388										4	1	1	0	0	2	2											
8 Nick Punto, S OBP: 0.406, SLG: 0.391										2	1	1	1	1	0	0											
Inning Stats	R: 0 H: 0 E: 0 K: 0 S: 8	H: 1 LOB: 1 BB: 0 P: 12	R: 0 H: 0 E: 0 K: 3 S: 12	H: 1 LOB: 0 BB: 0 P: 18	R: 0 H: 0 E: 0 K: 1 S: 9	H: 0 LOB: 0 BB: 0 P: 13	R: 2 H: 3 E: 0 K: 2 S: 19	H: 3 LOB: 2 BB: 1 P: 33	R: 0 H: 1 E: 0 K: 3 S: 25	H: 1 LOB: 3 BB: 2 P: 39	R: 2 H: 3 E: 0 K: 0 S: 13	H: 3 LOB: 1 BB: 0 P: 19	R: 0 H: 0 E: 0 K: 2 S: 12	H: 0 LOB: 0 BB: 0 P: 15	R: 0 H: 0 E: 0 K: 0 S: 6	H: 0 LOB: 0 BB: 0 P: 9	1B: 5 2B: 2 3B: 0 HR: 1	SF: 0 SAC: 0 DP: 0 HBP: 0	WP: 0 PB: 0 SB: 1 CS: 0	PA: 35							
PITCHER	IP	WLS	BF	H	R	ER	SO	BB	IBB	HBP	BLK	WP	HR	S	P	ERA	WHIP										
45 Erik Bedard, L ERA: 5.69	(1, 1)	5.0	L	23	5	2	2	0	0	0	0	0	0	13	19	18.00	3.000										
Chris Britton, R ERA: 3.15	(6, 1)	1.0		6	3	2	2	0	0	0	0	0	0	12	15	0.00	0.000										
43 Senny Rial, R ERA: 3.38	(7, 1)	1.0		3	0	0	0	2	0	0	0	0	0	6	9	0.00	0.000										
Bruce Chen, L ERA: 7.62	(8, 1)	1.0		3	0	0	0	0	0	0	0	0	0	6	9	0.00	0.000										

Baltimore Orioles @ Minnesota Twins
Hubert H. Humphrey Metrodome, Minneapolis, MN

AB 32
R 4
H 8
RBI 4
BB 3
SO 11
LOB 15



WP: 0 PA: 35
PB: 0
SB: 1
CS: 0

Sun Jun 11 2006, 2:10 PM EDT
Att: 25,438 - Dome - 70 F

Batter	1	2	3	4	5	6	7	8	9	AB	R	H	RBI	BB	SO	LOB	TOP			
1 Brian Roberts, S OBP: 0.395, SLG: 0.405	2-1 G6-3		2-2 L8		0-0 G1-3			1-1 G6-3		4	0	0	0	0	0	0	Baltimore Orioles @ Toronto Blue Jays Rogers Centre, Toronto, ON Tue Jun 13 2006, 7:07 PM EDT Att: 20,766 - Partly Cloudy - 70 F			
6 Melvin Mora, R OBP: 0.347, SLG: 0.426	2-0 G5-3		2-1 G6-3			1-1 P3		1-1 1B		4	0	1	0	0	0	0				
10 Miguel Tejada, R OBP: 0.387, SLG: 0.557	0-1 L8		0-0 HR			0-0 G4-3		1-2 L9		4	1	1	1	0	0	1				
31 Jay Gibbons, L OBP: 0.312, SLG: 0.495 Luis Matos, R OBP: 0.329, SLG: 0.329		2-2 BB 55 1B	1-1 G6-3			2-2 F7			1-1 L8	2	0	1	0	0	0	0				
55 Ramon Hernandez, R OBP: 0.358, SLG: 0.513		1-2 BB 1B		1-0 P2			1-1 G1-3		0-0 L7	4	0	1	0	0	0	0				
17 Corey Patterson, L OBP: 0.340, SLG: 0.457		0-0 L8		1-0 G4-3			0-0 G4-3 1B		0-2 FC4-6 1B	4	0	2	0	0	0	2				
Javy Lopez, R OBP: 0.332, SLG: 0.432		0-1 F8		1-2 G5-3			1-0 G4-3		0-2 FC4-6 1-2	4	0	0	0	0	0	4				
Kevin Millar, R OBP: 0.356, SLG: 0.399		4-1 1-2 2-3 BB		1-1 F7			2-3 K			2	0	0	0	1	1	1				
21 Nick Markakis, L OBP: 0.295, SLG: 0.302		1-3 K		1-3 K			0-2 G4-3			3	0	0	0	0	2	3				
Inning Stats	R: 0 E: 0 K: 0 S: 5	H: 0 LOB: 0 BB: 0 P: 9	R: 0 E: 0 K: 1 S: 14	H: 2 LOB: 3 BB: 1 P: 22	R: 1 E: 0 K: 0 S: 8	H: 1 LOB: 0 BB: 0 P: 13	R: 0 E: 0 K: 0 S: 5	H: 0 LOB: 0 BB: 0 P: 8	R: 0 E: 0 K: 1 S: 7	H: 0 LOB: 0 BB: 0 P: 10	R: 0 E: 0 K: 1 S: 7	H: 1 LOB: 1 BB: 0 P: 11	R: 0 E: 0 K: 0 S: 10	H: 1 LOB: 1 BB: 0 P: 13	R: 0 E: 0 K: 0 S: 9	H: 1 LOB: 1 BB: 0 P: 10	1B: 5 2B: 0 3B: 0 HR: 1	SF: 0 SAC: 0 DP: 0 HBP: 0	WP: 0 PB: 0 SB: 0 CS: 0	PA: 34
PITCHER 32 Roy Halladay, R ERA: 2.75	IP: 9.0 WLS: W BF: 34 H: 6 R: 1 ER: 1 SO: 3 BB: 1 IBB: 0 HBP: 0 BLK: 0 WP: 0 HR: 1 S: 71 P: 104 ERA: 1.00 WHIP: 0.778																			

Batter	1	2	3	4	5	6	7	8	9	AB	R	H	RBI	BB	SO	LOB	BOTTOM			
3 Reed Johnson, R OBP: 0.444, SLG: 0.479	2-3 K			3-1 G4-3		2-2 2H 2B		2-2 F7		5	0	1	1	0	2	3	Baltimore Orioles @ Toronto Blue Jays Rogers Centre, Toronto, ON Tue Jun 13 2006, 7:07 PM EDT Att: 20,766 - Partly Cloudy - 70 F			
15 Alex Rios, R OBP: 0.391, SLG: 0.624	4-1 10 HR BB	1-1 FC3-2 25 WP 10 BB			0-1 L8	4-0 2B			4-0 BB	2	1	0	0	2	0	3				
10 Vernon Wells, R OBP: 0.378, SLG: 0.607	1 SAFE 2-1 1H HR	2-1 25 WP BB			0-0 G5-3	1-2 P6				3	1	1	3	1	0	2				
25 Troy Glaus, R OBP: 0.366, SLG: 0.575	0-1 G4-3	3-0 G6-3			3-2 P3		3-2 F8			4	0	0	0	0	0	2				
Shea Hillenbrand, R OBP: 0.373, SLG: 0.557	4-1 FC4-6 BB		1-0 F8			1-0 F8	0-0 1B 2 2-1 2B			3	0	1	0	1	0	0				
Bengie Molina, R OBP: 0.331, SLG: 0.433	0-1 FC4-6 1-2		0-1 F8			4-1 2 2B 8 1B BB	2-1 2-3 1B			3	1	1	0	1	0	1				
17 Lyle Overbay, L OBP: 0.358, SLG: 0.458		3-2 8 E FC3-2 15 1B	1-2 G4-3			0-0 F9	0-0 P5			4	0	1	0	0	0	3				
2 Aaron Hill, R OBP: 0.323, SLG: 0.375		1-1 15 FC3-2 10 BB 8 E 1B		1-2 P3		0-0 8 1B 2B	1-1 2-1 K	2-3		4	2	2	0	0	1	0				
8 Russ Adams, L OBP: 0.305, SLG: 0.367		2-0 FC2 10 BB 25 WP 15 FC3-2 1B		0-3 K		1-1 3 2B 1B	0-0 F7			4	2	1	2	0	1	2				
Inning Stats	R: 2 E: 0 K: 1 S: 12	H: 1 LOB: 1 BB: 2 P: 24	R: 2 E: 1 K: 1 S: 17	H: 2 LOB: 2 BB: 1 P: 31	R: 0 E: 0 K: 0 S: 9	H: 0 LOB: 0 BB: 0 P: 11	R: 0 E: 0 K: 1 S: 8	H: 0 LOB: 0 BB: 0 P: 12	R: 0 E: 0 K: 0 S: 6	H: 0 LOB: 0 BB: 0 P: 9	R: 3 E: 0 K: 0 S: 12	H: 3 LOB: 2 BB: 2 P: 25	R: 0 E: 0 K: 0 S: 8	H: 2 LOB: 2 BB: 0 P: 14	R: 0 E: 0 K: 1 S: 9	H: 0 LOB: 0 BB: 0 P: 13	1B: 4 2B: 3 3B: 0 HR: 1	SF: 0 SAC: 0 DP: 0 HBP: 0	WP: 1 PB: 0 SB: 0 CS: 0	PA: 37
PITCHER 29 Adam Loewen, L ERA: 7.84 43 Sandy Rieal, R ERA: 3.34 Bruce Chen, L ERA: 7.33	IP: 5.2 WLS: L BF: 27 H: 3 R: 1 ER: 0 SO: 0 BB: 1 IBB: 0 HBP: 0 BLK: 0 WP: 0 HR: 0 S: 6 P: 13 ERA: 0.00 WHIP: 6.000																			



Batter	1	2	3	4	5	6	7	8	9	AB	R	H	RBI	BB	SO	LOB	TOP						
1 Brian Roberts, S (1.4)										5	1	1	1	0	0	1							
12 Brandon Fahey, L (1.7)										5	2	2	2	0	0	1							
6 Melvin Mora, R (1.5)										4	1	2	3	1	1	0							
10 Miguel Tejada, R (1.6)										4	0	0	0	0	1	3							
55 Ramon Hernandez, R (1.2)										2	0	0	0	0	1	1							
Javy Lopez, R (3.2)										2	0	0	0	0	0	0							
17 Corey Patterson, L (1.8)										4	0	1	0	0	1	1							
Kevin Millar, R (1.3)										3	1	1	0	1	0	1	AB 34						
Jeff Conine, R (9.3)										0	0	0	0	0	0	0	R 6						
21 Nick Markakis, L (1.9)										2	1	1	0	2	1	0	H 8						
45 Erik Bedard, L (1.1)										2	0	0	0	0	0	2	RBI 6						
Howie Clark, L (7. Ph)										0	0	0	0	0	0	0	BB 4						
Chris Britton, R (7.1)										0	0	0	0	0	0	0	SO 5						
Luis Matos, R (8. Ph)										1	0	0	0	0	0	2	LOB 12						
LaTroy Hawkins, R (8.1)										0	0	0	0	0	0	0							
37 Chris Ray, R (9.1)										0	0	0	0	0	0	0							
Inning Stats	R: 0 E: 0 K: 0 S: 8	H: 1 LOB: 1 BB: 1 P: 16	R: 0 E: 0 K: 0 S: 10	H: 1 LOB: 2 BB: 1 P: 17	R: 2 E: 1 K: 3 S: 23	H: 2 LOB: 1 BB: 0 P: 33	R: 0 E: 0 K: 1 S: 10	H: 0 LOB: 0 BB: 0 P: 13	R: 0 E: 0 K: 0 S: 7	H: 0 LOB: 0 BB: 0 P: 11	R: 0 E: 0 K: 0 S: 9	H: 0 LOB: 0 BB: 0 P: 11	R: 4 E: 0 K: 0 S: 17	H: 2 LOB: 0 BB: 2 P: 29	R: 0 E: 0 K: 0 S: 13	H: 2 LOB: 2 BB: 0 P: 17	R: 0 E: 0 K: 1 S: 5	H: 0 LOB: 0 BB: 0 P: 7	1B: 5 2B: 1 3B: 1 HR: 1	SF: 0 SAC: 1 DP: 1 HBP: 0	WP: 1 PB: 0 SB: 3 CS: 0	PA: 39	
PITCHER	IP WLS BF H R ER SO BB IBB HBP BLK WP HR S P ERA WHIP	IP WLS BF H R ER SO BB IBB HBP BLK WP HR S P ERA WHIP	IP WLS BF H R ER SO BB IBB HBP BLK WP HR S P ERA WHIP	IP WLS BF H R ER SO BB IBB HBP BLK WP HR S P ERA WHIP	IP WLS BF H R ER SO BB IBB HBP BLK WP HR S P ERA WHIP	IP WLS BF H R ER SO BB IBB HBP BLK WP HR S P ERA WHIP	IP WLS BF H R ER SO BB IBB HBP BLK WP HR S P ERA WHIP	IP WLS BF H R ER SO BB IBB HBP BLK WP HR S P ERA WHIP	IP WLS BF H R ER SO BB IBB HBP BLK WP HR S P ERA WHIP	IP WLS BF H R ER SO BB IBB HBP BLK WP HR S P ERA WHIP	IP WLS BF H R ER SO BB IBB HBP BLK WP HR S P ERA WHIP	IP WLS BF H R ER SO BB IBB HBP BLK WP HR S P ERA WHIP	IP WLS BF H R ER SO BB IBB HBP BLK WP HR S P ERA WHIP	IP WLS BF H R ER SO BB IBB HBP BLK WP HR S P ERA WHIP	IP WLS BF H R ER SO BB IBB HBP BLK WP HR S P ERA WHIP	IP WLS BF H R ER SO BB IBB HBP BLK WP HR S P ERA WHIP	IP WLS BF H R ER SO BB IBB HBP BLK WP HR S P ERA WHIP	IP WLS BF H R ER SO BB IBB HBP BLK WP HR S P ERA WHIP	IP WLS BF H R ER SO BB IBB HBP BLK WP HR S P ERA WHIP	IP WLS BF H R ER SO BB IBB HBP BLK WP HR S P ERA WHIP	IP WLS BF H R ER SO BB IBB HBP BLK WP HR S P ERA WHIP	IP WLS BF H R ER SO BB IBB HBP BLK WP HR S P ERA WHIP	IP WLS BF H R ER SO BB IBB HBP BLK WP HR S P ERA WHIP
Alay Soler, R (1.1)	6.0	L	7	2	4	4	0	2	0	0	0	1	1	17	29	36.00	4.000						
Aaron Heilman, R (7.1)	1.0	L	7	2	4	4	0	2	0	0	0	1	1	17	29	36.00	4.000						
Heath Bell, R (8.1)	2.0		8	2	0	0	1	0	0	0	0	0	0	18	24	0.00	1.000						

Baltimore Orioles @ New York Mets
Shea Stadium, Flushing, NY
Fri Jun 16 2006, 7:10 PM EDT
Att: 45,967 - Partly Cloudy - 84 F

AB 34
R 6
H 8
RBI 6
BB 4
SO 5
LOB 12



Batter	1	2	3	4	5	6	7	8	9	AB	R	H	RBI	BB	SO	LOB	BOTTOM						
7 José Reyes, S (1.6)										4	0	2	2	0	1	0							
16 Paul Lo Duca, R (1.2)										4	0	0	0	0	0	2							
15 Carlos Beltrán, S (1.8)										4	0	0	0	0	2	1							
21 Carlos Delgado, L (1.3)										3	1	0	0	1	2	1							
5 David Wright, R (1.5)										3	0	1	0	1	0	0							
22 Jose Valentin, S (1.4)										3	1	1	0	0	0	1							
Chris Woodward, R (1.7)										3	1	0	1	1	0	1	AB 29						
44 Lastings Milledge, R (1.9)										3	0	0	0	0	1	3	R 3						
Alay Soler, R (1.1)										1	0	0	0	0	1	0	H 4						
Aaron Heilman, R (7.1)										0	0	0	0	0	0	0	RBI 3						
10 Endy Chavez, L (7. Ph)										1	0	0	0	0	0	0	BB 3						
Heath Bell, R (8.1)										0	0	0	0	0	0	0	SO 7						
Inning Stats	R: 0 E: 0 K: 0 S: 10	H: 0 LOB: 0 BB: 0 P: 14	R: 1 E: 0 K: 0 S: 12	H: 0 LOB: 1 BB: 2 P: 22	R: 0 E: 0 K: 2 S: 11	H: 0 LOB: 0 BB: 0 P: 17	R: 0 E: 0 K: 2 S: 9	H: 0 LOB: 0 BB: 0 P: 10	R: 2 E: 0 K: 1 S: 12	H: 2 LOB: 1 BB: 1 P: 22	R: 0 E: 0 K: 1 S: 9	H: 1 LOB: 1 BB: 0 P: 12	R: 0 E: 0 K: 0 S: 6	H: 0 LOB: 0 BB: 0 P: 10	R: 0 E: 0 K: 1 S: 10	H: 1 LOB: 0 BB: 0 P: 11	R: 0 E: 0 K: 0 S: 5	H: 0 LOB: 0 BB: 0 P: 6	1B: 2 2B: 2 3B: 0 HR: 0	SF: 0 SAC: 2 DP: 0 HBP: 0	WP: 0 PB: 0 SB: 1 CS: 0	PA: 34	
PITCHER	IP WLS BF H R ER SO BB IBB HBP BLK WP HR S P ERA WHIP	IP WLS BF H R ER SO BB IBB HBP BLK WP HR S P ERA WHIP	IP WLS BF H R ER SO BB IBB HBP BLK WP HR S P ERA WHIP	IP WLS BF H R ER SO BB IBB HBP BLK WP HR S P ERA WHIP	IP WLS BF H R ER SO BB IBB HBP BLK WP HR S P ERA WHIP	IP WLS BF H R ER SO BB IBB HBP BLK WP HR S P ERA WHIP	IP WLS BF H R ER SO BB IBB HBP BLK WP HR S P ERA WHIP	IP WLS BF H R ER SO BB IBB HBP BLK WP HR S P ERA WHIP	IP WLS BF H R ER SO BB IBB HBP BLK WP HR S P ERA WHIP	IP WLS BF H R ER SO BB IBB HBP BLK WP HR S P ERA WHIP	IP WLS BF H R ER SO BB IBB HBP BLK WP HR S P ERA WHIP	IP WLS BF H R ER SO BB IBB HBP BLK WP HR S P ERA WHIP	IP WLS BF H R ER SO BB IBB HBP BLK WP HR S P ERA WHIP	IP WLS BF H R ER SO BB IBB HBP BLK WP HR S P ERA WHIP	IP WLS BF H R ER SO BB IBB HBP BLK WP HR S P ERA WHIP	IP WLS BF H R ER SO BB IBB HBP BLK WP HR S P ERA WHIP	IP WLS BF H R ER SO BB IBB HBP BLK WP HR S P ERA WHIP	IP WLS BF H R ER SO BB IBB HBP BLK WP HR S P ERA WHIP	IP WLS BF H R ER SO BB IBB HBP BLK WP HR S P ERA WHIP	IP WLS BF H R ER SO BB IBB HBP BLK WP HR S P ERA WHIP	IP WLS BF H R ER SO BB IBB HBP BLK WP HR S P ERA WHIP	IP WLS BF H R ER SO BB IBB HBP BLK WP HR S P ERA WHIP	IP WLS BF H R ER SO BB IBB HBP BLK WP HR S P ERA WHIP
45 Erik Bedard, L (1.1)	6.0	H	3	0	0	0	0	0	0	6	10	0.00	0.000										
Chris Britton, R (7.1)	1.0	H	3	0	0	0	0	0	0	6	10	0.00	0.000										
LaTroy Hawkins, R (8.1)	1.0	H	4	1	0	0	1	0	0	10	11	0.00	1.000										
37 Chris Ray, R (9.1)	1.0	S	3	0	0	0	0	0	0	5	6	0.00	0.000										

Baltimore Orioles @ New York Mets
Shea Stadium, Flushing, NY
Fri Jun 16 2006, 7:10 PM EDT
Att: 45,967 - Partly Cloudy - 84 F

AB 29
R 3
H 4
RBI 3
BB 3
SO 7
LOB 9



Batter	1	2	3	4	5	6	7	8	9	AB	R	H	RBI	BB	SO	LOB	TOP			
1 Brian Roberts, S (1.4) OBP: 0.382, SLG: 0.406	0-2 6 PB 12 G3-1 1B		1-2 6 F 6 S 1B		3-2 12 E 1B		1-1 G6-3		1-0 G6-3	5	2	3	1	0	0	2				
12 Brandon Fahey, L (1.7) OBP: 0.307, SLG: 0.352 37 Chris Ray, R (9.1)	0-1 G3-1		1-0 F8		3-2 6 HBP 1B		1-1 G6-3		1-3 K	5	0	2	1	0	1	4				
6 Melvin Mora, R (1.5) OBP: 0.350, SLG: 0.427	4-2 10 G4-3 BB		3-3 K		1-1 55 FC6-4 HBP		1-0 L5		0-1 G6-3	3	0	0	0	1	1	4				
10 Miguel Tejada, R (1.6) OBP: 0.382, SLG: 0.540	0-0 G4-3		0-3 K		2-0 F8		2-1 G6-3			4	0	0	1	0	1	5				
55 Ramon Hernandez, R (1.2) OBP: 0.345, SLG: 0.486	0-2 G4-3				0-0 F8		2-0 FC6-4		3-2 G4-3	4	0	0	0	0	0	3				
17 Corey Patterson, L (1.8) OBP: 0.329, SLG: 0.441					1-1 P3		0-3 K		0-2 L9	4	0	0	0	0	1	0				
Kevin Millar, R (1.3) Jeff Conine, R (9.3) OBP: 0.354, SLG: 0.387 OBP: 0.315, SLG: 0.393					0-3 K		2-2 G6-3		2-2 F9	4	0	0	0	0	2	0				
21 Nick Markakis, L (1.9) OBP: 0.313, SLG: 0.311					0-0 L7		0-0 1 2B 1B		2-2 SH HBP	3	1	2	0	0	0	0				
34 Kris Benson, R (1.1) OBP: 0.143, SLG: 0.571 Luis Matos, R (9.7) OBP: 0.265, SLG: 0.344					3-1 HR		0-0 B1		1-0 SH	3	1	1	1	0	0	2				
Inning Stats	R: 1 E: 0 K: 0 S: 12	H: 1 LOB: 1 BB: 1 P: 16	R: 0 E: 0 K: 1 S: 6	H: 0 LOB: 0 BB: 0 P: 8	R: 1 E: 0 K: 2 S: 17	H: 2 LOB: 1 BB: 0 P: 25	R: 0 E: 0 K: 1 S: 7	H: 0 LOB: 0 BB: 0 P: 8	R: 2 E: 1 K: 0 S: 14	H: 3 LOB: 2 BB: 0 P: 25	R: 0 E: 0 K: 1 S: 10	H: 1 LOB: 1 BB: 0 P: 12	R: 0 E: 0 K: 0 S: 9	H: 0 LOB: 0 BB: 0 P: 14	R: 0 E: 1 K: 1 S: 10	H: 0 LOB: 2 BB: 0 P: 15	1B: 6 2B: 1 3B: 0 HR: 1	SF: 0 SAC: 1 DP: 0 HBP: 2	WP: 0 PB: 1 SB: 2 CS: 0	PA: 39
PITCHER	IP WLS BF H R ER SO BB IBB HBP BLK WP HR S P ERA WHIP																			
45 Pedro Martinez, R (1.1) ERA: 3.01	7.0 L 31 8 4 3 5 1 0 1 0 0 1 73 106 3.86 1.286																			
25 Pedro Feliciano, L (8.1) ERA: 1.4	1.2 7 0 0 0 1 0 0 1 0 0 0 17 27 0.00 0.000																			
Chad Bradford, R (9.1) ERA: 3.27	0.1 1 0 0 0 0 0 0 0 0 0 0 2 2 0.00 0.000																			

Baltimore Orioles @ New York Mets
Shea Stadium, Flushing, NY
Sat Jun 17 2006, 7:10 PM EDT
Att: 52,320 - Partly Cloudy - 82 F

AB	35
R	4
H	8
RBI	4
BB	1
SO	6
LOB	20



Batter	1	2	3	4	5	6	7	8	9	AB	R	H	RBI	BB	SO	LOB	BOTTOM			
7 José Reyes, S (1.6) OBP: 0.335, SLG: 0.439	2-1 16 SH 2B		0-1 P3		1-3 K		1-2 G5-3			4	1	1	0	0	1	3				
16 Paul Lo Duca, R (1.2) OBP: 0.325, SLG: 0.385	0-0 SH 15 G4-3 21 1B 2H		4-2 BB		1-2 F9		0-1 G6-3			2	1	0	0	1	0	1				
15 Carlos Beltrán, S (1.8) OBP: 0.396, SLG: 0.619	1-2 G4-3		0-1 G3-1		1-1 F8		1-2 F7		1-2 F7	4	0	0	0	0	0	4				
21 Carlos Delgado, L (1.3) OBP: 0.353, SLG: 0.539	0-0 BB		2-1 2B		0-2 F7		1-1 G6-3		1-1 G6-3	4	0	2	1	0	0	0				
5 David Wright, R (1.5) OBP: 0.400, SLG: 0.575	1-0 F9		1-2 L3		0-3 K		3-3 K			4	0	0	0	0	2	2				
22 Jose Valentin, S (1.4) OBP: 0.308, SLG: 0.463	0-1 P5		2-1 F7		2-2 F8		2-2 F8		0-1 F7	4	0	0	0	0	0	2				
10 Endy Chavez, L (1.9) OBP: 0.336, SLG: 0.429			0-1 45 SH3 44 1B 1B		1-1 P5		0-1 G6-3		1-2 G4-3	4	0	1	0	0	0	1				
44 Lastings Milledge, R (1.7) OBP: 0.328, SLG: 0.500			0-0 45 SH3 1B		0-0 45 SH1-4 1B		1-0 P3		2-2 1B	4	0	3	0	0	0	0				
45 Pedro Martinez, R (1.1) OBP: 0.138, SLG: 0.107 Chris Woodward, R (7.7) OBP: 0.338, SLG: 0.382 25 Pedro Feliciano, L (8.1) Chad Bradford, R (9.1) Julio Franco, R (9.7) OBP: 0.383, SLG: 0.477			0-1 SH3		1-2 SH1-4		1-1 F9		1-3 K	0	0	0	0	0	0	0				
Inning Stats	R: 2 E: 1 K: 0 S: 10	H: 2 LOB: 1 BB: 0 P: 14	R: 0 E: 0 K: 0 S: 11	H: 2 LOB: 3 BB: 1 P: 15	R: 0 E: 0 K: 0 S: 9	H: 1 LOB: 1 BB: 0 P: 15	R: 0 E: 0 K: 1 S: 10	H: 1 LOB: 1 BB: 0 P: 15	R: 0 E: 0 K: 0 S: 8	H: 0 LOB: 0 BB: 0 P: 9	R: 0 E: 0 K: 0 S: 7	H: 0 LOB: 0 BB: 0 P: 10	R: 0 E: 0 K: 0 S: 8	H: 0 LOB: 0 BB: 0 P: 13	R: 0 E: 0 K: 1 S: 13	H: 1 LOB: 1 BB: 0 P: 17	1B: 5 2B: 2 3B: 0 HR: 0	SF: 0 SAC: 3 DP: 0 HBP: 0	WP: 0 PB: 0 SB: 0 CS: 0	PA: 36
PITCHER	IP WLS BF H R ER SO BB IBB HBP BLK WP HR S P ERA WHIP																			
34 Kris Benson, R (1.1) ERA: 4.32	8.0 W 32 6 2 1 3 1 0 0 0 0 0 70 100 1.12 0.875																			
37 Chris Ray, R (9.1) ERA: 3.07	1.0 S 4 1 0 0 1 0 0 0 0 0 0 0 13 17 0.00 1.000																			

Baltimore Orioles @ New York Mets
Shea Stadium, Flushing, NY
Sat Jun 17 2006, 7:10 PM EDT
Att: 52,320 - Partly Cloudy - 82 F

AB	32
R	2
H	7
RBI	1
BB	1
SO	4
LOB	14



Batter	1	2	3	4	5	6	7	8	9	AB	R	H	RBI	BB	SO	LOB	TOP										
1 Brian Roberts, S OBP: 0.379, SLG: 0.408	F9					F9	G6-3			4	0	1	1	0	0	1	Baltimore Orioles @ New York Mets Shea Stadium, Flushing, NY Sun Jun 18 2006, 1:10 PM EDT Att: 43,393 - Partly Cloudy - 89 F										
Jeff Conine, R OBP: 0.314, SLG: 0.390	K		F7				K			4	1	1	0	0	2	2											
6 Melvin Mora, R OBP: 0.290, SLG: 0.428	F9									4	1	2	0	0	0	1											
12 Brandon Fahey, L OBP: 0.307, SLG: 0.352	F9									0	0	0	0	0	0	0											
10 Miguel Tejada, R OBP: 0.380, SLG: 0.539										4	1	1	0	0	2	3											
Javy Lopez, R OBP: 0.328, SLG: 0.423										4	0	2	1	0	1	1											
17 Corey Patterson, L OBP: 0.327, SLG: 0.437										4	0	1	2	0	0	2											
Luis Matos, R Ed Rogers, R	G6-3									2	0	0	0	0	1	1											
21 Nick Markakis, L OBP: 0.312, SLG: 0.315										2	0	0	0	0	1	1											
29 Adam Loewen, L Chris Britton, R Howie Clark, L 25 Kurt Birkins, L Todd Williams, R 43 Sendy Rieal, R Kevin Millar, R										2	0	0	0	0	0	0											
Inning Stats	R: 0 E: 0 K: 1 S: 6	H: 0 LOB: 0 BB: 0 P: 10	R: 1 E: 0 K: 0 S: 9	H: 2 LOB: 0 BB: 0 P: 15	R: 0 E: 0 K: 0 S: 14	H: 1 LOB: 1 BB: 0 P: 20	R: 0 E: 0 K: 1 S: 7	H: 1 LOB: 0 BB: 0 P: 12	R: 0 E: 0 K: 2 S: 8	H: 0 LOB: 0 BB: 0 P: 10	R: 2 E: 0 K: 2 S: 18	H: 4 LOB: 2 BB: 0 P: 27	R: 1 E: 0 K: 1 S: 15	H: 2 LOB: 1 BB: 0 P: 24	R: 0 E: 0 K: 1 S: 7	H: 0 LOB: 0 BB: 0 P: 7	R: 0 E: 0 K: 2 S: 8	H: 0 LOB: 0 BB: 0 P: 10	1B: 7 2B: 3 3B: 0 HR: 0	SF: 0 SAC: 0 DP: 0 HBP: 0	WP: 0 PB: 0 SB: 0 CS: 1	PA: 36					
PITCHER	IP	WLS	BF	H	R	ER	SO	BB	IBB	HBP	BLK	WP	HR	S	P	ERA	WHIP										
Tom Glavine, L ERA: 3.48	6.0	W	26	9	4	4	6	0	0	0	0	0	0	68	103	6.00	1.500										
25 Pedro Feliciano, L ERA: 1.39	0.1	H	2	1	0	0	0	0	0	0	0	0	0	2	4	0.00	3.000										
Chad Bradford, R ERA: 3.18	0.2	H	2	0	0	0	1	0	0	0	0	0	0	7	11	0.00	0.000										
50 Duaner Sanchez, R ERA: 2.5	1.0		3	0	0	0	1	0	0	0	0	0	0	7	7	0.00	0.000										
Aaron Heilman, R ERA: 4.74	1.0		3	0	0	0	2	0	0	0	0	0	0	8	10	0.00	0.000										

Batter	1	2	3	4	5	6	7	8	9	AB	R	H	RBI	BB	SO	LOB	BOTTOM										
7 José Reyes, S OBP: 0.336, SLG: 0.439	P4		G1-3							5	2	2	0	0	0	0	Baltimore Orioles @ New York Mets Shea Stadium, Flushing, NY Sun Jun 18 2006, 1:10 PM EDT Att: 43,393 - Partly Cloudy - 89 F										
Eli Marrero, R OBP: 0.354, SLG: 0.456										2	1	1	0	1	1	0											
15 Carlos Beltrán, S OBP: 0.397, SLG: 0.613										2	2	0	0	1	0	2											
5 David Wright, R OBP: 0.405, SLG: 0.589										4	2	3	5	0	0	2											
Julio Franco, R OBP: 0.373, SLG: 0.458										4	1	1	1	1	0	2											
Chris Woodward, R OBP: 0.333, SLG: 0.366										3	0	0	0	1	2	1											
11 Ramon Castro, R OBP: 0.365, SLG: 0.444										4	1	2	2	0	0	1											
44 Lastings Milledge, R OBP: 0.309, SLG: 0.468										4	0	0	0	0	2	1											
Tom Glavine, L 25 Pedro Feliciano, L Chad Bradford, R 50 Duaner Sanchez, R 10 Endy Chavez, L Aaron Heilman, R										3	0	0	0	0	3	0											
Inning Stats	R: 0 E: 0 K: 0 S: 12	H: 2 LOB: 2 BB: 0 P: 21	R: 0 E: 0 K: 2 S: 8	H: 0 LOB: 0 BB: 0 P: 11	R: 0 E: 0 K: 1 S: 15	H: 0 LOB: 2 BB: 2 P: 27	R: 0 E: 0 K: 0 S: 9	H: 0 LOB: 0 BB: 1 P: 18	R: 4 E: 0 K: 2 S: 16	H: 2 LOB: 0 BB: 0 P: 24	R: 1 E: 0 K: 2 S: 9	H: 1 LOB: 0 BB: 0 P: 14	R: 4 E: 2 K: 1 S: 18	H: 4 LOB: 1 BB: 0 P: 26	R: 0 E: 0 K: 1 S: 6	H: 0 LOB: 0 BB: 0 P: 7		R: 0 E: 0 K: 1 S: 6	H: 0 LOB: 0 BB: 0 P: 7	1B: 7 2B: 0 3B: 0 HR: 2	SF: 0 SAC: 1 DP: 0 HBP: 2	WP: 0 PB: 0 SB: 4 CS: 1	PA: 39				
PITCHER	IP	WLS	BF	H	R	ER	SO	BB	IBB	HBP	BLK	WP	HR	S	P	ERA	WHIP										
29 Adam Loewen, L ERA: 7.82	1.1		5	1	1	1	3	0	0	0	0	0	1	12	18	6.75	0.750										
Chris Britton, R ERA: 3.04	0.1		3	1	2	2	0	0	0	0	0	0	0	6	11	54.00	3.000										
25 Kurt Birkins, L ERA: 1.27	0.1		3	1	2	2	0	0	0	0	0	0	0	6	11	0.00	4.500										
Todd Williams, R ERA: 4.44	0.2		5	3	2	0	1	0	0	0	0	0	0	12	15	0.00	4.500										
43 Sendy Rieal, R ERA: 3.13	1.0		3	0	0	0	1	0	0	0	0	0	0	6	7	0.00	0.000										

Batter	1	2	3	4	5	6	7	8	9	AB	R	H	RBI	BB	SO	LOB	TOP																
2 Hanley Ramirez, R OBP: 0.335, SLG: 0.402										5	1	1	0	0	2	1	Florida Marlins @ Baltimore Orioles Oriole Park at Camden Yards, Baltimore, MD Tue Jun 20 2006, 7:05 PM EDT Att: 18,333 - Partly Cloudy - 89 F livebaseballscorecards.com																
6 Dan Uggla, R OBP: 0.350, SLG: 0.532 61 Reggie Abercrombie, R OBP: 0.280, SLG: 0.341										4	1	1	1	0	0	1																	
17 Mike Jacobs, L OBP: 0.365, SLG: 0.495 Wes Helms, R OBP: 0.318, SLG: 0.494										3	1	1	1	1	1	0																	
Miguel Cabrera, R OBP: 0.440, SLG: 0.567										4	0	2	0	0	0	1																	
12 Cody Ross, R OBP: 0.358, SLG: 0.574										3	0	2	1	0	0	0																	
27 Jeremy Hermida, L OBP: 0.368, SLG: 0.418										3	1	1	0	1	2	3																	
Joe Borchard, S OBP: 0.328, SLG: 0.373										4	0	0	0	0	4	3																	
4 Alfredo Amezaga, S OBP: 0.330, SLG: 0.414										4	1	1	2	0	2	2																	
20 Matt Treanor, R OBP: 0.292, SLG: 0.313										4	1	2	1	0	1	2																	
Inning Stats	R: 1 E: 0 K: 1 S: 14	H: 1 LOB: 0 BB: 1 P: 23	R: 0 E: 0 K: 3 S: 15	H: 1 LOB: 2 BB: 1 P: 24	R: 2 E: 0 K: 1 S: 18	H: 3 LOB: 1 BB: 0 P: 27	R: 1 E: 0 K: 2 S: 11	H: 1 LOB: 0 BB: 0 P: 16	R: 0 E: 0 K: 1 S: 8	H: 0 LOB: 0 BB: 0 P: 11	R: 2 E: 0 K: 1 S: 17	H: 3 LOB: 1 BB: 0 P: 24	R: 0 E: 0 K: 1 S: 10	H: 2 LOB: 2 BB: 0 P: 16	R: 0 E: 0 K: 1 S: 10	H: 0 LOB: 0 BB: 0 P: 13		R: 0 E: 0 K: 0 S: 4	H: 0 LOB: 0 BB: 0 P: 5	1B: 5 2B: 3 3B: 0 HR: 3	SF: 1 SAC: 0 DP: 1 HBP: 0	WP: 1 PB: 1 SB: 0 CS: 0	PA: 39										
PITCHER	IP WLS BF H R ER SO BB IBB HBP BLK WP HR S P ERA WHIP																																
40 Daniel Cabrera, R ERA: 4.64 Chris Britton, L ERA: 3.0 Bruce Chen, L ERA: 6.95	(1, 1) (6, 1) (7, 1)	5.2 0.1 3.0	L 2 11	26 1 2	8 0 2	6 0 0	6 1 0	9 0 2	2 0 0	0 0 0	0 0 0	0 0 0	0 0 0	1 6 24	3 8 34	117 0.00 0.00	1.765 3.000 0.667																

Batter	1	2	3	4	5	6	7	8	9	AB	R	H	RBI	BB	SO	LOB	BOTTOM																	
1 Brian Roberts, S OBP: 0.376, SLG: 0.403										5	0	1	0	0	1	3	Florida Marlins @ Baltimore Orioles Oriole Park at Camden Yards, Baltimore, MD Tue Jun 20 2006, 7:05 PM EDT Att: 18,333 - Partly Cloudy - 89 F livebaseballscorecards.com																	
Jeff Conine, R OBP: 0.306, SLG: 0.380										5	0	0	0	0	0	3																		
6 Melvin Mora, R OBP: 0.355, SLG: 0.429 Ed Rogers, R OBP: 0.250, SLG: 0.250										2	0	1	0	0	0	0																		
10 Miguel Tejada, R OBP: 0.382, SLG: 0.542										4	0	2	0	0	0	2																		
Javy Lopez, R OBP: 0.327, SLG: 0.420										4	0	1	0	0	1	3																		
55 Ramon Hernandez, R OBP: 0.341, SLG: 0.478										4	0	0	0	0	0	5																		
Kevin Millar, R OBP: 0.355, SLG: 0.388										4	1	2	0	0	1	1																		
17 Corey Patterson, L OBP: 0.330, SLG: 0.452										4	1	2	2	0	0	1																		
Luis Matos, R OBP: 0.269, SLG: 0.343										4	0	2	0	0	1	0																		
Inning Stats	R: 0 E: 0 K: 0 S: 8	H: 0 LOB: 0 BB: 0 P: 12	R: 0 E: 0 K: 1 S: 9	H: 1 LOB: 0 BB: 0 P: 14	R: 0 E: 0 K: 1 S: 8	H: 1 LOB: 1 BB: 0 P: 11	R: 0 E: 0 K: 0 S: 8	H: 2 LOB: 0 BB: 0 P: 12	R: 0 E: 0 K: 1 S: 9	H: 1 LOB: 0 BB: 0 P: 12	R: 2 E: 0 K: 1 S: 11	H: 4 LOB: 1 BB: 0 P: 19	R: 0 E: 1 K: 0 S: 8	H: 1 LOB: 2 BB: 0 P: 14	R: 0 E: 0 K: 0 S: 9	H: 2 LOB: 2 BB: 0 P: 13		1B: 10 2B: 1 3B: 0 HR: 1	SF: 0 SAC: 0 DP: 1 HBP: 1	WP: 0 PB: 0 SB: 0 CS: 0	PA: 38													
PITCHER	IP WLS BF H R ER SO BB IBB HBP BLK WP HR S P ERA WHIP																																	
Dontrelle Willis, L ERA: 4.15 Joe Borowski, R ERA: 3.71	(1, 1) (9, 1)	8.2 0.1	W S	37 1	12 0	2 0	2 0	4 0	2 0	2 0	0 0	0 0	0 0	0 0	0 2	3 3	2.08 0.00	1.385 0.000																

Batter	1	2	3	4	5	6	7	8	9	AB	R	H	RBI	BB	SO	LOB	TOP										
2 Hanley Ramirez, R OBP: 0.330, SLG: 0.396	F8			G4-3		G6-3			G6-3	4	0	0	0	0	0	0	Florida Marlins @ Baltimore Orioles Oriole Park at Camden Yards, Baltimore, MD Wed Jun 21 2006, 7:05 PM EDT Att: 16,135 - Partly Cloudy - 91 F livebaseballscorecards.com										
4 Alfredo Amezaga, S OBP: 0.337, SLG: 0.418	P3			1B		G5-3			G5-3 1B	4	0	2	0	0	0	0											
Miguel Cabrera, R OBP: 0.434, SLG: 0.558	K			K		K			G5-3	4	0	0	0	0	3	2											
12 Cody Ross, R OBP: 0.338, SLG: 0.538				F7		K			L9	4	0	0	0	0	1	2											
Wes Helms, R OBP: 0.318, SLG: 0.488						G6-3			27 HBP 1B	3	0	1	0	0	0	0											
27 Jeremy Hermida, L OBP: 0.368, SLG: 0.410						K			1B HBP	2	0	0	0	0	1	0											
Miguel Olivo, R OBP: 0.305, SLG: 0.432						K			K	3	0	0	0	0	2	2											
Chris Aquila, R OBP: 0.287, SLG: 0.326						K			K	3	0	0	0	0	2	2											
61 Reggie Abercrombie, R OBP: 0.275, SLG: 0.335						K			K	3	0	0	0	0	3	2											
Inning Stats	R: 0 E: 0 K: 1 S: 10	H: 0 LOB: 0 BB: 0 P: 14	R: 0 E: 0 K: 0 S: 10	H: 0 LOB: 0 BB: 0 P: 12	R: 0 E: 0 K: 2 S: 8	H: 0 LOB: 0 BB: 0 P: 11	R: 0 E: 0 K: 1 S: 12	H: 1 LOB: 1 BB: 0 P: 20	R: 0 E: 0 K: 2 S: 8	H: 0 LOB: 0 BB: 0 P: 10	R: 0 E: 0 K: 1 S: 6	H: 0 LOB: 0 BB: 0 P: 7	R: 0 E: 0 K: 2 S: 13	H: 1 LOB: 2 BB: 0 P: 21	R: 0 E: 0 K: 0 S: 9	H: 1 LOB: 1 BB: 0 P: 11	1B: 3 2B: 0 3B: 0 HR: 0	SF: 0 SAC: 0 DP: 0 HBP: 1	WP: 0 PB: 0 SB: 0 CS: 0	PA: 31							
PITCHER	IP	WLS	BF	H	R	ER	SO	BB	IBB	HBP	BLK	WP	HR	S	P	ERA	WHIP										
45 Erik Bedard, L ERA: 5.09	8.0	W	27	2	0	0	12	0	0	1	0	0	0	75	105	0.00	0.250										
37 Chris Ray, R ERA: 2.97	1.0		4	1	0	0	0	0	0	0	0	0	0	9	11	0.00	1.000										

Batter	1	2	3	4	5	6	7	8	9	AB	R	H	RBI	BB	SO	LOB	BOTTOM										
1 Brian Roberts, S OBP: 0.382, SLG: 0.410	FC4-6 1B									4	0	3	1	0	0	0	Florida Marlins @ Baltimore Orioles Oriole Park at Camden Yards, Baltimore, MD Wed Jun 21 2006, 7:05 PM EDT Att: 16,135 - Partly Cloudy - 91 F livebaseballscorecards.com										
12 Brandon Fahey, L OBP: 0.297, SLG: 0.339	FC4-6									4	0	0	0	0	0	3											
Luis Matos, R OBP: 0.269, SLG: 0.343	1-2									0	0	0	0	0	0	0											
6 Melvin Mora, R OBP: 0.356, SLG: 0.431	F9									3	1	1	0	0	0	1											
10 Miguel Tejada, R OBP: 0.377, SLG: 0.534	G6-3									4	0	0	0	0	0	3											
Javy Lopez, R OBP: 0.330, SLG: 0.442										4	1	2	1	0	1	1											
17 Corey Patterson, L OBP: 0.338, SLG: 0.458	G4-3									4	1	3	1	0	0	0											
Kevin Millar, R OBP: 0.353, SLG: 0.385	F9									4	1	1	0	0	0	3											
Jeff Conine, R OBP: 0.306, SLG: 0.380										0	0	0	0	0	0	0											
55 Ramon Hernandez, R OBP: 0.337, SLG: 0.473										3	0	0	0	0	0	1											
21 Nick Markakis, L OBP: 0.307, SLG: 0.310										3	0	0	0	0	1	1											
Inning Stats	R: 0 E: 0 K: 0 S: 8	H: 1 LOB: 1 BB: 0 P: 14	R: 0 E: 0 K: 1 S: 8	H: 0 LOB: 0 BB: 0 P: 13	R: 0 E: 0 K: 0 S: 8	H: 1 LOB: 1 BB: 0 P: 12	R: 1 E: 0 K: 0 S: 10	H: 2 LOB: 1 BB: 0 P: 18	R: 0 E: 0 K: 0 S: 7	H: 0 LOB: 0 BB: 0 P: 9	R: 0 E: 0 K: 0 S: 6	H: 0 LOB: 0 BB: 0 P: 9	R: 3 E: 1 K: 1 S: 15	H: 4 LOB: 1 BB: 0 P: 20	R: 0 E: 0 K: 0 S: 10	H: 2 LOB: 2 BB: 0 P: 15	1B: 7 2B: 2 3B: 0 HR: 1	SF: 0 SAC: 0 DP: 1 HBP: 1	WP: 0 PB: 0 SB: 1 CS: 0	PA: 34							
PITCHER	IP	WLS	BF	H	R	ER	SO	BB	IBB	HBP	BLK	WP	HR	S	P	ERA	WHIP										
47 Ricky Nolasco, R ERA: 3.15	7.0	L	29	8	4	3	2	0	0	1	0	0	0	62	95	3.86	1.143										
Randy Messenger, R ERA: 3.55	1.0		5	2	0	0	0	0	0	0	0	0	0	10	15	0.00	2.000										

Batter	1	2	3	4	5	6	7	8	9	AB	R	H	RBI	BB	SO	LOB	TOP			
Alfonso Soriano, R (1, 7) OBP: 0.344, SLG: 0.567			G4-3			P3		K		4	0	0	0	0	2	3				
Jose Vidro, S (1, 4) OBP: 0.356, SLG: 0.398			P5					1B		4	0	3	0	0	0	1				
Jose Guillen, R (1, 9) OBP: 0.273, SLG: 0.407	F9		G5-3				K	F7		4	0	0	0	0	1	4				
Marlon Anderson, L (1, 10) OBP: 0.283, SLG: 0.367	G3			G4-3			K	F7		4	0	0	0	0	1	3				
11 Ryan Zimmerman, R (1, 5) OBP: 0.328, SLG: 0.458		L9		G3-1			G4-3			3	0	0	0	1	0	1				
13 Robert Fick, L (1, 3) OBP: 0.273, SLG: 0.349		G4-3			K			F7		4	0	0	0	0	2	2				
Royce Clayton, R (1, 6) OBP: 0.316, SLG: 0.344										4	1	3	0	0	1	0				
Brian Schneider, L (1, 2) OBP: 0.301, SLG: 0.306		G1-3			P6			G3		4	0	1	0	0	0	2				
Damian Jackson, R (1, 8) OBP: 0.293, SLG: 0.451										2	0	1	0	0	1	1				
Daryle Ward, L (7, PH) OBP: 0.397, SLG: 0.661										0	0	0	1	0	0	0				
Marlon Byrd, R (7, 8) OBP: 0.337, SLG: 0.331										1	0	0	0	0	0	0				
Inning Stats	R: 0 E: 0 K: 1 S: 10	H: 1 LOB: 1 BB: 0 P: 16	R: 0 E: 0 K: 0 S: 9	H: 1 LOB: 1 BB: 0 P: 15	R: 0 E: 0 K: 0 S: 8	H: 1 LOB: 0 BB: 0 P: 10	R: 0 E: 0 K: 1 S: 7	H: 0 LOB: 0 BB: 0 P: 12	R: 0 E: 0 K: 1 S: 8	H: 1 LOB: 1 BB: 0 P: 10	R: 0 E: 0 K: 2 S: 11	H: 2 LOB: 1 BB: 0 P: 15	R: 0 E: 0 K: 0 S: 10	H: 1 LOB: 2 BB: 1 P: 19	R: 0 E: 0 K: 1 S: 7	H: 0 LOB: 0 BB: 0 P: 9	1B: 5 2B: 3 HR: 0	SF: 1 SAC: 0 DP: 0 HBP: 0	WP: 0 PB: 0 CS: 0	PA: 36
PITCHER	IP WLS BF H R ER SO BB IBB HBP BLK WP HR S P ERA WHIP																			
Rodrigo Lopez, R (1, 1) ERA: 6.45	7.0 W 28 7 1 1 7 0 0 0 0 0 0 64 93 1.29 1.000																			
LaTroy Hawkins, R (8, 1) ERA: 4.09	1.0 H 5 1 0 0 0 1 0 0 0 0 0 0 10 19 0.00 2.000																			
37 Chris Ray, R (9, 1) ERA: 3.38	1.0 S 3 0 0 0 1 0 0 0 0 0 0 0 7 9 0.00 0.000																			

Washington Nationals @ Baltimore Orioles
 Oriole Park at Camden Yards, Baltimore, MD
 Fri Jun 23 2006, 7:05 PM EDT
 Att: 48,331 - Overcast - 90 F

AB 34
 R 1
 H 8
 RBI 1
 BB 1
 SO 8
 LOB 17



Batter	1	2	3	4	5	6	7	8	9	AB	R	H	RBI	BB	SO	LOB	BOTTOM			
1 Brian Roberts, S (1, 4) OBP: 0.376, SLG: 0.399			SF8 12 SH1-4			F7		L7		4	0	1	0	0	1	1				
12 Brandon Fahey, L (1, 7) OBP: 0.300, SLG: 0.342										2	0	1	0	0	0	0				
Luis Matos, R (7, PH) OBP: 0.274, SLG: 0.340			SH1-4			P6		G4-3		1	0	0	0	0	0	1				
6 Melvin Mora, R (1, 5) OBP: 0.353, SLG: 0.428		P4								3	1	1	1	0	0	1				
10 Miguel Tejada, R (1, 6) OBP: 0.373, SLG: 0.525										4	0	1	0	0	0	3				
55 Ramon Hernandez, R (10, 10) OBP: 0.341, SLG: 0.494		FC5-4								4	0	1	0	0	0	3				
17 Corey Patterson, L (1, 8) OBP: 0.332, SLG: 0.448										3	0	1	1	0	1	1				
Javy Lopez, R (1, 2) OBP: 0.323, SLG: 0.429										3	0	0	0	0	0	2				
Kevin Millar, R (1, 3) OBP: 0.347, SLG: 0.372										3	0	0	0	0	1	1				
Jeff Conine, R (9, 3) ERA: 5.68										0	0	0	0	0	0	0				
21 Nick Markakis, L (1, 9) OBP: 0.313, SLG: 0.316										3	1	2	0	0	1	0				
Inning Stats	R: 0 E: 0 K: 1 S: 11	H: 2 LOB: 2 BB: 0 P: 17	R: 0 E: 0 K: 1 S: 10	H: 0 LOB: 0 BB: 0 P: 14	R: 1 E: 0 K: 0 S: 9	H: 2 LOB: 1 BB: 0 P: 12	R: 0 E: 0 K: 0 S: 9	H: 1 LOB: 1 BB: 0 P: 12	R: 0 E: 0 K: 1 S: 7	H: 0 LOB: 0 BB: 0 P: 12	R: 1 E: 1 K: 0 S: 8	H: 1 LOB: 1 BB: 0 P: 15	R: 0 E: 0 K: 1 S: 10	H: 1 LOB: 1 BB: 0 P: 14	R: 0 E: 0 K: 0 S: 6	H: 1 LOB: 0 BB: 0 P: 9	1B: 8 2B: 0 3B: 0 HR: 0	SF: 1 SAC: 1 DP: 1 HBP: 0	WP: 0 PB: 1 CS: 0	PA: 32
PITCHER	IP WLS BF H R ER SO BB IBB HBP BLK WP HR S P ERA WHIP																			
22 John Patterson, R (1, 1) ERA: 3.41	6.0 L 25 6 2 1 3 0 0 0 0 0 0 0 8 11 0.00 1.500																			
Bill Bray, L (7, 1) ERA: 5.68	0.2 3 1 0 0 1 0 0 0 0 0 0 0 8 11 0.00 1.500																			
Gary Majewski, R (7, 1) ERA: 3.69	1.1 4 1 0 0 0 0 0 0 0 0 0 0 8 12 0.00 0.750																			

Washington Nationals @ Baltimore Orioles
 Oriole Park at Camden Yards, Baltimore, MD
 Fri Jun 23 2006, 7:05 PM EDT
 Att: 48,331 - Overcast - 90 F

AB 30
 R 2
 H 8
 RBI 2
 BB 0
 SO 4
 LOB 13



Batter	1	2	3	4	5	6	7	8	9	AB	R	H	RBI	BB	SO	LOB	TOP										
Alfonso Soriano, R (1, 7) OBP: 0.342, SLG: 0.560	1-3 K		4-2 2B G4-3 BB	2-2 FC6-4			1-1 F9		2-1 FC6-5	4	1	0	0	1	1	2											
Jose Vidro, S (1, 4) OBP: 0.360, SLG: 0.403	0-0 1B		1-0 G4-3 11 2B		0-2 G4-3		4-1 BB		1-2 G4-3	4	1	2	0	1	0	1											
Royce Clayton, R (1, 6) OBP: 0.319, SLG: 0.344	0-1 1B		2-2 G4-3		0-0 G5-3		4-2 BB			3	0	1	1	1	0	1											
24 Nick Johnson, L (1, 3) OBP: 0.439, SLG: 0.556	3-3 K		1-1 11 2B BB		4-2 11 WP BB		2-3 K			2	0	0	0	2	2	4											
11 Ryan Zimmerman, R (1, 5) OBP: 0.330, SLG: 0.461	0-0 FC6-4		1-1 11 2B BB		3-2 L5			4-2 G6-4-3 BB		3	0	1	1	1	0	3											
Jose Guillen, R (1, 9) OBP: 0.287, SLG: 0.398		1-3 K	0-1 G6-3			0-2 F9		0-2 G6-4-3		4	0	0	0	0	1	3											
Matthew LeCroy, R (1, 10) OBP: 0.293, SLG: 0.371		4-2 BB		2-3 K		2-3 K		2-1 G3-1		2	0	0	0	1	2	0											
Daryle Ward, L (8, PH) OBP: 0.391, SLG: 0.649										1	0	0	0	0	0	0											
Brian Schneider, L (1, 2) OBP: 0.310, SLG: 0.309		4-1 CS		4-2 FC6-4 BB		2-1 F8		1-1 FC6-5 SH2-3 1B		2	0	1	0	2	0	0											
Marlon Byrd, R (1, 8) OBP: 0.332, SLG: 0.326		2-2 CS	2-2 G5-3	1-3 K			0-2 P4		0-0 SH2-3	3	0	0	0	0	1	1											
Marlon Anderson, L (8, PH) OBP: 0.293, SLG: 0.367										0	0	0	0	0	0	0											
Damian Jackson, R (8, 8) OBP: 0.293, SLG: 0.451										0	0	0	0	0	0	0											
Inning Stats	R: 0 E: 0 K: 2 S: 12	H: 2 LOB: 2 BB: 0 P: 16	R: 0 E: 0 K: 1 S: 8	H: 0 LOB: 0 BB: 2 P: 19	R: 2 E: 0 K: 0 S: 16	H: 2 LOB: 2 BB: 2 P: 30	R: 0 E: 0 K: 2 S: 13	H: 0 LOB: 1 BB: 1 P: 22	R: 0 E: 0 K: 0 S: 10	H: 0 LOB: 0 BB: 0 P: 17	R: 0 E: 0 K: 1 S: 8	H: 0 LOB: 0 BB: 0 P: 12	R: 0 E: 0 K: 0 S: 13	H: 0 LOB: 0 BB: 2 P: 24	R: 0 E: 0 K: 0 S: 7	H: 0 LOB: 0 BB: 1 P: 13	R: 0 E: 0 K: 0 S: 8	H: 1 LOB: 1 BB: 0 P: 12	1B: 3 2B: 2 3B: 0 HR: 0	SF: 0 SAC: 1 DP: 1 HBP: 0	WP: 1 PB: 0 CS: 1	PA: 39					
PITCHER	IP	WLS	BF	H	R	ER	SO	BB	IBB	HBP	BLK	WP	HR	S	P	ERA	WHIP										
29 Adam Loewen, L (1, 1) ERA: 7.12	5.0		23	4	2	2	5	6	0	0	0	1	0	59	104	3.60	2.000										
Chris Britton, R (6, 1) ERA: 2.51	1.2		7	0	0	0	1	2	0	0	0	0	0	18	31	0.00	1.200										
25 Kurt Birkins, L (7, 1) ERA: 1.23	0.1		1	0	0	0	1	0	0	0	0	0	0	3	5	0.00	0.000										
Todd Williams, R (8, 1) ERA: 4.34	2.0	W	7	1	0	0	0	1	0	0	0	0	0	15	25	0.00	1.000										

Washington Nationals @ Baltimore Orioles
 Oriole Park at Camden Yards, Baltimore, MD
 Sat Jun 24 2006, 4:35 PM EDT
 Att: 36,290 - Overcast - 89 F

AB 28
 R 2
 H 5
 RBI 2
 BB 9
 SO 7
 LOB 15



Batter	1	2	3	4	5	6	7	8	9	AB	R	H	RBI	BB	SO	LOB	BOTTOM										
1 Brian Roberts, S (1, 4) OBP: 0.378, SLG: 0.398	2-1 G6-3		1-2 F8		0-1 6 S 1B		4-1 6 1B BB		0-0 SH1-4	3	0	1	1	1	0	1											
6 Melvin Mora, R (1, 5) OBP: 0.354, SLG: 0.425	2-1 L8		0-1 F8		2-3 3-H 2-0 G1-3		2-2 1B		4-0 55 1B IBB	4	0	1	0	1	0	3											
10 Miguel Tejada, R (1, 6) OBP: 0.367, SLG: 0.516	2-0 G6-3			1-1 G5-3	2-0 P4		0-0 G3		0-1 F7	5	0	0	0	0	0	7											
55 Ramon Hernandez, R (1, 2) OBP: 0.346, SLG: 0.506		3-1 HR		0-1 F7		0-0 F8		4-1 12 FC2-5 1B BB	3-2 1B	4	1	2	2	1	0	0											
Javy Lopez, R (1, 10) OBP: 0.330, SLG: 0.435		0-0		1-1 1B		3-2 G1-3		0-2 17 BB 12 FC2-5 1B		4	0	3	0	0	0	0											
Ed Rogers, R (8, PR) OBP: 0.250, SLG: 0.250								1-2 17 BB 12 FC2-5 1B		0	0	0	0	0	0	0											
Kevin Millar, R (1, 3) OBP: 0.342, SLG: 0.366		0-2 G5-4-3		1-0 F7		1-2 F9		1-0 FC2-5 17 BB		3	0	0	0	0	0	2											
12 Brandon Fahey, L (8, PH) OBP: 0.298, SLG: 0.339								1-2 2-3 FC2-5 17 BB		1	0	0	0	0	0	2											
17 Corey Patterson, L (1, 8) OBP: 0.331, SLG: 0.442		1-1 F8			0-0 B3		2-1 G4-3		4-2 BB	3	0	0	0	1	0	0											
Jeff Conine, R (1, 7) OBP: 0.313, SLG: 0.378				4-0 BB	2-2 2B 1 1B 1B		0-2 6 1B 1 BB 1B		3-1 G5-3	3	1	2	0	1	0	3											
Luis Matos, R (1, 9) OBP: 0.282, SLG: 0.349			1-2 L5		1-1 1B		2-3 K		4-1 55 1B SH1-4 BB	3	1	1	0	1	1	2											
Inning Stats	R: 0 E: 0 K: 0 S: 5	H: 0 LOB: 0 BB: 0 P: 11	R: 1 E: 0 K: 0 S: 8	H: 2 LOB: 0 BB: 0 P: 12	R: 0 E: 0 K: 0 S: 12	H: 0 LOB: 1 BB: 1 P: 18	R: 0 E: 0 K: 0 S: 7	H: 1 LOB: 1 BB: 0 P: 10	R: 1 E: 0 K: 0 S: 11	H: 3 LOB: 2 BB: 0 P: 18	R: 0 E: 0 K: 0 S: 7	H: 0 LOB: 0 BB: 0 P: 11	R: 0 E: 0 K: 1 S: 15	H: 2 LOB: 3 BB: 1 P: 25	R: 0 E: 0 K: 0 S: 10	H: 1 LOB: 2 BB: 2 P: 22	R: 1 E: 0 K: 0 S: 9	H: 1 LOB: 2 BB: 2 P: 20	1B: 8 2B: 1 3B: 0 HR: 1	SF: 0 SAC: 1 DP: 2 HBP: 0	WP: 0 PB: 1 CS: 0	PA: 40					
PITCHER	IP	WLS	BF	H	R	ER	SO	BB	IBB	HBP	BLK	WP	HR	S	P	ERA	WHIP										
48 Michael O'Connor, L (1, 1) ERA: 3.35	6.0		24	6	2	2	0	1	0	0	0	0	0	50	80	3.00	1.167										
Jon Rauch, R (7, 1) ERA: 3.02	1.0		6	2	0	0	1	1	0	0	0	0	0	15	25	0.00	3.000										
Gary Majewski, R (8, 1) ERA: 3.61	1.0		5	1	0	0	0	2	0	0	0	0	0	10	22	0.00	3.000										
32 Chad Cordero, R (9, 1) ERA: 3.34	0.2	L	5	1	1	1	0	1	1	0	0	0	0	9	20	13.50	3.000										

Washington Nationals @ Baltimore Orioles
 Oriole Park at Camden Yards, Baltimore, MD
 Sat Jun 24 2006, 4:35 PM EDT
 Att: 36,290 - Overcast - 89 F

AB 33
 R 3
 H 10
 RBI 3
 BB 6
 SO 1
 LOB 20



Batter	1	2	3	4	5	6	7	8	9	AB	R	H	RBI	BB	SO	LOB	TOP					
Alfonso Soriano, R (1, 7) OBP: 0.340, SLG: 0.553	P4		SH1-3	K			G4-6-3		F9	4	1	0	0	1	1	4						
Jose Vidro, S (1, 4) OBP: 0.382, SLG: 0.404			L4		F7					4	0	2	0	0	0	0						
Damian Jackson, R (6, FR) OBP: 0.297, SLG: 0.446	24 WP 1B									1	0	0	0	1	1	0						
24 Nick Johnson, L (1, 3) OBP: 0.440, SLG: 0.556	F8									4	2	1	0	2	0	4						
Daryle Ward, L (1, 10) OBP: 0.419, SLG: 0.661										2	1	2	2	1	0	0						
11 Ryan Zimmerman, R (1, 5) OBP: 0.328, SLG: 0.454	FC4-6 HBP									4	0	0	0	1	0	7						
13 Robert Fick, L (1, 2) OBP: 0.306, SLG: 0.370										3	2	1	0	2	0	2						
Royce Clayton, R (1, 6) OBP: 0.324, SLG: 0.353										5	1	3	3	0	1	3						
Marlon Anderson, L (1, 9) OBP: 0.288, SLG: 0.369										5	0	2	1	0	0	2						
Marlon Byrd, R (1, 8) OBP: 0.338, SLG: 0.356										5	2	3	2	0	1	2						
Inning Stats	R: 0 E: 0 K: 0 S: 9	H: 1 LOB: 2 BB: 0 P: 15	R: 0 E: 0 K: 0 S: 8	H: 0 LOB: 0 BB: 0 P: 11	R: 2 E: 0 K: 1 S: 23	H: 3 LOB: 3 BB: 2 P: 41	R: 0 E: 0 K: 2 S: 8	H: 0 LOB: 0 BB: 0 P: 12	R: 4 E: 0 K: 0 S: 18	H: 2 LOB: 1 BB: 3 P: 33	R: 2 E: 0 K: 0 S: 15	H: 2 LOB: 2 BB: 2 P: 30	R: 0 E: 0 K: 1 S: 7	H: 2 LOB: 1 BB: 0 P: 10	R: 0 E: 0 K: 1 S: 12	H: 1 LOB: 1 BB: 0 P: 17	R: 3 E: 0 K: 0 S: 15	H: 3 LOB: 3 BB: 1 P: 35	1B: 9 2B: 4 3B: 0 HR: 1	SF: 1 SAC: 1 DP: 1 HBP: 1	WP: 4 PB: 0 SB: 0 CS: 0	PA: 48
PITCHER	IP	WLS	BF	H	R	ER	SO	BB	IBB	HBP	BLK	WP	HR	S	P	ERA	WHIP					
40 Daniel Cabrera, R (1, 1) ERA: 5.11	4.2	L	25	5	6	6	3	5	0	1	0	4	0	62	106	11.57	2.143					
43 Sandy Rieal, R (5, 1) ERA: 3.55	1.1		8	3	2	2	0	2	0	0	0	0	1	19	36	13.50	3.750					
Bruce Chen, L (7, 1) ERA: 6.75	3.0		15	6	1	1	1	1	0	0	0	0	0	34	62	3.00	2.333					

Washington Nationals @ Baltimore Orioles
 Oriole Park at Camden Yards, Baltimore, MD
 Sun Jun 25 2006, 1:35 PM EDT
 Att: 27,680 - Cloudy - 79 F

AB 37
 R 9
 H 14
 RBI 8
 BB 8
 SO 4
 LOB 24



Batter	1	2	3	4	5	6	7	8	9	AB	R	H	RBI	BB	SO	LOB	BOTTOM				
1 Brian Roberts, S (1, 4) OBP: 0.376, SLG: 0.395			G6-3							4	0	1	0	0	1	2					
12 Brandon Fahey, L (1, 7) OBP: 0.312, SLG: 0.342										2	1	1	0	2	1	0					
10 Miguel Tejada, R (1, 6) OBP: 0.366, SLG: 0.513										4	0	1	0	0	0	3					
Javy Lopez, R (1, 2) OBP: 0.329, SLG: 0.437										4	1	1	1	0	1	3					
17 Corey Patterson, L (1, 8) OBP: 0.333, SLG: 0.443										4	2	2	1	0	1	1					
Jeff Conine, R (1, 3) OBP: 0.317, SLG: 0.396										4	1	2	2	0	0	1					
Howie Clark, L (1, 10) OBP: 0.400, SLG: 0.250										3	0	0	0	1	0	0					
Ed Rogers, R (1, 5) OBP: 0.200, SLG: 0.211										3	0	0	1	0	0	0					
21 Nick Markakis, L (1, 9) OBP: 0.310, SLG: 0.312										2	0	0	0	0	0	0					
Luis Matos, R (7, PH) OBP: 0.277, SLG: 0.343										2	0	0	0	0	1	2					
Inning Stats	R: 0 E: 0 K: 0 S: 5	H: 1 LOB: 1 BB: 1 P: 13	R: 0 E: 0 K: 0 S: 7	H: 0 LOB: 0 BB: 0 P: 14	R: 0 E: 0 K: 0 S: 7	H: 0 LOB: 0 BB: 0 P: 11	R: 1 E: 0 K: 1 S: 11	H: 2 LOB: 1 BB: 0 P: 17	R: 0 E: 0 K: 0 S: 6	H: 0 LOB: 0 BB: 1 P: 11	R: 2 E: 0 K: 2 S: 12	H: 3 LOB: 2 BB: 1 P: 21	R: 0 E: 0 K: 2 S: 10	H: 0 LOB: 0 BB: 0 P: 14	R: 2 E: 0 K: 0 S: 16	H: 2 LOB: 0 BB: 0 P: 24	1B: 6 2B: 2 3B: 0 HR: 1	SF: 1 SAC: 0 DP: 2 HBP: 0	WP: 0 PB: 0 SB: 0 CS: 0	PA: 36	
PITCHER	IP	WLS	BF	H	R	ER	SO	BB	IBB	HBP	BLK	WP	HR	S	P	ERA	WHIP				
Livan Hernandez, R (1, 1) ERA: 5.57	6.0	W	25	6	3	3	1	3	0	0	0	0	0	47	86	4.50	1.500				
Bill Bray, L (7, 1) ERA: 5.14	1.1		4	0	0	0	3	0	0	0	0	0	0	11	16	0.00	0.000				
Jon Rauch, R (8, 1) ERA: 2.98	0.2		2	0	0	0	1	0	0	0	0	0	0	7	10	0.00	0.000				
52 Saul Rivera, R (9, 1) ERA: 3.29	1.0		5	2	2	2	0	0	0	0	0	0	1	16	24	18.00	2.000				

Washington Nationals @ Baltimore Orioles
 Oriole Park at Camden Yards, Baltimore, MD
 Sun Jun 25 2006, 1:35 PM EDT
 Att: 27,680 - Cloudy - 79 F

AB 32
 R 5
 H 8
 RBI 5
 BB 3
 SO 5
 LOB 12



Batter	1	2	3	4	5	6	7	8	9	AB	R	H	RBI	BB	SO	LOB	TOP										
11 Jimmy Rollins, S OBP: 0.320, SLG: 0.425	1-1 L6	0-0 G5-3			1-0 26 1B		2-3 K		1-3 K	5	0	1	0	0	2	3	Philadelphia Phillies @ Baltimore Orioles Oriole Park at Camden Yards, Baltimore, MD Wed Jun 28 2006, 1:35 PM EDT Att: 20,633 - Cloudy - 88 F										
26 Chase Utley, L OBP: 0.360, SLG: 0.493	4-2 BB		1-2 G2-3		0-2 G4-6-3 1B			0-1 HR	1-1 F8	4	1	2	0	1	0	0											
Bobby Abreu, L OBP: 0.451, SLG: 0.480	4-2 BB		0-1		0-1 G4-6-3 1B			1-3 K		3	0	1	0	1	1	3											
Pat Burrell, R OBP: 0.376, SLG: 0.534	1-3 K		1-3 1B			3-2 L3		2-1 1-H HR		4	1	1	2	0	2	3											
6 Ryan Howard, L OBP: 0.345, SLG: 0.596	1-1 F7		1-3 G4-3			1-3 K		2-3 K		4	0	0	0	0	2	3											
Aaron Rowand, R OBP: 0.318, SLG: 0.446		3-2 F9		2-2 G5-3		0-0 G3-1		2-2 8 HR		4	1	1	0	0	0	0											
8 Shane Victorino, S OBP: 0.381, SLG: 0.500		2-2 1B		2-1 F7			1-2 P4	0-1 HR		3	1	1	2	0	0	0											
David Bell, R OBP: 0.333, SLG: 0.356	1-0		2-2 K				2-1 FC5-4 1B	1-1 G4-3		4	0	2	0	0	1	0											
Sal Fasano, R OBP: 0.288, SLG: 0.397	0-3 K				1-3 K				0-3 K	3	0	0	0	0	2	3											
David Dellucci, L OBP: 0.344, SLG: 0.537							0-0 FC5-4 1B			1	0	0	0	0	1	0											
Inning Stats	R: 0 E: 0 K: 1 S: 11	H: 0 LOB: 2 BB: 2 P: 22	R: 0 E: 0 K: 1 S: 10	H: 1 LOB: 2 BB: 0 P: 16	R: 0 E: 0 K: 1 S: 13	H: 1 LOB: 1 BB: 0 P: 17	R: 0 E: 0 K: 1 S: 10	H: 0 LOB: 0 BB: 0 P: 16	R: 0 E: 0 K: 1 S: 10	H: 2 LOB: 1 BB: 0 P: 12	R: 0 E: 0 K: 1 S: 7	H: 0 LOB: 0 BB: 0 P: 11	R: 0 E: 0 K: 1 S: 11	H: 1 LOB: 1 BB: 0 P: 16	R: 4 E: 0 K: 2 S: 18	H: 4 LOB: 0 BB: 0 P: 26	R: 0 E: 0 K: 2 S: 10	H: 0 LOB: 0 BB: 0 P: 12	1B: 7 2B: 0 3B: 0 HR: 2	SF: 0 SAC: 0 DP: 1 HBP: 1	WP: 0 PB: 0 SB: 0 CS: 0	PA: 38					
PITCHER	IP	WLS	BF	H	R	ER	SO	BB	IBB	HBP	BLK	WP	HR	S	P	ERA	WHIP										
45 Erik Bedard, L ERA: 4.72	7.0	W	28	5	0	0	7	2	0	0	0	0	0	72	110	0.00	1.000										
25 Kurt Birkins, L ERA: 2.79	0.2		6	4	4	4	2	0	0	0	0	0	2	16	23	54.00	6.000										
LaTroy Hawkins, R ERA: 4.05	0.1	H	1	0	0	0	0	0	0	0	0	0	0	2	3	0.00	0.000										
37 Chris Ray, R ERA: 3.27	1.0	S	3	0	0	0	2	0	0	0	0	0	0	10	12	0.00	0.000										

Batter	1	2	3	4	5	6	7	8	9	AB	R	H	RBI	BB	SO	LOB	BOTTOM										
1 Brian Roberts, S OBP: 0.394, SLG: 0.413	4-2 6 1B		1-2 10 1B	0-2 1-H HR		1-2 G4-3		4-0 6 G4-3		3	2	2	2	2	0	0	Philadelphia Phillies @ Baltimore Orioles Oriole Park at Camden Yards, Baltimore, MD Wed Jun 28 2006, 1:35 PM EDT Att: 20,633 - Cloudy - 88 F										
6 Melvin Mora, R OBP: 0.351, SLG: 0.422	2-1 10 L3		1-1 F8	1-2 L6		1-1 G6-3		0-1 G4-3		5	0	1	0	0	0	3											
10 Miguel Tejada, R OBP: 0.366, SLG: 0.514	0-2 L3		1-1 55 HR		1-1 WP		3-2 F8	0-1 G1-3		5	2	2	1	0	0	5											
55 Ramon Hernandez, R OBP: 0.348, SLG: 0.515	2-2 F9		0-0 1-H HR		1-0 BB			G5-3		3	1	1	2	0	0	1											
Javy Lopez, R OBP: 0.323, SLG: 0.429		1-3 K	1-3 K		1-3 K		1-0 G4-3			4	0	0	0	0	3	2											
Jeff Conine, R OBP: 0.324, SLG: 0.410		0-0	3-1 F7		4-0 BB		1-1			3	1	2	0	1	0	0											
17 Corey Patterson, L OBP: 0.328, SLG: 0.435	0-0 G4-3			2-3 K	1-0 F8		0-1 G3			4	0	0	1	0	1	4											
Kevin Millar, R OBP: 0.349, SLG: 0.376	1-1		1-1 F8	2-1 F8	4-1		0-1 6 G4-3	21 SH5-4		3	0	2	1	1	0	0											
Luis Matos, R OBP: 0.277, SLG: 0.343					1-2 2-3 3-H					0	0	0	0	0	0	0											
21 Nick Markakis, L OBP: 0.310, SLG: 0.313	2-1 G6-3		2-1 1 HR		1-2 F8			1-1 SH5-4		3	1	1	0	0	0	4											
Inning Stats	R: 0 E: 0 K: 0 S: 11	H: 1 LOB: 1 BB: 1 P: 19	R: 1 E: 0 K: 1 S: 9	H: 2 LOB: 0 BB: 0 P: 13	R: 3 E: 0 K: 1 S: 13	H: 3 LOB: 0 BB: 0 P: 20	R: 2 E: 0 K: 1 S: 14	H: 2 LOB: 0 BB: 0 P: 21	R: 1 E: 0 K: 1 S: 10	H: 1 LOB: 3 BB: 2 P: 23	R: 0 E: 0 K: 0 S: 9	H: 0 LOB: 0 BB: 0 P: 14	R: 0 E: 0 K: 0 S: 6	H: 1 LOB: 1 BB: 0 P: 10	R: 0 E: 0 K: 0 S: 8	H: 1 LOB: 3 BB: 1 P: 13	1B: 6 2B: 3 3B: 1 HR: 2	SF: 0 SAC: 1 DP: 1 HBP: 1	WP: 1 PB: 0 SB: 1 CS: 0	PA: 39							
PITCHER	IP	WLS	BF	H	R	ER	SO	BB	IBB	HBP	BLK	WP	HR	S	P	ERA	WHIP										
35 Cole Hamels, L ERA: 5.5	5.0	L	27	9	7	7	4	2	1	0	0	0	2	57	96	12.60	2.200										
Rick White, R ERA: 5.83	2.0		7	1	0	0	0	0	0	0	0	0	0	15	24	0.00	0.500										
Clay Condrey, R ERA: 3.8	1.0		5	1	0	0	0	1	0	0	0	0	0	8	13	0.00	2.000										



Batter	1	2	3	4	5	6	7	8	9	AB	R	H	RBI	BB	SO	LOB	TOP					
1 Brian Roberts, S (1,4) C	0-1 F9		3-3 K		0-1 F9	0-1 F8			0-0 G4-6-3	5	0	0	0	0	1	4						
6 Melvin Mora, R (1,5) C	4-1 BB		1-2 F7		0-1 F8		2-3 K			3	0	0	0	1	1	1						
10 Miguel Tejada, R (1,6) B	2-3 K		1-3 K			2-0 HR	0-0 L6			4	1	1	0	0	2	1						
55 Ramon Hernandez, R (1,2) B	2-1 P3			0-2 P2	1-1 F9	F9				4	0	0	0	0	2							
Jeff Conine, R (1,7) B		1-2 K		1-0 P4	3-1 HR			0-0 G4-3		4	1	1	2	0	1	0						
17 Corey Patterson, L (1,8) C	0-2 F7		1-1 FC5-4	1-1 FC5-4	1-0 HR			0-0 B3		4	1	2	1	0	0	0						
Kevin Millar, R (1,3) B	4-1 BB		3-1 FC5-4	3-1 FC5-4	2-0 HR			0-2 G6-3		2	0	0	0	1	0	1						
21 Nick Markakis, L (1,9) C	1-2 BB		1-2 1B		0-0 SH1-4	0-0 L7			4-1 G4-6-3	3	0	3	0	1	0	0						
40 Daniel Cabrera, R (1,1) B	2-3 K		1-2 1B		0-1 SH1-4	0-0 L7			1-3 K	1	0	0	0	0	1	2						
Ed Rogers, R (5, PH)										1	0	0	0	0	0	2						
25 Kurt Birkins, L (6,1)										0	0	0	0	0	0	0						
Todd Williams, R (6,1)										0	0	0	0	0	0	0						
43 Sendy Rleal, R (7,1)										0	0	0	0	0	0	0						
Howie Clark, L (8, PH)										1	0	0	0	0	0	1						
Inning Stats	R: 0 E: 0 K: 1 S: 8	H: 0 LOB: 1 BB: 1 P: 16	R: 0 E: 0 K: 2 S: 13	H: 1 LOB: 2 BB: 1 P: 21	R: 0 E: 0 K: 2 S: 9	H: 0 LOB: 0 BB: 0 P: 14	R: 0 E: 0 K: 0 S: 8	H: 1 LOB: 1 BB: 0 P: 13	R: 0 E: 0 K: 0 S: 11	H: 1 LOB: 1 BB: 0 P: 13	R: 3 E: 0 K: 0 S: 10	H: 4 LOB: 2 BB: 1 P: 19	R: 0 E: 0 K: 1 S: 7	H: 0 LOB: 0 BB: 0 P: 11	R: 0 E: 0 K: 0 S: 5	H: 0 LOB: 0 BB: 0 P: 5	R: 0 E: 0 K: 1 S: 5	H: 0 LOB: 0 BB: 1 P: 10	1B: 5 2B: 0 3B: 0 HR: 2	SF: 0 SAC: 1 DP: 1 HBP: 1	WP: 0 PB: 0 SB: 0 CS: 0	PA: 37
PITCHER	IP WLS BF H R ER SO BB IBB HBP BLK WP HR S P ERA WHIP																					
36 Chuck James, L (1,1) ERA: 2.13	6.0 W 28 7 3 3 5 2 0 1 0 0 2 59 96 4.50 1.500																					
54 Chad Paronto, R (7,1) ERA: 3.42	1.0 H 3 0 0 0 1 0 0 0 0 0 0 7 11 0.00 0.000																					
Ken Ray, R (8,1) ERA: 2.95	1.0 H 3 0 0 0 0 0 0 0 0 0 5 5 0.00 0.000																					
Jorge Sosa, R (9,1) ERA: 5.38	1.0 S 3 0 0 0 1 1 0 0 0 0 0 5 10 0.00 1.000																					

Baltimore Orioles @ Atlanta Braves
Turner Field, Atlanta, GA
Fri Jun 30 2006, 7:35 PM EDT
Att: 34,581 - Partly Cloudy - 88 F

AB 32
R 3
H 7
RBI 3
BB 3
SO 7
LOB 14



Batter	1	2	3	4	5	6	7	8	9	AB	R	H	RBI	BB	SO	LOB	BOTTOM			
Marcus Giles, R (1,4) B	4-2 BB		3-2 F9		2-1 L5	1-2 WP				3	1	1	2	1	0	0				
11 Edgar Renteria, R (1,6) D	1-1 BB		1-1 G6-3		4-2 10 S	3-2 L9				3	1	1	1	1	0	2				
10 Chipper Jones, S (1,5) B	1-3 K		3-2 G4-3		3-2 10 S	1-2 2B				4	0	2	1	0	1	1				
Andrew Jones, R (1,8) B	0-3 K		4-2 BB		1-3 K					3	0	0	0	1	2	3				
16 Brian McCann, L (1,2) D	4-1 BB		1-1 F8		0-0 1B	1-2 1B				3	1	1	0	1	0	2				
7 Jeff Francoeur, R (1,9) C	2-3 K			1-1 G5-3	2-3 K					4	0	0	0	0	2	3				
Adam LaRoche, L (1,3) B		3-1 HR		1-3 K	2-2 BB	1-3 1B				4	2	2	1	0	1	0				
Scott Thorman, L (1,7) B		1-0 F7		2-1 L7	4-0 WP	1-2 1B				2	0	0	0	1	0	0				
54 Chad Paronto, R (7,1)										0	0	0	0	0	0	0				
Ken Ray, R (8,1)										0	0	0	0	0	0	0				
Wilson Betemit, S (8, PH)										1	0	0	0	0	0	0				
Jorge Sosa, R (9,1)										0	0	0	0	0	0	0				
36 Chuck James, L (1,1)										2	0	0	0	2	0					
23 Matt Diaz, R (6, PH)										1	0	0	0	1	3					
Inning Stats	R: 1 E: 0 K: 3 S: 15	H: 1 LOB: 2 BB: 2 P: 27	R: 1 E: 0 K: 1 S: 11	H: 1 LOB: 0 BB: 0 P: 19	R: 0 E: 0 K: 0 S: 9	H: 0 LOB: 1 BB: 1 P: 18	R: 0 E: 0 K: 1 S: 7	H: 0 LOB: 0 BB: 0 P: 11	R: 0 E: 0 K: 0 S: 14	H: 0 LOB: 1 BB: 1 P: 27	R: 2 E: 0 K: 2 S: 17	H: 3 LOB: 2 BB: 1 P: 31	R: 0 E: 0 K: 0 S: 6	H: 1 LOB: 0 BB: 0 P: 12	R: 0 E: 0 K: 0 S: 11	H: 0 LOB: 0 BB: 0 P: 18	1B: 4 2B: 2 3B: 0 HR: 1	SF: 0 SAC: 0 DP: 1 HBP: 0	WP: 1 PB: 0 SB: 1 CS: 0	PA: 35
PITCHER	IP WLS BF H R ER SO BB IBB HBP BLK WP HR S P ERA WHIP																			
40 Daniel Cabrera, R (1,1) ERA: 5.13	5.0 L 4 2 2 2 1 1 0 0 0 0 0 7 15 54.00 9.000																			
25 Kurt Birkins, L (6,1)	0.1 L 4 2 2 2 1 1 0 0 0 0 0 7 15 54.00 9.000																			
Todd Williams, R (6,1)	0.2 3 1 0 0 1 0 0 0 0 0 1 0 10 0.00 1.500																			
43 Sendy Rleal, R (7,1) ERA: 3.5	2.0 6 1 0 0 0 0 0 0 0 0 0 0 17 30 0.00 0.500																			

Baltimore Orioles @ Atlanta Braves
Turner Field, Atlanta, GA
Fri Jun 30 2006, 7:35 PM EDT
Att: 34,581 - Partly Cloudy - 88 F

AB 30
R 5
H 7
RBI 5
BB 5
SO 9
LOB 14



Batter	1	2	3	4	5	6	7	8	9	AB	R	H	RBI	BB	SO	LOB	TOP				
1 Brian Roberts, S OBP: 0.378, SLG: 0.413											4	1	3	2	0	0	1				
12 Brandon Fahey, L OBP: 0.331, SLG: 0.346											3	0	2	0	2	1	2				
6 Melvin Mora, R OBP: 0.355, SLG: 0.419											5	1	2	1	0	0	4				
10 Miguel Tejada, R OBP: 0.369, SLG: 0.512											4	0	1	0	0	2	3				
55 Ramon Hernandez, R OBP: 0.341, SLG: 0.507											5	0	0	0	0	0	6				
17 Corey Patterson, L OBP: 0.325, SLG: 0.436											5	0	1	0	0	1	2				
Jeff Conine, R OBP: 0.333, SLG: 0.433											5	2	2	0	0	0	0				
21 Nick Markakis, L OBP: 0.343, SLG: 0.357											5	2	4	0	0	0	0				
Russ Ortiz, R 25 Kurt Birkins, L Todd Williams, R Howie Clark, L LaTroy Hawkins, R Luis Matos, R 37 Chris Ray, R											2	1	2	2	1	0	0				
Inning Stats	R: 0 E: 0 K: 1 S: 13	H: 1 LOB: 1 BB: 1 P: 19	R: 4 E: 1 K: 0 S: 26	H: 6 LOB: 3 BB: 1 P: 37	R: 2 E: 0 K: 0 S: 7	H: 4 LOB: 2 BB: 0 P: 12	R: 0 E: 0 K: 2 S: 9	H: 0 LOB: 0 BB: 0 P: 10	R: 0 E: 0 K: 1 S: 10	H: 1 LOB: 2 BB: 1 P: 19	R: 1 E: 0 K: 0 S: 14	H: 2 LOB: 0 BB: 0 P: 18	R: 0 E: 0 K: 0 S: 12	H: 1 LOB: 1 BB: 0 P: 17	R: 0 E: 0 K: 0 S: 7	H: 1 LOB: 2 BB: 0 P: 12	R: 0 E: 0 K: 0 S: 5	H: 1 LOB: 0 BB: 0 P: 5	1B: 15 2B: 2 3B: 0 HR: 0	SF: 1 SAC: 0 DP: 2 HBP: 1	WP: 0 PA: 45 PB: 0 SB: 0 CS: 0
PITCHER	IP WLS BF H R ER SO BB IBB HBP BLK WP HR S P ERA WHIP	IP WLS BF H R ER SO BB IBB HBP BLK WP HR S P ERA WHIP	IP WLS BF H R ER SO BB IBB HBP BLK WP HR S P ERA WHIP	IP WLS BF H R ER SO BB IBB HBP BLK WP HR S P ERA WHIP	IP WLS BF H R ER SO BB IBB HBP BLK WP HR S P ERA WHIP	IP WLS BF H R ER SO BB IBB HBP BLK WP HR S P ERA WHIP	IP WLS BF H R ER SO BB IBB HBP BLK WP HR S P ERA WHIP	IP WLS BF H R ER SO BB IBB HBP BLK WP HR S P ERA WHIP	IP WLS BF H R ER SO BB IBB HBP BLK WP HR S P ERA WHIP	IP WLS BF H R ER SO BB IBB HBP BLK WP HR S P ERA WHIP	IP WLS BF H R ER SO BB IBB HBP BLK WP HR S P ERA WHIP	IP WLS BF H R ER SO BB IBB HBP BLK WP HR S P ERA WHIP	IP WLS BF H R ER SO BB IBB HBP BLK WP HR S P ERA WHIP	IP WLS BF H R ER SO BB IBB HBP BLK WP HR S P ERA WHIP	IP WLS BF H R ER SO BB IBB HBP BLK WP HR S P ERA WHIP	IP WLS BF H R ER SO BB IBB HBP BLK WP HR S P ERA WHIP	IP WLS BF H R ER SO BB IBB HBP BLK WP HR S P ERA WHIP	IP WLS BF H R ER SO BB IBB HBP BLK WP HR S P ERA WHIP	IP WLS BF H R ER SO BB IBB HBP BLK WP HR S P ERA WHIP	IP WLS BF H R ER SO BB IBB HBP BLK WP HR S P ERA WHIP	

Baltimore Orioles @ Atlanta Braves
Turner Field, Atlanta, GA
Sat Jul 01 2006, 7:05 PM EDT
Att: 38,414 - Clear - 92 F

AB 40
R 7
H 17
RBI 5
BB 3
SO 4
LOB 20



Batter	1	2	3	4	5	6	7	8	9	AB	R	H	RBI	BB	SO	LOB	BOTTOM				
Marcus Giles, R OBP: 0.328, SLG: 0.353											3	1	1	0	2	0	3				
11 Edgar Renteria, R OBP: 0.382, SLG: 0.441											5	0	2	1	0	0	4				
10 Chipper Jones, S OBP: 0.382, SLG: 0.468											5	1	2	1	0	0	2				
Andrew Jones, R OBP: 0.350, SLG: 0.508											4	0	1	1	1	0	1				
16 Brian McCann, L OBP: 0.417, SLG: 0.506											5	0	2	0	0	0	2				
7 Jeff Francoeur, R OBP: 0.269, SLG: 0.429												5	1	1	0	0	0	4			
Adam LaRoche, L OBP: 0.326, SLG: 0.483											4	1	2	0	0	1	2				
Scott Thorman, L OBP: 0.235, SLG: 0.226											4	0	2	1	0	1	5				
Inning Stats	R: 1 E: 0 K: 0 S: 10	H: 2 LOB: 1 BB: 1 P: 20	R: 0 E: 0 K: 1 S: 9	H: 1 LOB: 3 BB: 2 P: 21	R: 0 E: 0 K: 0 S: 11	H: 0 LOB: 0 BB: 0 P: 16	R: 2 E: 0 K: 0 S: 15	H: 5 LOB: 2 BB: 0 P: 23	R: 0 E: 0 K: 1 S: 11	H: 1 LOB: 2 BB: 1 P: 18	R: 0 E: 0 K: 0 S: 8	H: 1 LOB: 0 BB: 0 P: 11	R: 0 E: 0 K: 0 S: 14	H: 2 LOB: 3 BB: 0 P: 20	R: 0 E: 0 K: 0 S: 9	H: 1 LOB: 0 BB: 0 P: 16	R: 0 E: 0 K: 0 S: 7	H: 1 LOB: 0 BB: 0 P: 11	1B: 12 2B: 2 3B: 0 HR: 1	SF: 0 SAC: 0 DP: 3 HBP: 0	WP: 0 PA: 42 PB: 0 SB: 0 CS: 0
PITCHER	IP WLS BF H R ER SO BB IBB HBP BLK WP HR S P ERA WHIP	IP WLS BF H R ER SO BB IBB HBP BLK WP HR S P ERA WHIP	IP WLS BF H R ER SO BB IBB HBP BLK WP HR S P ERA WHIP	IP WLS BF H R ER SO BB IBB HBP BLK WP HR S P ERA WHIP	IP WLS BF H R ER SO BB IBB HBP BLK WP HR S P ERA WHIP	IP WLS BF H R ER SO BB IBB HBP BLK WP HR S P ERA WHIP	IP WLS BF H R ER SO BB IBB HBP BLK WP HR S P ERA WHIP	IP WLS BF H R ER SO BB IBB HBP BLK WP HR S P ERA WHIP	IP WLS BF H R ER SO BB IBB HBP BLK WP HR S P ERA WHIP	IP WLS BF H R ER SO BB IBB HBP BLK WP HR S P ERA WHIP	IP WLS BF H R ER SO BB IBB HBP BLK WP HR S P ERA WHIP	IP WLS BF H R ER SO BB IBB HBP BLK WP HR S P ERA WHIP	IP WLS BF H R ER SO BB IBB HBP BLK WP HR S P ERA WHIP	IP WLS BF H R ER SO BB IBB HBP BLK WP HR S P ERA WHIP	IP WLS BF H R ER SO BB IBB HBP BLK WP HR S P ERA WHIP	IP WLS BF H R ER SO BB IBB HBP BLK WP HR S P ERA WHIP	IP WLS BF H R ER SO BB IBB HBP BLK WP HR S P ERA WHIP	IP WLS BF H R ER SO BB IBB HBP BLK WP HR S P ERA WHIP	IP WLS BF H R ER SO BB IBB HBP BLK WP HR S P ERA WHIP	IP WLS BF H R ER SO BB IBB HBP BLK WP HR S P ERA WHIP	

Baltimore Orioles @ Atlanta Braves
Turner Field, Atlanta, GA
Sat Jul 01 2006, 7:05 PM EDT
Att: 38,414 - Clear - 92 F

AB 38
R 4
H 14
RBI 4
BB 4
SO 2
LOB 25



Batter	1	2	3	4	5	6	7	8	9	AB	R	H	RBI	BB	SO	LOB	TOP											
1 Brian Roberts, S (1,4) OBP: 0.376, SLG: 0.411	3-2 6 HR 1B		2-2 G1-3			0-2 G6-3		2-0 E5		4	1	1	1	0	0	1												
6 Melvin Mora, R (1,5) OBP: 0.354, SLG: 0.426	1 SAFE 1-H HR		0-1 G5-3			2-1 G5-3		2-2 P1		4	1	1	2	0	0	2												
10 Miguel Tejada, R (1,6) OBP: 0.368, SLG: 0.509	2-0 55 G6-3 1B		2-3 K			0-0 L4		2-2 L7		4	0	1	0	0	1	2												
55 Ramon Hernandez, R (1,2) OBP: 0.336, SLG: 0.500	1-0 G6-3			0-0 G6-3			0-1 G1-3		2-0 F7	4	0	0	0	0	0	1												
Jeff Conine, R (1,7) OBP: 0.332, SLG: 0.430	0-0 G1-3			1-1 G5-4-3 1B			1-3 K		2-1 F9	4	0	1	0	0	1	0												
Kevin Millar, R (1,3) OBP: 0.346, SLG: 0.369		2-1 F8		1-0 G5-4-3 1B			2-3 K		0-0 2B	4	0	1	0	0	1	1												
21 Nick Markakis, L (1,9) OBP: 0.342, SLG: 0.355		2-1 G1-3			3-2 G4-3			0-2 FC6-4 1B	0-0 L8	4	1	1	0	0	0	1	AB 34											
Luis Matos, R (1,8) OBP: 0.289, SLG: 0.345		0-0 1B			2-3 K			2-1 FC6-4 1B		3	0	2	0	0	1	0	R 3											
34 Kris Benson, R (1,1) OBP: 0.111, SLG: 0.444		1-0 G5-3			1-0 G6-3			2-2 FC6-4 1B		2	0	0	0	0	0	1	H 8											
Chris Britton, R (6,1)								1-2 2-3		0	0	0	0	0	0	0	RBI 3											
Bruce Chen, L (7,1) OBP: 1.000, SLG: 1.000										0	0	0	0	0	0	0	BB 0											
Ed Rogers, R (8, PH) OBP: 0.182, SLG: 0.190										1	0	0	0	0	0	2	SO 4											
43 Senny Rieal, R (8,1)										0	0	0	0	0	0	0	LOB 11											
Inning Stats	R: 2 E: 0 K: 0 S: 10	H: 3 LOB: 0 BB: 0 P: 16	R: 0 E: 0 K: 0 S: 6	H: 1 LOB: 1 BB: 0 P: 11	R: 0 E: 0 K: 1 S: 8	H: 0 LOB: 0 BB: 0 P: 12	R: 0 E: 0 K: 0 S: 4	H: 1 LOB: 0 BB: 0 P: 6	R: 0 E: 0 K: 1 S: 10	H: 0 LOB: 0 BB: 0 P: 16	R: 0 E: 0 K: 2 S: 8	H: 0 LOB: 0 BB: 0 P: 11	R: 1 E: 1 K: 0 S: 17	H: 2 LOB: 2 BB: 0 P: 27	R: 0 E: 0 K: 0 S: 5	H: 1 LOB: 1 BB: 0 P: 9	1B: 6 2B: 1 3B: 0 HR: 1	SF: 0 SAC: 0 DP: 2 HBP: 0	WP: 0 PB: 0 SB: 0 CS: 0	PA: 34								
PITCHER	IP ERA WHIP	WLS BF	H R ER SO	R 3 3 4	BB 0 0 0	IBB 0 0 0	HBP 0 0 0	BLK 0 0 0	WP 0 0 0	HR 1 0 5	S 71 9	P 109	ERA 3.38	WHIP 0.875	PITCHER	IP WLS BF	H R ER SO	BB 0 0 0	IBB 0 0 0	HBP 0 0 0	BLK 0 0 0	WP 0 0 0	HR 0 0 0	S 9	P 109	ERA 0.00	WHIP 1.000	
Horacio Ramirez, L (1,1) ERA: 3.47	8.0 W 30	7 3 3 4	0 0 0 0	0 0 0 0	0 0 0 0	0 0 0 0	0 0 0 0	0 0 0 0	0 0 0 0	0 0 0 0	5 9	109	3.38	0.875														
Ken Ray, R (9,1) ERA: 2.87	1.0 4	1 0 0 0	0 0 0 0	0 0 0 0	0 0 0 0	0 0 0 0	0 0 0 0	0 0 0 0	0 0 0 0	0 0 0 0	5 9	9	0.00	1.000														

Baltimore Orioles @ Atlanta Braves
Turner Field, Atlanta, GA
Sun Jul 02 2006, 1:05 PM EDT
Att: 27,693 - Sunny - 93 F

AB 34
R 3
H 8
RBI 3
BB 0
SO 4
LOB 11





Batter	1	2	3	4	5	6	7	8	9	AB	R	H	RBI	BB	SO	LOB	BOTTOM										
Marcus Giles, R (1,4) OBP: 0.332, SLG: 0.353	1-0 L4		4-2 11 1B BB	2-2 2H 1B		0-3 K		4-0 11 G6-4-3 BB		3	1	1	1	2	1	0											
11 Edgar Renteria, R (1,6) OBP: 0.382, SLG: 0.440	1-1 1B		0-1 1B G3 1B	1-2 L4		2-2 G4-3		1-2 G6-4-3		5	1	2	0	0	0	2											
Wilson Betemit, S (1,5) OBP: 0.340, SLG: 0.483	1-0 1-2 1B		0-1 E G3 1B	1-3 3H 1B		2-1 HR		1-3 K		5	1	3	2	0	2	0											
Andrew Jones, R (1,8) OBP: 0.346, SLG: 0.502	1-1 F9		3-3 K		2-1 F9		1-1 F9			4	0	0	0	0	1	4											
23 Matt Diaz, R (9,7) OBP: 0.368, SLG: 0.476										0	0	0	0	0	0	0											
Adam LaRoche, L (1,3) OBP: 0.325, SLG: 0.484	2-2 G4-3		2-0 G3		0-0 7 2B 2B		3-3 K			4	1	1	0	0	1	3											
7 Jeff Francoeur, R (1,9) OBP: 0.272, SLG: 0.435		3-3 K	1-2 G5-3		0-0 F7 2B			2-0 1B 2B		4	1	2	1	0	1	1											
Ryan Langerhans, L (1,7) OBP: 0.332, SLG: 0.391		1-0 HR		0-0 E1 1B		1-0 F7		0-0 10 HR 1B		4	3	2	1	0	0	1	AB 37										
Todd Pratt, R (1,2) OBP: 0.255, SLG: 0.286		3-3 K		1-3 K		3-1 F7		0-0 10 HR 1B		4	1	1	1	0	2	2	R 10										
Horacio Ramirez, L (1,1) OBP: 0.267, SLG: 0.214		2-2 G5-3		1-1 L6			0-2 G5-3		1-2 1B HR	3	0	0	0	0	0	1	H 13										
10 Chipper Jones, S (8, PH) OBP: 0.384, SLG: 0.482								1-2 1B HR		1	1	1	3	0	0	0	RBI 9										
Ken Ray, R (9,1) ERA: 4.38								1-2 1B HR		0	0	0	0	0	0	0	BB 2										
Inning Stats	R: 0 E: 0 K: 0 S: 10	H: 2 LOB: 2 BB: 0 P: 16	R: 1 E: 0 K: 2 S: 12	H: 1 LOB: 0 BB: 0 P: 21	R: 2 E: 1 K: 1 S: 17	H: 2 LOB: 1 BB: 1 P: 27	R: 1 E: 1 K: 1 S: 13	H: 1 LOB: 1 BB: 0 P: 18	R: 2 E: 0 K: 0 S: 9	H: 3 LOB: 1 BB: 0 P: 17	R: 0 E: 0 K: 1 S: 11	H: 0 LOB: 0 BB: 0 P: 13	R: 0 E: 0 K: 2 S: 11	H: 0 LOB: 0 BB: 0 P: 17	R: 4 E: 0 K: 1 S: 12	H: 4 LOB: 0 BB: 1 P: 21	1B: 7 2B: 3 3B: 0 HR: 3	SF: 0 SAC: 0 DP: 1 HBP: 0	WP: 0 PB: 0 SB: 0 CS: 0	PA: 39							
PITCHER	IP ERA WHIP	WLS BF	H R ER SO	R 6 4 4	BB 1 0 0	IBB 0 0 0	HBP 0 0 0	BLK 0 0 0	WP 0 0 0	HR 2 0 11	S 61 13	P 99	ERA 7.20	WHIP 2.000	PITCHER	IP WLS BF	H R ER SO	BB 0 0 0	IBB 0 0 0	HBP 0 0 0	BLK 0 0 0	WP 0 0 0	HR 0 0 0	S 9	P 99	ERA 0.00	WHIP 0.000
34 Kris Benson, R (1,1) ERA: 4.35	5.0 L 26	6 4 4 4	1 0 0 0	0 0 0 0	0 0 0 0	0 0 0 0	0 0 0 0	0 0 0 0	0 0 0 0	0 0 0 0	11 13	99	7.20	2.000													
Chris Britton, R (6,1) ERA: 2.51	1.0 3	0 0 0 1	0 0 0 0	0 0 0 0	0 0 0 0	0 0 0 0	0 0 0 0	0 0 0 0	0 0 0 0	0 0 0 0	11 17	17	0.00	0.000													
Bruce Chen, L (7,1) ERA: 6.64	1.0 3	0 0 0 2	0 0 0 0	0 0 0 0	0 0 0 0	0 0 0 0	0 0 0 0	0 0 0 0	0 0 0 0	0 0 0 0	11 17	17	0.00	0.000													
43 Senny Rieal, R (8,1) ERA: 4.38	1.0 7	4 4 4 1	1 0 0 0	0 0 0 0	0 0 0 0	0 0 0 0	0 0 0 0	0 0 0 0	0 0 0 0	0 0 0 0	12 21	21	36.00	5.000													

Baltimore Orioles @ Atlanta Braves
Turner Field, Atlanta, GA
Sun Jul 02 2006, 1:05 PM EDT
Att: 27,693 - Sunny - 93 F

AB 37
R 10
H 13
RBI 9
BB 2
SO 8
LOB 14



Batter	1	2	3	4	5	6	7	8	9	AB	R	H	RBI	BB	SO	LOB	TOP											
1 Brian Roberts, S OBP: 0.380, SLG: 0.412	1-1 12 L3 1B		1-0 F9		4-2 12 FC3-6 BB	0-0 12 E 1B		1-3 K		4	1	2	0	1	1	1	<p>Baltimore Orioles @ Chicago White Sox U.S. Cellular Field, Chicago, IL Mon Jul 03 2006, 7:05 PM EDT Att: 38,829 - Overcast - 81 F</p> <p>livebaseballscorecards.com</p> <p>AB 38 R 8 H 12 RBI 6 BB 2 SO 5 LOB 14</p> 											
12 Brandon Fahey, L OBP: 0.319, SLG: 0.333	0-2 L3		0-0 P6		0-1 FC3-6 1B	1-0 E5		0-3 K		5	0	0	0	0	1	4												
6 Melvin Mora, R OBP: 0.357, SLG: 0.427	4-2 10 FC6-4 BB			1-2 10 FC5-4 1B	2-1 10 FC6-4 1B	3-1 G6-3			2-2 F8	4	0	2	1	1	0	1												
10 Miguel Tejada, R OBP: 0.366, SLG: 0.513	0-0 FC6-4			1-1 FC5-4 1B	0-0 FC6-4		2-0 HR		2-2 F8	5	1	1	1	0	0	4												
Jeff Conine, R OBP: 0.329, SLG: 0.425		2-2 G6-3		2-0 F8		1-1 17 1B E 55	1-2 G4-3		0-0 F8	5	1	1	0	0	0	1												
17 Corey Patterson, L OBP: 0.327, SLG: 0.449		1-0 P4		1-2 K		2-2 55 E 55	0-1 HR			4	2	2	1	0	1	1												
55 Ramon Hernandez, R OBP: 0.319, SLG: 0.423		0-1 F8			0-0 P4 21 1B	0-3 K	1-1 G1-3			4	1	1	0	0	1	1												
Kevin Millar, R OBP: 0.344, SLG: 0.367			0-1 G5-3		0-0 P4	2-1 E6 21 SF9 1B	1-3 K			4	1	1	1	0	1	1												
21 Nick Markakis, L OBP: 0.345, SLG: 0.360			2-1 1B		2-0 12 FC3-6 6 1B	2-1 SF9		0-1 G3		3	1	2	2	0	0	0												
Inning Stats	R: 0 E: 0 K: 0 S: 8	H: 1 LOB: 1 BB: 1 P: 13	R: 0 E: 0 K: 0 S: 6	H: 0 LOB: 0 BB: 0 P: 9	R: 0 E: 0 K: 0 S: 6	H: 1 LOB: 1 BB: 0 P: 9	R: 0 E: 0 K: 1 S: 9	H: 1 LOB: 2 BB: 1 P: 14	R: 2 E: 0 K: 1 S: 11	H: 3 LOB: 2 BB: 1 P: 19	R: 4 E: 2 K: 1 S: 16	H: 4 LOB: 1 BB: 0 P: 27	R: 2 E: 0 K: 1 S: 11	H: 2 LOB: 0 BB: 0 P: 16	R: 0 E: 0 K: 2 S: 8	H: 0 LOB: 0 BB: 0 P: 9		R: 0 E: 0 K: 0 S: 7	H: 0 LOB: 0 BB: 0 P: 11	1B: 9 2B: 2 3B: 0 HR: 2	SF: 1 SAC: 0 DP: 1 HBP: 0	WP: 0 PB: 0 CS: 0	PA: 41					
PITCHER	IP	WLS	BF	H	R	ER	SO	BB	IBB	HBP	BLK	WP	HR	S	P	ERA	WHIP											
Freddy Garcia, R ERA: 4.72	(1, 1)	6.0	L	30	10	6	4	2	2	0	0	0	0	0	56	91	6.00	2.000										
Brandon McCarthy, R ERA: 4.46	(7, 1)	1.0		5	2	2	2	1	0	0	0	0	0	2	11	16	18.00	2.000										
37 Matt Thornton, L ERA: 3.98	(8, 1)	1.0		3	0	0	0	2	0	0	0	0	0	8	9	0.00	0.000											
Cliff Politte, R ERA: 8.03	(9, 1)	1.0		3	0	0	0	0	0	0	0	0	0	7	11	0.00	0.000											

Batter	1	2	3	4	5	6	7	8	9	AB	R	H	RBI	BB	SO	LOB	BOTTOM										
22 Scott Podsednik, L OBP: 0.344, SLG: 0.385	2-3 K		0-1 G5-3			1-2 G5-3			1-2 G4-3	4	0	0	0	0	1	0	<p>Baltimore Orioles @ Chicago White Sox U.S. Cellular Field, Chicago, IL Mon Jul 03 2006, 7:05 PM EDT Att: 38,829 - Overcast - 81 F</p> <p>livebaseballscorecards.com</p> <p>AB 29 R 1 H 2 RBI 1 BB 1 SO 8 LOB 3</p> 										
Tadahito Iguchi, R OBP: 0.346, SLG: 0.428	0-0 F9			1-0 G5-3		0-2 K			3-2 P2	2	0	0	0	0	0	0											
8 Alex Cintron, S OBP: 0.313, SLG: 0.387					4-2 23 1B BB	1-1 F7			2-3 K	3	0	0	0	1	2	0											
25 Jim Thome, L OBP: 0.415, SLG: 0.638	3-3 K				2-2 F8		3-3 K			3	0	0	0	0	2	1											
14 Paul Konerko, R OBP: 0.381, SLG: 0.562		1-3 K			0-1 F8		1-1 F7			3	1	2	1	0	0	0											
23 Jermaine Dye, R OBP: 0.400, SLG: 0.618		1-0 HR			1-2 1B		3-3 K			0	0	0	0	0	0	0											
Ross Gload, L OBP: 0.298, SLG: 0.364										3	0	0	0	0	1	2											
24 Joe Crede, R OBP: 0.333, SLG: 0.529		1-1 G4-3			0-0 P3					3	0	0	0	0	1	2											
5 Juan Uribe, R OBP: 0.262, SLG: 0.425		2-2 F8				0-0 G4-3			0-0 G5-3	3	0	0	0	0	0	0											
Chris Widger, R OBP: 0.286, SLG: 0.299			0-3 K			2-2 P3			3-2 F9	3	0	0	0	0	1	0											
32 Brian Anderson, R OBP: 0.266, SLG: 0.304			0-0 F9			0-1 F8			2-1 G6-3	3	0	0	0	0	0	0											
Inning Stats	R: 0 E: 0 K: 2 S: 7	H: 0 LOB: 0 BB: 0 P: 12	R: 1 E: 0 K: 1 S: 12	H: 1 LOB: 0 BB: 0 P: 17	R: 0 E: 0 K: 1 S: 7	H: 0 LOB: 0 BB: 0 P: 7	R: 0 E: 0 K: 0 S: 9	H: 1 LOB: 2 BB: 1 P: 16	R: 0 E: 0 K: 0 S: 6	H: 0 LOB: 0 BB: 0 P: 8	R: 0 E: 0 K: 1 S: 10	H: 0 LOB: 0 BB: 0 P: 12	R: 0 E: 0 K: 2 S: 12	H: 0 LOB: 0 BB: 0 P: 19	R: 0 E: 0 K: 0 S: 6	H: 0 LOB: 0 BB: 0 P: 11	R: 0 E: 0 K: 1 S: 9	H: 0 LOB: 0 BB: 0 P: 15	1B: 1 2B: 0 3B: 0 HR: 1	SF: 0 SAC: 0 DP: 0 HBP: 0	WP: 0 PB: 0 CS: 0	PA: 30					
PITCHER	IP	WLS	BF	H	R	ER	SO	BB	IBB	HBP	BLK	WP	HR	S	P	ERA	WHIP										
45 Erik Bedard, L ERA: 4.44	(1, 1)	8.0	W	27	2	1	1	7	1	0	0	0	0	69	102	1.12	0.375										
25 Kurt Birkins, L ERA: 3.24	(9, 1)	1.0		3	0	0	0	1	0	0	0	0	0	9	15	0.00	0.000										

Batter	1	2	3	4	5	6	7	8	9	AB	R	H	RBI	BB	SO	LOB	TOP					
1 Brian Roberts, S (1, 4) OBP: 0.380, SLG: 0.411 Ed Rogers, R (6, PR) OBP: 0.174, SLG: 0.182 (6, 4)	F7		L5			6 F9 12 1B		G5-3		3 0 1 0 0 0 1 1 0 0 0 0 0 0							Baltimore Orioles @ Chicago White Sox U.S. Cellular Field, Chicago, IL Tue Jul 04 2006, 4:05 PM EDT Att: 37,300 - Sunny - 72 F					
12 Brandon Fahey, L (1, 6) OBP: 0.324, SLG: 0.333	K			K		FC5-4 1B		BB		3 0 1 0 1 2 0												
6 Melvin Mora, R (1, 5) Howie Clark, L (7, 5) OBP: 0.250, SLG: 0.143	G5-3			FC6-4 1B		F9		K		3 0 1 0 0 0 2 1 0 0 0 0 1 1												
10 Miguel Tejada, R (1, 10) OBP: 0.362, SLG: 0.507		G6-3		P4		P4		K		4 0 0 0 0 1 4												
Jeff Conine, R (1, 7) Luis Matos, R (6, PH) OBP: 0.285, SLG: 0.339 (6, 7)	G6-3			FC6-4 1-2		FC5-4			G3	2 0 0 0 0 0 1 2 0 0 0 0 0 2												
17 Corey Patterson, L (1, 8) OBP: 0.322, SLG: 0.442	P6				F9			G3	G1-3	4 0 0 0 0 0 0												
Javy Lopez, R (1, 2) OBP: 0.322, SLG: 0.426					G5-3			G6-3		3 0 1 0 1 0 0												
Kevin Millar, R (1, 3) OBP: 0.347, SLG: 0.370									BB	4 0 2 0 0 1 2												
21 Nick Markakis, L (1, 9) OBP: 0.340, SLG: 0.355									L9													
										3 0 0 0 0 1 3												
Inning Stats	R: 0 E: 0 K: 1 S: 8	H: 0 LOB: 0 BB: 0 P: 10	R: 0 E: 0 K: 0 S: 8	H: 0 LOB: 0 BB: 0 P: 13	R: 0 E: 0 K: 1 S: 13	H: 1 LOB: 1 BB: 0 P: 20	R: 0 E: 0 K: 1 S: 10	H: 1 LOB: 1 BB: 0 P: 15	R: 0 E: 0 K: 0 S: 10	H: 1 LOB: 1 BB: 0 P: 18	R: 0 E: 0 K: 0 S: 11	H: 2 LOB: 2 BB: 0 P: 13	R: 0 E: 0 K: 1 S: 11	H: 1 LOB: 1 BB: 0 P: 14	R: 0 E: 0 K: 2 S: 10	H: 0 LOB: 1 BB: 1 P: 18	R: 0 E: 0 K: 0 S: 6	H: 0 LOB: 1 BB: 1 P: 11	1B: 5 2B: 1 3B: 0 HR: 0	SF: 0 SAC: 0 DP: 0 HBP: 0	WP: 1 PB: 0 SB: 0 CS: 0	PA: 35
PITCHER	IP WLS BF H R ER SO BB IBB HBP BLK WP HR S P ERA WHIP																					
52 Jose Contreras, R (1, 1) ERA: 3.31	6.2 W 26 6 0 0 3 0 0 0 0 0 0 68 99 0.00 0.900																					
Neal Cotts, L (7, 1) ERA: 2.75	1.1 5 0 0 0 3 1 0 0 0 0 1 0 13 22 0.00 0.750																					
David Riske, R (9, 1) ERA: 2.45	1.0 4 0 0 0 0 1 0 0 0 0 0 0 6 11 0.00 1.000																					

Batter	1	2	3	4	5	6	7	8	9	AB	R	H	RBI	BB	SO	LOB	BOTTOM			
22 Scott Podsednik, L (1, 7) OBP: 0.347, SLG: 0.391	G4-3 25 G6-3 2B		F9	F7				P6		6 1 3 0 0 0 3							Baltimore Orioles @ Chicago White Sox U.S. Cellular Field, Chicago, IL Tue Jul 04 2006, 4:05 PM EDT Att: 37,300 - Sunny - 72 F			
8 Alex Cintron, S (1, 4) OBP: 0.307, SLG: 0.378	G4-3	G3	25 1B 14 HR		K	F9		G3-1		6 1 1 1 0 1 4										
25 Jim Thome, L (1, 10) OBP: 0.414, SLG: 0.630	G6-3		14 HR		K	K		G3-1		5 1 1 1 1 2 1										
14 Paul Konerko, R (1, 3) Ross Gload, L (7, PH) OBP: 0.310, SLG: 0.393 (8, 3)		G6-4-3				12 1B 23 1B BB				3 2 2 3 1 0 3 1 1 1 0 0 0 0										
23 Jermaine Dye, R (1, 9) OBP: 0.400, SLG: 0.618	G6-3									5 1 2 0 0 2 2										
12 A.J. Pierzynski, L (1, 2) OBP: 0.372, SLG: 0.449										5 1 2 0 0 1 2										
24 Joe Crede, R (1, 5) Rob Mackowiak, L (4, 5) OBP: 0.385, SLG: 0.400										1 2 1 0 0 0 0 1 0 1 1 2 0 0										
5 Juan Uribe, R (1, 6) OBP: 0.268, SLG: 0.444										5 2 3 5 0 2 4										
32 Brian Anderson, R (1, 8) OBP: 0.269, SLG: 0.308										4 1 1 2 1 0 2										
Inning Stats	R: 1 E: 0 K: 0 S: 11	H: 2 LOB: 1 BB: 0 P: 18	R: 3 E: 1 K: 0 S: 14	H: 4 LOB: 2 BB: 1 P: 25	R: 7 E: 0 K: 1 S: 25	H: 6 LOB: 0 BB: 0 P: 39	R: 0 E: 0 K: 2 S: 12	H: 1 LOB: 2 BB: 1 P: 20	R: 1 E: 0 K: 3 S: 16	H: 2 LOB: 3 BB: 2 P: 29	R: 0 E: 0 K: 1 S: 12	H: 1 LOB: 1 BB: 0 P: 17	R: 1 E: 0 K: 0 S: 15	H: 2 LOB: 2 BB: 1 P: 22	R: 0 E: 0 K: 0 S: 4	H: 0 LOB: 0 BB: 0 P: 5		1B: 10 2B: 6 3B: 0 HR: 2	SF: 0 SAC: 0 DP: 1 HBP: 1	WP: 0 PB: 0 SB: 2 CS: 0
PITCHER	IP WLS BF H R ER SO BB IBB HBP BLK WP HR S P ERA WHIP																			
Rodrigo Lopez, R (1, 1) ERA: 6.92	2.2 L 20 10 9 9 0 0 0 1 40 69 30.38 3.750																			
Bruce Chen, L (3, 1) ERA: 6.72	3.1 19 6 3 3 7 3 0 0 0 0 1 50 79 8.10 2.700																			
43 Senny Rieal, R (7, 1) ERA: 4.38	2.0 9 2 1 1 1 1 0 0 0 0 0 19 27 4.50 1.500																			



Batter	1	2	3	4	5	6	7	8	9	AB	R	H	RBI	BB	SO	LOB	TOP					
1 Brian Roberts, S OBP: 0.363, SLG: 0.391	1-1 G4-3			0-0 G6-3		0-3 K			0-0 F8	4	0	0	0	0	1	1	Baltimore Orioles @ Cleveland Indians Jacobs Field, Cleveland, OH Fri Jul 07 2006, 7:05 PM EDT Att: 27,110 - Clear - 74 F					
6 Melvin Mora, R OBP: 0.348, SLG: 0.414	1-2 F9			1-2 F9		2-2 L8			1-2 G3	4	0	0	0	0	0	1						
10 Miguel Tejada, R OBP: 0.362, SLG: 0.511	0-0 F7			1-1 1B		0-1 L6			3-2 F8	4	0	1	0	0	0	1						
Jeff Conine, R OBP: 0.327, SLG: 0.421		2-2 1B		1-1 G4-3					2-2 G5-3	3	0	1	0	0	0	1						
55 Ramon Hernandez, R OBP: 0.332, SLG: 0.488		3-2 P2			0-2 G6-3				1-0 F8	3	0	0	0	0	0	1						
Kevin Millar, R OBP: 0.351, SLG: 0.380		3-3 K			0-3 K				0-2 F8	3	0	0	0	0	2	1						
Javy Lopez, R OBP: 0.316, SLG: 0.416				0-3 K		0-2 1B			2-3 K	3	0	1	0	0	2	0						
17 Corey Patterson, L OBP: 0.320, SLG: 0.435				1-3 K		0-3 K			2-2 F7	2	0	0	0	0	2	1						
Ed Rogers, R OBP: 0.167, SLG: 0.174									0-2 F8	1	0	0	0	0	0	0						
Luis Terrero, R				0-1 F8					0-2 F8	2	0	0	0	0	0	0						
Inning Stats	R: 0 E: 0 K: 0 S: 6	H: 0 LOB: 0 BB: 0 P: 8	R: 0 E: 0 K: 1 S: 13	H: 1 LOB: 1 BB: 0 P: 21	R: 0 E: 0 K: 2 S: 12	H: 0 LOB: 0 BB: 0 P: 13	R: 0 E: 0 K: 0 S: 8	H: 1 LOB: 1 BB: 0 P: 11	R: 0 E: 0 K: 2 S: 13	H: 1 LOB: 1 BB: 0 P: 13	R: 0 E: 0 K: 1 S: 10	H: 0 LOB: 1 BB: 0 P: 14	R: 0 E: 0 K: 0 S: 7	H: 0 LOB: 0 BB: 0 P: 10	R: 0 E: 0 K: 1 S: 10	H: 0 LOB: 0 BB: 0 P: 14	R: 0 E: 0 K: 0 S: 10	H: 0 LOB: 0 BB: 0 P: 14	1B: 3 2B: 1 3B: 0 HR: 0	SF: 0 SAC: 0 DP: 1 HBP: 1	WP: 0 PB: 0 SB: 0 CS: 1	PA: 30
PITCHER CC Sabathia, L ERA: 3.51	IP: 9.0 WLS: W BF: 30 H: 3 R: 0 ER: 0 SO: 7 BB: 0 IBB: 0 HBP: 1 BLK: 0 WP: 0 HR: 0 S: 89 P: 118 ERA: 0.00 WHIP: 0.333																					

AB	29
R	0
H	3
RBI	0
BB	0
SO	7
LOB	7



Batter	1	2	3	4	5	6	7	8	9	AB	R	H	RBI	BB	SO	LOB	BOTTOM			
24 Grady Sizemore, L OBP: 0.373, SLG: 0.531	1-2 1B	2-1 F8	1-3 K		0-1 G6-4-3		2-1 G4-3			4	1	2	1	0	1	3	Baltimore Orioles @ Cleveland Indians Jacobs Field, Cleveland, OH Fri Jul 07 2006, 7:05 PM EDT Att: 27,110 - Clear - 74 F			
7 Joe Inglett, L OBP: 0.111, SLG: 0.222					1-2 1B					1	0	0	0	0	0	0				
Jason Michaels, R OBP: 0.338, SLG: 0.396	1-0 1B	2-1 FC5-2		3-2 41 1B	3-2 G6-4-3		0-0 F9			5	2	2	0	0	0	4				
Ronnie Belliard, R OBP: 0.343, SLG: 0.432	1-1 SF8	1-0 48 HR		0-1 G5-3	4-1 BB		1-0 F8			3	1	1	1	1	0	1				
48 Travis Hafner, L OBP: 0.460, SLG: 0.657	1-2 F9	0-0 HR		4-0 FC4-6	2-2 G6-3		1-1 F8			4	1	1	4	1	0	3				
41 Victor Martinez, S OBP: 0.379, SLG: 0.484	4-1 1B	2-0 G4-3		0-2 FC4-6		1-1 2B		2-0 G6-4-3		4	0	3	0	1	0	0				
Ben Broussard, L OBP: 0.366, SLG: 0.527	3-2 1B		0-0 E7	2-2 FC4-6		1-1 P5		0-1 G6-4-3		5	1	2	1	0	0	4				
2 Jhonny Peralta, R OBP: 0.324, SLG: 0.389	1-1 PO	2-2 1B	3-2 P4	1-2 FC5-4		0-0 G6-3				4	1	1	0	0	0	4				
Ramón Vázquez, L OBP: 0.264, SLG: 0.213		0-1 FC5-2	2-3 K		0-0 38 1B					3	1	2	0	1	1	1				
38 Franklin Gutierrez, R OBP: 0.286, SLG: 0.302		1-1 1B	1-1 E8		1-1 G6-4-3		0-3 K			4	1	3	2	0	1	2				
Inning Stats	R: 1 E: 0 K: 0 S: 14	H: 3 LOB: 2 BB: 1 P: 26	R: 5 E: 0 K: 0 S: 14	H: 5 LOB: 0 BB: 0 P: 24	R: 1 E: 2 K: 2 S: 17	H: 2 LOB: 1 BB: 0 P: 24	R: 1 E: 0 K: 0 S: 16	H: 2 LOB: 2 BB: 1 P: 27	R: 1 E: 0 K: 0 S: 13	H: 3 LOB: 2 BB: 1 P: 23	R: 0 E: 0 K: 1 S: 9	H: 1 LOB: 2 BB: 1 P: 15	R: 0 E: 0 K: 0 S: 4	H: 0 LOB: 0 BB: 0 P: 7	R: 0 E: 0 K: 0 S: 5	H: 1 LOB: 0 BB: 0 P: 8	1B: 12 2B: 4 3B: 0 HR: 1	SF: 1 SAC: 0 DP: 2 HBP: 0	WP: 0 PB: 0 SB: 1 CS: 0	PA: 43
PITCHER 34 Kris Benson, R ERA: 4.79 Bruce Chen, L ERA: 6.79 Chris Britton, R ERA: 2.27 43 Sedy Rleal, R ERA: 4.17	IP: 3.0 WLS: L BF: 19 H: 10 R: 7 ER: 7 SO: 2 BB: 1 IBB: 0 HBP: 0 BLK: 0 WP: 0 HR: 1 S: 45 P: 74 ERA: 21.00 WHIP: 3.667																			

AB	37
R	9
H	17
RBI	9
BB	4
SO	3
LOB	22



Batter	1	2	3	4	5	6	7	8	9	AB	R	H	RBI	BB	SO	LOB	TOP										
1 Brian Roberts, S (1,4) OBP: 0.397, SLG: 0.390	4-2 S 6 E BB		4-2 6 HR BB	0-1 10 1B		2-3 K		2-2 G4-3		3	2	1	0	2	1	2											
6 Melvin Mora, R (1,5) OBP: 0.350, SLG: 0.423 Ed Rogers, R (5,5) OBP: 0.192, SLG: 0.200	1-1 E6 55 FC6-4		0-0 HR	4-0 10 1B 2B BB		0-0 G4-3		0-2 10 G6-4-3 1B		2	2	1	2	1	0	1											
10 Miguel Tejada, R (1,6) OBP: 0.360, SLG: 0.507	0-0 L4		2-1 F8	2-0 2B 55 1B			3-2 P3		1-2 G6-4-3 1-2	5	1	1	1	0	0	3											
Jeff Conine, R (1,7) OBP: 0.328, SLG: 0.429	2-2 P4		2-2 G6-3	1-0 55 1B 2B			0-0 F9		3-2 2B	5	1	2	1	0	0	2											
55 Ramon Hernandez, R (1,2) OBP: 0.333, SLG: 0.487	1-0 FC6-4		0-0 WP 1B	3-2 2B 1B			3-2 F8		0-0 G4-3	5	1	2	2	0	0	3											
Javy Lopez, R (1,10) OBP: 0.319, SLG: 0.417		1-2 G6-3	1-2 1B				0-0 F9		3-1 2B 1B	4	0	2	1	0	0	0											
17 Corey Patterson, L (1,8) OBP: 0.316, SLG: 0.429		0-0 G6-3	3-1 P4				2-2 G4-3		0-0 F7	4	0	0	0	0	0	2											
Kevin Millar, R (1,3) OBP: 0.354, SLG: 0.379 Luis Terrero, R (8,FR) (8,7)		3-2 1B					2-2 G6-3		4-1 2B 1B BB	3	0	1	0	1	0	0											
21 Nick Markakis, L (1,9) OBP: 0.339, SLG: 0.353		2-2 G4-3					0-0 G6-3		0-1 F7	4	0	1	0	0	0	1											
Inning Stats	R: 0 E: 1 K: 0 S: 12	H: 0 LOB: 2 BB: 1 P: 20	R: 0 E: 0 K: 0 S: 10	H: 1 LOB: 1 BB: 0 P: 16	R: 3 E: 0 K: 0 S: 16	H: 3 LOB: 1 BB: 1 P: 28	R: 4 E: 0 K: 0 S: 12	H: 4 LOB: 1 BB: 1 P: 21	R: 0 E: 0 K: 1 S: 7	H: 0 LOB: 0 BB: 0 P: 9	R: 0 E: 0 K: 0 S: 11	H: 0 LOB: 0 BB: 0 P: 17	R: 0 E: 0 K: 0 S: 9	H: 2 LOB: 2 BB: 1 P: 18	R: 0 E: 0 K: 0 S: 10	H: 2 LOB: 1 BB: 0 P: 14	1B: 9 2B: 2 3B: 0 HR: 1	SF: 0 SAC: 0 DP: 1 HBP: 0	WP: 1 PB: 0 SB: 2 CS: 0	PA: 41							
PITCHER	IP	WLS	BF	H	R	ER	SO	BB	IBB	HBP	BLK	WP	HR	S	P	ERA	WHIP										
45 Jeremy Sowers, L (1,1) ERA: 7.47	3.2	L	22	7	7	7	0	3	0	0	0	1	1	46	81	17.18	2.727										
49 Edward Mujica, R (4,1) ERA: 6.12	3.1		10	1	0	0	1	0	0	0	0	0	0	28	38	0.00	0.300										
Guillermo Mota, R (8,1) ERA: 6.12	1.0		5	2	0	0	0	1	0	0	0	0	0	9	18	0.00	3.000										
55 Roberto Hernandez, R (9,1) ERA: 4.23	1.0		4	2	0	0	0	0	0	0	0	0	0	10	14	0.00	2.000										

Baltimore Orioles @ Cleveland Indians
Jacobs Field, Cleveland, OH
Sat Jul 08 2006, 7:05 PM EDT
Att: 28,902 - Clear - 75 F

AB 37
R 7
H 12
RBI 7
BB 4
SO 1
LOB 14



Batter	1	2	3	4	5	6	7	8	9	AB	R	H	RBI	BB	SO	LOB	BOTTOM										
24 Grady Sizemore, L (1,8) OBP: 0.368, SLG: 0.524	0-3 K		0-3 K					1-1 F8		5	0	0	0	0	3	3											
Jason Michaels, R (1,7) OBP: 0.332, SLG: 0.388	1-2 L8		2-2 G1-3				0-1 F9		2-2 P4	5	0	0	0	0	0	2											
Ronnie Belliard, R (1,4) OBP: 0.341, SLG: 0.429	1-0 G6-3		2-1 48 1B				1-2 G6-3		0-1 B1-3	5	0	1	0	0	0	3											
48 Travis Hafner, L (1,10) OBP: 0.462, SLG: 0.655		3-3 K	1-0 1B				4-2 2 1B BB		0-1 G4-3	4	0	2	0	1	1	0											
41 Victor Martinez, S (1,3) OBP: 0.383, SLG: 0.489		2-1 2 BB 1B	1-3 K				1-2 F7		0-0 G4-3 1B	5	1	3	0	0	1	3											
2 Jhonny Peralta, R (1,6) OBP: 0.326, SLG: 0.389 Ben Broussard, L (9,PH) OBP: 0.365, SLG: 0.524		4-0 BB					3-2 1B		2-2 G4-3	3	0	1	0	1	0	1											
Aaron Boone, R (1,5) OBP: 0.315, SLG: 0.358		1-2 BB					0-3 K		0-1 38 2B 1B	4	1	1	1	0	1	4											
38 Franklin Gutierrez, R (1,9) OBP: 0.279, SLG: 0.318		2-2 G1-3					0-1 L7		3-2 E 10 1B	3	1	1	1	1	0	2											
10 Kelly Shoppach, R (1,2) OBP: 0.368, SLG: 0.441			2-2 HR				2-1 F7		1-0 E 1B	4	1	3	2	0	0	0											
Inning Stats	R: 0 E: 0 K: 1 S: 7	H: 0 LOB: 0 BB: 0 P: 9	R: 0 E: 0 K: 1 S: 12	H: 1 LOB: 2 BB: 1 P: 23	R: 1 E: 0 K: 2 S: 15	H: 3 LOB: 0 BB: 0 P: 23	R: 0 E: 0 K: 0 S: 8	H: 0 LOB: 0 BB: 0 P: 10	R: 0 E: 0 K: 1 S: 7	H: 0 LOB: 0 BB: 0 P: 10	R: 0 E: 0 K: 1 S: 16	H: 1 LOB: 2 BB: 1 P: 25	R: 0 E: 1 K: 0 S: 9	H: 1 LOB: 2 BB: 1 P: 17	R: 3 E: 0 K: 0 S: 17	H: 4 LOB: 1 BB: 0 P: 24	R: 0 E: 0 K: 0 S: 14	H: 2 LOB: 2 BB: 0 P: 20	1B: 9 2B: 2 3B: 0 HR: 1	SF: 0 SAC: 0 DP: 1 HBP: 0	WP: 0 PB: 0 SB: 0 CS: 0	PA: 42					
PITCHER	IP	WLS	BF	H	R	ER	SO	BB	IBB	HBP	BLK	WP	HR	S	P	ERA	WHIP										
45 Erik Bedard, L (1,1) ERA: 4.28	6.0	W	25	5	1	1	6	2	0	0	0	0	0	9	17	0.00	2.000										
Todd Williams, R (7,1) ERA: 4.5	1.0		5	1	0	0	0	1	0	0	0	0	0	9	17	0.00	2.000										
LaTroy Hawkins, R (8,1) ERA: 4.38	0.2		6	4	3	3	0	0	0	0	0	0	0	15	21	40.50	6.000										
25 Kurt Birkins, L (8,1) ERA: 3.42	0.1	H	1	0	0	0	0	0	0	0	0	0	0	2	3	0.00	0.000										
37 Chris Ray, R (9,1) ERA: 3.24	1.0	S	5	2	0	0	0	0	0	0	0	0	0	14	20	0.00	2.000										

Baltimore Orioles @ Cleveland Indians
Jacobs Field, Cleveland, OH
Sat Jul 08 2006, 7:05 PM EDT
Att: 28,902 - Clear - 75 F

AB 39
R 4
H 12
RBI 4
BB 3
SO 6
LOB 20



Batter	1	2	3	4	5	6	7	8	9	AB	R	H	RBI	BB	SO	LOB	TOP								
1 Brian Roberts, S (1.4) OBP: 0.391, SLG: 0.383	2-1 G4-3		1-2 F9		3-2 F8		3-2 G6-3		1-2 F9	5	0	0	0	0	0	0									
12 Brandon Fahey, L (1.7) OBP: 0.348, SLG: 0.382 Luis Terrero, R (9.7)	1-1 G5-3 10 1B		0-1 3B		2-2 G1-3		1-2 1B		1-1 F8	4	1	3	0	1	0	0									
6 Melvin Mora, R (1.5) OBP: 0.348, SLG: 0.419	0-1 G5-3		3-3 K			1-1 10 2B G5-3 1B	1-2 G4-3		4-0 BB	5	1	1	0	0	2	4									
10 Miguel Tejada, R (1.6) OBP: 0.362, SLG: 0.510	0-1 2H 1B		2-2 G3-1			1-2 17 G3-1 G3-1 2B		2-2 G6-3	1-3 K	4	0	2	1	0	0	1									
Jeff Conine, R (1.3) OBP: 0.324, SLG: 0.422	1-3 K			2-1 G4-3		2-2 G5-3		1-3 K		4	0	0	1	0	2	2									
17 Corey Patterson, L (1.8) OBP: 0.315, SLG: 0.426		1-2 K		1-0 G4-3		3-2 G3-1		0-1 1B 21 PB 1B		4	1	1	0	0	1	1									
Javy Lopez, R (1.2) OBP: 0.325, SLG: 0.435 55 Ramon Hernandez, R (9.2) OBP: 0.333, SLG: 0.487	1-1 1B		1-2 HR		1-2 G4-3		3-2 G4-3		1-2 HBP 21 PB 1B	4	1	3	1	0	0	1									
Kevin Millar, R (1.10) OBP: 0.356, SLG: 0.376	2-3 K		2-2 G6-3			4-2 21 SH5-3 1 WP BB	1-2 21 PB HBP			2	1	0	0	1	1	1									
21 Nick Markakis, L (1.9) OBP: 0.335, SLG: 0.348	1-0 G5-3				0-0 G3-1		0-0 SH5-3	1-0 PB		4	0	0	0	0	0	3									
Inning Stats	R: 1 E: 0 K: 1 S: 11	H: 2 LOB: 1 BB: 0 P: 15	R: 0 E: 0 K: 2 S: 9	H: 1 LOB: 1 BB: 0 P: 13	R: 0 E: 0 K: 1 S: 12	H: 1 LOB: 1 BB: 0 P: 18	R: 1 E: 0 K: 0 S: 9	H: 1 LOB: 0 BB: 0 P: 15	R: 0 E: 0 K: 0 S: 7	H: 0 LOB: 0 BB: 0 P: 12	R: 1 E: 0 K: 0 S: 16	H: 2 LOB: 1 BB: 0 P: 26	R: 1 E: 0 K: 0 S: 13	H: 1 LOB: 1 BB: 1 P: 22	R: 1 E: 0 K: 1 S: 14	H: 2 LOB: 2 BB: 0 P: 22	R: 0 E: 0 K: 1 S: 8	H: 0 LOB: 1 BB: 1 P: 15	1B: 7 2B: 1 3B: 1 HR: 1	SF: 0 SAC: 1 DP: 0 HBP: 1	WP: 2 PB: 2 SB: 0 CS: 0	PA: 40			
PITCHER	IP	WLS	BF	H	R	ER	SO	BB	IBB	HBP	BLK	WP	HR	S	P	ERA	WHIP								
37 Jake Westbrook, R (1.1) ERA: 4.19	6.0		26	7	4	4	4	1	0	0	0	0	1	67	106	6.00	1.333								
53 Rafael Perez, L (7.1) ERA: 2.25	0.2	B	3	1	0	0	0	0	0	0	0	1	0	7	11	0.00	1.500								
55 Roberto Hernandez, R (7.1) ERA: 4.08	1.1	L	7	2	1	0	1	0	0	1	0	0	0	17	26	0.00	1.500								
Guillermo Mota, R (9.1) ERA: 5.94	1.0		4	0	0	0	1	1	0	0	0	0	0	8	15	0.00	1.000								

Baltimore Orioles @ Cleveland Indians
 Jacobs Field, Cleveland, OH
 Sun Jul 09 2006, 1:05 PM EDT
 Att: 26,452 - Cloudy - 79 F

livebaseballscores.com

AB 36
 R 5
 H 10
 RBI 3
 BB 2
 SO 6
 LOB 13



Batter	1	2	3	4	5	6	7	8	9	AB	R	H	RBI	BB	SO	LOB	BOTTOM								
24 Grady Sizemore, L (1.8) OBP: 0.363, SLG: 0.516	3-3 K	2-1 E4 WP		1-0 F8		0-0 G5-3			0-1 F7	5	0	0	0	0	1	1									
Jason Michaels, R (1.9) OBP: 0.330, SLG: 0.385	2-2 F9	2-2 F9			1-0 G5-3		0-3 K		0-1 1B	5	0	1	0	0	1	1									
Ronnie Belliard, R (1.4) OBP: 0.339, SLG: 0.425	3-2 K		2-1 1B		3-2 G6-3		0-0 F9		1-3 K	5	0	1	0	0	2	1									
48 Travis Hafner, L (1.10) OBP: 0.461, SLG: 0.650		0-3 K	1-3 K		1-1 41 BB 1B		1-2 1B		0-1 L9	5	0	2	0	0	2	2									
41 Victor Martinez, S (1.2) OBP: 0.381, SLG: 0.486	1-1 G5-3	2-3 K			0-0 BB 1B		2-3 K			4	0	1	0	0	2	2									
Ben Broussard, L (1.3) OBP: 0.371, SLG: 0.530	0-1 2 3B 2B	1-0 K	1-0 K		4-1 BB 1B		1-2 BB 1B		0-2 F9	3	1	2	0	1	0	0									
2 Jhonny Peralla, R (1.6) OBP: 0.328, SLG: 0.396	1-1 2B 3B	1-3 K			2-0 F9				2-0 1B	4	1	2	1	0	1	5									
7 Joe Inglett, L (1.7) OBP: 0.154, SLG: 0.167	4-2 2B 24 E BB			1-2 G5-3		2-2 L4		1-0 F7		3	1	0	0	1	0	1									
Aaron Boone, R (1.5) OBP: 0.314, SLG: 0.360	0-1 24 E WP 2B			0-0 G5-3		0-3 K		0-1 F9		4	1	1	1	0	1	1									
Inning Stats	R: 0 E: 0 K: 2 S: 10	H: 0 LOB: 0 BB: 0 P: 18	R: 4 E: 1 K: 1 S: 19	H: 3 LOB: 1 BB: 1 P: 29	R: 0 E: 0 K: 3 S: 13	H: 2 LOB: 2 BB: 0 P: 20	R: 0 E: 0 K: 0 S: 5	H: 0 LOB: 0 BB: 0 P: 7	R: 0 E: 0 K: 0 S: 10	H: 2 LOB: 3 BB: 1 P: 21	R: 0 E: 0 K: 1 S: 9	H: 0 LOB: 0 BB: 0 P: 11	R: 0 E: 0 K: 2 S: 11	H: 1 LOB: 1 BB: 0 P: 14	R: 0 E: 0 K: 0 S: 7	H: 1 LOB: 1 BB: 0 P: 10	R: 0 E: 0 K: 1 S: 9	H: 1 LOB: 1 BB: 0 P: 10	1B: 7 2B: 2 3B: 1 HR: 0	SF: 0 SAC: 0 DP: 0 HBP: 0	WP: 1 PB: 0 SB: 0 CS: 0	PA: 40			
PITCHER	IP	WLS	BF	H	R	ER	SO	BB	IBB	HBP	BLK	WP	HR	S	P	ERA	WHIP								
Rodrigo Lopez, R (1.1) ERA: 6.77	5.0		25	7	4	2	6	2	0	0	0	0	0	57	95	3.60	1.800								
Chris Britton, R (6.1) ERA: 2.2	1.0		3	0	0	0	1	0	0	0	0	0	0	9	11	0.00	0.000								
Todd Williams, R (7.1) ERA: 4.41	0.2	W	2	0	0	0	1	0	0	0	0	0	0	4	4	0.00	0.000								
25 Kurt Birkins, L (7.1) ERA: 3.33	0.2	W	3	1	0	0	1	0	0	0	0	0	0	10	13	0.00	1.500								
37 Chris Ray, R (8.1) ERA: 3.19	1.2	S	7	2	0	0	1	0	0	0	0	0	0	13	17	0.00	1.200								

Baltimore Orioles @ Cleveland Indians
 Jacobs Field, Cleveland, OH
 Sun Jul 09 2006, 1:05 PM EDT
 Att: 26,452 - Cloudy - 79 F

livebaseballscores.com

AB 38
 R 4
 H 10
 RBI 2
 BB 2
 SO 10
 LOB 14



Batter	1	2	3	4	5	6	7	8	9	AB	R	H	RBI	BB	SO	LOB	TOP					
Gary Matthews, S (1, 8) OBP: 0.378, SLG: 0.536	G3			2B 10 SF9 1B		FC4-6 1B		E S BB		3	1	2	0	1	0	0	Texas Rangers @ Baltimore Orioles Oriole Park at Camden Yards, Baltimore, MD Fri Jul 14, 2006, 7:05 PM EDT Att: 28,201 - Clear - 89 F					
Mark DeRosa, R (1, 9) OBP: 0.396, SLG: 0.514	G5-3			10 SF9 23 SF9 2B		FC4-6 1-2		F8		4	1	1	0	0	0	2						
10 Michael Young, R (1, 6) OBP: 0.356, SLG: 0.449	F9			SF9		G6-3			G4-3	3	0	0	1	0	0	1						
23 Mark Teixeira, S (1, 3) OBP: 0.356, SLG: 0.471		4-0 5 G6-4-3 BB		SF9					L8	1	0	0	1	2	0	0						
9 Hank Bialock, L (1, 5) OBP: 0.346, SLG: 0.433	L7			3-H 0-3 K		G4-6-3 1-2		F7		4	0	0	0	0	1	2						
5 Ian Kinsler, R (1, 4) OBP: 0.390, SLG: 0.551	G6-4-3 1-2					G5-3				3	0	1	0	0	0	1						
Kevin Mench, R (1, 7) OBP: 0.326, SLG: 0.445 Jerry Hairston, R (9, 7) OBP: 0.283, SLG: 0.276				G5-3		G6-3		G5-3		3	0	0	0	0	0	1						
6 Brad Wilkerson, L (1, 10) OBP: 0.341, SLG: 0.469				F7		K		F8		3	0	0	0	0	1	0						
Rod Barajas, R (1, 2) OBP: 0.306, SLG: 0.424				G4-3		F7		F8		3	0	0	0	0	0	0						
Inning Stats	R: 0 E: 0 K: 0 S: 5	H: 0 LOB: 0 BB: 0 P: 6	R: 0 E: 0 K: 0 S: 3	H: 0 LOB: 0 BB: 1 P: 8	R: 0 E: 0 K: 0 S: 7	H: 0 LOB: 0 BB: 0 P: 9	R: 2 E: 0 K: 1 S: 12	H: 2 LOB: 0 BB: 0 P: 14	R: 0 E: 0 K: 1 S: 8	H: 0 LOB: 0 BB: 0 P: 11	R: 0 E: 0 K: 0 S: 8	H: 1 LOB: 1 BB: 0 P: 10	R: 0 E: 0 K: 0 S: 6	H: 1 LOB: 1 BB: 1 P: 12	R: 0 E: 0 K: 0 S: 8	H: 0 LOB: 1 BB: 1 P: 17	R: 0 E: 0 K: 0 S: 7	H: 0 LOB: 0 BB: 0 P: 9	1B: 3 2B: 1 3B: 0 HR: 0	SF: 2 SAC: 0 DP: 2 HBP: 0	WP: 0 PB: 0 SB: 1 CS: 0	PA: 32
PITCHER 34 Kris Benson, R (1, 1) ERA: 4.59	IP: 9.0 WLS: L BF: 32 H: 4 R: 2 ER: 2 SO: 2 BB: 3 IBB: 0 HBP: 0 BLK: 0 WP: 0 HR: 0 S: 64 P: 96 ERA: 2.00 WHIP: 0.778															PITCHER						

Batter	1	2	3	4	5	6	7	8	9	AB	R	H	RBI	BB	SO	LOB	BOTTOM					
1 Brian Roberts, S (1, 4) OBP: 0.365, SLG: 0.382	G6-3		G4-3			10 WP 12 SH5-3 1B		12 CS 1B		4	0	2	0	0	0	0	Texas Rangers @ Baltimore Orioles Oriole Park at Camden Yards, Baltimore, MD Fri Jul 14, 2006, 7:05 PM EDT Att: 28,201 - Clear - 89 F					
12 Brandon Fahey, L (1, 7) OBP: 0.358, SLG: 0.383	G4-3		G4-3			SH5-3		6 FC5-4 1B		3	0	1	0	0	0	0						
6 Melvin Mora, R (1, 5) OBP: 0.346, SLG: 0.415					10 G6-4-3 1B	SF9		FC5-4 1-2		2	0	1	1	1	0	1						
10 Miguel Tejada, R (1, 6) OBP: 0.357, SLG: 0.500			K		3-2 G6-4-3 1-2				G5-3	3	0	0	0	1	1	2						
55 Ramon Hernandez, R (1, 2) OBP: 0.332, SLG: 0.486			K		2-2 G6-3				F9	4	0	0	0	0	1	2						
Jeff Conine, R (1, 3) OBP: 0.326, SLG: 0.421 Luis Terrero, R (9, FR)			17 SH5-3 1B			G4-3		G4-3		3	0	1	0	1	0	0						
17 Corey Patterson, L (1, 8) OBP: 0.308, SLG: 0.415			SH5-3			P6		F7		3	0	0	0	0	0	1						
Javy Lopez, R (1, 10) OBP: 0.317, SLG: 0.423			P3			K		L4		3	0	0	0	0	1	1						
21 Nick Markakis, L (1, 9) OBP: 0.335, SLG: 0.352			F8			12 SH5-3 6 SF9 1B		K		3	1	1	0	0	1	0						
Inning Stats	R: 0 E: 0 K: 1 S: 9	H: 0 LOB: 1 BB: 1 P: 16	R: 0 E: 0 K: 1 S: 11	H: 1 LOB: 1 BB: 0 P: 13	R: 0 E: 0 K: 0 S: 7	H: 0 LOB: 0 BB: 0 P: 8	R: 0 E: 0 K: 0 S: 8	H: 1 LOB: 0 BB: 0 P: 14	R: 0 E: 0 K: 1 S: 9	H: 0 LOB: 0 BB: 0 P: 9	R: 1 E: 0 K: 0 S: 11	H: 2 LOB: 2 BB: 1 P: 18	R: 0 E: 0 K: 0 S: 6	H: 0 LOB: 0 BB: 0 P: 9	R: 0 E: 0 K: 1 S: 12	H: 2 LOB: 1 BB: 0 P: 20	R: 0 E: 0 K: 0 S: 11	H: 0 LOB: 1 BB: 1 P: 17	1B: 6 2B: 0 3B: 0 HR: 0	SF: 1 SAC: 2 DP: 1 HBP: 0	WP: 1 PB: 0 SB: 0 CS: 1	PA: 34
PITCHER 33 Kevin Millwood, R (1, 1) ERA: 4.68 Rick Bauer, R (7, 1) ERA: 3.14 Francisco Cordero, R (8, 1) ERA: 4.33 40 Akinori Otsuka, R (9, 1) ERA: 2.08	IP: 6.0 WLS: W BF: 23 H: 4 R: 1 ER: 1 SO: 3 BB: 2 IBB: 0 HBP: 0 BLK: 0 WP: 0 HR: 0 S: 55 P: 78 ERA: 1.50 WHIP: 1.000															PITCHER						

AB	27
R	2
H	4
RBI	2
BB	3
SO	2
LOB	7



AB	28
R	1
H	6
RBI	1
BB	3
SO	4
LOB	7



Batter	1	2	3	4	5	6	7	8	9	AB	R	H	RBI	BB	SO	LOB	TOP										
Gary Matthews, S (1, 8) OBP: 0.377, SLG: 0.533	G6-3		K			E5 5 1B		K		4	1	1	0	0	2	0	Texas Rangers @ Baltimore Orioles Oriole Park at Camden Yards, Baltimore, MD Sat Jul 15 2006, 4:35 PM EDT Att: 35,804 - Partly Cloudy - 94 F										
Ian Kinsler, R (1, 4) OBP: 0.392, SLG: 0.550	F8				10 F8-3 1B			L5		4	0	2	1	0	0	0											
Michael Young, R (1, 6) OBP: 0.352, SLG: 0.444	G5-3				F8-3					4	0	0	0	0	2	2											
Mark Teixeira, S (1, 3) OBP: 0.355, SLG: 0.467		K			F9					3	0	0	0	1	2	0											
Mark DeRosa, R (1, 9) OBP: 0.397, SLG: 0.514						G5-3				4	0	2	0	0	1	0											
Hank Blalock, L (1, 5) OBP: 0.343, SLG: 0.429						G6-3				3	0	0	0	0	2	3											
Kevin Mench, R (1, 10) OBP: 0.323, SLG: 0.440						F8				3	0	0	0	0	0	3											
Gerald Laird, R (1, 2) OBP: 0.358, SLG: 0.549					G6-3					3	0	1	0	0	0	2											
Jerry Hairston, R (1, 7) OBP: 0.277, SLG: 0.269					K					3	0	0	0	0	1	1											
Inning Stats	R: 0 E: 0 K: 0 S: 8	H: 0 LOB: 0 BB: 0 P: 8	R: 0 E: 0 K: 2 S: 10	H: 1 LOB: 1 BB: 0 P: 17	R: 0 E: 0 K: 2 S: 8	H: 0 LOB: 0 BB: 0 P: 11	R: 0 E: 0 K: 0 S: 3	H: 1 LOB: 0 BB: 0 P: 5	R: 0 E: 0 K: 0 S: 5	H: 0 LOB: 0 BB: 0 P: 9	R: 1 E: 1 K: 1 S: 12	H: 3 LOB: 1 BB: 0 P: 20	R: 0 E: 0 K: 1 S: 17	H: 1 LOB: 2 BB: 1 P: 27	R: 0 E: 0 K: 1 S: 8	H: 0 LOB: 0 BB: 0 P: 13	R: 0 E: 0 K: 3 S: 10	H: 0 LOB: 0 BB: 0 P: 16	1B: 6 2B: 1 3B: 0 HR: 0	SF: 0 SAC: 0 DP: 2 HBP: 0	WP: 1 PB: 0 SB: 0 CS: 0	PA: 32					
PITCHER	IP	WLS	BF	H	R	ER	SO	BB	IBB	HBP	BLK	WP	HR	S	P	ERA	WHIP										
45 Erik Bedard, L (1, 1) ERA: 4.02	7.0	W	26	6	1	0	6	1	0	0	0	1	0	63	97	0.00	1.000										
LaTroy Hawkins, R (8, 1) ERA: 4.29	1.0		3	0	0	0	1	0	0	0	0	0	0	8	13	0.00	0.000										
37 Chris Ray, R (9, 1) ERA: 3.11	1.0		3	0	0	0	3	0	0	0	0	0	0	10	16	0.00	0.000										

Batter	1	2	3	4	5	6	7	8	9	AB	R	H	RBI	BB	SO	LOB	BOTTOM										
Brian Roberts, S (1, 4) OBP: 0.365, SLG: 0.384	G5-3				G1-6-3					4	2	1	0	1	0	5	Texas Rangers @ Baltimore Orioles Oriole Park at Camden Yards, Baltimore, MD Sat Jul 15 2006, 4:35 PM EDT Att: 35,804 - Partly Cloudy - 94 F										
Melvin Mora, R (1, 5) OBP: 0.347, SLG: 0.416						F9				4	2	1	2	0	0	1											
Miguel Tejada, R (1, 6) OBP: 0.360, SLG: 0.590										4	1	2	1	1	0	0											
Brandon Fahey, L (9, 6) OBP: 0.358, SLG: 0.383										0	0	0	0	0	0	0											
Jeff Conine, R (1, 7) OBP: 0.331, SLG: 0.428										5	0	3	2	0	0	1											
Corey Patterson, L (9, 8) OBP: 0.308, SLG: 0.415										0	0	0	0	0	0	0											
Ramon Hernandez, R (1, 2) OBP: 0.330, SLG: 0.481										5	0	1	1	0	2	4											
Javy Lopez, R (1, 10) OBP: 0.320, SLG: 0.422										3	1	1	0	1	0	0											
Kevin Millar, R (1, 3) OBP: 0.354, SLG: 0.373										4	1	2	0	0	0	1											
Nick Markakis, L (1, 9) OBP: 0.337, SLG: 0.355										4	1	2	0	0	0	2											
Luis Terrero, R (1, 8) OBP: 0.136, SLG: 0.050										3	0	1	1	1	0	2											
Inning Stats	R: 1 E: 1 K: 0 S: 11	H: 1 LOB: 1 BB: 0 P: 20	R: 0 E: 0 K: 0 S: 5	H: 0 LOB: 0 BB: 0 P: 6	R: 1 E: 0 K: 0 S: 9	H: 2 LOB: 2 BB: 1 P: 19	R: 5 E: 0 K: 0 S: 21	H: 6 LOB: 2 BB: 1 P: 31	R: 1 E: 0 K: 0 S: 9	H: 3 LOB: 1 BB: 0 P: 14	R: 0 E: 0 K: 0 S: 6	H: 0 LOB: 0 BB: 0 P: 10	R: 0 E: 0 K: 1 S: 11	H: 1 LOB: 3 BB: 2 P: 22	R: 0 E: 0 K: 1 S: 13	H: 1 LOB: 1 BB: 0 P: 17	1B: 11 2B: 3 3B: 0 HR: 0	SF: 0 SAC: 0 DP: 1 HBP: 1	WP: 0 PB: 0 SB: 0 CS: 0	PA: 41							
PITCHER	IP	WLS	BF	H	R	ER	SO	BB	IBB	HBP	BLK	WP	HR	S	P	ERA	WHIP										
48 John Rheinecker, L (1, 1) ERA: 4.82	3.2	L	21	7	7	7	0	2	0	0	0	0	0	15	23	6.75	3.750										
39 Scott Feldman, R (4, 1) ERA: 5.46	1.1		7	5	1	1	0	0	0	0	0	0	0	6	10	0.00	0.000										
53 Joaquin Benoit, R (6, 1) ERA: 4.93	1.0		3	0	0	0	0	0	0	0	0	0	0	11	22	0.00	3.000										
58 Wes Littleton, R (7, 1) ERA	1.0		6	1	0	0	1	2	0	0	0	0	0	13	17	0.00	1.000										
32 Ron Mahay, L (8, 1) ERA: 3.33	1.0		4	1	0	0	1	0	0	0	0	0	0	13	17	0.00	1.000										

AB	31
R	1
H	6
RBI	1
BB	1
SO	10
LOB	11

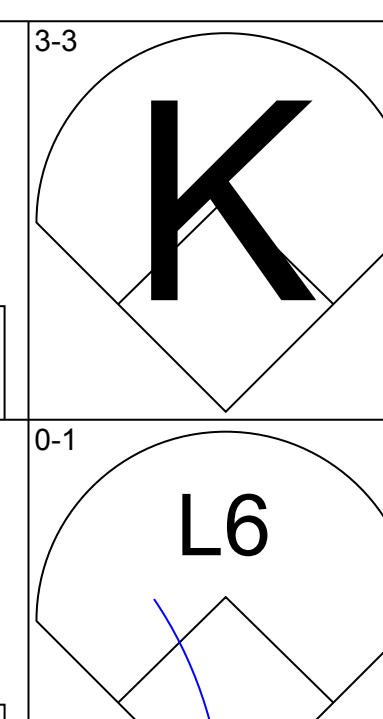
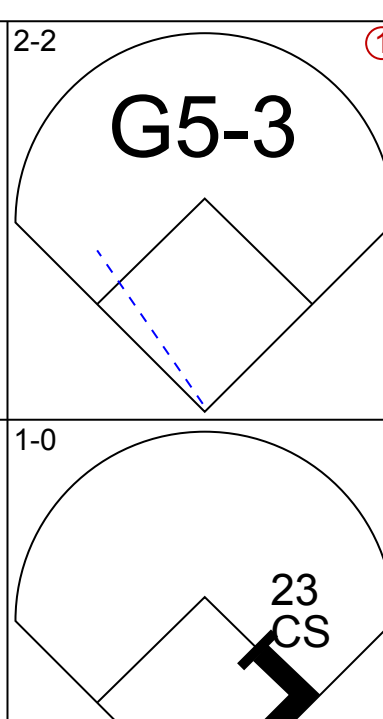
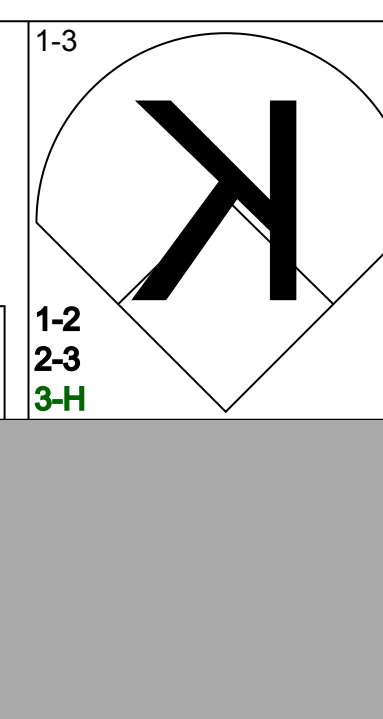
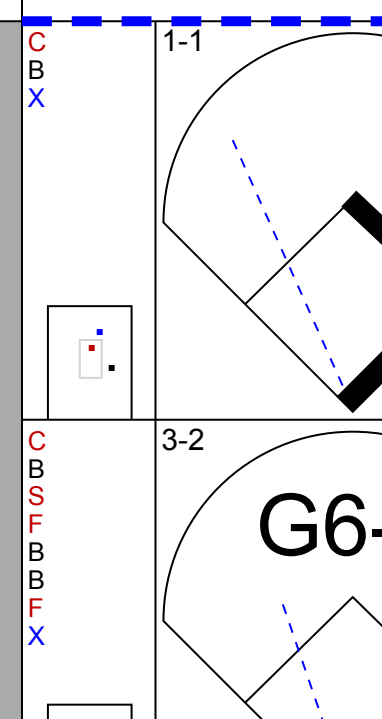
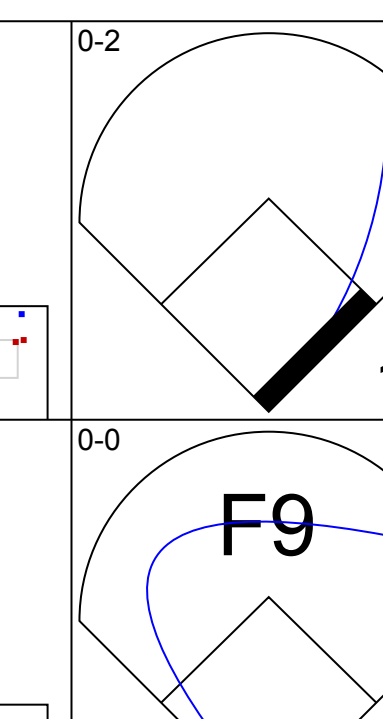

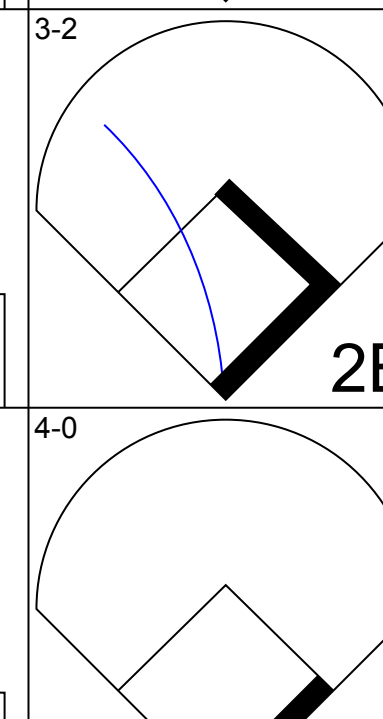
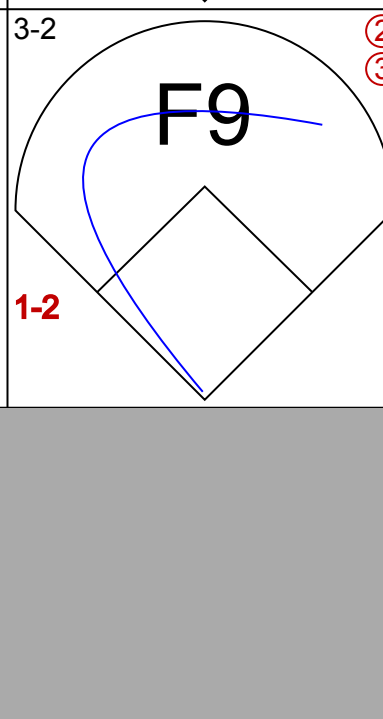
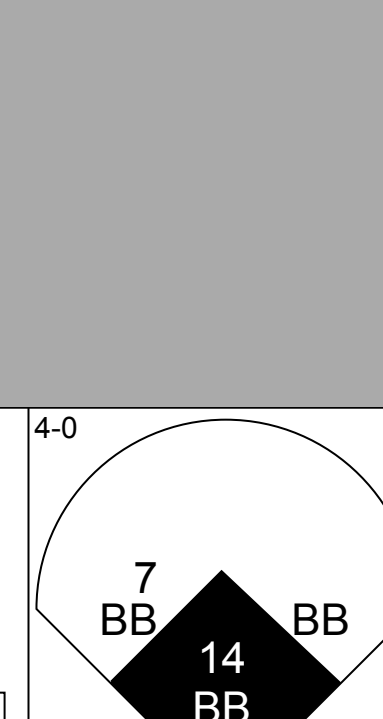
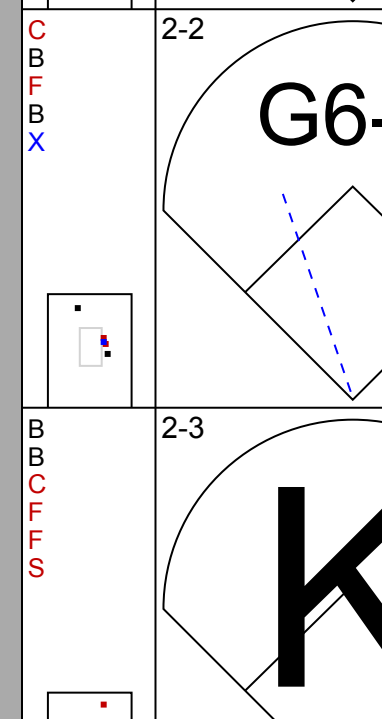
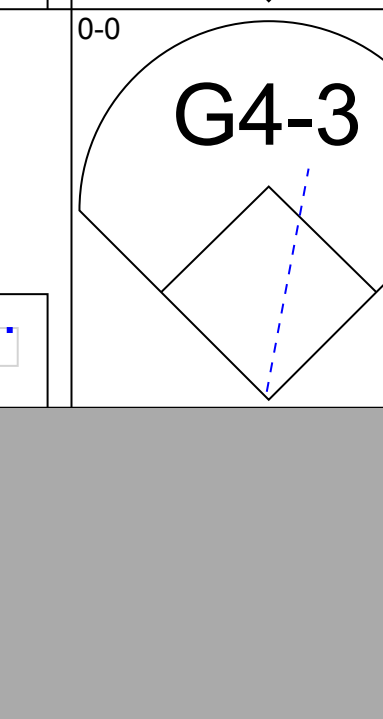
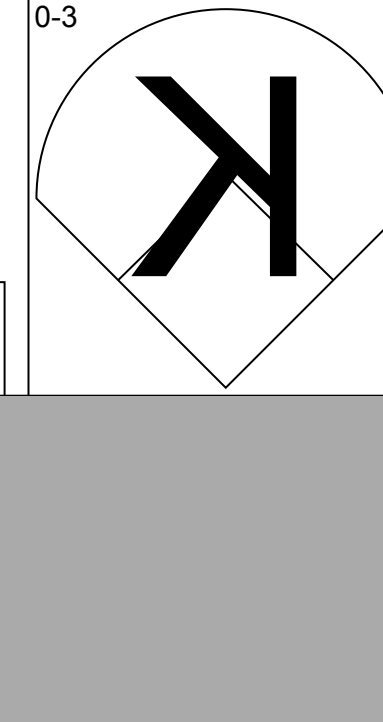

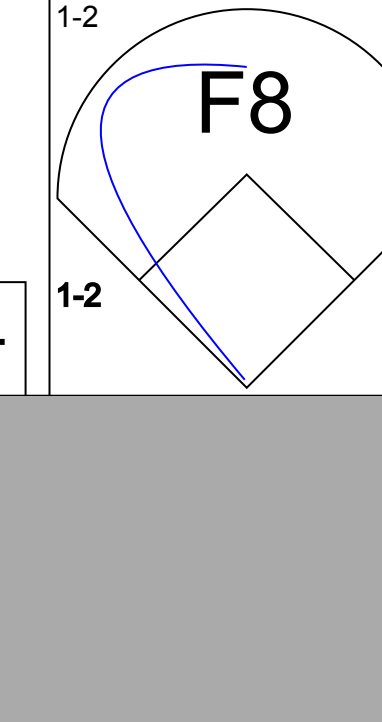



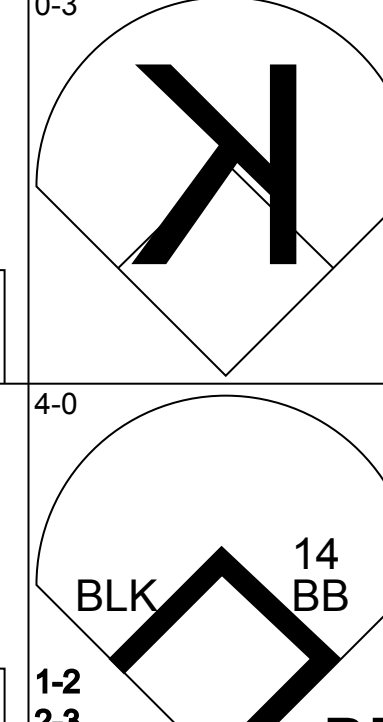



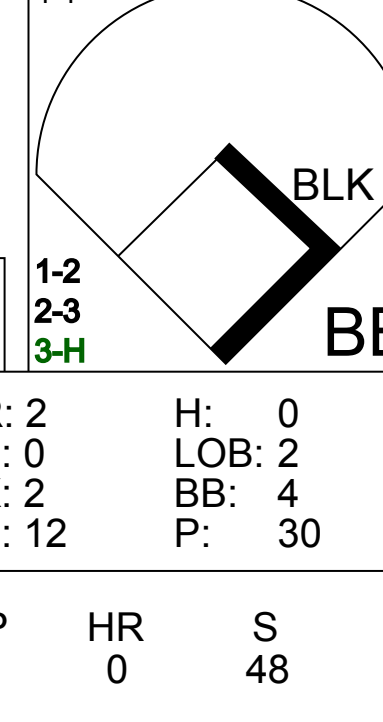

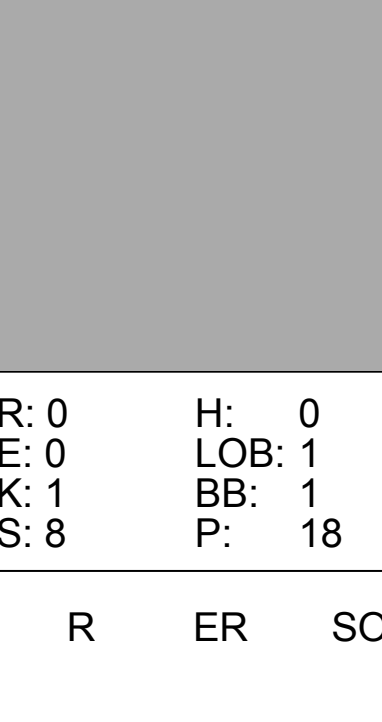
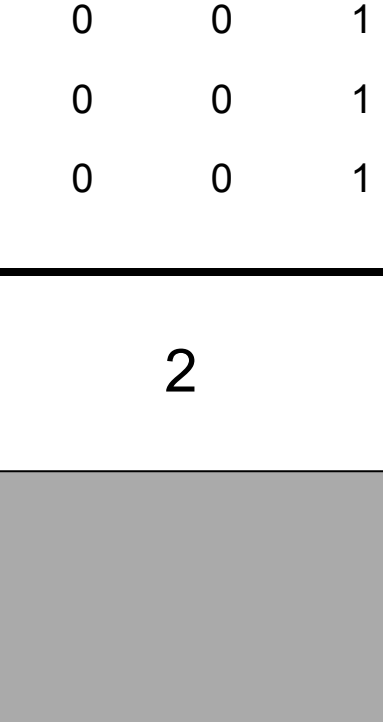
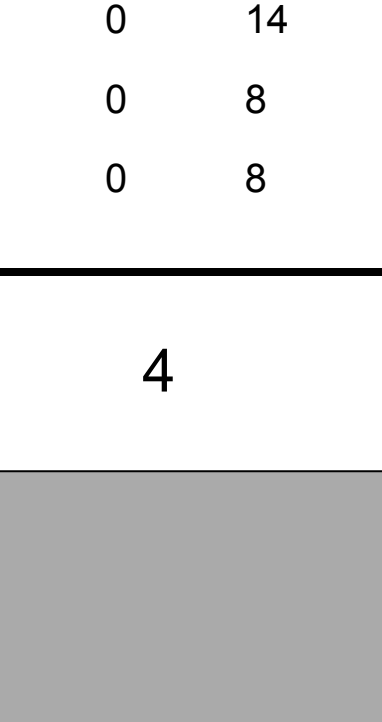
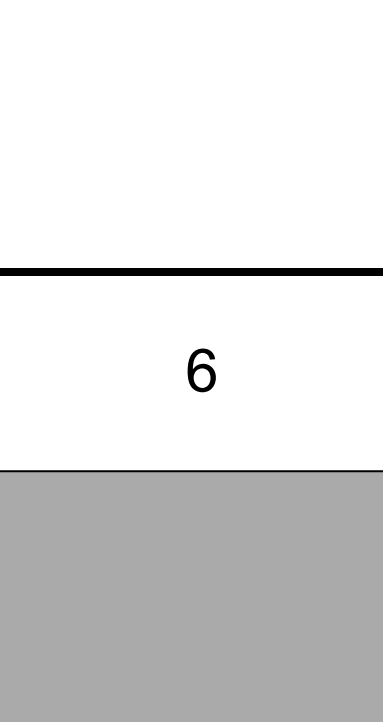
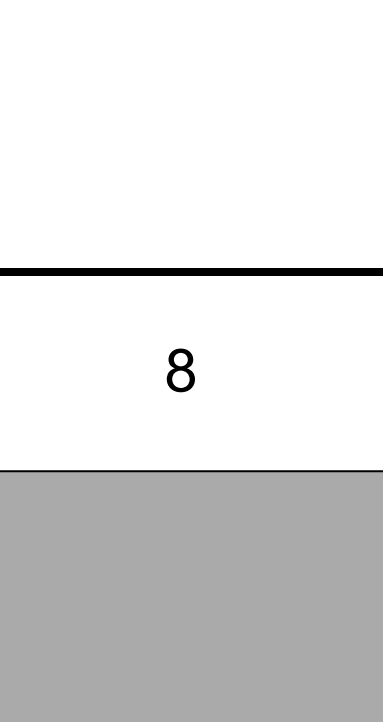






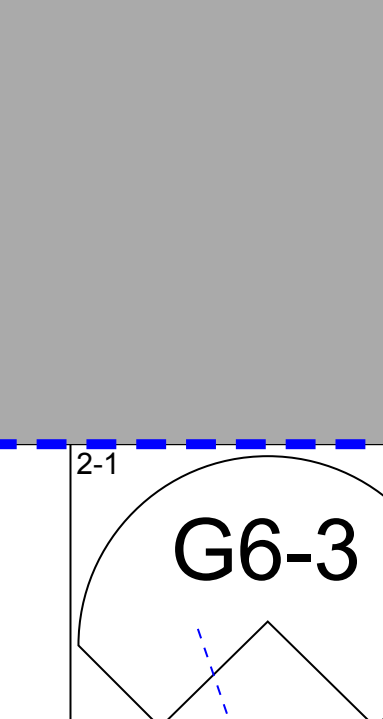

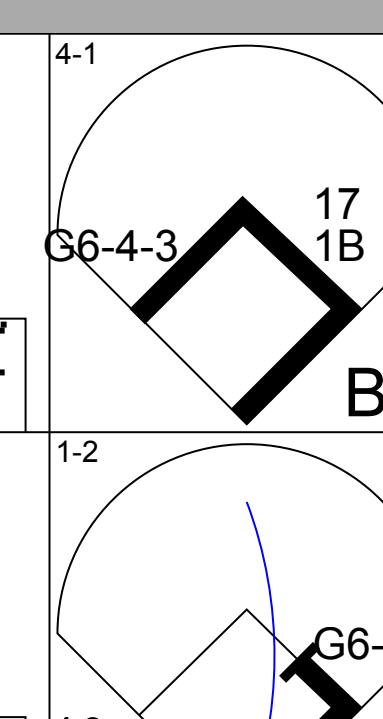
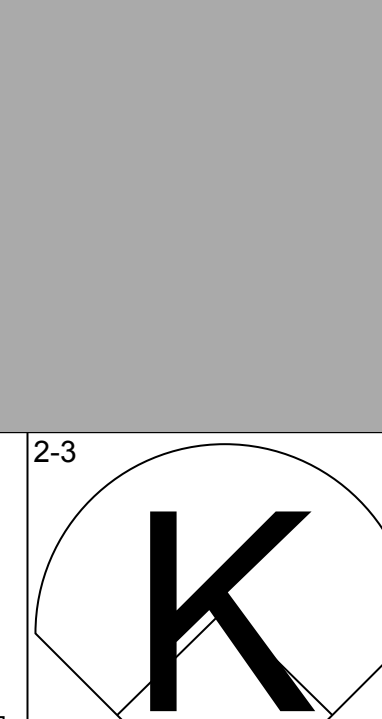
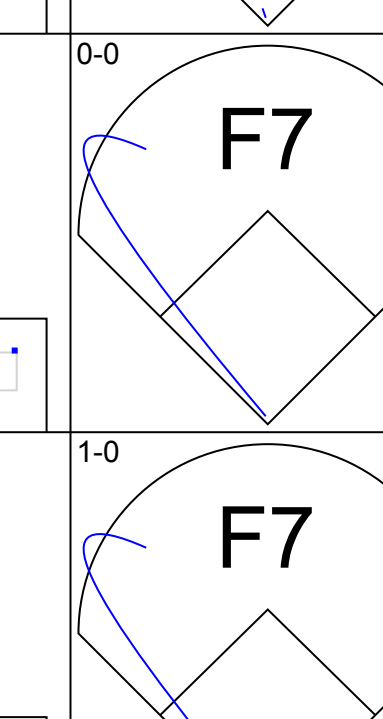
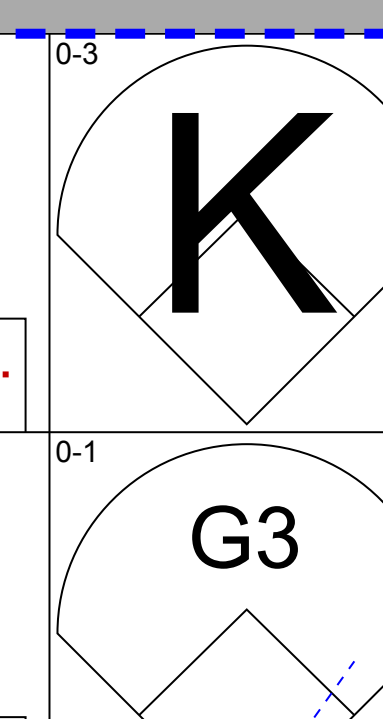
AB	36
R	8
H	14
RBI	7
BB	4
SO	2
LOB	16

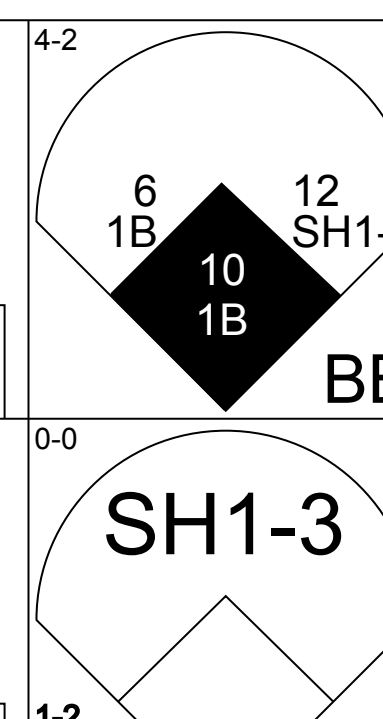
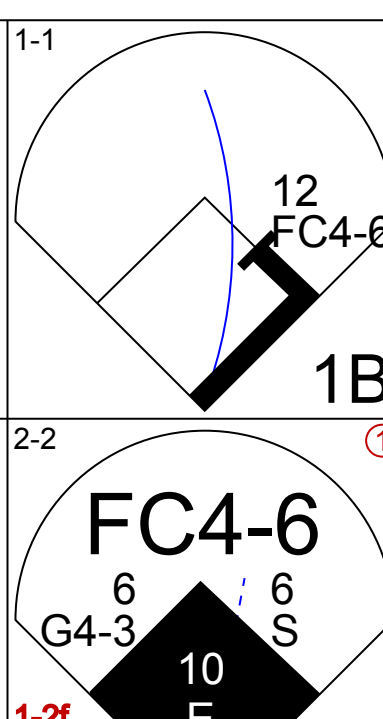
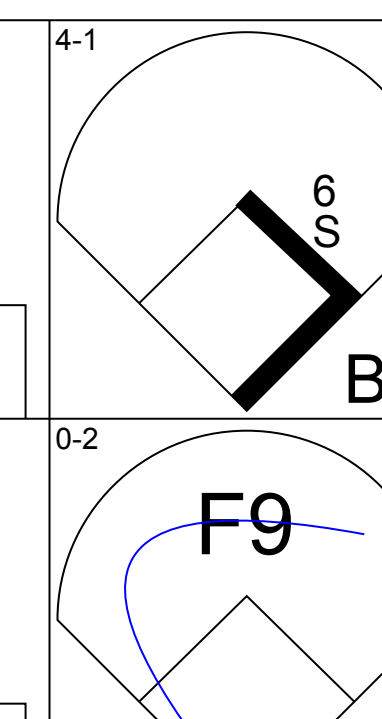
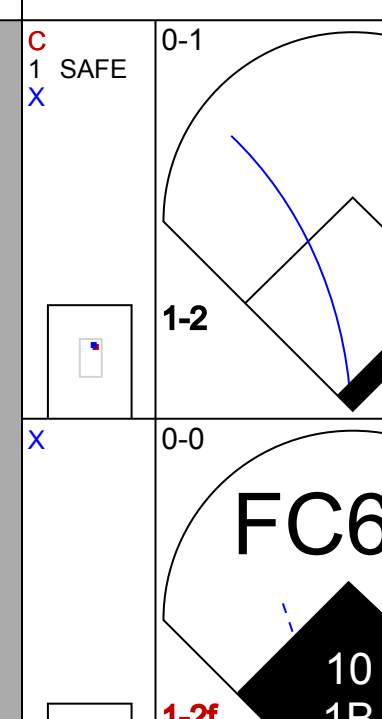

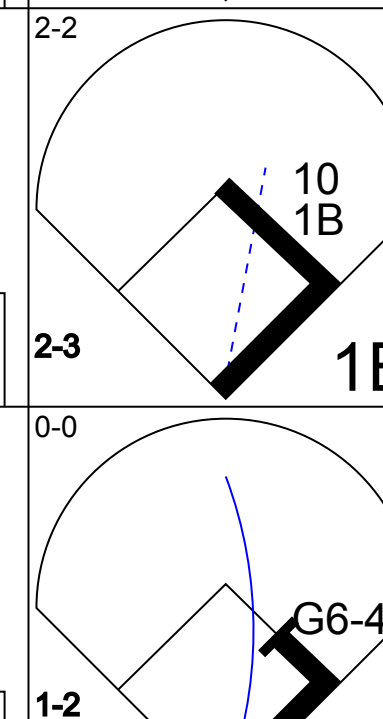
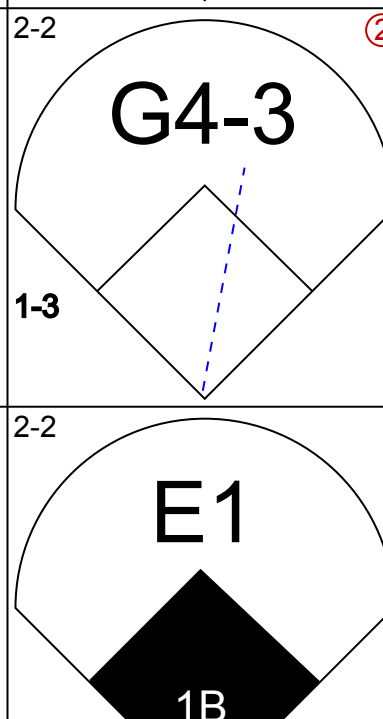
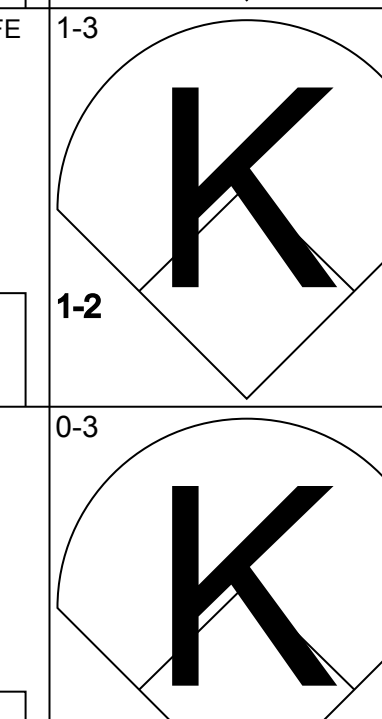
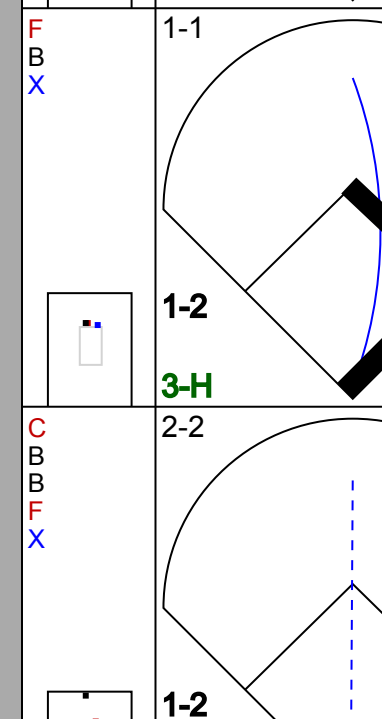
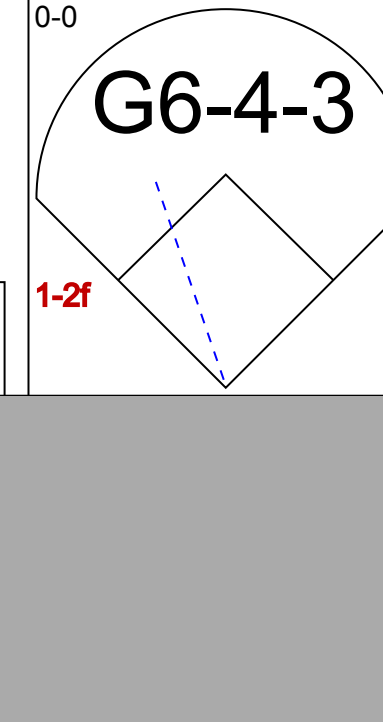
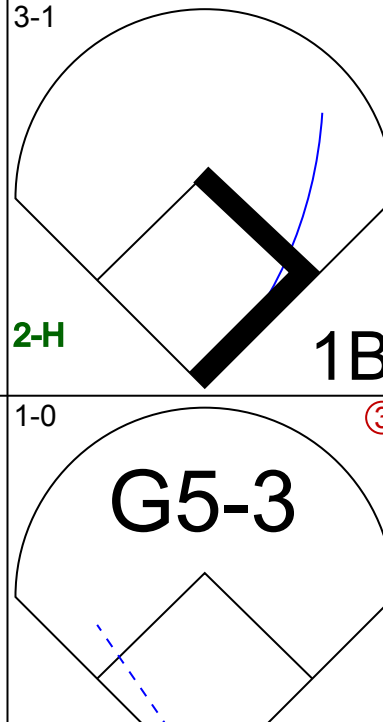

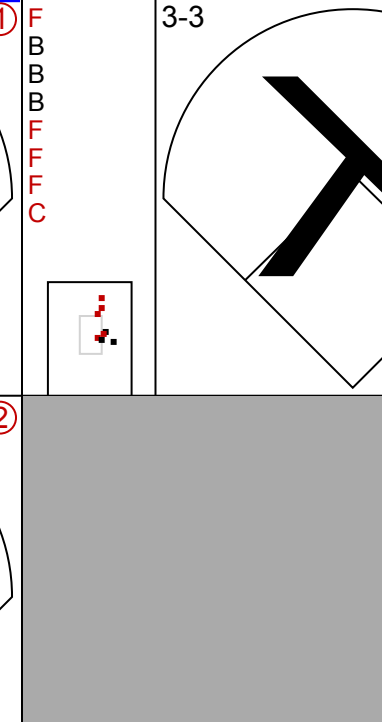



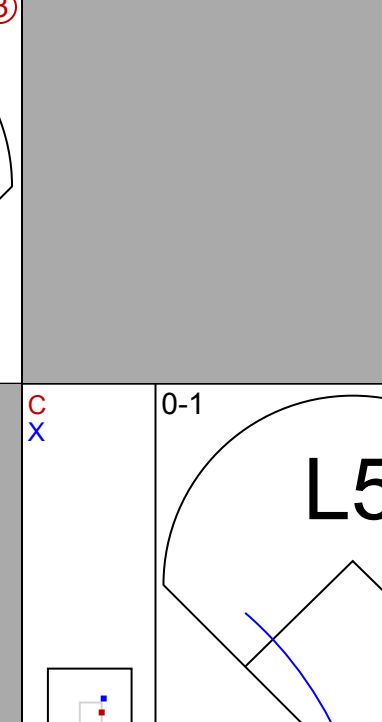


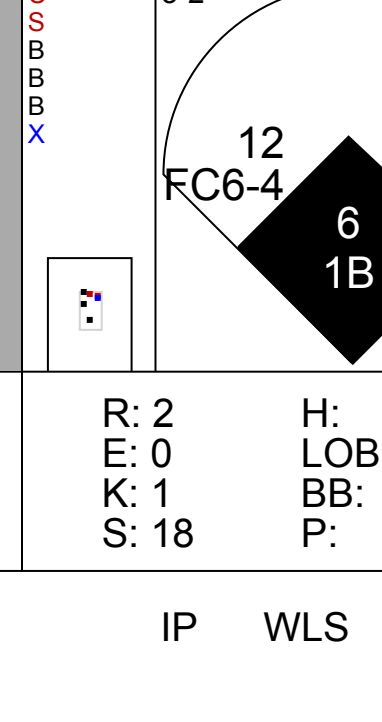





Batter	1	2	3	4	5	6	7	8	9	AB	R	H	RBI	BB	SO	LOB	TOP										
Gary Matthews, S (1, 10) OBP: 0.378, SLG: 0.533										4	0	2	0	0	1	0	Texas Rangers @ Baltimore Orioles Oriole Park at Camden Yards, Baltimore, MD Sun Jul 16 2006, 1:35 PM EDT Att: 25,169 - Partly Cloudy - 95 F livebaseballscorecards.com										
Mark DeRosa, R (1, 9) OBP: 0.395, SLG: 0.568										3	0	0	0	1	1	2											
10 Michael Young, R (1, 6) OBP: 0.351, SLG: 0.442										4	0	1	0	0	1	1											
23 Mark Teixeira, S (1, 3) OBP: 0.354, SLG: 0.464										4	0	1	0	0	0	3											
9 Hank Bialock, L (1, 5) OBP: 0.342, SLG: 0.427										4	0	1	0	0	0	3											
5 Ian Kinsler, R (1, 4) OBP: 0.386, SLG: 0.540										3	0	0	0	0	0	3											
6 Brad Wilkerson, L (1, 7) OBP: 0.338, SLG: 0.464										3	0	0	0	0	1	1											
Rod Barajas, R (1, 2) OBP: 0.302, SLG: 0.419										3	0	0	0	0	1	0											
4 Freddy Guzman, S (1, 8) OBP: 0.400, SLG: 0.250										3	0	0	0	0	1	0											
Inning Stats	R: 0 E: 0 K: 0 S: 7	H: 1 LOB: 0 BB: 0 P: 10	R: 0 E: 0 K: 0 S: 11	H: 1 LOB: 1 BB: 0 P: 20	R: 0 E: 0 K: 1 S: 13	H: 0 LOB: 0 BB: 0 P: 17	R: 0 E: 0 K: 0 S: 11	H: 1 LOB: 2 BB: 1 P: 23	R: 0 E: 0 K: 0 S: 11	H: 0 LOB: 0 BB: 0 P: 15	R: 0 E: 0 K: 1 S: 9	H: 2 LOB: 2 BB: 0 P: 13	R: 0 E: 0 K: 2 S: 12	H: 0 LOB: 0 BB: 0 P: 19	R: 0 E: 0 K: 1 S: 8	H: 0 LOB: 0 BB: 0 P: 13	R: 0 E: 0 K: 1 S: 10	H: 0 LOB: 0 BB: 0 P: 18	1B: 5 2B: 0 3B: 0 HR: 0	SF: 0 SAC: 0 DP: 1 HBP: 0	WP: 0 PB: 0 SB: 0 CS: 0	PA: 32					
PITCHER	IP	WLS	BF	H	R	ER	SO	BB	IBB	HBP	BLK	WP	HR	S	P	ERA	WHIP										
Rodrigo Lopez, R (1, 1) ERA: 6.44	5.2	W	22	5	0	0	2	1	0	0	0	0	0	60	95	0.00	1.059										
25 Kurt Birkins, L (6, 1) ERA: 3.19	1.1	H	4	0	0	0	2	0	0	0	0	0	0	14	22	0.00	0.000										
Todd Williams, R (8, 1) ERA: 4.29	1.0		3	0	0	0	1	0	0	0	0	0	0	8	13	0.00	0.000										
37 Chris Ray, R (9, 1) ERA: 3.03	1.0		3	0	0	0	1	0	0	0	0	0	0	10	18	0.00	0.000										

Batter	1	2	3	4	5	6	7	8	9	AB	R	H	RBI	BB	SO	LOB	BOTTOM										
1 Brian Roberts, S (1, 4) OBP: 0.369, SLG: 0.389										4	1	2	0	1	0	0	Texas Rangers @ Baltimore Orioles Oriole Park at Camden Yards, Baltimore, MD Sun Jul 16 2006, 1:35 PM EDT Att: 25,169 - Partly Cloudy - 95 F livebaseballscorecards.com										
12 Brandon Fahey, L (1, 6) OBP: 0.353, SLG: 0.373										4	0	0	0	1	0	3											
6 Melvin Mora, R (1, 5) OBP: 0.350, SLG: 0.419										5	1	3	1	0	1	4											
10 Miguel Tejada, R (1, 10) OBP: 0.361, SLG: 0.507										3	1	1	2	1	0	1											
Jeff Conine, R (1, 7) OBP: 0.330, SLG: 0.425										4	0	1	0	0	1	2											
Kevin Millar, R (1, 3) OBP: 0.360, SLG: 0.374										2	0	1	0	2	0	0											
Luis Tterero, R (7, PR) OBP: 0.136, SLG: 0.050										0	0	0	0	0	0	0											
17 Corey Patterson, L (1, 8) OBP: 0.307, SLG: 0.413										4	0	1	0	0	1	4											
Javy Lopez, R (1, 2) OBP: 0.319, SLG: 0.419										4	0	1	0	0	1	2											
55 Ramon Hernandez, R (2) OBP: 0.330, SLG: 0.481										0	0	0	0	0	0	0											
21 Nick Markakis, L (1, 9) OBP: 0.336, SLG: 0.366										4	1	1	1	0	0	2											
Inning Stats	R: 2 E: 0 K: 1 S: 14	H: 2 LOB: 0 BB: 0 P: 17	R: 0 E: 0 K: 0 S: 12	H: 1 LOB: 1 BB: 1 P: 20	R: 0 E: 0 K: 2 S: 9	H: 0 LOB: 0 BB: 0 P: 13	R: 2 E: 0 K: 0 S: 19	H: 4 LOB: 3 BB: 1 P: 29	R: 0 E: 0 K: 0 S: 8	H: 2 LOB: 2 BB: 0 P: 14	R: 0 E: 0 K: 0 S: 8	H: 1 LOB: 1 BB: 0 P: 12	R: 0 E: 0 K: 1 S: 9	H: 0 LOB: 2 BB: 2 P: 21	1B: 8 2B: 1 3B: 0 HR: 2	SF: 0 SAC: 0 DP: 1 HBP: 0	WP: 0 PB: 0 SB: 2 CS: 0	PA: 39									
PITCHER	IP	WLS	BF	H	R	ER	SO	BB	IBB	HBP	BLK	WP	HR	S	P	ERA	WHIP										
John Wasdin, R (1, 1) ERA: 5.01	4.1	L	21	7	4	4	3	2	0	0	0	0	0	17	27	0.00	2.400										
Bryan Corey, R (5, 1) ERA: 1.17	1.2		9	3	0	0	0	1	0	0	0	0	0	10	15	0.00	0.750										
39 Scott Feldman, R (7, 1) ERA: 5.23	1.1		5	1	0	0	0	0	0	0	0	0	0	7	18	0.00	3.000										
32 Ron Mahay, L (8, 1) ERA: 3.25	0.2		4	0	0	0	1	2	0	0	0	0	0	7	18	0.00	3.000										



Batter	1	2	3	4	5	6	7	8	9	AB	R	H	RBI	BB	SO	LOB	TOP								
Jason Kendall, R OBP: 0.343, SLG: 0.325										5	0	2	0	0	2	2	<p>Oakland Athletics @ Baltimore Orioles Oriole Park at Camden Yards, Baltimore, MD Mon Jul 17 2006, 7:05 PM EDT Att: 19,541 - Clear - 99 F</p> <p>livebaseballscores.com</p> <p>AB 30 R 3 H 5 RBI 1 BB 7 SO 8 LOB 23</p> 								
Nick Swisher, S OBP: 0.384, SLG: 0.509										3	0	0	0	0	0	2									
23 Bobby Kielty, S OBP: 0.364, SLG: 0.445										5	0	1	0	0	0	4									
3 Eric Chavez, L OBP: 0.352, SLG: 0.432										2	1	0	0	2	2	2									
Frank Thomas, R OBP: 0.373, SLG: 0.509										3	1	0	0	1	1	3									
Jay Payton, R OBP: 0.299, SLG: 0.396										3	1	1	0	1	0	2									
22 Milton Bradley, S OBP: 0.358, SLG: 0.381										4	0	1	0	0	1	3									
7 Bobby Crosby, R OBP: 0.295, SLG: 0.341										2	0	0	0	2	1	3									
14 Mark Ellis, R OBP: 0.286, SLG: 0.323										3	0	0	1	1	1	2									
Inning Stats	R: 0 E: 0 K: 2 S: 13	H: 1 LOB: 2 BB: 1 P: 23	R: 0 E: 0 K: 0 S: 6	H: 0 LOB: 1 BB: 1 P: 12	R: 0 E: 0 K: 0 S: 7	H: 0 LOB: 0 BB: 0 P: 13	R: 2 E: 0 K: 2 S: 12	H: 0 LOB: 2 BB: 4 P: 30	R: 0 E: 0 K: 1 S: 10	H: 0 LOB: 1 BB: 0 P: 14	R: 1 E: 0 K: 0 S: 8	H: 2 LOB: 0 BB: 0 P: 9	R: 0 E: 0 K: 1 S: 14	H: 1 LOB: 1 BB: 0 P: 22	R: 0 E: 0 K: 1 S: 8	H: 0 LOB: 1 BB: 1 P: 18		R: 0 E: 0 K: 1 S: 8	H: 1 LOB: 1 BB: 0 P: 10	1B: 3 2B: 3 3B: 0 HR: 0	SF: 0 SAC: 0 DP: 1 HBP: 2	WP: 0 PB: 0 SB: 3 CS: 1	PA: 39		
PITCHER	IP	WLS	BF	H	R	ER	SO	BB	IBB	HBP	BLK	WP	HR	S	P	ERA	WHIP								
29 Adam Loewen, L ERA: 6.62	5.0		23	1	2	2	5	6	0	2	1	0	0	48	92	3.60	1.400								
Chris Britton, R ERA: 3.15	1.0	B	4	2	1	1	0	0	0	0	0	0	0	8	9	9.00	2.000								
25 Kurt Birkins, L ERA: 3.07	1.0	W	4	1	0	0	1	0	0	0	0	0	0	14	22	0.00	1.000								
Todd Williams, R ERA: 4.17	1.0	H	4	0	0	0	1	1	0	0	0	0	0	8	18	0.00	1.000								
37 Chris Ray, R ERA: 2.95	1.0	S	4	1	0	0	1	0	0	0	0	0	0	8	10	0.00	1.000								

Batter	1	2	3	4	5	6	7	8	9	AB	R	H	RBI	BB	SO	LOB	BOTTOM								
1 Brian Roberts, S OBP: 0.377, SLG: 0.393										2	1	2	0	2	0	0	<p>Oakland Athletics @ Baltimore Orioles Oriole Park at Camden Yards, Baltimore, MD Mon Jul 17 2006, 7:05 PM EDT Att: 19,541 - Clear - 99 F</p> <p>livebaseballscores.com</p> <p>AB 32 R 5 H 10 RBI 4 BB 3 SO 6 LOB 16</p> 								
12 Brandon Fahey, L OBP: 0.347, SLG: 0.365										3	2	0	0	0	0	4									
Luis Terrero, R OBP: 0.136, SLG: 0.050										4	0	2	1	0	1	2									
6 Melvin Mora, R OBP: 0.351, SLG: 0.420										4	1	2	2	0	1	1									
10 Miguel Tejada, R OBP: 0.363, SLG: 0.507										4	0	1	1	0	1	4									
Jeff Conine, R OBP: 0.329, SLG: 0.423										4	0	1	1	0	1	4									
55 Ramon Hernandez, R OBP: 0.330, SLG: 0.477										3	0	0	0	1	1	1									
17 Corey Patterson, L OBP: 0.306, SLG: 0.411										4	0	1	0	0	1	0									
Kevin Millar, R OBP: 0.358, SLG: 0.372										4	0	1	0	0	0	2									
21 Nick Markakis, L OBP: 0.335, SLG: 0.364										4	1	1	0	0	1	2									
Inning Stats	R: 1 E: 0 K: 0 S: 10	H: 2 LOB: 1 BB: 1 P: 16	R: 0 E: 0 K: 0 S: 9	H: 1 LOB: 1 BB: 1 P: 18	R: 2 E: 1 K: 0 S: 15	H: 2 LOB: 1 BB: 0 P: 26	R: 0 E: 0 K: 1 S: 6	H: 0 LOB: 0 BB: 0 P: 11	R: 0 E: 0 K: 2 S: 10	H: 0 LOB: 1 BB: 1 P: 15	R: 0 E: 0 K: 0 S: 4	H: 0 LOB: 0 BB: 0 P: 7	R: 2 E: 0 K: 1 S: 18	H: 4 LOB: 2 BB: 0 P: 27	R: 0 E: 0 K: 2 S: 11	H: 1 LOB: 1 BB: 0 P: 14	1B: 10 2B: 0 3B: 0 HR: 0	SF: 0 SAC: 1 DP: 2 HBP: 0	WP: 0 PB: 0 SB: 2 CS: 0	PA: 36					
PITCHER	IP	WLS	BF	H	R	ER	SO	BB	IBB	HBP	BLK	WP	HR	S	P	ERA	WHIP								
49 Jason Windsor, R ERA: 1.8	5.0		22	5	3	1	3	3	0	0	0	0	0	22	34	9.00	2.000								
Kirk Saarloos, R ERA: 5.35	2.0	L	10	4	2	2	1	0	0	0	0	0	0	11	14	0.00	1.000								
50 Kiko Calero, R ERA: 3.11	1.0		4	1	0	0	2	0	0	0	0	0	0	11	14	0.00	1.000								

Batter	1	2	3	4	5	6	7	8	9	AB R H RBI BB SO LOB	TOP									
Jason Kendall, R OBP: 0.337, SLG: 0.320	1-1 L8		2-1 G5-3	2-2 FC1 21 G3		1-0 P6			1-1 G4-3	5 0 0 0 0 0 2	Oakland Athletics @ Baltimore Orioles Oriole Park at Camden Yards, Baltimore, MD Tue Jul 18 2006, 7:05 PM EDT Att: 20,827 - Partly Cloudy - 100 F									
21 Mark Kotsay, L OBP: 0.316, SLG: 0.373	1-0 G6-3		3-2 HBP	3-2 G3			0-0 G4-3		2-2 G5-3	4 0 0 1 0 0 2										
22 Milton Bradley, S OBP: 0.346, SLG: 0.367	2-1 G3		3-2 F7	3-2 F8			3-3 K			4 0 0 0 0 1 2										
3 Eric Chavez, L OBP: 0.351, SLG: 0.428		2-2 K	4-2 BB		1-0 P3		3-3 K			3 0 0 0 1 2 0										
Frank Thomas, R OBP: 0.375, SLG: 0.506		0-1 F8	4-2 BB		2-2 1B		1-0 F9			3 0 1 0 1 0 0										
Nick Swisher, S OBP: 0.381, SLG: 0.503		1-3 K	1-0 F9		1-2 P5		1-3 K			4 0 0 0 0 2 4										
Jay Payton, R OBP: 0.302, SLG: 0.402			1-1 7 HR	4-0 FC1 7 BB E	2-2 K		0-3 K			3 2 1 0 1 2 1										
7 Bobby Crosby, R OBP: 0.300, SLG: 0.353			1-1 HR	4-2 E 21 G3 BB		1-2 F9		0-0 14 SH3-4 1B		3 2 2 2 1 0 0										
14 Mark Ellis, R OBP: 0.286, SLG: 0.336			1-1 HR	0-2 K		2-3 K		1-0 SH3-4		3 1 1 1 0 2 2										
Inning Stats	R: 0 E: 0 K: 0 S: 5	H: 0 LOB: 0 BB: 0 P: 9	R: 0 E: 0 K: 2 S: 8	H: 0 LOB: 0 BB: 0 P: 11	R: 3 E: 0 K: 0 S: 18	H: 3 LOB: 3 BB: 2 P: 38	R: 2 E: 1 K: 1 S: 16	H: 0 LOB: 1 BB: 2 P: 30	R: 0 E: 0 K: 1 S: 10	H: 1 LOB: 1 BB: 0 P: 16		R: 0 E: 0 K: 2 S: 8	H: 0 LOB: 0 BB: 0 P: 14	R: 0 E: 0 K: 2 S: 7	H: 0 LOB: 0 BB: 0 P: 9	R: 0 E: 0 K: 0 S: 8	H: 1 LOB: 1 BB: 0 P: 12	1B: 2 2B: 0 3B: 1 HR: 2	SF: 0 SAC: 1 DP: 0 HBP: 1	WP: 0 PB: 0 SB: 0 CS: 0
PITCHER	IP WLS BF H R ER SO BB IBB HBP BLK WP HR S P ERA WHIP											IP WLS BF H R ER SO BB IBB HBP BLK WP HR S P ERA WHIP								
Russ Ortiz, R ERA: 8.05	(1, 1) 2.2 12 3 3 3 2 0 0 1 0 0 2 26 44 10.12 1.125																			
Eddy Rodriguez, R ERA: 4.0	(3, 1) 2.1 L 13 1 2 0 2 4 0 0 0 0 0 0 31 60 0.00 2.143																			
Chris Britton, R ERA: 2.97	(6, 1) 2.0 6 0 0 0 3 0 0 0 0 0 0 0 15 25 0.00 0.000																			
LaTroy Hawkins, R ERA: 4.05	(8, 1) 2.0 7 1 0 0 2 0 0 0 0 0 0 0 15 21 0.00 0.500																			

Batter	1	2	3	4	5	6	7	8	9	AB R H RBI BB SO LOB	BOTTOM											
1 Brian Roberts, S OBP: 0.372, SLG: 0.388	3-2 F8	1-1 G2-3		0-0 G6-3		2-3 K			0-0 SH1-3	4 0 0 0 0 1 3	Oakland Athletics @ Baltimore Orioles Oriole Park at Camden Yards, Baltimore, MD Tue Jul 18 2006, 7:05 PM EDT Att: 20,827 - Partly Cloudy - 100 F											
12 Brandon Fahey, L OBP: 0.337, SLG: 0.354	0-3 K	0-0 F7			3-3 K	3-1 G4-3		1-1 G1-6-3	5 0 0 0 0 2 2													
6 Melvin Mora, R OBP: 0.352, SLG: 0.418	3-2 10 1B		0-1 G5-3		4-2 FC5 10 HBP BB		0-1 F8	0-0 G1-3	4 1 1 0 1 0 1													
10 Miguel Tejada, R OBP: 0.364, SLG: 0.505	0-2 1B		0-1 G6-3		1-2 FC5 HBP		0-3 K		3 0 1 0 0 1 0													
Jeff Conine, R OBP: 0.328, SLG: 0.420	1-1 55 FC6-4 1B		2-3 K		2-1 FC5		0-1 F9		4 0 1 1 0 1 2													
55 Ramon Hernandez, R OBP: 0.326, SLG: 0.471	0-1 FC6-4		1-3 K		1-0 G5-3		3-3 K		4 0 0 0 0 2 4													
17 Corey Patterson, L OBP: 0.309, SLG: 0.412		1-2 HR		0-1 P5		0-1 21 2B 1B		3-3 K	4 2 2 0 0 1 0													
Kevin Millar, R OBP: 0.360, SLG: 0.384		2-2 HR		4-2 21 1B BB		3-3 K		1-2 G6-3	3 1 1 2 1 1 1													
21 Nick Markakis, L OBP: 0.341, SLG: 0.371		1-2 K		0-0 1B		3-2 1-H 2B		4-2 12 G1-6-3 1 SH1-3 BB	3 0 2 1 1 1 0													
Inning Stats	R: 1 E: 0 K: 1 S: 19	H: 3 LOB: 2 BB: 0 P: 26	R: 2 E: 0 K: 1 S: 12	H: 2 LOB: 0 BB: 0 P: 17	R: 0 E: 0 K: 1 S: 8	H: 0 LOB: 0 BB: 0 P: 10	R: 0 E: 0 K: 1 S: 9	H: 1 LOB: 2 BB: 1 P: 14	R: 0 E: 0 K: 2 S: 17	H: 0 LOB: 2 BB: 1 P: 22		R: 1 E: 0 K: 2 S: 17	H: 2 LOB: 1 BB: 0 P: 28	R: 0 E: 0 K: 1 S: 7	H: 0 LOB: 0 BB: 0 P: 7	R: 0 E: 0 K: 2 S: 11	H: 0 LOB: 0 BB: 0 P: 18	R: 0 E: 0 K: 0 S: 8	H: 0 LOB: 1 BB: 1 P: 13	1B: 6 2B: 1 3B: 0 HR: 1	SF: 0 SAC: 1 DP: 0 HBP: 1	WP: 0 PB: 0 SB: 0 CS: 0
PITCHER	IP WLS BF H R ER SO BB IBB HBP BLK WP HR S P ERA WHIP											IP WLS BF H R ER SO BB IBB HBP BLK WP HR S P ERA WHIP										
25 Esteban Loaiza, R ERA: 9.38	(1, 1) 5.1 W 26 7 4 4 6 2 0 1 0 0 0 0 67 100 6.75 1.688																					
51 Brad Halsey, L ERA: 3.8	(6, 1) 0.2 H 3 1 0 0 1 0 0 0 0 0 0 0 9 17 0.00 1.500																					
50 Kiko Calero, R ERA: 3.03	(7, 1) 1.0 H 3 0 0 0 1 0 0 0 0 0 0 0 7 7 0.00 0.000																					
58 Justin Duchschere, R ERA: 2.33	(8, 1) 1.0 H 3 0 0 0 2 0 0 0 0 0 0 0 11 18 0.00 0.000																					
20 Huston Street, R ERA: 3.05	(9, 1) 1.0 S 4 0 0 0 0 1 0 0 0 0 0 0 8 13 0.00 1.000																					



Batter	1	2	3	4	5	6	7	8	9	AB	R	H	RBI	BB	SO	LOB	TOP							
14 Mark Ellis, R OBP: 0.286, SLG: 0.335	G6-3	P5					G6-3			4	0	1	0	0	0	1								
21 Mark Kotsay, L OBP: 0.315, SLG: 0.370	G3-1 1B		G4-1			G5-3		F8		3	1	0	0	1	0	0								
22 Milton Bradley, S OBP: 0.359, SLG: 0.407	G3-1 1B		HR			1B		G6-3		4	2	3	1	0	0	0								
3 Eric Chavez, L OBP: 0.349, SLG: 0.436	G3-1		F7			HR		K		4	1	1	1	0	1	2								
Frank Thomas, R OBP: 0.376, SLG: 0.519	1B		K			HR		K		4	1	2	3	0	2	0								
23 Bobby Kielty, S OBP: 0.384, SLG: 0.443 Nick Swisher, S OBP: 0.380, SLG: 0.502	F8		G6-4-3 1B			K		P3		3	0	1	0	0	0	1								
Jay Payton, R OBP: 0.301, SLG: 0.400			K			G6-3		G4-3		4	0	1	0	0	1	1								
7 Bobby Crosby, R OBP: 0.298, SLG: 0.350	G2-3		G6-4-3			F9				3	0	0	0	0	0	2								
17 Adam Melhuse, S OBP: 0.278, SLG: 0.370	G3		L4			K				3	0	0	0	0	1	1								
Inning Stats	R: 2 E: 0 K: 0 S: 12	H: 2 LOB: 1 BB: 1 P: 22	R: 0 E: 0 K: 0 S: 15	H: 1 LOB: 1 BB: 0 P: 19	R: 1 E: 0 K: 1 S: 10	H: 1 LOB: 0 BB: 0 P: 15	R: 0 E: 0 K: 1 S: 8	H: 1 LOB: 0 BB: 0 P: 9	R: 0 E: 0 K: 1 S: 11	H: 3 LOB: 0 BB: 0 P: 16	R: 0 E: 0 K: 1 S: 8	H: 0 LOB: 0 BB: 0 P: 9	R: 0 E: 0 K: 1 S: 11	H: 0 LOB: 0 BB: 0 P: 15	R: 0 E: 0 K: 1 S: 8	H: 0 LOB: 0 BB: 0 P: 11	1B: 6 2B: 0 3B: 0 HR: 3	SF: 0 SAC: 0 DP: 1 HBP: 0	WP: 0 PB: 0 SB: 0 CS: 0	PA: 34				
PITCHER	IP WLS BF H R ER SO BB IBB HBP BLK WP HR S P ERA WHIP	IP WLS BF H R ER SO BB IBB HBP BLK WP HR S P ERA WHIP	IP WLS BF H R ER SO BB IBB HBP BLK WP HR S P ERA WHIP	IP WLS BF H R ER SO BB IBB HBP BLK WP HR S P ERA WHIP	IP WLS BF H R ER SO BB IBB HBP BLK WP HR S P ERA WHIP	IP WLS BF H R ER SO BB IBB HBP BLK WP HR S P ERA WHIP	IP WLS BF H R ER SO BB IBB HBP BLK WP HR S P ERA WHIP	IP WLS BF H R ER SO BB IBB HBP BLK WP HR S P ERA WHIP	IP WLS BF H R ER SO BB IBB HBP BLK WP HR S P ERA WHIP	IP WLS BF H R ER SO BB IBB HBP BLK WP HR S P ERA WHIP	IP WLS BF H R ER SO BB IBB HBP BLK WP HR S P ERA WHIP	IP WLS BF H R ER SO BB IBB HBP BLK WP HR S P ERA WHIP	IP WLS BF H R ER SO BB IBB HBP BLK WP HR S P ERA WHIP	IP WLS BF H R ER SO BB IBB HBP BLK WP HR S P ERA WHIP	IP WLS BF H R ER SO BB IBB HBP BLK WP HR S P ERA WHIP	IP WLS BF H R ER SO BB IBB HBP BLK WP HR S P ERA WHIP	IP WLS BF H R ER SO BB IBB HBP BLK WP HR S P ERA WHIP	IP WLS BF H R ER SO BB IBB HBP BLK WP HR S P ERA WHIP	IP WLS BF H R ER SO BB IBB HBP BLK WP HR S P ERA WHIP	IP WLS BF H R ER SO BB IBB HBP BLK WP HR S P ERA WHIP	IP WLS BF H R ER SO BB IBB HBP BLK WP HR S P ERA WHIP			
34 Kris Benson, R ERA: 4.72 Bruce Chen, L ERA: 7.07	6.0 L 25 9 5 5 3 1 0 0 0 0 3 66 98 7.50 1.667	3.0 9 0 0 0 3 0 0 0 0 0 0 0 27 35 0.00 0.000																						

Oakland Athletics @ Baltimore Orioles
 Oriole Park at Camden Yards, Baltimore, MD
 Wed Jul 19 2006, 12:35 PM EDT
 Att: 29,407 - Sunny - 93 F

AB	33
R	5
H	9
RBI	5
BB	1
SO	6
LOB	8



Batter	1	2	3	4	5	6	7	8	9	AB	R	H	RBI	BB	SO	LOB	BOTTOM						
Luis Terrero, R OBP: 0.154, SLG: 0.083	P4		P4			FC5-4 1B		G6-3		4	0	1	0	0	0	2							
6 Melvin Mora, R OBP: 0.348, SLG: 0.413	F7		F8			FC5-4 1B		G4-3		4	0	0	0	0	0	3							
10 Miguel Tejada, R OBP: 0.361, SLG: 0.500	P5		P4			G5-3		G5-3		4	0	0	0	0	0	1							
Jeff Conine, R OBP: 0.327, SLG: 0.415			G1-4-3 BB			G5-3		K		3	0	0	0	1	1	0							
Kevin Millar, R OBP: 0.362, SLG: 0.390	G1-4-3		G6-3			G6-3		55 PB 55 1B		4	1	2	0	0	0	1							
55 Ramon Hernandez, R OBP: 0.328, SLG: 0.470	G6-3		G6-3			G6-4-3 HBP		17 E 17 E 1B		3	0	1	1	0	0	1							
17 Corey Patterson, L OBP: 0.309, SLG: 0.411			21 1B			K		E3 G6-4-3		3	0	1	0	0	1	2							
Chris Gomez, R OBP: 0.304, SLG: 0.286			F9			G6-4-3		G6-4-3		3	0	0	0	0	0	4							
21 Nick Markakis, L OBP: 0.341, SLG: 0.371			1B			F7		F8		3	0	1	0	0	0	0							
Inning Stats	R: 0 E: 0 K: 0 S: 8	H: 0 LOB: 0 BB: 0 P: 13	R: 0 E: 0 K: 0 S: 6	H: 0 LOB: 0 BB: 1 P: 13	R: 0 E: 0 K: 0 S: 11	H: 2 LOB: 2 BB: 0 P: 15	R: 0 E: 0 K: 0 S: 11	H: 0 LOB: 0 BB: 0 P: 18	R: 0 E: 0 K: 1 S: 7	H: 0 LOB: 0 BB: 0 P: 11	R: 0 E: 0 K: 0 S: 12	H: 1 LOB: 1 BB: 0 P: 18	R: 1 E: 1 K: 1 S: 14	H: 2 LOB: 1 BB: 0 P: 24	R: 0 E: 0 K: 0 S: 8	H: 0 LOB: 0 BB: 0 P: 13	R: 0 E: 0 K: 0 S: 8	H: 1 LOB: 1 BB: 0 P: 8	1B: 5 2B: 1 3B: 0 HR: 0	SF: 0 SAC: 0 DP: 3 HBP: 1	WP: 0 PB: 1 SB: 0 CS: 0	PA: 33	
PITCHER	IP WLS BF H R ER SO BB IBB HBP BLK WP HR S P ERA WHIP	IP WLS BF H R ER SO BB IBB HBP BLK WP HR S P ERA WHIP	IP WLS BF H R ER SO BB IBB HBP BLK WP HR S P ERA WHIP	IP WLS BF H R ER SO BB IBB HBP BLK WP HR S P ERA WHIP	IP WLS BF H R ER SO BB IBB HBP BLK WP HR S P ERA WHIP	IP WLS BF H R ER SO BB IBB HBP BLK WP HR S P ERA WHIP	IP WLS BF H R ER SO BB IBB HBP BLK WP HR S P ERA WHIP	IP WLS BF H R ER SO BB IBB HBP BLK WP HR S P ERA WHIP	IP WLS BF H R ER SO BB IBB HBP BLK WP HR S P ERA WHIP	IP WLS BF H R ER SO BB IBB HBP BLK WP HR S P ERA WHIP	IP WLS BF H R ER SO BB IBB HBP BLK WP HR S P ERA WHIP	IP WLS BF H R ER SO BB IBB HBP BLK WP HR S P ERA WHIP	IP WLS BF H R ER SO BB IBB HBP BLK WP HR S P ERA WHIP	IP WLS BF H R ER SO BB IBB HBP BLK WP HR S P ERA WHIP	IP WLS BF H R ER SO BB IBB HBP BLK WP HR S P ERA WHIP	IP WLS BF H R ER SO BB IBB HBP BLK WP HR S P ERA WHIP	IP WLS BF H R ER SO BB IBB HBP BLK WP HR S P ERA WHIP	IP WLS BF H R ER SO BB IBB HBP BLK WP HR S P ERA WHIP	IP WLS BF H R ER SO BB IBB HBP BLK WP HR S P ERA WHIP	IP WLS BF H R ER SO BB IBB HBP BLK WP HR S P ERA WHIP	IP WLS BF H R ER SO BB IBB HBP BLK WP HR S P ERA WHIP	IP WLS BF H R ER SO BB IBB HBP BLK WP HR S P ERA WHIP	
Barry Zito, L ERA: 3.2 Scott Sauerbeck, L ERA: 4.87 20 Huston Street, R ERA: 2.98	7.0 W 26 5 1 1 2 1 0 0 0 0 8 13 0.00 0.857	1.0 3 0 0 0 0 0 0 0 0 0 0 0 8 13 0.00 0.000																					

Oakland Athletics @ Baltimore Orioles
 Oriole Park at Camden Yards, Baltimore, MD
 Wed Jul 19 2006, 12:35 PM EDT
 Att: 29,407 - Sunny - 93 F

AB	31
R	1
H	6
RBI	1
BB	1
SO	2
LOB	14



Batter	1	2	3	4	5	6	7	8	9	AB	R	H	RBI	BB	SO	LOB	TOP																															
1 Brian Roberts, S (1,4) OBP: 0.380, SLG: 0.403										6	2	4	1	0	0	5																																
12 Brandon Fahey, L (1,7) OBP: 0.341, SLG: 0.358										3	0	2	1	0	0	1																																
Luis Terrero, R (7,PH) OBP: 0.194, SLG: 0.138										1	1	1	0	0	0	0																																
55 Ramon Hernandez, R (PH) OBP: 0.327, SLG: 0.469										2	0	0	1	0	0	5																																
6 Melvin Mora, R (1,5) OBP: 0.349, SLG: 0.409										5	3	2	2	1	1	3																																
10 Miguel Tejada, R (1,6) OBP: 0.371, SLG: 0.509										5	1	4	0	1	1	1																																
Jeff Conine, R (1,3) OBP: 0.326, SLG: 0.411										4	1	2	3	1	0	2																																
Kevin Millar, R (1,10) OBP: 0.363, SLG: 0.383										4	1	0	0	2	2	4																																
17 Corey Patterson, L (1,8) OBP: 0.319, SLG: 0.429										5	1	5	2	0	0	0																																
Javy Lopez, R (1,2) OBP: 0.324, SLG: 0.418										3	1	1	1	2	0	2																																
21 Nick Markakis, L (1,9) OBP: 0.344, SLG: 0.366										3	1	1	1	2	1	3																																
Inning Stats	R: 3 E: 0 K: 1 S: 22	H: 5 LOB: 3 BB: 3 P: 44	R: 0 E: 0 K: 2 S: 13	H: 1 LOB: 1 BB: 0 P: 15	R: 0 E: 0 K: 0 S: 14	H: 1 LOB: 1 BB: 1 P: 23	R: 0 E: 0 K: 0 S: 12	H: 2 LOB: 1 BB: 0 P: 17	R: 0 E: 0 K: 1 S: 8	H: 1 LOB: 0 BB: 0 P: 14	R: 0 E: 0 K: 0 S: 9	H: 1 LOB: 1 BB: 1 P: 15	R: 9 E: 0 K: 1 S: 34	H: 8 LOB: 2 BB: 3 P: 57	R: 0 E: 0 K: 0 S: 10	H: 2 LOB: 2 BB: 1 P: 13	R: 0 E: 0 K: 0 S: 10	H: 1 LOB: 1 BB: 0 P: 14	1B: 18 2B: 5 3B: 0 HR: 0	SF: 1 SAC: 0 DP: 5 HBP: 0	WP: 1 PB: 0 SB: 1 CS: 2	PA: 51																										
PITCHER	IP: 3.0 WLS: 0 BF: 17 ERA: 3.09	WLS: 7 R: 3 ER: 0 SO: 3	H: 7 R: 3 ER: 0 SO: 3	R: 3 ER: 0 SO: 3	IP: 4.1 WLS: 0 BF: 20 ERA: 4.39	WLS: 6 R: 3 ER: 2 SO: 2	H: 3 R: 2 ER: 2 SO: 2	R: 3 ER: 2 SO: 2	IP: 7.1 WLS: 1 BF: 34 ERA: 7.29	WLS: 12 R: 5 ER: 1 SO: 1	H: 12 R: 1 ER: 1 SO: 1	R: 5 ER: 1 SO: 1	IP: 2.1 WLS: 0 BF: 12 ERA: 3.76	WLS: 2 R: 1 ER: 1 SO: 1	H: 5 R: 1 ER: 1 SO: 1	R: 1 ER: 1 SO: 1	IP: 2.0 WLS: 0 BF: 9 ERA: 8.10	WLS: 9 R: 2 ER: 0 SO: 1	H: 9 R: 2 ER: 0 SO: 1	R: 2 ER: 0 SO: 1	IP: 7.1 WLS: 0 BF: 32 ERA: 3.86	WLS: 27 R: 0 ER: 0 SO: 38	H: 27 R: 0 ER: 0 SO: 38	R: 0 ER: 0 SO: 38	IP: 3.0 WLS: 0 BF: 17 ERA: 3.09	WLS: 7 R: 3 ER: 0 SO: 3	H: 7 R: 3 ER: 0 SO: 3	R: 3 ER: 0 SO: 3	IP: 4.1 WLS: 0 BF: 20 ERA: 4.39	WLS: 6 R: 3 ER: 2 SO: 2	H: 3 R: 2 ER: 2 SO: 2	R: 3 ER: 2 SO: 2	IP: 7.1 WLS: 1 BF: 34 ERA: 7.29	WLS: 12 R: 5 ER: 1 SO: 1	H: 12 R: 1 ER: 1 SO: 1	R: 5 ER: 1 SO: 1	IP: 2.1 WLS: 0 BF: 12 ERA: 3.76	WLS: 2 R: 1 ER: 1 SO: 1	H: 5 R: 1 ER: 1 SO: 1	R: 1 ER: 1 SO: 1	IP: 2.0 WLS: 0 BF: 9 ERA: 8.10	WLS: 9 R: 2 ER: 0 SO: 1	H: 9 R: 2 ER: 0 SO: 1	R: 2 ER: 0 SO: 1	IP: 7.1 WLS: 0 BF: 32 ERA: 3.86	WLS: 27 R: 0 ER: 0 SO: 38	H: 27 R: 0 ER: 0 SO: 38	R: 0 ER: 0 SO: 38
56 Tim Corcoran, R (1,1) ERA: 3.09	IP: 3.0 WLS: 0 BF: 17 ERA: 3.09	WLS: 7 R: 3 ER: 0 SO: 3	H: 7 R: 3 ER: 0 SO: 3	R: 3 ER: 0 SO: 3	IP: 4.1 WLS: 0 BF: 20 ERA: 4.39	WLS: 6 R: 3 ER: 2 SO: 2	H: 3 R: 2 ER: 2 SO: 2	R: 3 ER: 2 SO: 2	IP: 7.1 WLS: 1 BF: 34 ERA: 7.29	WLS: 12 R: 5 ER: 1 SO: 1	H: 12 R: 1 ER: 1 SO: 1	R: 5 ER: 1 SO: 1	IP: 2.1 WLS: 0 BF: 12 ERA: 3.76	WLS: 2 R: 1 ER: 1 SO: 1	H: 5 R: 1 ER: 1 SO: 1	R: 1 ER: 1 SO: 1	IP: 2.0 WLS: 0 BF: 9 ERA: 8.10	WLS: 9 R: 2 ER: 0 SO: 1	H: 9 R: 2 ER: 0 SO: 1	R: 2 ER: 0 SO: 1	IP: 7.1 WLS: 0 BF: 32 ERA: 3.86	WLS: 27 R: 0 ER: 0 SO: 38	H: 27 R: 0 ER: 0 SO: 38	R: 0 ER: 0 SO: 38																								
22 Shawn Camp, R (4,1) ERA: 4.39	IP: 4.1 WLS: 0 BF: 20 ERA: 4.39	WLS: 6 R: 3 ER: 2 SO: 2	H: 3 R: 2 ER: 2 SO: 2	R: 3 ER: 2 SO: 2	IP: 7.1 WLS: 1 BF: 34 ERA: 7.29	WLS: 12 R: 5 ER: 1 SO: 1	H: 12 R: 1 ER: 1 SO: 1	R: 5 ER: 1 SO: 1	IP: 2.1 WLS: 0 BF: 12 ERA: 3.76	WLS: 2 R: 1 ER: 1 SO: 1	H: 5 R: 1 ER: 1 SO: 1	R: 1 ER: 1 SO: 1	IP: 2.0 WLS: 0 BF: 9 ERA: 8.10	WLS: 9 R: 2 ER: 0 SO: 1	H: 9 R: 2 ER: 0 SO: 1	R: 2 ER: 0 SO: 1	IP: 7.1 WLS: 0 BF: 32 ERA: 3.86	WLS: 27 R: 0 ER: 0 SO: 38	H: 27 R: 0 ER: 0 SO: 38	R: 0 ER: 0 SO: 38	IP: 7.1 WLS: 0 BF: 32 ERA: 3.86	WLS: 27 R: 0 ER: 0 SO: 38	H: 27 R: 0 ER: 0 SO: 38	R: 0 ER: 0 SO: 38																								
52 Jon Switzer, L (6,1) ERA: 3.65	IP: 6.1 WLS: 1 BF: 24 ERA: 3.65	WLS: 2 R: 0 ER: 0 SO: 1	H: 0 R: 0 ER: 0 SO: 1	R: 0 ER: 0 SO: 1	IP: 7.1 WLS: 0 BF: 34 ERA: 7.29	WLS: 12 R: 5 ER: 1 SO: 1	H: 12 R: 1 ER: 1 SO: 1	R: 5 ER: 1 SO: 1	IP: 2.1 WLS: 0 BF: 12 ERA: 3.76	WLS: 2 R: 1 ER: 1 SO: 1	H: 5 R: 1 ER: 1 SO: 1	R: 1 ER: 1 SO: 1	IP: 2.0 WLS: 0 BF: 9 ERA: 8.10	WLS: 9 R: 2 ER: 0 SO: 1	H: 9 R: 2 ER: 0 SO: 1	R: 2 ER: 0 SO: 1	IP: 7.1 WLS: 0 BF: 32 ERA: 3.86	WLS: 27 R: 0 ER: 0 SO: 38	H: 27 R: 0 ER: 0 SO: 38	R: 0 ER: 0 SO: 38	IP: 7.1 WLS: 0 BF: 32 ERA: 3.86	WLS: 27 R: 0 ER: 0 SO: 38	H: 27 R: 0 ER: 0 SO: 38	R: 0 ER: 0 SO: 38																								
45 Ruddy Lugo, R (7,1) ERA: 4.34	IP: 7.1 WLS: 0 BF: 34 ERA: 4.34	WLS: 12 R: 5 ER: 1 SO: 1	H: 12 R: 1 ER: 1 SO: 1	R: 5 ER: 1 SO: 1	IP: 2.1 WLS: 0 BF: 12 ERA: 3.76	WLS: 2 R: 1 ER: 1 SO: 1	H: 5 R: 1 ER: 1 SO: 1	R: 1 ER: 1 SO: 1	IP: 2.0 WLS: 0 BF: 9 ERA: 8.10	WLS: 9 R: 2 ER: 0 SO: 1	H: 9 R: 2 ER: 0 SO: 1	R: 2 ER: 0 SO: 1	IP: 7.1 WLS: 0 BF: 32 ERA: 3.86	WLS: 27 R: 0 ER: 0 SO: 38	H: 27 R: 0 ER: 0 SO: 38	R: 0 ER: 0 SO: 38	IP: 7.1 WLS: 0 BF: 32 ERA: 3.86	WLS: 27 R: 0 ER: 0 SO: 38	H: 27 R: 0 ER: 0 SO: 38	R: 0 ER: 0 SO: 38	IP: 7.1 WLS: 0 BF: 32 ERA: 3.86	WLS: 27 R: 0 ER: 0 SO: 38	H: 27 R: 0 ER: 0 SO: 38	R: 0 ER: 0 SO: 38																								
Chad Hanville, R (7,1) ERA: 7.29	IP: 7.1 WLS: 0 BF: 34 ERA: 7.29	WLS: 12 R: 5 ER: 1 SO: 1	H: 12 R: 1 ER: 1 SO: 1	R: 5 ER: 1 SO: 1	IP: 2.1 WLS: 0 BF: 12 ERA: 3.76	WLS: 2 R: 1 ER: 1 SO: 1	H: 5 R: 1 ER: 1 SO: 1	R: 1 ER: 1 SO: 1	IP: 2.0 WLS: 0 BF: 9 ERA: 8.10	WLS: 9 R: 2 ER: 0 SO: 1	H: 9 R: 2 ER: 0 SO: 1	R: 2 ER: 0 SO: 1	IP: 7.1 WLS: 0 BF: 32 ERA: 3.86	WLS: 27 R: 0 ER: 0 SO: 38	H: 27 R: 0 ER: 0 SO: 38	R: 0 ER: 0 SO: 38	IP: 7.1 WLS: 0 BF: 32 ERA: 3.86	WLS: 27 R: 0 ER: 0 SO: 38	H: 27 R: 0 ER: 0 SO: 38	R: 0 ER: 0 SO: 38	IP: 7.1 WLS: 0 BF: 32 ERA: 3.86	WLS: 27 R: 0 ER: 0 SO: 38	H: 27 R: 0 ER: 0 SO: 38	R: 0 ER: 0 SO: 38																								
Inning Stats	R: 0 E: 0 K: 1 S: 7	H: 0 LOB: 0 BB: 0 P: 12	R: 0 E: 0 K: 1 S: 10	H: 0 LOB: 2 BB: 2 P: 22	R: 0 E: 0 K: 1 S: 13	H: 1 LOB: 1 BB: 1 P: 19	R: 0 E: 0 K: 1 S: 10	H: 1 LOB: 0 BB: 0 P: 15	R: 10 E: 0 K: 2 S: 37	H: 10 LOB: 1 BB: 1 P: 56	R: 3 E: 0 K: 1 S: 15	H: 3 LOB: 1 BB: 1 P: 30	R: 0 E: 0 K: 1 S: 10	H: 1 LOB: 1 BB: 0 P: 13	R: 0 E: 0 K: 0 S: 10	H: 1 LOB: 2 BB: 1 P: 19	R: 0 E: 0 K: 0 S: 10	H: 1 LOB: 1 BB: 0 P: 14	1B: 9 2B: 3 3B: 2 HR: 3	SF: 0 SAC: 0 DP: 1 HBP: 0	WP: 1 PB: 0 SB: 0 CS: 0	PA: 46																										
PITCHER	IP: 1.1 WLS: 0 BF: 5 ERA: 6.73	WLS: 3 R: 0 ER: 0 SO: 0	H: 0 R: 0 ER: 0 SO: 0	R: 0 ER: 0 SO: 0	IP: 5.1 WLS: 0 BF: 24 ERA: 3.94	WLS: 3 R: 3 ER: 3 SO: 0	H: 3 R: 3 ER: 3 SO: 0	R: 3 ER: 3 SO: 0	IP: 6.1 WLS: 0 BF: 24 ERA: 4.82	WLS: 1 R: 0 ER: 0 SO: 1	H: 0 R: 0 ER: 0 SO: 1	R: 0 ER: 0 SO: 1	IP: 6.1 WLS: 0 BF: 24 ERA: 4.82	WLS: 1 R: 0 ER: 0 SO: 1	H: 0 R: 0 ER: 0 SO: 1	R: 0 ER: 0 SO: 1	IP: 7.1 WLS: 0 BF: 32 ERA: 3.86	WLS: 27 R: 0 ER: 0 SO: 38	H: 27 R: 0 ER: 0 SO: 38	R: 0 ER: 0 SO: 38	IP: 7.1 WLS: 0 BF: 32 ERA: 3.86	WLS: 27 R: 0 ER: 0 SO: 38	H: 27 R: 0 ER: 0 SO: 38	R: 0 ER: 0 SO: 38																								
Rodrigo Lopez, R (1,1) ERA: 6.73	IP: 1.1 WLS: 0 BF: 5 ERA: 6.73	WLS: 3 R: 0 ER: 0 SO: 0	H: 0 R: 0 ER: 0 SO: 0	R: 0 ER: 0 SO: 0	IP: 5.1 WLS: 0 BF: 24 ERA: 3.94	WLS: 3 R: 3 ER: 3 SO: 0	H: 3 R: 3 ER: 3 SO: 0	R: 3 ER: 3 SO: 0	IP: 6.1 WLS: 0 BF: 24 ERA: 4.82	WLS: 1 R: 0 ER: 0 SO: 1	H: 0 R: 0 ER: 0 SO: 1	R: 0 ER: 0 SO: 1	IP: 6.1 WLS: 0 BF: 24 ERA: 4.82	WLS: 1 R: 0 ER: 0 SO: 1	H: 0 R: 0 ER: 0 SO: 1	IP: 7.1 WLS: 0 BF: 32 ERA: 3.86	WLS: 27 R: 0 ER: 0 SO: 38	H: 27 R: 0 ER: 0 SO: 38	R: 0 ER: 0 SO: 38	IP: 7.1 WLS: 0 BF: 32 ERA: 3.86	WLS: 27 R: 0 ER: 0 SO: 38	H: 27 R: 0 ER: 0 SO: 38	R: 0 ER: 0 SO: 38																									
25 Kurt Birkins,																																																

Batter	1	2	3	4	5	6	7	8	9	AB R H RBI BB SO LOB	TOP																	
1 Brian Roberts, S (1, 4) OBP: 0.379, SLG: 0.404										4 1 1 0 0 2 1	Baltimore Orioles @ Tampa Bay Devil Rays Tropicana Field, St. Petersburg, FL Sun Jul 23 2006, 1:15 PM EDT Att: 23,747 - Dome - 72 F livebaseballscorecards.com																	
6 Melvin Mora, R (1, 5) OBP: 0.348, SLG: 0.408										4 1 1 1 0 1 0																		
10 Miguel Tejada, R (1, 6) OBP: 0.372, SLG: 0.511										4 1 2 0 0 2 1																		
Jeff Conine, R (1, 7) OBP: 0.328, SLG: 0.415 (9, 3)										4 0 2 1 0 1 2																		
55 Ramon Hernandez, R (1, 2) OBP: 0.332, SLG: 0.475										4 0 3 1 0 1 1																		
Kevin Millar, R (1, 3) OBP: 0.382, SLG: 0.379										3 0 0 0 1 0 2																		
21 Nick Markakis, L (9, 9) OBP: 0.344, SLG: 0.366										0 0 0 0 0 0 0																		
Javy Lopez, R (1, 10) OBP: 0.323, SLG: 0.427										4 1 1 1 0 1 2																		
17 Corey Patterson, L (1, 8) OBP: 0.316, SLG: 0.424										3 0 0 0 0 2 2																		
Luis Terrero, R (1, 9) OBP: 0.206, SLG: 0.156 (9, 7)										3 0 1 0 0 1 1																		
Inning Stats	R: 0 E: 0 K: 3 S: 10	H: 0 LOB: 0 BB: 0 P: 15	R: 0 E: 0 K: 1 S: 8	H: 1 LOB: 0 BB: 0 P: 10	R: 1 E: 0 K: 2 S: 10	H: 2 LOB: 1 BB: 0 P: 15	R: 1 E: 0 K: 1 S: 11	H: 2 LOB: 1 BB: 0 P: 15	R: 0 E: 0 K: 3 S: 13	H: 0 LOB: 1 BB: 1 P: 23	R: 0 E: 0 K: 0 S: 11	H: 1 LOB: 1 BB: 0 P: 16	R: 0 E: 0 K: 0 S: 8	H: 1 LOB: 1 BB: 0 P: 10	R: 2 E: 0 K: 1 S: 11	H: 3 LOB: 1 BB: 0 P: 19	R: 0 E: 0 K: 0 S: 7	H: 1 LOB: 0 BB: 0 P: 10	1B: 6 2B: 5 3B: 0 HR: 1	SF: 0 SAC: 0 DP: 2 HBP: 0	WP: 0 PB: 0 SB: 1 CS: 1	PA: 34						
PITCHER	IP WLS BF H R ER SO BB IBB HBP BLK WP HR S P ERA WHIP											IP WLS BF H R ER SO BB IBB HBP BLK WP HR S P ERA WHIP																
19 Scott Kazmir, L (1, 1) ERA: 3.36	7.0		26	7	2	2	10	1	0	0	0	0	0	1	71	104	2.57	1.143										
52 Jon Switzer, L (8, 1) ERA: 4.29	0.1	L	2	1	1	1	0	0	0	0	0	0	0	0	5	8	27.00	3.000										
36 Edwin Jackson, R (8, 1) ERA: 7.52	1.2		6	3	1	1	1	0	0	0	0	0	0	0	13	21	5.40	1.800										

Batter	1	2	3	4	5	6	7	8	9	AB R H RBI BB SO LOB	BOTTOM																	
13 Carl Crawford, L (1, 7) OBP: 0.354, SLG: 0.515										4 0 0 0 0 3 2	Baltimore Orioles @ Tampa Bay Devil Rays Tropicana Field, St. Petersburg, FL Sun Jul 23 2006, 1:15 PM EDT Att: 23,747 - Dome - 72 F livebaseballscorecards.com																	
5 Rocco Baldelli, R (1, 8) OBP: 0.331, SLG: 0.450										4 0 0 0 0 2 1																		
Ty Wigginton, R (1, 5) OBP: 0.310, SLG: 0.459										4 1 1 0 0 0 0																		
3 Jorge Cantu, R (1, 4) OBP: 0.309, SLG: 0.439										4 0 1 1 0 1 0																		
31 Jonny Gomes, R (1, 10) OBP: 0.327, SLG: 0.470										3 0 0 0 1 0 1																		
Travis Lee, L (1, 3) OBP: 0.291, SLG: 0.319										3 1 0 0 1 0 2																		
Damon Hollins, R (1, 9) OBP: 0.258, SLG: 0.404										3 0 0 0 0 1 2																		
8 Josh Paul, R (1, 2) OBP: 0.294, SLG: 0.306										2 0 0 0 1 2 1																		
Tomas Perez, S (1, 6) OBP: 0.210, SLG: 0.262										3 0 1 1 0 1 1																		
Inning Stats	R: 0 E: 0 K: 1 S: 9	H: 0 LOB: 0 BB: 0 P: 14	R: 0 E: 0 K: 1 S: 9	H: 0 LOB: 1 BB: 1 P: 18	R: 0 E: 0 K: 2 S: 9	H: 0 LOB: 1 BB: 1 P: 15	R: 0 E: 0 K: 0 S: 4	H: 0 LOB: 0 BB: 0 P: 7	R: 1 E: 0 K: 3 S: 14	H: 1 LOB: 1 BB: 1 P: 24		R: 1 E: 0 K: 1 S: 10	H: 2 LOB: 1 BB: 0 P: 14	R: 0 E: 0 K: 1 S: 9	H: 0 LOB: 0 BB: 0 P: 13	R: 0 E: 0 K: 1 S: 8	H: 0 LOB: 0 BB: 0 P: 9	R: 0 E: 0 K: 0 S: 8	H: 0 LOB: 0 BB: 0 P: 12	1B: 1 2B: 1 3B: 1 HR: 0	SF: 0 SAC: 0 DP: 0 HBP: 0	WP: 1 PB: 0 SB: 0 CS: 0	PA: 33					
PITCHER	IP WLS BF H R ER SO BB IBB HBP BLK WP HR S P ERA WHIP											IP WLS BF H R ER SO BB IBB HBP BLK WP HR S P ERA WHIP																
45 Erik Bedard, L (1, 1) ERA: 3.94	7.0		27	3	2	2	9	3	0	0	0	0	0	0	64	105	2.57	0.857										
37 Chris Ray, R (8, 1) ERA: 2.81	2.0	S	6	0	0	0	1	0	0	0	0	0	0	0	16	21	0.00	0.000										

Batter	1	2	3	4	5	6	7	8	9	AB	R	H	RBI	BB	SO	LOB	TOP					
1 Brian Roberts, S (1,4) OBP: 0.382, SLG: 0.406										3	1	1	0	2	0	0	Baltimore Orioles @ Kansas City Royals Kauffman Stadium, Kansas City, MO Tue Jul 25 2006, 7:10 PM CDT Att: 18,591 - Clear - 93 F					
6 Melvin Mora, R (1,5) OBP: 0.349, SLG: 0.407										5	1	2	1	0	0	5						
10 Miguel Tejada, R (1,6) OBP: 0.379, SLG: 0.518										4	1	4	1	0	0	0						
Jeff Conine, R (1,7) OBP: 0.323, SLG: 0.408										5	0	0	0	0	2	6						
55 Ramon Hernandez, R (1,2) OBP: 0.330, SLG: 0.471										5	1	1	0	0	0	5						
Kevin Millar, R (1,3) OBP: 0.356, SLG: 0.375										5	0	1	0	0	1	4						
Javy Lopez, R (1,10) OBP: 0.320, SLG: 0.420										4	0	0	0	1	2	2						
21 Nick Markakis, L (1,9) OBP: 0.345, SLG: 0.367										5	0	2	0	0	1	4						
Luis Terrero, R (1,8) 17 Corey Patterson, L (9,PH) OBP: 0.315, SLG: 0.423										4	1	2	2	0	0	1						
										1	0	0	0	0	0	1						
Inning Stats	R: 3 H: 3 E: 3 K: 0 S: 16	H: 3 LOB: 2 BB: 1 P: 27	R: 0 H: 2 E: 0 K: 0 S: 8	H: 2 LOB: 2 BB: 0 P: 13	R: 1 H: 3 E: 0 K: 1 S: 13	H: 3 LOB: 3 BB: 1 P: 22	R: 0 H: 1 E: 0 K: 1 S: 9	H: 1 LOB: 1 BB: 0 P: 13	R: 0 H: 1 E: 0 K: 1 S: 14	H: 1 LOB: 2 BB: 1 P: 23	R: 0 H: 1 E: 0 K: 1 S: 8	H: 1 LOB: 1 BB: 0 P: 12	R: 1 H: 1 E: 0 K: 1 S: 8	H: 1 LOB: 0 BB: 0 P: 12	R: 0 H: 0 E: 0 K: 1 S: 9	H: 1 LOB: 1 BB: 0 P: 13	R: 0 H: 1 E: 0 K: 1 S: 9	H: 1 LOB: 1 BB: 0 P: 14	1B: 9 2B: 3 3B: 0 HR: 1	SF: 0 SAC: 0 DP: 1 HBP: 1	WP: 1 PB: 0 SB: 0 CS: 0	PA: 45
PITCHER	IP WLS BF H R ER SO BB IBB HBP BLK WP HR S P ERA WHIP																					
Mark Redman, L (1,1) ERA: 5.03	7.0 W 37 12 5 4 4 3 0 0 0 1 1 76 122 5.14 2.143																					
77 Joe Nelson, R (8,1) ERA: 1.56	1.0 H 4 0 0 0 1 0 0 1 0 0 0 9 13 0.00 0.000																					
Ambiorix Burgos, R (9,1) ERA: 5.14	1.0 S 4 1 0 0 1 0 0 0 0 0 0 9 14 0.00 1.000																					

Batter	1	2	3	4	5	6	7	8	9	AB	R	H	RBI	BB	SO	LOB	BOTTOM			
9 David DeJesus, L (1,7) OBP: 0.382, SLG: 0.449										5	0	0	0	0	0	2	Baltimore Orioles @ Kansas City Royals Kauffman Stadium, Kansas City, MO Tue Jul 25 2006, 7:10 PM CDT Att: 18,591 - Clear - 93 F			
15 Mark Grudzielanek, R (1,4) OBP: 0.332, SLG: 0.461										5	0	1	0	0	0	0				
Doug Mientkiewicz, L (1,3) OBP: 0.359, SLG: 0.411										3	0	1	0	0	0	0				
Esteban German, R (7,PH) OBP: 0.433, SLG: 0.396										0	1	0	0	0	0	0				
77 Joe Nelson, R (8,1) ERA: 1.56										0	0	0	0	0	0	0				
Emil Brown, R (8,PH) OBP: 0.360, SLG: 0.416										1	0	0	0	0	1	1				
Ambiorix Burgos, R (9,1) ERA: 5.14										0	0	0	0	0	0	0				
Matt Stairs, L (1,10) OBP: 0.353, SLG: 0.439										3	3	1	0	1	1	2				
24 Mark Teahen, L (1,5) OBP: 0.336, SLG: 0.500										3	2	2	5	0	0	0				
32 Shane Costa, L (1,9) OBP: 0.276, SLG: 0.377										4	1	1	1	0	0	0				
4 Angel Berroa, R (1,6) OBP: 0.277, SLG: 0.354										3	0	3	1	1	0	0				
2 Joey Gathright, L (1,8) OBP: 0.325, SLG: 0.265										3	0	1	0	1	1	2				
14 John Buck, R (1,2) OBP: 0.300, SLG: 0.393										4	0	2	0	0	0	4				
Inning Stats	R: 0 H: 1 E: 0 K: 1 S: 10	H: 1 LOB: 1 BB: 0 P: 14	R: 0 H: 1 E: 0 K: 0 S: 8	H: 1 LOB: 0 BB: 0 P: 12	R: 0 H: 1 E: 0 K: 0 S: 6	H: 1 LOB: 0 BB: 0 P: 7	R: 2 H: 2 E: 0 K: 0 S: 13	H: 2 LOB: 2 BB: 2 P: 27	R: 0 H: 0 E: 0 K: 0 S: 6	H: 0 LOB: 0 BB: 0 P: 10	R: 2 H: 3 E: 1 K: 1 S: 12	H: 3 LOB: 2 BB: 1 P: 25	R: 3 H: 3 E: 1 K: 0 S: 13	H: 3 LOB: 2 BB: 1 P: 26	R: 0 H: 1 E: 0 K: 1 S: 15	H: 1 LOB: 1 BB: 0 P: 19	1B: 7 2B: 2 3B: 1 HR: 2	SF: 1 SAC: 0 DP: 0 HBP: 1	WP: 2 PB: 0 SB: 0 CS: 0	PA: 40
PITCHER	IP WLS BF H R ER SO BB IBB HBP BLK WP HR S P ERA WHIP																			
34 Kris Benson, R (1,1) ERA: 4.71	6.0 L 5 1 3 3 0 1 0 1 0 1 0 6 15 40.50 3.000																			
25 Kurt Birkins, L (7,1) ERA: 4.75	0.1 3 2 0 0 0 0 0 0 0 0 0 7 11 0.00 6.000																			
Todd Williams, R (8,1) ERA: 4.78	1.0 4 1 0 0 1 0 0 0 0 0 0 15 19 0.00 1.000																			
Chris Britton, R (9,1) ERA: 2.79																				

AB	41
R	5
H	13
RBI	4
BB	3
SO	6
LOB	28



AB	34
R	7
H	12
RBI	7
BB	4
SO	3
LOB	11



Batter	1	2	3	4	5	6	7	8	9	AB	R	H	RBI	BB	SO	LOB	TOP									
1 Brian Roberts, S OBP: 0.377, SLG: 0.400 (1, 4)	G1-3	G3		G4-6-3		K			G1-3	5	0	0	0	0	1	3	Baltimore Orioles @ Kansas City Royals Kauffman Stadium, Kansas City, MO Wed Jul 26 2006, 7:10 PM CDT Att: 11,006 - Parly Cloudy - 96 F livebaseballscorecards.com									
12 Brandon Fahey, L OBP: 0.339, SLG: 0.361 Luis Terrero, R OBP: 0.231, SLG: 0.297 (9, PH)	G4-3		G3		K	G4-3			G6-3	4	0	1	0	0	1	1										
6 Melvin Mora, R OBP: 0.354, SLG: 0.411	G4-3								G1-3	4	0	3	0	1	0	0										
10 Miguel Tejada, R OBP: 0.376, SLG: 0.513	G4-3									4	0	0	0	0	1	5										
55 Ramon Hernandez, R OBP: 0.329, SLG: 0.467	G3									3	0	0	0	1	0	4										
17 Corey Patterson, L OBP: 0.314, SLG: 0.421										4	1	1	0	0	0	2										
Jeff Conine, R OBP: 0.331, SLG: 0.427										4	2	4	1	0	0	0										
21 Nick Markakis, L OBP: 0.347, SLG: 0.373										4	1	2	1	0	1	1										
Chris Gomez, R OBP: 0.328, SLG: 0.302										4	0	2	2	0	0	3										
Inning Stats	R: 0 E: 0 K: 0 S: 16	H: 1 LOB: 2 BB: 1 P: 25	R: 1 E: 0 K: 0 S: 11	H: 3 LOB: 1 BB: 0 P: 13	R: 0 E: 0 K: 0 S: 12	H: 1 LOB: 1 BB: 0 P: 17	R: 2 E: 0 K: 0 S: 11	H: 3 LOB: 0 BB: 0 P: 19	R: 0 E: 0 K: 2 S: 10	H: 1 LOB: 2 BB: 1 P: 16	R: 1 E: 0 K: 1 S: 12	H: 2 LOB: 1 BB: 0 P: 19	R: 0 E: 0 K: 0 S: 5	H: 1 LOB: 0 BB: 0 P: 5	R: 0 E: 0 K: 1 S: 11	H: 1 LOB: 1 BB: 0 P: 18		R: 0 E: 0 K: 0 S: 9	H: 0 LOB: 0 BB: 0 P: 13	1B: 10 2B: 3 3B: 0 HR: 1	SF: 0 SAC: 0 DP: 3 HBP: 0	WP: 0 PB: 0 SB: 1 CS: 0	PA: 39			
PITCHER	IP	WLS	BF	H	R	ER	SO	BB	IBB	HBP	BLK	WP	HR	S	P	ERA	WHIP									
Runelvis Hernandez, R ERA: 6.8	(1, 1)	5.0	L	25	10	4	4	2	2	0	0	0	0	1	61	91	7.20	2.400								
Andrew Sisco, L ERA: 7.14	(6, 1)	1.0		4	1	0	0	1	0	0	0	0	0	11	18	0.00	1.000									
46 Juan Carlos Oviedo, R ERA: 2.45	(7, 1)	1.1		5	2	0	0	0	0	0	0	0	0	12	16	0.00	1.500									
Jeremy Affeldt, L ERA: 5.9	(8, 1)	1.2		5	0	0	0	1	0	0	0	0	0	13	20	0.00	0.000									

Batter	1	2	3	4	5	6	7	8	9	AB	R	H	RBI	BB	SO	LOB	BOTTOM								
9 David DeJesus, L OBP: 0.383, SLG: 0.457										5	0	2	0	0	0	1	Baltimore Orioles @ Kansas City Royals Kauffman Stadium, Kansas City, MO Wed Jul 26 2006, 7:10 PM CDT Att: 11,006 - Parly Cloudy - 96 F livebaseballscorecards.com								
Esteban German, R OBP: 0.426, SLG: 0.385										4	0	0	0	1	1	3									
15 Mark Grudzielanek, R OBP: 0.323, SLG: 0.399										4	0	1	0	1	0	2									
Matt Stairs, L OBP: 0.346, SLG: 0.429										5	0	0	0	0	1	4									
Emil Brown, R OBP: 0.347, SLG: 0.424										3	1	3	0	1	0	0									
24 Mark Teahen, L OBP: 0.338, SLG: 0.498										3	1	1	0	1	0	2									
4 Angel Berroa, R OBP: 0.277, SLG: 0.353										4	1	1	0	0	1	5									
32 Shane Costa, L OBP: 0.282, SLG: 0.387										4	0	2	3	0	1	3									
14 John Buck, R OBP: 0.300, SLG: 0.392 2 Joey Gathright, L OBP: 0.323, SLG: 0.264 Paul Phillips, R OBP: 0.231, SLG: 0.308										3	0	1	0	0	2	1									
										1	0	0	0	0	0	1									
										0	0	0	0	0	0	0									
Inning Stats	R: 0 E: 0 K: 1 S: 7	H: 2 LOB: 1 BB: 0 P: 12	R: 0 E: 0 K: 0 S: 14	H: 0 LOB: 1 BB: 1 P: 23	R: 0 E: 0 K: 1 S: 7	H: 1 LOB: 1 BB: 0 P: 11	R: 0 E: 0 K: 2 S: 14	H: 2 LOB: 2 BB: 0 P: 22	R: 0 E: 0 K: 1 S: 13	H: 1 LOB: 2 BB: 1 P: 20	R: 1 E: 0 K: 0 S: 10	H: 2 LOB: 1 BB: 1 P: 17	R: 0 E: 0 K: 0 S: 6	H: 0 LOB: 0 BB: 0 P: 12	R: 2 E: 0 K: 0 S: 14	H: 3 LOB: 1 BB: 0 P: 20	R: 0 E: 0 K: 0 S: 7	H: 0 LOB: 1 BB: 1 P: 11	1B: 7 2B: 4 3B: 0 HR: 0	SF: 0 SAC: 0 DP: 1 HBP: 0	WP: 0 PB: 0 SB: 1 CS: 0	PA: 40			
PITCHER	IP	WLS	BF	H	R	ER	SO	BB	IBB	HBP	BLK	WP	HR	S	P	ERA	WHIP								
29 Adam Loewen, L ERA: 6.5	(1, 1)	5.0	W	24	7	1	1	5	3	0	0	0	0	7	10	0.00	1.000								
Todd Williams, R ERA: 4.66	(6, 1)	1.0	H	3	1	0	0	1	0	0	0	0	0	7	10	0.00	1.000								
LaTroy Hawkins, R ERA: 4.12	(7, 1)	1.2	H	7	2	2	2	0	0	0	0	0	0	13	22	10.80	1.200								
37 Chris Ray, R ERA: 2.72	(8, 1)	1.1	S	6	1	0	0	0	1	0	0	0	0	14	21	0.00	1.500								

Batter	1	2	3	4	5	6	7	8	9	AB	R	H	RBI	BB	SO	LOB	TOP		
38 Pablo Ozuna, R OBP: 0.402, SLG: 0.464 Rob Mackowiak, L OBP: 0.391, SLG: 0.418	G5-3		1B		BB				SH1-4 HR 1B	3	0	1	0	1	1	1	Chicago White Sox @ Baltimore Orioles Oriole Park at Camden Yards, Baltimore, MD Fri Jul 28 2006, 7:05 PM EDT Att: 35,382 - Partly Cloudy - 88 F livebaseballscorecards.com		
Tadahito Iguchi, R OBP: 0.348, SLG: 0.429	1B		SF9		K		F9	SH1-4	3	0	1	1	0	1	1				
25 Jim Thome, L OBP: 0.403, SLG: 0.623 8 Alex Cintron, S OBP: 0.316, SLG: 0.363	K		1B		K		K	HR IBB	4	0	2	0	1	2	1				
14 Paul Konerko, R OBP: 0.373, SLG: 0.551 Ross Gload, L OBP: 0.296, SLG: 0.406	F9		1B		K		E6	HR	2	0	0	0	1	1	3				
23 Jermaine Dye, R OBP: 0.392, SLG: 0.615	E5		FC5-4		F9		P3	K	5	0	0	0	0	1	7				
24 Joe Crede, R OBP: 0.328, SLG: 0.530	G5-4-3				F8		F9	P3	5	0	0	0	0	0	2				
12 A.J. Pierzynski, L OBP: 0.346, SLG: 0.423	P5							G4-3	4	1	2	0	0	0	0				
5 Juan Uribe, R OBP: 0.269, SLG: 0.441			K2-3		FC6-4			F7	4	0	1	0	0	1	1				
32 Brian Anderson, R OBP: 0.281, SLG: 0.347 22 Scott Podsednik, L OBP: 0.347, SLG: 0.394					K			G3-1	3	1	1	1	0	1	2				
			2B					SH1-4 HR 1B	1	1	1	0	0	0	0				
Inning Stats	R: 0 E: 0 K: 1 S: 8	H: 1 LOB: 1 BB: 0 P: 13	R: 0 E: 1 K: 0 S: 7	H: 0 LOB: 0 BB: 0 P: 11	R: 1 E: 0 K: 1 S: 18	H: 3 LOB: 3 BB: 1 P: 24	R: 0 E: 0 K: 1 S: 8	H: 1 LOB: 2 BB: 1 P: 12	R: 0 E: 1 K: 1 S: 14	H: 0 LOB: 1 BB: 0 P: 11	R: 0 E: 0 K: 0 S: 7	H: 0 LOB: 0 BB: 0 P: 12	R: 4 E: 0 K: 1 S: 17	H: 3 LOB: 1 BB: 1 P: 30	1B: 8 2B: 2 3B: 0 HR: 1	SF: 1 SAC: 1 DP: 1 HBP: 0	WP: 1 PB: 0 SB: 0 CS: 0	PA: 42	
PITCHER	IP	WLS	BF	H	R	ER	SO	BB	IBB	HBP	BLK	WP	HR	S	P	ERA	WHIP		
45 Erik Bedard, L ERA: 3.87	7.0		32	8	2	2	7	2	0	0	0	1	0	76	114	2.57	1.429		
Chris Britton, R ERA: 2.7	1.0	H	3	0	0	0	0	0	0	0	0	0	0	7	12	0.00	0.000		
37 Chris Ray, R ERA: 3.4	1.0	L	7	3	4	4	1	0	1	0	0	0	1	17	30	36.00	3.000		

Batter	1	2	3	4	5	6	7	8	9	AB	R	H	RBI	BB	SO	LOB	BOTTOM					
1 Brian Roberts, S OBP: 0.373, SLG: 0.407	L9		HR		L9		K			4	1	1	1	0	1	3	Chicago White Sox @ Baltimore Orioles Oriole Park at Camden Yards, Baltimore, MD Fri Jul 28 2006, 7:05 PM EDT Att: 35,382 - Partly Cloudy - 88 F livebaseballscorecards.com					
12 Brandon Fahey, L OBP: 0.338, SLG: 0.360	1B		P4		FC4-6		SH1-3		3	1	1	0	0	0	2							
6 Melvin Mora, R OBP: 0.353, SLG: 0.405	F9		E6		K		L3		4	1	0	0	0	1	2							
10 Miguel Tejada, R OBP: 0.375, SLG: 0.514	2B		2B		K		P4		4	0	2	2	0	1	0							
Jeff Conine, R OBP: 0.325, SLG: 0.417	G5-3		G1-3		F8		K		4	0	0	0	0	1	2							
17 Corey Patterson, L OBP: 0.313, SLG: 0.417	G3				55 F 55 S 2B		P2		4	1	1	0	0	0	0							
55 Ramon Hernandez, R OBP: 0.326, SLG: 0.462	K		G5-3		G5-3		P5		4	0	0	0	0	1	1							
Kevin Millar, R OBP: 0.361, SLG: 0.390 Luis Tena, R OBP: 0.238, SLG: 0.300 Javy Lopez, R OBP: 0.317, SLG: 0.419	K				2B		G5-3		3	0	1	1	0	1	0							
21 Nick Markakis, L OBP: 0.348, SLG: 0.371			F8					G6-3	3	0	1	0	1	0	0							
								12 SH1-3 1B														
Inning Stats	R: 1 E: 0 K: 0 S: 10	H: 2 LOB: 1 BB: 0 P: 11	R: 0 E: 0 K: 2 S: 10	H: 0 LOB: 0 BB: 0 P: 14	R: 2 E: 1 K: 0 S: 16	H: 2 LOB: 1 BB: 0 P: 22	R: 1 E: 0 K: 0 S: 12	H: 2 LOB: 2 BB: 1 P: 25	R: 0 E: 0 K: 2 S: 9	H: 0 LOB: 0 BB: 0 P: 12	R: 0 E: 0 K: 0 S: 9	H: 0 LOB: 0 BB: 0 P: 14	R: 0 E: 0 K: 1 S: 9	H: 1 LOB: 1 BB: 0 P: 13	R: 0 E: 0 K: 1 S: 8	H: 0 LOB: 0 BB: 0 P: 11	R: 0 E: 0 K: 1 S: 9	H: 0 LOB: 0 BB: 0 P: 15	1B: 3 2B: 3 3B: 0 HR: 1	SF: 0 SAC: 1 DP: 0 HBP: 0	WP: 0 PB: 0 SB: 1 CS: 0	PA: 36
PITCHER	IP	WLS	BF	H	R	ER	SO	BB	IBB	HBP	BLK	WP	HR	S	P	ERA	WHIP					
Freddy Garcia, R ERA: 4.85	6.0		27	7	4	3	4	1	0	0	0	0	0	5	6	0.00	0.000					
Neal Cotts, L ERA: 3.02	0.2		2	0	0	0	1	0	0	0	0	0	0	5	6	0.00	0.000					
47 Mike MacDougal, R ERA:	1.0		3	0	0	0	1	0	0	0	0	0	0	8	13	0.00	0.000					
37 Matt Thornton, L ERA: 3.28	0.1	W	1	0	0	0	0	0	0	0	0	0	0	3	4	0.00	0.000					
45 Bobby Jenks, R ERA: 3.3	1.0	S	3	0	0	0	1	0	0	0	0	0	0	9	15	0.00	0.000					



Batter	1	2	3	4	5	6	7	8	9	AB R H RBI BB SO LOB	TOP											
22 Scott Podsednik, L (1,7) OBP: 0.344, SLG: 0.390	1-1 1B 12 1B		0-2 G6-3			2-3 K		1-3 K	1-3 K	3 1 1 0 0 1 0 1 0 0 0 0 1 0 1 0 0 0 0 1 1	Chicago White Sox @ Baltimore Orioles Oriole Park at Camden Yards, Baltimore, MD Sun Jul 30 2006, 1:35 PM EDT Att: 28,725 - Sunny - 96 F livebaseballscorecards.com											
38 Pablo Ozuna, R (8,PH) OBP: 0.398, SLG: 0.459	2-2 1B 12 1B		0-1 F9			1-2 14 F8 23 1B		2-1 G5-3	2-2 F8	5 1 2 0 0 0 1												
32 Brian Anderson, R (8,8) OBP: 0.286, SLG: 0.353	1-0 1B 23 G6-4-3			1-2 G3-1		0-0 14 F8 23 1B		0-0 14 BB 23 HR		4 2 3 1 0 0 0												
12 A.J. Pierzynski, L (1,2) OBP: 0.360, SLG: 0.445	1-2 1B 3-H			3-2 HR		2-2 F8		4-2 23 HR		3 2 1 1 1 1 4												
14 Paul Konerko, R (1,10) OBP: 0.374, SLG: 0.558	2-3 K			2-2 G5-3		1-2 F8		1-0 BB		4 1 2 5 0 0 2												
23 Jermaine Dye, R (1,9) OBP: 0.395, SLG: 0.633	2-2 G6-4-3			0-1 G4-3		1-2 1B		1-0 HR		4 1 2 5 0 0 2												
Rob Mackowiak, L (1,8) OBP: 0.388, SLG: 0.414		1-3 K		0-1 G4-3		0-0 F7		0-0 24 S		4 0 1 0 0 1 1												
24 Joe Crede, R (1,5) OBP: 0.326, SLG: 0.524		0-1 G5-3			0-0 G4-6-3 1B		0-1 P5	3-2 G6-3		4 0 1 0 0 0 1												
Ross Gload, L (1,3) OBP: 0.300, SLG: 0.390		1-1 G4-3			0-1 G4-6-3		2-2 G4-3	1-0 1B		4 0 1 0 0 0 1												
5 Juan Uribe, R (1,6) OBP: 0.271, SLG: 0.441			2-1 F8		2-3 K		0-0 G6-3	0-1 P6		4 0 0 0 0 1 1												
Inning Stats	R: 1 E: 0 K: 1 S: 15	H: 3 LOB: 1 BB: 0 P: 22	R: 0 E: 0 K: 1 S: 8	H: 0 LOB: 0 BB: 0 P: 10	R: 0 E: 0 K: 0 S: 7	H: 0 LOB: 0 BB: 0 P: 9	R: 1 E: 0 K: 0 S: 18	H: 1 LOB: 0 BB: 0 P: 24	R: 0 E: 0 K: 1 S: 6	H: 0 LOB: 0 BB: 0 P: 8	R: 2 E: 0 K: 1 S: 17	H: 3 LOB: 1 BB: 0 P: 20	R: 0 E: 0 K: 0 S: 6	H: 0 LOB: 0 BB: 0 P: 8	R: 3 E: 0 K: 1 S: 17	H: 3 LOB: 1 BB: 1 P: 27	R: 0 E: 0 K: 1 S: 11	H: 1 LOB: 1 BB: 0 P: 15	1B: 10 2B: 0 3B: 0 HR: 2	SF: 0 SAC: 0 DP: 2 HBP: 0	WP: 0 PB: 0 SB: 2 CS: 0	PA: 38
PITCHER	IP WLS BF H R ER SO BB IBB HBP BLK WP HR S P ERA WHIP											IP WLS BF H R ER SO BB IBB HBP BLK WP HR S P ERA WHIP										
Bruce Chen, L (1,1) ERA: 7.07	5.1 21 7 4 4 4 0 0 0 0 0 1 62 84 6.75 1.312																					
Chris Britton, R (6,1) ERA: 2.59	1.2 6 1 0 0 0 0 0 0 0 0 0 15 21 0.00 0.600																					
Tim Byrdak, L (8,1) ERA: 17.18	0.2 H 3 1 1 1 1 0 0 0 0 0 0 6 9 13.50 1.500																					
Todd Williams, R (8,1) ERA: 4.99	0.1 B 4 2 2 2 0 1 0 0 0 0 0 1 11 18 54.00 9.000																					
Eddy Rodriguez, R (9,1) ERA: 4.65	1.0 W 4 1 0 0 1 0 0 0 0 0 0 0 11 15 0.00 1.000																					

Batter	1	2	3	4	5	6	7	8	9	AB R H RBI BB SO LOB	BOTTOM											
1 Brian Roberts, S (1,4) OBP: 0.373, SLG: 0.405	4-2 BB 12 FC4-6		4-2 SH1-3 6 10 G1-3 12 1B BB	1-1 G5-3		0-2 L7		1-0 F7		3 1 0 0 2 0 3 4 1 2 1 0 0 1 1 0 0 0 0 0 0	Chicago White Sox @ Baltimore Orioles Oriole Park at Camden Yards, Baltimore, MD Sun Jul 30 2006, 1:35 PM EDT Att: 28,725 - Sunny - 96 F livebaseballscorecards.com											
12 Brandon Fahey, L (1,7) OBP: 0.342, SLG: 0.369	1-1 FC4-6 6 10 FC6-4		1-0 G1-3 10 6 SH1-3		1-1 G4-3	1-2 2B		2-1 L6		4 0 1 0 0 0 2												
Kevin Millar, R (8,PH) OBP: 0.357, SLG: 0.382	1-2 1B 10 FC6-4		1-2 SH1-3		0-1 F8	2-1 G5-3			1-2 G6-3	4 0 1 0 0 0 2												
6 Melvin Mora, R (1,5) OBP: 0.356, SLG: 0.406	1-2 1B 10 FC6-4		0-0 SH1-3		0-1 F8	2-1 G5-3			2-2 G6-3	4 2 1 2 0 0 2												
10 Miguel Tejada, R (1,6) OBP: 0.379, SLG: 0.521	2-1 FC6-4 31 1B		2-1 G1-3		0-1 F8	2-2 E3 31 1B SF8			2-2 31 1B HBP	4 1 4 1 1 0 0 0 1 0 0 0 0 0												
31 Jay Gibbons, L (1,10) OBP: 0.333, SLG: 0.520	0-1 FC6-4		2-3 3-H BB		0-1 HR	2-2 FC6-4			0-0 1B	4 1 4 1 1 0 0 0 1 0 0 0 0 0												
Fernando Tatis, R (9,PR) OBP: 0.400, SLG: 0.600	1-3 1B		4-0 BB		2-3 1B	2-2 1B			1-3 1B	4 0 1 2 0 0 4												
Jeff Conine, R (1,3) OBP: 0.324, SLG: 0.416	0-1 FC6-4		2-0 L7		0-0 F9	3-2 SF8			2-1 1B 17 IBB	4 0 1 2 0 0 4												
17 Corey Patterson, L (1,8) OBP: 0.318, SLG: 0.419		1-1 F9		1-3 K		2-1 21 1B HBP			3-H 4-0 1B	3 1 0 0 1 1 1												
Javy Lopez, R (1,2) OBP: 0.319, SLG: 0.418		1-1 F8		1-3 K		1-1 21 1B HBP			0-1 FC6-4	5 1 2 1 0 1 1												
21 Nick Markakis, L (1,9) OBP: 0.357, SLG: 0.388		0-3 K		1-0 1B		0-0 12 2B			1-2 2-3 3-H 1B	4 0 2 1 0 1 0												
Inning Stats	R: 1 E: 0 K: 0 S: 13	H: 2 LOB: 2 BB: 1 P: 21	R: 0 E: 0 K: 1 S: 7	H: 0 LOB: 0 BB: 0 P: 9	R: 1 E: 0 K: 0 S: 8	H: 1 LOB: 2 BB: 2 P: 21	R: 0 E: 0 K: 2 S: 11	H: 1 LOB: 0 BB: 0 P: 15	R: 0 E: 0 K: 0 S: 6	H: 0 LOB: 0 BB: 0 P: 7	R: 3 E: 0 K: 0 S: 15	H: 4 LOB: 2 BB: 0 P: 21	R: 1 E: 1 K: 0 S: 14	H: 2 LOB: 1 BB: 0 P: 23	R: 0 E: 0 K: 0 S: 4	H: 0 LOB: 0 BB: 0 P: 7	R: 2 E: 0 K: 0 S: 11	H: 3 LOB: 3 BB: 1 P: 20	1B: 11 2B: 1 3B: 0 HR: 1	SF: 1 SAC: 1 DP: 0 HBP: 2	WP: 0 PB: 0 SB: 0 CS: 0	PA: 44
PITCHER	IP WLS BF H R ER SO BB IBB HBP BLK WP HR S P ERA WHIP											IP WLS BF H R ER SO BB IBB HBP BLK WP HR S P ERA WHIP										
Javier Vazquez, R (1,1) ERA: 5.44	5.1 26 6 4 1 0 0 3 0 0 0 0 0 1 51 82 8.44 1.688																					
Neal Cotts, L (6,1) ERA: 3.14	0.2 B 6 4 1 0 0 0 0 0 0 0 0 0 15 22 0.00 6.000																					
David Riske, R (7,1) ERA: 3.55	1.0 3 0 0 0 0 0 0 0 0 0 0 0 8 13 0.00 0.000																					
37 Matt Thornton, L (8,1) ERA: 3.16	1.0 H 3 0 0 0 0 0 0 0 0 0 0 0 4 7 0.00 0.000																					
45 Bobby Jenks, R (9,1) ERA: 3.78	0.1 L 6 3 2 2 0 0 0 1 1 0 0 0 0 11 20 54.00 9.000																					

Batter	1	2	3	4	5	6	7	8	9	AB	R	H	RBI	BB	SO	LOB	TOP								
51 Ichiro Suzuki, L (1, 9) OBP: 0.397, SLG: 0.434										4	0	0	0	1	1	3	Seattle Mariners @ Baltimore Orioles Oriole Park at Camden Yards, Baltimore, MD Mon Jul 31 2006, 7:05 PM EDT Att: 16,620 - Partly Cloudy - 94 F								
4 Jose Lopez, R (1, 4) OBP: 0.317, SLG: 0.430										5	1	3	2	0	0	3									
29 Adrian Beltré, R (1, 5) OBP: 0.327, SLG: 0.417										4	0	0	0	1	1	4									
Raul Ibanez, L (1, 7) OBP: 0.341, SLG: 0.523										5	1	2	2	0	0	3									
Richie Sexson, R (1, 3) OBP: 0.297, SLG: 0.452										4	1	1	2	0	1	2									
Eduardo Perez, R (1, 10) OBP: 0.338, SLG: 0.567										4	2	1	0	1	2	0									
2 Kenji Johjima, R (1, 2) OBP: 0.332, SLG: 0.457										5	2	2	3	0	0	0									
7 Yuniesky Betancourt, R (1, 6) OBP: 0.325, SLG: 0.419										4	2	3	0	0	0	0									
25 Adam Jones, R (1, 8) OBP: 0.265, SLG: 0.277										4	1	1	0	0	2	3									
Inning Stats	R: 0 E: 0 K: 1 S: 8	H: 0 LOB: 0 BB: 0 P: 15	R: 0 E: 0 K: 1 S: 8	H: 0 LOB: 0 BB: 0 P: 12	R: 0 E: 0 K: 1 S: 7	H: 0 LOB: 0 BB: 0 P: 11	R: 0 E: 0 K: 0 S: 4	H: 1 LOB: 0 BB: 0 P: 8	R: 0 E: 0 K: 2 S: 9	H: 0 LOB: 0 BB: 0 P: 13	R: 3 E: 0 K: 0 S: 12	H: 4 LOB: 2 BB: 1 P: 23	R: 2 E: 2 K: 1 S: 14	H: 3 LOB: 3 BB: 1 P: 27	R: 4 E: 0 K: 1 S: 15	H: 4 LOB: 1 BB: 1 P: 25	R: 1 E: 0 K: 0 S: 7	H: 1 LOB: 0 BB: 0 P: 15	1B: 8 2B: 3 3B: 0 HR: 2	SF: 1 SAC: 0 DP: 1 HBP: 0	WP: 1 PB: 0 SB: 0 CS: 0	PA: 43			
PITCHER	IP	WLS	BF	H	R	ER	SO	BB	IBB	HBP	BLK	WP	HR	S	P	ERA	WHIP								
29 Adam Loewen, L (1, 1) ERA: 6.44	6.0	L	25	7	5	4	5	1	0	0	0	0	0	50	84	6.00	1.333								
Julio Manon, R (7, 1) ERA: 3.0	1.0		6	1	0	0	1	0	1	0	0	0	0	12	25	0.00	1.000								
Eddy Rodriguez, R (8, 1) ERA: 7.2	2.0		12	5	5	5	1	1	0	0	0	1	2	22	40	22.50	3.000								

Batter	1	2	3	4	5	6	7	8	9	AB	R	H	RBI	BB	SO	LOB	BOTTOM								
1 Brian Roberts, S (1, 4) OBP: 0.373, SLG: 0.414										5	1	2	1	0	1	3	Seattle Mariners @ Baltimore Orioles Oriole Park at Camden Yards, Baltimore, MD Mon Jul 31 2006, 7:05 PM EDT Att: 16,620 - Partly Cloudy - 94 F								
12 Brandon Fahey, L (1, 7) OBP: 0.342, SLG: 0.365									2	0	0	0	1	1	0										
Fernando Tatis, R (9, FH) OBP: 0.333, SLG: 0.500										3	2	1	1	1	1										
6 Melvin Mora, R (1, 5) OBP: 0.358, SLG: 0.412										4	0	1	1	0	1	3									
10 Miguel Tejada, R (1, 6) OBP: 0.380, SLG: 0.520									3	1	1	0	1	1	2										
31 Jay Gibbons, L (1, 10) OBP: 0.332, SLG: 0.515									4	0	1	1	0	0	3										
Jeff Conine, R (1, 3) OBP: 0.323, SLG: 0.414									4	0	1	0	0	0	3										
17 Corey Patterson, L (1, 8) OBP: 0.317, SLG: 0.417									4	0	1	1	0	2	1										
55 Ramon Hernandez, R (1, 2) OBP: 0.323, SLG: 0.454									4	0	0	0	0	3	2										
21 Nick Markakis, L (1, 9) OBP: 0.362, SLG: 0.401									3	1	2	1	1	0	0										
Inning Stats	R: 2 E: 0 K: 1 S: 13	H: 2 LOB: 0 BB: 0 P: 19	R: 0 E: 0 K: 3 S: 12	H: 1 LOB: 2 BB: 1 P: 20	R: 1 E: 0 K: 0 S: 11	H: 2 LOB: 1 BB: 1 P: 23	R: 0 E: 0 K: 1 S: 11	H: 0 LOB: 0 BB: 0 P: 16	R: 0 E: 0 K: 1 S: 12	H: 1 LOB: 2 BB: 1 P: 18	R: 0 E: 0 K: 1 S: 7	H: 0 LOB: 0 BB: 0 P: 10	R: 1 E: 0 K: 2 S: 11	H: 1 LOB: 0 BB: 0 P: 21	R: 1 E: 0 K: 1 S: 10	H: 1 LOB: 1 BB: 1 P: 19	R: 0 E: 0 K: 0 S: 4	H: 1 LOB: 0 BB: 0 P: 4	1B: 6 2B: 0 3B: 0 HR: 3	SF: 0 SAC: 1 DP: 2 HBP: 0	WP: 2 PB: 0 SB: 0 CS: 0	PA: 38			
PITCHER	IP	WLS	BF	H	R	ER	SO	BB	IBB	HBP	BLK	WP	HR	S	P	ERA	WHIP								
Gil Meche, R (1, 1) ERA: 4.24	5.0		23	6	3	3	6	3	0	0	0	0	1	8	13	9.00	1.800								
40 Julio Mateo, R (6, 1) ERA: 4.79	1.0	W	4	1	1	1	1	0	0	0	0	0	1	8	13	9.00	1.800								
George Sherrill, L (7, 1) ERA: 2.97	0.2	H	2	0	0	0	1	0	0	0	0	0	0	7	13	0.00	0.000								
57 Mark Lowe, R (7, 1) ERA	0.1	H	1	0	0	0	1	0	0	0	0	0	0	3	5	0.00	0.000								
Emiliano Fruto, R (8, 1) ERA: 5.68	1.0		5	1	1	1	1	1	0	0	0	2	0	10	19	9.00	2.000								

AB	39
R	10
H	13
RBI	9
BB	3
SO	7
LOB	18



AB	33
R	5
H	9
RBI	5
BB	4
SO	10
LOB	16



Batter	1	2	3	4	5	6	7	8	9	AB	R	H	RBI	BB	SO	LOB	TOP										
51 Ichiro Suzuki, L (1,9) OBP: 0.394, SLG: 0.430	G1-3			L5		F8		G4-3		4	0	0	0	0	0	1											
4 Jose Lopez, R (1,4) OBP: 0.316, SLG: 0.428	G6-3			K					G3-1	4	0	1	0	0	1	0											
29 Adrián Beltré, R (1,5) OBP: 0.326, SLG: 0.415	K			E4		F9			F9	4	0	1	0	0	1	1											
Raul Ibanez, L (1,7) OBP: 0.338, SLG: 0.518		G4-3		G4-3				G6-3		4	0	0	0	0	0	1											
Richie Sexson, R (1,3) OBP: 0.295, SLG: 0.448		P4			G6-3			G5-3		3	0	0	0	0	0	0											
Ben Broussard, L (1,10) OBP: 0.358, SLG: 0.520		K			F7			F9		3	0	0	0	0	1	0											
2 Kenji Johjima, R (1,2) OBP: 0.335, SLG: 0.459			P4							3	0	2	0	0	0	0											
7 Yuniesky Betancourt, R (1,6) OBP: 0.322, SLG: 0.415			G5-3		G5-3			F7		3	0	0	0	0	0	2											
25 Adam Jones, R (1,8) OBP: 0.255, SLG: 0.265 Greg Dobbs, L (8, PH) OBP: 0.429, SLG: 0.429 16 Willie Bloomquist, R (8,8) OBP: 0.321, SLG: 0.281			K					F9		2	0	0	0	0	2	0											
										1	0	0	0	0	0	1											
										0	0	0	0	0	0	0											
Inning Stats	R: 0 E: 0 K: 1 S: 7	H: 0 LOB: 0 BB: 0 P: 8	R: 0 E: 0 K: 1 S: 6	H: 0 LOB: 0 BB: 0 P: 9	R: 0 E: 0 K: 1 S: 7	H: 0 LOB: 0 BB: 0 P: 11	R: 0 E: 1 K: 1 S: 10	H: 1 LOB: 1 BB: 0 P: 11	R: 0 E: 0 K: 0 S: 11	H: 1 LOB: 1 BB: 0 P: 13	R: 0 E: 0 K: 1 S: 9	H: 1 LOB: 1 BB: 0 P: 14	R: 0 E: 0 K: 0 S: 7	H: 0 LOB: 0 BB: 0 P: 10	R: 0 E: 0 K: 0 S: 5	H: 1 LOB: 1 BB: 0 P: 9	R: 0 E: 0 K: 0 S: 9	H: 0 LOB: 0 BB: 0 P: 9	1B: 4 2B: 0 3B: 0 HR: 0	SF: 0 SAC: 0 DP: 0 HBP: 0	WP: 0 PB: 0 SB: 0 CS: 0	PA: 31					
PITCHER	IP	WLS	BF	H	R	ER	SO	BB	IBB	HBP	BLK	WP	HR	S	P	ERA	WHIP										
Rodrigo Lopez, R (1,1) ERA: 6.2	7.2	W	27	4	0	0	5	0	0	0	0	0	0	61	82	0.00	0.522										
Tim Byrdak, L (8,1) ERA: 15.75	0.1	H	1	0	0	0	0	0	0	0	0	0	0	1	3	0.00	0.000										
37 Chris Ray, R (9,1) ERA: 3.33	1.0	S	3	0	0	0	0	0	0	0	0	0	0	9	9	0.00	0.000										

Seattle Mariners @ Baltimore Orioles
Oriole Park at Camden Yards, Baltimore, MD
Tue Aug 01 2006, 7:05 PM EDT
Att: 20,226 - Clear - 100 F

AB 31
R 0
H 4
RBI 0
BB 0
SO 5
LOB 6



Batter	1	2	3	4	5	6	7	8	9	AB	R	H	RBI	BB	SO	LOB	BOTTOM										
1 Brian Roberts, S (1,4) OBP: 0.372, SLG: 0.412	E9 6 1B		G5-3			F8		P3		4	1	1	0	0	0	2											
6 Melvin Mora, R (1,5) OBP: 0.357, SLG: 0.411	F9 10 FC4-6 2H 1B		F9			F8		F9		4	0	1	1	0	0	2											
10 Miguel Tejada, R (1,6) OBP: 0.381, SLG: 0.518	FC4-6 FC5-4 1-2 1B							P6		3	0	1	0	1	0	1											
Jeff Conine, R (1,7) OBP: 0.325, SLG: 0.413	FC5-4 1-2 1B							F9 BB		3	0	1	0	1	0	2											
Javy Lopez, R (1,2) OBP: 0.314, SLG: 0.412 55 Ramon Hernandez, R (8,2) OBP: 0.323, SLG: 0.454	G5-3							P4		4	0	0	0	0	2	4											
										0	0	0	0	0	0	0											
Kevin Millar, R (1,3) OBP: 0.353, SLG: 0.377 12 Brandon Fahey, L (9,7) OBP: 0.342, SLG: 0.365	F8							F8		4	0	0	0	0	1	2											
										0	0	0	0	0	0	0											
17 Corey Patterson, L (1,8) OBP: 0.317, SLG: 0.416										3	1	1	0	0	0	1											
Fernando Tatis, R (1,10) OBP: 0.444, SLG: 0.625										2	0	1	0	1	0	0											
21 Nick Markakis, L (1,9) OBP: 0.362, SLG: 0.404										3	0	1	1	0	0	1											
Inning Stats	R: 1 E: 1 K: 0 S: 9	H: 2 LOB: 1 BB: 0 P: 13	R: 0 E: 0 K: 0 S: 10	H: 1 LOB: 1 BB: 0 P: 16	R: 0 E: 0 K: 1 S: 9	H: 1 LOB: 1 BB: 0 P: 8	R: 0 E: 0 K: 1 S: 9	H: 0 LOB: 1 BB: 1 P: 16	R: 0 E: 0 K: 0 S: 5	H: 0 LOB: 0 BB: 0 P: 6	R: 0 E: 0 K: 1 S: 10	H: 0 LOB: 1 BB: 1 P: 19	R: 1 E: 0 K: 1 S: 11	H: 2 LOB: 2 BB: 1 P: 21	R: 0 E: 0 K: 0 S: 7	H: 1 LOB: 1 BB: 0 P: 9	1B: 5 2B: 2 3B: 0 HR: 0	SF: 0 SAC: 0 DP: 0 HBP: 0	WP: 0 PB: 0 SB: 2 CS: 0	PA: 33							
PITCHER	IP	WLS	BF	H	R	ER	SO	BB	IBB	HBP	BLK	WP	HR	S	P	ERA	WHIP										
Jamie Moyer, L (1,1) ERA: 4.15	6.1	L	27	6	2	2	3	2	1	0	0	0	0	57	95	2.84	1.263										
George Sherrill, L (7,1) ERA: 2.93	0.1		1	0	0	0	0	0	0	0	0	0	0	1	1	0.00	0.000										
40 Julio Mateo, R (7,1) ERA: 4.64	1.1		5	1	0	0	0	0	0	0	0	0	0	8	12	0.00	0.750										

Seattle Mariners @ Baltimore Orioles
Oriole Park at Camden Yards, Baltimore, MD
Tue Aug 01 2006, 7:05 PM EDT
Att: 20,226 - Clear - 100 F

AB 30
R 2
H 7
RBI 2
BB 3
SO 3
LOB 15



Batter	1	2	3	4	5	6	7	8	9	AB	R	H	RBI	BB	SO	LOB	TOP					
51 Ichiro Suzuki, L (1.9) OBP: 0.392, SLG: 0.428	F9		P6		G4-1		L5		1B	5	0	1	0	0	0	1	Seattle Mariners @ Baltimore Orioles Oriole Park at Camden Yards, Baltimore, MD Wed Aug 02 2006, 3:05 PM EDT Att: 17,682 - Sunny - 102 F					
4 Jose Lopez, R (1.4) OBP: 0.317, SLG: 0.428	1B		1B		G5-3		F9		G5-3	5	1	2	0	0	0	3						
29 Adrián Beltré, R (1.5) OBP: 0.325, SLG: 0.421	HR		F8		K		F8			4	1	1	2	0	1	2						
Raul Ibanez, L (1.7) OBP: 0.339, SLG: 0.516	K		BB						F8	2	0	0	0	2	1	0						
Richie Sexson, R (1.3) OBP: 0.292, SLG: 0.444	G5-3		BB		K		P6			4	0	0	0	0	2	3						
Eduardo Perez, R (1.10) OBP: 0.342, SLG: 0.562					G5-3		P5			3	0	1	0	1	0	0						
7 Yuniesky Betancourt, R (1.6) OBP: 0.319, SLG: 0.410	F9		G6-3		BB		F8		G4-3	4	0	0	0	0	0	3						
30 René Rivera, R (1.2) OBP: 0.197, SLG: 0.317	K		E3		F9		F9		G5-3	4	0	0	0	0	1	3						
16 Willie Bloomquist, R (1.8) OBP: 0.325, SLG: 0.282	F9		FC5-4		BB		BB		1B	3	0	1	0	1	0	2						
Inning Stats	R: 2 E: 0 K: 1 S: 16	H: 2 LOB: 0 BB: 0 P: 25	R: 0 E: 0 K: 1 S: 8	H: 1 LOB: 1 BB: 0 P: 11	R: 0 E: 0 K: 1 S: 11	H: 1 LOB: 2 BB: 1 P: 20	R: 0 E: 1 K: 0 S: 9	H: 0 LOB: 1 BB: 0 P: 11	R: 0 E: 0 K: 1 S: 9	H: 0 LOB: 2 BB: 2 P: 12	R: 0 E: 0 K: 0 S: 8	H: 0 LOB: 0 BB: 1 P: 13	R: 0 E: 0 K: 0 S: 9	H: 0 LOB: 0 BB: 0 P: 10	R: 0 E: 0 K: 0 S: 14	H: 2 LOB: 2 BB: 0 P: 20	1B: 5 2B: 0 3B: 0 HR: 1	SF: 0 SAC: 0 DP: 0 HBP: 0	WP: 0 PB: 0 SB: 1 CS: 0	PA: 38		
PITCHER	IP WLS BF H R ER SO BB IBB HBP BLK WP HR S P ERA WHIP	IP WLS BF H R ER SO BB IBB HBP BLK WP HR S P ERA WHIP																				
45 Erik Bedard, L (1.1) ERA: 3.85	5.1 L 24 4 2 2 5 3 0 0 0 0 0 1 57 93 3.38 1.312																					
Julio Manon, R (6.1) ERA: 2.79	0.2 2 0 0 0 0 0 0 0 0 0 0 4 7 0.00 0.000																					
Chris Britton, R (7.1) ERA: 2.47	2.0 7 0 0 0 0 1 0 0 0 0 0 0 17 23 0.00 0.500																					
Todd Williams, R (9.1) ERA: 4.91	0.2 3 1 0 0 0 0 0 0 0 0 0 0 7 11 0.00 1.500																					
Tim Byrdak, L (9.1) ERA: 15.75	0.0 1 1 0 0 0 0 0 0 0 0 0 0 6 7 ∞ ∞																					
37 Chris Ray, R (9.1) ERA: 3.3	0.1 1 0 0 0 0 0 0 0 0 0 0 0 1 2 0.00 0.000																					
Batter	1	2	3	4	5	6	7	8	9	AB	R	H	RBI	BB	SO	LOB	BOTTOM					
1 Brian Roberts, S (1.4) OBP: 0.371, SLG: 0.410	G4-3		BB		K		K			4	0	1	0	0	2	1	Seattle Mariners @ Baltimore Orioles Oriole Park at Camden Yards, Baltimore, MD Wed Aug 02 2006, 3:05 PM EDT Att: 17,682 - Sunny - 102 F					
Chris Gomez, R (8.4) OBP: 0.328, SLG: 0.302			1B							0	0	0	0	0	0	0						
12 Brandon Fahey, L (1.7) OBP: 0.340, SLG: 0.359	L6		K		K		BB			3	0	0	0	1	2	2						
6 Melvin Mora, R (1.5) OBP: 0.360, SLG: 0.411	1B		BB		BB		FC5			2	1	1	0	2	0	2						
10 Miguel Tejada, R (1.6) OBP: 0.380, SLG: 0.515	G3		G4-3				BB		G6-3	3	0	0	0	1	0	4						
31 Jay Gibbons, L (1.10) OBP: 0.335, SLG: 0.512	F7		G4-6-3		BB		1B		G4-3	3	0	1	1	1	0	0						
Jeff Conine, R (1.3) OBP: 0.321, SLG: 0.408	G4-3		G4-6-3		K				G4-3	4	0	0	0	0	1	3						
17 Corey Patterson, L (1.8) OBP: 0.317, SLG: 0.420	K		3B		L4-6				G4-3	4	0	1	0	0	1	2						
55 Ramon Hernandez, R (1.2) OBP: 0.323, SLG: 0.452			BB		G6-3		K		G6-3	4	0	1	0	0	1	1						
21 Nick Markakis, L (1.9) OBP: 0.361, SLG: 0.402	FC4-6		BB		G4-3		BB		K	4	0	1	0	0	1	1						
Inning Stats	R: 0 E: 0 K: 0 S: 8	H: 1 LOB: 1 BB: 0 P: 8	R: 0 E: 0 K: 1 S: 8	H: 0 LOB: 0 BB: 0 P: 14	R: 0 E: 0 K: 1 S: 17	H: 2 LOB: 3 BB: 1 P: 26	R: 0 E: 0 K: 0 S: 10	H: 1 LOB: 1 BB: 1 P: 18	R: 0 E: 0 K: 2 S: 8	H: 0 LOB: 0 BB: 0 P: 12	R: 1 E: 0 K: 1 S: 9	H: 1 LOB: 1 BB: 2 P: 20	R: 0 E: 1 K: 2 S: 10	H: 1 LOB: 2 BB: 1 P: 19	R: 0 E: 0 K: 0 S: 5	H: 0 LOB: 0 BB: 0 P: 8	R: 0 E: 0 K: 1 S: 7	H: 0 LOB: 0 BB: 0 P: 8	1B: 5 2B: 1 3B: 1 HR: 0	SF: 0 SAC: 0 DP: 2 HBP: 0	WP: 0 PB: 0 SB: 0 CS: 0	PA: 36
PITCHER	IP WLS BF H R ER SO BB IBB HBP BLK WP HR S P ERA WHIP	IP WLS BF H R ER SO BB IBB HBP BLK WP HR S P ERA WHIP																				
34 Félix Hernández, R (1.1) ERA: 4.49	5.0 W 22 4 1 1 4 4 0 0 0 0 0 0 20 34 0.00 1.286																					
57 Mark Lowe, R (6.1) ERA: 2.9	2.1 H 9 2 0 0 3 1 0 0 0 0 0 0 20 34 0.00 1.286																					
George Sherrill, L (8.1) ERA: 2.9	0.1 H 1 0 0 0 0 0 0 0 0 0 0 0 1 1 0.00 0.000																					
20 J.J. Putz, R (8.1) ERA: 2.26	1.1 S 4 0 0 0 1 0 0 0 0 0 0 0 8 10 0.00 0.000																					

Batter	1	2	3	4	5	6	7	8	9	AB	R	H	RBI	BB	SO	LOB	TOP							
18 Johnny Damon, L (1, 8) OBP: 0.363, SLG: 0.470										5	1	2	1	0	1	4	New York Yankees @ Baltimore Orioles Oriole Park at Camden Yards, Baltimore, MD Fri Aug 04 2006, 7:05 PM EDT Att: 44,840 - Partly Cloudy - 91 F livebaseballscorecards.com							
2 Derek Jeter, R (1, 6) OBP: 0.426, SLG: 0.490										5	0	1	0	0	1	2								
Bobby Abreu, L (1, 9) OBP: 0.427, SLG: 0.435										4	0	1	0	1	0	1								
13 Alex Rodriguez, R (1, 5) OBP: 0.384, SLG: 0.497										5	0	1	0	0	1	4								
25 Jason Giambi, L (1, 10) OBP: 0.407, SLG: 0.581										3	1	0	0	2	0	2								
20 Jorge Posada, S (1, 2) OBP: 0.392, SLG: 0.487										5	1	3	1	0	1	2								
Craig Wilson, R (1, 3) OBP: 0.341, SLG: 0.481										5	1	2	1	0	1	1								
28 Melky Cabrera, S (1, 7) OBP: 0.359, SLG: 0.394										3	1	2	0	2	0	0								
Miguel Cairo, R (1, 4) OBP: 0.273, SLG: 0.306										3	0	1	2	0	1	2								
Bernie Williams, S (7, PH) OBP: 0.327, SLG: 0.426										1	0	0	0	0	0	3								
Nick Green, R (7, 4) OBP: 0.280, SLG: 0.277										1	0	0	0	0	0	1								
Inning Stats	R: 1 E: 0 K: 2 S: 12	H: 2 LOB: 2 BB: 1 P: 23	R: 2 E: 0 K: 0 S: 13	H: 3 LOB: 2 BB: 1 P: 23	R: 0 E: 0 K: 2 S: 12	H: 2 LOB: 2 BB: 0 P: 16	R: 0 E: 0 K: 0 S: 13	H: 2 LOB: 2 BB: 0 P: 20	R: 0 E: 0 K: 0 S: 7	H: 0 LOB: 0 BB: 0 P: 10	R: 0 E: 0 K: 1 S: 10	H: 1 LOB: 1 BB: 0 P: 17	R: 1 E: 0 K: 1 S: 17	H: 2 LOB: 3 BB: 2 P: 31	R: 0 E: 0 K: 0 S: 8	H: 0 LOB: 0 BB: 0 P: 10	R: 1 E: 0 K: 0 S: 15	H: 1 LOB: 1 BB: 1 P: 23	1B: 8 2B: 3 3B: 0 HR: 2	SF: 0 SAC: 0 DP: 0 HBP: 0	WP: 0 PB: 0 SB: 1 CS: 0	PA: 45		
PITCHER	IP WLS BF H R ER SO BB IBB HBP BLK WP HR S P ERA WHIP	IP WLS BF H R ER SO BB IBB HBP BLK WP HR S P ERA WHIP	IP WLS BF H R ER SO BB IBB HBP BLK WP HR S P ERA WHIP	IP WLS BF H R ER SO BB IBB HBP BLK WP HR S P ERA WHIP	IP WLS BF H R ER SO BB IBB HBP BLK WP HR S P ERA WHIP	IP WLS BF H R ER SO BB IBB HBP BLK WP HR S P ERA WHIP	IP WLS BF H R ER SO BB IBB HBP BLK WP HR S P ERA WHIP	IP WLS BF H R ER SO BB IBB HBP BLK WP HR S P ERA WHIP	IP WLS BF H R ER SO BB IBB HBP BLK WP HR S P ERA WHIP	IP WLS BF H R ER SO BB IBB HBP BLK WP HR S P ERA WHIP	IP WLS BF H R ER SO BB IBB HBP BLK WP HR S P ERA WHIP	IP WLS BF H R ER SO BB IBB HBP BLK WP HR S P ERA WHIP	IP WLS BF H R ER SO BB IBB HBP BLK WP HR S P ERA WHIP	IP WLS BF H R ER SO BB IBB HBP BLK WP HR S P ERA WHIP	IP WLS BF H R ER SO BB IBB HBP BLK WP HR S P ERA WHIP	IP WLS BF H R ER SO BB IBB HBP BLK WP HR S P ERA WHIP	IP WLS BF H R ER SO BB IBB HBP BLK WP HR S P ERA WHIP	IP WLS BF H R ER SO BB IBB HBP BLK WP HR S P ERA WHIP	IP WLS BF H R ER SO BB IBB HBP BLK WP HR S P ERA WHIP	IP WLS BF H R ER SO BB IBB HBP BLK WP HR S P ERA WHIP	IP WLS BF H R ER SO BB IBB HBP BLK WP HR S P ERA WHIP	IP WLS BF H R ER SO BB IBB HBP BLK WP HR S P ERA WHIP	IP WLS BF H R ER SO BB IBB HBP BLK WP HR S P ERA WHIP	IP WLS BF H R ER SO BB IBB HBP BLK WP HR S P ERA WHIP

Batter	1	2	3	4	5	6	7	8	9	AB	R	H	RBI	BB	SO	LOB	BOTTOM							
1 Brian Roberts, S (1, 4) OBP: 0.369, SLG: 0.409										4	1	1	0	0	0	0	New York Yankees @ Baltimore Orioles Oriole Park at Camden Yards, Baltimore, MD Fri Aug 04 2006, 7:05 PM EDT Att: 44,840 - Partly Cloudy - 91 F livebaseballscorecards.com							
Fernando Tatis, R (1, 9) OBP: 0.482, SLG: 0.833										4	1	2	2	0	1	0								
17 Corey Patterson, L (9, PR) OBP: 0.317, SLG: 0.420										3	1	1	1	1	0	1								
6 Melvin Mora, R (1, 5) OBP: 0.361, SLG: 0.413										4	0	2	1	0	0	2								
10 Miguel Tejada, R (1, 6) OBP: 0.381, SLG: 0.515										4	0	2	1	0	0	2								
Kevin Millar, R (1, 10) OBP: 0.348, SLG: 0.371										4	0	0	0	0	0	2								
Jeff Conine, R (1, 7) OBP: 0.323, SLG: 0.409										4	0	2	0	0	0	0								
12 Brandon Fahey, L (9, PR) OBP: 0.340, SLG: 0.359										0	0	0	0	0	0	0								
55 Ramon Hernandez, R (1, 2) OBP: 0.322, SLG: 0.450										4	0	1	0	0	0	3								
21 Nick Markakis, L (1, 8) OBP: 0.357, SLG: 0.398										3	0	0	0	0	1	3								
Chris Gomez, R (1, 3) OBP: 0.328, SLG: 0.304										3	1	1	0	0	0	0								
Inning Stats	R: 0 E: 0 K: 0 S: 7	H: 0 LOB: 0 BB: 0 P: 11	R: 0 E: 0 K: 0 S: 13	H: 2 LOB: 2 BB: 0 P: 21	R: 2 E: 0 K: 0 S: 14	H: 3 LOB: 1 BB: 0 P: 22	R: 0 E: 0 K: 0 S: 9	H: 1 LOB: 0 BB: 0 P: 11	R: 2 E: 0 K: 0 S: 10	H: 3 LOB: 1 BB: 0 P: 16	R: 0 E: 0 K: 0 S: 7	H: 0 LOB: 0 BB: 0 P: 14	R: 0 E: 0 K: 1 S: 6	H: 0 LOB: 0 BB: 0 P: 11	R: 0 E: 0 K: 1 S: 6	H: 0 LOB: 0 BB: 1 P: 15	R: 0 E: 0 K: 0 S: 10	H: 1 LOB: 1 BB: 0 P: 18	1B: 8 2B: 1 3B: 0 HR: 1	SF: 0 SAC: 0 DP: 3 HBP: 0	WP: 0 PB: 0 SB: 1 CS: 0	PA: 34		
PITCHER	IP WLS BF H R ER SO BB IBB HBP BLK WP HR S P ERA WHIP	IP WLS BF H R ER SO BB IBB HBP BLK WP HR S P ERA WHIP	IP WLS BF H R ER SO BB IBB HBP BLK WP HR S P ERA WHIP	IP WLS BF H R ER SO BB IBB HBP BLK WP HR S P ERA WHIP	IP WLS BF H R ER SO BB IBB HBP BLK WP HR S P ERA WHIP	IP WLS BF H R ER SO BB IBB HBP BLK WP HR S P ERA WHIP	IP WLS BF H R ER SO BB IBB HBP BLK WP HR S P ERA WHIP	IP WLS BF H R ER SO BB IBB HBP BLK WP HR S P ERA WHIP	IP WLS BF H R ER SO BB IBB HBP BLK WP HR S P ERA WHIP	IP WLS BF H R ER SO BB IBB HBP BLK WP HR S P ERA WHIP	IP WLS BF H R ER SO BB IBB HBP BLK WP HR S P ERA WHIP	IP WLS BF H R ER SO BB IBB HBP BLK WP HR S P ERA WHIP	IP WLS BF H R ER SO BB IBB HBP BLK WP HR S P ERA WHIP	IP WLS BF H R ER SO BB IBB HBP BLK WP HR S P ERA WHIP	IP WLS BF H R ER SO BB IBB HBP BLK WP HR S P ERA WHIP	IP WLS BF H R ER SO BB IBB HBP BLK WP HR S P ERA WHIP	IP WLS BF H R ER SO BB IBB HBP BLK WP HR S P ERA WHIP	IP WLS BF H R ER SO BB IBB HBP BLK WP HR S P ERA WHIP	IP WLS BF H R ER SO BB IBB HBP BLK WP HR S P ERA WHIP	IP WLS BF H R ER SO BB IBB HBP BLK WP HR S P ERA WHIP	IP WLS BF H R ER SO BB IBB HBP BLK WP HR S P ERA WHIP	IP WLS BF H R ER SO BB IBB HBP BLK WP HR S P ERA WHIP	IP WLS BF H R ER SO BB IBB HBP BLK WP HR S P ERA WHIP	IP WLS BF H R ER SO BB IBB HBP BLK WP HR S P ERA WHIP

AB 40
R 5
H 13
RBI 5
BB 5
SO 6
LOB 22



AB 33
R 4
H 10
RBI 4
BB 1
SO 2
LOB 11



Batter	1	2	3	4	5	6	7	8	9	AB	R	H	RBI	BB	SO	LOB	TOP										
18 Johnny Damon, L (1, 10) OBP: 0.363, SLG: 0.473	F9		HR	P6			G6-3		1B	5	2	2	1	0	0	2	New York Yankees @ Baltimore Orioles Oriole Park at Camden Yards, Baltimore, MD Sun Aug 06 2006, 1:35 PM EDT Att: 45,693 - Sunny - 91 F										
2 Derek Jeter, R (1, 6) OBP: 0.423, SLG: 0.490	HR		G4-3	G6-4-3			G5-3		FC5	5	1	1	1	0	0	3											
Bobby Abreu, L (1, 9) OBP: 0.429, SLG: 0.440	1B		2B				HBP		1B	4	1	3	1	0	1	0											
13 Alex Rodriguez, R (1, 5) OBP: 0.379, SLG: 0.488	F8		F9				G6-3		K	5	0	0	0	0	2	5											
25 Jason Giambi, L (1, 3) OBP: 0.412, SLG: 0.593 12 Andy Phillips, R (8, PR) OBP: 0.274, SLG: 0.402	BB		2B				HR		L7	3	1	3	2	1	0	0											
Bernie Williams, S (1, 8) OBP: 0.323, SLG: 0.421	G6-3		K				G6-3		F7	4	0	0	0	0	1	4											
28 Melky Cabrera, S (1, 7) OBP: 0.358, SLG: 0.399			K				HR		K	3	1	1	1	1	2	0											
Sal Fasano, R (1, 2) OBP: 0.273, SLG: 0.373			P3				1B		G6-3	4	0	1	0	0	1	1											
Nick Green, R (1, 4) OBP: 0.272, SLG: 0.268			K				2B		K	4	0	1	0	0	3	0											
Inning Stats	R: 1 E: 0 K: 0 S: 13	H: 2 LOB: 2 BB: 1 P: 23	R: 0 E: 0 K: 2 S: 7	H: 0 LOB: 0 BB: 0 P: 9	R: 2 E: 0 K: 1 S: 12	H: 3 LOB: 1 BB: 0 P: 15	R: 1 E: 0 K: 0 S: 9	H: 3 LOB: 1 BB: 0 P: 15	R: 1 E: 0 K: 2 S: 12	H: 1 LOB: 0 BB: 0 P: 20	R: 0 E: 0 K: 0 S: 8	H: 0 LOB: 0 BB: 0 P: 9	R: 0 E: 0 K: 1 S: 7	H: 0 LOB: 1 BB: 1 P: 13	R: 0 E: 0 K: 1 S: 9	H: 1 LOB: 1 BB: 1 P: 16		R: 1 E: 1 K: 2 S: 18	H: 2 LOB: 2 BB: 0 P: 26	1B: 5 2B: 3 3B: 0 HR: 4	SF: 0 SAC: 0 DP: 1 HBP: 1	WP: 0 PB: 0 CS: 1	PA: 41				
PITCHER	IP	WLS	BF	H	R	ER	SO	BB	IBB	HBP	BLK	WP	HR	S	P	ERA	WHIP										
Rodrigo Lopez, R (1, 1) ERA: 6.21	7.0	L	31	9	5	5	7	1	0	1	0	0	4	68	104	6.43	1.429										
Julio Manon, R (8, 1) ERA: 2.25	1.1		8	3	1	0	2	1	0	0	0	0	0	18	29	0.00	3.000										
Winston Abreu, R (9, 1) ERA:	0.2		2	0	0	0	1	0	0	0	0	0	0	9	13	0.00	0.000										

Batter	1	2	3	4	5	6	7	8	9	AB	R	H	RBI	BB	SO	LOB	BOTTOM										
1 Brian Roberts, S (1, 4) OBP: 0.366, SLG: 0.407	2B		F7	F8			F9		G4-3	5	0	1	0	0	0	3	New York Yankees @ Baltimore Orioles Oriole Park at Camden Yards, Baltimore, MD Sun Aug 06 2006, 1:35 PM EDT Att: 45,693 - Sunny - 91 F										
6 Melvin Mora, R (1, 5) OBP: 0.359, SLG: 0.409	SH1-3		G4-3				L9		F9	3	0	0	0	1	0	0											
10 Miguel Tejada, R (1, 6) OBP: 0.381, SLG: 0.514	K		G4-3				L9		G4-3	4	0	0	0	0	1	3											
31 Jay Gibbons, L (1, 10) OBP: 0.336, SLG: 0.505	G4-3		G5-3				BB		E3	4	0	1	0	0	0	3											
Jeff Conine, R (1, 7) OBP: 0.330, SLG: 0.416	2B		SH1-3	FC4-6			BB		F8	3	1	3	0	1	0	0											
17 Corey Patterson, L (1, 8) OBP: 0.319, SLG: 0.418	SH1-3		SH1-3	FC4-6			BB		L9	2	0	0	0	1	1	4											
Kevin Millar, R (1, 3) OBP: 0.344, SLG: 0.366	K		K	FC4-6			P6		F8	4	0	0	0	0	1	5											
21 Nick Markakis, L (1, 9) OBP: 0.356, SLG: 0.393	L6		L6	FC4-6			G1-3		G3	4	0	1	1	0	0	3											
Chris Widger, R (1, 2) OBP: 0.287, SLG: 0.256 Fernando Tatis, R (9, PH) OBP: 0.429, SLG: 0.769	BB		G4-3	F6			P2		F9	2	0	0	0	1	0	2											
			G4-3	BB						1	0	0	0	0	0	0											
Inning Stats	R: 0 E: 0 K: 1 S: 10	H: 1 LOB: 1 BB: 0 P: 15	R: 0 E: 0 K: 1 S: 10	H: 1 LOB: 1 BB: 0 P: 17	R: 0 E: 0 K: 0 S: 7	H: 0 LOB: 2 BB: 2 P: 16	R: 1 E: 0 K: 0 S: 17	H: 2 LOB: 2 BB: 1 P: 28	R: 0 E: 0 K: 1 S: 8	H: 1 LOB: 2 BB: 1 P: 14	R: 0 E: 0 K: 0 S: 5	H: 0 LOB: 0 BB: 0 P: 5	R: 0 E: 0 K: 0 S: 8	H: 0 LOB: 0 BB: 0 P: 8	R: 0 E: 1 K: 0 S: 7	H: 1 LOB: 2 BB: 0 P: 10	R: 0 E: 0 K: 0 S: 8	H: 0 LOB: 0 BB: 0 P: 11	1B: 4 2B: 2 3B: 0 HR: 0	SF: 0 SAC: 2 DP: 0 HBP: 0	WP: 0 PB: 0 CS: 0	PA: 38					
PITCHER	IP	WLS	BF	H	R	ER	SO	BB	IBB	HBP	BLK	WP	HR	S	P	ERA	WHIP										
Jaret Wright, R (1, 1) ERA: 4.38	6.0	W	27	5	1	1	3	4	0	0	0	0	0	57	150	1.50	1.500										
Scott Proctor, R (7, 1) ERA: 3.6	1.2		7	1	0	0	0	0	0	0	0	0	0	14	16	0.00	0.600										
42 Mariano Rivera, R (8, 1) ERA: 1.84	1.1	S	4	0	0	0	0	0	0	0	0	0	0	9	13	0.00	0.000										

Batter	1	2	3	4	5	6	7	8	9	AB	R	H	RBI	BB	SO	LOB	TOP			
1 Brian Roberts, S OBP: 0.365, SLG: 0.403	4-2 BB		2-1 P4		3-3 K			2-2 G6-3		3	0	0	0	1	1	2	<p>Baltimore Orioles @ Toronto Blue Jays</p> <p>Rogers Centre, Toronto, ON</p> <p>Mon Aug 07 2006, 1:07 PM EDT</p> <p>Att: 23,838 - Sunny - 82 F</p>			
Fernando Tatis, R OBP: 0.389, SLG: 0.647	2-0 P5		1-2 E9 6 G6-4-3 1B		2-3 K			0-3 K		4	0	1	0	0	2	1				
6 Melvin Mora, R OBP: 0.358, SLG: 0.406	1-3 K		1-1 G6-4-3		4-0 10 G1-3 BB			0-0 G6-3		3	0	0	0	1	1	3				
10 Miguel Tejada, R OBP: 0.380, SLG: 0.514		0-1 P4		2-1 S 2B		0-1 G1-3		2-2 G1-3		4	0	1	0	0	0	1				
Jeff Conine, R OBP: 0.329, SLG: 0.412	1-1 G5-3		4-2 55 L4-3 BB		1-0 F8			0-0 G5-3		3	0	0	0	1	0	1				
55 Ramon Hernandez, R OBP: 0.324, SLG: 0.446	4-1 BB		3-2 L4-3		0-2 G5-3			0-0 G4-3		2	0	0	0	1	0	2				
17 Corey Patterson, L OBP: 0.316, SLG: 0.415	0-3 K		0-0 F8		0-0 G4-3			0-1 G6-3		3	0	0	0	0	1	2				
Kevin Millar, R OBP: 0.344, SLG: 0.364			4-0 1B 21 BB E		1-0 G5-3			2-2 G6-3		2	1	0	0	1	0	0				
21 Nick Markakis, L OBP: 0.356, SLG: 0.391	1-2 BB		4-1 E BB		0-1 G5-3			2-2 G6-3		2	0	0	0	1	0	0				
Inning Stats	R: 0 E: 0 K: 1 S: 8	H: 0 LOB: 0 BB: 1 P: 15	R: 0 E: 0 K: 1 S: 8	H: 0 LOB: 1 BB: 1 P: 13	R: 1 E: 1 K: 0 S: 9	H: 1 LOB: 1 BB: 2 P: 21	R: 0 E: 0 K: 0 S: 12	H: 1 LOB: 1 BB: 1 P: 21	R: 0 E: 0 K: 1 S: 6	H: 0 LOB: 0 BB: 1 P: 13	R: 0 E: 0 K: 0 S: 6	H: 0 LOB: 0 BB: 0 P: 6	R: 0 E: 0 K: 1 S: 10	H: 0 LOB: 0 BB: 0 P: 14	R: 0 E: 0 K: 0 S: 5	H: 0 LOB: 0 BB: 0 P: 7	1B: 1 2B: 2 3B: 0 HR: 0	SF: 0 SAC: 0 DP: 2 HBP: 0	WP: 0 PB: 0 SB: 1 CS: 0	PA: 32
PITCHER	IP WLS BF H R ER SO BB IBB HBP BLK WP HR S P ERA WHIP	IP WLS BF H R ER SO BB IBB HBP BLK WP HR S P ERA WHIP	IP WLS BF H R ER SO BB IBB HBP BLK WP HR S P ERA WHIP	IP WLS BF H R ER SO BB IBB HBP BLK WP HR S P ERA WHIP	IP WLS BF H R ER SO BB IBB HBP BLK WP HR S P ERA WHIP	IP WLS BF H R ER SO BB IBB HBP BLK WP HR S P ERA WHIP	IP WLS BF H R ER SO BB IBB HBP BLK WP HR S P ERA WHIP	IP WLS BF H R ER SO BB IBB HBP BLK WP HR S P ERA WHIP	IP WLS BF H R ER SO BB IBB HBP BLK WP HR S P ERA WHIP	IP WLS BF H R ER SO BB IBB HBP BLK WP HR S P ERA WHIP	IP WLS BF H R ER SO BB IBB HBP BLK WP HR S P ERA WHIP	IP WLS BF H R ER SO BB IBB HBP BLK WP HR S P ERA WHIP	IP WLS BF H R ER SO BB IBB HBP BLK WP HR S P ERA WHIP	IP WLS BF H R ER SO BB IBB HBP BLK WP HR S P ERA WHIP	IP WLS BF H R ER SO BB IBB HBP BLK WP HR S P ERA WHIP	IP WLS BF H R ER SO BB IBB HBP BLK WP HR S P ERA WHIP	IP WLS BF H R ER SO BB IBB HBP BLK WP HR S P ERA WHIP			
56 Brian Tallet, L ERA: 4.58	2.1	10	0	1	0	2	4	0	0	0	0	0	0	0	19	41	0.00	1.714		
49 Jeremy Accardo, R ERA: 4.19	2.2	9	2	0	0	1	1	0	0	0	0	0	0	26	41	0.00	1.125			
22 Brandon League, R ERA: 2.81	4.0	13	0	0	0	2	1	0	0	0	0	0	0	27	40	0.00	0.250			

Batter	1	2	3	4	5	6	7	8	9	AB	R	H	RBI	BB	SO	LOB	BOTTOM			
3 Reed Johnson, R OBP: 0.427, SLG: 0.525	1-1 10 G4-3 17 1B 2B	1-2 2B 1B		1-1 1B 10 HR 2B		0-3 K		4-1 G6-3 BB		4	2	3	0	1	1	1	<p>Baltimore Orioles @ Toronto Blue Jays</p> <p>Rogers Centre, Toronto, ON</p> <p>Mon Aug 07 2006, 1:07 PM EDT</p> <p>Att: 23,838 - Sunny - 82 F</p>			
Frank Catalanotto, L OBP: 0.400, SLG: 0.473	3-1 L9	2-1 2B		2-2 10 HR 1B		0-3 K		2-2 G6-3		5	1	2	0	0	1	2				
10 Vernon Wells, R OBP: 0.385, SLG: 0.606	0-0 G4-3	1-1 L5		3-2 1H 3H HR		1-2 1B		3-2 25 BB 17 2B 1B		5	2	3	3	0	0	3				
25 Troy Glaus, R OBP: 0.372, SLG: 0.563	4-0 17 1B BB		3-2 17 HR 1B		3-1 F9		1-2 P6	4-1 17 2B BB		3	2	1	0	2	0	1				
17 Lyle Overbay, L OBP: 0.360, SLG: 0.496	3-2 15 BB 1B		2-2 1H HR		2-2 G3-1		1-1 L6	0-1 1H 2H 2B		5	1	3	5	0	0	1				
15 Alex Rios, R OBP: 0.397, SLG: 0.544	4-2 1-2 BB		2-1 L1		2-3 K		1-3 K	2-2 G6-3		4	0	0	0	1	2	1				
Bengie Molina, R OBP: 0.312, SLG: 0.411	1-0 F8		1-0 G6-3		1-0 2B		3-2 F7			4	0	1	0	0	0	3				
2 Aaron Hill, R OBP: 0.359, SLG: 0.395		0-0 G3-1		4-1 BB		2-3 K		1-1 2B		3	0	1	0	1	1	1				
6 John McDonald, R OBP: 0.270, SLG: 0.290		2-2 G5-3		0-0 P4		3-2 P6		1-2 G6-3		4	0	0	0	0	0	3				
Inning Stats	R: 1 E: 0 K: 0 S: 15	H: 2 LOB: 3 BB: 2 P: 31	R: 0 E: 0 K: 0 S: 14	H: 2 LOB: 2 BB: 0 P: 20	R: 2 E: 0 K: 0 S: 13	H: 2 LOB: 1 BB: 1 P: 25	R: 3 E: 0 K: 1 S: 20	H: 3 LOB: 0 BB: 0 P: 33	R: 0 E: 0 K: 2 S: 11	H: 1 LOB: 1 BB: 0 P: 17	R: 0 E: 0 K: 1 S: 12	H: 1 LOB: 1 BB: 0 P: 15	R: 0 E: 0 K: 1 S: 13	H: 1 LOB: 1 BB: 0 P: 19	R: 2 E: 0 K: 0 S: 13	H: 2 LOB: 1 BB: 2 P: 28	1B: 6 2B: 6 3B: 0 HR: 2	SF: 0 SAC: 0 DP: 1 HBP: 0	WP: 0 PB: 0 SB: 0 CS: 0	PA: 42
PITCHER	IP WLS BF H R ER SO BB IBB HBP BLK WP HR S P ERA WHIP	IP WLS BF H R ER SO BB IBB HBP BLK WP HR S P ERA WHIP	IP WLS BF H R ER SO BB IBB HBP BLK WP HR S P ERA WHIP	IP WLS BF H R ER SO BB IBB HBP BLK WP HR S P ERA WHIP	IP WLS BF H R ER SO BB IBB HBP BLK WP HR S P ERA WHIP	IP WLS BF H R ER SO BB IBB HBP BLK WP HR S P ERA WHIP	IP WLS BF H R ER SO BB IBB HBP BLK WP HR S P ERA WHIP	IP WLS BF H R ER SO BB IBB HBP BLK WP HR S P ERA WHIP	IP WLS BF H R ER SO BB IBB HBP BLK WP HR S P ERA WHIP	IP WLS BF H R ER SO BB IBB HBP BLK WP HR S P ERA WHIP	IP WLS BF H R ER SO BB IBB HBP BLK WP HR S P ERA WHIP	IP WLS BF H R ER SO BB IBB HBP BLK WP HR S P ERA WHIP	IP WLS BF H R ER SO BB IBB HBP BLK WP HR S P ERA WHIP	IP WLS BF H R ER SO BB IBB HBP BLK WP HR S P ERA WHIP	IP WLS BF H R ER SO BB IBB HBP BLK WP HR S P ERA WHIP	IP WLS BF H R ER SO BB IBB HBP BLK WP HR S P ERA WHIP	IP WLS BF H R ER SO BB IBB HBP BLK WP HR S P ERA WHIP			
Russ Ortiz, R ERA: 9.86	3.0	21	9	6	0	0	3	0	0	0	0	0	0	23	36	0.00	0.500			
Bruce Chen, L ERA: 6.6	2.0	7	1	0	0	3	0	0	0	0	0	0	0	25	34	0.00	1.000			
Winston Abreu, R ERA:	2.0	8	2	0	0	2	0	0	0	0	0	0	0	10	23	27.00	6.000			
Tim Lincecum, L ERA: 16.2	0.2	5	2	2	2	0	2	0	0	0	0	0	0	3	5	0.00	0.000			
Chris Britton, R ERA: 2.62	0.1	1	0	0	0	0	0	0	0	0	0	0	0	3	5	0.00	0.000			

AB	26
R	1
H	2
RBI	0
BB	6
SO	5
LOB	12





Batter	1	2	3	4	5	6	7	8	9	AB	R	H	RBI	BB	SO	LOB	TOP					
1 Brian Roberts, S OBP: 0.393, SLG: 0.399	F8		F7		G4-3		IBB	F8		4	1	0	0	1	0	0	Baltimore Orioles @ Toronto Blue Jays Rogers Centre, Toronto, ON Tue Aug 08 2006, 7:07 PM EDT Att: 28,823 - Clear - 75 F					
12 Brandon Fahey, L OBP: 0.335, SLG: 0.349	G6-3		F8				F9	BB	1B	4	1	1	0	1	0	0						
6 Melvin Mora, R OBP: 0.357, SLG: 0.406	G6-3		K				G1-3	2B	G5-3	5	0	1	3	0	1	1						
10 Miguel Tejada, R OBP: 0.382, SLG: 0.520		L9		HR					K	3	1	1	1	2	1	0						
31 Jay Gibbons, L OBP: 0.338, SLG: 0.505		55 BB 2B		G5-4-3 BB			G1-3	P3	F9	4	0	1	0	1	0	3						
Jeff Conine, R OBP: 0.332, SLG: 0.413		55 BB BB		G5-4-3 1-2			G5-3	55 1B 21 HR	1B	4	1	2	0	1	0	1						
17 Corey Patterson, L OBP: 0.315, SLG: 0.415		F8		K			21 1B 2B	K	F7	5	1	1	0	0	2	4						
55 Ramon Hernandez, R OBP: 0.326, SLG: 0.445		4-2 1-2 2-3 BB					F9	G5-3	21 HR 1B	3	1	1	0	1	0	1						
21 Nick Markakis, L OBP: 0.357, SLG: 0.402		G1-3					G4-3	12 BB 6 2B 1 S	1B	4	2	2	4	0	0	3						
Inning Stats	R: 0 E: 0 K: 0 S: 8	H: 0 LOB: 0 BB: 0 P: 13	R: 0 E: 0 K: 0 S: 13	H: 1 LOB: 3 BB: 2 P: 24	R: 0 E: 0 K: 1 S: 8	H: 0 LOB: 0 BB: 0 P: 12	R: 1 E: 0 K: 1 S: 10	H: 1 LOB: 0 BB: 1 P: 19	R: 0 E: 0 K: 0 S: 7	H: 0 LOB: 0 BB: 0 P: 9	R: 0 E: 0 K: 0 S: 7	H: 0 LOB: 1 BB: 1 P: 15	R: 4 E: 0 K: 0 S: 15	H: 3 LOB: 2 BB: 3 P: 33	R: 3 E: 0 K: 1 S: 14	H: 4 LOB: 1 BB: 0 P: 25	R: 0 E: 0 K: 1 S: 10	H: 1 LOB: 1 BB: 0 P: 16	1B: 5 2B: 3 3B: 0 HR: 2	SF: 0 SAC: 0 DP: 1 HBP: 0	WP: 1 PB: 0 SB: 1 CS: 0	PA: 43
PITCHER	IP	WLS	BF	H	R	ER	SO	BB	IBB	HBP	BLK	WP	HR	S	P	ERA	WHIP					
28 Shaun Marcum, R ERA: 4.81	6.2		26	3	2	2	2	4	0	0	0	0	1	57	98	2.70	1.050					
Scott Schoeneweis, L ERA: 6.88	0.0	L	3	1	0	0	0	1	1	0	0	0	0	4	14	∞	∞					
Justin Speier, R ERA: 5.05	0.1		3	1	3	3	0	1	0	0	0	1	0	7	13	81.00	6.000					
Francisco Del Rosario, R ERA: 6.65	0.1		4	3	3	3	1	0	0	0	0	0	1	10	18	81.00	9.000					
40 Dustin McGowan, R ERA: 10.65	1.2		7	2	0	0	1	0	0	0	0	0	0	14	23	0.00	1.200					

Batter	1	2	3	4	5	6	7	8	9	AB	R	H	RBI	BB	SO	LOB	BOTTOM					
3 Reed Johnson, R OBP: 0.425, SLG: 0.520	K		K				G3			3	0	0	0	0	2	0	Baltimore Orioles @ Toronto Blue Jays Rogers Centre, Toronto, ON Tue Aug 08 2006, 7:07 PM EDT Att: 28,823 - Clear - 75 F					
9 Greg Zaun, S OBP: 0.370, SLG: 0.440	F7				G4-3		G4-3	17 HR 1B		4	1	1	0	0	0	1						
10 Vernon Wells, R OBP: 0.384, SLG: 0.602	G4-3				25 1B 15 1B		P3	F8		4	1	1	0	0	0	1						
25 Troy Glaus, R OBP: 0.373, SLG: 0.562		K			15 1B 1B		17 2B 17 E	1B	F8	4	1	2	0	0	1	1						
17 Lyle Overbay, L OBP: 0.362, SLG: 0.506		F7			L8		E7	1B	HR	4	1	2	2	0	0	2						
15 Alex Rios, R OBP: 0.369, SLG: 0.542		BB			1B		P6		G5-3	3	0	1	1	1	0	1						
Eric Hinske, L OBP: 0.355, SLG: 0.529		K			F7		F8		F8	4	0	0	0	0	1	4						
2 Aaron Hill, R OBP: 0.356, SLG: 0.390					K		G4-3		F8	4	0	0	0	0	1	0						
Ryan Roberts, R OBP: 0.083, SLG: 0.333					G5-3		K		G3	3	0	0	0	0	2	0						
Frank Catalanotto, L OBP: 0.465, SLG: 0.671							K			1	0	0	0	0	0	0						
Inning Stats	R: 0 E: 0 K: 1 S: 9	H: 0 LOB: 0 BB: 0 P: 11	R: 0 E: 0 K: 2 S: 11	H: 0 LOB: 1 BB: 1 P: 17	R: 0 E: 0 K: 2 S: 9	H: 0 LOB: 0 BB: 0 P: 10	R: 1 E: 0 K: 0 S: 11	H: 3 LOB: 2 BB: 0 P: 18	R: 0 E: 0 K: 1 S: 9	H: 0 LOB: 1 BB: 0 P: 13	R: 1 E: 1 K: 0 S: 9	H: 2 LOB: 1 BB: 0 P: 13	R: 0 E: 0 K: 1 S: 8	H: 0 LOB: 0 BB: 0 P: 10	R: 2 E: 0 K: 0 S: 11	H: 2 LOB: 0 BB: 0 P: 16	R: 0 E: 0 K: 0 S: 6	H: 0 LOB: 0 BB: 0 P: 11	1B: 5 2B: 1 3B: 0 HR: 1	SF: 0 SAC: 0 DP: 0 HBP: 1	WP: 0 PB: 0 SB: 0 CS: 0	PA: 36
PITCHER	IP	WLS	BF	H	R	ER	SO	BB	IBB	HBP	BLK	WP	HR	S	P	ERA	WHIP					
40 Daniel Cabrera, R ERA: 4.95	7.0		28	5	2	1	7	0	0	0	0	0	0	66	92	1.29	0.857					
LaTroy Hawkins, R ERA: 4.47	1.0		5	2	2	2	0	0	0	0	0	0	1	11	16	18.00	2.000					
37 Chris Ray, R ERA: 3.35	1.0		3	0	0	0	0	0	0	0	0	0	0	6	11	0.00	0.000					

AB	36
R	8
H	10
RBI	8
BB	7
SO	4
LOB	13



Batter	1	2	3	4	5	6	7	8	9	AB	R	H	RBI	BB	SO	LOB	TOP					
1 Brian Roberts, S (1,4) OBP: 0.362, SLG: 0.397	G6-3		L3				FC4-6			4	0	1	0	0	0	2	<p>Baltimore Orioles @ Toronto Blue Jays Rogers Centre, Toronto, ON Wed Aug 09 2006, 12:37 PM EDT Att: 34,199 - Sunny - 75 F</p> <p>AB 34 R 3 H 8 RBI 3 BB 0 SO 8 LOB 11</p> 					
12 Brandon Fahey, L (1,7) OBP: 0.338, SLG: 0.352	K									4	1	2	1	0	1							
6 Melvin Mora, R (1,5) OBP: 0.357, SLG: 0.407	B5-3									3	1	1	1	0	0							
10 Miguel Tejada, R (1,6) OBP: 0.379, SLG: 0.515		F9								4	0	0	0	0	2							
31 Jay Gibbons, L (1,10) Kevin Millar, R (8, PH) OBP: 0.343, SLG: 0.362 (8,10)	P2									3	0	0	0	0	1							
Fernando Tatis, R (1,3) OBP: 0.384, SLG: 0.571	G6-3									1	0	0	0	0	1							
17 Corey Patterson, L (1,8) Jeff Conine, R (9, PH) OBP: 0.332, SLG: 0.412 (9, PH)				L3						3	0	1	0	0	0							
55 Ramon Hernandez, R (1,2) OBP: 0.323, SLG: 0.440										4	0	0	0	0	2							
21 Nick Markakis, L (1,9) OBP: 0.360, SLG: 0.405										3	1	2	0	0	0							
Inning Stats	R: 0 E: 0 K: 1 S: 9	H: 0 LOB: 0 BB: 0 P: 12	R: 0 E: 0 K: 0 S: 5	H: 0 LOB: 0 BB: 0 P: 9	R: 0 E: 0 K: 1 S: 8	H: 1 LOB: 1 BB: 0 P: 12	R: 2 E: 0 K: 1 S: 15	H: 3 LOB: 1 BB: 0 P: 24	R: 1 E: 0 K: 2 S: 12	H: 2 LOB: 1 BB: 0 P: 17	R: 0 E: 0 K: 2 S: 9	H: 0 LOB: 0 BB: 0 P: 14	R: 0 E: 0 K: 0 S: 6	H: 1 LOB: 1 BB: 0 P: 9	R: 0 E: 0 K: 1 S: 10	H: 1 LOB: 1 BB: 0 P: 14		R: 0 E: 0 K: 2 S: 11	H: 0 LOB: 0 BB: 0 P: 16	1B: 6 2B: 2 3B: 0 HR: 0	SF: 0 SAC: 1 DP: 0 HBP: 0	WP: 0 PB: 0 SB: 2 CS: 0
PITCHER	IP WLS BF H R ER SO BB IBB HBP BLK WP HR S P ERA WHIP																					
32 Roy Halladay, R (1,1) ERA: 3.23	7.1 W 30 8 3 3 5 0 0 0 0 0 0 0 70 106 3.68 1.091																					
52 B.J. Ryan, L (8,1) ERA: 1.46	1.2 S 5 0 0 0 3 0 0 0 0 0 0 0 15 21 0.00 0.000																					

Batter	1	2	3	4	5	6	7	8	9	AB	R	H	RBI	BB	SO	LOB	BOTTOM	
3 Reed Johnson, R (1,7) OBP: 0.420, SLG: 0.513	G5-3		B2-3	K			FC5-4			4	0	0	0	0	1	1	<p>Baltimore Orioles @ Toronto Blue Jays Rogers Centre, Toronto, ON Wed Aug 09 2006, 12:37 PM EDT Att: 34,199 - Sunny - 75 F</p> <p>AB 31 R 4 H 7 RBI 4 BB 1 SO 4 LOB 7</p> 	
Frank Catalanotto, L (1,10) OBP: 0.400, SLG: 0.465	K2-3		F7				L8			4	0	0	0	0	1			
10 Vernon Wells, R (1,8) OBP: 0.385, SLG: 0.601										4	1	2	0	0	1			
25 Troy Glaus, R (1,5) OBP: 0.372, SLG: 0.559	P4									4	1	1	0	0	0			
15 Alex Rios, R (1,9) OBP: 0.370, SLG: 0.540										3	2	1	1	1	0			
Bengie Molina, R (1,2) OBP: 0.312, SLG: 0.410										3	0	1	2	0	1			
17 Lyle Overbay, L (1,3) OBP: 0.361, SLG: 0.505										3	0	1	0	0	0			
2 Aaron Hill, R (1,4) OBP: 0.353, SLG: 0.387										3	0	0	1	0	0			
6 John McDonald, R (1,6) OBP: 0.272, SLG: 0.291										3	0	1	0	0	0			
Inning Stats	R: 0 E: 0 K: 1 S: 14	H: 1 LOB: 1 BB: 0 P: 18	R: 1 E: 0 K: 1 S: 20	H: 1 LOB: 1 BB: 1 P: 30	R: 3 E: 0 K: 0 S: 15	H: 4 LOB: 1 BB: 0 P: 22	R: 0 E: 0 K: 1 S: 7	H: 0 LOB: 0 BB: 0 P: 10	R: 0 E: 0 K: 0 S: 5	H: 0 LOB: 0 BB: 0 P: 8	R: 0 E: 0 K: 0 S: 12	H: 1 LOB: 1 BB: 0 P: 17	R: 0 E: 0 K: 0 S: 7	H: 0 LOB: 0 BB: 0 P: 13	1B: 7 2B: 0 3B: 0 HR: 0	SF: 0 SAC: 0 DP: 0 HBP: 0		WP: 0 PB: 0 SB: 0 CS: 0
PITCHER	IP WLS BF H R ER SO BB IBB HBP BLK WP HR S P ERA WHIP																	
45 Erik Bedard, L (1,1) ERA: 3.91	7.0 L 29 7 4 4 4 1 0 0 0 0 0 0 70 115 5.14 1.143																	
Todd Williams, R (8,1) ERA: 4.6	1.0 3 0 0 0 0 0 0 0 0 0 0 0 7 13 0.00 0.000																	


Batter	1	2	3	4	5	6	7	8	9	AB	R	H	RBI	BB	SO	LOB	TOP				
1 Brian Roberts, S (1,4) OBP: 0.365, SLG: 0.403	0-3 K		2-2 10 S 1B		0-0 L8		3-2 2H 2B		0-2 1B	5	0	3	1	0	1	1	Baltimore Orioles @ Boston Red Sox Fenway Park, Boston, MA Fri Aug 11 2006, 7:05 PM EDT Att: 36,191 - Partly Cloudy - 70 F				
6 Melvin Mora, R (1,5) OBP: 0.353, SLG: 0.403	0-3 K		0-0 F9		1-2 G5-3		0-2 P6		0-1 L6	5	0	0	0	0	1	4					
10 Miguel Tejada, R (1,6) OBP: 0.378, SLG: 0.513	0-0 1B		2-1 F8		0-2 G4-3				2-0 F9	4	0	1	0	0	0	2					
Jeff Conine, R (1,7) OBP: 0.331, SLG: 0.410	1-1 F9			1-2 1B 1B		3-1 F9			1-2 F9	4	0	1	0	0	0	1					
55 Ramon Hernandez, R (1,2) OBP: 0.325, SLG: 0.439		1-0 17 1B 1B		0-0 L5		1-3 K			4-1 BB	3	0	1	0	1	1	1					
Fernando Tatis, R (1,10) OBP: 0.380, SLG: 0.522		2-2 F8		4-2 1B BB		1-2 L6			1-3 BB	2	0	0	0	1	0	1					
31 Jay Gibbons, L (8,10) OBP: 0.332, SLG: 0.495				1-2 BB						1	0	0	0	0	1	1					
17 Corey Patterson, L (1,8) OBP: 0.317, SLG: 0.426		0-0 G6-4-3 1B		2-3 K					0-0 HR	4	1	2	1	0	1	2					
Kevin Millar, R (1,3) OBP: 0.345, SLG: 0.368		0-0 G6-4-3		1-1 1B					0-3 K	4	1	2	0	0	1	2					
21 Nick Markakis, L (1,9) OBP: 0.359, SLG: 0.406			2-2 P5		0-1 G5-3 2B				0-0 F9	4	0	1	0	0	0	1					
Inning Stats	R: 0 E: 0 K: 2 S: 9	H: 1 LOB: 1 BB: 0 P: 10	R: 0 E: 0 K: 0 S: 6	H: 2 LOB: 1 BB: 0 P: 9	R: 0 E: 0 K: 0 S: 9	H: 1 LOB: 1 BB: 0 P: 15	R: 0 E: 0 K: 1 S: 11	H: 2 LOB: 2 BB: 1 P: 19	R: 0 E: 0 K: 0 S: 8	H: 0 LOB: 0 BB: 0 P: 13	R: 1 E: 0 K: 0 S: 13	H: 2 LOB: 1 BB: 0 P: 22	R: 0 E: 0 K: 1 S: 8	H: 0 LOB: 1 BB: 1 P: 16	R: 1 E: 0 K: 1 S: 11	H: 2 LOB: 1 BB: 0 P: 11	1B: 7 2B: 3 3B: 0 HR: 1	SF: 0 SAC: 0 DP: 1 HBP: 0	WP: 0 PB: 0 SB: 1 CS: 0	PA: 38	
PITCHER	IP WLS BF H R ER SO BB IBB HBP BLK WP HR S P ERA WHIP	7.0 W 29 9 1 1 4 1 0 0 0 0 0 65 98 1.29 1.429	2.0 9 2 1 1 2 1 0 0 0 0 1 19 27 4.50 1.500																		


AB	36
R	2
H	11
RBI	2
BB	2
SO	6
LOB	16



Batter	1	2	3	4	5	6	7	8	9	AB	R	H	RBI	BB	SO	LOB	BOTTOM				
Coco Crisp, S (1,8) OBP: 0.325, SLG: 0.380	0-2 1B 1B		3-3 G6-3		0-0 G3		4-1 1B BB			4	1	1	0	1	1	1	Baltimore Orioles @ Boston Red Sox Fenway Park, Boston, MA Fri Aug 11 2006, 7:05 PM EDT Att: 36,191 - Partly Cloudy - 70 F				
Mark Loretta, R (1,4) OBP: 0.356, SLG: 0.384	3-1 25 HBP 1B		3-1 34 BB 1B		3-2 F9		1-1 1B			4	1	3	2	1	0	0					
34 David Ortiz, L (1,10) OBP: 0.399, SLG: 0.628	3-3 K		3-3 20 BB 1B				1-1 2B		0-1 G1-3	3	1	1	0	2	1	4					
Manny Ramirez, R (1,7) OBP: 0.434, SLG: 0.634	3-2 25 HBP 1B		3-1 20 BB 1B				0-0 F8		0-0 F8	4	0	2	2	0	1	3					
Gabe Kapler, R (7,9) OBP: 0.365, SLG: 0.444	1-2 3-H 1B		1-2 3-H K							1	0	0	0	0	0	0					
20 Kevin Youkilis, R (1,3) OBP: 0.395, SLG: 0.445	1-1 F7		3-1 25 1B FC5-4 1B		1-2 2B				1-3 K	5	1	1	0	0	2	5					
25 Mike Lowell, R (1,5) OBP: 0.339, SLG: 0.478	1-2 HBP		2-2 S 1B		1-2 E5				2-1 G1-3	4	1	1	1	0	1	2					
13 Alex Cora, L (9,5) OBP: 0.365, SLG: 0.341	1-2 2-3 HBP		1-3 1B 1B							0	0	0	0	0	0	0					
Wily Mo Peña, R (1,9) OBP: 0.357, SLG: 0.509	2-3 K		3-H 1B 1B		1-3 K				1-3 K	4	1	1	1	0	3	5					
Javy Lopez, R (1,2) OBP: 0.312, SLG: 0.409		1-0 F8		2-1 3B 1B		3-1 G6-4-3			1-0 BB 1B	4	2	2	1	0	0	2					
Alex Gonzalez, R (1,6) OBP: 0.329, SLG: 0.433		3-1 G6-3		1-2 1B 3B		3-2 P5			0-0 F9	4	1	1	2	0	0	1					
Inning Stats	R: 1 E: 0 K: 2 S: 25	H: 3 LOB: 3 BB: 0 P: 37	R: 0 E: 0 K: 1 S: 6	H: 0 LOB: 0 BB: 0 P: 13	R: 7 E: 0 K: 1 S: 25	H: 6 LOB: 2 BB: 3 P: 52	R: 0 E: 1 K: 1 S: 11	H: 1 LOB: 1 BB: 0 P: 17	R: 0 E: 0 K: 0 S: 7	H: 0 LOB: 0 BB: 0 P: 13	R: 0 E: 0 K: 2 S: 9	H: 1 LOB: 1 BB: 0 P: 14	R: 1 E: 0 K: 1 S: 10	H: 2 LOB: 2 BB: 1 P: 17	R: 0 E: 0 K: 1 S: 6	H: 0 LOB: 0 BB: 0 P: 9	1B: 10 2B: 2 3B: 1 HR: 0	SF: 0 SAC: 0 DP: 1 HBP: 1	WP: 0 PB: 0 SB: 1 CS: 0	PA: 42	
PITCHER	IP WLS BF H R ER SO BB IBB HBP BLK WP HR S P ERA WHIP	2.1 L 16 7 3 3 5 2 0 0 0 0 0 51 87 5.79 1.929	1.0 3 0 0 0 1 0 0 0 0 0 0 6 9 0.00 0.000																		



Batter	1	2	3	4	5	6	7	8	9	10	AB	R	H	RBI	BB	SO	LOB	TOP						
1 Brian Roberts, S (1.4) OBP: 0.365, SLG: 0.403	0-1 12 1B 6 SF8	0-0 G1-3		2-1 G6-4-3		3-1 1B			3-2 L8		5	1	2	2	0	0	1	<p>Baltimore Orioles @ Boston Red Sox Fenway Park, Boston, MA Sat Aug 12 2006, 1:25 PM EDT Att. 35,768 - Sunny - 73 F</p> <p>livebaseballscorecards.com</p> <p>AB 38 R 7 H 11 RBI 7 BB 3 SO 9 LOB 14</p> 						
12 Brandon Fahey, L (1.7) OBP: 0.339, SLG: 0.359	2-1 10 1B 2B		1-0 G4-3		1-0 G4-3	1-3 K		0-2 2B		5	1	2	0	0	1	2								
6 Melvin Mora, R (1.5) OBP: 0.350, SLG: 0.400	3-1 SF8		0-2 G4-3		2-2 G5-3		1-2 G6-3		1-2 G4-3		4	0	0	1	0	0	0							
10 Miguel Tejada, R (1.6) OBP: 0.378, SLG: 0.511	0-0 2B 1B		1-0 G4-3		2-3 K		4-1 BB		0-0 F7		4	0	1	0	1	1	0							
31 Jay Gibbons, L (1.10) OBP: 0.329, SLG: 0.489	0-3 K			2-2 17 WP 21 2B 1B		0-1 F8	1-0 F9		2-3 K		5	1	1	0	0	2	3							
Jeff Conine, R (1.3) OBP: 0.334, SLG: 0.412	0-0 1-3 2B			4-1 21 2B 17 WP 1B		4-1 21 1B 1B	1-2 F9		2-3 K		3	2	1	1	2	1	1							
17 Corey Patterson, L (1.8) OBP: 0.316, SLG: 0.424	2-2 F8			2-3 K		0-0 21 1B 1B		0-1 F7			4	1	1	0	0	1	4							
21 Nick Markakis, L (1.9) OBP: 0.360, SLG: 0.410		0-2 F7		0-0 1B		2-1 1B		2-0 G4-3			4	1	2	1	0	0	0							
Chris Widger, R (1.2) OBP: 0.289, SLG: 0.259		2-3 K		2-3 3H 1B		0-0 1B		0-3 K			3	0	1	2	0	2	3							
55 Ramon Hernandez, R (PH) (8.2) OBP: 0.324, SLG: 0.438				2-3 3H 1B		1-2 2-3 K				1	0	0	0	0	1	0								
Inning Stats	R: 2 E: 0 K: 1 S: 14	H: 4 LOB: 2 BB: 0 P: 21	R: 0 E: 0 K: 1 S: 8	H: 0 LOB: 0 BB: 0 P: 10	R: 0 E: 0 K: 0 S: 6	H: 0 LOB: 0 BB: 0 P: 8	R: 3 E: 0 K: 1 S: 11	H: 3 LOB: 0 BB: 1 P: 21	R: 0 E: 0 K: 1 S: 8	H: 0 LOB: 0 BB: 0 P: 13	R: 2 E: 0 K: 2 S: 15	H: 3 LOB: 2 BB: 1 P: 26	R: 0 E: 0 K: 0 S: 9	H: 0 LOB: 1 BB: 1 P: 16	R: 0 E: 0 K: 1 S: 6	H: 0 LOB: 0 BB: 0 P: 8	R: 0 E: 0 K: 0 S: 9	H: 1 LOB: 0 BB: 0 P: 13	R: 0 E: 0 K: 2 S: 7	H: 0 LOB: 0 BB: 0 P: 11	1B: 8 2B: 3 3B: 0 HR: 0	SF: 1 SAC: 0 DP: 1 HBP: 0	WP: 1 PB: 0 SB: 0 CS: 0	PA: 42
PITCHER	IP WLS BF H R ER SO BB IBB HBP BLK WP HR S P ERA WHIP	5.1 0.2 1.0 1.0 2.0	26 3 4 3 6	9 1 0 0 1	7 0 0 0 0	7 0 0 1 0	4 2 0 0 2	2 0 0 0 0	0 0 0 0 0	0 0 0 0 0	1 0 0 0 0	0 9 9 6 16	53 14 16 8 24	85 14 16 8 24	11.81 0.00 0.00 0.00 0.00	2.062 1.500 1.000 0.000 0.500								

Batter	1	2	3	4	5	6	7	8	9	10	AB	R	H	RBI	BB	SO	LOB	BOTTOM						
Coco Crisp, S (1.8) OBP: 0.326, SLG: 0.391	3-2 F8		1-1 E6 F9 34 F7-2 1B		3-1 HR		2-2 L6		1-0 G6-3		5	1	2	1	0	0	0	<p>Baltimore Orioles @ Boston Red Sox Fenway Park, Boston, MA Sat Aug 12 2006, 1:25 PM EDT Att. 35,768 - Sunny - 73 F</p> <p>livebaseballscorecards.com</p> <p>AB 36 R 8 H 11 RBI 7 BB 4 SO 4 LOB 7</p> 						
Mark Loretta, R (1.4) OBP: 0.357, SLG: 0.383	1-2 34 BB 1B		2-2 F9		0-0 F7		1-1 G4-3		4-2 1B 34 BB E BB		4	0	1	0	1	0	1							
Gabe Kapler, R (10, PR) OBP: 0.365, SLG: 0.444	4-1 G6-4-3 BB		2-0 F7-2		3-3 K		2-2 F8		4-1 E BB		3	0	0	0	2	1	1							
34 David Ortiz, L (1.10) OBP: 0.399, SLG: 0.624	1-2 G6-4-3 BB		3-3 K		4-2 25 1B 3B BB		0-1 F8		0-1 E BB		4	1	1	0	1	2	2							
Manny Ramirez, R (1.7) OBP: 0.434, SLG: 0.630	1-1 G6-4-3		2-2 P6		0-1 F8		2-3 K		1-2 E BB		4	1	1	0	1	2	2							
20 Kevin Youkilis, R (1.3) OBP: 0.322, SLG: 0.441		1-0 F9		2-2 P6		0-1 F8		0-1 P4		0-1 E BB		4	0	0	0	0	1							
25 Mike Lowell, R (1.5) OBP: 0.340, SLG: 0.478		1-2 F8		2-2 L5		0-0 1B		2-2 1B		1-2 E BB		4	1	2	0	0	0							
Wily Mo Peña, R (1.9) OBP: 0.365, SLG: 0.550		1-1 28 E 2B		1-0 HR		1-1 28 HR 3B		0-3 K		0-1 E BB		4	3	3	0	1	1							
28 Doug Mirabeli, R (1.2) OBP: 0.273, SLG: 0.379		2-2 E7 1B		3-1 F7		3-2 HR		0-0 F7		1-2 E BB		4	1	2	3	0	0							
Alex Gonzalez, R (1.6) OBP: 0.325, SLG: 0.428		1-2 G5-3		0-0 F8		1-2 P6		1-0 G6-3		1-2 E BB		4	0	0	0	0	1							
Inning Stats	R: 0 E: 0 K: 0 S: 12	H: 1 LOB: 1 BB: 1 P: 21	R: 1 E: 1 K: 0 S: 13	H: 2 LOB: 1 BB: 0 P: 19	R: 0 E: 1 K: 0 S: 6	H: 1 LOB: 0 BB: 0 P: 11	R: 0 E: 0 K: 1 S: 12	H: 0 LOB: 0 BB: 0 P: 19	R: 2 E: 0 K: 0 S: 7	H: 2 LOB: 0 BB: 0 P: 14	R: 4 E: 0 K: 1 S: 22	H: 3 LOB: 0 BB: 1 P: 34	R: 0 E: 0 K: 0 S: 9	H: 0 LOB: 0 BB: 0 P: 14	R: 0 E: 0 K: 2 S: 11	H: 1 LOB: 1 BB: 0 P: 15	R: 0 E: 0 K: 0 S: 3	H: 0 LOB: 0 BB: 0 P: 5	R: 1 E: 1 K: 0 S: 5	H: 1 LOB: 2 BB: 2 P: 13	1B: 6 2B: 2 3B: 1 HR: 3	SF: 0 SAC: 0 DP: 2 HBP: 0	WP: 0 PB: 0 SB: 0 CS: 0	PA: 40
PITCHER	IP WLS BF H R ER SO BB IBB HBP BLK WP HR S P ERA WHIP	5.0 0.2 1.0 0.1 2.0	6 3 0 1 1	3 4 0 0 0	4 1 0 0 0	3 1 0 0 0	3 0 0 0 0	1 0 0 0 0	0 9 9 3 14	50 30 13 5 20	84 30 13 5 20	5.40 0.00 0.00 0.00 0.00	1.400 6.000 0.000 0.000 0.500											

Batter	1	2	3	4	5	6	7	8	9	AB	R	H	RBI	BB	SO	LOB	TOP									
1 Brian Roberts, S OBP: 0.369, SLG: 0.414	3-2 6 S 10 SF9 2B	2-2 F8		2-0 F9		2-2 HR		4-0 6 1B 1-2 BB	4-1 1-2 2-3 3-H BB	4	2	2	2	2	0	2										
6 Melvin Mora, R OBP: 0.353, SLG: 0.402	4-2 1B 2-3 BB	0-1 10 1B 3-H 1B		3-1 1-2 1B		1-2 G5-3		3-2 1-3 2-H 1B	3-2 G5-3	5	0	3	2	1	0	3										
10 Miguel Tejada, R OBP: 0.376, SLG: 0.508	3-2 SF9 3-H	1-0 1-2 1B		0-1 F9		1-3 K		0-1 P3		4	0	1	1	0	1	4										
Jeff Conine, R OBP: 0.335, SLG: 0.412	0-2 31 G4-3 1-2 1B	2-1 F7			3-3 K		0-0 F7		3-1 17 BB 55 1B E 1B	5	1	2	0	0	1	2										
31 Jay Gibbons, L OBP: 0.323, SLG: 0.478	2-0 G4-3 1-2		1-2 P4		3-2 F9		2-0 F9		1-1 P4	5	0	0	0	0	0	3										
55 Ramon Hernandez, R OBP: 0.327, SLG: 0.439		4-2 17 HR BB		1-3 K		1-0 1B		0-1 G6-3	2-2 E 17 BB 1 BB 1B	4	2	2	0	1	1	0										
17 Corey Patterson, L OBP: 0.317, SLG: 0.430		1-2 HR 1-H		0-0 G5-3		0-0 F8		2-0 P5	4-2 1 BB E 1-2 2-3 BB	4	1	1	2	1	0	1										
Kevin Millar, R OBP: 0.343, SLG: 0.375		2-3 K		2-1 F8		0-0 HR		3-2 P5	1-1 E6 1 BB	5	1	1	2	0	1	2										
12 Brandon Fahey, L OBP: 0.339, SLG: 0.359				0-0 F8		0-1 HR		3-2 P5	1-2 2-3 3-H E6 1 BB	0	0	0	0	0	0	0										
21 Nick Markakis, L OBP: 0.364, SLG: 0.415		3-2 1 F8 6 1B 2B		0-0 6 1B 1B		0-1 G3		4-2 1 BB 6 1B BB	3-3 K	4	2	2	0	1	1	3										
Inning Stats	R: 1 E: 0 K: 0 S: 13	H: 2 LOB: 1 BB: 1 P: 25	R: 3 E: 0 K: 1 S: 21	H: 4 LOB: 2 BB: 1 P: 36	R: 0 E: 0 K: 1 S: 7	H: 0 LOB: 0 BB: 0 P: 9	R: 0 E: 0 K: 0 S: 8	H: 2 LOB: 1 BB: 0 P: 15	R: 0 E: 0 K: 1 S: 10	H: 1 LOB: 1 BB: 0 P: 17	R: 2 E: 0 K: 1 S: 12	H: 2 LOB: 0 BB: 0 P: 16	R: 0 E: 0 K: 0 S: 4	H: 0 LOB: 0 BB: 0 P: 6	R: 1 E: 0 K: 0 S: 13	H: 1 LOB: 2 BB: 2 P: 29	R: 2 E: 1 K: 1 S: 24	H: 2 LOB: 3 BB: 2 P: 45	1B: 9 2B: 2 3B: 0 HR: 3	SF: 1 SAC: 0 DP: 1 HBP: 0	WP: 0 PB: 0 SB: 1 CS: 0	PA: 47				
PITCHER	IP	WLS	BF	H	R	ER	SO	BB	IBB	HBP	BLK	WP	HR	S	P	ERA	WHIP									
31 Jon Lester, L ERA: 4.08	(1, 1)	5.0	W	25	9	4	4	3	2	0	0	0	0	1	59	102	7.20	2.200								
39 Kyle Snyder, R ERA: 6.23	(6, 1)	1.0	H	5	2	2	2	1	0	0	0	0	0	2	12	16	18.00	2.000								
17 Manny Delcarmen, R ERA: 4.34	(7, 1)	1.2	H	7	0	1	1	0	2	0	0	0	0	0	12	27	5.40	1.200								
56 Craig Hansen, R ERA: 5.27	(8, 1)	0.2	H	5	3	2	1	0	0	0	0	0	0	0	13	22	13.50	4.500								
58 Jonathan Papelbon, R ERA: 0.8	(9, 1)	0.2	S	5	0	0	0	1	2	0	0	0	0	0	16	31	0.00	3.000								

Baltimore Orioles @ Boston Red Sox
Fenway Park, Boston, MA
Sun Aug 13 2006, 2:05 PM EDT
Att: 35,744 - Cloudy - 74 F

AB 40
R 9
H 14
RBI 9
BB 6
SO 5
LOB 20





Batter	1	2	3	4	5	6	7	8	9	AB	R	H	RBI	BB	SO	LOB	BOTTOM									
Coco Crisp, S OBP: 0.327, SLG: 0.389	1-1 F8	2-1 F7		0-0 1-2 3-H 1B			4-1 20 HR BB	0-0 F8		4	1	1	1	1	0	0										
Mark Loretta, R OBP: 0.355, SLG: 0.382	4-1 20 2B 25 HR BB		4-1 20 FC6-4 BB	3-1 L7			1-1 20 HR HBP	1-1 G6-3		2	2	0	0	2	0	2										
20 Kevin Youkilis, R OBP: 0.392, SLG: 0.450	0-1 25 HR 2B		0-0 FC6-4 CS	3-3 K			3-2 HR	2-2 G5-3		5	2	2	3	0	1	3										
Manny Ramirez, R OBP: 0.432, SLG: 0.625	4-2 25 HR BB		1-0 F9		3-1 L6		1-1 E1 1B			3	1	0	0	1	0	1										
Wily Mo Peña, R OBP: 0.368, SLG: 0.549	3-3 K		1-1 CS	3-2 13 1B 25 BB G3-1 1B	1-0 G6-3		3-2 1-2 1B			4	1	2	0	0	1	3										
25 Mike Lowell, R OBP: 0.341, SLG: 0.484	3-1 HR		4-1 G3-1 28 WP 13 1B BB	4-1 F9		3-2 F9	1-1 F7			3	2	1	4	1	0	2										
13 Alex Cora, L OBP: 0.363, SLG: 0.338	1-2 G3		0-0 28 WP 1-2 2-3 1B 1B	1-0 G4-3		1-0 G4-3	0-3 K			4	1	1	0	0	1	2										
Gabe Kapler, R OBP: 0.343, SLG: 0.414		1-3 K		0-1 G3-1		2-1 F7	1-2 P4			4	0	0	1	0	1	4										
2B Doug Mirabelli, R OBP: 0.280, SLG: 0.403		1-0 F9		4-0 1B 2-3 3-H BB		1-0 P4		1-0 HR		3	1	1	1	1	0	0										
Inning Stats	R: 4 E: 0 K: 1 S: 15	H: 2 LOB: 0 BB: 2 P: 31	R: 0 E: 0 K: 1 S: 6	H: 0 LOB: 0 BB: 0 P: 10	R: 0 E: 0 K: 0 S: 4	H: 0 LOB: 0 BB: 1 P: 10	R: 3 E: 0 K: 1 S: 15	H: 3 LOB: 2 BB: 2 P: 32	R: 0 E: 0 K: 0 S: 6	H: 0 LOB: 0 BB: 0 P: 13	R: 0 E: 0 K: 0 S: 4	H: 0 LOB: 0 BB: 0 P: 8	R: 3 E: 1 K: 1 S: 25	H: 2 LOB: 2 BB: 1 P: 39	R: 1 E: 0 K: 0 S: 7	H: 1 LOB: 0 BB: 0 P: 11	1B: 4 2B: 1 3B: 0 HR: 3	SF: 0 SAC: 0 DP: 0 HBP: 1	WP: 1 PB: 0 SB: 0 CS: 1	PA: 40						
PITCHER	IP	WLS	BF	H	R	ER	SO	BB	IBB	HBP	BLK	WP	HR	S	P	ERA	WHIP									
40 Daniel Cabrera, R ERA: 5.4	(1, 1)	4.0	L	21	5	7	7	3	5	0	0	0	0	1	40	83	15.75	2.500								
Russ Ortiz, R ERA: 9.4	(5, 1)	2.0		7	0	1	1	0	1	0	0	0	0	0	11	26	4.50	0.500								
Todd Williams, R ERA: 4.87	(7, 1)	0.1		5	2	2	2	0	0	0	1	0	0	1	14	23	54.00	6.000								
Bruce Chen, L ERA: 6.78	(7, 1)	1.2		6	1	1	1	1	0	0	0	0	0	1	17	22	5.40	0.600								

Baltimore Orioles @ Boston Red Sox
Fenway Park, Boston, MA
Sun Aug 13 2006, 2:05 PM EDT
Att: 35,744 - Cloudy - 74 F

AB 32
R 11
H 8
RBI 10
BB 6
SO 4
LOB 17



Batter	1	2	3	4	5	6	7	8	9	AB	R	H	RBI	BB	SO	LOB	TOP										
1 Brian Roberts, S (1,4) OBP: 0.372, SLG: 0.418	F7		K			1B 31 1B	BB		1B	4	1	2	0	1	1	1	<p>Baltimore Orioles @ New York Yankees Yankee Stadium, Bronx, NY Tue Aug 15 2006, 7:05 PM EDT Att: 52,418 - Cloudy - 81 F</p> <p>livebaseballscorecards.com</p> <p>AB 36 R 3 H 8 RBI 3 BB 2 SO 9 LOB 20</p> 										
6 Melvin Mora, R (1,5) Chris Gomez, R (6,5) OBP: 0.353, SLG: 0.401 OBP: 0.333, SLG: 0.310	K			F9		31 1B E	1B		G4-3	3	1	1	0	0	1	0											
10 Miguel Tejada, R (1,6) OBP: 0.375, SLG: 0.508	G4-3			31 G3	2B	F9			F9	4	0	1	0	0	0	5											
31 Jay Gibbons, L (1,10) OBP: 0.321, SLG: 0.474		K		G3		E			F8	4	0	1	1	0	1	4											
Jeff Conine, R (1,7) OBP: 0.332, SLG: 0.407	K			G4-3		E5			F7	4	0	0	1	0	1	2											
17 Corey Patterson, L (1,8) OBP: 0.314, SLG: 0.426	F7				G4-3	L6			K	4	0	0	0	0	1	2											
Kevin Millar, R (1,3) OBP: 0.345, SLG: 0.387				0-1 55 FC5-4	1B	HR			P4	4	1	2	1	0	0	2											
55 Ramon Hernandez, R (1,2) OBP: 0.326, SLG: 0.436			FC5-4			K			K	3	0	0	0	1	2	1											
21 Nick Markakis, L (1,9) OBP: 0.360, SLG: 0.409			K		G1-3				G1-3	4	0	0	0	0	2	2											
Inning Stats	R: 0 E: 0 K: 1 S: 14	H: 0 LOB: 0 BB: 0 P: 18	R: 0 E: 0 K: 2 S: 8	H: 0 LOB: 0 BB: 0 P: 8	R: 0 E: 0 K: 2 S: 11	H: 1 LOB: 1 BB: 0 P: 15	R: 0 E: 0 K: 0 S: 9	H: 1 LOB: 1 BB: 0 P: 15	R: 1 E: 0 K: 1 S: 11	H: 1 LOB: 0 BB: 0 P: 14	R: 2 E: 1 K: 0 S: 19	H: 3 LOB: 2 BB: 0 P: 27	R: 0 E: 0 K: 1 S: 14	H: 1 LOB: 2 BB: 2 P: 24	R: 0 E: 0 K: 1 S: 7	H: 0 LOB: 0 BB: 0 P: 10		R: 0 E: 0 K: 1 S: 17	H: 1 LOB: 1 BB: 0 P: 24	1B: 5 2B: 2 3B: 0 HR: 1	SF: 0 SAC: 0 DP: 0 HBP: 0	WP: 0 PB: 0 SB: 0 CS: 0	PA: 38				
PITCHER	IP	WLS	BF	H	R	ER	SO	BB	IBB	HBP	BLK	WP	HR	S	P	ERA	WHIP										
35 Mike Mussina, R (1,1) ERA: 3.54	6.0		26	6	3	3	6	1	0	0	0	0	1	75	104	4.50	1.167										
Ron Villone, L (7,1) ERA: 2.25	0.1		2	0	0	0	1	1	0	0	0	0	0	5	9	0.00	3.000										
Scott Proctor, R (7,1) ERA: 3.72	1.2	W	6	1	0	0	1	0	0	0	0	0	0	13	18	0.00	0.600										
42 Mariano Rivera, R (9,1) ERA: 1.83	1.0	S	4	1	0	0	1	0	0	0	0	0	0	17	24	0.00	1.000										

Batter	1	2	3	4	5	6	7	8	9	AB	R	H	RBI	BB	SO	LOB	BOTTOM										
18 Johnny Damon, L (1,8) OBP: 0.365, SLG: 0.483	G4-3		F8		G1-3		HR		2 SF9	5	2	3	0	0	2	<p>Baltimore Orioles @ New York Yankees Yankee Stadium, Bronx, NY Tue Aug 15 2006, 7:05 PM EDT Att: 52,418 - Cloudy - 81 F</p> <p>livebaseballscorecards.com</p> <p>AB 35 R 6 H 12 RBI 6 BB 4 SO 7 LOB 20</p> 											
2 Derek Jeter, R (1,6) OBP: 0.418, SLG: 0.484	G4-3		K			25 BB 13 1B	G6-3		SF9	4	1	1	1	0	1		0										
Bobby Abreu, L (1,9) OBP: 0.430, SLG: 0.443	25 BB	1B		F7		13 1B	25 BB	E9	24 2B	4	1	3	0	1	0		0										
25 Jason Giambi, L (1,10) OBP: 0.414, SLG: 0.593				K		13 1B	24 2B		P6	2	0	0	0	3	1		1										
13 Alex Rodriguez, R (1,5) OBP: 0.387, SLG: 0.508			K		F9		FC5-4		P3	4	0	1	1	0	1		4										
24 Robinson Cano, L (1,4) OBP: 0.356, SLG: 0.468		G4-3			G4-3	K			2B	4	0	1	1	0	1		3										
20 Jorge Posada, S (1,2) OBP: 0.371, SLG: 0.460		K			1B	L5			K	4	0	1	0	0	2		5										
Craig Wilson, R (1,3) OBP: 0.333, SLG: 0.482		G6-3			1B	FC5-4			G5-3	4	0	1	0	0	0		3										
28 Melky Cabrera, S (1,7) OBP: 0.359, SLG: 0.417			G6-3		K				18 HR	4	2	2	0	0	1		2										
Inning Stats	R: 0 E: 0 K: 1 S: 11	H: 1 LOB: 2 BB: 1 P: 24	R: 0 E: 0 K: 1 S: 6	H: 0 LOB: 0 BB: 0 P: 8	R: 0 E: 0 K: 1 S: 7	H: 0 LOB: 0 BB: 0 P: 11	R: 0 E: 0 K: 1 S: 8	H: 0 LOB: 0 BB: 0 P: 14	R: 0 E: 0 K: 1 S: 15	H: 2 LOB: 2 BB: 0 P: 24	R: 1 E: 0 K: 0 S: 15	H: 2 LOB: 3 BB: 2 P: 25	R: 3 E: 1 K: 1 S: 14	H: 4 LOB: 2 BB: 1 P: 24	R: 2 E: 0 K: 0 S: 10		H: 3 LOB: 1 BB: 0 P: 14	R: 2 E: 0 K: 1 S: 17	H: 3 LOB: 1 BB: 0 P: 24	1B: 8 2B: 2 3B: 1 HR: 1	SF: 1 SAC: 0 DP: 0 HBP: 0	WP: 0 PB: 0 SB: 0 CS: 0	PA: 40				
PITCHER	IP	WLS	BF	H	R	ER	SO	BB	IBB	HBP	BLK	WP	HR	S	P	ERA	WHIP										
45 Erik Bedard, L (1,1) ERA: 3.81	6.0		26	5	1	1	6	3	0	0	0	0	0	62	106	1.50	1.333										
LaTroy Hawkins, R (7,1) ERA: 4.75	0.2	L	6	3	3	3	0	0	1	0	0	0	1	9	18	40.50	4.500										
Tim Lincecum, L (7,1) ERA: 14.29	0.1		2	1	0	0	1	0	0	0	0	0	0	5	6	0.00	3.000										
Chris Britton, R (8,1) ERA: 3.69	1.0		6	3	2	2	0	0	0	0	0	0	0	10	14	18.00	3.000										

Batter	1	2	3	4	5	6	7	8	9	AB	R	H	RBI	BB	SO	LOB	TOP																						
3 Reed Johnson, R OBP: 0.402, SLG: 0.510	F9		K			L9		G6-3		4	0	0	0	0	1	1	Toronto Blue Jays @ Baltimore Orioles Oriole Park at Camden Yards, Baltimore, MD Fri Aug 18 2006, 7:05 PM EDT Att: 22,679 - Partly Cloudy - 85 F																						
Frank Catalanotto, L OBP: 0.395, SLG: 0.456	G4-3 1B		G6-3			F8		BB		3	0	1	0	1	0	1																							
10 Vernon Wells, R OBP: 0.376, SLG: 0.581	G4-3			G5-3		HR		G5-3		4	1	1	1	0	0	2																							
25 Troy Glaus, R OBP: 0.369, SLG: 0.545	K			F9		HR		F9		4	1	1	1	0	1	1																							
17 Lyle Overbay, L OBP: 0.364, SLG: 0.512		G4-3		2B		G4-3		L1		4	0	1	0	0	0	0																							
Bengie Molina, R OBP: 0.317, SLG: 0.444		K		F8				G1-3		4	0	0	0	0	2	1																							
9 Gregg Zaun, S OBP: 0.364, SLG: 0.441			K		G3					3	0	1	0	0	1	0																							
2 Aaron Hill, R OBP: 0.345, SLG: 0.374				G5-3		G4-3		G5-4-3		3	0	0	0	0	0	1																							
6 John McDonald, R OBP: 0.271, SLG: 0.303					G4-3			K		3	0	1	0	0	1	0																							
Inning Stats	R: 0 E: 0 K: 1 S: 10	H: 1 LOB: 1 BB: 0 P: 12	R: 0 E: 0 K: 2 S: 9	H: 0 LOB: 0 BB: 0 P: 14	R: 0 E: 0 K: 1 S: 9	H: 1 LOB: 1 BB: 0 P: 10	R: 0 E: 0 K: 0 S: 9	H: 1 LOB: 1 BB: 0 P: 12	R: 0 E: 0 K: 0 S: 8	H: 0 LOB: 0 BB: 0 P: 13	R: 2 E: 0 K: 0 S: 14	H: 2 LOB: 0 BB: 0 P: 20	R: 0 E: 0 K: 1 S: 7	H: 1 LOB: 0 BB: 0 P: 10	R: 0 E: 0 K: 1 S: 8	H: 0 LOB: 1 BB: 1 P: 15	R: 0 E: 0 K: 0 S: 6	H: 0 LOB: 0 BB: 0 P: 10	1B: 3 2B: 1 3B: 0 HR: 2	SF: 0 SAC: 0 DP: 1 HBP: 0	WP: 0 PB: 0 SB: 0 CS: 0	PA: 33																	
PITCHER	IP	WLS	BF	H	R	ER	SO	BB	IBB	HBP	BLK	WP	HR	S	P	ERA	WHIP	PITCHER				IP	WLS	BF	H	R	ER	SO	BB	IBB	HBP	BLK	WP	HR	S	P	ERA	WHIP	
34 Kris Benson, R ERA: 4.63	(1, 1)	7.0	W	26	6	2	2	5	0	0	0	0	0	2	66	91	2.57	0.857					IP	WLS	BF	H	R	ER	SO	BB	IBB	HBP	BLK	WP	HR	S	P	ERA	WHIP
LaTroy Hawkins, R ERA: 4.64	(8, 1)	1.0		4	0	0	0	1	1	0	0	0	0	0	8	15	0.00	1.000					IP	WLS	BF	H	R	ER	SO	BB	IBB	HBP	BLK	WP	HR	S	P	ERA	WHIP
Todd Williams, R ERA: 4.73	(9, 1)	1.0		3	0	0	0	0	0	0	0	0	0	0	6	10	0.00	0.000					IP	WLS	BF	H	R	ER	SO	BB	IBB	HBP	BLK	WP	HR	S	P	ERA	WHIP

AB	32
R	2
H	6
RBI	2
BB	1
SO	6
LOB	7



Batter	1	2	3	4	5	6	7	8	9	AB	R	H	RBI	BB	SO	LOB	BOTTOM																						
1 Brian Roberts, S OBP: 0.371, SLG: 0.421	L9			F8			G4-3			4	1	1	0	0	0	0	Toronto Blue Jays @ Baltimore Orioles Oriole Park at Camden Yards, Baltimore, MD Fri Aug 18 2006, 7:05 PM EDT Att: 22,679 - Partly Cloudy - 85 F																						
21 Nick Markakis, L OBP: 0.386, SLG: 0.434	HR					G4-3		G4-3		4	2	3	0	0	0	0																							
6 Melvin Mora, R OBP: 0.354, SLG: 0.406	HR					K		1B		4	2	3	4	0	1	1																							
10 Miguel Tejada, R OBP: 0.381, SLG: 0.513	1B					G4-3		1B		4	1	3	1	0	0	0																							
Jeff Conine, R OBP: 0.333, SLG: 0.403	K					G6-3		1B		4	0	1	1	0	1	3																							
Kevin Millar, R OBP: 0.343, SLG: 0.379	1B			P4		K		1B		3	0	0	0	1	1	2																							
17 Corey Patterson, L OBP: 0.314, SLG: 0.421	1B			G3				L6		4	0	1	1	0	1	0																							
Fernando Tatis, R OBP: 0.324, SLG: 0.563				G1-3				G5-3		4	0	0	0	0	1	0																							
12 Brandon Fahey, L OBP: 0.336, SLG: 0.351				F9						0	0	0	0	0	0	0																							
55 Ramon Hernandez, R OBP: 0.327, SLG: 0.439								G6-3		4	1	1	0	0	1	0																							
Inning Stats	R: 3 E: 0 K: 1 S: 12	H: 4 LOB: 2 BB: 1 P: 21	R: 3 E: 0 K: 0 S: 19	H: 5 LOB: 1 BB: 0 P: 30	R: 0 E: 0 K: 0 S: 6	H: 0 LOB: 0 BB: 0 P: 13	R: 0 E: 0 K: 2 S: 9	H: 1 LOB: 1 BB: 0 P: 12	R: 0 E: 0 K: 1 S: 10	H: 0 LOB: 0 BB: 0 P: 14	R: 0 E: 0 K: 2 S: 9	H: 0 LOB: 0 BB: 0 P: 13	R: 1 E: 0 K: 0 S: 17	H: 3 LOB: 2 BB: 0 P: 25	R: 0 E: 0 K: 0 S: 5	H: 0 LOB: 0 BB: 0 P: 6	1B: 10 2B: 2 3B: 0 HR: 1	SF: 0 SAC: 0 DP: 1 HBP: 0	WP: 1 PB: 0 SB: 1 CS: 0	PA: 36																			
PITCHER	IP	WLS	BF	H	R	ER	SO	BB	IBB	HBP	BLK	WP	HR	S	P	ERA	WHIP	PITCHER				IP	WLS	BF	H	R	ER	SO	BB	IBB	HBP	BLK	WP	HR	S	P	ERA	WHIP	
37 Scott Downs, L ERA: 4.82	(1, 1)	1.1	L	13	1	0	6	1	0	0	0	0	0	1	28	45	40.50	6.750					IP	WLS	BF	H	R	ER	SO	BB	IBB	HBP	BLK	WP	HR	S	P	ERA	WHIP
50 Davis Romero, L ERA: 5.25	(2, 1)	2.2		8	1	0	0	2	0	0	0	0	0	0	18	31	0.00	0.375					IP	WLS	BF	H	R	ER	SO	BB	IBB	HBP	BLK	WP	HR	S	P	ERA	WHIP
54 Jason Frasor, R ERA: 4.25	(5, 1)	2.0		6	0	0	0	3	0	0	0	0	0	0	19	27	0.00	0.000					IP	WLS	BF	H	R	ER	SO	BB	IBB	HBP	BLK	WP	HR	S	P	ERA	WHIP
56 Brian Tallet, L ERA: 4.25	(7, 1)	1.0		6	3	1	1	0	0	0	0	1	0	0	17	25	9.00	3.000					IP	WLS	BF	H	R	ER	SO	BB	IBB	HBP	BLK	WP	HR	S	P	ERA	WHIP
49 Jeremy Accardo, R ERA: 4.17	(8, 1)	1.0		3	0	0	0	0	0	0	0	0	0	5	6	0.00	0.000					IP	WLS	BF	H	R	ER	SO	BB	IBB	HBP	BLK	WP	HR	S	P	ERA	WHIP	

AB	35
R	7
H	13
RBI	7
BB	1
SO	6
LOB	6



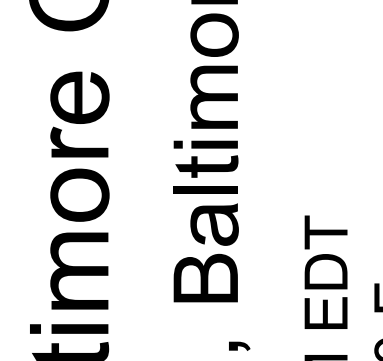
Batter	1	2	3	4	5	6	7	8	9	AB	R	H	RBI	BB	SO	LOB	TOP			
3 Reed Johnson, R OBP: 0.401, SLG: 0.506										3	0	0	0	1	1	3	Toronto Blue Jays @ Baltimore Orioles Oriole Park at Camden Yards, Baltimore, MD Sat Aug 19 2006, 4:35 PM EDT Att: 25,380 - Cloudy - 90 F			
Frank Catalanotto, L OBP: 0.393, SLG: 0.453										4	0	1	0	0	1	1				
17 Lyle Overbay, L OBP: 0.363, SLG: 0.510										2	0	0	0	0	2					
Jason Phillips, R OBP: 0.083, SLG: 0.083										2	0	0	0	0	0					
25 Troy Glaus, R OBP: 0.368, SLG: 0.542										2	0	0	0	0	1	1				
23 John Hattig, S										2	0	0	0	0	2	0				
Bengie Molina, R OBP: 0.319, SLG: 0.443										3	0	1	0	1	1	0				
9 Greg Zaun, S OBP: 0.382, SLG: 0.437										4	0	1	0	0	1	2				
15 Alex Rios, R OBP: 0.357, SLG: 0.512										3	0	1	0	0	1	1				
2 Aaron Hill, R OBP: 0.344, SLG: 0.373										2	0	0	0	0	1	2				
Ryan Roberts, R OBP: 0.143, SLG: 0.308										1	0	0	0	0	0	1				
6 John McDonald, R OBP: 0.272, SLG: 0.304										3	0	1	0	0	1	2				
Inning Stats	R: 0 E: 0 K: 1 S: 10	H: 1 LOB: 1 BB: 1 P: 16	R: 0 E: 0 K: 1 S: 7	H: 0 LOB: 0 BB: 0 P: 11	R: 0 E: 0 K: 1 S: 9	H: 1 LOB: 1 BB: 0 P: 15	R: 0 E: 0 K: 0 S: 7	H: 0 LOB: 0 BB: 0 P: 10	R: 0 E: 0 K: 3 S: 11	H: 2 LOB: 2 BB: 0 P: 16	R: 0 E: 0 K: 1 S: 8	H: 1 LOB: 1 BB: 0 P: 13	R: 0 E: 0 K: 0 S: 10	H: 0 LOB: 0 BB: 0 P: 15	R: 0 E: 0 K: 2 S: 9	H: 0 LOB: 1 BB: 1 P: 16	1B: 5 2B: 0 3B: 0 HR: 0	SF: 0 SAC: 0 DP: 1 HBP: 0	WP: 0 PB: 0 SB: 0 CS: 0	PA: 33
PITCHER 40 Daniel Cabrera, R ERA: 4.94	IP: 9.0 WLS: W BF: 33 H: 5 R: 0 ER: 0 SO: 10 BB: 2 IBB: 0 HBP: 0 BLK: 0 WP: 0 HR: 0 S: 78 P: 121 ERA: 0.00 WHIP: 0.778															PITCHER				

Batter	1	2	3	4	5	6	7	8	9	AB	R	H	RBI	BB	SO	LOB	BOTTOM			
1 Brian Roberts, S OBP: 0.370, SLG: 0.427											4	1	1	1	0	0	1			
Fernando Tatis, R OBP: 0.314, SLG: 0.545										1	0	0	0	0	0	1				
21 Nick Markakis, L OBP: 0.397, SLG: 0.440											4	2	1	1	1	1	1			
6 Melvin Mora, R OBP: 0.355, SLG: 0.403										3	2	0	0	2	0	1				
10 Miguel Tejada, R OBP: 0.382, SLG: 0.521										4	2	2	3	0	2	1				
12 Brandon Fahey, L OBP: 0.335, SLG: 0.350										1	0	0	0	0	0	0				
31 Jay Gibbons, L OBP: 0.328, SLG: 0.471										2	2	1	0	1	1	0				
Chris Widger, R OBP: 0.258, SLG: 0.247									1	0	0	0	0	0	0	0				
Jeff Conine, R OBP: 0.334, SLG: 0.404									4	2	2	0	0	2	1					
17 Corey Patterson, L OBP: 0.313, SLG: 0.419									4	2	1	2	0	1	3					
Kevin Millar, R OBP: 0.344, SLG: 0.387									4	2	2	5	0	0	0					
55 Ramon Hernandez, R OBP: 0.329, SLG: 0.443									4	0	2	2	0	1	0					
Inning Stats	R: 7 E: 0 K: 0 S: 19	H: 6 LOB: 0 BB: 2 P: 31	R: 0 E: 0 K: 1 S: 9	H: 0 LOB: 0 BB: 0 P: 15	R: 0 E: 0 K: 3 S: 9	H: 0 LOB: 0 BB: 0 P: 17	R: 0 E: 0 K: 1 S: 8	H: 0 LOB: 0 BB: 0 P: 14	R: 2 E: 0 K: 1 S: 16	H: 2 LOB: 1 BB: 1 P: 28	R: 1 E: 0 K: 0 S: 9	H: 1 LOB: 0 BB: 0 P: 12	R: 5 E: 1 K: 2 S: 20	H: 3 LOB: 1 BB: 1 P: 38	R: 0 E: 0 K: 0 S: 10	H: 0 LOB: 0 BB: 0 P: 15	1B: 4 2B: 5 3B: 0 HR: 3	SF: 0 SAC: 0 DP: 1 HBP: 1	WP: 0 PB: 0 SB: 0 CS: 0	PA: 41
PITCHER 28 Shaun Marcum, R ERA: 6.49	IP: 4.1 WLS: L BF: 22 H: 7 R: 9 ER: 9 SO: 5 BB: 2 IBB: 0 HBP: 0 BLK: 0 WP: 0 HR: 2 S: 54 P: 92 ERA: 18.69 WHIP: 2.077															PITCHER				
40 Dustin McGowan, R ERA: 8.79	IP: 2.0 WLS: L BF: 13 H: 4 R: 6 ER: 5 SO: 2 BB: 1 IBB: 0 HBP: 1 BLK: 0 WP: 0 HR: 1 S: 29 P: 51 ERA: 22.50 WHIP: 2.500																			
56 Brian Tallet, L ERA: 4.09	IP: 1.2 WLS: L BF: 6 H: 1 R: 0 ER: 0 SO: 1 BB: 0 IBB: 0 HBP: 0 BLK: 0 WP: 0 HR: 0 S: 17 P: 27 ERA: 0.00 WHIP: 0.600																			

AB 31
R 0
H 5
RBI 0
BB 2
SO 10
LOB 15



AB 36
R 15
H 12
RBI 14
BB 4
SO 8
LOB 9



WP: 0
PB: 0
SB: 0
CS: 0

Batter	1	2	3	4	5	6	7	8	9	AB R H RBI BB SO LOB	TOP											
3 Reed Johnson, R OBP: 0.398, SLG: 0.510	1-3 K	1-3 K		0-2 G1-3		2-2 G6-4-3		0-1 HR		5 1 1 2 0 2 3	Toronto Blue Jays @ Baltimore Orioles Oriole Park at Camden Yards, Baltimore, MD Sun Aug 20 2006, 1:35 PM EDT Att: 23,639 - Partly Cloudy - 95 F											
15 Alex Rios, R OBP: 0.355, SLG: 0.507	3-2 G5-3	0-1 SF8			0-1 P5		4-2 FC6-4	1-3 K		3 0 0 1 1 1 0												
10 Vernon Wells, R OBP: 0.374, SLG: 0.576	4-2 25 HR	0-2 L9			0-0 G4-3		0-1 FC6-4	1-2 F8		4 1 0 0 1 0 1												
25 Troy Glaus, R OBP: 0.370, SLG: 0.550	0-1 HR			3-3 K	2-1 HR		0-0 1B	0-1 P4		5 2 3 2 0 1 0												
Bengie Molina, R OBP: 0.320, SLG: 0.452	2-1 1B			0-1 F8	0-0 HR		2-1 L4	1-2 G6-3		5 1 2 2 0 0 2												
2 Aaron Hill, R OBP: 0.343, SLG: 0.371	3-2 1B			2-1 G5-3	2-3 K		2-1 F9			4 0 1 0 0 1 2												
17 Lyle Overbay, L OBP: 0.366, SLG: 0.516	1-2 G4-3			0-2 G4-3		0-2 FC6-4		0-1 3 HR		4 2 3 0 0 0 2												
9 Gregg Zaun, S OBP: 0.364, SLG: 0.440		1-2 6 SH		2-1 G4-3		4-1 FC6-4		2-3 K		3 1 1 0 1 1 2												
6 John McDonald, R OBP: 0.269, SLG: 0.301		0-0 SH		1-0 SH1-3		1-1 FC6-4		1-0 F8		2 1 0 1 0 0 3												
Inning Stats	R: 2 E: 0 K: 1 S: 21	H: 3 LOB: 2 BB: 1 P: 35	R: 2 E: 1 K: 1 S: 14	H: 1 LOB: 0 BB: 0 P: 16	R: 0 E: 0 K: 1 S: 7	H: 0 LOB: 0 BB: 0 P: 12	R: 1 E: 0 K: 0 S: 9	H: 1 LOB: 0 BB: 0 P: 12	R: 2 E: 0 K: 1 S: 9	H: 2 LOB: 0 BB: 0 P: 13	R: 0 E: 0 K: 0 S: 15	H: 1 LOB: 1 BB: 1 P: 22	R: 0 E: 0 K: 0 S: 11	H: 1 LOB: 2 BB: 1 P: 19	R: 2 E: 0 K: 2 S: 12	H: 2 LOB: 0 BB: 0 P: 16	R: 0 E: 0 K: 0 S: 13	H: 0 LOB: 0 BB: 0 P: 15	1B: 5 2B: 3 3B: 0 HR: 3	SF: 1 SAC: 2 DP: 1 HBP: 0	WP: 0 PB: 0 SB: 0 CS: 0	PA: 41
PITCHER	IP WLS BF H R ER SO BB IBB HBP BLK WP HR S P ERA WHIP											PITCHER	IP WLS BF H R ER SO BB IBB HBP BLK WP HR S P ERA WHIP									
45 Erik Bedard, L ERA: 3.98	(1, 1) 5.0 L 24 7 7 5 4 1 0 0 0 0 0 2 60 88 9.00 1.600																					
Chris Britton, R ERA: 3.51	(6, 1) 1.0 4 1 0 0 0 1 0 0 0 0 0 1 15 22 0.00 2.000																					
Russ Ortiz, R ERA: 9.19	(7, 1) 2.0 10 3 2 2 2 1 0 0 0 0 0 1 23 35 9.00 2.000																					
Bruce Chen, L ERA: 6.62	(9, 1) 1.0 3 0 0 0 0 0 0 0 0 0 0 0 13 15 0.00 0.000																					

Batter	1	2	3	4	5	6	7	8	9	AB R H RBI BB SO LOB	BOTTOM									
1 Brian Roberts, S OBP: 0.369, SLG: 0.425	3-2 G6-3			0-1 G5-3		1-1 FC3-6		1-3 K		4 0 1 0 0 1 0	Toronto Blue Jays @ Baltimore Orioles Oriole Park at Camden Yards, Baltimore, MD Sun Aug 20 2006, 1:35 PM EDT Att: 23,639 - Partly Cloudy - 95 F									
21 Nick Markakis, L OBP: 0.385, SLG: 0.437	1-0 G6-3			2-1 G4-3		1-1 FC3-6		4-2 6 1B		3 0 0 1 1 0 2										
6 Melvin Mora, R OBP: 0.354, SLG: 0.402	2-1 F8			2-2 G3-1		2-3 F8		1-2 1B		4 0 1 0 0 0 2										
10 Miguel Tejada, R OBP: 0.381, SLG: 0.525		0-0 F8			2-2 G3-1		0-1 HR	0-0 G4-3		4 1 1 1 0 0 2										
31 Jay Gibbons, L OBP: 0.328, SLG: 0.470		1-0 F8		1-2 G3		1-1 G5-3				3 0 1 0 0 0 0										
Kevin Millar, R OBP: 0.343, SLG: 0.386										1 0 0 0 0 0 0										
Fernando Tatis, R OBP: 0.282, SLG: 0.486		2-3 K		3-1 G5-3		2-2 G5-3		1-3 K		4 0 0 0 0 2 1										
17 Corey Patterson, L OBP: 0.310, SLG: 0.415				0-0 G4-3		2-2 G4-3		1-2 P2		4 0 0 0 0 0 1										
12 Brandon Fahey, L OBP: 0.335, SLG: 0.350				2-1 G4-3		0-1 1B		1-0 G4-3		3 1 1 0 0 0 1										
Chris Widger, R OBP: 0.280, SLG: 0.241				2-3 K		4-2 FC3-6		3-2 F8		2 0 0 0 1 1 0										
Inning Stats	R: 0 E: 0 K: 0 S: 7	H: 0 LOB: 0 BB: 0 P: 13	R: 0 E: 0 K: 1 S: 5	H: 0 LOB: 0 BB: 0 P: 8	R: 0 E: 0 K: 1 S: 6	H: 0 LOB: 0 BB: 0 P: 10	R: 0 E: 0 K: 0 S: 7	H: 0 LOB: 0 BB: 0 P: 11	R: 1 E: 0 K: 0 S: 16	H: 2 LOB: 2 BB: 1 P: 26	R: 1 E: 0 K: 0 S: 12	H: 2 LOB: 1 BB: 0 P: 17	R: 0 E: 0 K: 1 S: 17	H: 1 LOB: 2 BB: 1 P: 26	R: 0 E: 0 K: 1 S: 7	H: 0 LOB: 0 BB: 0 P: 8	1B: 4 2B: 0 3B: 0 HR: 1	SF: 0 SAC: 0 DP: 0 HBP: 0	WP: 0 PB: 1 SB: 0 CS: 0	PA: 34
PITCHER	IP WLS BF H R ER SO BB IBB HBP BLK WP HR S P ERA WHIP											PITCHER	IP WLS BF H R ER SO BB IBB HBP BLK WP HR S P ERA WHIP							
32 Roy Halladay, R ERA: 3.18	(1, 1) 7.0 W 26 4 2 2 2 1 0 0 0 0 0 0 61 99 2.57 0.714																			
49 Jeremy Accardo, R ERA: 4.09	(8, 1) 1.0 5 1 0 0 1 1 0 0 0 0 0 0 17 26 0.00 2.000																			
52 B.J. Ryan, L ERA: 1.39	(9, 1) 1.0 3 0 0 0 1 0 0 0 0 0 0 0 7 8 0.00 0.000																			



Batter	1	2	3	4	5	6	7	8	9	AB	R	H	RBI	BB	SO	LOB	TOP										
Luis Castillo, S OBP: 0.339, SLG: 0.364 (1, 4)										4	0	1	0	0	0	0	Minnesota Twins @ Baltimore Orioles Oriole Park at Camden Yards, Baltimore, MD Tue Aug 22 2006, 7:05 PM EDT Att: 19,756 - Partly Cloudy - 89 F livebaseballscorecards.com										
8 Nick Punto, S OBP: 0.396, SLG: 0.413 (1, 5)										3	1	0	0	1	0	1											
7 Joe Mauer, L OBP: 0.438, SLG: 0.516 (1, 2)										4	1	2	1	0	1	0											
5 Michael Cuddyer, R OBP: 0.354, SLG: 0.494 (1, 9)										4	0	0	1	0	1	1											
33 Justin Morneau, L OBP: 0.371, SLG: 0.588 (1, 3)										3	1	1	0	1	0	0											
Torii Hunter, R OBP: 0.342, SLG: 0.446 (1, 8)										4	0	1	0	0	3	1											
20 Lew Ford, R OBP: 0.294, SLG: 0.312 (1, 10)										3	0	0	1	0	0	1											
Jason Tyner, L OBP: 0.350, SLG: 0.346 (1, 7)										3	0	0	0	0	2	1											
Jason Bartlett, R OBP: 0.409, SLG: 0.448 (1, 6)										3	0	0	0	0	1	1											
Inning Stats	R: 0 E: 0 K: 0 S: 8	H: 2 LOB: 1 BB: 0 P: 12	R: 1 E: 0 K: 0 S: 11	H: 2 LOB: 1 BB: 0 P: 16	R: 0 E: 0 K: 1 S: 12	H: 0 LOB: 0 BB: 0 P: 17	R: 0 E: 0 K: 2 S: 10	H: 0 LOB: 0 BB: 0 P: 14	R: 0 E: 0 K: 2 S: 10	H: 0 LOB: 0 BB: 0 P: 16	R: 0 E: 0 K: 1 S: 7	H: 0 LOB: 0 BB: 0 P: 11	R: 0 E: 0 K: 1 S: 7	H: 0 LOB: 0 BB: 2 P: 9	R: 2 E: 0 K: 1 S: 14	H: 1 LOB: 1 BB: 2 P: 23	1B: 4 2B: 0 3B: 1 HR: 0	SF: 0 SAC: 0 DP: 1 HBP: 0	WP: 0 PB: 0 SB: 1 CS: 0	PA: 33							
PITCHER	IP	WLS	BF	H	R	ER	SO	BB	IBB	HBP	BLK	WP	HR	S	P	ERA	WHIP										
29 Adam Loewen, L ERA: 5.57 (1, 1)	8.0	W	27	4	1	1	7	0	0	0	0	0	0	73	108	1.12	0.500										
LaTroy Hawkins, R ERA: 4.92 (9, 1)	0.2		5	1	2	2	0	2	0	0	0	0	0	11	20	27.00	4.500										
37 Chris Ray, R ERA: 3.2 (9, 1)	0.1	S	1	0	0	0	1	0	0	0	0	0	0	3	3	0.00	0.000										

Batter	1	2	3	4	5	6	7	8	9	AB	R	H	RBI	BB	SO	LOB	BOTTOM										
1 Brian Roberts, S OBP: 0.368, SLG: 0.430 (1, 4)										5	1	1	1	0	0	2	Minnesota Twins @ Baltimore Orioles Oriole Park at Camden Yards, Baltimore, MD Tue Aug 22 2006, 7:05 PM EDT Att: 19,756 - Partly Cloudy - 89 F livebaseballscorecards.com										
21 Nick Markakis, L OBP: 0.365, SLG: 0.466 (1, 9)										4	3	3	3	0	0	1											
6 Melvin Mora, R OBP: 0.353, SLG: 0.401 (1, 5)										4	0	1	0	0	0	0											
10 Miguel Tejada, R OBP: 0.382, SLG: 0.525 (1, 6)										4	1	2	0	0	0	1											
31 Jay Gibbons, L OBP: 0.335, SLG: 0.476 (1, 10)										3	0	2	1	1	0	1											
Jeff Conine, R OBP: 0.331, SLG: 0.400 (1, 7)										4	0	0	0	0	0	5											
17 Corey Patterson, L OBP: 0.312, SLG: 0.422 (1, 8)										3	1	1	1	0	0	1											
Kevin Millar, R OBP: 0.345, SLG: 0.385 (1, 3)										3	0	1	0	1	0	1											
12 Brandon Fahey, L OBP: 0.335, SLG: 0.350 (9, 7)										0	0	0	0	0	0	0											
55 Ramon Hernandez, R OBP: 0.328, SLG: 0.439 (1, 2)										3	0	0	0	1	1	2											
Inning Stats	R: 1 E: 0 K: 0 S: 14	H: 2 LOB: 2 BB: 1 P: 24	R: 0 E: 0 K: 0 S: 8	H: 0 LOB: 0 BB: 1 P: 12	R: 3 E: 0 K: 0 S: 12	H: 4 LOB: 1 BB: 0 P: 17	R: 0 E: 0 K: 0 S: 9	H: 0 LOB: 0 BB: 0 P: 13	R: 1 E: 0 K: 0 S: 8	H: 2 LOB: 1 BB: 0 P: 12	R: 1 E: 0 K: 0 S: 13	H: 1 LOB: 1 BB: 1 P: 22	R: 0 E: 0 K: 1 S: 6	H: 1 LOB: 1 BB: 0 P: 8	R: 0 E: 0 K: 1 S: 10	H: 0 LOB: 1 BB: 0 P: 18	1B: 5 2B: 2 3B: 0 HR: 5	SF: 0 SAC: 0 DP: 1 HBP: 1	WP: 1 PB: 0 SB: 0 CS: 0	PA: 37							
PITCHER	IP	WLS	BF	H	R	ER	SO	BB	IBB	HBP	BLK	WP	HR	S	P	ERA	WHIP										
Carlos Silva, R ERA: 6.45 (1, 1)	5.1	L	26	10	6	6	0	2	0	0	0	0	5	59	89	10.12	2.250										
Willie Eyre, R ERA: 5.77 (6, 1)	2.2		11	1	0	0	1	1	0	1	0	1	0	21	37	0.00	0.750										

Minnesota Twins @ Baltimore Orioles
 Oriole Park at Camden Yards, Baltimore, MD
 Tue Aug 22 2006, 7:05 PM EDT
 Att: 19,756 - Partly Cloudy - 89 F

AB 31
 R 3
 H 5
 RBI 3
 BB 2
 SO 8
 LOB 6



Minnesota Twins @ Baltimore Orioles
 Oriole Park at Camden Yards, Baltimore, MD
 Tue Aug 22 2006, 7:05 PM EDT
 Att: 19,756 - Partly Cloudy - 89 F

AB 33
 R 6
 H 11
 RBI 6
 BB 3
 SO 1
 LOB 14



Batter	1	2	3	4	5	6	7	8	9	AB	R	H	RBI	BB	SO	LOB	TOP							
Luis Castillo, S OBP: 0.344, SLG: 0.369										5	3	3	0	1	0	1								
8 Nick Punto, S OBP: 0.396, SLG: 0.410										5	2	2	0	0	0	3								
7 Joe Mauer, L OBP: 0.437, SLG: 0.522										4	2	3	4	0	0	0								
5 Michael Cuddyer, R OBP: 0.361, SLG: 0.510										4	1	4	4	0	0	0								
33 Justin Morneau, L OBP: 0.372, SLG: 0.590										3	1	1	2	0	0	3								
Tori Hunter, R OBP: 0.346, SLG: 0.464										5	1	2	1	0	0	2								
20 Lew Ford, R OBP: 0.294, SLG: 0.312										0	0	0	0	0	0	0								
24 Rondell White, R OBP: 0.252, SLG: 0.303										5	0	1	0	0	1	3								
Jason Tyner, L OBP: 0.349, SLG: 0.345										5	0	1	0	0	1	2								
Jason Bartlett, R OBP: 0.412, SLG: 0.452										3	1	0	0	1	0	1								
38 Luis Antonio Rodriguez, R OBP: 0.330, SLG: 0.335										1	0	0	0	0	0	1								
Inning Stats	R: 2 E: 1 K: 0 S: 14	H: 3 LOB: 2 BB: 0 P: 20	R: 0 E: 0 K: 0 S: 9	H: 0 LOB: 0 BB: 0 P: 17	R: 3 E: 1 K: 0 S: 16	H: 4 LOB: 1 BB: 0 P: 23	R: 1 E: 0 K: 0 S: 16	H: 3 LOB: 2 BB: 0 P: 20	R: 1 E: 0 K: 0 S: 11	H: 2 LOB: 1 BB: 0 P: 14	R: 0 E: 0 K: 0 S: 12	H: 1 LOB: 1 BB: 0 P: 18	R: 0 E: 0 K: 1 S: 11	H: 0 LOB: 0 BB: 0 P: 15	R: 4 E: 0 K: 0 S: 15	H: 3 LOB: 0 BB: 1 P: 23	R: 0 E: 0 K: 1 S: 13	H: 1 LOB: 2 BB: 1 P: 18	1B: 11 2B: 3 3B: 1 HR: 2	SF: 3 SAC: 1 DP: 0 HBP: 1	WP: 0 PB: 0 SB: 0 CS: 0	PA: 47		
PITCHER	IP WLS BF H R ER SO BB IBB HBP BLK WP HR S P ERA WHIP	3.2 L 22 10 6 6 0 0 0 0 0 0 1 52 77 14.73 2.727	4.88	3.2 17 5 4 4 1 1 0 0 0 0 1 47 65 9.82 1.636	6.69	1.2 8 2 1 1 1 1 0 0 0 0 0 18 26 5.40 1.800	9.06																	

Minnesota Twins @ Baltimore Orioles
 Oriole Park at Camden Yards, Baltimore, MD
 Thu Aug 24 2006, 7:05 PM EDT
 Att: 24,848 - Cloudy - 85 F


AB 40
 R 11
 H 17
 RBI 11
 BB 2
 SO 2
 LOB 16



Batter	1	2	3	4	5	6	7	8	9	AB	R	H	RBI	BB	SO	LOB	BOTTOM						
1 Brian Roberts, S OBP: 0.363, SLG: 0.424										4	0	1	0	0	0	2							
21 Nick Markakis, L OBP: 0.376, SLG: 0.463										3	0	1	0	1	1	2							
6 Melvin Mora, R OBP: 0.350, SLG: 0.396										4	0	1	0	0	1	2							
10 Miguel Tejada, R OBP: 0.380, SLG: 0.523										4	0	1	0	0	1	4							
Jeff Conine, R OBP: 0.327, SLG: 0.394										4	1	1	0	0	0	2							
17 Corey Patterson, L OBP: 0.309, SLG: 0.417										4	0	1	0	0	2	2							
55 Ramon Hernandez, R OBP: 0.328, SLG: 0.445										3	1	1	2	0	1	0							
Chris Widger, R OBP: 0.257, SLG: 0.239										1	0	0	0	0	0	1							
Kevin Millar, R OBP: 0.345, SLG: 0.384										3	0	1	0	0	0	0							
Chris Gomez, R OBP: 0.328, SLG: 0.365										1	0	0	0	0	0	0							
12 Brandon Fahey, L OBP: 0.335, SLG: 0.354										3	0	1	0	0	0	1							
Inning Stats	R: 0 E: 0 K: 1 S: 11	H: 1 LOB: 1 BB: 0 P: 14	R: 0 E: 0 K: 0 S: 5	H: 0 LOB: 0 BB: 0 P: 8	R: 0 E: 0 K: 0 S: 10	H: 1 LOB: 1 BB: 0 P: 14	R: 0 E: 0 K: 1 S: 10	H: 1 LOB: 1 BB: 0 P: 14	R: 0 E: 0 K: 0 S: 8	H: 0 LOB: 0 BB: 0 P: 10	R: 0 E: 0 K: 0 S: 13	H: 1 LOB: 1 BB: 1 P: 23	R: 2 E: 0 K: 1 S: 13	H: 3 LOB: 1 BB: 0 P: 20	R: 0 E: 0 K: 2 S: 9	H: 1 LOB: 1 BB: 0 P: 12	R: 0 E: 0 K: 0 S: 6	H: 1 LOB: 0 BB: 0 P: 9	1B: 6 2B: 2 3B: 0 HR: 1	SF: 0 SAC: 0 DP: 2 HBP: 0	WP: 0 PB: 0 SB: 0 CS: 0	PA: 35	
PITCHER	IP WLS BF H R ER SO BB IBB HBP BLK WP HR S P ERA WHIP	6.2 W 27 7 2 2 4 1 0 0 0 0 0 3 5 0.00 0.000	0.1	1.0 4 1 0 0 2 0 0 0 0 0 0 9 12 0.00 1.000	4.3	1.0 3 1 0 0 0 0 0 0 0 0 0 6 9 0.00 1.000	2.91																


Minnesota Twins @ Baltimore Orioles
 Oriole Park at Camden Yards, Baltimore, MD
 Thu Aug 24 2006, 7:05 PM EDT
 Att: 24,848 - Cloudy - 85 F

AB 34
 R 2
 H 9
 RBI 2
 BB 1
 SO 6
 LOB 16



Batter	1	2	3	4	5	6	7	8	9	AB	R	H	RBI	BB	SO	LOB	TOP										
5 Rocco Baldelli, R OBP: 0.341, SLG: 0.464										4	0	2	0	1	0	1	Tampa Bay Devil Rays @ Baltimore Orioles Oriole Park at Camden Yards, Baltimore, MD Fri Aug 25 2006, 7:05 PM EDT Att: 25,510 - Partly Cloudy - 91 F livebaseballscorecards.com										
2 B.J. Upton, R OBP: 0.240, SLG: 0.236										3	0	1	0	1	0	3											
13 Carl Crawford, L OBP: 0.362, SLG: 0.503										4	0	2	0	0	1	4											
14 Greg Norton, S OBP: 0.371, SLG: 0.532										4	0	0	0	0	2	6											
30 Dioner Navarro, S OBP: 0.349, SLG: 0.356										4	0	1	0	0	1	3											
Kevin Witt, L										4	0	0	0	0	1	3											
3 Jorge Cantu, R OBP: 0.289, SLG: 0.391										4	0	0	0	0	1	2											
18 Ben Zobrist, S OBP: 0.247, SLG: 0.301										3	0	1	0	1	0	0											
Tomas Perez, S OBP: 0.227, SLG: 0.297										4	0	0	0	0	1	2											
Inning Stats	R: 0 E: 0 K: 2 S: 15	H: 1 LOB: 2 BB: 1 P: 23	R: 0 E: 0 K: 1 S: 8	H: 0 LOB: 0 BB: 0 P: 15	R: 0 E: 0 K: 2 S: 11	H: 2 LOB: 2 BB: 0 P: 17	R: 0 E: 0 K: 1 S: 5	H: 0 LOB: 0 BB: 0 P: 5	R: 0 E: 0 K: 0 S: 9	H: 1 LOB: 1 BB: 0 P: 13	R: 0 E: 0 K: 1 S: 11	H: 1 LOB: 1 BB: 0 P: 13	R: 0 E: 0 K: 0 S: 6	H: 0 LOB: 2 BB: 2 P: 17	R: 0 E: 0 K: 0 S: 9	H: 2 LOB: 2 BB: 0 P: 15	R: 0 E: 0 K: 0 S: 6	H: 0 LOB: 0 BB: 0 P: 8	1B: 7 2B: 0 3B: 0 HR: 0	SF: 0 SAC: 0 DP: 0 HBP: 0	WP: 0 PB: 0 SB: 2 CS: 0	PA: 37					
PITCHER	IP	WLS	BF	H	R	ER	SO	BB	IBB	HBP	BLK	WP	HR	S	P	ERA	WHIP										
40 Daniel Cabrera, R ERA: 4.63	7.0	W	29	5	0	0	7	3	0	0	0	0	0	65	103	0.00	1.143										
LaTroy Hawkins, R ERA: 4.89	0.1	H	3	2	0	0	0	0	0	0	0	0	0	5	8	0.00	6.000										
37 Chris Ray, R ERA: 3.1	1.2	S	5	0	0	0	0	0	0	0	0	0	0	10	15	0.00	0.000										

Batter	1	2	3	4	5	6	7	8	9	AB	R	H	RBI	BB	SO	LOB	BOTTOM										
1 Brian Roberts, S OBP: 0.365, SLG: 0.424										3	0	1	1	1	0	3	Tampa Bay Devil Rays @ Baltimore Orioles Oriole Park at Camden Yards, Baltimore, MD Fri Aug 25 2006, 7:05 PM EDT Att: 25,510 - Partly Cloudy - 91 F livebaseballscorecards.com										
21 Nick Markakis, L OBP: 0.385, SLG: 0.462										3	0	1	1	0	0	2											
6 Melvin Mora, R OBP: 0.349, SLG: 0.395										2	0	0	1	1	1	2											
10 Miguel Tejada, R OBP: 0.377, SLG: 0.519										4	0	0	0	0	1	5											
31 Jay Gibbons, L OBP: 0.336, SLG: 0.469										3	0	0	0	1	1	0											
Jeff Conine, R OBP: 0.326, SLG: 0.393										4	0	1	0	0	0	1											
17 Corey Patterson, L OBP: 0.311, SLG: 0.421										4	1	2	0	0	0	0											
Kevin Millar, R OBP: 0.350, SLG: 0.389										1	1	1	0	2	0	0											
12 Brandon Fahey, L OBP: 0.333, SLG: 0.352										1	0	0	0	0	0	0											
55 Ramon Hernandez, R OBP: 0.330, SLG: 0.449										3	2	2	0	0	0	3											
Inning Stats	R: 0 E: 0 K: 0 S: 7	H: 1 LOB: 0 BB: 0 P: 10	R: 0 E: 0 K: 0 S: 12	H: 2 LOB: 3 BB: 1 P: 20	R: 0 E: 0 K: 1 S: 9	H: 0 LOB: 1 BB: 1 P: 17	R: 0 E: 0 K: 0 S: 8	H: 0 LOB: 0 BB: 0 P: 12	R: 2 E: 0 K: 0 S: 18	H: 2 LOB: 1 BB: 1 P: 29	R: 0 E: 0 K: 0 S: 3	H: 0 LOB: 1 BB: 1 P: 9	R: 1 E: 0 K: 1 S: 9	H: 2 LOB: 3 BB: 1 P: 16	R: 1 E: 0 K: 1 S: 13	H: 1 LOB: 0 BB: 0 P: 18	1B: 5 2B: 3 3B: 0 HR: 0	SF: 2 SAC: 0 DP: 1 HBP: 0	WP: 2 PB: 0 SB: 0 CS: 0	PA: 35							
PITCHER	IP	WLS	BF	H	R	ER	SO	BB	IBB	HBP	BLK	WP	HR	S	P	ERA	WHIP										
49 Jason Hammel, R ERA: 7.71	5.2	L	24	5	2	2	1	4	0	0	0	0	0	55	94	3.18	1.588										
52 Jon Switzer, L ERA: 5.91	1.0		5	2	1	1	0	0	0	0	0	0	0	8	11	9.00	2.000										
Dan Miceli, R ERA: 4.5	1.1		6	1	1	0	2	1	0	0	0	1	0	16	26	0.00	1.500										

Batter	1	2	3	4	5	6	7	8	9	AB	R	H	RBI	BB	SO	LOB	TOP																	
18 Ben Zobrist, S OBP: 0.245, SLG: 0.295	F8		G1-3			FC6-4			P5	5	0	1	1	0	0	3	Tampa Bay Devil Rays @ Baltimore Orioles Oriole Park at Camden Yards, Baltimore, MD Sat Aug 26 2006, 4:35 PM EDT Att: 26,379 - Cloudy - 88 F																	
2 B.J. Upton, R OBP: 0.253, SLG: 0.250	FC6-4									4	0	2	0	0	2																			
13 Carl Crawford, L OBP: 0.359, SLG: 0.499	FC6-4		FC5-4							4	0	0	0	0	3																			
14 Greg Norton, S OBP: 0.374, SLG: 0.531	FC6-4									4	0	2	1	0	1																			
3 Jorge Cantu, R OBP: 0.289, SLG: 0.389	P5									4	0	1	0	0	2																			
Damon Hollins, R OBP: 0.272, SLG: 0.419										4	0	1	0	0	1																			
Travis Lee, L OBP: 0.305, SLG: 0.364										4	1	1	0	0	1																			
8 Josh Paul, R OBP: 0.341, SLG: 0.366										4	0	2	0	0	1																			
Tomas Perez, S OBP: 0.229, SLG: 0.298										3	1	1	0	0	1	4																		
Kevin Witt, L (9, PH)										1	0	0	0	0	1	0																		
5 Rocco Baldelli, R OBP: 0.341, SLG: 0.464										0	0	0	0	0	0	0																		
Inning Stats	R: 0 E: 0 K: 0 S: 13	H: 2 LOB: 2 BB: 0 P: 18	R: 0 E: 0 K: 1 S: 8	H: 0 LOB: 0 BB: 0 P: 11	R: 1 E: 0 K: 0 S: 12	H: 4 LOB: 2 BB: 0 P: 15	R: 1 E: 0 K: 3 S: 15	H: 3 LOB: 2 BB: 0 P: 23	R: 0 E: 0 K: 1 S: 8	H: 0 LOB: 0 BB: 0 P: 12	R: 0 E: 0 K: 0 S: 13	H: 2 LOB: 2 BB: 0 P: 17	R: 0 E: 0 K: 0 S: 7	H: 0 LOB: 0 BB: 0 P: 13	R: 0 E: 0 K: 1 S: 8	H: 0 LOB: 0 BB: 0 P: 10	1B: 10 2B: 1 3B: 0 HR: 0	SF: 0 SAC: 0 DP: 0 HBP: 0	WP: 0 PB: 0 CS: 0	PA: 37														
PITCHER	IP WLS BF H R ER SO BB IBB HBP BLK WP HR S P ERA WHIP																																	
45 Erik Bedard, L ERA: 3.92	(1, 1)	7.0	31	11	2	2	6	0	0	0	0	0	0	0	81	113	2.57	1.571																
Todd Williams, R ERA: 4.53	(8, 1)	1.0	3	0	0	0	0	0	0	0	0	0	0	7	13	0.00	0.000																	
37 Chris Ray, R ERA: 3.04	(9, 1)	1.0	W	3	0	0	0	1	0	0	0	0	0	8	10	0.00	0.000																	

Batter	1	2	3	4	5	6	7	8	9	AB	R	H	RBI	BB	SO	LOB	BOTTOM																	
1 Brian Roberts, S OBP: 0.362, SLG: 0.420	F9									4	0	0	0	0	0	0	Tampa Bay Devil Rays @ Baltimore Orioles Oriole Park at Camden Yards, Baltimore, MD Sat Aug 26 2006, 4:35 PM EDT Att: 26,379 - Cloudy - 88 F																	
21 Nick Markakis, L OBP: 0.370, SLG: 0.471	G4-3									4	1	2	1	0	0																			
6 Melvin Mora, R OBP: 0.348, SLG: 0.394	K									4	0	1	0	0	1																			
10 Miguel Tejada, R OBP: 0.378, SLG: 0.518										4	0	2	0	0	1																			
31 Jay Gibbons, L OBP: 0.331, SLG: 0.462	F9									4	0	0	0	0	2	3																		
Jeff Conine, R OBP: 0.326, SLG: 0.399	F8									4	1	1	1	0	0																			
17 Corey Patterson, L OBP: 0.310, SLG: 0.419										4	1	1	0	0	1																			
Kevin Millar, R OBP: 0.354, SLG: 0.390										2	0	1	0	1	0	1																		
55 Ramon Hernandez, R OBP: 0.330, SLG: 0.447										4	0	1	1	0	0	3																		
Inning Stats	R: 0 E: 0 K: 1 S: 5	H: 0 LOB: 0 BB: 0 P: 9	R: 0 E: 0 K: 0 S: 3	H: 0 LOB: 0 BB: 0 P: 4	R: 0 E: 0 K: 0 S: 7	H: 0 LOB: 1 BB: 1 P: 14	R: 1 E: 0 K: 1 S: 13	H: 2 LOB: 1 BB: 0 P: 21	R: 0 E: 0 K: 0 S: 5	H: 1 LOB: 1 BB: 0 P: 7	R: 0 E: 0 K: 0 S: 9	H: 1 LOB: 1 BB: 0 P: 12	R: 1 E: 0 K: 2 S: 18	H: 1 LOB: 1 BB: 0 P: 23	R: 0 E: 0 K: 0 S: 11	H: 2 LOB: 2 BB: 0 P: 17		R: 1 E: 0 K: 0 S: 9	H: 2 LOB: 1 BB: 0 P: 16	1B: 7 2B: 0 3B: 0 HR: 2	SF: 0 SAC: 0 DP: 1 HBP: 1	WP: 0 PB: 0 CS: 0	PA: 36											
PITCHER	IP WLS BF H R ER SO BB IBB HBP BLK WP HR S P ERA WHIP																																	
33 James Shields, R ERA: 4.59	(1, 1)	7.0	27	5	2	2	4	1	0	0	0	0	0	0	11	17	0.00	2.000																
Brian Meadows, R ERA: 5.24	(8, 1)	1.0	5	2	0	0	0	0	0	0	0	0	0	11	17	0.00	2.000																	
22 Shawn Camp, R ERA: 4.38	(9, 1)	0.2	L	4	2	1	1	0	0	0	0	0	0	9	16	13.50	3.000																	



Batter	1	2	3	4	5	6	7	8	9	AB	R	H	RBI	BB	SO	LOB	TOP				
5 Rocco Baldelli, R OBP: 0.342, SLG: 0.467 13 Carl Crawford, L OBP: 0.359, SLG: 0.499	1-2 30 G3 2B		0-0 30 G3 2 S 1B	0-1 G6-3		1-0 F8		0-2 FC6-2 2 G1-4-3		5	0	2	0	0	0	3	<p>Tampa Bay Devil Rays @ Baltimore Orioles</p> <p>Oriole Park at Camden Yards, Baltimore, MD</p> <p>Sun Aug 27 2006, 1:35 PM EDT</p> <p>Att: 21,301 - Overcast - 89 F</p> <p>livebaseballscorecards.com</p>				
2 B.J. Upton, R OBP: 0.292, SLG: 0.250	1-0 F8		3-3 K		0-1 30 1B 1B	4-2 30 S BB		1-2 G1-4-3		4	1	1	0	1	1	4					
30 Dioner Navarro, S OBP: 0.350, SLG: 0.354	1-2 G3		1-2 G3		0-1 14 1B 1B	1-1 F7		4-0 BB		4	0	1	0	1	0	3					
14 Greg Norton, S OBP: 0.374, SLG: 0.526	4-0 BB		0-0 G6-3		1-0 BB 1B	1-0 G1-3		0-0 F7		4	0	1	1	1	0	5					
3 Jorge Cantu, R OBP: 0.291, SLG: 0.389	1-1 G6-3			0-2 2B 1B	0-0 P4		2-3 K		0-1 FC6-4 1B	5	1	2	0	0	1	4					
Damon Hollins, R OBP: 0.271, SLG: 0.419		1-0 G5-3		0-0 1B 2B	2-2 L9		1-1 G6-3		1-0 FC6-4	5	1	1	1	0	0	3					
Travis Lee, L OBP: 0.306, SLG: 0.363		2-3 K2-3		0-1 G3-1 18 G6-3 1B	4-0 BB		2-2 G3-1		0-0 F8	4	0	1	1	1	1	1					
18 Ben Zobrist, S OBP: 0.253, SLG: 0.312		0-1 1B		3-2 G6-3	0-1 F9			2-2 1B 5 FC6-2 2B	1	0	2	0	0	0	5						
Kevin Witt, L OBP: 0.222, SLG: 0.556	1-1 L4		1-1 G3-1		1-0 HR			0-0 G1-4-3 2 5 FC6-2 1B		4	1	2	1	0	2						
Inning Stats	R: 0 E: 0 K: 0 S: 9	H: 1 LOB: 2 BB: 1 P: 17	R: 0 E: 0 K: 1 S: 10	H: 1 LOB: 1 BB: 0 P: 14	R: 0 E: 0 K: 1 S: 8	H: 1 LOB: 1 BB: 0 P: 12	R: 2 E: 0 K: 0 S: 13	H: 3 LOB: 3 BB: 1 P: 17	R: 1 E: 0 K: 0 S: 9	H: 1 LOB: 1 BB: 1 P: 17	R: 0 E: 0 K: 1 S: 10	H: 0 LOB: 0 BB: 0 P: 15	R: 0 E: 0 K: 0 S: 10	H: 2 LOB: 3 BB: 1 P: 17	R: 0 E: 0 K: 0 S: 5	H: 1 LOB: 1 BB: 0 P: 7		1B: 9 2B: 3 3B: 0 HR: 1	SF: 0 SAC: 0 DP: 0 HBP: 0	WP: 0 PB: 0 SB: 2 CS: 0	PA: 44
PITCHER	IP WLS BF H R ER SO	IP WLS BF H R ER SO	IP WLS BF H R ER SO	IP WLS BF H R ER SO	IP WLS BF H R ER SO	IP WLS BF H R ER SO	IP WLS BF H R ER SO	IP WLS BF H R ER SO	IP WLS BF H R ER SO	IP WLS BF H R ER SO	IP WLS BF H R ER SO	IP WLS BF H R ER SO	IP WLS BF H R ER SO	IP WLS BF H R ER SO	IP WLS BF H R ER SO	IP WLS BF H R ER SO	ERA WHIP	ERA WHIP			
29 Adam Loewen, L ERA: 5.56	5.0	26	9	3	3	2	2	0	0	0	0	0	0	0	0	0	0	5.40	2.200		
47 Jim Hoey, R ERA: 3.95	2.0	8	1	1	1	1	1	0	0	0	0	0	0	0	0	0	1	19	32	4.50	1.000
Tim Byrdak, L ERA: 11.57	0.0	2	2	0	0	0	0	0	0	0	0	0	0	0	0	0	0	5	7	∞	∞
Todd Williams, R ERA: 4.44	1.0	4	0	0	0	0	1	0	0	0	0	0	0	0	0	0	0	5	10	0.00	1.000
LaTroy Hawkins, R ERA: 4.6	1.0	W 4	1	0	0	0	0	0	0	0	0	0	0	0	0	0	0	5	7	0.00	1.000

Batter	1	2	3	4	5	6	7	8	9	AB	R	H	RBI	BB	SO	LOB	BOTTOM				
1 Brian Roberts, S OBP: 0.362, SLG: 0.419	0-1 21 G1-6-3 1B		0-0 G3		1-1 FC6		1-1 1B		2-3 K	5	0	2	0	0	1	1	<p>Tampa Bay Devil Rays @ Baltimore Orioles</p> <p>Oriole Park at Camden Yards, Baltimore, MD</p> <p>Sun Aug 27 2006, 1:35 PM EDT</p> <p>Att: 21,301 - Overcast - 89 F</p> <p>livebaseballscorecards.com</p>				
21 Nick Markakis, L OBP: 0.370, SLG: 0.470	0-1 G1-6-3			2-2 10 G1-3 6 1B SF9	1-0 F7		1-3 K		3-2 6 BB 10 1B	5	2	2	0	0	1	4					
6 Melvin Mora, R OBP: 0.351, SLG: 0.395	1-3 K			2-1 SF9 10 G1-3 1B	1-2 1B		2-1 10 G4-6-3 1B		2-0 F8	4	1	2	0	1	1	0					
10 Miguel Tejada, R OBP: 0.378, SLG: 0.519		1-3 K		1-0 G1-3		2-1 G4-6-3		2-0 F8		5	1	2	1	0	1	3					
Jeff Conine, R OBP: 0.325, SLG: 0.401		1-3 K		1-0 SF9		0-0 L7		3-1 12 BB 2B		3	0	1	2	0	1	0					
Kevin Millar, R OBP: 0.356, SLG: 0.396		4-2 BB		2-3 3-H 1B			0-0 17 1B 12 FC6-4 2B		0-3 K	3	1	2	1	1	1	1					
17 Corey Patterson, L OBP: 0.312, SLG: 0.418		0-2 L1		3-H 2-3 K			1-2 12 FC6-4 1B		4-0 12 BB IBB	3	0	1	0	1	1	2					
12 Brandon Fahey, L OBP: 0.332, SLG: 0.347			2-3 K		1-3 K2-3		0-2 FC6-4 1B		4-1 1-2 2-3 BB	3	0	0	1	1	2	1					
Chris Widger, R OBP: 0.280, SLG: 0.242 55 Seth McClung, R (PH) OBP: 0.329, SLG: 0.446			1-1 P6		1-1 FC6 1B		1-2 F7		1-1 P2	3	0	1	0	0	0	1					
Inning Stats	R: 0 E: 0 K: 1 S: 9	H: 0 LOB: 0 BB: 1 P: 10	R: 0 E: 0 K: 2 S: 12	H: 0 LOB: 1 BB: 1 P: 18	R: 0 E: 0 K: 1 S: 7	H: 0 LOB: 0 BB: 0 P: 10	R: 2 E: 0 K: 1 S: 13	H: 3 LOB: 1 BB: 0 P: 22	R: 0 E: 0 K: 0 S: 5	H: 1 LOB: 0 BB: 0 P: 9	R: 1 E: 0 K: 1 S: 18	H: 3 LOB: 2 BB: 0 P: 22	R: 1 E: 0 K: 0 S: 10	H: 2 LOB: 3 BB: 2 P: 26	R: 1 E: 0 K: 1 S: 16	H: 2 LOB: 2 BB: 1 P: 27		1B: 10 2B: 3 3B: 0 HR: 0	SF: 1 SAC: 0 DP: 2 HBP: 0	WP: 0 PB: 0 SB: 0 CS: 0	PA: 40
PITCHER	IP WLS BF H R ER SO	IP WLS BF H R ER SO	IP WLS BF H R ER SO	IP WLS BF H R ER SO	IP WLS BF H R ER SO	IP WLS BF H R ER SO	IP WLS BF H R ER SO	IP WLS BF H R ER SO	IP WLS BF H R ER SO	IP WLS BF H R ER SO	IP WLS BF H R ER SO	IP WLS BF H R ER SO	IP WLS BF H R ER SO	IP WLS BF H R ER SO	IP WLS BF H R ER SO	IP WLS BF H R ER SO	ERA WHIP	ERA WHIP			
39 J.P. Howell, L ERA: 7.53	6.0	23	6	2	2	6	1	0	0	0	0	0	0	0	0	0	13.50	3.000			
45 Ruddy Lugo, R ERA: 3.95	0.2	H 4	2	1	1	0	0	0	0	0	0	0	0	0	0	0	7	9	0.00	3.000	
52 Jon Switzer, L ERA: 5.82	0.1	H 2	1	0	0	1	0	0	0	0	0	0	0	0	0	0	4	11	27.00	6.000	
Dan Miceli, R ERA: 4.87	0.1	B 3	2	1	1	0	0	0	0	0	0	0	0	0	0	0	0	22	42	9.00	4.000
37 Seth McClung, R ERA: 6.53	1.0	L 8	2	1	1	2	2	1	0	0	0	0	0	0	0	0	0	22	42	9.00	4.000



Batter	1	2	3	4	5	6	7	8	9	AB	R	H	RBI	BB	SO	LOB	TOP		
1 Brian Roberts, S OBP: 0.359, SLG: 0.416	1-2 G4-3	0-0 L7			0-1 G5-3			0-1 F8		4	0	0	0	0	0	1	<p>Baltimore Orioles @ Texas Rangers Ameriquest Field, Arlington, TX Tue Aug 29 2006, 8:05 PM EDT Att: 23,687 - Clear - 86 F</p> <p>livebaseballscorecards.com</p>		
21 Nick Markakis, L OBP: 0.369, SLG: 0.470	0-0 G6-3		0-0 L6		0-1 G5-3			0-2 F8		4	0	1	0	0	0	0			
6 Melvin Mora, R OBP: 0.348, SLG: 0.391	0-1 G6-3		0-3 K		2-2 G6-3			2-2 G5-3		4	0	0	0	0	1	1			
10 Miguel Tejada, R OBP: 0.377, SLG: 0.517	2-2 G1-3		3-1 K		1-2 G6-3			0-3 K		4	1	1	0	0	1	1			
31 Jay Gibbons, L OBP: 0.330, SLG: 0.462		3-2 P2	3-2 K		0-0 P6			1-3 K		4	0	1	1	0	1	0			
Kevin Millar, R OBP: 0.360, SLG: 0.400		0-0 E5	1-3 K		2-1 P5			0-0 K		4	2	2	0	0	1	1			
17 Corey Patterson, L OBP: 0.314, SLG: 0.420		0-0 K			0-1 G3			0-1 G3		1	1	1	0	0	0	0			
David Newhan, L OBP: 0.308, SLG: 0.432		2-3 K						2-H K		3	0	1	1	0	0	0			
55 Ramon Hernandez, R		1-1 K			1-3 K			0-2 G3		4	0	1	2	0	2	1			
12 Brandon Fahey, L OBP: 0.328, SLG: 0.343		0-3 K			2-3 K			0-0 G4-3		3	0	0	0	0	2	1			
Inning Stats	R: 0 E: 0 K: 0 S: 9	H: 1 LOB: 1 BB: 0 P: 12	R: 2 E: 1 K: 1 S: 11	H: 3 LOB: 1 BB: 0 P: 15	R: 1 E: 0 K: 2 S: 12	H: 2 LOB: 1 BB: 0 P: 19	R: 0 E: 0 K: 2 S: 8	H: 0 LOB: 0 BB: 0 P: 11	R: 0 E: 0 K: 0 S: 6	H: 0 LOB: 0 BB: 0 P: 9	R: 0 E: 0 K: 1 S: 5	H: 0 LOB: 0 BB: 0 P: 6	R: 0 E: 0 K: 0 S: 8	H: 0 LOB: 0 BB: 0 P: 10	R: 1 E: 0 K: 2 S: 13	H: 2 LOB: 1 BB: 0 P: 14	1B: 5 2B: 3 3B: 0 HR: 0	SF: 0 SAC: 0 DP: 0 HBP: 0	WP: 0 PA: 35 PB: 0 SB: 1 CS: 0
PITCHER 33 Kevin Millwood, R ERA: 4.64	IP: 9.0 WLS: W BF: 35	H: 8 R: 4 ER: 3 SO: 8	BB: 0 IBB: 0 HBP: 0 BLK: 0	WP: 0 HR: 0 S: 80 P: 106	ERA: 3.00 WHIP: 0.889											ERA: WHIP			

Batter	1	2	3	4	5	6	7	8	9	AB	R	H	RBI	BB	SO	LOB	BOTTOM		
Gary Matthews, S OBP: 0.362, SLG: 0.488	0-2 F8	3-2 F8		1-0 G3			4-0 K	3-2 G4-3		4	1	0	0	1	0	3	<p>Baltimore Orioles @ Texas Rangers Ameriquest Field, Arlington, TX Tue Aug 29 2006, 8:05 PM EDT Att: 23,687 - Clear - 86 F</p> <p>livebaseballscorecards.com</p>		
10 Michael Young, R OBP: 0.352, SLG: 0.456	2-3 K	1-2 K			1-0 G5-3		0-1 K	2-2 L9		5	1	2	1	0	1	0			
23 Mark Teixeira, S OBP: 0.372, SLG: 0.485	1-1 K	1-3 K			0-0 K		3-3 K	0-3 K		4	1	1	1	0	3	4			
Carlos Lee, R OBP: 0.350, SLG: 0.535	2-2 G4-3		0-0 G5-3		2-3 K		4-1 K	1-2 K		3	1	0	0	1	1	1			
9 Hank Bialock, L OBP: 0.345, SLG: 0.434		1-1 K	0-3 K		2-3 K		1-0 K	1-3 K		4	2	2	2	0	2	0			
Mark DeRosa, R OBP: 0.372, SLG: 0.499		3-1 K	0-3 K				1-1 K	1-1 K		4	2	3	2	0	1	0			
Matt Stairs, L OBP: 0.335, SLG: 0.416		1-1 K			1-2 E6		1-1 K	1-1 K		3	0	0	0	1	1	3			
5 Ian Kinsler, R OBP: 0.355, SLG: 0.450		4-1 K			0-1 F8		0-3 K	1-1 K		3	1	1	1	1	1	1			
Rod Barajas, R OBP: 0.295, SLG: 0.421		1-1 K			0-1 P4			1-2 K		4	0	1	2	0	1	3			
Inning Stats	R: 0 E: 0 K: 1 S: 10	H: 0 LOB: 1 BB: 0 P: 15	R: 3 E: 0 K: 1 S: 22	H: 4 LOB: 2 BB: 1 P: 37	R: 0 E: 0 K: 2 S: 7	H: 0 LOB: 0 BB: 0 P: 7	R: 0 E: 1 K: 0 S: 8	H: 0 LOB: 1 BB: 0 P: 10	R: 1 E: 0 K: 2 S: 8	H: 1 LOB: 0 BB: 0 P: 13	R: 0 E: 0 K: 2 S: 9	H: 1 LOB: 0 BB: 0 P: 13	R: 5 E: 0 K: 2 S: 20	H: 4 LOB: 2 BB: 3 P: 40	R: 0 E: 0 K: 1 S: 10	H: 0 LOB: 0 BB: 0 P: 15		1B: 8 2B: 2 3B: 0 HR: 1	SF: 0 SAC: 0 DP: 1 HBP: 1
PITCHER Rodrigo Lopez, R ERA: 6.17 Tim Byrdak, L ERA: 12.96 47 Jim Hoey, R ERA: 6.75 Russ Ortiz, R ERA: 8.88	IP: 6.2 WLS: L BF: 31	H: 7 R: 7 ER: 7 SO: 9	BB: 3 IBB: 0 HBP: 0 BLK: 0	WP: 0 HR: 1 S: 75 P: 118	ERA: 9.45 WHIP: 1.500											ERA: WHIP			

AB 35
R 4
H 8
RBI 4
BB 0
SO 8
LOB 6



AB 34
R 9
H 10
RBI 9
BB 4
SO 11
LOB 15



Batter	1	2	3	4	5	6	7	8	9	10	AB	R	H	RBI	BB	SO	LOB	TOP				
1 Brian Roberts, S OBP: 0.359, SLG: 0.414											4	1	1	0	1	1	0					
6 Melvin Mora, R OBP: 0.347, SLG: 0.390											5	1	1	0	0	0	2					
21 Nick Markakis, L OBP: 0.369, SLG: 0.476											4	1	1	2	1	0	1					
10 Miguel Tejada, R OBP: 0.381, SLG: 0.520											5	2	4	0	0	1	0					
31 Jay Gibbons, L Chris Gomez, R OBP: 0.328, SLG: 0.305											4	1	2	1	1	1	2					
Kevin Millar, R OBP: 0.363, SLG: 0.399											3	0	1	0	2	0	2					
David Newhan, L OBP: 0.318, SLG: 0.429											5	0	2	2	0	2	5					
55 Ramon Hernandez, R Danny Ardoiz, R OBP: 0.326, SLG: 0.441											3	0	0	1	0	0	2					
12 Brandon Fahey, L OBP: 0.321, SLG: 0.335											5	0	0	0	0	0	5					
Inning Stats	R: 4 E: 0 K: 0 S: 29	H: 4 LOB: 2 BB: 2 P: 45	R: 0 E: 0 K: 0 S: 6	H: 1 LOB: 0 BB: 0 P: 9	R: 0 E: 0 K: 1 S: 13	H: 1 LOB: 2 BB: 1 P: 24	R: 0 E: 0 K: 0 S: 4	H: 0 LOB: 0 BB: 0 P: 5	R: 0 E: 0 K: 1 S: 13	H: 2 LOB: 2 BB: 1 P: 21	R: 0 E: 0 K: 1 S: 6	H: 0 LOB: 0 BB: 0 P: 8	R: 0 E: 0 K: 1 S: 9	H: 0 LOB: 0 BB: 0 P: 14	R: 0 E: 0 K: 0 S: 7	H: 0 LOB: 0 BB: 0 P: 12	R: 3 E: 0 K: 0 S: 13	H: 5 LOB: 3 BB: 1 P: 26	1B: 10 2B: 2 3B: 0 HR: 1	SF: 1 SAC: 0 DP: 3 HBP: 0	WP: 1 PB: 0 SB: 1 CS: 0	PA: 45
PITCHER	IP	WLS	BF	H	R	ER	SO	BB	IBB	HBP	BLK	WP	HR	S	P	ERA	WHIP					
55 Robinson Tejeda, R ERA: 6.87	(1, 1)	3.0	17	6	4	4	1	3	0	0	0	0	1	48	78	12.00	3.000					
59 Josh Rupe, R ERA: 3.26	(4, 1)	3.0	11	2	0	0	2	1	0	0	0	0	0	23	34	0.00	1.000					
36 C.J. Wilson, L ERA: 3.96	(7, 1)	2.0	6	0	0	0	2	0	0	0	0	0	0	15	26	0.00	0.000					
40 Akinori Otsuka, R ERA: 2.13	(9, 1)	1.0	3	0	0	0	0	0	0	0	0	0	0	7	9	0.00	0.000					
32 Ron Mahay, L ERA: 4.04	(10, 1)	0.1	L	6	4	3	0	0	1	0	0	0	0	10	20	81.00	12.000					

Baltimore Orioles @ Texas Rangers
Ameriquest Field, Arlington, TX
Wed Aug 30 2006, 8:05 PM EDT
Att: 23,831 - Clear - 88 F

AB 39
R 7
H 13
RBI 7
BB 5
SO 5
LOB 19



Batter	1	2	3	4	5	6	7	8	9	10	AB	R	H	RBI	BB	SO	LOB	BOTTOM						
Gary Matthews, S OBP: 0.365, SLG: 0.492											4	1	3	0	1	1	0							
10 Michael Young, R OBP: 0.349, SLG: 0.452											5	0	0	0	0	0	5							
23 Mark Teixeira, S OBP: 0.373, SLG: 0.489											4	1	1	1	1	1	1							
Carlos Lee, R Jerry Hairston, R OBP: 0.271, SLG: 0.253										4	0	1	1	0	0	2								
9 Hank Bialock, L OBP: 0.344, SLG: 0.430											4	0	0	0	1	1	1							
Mark DeRosa, R OBP: 0.372, SLG: 0.500											5	0	2	0	0	1	3							
Matt Stairs, L OBP: 0.331, SLG: 0.410											4	0	0	0	0	1	2							
5 Ian Kinsler, R OBP: 0.351, SLG: 0.445											4	0	0	0	0	0	2							
15 Gerald Laird, R OBP: 0.361, SLG: 0.549											4	2	3	1	0	0	1							
Inning Stats	R: 1 E: 0 K: 0 S: 9	H: 2 LOB: 0 BB: 0 P: 16	R: 0 E: 0 K: 3 S: 9	H: 0 LOB: 0 BB: 0 P: 14	R: 1 E: 0 K: 1 S: 7	H: 1 LOB: 0 BB: 0 P: 9	R: 0 E: 0 K: 0 S: 7	H: 0 LOB: 0 BB: 0 P: 10	R: 0 E: 0 K: 0 S: 7	H: 1 LOB: 1 BB: 2 P: 11	R: 0 E: 0 K: 0 S: 8	H: 0 LOB: 1 BB: 0 P: 18	R: 0 E: 0 K: 0 S: 7	H: 1 LOB: 1 BB: 0 P: 10	R: 2 E: 0 K: 1 S: 17	H: 3 LOB: 2 BB: 1 P: 32	R: 0 E: 0 K: 0 S: 11	H: 2 LOB: 2 BB: 0 P: 18	R: 0 E: 0 K: 0 S: 9	H: 1 LOB: 1 BB: 0 P: 14	1B: 6 2B: 3 3B: 0 HR: 2	SF: 0 SAC: 0 DP: 1 HBP: 0	WP: 3 PB: 0 SB: 0 CS: 1	PA: 42
PITCHER	IP	WLS	BF	H	R	ER	SO	BB	IBB	HBP	BLK	WP	HR	S	P	ERA	WHIP							
34 Kris Benson, R ERA: 4.78	(1, 1)	7.0	26	5	2	2	4	2	0	0	0	1	0	54	88	2.57	1.000							
Todd Williams, R ERA: 4.78	(8, 1)	0.1	H	3	2	2	0	0	0	0	0	0	1	5	7	54.00	6.000							
37 Chris Ray, R ERA: 3.0	(8, 1)	0.2	B	4	1	0	1	0	1	0	0	0	0	12	25	0.00	1.500							
LaTroy Hawkins, R ERA: 4.63	(9, 1)	2.0	W	9	3	0	0	0	0	0	0	1	0	20	32	0.00	1.500							

Baltimore Orioles @ Texas Rangers
Ameriquest Field, Arlington, TX
Wed Aug 30 2006, 8:05 PM EDT
Att: 23,831 - Clear - 88 F

AB 39
R 4
H 11
RBI 3
BB 3
SO 5
LOB 17



Batter	1	2	3	4	5	6	7	8	9	AB	R	H	RBI	BB	SO	LOB	TOP		
1 Brian Roberts, S OBP: 0.360, SLG: 0.414	F7		P4		G3-1		G6-3		6 1B 21 1B	5	1	2	0	0	0	0			
6 Melvin Mora, R OBP: 0.346, SLG: 0.388	G6-3		K		K		F8		21 DI 21 1B	5	1	1	1	0	2	2			
21 Nick Markakis, L OBP: 0.372, SLG: 0.488	2B				G3-1		G3-1		1-H 3-H	5	1	3	3	0	0	2			
10 Miguel Tejada, R OBP: 0.381, SLG: 0.518	P3				HR				1-H 3-H	4	1	1	0	1	0	2			
31 Jay Gibbons, L OBP: 0.333, SLG: 0.471					31 E G6-3				G6-3	4	0	1	0	0	0	4			
Kevin Millar, R OBP: 0.362, SLG: 0.398					E7				F8	4	0	1	0	0	0	4			
David Newhan, L OBP: 0.292, SLG: 0.391					K				G4-3	4	0	1	0	0	1	3			
Danny Ardoin, R OBP: 0.266, SLG: 0.257					K				F8	4	0	0	1	0	1	3			
12 Brandon Fahey, L OBP: 0.320, SLG: 0.330					K				P5	3	1	0	0	1	3	3			
					K				1 1B 6 1B	3	0	0	0	1	3	2			
					21 G3-1 1 1B				K	3	0	0	0	1	3	2			
Inning Stats	R: 0 E: 0 K: 0 S: 11	H: 1 LOB: 1 BB: 0 P: 14	R: 0 E: 0 K: 2 S: 11	H: 1 LOB: 1 BB: 0 P: 17	R: 0 E: 0 K: 2 S: 11	H: 0 LOB: 0 BB: 0 P: 15	R: 2 E: 1 K: 2 S: 15	H: 2 LOB: 1 BB: 2 P: 20	R: 0 E: 0 K: 1 S: 13	H: 1 LOB: 3 BB: 2 P: 27	R: 0 E: 0 K: 0 S: 7	H: 0 LOB: 0 BB: 0 P: 11	R: 0 E: 0 K: 0 S: 7	H: 0 LOB: 0 BB: 0 P: 8	R: 3 E: 0 K: 1 S: 21	H: 3 LOB: 1 BB: 1 P: 33	1B: 6 2B: 2 3B: 0 HR: 1	SF: 0 SAC: 0 DP: 0 HBP: 0	WP: 0 PA: 40 PB: 0 SB: 0 CS: 0
PITCHER	IP	WLS	BF	H	R	ER	SO	BB	IBB	HBP	BLK	WP	HR	S	P	ERA	WHIP		
Adam Eaton, R ERA: 4.71	5.0	W	23	5	2	1	7	2	0	0	0	0	1	61	93	1.80	1.400		
53 Joaquin Benoit, R ERA: 4.92	3.2	H	15	3	3	3	3	1	0	0	0	0	0	40	61	7.36	1.091		
40 Akinori Otsuka, R ERA: 2.11	0.1	S	2	1	0	0	0	0	0	0	0	0	0	7	11	0.00	3.000		

Baltimore Orioles @ Texas Rangers
Ameriquet Field, Arlington, TX
Thu Aug 31 2006, 8:05 PM EDT
Att: 21,448 - Clear - 90 F

AB 37
R 5
H 9
RBI 5
BB 3
SO 10
LOB 21



Batter	1	2	3	4	5	6	7	8	9	AB	R	H	RBI	BB	SO	LOB	BOTTOM		
Gary Matthews, S OBP: 0.364, SLG: 0.495	HR	K		P6		F7		K		5	1	1	1	0	2	3			
10 Michael Young, R OBP: 0.349, SLG: 0.453	23 BB 2B	SF9		K		G6-3		2B		3	1	1	1	1	1	1			
23 Mark Teixeira, S OBP: 0.375, SLG: 0.495	2B PB	1B		G4-3		3-H HR		P6		4	2	2	2	1	0	1			
Carlos Lee, R OBP: 0.350, SLG: 0.542	PB 2H	F8				HR		K		4	1	2	2	0	1	2			
9 Hank Bialock, L OBP: 0.345, SLG: 0.429	K			5 BB 1B		1B BB		K		3	0	1	0	1	2	2			
Mark DeRosa, R OBP: 0.371, SLG: 0.500	K			F9		K		F8 2B		4	0	1	0	0	2	4			
Matt Stairs, L OBP: 0.330, SLG: 0.498	K			K		5 G6-3 1B		F8		4	0	1	0	0	2	3			
5 Ian Kinsler, R OBP: 0.352, SLG: 0.447		1B 10 SF9 2B				G6-3		P3		3	1	1	0	1	0	3			
Rod Barajas, R OBP: 0.297, SLG: 0.425		23 1B 1B		P5		10 G6-3 23 HR 2B		K		4	1	2	0	0	1	2			
Inning Stats	R: 3 E: 0 K: 3 S: 21	H: 2 LOB: 1 BB: 2 P: 37	R: 1 E: 0 K: 1 S: 14	H: 3 LOB: 2 BB: 0 P: 23	R: 0 E: 0 K: 1 S: 12	H: 1 LOB: 2 BB: 1 P: 21	R: 0 E: 0 K: 1 S: 6	H: 0 LOB: 0 BB: 0 P: 8	R: 1 E: 0 K: 1 S: 11	H: 2 LOB: 1 BB: 1 P: 23	R: 2 E: 0 K: 1 S: 12	H: 2 LOB: 0 BB: 0 P: 17	R: 0 E: 0 K: 1 S: 6	H: 1 LOB: 1 BB: 0 P: 9	R: 0 E: 0 K: 2 S: 13	H: 1 LOB: 1 BB: 0 P: 20	1B: 4 2B: 5 3B: 0 HR: 3	SF: 1 SAC: 0 DP: 1 HBP: 0	WP: 0 PA: 39 PB: 1 SB: 0 CS: 0
PITCHER	IP	WLS	BF	H	R	ER	SO	BB	IBB	HBP	BLK	WP	HR	S	P	ERA	WHIP		
40 Daniel Cabrera, R ERA: 4.74	5.0	L	26	8	5	4	7	4	0	0	0	0	2	64	112	7.20	2.400		
Bruce Chen, L ERA: 6.75	1.2		8	3	2	2	2	0	0	0	0	0	1	17	24	10.80	1.800		
Russ Ortiz, R ERA: 8.65	1.1		5	1	0	0	2	0	0	0	0	0	0	14	22	0.00	0.750		

Baltimore Orioles @ Texas Rangers
Ameriquet Field, Arlington, TX
Thu Aug 31 2006, 8:05 PM EDT
Att: 21,448 - Clear - 90 F

AB 34
R 7
H 12
RBI 6
BB 4
SO 11
LOB 21



Batter	1	2	3	4	5	6	7	8	9	AB	R	H	RBI	BB	SO	LOB	TOP					
David Newhan, L (1,8) OBP: 0.321, SLG: 0.431	F8		G4-3				6 2B		6 1B								5 1 3 0 0 0 0					
6 Melvin Mora, R (1,5) OBP: 0.348, SLG: 0.397	HR		P4				21 FC5		10 G6-4-3								5 1 3 2 0 0 1					
21 Nick Markakis, L (1,9) OBP: 0.368, SLG: 0.483	F8																4 0 0 0 0 1 3					
10 Miguel Tejada, R (1,6) OBP: 0.382, SLG: 0.517	BB																3 0 1 0 1 0 2					
31 Jay Gibbons, L (1,10) OBP: 0.332, SLG: 0.467	P5																4 0 1 0 0 1 1					
Kevin Millar, R (1,3) OBP: 0.361, SLG: 0.394																	3 1 0 0 1 2 2					
Chris Gomez, R (1,4) OBP: 0.329, SLG: 0.323																	3 1 1 0 0 0 2					
1 Brian Roberts, S (8,PH) OBP: 0.359, SLG: 0.413																	1 0 0 0 0 0 0					
39 Jeff Fiorentino, L (1,7) OBP: 0.250, SLG: 0.250																	4 0 1 2 0 0 0					
Danny Ardoin, R (1,2) OBP: 0.260, SLG: 0.250																	3 0 0 0 0 1 1					
12 Brandon Fahey, L (9,PH) OBP: 0.319, SLG: 0.329																	1 0 0 0 0 0 0					
Inning Stats	R: 1 E: 0 K: 0 S: 10	H: 1 LOB: 1 BB: 1 P: 20	R: 0 E: 0 K: 0 S: 8	H: 0 LOB: 0 BB: 0 P: 11	R: 0 E: 0 K: 0 S: 8	H: 0 LOB: 0 BB: 0 P: 13	R: 0 E: 0 K: 1 S: 10	H: 2 LOB: 2 BB: 0 P: 15	R: 1 E: 0 K: 1 S: 15	H: 2 LOB: 1 BB: 0 P: 23	R: 2 E: 0 K: 1 S: 9	H: 2 LOB: 1 BB: 0 P: 15	R: 0 E: 0 K: 1 S: 8	H: 2 LOB: 1 BB: 0 P: 13	R: 0 E: 0 K: 2 S: 10	H: 0 LOB: 0 BB: 0 P: 16	R: 0 E: 0 K: 0 S: 10	H: 1 LOB: 1 BB: 0 P: 14	1B: 6 2B: 3 3B: 0 HR: 1	SF: 0 SAC: 0 DP: 1 HBP: 0	WP: 0 PB: 0 SB: 0 CS: 0	PA: 38
PITCHER	IP	WLS	BF	H	R	ER	SO	BB	IBB	HBP	BLK	WP	HR	S	P	ERA	WHIP					
Joe Blanton, R (1,1) ERA: 4.51	6.0		27	7	4	4	2	2	0	0	0	0	1	60	97	6.00	1.500					
51 Brad Halsey, L (7,1) ERA: 4.59	1.1	W	5	2	0	0	2	0	0	0	0	0	0	12	20	0.00	1.500					
50 Kiko Calero, R (8,1) ERA: 3.18	0.2	H	2	0	0	0	1	0	0	0	0	0	0	6	9	0.00	0.000					
58 Justin Duchschere, R (9,1) ERA: 3.4	1.0	S	4	1	0	0	0	0	0	0	0	0	0	10	14	0.00	1.000					

Baltimore Orioles @ Oakland Athletics
McAfee Coliseum, Oakland, CA
Fri Sep 01 2006, 10:05 PM EDT
Att: 31,179 - Clear - 62 F

livebaseballscorecards.com

AB 36
R 4
H 10
RBI 4
BB 2
SO 5
LOB 12



Batter	1	2	3	4	5	6	7	8	9	AB	R	H	RBI	BB	SO	LOB	BOTTOM					
Jason Kendall, R (1,2) OBP: 0.361, SLG: 0.347	F9		L8				G6-3		G5-3								5 0 1 0 0 0 0					
23 Bobby Kielty, S (1,7) OBP: 0.343, SLG: 0.448	K						L9		G1-3								5 0 1 0 0 1 1					
22 Milton Bradley, S (1,9) OBP: 0.361, SLG: 0.439	K																3 1 0 0 1 2 1					
Frank Thomas, R (1,10) OBP: 0.392, SLG: 0.528																	4 2 2 2 0 0 2					
Jay Payton, R (1,8) OBP: 0.331, SLG: 0.431																	2 2 2 0 2 0 0					
Nick Swisher, S (1,3) OBP: 0.360, SLG: 0.473																	2 0 0 0 2 1 3					
14 Mark Ellis, R (1,4) OBP: 0.320, SLG: 0.383																	4 0 3 2 0 0 2					
Marco Scutaro, R (1,6) OBP: 0.318, SLG: 0.371																	4 0 0 1 0 0 7					
Antonio Perez, R (1,5) OBP: 0.169, SLG: 0.173																	4 0 0 0 0 3 1					
Inning Stats	R: 0 E: 0 K: 2 S: 10	H: 0 LOB: 0 BB: 0 P: 17	R: 1 E: 0 K: 1 S: 14	H: 2 LOB: 1 BB: 0 P: 22	R: 0 E: 0 K: 2 S: 9	H: 1 LOB: 0 BB: 0 P: 14	R: 1 E: 0 K: 0 S: 8	H: 2 LOB: 2 BB: 1 P: 15	R: 0 E: 0 K: 1 S: 10	H: 1 LOB: 2 BB: 1 P: 18	R: 1 E: 0 K: 1 S: 9	H: 0 LOB: 1 BB: 2 P: 19	R: 2 E: 1 K: 0 S: 15	H: 3 LOB: 3 BB: 1 P: 24	R: 0 E: 0 K: 1 S: 7	H: 0 LOB: 0 BB: 0 P: 14	1B: 4 2B: 4 3B: 0 HR: 1	SF: 0 SAC: 0 DP: 0 HBP: 0	WP: 1 PB: 0 SB: 1 CS: 0	PA: 38		
PITCHER	IP	WLS	BF	H	R	ER	SO	BB	IBB	HBP	BLK	WP	HR	S	P	ERA	WHIP					
45 Erik Bedard, L (1,1) ERA: 3.94	6.0		27	6	3	3	6	4	0	0	0	0	1	60	105	4.50	1.667					
Todd Williams, R (7,1) ERA: 4.68	1.0	L	8	3	2	0	0	0	1	0	0	0	1	15	24	0.00	3.000					
47 Jim Hoey, R (8,1) ERA: 4.91	1.0		3	0	0	0	1	0	0	0	0	0	0	7	14	0.00	0.000					

Baltimore Orioles @ Oakland Athletics
McAfee Coliseum, Oakland, CA
Fri Sep 01 2006, 10:05 PM EDT
Att: 31,179 - Clear - 62 F

livebaseballscorecards.com

AB 33
R 5
H 9
RBI 5
BB 5
SO 7
LOB 17



Batter	1	2	3	4	5	6	7	8	9	AB	R	H	RBI	BB	SO	LOB	TOP								
1 Brian Roberts, S (1, 4) OBP: 0.360, SLG: 0.417	E6 WP 2B		F8						G5-3	5	2	2	1	0	0	1									
Chris Gomez, R (1, 3) OBP: 0.333, SLG: 0.358	G4-3 10 1B 2B		F8 10 1B 2B						G1-3	5	2	2	2	0	0	2									
21 Nick Markakis, L (1, 9) OBP: 0.370, SLG: 0.486	G4-3		F8 10 FC6-4 1B						L8	4	0	2	1	0	0	2									
10 Miguel Tejada, R (1, 6) OBP: 0.381, SLG: 0.515	G6-4-3 31 G6-4-3 1B		FC6-4 1-2 1B						G6-3	4	0	1	2	0	0	2									
31 Jay Gibbons, L (1, 10) OBP: 0.328, SLG: 0.461	G6-4-3		P2						G3-1	4	0	0	0	0	0	2									
Fernando Tatis, R (1, 5)		K2-3							G3	4	0	1	0	0	2	0									
David Newhan, L (1, 8) OBP: 0.316, SLG: 0.407		F8							L8	3	0	0	0	1	0	0									
Danny Ardoin, R (1, 2) OBP: 0.260, SLG: 0.244		F8							L8	3	1	0	0	0	2	2									
39 Jeff Fiorentino, L (1, 7) OBP: 0.333, SLG: 0.200									SH1-3 1 3B HBP	1	1	0	0	1	0	0									
Kevin Millar, R (9, PH) OBP: 0.360, SLG: 0.393									G3	1	0	0	0	0	0	0									
12 Brandon Fahey, L (9, 7) OBP: 0.319, SLG: 0.329									G3	0	0	0	0	0	0	0									
Inning Stats	R: 2 E: 1 K: 0 S: 15	H: 2 LOB: 0 BB: 0 P: 24	R: 0 E: 0 K: 1 S: 7	H: 0 LOB: 0 BB: 0 P: 10	R: 2 E: 0 K: 0 S: 14	H: 2 LOB: 1 BB: 1 P: 22	R: 0 E: 0 K: 2 S: 8	H: 0 LOB: 0 BB: 0 P: 11	R: 1 E: 0 K: 0 S: 12	H: 2 LOB: 1 BB: 0 P: 18	R: 0 E: 0 K: 0 S: 6	H: 0 LOB: 0 BB: 0 P: 6	R: 1 E: 0 K: 0 S: 9	H: 1 LOB: 1 BB: 0 P: 16	R: 0 E: 0 K: 1 S: 10	H: 1 LOB: 2 BB: 1 P: 15	R: 0 E: 0 K: 0 S: 6	H: 0 LOB: 0 BB: 0 P: 6	1B: 3 2B: 4 3B: 1 HR: 0	SF: 0 SAC: 1 DP: 1 HBP: 1	WP: 1 PB: 0 SB: 0 CS: 0	PA: 38			
PITCHER	IP	WLS	BF	H	R	ER	SO	BB	IBB	HBP	BLK	WP	HR	S	P	ERA	WHIP								
Dan Haren, R (1, 1) ERA: 3.88	5.0	L	22	6	5	4	3	1	0	0	0	1	0	56	85	7.20	1.400								
Scott Sauerbeck, L (6, 1) ERA: 5.25	1.1		6	1	1	1	0	0	0	1	0	0	0	10	15	6.75	0.750								
57 Chad Gaudin, R (7, 1) ERA: 2.55	1.2		7	1	0	0	1	0	1	0	0	0	0	15	22	0.00	0.600								
Joe Kennedy, L (9, 1) ERA: 1.27	1.0		3	0	0	0	0	0	0	0	0	0	0	6	6	0.00	0.000								

Baltimore Orioles @ Oakland Athletics
 McAfee Coliseum, Oakland, CA
 Sat Sep 02 2006, 4:05 PM EDT
 Att: 24,383 - Partly Cloudy - 65 F

AB 34
 R 6
 H 8
 RBI 6
 BB 2
 SO 4
 LOB 11



Batter	1	2	3	4	5	6	7	8	9	AB	R	H	RBI	BB	SO	LOB	BOTTOM								
Jason Kendall, R (1, 2) OBP: 0.361, SLG: 0.346	F9		F9							4	1	1	0	1	1	1									
21 Mark Kotsay, L (1, 3) OBP: 0.325, SLG: 0.382										1	0	1	0	0	0	0									
Nick Swisher, S (4, 3)										3	1	0	0	1	1	2									
22 Milton Bradley, S (1, 9) OBP: 0.359, SLG: 0.436	K									4	1	1	1	0	1	1									
Frank Thomas, R (1, 10) OBP: 0.391, SLG: 0.533	F9									4	1	1	3	0	1	1									
Jay Payton, R (1, 8) OBP: 0.330, SLG: 0.432										4	0	1	0	0	1	0									
23 Bobby Kielty, S (1, 7) OBP: 0.341, SLG: 0.445	G6-3									4	0	1	0	0	0	1									
14 Mark Ellis, R (1, 4) OBP: 0.319, SLG: 0.379	K									3	1	0	0	1	1	1									
Marco Scutaro, R (1, 6) OBP: 0.317, SLG: 0.367										3	0	0	0	1	1	2									
Antonio Perez, R (1, 5) OBP: 0.174, SLG: 0.179										3	0	1	0	0	2	2									
29 Dan Johnson, L (9, PH) OBP: 0.325, SLG: 0.373										0	0	0	1	0	0	0									
Inning Stats	R: 0 E: 0 K: 1 S: 10	H: 1 LOB: 1 BB: 0 P: 19	R: 0 E: 0 K: 2 S: 10	H: 0 LOB: 0 BB: 0 P: 16	R: 0 E: 0 K: 2 S: 12	H: 0 LOB: 0 BB: 0 P: 18	R: 0 E: 0 K: 1 S: 7	H: 0 LOB: 0 BB: 0 P: 12	R: 0 E: 0 K: 1 S: 8	H: 0 LOB: 2 BB: 2 P: 21	R: 4 E: 0 K: 0 S: 18	H: 3 LOB: 1 BB: 2 P: 36	R: 0 E: 0 K: 1 S: 10	H: 1 LOB: 0 BB: 0 P: 13	R: 0 E: 0 K: 0 S: 12	H: 1 LOB: 1 BB: 0 P: 15	R: 1 E: 1 K: 1 S: 13	H: 1 LOB: 1 BB: 0 P: 19	1B: 5 2B: 1 3B: 0 HR: 1	SF: 1 SAC: 0 DP: 1 HBP: 0	WP: 0 PB: 0 SB: 0 CS: 0	PA: 38			
PITCHER	IP	WLS	BF	H	R	ER	SO	BB	IBB	HBP	BLK	WP	HR	S	P	ERA	WHIP								
29 Adam Loewen, L (1, 1) ERA: 5.55	5.0	W	21	2	3	3	7	4	0	0	0	0	0	52	101	5.40	1.200								
Julio Manon, R (6, 1) ERA: 2.77	1.0	H	5	2	1	1	0	0	0	0	0	0	1	13	21	9.00	2.000								
47 Jim Hoey, R (7, 1) ERA: 3.86	1.0	H	3	1	0	0	1	0	0	0	0	0	0	10	13	0.00	1.000								
LaTroy Hawkins, R (8, 1) ERA: 4.58	0.2	H	3	1	0	0	0	0	0	0	0	0	0	10	11	0.00	1.500								
37 Chris Ray, R (8, 1) ERA: 2.93	1.1	S	6	1	1	0	1	0	0	0	0	0	0	15	23	0.00	0.750								

Baltimore Orioles @ Oakland Athletics
 McAfee Coliseum, Oakland, CA
 Sat Sep 02 2006, 4:05 PM EDT
 Att: 24,383 - Partly Cloudy - 65 F

AB 33
 R 5
 H 7
 RBI 5
 BB 4
 SO 9
 LOB 11



Batter	1	2	3	4	5	6	7	8	9	AB	R	H	RBI	BB	SO	LOB	TOP					
1 Brian Roberts, S (1,4) OBP: 0.359, SLG: 0.417 12 Brandon Fahey, L (6, PR) OBP: 0.321, SLG: 0.332 (6,4)	G3		F8			10 1B		1B		3	0	1	0	0	0	0	Baltimore Orioles @ Oakland Athletics McAfee Coliseum, Oakland, CA Sun Sep.03.2006, 4:05 PM EDT Att: 26,280 - Sunny - 62 F					
6 Melvin Mora, R (1,5) OBP: 0.347, SLG: 0.395	2B		K			F7		F9		3	1	0	0	1	1	2						
21 Nick Markakis, L (1,9) OBP: 0.366, SLG: 0.481	F8				G4-3	K		G1-3		4	0	0	0	0	1	3						
10 Miguel Tejada, R (1,10) OBP: 0.384, SLG: 0.519 39 Jeff Fiorentino, L (9, PH) OBP: 0.429, SLG: 0.290	2B				G5-4-3 1B			G6-4-3 BB		3	0	3	1	0	0	0						
Kevin Millar, R (1,3) OBP: 0.356, SLG: 0.388	G4-3				G5-4-3 1-2			P5		4	0	0	0	0	0	5						
David Newhan, L (1,8) OBP: 0.311, SLG: 0.397			F7			K		G6-4-3 1B		4	0	1	0	0	1	1						
Fernando Tatis, R (1,7) OBP: 0.283, SLG: 0.500			K			1B		G4-6-3 1-2		3	0	1	0	0	1	1						
Chris Gomez, R (1,6) OBP: 0.333, SLG: 0.357			F9					G5-3		3	0	1	0	0	0	0						
Danny Ardoin, R (1,2) OBP: 0.254, SLG: 0.238			F8			G6-4-3		G4-3		3	0	0	0	0	0	2						
Inning Stats	R: 1 E: 0 K: 0 S: 9	H: 1 LOB: 1 BB: 1 P: 17	R: 0 E: 0 K: 1 S: 14	H: 0 LOB: 0 BB: 0 P: 18	R: 0 E: 0 K: 1 S: 6	H: 0 LOB: 0 BB: 0 P: 10	R: 0 E: 0 K: 0 S: 5	H: 1 LOB: 0 BB: 0 P: 7	R: 0 E: 0 K: 1 S: 9	H: 2 LOB: 1 BB: 1 P: 13	R: 0 E: 0 K: 0 S: 11	H: 2 LOB: 2 BB: 0 P: 17	R: 0 E: 0 K: 0 S: 6	H: 1 LOB: 0 BB: 0 P: 7	R: 0 E: 0 K: 0 S: 7	H: 1 LOB: 1 BB: 0 P: 9		R: 0 E: 0 K: 0 S: 7	H: 0 LOB: 0 BB: 1 P: 13	1B: 6 2B: 2 3B: 0 HR: 0	SF: 0 SAC: 0 DP: 4 HBP: 0	WP: 0 PB: 0 SB: 0 CS: 0
PITCHER	IP	WLS	BF	H	R	ER	SO	BB	IBB	HBP	BLK	WP	HR	S	P	ERA	WHIP					
25 Esteban Loaiza, R (1,1) ERA: 4.58 Jay Witasick, R (9,1) ERA: 10.64	8.0	W	30	8	1	1	4	1	0	0	0	0	0	67	98	1.12	1.125					

Batter	1	2	3	4	5	6	7	8	9	AB	R	H	RBI	BB	SO	LOB	BOTTOM						
Jason Kendall, R (1,2) OBP: 0.364, SLG: 0.350 17 Adam Melhuse, S (7, PH) OBP: 0.281, SLG: 0.393 (8,2)	1B				K			2B		4	2	3	1	0	1	1	Baltimore Orioles @ Oakland Athletics McAfee Coliseum, Oakland, CA Sun Sep.03.2006, 4:05 PM EDT Att: 26,280 - Sunny - 62 F						
14 Mark Ellis, R (1,4) OBP: 0.323, SLG: 0.391	1B		K				F7			5	2	3	2	0	1	2							
Jay Payton, R (1,8) OBP: 0.329, SLG: 0.430 Hiram Bocachica, R (7,8)	1B				K			2B		4	1	1	0	0	3	2							
Frank Thomas, R (1,10) OBP: 0.388, SLG: 0.528 5 Jeremy Brown, R (8, PH) (9,10)	F6	F8			F8		F9			4	0	0	0	0	0	5							
3 Eric Chavez, L (1,5) OBP: 0.352, SLG: 0.421 Antonio Perez, R (6,5) OBP: 0.181, SLG: 0.198	29 HR	P5				P6		BB		3	2	2	2	0	0	0							
29 Dan Johnson, L (1,3) OBP: 0.333, SLG: 0.389	1B				HR			2B		2	0	1	0	0	0	0							
Nick Swisher, S (1,7) OBP: 0.361, SLG: 0.473	HR				1B			BB		3	1	2	4	2	0	0							
23 Bobby Kielty, S (1,9) OBP: 0.335, SLG: 0.436	G4-3				1B			BB		4	1	2	0	1	1	1							
Marco Scutaro, R (1,6) OBP: 0.320, SLG: 0.374	1B				1B			BB		5	0	0	0	0	0	6							
Inning Stats	R: 9 E: 0 K: 1 S: 31	H: 9 LOB: 0 BB: 0 P: 47	R: 0 E: 0 K: 1 S: 9	H: 0 LOB: 1 BB: 1 P: 17	R: 0 E: 0 K: 2 S: 13	H: 1 LOB: 1 BB: 0 P: 19	R: 1 E: 0 K: 1 S: 11	H: 3 LOB: 2 BB: 0 P: 17	R: 0 E: 0 K: 2 S: 15	H: 1 LOB: 2 BB: 1 P: 25	R: 0 E: 0 K: 0 S: 7	H: 0 LOB: 0 BB: 0 P: 11	R: 0 E: 0 K: 0 S: 8	H: 1 LOB: 1 BB: 0 P: 13	R: 0 E: 0 K: 0 S: 7	H: 1 LOB: 3 BB: 3 P: 22		R: 0 E: 0 K: 0 S: 7	H: 1 LOB: 3 BB: 3 P: 22	1B: 9 2B: 3 3B: 1 HR: 3	SF: 0 SAC: 0 DP: 0 HBP: 0	WP: 0 PB: 0 SB: 0 CS: 0	PA: 44
PITCHER	IP	WLS	BF	H	R	ER	SO	BB	IBB	HBP	BLK	WP	HR	S	P	ERA	WHIP						
49 Hayden Penn, R (1,1) ERA: 108.0 Russ Ortiz, R (1,1) ERA: 8.46 Winston Abreu, R (5,1) ERA: Bruce Chen, L (8,1) ERA: 6.88	0.2	L	10	5	2	2	5	1	0	0	0	0	0	2	38	62	5.40	1.800					




Batter	1	2	3	4	5	6	7	8	9	AB	R	H	RBI	BB	SO	LOB	TOP								
1 Brian Roberts, S (1,4) X OBP: 0.391, SLG: 0.430	0-0 HR		0-1 HR		3-2 G6-3		0-1 F7			4	2	2	2	0	0	1	<p>Baltimore Orioles @ Los Angeles Angels Angel Stadium of Anaheim, Anaheim, CA Wed Sep 06 2006, 12:35 PM PDT Att: 33,736 - Sunny - 92 F</p> <p>livebaseballscorecards.com</p>								
6 Melvin Mora, R (1,5) B OBP: 0.346, SLG: 0.395	2-3 K		3-2 2B		0-1 21 G4-3 2H 1B		0-1 L4			4	0	2	1	0	1	0									
21 Nick Markakis, L (1,9) C OBP: 0.360, SLG: 0.470	3-1 G4-3		2-2 G6-3		0-2 G4-3			2-2 G4-3		4	0	0	0	0	0	2									
10 Miguel Tejada, R (1,6) F OBP: 0.381, SLG: 0.512	2-2 F7			0-0 F9	3-3 K2-3			1-1 G6-3		4	0	0	0	0	1	1									
31 Jay Gibbons, L (1,10) B OBP: 0.325, SLG: 0.454		1-2 G3-1		1-0 F7		0-0 P4		2-2 G4-3		4	0	0	0	0	0	0									
Kevin Millar, R (1,3) B OBP: 0.360, SLG: 0.406	1-2 K			3-1 HR		3-3 K			0-0 1B	4	1	2	1	0	2	0									
David Newhan, L (1,8) X OBP: 0.329, SLG: 0.391	0-0 L1			1-1 12 FC4-6 1B		1-0 1B			2-1 P4	4	0	2	0	0	0	1									
12 Brandon Fahey, L (1,7) B OBP: 0.314, SLG: 0.321			2-0 F7	1-0 FC4-6		0-2 F8			1-1 F7	4	0	0	0	0	0	3									
Raul Chavez, R (1,2) X OBP: 0.143, SLG: 0.077			0-0 F9		4-0 1 G6-3 6 1B BB				2-1 L4	2	1	0	0	1	0	0									
55 Ramon Hernandez, R (PH) X OBP: 0.326, SLG: 0.440										1	0	0	0	0	0	1									
Inning Stats	R: 1 E: 0 K: 1 S: 12	H: 1 LOB: 0 BB: 0 P: 19	R: 0 E: 0 K: 1 S: 7	H: 0 LOB: 0 BB: 0 P: 9	R: 1 E: 0 K: 0 S: 10	H: 2 LOB: 1 BB: 0 P: 17	R: 1 E: 0 K: 0 S: 7	H: 2 LOB: 1 BB: 0 P: 13	R: 1 E: 0 K: 1 S: 12	H: 1 LOB: 1 BB: 1 P: 22	R: 0 E: 0 K: 1 S: 10	H: 1 LOB: 0 BB: 0 P: 14	R: 0 E: 0 K: 0 S: 7	H: 0 LOB: 0 BB: 0 P: 10	R: 0 E: 0 K: 0 S: 10	H: 0 LOB: 0 BB: 0 P: 15	R: 0 E: 0 K: 0 S: 7	H: 1 LOB: 1 BB: 0 P: 12	1B: 4 2B: 1 3B: 0 HR: 3	SF: 0 SAC: 0 DP: 0 HBP: 0	WP: 0 PB: 0 SB: 0 CS: 0	PA: 36			
PITCHER	IP	WLS	BF	H	R	ER	SO	BB	IBB	HBP	BLK	WP	HR	S	P	ERA	WHIP								
54 Ervin Santana, R (1,1) ERA: 4.53	7.0	W	29	7	4	4	4	1	0	0	0	0	3	65	104	5.14	1.143								
J.C. Romero, L (8,1) ERA: 7.02	0.1	H	1	0	0	0	0	0	0	0	0	0	0	5	7	0.00	0.000								
Brendan Donnelly, R (8,1) ERA: 4.37	0.2	H	2	0	0	0	0	0	0	0	0	0	0	5	8	0.00	0.000								
Hector Carrasco, R (9,1) ERA: 4.0	1.0		4	1	0	0	0	0	0	0	0	0	0	7	12	0.00	1.000								

Batter	1	2	3	4	5	6	7	8	9	AB	R	H	RBI	BB	SO	LOB	BOTTOM								
6 Maicer Izturis, S (1,5) B OBP: 0.369, SLG: 0.437	3-3 K		2-2 1B 27 G3-1 1B		2-1 2B 27 1B	0-2 F9		1-0 SF9		5	3	3	1	0	1	1	<p>Baltimore Orioles @ Los Angeles Angels Angel Stadium of Anaheim, Anaheim, CA Wed Sep 06 2006, 12:35 PM PDT Att: 33,736 - Sunny - 92 F</p> <p>livebaseballscorecards.com</p>								
Orlando Cabrera, R (1,6) B OBP: 0.340, SLG: 0.413	3-2 F7		0-1 47 S 27 G3-1 47 1B		2-1 27 1B	0-3 K		0-1 SF9		4	1	2	1	0	1	1									
27 Vladimir Guerrero, R (1,10) B OBP: 0.394, SLG: 0.546	1-0 P3		0-1 G3-1		0-0 47 WP	1-1 F9		0-0 16 FC3-6 1B		5	0	2	2	0	0	2									
16 Garret Anderson, L (1,7) B OBP: 0.321, SLG: 0.433		2-3 K	4-1 47 1B BB		2-0 F9		0-0 P4	0-0 FC3-6 BB		4	0	0	0	1	1	3									
47 Howie Kendrick, R (1,3) B OBP: 0.338, SLG: 0.444	1-0 HR		1-2 1-2 2H 1B		4-1 BB		2-1 G6-3	4-2 BB		3	1	2	2	1	0	0									
Darin Erstad, L (8,3) B OBP: 0.287, SLG: 0.337					1-2 BB			1-2 BB		0	0	0	0	1	0	0									
Adam Kennedy, L (1,4) B OBP: 0.323, SLG: 0.376	3-1 1B		1-0 F7		1-3 K		2-1 77 1B 2B	0-0 G3-1		5	1	2	0	0	1	7									
77 Reggie Willits, S (1,8) C OBP: 0.333, SLG: 0.265	1-1 F7			3-2 P4	2-3 K		2-2 1B			4	0	1	1	0	1	4									
Mike Napoli, R (1,2) B OBP: 0.361, SLG: 0.438	3-3 K			2-3 K		2-2 9 2B		1-3 K		4	1	1	0	0	3	2									
9 Chone Figgins, S (1,9) C OBP: 0.328, SLG: 0.348			3-2 F7		2-1 L3		1-1 6 F9 2H 2B	1-0 6 3B 2B		4	1	2	1	0	0	0									
Inning Stats	R: 0 E: 0 K: 1 S: 7	H: 0 LOB: 0 BB: 0 P: 14	R: 1 E: 1 K: 2 S: 14	H: 2 LOB: 1 BB: 0 P: 24	R: 2 E: 0 K: 0 S: 18	H: 3 LOB: 2 BB: 1 P: 29	R: 0 E: 0 K: 1 S: 8	H: 0 LOB: 0 BB: 0 P: 15	R: 1 E: 0 K: 2 S: 13	H: 3 LOB: 3 BB: 1 P: 26	R: 1 E: 0 K: 1 S: 14	H: 2 LOB: 1 BB: 0 P: 18	R: 1 E: 0 K: 1 S: 12	H: 2 LOB: 1 BB: 0 P: 19	R: 2 E: 0 K: 0 S: 9	H: 3 LOB: 2 BB: 1 P: 15	1B: 8 2B: 5 3B: 1 HR: 1	SF: 1 SAC: 0 DP: 0 HBP: 0	WP: 1 PB: 0 SB: 1 CS: 0	PA: 42					
PITCHER	IP	WLS	BF	H	R	ER	SO	BB	IBB	HBP	BLK	WP	HR	S	P	ERA	WHIP								
40 Daniel Cabrera, R (1,1) ERA: 4.84	5.0		25	8	4	4	6	2	0	0	0	0	1	60	108	7.20	2.000								
Chris Britton, R (6,1) ERA: 3.72	1.0	L	5	2	1	1	1	0	0	0	0	0	0	14	18	9.00	2.000								
Todd Williams, R (7,1) ERA: 4.76	1.0		5	2	1	1	1	0	0	0	0	0	0	12	19	9.00	2.000								
47 Jim Hoey, R (8,1) ERA: 6.0	0.1		4	3	2	2	0	0	0	0	0	0	0	5	7	54.00	9.000								
Winston Abreu, R (8,1) ERA:	0.2		3	0	0	0	0	1	0	0	0	0	0	4	8	0.00	1.500								

Batter	1	2	3	4	5	6	7	8	9	AB	R	H	RBI	BB	SO	LOB	TOP										
18 Johnny Damon, L (1,8) OBP: 0.367, SLG: 0.501 27 Kevin Thompson, R (8,8) OBP: 0.364, SLG: 0.474	G5-3		SF9 2 1B BB		P6		G6-3		L7	3	0	0	0	1	0	0											
2 Derek Jeter, R (1,6) OBP: 0.419, SLG: 0.483 Nick Green, R (8,4) OBP: 0.284, SLG: 0.278	K		1B		K		G4-3			4	0	1	1	0	2	0											
Bobby Abreu, L (1,9) OBP: 0.430, SLG: 0.449 Aaron Guel, L (8,9) OBP: 0.342, SLG: 0.460	K		K		G5-3		F7		F9	4	0	0	0	0	2	3											
13 Alex Rodriguez, R (1,5) OBP: 0.381, SLG: 0.511 Wil Nieves, R (8,2)		G6-3	SF9						F9	3	0	1	1	0	0	0											
25 Jason Giambi, L (1,10) OBP: 0.410, SLG: 0.564 Sal Fasano, R (9,PH) OBP: 0.267, SLG: 0.359	K		P3						F7	3	0	0	0	0	1	3											
20 Jorge Posada, S (1,2) OBP: 0.380, SLG: 0.483 Andy Cannizaro, R (8,6) OBP: 1.000, SLG: 1.000					G6-3		K		HR	3	0	1	0	0	1	1											
24 Robinson Cano, L (1,4) OBP: 0.365, SLG: 0.490 12 Andy Phillips, R (8,5) OBP: 0.279, SLG: 0.405		G4-3			G6-3		K		K	3	0	0	0	0	1	2											
Craig Wilson, R (1,3) OBP: 0.327, SLG: 0.468							K		HR	3	2	2	2	1	1	0											
28 Melky Cabrera, S (1,7) OBP: 0.365, SLG: 0.401							G4-3			3	1	1	0	1	1	1											
Inning Stats	R: 0 E: 0 K: 2 S: 10	H: 0 LOB: 0 BB: 0 P: 14	R: 0 E: 0 K: 1 S: 12	H: 1 LOB: 1 BB: 0 P: 17	R: 2 E: 0 K: 1 S: 17	H: 2 LOB: 2 BB: 2 P: 32	R: 0 E: 0 K: 1 S: 9	H: 0 LOB: 1 BB: 0 P: 14	R: 0 E: 0 K: 2 S: 8	H: 1 LOB: 1 BB: 0 P: 13	R: 0 E: 0 K: 1 S: 7	H: 0 LOB: 0 BB: 0 P: 11	R: 0 E: 0 K: 0 S: 5	H: 0 LOB: 0 BB: 0 P: 8	R: 2 E: 0 K: 1 S: 14	H: 3 LOB: 1 BB: 0 P: 22	1B: 6 2B: 0 3B: 0 HR: 1	SF: 1 SAC: 0 DP: 0 HBP: 0	WP: 0 PA: 37 PB: 0 SB: 0 CS: 0								
PITCHER	IP	WLS	BF	H	R	ER	SO	BB	IBB	HBP	BLK	WP	HR	S	P	ERA	WHIP										
45 Erik Bedard, L (1,1) ERA: 3.91 Todd Williams, R (7,1) ERA: 4.57 47 Jim Hoey, R (8,1) ERA: 5.14 56 Brian Burres, L (9,1) ERA: 27.0 Julio Manon, R (9,1) ERA: 4.73	6.0	W	25	4	2	2	8	3	0	0	0	0	0	65	100	3.00	1.167										

New York Yankees @ Baltimore Orioles
 Oriole Park at Camden Yards, Baltimore, MD
 Fri Sep 08 2006, 7:05 PM EDT
 Att: 36,214 - Partly Cloudy - 84 F


AB 33
R 4
H 7
RBI 4
BB 3
SO 10
LOB 12



Batter	1	2	3	4	5	6	7	8	9	AB	R	H	RBI	BB	SO	LOB	BOTTOM										
1 Brian Roberts, S (1,4) OBP: 0.362, SLG: 0.429	HR		G4-3			P5		G6-3		5	2	2	0	0	0	1											
6 Melvin Mora, R (1,5) OBP: 0.346, SLG: 0.399	HR				F7		G5-3			4	1	1	2	0	1	2											
21 Nick Markakis, L (1,9) OBP: 0.361, SLG: 0.469	K				F7					3	2	1	0	1	1	0											
10 Miguel Tejada, R (1,6) OBP: 0.382, SLG: 0.511	FC5 31 BB HBP				G6-3		P6			3	1	1	2	0	0	1											
31 Jay Gibbons, L (1,10) OBP: 0.330, SLG: 0.464	FC5 BB						K			2	1	1	3	2	1	0											
Kevin Millar, R (1,3) OBP: 0.359, SLG: 0.404	FC5				L7					4	0	1	1	0	0	2											
David Newhan, L (1,8) OBP: 0.325, SLG: 0.425	G4-3						K			4	1	1	1	0	1	4											
55 Ramon Hernandez, R (1,2) OBP: 0.328, SLG: 0.440 Raul Chavez, R (8,2) OBP: 0.153, SLG: 0.071										2	1	1	0	0	1	0											
12 Brandon Fahey, L (1,7) OBP: 0.309, SLG: 0.315										4	0	0	0	0	0	2											
Inning Stats	R: 2 E: 0 K: 1 S: 19	H: 2 LOB: 2 BB: 1 P: 35	R: 5 E: 0 K: 1 S: 17	H: 5 LOB: 0 BB: 0 P: 25	R: 1 E: 0 K: 0 S: 8	H: 1 LOB: 0 BB: 0 P: 14	R: 0 E: 0 K: 0 S: 14	H: 0 LOB: 0 BB: 0 P: 21	R: 0 E: 0 K: 2 S: 10	H: 0 LOB: 0 BB: 0 P: 13	R: 0 E: 0 K: 1 S: 8	H: 0 LOB: 0 BB: 0 P: 9	R: 1 E: 0 K: 0 S: 11	H: 1 LOB: 2 BB: 2 P: 21	R: 0 E: 0 K: 0 S: 8	H: 0 LOB: 0 BB: 0 P: 11	1B: 6 2B: 0 3B: 0 HR: 3	SF: 0 SAC: 0 DP: 1 HBP: 2	WP: 1 PA: 37 PB: 0 SB: 0 CS: 0								
PITCHER	IP	WLS	BF	H	R	ER	SO	BB	IBB	HBP	BLK	WP	HR	S	P	ERA	WHIP										
Cory Lidle, R (1,1) ERA: 4.75 60 Jose Veras, R (2,1) ERA: 4.5 34 Sean Henn, L (3,1) ERA: 9.0 58 Jeff Karstens, R (4,1) ERA: 3.42	1.2	L	13	6	6	6	2	1	0	0	0	0	1	4	7	27.00	3.000										

New York Yankees @ Baltimore Orioles
 Oriole Park at Camden Yards, Baltimore, MD
 Fri Sep 08 2006, 7:05 PM EDT
 Att: 36,214 - Partly Cloudy - 84 F

AB 32
R 9
H 9
RBI 9
BB 3
SO 5
LOB 12



Batter	1	2	3	4	5	6	7	8	9	AB	R	H	RBI	BB	SO	LOB	TOP					
18 Johnny Damon, L (1, 10) OBP: 0.368, SLG: 0.503										4	1	2	1	0	1	1	New York Yankees @ Baltimore Orioles Oriole Park at Camden Yards, Baltimore, MD Sat Sep 09 2006, 4:35 PM EDT Att: 45,827 - Partly Cloudy - 81 F livebaseballscorecards.com					
28 Melky Cabrera, S (1, 7) OBP: 0.363, SLG: 0.398										2	0	0	1	0	1	1						
2 Derek Jeter, R (1, 6) OBP: 0.420, SLG: 0.485										4	0	2	1	0	0	0						
20 Jorge Posada, S (1, 2) OBP: 0.379, SLG: 0.480										4	0	1	0	0	1	2						
Bernie Williams, S (1, 8) OBP: 0.333, SLG: 0.438										4	0	1	0	0	0	3						
24 Robinson Cano, L (1, 4) OBP: 0.364, SLG: 0.460										4	0	1	0	0	0	2						
Craig Wilson, R (1, 3) Bobby Abreu, L (8, 9) OBP: 0.431, SLG: 0.449										3	0	0	0	0	2	1						
27 Kevin Thompson, R (1, 9) 12 Andy Phillips, R (8, 3) OBP: 0.276, SLG: 0.403										1	1	0	0	2	1	1						
Nick Green, R (1, 5) OBP: 0.286, SLG: 0.280										1	0	0	0	0	1	1						
Inning Stats	R: 0 E: 0 K: 2 S: 11	H: 1 LOB: 1 BB: 0 P: 17	R: 0 E: 0 K: 0 S: 5	H: 1 LOB: 0 BB: 0 P: 9	R: 0 E: 0 K: 1 S: 9	H: 0 LOB: 1 BB: 1 P: 16	R: 0 E: 0 K: 0 S: 12	H: 1 LOB: 1 BB: 0 P: 19	R: 2 E: 0 K: 1 S: 12	H: 2 LOB: 1 BB: 1 P: 24	R: 0 E: 0 K: 0 S: 6	H: 0 LOB: 0 BB: 0 P: 9	R: 0 E: 0 K: 2 S: 14	H: 1 LOB: 1 BB: 0 P: 19	R: 1 E: 1 K: 0 S: 12	H: 2 LOB: 1 BB: 0 P: 17		R: 0 E: 0 K: 1 S: 9	H: 0 LOB: 1 BB: 1 P: 17	1B: 5 2B: 5 3B: 0 HR: 0	SF: 1 SAC: 1 DP: 3 HBP: 0	WP: 0 PB: 0 SB: 0 CS: 2
PITCHER	IP WLS BF H R ER SO BB IBB HBP BLK WP HR S P ERA WHIP																					
29 Adam Loewen, L (1, 1) ERA: 5.32	7.0 L 27 6 2 2 6 2 0 0 0 0 0 0 69 113 2.57 1.143																					
Rodrigo Lopez, R (8, 1) ERA: 5.95	2.0 8 2 1 1 1 1 0 0 0 0 0 0 21 34 4.50 1.500																					

Batter	1	2	3	4	5	6	7	8	9	AB	R	H	RBI	BB	SO	LOB	BOTTOM					
1 Brian Roberts, S (1, 4) OBP: 0.361, SLG: 0.428										4	0	1	0	0	0	1	New York Yankees @ Baltimore Orioles Oriole Park at Camden Yards, Baltimore, MD Sat Sep 09 2006, 4:35 PM EDT Att: 45,827 - Partly Cloudy - 81 F livebaseballscorecards.com					
6 Melvin Mora, R (1, 5) OBP: 0.343, SLG: 0.396										4	0	0	0	0	0	2						
21 Nick Markakis, L (1, 9) OBP: 0.362, SLG: 0.469										4	0	2	0	0	0	0						
10 Miguel Tejada, R (1, 6) OBP: 0.381, SLG: 0.509										4	0	1	0	0	0	1						
31 Jay Gibbons, L (1, 10) OBP: 0.329, SLG: 0.461										4	0	1	0	0	1	3						
Kevin Millar, R (1, 3) OBP: 0.361, SLG: 0.416										4	2	2	1	0	1	3						
David Newhan, L (1, 8) OBP: 0.309, SLG: 0.403										4	0	0	0	0	0	2						
Raul Chavez, R (1, 2) OBP: 0.167, SLG: 0.118										3	0	1	0	0	0	1						
55 Ramon Hernandez, R (PH) OBP: 0.327, SLG: 0.439										1	0	0	0	0	0	0						
12 Brandon Fahey, L (1, 7) OBP: 0.310, SLG: 0.316										3	0	1	1	0	0	1						
Inning Stats	R: 0 E: 0 K: 0 S: 5	H: 0 LOB: 0 BB: 0 P: 8	R: 0 E: 0 K: 0 S: 9	H: 1 LOB: 1 BB: 0 P: 17	R: 0 E: 0 K: 0 S: 7	H: 0 LOB: 0 BB: 0 P: 10	R: 0 E: 0 K: 1 S: 10	H: 2 LOB: 2 BB: 0 P: 14	R: 0 E: 0 K: 0 S: 9	H: 2 LOB: 2 BB: 0 P: 14	R: 0 E: 0 K: 0 S: 5	H: 1 LOB: 0 BB: 0 P: 7	R: 1 E: 0 K: 0 S: 9	H: 2 LOB: 1 BB: 0 P: 12	R: 0 E: 0 K: 0 S: 11	H: 0 LOB: 0 BB: 0 P: 15	R: 1 E: 0 K: 1 S: 9	H: 1 LOB: 0 BB: 0 P: 12	1B: 7 2B: 1 3B: 0 HR: 1	SF: 0 SAC: 0 DP: 1 HBP: 0	WP: 0 PB: 1 SB: 0 CS: 0	PA: 35
PITCHER	IP WLS BF H R ER SO BB IBB HBP BLK WP HR S P ERA WHIP																					
40 Chien-Ming Wang, R (1, 1) ERA: 3.6	7.1 W 29 8 1 1 1 1 0 0 0 0 0 0 3 5 0.00 0.000																					
Mike Myers, L (8, 1) ERA: 3.04	0.1 H 1 0 0 0 0 0 0 0 0 0 0 0 3 5 0.00 0.000																					
Scott Proctor, R (8, 1) ERA: 3.71	0.1 H 1 0 0 0 0 0 0 0 0 0 0 0 6 7 0.00 0.000																					
Kyle Farnsworth, R (9, 1) ERA: 4.5	1.0 S 4 1 1 1 1 0 0 0 0 0 0 1 9 12 9.00 1.000																					

Batter	1	2	3	4	5	6	7	8	9	AB	R	H	RBI	BB	SO	LOB	TOP				
18 Johnny Damon, L (1.8) OBP: 0.370, SLG: 0.500										3	1	1	1	2	0	1	New York Yankees @ Baltimore Orioles Oriole Park at Camden Yards, Baltimore, MD Mon Sep 11 2006, 7:05 PM EDT Att: 21,742 - Overcast - 71 F				
2 Derek Jeter, R (1.6) OBP: 0.419, SLG: 0.492										5	1	2	0	0	0	2					
Bobby Abreu, L (1.9) OBP: 0.429, SLG: 0.446										3	0	0	1	1	2	2					
13 Alex Rodriguez, R (1.5) OBP: 0.383, SLG: 0.517										5	2	3	2	0	1	3					
20 Jorge Posada, S (1.2) OBP: 0.379, SLG: 0.477										3	1	0	0	1	0	3					
24 Robinson Cano, L (1.4) OBP: 0.383, SLG: 0.460										5	1	1	3	0	0	2					
Bernie Williams, S (1.10)										4	1	1	1	1	2	1					
Aaron Guiel, L (1.3) OBP: 0.355, SLG: 0.457										2	1	1	0	0	0	0					
Craig Wilson, R (7.7, PH) OBP: 0.324, SLG: 0.462										1	0	0	0	0	1	1					
12 Andy Phillips, R (9.3) OBP: 0.281, SLG: 0.403										0	0	0	0	0	0	0					
28 Melky Cabrera, S (1.7) OBP: 0.364, SLG: 0.403										4	1	1	1	0	1	1					
Inning Stats	R: 0 E: 0 K: 2 S: 15	H: 2 LOB: 2 BB: 0 P: 22	R: 2 E: 0 K: 0 S: 11	H: 2 LOB: 1 BB: 1 P: 22	R: 0 E: 0 K: 1 S: 9	H: 1 LOB: 0 BB: 0 P: 11	R: 0 E: 0 K: 1 S: 6	H: 0 LOB: 0 BB: 0 P: 9	R: 0 E: 0 K: 1 S: 7	H: 0 LOB: 0 BB: 0 P: 9	R: 6 E: 0 K: 1 S: 27	H: 4 LOB: 1 BB: 1 P: 43	R: 0 E: 0 K: 0 S: 6	H: 0 LOB: 0 BB: 0 P: 9	R: 1 E: 0 K: 1 S: 15	H: 1 LOB: 1 BB: 1 P: 24	1B: 8 2B: 1 3B: 0 HR: 1	SF: 1 SAC: 0 DP: 0 HBP: 2	WP: 0 PB: 0 SB: 0 CS: 1	PA: 43	
PITCHER	IP WLS BF H R ER SO BB IBB HBP BLK WP HR S P ERA WHIP																				
Rodrigo Lopez, R (1.1) ERA: 5.86	6.0	25	5	2	2	5	3	0	0	0	0	0	0	0	57	94	3.00	1.333			
47 Jim Hoey, R (7.1) ERA: 11.74	0.2	L 9	4	6	6	0	1	0	2	0	0	0	0	0	23	38	81.00	7.500			
56 Brian Burres, L (7.1) ERA: 7.71	1.2	5	0	0	0	1	0	0	0	0	0	0	0	0	16	22	0.00	0.000			
37 Chris Ray, R (9.1) ERA: 3.0	0.2	4	1	1	1	1	1	0	0	0	0	0	0	1	9	16	13.50	3.000			


AB	35
R	9
H	10
RBI	9
BB	5
SO	7
LOB	16




Batter	1	2	3	4	5	6	7	8	9	AB	R	H	RBI	BB	SO	LOB	BOTTOM					
1 Brian Roberts, S (1.4) OBP: 0.397, SLG: 0.423										4	0	0	0	0	3	3	New York Yankees @ Baltimore Orioles Oriole Park at Camden Yards, Baltimore, MD Mon Sep 11 2006, 7:05 PM EDT Att: 21,742 - Overcast - 71 F					
6 Melvin Mora, R (1.5) OBP: 0.344, SLG: 0.396										5	1	2	2	0	2	2						
21 Nick Markakis, L (1.9) OBP: 0.357, SLG: 0.462										5	0	1	0	0	2	3						
10 Miguel Tejada, R (1.6) OBP: 0.379, SLG: 0.505										4	0	1	1	0	0	1						
55 Ramon Hernandez, R (1.2) OBP: 0.330, SLG: 0.460										4	1	1	1	0	0	2						
Kevin Millar, R (1.10) OBP: 0.356, SLG: 0.413										4	1	1	0	0	1	1						
Fernando Tatis, R (1.7) OBP: 0.309, SLG: 0.529										3	1	1	0	1	2	2						
Chris Gomez, R (1.3) OBP: 0.349, SLG: 0.385										4	1	3	1	0	1	1						
David Newhan, L (1.8) OBP: 0.307, SLG: 0.386										2	1	1	0	0	0	1						
Chris Widger, R (8.7, PH) OBP: 0.257, SLG: 0.239										1	0	0	0	0	1	1						
39 Jeff Fiorentino, L (9.8) OBP: 0.375, SLG: 0.167										0	0	0	0	0	0	0						
Inning Stats	R: 0 E: 0 K: 2 S: 8	H: 0 LOB: 0 BB: 0 P: 9	R: 0 E: 0 K: 1 S: 8	H: 0 LOB: 0 BB: 0 P: 14	R: 1 E: 1 K: 1 S: 12	H: 3 LOB: 2 BB: 0 P: 16	R: 0 E: 0 K: 1 S: 7	H: 1 LOB: 1 BB: 0 P: 9	R: 3 E: 0 K: 0 S: 13	H: 3 LOB: 1 BB: 0 P: 20	R: 1 E: 0 K: 1 S: 16	H: 2 LOB: 1 BB: 0 P: 29	R: 0 E: 0 K: 2 S: 9	H: 0 LOB: 0 BB: 0 P: 15	R: 1 E: 0 K: 2 S: 13	H: 1 LOB: 1 BB: 1 P: 22	R: 0 E: 0 K: 2 S: 11	H: 1 LOB: 1 BB: 0 P: 17	1B: 7 2B: 2 3B: 1 HR: 1	SF: 1 SAC: 1 DP: 0 HBP: 1	WP: 0 PB: 0 SB: 0 CS: 0	PA: 40
PITCHER	IP WLS BF H R ER SO BB IBB HBP BLK WP HR S P ERA WHIP																					
Randy Johnson, L (1.1) ERA: 4.84	6.0	W 28	8	0	0	5	6	0	0	0	0	0	0	0	64	97	7.50	1.500				
33 Brian Bruney, R (7.1) ERA: 0.84	1.0	H 3	0	0	0	2	0	0	0	0	0	0	0	9	15	0.00	0.000					
Scott Proctor, R (8.1) ERA: 3.74	0.2	H 4	1	1	1	1	1	0	0	0	0	0	0	10	17	13.50	3.000					
Mike Myers, L (8.1) ERA: 3.0	0.1	H 1	0	0	0	1	0	0	0	0	0	0	0	3	5	0.00	0.000					
Kyle Farnsworth, R (9.1) ERA: 4.42	1.0	S 4	1	0	0	2	0	0	0	0	0	0	0	11	17	0.00	1.000					

AB	36
R	6
H	11
RBI	5
BB	1
SO	12
LOB	17



Batter	1	2	3	4	5	6	7	8	9	AB	R	H	RBI	BB	SO	LOB	TOP			
20 Kevin Youkilis, R OBP: 0.385, SLG: 0.433 Carlos Pena, L OBP: 0.300, SLG: 0.444	1-3 K		0-1 G6-3		4-0 34 BB	1-1 1-H 2-H 2B		1-0 G1-4-3		4	0	1	2	1	1	0	<p>Boston Red Sox @ Baltimore Orioles Oriole Park at Camden Yards, Baltimore, MD</p> <p>Tue Sep 12 2006, 7:05 PM EDT Att: 24,551 - Clear - 71 F</p> <p>livebaseballscores.com</p> <p>AB 36 R 6 H 10 RBI 5 BB 5 SO 8 LOB 18</p> 			
Mark Loretta, R OBP: 0.355, SLG: 0.368 15 Dustin Pedroia, R OBP: 0.156, SLG: 0.227	0-0 34 G6-3 1B		1-2 1B		0-0 F8	2-1 F9		3-2 F9		5	0	2	0	0	0	3				
34 David Ortiz, L OBP: 0.401, SLG: 0.628	2-2 G6-3		3-1 F7		4-2 1-2 2-3 BB		0-1 F7	3-2 F7		4	0	0	0	1	0	2				
Wily Mo Peña, R OBP: 0.317, SLG: 0.526 60 David Murphy, L OBP: 0.167, SLG: 0.167	0-0 F7			1-0 25 FC6-4 HBP			2-2 BB 25 BB PB 1B		2-2 F7	3	1	1	0	0	1	3				
Trot Nixon, L OBP: 0.390, SLG: 0.411	4-1 25 1B BB			2-3 K		3-2 G4-3	2-1 SAFE P2		0-0 F9	4	0	0	0	1	1	2				
25 Mike Lowell, R OBP: 0.346, SLG: 0.475	0-2 1B			1-1 FC6-4		0-1 1B	4-1 PB BB BB		3-2 P4	4	2	2	0	1	0	1				
Jason Varitek, S OBP: 0.330, SLG: 0.409	1-3 K			2-3 K		2-3 K	4-1 1-2 2-3 BB			3	1	0	0	1	3	4				
Coco Crisp, S OBP: 0.317, SLG: 0.386 Gabe Kapler, R OBP: 0.330, SLG: 0.375	1-3 K				2-3 K	2-2 13 1B 20 2B	2-2 1-H 2-H 3-H 2B			4	1	2	3	0	2	2				
13 Alex Cora, L OBP: 0.330, SLG: 0.311			3-1 F8		0-1 34 BB 20 BB	1-2 20 2B	1-2 L6			4	1	2	0	0	0	1				
Inning Stats	R: 0 E: 0 K: 1 S: 8	H: 1 LOB: 0 BB: 0 P: 11	R: 0 E: 0 K: 2 S: 12	H: 1 LOB: 2 BB: 1 P: 18	R: 0 E: 0 K: 0 S: 9	H: 1 LOB: 1 BB: 0 P: 16	R: 0 E: 0 K: 2 S: 10	H: 0 LOB: 1 BB: 0 P: 16	R: 0 E: 0 K: 1 S: 13	H: 1 LOB: 3 BB: 2 P: 23	R: 3 E: 0 K: 1 S: 18	H: 4 LOB: 1 BB: 2 P: 29	R: 3 E: 0 K: 0 S: 16	H: 2 LOB: 1 BB: 2 P: 31	R: 0 E: 0 K: 0 S: 9	H: 0 LOB: 0 BB: 0 P: 15		1B: 7 2B: 3 3B: 0 HR: 0	SF: 0 SAC: 0 DP: 1 HBP: 1	WP: 0 PB: 1 SB: 0 CS: 0
PITCHER	IP WLS BF H R ER SO BB IBB HBP BLK WP HR S P ERA WHIP	<p>40 Daniel Cabrera, R (1.1) 5.2 L 28 8 3 3 8 3 0 1 0 0 0 0 68 109 4.76 1.941</p> <p>Chris Britton, R (6.1) 0.1 1 0 0 0 0 0 0 0 0 0 0 2 4 0.00 0.000</p> <p>56 Brian Burres, L (7.1) 0.1 1 0 0 0 0 0 0 0 0 0 0 2 2 0.00 0.000</p> <p>Julio Manon, R (7.1) 0.1 5 2 3 3 0 2 0 0 0 0 0 11 25 81.00 12.000</p> <p>Russ Ortiz, R (7.1) 1.1 4 0 0 0 0 0 0 0 0 0 0 12 20 0.00 0.000</p>																		

Batter	1	2	3	4	5	6	7	8	9	AB	R	H	RBI	BB	SO	LOB	BOTTOM			
1 Brian Roberts, S OBP: 0.359, SLG: 0.422	4-2 21 1B BB		0-0 6 CS 1B		3-1 G5-3	4-2 1-2 BB		1-3 K	1-1 G6-3	4	0	1	0	2	1	2	<p>Boston Red Sox @ Baltimore Orioles Oriole Park at Camden Yards, Baltimore, MD</p> <p>Tue Sep 12 2006, 7:05 PM EDT Att: 24,551 - Clear - 71 F</p> <p>livebaseballscores.com</p> <p>AB 39 R 5 H 14 RBI 5 BB 6 SO 7 LOB 28</p> 			
6 Melvin Mora, R OBP: 0.344, SLG: 0.398	0-1 F7		3-2 SAFE F7		1-1 2B	2-2 G2-3			2-2 21 1B 55 HR 1B	5	1	2	0	0	0	5				
21 Nick Markakis, L OBP: 0.364, SLG: 0.465	0-0 10 G6-4-3 1B		4-2 BB		4-0 BB		3-2 55 1B 1B		0-1 55 HR 1B	3	1	3	0	2	0	0				
10 Miguel Tejada, R OBP: 0.376, SLG: 0.501	0-1 G6-4-3		1-1 F9		0-2 K		1-3 K		1-2 L8	5	0	0	0	0	2	8				
55 Ramon Hernandez, R OBP: 0.333, SLG: 0.467		1-0 P4		2-1 G5-3		4-0 1B FC6 SF9 BB	0-1 1-2 1B		1-0 1-H 2-H HR	4	2	2	3	1	0	0				
Kevin Millar, R OBP: 0.355, SLG: 0.414	4-2 1B BB		2-2 1B		2-2 1B		1-2 P3	1-3 K	3-1 39 1B 1B	4	1	2	0	1	1	3				
David Newhan, L OBP: 0.301, SLG: 0.375	1-3 K			2-2 K		0-1 FC6 SF9 1B	1-2 G4-3		0-1 39 1B 1B	5	0	1	0	0	2	5				
Chris Gomez, R OBP: 0.352, SLG: 0.386	2-2 1B			1-0 G6-3		3-1 G6-3		3-2 G6-3	0-3 K	5	0	2	0	0	1	3				
12 Brandon Fahey, L OBP: 0.307, SLG: 0.309 Fernando Tatis, R OBP: 0.304, SLG: 0.529 39 Jeff Fiorentino, L OBP: 0.400, SLG: 0.250	3-2 G3-1				0-1 G3-1	1-1 SF9		3-2 F8	1-1 1B	2	0	0	0	0	0	2				
Inning Stats	R: 0 E: 0 K: 0 S: 7	H: 1 LOB: 1 BB: 1 P: 11	R: 0 E: 0 K: 1 S: 14	H: 1 LOB: 1 BB: 1 P: 25	R: 0 E: 0 K: 0 S: 8	H: 1 LOB: 1 BB: 1 P: 16	R: 0 E: 0 K: 1 S: 14	H: 1 LOB: 2 BB: 1 P: 21	R: 0 E: 0 K: 0 S: 9	H: 1 LOB: 3 BB: 2 P: 29	R: 0 E: 0 K: 2 S: 14	H: 2 LOB: 0 BB: 0 P: 20	R: 0 E: 0 K: 1 S: 11	H: 0 LOB: 0 BB: 0 P: 18	R: 4 E: 0 K: 1 S: 23	H: 6 LOB: 2 BB: 0 P: 32		1B: 12 2B: 1 3B: 0 HR: 1	SF: 1 SAC: 0 DP: 1 HBP: 0	WP: 0 PB: 0 SB: 0 CS: 1
PITCHER	IP WLS BF H R ER SO BB IBB HBP BLK WP HR S P ERA WHIP	<p>61 Kason Gabbard, L (1.1) 4.2 W 5 1 1 1 1 1 0 0 0 0 0 10 18 13.50 3.000</p> <p>56 Craig Hansen, R (5.1) 0.2 W 5 1 1 1 1 1 0 0 0 0 0 4 9 0.00 3.000</p> <p>54 Craig Breslow, L (6.1) 0.1 H 2 0 0 0 0 1 0 0 0 0 0 4 9 0.00 3.000</p> <p>17 Manny Delcarmen, R (6.1) 1.1 H 6 2 0 0 2 0 0 0 0 0 0 17 25 0.00 1.500</p> <p>Keith Foulke, R (8.1) 1.0 3 0 0 0 1 0 0 0 0 0 0 11 18 0.00 0.000</p>																		

Batter	1	2	3	4	5	6	7	8	9	AB	R	H	RBI	BB	SO	LOB	TOP			
20 Kevin Youkilis, R OBP: 0.382, SLG: 0.430										4	0	0	0	0	3	2				
Mark Loretta, R OBP: 0.353, SLG: 0.366										4	0	0	0	0	1	1				
34 David Ortiz, L OBP: 0.398, SLG: 0.623										4	0	0	0	0	0	1				
Wily Mo Peña, R OBP: 0.352, SLG: 0.523										3	0	1	0	1	1	0				
25 Mike Lowell, R OBP: 0.344, SLG: 0.472										3	0	0	0	0	0	2				
Gabe Kapler, R OBP: 0.338, SLG: 0.374										3	0	1	0	0	0	0				
28 Doug Mirabeli, R OBP: 0.304, SLG: 0.398										2	0	0	0	0	1	2	AB 28			
12 Eric Hinske, L OBP: 0.336, SLG: 0.468										1	0	0	0	0	1	0	R 0			
15 Dustin Pedroia, R OBP: 0.167, SLG: 0.217										2	0	0	0	1	0	2	H 2			
Alex Gonzalez, R OBP: 0.304, SLG: 0.398										2	0	0	0	1	0	2	RBI 0			
60 David Murphy, L OBP: 0.143, SLG: 0.143										0	0	0	0	0	0	0	BB 3			
Ken Huckaby, R OBP: 0.333, SLG: 0.333										0	0	0	0	0	0	0	SO 7			
										1	0	0	0	1	0	0	LOB 11			
										1	0	0	0	0	0	0				
										1	0	0	0	0	0	0				
										0	0	0	0	0	0	0				
Inning Stats	R: 0 E: 0 K: 1 S: 7	H: 0 LOB: 0 BB: 0 P: 13	R: 0 E: 0 K: 1 S: 13	H: 2 LOB: 2 BB: 0 P: 19	R: 0 E: 0 K: 1 S: 9	H: 0 LOB: 0 BB: 1 P: 16	R: 0 E: 0 K: 0 S: 8	H: 0 LOB: 0 BB: 1 P: 15	R: 0 E: 0 K: 0 S: 9	H: 0 LOB: 0 BB: 0 P: 12	R: 0 E: 0 K: 1 S: 11	H: 0 LOB: 1 BB: 1 P: 20	R: 0 E: 0 K: 1 S: 9	H: 0 LOB: 0 BB: 0 P: 13	R: 0 E: 0 K: 1 S: 9	H: 0 LOB: 0 BB: 0 P: 7	1B: 2 2B: 0 3B: 0 HR: 0	SF: 0 SAC: 0 DP: 1 HBP: 0	WP: 0 PB: 0 SB: 0 CS: 0	PA: 31
PITCHER	IP WLS BF H R ER SO BB IBB HBP BLK WP HR S P ERA WHIP																			
45 Erik Bedard, L ERA: 3.76	(1, 1) 7.0 W 24 2 0 0 5 2 0 0 0 0 0 0 66 108 0.00 0.571																			
Todd Williams, R ERA: 4.58	(8, 1) 1.0 4 0 0 0 1 1 0 0 0 0 0 0 9 15 0.00 1.000																			
37 Chris Ray, R ERA: 2.95	(9, 1) 1.0 3 0 0 0 1 0 0 0 0 0 0 0 5 7 0.00 0.000																			

Boston Red Sox @ Baltimore Orioles
Oriole Park at Camden Yards, Baltimore, MD

AB 28
R 0
H 2
RBI 0
BB 3
SO 7
LOB 11



Wed Sep 13 2006, 7:05 PM EDT
Att: 22,240 - Overcast - 73 F


Batter	1	2	3	4	5	6	7	8	9	AB	R	H	RBI	BB	SO	LOB	BOTTOM			
1 Brian Roberts, S OBP: 0.357, SLG: 0.419										5	0	1	0	0	0	4				
6 Melvin Mora, R OBP: 0.345, SLG: 0.397										4	0	1	0	1	0	1				
21 Nick Markakis, L OBP: 0.363, SLG: 0.463										4	0	1	0	0	1	4				
10 Miguel Tejada, R OBP: 0.379, SLG: 0.503										4	1	3	0	0	1	1				
55 Ramon Hernandez, R OBP: 0.336, SLG: 0.469										3	1	2	0	1	0	1				
Kevin Millar, R OBP: 0.358, SLG: 0.420										4	2	1	2	0	1	5				
David Newhan, L OBP: 0.299, SLG: 0.370										4	0	1	0	0	1	2	AB 35			
Chris Gomez, R OBP: 0.347, SLG: 0.379										4	0	1	0	0	0	2	R 4			
39 Jeff Fiorentino, L OBP: 0.429, SLG: 0.273										4	0	1	0	1	0	0	H 12			
										3	0	1	0	1	0	0	RBI 2			
										4	0	1	0	0	0	2	BB 3			
										3	0	1	0	1	0	0	SO 4			
										1	0	1	0	0	0	0	LOB 20			
Inning Stats	R: 0 E: 0 K: 1 S: 10	H: 0 LOB: 0 BB: 0 P: 13	R: 2 E: 2 K: 0 S: 14	H: 3 LOB: 2 BB: 1 P: 24	R: 0 E: 0 K: 0 S: 10	H: 3 LOB: 2 BB: 0 P: 13	R: 0 E: 0 K: 1 S: 9	H: 2 LOB: 3 BB: 1 P: 19	R: 2 E: 0 K: 0 S: 9	H: 2 LOB: 0 BB: 0 P: 10	R: 0 E: 0 K: 0 S: 8	H: 0 LOB: 0 BB: 0 P: 13	R: 0 E: 0 K: 2 S: 11	H: 1 LOB: 2 BB: 1 P: 16	R: 0 E: 0 K: 0 S: 6	H: 1 LOB: 1 BB: 0 P: 10	1B: 11 2B: 0 3B: 0 HR: 1	SF: 0 SAC: 0 DP: 1 HBP: 0	WP: 0 PB: 0 SB: 0 CS: 0	PA: 38
PITCHER	IP WLS BF H R ER SO BB IBB HBP BLK WP HR S P ERA WHIP																			
49 Tim Wakefield, R ERA: 4.19	(1, 1) 5.0 L 26 10 4 3 2 2 0 0 0 0 0 0 52 79 5.40 2.400																			
Bryan Corey, R ERA: 2.52	(6, 1) 1.2 7 1 0 0 2 1 0 0 0 0 0 0 18 28 0.00 1.200																			
54 Craig Breslow, L ERA: 2.89	(7, 1) 1.1 5 1 0 0 0 0 0 0 0 0 0 0 7 11 0.00 0.750																			


Boston Red Sox @ Baltimore Orioles
Oriole Park at Camden Yards, Baltimore, MD

AB 35
R 4
H 12
RBI 2
BB 3
SO 4
LOB 20



Wed Sep 13 2006, 7:05 PM EDT
Att: 22,240 - Overcast - 73 F

Batter	1	2	3	4	5	6	7	8	9	AB	R	H	RBI	BB	SO	LOB	TOP										
1 Brian Roberts, S (1,4) OBP: 0.354, SLG: 0.417	F7		G5-3		G5-3			G4-6-3		4	0	0	0	0	0	4	<p>Baltimore Orioles @ Detroit Tigers Comerica Park, Detroit, MI Sat Sep 16 2006, 7:05 PM EDT Att: 39,030 - Partly Cloudy - 67 F</p> <p>livebaseballscores.com</p> <p>AB 31 R 0 H 6 RBI 0 BB 1 SO 5 LOB 13</p> 										
6 Melvin Mora, R (1,5) OBP: 0.341, SLG: 0.393	F9				F9			F9		4	0	1	0	0	0	1											
21 Nick Markakis, L (1,9) OBP: 0.362, SLG: 0.464	G3				G4-3			G4-3		4	0	0	0	0	0	1											
10 Miguel Tejada, R (1,6) OBP: 0.379, SLG: 0.500		G6-3						G4-3		3	0	1	0	1	0	0											
55 Ramon Hernandez, R (1,2) OBP: 0.336, SLG: 0.465		K			K			G4-3		4	0	0	0	0	3	2											
Kevin Millar, R (1,10) OBP: 0.356, SLG: 0.420	G4-3									3	0	1	0	0	1	0											
17 Corey Patterson, L (1,8) OBP: 0.312, SLG: 0.421										3	0	1	0	0	1	1											
Chris Gomez, R (1,3) OBP: 0.356, SLG: 0.392										3	0	1	0	0	0	1											
David Newhan, L (1,7) OBP: 0.290, SLG: 0.382										2	0	0	0	0	0	3											
Fernando Tatis, R (8, PH) OBP: 0.316, SLG: 0.538										1	0	1	0	0	0	0											
12 Brandon Fahey, L (8, PR) OBP: 0.305, SLG: 0.308										0	0	0	0	0	0	0											
Inning Stats	R: 0 E: 0 K: 0 S: 9	H: 0 LOB: 0 BB: 0 P: 14	R: 0 E: 0 K: 1 S: 10	H: 0 LOB: 0 BB: 0 P: 14	R: 0 E: 0 K: 0 S: 7	H: 1 LOB: 1 BB: 0 P: 10	R: 0 E: 0 K: 1 S: 8	H: 1 LOB: 1 BB: 0 P: 12	R: 0 E: 0 K: 0 S: 10	H: 2 LOB: 2 BB: 0 P: 12	R: 0 E: 0 K: 1 S: 8	H: 1 LOB: 1 BB: 1 P: 17	R: 0 E: 0 K: 2 S: 5	H: 0 LOB: 0 BB: 0 P: 8	R: 0 E: 0 K: 0 S: 5	H: 1 LOB: 1 BB: 0 P: 6	R: 0 E: 0 K: 0 S: 9	H: 0 LOB: 0 BB: 0 P: 13	1B: 4 2B: 1 3B: 1 HR: 0	SF: 0 SAC: 0 DP: 2 HBP: 0	WP: 0 PB: 0 SB: 0 CS: 0	PA: 32					
PITCHER	IP	WLS	BF	H	R	ER	SO	BB	IBB	HBP	BLK	WP	HR	S	P	ERA	WHIP										
29 Nate Robertson, L (1,1) ERA: 3.88	8.0	W	29	6	0	0	5	1	0	0	0	0	0	65	93	0.00	0.875										
59 Todd Jones, R (9,1) ERA: 4.31	1.0	S	3	0	0	0	0	0	0	0	0	0	0	9	13	0.00	0.000										

Batter	1	2	3	4	5	6	7	8	9	AB	R	H	RBI	BB	SO	LOB	BOTTOM										
28 Curtis Granderson, L (1,8) OBP: 0.340, SLG: 0.420	K		K					G4-6-3		4	0	2	0	0	2	2	<p>Baltimore Orioles @ Detroit Tigers Comerica Park, Detroit, MI Sat Sep 16 2006, 7:05 PM EDT Att: 39,030 - Partly Cloudy - 67 F</p> <p>livebaseballscores.com</p> <p>AB 25 R 2 H 7 RBI 2 BB 3 SO 6 LOB 13</p> 										
Ivan Rodriguez, R (1,2) OBP: 0.320, SLG: 0.425	F9							SH1-3		3	0	1	1	0	0	1											
Craig Monroe, R (1,7) OBP: 0.308, SLG: 0.487	G5-3									3	0	0	0	1	2	3											
30 Magglio Ordonez, R (1,9) OBP: 0.342, SLG: 0.466										3	0	0	0	0	0	1											
9 Carlos Guillen, S (1,6) OBP: 0.393, SLG: 0.520										2	1	0	0	1	0	0											
Matt Stairs, L (1,10) OBP: 0.333, SLG: 0.415										3	0	1	0	0	1	0											
Sean Casey, L (1,3) OBP: 0.345, SLG: 0.384										2	0	2	0	1	0	0											
15 Brandon Inge, R (1,5) OBP: 0.307, SLG: 0.459										3	1	1	0	0	1	4											
20 Omar Infante, R (1,4) OBP: 0.330, SLG: 0.423										2	0	0	1	0	0	2											
Inning Stats	R: 0 E: 0 K: 1 S: 10	H: 0 LOB: 0 BB: 0 P: 14	R: 0 E: 0 K: 1 S: 8	H: 0 LOB: 0 BB: 0 P: 12	R: 1 E: 0 K: 2 S: 14	H: 3 LOB: 2 BB: 0 P: 20	R: 0 E: 0 K: 0 S: 4	H: 0 LOB: 0 BB: 0 P: 7	R: 0 E: 0 K: 1 S: 6	H: 1 LOB: 0 BB: 0 P: 9	R: 0 E: 0 K: 0 S: 10	H: 1 LOB: 1 BB: 1 P: 18	R: 1 E: 0 K: 0 S: 5	H: 1 LOB: 1 BB: 2 P: 13	R: 0 E: 0 K: 1 S: 6	H: 1 LOB: 0 BB: 0 P: 10		1B: 5 2B: 3 3B: 0 HR: 0	SF: 1 SAC: 1 DP: 2 HBP: 0	WP: 0 PB: 0 SB: 0 CS: 1	PA: 31						
PITCHER	IP	WLS	BF	H	R	ER	SO	BB	IBB	HBP	BLK	WP	HR	S	P	ERA	WHIP										
34 Kris Benson, R (1,1) ERA: 4.54	8.0	L	30	7	2	2	6	2	1	0	0	0	0	63	103	2.25	1.125										

Batter	1	2	3	4	5	6	7	8	9	AB	R	H	RBI	BB	SO	LOB	TOP			
1 Brian Roberts, S (1, 4) OBP: 0.354, SLG: 0.414	3-1 P5	3-3 K			2-0 L5		1 SAFE 1-3 K			4	0	0	0	0	2	2	Baltimore Orioles @ Tampa Bay Devil Rays Tropicana Field, St. Petersburg, FL Mon Sep 18, 2006, 7:15 PM EDT Att: 11,729 - Dome - 72 F livebaseballscorecards.com			
6 Melvin Mora, R (1, 5) OBP: 0.341, SLG: 0.397	4-2 BB 21 G3-1		1-3 K		1-3 K			1-1 F8		3	0	0	0	1	2	0				
21 Nick Markakis, L (1, 9) OBP: 0.361, SLG: 0.465	1-2 G3-1		1-1 G4-3		2-2 G3-1			4-0 BB 31 G3 10 1B		3	0	0	0	1	0	1				
10 Miguel Tejada, R (1, 6) OBP: 0.376, SLG: 0.495	1-1 G5-3		1-2 G6-3			3-1 F9		0-2 BB 31 G3 1B		4	0	1	0	0	0	1				
31 Jay Gibbons, L (1, 10) OBP: 0.333, SLG: 0.457		1-2 HR 55 1B		3-2 G3		4-2 BB 55 G6-4-3		2-2 G3		3	1	1	0	1	0	2				
55 Ramon Hernandez, R (1, 2) OBP: 0.345, SLG: 0.476	1-2 HR 17 1B		0-2 BB 1B		0-0 G6-4-3		2-3 K		1-2 2-3	4	2	2	0	0	1	3				
17 Corey Patterson, L (1, 8) OBP: 0.309, SLG: 0.424	1-1 HR 1-H 2-H		1-2 E6 1B				0-0 B1-3		2-1 P5	4	1	1	3	0	0	1				
Kevin Millar, R (1, 3) OBP: 0.362, SLG: 0.427	2-3 K		2-0 BB 1B		1-2 2-3		0-0 G6-3		0-1 F9	4	0	1	0	0	1	0				
Chris Gomez, R (9, 3) OBP: 0.375, SLG: 0.437										0	0	0	0	0	0	0				
David Newhan, L (1, 7) OBP: 0.297, SLG: 0.394	0-1 CS 1 2B		0-0 SF8-3-4		1-2 2-3 2-H		4-2 BB		2-3 K	2	0	1	1	1	1	0				
Inning Stats	R: 0 E: 0 K: 0 S: 9	H: 0 LOB: 1 BB: 1 P: 18	R: 3 E: 0 K: 2 S: 18	H: 4 LOB: 0 BB: 0 P: 26	R: 0 E: 0 K: 1 S: 8	H: 0 LOB: 0 BB: 0 P: 11	R: 1 E: 1 K: 0 S: 12	H: 2 LOB: 1 BB: 0 P: 18	R: 0 E: 0 K: 1 S: 10	H: 0 LOB: 0 BB: 1 P: 15	R: 0 E: 0 K: 1 S: 7	H: 0 LOB: 1 BB: 1 P: 12	R: 0 E: 0 K: 1 S: 12	H: 1 LOB: 2 BB: 1 P: 21	R: 0 E: 0 K: 1 S: 7	H: 0 LOB: 0 BB: 0 P: 11	1B: 4 2B: 3 3B: 0 HR: 1	SF: 1 SAC: 0 DP: 2 HBP: 0	WP: 0 PB: 0 CS: 1	PA: 36
PITCHER	IP WLS BF H R ER SO BB IBB HBP BLK WP HR S P ERA WHIP																			
56 Tim Corcoran, R (1, 1) ERA: 4.73	6.0 L 24 6 4 3 4 2 0 0 0 0 0 1 62 100 4.50 1.333																			
45 Ruddy Lugo, R (7, 1) ERA: 3.95	2.0 9 1 0 0 2 2 0 0 0 0 0 0 19 33 0.00 1.500																			
Brian Meadows, R (9, 1) ERA: 5.4	1.0 3 0 0 0 1 0 0 0 0 0 0 0 7 11 0.00 0.000																			

Batter	1	2	3	4	5	6	7	8	9	AB	R	H	RBI	BB	SO	LOB	BOTTOM					
5 Rocco Baldelli, R (1, 8) OBP: 0.345, SLG: 0.538	K		K					FC1-6 1B	4-1 BB	4	0	2	0	1	2	0	Baltimore Orioles @ Tampa Bay Devil Rays Tropicana Field, St. Petersburg, FL Mon Sep 18, 2006, 7:15 PM EDT Att: 11,729 - Dome - 72 F livebaseballscorecards.com					
Delmon Young, R (1, 9) OBP: 0.398, SLG: 0.613	E6 13 FC6-4		G1-3		K2-3			FC1-6 1B	1-1 G4-3	5	0	1	0	0	1	4						
13 Carl Crawford, L (1, 7) OBP: 0.344, SLG: 0.478	FC6-4 1B		G6-3					F8		4	1	0	0	0	1	3						
Ty Wigington, R (1, 3) OBP: 0.319, SLG: 0.470	FC6-4 1B				K		G5-3	FC1-6	2-1 FC1-6	4	0	1	1	0	1	2						
14 Greg Norton, S (1, 10) OBP: 0.364, SLG: 0.500	FC6-4				K			BB	2-3 K	3	0	0	0	1	2	3						
3 Jorge Cantu, R (1, 4) OBP: 0.293, SLG: 0.402		1-2 BB 30 G5-3						K	1-0 BB 30 WP	4	0	3	0	0	1	1						
30 Dioner Navarro, S (1, 2) OBP: 0.337, SLG: 0.364	G5-3								4-2 BB	3	0	0	0	1	2	2						
8 Josh Paul, R (9, PR) OBP: 0.338, SLG: 0.355					K				2-3 BB 5 BB	0	0	0	0	0	0	0						
2 B.J. Upton, R (1, 5) OBP: 0.274, SLG: 0.254							P2	F8		4	0	0	0	0	2	3						
18 Ben Zobrist, S (1, 6) OBP: 0.264, SLG: 0.320	G4-3						G4-3			3	0	0	0	0	0	1						
Kevin Witt, L (9, PH) OBP: 0.171, SLG: 0.341								G5-3		1	0	0	0	0	1	2						
Inning Stats	R: 1 E: 1 K: 1 S: 13	H: 1 LOB: 1 BB: 0 P: 18	R: 0 E: 0 K: 1 S: 11	H: 1 LOB: 0 BB: 0 P: 14	R: 0 E: 0 K: 1 S: 9	H: 0 LOB: 0 BB: 0 P: 11	R: 0 E: 0 K: 3 S: 14	H: 1 LOB: 1 BB: 0 P: 21	R: 0 E: 0 K: 1 S: 12	H: 1 LOB: 1 BB: 0 P: 14	R: 0 E: 0 K: 2 S: 9	H: 0 LOB: 1 BB: 1 P: 15	R: 0 E: 0 K: 1 S: 7	H: 0 LOB: 0 BB: 0 P: 12	R: 0 E: 0 K: 1 S: 14	H: 2 LOB: 2 BB: 0 P: 19	R: 0 E: 0 K: 2 S: 15	H: 1 LOB: 3 BB: 2 P: 27	1B: 5 2B: 1 3B: 1 HR: 0	SF: 0 SAC: 0 DP: 0 HBP: 0	WP: 1 PB: 0 SB: 1 CS: 0	PA: 38
PITCHER	IP WLS BF H R ER SO BB IBB HBP BLK WP HR S P ERA WHIP																					
45 Erik Bedard, L (1, 1) ERA: 3.62	7.0 W 27 4 1 0 0 10 1 0 0 0 0 0 75 105 0.00 0.714																					
Todd Williams, R (8, 1) ERA: 4.83	0.0 2 2 0 0 0 0 0 0 0 0 0 0 4 4 ∞ ∞																					
56 Brian Burres, L (8, 1) ERA: 4.91	0.1 H 1 0 0 0 0 0 0 0 0 0 0 0 2 3 0.00 0.000																					
Chris Britton, R (8, 1) ERA: 3.51	0.2 H 2 0 0 0 1 0 0 0 0 0 0 0 8 12 0.00 0.000																					
37 Chris Ray, R (9, 1) ERA: 2.9	1.0 S 6 1 0 0 2 2 0 0 0 0 1 0 15 27 0.00 3.000																					

Batter	1	2	3	4	5	6	7	8	9	AB	R	H	RBI	BB	SO	LOB	TOP										
1 Brian Roberts, S (1,4) OBP: 0.354, SLG: 0.414	F7		FC4-6 1B					G1-3		5	1	2	0	0	0	3	<p>Baltimore Orioles @ Tampa Bay Devil Rays Tropicana Field, St. Petersburg, FL Tue Sep 19 2006, 7:15 PM EDT Att. 9,292 - Dome - 72 F</p> <p>livebaseballscorecards.com</p>										
6 Melvin Mora, R (1,5) OBP: 0.340, SLG: 0.394	F8		FC4-6 1-2		10 P4 21 1B BB	P3		K2-3		4	1	0	0	1	1												
21 Nick Markakis, L (1,9) OBP: 0.359, SLG: 0.462	G1-3			F8	31 1B 55 2B 1B	G3		K		5	1	1	1	0	1												
10 Miguel Tejada, R (1,6) OBP: 0.376, SLG: 0.496		F9		F8	55 1B 31 1B 1B	P4		G6-3		5	1	2	0	0	2												
31 Jay Gibbons, L (1,10) OBP: 0.340, SLG: 0.466				1B	55 1B 1B					5	1	4	1	0	0												
12 Brandon Fahey, L (9, PR) OBP: 0.305, SLG: 0.308				1B	55 1B BB	G3-1				0	0	0	0	0	0												
55 Ramon Hernandez, R (1,2) OBP: 0.345, SLG: 0.478		F8		1B	BB					5	0	2	1	0	2												
17 Corey Patterson, L (1,8) OBP: 0.307, SLG: 0.420		FC3-6 1-2		K	3-H 2-2	G4-3		K		4	0	0	0	0	2												
Chris Gomez, R (1,3) OBP: 0.379, SLG: 0.434			F7		1 FC5 BB			G6-3		3	0	1	1	1	0												
David Newhan, L (1,7) OBP: 0.296, SLG: 0.383			K		1-2 2-3 3-H			G3		3	0	0	1	1	2												
Inning Stats	R: 0 E: 0 K: 0 S: 6	H: 0 LOB: 0 BB: 0 P: 8	R: 0 E: 0 K: 0 S: 9	H: 1 LOB: 1 BB: 0 P: 14	R: 0 E: 0 K: 1 S: 10	H: 1 LOB: 1 BB: 0 P: 15	R: 1 E: 0 K: 2 S: 20	H: 4 LOB: 3 BB: 0 P: 30	R: 4 E: 0 K: 0 S: 19	H: 4 LOB: 3 BB: 3 P: 41	R: 0 E: 0 K: 0 S: 13	H: 1 LOB: 1 BB: 0 P: 18	R: 0 E: 0 K: 1 S: 6	H: 0 LOB: 0 BB: 0 P: 6	R: 0 E: 0 K: 1 S: 10	H: 0 LOB: 0 BB: 0 P: 13	R: 0 E: 0 K: 1 S: 10	H: 1 LOB: 1 BB: 0 P: 13	1B: 9 2B: 3 3B: 0 HR: 0	SF: 0 SAC: 0 DP: 0 HBP: 0	WP: 1 PB: 0 SB: 0 CS: 0	PA: 42					
PITCHER	IP	WLS	BF	H	R	ER	SO	BB	IBB	HBP	BLK	WP	HR	S	P	ERA	WHIP										
49 Jason Hammel, R (1,1) ERA: 7.01	4.1	L	24	10	5	5	3	1	0	0	1	0	0	57	89	10.38	2.538										
52 Jon Switzer, L (5,1) ERA: 4.25	0.2		4	0	0	0	0	1	1	0	0	0	0	7	19	0.00	1.500										
53 Juan Salas, R (6,1) ERA: 3.86	2.0		7	1	0	0	1	0	0	0	0	1	0	19	24	0.00	0.500										
Dan Miceli, R (8,1) ERA: 4.08	1.0		3	0	0	0	1	0	0	0	0	0	0	10	13	0.00	0.000										
37 Seth McClung, R (9,1) ERA: 6.19	1.0		4	1	0	0	1	0	0	0	0	0	0	10	13	0.00	1.000										

Batter	1	2	3	4	5	6	7	8	9	AB	R	H	RBI	BB	SO	LOB	BOTTOM										
5 Rocco Baldelli, R (1,8) OBP: 0.340, SLG: 0.530	F8	L9							G6-3	5	0	0	0	0	1	2	<p>Baltimore Orioles @ Tampa Bay Devil Rays Tropicana Field, St. Petersburg, FL Tue Sep 19 2006, 7:15 PM EDT Att. 9,292 - Dome - 72 F</p> <p>livebaseballscorecards.com</p>										
Delmon Young, R (1,9) OBP: 0.379, SLG: 0.583	K		G6-3							4	0	0	0	0	2	1											
13 Carl Crawford, L (1,7) OBP: 0.345, SLG: 0.477	G4-3		F8							3	1	1	0	1	0												
Ty Wigginton, R (1,3) OBP: 0.318, SLG: 0.467		F9	F9							3	0	0	0	1	0	1											
3 Jorge Cantu, R (1,4) OBP: 0.297, SLG: 0.413		HR		1B						4	1	3	1	0	1	2											
Damon Hollins, R (1,10) OBP: 0.285, SLG: 0.413										2	1	1	1	0	0	1											
14 Greg Norton, S (8, PH) OBP: 0.366, SLG: 0.500		2B		L7						0	0	0	0	1	0	0											
32 Shawn Riggins, R (1,2) OBP: 0.286, SLG: 0.250		G1-3		F9						4	0	0	0	0	1	5											
2 B.J. Upton, R (1,5) OBP: 0.287, SLG: 0.268				1B						4	1	3	1	0	1	0											
18 Ben Zobrist, S (1,6) OBP: 0.264, SLG: 0.331				PO						4	0	1	1	0	0	1											
Inning Stats	R: 0 E: 0 K: 1 S: 6	H: 0 LOB: 0 BB: 0 P: 9	R: 3 E: 0 K: 0 S: 17	H: 4 LOB: 1 BB: 0 P: 23	R: 0 E: 0 K: 0 S: 5	H: 0 LOB: 0 BB: 0 P: 7	R: 0 E: 0 K: 0 S: 10	H: 2 LOB: 1 BB: 0 P: 13	R: 0 E: 0 K: 1 S: 7	H: 0 LOB: 0 BB: 0 P: 12	R: 1 E: 0 K: 0 S: 11	H: 0 LOB: 1 BB: 2 P: 22	R: 0 E: 1 K: 1 S: 10	H: 1 LOB: 1 BB: 0 P: 16	R: 0 E: 1 K: 1 S: 15	H: 2 LOB: 2 BB: 1 P: 25	R: 0 E: 0 K: 1 S: 8	H: 0 LOB: 0 BB: 0 P: 14	1B: 6 2B: 2 3B: 1 HR: 1	SF: 1 SAC: 0 DP: 1 HBP: 0	WP: 1 PB: 0 SB: 2 CS: 0	PA: 38					
PITCHER	IP	WLS	BF	H	R	ER	SO	BB	IBB	HBP	BLK	WP	HR	S	P	ERA	WHIP										
29 Adam Loewen, L (1,1) ERA: 5.35	6.0	W	25	6	4	4	3	2	0	0	0	0	0	56	86	6.00	1.333										
47 Jim Hoey, R (7,1) ERA: 10.24	1.0	H	4	1	0	4	1	0	0	0	1	0	0	10	16	0.00	1.000										
Todd Williams, R (8,1) ERA: 4.77	0.2	H	3	2	0	0	0	0	0	0	0	0	0	9	14	0.00	3.000										
56 Brian Burres, L (8,1) ERA: 4.91	0.0		1	0	0	0	0	1	0	0	0	0	0	2	6	∞	∞										
LaTroy Hawkins, R (8,1) ERA: 4.55	0.1	H	1	0	0	0	1	0	0	0	0	1	0	4	5	0.00	0.000										
PITCHER	IP	WLS	BF	H	R	ER	SO	BB	IBB	HBP	BLK	WP	HR	S	P	ERA	WHIP										
Chris Britton, R (9,1) ERA: 3.44	1.0	S	3	0	0	0	1	0	0	0	0	0	0	8	14	0.00	0.000										

AB 39
R 5
H 12
RBI 5
BB 3
SO 6
LOB 18



AB 33
R 4
H 9
RBI 4
BB 3
SO 6
LOB 13




Batter	1	2	3	4	5	6	7	8	9	AB	R	H	RBI	BB	SO	LOB	TOP					
1 Brian Roberts, S OBP: 0.393, SLG: 0.412										3	0	0	0	1	0	1	Baltimore Orioles @ Tampa Bay Devil Rays Tropicana Field, St. Petersburg, FL Wed Sep 20 2006, 4:15 PM EDT Att: 10,818 - Dome - 72 F					
Chris Gomez, R OBP: 0.383, SLG: 0.436										4	0	2	1	0	0	0						
21 Nick Markakis, L OBP: 0.356, SLG: 0.458										4	0	0	0	0	2	3						
10 Miguel Tejada, R OBP: 0.377, SLG: 0.495										3	0	1	0	1	0	0						
31 Jay Gibbons, L OBP: 0.339, SLG: 0.466										4	0	1	0	0	0	2						
Kevin Millar, R OBP: 0.359, SLG: 0.423										4	0	0	0	0	0	2						
17 Corey Patterson, L OBP: 0.310, SLG: 0.428										3	2	2	0	1	0	1						
David Newhan, L OBP: 0.288, SLG: 0.376										2	0	0	1	0	0	2						
Raul Chavez, R OBP: 0.167, SLG: 0.130										2	0	1	0	0	0	0						
55 Ramon Hernandez, (R PH) OBP: 0.345, SLG: 0.477										1	0	0	0	0	0	1						
Inning Stats	R: 0 E: 0 K: 1 S: 6	H: 1 LOB: 1 BB: 0 P: 10	R: 0 E: 0 K: 0 S: 5	H: 1 LOB: 0 BB: 0 P: 5	R: 1 E: 0 K: 0 S: 5	H: 1 LOB: 0 BB: 0 P: 8	R: 0 E: 0 K: 1 S: 11	H: 0 LOB: 1 BB: 0 P: 16	R: 0 E: 0 K: 0 S: 10	H: 0 LOB: 1 BB: 0 P: 18	R: 0 E: 0 K: 0 S: 8	H: 1 LOB: 0 BB: 0 P: 10	R: 0 E: 0 K: 0 S: 6	H: 1 LOB: 1 BB: 0 P: 12	R: 1 E: 0 K: 0 S: 9	H: 2 LOB: 2 BB: 1 P: 15	R: 0 E: 0 K: 0 S: 7	H: 0 LOB: 1 BB: 1 P: 14	1B: 4 2B: 3 3B: 1 HR: 0	SF: 1 SAC: 0 DP: 3 HBP: 0	WP: 1 PB: 0 CS: 1	PA: 34
PITCHER	IP	WLS	BF	H	R	ER	SO	BB	IBB	HBP	BLK	WP	HR	S	P	ERA	WHIP					
Jae Weong Seo, R ERA: 4.85	(1, 1)	7.2	29	7	2	2	2	2	0	0	0	1	0	57	90	2.35	1.174					
37 Seth McClung, R ERA: 6.11	(8, 1)	1.1	W	5	0	0	0	1	0	0	0	0	0	10	18	0.00	0.750					


Batter	1	2	3	4	5	6	7	8	9	AB	R	H	RBI	BB	SO	LOB	BOTTOM				
5 Rocco Baldelli, R OBP: 0.339, SLG: 0.526										4	0	1	1	0	0	0	Baltimore Orioles @ Tampa Bay Devil Rays Tropicana Field, St. Petersburg, FL Wed Sep 20 2006, 4:15 PM EDT Att: 10,818 - Dome - 72 F				
Delmon Young, R OBP: 0.374, SLG: 0.563										3	0	0	0	0	1	3					
13 Carl Crawford, L OBP: 0.344, SLG: 0.481										4	1	1	1	0	0	2					
14 Greg Norton, S OBP: 0.365, SLG: 0.494										3	0	0	0	1	0	1					
2 B.J. Upton, R OBP: 0.297, SLG: 0.268										0	1	0	0	0	0	0					
Ty Wigginton, R OBP: 0.322, SLG: 0.475										3	2	2	2	1	0	0					
3 Jorge Cantu, R OBP: 0.301, SLG: 0.415										3	0	2	0	1	0	0					
Kevin Witt, L OBP: 0.156, SLG: 0.311										4	0	0	0	0	2	5					
30 Dioner Navarro, S OBP: 0.336, SLG: 0.362										4	0	1	0	0	1	1					
Tomas Perez, S OBP: 0.220, SLG: 0.282										3	0	0	0	0	0	3					
Inning Stats	R: 0 E: 1 K: 0 S: 10	H: 0 LOB: 1 BB: 0 P: 15	R: 0 E: 0 K: 0 S: 6	H: 0 LOB: 0 BB: 0 P: 10	R: 0 E: 0 K: 1 S: 5	H: 0 LOB: 0 BB: 0 P: 6	R: 1 E: 0 K: 1 S: 16	H: 1 LOB: 2 BB: 2 P: 28	R: 0 E: 0 K: 0 S: 6	H: 0 LOB: 0 BB: 0 P: 9	R: 0 E: 0 K: 0 S: 10	H: 0 LOB: 0 BB: 0 P: 13	R: 1 E: 0 K: 1 S: 13	H: 4 LOB: 3 BB: 0 P: 20	R: 2 E: 0 K: 1 S: 19	H: 2 LOB: 1 BB: 1 P: 31	1B: 5 2B: 1 3B: 0 HR: 2	SF: 0 SAC: 0 DP: 1 HBP: 1	WP: 0 PB: 0 SB: 0 CS: 0	PA: 35	
PITCHER	IP	WLS	BF	H	R	ER	SO	BB	IBB	HBP	BLK	WP	HR	S	P	ERA	WHIP				
49 Hayden Penn, R ERA: 15.43	(1, 1)	6.2	28	5	2	2	2	1	0	0	0	0	1	64	99	2.70	1.050				
Rodrigo Lopez, R ERA: 5.89	(7, 1)	1.1	L	7	2	2	2	1	1	0	0	0	1	21	33	13.50	2.250				

Batter	1	2	3	4	5	6	7	8	9	AB	R	H	RBI	BB	SO	LOB	TOP				
28 Curtis Granderson, L (1, 8) OBP: 0.342, SLG: 0.432	1-2 30 HR 2B		1-1 HR		4-1 1B BB		1-1 F7		3-3 K	4	2	2	1	1	1	1	Detroit Tigers @ Baltimore Orioles Oriole Park at Camden Yards, Baltimore, MD Thu Sep 21 2006, 4:05 PM EDT Att: 17,877 - Partly Cloudy - 75 F				
Alexis Gomez, L (1, 7) OBP: 0.317, SLG: 0.396	3-3 K		1-0 G4-3		0-0 1B		0-0 G3-1			4	0	1	0	0	1						
Sean Casey, L (1, 3) OBP: 0.336, SLG: 0.381	2-2 F8		1-0 F8		0-0 L9		2-2 G4-3			4	0	0	0	0	0	4					
30 Magglio Ordonez, R (1, 9) OBP: 0.342, SLG: 0.481	1-0 2H HR		1-1 F9		0-0 P3			1-2 F9		4	1	1	2	0	0	3					
9 Carlos Guillen, S (1, 6) OBP: 0.392, SLG: 0.516	2-1 2B		0-1 F9		1-1 G4-3			4-1 F8-3 BB		3	0	1	0	1	0	3					
Matt Stairs, L (1, 10) OBP: 0.325, SLG: 0.402	3-3 K		0-0 1B		1-3 K			2-0 F8-3		4	0	1	0	0	2	2					
15 Brandon Inge, R (1, 5) OBP: 0.311, SLG: 0.464		1-0 F8		2-3 K		3-2 F7			2-3 K	4	0	0	0	0	2	1					
8 Nefti Perez, S (1, 4) OBP: 0.261, SLG: 0.318		0-0 G1-3		2-0 F7		0-0 1B			4-1 BB	3	0	1	0	0	0	1					
33 Marcus Thames, R (9, PH) OBP: 0.332, SLG: 0.556										0	0	0	0	1	0	0					
39 Ramon Santiago, S (9, PR) OBP: 0.244, SLG: 0.263										0	0	0	0	0	0	0					
13 Vance Wilson, R (1, 2) OBP: 0.301, SLG: 0.439		2-1 P2		1-2 1B 28 BB		2-1 P4			1-2 F8	3	0	1	0	0	0	1					
Craig Monroe, R (9, PH) OBP: 0.303, SLG: 0.482										1	0	0	0	0	0	1					
Inning Stats	R: 2 E: 0 K: 2 S: 18	H: 3 LOB: 1 BB: 0 P: 30	R: 0 E: 0 K: 0 S: 4	H: 0 LOB: 0 BB: 0 P: 7	R: 1 E: 0 K: 0 S: 6	H: 1 LOB: 0 BB: 0 P: 10	R: 0 E: 0 K: 1 S: 7	H: 1 LOB: 1 BB: 0 P: 11	R: 0 E: 0 K: 1 S: 9	H: 2 LOB: 3 BB: 1 P: 15	R: 0 E: 0 K: 1 S: 11	H: 1 LOB: 1 BB: 0 P: 17	R: 0 E: 0 K: 0 S: 6	H: 0 LOB: 0 BB: 0 P: 9	R: 0 E: 0 K: 0 S: 5	H: 0 LOB: 0 BB: 1 P: 12	R: 0 E: 0 K: 2 S: 11	H: 0 LOB: 1 BB: 1 P: 21	1B: 4 2B: 3 3B: 0 HR: 2	SF: 0 SAC: 0 DP: 1 HBP: 0	WP: 0 PA: 37 PB: 0 SB: 0 CS: 0
PITCHER	IP WLS BF H R ER SO BB IBB HBP BLK WP HR S P ERA WHIP	IP WLS BF H R ER SO BB IBB HBP BLK WP HR S P ERA WHIP															IP WLS BF H R ER SO BB IBB HBP BLK WP HR S P ERA WHIP				
34 Kris Benson, R (1, 1) ERA: 4.49	8.0 W 33 8 3 3 4 2 0 0 0 0 2 66 111 3.38 1.250	1.0 S 4 0 0 0 2 1 0 0 0 0 0 11 0.00 1.000																			
37 Chris Ray, R (9, 1) ERA: 2.95																					

Batter	1	2	3	4	5	6	7	8	9	AB	R	H	RBI	BB	SO	LOB	BOTTOM	
Chris Gomez, R (1, 4) OBP: 0.384, SLG: 0.435	1-1 6 G6-4-3 1B		0-1 6 WP 1B		1-2 P6		1-1 F8		2-2 B3	5	0	2	0	0	0	4	Detroit Tigers @ Baltimore Orioles Oriole Park at Camden Yards, Baltimore, MD Thu Sep 21 2006, 4:05 PM EDT Att: 17,877 - Partly Cloudy - 75 F	
6 Melvin Mora, R (1, 5) OBP: 0.342, SLG: 0.395	0-1 G6-4-3		4-1 1B BB		4-2 10 1B BB		0-0 F9		3-2 21 F8 2H 2B	3	0	1	2	2	0	1		
21 Nick Markakis, L (1, 9) OBP: 0.355, SLG: 0.455	0-0 G4-3		1-2 F7		1-1 P5		1-1 HBP 10 1B		2-2 F8	5	0	1	0	0	0	6		
10 Miguel Tejada, R (1, 6) OBP: 0.379, SLG: 0.496		3-1 F9		1-0 55 BB 2B 1B		0-0 BB 1B		0-1 HBP 1B		1-2 1B	5	1	3	0	0	2		
55 Ramon Hernandez, R (1, 2) OBP: 0.344, SLG: 0.474		2-3 K		4-0 2B SF9 BB		1-2 F4		2-2 K			3	1	0	0	1	2		4
Kevin Millar, R (1, 3) OBP: 0.362, SLG: 0.425		1-2 P6		0-1 1-3 2H 2B		4-2 1-2 2-3 BB		2-0 HBP		1-2 2-3 HBP	2	0	1	1	1	0		0
17 Corey Patterson, L (1, 8) OBP: 0.310, SLG: 0.425			0-3 K		2-2 HBP		0-1 F8			3	0	0	0	0	2	6		
Fernando Tatis, R (1, 10) OBP: 0.317, SLG: 0.528			4-0 1B BB		0-0 SF9		1-0 G6-3		2-1 6 S 6 HBP 2B 1B	1	0	0	1	1	0	0		
1 Brian Roberts, S (9, PH) OBP: 0.354, SLG: 0.413			0-3 1B BB		3-3 K		1-3 K		2-0 6 S 2B HBP	1	1	1	0	0	0	0		
David Newhan, L (1, 7) OBP: 0.287, SLG: 0.366			0-3 K		3-3 K		1-3 K			3	0	0	0	0	3	3		
39 Jeff Fiorentino, L (8, PR) OBP: 0.391, SLG: 0.263										0	1	0	0	0	0	0		
Inning Stats	R: 0 E: 0 K: 0 S: 5	H: 1 LOB: 0 BB: 0 P: 6	R: 0 E: 0 K: 1 S: 8	H: 0 LOB: 0 BB: 0 P: 14	R: 0 E: 0 K: 2 S: 12	H: 1 LOB: 3 BB: 2 P: 21	R: 2 E: 0 K: 1 S: 13	H: 2 LOB: 2 BB: 1 P: 24	R: 0 E: 0 K: 1 S: 6	H: 0 LOB: 0 BB: 0 P: 9	R: 0 E: 0 K: 2 S: 12	H: 2 LOB: 3 BB: 0 P: 18	R: 2 E: 0 K: 0 S: 19	H: 2 LOB: 2 BB: 0 P: 31	1B: 7 2B: 2 3B: 0 HR: 0	SF: 1 SAC: 0 DP: 1 HBP: 3	WP: 1 PA: 40 PB: 0 SB: 3 CS: 0	
PITCHER	IP WLS BF H R ER SO BB IBB HBP BLK WP HR S P ERA WHIP	IP WLS BF H R ER SO BB IBB HBP BLK WP HR S P ERA WHIP															IP WLS BF H R ER SO BB IBB HBP BLK WP HR S P ERA WHIP	
29 Nate Robertson, L (1, 1) ERA: 3.66	6.0 H 5 2 0 0 1 0 0 0 1 0 0 9 14 0.00 3.000	0.2 H 1 0 0 0 1 0 0 0 0 0 0 3 4 0.00 0.000																
Jason Grilli, R (7, 1) ERA: 4.25																		
Jamie Walker, L (7, 1) ERA: 2.05																		
56 Fernando Rodney, R (8, 1) ERA: 3.44	1.0 L 6 2 2 2 0 0 0 1 0 0 0 19 31 18.00 2.000																	



Batter	1	2	3	4	5	6	7	8	9	AB	R	H	RBI	BB	SO	LOB	TOP										
1 Brian Roberts, S (1,4) Chris Gomez, R (6,4) OBP: 0.350, SLG: 0.417 OBP: 0.382, SLG: 0.429	G4-3		G3-1	P4		6 1B 2B		1-1 1B		4	1	1	0	0	0	2	<p>Baltimore Orioles @ New York Yankees Yankee Stadium, Bronx, NY Wed Sep 27 2006, 7:05 PM EDT Att: 53,040 - Cloudy - 66 F</p> <p>livebaseballscorecards.com</p> <p>AB 40 R 5 H 13 RBI 5 BB 3 SO 5 LOB 22</p> 										
6 Melvin Mora, R (1,5) Fernando Tatis, R (8, PH) OBP: 0.306, SLG: 0.509	K		21 2B 10 G6-3 1B		31 1B	2-H 3-H 1B		1-2 F7 1B		4	1	3	2	0	1	0											
21 Nick Markakis, L (1,9)	G4-3		10 G6-3 1-3 2B		P6	G4-3		2-0 F8		5	0	1	0	0	0	4											
10 Miguel Tejada, R (1,6) 12 Brandon Fahey, L (7,6) OBP: 0.378, SLG: 0.502 OBP: 0.308, SLG: 0.398		K	G6-3		F9			G4-3	4-1 BLK G1-3 2B BB	4	0	0	1	0	1	2											
31 Jay Gibbons, L (1,10) OBP: 0.337, SLG: 0.462		G3	G3		55 FC6-4 1B			F7	0-1 P5	5	0	1	0	0	0	2											
55 Ramon Hernandez, R (1,2) Raul Chavez, R (7,2) OBP: 0.342, SLG: 0.471 OBP: 0.214, SLG: 0.185		1B			FC6-4 BB	1-2		1B	0-0 G1-3 1-2	3	1	2	0	1	0	2											
David Newhan, L (1,8) OBP: 0.287, SLG: 0.370		1B			FC6-4 39 HBP			G5-3	1-3 K	5	0	2	1	0	1	2											
Kevin Millar, R (1,3) OBP: 0.367, SLG: 0.426		1B			SAFE SAFE SAFE			K	4-2 39 FC3-6 BB	4	0	1	1	1	2	2											
39 Jeff Fiorentino, L (1,7) OBP: 0.385, SLG: 0.290		G4-3			2-1			1B	1-2 FC3-6 1B	3	1	1	0	0	0	3											
Inning Stats	R: 0 E: 0 K: 1 S: 8	H: 0 LOB: 0 BB: 0 P: 9	R: 1 E: 0 K: 1 S: 12	H: 3 LOB: 2 BB: 0 P: 17	R: 1 E: 0 K: 0 S: 8	H: 2 LOB: 1 BB: 0 P: 12	R: 0 E: 0 K: 1 S: 11	H: 0 LOB: 2 BB: 1 P: 25	R: 0 E: 0 K: 1 S: 11	H: 2 LOB: 2 BB: 0 P: 11	R: 2 E: 0 K: 1 S: 11	H: 3 LOB: 1 BB: 0 P: 16	R: 0 E: 0 K: 1 S: 12	H: 1 LOB: 1 BB: 0 P: 14	R: 0 E: 0 K: 0 S: 11	H: 1 LOB: 2 BB: 1 P: 20	R: 1 E: 0 K: 0 S: 8	H: 1 LOB: 1 BB: 1 P: 14	1B: 10 2B: 3 3B: 0 HR: 0	SF: 0 SAC: 0 DP: 0 HBP: 1	WP: 0 PB: 0 SB: 0 CS: 0	PA: 44					
PITCHER	IP	WLS	BF	H	R	ER	SO	BB	IBB	HBP	BLK	WP	HR	S	P	ERA	WHIP	PITCHER									
40 Chien-Ming Wang, R (1,1) ERA: 3.63	6.0	W	30	10	4	4	4	1	0	1	0	0	0	58	90	6.00	1.833										
42 Mariano Rivera, R (7,1) ERA: 1.52	1.0		4	1	0	0	1	0	0	0	0	0	0	12	14	0.00	1.000										
Ron Villone, L (8,1) ERA: 5.06	1.0		5	1	0	0	0	1	0	0	0	0	0	11	20	0.00	2.000										
38 T.J. Beam, R (9,1) ERA: 8.5	1.0		5	1	1	1	0	1	0	0	1	0	0	8	14	9.00	2.000										

Batter	1	2	3	4	5	6	7	8	9	AB	R	H	RBI	BB	SO	LOB	BOTTOM										
18 Johnny Damon, L (1,8) 28 Melky Cabrera, S (4, PH) OBP: 0.360, SLG: 0.489 OBP: 0.361, SLG: 0.391	K	G6-3		HR		F8		3-2 1B		3	1	1	1	0	1	1	<p>Baltimore Orioles @ New York Yankees Yankee Stadium, Bronx, NY Wed Sep 27 2006, 7:05 PM EDT Att: 53,040 - Cloudy - 66 F</p> <p>livebaseballscorecards.com</p> <p>AB 41 R 16 H 18 RBI 16 BB 4 SO 4 LOB 17</p> 										
2 Derek Jeter, R (1,6) Andy Cannizzaro, R (7, PR) OBP: 0.414, SLG: 0.483 OBP: 0.429, SLG: 0.833	G4-3		G5-3	13 2B BB	P2			F8	0-1 1B 2B	4	1	1	0	1	0	0											
Bobby Abreu, L (1,9) Bernie Williams, S (4, PR) OBP: 0.430, SLG: 0.471 OBP: 0.333, SLG: 0.436	F7		HR	13 2B 25 1B	P6			1B	3-2 13 HBP 1B	3	1	2	1	0	0	0											
13 Alex Rodriguez, R (1,5) 12 Andy Phillips, R (7, PR) OBP: 0.389, SLG: 0.514 OBP: 0.295, SLG: 0.402		25 HR BB	G6-3	25 1B				1B	4-2 27 FC6-4 HBP	0	0	0	0	0	0	0											
25 Jason Giambi, L (1,10) OBP: 0.413, SLG: 0.560		HR	2B	55 1B				1B	1-2 F9	5	3	3	4	0	0	3											
Gary Sheffield, R (1,3) Craig Wilson, R (6,3) OBP: 0.383, SLG: 0.423 OBP: 0.317, SLG: 0.451	F8		55 1B	20 HR	20 FC5-4			1B	2-2 K	3	1	2	0	0	0	0											
55 Hideki Matsui, L (1,7) 27 Kevin Thompson, R (6, PR) OBP: 0.398, SLG: 0.509 OBP: 0.412, SLG: 0.500		20 2B 24 SF7 1B	20 HR	20 HR	20 FC5-4			BB	4-1 24 HR BB	2	2	2	1	2	0	0											
20 Jorge Posada, S (1,2) Sal Fasano, R (8,2) OBP: 0.375, SLG: 0.481 OBP: 0.266, SLG: 0.355					FC5-4			1B	2-2 F8	4	1	2	4	0	0	3											
24 Robinson Cano, L (1,4) Miguel Cairo, R (7,4) OBP: 0.367, SLG: 0.530 OBP: 0.276, SLG: 0.315	SF7		P6		K			HR	2-2 F9	3	1	1	3	0	1	2											
Inning Stats	R: 0 E: 0 K: 1 S: 8	H: 0 LOB: 0 BB: 0 P: 12	R: 3 E: 0 K: 0 S: 20	H: 3 LOB: 1 BB: 1 P: 32	R: 5 E: 0 K: 0 S: 19	H: 5 LOB: 0 BB: 0 P: 34	R: 5 E: 0 K: 1 S: 29	H: 5 LOB: 2 BB: 2 P: 44	R: 0 E: 0 K: 0 S: 7	H: 1 LOB: 1 BB: 0 P: 12	R: 2 E: 0 K: 1 S: 11	H: 1 LOB: 1 BB: 1 P: 22	R: 1 E: 0 K: 1 S: 19	H: 2 LOB: 2 BB: 0 P: 30	R: 0 E: 0 K: 0 S: 11	H: 1 LOB: 1 BB: 0 P: 17	1B: 9 2B: 4 3B: 0 HR: 5	SF: 1 SAC: 0 DP: 0 HBP: 1	WP: 0 PB: 0 SB: 0 CS: 0	PA: 47							
PITCHER	IP	WLS	BF	H	R	ER	SO	BB	IBB	HBP	BLK	WP	HR	S	P	ERA	WHIP	PITCHER									
34 Kris Benson, R (1,1) ERA: 4.82	2.2	L	17	8	8	8	1	1	0	0	0	0	1	18	28	135.00	18.000										
Bruce Chen, L (3,1) ERA: 6.93	0.1		7	5	5	5	0	0	0	0	0	0	0	20	32	0.00	1.000										
43 Senny Rial, R (4,1) ERA: 4.44	2.0		8	1	0	0	1	1	0	0	0	0	0	19	37	27.00	4.000										
Winston Abreu, R (6,1) ERA: 10.13	1.0		8	3	3	3	1	1	0	1	0	0	1	19	37	27.00	4.000										
Julio Manon, R (7,1) ERA: 5.3	2.0		7	1	0	0	1	0	0	0	0	0	0	22	32	0.00	0.500										

Batter	1	2	3	4	5	6	7	8	9	AB	R	H	RBI	BB	SO	LOB	TOP			
1 Brian Roberts, S (1,4) OBP: 0.349, SLG: 0.415	1-2 F7	2-2 1B	3-3 K		0-0 F9		0-1 L6			5	0	1	0	0	1	4				
6 Melvin Mora, R (1,5) OBP: 0.343, SLG: 0.393	4-2 21 2B 10 1B BB	1-1 G4-3		0-1 G1-3	2-3 K			3-2 P4		4	1	0	0	1	1	2				
21 Nick Markakis, L (1,9) OBP: 0.355, SLG: 0.455	2-1 10 1B 2B		1-1 10 1B 55 HR	1-1 F8		1-2 F7		0-2 G4-3		5	2	2	0	0	0	0				
10 Miguel Tejada, R (1,6) OBP: 0.380, SLG: 0.502	1-0 31 BB 2H 3-H 1B		4-0 55 HR BB	2-1 31 1B 1B		2-1 P2		2-2 G6-3		4	1	2	2	1	0	0				
31 Jay Gibbons, L (1,10) OBP: 0.341, SLG: 0.463	4-0 1-2 BB		1-0 F7	1-1 55 BB 1B		0-1 1B		1-0 F9		4	0	2	0	1	0	2				
55 Ramon Hernandez, R (1,2) OBP: 0.344, SLG: 0.484	1-1 P2		2-1 1-1 HR	4-1 1-2 BB		3-2 L6		0-0 HR		4	2	2	4	1	0	3				
David Newhan, L (1,8) OBP: 0.291, SLG: 0.379	3-2 G6-3		1-1 P6	1-0 L8		1-2 G6-4-3 1B		0-0 1B 2B		5	1	2	0	0	0	5				
Kevin Millar, R (1,3) OBP: 0.370, SLG: 0.427		2-2 G6-3	4-1 39 1B BB		2-1 1B		0-1 G6-4-3		1-1 39 G4-6-3 1B	4	0	2	1	1	0	1				
Chris Gomez, R (9,3) OBP: 0.392, SLG: 0.429							1-2 1B		2-H 1B	0	0	0	0	0	0	0				
39 Jeff Fiorentino, L (1,7) OBP: 0.386, SLG: 0.286		3-2 F8	0-0 1-2 1B		2-3 K		4-1 BB		2-2 G4-6-3	4	0	1	0	1	1	2				
Inning Stats	R: 2 E: 0 K: 0 S: 17	H: 2 LOB: 2 BB: 2 P: 33	R: 0 E: 0 K: 0 S: 17	H: 1 LOB: 1 BB: 0 P: 25	R: 3 E: 0 K: 1 S: 13	H: 3 LOB: 2 BB: 2 P: 29	R: 0 E: 0 K: 0 S: 10	H: 2 LOB: 3 BB: 0 P: 19	R: 0 E: 0 K: 2 S: 9	H: 1 LOB: 1 BB: 0 P: 15	R: 0 E: 0 K: 0 S: 10	H: 1 LOB: 1 BB: 0 P: 13	R: 0 E: 0 K: 0 S: 10	H: 0 LOB: 0 BB: 0 P: 15	R: 2 E: 0 K: 0 S: 8	H: 3 LOB: 0 BB: 0 P: 12	1B: 10 2B: 2 3B: 0 HR: 2	SF: 0 SAC: 0 DP: 2 HBP: 0	WP: 0 PB: 0 SB: 0 CS: 0	PA: 45
PITCHER	IP WLS BF H R ER SO BB IBB HBP BLK WP HR S P ERA WHIP																			
27 Darrell Rasner, R (1,1) ERA: 4.43	2.1 L 15 5 5 5 0 3 0 0 0 0 0 1 39 71 19.29 3.429																			
34 Sean Henn, L (3,1) ERA: 4.82	3.2 18 5 0 0 3 2 0 0 0 0 0 0 37 66 0.00 1.909																			
60 Jose Veras, R (7,1) ERA: 3.6	2.0 7 1 0 0 0 1 0 0 0 0 0 0 18 28 0.00 1.000																			
Octavio Dotel, R (9,1) ERA: 10.8	1.0 5 3 2 2 0 0 0 0 0 0 0 1 8 12 18.00 3.000																			

Baltimore Orioles @ New York Yankees
Yankee Stadium, Bronx, NY
Thu Sep 28 2006, 7:05 PM EDT
Att: 54,046 - Partly Cloudy - 68 F

AB 39
R 7
H 14
RBI 7
BB 6
SO 3
LOB 19



Batter	1	2	3	4	5	6	7	8	9	AB	R	H	RBI	BB	SO	LOB	BOTTOM					
18 Johnny Damon, L (1,8) OBP: 0.360, SLG: 0.486	0-2 G4-3			4-2 G4-6-3 BB		3-2 F9			1-0 G3-1	3	0	0	0	1	0	1						
24 Robinson Cano, L (1,4) OBP: 0.366, SLG: 0.528	2-1 G4-3			1-3 K			0-0 L5		0-1 G6-3 1B	4	0	1	0	0	1	1						
Bobby Abreu, L (1,9) OBP: 0.428, SLG: 0.467	2-2 F7			0-0 G4-6-3			0-2 E4 PB 25 PB E		0-0 G6-3	4	1	0	0	0	0	2						
25 Jason Giambi, L (1,10) OBP: 0.410, SLG: 0.556			1-3 K		3-2 F7		3-3 K		1-2 K	3	0	0	0	0	2	1						
Gary Sheffield, R (1,3) OBP: 0.356, SLG: 0.414		1-1 G5-3			1-1 F7		1-0 E5		2-H 1B	3	0	0	0	0	0	0						
55 Hideki Matsui, L (1,7) OBP: 0.392, SLG: 0.500		1-2 F7			0-0 G4-3			1-1 G4-3		3	0	0	0	0	0	1						
20 Jorge Posada, S (1,2) OBP: 0.372, SLG: 0.478					0-0 P6			0-1 G3		3	0	0	0	0	0	0						
Miguel Cairo, R (1,6) OBP: 0.277, SLG: 0.312				4-2 G4-6-3 BB			2-0 E3		0-1 G6-3	2	0	0	0	1	0	0						
Andy Cannizaro, R (1,5) OBP: 0.333, SLG: 0.625				0-1 G4-6-3			2-3 K		2-3 K2-3	2	0	0	0	0	1	2						
28 Melky Cabrera, S (8,PH) OBP: 0.361, SLG: 0.390										1	0	0	0	0	1	0						
Nick Green, R (9,5) OBP: 0.262, SLG: 0.281										0	0	0	0	0	0	0						
Inning Stats	R: 0 E: 0 K: 0 S: 11	H: 0 LOB: 0 BB: 0 P: 15	R: 0 E: 0 K: 1 S: 8	H: 0 LOB: 0 BB: 0 P: 11	R: 0 E: 0 K: 0 S: 5	H: 0 LOB: 0 BB: 1 P: 9	R: 0 E: 0 K: 1 S: 7	H: 0 LOB: 0 BB: 1 P: 12	R: 0 E: 0 K: 1 S: 7	H: 0 LOB: 0 BB: 0 P: 11	R: 0 E: 1 K: 1 S: 9	H: 0 LOB: 1 BB: 0 P: 16	R: 1 E: 2 K: 1 S: 13	H: 0 LOB: 1 BB: 0 P: 18	R: 0 E: 0 K: 1 S: 7	H: 0 LOB: 0 BB: 0 P: 9	R: 0 E: 0 K: 0 S: 4	H: 1 LOB: 0 BB: 0 P: 5	1B: 1 2B: 0 3B: 0 HR: 0	SF: 0 SAC: 0 DP: 3 HBP: 0	WP: 0 PB: 2 SB: 0 CS: 0	PA: 30
PITCHER	IP WLS BF H R ER SO BB IBB HBP BLK WP HR S P ERA WHIP																					
40 Daniel Cabrera, R (1,1) ERA: 4.74	9.0 W 30 1 1 0 5 2 0 0 0 0 0 0 71 106 0.00 0.333																					

Baltimore Orioles @ New York Yankees
Yankee Stadium, Bronx, NY
Thu Sep 28 2006, 7:05 PM EDT
Att: 54,046 - Partly Cloudy - 68 F

AB 28
R 1
H 1
RBI 0
BB 2
SO 5
LOB 8



Batter	1	2	3	4	5	6	7	8	9	AB	R	H	RBI	BB	SO	LOB	TOP			
1 Brian Roberts, S OBP: 0.348, SLG: 0.412	1-2 G3		4-1 31 BB 6 SH1-4 BB	1-1 L5		1-1 G5-3		3-2 F8		4	0	0	0	1	0	3				
6 Melvin Mora, R OBP: 0.345, SLG: 0.395	0-1 21 G6-4-3 1B		0-0 SH1-4	1-1 1B			1-1 10 1B 31 BB G6-4-3 1B		0-3 K	4	1	3	0	0	1	0				
21 Nick Markakis, L OBP: 0.353, SLG: 0.452	0-0 G6-4-3		1-0 G3	1-2 G1-3			4-0 31 G6-4-3 10 1B BB		0-0 F9	4	0	0	0	1	0	6				
10 Miguel Tejada, R OBP: 0.381, SLG: 0.502		2-1 31 G4-6-3 1B	4-0 31 BB IBB		0-0 F9		1-2 31 G6-4-3 1B		2-1 P4	4	0	2	0	1	0	0				
31 Jay Gibbons, L OBP: 0.340, SLG: 0.459	1-1 G4-6-3		4-0 55 FC4-6 BB		0-1 G4-3		1-0 G6-4-3			3	0	0	1	1	0	3				
55 Ramon Hernandez, R OBP: 0.345, SLG: 0.483	2-1 1B		2-2 FC4-6		1-1 F9		4-1 BB			3	0	1	0	1	0	3				
17 Corey Patterson, L OBP: 0.316, SLG: 0.445	0-2 P5			2-1 F8			0-1 G3 S 1B			4	0	1	0	0	0	3				
Kevin Millar, R OBP: 0.371, SLG: 0.433			3-2 HR	4-1 6 1B BB			1-3 K		2-0 L5	3	1	1	1	1	1	1				
David Newhan, L OBP: 0.297, SLG: 0.378			0-0 6 SH1-4 31 BB 1B	4-2 6 1B BB			3-1 G3		2-2 F7	3	1	1	0	1	0	1				
Inning Stats	R: 0 E: 0 K: 0 S: 6	H: 1 LOB: 0 BB: 0 P: 7	R: 0 E: 0 K: 0 S: 9	H: 2 LOB: 1 BB: 0 P: 14	R: 2 E: 0 K: 0 S: 12	H: 2 LOB: 3 BB: 3 P: 30	R: 0 E: 0 K: 0 S: 12	H: 1 LOB: 3 BB: 2 P: 25	R: 0 E: 0 K: 1 S: 9	H: 1 LOB: 1 BB: 0 P: 14	R: 1 E: 0 K: 0 S: 8	H: 2 LOB: 2 BB: 2 P: 21	R: 0 E: 0 K: 1 S: 10	H: 0 LOB: 0 BB: 0 P: 17	R: 0 E: 0 K: 1 S: 6	H: 0 LOB: 0 BB: 0 P: 8	1B: 8 2B: 0 3B: 0 HR: 1	SF: 0 SAC: 1 DP: 3 HBP: 0	WP: 0 PB: 0 SB: 1 CS: 0	PA: 40
PITCHER	IP WLS BF H R ER SO	IP WLS BF H R ER SO	IP WLS BF H R ER SO	IP WLS BF H R ER SO	IP WLS BF H R ER SO	IP WLS BF H R ER SO	IP WLS BF H R ER SO	IP WLS BF H R ER SO	IP WLS BF H R ER SO	IP WLS BF H R ER SO	IP WLS BF H R ER SO	IP WLS BF H R ER SO	IP WLS BF H R ER SO	IP WLS BF H R ER SO	IP WLS BF H R ER SO	IP WLS BF H R ER SO	ERA WHIP	ERA WHIP		
51 Julian Tavaraz, R ERA: 4.47	5.0 W 24 6 2 2 0	5.0 L 25 7 4 4 4 0	5.0 W 24 6 2 2 0	5.0 L 25 7 4 4 4 0	5.0 L 25 7 4 4 4 0	5.0 L 25 7 4 4 4 0	5.0 L 25 7 4 4 4 0	5.0 L 25 7 4 4 4 0	5.0 L 25 7 4 4 4 0	5.0 L 25 7 4 4 4 0	5.0 L 25 7 4 4 4 0	5.0 L 25 7 4 4 4 0	5.0 L 25 7 4 4 4 0	5.0 L 25 7 4 4 4 0	5.0 L 25 7 4 4 4 0	5.0 L 25 7 4 4 4 0	3.60 2.000	3.60 2.000		
54 Craig Breslow, L ERA: 3.75	1.0 H 4 1 0 0 1	1.0 H 4 1 0 0 1	1.0 H 4 1 0 0 1	1.0 H 4 1 0 0 1	1.0 H 4 1 0 0 1	1.0 H 4 1 0 0 1	1.0 H 4 1 0 0 1	1.0 H 4 1 0 0 1	1.0 H 4 1 0 0 1	1.0 H 4 1 0 0 1	1.0 H 4 1 0 0 1	1.0 H 4 1 0 0 1	1.0 H 4 1 0 0 1	1.0 H 4 1 0 0 1	1.0 H 4 1 0 0 1	1.0 H 4 1 0 0 1	0.00 1.000	0.00 1.000		
17 Manny Delcarmen, R ERA: 5.06	0.0 S 3 2 1 1 0	0.0 S 3 2 1 1 0	0.0 S 3 2 1 1 0	0.0 S 3 2 1 1 0	0.0 S 3 2 1 1 0	0.0 S 3 2 1 1 0	0.0 S 3 2 1 1 0	0.0 S 3 2 1 1 0	0.0 S 3 2 1 1 0	0.0 S 3 2 1 1 0	0.0 S 3 2 1 1 0	0.0 S 3 2 1 1 0	0.0 S 3 2 1 1 0	0.0 S 3 2 1 1 0	0.0 S 3 2 1 1 0	0.0 S 3 2 1 1 0	∞	∞		
48 Javier López, L ERA: 2.76	1.0 H 3 0 0 0 0	1.0 H 3 0 0 0 0	1.0 H 3 0 0 0 0	1.0 H 3 0 0 0 0	1.0 H 3 0 0 0 0	1.0 H 3 0 0 0 0	1.0 H 3 0 0 0 0	1.0 H 3 0 0 0 0	1.0 H 3 0 0 0 0	1.0 H 3 0 0 0 0	1.0 H 3 0 0 0 0	1.0 H 3 0 0 0 0	1.0 H 3 0 0 0 0	1.0 H 3 0 0 0 0	1.0 H 3 0 0 0 0	1.0 H 3 0 0 0 0	0.00 0.000	0.00 0.000		
Keith Foulke, R ERA: 4.35	1.0 H 3 0 0 0 0	1.0 H 3 0 0 0 0	1.0 H 3 0 0 0 0	1.0 H 3 0 0 0 0	1.0 H 3 0 0 0 0	1.0 H 3 0 0 0 0	1.0 H 3 0 0 0 0	1.0 H 3 0 0 0 0	1.0 H 3 0 0 0 0	1.0 H 3 0 0 0 0	1.0 H 3 0 0 0 0	1.0 H 3 0 0 0 0	1.0 H 3 0 0 0 0	1.0 H 3 0 0 0 0	1.0 H 3 0 0 0 0	1.0 H 3 0 0 0 0	0.00 0.000	0.00 0.000		

Baltimore Orioles @ Boston Red Sox
Fenway Park, Boston, MA
Fri Sep 29 2006, 7:05 PM EDT
Att: 36,269 - Cloudy - 59 F

AB 32
R 3
H 9
RBI 2
BB 7
SO 2
LOB 20




Batter	1	2	3	4	5	6	7	8	9	AB	R	H	RBI	BB	SO	LOB	BOTTOM			
20 Kevin Youkilis, R OBP: 0.381, SLG: 0.429	1-0 F8		2-2 F8		1-2 K	2-1 WP 2B		3-3 K		4	0	1	0	0	1	0				
Carlos Pena, L OBP: 0.267, SLG: 0.393										1	0	0	0	0	1	0				
Mark Loretta, R OBP: 0.346, SLG: 0.358	2-1 G4-3		4-1 34 BB BB		2-0 34 2B 1B	3-2 G6-3				3	1	1	0	1	0	1				
34 David Ortiz, L OBP: 0.412, SLG: 0.638	4-2 25 2B BB		4-1 BB		2-2 1B 25 SF8 2B	2-3 BB		4-1 25 1B BB		1	2	1	0	3	0	0				
Wily Mo Peña, R OBP: 0.350, SLG: 0.495	0-0 25 2B 1B		4-0 25 G6-3 BB		2-1 1B			0-3 K		3	1	2	1	1	1	1				
25 Mike Lowell, R OBP: 0.340, SLG: 0.473	3-2 1-1 2-H 2B		2-2 G6-3		2-2 SF8			0-0 1B		3	0	2	3	0	0	3				
Jason Varitek, S OBP: 0.328, SLG: 0.403	2-3 K			0-3 K	0-2 1B			2-3 K		4	0	1	0	0	3	3				
Trot Nixon, L OBP: 0.372, SLG: 0.392		0-0 F9		2-2 G4-3	1-2 F8			0-0 G3-1		4	0	0	0	0	0	4				
Gabe Kapler, R OBP: 0.336, SLG: 0.347		1-2 L6		1-0 1B		2-0 G5-3		3-2 F7		4	0	1	0	0	0	0				
15 Dustin Pedroia, R OBP: 0.258, SLG: 0.314		1-1 G4-3		1-1 G5-3		1-2 G3-1		0-1 G4-3		3	0	0	0	0	0	1				
13 Alex Cora, L OBP: 0.315, SLG: 0.302										1	0	0	0	0	0	0				
Inning Stats	R: 2 E: 0 K: 1 S: 12	H: 2 LOB: 1 BB: 1 P: 24	R: 0 E: 0 K: 0 S: 7	H: 0 LOB: 0 BB: 0 P: 9	R: 0 E: 0 K: 0 S: 8	H: 0 LOB: 2 BB: 3 P: 24	R: 0 E: 0 K: 1 S: 9	H: 1 LOB: 1 BB: 0 P: 13	R: 2 E: 0 K: 1 S: 21	H: 4 LOB: 2 BB: 0 P: 31	R: 0 E: 0 K: 0 S: 9	H: 1 LOB: 2 BB: 0 P: 17	R: 0 E: 0 K: 2 S: 10	H: 1 LOB: 2 BB: 1 P: 16	R: 0 E: 0 K: 1 S: 9	H: 0 LOB: 0 BB: 0 P: 15	1B: 6 2B: 3 3B: 0 HR: 0	SF: 1 SAC: 0 DP: 1 HBP: 0	WP: 1 PB: 0 SB: 0 CS: 0	PA: 37
PITCHER	IP WLS BF H R ER SO	IP WLS BF H R ER SO	IP WLS BF H R ER SO	IP WLS BF H R ER SO	IP WLS BF H R ER SO	IP WLS BF H R ER SO	IP WLS BF H R ER SO	IP WLS BF H R ER SO	IP WLS BF H R ER SO	IP WLS BF H R ER SO	IP WLS BF H R ER SO	IP WLS BF H R ER SO	IP WLS BF H R ER SO	IP WLS BF H R ER SO	IP WLS BF H R ER SO	IP WLS BF H R ER SO	ERA WHIP	ERA WHIP		
45 Erik Bedard, L ERA: 3.76	5.0 L 25 7 4 4 4 0	5.0 L 25 7 4 4 4 0	5.0 L 25 7 4 4 4 0	5.0 L 25 7 4 4 4 0	5.0 L 25 7 4 4 4 0	5.0 L 25 7 4 4 4 0	5.0 L 25 7 4 4 4 0	5.0 L 25 7 4 4 4 0	5.0 L 25 7 4 4 4 0	5.0 L 25 7 4 4 4 0	5.0 L 25 7 4 4 4 0	5.0 L 25 7 4 4 4 0	5.0 L 25 7 4 4 4 0	5.0 L 25 7 4 4 4 0	5.0 L 25 7 4 4 4 0	5.0 L 25 7 4 4 4 0	7.20 2.200	7.20 2.200		
Todd Williams, R ERA: 4.74	1.0 H 4 1 0 0 0	1.0 H 4 1 0 0 0	1.0 H 4 1 0 0 0	1.0 H 4 1 0 0 0	1.0 H 4 1 0 0 0	1.0 H 4 1 0 0 0	1.0 H 4 1 0 0 0	1.0 H 4 1 0 0 0	1.0 H 4 1 0 0 0	1.0 H 4 1 0 0 0	1.0 H 4 1 0 0 0	1.0 H 4 1 0 0 0	1.0 H 4 1 0 0 0	1.0 H 4 1 0 0 0	1.0 H 4 1 0 0 0	1.0 H 4 1 0 0 0	0.00 1.000	0.00 1.000		
Chris Britton, R ERA: 3.4	0.2 S 4 1 0 0 2	0.2 S 4 1 0 0 2	0.2 S 4 1 0 0 2	0.2 S 4 1 0 0 2	0.2 S 4 1 0 0 2	0.2 S 4 1 0 0 2	0.2 S 4 1 0 0 2	0.2 S 4 1 0 0 2	0.2 S 4 1 0 0 2	0.2 S 4 1 0 0 2	0.2 S 4 1 0 0 2	0.2 S 4 1 0 0 2	0.2 S 4 1 0 0 2	0.2 S 4 1 0 0 2	0.2 S 4 1 0 0 2	0.2 S 4 1 0 0 2	0.00 3.000	0.00 3.000		
56 Brian Burres, L ERA: 2.25	1.1 H 4 0 0 0 1	1.1 H 4 0 0 0 1	1.1 H 4 0 0 0 1	1.1 H 4 0 0 0 1	1.1 H 4 0 0 0 1	1.1 H 4 0 0 0 1	1.1 H 4 0 0 0 1	1.1 H 4 0 0 0 1	1.1 H 4 0 0 0 1	1.1 H 4 0 0 0 1	1.1 H 4 0 0 0 1	1.1 H 4 0 0 0 1	1.1 H 4 0 0 0 1	1.1 H 4 0 0 0 1	1.1 H 4 0 0 0 1	1.1 H 4 0 0 0 1	0.00 0.000	0.00 0.000		

Baltimore Orioles @ Boston Red Sox
Fenway Park, Boston, MA
Fri Sep 29 2006, 7:05 PM EDT
Att: 36,269 - Cloudy - 59 F

AB 31
R 4
H 9
RBI 4
BB 5
SO 6
LOB 13



Batter	1	2	3	4	5	6	7	8	9	AB	R	H	RBI	BB	SO	LOB	TOP										
Chris Gomez, R (1,4) OBP: 0.393, SLG: 0.446	1-1 G3-1 2B		1-0 G6-3 1B		1-0 G6-3 1B			1-0 G6-3		4	0	3	2	0	0	0	<p>Baltimore Orioles @ Boston Red Sox Fenway Park, Boston, MA</p> <p>Sat Sep 30 2006, 7:05 PM EDT Att: 36,596 - Partly Cloudy + 58 F</p> <p>livebaseballscores.com</p> <p>AB 33 R 5 H 9 RBI 5 BB 2 SO 3 LOB 14</p> 										
6 Melvin Mora, R (1,5) OBP: 0.343, SLG: 0.392	1-2 P6		1-0 P4		0-0 F7			0-0 G6-3		4	0	0	0	0	0	3											
21 Nick Markakis, L (1,9) OBP: 0.351, SLG: 0.448	0-2 G3-1		2-2 G6-3		1-1 G4-3			3-1 G6-3		4	0	0	0	0	0	3											
10 Miguel Tejada, R (1,6) OBP: 0.380, SLG: 0.500 17 Corey Patterson, L (9, PR) OBP: 0.316, SLG: 0.445	2-3 K			2-3 K		1-1 F7			0-1 31 1B 1B	4	0	1	0	0	2	1											
31 Jay Gibbons, L (1,10) OBP: 0.341, SLG: 0.458 Fernando Tatis, R (9, PR) OBP: 0.306, SLG: 0.509		4-1 2B SF7 BB		0-1 F8		1-2 G6-3			0-2 55 FC5-4 1B	3	1	1	0	1	0	0											
55 Ramon Hernandez, R (1,2) OBP: 0.343, SLG: 0.479 12 Brandon Fahey, L (9, PR) OBP: 0.308, SLG: 0.308		0-2 L6		3-3 K		0-0 G5-3			2-0 FC5-4 1B	4	0	0	0	0	1	3											
Kevin Millar, R (1,3) OBP: 0.374, SLG: 0.437		2-2 2B			4-2 39 2B 1B BB			3-1 G5-3		3	1	2	2	1	0	0											
David Newhan, L (1,8) OBP: 0.296, SLG: 0.377		0-2 SF7			2-0 F9			1-2 G4-3		3	0	1	1	0	0	1											
39 Jeff Fiorentino, L (1,7) OBP: 0.375, SLG: 0.308 Raul Chavez, R (9,2) OBP: 0.214, SLG: 0.165		3-H 2-2 F8			0-1 1-3 1B 2B			0-2 G3		4	1	1	0	0	0	3											
Inning Stats	R: 0 E: 0 K: 1 S: 11	H: 1 LOB: 1 BB: 0 P: 15	R: 1 E: 0 K: 0 S: 14	H: 1 LOB: 1 BB: 1 P: 22	R: 0 E: 0 K: 2 S: 5	H: 0 LOB: 0 BB: 0 P: 9	R: 0 E: 0 K: 2 S: 9	H: 0 LOB: 1 BB: 0 P: 14	R: 2 E: 0 K: 0 S: 10	H: 2 LOB: 1 BB: 1 P: 18	R: 0 E: 0 K: 0 S: 6	H: 0 LOB: 0 BB: 0 P: 8	R: 0 E: 0 K: 0 S: 8	H: 0 LOB: 0 BB: 0 P: 12	R: 0 E: 0 K: 0 S: 4	H: 0 LOB: 0 BB: 0 P: 8	R: 2 E: 0 K: 0 S: 15	H: 4 LOB: 2 BB: 0 P: 24	1B: 6 2B: 3 3B: 0 HR: 0	SF: 1 SAC: 0 DP: 1 HBP: 0	WP: 0 PB: 1 SB: 1 CS: 0	PA: 36					
PITCHER	IP	WLS	BF	H	R	ER	SO	BB	IBB	HBP	BLK	WP	HR	S	P	ERA	WHIP										
49 Tim Wakefield, R (1,1) ERA: 4.63	6.0		24	5	3	3	3	2	0	0	0	0	0	55	86	4.50	1.167										
Lenny DiNardo, L (7,1) ERA: 7.55	1.0	H	3	0	0	0	0	0	0	0	0	0	0	8	12	0.00	0.000										
Bryan Corey, R (8,1) ERA: 3.69	1.0	H	3	0	0	0	0	0	0	0	0	0	0	4	8	0.00	0.000										
50 Mike Timlin, R (9,1) ERA: 4.36	0.2	L	5	4	2	2	0	0	0	0	0	0	0	13	19	27.00	6.000										
48 Javier López, L (9,1) ERA: 2.7	0.1		1	0	0	0	0	0	0	0	0	0	0	2	5	0.00	0.000										

Batter	1	2	3	4	5	6	7	8	9	AB	R	H	RBI	BB	SO	LOB	BOTTOM										
15 Dustin Pedroia, R (1,6) OBP: 0.258, SLG: 0.303 34 David Ortiz, L (9, PH) OBP: 0.411, SLG: 0.637	2-3 K2-3		2-1 G5-3		4-0 G5-4-3 BB			2-2 L3		1-2 F8	3	0	0	1	1	1	3										
Mark Loretta, R (1,4) OBP: 0.344, SLG: 0.355	2-2 G6-3			1-2 G5-3		2-0 G5-4-3 1-2		1-2 P6		2-2 F7	5	0	0	0	0	3											
25 Mike Lowell, R (1,5) OBP: 0.338, SLG: 0.468	3-1 G5-3			2-0 G5-3		1-0 G5-3		1-2 F8		0-0 F8	5	0	0	0	0	0											
Manny Ramirez, R (1,10) OBP: 0.439, SLG: 0.619		0-0 G5-3		4-1 BB		2-1 HR		3-2 1B			3	1	2	1	1	0											
Wily Mo Peña, R (1,8) OBP: 0.349, SLG: 0.489		0-0 G4-3		3-3 K		4-2 2B BB		3-2 F8			3	1	0	0	1	2											
Trot Nixon, L (1,9) OBP: 0.373, SLG: 0.394		1-0 F7			4-0 1B BB BB		1-0 1B 2B		1-0 P5		3	2	1	1	1	0											
28 Doug Mirabeli, R (1,2) OBP: 0.267, SLG: 0.328			2-3 K		1-3 K		3-2 P4		0-0 WP 1B		4	0	1	0	2	2											
Gabe Kapler, R (1,7) OBP: 0.340, SLG: 0.346			1-1 E5		4-2 15 BB 1B BB		2-1 1B 1B		2-2 G5-3		3	0	1	0	1	0											
Carlos Pena, L (1,3) OBP: 0.294, SLG: 0.406			3-3 K		1-2 15 BB 1B		2-0 1-2 1B		2-2 F8		4	0	2	1	0	1											
Inning Stats	R: 0 E: 0 K: 1 S: 11	H: 0 LOB: 0 BB: 0 P: 18	R: 0 E: 0 K: 0 S: 3	H: 0 LOB: 0 BB: 0 P: 4	R: 0 E: 1 K: 2 S: 10	H: 0 LOB: 1 BB: 0 P: 18	R: 0 E: 0 K: 1 S: 10	H: 0 LOB: 1 BB: 1 P: 20	R: 3 E: 0 K: 0 S: 18	H: 4 LOB: 2 BB: 1 P: 35	R: 0 E: 0 K: 0 S: 13	H: 1 LOB: 1 BB: 0 P: 21	R: 0 E: 0 K: 0 S: 8	H: 1 LOB: 1 BB: 0 P: 13	R: 0 E: 0 K: 0 S: 9	H: 0 LOB: 0 BB: 0 P: 12	1B: 5 2B: 1 3B: 0 HR: 1	SF: 0 SAC: 0 DP: 1 HBP: 0	WP: 1 PB: 0 SB: 0 CS: 0	PA: 39							
PITCHER	IP	WLS	BF	H	R	ER	SO	BB	IBB	HBP	BLK	WP	HR	S	P	ERA	WHIP										
29 Adam Loewen, L (1,1) ERA: 5.37	5.1		24	3	4	4	5	5	0	0	0	0	0	12	21	0.00	3.000										
Chris Britton, R (6,1) ERA: 3.35	0.2		4	2	0	0	0	0	0	0	0	0	0	13	21	0.00	1.000										
LaTroy Hawkins, R (7,1) ERA: 4.48	1.0		4	1	0	0	0	0	0	0	0	0	0	17	25	0.00	0.500										
37 Chris Ray, R (8,1) ERA: 2.73	2.0	W	7	1	0	0	0	0	0	0	0	1	0	17	25	0.00	0.500										

Baltimore Orioles @ Boston Red Sox
Fenway Park, Boston, MA

Sat Sep 30 2006, 7:05 PM EDT
Att: 36,596 - Partly Cloudy + 58 F

livebaseballscores.com



Batter	1	2	3	4	5	6	7	8	9	AB	R	H	RBI	BB	SO	LOB	TOP
1 Brian Roberts, S (1,4) OBP: 0.347, SLG: 0.410	G5-3			K						2	0	0	0	0	1	0	<p>Baltimore Orioles @ Boston Red Sox Fenway Park, Boston, MA Sun Oct 01 2006, 2:05 PM EDT Att: 35,826 - Drizzlie - 56 F</p> <p>livebaseballscorecards.com</p>
17 Corey Patterson, L (1,8) OBP: 0.314, SLG: 0.443	K			K						2	0	0	0	0	2	0	
6 Melvin Mora, R (1,5) OBP: 0.342, SLG: 0.391	F7			P3						2	0	0	0	0	0	0	
10 Miguel Tejada, R (1,10) OBP: 0.379, SLG: 0.498			K		K					2	0	0	0	0	2	0	
Fernando Tatis, R (1,7) OBP: 0.313, SLG: 0.500				G6-4-3 BB	K					1	0	0	0	1	1	0	
Chris Gomez, R (1,3) OBP: 0.387, SLG: 0.439			G6-4-3		F8					2	0	0	0	0	0	1	
David Newhan, L (1,9) OBP: 0.294, SLG: 0.374				G3-1						1	0	0	0	0	0	0	
12 Brandon Fahey, L (1,6) OBP: 0.307, SLG: 0.307				G4-3						1	0	0	0	0	0	0	
Raul Chavez, R (1,2) OBP: 0.207, SLG: 0.179				F9						1	0	0	0	0	0	0	
Inning Stats	R: 0 E: 0 K: 1 S: 8	H: 0 LOB: 0 BB: 0 P: 11	R: 0 E: 0 K: 1 S: 6	H: 0 LOB: 0 BB: 1 P: 12	R: 0 E: 0 K: 0 S: 4	H: 0 LOB: 0 BB: 0 P: 6	R: 0 E: 0 K: 2 S: 16	H: 0 LOB: 0 BB: 0 P: 21	R: 0 E: 0 K: 2 S: 8	H: 0 LOB: 0 BB: 0 P: 11							
PITCHER 68 Deven Hansack, R (1,1) ERA: 2.7	IP: 5.0 WLS: W BF: 15 H: 0 R: 0 ER: 0 SO: 6 BB: 1 IBB: 0 HBP: 0 BLK: 0 WP: 0 HR: 0 S: 42 P: 61 ERA: 0.00 WHIP: 0.200																

Batter	1	2	3	4	5	6	7	8	9	AB	R	H	RBI	BB	SO	LOB	BOTTOM
Trot Nixon, L (1,9) OBP: 0.373, SLG: 0.394	F9			F9						3	1	1	0	0	0	1	<p>Baltimore Orioles @ Boston Red Sox Fenway Park, Boston, MA Sun Oct 01 2006, 2:05 PM EDT Att: 35,826 - Drizzlie - 56 F</p> <p>livebaseballscorecards.com</p>
60 David Murphy, L (5,9) OBP: 0.346, SLG: 0.409	HBP 25 HR 1B	F9								0	0	0	0	0	0	0	
Mark Loretta, R (1,4) OBP: 0.345, SLG: 0.361			F9							2	2	1	1	0	0	0	
15 Dustin Pedroia, R (5,4) OBP: 0.258, SLG: 0.303	HBP 25 HR			HR						0	0	0	0	0	0	0	
34 David Ortiz, L (1,10) OBP: 0.413, SLG: 0.636	P2									1	1	0	0	2	0	2	
28 Doug Mirabelli, R (4, PR) OBP: 0.267, SLG: 0.328			12 BB 25 1B							0	0	0	0	0	0	0	
25 Mike Lowell, R (1,5) OBP: 0.339, SLG: 0.475			BB 12 BB	K						3	2	2	3	0	1	1	
Jason Varitek, S (1,2) OBP: 0.325, SLG: 0.400	F8		K	K						3	0	0	0	0	2	3	
12 Eric Hinske, L (1,7) OBP: 0.353, SLG: 0.487	K		BB 2B							2	2	1	1	1	1	0	
Carlos Pena, L (1,3) OBP: 0.351, SLG: 0.424			13 L4-6 1B	2B BB						1	1	1	1	2	0	0	
Gabe Kapler, R (1,8) OBP: 0.340, SLG: 0.354			E5							3	0	1	3	0	0	2	
13 Alex Cora, L (1,6) OBP: 0.312, SLG: 0.298			L4-6	G4-3						3	0	0	0	0	0	3	
Inning Stats	R: 3 E: 0 K: 1 S: 10	H: 2 LOB: 0 BB: 0 P: 14	R: 0 E: 1 K: 0 S: 7	H: 1 LOB: 1 BB: 0 P: 10	R: 4 E: 0 K: 1 S: 18	H: 2 LOB: 1 BB: 3 P: 38	R: 1 E: 0 K: 2 S: 11	H: 1 LOB: 1 BB: 1 P: 20	R: 1 E: 0 K: 0 S: 9	H: 1 LOB: 0 BB: 1 P: 17							
PITCHER 49 Hayden Penn, R (1,1) ERA: 15.1	IP: 2.2 WLS: L BF: 17 H: 5 R: 7 ER: 7 SO: 2 BB: 3 IBB: 0 HBP: 1 BLK: 0 WP: 0 HR: 1 S: 33 P: 58 ERA: 6.75 WHIP: 1.500																
Julio Manon, R (3,1) ERA: 5.4	IP: 1.1 WLS: 0 BF: 6 H: 1 R: 1 ER: 1 SO: 2 BB: 1 IBB: 0 HBP: 0 BLK: 0 WP: 0 HR: 1 S: 13 P: 24 ERA: 9.00 WHIP: 2.000																
Russ Ortiz, R (5,1) ERA: 8.14	IP: 1.0 WLS: 0 BF: 4 H: 1 R: 1 ER: 1 SO: 0 BB: 1 IBB: 0 HBP: 0 BLK: 0 WP: 0 HR: 1 S: 9 P: 17 ERA: 23.62 WHIP: 3.000																

AB	14
R	0
H	0
RBI	0
BB	1
SO	6
LOB	1

AB	21
R	9
H	7
RBI	9
BB	5
SO	4
LOB	12