

# Baltimore Orioles - 2007









Batter	1	2	3	4	5	6	7	8	9	AB	R	H	RBI	BB	SO	LOB	TOP											
71 Ruddy Yan, S OBP: 0.500, SLG: 0.400	F7		SH1-4 BB			17 S 1B		66 S 1B		4	1	2	0	1	0	2	<b>Baltimore Orioles @ Washington Nationals</b> Space Coast Stadium, Viera, FL Sat Mar 03 2007, 1:05 PM EST Att: 3,510 - Cloudy - 64 F											
12 Brandon Fahey, L 66 Luis Hernandez, S	G4-3		SH1-4 BB	K		L3		G3-1		3	0	0	0	0	1	1												
21 Nick Markakis, L 39 Jeff Fiorentino, L	16 1B 17 1B		17 E 16 BB 16 1B			F8		69 1B 67 E BB		4	2	3	1	0	0	1												
17 Aubrey Huff, L 69 Brandon Sing, R	16 1B		38 1B 70 BB 16 1B			G6-3		58 1B 67 E 1B		3	1	1	0	1	1	2												
16 Jay Payton, R 67 Luis Montanez, R	38 FC4-6 1B		70 BB 38 1B 3 FC4-6 1B			F8		E6 58 1B		3	1	2	2	0	0	1												
38 Terry Tiffes, S 73 Mike Cervenak, R	FC4-6		3 FC4-6 70 BB 1B			K		F9		4	1	1	0	0	1	3												
70 Jason Dubois, R Cory Keylor, L	L8		3 FC4-6 1B			FC6-4 1B		F7		3	0	1	1	1	1	1												
3 Freddie Bynum, L 58 Eider Torres, S	G3		FC4-6 1B			F8		G3		3	0	0	1	0	0	3												
Adam Donachie, R 72 Ryan Hubele, R	L4		71 FC5-4 1B			FC6-4		F9		3	0	1	1	0	0	1												
<b>Inning Stats</b>	R: 1 E: 0 K: 0 S: 6	H: 3 LOB: 2 BB: 0 P: 6	R: 0 E: 0 K: 0 S: 3	H: 0 LOB: 0 BB: 0 P: 3	R: 5 E: 1 K: 0 S: 7	H: 4 LOB: 2 BB: 3 P: 20	R: 0 E: 0 K: 2 S: 8	H: 1 LOB: 1 BB: 0 P: 8	R: 0 E: 0 K: 1 S: 6	H: 1 LOB: 1 BB: 0 P: 6	R: 0 E: 0 K: 1 S: 4	H: 0 LOB: 1 BB: 0 P: 5	R: 0 E: 0 K: 0 S: 4	H: 1 LOB: 1 BB: 0 P: 5	R: 0 E: 0 K: 0 S: 4	H: 1 LOB: 3 BB: 1 P: 5		R: 1 E: 1 K: 1 S: 8	H: 2 LOB: 3 BB: 1 P: 12	1B: 12 2B: 1 3B: 0 HR: 0	SF: 0 SAC: 1 DP: 1 HBP: 1	WP: 1 PB: 0 SB: 2 CS: 0	PA: 45					
<b>PITCHER</b>	IP	WLS	BF	H	R	ER	SO	BB	IBB	HBP	BLK	WP	HR	S	P	ERA	WHIP											
22 John Patterson, R 36 Joel Hanrahan, R 40 Billy Traber, L 34 Ray King, L Jon Rauch, R	2.0 0.1 2.2 1.0 1.0	L 7 11 4 3	9 3 11 4 0	3 5 3 1 0	1 5 0 0 0	1 5 0 0 1	0 3 0 0 1	0 0 0 0 0	0 0 0 0 0	0 0 0 0 0	0 0 0 0 1	0 0 0 0 0	0 0 0 0 0	0 0 0 4 4	9 4 17 5 5	4.50 135.00 0.00 0.00 0.00	1.500 18.000 1.125 1.000 0.000											
52 Saul Rivera, R 35 Ryan Wagner, R	1.0 1.0	4 7	1 2	0 1	0 1	0 1	0 1	0 1	0 0	0 0	0 0	0 0	0 0	0 1	0 1	0 0	0 8	5 12	0.00 9.00	1.000 3.000								

Batter	1	2	3	4	5	6	7	8	9	AB	R	H	RBI	BB	SO	LOB	BOTTOM									
Felipe Lopez, S 10 Ronnie Belliard, R	K		15 K 2H 1B			G4-3		F8		2	0	1	1	0	1	0	<b>Baltimore Orioles @ Washington Nationals</b> Space Coast Stadium, Viera, FL Sat Mar 03 2007, 1:05 PM EST Att: 3,510 - Cloudy - 64 F									
15 Cristian Guzman, S 29 Michael Restovich, R	F8		15 K 1B			G4-3		K		2	0	0	0	0	1	1										
11 Ryan Zimmerman, R 5 Kory Casto, L	25 FC6-4 1B		25 1B 13 BB G4-6-3			K		K		2	1	2	0	0	0	0										
25 Austin Kearns, R 77 Abraham Nunez, S	FC6-4		13 BB G4-6-3 1B			K		K		2	0	1	0	0	0	1										
Ryan Church, L 21 George Lombard, L	L4		13 BB G4-6-3 1B			F8		K		2	0	0	0	1	0	2										
13 Robert Fick, L 33 Larry Broadway, L	K		13 BB G4-6-3 1B			G4-3		K		3	0	0	0	0	1	4										
Josh Wilson, R Tony Womack, L	P3		13 BB G4-6-3 1B			G4-3		K		2	0	0	0	0	0	1										
7 Nook Logan, S Jose Macias, S	K		13 BB G4-6-3 1B			G6-3		L6		2	0	0	0	0	1	1										
3 Jesus Flores, R 61 Juan Brito, R	1B		13 BB G4-6-3 1B			K		G4-3		2	0	0	0	0	2	0										
<b>Inning Stats</b>	R: 0 E: 0 K: 1 S: 6	H: 1 LOB: 1 BB: 0 P: 6	R: 0 E: 0 K: 1 S: 5	H: 0 LOB: 0 BB: 0 P: 5	R: 1 E: 0 K: 2 S: 8	H: 2 LOB: 0 BB: 0 P: 8	R: 1 E: 0 K: 0 S: 4	H: 2 LOB: 1 BB: 1 P: 8	R: 0 E: 0 K: 2 S: 7	H: 0 LOB: 0 BB: 0 P: 7	R: 0 E: 0 K: 1 S: 6	H: 1 LOB: 2 BB: 0 P: 7	R: 0 E: 0 K: 2 S: 7	H: 0 LOB: 0 BB: 0 P: 7	R: 0 E: 0 K: 2 S: 8	H: 1 LOB: 1 BB: 0 P: 8		R: 0 E: 0 K: 1 S: 6	H: 1 LOB: 1 BB: 0 P: 6	1B: 7 2B: 1 3B: 0 HR: 0	SF: 0 SAC: 0 DP: 1 HBP: 1	WP: 0 PB: 0 SB: 0 CS: 0	PA: 35			
<b>PITCHER</b>	IP	WLS	BF	H	R	ER	SO	BB	IBB	HBP	BLK	WP	HR	S	P	ERA	WHIP									
40 Daniel Cabrera, R 79 Francis Beltran, R 82 Steve Green, R 85 Victor Moreno, R John Parrish, L	2.0 2.0 2.0 1.0 1.0	W 9 8 3 4	7 9 1 3 4	0 4 0 0 1	0 2 0 0 0	0 2 0 0 0	0 2 0 0 2	0 2 3 0 2	0 1 0 0 0	0 0 0 0 0	0 0 0 0 0	0 0 0 0 0	0 0 0 0 0	0 0 0 7 8	11 16 14 7 8	0.00 9.00 0.00 0.00 0.00	0.500 2.500 0.500 0.000 1.000									
81 Cory Doyne, R	1.0	4	1	0	0	0	1	0	0	0	0	0	0	0	6	6	0.00	1.000								









Batter	1	2	3	4	5	6	7	8	9	AB	R	H	RBI	BB	SO	LOB	TOP					
4 Alfredo Amezaga, S OBP: 0.250, SLG: 0.182 28 Jason Wood, R OBP: 0.429, SLG: 1.167										3	0	1	0	0	0	1	<b>Florida Marlins @ Baltimore Orioles</b> Fort Lauderdale Stadium, Ft. Lauderdale, FL Mon Mar 05 2007, 1:05 PM EST Att: 3,348 - Sunny - 67 F					
8 Aaron Boone, R OBP: 0.143, SLG: 0.077 29 Scott Seabol, R OBP: 0.333, SLG: 0.250										2	0	0	0	1	1	1						
Miguel Cabrera, R OBP: 0.231, SLG: 0.091 36 Anibal Sanchez, R (7, 10)										2	0	0	0	1	1	0						
14 Josh Willingham, R OBP: 0.417, SLG: 0.333 7 Alejandro De Azza, L OBP: 0.429, SLG: 0.429										3	0	1	0	0	1	3						
17 Mike Jacobs, L 9 Joe Dillon, R OBP: 0.400, SLG: 0.400										3	0	0	0	0	1	1						
12 Cody Ross, R OBP: 0.273, SLG: 0.300										3	1	1	0	1	1	1						
61 Reggie Abercrombie, R 21 Joe Borchard, S OBP: 0.500, SLG: 0.625										3	1	2	0	0	0	0						
20 Matt Treanor, R 13 Paul Hoover, R OBP: 0.250, SLG: 0.250										2	0	0	0	0	1	2						
3 Zach Sorensen, S OBP: 0.222, SLG: 0.222										4	0	2	0	0	0	1						
<b>Inning Stats</b>	R: 0 E: 0 K: 2 S: 7	H: 0 LOB: 0 BB: 0 P: 7	R: 0 E: 0 K: 3 S: 10	H: 1 LOB: 2 BB: 1 P: 14	R: 0 E: 0 K: 0 S: 3	H: 1 LOB: 2 BB: 1 P: 8	R: 0 E: 0 K: 1 S: 5	H: 0 LOB: 0 BB: 0 P: 5	R: 0 E: 0 K: 0 S: 4	H: 1 LOB: 1 BB: 0 P: 4	R: 0 E: 0 K: 0 S: 4	H: 1 LOB: 1 BB: 0 P: 4	R: 2 E: 0 K: 0 S: 8	H: 3 LOB: 3 BB: 1 P: 12	R: 1 E: 0 K: 1 S: 8	H: 4 LOB: 2 BB: 0 P: 8		R: 0 E: 0 K: 0 S: 3	H: 0 LOB: 0 BB: 0 P: 3	1B: 9 2B: 2 3B: 0 HR: 0	SF: 0 SAC: 0 DP: 2 HBP: 1	WP: 0 PB: 0 SB: 0 CS: 0
<b>PITCHER</b>	IP	WLS	BF	H	R	ER	SO	BB	IBB	HBP	BLK	WP	HR	S	P	ERA	WHIP					
29 Adam Loewen, L ERA: 13.5	2.0	W	8	1	0	0	5	1	0	0	0	0	0	17	23	0.00	1.000					
46 Jeremy Guthrie, R ERA: 13.5	2.0		8	1	0	0	1	1	0	1	0	0	0	8	13	0.00	1.000					
Jim Johnson, R ERA: 13.5	2.0		8	2	0	0	0	0	0	0	0	0	0	8	8	0.00	1.000					
47 Jim Hoey, R ERA: 13.5	0.2	H	6	2	2	1	0	1	0	0	1	0	0	6	10	13.50	4.500					
53 Todd Williams, R ERA: 3.69	1.1		8	5	1	1	1	0	0	0	0	0	0	10	10	6.75	3.750					

Batter	1	2	3	4	5	6	7	8	9	AB	R	H	RBI	BB	SO	LOB	BOTTOM				
16 Jay Payton, R OBP: 0.600, SLG: 0.778 71 Ruddy Yan, S OBP: 0.429, SLG: 0.333										3	0	1	1	0	0	0	<b>Florida Marlins @ Baltimore Orioles</b> Fort Lauderdale Stadium, Ft. Lauderdale, FL Mon Mar 05 2007, 1:05 PM EST Att: 3,348 - Sunny - 67 F				
Chris Gomez, R OBP: 0.444, SLG: 0.857 12 Brandon Fahey, L (5, FR)										2	0	0	0	0	0	1					
21 Nick Markakis, L OBP: 0.538, SLG: 0.583 70 Jason Dubois, R OBP: 0.600, SLG: 0.500										2	1	1	0	1	1	0					
10 Miguel Tejada, R OBP: 0.333, SLG: 0.250 66 Luis Hernandez, S										2	1	0	0	1	0	3					
17 Aubrey Huff, L OBP: 0.600, SLG: 0.667 39 Jeff Fiorentino, L OBP: 0.600, SLG: 0.500										3	1	2	0	0	0	2					
Kevin Miller, R OBP: 0.182, SLG: 0.200 69 Brandon Sing, R OBP: 0.500, SLG: 0.333										3	1	1	2	0	0	5					
55 Ramon Hernandez, R OBP: 0.500, SLG: 0.714 Roger Cedeño, S (8, PH)										3	1	2	2	0	0	0					
38 Terry Tifee, S OBP: 0.300, SLG: 0.222 73 Mike Cervenak, R OBP: 0.250, SLG: 0.250										3	0	0	0	0	0	1					
60 J.R. House, R OBP: 0.167, SLG: 0.167 Adam Donachie, R OBP: 0.500, SLG: 0.333										3	0	1	0	0	2	1					
<b>Inning Stats</b>	R: 0 E: 0 K: 1 S: 5	H: 4 LOB: 1 BB: 1 P: 13	R: 1 E: 0 K: 0 S: 5	H: 3 LOB: 2 BB: 0 P: 5	R: 0 E: 0 K: 0 S: 3	H: 1 LOB: 0 BB: 0 P: 3	R: 0 E: 0 K: 1 S: 5	H: 0 LOB: 0 BB: 0 P: 5	R: 0 E: 0 K: 0 S: 3	H: 1 LOB: 1 BB: 1 P: 7	R: 0 E: 0 K: 0 S: 3	H: 0 LOB: 1 BB: 1 P: 7	R: 0 E: 0 K: 0 S: 3	H: 0 LOB: 1 BB: 1 P: 7	R: 0 E: 0 K: 0 S: 3	H: 0 LOB: 1 BB: 1 P: 7		1B: 5 2B: 3 3B: 1 HR: 0	SF: 0 SAC: 0 DP: 1 HBP: 1	WP: 0 PB: 0 SB: 0 CS: 0	PA: 35
<b>PITCHER</b>	IP	WLS	BF	H	R	ER	SO	BB	IBB	HBP	BLK	WP	HR	S	P	ERA	WHIP				
43 Chris George, L ERA: 13.5	1.2	L	10	4	4	4	2	1	0	0	0	0	0	1	1	0.00	3.000				
46 Eddy Rodríguez, R ERA: 3.0	0.1		1	0	0	0	0	0	0	0	0	0	0	1	1	0.00	0.000				
58 Harvey Garcia, R ERA: 3.0	2.0		8	4	1	1	0	0	0	0	0	0	0	8	8	4.50	2.000				
73 Jacob Marceaux, R ERA: 3.0	1.0		5	0	0	0	0	1	0	1	0	0	0	3	8	0.00	1.000				
76 Ryan Tucker, R ERA: 3.0	1.0		3	0	0	0	1	0	0	0	0	0	0	5	5	0.00	0.000				

AB	37
R	3
H	11
RBI	3
BB	3
SO	7
LOB	19





Batter	1	2	3	4	5	6	7	8	9	10	AB	R	H	RBI	BB	SO	LOB	TOP								
So Taguchi, R OBP: 0.063, SLG: 0.063 (1.8)	F9	F8			FC4-6			G3		K	4	0	0	0	0	0	4	<b>St. Louis Cardinals @ Baltimore Orioles</b> Fort Lauderdale Stadium, Ft. Lauderdale, FL Tue Mar 06 2007, 1:05 PM EST Att: 4,696 - Partly Cloudy - 70 F  livebaseballscorecards.com  <b>AB 34</b> <b>R 2</b> <b>H 6</b> <b>RBI 2</b> <b>BB 4</b> <b>SO 6</b> <b>LOB 19</b>								
34 Randy Flores, L (8.1)					CS	L7		P3		G1-3	3	0	1	0	0	0	0									
81 Brian Esposito, R (9.2)								G6-3			3	0	1	0	0	0	1									
16 Chris Duncan, L OBP: 0.300, SLG: 0.490 (1.7)											3	0	1	0	0	0	0									
19 Jojbert Cabrera, R OBP: 0.214, SLG: 0.154 (6.5)											2	0	0	0	0	0	1									
5 Albert Pujols, R OBP: 0.353, SLG: 0.353 (1.3)	L5										3	0	1	0	0	0	1									
Miguel Negron, L OBP: 0.353, SLG: 0.154 (6.7)											1	0	0	0	1	0	1									
26 Scott Spiezio, S OBP: 0.579, SLG: 0.692 (1.5)	L3										3	0	0	0	0	1	2									
70 Tagg Bozied, R OBP: 0.444, SLG: 0.500 (6.3)											2	1	1	0	0	0	1									
3 Preston Wilson, R OBP: 0.093, SLG: 0.083 (1.10)											3	0	0	0	0	2	1									
76 Travis Hanson, L OBP: 0.400, SLG: 0.143 (8.5)											0	0	0	0	1	0	0									
53 John Rodriguez, L OBP: 0.563, SLG: 0.417 (1.9)											1	1	0	0	1	0	0									
68 Edgar Gonzalez, R (7, PH) OBP: 0.625, SLG: 1.000 (7.4)											1	0	0	0	0	1	0									
4 Yadier Molina, R OBP: 0.462, SLG: 0.500 (1.2)											3	0	1	0	0	0	0									
84 Colby Rasmus, L OBP: 0.400, SLG: 0.500 (7.8)											1	0	0	0	0	1	3									
Josh Hancock, R (9.1)											0	0	0	0	0	0	0									
Tyler Johnson, S (10.1)											0	0	0	0	0	0	0									
Aaron Miles, S OBP: 0.333, SLG: 0.333 (1.4)											1	0	1	1	1	0	0									
35 Eli Marrero, R (7, PH) OBP: 0.333, SLG: 0.333 (7.2)											1	0	0	1	0	0	0									
75 Brendan Ryan, R OBP: 0.267, SLG: 0.286 (1.6)											2	0	0	0	0	0	3									
55 Skip Schumaker, L (8, PH) OBP: 0.438, SLG: 0.400 (8.8)											2	0	1	0	0	0	2									
<b>Inning Stats</b>	R: 0 E: 0 K: 0 S: 11	H: 1 LOB: 1 BB: 0 P: 18	R: 1 E: 0 K: 0 S: 9	H: 2 LOB: 2 BB: 1 P: 14	R: 0 E: 0 K: 1 S: 5	H: 0 LOB: 0 BB: 0 P: 7	R: 0 E: 0 K: 1 S: 5	H: 0 LOB: 0 BB: 0 P: 9	R: 0 E: 0 K: 0 S: 6	H: 0 LOB: 0 BB: 1 P: 11	R: 0 E: 0 K: 1 S: 8	H: 1 LOB: 1 BB: 0 P: 12	R: 0 E: 0 K: 1 S: 5	H: 0 LOB: 0 BB: 0 P: 5	R: 0 E: 0 K: 2 S: 8	H: 1 LOB: 1 BB: 0 P: 4	R: 1 E: 1 K: 1 S: 7	H: 1 LOB: 2 BB: 1 P: 11	R: 0 E: 0 K: 1 S: 5	H: 0 LOB: 1 BB: 1 P: 9	1B: 5 2B: 1 3B: 0 HR: 0	SF: 1 SAC: 1 DP: 0 HBP: 0	WP: 0 PB: 0 SB: 0 CS: 1	PA: 41		
<b>PITCHER</b>	IP WLS BF H R ER SO BB IBB HBP BLK WP HR S P ERA WHIP	IP WLS BF H R ER SO BB IBB HBP BLK WP HR S P ERA WHIP	IP WLS BF H R ER SO BB IBB HBP BLK WP HR S P ERA WHIP	IP WLS BF H R ER SO BB IBB HBP BLK WP HR S P ERA WHIP	IP WLS BF H R ER SO BB IBB HBP BLK WP HR S P ERA WHIP	IP WLS BF H R ER SO BB IBB HBP BLK WP HR S P ERA WHIP	IP WLS BF H R ER SO BB IBB HBP BLK WP HR S P ERA WHIP	IP WLS BF H R ER SO BB IBB HBP BLK WP HR S P ERA WHIP	IP WLS BF H R ER SO BB IBB HBP BLK WP HR S P ERA WHIP	IP WLS BF H R ER SO BB IBB HBP BLK WP HR S P ERA WHIP	IP WLS BF H R ER SO BB IBB HBP BLK WP HR S P ERA WHIP	IP WLS BF H R ER SO BB IBB HBP BLK WP HR S P ERA WHIP	IP WLS BF H R ER SO BB IBB HBP BLK WP HR S P ERA WHIP	IP WLS BF H R ER SO BB IBB HBP BLK WP HR S P ERA WHIP	IP WLS BF H R ER SO BB IBB HBP BLK WP HR S P ERA WHIP	IP WLS BF H R ER SO BB IBB HBP BLK WP HR S P ERA WHIP	IP WLS BF H R ER SO BB IBB HBP BLK WP HR S P ERA WHIP	IP WLS BF H R ER SO BB IBB HBP BLK WP HR S P ERA WHIP	IP WLS BF H R ER SO BB IBB HBP BLK WP HR S P ERA WHIP	IP WLS BF H R ER SO BB IBB HBP BLK WP HR S P ERA WHIP	IP WLS BF H R ER SO BB IBB HBP BLK WP HR S P ERA WHIP	IP WLS BF H R ER SO BB IBB HBP BLK WP HR S P ERA WHIP	IP WLS BF H R ER SO BB IBB HBP BLK WP HR S P ERA WHIP	IP WLS BF H R ER SO BB IBB HBP BLK WP HR S P ERA WHIP	IP WLS BF H R ER SO BB IBB HBP BLK WP HR S P ERA WHIP	IP WLS BF H R ER SO BB IBB HBP BLK WP HR S P ERA WHIP
41 Steve Trachsel, R ERA: 9.0 (1.1)	56 Brian Burres, L ERA: 3.0 (4.1)	37 Chris Ray, R ERA: 3.0 (6.1)	32 Jamie Walker, L ERA: 3.0 (7.1)	Chad Bradford, R ERA: 3.0 (8.1)	23 Paul Shuey, R ERA: 3.0 (9.1)	43 Senny Real, R ERA: 3.0 (10.1)																				

Batter	1	2	3	4	5	6	7	8	9	10	AB	R	H	RBI	BB	SO	LOB	BOTTOM								
1 Brian Roberts, S OBP: 0.417, SLG: 0.400 (1.4)	FC6-4				F7					G4-3	2	0	0	0	1	1	0	<b>St. Louis Cardinals @ Baltimore Orioles</b> Fort Lauderdale Stadium, Ft. Lauderdale, FL Tue Mar 06 2007, 1:05 PM EST Att: 4,696 - Partly Cloudy - 70 F  livebaseballscorecards.com  <b>AB 36</b> <b>R 2</b> <b>H 8</b> <b>RBI 2</b> <b>BB 2</b> <b>SO 8</b> <b>LOB 18</b>								
58 Eider Torres, S OBP: 0.500, SLG: 0.400 (7.4)											2	0	1	0	0	0	2									
6 Melvin Mora, R OBP: 0.333, SLG: 0.600 (1.5)	FC6-4				G4-3					G6-3	3	1	0	0	0	0	1									
73 Mike Cervanek, R OBP: 0.167, SLG: 0.167 (6, PR) (7.5)											2	1	0	0	0	0	1									
21 Nick Markakis, L OBP: 0.625, SLG: 0.733 (1.9)											3	0	3	0	0	0	0									
63 Val Majewski, L OBP: 0.167, SLG: 0.167 (7.9)											1	0	0	0	0	0	0									
60 J.R. House, R (10, PH) OBP: 0.143, SLG: 0.143 (10.1)											1	0	0	0	0	0	0									
17 Aubrey Huff, L OBP: 0.727, SLG: 0.727 (1.3)											2	0	1	2	0	0	1									
38 Terry Tiffie, S (6, PR) OBP: 0.250, SLG: 0.182 (7.3)											2	0	0	0	0	1	0									
31 Jay Gibbons, L (1.10) OBP: 0.300, SLG: 0.300 (1.10)											3	0	0	0	0	0	3									
70 Jason Dubois, R (8, PH) OBP: 0.667, SLG: 0.600 (9.10)											1	0	1	0	0	0	0									
16 Jay Payton, R OBP: 0.452, SLG: 0.583 (1.7)											3	0	0	0	0	0	2									
68 Jon Knott, R (7.7)											1	0	0	0	0	1	1									
17 Corey Patterson, L (1.8) OBP: 0.556, SLG: 0.625 (7.8)											1	0	0	0	1	0	0									
67 Luis Montanez, R (6, PH) OBP: 0.250, SLG: 0.250 (7.8)											1	0	0	0	0	0	0									
Adam Donachie, R OBP: 0.500, SLG: 0.400 (1.2)											2	0	1	0	0	1	1									
39 Jeff Fiorentino, L (6, PH) OBP: 0.500, SLG: 0.400 (7.2)											1	0	0	0	1	3	0									
77 Eli Whiteside, R OBP: 0.400, SLG: 0.400 (9, PR) (7.2)											1	0	1	0	0	0	0									
71 Ruddy Yan, S OBP: 0.429, SLG: 0.333 (9, PR) (10.2)											0	0	0	0	0	0	0									
72 Ryan Hubele, R (10.2)											0	0	0	0	0	0	0									
12 Brandon Fahey, L (1.6) (7.6)											2	0	0	0	0	1	2									
3 Freddie Bynum, L (7.6)											2	0	0	0	0	2	1									
<b>Inning Stats</b>	R: 1 E: 1 K: 0 S: 12	H: 1 LOB: 1 BB: 1 P: 18	R: 0 E: 0 K: 1 S: 5	H: 0 LOB: 1 BB: 1 P: 9	R: 0 E: 0 K: 1 S: 6	H: 0 LOB: 0 BB: 0 P: 6	R: 0 E: 0 K: 0 S: 3	H: 0 LOB: 0 BB: 0 P: 4	R: 0 E: 0 K: 1 S: 7	H: 1 LOB: 0 BB: 0 P: 11	R: 1 E: 2 K: 1 S: 8	H: 2 LOB: 3 BB: 0 P: 8	R: 0 E: 0 K: 1 S: 5	H: 1 LOB: 0 BB: 0 P: 5	R: 0 E: 0 K: 2 S: 8	H: 1 LOB: 1 BB: 0 P: 8	R: 0 E: 0 K: 1 S: 7	H: 1 LOB: 2 BB: 0 P: 9	R: 0 E: 0 K: 0 S: 3	H: 0 LOB: 0 BB: 0 P: 3	1B: 6 2B: 3 3B: 0 HR: 0	SF: 1 SAC: 0 DP: 2 HBP: 0	WP: 0 PB: 0 SB: 1 CS: 1	PA: 40		
<b>PITCHER</b>	IP WLS BF H R ER SO BB IBB HBP BLK WP HR S P ERA WHIP	IP WLS BF H R ER SO BB IBB HBP BLK WP HR S P ERA WHIP	IP WLS BF H R ER SO BB IBB HBP BLK WP HR S P ERA WHIP	IP WLS BF H R ER SO BB IBB HBP BLK WP HR S P ERA WHIP	IP WLS BF H R ER SO BB IBB HBP BLK WP HR S P ERA WHIP	IP WLS BF H R ER SO BB IBB HBP BLK WP HR S P ERA WHIP	IP WLS BF H R ER SO BB IBB HBP BLK WP HR S P ERA WHIP	IP WLS BF H R ER SO BB IBB HBP BLK WP HR S P ERA WHIP	IP WLS BF H R ER SO BB IBB HBP BLK WP HR S P ERA WHIP	IP WLS BF H R ER SO BB IBB HBP BLK WP HR S P ERA WHIP	IP WLS BF H R ER SO BB IBB HBP BLK WP HR S P ERA WHIP	IP WLS BF H R ER SO BB IBB HBP BLK WP HR S P ERA WHIP	IP WLS BF H R ER SO BB IBB HBP BLK WP HR S P ERA WHIP	IP WLS BF H R ER SO BB IBB HBP BLK WP HR S P ERA WHIP	IP WLS BF H R ER SO BB IBB HBP BLK WP HR S P ERA WHIP	IP WLS BF H R ER SO BB IBB HBP BLK WP HR S P ERA WHIP	IP WLS BF H R ER SO BB IBB HBP BLK WP HR S P ERA WHIP	IP WLS BF H R ER SO BB IBB HBP BLK WP HR S P ERA WHIP	IP WLS BF H R ER SO BB IBB HBP BLK WP HR S P ERA WHIP	IP WLS BF H R ER SO BB IBB HBP BLK WP HR S P ERA WHIP	IP WLS BF H R ER SO BB IBB HBP BLK WP HR S P ERA WHIP	IP WLS BF H R ER SO BB IBB HBP BLK WP HR S P ERA WHIP	IP WLS BF H R ER SO BB IBB HBP BLK WP HR S P ERA WHIP	IP WLS BF H R ER SO BB IBB HBP BLK WP HR S P ERA WHIP	IP WLS BF H R ER SO BB IBB HBP BLK WP HR S P ERA WHIP	IP WLS BF H R ER SO BB IBB HBP BLK WP HR S P ERA WHIP
29 Chris Carpenter, R ERA: 4.5 (1.1)	77 Blake Hawksworth, R ERA: 4.5 (4.1)	72 Dennis Dove, L ERA: 4.5 (7.1)	34 Randy Flores, L ERA: 6.0 (8.1)	Josh Hancock, R ERA: 3.0 (8.1)	41 Steve Trachsel, R ERA: 9.0 (1.1)	Tyler Johnson, L ERA: 3.0 (10.1)																				



Batter	1	2	3	4	5	6	7	8	9	10	AB	R	H	RBI	BB	SO	LOB	TOP				
1 Brian Roberts, S (1, 10) OBP: 0.333, SLG: 0.308 70 Jason Dubois, R (8, PH) OBP: 0.714, SLG: 0.567 (8, 10)	K		G6-3			F8		FC4-6 1B			3	0	0	0	0	1	0					
6 Melvin Mora, R (1, 5) OBP: 0.400, SLG: 0.583 38 Tony Tiffes, S (7, 5) OBP: 0.231, SLG: 0.167	F8					BB		FC4-6 1B			2	1	1	0	1	0	0					
31 Jay Gibbons, L (1, 3) OBP: 0.333, SLG: 0.273 69 Brandon Sing, R (7, 3) OBP: 0.400, SLG: 0.250	P6					F8		F8			3	0	0	0	0	1	2					
10 Miguel Tejada, R (1, 6) OBP: 0.333, SLG: 0.273 66 Luis Hernandez, S (7, 6) (7, 6)		F8				G5-4-3		BB			3	0	1	1	0	0	1					
55 Ramon Hernandez, R (1, 2) OBP: 0.455, SLG: 0.600 60 J.R. House, R (7, 2) OBP: 0.125, SLG: 0.125						F8		F8			3	0	1	0	0	0	1					
Kevin Millar, R (1, 7) OBP: 0.154, SLG: 0.167 68 Jon Knott, R (5, 7)		1B				G5-3		G4-3			2	0	0	0	0	1	1					
17 Corey Patterson, L (1, 8) OBP: 0.455, SLG: 0.500 71 Ruddy Yan, S (7, 8) OBP: 0.444, SLG: 0.375		K				K					2	0	0	0	0	1	1					
Chris Gomez, R (1, 4) OBP: 0.384, SLG: 0.667 3 Freddie Bynum, L (6, 4) OBP: 0.100, SLG: 0.100						F8		SH1-3 1B			2	0	0	0	0	0	0					
39 Jeff Fiorentino, L (1, 9) OBP: 0.375, SLG: 0.286 Roger Cedeño, S (7, 9) OBP: 0.333, SLG: 0.333						K		P6			2	0	0	0	0	1	0					
<b>Inning Stats</b>	R: 0 E: 0 K: 1 S: 5	H: 0 LOB: 0 BB: 0 P: 5	R: 0 E: 0 K: 1 S: 6	H: 1 LOB: 1 BB: 0 P: 6	R: 0 E: 0 K: 1 S: 5	H: 0 LOB: 0 BB: 0 P: 5	R: 0 E: 0 K: 0 S: 2	H: 0 LOB: 0 BB: 1 P: 6	R: 0 E: 0 K: 1 S: 5	H: 0 LOB: 0 BB: 0 P: 3	R: 1 E: 0 K: 1 S: 8	H: 2 LOB: 2 BB: 0 P: 9	R: 1 E: 0 K: 0 S: 5	H: 3 LOB: 1 BB: 0 P: 5	R: 0 E: 0 K: 0 S: 3	H: 0 LOB: 0 BB: 1 P: 7	R: 0 E: 0 K: 0 S: 4	H: 1 LOB: 1 BB: 0 P: 4	1B: 7 2B: 0 3B: 0 HR: 0	SF: 0 SAC: 1 DP: 1 HBP: 0	WP: 1 PB: 0 SB: 1 CS: 1	PA: 37
<b>PITCHER</b>	IP Dontrelle Willis, L ERA: 1.8	WLS Randy Messenger, R ERA: 4.91	BF 40 Nate Field, R ERA: 4.91	H 46 Eddy Rodriguez, R ERA: 6.75	R 53 Roy Corcoran, R ERA:	ER 3.00	SO 3.00	BB 0.00	IBB 0.00	HBP 0.00	BLK 0.00	WP 0.00	HR 0.00	S 16	P 16	ERA 0.00	WHIP 0.333					

Baltimore Orioles @ Florida Marlins  
Roger Dean Stadium, Jupiter, FL  
Wed Mar 07 2007, 1:05 PM EST  
Att. 2,770 - Partly Cloudy - 74 F

AB	33
R	2
H	7
RBI	2
BB	2
SO	5
LOB	11



Batter	1	2	3	4	5	6	7	8	9	10	AB	R	H	RBI	BB	SO	LOB	BOTTOM				
Alex Sanchez, L (1, 8) OBP: 0.154, SLG: 0.231	K		G4-3			G4-3		F8		FC6-4 1B	5	0	0	0	0	1	2					
4 Alfredo Amezaga, S (1, 4) OBP: 0.235, SLG: 0.188	P3					G4-3		G4-3 1B		G4-3	5	1	1	0	0	0	2					
Miguel Cabrera, R (1, 5) OBP: 0.500, SLG: 0.417 9 Joe Dillon, R (9, 5) OBP: 0.250, SLG: 0.250	F8					G4-3		G4-3 2B		F8	4	0	2	0	0	1	1					
14 Josh Willingham, R (1, 7) OBP: 0.294, SLG: 0.400 7 Alejandro De Aza, L (8, PR) OBP: 0.500, SLG: 0.700 (9, 7)						BB		G6-3 1B		K	3	0	2	1	1	0	1					
8 Aaron Boone, R (1, 3) OBP: 0.105, SLG: 0.056						P6		K		K	1	0	0	0	0	1	0					
21 Joe Borcherd, S (1, 9) OBP: 0.533, SLG: 0.538						K		F7		K	3	1	1	0	1	1	1					
Miguel Olivo, R (1, 2) OBP: 0.286, SLG: 0.250 62 Nick Trziesniak, R (8, 2) OBP: 0.333, SLG: 0.333						G1-3		F8		FC2-5 1B	3	0	0	0	0	1	4					
31 John Gall, R (1, 10) OBP: 0.200, SLG: 0.267						G5-3		K		FC6-4 1B	4	0	2	1	0	1	0					
11 Robert Andino, R (1, 6) OBP: 0.231, SLG: 0.250						K		G6-3		FC2-5 1B	4	0	0	0	0	2	3					
<b>Inning Stats</b>	R: 0 E: 0 K: 1 S: 5	H: 0 LOB: 0 BB: 0 P: 5	R: 0 E: 0 K: 2 S: 8	H: 1 LOB: 1 BB: 0 P: 8	R: 0 E: 0 K: 1 S: 5	H: 0 LOB: 0 BB: 0 P: 5	R: 0 E: 0 K: 0 S: 4	H: 1 LOB: 3 BB: 2 P: 12	R: 0 E: 0 K: 1 S: 6	H: 0 LOB: 0 BB: 0 P: 5	R: 0 E: 0 K: 1 S: 6	H: 1 LOB: 1 BB: 0 P: 6	R: 1 E: 0 K: 2 S: 9	H: 2 LOB: 2 BB: 0 P: 10	R: 1 E: 0 K: 0 S: 6	H: 3 LOB: 2 BB: 0 P: 6	R: 0 E: 0 K: 1 S: 5	H: 0 LOB: 0 BB: 0 P: 5	1B: 7 2B: 1 3B: 1 HR: 0	SF: 0 SAC: 0 DP: 0 HBP: 0	WP: 1 PB: 0 SB: 2 CS: 0	PA: 41
<b>PITCHER</b>	IP 45 Erik Bedard, L ERA:	WLS 49 Hayden Penn, R ERA:	BF 78 Rob Bell, R ERA:	H 51 Scott Williamson, R ERA:	R John Parrish, L ERA: 4.5	ER 9.00	SO 3.000	BB 0.000	IBB 0.000	HBP 0.000	BLK 0.000	WP 0.000	HR 0.000	S 6	P 6	ERA 9.00	WHIP 3.000					

Baltimore Orioles @ Florida Marlins  
Roger Dean Stadium, Jupiter, FL  
Wed Mar 07 2007, 1:05 PM EST  
Att. 2,770 - Partly Cloudy - 74 F

AB	39
R	2
H	9
RBI	2
BB	2
SO	10
LOB	19





Batter	1	2	3	4	5	6	7	8	9	AB	R	H	RBI	BB	SO	LOB	TOP					
71 Ruddy Yan, S OBP: 0.429, SLG: 0.385	G4-3	1B		G6-3				G5-3		5	1	2	0	0	0	0	<p><b>Baltimore Orioles @ New York Mets</b> Tradition Field, Port St. Lucie, FL Thu Mar 08 2007, 1:10 PM EST Att: 4,556 - Sunny - 78 F</p>					
Chris Gomez, R OBP: 0.400, SLG: 0.583	K	1B		G6-3				P3		3	0	1	1	1	1	0						
38 Terry Tiffee, S OBP: 0.214, SLG: 0.154		1B								1	0	0	0	0	0	0						
21 Nick Markakis, L OBP: 0.550, SLG: 0.632	L5	1B								4	1	1	0	0	0	1						
Roger Cedeno, S OBP: 0.250, SLG: 0.250		1B			E4 17 1B					1	0	0	0	0	0	0						
17 Aubrey Huff, L OBP: 0.500, SLG: 0.643										3	1	1	0	0	0	2						
60 J.R. House, R OBP: 0.200, SLG: 0.300										2	0	1	0	0	1	0						
16 Jay Payton, R OBP: 0.500, SLG: 0.733										3	1	2	1	0	0	0						
70 Jason Dubois, R OBP: 0.750, SLG: 0.714										1	1	1	0	0	0	0						
63 Val Majewski, L OBP: 0.286, SLG: 0.429										1	0	1	0	0	0	0						
68 Jon Knott, R OBP: 0.333, SLG: 0.250										3	0	0	0	1	0	2						
39 Jeff Fiorentino, L OBP: 0.333, SLG: 0.250										1	0	0	0	0	0	1						
58 Eider Torres, S OBP: 0.400, SLG: 0.333										4	1	1	0	0	0	3						
3 Freddie Bynum, L OBP: 0.100, SLG: 0.100										0	0	0	0	0	0	0						
12 Brandon Fahey, L OBP: 0.182, SLG: 0.100										4	1	1	1	0	1	3						
66 Luis Hernandez, S OBP: 0.333, SLG: 0.333										0	0	0	0	0	0	0						
Adam Donachie, R OBP: 0.444, SLG: 0.750										3	1	1	3	0	1	0						
77 Eli Whiteside, R OBP: 0.333, SLG: 0.333										1	0	0	0	0	0	0						
<b>Inning Stats</b>	R: 0 E: 0 K: 1 S: 5	H: 0 LOB: 0 BB: 0 P: 5	R: 5 E: 0 K: 0 S: 9	H: 6 LOB: 2 BB: 1 P: 14	R: 0 E: 0 K: 0 S: 4	H: 1 LOB: 1 BB: 0 P: 4	R: 0 E: 0 K: 0 S: 3	H: 0 LOB: 0 BB: 0 P: 3	R: 2 E: 2 K: 1 S: 6	H: 2 LOB: 1 BB: 0 P: 6	R: 0 E: 0 K: 1 S: 5	H: 1 LOB: 1 BB: 1 P: 9	R: 1 E: 1 K: 1 S: 7	H: 2 LOB: 1 BB: 0 P: 7	R: 0 E: 0 K: 0 S: 3	H: 0 LOB: 0 BB: 0 P: 3	R: 0 E: 0 K: 1 S: 6	H: 1 LOB: 1 BB: 0 P: 6	1B: 8 2B: 4 3B: 0 HR: 1	SF: 0 SAC: 0 DP: 0 HBP: 0	WP: 0 PB: 0 SB: 1 CS: 1	PA: 42
<b>PITCHER</b>	IP WLS BF H R ER SO BB IBB HBP BLK WP HR S P ERA WHIP																					
26 Orlando Hernandez, R ERA: 22.5	2.0 L 13 6 5 5 1 0 0 0 0 0 0 1 14 19 22.50 3.500																					
34 Mike Peffrey, R ERA:	3.0 13 3 2 0 0 1 0 0 0 0 0 0 13 13 0.00 1.000																					
43 Jason Vargas, L ERA:	2.0 9 3 1 0 2 1 0 0 0 0 0 0 12 16 0.00 2.000																					
Scott Schoeneweis, L ERA:	1.0 3 0 0 0 0 0 0 0 0 0 0 0 3 3 0.00 0.000																					
70 Joe Smith, R ERA:	1.0 4 1 0 0 1 0 0 0 0 0 0 0 6 6 0.00 1.000																					

AB 40  
R 8  
H 13  
RBI 6  
BB 2  
SO 4  
LOB 12



Batter	1	2	3	4	5	6	7	8	9	AB	R	H	RBI	BB	SO	LOB	BOTTOM					
7 José Reyes, S OBP: 0.476, SLG: 0.765	G4-3									2	0	1	1	1	0	0	<p><b>Baltimore Orioles @ New York Mets</b> Tradition Field, Port St. Lucie, FL Thu Mar 08 2007, 1:10 PM EST Att: 4,556 - Sunny - 78 F</p>					
10 Endy Chavez, L OBP: 0.375, SLG: 0.467										2	0	0	1	0	0	4						
16 Paul Lo Duca, R OBP: 0.313, SLG: 0.231	F8									2	0	0	1	0	0	2						
4 Ben Johnson, R OBP: 0.444, SLG: 0.600										2	1	1	2	0	1	0						
15 Carlos Beltrán, S OBP: 0.316, SLG: 0.412										3	0	1	1	0	1	2						
1 Anderson Hernandez, S OBP: 0.200, SLG: 0.111										2	0	0	0	0	0	0						
18 Moises Alou, R OBP: 0.176, SLG: 0.188										3	0	1	0	0	0	4						
77 Jose Reyes, S OBP: 0.333, SLG: 0.333										1	0	1	0	0	0	0						
17 David Newhan, L OBP: 0.227, SLG: 0.316										1	0	0	0	0	1	0						
5 David Wright, R OBP: 0.350, SLG: 0.353										2	0	0	0	1	1	3						
3 Damon Easley, R OBP: 0.278, SLG: 0.412										2	0	0	0	0	1	1						
20 Shawn Green, L OBP: 0.105, SLG: 0.056										5	0	1	0	0	2	0						
Julio Franco, R OBP: 0.500, SLG: 0.400										3	1	1	0	0	1	2						
6 Ruben Gotay, S OBP: 0.545, SLG: 0.667										0	1	0	0	1	0	0						
22 Jose Valentin, S OBP: 0.333, SLG: 0.400										3	1	1	0	0	2	2						
64 Mike Carp, L OBP: 0.444, SLG: 0.533										0	1	0	0	1	0	0						
44 Lastings Milledge, R OBP: 0.421, SLG: 0.367										2	2	1	1	1	1	0						
<b>Inning Stats</b>	R: 0 E: 0 K: 1 S: 5	H: 0 LOB: 0 BB: 0 P: 5	R: 0 E: 0 K: 1 S: 5	H: 1 LOB: 0 BB: 0 P: 5	R: 0 E: 0 K: 2 S: 7	H: 0 LOB: 0 BB: 0 P: 7	R: 0 E: 0 K: 1 S: 6	H: 1 LOB: 2 BB: 0 P: 8	R: 3 E: 0 K: 1 S: 8	H: 3 LOB: 2 BB: 1 P: 13	R: 0 E: 0 K: 2 S: 8	H: 1 LOB: 3 BB: 2 P: 16	R: 0 E: 0 K: 1 S: 6	H: 1 LOB: 1 BB: 0 P: 6	R: 4 E: 0 K: 0 S: 5	H: 2 LOB: 2 BB: 2 P: 13	R: 0 E: 0 K: 2 S: 7	H: 0 LOB: 0 BB: 0 P: 7	1B: 5 2B: 3 3B: 0 HR: 1	SF: 0 SAC: 0 DP: 1 HBP: 2	WP: 0 PB: 0 SB: 2 CS: 0	PA: 42
<b>PITCHER</b>	IP WLS BF H R ER SO BB IBB HBP BLK WP HR S P ERA WHIP																					
40 Daniel Cabrera, R ERA:	3.0 W 9 1 0 0 0 4 0 0 0 0 0 0 17 17 0.00 0.333																					
86 Jon Lejeune, R ERA: 10.13	1.2 12 4 3 3 2 1 0 2 0 0 0 0 13 20 16.20 3.000																					
25 Kurt Birkins, L ERA:	1.1 7 1 0 0 2 2 0 0 0 0 0 0 9 17 0.00 2.250																					
82 Steve Green, R ERA:	1.0 4 1 0 0 1 0 0 0 0 0 0 0 6 6 0.00 1.000																					
83 Chris Waters, L ERA: 12.0	1.0 7 2 4 4 0 2 0 0 1 0 1 5 13 36.00 4.000																					
<b>PITCHER</b>	IP WLS BF H R ER SO BB IBB HBP BLK WP HR S P ERA WHIP																					
47 Jim Hoey, R ERA: 5.4	1.0 S 3 1 0 0 2 0 0 0 0 0 0 7 7 0.00 0.000																					

AB 35  
R 7  
H 9  
RBI 7  
BB 5  
SO 11  
LOB 20





Batter	1	2	3	4	5	6	7	8	9	AB	R	H	RBI	BB	SO	LOB	TOP					
4 D'Angelo Jimenez, S OBP: 0.471, SLG: 0.467 (1, 6)										4	0	1	0	0	3	2	<b>Washington Nationals @ Baltimore Orioles</b> Fort Lauderdale Stadium, Ft. Lauderdale, FL Fri Mar 09 2007, 1:05 PM EST Att: 3,512 - Sunny - 75 F					
10 Ronnie Belliard, R OBP: 0.214, SLG: 0.231 Jose Macias, S (5, 5)										2	0	1	0	0	0	1						
Ryan Church, L OBP: 0.263, SLG: 0.188 5 Kory Casto, L OBP: 0.467, SLG: 0.455 (6, 7)										3	0	0	0	0	0	2						
29 Michael Restovich, R (1, 10)										3	0	0	0	1	1	3						
77 Abraham Nunez, S OBP: 0.308, SLG: 0.500 Chris Snelling, L OBP: 0.357, SLG: 0.417 (1, 9) (7, 9)										3	0	1	0	0	0	1						
33 Larry Broadway, L OBP: 0.353, SLG: 0.267 (1, 3)										4	0	0	0	0	2	2						
81 Darrell McDonald, R OBP: 0.333, SLG: 0.375 3 Jesus Flores, R (9, PH)										2	1	0	0	0	1	0						
Joe Thurston, L OBP: 0.273, SLG: 0.200 (1, 4)										4	1	1	0	0	0	1						
Danny Ardoin, R OBP: 0.143, SLG: 0.143 61 Juan Brito, R OBP: 0.375, SLG: 0.714 (1, 2) (7, 2)										3	0	1	1	0	0	2						
<b>Inning Stats</b>	R: 0 E: 0 K: 1 S: 6	H: 1 LOB: 1 BB: 0 P: 7	R: 0 E: 0 K: 2 S: 7	H: 0 LOB: 0 BB: 0 P: 7	R: 0 E: 1 K: 1 S: 5	H: 0 LOB: 0 BB: 0 P: 5	R: 0 E: 0 K: 0 S: 4	H: 1 LOB: 1 BB: 0 P: 4	R: 0 E: 0 K: 2 S: 9	H: 2 LOB: 2 BB: 0 P: 9	R: 0 E: 0 K: 0 S: 4	H: 1 LOB: 2 BB: 1 P: 8	R: 2 E: 1 K: 1 S: 6	H: 0 LOB: 0 BB: 0 P: 8	R: 1 E: 0 K: 0 S: 4	H: 1 LOB: 0 BB: 0 P: 4		R: 0 E: 0 K: 2 S: 7	H: 0 LOB: 0 BB: 0 P: 7	1B: 5 2B: 0 3B: 1 HR: 0	SF: 1 SAC: 0 DP: 1 HBP: 1	WP: 2 PB: 0 SB: 0 CS: 0
<b>PITCHER</b>	IP WLS BF H R ER SO BB IBB HBP BLK WP HR S P ERA WHIP	27 Jaret Wright, R (1, 1) 2.0 W 7 1 0 0 3 0 0 0 0 0 1 0 13 14 0.00 0.500 46 Jeremy Guthrie, R (3, 1) 2.0 7 1 0 0 1 0 0 0 0 0 0 9 9 0.00 0.500 81 Cory Doyne, R (5, 1) 1.0 5 2 0 0 2 0 0 0 0 0 0 9 9 0.00 2.000 53 Todd Williams, R (6, 1) 1.0 5 1 0 0 0 1 0 0 0 0 0 4 8 0.00 2.000 23 Paul Shuey, R (7, 1) 0.1 3 0 2 1 0 0 0 1 0 0 0 2 3 27.00 0.000																ERA WHIP				



Batter	1	2	3	4	5	6	7	8	9	AB	R	H	RBI	BB	SO	LOB	BOTTOM			
1 Brian Roberts, S OBP: 0.333, SLG: 0.313 3 Freddie Bynum, L OBP: 0.091, SLG: 0.091 (7, 4)										3	1	1	0	0	1	0	<b>Washington Nationals @ Baltimore Orioles</b> Fort Lauderdale Stadium, Ft. Lauderdale, FL Fri Mar 09 2007, 1:05 PM EST Att: 3,512 - Sunny - 75 F			
6 Melvin Mora, R OBP: 0.389, SLG: 0.533 38 Terry Tiffee, S OBP: 0.200, SLG: 0.143 (7, 5)										3	1	1	0	0	1	0				
21 Nick Markakis, L OBP: 0.365, SLG: 0.619 63 Val Majewski, L OBP: 0.250, SLG: 0.375 (1, 9) (7, 9)										2	1	1	1	1	0	0				
10 Miguel Tejada, R OBP: 0.333, SLG: 0.357 66 Luis Hernandez, S (7, 6)										3	0	1	1	0	1	3				
17 Aubrey Huff, L OBP: 0.526, SLG: 0.647 73 Mike Cervenak, R OBP: 0.143, SLG: 0.143 (6, 3)										3	0	2	2	0	0	1				
55 Ramon Hernandez, R OBP: 0.429, SLG: 0.538 60 J.R. House, R OBP: 0.182, SLG: 0.273 Adam Donachie, R OBP: 0.444, SLG: 0.750 (1, 2) (7, 2) (9, 2)										3	0	1	0	0	0	1				
31 Jay Gibbons, L OBP: 0.235, SLG: 0.250 40 Adam Stern, L (6, PR) (7, 10)										3	0	1	0	0	0	3				
68 Jon Knott, R (8, PH) (9, 10)										1	0	0	0	0	0	0				
17 Corey Patterson, L OBP: 0.357, SLG: 0.385 39 Jeff Fiorentino, L OBP: 0.333, SLG: 0.250 (1, 8) (7, 8)										3	0	0	0	0	0	4				
70 Jason Dubois, R OBP: 0.636, SLG: 0.600 67 Luis Montanez, R OBP: 0.250, SLG: 0.250 (1, 7) (8, 7)										3	1	1	0	0	0	1				
<b>Inning Stats</b>	R: 1 E: 0 K: 1 S: 7	H: 2 LOB: 1 BB: 0 P: 7	R: 0 E: 0 K: 0 S: 3	H: 0 LOB: 0 BB: 0 P: 3	R: 3 E: 0 K: 1 S: 10	H: 5 LOB: 3 BB: 1 P: 14	R: 0 E: 0 K: 1 S: 5	H: 0 LOB: 0 BB: 0 P: 5	R: 0 E: 0 K: 1 S: 6	H: 1 LOB: 2 BB: 0 P: 6	R: 0 E: 0 K: 1 S: 5	H: 0 LOB: 0 BB: 0 P: 5	R: 0 E: 0 K: 0 S: 3	H: 0 LOB: 0 BB: 0 P: 3	R: 0 E: 0 K: 0 S: 3	H: 0 LOB: 0 BB: 0 P: 3	1B: 8 2B: 1 3B: 0 HR: 0	SF: 0 SAC: 0 DP: 0 HBP: 0	WP: 0 PB: 0 SB: 0 CS: 0	PA: 34
<b>PITCHER</b>	IP WLS BF H R ER SO BB IBB HBP BLK WP HR S P ERA WHIP	47 Matt Chico, L (1, 1) 2.1 L 14 3 0 4 2 0 0 0 0 0 0 0 17 21 15.43 3.000 36 LeVale Speigner, R (3, 1) 3.2 14 3 0 0 2 0 0 0 0 0 0 18 18 0.00 0.818 53 Emiliano Fruto, R (7, 1) 1.0 3 0 0 0 1 0 0 0 0 0 0 5 5 0.00 0.000 40 Billy Traber, L (8, 1) 1.0 3 0 0 0 0 0 0 0 0 0 0 3 3 0.00 0.000																ERA WHIP		



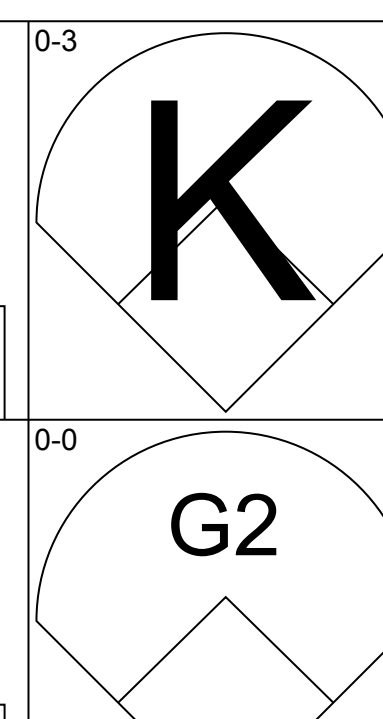
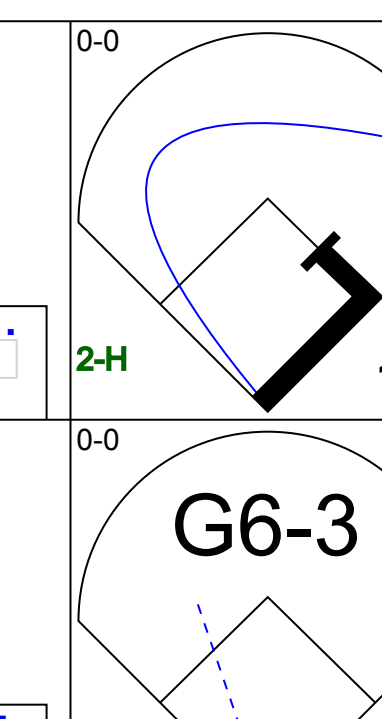
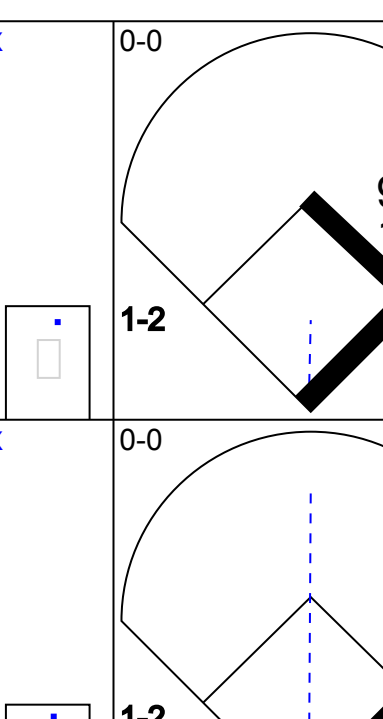
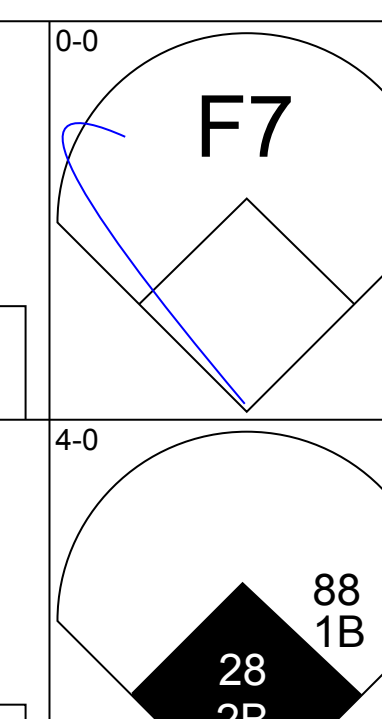
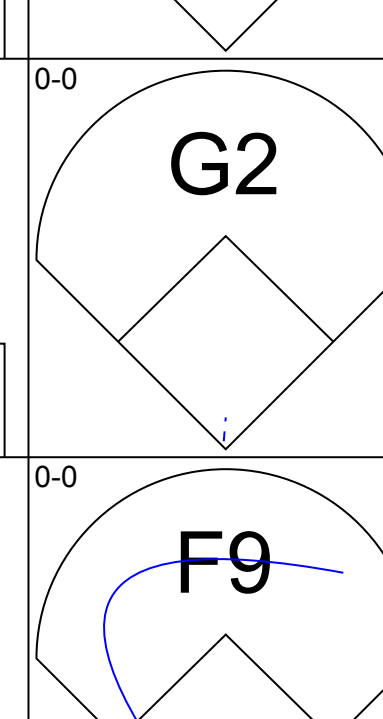
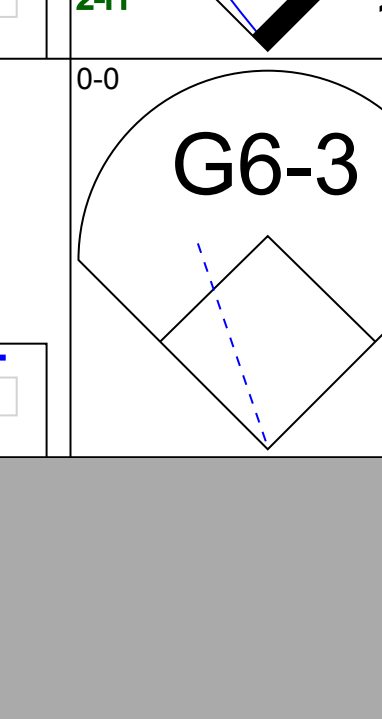
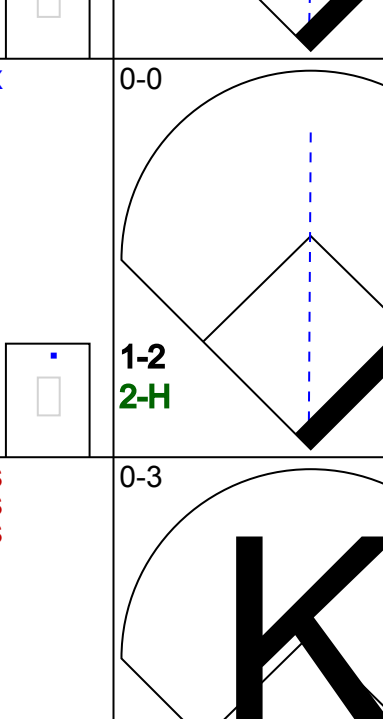
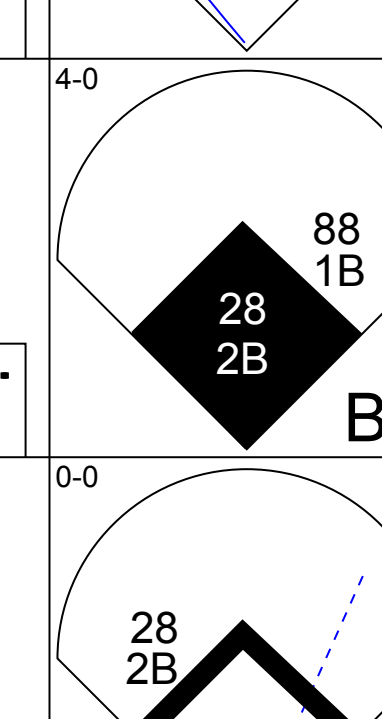
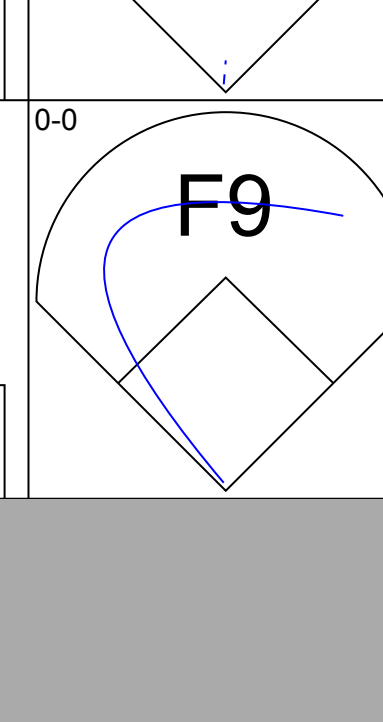
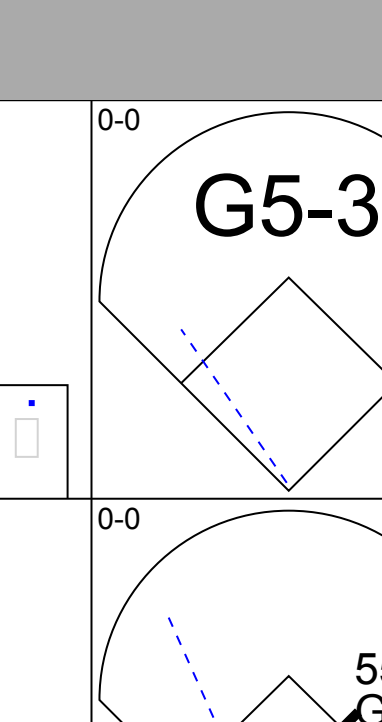
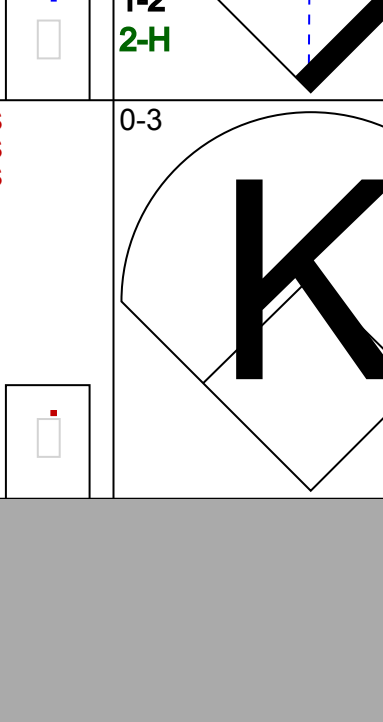
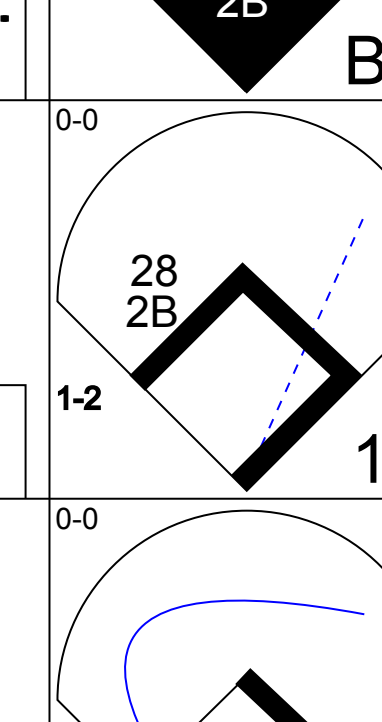
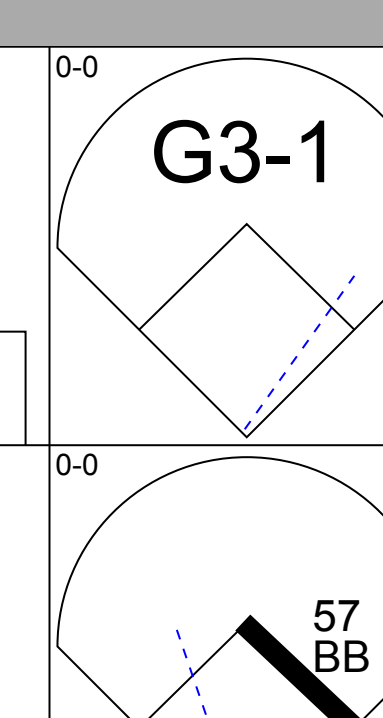
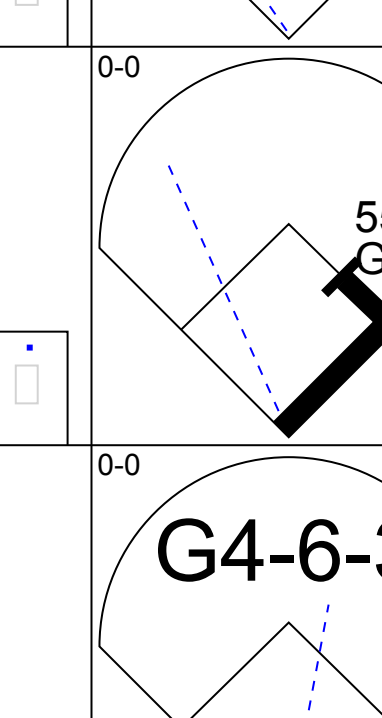
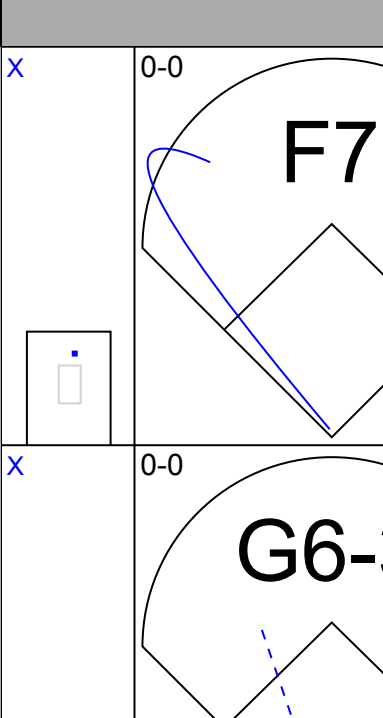
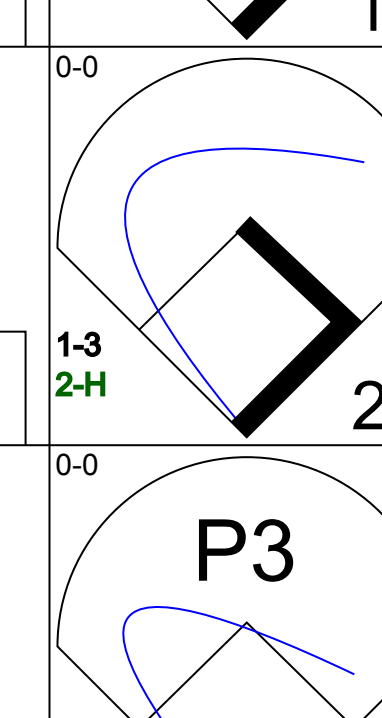
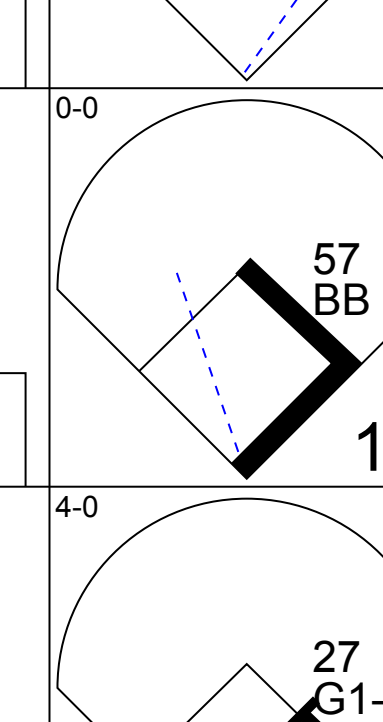
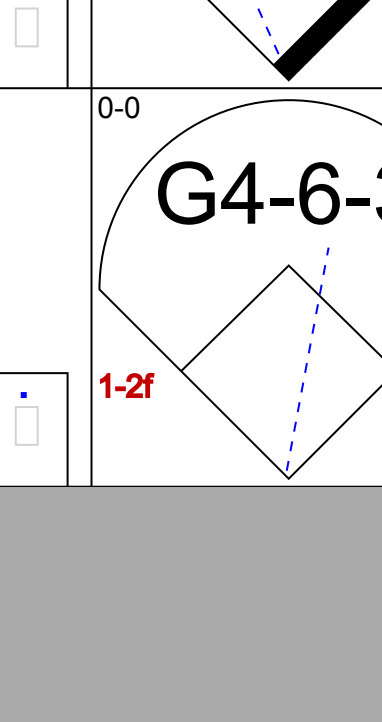
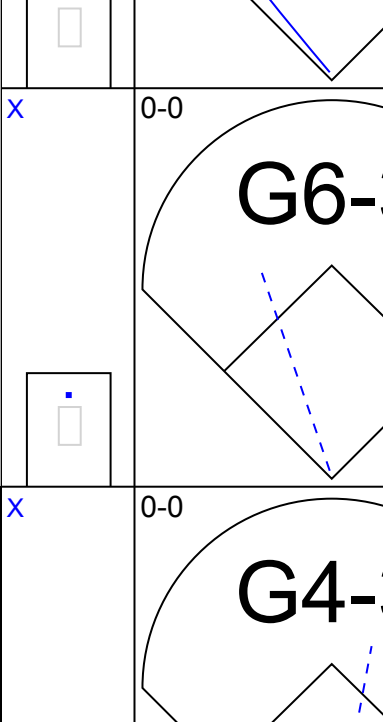
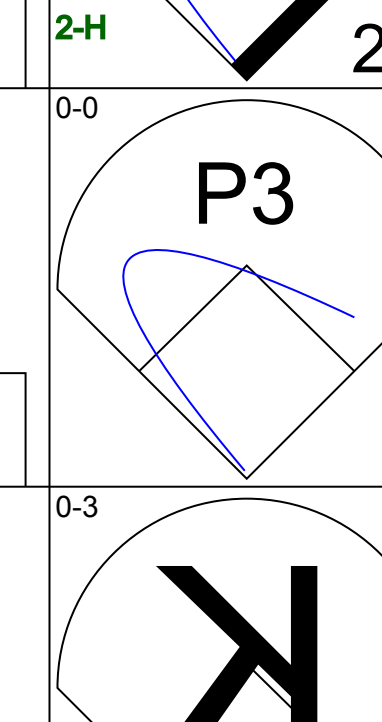
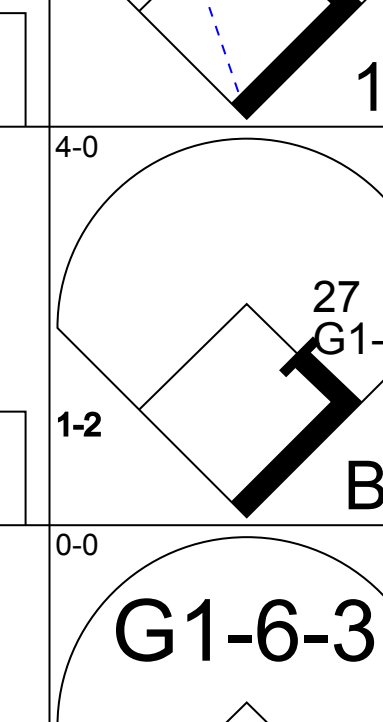
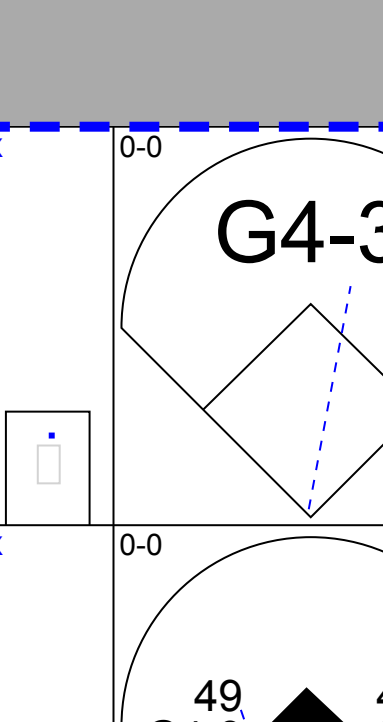
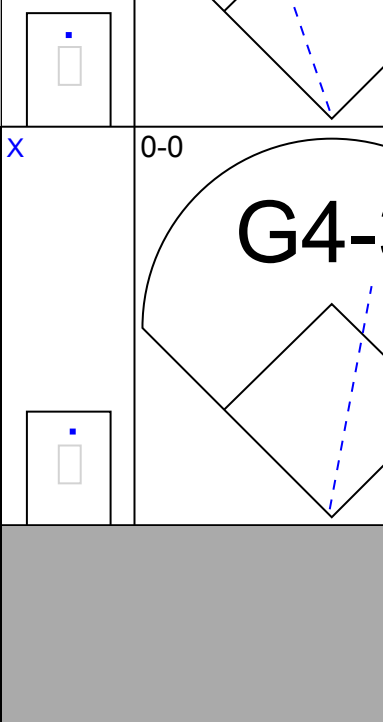
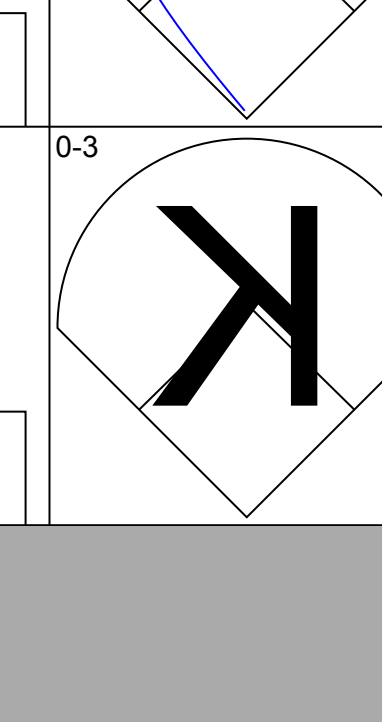
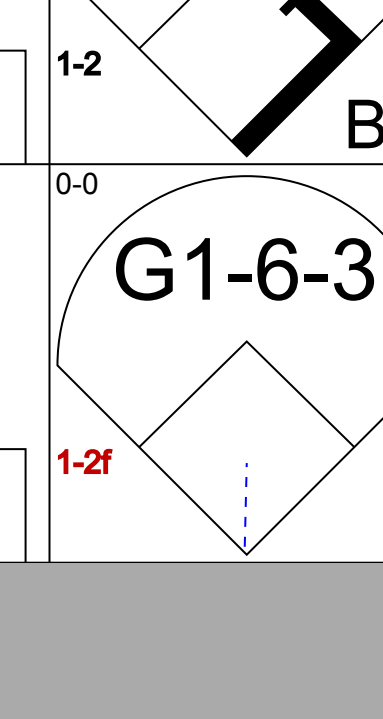
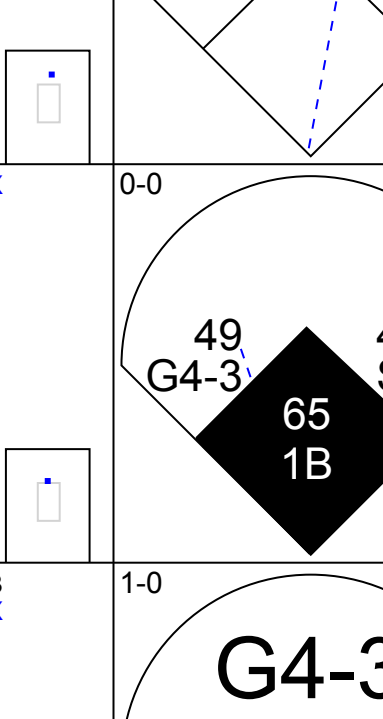
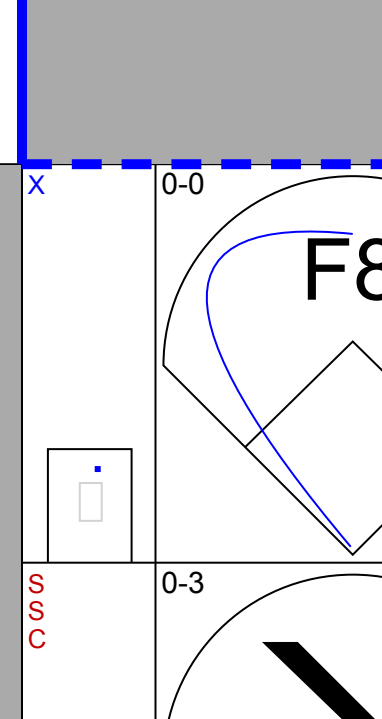
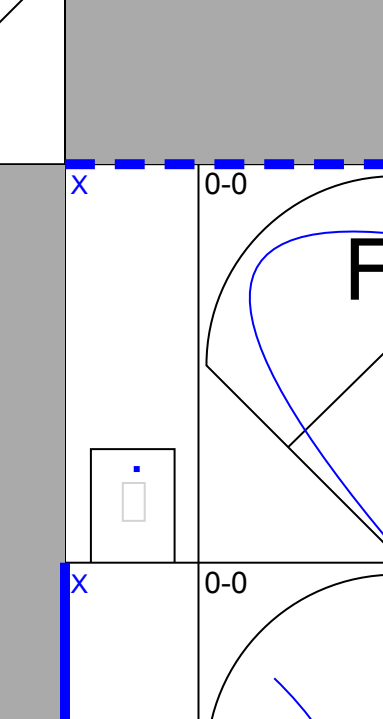
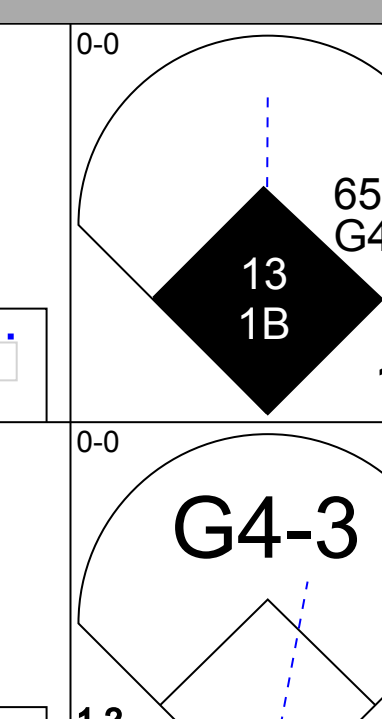
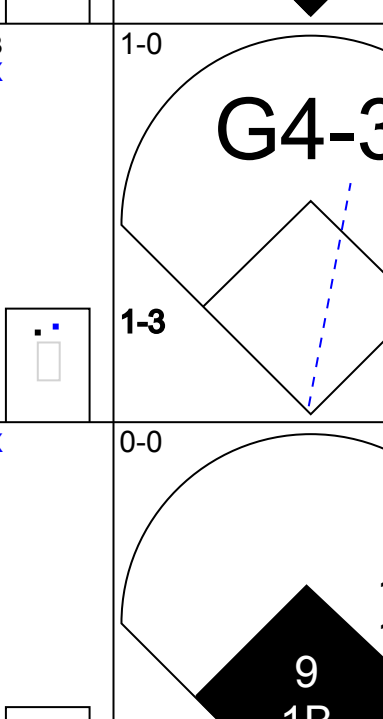
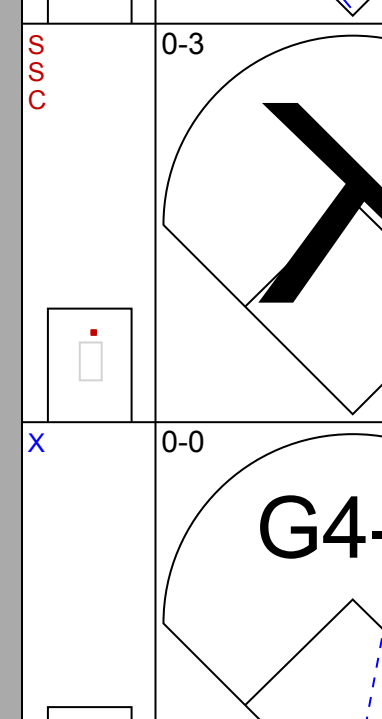
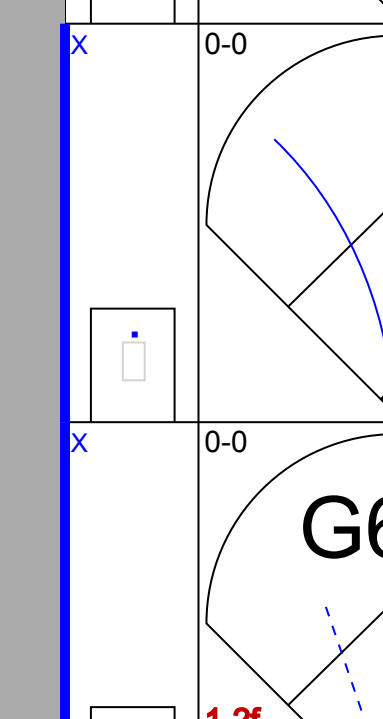
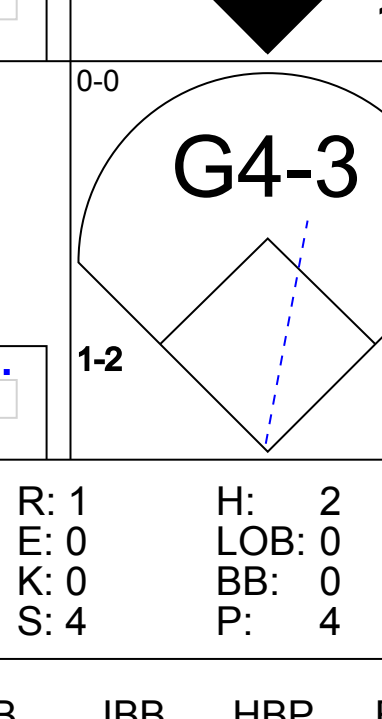
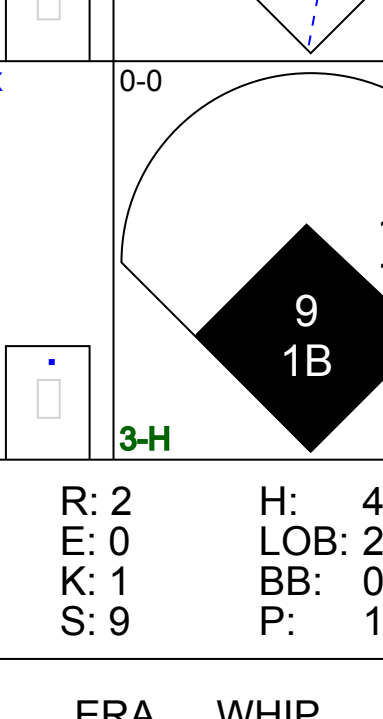
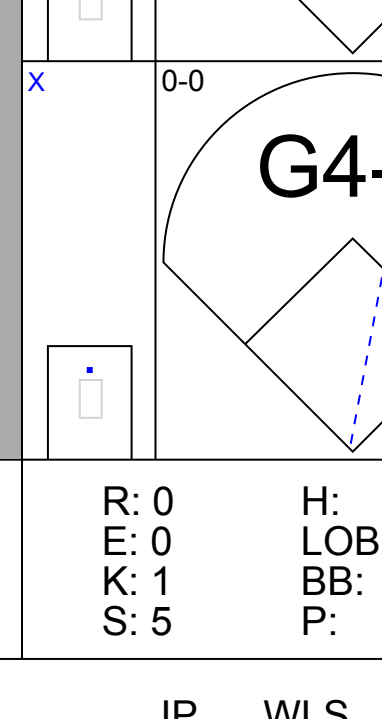
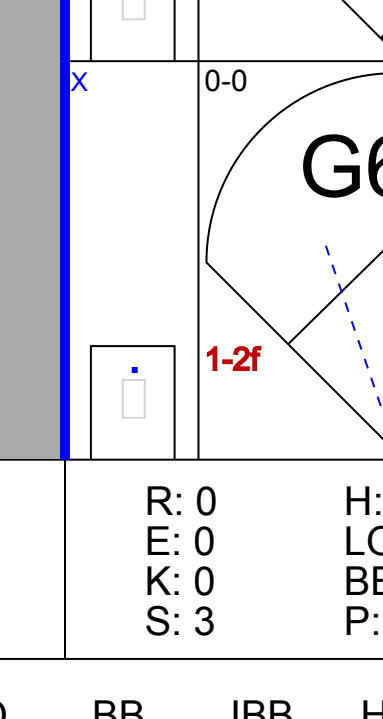
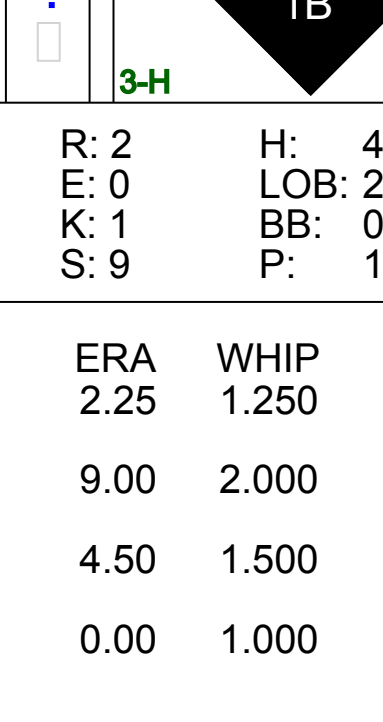
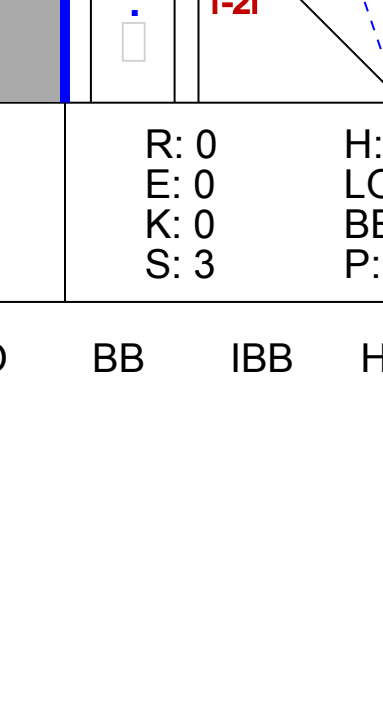


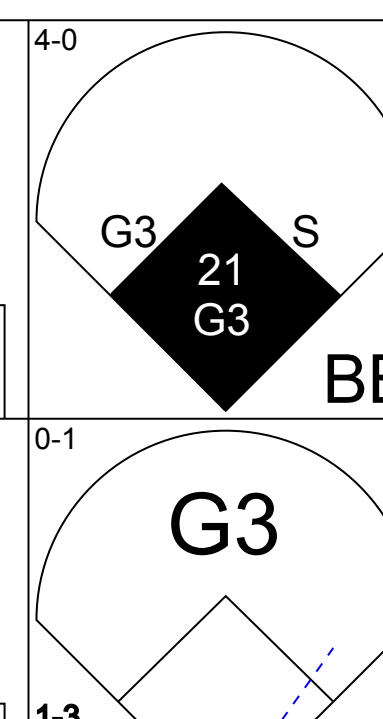
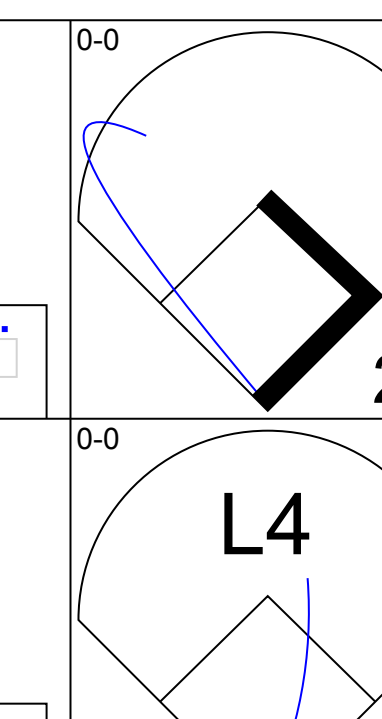
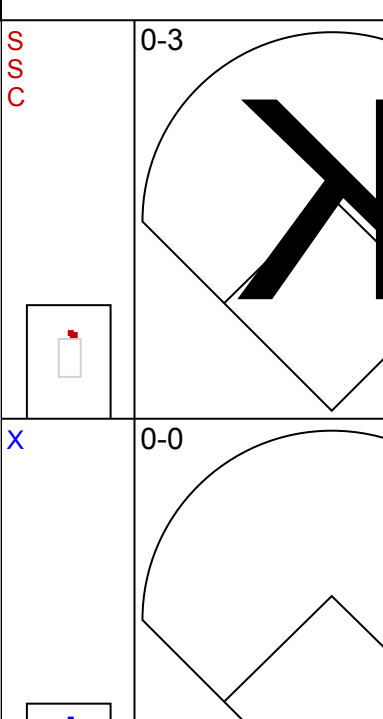
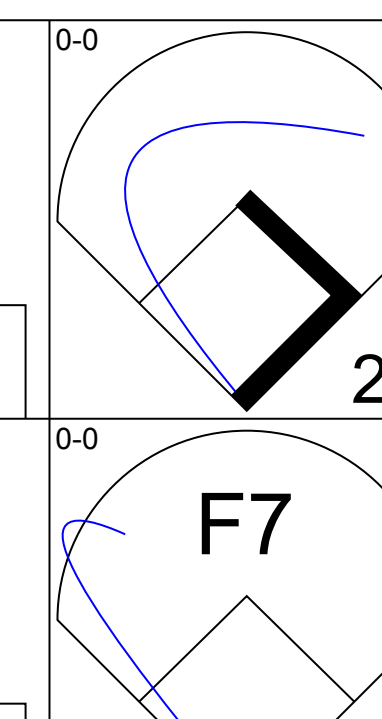
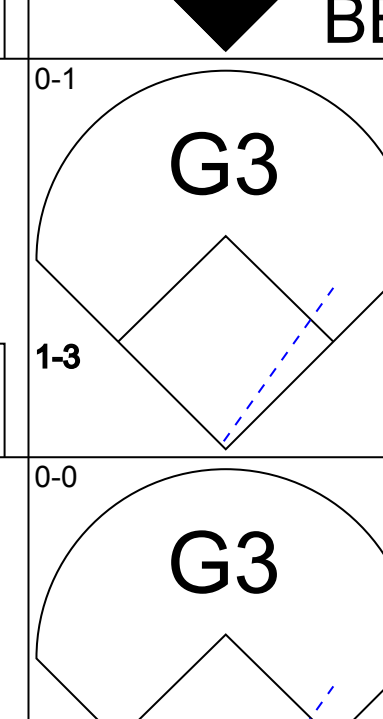
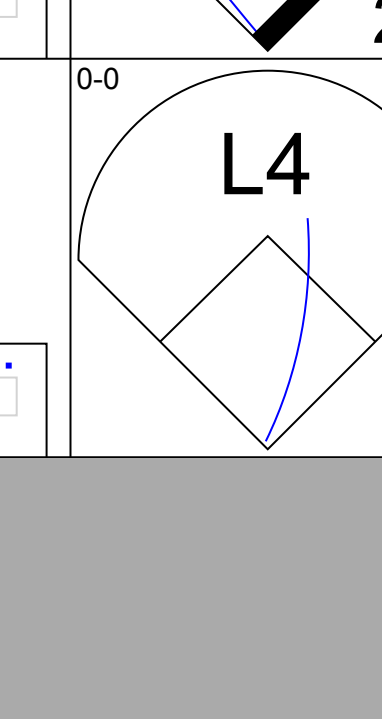
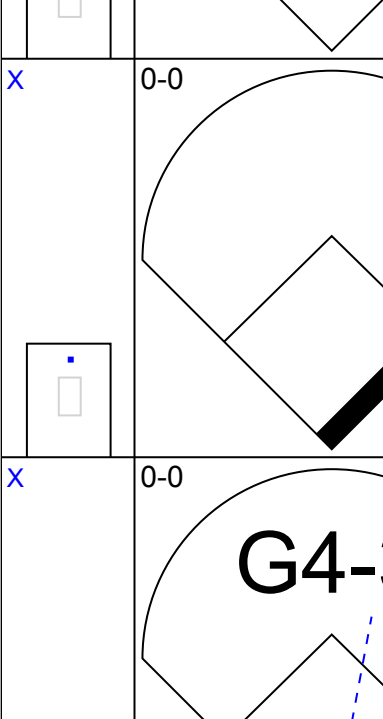
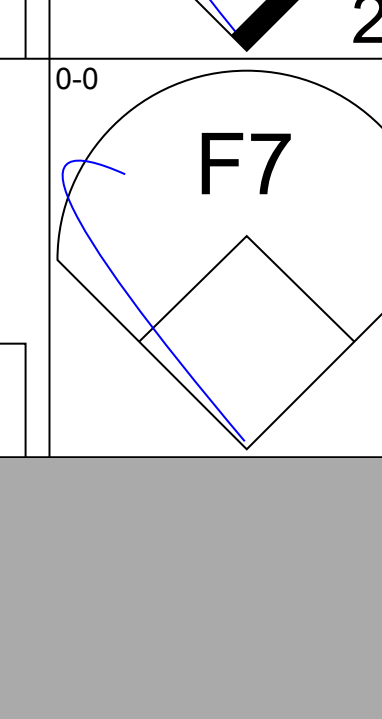
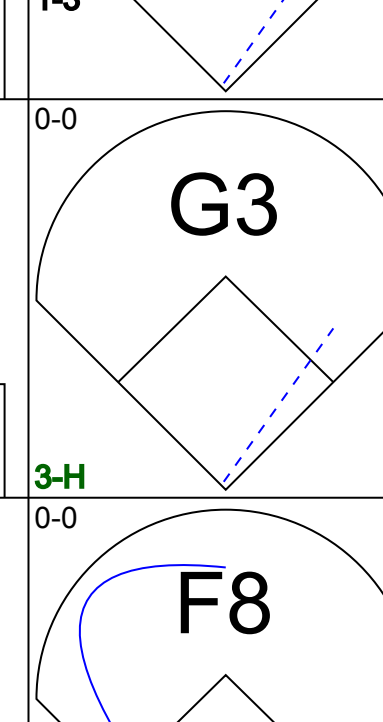
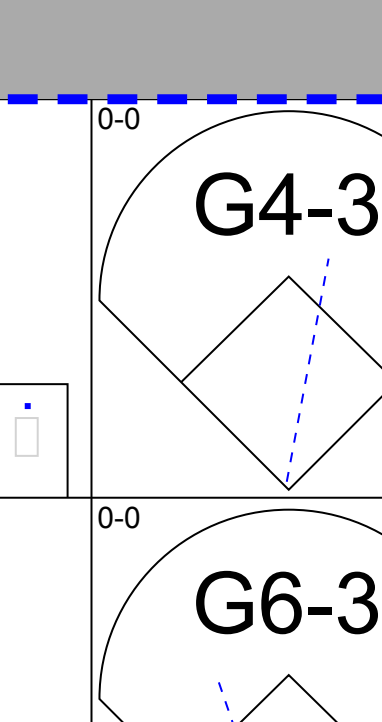
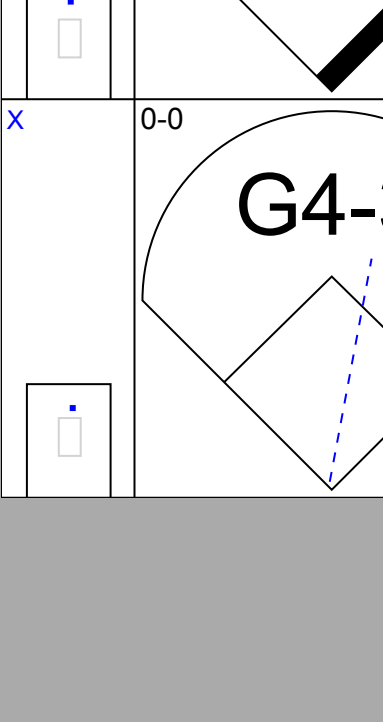
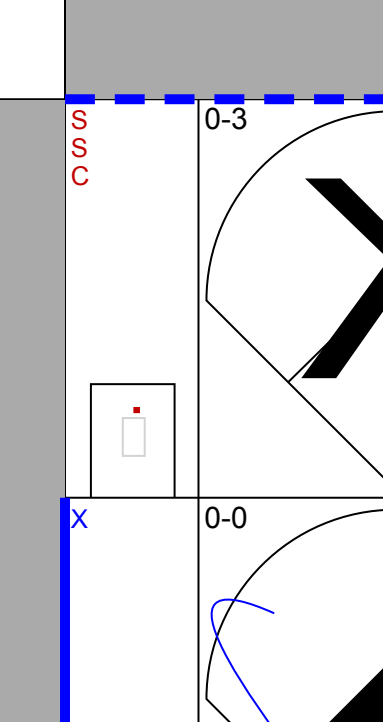
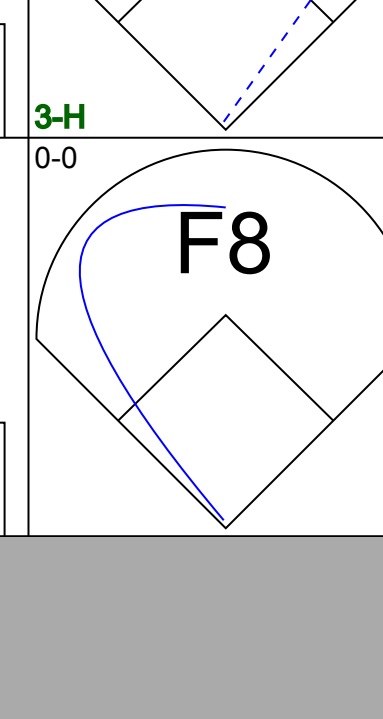
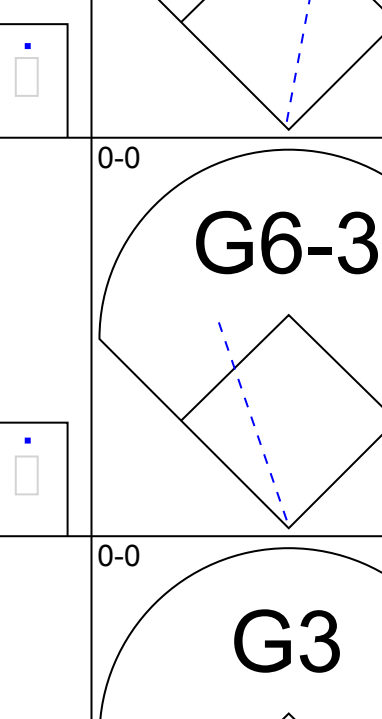
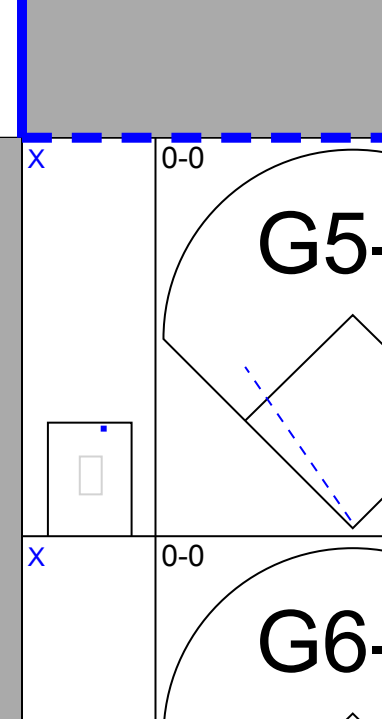
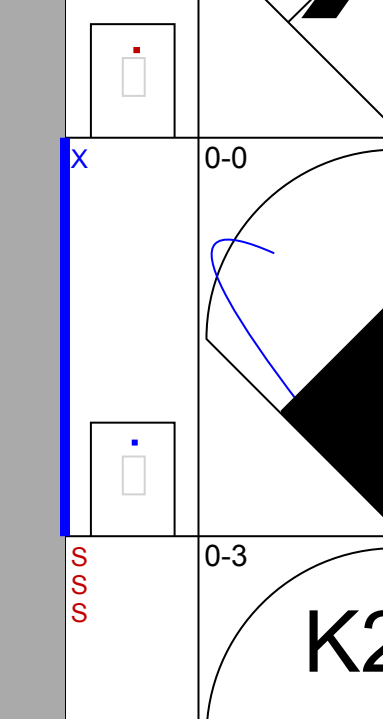
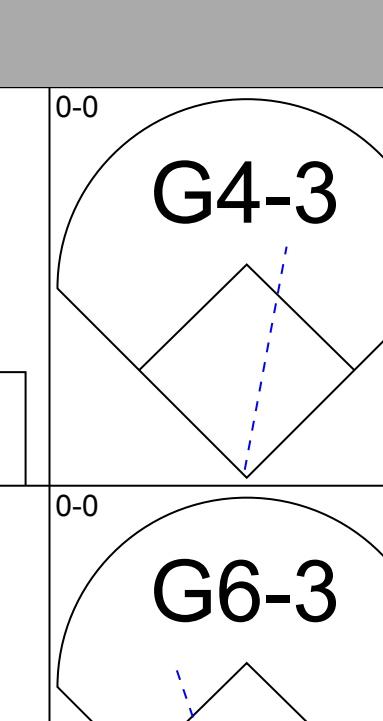
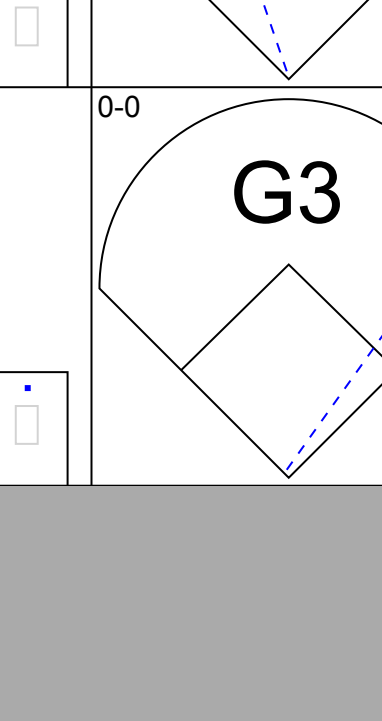
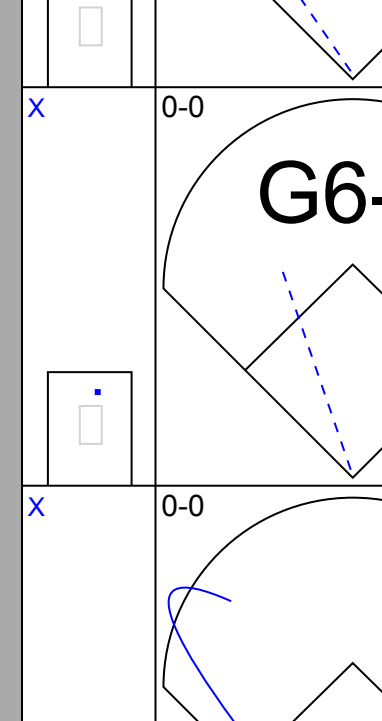
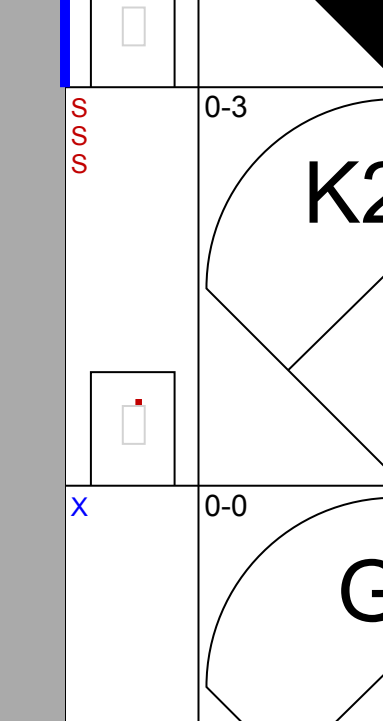
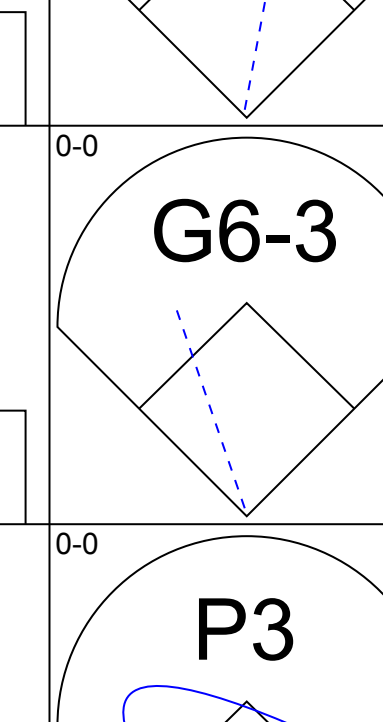
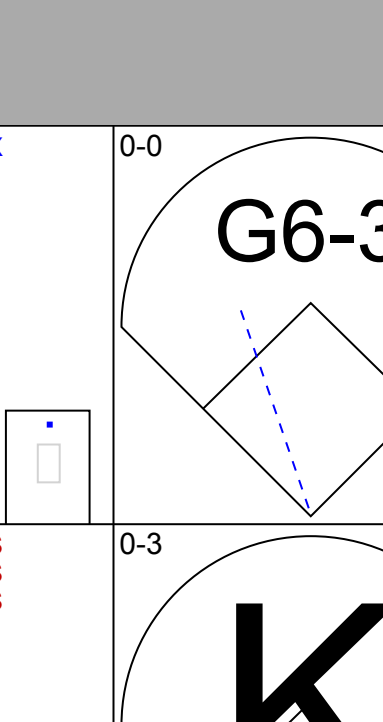
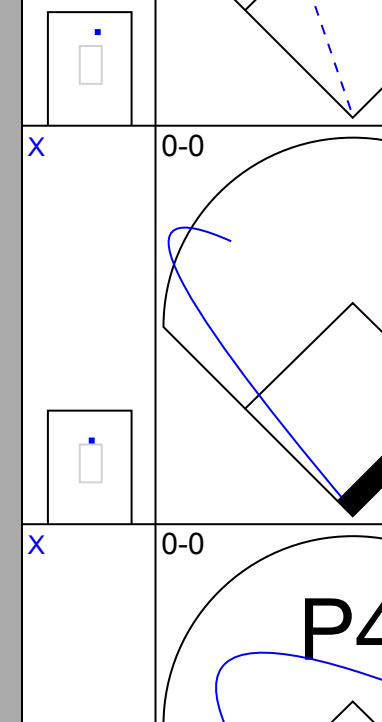
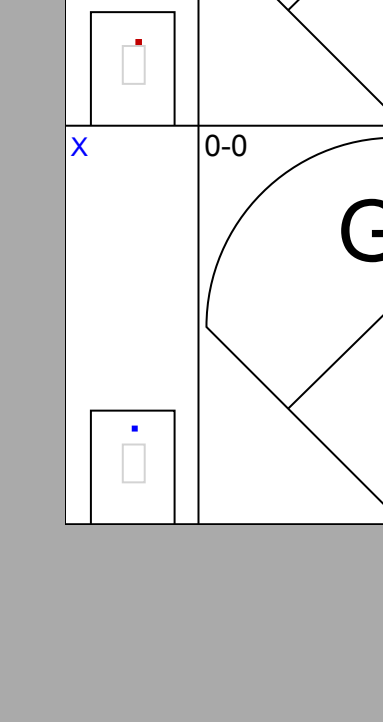
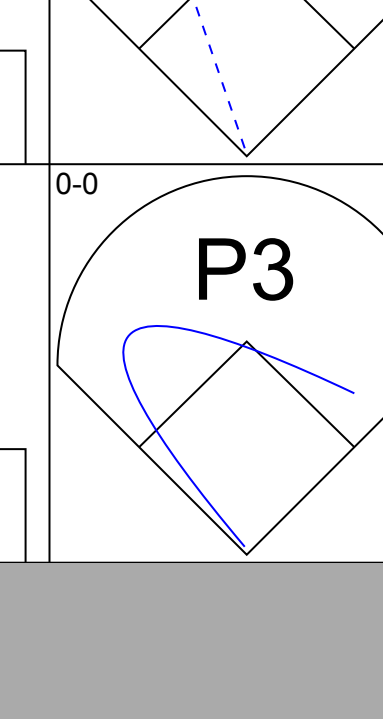
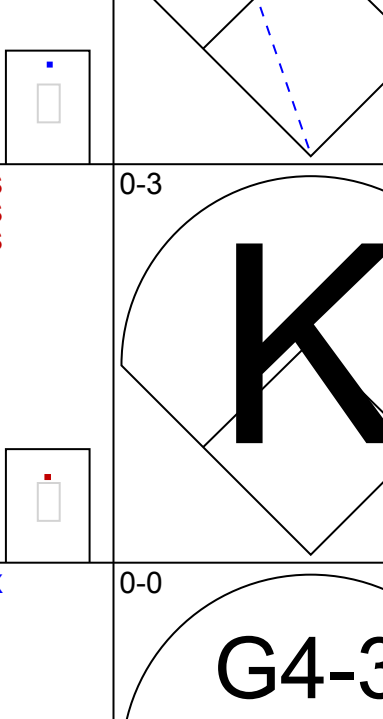
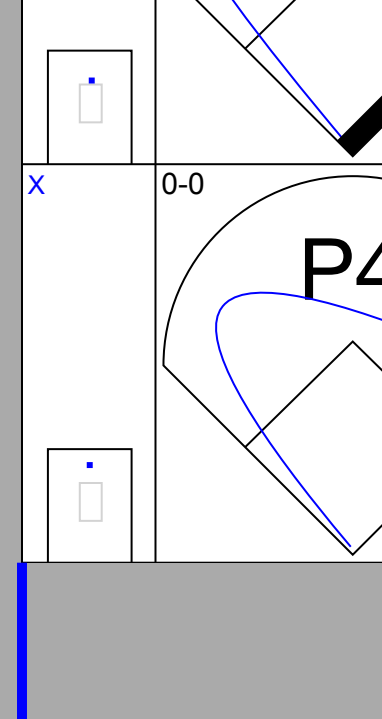
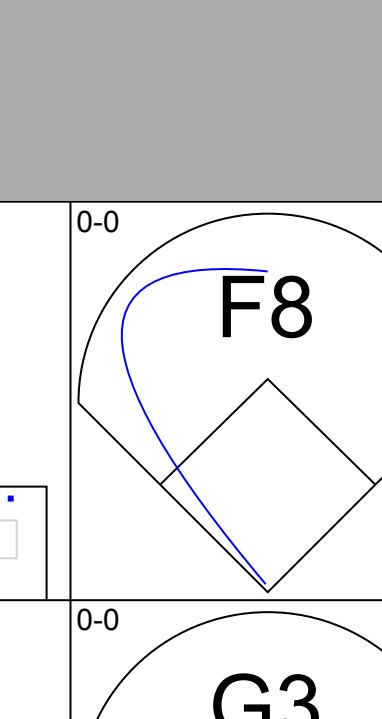
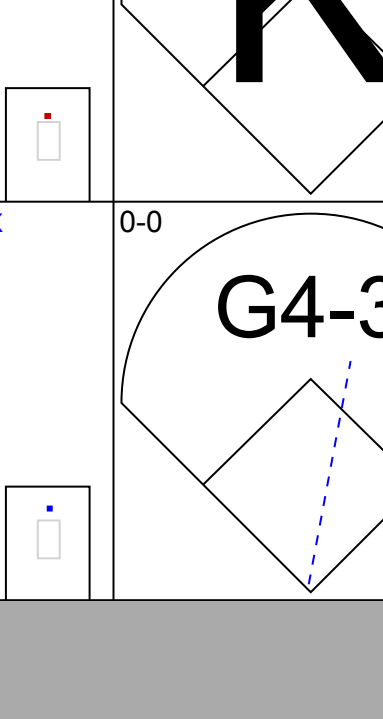
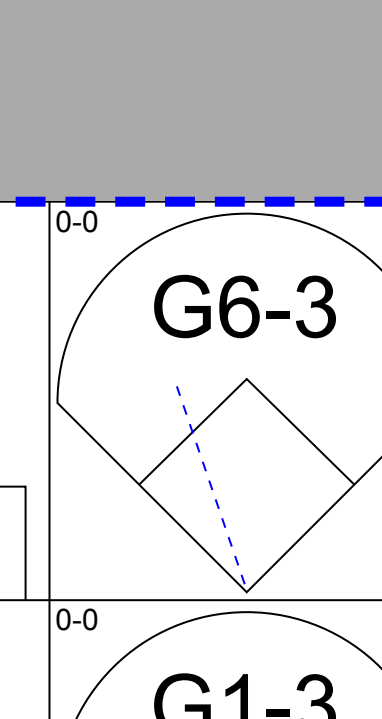
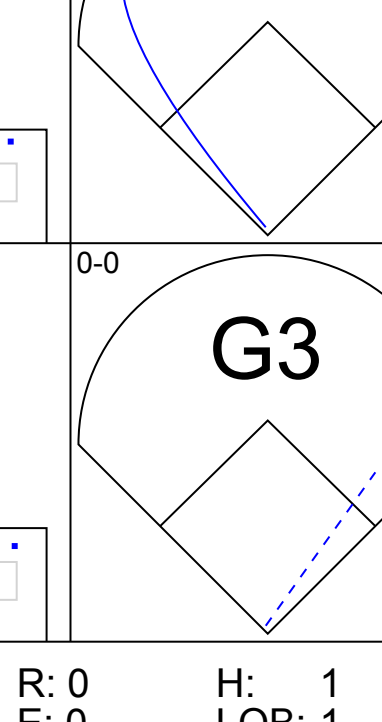
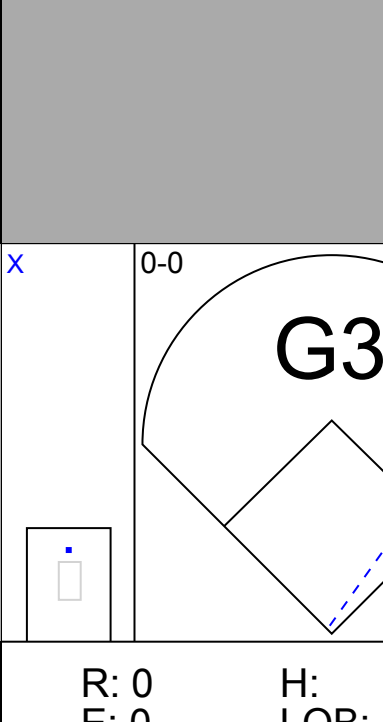
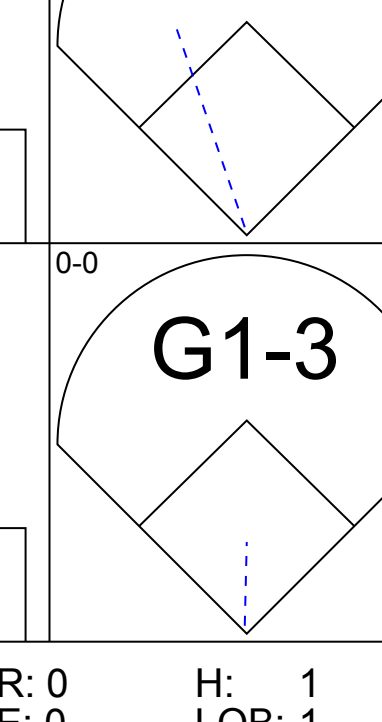








Batter	1	2	3	4	5	6	7	8	9	AB	R	H	RBI	BB	SO	LOB	TOP					
13 Wilson Valdez, R OBP: 0.382, SLG: 0.636 (1,4)										4	0	2	1	0	1	0	<b>Los Angeles Dodgers @ Baltimore Orioles</b> Fort Lauderdale Stadium, Ft. Lauderdale, FL Mon Mar 12 2007, 1:05 PM EDT Att. 4,579 - Partly Cloudy - 74 F					
9 Juan Pierre, L OBP: 0.575, SLG: 0.417 81 Ivan De Jesus Jr., R OBP: 0.625, SLG: 0.667 (1,8)										3	0	1	1	0	0	0						
5 Nomar Garciaparra, R OBP: 0.271, SLG: 0.526 88 Larry Barnes, L OBP: 0.250, SLG: 0.250 (1,3)										2	0	0	0	0	0	0						
28 Andy LaRoche, R OBP: 0.333, SLG: 0.286 86 Marshall McDougall, R OBP: 0.500, SLG: 0.500 (1,5)										4	0	2	1	0	0	0						
55 Russell Martin, R OBP: 0.304, SLG: 0.318 77 Kelly Stinnett, R OBP: 0.286, SLG: 0.429 (1,2)										3	0	1	0	0	0	1						
57 Larry Bigbie, L OBP: 0.400, SLG: 0.679 13 Choo Freeman, R OBP: 0.250, SLG: 0.182 (1,7)										2	0	0	0	1	0	0						
27 Matt Kemp, R OBP: 0.261 7 James Loney, L OBP: 0.571, SLG: 0.586 (1,9)										3	1	1	0	0	0	2						
49 Delwyn Young, S OBP: 0.407, SLG: 0.542 87 Kenley Jansen, S OBP: 1.000, SLG: 1.000 (1,10)										1	0	1	0	0	0	0						
65 Tony Abreu, S OBP: 0.385, SLG: 0.720 (5,4)										3	1	1	1	0	0	1						
82 Blake DeWitt, L (9,PH)										1	0	0	0	0	0	1						
<b>Inning Stats</b>	R: 0 E: 0 K: 1 S: 5	H: 0 LOB: 0 BB: 0 P: 5	R: 0 E: 0 K: 0 S: 3	H: 1 LOB: 1 BB: 1 P: 7	R: 1 E: 0 K: 0 S: 4	H: 2 LOB: 0 BB: 0 P: 4	R: 0 E: 0 K: 0 S: 3	H: 1 LOB: 0 BB: 0 P: 3	R: 2 E: 0 K: 1 S: 9	H: 4 LOB: 2 BB: 0 P: 10	R: 0 E: 0 K: 0 S: 3	H: 0 LOB: 0 BB: 0 P: 3	R: 0 E: 0 K: 1 S: 5	H: 0 LOB: 0 BB: 0 P: 5	R: 1 E: 0 K: 0 S: 7	H: 2 LOB: 2 BB: 0 P: 11	R: 0 E: 0 K: 0 S: 3	H: 1 LOB: 0 BB: 0 P: 3	1B: 10 2B: 1 3B: 0 HR: 0	SF: 0 SAC: 0 DP: 3 HBP: 0	WP: 0 PB: 0 SB: 1 CS: 0	PA: 36
<b>PITCHER</b>	IP	WLS	BF	H	R	ER	SO	BB	IBB	HBP	BLK	WP	HR	S	P	ERA	WHIP					
45 Erik Bedard, L ERA: 1.0 (1,1)	4.0		14	4	1	1	1	1	0	0	0	0	0	15	19	2.25	1.250					
49 Hayden Penn, R ERA: 6.0 (5,1)	2.0	L	10	4	2	2	1	0	0	0	0	0	0	12	13	9.00	2.000					
28 Danys Baez, R ERA: 1.8 (7,1)	2.0		9	2	1	1	2	1	0	0	0	0	0	12	16	4.50	1.500					
Chad Bradford, R ERA: 1.93 (9,1)	1.0		3	1	0	0	0	0	0	0	0	0	0	3	3	0.00	1.000					

Batter	1	2	3	4	5	6	7	8	9	AB	R	H	RBI	BB	SO	LOB	BOTTOM					
3 Freddie Bynum, L OBP: 0.294, SLG: 0.333 (1,4)										3	1	2	0	1	1	0	<b>Los Angeles Dodgers @ Baltimore Orioles</b> Fort Lauderdale Stadium, Ft. Lauderdale, FL Mon Mar 12 2007, 1:05 PM EDT Att. 4,579 - Partly Cloudy - 74 F					
Chris Gomez, R OBP: 0.350, SLG: 0.471 38 Terry Tiffe, S OBP: 0.167, SLG: 0.118 (1,5)										3	0	1	0	0	0	2						
21 Nick Markakis, L OBP: 0.483, SLG: 0.519 71 Ruddy Yan, S OBP: 0.353, SLG: 0.313 (1,9)										3	0	0	1	0	0	1						
10 Miguel Tejada, R OBP: 0.261, SLG: 0.273 73 Mike Cervenak, R OBP: 0.300, SLG: 0.700 (1,10)										3	0	0	0	0	0	0						
17 Aubrey Huff, L OBP: 0.417, SLG: 0.500 70 Jason Dubois, R OBP: 0.625, SLG: 0.786 (1,3)										3	0	0	0	0	0	0						
16 Jay Payton, R OBP: 0.476, SLG: 0.650 68 Jon Knott, R OBP: 0.222, SLG: 0.353 (1,7)										3	0	1	0	0	0	0						
17 Corey Patterson, L OBP: 0.273, SLG: 0.263 40 Adam Stern, L OBP: 0.500, SLG: 0.500 (1,8)										3	0	0	0	0	1	1						
Paul Bako, L (1,2)										2	0	0	0	0	0	0						
60 J.R. House, R OBP: 0.231, SLG: 0.308 (7,2)										1	0	0	0	0	0	0						
12 Brandon Fahey, L OBP: 0.125, SLG: 0.067 (1,6)										3	0	0	0	0	0	0						
<b>Inning Stats</b>	R: 1 E: 0 K: 0 S: 4	H: 0 LOB: 0 BB: 1 P: 8	R: 0 E: 0 K: 0 S: 3	H: 0 LOB: 0 BB: 0 P: 3	R: 0 E: 0 K: 0 S: 4	H: 1 LOB: 1 BB: 0 P: 4	R: 0 E: 0 K: 0 S: 3	H: 0 LOB: 0 BB: 0 P: 3	R: 0 E: 0 K: 1 S: 5	H: 0 LOB: 0 BB: 0 P: 5	R: 0 E: 0 K: 1 S: 6	H: 1 LOB: 1 BB: 0 P: 6	R: 0 E: 0 K: 0 S: 4	H: 1 LOB: 1 BB: 0 P: 4	R: 0 E: 0 K: 0 S: 4	H: 1 LOB: 1 BB: 0 P: 4	R: 1 E: 0 K: 2 S: 8	H: 1 LOB: 0 BB: 0 P: 8	1B: 2 2B: 2 3B: 0 HR: 1	SF: 0 SAC: 0 DP: 0 HBP: 0	WP: 0 PB: 0 SB: 1 CS: 0	PA: 33
<b>PITCHER</b>	IP	WLS	BF	H	R	ER	SO	BB	IBB	HBP	BLK	WP	HR	S	P	ERA	WHIP					
Brett Tomko, R ERA: 1.29 (1,1)	3.0		11	1	1	1	0	1	0	0	0	0	0	14	14	0.00	0.333					
75 Joe Mays, R ERA: 2.57 (4,1)	1.0	H	4	1	0	0	0	0	0	0	0	0	0	4	4	0.00	1.000					
47 Tim Hamulack, L ERA: (7,1)	1.0	H	4	1	0	0	0	0	0	0	0	0	0	4	4	0.00	1.000					
63 Matt White, L ERA: (8,1)	1.0	H	4	1	0	0	0	0	0	0	0	0	0	4	4	0.00	1.000					
60 Jon Meloan, R ERA: 2.25 (9,1)	1.0	S	4	1	1	1	2	0	0	0	0	0	1	8	8	9.00	1.000					



Batter	1	2	3	4	5	6	7	8	9	AB	R	H	RBI	BB	SO	LOB	TOP										
1 Brian Roberts, S (1,4) 66 Luis Hernandez, S (6,6) OBP: 0.395, SLG: 0.348 OBP: 0.222, SLG: 0.125										3	0	1	0	0	0	1	<b>Baltimore Orioles @ Florida Marlins</b> Roger Dean Stadium, Jupiter, FL Tue Mar 13 2007, 1:05 PM EDT Att: 3,648 - Partly Cloudy - 76 F										
40 Adam Stern, L (1,8) OBP: 0.333, SLG: 0.333										4	0	1	0	0	0	2											
6 Melvin Mora, R (1,5) 73 Mike Cervenak, R (6,5) OBP: 0.308, SLG: 0.364 OBP: 0.273, SLG: 0.636										3	0	0	0	0	0	3											
55 Ramon Hernandez, R (1,2) 38 Terry Tiffee, S (7,3) OBP: 0.350, SLG: 0.421 OBP: 0.211, SLG: 0.167										3	0	0	0	0	1	1											
70 Jason Dubois, R (1,3) 39 Jeff Fiorentino, L (7,7) OBP: 0.579, SLG: 0.706 OBP: 0.333, SLG: 0.273										3	0	1	0	0	1	0											
68 Jon Knott, R (1,7) Adam Donachie, R (7,2) OBP: 0.190, SLG: 0.300 OBP: 0.385, SLG: 0.583										3	0	0	0	0	1	1											
Chris Gomez, R (1,10) 60 J.R. House, R (9, PH) OBP: 0.421, SLG: 0.421 OBP: 0.214, SLG: 0.286										2	0	0	0	1	0	1											
Roger Cedeno, S (1,9) OBP: 0.111, SLG: 0.111										3	0	0	0	0	0	1											
3 Freddie Bynum, L (1,6) OBP: 0.300, SLG: 0.294										2	0	0	0	1	0	0											
<b>Inning Stats</b>	R: 0 E: 0 K: 0 S: 5	H: 1 LOB: 1 BB: 0 P: 5	R: 0 E: 0 K: 1 S: 5	H: 0 LOB: 1 BB: 1 P: 9	R: 0 E: 0 K: 0 S: 3	H: 0 LOB: 0 BB: 0 P: 3	R: 0 E: 0 K: 0 S: 3	H: 0 LOB: 0 BB: 0 P: 3	R: 0 E: 1 K: 0 S: 3	H: 0 LOB: 1 BB: 1 P: 7	R: 0 E: 0 K: 2 S: 8	H: 1 LOB: 1 BB: 0 P: 8	R: 0 E: 0 K: 1 S: 7	H: 2 LOB: 2 BB: 0 P: 7	R: 1 E: 0 K: 1 S: 6	H: 2 LOB: 0 BB: 0 P: 6		1B: 6 2B: 0 3B: 0 HR: 0	SF: 0 SAC: 0 DP: 2 HBP: 0	WP: 0 PB: 0 SB: 1 CS: 0	PA: 34						
<b>PITCHER</b>	IP	WLS	BF	H	R	ER	SO	BB	IBB	HBP	BLK	WP	HR	S	P	ERA	WHIP										
36 Anibal Sánchez, R (1,1) ERA: 1.08	4.0	W	14	1	0	0	1	1	0	0	0	0	0	16	20	0.00	0.500										
Kevin Gregg, R (5,1) ERA: 2.45	2.0		7	0	0	0	0	1	0	0	0	0	0	6	10	0.00	0.500										
Mike Koplove, R (7,1) ERA: 5.4	1.0		4	1	0	0	2	0	0	0	0	0	0	8	8	0.00	1.000										
40 Nate Field, R (8,1) ERA: 3.18	1.0		5	2	0	0	1	0	0	0	0	0	0	7	7	0.00	2.000										
Randy Messenger, R (9,1) ERA: 1.29	1.0		4	2	1	1	1	0	0	0	0	0	0	6	6	9.00	2.000										

Batter	1	2	3	4	5	6	7	8	9	AB	R	H	RBI	BB	SO	LOB	BOTTOM											
4 Alfredo Amezaga, S (1,6) OBP: 0.208, SLG: 0.174										4	0	0	1	0	0	3	<b>Baltimore Orioles @ Florida Marlins</b> Roger Dean Stadium, Jupiter, FL Tue Mar 13 2007, 1:05 PM EDT Att: 3,648 - Partly Cloudy - 76 F											
6 Dan Uggla, R (1,4) 3 Zach Sorensen, S (8,4) OBP: 0.250, SLG: 0.250 OBP: 0.190, SLG: 0.150										3	1	0	0	1	1	2												
Miguel Cabrera, R (1,5) 9 Joe Dillon, R (8,5) OBP: 0.438, SLG: 0.586 OBP: 0.286, SLG: 0.231										4	1	1	3	0	3	0												
14 Josh Willingham, R (1,7) OBP: 0.290, SLG: 0.290										3	0	0	0	1	2	0												
17 Mike Jacobs, L (1,10) OBP: 0.267, SLG: 0.333										3	0	1	0	1	0	0												
8 Aaron Boone, R (1,3) OBP: 0.147, SLG: 0.125										4	1	1	0	0	1	3												
27 Jeremy Hermida, L (1,9) 7 Alejandro De Az, L (7,9) OBP: 0.239, SLG: 0.111 OBP: 0.368, SLG: 0.444										3	0	0	0	0	0	3												
Miguel Olivo, R (1,2) 13 Paul Hoover, R (7,2) OBP: 0.250, SLG: 0.400 OBP: 0.250, SLG: 0.143										3	0	1	0	0	0	2												
1 Eric Reed, L (1,8) OBP: 0.391, SLG: 0.409										3	1	2	0	0	1	0												
<b>Inning Stats</b>	R: 0 E: 0 K: 2 S: 7	H: 0 LOB: 0 BB: 0 P: 7	R: 0 E: 0 K: 1 S: 7	H: 0 LOB: 2 BB: 2 P: 15	R: 3 E: 0 K: 0 S: 5	H: 2 LOB: 0 BB: 1 P: 9	R: 1 E: 0 K: 0 S: 6	H: 3 LOB: 2 BB: 0 P: 6	R: 0 E: 0 K: 2 S: 8	H: 1 LOB: 1 BB: 0 P: 8	R: 0 E: 0 K: 1 S: 5	H: 0 LOB: 0 BB: 0 P: 5	R: 0 E: 0 K: 1 S: 6	H: 0 LOB: 1 BB: 0 P: 6	R: 0 E: 1 K: 1 S: 6	H: 0 LOB: 1 BB: 0 P: 6		1B: 4 2B: 1 3B: 0 HR: 1	SF: 0 SAC: 0 DP: 0 HBP: 0	WP: 0 PB: 0 SB: 1 CS: 0	PA: 34							
<b>PITCHER</b>	IP	WLS	BF	H	R	ER	SO	BB	IBB	HBP	BLK	WP	HR	S	P	ERA	WHIP											
40 Daniel Cabrera, R (1,1) ERA: 4.0	4.0	L	20	5	4	4	3	3	0	0	0	0	0	1	25	37	9.00	2.000										
37 Chris Ray, R (5,1) ERA: 2.08	1.0		4	1	0	0	2	0	0	0	0	0	0	8	8	0.00	1.000											
46 Jeremy Guthrie, R (6,1) ERA: 2.08	2.0		6	0	0	0	2	0	0	0	0	0	0	10	10	0.00	0.000											
53 Todd Williams, R (8,1) ERA: 2.08	1.0		4	0	0	0	1	0	0	0	0	0	0	6	6	0.00	0.000											

AB	32
R	1
H	6
RBI	0
BB	2
SO	5
LOB	13





Batter	1	2	3	4	5	6	7	8	9	AB	R	H	RBI	BB	SO	LOB	TOP					
2 Hanley Ramirez, R OBP: 0.216, SLG: 0.273 3 Zach Sorensen, S OBP: 0.182, SLG: 0.143	G1-4-3	F8		SF7		K		K		3	0	0	1	0	1	1						
Alex Sanchez, L OBP: 0.222, SLG: 0.370	K			F9		G6-3				5	1	2	0	0	1	0						
Miguel Cabrera, R OBP: 0.444, SLG: 0.696 29 Scott Seabol, R OBP: 0.125, SLG: 0.087				F7				K		4	1	2	0	0	1	1						
17 Mike Jacobs, L OBP: 0.314, SLG: 0.367	F7							G4-3		3	0	1	1	2	0	1						
21 Joe Borchard, S OBP: 0.452, SLG: 0.481 31 John Gall, R OBP: 0.143, SLG: 0.190				FC6-5						3	1	1	0	1	1	3						
27 Jeremy Hermida, L OBP: 0.250, SLG: 0.103										2	0	0	0	2	0	2						
12 Cody Ross, R OBP: 0.172, SLG: 0.148										3	1	1	1	1	2	2						
28 Jason Wood, R OBP: 0.480, SLG: 0.870 4 Alfredo Amezaga, S OBP: 0.208, SLG: 0.174										4	1	2	0	0	0	5						
20 Matt Treanor, R OBP: 0.250, SLG: 0.214 62 Nick Trzesniak, R OBP: 0.333, SLG: 0.143										2	0	1	2	0	0	0						
<b>Inning Stats</b>	R: 0 E: 0 K: 1 S: 7	H: 1 LOB: 1 BB: 0 P: 7	R: 2 E: 0 K: 0 S: 5	H: 2 LOB: 1 BB: 1 P: 9	R: 1 E: 0 K: 1 S: 7	H: 2 LOB: 2 BB: 1 P: 12	R: 1 E: 0 K: 0 S: 4	H: 1 LOB: 0 BB: 0 P: 4	R: 1 E: 0 K: 1 S: 5	H: 1 LOB: 2 BB: 3 P: 17	R: 0 E: 0 K: 1 S: 5	H: 0 LOB: 0 BB: 0 P: 5	R: 0 E: 0 K: 1 S: 6	H: 1 LOB: 1 BB: 0 P: 6	R: 0 E: 0 K: 2 S: 8	H: 1 LOB: 2 BB: 1 P: 8	R: 0 E: 0 K: 1 S: 5	H: 1 LOB: 1 BB: 1 P: 10	1B: 5 2B: 5 3B: 0 HR: 0	SF: 1 SAC: 1 DP: 1 HBP: 0	WP: 0 PB: 1 SB: 1 CS: 1	PA: 41
<b>PITCHER</b>	IP	WLS	BF	H	R	ER	SO	BB	IBB	HBP	BLK	WP	HR	S	P	ERA	WHIP					
27 Jaret Wright, R ERA: 4.5	3.0	L	16	5	3	3	2	2	0	0	0	0	0	19	28	9.00	2.333					
32 Jamie Walker, L ERA: 1.8	1.0		4	1	1	1	0	0	0	0	0	0	0	4	4	9.00	1.000					
51 Scott Williamson, R ERA: 2.7	0.1		5	1	1	1	1	3	0	0	0	0	0	4	16	27.00	12.000					
John Parrish, L ERA: 3.18	1.2		4	0	0	0	1	0	0	0	0	0	0	6	6	0.00	0.000					
86 Jon Leicester, R ERA: 7.38	1.0		4	1	0	0	1	0	0	0	0	0	0	6	6	0.00	1.000					
82 Steve Green, R ERA:	1.0		4	1	0	0	2	0	0	0	0	0	0	8	8	0.00	1.000					
25 Kurt Birkins, L ERA:	1.0		4	1	0	0	1	1	0	0	0	0	0	5	10	0.00	2.000					

Florida Marlins @ Baltimore Orioles  
Fort Lauderdale Stadium, Ft. Lauderdale, FL  
Wed Mar 14 2007, 1:05 PM EDT  
Att. 4,653 - Partly Cloudy - 75 F

AB	33
R	5
H	10
RBI	5
BB	6
SO	8
LOB	20



Batter	1	2	3	4	5	6	7	8	9	AB	R	H	RBI	BB	SO	LOB	BOTTOM					
1 Brian Roberts, S OBP: 0.379, SLG: 0.320 3 Freddie Bynum, L OBP: 0.286, SLG: 0.278	F8					K		L5-3		2	0	0	0	1	1	0						
6 Melvin Mora, R OBP: 0.310, SLG: 0.360 38 Terry Tifee, S OBP: 0.200, SLG: 0.158	L5							P6		3	0	1	0	0	0	1						
21 Nick Markakis, L OBP: 0.469, SLG: 0.533 70 Jason Dubois, R OBP: 0.550, SLG: 0.667										3	0	1	0	0	1	1						
10 Miguel Tejada, R OBP: 0.231, SLG: 0.240 12 Brandon Fahey, L OBP: 0.116, SLG: 0.063										3	0	0	0	0	0	2						
17 Aubrey Huff, L OBP: 0.407, SLG: 0.600 60 J.R. House, R OBP: 0.200, SLG: 0.267										3	1	1	1	0	0	0						
55 Ramon Hernandez, R OBP: 0.316, SLG: 0.381 73 Mike Cervenak, R OBP: 0.250, SLG: 0.583										2	0	0	0	0	1	0						
17 Corey Patterson, L OBP: 0.240, SLG: 0.227 71 Ruddy Yan, S OBP: 0.353, SLG: 0.313										3	0	0	0	0	2	0						
Paul Bako, L OBP: 0.200, SLG: 0.200 77 Eli Whiteside, R OBP: 0.250, SLG: 0.250										2	0	1	0	0	0	0						
16 Jay Payton, R OBP: 0.435, SLG: 0.591 68 Jon Knott, R OBP: 0.227, SLG: 0.300										2	0	0	0	0	0	1						
<b>Inning Stats</b>	R: 0 E: 0 K: 0 S: 4	H: 1 LOB: 1 BB: 0 P: 4	R: 0 E: 0 K: 2 S: 7	H: 0 LOB: 0 BB: 0 P: 7	R: 0 E: 0 K: 0 S: 3	H: 0 LOB: 1 BB: 1 P: 7	R: 0 E: 0 K: 0 S: 3	H: 0 LOB: 0 BB: 0 P: 3	R: 0 E: 0 K: 1 S: 6	H: 1 LOB: 1 BB: 0 P: 6	R: 0 E: 0 K: 2 S: 8	H: 1 LOB: 1 BB: 0 P: 8	R: 1 E: 0 K: 0 S: 4	H: 1 LOB: 0 BB: 0 P: 4	R: 0 E: 0 K: 0 S: 2	H: 0 LOB: 0 BB: 1 P: 6	R: 0 E: 0 K: 0 S: 3	H: 0 LOB: 0 BB: 0 P: 3	1B: 2 2B: 2 3B: 0 HR: 1	SF: 0 SAC: 0 DP: 1 HBP: 0	WP: 0 PB: 0 SB: 0 CS: 0	PA: 32
<b>PITCHER</b>	IP	WLS	BF	H	R	ER	SO	BB	IBB	HBP	BLK	WP	HR	S	P	ERA	WHIP					
Scott Olsen, L ERA: 3.55	5.0		18	2	0	0	3	1	0	0	0	0	0	8	8	0.00	1.000					
37 Rivaldo Pinto, L ERA: 6.44	1.0		4	1	0	0	2	0	0	0	0	0	0	4	4	9.00	1.000					
41 Wes Obermueller, R ERA: 6.0	1.0		3	0	0	0	0	1	0	0	0	0	0	2	6	0.00	1.000					
Felix Rodriguez, R ERA: 2.7	1.0		3	0	0	0	0	0	0	0	0	0	0	3	3	0.00	0.000					
77 Henry Owens, R ERA:	1.0		3	0	0	0	0	0	0	0	0	0	0	3	3	0.00	0.000					

Florida Marlins @ Baltimore Orioles  
Fort Lauderdale Stadium, Ft. Lauderdale, FL  
Wed Mar 14 2007, 1:05 PM EDT  
Att. 4,653 - Partly Cloudy - 75 F

AB	30
R	1
H	4
RBI	1
BB	2
SO	5
LOB	6





Batter	1	2	3	4	5	6	7	8	9	AB	R	H	RBI	BB	SO	LOB	TOP			
40 Adam Stern, L OBP: 0.300, SLG: 0.300										4	0	1	0	0	1	0	<p><b>Baltimore Orioles @ Minnesota Twins</b> Hammond Stadium, Fort Myers, FL Thu Mar 15 2007, 1:05 PM EDT Att: 8,122 - Partly Cloudy - 78 F</p>			
Chris Gomez, R OBP: 0.308, SLG: 0.364 12 Brandon Fahey, L OBP: 0.111, SLG: 0.059										3	1	0	0	0	0	1				
21 Nick Markakis, L OBP: 0.429, SLG: 0.485 Roger Cedeno, S OBP: 0.100, SLG: 0.100										3	0	0	0	0	2	1				
17 Aubrey Huff, L OBP: 0.400, SLG: 0.556 73 Mike Cervanak, R OBP: 0.308, SLG: 0.615										2	1	0	0	1	1	0				
16 Jay Payton, R OBP: 0.423, SLG: 0.560 71 Ruddy Yan, S OBP: 0.389, SLG: 0.353										3	0	1	1	0	0	0				
38 Terry Tiffes, S OBP: 0.217, SLG: 0.182 60 J.R. House, R OBP: 0.188, SLG: 0.250										3	0	1	0	0	0	0				
70 Jason Dubois, R OBP: 0.522, SLG: 0.687 39 Jeff Fiorentino, L OBP: 0.333, SLG: 0.273										3	0	1	0	0	1	2				
68 Jon Knott, R OBP: 0.217, SLG: 0.286										1	0	0	0	0	0	3				
3 Freddie Bynum, L OBP: 0.250, SLG: 0.238										3	0	0	0	0	3	1				
Adam Donachie, R OBP: 0.313, SLG: 0.467 72 Ryan Hubele, R OBP: 0.217, SLG: 0.286										3	0	0	0	0	1	0				
										0	0	0	0	0	0	0				
<b>Inning Stats</b>	R: 2 E: 2 K: 0 S: 6	H: 3 LOB: 2 BB: 1 P: 10	R: 0 E: 0 K: 2 S: 7	H: 0 LOB: 0 BB: 0 P: 7	R: 0 E: 0 K: 1 S: 5	H: 0 LOB: 0 BB: 0 P: 5	R: 0 E: 0 K: 1 S: 7	H: 0 LOB: 0 BB: 0 P: 7	R: 0 E: 0 K: 1 S: 5	H: 0 LOB: 0 BB: 0 P: 5	R: 0 E: 0 K: 1 S: 6	H: 1 LOB: 1 BB: 0 P: 6	R: 0 E: 0 K: 2 S: 7	H: 0 LOB: 0 BB: 0 P: 7	R: 0 E: 1 K: 0 S: 5	H: 2 LOB: 2 BB: 0 P: 5	1B: 5 2B: 1 3B: 0 HR: 0	SF: 0 SAC: 0 DP: 1 HBP: 0	WP: 0 PB: 0 SB: 0 CS: 0	PA: 34
<b>PITCHER</b>	IP WLS BF H R ER SO BB IBB HBP BLK WP HR S P ERA WHIP																			
Ramon Ortiz, R ERA: 0.75	4.0	16	3	2	0	4	1	0	0	0	0	0	0	0	25	12	29	0.00	1.000	
60 Glen Perkins, L ERA: 2.0	2.0	6	0	0	0	3	0	0	0	0	0	0	0	0	12	2	2	0.00	0.000	
Juan Rincon, R ERA:	1.0	4	1	0	0	1	0	0	0	0	0	0	0	6	6	6	0.00	1.000		
17 Pat Neshek, R ERA:	1.0	W 3	0	0	0	2	0	0	0	0	0	0	0	7	7	7	0.00	0.000		
Randy Choate, L ERA: 11.12	1.0	S 5	2	0	0	0	0	0	0	0	0	0	0	5	5	5	0.00	2.000		

Batter	1	2	3	4	5	6	7	8	9	AB	R	H	RBI	BB	SO	LOB	BOTTOM	
27 Jeff Cirillo, R OBP: 0.375, SLG: 0.308 Felix Molina, S OBP: 0.111, SLG: 0.059										3	0	0	0	1	2	2	<p><b>Baltimore Orioles @ Minnesota Twins</b> Hammond Stadium, Fort Myers, FL Thu Mar 15 2007, 1:05 PM EDT Att: 8,122 - Partly Cloudy - 78 F</p>	
8 Nick Punto, S OBP: 0.276, SLG: 0.212 58 Glenn Williams, S OBP: 0.250, SLG: 0.355										3	0	1	0	0	0	2		
55 Mike Redmond, R OBP: 0.263, SLG: 0.222 Brad King, R OBP: 0.111, SLG: 0.059										3	0	0	0	0	0	1		
5 Michael Cuddyer, R OBP: 0.412, SLG: 0.727 Jason Tyner, L OBP: 0.226, SLG: 0.207										3	1	1	1	0	2	1		
33 Justin Morneau, L OBP: 0.290, SLG: 0.241 50 Garrett Jones, L OBP: 0.088, SLG: 0.147										3	0	1	0	0	0	0		
Torii Hunter, R OBP: 0.357, SLG: 0.538 2 Denard Span, L OBP: 0.303, SLG: 0.300										3	0	0	0	0	0	1		
11 Josh Rabe, R OBP: 0.350, SLG: 0.421										3	0	3	0	0	0	0		
61 Tommy Watkins, R OBP: 0.292, SLG: 0.278										1	0	0	1	1	0	1		
25 Alexi Casilla, S OBP: 0.313, SLG: 0.310										3	0	0	0	0	1	3		
<b>Inning Stats</b>	R: 0 E: 0 K: 1 S: 5	H: 0 LOB: 0 BB: 0 P: 5	R: 0 E: 0 K: 1 S: 8	H: 0 LOB: 0 BB: 0 P: 5	R: 0 E: 0 K: 2 S: 8	H: 1 LOB: 1 BB: 1 P: 12	R: 1 E: 0 K: 0 S: 4	H: 1 LOB: 0 BB: 0 P: 4	R: 0 E: 0 K: 1 S: 6	H: 1 LOB: 1 BB: 0 P: 7	R: 1 E: 0 K: 0 S: 5	H: 2 LOB: 1 BB: 0 P: 5	R: 2 E: 0 K: 0 S: 4	H: 2 LOB: 2 BB: 2 P: 13	1B: 6 2B: 1 3B: 0 HR: 1	SF: 1 SAC: 0 DP: 1 HBP: 0		WP: 1 PB: 0 SB: 2 CS: 0
<b>PITCHER</b>	IP WLS BF H R ER SO BB IBB HBP BLK WP HR S P ERA WHIP																	
29 Adam Loewen, L ERA: 2.25	4.0	15	2	1	1	4	1	0	0	0	0	0	0	22	26	2.25	0.750	
56 Brian Burres, L ERA: 2.57	1.0	H 3	1	0	0	0	0	0	0	0	0	0	0	3	3	0.00	1.000	
78 Rob Bell, R ERA:	1.0	H 4	1	0	0	1	0	0	0	0	0	0	0	6	7	0.00	1.000	
79 Francis Beltran, R ERA: 9.0	1.0	B 5	2	1	1	0	0	0	0	0	0	0	0	5	5	9.00	2.000	
47 Jim Hoeny, R ERA: 7.35	1.0	L 6	2	2	2	0	2	0	0	0	1	0	0	4	13	18.00	4.000	









Batter	1	2	3	4	5	6	7	8	9	AB	R	H	RBI	BB	SO	LOB	TOP											
71 Ruddy Yan, S OBP: 0.375, SLG: 0.348 (1, 7)										5	1	2	0	0	1	1												
16 Jay Payton, R OBP: 0.414, SLG: 0.536 68 Jon Knott, R OBP: 0.240, SLG: 0.304 (1, 8) (8, PH)										3	1	1	0	0	1	1												
6 Melvin Mora, R OBP: 0.314, SLG: 0.387 Bryan Bass, S (8, PH)										3	1	0	1	0	0	3												
Kevin Millar, R OBP: 0.125, SLG: 0.133 Mark Fleisher, R (8, PH)										3	0	0	0	0	1	2												
70 Jason Dubois, R OBP: 0.300, SLG: 0.593 Roger Cedeno, S OBP: 0.182, SLG: 0.182 (1, 9) (8, PH)										3	0	1	2	0	0	0												
Chris Gomez, R OBP: 0.345, SLG: 0.375 Gera Alvarez, R (8, PH)										2	1	1	0	1	0	1												
Paul Bako, L OBP: 0.300, SLG: 0.390 72 Ryan Hubele, R OBP: 0.333, SLG: 0.333 (1, 2) (8, 2)										3	0	2	0	0	0	1												
Oscar Salazar, R OBP: 0.500, SLG: 0.750 (1, 4)										4	0	2	2	0	0	1												
73 Mike Cervenak, R OBP: 0.235, SLG: 0.471 (1, 10)										4	0	0	0	0	1	4												
<b>Inning Stats</b>	R: 2 E: 0 K: 0 S: 6	H: 3 LOB: 1 BB: 0 P: 6	R: 0 E: 0 K: 0 S: 3	H: 1 LOB: 0 BB: 0 P: 3	R: 1 E: 0 K: 2 S: 8	H: 1 LOB: 0 BB: 0 P: 9	R: 0 E: 0 K: 0 S: 2	H: 0 LOB: 0 BB: 1 P: 6	R: 0 E: 0 K: 0 S: 3	H: 0 LOB: 0 BB: 0 P: 3	R: 0 E: 1 K: 0 S: 3	H: 0 LOB: 1 BB: 0 P: 3	R: 1 E: 0 K: 0 S: 5	H: 3 LOB: 1 BB: 0 P: 5	R: 2 E: 1 K: 0 S: 5	H: 2 LOB: 1 BB: 0 P: 9	R: 1 E: 0 K: 2 S: 9	H: 2 LOB: 1 BB: 0 P: 9	1B: 10 2B: 2 3B: 0 HR: 0	SF: 0 SAC: 0 DP: 4 HBP: 0	WP: 1 PB: 0 SB: 1 CS: 0	PA: 38						
<b>PITCHER</b>	IP	WLS	BF	H	R	ER	SO	BB	IBB	HBP	BLK	WP	HR	S	P	ERA	WHIP											
Dontrelle Willis, L ERA: 6.92	(1, 1)	5.0	L	19	5	3	3	2	1	0	0	0	1	0	22	27	5.40	1.200										
Randy Messenger, R ERA: 2.0	(8, 1)	2.0	H	8	3	1	1	0	0	0	0	0	0	0	8	8	4.50	1.500										
41 Wes Obermueller, R ERA: 6.43	(8, 1)	1.0		6	2	2	1	0	1	0	0	0	0	0	5	9	9.00	3.000										
40 Nate Field, R ERA: 4.7	(9, 1)	1.0		5	2	1	1	2	0	0	0	0	0	0	9	9	9.00	2.000										

Baltimore Orioles @ Florida Marlins  
Roger Dean Stadium, Jupiter, FL  
Sat Mar 17 2007, 1:05 PM EDT  
Att.: 4,997 - Sunny - 68 F

AB 36  
R 7  
H 12  
RBI 6  
BB 2  
SO 4  
LOB 17



Batter	1	2	3	4	5	6	7	8	9	AB	R	H	RBI	BB	SO	LOB	BOTTOM											
4 Alfredo Amezaga, S OBP: 0.161, SLG: 0.133 (1, 6)										5	0	0	0	0	1	3												
8 Aaron Boone, R OBP: 0.209, SLG: 0.158 (1, 3)										3	1	0	0	1	0	0												
Miguel Cabrera, R OBP: 0.495, SLG: 0.675 (1, 5)										4	1	2	2	0	1	0												
21 Joe Borchard, S OBP: 0.444, SLG: 0.433 (1, 8)										2	0	0	0	2	1	1												
27 Jeremy Hermida, L OBP: 0.233, SLG: 0.086 7 Alejandro De Aza, L OBP: 0.360, SLG: 0.522 (1, 9) (7, 9)										3	0	0	0	0	2	3												
Miguel Olivo, R OBP: 0.229, SLG: 0.344 62 Nick Trzesniak, R OBP: 0.400, SLG: 0.250 (1, 2) (8, 2)										3	0	0	0	0	2	2												
12 Cody Ross, R OBP: 0.237, SLG: 0.152 (1, 7)										4	0	1	0	0	1	1												
28 Jason Wood, R OBP: 0.485, SLG: 0.800 (1, 4)										3	0	1	0	1	1	1												
Alex Sanchez, L OBP: 0.194, SLG: 0.323 31 John Gall, R OBP: 0.296, SLG: 0.407 (1, 10) (8, PH)										2	0	0	0	0	0	1												
<b>Inning Stats</b>	R: 2 E: 0 K: 2 S: 8	H: 1 LOB: 1 BB: 1 P: 12	R: 0 E: 0 K: 2 S: 8	H: 1 LOB: 1 BB: 0 P: 8	R: 0 E: 0 K: 1 S: 5	H: 0 LOB: 0 BB: 0 P: 5	R: 0 E: 0 K: 1 S: 4	H: 0 LOB: 1 BB: 1 P: 8	R: 0 E: 0 K: 0 S: 4	H: 1 LOB: 1 BB: 0 P: 4	R: 0 E: 0 K: 1 S: 6	H: 1 LOB: 2 BB: 1 P: 10	R: 0 E: 1 K: 1 S: 6	H: 0 LOB: 1 BB: 0 P: 6	R: 1 E: 0 K: 0 S: 5	H: 2 LOB: 2 BB: 1 P: 9	1B: 4 2B: 1 3B: 0 HR: 1	SF: 0 SAC: 1 DP: 0 HBP: 0	WP: 0 PB: 0 SB: 0 CS: 1	PA: 37								
<b>PITCHER</b>	IP	WLS	BF	H	R	ER	SO	BB	IBB	HBP	BLK	WP	HR	S	P	ERA	WHIP											
46 Jeremy Guthrie, R ERA: 1.8	(1, 1)	2.0	W	9	2	2	2	4	1	0	0	0	0	0	9	13	0.00	0.500										
86 Jon Leicester, R ERA: 4.75	(3, 1)	2.0	H	6	0	0	0	2	1	0	0	0	0	9	13	0.00	0.500											
49 Hayden Penn, R ERA: 3.0	(5, 1)	3.0	H	12	2	0	0	2	1	0	0	0	0	15	19	0.00	1.000											
78 Rob Bell, R ERA: 4.75	(8, 1)	1.0		4	0	0	0	1	0	0	0	0	0	6	6	0.00	0.000											
25 Kurt Birkins, L ERA: 2.08	(9, 1)	1.0		6	2	1	1	0	1	0	0	0	0	5	9	9.00	3.000											

Baltimore Orioles @ Florida Marlins  
Roger Dean Stadium, Jupiter, FL  
Sat Mar 17 2007, 1:05 PM EDT  
Att.: 4,997 - Sunny - 68 F

AB 32  
R 3  
H 6  
RBI 3  
BB 4  
SO 9  
LOB 12





Batter	1	2	3	4	5	6	7	8	9	AB	R	H	RBI	BB	SO	LOB	TOP				
44 Lastings Milledge, R OBP: 0.457, SLG: 0.550										4	0	2	0	0	1	0	<b>New York Mets @ Baltimore Orioles</b> <b>Fort Lauderdale Stadium, Ft. Lauderdale, FL</b> Sat Mar 17 2007, 1:05 PM EDT Att: 6,544 - Sunny - 70 F				
1 Anderson Hernandez, S OBP: 0.214, SLG: 0.132										4	0	1	0	0	2	1					
21 Carlos Delgado, L OBP: 0.379, SLG: 0.273 92 Daniel Murphy, L OBP: 0.250, SLG: 0.250										1	0	0	0	1	0	0					
4 Ben Johnson, R OBP: 0.341, SLG: 0.450 Nic Jackson, L (9, PH)										3	0	0	0	0	2	3					
62 Fernando Martinez, L OBP: 0.455, SLG: 0.444										4	0	0	0	0	2	3					
6 Ruben Gotay, S OBP: 0.323, SLG: 0.429 Bobby Malek, L (9, PH)										2	0	0	0	1	0	0					
17 David Newhan, L OBP: 0.316, SLG: 0.529 86 Jose Castro, S OBP: 1.000, SLG: 2.500										3	0	0	0	0	1	4					
30 Mike DiFelice, R OBP: 0.167, SLG: 0.167 Rafael Arroyo, R (7, PH) 77 Jose Reyes, S OBP: 0.125, SLG: 0.125										2	0	0	0	0	1	0					
64 Mike Carp, L OBP: 0.324, SLG: 0.333										3	0	0	0	0	2	0					
<b>Inning Stats</b>	R: 0 E: 0 K: 0 S: 3	H: 1 LOB: 0 BB: 0 P: 3	R: 0 E: 1 K: 1 S: 6	H: 0 LOB: 1 BB: 0 P: 6	R: 0 E: 0 K: 1 S: 5	H: 0 LOB: 0 BB: 0 P: 5	R: 0 E: 0 K: 2 S: 8	H: 1 LOB: 3 BB: 2 P: 16	R: 0 E: 0 K: 1 S: 5	H: 1 LOB: 1 BB: 0 P: 8	R: 0 E: 0 K: 1 S: 5	H: 0 LOB: 0 BB: 0 P: 5	R: 0 E: 0 K: 1 S: 10	H: 0 LOB: 1 BB: 0 P: 10	R: 0 E: 0 K: 1 S: 5	H: 0 LOB: 0 BB: 0 P: 5		1B: 3 2B: 1 3B: 0 HR: 0	SF: 0 SAC: 0 DP: 1 HBP: 0	WP: 1 PB: 0 SB: 0 CS: 0	PA: 33
<b>PITCHER</b>	IP WLS BF H R ER SO BB IBB HBP BLK WP HR S P ERA WHIP																				
45 Erik Bedard, L ERA: 0.64	(1, 1) 5.0 W 20 3 0 0 6 2 0 0 0 0 0 0 0 30 38 0.00 1.000																				
51 Scott Williamson, R ERA: 2.08	(6, 1) 1.0 3 1 0 0 1 0 0 0 0 0 0 0 5 5 0.00 1.000																				
56 Brian Burres, L ERA: 2.25	(7, 1) 1.0 3 0 0 0 1 0 0 0 0 0 0 0 5 5 0.00 0.000																				
John Parrish, L ERA: 2.7	(8, 1) 1.0 4 0 0 0 3 0 0 0 0 0 1 0 10 10 0.00 0.000																				
37 Chris Ray, R ERA:	(9, 1) 1.0 3 0 0 0 1 0 0 0 0 0 0 0 5 5 0.00 0.000																				

Batter	1	2	3	4	5	6	7	8	9	AB	R	H	RBI	BB	SO	LOB	BOTTOM		
1 Brian Roberts, S OBP: 0.389, SLG: 0.387 3 Freddie Bynum, L OBP: 0.240, SLG: 0.227										3	2	2	1	0	1	0	<b>New York Mets @ Baltimore Orioles</b> <b>Fort Lauderdale Stadium, Ft. Lauderdale, FL</b> Sat Mar 17 2007, 1:05 PM EDT Att: 6,544 - Sunny - 70 F		
17 Corey Patterson, L OBP: 0.250, SLG: 0.214 40 Adam Stern, L OBP: 0.364, SLG: 0.300										3	1	1	0	0	0	2			
21 Nick Markakis, L OBP: 0.436, SLG: 0.486 Cory Keylor, L OBP: 0.500, SLG: 0.500										4	1	2	2	0	0	0			
10 Miguel Tejada, R OBP: 0.273, SLG: 0.281 12 Brandon Fahey, L OBP: 0.105, SLG: 0.056										4	1	2	1	0	0	2			
17 Aubrey Huff, L OBP: 0.412, SLG: 0.548 61 Dustin Yount, L (7, PR)										1	1	0	0	0	0	2			
55 Ramon Hernandez, R OBP: 0.321, SLG: 0.370 Adam Donachie, R OBP: 0.294, SLG: 0.438										3	1	1	0	0	0	1			
31 Jay Gibbons, L OBP: 0.296, SLG: 0.375										4	1	2	2	0	1	2			
38 Terry Tifee, S OBP: 0.222, SLG: 0.192										4	0	1	2	0	0	2			
39 Jeff Fiorentino, L OBP: 0.211, SLG: 0.167										4	0	0	0	0	0	5			
<b>Inning Stats</b>	R: 6 E: 1 K: 0 S: 11	H: 7 LOB: 2 BB: 0 P: 11	R: 0 E: 0 K: 1 S: 5	H: 0 LOB: 0 BB: 0 P: 5	R: 0 E: 0 K: 1 S: 5	H: 0 LOB: 0 BB: 0 P: 5	R: 0 E: 0 K: 1 S: 5	H: 1 LOB: 1 BB: 0 P: 5	R: 2 E: 0 K: 0 S: 6	H: 3 LOB: 2 BB: 0 P: 7	R: 1 E: 1 K: 1 S: 7	H: 2 LOB: 2 BB: 0 P: 7	R: 0 E: 0 K: 0 S: 4	H: 1 LOB: 2 BB: 1 P: 8	1B: 13 2B: 0 3B: 0 HR: 1	SF: 1 SAC: 0 DP: 1 HBP: 1		WP: 0 PB: 1 SB: 0 CS: 0	PA: 41
<b>PITCHER</b>	IP WLS BF H R ER SO BB IBB HBP BLK WP HR S P ERA WHIP																		
35 Aaron Sele, R ERA: 7.82	(1, 1) 5.0 L 24 8 6 5 2 0 0 0 0 0 0 1 13 14 9.00 1.600																		
70 Joe Smith, R ERA: 2.16	(6, 1) 2.0 12 5 3 2 1 0 0 1 0 0 0 1 13 14 9.00 2.500																		
39 Jon Adkins, R ERA: 10.13	(8, 1) 1.0 5 1 0 0 0 1 0 0 0 0 0 0 4 8 0.00 2.000																		



Batter	1	2	3	4	5	6	7	8	9	AB	R	H	RBI	BB	SO	LOB	TOP										
13 Alex Cora, L OBP: 0.391, SLG: 0.324 76 Bobby Scales, S OBP: 0.350, SLG: 0.444	F9		BB		L8		2B		G4-3	2	0	0	0	1	0	1	<b>Boston Red Sox @ Baltimore Orioles</b> Fort Lauderdale Stadium, Ft. Lauderdale, FL Sun Mar 18 2007, 1:05 PM EDT Att: 8,661 - Sunny - 70 F										
12 Eric Hinske, L OBP: 0.345, SLG: 0.538 Jeremy West, R (7, PR)	K		F8		20 BB		20 E		K	2	0	0	0	2	1	1											
20 Kevin Youkilis, R OBP: 0.476, SLG: 0.500 3 Alex Ochoa, R OBP: 0.240, SLG: 0.304	G6-3		F7		1-2 2-3		1-3 2-3		76 BB	3	0	0	0	1	0	3											
25 Mike Lowell, R OBP: 0.282, SLG: 0.371 Iggly Suarez, R (7, PR)		71 BB			G3-1		F7		76 BB	2	0	0	0	2	0	3											
Wily Mo Peña, R OBP: 0.303, SLG: 0.267 76 Zach Borowiak, R (7, 7)	F9				G5-3		K		K	4	0	0	0	0	2	4											
60 David Murphy, L OBP: 0.294, SLG: 0.250	F7				K		11 BB		1-2 2-3	5	1	1	0	0	1	7											
71 Jeff Bailey, R OBP: 0.333, SLG: 0.263							78 G5-3		G1-3	3	0	1	0	1	1	0											
11 Joe McEwing, R OBP: 0.382, SLG: 0.367	F9						E9		G4-3	4	1	2	0	0	0	2											
Alberto Castillo, R OBP: 0.273, SLG: 0.727 78 Kevin Cash, R OBP: 0.358, SLG: 0.273			L8		20 BB		G5-3		K	2	0	1	1	0	0	0											
					2H		2-3			2	0	0	0	0	1	2											
<b>Inning Stats</b>	R: 0 E: 0 K: 1 S: 5	H: 0 LOB: 0 BB: 0 P: 5	R: 0 E: 0 K: 0 S: 3	H: 0 LOB: 2 BB: 2 P: 11	R: 0 E: 0 K: 0 S: 3	H: 0 LOB: 1 BB: 1 P: 7	R: 0 E: 0 K: 1 S: 5	H: 0 LOB: 0 BB: 0 P: 5	R: 1 E: 0 K: 1 S: 7	H: 2 LOB: 3 BB: 2 P: 15	R: 1 E: 1 K: 1 S: 6	H: 3 LOB: 1 BB: 0 P: 7	R: 0 E: 1 K: 1 S: 6	H: 1 LOB: 3 BB: 2 P: 14	R: 0 E: 0 K: 1 S: 5	H: 0 LOB: 0 BB: 0 P: 5	R: 0 E: 0 K: 1 S: 6	H: 1 LOB: 3 BB: 2 P: 14	1B: 3 2B: 4 3B: 0 HR: 0	SF: 0 SAC: 0 DP: 1 HBP: 0	WP: 0 PB: 0 SB: 0 CS: 0	PA: 42					
<b>PITCHER</b>	IP	WLS	BF	H	R	ER	SO	BB	IBB	HBP	BLK	WP	HR	S	P	ERA	WHIP										
40 Daniel Cabrera, R ERA: 3.21	5.0		22	2	1	1	3	5	0	0	0	0	0	23	43	1.80	1.400										
53 Todd Williams, R ERA: 1.42	1.0	L	5	3	1	0	1	0	0	0	0	0	0	7	7	0.00	3.000										
32 Jamie Walker, L ERA: 1.29	1.0		6	1	0	0	1	2	0	0	0	0	0	6	14	0.00	3.000										
Chad Bradford, R ERA: 11.37	1.0		3	0	0	0	1	0	0	0	0	0	0	5	5	0.00	0.000										
28 Danys Baez, R ERA: 4.29	1.0		6	1	0	0	1	2	0	0	0	0	0	6	14	0.00	3.000										

Batter	1	2	3	4	5	6	7	8	9	AB	R	H	RBI	BB	SO	LOB	BOTTOM										
1 Brian Roberts, S OBP: 0.359, SLG: 0.353 12 Brandon Fahey, L OBP: 0.100, SLG: 0.053	K		FC4-6				P6		K	3	0	0	0	0	1	1	<b>Boston Red Sox @ Baltimore Orioles</b> Fort Lauderdale Stadium, Ft. Lauderdale, FL Sun Mar 18 2007, 1:05 PM EDT Att: 8,661 - Sunny - 70 F										
6 Melvin Mora, R OBP: 0.316, SLG: 0.382 60 J.R. House, R OBP: 0.222, SLG: 0.278		21 G3-6			G5-3		L6		K	3	0	1	0	0	0	0											
21 Nick Markakis, L OBP: 0.429, SLG: 0.475 71 Ruddy Yan, S OBP: 0.360, SLG: 0.333					F7				G4-3	3	0	1	0	0	0	1											
10 Miguel Tejada, R OBP: 0.278, SLG: 0.314 3 Freddie Bynum, L OBP: 0.231, SLG: 0.217		G6-3					F9		G6-3	3	1	1	0	0	0	1											
17 Aubrey Huff, L OBP: 0.405, SLG: 0.529 Chris Gomez, R OBP: 0.333, SLG: 0.360		K			2H				G5-3	3	0	1	1	0	1	0											
55 Ramon Hernandez, R OBP: 0.323, SLG: 0.367 77 Eli Whiteside, R OBP: 0.222, SLG: 0.222		F9			G6-3				K	3	0	1	0	0	0	1											
Kevin Millar, R OBP: 0.116, SLG: 0.118 31 Jay Gibbons, L OBP: 0.321, SLG: 0.375					G1-3					2	0	0	0	0	0	0											
17 Corey Patterson, L OBP: 0.229, SLG: 0.194 40 Adam Stern, L OBP: 0.354, SLG: 0.300					F9		B1-3		P5	3	0	0	0	0	0	2											
16 Jay Payton, R OBP: 0.375, SLG: 0.484 68 Jon Knott, R OBP: 0.240, SLG: 0.304					E5		G6-3		G6-3	3	0	0	0	0	0	2											
					1 FC4-6					0	0	0	0	0	0	0											
<b>Inning Stats</b>	R: 0 E: 0 K: 1 S: 5	H: 1 LOB: 0 BB: 0 P: 5	R: 0 E: 0 K: 1 S: 5	H: 0 LOB: 0 BB: 0 P: 5	R: 0 E: 1 K: 0 S: 4	H: 0 LOB: 1 BB: 0 P: 4	R: 1 E: 0 K: 0 S: 5	H: 2 LOB: 1 BB: 0 P: 5	R: 0 E: 0 K: 0 S: 3	H: 0 LOB: 0 BB: 0 P: 3	R: 0 E: 0 K: 0 S: 4	H: 1 LOB: 1 BB: 0 P: 4	R: 0 E: 0 K: 2 S: 7	H: 1 LOB: 2 BB: 1 P: 8	R: 0 E: 0 K: 1 S: 5	H: 0 LOB: 0 BB: 0 P: 5	R: 0 E: 0 K: 1 S: 5	H: 0 LOB: 0 BB: 0 P: 5	1B: 4 2B: 1 3B: 0 HR: 0	SF: 0 SAC: 0 DP: 1 HBP: 0	WP: 0 PB: 0 SB: 0 CS: 0	PA: 33					
<b>PITCHER</b>	IP	WLS	BF	H	R	ER	SO	BB	IBB	HBP	BLK	WP	HR	S	P	ERA	WHIP										
61 Kason Gabbard, L ERA: 2.7	3.0		10	1	0	0	2	0	0	0	0	0	0	5	5	9.00	2.000										
41 Bryan Corey, R ERA: 2.0	1.0		5	2	1	1	0	0	0	0	0	0	0	5	5	0.00	1.000										
51 Julian Tavares, R ERA: 3.55	3.0	W	12	2	0	0	0	1	0	0	0	0	0	11	15	0.00	1.000										
39 Kyle Snyder, R ERA: 2.16	1.0	H	3	0	0	0	2	0	0	0	0	0	0	7	7	0.00	0.000										
59 Mike Burns, R ERA: 6.0	1.0	S	3	0	0	0	1	0	0	0	0	0	0	5	5	0.00	0.000										





Batter	1	2	3	4	5	6	7	8	9	AB	R	H	RBI	BB	SO	LOB	TOP										
1 Brian Roberts, S (1,4) 12 Brandon Fahey, L (7,4) OBP: 0.391, SLG: 0.405 OBP: 0.095, SLG: 0.050										3	1	2	0	0	0	1											
6 Melvin Mora, R (1,5) 38 Terry Tifee, S (7,5) OBP: 0.341, SLG: 0.405 OBP: 0.214, SLG: 0.185										3	0	2	0	0	0	1											
21 Nick Markakis, L (1,9) 78 Rob Bell, R (5,1) Adam Donachie, R (6,2) OBP: 0.422, SLG: 0.488 OBP: 0.278, SLG: 0.412										3	0	1	1	0	0	3											
10 Miguel Tejada, R (1,6) Chris Gomez, R (6,6) OBP: 0.256, SLG: 0.289 OBP: 0.323, SLG: 0.346										3	0	0	0	0	0	1											
17 Aubrey Huff, L (1,3) Kevin Millar, R (6,3) OBP: 0.400, SLG: 0.514 OBP: 0.105, SLG: 0.111										3	0	1	0	0	0	1											
55 Ramon Hernandez, R (8,2) 51 Scott Williamson, R (8,1) John Parrish, L (7,1) 37 Chris Ray, R (8,1) 56 Brian Burres, L (8,1) 70 Jason Dubois, R (8,PH) OBP: 0.329, SLG: 0.333 OBP: 0.283, SLG: 0.535 OBP: 0.233, SLG: 0.154										3	0	0	0	0	0	1											
17 Corey Patterson, L (1,8) 71 Ruddy Yan, S (7,8) OBP: 0.211, SLG: 0.176 OBP: 0.360, SLG: 0.333										3	0	0	0	0	1	1											
16 Jay Payton, R (1,7) 31 Jay Gibbons, L (6,7) OBP: 0.353, SLG: 0.455 OBP: 0.310, SLG: 0.360										2	0	0	0	0	0	0											
27 Jaret Wright, R (1,1) 68 Jon Knott, R (5,PH) OBP: 0.259, SLG: 0.320										1	0	0	0	0	1	0											
<b>Inning Stats</b>	R: 1 E: 0 K: 0 S: 5	H: 2 LOB: 1 BB: 0 P: 5	R: 0 E: 0 K: 0 S: 3	H: 0 LOB: 0 BB: 0 P: 3	R: 0 E: 0 K: 1 S: 6	H: 2 LOB: 1 BB: 0 P: 6	R: 0 E: 0 K: 0 S: 4	H: 1 LOB: 1 BB: 0 P: 4	R: 0 E: 0 K: 0 S: 5	H: 2 LOB: 2 BB: 0 P: 5	R: 0 E: 0 K: 0 S: 3	H: 0 LOB: 0 BB: 0 P: 3	R: 0 E: 0 K: 3 S: 9	H: 0 LOB: 0 BB: 0 P: 9	R: 0 E: 0 K: 1 S: 5	H: 0 LOB: 0 BB: 0 P: 5	R: 0 E: 0 K: 1 S: 5	H: 0 LOB: 0 BB: 0 P: 5	1B: 5 2B: 2 3B: 0 HR: 0	SF: 0 SAC: 0 DP: 0 HBP: 0	WP: 0 PB: 0 SB: 0 CS: 0	PA: 33					
<b>PITCHER</b>	IP	WLS	BF	H	R	ER	SO	BB	IBB	HBP	BLK	WP	HR	S	P	ERA	WHIP										
34 Mike Pelfrey, R (1,1) 39 Jon Adkins, R (6,1) 25 Pedro Feliciano, L (7,1) 70 Joe Smith, R (8,1) Scott Schoeneweis, L (9,1) ERA: 1.29 ERA: 9.0 ERA: 1.93 ERA: 1.93	5.0	W	21	7	1	1	1	0	0	0	0	0	0	23	23	1.80	1.400										

Baltimore Orioles @ New York Mets  
Tradition Field, Port St. Lucie, FL  
Tue Mar 20 2007, 7:10 PM EDT  
Att: 5,722 - Partly Cloudy - 73 F

AB 33  
R 1  
H 7  
RBI 1  
BB 0  
SO 6  
LOB 9



Batter	1	2	3	4	5	6	7	8	9	AB	R	H	RBI	BB	SO	LOB	BOTTOM										
7 José Reyes, S (1,6) 17 David Newhan, L (8,5) OBP: 0.400, SLG: 0.680 OBP: 0.333, SLG: 0.529										3	1	1	0	1	0	0											
5 David Wright, R (1,5) 1 Anderson Hernandez, S (8,6) OBP: 0.452, SLG: 0.419 OBP: 0.233, SLG: 0.154										3	0	1	0	1	2	1											
15 Carlos Beltrán, S (1,8) 30 Mike DiFelice, R (8,2) OBP: 0.154, SLG: 0.154										3	1	1	2	1	2	3											
21 Carlos Delgado, L (1,3) 70 Joe Smith, R (8,1) Scott Schoeneweis, L (9,1) OBP: 0.333, SLG: 0.231 ERA: 1.93										4	0	0	0	0	1	5											
18 Moises Alou, R (1,7) 4 Ben Johnson, R (7,7) OBP: 0.237, SLG: 0.229 OBP: 0.326, SLG: 0.429										2	1	0	0	1	0	0											
16 Paul Lo Duca, R (1,2) 10 Endy Chavez, L (8,8) OBP: 0.290, SLG: 0.273 OBP: 0.405, SLG: 0.432										3	1	2	0	0	0	0											
20 Shawn Green, L (1,9) 25 Pedro Feliciano, L (7,1) Julio Franco, R (8,3) OBP: 0.196, SLG: 0.327 OBP: 0.440, SLG: 0.333										3	0	0	1	0	1	2											
22 Jose Valentin, S (1,4) OBP: 0.429, SLG: 0.690										2	0	1	1	2	1	1											
34 Mike Pelfrey, R (1,1) 39 Jon Adkins, L (6,1) 44 Lastings Milledge, R (6,PH) OBP: 0.489, SLG: 0.548										1	0	0	0	0	1	1											
<b>Inning Stats</b>	R: 0 E: 0 K: 2 S: 7	H: 2 LOB: 1 BB: 1 P: 7	R: 2 E: 0 K: 1 S: 7	H: 2 LOB: 1 BB: 1 P: 11	R: 0 E: 0 K: 0 S: 2	H: 0 LOB: 1 BB: 2 P: 10	R: 0 E: 0 K: 0 S: 3	H: 0 LOB: 0 BB: 0 P: 3	R: 0 E: 0 K: 1 S: 6	H: 1 LOB: 3 BB: 2 P: 14	R: 0 E: 0 K: 1 S: 6	H: 1 LOB: 2 BB: 1 P: 10	R: 2 E: 0 K: 2 S: 9	H: 2 LOB: 0 BB: 0 P: 9	R: 2 E: 0 K: 2 S: 10	H: 3 LOB: 2 BB: 0 P: 11	1B: 4 2B: 2 3B: 2 HR: 1	SF: 0 SAC: 1 DP: 1 HBP: 1	WP: 0 PB: 0 SB: 0 CS: 0	PA: 39							
<b>PITCHER</b>	IP	WLS	BF	H	R	ER	SO	BB	IBB	HBP	BLK	WP	HR	S	P	ERA	WHIP										
27 Jaret Wright, R (1,1) 78 Rob Bell, R (5,1) 51 Scott Williamson, R (6,1) John Parrish, L (7,1) 37 Chris Ray, R (8,1) ERA: 4.5 ERA: 1.69 ERA: 4.7 ERA: 3.18	4.0	L	16	2	2	2	3	3	0	0	0	0	0	19	31	4.50	1.250										
<b>PITCHER</b>	IP	WLS	BF	H	R	ER	SO	BB	IBB	HBP	BLK	WP	HR	S	P	ERA	WHIP										
56 Brian Burres, L (8,1) ERA: 2.16	0.1		1	0	0	0	1	0	0	0	0	0	0	7	8	27.00	4.500										

Baltimore Orioles @ New York Mets  
Tradition Field, Port St. Lucie, FL  
Tue Mar 20 2007, 7:10 PM EDT  
Att: 5,722 - Partly Cloudy - 73 F

AB 31  
R 6  
H 9  
RBI 6  
BB 6  
SO 9  
LOB 17





Batter	1	2	3	4	5	6	7	8	9	AB	R	H	RBI	BB	SO	LOB	TOP			
1 Brian Roberts, S (1,4) OBP: 0.348, SLG: 0.366 3 Freddie Bynum, L (8,4) OBP: 0.259, SLG: 0.250	G3			F8	F8		K		38 E 1B	4	0	0	0	0	1	1	<b>Baltimore Orioles @ St. Louis Cardinals</b> Roger Dean Stadium, Jupiter, FL Wed Mar 21 2007, 1:05 PM EDT Att: 7,300 - Partly Cloudy - 75 F			
6 Melvin Mora, R (1,5) OBP: 0.356, SLG: 0.425 38 Terry Tiffee, S (8,5) OBP: 0.207, SLG: 0.179	K			17 2B 2B	BB		P4		21 G6-3 1-H	3	1	1	0	1	1	0				
21 Nick Markakis, L (1,9) OBP: 0.380, SLG: 0.438 68 Jon Knott, R (9,7) OBP: 0.259, SLG: 0.320	G3			F9	G4-3		G4-3		G6-3	5	0	0	0	0	0	4				
17 Aubrey Huff, L (1,7) OBP: 0.432, SLG: 0.561 71 Ruddy Yan, S (8, PR) OBP: 0.346, SLG: 0.320		F7		16 E 2-H	2B		16 FC5-4 1B		16 G1-3 1B	4	0	3	1	0	0	0				
16 Jay Payton, R (1,8) OBP: 0.316, SLG: 0.405 12 Brandon Fahey, L (8,6) OBP: 0.095, SLG: 0.050	P4			E4 BB	FC5-4 E		FC5-2 1-2		G1-3	4	0	0	0	0	0	3				
Kevin Millar, R (1,3) OBP: 0.174, SLG: 0.100 Adam Donachie, R (8,2) OBP: 0.278, SLG: 0.412	G5-3			4-0 BB	FC5-2 1B		FC5-2 1B		F9	2	1	0	0	2	0	2				
Chris Gomez, R (1,6) OBP: 0.314, SLG: 0.333			F9	P3			FC5-2 1B		2-H 1B	4	0	1	1	0	0	5				
Paul Bako, L (1,2) OBP: 0.357, SLG: 0.357 28 Danys Baez, R (8,1) 86 Jon Leicester, R (9,1)			K				29 SH5-4 1B		G4-3	4	0	2	1	0	1	1				
29 Adam Loewen, L (1,1) 70 Jason Dubois, R (6, PH) Chad Bradford, R (8,1) 32 Jamie Walker, L (7,1) 40 Adam Stern, L (8,7) OBP: 0.333, SLG: 0.273			K				1-2 1B		G4-3	1	0	0	0	0	1	0				
<b>Inning Stats</b>	R: 0 E: 0 K: 1 S: 5	H: 0 LOB: 0 BB: 0 P: 5	R: 0 E: 0 K: 0 S: 3	H: 0 LOB: 0 BB: 0 P: 3	R: 0 E: 0 K: 2 S: 7	H: 0 LOB: 0 BB: 0 P: 7	R: 1 E: 1 K: 0 S: 6	H: 2 LOB: 3 BB: 1 P: 10	R: 0 E: 0 K: 0 S: 4	H: 1 LOB: 2 BB: 1 P: 8	R: 1 E: 0 K: 0 S: 5	H: 0 LOB: 0 BB: 0 P: 5	R: 1 E: 0 K: 0 S: 5	H: 2 LOB: 1 BB: 0 P: 5	R: 1 E: 1 K: 0 S: 5	H: 1 LOB: 1 BB: 0 P: 5		1B: 6 2B: 2 3B: 0 HR: 0	SF: 0 SAC: 1 DP: 0 HBP: 0	WP: 0 PB: 0 SB: 0 CS: 0
<b>PITCHER</b>	IP WLS BF H R ER SO BB IBB HBP BLK WP HR S P ERA WHIP	5.0 L 21 3 1 1 3 2 0 0 0 0 0 0 25 33 1.80 1.000	1.0 6 2 1 1 0 1 0 0 0 0 0 0 5 5 9.00 3.000	1.0 3 0 0 0 1 0 0 0 0 0 0 0 5 5 0.00 0.000	1.0 5 2 1 1 0 0 0 0 0 0 0 0 5 5 9.00 2.000	1.0 5 1 1 0 0 0 0 0 0 0 0 0 5 5 0.00 1.000	<b>PITCHER</b>										IP WLS BF H R ER SO BB IBB HBP BLK WP HR S P ERA WHIP			

AB	36
R	4
H	8
RBI	3
BB	3
SO	4
LOB	19



Batter	1	2	3	4	5	6	7	8	9	AB	R	H	RBI	BB	SO	LOB	BOTTOM					
Aaron Miles, S (1,6) OBP: 0.341, SLG: 0.250	G5-3			26 CS BB			27 BB 16 1B 5 1B		G5-3	3	1	1	0	1	0	1	<b>Baltimore Orioles @ St. Louis Cardinals</b> Roger Dean Stadium, Jupiter, FL Wed Mar 21 2007, 1:05 PM EDT Att: 7,300 - Partly Cloudy - 75 F					
26 Scott Spiezio, S (1,9) OBP: 0.421, SLG: 0.478	G6-3			K			F9		P6	4	0	0	0	0	1	2						
5 Albert Pujols, R (1,3) OBP: 0.392, SLG: 0.380 19 Jolbert Cabrera, R (6, PR) OBP: 0.175, SLG: 0.132				G4-3			16 1B 27 BB 1B		F7	3	0	2	0	0	0	0						
27 Scott Rolen, R (1,5) OBP: 0.354, SLG: 0.415 55 Skip Schumaker, L (7,9) OBP: 0.459, SLG: 0.625				K			16 1B 1-2 2-3 BB		G4-3	2	0	1	0	1	1	0						
3 Preston Wilson, R (1,7) OBP: 0.310, SLG: 0.359 36 Russ Springer, R (7,1) 31 Ryan Franklin, R (8,1) 34 Randy Flores, L (9,1)				G3-1			F3		G4-3	3	0	0	0	0	1	5						
53 John Rodriguez, L (9, PH) OBP: 0.432, SLG: 0.452 68 Edgar Gonzalez, R (1,4) OBP: 0.480, SLG: 0.810 16 Chris Duncan, L (6, PH) OBP: 0.377, SLG: 0.618				G4-6-3 1B			K		G4-3	2	0	1	0	0	1	0						
So Taguchi, R (1,8) OBP: 0.239, SLG: 0.209				K			CS 1B		G4-3	3	0	2	0	0	1	1						
Gary Bennett, R (1,2) OBP: 0.345, SLG: 0.250				G4-6-3			70 G5-3 SH1-3 HBP		2B	1	0	0	0	2	0	1						
50 Adam Wainwright, R (1,1) 4 Yadier Molina, R (6, PH) 44 Jason Istringhausen, R (6,1) 70 Tagg Bozied, R (7,3) OBP: 0.314, SLG: 0.333				G1-3			SH1-3 BB		BB	1	0	0	0	2	0	1						
<b>Inning Stats</b>	R: 0 E: 0 K: 1 S: 7	H: 2 LOB: 2 BB: 0 P: 7	R: 0 E: 0 K: 1 S: 5	H: 1 LOB: 0 BB: 0 P: 5	R: 0 E: 0 K: 1 S: 4	H: 0 LOB: 1 BB: 1 P: 8	R: 0 E: 0 K: 1 S: 5	H: 0 LOB: 0 BB: 0 P: 5	R: 0 E: 0 K: 0 S: 5	H: 1 LOB: 1 BB: 1 P: 9	R: 1 E: 0 K: 0 S: 5	H: 3 LOB: 2 BB: 1 P: 9	R: 0 E: 0 K: 0 S: 3	H: 0 LOB: 1 BB: 0 P: 5	R: 0 E: 0 K: 0 S: 3	H: 0 LOB: 0 BB: 0 P: 3		R: 0 E: 0 K: 0 S: 4	H: 1 LOB: 2 BB: 1 P: 8	1B: 7 2B: 2 3B: 0 HR: 0	SF: 0 SAC: 1 DP: 2 HBP: 1	WP: 0 PB: 0 SB: 0 CS: 2
<b>PITCHER</b>	IP WLS BF H R ER SO BB IBB HBP BLK WP HR S P ERA WHIP	5.0 W 18 4 0 0 5 2 0 0 0 0 0 0 26 34 0.00 1.200	1.0 H 6 3 1 1 0 1 0 0 0 0 0 0 5 9 9.00 4.000	1.0 H 4 0 0 0 0 0 0 0 1 0 0 0 3 5 0.00 0.000	1.0 H 3 0 0 0 0 0 0 0 0 0 0 0 3 3 0.00 0.000	1.0 S 5 1 0 0 0 1 0 0 0 0 0 0 4 8 0.00 2.000	<b>PITCHER</b>										IP WLS BF H R ER SO BB IBB HBP BLK WP HR S P ERA WHIP					

AB	30
R	1
H	8
RBI	1
BB	4
SO	5
LOB	14





Batter	1	2	3	4	5	6	7	8	9	AB	R	H	RBI	BB	SO	LOB	TOP				
17 Corey Patterson, L (1.8) 70 Jason Dubois, R (7.9)	P6		21 HR	21 3B		21 1B 10 2B		K		2	3	1	0	1	0	0	<b>Baltimore Orioles @ Los Angeles Dodgers</b> Holman Stadium, Vero Beach, FL Thu Mar 22 2007, 1:05 PM EDT Att: 6,367 - Sunny - 80 F				
21 Nick Markakis, L (1.9) 68 Jon Knott, R (7.7)	HR		HR	3B		10 2B 1-2		G5-3		4	2	4	4	0	0	0					
31 Jay Gibbons, L (1.7) 60 JR. House, R (7.2)	F9		F8	P6		F6		G5-3		4	0	0	0	0	0	4					
10 Miguel Tejada, R (1.6) 3 Freddie Byrum, L (7.6)	F7		55 2B			E4 55 FC6-4		K		4	1	2	2	0	0	0					
17 Aubrey Huff, L (1.5) 38 Terry Tifee, S (7.3)		F9	F9			F7		K		4	0	0	0	0	1	2					
55 Ramon Hernandez, R (1.2) 40 Adam Stern, L (7.8)		P2		FC6-4		G5-3		G5-3		4	0	1	1	0	0	1					
Chris Gomez, R (1.3) 46 Jeremy Guthrie, R (7.1)			G5-3			F7		BB		3	1	1	0	1	0	2					
71 Ruddy Yan, S (9. PH) 53 Todd Williams, R (9.1)		12 2B				F7		G1-3		0	0	0	0	0	0	0					
12 Brandon Fahey, L (1.4)						F7				4	0	1	1	0	0	1					
41 Steve Trachsel, R (1.1) 73 Mike Cervenak, R (7.5)								F8		3	1	1	0	0	2	1					
Inning Stats	R: 1 E: 0 K: 0 S: 4	H: 1 LOB: 0 BB: 0 P: 4	R: 3 E: 0 K: 0 S: 6	H: 3 LOB: 1 BB: 1 P: 10	R: 1 E: 0 K: 1 S: 6	H: 1 LOB: 1 BB: 0 P: 7	R: 0 E: 1 K: 0 S: 4	H: 0 LOB: 1 BB: 0 P: 4	R: 2 E: 0 K: 0 S: 6	H: 4 LOB: 2 BB: 0 P: 6	R: 0 E: 0 K: 1 S: 5	H: 1 LOB: 1 BB: 0 P: 6	R: 0 E: 0 K: 1 S: 5	H: 0 LOB: 0 BB: 1 P: 5	R: 0 E: 0 K: 1 S: 6	H: 1 LOB: 2 BB: 1 P: 10	1B: 4 2B: 5 3B: 1 HR: 2	SF: 0 SAC: 0 DP: 0 HBP: 1	WP: 0 PB: 0 SB: 0 CS: 0	PA: 43	
PITCHER	IP	WLS	BF	H	R	ER	SO	BB	IBB	HBP	BLK	WP	HR	S	P	ERA	WHIP				
Brett Tomko, R (1.1) 75 Joe Mays, R (5.1) Joe Beimel, L (8.1) 41 Chin-hui Tsao, R (9.1)	4.0	L	21	6	6	6	2	2	0	1	0	0	2	22	31	13.50	2.000				

Batter	1	2	3	4	5	6	7	8	9	AB	R	H	RBI	BB	SO	LOB	BOTTOM				
15 Rafael Furcal, S (1.6) 13 Wilson Valdez, R (1.6)	F9					G4-3		G1-3		0	0	0	0	0	0	0	<b>Baltimore Orioles @ Los Angeles Dodgers</b> Holman Stadium, Vero Beach, FL Thu Mar 22 2007, 1:05 PM EDT Att: 6,367 - Sunny - 80 F				
55 Russell Martin, R (1.2) 66 Sandy Martinez, L (7.2)	G5-3							F8		2	0	0	0	1	0	1					
5 Nomar Garciaparra, R (1.3) 7 James Loney, L (7.3)						P5				3	0	1	0	0	0	2					
12 Jeff Kent, R (1.4) 69 Francisco Lizarraaga, R (7.4)	F9					G6-3				3	0	0	0	0	0	2					
Luis Gonzalez, L (1.7) 75 Joe Mays, S (5.1)		F8				K				2	0	0	0	0	1	0					
Olmedo Saenz, R (7. PH) 28 Andy LaRoche, R (8.5)								K		0	0	0	0	0	0	0					
17 Jason Repko, R (1.8) 57 Larry Bigbie, L (3.8)		G5-3				F7				1	0	0	0	0	0	0					
16 Andre Ethier, L (1.9) 88 Larry Barnes, L (8.9)										2	0	0	0	1	1	1					
Wilson Betemit, S (1.5) Joe Beimel, L (8.1) 41 Chin-hui Tsao, R (9.1)										3	0	0	0	0	1	2					
Brett Tomko, R (1.1) 27 Matt Kemp, R (5.7)										1	0	0	0	0	0	0					
Inning Stats	R: 0 E: 0 K: 0 S: 4	H: 1 LOB: 1 BB: 0 P: 4	R: 0 E: 0 K: 0 S: 3	H: 0 LOB: 1 BB: 1 P: 7	R: 0 E: 0 K: 1 S: 5	H: 0 LOB: 0 BB: 0 P: 5	R: 0 E: 0 K: 0 S: 3	H: 0 LOB: 1 BB: 1 P: 7	R: 0 E: 0 K: 3 S: 10	H: 1 LOB: 1 BB: 0 P: 10	R: 0 E: 0 K: 0 S: 3	H: 0 LOB: 0 BB: 0 P: 3	R: 0 E: 0 K: 3 S: 10	H: 1 LOB: 2 BB: 1 P: 14	1B: 1 2B: 3 3B: 0 HR: 0	SF: 0 SAC: 0 DP: 0 HBP: 0	WP: 0 PB: 0 SB: 0 CS: 0	PA: 34			
PITCHER	IP	WLS	BF	H	R	ER	SO	BB	IBB	HBP	BLK	WP	HR	S	P	ERA	WHIP				
41 Steve Trachsel, R (1.1) 46 Jeremy Guthrie, R (7.1) 53 Todd Williams, R (9.1)	6.0	W	22	2	1	0	3	2	0	0	0	0	0	22	30	0.00	0.667				



Batter	1	2	3	4	5	6	7	8	9	AB	R	H	RBI	BB	SO	LOB	TOP																							
1 Brian Roberts, S (1,4) OBP: 0.320, SLG: 0.333 Cesar Crespo, S (8,4) OBP: 1.000, SLG: 2.000	G3		G3		L7			F7		4	0	0	0	0	0	2																								
17 Corey Patterson, L (1,8) OBP: 0.261, SLG: 0.225 Adam Donachie, R (8,2) OBP: 0.278, SLG: 0.412	P4			K				F7		4	0	1	0	0	1	0																								
6 Melvin Mora, R (1,5) OBP: 0.347, SLG: 0.409 40 Adam Stern, L (8, PR) OBP: 0.385, SLG: 0.273 (8,8)	F8			P4	G5-3					4	0	1	0	0	0	2																								
10 Miguel Tejada, R (1,6) OBP: 0.277, SLG: 0.348 71 Ruddy Yan, S (8,9) OBP: 0.333, SLG: 0.308		P2						G4-3		4	1	1	0	0	0	1																								
31 Jay Gibbons, L (1,10) OBP: 0.270, SLG: 0.333		K2-3								4	1	1	1	0	1	0																								
Kevin Millar, R (1,3) OBP: 0.185, SLG: 0.167 70 Jason Dubois, R (9,3) OBP: 0.406, SLG: 0.533										4	0	1	1	0	1	0																								
16 Jay Payton, R (1,9) OBP: 0.235, SLG: 0.375 12 Brandon Fahey, L (8,6) OBP: 0.154, SLG: 0.125										3	0	0	0	0	0	1																								
3 Freddie Bynum, L (1,7) OBP: 0.250, SLG: 0.276										4	0	1	0	0	2	1																								
Paul Bako, L (1,2) OBP: 0.353, SLG: 0.353 38 Terry Tiffee, S (8,5) OBP: 0.233, SLG: 0.241										3	0	1	0	0	1	1																								
Inning Stats	R: 0 E: 0 K: 0 S: 3	H: 0 LOB: 0 BB: 0 P: 3	R: 0 E: 0 K: 2 S: 7	H: 0 LOB: 0 BB: 0 P: 7	R: 0 E: 0 K: 1 S: 6	H: 1 LOB: 1 BB: 0 P: 6	R: 2 E: 0 K: 1 S: 8	H: 3 LOB: 1 BB: 0 P: 8	R: 0 E: 0 K: 1 S: 7	H: 2 LOB: 2 BB: 0 P: 7	R: 0 E: 0 K: 0 S: 3	H: 0 LOB: 0 BB: 0 P: 3	R: 0 E: 0 K: 1 S: 5	H: 0 LOB: 0 BB: 0 P: 5	R: 0 E: 0 K: 0 S: 4	H: 1 LOB: 1 BB: 0 P: 4	R: 0 E: 0 K: 0 S: 3	H: 0 LOB: 1 BB: 1 P: 7	1B: 3 2B: 4 3B: 0 HR: 0	SF: 0 SAC: 0 DP: 0 HBP: 0	WP: 0 PB: 0 SB: 0 CS: 0	PA: 35																		
PITCHER	IP	WLS	BF	H	R	ER	SO	BB	IBB	HBP	BLK	WP	HR	S	P	ERA	WHIP	PITCHER					IP	WLS	BF	H	R	ER	SO	BB	IBB	HBP	BLK	WP	HR	S	P	ERA	WHIP	
38 Curt Schilling, R (1,1) ERA: 2.2	7.0		27	6	2	2	6	0	0	0	0	0	0	39	39	2.57	0.857																							
56 Craig Hansen, R (8,1) ERA: 6.75	1.0		4	1	0	0	0	0	0	0	0	0	0	4	4	0.00	1.000																							
36 Joel Pineiro, R (9,1) ERA: 3.38	1.0	W	4	0	0	0	0	1	0	0	0	0	0	3	7	0.00	1.000																							

Baltimore Orioles @ Boston Red Sox  
City of Palms Park, Ft. Myers, FL  
Fri Mar 23 2007, 1:05 PM EDT  
Att: 7,995 - Cloudy - 78 F

AB 34  
R 2  
H 7  
RBI 2  
BB 1  
SO 6  
LOB 8



Batter	1	2	3	4	5	6	7	8	9	AB	R	H	RBI	BB	SO	LOB	BOTTOM																							
11 Joe McEwing, R (1,6) OBP: 0.317, SLG: 0.306	G5-3			G1-3		K		SH3-4		3	0	0	0	0	1	0																								
12 Eric Hinske, L (1,3) OBP: 0.297, SLG: 0.424	F8			G6-3		G6-3		G6-3		4	0	0	1	0	0	2																								
34 David Ortiz, L (1,10) OBP: 0.235, SLG: 0.275 82 Jeff Corsaletti, L (8, PR) OBP: 0.273, SLG: 0.355 (9,10)										2	0	0	0	2	1	0																								
Manny Ramirez, R (1,7) OBP: 0.468, SLG: 0.281 76 Bobby Scales, S (7, PR) OBP: 0.395, SLG: 0.435 (8,7)										2	0	0	0	1	2	1																								
7 J.D. Drew, L (1,9) OBP: 0.485, SLG: 0.700 3 Alex Ochoa, R (7, PR) OBP: 0.273, SLG: 0.355 (8,9)										2	0	0	0	1	1	0																								
25 Mike Lowell, R (1,5) OBP: 0.271, SLG: 0.395 76 Zach Borowiak, R (8,5)										2	0	0	0	1	1	0																								
Jason Varitek, S (1,2) OBP: 0.219, SLG: 0.214 78 Kevin Cash, R (8,2) OBP: 0.333, SLG: 0.308										3	1	1	1	0	1	2																								
Wily Mo Peña, R (1,8) OBP: 0.283, SLG: 0.310 Bubba Bell, L (8, PR) OBP: 0.273, SLG: 0.355 (9,8)										1	0	1	1	0	0	0																								
15 Dustin Pedroia, R (1,4) OBP: 0.380, SLG: 0.282										2	0	0	0	1	1	1																								
Inning Stats	R: 0 E: 0 K: 1 S: 5	H: 0 LOB: 0 BB: 0 P: 5	R: 0 E: 0 K: 3 S: 9	H: 0 LOB: 0 BB: 0 P: 9	R: 0 E: 0 K: 1 S: 5	H: 0 LOB: 0 BB: 0 P: 5	R: 0 E: 0 K: 1 S: 5	H: 0 LOB: 1 BB: 1 P: 9	R: 1 E: 0 K: 2 S: 8	H: 1 LOB: 1 BB: 1 P: 12	R: 0 E: 0 K: 1 S: 5	H: 0 LOB: 0 BB: 0 P: 5	R: 0 E: 0 K: 0 S: 2	H: 0 LOB: 2 BB: 2 P: 10	R: 1 E: 0 K: 1 S: 6	H: 1 LOB: 2 BB: 2 P: 14	R: 1 E: 0 K: 0 S: 3	H: 2 LOB: 1 BB: 0 P: 3	1B: 2 2B: 1 3B: 0 HR: 1	SF: 0 SAC: 1 DP: 1 HBP: 0	WP: 0 PB: 0 SB: 0 CS: 0	PA: 34																		
PITCHER	IP	WLS	BF	H	R	ER	SO	BB	IBB	HBP	BLK	WP	HR	S	P	ERA	WHIP	PITCHER					IP	WLS	BF	H	R	ER	SO	BB	IBB	HBP	BLK	WP	HR	S	P	ERA	WHIP	
45 Erik Bedard, L (1,1) ERA: 0.95	5.0		18	1	1	1	8	2	0	0	0	0	0	32	40	1.80	0.600																							
John Parrish, L (6,1) ERA: 4.15	1.0	H	3	0	0	0	1	0	0	0	0	0	0	5	5	0.00	0.000																							
37 Chris Ray, R (7,1) ERA: 2.7	1.0	H	4	0	0	0	0	2	0	0	0	0	0	2	10	0.00	2.000																							
78 Rob Bell, R (8,1) ERA: 0.9	1.0	B	6	1	1	1	1	1	1	0	0	0	0	6	14	9.00	2.000																							
82 Steve Green, R (9,1) ERA: 2.08	0.1	L	3	2	1	1	0	0	0	0	0	0	0	3	3	27.00	6.000																							

Baltimore Orioles @ Boston Red Sox  
City of Palms Park, Ft. Myers, FL  
Fri Mar 23 2007, 1:05 PM EDT  
Att: 7,995 - Cloudy - 78 F

AB 27  
R 3  
H 4  
RBI 3  
BB 6  
SO 10  
LOB 11





Batter	1	2	3	4	5	6	7	8	9	AB	R	H	RBI	BB	SO	LOB	TOP					
40 Adam Stern, L (1,9) OBP: 0.412, SLG: 0.286										3	0	1	0	1	1	0	<b>Baltimore Orioles @ New York Mets</b> Tradition Field, Port St. Lucie, FL Sat Mar 24 2007, 1:10 PM EDT Att: 5,105 - Sunny - 81 F					
Chris Gomez, R (1,6) OBP: 0.302, SLG: 0.297 Pedro Florimón, S (8, PR) (8, 6)										4	0	0	0	0	0	2						
21 Nick Markakis, L (1,8) OBP: 0.414, SLG: 0.607 89 Arturo Rivas, R (8, PR) (8, 8)										4	0	1	0	0	1	2						
17 Aubrey Huff, L (1,3) OBP: 0.380, SLG: 0.489 73 Mike Cervenak, R (4,3) OBP: 0.250, SLG: 0.450										2	0	0	0	0	1	1						
68 Jon Knott, R (1,7) OBP: 0.250, SLG: 0.400 86 Jon Leicester, R (8,1)										4	1	1	1	0	0	2						
38 Terry Tiffes, S (1,5) OBP: 0.235, SLG: 0.242										4	0	1	0	0	0	0						
Paul Bako, L (1,2) OBP: 0.316, SLG: 0.316 77 Eli Whiteside, R (5,2) OBP: 0.182, SLG: 0.182										2	0	0	0	0	0	0						
12 Brandon Fahey, L (1,4) OBP: 0.172, SLG: 0.115 78 Rob Bell, R (7,1) Kennard Jones, L (8,7) OBP: 1.000, SLG: 2.000										2	0	0	0	1	0	1						
49 Hayden Penn, R (1,1) 72 Ryan Hubele, R (5, PH) OBP: 0.250, SLG: 0.250 25 Kurt Birkins, L (5,1) Paco Figueroa, R (7,4)										1	0	0	0	0	1	0						
<b>Inning Stats</b>	R: 0 E: 0 K: 1 S: 5	H: 0 LOB: 0 BB: 0 P: 5	R: 0 E: 0 K: 0 S: 3	H: 0 LOB: 0 BB: 0 P: 3	R: 0 E: 0 K: 1 S: 5	H: 0 LOB: 0 BB: 0 P: 5	R: 0 E: 0 K: 2 S: 8	H: 1 LOB: 1 BB: 0 P: 9	R: 1 E: 0 K: 0 S: 4	H: 1 LOB: 1 BB: 1 P: 8	R: 0 E: 0 K: 1 S: 5	H: 0 LOB: 1 BB: 0 P: 10	R: 0 E: 0 K: 0 S: 4	H: 1 LOB: 1 BB: 0 P: 4	R: 1 E: 1 K: 0 S: 6	H: 2 LOB: 2 BB: 0 P: 6		R: 0 E: 0 K: 0 S: 4	H: 1 LOB: 1 BB: 0 P: 4	1B: 4 2B: 1 3B: 0 HR: 1	SF: 0 SAC: 0 DP: 0 HBP: 0	WP: 0 PB: 0 SB: 2 CS: 0
<b>PITCHER</b>	IP WLS BF H R ER SO BB IBB HBP BLK WP HR S P ERA WHIP																					
61 Chan Ho Park, R (1,1) ERA: 6.57	3.0	9	0	0	0	2	0	0	0	0	0	0	0	0	0	0	0.00	0.000				
70 Joe Smith, R (4,1) ERA: 1.59	1.0	4	1	0	0	2	0	0	0	0	0	0	0	8	9	0.00	1.000					
25 Pedro Feliciano, L (5,1) ERA: 0.92	1.0	L 5	1	1	1	0	1	0	0	0	0	0	1	4	8	9.00	2.000					
40 Ambiorix Burgos, R (6,1) ERA: 8.76	1.0	4	0	0	0	1	1	0	0	0	0	0	0	5	10	0.00	1.000					
Scott Schoeneweis, L (7,1) ERA: 0.93	1.0	4	1	0	0	0	0	0	0	0	0	0	0	4	4	0.00	1.000					
<b>PITCHER</b>	IP WLS BF H R ER SO BB IBB HBP BLK WP HR S P ERA WHIP																					
29 Jorge Sosa, R (8,1) ERA: 4.5	1.0	6	2	1	0	0	0	0	0	0	0	0	0	0	0	0	0.00	2.000				
13 Billy Wagner, L (9,1) ERA: 7.0	1.0	4	1	0	0	0	0	0	0	0	0	0	0	4	4	0.00	1.000					

AB 34  
R 2  
H 6  
RBI 2  
BB 2  
SO 5  
LOB 12



Batter	1	2	3	4	5	6	7	8	9	AB	R	H	RBI	BB	SO	LOB	BOTTOM					
7 José Reyes, S (1,6) OBP: 0.433, SLG: 0.667 86 Jose Castro, S (9,6) OBP: 1.000, SLG: 2.500										3	0	0	0	1	1	0	<b>Baltimore Orioles @ New York Mets</b> Tradition Field, Port St. Lucie, FL Sat Mar 24 2007, 1:10 PM EDT Att: 5,105 - Sunny - 81 F					
5 David Wright, R (1,5) OBP: 0.438, SLG: 0.434 Luis Rivera, R (9,5)										2	1	1	0	2	1	0						
15 Carlos Beltrán, S (1,8) OBP: 0.339, SLG: 0.540 Jésus Feliciano, L (7,7) OBP: 0.500, SLG: 0.500										2	0	0	0	1	0	4						
18 Moises Alou, R (1,7) OBP: 0.298, SLG: 0.222 Scott Schoeneweis, L (7,1) 3 Damion Easley, R (8,4) OBP: 0.256, SLG: 0.275										3	0	0	0	0	0	1						
16 Paul Lo Duca, R (1,2) OBP: 0.256, SLG: 0.275 30 Mike DiFelice, R (8,2) OBP: 0.267, SLG: 0.267										3	0	1	0	0	1	0						
20 Shawn Green, L (1,9) OBP: 0.183, SLG: 0.281 25 Pedro Feliciano, L (5,1) 40 Ambiorix Burgos, R (6,1) 10 Endy Chavez, L (7,8) OBP: 0.367, SLG: 0.372										2	0	0	0	0	0	1						
Julio Franco, R (1,3) OBP: 0.389, SLG: 0.290										3	0	0	0	1	1	1						
22 Jose Valentin, S (1,4) OBP: 0.409, SLG: 0.622 29 Jorge Sosa, R (8,1) 13 Billy Wagner, L (9,1) 19 Sandy Alomar Jr., R (9, PH) OBP: 0.235, SLG: 0.133										2	0	0	0	1	1	1						
61 Chan Ho Park, R (1,1) 95 Emmanuel Garcia, L (3, PH) 70 Joe Smith, R (4,1) Dustin Martin, L (5,9)										0	0	0	0	0	0	0						
<b>Inning Stats</b>	R: 0 E: 0 K: 0 S: 2	H: 0 LOB: 0 BB: 1 P: 6	R: 0 E: 0 K: 0 S: 3	H: 0 LOB: 0 BB: 0 P: 3	R: 0 E: 0 K: 0 S: 4	H: 0 LOB: 3 BB: 3 P: 16	R: 0 E: 0 K: 0 S: 3	H: 1 LOB: 0 BB: 0 P: 3	R: 0 E: 0 K: 2 S: 7	H: 0 LOB: 0 BB: 0 P: 7	R: 0 E: 0 K: 1 S: 5	H: 0 LOB: 1 BB: 1 P: 9	R: 0 E: 0 K: 2 S: 7	H: 0 LOB: 2 BB: 2 P: 15	R: 1 E: 1 K: 1 S: 8	H: 3 LOB: 2 BB: 0 P: 8		R: 0 E: 0 K: 1 S: 5	H: 1 LOB: 0 BB: 0 P: 5	1B: 5 2B: 0 3B: 0 HR: 0	SF: 0 SAC: 0 DP: 3 HBP: 0	WP: 0 PB: 1 SB: 0 CS: 0
<b>PITCHER</b>	IP WLS BF H R ER SO BB IBB HBP BLK WP HR S P ERA WHIP																					
49 Hayden Penn, R (1,1) ERA: 1.8	4.0	W 15	1	0	0	0	4	0	0	0	0	0	0	0	0	0.00	1.250					
25 Kurt Birkins, L (5,1) ERA: 1.42	2.0	H 7	0	0	0	3	1	0	0	0	0	0	0	12	16	0.00	0.500					
78 Rob Bell, R (7,1) ERA: 0.82	1.0	H 5	0	0	0	2	2	0	0	0	0	0	0	7	15	0.00	2.000					
86 Jon Leicester, R (8,1) ERA: 4.15	2.0	S 9	4	1	1	2	0	0	0	0	0	0	0	13	13	4.50	2.000					

AB 29  
R 1  
H 5  
RBI 0  
BB 7  
SO 7  
LOB 15





Batter	1	2	3	4	5	6	7	8	9	AB	R	H	RBI	BB	SO	LOB	TOP								
65 Tony Abreu, S OBP: 0.368, SLG: 0.703 Luis Maza, R OBP: 1.000, SLG: 1.000	G5-3		G3			G4-3				4	0	1	1	0	0	0	<b>Los Angeles Dodgers @ Baltimore Orioles</b> Fort Lauderdale Stadium, Ft. Lauderdale, FL Sat Mar 24 2007, 1:05 PM EDT Att: 5,521 - Partly Cloudy - 77 F								
9 Juan Pierre, L OBP: 0.384, SLG: 0.465 Adam Godwin, R			G4-3			G6-3			L3	4	1	1	0	0	0	2									
55 Russell Martin, R OBP: 0.318, SLG: 0.341 77 Kelly Stinnett, R OBP: 0.241, SLG: 0.259	E6								G5-3	4	0	2	0	0	0	1									
Olmedo Saenz, R OBP: 0.344, SLG: 0.419	G4-3									4	0	1	0	0	1	2									
16 Andre Ethier, L OBP: 0.340, SLG: 0.302 88 Larry Barnes, L OBP: 0.250, SLG: 0.250	K									3	1	0	0	1	2	3									
28 Andy LaRoche, R OBP: 0.240, SLG: 0.234										4	1	1	0	0	1	3									
7 James Loney, L OBP: 0.482, SLG: 0.500										4	0	1	1	0	1	3									
27 Matt Kemp, R OBP: 0.283, SLG: 0.327										4	1	1	0	0	1	1									
13 Wilson Valdez, R OBP: 0.393, SLG: 0.593										4	0	1	1	0	1	2									
<b>Inning Stats</b>	R: 1 E: 2 K: 1 S: 7	H: 1 LOB: 1 BB: 0 P: 8	R: 0 E: 1 K: 1 S: 7	H: 0 LOB: 1 BB: 0 P: 7	R: 0 E: 0 K: 0 S: 4	H: 1 LOB: 1 BB: 0 P: 4	R: 2 E: 0 K: 0 S: 7	H: 4 LOB: 2 BB: 0 P: 7	R: 0 E: 0 K: 2 S: 9	H: 2 LOB: 2 BB: 0 P: 9	R: 0 E: 0 K: 0 S: 3	H: 0 LOB: 0 BB: 0 P: 3	R: 0 E: 0 K: 1 S: 5	H: 0 LOB: 0 BB: 0 P: 5	R: 1 E: 0 K: 2 S: 8	H: 1 LOB: 1 BB: 0 P: 12		R: 0 E: 0 K: 0 S: 3	H: 1 LOB: 0 BB: 0 P: 3	1B: 8 2B: 3 3B: 0 HR: 0	SF: 0 SAC: 0 DP: 1 HBP: 0	WP: 1 PB: 0 SB: 1 CS: 0	PA: 39		
<b>PITCHER</b>	IP	WLS	BF	H	R	ER	SO	BB	IBB	HBP	BLK	WP	HR	S	P	ERA	WHIP	<b>PITCHER</b>							
40 Daniel Cabrera, R ERA: 3.15	6.0	L	28	8	3	2	4	0	0	0	0	1	0	37	38	3.00	1.333								
51 Scott Williamson, R ERA: 1.42	1.0		3	0	0	0	1	0	0	0	0	0	0	5	5	0.00	0.000								
56 Brian Burres, L ERA: 2.89	1.0		5	1	1	1	2	1	0	0	0	0	0	8	12	9.00	2.000								
28 Danys Baez, R ERA: 3.24	1.0		3	1	0	0	0	0	0	0	0	0	0	3	3	0.00	1.000								

Batter	1	2	3	4	5	6	7	8	9	AB	R	H	RBI	BB	SO	LOB	BOTTOM								
1 Brian Roberts, S OBP: 0.315, SLG: 0.313 Jonny Tucker, R	E3									3	1	0	0	1	0	1	<b>Los Angeles Dodgers @ Baltimore Orioles</b> Fort Lauderdale Stadium, Ft. Lauderdale, FL Sat Mar 24 2007, 1:05 PM EDT Att: 5,521 - Partly Cloudy - 77 F								
3 Freddie Bynum, L OBP: 0.222, SLG: 0.242										4	0	0	0	0	3	3									
6 Melvin Mora, R OBP: 0.346, SLG: 0.404 71 Ruddy Yan, S OBP: 0.321, SLG: 0.296										3	0	1	1	0	1	0									
10 Miguel Tejada, R OBP: 0.260, SLG: 0.327 Cesar Crespo, S OBP: 0.200, SLG: 1.000										3	0	0	0	0	1	1									
31 Jay Gibbons, L OBP: 0.268, SLG: 0.324										4	1	1	0	0	2	0									
55 Ramon Hernandez, R OBP: 0.317, SLG: 0.375 61 Dustin Yount, L										3	0	2	0	0	0	0									
16 Jay Payton, R OBP: 0.318, SLG: 0.419 Nolan Reimold, R										3	0	2	1	0	0	0									
Kevin Millar, R OBP: 0.200, SLG: 0.154 60 J.R. House, R OBP: 0.200, SLG: 0.250										2	0	0	0	1	0	4									
17 Corey Patterson, L OBP: 0.265, SLG: 0.233 Adam Donachie, R OBP: 0.278, SLG: 0.412										3	0	1	0	0	0	1									
<b>Inning Stats</b>	R: 0 E: 1 K: 2 S: 7	H: 0 LOB: 0 BB: 0 P: 7	R: 0 E: 0 K: 1 S: 7	H: 2 LOB: 2 BB: 0 P: 7	R: 1 E: 1 K: 1 S: 6	H: 2 LOB: 1 BB: 1 P: 10	R: 0 E: 0 K: 1 S: 5	H: 0 LOB: 0 BB: 0 P: 5	R: 0 E: 0 K: 1 S: 5	H: 0 LOB: 0 BB: 0 P: 9	R: 1 E: 0 K: 1 S: 8	H: 3 LOB: 2 BB: 0 P: 8	R: 0 E: 0 K: 0 S: 3	H: 0 LOB: 0 BB: 0 P: 3	R: 0 E: 0 K: 1 S: 5	H: 0 LOB: 0 BB: 0 P: 5		R: 0 E: 0 K: 1 S: 5	H: 0 LOB: 0 BB: 0 P: 5	1B: 6 2B: 2 3B: 0 HR: 0	SF: 0 SAC: 0 DP: 1 HBP: 0	WP: 0 PB: 0 SB: 0 CS: 2	PA: 35		
<b>PITCHER</b>	IP	WLS	BF	H	R	ER	SO	BB	IBB	HBP	BLK	WP	HR	S	P	ERA	WHIP	<b>PITCHER</b>							
52 Randy Wolf, L ERA: 4.24	1.1	H	6	2	0	0	0	0	0	0	0	0	0	6	6	0.00	1.500								
41 Chin-hui Tsao, R ERA: 2.89	1.0		3	0	0	0	1	0	0	0	0	0	0	5	5	0.00	0.000								
38 Rudy Seanez, R ERA: 1.13	1.0	S	3	0	0	0	1	0	0	0	0	0	0	5	5	0.00	0.000								

AB	38
R	4
H	10
RBI	3
BB	1
SO	7
LOB	18



AB	33
R	2
H	7
RBI	2
BB	2
SO	9
LOB	10





Batter	1	2	3	4	5	6	7	8	9	AB	R	H	RBI	BB	SO	LOB	TOP			
1 Brian Roberts, S (1.4) OBP: 0.310, SLG: 0.314 38 Terry Tiffee, S (7.5) OBP: 0.257, SLG: 0.265	0-2 3 S 10 1B	2-2 SF9	1-3 K			2-1 F7			0-0 3 SH5-3 1B	3	1	1	1	0	1	2				
3 Freddie Byrum, L (1.7) OBP: 0.200, SLG: 0.216	3-3 K	1-0 P5			0-0 G3	0-0 P6			0-0 SH5-3	4	0	0	0	0	1	2				
6 Melvin Mora, R (1.5) OBP: 0.339, SLG: 0.380 53 Todd Williams, R (6.1) 73 Mike Cervenak, R (7.3) OBP: 0.238, SLG: 0.429	0-0 F8			4-2 10 1B 2B	1-1 G3	0-0 G6-3			0-0 G5-3	3	1	0	0	1	0	1				
10 Miguel Tejada, R (1.6) OBP: 0.296, SLG: 0.346 Cesar Crespo, S (7.4) OBP: 0.097, SLG: 1.000	2-2 16 1B			1-0 16 2B 1B	3-2 HBP				0-0 G5-3	3	1	2	1	0	0	0				
16 Jay Payton, R (1.9) OBP: 0.354, SLG: 0.468 40 Adam Stern, L (8.8) OBP: 0.389, SLG: 0.267	1-1 FC5-4			0-0 1B	0-2 F7				0-0 F7	4	1	3	1	0	0	1				
Kevin Millar, R (1.3) OBP: 0.206, SLG: 0.167 32 Jamie Walker, L (7.1) 70 Jason Dubois, R (8.9) OBP: 0.406, SLG: 0.533	1-2 FC5-4			0-0 1B		0-0 P5			0-0 G5-4-3	4	0	1	2	0	0	3				
17 Corey Patterson, L (1.8) 77 Eli Whiteside, R (8.2) OBP: 0.182, SLG: 0.182		1-2 S 1 SF9 1B			1-3 K				0-0 P5	4	1	1	0	0	1	1				
Adam Donachie, R (1.2) OBP: 0.364, SLG: 0.421 Chad Bradford, R (8.1) John Parrish, L (9.1)		4-2 27 SH1-4 BB		0-1 BB	4-0 BB				0-0 G5-3	2	0	1	0	2	0	0				
27 Jaret Wright, R (1.1) 71 Ruddy Yan, S (5, PH) OBP: 0.310, SLG: 0.286 46 Jeremy Guthrie, R (5.1) Chris Gomez, R (6.5) OBP: 0.295, SLG: 0.289		0-0 SH1-4		2-0 SH3	1-0 G4-3				0-0 G1-4-3	0	0	0	0	0	0	0				
<b>Inning Stats</b>	R: 1 E: 0 K: 1 S: 15	H: 3 LOB: 2 BB: 0 P: 22	R: 1 E: 0 K: 0 S: 14	H: 1 LOB: 1 BB: 1 P: 22	R: 3 E: 0 K: 1 S: 19	H: 4 LOB: 2 BB: 1 P: 29	R: 0 E: 0 K: 0 S: 8	H: 0 LOB: 1 BB: 0 P: 12	R: 0 E: 0 K: 1 S: 5	H: 0 LOB: 1 BB: 1 P: 11	R: 0 E: 0 K: 0 S: 4	H: 1 LOB: 0 BB: 0 P: 3	R: 0 E: 0 K: 0 S: 3	H: 0 LOB: 0 BB: 0 P: 3	R: 1 E: 0 K: 0 S: 5	H: 2 LOB: 1 BB: 0 P: 5	1B: 10 2B: 1 3B: 0 HR: 0	SF: 1 DP: 1 HBP: 1	WP: 0 PA: 41 PB: 0 SB: 3 CS: 0	
<b>PITCHER</b>	IP WLS BF H R ER SO BB IBB HBP BLK WP HR S P ERA WHIP	23 Anthony Reyes, R (1.1) ERA: 2.7	66 Mike Silman, R (5.1) ERA: 1.0	Chris Perez, R (6.1) ERA: 1.0	31 Ryan Franklin, R (7.1) ERA: 3.0	36 Russ Springer, R (9.1) ERA: 7.2														

Baltimore Orioles @ St. Louis Cardinals  
Roger Dean Stadium, Jupiter, FL  
Sun Mar 25 2007, 1:05 PM EDT  
Att: 7,477 - Partly Cloudy - 78 F

AB 33  
R 6  
H 11  
RBI 6  
BB 3  
SO 3  
LOB 13



Batter	1	2	3	4	5	6	7	8	9	AB	R	H	RBI	BB	SO	LOB	BOTTOM				
22 David Eckstein, R (1.6) OBP: 0.313, SLG: 0.286 Aaron Miles, S (7.6) OBP: 0.291, SLG: 0.234	2-1 G6-3		2-1 P3	4-0 55 G3-6-3 BB		0-0 F7		0-0 G5-3		3	0	0	0	1	0	3					
15 Jim Edmonds, L (1.8) 55 Skip Schumaker, L (4.8) OBP: 0.469, SLG: 0.581 So Taguchi, R (9, PH) OBP: 0.235, SLG: 0.191	4-2 5 G4-6-3 BB		2-1 G1	0-1 G3-6-3		4-1 BB			0-3 K	1	0	0	0	1	0	0					
5 Albert Pujols, R (1.3) OBP: 0.297, SLG: 0.367 31 Ryan Franklin, R (7.1) 19 Jolbert Cabrera, R (9.6) OBP: 0.208, SLG: 0.136	0-0 G4-6-3		4-0 27 FC6-4 BB		0-0 L7	1-1 F9			0-3 K	3	0	0	0	1	0	4					
27 Scott Rolen, R (1.5) OBP: 0.322, SLG: 0.353 70 Tagg Bozied, R (8.3) OBP: 0.302, SLG: 0.282		2-2 P3	0-2 FC6-4		2-2 G3-1				0-3 K	4	0	0	0	0	1	1					
16 Chris Duncan, L (1.7) OBP: 0.378, SLG: 0.554		4-0 26 2B 7 PB BB		0-0 7 HBP 2B	1-3 K				0-3 K	3	2	1	0	1	2	0					
26 Scott Spiezio, S (1.9) OBP: 0.431, SLG: 0.528		0-0 7 PB 7 G6-3 2B		4-2 7 HBP 2B		0-2 1B 55 BB 2B			0-3 K	3	3	2	0	1	1	0					
7 Adam Kennedy, L (1.4) OBP: 0.222, SLG: 0.313 36 Russ Springer, R (9.1)		2-2 G6-3		1-2 2B HBP		0-3 K			0-0 G4-3	3	0	0	1	0	1	1					
Gary Bennett, R (1.2) OBP: 0.368, SLG: 0.323		0-0 1B		0-1 2B		0-0 55 BB 53 HBP 1B			1-0 HBP	3	0	3	2	0	0	0					
23 Anthony Reyes, R (1.1) 3 Preston Wilson, R (4, PH) 66 Mike Silman, R (5.1) Chris Perez, R (6.1) 53 John Rodriguez, L (6, PH) OBP: 0.422, SLG: 0.338		2-2 F9		2-2 P5		3-2 55 BB HBP			0-0 F7	1	0	0	0	0	0	1					
<b>Inning Stats</b>	R: 0 E: 0 K: 0 S: 5	H: 0 LOB: 1 BB: 1 P: 11	R: 2 E: 0 K: 0 S: 12	H: 2 LOB: 1 BB: 1 P: 22	R: 0 E: 0 K: 0 S: 8	H: 0 LOB: 1 BB: 1 P: 16	R: 2 E: 0 K: 0 S: 12	H: 2 LOB: 2 BB: 2 P: 21	R: 0 E: 0 K: 1 S: 7	H: 0 LOB: 0 BB: 0 P: 10	R: 1 E: 0 K: 1 S: 13	H: 2 LOB: 3 BB: 1 P: 21	R: 0 E: 0 K: 3 S: 9	H: 0 LOB: 0 BB: 0 P: 9	R: 0 E: 0 K: 0 S: 3	H: 0 LOB: 1 BB: 0 P: 4	R: 0 E: 0 K: 3 S: 9	H: 0 LOB: 0 BB: 0 P: 9	1B: 3 2B: 3 3B: 0 HR: 0	SF: 0 DP: 2 HBP: 3	WP: 0 PA: 40 PB: 1 SB: 0 CS: 0
<b>PITCHER</b>	IP WLS BF H R ER SO BB IBB HBP BLK WP HR S P ERA WHIP	27 Jaret Wright, R (1.1) ERA: 5.79	46 Jeremy Guthrie, R (5.1) ERA: 1.38	53 Todd Williams, R (6.1) ERA: 2.16	32 Jamie Walker, L (7.1) ERA: 1.0	Chad Bradford, R (8.1) ERA: 9.72															

Baltimore Orioles @ St. Louis Cardinals  
Roger Dean Stadium, Jupiter, FL  
Sun Mar 25 2007, 1:05 PM EDT  
Att: 7,477 - Partly Cloudy - 78 F

AB 31  
R 5  
H 6  
RBI 4  
BB 6  
SO 8  
LOB 17





Batter	1	2	3	4	5	6	7	8	9	AB	R	H	RBI	BB	SO	LOB	TOP																
16 Jay Payton, R OBP: 0.367, SLG: 0.500 3 Freddie Bynum, L OBP: 0.205, SLG: 0.220										1 0 1 0 0 0 0 4 0 1 1 0 0 0 1							<p><b>Baltimore Orioles @ Minnesota Twins</b> Hammond Stadium, Fort Myers, FL Mon Mar 26 2007, 1:05 PM EDT Att. 7,248 - Partly Cloudy - 81 F</p>																
Chris Gomez, R OBP: 0.282, SLG: 0.286 71 Ruddy Yan, S OBP: 0.300, SLG: 0.276										4 0 1 0 0 0 1 4 1 0 0 0 0 0 0 1																							
21 Nick Markakis, L OBP: 0.403, SLG: 0.633 70 Jason Dubois, R OBP: 0.406, SLG: 0.533										4 1 1 1 0 0 0 2 0 0 0 0 0 0 0 0																							
17 Aubrey Huff, L OBP: 0.396, SLG: 0.520 Paul Bako, L OBP: 0.300, SLG: 0.300										3 1 2 0 0 0 0 0 1 0 0 0 0 0 0 0																							
31 Jay Gibbons, L OBP: 0.295, SLG: 0.359 73 Mike Cervenak, R OBP: 0.273, SLG: 0.455										2 1 1 0 1 0 1 1 1 0 1 0 0 0 0 0																							
55 Ramon Hernandez, R OBP: 0.318, SLG: 0.395 38 Terry Tiffee, S OBP: 0.250, SLG: 0.257										3 0 1 2 0 0 0 1 1 0 0 0 0 0 0 1																							
Kevin Millar, R OBP: 0.152 60 J.R. House, R OBP: 0.190, SLG: 0.238										3 0 0 0 0 0 1 2 1 1 0 0 0 0 0 1																							
68 Jon Knott, R OBP: 0.306, SLG: 0.529										4 1 3 0 0 0 0 0																							
Cesar Crespo, S OBP: 0.429, SLG: 0.571										4 0 1 1 0 1 0 2																							
<b>Inning Stats</b>	R: 0 E: 0 K: 0 S: 3	H: 1 LOB: 1 BB: 0 P: 5	R: 0 E: 0 K: 1 S: 6	H: 1 LOB: 1 BB: 0 P: 6	R: 0 E: 0 K: 1 S: 5	H: 0 LOB: 0 BB: 0 P: 5	R: 0 E: 0 K: 0 S: 4	H: 2 LOB: 1 BB: 0 P: 4	R: 0 E: 0 K: 0 S: 4	H: 1 LOB: 1 BB: 0 P: 4	R: 0 E: 0 K: 1 S: 5	H: 0 LOB: 0 BB: 0 P: 5	R: 4 E: 1 K: 0 S: 7	H: 5 LOB: 2 BB: 1 P: 11	R: 1 E: 0 K: 0 S: 5	H: 2 LOB: 1 BB: 0 P: 5		R: 0 E: 0 K: 0 S: 4	H: 1 LOB: 1 BB: 0 P: 4	1B: 5 2B: 7 3B: 0 HR: 1	SF: 0 SAC: 0 DP: 2 HBP: 0	WP: 0 PB: 0 SB: 0 CS: 0	PA: 38										
<b>PITCHER</b>	IP WLS BF H R ER SO BB IBB HBP BLK WP HR S P ERA WHIP																																
19 Sidney Ponson, R ERA: 3.94 J.D. Durbin, R ERA: 12.38 54 Matt Guerrier, R ERA: 6.75 49 Mike Venafo, L ERA:	6.0 1.0 1.0 1.0	WLS L L S	BF 21 8 5 4	H 5 5 2 1	R 0 4 1 0	ER 0 1 1 0	SO 3 0 1 0	BB 0 0 0 0	IBB 0 0 0 0	HBP 0 0 0 0	BLK 0 0 0 0	WP 0 0 0 0	HR 0 0 1 0	S 27 7 5 4	P 29 11 5 4	ERA 0.00 36.00 9.00 0.00	WHIP 0.833 6.000 2.000 1.000																

Batter	1	2	3	4	5	6	7	8	9	AB	R	H	RBI	BB	SO	LOB	BOTTOM																
Luis Castillo, S OBP: 0.490, SLG: 0.556 38 Luis Antonio Rodriguez, R OBP: 0.399, SLG: 0.431										3 0 1 0 0 1 0 0 1 0 1 0 0 0 0 0							<p><b>Baltimore Orioles @ Minnesota Twins</b> Hammond Stadium, Fort Myers, FL Mon Mar 26 2007, 1:05 PM EDT Att. 7,248 - Partly Cloudy - 81 F</p>																
27 Jeff Cirillo, R OBP: 0.381, SLG: 0.267 David Winfree, R										3 0 0 0 0 0 0 1 0 0 0 0 1 0 0 0																							
55 Mike Redmond, R OBP: 0.265, SLG: 0.194 41 Chris Heintz, R OBP: 0.304, SLG: 0.348										2 0 0 0 0 1 1 0 1 0 0 0 0 0 0 2																							
5 Michael Cuddyer, R OBP: 0.390, SLG: 0.714 Doug Deeds, L OBP: 0.200, SLG: 0.200										3 1 1 0 0 1 1 1 1 0 1 1 0 0 0 0																							
33 Justin Morneau, L OBP: 0.382, SLG: 0.481 58 Glenn Williams, S OBP: 0.255, SLG: 0.262										3 0 2 1 0 0 0 0 1 0 0 0 0 0 0 2																							
Torii Hunter, R OBP: 0.320, SLG: 0.553 16 Jason Kubel, L OBP: 0.327, SLG: 0.383										3 0 0 0 0 0 0 2 1 0 0 0 0 0 0 0																							
11 Josh Rabe, R OBP: 0.286, SLG: 0.317										4 0 0 0 0 0 0 1																							
Jason Tyner, L OBP: 0.308, SLG: 0.277										4 1 1 0 0 0 0 0																							
Jason Bartlett, R OBP: 0.348, SLG: 0.333 61 Tommy Watkins, R OBP: 0.257, SLG: 0.214										2 0 0 0 0 1 0 0 0 1 0 0 0 0 0 0																							
<b>Inning Stats</b>	R: 0 E: 0 K: 0 S: 3	H: 0 LOB: 1 BB: 1 P: 7	R: 0 E: 0 K: 0 S: 3	H: 0 LOB: 0 BB: 0 P: 3	R: 0 E: 0 K: 0 S: 4	H: 1 LOB: 1 BB: 0 P: 4	R: 1 E: 0 K: 1 S: 6	H: 2 LOB: 0 BB: 0 P: 6	R: 0 E: 0 K: 0 S: 3	H: 0 LOB: 0 BB: 0 P: 3	R: 0 E: 0 K: 1 S: 5	H: 0 LOB: 0 BB: 0 P: 5	R: 0 E: 0 K: 1 S: 6	H: 1 LOB: 1 BB: 0 P: 6	R: 2 E: 0 K: 0 S: 6	H: 3 LOB: 2 BB: 1 P: 10		R: 0 E: 0 K: 0 S: 3	H: 0 LOB: 0 BB: 0 P: 3	1B: 6 2B: 1 3B: 0 HR: 0	SF: 1 SAC: 0 DP: 0 HBP: 0	WP: 0 PB: 0 SB: 0 CS: 1	PA: 36										
<b>PITCHER</b>	IP WLS BF H R ER SO BB IBB HBP BLK WP HR S P ERA WHIP																																
29 Adam Loewen, L ERA: 1.42 28 Danyls Baez, R ERA: 2.89 37 Chris Ray, R ERA: 4.7 51 Scott Williamson, R ERA: 1.23	6.0 1.0 1.0 1.0	WLS H L S	BF 21 4 7 3	H 1 1 3	R 1 0 2	ER 1 0 2	SO 1 0 0	BB 1 0 0	IBB 0 0 0	HBP 0 0 0	BLK 0 0 0	WP 0 0 0	HR 0 0 0	S 24 6 6 3	P 28 6 10 3	ERA 1.50 0.00 18.00 0.000	WHIP 0.667 1.000 4.000 0.000																





Batter	1	2	3	4	5	6	7	8	9	AB	R	H	RBI	BB	SO	LOB	TOP										
2 Hanley Ramirez, R OBP: 0.338, SLG: 0.556 4 Alfredo Amezaga, S OBP: 0.205, SLG: 0.190	F9	1B			2B		1B		L5	4	1	3	0	0	0	0	<b>Florida Marlins @ Baltimore Orioles</b> Fort Lauderdale Stadium, Ft. Lauderdale, FL Tue Mar 27 2007, 1:05 PM EDT Att: 5,005 - Cloudy - 73 F										
6 Dan Uggla, R OBP: 0.274, SLG: 0.303 3 Zach Sorensen, S OBP: 0.231, SLG: 0.200	1B	P6			FC1-5-6		HR			3	2	1	2	1	0	2											
Miguel Cabrera, R OBP: 0.347, SLG: 0.478	1B			P4			K			4	1	1	0	0	2	1											
17 Mike Jacobs, L OBP: 0.288, SLG: 0.400 28 Jason Wood, R OBP: 0.437, SLG: 0.683	1B			G6-3			1B			3	0	2	1	0	0	0											
14 Josh Willingham, R OBP: 0.343, SLG: 0.214 7 Alejandro De Aza, L OBP: 0.375, SLG: 0.514	1B						K		SH	3	0	2	0	0	1	1											
Miguel Olivo, R OBP: 0.241, SLG: 0.300 13 Paul Hoover, R OBP: 0.313, SLG: 0.214	1B						L7		G3-6-3	4	0	0	1	0	0	5											
21 Joe Borchard, S OBP: 0.386, SLG: 0.383 12 Cody Ross, R OBP: 0.170, SLG: 0.104	G4-3						F8		G5-3	3	0	0	0	0	1	3											
8 Aaron Boone, R OBP: 0.250, SLG: 0.236							F7		L6	4	0	1	0	0	0	0											
Alex Sanchez, L OBP: 0.182, SLG: 0.256							F7		G4-3	4	0	1	0	0	0	0											
<b>Inning Stats</b>	R: 2 E: 0 K: 0 S: 6	H: 3 LOB: 2 BB: 1 P: 11	R: 0 E: 0 K: 0 S: 5	H: 3 LOB: 1 BB: 0 P: 7	R: 0 E: 0 K: 0 S: 4	H: 1 LOB: 0 BB: 0 P: 4	R: 0 E: 0 K: 1 S: 5	H: 0 LOB: 0 BB: 0 P: 5	R: 0 E: 0 K: 1 S: 5	H: 1 LOB: 1 BB: 0 P: 5	R: 0 E: 0 K: 1 S: 6	H: 2 LOB: 0 BB: 0 P: 7	R: 1 E: 1 K: 0 S: 4	H: 1 LOB: 0 BB: 0 P: 4	R: 0 E: 0 K: 0 S: 3	H: 0 LOB: 0 BB: 0 P: 3		1B: 9 2B: 3 3B: 0 HR: 1	SF: 0 SAC: 1 DP: 2 HBP: 0	WP: 0 PB: 0 SB: 1 CS: 3	PA: 37						
<b>PITCHER</b>	IP	WLS	BF	H	R	ER	SO	BB	IBB	HBP	BLK	WP	HR	S	P	ERA	WHIP										
41 Steve Trachsel, R ERA: 4.7	6.0		25	9	2	2	3	1	0	0	0	0	0	31	38	3.00	1.667										
56 Brian Burres, L ERA: 4.35	1.0	L	5	2	2	2	1	0	0	0	0	0	1	7	7	18.00	2.000										
Chad Bradford, R ERA: 9.64	1.0		4	1	1	1	0	0	0	0	0	0	0	4	4	9.00	1.000										
32 Jamie Walker, L ERA: 0.9	1.0		3	0	0	0	0	0	0	0	0	0	0	3	3	0.00	0.000										

Batter	1	2	3	4	5	6	7	8	9	AB	R	H	RBI	BB	SO	LOB	BOTTOM										
1 Brian Roberts, S OBP: 0.311, SLG: 0.315 Cesar Crespo, S OBP: 0.375, SLG: 0.500	G4-6-3		F9					G4-3		3	0	1	0	0	0	3	<b>Florida Marlins @ Baltimore Orioles</b> Fort Lauderdale Stadium, Ft. Lauderdale, FL Tue Mar 27 2007, 1:05 PM EDT Att: 5,005 - Cloudy - 73 F										
17 Corey Patterson, L OBP: 0.286, SLG: 0.300 71 Ruddy Yan, S OBP: 0.323, SLG: 0.300	1B									3	1	2	1	0	0	1											
6 Melvin Mora, R OBP: 0.339, SLG: 0.377 38 Terry Tiffee, S OBP: 0.243, SLG: 0.250	1B									3	0	1	2	0	1	2											
10 Miguel Tejada, R OBP: 0.298, SLG: 0.345 3 Freddie Bynum, L OBP: 0.200, SLG: 0.214	1B									3	0	1	0	0	0	1											
17 Aubrey Huff, L OBP: 0.375, SLG: 0.491 60 J.R. House, R OBP: 0.190, SLG: 0.238	1B									3	0	0	0	0	0	0											
55 Ramon Hernandez, R OBP: 0.319, SLG: 0.378 77 Eli Whiteside, R OBP: 0.182, SLG: 0.182	1B									2	0	0	0	1	0	0											
31 Jay Gibbons, L OBP: 0.319, SLG: 0.366 68 Jon Knott, R OBP: 0.306, SLG: 0.529	1B									2	1	1	0	1	0	1											
Kevin Millar, R OBP: 0.200, SLG: 0.143	1B									2	1	0	0	1	0	1											
70 Jason Dubois, R OBP: 0.371, SLG: 0.485	1B									3	0	0	0	0	1	3											
<b>Inning Stats</b>	R: 0 E: 0 K: 0 S: 3	H: 1 LOB: 0 BB: 0 P: 3	R: 0 E: 0 K: 0 S: 3	H: 0 LOB: 0 BB: 0 P: 3	R: 3 E: 0 K: 1 S: 6	H: 2 LOB: 1 BB: 2 P: 14	R: 0 E: 0 K: 0 S: 3	H: 1 LOB: 0 BB: 0 P: 3	R: 0 E: 0 K: 1 S: 5	H: 1 LOB: 1 BB: 0 P: 5	R: 0 E: 0 K: 1 S: 2	H: 0 LOB: 1 BB: 1 P: 6	R: 0 E: 0 K: 0 S: 3	H: 0 LOB: 0 BB: 0 P: 3	R: 0 E: 0 K: 0 S: 3	H: 1 LOB: 0 BB: 0 P: 3		1B: 5 2B: 3 3B: 0 HR: 0	SF: 0 SAC: 0 DP: 5 HBP: 0	WP: 0 PB: 0 SB: 0 CS: 0	PA: 31						
<b>PITCHER</b>	IP	WLS	BF	H	R	ER	SO	BB	IBB	HBP	BLK	WP	HR	S	P	ERA	WHIP										
Rick Van Den Hurk, R ERA: 0.75	4.0		15	4	3	3	1	2	0	0	0	0	0	15	23	6.75	1.500										
22 Matt Lindstrom, R ERA: 0.73	2.0	W	7	2	0	0	1	0	0	0	0	0	0	9	9	0.00	1.000										
40 Nate Field, R ERA: 0.09	2.0	H	6	0	0	0	0	1	0	0	0	0	0	5	9	0.00	0.500										
77 Henry Owens, R ERA: 0.75	1.0	S	3	1	0	0	0	0	0	0	0	0	0	3	3	0.00	1.000										



Batter	1	2	3	4	5	6	7	8	9	AB	R	H	RBI	BB	SO	LOB	TOP				
3 Freddie Bynum, L OBP: 0.184, SLG: 0.196	F8		F8		K		CS	F9		4	0	0	0	0	1	1	<p><b>Baltimore Orioles @ Washington Nationals</b> Space Coast Stadium, Viera, FL</p> <p>Wed Mar 28 2007, 1:05 PM EDT Attn: 2:587 - Partly Cloudy - 77 F</p> <p>livebaseballscorecards.com</p>				
Chris Gomez, R Jonny Tucker, R	BB		F9			BB	G6-3		1	0	0	0	2	0	0	0					
21 Nick Markakis, L Kennard Jones, L	K			P5		G4-3		F7		3	0	0	0	1	2	0					
70 Jason Dubois, R	K			E6		L8				4	1	0	0	0	2	2					
Paul Bako, L 77 Eil Whiteside, R		G4-3		P6			F7		K	2	0	0	0	0	1	0					
68 Jon Knott, R		G6-3					K		BB	3	0	1	1	1	1	0					
Matt Cepicky, L				F8			HR		BB	4	1	3	1	0	0	0					
38 Terry Tiffee, S		L6		P2			BB		G4-3	4	0	1	0	0	0	3					
Cesar Crespo, S			P6				BB			2	0	1	0	1	0	0					
<b>Inning Stats</b>	R: 0 H: 0 E: 0 K: 2 S: 7	H: 0 LOB: 1 BB: 1 P: 11	R: 0 H: 1 E: 0 K: 0 S: 4	LOB: 1 BB: 0 P: 4	R: 0 H: 0 E: 0 K: 0 S: 3	H: 0 LOB: 0 BB: 0 P: 3	R: 1 H: 1 E: 1 K: 0 S: 4	H: 1 LOB: 1 BB: 0 P: 4	R: 0 H: 1 E: 0 K: 1 S: 6	H: 0 LOB: 1 BB: 1 P: 7	R: 1 H: 2 E: 0 K: 1 S: 7	H: 1 LOB: 1 BB: 1 P: 11	R: 0 H: 0 E: 0 K: 2 S: 8	H: 0 LOB: 0 BB: 0 P: 3	R: 0 H: 1 E: 0 K: 2 S: 8	H: 1 LOB: 2 BB: 1 P: 12		1B: 3 2B: 2 3B: 0 HR: 1	SF: 0 SAC: 0 DP: 0 HBP: 0	WP: 0 PB: 0 SB: 1 CS: 2	PA: 36
<b>PITCHER</b>	IP	WLS	BF	H	R	ER	SO	BB	IBB	HBP	BLK	WP	HR	S	P	ERA	WHIP				
22 John Patterson, R	(1, 1)	6.2	26	5	2	1	4	2	0	0	0	0	1	32	41	1.35	1.050				
52 Saul Rivera, R	(7, 1)	0.1	1	0	0	0	0	1	0	0	0	0	0	1	5	0.00	3.000				
34 Ray King, L	(8, 1)	1.0	3	0	0	0	0	0	0	0	0	0	0	3	3	0.00	0.000				
35 Ryan Wagner, R	(9, 1)	1.0	5	1	0	0	2	1	0	0	0	0	0	8	12	0.00	2.000				

Batter	1	2	3	4	5	6	7	8	9	AB	R	H	RBI	BB	SO	LOB	BOTTOM				
Felipe Lopez, S 92 Roger Bernadina, L (7, FH)	BB		G6-3		CS	BB	P6			2	0	1	0	1	0	0	<p><b>Baltimore Orioles @ Washington Nationals</b> Space Coast Stadium, Viera, FL</p> <p>Wed Mar 28 2007, 1:05 PM EDT Attn: 2:587 - Partly Cloudy - 77 F</p> <p>livebaseballscorecards.com</p>				
4 D'Angelo Jimenez, S	BB		F7			P5		F8		4	0	1	0	0	0	1					
11 Ryan Zimmerman, R 94 Brandon Larson, R	G6-3			BB		BB		K		1	0	0	0	1	0	1					
25 Austin Kearns, R 29 Michael Restovich, R	G5-3			G5-4-3		L7		K		2	0	0	0	0	2	2					
21 Dmitri Young, S 96 Robin Jennings, L	P4			G6-3		G4-3			K	3	0	0	0	0	2	1					
Ryan Church, L	P6				G5-3		E7		BB	4	1	1	0	0	0	0					
3 Jesus Flores, R	BB			HR			SH2-3		BB	2	1	2	1	1	0	0					
81 Darnell McDonald, R	FC6-4				F8		HBP		G1-3	3	0	0	0	0	3	3					
73 Melvin Dorta, R			F8			CS	G6-3		P6	4	0	1	0	0	3	3					
<b>Inning Stats</b>	R: 0 H: 1 E: 0 K: 0 S: 4	H: 0 LOB: 1 BB: 1 P: 8	R: 0 H: 0 E: 0 K: 0 S: 3	H: 0 LOB: 0 BB: 0 P: 7	R: 0 H: 0 E: 0 K: 0 S: 3	H: 0 LOB: 0 BB: 0 P: 3	R: 0 H: 0 E: 0 K: 0 S: 2	H: 0 LOB: 0 BB: 1 P: 6	R: 1 H: 2 E: 0 K: 0 S: 4	H: 1 LOB: 2 BB: 0 P: 5	R: 0 H: 1 E: 1 K: 0 S: 4	H: 0 LOB: 1 BB: 0 P: 6	R: 0 H: 0 E: 0 K: 2 S: 7	H: 0 LOB: 0 BB: 0 P: 7	R: 0 H: 2 E: 0 K: 1 S: 7	H: 2 LOB: 2 BB: 0 P: 7		1B: 4 2B: 1 3B: 0 HR: 1	SF: 0 SAC: 1 DP: 1 HBP: 1	WP: 0 PB: 1 SB: 0 CS: 2	PA: 37
<b>PITCHER</b>	IP	WLS	BF	H	R	ER	SO	BB	IBB	HBP	BLK	WP	HR	S	P	ERA	WHIP				
78 Rob Bell, R	(1, 1)	2.0	8	1	0	0	0	2	0	0	0	0	0	7	15	0.00	1.500				
86 Jon Leicester, R	(3, 1)	3.0	10	2	1	1	0	1	0	0	0	0	1	9	14	3.00	1.000				
Andy Mitchell, R	(6, 1)	1.0	5	1	0	0	0	1	0	0	0	0	0	4	8	0.00	2.000				
Nick McCurdy, R	(7, 1)	1.0	B	5	0	1	0	0	0	1	0	0	0	4	6	0.00	0.000				
Jim Miller, R	(8, 1)	1.0	3	0	0	0	2	0	0	0	0	0	0	7	7	0.00	0.000				
<b>PITCHER</b>	IP	WLS	BF	H	R	ER	SO	BB	IBB	HBP	BLK	WP	HR	S	P	ERA	WHIP				
Tim Kester, R	(9, 1)	1.0	5	2	0	0	1	0	0	0	0	0	0	7	7	0.00	2.000				









Batter	1	2	3	4	5	6	7	8	9	10	AB	R	H	RBI	BB	SO	LOB	TOP	
1 Brian Roberts, S OBP: 0.299, SLG: 0.300 Cesar Crespo, S OBP: 0.365, SLG: 0.417	G4-3		L4		1B		G1-6-3				3	0	1	0	0	0	0		
6 Melvin Mora, R OBP: 0.323, SLG: 0.356 46 Jeremy Guthrie, R OBP: 0.208, SLG: 0.217			F9		1B						3	0	1	2	0	1	0		
21 Nick Markakis, L OBP: 0.358, SLG: 0.576 70 Jason Dubois, R OBP: 0.317, SLG: 0.410			G1-3		F6						3	0	0	0	0	1	2		
10 Miguel Tejada, R OBP: 0.358, SLG: 0.333 Chris Gomez, R OBP: 0.296, SLG: 0.261			K		G3		G3		G4-3		2	0	0	0	0	1	0		
17 Aubrey Huff, L OBP: 0.297, SLG: 0.481 Kevin Youkilis, R OBP: 0.315, SLG: 0.428					P4						2	1	1	0	0	0	0		
28 Danys Baez, R 82 Steve Green, R Andy Mitchell, R											0	0	0	0	0	0	0		
31 Jay Gibbons, L OBP: 0.288, SLG: 0.326 3 Freddie Bynum, L OBP: 0.200, SLG: 0.213					G3-1		G4-3				3	0	0	0	0	1	0		
17 Corey Patterson, L OBP: 0.295, SLG: 0.309 38 Terry Tiffie, S OBP: 0.279, SLG: 0.310					G1-3						2	0	1	0	0	0	0		
Paul Bako, L OBP: 0.320, SLG: 0.292 51 Scott Williamson, R 73 Mike Cervenak, R OBP: 0.261, SLG: 0.435											2	1	1	0	1	0	1		
40 Daniel Cabrera, R 71 Ruddy Yan, S OBP: 0.343, SLG: 0.324											1	0	0	0	0	1	2		
<b>Inning Stats</b>	R: 0 E: 0 K: 2 S: 8	H: 0 LOB: 0 BB: 0 P: 10	R: 1 E: 2 K: 2 S: 10	H: 2 LOB: 2 BB: 1 P: 16	R: 0 E: 0 K: 0 S: 9	H: 0 LOB: 0 BB: 0 P: 6	R: 2 E: 0 K: 1 S: 9	H: 4 LOB: 2 BB: 0 P: 15	R: 0 E: 0 K: 1 S: 9	H: 1 LOB: 1 BB: 0 P: 12	R: 0 E: 0 K: 1 S: 9	H: 0 LOB: 0 BB: 0 P: 13	R: 0 E: 0 K: 2 S: 16	H: 2 LOB: 2 BB: 0 P: 22	R: 0 E: 0 K: 0 S: 6	H: 0 LOB: 1 BB: 1 P: 13	1B: 8 2B: 2 3B: 0 HR: 0	SF: 0 SAC: 0 DP: 2 HBP: 0	WP: 0 PA: 40 PB: 0 SB: 0 CS: 0
<b>PITCHER</b>	IP 7.0	WLS 29	BF 8	H 3	R 2	ER 2	SO 6	BB 0	IBB 0	HBP 0	BLK 0	WP 0	HR 0	S 59	P 79	ERA 2.57	WHIP 1.143		
41 Shawn Hill, R ERA: 1.37 34 Ray King, L ERA: 4.0 Jon Rauch, R ERA: 2.7 32 Chad Cordero, R ERA: 43 Jesus Colome, R ERA: 2.16	0.2 0.1 1.0 1.0	2 1 5 3	0 0 2 0	0 0 0 0	0 0 2 0	0 0 0 0	0 0 2 0	0 0 1 0	0 0 0 0	0 0 0 0	0 0 0 0	0 0 0 0	0 0 0 0	0 0 0 0	0 0 0 0	0 0 0 0	0 0 0 0		

Baltimore Orioles @ Washington Nationals  
Cooper Stadium, Columbus, OH  
Thu Mar 29 2007, 4:05 PM EDT  
Att: 4,803 - Sunny - 65 F



AB	38
R	3
H	10
RBI	2
BB	2
SO	9
LOB	16

Batter	1	2	3	4	5	6	7	8	9	10	AB	R	H	RBI	BB	SO	LOB	BOTTOM			
Felipe Lopez, S OBP: 0.254, SLG: 0.267 4 D'Angelo Jimenez, S OBP: 0.367, SLG: 0.357	F8	F8			G4-3						3	0	0	0	0	0	3				
15 Cristian Guzman, S OBP: 0.457, SLG: 0.558 Josh Wilson, R OBP: 0.431, SLG: 0.429					E6						3	0	1	0	0	1	0				
11 Ryan Zimmerman, R OBP: 0.451, SLG: 0.672 Tony Batista, R OBP: 0.286, SLG: 0.429											2	0	1	0	1	1	1				
25 Austin Kearns, R Chris Snelling, L OBP: 0.356, SLG: 0.479					G2-3						2	0	0	0	1	1	2				
21 Dmitri Young, S 33 Larry Broadway, L OBP: 0.429, SLG: 0.400											3	0	0	0	0	2	4				
Brian Schneider, L 3 Jesus Flores, R OBP: 0.576, SLG: 0.697											3	0	0	0	0	0	0				
Ryan Church, L 77 Abraham Nunez, S OBP: 0.260, SLG: 0.295											3	0	1	0	0	1	0				
5 Kory Casto, L OBP: 0.389, SLG: 0.362											5	0	2	1	0	1	0				
41 Shawn Hill, R 9 Bernie Castro, S 34 Ray King, L Jon Rauch, R 10 Ronnie Belliard, R 32 Chad Cordero, R 82 Steve Green, R 92 Roger Bernadina, L OBP: 0.222, SLG: 0.125											1	0	0	0	0	1	0				
<b>Inning Stats</b>	R: 0 E: 0 K: 2 S: 12	H: 0 LOB: 1 BB: 1 P: 20	R: 0 E: 0 K: 1 S: 10	H: 2 LOB: 3 BB: 1 P: 17	R: 0 E: 1 K: 2 S: 12	H: 1 LOB: 1 BB: 0 P: 16	R: 0 E: 0 K: 2 S: 9	H: 0 LOB: 0 BB: 0 P: 15	R: 0 E: 0 K: 1 S: 12	H: 1 LOB: 3 BB: 1 P: 21	R: 0 E: 0 K: 1 S: 10	H: 0 LOB: 0 BB: 0 P: 14	R: 3 E: 1 K: 1 S: 24	H: 3 LOB: 2 BB: 1 P: 35	R: 0 E: 0 K: 1 S: 8	H: 1 LOB: 2 BB: 1 P: 15	R: 0 E: 0 K: 1 S: 9	H: 0 LOB: 0 BB: 1 P: 16	1B: 9 2B: 1 3B: 0 HR: 0	SF: 0 SAC: 1 DP: 1 HBP: 0	WP: 1 PA: 47 PB: 1 SB: 1 CS: 0
<b>PITCHER</b>	IP 4.0	WLS 9	BF 3	H 0	R 0	ER 0	SO 7	BB 2	IBB 0	HBP 0	BLK 0	WP 0	HR 0	S 43	P 68	ERA 0.00	WHIP 1.250				
40 Daniel Cabrera, R ERA: 2.63 46 Jeremy Guthrie, R ERA: 1.2 51 Scott Williamson, R ERA: 1.08 28 Danys Baez, R ERA: 4.35 82 Steve Green, R ERA: 1.69	2.0 1.0 1.0 1.0	H 4	9 2 8 5	1 0 3 1	0 0 3 0	0 0 2 0	1 0 1 0	0 0 1 1	0 0 0 0	0 0 1 0	0 0 0 0	0 0 0 0	0 0 0 0	0 0 0 0	0 0 0 0	0 0 0 0	0 0 0 0				

Baltimore Orioles @ Washington Nationals  
Cooper Stadium, Columbus, OH  
Thu Mar 29 2007, 4:05 PM EDT  
Att: 4,803 - Sunny - 65 F



AB	40
R	3
H	10
RBI	1
BB	6
SO	12
LOB	25

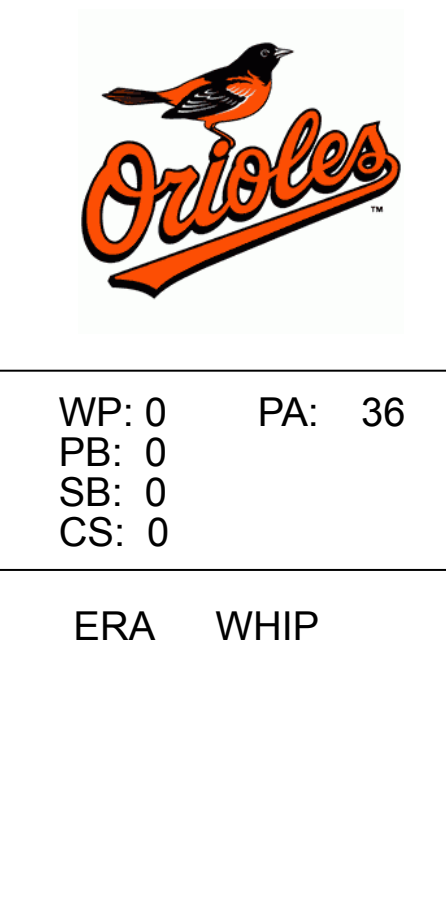


Batter	1	2	3	4	5	6	7	8	9	AB	R	H	RBI	BB	SO	LOB	TOP						
<b>Felipe Lopez, S</b> (1, 4) OBP: 0.257, SLG: 0.258										2	0	0	0	1	1	2	<b>Washington Nationals @ Baltimore Orioles</b> Harbor Park, Norfolk, VA Fri Mar 30 2007, 2:05 PM EDT Att: 12,408 - Sunny - 57 F						
<b>Tony Batista, R</b> (6, PH) OBP: 0.333, SLG: 0.444										2	0	1	0	0	1	0							
<b>7 Nook Logan, S</b> (1, 8) OBP: 0.397, SLG: 0.354										1	0	0	0	1	0	1							
<b>Ryan Church, L</b> (4, 8) OBP: 0.300, SLG: 0.302										2	1	0	0	1	1	1							
<b>11 Ryan Zimmerman, R</b> (1, 10) OBP: 0.461, SLG: 0.676										4	1	2	0	1	0	2							
<b>25 Austin Kearns, R</b> (1, 9) OBP: 0.384, SLG: 0.322										4	1	1	1	0	1	4							
<b>21 Dmitri Young, S</b> (1, 3) OBP: 0.308, SLG: 0.457										2	2	1	1	1	0	0							
<b>33 Larry Broadway, L</b> (7, 3) OBP: 0.448, SLG: 0.423										1	0	1	0	0	0	0							
<b>92 Roger Bernadina, L</b> (9, PR) OBP: 0.222, SLG: 0.125										0	0	0	0	0	0	0							
<b>Brian Schneider, L</b> (1, 2) OBP: 0.389, SLG: 0.618										3	0	2	0	0	0	1							
<b>9 Bernie Castro, S</b> (7, PR) OBP: 0.435, SLG: 0.350										0	0	0	0	0	0	0							
<b>10 Brandon Harper, R</b> (7, 2) OBP: 0.250, SLG: 0.100										0	0	0	0	0	0	0							
<b>5 Kory Costo, L</b> (9, PH) OBP: 0.382, SLG: 0.354										1	0	0	0	0	0	2							
<b>10 Ronnie Belliard, R</b> (1, 5) OBP: 0.288, SLG: 0.370										3	0	1	2	1	0	2							
<b>Chris Snelling, L</b> (1, 7) OBP: 0.344, SLG: 0.451										3	0	0	1	1	2	3							
<b>Josh Wilson, R</b> (1, 6) OBP: 0.403, SLG: 0.396										4	0	0	0	0	2	5							
<b>Inning Stats</b>	R: 0 E: 0 K: 1 S: 9	H: 0 LOB: 1 BB: 1 P: 19	R: 1 E: 0 K: 1 S: 8	H: 1 LOB: 0 BB: 0 P: 15	R: 0 E: 0 K: 0 S: 8	H: 0 LOB: 2 BB: 2 P: 20	R: 1 E: 0 K: 0 S: 13	H: 1 LOB: 2 BB: 2 P: 28	R: 2 E: 0 K: 3 S: 11	H: 3 LOB: 3 BB: 0 P: 36	R: 0 E: 0 K: 0 S: 7	H: 0 LOB: 1 BB: 0 P: 13	R: 0 E: 0 K: 1 S: 7	H: 1 LOB: 1 BB: 0 P: 13	R: 1 E: 0 K: 1 S: 12	H: 2 LOB: 2 BB: 0 P: 19	1B: 5 2B: 4 3B: 0 HR: 0	SF: 4 SAC: 0 DP: 0 HBP: 1	WP: 0 PB: 0 SB: 1 CS: 0	PA: 44			
<b>PITCHER</b>	IP WLS BF H R ER SO	IP WLS BF H R ER SO	IP WLS BF H R ER SO	IP WLS BF H R ER SO	IP WLS BF H R ER SO	IP WLS BF H R ER SO	IP WLS BF H R ER SO	IP WLS BF H R ER SO	IP WLS BF H R ER SO	IP WLS BF H R ER SO	IP WLS BF H R ER SO	IP WLS BF H R ER SO	IP WLS BF H R ER SO	IP WLS BF H R ER SO	IP WLS BF H R ER SO	IP WLS BF H R ER SO	WP HR S P	ERA WHIP	ERA WHIP				
<b>27 Jaret Wright, R</b> (1, 1) ERA: 6.38	4.1	22	3	4	4	2	6	0	0	0	0	0	0	0	0	0	0	0	0	44	96	8.31	2.077
<b>56 Brian Burres, L</b> (5, 1) ERA: 3.75	1.2	9	3	0	0	4	1	0	0	0	0	0	0	0	0	0	0	0	0	23	37	0.00	2.400
<b>28 Danys Baez, R</b> (7, 1) ERA: 3.97	1.0	4	0	0	0	0	0	0	1	0	0	0	0	0	0	0	0	0	0	7	13	0.00	0.000
<b>John Parrish, L</b> (8, 1) ERA: 3.09	1.0	W	4	1	0	0	0	0	0	0	0	0	0	0	0	0	0	0	0	7	13	0.00	1.000
<b>37 Chris Ray, R</b> (9, 1) ERA: 4.66	1.0	S	5	2	1	1	1	0	0	0	0	0	0	0	0	0	0	0	0	12	19	9.00	2.000

Batter	1	2	3	4	5	6	7	8	9	AB	R	H	RBI	BB	SO	LOB	BOTTOM						
<b>1 Brian Roberts, S</b> (1, 4) OBP: 0.286, SLG: 0.286										3	0	0	0	0	0	0	<b>Washington Nationals @ Baltimore Orioles</b> Harbor Park, Norfolk, VA Fri Mar 30 2007, 2:05 PM EDT Att: 12,408 - Sunny - 57 F						
<b>Cesar Crespo, S</b> (7, 4) OBP: 0.429, SLG: 0.417										0	0	0	0	1	0	0							
<b>6 Melvin Mora, R</b> (1, 5) OBP: 0.324, SLG: 0.344										2	1	0	0	1	0	0							
<b>38 Terry Tiffee, S</b> (7, 5) OBP: 0.295, SLG: 0.326										1	0	1	0	0	0	0							
<b>21 Nick Markakis, L</b> (1, 9) OBP: 0.276, SLG: 0.574										2	1	1	0	0	0	0							
<b>70 Jason Dubois, R</b> (6, PH) OBP: 0.326, SLG: 0.439										2	1	1	0	0	0	2							
<b>Paul Bako, L</b> (8, 2) OBP: 0.320, SLG: 0.292										0	0	0	0	0	0	0							
<b>10 Miguel Tejada, R</b> (1, 6) OBP: 0.292, SLG: 0.323										2	0	0	0	1	0	1							
<b>3 Freddie Bynum, L</b> (7, 7) OBP: 0.196, SLG: 0.208										1	0	0	0	0	0	0							
<b>17 Aubrey Huff, L</b> (1, 3) OBP: 0.365, SLG: 0.475										2	0	0	1	1	1	2							
<b>Chris Gomez, R</b> (7, 6) OBP: 0.309, SLG: 0.277										1	1	1	0	0	0	0							
<b>55 Ramon Hernandez, R</b> (1, 2) OBP: 0.333, SLG: 0.396										1	0	1	1	0	0	0							
<b>60 J.R. House, R</b> (5, 2) OBP: 0.231, SLG: 0.240										2	1	1	0	0	0	2							
<b>31 Jay Gibbons, L</b> (1, 7) OBP: 0.276, SLG: 0.313										2	0	0	0	0	0	2							
<b>73 Mike Cervenak, R</b> (6, PH) OBP: 0.280, SLG: 0.440										2	0	1	1	0	1	2							
<b>Kevin Millar, R</b> (1, 10) OBP: 0.188, SLG: 0.163										4	0	1	2	0	0	2							
<b>17 Corey Patterson, L</b> (1, 8) OBP: 0.302, SLG: 0.368										2	1	1	1	0	0	0							
<b>71 Ruddy Yan, S</b> (7, 8) OBP: 0.324, SLG: 0.306										2	0	0	0	0	0	1							
<b>Inning Stats</b>	R: 0 E: 0 K: 0 S: 8	H: 0 LOB: 0 BB: 0 P: 14	R: 0 E: 0 K: 1 S: 10	H: 1 LOB: 1 BB: 0 P: 14	R: 0 E: 0 K: 0 S: 5	H: 0 LOB: 0 BB: 0 P: 6	R: 2 E: 0 K: 0 S: 6	H: 1 LOB: 1 BB: 2 P: 15	R: 1 E: 0 K: 0 S: 10	H: 1 LOB: 0 BB: 0 P: 15	R: 1 E: 0 K: 0 S: 10	H: 2 LOB: 2 BB: 1 P: 19	R: 0 E: 0 K: 0 S: 6	H: 1 LOB: 1 BB: 1 P: 13	R: 2 E: 0 K: 1 S: 10	H: 3 LOB: 1 BB: 0 P: 15	1B: 6 2B: 2 3B: 0 HR: 1	SF: 1 SAC: 0 DP: 1 HBP: 0	WP: 0 PB: 0 SB: 0 CS: 0	PA: 36			
<b>PITCHER</b>	IP WLS BF H R ER SO	IP WLS BF H R ER SO	IP WLS BF H R ER SO	IP WLS BF H R ER SO	IP WLS BF H R ER SO	IP WLS BF H R ER SO	IP WLS BF H R ER SO	IP WLS BF H R ER SO	IP WLS BF H R ER SO	IP WLS BF H R ER SO	IP WLS BF H R ER SO	IP WLS BF H R ER SO	IP WLS BF H R ER SO	IP WLS BF H R ER SO	IP WLS BF H R ER SO	IP WLS BF H R ER SO	WP HR S P	ERA WHIP	ERA WHIP				
<b>47 Matt Chico, L</b> (1, 1) ERA: 5.16	5.2	24	4	4	4	1	3	0	0	0	0	0	0	0	0	0	0	0	8	16	0.00	4.500	
<b>59 Micah Bowie, L</b> (6, 1) ERA: 1.93	0.2	B	5	2	0	0	0	0	0	0	0	0	0	0	0	0	0	0	0	2	3	0.00	0.000
<b>35 Ryan Wagner, R</b> (7, 1) ERA: 3.86	1.0	L	6	3	2	2	1	0	0	0	0	0	0	0	0	0	0	0	0	10	15	18.00	3.000
<b>Jon Rauch, R</b> (8, 1) ERA: 4.7																							

AB	32
R	5
H	9
RBI	5
BB	7
SO	8
LOB	23

AB	31
R	6
H	9
RBI	6
BB	4
SO	2
LOB	14










Batter	1	2	3	4	5	6	7	8	9	AB	R	H	RBI	BB	SO	LOB	TOP										
1 Brian Roberts, S (1,4) OBP: 0.600, SLG: 0.333										3	0	1	0	2	2	0	<p><b>Baltimore Orioles @ Minnesota Twins</b>            Hubert H. Humphrey Metrodome, Minneapolis, MN            Mon Apr 02 2007, 7:05 PM EDT            Att: 48,711 - Dome - 68 F</p> <p>livebaseballscorecards.com</p> <p>AB 34 R 4 H 8 RBI 4 BB 4 SO 8 LOB 14</p>										
6 Melvin Mora, R (1,5)										5	0	0	0	0	2	4											
21 Nick Markakis, L (1,9)										3	1	0	0	1	0	1											
10 Miguel Tejada, R (1,6)										4	1	2	1	0	0	1											
17 Aubrey Huff, L (1,3)										4	1	2	1	0	1	1											
31 Jay Gibbons, L (1,7)										4	1	2	1	0	1	2											
Kevin Millar, R (1,10)										4	0	0	0	0	1	3											
17 Corey Patterson, L (1,8)										4	0	1	1	0	0	1											
Paul Bako, L (1,2)										2	0	0	0	1	1	1											
3 Freddie Bynum, L (9,PH)										1	0	0	0	0	0	0											
<b>Inning Stats</b>	R: 0 E: 0 K: 1 S: 8	H: 0 LOB: 0 BB: 0 P: 9	R: 0 E: 0 K: 1 S: 6	H: 1 LOB: 0 BB: 0 P: 8	R: 0 E: 0 K: 1 S: 11	H: 1 LOB: 2 BB: 1 P: 18	R: 3 E: 0 K: 0 S: 12	H: 3 LOB: 1 BB: 1 P: 20	R: 0 E: 0 K: 1 S: 6	H: 0 LOB: 0 BB: 0 P: 7	R: 1 E: 0 K: 2 S: 15	H: 2 LOB: 1 BB: 0 P: 21	R: 0 E: 0 K: 2 S: 8	H: 0 LOB: 1 BB: 1 P: 19	R: 0 E: 0 K: 0 S: 10	H: 1 LOB: 1 BB: 1 P: 14	R: 0 E: 0 K: 0 S: 10	H: 0 LOB: 1 BB: 1 P: 17	1B: 3 2B: 4 3B: 0 HR: 1	SF: 0 SAC: 0 DP: 0 HBP: 0	WP: 0 PB: 0 SB: 0 CS: 0	PA: 38					
<b>PITCHER</b>	IP	WLS	BF	H	R	ER	SO	BB	IBB	HBP	BLK	WP	HR	S	P	ERA	WHIP										
Johan Santana, L (1,1) ERA: 6.0	6.0	W	26	7	4	4	6	2	0	0	0	0	1	58	83	6.00	1.500										
37 Denny Reyes, L (7,1) ERA:	0.1	H	2	0	0	0	1	1	0	0	0	0	0	4	11	0.00	3.000										
2B Jesse Crain, R (7,1) ERA:	0.2	H	2	0	0	0	1	0	0	0	1	0	0	4	8	0.00	0.000										
Juan Rincon, R (8,1) ERA:	1.0	H	4	1	0	0	0	0	0	0	0	0	0	10	14	0.00	1.000										
36 Joe Nathan, R (9,1) ERA:	1.0	S	4	0	0	0	0	1	0	0	0	0	0	10	17	0.00	1.000										


Batter	1	2	3	4	5	6	7	8	9	AB	R	H	RBI	BB	SO	LOB	BOTTOM										
Luis Castillo, S (1,4) OBP: 0.600, SLG: 0.800										5	1	3	0	0	0	0	<p><b>Baltimore Orioles @ Minnesota Twins</b>            Hubert H. Humphrey Metrodome, Minneapolis, MN            Mon Apr 02 2007, 7:05 PM EDT            Att: 48,711 - Dome - 68 F</p> <p>livebaseballscorecards.com</p> <p>AB 35 R 7 H 13 RBI 6 BB 3 SO 6 LOB 17</p>										
8 Nick Punto, S (1,5)										5	1	2	1	0	1	1											
7 Joe Mauer, L (1,2)										3	1	1	0	1	0	3											
5 Michael Cuddyer, R (1,9)										4	1	1	0	0	3	7											
33 Justin Morneau, L (1,3) OBP: 0.750, SLG: 1.500										4	1	3	2	0	0	0											
Torii Hunter, R (1,8) OBP: 0.500, SLG: 1.500										4	1	2	2	0	1	2											
24 Rondell White, R (1,7)										3	0	0	0	1	0	1											
27 Jeff Cirillo, R (1,10) OBP: 0.667, SLG: 0.500										2	0	1	1	1	0	0											
Jason Tyner, L (6,PR) ERA:										1	1	0	0	0	0	0											
Jason Bartlett, R (1,6)										4	0	0	0	0	1	3											
<b>Inning Stats</b>	R: 0 E: 0 K: 2 S: 13	H: 1 LOB: 1 BB: 0 P: 17	R: 2 E: 0 K: 0 S: 7	H: 2 LOB: 0 BB: 0 P: 9	R: 0 E: 0 K: 0 S: 7	H: 0 LOB: 0 BB: 0 P: 12	R: 1 E: 0 K: 0 S: 13	H: 3 LOB: 2 BB: 1 P: 22	R: 3 E: 0 K: 1 S: 12	H: 4 LOB: 1 BB: 1 P: 21	R: 1 E: 0 K: 2 S: 15	H: 2 LOB: 3 BB: 1 P: 23	R: 0 E: 0 K: 1 S: 9	H: 0 LOB: 0 BB: 0 P: 14	R: 0 E: 0 K: 0 S: 7	H: 1 LOB: 1 BB: 0 P: 13	1B: 7 2B: 4 3B: 0 HR: 2	SF: 0 SAC: 0 DP: 0 HBP: 0	WP: 0 PB: 1 SB: 1 CS: 0	PA: 38							
<b>PITCHER</b>	IP	WLS	BF	H	R	ER	SO	BB	IBB	HBP	BLK	WP	HR	S	P	ERA	WHIP										
45 Erik Bedard, L (1,1) ERA: 11.37	4.2	L	24	10	6	6	3	2	0	0	0	0	2	51	80	11.57	2.571										
51 Scott Williamson, R (5,1) ERA: 13.5	0.2		4	1	1	1	1	1	0	0	0	0	0	7	13	13.50	3.000										
John Parrish, L (6,1) ERA:	1.2		6	1	0	0	2	0	0	0	0	0	0	18	25	0.00	0.600										
28 Danys Baez, R (8,1) ERA:	1.0		4	1	0	0	0	0	0	0	0	0	0	7	13	0.00	1.000										







Batter	1	2	3	4	5	6	7	8	9	AB	R	H	RBI	BB	SO	LOB	TOP								
1 Brian Roberts, S (1,4) OBP: 0.397, SLG: 0.364	P6		F7			6 2B 3B	L9			4	1	1	0	0	0	3	<p><b>Baltimore Orioles @ Minnesota Twins</b>  Hubert H. Humphrey Metrodome, Minneapolis, MN  Wed Apr 04 2007, 8:10 PM EDT  Att: 27,539 - Dome - 70 F</p> <p>livebaseballscores.com</p> <p>AB 33 R 2 H 6 RBI 2 BB 1 SO 6 LOB 11</p> 								
6 Melvin Mora, R (1,5) OBP: 0.143, SLG: 0.429	P6		L8			21 F7 10 G5-3 3-H 2B		G6-3		4	1	1	1	0	0	1									
21 Nick Markakis, L (1,9) OBP: 0.250, SLG: 0.200									F7	3	0	0	0	1	1										
10 Miguel Tejada, R (1,6) OBP: 0.417, SLG: 0.636	P5								F7	4	0	1	1	0	0	1									
17 Aubrey Huff, L (1,10) OBP: 0.500, SLG: 0.545									1B	4	0	1	0	0	2	1									
31 Jay Gibbons, L (1,7) OBP: 0.167, SLG: 0.333										4	0	0	0	0	1	1									
Chris Gomez, R (1,3) OBP: 0.250, SLG: 0.250										4	0	1	0	0	1	0									
17 Corey Patterson, L (1,8) OBP: 0.250, SLG: 0.200										4	0	0	0	0	1	2									
Paul Bako, L (1,2) OBP: 0.500, SLG: 0.250										2	0	1	0	0	0	1									
Inning Stats	R: 0 E: 0 K: 0 S: 9	H: 0 LOB: 1 BB: 1 P: 19	R: 0 E: 0 K: 1 S: 7	H: 1 LOB: 0 BB: 0 P: 10	R: 0 E: 0 K: 2 S: 9	H: 1 LOB: 1 BB: 0 P: 14	R: 0 E: 0 K: 2 S: 7	H: 0 LOB: 0 BB: 0 P: 12	R: 0 E: 0 K: 0 S: 6	H: 1 LOB: 1 BB: 0 P: 7	R: 2 E: 0 K: 0 S: 9	H: 2 LOB: 0 BB: 0 P: 18	R: 0 E: 1 K: 1 S: 9	H: 0 LOB: 0 BB: 0 P: 18	R: 0 E: 0 K: 1 S: 10	H: 1 LOB: 1 BB: 0 P: 15		R: 0 E: 0 K: 1 S: 7	H: 0 LOB: 0 BB: 0 P: 10	1B: 4 2B: 1 3B: 1 HR: 0	SF: 0 SAC: 0 DP: 1 HBP: 1	WP: 0 PB: 0 SB: 0 CS: 0	PA: 35		
PITCHER	IP	WLS	BF	H	R	ER	SO	BB	IBB	HBP	BLK	WP	HR	S	P	ERA	WHIP								
Ramon Ortiz, R (1,1) ERA: 2.57	7.0	W	28	5	2	2	4	1	0	1	0	0	0	56	98	2.57	0.857								
54 Matt Guerrier, R (8,1) ERA:	2.0		7	1	0	0	2	0	0	0	0	0	0	17	25	0.00	0.500								

Batter	1	2	3	4	5	6	7	8	9	AB	R	H	RBI	BB	SO	LOB	BOTTOM								
Luis Castillo, S (1,4) OBP: 0.500, SLG: 0.571	G4-3	G4-3					P6			5	0	2	2	0	0	2	<p><b>Baltimore Orioles @ Minnesota Twins</b>  Hubert H. Humphrey Metrodome, Minneapolis, MN  Wed Apr 04 2007, 8:10 PM EDT  Att: 27,539 - Dome - 70 F</p> <p>livebaseballscores.com</p> <p>AB 35 R 7 H 11 RBI 7 BB 6 SO 4 LOB 26</p> 								
8 Nick Punto, S (1,5) OBP: 0.357, SLG: 0.417							F8			3	2	0	0	2	0	5									
7 Joe Mauer, L (1,2) OBP: 0.538, SLG: 0.545										4	1	2	0	1	0	0									
5 Michael Cuddyer, R (1,9) OBP: 0.364, SLG: 0.364										3	1	3	2	0	0	0									
Jason Tyner, L (5,9) OBP: 0.333, SLG: 0.333										2	0	1	0	0	0	0									
33 Justin Morneau, L (1,3) OBP: 0.462, SLG: 0.636										4	1	0	0	1	2	5									
Torii Hunter, R (1,8) OBP: 0.333, SLG: 0.727										4	1	1	0	0	0	7									
24 Rondell White, R (1,7) OBP: 0.273, SLG: 0.111										4	1	1	2	0	1	3									
16 Jason Kubel, L (1,10) OBP: 0.286, SLG: 0.333										4	0	1	1	0	1	2									
Jason Bartlett, R (1,6) OBP: 0.273, SLG: 0.111										2	0	0	0	2	0	2									
Inning Stats	R: 1 E: 0 K: 1 S: 18	H: 2 LOB: 2 BB: 1 P: 28	R: 0 E: 0 K: 0 S: 7	H: 0 LOB: 1 BB: 1 P: 12	R: 5 E: 1 K: 1 S: 23	H: 3 LOB: 2 BB: 4 P: 48	R: 0 E: 0 K: 0 S: 9	H: 1 LOB: 0 BB: 0 P: 12	R: 1 E: 0 K: 2 S: 12	H: 3 LOB: 2 BB: 0 P: 18	R: 0 E: 0 K: 2 S: 11	H: 2 LOB: 0 BB: 0 P: 17	R: 0 E: 1 K: 0 S: 11	H: 0 LOB: 1 BB: 0 P: 14	R: 0 E: 0 K: 0 S: 8	H: 0 LOB: 0 BB: 0 P: 12	1B: 8 2B: 3 3B: 0 HR: 0	SF: 0 SAC: 0 DP: 1 HBP: 0	WP: 0 PB: 0 SB: 0 CS: 0	PA: 41					
PITCHER	IP	WLS	BF	H	R	ER	SO	BB	IBB	HBP	BLK	WP	HR	S	P	ERA	WHIP								
27 Jaret Wright, R (1,1) ERA: 15.43	2.1	L	16	4	6	4	1	5	0	0	0	0	0	36	66	15.43	3.857								
46 Jeremy Guthrie, R (3,1) ERA: 3.59	2.2		13	5	1	1	1	1	0	0	0	0	0	33	52	3.38	2.250								
John Parrish, L (6,1) ERA:	1.0		5	2	0	0	2	0	0	0	0	0	0	11	17	0.00	2.000								
32 Jamie Walker, L (7,1) ERA:	1.0		4	0	0	0	0	0	0	0	0	0	0	11	14	0.00	0.000								
37 Chris Ray, R (8,1) ERA:	1.0		3	0	0	0	0	0	0	0	0	0	0	8	12	0.00	0.000								



Batter	1	2	3	4	5	6	7	8	9	AB	R	H	RBI	BB	SO	LOB	TOP											
1 Brian Roberts, S OBP: 0.421, SLG: 0.429										3	1	1	0	2	1	2	<b>Baltimore Orioles @ New York Yankees</b> Yankee Stadium, Bronx, NY Fri Apr 06 2007, 7:05 PM EDT Att: 50,074 - Cloudy - 41 F											
6 Melvin Mora, R OBP: 0.283, SLG: 0.474										5	2	3	0	0	0	3												
21 Nick Markakis, L OBP: 0.294, SLG: 0.490										5	1	2	2	0	1	2												
10 Miguel Tejada, R OBP: 0.353, SLG: 0.467										4	1	0	0	0	0	3												
17 Aubrey Huff, L OBP: 0.412, SLG: 0.438 3 Freddie Bynum, L (9.7)										5	0	1	1	0	0	3												
31 Jay Gibbons, L OBP: 0.188, SLG: 0.313 Chris Gomez, R OBP: 0.250, SLG: 0.250										4	1	1	2	0	0	2												
Kevin Millar, R (1, 10)										2	0	0	0	2	0	0												
17 Corey Patterson, L OBP: 0.267, SLG: 0.308										3	0	1	1	0	0	0												
Paul Bako, L OBP: 0.300, SLG: 0.125										4	0	0	0	0	2	3												
<b>Inning Stats</b>	R: 2 E: 0 K: 0 S: 11	H: 3 LOB: 1 BB: 0 P: 17	R: 0 E: 0 K: 1 S: 10	H: 0 LOB: 2 BB: 21	R: 3 E: 0 K: 2 S: 17	H: 3 LOB: 1 BB: 1 P: 28	R: 1 E: 0 K: 1 S: 14	H: 2 LOB: 1 BB: 0 P: 18	R: 0 E: 0 K: 0 S: 8	H: 0 LOB: 0 BB: 0 P: 12	R: 0 E: 0 K: 0 S: 13	H: 1 LOB: 1 BB: 0 P: 18	R: 0 E: 0 K: 0 S: 6	H: 0 LOB: 0 BB: 0 P: 11	R: 0 E: 0 K: 0 S: 7	H: 0 LOB: 1 BB: 1 P: 11		R: 0 E: 0 K: 0 S: 4	H: 0 LOB: 0 BB: 0 P: 7	1B: 5 2B: 4 3B: 0 HR: 0	SF: 0 SAC: 1 DP: 0 HBP: 1	WP: 0 PB: 0 SB: 1 CS: 0	PA: 41					
<b>PITCHER</b>	IP	WLS	BF	H	R	ER	SO	BB	IBB	HBP	BLK	WP	HR	S	P	ERA	WHIP											
35 Mike Mussina, R ERA: 13.5	(1, 1)	4.0	L	24	8	6	6	4	3	0	1	0	0	0	52	84	13.50	2.750										
34 Sean Henn, L ERA:	(5, 1)	3.0		10	1	0	0	0	0	0	0	0	0	27	41	0.00	0.333											
Mike Myers, L ERA:	(8, 1)	0.2		3	0	0	0	0	1	0	0	0	0	4	8	0.00	1.500											
Scott Proctor, R ERA: 6.75	(8, 1)	1.1		4	0	0	0	0	0	0	0	0	0	7	10	0.00	0.000											

Batter	1	2	3	4	5	6	7	8	9	AB	R	H	RBI	BB	SO	LOB	BOTTOM										
28 Melky Cabrera, S (1, 8)										4	0	0	0	1	0	3	<b>Baltimore Orioles @ New York Yankees</b> Yankee Stadium, Bronx, NY Fri Apr 06 2007, 7:05 PM EDT Att: 50,074 - Cloudy - 41 F										
2 Derek Jeter, R OBP: 0.400, SLG: 0.429 Miguel Cairo, R (9, 6)										5	1	2	0	0	0	3											
Bobby Abreu, L OBP: 0.400, SLG: 0.308											4	0	1	0	1	0											
13 Alex Rodriguez, R OBP: 0.333, SLG: 0.643											4	1	1	0	0	2											
25 Jason Giambi, L OBP: 0.214, SLG: 0.154											5	0	0	0	0	1											
55 Hideki Matsui, L OBP: 0.385, SLG: 0.273											3	2	1	1	1	0											
20 Jorge Posada, S OBP: 0.538, SLG: 0.750										3	0	1	1	1	1	2											
24 Robinson Cano, L OBP: 0.462, SLG: 0.538										4	0	2	2	0	0	4											
Josh Phelps, R OBP: 0.500, SLG: 0.250 11 Doug Mientkiewicz, L OBP: 0.697, SLG: 0.600										3	0	1	0	0	1	2											
<b>Inning Stats</b>	R: 0 E: 0 K: 0 S: 7	H: 0 LOB: 0 BB: 1 P: 15	R: 2 E: 0 K: 1 S: 16	H: 3 LOB: 1 BB: 0 P: 22	R: 0 E: 0 K: 0 S: 9	H: 1 LOB: 3 BB: 1 P: 20	R: 0 E: 0 K: 0 S: 12	H: 1 LOB: 2 BB: 1 P: 22	R: 0 E: 0 K: 1 S: 9	H: 0 LOB: 0 BB: 0 P: 10	R: 1 E: 1 K: 1 S: 11	H: 1 LOB: 1 BB: 0 P: 19	R: 1 E: 0 K: 2 S: 18	H: 3 LOB: 3 BB: 1 P: 27	R: 0 E: 0 K: 0 S: 4	H: 0 LOB: 0 BB: 0 P: 7		R: 0 E: 0 K: 0 S: 8	H: 0 LOB: 0 BB: 0 P: 12	1B: 6 2B: 4 3B: 0 HR: 0	SF: 0 SAC: 0 DP: 1 HBP: 1	WP: 1 PB: 0 SB: 0 CS: 0	PA: 41				
<b>PITCHER</b>	IP	WLS	BF	H	R	ER	SO	BB	IBB	HBP	BLK	WP	HR	S	P	ERA	WHIP										
29 Adam Loewen, L ERA: 3.6	(1, 1)	5.0	W	23	5	2	2	2	3	0	1	0	0	11	19	0.00	1.000										
John Parrish, L ERA:	(6, 1)	1.0		5	1	1	0	1	0	0	0	0	0	8	11	27.00	6.000										
Chad Bradford, R ERA: 13.5	(7, 1)	0.1	H	3	2	1	1	1	0	0	0	0	0	10	16	0.00	3.000										
32 Jamie Walker, L ERA:	(7, 1)	0.2	H	4	1	0	0	1	1	0	0	0	0	4	7	0.00	0.000										
28 Danyys Baez, R ERA:	(8, 1)	1.0	H	3	0	0	0	0	0	0	0	0	0	4	7	0.00	0.000										





Batter	1	2	3	4	5	6	7	8	9	AB	R	H	RBI	BB	SO	LOB	TOP					
1 Brian Roberts, S (1,4) OBP: 0.417, SLG: 0.353	F8	6 2B BB		6 HR BB	F7			F9		3	2	0	1	2	0	1	<p>Baltimore Orioles @ New York Yankees Yankee Stadium, Bronx, NY Sat Apr 07 2007, 1:05 PM EDT Att: 50,510 - Partly Cloudy - 39 F</p> <p>livebaseballscorecards.com</p>					
6 Melvin Mora, R (1,5) OBP: 0.292, SLG: 0.625	F7	21 F 2B		HR		K		F8		5	1	2	5	0	1	0						
21 Nick Markakis, L (1,9) OBP: 0.318, SLG: 0.550	HR	E1		F7		K			1B	5	1	2	1	0	1	1						
10 Miguel Tejada, R (1,6) OBP: 0.273, SLG: 0.350	G6-3	F9		G6-3		K			F8	5	0	0	0	0	1	3						
17 Aubrey Huff, L (1,10) OBP: 0.409, SLG: 0.400		17 1B BB 1B		F8				G4-3		4	1	1	0	1	0	1						
Kevin Millar, R (1,7) OBP: 0.188, SLG: 0.071 3 Freddie Bynum, L (8,7)	1 1B BB 17 1B 6 2B	F7		G5-3				G1-3		4	1	1	0	0	0	1						
17 Corey Patterson, L (1,8) OBP: 0.368, SLG: 0.333	1 1B BB 6 2B	HBP						F8		2	1	1	0	1	0	0						
Chris Gomez, R (1,3) OBP: 0.250, SLG: 0.250	P3	1 1B BB 1 1B BB 1 1B BB		P4				G5-3		4	0	1	0	0	0	4						
Alberto Castillo, R (1,2) OBP: 0.167, SLG: 0.167	K	K		K				K		4	0	1	0	0	3	5						
Inning Stats	R: 1 E: 0 K: 0 S: 7	H: 1 LOB: 0 BB: 0 P: 14	R: 4 E: 1 K: 1 S: 21	H: 4 LOB: 2 BB: 1 P: 35	R: 0 E: 0 K: 1 S: 10	H: 1 LOB: 2 BB: 0 P: 18	R: 2 E: 0 K: 0 S: 7	H: 1 LOB: 1 BB: 2 P: 20	R: 0 E: 0 K: 0 S: 8	H: 0 LOB: 0 BB: 0 P: 10	R: 0 E: 0 K: 0 S: 10	H: 0 LOB: 1 BB: 0 P: 16	R: 0 E: 0 K: 0 S: 12	H: 0 LOB: 1 BB: 1 P: 22	R: 0 E: 0 K: 1 S: 8	H: 0 LOB: 0 BB: 0 P: 13		R: 0 E: 0 K: 1 S: 12	H: 1 LOB: 1 BB: 0 P: 16	1B: 6 2B: 1 3B: 0 HR: 2	SF: 0 SAC: 0 DP: 0 HBP: 1	WP: 0 PB: 0 SB: 0 CS: 0
PITCHER	IP	WLS	BF	H	R	ER	SO	BB	IBB	HBP	BLK	WP	HR	S	P	ERA	WHIP					
29 Kei Igawa, L (1,1) ERA: 12.6	5.0		28	8	7	7	2	3	0	1	0	0	2	53	97	12.60	2.200					
33 Brian Bruney, R (6,1) ERA:	1.0		3	0	0	0	3	0	0	0	0	0	0	10	16	0.00	0.000					
Mike Myers, L (7,1) ERA:	1.0		4	0	0	0	0	1	0	0	0	0	0	12	22	0.00	1.000					
Luis Vizcaino, R (8,1) ERA: 3.0	1.0		3	0	0	0	1	0	0	0	0	0	0	8	13	0.00	0.000					
42 Mariano Rivera, R (9,1) ERA:	1.0	W	4	1	0	0	1	0	0	0	0	0	0	12	16	0.00	1.000					

Batter	1	2	3	4	5	6	7	8	9	AB	R	H	RBI	BB	SO	LOB	BOTTOM					
24 Robinson Canó, L (1,4) OBP: 0.389, SLG: 0.444	F8		K		G6-3		G6-3		HBP 2 BB 13 HR 1B	5	1	1	0	0	1	1	<p>Baltimore Orioles @ New York Yankees Yankee Stadium, Bronx, NY Sat Apr 07 2007, 1:05 PM EDT Att: 50,510 - Partly Cloudy - 39 F</p> <p>livebaseballscorecards.com</p>					
2 Derek Jeter, R (1,6) OBP: 0.350, SLG: 0.333	F8		F8		E6			F8	HBP 13 HR BB	4	1	0	0	1	0	0						
Bobby Abreu, L (1,9) OBP: 0.450, SLG: 0.267	13 HR BB			K	G3			13 HR BB	13 HR HBP	2	3	0	0	2	1	1						
13 Alex Rodriguez, R (1,5) OBP: 0.450, SLG: 1.056	HR			20 1B	2B		G5-3	25 HR BB	4 4 3 6 1 0 0	4	4	3	6	1	0	0						
25 Jason Giambi, L (1,10) OBP: 0.278, SLG: 0.375	F8			20 1B	BB		F9	HR	3 1 1 3 1 0 0	3	1	1	3	1	0	0						
55 Hideki Matsui, L (1,7) OBP: 0.357, SLG: 0.250 Miguel Cairo, R (4,PH)		G2-3		F4			F9	K	1 0 0 0 0 0 0	2	0	0	0	0	0	2						
18 Johnny Damon, L (8,PH) OBP: 0.500, SLG: 0.333									1 0 0 0 0 1 0	1	0	0	0	0	1	0						
20 Jorge Posada, S (1,2) OBP: 0.471, SLG: 0.625		K		1-3 2H	1B		F7	G5-3	4 0 1 1 0 1 0	4	0	1	1	0	1	0						
11 Doug Mientkiewicz, L (1,3) OBP: 0.400, SLG: 0.333		G3-1		G1-3			L8	L3	4 0 0 0 0 0 2	4	0	0	0	0	0	2						
28 Melky Cabrera, S (1,8) OBP: 0.214, SLG: 0.083			G5-3		G4-3			K	4 0 1 0 0 1 0	4	0	1	0	0	1	0						
Inning Stats	R: 2 E: 0 K: 0 S: 11	H: 1 LOB: 1 BB: 1 P: 21	R: 0 E: 0 K: 1 S: 8	H: 0 LOB: 0 BB: 0 P: 10	R: 0 E: 0 K: 1 S: 8	H: 0 LOB: 0 BB: 0 P: 12	R: 1 E: 0 K: 1 S: 10	H: 2 LOB: 1 BB: 1 P: 23	R: 0 E: 0 K: 0 S: 7	H: 0 LOB: 1 BB: 0 P: 13	R: 0 E: 0 K: 0 S: 4	H: 0 LOB: 0 BB: 0 P: 6	R: 0 E: 0 K: 0 S: 9	H: 1 LOB: 1 BB: 0 P: 12	R: 3 E: 0 K: 1 S: 11	H: 1 LOB: 2 BB: 2 P: 24	R: 4 E: 0 K: 1 S: 12	H: 2 LOB: 0 BB: 1 P: 21	1B: 3 2B: 1 3B: 0 HR: 3	SF: 0 SAC: 0 DP: 0 HBP: 1	WP: 0 PB: 0 SB: 0 CS: 0	PA: 40
PITCHER	IP	WLS	BF	H	R	ER	SO	BB	IBB	HBP	BLK	WP	HR	S	P	ERA	WHIP					
41 Steve Trachsel, R (1,1) ERA: 4.05	6.2		27	4	3	3	3	2	0	0	0	0	1	53	92	4.05	0.900					
John Parrish, L (7,1) ERA:	0.1		1	0	0	0	0	0	0	0	0	0	0	4	5	0.00	0.000					
28 Danys Baez, R (8,1) ERA: 11.57	0.1		4	1	3	3	0	2	0	0	0	0	1	5	15	81.00	9.000					
32 Jamie Walker, L (8,1) ERA:	0.2	H	2	0	0	0	1	0	0	0	0	0	0	6	9	0.00	0.000					
37 Chris Ray, R (9,1) ERA: 13.5	0.2	L	6	2	4	4	1	1	0	1	0	0	1	12	21	54.00	4.500					



Batter	1	2	3	4	5	6	7	8	9	AB	R	H	RBI	BB	SO	LOB	TOP
1 Brian Roberts, S (1,4) C X	0-1 G3		3-2 G4-3	0-0 G4-3		1-3 K		1-3 K		5	0	0	0	0	2	0	<p><b>Baltimore Orioles @ New York Yankees</b>  <b>Yankee Stadium, Bronx, NY</b>  Sun Apr 08 2007, 1:05 PM EDT  Att: 47,679 - Cloudy - 41 F</p>
6 Melvin Mora, R (1,5) C X	0-1 F7		3-1 L8	0-1 G5-3		4-2 BB		3-1 F8		4	0	0	0	1	0	0	
21 Nick Markakis, L (1,9) B B C X	2-1 1B		1-0 10 1B		0-1 BB 17 BB		1-0 F8	2-3 K		5	0	3	0	0	1	1	
10 Miguel Tejada, R (1,6) B C X	2-1 P2		2-2 1B		0-0 F9		2-1 E4 17 G3 SF8		0-1 G1-3	5	1	1	0	0	0	2	
17 Aubrey Huff, L (1,3) Chris Gomez, R (9,3) B X		1-0 P5	2-3 K		4-2 BB		0-1 G3	2-2 F8		4	0	0	0	1	1	3	
31 Jay Gibbons, L (1,7) 3 Freddie Bynum, L (9,7) B B X		2-1 HR		2-1 P6	3-2 F3		4-0 17 BB IBB	4-1 BB		3	1	1	0	2	0	2	
Kevin Millar, R (1,10) X	0-0 HR		0-0 HR	4-1 HR	1-2 2-3 BB		2-1 SF8	2-2 P3		3	2	2	3	1	0	1	
17 Corey Patterson, L (1,8) 1-H	0-3 K		4-1 HR	2-2 L3		4-2 FC6-4 BB	1-2 BB			2	1	0	0	2	1	3	
Paul Bako, L (1,2) B B X	2-1 G6-3		2-0 HR		0-0 F9		2-1 FC6-4			4	1	1	3	0	0	2	
<b>Inning Stats</b>	R: 0 H: 1 E: 0 LOB: 1 K: 0 BB: 0 S: 8	R: 2 H: 2 E: 0 LOB: 0 K: 1 BB: 0 S: 9	R: 0 H: 2 E: 0 LOB: 2 K: 1 BB: 0 S: 14	R: 3 H: 2 E: 0 LOB: 0 K: 0 BB: 1 S: 8	R: 0 H: 1 E: 0 LOB: 3 K: 1 BB: 2 S: 12	R: 0 H: 0 E: 0 LOB: 1 K: 1 BB: 1 S: 7	R: 1 H: 0 E: 1 LOB: 2 K: 0 BB: 2 S: 13	R: 0 H: 0 E: 0 LOB: 0 K: 2 BB: 1 S: 10	R: 0 H: 0 E: 0 LOB: 1 K: 0 BB: 1 S: 10	1B: 5 SF: 1 2B: 1 SAC: 0 3B: 0 DP: 0 HR: 2 HBP: 0	WP: 0 PA: 43						
<b>PITCHER</b>	IP WLS BF H R ER SO BB IBB HBP BLK WP HR S P ERA WHIP																
27 Darrell Rasner, R (1,1) ERA: 10.38	4.1 L 23 8 5 5 2 2 0 0 0 0 0 2 44 76 10.38 2.308																
34 Sean Henn, L (5,1) ERA:	0.2 3 0 0 0 0 1 0 0 0 0 0 0 7 16 0.00 1.500																
46 Andy Pettitte, L (6,1) ERA: 3.6	1.0 4 0 0 0 1 1 0 0 0 0 0 0 7 13 0.00 1.000																
Scott Proctor, R (7,1) ERA: 4.91	1.0 6 0 1 0 0 1 1 0 0 0 0 0 13 26 0.00 1.000																
Mike Myers, L (8,1) ERA:	1.2 6 0 0 0 2 1 0 0 0 0 0 0 15 27 0.00 0.600																
<b>PITCHER</b>	IP WLS BF H R ER SO BB IBB HBP BLK WP HR S P ERA WHIP																
Luis Vizcaino, R (9,1) ERA: 2.7	0.1 1 0 0 0 0 0 0 0 0 0 0 0 1 5 0.00 0.000																

Batter	1	2	3	4	5	6	7	8	9	AB	R	H	RBI	BB	SO	LOB	BOTTOM
28 Melky Cabrera, S (1,8) B B X	1-1 2 1B SF7		1-3 K		0-3 K			1-0 G6-3	3-2 G4-3	5	1	1	1	0	2	2	<p><b>Baltimore Orioles @ New York Yankees</b>  <b>Yankee Stadium, Bronx, NY</b>  Sun Apr 08 2007, 1:05 PM EDT  Att: 47,679 - Cloudy - 41 F</p>
2 Derek Jeter, R (1,6) C B B X	3-2 13 HR		0-1 F9			1-1 G4-3		0-0 F8		4	1	1	0	0	0	0	
Bobby Abreu, L (1,9) F B X	1-1 SF7		3-2 F7			0-2 G6-3		1-2 25 BB 13 BB	1B	3	0	1	1	0	0	0	
13 Alex Rodriguez, R (1,5) X	0-0 HR			2-2 G6-3		0-0 G5-3		4-2 25 BB	BB	3	1	1	2	1	0	0	
25 Jason Giambi, L (1,10) B C B B X	2-3 K		0-2 L9			2-3 K		4-2 BB	BB	3	0	0	0	1	2	0	
Josh Phelps, R (1,3) B X	1-0 G3-1		2-2 P6			2-0 24 G1-4 1B		2-2 F8		4	0	1	0	0	0	3	
24 Robinson Cano, L (1,4) B C B B X		3-2 G5-3			0-1 G1-3 1B			1-0 G1-4-3		4	0	1	0	0	0	1	
Miguel Cairo, R (1,7) B B B X		2-1 G5-3			2-2 G1-3			1-0 L8		2	0	0	0	0	0	1	
20 Jorge Posada, S (7, PH) (8,2) C C X					1-2 G1-3			1-3 K2-3		2	0	0	0	0	1	1	
Wil Nieves, R (1,2) F X		0-1 G6-3			1-0 G5-3			2-2 28 G6-3 3B	0-1 28 DI 1B	2	0	0	0	0	0	1	
<b>Inning Stats</b>	R: 3 H: 3 E: 0 LOB: 0 K: 1 BB: 0 S: 12	R: 0 H: 0 E: 0 LOB: 0 K: 0 BB: 0 S: 7	R: 0 H: 0 E: 0 LOB: 0 K: 1 BB: 0 S: 11	R: 0 H: 0 E: 0 LOB: 0 K: 0 BB: 0 S: 13	R: 0 H: 1 E: 0 LOB: 1 K: 1 BB: 0 S: 9	R: 0 H: 0 E: 0 LOB: 0 K: 0 BB: 0 S: 6	R: 0 H: 1 E: 0 LOB: 0 K: 2 BB: 0 S: 10	R: 1 H: 2 E: 0 LOB: 3 K: 0 BB: 2 S: 23	R: 0 H: 1 E: 0 LOB: 1 K: 0 BB: 0 S: 11	1B: 6 SF: 1 2B: 0 SAC: 0 3B: 1 DP: 0 HR: 1 HBP: 0	WP: 0 PA: 37						
<b>PITCHER</b>	IP WLS BF H R ER SO BB IBB HBP BLK WP HR S P ERA WHIP																
45 Erik Bedard, L (1,1) ERA: 6.94	7.0 W 26 5 3 3 5 0 0 0 0 0 0 0 14 18 3.86 0.714																
32 Jamie Walker, L (8,1) ERA: 2.45	0.2 H 4 2 1 1 0 0 0 0 0 0 0 0 3 7 ∞ ∞																
Chad Bradford, R (8,1) ERA: 13.5	0.0 1 0 0 0 0 1 0 0 0 0 0 0 3 7 ∞ ∞																
John Parrish, L (8,1) ERA:	0.1 H 2 0 0 0 0 1 0 0 0 0 0 0 6 12 0.00 3.000																
37 Chris Ray, R (9,1) ERA: 9.82	1.0 S 4 1 0 0 0 0 0 0 0 0 0 0 11 16 0.00 1.000																



Batter	1	2	3	4	5	6	7	8	9	AB	R	H	RBI	BB	SO	LOB	TOP					
28 Curtis Granderson, L (1, 8) OBP: 0.346, SLG: 0.750	P4		K			K2-3		3B		4	0	1	1	0	2	0	<b>Detroit Tigers @ Baltimore Orioles</b> Oriole Park at Camden Yards, Baltimore, MD Mon Apr 09 2007, 3:05 PM EDT Att: 48,159 - Cloudy - 44 F					
14 Placido Polanco, R (1, 4) OBP: 0.423, SLG: 0.423	F8		1B			G6-4-3		G1-3		4	0	2	0	0	0	1						
3 Gary Sheffield, R (1, 10) OBP: 0.231, SLG: 0.286	K		G5-3			G6-4-3				4	0	0	0	0	1	2						
30 Magglio Ordonez, R (1, 9) OBP: 0.346, SLG: 0.333		2B				G6-3		G6-3		4	1	2	0	0	0	0						
9 Carlos Guillen, S (1, 6) OBP: 0.308, SLG: 0.261	F7		G4-6-3			P5		DI		3	0	0	0	1	0	2						
Ivan Rodriguez, R (1, 2) OBP: 0.320, SLG: 0.560	G5-3		G5-3			F9		F8		4	0	0	0	0	0	2						
Sean Casey, L (1, 3) OBP: 0.333, SLG: 0.250		2B				F8		G4-3		3	0	1	1	0	0	0						
Craig Monroe, R (1, 7) OBP: 0.211, SLG: 0.294	G5-3					F8		2B		3	1	1	0	0	0	1						
15 Brandon Inge, R (1, 5)			K			P4		K		3	0	0	0	0	2	1						
<b>Inning Stats</b>	R: 0 H: 0 E: 0 K: 1 S: 13	H: 0 LOB: 0 BB: 0 P: 21	R: 1 H: 2 E: 0 K: 0 S: 9	LOB: 1 BB: 0 P: 17	R: 0 H: 1 E: 0 K: 2 S: 9	LOB: 0 BB: 0 P: 13	R: 0 H: 1 E: 0 K: 0 S: 7	LOB: 0 BB: 0 P: 10	R: 0 H: 0 E: 0 K: 0 S: 9	H: 0 LOB: 0 BB: 0 P: 15	R: 0 H: 1 E: 0 K: 1 S: 7	LOB: 0 BB: 0 P: 12	R: 0 H: 0 E: 0 K: 0 S: 8	H: 0 LOB: 0 BB: 0 P: 16	R: 1 H: 2 E: 0 K: 1 S: 12	LOB: 1 BB: 0 P: 21	R: 0 H: 0 E: 0 K: 0 S: 7	LOB: 1 BB: 1 P: 12	1B: 4 2B: 2 3B: 1 HR: 0	SF: 0 SAC: 0 DP: 2 HBP: 0	WP: 0 PB: 0 SB: 0 CS: 0	PA: 33
<b>PITCHER</b>	IP	WLS	BF	H	R	ER	SO	BB	IBB	HBP	BLK	WP	HR	S	P	ERA	WHIP					
40 Daniel Cabrera, R (1, 1) ERA: 3.07	7.2	W	28	7	2	2	5	0	0	0	0	0	0	72	122	2.35	0.913					
Chad Bradford, R (8, 1) ERA: 4.5	1.1		5	0	0	0	0	1	0	0	0	0	0	9	15	0.00	0.750					

Batter	1	2	3	4	5	6	7	8	9	AB	R	H	RBI	BB	SO	LOB	BOTTOM				
1 Brian Roberts, S (1, 4) OBP: 0.364, SLG: 0.308	G6-3		6 2B			G6-3				4	2	2	1	0	0	0	<b>Detroit Tigers @ Baltimore Orioles</b> Oriole Park at Camden Yards, Baltimore, MD Mon Apr 09 2007, 3:05 PM EDT Att: 48,159 - Cloudy - 44 F				
6 Melvin Mora, R (1, 5) OBP: 0.303, SLG: 0.563	G6-4-3		10 1B			P6		P4		4	1	2	1	0	0	1					
21 Nick Markakis, L (1, 9) OBP: 0.323, SLG: 0.483	G6-4-3		K			F8		F8		4	0	0	0	0	1	3					
10 Miguel Tejada, R (1, 6) OBP: 0.290, SLG: 0.345		K				G5-3		G5-3		4	1	2	1	0	1	0					
17 Aubrey Huff, L (1, 3) OBP: 0.355, SLG: 0.321		K				G3				4	0	1	1	0	2	1					
Chris Gomez, R (9, 3) OBP: 0.250, SLG: 0.250		K								0	0	0	0	0	0	0					
31 Jay Gibbons, L (1, 7) OBP: 0.320, SLG: 0.364	F7					G4-3		G4-3		3	0	1	1	1	0	0					
3 Freddie Bynum, L (9, 7)										0	0	0	0	0	0	0					
Kevin Millar, R (1, 10) OBP: 0.320, SLG: 0.550		HR				G6-3		G6-3		3	1	1	1	1	0	1					
17 Corey Patterson, L (1, 8) OBP: 0.370, SLG: 0.286			1 1B			F8		K		4	1	1	0	0	1	4					
Paul Bako, L (1, 2) OBP: 0.235, SLG: 0.333			K			P6				3	0	0	0	0	1	2					
<b>Inning Stats</b>	R: 0 H: 1 E: 0 K: 0 S: 8	H: 0 LOB: 0 BB: 0 P: 10	R: 0 H: 0 E: 0 K: 2 S: 8	H: 0 LOB: 0 BB: 0 P: 14	R: 4 H: 5 E: 0 K: 3 S: 22	H: 1 LOB: 1 BB: 0 P: 30	R: 0 H: 0 E: 0 K: 0 S: 4	H: 0 LOB: 1 BB: 1 P: 11	R: 2 H: 4 E: 0 K: 0 S: 17	H: 4 LOB: 3 BB: 1 P: 29	R: 0 H: 0 E: 0 K: 0 S: 5	H: 0 LOB: 0 BB: 0 P: 9	R: 0 H: 0 E: 0 K: 0 S: 8	H: 0 LOB: 0 BB: 0 P: 13	R: 0 H: 0 E: 0 K: 1 S: 6	H: 0 LOB: 0 BB: 0 P: 9	1B: 7 2B: 2 3B: 0 HR: 1	SF: 0 SAC: 0 DP: 1 HBP: 0	WP: 0 PB: 0 SB: 1 CS: 0	PA: 35	
<b>PITCHER</b>	IP	WLS	BF	H	R	ER	SO	BB	IBB	HBP	BLK	WP	HR	S	P	ERA	WHIP				
Chad Durbin, R (1, 1) ERA: 11.57	4.2	L	23	9	6	6	5	1	0	0	0	0	0	54	82	11.57	2.143				
Wilfredo Ledezma, L (5, 1) ERA:	2.1		9	1	0	0	0	0	1	0	0	0	0	18	34	0.00	0.429				
94 Jose Mesa, R (8, 1) ERA: 13.5	1.0		3	0	0	0	1	0	0	0	0	0	0	6	9	0.00	0.000				









Batter	1	2	3	4	5	6	7	8	9	10	11	12	AB	R	H	RBI	BB	SO	LOB	TOP						
Ivan Rodriguez, R OBP: 0.286, SLG: 0.457	1-2 FC4-6 1B		0-2 G4-3		2-3 K		0-2 G4-3		1-3 K			0-1 9 BB 30 1B HR	6	1	2	0	0	2	0							
14 Placido Polanco, R OBP: 0.361, SLG: 0.371	1-0 FC4-6		0-1 G1-3		3-2 G4-3		0-1 F8		1-3 K			1-2 F8	6	0	0	0	0	1	2							
3 Gary Sheffield, R OBP: 0.222, SLG: 0.207	2-2 F7		4-2 9 PB 30 BB BB		3-0 1B HBP		2-0 P4			3-3 K		0-0 F9	4	0	0	0	1	1	2							
30 Magglio Ordonez, R OBP: 0.333, SLG: 0.300	2-3 K		4-1 9 PB BB		0-0 1B		1-0 G6-3		1-3 K			3-1 9 BB HR	5	1	2	0	1	2	1							
9 Carlos Guillen, S OBP: 0.417, SLG: 0.400		1-1 33 34-6-3 1B	1-1 G3		4-2 1B		0-1 2B		0-1 P3			4-2 HR	4	1	2	0	2	0	2							
Craig Monroe, R OBP: 0.266, SLG: 0.538		2-1 33 G4-6-3 1B		1-0 G5-3		2-3 K		3-2 K			1-1 G3-1	1-1 HR	6	1	3	4	0	2	4							
33 Marcus Thames, R Sean Casey, L OBP: 0.323, SLG: 0.231		3-2 G4-6-3		1-0 G5-3		2-3 K2-3		4-0 IBB			1-0 G3-1	2-1 HR	3	0	0	0	0	1	2							
15 Brandon Inge, R OBP: 0.172, SLG: 0.040		4-1 BB		3-2 1B		2-3 K2-3		2-2 G5-3			0-3 K	0-3 K	6	0	1	0	1	3	4							
28 Curtis Granderson, L OBP: 0.343, SLG: 0.688		1-3 K		0-2 G4-3		1-3 K			0-2 G3-1			0-0 F8	5	0	0	0	0	2	4							
<b>Inning Stats</b>	R: 0 E: 0 K: 10 S: 10	H: 1 LOB: 1 BB: 0 P: 16	R: 0 E: 0 K: 11 S: 11	H: 2 LOB: 2 BB: 1 P: 22	R: 0 E: 0 K: 10 S: 10	H: 0 LOB: 2 BB: 2 P: 19	R: 0 E: 0 K: 8 S: 8	H: 1 LOB: 1 BB: 0 P: 13	R: 0 E: 0 K: 3 S: 9	H: 0 LOB: 0 BB: 0 P: 14	R: 0 E: 0 K: 1 S: 9	H: 1 LOB: 2 BB: 1 P: 19	R: 0 E: 0 K: 2 S: 13	H: 0 LOB: 0 BB: 0 P: 15	R: 0 E: 0 K: 2 S: 9	H: 0 LOB: 0 BB: 0 P: 13	R: 0 E: 0 K: 1 S: 7	H: 1 LOB: 1 BB: 0 P: 9	R: 4 E: 0 K: 1 S: 20	H: 4 LOB: 1 BB: 1 P: 32	1B: 8 2B: 2 3B: 0 HR: 1	SF: 0 SAC: 0 DP: 1 HBP: 1	WP: 0 PB: 1 SB: 0 CS: 0	PA: 53		
<b>PITCHER</b>	IP WLS BF H R ER SO BB IBB HBP BLK WP HR S P ERA WHIP	29 Adam Loewen, L ERA: 1.8	5.0 3 0 0 0 3 0 0 0 0 0 0 0 0 9 14 0.00 0.000	John Parrish, L ERA: 3.9	1.0 3 0 0 0 0 0 0 0 0 0 0 0 0 7 9 0.00 0.000	Chad Bradford, R ERA: 8.1	1.0 5 1 0 0 1 0 0 1 0 0 0 0 0 9 19 0.00 1.000	28 Danys Baez, R ERA: 8.1	1.0 3 0 0 0 0 0 0 0 0 0 0 0 0 13 15 0.00 0.000	37 Chris Ray, R ERA: 7.71	1.0 3 0 0 0 0 0 0 0 0 0 0 0 0 13 15 0.00 0.000	<b>PITCHER</b>	IP WLS BF H R ER SO BB IBB HBP BLK WP HR S P ERA WHIP	32 Jamie Walker, L ERA: 1.93	1.0 3 0 0 0 0 0 0 0 0 0 0 0 0 9 13 0.00 0.000	51 Scott Williamson, R ERA: 3.38	1.0 4 1 0 0 0 1 0 0 0 0 0 0 0 7 9 0.00 1.000	25 Kurt Birkins, L ERA: 36.0	1.0 L 8 4 4 4 1 1 0 0 0 0 0 0 1 20 32 36.00 5.000							

Detroit Tigers @ Baltimore Orioles  
Oriole Park at Camden Yards, Baltimore, MD  
Wed Apr 11 2007, 7:05 PM EDT  
Att. 13,288 - Overcast - 55 F

AB 46  
R 4  
H 11  
RBI 4  
BB 6  
SO 14  
LOB 22



Batter	1	2	3	4	5	6	7	8	9	10	11	12	AB	R	H	RBI	BB	SO	LOB	BOTTOM									
1 Brian Roberts, S OBP: 0.279, SLG: 0.222	2-2 F9		0-2 F8		1-2 L4		1-0 G3			0-3 K		1-1 F8	6	0	0	0	0	1	5										
6 Melvin Mora, R OBP: 0.279, SLG: 0.488	1-2 G6-3		1-1 G5-3		0-1 F8		3-3 K			0-2 G5-3		1-2 2B	6	0	1	0	0	1	0										
21 Nick Markakis, L OBP: 0.317, SLG: 0.405	4-0 BB		0-3 K		1-0 L7		4-2 10 BB			2-3 K		3-1 P6	4	0	0	0	2	2	1										
10 Miguel Tejada, R OBP: 0.308, SLG: 0.333	1-1 G5-3		2-1 HBP		0-0 17 WP 1B		1-1 FC5			1-2 P2		2-2 G6-3	4	0	1	0	0	0	2										
17 Aubrey Huff, L OBP: 0.308, SLG: 0.278		2-2 F8		1-2 G3		1-3 K		0-2 P2			1-1 1B		5	0	1	0	0	1	4										
3 Freddie Bynum, L Chris Gomez, R OBP: 0.250, SLG: 0.250						1-2 K		1-2 K					0	0	0	0	0	0	0										
31 Jay Gibbons, L OBP: 0.273, SLG: 0.300		2-1 F7		0-3 K		1-1 G4-3		0-3 K			1-3 K		5	0	0	0	0	3	4										
Kevin Millar, R OBP: 0.333, SLG: 0.519		3-1 17 BB 1B		2-2 G6-3		4-2 17 SH5-3 BB		1-0 P3			1-1 F7		4	0	1	0	1	0	1										
17 Corey Patterson, L OBP: 0.382, SLG: 0.464		0-1 BB 1B		3-2 F7		0-0 SH5-3		1-3 K				0-1 1 F6 6 BLK 2B	4	1	2	0	0	1	0										
Paul Bako, L OBP: 0.227, SLG: 0.263		4-1 BB		1-2 BB		1-2 K2-3		3-3 K			3-1 F7		4	0	0	0	1	2	2										
<b>Inning Stats</b>	R: 0 E: 0 K: 0 S: 9	H: 0 LOB: 1 BB: 1 P: 17	R: 0 E: 0 K: 13 S: 13	H: 2 LOB: 3 BB: 1 P: 24	R: 0 E: 0 K: 1 S: 11	H: 0 LOB: 0 BB: 0 P: 13	R: 0 E: 0 K: 1 S: 11	H: 0 LOB: 0 BB: 0 P: 16	R: 0 E: 0 K: 1 S: 9	H: 0 LOB: 0 BB: 0 P: 11	R: 0 E: 0 K: 1 S: 7	H: 1 LOB: 2 BB: 1 P: 21	R: 0 E: 0 K: 1 S: 6	H: 0 LOB: 0 BB: 0 P: 11	R: 0 E: 0 K: 2 S: 10	H: 0 LOB: 0 BB: 0 P: 12	R: 0 E: 0 K: 1 S: 11	H: 1 LOB: 1 BB: 0 P: 16	R: 1 E: 0 K: 0 S: 12	H: 2 LOB: 1 BB: 0 P: 18	1B: 4 2B: 2 3B: 0 HR: 0	SF: 0 SAC: 1 DP: 0 HBP: 1	WP: 1 PB: 0 SB: 0 CS: 0	PA: 48					
<b>PITCHER</b>	IP WLS BF H R ER SO BB IBB HBP BLK WP HR S P ERA WHIP	35 Justin Verlander, R ERA: 7.71	7.0 28 3 0 0 5 3 0 0 1 0 0 0 66 107 0.00 0.857	56 Fernando Rodney, R ERA: 7.71	8.1 2 0 0 0 3 1 0 0 0 0 0 0 19 32 0.00 0.500	Wilfredo Ledezma, L ERA: 5.4	2.0 W 7 1 0 0 3 0 0 0 0 0 0 21 28 0.00 0.500	44 Bobby Seay, L ERA: 5.4	0.2 4 2 1 1 0 0 0 0 0 1 0 0 0 10 14 13.50 3.000	59 Todd Jones, R ERA: 7.71	0.1 S 1 0 0 0 0 0 0 0 0 0 0 2 4 0.00 0.000	<b>PITCHER</b>	IP WLS BF H R ER SO BB IBB HBP BLK WP HR S P ERA WHIP	35 Justin Verlander, R ERA: 7.71	7.0 28 3 0 0 5 3 0 0 1 0 0 0 66 107 0.00 0.857	56 Fernando Rodney, R ERA: 7.71	8.1 2 0 0 0 3 1 0 0 0 0 0 0 19 32 0.00 0.500	Wilfredo Ledezma, L ERA: 5.4	2.0 W 7 1 0 0 3 0 0 0 0 0 0 21 28 0.00 0.500	44 Bobby Seay, L ERA: 5.4	0.2 4 2 1 1 0 0 0 0 0 1 0 0 0 10 14 13.50 3.000	59 Todd Jones, R ERA: 7.71	0.1 S 1 0 0 0 0 0 0 0 0 0 0 2 4 0.00 0.000						

Detroit Tigers @ Baltimore Orioles  
Oriole Park at Camden Yards, Baltimore, MD  
Wed Apr 11 2007, 7:05 PM EDT  
Att. 13,288 - Overcast - 55 F

AB 42  
R 1  
H 6  
RBI 0  
BB 4  
SO 11  
LOB 19





Batter	1	2	3	4	5	6	7	8	9	10	AB	R	H	RBI	BB	SO	LOB	TOP				
9 David DeJesus, L OBP: 0.400, SLG: 0.634	P6		G3			P4		K			4	0	0	0	0	1	3					
15 Mark Grudzielanek, R OBP: 0.219, SLG: 0.281	L9			E6 24 FC4-6				G3			4	0	1	1	0	0	2					
24 Mark Teahen, L OBP: 0.342, SLG: 0.300	F7			FC4-6 29 G6-4-3		G6-3					4	0	0	0	0	0	2					
29 Mike Sweeney, R OBP: 0.250, SLG: 0.167		G5-3			G6-4-3		F7				4	0	0	0	0	0	1					
11 Ross Gload, L OBP: 0.351, SLG: 0.366							G1-3				3	0	2	0	1	0	0					
4 Alex Gordon, L OBP: 0.167, SLG: 0.182							F9				4	0	0	0	0	2	3					
Esteban German, R OBP: 0.429, SLG: 0.421								G4-3			4	0	0	0	0	1	2					
14 John Buck, R OBP: 0.353, SLG: 0.824																						
Emil Brown, R OBP: 0.179, SLG: 0.185																						
6 Jason LaRue, R OBP: 0.200, SLG: 0.333																						
1 Tony Pena Jr., R OBP: 0.263, SLG: 0.459																						
<b>Inning Stats</b>	R: 0 E: 0 K: 0 S: 8	H: 0 LOB: 0 BB: 0 P: 11	R: 0 E: 0 K: 1 S: 8	H: 0 LOB: 1 BB: 1 P: 14	R: 0 E: 0 K: 0 S: 4	H: 0 LOB: 0 BB: 0 P: 6	R: 0 E: 1 K: 0 S: 7	H: 0 LOB: 0 BB: 0 P: 11	R: 0 E: 0 K: 0 S: 11	H: 1 LOB: 0 BB: 0 P: 17	R: 1 E: 0 K: 0 S: 9	H: 2 LOB: 1 BB: 0 P: 16	R: 0 E: 0 K: 1 S: 8	H: 0 LOB: 1 BB: 0 P: 11	R: 0 E: 0 K: 1 S: 10	H: 1 LOB: 0 BB: 0 P: 17	R: 0 E: 0 K: 1 S: 10	H: 0 LOB: 0 BB: 0 P: 17	1B: 5 2B: 1 3B: 0 HR: 0	SF: 0 SAC: 0 DP: 1 HBP: 0	WP: 0 PB: 0 SB: 0 CS: 1	PA: 36
<b>PITCHER</b>	IP	WLS	BF	H	R	ER	SO	BB	IBB	HBP	BLK	WP	HR	S	P	ERA	WHIP					
41 Steve Trachsel, R ERA: 2.63	7.0		24	3	1	1	1	1	0	0	0	0	0	53	86	1.29	0.571					
Chad Bradford, R ERA: 2.7	0.1		3	2	0	0	0	0	0	0	0	0	0	10	13	0.00	6.000					
32 Jamie Walker, L ERA: 1.8	0.1		1	0	0	0	1	0	0	0	0	0	0	6	9	0.00	0.000					
28 Danys Baez, R ERA: 5.79	1.1		5	1	0	0	1	0	0	0	0	0	0	10	15	0.00	0.750					
37 Chris Ray, R ERA: 6.35	1.0	W	3	0	0	0	1	0	0	0	0	0	0	10	17	0.00	0.000					

Kansas City Royals @ Baltimore Orioles  
Oriole Park at Camden Yards, Baltimore, MD

Thu Apr 12 2007, 7:05 PM EDT  
Alt: 13,229 - Partly Cloudy - 57 F

AB 35  
R 1  
H 6  
RBI 1  
BB 1  
SO 4  
LOB 14



Batter	1	2	3	4	5	6	7	8	9	10	AB	R	H	RBI	BB	SO	LOB	BOTTOM						
1 Brian Roberts, S OBP: 0.292, SLG: 0.268	G5-3				G1-3						5	0	2	0	0	0	1							
6 Melvin Mora, R OBP: 0.298, SLG: 0.485	K										2	0	0	0	1	1	2							
21 Nick Markakis, L OBP: 0.333, SLG: 0.400											3	1	1	0	1	1	2							
10 Miguel Tejada, R OBP: 0.364, SLG: 0.359											3	0	2	0	2	0	1							
17 Aubrey Huff, L OBP: 0.273, SLG: 0.244											5	0	0	0	0	3	9							
31 Jay Gibbons, L OBP: 0.316, SLG: 0.343											5	0	3	1	0	0	2							
Kevin Millar, R OBP: 0.324, SLG: 0.516											4	1	1	0	0	1	2							
17 Corey Patterson, L OBP: 0.368, SLG: 0.438											4	0	1	0	0	0	1							
Paul Bako, L OBP: 0.269, SLG: 0.348											4	0	2	1	0	0	1							
<b>Inning Stats</b>	R: 0 E: 0 K: 2 S: 13	H: 2 LOB: 2 BB: 0 P: 16	R: 0 E: 0 K: 0 S: 11	H: 0 LOB: 0 BB: 0 P: 13	R: 0 E: 0 K: 1 S: 13	H: 2 LOB: 1 BB: 0 P: 17	R: 0 E: 0 K: 1 S: 12	H: 2 LOB: 1 BB: 0 P: 16	R: 0 E: 0 K: 0 S: 6	H: 1 LOB: 0 BB: 0 P: 7	R: 0 E: 0 K: 1 S: 13	H: 0 LOB: 1 BB: 1 P: 22	R: 1 E: 0 K: 0 S: 11	H: 3 LOB: 1 BB: 0 P: 16	R: 0 E: 0 K: 0 S: 10	H: 0 LOB: 0 BB: 2 P: 23	R: 0 E: 0 K: 1 S: 6	H: 0 LOB: 0 BB: 0 P: 8	R: 1 E: 0 K: 0 S: 9	H: 2 LOB: 3 BB: 2 P: 18	1B: 9 2B: 3 3B: 0 HR: 0	SF: 0 SAC: 2 DP: 3 HBP: 1	WP: 0 PB: 0 SB: 0 CS: 0	PA: 42
<b>PITCHER</b>	IP	WLS	BF	H	R	ER	SO	BB	IBB	HBP	BLK	WP	HR	S	P	ERA	WHIP							
55 Gil Meche, R ERA: 3.1	6.0		23	7	0	5	1	0	0	0	0	0	0	8	11	13.50	4.500							
41 Jimmy Gobble, L ERA: 5.7	0.2	B	4	3	1	1	0	0	0	0	0	0	0	13	28	0.00	0.000							
57 Joel Peralta, R ERA: 3.86	1.1		6	0	0	0	0	1	1	0	0	0	0	6	8	0.00	0.000							
48 Joakim Soria, R ERA: 13.5	1.0		3	0	0	0	1	0	0	0	0	0	0	9	18	13.50	3.000							
Jason Standridge, R ERA: 13.5	0.2	L	6	2	1	1	0	0	2	0	0	0	0	9	18	13.50	3.000							

Kansas City Royals @ Baltimore Orioles  
Oriole Park at Camden Yards, Baltimore, MD

Thu Apr 12 2007, 7:05 PM EDT  
Alt: 13,229 - Partly Cloudy - 57 F

AB 35  
R 2  
H 12  
RBI 2  
BB 4  
SO 6  
LOB 21





Batter	1	2	3	4	5	6	7	8	9	AB	R	H	RBI	BB	SO	LOB	TOP			
9 David DeJesus, L (1,8) OBP: 0.400, SLG: 0.600	4-2 BB BB		2-1 G4-3		0-3 K		1-1 G1-3 1-2 1B		1-2 F8	4	0	1	0	1	1	2	<b>Kansas City Royals @ Baltimore Orioles</b> Oriole Park at Camden Yards, Baltimore, MD Fri Apr 13 2007, 7:05 PM EDT Att: 20,922 - Partly Cloudy - 55 F <a href="http://livebaseballscorecards.com">livebaseballscorecards.com</a>			
Esteban German, R (1,5) OBP: 0.423, SLG: 0.391	4-2 G6-4-3 1-2 BB		2-3 K2-3		3-2 FC6-4 1B		0-1 G1-3 1-2 2-3		3-1 F9	4	0	1	0	1	1	4				
15 Mark Grudzielanek, R (1,4) OBP: 0.222, SLG: 0.257	1-3 K			4-2 FC6-4 1B	1 SAFE 2-1 FC6-4 1B		1-1 G4-3			3	1	0	0	1	1	5				
29 Mike Sweeney, R (1,10) OBP: 0.250, SLG: 0.179	1-1 G6-4-3 1-2			0-0 FC6-4 1B	1-3 K		0-0 G6-3			4	0	1	0	0	1	3				
16 Reggie Sanders, R (1,9) (8,7) OBP: 0.500, SLG: 0.875		1-0 G6-4-3 1B		1-1 FC6-4 1B		1-0 L8		0-0 11 PB 1B		4	0	3	0	0	0	0				
Emil Brown, R (1,7) OBP: 0.161, SLG: 0.167		2-1 G6-4-3 1-2		0-2 FC6-4 1B		0-1 G4-3		0-0 P4		3	0	0	1	0	0	3				
24 Mark Teahen, L (8,PH) OBP: 0.333, SLG: 0.290				1-2 2-3 3-H						1	0	0	0	0	0	1				
43 Ryan Shealy, R (1,3) OBP: 0.162, SLG: 0.138		3-3 K		2-3 K		0-3 K		2-3 K		3	0	0	0	0	3	2				
11 Ross Gload, L (8,PH) OBP: 0.364, SLG: 0.350								1-2 K		1	0	0	0	0	1	1				
14 John Buck, R (1,2) OBP: 0.476, SLG: 0.889			2-2 G4-3 2B	4-2 1-2 BB		4-1 G1-3 9 1B BB		4-2 G4-3 1 DI BB		1	0	1	0	3	0	0				
1 Tony Pena Jr., R (1,6) OBP: 0.238, SLG: 0.415			0-3 K2-3	0-3 K		0-2 F9		1-1 G4-3		4	0	0	0	0	2	6				
<b>Inning Stats</b>	R: 0 E: 0 K: 1 S: 10	H: 0 LOB: 1 BB: 2 P: 20	R: 0 E: 0 K: 1 S: 6	H: 1 LOB: 0 BB: 12	R: 0 E: 0 K: 2 S: 11	H: 1 LOB: 1 BB: 0	R: 1 E: 0 K: 2 S: 17	H: 2 LOB: 3 BB: 2 P: 28	R: 0 E: 0 K: 1 S: 12	H: 0 LOB: 0 BB: 0 P: 8	R: 0 E: 0 K: 0 S: 13	H: 1 LOB: 2 BB: 1 P: 19	R: 0 E: 0 K: 1 S: 7	H: 1 LOB: 1 BB: 0 P: 9	R: 0 E: 0 K: 0 S: 11	H: 0 LOB: 1 BB: 1 P: 20	1B: 6 2B: 1 3B: 0 HR: 0	SF: 0 SAC: 0 DP: 2 HBP: 0	WP: 0 PB: 1 SB: 0 CS: 0	PA: 38
<b>PITCHER</b>	IP WLS BF H R ER SO BB IBB HBP BLK WP HR S P ERA WHIP																			
45 Erik Bedard, L (1,1) ERA: 5.09	6.0 W 25 5 1 1 9 4 0 0 0 0 0 0 63 103 1.50 1.500																			
Chad Bradford, R (7,1) ERA: 2.09	1.0 H 5 1 0 0 0 1 0 0 0 0 0 0 13 19 0.00 2.000																			
28 Danys Baez, R (8,1) ERA: 4.76	1.0 H 4 1 0 0 1 0 0 0 0 0 0 0 7 9 0.00 1.000																			
56 Brian Burres, L (9,1) ERA:	1.0 4 0 0 0 0 1 0 0 0 0 0 0 11 20 0.00 1.000																			

Batter	1	2	3	4	5	6	7	8	9	AB	R	H	RBI	BB	SO	LOB	BOTTOM			
1 Brian Roberts, S (1,4) OBP: 0.321, SLG: 0.295	2-1 F7	1-0 10 FC5 1-3 3-H 2B	2-0 F7			4-1 L4-6 6 S BB		4-1 21 HR BB		3	1	1	1	2	0	2	<b>Kansas City Royals @ Baltimore Orioles</b> Oriole Park at Camden Yards, Baltimore, MD Fri Apr 13 2007, 7:05 PM EDT Att: 20,922 - Partly Cloudy - 55 F <a href="http://livebaseballscorecards.com">livebaseballscorecards.com</a>			
6 Melvin Mora, R (1,5) OBP: 0.308, SLG: 0.479	0-1 17 2B	2-3 K		1-1 10 G3-1 1B		3-1 G6-3 1-2		2-0 F3		5	1	2	0	0	1	6				
21 Nick Markakis, L (1,9)	0-0 E5 17 2B	4-1 10 FC5 BB		1-0 F8		3-2 L4-6 2-2		3-2 HR		4	2	1	4	1	0	3				
10 Miguel Tejada, R (1,6) OBP: 0.327, SLG: 0.318	1-0 L7	1-1 FC5		1-1 G3-1		3-1 G4-3		0-0 G3-1		5	0	0	0	0	0	6				
17 Aubrey Huff, L (1,3) OBP: 0.292, SLG: 0.289	3-2 31 WP 1-1 2-H 2B		1-1 BB 31 1B G6-3	1-3 K		0-0 G4-3				4	1	2	2	0	1	1				
Chris Gomez, R (9,3) OBP: 0.250, SLG: 0.250										0	0	0	0	0	0	0				
31 Jay Gibbons, L (1,7) OBP: 0.333, SLG: 0.359	2-1 G4-3		0-0 G6-3 BB		1-1 BB 1B		0-2 K			4	0	2	0	0	1	1				
3 Freddie Bynum, L (8,7)			1-2 G6-3 1B		1-2 BB 1B					0	0	0	0	0	0	0				
Kevin Millar, R (1,10) OBP: 0.390, SLG: 0.545		3-2 17 FC4-6 1B	4-0 G6-3 1B	1-2 2-3 BB	4-2 G4-6-3 BB		0-2 BB 21 HR 1B			2	1	2	0	2	0	0				
17 Corey Patterson, L (1,8) OBP: 0.333, SLG: 0.389		1-1 FC4-6 1B	0-3 K		1-2 K		0-0 P6			4	1	0	0	0	2	7				
Paul Bako, L (1,2) OBP: 0.300, SLG: 0.370		2-0 1 2B	0-2 G6-3		1-0 G4-6-3		1-0 BB 21 HR 1B			4	1	2	1	0	0	4				
<b>Inning Stats</b>	R: 2 E: 1 K: 0 S: 11	H: 2 LOB: 1 BB: 0 P: 19	R: 1 E: 0 K: 1 S: 13	H: 3 LOB: 3 BB: 1 P: 27	R: 1 E: 0 K: 1 S: 10	H: 2 LOB: 2 BB: 1 P: 17	R: 0 E: 0 K: 1 S: 8	H: 1 LOB: 1 BB: 0 P: 12	R: 0 E: 0 K: 1 S: 9	H: 1 LOB: 1 BB: 1 P: 16	R: 0 E: 0 K: 0 S: 7	H: 0 LOB: 0 BB: 1 P: 17	R: 0 E: 0 K: 1 S: 7	H: 0 LOB: 0 BB: 0 P: 10	R: 4 E: 0 K: 0 S: 17	H: 3 LOB: 0 BB: 1 P: 27	1B: 8 2B: 4 3B: 0 HR: 1	SF: 0 SAC: 0 DP: 2 HBP: 0	WP: 1 PB: 0 SB: 1 CS: 0	PA: 40
<b>PITCHER</b>	IP WLS BF H R ER SO BB IBB HBP BLK WP HR S P ERA WHIP																			
31 Brandon Duckworth, R (1,1) ERA: 1.59	5.0 L 28 4 2 4 2 4 4 0 0 0 0 0 0 52 96 3.60 2.600																			
47 Ryan Braun, R (6,1) ERA: 1.8	2.0 5 0 0 0 1 0 0 0 0 0 0 0 13 22 0.00 0.000																			
Todd Wellemeyer, R (8,1) ERA: 18.0	1.0 7 3 4 4 0 1 0 0 0 0 0 1 17 27 36.00 4.000																			



Batter	1	2	3	4	5	6	7	8	9	AB	R	H	RBI	BB	SO	LOB	TOP																	
9 David DeJesus, L (1, 8) OBP: 0.400, SLG: 0.571										4	1	1	0	0	1	1	<p><b>Kansas City Royals @ Baltimore Orioles</b>  <b>Oriole Park at Camden Yards, Baltimore, MD</b>  Sat Apr 14 2007, 7:05 PM EDT  Att: 15,244 - Drizzlie - 56 F</p> <p>livebaseballscorecards.com</p> <p>AB 34 R 4 H 9 RBI 2 BB 1 SO 13 LOB 17</p>																	
15 Mark Grudzielanek, R (1, 4) OBP: 0.268, SLG: 0.369										4	2	2	0	0	1	0																		
24 Mark Teahen, L (1, 9) OBP: 0.349, SLG: 0.314										4	0	2	0	0	2	2																		
16 Reggie Sanders, R (1, 7) OBP: 0.450, SLG: 0.737										3	1	0	1	1	1	5																		
11 Ross Gload, L (1, 10) OBP: 0.400, SLG: 0.391										3	0	2	1	0	0	1																		
29 Mike Sweeney, R (7, PH) OBP: 0.242, SLG: 0.172										3	0	1	0	0	1	1																		
4 Alex Gordon, L (1, 5) OBP: 0.200, SLG: 0.194										4	0	0	0	0	2	3																		
43 Ryan Shealy, R (1, 3) OBP: 0.162, SLG: 0.121										4	0	0	0	0	2	3																		
6 Jason LaRue, R (1, 2) OBP: 0.167, SLG: 0.273									4	0	0	0	0	3	1																			
1 Tony Pena Jr, R (1, 6) OBP: 0.244, SLG: 0.409										3	0	1	0	0	0	1																		
Esteban German, R (9, PH) OBP: 0.407, SLG: 0.375										1	0	0	0	0	1	0																		
<b>Inning Stats</b>	R: 2 E: 0 K: 1 S: 16	H: 3 LOB: 1 BB: 0 P: 26	R: 0 E: 0 K: 1 S: 13	H: 1 LOB: 1 BB: 0 P: 18	R: 1 E: 0 K: 1 S: 17	H: 1 LOB: 2 BB: 1 P: 28	R: 0 E: 0 K: 2 S: 9	H: 0 LOB: 0 BB: 0 P: 9	R: 1 E: 0 K: 0 S: 11	H: 2 LOB: 0 BB: 0 P: 15	R: 0 E: 0 K: 3 S: 9	H: 1 LOB: 1 BB: 0 P: 14	R: 0 E: 0 K: 3 S: 14	H: 1 LOB: 2 BB: 0 P: 22	R: 0 E: 0 K: 2 S: 11	H: 0 LOB: 0 BB: 0 P: 14	R: 0 E: 0 K: 2 S: 8	H: 0 LOB: 0 BB: 0 P: 10	1B: 8 2B: 1 3B: 0 HR: 0	SF: 0 SAC: 0 DP: 1 HBP: 3	WP: 0 PB: 1 SB: 1 CS: 1	PA: 39												
<b>PITCHER</b>	IP WLS BF H R ER SO BB IBB HBP BLK WP HR S P ERA WHIP																																	
40 Daniel Cabrera, R (1, 1) ERA: 3.68	5.0	23	7	4	3	5	1	0	2	0	0	0	0	66	96	5.40	1.600																	
51 Scott Williamson, R (6, 1) ERA: 2.45	1.0	W	4	1	0	0	1	0	0	0	0	0	0	9	14	0.00	1.000																	
John Parrish, L (7, 1) ERA:	1.0	H	5	1	0	0	3	0	0	1	0	0	0	14	22	0.00	1.000																	
32 Jamie Walker, L (8, 1) ERA: 1.5	1.0	H	3	0	0	0	2	0	0	0	0	0	0	11	14	0.00	0.000																	
37 Chris Ray, R (9, 1) ERA: 5.4	1.0	S	3	0	0	0	2	0	0	0	0	0	0	8	10	0.00	0.000																	

Batter	1	2	3	4	5	6	7	8	9	AB	R	H	RBI	BB	SO	LOB	BOTTOM																		
1 Brian Roberts, S (1, 4) OBP: 0.328, SLG: 0.306										5	0	2	0	0	0	2	<p><b>Kansas City Royals @ Baltimore Orioles</b>  <b>Oriole Park at Camden Yards, Baltimore, MD</b>  Sat Apr 14 2007, 7:05 PM EDT  Att: 15,244 - Drizzlie - 56 F</p> <p>livebaseballscorecards.com</p> <p>AB 35 R 6 H 13 RBI 6 BB 3 SO 2 LOB 17</p>																		
6 Melvin Mora, R (1, 5) OBP: 0.298, SLG: 0.453										5	0	1	1	0	0	4																			
21 Nick Markakis, L (1, 9) OBP: 0.333, SLG: 0.438										4	0	1	1	0	0	2																			
10 Miguel Tejada, R (1, 6) OBP: 0.340, SLG: 0.333										4	1	2	0	0	0	1																			
17 Aubrey Huff, L (1, 10) OBP: 0.308, SLG: 0.292										3	1	1	0	1	0	1																			
Kevin Millar, R (1, 7) OBP: 0.422, SLG: 0.556										3	1	2	0	1	0	0																			
3 Freddie Bynum, L (7, FR) ERA:										0	0	0	0	0	0	0																			
Chris Gomez, R (1, 3) OBP: 0.250, SLG: 0.500										4	1	1	4	0	1	4																			
17 Corey Patterson, L (1, 8) OBP: 0.326, SLG: 0.375										4	0	1	0	0	1	2																			
Alberto Castillo, R (1, 2) OBP: 0.308, SLG: 0.333										3	2	2	0	1	0	1																			
<b>Inning Stats</b>	R: 0 E: 0 K: 0 S: 6	H: 0 LOB: 0 BB: 0 P: 7	R: 0 E: 0 K: 1 S: 15	H: 2 LOB: 2 BB: 0 P: 25	R: 1 E: 0 K: 0 S: 17	H: 3 LOB: 1 BB: 0 P: 25	R: 0 E: 0 K: 0 S: 8	H: 0 LOB: 0 BB: 0 P: 10	R: 1 E: 0 K: 1 S: 12	H: 3 LOB: 1 BB: 0 P: 16	R: 4 E: 0 K: 0 S: 20	H: 3 LOB: 1 BB: 2 P: 36	R: 0 E: 0 K: 0 S: 12	H: 1 LOB: 2 BB: 1 P: 22	R: 0 E: 0 K: 0 S: 11	H: 1 LOB: 1 BB: 0 P: 16	1B: 11 2B: 1 3B: 0 HR: 1	SF: 0 SAC: 0 DP: 2 HBP: 0	WP: 0 PB: 0 SB: 0 CS: 0	PA: 38															
<b>PITCHER</b>	IP WLS BF H R ER SO BB IBB HBP BLK WP HR S P ERA WHIP																																		
45 Odalis Perez, L (1, 1) ERA: 9.26	5.0	L	4	2	2	2	0	1	0	0	0	0	0	1	8	15	54.00	9.000																	
57 Joel Peralta, R (6, 1) ERA: 6.14	0.1		2	0	0	0	0	0	0	0	0	0	0	5	10	0.00	0.000																		
Todd Wellemeyer, R (6, 1) ERA: 15.43	0.2		0	0	0	0	0	0	0	0	0	0	0	5	10	0.00	0.000																		
41 Jimmy Gobble, L (7, 1) ERA: 2.08	1.0		5	1	0	0	0	0	1	0	0	0	0	12	22	0.00	1.000																		
David Riske, R (8, 1) ERA: 5.4	1.0		4	1	0	0	0	0	0	0	0	0	0	11	16	0.00	1.000																		







Batter	1	2	3	4	5	6	7	8	9	AB	R	H	RBI	BB	SO	LOB	TOP					
1 Brian Roberts, S (1,4) OBP: 0.328, SLG: 0.328										4	1	1	0	0	0	1	<p><b>Baltimore Orioles @ Tampa Bay Devil Rays</b> Tropicana Field, St. Petersburg, FL Tue Apr 17 2007, 7:10 PM EDT Att: 9,575 - Dome - 72 F</p> <p>livebaseballscorecards.com</p>					
6 Melvin Mora, R (1,5) OBP: 0.303, SLG: 0.516										4	0	1	0	0	0	1						
21 Nick Markakis, L (1,9) OBP: 0.317, SLG: 0.404										4	0	1	1	0	1	1						
10 Miguel Tejada, R (1,6) OBP: 0.355, SLG: 0.357										4	0	1	0	0	0	1						
17 Aubrey Huff, L (1,10) OBP: 0.295, SLG: 0.351										4	0	0	0	0	2	1						
Kevin Millar, R (1,3) OBP: 0.407, SLG: 0.512										4	0	0	0	0	0	0						
31 Jay Gibbons, L (1,7) OBP: 0.333, SLG: 0.383										3	1	1	0	1	1	0						
Alberto Castillo, R (1,2) OBP: 0.313, SLG: 0.286										2	1	0	0	1	1	0						
Paul Bako, L (9, PH) OBP: 0.286, SLG: 0.344										1	0	0	0	0	0	1						
3 Freddie Bynum, L (1,8) OBP: 0.222, SLG: 0.556										2	0	1	0	0	0	0						
39 Jon Knott, R (8, PH) OBP: 1.000, SLG: 4.000										1	1	1	3	0	0	0						
40 Adam Stern, L (8,8)										0	0	0	0	0	0	0						
<b>Inning Stats</b>	R: 1 E: 0 K: 0 S: 5	H: 1 LOB: 0 BB: 0 P: 8	R: 0 E: 0 K: 1 S: 8	H: 0 LOB: 0 BB: 0 P: 9	R: 0 E: 0 K: 0 S: 7	H: 0 LOB: 0 BB: 0 P: 11	R: 0 E: 0 K: 1 S: 10	H: 1 LOB: 1 BB: 0 P: 2	R: 0 E: 0 K: 1 S: 11	H: 0 LOB: 0 BB: 0 P: 14	R: 0 E: 0 K: 0 S: 9	H: 2 LOB: 1 BB: 0 P: 16	R: 0 E: 0 K: 1 S: 10	H: 0 LOB: 0 BB: 0 P: 15	R: 3 E: 0 K: 0 S: 12	H: 3 LOB: 1 BB: 1 P: 19	R: 0 E: 0 K: 1 S: 10	H: 0 LOB: 1 BB: 1 P: 22	1B: 4 2B: 2 3B: 1 HR: 1	SF: 0 SAC: 0 DP: 1 HBP: 0	WP: 0 PB: 0 CS: 2	PA: 35
<b>PITCHER</b>	IP WLS BF H R ER SO BB IBB HBP BLK WP HR S P ERA WHIP																					
Casey Fossum, L (1,1) ERA: 6.11	7.0 W 26 5 3 3 4 1 0 0 0 0 0 61 90 3.86 0.857																					
Brian Stokes, R (8,1) ERA: 5.63	1.0 S 5 2 1 1 0 0 0 0 0 0 0 1 11 14 9.00 2.000																					
2B AJ Reyes, R (9,1) ERA:	1.0 S 4 0 0 0 1 1 0 0 0 0 0 0 10 22 0.00 1.000																					

Batter	1	2	3	4	5	6	7	8	9	AB	R	H	RBI	BB	SO	LOB	BOTTOM			
5 Rocco Baldelli, R (1,8) OBP: 0.345, SLG: 0.385										3	1	2	2	1	0	0	<p><b>Baltimore Orioles @ Tampa Bay Devil Rays</b> Tropicana Field, St. Petersburg, FL Tue Apr 17 2007, 7:10 PM EDT Att: 9,575 - Dome - 72 F</p> <p>livebaseballscorecards.com</p>			
Brendan Harris, R (1,6) OBP: 0.474, SLG: 0.833										4	1	2	1	0	0	3				
13 Carl Crawford, L (1,7) OBP: 0.328, SLG: 0.466										4	1	2	0	0	0	0				
Ty Wigginton, R (1,4) OBP: 0.328, SLG: 0.544										4	1	1	1	0	1	2				
Delmon Young, R (1,9) OBP: 0.333, SLG: 0.526										4	1	1	1	0	0	0				
1 Akinori Iwamura, L (1,5) OBP: 0.491, SLG: 0.512										4	0	0	0	0	0	2				
30 Dioner Navarro, S (1,2) OBP: 0.341, SLG: 0.342										3	1	1	0	1	1	0				
23 Carlos Pena, L (1,3) OBP: 0.214, SLG: 0.423										3	0	0	1	0	1	1				
2 B.J. Upton, R (1,10) OBP: 0.439, SLG: 0.556										2	0	0	0	1	1	0				
<b>Inning Stats</b>	R: 0 E: 0 K: 0 S: 9	H: 1 LOB: 0 BB: 0 P: 13	R: 0 E: 0 K: 0 S: 8	H: 0 LOB: 0 BB: 0 P: 12	R: 0 E: 0 K: 1 S: 7	H: 0 LOB: 0 BB: 0 P: 11	R: 6 E: 0 K: 0 S: 23	H: 5 LOB: 2 BB: 3 P: 44	R: 0 E: 0 K: 1 S: 11	H: 0 LOB: 0 BB: 0 P: 16	R: 0 E: 0 K: 1 S: 5	H: 0 LOB: 0 BB: 0 P: 8	R: 0 E: 0 K: 0 S: 9	H: 2 LOB: 2 BB: 0 P: 14	R: 0 E: 0 K: 1 S: 7	H: 1 LOB: 1 BB: 0 P: 10		1B: 7 2B: 2 3B: 0 HR: 0	SF: 1 SAC: 0 DP: 1 HBP: 0	WP: 1 PB: 0 CS: 0
<b>PITCHER</b>	IP WLS BF H R ER SO BB IBB HBP BLK WP HR S P ERA WHIP																			
41 Steve Trachsel, R (1,1) ERA: 5.19	3.2 L 19 6 6 6 1 3 0 0 0 0 0 1 0 30 46 0.00 0.600																			
56 Brian Burres, L (4,1) ERA:	3.1 12 2 0 0 2 0 0 0 0 0 1 0 30 46 0.00 0.600																			
32 Jamie Walker, L (8,1) ERA: 1.29	1.0 4 1 0 0 1 0 0 0 0 0 0 0 7 10 0.00 1.000																			



Batter	1	2	3	4	5	6	7	8	9	AB	R	H	RBI	BB	SO	LOB	TOP									
1 Brian Roberts, S OBP: 0.319, SLG: 0.306 (1, 4)										4	0	0	0	1	2	1	<b>Baltimore Orioles @ Tampa Bay Devil Rays</b> Tropicana Field, St. Petersburg, FL Wed Apr 18 2007, 3:10 PM EDT Att: 10,540 - Dome - 72 F <a href="http://livebaseballscorecards.com">livebaseballscorecards.com</a>									
6 Melvin Mora, R OBP: 0.310, SLG: 0.492 (1, 5)										3	0	0	0	2	0	3										
21 Nick Markakis, L OBP: 0.309, SLG: 0.435 (1, 9)										5	1	1	1	0	1	3										
10 Miguel Tejada, R OBP: 0.379, SLG: 0.400 (1, 6)										4	2	3	0	0	0	0										
Kevin Millar, R OBP: 0.397, SLG: 0.511 (1, 10)										4	1	1	1	0	2	2										
39 Jon Knott, R OBP: 0.800, SLG: 1.500 Corey Patterson, L OBP: 0.326, SLG: 0.375 (8, 8)										3	2	2	0	1	0	1										
Chris Gomez, R OBP: 0.333, SLG: 0.533 (1, 3)										3	0	2	1	0	0	0										
3 Freddie Bynum, L OBP: 0.231, SLG: 0.538 (8, 7)										4	0	1	1	0	1	4										
Alberto Castillo, R OBP: 0.316, SLG: 0.353 31 Jay Gibbons, L OBP: 0.327, SLG: 0.375 Paul Bako, L OBP: 0.286, SLG: 0.344 (8, 2)										3	0	1	1	0	0	0										
<b>Inning Stats</b>	R: 0 E: 0 K: 1 S: 8	H: 0 LOB: 0 BB: 1 P: 15	R: 1 E: 0 K: 1 S: 16	H: 3 LOB: 2 BB: 0 P: 24	R: 0 E: 1 K: 1 S: 11	H: 0 LOB: 1 BB: 1 P: 23	R: 2 E: 0 K: 0 S: 25	H: 3 LOB: 3 BB: 2 P: 40	R: 2 E: 0 K: 0 S: 7	H: 3 LOB: 0 BB: 0 P: 11	R: 0 E: 0 K: 1 S: 6	H: 0 LOB: 0 BB: 0 P: 8	R: 1 E: 0 K: 1 S: 12	H: 1 LOB: 0 BB: 0 P: 18	R: 0 E: 0 K: 1 S: 8	H: 1 LOB: 2 BB: 0 P: 12		R: 0 E: 0 K: 1 S: 5	H: 0 LOB: 0 BB: 0 P: 9	1B: 6 2B: 4 3B: 0 HR: 1	SF: 0 SAC: 1 DP: 1 HBP: 0	WP: 0 PB: 1 SB: 0 CS: 0	PA: 40			
<b>PITCHER</b>	IP WLS BF H R ER SO BB IBB HBP BLK WP HR S P ERA WHIP	IP WLS BF H R ER SO BB IBB HBP BLK WP HR S P ERA WHIP	IP WLS BF H R ER SO BB IBB HBP BLK WP HR S P ERA WHIP	IP WLS BF H R ER SO BB IBB HBP BLK WP HR S P ERA WHIP	IP WLS BF H R ER SO BB IBB HBP BLK WP HR S P ERA WHIP	IP WLS BF H R ER SO BB IBB HBP BLK WP HR S P ERA WHIP	IP WLS BF H R ER SO BB IBB HBP BLK WP HR S P ERA WHIP	IP WLS BF H R ER SO BB IBB HBP BLK WP HR S P ERA WHIP	IP WLS BF H R ER SO BB IBB HBP BLK WP HR S P ERA WHIP	IP WLS BF H R ER SO BB IBB HBP BLK WP HR S P ERA WHIP	IP WLS BF H R ER SO BB IBB HBP BLK WP HR S P ERA WHIP	IP WLS BF H R ER SO BB IBB HBP BLK WP HR S P ERA WHIP	IP WLS BF H R ER SO BB IBB HBP BLK WP HR S P ERA WHIP	IP WLS BF H R ER SO BB IBB HBP BLK WP HR S P ERA WHIP	IP WLS BF H R ER SO BB IBB HBP BLK WP HR S P ERA WHIP	IP WLS BF H R ER SO BB IBB HBP BLK WP HR S P ERA WHIP	IP WLS BF H R ER SO BB IBB HBP BLK WP HR S P ERA WHIP	IP WLS BF H R ER SO BB IBB HBP BLK WP HR S P ERA WHIP	IP WLS BF H R ER SO BB IBB HBP BLK WP HR S P ERA WHIP	IP WLS BF H R ER SO BB IBB HBP BLK WP HR S P ERA WHIP	IP WLS BF H R ER SO BB IBB HBP BLK WP HR S P ERA WHIP	IP WLS BF H R ER SO BB IBB HBP BLK WP HR S P ERA WHIP	IP WLS BF H R ER SO BB IBB HBP BLK WP HR S P ERA WHIP	IP WLS BF H R ER SO BB IBB HBP BLK WP HR S P ERA WHIP	IP WLS BF H R ER SO BB IBB HBP BLK WP HR S P ERA WHIP	IP WLS BF H R ER SO BB IBB HBP BLK WP HR S P ERA WHIP
19 Scott Kazmir, L ERA: 5.25 (1, 1)	4.0	2.0	2.0	2.0	2.0	2.0	2.0	2.0	2.0	6.75	2.500															
47 Gary Glover, R ERA: 5.0 (5, 1)	2.2	1.0	1.0	1.0	1.0	1.0	1.0	1.0	1.0	10.12	1.500															
22 Shawn Camp, R ERA: 9.0 (7, 1)	0.2	0.0	0.0	0.0	0.0	0.0	0.0	0.0	0.0	0.00	1.500															
53 Juan Salas, R ERA: 4.5 (8, 1)	1.2	0.0	0.0	0.0	0.0	0.0	0.0	0.0	0.0	0.00	0.000															

Batter	1	2	3	4	5	6	7	8	9	AB	R	H	RBI	BB	SO	LOB	BOTTOM								
5 Rocco Baldelli, R OBP: 0.349, SLG: 0.429 (1, 10)										4	2	1	1	1	1	3	<b>Baltimore Orioles @ Tampa Bay Devil Rays</b> Tropicana Field, St. Petersburg, FL Wed Apr 18 2007, 3:10 PM EDT Att: 10,540 - Dome - 72 F <a href="http://livebaseballscorecards.com">livebaseballscorecards.com</a>								
18 Ben Zobrist, S OBP: 0.180, SLG: 0.240 23 Carlos Pena, L OBP: 0.207, SLG: 0.407 (8, PH)										3	0	0	0	0	2	0									
13 Carl Crawford, L OBP: 0.338, SLG: 0.516 (1, 7)										4	0	2	1	0	1	0									
Ty Wigginton, R OBP: 0.323, SLG: 0.517 (1, 3)										3	0	0	0	1	1	2									
Delmon Young, R OBP: 0.313, SLG: 0.492 (1, 9)										4	0	0	0	0	1	3									
Brendan Harris, R OBP: 0.435, SLG: 0.714 (1, 5)										3	0	0	0	1	2	0									
35 Elijah Dukes, R OBP: 0.318, SLG: 0.421 (1, 8)										3	2	2	0	1	0	0									
8 Josh Paul, R OBP: 0.400, SLG: 0.357 (1, 2)										4	0	2	1	0	1	2									
2 B.J. Upton, R OBP: 0.400, SLG: 0.500 (1, 4)										4	0	0	1	0	2	4									
<b>Inning Stats</b>	R: 1 E: 0 K: 2 S: 11	H: 1 LOB: 0 BB: 0 P: 18	R: 1 E: 0 K: 1 S: 15	H: 2 LOB: 1 BB: 0 P: 23	R: 1 E: 0 K: 1 S: 8	H: 1 LOB: 1 BB: 1 P: 16	R: 0 E: 0 K: 2 S: 11	H: 1 LOB: 2 BB: 1 P: 18	R: 0 E: 0 K: 1 S: 14	H: 1 LOB: 1 BB: 0 P: 18	R: 1 E: 0 K: 1 S: 13	H: 1 LOB: 1 BB: 1 P: 21	R: 0 E: 0 K: 1 S: 9	H: 0 LOB: 1 BB: 1 P: 14	R: 0 E: 0 K: 0 S: 4	H: 0 LOB: 0 BB: 0 P: 7		R: 0 E: 0 K: 3 S: 12	H: 0 LOB: 0 BB: 0 P: 19	1B: 3 2B: 2 3B: 1 HR: 1	SF: 0 SAC: 1 DP: 0 HBP: 0	WP: 0 PB: 0 SB: 1 CS: 0	PA: 38		
<b>PITCHER</b>	IP WLS BF H R ER SO BB IBB HBP BLK WP HR S P ERA WHIP	IP WLS BF H R ER SO BB IBB HBP BLK WP HR S P ERA WHIP	IP WLS BF H R ER SO BB IBB HBP BLK WP HR S P ERA WHIP	IP WLS BF H R ER SO BB IBB HBP BLK WP HR S P ERA WHIP	IP WLS BF H R ER SO BB IBB HBP BLK WP HR S P ERA WHIP	IP WLS BF H R ER SO BB IBB HBP BLK WP HR S P ERA WHIP	IP WLS BF H R ER SO BB IBB HBP BLK WP HR S P ERA WHIP	IP WLS BF H R ER SO BB IBB HBP BLK WP HR S P ERA WHIP	IP WLS BF H R ER SO BB IBB HBP BLK WP HR S P ERA WHIP	IP WLS BF H R ER SO BB IBB HBP BLK WP HR S P ERA WHIP	IP WLS BF H R ER SO BB IBB HBP BLK WP HR S P ERA WHIP	IP WLS BF H R ER SO BB IBB HBP BLK WP HR S P ERA WHIP	IP WLS BF H R ER SO BB IBB HBP BLK WP HR S P ERA WHIP	IP WLS BF H R ER SO BB IBB HBP BLK WP HR S P ERA WHIP	IP WLS BF H R ER SO BB IBB HBP BLK WP HR S P ERA WHIP	IP WLS BF H R ER SO BB IBB HBP BLK WP HR S P ERA WHIP	IP WLS BF H R ER SO BB IBB HBP BLK WP HR S P ERA WHIP	IP WLS BF H R ER SO BB IBB HBP BLK WP HR S P ERA WHIP	IP WLS BF H R ER SO BB IBB HBP BLK WP HR S P ERA WHIP	IP WLS BF H R ER SO BB IBB HBP BLK WP HR S P ERA WHIP	IP WLS BF H R ER SO BB IBB HBP BLK WP HR S P ERA WHIP	IP WLS BF H R ER SO BB IBB HBP BLK WP HR S P ERA WHIP	IP WLS BF H R ER SO BB IBB HBP BLK WP HR S P ERA WHIP	IP WLS BF H R ER SO BB IBB HBP BLK WP HR S P ERA WHIP	IP WLS BF H R ER SO BB IBB HBP BLK WP HR S P ERA WHIP
45 Erik Bedard, L ERA: 5.4 (6, 1)	0.1	0.0	0.0	0.0	0.0	0.0	0.0	0.0	0.0	0.00	0.000														
John Parrish, L ERA: (7, 1)	1.0	0.0	0.0	0.0	0.0	0.0	0.0	0.0	0.0	0.00	1.000														
28 Danys Baez, R ERA: 3.52 (8, 1)	1.0	0.0	0.0	0.0	0.0	0.0	0.0	0.0	0.0	0.00	0.000														
37 Chris Ray, R ERA: 4.15 (9, 1)	1.0	0.0	0.0	0.0	0.0	0.0	0.0	0.0	0.0	0.00	0.000														



Batter	1	2	3	4	5	6	7	8	9	AB	R	H	RBI	BB	SO	LOB	TOP																			
15 Alex Rios, R OBP: 0.278, SLG: 0.478 (1, 8)	F9	F9			K		K		K	5	0	0	0	0	3	3	<b>Toronto Blue Jays @ Baltimore Orioles</b> Oriole Park at Camden Yards, Baltimore, MD Fri Apr 20 2007, 7:05 PM EDT Att: 25,025 - Clear - 68 F																			
9 Gregg Zaun, S OBP: 0.298, SLG: 0.367 (1, 2)	G4-3		G6-3		K		BB 10 1B		F9	5	1	1	0	0	1	0																				
17 Lyle Overbay, L OBP: 0.313, SLG: 0.377 (1, 3)	F8		K		1B		F7		1B	5	0	2	0	0	1	2																				
Frank Thomas, R OBP: 0.333, SLG: 0.345 (1, 10)		G6-3	P2		P5		10 1B		1B	4	0	1	0	1	0	1																				
Matt Stairs, L OBP: 0.360, SLG: 0.318 10 Vernon Wells, R (7, PH) OBP: 0.294, SLG: 0.508 (7, 8)		26 1B		F7		F7		1B	P3	3	1	1	0	0	0	0																				
2 Aaron Hill, R OBP: 0.385, SLG: 0.542 (1, 4)	K		1B	1B	2B		G4-3			4	0	1	0	0	1	3																				
26 Adam Lind, L OBP: 0.333, SLG: 0.429 (1, 7)		1B		K		2B		P2		4	1	2	1	0	1	1																				
Royce Clayton, R OBP: 0.333, SLG: 0.463 (1, 6)		2B		K		2B		F9		4	0	2	1	0	1	1																				
Jason Smith, L OBP: 0.367, SLG: 0.407 (1, 5)		HBP		G4-3			BB 9 1B	L3		2	1	0	0	1	0	2																				
<b>Inning Stats</b>	R: 0 E: 0 K: 0 S: 11	H: 0 LOB: 0 BB: 0 P: 19	R: 2 E: 0 K: 1 S: 14	H: 3 LOB: 2 BB: 0 P: 17	R: 0 E: 0 K: 1 S: 5	H: 0 LOB: 0 BB: 0 P: 6	R: 0 E: 0 K: 1 S: 9	H: 2 LOB: 2 BB: 0 P: 16	R: 0 E: 0 K: 1 S: 9	H: 1 LOB: 1 BB: 0 P: 16	R: 2 E: 0 K: 1 S: 13	H: 2 LOB: 2 BB: 2 P: 24	R: 0 E: 0 K: 0 S: 6	H: 0 LOB: 0 BB: 0 P: 13	R: 0 E: 0 K: 1 S: 9	H: 2 LOB: 2 BB: 0 P: 15		1B: 8 2B: 3 3B: 0 HR: 0	SF: 0 SAC: 0 DP: 0 HBP: 1	WP: 0 PA: 41 PB: 0 SB: 1 CS: 0																
<b>PITCHER</b>	IP	WLS	BF	H	R	ER	SO	BB	IBB	HBP	BLK	WP	HR	S	P	ERA	WHIP	<b>PITCHER</b>		IP	WLS	BF	H	R	ER	SO	BB	IBB	HBP	BLK	WP	HR	S	P	ERA	WHIP
40 Daniel Cabrera, R ERA: 4.1 (1, 1)	6.2		31	8	4	4	7	2	0	1	0	0	0	66	109	5.40	1.500			6.2		31	8	4	4	7	2	0	1	0	0	0	66	109	5.40	1.500
John Parrish, L ERA: (7, 1)	1.1		5	1	0	0	0	0	0	0	0	0	0	10	19	0.00	0.750			1.1		5	1	0	0	0	0	0	0	0	0	10	19	0.00	0.750	
37 Chris Ray, R ERA: 3.72 (9, 1)	1.0	W	5	2	0	0	1	0	0	0	0	0	0	9	15	0.00	2.000			1.0	W	5	2	0	0	1	0	0	0	0	9	15	0.00	2.000		

AB	38
R	4
H	11
RBI	4
BB	2
SO	8
LOB	15



Batter	1	2	3	4	5	6	7	8	9	AB	R	H	RBI	BB	SO	LOB	BOTTOM																			
1 Brian Roberts, S OBP: 0.325, SLG: 0.303 (1, 4)	F7			6 HR	F8		L8		21 1B	4	1	1	0	1	0	3	<b>Toronto Blue Jays @ Baltimore Orioles</b> Oriole Park at Camden Yards, Baltimore, MD Fri Apr 20 2007, 7:05 PM EDT Att: 25,025 - Clear - 68 F																			
6 Melvin Mora, R OBP: 0.342, SLG: 0.537 (1, 5)	21 G4-6-3 BB			HR		17 F9	21 1B		21 1B	2	1	1	2	3	1	0																				
21 Nick Markakis, L OBP: 0.329, SLG: 0.448 (1, 9)	G4-6-3			G4-3		FC5-4	1B		10 2B	5	1	3	1	0	0	1																				
10 Miguel Tejada, R OBP: 0.371, SLG: 0.406 (1, 6)		G4-3		G5-3		K			17 SF8	4	1	1	0	0	1	2																				
17 Aubrey Huff, L OBP: 0.277, SLG: 0.333 (1, 3)		F7		L4		F9			1B	3	0	0	1	0	0	2																				
Kevin Millar, R OBP: 0.403, SLG: 0.500 (1, 10)		P3				FC5-4			2B	3	0	1	1	1	0	2																				
31 Jay Gibbons, L OBP: 0.304, SLG: 0.346 (1, 7)				G3		BB			1B	4	0	0	0	0	1	2																				
Corey Patterson, L OBP: 0.340, SLG: 0.372 (1, 8)				G3		BB			BB	3	1	1	0	1	0	0																				
Paul Bako, L OBP: 0.289, SLG: 0.324 (1, 2)				G4-3		G3			SH1-4	2	0	0	0	1	0	2																				
<b>Inning Stats</b>	R: 0 E: 0 K: 0 S: 6	H: 0 LOB: 1 BB: 1 P: 10	R: 0 E: 0 K: 0 S: 11	H: 0 LOB: 0 BB: 0 P: 19	R: 0 E: 0 K: 0 S: 5	H: 0 LOB: 0 BB: 0 P: 7	R: 2 E: 0 K: 0 S: 16	H: 2 LOB: 0 BB: 0 P: 27	R: 0 E: 0 K: 1 S: 12	H: 0 LOB: 2 BB: 2 P: 21	R: 0 E: 0 K: 1 S: 10	H: 1 LOB: 2 BB: 1 P: 16	R: 0 E: 0 K: 0 S: 6	H: 0 LOB: 1 BB: 1 P: 14	R: 2 E: 0 K: 1 S: 14	H: 3 LOB: 1 BB: 0 P: 22		R: 1 E: 0 K: 0 S: 9	H: 2 LOB: 3 BB: 2 P: 20	1B: 6 2B: 1 3B: 0 HR: 1	SF: 1 SAC: 1 DP: 1 HBP: 0	WP: 0 PA: 39 PB: 0 SB: 2 CS: 0														
<b>PITCHER</b>	IP	WLS	BF	H	R	ER	SO	BB	IBB	HBP	BLK	WP	HR	S	P	ERA	WHIP	<b>PITCHER</b>		IP	WLS	BF	H	R	ER	SO	BB	IBB	HBP	BLK	WP	HR	S	P	ERA	WHIP
34 A.J. Burnett, R ERA: 5.57 (8, 1)	0.1	H	3	2	2	2	1	0	0	0	0	0	0	8	11	54.00	6.000			0.1	H	3	2	2	2	1	0	0	0	0	8	11	54.00	6.000		
44 Casey Janssen, R ERA: 1.74 (8, 1)	0.2	B	3	1	0	0	0	0	0	0	0	0	0	6	11	0.00	1.500			0.2	B	3	1	0	0	0	0	0	0	0	6	11	0.00	1.500		
31 Victor Zambrano, R ERA: 3.86 (9, 1)	0.1	L	5	2	1	1	0	1	1	0	0	0	0	9	20	27.00	9.000			0.1	L	5	2	1	1	0	1	1	0	0	9	20	27.00	9.000		









Batter	1	2	3	4	5	6	7	8	9	AB R H RBI BB SO LOB	TOP	
15 Alex Rios, R (1, 9) OBP: 0.305, SLG: 0.487	1-2 P5		2-1 L8		1-1 26 BB 1B		2-1 F8		2-0 1B	5 0 2 2 0 0 0	<b>Toronto Blue Jays @ Baltimore Orioles</b> <b>Oriole Park at Camden Yards, Baltimore, MD</b> Sun Apr 22 2007, 1:35 PM EDT Att: 27,285 - Sunny - 85 F	
26 Adam Lind, L (1, 7) OBP: 0.333, SLG: 0.357	4-2 BB		2-2 G4-1		4-2 BB			0-1 P5	1-2 2-H 3-H 1B	3 0 0 0 2 1 2		
10 Vernon Wells, R (1, 8) OBP: 0.289, SLG: 0.471	2-1 P4			0-0 F9	0-1 P3			0-3 K		4 0 0 0 0 1 3		
17 Lyle Overbay, L (1, 3) OBP: 0.320, SLG: 0.358	2-2 G6-3			2-3 K		4-2 9 BB BB		2-1 L6		3 0 0 0 1 1 1		
Frank Thomas, R (1, 10) OBP: 0.338, SLG: 0.338		2-1 L7		3-2 9 2B 1B		1-0 F8		0-2 1B 20 WP 15 1B 1B		4 1 2 0 0 0 1		
9 Gregg Zaun, S (1, 2) OBP: 0.306, SLG: 0.377		1-2 G5-3		0-1 2B		4-1 2 G6-4-3 BB		1-3 K		3 0 1 0 1 1 1		
2 Aaron Hill, R (1, 4) OBP: 0.370, SLG: 0.545		2-0 HR		3-3 K		1-1 G6-4-3 1-2		0-0 F9		4 1 1 1 0 1 5		
Jason Smith, L (1, 5) OBP: 0.314, SLG: 0.344		2-3 K			1-2 G4-3		2-2 P2	4-0 15 1B BB		3 0 0 0 0 1 0		
20 Ryan Roberts, R (9, PH)								1-2 15 1B BB		0 1 0 0 1 0 0		
Royce Clayton, R (1, 6) OBP: 0.340, SLG: 0.449			2-2 F8		2-1 F8		1-3 K	1-2 15 1B 1B		4 0 1 0 0 1 0		
<b>Inning Stats</b>	R: 0 H: 0 E: 0 LOB: 1 K: 0 BB: 1 S: 10	R: 1 H: 1 E: 0 LOB: 0 K: 1 BB: 0 S: 13	R: 0 H: 0 E: 0 LOB: 0 K: 0 BB: 0 S: 11	R: 0 H: 2 E: 0 LOB: 2 K: 2 BB: 0 S: 14	R: 0 H: 1 E: 0 LOB: 2 K: 0 BB: 1 S: 13	R: 0 H: 0 E: 0 LOB: 0 K: 0 BB: 2 P: 17	R: 0 H: 0 E: 0 LOB: 0 K: 1 BB: 0 S: 11	R: 0 H: 0 E: 0 LOB: 0 K: 1 BB: 0 S: 7	R: 0 H: 0 E: 0 LOB: 0 K: 2 BB: 1 S: 14	R: 2 H: 3 E: 0 LOB: 2 K: 2 BB: 1 S: 14	1B: 5 SF: 0 2B: 1 SAC: 0 3B: 0 DP: 1 HR: 1 HBP: 0	WP: 1 PA: 38 FB: 0 SB: 0 CS: 0
<b>PITCHER</b>	IP WLS BF H R ER SO BB IBB HBP BLK WP HR S P ERA WHIP											
41 Steve Trachsel, R (1, 1) ERA: 4.37	5.1 W 24 4 1 1 3 4 0 0 0 0 0 1 66 113 1.69 1.500											
Chad Bradford, R (6, 1) ERA: 1.23	0.2 1 0 0 0 0 0 0 0 0 0 0 0 2 3 0.00 0.000											
51 Scott Williamson, R (7, 1) ERA: 1.93	1.0 3 0 0 0 1 0 0 0 0 0 0 0 11 16 0.00 0.000											
32 Jamie Walker, L (8, 1) ERA: 1.13	1.0 3 0 0 0 1 0 0 0 0 0 0 0 7 9 0.00 0.000											
56 Brian Burres, L (9, 1) ERA: 3.38	1.0 7 3 2 2 2 1 0 0 0 0 1 0 14 24 18.00 4.000											

Batter	1	2	3	4	5	6	7	8	9	AB R H RBI BB SO LOB	BOTTOM
Jay Payton, R (1, 7) OBP: 0.600, SLG: 0.600	2-2 G5-3			0-0 6 BB 21 3B 1B	0-0 6 BB 21 2B 1B	0-1 F8		1-1 6 G6-4-3 1B		5 2 3 0 0 0 0	<b>Toronto Blue Jays @ Baltimore Orioles</b> <b>Oriole Park at Camden Yards, Baltimore, MD</b> Sun Apr 22 2007, 1:35 PM EDT Att: 27,285 - Sunny - 85 F
6 Melvin Mora, R (1, 5) OBP: 0.348, SLG: 0.514	2-2 K			4-1 21 3B BB	4-0 21 2B 10 1B BB	0-1 10 1B 1B		2-2 G6-4-3 1-2		3 2 1 0 2 1 1	
21 Nick Markakis, L (1, 9) OBP: 0.354, SLG: 0.486	2-2 F9			1-1 10 1B 3B	1-1 10 1B 2B	0-0 F8		1-1 F8		4 2 2 3 0 0 1	
10 Miguel Tejada, R (1, 6) OBP: 0.397, SLG: 0.423		1-0 G6-3		1-0 HBP 1B	3-2 BB HBP 1B 1B	0-1 1-3 1B		1-3 1B		4 1 3 3 0 0 0	
17 Aubrey Huff, L (1, 3) OBP: 0.247, SLG: 0.294		0-1 F8		1-0 L9	1-3 K	0-1 G3				4 0 0 0 0 1 4	
Kevin Millar, R (1, 10) OBP: 0.414, SLG: 0.473		1-2 G5-3		1-0 HBP	1-2 1B BB HBP		1-3 K			2 0 0 0 0 1 0	
Chris Gomez, R (1, 4) OBP: 0.348, SLG: 0.455			3-2 G6-3	1-1 F8	4-2 1B BB		1-1 G6-3			3 0 0 0 1 0 2	
Corey Patterson, L (1, 8) OBP: 0.345, SLG: 0.373			1-1 G4-3	1-2 P5	0-1 1-2 2-3 1B		1-0 G6-3			4 0 1 1 0 0 2	
Alberto Castillo, R (1, 2) OBP: 0.261, SLG: 0.286			1-1 F7		1-1 G6-3 G3			0-1 G4-3		4 0 0 0 0 0 3	
<b>Inning Stats</b>	R: 0 H: 0 E: 0 LOB: 0 K: 1 BB: 0 S: 10	R: 0 H: 0 E: 0 LOB: 0 K: 0 BB: 0 S: 7	R: 0 H: 0 E: 0 LOB: 0 K: 0 BB: 0 S: 7	R: 3 H: 3 E: 0 LOB: 1 K: 0 BB: 1 S: 11	R: 4 H: 4 E: 0 LOB: 3 K: 1 BB: 2 S: 20	R: 0 H: 2 E: 0 LOB: 0 K: 0 BB: 0 S: 9	R: 0 H: 0 E: 0 LOB: 0 K: 1 BB: 0 S: 8	R: 0 H: 1 E: 0 LOB: 0 K: 0 BB: 0 S: 7	1B: 8 SF: 0 2B: 1 SAC: 0 3B: 1 DP: 1 HR: 0 HBP: 2	WP: 0 PA: 38 FB: 0 SB: 0 CS: 0	
<b>PITCHER</b>	IP WLS BF H R ER SO BB IBB HBP BLK WP HR S P ERA WHIP										
39 Gustavo Chacin, L (1, 1) ERA: 5.32	4.1 L 21 5 6 6 1 2 0 1 0 0 0 0 15 29 13.50 4.500										
31 Victor Zambrano, R (5, 1) ERA: 5.09	0.2 6 2 1 1 1 1 0 1 0 0 0 0 24 30 0.00 1.000										
36 Jamie Vermilyea, R (6, 1) ERA:	3.0 11 3 0 0 1 0 0 0 0 0 0 0 24 30 0.00 1.000										


AB 33  
R 3  
H 7  
RBI 3  
BB 5  
SO 7  
LOB 13




AB 33  
R 7  
H 10  
RBI 7  
BB 3  
SO 3  
LOB 13







Batter	1	2	3	4	5	6	7	8	9	AB	R	H	RBI	BB	SO	LOB	TOP										
Shannon Stewart, R (1, 7) OBP: 0.288, SLG: 0.365	F8			HR	BB		G5-4-3		L5	3	1	1	0	2	0	0	<p>Oakland Athletics @ Baltimore Orioles  Oriole Park at Camden Yards, Baltimore, MD  Mon Apr 23 2007, 7:05 PM EDT  Att: 13,862 - Partly Cloudy - 81 F</p> <p>livebaseballscorecards.com</p> <p>AB 35  R 6  H 11  RBI 5  BB 5  SO 11  LOB 15</p> 										
Nick Swisher, S (1, 8) OBP: 0.412, SLG: 0.493	P6			HR	BB		G5-4-3		HR	5	2	2	3	0	1	3											
Eric Chavez, L (1, 5) OBP: 0.310, SLG: 0.410	P5			HR	BB		1B		P6	5	0	1	0	0	2	2											
31 Mike Piazza, R (1, 10) OBP: 0.313, SLG: 0.387		P6		HR	BB		1B		F8	5	1	2	0	0	1	1											
7 Bobby Crosby, R (1, 6) OBP: 0.274, SLG: 0.356	G5-3			HR	BB		1B			4	1	1	0	0	2	3											
14 Mark Ellis, R (1, 4) OBP: 0.306, SLG: 0.315	K			G6-3					K	3	0	0	1	1	2	1											
Todd Walker, L (1, 3) OBP: 0.275, SLG: 0.263				K	WP		G5-4-3		1B	2	1	1	0	2	1	0											
Jason Kendall, R (1, 2) OBP: 0.247, SLG: 0.206	F8			HR	BB		G5-4-3		1B	4	0	2	1	0	0	2											
26 Danny Putnam, L (1, 9) OBP: 0.250, SLG: 0.250	K			CS	BB		1B		G1-3	4	0	1	0	0	2	3											
<b>Inning Stats</b>	R: 0 E: 0 K: 0 S: 7	H: 0 LOB: 0 BB: 0 P: 13	R: 0 E: 0 K: 1 S: 7	H: 0 LOB: 0 BB: 0 P: 12	R: 0 E: 0 K: 2 S: 7	H: 0 LOB: 0 BB: 0 P: 10	R: 5 E: 0 K: 1 S: 24	H: 5 LOB: 0 BB: 1 P: 38	R: 0 E: 0 K: 3 S: 15	H: 0 LOB: 3 BB: 1 P: 26	R: 0 E: 0 K: 1 S: 8	H: 1 LOB: 1 BB: 1 P: 16	R: 0 E: 0 K: 2 S: 16	H: 2 LOB: 2 BB: 0 P: 22	R: 1 E: 0 K: 0 S: 8	H: 1 LOB: 0 BB: 0 P: 15	1B: 8 2B: 1 3B: 0 HR: 2	SF: 0 SAC: 0 DP: 2 HBP: 0	WP: 1 PB: 0 SB: 0 CS: 1	PA: 41							
<b>PITCHER</b>	IP	WLS	BF	H	R	ER	SO	BB	IBB	HBP	BLK	WP	HR	S	P	ERA	WHIP										
45 Erik Bedard, L (1, 1) ERA: 6.11	4.2	L	22	7	5	5	6	2	0	0	0	1	1	57	95	9.64	1.929										
51 Scott Williamson, R (5, 1) ERA: 1.8	0.1		1	0	0	0	1	0	0	0	0	0	0	3	4	0.00	0.000										
56 Brian Burres, L (6, 1) ERA: 2.18	3.0		13	3	0	0	4	3	0	0	0	0	0	29	52	0.00	2.000										
28 Danys Baez, R (9, 1) ERA: 3.72	1.0		4	1	1	1	0	0	0	0	0	0	1	8	15	9.00	1.000										

Batter	1	2	3	4	5	6	7	8	9	AB	R	H	RBI	BB	SO	LOB	BOTTOM											
1 Brian Roberts, S (1, 4) OBP: 0.341, SLG: 0.366	K		F7			HR		HR	B1-3	5	2	3	2	0	1	0	<p>Oakland Athletics @ Baltimore Orioles  Oriole Park at Camden Yards, Baltimore, MD  Mon Apr 23 2007, 7:05 PM EDT  Att: 13,862 - Partly Cloudy - 81 F</p> <p>livebaseballscorecards.com</p> <p>AB 37  R 5  H 10  RBI 5  BB 3  SO 9  LOB 16</p> 											
6 Melvin Mora, R (1, 5) OBP: 0.330, SLG: 0.481	G6-3			F8		G6-3		K	B1-3	5	0	0	0	0	1	3												
21 Nick Markakis, L (1, 9) OBP: 0.356, SLG: 0.474	G6-3			F7		K		HR	IBB	4	1	1	0	1	1	0												
10 Miguel Tejada, R (1, 6) OBP: 0.386, SLG: 0.408		K		G5-3		1B		K	G4-3	5	0	1	0	0	2	5												
17 Aubrey Huff, L (1, 3) OBP: 0.260, SLG: 0.347		1B			F9	G1-3		HR		4	1	2	3	0	0	1												
31 Jay Gibbons, L (1, 10) Kevin Millar, R (8, PH) OBP: 0.408, SLG: 0.464		P4			G5-3		P5	K		3	0	0	0	0	0	1												
Jay Payton, R (1, 7) OBP: 0.556, SLG: 0.550		F9			1B		F9		BB	3	1	1	0	1	0	1												
Corey Patterson, L (1, 8) OBP: 0.371, SLG: 0.407			G3			BB		S	1B	3	0	2	0	1	0	0												
Paul Bako, L (1, 2) Chris Gomez, R (9, PH) OBP: 0.333, SLG: 0.435			K		G3		K			3	0	0	0	0	2	3												
<b>Inning Stats</b>	R: 0 E: 0 K: 1 S: 8	H: 0 LOB: 0 BB: 0 P: 14	R: 0 E: 0 K: 1 S: 8	H: 1 LOB: 1 BB: 0 P: 15	R: 0 E: 0 K: 1 S: 8	H: 0 LOB: 0 BB: 0 P: 13	R: 0 E: 0 K: 0 S: 7	H: 0 LOB: 0 BB: 0 P: 8	R: 0 E: 0 K: 0 S: 9	H: 1 LOB: 2 BB: 1 P: 15	R: 1 E: 0 K: 1 S: 14	H: 2 LOB: 1 BB: 0 P: 19	R: 0 E: 0 K: 1 S: 9	H: 1 LOB: 1 BB: 0 P: 14	R: 3 E: 0 K: 3 S: 17	H: 3 LOB: 0 BB: 0 P: 26	R: 1 E: 0 K: 1 S: 15	H: 2 LOB: 3 BB: 2 P: 25	1B: 7 2B: 1 3B: 0 HR: 2	SF: 0 SAC: 0 DP: 0 HBP: 0	WP: 0 PB: 0 SB: 1 CS: 0	PA: 40						
<b>PITCHER</b>	IP	WLS	BF	H	R	ER	SO	BB	IBB	HBP	BLK	WP	HR	S	P	ERA	WHIP											
Dan Haren, R (1, 1) ERA: 1.41	7.0		27	5	1	1	5	1	0	0	0	0	0	12	20	27.00	3.000											
50 Kiko Calero, R (8, 1) ERA: 6.75	0.2		4	2	2	2	2	0	0	0	0	0	0	1	5	6	27.00	3.000										
Alan Embree, L (8, 1) ERA: 2.79	0.1	H	2	1	1	1	1	0	0	0	0	0	1	5	6	27.00	3.000											
20 Huston Street, R (9, 1) ERA: 3.27	1.0	S	7	2	1	1	1	1	1	0	0	0	0	15	25	9.00	3.000											



Batter	1	2	3	4	5	6	7	8	9	AB	R	H	RBI	BB	SO	LOB	TOP										
Shannon Stewart, R OBP: 0.271, SLG: 0.342	F8	G6-3			K	FC5-4			G4-3	5	0	0	0	0	1	5	<p><b>Oakland Athletics @ Baltimore Orioles</b>  <b>Oriole Park at Camden Yards, Baltimore, MD</b>            Tue Apr 24 2007, 3:05 PM EDT            Att: 14,452 - Partly Cloudy - 85 F</p> <p>livebaseballscorecards.com</p> <p>AB 32 R 4 H 6 RBI 4 BB 5 SO 4 LOB 17</p> 										
Nick Swisher, S OBP: 0.419, SLG: 0.500			K				F9		G4-3	1	0	1	0	0	0	0											
Marco Scutaro, R OBP: 0.161, SLG: 0.207										4	1	0	0	0	1	2											
6 Travis Buck, L OBP: 0.414, SLG: 0.489	1B									0	0	0	0	0	0	0											
3 Eric Chavez, L OBP: 0.307, SLG: 0.402			F7			G1-3	K			4	1	1	0	0	1	0											
31 Mike Piazza, R OBP: 0.321, SLG: 0.377	E5		F9			14 BB FC4 1B				2	1	0	1	2	0	1											
Todd Walker, L OBP: 0.273, SLG: 0.268	SF7				G3-1	FC4 26 BB 1B			G4-3	3	1	1	1	0	0	1											
7 Bobby Crosby, R OBP: 0.273, SLG: 0.349					K		P2		G5-3	4	0	1	0	0	1	2											
14 Mark Ellis, R OBP: 0.318, SLG: 0.316	G4-3				P2	26 BB FC4 BB				3	0	1	0	1	0	3											
Jason Kendall, R OBP: 0.247, SLG: 0.208			F7			G5-3 26 BB 1B			G6-3	4	0	1	1	0	0	3											
26 Danny Putnam, L OBP: 0.375, SLG: 0.167	G4-3					1-2 2-3 3-H BB			F7	2	0	0	1	2	0	0											
<b>Inning Stats</b>	R: 2 E: 1 K: 0 S: 17	H: 3 LOB: 3 BB: 0 P: 24	R: 0 E: 0 K: 0 S: 5	H: 0 LOB: 0 BB: 0 P: 9	R: 0 E: 0 K: 1 S: 9	H: 0 LOB: 0 BB: 0 P: 11	R: 0 E: 0 K: 1 S: 8	H: 0 LOB: 0 BB: 0 P: 11	R: 0 E: 0 K: 1 S: 12	H: 1 LOB: 1 BB: 1 P: 17	R: 2 E: 0 K: 0 S: 15	H: 1 LOB: 1 BB: 3 P: 33	R: 0 E: 0 K: 1 S: 9	H: 0 LOB: 1 BB: 1 P: 15	R: 0 E: 0 K: 0 S: 7	H: 1 LOB: 0 BB: 0 P: 9	R: 0 E: 0 K: 0 S: 4	H: 0 LOB: 0 BB: 0 P: 7	1B: 6 2B: 0 3B: 0 HR: 0	SF: 1 SAC: 0 DP: 1 HBP: 0	WP: 1 PB: 0 SB: 0 CS: 1	PA: 38					
<b>PITCHER</b>	IP	WLS	BF	H	R	ER	SO	BB	IBB	HBP	BLK	WP	HR	S	P	ERA	WHIP										
46 Jeremy Guthrie, R ERA: 2.77	5.0	L	20	4	2	1	3	1	0	0	0	1	0	51	72	1.80	1.000										
John Parrish, L ERA: 1.8	1.0		8	1	2	2	0	3	0	0	0	0	0	15	33	18.00	4.000										
32 Jamie Walker, L ERA: 1.0	1.0		4	0	0	0	1	1	0	0	0	0	0	9	15	0.00	1.000										
Chad Bradford, R ERA: 1.08	1.0		3	1	0	0	0	0	0	0	0	0	0	7	9	0.00	1.000										
28 Danys Baez, R ERA: 3.39	1.0		3	0	0	0	0	0	0	0	0	0	0	4	7	0.00	0.000										

Batter	1	2	3	4	5	6	7	8	9	AB	R	H	RBI	BB	SO	LOB	BOTTOM										
1 Brian Roberts, S OBP: 0.349, SLG: 0.365	G6-4-3 BB		K			K				3	0	1	0	1	2	0	<p><b>Oakland Athletics @ Baltimore Orioles</b>  <b>Oriole Park at Camden Yards, Baltimore, MD</b>            Tue Apr 24 2007, 3:05 PM EDT            Att: 14,452 - Partly Cloudy - 85 F</p> <p>livebaseballscorecards.com</p> <p>AB 32 R 2 H 6 RBI 2 BB 2 SO 10 LOB 9</p> 										
6 Melvin Mora, R OBP: 0.326, SLG: 0.482	G6-4-3				F9				FC6-4 21 BB	4	0	1	0	0	2												
21 Nick Markakis, L OBP: 0.352, SLG: 0.457	P6					2B			G1-3	3	0	0	0	1	1												
10 Miguel Tejada, R OBP: 0.391, SLG: 0.438			K							4	1	2	0	0	1	2											
17 Aubrey Huff, L OBP: 0.272, SLG: 0.395					G6-3					4	1	2	1	0	1	1											
Jay Payton, R OBP: 0.385, SLG: 0.333	G4-3									4	0	0	1	0	0	1											
Kevin Millar, R OBP: 0.392, SLG: 0.441										3	0	0	0	0	2	1											
31 Jay Gibbons, L OBP: 0.266, SLG: 0.300			K							1	0	0	0	0	1	0											
Corey Patterson, L OBP: 0.354, SLG: 0.386					G4-3					3	0	0	0	0	1	1											
Alberto Castillo, R OBP: 0.240, SLG: 0.261										2	0	0	0	0	1	0											
3 Freddie Bynum, L OBP: 0.214, SLG: 0.500										1	0	0	0	0	0	0											
Paul Bako, L OBP: 0.289, SLG: 0.300										0	0	0	0	0	0	0											
<b>Inning Stats</b>	R: 0 E: 0 K: 0 S: 6	H: 0 LOB: 1 BB: 1 P: 12	R: 1 E: 0 K: 2 S: 9	H: 1 LOB: 0 BB: 0 P: 16	R: 0 E: 0 K: 2 S: 12	H: 0 LOB: 0 BB: 0 P: 17	R: 0 E: 0 K: 1 S: 11	H: 1 LOB: 1 BB: 0 P: 17	R: 0 E: 0 K: 0 S: 5	H: 0 LOB: 0 BB: 0 P: 8	R: 0 E: 0 K: 1 S: 9	H: 1 LOB: 1 BB: 0 P: 16	R: 1 E: 0 K: 2 S: 13	H: 2 LOB: 1 BB: 0 P: 20	R: 0 E: 0 K: 0 S: 11	H: 1 LOB: 2 BB: 1 P: 18	R: 0 E: 0 K: 2 S: 9	H: 0 LOB: 0 BB: 0 P: 12	1B: 1 2B: 4 3B: 1 HR: 0	SF: 0 SAC: 0 DP: 1 HBP: 0	WP: 0 PB: 0 SB: 0 CS: 0	PA: 34					
<b>PITCHER</b>	IP	WLS	BF	H	R	ER	SO	BB	IBB	HBP	BLK	WP	HR	S	P	ERA	WHIP										
61 Dallas Braden, L ERA: 1.5	6.0	W	21	3	1	1	6	1	0	0	0	0	0	52	86	1.50	0.667										
Jay Witasick, R ERA: 7.71	0.2	H	4	2	1	1	1	0	0	0	0	0	0	10	16	13.50	3.000										
Jay Marshall, L ERA: 5.79	0.1	H	1	0	0	0	1	0	0	0	0	0	0	3	4	0.00	0.000										
58 Justin Duchschere, R ERA: 6.0	1.0	H	5	1	0	0	0	1	0	0	0	0	0	11	18	0.00	2.000										
20 Huston Street, R ERA: 3.0	1.0	S	3	0	0	0	2	0	0	0	0	0	0	9	12	0.00	0.000										



Batter	1	2	3	4	5	6	7	8	9	AB	R	H	RBI	BB	SO	LOB	TOP			
23 Julio Lugo, R OBP: 0.337, SLG: 0.301	1-1 G6-3		2-2 G4-3		1 SAFE 0-0 G4-6-3		2-1 F9	2-1 G6-3		5	0	0	0	0	0	2	<b>Boston Red Sox @ Baltimore Orioles</b> Oriole Park at Camden Yards, Baltimore, MD Wed Apr 25 2007, 7:05 PM EDT Att: 27,613 - Cloudy - 72 F			
20 Kevin Youkilis, R OBP: 0.370, SLG: 0.371	2-2 34 G3 1B		2-1 34 WP 2B		1-2 G3-1		4-2 34 1B 1B		1-1 34 1B SF8 1B	4	2	3	0	1	0	0				
34 David Ortiz, L OBP: 0.386, SLG: 0.632	1-1 G3		4-2 FC5-4 BB		4-1 25 FC5 7 BB BB		2-2 1B 25 BB 1B		0-1 7 BB 25 1B 1B	3	2	2	1	2	0	1				
Manny Ramirez, R OBP: 0.291, SLG: 0.293	1-3 K		0-0 FC5-4		0-0 F9		2-0 25 BB 7 BB 1B		1-0 SF8	4	0	1	2	0	1	4				
7 J.D. Drew, L OBP: 0.425, SLG: 0.455		0-1 F7		0-0 F7		4-2 25 FC5 BB		4-2 25 BB BB		3-H BB 25 1B BB	2	0	0	0	3	0		0		
25 Mike Lowell, R OBP: 0.383, SLG: 0.569		2-0 F8		0-1 G6-3		2-2 FC5		4-1 BB		2-2 13 FC5 BB 1B	4	0	1	2	1	0		2		
Jason Varitek, S OBP: 0.317, SLG: 0.393		3-3 K		1-2 1B		1-2 2-3f BB		1-2 2-3 3-H BB		4-1 13 FC5 BB 1B	4	0	1	0	1	3		5		
Wily Mo Peña, R OBP: 0.241, SLG: 0.240			2-3 K		3-3 K		4-1 13 SH3-4 34 1B BB		2-1 G6-3	4	1	0	0	1	3	4				
13 Alex Cora, L OBP: 0.429, SLG: 0.684			2-2 HR		1-2 23 G4-6-3 1B		1 SAFE 0-0 SH3-4		0-0 P4	4	1	2	1	0	0	3				
<b>Inning Stats</b>	R: 0 E: 0 K: 1 S: 11	H: 1 LOB: 1 BB: 0 P: 16	R: 0 E: 0 K: 1 S: 7	H: 0 LOB: 0 BB: 0 P: 12	R: 1 E: 0 K: 1 S: 14	H: 2 LOB: 2 BB: 1 P: 26	R: 0 E: 0 K: 1 S: 9	H: 1 LOB: 1 BB: 0 P: 13	R: 0 E: 0 K: 0 S: 10	H: 0 LOB: 0 BB: 2 P: 23	R: 3 E: 0 K: 1 S: 22	H: 2 LOB: 3 BB: 4 P: 47	R: 0 E: 0 K: 0 S: 5	H: 0 LOB: 0 BB: 0 P: 9	R: 2 E: 0 K: 1 S: 17	H: 3 LOB: 3 BB: 2 P: 33	1B: 8 2B: 1 3B: 0 HR: 1	SF: 1 SAC: 1 DP: 1 HBP: 0	WP: 1 PB: 0 SB: 0 CS: 0	PA: 45
<b>PITCHER</b>	IP WLS BF H R ER SO BB IBB HBP BLK WP HR S P ERA WHIP	6.2 L 29 5 3 3 5 5 0 0 0 1 1 66 117 4.05 1.500	7.1 0.0 1 1 0 0 0 0 0 0 0 0 0 8 11 ∞ ∞	7.1 0.1 4 1 1 1 1 2 0 0 0 0 0 8 20 27.00 9.000	8.1 2.0 11 3 2 2 1 2 0 0 0 0 0 22 42 9.00 2.500															

AB 34  
R 6  
H 10  
RBI 6  
BB 9  
SO 7  
LOB 21



Batter	1	2	3	4	5	6	7	8	9	AB	R	H	RBI	BB	SO	LOB	BOTTOM			
1 Brian Roberts, S OBP: 0.333, SLG: 0.346	0-1 F8		0-1 G4-6-3		2-2 K		0-0 F9			4	0	0	0	0	1	4	<b>Boston Red Sox @ Baltimore Orioles</b> Oriole Park at Camden Yards, Baltimore, MD Wed Apr 25 2007, 7:05 PM EDT Att: 27,613 - Cloudy - 72 F			
21 Nick Markakis, L OBP: 0.337, SLG: 0.435	3-2 F7		1-1 G6-3		2-2 G4-3		0-3 K			4	0	0	0	0	1	0				
10 Miguel Tejada, R OBP: 0.389, SLG: 0.470	1-2 CI			2-1 F8		2-0 HR		3-1 G5-3		3	1	1	1	0	0	0				
17 Aubrey Huff, L OBP: 0.271, SLG: 0.400	0-2 F8			0-0 G6-3 2B		3-1 G4-3		0-3 K		4	0	1	0	0	1	1				
Jay Payton, R OBP: 0.294, SLG: 0.250		0-2 G5-3		0-0 G6-3		2-2 K		1-0 F9		4	0	0	0	0	1	1				
Kevin Millar, R OBP: 0.372, SLG: 0.413		0-1 G6-3		2-3 K		0-2 L5		2-3 K		4	0	0	0	0	2	1				
Corey Patterson, L OBP: 0.348, SLG: 0.367		4-1 S BB			0-0 F7		0-0 P6		0-2 G3	3	0	0	0	1	0	0				
Chris Gomez, R OBP: 0.333, SLG: 0.423		1-1 SAFE G3			0-1 G6-3		2-0 1B			3	0	1	0	0	0	1				
Paul Bako, L OBP: 0.333, SLG: 0.333			0-1 G4-6-3 1B		4-2 BB		0-0 1B			2	0	2	0	1	0	0				
<b>Inning Stats</b>	R: 0 E: 1 K: 0 S: 12	H: 0 LOB: 1 BB: 0 P: 16	R: 0 E: 0 K: 0 S: 8	H: 0 LOB: 1 BB: 1 P: 13	R: 0 E: 0 K: 1 S: 6	H: 1 LOB: 0 BB: 0 P: 7	R: 0 E: 0 K: 1 S: 8	H: 1 LOB: 1 BB: 0 P: 12	R: 0 E: 0 K: 1 S: 10	H: 1 LOB: 0 BB: 0 P: 19	R: 0 E: 0 K: 0 S: 7	H: 2 LOB: 2 BB: 0 P: 9	R: 0 E: 0 K: 2 S: 8	H: 0 LOB: 0 BB: 0 P: 11	R: 0 E: 0 K: 1 S: 9	H: 0 LOB: 0 BB: 0 P: 12	1B: 3 2B: 1 3B: 0 HR: 1	SF: 0 SAC: 0 DP: 1 HBP: 0	WP: 0 PB: 0 SB: 1 CS: 0	PA: 34
<b>PITCHER</b>	IP WLS BF H R ER SO BB IBB HBP BLK WP HR S P ERA WHIP	7.0 W 28 7 0 0 2 2 0 0 0 0 0 8 11 0.00 0.000	8.1 H 3 0 0 0 2 0 0 0 0 0 0 8 11 0.00 0.000	9.1 3 0 0 0 1 0 0 0 0 0 0 9 12 0.00 0.000																

AB 31  
R 1  
H 5  
RBI 1  
BB 2  
SO 6  
LOB 8





Batter	1	2	3	4	5	6	7	8	9	AB	R	H	RBI	BB	SO	LOB	TOP										
23 Julio Lugo, R OBP: 0.330, SLG: 0.286																	4 0 0 0 1 1 1										
20 Kevin Youkilis, R OBP: 0.394, SLG: 0.370																	3 1 1 0 2 2 0										
34 David Ortiz, L OBP: 0.387, SLG: 0.613																	4 0 1 0 1 1 5										
Manny Ramirez, R OBP: 0.297, SLG: 0.282																	3 1 0 0 2 0 1										
7 J.D. Drew, L OBP: 0.417, SLG: 0.443																	4 0 1 0 0 0 4										
25 Mike Lowell, R OBP: 0.357, SLG: 0.566																	4 1 1 1 0 0 3										
Jason Varitek, S OBP: 0.313, SLG: 0.373																	3 1 0 0 1 1 3										
Wily Mo Peña, R OBP: 0.273, SLG: 0.414																	4 1 2 4 0 1 1										
15 Dustin Pedroia, R OBP: 0.310, SLG: 0.224																	2 0 0 0 1 0 1										
13 Alex Cora, L OBP: 0.409, SLG: 0.650																	1 0 0 0 0 1 0										
<b>Inning Stats</b>	R: 0 E: 0 K: 3 S: 10	H: 0 LOB: 0 BB: 0 P: 18	R: 0 E: 0 K: 0 S: 8	H: 0 LOB: 0 BB: 0 P: 11	R: 0 E: 1 K: 0 S: 13	H: 0 LOB: 3 BB: 3 P: 29	R: 0 E: 0 K: 0 S: 8	H: 1 LOB: 1 BB: 0 P: 12	R: 0 E: 0 K: 1 S: 7	H: 0 LOB: 0 BB: 0 P: 9	R: 1 E: 0 K: 1 S: 13	H: 1 LOB: 2 BB: 2 P: 26	R: 0 E: 0 K: 0 S: 10	H: 1 LOB: 2 BB: 1 P: 18	R: 4 E: 0 K: 1 S: 21	H: 2 LOB: 2 BB: 2 P: 38	R: 0 E: 0 K: 1 S: 8	H: 1 LOB: 0 BB: 0 P: 14	1B: 3 2B: 3 3B: 0 HR: 1	SF: 0 SAC: 0 DP: 2 HBP: 0	WP: 0 PB: 0 SB: 0 CS: 0	PA: 40					
<b>PITCHER</b>	IP	WLS	BF	H	R	ER	SO	BB	IBB	HBP	BLK	WP	HR	S	P	ERA	WHIP										
29 Adam Loewen, L ERA: 3.2	6.0		25	2	1	1	5	5	0	0	0	0	0	59	105	1.50	1.167										
28 Danyls Baez, R ERA: 3.18	0.2	H	4	1	0	0	0	1	0	0	0	0	0	9	16	0.00	3.000										
John Parrish, L ERA: 2.53	0.2	H	3	0	1	1	0	1	0	0	0	0	0	9	17	13.50	1.500										
37 Chris Ray, R ERA: 5.96	0.2	L	5	2	3	3	1	0	1	0	0	0	1	13	23	40.50	3.000										
56 Brian Burres, L ERA: 1.93	1.0		3	1	0	0	1	0	0	0	0	0	0	8	14	0.00	1.000										

**Boston Red Sox @ Baltimore Orioles**  
 Oriole Park at Camden Yards, Baltimore, MD

Thu Apr 26 2007, 7:05 PM EDT  
 Att: 33,522 - Cloudy - 61 F

AB 32  
 R 5  
 H 6  
 RBI 5  
 BB 8  
 SO 7  
 LOB 19



Batter	1	2	3	4	5	6	7	8	9	AB	R	H	RBI	BB	SO	LOB	BOTTOM										
1 Brian Roberts, S OBP: 0.330, SLG: 0.354																	4 1 1 0 0 0 3										
6 Melvin Mora, R OBP: 0.333, SLG: 0.506																	4 0 2 1 0 0 1										
21 Nick Markakis, L OBP: 0.333, SLG: 0.438																	4 0 1 1 0 1 2										
10 Miguel Tejada, R OBP: 0.372, SLG: 0.448																	4 0 0 0 0 1 2										
17 Aubrey Huff, L OBP: 0.270, SLG: 0.393																	4 0 1 0 0 1 2										
Jay Payton, R OBP: 0.286, SLG: 0.250																	4 0 1 0 0 0 1										
31 Jay Gibbons, L OBP: 0.250, SLG: 0.281																	4 0 0 0 0 0 2										
55 Ramon Hernandez, R OBP: 0.750, SLG: 1.000																	3 1 2 0 1 0 0										
Corey Patterson, L OBP: 0.329, SLG: 0.344																	4 0 0 0 0 1 4										
<b>Inning Stats</b>	R: 1 E: 0 K: 0 S: 7	H: 1 LOB: 0 BB: 0 P: 11	R: 0 E: 0 K: 0 S: 10	H: 0 LOB: 0 BB: 0 P: 13	R: 1 E: 0 K: 0 S: 10	H: 2 LOB: 1 BB: 0 P: 13	R: 0 E: 0 K: 0 S: 9	H: 1 LOB: 1 BB: 0 P: 10	R: 0 E: 0 K: 1 S: 10	H: 0 LOB: 0 BB: 0 P: 9	R: 0 E: 0 K: 1 S: 10	H: 1 LOB: 1 BB: 0 P: 14	R: 0 E: 0 K: 0 S: 10	H: 2 LOB: 2 BB: 0 P: 16	R: 0 E: 0 K: 2 S: 11	H: 1 LOB: 1 BB: 0 P: 14	R: 0 E: 0 K: 1 S: 9	H: 0 LOB: 1 BB: 1 P: 13	1B: 3 2B: 5 3B: 0 HR: 0	SF: 0 SAC: 0 DP: 0 HBP: 0	WP: 0 PB: 0 SB: 1 CS: 0	PA: 36					
<b>PITCHER</b>	IP	WLS	BF	H	R	ER	SO	BB	IBB	HBP	BLK	WP	HR	S	P	ERA	WHIP										
19 Josh Beckett, R ERA: 2.48	8.0		32	8	2	2	3	0	0	0	0	0	0	73	100	2.25	1.000										
58 Jonathan Papelbon, R ERA:	1.0	S	4	0	0	0	1	1	0	0	0	0	0	9	13	0.00	1.000										

**Boston Red Sox @ Baltimore Orioles**  
 Oriole Park at Camden Yards, Baltimore, MD

Thu Apr 26 2007, 7:05 PM EDT  
 Att: 33,522 - Cloudy - 61 F

AB 35  
 R 2  
 H 8  
 RBI 2  
 BB 1  
 SO 4  
 LOB 17





Batter	1	2	3	4	5	6	7	8	9	AB	R	H	RBI	BB	SO	LOB	TOP					
1 Brian Roberts, S (1.4)										4	1	2	2	0	1	0	<p><b>Baltimore Orioles @ Cleveland Indians</b>            Jacobs Field, Cleveland, OH            Fri Apr 27 2007, 7:05 PM EDT            Att: 20,484 - Overcast - 54 F</p>					
6 Melvin Mora, R (1.5)										3	0	0	0	0	2	1						
21 Nick Markakis, L (1.9)										4	0	1	0	0	1	2						
10 Miguel Tejada, R (1.6)										4	0	1	1	0	1	1						
17 Aubrey Huff, L (1.3)										4	0	1	0	0	0	1						
Jay Payton, R (1.7)										3	1	1	0	1	0	0						
31 Jay Gibbons, L (1.10)										4	0	0	0	0	1	4						
55 Ramon Hernandez, R (1.2)										4	1	1	0	0	2	3						
Corey Patterson, L (1.8)										4	1	1	1	0	2	0	<p><b>AB 34</b>  <b>R 4</b>  <b>H 8</b>  <b>RBI 4</b>  <b>BB 1</b>  <b>SO 10</b>  <b>LOB 12</b></p>					
<b>Inning Stats</b>	R: 1 E: 0 K: 0 S: 10	H: 2 LOB: 1 BB: 0 P: 17	R: 0 E: 0 K: 1 S: 7	H: 0 LOB: 0 BB: 0 P: 12	R: 0 E: 0 K: 2 S: 10	H: 0 LOB: 0 BB: 0 P: 14	R: 0 E: 0 K: 0 S: 11	H: 2 LOB: 3 BB: 1 P: 21	R: 0 E: 0 K: 1 S: 6	H: 0 LOB: 0 BB: 0 P: 10	R: 0 E: 0 K: 1 S: 12	H: 0 LOB: 0 BB: 0 P: 17	R: 3 E: 0 K: 1 S: 30	H: 4 LOB: 1 BB: 0 P: 48	R: 0 E: 0 K: 1 S: 10	H: 0 LOB: 0 BB: 0 P: 15		R: 0 E: 0 K: 3 S: 11	H: 0 LOB: 0 BB: 0 P: 16	1B: 6 2B: 2 HR: 0	SF: 0 SAC: 1 DP: 0 HBP: 0	WP: 1 PB: 0 SB: 0 CS: 0
<b>PITCHER</b>	IP WLS BF H R ER SO BB IBB HBP BLK WP HR S P ERA WHIP																					
37 Jake Westbrook, R (1.1)	6.1 W 26 6 3 3 5 1 0 0 0 0 0 0 70 114 4.26 1.105																					
46 Aaron Fultz, L (7.1)	0.0 1 1 0 0 0 0 0 0 0 0 0 0 4 6 ∞ ∞																					
Roberto Hernandez, R (7.1)	0.1 H 2 1 1 1 1 0 0 0 0 0 0 1 5 9 27.00 3.000																					
63 Rafael Betancourt, R (7.1)	1.1 H 4 0 0 0 1 0 0 0 0 0 0 0 17 25 0.00 0.000																					
47 Joe Borowski, R (9.1)	1.0 S 3 0 0 0 3 0 0 0 0 0 0 0 11 16 0.00 0.000																					

Batter	1	2	3	4	5	6	7	8	9	AB	R	H	RBI	BB	SO	LOB	BOTTOM			
24 Grady Sizemore, L (1.8)										4	1	2	3	1	1	0	<p><b>Baltimore Orioles @ Cleveland Indians</b>            Jacobs Field, Cleveland, OH            Fri Apr 27 2007, 7:05 PM EDT            Att: 20,484 - Overcast - 54 F</p>			
Casey Blake, R (1.5)										5	0	2	0	0	1	3				
48 Travis Hafner, L (1.10)										3	0	0	0	1	2	3				
41 Victor Martinez, S (1.2)										3	0	0	0	1	0	1				
25 Ryan Garko, R (1.3)										4	0	0	0	0	0	2				
10 Kelly Shoppach, R (9.2)										0	0	0	0	0	0	0				
Trot Nixon, L (1.9)										2	1	1	0	2	0	1				
2 Johnny Peralta, R (1.6)										2	1	1	0	2	0	0				
Jason Michaels, R (1.7)										2	0	0	0	0	0	4				
20 David DeLucci, L (6.7)										0	1	0	0	1	0	0				
29 Josh Barfield, R (1.4)										4	1	1	2	0	1	3	<p><b>AB 29</b>  <b>R 5</b>  <b>H 7</b>  <b>RBI 5</b>  <b>BB 8</b>  <b>SO 5</b>  <b>LOB 17</b></p>			
<b>Inning Stats</b>	R: 0 E: 0 K: 1 S: 14	H: 1 LOB: 1 BB: 0 P: 23	R: 0 E: 0 K: 0 S: 8	H: 2 LOB: 2 BB: 0 P: 17	R: 0 E: 0 K: 1 S: 9	H: 1 LOB: 0 BB: 0 P: 16	R: 0 E: 0 K: 0 S: 10	H: 0 LOB: 2 BB: 2 P: 24	R: 0 E: 0 K: 1 S: 10	H: 1 LOB: 1 BB: 0 P: 16	R: 5 E: 0 K: 1 S: 11	H: 2 LOB: 0 BB: 2 P: 23	R: 0 E: 0 K: 0 S: 8	H: 0 LOB: 1 BB: 2 P: 21	R: 0 E: 0 K: 1 S: 14	H: 0 LOB: 2 BB: 2 P: 25		1B: 5 2B: 1 3B: 0 HR: 1	SF: 0 SAC: 0 DP: 1 HBP: 1	WP: 0 PB: 0 SB: 1 CS: 1
<b>PITCHER</b>	IP WLS BF H R ER SO BB IBB HBP BLK WP HR S P ERA WHIP																			
41 Steve Trachsel, R (1.1)	5.2 L 25 2 3 3 1 4 0 0 0 0 0 0 6 8 81.00 6.000																			
46 Jeremy Guthrie, R (6.1)	0.1 B 4 2 3 3 1 0 0 0 1 0 0 0 6 8 81.00 6.000																			
John Parrish, L (7.1)	1.0 4 0 0 0 0 2 0 0 0 0 0 0 8 21 0.00 2.000																			
32 Jamie Walker, L (8.1)	1.0 5 0 0 0 1 2 0 0 0 0 0 0 14 25 0.00 2.000																			







Batter	1	2	3	4	5	6	7	8	9	AB	R	H	RBI	BB	SO	LOB	TOP								
1 Brian Roberts, S (1,4) OBP: 0.346, SLG: 0.372	G3		G1-3			P4		BB		3	0	0	0	1	0	0	Baltimore Orioles @ Cleveland Indians Jacobs Field, Cleveland, OH Sun Apr 29 2007, 1:05 PM EDT Att: 25,402 - Sunny - 59 F								
6 Melvin Mora, R (1,5) OBP: 0.336, SLG: 0.479	1B				1B	G6-3		BB		3	0	2	0	1	0	0									
21 Nick Markakis, L (1,9) OBP: 0.304, SLG: 0.392	F7				G1-6-3	E1		G3-1		4	0	0	0	0	0	4									
10 Miguel Tejada, R (1,6) OBP: 0.393, SLG: 0.449	G4-3				1B	G5-3			F8	4	0	1	0	0	0	2									
17 Aubrey Huff, L (1,3) OBP: 0.263, SLG: 0.404	G4-3				G4-3				HR	4	1	1	1	0	0	1									
31 Jay Gibbons, L (1,10) OBP: 0.237, SLG: 0.264	G6-3					F7			1B	4	0	1	0	0	0	0									
Jay Payton, R (1,7) OBP: 0.294, SLG: 0.250	G6-3					F8			P3	4	0	0	0	0	1	1									
Corey Patterson, L (1,8) OBP: 0.318, SLG: 0.355			G4-3			S		G3-1	K	4	0	1	0	0	1	1									
Paul Bako, L (1,2) OBP: 0.314, SLG: 0.311	G4-3				G6-3			G3		3	0	0	0	0	0	1									
<b>Inning Stats</b>	R: 0 E: 0 K: 0 S: 11	H: 1 LOB: 1 BB: 0 P: 15	R: 0 E: 0 K: 0 S: 7	H: 0 LOB: 0 BB: 0 P: 9	R: 0 E: 0 K: 0 S: 7	H: 0 LOB: 0 BB: 0 P: 8	R: 0 E: 0 K: 0 S: 7	H: 2 LOB: 1 BB: 0 P: 12	R: 0 E: 0 K: 0 S: 8	H: 1 LOB: 1 BB: 0 P: 10	R: 0 E: 1 K: 0 S: 7	H: 0 LOB: 1 BB: 0 P: 9	R: 0 E: 0 K: 1 S: 8	H: 0 LOB: 0 BB: 0 P: 9	R: 0 E: 0 K: 0 S: 10	H: 0 LOB: 2 BB: 2 P: 19	R: 1 E: 0 K: 1 S: 14	H: 2 LOB: 1 BB: 0 P: 22	1B: 5 2B: 0 3B: 0 HR: 1	SF: 0 SAC: 0 DP: 1 HBP: 0	WP: 0 PB: 0 SB: 1 CS: 0	PA: 35			
<b>PITCHER</b>	IP	WLS	BF	H	R	ER	SO	BB	IBB	HBP	BLK	WP	HR	S	P	ERA	WHIP								
55 Roberto Hernandez, R (1,1) ERA: 3.76	8.1	W	33	6	1	1	1	2	0	0	0	0	1	73	104	1.08	0.960								
63 Rafael Betancourt, R (9,1) ERA: 1.8	0.2		2	0	0	0	1	0	0	0	0	0	0	6	9	0.00	0.000								


Batter	1	2	3	4	5	6	7	8	9	AB	R	H	RBI	BB	SO	LOB	BOTTOM								
24 Grady Sizemore, L (1,8) OBP: 0.433, SLG: 0.494	BB	F7				K				3	1	0	0	1	2	2	Baltimore Orioles @ Cleveland Indians Jacobs Field, Cleveland, OH Sun Apr 29 2007, 1:05 PM EDT Att: 25,402 - Sunny - 59 F								
20 David Dellucci, L (1,7) OBP: 0.340, SLG: 0.404	BB		F7			F8		BB		3	2	1	0	1	0	0									
48 Travis Hafner, L (1,3) OBP: 0.471, SLG: 0.550	K					K		1B		4	1	2	0	0	2	2									
41 Victor Martinez, S (1,2) OBP: 0.386, SLG: 0.459	1B		G3-6			K		1B	F7	4	0	1	2	0	1	3									
Trot Nixon, L (1,10) OBP: 0.375, SLG: 0.411	BB					P5		1B		2	1	1	1	2	0	0									
2 Johnny Peralta, R (1,6) OBP: 0.330, SLG: 0.440	P3					G6-3		1B		4	0	1	1	0	1	2									
17 Shin-Soo Choo, L (1,9) OBP: 0.350, SLG: 0.294	G4-3					F7		SF7		3	0	0	1	0	0	1									
Casey Blake, R (1,5) OBP: 0.319, SLG: 0.383	HR					BB		K		2	1	1	1	2	1	1									
29 Josh Barfield, R (1,4) OBP: 0.195, SLG: 0.230	1B					FC5		K		3	0	1	0	0	1	3									
<b>Inning Stats</b>	R: 2 E: 0 K: 1 S: 10	H: 1 LOB: 3 BB: 3 P: 26	R: 1 E: 0 K: 0 S: 10	H: 2 LOB: 0 BB: 0 P: 20	R: 0 E: 0 K: 0 S: 10	H: 1 LOB: 0 BB: 0 P: 15	R: 0 E: 0 K: 1 S: 10	H: 0 LOB: 2 BB: 2 P: 22	R: 0 E: 0 K: 2 S: 8	H: 0 LOB: 0 BB: 0 P: 11	R: 0 E: 0 K: 1 S: 8	H: 0 LOB: 0 BB: 0 P: 12	R: 0 E: 0 K: 2 S: 9	H: 0 LOB: 1 BB: 1 P: 19	R: 3 E: 0 K: 1 S: 14	H: 4 LOB: 1 BB: 0 P: 24	R: 1 E: 0 K: 1 S: 14	H: 1 LOB: 1 BB: 0 P: 24	1B: 7 2B: 0 3B: 0 HR: 1	SF: 1 SAC: 0 DP: 1 HBP: 0	WP: 0 PB: 0 SB: 3 CS: 0	PA: 35			
<b>PITCHER</b>	IP	WLS	BF	H	R	ER	SO	BB	IBB	HBP	BLK	WP	HR	S	P	ERA	WHIP								
27 Jaret Wright, R (1,1) ERA: 6.97	3.0	L	13	4	3	3	1	3	0	0	0	0	0	30	61	9.00	2.333								
56 Brian Burres, L (4,1) ERA: 1.35	4.0		15	0	0	0	6	3	0	0	0	0	0	35	64	0.00	0.750								
46 Jeremy Guthrie, R (8,1) ERA: 6.28	1.0		7	4	3	3	1	0	0	0	0	0	0	14	24	27.00	4.000								










Batter	1	2	3	4	5	6	7	8	9	AB	R	H	RBI	BB	SO	LOB	TOP		
1 Brian Roberts, S (1,4) OBP: 0.359, SLG: 0.366	4-2 21 G4-3 6 S BB	3-2 G3		4-2 21 E 6 S BB			0-1 21 S 6 BB FC6-2 1B		0-2 21 2B 10 G6-3 1B	3	1	2	0	2	0	3	<p><b>Baltimore Orioles @ Detroit Tigers</b> Comerica Park, Detroit, MI Tue May 01 2007, 7:05 PM EDT Att: 23,126 - Cloudy - 54 F</p> <p>AB 34 R 4 H 7 RBI 4 BB 7 SO 6 LOB 26</p> 		
6 Melvin Mora, R (1,5) OBP: 0.342, SLG: 0.490	3-2 G5-3		0-2 HR	4-1 21 E 1-2 BB			4-1 21 S 1-2 BB		1-0 F9	3	2	1	1	2	0	2			
21 Nick Markakis, L (1,9) OBP: 0.314, SLG: 0.409	3-1 G4-3		4-2 17 G3 55 G6-3 10 1B BB	0-2 F7			0-2 FC6-2 10 1B		0-0 10 G5-3 1-3 2B	4	1	1	0	1	0	5			
10 Miguel Tejada, R (1,6) OBP: 0.397, SLG: 0.443	1-1 G1-3		2-0 55 G6-3 17 G3 1-2 1B				1-1 F9		1-1 G5-3	5	0	2	2	0	0	2			
17 Aubrey Huff, L (1,10) OBP: 0.259, SLG: 0.388		2-1 BB 55 BB FC5-2 1B	3-1 G3	1-2 2-3 BB			1-3 K		3-1 P6	5	0	1	0	0	1	5			
55 Ramon Hernandez, R (1,2) OBP: 0.381, SLG: 0.444	4-2 FC5-2 BB 1-2 BB		3-1 G6-3	0-1 G6-3			1-3 K			3	0	0	1	1	1	3			
31 Jay Gibbons, L (1,7) OBP: 0.226, SLG: 0.288	2-0 F7		0-0 G3				0-1 G3		1-3 K	4	0	0	0	0	1	3			
Kevin Millar, R (1,3) OBP: 0.365, SLG: 0.382	4-2 FC5-2 BB 1-2 2-3 3-H		3-2 P5				2-2 G4-3		1-3 K	3	0	0	0	1	1	0			
Corey Patterson, L (1,8) OBP: 0.301, SLG: 0.333	0-2 FC5-2 1-2 2-3 3-H		0-3 K				1-0 G3		0-3 K	4	0	0	0	0	2	3			
<b>Inning Stats</b>	R: 0 E: 0 K: 0 S: 10	H: 0 LOB: 1 BB: 1 P: 21	R: 0 E: 0 K: 0 S: 16	H: 1 LOB: 3 BB: 2 P: 31	R: 2 E: 0 K: 0 S: 11	H: 2 LOB: 1 BB: 1 P: 23	R: 0 E: 1 K: 1 S: 13	H: 0 LOB: 2 BB: 2 P: 24	R: 0 E: 0 K: 0 S: 6	H: 0 LOB: 0 BB: 0 P: 9	R: 1 E: 0 K: 1 S: 13	H: 2 LOB: 2 BB: 1 P: 21	R: 0 E: 0 K: 3 S: 10	H: 0 LOB: 0 BB: 0 P: 12	R: 1 E: 0 K: 0 S: 9	H: 2 LOB: 1 BB: 0 P: 14	1B: 5 2B: 1 3B: 0 HR: 1	SF: 0 SAC: 0 DP: 0 HBP: 0	WP: 0 PA: 41 PB: 0 SB: 4 CS: 0
<b>PITCHER</b>	IP WLS BF H R ER SO	IP WLS BF H R ER SO	IP WLS BF H R ER SO	IP WLS BF H R ER SO	IP WLS BF H R ER SO	IP WLS BF H R ER SO	IP WLS BF H R ER SO	IP WLS BF H R ER SO	IP WLS BF H R ER SO	IP WLS BF H R ER SO	IP WLS BF H R ER SO	IP WLS BF H R ER SO	IP WLS BF H R ER SO	IP WLS BF H R ER SO	IP WLS BF H R ER SO	IP WLS BF H R ER SO	ERA WHIP	ERA WHIP	
Chad Durbin, R (1,1) ERA: 6.39	3.2 20 3 2 2 1	3.2 20 3 2 2 1	3.2 20 3 2 2 1	3.2 20 3 2 2 1	3.2 20 3 2 2 1	3.2 20 3 2 2 1	3.2 20 3 2 2 1	3.2 20 3 2 2 1	3.2 20 3 2 2 1	3.2 20 3 2 2 1	3.2 20 3 2 2 1	3.2 20 3 2 2 1	3.2 20 3 2 2 1	3.2 20 3 2 2 1	3.2 20 3 2 2 1	3.2 20 3 2 2 1	4.91 2.455	4.91 2.455	
44 Bobby Seay, L (4,1) ERA: 2.57	2.1 9 1 1 1 1	2.1 9 1 1 1 1	2.1 9 1 1 1 1	2.1 9 1 1 1 1	2.1 9 1 1 1 1	2.1 9 1 1 1 1	2.1 9 1 1 1 1	2.1 9 1 1 1 1	2.1 9 1 1 1 1	2.1 9 1 1 1 1	2.1 9 1 1 1 1	2.1 9 1 1 1 1	2.1 9 1 1 1 1	2.1 9 1 1 1 1	2.1 9 1 1 1 1	2.1 9 1 1 1 1	3.86 0.857	3.86 0.857	
54 Joel Zumaya, R (7,1) ERA: 3.63	2.0 7 1 0 0 4	2.0 7 1 0 0 4	2.0 7 1 0 0 4	2.0 7 1 0 0 4	2.0 7 1 0 0 4	2.0 7 1 0 0 4	2.0 7 1 0 0 4	2.0 7 1 0 0 4	2.0 7 1 0 0 4	2.0 7 1 0 0 4	2.0 7 1 0 0 4	2.0 7 1 0 0 4	2.0 7 1 0 0 4	2.0 7 1 0 0 4	2.0 7 1 0 0 4	2.0 7 1 0 0 4	0.00 0.500	0.00 0.500	
59 Todd Jones, R (9,1) ERA: 3.46	1.0 5 2 1 1 0	1.0 5 2 1 1 0	1.0 5 2 1 1 0	1.0 5 2 1 1 0	1.0 5 2 1 1 0	1.0 5 2 1 1 0	1.0 5 2 1 1 0	1.0 5 2 1 1 0	1.0 5 2 1 1 0	1.0 5 2 1 1 0	1.0 5 2 1 1 0	1.0 5 2 1 1 0	1.0 5 2 1 1 0	1.0 5 2 1 1 0	1.0 5 2 1 1 0	1.0 5 2 1 1 0	9.00 2.000	9.00 2.000	

Batter	1	2	3	4	5	6	7	8	9	AB	R	H	RBI	BB	SO	LOB	BOTTOM		
Ivan Rodriguez, R (1,2) OBP: 0.289, SLG: 0.438	1-0 F9		1-2 G4-3		1-1 14 1B 2B		1-3 K		3-3 K	5	1	1	0	0	2	3	<p><b>Baltimore Orioles @ Detroit Tigers</b> Comerica Park, Detroit, MI Tue May 01 2007, 7:05 PM EDT Att: 23,126 - Cloudy - 54 F</p> <p>AB 34 R 5 H 11 RBI 5 BB 4 SO 6 LOB 20</p> 		
14 Placido Polanco, R (1,4) OBP: 0.410, SLG: 0.450	1-1 30 1B		0-1 P4		3-2 BLK HR 2-H 1B		1-2 30 G3 1B		0-0 2-3 3-H 1-2 1B	5	1	4	2	0	0	0			
3 Gary Sheffield, R (1,10) OBP: 0.362, SLG: 0.292	2-3 K		4-1 BB		0-0 F7		1-1 F7		1-2 L7	4	0	0	0	1	1	5			
30 Magglio Ordonez, R (1,9) OBP: 0.427, SLG: 0.606	0-1 1-2 1B		1-1 P4		1-2 F9		1-1 G3		1-2 G3	4	0	1	0	0	0	3			
Craig Monroe, R (1,7) OBP: 0.245, SLG: 0.356	3-2 F7				2-3 K		1-0 K		0-1 G5-3	4	1	1	2	0	1	3			
33 Marcus Thames, R (1,3) OBP: 0.256, SLG: 0.500					0-0 L5				4-0 15 SH1-4 1B BB	3	0	1	0	0	1	0			
9 Carlos Guillen, S (8, PH) OBP: 0.402, SLG: 0.467					15 BB 1B					0	1	0	0	1	0	0			
15 Brandon Inge, R (1,5) OBP: 0.255, SLG: 0.317					4-2 1-2 BB		2-2 P3		0-0 SH1-4	2	0	1	0	1	0	0			
20 Omar Infante, R (1,8) OBP: 0.250, SLG: 0.250					1-0 F8		2-2 G6-3		4-0 S 14 1B 1B IBB	3	0	0	0	0	0	3			
28 Curtis Granderson, L (7,8) OBP: 0.311, SLG: 0.525					0-2 G4-3		1-0 G4-3		0-1 14 1B S 1-2 2-H 1B	1	0	1	1	0	0	0			
8 Neifi Perez, S (1,6) OBP: 0.154, SLG: 0.154										1B: 9 2B: 1 3B: 0 HR: 1	SF: 0 SAC: 1 DP: 0 HBP: 0	WP: 0 PA: 39 PB: 0 SB: 2 CS: 0							
Sean Casey, L (8, PH) OBP: 0.267, SLG: 0.253										1B: 9 2B: 1 3B: 0 HR: 1	SF: 0 SAC: 1 DP: 0 HBP: 0	WP: 0 PA: 39 PB: 0 SB: 2 CS: 0							
<b>Inning Stats</b>	R: 0 E: 0 K: 1 S: 13	H: 2 LOB: 2 BB: 0 P: 20	R: 0 E: 0 K: 2 S: 12	H: 1 LOB: 0 BB: 0 P: 13	R: 0 E: 0 K: 0 S: 8	H: 0 LOB: 1 BB: 1 P: 14	R: 0 E: 0 K: 1 S: 12	H: 1 LOB: 2 BB: 1 P: 21	R: 3 E: 0 K: 0 S: 11	H: 3 LOB: 0 BB: 0 P: 17	R: 0 E: 0 K: 1 S: 10	H: 1 LOB: 1 BB: 0 P: 13	R: 2 E: 0 K: 1 S: 10	H: 2 LOB: 2 BB: 2 P: 22	R: 0 E: 0 K: 1 S: 9	H: 0 LOB: 0 BB: 0 P: 14	1B: 9 2B: 1 3B: 0 HR: 1	SF: 0 SAC: 1 DP: 0 HBP: 0	WP: 0 PA: 39 PB: 0 SB: 2 CS: 0
<b>PITCHER</b>	IP WLS BF H R ER SO	IP WLS BF H R ER SO	IP WLS BF H R ER SO	IP WLS BF H R ER SO	IP WLS BF H R ER SO	IP WLS BF H R ER SO	IP WLS BF H R ER SO	IP WLS BF H R ER SO	IP WLS BF H R ER SO	IP WLS BF H R ER SO	IP WLS BF H R ER SO	IP WLS BF H R ER SO	IP WLS BF H R ER SO	IP WLS BF H R ER SO	IP WLS BF H R ER SO	IP WLS BF H R ER SO	ERA WHIP	ERA WHIP	
29 Adam Loewen, L (1,1) ERA: 3.56	5.0 24 7 3 3 4	5.0 24 7 3 3 4	5.0 24 7 3 3 4	5.0 24 7 3 3 4	5.0 24 7 3 3 4	5.0 24 7 3 3 4	5.0 24 7 3 3 4	5.0 24 7 3 3 4	5.0 24 7 3 3 4	5.0 24 7 3 3 4	5.0 24 7 3 3 4	5.0 24 7 3 3 4	5.0 24 7 3 3 4	5.0 24 7 3 3 4	5.0 24 7 3 3 4	5.0 24 7 3 3 4	5.40 1.800	5.40 1.800	
32 Jamie Walker, L (6,1) ERA: 1.59	1.0 4 1 0 0 1	1.0 4 1 0 0 1	1.0 4 1 0 0 1	1.0 4 1 0 0 1	1.0 4 1 0 0 1	1.0 4 1 0 0 1	1.0 4 1 0 0 1	1.0 4 1 0 0 1	1.0 4 1 0 0 1	1.0 4 1 0 0 1	1.0 4 1 0 0 1	1.0 4 1 0 0 1	1.0 4 1 0 0 1	1.0 4 1 0 0 1	1.0 4 1 0 0 1	1.0 4 1 0 0 1	0.00 1.000	0.00 1.000	
Chad Bradford, R (7,1) ERA: 0.79	1.0 4 1 0 0 0	1.0 4 1 0 0 0	1.0 4 1 0 0 0	1.0 4 1 0 0 0	1.0 4 1 0 0 0	1.0 4 1 0 0 0	1.0 4 1 0 0 0	1.0 4 1 0 0 0	1.0 4 1 0 0 0	1.0 4 1 0 0 0	1.0 4 1 0 0 0	1.0 4 1 0 0 0	1.0 4 1 0 0 0	1.0 4 1 0 0 0	1.0 4 1 0 0 0	1.0 4 1 0 0 0	0.00 1.000	0.00 1.000	
28 Danys Baez, R (8,1) ERA: 4.05	1.0 7 2 2 2 1	1.0 7 2 2 2 1	1.0 7 2 2 2 1	1.0 7 2 2 2 1	1.0 7 2 2 2 1	1.0 7 2 2 2 1	1.0 7 2 2 2 1	1.0 7 2 2 2 1	1.0 7 2 2 2 1	1.0 7 2 2 2 1	1.0 7 2 2 2 1	1.0 7 2 2 2 1	1.0 7 2 2 2 1	1.0 7 2 2 2 1	1.0 7 2 2 2 1	1.0 7 2 2 2 1	18.00 3.000	18.00 3.000	







Batter	1	2	3	4	5	6	7	8	9	10	AB	R	H	RBI	BB	SO	LOB	TOP						
24 Grady Sizemore, L OBP: 0.408, SLG: 0.449	G3			G3-1		G5-3		G4-3		SAFE 1-2 SAFE 1-2 1B	5	0	1	0	0	0	0	<b>Cleveland Indians @ Baltimore Orioles</b> Oriole Park at Camden Yards, Baltimore, MD Fri May 04 2007, 7:05 PM EDT Att: 28,575 - Clear - 73 F						
Jason Michaels, R OBP: 0.269, SLG: 0.375	F9			F7		48 BB 1B		G1-3		3-1 F7	4	0	1	0	0	0	0							
Trot Nixon, L OBP: 0.367, SLG: 0.426	F8					2 FC5-4 BB		F9			2	0	0	0	2	0	0							
48 Travis Hafner, L OBP: 0.479, SLG: 0.549				F8		K		G1-3			4	0	0	0	0	1	3							
41 Victor Martinez, S OBP: 0.409, SLG: 0.474				G6-3		HR 1B		G1-3			4	1	1	0	0	0	2							
2 Jhonny Peralta, R OBP: 0.349, SLG: 0.505				G6-3		HR 1B		G1-3			4	1	1	2	0	0	0							
Casey Blake, R OBP: 0.299, SLG: 0.376				P4				F9			4	1	1	2	0	0	0							
20 David Dellucci, L OBP: 0.319, SLG: 0.409				G4-3		F7		G6-3		G1-3	4	0	0	0	0	0	0							
10 Kelly Shoppach, R OBP: 0.389, SLG: 0.467				K		G5-3		1B		K	4	0	1	0	0	2	0							
29 Josh Barfield, R OBP: 0.234, SLG: 0.256				K		K2-3		K		24 1B 1B	4	0	1	0	0	3	1							
<b>Inning Stats</b>	R: 0 E: 0 K: 0 S: 6	H: 0 LOB: 0 BB: 0 P: 12	R: 0 E: 0 K: 0 S: 8	H: 0 LOB: 0 BB: 0 P: 11	R: 0 E: 0 K: 2 S: 8	H: 0 LOB: 0 BB: 0 P: 15	R: 0 E: 0 K: 1 S: 10	H: 0 LOB: 1 BB: 1 P: 17	R: 2 E: 0 K: 1 S: 15	H: 2 LOB: 0 BB: 0 P: 25	R: 0 E: 0 K: 1 S: 14	H: 1 LOB: 2 BB: 1 P: 25	R: 0 E: 0 K: 1 S: 11	H: 1 LOB: 1 BB: 0 P: 15	R: 0 E: 0 K: 0 S: 10	H: 0 LOB: 0 BB: 0 P: 14	R: 0 E: 0 K: 0 S: 6	H: 0 LOB: 0 BB: 0 P: 10	R: 0 E: 0 K: 1 S: 14	H: 2 LOB: 2 BB: 0 P: 22	1B: 5 2B: 0 3B: 0 HR: 1	SF: 0 SAC: 0 DP: 0 HBP: 0	WP: 0 PB: 0 SB: 0 CS: 0	PA: 38
<b>PITCHER</b>	IP WLS BF H R ER SO BB IBB HBP BLK WP HR S P ERA WHIP	6.0 23 3 2 2 4 2 0 0 0 0 0 1 61 105 3.00 0.833	1.0 4 1 0 0 1 0 0 0 0 0 0 0 11 15 0.00 1.000	1.0 3 0 0 0 0 0 0 0 0 0 0 0 10 14 0.00 0.000	2.0 8 2 0 0 1 0 0 0 0 0 0 0 20 32 0.00 1.000	<b>PITCHER</b>										IP WLS BF H R ER SO BB IBB HBP BLK WP HR S P ERA WHIP	6.0 23 3 2 2 4 2 0 0 0 0 0 1 61 105 3.00 0.833							

AB	36
R	2
H	6
RBI	2
BB	2
SO	6
LOB	8



Batter	1	2	3	4	5	6	7	8	9	10	AB	R	H	RBI	BB	SO	LOB	BOTTOM				
1 Brian Roberts, S OBP: 0.365, SLG: 0.367	F8 21 G1-6-3 1B			F8		F8		10 1B 1B		4-0 21 1B IBB	4	0	2	0	1	0	0	<b>Cleveland Indians @ Baltimore Orioles</b> Oriole Park at Camden Yards, Baltimore, MD Fri May 04 2007, 7:05 PM EDT Att: 28,575 - Clear - 73 F				
21 Nick Markakis, L OBP: 0.315, SLG: 0.410	G1-6-3 1-2F			F7		2B		SF7		1-2 1B	4	0	2	2	0	0	1					
10 Miguel Tejada, R OBP: 0.395, SLG: 0.439	L9			F9		G3		SAFE 1-2 SAFE 1-2 SAFE 1-2 1B		1-2 2-3 3-H 1B	4	0	1	0	0	0	1					
55 Ramon Hernandez, R OBP: 0.345, SLG: 0.333				F8		K		F8		F8	4	0	0	0	0	1	2					
17 Aubrey Huff, L OBP: 0.265, SLG: 0.386				G6-3 1B		P5		2B		F7	4	0	2	0	0	0	0					
6 Melvin Mora, R OBP: 0.328, SLG: 0.459				G6-3		G6-3		G6-3		E5 31 CS 1B	4	0	0	0	0	0	2					
31 Jay Gibbons, L OBP: 0.225, SLG: 0.282				K		1B		K		K	4	0	1	0	0	3	2					
Jay Payton, R OBP: 0.328, SLG: 0.395				K		K		K		E 21 1B 1B	4	2	2	1	0	2	1					
Corey Patterson, L OBP: 0.310, SLG: 0.352				F7		G3		1B 21 SF7 2B		E1 21 1B 1B	4	1	2	0	0	0	0					
<b>Inning Stats</b>	R: 0 E: 0 K: 0 S: 6	H: 1 LOB: 0 BB: 0 P: 10	R: 0 E: 0 K: 0 S: 13	H: 1 LOB: 0 BB: 0 P: 19	R: 1 E: 0 K: 1 S: 12	H: 1 LOB: 0 BB: 0 P: 14	R: 0 E: 0 K: 1 S: 10	H: 0 LOB: 0 BB: 0 P: 15	R: 0 E: 0 K: 1 S: 13	H: 1 LOB: 1 BB: 0 P: 18	R: 0 E: 0 K: 0 S: 9	H: 1 LOB: 1 BB: 0 P: 13	R: 0 E: 0 K: 1 S: 13	H: 1 LOB: 1 BB: 0 P: 19	R: 1 E: 1 K: 0 S: 12	H: 3 LOB: 3 BB: 1 P: 8	R: 1 E: 1 K: 0 S: 3		H: 3 LOB: 3 BB: 1 P: 8	1B: 8 2B: 4 3B: 0 HR: 1	SF: 1 SAC: 0 DP: 3 HBP: 0	WP: 0 PB: 0 SB: 0 CS: 1
<b>PITCHER</b>	IP WLS BF H R ER SO BB IBB HBP BLK WP HR S P ERA WHIP	6.2 24 6 1 1 1 3 0 0 0 0 0 0 3 4 0.00 0.000	1.0 4 1 0 0 1 0 0 0 0 0 0 0 3 4 0.00 0.000	1.0 3 0 0 0 0 0 0 0 0 0 0 0 10 14 9.00 3.000	1.0 7 3 1 1 1 0 1 0 0 0 0 0 15 27 9.00 3.000	<b>PITCHER</b>										IP WLS BF H R ER SO BB IBB HBP BLK WP HR S P ERA WHIP	6.2 24 6 1 1 1 3 0 0 0 0 0 0 3 4 0.00 0.000					

AB	36
R	3
H	12
RBI	3
BB	1
SO	6
LOB	9





Batter	1	2	3	4	5	6	7	8	9	AB	R	H	RBI	BB	SO	LOB	TOP								
24 Grady Sizemore, L (1, 8) OBP: 0.406, SLG: 0.440 Jason Michaels, R (8, FH) OBP: 0.278, SLG: 0.380										2	0	0	1	2	0		<p><b>Cleveland Indians @ Baltimore Orioles</b>  <b>Oriole Park at Camden Yards, Baltimore, MD</b>            Sat May 05 2007, 7:05 PM EDT            Att: 25,752 - Cloudy - 65 F</p>								
20 David Dellucci, L (1, 7) OBP: 0.303, SLG: 0.386										4	1	0	0	0	3										
48 Travis Hafner, L (1, 10) OBP: 0.472, SLG: 0.537										4	0	1	0	0	1										
41 Victor Martinez, S (1, 2)										4	1	3	2	0	0										
Trot Nixon, L (1, 9) OBP: 0.373, SLG: 0.414										2	0	0	0	2	0										
25 Ryan Garko, R (1, 3) OBP: 0.329, SLG: 0.437										4	0	0	0	0	1	3									
2 Jhonny Perella, R (1, 6) OBP: 0.348, SLG: 0.489										3	0	0	0	1	1	2									
Casey Blake, R (1, 5) OBP: 0.297, SLG: 0.371										4	0	1	0	0	2	4									
Mike Rouse, L (1, 4) OBP: 0.286, SLG: 0.208										4	0	2	0	0	0										
<b>Inning Stats</b>	R: 0 E: 0 K: 1 S: 8	H: 0 LOB: 0 BB: 0 P: 11	R: 0 E: 0 K: 1 S: 9	H: 0 LOB: 2 BB: 22	R: 0 E: 0 K: 1 S: 15	H: 1 LOB: 1 BB: 1 P: 23	R: 0 E: 0 K: 2 S: 14	H: 1 LOB: 2 BB: 1 P: 25	R: 0 E: 0 K: 1 S: 5	H: 0 LOB: 0 BB: 0 P: 7	R: 1 E: 0 K: 0 S: 10	H: 1 LOB: 0 BB: 0 P: 15	R: 0 E: 0 K: 0 S: 8	H: 0 LOB: 0 BB: 0 P: 10	R: 1 E: 0 K: 0 S: 9	H: 3 LOB: 1 BB: 0 P: 12		R: 0 E: 0 K: 1 S: 13	H: 2 LOB: 2 BB: 0 P: 17	1B: 6 2B: 1 3B: 0 HR: 1	SF: 0 SAC: 0 DP: 2 HBP: 0	WP: 2 PB: 0 CS: 0	PA: 37		
<b>PITCHER</b>	IP	WLS	BF	H	R	ER	SO	BB	IBB	HBP	BLK	WP	HR	S	P	ERA	WHIP								
40 Daniel Cabrera, R (1, 1) ERA: 4.0	7.0	W	27	3	1	1	6	4	0	0	0	2	1	69	113	1.29	1.000								
32 Jamie Walker, L (8, 1) ERA: 2.19	1.0		5	3	1	1	0	0	0	0	0	0	0	9	12	9.00	3.000								
Todd Williams, R (9, 1) ERA:	1.0		5	2	0	0	1	0	0	0	0	0	0	13	17	0.00	2.000								

Batter	1	2	3	4	5	6	7	8	9	AB	R	H	RBI	BB	SO	LOB	BOTTOM								
1 Brian Roberts, S (1, 4) OBP: 0.366, SLG: 0.377										5	2	2	0	0	0	3	<p><b>Cleveland Indians @ Baltimore Orioles</b>  <b>Oriole Park at Camden Yards, Baltimore, MD</b>            Sat May 05 2007, 7:05 PM EDT            Att: 25,752 - Cloudy - 65 F</p>								
Jay Payton, R (1, 7) OBP: 0.353, SLG: 0.417										5	2	3	2	0	1	1									
10 Miguel Tejada, R (1, 6) OBP: 0.403, SLG: 0.444										3	1	2	1	1	0	0									
55 Ramon Hernandez, R (1, 2) OBP: 0.324, SLG: 0.429										4	1	1	4	0	0	3									
17 Aubrey Huff, L (1, 10) OBP: 0.263, SLG: 0.389										5	0	1	0	0	1	4									
6 Melvin Mora, R (1, 5) OBP: 0.341, SLG: 0.465										3	1	2	0	1	0	1									
21 Nick Markakis, L (1, 9) OBP: 0.313, SLG: 0.495										4	0	1	0	0	1	3									
Kevin Millar, R (1, 3) OBP: 0.370, SLG: 0.378										3	1	1	0	1	0	2									
Corey Patterson, L (1, 8) OBP: 0.308, SLG: 0.340										3	0	0	0	1	0	4									
<b>Inning Stats</b>	R: 3 E: 0 K: 0 S: 13	H: 3 LOB: 1 BB: 1 P: 22	R: 3 E: 0 K: 0 S: 10	H: 2 LOB: 1 BB: 2 P: 22	R: 0 E: 0 K: 0 S: 10	H: 1 LOB: 0 BB: 0 P: 13	R: 1 E: 0 K: 0 S: 10	H: 2 LOB: 1 BB: 0 P: 15	R: 1 E: 1 K: 0 S: 15	H: 2 LOB: 1 BB: 0 P: 21	R: 0 E: 0 K: 1 S: 11	H: 0 LOB: 0 BB: 0 P: 12	R: 0 E: 0 K: 2 S: 13	H: 1 LOB: 2 BB: 1 P: 18	R: 0 E: 0 K: 0 S: 10	H: 2 LOB: 2 BB: 0 P: 11		1B: 11 2B: 1 3B: 0 HR: 1	SF: 2 SAC: 0 DP: 0 HBP: 0	WP: 1 PB: 0 CS: 0	PA: 41				
<b>PITCHER</b>	IP	WLS	BF	H	R	ER	SO	BB	IBB	HBP	BLK	WP	HR	S	P	ERA	WHIP								
45 Jeremy Sowers, L (1, 1) ERA: 5.87	2.0	L	14	5	6	6	0	3	0	0	0	1	1	23	44	27.00	4.000								
Jason Davis, R (3, 1) ERA: 4.75	3.0		14	5	2	2	0	0	0	0	0	0	0	35	49	6.00	1.667								
53 Rafael Perez, L (6, 1) ERA:	3.0		13	3	0	0	3	1	0	0	0	0	0	34	41	0.00	1.333								

AB 33  
R 2  
H 8  
RBI 2  
BB 4  
SO 7  
LOB 17



AB 35  
R 8  
H 13  
RBI 7  
BB 4  
SO 3  
LOB 21





Batter	1	2	3	4	5	6	7	8	9	AB	R	H	RBI	BB	SO	LOB	TOP							
24 Grady Sizemore, L OBP: 0.410, SLG: 0.438 (1, 8)										5	0	2	1	1	2	1	<b>Cleveland Indians @ Baltimore Orioles</b> Oriole Park at Camden Yards, Baltimore, MD Sun May 06 2007, 1:35 PM EDT Att: 37,464 - Sunny - 65 F							
Jason Michaels, R OBP: 0.297, SLG: 0.375 (1, 7)										6	0	1	2	0	1	4								
48 Travis Hafner, L OBP: 0.454, SLG: 0.510 (1, 10)										5	0	0	0	0	2	3								
41 Victor Martinez, S OBP: 0.427, SLG: 0.518 10 Kelly Shoppach, R OBP: 0.405, SLG: 0.484 (8, PH) (8, 2)										3	1	1	0	1	0	0								
25 Ryan Garko, R OBP: 0.345, SLG: 0.440 (1, 3)										4	2	2	0	0	1	2								
2 Jhonny Peralta, R OBP: 0.357, SLG: 0.490 (1, 6)										4	2	2	0	1	0	2								
Trot Nixon, L OBP: 0.409, SLG: 0.467 (1, 9)										5	2	5	4	0	0	0								
Casey Blake, R OBP: 0.310, SLG: 0.386 (1, 5)										4	1	2	2	1	0	3								
29 Josh Barfield, R OBP: 0.222, SLG: 0.242 (1, 4)										5	0	0	0	0	1	6								
<b>Inning Stats</b>	R: 0 E: 0 K: 3 S: 9	H: 0 LOB: 0 BB: 0 P: 15	R: 1 E: 0 K: 0 S: 11	H: 2 LOB: 1 BB: 1 P: 21	R: 0 E: 0 K: 0 S: 11	H: 1 LOB: 1 BB: 0 P: 15	R: 4 E: 0 K: 0 S: 16	H: 5 LOB: 2 BB: 1 P: 33	R: 3 E: 0 K: 1 S: 15	H: 2 LOB: 1 BB: 1 P: 27	R: 0 E: 0 K: 2 S: 10	H: 1 LOB: 1 BB: 0 P: 12	R: 0 E: 0 K: 1 S: 16	H: 2 LOB: 3 BB: 1 P: 28	R: 1 E: 0 K: 0 S: 10	H: 3 LOB: 2 BB: 0 P: 18	R: 0 E: 0 K: 0 S: 5	H: 0 LOB: 0 BB: 0 P: 8	1B: 13 2B: 3 3B: 0 HR: 0	SF: 0 SAC: 0 DP: 0 HBP: 1	WP: 0 PB: 0 SB: 0 CS: 0	PA: 47		
<b>PITCHER</b>	IP WLS BF H R ER SO BB IBB HBP BLK WP HR S P ERA WHIP	IP WLS BF H R ER SO BB IBB HBP BLK WP HR S P ERA WHIP	IP WLS BF H R ER SO BB IBB HBP BLK WP HR S P ERA WHIP	IP WLS BF H R ER SO BB IBB HBP BLK WP HR S P ERA WHIP	IP WLS BF H R ER SO BB IBB HBP BLK WP HR S P ERA WHIP	IP WLS BF H R ER SO BB IBB HBP BLK WP HR S P ERA WHIP	IP WLS BF H R ER SO BB IBB HBP BLK WP HR S P ERA WHIP	IP WLS BF H R ER SO BB IBB HBP BLK WP HR S P ERA WHIP	IP WLS BF H R ER SO BB IBB HBP BLK WP HR S P ERA WHIP	IP WLS BF H R ER SO BB IBB HBP BLK WP HR S P ERA WHIP	IP WLS BF H R ER SO BB IBB HBP BLK WP HR S P ERA WHIP	IP WLS BF H R ER SO BB IBB HBP BLK WP HR S P ERA WHIP	IP WLS BF H R ER SO BB IBB HBP BLK WP HR S P ERA WHIP	IP WLS BF H R ER SO BB IBB HBP BLK WP HR S P ERA WHIP	IP WLS BF H R ER SO BB IBB HBP BLK WP HR S P ERA WHIP	IP WLS BF H R ER SO BB IBB HBP BLK WP HR S P ERA WHIP	IP WLS BF H R ER SO BB IBB HBP BLK WP HR S P ERA WHIP	IP WLS BF H R ER SO BB IBB HBP BLK WP HR S P ERA WHIP	IP WLS BF H R ER SO BB IBB HBP BLK WP HR S P ERA WHIP	IP WLS BF H R ER SO BB IBB HBP BLK WP HR S P ERA WHIP	IP WLS BF H R ER SO BB IBB HBP BLK WP HR S P ERA WHIP	IP WLS BF H R ER SO BB IBB HBP BLK WP HR S P ERA WHIP	IP WLS BF H R ER SO BB IBB HBP BLK WP HR S P ERA WHIP	IP WLS BF H R ER SO BB IBB HBP BLK WP HR S P ERA WHIP

AB 42  
R 9  
H 16  
RBI 9  
BB 4  
SO 7  
LOB 21



Batter	1	2	3	4	5	6	7	8	9	AB	R	H	RBI	BB	SO	LOB	BOTTOM							
1 Brian Roberts, S OBP: 0.368, SLG: 0.381 (1, 4)										4	1	1	0	1	2	3	<b>Cleveland Indians @ Baltimore Orioles</b> Oriole Park at Camden Yards, Baltimore, MD Sun May 06 2007, 1:35 PM EDT Att: 37,464 - Sunny - 65 F							
Jay Payton, R OBP: 0.321, SLG: 0.377 (1, 7)										5	0	0	0	0	0	5								
10 Miguel Tejada, R OBP: 0.396, SLG: 0.434 (1, 6)										5	1	1	0	0	2	2								
55 Ramon Hernandez, R OBP: 0.385, SLG: 0.515 (1, 2)										5	0	4	4	0	0	0								
17 Aubrey Huff, L OBP: 0.268, SLG: 0.390 (1, 10)										5	1	2	0	0	3	3								
6 Melvin Mora, R OBP: 0.343, SLG: 0.471 (1, 5)										5	1	2	0	0	0	3								
21 Nick Markakis, L OBP: 0.312, SLG: 0.403 (1, 9)										3	0	1	1	0	1	1								
Kevin Millar, R OBP: 0.375, SLG: 0.385 (1, 3)										4	1	2	1	0	1	3								
Corey Patterson, L OBP: 0.315, SLG: 0.357 (1, 8)										4	1	2	0	0	0	4								
<b>Inning Stats</b>	R: 0 E: 0 K: 1 S: 6	H: 0 LOB: 0 BB: 1 P: 12	R: 0 E: 0 K: 1 S: 11	H: 1 LOB: 0 BB: 0 P: 14	R: 3 E: 0 K: 2 S: 19	H: 4 LOB: 1 BB: 0 P: 29	R: 0 E: 0 K: 1 S: 6	H: 0 LOB: 0 BB: 0 P: 10	R: 0 E: 0 K: 1 S: 10	H: 1 LOB: 1 BB: 0 P: 12	R: 0 E: 0 K: 2 S: 15	H: 3 LOB: 3 BB: 0 P: 21	R: 0 E: 0 K: 1 S: 11	H: 0 LOB: 0 BB: 0 P: 15	R: 2 E: 0 K: 0 S: 10	H: 3 LOB: 1 BB: 0 P: 17	R: 1 E: 0 K: 0 S: 25	H: 3 LOB: 2 BB: 0 P: 38	1B: 11 2B: 5 3B: 0 HR: 0	SF: 1 SAC: 0 DP: 1 HBP: 0	WP: 0 PB: 0 SB: 1 CS: 0	PA: 42		
<b>PITCHER</b>	IP WLS BF H R ER SO BB IBB HBP BLK WP HR S P ERA WHIP	IP WLS BF H R ER SO BB IBB HBP BLK WP HR S P ERA WHIP	IP WLS BF H R ER SO BB IBB HBP BLK WP HR S P ERA WHIP	IP WLS BF H R ER SO BB IBB HBP BLK WP HR S P ERA WHIP	IP WLS BF H R ER SO BB IBB HBP BLK WP HR S P ERA WHIP	IP WLS BF H R ER SO BB IBB HBP BLK WP HR S P ERA WHIP	IP WLS BF H R ER SO BB IBB HBP BLK WP HR S P ERA WHIP	IP WLS BF H R ER SO BB IBB HBP BLK WP HR S P ERA WHIP	IP WLS BF H R ER SO BB IBB HBP BLK WP HR S P ERA WHIP	IP WLS BF H R ER SO BB IBB HBP BLK WP HR S P ERA WHIP	IP WLS BF H R ER SO BB IBB HBP BLK WP HR S P ERA WHIP	IP WLS BF H R ER SO BB IBB HBP BLK WP HR S P ERA WHIP	IP WLS BF H R ER SO BB IBB HBP BLK WP HR S P ERA WHIP	IP WLS BF H R ER SO BB IBB HBP BLK WP HR S P ERA WHIP	IP WLS BF H R ER SO BB IBB HBP BLK WP HR S P ERA WHIP	IP WLS BF H R ER SO BB IBB HBP BLK WP HR S P ERA WHIP	IP WLS BF H R ER SO BB IBB HBP BLK WP HR S P ERA WHIP	IP WLS BF H R ER SO BB IBB HBP BLK WP HR S P ERA WHIP	IP WLS BF H R ER SO BB IBB HBP BLK WP HR S P ERA WHIP	IP WLS BF H R ER SO BB IBB HBP BLK WP HR S P ERA WHIP	IP WLS BF H R ER SO BB IBB HBP BLK WP HR S P ERA WHIP	IP WLS BF H R ER SO BB IBB HBP BLK WP HR S P ERA WHIP	IP WLS BF H R ER SO BB IBB HBP BLK WP HR S P ERA WHIP	IP WLS BF H R ER SO BB IBB HBP BLK WP HR S P ERA WHIP

AB 40  
R 6  
H 15  
RBI 6  
BB 1  
SO 9  
LOB 24







Batter	1	2	3	4	5	6	7	8	9	AB	R	H	RBI	BB	SO	LOB	TOP							
24 Grady Sizemore, L (1, 8) OBP: 0.410, SLG: 0.445	F7		S 1B		G3		41 BB 1B 2B	P4		5	1	2	2	0	0	3	<b>Cleveland Indians @ Baltimore Orioles</b> Oriole Park at Camden Yards, Baltimore, MD Mon May 07 2007, 12:35 PM EDT Att: 17,944 - Sunny - 67 F							
Casey Blake, R (1, 5) OBP: 0.306, SLG: 0.371	K		P4		F8		41 BB 1B IBB	FC6 48 HR		4	2	0	0	1	1	4								
48 Travis Hafner, L (1, 10) OBP: 0.452, SLG: 0.529	L1		G4-3				1B 25 F9-2 BB	HR		4	1	1	4	1	1	4								
41 Victor Martinez, S (1, 2)		G4-3		F7		L7	1B BB	1B		4	0	1	1	1	0	1								
Trot Nixon, L (1, 9) 38 Franklin Gutierrez, R (8, 9)		1B		F7		25 WP 1B	1B BB	P4		5	0	3	2	0	0	1								
25 Ryan Garko, R (1, 3) OBP: 0.337, SLG: 0.425	F8			1B		1B	1B BB			0	0	0	0	0	0	0								
2 Jhonny Perella, R (1, 6) OBP: 0.358, SLG: 0.515	G6-3			F8						5	2	2	1	0	0	2								
Jason Michaels, R (1, 7) 20 David Dellucci, L (7, PH) OBP: 0.334, SLG: 0.384			K2-3		24 G3 1B		29 24 2B 1B	K	G4-3	2	0	1	0	0	1	0								
29 Josh Barfield, R (1, 4) OBP: 0.240, SLG: 0.253			24 PB 24 1B 1B		F9		24 2B 41 BB 1B	FC6 48 HR BB	G6-3	4	3	2	0	1	0	1								
<b>Inning Stats</b>	R: 0 E: 0 K: 1 S: 8	H: 0 LOB: 0 BB: 0 P: 13	R: 0 E: 0 K: 0 S: 9	H: 1 LOB: 1 BB: 0 P: 15	R: 1 E: 0 K: 1 S: 13	H: 2 LOB: 1 BB: 0 P: 20	R: 0 E: 0 K: 0 S: 9	H: 1 LOB: 1 BB: 0 P: 13	R: 0 E: 0 K: 0 S: 7	H: 1 LOB: 1 BB: 0 P: 13	R: 0 E: 0 K: 0 S: 8	H: 1 LOB: 1 BB: 1 P: 14	R: 4 E: 0 K: 2 S: 15	H: 4 LOB: 2 BB: 2 P: 31	R: 4 E: 0 K: 1 S: 16	H: 3 LOB: 1 BB: 1 P: 32		R: 1 E: 0 K: 0 S: 9	H: 1 LOB: 0 BB: 0 P: 13	1B: 11 2B: 2 3B: 0 HR: 2	SF: 0 SAC: 0 DP: 1 HBP: 0	WP: 1 PB: 1 SB: 2 CS: 0	PA: 45	
<b>PITCHER</b>	IP	WLS	BF	H	R	ER	SO	BB	IBB	HBP	BLK	WP	HR	S	P	ERA	WHIP							
41 Steve Trachsel, R (1, 1) ERA: 3.7	6.0		24	6	1	1	2	1	0	0	0	1	0	54	88	1.50	1.167							
Chad Bradford, R (7, 1) ERA: 2.13	0.1	L	3	2	2	2	0	0	0	0	0	0	0	5	8	54.00	6.000							
John Parrish, L (7, 1) ERA: 5.02	0.2		6	2	2	2	2	1	1	0	0	0	0	10	23	27.00	4.500							
32 Jamie Walker, L (8, 1) ERA: 4.73	1.0		8	3	4	4	1	1	0	0	0	0	1	16	32	36.00	4.000							
Todd Williams, R (9, 1) ERA: 5.4	1.0		4	1	1	1	0	0	0	0	0	0	1	9	13	9.00	1.000							

Batter	1	2	3	4	5	6	7	8	9	AB	R	H	RBI	BB	SO	LOB	BOTTOM							
1 Brian Roberts, S (1, 4) OBP: 0.371, SLG: 0.402	K		G6-3		10 FC3-6 1B		3B			4	0	2	0	0	1	0	<b>Cleveland Indians @ Baltimore Orioles</b> Oriole Park at Camden Yards, Baltimore, MD Mon May 07 2007, 12:35 PM EDT Att: 17,944 - Sunny - 67 F							
21 Nick Markakis, L (1, 9) OBP: 0.303, SLG: 0.391	G4-3			F7	F8		G4-3			4	0	0	0	0	0	3								
10 Miguel Tejada, R (1, 6) OBP: 0.384, SLG: 0.421	G6-3			G4-3	FC3-6			P3		4	0	0	0	0	0	2								
17 Aubrey Huff, L (1, 3) OBP: 0.268, SLG: 0.385		6 G5-4-3 1B		E4 6 1B	G6-3			K		4	1	1	0	0	1	2								
6 Melvin Mora, R (1, 5) OBP: 0.340, SLG: 0.463		G5-4-3		1B	1B		F8	G6-3		4	0	1	0	0	0	1								
Jay Payton, R (1, 7) OBP: 0.338, SLG: 0.393				1B			G6-3			3	0	2	1	0	0	0								
3 Freddie Bynum, L (8, PH) OBP: 0.200, SLG: 0.467				1B	BB					1	0	0	0	0	0	0								
Kevin Millar, R (1, 10) OBP: 0.370, SLG: 0.370		G4-3		1B	FC6-4 BB		K			3	0	0	0	1	1	1								
Corey Patterson, L (1, 8) OBP: 0.304, SLG: 0.343			L3		FC6-4		G1-3		P4	4	0	0	0	0	0	3								
Paul Bako, L (1, 2) OBP: 0.315, SLG: 0.313			G4-1		10 FC3-6 1B		F8			3	0	1	0	0	0	0								
<b>Inning Stats</b>	R: 0 E: 0 K: 1 S: 6	H: 0 LOB: 0 BB: 0 P: 8	R: 0 E: 0 K: 0 S: 12	H: 2 LOB: 1 BB: 0 P: 17	R: 0 E: 0 K: 0 S: 5	H: 0 LOB: 0 BB: 0 P: 8	R: 1 E: 1 K: 0 S: 16	H: 2 LOB: 3 BB: 1 P: 25	R: 0 E: 0 K: 0 S: 15	H: 2 LOB: 2 BB: 0 P: 21	R: 0 E: 0 K: 1 S: 7	H: 0 LOB: 0 BB: 0 P: 12	R: 0 E: 0 K: 0 S: 10	H: 1 LOB: 1 BB: 0 P: 14	R: 0 E: 0 K: 1 S: 9	H: 0 LOB: 0 BB: 0 P: 11	R: 0 E: 0 K: 0 S: 6	H: 0 LOB: 0 BB: 0 P: 9	1B: 6 2B: 0 3B: 1 HR: 0	SF: 0 SAC: 0 DP: 1 HBP: 0	WP: 0 PB: 0 SB: 0 CS: 0	PA: 35		
<b>PITCHER</b>	IP	WLS	BF	H	R	ER	SO	BB	IBB	HBP	BLK	WP	HR	S	P	ERA	WHIP							
55 Roberto Hernandez, R (1, 1) ERA: 2.99	7.0	W	29	7	1	0	2	1	0	0	0	0	0	71	105	0.00	1.143							
40 Tom Mastny, R (8, 1) ERA: 3.14	1.0		3	0	0	0	1	0	0	0	0	0	0	9	11	0.00	0.000							
Roberto Hernandez, R (9, 1) ERA: 4.38	1.0		3	0	0	0	0	0	0	0	0	0	0	6	9	0.00	0.000							





Batter	1	2	3	4	5	6	7	8	9	AB	R	H	RBI	BB	SO	LOB	TOP										
5 Rocco Baldelli, R OBP: 0.288, SLG: 0.414	F7		F8			G5-3	F9			4	0	0	0	0	0	3	<p><b>Tampa Bay Devil Rays @ Baltimore Orioles</b>  Oriole Park at Camden Yards, Baltimore, MD</p> <p>Tue May 08 2007, 7:05 PM EDT  Att: 17,818 - Clear - 75 F</p> <p>livebaseballscorecards.com</p> <p>AB 36  R 3  H 11  RBI 3  BB 0  SO 4  LOB 17</p> 										
35 Elijah Dukes, R OBP: 0.333, SLG: 0.389	F7		G5-4-3			K	G4-3			4	0	0	0	0	1	3											
13 Carl Crawford, L OBP: 0.359, SLG: 0.480	G4-3								G6-3	4	0	2	0	0	0	0											
Ty Wigginton, R OBP: 0.294, SLG: 0.457										4	1	1	0	0	0	2											
2 B.J. Upton, R OBP: 0.418, SLG: 0.644										4	1	1	0	0	1	2											
Delmon Young, R OBP: 0.273, SLG: 0.376										4	0	0	0	0	1	2											
23 Carlos Pena, L OBP: 0.293, SLG: 0.493										4	1	4	1	0	0	0											
30 Dioner Navarro, S OBP: 0.274, SLG: 0.299										4	0	1	1	0	0	3											
Brendan Harris, R OBP: 0.390, SLG: 0.461										4	0	2	1	0	1	2											
<b>Inning Stats</b>	R: 0 E: 0 K: 0 S: 7	H: 0 LOB: 0 BB: 0 P: 10	R: 1 E: 0 K: 0 S: 10	H: 2 LOB: 1 BB: 0 P: 16	R: 0 E: 0 K: 0 S: 5	H: 1 LOB: 0 BB: 0 P: 5	R: 0 E: 0 K: 0 S: 4	H: 1 LOB: 1 BB: 0 P: 6	R: 0 E: 0 K: 1 S: 11	H: 1 LOB: 1 BB: 0 P: 16	R: 0 E: 0 K: 1 S: 9	H: 1 LOB: 1 BB: 0 P: 14	R: 2 E: 0 K: 1 S: 21	H: 4 LOB: 2 BB: 0 P: 25	R: 0 E: 0 K: 0 S: 10	H: 0 LOB: 0 BB: 0 P: 13	R: 0 E: 0 K: 0 S: 10	H: 1 LOB: 1 BB: 0 P: 15	1B: 8 2B: 3 3B: 0 HR: 0	SF: 0 SAC: 0 DP: 2 HBP: 0	WP: 1 PB: 0 SB: 0 CS: 0	PA: 36					
<b>PITCHER</b>	IP	WLS	BF	H	R	ER	SO	BB	IBB	HBP	BLK	WP	HR	S	P	ERA	WHIP										
46 Jeremy Guthrie, R ERA: 4.64	6.0	W	22	6	1	1	2	0	0	0	0	0	0	46	67	1.50	1.000										
Chad Bradford, R ERA: 3.29	7.1		7	4	2	2	1	0	0	0	0	0	0	21	25	18.00	4.000										
28 Danys Baez, R ERA: 3.52	1.0	H	3	0	0	0	1	0	0	0	0	0	0	10	13	0.00	0.000										
37 Chris Ray, R ERA: 3.86	1.0		4	1	0	0	0	0	0	0	0	1	0	10	15	0.00	1.000										

Batter	1	2	3	4	5	6	7	8	9	AB	R	H	RBI	BB	SO	LOB	BOTTOM										
1 Brian Roberts, S OBP: 0.366, SLG: 0.394	F7					F7		G4-3		5	0	1	0	0	1	4	<p><b>Tampa Bay Devil Rays @ Baltimore Orioles</b>  Oriole Park at Camden Yards, Baltimore, MD</p> <p>Tue May 08 2007, 7:05 PM EDT  Att: 17,818 - Clear - 75 F</p> <p>livebaseballscorecards.com</p> <p>AB 34  R 8  H 13  RBI 8  BB 5  SO 1  LOB 17</p> 										
21 Nick Markakis, L OBP: 0.305, SLG: 0.409										4	2	1	2	0	0	2											
10 Miguel Tejada, R OBP: 0.392, SLG: 0.427										5	1	3	1	0	0	0											
55 Ramon Hernandez, R OBP: 0.386, SLG: 0.486										4	1	1	0	1	0	2											
17 Aubrey Huff, L OBP: 0.280, SLG: 0.397										4	0	2	1	1	0	2											
Chris Gomez, R OBP: 0.324, SLG: 0.394										0	0	0	0	0	0	0											
6 Melvin Mora, R OBP: 0.345, SLG: 0.460										3	1	1	2	1	0	1											
Jay Payton, R OBP: 0.333, SLG: 0.417										4	0	1	1	0	0	5											
31 Jay Gibbons, L OBP: 0.247, SLG: 0.348										4	2	3	1	0	0	1											
Corey Patterson, L OBP: 0.313, SLG: 0.340										1	1	0	0	2	0	0											
<b>Inning Stats</b>	R: 2 E: 0 K: 0 S: 16	H: 2 LOB: 2 BB: 1 P: 27	R: 2 E: 0 K: 1 S: 14	H: 2 LOB: 0 BB: 0 P: 18	R: 1 E: 0 K: 0 S: 12	H: 2 LOB: 1 BB: 0 P: 19	R: 0 E: 0 K: 0 S: 10	H: 1 LOB: 0 BB: 0 P: 12	R: 0 E: 0 K: 0 S: 6	H: 0 LOB: 0 BB: 0 P: 11	R: 0 E: 0 K: 0 S: 15	H: 1 LOB: 2 BB: 1 P: 22	R: 1 E: 0 K: 0 S: 12	H: 2 LOB: 2 BB: 2 P: 25	R: 2 E: 0 K: 0 S: 14	H: 3 LOB: 2 BB: 1 P: 23	1B: 8 2B: 2 3B: 1 HR: 2	SF: 0 SAC: 1 DP: 1 HBP: 1	WP: 0 PB: 0 SB: 1 CS: 1	PA: 41							
<b>PITCHER</b>	IP	WLS	BF	H	R	ER	SO	BB	IBB	HBP	BLK	WP	HR	S	P	ERA	WHIP										
Jae Weong Seo, R ERA: 8.82	3.0	L	17	6	5	5	1	1	0	0	0	0	0	28	42	0.00	1.125										
56 Tim Corcoran, R ERA	4.1		10	2	0	0	0	1	0	0	0	0	0	28	42	0.00	1.125										
54 Chad Orvella, R ERA: 13.5	0.2		6	2	1	1	0	1	1	0	0	0	0	12	24	13.50	4.500										
22 Shawn Camp, R ERA: 6.55	0.2		1	0	0	0	0	0	0	0	0	0	0	3	4	0.00	0.000										
11 Jae Kuk Ryu, R ERA: 4.86	1.0		7	3	2	2	0	1	0	0	0	0	1	14	23	18.00	4.000										







Batter	1	2	3	4	5	6	7	8	9	AB	R	H	RBI	BB	SO	LOB	TOP										
5 Rocco Baldelli, R OBP: 0.289, SLG: 0.395	G6-3	K					G4-3		G6-3	4	1	0	0	0	1	2	<b>Tampa Bay Devil Rays @ Baltimore Orioles</b> Oriole Park at Camden Yards, Baltimore, MD Thu May 10 2007, 7:05 PM EDT Att: 15,915 - Cloudy - 84 F <a href="http://livebaseballscorecards.com">livebaseballscorecards.com</a>										
35 Elijah Dukes, R OBP: 0.325, SLG: 0.398	G6-3		G6-3				K			4	1	1	3	0	1	0											
13 Carl Crawford, L OBP: 0.364, SLG: 0.481	G5-3		BLK 1B				G4-3		G3	4	0	1	0	0	0	0											
Ty Wigginton, R OBP: 0.285, SLG: 0.437 18 Ben Zobnist, S OBP: 0.156, SLG: 0.222		F9	G6-3				G5-3		K	3	0	0	0	0	0	1											
2 B.J. Upton, R OBP: 0.412, SLG: 0.651		F8 23 1B 2B	F8				HR			3	2	2	1	1	0	1											
Delmon Young, R OBP: 0.294, SLG: 0.368		F8					G6-3			4	0	0	0	0	1	2											
23 Carlos Pena, L OBP: 0.288, SLG: 0.473		F8 30 1B 2B					F8		G4-3	4	1	1	1	0	0	1											
30 Dioner Navarro, S OBP: 0.272, SLG: 0.286		2B 1B					G6-3		G6-3 BB	3	0	1	0	1	0	0											
Brendan Harris, R OBP: 0.378, SLG: 0.452		1B					K		G6-3	4	1	2	1	0	1	1											
<b>Inning Stats</b>	R: 0 E: 0 K: 0 S: 5	H: 0 LOB: 0 BB: 0 P: 8	R: 2 E: 0 K: 1 S: 20	H: 4 LOB: 2 BB: 0 P: 33	R: 0 E: 0 K: 0 S: 8	H: 1 LOB: 1 BB: 0 P: 14	R: 0 E: 0 K: 0 S: 5	H: 0 LOB: 0 BB: 0 P: 10	R: 4 E: 0 K: 1 S: 11	H: 3 LOB: 0 BB: 0 P: 21	R: 0 E: 0 K: 1 S: 6	H: 0 LOB: 0 BB: 0 P: 7	R: 0 E: 0 K: 2 S: 11	H: 0 LOB: 1 BB: 1 P: 18	R: 0 E: 0 K: 0 S: 9	H: 0 LOB: 0 BB: 1 P: 15	1B: 4 2B: 2 3B: 0 HR: 2	SF: 0 SAC: 0 DP: 1 HBP: 1	WP: 0 PB: 0 CS: 0	PA: 37							
<b>PITCHER</b>	IP	WLS	BF	H	R	ER	SO	BB	IBB	HBP	BLK	WP	HR	S	P	ERA	WHIP										
40 Daniel Cabrera, R ERA: 4.59	6.0	W	27	8	6	6	2	0	0	1	1	0	2	56	97	9.00	1.333										
Chad Bradford, R ERA: 3.14	0.2	H	2	0	0	0	1	0	0	0	0	0	0	4	5	0.00	0.000										
32 Jamie Walker, L ERA: 4.61	0.1	H	1	0	0	0	0	0	0	0	0	0	0	2	2	0.00	0.000										
28 Danys Baez, R ERA: 3.12	1.0	H	4	0	0	0	2	1	0	0	0	0	0	11	18	0.00	1.000										
Todd Williams, R ERA: 4.15	1.0		3	0	0	0	0	1	0	0	0	0	0	9	15	0.00	1.000										

Batter	1	2	3	4	5	6	7	8	9	AB	R	H	RBI	BB	SO	LOB	BOTTOM										
1 Brian Roberts, S OBP: 0.361, SLG: 0.390	10 2B BB	F9		F9	G5-3			G3		5	1	1	0	1	0	7	<b>Tampa Bay Devil Rays @ Baltimore Orioles</b> Oriole Park at Camden Yards, Baltimore, MD Thu May 10 2007, 7:05 PM EDT Att: 15,915 - Cloudy - 84 F <a href="http://livebaseballscorecards.com">livebaseballscorecards.com</a>										
Jay Payton, R OBP: 0.296, SLG: 0.368	P3	G6-3		E5 10 G6-3	L9		F7			5	0	0	0	0	0	5											
10 Miguel Tejada, R OBP: 0.375, SLG: 0.414	55 1B 1B 2B		K	G6-3			G6-3		P4	5	1	1	1	0	1	1											
55 Ramon Hernandez, R OBP: 0.396, SLG: 0.477	17 1B 1B		17 E BB		HBP		F8		6 F8 1B 2B	3	2	2	0	1	0	0											
17 Aubrey Huff, L OBP: 0.298, SLG: 0.425 Chris Gomez, R OBP: 0.324, SLG: 0.394	HR 1B		FC1	P6				1B 2B IBB		4	1	2	1	1	0	3											
6 Melvin Mora, R OBP: 0.333, SLG: 0.440	K		F9				L6		F8	5	1	1	0	0	1	7											
Kevin Millar, R OBP: 0.370, SLG: 0.404 3 Freddie Bynum, L OBP: 0.200, SLG: 0.467	HR		F9		F8		G1-3		21 BB 2B 1B	5	1	2	4	0	0	3											
31 Jay Gibbons, L OBP: 0.270, SLG: 0.344 21 Nick Markakis, L OBP: 0.303, SLG: 0.397	G4-3			1B E 1B	G5-3 1B BB		1B BB		2B BB BB	0	0	0	0	1	0	0											
Corey Patterson, L OBP: 0.325, SLG: 0.361		B1-3		1B E 1B	G5-3 1B		F8			5	1	3	3	0	0	1											
<b>Inning Stats</b>	R: 5 E: 0 K: 1 S: 18	H: 4 LOB: 0 BB: 1 P: 26	R: 0 E: 0 K: 0 S: 6	H: 0 LOB: 0 BB: 0 P: 9	R: 0 E: 1 K: 1 S: 10	H: 0 LOB: 2 BB: 1 P: 18	R: 2 E: 1 K: 0 S: 9	H: 2 LOB: 2 BB: 0 P: 15	R: 1 E: 0 K: 0 S: 9	H: 1 LOB: 1 BB: 0 P: 15	R: 0 E: 0 K: 0 S: 14	H: 1 LOB: 2 BB: 1 P: 23	R: 3 E: 0 K: 0 S: 12	H: 3 LOB: 3 BB: 2 P: 27	1B: 9 2B: 3 3B: 0 HR: 1	SF: 0 SAC: 0 DP: 0 HBP: 1	WP: 0 PB: 0 SB: 1 CS: 0	PA: 46									
<b>PITCHER</b>	IP	WLS	BF	H	R	ER	SO	BB	IBB	HBP	BLK	WP	HR	S	P	ERA	WHIP										
Casey Fossum, L ERA: 7.43	5.2	L	32	9	8	5	2	3	0	1	0	0	1	59	94	7.94	2.118										
22 Shawn Camp, R ERA: 6.35	0.1		1	0	0	0	0	0	0	0	0	0	0	2	5	0.00	0.000										
54 Chad Orvella, R ERA: 5.4	1.0		5	1	0	0	0	1	0	0	0	0	0	14	23	0.00	2.000										
56 Tim Corcoran, R ERA: 7.36	1.0		8	3	3	3	0	1	1	0	0	0	0	12	27	27.00	4.000										





Batter	1	2	3	4	5	6	7	8	9	AB	R	H	RBI	BB	SO	LOB	TOP				
1 Brian Roberts, S OBP: 0.356, SLG: 0.383	L8	21 1B		F9		G5-4-3			F9	5	0	1	0	0	0	1	<b>Baltimore Orioles @ Boston Red Sox</b> Fenway Park, Boston, MA Fri May 11 2007, 7:05 PM EDT Att: 37,039 - Partly Cloudy - 65 F				
21 Nick Markakis, L OBP: 0.318, SLG: 0.426	10 G6-3 55 2B				10 1B 55 G5-3	G3				5	2	4	0	0	0	0					
10 Miguel Tejada, R OBP: 0.376, SLG: 0.410	G6-3	G4-3			17 G4-3 6 2B 55 G5-3		F9		55 G5-4-3 IBB	4	1	1	0	1	0	3					
55 Ramon Hernandez, R OBP: 0.379, SLG: 0.469	17 1B		G6-3		G5-3		K		G5-4-3	5	1	1	2	0	1	3					
17 Aubrey Huff, L OBP: 0.297, SLG: 0.420 Chris Gomez, R OBP: 0.324, SLG: 0.394	6 1B 2H		G4-3		G4-3		K			4	0	1	1	0	1	1					
6 Melvin Mora, R OBP: 0.350, SLG: 0.471										0	0	0	0	0	0	0					
31 Jay Gibbons, L Jay Payton, R OBP: 0.296, SLG: 0.368	F8		F7		E9				G4-3	4	0	0	0	0	0	4					
Kevin Millar, R OBP: 0.357, SLG: 0.391			F7		K				SF7	3	0	0	1	0	2	1					
Corey Patterson, L OBP: 0.323, SLG: 0.357			G3-1		G4-3				K	4	0	1	0	0	1	0					
<b>Inning Stats</b>	R: 2 E: 0 K: 0 S: 13	H: 4 LOB: 2 BB: 0 P: 18	R: 0 E: 0 K: 0 S: 12	H: 2 LOB: 2 BB: 0 P: 20	R: 0 E: 0 K: 1 S: 9	H: 1 LOB: 1 BB: 0 P: 12	R: 0 E: 0 K: 1 S: 12	H: 0 LOB: 0 BB: 0 P: 19	R: 3 E: 1 K: 1 S: 16	H: 3 LOB: 1 BB: 0 P: 21	R: 0 E: 0 K: 2 S: 9	H: 0 LOB: 0 BB: 0 P: 13	R: 1 E: 0 K: 1 S: 9	H: 1 LOB: 1 BB: 0 P: 15	R: 0 E: 0 K: 0 S: 4	H: 1 LOB: 1 BB: 1 P: 10		1B: 8 2B: 5 3B: 0 HR: 0	SF: 1 SAC: 0 DP: 2 HBP: 0	WP: 0 PB: 0 SB: 0 CS: 0	PA: 40
<b>PITCHER</b>	IP	WLS	BF	H	R	ER	SO	BB	IBB	HBP	BLK	WP	HR	S	P	ERA	WHIP				
51 Julian Tavaréz, R ERA: 6.6	5.0	L	26	10	5	4	2	0	0	0	0	0	0	62	90	7.20	2.000				
48 Javier López, L ERA: 2.45	1.0		3	1	0	0	0	0	0	0	0	0	0	4	6	0.00	1.000				
39 Kyle Snyder, R ERA: 2.45	2.0		7	1	1	1	3	0	0	0	0	0	0	18	28	4.50	0.500				
J.C. Romero, L ERA: 3.18	1.0		4	1	0	0	0	0	1	0	0	0	0	4	10	0.00	1.000				

Batter	1	2	3	4	5	6	7	8	9	AB	R	H	RBI	BB	SO	LOB	BOTTOM					
23 Julio Lugo, R OBP: 0.305, SLG: 0.346	G4-3	1B BB		FC5-4		34 PO		G4-3		5	1	3	1	0	0	0	<b>Baltimore Orioles @ Boston Red Sox</b> Fenway Park, Boston, MA Fri May 11 2007, 7:05 PM EDT Att: 37,039 - Partly Cloudy - 65 F					
Coco Crisp, S OBP: 0.287, SLG: 0.330	F9	BB 34 S		FC5-4		F8				5	0	2	0	0	0	2						
34 David Ortiz, L OBP: 0.426, SLG: 0.609	20 1B	BB		BB		PO		K		2	0	0	0	3	2	1						
Manny Ramirez, R OBP: 0.345, SLG: 0.417	20 1B	BB		L4				20 2B	P3	3	1	1	1	2	0	3						
20 Kevin Youkilis, R OBP: 0.424, SLG: 0.455	1-2 2-3	F8				K		BB	L6	5	0	2	0	0	1	3						
25 Mike Lowell, R OBP: 0.369, SLG: 0.544	K			FC5-4		BB		BB	F8	3	0	1	0	2	1	3						
Jason Varitek, S OBP: 0.366, SLG: 0.396		23 2B		FC5-4		F9		BB	K	4	1	1	1	1	1	2						
Wily Mo Peña, R OBP: 0.318, SLG: 0.450 7 J.D. Drew, L OBP: 0.360, SLG: 0.368	G1-3	G4-6-3				K		L6		3	0	0	0	0	1	3						
15 Dustin Pedroia, R OBP: 0.356, SLG: 0.372 13 Alex Cora, L OBP: 0.457, SLG: 0.738	F8							F8		1	0	0	0	0	0	3						
<b>Inning Stats</b>	R: 0 E: 0 K: 1 S: 21	H: 2 LOB: 3 BB: 1 P: 33	R: 2 E: 0 K: 0 S: 13	H: 3 LOB: 2 BB: 2 P: 26	R: 0 E: 0 K: 0 S: 4	H: 1 LOB: 0 BB: 0 P: 9	R: 0 E: 0 K: 0 S: 6	H: 1 LOB: 2 BB: 1 P: 12	R: 0 E: 0 K: 2 S: 10	H: 0 LOB: 1 BB: 1 P: 20	R: 0 E: 0 K: 0 S: 7	H: 1 LOB: 0 BB: 0 P: 11	R: 1 E: 0 K: 1 S: 16	H: 1 LOB: 3 BB: 3 P: 33	R: 0 E: 0 K: 1 S: 10	H: 1 LOB: 0 BB: 0 P: 16		R: 0 E: 0 K: 1 S: 6	H: 0 LOB: 0 BB: 0 P: 8	1B: 6 2B: 4 3B: 0 HR: 0	SF: 0 SAC: 0 DP: 1 HBP: 0	WP: 0 PB: 0 SB: 1 CS: 0
<b>PITCHER</b>	IP	WLS	BF	H	R	ER	SO	BB	IBB	HBP	BLK	WP	HR	S	P	ERA	WHIP					
56 Brian Bures, L ERA: 3.68	5.0	W	26	7	2	2	3	5	0	0	0	0	0	54	100	3.60	2.400					
Todd Williams, R ERA: 3.6	0.2	H	3	1	0	0	0	0	0	0	0	0	0	7	11	0.00	1.500					
John Parrish, L ERA: 5.06	0.2	H	5	1	1	1	1	3	0	0	0	0	0	13	28	13.50	6.000					
Chad Bradford, R ERA: 3.07	0.1	H	1	0	0	0	0	0	0	0	0	0	0	1	3	0.00	0.000					
32 Jamie Walker, L ERA: 4.2	1.1	H	5	1	0	0	1	0	0	0	0	0	0	12	18	0.00	0.750					
<b>PITCHER</b>	IP	WLS	BF	H	R	ER	SO	BB	IBB	HBP	BLK	WP	HR	S	P	ERA	WHIP					
37 Chris Ray, R ERA: 3.44	1.0	S	3	0	0	0	1	0	0	0	0	0	0	6	8	0.00	0.000					





Batter	1	2	3	4	5	6	7	8	9	AB	R	H	RBI	BB	SO	LOB	TOP																
1 Brian Roberts, S OBP: 0.358, SLG: 0.390										5	0	2	1	0	1	3	<p><b>Baltimore Orioles @ Boston Red Sox</b> Fenway Park, Boston, MA Sat May 12 2007, 1:05 PM EDT Att: 36,503 - Partly Cloudy - 55 F</p> <p>livebaseballscorecards.com</p> <p>AB 38 R 4 H 13 RBI 4 BB 2 SO 7 LOB 25</p>																
21 Nick Markakis, L OBP: 0.315, SLG: 0.414										4	0	0	0	1	2	3																	
10 Miguel Tejada, R OBP: 0.290, SLG: 0.412										4	1	2	0	0	0	3																	
3 Freddie Bynum, L OBP: 0.188, SLG: 0.438										1	0	0	0	0	0	0																	
55 Ramon Hernandez, R OBP: 0.387, SLG: 0.462										3	1	1	0	0	0	1																	
Paul Bako, L OBP: 0.327, SLG: 0.327										1	0	1	0	0	0	0																	
17 Aubrey Huff, L OBP: 0.293, SLG: 0.413										5	1	1	0	0	2	3																	
6 Melvin Mora, R OBP: 0.342, SLG: 0.458										4	0	0	0	0	2	5																	
31 Jay Gibbons, L OBP: 0.370, SLG: 0.370										3	1	3	1	0	0	0																	
Kevin Millar, R OBP: 0.363, SLG: 0.398										1	0	1	0	0	0	0																	
Jay Payton, R OBP: 0.307, SLG: 0.366										3	0	1	1	1	0	2																	
Corey Patterson, L OBP: 0.320, SLG: 0.353										4	0	1	1	0	0	5																	
<b>Inning Stats</b>	R: 0 E: 0 K: 1 S: 9	H: 0 LOB: 1 BB: 1 P: 15	R: 0 E: 0 K: 0 S: 11	H: 1 LOB: 1 BB: 0 P: 13	R: 0 E: 0 K: 0 S: 12	H: 2 LOB: 1 BB: 0 P: 18	R: 0 E: 0 K: 2 S: 10	H: 0 LOB: 0 BB: 0 P: 12	R: 1 E: 0 K: 0 S: 11	H: 2 LOB: 1 BB: 0 P: 15	R: 3 E: 0 K: 1 S: 15	H: 4 LOB: 2 BB: 1 P: 27	R: 0 E: 0 K: 2 S: 11	H: 1 LOB: 2 BB: 0 P: 16	R: 0 E: 0 K: 0 S: 15	H: 2 LOB: 1 BB: 0 P: 17	R: 0 E: 0 K: 1 S: 10	H: 1 LOB: 1 BB: 0 P: 13	1B: 10 2B: 3 3B: 0 HR: 0	SF: 0 SAC: 0 DP: 2 HBP: 1	WP: 0 PB: 0 SB: 1 CS: 0	PA: 41											
<b>PITCHER</b>	IP WLS BF H R ER SO BB IBB HBP BLK WP HR S P ERA WHIP																																
38 Curt Schilling, R ERA: 3.63	5.1	26	9	4	4	4	2	0	0	0	0	0	0	65	95	6.75	2.062																
48 Javier López, L ERA: 1.38	1.0	W	3	0	0	0	0	0	0	0	0	0	0	6	9	0.00	0.000																
53 Brendan Donnelly, R ERA: 0.93	0.0		2	1	0	0	0	0	0	1	0	0	0	3	6	∞	∞																
37 Hideki Okajima, L ERA: 0.48	1.2	H	6	2	0	0	0	0	0	0	0	0	0	20	23	0.00	1.200																
58 Jonathan Papelbon, R ERA: 1.38	1.0		4	1	0	0	1	0	0	0	0	0	0	10	13	0.00	1.000																

Batter	1	2	3	4	5	6	7	8	9	AB	R	H	RBI	BB	SO	LOB	BOTTOM																	
23 Julio Lugo, R OBP: 0.325, SLG: 0.370										5	0	4	1	0	0	1	<p><b>Baltimore Orioles @ Boston Red Sox</b> Fenway Park, Boston, MA Sat May 12 2007, 1:05 PM EDT Att: 36,503 - Partly Cloudy - 55 F</p> <p>livebaseballscorecards.com</p> <p>AB 36 R 13 H 15 RBI 13 BB 7 SO 3 LOB 23</p>																	
20 Kevin Youkilis, R OBP: 0.427, SLG: 0.452										5	1	2	2	1	0	2																		
34 David Ortiz, L OBP: 0.431, SLG: 0.614										4	3	2	1	1	0	2																		
Wily Mo Peña, R OBP: 0.311, SLG: 0.439										1	0	0	0	0	0	3																		
Manny Ramirez, R OBP: 0.359, SLG: 0.426										2	2	1	2	2	0	0																		
7 J.D. Drew, L OBP: 0.362, SLG: 0.364										4	2	1	1	1	0	3																		
25 Mike Lowell, R OBP: 0.377, SLG: 0.547										3	2	2	2	1	0	1																		
Jason Varitek, S OBP: 0.376, SLG: 0.394										3	2	1	1	1	1	4																		
28 Doug Mirabeli, R OBP: 0.333, SLG: 0.560										0	0	0	0	0	0	0																		
Coco Crisp, S OBP: 0.277, SLG: 0.318										4	0	0	1	0	2	6																		
15 Dustin Pedroia, R OBP: 0.344, SLG: 0.358										3	1	0	0	0	0	1																		
13 Alex Cora, L OBP: 0.479, SLG: 0.750										2	0	2	2	0	0	0																		
<b>Inning Stats</b>	R: 0 E: 0 K: 0 S: 8	H: 1 LOB: 0 BB: 0 P: 14	R: 0 E: 0 K: 0 S: 9	H: 1 LOB: 1 BB: 0 P: 14	R: 0 E: 0 K: 0 S: 10	H: 1 LOB: 1 BB: 0 P: 17	R: 1 E: 0 K: 1 S: 19	H: 0 LOB: 2 BB: 3 P: 38	R: 3 E: 1 K: 0 S: 16	H: 2 LOB: 1 BB: 1 P: 29	R: 1 E: 0 K: 0 S: 14	H: 2 LOB: 0 BB: 0 P: 24	R: 3 E: 0 K: 1 S: 13	H: 1 LOB: 3 BB: 3 P: 32	R: 5 E: 0 K: 1 S: 25	H: 7 LOB: 3 BB: 0 P: 41	R: 0 E: 0 K: 1 S: 10	H: 1 LOB: 1 BB: 0 P: 13	1B: 12 2B: 3 3B: 0 HR: 0	SF: 1 SAC: 2 DP: 0 HBP: 2	WP: 0 PB: 0 SB: 1 CS: 0	PA: 48												
<b>PITCHER</b>	IP WLS BF H R ER SO BB IBB HBP BLK WP HR S P ERA WHIP																																	
41 Steve Trachsel, R ERA: 3.94	4.1		22	5	4	3	1	4	0	0	1	0	0	0	22	49	21.60	3.000																
52 Jon Leicester, R ERA: 21.6	1.2	L	11	2	4	4	0	3	0	1	0	0	0	31	50	27.00	4.200																	
Todd Williams, R ERA: 9.45	1.2		13	7	5	5	2	0	0	1	0	0	0	4	8	0.00	3.000																	
John Parrish, L ERA: 4.96	0.1		2	1	0	0	0	0	0	0	0	0	0	4	8	0.00	3.000																	







Batter	1	2	3	4	5	6	7	8	9	AB	R	H	RBI	BB	SO	LOB	TOP											
<b>1 Brian Roberts, S</b> OBP: 0.379, SLG: 0.397	L8		21 HR		10 G5-3		21 CS			3	1	2	0	1	0	0	<b>Baltimore Orioles @ Toronto Blue Jays</b> Rogers Centre, Toronto, ON Mon May 14 2007, 7:07 PM EDT Att. 19,819 - Roof Closed - 68 F											
<b>21 Nick Markakis, L</b> OBP: 0.327, SLG: 0.430	10 G5-3		HR		F7		CS	F9		3	1	1	2	1	0	1												
<b>10 Miguel Tejada, R</b> OBP: 0.371, SLG: 0.397	G5-3		L9		G5-3			G5-3		4	0	0	0	0	0	2												
<b>55 Ramon Hernandez, R</b> OBP: 0.352, SLG: 0.400	F9		L6		G4-3			F7		4	0	0	0	0	0	2												
<b>17 Aubrey Huff, L</b> OBP: 0.291, SLG: 0.400	G4-3		P4		G3			F8		4	0	0	0	0	0	0												
<b>6 Melvin Mora, R</b> OBP: 0.339, SLG: 0.452	F8		P6		K			DI 31 DI		4	0	1	0	0	1	0												
<b>31 Jay Gibbons, L</b> OBP: 0.287, SLG: 0.398	HR		1B		F8			K		4	1	2	1	0	1	1												
<b>Jay Payton, R</b> OBP: 0.301, SLG: 0.367	L9		1B		G6-3			G4-3		4	0	1	0	0	0	1												
<b>Corey Patterson, L</b> OBP: 0.311, SLG: 0.341			K		P5			K		3	0	0	0	0	2	2												
<b>Inning Stats</b>	R: 0 E: 0 K: 0 S: 12	H: 0 LOB: 1 BB: 1 P: 21	R: 1 E: 0 K: 0 S: 10	H: 1 LOB: 0 BB: 0 P: 13	R: 2 E: 0 K: 1 S: 11	H: 2 LOB: 2 BB: 0 P: 18	R: 0 E: 0 K: 0 S: 10	H: 2 LOB: 2 BB: 1 P: 18	R: 0 E: 0 K: 1 S: 9	H: 0 LOB: 0 BB: 0 P: 12	R: 0 E: 0 K: 1 S: 9	H: 1 LOB: 0 BB: 0 P: 15	R: 0 E: 0 K: 0 S: 4	H: 0 LOB: 0 BB: 0 P: 6	R: 0 E: 0 K: 1 S: 11	H: 1 LOB: 1 BB: 0 P: 15	1B: 5 2B: 0 3B: 0 HR: 2	SF: 0 SAC: 0 DP: 0 HBP: 0	WP: 0 PB: 0 SB: 0 CS: 1	PA: 36								
<b>PITCHER</b>	IP	WLS	BF	H	R	ER	SO	BB	IBB	HBP	BLK	WP	HR	S	P	ERA	WHIP											
<b>Tomo Ohka, R</b> ERA: 5.52	(1, 1)	5.0		22	5	3	3	1	2	0	0	0	0	2	54	91	5.40	1.400										
<b>37 Scott Downs, L</b> ERA: 1.53	(6, 1)	2.1		7	1	0	0	2	0	0	0	0	0	19	28	0.00	0.429											
<b>44 Casey Janssen, R</b> ERA: 0.93	(8, 1)	0.2	W	2	0	0	0	0	0	0	0	0	0	3	5	0.00	0.000											
<b>49 Jeremy Accardo, R</b> ERA:	(9, 1)	1.0	S	4	1	0	0	1	0	0	0	0	0	11	15	0.00	1.000											

Batter	1	2	3	4	5	6	7	8	9	AB	R	H	RBI	BB	SO	LOB	BOTTOM										
<b>15 Alex Rios, R</b> OBP: 0.317, SLG: 0.500	G5-3		BB		G6-3		L9			4	0	1	0	0	0	0	<b>Baltimore Orioles @ Toronto Blue Jays</b> Rogers Centre, Toronto, ON Mon May 14 2007, 7:07 PM EDT Att. 19,819 - Roof Closed - 68 F										
<b>Matt Stairs, L</b> OBP: 0.339, SLG: 0.358	G3		1B		K		K		3	0	0	0	1	2	0	0											
<b>26 Adam Lind, L</b> OBP: 0.301, SLG: 0.398			BB							0	0	0	0	0	0	0											
<b>10 Vernon Wells, R</b> OBP: 0.355, SLG: 0.485	F9		F4				F8			4	1	1	0	0	0	3											
<b>Frank Thomas, R</b> OBP: 0.356, SLG: 0.390	G5-3		BB		G6-3		G6-3			2	0	0	1	2	0	1											
<b>Jason Smith, L</b> OBP: 0.296, SLG: 0.269			BB				25 HR			0	1	0	0	0	0	0											
<b>25 Troy Glaus, R</b> OBP: 0.446, SLG: 0.676	K		G6-3		G1-3		17 G1-3			4	1	2	3	0	1	3											
<b>2 Aaron Hill, R</b> OBP: 0.331, SLG: 0.486	K		F8		F8		L8			4	0	1	0	0	1	1											
<b>17 Lyle Overbay, L</b> OBP: 0.320, SLG: 0.434			2B		F8		G1-3			4	1	1	0	0	0	3											
<b>Royce Clayton, R</b> OBP: 0.301, SLG: 0.349			1B		P3		K			3	0	0	0	0	2	3											
<b>Jason Phillips, R</b> OBP: 0.303, SLG: 0.339			15 1B		G5-3		K			3	1	1	1	0	1	0											
<b>Inning Stats</b>	R: 0 E: 0 K: 0 S: 11	H: 0 LOB: 0 BB: 0 P: 17	R: 0 E: 0 K: 2 S: 7	H: 0 LOB: 0 BB: 0 P: 11	R: 2 E: 0 K: 1 S: 20	H: 3 LOB: 3 BB: 2 P: 36	R: 0 E: 0 K: 0 S: 4	H: 0 LOB: 0 BB: 0 P: 7	R: 0 E: 0 K: 1 S: 7	H: 0 LOB: 0 BB: 0 P: 11	R: 1 E: 0 K: 1 S: 12	H: 3 LOB: 2 BB: 0 P: 15	R: 0 E: 0 K: 2 S: 8	H: 0 LOB: 0 BB: 0 P: 10	R: 2 E: 0 K: 0 S: 7	H: 1 LOB: 1 BB: 1 P: 14	1B: 4 2B: 2 3B: 0 HR: 1	SF: 0 SAC: 0 DP: 0 HBP: 0	WP: 0 PB: 0 SB: 0 CS: 0	PA: 34							
<b>PITCHER</b>	IP	WLS	BF	H	R	ER	SO	BB	IBB	HBP	BLK	WP	HR	S	P	ERA	WHIP										
<b>45 Erik Bedard, L</b> ERA: 4.67	(1, 1)	7.0		29	6	3	3	7	2	0	0	0	0	69	107	3.86	1.143										
<b>28 Danys Baez, R</b> ERA: 4.91	(8, 1)	1.0	L	5	1	2	2	0	1	0	0	0	0	7	14	18.00	2.000										

AB 33  
R 3  
H 7  
RBI 3  
BB 2  
SO 4  
LOB 9



AB 31  
R 5  
H 7  
RBI 5  
BB 3  
SO 7  
LOB 14





Batter	1	2	3	4	5	6	7	8	9	AB	R	H	RBI	BB	SO	LOB	TOP	
<b>1 Brian Roberts, S</b> (1,4) OBP: 0.382, SLG: 0.396										3	1	1	0	1	0	0	<b>Baltimore Orioles @ Toronto Blue Jays</b> Rogers Centre, Toronto, ON Tue May 15 2007, 7:07 PM EDT Att: 30,958 - Roof Closed - 68 F	
<b>21 Nick Markakis, L</b> (1,9) OBP: 0.331, SLG: 0.432										4	0	2	0	0	0	1		
<b>10 Miguel Tejada, R</b> (1,6) OBP: 0.368, SLG: 0.390										3	0	0	0	1	0	2		
<b>3 Freddie Bynum, L</b> (9, PR) OBP: 0.188, SLG: 0.438										0	0	0	0	0	0	0		
<b>55 Ramon Hernandez, R</b> (1,2) OBP: 0.347, SLG: 0.391										4	0	1	0	0	0	0		
<b>17 Aubrey Huff, L</b> (1,3) OBP: 0.296, SLG: 0.399										3	0	1	0	1	0	2		
<b>6 Melvin Mora, R</b> (1,5) OBP: 0.333, SLG: 0.443										3	0	0	0	0	1	2		
<b>31 Jay Gibbons, L</b> (1,10) OBP: 0.280, SLG: 0.387										3	0	0	0	0	0	0		
<b>Jay Payton, R</b> (1,7) OBP: 0.291, SLG: 0.354										3	0	0	0	0	0	0		
<b>Corey Patterson, L</b> (1,8) OBP: 0.304, SLG: 0.333										3	0	0	0	0	0	0		
<b>Inning Stats</b>	R: 1 E: 0 K: 0 S: 8	H: 1 LOB: 0 BB: 1 P: 16	R: 0 E: 0 K: 1 S: 7	H: 0 LOB: 0 BB: 0 P: 11	R: 0 E: 0 K: 0 S: 9	H: 0 LOB: 0 BB: 0 P: 10	R: 0 E: 0 K: 0 S: 7	H: 1 LOB: 1 BB: 0 P: 9	R: 0 E: 0 K: 0 S: 10	H: 0 LOB: 0 BB: 0 P: 13	R: 0 E: 0 K: 0 S: 6	H: 1 LOB: 2 BB: 1 P: 26	1B: 5 2B: 0 3B: 0 HR: 0	SF: 0 SAC: 0 DP: 3 HBP: 0	WP: 0 PB: 0 CS: 0	PA: 32		
<b>PITCHER</b>	IP: 8.2 WLS: W BF: 30 ERA: 1.04	IP: 0.1 WLS: S BF: 2 ERA: 0.00	IP: 0.1 WLS: S BF: 1 ERA: 0.00	IP: 0.1 WLS: S BF: 0 ERA: 0.00	IP: 0.1 WLS: S BF: 0 ERA: 0.00	IP: 0.1 WLS: S BF: 0 ERA: 0.00	IP: 0.1 WLS: S BF: 0 ERA: 0.00	IP: 0.1 WLS: S BF: 7 ERA: 0.00	IP: 0.1 WLS: S BF: 11 ERA: 0.00	IP: 0.1 WLS: S BF: 11 ERA: 0.00	IP: 0.1 WLS: S BF: 11 ERA: 0.00	IP: 0.1 WLS: S BF: 11 ERA: 0.00	IP: 0.1 WLS: S BF: 11 ERA: 0.00	IP: 0.1 WLS: S BF: 11 ERA: 0.00	IP: 0.1 WLS: S BF: 11 ERA: 0.00	IP: 0.1 WLS: S BF: 11 ERA: 0.00	IP: 0.1 WLS: S BF: 11 ERA: 0.00	IP: 0.1 WLS: S BF: 11 ERA: 0.00

AB 29  
R 1  
H 5  
RBI 0  
BB 3  
SO 1  
LOB 7



Batter	1	2	3	4	5	6	7	8	9	AB	R	H	RBI	BB	SO	LOB	BOTTOM			
<b>15 Alex Rios, R</b> (1,9) OBP: 0.321, SLG: 0.516										3	2	1	1	1	1	3	<b>Baltimore Orioles @ Toronto Blue Jays</b> Rogers Centre, Toronto, ON Tue May 15 2007, 7:07 PM EDT Att: 30,958 - Roof Closed - 68 F			
<b>26 Adam Lind, L</b> (1,7) OBP: 0.291, SLG: 0.383										4	0	0	0	0	1	4				
<b>10 Vernon Wells, R</b> (1,8) OBP: 0.346, SLG: 0.471										4	0	0	0	0	2	1				
<b>25 Troy Glaus, R</b> (1,5) OBP: 0.437, SLG: 0.653										4	0	1	1	0	1	0				
<b>Frank Thomas, R</b> (1,10) OBP: 0.347, SLG: 0.379										4	0	0	0	0	1	1				
<b>17 Lyle Overbay, L</b> (1,3) OBP: 0.327, SLG: 0.431										1	0	0	0	2	0	0				
<b>2 Aaron Hill, R</b> (1,4) OBP: 0.336, SLG: 0.486										2	0	1	0	1	0	0				
<b>Jason Phillips, R</b> (1,2) OBP: 0.294, SLG: 0.328										2	0	0	0	0	0	2				
<b>6 John McDonald, R</b> (1,6) OBP: 0.284, SLG: 0.364										2	0	0	0	0	0	2				
<b>Matt Stairs, L</b> (7, PH) OBP: 0.350, SLG: 0.358										0	0	0	0	1	0	0				
<b>Royce Clayton, R</b> (7, PR) OBP: 0.301, SLG: 0.349										0	0	0	0	0	0	0				
<b>Inning Stats</b>	R: 1 E: 0 K: 1 S: 9	H: 1 LOB: 0 BB: 0 P: 13	R: 0 E: 0 K: 1 S: 6	H: 0 LOB: 0 BB: 0 P: 11	R: 0 E: 0 K: 1 S: 8	H: 0 LOB: 0 BB: 0 P: 12	R: 0 E: 0 K: 2 S: 7	H: 0 LOB: 0 BB: 0 P: 10	R: 0 E: 0 K: 0 S: 7	H: 0 LOB: 2 BB: 2 P: 17	R: 1 E: 0 K: 0 S: 9	H: 1 LOB: 1 BB: 1 P: 17	R: 0 E: 0 K: 0 S: 7	H: 1 LOB: 3 BB: 2 P: 18	R: 0 E: 0 K: 1 S: 6	H: 0 LOB: 0 BB: 0 P: 12	1B: 2 2B: 0 3B: 0 HR: 1	SF: 0 SAC: 1 DP: 0 HBP: 0	WP: 0 PB: 0 CS: 0	PA: 32
<b>PITCHER</b>	IP: 8.0 WLS: L BF: 32 ERA: 4.27	IP: 3 WLS: R BF: 2 ERA: 0.00	IP: 2 WLS: R BF: 2 ERA: 0.00	IP: 2 WLS: R BF: 2 ERA: 0.00	IP: 6 WLS: S BF: 59 ERA: 2.25	IP: 1 WLS: S BF: 59 ERA: 2.25	IP: 1 WLS: S BF: 59 ERA: 2.25	IP: 1 WLS: S BF: 59 ERA: 2.25	IP: 1 WLS: S BF: 59 ERA: 2.25	IP: 1 WLS: S BF: 59 ERA: 2.25	IP: 1 WLS: S BF: 59 ERA: 2.25	IP: 1 WLS: S BF: 59 ERA: 2.25	IP: 1 WLS: S BF: 59 ERA: 2.25	IP: 1 WLS: S BF: 59 ERA: 2.25	IP: 1 WLS: S BF: 59 ERA: 2.25	IP: 1 WLS: S BF: 59 ERA: 2.25	IP: 1 WLS: S BF: 59 ERA: 2.25	IP: 1 WLS: S BF: 59 ERA: 2.25		

AB 26  
R 2  
H 3  
RBI 2  
BB 5  
SO 6  
LOB 13





Batter	1	2	3	4	5	6	7	8	9	AB	R	H	RBI	BB	SO	LOB	TOP			
1 Brian Roberts, S (1,4) OBP: 0.374, SLG: 0.386										4	0	0	0	0	1	1	<p><b>Baltimore Orioles @ Toronto Blue Jays</b> Rogers Centre, Toronto, ON Wed May 16 2007, 7:07 PM EDT Att. 24,339 - Roof Closed - 68 F</p> <p>livebaseballscorecards.com</p>			
21 Nick Markakis, L (1,9) OBP: 0.324, SLG: 0.421										4	0	0	0	0	3	0				
10 Miguel Tejada, R (1,6) OBP: 0.365, SLG: 0.383										3	0	0	0	1	1	0				
3 Freddie Bynum, L (9, PR) OBP: 0.188, SLG: 0.438										3	0	0	0	1	1	1				
17 Aubrey Huff, L (1,10) OBP: 0.295, SLG: 0.391										3	0	0	0	0	1	1				
6 Melvin Mora, R (1,5) OBP: 0.327, SLG: 0.434										3	0	0	0	0	2	0				
31 Jay Gibbons, L (1,7) OBP: 0.273, SLG: 0.377										3	1	2	1	0	0	0				
Kevin Millar, R (1,3) OBP: 0.375, SLG: 0.434										3	0	0	0	0	0	1				
Corey Patterson, L (1,8) OBP: 0.298, SLG: 0.326										3	0	0	0	0	0	1				
Paul Bako, L (1,2) OBP: 0.328, SLG: 0.327										3	0	1	0	0	1	1				
<b>Inning Stats</b>	R: 0 E: 0 K: 3 S: 10	H: 0 LOB: 0 BB: 0 P: 13	R: 0 E: 0 K: 0 S: 6	H: 0 LOB: 0 BB: 0 P: 9	R: 1 E: 0 K: 0 S: 6	H: 2 LOB: 0 BB: 0 P: 11	R: 0 E: 0 K: 1 S: 8	H: 0 LOB: 1 BB: 1 P: 16	R: 0 E: 0 K: 0 S: 7	H: 0 LOB: 0 BB: 0 P: 9	R: 0 E: 0 K: 2 S: 8	H: 0 LOB: 0 BB: 0 P: 11	R: 0 E: 0 K: 1 S: 5	H: 0 LOB: 0 BB: 0 P: 7	R: 0 E: 0 K: 2 S: 10	H: 0 LOB: 1 BB: 1 P: 18	1B: 2 2B: 0 3B: 0 HR: 1	SF: 0 SAC: 0 DP: 1 HBP: 0	WP: 0 PB: 0 SB: 0 CS: 0	PA: 31
<b>PITCHER</b> 34 A.J. Burnett, R (1,1) ERA: 3.99	IP: 9.0 WLS: W BF: 31 H: 3 R: 1 ER: 1 SO: 10 BB: 2 IBB: 0 HBP: 0 BLK: 0 WP: 0 HR: 1 S: 66 P: 103 ERA: 1.00 WHIP: 0.556															<b>PITCHER</b> IP: WLS: BF: H: R: ER: SO: BB: IBB: HBP: BLK: WP: HR: S: P: ERA: WHIP				

Batter	1	2	3	4	5	6	7	8	9	AB	R	H	RBI	BB	SO	LOB	BOTTOM			
15 Alex Rios, R (1,9) OBP: 0.326, SLG: 0.513										3	1	1	0	1	1	2	<p><b>Baltimore Orioles @ Toronto Blue Jays</b> Rogers Centre, Toronto, ON Wed May 16 2007, 7:07 PM EDT Att. 24,339 - Roof Closed - 68 F</p> <p>livebaseballscorecards.com</p>			
10 Vernon Wells, R (1,8) OBP: 0.344, SLG: 0.465										4	0	1	0	0	2	1				
25 Troy Glaus, R (1,5) OBP: 0.440, SLG: 0.640										3	1	1	1	0	1	1				
Frank Thomas, R (1,10) OBP: 0.351, SLG: 0.382										4	0	2	0	0	1	2				
2 Aaron Hill, R (1,4) OBP: 0.335, SLG: 0.480										4	0	1	1	0	0	4				
17 Lyle Overbay, L (1,3) OBP: 0.325, SLG: 0.426										4	0	1	0	0	1	2				
Ryan Roberts, R (1,7)										2	0	0	0	0	2	2				
Matt Stairs, L (6, PH) OBP: 0.361, SLG: 0.370										1	0	1	0	0	0	0				
Royce Clayton, R (6, PR) OBP: 0.298, SLG: 0.345										1	0	0	0	0	1	0				
Jason Phillips, R (1,2) OBP: 0.286, SLG: 0.318										2	0	0	0	0	1	2				
6 John McDonald, R (1,6) OBP: 0.275, SLG: 0.353										2	0	0	0	0	0	0				
26 Adam Lind, L (6, PH) OBP: 0.288, SLG: 0.380										1	0	0	0	0	1	2				
<b>Inning Stats</b>	R: 0 E: 0 K: 1 S: 19	H: 1 LOB: 2 BB: 1 P: 30	R: 0 E: 0 K: 2 S: 9	H: 0 LOB: 0 BB: 0 P: 10	R: 0 E: 0 K: 1 S: 7	H: 0 LOB: 0 BB: 0 P: 7	R: 1 E: 0 K: 0 S: 17	H: 2 LOB: 2 BB: 0 P: 27	R: 1 E: 0 K: 0 S: 12	H: 3 LOB: 2 BB: 0 P: 20	R: 0 E: 0 K: 2 S: 10	H: 2 LOB: 2 BB: 0 P: 10	R: 0 E: 0 K: 2 S: 9	H: 0 LOB: 0 BB: 0 P: 12	R: 0 E: 0 K: 1 S: 7	H: 0 LOB: 0 BB: 0 P: 9	1B: 8 2B: 0 3B: 0 HR: 0	SF: 0 SAC: 1 DP: 0 HBP: 1	WP: 0 PB: 0 SB: 0 CS: 0	PA: 34
<b>PITCHER</b> 56 Brian Burres, L (1,1) ERA: 3.67	IP: 5.0 WLS: L BF: 24 H: 7 R: 2 ER: 2 SO: 6 BB: 1 IBB: 0 HBP: 0 BLK: 0 WP: 0 HR: 0 S: 66 P: 96 ERA: 3.60 WHIP: 1.600															<b>PITCHER</b> IP: WLS: BF: H: R: ER: SO: BB: IBB: HBP: BLK: WP: HR: S: P: ERA: WHIP				
Chad Bradford, R (6,1) ERA: 2.1	2.0 7 1 0 0 4 0 0 0 0 0 0 17 20 0.00 0.500																			
28 Danys Baez, R (8,1) ERA: 4.66	1.0 3 0 0 0 1 0 0 0 0 0 0 7 9 0.00 0.000																			









Batter	1	2	3	4	5	6	7	8	9	10	11	AB	R	H	RBI	BB	SO	LOB	TOP									
1 Brian Roberts, S OBP: 0.385, SLG: 0.401	G5-3		F9		F9			55 S 21 B 17 SF8 BB		G6-4-3	WP	5	1	1	0	1	0	2										
21 Nick Markakis, L OBP: 0.329, SLG: 0.426	P3		G6-3		1B			55 S 1B		B5		5	0	3	0	0	0	1										
10 Miguel Tejada, R OBP: 0.362, SLG: 0.376	1B		G6-3		G1-3			1B		F9	G6-4-3	5	0	1	0	0	0	5										
55 Ramon Hernandez, R OBP: 0.365, SLG: 0.380	F7				G1-3							3	0	0	0	2	0	1										
3 Freddie Byrum, L OBP: 0.176, SLG: 0.412												0	1	0	0	0	0	0										
Kevin Millar, R OBP: 0.287, SLG: 0.389												3	0	0	0	0	0	0										
17 Aubrey Huff, L OBP: 0.292, SLG: 0.389												1	0	0	1	0	0	1										
6 Melvin Mora, R OBP: 0.333, SLG: 0.426												5	1	2	0	0	0	2										
Jay Payton, R OBP: 0.287, SLG: 0.371												5	0	2	2	0	0	1										
37 Chris Ray, R												0	0	0	0	0	0	0										
Corey Patterson, L OBP: 0.287, SLG: 0.309												4	0	0	0	1	1	4										
46 Jeremy Guthrie, R ERA: 2.95												3	0	0	0	0	0	2										
32 Jamie Walker, L ERA: 3.94												0	0	0	0	0	0	0										
13 Roy Oberon, L ERA: 3.93												0	0	0	0	1	0	0										
Chad Bradford, R ERA: 2.6												0	0	0	0	0	0	0										
John Parrish, L ERA: 4.26												0	0	0	0	0	0	0										
Paul Bako, L ERA: 3.07												0	0	0	0	1	0	0										
<b>Inning Stats</b>	R: 0 E: 0 K: 0 S: 12	H: 1 LOB: 1 BB: 0 P: 17	R: 0 E: 0 K: 0 S: 10	H: 1 LOB: 2 BB: 1 P: 20	R: 0 E: 0 K: 2 S: 12	H: 1 LOB: 0 BB: 0 P: 16	R: 0 E: 1 K: 0 S: 11	H: 1 LOB: 2 BB: 0 P: 16	R: 0 E: 0 K: 1 S: 11	H: 0 LOB: 0 BB: 0 P: 15	R: 0 E: 0 K: 0 S: 7	H: 0 LOB: 0 BB: 0 P: 10	R: 0 E: 0 K: 1 S: 7	H: 0 LOB: 0 BB: 0 P: 8	R: 0 E: 0 K: 0 S: 11	H: 1 LOB: 2 BB: 2 P: 21	R: 0 E: 0 K: 1 S: 10	H: 0 LOB: 0 BB: 0 P: 16	R: 0 E: 0 K: 0 S: 4	H: 1 LOB: 0 BB: 0 P: 7	R: 2 E: 0 K: 1 S: 17	H: 2 LOB: 2 BB: 2 P: 34	1B: 7 2B: 2 3B: 0 HR: 0	SF: 1 SAC: 0 DP: 2 HBP: 0	WP: 1 PB: 0 SB: 3 CS: 0	PA: 46		
<b>PITCHER</b>	IP ERA	WLS BF	H R	ER LOB	SO BB	IBB HBP	BLK WP	HR S	P 94	ERA WHIP																		
Mike Bacsik, L ERA: 2.95	7.0	24	6.0	1	1	1	1	1	1	1	1	0.00	0.833															
Jon Rauch, R ERA: 3.7	7.1	9	2.0	1	1	1	1	1	1	1	1	4.50	1.000															
32 Chad Cordero, R ERA: 3.93	9.1	3	1.0	0	0	0	0	0	0	0	0	0.00	0.000															
52 Saul Rivera, R ERA: 2.57	10.1	3	1.0	0	0	0	0	0	0	0	0	0.00	1.000															
Winston Abreu, R ERA: 6.06	11.1	5	0.2	2	2	2	1	1	1	0	0	27.00	4.500															
<b>PITCHER</b>	IP ERA	WLS BF	H R	ER LOB	SO BB	IBB HBP	BLK WP	HR S	P 94	ERA WHIP																		
34 Ray King, L ERA: 7.45	11.1	2	0.1	0	0	0	0	0	0	0	0	0.00	3.000															

Baltimore Orioles @ Washington Nationals  
Robert F. Kennedy Memorial Stadium, Washington, DC  
Sat May 19 2007, 7:05 PM EDT  
Att. 30,661 - Partly Cloudy - 73 F

livebaseballscores.com  
AB 40  
R 3  
H 9  
RBI 3  
BB 5  
SO 4  
LOB 19



Batter	1	2	3	4	5	6	7	8	9	10	11	AB	R	H	RBI	BB	SO	LOB	BOTTOM									
Felipe Lopez, S OBP: 0.288, SLG: 0.339	L7		K			P5		G1-3		FC4		5	0	0	0	0	1	1										
15 Cristian Guzman, S OBP: 0.365, SLG: 0.383	K		G3-1			L8				L4		5	0	1	0	0	1	2										
11 Ryan Zimmerman, R OBP: 0.293, SLG: 0.371	K		K			G4-3				FC4-6	F8	5	0	0	0	0	2	1										
Ryan Church, L OBP: 0.380, SLG: 0.431												3	1	1	0	0	2	0										
13 Robert Fick, L OBP: 0.305, SLG: 0.224												1	0	0	0	0	1	0										
25 Austin Kearns, R OBP: 0.318, SLG: 0.404												4	1	0	0	1	1	3										
21 Dmitri Young, S OBP: 0.348, SLG: 0.427												3	0	2	0	0	1	0										
Ryan Langerhans, L OBP: 0.220, SLG: 0.153												0	0	0	0	0	0	0										
Tony Batista, R OBP: 0.167, SLG: 0.182												2	0	1	1	0	1	2										
Brian Schneider, L OBP: 0.310, SLG: 0.294												5	0	0	0	0	0	4										
Nook Logan, S OBP: 0.286, SLG: 0.400												4	0	1	1	0	1	0										
Mike Bacsik, L ERA: 2.95												2	0	0	0	0	1	2										
Jon Rauch, R ERA: 3.7												0	0	0	0	0	0	0										
13 Ronnie Belland, R ERA: 2.6												1	0	0	0	0	0	0										
32 Chad Cordero, R ERA: 3.93												0	0	0	0	0	0	0										
52 Saul Rivera, R ERA: 2.57												0	0	0	0	0	0	0										
3 Jesus Flores, R ERA: 3.07												0	0	0	0	0	0	0										
Winston Abreu, R ERA: 6.06												0	0	0	0	0	0	0										
34 Ray King, L ERA: 7.45												0	0	0	0	0	0	0										
<b>Inning Stats</b>	R: 0 E: 0 K: 2 S: 11	H: 0 LOB: 0 BB: 0 P: 16	R: 1 E: 1 K: 1 S: 19	H: 3 LOB: 2 BB: 0 P: 27	R: 0 E: 0 K: 2 S: 10	H: 0 LOB: 0 BB: 0 P: 14	R: 0 E: 0 K: 2 S: 9	H: 0 LOB: 0 BB: 0 P: 12	R: 0 E: 0 K: 1 S: 9	H: 1 LOB: 1 BB: 0 P: 12	R: 0 E: 0 K: 0 S: 5	H: 0 LOB: 0 BB: 0 P: 7	R: 0 E: 0 K: 0 S: 10	H: 1 LOB: 2 BB: 0 P: 15	R: 0 E: 1 K: 0 S: 9	H: 0 LOB: 2 BB: 1 P: 22	R: 1 E: 0 K: 1 S: 13	H: 1 LOB: 1 BB: 1 P: 22	1B: 5 2B: 1 3B: 0 HR: 0	SF: 0 SAC: 0 DP: 0 HBP: 1	WP: 0 PB: 0 SB: 0 CS: 0	PA: 43						
<b>PITCHER</b>	IP ERA	WLS BF	H R	ER LOB	SO BB	IBB HBP	BLK WP	HR S	P 112	ERA WHIP																		
46 Jeremy Guthrie, R ERA: 2.95	7.0	25	7.0	0	0	0	0	0	0	0	0	1.29	0.571															
32 Jamie Walker, L ERA: 3.94	8.1	3	1.0	0	0	0	0	0	0	0	0	0.00	0.000															
Chad Bradford, R ERA: 2.6	9.1	4	0.2	0	0	0	0	0	0	0	0	0.00	1.500															
John Parrish, L ERA: 4.26	9.1	6	1.1	0	0	0	1	0	0	0	0	0.00	0.750															
37 Chris Ray, R ERA: 4.35	11.1	5	1.0	1	1	1	1	1	1	0	0	22.00	2.000															

Baltimore Orioles @ Washington Nationals  
Robert F. Kennedy Memorial Stadium, Washington, DC  
Sat May 19 2007, 7:05 PM EDT  
Att. 30,661 - Partly Cloudy - 73 F

livebaseballscores.com  
AB 40  
R 2  
H 6  
RBI 2  
BB 2  
SO 12  
LOB 15





Batter	1	2	3	4	5	6	7	8	9	AB	R	H	RBI	BB	SO	LOB	TOP			
1 Brian Roberts, S (1.4) OBP: 0.396, SLG: 0.407	F9		L7				F7										5 0 2 0 0 0 3			
21 Nick Markakis, L (1.9) OBP: 0.325, SLG: 0.420	L6			F7					G4-6-3								5 0 1 0 0 1 3			
10 Miguel Tejada, R (1.6) OBP: 0.368, SLG: 0.374	G5-3																2 1 0 0 3 0 1			
3 Freddie Bynum, L (9. PR)																	0 0 0 0 0 0 0			
17 Aubrey Huff, L (1.3) OBP: 0.289, SLG: 0.383		G4-3															5 1 1 0 0 1 5			
Jay Payton, R (1.8) OBP: 0.306, SLG: 0.387																	4 0 3 1 0 0 1			
6 Melvin Mora, R (1.5) OBP: 0.332, SLG: 0.432																	3 1 1 1 0 1 1			
31 Jay Gibbons, L (1.7) Chad Bradford, R (8.1)																	4 0 1 0 0 1 3			
28 Danys Baez, R (8.1)																	0 0 0 0 0 0 0			
32 Jamie Walker, L (8.1)																	0 0 0 0 0 0 0			
Paul Bako, L (1.2) OBP: 0.333, SLG: 0.357																	4 0 1 0 0 2 3			
45 Erik Bedard, L (1.1) Corey Patterson, L (8. PH) OBP: 0.285, SLG: 0.307																	2 0 2 1 0 0 0			
																	1 0 0 0 0 0 1			
<b>Inning Stats</b>	R: 0 E: 0 K: 0 S: 9	H: 0 LOB: 0 BB: 0 P: 15	R: 0 E: 0 K: 0 S: 7	H: 1 LOB: 0 BB: 0 P: 10	R: 0 E: 0 K: 1 S: 13	H: 1 LOB: 1 BB: 0 P: 18	R: 2 E: 0 K: 0 S: 21	H: 2 LOB: 1 BB: 1 P: 31	R: 0 E: 0 K: 0 S: 12	H: 2 LOB: 3 BB: 0 P: 21	R: 0 E: 0 K: 0 S: 8	H: 1 LOB: 1 BB: 0 P: 15	R: 0 E: 0 K: 2 S: 10	H: 1 LOB: 1 BB: 0 P: 14	R: 0 E: 0 K: 0 S: 8	H: 1 LOB: 1 BB: 1 P: 13	1B: 9 2B: 2 3B: 1 HR: 0	SF: 1 SAC: 1 DP: 2 HBP: 0	WP: 0 PB: 0 SB: 1 CS: 0	PA: 40
<b>PITCHER</b>	IP WLS BF H R ER SO BB IBB HBP BLK WP HR S P ERA WHIP																			
59 Micah Bowie, L (1.1) ERA: 3.98	3.1 14 4 2 2 1 1 0 0 0 0 0 45 69 5.40 1.500																			
40 Billy Traber, L (4.1) ERA: 1.99	2.2 14 5 1 1 3 0 1 0 0 0 0 29 41 3.38 1.875																			
34 Ray King, L (7.1) ERA: 6.75	1.0 4 1 0 0 0 0 0 0 0 0 0 8 15 0.00 1.000																			
43 Jesus Colome, R (8.1) ERA: 2.28	1.0 W 4 1 0 0 2 0 0 0 0 0 0 10 14 0.00 1.000																			
32 Chad Cordero, R (9.1) ERA: 3.72	1.0 S 4 1 0 0 0 1 0 0 0 0 0 8 13 0.00 2.000																			

Baltimore Orioles @ Washington Nationals  
 Robert F. Kennedy Memorial Stadium, Washington, DC  
 Sun May 20 2007, 1:35 PM EDT  
 Att: 29,281 - Cloudy - 76 F

AB	35
R	3
H	12
RBI	3
BB	3
SO	6
LOB	21



Batter	1	2	3	4	5	6	7	8	9	AB	R	H	RBI	BB	SO	LOB	BOTTOM			
Felipe Lopez, S (1.4) OBP: 0.292, SLG: 0.339																	3 0 1 1 1 1 1			
15 Cristian Guzman, S (1.6) OBP: 0.339, SLG: 0.353																	4 0 0 0 0 2 3			
11 Ryan Zimmerman, R (1.5) OBP: 0.297, SLG: 0.385																	4 1 2 0 0 1 3			
Ryan Church, L (1.7) OBP: 0.382, SLG: 0.428																	1 0 0 0 0 1 1			
Ryan Langerhans, L (6.7) OBP: 0.226, SLG: 0.162																	2 0 1 1 0 0 0			
25 Austin Kearns, R (1.9) OBP: 0.317, SLG: 0.396																	3 1 0 0 0 1 1			
10 Ronnie Belliard, R (1.3) OBP: 0.306, SLG: 0.319																	4 1 1 0 0 2 1			
32 Chad Cordero, R (9.1) ERA: 3.72																	0 0 0 0 0 0 0			
3 Jesus Flores, R (1.2) OBP: 0.419, SLG: 0.490																	3 0 0 0 1 1 4			
Nook Logan, S (1.8) OBP: 0.360, SLG: 0.435																	3 1 2 2 1 0 1			
59 Micah Bowie, L (1.1) ERA: 4.28																	1 0 0 0 0 1 1			
40 Billy Traber, L (4.1) ERA: 3.98																	1 0 0 0 0 0 1			
34 Ray King, L (7.1) ERA: 6.75																	0 0 0 0 0 0 0			
21 Dmitri Young, S (7. PH) OBP: 0.345, SLG: 0.464																	1 0 0 0 0 1 1			
43 Jesus Colome, R (8.1) ERA: 2.28																	0 0 0 0 0 0 0			
13 Robert Fick, L (9.3) OBP: 0.220, SLG: 0.220																	1 0 0 0 0 1 2			
<b>Inning Stats</b>	R: 0 E: 0 K: 3 S: 13	H: 1 LOB: 1 BB: 0 P: 16	R: 0 E: 0 K: 1 S: 6	H: 0 LOB: 0 BB: 0 P: 10	R: 1 E: 0 K: 1 S: 11	H: 2 LOB: 1 BB: 0 P: 15	R: 0 E: 0 K: 3 S: 11	H: 0 LOB: 1 BB: 0 P: 14	R: 0 E: 0 K: 0 S: 12	H: 0 LOB: 2 BB: 2 P: 21	R: 0 E: 0 K: 0 S: 5	H: 0 LOB: 0 BB: 0 P: 8	R: 0 E: 0 K: 1 S: 8	H: 0 LOB: 1 BB: 1 P: 14	R: 3 E: 0 K: 1 S: 20	H: 4 LOB: 2 BB: 0 P: 30	1B: 5 2B: 2 3B: 0 HR: 0	SF: 0 SAC: 0 DP: 0 HBP: 2	WP: 0 PB: 0 SB: 2 CS: 0	PA: 36
<b>PITCHER</b>	IP WLS BF H R ER SO BB IBB HBP BLK WP HR S P ERA WHIP																			
45 Erik Bedard, L (1.1) ERA: 4.28	7.0 28 3 1 1 12 3 1 1 0 0 0 66 98 1.29 0.857																			
Chad Bradford, R (8.1) ERA: 3.96	0.1 H 2 1 1 1 0 0 0 0 0 0 5 8 27.00 3.000																			
28 Danys Baez, R (8.1) ERA: 6.1	0.1 L 5 3 2 2 0 0 0 0 1 0 0 0 12 18 54.00 9.000																			
32 Jamie Walker, L (8.1) ERA: 3.86	0.1 1 0 0 0 1 0 0 0 0 0 0 3 4 0.00 0.000																			

Baltimore Orioles @ Washington Nationals  
 Robert F. Kennedy Memorial Stadium, Washington, DC  
 Sun May 20 2007, 1:35 PM EDT  
 Att: 29,281 - Cloudy - 76 F

AB	31
R	4
H	7
RBI	4
BB	3
SO	13
LOB	20









Batter	1	2	3	4	5	6	7	8	9	AB	R	H	RBI	BB	SO	LOB	TOP					
15 Alex Rios, R OBP: 0.342, SLG: 0.517										5	1	3	1	0	0	2	<b>Toronto Blue Jays @ Baltimore Orioles</b> Oriole Park at Camden Yards, Baltimore, MD Tue May 22 2007, 7:05 PM EDT Att: 17,852 - Partly Cloudy - 79 F					
17 Lyle Overbay, L OBP: 0.330, SLG: 0.456										5	0	0	0	0	1	4						
10 Vernon Wells, R OBP: 0.337, SLG: 0.463										4	1	1	1	0	0	1						
25 Troy Glaus, R OBP: 0.431, SLG: 0.622										2	0	1	1	1	1	0						
Matt Stairs, L OBP: 0.400, SLG: 0.530										3	0	0	0	0	0	2						
26 Adam Lind, L OBP: 0.282, SLG: 0.377										1	0	0	0	0	0	1						
Frank Thomas, R OBP: 0.345, SLG: 0.369										4	0	0	0	0	0	2						
2 Aaron Hill, R OBP: 0.331, SLG: 0.470										2	1	0	0	2	0	0						
Royce Clayton, R OBP: 0.314, SLG: 0.354										4	1	1	0	0	1	1						
Jason Phillips, R OBP: 0.313, SLG: 0.355										3	2	2	1	1	0	0						
<b>Inning Stats</b>	R: 1 E: 0 K: 0 S: 8	H: 2 LOB: 1 BB: 0 P: 15	R: 0 E: 0 K: 0 S: 7	H: 0 LOB: 0 BB: 0 P: 13	R: 1 E: 0 K: 1 S: 8	H: 2 LOB: 0 BB: 0 P: 13	R: 0 E: 0 K: 1 S: 6	H: 0 LOB: 0 BB: 0 P: 11	R: 4 E: 1 K: 0 S: 20	H: 3 LOB: 2 BB: 2 P: 42	R: 0 E: 0 K: 1 S: 10	H: 1 LOB: 1 BB: 1 P: 18	R: 0 E: 0 K: 0 S: 9	H: 0 LOB: 1 BB: 1 P: 14	R: 0 E: 0 K: 0 S: 7	H: 0 LOB: 0 BB: 0 P: 8	R: 0 E: 0 K: 0 S: 5	H: 0 LOB: 0 BB: 0 P: 6	1B: 6 2B: 2 3B: 0 HR: 1	SF: 0 SAC: 0 DP: 2 HBP: 1	WP: 0 PB: 0 SB: 1 CS: 1	PA: 38
<b>PITCHER</b>	IP WLS BF H R ER SO BB IBB HBP BLK WP HR S P ERA WHIP																					
40 Daniel Cabrera, R ERA: 4.66	(1, 1) 4.2 L 23 7 6 5 2 2 0 0 1 0 0 1 48 91 9.64 1.929																					
Scott Williamson, R ERA: 1.42	(5, 1) 1.1 5 1 0 0 1 1 0 0 0 0 0 0 11 21 0.00 1.500																					
John Parrish, L ERA: 4.05	(7, 1) 1.0 4 0 0 0 0 1 0 0 0 0 0 0 9 14 0.00 1.000																					
Chad Bradford, R ERA: 2.89	(8, 1) 1.0 3 0 0 0 0 0 0 0 0 0 0 0 7 8 0.00 0.000																					
32 Jamie Walker, L ERA: 3.63	(9, 1) 1.0 3 0 0 0 0 0 0 0 0 0 0 0 5 6 0.00 0.000																					

Batter	1	2	3	4	5	6	7	8	9	AB	R	H	RBI	BB	SO	LOB	BOTTOM					
1 Brian Roberts, S OBP: 0.393, SLG: 0.420										4	1	1	2	0	2	0	<b>Toronto Blue Jays @ Baltimore Orioles</b> Oriole Park at Camden Yards, Baltimore, MD Tue May 22 2007, 7:05 PM EDT Att: 17,852 - Partly Cloudy - 79 F					
21 Nick Markakis, L OBP: 0.333, SLG: 0.438										4	1	3	0	0	0	0						
10 Miguel Tejada, R OBP: 0.371, SLG: 0.373										3	1	1	0	1	1	2						
55 Ramon Hernandez, R OBP: 0.360, SLG: 0.365										3	0	0	0	1	2	2						
17 Aubrey Huff, L OBP: 0.288, SLG: 0.380										4	0	1	1	0	1	0						
6 Melvin Mora, R OBP: 0.324, SLG: 0.422										4	0	0	0	0	1	2						
Kevin Millar, R OBP: 0.359, SLG: 0.409										4	0	0	0	0	1	1						
31 Jay Gibbons, L OBP: 0.279, SLG: 0.372										2	1	1	0	0	1	0						
Jay Payton, R OBP: 0.297, SLG: 0.375										3	0	0	0	0	1	2						
<b>Inning Stats</b>	R: 0 E: 0 K: 1 S: 12	H: 1 LOB: 1 BB: 0 P: 17	R: 0 E: 0 K: 3 S: 10	H: 0 LOB: 0 BB: 0 P: 17	R: 0 E: 0 K: 1 S: 9	H: 1 LOB: 0 BB: 0 P: 12	R: 2 E: 0 K: 0 S: 8	H: 2 LOB: 1 BB: 2 P: 18	R: 2 E: 0 K: 2 S: 15	H: 2 LOB: 1 BB: 0 P: 26	R: 0 E: 0 K: 0 S: 5	H: 0 LOB: 0 BB: 0 P: 8	R: 0 E: 0 K: 2 S: 10	H: 0 LOB: 0 BB: 0 P: 13	R: 0 E: 0 K: 1 S: 7	H: 1 LOB: 0 BB: 0 P: 13		R: 0 E: 0 K: 0 S: 9	H: 0 LOB: 0 BB: 0 P: 15	1B: 4 2B: 2 3B: 0 HR: 1	SF: 0 SAC: 0 DP: 3 HBP: 1	WP: 1 PB: 0 SB: 0 CS: 0
<b>PITCHER</b>	IP WLS BF H R ER SO BB IBB HBP BLK WP HR S P ERA WHIP																					
34 A.J. Burnett, R ERA: 4.14	(1, 1) 6.2 W 27 6 4 4 8 2 0 0 1 0 0 0 7 64 5.40 1.200																					
37 Scott Downs, L ERA: 1.69	(7, 1) 0.1 H 2 1 0 0 1 0 0 0 0 0 0 0 7 12 0.00 3.000																					
44 Casey Janssen, R ERA: 0.81	(8, 1) 1.0 H 2 0 0 0 1 0 0 0 0 0 0 0 5 9 0.00 0.000																					
49 Jeremy Accardo, R ERA:	(9, 1) 1.0 S 3 0 0 0 0 0 0 0 0 0 0 0 9 15 0.00 0.000																					

AB 33  
R 6  
H 8  
RBI 4  
BB 4  
SO 3  
LOB 13



AB 31  
R 4  
H 7  
RBI 3  
BB 2  
SO 10  
LOB 9









Batter	1	2	3	4	5	6	7	8	9	10	AB	R	H	RBI	BB	SO	LOB	TOP																						
26 Adam Lind, L OBP: 0.267, SLG: 0.355 15 Alex Rios, R OBP: 0.347, SLG: 0.533	P5		F7		G4-6-3			17 2B 25 SF7 1B		HR	3	0	0	0	0	0	1	Toronto Blue Jays @ Baltimore Orioles Oriole Park at Camden Yards, Baltimore, MD Thu May 24 2007, 7:05 PM EDT Att: 15,182 - Clear - 83 F																						
17 Lyle Overbay, L OBP: 0.340, SLG: 0.473	10 C4-6-3 BB		25 L9-5 2B		G1-3			13 2B		2B	4	0	3	0	1	0	0																							
10 Vernon Wells, R OBP: 0.332, SLG: 0.447	G4-6-3		HBP		G6-3			L5		K	4	0	0	0	0	1	4																							
25 Troy Glaus, R OBP: 0.398, SLG: 0.571		P3	L9-5		F8			SF7		K	4	0	0	1	0	1	3																							
Matt Stairs, L OBP: 0.398, SLG: 0.549		HR			K			G4-3			4	1	1	1	0	2	1																							
Frank Thomas, R OBP: 0.346, SLG: 0.381	F7				2 1B BB			HR		K	3	1	1	1	1	1	0																							
2 Aaron Hill, R OBP: 0.344, SLG: 0.480	1B 2B				G6-4-3 1B			P3		F8	4	1	2	0	0	0	0																							
Jason Phillips, R OBP: 0.322, SLG: 0.354	2B 1B				G6-4-3			G5-3		K	4	0	1	1	0	1	2																							
6 John McDonald, R OBP: 0.278, SLG: 0.346	K				26 G4-6-3 1B			P6		K	4	0	1	0	0	2	1																							
<b>Inning Stats</b>	R: 0 E: 0 K: 0 S: 8	H: 0 LOB: 0 BB: 1 P: 12	R: 2 E: 0 K: 1 S: 12	H: 3 LOB: 1 BB: 0 P: 22	R: 0 E: 0 K: 0 S: 8	H: 1 LOB: 1 BB: 0 P: 14	R: 0 E: 0 K: 1 S: 11	H: 1 LOB: 1 BB: 1 P: 19	R: 0 E: 0 K: 0 S: 6	H: 1 LOB: 0 BB: 0 P: 6	R: 0 E: 0 K: 1 S: 9	H: 0 LOB: 0 BB: 0 P: 12	R: 1 E: 0 K: 0 S: 6	H: 1 LOB: 0 BB: 0 P: 11	R: 1 E: 0 K: 0 S: 9	H: 2 LOB: 1 BB: 0 P: 13	R: 0 E: 0 K: 2 S: 7		H: 0 LOB: 0 BB: 0 P: 13	R: 1 E: 0 K: 3 S: 15	H: 2 LOB: 1 BB: 0 P: 25	1B: 4 2B: 5 3B: 0 HR: 3	SF: 1 SAC: 0 DP: 4 HBP: 1	WP: 0 PB: 0 SB: 0 CS: 0	PA: 40															
<b>PITCHER</b>	IP WLS BF H R ER SO BB IBB HBP BLK WP HR S P ERA WHIP	46 Jeremy Guthrie, R ERA: 3.09 John Parrish, L ERA: 4.5 Scott Williamson, R ERA: 1.29 32 Jamie Walker, L ERA: 3.38 37 Chris Ray, R ERA: 3.97	7.0 0.0 0.2 0.1 1.0	27 2 0 1 3	7 2 0 0 0	3 1 0 0 0	3 0 0 0 2	3 0 0 0 0	2 0 0 0 0	0 0 0 0 0	0 0 0 0 0	2 0 0 0 0	60 3 5 3 9	96 3 5 5 13	3.86 ∞ 0.00 0.00 0.00	1.286 ∞ 0.000 0.000 0.000	<b>PITCHER</b>	IP WLS BF H R ER SO BB IBB HBP BLK WP HR S P ERA WHIP	28 Danys Baez, R ERA: 6.23	10.1 1.0 L 5 2 1 1 3	10 5 2 1 1 3	2 1 1 1 3	0 0 0 0 0	0 0 0 0 0	0 0 0 0 0	0 0 0 0 0	0 0 0 0 0	0 0 0 0 0	0 0 0 0 0	0 0 0 0 0	0 0 0 0 0	0 0 0 0 0	0 0 0 0 0	0 0 0 0 0	0 0 0 0 0	0 0 0 0 0	9.00 2.000	2.000 2.000	WP: 0 PB: 0 SB: 0 CS: 0	PA: 40

Batter	1	2	3	4	5	6	7	8	9	10	AB	R	H	RBI	BB	SO	LOB	BOTTOM																
1 Brian Roberts, S OBP: 0.398, SLG: 0.426	6 G6-4-3 1B		6 G5-4-3 BB			F8		K		K	4	0	1	0	1	2	2	Toronto Blue Jays @ Baltimore Orioles Oriole Park at Camden Yards, Baltimore, MD Thu May 24 2007, 7:05 PM EDT Att: 15,182 - Clear - 83 F																
6 Melvin Mora, R OBP: 0.320, SLG: 0.414	G6-4-3		G5-4-3			G3-1		21 2B 1B			4	0	1	0	0	0	3																	
21 Nick Markakis, L OBP: 0.335, SLG: 0.454	HR				P3			10 HR BB			3	2	2	1	1	0	0																	
10 Miguel Tejada, R OBP: 0.376, SLG: 0.391	G6-3				17 G1-6-3 1B			1-H HR			4	1	2	3	0	0	0																	
17 Aubrey Huff, L OBP: 0.298, SLG: 0.374					G1-6-3			G4-3		F9	4	0	1	0	0	0	1																	
55 Ramon Hernandez, R (1, 2) OBP: 0.340, SLG: 0.341		FC6-4 1B			F7			G5-3		F7	4	0	0	0	0	0	1																	
31 Jay Gibbons, L OBP: 0.279, SLG: 0.367		F7			P2			F7		G3-1	4	0	0	0	0	0	1																	
Kevin Millar, R OBP: 0.360, SLG: 0.410 3 Freddie Bynum, L (10, PR) OBP: 0.176, SLG: 0.412		K			K			L9		1 S 1B	4	0	1	0	0	2	1																	
Corey Patterson, L OBP: 0.283, SLG: 0.310					B4-3			6 G3-1 10 HR 2B		F9	4	1	1	0	0	0	1																	
<b>Inning Stats</b>	R: 1 E: 0 K: 0 S: 8	H: 2 LOB: 0 BB: 0 P: 8	R: 0 E: 0 K: 1 S: 12	H: 1 LOB: 1 BB: 0 P: 17	R: 0 E: 0 K: 0 S: 5	H: 0 LOB: 0 BB: 1 P: 10	R: 0 E: 0 K: 0 S: 5	H: 1 LOB: 0 BB: 0 P: 10	R: 0 E: 0 K: 1 S: 11	H: 0 LOB: 0 BB: 0 P: 18	R: 3 E: 0 K: 0 S: 12	H: 2 LOB: 0 BB: 1 P: 22	R: 0 E: 0 K: 0 S: 9	H: 0 LOB: 0 BB: 0 P: 16	R: 0 E: 0 K: 1 S: 10	H: 2 LOB: 2 BB: 0 P: 13	R: 0 E: 0 K: 0 S: 7		H: 0 LOB: 0 BB: 0 P: 10	R: 0 E: 0 K: 1 S: 9	H: 1 LOB: 2 BB: 0 P: 13	1B: 5 2B: 2 3B: 0 HR: 2	SF: 0 SAC: 0 DP: 3 HBP: 0	WP: 0 PB: 0 SB: 1 CS: 0	PA: 37									
<b>PITCHER</b>	IP WLS BF H R ER SO BB IBB HBP BLK WP HR S P ERA WHIP	28 Shaun Marcum, R ERA: 4.33 44 Casey Janssen, R ERA: 0.74 49 Jeremy Accardo, R ERA:	7.0 2.0 1.0	26 7 4	4 2 1	4 0 0	2 1 0	4 0 0	2 0 0	0 0 0	0 0 0	0 0 0	0 0 0	62 17 9	101 23 13	5.14 0.00 0.00	1.143 1.000 1.000	<b>PITCHER</b>	IP WLS BF H R ER SO BB IBB HBP BLK WP HR S P ERA WHIP															

AB	36
R	5
H	11
RBI	5
BB	2
SO	8
LOB	12

AB	35
R	4
H	9
RBI	4
BB	2
SO	4
LOB	10









Batter	1	2	3	4	5	6	7	8	9	AB	R	H	RBI	BB	SO	LOB	TOP					
Shannon Stewart, R (1,7) OBP: 0.350, SLG: 0.346	0-1 G5-3			2-2 G6-3	0-1 G6-4-3			3-1 F8	0-0 1B	5	0	1	1	0	0	3	<b>Oakland Athletics @ Baltimore Orioles</b> Oriole Park at Camden Yards, Baltimore, MD Sat May 26 2007, 7:35 PM EDT Att: 29,194 - Partly Cloudy - 86 F  <b>AB 32</b> <b>R 3</b> <b>H 6</b> <b>RBI 3</b> <b>BB 6</b> <b>SO 5</b> <b>LOB 13</b>					
Nick Swisher, S (1,8) OBP: 0.425, SLG: 0.517	2-2 F8			2-0 HR			4-2 BB	4-1 29 1B BB	2-2 P4	3	1	1	1	2	0	2						
29 Dan Johnson, L (1,3) OBP: 0.427, SLG: 0.525	0-2 L9			1-3 K			2-2 F8	2-2 1B		4	0	1	0	0	1	1						
32 Jack Cust, L (1,10) OBP: 0.446, SLG: 0.689		0-0 F8		4-2 BB			0-3 K	3-3 K		3	0	0	0	1	2	3						
7 Bobby Crosby, R (1,6) OBP: 0.305, SLG: 0.398	2-1 G1-4-3			2-1 BB			2-2 G5-3	0-0 G1-3		4	0	0	0	0	0	4						
3 Eric Chavez, L (1,5) OBP: 0.291, SLG: 0.393		3-2 K					0-0 P5	3-1 P6	3-2 G3	4	0	0	0	0	1	0						
14 Mark Ellis, R (1,4) OBP: 0.328, SLG: 0.340				0-1 G5-3			1-1 BB 6 1B	0-0 F8	1-0 G6-3	3	0	1	0	0	0	0						
13 Donnie Murphy, R (7,4)										1	0	0	0	0	0	0						
6 Travis Buck, L (1,9) OBP: 0.374, SLG: 0.539		3-3 K					0-1 BB	3-2 BB	4-2 BB 1B	3	2	2	1	1	1	0						
Jason Kendall, R (1,2) OBP: 0.231, SLG: 0.198				1-1 F9			4-2 BB	1-1 G6-3	4-1 1B BB	2	0	0	0	1	0	0						
Adam Melhuse, S (9,PH) OBP: 0.273, SLG: 0.211							1-2 2-3 BB		1-2 BB	0	0	0	0	1	0	0						
<b>Inning Stats</b>	R: 0 E: 0 K: 0 S: 8	H: 0 LOB: 0 BB: 0 P: 10	R: 0 E: 0 K: 1 S: 6	H: 0 LOB: 0 BB: 0 P: 11	R: 0 E: 0 K: 1 S: 10	H: 0 LOB: 0 BB: 0 P: 14	R: 1 E: 0 K: 1 S: 11	H: 1 LOB: 1 BB: 1 P: 22	R: 0 E: 0 K: 0 S: 10	H: 2 LOB: 2 BB: 1 P: 15	R: 0 E: 0 K: 1 S: 12	H: 0 LOB: 1 BB: 1 P: 20	R: 1 E: 0 K: 0 S: 8	H: 1 LOB: 0 BB: 0 P: 15	R: 0 E: 0 K: 1 S: 10	H: 1 LOB: 2 BB: 2 P: 22	R: 1 E: 0 K: 0 S: 12	H: 1 LOB: 2 BB: 2 P: 26	1B: 4 2B: 0 3B: 0 HR: 2	SF: 0 SAC: 0 DP: 1 HBP: 0	WP: 0 PB: 0 SB: 0 CS: 0	PA: 38
<b>PITCHER</b>	IP WLS BF H R ER SO BB IBB HBP BLK WP HR S P ERA WHIP	6.0 W 23 3 1 1 4 3 0 0 0 0 1 57 92 1.50 1.000	1.2 8 2 1 1 1 1 0 0 0 0 0 1 17 36 5.40 1.800	0.1 1 0 0 0 0 0 0 0 0 0 0 0 1 1 0.00 0.000	1.0 6 1 1 1 0 2 0 0 0 0 0 0 12 26 9.00 3.000	<b>PITCHER</b>										IP WLS BF H R ER SO BB IBB HBP BLK WP HR S P ERA WHIP						
56 Brian Bures, L (1,1) ERA: 3.27											6.0 W 23 3 1 1 4 3 0 0 0 0 1 57 92 1.50 1.000											
John Parrish, L (7,1) ERA: 4.57											1.2 8 2 1 1 1 1 0 0 0 0 0 1 17 36 5.40 1.800											
Chad Bradford, R (8,1) ERA: 2.7											0.1 1 0 0 0 0 0 0 0 0 0 0 0 1 1 0.00 0.000											
28 Danys Baez, R (9,1) ERA: 6.35											1.0 6 1 1 1 0 2 0 0 0 0 0 0 12 26 9.00 3.000											

Batter	1	2	3	4	5	6	7	8	9	AB	R	H	RBI	BB	SO	LOB	BOTTOM				
1 Brian Roberts, S (1,4) OBP: 0.405, SLG: 0.426	0-0 G1-6-3 10 HR 1B	0-0 BB 1B		4-1 21 CS FC6-5 BB	1-2 1B		1-2 G1-4-3			4	1	3	3	1	0	2	<b>Oakland Athletics @ Baltimore Orioles</b> Oriole Park at Camden Yards, Baltimore, MD Sat May 26 2007, 7:35 PM EDT Att: 29,194 - Partly Cloudy - 86 F  <b>AB 33</b> <b>R 8</b> <b>H 12</b> <b>RBI 8</b> <b>BB 5</b> <b>SO 0</b> <b>LOB 20</b>				
Chris Gomez, R (1,3) OBP: 0.366, SLG: 0.378	4-2 21 G1-6-3 BB	4-2 BB 1B		2-2 FC6-5 21 CS BB	2-0 1B		0-0 G5-3			3	0	1	2	2	0	2					
21 Nick Markakis, L (1,9) OBP: 0.326, SLG: 0.435	1-0 G1-6-3	2-0 G3		1-2 2-3 G4-3	1-2 G4-3		1-2 P6	1-2 G5-3		5	0	0	0	0	0	9					
10 Miguel Tejada, R (1,6) OBP: 0.383, SLG: 0.411	1-0 HR		3-1 6 G1-3 1B		1-1 55 BB 1B		2-2 G4-3	0-2 G5-3		5	2	3	2	0	0	0					
Kevin Millar, R (1,10) OBP: 0.349, SLG: 0.419	2-1 G1-3		0-1 F8		3-1 P6		1-2 P4			4	0	0	0	0	0	2					
6 Melvin Mora, R (1,5) OBP: 0.313, SLG: 0.404		1-2 G1-3	1-2 G1-3		0-1 P3		1-2 P3			4	0	0	0	0	0	2					
55 Ramon Hernandez, R (1,2) OBP: 0.343, SLG: 0.330		4-2 FC1-6 BB	0-1 P5		4-1 1B 1B BB		0-2 1B 1B			2	1	1	0	2	0	1					
Corey Patterson, L (1,8) OBP: 0.289, SLG: 0.311		0-0 FC1-6 1B 1B		2-0 1B FC6-5 HBP	2-1 1B 1B		0-1 P5			3	3	1	1	0	0	2					
Jay Payton, R (1,7) OBP: 0.330, SLG: 0.392		3-2 BB 1B 1B		0-1 FC6-5 1B 1B	1-0 1B 1B HBP		2-1 G1-4-3 1B			3	1	3	0	0	0	0					
<b>Inning Stats</b>	R: 2 E: 0 K: 0 S: 9	H: 2 LOB: 1 BB: 1 P: 17	R: 1 E: 0 K: 0 S: 14	H: 2 LOB: 3 BB: 2 P: 28	R: 0 E: 0 K: 0 S: 9	H: 1 LOB: 1 BB: 0 P: 13	R: 1 E: 0 K: 0 S: 7	H: 1 LOB: 1 BB: 1 P: 17	R: 4 E: 0 K: 0 S: 15	H: 4 LOB: 2 BB: 1 P: 31	R: 0 E: 0 K: 0 S: 13	H: 0 LOB: 0 BB: 0 P: 17	R: 0 E: 0 K: 0 S: 13	H: 2 LOB: 1 BB: 0 P: 16	R: 0 E: 0 K: 0 S: 7	H: 0 LOB: 0 BB: 0 P: 8		1B: 11 2B: 0 3B: 0 HR: 1	SF: 0 SAC: 0 DP: 2 HBP: 2	WP: 0 PB: 0 SB: 1 CS: 2	PA: 40
<b>PITCHER</b>	IP WLS BF H R ER SO BB IBB HBP BLK WP HR S P ERA WHIP	4.2 L 26 8 7 7 0 5 0 1 0 0 0 6 12 27.00 6.000	0.1 4 2 1 1 0 0 0 0 1 0 0 0 6 12 27.00 6.000	1.0 3 0 0 0 0 0 0 0 0 0 0 0 13 17 0.00 0.000	1.0 4 2 0 0 0 0 0 0 0 0 0 0 13 16 0.00 2.000	1.0 3 0 0 0 0 0 0 0 0 0 0 0 7 8 0.00 0.000	<b>PITCHER</b>										IP WLS BF H R ER SO BB IBB HBP BLK WP HR S P ERA WHIP				
Joe Kennedy, L (1,1) ERA: 3.62											4.2 L 26 8 7 7 0 5 0 1 0 0 0 6 12 27.00 6.000										
Jay Witasick, R (5,1) ERA: 4.15											0.1 4 2 1 1 0 0 0 0 1 0 0 0 6 12 27.00 6.000										
Colby Lewis, R (6,1) ERA: 20.77											1.0 3 0 0 0 0 0 0 0 0 0 0 0 13 17 0.00 0.000										
Erasmio Ramirez, L (7,1) ERA											1.0 4 2 0 0 0 0 0 0 0 0 0 0 13 16 0.00 2.000										
47 Ron Flores, L (8,1) ERA											1.0 3 0 0 0 0 0 0 0 0 0 0 0 7 8 0.00 0.000										






Batter	1	2	3	4	5	6	7	8	9	AB	R	H	RBI	BB	SO	LOB	TOP										
Shannon Stewart, R OBP: 0.346, SLG: 0.339	G6-3		G1-3				G5-3		G5-3	4	1	0	0	1	0	2	<b>Oakland Athletics @ Baltimore Orioles</b> Oriole Park at Camden Yards, Baltimore, MD Sun May 27 2007, 1:35 PM EDT Att: 30,140 - Partly Cloudy - 94 F										
6 Travis Buck, L OBP: 0.370, SLG: 0.528	K		K				F7			4	0	1	0	0	2	3											
Nick Swisher, S OBP: 0.426, SLG: 0.532	K						F8			3	2	1	3	1	1	1											
29 Dan Johnson, L OBP: 0.438, SLG: 0.538									G5-3	3	0	2	1	1	0	0											
3 Eric Chavez, L OBP: 0.286, SLG: 0.385	F9								F8	4	0	0	0	0	3												
7 Bobby Crosby, R OBP: 0.304, SLG: 0.394									F9	4	0	1	0	0	1												
32 Jack Cust, L OBP: 0.425, SLG: 0.646										4	0	0	0	0	1	3											
Marco Scutaro, R OBP: 0.266, SLG: 0.333										4	0	0	0	0	2	0											
Adam Melhuse, S OBP: 0.346, SLG: 0.273										3	1	2	0	1	1	0											
<b>Inning Stats</b>	R: 0 E: 0 K: 2 S: 9	H: 0 LOB: 0 BB: 0 P: 14	R: 0 E: 0 K: 0 S: 7	H: 1 LOB: 2 BB: 1 P: 15	R: 0 E: 0 K: 1 S: 10	H: 0 LOB: 1 BB: 1 P: 18	R: 1 E: 0 K: 0 S: 10	H: 1 LOB: 1 BB: 1 P: 22	R: 3 E: 0 K: 1 S: 12	H: 3 LOB: 1 BB: 1 P: 23	R: 0 E: 0 K: 1 S: 12	H: 1 LOB: 1 BB: 0 P: 17	R: 0 E: 0 K: 0 S: 5	H: 0 LOB: 0 BB: 0 P: 9	R: 0 E: 0 K: 1 S: 6	H: 1 LOB: 1 BB: 0 P: 8	1B: 5 2B: 1 3B: 0 HR: 1	SF: 0 SAC: 0 DP: 0 HBP: 0	WP: 1 PB: 0 SB: 0 CS: 0	PA: 37							
<b>PITCHER</b>	IP	WLS	BF	H	R	ER	SO	BB	IBB	HBP	BLK	WP	HR	S	P	ERA	WHIP										
40 Daniel Cabrera, R ERA: 4.78	6.0	W	27	5	4	4	5	4	0	0	0	1	1	53	102	6.00	1.500										
Chad Bradford, R ERA: 2.57	1.0		4	1	0	0	1	0	0	0	0	0	0	12	17	0.00	1.000										
32 Jamie Walker, L ERA: 3.2	1.0		3	0	0	0	1	0	0	0	0	0	0	5	9	0.00	0.000										
37 Chris Ray, R ERA: 3.8	1.0		4	1	0	0	1	0	0	0	0	0	0	6	8	0.00	1.000										

AB	33
R	4
H	7
RBI	4
BB	4
SO	7
LOB	13



Batter	1	2	3	4	5	6	7	8	9	AB	R	H	RBI	BB	SO	LOB	BOTTOM										
1 Brian Roberts, S OBP: 0.406, SLG: 0.425	G3		F7							3	1	1	1	1	0	0	<b>Oakland Athletics @ Baltimore Orioles</b> Oriole Park at Camden Yards, Baltimore, MD Sun May 27 2007, 1:35 PM EDT Att: 30,140 - Partly Cloudy - 94 F										
21 Nick Markakis, L OBP: 0.333, SLG: 0.457	FC3-6 FC4									4	2	3	3	0	1												
10 Miguel Tejada, R OBP: 0.381, SLG: 0.423	FC4 FC3-6									4	1	1	2	0	1												
17 Aubrey Huff, L OBP: 0.280, SLG: 0.363	FC3-6									4	0	0	0	0	1	2											
Chris Gomez, R OBP: 0.396, SLG: 0.378										0	0	0	0	0	0	0											
Jay Payton, R OBP: 0.336, SLG: 0.396	F9									4	1	2	0	0	2												
31 Jay Gibbons, L OBP: 0.294, SLG: 0.346										4	0	0	0	0	2	2											
6 Melvin Mora, R OBP: 0.312, SLG: 0.418										4	1	1	2	0	0	0											
Corey Patterson, L OBP: 0.294, SLG: 0.323										4	2	2	0	0	0	0											
Paul Bako, L OBP: 0.313, SLG: 0.333										4	0	0	0	0	1	2											
<b>Inning Stats</b>	R: 0 E: 0 K: 0 S: 9	H: 1 LOB: 2 BB: 0 P: 15	R: 0 E: 0 K: 1 S: 13	H: 0 LOB: 0 BB: 0 P: 18	R: 2 E: 0 K: 0 S: 11	H: 2 LOB: 0 BB: 0 P: 18	R: 3 E: 0 K: 0 S: 16	H: 4 LOB: 1 BB: 0 P: 21	R: 0 E: 0 K: 0 S: 5	H: 1 LOB: 1 BB: 0 P: 9	R: 3 E: 0 K: 1 S: 15	H: 2 LOB: 0 BB: 1 P: 29	R: 0 E: 0 K: 2 S: 16	H: 0 LOB: 0 BB: 0 P: 20	R: 0 E: 0 K: 0 S: 5	H: 0 LOB: 0 BB: 0 P: 7	1B: 6 2B: 1 3B: 0 HR: 3	SF: 0 SAC: 0 DP: 0 HBP: 0	WP: 0 PB: 0 SB: 5 CS: 0	PA: 36							
<b>PITCHER</b>	IP	WLS	BF	H	R	ER	SO	BB	IBB	HBP	BLK	WP	HR	S	P	ERA	WHIP										
Joe Blanton, R ERA: 4.28	6.0	L	30	10	8	8	2	1	0	0	0	0	0	16	20	0.00	0.000										
47 Ron Flores, L ERA:	1.0		3	0	0	0	2	0	0	0	0	0	0	5	7	0.00	0.000										
Erasm Ramirez, L ERA:	1.0		3	0	0	0	0	0	0	0	0	0	0	5	7	0.00	0.000										

AB	35
R	8
H	10
RBI	8
BB	1
SO	4
LOB	10





Batter	1	2	3	4	5	6	7	8	9	AB	R	H	RBI	BB	SO	LOB	TOP			
1 Brian Roberts, S (1,4) OBP: 0.406, SLG: 0.421	4-2 17 S 1B BB		3-2 F8	2-3 K		0-0 10 1B		1-2 F8		4	1	1	0	1	1	0	<p><b>Baltimore Orioles @ Kansas City Royals</b> Kauffman Stadium, Kansas City, MO</p> <p>Mon May 28 2007, 6:10 PM CDT Att: 14,758 - Partly Cloudy - 79 F</p> <p>livebaseballscorecards.com</p>			
21 Nick Markakis, L (1,9) OBP: 0.326, SLG: 0.446	2-3 SAFE K		1-2 F7		0-1 F8	1-0 F7		0-1 F7		5	0	0	0	0	1	3				
10 Miguel Tejada, R (1,6) OBP: 0.387, SLG: 0.427	0-0 F8			4-1 17 2B FC6-5 BB	2-0 1B	1-0 1B		0-0 17 F7 1B		3	2	2	1	1	0	1				
3 Freddie Bynum, L (9, PH) OBP: 0.222, SLG: 0.500				2-1 FC6-5 2B	0-3 K	2-1 FC6		2-2 F7		5	0	2	1	0	1	4				
17 Aubrey Huff, L (1,10) OBP: 0.283, SLG: 0.369	0-1 SAFE SAFE 1H 1B			2-2 FC6-5 6 BB 55 HR	1-2 1B			1-1 BB		5	1	2	2	0	1	2				
Jay Payton, R (1,7) OBP: 0.339, SLG: 0.396	0-3 K			4-2 6 BB 55 HR	0-0 1B			4-1 3H 6 FC6-4		3	1	2	1	2	0	0				
Kevin Millar, R (1,3) OBP: 0.364, SLG: 0.425		1-2 G6-3		4-2 1-2 55 HR	0-0 1B			1-2 1B		4	1	0	0	1	0	5				
6 Melvin Mora, R (1,5) OBP: 0.310, SLG: 0.409		1-0 G6-3		1-2 2-3 55 HR	0-1 F9			0-1 FC6-4		4	1	0	0	1	0	5				
55 Ramon Hernandez, R (1,2) OBP: 0.349, SLG: 0.370		0-1 G5-3		1-1 1H 2H 3H HR		2-1 1B		2-3 K		4	2	2	4	0	1	0				
Corey Patterson, L (1,8) OBP: 0.287, SLG: 0.314			1-1 F7	0-3 K		1-1 F8		1-1 P6		4	0	0	0	0	1	1				
<b>Inning Stats</b>	R: 1 E: 0 K: 2 S: 14	H: 1 LOB: 1 BB: 1 P: 20	R: 0 E: 0 K: 0 S: 7	H: 0 LOB: 0 BB: 0 P: 9	R: 0 E: 0 K: 0 S: 9	H: 0 LOB: 0 BB: 0 P: 14	R: 5 E: 0 K: 2 S: 23	H: 2 LOB: 3 BB: 3 P: 42	R: 1 E: 0 K: 1 S: 10	H: 3 LOB: 2 BB: 0 P: 14	R: 0 E: 0 K: 0 S: 4	H: 1 LOB: 0 BB: 0 P: 7	R: 0 E: 0 K: 1 S: 8	H: 0 LOB: 0 BB: 1 P: 12	R: 1 E: 0 K: 0 S: 11	H: 2 LOB: 2 BB: 1 P: 18	1B: 9 2B: 2 3B: 0 HR: 1	SF: 0 SAC: 0 DP: 1 HBP: 0	WP: 0 PB: 0 SB: 1 CS: 0	PA: 43
<b>PITCHER</b>	IP WLS BF H R ER SO BB IBB HBP BLK WP HR S P ERA WHIP	IP WLS BF H R ER SO BB IBB HBP BLK WP HR S P ERA WHIP																		
37 Scott Elarton, R (1,1) ERA: 7.65	5.0 L 25 6 7 7 5 4 0 0 0 0 1 63 99 12.60 2.000																			
Brandon Duckworth, R (6,1) ERA: 2.67	4.0 18 6 2 2 1 1 0 0 0 0 0 0 32 53 4.50 1.750																			

Batter	1	2	3	4	5	6	7	8	9	AB	R	H	RBI	BB	SO	LOB	BOTTOM					
9 David DeJesus, L (1,8) OBP: 0.342, SLG: 0.395	1-0 G4-3		1-1 G4-3			1-1 G6-3		1-1 L7		4	0	0	0	0	0	3	<p><b>Baltimore Orioles @ Kansas City Royals</b> Kauffman Stadium, Kansas City, MO</p> <p>Mon May 28 2007, 6:10 PM CDT Att: 14,758 - Partly Cloudy - 79 F</p> <p>livebaseballscorecards.com</p>					
15 Mark Grudzielanek, R (1,4) OBP: 0.327, SLG: 0.469	0-1 L4			1-0 24 G3-6-3 1B		0-1 24 G3-6-3 2B		4-0 1-2 2-3 BB		3	1	2	0	1	0	0						
24 Mark Teahen, L (1,9) OBP: 0.381, SLG: 0.423	0-2 G6-3			0-0 G3-6-3		2-0 G3		0-1 F7		4	0	0	0	0	0	5						
29 Mike Sweeney, R (1,10) OBP: 0.315, SLG: 0.413		2-2 G1-3		1-0 G6-3		1-0 G6-3		3-2 L7		4	0	0	1	0	0	0						
4 Alex Gordon, L (1,5) OBP: 0.306, SLG: 0.303		0-1 G3			0-0 G1-3			4-2 BB		3	0	0	0	1	0	0						
Emil Brown, R (1,7) OBP: 0.263, SLG: 0.279		2-1 G5-3			2-1 L9			3-2 G1-3		4	0	0	0	0	0	1						
43 Ryan Shealy, R (1,3) OBP: 0.279, SLG: 0.326			2-2 2B 1B		0-2 G6-3			1-1 F8		3	0	1	0	0	0	0						
1 Tony Pena Jr., R (1,6) OBP: 0.296, SLG: 0.354			2-1 P4			0-0 F7		1-2 15 BB 2B		3	0	1	0	0	0	1						
Jason LaRue, R (1,2) OBP: 0.172, SLG: 0.245			0-0 1H 2B			1-0 P4		4-1 15 BB BB		2	0	1	0	1	0	0						
<b>Inning Stats</b>	R: 0 E: 0 K: 0 S: 6	H: 0 LOB: 0 BB: 0 P: 7	R: 0 E: 0 K: 0 S: 7	H: 0 LOB: 0 BB: 0 P: 11	R: 0 E: 0 K: 0 S: 8	H: 2 LOB: 1 BB: 0 P: 13	R: 0 E: 0 K: 0 S: 3	H: 1 LOB: 0 BB: 0 P: 5	R: 0 E: 0 K: 0 S: 6	H: 0 LOB: 0 BB: 0 P: 8	R: 0 E: 0 K: 0 S: 4	H: 0 LOB: 0 BB: 0 P: 6	R: 1 E: 0 K: 0 S: 9	H: 1 LOB: 1 BB: 1 P: 17	R: 0 E: 0 K: 0 S: 11	H: 1 LOB: 3 BB: 2 P: 22	R: 0 E: 0 K: 0 S: 8	H: 0 LOB: 0 BB: 0 P: 15	1B: 2 2B: 3 3B: 0 HR: 0	SF: 0 SAC: 0 DP: 1 HBP: 0	WP: 0 PB: 0 SB: 0 CS: 0	PA: 33
<b>PITCHER</b>	IP WLS BF H R ER SO BB IBB HBP BLK WP HR S P ERA WHIP	IP WLS BF H R ER SO BB IBB HBP BLK WP HR S P ERA WHIP																				
41 Steve Trachsel, R (1,1) ERA: 3.39	9.0 W 33 5 1 1 0 3 0 0 0 0 0 62 104 1.00 0.889																					



Batter	1	2	3	4	5	6	7	8	9	AB	R	H	RBI	BB	SO	LOB	TOP
1 Brian Roberts, S OBP: 0.406, SLG: 0.421	F9		G6-3						F8	5	0	2	0	0	0	0	<b>Baltimore Orioles @ Kansas City Royals</b> Kauffman Stadium, Kansas City, MO Tue May 29 2007, 7:10 PM CDT Att: 13,556 - Cloudy - 69 F
21 Nick Markakis, L OBP: 0.319, SLG: 0.435	K		F7						G4-3	5	0	0	1	0	1	4	
10 Miguel Tejada, R OBP: 0.388, SLG: 0.431	F8									5	1	2	0	0	0	2	
17 Aubrey Huff, L OBP: 0.281, SLG: 0.370										5	0	1	1	0	0	1	
Jay Payton, R OBP: 0.336, SLG: 0.386										3	0	0	0	1	0	0	
Kevin Millar, R OBP: 0.368, SLG: 0.446										3	2	1	1	1	1	2	
6 Melvin Mora, R OBP: 0.313, SLG: 0.421										4	2	2	0	0	1	0	
55 Ramon Hernandez, R OBP: 0.363, SLG: 0.379										3	1	2	2	1	0	0	
Corey Patterson, L OBP: 0.287, SLG: 0.313										4	0	1	0	0	1	2	
<b>Inning Stats</b>	R: 0 H: 0 E: 0 K: 1 S: 6	H: 0 R: 2 ER: 0 SO: 10	H: 3 R: 0 ER: 0 SO: 14	H: 2 R: 1 ER: 0 SO: 15	H: 2 R: 0 ER: 0 SO: 11	H: 0 R: 0 ER: 0 SO: 8	H: 3 R: 1 ER: 1 SO: 22	H: 0 R: 0 ER: 0 SO: 7	H: 0 R: 0 ER: 0 SO: 14	H: 1 R: 0 ER: 0 SO: 14	1B: 6 2B: 4 3B: 0 HR: 1	SF: 0 SAC: 0 DP: 2 HBP: 0	WP: 0 PB: 0 SB: 0 CS: 0	PA: 40			
<b>PITCHER</b>	IP WLS BF H R ER SO BB IBB HBP BLK WP HR S P ERA WHIP																
36 Jorge De La Rosa, L ERA: 4.97	5.0 L 25 8 5 5 2 3 0 0 0 0 0 1 58 93 9.00 2.200																
41 Jimmy Gobble, L ERA: 2.21	1.0 5 2 1 0 1 0 0 0 0 0 0 0 14 19 0.00 2.000																
David Risko, R ERA: 3.04	1.0 3 0 0 0 0 0 0 0 0 0 0 0 7 7 0.00 0.000																
23 Zack Greinke, R ERA: 5.01	1.0 3 0 0 0 1 0 0 0 0 0 0 0 9 14 0.00 0.000																
Oclavio Dotel, R ERA: 5.4	1.0 4 1 0 0 0 0 0 0 0 0 0 0 7 14 0.00 1.000																

AB	37
R	6
H	11
RBI	5
BB	3
SO	4
LOB	11



Batter	1	2	3	4	5	6	7	8	9	AB	R	H	RBI	BB	SO	LOB	BOTTOM
32 Shane Costa, L OBP: 0.184, SLG: 0.243	K		SF7						K	3	0	0	1	0	2	0	<b>Baltimore Orioles @ Kansas City Royals</b> Kauffman Stadium, Kansas City, MO Tue May 29 2007, 7:10 PM CDT Att: 13,556 - Cloudy - 69 F
15 Mark Grudzielanek, R OBP: 0.320, SLG: 0.399	G6-3		F8						F9	4	0	0	0	0	0	0	
24 Mark Teahen, L OBP: 0.379, SLG: 0.435										4	1	1	1	0	1	0	
29 Mike Sweeney, R OBP: 0.310, SLG: 0.405										3	0	0	0	0	1	0	
9 David DeJesus, L OBP: 0.337, SLG: 0.390										3	0	0	0	0	0	0	
14 John Buck, R OBP: 0.372, SLG: 0.553										2	0	0	0	1	0	0	
4 Alex Gordon, L OBP: 0.301, SLG: 0.298										3	0	0	0	0	1	1	
43 Ryan Shealy, R OBP: 0.290, SLG: 0.337										3	1	2	0	0	0	0	
Angel Berroa, R OBP: 0.167, SLG: 0.091										3	0	0	0	0	1	3	
<b>Inning Stats</b>	R: 1 H: 1 E: 0 K: 1 S: 10	H: 0 R: 0 ER: 0 SO: 8	H: 0 R: 0 ER: 0 SO: 14	H: 1 R: 1 ER: 0 SO: 11	H: 0 R: 0 ER: 0 SO: 7	H: 1 R: 0 ER: 0 SO: 8	H: 0 R: 0 ER: 0 SO: 10	H: 0 R: 0 ER: 0 SO: 11	H: 0 R: 0 ER: 0 SO: 17	H: 0 R: 0 ER: 0 SO: 14	1B: 2 2B: 0 3B: 0 HR: 1	SF: 1 SAC: 0 DP: 1 HBP: 0	WP: 0 PB: 0 SB: 0 CS: 0	PA: 30			
<b>PITCHER</b>	IP WLS BF H R ER SO BB IBB HBP BLK WP HR S P ERA WHIP																
46 Jeremy Guthrie, R ERA: 3.02	7.0 W 24 3 2 2 3 1 0 0 0 0 0 0 10 17 2.57 0.571																
Chad Bradford, R ERA: 2.45	1.0 3 0 0 0 1 0 0 0 0 0 0 0 10 17 0.00 0.000																
37 Chris Ray, R ERA: 3.65	1.0 3 0 0 0 2 0 0 0 0 0 0 0 10 14 0.00 0.000																

AB	28
R	2
H	3
RBI	2
BB	1
SO	6
LOB	4





Batter	1	2	3	4	5	6	7	8	9	AB	R	H	RBI	BB	SO	LOB	TOP			
1 Brian Roberts, S OBP: 0.409, SLG: 0.419	4-2 FC1-6 BB		3-1 G3			4-2 BB BB		1-1 SH1-4		1	0	0	0	2	0	0				
Jay Payton, R OBP: 0.341, SLG: 0.385	0-0 FC1-6			1-0 G4-3		4-2 BB		1-0 BB		3	0	1	1	1	0	1				
10 Miguel Tejada, R OBP: 0.381, SLG: 0.423	0-0 L9			1-0 G5-3		1-3 K		0-3 K		4	0	0	0	0	2	5				
17 Aubrey Huff, L OBP: 0.280, SLG: 0.367	2-2 G6-3			0-0 P6			1-0 BB	0-3 K		4	0	1	0	0	1	3				
6 Melvin Mora, R OBP: 0.312, SLG: 0.418		0-1 G5-4-3 1B			3-2 G5-3		2-2 K		1-0 F8	4	0	1	0	0	1	1				
Kevin Millar, R OBP: 0.385, SLG: 0.440	0-0 G5-4-3			2-1 F9		1-2 P4		2-2 21 HR 1B		4	0	1	0	0	0	2				
Chris Gomez, R OBP: 0.366, SLG: 0.378										0	1	0	0	0	0	0				
31 Jay Gibbons, L OBP: 0.259, SLG: 0.338				3-2 F8		2-3 K			0-0 HR	3	0	0	0	0	2	1				
21 Nick Markakis, L OBP: 0.322, SLG: 0.452										1	1	1	2	0	0	0				
55 Ramon Hernandez, R OBP: 0.362, SLG: 0.371			3-2 F9			0-0 F9		4-2 SH1-4 1B BB	0-0 F7	2	0	0	0	1	0	0				
3 Freddie Byrum, L OBP: 0.222, SLG: 0.590										0	1	0	0	0	0	0				
Paul Bako, L OBP: 0.309, SLG: 0.328										1	0	0	0	0	0	1				
Corey Patterson, L OBP: 0.286, SLG: 0.311			1-3 K			2-2 F8		1-0 1B SH1-4 1B	2-0 F8	4	0	1	0	0	1	1				
<b>Inning Stats</b>	R: 0 E: 0 K: 0 S: 7	H: 0 LOB: 1 BB: 1 P: 13	R: 0 E: 0 K: 0 S: 6	H: 1 LOB: 0 BB: 0 P: 9	R: 0 E: 0 K: 1 S: 8	H: 0 LOB: 0 BB: 0 P: 15	R: 0 E: 0 K: 0 S: 3	H: 0 LOB: 0 BB: 0 P: 5	R: 0 E: 0 K: 1 S: 10	H: 0 LOB: 0 BB: 0 P: 17	R: 0 E: 0 K: 2 S: 11	H: 1 LOB: 1 BB: 0 P: 17	R: 1 E: 0 K: 2 S: 13	H: 2 LOB: 2 BB: 1 P: 20	R: 2 E: 0 K: 0 S: 9	H: 2 LOB: 1 BB: 0 P: 14	1B: 5 2B: 0 3B: 0 HR: 1	SF: 0 SAC: 1 DP: 1 HBP: 0	WP: 0 PB: 0 SB: 0 CS: 0	PA: 36
<b>PITCHER</b>	IP WLS BF H R ER SO BB IBB HBP BLK WP HR S P ERA WHIP																			
55 Gil Meche, R ERA: 3.0	7.1 L 29 4 1 1 5 4 0 0 0 0 0 0 63 112 1.23 1.091																			
23 Zack Greinke, R ERA: 5.21	1.2 7 2 2 2 2 0 0 0 0 0 0 1 15 20 10.80 1.200																			

Baltimore Orioles @ Kansas City Royals  
Kauffman Stadium, Kansas City, MO  
Wed May 30 2007, 7:10 PM CDT  
Att. 10,513 - Rain - 64 F

AB 31  
R 3  
H 6  
RBI 3  
BB 4  
SO 7  
LOB 15



Batter	1	2	3	4	5	6	7	8	9	AB	R	H	RBI	BB	SO	LOB	BOTTOM					
Esteban German, R OBP: 0.379, SLG: 0.416	0-0 F9		0-3 K		0-3 K			3-3 K2-3		4	0	0	0	0	3	3						
9 David DeJesus, L OBP: 0.336, SLG: 0.385	4-1 15 G1-6-3 BB		3-1 L4			1-1 G4-3		0-0 G4-3		3	0	0	0	1	0	2						
15 Mark Grudzielanek, R OBP: 0.319, SLG: 0.393	1-1 G1-6-3			1-2 29 F8-3 1B		0-0 G5-3		0-3 K		4	0	1	0	0	1	1						
29 Mike Sweeney, R OBP: 0.303, SLG: 0.395		2-2 L7		1-2 F8-3		0-0 L7		1-0 F9		4	0	0	0	0	0	1						
24 Mark Teahen, L OBP: 0.378, SLG: 0.434		0-0 F7		2-2 1B			1-1 G4-3			3	0	1	0	0	0	0						
Emil Brown, R OBP: 0.257, SLG: 0.272		2-1 F9		2-3 K			0-3 K			3	0	0	0	0	2	1						
32 Shane Costa, L OBP: 0.184, SLG: 0.243										0	0	0	0	0	0	0						
14 John Buck, R OBP: 0.371, SLG: 0.547			1-2 1B		0-0 G4-3		2-1 G4-3			3	0	1	0	0	0	0						
43 Ryan Shealy, R OBP: 0.291, SLG: 0.330			2-2 P3		4-2 FC5-4 BB			3-1 F8		2	0	0	0	1	0	1						
1 Tony Pena Jr., R OBP: 0.296, SLG: 0.354			1-0 FC5-4		1-0 FC5-4			0-2 G1-3		3	0	1	0	0	0	1						
<b>Inning Stats</b>	R: 0 E: 0 K: 0 S: 4	H: 0 LOB: 0 BB: 1 P: 9	R: 0 E: 0 K: 0 S: 9	H: 0 LOB: 0 BB: 0 P: 13	R: 0 E: 0 K: 1 S: 12	H: 2 LOB: 2 BB: 0 P: 19	R: 0 E: 0 K: 1 S: 17	H: 2 LOB: 1 BB: 0 P: 23	R: 0 E: 0 K: 1 S: 9	H: 0 LOB: 1 BB: 1 P: 14	R: 0 E: 0 K: 0 S: 4	H: 0 LOB: 0 BB: 0 P: 5	R: 0 E: 0 K: 1 S: 7	H: 0 LOB: 0 BB: 0 P: 10	R: 0 E: 0 K: 1 S: 13	H: 0 LOB: 0 BB: 0 P: 19	R: 0 E: 0 K: 1 S: 6	H: 0 LOB: 0 BB: 0 P: 7	1B: 4 2B: 1 3B: 0 HR: 0	SF: 0 SAC: 0 DP: 2 HBP: 0	WP: 0 PB: 0 SB: 0 CS: 0	PA: 31
<b>PITCHER</b>	IP WLS BF H R ER SO BB IBB HBP BLK WP HR S P ERA WHIP																					
45 Erik Bedard, L ERA: 3.67	8.0 W 28 4 0 0 0 5 2 0 0 0 0 0 75 112 0.00 0.750																					
37 Chris Ray, R ERA: 3.51	1.0 S 3 0 0 0 1 0 0 0 0 0 0 0 6 7 0.00 0.000																					

Baltimore Orioles @ Kansas City Royals  
Kauffman Stadium, Kansas City, MO  
Wed May 30 2007, 7:10 PM CDT  
Att. 10,513 - Rain - 64 F

AB 29  
R 0  
H 4  
RBI 0  
BB 2  
SO 6  
LOB 10









Batter	1	2	3	4	5	6	7	8	9	AB	R	H	RBI	BB	SO	LOB	TOP				
1 Brian Roberts, S OBP: 0.415, SLG: 0.422	F9		21 BB 1B		F8		F8			4	0	1	0	0	0	2	<b>Baltimore Orioles @ Los Angeles Angels</b> Angel Stadium of Anaheim, Anaheim, CA Fri Jun 01 2007, 7:05 PM PDT Att: 43,012 - Overcast - 66 F				
21 Nick Markakis, L OBP: 0.331, SLG: 0.463	10 HR 1B		BB		G4-3		F8			3	1	1	0	1	0	0					
10 Miguel Tejada, R OBP: 0.371, SLG: 0.424	1-H HR		BB		G5-3		G6-3			4	1	1	2	0	1	2					
17 Aubrey Huff, L OBP: 0.279, SLG: 0.368	G4-3		L8				F7			4	0	1	0	0	0	2					
Kevin Millar, R OBP: 0.377, SLG: 0.435	G1-3				G5-3					4	0	1	0	0	1	1					
3 Freddie Bynum, L OBP: 0.222, SLG: 0.500										0	0	0	0	0	0	0					
6 Melvin Mora, R OBP: 0.305, SLG: 0.406	F8				P4		F8			4	0	0	0	0	0	1					
Jay Payton, R OBP: 0.336, SLG: 0.376	G6-3				L9		55 BB 1B			4	0	1	0	0	0	2					
55 Ramon Hernandez, R OBP: 0.363, SLG: 0.369	G4-3				G4-3					3	0	0	0	1	0	2					
Corey Patterson, L OBP: 0.275, SLG: 0.299					G6-3					3	0	0	0	0	2	2					
<b>Inning Stats</b>	R: 2 E: 0 K: 0 S: 11	H: 2 LOB: 0 BB: 0 P: 13	R: 0 E: 0 K: 0 S: 5	H: 0 LOB: 0 BB: 0 P: 8	R: 0 E: 0 K: 2 S: 10	H: 1 LOB: 2 BB: 1 P: 17	R: 0 E: 0 K: 0 S: 5	H: 0 LOB: 0 BB: 0 P: 9	R: 0 E: 0 K: 1 S: 8	H: 1 LOB: 1 BB: 0 P: 10	R: 0 E: 0 K: 1 S: 13	H: 1 LOB: 2 BB: 1 P: 21	R: 0 E: 0 K: 0 S: 12	H: 0 LOB: 0 BB: 0 P: 17	R: 0 E: 0 K: 0 S: 11	H: 1 LOB: 2 BB: 0 P: 19	1B: 5 2B: 0 3B: 0 HR: 1	SF: 0 SAC: 0 DP: 0 HBP: 0	WP: 0 PB: 0 SB: 1 CS: 0	PA: 35	
<b>PITCHER</b>	IP WLS BF H R ER SO BB IBB HBP BLK WP HR S P ERA WHIP	IP WLS BF H R ER SO BB IBB HBP BLK WP HR S P ERA WHIP	IP WLS BF H R ER SO BB IBB HBP BLK WP HR S P ERA WHIP	IP WLS BF H R ER SO BB IBB HBP BLK WP HR S P ERA WHIP	IP WLS BF H R ER SO BB IBB HBP BLK WP HR S P ERA WHIP	IP WLS BF H R ER SO BB IBB HBP BLK WP HR S P ERA WHIP	IP WLS BF H R ER SO BB IBB HBP BLK WP HR S P ERA WHIP	IP WLS BF H R ER SO BB IBB HBP BLK WP HR S P ERA WHIP	IP WLS BF H R ER SO BB IBB HBP BLK WP HR S P ERA WHIP	IP WLS BF H R ER SO BB IBB HBP BLK WP HR S P ERA WHIP	IP WLS BF H R ER SO BB IBB HBP BLK WP HR S P ERA WHIP	IP WLS BF H R ER SO BB IBB HBP BLK WP HR S P ERA WHIP	IP WLS BF H R ER SO BB IBB HBP BLK WP HR S P ERA WHIP	IP WLS BF H R ER SO BB IBB HBP BLK WP HR S P ERA WHIP	IP WLS BF H R ER SO BB IBB HBP BLK WP HR S P ERA WHIP	IP WLS BF H R ER SO BB IBB HBP BLK WP HR S P ERA WHIP	IP WLS BF H R ER SO BB IBB HBP BLK WP HR S P ERA WHIP	IP WLS BF H R ER SO BB IBB HBP BLK WP HR S P ERA WHIP	IP WLS BF H R ER SO BB IBB HBP BLK WP HR S P ERA WHIP	IP WLS BF H R ER SO BB IBB HBP BLK WP HR S P ERA WHIP	IP WLS BF H R ER SO BB IBB HBP BLK WP HR S P ERA WHIP

AB	33
R	2
H	6
RBI	2
BB	2
SO	4
LOB	14



Batter	1	2	3	4	5	6	7	8	9	AB	R	H	RBI	BB	SO	LOB	BOTTOM				
77 Reggie Willits, S OBP: 0.433, SLG: 0.382	27 FC6-4 1B BB	G4-6-3			27 1B 2H 1B		SH1-4			2	0	1	1	1	0	2	<b>Baltimore Orioles @ Los Angeles Angels</b> Angel Stadium of Anaheim, Anaheim, CA Fri Jun 01 2007, 7:05 PM PDT Att: 43,012 - Overcast - 66 F				
Orlando Cabrera, R OBP: 0.374, SLG: 0.447	27 FC6-4 1B		F8		27 1B		P2			4	0	2	0	0	0	3					
27 Vladimir Guerrero, R OBP: 0.460, SLG: 0.622	FC6-4 24 BB 1-2 2-3		G5-3		24 G4-6-3 1B		24 1B IBB			3	0	1	0	1	0	2					
24 Gary Matthews, S OBP: 0.342, SLG: 0.451	1-2 BB		K		G4-6-3		1-3 2H 3H 1B			3	0	1	2	1	1	3					
Casey Kotchman, L OBP: 0.378, SLG: 0.497	K				G6-3		F8			4	0	0	0	0	1	6					
47 Howie Kendrick, R OBP: 0.286, SLG: 0.372	K				K		G5-3			4	0	0	0	0	3	3					
Mike Napoli, R OBP: 0.321, SLG: 0.438			9 1B BB		K		F9			3	0	0	0	1	0	0					
Shea Hillenbrand, R OBP: 0.254, SLG: 0.323			L4		G5-3		77 SH1-4 24 1B 1B			3	0	1	0	0	0	1					
Nathan Haynes, L OBP: 0.500, SLG: 0.500										1	1	0	0	0	0	0					
9 Chone Figgins, S OBP: 0.255, SLG: 0.268	77 G4-6-3 1B				77 1B 2B					3	2	3	0	0	0	0					
<b>Inning Stats</b>	R: 0 E: 0 K: 2 S: 13	H: 1 LOB: 3 BB: 2 P: 26	R: 0 E: 0 K: 0 S: 8	H: 1 LOB: 1 BB: 1 P: 13	R: 0 E: 0 K: 1 S: 9	H: 0 LOB: 0 BB: 0 P: 10	R: 0 E: 0 K: 2 S: 9	H: 0 LOB: 0 BB: 0 P: 13	R: 1 E: 0 K: 0 S: 12	H: 4 LOB: 2 BB: 0 P: 16	R: 0 E: 0 K: 0 S: 7	H: 0 LOB: 0 BB: 0 P: 13	R: 2 E: 0 K: 0 S: 8	H: 3 LOB: 3 BB: 1 P: 14	R: 0 E: 0 K: 2 S: 8	H: 0 LOB: 0 BB: 0 P: 10	1B: 8 2B: 1 3B: 0 HR: 0	SF: 0 SAC: 1 DP: 2 HBP: 0	WP: 0 PB: 0 SB: 0 CS: 0	PA: 35	
<b>PITCHER</b>	IP WLS BF H R ER SO BB IBB HBP BLK WP HR S P ERA WHIP	IP WLS BF H R ER SO BB IBB HBP BLK WP HR S P ERA WHIP	IP WLS BF H R ER SO BB IBB HBP BLK WP HR S P ERA WHIP	IP WLS BF H R ER SO BB IBB HBP BLK WP HR S P ERA WHIP	IP WLS BF H R ER SO BB IBB HBP BLK WP HR S P ERA WHIP	IP WLS BF H R ER SO BB IBB HBP BLK WP HR S P ERA WHIP	IP WLS BF H R ER SO BB IBB HBP BLK WP HR S P ERA WHIP	IP WLS BF H R ER SO BB IBB HBP BLK WP HR S P ERA WHIP	IP WLS BF H R ER SO BB IBB HBP BLK WP HR S P ERA WHIP	IP WLS BF H R ER SO BB IBB HBP BLK WP HR S P ERA WHIP	IP WLS BF H R ER SO BB IBB HBP BLK WP HR S P ERA WHIP	IP WLS BF H R ER SO BB IBB HBP BLK WP HR S P ERA WHIP	IP WLS BF H R ER SO BB IBB HBP BLK WP HR S P ERA WHIP	IP WLS BF H R ER SO BB IBB HBP BLK WP HR S P ERA WHIP	IP WLS BF H R ER SO BB IBB HBP BLK WP HR S P ERA WHIP	IP WLS BF H R ER SO BB IBB HBP BLK WP HR S P ERA WHIP	IP WLS BF H R ER SO BB IBB HBP BLK WP HR S P ERA WHIP	IP WLS BF H R ER SO BB IBB HBP BLK WP HR S P ERA WHIP	IP WLS BF H R ER SO BB IBB HBP BLK WP HR S P ERA WHIP	IP WLS BF H R ER SO BB IBB HBP BLK WP HR S P ERA WHIP	IP WLS BF H R ER SO BB IBB HBP BLK WP HR S P ERA WHIP

AB	30
R	3
H	9
RBI	3
BB	4
SO	7
LOB	20





Batter	1	2	3	4	5	6	7	8	9	AB	R	H	RBI	BB	SO	LOB	TOP				
<b>1 Brian Roberts, S</b> OBP: 0.408, SLG: 0.414	G6-3	P3		G6-3			G4-3			4	0	0	0	0	0	2	<b>Baltimore Orioles @ Los Angeles Angels</b> Angel Stadium of Anaheim, Anaheim, CA Sat Jun 02 2007, 6:05 PM PDT Att: 42,190 - Clear - 69 F				
<b>Jay Payton, R</b> OBP: 0.333, SLG: 0.380	2B		G6-3		P4		G6-3			4	0	1	0	0	0	0					
<b>21 Nick Markakis, L</b> OBP: 0.325, SLG: 0.454	G5-3		G4-3		G4-3		K			4	0	0	0	0	1	1					
<b>10 Miguel Tejada, R</b> OBP: 0.369, SLG: 0.421	F8				L4-3		L6			4	0	1	0	0	0	1					
<b>Kevin Millar, R</b> OBP: 0.380, SLG: 0.429		6 HBP 55 2B					G5-3		F7	2	1	0	0	2	0	0					
<b>6 Melvin Mora, R</b> OBP: 0.313, SLG: 0.407		55 2B HBP		L5		55 G6-4-3 BB			55 HR 1B	2	2	1	0	1	0	2					
<b>55 Ramon Hernandez, R</b> OBP: 0.367, SLG: 0.411				F8		G6-4-3			HR	4	1	2	4	0	0	1					
<b>31 Jay Gibbons, L</b> OBP: 0.252, SLG: 0.329	G1-3			G3			P5		F7	4	0	0	0	0	0	1					
<b>Chris Gomez, R</b> OBP: 0.364, SLG: 0.375				L4			G6-3		F9	3	0	1	0	0	0	1					
<b>17 Aubrey Huff, L</b> OBP: 0.278, SLG: 0.366										1	0	0	0	0	0	0					
<b>Inning Stats</b>	R: 0 E: 0 K: 0 S: 8	H: 1 LOB: 1 BB: 0 P: 15	R: 2 E: 0 K: 0 S: 11	H: 1 LOB: 1 BB: 1 P: 20	R: 0 E: 0 K: 0 S: 13	H: 1 LOB: 2 BB: 1 P: 25	R: 0 E: 0 K: 0 S: 10	H: 0 LOB: 0 BB: 0 P: 15	R: 0 E: 0 K: 0 S: 8	H: 0 LOB: 0 BB: 0 P: 11	R: 0 E: 0 K: 0 S: 6	H: 0 LOB: 0 BB: 0 P: 15	R: 0 E: 0 K: 1 S: 7	H: 0 LOB: 0 BB: 0 P: 12	R: 2 E: 0 K: 0 S: 8	H: 2 LOB: 0 BB: 0 P: 12	1B: 3 2B: 2 3B: 0 HR: 1	SF: 0 SAC: 0 DP: 1 HBP: 1	WP: 0 PB: 0 SB: 0 CS: 0	PA: 36	
<b>PITCHER</b>	IP	WLS	BF	H	R	ER	SO	BB	IBB	HBP	BLK	WP	HR	S	P	ERA	WHIP				
<b>51 Joe Saunders, L</b> ERA: 2.22	6.0	W	25	4	2	2	0	3	0	1	0	0	0	56	98	3.00	1.167				
<b>58 Dustin Moseley, R</b> ERA: 1.45	2.0		6	0	0	0	1	0	0	0	0	0	0	15	27	0.00	0.000				
<b>Hector Carrasco, R</b> ERA: 6.28	1.0		5	2	2	2	0	0	0	0	0	0	1	8	12	18.00	2.000				

Batter	1	2	3	4	5	6	7	8	9	AB	R	H	RBI	BB	SO	LOB	BOTTOM				
<b>77 Reggie Willits, S</b> OBP: 0.426, SLG: 0.370	G3	S BB		K 27 F8 27 S	G4-3			F8		4	0	0	0	1	1	3	<b>Baltimore Orioles @ Los Angeles Angels</b> Angel Stadium of Anaheim, Anaheim, CA Sat Jun 02 2007, 6:05 PM PDT Att: 42,190 - Clear - 69 F				
<b>Orlando Cabrera, R</b> OBP: 0.370, SLG: 0.441	F8	BB		SF9		G6-3		F9		3	0	0	1	1	0	1					
<b>27 Vladimir Guerrero, R</b> OBP: 0.492, SLG: 0.698	G5-3	F8		F8		G6-3		G6-3		4	0	0	0	0	0	4					
<b>24 Gary Matthews, S</b> OBP: 0.349, SLG: 0.451		G4-3 32 1B BB		CS 1B		K				2	1	1	0	2	1	0					
<b>Casey Kotchman, L</b> OBP: 0.375, SLG: 0.488	G4-3			K BB		G4-3				3	1	0	0	1	1	3					
<b>32 Erick Aybar, S</b> OBP: 0.291, SLG: 0.276	1B 2H	1B		F9		F8		G3		4	1	1	1	0	0	1					
<b>Mike Napoli, R</b> OBP: 0.333, SLG: 0.468	9 PB G3 1B	HR				E S 1B BB		K		3	3	2	2	1	1	0					
<b>Shea Hillenbrand, R</b> OBP: 0.260, SLG: 0.323	9 PB G3 1B			G5-3		K2-3				3	0	1	1	1	1	1					
<b>Nathan Haynes, L</b> OBP: 0.500, SLG: 0.500										0	0	0	0	0	0	0					
<b>9 Chone Figgins, S</b> OBP: 0.264, SLG: 0.277	G3					77 WP 77 S SF9 1B		FC4-6		4	1	2	2	0	0	2					
<b>Inning Stats</b>	R: 0 E: 0 K: 0 S: 4	H: 0 LOB: 0 BB: 0 P: 8	R: 3 E: 0 K: 0 S: 19	H: 3 LOB: 3 BB: 3 P: 37	R: 2 E: 0 K: 0 S: 12	H: 2 LOB: 0 BB: 1 P: 22	R: 1 E: 0 K: 2 S: 15	H: 1 LOB: 2 BB: 1 P: 26	R: 0 E: 0 K: 1 S: 12	H: 0 LOB: 0 BB: 1 P: 23	R: 0 E: 0 K: 1 S: 10	H: 0 LOB: 0 BB: 0 P: 15	R: 0 E: 0 K: 1 S: 11	H: 0 LOB: 0 BB: 0 P: 15	R: 0 E: 0 K: 0 S: 7	H: 0 LOB: 1 BB: 1 P: 16	1B: 6 2B: 0 3B: 0 HR: 1	SF: 1 SAC: 0 DP: 0 HBP: 0	WP: 1 PB: 1 SB: 5 CS: 1	PA: 38	
<b>PITCHER</b>	IP	WLS	BF	H	R	ER	SO	BB	IBB	HBP	BLK	WP	HR	S	P	ERA	WHIP				
<b>41 Steve Trachsel, R</b> ERA: 3.89	3.0	L	17	5	5	5	0	4	0	0	0	0	0	35	67	15.00	3.000				
<b>Scott Williamson, R</b> ERA: 1.8	2.0		11	2	2	1	3	2	0	0	0	1	0	27	49	4.50	2.000				
<b>Todd Williams, R</b> ERA: 0.1	2.0		6	0	0	0	2	0	0	0	0	0	0	21	30	0.00	0.000				
<b>28 Danys Baez, R</b> ERA: 5.84	1.0		4	0	0	0	0	1	0	0	0	0	0	7	16	0.00	1.000				





Batter	1	2	3	4	5	6	7	8	9	AB	R	H	RBI	BB	SO	LOB	TOP								
1 Brian Roberts, S OBP: 0.413, SLG: 0.420										4	1	3	0	0	0	0	<b>Baltimore Orioles @ Los Angeles Angels</b> Angel Stadium of Anaheim, Anaheim, CA Sun Jun 03 2007, 12:35 PM PDT Att: 41,026 - Overcast - 71 F								
21 Nick Markakis, L OBP: 0.324, SLG: 0.455										4	0	1	1	0	3	2									
10 Miguel Tejada, R OBP: 0.367, SLG: 0.418										4	1	1	0	0	1	2									
17 Aubrey Huff, L OBP: 0.273, SLG: 0.359										4	0	0	0	0	1	2									
Kevin Millar, R OBP: 0.371, SLG: 0.417 Chris Gomez, R OBP: 0.364, SLG: 0.375										4	0	0	0	0	1	1									
6 Melvin Mora, R OBP: 0.316, SLG: 0.420										0	0	0	0	0	0	0									
Jay Payton, R OBP: 0.331, SLG: 0.376										3	1	1	1	1	0	0									
31 Jay Gibbons, L OBP: 0.247, SLG: 0.322 Corey Patterson, L OBP: 0.274, SLG: 0.297										3	0	0	0	0	2	2									
Paul Bako, L OBP: 0.296, SLG: 0.313 55 Ramon Hernandez, R OBP: 0.367, SLG: 0.411										1	0	0	0	0	0	0									
<b>Inning Stats</b>	R: 0 E: 0 K: 2 S: 13	H: 1 LOB: 1 BB: 0 P: 17	R: 0 E: 0 K: 0 S: 5	H: 0 LOB: 0 BB: 0 P: 8	R: 1 E: 0 K: 3 S: 16	H: 2 LOB: 1 BB: 0 P: 22	R: 1 E: 0 K: 0 S: 9	H: 1 LOB: 0 BB: 0 P: 17	R: 0 E: 0 K: 2 S: 15	H: 1 LOB: 1 BB: 0 P: 24	R: 1 E: 0 K: 0 S: 10	H: 2 LOB: 2 BB: 1 P: 17	R: 0 E: 0 K: 1 S: 6	H: 0 LOB: 0 BB: 0 P: 6	R: 0 E: 0 K: 1 S: 10	H: 0 LOB: 0 BB: 0 P: 16		R: 0 E: 0 K: 0 S: 12	H: 0 LOB: 0 BB: 0 P: 17	1B: 5 2B: 1 3B: 0 HR: 1	SF: 0 SAC: 0 DP: 0 HBP: 0	WP: 0 PB: 0 SB: 0 CS: 0	PA: 35		
<b>PITCHER</b>	IP	WLS	BF	H	R	ER	SO	BB	IBB	HBP	BLK	WP	HR	S	P	ERA	WHIP								
54 Ervin Santana, R ERA: 5.32	(1, 1)	7.0	29	7	3	3	8	1	0	0	0	0	1	74	111	3.86	1.143								
Darren Oliver, L ERA: 7.47	(8, 1)	1.0	3	0	0	0	1	0	0	0	0	0	0	10	16	0.00	0.000								
49 Chris Bootcheck, R ERA: 3.32	(9, 1)	1.0	W	3	0	0	0	0	0	0	0	0	0	12	17	0.00	0.000								

Batter	1	2	3	4	5	6	7	8	9	AB	R	H	RBI	BB	SO	LOB	BOTTOM								
77 Reggie Willits, S OBP: 0.416, SLG: 0.360										4	0	0	1	0	1	3	<b>Baltimore Orioles @ Los Angeles Angels</b> Angel Stadium of Anaheim, Anaheim, CA Sun Jun 03 2007, 12:35 PM PDT Att: 41,026 - Overcast - 71 F								
9 Chone Figgins, S OBP: 0.283, SLG: 0.276										4	1	1	0	0	1	1									
27 Vladimir Guerrero, R OBP: 0.449, SLG: 0.617										4	1	1	2	0	0	0									
24 Gary Matthews, S OBP: 0.344, SLG: 0.445										3	0	0	0	0	0	0									
16 Garret Anderson, L OBP: 0.257, SLG: 0.378										3	0	0	0	0	1	0									
32 Erick Aybar, S OBP: 0.292, SLG: 0.271										2	0	0	0	0	0	0									
Shea Hillenbrand, R OBP: 0.261, SLG: 0.324										3	1	1	0	0	1	1									
José Molina, R OBP: 0.243, SLG: 0.275 Casey Kotchman, L OBP: 0.378, SLG: 0.497 Mike Napoli, R OBP: 0.333, SLG: 0.468										2	1	1	0	0	0	0									
47 Howie Kendrick, R OBP: 0.277, SLG: 0.360										1	0	1	0	0	0	0									
<b>Inning Stats</b>	R: 0 E: 0 K: 0 S: 6	H: 0 LOB: 0 BB: 0 P: 7	R: 0 E: 0 K: 0 S: 3	H: 0 LOB: 0 BB: 0 P: 5	R: 1 E: 1 K: 2 S: 19	H: 1 LOB: 1 BB: 0 P: 27	R: 0 E: 0 K: 0 S: 7	H: 0 LOB: 0 BB: 0 P: 10	R: 0 E: 0 K: 1 S: 6	H: 0 LOB: 0 BB: 0 P: 11	R: 0 E: 0 K: 1 S: 6	H: 0 LOB: 0 BB: 0 P: 8	R: 0 E: 0 K: 1 S: 9	H: 0 LOB: 0 BB: 0 P: 10	R: 0 E: 0 K: 0 S: 9	H: 2 LOB: 2 BB: 0 P: 10		R: 2 E: 0 K: 0 S: 4	H: 2 LOB: 0 BB: 0 P: 7	1B: 3 2B: 2 3B: 0 HR: 1	SF: 0 SAC: 0 DP: 1 HBP: 1	WP: 0 PB: 0 SB: 0 CS: 0	PA: 30		
<b>PITCHER</b>	IP	WLS	BF	H	R	ER	SO	BB	IBB	HBP	BLK	WP	HR	S	P	ERA	WHIP								
46 Jeremy Guthrie, R ERA: 2.76	(1, 1)	8.0	28	3	2	1	4	0	0	1	0	0	1	65	88	1.12	0.375								
37 Chris Ray, R ERA: 4.05	(9, 1)	0.0	L	2	2	2	0	0	0	0	0	0	1	4	7	∞	∞								



Batter	1	2	3	4	5	6	7	8	9	AB	R	H	RBI	BB	SO	LOB	TOP										
1 Brian Roberts, S OBP: 0.421, SLG: 0.439	SH5-3 21 1B 2B	FC6-4 BB		G6-3 2B		10 CS 2B		K 1-2		4	1	3	0	1	1	1	<b>Baltimore Orioles @ Seattle Mariners</b> Safeco Field, Seattle, WA Mon Jun 04 2007, 7:05 PM PDT Att: 19,101 - Cloudy - 66 F										
Jay Payton, R OBP: 0.322, SLG: 0.365	SH5-3 2-3	FC6-4 21 1B 1-2 2-3 3-H		G6-3 2-3		L8		F9 1-2		4	0	0	1	0	0	5											
21 Nick Markakis, L OBP: 0.329, SLG: 0.456				G3-1 3						4	0	2	2	1	1	1											
10 Miguel Tejada, R OBP: 0.364, SLG: 0.413	L8	FC4 1-2				CS 1B		G6-3		5	0	1	0	0	0	3											
Kevin Millar, R OBP: 0.367, SLG: 0.405	P4			K 1-3		K 1-3		17 FC4-6 BB		4	0	0	0	1	2	2											
17 Aubrey Huff, L OBP: 0.317, SLG: 0.366		6 1B 55 SF7 2B		1B		K 0-3		FC4-6 1-2		4	1	2	0	0	1	2											
6 Melvin Mora, R OBP: 0.319, SLG: 0.422		2B FC6-4 1B		L6		55 CS-4 1B		G6-3		4	1	2	0	0	0	2											
55 Ramon Hernandez, R OBP: 0.356, SLG: 0.400		SF7		K 3-3		FC5-4 1-2		K 1-3		3	0	0	1	0	2	3											
Corey Patterson, L OBP: 0.278, SLG: 0.303	FC6-4 21 1B 2B			G4-3 1		K 3-3		BB		3	1	1	0	1	1	0											
<b>Inning Stats</b>	R: 1 E: 0 K: 0 S: 10	H: 2 LOB: 1 BB: 0 P: 13	R: 3 E: 0 K: 0 S: 16	H: 4 LOB: 2 BB: 1 P: 27	R: 0 E: 0 K: 2 S: 13	H: 1 LOB: 1 BB: 0 P: 22	R: 0 E: 0 K: 0 S: 12	H: 1 LOB: 2 BB: 0 P: 16	R: 0 E: 0 K: 1 S: 12	H: 0 LOB: 1 BB: 1 P: 19	R: 0 E: 0 K: 2 S: 10	H: 0 LOB: 0 BB: 1 P: 17	R: 0 E: 0 K: 1 S: 9	H: 0 LOB: 0 BB: 0 P: 14	1B: 6 2B: 5 3B: 0 HR: 0	SF: 1 SAC: 1 DP: 0 HBP: 0		WP: 0 PB: 0 SB: 0 CS: 1	PA: 42								
<b>PITCHER</b>	IP	WLS	BF	H	R	ER	SO	BB	IBB	HBP	BLK	WP	HR	S	P	ERA	WHIP										
34 Félix Hernández, R ERA: 4.4	5.2		29	11	4	4	5	1	0	0	0	0	0	71	106	6.35	2.118										
59 Eric O'Flaherty, L ERA: 3.12	0.0		1	0	0	0	0	1	0	0	0	0	0	4	8	∞	∞										
Sean Green, R ERA: 3.29	1.2		6	0	0	0	1	2	0	0	0	0	0	13	28	0.00	1.200										
George Sherrill, L ERA: 1.5	0.2	W	2	0	0	0	1	0	0	0	0	0	0	7	9	0.00	0.000										
20 J.J. Putz, R ERA: 1.42	1.0	S	3	0	0	0	1	0	0	0	0	0	0	9	14	0.00	0.000										
<b>Batter</b>	<b>1</b>	<b>2</b>	<b>3</b>	<b>4</b>	<b>5</b>	<b>6</b>	<b>7</b>	<b>8</b>	<b>9</b>	<b>AB</b>	<b>R</b>	<b>H</b>	<b>RBI</b>	<b>BB</b>	<b>SO</b>	<b>LOB</b>	<b>BOTTOM</b>										
51 Ichiro Suzuki, L OBP: 0.397, SLG: 0.452	HR	FC6-4 1-2 2-3		FC3-6 1-2 2-3				4 2B 1-3 2-H		5	2	3	2	0	0	4	<b>Baltimore Orioles @ Seattle Mariners</b> Safeco Field, Seattle, WA Mon Jun 04 2007, 7:05 PM PDT Att: 19,101 - Cloudy - 66 F										
4 Jose Lopez, R OBP: 0.326, SLG: 0.444	1B	L9		K 1-3		K 2-3		2B 2-H		5	0	2	2	0	2	5											
Jose Guillen, R OBP: 0.351, SLG: 0.459	L9			2 2B 1-3		K 1-3		IBB		4	1	1	0	1	2	4											
Raul Ibanez, L OBP: 0.327, SLG: 0.372	K 1-3			G5-3 1		P5		G4-3 3		5	0	0	0	0	1	5											
Richie Sexson, R OBP: 0.295, SLG: 0.389	G5-3 3			K 2-3		F8		P4		4	0	0	0	0	1	2											
2 Kenji Johjima, R OBP: 0.348, SLG: 0.524		7 1B 16 1B 1B		2B 2-H		G6-3 3		K 1-3		4	1	2	1	0	1	0											
7 Yuniesky Betancourt, R OBP: 0.320, SLG: 0.441	FC6-4 1B			K 0-3		F7		16 1B 1B		4	1	2	0	0	1	1											
16 Willie Bloomquist, R OBP: 0.314, SLG: 0.261		51 FC6-4 1B		51 FC3-6 1B		K 3-3		51 2B 1B		4	1	3	1	0	1	0											
Jason Ellison, R OBP: 0.217, SLG: 0.182				E4 51 FC3-6 1B		F8		51 2B 4 2B 1B		3	0	0	0	0	1	3											
Ben Broussard, L OBP: 0.317, SLG: 0.466										0	0	0	0	0	0	0											
Jose Vidro, S OBP: 0.352, SLG: 0.364										1	0	1	1	0	0	0											
29 Adrián Beltré, R OBP: 0.318, SLG: 0.482										0	1	0	0	0	0	0											
<b>Inning Stats</b>	R: 1 E: 0 K: 1 S: 11	H: 2 LOB: 1 BB: 0 P: 15	R: 1 E: 0 K: 1 S: 15	H: 3 LOB: 0 BB: 0 P: 25	R: 1 E: 0 K: 2 S: 13	H: 2 LOB: 1 BB: 0 P: 19	R: 0 E: 0 K: 2 S: 13	H: 1 LOB: 2 BB: 0 P: 16	R: 0 E: 0 K: 1 S: 7	H: 0 LOB: 0 BB: 0 P: 11	R: 0 E: 0 K: 2 S: 13	H: 1 LOB: 1 BB: 0 P: 15	R: 4 E: 0 K: 1 S: 23	H: 5 LOB: 2 BB: 1 P: 38	1B: 9 2B: 4 3B: 0 HR: 1	SF: 0 SAC: 0 DP: 0 HBP: 0	WP: 0 PB: 0 SB: 0 CS: 0	PA: 40									
<b>PITCHER</b>	IP	WLS	BF	H	R	ER	SO	BB	IBB	HBP	BLK	WP	HR	S	P	ERA	WHIP										
45 Erik Bedard, L ERA: 3.73	6.0		27	8	3	3	7	0	0	0	0	0	0	13	15	0.00	1.000										
32 Jamie Walker, L ERA: 3.27	1.0	H	4	1	0	0	2	0	0	0	0	0	0	11	14	27.00	3.000										
Chad Bradford, R ERA: 3.04	0.2	L	4	2	2	2	1	0	0	0	0	0	0	12	24	54.00	9.000										
John Parrish, L ERA: 5.24	0.1	B	5	3	2	2	0	0	1	0	0	0	0	12	24	54.00	9.000										



Batter	1	2	3	4	5	6	7	8	9	AB	R	H	RBI	BB	SO	LOB	TOP	
1 Brian Roberts, S OBP: 0.417, SLG: 0.434	L7		FC5-4 1B	F8		F7			K	5	0	1	0	0	1	3		
Jay Payton, R OBP: 0.311, SLG: 0.352	G4-3		FC5-4 10 1B 2B		G4-3		G5-3		K	5	1	0	0	0	1	2		
21 Nick Markakis, L OBP: 0.328, SLG: 0.452	10 2B		F8		P6		L9			4	1	1	0	0	0	1		
10 Miguel Tejada, R OBP: 0.370, SLG: 0.427	2B		2B		2B		G4-3			4	1	3	1	0	0	0		
Kevin Millar, R OBP: 0.370, SLG: 0.421	2B		1B		F8				K	4	0	2	2	0	1	1		
17 Aubrey Huff, L OBP: 0.276, SLG: 0.369	K		P5						P6	4	1	1	0	0	1	3		
6 Melvin Mora, R OBP: 0.318, SLG: 0.419		K		S 1B		P3			K	4	0	1	0	0	2	1		
55 Ramon Hernandez, R (1, 2)		G4-3		P3		G5-3				4	0	1	0	0	0	2		
3 Freddie Bynum, L (9, PR)									FC5-6 1B	0	0	0	0	0	0	0		
Corey Patterson, L (1, 8)		K		K		E6			FC5-6 1-2	4	0	0	0	0	2	2		
<b>Inning Stats</b>	R: 2 H: 3 E: 0 K: 1 S: 22	H: 3 LOB: 1 BB: 0 P: 33	R: 0 H: 0 E: 0 K: 2 S: 9	H: 0 LOB: 0 BB: 0 P: 13	R: 1 H: 3 E: 0 K: 0 S: 12	H: 3 LOB: 2 BB: 0 P: 19	R: 0 H: 1 E: 0 K: 1 S: 9	H: 1 LOB: 1 BB: 0 P: 11	R: 0 H: 1 E: 0 K: 0 S: 7	H: 1 LOB: 1 BB: 0 P: 17	R: 0 H: 0 E: 0 K: 2 S: 14	H: 0 LOB: 0 BB: 0 P: 19	R: 0 H: 1 E: 0 K: 2 S: 13	H: 1 LOB: 1 BB: 0 P: 16	1B: 5 2B: 5 3B: 0 HR: 0	SF: 0 SAC: 0 DP: 0 HBP: 0	WP: 0 PA: 38 PB: 0 SB: 1 CS: 0	
<b>PITCHER</b>	IP WLS BF H R ER SO BB IBB HBP BLK WP HR S P ERA WHIP																	
58 Cha Seung Baek, R (1, 1) ERA: 4.91	5.2	26	9	4	3	4	0	0	0	0	0	0	0	0	66	97	4.76	1.588
59 Eric O'Flaherty, L (6, 1) ERA: 2.95	1.0	4	0	0	0	0	0	0	0	0	0	0	0	13	19	0.00	0.000	
Jason Davis, R (7, 1) ERA: 3.92	0.1	W	1	0	0	0	0	0	0	0	0	0	0	3	5	0.00	0.000	
35 Brandon Morrow, R (8, 1) ERA: 1.66	1.0	H	3	0	0	2	0	0	0	0	0	0	0	14	19	0.00	0.000	
20 J.J. Putz, R (9, 1) ERA: 1.37	1.0	S	4	1	0	2	0	0	0	0	0	0	0	13	16	0.00	1.000	

**Baltimore Orioles @ Seattle Mariners**  
Safeco Field, Seattle, WA  
Tue Jun 05 2007, 7:05 PM PDT  
Att: 19,293 - Cloudy - 58 F

AB	38
R	4
H	10
RBI	3
BB	0
SO	8
LOB	15



Batter	1	2	3	4	5	6	7	8	9	AB	R	H	RBI	BB	SO	LOB	BOTTOM		
51 Ichiro Suzuki, L (1, 8) OBP: 0.397, SLG: 0.455	F8		FC1-4 4 BB 1B		G6-3		F8			5	0	2	1	0	0	2			
4 Jose Lopez, R (1, 4) OBP: 0.328, SLG: 0.437	BB HBP		BB		F7		L7		F9	3	0	0	0	1	0	4			
Jose Guillen, R (1, 9) OBP: 0.352, SLG: 0.458	P4		FC1-6-4 1-2 2-3		1B		2B		K	5	2	2	0	0	1	3			
Raul Ibanez, L (1, 7) OBP: 0.333, SLG: 0.372	BB		F8		2B		2B		F7	3	1	1	0	2	0	2			
2 Kenji Johjima, R (1, 2) OBP: 0.350, SLG: 0.518	G5-3		E5		1B		1B		G3-1	4	1	1	1	1	0	2			
Jose Vidro, S (1, 10) OBP: 0.346, SLG: 0.359	G4-3		G6-3		G4-3		SF9			3	0	0	1	0	0	3			
Ben Broussard, L (1, 3) OBP: 0.328, SLG: 0.459	P6		BB		F8		FC5-4 16 51 2B 1B			3	1	1	0	1	0	0			
7 Yuniesky Betancourt, R (1, 6) OBP: 0.323, SLG: 0.442	G6-3		P3		1B		FC5-4 16 1B			4	0	2	1	0	0	2			
16 Willie Bloomquist, R (1, 5) OBP: 0.309, SLG: 0.260	F9		G4-3		1B		FC5-4 51 2B			4	0	1	0	0	0	4			
<b>Inning Stats</b>	R: 0 H: 0 E: 0 K: 0 S: 10	H: 0 LOB: 2 BB: 1 P: 21	R: 0 H: 0 E: 0 K: 0 S: 6	H: 0 LOB: 0 BB: 0 P: 9	R: 0 H: 1 E: 0 K: 0 S: 12	H: 1 LOB: 2 BB: 1 P: 22	R: 0 H: 0 E: 1 K: 0 S: 10	H: 0 LOB: 2 BB: 1 P: 21	R: 1 H: 3 E: 0 K: 0 S: 14	H: 3 LOB: 2 BB: 0 P: 23	R: 0 H: 2 E: 0 K: 0 S: 12	H: 2 LOB: 2 BB: 0 P: 16	R: 4 H: 4 E: 0 K: 0 S: 13	H: 4 LOB: 2 BB: 2 P: 26	R: 0 H: 0 E: 0 K: 1 S: 8	H: 0 LOB: 0 BB: 0 P: 11	1B: 9 2B: 1 3B: 0 HR: 0	SF: 1 SAC: 0 DP: 0 HBP: 1	WP: 1 PA: 41 PB: 0 SB: 0 CS: 0
<b>PITCHER</b>	IP WLS BF H R ER SO BB IBB HBP BLK WP HR S P ERA WHIP																		
56 Brian Bures, L (1, 1) ERA: 2.89	5.2	28	6	1	1	0	3	0	0	0	0	0	0	2	10	81.00	9.000		
28 Danyes Baez, R (6, 1) ERA: 6.54	0.1	H	4	1	3	3	0	0	0	0	0	0	0	7	10	0.00	6.000		
32 Jamie Walker, L (7, 1) ERA: 3.63	0.1	L	3	2	0	0	0	0	0	0	0	0	0	5	7	13.50	1.500		
Chad Bradford, R (7, 1) ERA: 2.96	0.2		3	1	1	1	0	0	0	0	0	0	0	5	7	13.50	1.500		
Todd Williams, R (8, 1) ERA: 5.69	1.0		3	0	0	0	1	0	0	0	0	0	0	8	11	0.00	0.000		

**Baltimore Orioles @ Seattle Mariners**  
Safeco Field, Seattle, WA  
Tue Jun 05 2007, 7:05 PM PDT  
Att: 19,293 - Cloudy - 58 F

AB	34
R	5
H	10
RBI	4
BB	5
SO	1
LOB	22





Batter	1	2	3	4	5	6	7	8	9	AB	R	H	RBI	BB	SO	LOB	TOP								
Jay Payton, R OBP: 0.327, SLG: 0.377	F8		FC3-6 HBP		1B	2B			SH1-3 2B	4	2	3	2	0	0	0									
Chris Gomez, R OBP: 0.354, SLG: 0.364	F8		FC3-6		2B	1B			SH1-3	4	1	1	1	0	0	3									
21 Nick Markakis, L OBP: 0.330, SLG: 0.451	1B		K		G4-3	1B			10 FC6-5 10 WP	5	0	2	1	0	1	3									
10 Miguel Tejada, R OBP: 0.370, SLG: 0.431	1B		L8		2B	2B			FC6-5 6 WP 2B	5	2	2	1	0	0	2									
6 Melvin Mora, R OBP: 0.316, SLG: 0.418	K2-3			L7	L5				17 2B	5	1	1	1	0	1	3									
17 Aubrey Huff, L OBP: 0.283, SLG: 0.383 1 Brian Roberts, S OBP: 0.417, SLG: 0.434	1B		K	K	2B				17 2B	5	0	3	2	0	2	0									
55 Ramon Hernandez, R	K		F8	K					G6-3	5	0	0	0	0	3	3									
31 Jay Gibbons, L OBP: 0.253, SLG: 0.327 Corey Patterson, L OBP: 0.273, SLG: 0.297	K		K		1B	1B			F9	4	2	2	0	0	1	1									
3 Freddie Bynum, L OBP: 0.273, SLG: 0.500	K		K		2B	1B			K	4	1	2	0	0	2	1									
<b>Inning Stats</b>	R: 0 E: 0 K: 1 S: 14	H: 2 LOB: 2 BB: 0 P: 18	R: 0 E: 0 K: 3 S: 15	H: 1 LOB: 1 BB: 0 P: 25	R: 0 E: 0 K: 1 S: 9	H: 0 LOB: 1 BB: 0 P: 19	R: 0 E: 0 K: 1 S: 8	H: 0 LOB: 0 BB: 0 P: 13	R: 5 E: 0 K: 1 S: 21	H: 6 LOB: 1 BB: 0 P: 34	R: 1 E: 0 K: 0 S: 7	H: 3 LOB: 1 BB: 0 P: 10	R: 0 E: 0 K: 1 S: 9	H: 0 LOB: 0 BB: 0 P: 11	R: 0 E: 0 K: 2 S: 7	H: 0 LOB: 0 BB: 0 P: 12	R: 3 E: 0 K: 0 S: 20	H: 4 LOB: 0 BB: 0 P: 34	1B: 10 2B: 6 3B: 0 HR: 0	SF: 0 SAC: 1 DP: 1 HBP: 1	WP: 2 PB: 0 SB: 0 CS: 0	PA: 43			
<b>PITCHER</b>	IP	WLS	BF	H	R	ER	SO	BB	IBB	HBP	BLK	WP	HR	S	P	ERA	WHIP								
56 Jarrod Washburn, L ERA: 3.94	4.2	L	24	9	5	5	6	0	0	1	0	0	0	64	103	9.64	1.929								
60 Jon Huber, R ERA: 4.0	3.0		11	3	1	1	3	0	0	0	0	0	0	23	35	3.00	1.000								
George Sherrill, L ERA: 1.47	0.1		1	0	0	0	1	0	0	0	0	0	0	3	4	0.00	0.000								
33 Chris Reitsma, R ERA: 6.11	1.0		7	4	3	3	0	0	0	0	0	2	0	20	34	27.00	4.000								

Baltimore Orioles @ Seattle Mariners  
Safeco Field, Seattle, WA  
Wed Jun 06 2007, 1:35 PM PDT  
Att: 29,014 - Cloudy - 58 F

AB 41  
R 9  
H 16  
RBI 8  
BB 0  
SO 10  
LOB 16




Batter	1	2	3	4	5	6	7	8	9	AB	R	H	RBI	BB	SO	LOB	BOTTOM								
51 Ichiro Suzuki, L OBP: 0.388, SLG: 0.451	L8	FC4-6 4 1B BB		L7		G4-3			4 G6-3 1B	4	0	1	0	1	0	2									
4 Jose Lopez, R OBP: 0.335, SLG: 0.439	2B	FC4-6 1B		1B					G6-3	4	1	2	2	1	1	1									
Jose Guillen, R OBP: 0.344, SLG: 0.446	K	FC4-6		F8					L7	5	0	0	1	0	1	6									
Raul Ibanez, L OBP: 0.336, SLG: 0.376	2B	G4-3			P5					3	0	1	1	1	0	2									
Richie Sexson, R OBP: 0.294, SLG: 0.383	K				K				2-4	3	0	0	0	1	2	1									
Jose Vidro, S OBP: 0.344, SLG: 0.357		G4-6-3 1B		G4-6-3	G5-3				G6-3	4	1	1	0	0	0	1									
7 Yuniesky Betancourt, R OBP: 0.322, SLG: 0.436		G6-3			G6-3				G6-3	4	1	1	0	0	0	0									
16 Willie Bloomquist, R OBP: 0.322, SLG: 0.296	G4-3			K					51 1B 4 G6-3 2B	4	1	2	0	0	1	2									
Jamie Burke, R OBP: 0.432, SLG: 0.469 Ben Broussard, L OBP: 0.324, SLG: 0.452	1B	FC4-6 1B		HBP					F7	2	1	1	1	0	1	1									
<b>Inning Stats</b>	R: 1 E: 0 K: 2 S: 9	H: 1 LOB: 1 BB: 1 P: 18	R: 3 E: 0 K: 0 S: 13	H: 4 LOB: 2 BB: 1 P: 22	R: 0 E: 0 K: 0 S: 3	H: 0 LOB: 0 BB: 1 P: 9	R: 0 E: 0 K: 1 S: 10	H: 1 LOB: 2 BB: 0 P: 16	R: 0 E: 0 K: 1 S: 6	H: 0 LOB: 0 BB: 0 P: 9	R: 0 E: 0 K: 1 S: 9	H: 1 LOB: 1 BB: 0 P: 14	R: 0 E: 0 K: 1 S: 7	H: 0 LOB: 0 BB: 1 P: 12	R: 0 E: 0 K: 0 S: 6	H: 0 LOB: 0 BB: 0 P: 9	R: 1 E: 0 K: 0 S: 18	H: 2 LOB: 1 BB: 0 P: 27	1B: 7 2B: 2 3B: 0 HR: 0	SF: 0 SAC: 0 DP: 1 HBP: 1	WP: 0 PB: 0 SB: 1 CS: 0	PA: 39			
<b>PITCHER</b>	IP	WLS	BF	H	R	ER	SO	BB	IBB	HBP	BLK	WP	HR	S	P	ERA	WHIP								
40 Daniel Cabrera, R ERA: 4.7	8.0	W	35	7	4	4	6	4	0	1	0	0	0	63	109	4.50	1.375								
37 Chris Ray, R ERA: 4.23	1.0		5	2	1	1	0	0	0	0	0	0	0	18	27	9.00	2.000								


Baltimore Orioles @ Seattle Mariners  
Safeco Field, Seattle, WA  
Wed Jun 06 2007, 1:35 PM PDT  
Att: 29,014 - Cloudy - 58 F

AB 34  
R 5  
H 9  
RBI 5  
BB 4  
SO 6  
LOB 17





Batter	1	2	3	4	5	6	7	8	9	AB	R	H	RBI	BB	SO	LOB	TOP										
3 Willy Taveras, R OBP: 0.378, SLG: 0.377	G4-3		1B		1B		G4-3		F8	5	0	2	0	0	0	0	<b>Colorado Rockies @ Baltimore Orioles</b> Oriole Park at Camden Yards, Baltimore, MD Fri Jun 08 2007, 7:05 PM EDT Att: 22,375 - Partly Cloudy - 96 F  <b>AB 35</b> <b>R 2</b> <b>H 7</b> <b>RBI 1</b> <b>BB 3</b> <b>SO 7</b> <b>LOB 14</b>  										
Kazuo Matsui, S OBP: 0.353, SLG: 0.474	2B		K		BB		L4		K	4	0	1	0	1	2	1											
5 Matt Holliday, R OBP: 0.389, SLG: 0.597	F8			L9	F8			E1		4	0	0	0	0	0	3											
17 Todd Helton, L OBP: 0.447, SLG: 0.505	K			F8		27 F9 2 BLK		G4-3		4	1	1	0	0	1	2											
27 Garrett Atkins, R OBP: 0.320, SLG: 0.369		F9				F9		F9		4	0	1	0	0	0	2											
11 Brad Hawpe, L OBP: 0.396, SLG: 0.500		F8			1B				2 BB	3	0	0	0	1	2	2											
2 Troy Tulowitzki, R OBP: 0.350, SLG: 0.393		F8					F9		BB	3	0	1	0	1	0	0											
19 Ryan Spillborghs, R OBP: 0.294, SLG: 0.387			G5-3		K		G4-3		K	4	0	0	0	0	2	4											
8 Yorvit Torrealba, R OBP: 0.292, SLG: 0.303			G5-3		HR		G1-3		G3	4	1	1	1	0	0	0											
<b>Inning Stats</b>	R: 0 E: 0 K: 1 S: 10	H: 1 LOB: 1 BB: 0 P: 16	R: 0 E: 0 K: 0 S: 7	H: 0 LOB: 0 BB: 0 P: 11	R: 0 E: 0 K: 1 S: 9	H: 1 LOB: 1 BB: 0 P: 14	R: 0 E: 0 K: 1 S: 8	H: 1 LOB: 1 BB: 0 P: 11	R: 1 E: 0 K: 1 S: 11	H: 2 LOB: 2 BB: 1 P: 24	R: 1 E: 0 K: 0 S: 10	H: 2 LOB: 1 BB: 0 P: 17	R: 0 E: 0 K: 0 S: 7	H: 0 LOB: 0 BB: 0 P: 9	R: 0 E: 1 K: 1 S: 16	H: 0 LOB: 3 BB: 2 P: 29	R: 0 E: 0 K: 1 S: 11	H: 0 LOB: 0 BB: 0 P: 16	1B: 4 2B: 2 3B: 0 HR: 1	SF: 0 SAC: 0 DP: 0 HBP: 0	WP: 0 PB: 0 SB: 3 CS: 0	PA: 38					
<b>PITCHER</b>	IP	WLS	BF	H	R	ER	SO	BB	IBB	HBP	BLK	WP	HR	S	P	ERA	WHIP										
41 Steve Trachsel, R ERA: 3.82	6.0	W	26	7	2	2	5	1	0	0	1	0	1	55	93	3.00	1.333										
Todd Williams, R ERA: 5.11	1.0	H	3	0	0	0	0	0	0	0	0	0	0	7	9	0.00	0.000										
Chad Bradford, R ERA: 2.96	0.0		1	0	0	0	0	0	0	0	0	0	0	4	5	∞	∞										
32 Jamie Walker, L ERA: 3.52	0.2	H	3	0	0	0	0	1	0	0	0	0	0	6	12	0.00	1.500										
37 Chris Ray, R ERA: 4.03	1.1	S	5	0	0	0	2	1	0	0	0	0	0	17	28	0.00	0.750										

Batter	1	2	3	4	5	6	7	8	9	AB	R	H	RBI	BB	SO	LOB	BOTTOM										
1 Brian Roberts, S OBP: 0.410, SLG: 0.427	F8				FC6-4		P3			4	0	0	0	0	1	2	<b>Colorado Rockies @ Baltimore Orioles</b> Oriole Park at Camden Yards, Baltimore, MD Fri Jun 08 2007, 7:05 PM EDT Att: 22,375 - Partly Cloudy - 96 F  <b>AB 31</b> <b>R 4</b> <b>H 7</b> <b>RBI 4</b> <b>BB 1</b> <b>SO 6</b> <b>LOB 10</b>  										
Jay Payton, R OBP: 0.325, SLG: 0.369	21 BB 1B		L9		FC6-4		F7			3	2	0	0	1	0	2											
21 Nick Markakis, L OBP: 0.332, SLG: 0.464	17 BB 1B		G4-3		HR		G4-3			4	2	2	2	0	0	0											
10 Miguel Tejada, R OBP: 0.365, SLG: 0.424	F6		K		G6-3		F9			4	0	0	0	0	1	2											
Kevin Millar, R OBP: 0.367, SLG: 0.417	17 BB 1B			G6-3		F9		F9		4	0	1	1	0	0	0											
Chris Gomez, R OBP: 0.354, SLG: 0.364	1-3 2-H									0	0	0	0	0	0	0											
17 Aubrey Huff, L OBP: 0.284, SLG: 0.382	1-3 3-H			G3-1		G4-3				3	0	1	1	0	0	0											
6 Melvin Mora, R OBP: 0.316, SLG: 0.417	K				1B		K			3	0	1	0	0	2	2											
31 Jay Gibbons, L OBP: 0.255, SLG: 0.333										3	0	1	0	0	1	1											
Corey Patterson, L OBP: 0.273, SLG: 0.297					P3					0	0	0	0	0	0	0											
Paul Bako, L OBP: 0.297, SLG: 0.313		F8			1B					3	0	1	0	0	1	1											
<b>Inning Stats</b>	R: 2 E: 0 K: 1 S: 17	H: 3 LOB: 2 BB: 1 P: 30	R: 0 E: 0 K: 2 S: 7	H: 0 LOB: 0 BB: 0 P: 10	R: 0 E: 0 K: 1 S: 8	H: 0 LOB: 0 BB: 0 P: 10	R: 0 E: 0 K: 0 S: 8	H: 1 LOB: 1 BB: 0 P: 10	R: 2 E: 0 K: 1 S: 10	H: 2 LOB: 0 BB: 0 P: 16	R: 0 E: 0 K: 1 S: 8	H: 0 LOB: 0 BB: 0 P: 10	R: 0 E: 0 K: 1 S: 9	H: 1 LOB: 1 BB: 0 P: 14	R: 0 E: 0 K: 0 S: 8	H: 0 LOB: 0 BB: 0 P: 12	R: 0 E: 0 K: 0 S: 8	H: 0 LOB: 0 BB: 0 P: 12	1B: 5 2B: 1 3B: 0 HR: 1	SF: 0 SAC: 0 DP: 0 HBP: 0	WP: 0 PB: 1 SB: 0 CS: 0	PA: 32					
<b>PITCHER</b>	IP	WLS	BF	H	R	ER	SO	BB	IBB	HBP	BLK	WP	HR	S	P	ERA	WHIP										
26 Jeff Francis, L ERA: 3.81	7.0	L	29	7	4	4	6	1	0	0	0	0	0	67	100	5.14	1.143										
Tom Martin, L ERA: 3.29	1.0		3	0	0	0	0	0	0	0	0	0	0	8	12	0.00	0.000										



Batter	1	2	3	4	5	6	7	8	9	10	AB	R	H	RBI	BB	SO	LOB	TOP			
3 Willy Taveras, R OBP: 0.376, SLG: 0.374	3-1 F9 E 1B		1-0 G4-3		3-1 F7			0-1 G3		0-0 SH5-3	4	0	1	0	0	0	1				
Kazuo Matsui, S OBP: 0.355, SLG: 0.480	1-4 F9 1-3		2-3 K				0-1 FC6 1B	1-2 F7		2-1 2B	5	0	2	1	0	1	1				
5 Matt Holliday, R OBP: 0.382, SLG: 0.585	1-10 G5-3		1-1 F9				2-0 FC6 1-2f	3-2 F8		1-0 G6-3	5	0	0	0	0	0	3				
17 Todd Helton, L OBP: 0.444, SLG: 0.500 Jamey Carroll, R OBP: 0.301, SLG: 0.200	1-3 K		2-2 G3-1				2-2 F8		1-2 27 FC6-4 1B		4	0	1	0	0	1	2				
27 Garrett Atkins, R OBP: 0.319, SLG: 0.364	1-5 BB 11 2B G6-3		2-3 K				2-3 K		0-2 FC6-4 1-2f		3	1	0	0	1	2	2				
11 Brad Hawpe, L OBP: 0.397, SLG: 0.505	1-9 2B 19 1B		2-3 K				2-2 1B		1-2 F9		4	1	2	0	0	1	1				
2 Troy Tulowitzki, R OBP: 0.344, SLG: 0.385	1-6 G6-3						0-1 F7		0-1 G4-3		4	0	0	1	0	1	3				
19 Ryan Spilborghs, R OBP: 0.316, SLG: 0.400	1-7 1B 20 G6-4-3		0-1 20 G6-3 1B				0-0 20 G6-3 1B		1-0 L8		4	0	2	1	0	0	1				
20 Chris Iannetta, R OBP: 0.322, SLG: 0.316	1-2 G6-4-3 1-2f		1-0 G6-3				3-1 G6-3 1-2		1-1 F9		4	1	1	0	0	0	3				
<b>Inning Stats</b>	R: 0 E: 1 K: 1 S: 8	H: 1 LOB: 1 BB: 0 P: 16	R: 2 E: 0 K: 10 S: 10	H: 2 LOB: 0 BB: 1 P: 15	R: 0 E: 0 K: 1 S: 6	H: 0 LOB: 0 BB: 0 P: 10	R: 0 E: 0 K: 2 S: 11	H: 0 LOB: 0 BB: 0 P: 17	R: 0 E: 0 K: 0 S: 7	H: 1 LOB: 1 BB: 0 P: 13	R: 0 E: 0 K: 1 S: 9	H: 1 LOB: 1 BB: 0 P: 13	R: 0 E: 0 K: 0 S: 11	H: 1 LOB: 1 BB: 0 P: 13	R: 0 E: 0 K: 0 S: 11	H: 1 LOB: 1 BB: 0 P: 13	R: 1 E: 0 K: 0 S: 8	H: 2 LOB: 1 BB: 0 P: 16	1B: 7 2B: 2 3B: 0 HR: 0	SF: 0 SAC: 1 DP: 1 HBP: 0	WP: 0 PA: 39
<b>PITCHER</b>	IP 8.0	WLS 30	BF 6	H 2	R 2	ER 2	SO 6	BB 1	IBB 0	HBP 0	BLK 0	WP 0	HR 0	S 72	P 114	ERA 2.25	WHIP 0.875				
46 Jeremy Guthrie, R ERA: 2.7																					
32 Jamie Walker, L ERA: 3.42	0.2	3	1	0	0	0	0	0	0	0	0	0	0	9	11	0.00	1.500				
Chad Bradford, R ERA: 2.92	0.1	1	0	0	0	0	0	0	0	0	0	0	0	2	2	0.00	0.000				
Todd Williams, R ERA: 5.4	1.0	L	5	2	1	1	0	0	0	0	0	0	0	8	16	9.00	2.000				

Colorado Rockies @ Baltimore Orioles  
Oriole Park at Camden Yards, Baltimore, MD  
Sat Jun 09 2007, 7:05 PM EDT  
Att: 27,320 - Clear - 88 F

AB 37  
R 3  
H 9  
RBI 3  
BB 1  
SO 6  
LOB 17



Batter	1	2	3	4	5	6	7	8	9	10	AB	R	H	RBI	BB	SO	LOB	BOTTOM					
1 Brian Roberts, S OBP: 0.414, SLG: 0.430	2-1 10 S 10 G4-3 1B		1-1 F8		2-1 21 FC1 21 S 1B		3-2 1B			0-2 G6-3	5	1	3	0	0	0	0						
21 Nick Markakis, L OBP: 0.333, SLG: 0.481	0-0 10 S 10 G4-3 1B		0-0 G6-3		2-2 FC1		2-1 P4			3-2 HBP	4	1	1	0	0	0	2						
10 Miguel Tejada, R OBP: 0.358, SLG: 0.415	2-0 G4-3		3-2 E9		2-1 G6-3					2-3 K	5	0	0	1	0	1	3						
17 Aubrey Huff, L OBP: 0.283, SLG: 0.380 Chris Gomez, R OBP: 0.354, SLG: 0.364	1-2 FC4-6 1B		0-0 F7				1-1 G3		0-2 F8		4	0	1	1	0	0	1						
Jay Payton, R OBP: 0.323, SLG: 0.366	1-7 FC4-6 1-2f		1-3 K				1-0 1B		1-2 G4-3		4	0	1	0	0	1	1						
31 Jay Gibbons, L OBP: 0.255, SLG: 0.327	0-1 G6-3		4-0 FC4-6 BB				2-0 F8			2-0 G4-3	3	0	0	0	1	0	2						
6 Melvin Mora, R OBP: 0.311, SLG: 0.410		3-2 P3		1-1 F7			0-1 P6			1-3 K	4	0	0	0	0	1	2						
Corey Patterson, L OBP: 0.287, SLG: 0.290		1-0 G3-1		3-1 FC4-6 1-2f			0-0 B1-3			0-1 G3	4	0	0	0	0	0	1						
Paul Bako, L OBP: 0.286, SLG: 0.300 Kevin Miller, R OBP: 0.365, SLG: 0.414	1-2 F7		1-1 K				0-1 G2-3			3-3 K	3	0	0	0	0	1	0						
<b>Inning Stats</b>	R: 2 E: 0 K: 0 S: 12	H: 3 LOB: 1 BB: 0 P: 17	R: 0 E: 0 K: 0 S: 6	H: 0 LOB: 0 BB: 0 P: 11	R: 0 E: 1 K: 0 S: 7	H: 0 LOB: 1 BB: 1 P: 11	R: 0 E: 0 K: 1 S: 7	H: 0 LOB: 1 BB: 1 P: 16	R: 0 E: 0 K: 1 S: 11	H: 1 LOB: 1 BB: 0 P: 19	R: 0 E: 0 K: 0 S: 6	H: 1 LOB: 1 BB: 0 P: 10	R: 0 E: 0 K: 0 S: 9	H: 1 LOB: 1 BB: 0 P: 13	R: 0 E: 0 K: 0 S: 7	H: 0 LOB: 0 BB: 0 P: 10	R: 0 E: 0 K: 1 S: 6	H: 0 LOB: 0 BB: 0 P: 9	R: 0 E: 0 K: 2 S: 13	H: 1 LOB: 1 BB: 0 P: 21	1B: 6 2B: 0 3B: 0 HR: 0	SF: 0 SAC: 0 DP: 0 HBP: 1	WP: 0 PA: 39
<b>PITCHER</b>	IP 7.0	WLS 29	BF 6	H 2	R 2	ER 2	SO 2	BB 1	IBB 0	HBP 0	BLK 0	WP 0	HR 0	S 58	P 97	ERA 2.57	WHIP 1.000						
31 Rodrigo Lopez, R ERA: 2.88																							
60 Manny Corpas, R ERA: 2.9	1.0	3	0	0	0	0	0	0	0	0	0	0	0	7	10	0.00	0.000						
Jeremy Affeldt, L ERA: 2.92	1.0	W	3	0	0	0	1	0	0	0	0	0	0	6	9	0.00	0.000						
40 Brian Fuentes, L ERA: 2.15	1.0	S	4	0	0	0	2	0	0	1	0	0	0	13	21	0.00	0.000						

Colorado Rockies @ Baltimore Orioles  
Oriole Park at Camden Yards, Baltimore, MD  
Sat Jun 09 2007, 7:05 PM EDT  
Att: 27,320 - Clear - 88 F

AB 37  
R 2  
H 6  
RBI 2  
BB 1  
SO 5  
LOB 12





Batter	1	2	3	4	5	6	7	8	9	AB	R	H	RBI	BB	SO	LOB	TOP					
3 Willy Taveras, R OBP: 0.372, SLG: 0.370										5	0	1	0	0	3	2	<b>Colorado Rockies @ Baltimore Orioles</b> Oriole Park at Camden Yards, Baltimore, MD Sun Jun 10 2007, 1:35 PM EDT Att: 34,784 - Overcast - 80 F					
2 Troy Tulowitzki, R OBP: 0.337, SLG: 0.377										5	0	0	0	0	4	3						
5 Matt Holliday, R OBP: 0.390, SLG: 0.586										3	2	2	0	2	1	2						
17 Todd Helton, L OBP: 0.447, SLG: 0.502										5	2	3	0	0	1	3						
27 Garrett Atkins, R OBP: 0.320, SLG: 0.362										4	0	1	0	1	2	5						
19 Ryan Spillberghs, R OBP: 0.349, SLG: 0.575										5	2	3	6	0	0	4						
10 Jeff Baker, R OBP: 0.300, SLG: 0.378										4	0	2	0	1	1	0						
8 Yorvit Torrealba, R OBP: 0.289, SLG: 0.299										5	0	1	0	0	1	5						
Jamey Carroll, R OBP: 0.299, SLG: 0.211										4	0	1	0	0	1	2						
<b>Inning Stats</b>	R: 0 E: 0 K: 2 S: 18	H: 2 LOB: 3 BB: 1 P: 29	R: 0 E: 0 K: 1 S: 14	H: 2 LOB: 2 BB: 0 P: 21	R: 0 E: 0 K: 2 S: 10	H: 0 LOB: 1 BB: 1 P: 18	R: 1 E: 0 K: 1 S: 11	H: 2 LOB: 1 BB: 0 P: 18	R: 2 E: 0 K: 2 S: 16	H: 3 LOB: 2 BB: 1 P: 25	R: 0 E: 0 K: 2 S: 9	H: 0 LOB: 0 BB: 0 P: 15	R: 3 E: 0 K: 2 S: 15	H: 2 LOB: 0 BB: 1 P: 24	R: 0 E: 0 K: 2 S: 14	H: 1 LOB: 2 BB: 0 P: 19	R: 0 E: 0 K: 0 S: 12	H: 2 LOB: 1 BB: 0 P: 17	1B: 11 2B: 2 3B: 0 HR: 2	SF: 0 SAC: 0 DP: 2 HBP: 0	WP: 0 PB: 1 SB: 0 CS: 1	PA: 44
<b>PITCHER</b>	IP WLS BF H R ER SO BB IBB HBP BLK WP HR S P ERA WHIP																					
45 Erik Bedard, L ERA: 3.72	(1, 1) 5.0 L 26 9 3 2 8 3 0 0 0 0 0 1 69 111 3.60 2.400																					
Scott Williamson, R ERA: 2.45	(6, 1) 1.0 4 0 1 1 2 1 0 0 0 0 0 0 12 22 9.00 1.000																					
John Parrish, L ERA: 5.79	(7, 1) 1.0 5 2 2 2 2 0 0 0 0 0 0 1 12 17 18.00 2.000																					
28 Danys Baez, R ERA: 6.33	(8, 1) 2.0 9 3 0 0 2 0 0 0 0 0 0 0 26 36 0.00 1.500																					

AB	40
R	6
H	14
RBI	6
BB	4
SO	14
LOB	26



Batter	1	2	3	4	5	6	7	8	9	AB	R	H	RBI	BB	SO	LOB	BOTTOM					
1 Brian Roberts, S OBP: 0.412, SLG: 0.427										4	0	1	0	0	0	1	<b>Colorado Rockies @ Baltimore Orioles</b> Oriole Park at Camden Yards, Baltimore, MD Sun Jun 10 2007, 1:35 PM EDT Att: 34,784 - Overcast - 80 F					
3 Freddie Bynum, L OBP: 0.231, SLG: 0.423										4	0	0	0	0	2							
21 Nick Markakis, L OBP: 0.328, SLG: 0.453										4	0	0	0	0	1	2						
10 Miguel Tejada, R OBP: 0.356, SLG: 0.413										4	1	1	0	0	0	0						
17 Aubrey Huff, L OBP: 0.284, SLG: 0.384										3	0	1	1	0	0	0						
Kevin Millar, R OBP: 0.385, SLG: 0.409										2	0	0	0	1	0	0						
Jay Payton, R OBP: 0.317, SLG: 0.359										3	0	0	0	0	2							
Chris Gomez, R OBP: 0.333, SLG: 0.340										3	0	0	0	0	1							
Paul Bako, L OBP: 0.300, SLG: 0.315										3	0	2	0	0	1	0						
<b>Inning Stats</b>	R: 0 E: 0 K: 1 S: 8	H: 0 LOB: 0 BB: 0 P: 13	R: 1 E: 0 K: 0 S: 13	H: 2 LOB: 1 BB: 1 P: 21	R: 0 E: 0 K: 0 S: 9	H: 2 LOB: 0 BB: 0 P: 13	R: 0 E: 0 K: 0 S: 4	H: 0 LOB: 0 BB: 0 P: 7	R: 0 E: 0 K: 0 S: 11	H: 1 LOB: 1 BB: 0 P: 16	R: 0 E: 0 K: 0 S: 5	H: 0 LOB: 0 BB: 0 P: 9	R: 0 E: 0 K: 0 S: 6	H: 0 LOB: 0 BB: 0 P: 8	R: 0 E: 0 K: 1 S: 7	H: 0 LOB: 0 BB: 0 P: 11	R: 0 E: 0 K: 0 S: 11	H: 0 LOB: 0 BB: 0 P: 17	1B: 4 2B: 1 3B: 0 HR: 0	SF: 0 SAC: 0 DP: 1 HBP: 0	WP: 0 PB: 0 SB: 0 CS: 0	PA: 31
<b>PITCHER</b>	IP WLS BF H R ER SO BB IBB HBP BLK WP HR S P ERA WHIP																					
48 Jason Hirsh, R ERA: 4.48	(1, 1) 9.0 W 31 5 1 1 2 1 0 0 0 0 0 0 74 115 1.00 0.667																					

AB	30
R	1
H	5
RBI	1
BB	1
SO	2
LOB	8





Batter	1	2	3	4	5	6	7	8	9	AB	R	H	RBI	BB	SO	LOB	TOP								
15 Cristian Guzman, S (1, 6) OBP: 0.379, SLG: 0.470			F7			K		G4-3		4	1	0	0	1	2	0	Washington Nationals @ Baltimore Orioles Oriole Park at Camden Yards, Baltimore, MD Tue Jun 12 2007, 7:05 PM EDT Att: 21,151 - Cloudy - 80 F								
Felipe Lopez, S (1, 4) OBP: 0.287, SLG: 0.335	F7									2	1	1	2	3	0	0									
11 Ryan Zimmerman, R (1, 5) OBP: 0.306, SLG: 0.426				P6		F8				4	1	2	2	1	0	2									
21 Dmitri Young, S (1, 10) OBP: 0.405, SLG: 0.505	G5-3					F7		G5-3		5	0	1	0	0	0	4									
25 Austin Kearns, R (1, 9) OBP: 0.311, SLG: 0.380		G5-3				K		G4-3		5	0	1	0	0	1	0									
Ryan Church, L (1, 7) OBP: 0.367, SLG: 0.465			G4-3					G3		3	2	1	1	1	0	2									
Nook Logan, S (7, 8) OBP: 0.269, SLG: 0.311										0	0	0	0	1	0	0									
Brian Schneider, L (1, 2) OBP: 0.322, SLG: 0.344		G3								4	1	2	2	1	0	0									
13 Robert Fick, L (1, 3) OBP: 0.284, SLG: 0.214	F8			K				F8		4	0	0	0	1	1	3									
Ryan Langerhans, L (1, 8) OBP: 0.284, SLG: 0.206			K					F7		4	1	1	0	0	2	1									
<b>Inning Stats</b>	R: 0 E: 0 K: 1 S: 12	H: 0 LOB: 1 BB: 1 P: 21	R: 1 E: 0 K: 0 S: 12	H: 1 LOB: 0 BB: 0 P: 20	R: 2 E: 0 K: 1 S: 14	H: 3 LOB: 2 BB: 1 P: 28	R: 2 E: 0 K: 1 S: 14	H: 2 LOB: 1 BB: 1 P: 24	R: 2 E: 0 K: 2 S: 11	H: 1 LOB: 1 BB: 2 P: 25	R: 0 E: 0 K: 1 S: 10	H: 0 LOB: 1 BB: 1 P: 19	R: 0 E: 0 K: 0 S: 9	H: 0 LOB: 1 BB: 1 P: 18	R: 0 E: 0 K: 0 S: 6	H: 1 LOB: 2 BB: 1 P: 12	R: 0 E: 0 K: 0 S: 9	H: 1 LOB: 1 BB: 1 P: 15	1B: 5 2B: 1 3B: 0 HR: 3	SF: 0 SAC: 0 DP: 1 HBP: 0	WP: 1 PB: 0 SB: 1 CS: 0	PA: 44			
<b>PITCHER</b>	IP	WLS	BF	H	R	ER	SO	BB	IBB	HBP	BLK	WP	HR	S	P	ERA	WHIP								
40 Daniel Cabrera, R (1, 1) ERA: 5.16	4.2	L	25	7	7	7	4	4	0	0	0	0	3	59	108	13.50	2.357								
56 Brian Burres, L (5, 1) ERA: 2.8	1.1		6	0	0	0	2	2	0	0	0	1	0	14	29	0.00	1.500								
John Parrish, L (7, 1) ERA: 5.55	1.0		4	0	0	0	0	1	0	0	0	0	0	9	18	0.00	1.000								
Scott Williamson, R (8, 1) ERA: 2.25	1.0		5	1	0	0	0	1	0	0	0	0	0	6	12	0.00	2.000								
28 Danyis Baez, R (9, 1) ERA: 6.11	1.0		4	1	0	0	0	1	0	0	0	0	0	9	15	0.00	2.000								



Batter	1	2	3	4	5	6	7	8	9	AB	R	H	RBI	BB	SO	LOB	BOTTOM									
1 Brian Roberts, S (1, 4) OBP: 0.409, SLG: 0.422			G5-3		G6-3			F9		3	0	0	0	1	0	0	Washington Nationals @ Baltimore Orioles Oriole Park at Camden Yards, Baltimore, MD Tue Jun 12 2007, 7:05 PM EDT Att: 21,151 - Cloudy - 80 F									
Chris Gomez, R (1, 3) OBP: 0.305, SLG: 0.314	G4-6-3		G5-3			L9		G1		4	0	0	0	0	0	1										
21 Nick Markakis, L (1, 9) OBP: 0.324, SLG: 0.446	K		G6-3			E7		G6-3		4	0	0	0	0	1	0										
10 Miguel Tejada, R (1, 6) OBP: 0.355, SLG: 0.422		G3-1		G6-3		F8				4	1	1	1	0	0	1										
17 Aubrey Huff, L (1, 10) OBP: 0.291, SLG: 0.387						G2-3				3	1	2	0	1	0	1										
Jay Payton, R (1, 8) OBP: 0.316, SLG: 0.356				K				L6		4	1	1	0	0	1	2										
6 Melvin Mora, R (1, 5) OBP: 0.314, SLG: 0.422				F8				B2		3	1	1	3	1	0	1										
31 Jay Gibbons, L (1, 7) OBP: 0.262, SLG: 0.325		G3								1	0	0	0	1	0	0										
Paul Bako, L (8, 2) OBP: 0.236, SLG: 0.311										1	0	0	0	0	0	2										
Alberto Castillo, R (1, 2) OBP: 0.222, SLG: 0.240										2	0	0	0	0	0	1										
Corey Patterson, L (7, PH) OBP: 0.256, SLG: 0.289										1	0	0	0	0	0	1										
<b>Inning Stats</b>	R: 0 E: 0 K: 1 S: 7	H: 0 LOB: 0 BB: 1 P: 14	R: 3 E: 0 K: 0 S: 16	H: 3 LOB: 0 BB: 0 P: 29	R: 0 E: 0 K: 0 S: 6	H: 0 LOB: 0 BB: 0 P: 9	R: 0 E: 0 K: 1 S: 11	H: 0 LOB: 1 BB: 1 P: 18	R: 0 E: 0 K: 0 S: 7	H: 0 LOB: 0 BB: 0 P: 11	R: 0 E: 1 K: 0 S: 7	H: 0 LOB: 1 BB: 0 P: 11	R: 0 E: 0 K: 0 S: 4	H: 0 LOB: 1 BB: 1 P: 9	R: 0 E: 0 K: 0 S: 10	H: 0 LOB: 0 BB: 0 P: 15	R: 1 E: 0 K: 0 S: 16	H: 2 LOB: 1 BB: 1 P: 24	1B: 3 2B: 0 3B: 0 HR: 2	SF: 0 SAC: 0 DP: 3 HBP: 1	WP: 0 PB: 0 SB: 0 CS: 0	PA: 35				
<b>PITCHER</b>	IP	WLS	BF	H	R	ER	SO	BB	IBB	HBP	BLK	WP	HR	S	P	ERA	WHIP									
59 Micah Bowie, L (1, 1) ERA: 3.89	6.0	W	23	3	3	3	2	2	0	1	0	0	0	1	54	92	4.50	0.833								
52 Saul Rivera, R (7, 1) ERA: 3.57	1.0		4	0	0	0	0	1	0	0	0	0	0	4	9	0.00	1.000									
Jon Rauch, R (8, 1) ERA: 5.4	1.0		3	0	0	0	0	0	0	0	0	0	0	10	15	0.00	0.000									
43 Jesus Colome, R (9, 1) ERA: 2.41	0.1		4	2	1	1	0	1	0	0	0	0	1	10	17	27.00	9.000									
32 Chad Cordero, R (9, 1) ERA: 2.7	0.2	S	1	0	0	0	0	0	0	0	0	0	0	6	7	0.00	0.000									





Batter	1	2	3	4	5	6	7	8	9	10	11	AB	R	H	RBI	BB	SO	LOB						
15 Cristian Guzman, S OBP: 0.384, SLG: 0.460	F9		G1-3					FC4-6 BB	F8		3B BB	3	1	0	0	3	0	1						
Felipe Lopez, S OBP: 0.264, SLG: 0.338	G6-3		G6-3					FC4-6 BB 25 1B	G4-3		3B	6	1	1	3	0	0	3						
11 Ryan Zimmerman, R OBP: 0.306, SLG: 0.429	G4-3				E6			25 1B BB			F9	5	2	1	0	1	1	1						
21 Dmitri Young, S OBP: 0.405, SLG: 0.503																								
10 Ronnie Belliard, R OBP: 0.331, SLG: 0.372					G3-1				F9			5	1	2	0	0	0	3						
25 Austin Kearns, R OBP: 0.320, SLG: 0.390																								
Ryan Church, L OBP: 0.365, SLG: 0.461																								
Nook Logan, S OBP: 0.266, SLG: 0.307																								
Brian Schneider, L OBP: 0.319, SLG: 0.340																								
Tony Batista, R OBP: 0.300, SLG: 0.269																								
13 Robert Fick, L OBP: 0.289, SLG: 0.222																								
Ryan Langerhans, L OBP: 0.277, SLG: 0.236																								
<b>Inning Stats</b>	R: 0 E: 0 K: 0 S: 6	H: 0 LOB: 0 BB: 0 P: 9	R: 2 E: 0 K: 0 S: 11	H: 2 LOB: 0 BB: 0 P: 16	R: 0 E: 0 K: 0 S: 8	H: 0 LOB: 0 BB: 0 P: 11	R: 0 E: 1 K: 0 S: 9	H: 0 LOB: 1 BB: 1 P: 17	R: 1 E: 0 K: 0 S: 10	H: 2 LOB: 0 BB: 0 P: 16	R: 0 E: 0 K: 0 S: 8	H: 0 LOB: 0 BB: 0 P: 14	R: 2 E: 0 K: 0 S: 12	H: 2 LOB: 2 BB: 2 P: 22	R: 0 E: 0 K: 0 S: 6	H: 0 LOB: 1 BB: 1 P: 14	R: 0 E: 0 K: 0 S: 5	H: 1 LOB: 0 BB: 0 P: 6	R: 3 E: 0 K: 1 S: 21	H: 2 LOB: 1 BB: 2 P: 35	1B: 7 2B: 1 3B: 2 HR: 1	SF: 0 SAC: 0 DP: 3 HBP: 0	WP: 0 PB: 0 SB: 0 CS: 0	PA: 48


PITCHER	IP	WLS	BF	H	R	ER	SO	BB	IBB	HBP	BLK	WP	HR	S	P	ERA	WHIP
41 Steve Trachsel, R ERA: 3.94	7.0		27	6	4	4	0	2	0	0	0	0	0	6	14	54.00	6.000
Todd Williams, R ERA: 6.59	(8.1)	0.1	H	3	0	2	2	0	2	0	0	0	0	6	14	54.00	6.000
32 Jamie Walker, L ERA: 3.36	(8.1)	0.1	H	1	0	0	0	0	0	0	0	0	0	1	1	0.00	0.000
Chad Bradford, R ERA: 2.88	(8.1)	0.1	B	3	2	0	0	0	0	0	0	0	0	5	7	0.00	6.000
John Parrish, L ERA: 5.33	(9.1)	1.0		4	0	0	0	1	0	0	0	0	0	6	14	0.00	1.000

Batter	1	2	3	4	5	6	7	8	9	10	11	AB	R	H	RBI	BB	SO	LOB						
1 Brian Roberts, S OBP: 0.401, SLG: 0.412	E5 10 1B		P4	FC4-6							F9	6	1	0	0	0	1	2						
6 Melvin Mora, R OBP: 0.316, SLG: 0.432																								
3 Freddie Bynum, L OBP: 0.231, SLG: 0.423																								
Chris Gomez, R OBP: 0.304, SLG: 0.308																								
21 Nick Markakis, L OBP: 0.324, SLG: 0.447																								
10 Miguel Tejada, R OBP: 0.368, SLG: 0.419																								
17 Aubrey Huff, L OBP: 0.294, SLG: 0.388																								
Jay Payton, R OBP: 0.330, SLG: 0.382																								
Kevin Millar, R OBP: 0.355, SLG: 0.396																								
Corey Patterson, L OBP: 0.264, SLG: 0.286																								
Paul Bako, L OBP: 0.291, SLG: 0.304																								
<b>Inning Stats</b>	R: 1 E: 1 K: 0 S: 16	H: 1 LOB: 1 BB: 0 P: 24	R: 0 E: 0 K: 1 S: 8	H: 1 LOB: 1 BB: 0 P: 14	R: 0 E: 0 K: 0 S: 11	H: 1 LOB: 2 BB: 1 P: 18	R: 0 E: 0 K: 0 S: 11	H: 2 LOB: 2 BB: 0 P: 14	R: 1 E: 0 K: 0 S: 13	H: 1 LOB: 0 BB: 0 P: 20	R: 3 E: 0 K: 2 S: 16	H: 3 LOB: 1 BB: 1 P: 28	R: 0 E: 0 K: 0 S: 6	H: 0 LOB: 0 BB: 0 P: 10	R: 1 E: 0 K: 0 S: 16	H: 2 LOB: 3 BB: 1 P: 27	R: 0 E: 0 K: 1 S: 7	H: 0 LOB: 0 BB: 0 P: 12	R: 0 E: 0 K: 0 S: 9	H: 0 LOB: 0 BB: 0 P: 13	1B: 8 2B: 3 3B: 0 HR: 1	SF: 0 SAC: 0 DP: 0 HBP: 0	WP: 1 PB: 0 SB: 0 CS: 0	PA: 49

PITCHER	IP	WLS	BF	H	R	ER	SO	BB	IBB	HBP	BLK	WP	HR	S	P	ERA	WHIP
47 Matt Chico, L ERA: 4.66	(1.1)																
43 Jesus Colome, R ERA: 2.63	(7.1)	0.0	1	0	0	0	0	1	0	0	0	0	0	1	5	∞	∞
34 Ray King, L ERA: 6.89	(7.1)	0.0	1	1	0	0	0	0	0	0	0	0	0	1	1	∞	∞
Jon Rauch, R ERA: 5.18	(7.1)	1.1	B	5	1	2	2	0	0	0	0	0	0	11	18	13.50	0.750
32 Chad Cordero, R ERA: 2.9	(9.1)	1.0	B	6	2	1	1	0	1	0	0	0	0	16	27	9.00	3.000


**Washington Nationals @ Baltimore Orioles**  
 Oriole Park at Camden Yards, Baltimore, MD  
 Wed Jun 13 2007, 7:05 PM EDT  
 Alt. 21,782 - Overcast - 73 F

AB 41  
 R 9  
 H 11  
 RBI 9  
 BB 7  
 SO 1  
 LOB 15



**Washington Nationals @ Baltimore Orioles**  
 Oriole Park at Camden Yards, Baltimore, MD  
 Wed Jun 13 2007, 7:05 PM EDT  
 Alt. 21,782 - Overcast - 73 F

AB 46  
 R 6  
 H 12  
 RBI 6  
 BB 3  
 SO 4  
 LOB 18

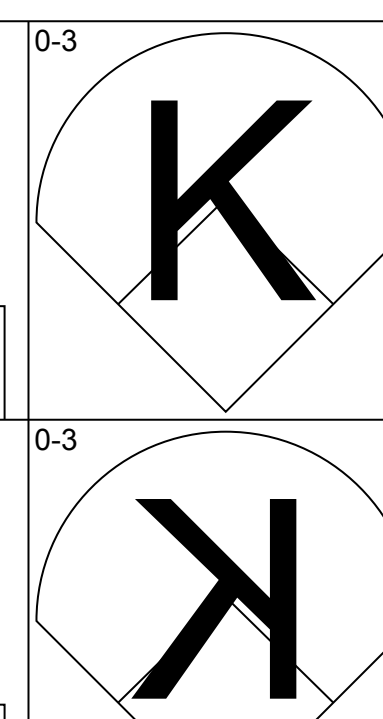
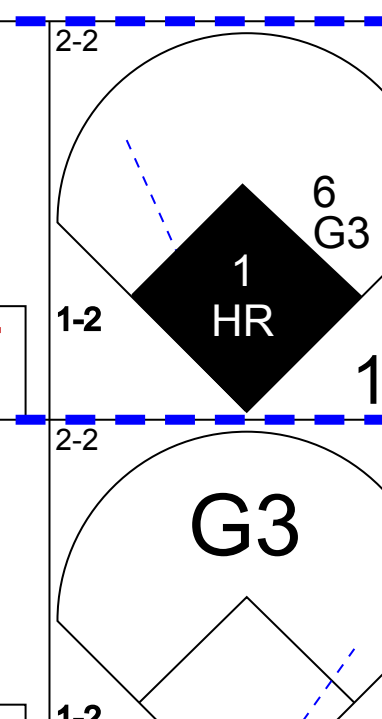
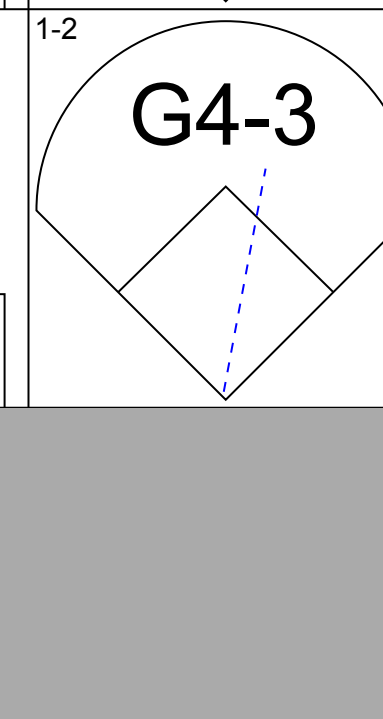
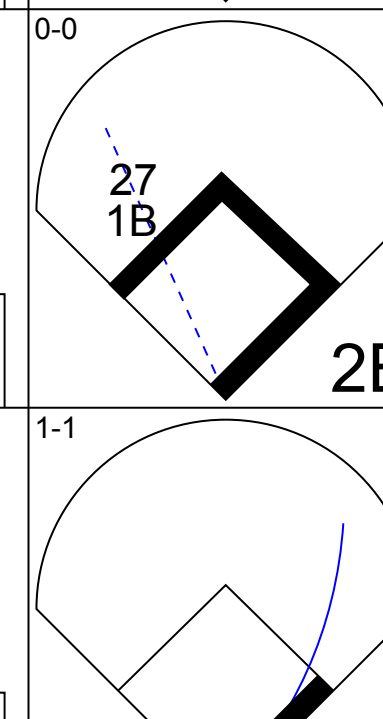




Batter	1	2	3	4	5	6	7	8	9	AB R H RBI BB SO LOB	TOP											
15 Cristian Guzman, S OBP: 0.385, SLG: 0.454										4 1 1 0 1 1 1	<b>Washington Nationals @ Baltimore Orioles</b> Oriole Park at Camden Yards, Baltimore, MD Thu Jun 14 2007, 7:05 PM EDT Att: 20,770 - Cloudy - 72 F											
Felipe Lopez, S OBP: 0.285, SLG: 0.342										3 0 1 1 0 0 0												
11 Ryan Zimmerman, R OBP: 0.309, SLG: 0.430										4 0 2 1 0 0 2												
21 Dmitri Young, S OBP: 0.406, SLG: 0.507										4 0 2 0 0 0 1												
25 Austin Kearns, R OBP: 0.315, SLG: 0.384										4 0 0 0 0 0 4												
Brian Schneider, L OBP: 0.314, SLG: 0.333										4 0 0 0 0 1 3												
10 Ronnie Belliard, R OBP: 0.330, SLG: 0.371										4 0 1 0 0 0 1												
13 Robert Fick, L OBP: 0.279, SLG: 0.213										3 0 0 0 0 1 0												
Nook Logan, S OBP: 0.263, SLG: 0.303										1 1 0 0 0 0 1												
Ryan Langerhans, L OBP: 0.284, SLG: 0.248										3 1 1 1 1 2 0												
<b>Inning Stats</b>	R: 0 E: 0 K: 1 S: 7	H: 0 LOB: 0 BB: 0 P: 11	R: 0 E: 0 K: 0 S: 8	H: 1 LOB: 1 BB: 0 P: 13	R: 0 E: 0 K: 2 S: 7	H: 0 LOB: 0 BB: 0 P: 12	R: 0 E: 0 K: 0 S: 11	H: 2 LOB: 2 BB: 0 P: 17	R: 1 E: 0 K: 1 S: 13	H: 1 LOB: 2 BB: 2 P: 22	R: 0 E: 0 K: 1 S: 5	H: 0 LOB: 0 BB: 0 P: 7	R: 0 E: 0 K: 0 S: 7	H: 0 LOB: 0 BB: 0 P: 10	R: 1 E: 0 K: 0 S: 10	H: 2 LOB: 1 BB: 0 P: 12	R: 1 E: 0 K: 0 S: 11	H: 2 LOB: 1 BB: 0 P: 14	1B: 5 2B: 3 3B: 0 HR: 0	SF: 0 SAC: 1 DP: 0 HBP: 0	WP: 1 PB: 0 SB: 1 CS: 0	PA: 37
<b>PITCHER</b>	IP WLS BF H R ER SO BB IBB HBP BLK WP HR S P ERA WHIP											IP WLS BF H R ER SO BB IBB HBP BLK WP HR S P ERA WHIP										
46 Jeremy Guthrie, R ERA: 2.57	(1, 1) 7.0 27 4 1 1 5 2 0 0 0 0 1 0 58 92 1.29 0.857																					
Chad Bradford, R ERA: 3.12	(8, 1) 1.0 L 5 2 1 1 0 0 0 0 0 0 0 0 10 12 9.00 2.000																					
32 Jamie Walker, L ERA: 3.6	(9, 1) 1.0 5 2 1 1 0 0 0 0 0 0 0 0 11 14 9.00 2.000																					

Batter	1	2	3	4	5	6	7	8	9	AB R H RBI BB SO LOB	BOTTOM											
1 Brian Roberts, S OBP: 0.394, SLG: 0.404										5 0 0 0 0 1 3	<b>Washington Nationals @ Baltimore Orioles</b> Oriole Park at Camden Yards, Baltimore, MD Thu Jun 14 2007, 7:05 PM EDT Att: 20,770 - Cloudy - 72 F											
6 Melvin Mora, R OBP: 0.317, SLG: 0.429										4 0 1 0 1 1 0												
21 Nick Markakis, L OBP: 0.325, SLG: 0.447										5 0 2 0 0 0 1												
10 Miguel Tejada, R OBP: 0.360, SLG: 0.420										4 0 2 0 0 0 3												
17 Aubrey Huff, L OBP: 0.301, SLG: 0.395										3 1 2 0 1 0 2												
3 Freddie Bynum, L OBP: 0.231, SLG: 0.423										0 0 0 0 0 0 0												
Jay Payton, R OBP: 0.330, SLG: 0.377										2 0 0 0 1 1 3												
Corey Patterson, L OBP: 0.264, SLG: 0.286										0 0 0 0 0 0 0												
31 Jay Gibbons, L OBP: 0.256, SLG: 0.319										3 0 0 1 0 1 4												
Kevin Millar, R OBP: 0.368, SLG: 0.410										2 0 2 0 2 0 0												
Paul Bako, L OBP: 0.289, SLG: 0.293										3 0 0 0 1 1 6												
<b>Inning Stats</b>	R: 0 E: 0 K: 0 S: 9	H: 2 LOB: 2 BB: 0 P: 12	R: 0 E: 0 K: 1 S: 13	H: 1 LOB: 2 BB: 2 P: 23	R: 0 E: 0 K: 0 S: 4	H: 1 LOB: 1 BB: 1 P: 9	R: 0 E: 1 K: 0 S: 8	H: 1 LOB: 2 BB: 1 P: 15	R: 0 E: 0 K: 1 S: 8	H: 1 LOB: 1 BB: 0 P: 10	R: 1 E: 0 K: 0 S: 11	H: 2 LOB: 1 BB: 0 P: 13	R: 0 E: 0 K: 0 S: 7	H: 0 LOB: 0 BB: 0 P: 10	R: 0 E: 0 K: 2 S: 14	H: 1 LOB: 3 BB: 2 P: 25	R: 0 E: 0 K: 1 S: 7	H: 0 LOB: 0 BB: 0 P: 12	1B: 7 2B: 2 3B: 0 HR: 0	SF: 1 SAC: 1 DP: 2 HBP: 0	WP: 0 PB: 0 SB: 1 CS: 0	PA: 39
<b>PITCHER</b>	IP WLS BF H R ER SO BB IBB HBP BLK WP HR S P ERA WHIP											IP WLS BF H R ER SO BB IBB HBP BLK WP HR S P ERA WHIP										
50 Jason Simontacchi, R ERA: 4.88	(1, 1) 7.0 W 31 9 1 1 2 2 4 0 0 0 0 0 62 94 1.29 1.857																					
40 Billy Traber, L ERA: 1.29	(8, 1) 0.0 1 0 0 0 0 1 0 0 0 0 0 0 3 7 - - -																					
Jon Rauch, R ERA: 5.03	(8, 1) 1.0 H 4 0 0 0 2 1 0 0 0 0 0 0 9 16 0.00 1.000																					
32 Chad Cordero, R ERA: 2.81	(9, 1) 1.0 S 3 0 0 0 1 0 0 0 0 0 0 0 7 12 0.00 0.000																					

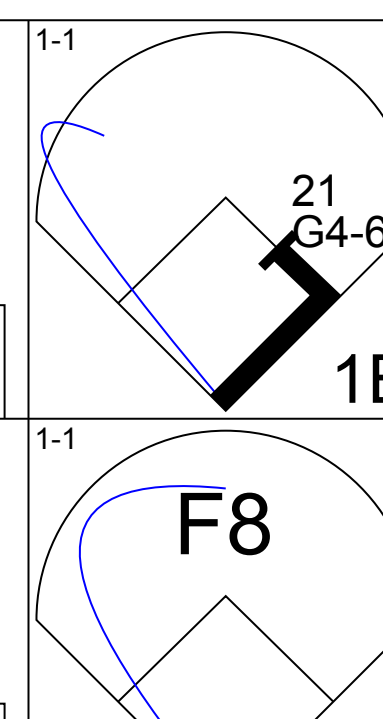
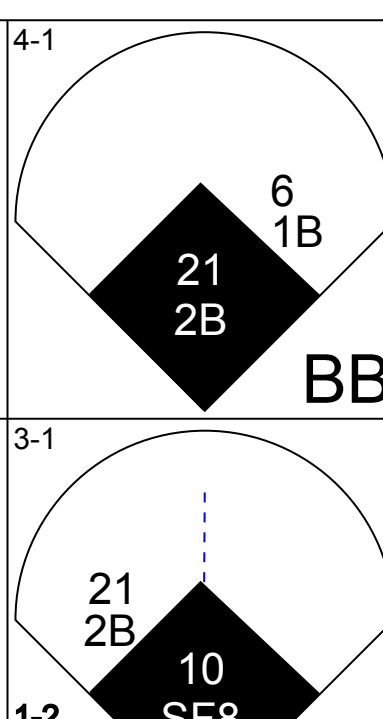
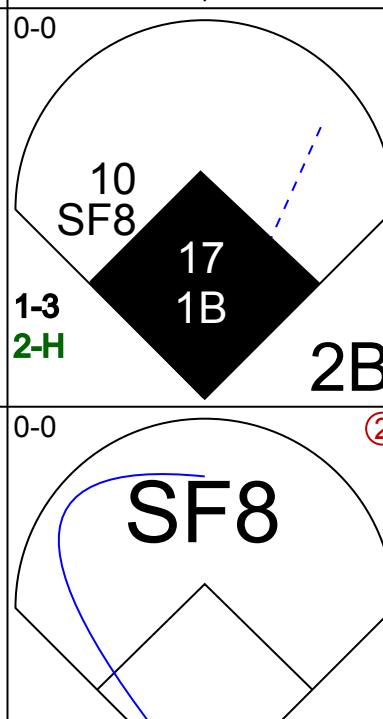
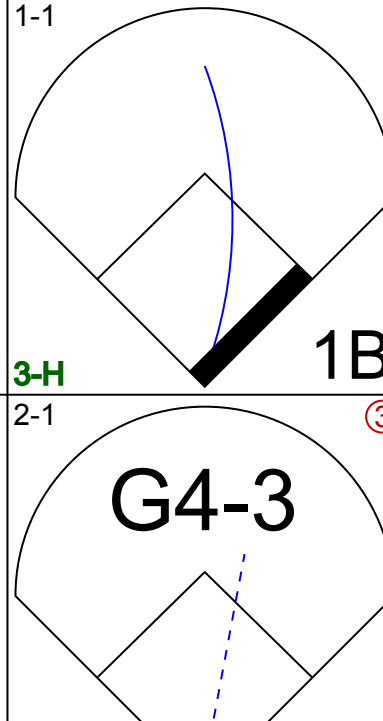
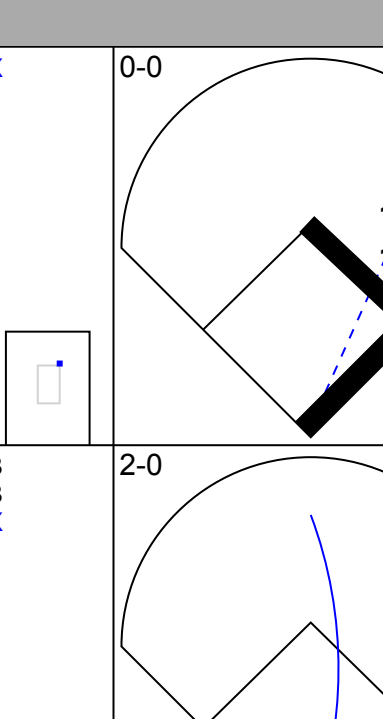
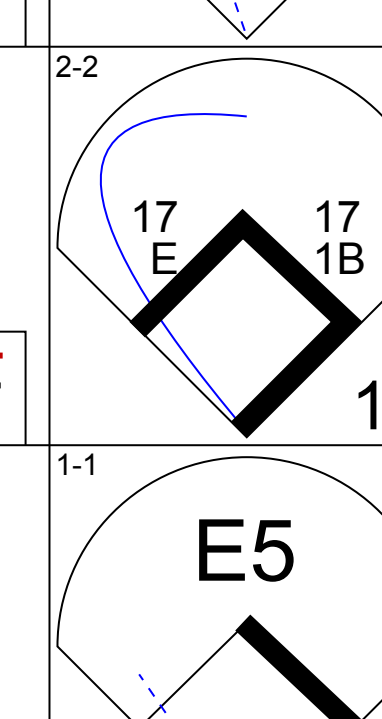
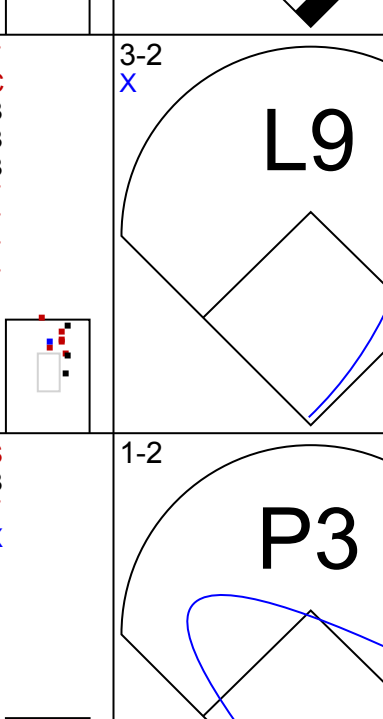
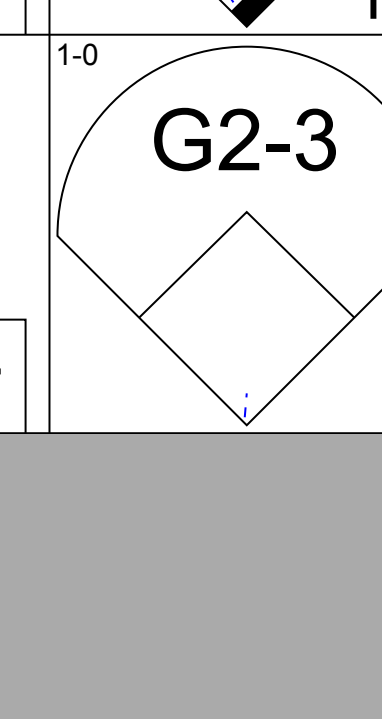
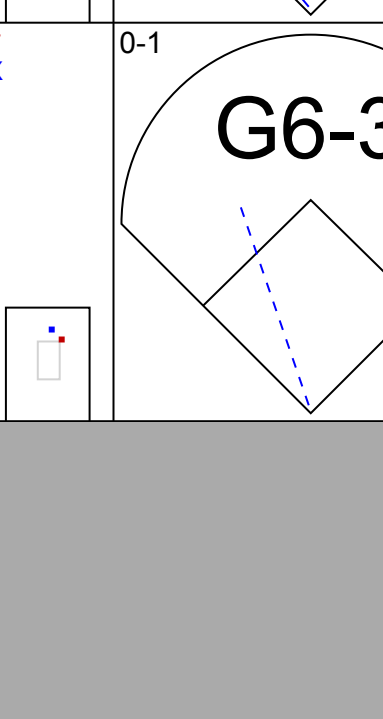



Batter	1	2	3	4	5	6	7	8	9	AB	R	H	RBI	BB	SO	LOB	TOP										
22 Eric Byrnes, R OBP: 0.367, SLG: 0.496				G5-3		P5			K	5	1	1	0	0	2	0											
6 Stephen Drew, L OBP: 0.295, SLG: 0.339				K		F8		G3	K	5	0	0	0	0	3	2											
34 Conor Jackson, R OBP: 0.383, SLG: 0.455																											
18 Chad Tracy, L OBP: 0.375, SLG: 0.487	G4-3					K		G5-3		4	0	1	1	0	1	1											
27 Mark Reynolds, R OBP: 0.369, SLG: 0.550																											
Scott Hairston, R OBP: 0.315, SLG: 0.372																											
1 Orlando Hudson, S OBP: 0.381, SLG: 0.480	F8			G6-3																							
24 Chris Young, R OBP: 0.281, SLG: 0.421	K																										
7 Carlos Quentin, R OBP: 0.297, SLG: 0.358																											
19 Chris Snyder, R OBP: 0.296, SLG: 0.351																											
11 Augie Ojeda, S OBP: 0.500, SLG: 1.250				P4																							
<b>Inning Stats</b>	R: 0 H: 0 E: 0 K: 2 S: 9	H: 0 LOB: 0 BB: 0 P: 10	R: 0 H: 0 E: 0 K: 2 S: 12	H: 0 LOB: 0 BB: 0 P: 19	R: 0 H: 0 E: 0 K: 1 S: 6	H: 2 LOB: 0 BB: 0 P: 9	R: 0 H: 2 E: 0 K: 1 S: 17	H: 1 LOB: 2 BB: 0 P: 24	R: 0 H: 0 E: 0 K: 1 S: 12	H: 0 LOB: 0 BB: 0 P: 18	R: 0 H: 1 E: 0 K: 2 S: 9	H: 1 LOB: 1 BB: 0 P: 16	R: 5 H: 5 E: 0 K: 0 S: 22	H: 5 LOB: 1 BB: 1 P: 38	R: 2 H: 1 E: 0 K: 2 S: 14	H: 1 LOB: 0 BB: 0 P: 23	1B: 6 2B: 1 3B: 0 HR: 3	SF: 0 SAC: 1 DP: 0 HBP: 1	WP: 0 PB: 1 CS: 0	PA: 38							
<b>PITCHER</b>	IP	WLS	BF	H	R	ER	SO	BB	IBB	HBP	BLK	WP	HR	S	P	ERA	WHIP										
45 Erik Bedard, L ERA: 3.64	7.0		27	6	2	2	9	0	0	0	0	0	1	79	120	2.57	0.857										
Chad Bradford, R ERA: 3.46	0.0		1	1	0	0	0	0	0	0	0	0	0	6	8	∞	∞										
32 Jamie Walker, L ERA: 3.55	0.1	H	1	0	0	0	0	0	0	0	0	0	0	3	5	0.00	0.000										
Todd Williams, R ERA: 7.53	0.2	L	4	2	3	3	0	1	0	0	0	0	1	7	14	40.50	4.500										
28 Danny Baez, R ERA: 6.52	1.0		5	1	2	2	2	0	0	1	0	0	1	14	23	18.00	1.000										

Arizona Diamondbacks @ Baltimore Orioles  
 Oriole Park at Camden Yards, Baltimore, MD  
 Fri Jun 15 2007, 7:05 PM EDT  
 Att: 26,174 - Cloudy - 78 F

AB 35  
 R 7  
 H 10  
 RBI 7  
 BB 1  
 SO 11  
 LOB 9



Batter	1	2	3	4	5	6	7	8	9	AB	R	H	RBI	BB	SO	LOB	BOTTOM										
1 Brian Roberts, S OBP: 0.395, SLG: 0.403	F8						F7			3	1	1	0	1	0	1											
6 Melvin Mora, R OBP: 0.316, SLG: 0.426	F9			F8				P2		4	1	1	0	0	0	1											
21 Nick Markakis, L OBP: 0.324, SLG: 0.447	P6			G4-6-3				G6-3		4	1	1	1	0	0	1											
10 Miguel Tejada, R OBP: 0.362, SLG: 0.423										3	0	2	1	0	0	0											
17 Aubrey Huff, L OBP: 0.308, SLG: 0.401																											
3 Freddie Bynum, L OBP: 0.231, SLG: 0.423																											
Jay Payton, R OBP: 0.322, SLG: 0.368										4	0	0	0	0	0	5											
31 Jay Gibbons, L OBP: 0.251, SLG: 0.313																											
Corey Patterson, L OBP: 0.283, SLG: 0.285																											
Kevin Millar, R OBP: 0.363, SLG: 0.402																											
Chris Gomez, R OBP: 0.298, SLG: 0.302																											
Paul Bako, L OBP: 0.287, SLG: 0.291																											
<b>Inning Stats</b>	R: 0 H: 0 E: 0 K: 0 S: 13	H: 0 LOB: 0 BB: 0 P: 18	R: 0 H: 0 E: 0 K: 0 S: 7	H: 0 LOB: 0 BB: 0 P: 10	R: 0 H: 0 E: 0 K: 0 S: 8	H: 0 LOB: 0 BB: 0 P: 11	R: 0 H: 1 E: 0 K: 0 S: 6	H: 1 LOB: 0 BB: 0 P: 8	R: 0 H: 2 E: 0 K: 0 S: 14	H: 2 LOB: 2 BB: 0 P: 20	R: 3 H: 3 E: 0 K: 0 S: 11	H: 3 LOB: 1 BB: 1 P: 24	R: 0 H: 1 E: 0 K: 0 S: 7	H: 1 LOB: 1 BB: 0 P: 10	R: 0 H: 2 E: 1 K: 0 S: 13	H: 2 LOB: 2 BB: 0 P: 17	R: 0 H: 0 E: 0 K: 1 S: 10	H: 0 LOB: 0 BB: 0 P: 15	1B: 8 2B: 1 3B: 0 HR: 0	SF: 1 SAC: 0 DP: 1 HBP: 0	WP: 0 PB: 0 CS: 0	PA: 36					
<b>PITCHER</b>	IP	WLS	BF	H	R	ER	SO	BB	IBB	HBP	BLK	WP	HR	S	P	ERA	WHIP										
44 Micah Owings, R ERA: 3.84	6.0		24	6	3	3	0	1	0	0	0	0	0	59	91	4.50	1.167										
45 Doug Slaten, L ERA: 2.65	1.0	W	4	1	0	0	0	0	0	0	0	0	0	7	10	0.00	1.000										
56 Ramon Pena, R ERA: 2.55	1.0	H	5	2	0	0	0	0	0	0	0	0	0	13	17	0.00	2.000										
Jose Valverde, R ERA: 3.21	1.0		3	0	0	0	1	0	0	0	0	0	0	10	15	0.00	0.000										

Arizona Diamondbacks @ Baltimore Orioles  
 Oriole Park at Camden Yards, Baltimore, MD  
 Fri Jun 15 2007, 7:05 PM EDT  
 Att: 26,174 - Cloudy - 78 F

AB 34  
 R 3  
 H 9  
 RBI 3  
 BB 1  
 SO 1  
 LOB 12

















Batter	1	2	3	4	5	6	7	8	9	AB	R	H	RBI	BB	SO	LOB	TOP				
1 Brian Roberts, S OBP: 0.396, SLG: 0.402	0-1 C FA 98 X CH 76 2B	4-1 B FA 95 B FA 95 BB			1-1 C FA 87 B SI 87 X CU 69 G4-3		2-1 B CU 74 C CU 77 X CU 87 G3-1	1-1 B FA 89 C FA 89 X SL 79 1B	4 1 2 0 1 0 0												
21 Nick Markakis, L OBP: 0.333, SLG: 0.449	0-0 2H 2B	1-1 SAFE SAFE F7			1-2 C FA 87 F CH 78 B FA 97 X CU 71 G4-3			0-3 C FA 89 F CU 76 S FA 91 K	1-2 C FC 88 F SL 91 X FA 90 1B	5 1 2 1 0 1 1											
Kevin Millar, R OBP: 0.361, SLG: 0.424 Corey Patterson, L OBP: 0.285, SLG: 0.291	2-2 1-H 10 2B	2-3 SAFE K			2-3 C FA 87 B FF 79 B FA 88 C FA 88 K			1-1 C FA 90 B FA 91 X FA 92 10 HBP 1B	1-0 B FA 88 F FA 88 1B	4 1 2 1 0 2 1 1 1 1 0 0 0 0											
10 Miguel Tejada, R OBP: 0.361, SLG: 0.424 3 Freddie Byrum, L OBP: 0.285, SLG: 0.452	2-1 2H 2B		0-1 C FA 87 X FA 87 G6-3		3-1 B FA 85 F FA 86 B FA 87 X FA 87 31 F7 1B			1-1 F FA 91 H FA 89 6 1B	0-3 C FA 88 F SL 91 X FA 90 K	3 1 2 1 0 0 0 1 0 0 0 0 1 3											
6 Melvin Mora, R OBP: 0.321, SLG: 0.432	4-1 BB		0-1 L FA 86 X FA 89 F9		1-3 C CU 99 F FA 86 B FA 86 F FA 86 1 SAFE S CU 72 K			1-2 D CU 74 C FA 89 C CU 74 C FA 93 X CU 77 3B 1B	1-3 C FA 91 F FA 92 S SL 83 K	4 1 1 1 1 2 4											
31 Jay Gibbons, L OBP: 0.255, SLG: 0.322 Chris Gomez, R OBP: 0.305, SLG: 0.309	1-2 F6		3-1 B FA 88 C FA 87 B CU 72 X FA 85 F7		2-0 B FA 87 B FA 85 X FA 86 F7			1-3 C FA 91 F FA 92 F CU 76 B FA 89 F FA 89 F FA 92 S FA 92 K	0-1 C SL 78 X FA 93 G4-3	4 0 0 0 0 1 5 1 0 0 0 0 0 3											
Jay Payton, R OBP: 0.320, SLG: 0.376	1-3 K		2-1 C SI 87 B SI 88 B CU 70 X FA 88 G4-3		2-1 B FA 88 B FA 86 C CU 88 X FA 86 G4-3			1-1 F FA 91 B FA 92 X FA 91 1B		4 1 1 2 0 1 3											
Paul Bako, L OBP: 0.274, SLG: 0.276	1-3 K		1-0 B FA 86 C SI 86 G1-3		1-1 C CU 73 B CU 74 X CH 87 G3-1			1-2 F CU 78 B FA 90 X 3H 1B		4 0 1 1 0 1 2											
46 Jeremy Guthrie, R 32 Jamie Walker, L			0-3 S SI 87 C CH 83 K		2-3 B FA 88 C SI 88 S FA 88 X K			0-0 G4-3		4 0 0 0 0 2 1 0 0 0 0 0 0 0											
<b>Inning Stats</b>	R: 3 E: 0 K: 2 S: 21	H: 4 LOB: 2 BB: 1 P: 32	R: 0 E: 0 K: 2 S: 10	H: 0 LOB: 1 BB: 1 P: 16	R: 0 E: 0 K: 0 S: 6	H: 0 LOB: 0 BB: 0 P: 9	R: 0 E: 0 K: 1 S: 6	H: 0 LOB: 0 BB: 0 P: 11	R: 0 E: 0 K: 1 S: 8	H: 1 LOB: 1 BB: 0 P: 18	R: 0 E: 0 K: 0 S: 7	H: 0 LOB: 0 BB: 0 P: 13	R: 4 E: 0 K: 2 S: 23	H: 4 LOB: 1 BB: 0 P: 29	R: 0 E: 0 K: 2 S: 14	H: 3 LOB: 3 BB: 0 P: 18	1B: 8 2B: 3 3B: 1 HR: 0	SF: 0 SAC: 0 DP: 0 HBP: 1	WP: 0 PB: 0 SB: 1 CS: 0	PA: 42	
<b>PITCHER</b>	IP WLS BF H R ER SO BB IBB HBP BLK WP HR S P ERA WHIP	IP WLS BF H R ER SO BB IBB HBP BLK WP HR S P ERA WHIP																			
Justin Germano, R ERA: 2.63	6.0 L 25 5 3 3 7 2 0 0 0 0 0 61 98 4.50 1.167	7.1 1.2 10 4 4 4 2 0 0 1 0 0 0 29 41 21.60 2.400	8.1 1.1 7 3 0 0 2 0 0 0 0 0 0 15 19 0.00 2.250																		

Baltimore Orioles @ San Diego Padres  
 PETCO Park, San Diego, CA  
 Wed Jun 20 2007, 10:05 PM EDT  
 Att: 26,931 - Clear - 68 F

AB	39
R	7
H	12
RBI	7
BB	2
SO	11
LOB	23



Batter	1	2	3	4	5	6	7	8	9	AB	R	H	RBI	BB	SO	LOB	BOTTOM					
22 Marcus Giles, R OBP: 0.338, SLG: 0.365	0-3 C FA 87 S CU 70 K		3-3 B FF 95 B FA 84 C SL 83 C SL 83 S SL 83 K			2-3 F FA 92 B FA 94 C SL 81 C SL 83 S FA 94 K		1-2 S FF 94 B FA 84 X F8		4 0 0 0 0 3 1												
José Cruz Jr., S OBP: 0.354, SLG: 0.416	0-0 X CH 84 F8		1-0 B FA 94 X SL 82 F7			1-0 B CU 73 X FA 91 G4-3			1-2 C FA 85 F CH 77 B CH 78 X CH 78 G6-3	4 0 0 0 0 0 1												
23 Adrián González, L OBP: 0.363, SLG: 0.534	1-2 B CH 86 F CU 71 F FA 87 G3		2-2 B SL 86 S FA 96 B SL 84 X FA 97 F8			0-0 X SL 83 1B			0-1 C FA 86 X CH 78 G3	4 0 1 0 0 0 1												
Mike Cameron, R OBP: 0.315, SLG: 0.424		1-3 K		1-3 B SL 83 S SL 83 S SL 83 K			0-1 F SL 81 X SL 81 F7		0-0 X FA 86 28 1B	4 0 1 0 0 2 0												
28 Josh Bard, S OBP: 0.333, SLG: 0.347		2-3 C FA 86 S FF 96 B FF 97 S FA 96 K		1-3 C CU 75 B FF 93 C SL 84 K			2-0 B FA 90 FA 90 X P5		2-2 C CH 76 C FA 85 B FA 85 X CH 76 1B	4 0 1 0 0 2 0												
3 Khalil Greene, R OBP: 0.276, SLG: 0.451 41 Kevin Cameron, R		1-1 B SL 85 S SL 84 K		0-3 C FA 96 F FA 96 S SL 84 K			1-2 S FF 93 C FA 95 X G6-3		1-3 C FA 84 F CH 78 B FA 84 F SL 72 S CH 77 K	3 0 1 0 0 1 0 0 0 0 0 0 0 0 1 0 0 0 0 1 2												
Hiram Bocachica, R OBP: 0.242, SLG: 0.322		BB 1B																				
Russell Branyan, L OBP: 0.376, SLG: 0.500		4-2 B CU 75 B FA 96 B FA 96 B FA 96 B FA 96 B FA 96 BB		3-2 C FF 94 B CH 83 S FF 93 B CH 82 X FF 94 F8			1-1 B FA 90 F FA 88 X FA 89 HR				2 1 1 1 1 0 0											
16 Chase Headley, S OBP: 0.222, SLG: 0.188		2-2 C FA 85 B SL 84 B SL 84 F FA 86 X FA 86 F9		1-3 F FF 93 B CH 82 S SL 84 K			1-1 B FA 94 F FA 88 X FA 83 F8				3 0 0 0 0 1 2											
Justin Germano, R OBP: 0.444, SLG: 0.500 26 Doug Brocaill, L Geoff Blum, S OBP: 0.255, SLG: 0.295			0-2 C FA 94 T FA 95 X FF 95 1B		1-1 B FA 94 C FA 83 X FA 83 F9			0-0 X FF 91 F8		2 0 1 0 0 0 0 0 0 0 0 0 0 0 1 0 0 0 0 0 0												
<b>Inning Stats</b>	R: 0 E: 0 K: 1 S: 7	H: 0 LOB: 0 BB: 0 P: 8	R: 0 E: 0 K: 2 S: 15	H: 1 LOB: 2 BB: 1 P: 25	R: 0 E: 0 K: 1 S: 10	H: 1 LOB: 1 BB: 0 P: 16	R: 0 E: 0 K: 3 S: 9	H: 0 LOB: 0 BB: 0 P: 11	R: 0 E: 0 K: 1 S: 8	H: 0 LOB: 0 BB: 0 P: 13	R: 0 E: 0 K: 1 S: 5	H: 1 LOB: 1 BB: 0 P: 8	R: 0 E: 0 K: 0 S: 6	H: 0 LOB: 0 BB: 0 P: 9	R: 1 E: 0 K: 0 S: 8	H: 1 LOB: 0 BB: 0 P: 11	R: 0 E: 0 K: 1 S: 13	H: 2 LOB: 2 BB: 0 P: 17	1B: 5 2B: 0 3B: 0 HR: 1	SF: 0 SAC: 0 DP: 0 HBP: 0	WP: 0 PB: 0 SB: 0 CS: 0	PA: 33
<b>PITCHER</b>	IP WLS BF H R ER SO BB IBB HBP BLK WP HR S P ERA WHIP	IP WLS BF H R ER SO BB IBB HBP BLK WP HR S P ERA WHIP																				
46 Jeremy Guthrie, R ERA: 2.42	8.0 W 28 4 1 1 9 1 0 0 0 0 0 68 101 1.12 0.625	9.1 1.0 5 2 0 0 1 0 0 0 0 0 0 13 17 0.00 2.000																				

Baltimore Orioles @ San Diego Padres  
 PETCO Park, San Diego, CA  
 Wed Jun 20 2007, 10:05 PM EDT  
 Att: 26,931 - Clear - 68 F

AB	32
R	1
H	6
RBI	1
BB	1
SO	10
LOB	7













Batter	1	2	3	4	5	6	7	8	9	AB	R	H	RBI	BB	SO	LOB	TOP		
1 Brian Roberts, S OBP: 0.495, SLG: 0.434	L7					K				3	0	1	1	2	1	0	<b>Baltimore Orioles @ Arizona Diamondbacks</b> Chase Field, Phoenix, AZ Sat Jun 23 2007, 6:40 PM MST Att: 29,942 - Clear - 100 F		
Corey Patterson, L OBP: 0.287, SLG: 0.290 Jay Payton, R OBP: 0.328, SLG: 0.384		BB				F7		F7		4	0	1	0	0	0	4			
21 Nick Markakis, L OBP: 0.333, SLG: 0.441								G6-3		5	0	2	0	0	2	2			
17 Aubrey Huff, L OBP: 0.300, SLG: 0.384										4	0	0	0	1	1	2			
6 Melvin Mora, R OBP: 0.321, SLG: 0.424										4	0	2	0	1	1	0			
31 Jay Gibbons, L OBP: 0.288, SLG: 0.326										3	2	1	0	2	0	1			
3 Freddie Bynum, L OBP: 0.289, SLG: 0.500										4	1	1	2	0	2	5			
Paul Bako, L OBP: 0.282, SLG: 0.284 John Parrish, L (7, 1)										4	1	2	0	0	0	4			
56 Brian Burres, L OBP: 0.500, SLG: 0.500 Rob Bell, R Scott Williamson, R Ramon Hernandez, R OBP: 0.333, SLG: 0.368										2	0	1	1	0	1	3			
<b>Inning Stats</b>	R: 0 E: 0 K: 0 S: 6	H: 2 LOB: 1 BB: 0 P: 10	R: 1 E: 0 K: 1 S: 14	H: 2 LOB: 3 BB: 2 P: 28	R: 0 E: 0 K: 1 S: 11	H: 1 LOB: 0 BB: 0 P: 16	R: 3 E: 0 K: 1 S: 18	H: 3 LOB: 1 BB: 1 P: 32	R: 0 E: 0 K: 2 S: 10	H: 1 LOB: 1 BB: 0 P: 15	R: 0 E: 0 K: 0 S: 5	H: 0 LOB: 1 BB: 1 P: 12	R: 0 E: 0 K: 0 S: 12	H: 0 LOB: 0 BB: 0 P: 17	R: 0 E: 0 K: 1 S: 12	H: 0 LOB: 0 BB: 0 P: 17		1B: 9 2B: 0 3B: 1 HR: 1	SF: 0 SAC: 1 DP: 0 HBP: 0
<b>PITCHER</b>	IP	WLS	BF	H	R	ER	SO	BB	IBB	HBP	BLK	WP	HR	S	P	ERA	WHIP		
Livan Hernandez, R ERA: 4.68	4.0		23	9	4	4	3	4	0	0	0	0	1	56	99	9.00	3.250		
37 Juan Cruz, R ERA: 3.71	2.0	W	8	2	0	0	4	0	0	0	0	0	0	20	31	0.00	1.000		
56 Ramon Pena, R ERA: 2.2	1.1	H	5	0	0	0	0	1	0	0	0	0	0	7	14	0.00	0.750		
45 Doug Slaten, L ERA: 2.85	0.0		1	0	0	0	0	1	0	0	0	0	0	3	7	∞	∞		
Brandon Lyon, R ERA: 2.31	0.2	H	2	0	0	0	0	0	0	0	0	0	0	7	11	0.00	0.000		

Batter	1	2	3	4	5	6	7	8	9	AB	R	H	RBI	BB	SO	LOB	BOTTOM		
22 Eric Byrnes, R OBP: 0.366, SLG: 0.518										5	2	1	1	0	2	2	<b>Baltimore Orioles @ Arizona Diamondbacks</b> Chase Field, Phoenix, AZ Sat Jun 23 2007, 6:40 PM MST Att: 29,942 - Clear - 100 F		
11 Augie Ojeda, S OBP: 0.525, SLG: 0.643										4	1	2	1	1	2	0			
1 Orlando Hudson, S OBP: 0.382, SLG: 0.467										4	0	1	1	1	0	2			
34 Conor Jackson, R OBP: 0.376, SLG: 0.428 56 Ramon Pena, R OBP: 0.333, SLG: 0.333 45 Doug Slaten, L Brandon Lyon, R Jose Valverde, R (9, 1)										2	2	2	0	2	0	0			
24 Chris Young, R OBP: 0.280, SLG: 0.422										4	0	0	0	0	3	8			
27 Mark Reynolds, R OBP: 0.354, SLG: 0.513										3	1	1	2	1	0	3			
7 Carlos Quentin, R OBP: 0.299, SLG: 0.364										3	0	0	0	1	1	3			
26 Miguel Montero, L OBP: 0.292, SLG: 0.368										3	0	1	2	1	0	1			
Livan Hernandez, R OBP: 0.237, SLG: 0.243 37 Juan Cruz, R 18 Chad Tracy, L OBP: 0.366, SLG: 0.496 (7, 3)										2	0	0	0	0	0	1			
<b>Inning Stats</b>	R: 0 E: 0 K: 2 S: 13	H: 1 LOB: 2 BB: 1 P: 23	R: 0 E: 0 K: 0 S: 3	H: 0 LOB: 0 BB: 1 P: 7	R: 0 E: 0 K: 0 S: 10	H: 0 LOB: 1 BB: 1 P: 19	R: 2 E: 0 K: 2 S: 14	H: 1 LOB: 1 BB: 2 P: 26	R: 3 E: 0 K: 1 S: 15	H: 4 LOB: 1 BB: 0 P: 20	R: 2 E: 1 K: 1 S: 14	H: 2 LOB: 3 BB: 2 P: 29	R: 0 E: 0 K: 0 S: 4	H: 0 LOB: 0 BB: 0 P: 8	R: 0 E: 0 K: 2 S: 9	H: 0 LOB: 0 BB: 0 P: 16		1B: 5 2B: 1 3B: 1 HR: 1	SF: 0 SAC: 0 DP: 1 HBP: 0
<b>PITCHER</b>	IP	WLS	BF	H	R	ER	SO	BB	IBB	HBP	BLK	WP	HR	S	P	ERA	WHIP		
56 Brian Burres, L ERA: 3.36 Rob Bell, R ERA: 13.5 Scott Williamson, R ERA: 3.95 John Parrish, L ERA: 5.46	4.1	L	10	4	3	2	1	1	1	0	0	0	0	17	31	18.00	5.000		
	0.2		2	0	0	0	1	0	0	0	0	0	0	5	9	0.00	0.000		
	2.0		6	0	0	0	2	0	0	0	0	0	0	13	24	0.00	0.000		
<b>PITCHER</b>	IP	WLS	BF	H	R	ER	SO	BB	IBB	HBP	BLK	WP	HR	S	P	ERA	WHIP		
	1.0		3	0	0	0	1	0	0	0	0	0	0	12	17	0.00	0.000		





Batter	1	2	3	4	5	6	7	8	9	AB	R	H	RBI	BB	SO	LOB	TOP					
1 Brian Roberts, S (1.4) OBP: 0.411, SLG: 0.451										5	1	4	1	0	0	1	<p><b>Baltimore Orioles @ Arizona Diamondbacks</b> Chase Field, Phoenix, AZ Sun Jun 24 2007, 1:40 PM MST Att: 27,761 - Roof Closed - 75 F</p> <p>livebaseballscores.com</p>					
Chris Gomez, R (1.6) OBP: 0.338, SLG: 0.348										5	0	2	0	0	0	2						
21 Nick Markakis, L (1.9) OBP: 0.334, SLG: 0.440										5	0	2	0	0	0	2						
Ramon Hernandez, R (1.2) OBP: 0.342, SLG: 0.367										3	1	1	0	2	0	2						
Kevin Millar, R (1.3) OBP: 0.376, SLG: 0.407 Chad Bradford, R (7.1)										4	0	2	0	0	0	3						
31 Jay Gibbons, L (8.7) OBP: 0.272, SLG: 0.330										1	0	1	0	0	0	0						
6 Melvin Mora, R (1.5) OBP: 0.319, SLG: 0.431										5	1	1	1	0	1	7						
Jay Payton, R (1.8) OBP: 0.325, SLG: 0.379										5	0	1	1	0	0	5						
39 Jon Knott, R (1.7) OBP: 0.625, SLG: 1.000 32 Jamie Walker, L (6.1)										2	0	0	0	1	2	2						
17 Aubrey Huff, L (7.3) OBP: 0.303, SLG: 0.384										0	0	0	0	0	0	0						
41 Steve Trachsel, R (1.1) 3 Freddie Bynum, L (5, PH) Paul Shuey, R (5.1) Corey Patterson, L (6.8) 37 Chris Ray, R (8.1)										1	0	0	0	0	1	0						
<b>Inning Stats</b>	R: 0 E: 0 K: 0 S: 6	H: 1 LOB: 0 BB: 0 P: 11	R: 0 E: 0 K: 0 S: 11	H: 1 LOB: 1 BB: 0 P: 17	R: 0 E: 0 K: 2 S: 16	H: 2 LOB: 2 BB: 0 P: 23	R: 0 E: 0 K: 0 S: 5	H: 1 LOB: 1 BB: 1 P: 9	R: 0 E: 0 K: 1 S: 7	H: 1 LOB: 2 BB: 1 P: 13	R: 1 E: 0 K: 1 S: 16	H: 2 LOB: 2 BB: 1 P: 24	R: 1 E: 0 K: 0 S: 11	H: 3 LOB: 2 BB: 0 P: 17	R: 1 E: 0 K: 0 S: 13	H: 1 LOB: 1 BB: 1 P: 22	R: 0 E: 0 K: 1 S: 13	H: 2 LOB: 3 BB: 1 P: 25	1B: 12 2B: 0 3B: 0 HR: 2	SF: 0 SAC: 0 DP: 1 HBP: 0	WP: 0 PB: 0 SB: 0 CS: 0	PA: 43
<b>PITCHER</b>	IP WLS BF H R ER SO BB IBB HBP BLK WP HR S P ERA WHIP																ERA WHIP					
49 Doug Davis, L (1.1) ERA: 4.16	6.1 W 29 10 2 2 3 2 0 0 0 0 0 1 67 106 2.84 1.895																					
45 Doug Slaten, L (7.1) ERA: 2.65	0.0 1 1 0 0 0 0 0 0 0 0 0 0 2 3 ∞ ∞																					
56 Ramon Pena, R (8.1) ERA: 2.16	0.2 2 0 0 0 0 0 0 0 0 0 0 0 3 5 0.00 0.000																					
36 Jaielen Peguero, R (8.1) ERA: 4.05	0.1 3 1 1 1 0 1 0 0 0 0 0 1 8 14 27.00 6.000																					
Brandon Lyon, R (8.1) ERA: 2.21	1.2 8 2 0 0 1 1 0 0 0 0 0 0 18 33 0.00 1.800																					

Batter	1	2	3	4	5	6	7	8	9	AB	R	H	RBI	BB	SO	LOB	BOTTOM			
22 Eric Byrnes, R (1.7) OBP: 0.366, SLG: 0.516										5	0	2	2	0	1	1	<p><b>Baltimore Orioles @ Arizona Diamondbacks</b> Chase Field, Phoenix, AZ Sun Jun 24 2007, 1:40 PM MST Att: 27,761 - Roof Closed - 75 F</p> <p>livebaseballscores.com</p>			
6 Stephen Drew, L (1.6) OBP: 0.301, SLG: 0.346										4	1	2	1	1	0	2				
1 Orlando Hudson, S (1.4) OBP: 0.383, SLG: 0.469										3	1	1	1	1	0	1				
18 Chad Tracy, L (1.3) OBP: 0.380, SLG: 0.521										3	1	2	1	2	0	1				
27 Mark Reynolds, R (1.5) OBP: 0.348, SLG: 0.513										4	0	1	1	0	2	6				
24 Chris Young, R (1.8) OBP: 0.286, SLG: 0.432										4	3	2	0	1	1	1				
7 Carlos Quentin, R (1.9) OBP: 0.302, SLG: 0.365										2	0	1	1	1	0	1				
19 Chris Snyder, R (1.2) OBP: 0.299, SLG: 0.367										4	1	1	0	0	1	3				
49 Doug Davis, R (1.1) ERA: 4.55 45 Doug Slaten, L (7.1) 56 Ramon Pena, R (7.1) Tony Clark, S (7, PH) 36 Jaielen Peguero, R (8.1) Brandon Lyon, R (8.1)										3	1	1	1	0	1	2				
<b>Inning Stats</b>	R: 1 E: 0 K: 2 S: 15	H: 1 LOB: 1 BB: 1 P: 24	R: 1 E: 0 K: 0 S: 11	H: 1 LOB: 0 BB: 0 P: 18	R: 0 E: 0 K: 0 S: 6	H: 1 LOB: 2 BB: 1 P: 12	R: 3 E: 1 K: 1 S: 20	H: 4 LOB: 3 BB: 2 P: 36	R: 1 E: 0 K: 2 S: 17	H: 2 LOB: 2 BB: 1 P: 28	R: 1 E: 0 K: 0 S: 13	H: 1 LOB: 0 BB: 0 P: 22	R: 0 E: 0 K: 0 S: 10	H: 1 LOB: 1 BB: 0 P: 15	R: 1 E: 0 K: 1 S: 13	H: 2 LOB: 1 BB: 1 P: 21		1B: 8 2B: 2 3B: 1 HR: 2	SF: 3 SAC: 0 DP: 1 HBP: 0	WP: 0 PB: 0 SB: 2 CS: 0
<b>PITCHER</b>	IP WLS BF H R ER SO BB IBB HBP BLK WP HR S P ERA WHIP																ERA WHIP			
41 Steve Trachsel, R (1.1) ERA: 4.55	4.0 L 23 7 5 5 3 4 0 0 0 0 0 0 17 28 9.00 3.000																			
Paul Shuey, R (5.1) ERA: 4.5	1.0 6 2 1 1 2 1 0 0 0 0 0 0 17 28 9.00 3.000																			
32 Jamie Walker, L (6.1) ERA: 3.49	1.0 4 1 1 1 0 0 0 0 0 0 0 0 13 22 9.00 1.000																			
Chad Bradford, R (7.1) ERA: 3.49	1.0 4 1 0 0 0 0 0 0 0 0 0 0 10 15 0.00 1.000																			
37 Chris Ray, R (8.1) ERA: 4.72	1.0 5 2 1 1 1 1 0 0 0 0 0 1 13 21 9.00 3.000																			



Batter	1	2	3	4	5	6	7	8	9	AB	R	H	RBI	BB	SO	LOB	TOP											
18 Johnny Damon, L (1, 10) OBP: 0.338, SLG: 0.364										4	1	1	2	0	2	3	<b>New York Yankees @ Baltimore Orioles</b> Oriole Park at Camden Yards, Baltimore, MD Tue Jun 26 2007, 7:05 PM EDT Att: 39,934 - Clear - 93 F <a href="http://livebaseballscores.com">livebaseballscores.com</a>											
2 Derek Jeter, R (1, 6) OBP: 0.420, SLG: 0.486										4	0	2	0	0	0	0												
55 Hideki Matsui, L (1, 7) OBP: 0.356, SLG: 0.452										4	0	0	0	0	1	2												
13 Alex Rodriguez, R (1, 5)										4	0	1	0	0	0	1												
20 Jorge Posada, S (1, 2) OBP: 0.404, SLG: 0.540										2	0	0	0	2	2	2												
24 Robinson Cano, L (1, 4) OBP: 0.307, SLG: 0.407										4	0	0	0	0	0	2												
28 Melky Cabrera, S (1, 8) OBP: 0.315, SLG: 0.366										3	0	1	0	1	0	0												
Bobby Abreu, L (1, 9) OBP: 0.350, SLG: 0.363										4	0	1	0	0	1	2												
Miguel Cairo, R (1, 3) OBP: 0.310, SLG: 0.304										4	1	2	0	0	0	4												
<b>Inning Stats</b>	R: 0 E: 0 K: 1 S: 5	H: 0 LOB: 0 BB: 0 P: 8	R: 0 E: 0 K: 1 S: 8	H: 0 LOB: 0 BB: 0 P: 11	R: 0 E: 0 K: 1 S: 10	H: 1 LOB: 1 BB: 0 P: 13	R: 0 E: 0 K: 0 S: 4	H: 1 LOB: 0 BB: 0 P: 7	R: 0 E: 0 K: 0 S: 10	H: 0 LOB: 0 BB: 1 P: 17	R: 2 E: 0 K: 3 S: 19	H: 4 LOB: 2 BB: 0 P: 30	R: 0 E: 0 K: 0 S: 14	H: 2 LOB: 2 BB: 0 P: 18	R: 0 E: 0 K: 0 S: 5	H: 0 LOB: 0 BB: 0 P: 8		R: 0 E: 0 K: 0 S: 6	H: 0 LOB: 2 BB: 2 P: 17	1B: 7 2B: 0 3B: 0 HR: 1	SF: 0 SAC: 0 DP: 2 HBP: 0	WP: 0 PB: 0 SB: 0 CS: 0	PA: 36					
<b>PITCHER</b>	IP	WLS	BF	H	R	ER	SO	BB	IBB	HBP	BLK	WP	HR	S	P	ERA	WHIP											
46 Jeremy Guthrie, R (1, 1) ERA: 2.45	6.1		25	7	2	2	6	1	0	0	0	0	0	1	63	94	2.84	1.263										
32 Jamie Walker, L (7, 1) ERA: 3.41	0.2		3	1	0	0	0	0	0	0	0	0	0	7	10	0.00	1.500											
Chad Bradford, R (8, 1) ERA: 3.38	1.0		3	0	0	0	0	0	0	0	0	0	0	5	8	0.00	0.000											
37 Chris Ray, R (9, 1) ERA: 4.88	1.0	W	5	0	0	0	0	2	0	0	0	0	0	6	17	0.00	2.000											

Batter	1	2	3	4	5	6	7	8	9	AB	R	H	RBI	BB	SO	LOB	BOTTOM										
1 Brian Roberts, S (1, 4) OBP: 0.411, SLG: 0.448										4	0	1	0	1	1	3	<b>New York Yankees @ Baltimore Orioles</b> Oriole Park at Camden Yards, Baltimore, MD Tue Jun 26 2007, 7:05 PM EDT Att: 39,934 - Clear - 93 F <a href="http://livebaseballscores.com">livebaseballscores.com</a>										
Chris Gomez, R (1, 6) OBP: 0.333, SLG: 0.343										4	0	1	0	0	0	2											
21 Nick Markakis, L (1, 9) OBP: 0.338, SLG: 0.444										4	0	2	1	1	0	2											
Ramon Hernandez, R (1, 2) OBP: 0.344, SLG: 0.359										3	0	0	1	2	0	2											
17 Aubrey Huff, L (1, 10) OBP: 0.302, SLG: 0.380										3	0	0	0	1	1	1											
6 Melvin Mora, R (1, 5) OBP: 0.325, SLG: 0.432										2	1	1	0	2	0	1											
Kevin Millar, R (1, 3) OBP: 0.378, SLG: 0.409										4	0	2	0	0	0	4											
Jay Payton, R (1, 7) OBP: 0.321, SLG: 0.374										3	0	0	0	0	0	4											
31 Jay Gibbons, L (8, PH) OBP: 0.270, SLG: 0.328										1	0	0	0	0	1	1											
Corey Patterson, L (1, 8) OBP: 0.277, SLG: 0.297										3	2	3	1	1	0	0											
<b>Inning Stats</b>	R: 0 E: 0 K: 0 S: 6	H: 1 LOB: 0 BB: 0 P: 9	R: 0 E: 0 K: 1 S: 9	H: 1 LOB: 2 BB: 1 P: 15	R: 1 E: 0 K: 0 S: 11	H: 1 LOB: 1 BB: 1 P: 18	R: 1 E: 0 K: 0 S: 9	H: 2 LOB: 2 BB: 1 P: 19	R: 0 E: 0 K: 0 S: 12	H: 1 LOB: 3 BB: 2 P: 22	R: 0 E: 0 K: 1 S: 9	H: 1 LOB: 0 BB: 0 P: 14	R: 0 E: 0 K: 0 S: 10	H: 1 LOB: 0 BB: 0 P: 13	R: 0 E: 0 K: 1 S: 11	H: 1 LOB: 1 BB: 0 P: 16	R: 1 E: 0 K: 0 S: 15	H: 1 LOB: 3 BB: 3 P: 27	1B: 9 2B: 1 3B: 0 HR: 0	SF: 0 SAC: 1 DP: 1 HBP: 0	WP: 0 PB: 0 SB: 2 CS: 1	PA: 40					
<b>PITCHER</b>	IP	WLS	BF	H	R	ER	SO	BB	IBB	HBP	BLK	WP	HR	S	P	ERA	WHIP										
46 Andy Pettitte, L (1, 1) ERA: 3.24	7.0		31	8	2	2	2	5	0	0	0	0	0	66	110	2.57	1.857										
Kyle Farnsworth, R (8, 1) ERA: 4.99	1.0		4	1	0	0	1	0	0	0	0	0	0	11	16	0.00	1.000										
Scott Proctor, R (9, 1) ERA: 3.48	0.1	L	5	1	1	1	0	3	0	0	0	0	0	15	27	27.00	12.000										



Batter	1	2	3	4	5	6	7	8	9	AB	R	H	RBI	BB	SO	LOB	TOP					
18 Johnny Damon, L (1, 10) OBP: 0.333, SLG: 0.357										4	0	0	0	0	1	1	<b>New York Yankees @ Baltimore Orioles</b> Oriole Park at Camden Yards, Baltimore, MD Wed Jun 27 2007, 7:05 PM EDT Att: 35,776 - Overcast - 97 F					
2 Derek Jeter, R (1, 6) OBP: 0.418, SLG: 0.483										4	0	1	0	0	2	0						
55 Hideki Matsui, L (1, 7) OBP: 0.354, SLG: 0.449										4	0	1	0	0	1	1						
13 Alex Rodriguez, R (1, 5) OBP: 0.429, SLG: 0.694										4	0	1	0	0	2	1						
20 Jorge Posada, S (1, 2) OBP: 0.401, SLG: 0.536										4	0	1	0	0	2	3						
Bobby Abreu, L (1, 9) OBP: 0.346, SLG: 0.358										4	0	0	0	0	0	3						
28 Melky Cabrera, S (1, 8) OBP: 0.316, SLG: 0.365										3	0	1	0	0	0	1						
24 Robinson Canó, L (1, 4) OBP: 0.307, SLG: 0.404										2	0	0	0	1	2	1						
Miguel Cairo, R (1, 3) OBP: 0.303, SLG: 0.296										2	0	0	0	0	0	1						
12 Andy Phillips, R (8, PH) OBP: 0.222, SLG: 0.125										1	0	0	0	0	0	1						
<b>Inning Stats</b>	R: 0 E: 0 K: 3 S: 12	H: 0 LOB: 0 BB: 0 P: 20	R: 0 E: 0 K: 1 S: 8	H: 1 LOB: 1 BB: 0 P: 16	R: 0 E: 0 K: 1 S: 8	H: 0 LOB: 0 BB: 0 P: 11	R: 0 E: 0 K: 1 S: 7	H: 1 LOB: 1 BB: 0 P: 12	R: 0 E: 0 K: 0 S: 7	H: 0 LOB: 1 BB: 1 P: 15	R: 0 E: 0 K: 1 S: 8	H: 0 LOB: 0 BB: 0 P: 17	R: 0 E: 0 K: 1 S: 12	H: 0 LOB: 0 BB: 0 P: 17	R: 0 E: 0 K: 1 S: 13	H: 1 LOB: 1 BB: 0 P: 16	R: 0 E: 0 K: 1 S: 12	H: 2 LOB: 2 BB: 0 P: 20	1B: 5 2B: 0 3B: 0 HR: 0	SF: 0 SAC: 0 DP: 0 HBP: 0	WP: 0 PB: 0 SB: 0 CS: 0	PA: 33
<b>PITCHER</b>	IP WLS BF H R ER SO BB IBB HBP BLK WP HR S P ERA WHIP																					
45 Erik Bedard, L (1, 1) ERA: 3.36	7.0 W 24 2 0 0 8 1 0 0 0 0 0 0 62 108 0.00 0.429																					
32 Jamie Walker, L (8, 1) ERA: 3.3	1.0 4 1 0 0 1 0 0 0 0 0 0 0 13 16 0.00 1.000																					
Chad Bradford, R (9, 1) ERA: 3.26	1.0 5 2 0 0 1 0 0 0 0 0 0 0 12 20 0.00 2.000																					

Batter	1	2	3	4	5	6	7	8	9	AB	R	H	RBI	BB	SO	LOB	BOTTOM					
1 Brian Roberts, S (1, 4) OBP: 0.409, SLG: 0.445										4	0	1	0	0	0	2	<b>New York Yankees @ Baltimore Orioles</b> Oriole Park at Camden Yards, Baltimore, MD Wed Jun 27 2007, 7:05 PM EDT Att: 35,776 - Overcast - 97 F					
Chris Gomez, R (1, 6) OBP: 0.342, SLG: 0.351										4	1	2	0	0	0	1						
21 Nick Markakis, L (1, 9) OBP: 0.337, SLG: 0.440										3	1	0	0	1	0	2						
Ramon Hernandez, R (1, 2) OBP: 0.348, SLG: 0.358										3	1	1	1	1	0	0						
17 Aubrey Huff, L (1, 10) OBP: 0.301, SLG: 0.389										4	1	1	3	0	0	2						
6 Melvin Mora, R (1, 5) OBP: 0.321, SLG: 0.426										4	0	0	0	0	0	0						
Kevin Millar, R (1, 3) OBP: 0.377, SLG: 0.407										3	0	1	0	0	0	0						
12 Brandon Fahey, L (9, 6)										0	0	0	0	0	0	0						
31 Jay Gibbons, L (1, 7) OBP: 0.271, SLG: 0.324										2	0	0	0	1	0	1						
Jay Payton, R (7, 7) OBP: 0.321, SLG: 0.374										0	0	0	0	0	0	0						
Corey Patterson, L (1, 8) OBP: 0.278, SLG: 0.302										3	0	1	0	0	0	1						
<b>Inning Stats</b>	R: 0 E: 0 K: 0 S: 4	H: 1 LOB: 0 BB: 0 P: 7	R: 0 E: 0 K: 0 S: 5	H: 0 LOB: 0 BB: 0 P: 8	R: 0 E: 0 K: 0 S: 11	H: 0 LOB: 0 BB: 0 P: 14	R: 0 E: 0 K: 0 S: 14	H: 1 LOB: 2 BB: 1 P: 25	R: 0 E: 0 K: 0 S: 13	H: 1 LOB: 2 BB: 1 P: 21	R: 4 E: 0 K: 0 S: 10	H: 4 LOB: 1 BB: 1 P: 18	R: 0 E: 0 K: 0 S: 5	H: 0 LOB: 0 BB: 0 P: 7	R: 0 E: 0 K: 0 S: 8	H: 0 LOB: 0 BB: 0 P: 14	R: 0 E: 0 K: 0 S: 5	H: 0 LOB: 0 BB: 0 P: 20	1B: 5 2B: 1 3B: 0 HR: 1	SF: 0 SAC: 0 DP: 1 HBP: 0	WP: 0 PB: 0 SB: 1 CS: 0	PA: 33
<b>PITCHER</b>	IP WLS BF H R ER SO BB IBB HBP BLK WP HR S P ERA WHIP																					
22 Roger Clemens, R (1, 1) ERA: 5.32	6.0 L 27 7 4 4 4 3 0 0 0 0 0 0 57 93 6.00 1.667																					
33 Brian Bruney, R (7, 1) ERA: 1.91	1.0 3 0 0 0 0 0 0 0 0 0 0 0 5 7 0.00 0.000																					
42 Mariano Rivera, R (8, 1) ERA: 4.08	1.0 3 0 0 0 0 0 0 0 0 0 0 0 8 14 0.00 0.000																					




Batter	1	2	3	4	5	6	7	8	9	AB	R	H	RBI	BB	SO	LOB	TOP							
9 Chone Figgins, S OBP: 0.374, SLG: 0.410										5	2	4	1	0	0	0	<b>Los Angeles Angels @ Baltimore Orioles</b> Oriole Park at Camden Yards, Baltimore, MD Fri Jun 29 2007, 7:05 PM EDT Att: 36,689 - Overcast - 78 F							
Orlando Cabrera, R OBP: 0.375, SLG: 0.458										5	2	3	3	0	1	3								
27 Vladimir Guerrero, R OBP: 0.424, SLG: 0.564										4	0	1	2	0	0	1								
24 Gary Matthews, S OBP: 0.346, SLG: 0.453										4	1	2	0	1	0	2								
Casey Kotchman, L OBP: 0.388, SLG: 0.520										5	0	0	0	0	0	4								
47 Howie Kendrick, R OBP: 0.333, SLG: 0.446										5	2	2	2	0	0	1								
22 Kendrys Morales, S (1, 10) OBP: 0.333, SLG: 0.536										5	0	1	0	0	1	0								
Mike Napoli, R OBP: 0.340, SLG: 0.431										3	1	0	0	1	0	0								
39 Robb Quinlan, R OBP: 0.330, SLG: 0.446										3	1	1	0	0	0	0								
32 Erick Aybar, S (8, PH) OBP: 0.281, SLG: 0.269										0	0	0	0	0	0	0								
Nathan Haynes, L OBP: 0.333, SLG: 0.400										0	0	0	0	0	0	0								
<b>Inning Stats</b>	R: 1 E: 0 K: 0 S: 15	H: 3 LOB: 1 BB: 0 P: 19	R: 4 E: 0 K: 0 S: 19	H: 6 LOB: 1 BB: 0 P: 28	R: 0 E: 0 K: 0 S: 6	H: 0 LOB: 0 BB: 0 P: 9	R: 0 E: 0 K: 0 S: 11	H: 1 LOB: 1 BB: 0 P: 14	R: 0 E: 0 K: 0 S: 7	H: 0 LOB: 1 BB: 0 P: 12	R: 0 E: 0 K: 0 S: 8	H: 0 LOB: 1 BB: 0 P: 9	R: 1 E: 0 K: 0 S: 8	H: 2 LOB: 1 BB: 0 P: 10	R: 1 E: 0 K: 1 S: 14	H: 1 LOB: 2 BB: 1 P: 22	R: 2 E: 0 K: 1 S: 11	H: 1 LOB: 0 BB: 0 P: 18	1B: 10 2B: 2 3B: 0 HR: 2	SF: 0 SAC: 0 DP: 0 HBP: 2	WP: 1 PB: 0 SB: 1 CS: 1	PA: 43		
<b>PITCHER</b>	IP WLS BF H R ER SO BB IBB HBP BLK WP HR S P ERA WHIP	IP WLS BF H R ER SO BB IBB HBP BLK WP HR S P ERA WHIP	IP WLS BF H R ER SO BB IBB HBP BLK WP HR S P ERA WHIP	IP WLS BF H R ER SO BB IBB HBP BLK WP HR S P ERA WHIP	IP WLS BF H R ER SO BB IBB HBP BLK WP HR S P ERA WHIP	IP WLS BF H R ER SO BB IBB HBP BLK WP HR S P ERA WHIP	IP WLS BF H R ER SO BB IBB HBP BLK WP HR S P ERA WHIP	IP WLS BF H R ER SO BB IBB HBP BLK WP HR S P ERA WHIP	IP WLS BF H R ER SO BB IBB HBP BLK WP HR S P ERA WHIP	IP WLS BF H R ER SO BB IBB HBP BLK WP HR S P ERA WHIP	IP WLS BF H R ER SO BB IBB HBP BLK WP HR S P ERA WHIP	IP WLS BF H R ER SO BB IBB HBP BLK WP HR S P ERA WHIP	IP WLS BF H R ER SO BB IBB HBP BLK WP HR S P ERA WHIP	IP WLS BF H R ER SO BB IBB HBP BLK WP HR S P ERA WHIP	IP WLS BF H R ER SO BB IBB HBP BLK WP HR S P ERA WHIP	IP WLS BF H R ER SO BB IBB HBP BLK WP HR S P ERA WHIP	IP WLS BF H R ER SO BB IBB HBP BLK WP HR S P ERA WHIP	IP WLS BF H R ER SO BB IBB HBP BLK WP HR S P ERA WHIP	IP WLS BF H R ER SO BB IBB HBP BLK WP HR S P ERA WHIP	IP WLS BF H R ER SO BB IBB HBP BLK WP HR S P ERA WHIP	IP WLS BF H R ER SO BB IBB HBP BLK WP HR S P ERA WHIP	IP WLS BF H R ER SO BB IBB HBP BLK WP HR S P ERA WHIP	IP WLS BF H R ER SO BB IBB HBP BLK WP HR S P ERA WHIP	IP WLS BF H R ER SO BB IBB HBP BLK WP HR S P ERA WHIP
41 Steve Trachsel, R ERA: 4.95	1.2	12	9	5	5	0	0	0	0	0	0	0	0	0	0	0	1	0	31	42	27.00	5.400		
Rob Bell, R ERA: 2.57	4.1	15	1	0	0	0	1	0	0	0	0	0	0	0	0	0	0	0	35	49	0.00	0.462		
Scott Williamson, R ERA: 4.4	0.2	H	3	1	1	0	0	0	0	0	0	0	0	0	0	0	0	1	5	7	13.50	1.500		
32 Jamie Walker, L ERA: 3.26	0.1	H	2	1	0	0	0	0	0	0	0	0	0	0	0	0	0	0	3	3	0.00	3.000		
Chad Bradford, R ERA: 3.45	1.0	B	6	1	1	1	1	0	0	0	0	0	0	0	0	0	0	0	14	22	9.00	2.000		
<b>PITCHER</b>	IP WLS BF H R ER SO BB IBB HBP BLK WP HR S P ERA WHIP	IP WLS BF H R ER SO BB IBB HBP BLK WP HR S P ERA WHIP	IP WLS BF H R ER SO BB IBB HBP BLK WP HR S P ERA WHIP	IP WLS BF H R ER SO BB IBB HBP BLK WP HR S P ERA WHIP	IP WLS BF H R ER SO BB IBB HBP BLK WP HR S P ERA WHIP	IP WLS BF H R ER SO BB IBB HBP BLK WP HR S P ERA WHIP	IP WLS BF H R ER SO BB IBB HBP BLK WP HR S P ERA WHIP	IP WLS BF H R ER SO BB IBB HBP BLK WP HR S P ERA WHIP	IP WLS BF H R ER SO BB IBB HBP BLK WP HR S P ERA WHIP	IP WLS BF H R ER SO BB IBB HBP BLK WP HR S P ERA WHIP	IP WLS BF H R ER SO BB IBB HBP BLK WP HR S P ERA WHIP	IP WLS BF H R ER SO BB IBB HBP BLK WP HR S P ERA WHIP	IP WLS BF H R ER SO BB IBB HBP BLK WP HR S P ERA WHIP	IP WLS BF H R ER SO BB IBB HBP BLK WP HR S P ERA WHIP	IP WLS BF H R ER SO BB IBB HBP BLK WP HR S P ERA WHIP	IP WLS BF H R ER SO BB IBB HBP BLK WP HR S P ERA WHIP	IP WLS BF H R ER SO BB IBB HBP BLK WP HR S P ERA WHIP	IP WLS BF H R ER SO BB IBB HBP BLK WP HR S P ERA WHIP	IP WLS BF H R ER SO BB IBB HBP BLK WP HR S P ERA WHIP	IP WLS BF H R ER SO BB IBB HBP BLK WP HR S P ERA WHIP	IP WLS BF H R ER SO BB IBB HBP BLK WP HR S P ERA WHIP	IP WLS BF H R ER SO BB IBB HBP BLK WP HR S P ERA WHIP	IP WLS BF H R ER SO BB IBB HBP BLK WP HR S P ERA WHIP	IP WLS BF H R ER SO BB IBB HBP BLK WP HR S P ERA WHIP
1 Brian Roberts, S (1, 4) OBP: 0.411, SLG: 0.455										4	1	1	0	1	0	1	<b>Los Angeles Angels @ Baltimore Orioles</b> Oriole Park at Camden Yards, Baltimore, MD Fri Jun 29 2007, 7:05 PM EDT Att: 36,689 - Overcast - 78 F							
Chris Gomez, R OBP: 0.341, SLG: 0.354										5	1	1	0	0	1	3								
21 Nick Markakis, L OBP: 0.331, SLG: 0.431										5	0	0	1	0	0	2								
Ramon Hernandez, R OBP: 0.347, SLG: 0.353										4	1	0	0	1	0	0								
17 Aubrey Huff, L OBP: 0.307, SLG: 0.413										4	3	4	3	0	0	0								
12 Brandon Fahey, L (7, PR) OBP: 0.167, SLG: 0.167										1	0	0	0	0	0	0								
6 Melvin Mora, R OBP: 0.332, SLG: 0.448										4	1	3	3	0	0	1								
31 Jay Gibbons, L (1, 10) OBP: 0.267, SLG: 0.323										4	0	0	0	0	2	3								
Jay Payton, R OBP: 0.320, SLG: 0.368										3	0	1	0	1	0	1								
Corey Patterson, L OBP: 0.285, SLG: 0.322										4	0	2	0	0	0	3								
<b>Inning Stats</b>	R: 0 E: 0 K: 1 S: 8	H: 0 LOB: 0 BB: 0 P: 14	R: 1 E: 0 K: 1 S: 12	H: 2 LOB: 1 BB: 0 P: 22	R: 0 E: 0 K: 0 S: 8	H: 1 LOB: 1 BB: 0 P: 13	R: 2 E: 0 K: 0 S: 9	H: 3 LOB: 1 BB: 0 P: 12	R: 4 E: 0 K: 1 S: 20	H: 4 LOB: 2 BB: 2 P: 33	R: 0 E: 0 K: 0 S: 9	H: 0 LOB: 0 BB: 0 P: 18	R: 0 E: 0 K: 0 S: 9	H: 1 LOB: 1 BB: 0 P: 11	R: 0 E: 0 K: 0 S: 7	H: 1 LOB: 1 BB: 1 P: 12	R: 0 E: 0 K: 0 S: 8	H: 0 LOB: 0 BB: 0 P: 11	1B: 4 2B: 5 3B: 1 HR: 2	SF: 0 SAC: 0 DP: 1 HBP: 0	WP: 0 PB: 0 SB: 0 CS: 0	PA: 41		
<b>PITCHER</b>	IP WLS BF H R ER SO BB IBB HBP BLK WP HR S P ERA WHIP	IP WLS BF H R ER SO BB IBB HBP BLK WP HR S P ERA WHIP	IP WLS BF H R ER SO BB IBB HBP BLK WP HR S P ERA WHIP	IP WLS BF H R ER SO BB IBB HBP BLK WP HR S P ERA WHIP	IP WLS BF H R ER SO BB IBB HBP BLK WP HR S P ERA WHIP	IP WLS BF H R ER SO BB IBB HBP BLK WP HR S P ERA WHIP	IP WLS BF H R ER SO BB IBB HBP BLK WP HR S P ERA WHIP	IP WLS BF H R ER SO BB IBB HBP BLK WP HR S P ERA WHIP	IP WLS BF H R ER SO BB IBB HBP BLK WP HR S P ERA WHIP	IP WLS BF H R ER SO BB IBB HBP BLK WP HR S P ERA WHIP	IP WLS BF H R ER SO BB IBB HBP BLK WP HR S P ERA WHIP	IP WLS BF H R ER SO BB IBB HBP BLK WP HR S P ERA WHIP	IP WLS BF H R ER SO BB IBB HBP BLK WP HR S P ERA WHIP	IP WLS BF H R ER SO BB IBB HBP BLK WP HR S P ERA WHIP	IP WLS BF H R ER SO BB IBB HBP BLK WP HR S P ERA WHIP	IP WLS BF H R ER SO BB IBB HBP BLK WP HR S P ERA WHIP	IP WLS BF H R ER SO BB IBB HBP BLK WP HR S P ERA WHIP	IP WLS BF H R ER SO BB IBB HBP BLK WP HR S P ERA WHIP	IP WLS BF H R ER SO BB IBB HBP BLK WP HR S P ERA WHIP	IP WLS BF H R ER SO BB IBB HBP BLK WP HR S P ERA WHIP	IP WLS BF H R ER SO BB IBB HBP BLK WP HR S P ERA WHIP	IP WLS BF H R ER SO BB IBB HBP BLK WP HR S P ERA WHIP	IP WLS BF H R ER SO BB IBB HBP BLK WP HR S P ERA WHIP	IP WLS BF H R ER SO BB IBB HBP BLK WP HR S P ERA WHIP
45 Kelvin Escobar, R ERA: 3.32	4.1	24	1	0	0	0	1	0	0	0	0	0	0	0	0	0	0	0	23	40	0.00	0.857		
49 Chris Bootcheck, R ERA: 4.0	2.1	9	1	0	0	1	1	0	0	0	0	0	0	0	0	0	0	0	4	8	0.00	1.500		
58 Dustin Moseley, R ERA: 2.36	0.2	W	4	1	0	0	0	0	0	0	0	0	0	0	0	0	0	0	4	5	0.00	0.620		
62 Scot Shields, R ERA: 1.87	0.2	W	1	0	0	0	0	0	0	0	0	0	0	0	0	0	0	0	4	5	0.00	0.620		
Francisco Rodriguez, R ERA: 2.36	1.0	S																						




Batter	1	2	3	4	5	6	7	8	9	AB	R	H	RBI	BB	SO	LOB	TOP					
9 Chone Figgins, S OBP: 0.376, SLG: 0.421	0-0 27 F7-3 1B		3-1 L9			3-2 2B 3B		0-3 K		4	1	2	1	0	1	0	<b>Los Angeles Angels @ Baltimore Orioles</b> Oriole Park at Camden Yards, Baltimore, MD Sat Jun 30 2007, 7:05 PM EDT Att: 26,235 - Partly Cloudy - 84 F <a href="http://livebaseballscorecards.com">livebaseballscorecards.com</a>					
Orlando Cabrera, R OBP: 0.380, SLG: 0.463	1-1 L4			4-2 24 CS BB		1-0 24 G3 2B		1-1 27 2B 1B		3	1	2	1	1	0	1						
27 Vladimir Guerrero, R OBP: 0.425, SLG: 0.565	2-1 F7-3			0-0 F9		3-H 24 G3 BB		1-0 1-H 2B		3	0	1	1	1	0	2						
24 Gary Matthews, S OBP: 0.345, SLG: 0.448		4-2 47 S BB		2-2 P4		1-1 G3		2-1 G5-3		3	0	0	0	1	0	4						
39 Robb Quinlan, R OBP: 0.317, SLG: 0.427	1 SAFE F9	2-1 F9		0-1 L6		1-3 K		0-2 F9		4	0	0	0	0	1	3						
47 Howie Kendrick, R OBP: 0.326, SLG: 0.436	1 SAFE K	3-3 K		1-2 G6-3			0-1 G5-3		2-3 K	4	0	0	0	0	2	1						
Casey Kotchman, L OBP: 0.382, SLG: 0.511		0-1 G4-3		1-1 G4-1		3-2 F9		1-3 K		4	0	0	0	0	1	1						
José Molina, R OBP: 0.250, SLG: 0.286			0-0 G6-3			2-0 F8		2-3 K		3	0	0	0	0	1	0						
25 Nick Gorneault, R (1, 7)			2-1 P3			4-1 9 3B BB		3-2 G5-3		2	1	0	0	1	0	0						
<b>Inning Stats</b>	R: 0 E: 0 K: 0 S: 5	H: 1 LOB: 0 BB: 0 P: 8	R: 0 E: 0 K: 1 S: 12	H: 0 LOB: 1 BB: 1 P: 20	R: 0 E: 0 K: 0 S: 5	H: 0 LOB: 0 BB: 0 P: 10	R: 0 E: 0 K: 0 S: 7	H: 0 LOB: 0 BB: 1 P: 13	R: 0 E: 0 K: 0 S: 7	H: 0 LOB: 0 BB: 0 P: 9	R: 2 E: 0 K: 1 S: 13	H: 2 LOB: 2 BB: 2 P: 29	R: 0 E: 0 K: 1 S: 11	H: 0 LOB: 0 BB: 0 P: 16	R: 1 E: 0 K: 2 S: 13	H: 2 LOB: 1 BB: 0 P: 20	R: 0 E: 0 K: 2 S: 13	H: 0 LOB: 0 BB: 0 P: 16	1B: 2 2B: 3 3B: 1 HR: 0	SF: 0 SAC: 0 DP: 1 HBP: 0	WP: 0 PB: 0 SB: 1 CS: 1	PA: 34
<b>PITCHER</b>	IP WLS BF H R ER SO BB IBB HBP BLK WP HR S P ERA WHIP	IP WLS BF H R ER SO BB IBB HBP BLK WP HR S P ERA WHIP																	IP WLS BF H R ER SO BB IBB HBP BLK WP HR S P ERA WHIP			
56 Brian Bures, L ERA: 3.38	(1, 1) 7.2 W 30 5 3 3 4 4 0 0 0 0 0 0 71 121 3.52 1.174	(8, 1) 1.1 S 4 0 0 0 2 0 0 0 0 0 0 0 0 15 20 0.00 0.000																				

Batter	1	2	3	4	5	6	7	8	9	AB	R	H	RBI	BB	SO	LOB	BOTTOM			
1 Brian Roberts, S OBP: 0.414, SLG: 0.455	2-2 G1-3		1 SAFE 4-1 12 1B BB		2-2 12 G6-3 1B		1-1 12 FC4-6 1B	0-0 G1-3		4	1	2	0	1	0	0	<b>Los Angeles Angels @ Baltimore Orioles</b> Oriole Park at Camden Yards, Baltimore, MD Sat Jun 30 2007, 7:05 PM EDT Att: 26,235 - Partly Cloudy - 84 F <a href="http://livebaseballscorecards.com">livebaseballscorecards.com</a>			
12 Brandon Fahey, L OBP: 0.200, SLG: 0.200	0-1 F9		2-0 1-2 2-H 1B		0-0 G6-3		0-2 FC4-6 HR		4	1	1	0	0	0	3					
Kevin Millar, R OBP: 0.391, SLG: 0.428	3-2 F7		4-0 17 G4-3 6 1B BB		1-2 1B		4-2 HR BB		2	2	1	2	2	0	0					
21 Nick Markakis, L OBP: 0.331, SLG: 0.431			2-1 G6-3		1-2 1B		2-0 HR		4	1	2	3	0	1	1					
Ramon Hernandez, R OBP: 0.351, SLG: 0.378		2-3 K		1-2 1B		1-2 1B		1-H 2-H HR		4	0	0	0	0	2	3				
17 Aubrey Huff, L OBP: 0.303, SLG: 0.408		2-1 F7		2-0 G4-3		1-3 K		3-3 K		4	0	0	0	0	2	3				
6 Melvin Mora, R OBP: 0.337, SLG: 0.455		2-2 P4		1-1 1B		1-2 1B		1-2 2B		4	0	3	1	0	0	0				
31 Jay Gibbons, L OBP: 0.262, SLG: 0.316			2-3 K		1-3 K		2-1 F7		0-0 G4-3	4	0	0	0	0	2	3				
Chris Gomez, R OBP: 0.341, SLG: 0.354			1-1 G6-3		2-1 12 G6-3 1B 1B		0-0 F7		0-0 G1-3	4	1	1	0	0	0	1				
Jay Payton, R OBP: 0.318, SLG: 0.365			0-0 1 BB 12 1B 1B		0-3 K		1-3 K		0-2 K	4	0	1	0	0	3	2				
Corey Patterson, L OBP: 0.284, SLG: 0.320										4	0	1	0	0	3	2				
<b>Inning Stats</b>	R: 0 E: 0 K: 0 S: 10	H: 0 LOB: 0 BB: 0 P: 15	R: 0 E: 0 K: 1 S: 10	H: 0 LOB: 0 BB: 0 P: 16	R: 0 E: 0 K: 1 S: 9	H: 2 LOB: 2 BB: 1 P: 18	R: 1 E: 0 K: 1 S: 8	H: 1 LOB: 1 BB: 1 P: 18	R: 2 E: 0 K: 2 S: 23	H: 4 LOB: 2 BB: 0 P: 29	R: 0 E: 0 K: 1 S: 9	H: 1 LOB: 1 BB: 0 P: 13	R: 3 E: 0 K: 1 S: 19	H: 3 LOB: 1 BB: 1 P: 30	R: 0 E: 0 K: 1 S: 5	H: 0 LOB: 0 BB: 0 P: 5	1B: 9 2B: 1 3B: 0 HR: 1	SF: 0 SAC: 0 DP: 0 HBP: 0	WP: 0 PB: 0 SB: 0 CS: 0	PA: 37
<b>PITCHER</b>	IP WLS BF H R ER SO BB IBB HBP BLK WP HR S P ERA WHIP	IP WLS BF H R ER SO BB IBB HBP BLK WP HR S P ERA WHIP																	IP WLS BF H R ER SO BB IBB HBP BLK WP HR S P ERA WHIP	
40 Bartolo Colon, R ERA: 5.79	(1, 1) 6.0 L 27 8 3 3 3 1 1 0 0 0 0 0 0 19 30 27.00 4.000	(7, 1) 1.0 7 3 3 3 1 1 0 0 0 0 0 0 5 5 0.00 0.000																		
Hector Carrasco, R ERA: 6.57	(8, 1) 1.0 3 0 0 0 0 1 0 0 0 0 0 0 0 5 5 0.00 0.000																			
Darren Oliver, L ERA: 6.26																				



Batter	1	2	3	4	5	6	7	8	9	AB	R	H	RBI	BB	SO	LOB	TOP								
9 Chone Figgins, S OBP: 0.374, SLG: 0.418	G4-3			G5-3 27 2B		G4-3		F8		4	1	1	0	0	0	0	<b>Los Angeles Angels @ Baltimore Orioles</b> Oriole Park at Camden Yards, Baltimore, MD Sun Jul 01 2007, 1:35 PM EDT Att: 25,058 - Partly Cloudy - 82 F  <b>AB</b> 31 <b>R</b> 4 <b>H</b> 4 <b>RBI</b> 4 <b>BB</b> 0 <b>SO</b> 8 <b>LOB</b> 2 								
Orlando Cabrera, R OBP: 0.375, SLG: 0.457	K			G5-3		L8		G6-3		4	0	0	0	0	1	1									
27 Vladimir Guerrero, R OBP: 0.423, SLG: 0.564	G6-3			G4-3 HR		G4-3		G4-3		4	1	1	1	0	0	0									
24 Gary Matthews, S OBP: 0.340, SLG: 0.442		F7		F7		F7		K		4	0	0	0	0	1	1									
Casey Kotchman, L OBP: 0.381, SLG: 0.522		L9		HR		K				3	1	1	2	0	1	0									
47 Howie Kendrick, R OBP: 0.321, SLG: 0.429		K		G5-3		G5-3				3	0	0	0	0	1	0									
32 Erick Aybar, S OBP: 0.280, SLG: 0.268				G4-3		K		F9		1	0	0	0	0	0	0									
25 Nick Gorneault, R										2	0	0	0	0	1	0									
Mike Napoli, R OBP: 0.340, SLG: 0.446				K		F8		HR		3	1	1	1	0	1	0									
Nathan Haynes, L OBP: 0.292, SLG: 0.348				K		K		G1-3		3	0	0	0	0	2	0									
<b>Inning Stats</b>	R: 0 E: 0 K: 1 S: 5	H: 0 LOB: 0 BB: 0 P: 6	R: 0 E: 0 K: 1 S: 9	H: 0 LOB: 0 BB: 0 P: 13	R: 0 E: 0 K: 2 S: 8	H: 0 LOB: 0 BB: 0 P: 14	R: 3 E: 0 K: 0 S: 14	H: 3 LOB: 0 BB: 0 P: 17	R: 0 E: 0 K: 1 S: 10	H: 0 LOB: 0 BB: 0 P: 16	R: 0 E: 0 K: 1 S: 9	H: 0 LOB: 0 BB: 0 P: 13	R: 0 E: 0 K: 1 S: 6	H: 0 LOB: 0 BB: 0 P: 9	R: 1 E: 0 K: 0 S: 12	H: 1 LOB: 0 BB: 0 P: 20	R: 0 E: 0 K: 1 S: 10	H: 0 LOB: 0 BB: 0 P: 15	1B: 1 2B: 1 3B: 0 HR: 2	SF: 0 SAC: 0 DP: 0 HBP: 0	WP: 0 PB: 0 SB: 0 CS: 0	PA: 31			
<b>PITCHER</b>	IP	WLS	BF	H	R	ER	SO	BB	IBB	HBP	BLK	WP	HR	S	P	ERA	WHIP								
46 Jeremy Guthrie, R ERA: 2.63	8.0	L	28	4	4	4	7	0	0	0	0	0	2	73	108	4.50	0.500								
Chad Bradford, R ERA: 3.39	0.2		2	0	0	0	0	0	0	0	0	0	0	6	10	0.00	0.000								
32 Jamie Walker, L ERA: 3.23	0.1		1	0	0	0	1	0	0	0	0	0	0	4	5	0.00	0.000								

Batter	1	2	3	4	5	6	7	8	9	AB	R	H	RBI	BB	SO	LOB	BOTTOM								
Corey Patterson, L OBP: 0.280, SLG: 0.315	F7		G1-3		G4-3			K		4	0	0	0	0	1	3	<b>Los Angeles Angels @ Baltimore Orioles</b> Oriole Park at Camden Yards, Baltimore, MD Sun Jul 01 2007, 1:35 PM EDT Att: 25,058 - Partly Cloudy - 82 F  <b>AB</b> 32 <b>R</b> 3 <b>H</b> 7 <b>RBI</b> 3 <b>BB</b> 3 <b>SO</b> 5 <b>LOB</b> 15 								
12 Brandon Fahey, L OBP: 0.231, SLG: 0.167	G5-3					G5-3		E7		2	0	0	0	1	0	0									
Ramon Hernandez, R OBP: 0.355, SLG: 0.382				BB				1B		1	0	1	1	0	0	0									
21 Nick Markakis, L OBP: 0.328, SLG: 0.425	G4-3		K			G1-3		G4-3		4	0	0	0	0	1	4									
Kevin Millar, R OBP: 0.393, SLG: 0.431		G6-3 17 G6-3 HR				F7		P4		3	1	1	0	1	0	3									
17 Aubrey Huff, L OBP: 0.299, SLG: 0.402		G6-3		G3-6-1				G6-3		4	0	0	0	0	0	2									
6 Melvin Mora, R OBP: 0.336, SLG: 0.456		G6-3		P6				1B 1 F9-2		4	0	1	0	0	0	1									
Jay Payton, R OBP: 0.322, SLG: 0.382					P4			1B		4	1	2	2	0	1	0									
Paul Bako, L OBP: 0.287, SLG: 0.276					K2-3			F9-2		2	0	0	0	0	2	0									
1 Brian Roberts, S OBP: 0.414, SLG: 0.459								E		2	1	1	0	0	0	2									
Chris Gomez, R OBP: 0.352, SLG: 0.358								E		2	0	1	0	1	0	0									
3 Freddie Bynum, L OBP: 0.282, SLG: 0.486			F8					1B		0	0	0	0	0	0	0									
<b>Inning Stats</b>	R: 0 E: 0 K: 0 S: 6	H: 0 LOB: 0 BB: 0 P: 10	R: 2 E: 0 K: 1 S: 13	H: 2 LOB: 0 BB: 0 P: 18	R: 0 E: 0 K: 1 S: 8	H: 0 LOB: 1 BB: 1 P: 16	R: 0 E: 0 K: 0 S: 4	H: 0 LOB: 0 BB: 1 P: 10	R: 0 E: 0 K: 1 S: 8	H: 0 LOB: 0 BB: 1 P: 15	R: 0 E: 0 K: 1 S: 7	H: 0 LOB: 0 BB: 0 P: 9	R: 0 E: 0 K: 1 S: 8	H: 0 LOB: 0 BB: 0 P: 12	R: 1 E: 1 K: 1 S: 14	H: 3 LOB: 3 BB: 0 P: 22	R: 0 E: 0 K: 0 S: 8	H: 2 LOB: 1 BB: 0 P: 12	1B: 3 2B: 4 3B: 0 HR: 1	SF: 0 SAC: 0 DP: 2 HBP: 0	WP: 1 PB: 0 SB: 0 CS: 0	PA: 35			
<b>PITCHER</b>	IP	WLS	BF	H	R	ER	SO	BB	IBB	HBP	BLK	WP	HR	S	P	ERA	WHIP								
41 John Lackey, R ERA: 3.04	7.1	W	28	4	3	3	5	3	0	0	0	0	1	61	99	3.68	0.955								
62 Scot Shields, R ERA: 1.85	0.1	H	2	1	0	0	0	0	0	0	0	0	0	6	10	0.00	3.000								
Francisco Rodriguez, R ERA: 2.27	1.1	S	5	2	0	0	0	0	0	0	0	0	0	9	15	0.00	1.500								




Batter	1	2	3	4	5	6	7	8	9	AB	R	H	RBI	BB	SO	LOB	TOP										
<b>1 Brian Roberts, S</b> OBP: 0.411, SLG: 0.455	G6-3		B3		FC6-4		F8		SH3-4 1B	5	1	1	1	0	0	3											
<b>Chris Gomez, R</b> OBP: 0.348, SLG: 0.365	G6-3		F8		FC6-4			WP 2B	SH3-4	4	1	1	0	0	0	2											
<b>21 Nick Markakis, L</b> OBP: 0.331, SLG: 0.429			1B		2B		G5-3		1B S	4	1	2	1	1	1	1											
<b>Kevin Millar, R</b> OBP: 0.398, SLG: 0.436	K		1B		17 2-6-3			E5 2B	FC6-4 1B	5	1	3	2	0	1	2											
<b>17 Aubrey Huff, L</b> OBP: 0.297, SLG: 0.399			2-6-3		G4-3		L7		K	5	0	1	0	0	1	5											
<b>Ramon Hernandez, R</b> OBP: 0.350, SLG: 0.383			F7		G6-3		K		FC6-4	5	1	1	1	0	1	4											
<b>Jay Payton, R</b> OBP: 0.320, SLG: 0.389			L9		F7					4	0	1	2	0	0	1											
<b>12 Brandon Fahey, L</b> OBP: 0.188, SLG: 0.133			P2		G1-3		G4-3		K	3	0	0	0	0	0	1											
<b>31 Jay Gibbons, L</b> OBP: 0.291, SLG: 0.314										1	0	0	0	0	1	1											
<b>3 Freddie Bynum, L</b> OBP: 0.282, SLG: 0.486										0	0	0	0	0	0	0											
<b>Corey Patterson, L</b> OBP: 0.291, SLG: 0.335										4	2	4	0	0	0	0											
<b>Inning Stats</b>	R: 0 E: 0 K: 1 S: 14	H: 1 LOB: 1 BB: 0 P: 22	R: 0 E: 0 K: 0 S: 10	H: 1 LOB: 1 BB: 0 P: 12	R: 2 E: 0 K: 0 S: 11	H: 3 LOB: 1 BB: 0 P: 16	R: 0 E: 0 K: 0 S: 5	H: 0 LOB: 0 BB: 0 P: 8	R: 0 E: 0 K: 1 S: 9	H: 1 LOB: 1 BB: 0 P: 12	R: 0 E: 0 K: 1 S: 9	H: 1 LOB: 1 BB: 0 P: 13	R: 0 E: 0 K: 0 S: 7	H: 1 LOB: 1 BB: 0 P: 10	R: 3 E: 1 K: 2 S: 25	H: 3 LOB: 1 BB: 0 P: 37	R: 2 E: 0 K: 1 S: 16	H: 3 LOB: 2 BB: 1 P: 28	1B: 8 2B: 5 3B: 1 HR: 0	SF: 0 SAC: 1 DP: 0 HBP: 0	WP: 1 PB: 0 CS: 2	PA: 42					
<b>PITCHER</b>	IP	WLS	BF	H	R	ER	SO	BB	IBB	HBP	BLK	WP	HR	S	P	ERA	WHIP										
<b>56 Mark Buehrle, L</b> ERA: 3.26	7.2		33	9	4	3	3	0	0	0	0	0	0	81	117	3.52	1.174										
<b>Ryan Bukvich, R</b> ERA: 5.59	0.0		2	2	1	0	0	0	0	0	0	1	0	5	8	∞	∞										
<b>57 Boone Logan, L</b> ERA: 3.86	0.1	H	1	0	0	0	1	0	0	0	0	0	0	4	5	0.00	0.000										
<b>45 Bobby Jenks, R</b> ERA: 3.21	1.0	L	7	3	2	2	1	0	1	0	0	0	0	16	28	18.00	3.000										

**Baltimore Orioles @ Chicago White Sox**  
U.S. Cellular Field, Chicago, IL  
Mon Jul 02 2007, 8:11 PM EDT  
Att: 35,161 - Partly Cloudy - 71 F

livebaseballscorecards.com

AB 40  
R 7  
H 14  
RBI 7  
BB 1  
SO 5  
LOB 20




Batter	1	2	3	4	5	6	7	8	9	AB	R	H	RBI	BB	SO	LOB	BOTTOM										
<b>26 Andy González, R</b> OBP: 0.338, SLG: 0.354	G5-3 25 HR				K		CS		K	3	1	1	0	1	1	2											
<b>Rob Mackowiak, L</b> OBP: 0.328, SLG: 0.330										1	0	0	0	0	1	0											
<b>Tadahito Iguchi, R</b> OBP: 0.282, SLG: 0.361	G5-3		L4		G5-3		FC6-4 1B		K	5	0	0	0	0	1	2											
<b>25 Jim Thome, L</b> OBP: 0.433, SLG: 0.509			K							3	1	2	2	1	1	0											
<b>14 Paul Konerko, R</b> OBP: 0.346, SLG: 0.462	F9		G6-3		F9		P4			4	0	0	0	0	0	3											
<b>12 A.J. Pierzynski, L</b> OBP: 0.293, SLG: 0.389	G5-3				G3-1		22 HR		F7	4	1	1	0	0	0	2											
<b>23 Jermaine Dye, R</b> OBP: 0.282, SLG: 0.415			K		L4		K		K	4	0	0	0	0	3	1											
<b>22 Josh Fields, R</b> OBP: 0.293, SLG: 0.388					L9				G6-3	3	1	1	2	1	0	0											
<b>30 Luis Terrero, R</b> OBP: 0.366, SLG: 0.424									K	3	1	1	0	1	2	0											
<b>5 Juan Uribe, R</b> OBP: 0.292, SLG: 0.357			F7						K	3	1	1	2	1	1	2											
<b>Inning Stats</b>	R: 2 E: 0 K: 0 S: 11	H: 1 LOB: 0 BB: 1 P: 23	R: 0 E: 0 K: 1 S: 11	H: 1 LOB: 1 BB: 1 P: 20	R: 0 E: 0 K: 1 S: 7	H: 0 LOB: 0 BB: 0 P: 12	R: 0 E: 0 K: 0 S: 4	H: 0 LOB: 0 BB: 0 P: 9	R: 2 E: 0 K: 1 S: 13	H: 1 LOB: 1 BB: 2 P: 23	R: 2 E: 0 K: 2 S: 15	H: 2 LOB: 0 BB: 1 P: 23	R: 0 E: 0 K: 0 S: 13	H: 2 LOB: 2 BB: 0 P: 20	R: 0 E: 0 K: 2 S: 8	H: 0 LOB: 0 BB: 0 P: 12	R: 0 E: 0 K: 3 S: 9	H: 0 LOB: 0 BB: 0 P: 15	1B: 4 2B: 0 3B: 0 HR: 3	SF: 0 SAC: 0 DP: 0 HBP: 0	WP: 0 PB: 0 CS: 1	PA: 39					
<b>PITCHER</b>	IP	WLS	BF	H	R	ER	SO	BB	IBB	HBP	BLK	WP	HR	S	P	ERA	WHIP										
<b>45 Erik Bedard, L</b> ERA: 3.67	5.2		26	5	6	6	5	4	0	0	0	0	0	7	15	0.00	3.000										
<b>Paul Shuey, R</b> ERA: 2.7	0.2		3	1	0	0	0	1	0	0	0	0	0	7	15	0.00	3.000										
<b>25 Kurt Birkins, L</b> ERA: 13.5	0.2		3	1	0	0	0	0	0	0	0	0	0	10	14	0.00	1.500										
<b>Rob Bell, R</b> ERA: 2.25	1.0	W	3	0	0	0	2	0	0	0	0	0	0	8	12	0.00	0.000										
<b>37 Chris Ray, R</b> ERA: 5.02	1.0	S	3	0	0	0	3	0	0	0	0	0	0	9	15	0.00	0.000										

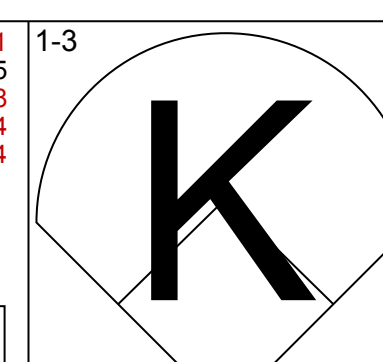
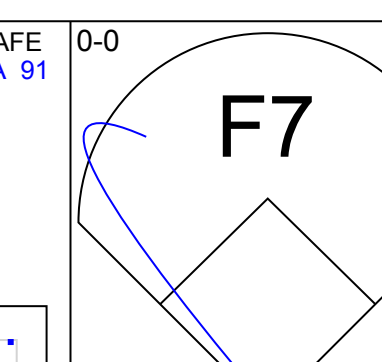
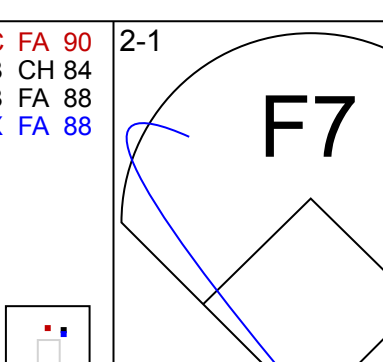
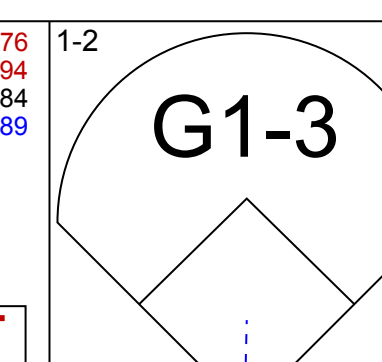
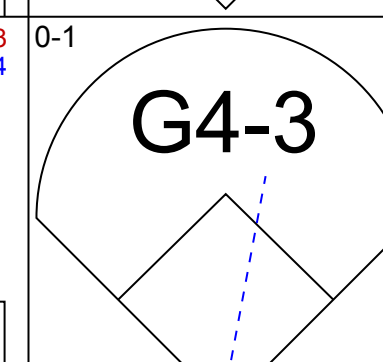
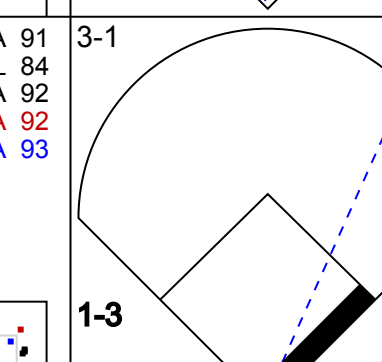
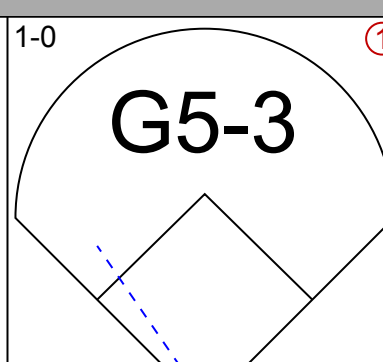
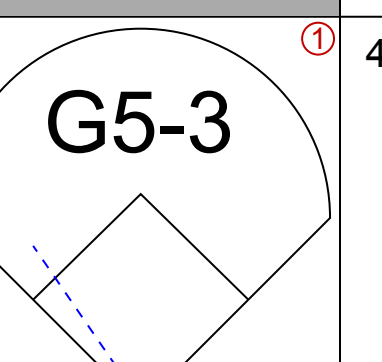
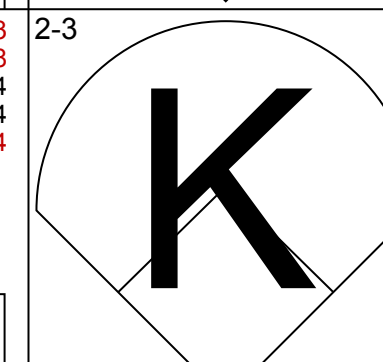
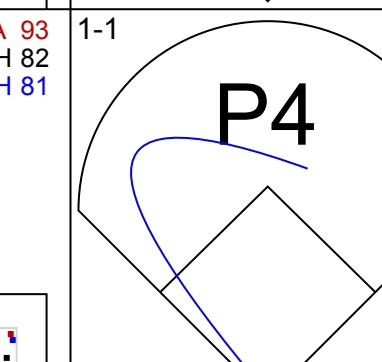
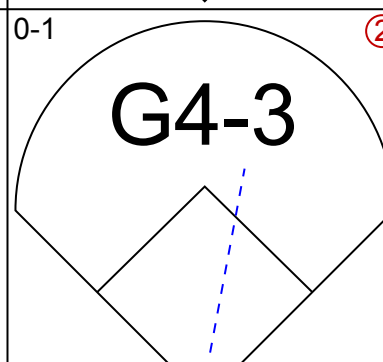
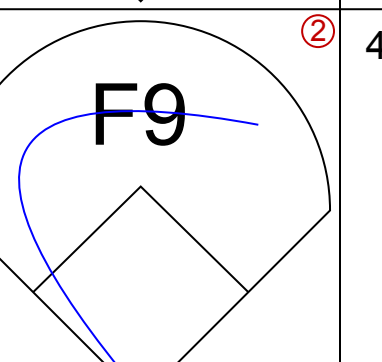
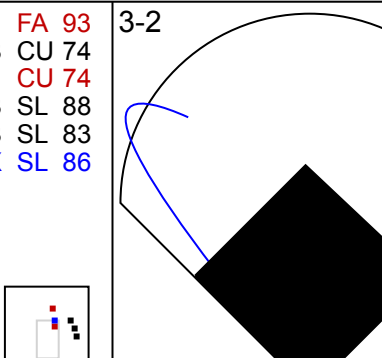
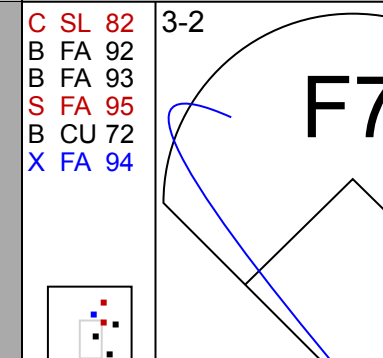
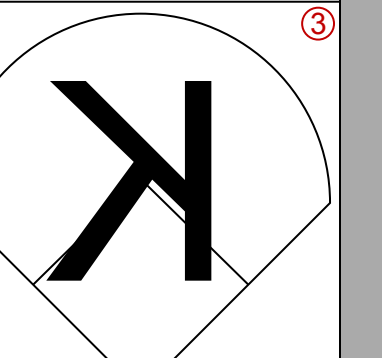
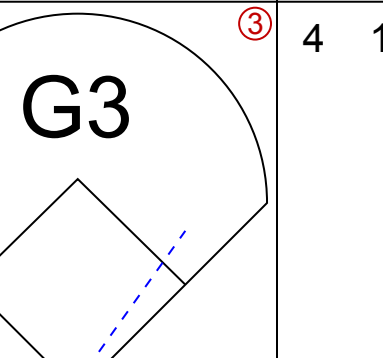

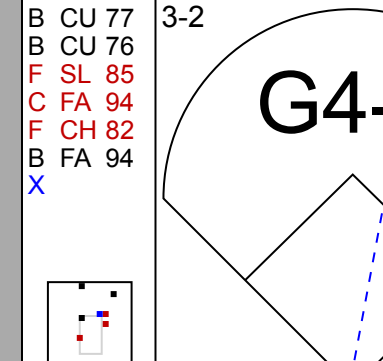
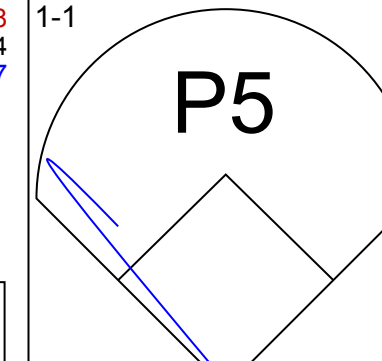

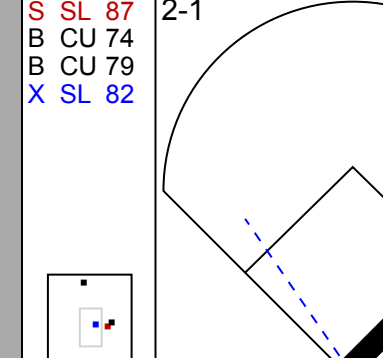
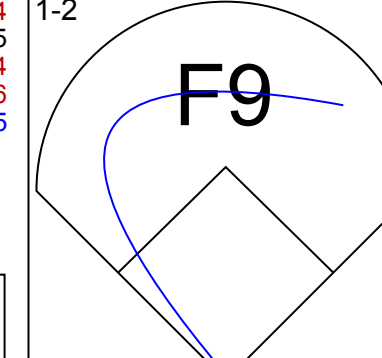

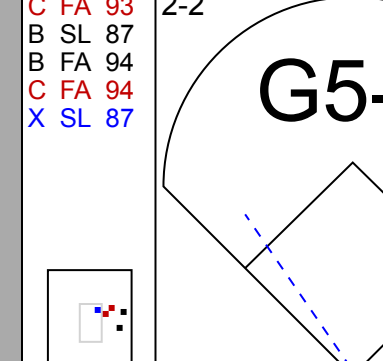
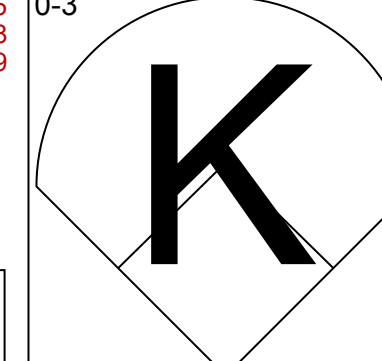
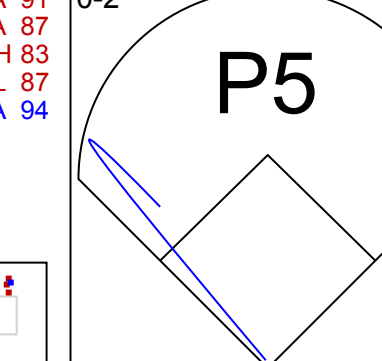
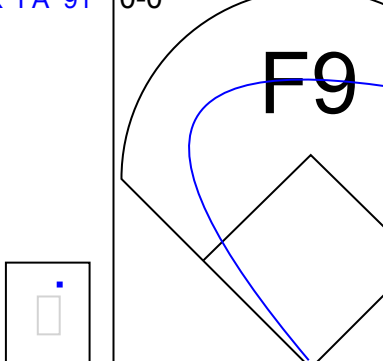
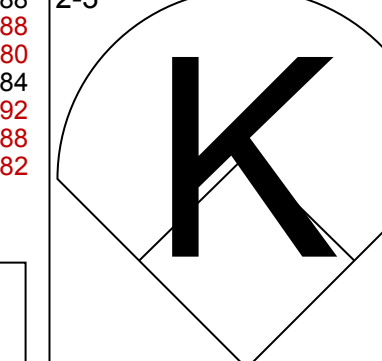
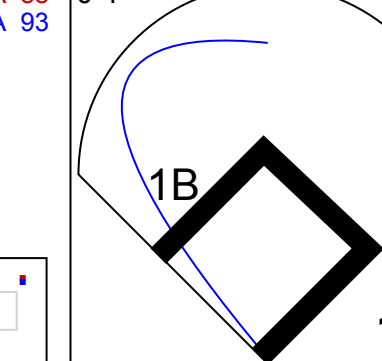
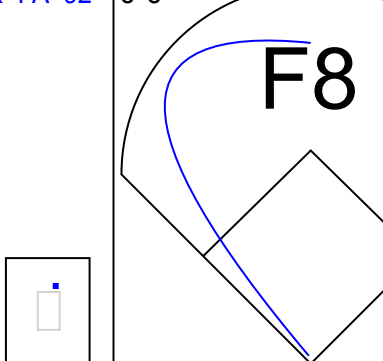
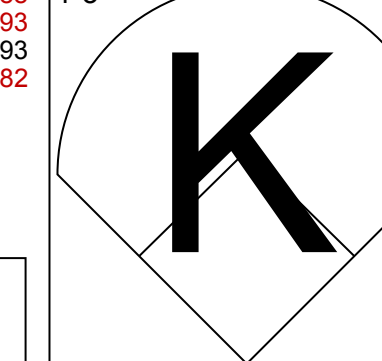
**Baltimore Orioles @ Chicago White Sox**  
U.S. Cellular Field, Chicago, IL  
Mon Jul 02 2007, 8:11 PM EDT  
Att: 35,161 - Partly Cloudy - 71 F

livebaseballscorecards.com

AB 33  
R 6  
H 7  
RBI 6  
BB 5  
SO 10  
LOB 12



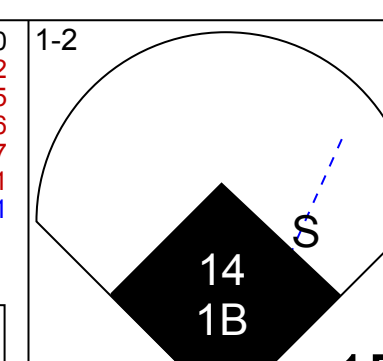
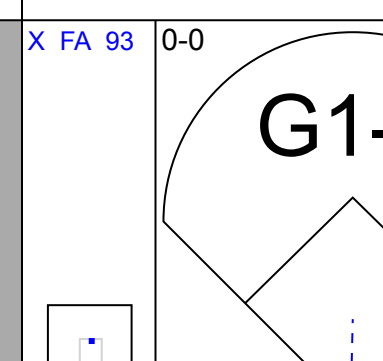
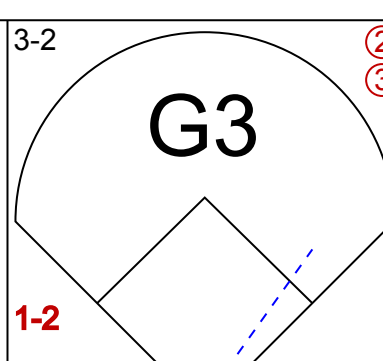
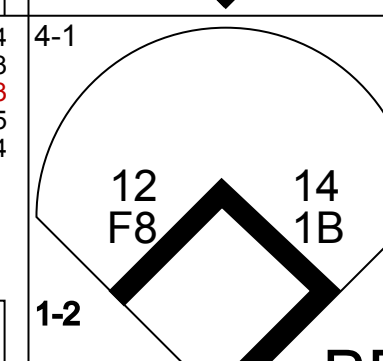

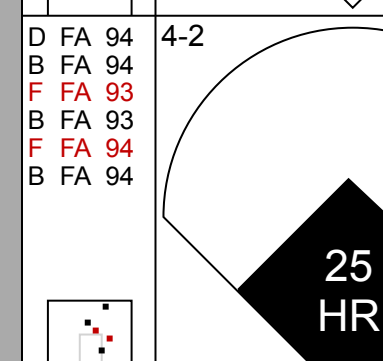
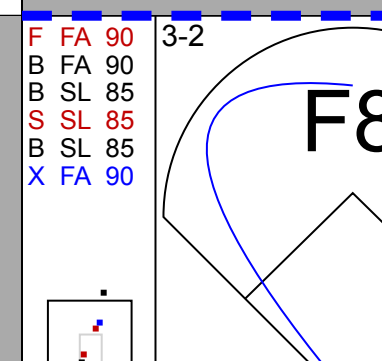
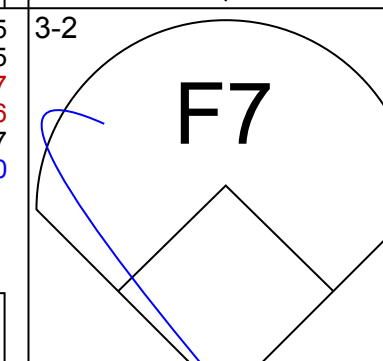
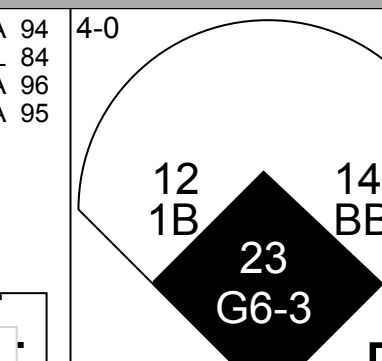
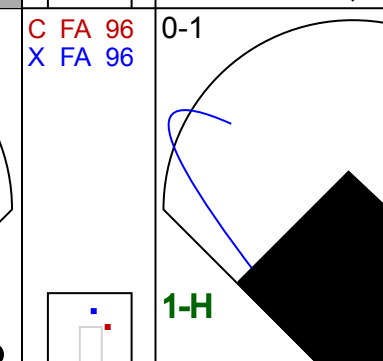

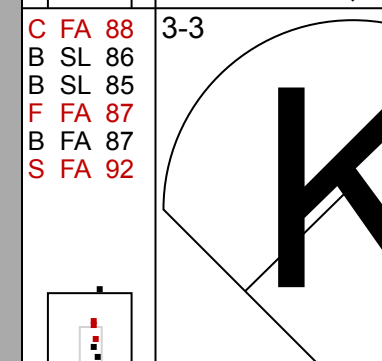
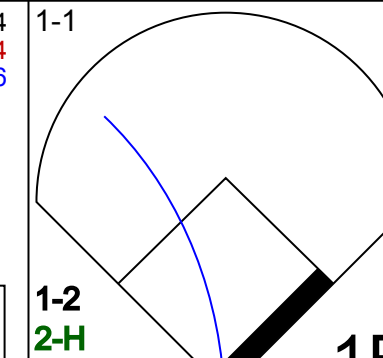
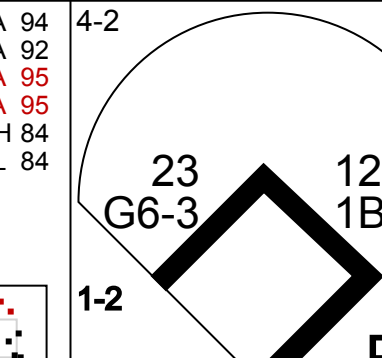
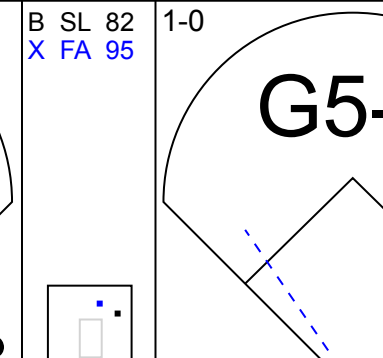

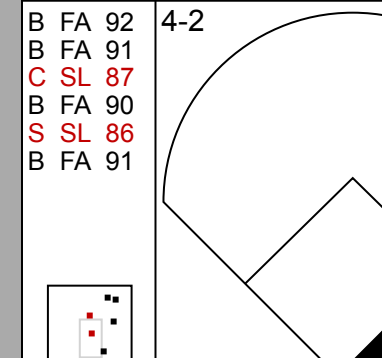
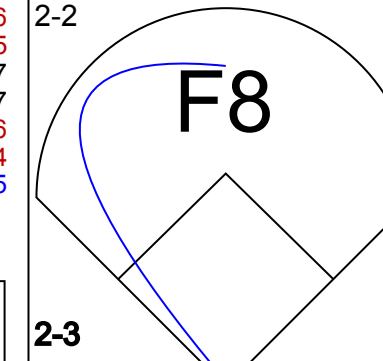
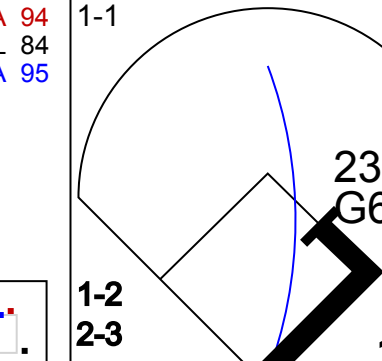
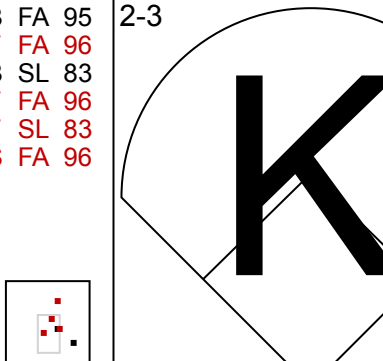
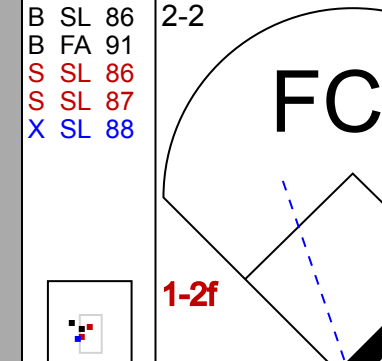
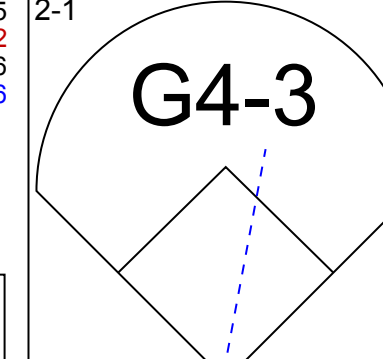
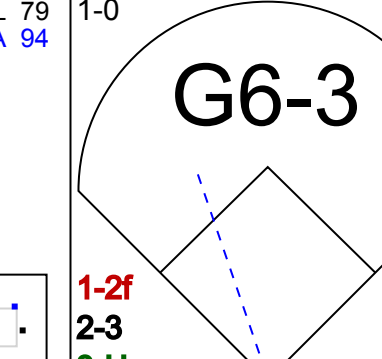
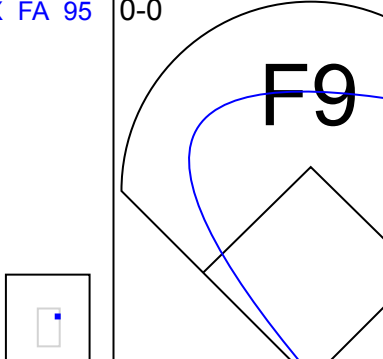
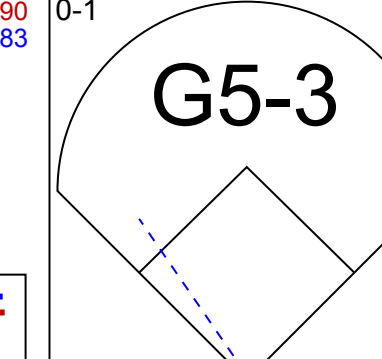
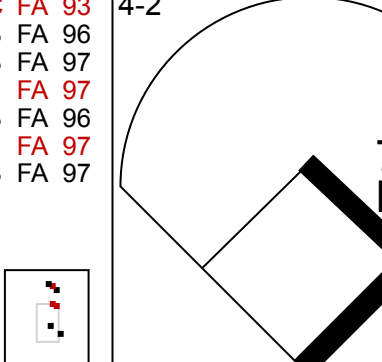
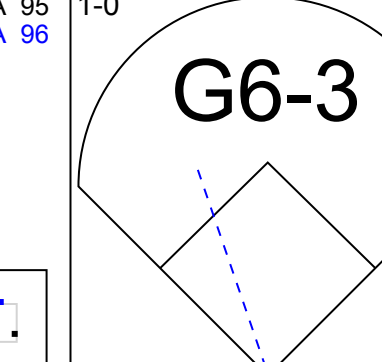
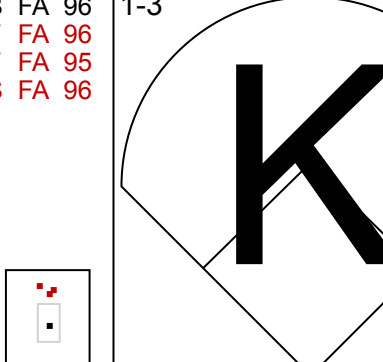
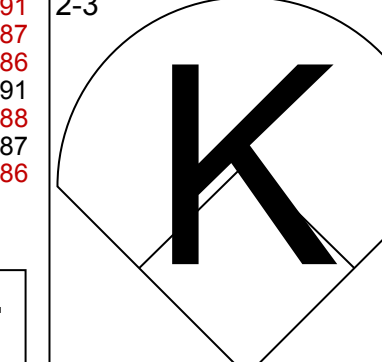

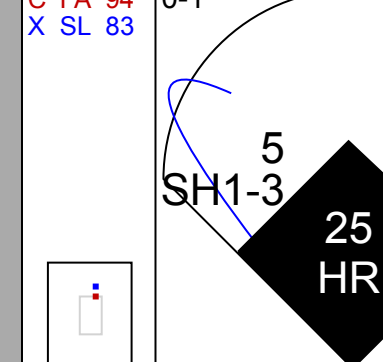

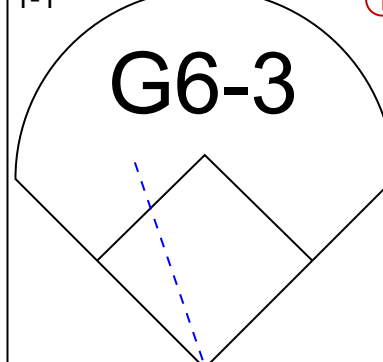
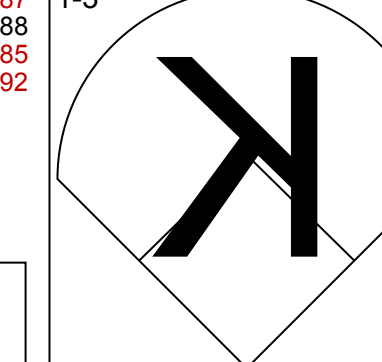

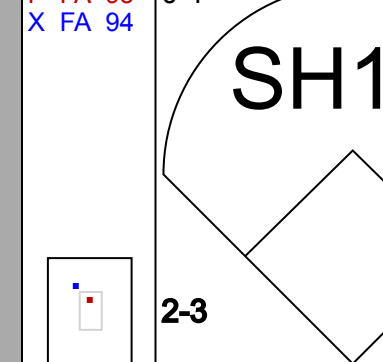
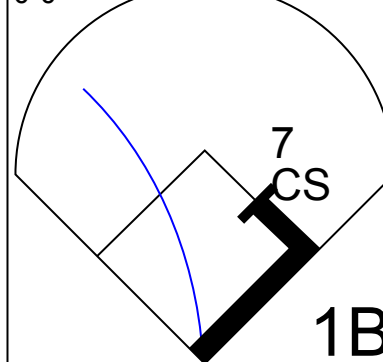


Batter	1	2	3	4	5	6	7	8	9	AB	R	H	RBI	BB	SO	LOB	TOP					
<b>1 Brian Roberts, S</b> OBP: 0.407, SLG: 0.449										4	0	0	0	0	1	1						
<b>Chris Gomez, R</b> OBP: 0.328, SLG: 0.360										4	0	1	0	0	0	0						
<b>21 Nick Markakis, L</b> OBP: 0.328, SLG: 0.424										4	0	0	0	0	1	2						
<b>Kevin Millar, R</b> OBP: 0.395, SLG: 0.447										4	1	1	1	0	1	0						
<b>17 Aubrey Huff, L</b> OBP: 0.294, SLG: 0.395										3	0	0	0	0	0	0						
<b>Ramon Hernandez, R</b> OBP: 0.350, SLG: 0.382										3	0	1	0	0	1	0						
<b>Jay Payton, R</b> OBP: 0.316, SLG: 0.384										3	0	0	0	0	1	1						
<b>12 Brandon Fahey, L</b> OBP: 0.167, SLG: 0.118										2	0	0	0	0	0	0						
<b>3 Freddie Byrum, L</b> OBP: 0.275, SLG: 0.474										1	0	0	0	0	1	0						
<b>Corey Patterson, L</b> OBP: 0.291, SLG: 0.335										3	0	1	0	0	1	0						
<b>Inning Stats</b>	R: 0 E: 0 K: 2 S: 9	H: 0 LOB: 0 BB: 0 P: 12	R: 1 E: 0 K: 1 S: 8	H: 1 LOB: 0 BB: 0 P: 12	R: 0 E: 0 K: 0 S: 12	H: 2 LOB: 2 BB: 0 P: 16	R: 0 E: 0 K: 0 S: 12	H: 1 LOB: 1 BB: 0 P: 22	R: 0 E: 0 K: 1 S: 4	H: 0 LOB: 0 BB: 0 P: 6	R: 0 E: 0 K: 1 S: 9	H: 0 LOB: 0 BB: 0 P: 12	R: 0 E: 0 K: 1 S: 9	H: 0 LOB: 0 BB: 0 P: 11	R: 0 E: 0 K: 2 S: 11	H: 0 LOB: 0 BB: 0 P: 15	R: 0 E: 0 K: 0 S: 8	H: 0 LOB: 0 BB: 0 P: 12	1B: 3 2B: 0 3B: 0 HR: 1	SF: 0 SAC: 0 DP: 0 HBP: 0	WP: 0 PB: 0 SB: 0 CS: 0	PA: 31
<b>PITCHER</b> Javier Vazquez, R ERA: 3.7	IP: 9.0 WLS: W BF: 31 H: 4 R: 1 ER: 1 SO: 7 BB: 0 IBB: 0 HBP: 0 BLK: 0 WP: 0 HR: 1 S: 82 P: 118 ERA: 1.00 WHIP: 0.444															<b>PITCHER</b>						

**Baltimore Orioles @ Chicago White Sox**  
U.S. Cellular Field, Chicago, IL  
Tue Jul 03 2007, 8:11 PM EDT  
Att: 37,281 - Clear - 79 F

AB	31
R	1
H	4
RBI	1
BB	0
SO	7
LOB	4



Batter	1	2	3	4	5	6	7	8	9	AB	R	H	RBI	BB	SO	LOB	BOTTOM					
<b>7 Jerry Owens, L</b> OBP: 0.233, SLG: 0.214										3	1	1	0	0	0	2						
<b>Tadahito Iguchi, R</b> OBP: 0.329, SLG: 0.358										2	1	0	0	2	1	2						
<b>25 Jim Thome, L</b> OBP: 0.434, SLG: 0.524										3	2	1	3	1	1	2						
<b>14 Paul Konerko, R</b> OBP: 0.350, SLG: 0.463										2	0	1	1	2	0	0						
<b>12 A.J. Pierzynski, L</b> OBP: 0.293, SLG: 0.386										4	0	1	0	0	1	3						
<b>23 Jermaine Dye, R</b> OBP: 0.278, SLG: 0.409										4	0	0	0	0	4							
<b>Rob Mackowiak, L</b> OBP: 0.327, SLG: 0.324										3	0	0	0	1	2	1						
<b>22 Josh Fields, R</b> OBP: 0.292, SLG: 0.393										4	1	1	0	0	2	1						
<b>5 Juan Uribe, R</b> OBP: 0.294, SLG: 0.358										2	0	1	0	0	0	1						
<b>Inning Stats</b>	R: 1 E: 0 K: 0 S: 19	H: 2 LOB: 2 BB: 1 P: 32	R: 0 E: 0 K: 2 S: 15	H: 0 LOB: 1 BB: 1 P: 23	R: 1 E: 0 K: 0 S: 6	H: 1 LOB: 1 BB: 2 P: 17	R: 3 E: 0 K: 0 S: 10	H: 2 LOB: 0 BB: 1 P: 15	R: 0 E: 0 K: 2 S: 8	H: 0 LOB: 0 BB: 0 P: 11	R: 0 E: 0 K: 0 S: 9	H: 1 LOB: 0 BB: 0 P: 13	R: 0 E: 0 K: 1 S: 11	H: 0 LOB: 1 BB: 1 P: 23	R: 0 E: 0 K: 2 S: 10	H: 0 LOB: 0 BB: 0 P: 13	R: 0 E: 0 K: 0 S: 8	H: 0 LOB: 0 BB: 0 P: 12	1B: 4 2B: 1 3B: 0 HR: 1	SF: 0 SAC: 1 DP: 1 HBP: 1	WP: 0 PB: 0 SB: 1 CS: 1	PA: 35
<b>PITCHER</b> 40 Daniel Cabrera, R ERA: 5.15 John Parrish, L ERA: 5.91	IP: 6.0 WLS: L BF: 28 H: 6 R: 5 ER: 5 SO: 4 BB: 5 IBB: 0 HBP: 0 BLK: 0 WP: 0 HR: 1 S: 67 P: 111 ERA: 7.50 WHIP: 1.833															<b>PITCHER</b>						

**Baltimore Orioles @ Chicago White Sox**  
U.S. Cellular Field, Chicago, IL  
Tue Jul 03 2007, 8:11 PM EDT  
Att: 37,281 - Clear - 79 F

AB	27
R	5
H	6
RBI	4
BB	6
SO	7
LOB	16





Batter	1	2	3	4	5	6	7	8	9	AB	R	H	RBI	BB	SO	LOB	TOP										
1 Brian Roberts, S (1,4) OBP: 0.410, SLG: 0.452 12 Brandon Fahey, L (9,PH) OBP: 0.211, SLG: 0.167	F9		E1 G4-3 21 1B	F8		E1 2B 1B	WP 1B			5	2	3	0	0	0	0											
Chris Gomez, R (1,5) OBP: 0.333, SLG: 0.340	F7		G4-3	K		K	BB		K	5	0	0	0	1	3	4											
21 Nick Markakis, L (1,9) OBP: 0.332, SLG: 0.423	F7		2B 31 SF7 1B			2B BB	L7			3	2	1	1	2	0	3											
Kevin Millar, R (1,3) OBP: 0.395, SLG: 0.455		G1-3	31 SF7 1B			K		P6		5	1	2	2	0	1	1											
31 Jay Gibbons, L (1,10) OBP: 0.264, SLG: 0.338	F7		SF7			K				4	1	2	3	0	1	2											
Jay Payton, R (1,7) OBP: 0.318, SLG: 0.384						K		P6		5	0	2	1	0	1	1											
3 Freddie Bynum, L (1,6) OBP: 0.311, SLG: 0.524						F9			K	4	1	2	0	1	1	1											
Paul Bako, L (1,2) OBP: 0.283, SLG: 0.266									K	4	1	0	0	1	3	5											
Corey Patterson, L (1,8) OBP: 0.289, SLG: 0.332						F9			P6	5	1	1	0	0	0	1											
Inning Stats	R: 0 E: 0 K: 0 S: 7	H: 0 LOB: 0 BB: 0 P: 13	R: 0 E: 0 K: 1 S: 14	H: 1 LOB: 2 BB: 1 P: 27	R: 4 E: 1 K: 1 S: 21	H: 6 LOB: 2 BB: 0 P: 30	R: 0 E: 0 K: 1 S: 10	H: 0 LOB: 0 BB: 0 P: 16	R: 2 E: 0 K: 2 S: 11	H: 1 LOB: 0 BB: 1 P: 19	R: 2 E: 1 K: 2 S: 22	H: 2 LOB: 3 BB: 1 P: 39	R: 1 E: 1 K: 0 S: 10	H: 2 LOB: 3 BB: 1 P: 16	R: 0 E: 0 K: 1 S: 8	H: 1 LOB: 1 BB: 0 P: 12	R: 0 E: 0 K: 2 S: 9	H: 1 LOB: 1 BB: 0 P: 14	1B: 9 2B: 3 3B: 1 HR: 1	SF: 1 SAC: 0 DP: 0 HBP: 0	WP: 1 PB: 0 SB: 3 CS: 0	PA: 47					
PITCHER	IP	WLS	BF	H	R	ER	SO	BB	IBB	HBP	BLK	WP	HR	S	P	ERA	WHIP										
52 Jose Contreras, R (1,1) ERA: 5.19	5.0	L	25	8	6	6	5	2	0	0	0	0	1	63	105	10.80	2.000										
54 David Aardsma, R (6,1) ERA: 6.4	1.2		10	3	3	2	2	2	0	0	0	0	0	25	44	10.80	3.000										
57 Boone Logan, L (7,1) ERA: 3.86	0.0		2	1	0	0	0	0	0	0	0	0	0	4	4	∞	∞										
47 Mike MacDougal, R (7,1) ERA: 6.23	1.1		6	1	0	0	1	1	0	0	0	1	0	11	19	0.00	1.500										
Ryan Bukvich, R (9,1) ERA: 5.66	1.0		4	1	0	0	2	0	0	0	0	0	0	9	14	0.00	1.000										
Batter	1	2	3	4	5	6	7	8	9	AB	R	H	RBI	BB	SO	LOB	BOTTOM										
26 Andy González, R (1,7) OBP: 0.359, SLG: 0.358 7 Jerry Owens, L (9,PH) OBP: 0.230, SLG: 0.211	E		G5-4-3						G3	2	0	1	1	2	0	1											
Tadahito Iguchi, R (1,4) OBP: 0.328, SLG: 0.356 8 Alex Cintron, S (9,PH) OBP: 0.273, SLG: 0.272	L8		F9							4	0	1	0	0	0	3											
25 Jim Thome, L (1,10) OBP: 0.438, SLG: 0.526										1	1	1	0	0	0	0											
14 Paul Konerko, R (1,3) OBP: 0.349, SLG: 0.463 Rob Mackowiak, L (8,3) OBP: 0.330, SLG: 0.344										4	0	1	0	0	2	4											
23 Jermaine Dye, R (1,9) OBP: 0.277, SLG: 0.402	F8									4	0	0	0	1	0	4											
22 Josh Fields, R (1,5) OBP: 0.307, SLG: 0.430										4	2	2	1	1	1	1											
30 Luis Terrero, R (1,8) OBP: 0.362, SLG: 0.409										3	1	0	0	1	1	3											
5 Juan Uribe, R (1,6) OBP: 0.290, SLG: 0.352										4	0	0	0	0	1	3											
Toby Hall, R (1,2) OBP: 0.179, SLG: 0.211										3	0	1	1	0	0	1											
Inning Stats	R: 0 E: 1 K: 1 S: 9	H: 0 LOB: 2 BB: 2 P: 24	R: 2 E: 0 K: 0 S: 13	H: 1 LOB: 0 BB: 2 P: 25	R: 0 E: 0 K: 2 S: 13	H: 2 LOB: 3 BB: 1 P: 19	R: 0 E: 0 K: 0 S: 6	H: 1 LOB: 0 BB: 0 P: 9	R: 0 E: 0 K: 2 S: 9	H: 1 LOB: 1 BB: 0 P: 14	R: 1 E: 1 K: 1 S: 16	H: 1 LOB: 2 BB: 1 P: 26	R: 0 E: 0 K: 1 S: 9	H: 1 LOB: 1 BB: 0 P: 15	R: 0 E: 0 K: 0 S: 7	H: 0 LOB: 0 BB: 0 P: 9	R: 3 E: 0 K: 0 S: 9	H: 2 LOB: 0 BB: 1 P: 17	1B: 5 2B: 2 3B: 0 HR: 2	SF: 1 SAC: 0 DP: 1 HBP: 0	WP: 1 PB: 0 SB: 1 CS: 1	PA: 43					
PITCHER	IP	WLS	BF	H	R	ER	SO	BB	IBB	HBP	BLK	WP	HR	S	P	ERA	WHIP										
57 Garrett Olson, L (1,1) ERA: 4.15	4.1		21	5	2	2	4	5	0	0	0	0	1	20	30	5.40	1.200										
Rob Bell, R (5,1) ERA: 2.79	1.2	W	8	1	1	1	2	1	0	0	0	0	1	20	30	5.40	1.200										
Paul Shuey, R (7,1) ERA: 5.0	2.1		11	3	3	3	1	1	0	0	0	1	1	21	36	11.57	1.714										
32 Jamie Walker, L (9,1) ERA: 3.16	0.2		2	0	0	0	0	0	0	0	0	0	0	4	5	0.00	0.000										

Baltimore Orioles @ Chicago White Sox  
U.S. Cellular Field, Chicago, IL  
Wed Jul 04 2007, 7:05 PM EDT  
Att: 33,640 - Clear - 77 F

AB 41  
R 9  
H 14  
RBI 7  
BB 5  
SO 10  
LOB 18



Baltimore Orioles @ Chicago White Sox  
U.S. Cellular Field, Chicago, IL  
Wed Jul 04 2007, 7:05 PM EDT  
Att: 33,640 - Clear - 77 F

AB 34  
R 6  
H 9  
RBI 6  
SO 7  
LOB 21





Batter	1	2	3	4	5	6	7	8	9	AB	R	H	RBI	BB	SO	LOB	TOP								
<b>1 Brian Roberts, S</b> OBP: 0.407, SLG: 0.448	F7		2B 21 2B		K		G5-3		G6-3	5	1	1	1	0	1	1	<b>Baltimore Orioles @ Chicago White Sox</b> U.S. Cellular Field, Chicago, IL Thu Jul 05 2007, 8:11 PM EDT Att: 30,364 - Partly Cloudy - 81 F <a href="http://livebaseballscorecards.com">livebaseballscorecards.com</a>								
<b>Chris Gomez, R</b> OBP: 0.327, SLG: 0.343	K		2B		G6-3		K		G6-3	5	1	1	0	0	2	1									
<b>21 Nick Markakis, L</b> OBP: 0.333, SLG: 0.427	FC6-4		G6-3		P6		K			4	0	2	2	0	1	0									
<b>Kevin Millar, R</b> OBP: 0.393, SLG: 0.449	FC6-4		G6-3		F8		1B BB			3	0	0	0	1	0	2									
<b>Ramon Hernandez, R</b> OBP: 0.348, SLG: 0.378	F9		F9		F7		17 G6-4-3 1B			4	0	1	0	0	0	1									
<b>17 Aubrey Huff, L</b> OBP: 0.294, SLG: 0.396	G1-3				F8		3 1B 2B		G6-4-3	4	1	1	0	0	0	2									
<b>Jay Payton, R</b> OBP: 0.321, SLG: 0.383	3 PB BB				K		P6		3 2B 1 G6-3 1B	3	1	1	0	1	1	1									
<b>3 Freddie Bynum, L</b> OBP: 0.327, SLG: 0.543	F8		G6-3		G6-3		HR 1B		1 G6-3 2B	4	1	2	1	0	0	1									
<b>Corey Patterson, L</b> OBP: 0.289, SLG: 0.343			P6		B3		1-H HR		K	4	1	1	2	0	1	2									
<b>Inning Stats</b>	R: 0 E: 0 K: 1 S: 11	H: 1 LOB: 1 BB: 0 P: 13	R: 0 E: 0 K: 0 S: 9	H: 0 LOB: 1 BB: 1 P: 20	R: 2 E: 0 K: 0 S: 19	H: 3 LOB: 1 BB: 0 P: 29	R: 0 E: 0 K: 1 S: 7	H: 0 LOB: 0 BB: 0 P: 10	R: 0 E: 0 K: 0 S: 10	H: 0 LOB: 0 BB: 0 P: 15	R: 0 E: 0 K: 0 S: 7	H: 0 LOB: 0 BB: 0 P: 11	R: 3 E: 0 K: 1 S: 11	H: 3 LOB: 0 BB: 0 P: 19	R: 0 E: 0 K: 1 S: 7	H: 1 LOB: 1 BB: 1 P: 13	R: 1 E: 0 K: 1 S: 12	H: 2 LOB: 1 BB: 0 P: 15	1B: 5 2B: 4 3B: 0 HR: 1	SF: 0 SAC: 0 DP: 1 HBP: 0	WP: 0 PB: 1 SB: 0 CS: 0	PA: 38			
<b>PITCHER</b>	IP	WLS	BF	H	R	ER	SO	BB	IBB	HBP	BLK	WP	HR	S	P	ERA	WHIP								
<b>50 John Danks, L</b> ERA: 4.62	6.1	W	27	7	5	5	3	1	0	0	0	0	1	69	108	7.11	1.263								
<b>46 Nick Masset, R</b> ERA: 6.75	1.0		5	1	0	0	2	1	0	0	0	0	0	10	20	0.00	2.000								
<b>37 Matt Thornton, L</b> ERA: 5.2	1.2		6	2	1	1	1	0	0	0	0	0	0	14	17	5.40	1.200								

Batter	1	2	3	4	5	6	7	8	9	AB	R	H	RBI	BB	SO	LOB	BOTTOM									
<b>26 Andy González, R</b> OBP: 0.349, SLG: 0.347	WP 2B 1B	K		K		G4-3		K		5	1	1	0	0	3	1	<b>Baltimore Orioles @ Chicago White Sox</b> U.S. Cellular Field, Chicago, IL Thu Jul 05 2007, 8:11 PM EDT Att: 30,364 - Partly Cloudy - 81 F <a href="http://livebaseballscorecards.com">livebaseballscorecards.com</a>									
<b>Tadahito Iguchi, R</b> OBP: 0.336, SLG: 0.385	SAFE SAFE 1-H 25 1B 2B	HR		G5-3		25 G4-3 3B		BB		4	3	3	3	1	0	0										
<b>25 Jim Thome, L</b> OBP: 0.437, SLG: 0.528	14 1B 23 HR	2B		G4-3		G4-3		K		5	1	2	2	0	1	1										
<b>14 Paul Konerko, R</b> OBP: 0.351, SLG: 0.462	23 HR 1B	G5-3		12 1B BB		K		F8		3	1	1	0	1	1	1										
<b>7 Jerry Owens, L</b> OBP: 0.226, SLG: 0.207	23 HR 1B	G1-3		1B		P5				1	0	0	0	0	0	1										
<b>12 A.J. Pierzynski, L</b> OBP: 0.292, SLG: 0.384	F7	G1-3		1B		2B		22 1B 2B		3	1	1	3	0	0	2										
<b>23 Jermaine Dye, R</b> OBP: 0.277, SLG: 0.413	HR		G5-3		F8		22 1B 2B			1	1	1	0	0	0	0										
<b>Rob Mackowiak, L</b> OBP: 0.333, SLG: 0.354	HR		F9		F8		1B			4	0	1	1	0	1	2										
<b>22 Josh Fields, R</b> OBP: 0.305, SLG: 0.423	K		F9		F8		2-H 1B			4	0	1	1	0	1	2										
<b>30 Luis Terrero, R</b> OBP: 0.358, SLG: 0.402	L4		K		5 HR 1B		K			4	1	1	0	0	2	1										
<b>5 Juan Uribe, R</b> OBP: 0.293, SLG: 0.364	HR BB		G4-3		G4-3		G5-3			3	2	1	2	1	0	1										
<b>Inning Stats</b>	R: 5 E: 0 K: 1 S: 19	H: 5 LOB: 0 BB: 0 P: 33	R: 2 E: 0 K: 1 S: 13	H: 2 LOB: 1 BB: 1 P: 23	R: 0 E: 0 K: 1 S: 11	H: 0 LOB: 0 BB: 0 P: 17	R: 0 E: 0 K: 1 S: 6	H: 0 LOB: 0 BB: 0 P: 9	R: 0 E: 0 K: 0 S: 10	H: 1 LOB: 2 BB: 1 P: 17	R: 3 E: 0 K: 1 S: 13	H: 3 LOB: 0 BB: 0 P: 22	R: 1 E: 0 K: 0 S: 12	H: 2 LOB: 1 BB: 0 P: 17	R: 0 E: 0 K: 2 S: 13	H: 0 LOB: 1 BB: 1 P: 22	1B: 6 2B: 3 3B: 1 HR: 3	SF: 0 SAC: 0 DP: 0 HBP: 0	WP: 1 PB: 0 SB: 0 CS: 0	PA: 40						
<b>PITCHER</b>	IP	WLS	BF	H	R	ER	SO	BB	IBB	HBP	BLK	WP	HR	S	P	ERA	WHIP									
<b>56 Brian Bures, L</b> ERA: 4.27	1.1	L	11	6	7	7	2	1	0	0	0	0	1	2	27	49	7.25	5.250								
<b>25 Kurt Birkins, L</b> ERA: 10.0	4.1		19	5	3	3	2	1	0	0	0	0	1	42	67	6.23	1.385									
<b>Chad Bradford, R</b> ERA: 3.34	0.1		1	0	0	0	1	0	0	0	0	0	0	3	5	0.00	0.000									
<b>John Parrish, L</b> ERA: 5.82	2.0		9	2	1	1	3	1	0	0	0	0	0	25	39	4.50	1.500									

AB 36  
R 6  
H 10  
RBI 6  
BB 2  
SO 6  
LOB 11



AB 37  
R 11  
H 13  
RBI 11  
BB 3  
SO 8  
LOB 13





Batter	1	2	3	4	5	6	7	8	9	10	AB	R	H	RBI	BB	SO	LOB	TOP						
1 Brian Roberts, S OBP: 0.409, SLG: 0.450	L7		G4-3				21 BB 2B		FC1-4 2B		3	1	1	1	2	0	0	<b>Baltimore Orioles @ Texas Rangers</b> Rangers Ballpark in Arlington, Arlington, TX Fri Jul 06 2007, 8:35 PM EDT Att: 24,035 - Partly Cloudy - 86 F <a href="http://livebaseballscorecards.com">livebaseballscorecards.com</a>						
Corey Patterson, L OBP: 0.288, SLG: 0.339 Jay Payton, R OBP: 0.322, SLG: 0.382	F9		G3		FC4-6 21 S		21 BB 2B		FC1-4 21 1B		3	0	0	0	0	0	2							
21 Nick Markakis, L OBP: 0.340, SLG: 0.434				G4-3							4	0	3	2	1	0	0							
Kevin Millar, R OBP: 0.393, SLG: 0.445					IBB						4	0	1	0	1	2	6							
17 Aubrey Huff, L OBP: 0.292, SLG: 0.396											5	0	1	0	0	0	2							
Ramon Hernandez, R OBP: 0.239, SLG: 0.366											5	0	0	0	0	1	2							
31 Jay Gibbons, L OBP: 0.258, SLG: 0.330											5	0	0	0	0	0	2							
Chris Gomez, R OBP: 0.333, SLG: 0.359											4	0	2	0	0	1	0							
3 Freddie Bynum, L OBP: 0.320, SLG: 0.532 12 Brandon Fahey, L OBP: 0.227, SLG: 0.150											1	0	0	0	0	0	0							
											3	1	1	0	0	1	2							
<b>Inning Stats</b>	R: 0 E: 0 K: 0 S: 10	H: 1 LOB: 2 P: 18	R: 0 E: 0 K: 1 S: 7	H: 0 LOB: 0 BB: 10	R: 0 E: 0 K: 0 S: 8	H: 0 LOB: 0 BB: 0	R: 0 E: 0 K: 0 S: 14	H: 2 LOB: 2 BB: 20	R: 0 E: 0 K: 2 S: 12	H: 1 LOB: 3 BB: 27	R: 0 E: 0 K: 0 S: 7	H: 0 LOB: 0 BB: 0	R: 2 E: 0 K: 0 S: 17	H: 2 LOB: 1 BB: 28	R: 0 E: 0 K: 1 S: 6	H: 0 LOB: 0 BB: 0	R: 1 E: 0 K: 1 S: 13	H: 3 LOB: 2 BB: 20	R: 0 E: 0 K: 0 S: 6	H: 0 LOB: 0 BB: 0	1B: 5 2B: 4 3B: 0 HR: 0	SF: 0 SAC: 0 DP: 0 HBP: 0	WP: 1 PB: 0 SB: 2 CS: 0	PA: 43
<b>PITCHER</b>	IP WLS BF H R ER SO BB IBB HBP BLK WP HR S P ERA WHIP	43 Kameron Loe, R ERA: 5.38 36 C.J. Wilson, L ERA: 3.03 50 Frank Francisco, R ERA: 3.86 Eric Gagne, R ERA: 1.37 53 Joaquin Benoit, R ERA: 3.2	6.0 2 26 5 1 1 3 2 0 0 0 1 0 63 103 1.50 1.167	0.2 H 4 1 1 0 2 0 0 0 0 0 8 10 13.50 4.500	1.1 H 4 0 0 1 0 0 0 0 0 0 8 10 0.00 0.000	1.0 B 6 3 1 1 0 0 0 0 0 0 13 20 9.00 3.000	1.0 W 3 0 0 0 0 0 0 0 0 0 6 7 0.00 0.000	<b>PITCHER</b>										IP WLS BF H R ER SO BB IBB HBP BLK WP HR S P ERA WHIP	43 Kameron Loe, R ERA: 5.38 36 C.J. Wilson, L ERA: 3.03 50 Frank Francisco, R ERA: 3.86 Eric Gagne, R ERA: 1.37 53 Joaquin Benoit, R ERA: 3.2					
3 Jerry Hairston, R OBP: 0.293, SLG: 0.373	F7		SH1-3								3	0	0	0	0	1	0	<b>Baltimore Orioles @ Texas Rangers</b> Rangers Ballpark in Arlington, Arlington, TX Fri Jul 06 2007, 8:35 PM EDT Att: 24,035 - Partly Cloudy - 86 F <a href="http://livebaseballscorecards.com">livebaseballscorecards.com</a>						
Ramon Vázquez, L OBP: 0.312, SLG: 0.398	F8		SF7								3	0	0	1	1	0	0							
10 Michael Young, R OBP: 0.344, SLG: 0.393	G6-3										4	0	1	1	1	0	0							
Sammy Sosa, R OBP: 0.295, SLG: 0.452											4	0	0	0	0	2	1							
Frank Catalanotto, L OBP: 0.311, SLG: 0.413 14 Victor Diaz, R OBP: 0.297, SLG: 0.554											3	0	2	0	0	0	0							
											1	0	0	0	0	0	0							
22 Marlon Byrd, R OBP: 0.444, SLG: 0.555											3	1	1	0	1	1	1							
Brad Wilkerson, L OBP: 0.312, SLG: 0.525											3	1	1	2	1	0	2							
Adam Melhuse, S OBP: 0.344, SLG: 0.382											4	0	0	0	0	1	4							
30 Travis Metcalf, R OBP: 0.269, SLG: 0.354											4	2	2	0	0	1	2							
<b>Inning Stats</b>	R: 0 E: 0 K: 0 S: 4	H: 0 LOB: 0 BB: 6	R: 0 E: 0 K: 0 S: 12	H: 1 LOB: 2 BB: 22	R: 1 E: 0 K: 1 S: 14	H: 1 LOB: 1 BB: 22	R: 0 E: 0 K: 1 S: 12	H: 2 LOB: 2 BB: 17	R: 0 E: 0 K: 1 S: 8	H: 0 LOB: 0 BB: 8	R: 2 E: 0 K: 0 S: 11	H: 1 LOB: 1 BB: 23	R: 0 E: 0 K: 0 S: 10	H: 0 LOB: 0 BB: 15	R: 0 E: 0 K: 2 S: 11	H: 0 LOB: 0 BB: 18	R: 1 E: 0 K: 0 S: 5	H: 2 LOB: 2 BB: 11	R: 0 E: 0 K: 0 S: 5	H: 0 LOB: 0 BB: 0	1B: 4 2B: 2 3B: 0 HR: 1	SF: 1 SAC: 2 DP: 0 HBP: 0	WP: 1 PB: 0 SB: 0 CS: 0	PA: 39
<b>PITCHER</b>	IP WLS BF H R ER SO BB IBB HBP BLK WP HR S P ERA WHIP	46 Jeremy Guthrie, R ERA: 2.74 Chad Bradford, R ERA: 3.18 32 Jamie Walker, L ERA: 3.03 Paul Shuey, R ERA: 5.79	6.0 5 30 5 3 3 3 3 0 0 0 1 1 61 98 4.50 1.333	1.2 5 0 0 0 1 0 0 0 0 0 0 0 14 20 0.00 0.000	1.1 4 0 0 0 2 0 0 0 0 0 0 0 13 22 0.00 0.000	0.1 L 4 2 1 1 0 1 0 0 0 0 0 5 11 27.00 9.000	<b>PITCHER</b>										IP WLS BF H R ER SO BB IBB HBP BLK WP HR S P ERA WHIP	46 Jeremy Guthrie, R ERA: 2.74 Chad Bradford, R ERA: 3.18 32 Jamie Walker, L ERA: 3.03 Paul Shuey, R ERA: 5.79						

AB 38  
R 3  
H 9  
RBI 3  
BB 5  
SO 5  
LOB 17



AB 32  
R 4  
H 7  
RBI 4  
BB 4  
SO 6  
LOB 10





Batter	1	2	3	4	5	6	7	8	9	AB	R	H	RBI	BB	SO	LOB	TOP					
<b>1 Brian Roberts, S</b> OBP: 0.405, SLG: 0.444 (1, 4)	F8		F8		G3		CS	F7		4	0	0	0	0	0	0	<b>Baltimore Orioles @ Texas Rangers</b> Rangers Ballpark in Arlington, Arlington, TX Sat Jul 07 2007, 8:35 PM EDT Att: 32,849 - Partly Cloudy - 89 F  <b>AB 34</b> <b>R 3</b> <b>H 9</b> <b>RBI 2</b> <b>BB 2</b> <b>SO 5</b> <b>LOB 11</b> 					
<b>Chris Gomez, R</b> OBP: 0.339, SLG: 0.355 (1, 5)	G5-3		F7		F8			FC1-6 1B		4	0	1	0	0	0	0						
<b>21 Nick Markakis, L</b> OBP: 0.330, SLG: 0.430 (1, 9)	1B BB		G5-3		K			FC1-6 1-2		3	0	0	0	1	1	1						
<b>Ramon Hernandez, R</b> OBP: 0.337, SLG: 0.364 (1, 2)	1B			G4-3		G4-3		K		4	0	1	0	0	1	1						
<b>17 Aubrey Huff, L</b> OBP: 0.292, SLG: 0.394 (1, 3)	P5			1B 31 E		G4-3			G1-3	4	1	1	0	0	0	2						
<b>Jay Payton, R</b> OBP: 0.325, SLG: 0.384 (1, 7)		G4-3		1B 31 S		P6			G3-1 12 1B	4	1	2	0	0	0	0						
<b>31 Jay Gibbons, L</b> OBP: 0.267, SLG: 0.353 (1, 10)		HR		K			FC1-6 12 1B		G3-1 12 1B	4	1	3	1	0	1	1						
<b>Corey Patterson, L</b> OBP: 0.285, SLG: 0.335 (1, 8)		K		BB 12 S			K		G3-1	3	0	0	0	1	2	3						
<b>12 Brandon Fahey, L</b> OBP: 0.231, SLG: 0.200 (1, 6)	G4-3			F9			FC1-6 1 CS		1B 2-H 3-H	4	0	1	1	0	0	3						
<b>Inning Stats</b>	R: 0 E: 0 K: 0 S: 12	H: 1 LOB: 2 BB: 1 P: 18	R: 1 E: 0 K: 1 S: 15	H: 1 LOB: 0 BB: 0 P: 22	R: 0 E: 0 K: 0 S: 6	H: 0 LOB: 0 BB: 0 P: 11	R: 1 E: 0 K: 1 S: 13	H: 2 LOB: 2 BB: 1 P: 22	R: 0 E: 0 K: 1 S: 10	H: 0 LOB: 0 BB: 0 P: 15	R: 0 E: 0 K: 0 S: 6	H: 0 LOB: 0 BB: 0 P: 9	R: 0 E: 0 K: 1 S: 11	H: 1 LOB: 0 BB: 0 P: 18	R: 0 E: 0 K: 1 S: 9	H: 1 LOB: 1 BB: 0 P: 14	R: 1 E: 0 K: 0 S: 9	H: 3 LOB: 2 BB: 0 P: 14	1B: 8 2B: 0 3B: 0 HR: 1	SF: 0 SAC: 0 DP: 0 HBP: 0	WP: 0 PB: 0 SB: 3 CS: 1	PA: 37
<b>PITCHER</b>	IP WLS BF H R ER SO BB IBB HBP BLK WP HR S P ERA WHIP	IP WLS BF H R ER SO BB IBB HBP BLK WP HR S P ERA WHIP															IP WLS BF H R ER SO BB IBB HBP BLK WP HR S P ERA WHIP					
<b>20 Brandon McCarthy, R</b> ERA: 5.7 (1, 1)	6.0 L 24 4 2 1 3 2 0 0 0 0 1 62 97 1.50 1.000																					
<b>51 Willie Eyre, R</b> ERA: 3.64 (7, 1)	3.0 12 5 1 1 2 0 0 0 0 0 0 0 29 46 3.00 1.667																					

Batter	1	2	3	4	5	6	7	8	9	AB	R	H	RBI	BB	SO	LOB	BOTTOM					
<b>3 Jerry Hairston, R</b> OBP: 0.286, SLG: 0.362 (1, 8)	G4-3			P4			P6			3	0	0	0	0	0	0	<b>Baltimore Orioles @ Texas Rangers</b> Rangers Ballpark in Arlington, Arlington, TX Sat Jul 07 2007, 8:35 PM EDT Att: 32,849 - Partly Cloudy - 89 F  <b>AB 27</b> <b>R 0</b> <b>H 2</b> <b>RBI 0</b> <b>BB 0</b> <b>SO 15</b> <b>LOB 2</b> 					
<b>Desti Relaford, S</b> OBP: 0.286, SLG: 0.231 (1, 4)	G6-3 10 1B			K			K			3	0	1	0	0	2	0						
<b>10 Michael Young, R</b> OBP: 0.341, SLG: 0.389 (1, 6)	G6-3 1-2			K			G6-3			3	0	0	0	0	1	1						
<b>Sammy Sosa, R</b> OBP: 0.296, SLG: 0.451 (1, 10)		K			K			G6-4-3 22 1B		3	0	1	0	0	2	0						
<b>22 Marlon Byrd, R</b> OBP: 0.436, SLG: 0.543 (1, 7)		K			K2-3			G6-4-3 1-2		3	0	0	0	0	2	1						
<b>14 Victor Diaz, R</b> OBP: 0.259, SLG: 0.538 (1, 9)		K			K			F9		3	0	0	0	0	2	0						
<b>15 Gerald Laird, R</b> OBP: 0.284, SLG: 0.339 (1, 2)			G4-3			F8			K	3	0	0	0	0	1	0						
<b>Brad Wilkerson, L</b> OBP: 0.307, SLG: 0.517 (1, 3)			K			K			K	3	0	0	0	0	3	0						
<b>30 Travis Metcalf, R</b> OBP: 0.255, SLG: 0.333 (1, 5)			K			G5-3			K	3	0	0	0	0	2	0						
<b>Inning Stats</b>	R: 0 E: 0 K: 0 S: 8	H: 1 LOB: 0 BB: 0 P: 12	R: 0 E: 0 K: 3 S: 9	H: 0 LOB: 0 BB: 0 P: 11	R: 0 E: 0 K: 2 S: 9	H: 0 LOB: 0 BB: 0 P: 13	R: 0 E: 0 K: 2 S: 10	H: 0 LOB: 0 BB: 0 P: 14	R: 0 E: 0 K: 3 S: 11	H: 0 LOB: 0 BB: 0 P: 13	R: 0 E: 0 K: 1 S: 10	H: 0 LOB: 0 BB: 0 P: 15	R: 0 E: 0 K: 1 S: 8	H: 0 LOB: 0 BB: 0 P: 11	R: 0 E: 0 K: 0 S: 4	H: 1 LOB: 0 BB: 0 P: 6	R: 0 E: 0 K: 3 S: 10	H: 0 LOB: 0 BB: 0 P: 14	1B: 2 2B: 0 3B: 0 HR: 0	SF: 0 SAC: 0 DP: 2 HBP: 0	WP: 0 PB: 0 SB: 0 CS: 0	PA: 27
<b>PITCHER</b>	IP WLS BF H R ER SO BB IBB HBP BLK WP HR S P ERA WHIP	IP WLS BF H R ER SO BB IBB HBP BLK WP HR S P ERA WHIP															IP WLS BF H R ER SO BB IBB HBP BLK WP HR S P ERA WHIP					
<b>45 Erik Bedard, L</b> ERA: 3.4 (1, 1)	9.0 W 27 2 0 0 15 0 0 0 0 0 0 79 109 0.00 0.222																					







Batter	1	2	3	4	5	6	7	8	9	AB	R	H	RBI	BB	SO	LOB	TOP								
7 Jerry Owens, L OBP: 0.271, SLG: 0.250	F8	B2-3		BB 12 2B	BB 1B		G4-3		F7	5	1	1	0	1	0	0	<b>Chicago White Sox @ Baltimore Orioles</b> Oriole Park at Camden Yards, Baltimore, MD Thu Jul 12 2007, 7:05 PM EDT Att: 21,000 - Clear - 84 F								
Tadahito Iguchi, R OBP: 0.336, SLG: 0.382	F9	G5-3		BB 12 2B	BB 1B		BB 25 1B		K	3	1	1	1	2	0	0									
30 Luis Terrero, R OBP: 0.356, SLG: 0.394				BB 12 2B	BB 1B		BB 14 1B			1	0	0	0	0	1	0									
25 Jim Thome, L OBP: 0.439, SLG: 0.557	HR	BB		K	K		BB 14 1B			4	1	2	1	1	2	4									
14 Paul Konerko, R OBP: 0.359, SLG: 0.500	BB 12 1B	F9		F7	G4-3		BB 1B			5	1	2	1	0	0	5									
12 A.J. Pierzynski, L OBP: 0.289, SLG: 0.380	BB 23 E 2B			P3			G4-3		G4-3	5	1	2	1	0	0	2									
23 Jermaine Dye, R OBP: 0.276, SLG: 0.417	E7 2B			HR	K		BB 1B		K	5	2	3	2	0	2	2									
Rob Mackowiak, L OBP: 0.354, SLG: 0.394										3	1	3	2	1	0	0									
26 Andy González, R OBP: 0.341, SLG: 0.338	2B			BB 1B			BB 22 G6-4-3		F8	1	0	0	0	0	0	0									
22 Josh Fields, R OBP: 0.312, SLG: 0.435	BB			L5			BB 7 1B		G6-3	4	1	1	1	1	0	3									
5 Juan Uribe, R OBP: 0.283, SLG: 0.353	K			K			F7		F8	5	0	0	0	0	2	4									
<b>Inning Stats</b>	R: 4 H: 5 E: 1 K: 1 S: 21	H: 5 R: 6 ER: 3 LOB: 2 BB: 1 P: 33	R: 0 H: 0 E: 0 K: 0 S: 5	H: 0 R: 1 ER: 0 LOB: 1 BB: 1 P: 14	R: 1 H: 2 E: 0 K: 1 S: 9	H: 2 R: 2 ER: 0 LOB: 2 BB: 1 P: 15	R: 1 H: 2 E: 0 K: 2 S: 14	H: 2 R: 2 ER: 0 LOB: 2 BB: 1 P: 25	R: 2 H: 3 E: 0 K: 1 S: 13	H: 3 R: 1 ER: 0 LOB: 1 BB: 1 P: 26	R: 0 H: 1 E: 0 K: 0 S: 10	H: 1 R: 1 ER: 0 LOB: 1 BB: 1 P: 18	R: 1 H: 2 E: 0 K: 0 S: 12	H: 2 R: 0 ER: 0 LOB: 0 BB: 0 P: 23	R: 0 H: 0 E: 0 K: 1 S: 12	H: 0 R: 0 ER: 0 LOB: 0 BB: 0 P: 18	R: 0 H: 0 E: 0 K: 1 S: 6	H: 0 R: 0 ER: 0 LOB: 0 BB: 0 P: 9	1B: 10 2B: 3 3B: 0 HR: 2	SF: 0 SAC: 0 DP: 1 HBP: 0	WP: 0 PB: 0 SB: 0 CS: 0	PA: 47			
<b>PITCHER</b>	IP WLS BF H R ER SO BB IBB HBP BLK WP HR S P ERA WHIP	IP WLS BF H R ER SO BB IBB HBP BLK WP HR S P ERA WHIP	IP WLS BF H R ER SO BB IBB HBP BLK WP HR S P ERA WHIP	IP WLS BF H R ER SO BB IBB HBP BLK WP HR S P ERA WHIP	IP WLS BF H R ER SO BB IBB HBP BLK WP HR S P ERA WHIP	IP WLS BF H R ER SO BB IBB HBP BLK WP HR S P ERA WHIP	IP WLS BF H R ER SO BB IBB HBP BLK WP HR S P ERA WHIP	IP WLS BF H R ER SO BB IBB HBP BLK WP HR S P ERA WHIP	IP WLS BF H R ER SO BB IBB HBP BLK WP HR S P ERA WHIP	IP WLS BF H R ER SO BB IBB HBP BLK WP HR S P ERA WHIP	IP WLS BF H R ER SO BB IBB HBP BLK WP HR S P ERA WHIP	IP WLS BF H R ER SO BB IBB HBP BLK WP HR S P ERA WHIP	IP WLS BF H R ER SO BB IBB HBP BLK WP HR S P ERA WHIP	IP WLS BF H R ER SO BB IBB HBP BLK WP HR S P ERA WHIP	IP WLS BF H R ER SO BB IBB HBP BLK WP HR S P ERA WHIP	IP WLS BF H R ER SO BB IBB HBP BLK WP HR S P ERA WHIP	IP WLS BF H R ER SO BB IBB HBP BLK WP HR S P ERA WHIP	IP WLS BF H R ER SO BB IBB HBP BLK WP HR S P ERA WHIP	IP WLS BF H R ER SO BB IBB HBP BLK WP HR S P ERA WHIP	IP WLS BF H R ER SO BB IBB HBP BLK WP HR S P ERA WHIP	IP WLS BF H R ER SO BB IBB HBP BLK WP HR S P ERA WHIP	IP WLS BF H R ER SO BB IBB HBP BLK WP HR S P ERA WHIP	IP WLS BF H R ER SO BB IBB HBP BLK WP HR S P ERA WHIP	IP WLS BF H R ER SO BB IBB HBP BLK WP HR S P ERA WHIP	IP WLS BF H R ER SO BB IBB HBP BLK WP HR S P ERA WHIP

**Chicago White Sox @ Baltimore Orioles**  
 Oriole Park at Camden Yards, Baltimore, MD  
 Thu Jul 12 2007, 7:05 PM EDT  
 Att: 21,000 - Clear - 84 F

AB 41  
 R 9  
 H 15  
 RBI 9  
 BB 6  
 SO 7  
 LOB 20



Batter	1	2	3	4	5	6	7	8	9	AB	R	H	RBI	BB	SO	LOB	BOTTOM								
1 Brian Roberts, S OBP: 0.406, SLG: 0.444	BB 17 FC3-6	K			P5		F8		HR	3	1	1	0	0	1	1	<b>Chicago White Sox @ Baltimore Orioles</b> Oriole Park at Camden Yards, Baltimore, MD Thu Jul 12 2007, 7:05 PM EDT Att: 21,000 - Clear - 84 F								
2 Luis Hernandez, S OBP: 0.333, SLG: 0.667									2B	2	1	1	1	0	0	1									
Chris Gomez, R OBP: 0.347, SLG: 0.388	BB 17 FC3-6				G6-3		G4-3		G5-3	5	0	2	0	0	0	3									
21 Nick Markakis, L OBP: 0.338, SLG: 0.433	F8			P6					P5	5	1	1	0	0	1	5									
Kevin Millar, R OBP: 0.399, SLG: 0.458	BB 17 FC3-6			G6-3			BB 12 G6-3		K	5	1	3	4	0	1	1									
17 Aubrey Huff, L OBP: 0.299, SLG: 0.393	FC3-6			F8			BB 12 G6-3		HR	4	0	2	1	1	0	3									
6 Melvin Mora, R OBP: 0.334, SLG: 0.453				F9					BB	1	0	0	0	0	0	2									
12 Brandon Fahey, L OBP: 0.194, SLG: 0.167	G5-3				G6-3				FC6-4	3	0	0	0	0	1	3									
Jay Payton, R OBP: 0.319, SLG: 0.376							BB		BB	1	0	0	0	0	0	1									
Ramon Hernandez, R OBP: 0.343, SLG: 0.363				BB 31 G3-6-3			L9		BB	2	1	1	0	2	0	1									
31 Jay Gibbons, L OBP: 0.265, SLG: 0.349		L4			G3-6-3				BB 1B	4	1	1	0	0	1	2									
Corey Patterson, L OBP: 0.285, SLG: 0.333	F8								BB 2 2B	4	1	2	1	0	1	1									
<b>Inning Stats</b>	R: 1 H: 3 E: 0 K: 0 S: 16	H: 3 R: 2 ER: 2 LOB: 0 BB: 0 P: 21	R: 0 H: 0 E: 0 K: 1 S: 8	H: 0 R: 1 ER: 0 LOB: 1 BB: 0 P: 13	R: 0 H: 1 E: 0 K: 0 S: 7	H: 1 R: 0 ER: 0 LOB: 0 BB: 1 P: 11	R: 0 H: 0 E: 0 K: 0 S: 6	H: 0 R: 0 ER: 0 LOB: 0 BB: 1 P: 12	R: 0 H: 3 E: 0 K: 0 S: 8	H: 3 R: 1 ER: 0 LOB: 1 BB: 0 P: 9	R: 0 H: 1 E: 0 K: 1 S: 14	H: 1 R: 0 ER: 0 LOB: 0 BB: 0 P: 21	R: 0 H: 0 E: 0 K: 3 S: 11	H: 0 R: 0 ER: 0 LOB: 1 BB: 1 P: 20	R: 5 H: 6 E: 0 K: 0 S: 15	H: 6 R: 2 ER: 1 LOB: 1 BB: 0 P: 20	1B: 10 2B: 2 3B: 1 HR: 1	SF: 0 SAC: 0 DP: 2 HBP: 0	WP: 1 PB: 0 SB: 0 CS: 0	PA: 42					
<b>PITCHER</b>	IP WLS BF H R ER SO BB IBB HBP BLK WP HR S P ERA WHIP	IP WLS BF H R ER SO BB IBB HBP BLK WP HR S P ERA WHIP	IP WLS BF H R ER SO BB IBB HBP BLK WP HR S P ERA WHIP	IP WLS BF H R ER SO BB IBB HBP BLK WP HR S P ERA WHIP	IP WLS BF H R ER SO BB IBB HBP BLK WP HR S P ERA WHIP	IP WLS BF H R ER SO BB IBB HBP BLK WP HR S P ERA WHIP	IP WLS BF H R ER SO BB IBB HBP BLK WP HR S P ERA WHIP	IP WLS BF H R ER SO BB IBB HBP BLK WP HR S P ERA WHIP	IP WLS BF H R ER SO BB IBB HBP BLK WP HR S P ERA WHIP	IP WLS BF H R ER SO BB IBB HBP BLK WP HR S P ERA WHIP	IP WLS BF H R ER SO BB IBB HBP BLK WP HR S P ERA WHIP	IP WLS BF H R ER SO BB IBB HBP BLK WP HR S P ERA WHIP	IP WLS BF H R ER SO BB IBB HBP BLK WP HR S P ERA WHIP	IP WLS BF H R ER SO BB IBB HBP BLK WP HR S P ERA WHIP	IP WLS BF H R ER SO BB IBB HBP BLK WP HR S P ERA WHIP	IP WLS BF H R ER SO BB IBB HBP BLK WP HR S P ERA WHIP	IP WLS BF H R ER SO BB IBB HBP BLK WP HR S P ERA WHIP	IP WLS BF H R ER SO BB IBB HBP BLK WP HR S P ERA WHIP	IP WLS BF H R ER SO BB IBB HBP BLK WP HR S P ERA WHIP	IP WLS BF H R ER SO BB IBB HBP BLK WP HR S P ERA WHIP	IP WLS BF H R ER SO BB IBB HBP BLK WP HR S P ERA WHIP	IP WLS BF H R ER SO BB IBB HBP BLK WP HR S P ERA WHIP	IP WLS BF H R ER SO BB IBB HBP BLK WP HR S P ERA WHIP	IP WLS BF H R ER SO BB IBB HBP BLK WP HR S P ERA WHIP	IP WLS BF H R ER SO BB IBB HBP BLK WP HR S P ERA WHIP

**Chicago White Sox @ Baltimore Orioles**  
 Oriole Park at Camden Yards, Baltimore, MD  
 Thu Jul 12 2007, 7:05 PM EDT  
 Att: 21,000 - Clear - 84 F

AB 39  
 R 7  
 H 14  
 RBI 7  
 BB 3  
 SO 6  
 LOB 24

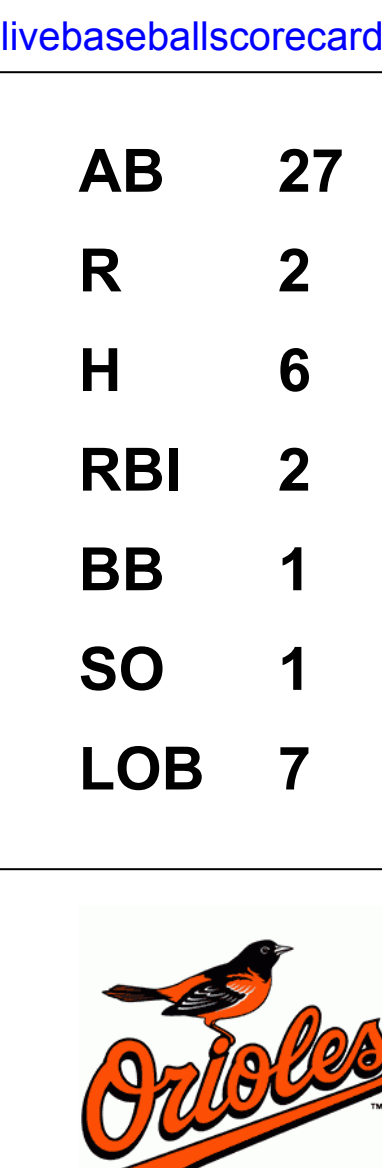




Batter	1	2	3	4	5	6	7	8	9	AB	R	H	RBI	BB	SO	LOB	TOP										
26 Andy González, R OBP: 0.326, SLG: 0.321										4	0	0	0	0	2	1	<b>Chicago White Sox @ Baltimore Orioles</b> Oriole Park at Camden Yards, Baltimore, MD Fri Jul 13, 2007, 7:05 PM EDT Att: 28,162 - Cloudy - 85 F										
Tadahito Iguchi, R OBP: 0.335, SLG: 0.380										4	0	1	0	0	2	0											
25 Jim Thome, L OBP: 0.440, SLG: 0.551										2	0	0	0	2	0	1											
14 Paul Konerko, R OBP: 0.364, SLG: 0.508 8 Alex Cintron, S OBP: 0.296, SLG: 0.309										3	0	2	0	1	0	0											
23 Jermaine Dye, R OBP: 0.276, SLG: 0.412										3	0	0	0	1	2	5											
22 Josh Fields, R OBP: 0.305, SLG: 0.424 Rob Mackowiak, L OBP: 0.352, SLG: 0.392										3	0	0	0	0	1	4											
30 Luis Terrero, R OBP: 0.350, SLG: 0.386 7 Jerry Owens, L OBP: 0.267, SLG: 0.247										2	0	0	0	0	2	1											
5 Juan Uribe, R OBP: 0.280, SLG: 0.349										3	0	0	0	0	0	0											
Toby Hall, R OBP: 0.174, SLG: 0.200 12 A.J. Pierzynski, L OBP: 0.291, SLG: 0.382										2	0	0	0	0	0	0											
										1	0	1	0	0	0	0											
<b>Inning Stats</b>	R: 0 E: 0 K: 1 S: 7	H: 1 LOB: 0 BB: 0 P: 10	R: 0 E: 0 K: 0 S: 9	H: 0 LOB: 0 BB: 1 P: 14	R: 0 E: 0 K: 1 S: 8	H: 0 LOB: 0 BB: 0 P: 11	R: 0 E: 0 K: 0 S: 5	H: 0 LOB: 0 BB: 0 P: 7	R: 0 E: 0 K: 1 S: 8	H: 1 LOB: 1 BB: 0 P: 12	R: 0 E: 0 K: 1 S: 12	H: 0 LOB: 0 BB: 0 P: 18	R: 0 E: 0 K: 3 S: 15	H: 1 LOB: 2 BB: 1 P: 26	R: 0 E: 0 K: 1 S: 9	H: 1 LOB: 1 BB: 0 P: 11	R: 0 E: 0 K: 2 S: 14	H: 0 LOB: 2 BB: 2 P: 25	1B: 2 2B: 2 3B: 0 HR: 0	SF: 0 SAC: 0 DP: 2 HBP: 0	WP: 0 PB: 0 SB: 0 CS: 0	PA: 33					
<b>PITCHER</b>	IP	WLS	BF	H	R	ER	SO	BB	IBB	HBP	BLK	WP	HR	S	P	ERA	WHIP										
45 Erik Bedard, L ERA: 3.22	7.0	W	24	3	0	0	7	2	0	0	0	0	0	64	98	0.00	0.714										
Paul Shuey, R ERA: 5.4	0.2	H	2	0	0	0	1	0	0	0	0	0	0	5	7	0.00	0.000										
32 Jamie Walker, L ERA: 3.0	0.1	H	2	1	0	0	0	0	0	0	0	0	0	4	4	0.00	3.000										
37 Chris Ray, R ERA: 4.76	1.0	S	5	0	0	0	2	2	0	0	0	0	0	14	25	0.00	2.000										

Batter	1	2	3	4	5	6	7	8	9	AB	R	H	RBI	BB	SO	LOB	BOTTOM										
1 Brian Roberts, S OBP: 0.403, SLG: 0.440										3	0	0	0	0	0	1	<b>Chicago White Sox @ Baltimore Orioles</b> Oriole Park at Camden Yards, Baltimore, MD Fri Jul 13, 2007, 7:05 PM EDT Att: 28,162 - Cloudy - 85 F										
Chris Gomez, R OBP: 0.336, SLG: 0.375										4	0	0	0	0	2												
21 Nick Markakis, L OBP: 0.343, SLG: 0.444										3	1	2	1	1	0	1											
Kevin Millar, R OBP: 0.398, SLG: 0.456										3	0	1	0	0	0	1											
17 Aubrey Huff, L OBP: 0.296, SLG: 0.389										3	0	0	0	0	2												
Ramon Hernandez, R OBP: 0.338, SLG: 0.357										3	0	0	0	0	0	0											
Jay Payton, R OBP: 0.315, SLG: 0.371										3	0	0	0	0	1	0											
Corey Patterson, L OBP: 0.289, SLG: 0.348										3	1	2	1	0	0	0											
2 Luis Hernandez, S OBP: 0.400, SLG: 0.800										2	0	1	0	0	0	0											
										1	0	0	0	0	0	0											
<b>Inning Stats</b>	R: 0 E: 0 K: 0 S: 6	H: 0 LOB: 1 BB: 1 P: 13	R: 0 E: 0 K: 0 S: 7	H: 0 LOB: 0 BB: 0 P: 9	R: 0 E: 0 K: 0 S: 8	H: 1 LOB: 1 BB: 0 P: 12	R: 1 E: 0 K: 0 S: 9	H: 1 LOB: 0 BB: 0 P: 16	R: 1 E: 0 K: 0 S: 6	H: 1 LOB: 0 BB: 0 P: 9	R: 0 E: 0 K: 0 S: 13	H: 2 LOB: 1 BB: 0 P: 17	R: 0 E: 0 K: 1 S: 7	H: 0 LOB: 0 BB: 0 P: 10	R: 0 E: 0 K: 0 S: 10	H: 1 LOB: 1 BB: 0 P: 15	1B: 3 2B: 1 3B: 0 HR: 2	SF: 0 SAC: 2 DP: 1 HBP: 0	WP: 0 PB: 0 SB: 0 CS: 0	PA: 30							
<b>PITCHER</b>	IP	WLS	BF	H	R	ER	SO	BB	IBB	HBP	BLK	WP	HR	S	P	ERA	WHIP										
56 Mark Buehrle, L ERA: 2.98	8.0	L	30	6	2	2	1	1	0	0	0	0	2	66	101	2.25	0.875										

AB	29
R	0
H	4
RBI	0
BB	4
SO	10
LOB	14





Batter	1	2	3	4	5	6	7	8	9	10	AB	R	H	RBI	BB	SO	LOB	TOP										
7 Jerry Owens, L OBP: 0.283, SLG: 0.256 (1, 8) (9, 7)	4-1 BB 8 1B 14 2B 8 S	3-2 BB 8 1B 14 G3	1-3 K			2-3 K		2-1 BB 8 1B 14 S		1-0 G6-3	5	3	2	0	1	2	2											
8 Alex Cintron, S OBP: 0.293, SLG: 0.313 Tadahito Iguchi, R OBP: 0.335, SLG: 0.380 (1, 4) (9, 4)	2-2 BB 14 2B 23 1B	1-2 SAFE G3		1-1 L9		0-0 SAFE F7		1-1 1-H BB 14			5	1	2	1	0	0	2											
25 Jim Thome, L OBP: 0.439, SLG: 0.545 (1, 10)	2-3 K	4-2 BB 14 1B		3-2 BB 14 1B		3-1 SAFE G4-3		2-2 L8			4	0	1	0	1	1	4											
14 Paul Konerko, R OBP: 0.367, SLG: 0.513 (1, 3)	1-1 BB 23 1B BB	2-0 BB 14 1B		1-3 K		0-2 BB 23 1B 12 1B G4-6-3		3-2 L4			5	1	3	2	0	1	1											
12 A.J. Pierzynski, L OBP: 0.296, SLG: 0.384 (1, 2)	3-4 BB 23 1B IBB	4-0 BB 23 1B		0-0 G4-3		0-0 BB 23 1B G4-6-3		1-1 BB 14 1B			4	0	2	0	1	0	3											
23 Jermaine Dyce, R OBP: 0.278, SLG: 0.412 (1, 9)	3-2 BB 14 1B		0-1 BB 22 1B G6-3		1-3 K		1-0 BB 23 1B G4-6-3		0-0 F9		5	1	2	1	0	1	3											
Rob Mackowiak, L OBP: 0.355, SLG: 0.396 30 Luis Terrero, R OBP: 0.347, SLG: 0.382 (1, 7) (9, PH) (9, 8)	4-2 BB 22 1B G6-4-3		1-2 BB 22 1B G6-3		0-3 K		0-2 BB 22 1B G1-3		1-0 P2		3	0	1	1	1	1	1											
22 Josh Fields, R OBP: 0.293, SLG: 0.407 (1, 9)	0-1 BB 22 1B G6-4-3		0-0 BB 23 1B G6-3		0-0 G5-3		0-0 BB 23 1B G5-3		1-3 K		5	0	0	1	0	2	4											
5 Juan Uribe, R OBP: 0.275, SLG: 0.342 (1, 6)		2-3 K		1-2 F7		0-0 E5		2-2 P4		0-0 G4-3	5	0	0	0	0	1	1											
<b>Inning Stats</b>	R: 3 E: 0 K: 1 S: 18	H: 3 LOB: 2 BB: 3 P: 38	R: 1 E: 0 K: 1 S: 13	H: 2 LOB: 2 BB: 1 P: 27	R: 1 E: 0 K: 1 S: 13	H: 2 LOB: 1 BB: 0 P: 16	R: 0 E: 0 K: 1 S: 9	H: 1 LOB: 0 BB: 0 P: 14	R: 0 E: 0 K: 2 S: 7	H: 0 LOB: 0 BB: 0 P: 8	R: 0 E: 1 K: 1 S: 7	H: 0 LOB: 1 BB: 0 P: 12	R: 0 E: 0 K: 0 S: 9	H: 2 LOB: 1 BB: 0 P: 10	R: 1 E: 0 K: 1 S: 15	H: 2 LOB: 1 BB: 0 P: 23	R: 0 E: 0 K: 0 S: 7	H: 1 LOB: 0 BB: 0 P: 12	R: 0 E: 0 K: 1 S: 6	H: 0 LOB: 0 BB: 0 P: 10	1B: 11 2B: 2 3B: 0 HR: 0	SF: 0 SAC: 0 DP: 2 HBP: 0	WP: 0 PB: 0 SB: 2 CS: 0	PA: 46				
<b>PITCHER</b>	IP 6.0	WLS 30	BF 8	H 5	R 5	ER 5	SO 7	BB 3	IBB 0	HBP 0	BLK 0	WP 0	HR 0	S 67	P 115	ERA 7.50	WHIP 1.833											
40 Daniel Cabrera, R ERA: 5.16 (1, 1)	0.0	2	2	0	0	0	0	0	0	0	0	0	0	0	5	5	∞	∞										
John Parrish, L ERA: 5.82 (7, 1)	1.2	6	2	1	1	1	1	0	0	0	0	0	0	0	15	22	5.40	1.200										
Chad Bradford, R ERA: 3.28 (8, 1)	1.1	5	1	0	0	0	0	0	0	0	0	0	0	0	11	18	0.00	0.750										
32 Jamie Walker, L ERA: 2.88 (10, 1)	1.0	W	3	0	0	0	1	0	0	0	0	0	0	0	6	10	0.00	0.000										
37 Chris Ray, R ERA: 4.65																												

Chicago White Sox @ Baltimore Orioles  
Oriole Park at Camden Yards, Baltimore, MD  
Sat Jul 14 2007, 7:05 PM EDT  
Att: 29,208 - Partly Cloudy - 88 F

AB 42  
R 6  
H 13  
RBI 6  
BB 4  
SO 9  
LOB 22



Batter	1	2	3	4	5	6	7	8	9	10	AB	R	H	RBI	BB	SO	LOB	BOTTOM											
1 Brian Roberts, S OBP: 0.406, SLG: 0.442 (1, 4) (9, PH)	1-2 BB 21 2B		4-0 BB FC6-4 BB		1-1 F8		4-2 HBP BB G5-3	0-1 G6-3		4-0 21 1B S IBB	3	1	1	0	3	0	2												
Chris Gomez, R OBP: 0.328, SLG: 0.365 (1, 5)	0-1 F9		0-0 FC6-4		1-3 K		1-2 SAFE G5-3		1-1 BB 21 1B 17 1B	1-2 G4-3	6	1	1	0	0	1	5												
21 Nick Markakis, L OBP: 0.349, SLG: 0.449 (1, 9)	1-2 2-H 2B		2-2 F8			0-1 G1-3	4-2 HBP BB		0-0 BB 17 1B WP	1-1 1B	5	1	3	2	1	0	1												
Kevin Millar, R OBP: 0.401, SLG: 0.468 (1, 3)	2-3 K			4-2 BB 1B		0-0 HR	1-0 HBP		2-3 K		3	1	1	1	1	2	3												
17 Aubrey Huff, L OBP: 0.295, SLG: 0.387 (1, 10)	1-1 G5-3			0-2 P2		1-1 G4-3	1-3 K		0-1 WP 1B	1-2 2-H 1B	5	0	1	1	0	1	5												
Ramon Hernandez, R OBP: 0.340, SLG: 0.364 (1, 2)		3-1 P2		0-0 1B		3-2 HR 2B		1-3 K2-3	2-1 F9		5	1	2	0	0	1	2												
Jay Payton, R OBP: 0.313, SLG: 0.380 (1, 7)		3-3 K		1-3 K		1-1 HR		2-2 E4 1B	3-3 K		5	1	1	2	0	3	3												
Corey Patterson, L OBP: 0.291, SLG: 0.349 (1, 8)		1-3 K		1-3 K		2-2 K		0-0 1B		1-0 12 1B 21 1B S	5	1	2	0	0	3	2												
2 Luis Hernandez, S OBP: 0.250, SLG: 0.500 31 Jay Gibbons, L OBP: 0.294, SLG: 0.347 12 Brandon Fahey, L OBP: 0.188, SLG: 0.161 (1, 6) (8, PH) (9, 6)	1-1 L7				1-0 G4-3		2-2 G6-3	1-1 L7		1-2 F9	3	0	0	0	0	0	0												
<b>Inning Stats</b>	R: 1 E: 0 K: 1 S: 13	H: 2 LOB: 1 BB: 0 P: 18	R: 0 E: 0 K: 2 S: 12	H: 0 LOB: 0 BB: 0 P: 19	R: 0 E: 0 K: 0 S: 6	H: 0 LOB: 1 BB: 1 P: 13	R: 0 E: 0 K: 2 S: 19	H: 1 LOB: 2 BB: 1 P: 25	R: 0 E: 0 K: 1 S: 6	H: 0 LOB: 0 BB: 0 P: 9	R: 3 E: 0 K: 1 S: 15	H: 3 LOB: 0 BB: 0 P: 22	R: 0 E: 0 K: 1 S: 13	H: 0 LOB: 3 BB: 2 P: 26	R: 0 E: 1 K: 1 S: 12	H: 1 LOB: 2 BB: 0 P: 16	R: 2 E: 0 K: 2 S: 14	H: 3 LOB: 1 BB: 0 P: 22	R: 1 E: 0 K: 0 S: 9	H: 2 LOB: 2 BB: 1 P: 17	1B: 7 2B: 3 3B: 0 HR: 2	SF: 0 SAC: 0 DP: 0 HBP: 1	WP: 1 PB: 0 SB: 2 CS: 0	PA: 48					
<b>PITCHER</b>	IP 5.2	WLS 25	BF 6	H 4	R 4	ER 4	SO 6	BB 2	IBB 0	HBP 0	BLK 0	WP 0	HR 2	S 68	P 101	ERA 6.35	WHIP 1.412												
Javier Vazquez, R ERA: 3.77 (6, 1)	1.0	H	5	0	0	0	1	2	0	0	0	0	0	0	0	13	26	0.00	2.000										
37 Matt Thornton, L ERA: 4.38 (7, 1)	0.0	1	0	0	0	0	0	0	0	1	0	0	0	0	0	1	∞	∞											
57 Boone Logan, L ERA: 5.76 (8, 1)	0.1	H	1	0	0	0	1	0	0	0	0	0	0	0	0	3	4	0.00	0.000										
46 Nick Masset, R ERA: 7.22	0.2	H	4	1	0	0	1	0	0	0	0	0	0	0	0	10	14	0.00	1.500										
<b>PITCHER</b>	IP 1.1	WLS 7	BF 5	H 2	R 2	ER 2	SO 2	BB 0	IBB 0	HBP 0	BLK 0	WP 1	HR 0	S 16	P 24	ERA 13.50	WHIP 2.250												
45 Bobby Jenks, R ERA: 3.62 (10, 1)	0.2	L	5	2	1	1	0	0	0	0	0	0	0	0	0	9	17	13.50	3.000										
40 Charlie Haeger, R ERA: 13.5																													

Chicago White Sox @ Baltimore Orioles  
Oriole Park at Camden Yards, Baltimore, MD  
Sat Jul 14 2007, 7:05 PM EDT  
Att: 29,208 - Partly Cloudy - 88 F

AB 42  
R 7  
H 12  
RBI 6  
BB 5  
SO 11  
LOB 26





Batter	1	2	3	4	5	6	7	8	9	AB	R	H	RBI	BB	SO	LOB	TOP											
26 Andy González, R (1, 7) OBP: 0.326, SLG: 0.313 7 Jerry Owens, L (7, PH) OBP: 0.277, SLG: 0.250	4-2 BB 14 BB	0-3 K		2-0 P5			1-2 G3		2-3 K	2	0	0	0	1	1	4	Chicago White Sox @ Baltimore Orioles Oriole Park at Camden Yards, Baltimore, MD Sun Jul 15 2007, 1:35 PM EDT Att: 29,382 - Partly Cloudy - 94 F  livebaseballscorecards.com											
Tadahito Iguchi, R (1, 4) OBP: 0.336, SLG: 0.384	0-3 K		0-1 G6-3		1-2 G4-6-3 1B		1-0 2B		1-2 G4-3	3	5	0	2	1	0	1		2										
25 Jim Thome, L (1, 10) OBP: 0.432, SLG: 0.534	2-1 F7		0-2 G6-3		0-0 G4-6-3 1-2		1-0 F9			2	4	0	0	0	0	0		3										
14 Paul Konerko, R (1, 3) OBP: 0.366, SLG: 0.508	4-1 BB 1-2		0-0 F9		2-2 F7		3-2 F7			3	3	0	0	0	1	0		1										
23 Jermaine Dye, R (1, 9) OBP: 0.281, SLG: 0.435	0-1 F8			1-0 HR		0-2 HR		1-0 G4-3	1	4	2	2	2	0	0	2												
22 Josh Fields, R (1, 5) OBP: 0.299, SLG: 0.405		4-1 BB 1B		2-2 FC3-6 1B		2-3 K		2-2 G4-3	2	3	0	1	0	1	1	0												
30 Luis Terrero, R (1, 8) OBP: 0.336, SLG: 0.368		3-3 K		1-2 FC3-6 1B		0-1 G6-3		0-1 G5-3	3	4	0	0	0	0	1	2												
5 Juan Uribe, R (1, 6) OBP: 0.276, SLG: 0.342 8 Alex Cintron, S (9, PH) OBP: 0.236, SLG: 0.319		0-3 K		0-0 1B		3-2 F7		0-1 DI 1B	1	3	0	1	0	0	1	1												
Toby Hall, R (1, 2) OBP: 0.200, SLG: 0.224	2-2 BB 1-2 1B		3-2 F7		1-2 7 G3 2B 1B			1-3 K	1	4	1	2	0	0	1	3												
<b>Inning Stats</b>	R: 0 E: 0 K: 1 S: 12	H: 0 LOB: 2 BB: 2 P: 22	R: 0 E: 0 K: 3 S: 17	H: 1 LOB: 2 BB: 1 P: 26	R: 0 E: 0 K: 0 S: 6	H: 0 LOB: 0 BB: 0 P: 6	R: 1 E: 0 K: 0 S: 12	H: 3 LOB: 2 BB: 0 P: 21	R: 0 E: 0 K: 0 S: 10	H: 1 LOB: 0 BB: 0 P: 13	R: 1 E: 0 K: 0 S: 13	H: 2 LOB: 1 BB: 0 P: 20	R: 0 E: 0 K: 0 S: 7	H: 0 LOB: 0 BB: 0 P: 10	R: 0 E: 0 K: 2 S: 13	H: 1 LOB: 1 BB: 0 P: 17		1B: 6 2B: 1 3B: 0 HR: 2	SF: 0 SAC: 0 DP: 1 HBP: 0	WP: 0 PB: 0 SB: 0 CS: 0	PA: 38							
<b>PITCHER</b>	IP	WLS	BF	H	R	ER	SO	BB	IBB	HBP	BLK	WP	HR	S	P	ERA	WHIP											
57 Garrett Olson, L (1, 1) ERA: 3.86	5.0	W	23	6	2	2	4	3	0	0	0	0	0	2	61	92	3.60	1.800										
Paul Shuey, R (6, 1) ERA: 5.56	1.1	H	6	2	1	1	1	0	0	0	0	0	0	0	17	25	6.75	1.500										
32 Jamie Walker, L (7, 1) ERA: 2.86	0.1	H	1	0	0	0	0	0	0	0	0	0	0	0	1	2	0.00	0.000										
28 Danys Baez, R (7, 1) ERA: 6.03	1.1	H	4	0	0	0	0	0	0	0	0	0	0	10	16	0.00	0.000											
37 Chris Ray, R (9, 1) ERA: 4.54	1.0	S	4	1	0	0	2	0	0	0	0	0	0	13	17	0.00	1.000											

Batter	1	2	3	4	5	6	7	8	9	AB	R	H	RBI	BB	SO	LOB	BOTTOM											
1 Brian Roberts, S (1, 4) OBP: 0.407, SLG: 0.451	0-2 P5	1-0 CS	3-2 HR	3-2 F7			3-1 CS 1B			4	1	2	1	0	0	1	Chicago White Sox @ Baltimore Orioles Oriole Park at Camden Yards, Baltimore, MD Sun Jul 15 2007, 1:35 PM EDT Att: 29,382 - Partly Cloudy - 94 F  livebaseballscorecards.com											
Corey Patterson, L (1, 8) OBP: 0.294, SLG: 0.362	1-3 K		0-1 21 S 2B 1B		2-2 HR		1-0 CS		1-0 F8	1	4	2	2	1	0	1		0										
21 Nick Markakis, L (1, 9) OBP: 0.349, SLG: 0.452	1-2 S 17 3B 1B		1-0 G4-3 1H 2B		0-1 G2-3		2-2 G6-3		2-2 G6-3	2	4	1	2	1	0	0		0										
Kevin Millar, R (1, 3) OBP: 0.399, SLG: 0.462	4-2 BB 17 3B BB		0-2 G4-3		3-3 K		2-2 G6-3			3	3	1	0	0	1	1												
17 Aubrey Huff, L (1, 5) OBP: 0.300, SLG: 0.395 Chris Gomez, R (8, PR) OBP: 0.328, SLG: 0.365	1-2 BB 1H 2H 3B		0-0 G4-3		4-1 BB				0-1 31 G1-3 G5-3 1B	1	3	0	2	2	1	0		1										
Jay Payton, R (1, 7) OBP: 0.312, SLG: 0.378	0-1 G1-3		0-0 G5-3		0-1 BB		1-2 1B		1-0 G5-3	1	4	0	1	0	0	0		3										
31 Jay Gibbons, L (1, 10) OBP: 0.284, SLG: 0.346		0-2 FC3-6 1B		2-2 P6		0-0 P3		1-2 G1-3	2	4	0	1	0	0	0	4												
12 Brandon Fahey, L (1, 6) OBP: 0.200, SLG: 0.206 39 Jon Knott, R (8, PH) OBP: 0.556, SLG: 0.857 2 Luis Hernandez, S (9, 6) OBP: 0.250, SLG: 0.500		0-0 F8		0-2 2B		0-0 G4-3		1-1 G6-3	3	3	0	1	0	0	0	1												
Paul Bako, L (1, 2) OBP: 0.272, SLG: 0.254	2-2 FC3-6 1 CS		0-3 K		0-1 F7					2	3	0	0	0	0	0												
<b>Inning Stats</b>	R: 2 E: 0 K: 1 S: 19	H: 2 LOB: 1 BB: 1 P: 26	R: 0 E: 0 K: 0 S: 7	H: 1 LOB: 0 BB: 0 P: 10	R: 2 E: 0 K: 0 S: 13	H: 3 LOB: 1 BB: 0 P: 17	R: 0 E: 0 K: 1 S: 12	H: 1 LOB: 0 BB: 0 P: 17	R: 1 E: 0 K: 0 S: 13	H: 2 LOB: 2 BB: 1 P: 22	R: 0 E: 0 K: 0 S: 6	H: 1 LOB: 0 BB: 0 P: 10	R: 0 E: 0 K: 0 S: 9	H: 0 LOB: 0 BB: 0 P: 14	R: 0 E: 0 K: 0 S: 9	H: 1 LOB: 2 BB: 0 P: 11		1B: 6 2B: 2 3B: 1 HR: 2	SF: 0 SAC: 0 DP: 0 HBP: 0	WP: 0 PB: 0 SB: 2 CS: 2	PA: 37							
<b>PITCHER</b>	IP	WLS	BF	H	R	ER	SO	BB	IBB	HBP	BLK	WP	HR	S	P	ERA	WHIP											
52 Jose Contreras, R (1, 1) ERA: 5.32	6.0	L	28	10	5	5	3	2	0	0	0	0	0	2	70	102	7.50	2.000										
57 Boone Logan, L (7, 1) ERA: 5.54	1.0		4	1	0	0	0	0	0	0	0	0	0	11	16	0.00	1.000											
Ryan Bukvich, R (8, 1) ERA: 4.05	1.0		3	0	0	0	0	0	0	0	0	0	0	7	9	0.00	0.000											

AB 35  
R 3  
H 9  
RBI 3  
BB 3  
SO 7  
LOB 20



AB 33  
R 5  
H 11  
RBI 5  
BB 2  
SO 3  
LOB 15





Batter	1	2	3	4	5	6	7	8	9	AB	R	H	RBI	BB	SO	LOB	TOP								
<b>1 Brian Roberts, S</b> OBP: 0.403, SLG: 0.446	 C FA 91 F FA 94 B FA 92 S FA 92		 B FA 92 F FA 92 C FA 92 S FA 93 X SL 82			 B FA 90 F FA 91 C FA 91 S FA 93 X FA 92		 C FA 90 F FA 92 F FA 93 X FA 93		4 0 0 0 0 1 1															
<b>Chris Gomez, R</b> OBP: 0.326, SLG: 0.377	 C FA 93 B SL 86 B FA 94 X SL 87			 B CH 84 X FA 85		 C FA 86 X FA 93		 B FA 95 X FA 93	 B FA 96 F CH 85 B FA 87 C FA 86 F FA 87 S FA 88 F FA 88	4 1 1 0 0 0 0															
<b>21 Nick Markakis, L</b> OBP: 0.348, SLG: 0.450	 F FA 92 C FA 93 B FA 94 X FA 84			 X FA 91	 X FA 91	 X FA 93		 B FA 90 F FA 95 F FA 96 X FA 97	 B FA 90 F FA 95 F FA 96 X FA 97	4 0 1 1 0 1 0															
<b>Kevin Millar, R</b> OBP: 0.401, SLG: 0.462		 C SL 86 F SL 79 B FA 93 B FA 94 X FA 87		 X FA 91	 X FA 91		 C CU 74 F FA 80 B SL 84 B FA 91 F FA 91 X SL 87		 B FA 90 X FA 93	4 0 2 0 0 0 0															
<b>17 Aubrey Huff, L</b> OBP: 0.297, SLG: 0.392	 1 SAFE F FA 93 B FA 92 X FA 92			 B FA 93 C FA 93 X FA 89	 B FA 93 C FA 93 X FA 89	 C SL 85 F SL 85 B FA 92 B FA 87 X SL 87				3 0 0 0 0 0 3															
<b>Ramon Hernandez, R</b> OBP: 0.340, SLG: 0.380	 F FA 93 B FA 93 B FA 89 X FA 87			 X FA 90		 B SL 84 F FA 92 X FA 91				3 1 1 1 0 0 1															
<b>Jay Payton, R</b> OBP: 0.309, SLG: 0.373	 C FA 89 C FA 88 B SL 82 X FA 89				 C FA 91 B FA 92 X FA 88		 C FA 91 F FA 92 F FA 92 S SL 78			3 0 0 0 0 1 0															
<b>39 Jon Knott, R</b> OBP: 0.417, SLG: 0.600			 B FA 93 B FA 90 X FA 88			 X FA 88		 C FA 91 F SL 78 X FA 82		3 0 0 0 0 0 0															
<b>Corey Patterson, L</b> OBP: 0.294, SLG: 0.366			 C FA 92 B FA 93 F FA 92 X SL 87			 B FA 92 B FA 89 C FA 93 B FA 94 X FA 83		 X SL 79		3 0 1 0 0 0 0															
<b>Inning Stats</b>	R: 0 E: 0 K: 1 S: 9	H: 0 LOB: 0 BB: 0 P: 12	R: 1 E: 0 K: 0 S: 10	H: 2 LOB: 0 BB: 0 P: 17	R: 0 E: 0 K: 0 S: 11	H: 0 LOB: 0 BB: 0 P: 15	R: 1 E: 0 K: 0 S: 6	H: 3 LOB: 1 BB: 0 P: 8	R: 0 E: 0 K: 0 S: 5	H: 0 LOB: 0 BB: 0 P: 9	R: 0 E: 0 K: 0 S: 5	H: 0 LOB: 0 BB: 0 P: 8	R: 0 E: 0 K: 0 S: 10	H: 0 LOB: 0 BB: 0 P: 14	R: 0 E: 0 K: 1 S: 12	H: 1 LOB: 1 BB: 0 P: 13	R: 0 E: 0 K: 1 S: 8	H: 0 LOB: 0 BB: 0 P: 13	1B: 3 2B: 1 3B: 1 HR: 1	SF: 0 SAC: 0 DP: 2 HBP: 0	WP: 0 PB: 0 SB: 0 CS: 0	PA: 31			
<b>PITCHER</b>	IP	WLS	BF	H	R	ER	SO	BB	IBB	HBP	BLK	WP	HR	S	P	ERA	WHIP								
<b>Horacio Ramirez, L</b> ERA: 5.89	7.0	W	24	5	2	2	1	0	0	0	0	0	1	56	83	2.57	0.714								
<b>Sean Green, R</b> ERA: 2.5	0.2	H	2	0	0	0	1	0	0	0	0	0	0	7	8	0.00	0.000								
<b>George Sherrill, L</b> ERA: 1.26	0.1	H	2	1	0	0	0	0	0	0	0	0	0	5	5	0.00	3.000								
<b>20 J.J. Putz, R</b> ERA: 0.81	1.0	S	3	0	0	0	1	0	0	0	0	0	0	8	13	0.00	0.000								

**Baltimore Orioles @ Seattle Mariners**  
Safeco Field, Seattle, WA  
Mon Jul 16 2007, 7:05 PM PDT  
Att: 23,128 - Cloudy - 72 F

AB	31
R	2
H	6
RBI	2
BB	0
SO	3
LOB	5



Batter	1	2	3	4	5	6	7	8	9	AB	R	H	RBI	BB	SO	LOB	BOTTOM								
<b>51 Ichiro Suzuki, L</b> OBP: 0.406, SLG: 0.452	 C FA 89 X CU 73		 B FA 89 1 SAFE F FA 89 P PO 82 X FA 88			 B SL 83 B FA 89 B FA 89 D SL 82		 C CH 82 S CH 82		3 1 2 0 1 1 0															
<b>4 Jose Lopez, R</b> OBP: 0.308, SLG: 0.397	 X FA 89		 C CU 73 1 SAFE B SL 82 1 SAFE X FA 90		 X SL 80	 X SL 80		 F CH 78 S CH 80 B CH 81 S CH 81		4 0 0 0 0 2 4															
<b>Raul Ibanez, L</b> OBP: 0.316, SLG: 0.413	 C FA 88 D SL 82 S SL 82 X FA 90			 C FA 88 B CU 74 X FA 90		 X SL 80		 B CH 85 S CH 83 B FA 90 B CH 83 X FA 90		4 0 1 1 0 0 2															
<b>Jose Guillen, R</b> OBP: 0.359, SLG: 0.459	 B FA 89 B CH 80 S CH 81 X FA 90			 X CH 81		 X CH 81		 B CH 77 B FA 89 C FA 87 S CH 79 F FA 90 S CH 83	 B FA 91 S FA 89 B FA 91 C FA 90 S CH 81	4 1 2 0 0 1 1															
<b>29 Adrian Beltré, R</b> OBP: 0.330, SLG: 0.485		 B FA 88 B CH 80 C FA 90 C CH 82 S SL 84		 C FA 89 S SL 84 B FA 90 B CH 80 T SL 84		 B FA 89 B CU 75 S CH 80 B FA 90 F CH 80 D SL 84		 C FA 90 B CH 80 X FA 89		4 0 0 0 0 2 2															
<b>Richie Sexson, R</b> OBP: 0.300, SLG: 0.405	 B FA 89 X CU 74			 X FA 90		 X FA 90		 B FA 90 S FA 89 B FF 90 B CH 86 X FA 90		3 1 1 1 1 0 0															
<b>2 Kenji Johjima, R</b> OBP: 0.325, SLG: 0.449	 B FA 90 C FA 84 S SL 84			 C FA 90 X CH 79		 X CH 80		 B FA 90 S FA 89 B SL 81 F SL 80 X FA 87		4 1 1 0 0 1 1															
<b>7 Yuniesky Betancourt, R</b> OBP: 0.301, SLG: 0.368			 B CH 80 C FA 90			 B CU 73 X FA 89		 B CU 73 X CU 73		3 0 2 2 0 0 0															
<b>Jason Ellison, R</b> OBP: 0.268, SLG: 0.250			 B FA 89 B FA 91 C FA 90 X FA 90			 X FA 89		 B FA 89 S CH 79 S CH 82		2 0 1 0 0 0 1															
<b>Inning Stats</b>	R: 1 E: 0 K: 0 S: 8	H: 1 LOB: 0 BB: 0 P: 11	R: 0 E: 0 K: 2 S: 8	H: 0 LOB: 0 BB: 0 P: 13	R: 0 E: 0 K: 0 S: 10	H: 2 LOB: 1 BB: 0 P: 17	R: 1 E: 0 K: 1 S: 10	H: 2 LOB: 1 BB: 0 P: 14	R: 0 E: 0 K: 1 S: 8	H: 1 LOB: 2 BB: 1 P: 14	R: 2 E: 0 K: 0 S: 13	H: 3 LOB: 1 BB: 1 P: 25	R: 0 E: 0 K: 3 S: 11	H: 1 LOB: 1 BB: 0 P: 17	R: 0 E: 0 K: 0 S: 8	H: 0 LOB: 0 BB: 0 P: 14	R: 0 E: 0 K: 0 S: 8	H: 0 LOB: 0 BB: 0 P: 14	1B: 7 2B: 3 3B: 0 HR: 0	SF: 0 SAC: 1 DP: 1 HBP: 0	WP: 0 PB: 0 SB: 1 CS: 1	PA: 34			
<b>PITCHER</b>	IP	WLS	BF	H	R	ER	SO	BB	IBB	HBP	BLK	WP	HR	S	P	ERA	WHIP								
<b>56 Brian Bures, L</b> ERA: 4.33	6.0	L	27	9	4	4	4	2	0	0	0	0	0	57	94	6.00	1.833								
<b>Rob Bell, R</b> ERA: 3.45	2.0		7	1	0	0	3	0	0	0	0	0	0	19	31	0.00	0.500								

**Baltimore Orioles @ Seattle Mariners**  
Safeco Field, Seattle, WA  
Mon Jul 16 2007, 7:05 PM PDT  
Att: 23,128 - Cloudy - 72 F

AB	31
R	4
H	10
RBI	4
BB	2
SO	7
LOB	11





Batter	1	2	3	4	5	6	7	8	9	AB	R	H	RBI	BB	SO	LOB	TOP																						
1 Brian Roberts, S OBP: 0.406, SLG: 0.448	G4-3		K		BB		1B	BB		3	1	1	1	2	1	1																							
Corey Patterson, L OBP: 0.296, SLG: 0.366	21 1B		FC1-6		K		1B	F9		5	1	2	0	0	1	4																							
21 Nick Markakis, L OBP: 0.354, SLG: 0.457	BB		CS		FC4-6		31 HR	17 1B	K	5	2	4	1	0	1	1																							
Kevin Millar, R OBP: 0.397, SLG: 0.455	17 G4-6-3		K		K		P5	F7	F9	4	0	0	0	1	1	5																							
17 Aubrey Huff, L OBP: 0.299, SLG: 0.388	G4-6-3		K		K		31 HR	31 1B	P5	3	2	0	0	2	1	4																							
Ramon Hernandez, R OBP: 0.375, SLG: 0.375	CS		FC4-6		F9		K	K	K	5	0	1	0	0	2	6																							
31 Jay Gibbons, L OBP: 0.266, SLG: 0.362	L6		L6		G3		HR	1B	1B	4	1	2	5	0	0	1																							
Jay Payton, R OBP: 0.311, SLG: 0.373							2-H	2-H	BB	0	0	0	0	1	0	0																							
Chris Gomez, R OBP: 0.329, SLG: 0.378	K		K		G6-3		G5-3	1B	1B	5	0	2	1	0	1	1																							
2 Luis Hernandez, S OBP: 0.385, SLG: 0.500	FC1-6		1B		1B		BB	F8	K	4	1	2	0	1	1	4																							
<b>Inning Stats</b>	R: 0 H: 2 E: 0 K: 0 S: 8	H: 1 LOB: 1 BB: 0 P: 13	R: 0 H: 1 E: 0 K: 1 S: 7	H: 1 LOB: 0 BB: 0 P: 13	R: 0 H: 1 E: 0 K: 1 S: 8	H: 1 LOB: 1 BB: 0 P: 11	R: 0 H: 1 E: 0 K: 2 S: 11	H: 1 LOB: 2 BB: 1 P: 19	R: 0 H: 1 E: 0 K: 1 S: 13	H: 1 LOB: 0 BB: 1 P: 25	R: 3 H: 2 E: 0 K: 0 S: 10	H: 2 LOB: 0 BB: 1 P: 18	R: 5 H: 5 E: 0 K: 1 S: 19	H: 5 LOB: 2 BB: 2 P: 35	R: 0 H: 0 E: 0 K: 1 S: 14	H: 0 LOB: 1 BB: 1 P: 22	R: 0 H: 1 E: 0 K: 2 S: 15	H: 1 LOB: 2 BB: 1 P: 22	1B: 11 2B: 3 HR: 1	SF: 0 SAC: 0 HBP: 0	WP: 0 PB: 0 SB: 0 CS: 2	PA: 46																	
<b>PITCHER</b>	IP	WLS	BF	H	R	ER	SO	BB	IBB	HBP	BLK	WP	HR	S	P	ERA	WHIP	<b>PITCHER</b>					IP	WLS	BF	H	R	ER	SO	BB	IBB	HBP	BLK	WP	HR	S	P	ERA	WHIP
34 Félix Hernández, R ERA: 3.71	6.0	L	26	8	3	3	5	3	0	0	0	0	1	57	99	4.50	1.833																						
59 Eric OFlaherty, L ERA: 3.45	0.1		6	3	5	5	0	2	0	0	0	0	0	11	26	135.00	15.000																						
18 Ryan Rowland-Smith, L ERA: 3.68	1.2		8	2	0	0	2	1	0	0	0	0	0	22	31	0.00	1.800																						
35 Brandon Morrow, R ERA: 3.79	1.0		5	1	0	0	2	1	0	0	0	0	0	15	22	0.00	2.000																						

Baltimore Orioles @ Seattle Mariners  
Safeco Field, Seattle, WA  
Tue Jul 17 2007, 7:05 PM PDT  
Att: 22,480 - Cloudy - 71 F

AB 38  
R 8  
H 14  
RBI 8  
BB 7  
SO 9  
LOB 27



Batter	1	2	3	4	5	6	7	8	9	AB	R	H	RBI	BB	SO	LOB	BOTTOM																						
51 Ichiro Suzuki, L OBP: 0.404, SLG: 0.450	G4-3		FC4-6		G4-3		1B			4	1	1	1	0	0	2																							
Jose Vidro, S OBP: 0.357, SLG: 0.366	2B		E8		G1-6-3		F7			4	0	3	1	0	0	1																							
Raul Ibanez, L OBP: 0.315, SLG: 0.409	K		IBB		G1-6-3		K			3	0	0	0	1	2	3																							
Jose Guillen, R OBP: 0.358, SLG: 0.455	G4-3		K		G5-3		29 G6-3			3	0	0	0	1	1	3																							
29 Adrian Beltré, R OBP: 0.326, SLG: 0.479	F8		G1-3		G5-3		G6-3			4	0	0	0	0	0	3																							
Richie Sexson, R OBP: 0.302, SLG: 0.403	BB		K		G5-4-3		G5-3			2	0	0	0	2	1	0																							
2 Kenji Johjima, R OBP: 0.324, SLG: 0.457	P5		HR		G5-4-3		G5-3			4	1	1	1	0	0	2																							
4 Jose Lopez, R OBP: 0.307, SLG: 0.395	G6-3		7 CS		1B		P6			4	0	1	0	0	0	1																							
7 Yuniesky Betancourt, R OBP: 0.304, SLG: 0.374	E5		51 FC4-6		1B		51 1B			3	1	2	0	0	0	1																							
Ben Broussard, L OBP: 0.351, SLG: 0.410	1B		1B		1B		G3			1	0	0	0	0	0	0																							
<b>Inning Stats</b>	R: 0 H: 1 E: 0 K: 1 S: 14	H: 0 LOB: 1 BB: 1 P: 12	R: 1 H: 2 E: 1 K: 1 S: 11	H: 2 LOB: 2 BB: 1 P: 19	R: 1 H: 2 E: 1 K: 1 S: 16	H: 2 LOB: 1 BB: 0 P: 24	R: 0 H: 1 E: 0 K: 0 S: 4	H: 0 LOB: 0 BB: 1 P: 11	R: 1 H: 2 E: 0 K: 1 S: 17	H: 2 LOB: 1 BB: 0 P: 28	R: 0 H: 0 E: 0 K: 0 S: 5	H: 0 LOB: 0 BB: 1 P: 10	R: 0 H: 0 E: 0 K: 0 S: 7	H: 0 LOB: 0 BB: 0 P: 9	1B: 5 2B: 2 HR: 1	SF: 0 SAC: 0 HBP: 0	WP: 0 PB: 0 SB: 1 CS: 1	PA: 36																					
<b>PITCHER</b>	IP	WLS	BF	H	R	ER	SO	BB	IBB	HBP	BLK	WP	HR	S	P	ERA	WHIP	<b>PITCHER</b>					IP	WLS	BF	H	R	ER	SO	BB	IBB	HBP	BLK	WP	HR	S	P	ERA	WHIP
46 Jeremy Guthrie, R ERA: 3.06	6.0	W	25	6	2	2	3	2	1	0	0	0	0	54	94	3.00	1.333																						
Paul Shuey, R ERA: 5.17	0.1		2	1	1	1	0	0	0	0	0	0	0	8	14	27.00	3.000																						
32 Jamie Walker, L ERA: 2.8	0.2		3	1	0	0	1	0	0	0	0	0	0	9	14	0.00	1.500																						
Chad Bradford, R ERA: 3.11	2.0		6	0	0	0	0	1	0	0	0	0	0	12	19	0.00	0.500																						

Baltimore Orioles @ Seattle Mariners  
Safeco Field, Seattle, WA  
Tue Jul 17 2007, 7:05 PM PDT  
Att: 22,480 - Cloudy - 71 F

AB 32  
R 3  
H 8  
RBI 3  
BB 4  
SO 4  
LOB 16





Batter	1	2	3	4	5	6	7	8	9	AB	R	H	RBI	BB	SO	LOB	TOP										
<b>1 Brian Roberts, S</b> OBP: 0.406, SLG: 0.449										4	1	1	0	1	1	0	<b>Baltimore Orioles @ Seattle Mariners</b> Safeco Field, Seattle, WA Wed Jul 18 2007, 7:05 PM PDT Att: 28,553 - Cloudy - 66 F										
<b>Corey Patterson, L</b> OBP: 0.302, SLG: 0.372										4	0	3	1	0	0	0											
<b>21 Nick Markakis, L</b> OBP: 0.350, SLG: 0.454										3	0	0	1	0	2	2											
<b>Kevin Millar, R</b> OBP: 0.395, SLG: 0.449										3	0	0	0	0	0	3											
<b>Ramon Hernandez, R</b> OBP: 0.335, SLG: 0.372										4	0	1	0	0	1	1											
<b>17 Aubrey Huff, L</b> OBP: 0.298, SLG: 0.386										4	1	1	0	0	0	1											
<b>Jay Payton, R</b> OBP: 0.314, SLG: 0.391										4	2	2	1	0	0	0											
<b>39 Jon Knott, R</b> OBP: 0.333, SLG: 0.500										2	0	0	1	0	1	0											
<b>31 Jay Gibbons, L</b> OBP: 0.287, SLG: 0.360										1	0	0	0	0	0	0											
<b>Chris Gomez, R</b> OBP: 0.327, SLG: 0.374										4	1	1	1	0	0	0											
<b>Inning Stats</b>	R: 0 E: 0 K: 1 S: 12	H: 1 LOB: 1 BB: 0 P: 19	R: 1 E: 0 K: 1 S: 11	H: 1 LOB: 0 BB: 0 P: 16	R: 0 E: 0 K: 1 S: 11	H: 1 LOB: 1 BB: 0 P: 19	R: 0 E: 0 K: 0 S: 7	H: 0 LOB: 0 BB: 0 P: 7	R: 0 E: 0 K: 0 S: 7	H: 0 LOB: 0 BB: 0 P: 11	R: 1 E: 0 K: 2 S: 14	H: 1 LOB: 1 BB: 0 P: 20	R: 3 E: 0 K: 0 S: 23	H: 4 LOB: 2 BB: 1 P: 35	R: 0 E: 0 K: 0 S: 5	H: 0 LOB: 0 BB: 0 P: 8	R: 0 E: 0 K: 0 S: 6	H: 0 LOB: 0 BB: 0 P: 9	1B: 6 2B: 2 3B: 0 HR: 1	SF: 2 SAC: 0 DP: 1 HBP: 1	WP: 0 PB: 0 SB: 1 CS: 0	PA: 37					
<b>PITCHER</b>	IP	WLS	BF	H	R	ER	SO	BB	IBB	HBP	BLK	WP	HR	S	P	ERA	WHIP										
<b>56 Jarrod Washburn, L</b> ERA: 4.02	6.1		27	8	5	5	5	0	0	1	0	0	1	73	111	7.11	1.263										
<b>George Sherrill, L</b> ERA: 1.24	0.1	B	3	1	0	0	0	1	0	0	0	0	0	8	12	0.00	6.000										
<b>Sean Green, R</b> ERA: 2.7	1.1	W	4	0	0	0	0	0	0	0	0	0	0	9	12	0.00	0.000										
<b>20 J.J. Putz, R</b> ERA: 0.79	1.0	S	3	0	0	0	0	0	0	0	0	0	0	6	9	0.00	0.000										

Batter	1	2	3	4	5	6	7	8	9	AB	R	H	RBI	BB	SO	LOB	BOTTOM										
<b>51 Ichiro Suzuki, L</b> OBP: 0.404, SLG: 0.452										5	1	2	1	0	0	3	<b>Baltimore Orioles @ Seattle Mariners</b> Safeco Field, Seattle, WA Wed Jul 18 2007, 7:05 PM PDT Att: 28,553 - Cloudy - 66 F										
<b>Jose Vidro, S</b> OBP: 0.360, SLG: 0.366										3	1	1	1	2	1	4											
<b>Jose Guillen, R</b> OBP: 0.358, SLG: 0.452										4	0	1	0	0	1	5											
<b>Ben Broussard, L</b> OBP: 0.356, SLG: 0.438										4	2	2	1	0	0	2											
<b>Jason Ellison, R</b> OBP: 0.268, SLG: 0.250										0	0	0	0	0	0	0											
<b>Raul Ibanez, L</b> OBP: 0.314, SLG: 0.408										1	0	0	0	0	0	3											
<b>16 Willie Bloomquist, R</b> OBP: 0.327, SLG: 0.374										0	0	0	0	0	0	0											
<b>29 Adrian Beltré, R</b> OBP: 0.330, SLG: 0.477										3	0	1	1	2	2	2											
<b>Richie Sexson, R</b> OBP: 0.303, SLG: 0.399										3	1	0	0	1	1	5											
<b>2 Kenji Johjima, R</b> OBP: 0.323, SLG: 0.452										3	1	0	0	1	1	2											
<b>4 Jose Lopez, R</b> OBP: 0.307, SLG: 0.394										3	0	1	0	0	0	2											
<b>7 Yuniesky Betancourt, R</b> OBP: 0.309, SLG: 0.382										4	0	3	1	0	0	0											
<b>Inning Stats</b>	R: 0 E: 0 K: 1 S: 12	H: 2 LOB: 2 BB: 2 P: 21	R: 2 E: 0 K: 1 S: 16	H: 2 LOB: 2 BB: 2 P: 25	R: 1 E: 0 K: 0 S: 10	H: 2 LOB: 0 BB: 0 P: 15	R: 1 E: 0 K: 0 S: 8	H: 2 LOB: 1 BB: 0 P: 14	R: 1 E: 0 K: 1 S: 8	H: 1 LOB: 0 BB: 0 P: 11	R: 0 E: 0 K: 1 S: 12	H: 2 LOB: 2 BB: 0 P: 24	R: 0 E: 0 K: 1 S: 7	H: 0 LOB: 2 BB: 1 P: 16	R: 1 E: 0 K: 1 S: 15	H: 1 LOB: 3 BB: 2 P: 27	1B: 8 2B: 2 3B: 0 HR: 1	SF: 0 SAC: 1 DP: 1 HBP: 2	WP: 1 PB: 0 SB: 2 CS: 0	PA: 42							
<b>PITCHER</b>	IP	WLS	BF	H	R	ER	SO	BB	IBB	HBP	BLK	WP	HR	S	P	ERA	WHIP										
<b>40 Daniel Cabrera, R</b> ERA: 5.3	5.0		25	8	5	5	3	3	0	0	0	0	1	54	9.00	2.200											
<b>John Parrish, L</b> ERA: 5.71	0.2		4	2	0	0	0	0	0	0	0	0	0	9	18	0.00	3.000										
<b>28 Danys Baez, R</b> ERA: 6.06	1.1	L	7	1	1	1	2	1	0	1	0	0	0	11	23	6.75	1.500										
<b>32 Jamie Walker, L</b> ERA: 2.78	0.1		2	0	0	0	0	0	1	0	0	0	0	3	8	0.00	0.000										
<b>Chad Bradford, R</b> ERA: 3.05	0.2		4	0	0	0	1	1	0	1	0	0	0	11	18	0.00	1.500										





Batter	1	2	3	4	5	6	7	8	9	AB	R	H	RBI	BB	SO	LOB	TOP													
<b>1 Brian Roberts, S</b> OBP: 0.403, SLG: 0.448	G4-3	G6-3			K				G4-3	5	0	1	2	0	1	1	<b>Baltimore Orioles @ Oakland Athletics</b> McAfee Coliseum, Oakland, CA Fri Jul 20 2007, 10:05 PM EDT Att: 18,444 - Partly Cloudy - 69 F													
<b>Corey Patterson, L</b> OBP: 0.300, SLG: 0.369	1B		K		B1-3	G4-3			F7	5	1	1	0	0	1	1														
<b>21 Nick Markakis, L</b> OBP: 0.353, SLG: 0.453	1B	G6-3			WP 1B				K	3	1	1	1	2	1	0														
<b>Kevin Millar, R</b> OBP: 0.393, SLG: 0.446	F7		F7		1B				K	4	0	1	1	0	1	2														
<b>17 Aubrey Huff, L</b> OBP: 0.298, SLG: 0.388	G4-3				G3				G4-3	4	1	1	0	0	0	3														
<b>Jay Payton, R</b> OBP: 0.313, SLG: 0.388	1B				F7				F8	4	1	1	0	0	0	2														
<b>31 Jay Gibbons, L</b> OBP: 0.266, SLG: 0.358	F8				F8				L9	4	1	1	0	0	0	2														
<b>Ramon Hernandez, R</b> OBP: 0.338, SLG: 0.375	P3				1B				K	4	1	2	1	0	1	1														
<b>2 Luis Hernandez, S</b> OBP: 0.353, SLG: 0.438	E7				K				G4-3	4	0	1	0	0	1	3														
<b>Inning Stats</b>	R: 1 H: 2 E: 0 K: 0 S: 11	H: 2 LOB: 1 BB: 0 P: 18	R: 1 H: 2 E: 1 K: 0 S: 9	H: 2 LOB: 1 BB: 0 P: 14	R: 0 H: 0 E: 0 K: 1 S: 8	H: 0 LOB: 0 BB: 0 P: 13	R: 1 H: 2 E: 0 K: 1 S: 16	H: 2 LOB: 1 BB: 0 P: 23	R: 1 H: 1 E: 0 K: 1 S: 11	H: 1 LOB: 1 BB: 1 P: 20	R: 2 H: 3 E: 0 K: 0 S: 15	H: 3 LOB: 1 BB: 0 P: 21	R: 0 H: 0 E: 0 K: 1 S: 9	H: 0 LOB: 0 BB: 0 P: 13	R: 0 H: 0 E: 0 K: 1 S: 7	H: 0 LOB: 0 BB: 0 P: 11	1B: 8 2B: 2 3B: 0 HR: 0	SF: 0 SAC: 0 DP: 0 HBP: 0	WP: 2 PB: 1 SB: 1 CS: 0	PA: 39										
<b>PITCHER</b>	IP	WLS	BF	H	R	ER	SO	BB	IBB	HBP	BLK	WP	HR	S	P	ERA	WHIP													
<b>Joe Blanton, R</b> ERA: 3.53	(1, 1)	5.2	L	28	10	6	5	3	1	0	0	0	0	0	1	0	69	108	7.94	1.941										
<b>Jay Marshall, L</b> ERA: 5.81	(6, 1)	0.1		2	0	0	0	0	1	0	0	0	0	0	0	0	3	7	0.00	3.000										
<b>59 Andrew Brown, R</b> ERA: 5.79	(7, 1)	2.0		6	0	0	0	2	0	0	0	0	1	0	19	26	0.00	0.000												
<b>Joe Kennedy, L</b> ERA: 4.85	(9, 1)	1.0		3	0	0	0	1	0	0	0	0	0	0	7	11	0.00	0.000												

Batter	1	2	3	4	5	6	7	8	9	AB	R	H	RBI	BB	SO	LOB	BOTTOM												
<b>Shannon Stewart, R</b> OBP: 0.366, SLG: 0.404	G6-3		K			G6-3				4	0	1	0	0	1	0	<b>Baltimore Orioles @ Oakland Athletics</b> McAfee Coliseum, Oakland, CA Fri Jul 20 2007, 10:05 PM EDT Att: 18,444 - Partly Cloudy - 69 F												
<b>14 Mark Ellis, R</b> OBP: 0.331, SLG: 0.403	K		F8			HR			FC6	4	1	1	1	0	1	1													
<b>Nick Swisher, S</b> OBP: 0.393, SLG: 0.434					P6				G3-1	1	0	0	0	2	0	0													
<b>6 Travis Buck, L</b> OBP: 0.373, SLG: 0.462					BB					1	0	0	0	0	0	0													
<b>Mike Piazza, R</b> OBP: 0.328, SLG: 0.364			K			F8			K	4	0	0	0	0	3	2													
<b>Bobby Kielty, S</b> OBP: 0.275, SLG: 0.229			K		P4					4	0	1	0	0	2	0													
<b>29 Dan Johnson, L</b> OBP: 0.362, SLG: 0.434						K			L4	2	0	0	0	2	1	0													
<b>Marcio Scutaro, R</b> OBP: 0.289, SLG: 0.353						F9			K	4	0	0	0	0	2	3													
<b>7 Bobby Crosby, R</b> OBP: 0.270, SLG: 0.341						K			K2-3	3	0	0	0	0	3	1													
<b>8 Kurt Suzuki, R</b> OBP: 0.256, SLG: 0.368			G4-3			G6-3			G6-3	3	0	0	0	0	0	0													
<b>Inning Stats</b>	R: 0 H: 0 E: 0 K: 2 S: 10	H: 0 LOB: 1 BB: 1 P: 16	R: 0 H: 0 E: 0 K: 3 S: 11	H: 0 LOB: 1 BB: 1 P: 17	R: 0 H: 0 E: 0 K: 1 S: 8	H: 0 LOB: 0 BB: 0 P: 12	R: 0 H: 0 E: 0 K: 1 S: 11	H: 0 LOB: 0 BB: 0 P: 15	R: 0 H: 1 E: 0 K: 2 S: 9	H: 1 LOB: 1 BB: 1 P: 9	R: 0 H: 0 E: 0 K: 2 S: 9	H: 0 LOB: 0 BB: 0 P: 14	R: 0 H: 1 E: 0 K: 1 S: 9	H: 1 LOB: 1 BB: 0 P: 13	R: 0 H: 1 E: 0 K: 1 S: 9	H: 1 LOB: 2 BB: 1 P: 17	1B: 2 2B: 0 3B: 0 HR: 1	SF: 0 SAC: 0 DP: 0 HBP: 0	WP: 0 PB: 0 SB: 0 CS: 0	PA: 34									
<b>PITCHER</b>	IP	WLS	BF	H	R	ER	SO	BB	IBB	HBP	BLK	WP	HR	S	P	ERA	WHIP												
<b>45 Erik Bedard, L</b> ERA: 3.12	(1, 1)	7.0	W	25	1	1	1	11	3	0	0	0	0	0	1	67	105	1.29	0.571										
<b>Paul Shuey, R</b> ERA: 5.68	(8, 1)	1.0		4	1	0	0	1	0	0	0	0	0	9	13	0.00	1.000												
<b>37 Chris Ray, R</b> ERA: 4.43	(9, 1)	1.0		5	1	0	0	1	1	0	0	0	0	9	17	0.00	2.000												

AB	37
R	6
H	10
RBI	5
BB	2
SO	6
LOB	15



AB	30
R	1
H	3
RBI	1
BB	4
SO	13
LOB	7





Batter	1	2	3	4	5	6	7	8	9	AB	R	H	RBI	BB	SO	LOB	TOP
<b>1 Brian Roberts, S</b> OBP: 0.401, SLG: 0.447	F7	F8			G6-3		K		K	5	0	1	0	0	2	4	
<b>Corey Patterson, L</b> OBP: 0.302, SLG: 0.369	S		G5-3		G6-3				P5	5	1	2	1	0	0	3	
<b>21 Nick Markakis, L</b> OBP: 0.352, SLG: 0.449	S		F8		G4-3					3	1	0	0	1	0	3	
<b>Kevin Millar, R</b> OBP: 0.391, SLG: 0.447	S		F7		G4-3				P4	4	0	1	2	0	0	0	
<b>17 Aubrey Huff, L</b> OBP: 0.295, SLG: 0.383	P4		F8		K				F7	4	0	0	0	0	1	1	
<b>Jay Payton, R</b> OBP: 0.316, SLG: 0.392	G6-3		K2-3		G3				31 WP	3	0	1	0	1	0	1	
<b>31 Jay Gibbons, L</b> OBP: 0.266, SLG: 0.357			K2-3						G4-3	4	1	1	0	0	2	2	
<b>Chris Gomez, R</b> OBP: 0.325, SLG: 0.366			G6-3							3	0	0	0	1	2	2	
<b>12 Brandon Fahey, L</b> OBP: 0.200, SLG: 0.206										0	0	0	0	0	0	0	
<b>Paul Bako, L</b> OBP: 0.276, SLG: 0.259										2	0	1	0	0	1	0	
<b>Ramon Hernandez, R</b> OBP: 0.339, SLG: 0.373									F9	1	0	0	0	1	0	1	
<b>Inning Stats</b>	R: 2 H: 2 E: 0 K: 0 S: 13	H: 2 LOB: 1 BB: 1 P: 22	R: 0 H: 1 E: 0 K: 1 S: 9	H: 1 LOB: 1 BB: 0 P: 14	R: 0 H: 0 E: 0 K: 0 S: 7	H: 0 LOB: 0 BB: 0 P: 11	R: 0 H: 1 E: 0 K: 1 S: 9	H: 1 LOB: 1 BB: 0 P: 15	R: 0 H: 0 E: 0 K: 0 S: 6	H: 0 LOB: 1 BB: 1 P: 14	R: 0 H: 0 E: 0 K: 1 S: 11	H: 0 LOB: 1 BB: 1 P: 19	1B: 4 2B: 3 3B: 0 HR: 0	SF: 0 SAC: 0 DP: 0 HBP: 0	WP: 1 PB: 0 SB: 4 CS: 0	PA: 38	
<b>PITCHER</b>	IP WLS BF H R ER SO BB IBB HBP BLK WP HR S P ERA WHIP																
<b>Dan Haren, R</b> ERA: 4.05	6.2 W 29 7 3 3 7 2 0 0 0 0 0 0 71 117 4.05 1.350																
<b>44 Santiago Casilla, R</b> ERA: 0.7	1.1 H 5 0 0 0 0 1 0 0 0 0 1 0 8 17 0.00 0.750																
<b>Alan Embree, L</b> ERA: 3.95	1.0 S 4 0 0 0 1 1 0 0 0 0 0 0 0 11 19 0.00 1.000																

Baltimore Orioles @ Oakland Athletics  
McAfee Coliseum, Oakland, CA

AB 34  
R 3  
H 7  
RBI 3  
BB 4  
SO 8  
LOB 17



WP: 1 PA: 38  
PB: 0  
SB: 4  
CS: 0

Sat Jul 21 2007, 9:05 PM EDT  
Att: 30,828 - Clear - 72 F

Batter	1	2	3	4	5	6	7	8	9	AB	R	H	RBI	BB	SO	LOB	BOTTOM
<b>6 Travis Buck, L</b> OBP: 0.373, SLG: 0.466	32 BB 14 1B 1B	P6			K					5	1	2	0	0	1	3	
<b>14 Mark Ellis, R</b> OBP: 0.363, SLG: 0.400	1B		G6-3		F7				G4-3	5	1	1	0	0	1	3	
<b>32 Jack Cust, L</b> OBP: 0.398, SLG: 0.567	3 BB 1B									3	1	2	1	1	1	0	
<b>Shannon Stewart, R</b> OBP: 0.366, SLG: 0.404	G4-6-3 BB									0	0	0	0	0	0	0	
<b>Mike Piazza, R</b> OBP: 0.342, SLG: 0.373	3 BB G4-6-3 1B									3	0	2	1	1	1	0	
<b>3 Eric Chavez, L</b> OBP: 0.307, SLG: 0.452	G4-6-3								P3	3	0	0	0	1	0	4	
<b>29 Dan Johnson, L</b> OBP: 0.363, SLG: 0.430	G4-3									2	0	0	0	2	0	3	
<b>Nick Swisher, S</b> OBP: 0.393, SLG: 0.434										0	0	0	0	0	0	0	
<b>21 Mark Kotsay, L</b> OBP: 0.272, SLG: 0.307	B1-3				G1-3				G4-6-3	4	1	1	0	0	0	4	
<b>7 Bobby Crosby, R</b> OBP: 0.273, SLG: 0.343	G5-3								G4-3	4	0	2	0	0	0	0	
<b>8 Kurt Suzuki, R</b> OBP: 0.261, SLG: 0.375					SF9				G6-3	2	0	1	1	0	0	0	
<b>Inning Stats</b>	R: 2 H: 3 E: 0 K: 0 S: 10	H: 1 LOB: 1 BB: 0 P: 17	R: 0 H: 1 E: 0 K: 1 S: 12	H: 1 LOB: 2 BB: 1 P: 20	R: 1 H: 2 E: 0 K: 1 S: 10	H: 1 LOB: 1 BB: 0 P: 17	R: 0 H: 1 E: 0 K: 1 S: 12	H: 1 LOB: 3 BB: 2 P: 26	R: 0 H: 1 E: 0 K: 0 S: 5	H: 1 LOB: 1 BB: 0 P: 8	1B: 8 2B: 2 3B: 0 HR: 1	SF: 1 SAC: 1 DP: 2 HBP: 0	WP: 0 PB: 0 SB: 1 CS: 0	PA: 38			
<b>PITCHER</b>	IP WLS BF H R ER SO BB IBB HBP BLK WP HR S P ERA WHIP																
<b>Steve Trachsel, R</b> ERA: 5.05	5.1 L 27 9 4 4 4 3 0 0 0 0 0 0 19 36 6.75 2.250																
<b>John Parrish, L</b> ERA: 5.45	1.2 7 1 0 0 1 2 0 0 0 0 0 0 5 8 0.00 1.800																
<b>Rob Bell, R</b> ERA: 3.24	1.0 4 1 0 0 0 0 0 0 0 0 0 0 5 8 0.00 1.000																

Baltimore Orioles @ Oakland Athletics  
McAfee Coliseum, Oakland, CA

AB 31  
R 4  
H 11  
RBI 3  
BB 5  
SO 4  
LOB 17



WP: 0 PA: 38  
PB: 0  
SB: 1  
CS: 0

Sat Jul 21 2007, 9:05 PM EDT  
Att: 30,828 - Clear - 72 F





Batter	1	2	3	4	5	6	7	8	9	AB	R	H	RBI	BB	SO	LOB	TOP										
<b>1 Brian Roberts, S</b> OBP: 0.402, SLG: 0.445										2	1	0	0	2	1	1	<b>Baltimore Orioles @ Oakland Athletics</b> McAfee Coliseum, Oakland, CA Sun Jul 22 2007, 4:05 PM EDT Att: 25,552 - Sunny - 73 F										
<b>Corey Patterson, L</b> OBP: 0.302, SLG: 0.369										3	0	1	0	0	0	0											
<b>21 Nick Markakis, L</b> OBP: 0.353, SLG: 0.448										3	1	1	0	1	1	3											
<b>Kevin Millar, R</b> OBP: 0.390, SLG: 0.444										4	0	1	1	0	2	4											
<b>Ramon Hernandez, R</b> OBP: 0.333, SLG: 0.365										4	0	0	0	0	1	4											
<b>Jay Payton, R</b> OBP: 0.315, SLG: 0.390										4	0	1	1	0	0	0											
<b>Chris Gomez, R</b> OBP: 0.329, SLG: 0.370										4	0	2	0	0	0	0											
<b>39 Jon Knott, R</b> OBP: 0.368, SLG: 0.429										2	0	0	0	2	0	1											
<b>Luis Hernandez, S</b> OBP: 0.333, SLG: 0.400										4	0	1	0	0	0	4											
<b>Inning Stats</b>	R: 0 E: 0 K: 3 S: 19	H: 1 LOB: 2 BB: 1 P: 26	R: 0 E: 0 K: 0 S: 6	H: 0 LOB: 0 BB: 0 P: 8	R: 0 E: 0 K: 0 S: 3	H: 1 LOB: 0 BB: 0 P: 7	R: 0 E: 0 K: 0 S: 8	H: 0 LOB: 0 BB: 1 P: 17	R: 0 E: 0 K: 0 S: 7	H: 0 LOB: 1 BB: 1 P: 14	R: 1 E: 0 K: 0 S: 11	H: 1 LOB: 1 BB: 1 P: 21	R: 0 E: 0 K: 0 S: 6	H: 1 LOB: 0 BB: 0 P: 11	R: 0 E: 0 K: 1 S: 7	H: 0 LOB: 0 BB: 0 P: 12		R: 1 E: 0 K: 1 S: 16	H: 3 LOB: 3 BB: 1 P: 25	1B: 7 2B: 0 3B: 0 HR: 0	SF: 0 SAC: 1 DP: 2 HBP: 0	WP: 1 PB: 0 SB: 1 CS: 0	PA: 36				
<b>PITCHER</b>	IP	WLS	BF	H	R	ER	SO	BB	IBB	HBP	BLK	WP	HR	S	P	ERA	WHIP										
<b>61 Dallas Braden, L</b> ERA: 5.15	7.0	L	26	4	1	1	3	4	0	0	0	1	0	60	104	1.29	1.143										
<b>59 Andrew Brown, R</b> ERA: 5.89	1.2		7	2	1	1	2	0	0	0	0	0	0	19	28	5.40	1.200										
<b>50 Kiko Calero, R</b> ERA: 6.35	0.1		3	1	0	0	0	1	0	0	0	0	0	4	9	0.00	6.000										

Batter	1	2	3	4	5	6	7	8	9	AB	R	H	RBI	BB	SO	LOB	BOTTOM										
<b>6 Travis Buck, L</b> OBP: 0.371, SLG: 0.462										4	0	1	0	0	0	0	<b>Baltimore Orioles @ Oakland Athletics</b> McAfee Coliseum, Oakland, CA Sun Jul 22 2007, 4:05 PM EDT Att: 25,552 - Sunny - 73 F										
<b>Shannon Stewart, R</b> OBP: 0.394, SLG: 0.402										4	0	1	0	0	0	1											
<b>32 Jack Cust, L</b> OBP: 0.391, SLG: 0.556										4	0	0	0	0	3	1											
<b>3 Eric Chavez, L</b> OBP: 0.307, SLG: 0.448										3	0	0	0	1	1	0											
<b>Nick Swisher, S</b> OBP: 0.393, SLG: 0.431										2	0	0	0	1	1	1											
<b>14 Mark Ellis, R</b> OBP: 0.327, SLG: 0.396										3	0	0	0	0	1	2											
<b>21 Mark Kotsay, L</b> OBP: 0.267, SLG: 0.301										3	0	0	0	0	0	2											
<b>7 Bobby Crosby, R</b> OBP: 0.273, SLG: 0.341										2	0	0	0	1	0	0											
<b>Rob Bowen, S</b> OBP: 0.311, SLG: 0.339										2	0	0	0	0	1	1											
<b>29 Dan Johnson, L</b> OBP: 0.362, SLG: 0.429										1	0	0	0	0	0	0											
<b>8 Kurt Suzuki, R</b> OBP: 0.261, SLG: 0.375										0	0	0	0	0	0	0											
<b>Inning Stats</b>	R: 0 E: 0 K: 1 S: 8	H: 1 LOB: 1 BB: 0 P: 14	R: 0 E: 0 K: 1 S: 8	H: 0 LOB: 1 BB: 1 P: 14	R: 0 E: 0 K: 1 S: 9	H: 1 LOB: 1 BB: 0 P: 10	R: 0 E: 0 K: 1 S: 6	H: 0 LOB: 0 BB: 0 P: 13	R: 0 E: 0 K: 1 S: 13	H: 0 LOB: 1 BB: 1 P: 22	R: 0 E: 0 K: 1 S: 6	H: 0 LOB: 0 BB: 0 P: 9	R: 0 E: 0 K: 0 S: 8	H: 0 LOB: 1 BB: 1 P: 17	R: 0 E: 0 K: 0 S: 4	H: 0 LOB: 0 BB: 0 P: 7	R: 0 E: 0 K: 1 S: 10	H: 0 LOB: 0 BB: 0 P: 15	1B: 2 2B: 1 3B: 0 HR: 0	SF: 0 SAC: 0 DP: 1 HBP: 0	WP: 0 PB: 0 SB: 0 CS: 1	PA: 31					
<b>PITCHER</b>	IP	WLS	BF	H	R	ER	SO	BB	IBB	HBP	BLK	WP	HR	S	P	ERA	WHIP										
<b>46 Jeremy Guthrie, R</b> ERA: 2.88	7.0	W	25	2	0	0	0	3	0	0	0	0	0	58	99	0.00	0.714										
<b>Chad Bradford, R</b> ERA: 2.97	1.0	H	3	0	0	0	0	0	0	0	0	0	0	4	7	0.00	0.000										
<b>32 Jamie Walker, L</b> ERA: 2.7	1.0	S	3	0	0	0	1	0	0	0	0	0	0	10	15	0.00	0.000										





Batter	1	2	3	4	5	6	7	8	9	AB	R	H	RBI	BB	SO	LOB	TOP								
1 Akinori Iwamura, L (1, 5) OBP: 0.361, SLG: 0.397	G4-3			L8		G6-4-3			P6	3	0	0	0	1	0	0	<p><b>Tampa Bay Devil Rays @ Baltimore Orioles</b>  <b>Oriole Park at Camden Yards, Baltimore, MD</b>            Tue Jul 24 2007, 7:05 PM EDT            Att: 42,579 - Cloudy - 83 F</p> <p>livebaseballscorecards.com</p> <p>AB 25 R 0 H 2 RBI 0 BB 6 SO 3 LOB 11</p> 								
13 Carl Crawford, L (1, 7) OBP: 0.341, SLG: 0.441	K			BB		G6-4-3			F8	3	0	0	0	1	1										
2 B.J. Upton, R (1, 8) OBP: 0.424, SLG: 0.579	G6-3			BB		G6-3			F8	4	0	2	0	0	0										
23 Carlos Pena, L (1, 3)				BB					F9	3	0	0	0	1	0										
Delmon Young, R (1, 9) OBP: 0.325, SLG: 0.423				BB					G5-4-3	2	0	0	0	1	0										
Brendan Harris, R (1, 6) OBP: 0.360, SLG: 0.445				BB					G5-4-3	3	0	0	0	0	1										
Greg Norton, S (1, 10) OBP: 0.347, SLG: 0.277				BB					G6-3	1	0	0	0	2	1										
30 Dioner Navarro, S (1, 2) OBP: 0.244, SLG: 0.264				BB					G3-6	3	0	0	0	0	0										
Josh Wilson, R (1, 4) OBP: 0.322, SLG: 0.361				BB					G6-3	3	0	0	0	0	0										
<b>Inning Stats</b>	R: 0 E: 0 K: 1 S: 6	H: 0 LOB: 0 BB: 0 P: 10	R: 0 E: 0 K: 0 S: 11	H: 0 LOB: 0 BB: 1 P: 17	R: 0 E: 0 K: 1 S: 10	H: 0 LOB: 0 BB: 0 P: 13	R: 0 E: 0 K: 0 S: 13	H: 1 LOB: 2 BB: 1 P: 22	R: 0 E: 0 K: 0 S: 6	H: 0 LOB: 1 BB: 1 P: 14	R: 0 E: 0 K: 0 S: 8	H: 0 LOB: 0 BB: 1 P: 15	R: 0 E: 0 K: 1 S: 9	H: 0 LOB: 0 BB: 1 P: 16	R: 0 E: 0 K: 0 S: 7	H: 0 LOB: 0 BB: 1 P: 13	R: 0 E: 0 K: 0 S: 14	H: 1 LOB: 1 BB: 0 P: 20	1B: 1 2B: 1 3B: 0 HR: 0	SF: 0 SAC: 0 DP: 4 HBP: 0	WP: 0 PB: 0 SB: 1 CS: 0	PA: 31			
<b>PITCHER</b>	IP	WLS	BF	H	R	ER	SO	BB	IBB	HBP	BLK	WP	HR	S	P	ERA	WHIP								
40 Daniel Cabrera, R (1, 1) ERA: 5.04	7.0	W	24	1	0	0	3	5	0	0	0	0	0	63	107	0.00	0.857								
Paul Shuey, R (8, 1) ERA: 5.27	1.0	H	3	0	0	0	0	1	0	0	0	0	0	7	13	0.00	1.000								
32 Jamie Walker, L (9, 1) ERA: 2.63	1.0	S	4	1	0	0	0	0	0	0	0	0	0	14	20	0.00	1.000								

Batter	1	2	3	4	5	6	7	8	9	AB	R	H	RBI	BB	SO	LOB	BOTTOM								
1 Brian Roberts, S (1, 4) OBP: 0.400, SLG: 0.443	G3 1B		K		F9		K			4	0	1	0	0	2	5	<p><b>Tampa Bay Devil Rays @ Baltimore Orioles</b>  <b>Oriole Park at Camden Yards, Baltimore, MD</b>            Tue Jul 24 2007, 7:05 PM EDT            Att: 42,579 - Cloudy - 83 F</p> <p>livebaseballscorecards.com</p> <p>AB 32 R 3 H 8 RBI 3 BB 4 SO 9 LOB 22</p> 								
Corey Patterson, L (1, 8) OBP: 0.302, SLG: 0.365	G3		P6		K		BB 21 BB			3	1	0	0	1	1	5									
21 Nick Markakis, L (1, 9) OBP: 0.355, SLG: 0.447	K			K		G6-3 1B	BB BB			3	1	1	0	1	2	1									
Kevin Millar, R (1, 3) OBP: 0.388, SLG: 0.438	F8			F9		F8	BB BB			3	0	0	1	1	0	2									
Ramon Hernandez, R (1, 2) OBP: 0.332, SLG: 0.360			G5-3	G4-3		G6-3	BB			3	0	0	1	1	0	1									
17 Aubrey Huff, L (1, 10) OBP: 0.294, SLG: 0.382			K		K		F8			4	0	1	1	0	2	3									
Jay Payton, R (1, 7) OBP: 0.314, SLG: 0.387			P2		K 1B		F9		G5-3	4	0	1	0	0	0	1									
Chris Gomez, R (1, 5) OBP: 0.340, SLG: 0.387			BB 1B		BB 1B		F9		F9 2B	4	0	3	0	0	0	0									
2 Luis Hernandez, S (1, 6) OBP: 0.320, SLG: 0.375			K		E3		BB 1B		K	4	1	1	0	0	2	4									
<b>Inning Stats</b>	R: 0 E: 0 K: 1 S: 11	H: 1 LOB: 1 BB: 0 P: 17	R: 0 E: 0 K: 1 S: 13	H: 0 LOB: 0 BB: 0 P: 20	R: 0 E: 0 K: 2 S: 10	H: 1 LOB: 1 BB: 0 P: 13	R: 0 E: 0 K: 1 S: 7	H: 0 LOB: 0 BB: 0 P: 9	R: 0 E: 1 K: 2 S: 13	H: 2 LOB: 3 BB: 0 P: 19	R: 1 E: 0 K: 0 S: 8	H: 2 LOB: 1 BB: 0 P: 13	R: 2 E: 0 K: 1 S: 15	H: 1 LOB: 3 BB: 4 P: 31	R: 0 E: 0 K: 1 S: 11	H: 1 LOB: 0 BB: 0 P: 16	1B: 7 2B: 1 3B: 0 HR: 0	SF: 0 SAC: 0 DP: 0 HBP: 0	WP: 0 PB: 0 SB: 1 CS: 1	PA: 36					
<b>PITCHER</b>	IP	WLS	BF	H	R	ER	SO	BB	IBB	HBP	BLK	WP	HR	S	P	ERA	WHIP								
19 Scott Kazmir, L (1, 1) ERA: 4.02	6.2	L	31	7	3	3	8	3	0	0	0	0	0	72	113	4.05	1.500								
53 Juan Salas, R (7, 1) ERA: 3.6	1.1		5	1	0	0	1	1	0	0	0	0	0	16	25	0.00	1.500								



Batter	1	2	3	4	5	6	7	8	9	AB	R	H	RBI	BB	SO	LOB	TOP			
1 Akinori Iwamura, L (1.5) OBP: 0.367, SLG: 0.400										3	0	2	0	1	0	0	<b>Tampa Bay Devil Rays @ Baltimore Orioles</b> Oriole Park at Camden Yards, Baltimore, MD Wed Jul 25 2007, 7:05 PM EDT Att: 21,427 - Clear - 90 F <a href="http://livebaseballscores.com">livebaseballscores.com</a>			
13 Carl Crawford, L (1.7) OBP: 0.341, SLG: 0.439										4	0	1	0	0	2	2				
2 B.J. Upton, R (1.8) OBP: 0.418, SLG: 0.570										4	0	0	0	0	2	4				
23 Carlos Pena, L (1.3) OBP: 0.394, SLG: 0.595										3	0	0	0	1	1	1				
Delmon Young, R (1.9) OBP: 0.325, SLG: 0.424										4	0	1	0	0	0	1				
Brendan Harris, R (1.6) OBP: 0.362, SLG: 0.446										4	0	2	0	0	0	1				
Ty Wigginton, R (1.4) OBP: 0.325, SLG: 0.452										4	0	0	0	0	3	4				
31 Jonny Gomes, R (1.10) OBP: 0.330, SLG: 0.485										4	0	0	0	0	1	3				
Raul Casanova, S (1.2) OBP: 0.313, SLG: 0.600										3	1	1	1	0	1	0				
<b>Inning Stats</b>	R: 0 E: 0 K: 1 S: 9	H: 1 LOB: 1 BB: 0 P: 15	R: 0 E: 0 K: 1 S: 8	H: 0 LOB: 0 BB: 0 P: 12	R: 1 E: 0 K: 3 S: 14	H: 1 LOB: 1 BB: 1 P: 26	R: 0 E: 0 K: 2 S: 11	H: 2 LOB: 2 BB: 0 P: 19	R: 0 E: 0 K: 0 S: 16	H: 0 LOB: 1 BB: 1 P: 25	R: 0 E: 0 K: 1 S: 5	H: 0 LOB: 0 BB: 0 P: 9	R: 0 E: 0 K: 1 S: 5	H: 0 LOB: 0 BB: 0 P: 7	R: 0 E: 0 K: 0 S: 7	H: 1 LOB: 1 BB: 0 P: 11		1B: 5 2B: 1 3B: 0 HR: 1	SF: 0 SAC: 0 DP: 1 HBP: 0	WP: 0 PB: 0 SB: 0 CS: 0
<b>PITCHER</b>	IP WLS BF H R ER SO BB IBB HBP BLK WP HR S P ERA WHIP																			
45 Erik Bedard, L (1.1) ERA: 3.05	6.0 W 25 6 1 1 8 2 0 0 0 0 0 1 66 109 1.50 1.333																			
28 Danyis Baez, R (7.1) ERA: 5.88	1.0 3 0 0 0 1 0 0 0 0 0 0 0 5 9 0.00 0.000																			
52 Cory Doyne, R (8.1) ERA:	1.0 3 0 0 0 1 0 0 0 0 0 0 0 5 7 0.00 0.000																			
Chad Bradford, R (9.1) ERA: 2.9	1.0 4 1 0 0 0 0 0 0 0 0 0 0 7 11 0.00 1.000																			

Batter	1	2	3	4	5	6	7	8	9	AB	R	H	RBI	BB	SO	LOB	BOTTOM			
1 Brian Roberts, S (1.4) OBP: 0.398, SLG: 0.440										5	1	1	0	0	0	3	<b>Tampa Bay Devil Rays @ Baltimore Orioles</b> Oriole Park at Camden Yards, Baltimore, MD Wed Jul 25 2007, 7:05 PM EDT Att: 21,427 - Clear - 90 F <a href="http://livebaseballscores.com">livebaseballscores.com</a>			
Corey Patterson, L (1.8) OBP: 0.306, SLG: 0.382										5	2	3	1	0	0	1				
21 Nick Markakis, L (1.9) OBP: 0.352, SLG: 0.444										3	0	0	1	0	1	1				
Kevin Millar, R (1.3) OBP: 0.386, SLG: 0.433										3	1	0	0	1	1	1				
17 Aubrey Huff, L (1.5) OBP: 0.296, SLG: 0.380 Chris Gomez, R (7, PR) (8.5) OBP: 0.340, SLG: 0.387										2	1	0	0	2	0	0				
Ramon Hernandez, R (1.2) OBP: 0.339, SLG: 0.369										3	1	2	2	1	0	0				
Jay Payton, R (1.7) OBP: 0.313, SLG: 0.385										4	0	1	1	0	1	4				
31 Jay Gibbons, L (1.10) OBP: 0.266, SLG: 0.355										4	0	1	0	0	2	2				
2 Luis Hernandez, S (1.6) OBP: 0.345, SLG: 0.393										4	0	2	1	0	0	0				
<b>Inning Stats</b>	R: 3 E: 0 K: 1 S: 18	H: 3 LOB: 2 BB: 2 P: 35	R: 0 E: 0 K: 0 S: 8	H: 0 LOB: 0 BB: 0 P: 12	R: 0 E: 0 K: 1 S: 5	H: 0 LOB: 0 BB: 0 P: 8	R: 0 E: 0 K: 1 S: 9	H: 0 LOB: 0 BB: 0 P: 12	R: 1 E: 0 K: 0 S: 16	H: 2 LOB: 1 BB: 0 P: 19	R: 1 E: 0 K: 1 S: 13	H: 2 LOB: 2 BB: 1 P: 20	R: 1 E: 0 K: 0 S: 14	H: 2 LOB: 3 BB: 1 P: 24	R: 0 E: 0 K: 1 S: 12	H: 1 LOB: 1 BB: 0 P: 15		1B: 7 2B: 2 3B: 0 HR: 1	SF: 1 SAC: 0 DP: 0 HBP: 0	WP: 0 PB: 0 SB: 0 CS: 0
<b>PITCHER</b>	IP WLS BF H R ER SO BB IBB HBP BLK WP HR S P ERA WHIP																			
21 Andy Sonnanstine, R (1.1) ERA: 5.97	6.0 L 28 7 5 5 4 3 0 0 0 0 0 1 26 39 4.50 2.000																			
Brian Stokes, R (7.1) ERA: 7.42	2.0 10 3 1 1 1 1 0 0 0 0 0 0 1 26 39 4.50 2.000																			





Batter	1	2	3	4	5	6	7	8	9	AB	R	H	RBI	BB	SO	LOB	TOP																
1 Akinori Iwamura, L (1, 5) OBP: 0.364, SLG: 0.398	2-1 P3		1-0 L9		0-0 13 1B 2 1B		1-0 F7		2-1 SF8	4	1	1	1	0	0	1	<b>Tampa Bay Devil Rays @ Baltimore Orioles</b> Oriole Park at Camden Yards, Baltimore, MD Thu Jul 26 2007, 12:35 PM EDT Att: 22,393 - Partly Cloudy - 92 F  <b>AB 34</b> <b>R 7</b> <b>H 10</b> <b>RBI 7</b> <b>BB 5</b> <b>SO 5</b> <b>LOB 10</b>																
13 Carl Crawford, L (1, 7) OBP: 0.341, SLG: 0.441	2-3 K		0-0 2 S		0-0 2 CS		0-0 F7		0-0 L7	5	0	2	1	0	1																		
2 B.J. Upton, R (1, 8) Greg Norton, S (7, 9) OBP: 0.571, SLG: 0.284	0-2 G4-3		4-2 2B		1-0 23 WP 1B		2-2		1-1 23 DI 1B	3	1	2	1	1	0																		
23 Carlos Pena, L (1, 3) OBP: 0.394, SLG: 0.601		0-0 HR	0-0 F8		4-1 1B 1B		1-3 K		1-0 F7	4	1	1	1	1	1																		
Delmon Young, R (1, 9) (7, 8) OBP: 0.326, SLG: 0.424	1-2 F9		1-3 K		1-0 FC5-4 1B		4-2 G5-4-3 BB			3	0	1	1	1	1																		
Ty Wigington, R (1, 4) OBP: 0.324, SLG: 0.457	1-1 F8		2-1 HR		0-0 FC5-4 1B		1-0 G5-4-3 BB		1-2	4	1	1	1	0	3																		
31 Jonny Gomes, R (1, 10) OBP: 0.323, SLG: 0.473	1-0 L5		1-3 K		3-1 G4-3		3-3 K			4	0	0	0	0	2																		
30 Dioner Navarro, S (1, 2) Brendan Harris, R (9, PH) OBP: 0.245, SLG: 0.261, OBP: 0.363, SLG: 0.446	4-1 13 2B BB		0-0 P6		2-2 L7		4-2 1B 1 DI SF8 BB			2	1	0	0	1	0																		
Josh Wilson, R (1, 6) Raul Casanova, S (9, PH) OBP: 0.315, SLG: 0.351, OBP: 0.323, SLG: 0.607	0-2 F8		0-0 F8		2-2 G6-3		2-2 F9		1-2 1B 1B	3	0	0	0	0	0																		
<b>Inning Stats</b>	R: 0 E: 0 K: 1 S: 8	H: 0 LOB: 0 BB: 0 P: 12	R: 1 E: 0 K: 0 S: 7	H: 1 LOB: 0 BB: 0 P: 10	R: 1 E: 0 K: 0 S: 9	H: 1 LOB: 2 BB: 2 P: 18	R: 1 E: 0 K: 2 S: 9	H: 1 LOB: 0 BB: 0 P: 13	R: 2 E: 0 K: 0 S: 10	H: 4 LOB: 2 BB: 1 P: 18	R: 0 E: 0 K: 1 S: 9	H: 0 LOB: 1 BB: 0 P: 13	R: 0 E: 0 K: 1 S: 7	H: 0 LOB: 0 BB: 1 P: 15	R: 2 E: 0 K: 0 S: 13	H: 2 LOB: 1 BB: 1 P: 22		1B: 7 2B: 1 3B: 0 HR: 2	SF: 1 SAC: 0 DP: 1 HBP: 0	WP: 1 PA: 40 PB: 0 SB: 1 CS: 1													
<b>PITCHER</b>	IP WLS BF H R ER SO BB IBB HBP BLK WP HR S P ERA WHIP																																
Steve Trachsel, R (1, 1) ERA: 5.26	4.2	23	7	5	5	3	3	0	0	0	0	1	2	42	70	9.64	2.143																
Rob Bell, R (5, 1) ERA: 3.0	1.1	W 4	0	0	0	0	0	0	0	0	0	0	0	10	17	0.00	0.000																
32 Jamie Walker, L (7, 1) ERA: 2.56	1.0	H 4	1	0	0	1	0	0	0	0	0	0	0	9	13	0.00	1.000																
Paul Shuey, R (8, 1) ERA: 4.91	1.0	H 3	0	0	0	1	1	0	0	0	0	0	0	7	15	0.00	1.000																
52 Cory Doyne, R (9, 1) ERA: 7.71	1.0	6	2	2	2	0	1	0	0	0	0	0	0	13	22	18.00	3.000																

Batter	1	2	3	4	5	6	7	8	9	AB	R	H	RBI	BB	SO	LOB	BOTTOM																
1 Brian Roberts, S (1, 4) OBP: 0.403, SLG: 0.448	4-2 CS BB		4-1 21 E 2B BB		4-2 S BB		1-1 FC4-6		1-0 HR	2	2	1	3	3	0	1	<b>Tampa Bay Devil Rays @ Baltimore Orioles</b> Oriole Park at Camden Yards, Baltimore, MD Thu Jul 26 2007, 12:35 PM EDT Att: 22,393 - Partly Cloudy - 92 F  <b>AB 32</b> <b>R 10</b> <b>H 12</b> <b>RBI 10</b> <b>BB 4</b> <b>SO 7</b> <b>LOB 15</b>																
Corey Patterson, L (1, 8) OBP: 0.301, SLG: 0.376	1-3 K		0-1 F7		3-3 K		2-2 P6		0-1 F7	5	0	0	0	0	2																		
21 Nick Markakis, L (1, 9) OBP: 0.353, SLG: 0.444	3-2 K		3-2 E8 2B 1B		2-3 K		2-2 17 CS 1B			4	1	2	2	0	2																		
Kevin Millar, R (1, 3) OBP: 0.388, SLG: 0.442		2-1 17 G1-3 SF9 2B	3-2 2H 3H 1B 2B		1-2 F9		2-3 K			4	2	2	2	0	1																		
17 Aubrey Huff, L (1, 10) 2 Luis Hernandez, S (8, PR) OBP: 0.296, SLG: 0.378, OBP: 0.345, SLG: 0.393	1-0 G1-3		3-2 G6-3		2-2 G3-1		1-2 CS		1-0 1B SF7 1B	4	0	1	0	0	0																		
Chris Gomez, R (1, 5) OBP: 0.344, SLG: 0.392	1-0 SF9		0-2 2H 1B		0-1 G4-3		1-2		1-3 12 1B 1 HR 1B	3	1	2	2	0	0																		
31 Jay Gibbons, L (1, 7) Jay Payton, R (8, 7) OBP: 0.312, SLG: 0.385	3-1 G4-3		2-2 G3				0-1 F7		0-0 SF7	3	0	0	0	0	0																		
Paul Bako, L (1, 2) OBP: 0.275, SLG: 0.267			3-2 12 1B 21 E 2B		1-1 G4-3		2-3 K		3-1 1B K	4	1	1	0	0	2																		
12 Brandon Fahey, L (1, 6) OBP: 0.282, SLG: 0.324			2-2 21 E 1 BB 1B		1-1		4-1 FC4-6 BB		1-2 1 HR 1B	3	2	3	0	1	0																		
<b>Inning Stats</b>	R: 0 E: 0 K: 2 S: 10	H: 0 LOB: 1 BB: 1 P: 18	R: 1 E: 0 K: 0 S: 6	H: 1 LOB: 0 BB: 0 P: 11	R: 5 E: 1 K: 0 S: 24	H: 5 LOB: 1 BB: 1 P: 44	R: 0 E: 0 K: 2 S: 15	H: 1 LOB: 2 BB: 1 P: 26	R: 0 E: 0 K: 1 S: 8	H: 0 LOB: 0 BB: 1 P: 15	R: 0 E: 0 K: 1 S: 15	H: 1 LOB: 0 BB: 0 P: 21	R: 4 E: 0 K: 1 S: 13	H: 4 LOB: 1 BB: 0 P: 20	1B: 7 2B: 3 3B: 1 HR: 1	SF: 2 SAC: 0 DP: 0 HBP: 0		WP: 0 PA: 39 PB: 0 SB: 1 CS: 2															
<b>PITCHER</b>	IP WLS BF H R ER SO BB IBB HBP BLK WP HR S P ERA WHIP																																
36 Edwin Jackson, R (1, 1) ERA: 7.0	3.1	L 19	7	6	6	2	3	0	0	0	0	0	0	17	25	0.00	0.000																
Scott Dohmann, R (4, 1) ERA: 7.71	1.2	5	0	0	0	2	0	0	0	0	0	0	0	8	15	0.00	1.000																
53 Juan Salas, R (6, 1) ERA: 3.38	1.0	4	0	0	0	1	1	0	0	0	0	0	0	8	15	0.00	1.000																
47 Gary Glover, R (7, 1) ERA: 4.8	1.0	3	1	0	0	1	0	0	0	0	0	0	0	15	21	0.00	1.000																
28 Al Reyes, R (8, 1) ERA: 4.75	1.0	7	4	4	4	1	0	0	0	0	0	1	13	20	36.00	4.000																	





Batter	1	2	3	4	5	6	7	8	9	AB	R	H	RBI	BB	SO	LOB	TOP										
18 Johnny Damon, L (1, 10) OBP: 0.344, SLG: 0.341	G6-3	G6-3			E7		G4-3		FC4-6	5	0	1	0	0	0	2	<b>New York Yankees @ Baltimore Orioles</b> Oriole Park at Camden Yards, Baltimore, MD Fri Jul 27 2007, 7:05 PM EDT Att: 47,952 - Overcast - 83 F										
2 Derek Jeter, R (1, 6) OBP: 0.397, SLG: 0.456	G1-6-3		G4-3		K		G6-3			4	0	0	0	0	1	2											
Bobby Abreu, L (1, 9) OBP: 0.350, SLG: 0.399	2B		G4-3		G3			L9		4	0	1	0	0	0	2											
13 Alex Rodriguez, R (1, 5) OBP: 0.414, SLG: 0.651	BB		F8					L7		2	1	0	0	2	0	0											
55 Hideki Matsui, L (1, 7) OBP: 0.364, SLG: 0.504	G4-3				G6-3			BB		3	0	1	0	1	0	2											
20 Jorge Posada, S (1, 2) OBP: 0.409, SLG: 0.506					G3-1			BB		4	0	0	0	0	2	3											
24 Robinson Cano, L (1, 4) OBP: 0.336, SLG: 0.449					K			G4-3		4	0	1	1	0	1	0											
12 Andy Phillips, R (1, 3) OBP: 0.360, SLG: 0.427								BB		3	1	2	0	1	0	2											
28 Melky Cabrera, S (1, 8) OBP: 0.337, SLG: 0.396	3B				F7			F7		4	0	1	1	0	0	2											
<b>Inning Stats</b>	R: 0 E: 0 K: 0 S: 11	H: 1 LOB: 2 BB: 1 P: 22	R: 1 E: 0 K: 1 S: 10	H: 1 LOB: 1 BB: 1 P: 20	R: 0 E: 0 K: 0 S: 7	H: 0 LOB: 0 BB: 0 P: 12	R: 0 E: 0 K: 1 S: 7	H: 0 LOB: 0 BB: 0 P: 12	R: 0 E: 1 K: 1 S: 13	H: 2 LOB: 2 BB: 1 P: 17	R: 1 E: 0 K: 0 S: 11	H: 2 LOB: 1 BB: 1 P: 18	R: 0 E: 0 K: 0 S: 9	H: 0 LOB: 0 BB: 0 P: 13	R: 0 E: 0 K: 0 S: 7	H: 1 LOB: 1 BB: 0 P: 11	1B: 5 2B: 1 3B: 1 HR: 0	SF: 0 SAC: 0 DP: 1 HBP: 0	WP: 0 PB: 1 SB: 0 CS: 0	PA: 37							
<b>PITCHER</b>	IP	WLS	BF	H	R	ER	SO	BB	IBB	HBP	BLK	WP	HR	S	P	ERA	WHIP										
46 Jeremy Guthrie, R (1, 1) ERA: 2.89	6.0	W	26	6	2	2	4	3	0	0	0	0	0	59	101	3.00	1.500										
John Parrish, L (7, 1) ERA: 5.35	0.2	H	2	0	0	0	0	0	0	0	0	0	0	4	6	0.00	0.000										
Paul Shuey, R (7, 1) ERA: 4.8	0.1	H	1	0	0	0	0	0	0	0	0	0	0	5	7	0.00	0.000										
32 Jamie Walker, L (8, 1) ERA: 2.5	1.0	H	4	0	0	0	0	1	0	0	0	0	0	7	14	0.00	1.000										
Chad Bradford, R (9, 1) ERA: 2.83	1.0	S	4	1	0	0	0	0	0	0	0	0	0	7	11	0.00	1.000										

Batter	1	2	3	4	5	6	7	8	9	AB	R	H	RBI	BB	SO	LOB	BOTTOM										
1 Brian Roberts, S (1, 4) OBP: 0.401, SLG: 0.448	K	F9		L4-6			F8			4	0	1	0	0	1	3	<b>New York Yankees @ Baltimore Orioles</b> Oriole Park at Camden Yards, Baltimore, MD Fri Jul 27 2007, 7:05 PM EDT Att: 47,952 - Overcast - 83 F										
Corey Patterson, L (1, 8) OBP: 0.301, SLG: 0.377	G4-3		S	L4-6			P5			4	1	1	0	0	0	1											
21 Nick Markakis, L (1, 9) OBP: 0.352, SLG: 0.443	1B		F8	K			G3			4	0	1	0	0	1	1											
Kevin Millar, R (1, 3) OBP: 0.389, SLG: 0.452	F9			BB			P4			3	2	1	1	1	0	1											
Miguel Tejada, R (1, 6) OBP: 0.354, SLG: 0.415		L8	K				F8			4	0	0	0	0	1	2											
17 Aubrey Huff, L (1, 5) OBP: 0.296, SLG: 0.376		K					K			2	1	0	0	1	2	0											
Chris Gomez, R (8, 5) OBP: 0.341, SLG: 0.390				BB						1	0	0	0	0	0	0											
Ramon Hernandez, R (1, 2) OBP: 0.350, SLG: 0.379		1B		1B			G6-3			3	0	3	2	1	0	0											
31 Jay Gibbons, L (1, 10) OBP: 0.266, SLG: 0.353		1B		1B			P4			4	0	2	1	0	0	2											
Jay Payton, R (1, 7) OBP: 0.312, SLG: 0.385		1B		P4			G6-3			3	0	1	0	0	0	3											
<b>Inning Stats</b>	R: 0 E: 0 K: 1 S: 8	H: 1 LOB: 1 BB: 0 P: 13	R: 0 E: 0 K: 1 S: 14	H: 3 LOB: 3 BB: 0 P: 19	R: 3 E: 0 K: 1 S: 12	H: 3 LOB: 2 BB: 2 P: 27	R: 0 E: 0 K: 1 S: 7	H: 1 LOB: 0 BB: 0 P: 9	R: 0 E: 0 K: 0 S: 4	H: 0 LOB: 0 BB: 1 P: 13	R: 0 E: 0 K: 0 S: 6	H: 0 LOB: 0 BB: 0 P: 8	R: 1 E: 0 K: 0 S: 12	H: 2 LOB: 1 BB: 0 P: 16	1B: 7 2B: 3 3B: 0 HR: 1	SF: 0 SAC: 0 DP: 2 HBP: 0	WP: 0 PB: 0 SB: 1 CS: 0	PA: 35									
<b>PITCHER</b>	IP	WLS	BF	H	R	ER	SO	BB	IBB	HBP	BLK	WP	HR	S	P	ERA	WHIP										
46 Andy Pettitte, L (1, 1) ERA: 4.11	7.0	L	30	8	3	3	5	3	0	0	0	0	0	60	104	3.86	1.571										
Scott Proctor, R (8, 1) ERA: 3.81	0.2	4	2	1	1	0	0	0	0	0	0	0	1	10	11	13.50	3.000										
47 Ron Villone, L (8, 1) ERA: 3.2	0.1	1	0	0	0	0	0	0	0	0	0	0	0	2	5	0.00	0.000										





Batter	1	2	3	4	5	6	7	8	9	AB R H RBI BB SO LOB	TOP									
18 Johnny Damon, L (1, 10) OBP: 0.342, SLG: 0.337										4 0 0 0 1 1 6	<b>New York Yankees @ Baltimore Orioles</b> Oriole Park at Camden Yards, Baltimore, MD Sat Jul 28 2007, 7:05 PM EDT Att: 48,402 - Partly Cloudy - 94 F  <b>AB 34</b> <b>R 5</b> <b>H 10</b> <b>RBI 5</b> <b>BB 4</b> <b>SO 10</b> <b>LOB 16</b> 									
2 Derek Jeter, R (1, 6) OBP: 0.397, SLG: 0.454										4 0 1 1 1 1 1										
Bobby Abreu, L (1, 9) OBP: 0.346, SLG: 0.394										5 0 0 0 0 2 3										
13 Alex Rodriguez, R (1, 5) OBP: 0.410, SLG: 0.644										4 0 0 0 0 3 2										
55 Hideki Matsui, L (1, 7) OBP: 0.368, SLG: 0.514										3 2 2 1 1 0 0										
20 Jorge Posada, S (1, 2) OBP: 0.410, SLG: 0.515										4 1 2 2 0 1 1										
24 Robinson Canó, L (1, 4) OBP: 0.338, SLG: 0.452										4 1 2 0 0 0 1										
12 Andy Phillips, R (1, 3) OBP: 0.357, SLG: 0.421										4 1 1 0 0 2 2										
28 Melky Cabrera, S (1, 8) OBP: 0.344, SLG: 0.400										2 0 2 1 1 0 0										
<b>Inning Stats</b>	R: 0 E: 0 K: 3 S: 12	H: 0 LOB: 1 BB: 1 P: 20	R: 0 E: 0 K: 0 S: 9	H: 1 LOB: 0 BB: 0 P: 17	R: 0 E: 0 K: 0 S: 9	H: 0 LOB: 0 BB: 0 P: 13	R: 0 E: 0 K: 1 S: 7	H: 1 LOB: 1 BB: 1 P: 12	R: 0 E: 0 K: 1 S: 7	H: 0 LOB: 1 BB: 1 P: 15	R: 1 E: 0 K: 1 S: 15	H: 2 LOB: 2 BB: 1 P: 27	R: 0 E: 0 K: 1 S: 6	H: 0 LOB: 0 BB: 0 P: 8	R: 4 E: 0 K: 1 S: 19	H: 6 LOB: 1 BB: 0 P: 30	1B: 7 2B: 2 3B: 0 HR: 2	SF: 0 SAC: 0 DP: 3 HBP: 1	WP: 0 PB: 0 SB: 2 CS: 1	PA: 39
<b>PITCHER</b>	IP WLS BF H R ER SO BB IBB HBP BLK WP HR S P ERA WHIP											IP WLS BF H R ER SO BB IBB HBP BLK WP HR S P ERA WHIP								
56 Brian Bures, L (1, 1) ERA: 4.12	6.0 W 24 4 1 1 7 3 0 1 0 0 1 58 19 1.50 1.167																			
John Parrish, L (7, 1) ERA: 5.21	1.0 H 4 0 0 0 1 1 0 0 0 0 0 0 10 0.00 1.000																			
28 Danys Baez, R (8, 1) ERA: 5.71	1.0 3 0 0 0 1 0 0 0 0 0 0 6 8 0.00 0.000																			
52 Cory Doyne, R (9, 1) ERA: 23.14	0.0 5 5 4 4 0 0 0 0 0 0 1 10 16 ∞ ∞																			
32 Jamie Walker, L (9, 1) ERA: 2.43	1.0 S 3 1 0 0 1 0 0 0 0 0 0 9 14 0.00 1.000																			

Batter	1	2	3	4	5	6	7	8	9	AB R H RBI BB SO LOB	BOTTOM									
1 Brian Roberts, S (1, 4) OBP: 0.403, SLG: 0.453										3 3 2 1 1 0 2	<b>New York Yankees @ Baltimore Orioles</b> Oriole Park at Camden Yards, Baltimore, MD Sat Jul 28 2007, 7:05 PM EDT Att: 48,402 - Partly Cloudy - 94 F  <b>AB 34</b> <b>R 7</b> <b>H 13</b> <b>RBI 7</b> <b>BB 4</b> <b>SO 8</b> <b>LOB 22</b> 									
Corey Patterson, L (1, 8) OBP: 0.303, SLG: 0.379										4 1 2 0 0 2 3										
21 Nick Markakis, L (1, 9) OBP: 0.353, SLG: 0.441										4 1 1 2 1 2 4										
Kevin Millar, R (1, 3) OBP: 0.386, SLG: 0.445										4 0 0 0 1 1 5										
Miguel Tejada, R (1, 6) OBP: 0.356, SLG: 0.420										4 0 2 4 0 0 1										
17 Aubrey Huff, L (1, 10) OBP: 0.296, SLG: 0.375										4 0 1 0 0 1 3										
Ramon Hernandez, R (1, 2) OBP: 0.352, SLG: 0.381										4 1 2 0 0 1 1										
Jay Payton, R (1, 7) OBP: 0.315, SLG: 0.384										3 1 1 0 1 1 2										
Chris Gomez, R (1, 5) OBP: 0.345, SLG: 0.392										4 0 2 0 0 0 1										
<b>Inning Stats</b>	R: 2 E: 0 K: 1 S: 17	H: 2 LOB: 2 BB: 1 P: 31	R: 0 E: 0 K: 2 S: 12	H: 2 LOB: 0 BB: 0 P: 19	R: 0 E: 0 K: 1 S: 7	H: 0 LOB: 0 BB: 0 P: 10	R: 0 E: 0 K: 0 S: 9	H: 1 LOB: 1 BB: 1 P: 18	R: 1 E: 0 K: 0 S: 11	H: 1 LOB: 1 BB: 1 P: 20	R: 0 E: 0 K: 2 S: 9	H: 1 LOB: 0 BB: 0 P: 12	R: 2 E: 0 K: 1 S: 11	H: 3 LOB: 2 BB: 1 P: 20	R: 2 E: 1 K: 1 S: 16	H: 3 LOB: 2 BB: 0 P: 22	1B: 11 2B: 2 3B: 0 HR: 0	SF: 1 SAC: 1 DP: 1 HBP: 0	WP: 0 PB: 0 SB: 3 CS: 1	PA: 40
<b>PITCHER</b>	IP WLS BF H R ER SO BB IBB HBP BLK WP HR S P ERA WHIP											IP WLS BF H R ER SO BB IBB HBP BLK WP HR S P ERA WHIP								
22 Roger Clemens, R (1, 1) ERA: 3.92	6.1 L 28 4 4 4 6 3 0 0 0 0 0 0 67 113 5.68 1.737																			
Mike Myers, L (7, 1) ERA: 2.61	0.1 2 1 0 0 1 0 0 0 0 0 0 5 8 0.00 3.000																			
Luis Vizcaino, R (7, 1) ERA: 4.05	0.1 3 1 1 1 0 1 0 0 0 0 0 4 9 27.00 6.000																			
33 Brian Bruney, R (8, 1) ERA: 3.4	0.1 5 3 2 1 0 0 0 0 0 0 0 10 14 27.00 9.000																			
47 Ron Villone, L (8, 1) ERA: 3.12	0.2 2 0 0 0 1 0 0 0 0 0 0 6 8 0.00 0.000																			







Batter	1	2	3	4	5	6	7	8	9	AB R H RBI BB SO LOB	TOP									
1 Brian Roberts, S OBP: 0.403, SLG: 0.468										5 2 2 2 0 0 3	<b>Baltimore Orioles @ Boston Red Sox</b> Fenway Park, Boston, MA Tue Jul 31 2007, 7:05 PM EDT Att: 36,866 - Partly Cloudy - 78 F									
Corey Patterson, L OBP: 0.306, SLG: 0.378										4 1 1 0 1 0 2										
21 Nick Markakis, L OBP: 0.354, SLG: 0.444										3 0 0 0 1 2 2										
Kevin Millar, R OBP: 0.385, SLG: 0.440										4 0 1 2 0 0 0										
Miguel Tejada, R OBP: 0.359, SLG: 0.421										4 1 1 0 0 0 1										
17 Aubrey Huff, L OBP: 0.291, SLG: 0.369										4 0 1 0 0 2 0										
Chris Gomez, R OBP: 0.343, SLG: 0.390										0 0 0 0 0 0 0										
Ramon Hernandez, R OBP: 0.355, SLG: 0.385										3 0 1 1 1 1 0										
31 Jay Gibbons, L OBP: 0.265, SLG: 0.348										4 0 1 0 0 1 2										
12 Brandon Fahey, L OBP: 0.324, SLG: 0.324										0 0 0 0 0 0 0										
Jay Payton, R OBP: 0.317, SLG: 0.386										4 1 2 0 0 0 4										
<b>Inning Stats</b>	R: 1 E: 0 K: 1 S: 6	H: 1 LOB: 0 BB: 0 P: 8	R: 0 E: 0 K: 2 S: 7	H: 0 LOB: 0 BB: 0 P: 9	R: 3 E: 0 K: 1 S: 11	H: 3 LOB: 1 BB: 1 P: 21	R: 0 E: 0 K: 1 S: 5	H: 0 LOB: 0 BB: 0 P: 6	R: 0 E: 0 K: 0 S: 6	H: 2 LOB: 1 BB: 1 P: 12	R: 1 E: 0 K: 1 S: 20	H: 3 LOB: 2 BB: 0 P: 26	R: 0 E: 0 K: 0 S: 14	H: 0 LOB: 0 BB: 0 P: 19	R: 0 E: 0 K: 0 S: 5	H: 1 LOB: 2 BB: 1 P: 10	1B: 7 2B: 2 3B: 0 HR: 1	SF: 0 SAC: 0 DP: 1 HBP: 0	WP: 0 PB: 0 SB: 3 CS: 1	PA: 39
<b>PITCHER</b>	IP WLS BF H R ER SO BB IBB HBP BLK WP HR S P ERA WHIP	8.0 L 33 9 5 5 6 2 0 0 0 0 1 76 110 5.62 1.375	0.1 3 1 0 0 0 1 0 0 0 0 0 3 8 0.00 6.000	0.2 2 0 0 0 0 0 0 0 0 0 0 2 2 0.00 0.000																

AB	35
R	5
H	10
RBI	5
BB	3
SO	6
LOB	14




Batter	1	2	3	4	5	6	7	8	9	AB R H RBI BB SO LOB	BOTTOM									
23 Julio Lugo, R OBP: 0.287, SLG: 0.325										5 0 0 0 0 2 6	<b>Baltimore Orioles @ Boston Red Sox</b> Fenway Park, Boston, MA Tue Jul 31 2007, 7:05 PM EDT Att: 36,866 - Partly Cloudy - 78 F									
15 Dustin Pedroia, R OBP: 0.388, SLG: 0.429										4 1 0 0 1 0 2										
34 David Ortiz, L OBP: 0.432, SLG: 0.566										4 2 3 3 0 0 0										
Manny Ramirez, R OBP: 0.395, SLG: 0.516										4 0 0 0 0 1 2										
20 Kevin Youkilis, R OBP: 0.402, SLG: 0.472										3 0 0 0 1 2 2										
25 Mike Lowell, R OBP: 0.357, SLG: 0.501										4 0 0 0 0 0 1										
Jason Varitek, S OBP: 0.366, SLG: 0.420										2 0 0 0 1 1 0										
Coco Crisp, S OBP: 0.336, SLG: 0.403										3 0 1 0 1 0 1										
Wily Mo Peña, R OBP: 0.297, SLG: 0.404										1 0 0 0 1 1 3										
12 Eric Hinske, L OBP: 0.305, SLG: 0.416										1 0 0 0 1 1 0										
<b>Inning Stats</b>	R: 0 E: 1 K: 1 S: 19	H: 1 LOB: 2 BB: 0 P: 26	R: 0 E: 0 K: 1 S: 9	H: 0 LOB: 0 BB: 0 P: 13	R: 2 E: 0 K: 0 S: 7	H: 1 LOB: 0 BB: 2 P: 16	R: 0 E: 0 K: 2 S: 14	H: 0 LOB: 2 BB: 2 P: 30	R: 0 E: 0 K: 1 S: 8	H: 0 LOB: 0 BB: 0 P: 11	R: 0 E: 0 K: 1 S: 8	H: 0 LOB: 1 BB: 1 P: 16	R: 0 E: 0 K: 2 S: 8	H: 0 LOB: 0 BB: 0 P: 10	R: 1 E: 0 K: 0 S: 9	H: 1 LOB: 0 BB: 0 P: 11	1B: 2 2B: 0 3B: 0 HR: 2	SF: 0 SAC: 0 DP: 1 HBP: 1	WP: 1 PB: 0 SB: 0 CS: 0	PA: 38
<b>PITCHER</b>	IP WLS BF H R ER SO BB IBB HBP BLK WP HR S P ERA WHIP	6.0 W 26 2 2 2 6 5 0 0 0 0 1 65 112 3.00 1.167	1.0 H 4 1 1 1 2 0 0 0 0 0 1 10 13 9.00 1.000	1.1 H 5 1 0 0 0 0 0 0 0 0 0 12 17 0.00 0.750	0.2 S 3 0 0 0 0 1 0 0 0 0 0 7 11 0.00 1.500															

AB	31
R	3
H	4
RBI	3
BB	6
SO	8
LOB	17





Batter	1	2	3	4	5	6	7	8	9	AB	R	H	RBI	BB	SO	LOB	TOP										
<b>1 Brian Roberts, S</b> OBP: 0.401, SLG: 0.467	G4-3	2H 2B		G4-3			G6-3		K	5	0	1	1	0	1	1	<b>Baltimore Orioles @ Boston Red Sox</b> Fenway Park, Boston, MA Wed Aug 01 2007, 7:05 PM EDT Att: 36,649 - Partly Cloudy - 78 F										
<b>Corey Patterson, L</b> OBP: 0.308, SLG: 0.377	G4-3	F9				1B				3	0	1	0	1	0	1											
<b>21 Nick Markakis, L</b> OBP: 0.353, SLG: 0.450	HR			P4		F8				4	1	1	1	0	0	2											
<b>Kevin Millar, R</b> OBP: 0.386, SLG: 0.444	2B			L5						4	0	2	0	0	0	0											
<b>Miguel Tejada, R</b> OBP: 0.360, SLG: 0.430	F9					G6-4-3 1B				3	1	1	1	0	0	3											
<b>Ramon Hernandez, R</b> OBP: 0.349, SLG: 0.380				G4-3		P6				3	0	0	0	1	0	1											
<b>Jay Payton, R</b> OBP: 0.313, SLG: 0.381				G6-3		G5-3				4	0	0	0	0	0	1											
<b>31 Jay Gibbons, L</b> OBP: 0.365, SLG: 0.346		2B 1B		G4-3		G4-6-3				4	1	1	0	0	0	1											
<b>Chris Gomez, R</b> <b>17 Aubrey Huff, L</b> (9, PH) OBP: 0.291, SLG: 0.368		1H 2B							K	2	1	1	1	1	1	0											
<b>Inning Stats</b>	R: 1 E: 0 K: 0 S: 10	H: 2 LOB: 1 BB: 0 P: 16	R: 2 E: 0 K: 0 S: 13	H: 3 LOB: 1 BB: 0 P: 22	R: 0 E: 0 K: 0 S: 9	H: 0 LOB: 1 BB: 0 P: 16	R: 0 E: 0 K: 0 S: 10	H: 0 LOB: 1 BB: 0 P: 17	R: 0 E: 0 K: 0 S: 6	H: 0 LOB: 0 BB: 0 P: 11	R: 0 E: 0 K: 1 S: 11	H: 0 LOB: 1 BB: 1 P: 17	R: 1 E: 0 K: 0 S: 11	H: 1 LOB: 0 BB: 0 P: 14	R: 0 E: 0 K: 2 S: 10	H: 0 LOB: 0 BB: 0 P: 12		1B: 3 2B: 3 3B: 0 HR: 2	SF: 0 SAC: 0 DP: 2 HBP: 1	WP: 0 PA: 37 PB: 0 SB: 0 CS: 0							
<b>PITCHER</b>	IP	WLS	BF	H	R	ER	SO	BB	IBB	HBP	BLK	WP	HR	S	P	ERA	WHIP										
<b>51 Julian Tavaraz, R</b> ERA: 3.09	5.0		23	7	3	3	0	1	0	1	0	0	1	49	82	5.40	1.600										
<b>39 Kyle Snyder, R</b> ERA: 2.68	1.2		6	0	0	0	1	2	0	0	0	0	0	15	26	0.00	1.200										
<b>48 Javier López, L</b> ERA: 2.97	0.1	W	1	0	0	0	0	0	0	0	0	0	0	2	2	0.00	0.000										
<b>37 Hideki Okajima, L</b> ERA: 1.03	1.0	H	4	1	1	1	0	0	0	0	0	0	1	11	14	9.00	1.000										
<b>58 Jonathan Papelbon, R</b> ERA: 2.08	1.0	S	3	0	0	0	2	0	0	0	0	0	0	10	12	0.00	0.000										


Batter	1	2	3	4	5	6	7	8	9	AB	R	H	RBI	BB	SO	LOB	BOTTOM										
<b>23 Julio Lugo, R</b> OBP: 0.288, SLG: 0.325	F9			E6 34 BB 1B			G6-3			4	1	1	0	1	0	3	<b>Baltimore Orioles @ Boston Red Sox</b> Fenway Park, Boston, MA Wed Aug 01 2007, 7:05 PM EDT Att: 36,649 - Partly Cloudy - 78 F										
<b>15 Dustin Pedroia, R</b> OBP: 0.391, SLG: 0.433	S 34 BB 1B			SF7						4	1	3	1	0	0	0											
<b>34 David Ortiz, L</b> OBP: 0.434, SLG: 0.567										3	1	1	1	2	1	1											
<b>Manny Ramirez, R</b> OBP: 0.393, SLG: 0.511	G6-4-3 BB									4	1	0	0	1	1	5											
<b>20 Kevin Youkilis, R</b> OBP: 0.400, SLG: 0.472										4	0	1	2	0	0	0											
<b>25 Mike Lowell, R</b> OBP: 0.356, SLG: 0.499										4	0	1	0	0	0	2											
<b>Jason Varitek, S</b> OBP: 0.368, SLG: 0.421										4	0	2	1	0	2	1											
<b>Coco Crisp, S</b> OBP: 0.343, SLG: 0.403										0	1	0	0	4	0	0											
<b>Wily Mo Peña, R</b> OBP: 0.289, SLG: 0.393										4	0	0	0	0	0	8											
<b>Inning Stats</b>	R: 0 E: 0 K: 0 S: 9	H: 1 LOB: 1 BB: 1 P: 16	R: 0 E: 0 K: 1 S: 6	H: 0 LOB: 0 BB: 0 P: 10	R: 1 E: 1 K: 0 S: 11	H: 1 LOB: 2 BB: 2 P: 20	R: 0 E: 0 K: 0 S: 13	H: 1 LOB: 2 BB: 1 P: 22	R: 0 E: 0 K: 0 S: 14	H: 1 LOB: 1 BB: 0 P: 21	R: 0 E: 0 K: 1 S: 11	H: 1 LOB: 2 BB: 1 P: 20	R: 4 E: 0 K: 0 S: 20	H: 4 LOB: 3 BB: 3 P: 37	R: 0 E: 0 K: 2 S: 10	H: 0 LOB: 0 BB: 0 P: 13	1B: 7 2B: 2 3B: 0 HR: 0	SF: 1 SAC: 0 DP: 1 HBP: 0	WP: 0 PA: 40 PB: 0 SB: 1 CS: 0								
<b>PITCHER</b>	IP	WLS	BF	H	R	ER	SO	BB	IBB	HBP	BLK	WP	HR	S	P	ERA	WHIP										
<b>Steve Trachsel, R</b> ERA: 4.97	6.0		27	5	1	0	0	5	0	0	0	0	0	4	8	∞	∞										
<b>Paul Shuey, R</b> ERA: 8.22	0.0		2	1	2	2	0	1	0	0	0	0	0	2	7	∞	∞										
<b>John Parrish, L</b> ERA: 5.77	0.0	L	2	1	0	0	0	0	1	0	0	0	0	2	7	∞	∞										
<b>Chad Bradford, R</b> ERA: 2.88	1.0	B	6	2	2	2	0	0	1	0	0	0	0	14	22	18.00	2.000										
<b>28 Danys Baez, R</b> ERA: 5.7	1.0		3	0	0	0	2	0	0	0	0	0	0	10	13	0.00	0.000										







Batter	1	2	3	4	5	6	7	8	9	AB	R	H	RBI	BB	SO	LOB	TOP								
1 Brian Roberts, S (1,4) OBP: 0.402, SLG: 0.470	G3-1		1B		1B			F8		4	1	2	0	0	0	0	<b>Baltimore Orioles @ Boston Red Sox</b> Fenway Park, Boston, MA Thu Aug 02 2007, 1:05 PM EDT Att: 36,457 - Sunny - 94 F								
Corey Patterson, L (1,8) OBP: 0.310, SLG: 0.379	F8		P4		2B			21 G5-4-3 1B		4	0	2	2	0	0	2									
21 Nick Markakis, L (1,9) OBP: 0.350, SLG: 0.445	G3-1				F8		P2	G5-4-3		4	0	0	0	0	0	2									
Kevin Millar, R (1,3)		G6-4-3 1B			P5			K		4	0	1	0	0	2	0									
Miguel Tejada, R (1,6) OBP: 0.356, SLG: 0.424		G6-4-3 1-2f			K			K		4	0	0	0	0	3	1									
17 Aubrey Huff, L (1,5) OBP: 0.293, SLG: 0.378		K			SF8			G3-1		4	2	2	0	0	1	0									
Jay Payton, R (1,7) OBP: 0.312, SLG: 0.380					K			SF8		3	0	1	2	0	1	0									
31 Jay Gibbons, L (1,10) OBP: 0.261, SLG: 0.341					F8			G4-3		4	0	0	0	0	0	1									
Paul Bako, L (1,2) OBP: 0.309, SLG: 0.276					1B			G5-3		2	1	1	0	1	0	0									
<b>Inning Stats</b>	R: 0 E: 0 K: 0 S: 9	H: 0 LOB: 0 BB: 0 P: 14	R: 0 E: 0 K: 1 S: 15	H: 1 LOB: 0 BB: 0 P: 18	R: 0 E: 0 K: 1 S: 10	H: 1 LOB: 2 BB: 1 P: 18	R: 0 E: 0 K: 1 S: 6	H: 0 LOB: 0 BB: 0 P: 7	R: 3 E: 0 K: 0 S: 13	H: 4 LOB: 1 BB: 0 P: 16	R: 0 E: 0 K: 2 S: 10	H: 0 LOB: 0 BB: 0 P: 14	R: 0 E: 0 K: 0 S: 6	H: 0 LOB: 0 BB: 0 P: 7	R: 0 E: 0 K: 0 S: 5	H: 1 LOB: 0 BB: 0 P: 6		R: 1 E: 0 K: 2 S: 13	H: 2 LOB: 1 BB: 0 P: 16	1B: 6 2B: 2 3B: 1 HR: 0	SF: 1 SAC: 0 DP: 2 HBP: 0	WP: 0 PB: 0 SB: 1 CS: 0	PA: 35		
<b>PITCHER</b>	IP	WLS	BF	H	R	ER	SO	BB	IBB	HBP	BLK	WP	HR	S	P	ERA	WHIP								
49 Tim Wakefield, R (1,1) ERA: 4.55	7.0	W	27	6	3	3	5	1	0	0	0	0	0	69	94	3.86	1.000								
37 Hideki Okajima, L (8,1) ERA: 1.01	1.0		3	1	0	0	0	0	0	0	0	0	0	5	6	0.00	1.000								
Eric Gagne, R (9,1) ERA: 2.36	1.0		5	2	1	1	2	0	0	0	0	0	0	13	16	9.00	2.000								

Batter	1	2	3	4	5	6	7	8	9	AB	R	H	RBI	BB	SO	LOB	BOTTOM								
15 Dustin Pedroia, R (1,4) OBP: 0.397, SLG: 0.438	BB				1B					3	0	2	2	2	1	3	<b>Baltimore Orioles @ Boston Red Sox</b> Fenway Park, Boston, MA Thu Aug 02 2007, 1:05 PM EDT Att: 36,457 - Sunny - 94 F								
20 Kevin Youkilis, R (1,3) OBP: 0.396, SLG: 0.466	F8		G5-3		L7			F8		5	0	0	0	0	0	6									
34 David Ortiz, L (1,10) OBP: 0.431, SLG: 0.565	P5		1B		K			F9-6-2		5	1	1	0	0	1	5									
Manny Ramirez, R (1,7) OBP: 0.393, SLG: 0.509	G5-3		2B		1B			G5-3		5	0	2	1	0	1	1									
25 Mike Lowell, R (1,5) OBP: 0.356, SLG: 0.496	F8		F7		G5-4-3			FC4-6		4	0	1	0	0	0	2									
Coco Crisp, S (1,8) OBP: 0.346, SLG: 0.404	13 BB		P5		1B			FC4-6		4	1	2	0	1	0	2									
12 Eric Hinske, L (1,9) ERA: 2.98					G3			F7		3	1	1	1	1	1	2									
7 J.D. Drew, L (7,PR) OBP: 0.353, SLG: 0.373					HR			13 1B		1	1	0	0	0	0	2									
28 Doug Mirabeli, R (1,2) OBP: 0.290, SLG: 0.354					HR			13 2B		3	2	3	2	1	0	0									
13 Alex Cora, L (1,6) OBP: 0.313, SLG: 0.405					F8			15 2B		2	1	1	1	1	0	0									
<b>Inning Stats</b>	R: 0 E: 0 K: 0 S: 11	H: 0 LOB: 1 BB: 1 P: 19	R: 0 E: 0 K: 2 S: 15	H: 1 LOB: 3 BB: 2 P: 28	R: 1 E: 0 K: 0 S: 12	H: 2 LOB: 1 BB: 0 P: 19	R: 2 E: 0 K: 1 S: 9	H: 3 LOB: 1 BB: 0 P: 12	R: 0 E: 0 K: 0 S: 5	H: 2 LOB: 1 BB: 0 P: 8	R: 0 E: 1 K: 0 S: 10	H: 1 LOB: 2 BB: 1 P: 22	R: 4 E: 0 K: 0 S: 21	H: 4 LOB: 2 BB: 1 P: 35	R: 0 E: 0 K: 1 S: 12	H: 0 LOB: 2 BB: 1 P: 25	1B: 9 2B: 3 3B: 0 HR: 2	SF: 0 SAC: 1 DP: 2 HBP: 1	WP: 0 PB: 0 SB: 2 CS: 0	PA: 43					
<b>PITCHER</b>	IP	WLS	BF	H	R	ER	SO	BB	IBB	HBP	BLK	WP	HR	S	P	ERA	WHIP								
46 Jeremy Guthrie, R (1,1) ERA: 2.98	5.1		29	9	3	3	3	4	0	0	0	0	0	61	105	5.06	2.438								
32 Jamie Walker, L (6,1) ERA: 2.95	0.2	L	7	4	4	4	0	0	1	0	0	0	0	19	30	54.00	6.000								
Rob Bell, R (7,1) ERA: 4.79	0.2		6	0	0	0	1	1	0	1	0	0	0	14	30	0.00	0.750								
52 Cory Doyne, R (7,1) ERA: 14.73	1.1		6	0	0	0	1	1	0	1	0	0	0	14	30	0.00	0.750								





Batter	1	2	3	4	5	6	7	8	9	AB R H RBI BB SO LOB	TOP									
1 Brian Roberts, S (1,4) OBP: 0.400, SLG: 0.466	G6-3		F7				F9		F9	4 0 0 0 1 0 0	<p><b>Baltimore Orioles @ Tampa Bay Devil Rays</b> Tropicana Field, St. Petersburg, FL Fri Aug 03 2007, 7:10 PM EDT Att: 15,542 - Dome - 72 F</p> <p>livebaseballscorecards.com</p> <p>AB 33 R 3 H 6 RBI 3 BB 4 SO 6 LOB 12</p> 									
Corey Patterson, L (1,8) OBP: 0.399, SLG: 0.374	K2-3		K		P5		F9		G3-1	4 0 0 0 1 2 1										
21 Nick Markakis, L (1,9) OBP: 0.354, SLG: 0.449				K						3 0 2 0 1 1 0										
Kevin Millar, R (1,3) OBP: 0.383, SLG: 0.439										4 1 1 0 0 1 5										
Miguel Tejada, R (1,6) OBP: 0.355, SLG: 0.422		G3-1								4 1 1 0 0 0 2										
17 Aubrey Huff, L (1,10) OBP: 0.292, SLG: 0.384										4 1 1 3 0 1 0										
Ramon Hernandez, R (1,2) OBP: 0.359, SLG: 0.385										2 0 1 0 1 0 0										
Jay Payton, R (1,7) OBP: 0.308, SLG: 0.375										4 0 0 0 0 0 3										
Chris Gomez, R (1,5) OBP: 0.341, SLG: 0.388										4 0 0 0 0 1 1										
<b>Inning Stats</b>	R: 0 E: 0 K: 1 S: 10	H: 1 LOB: 1 BB: 0 P: 12	R: 0 E: 0 K: 0 S: 7	H: 1 LOB: 1 BB: 0 P: 11	R: 0 E: 0 K: 1 S: 10	H: 0 LOB: 0 BB: 0 P: 14	R: 3 E: 0 K: 2 S: 17	H: 3 LOB: 1 BB: 0 P: 30	R: 0 E: 0 K: 1 S: 11	H: 1 LOB: 2 BB: 1 P: 17	R: 0 E: 0 K: 1 S: 8	H: 0 LOB: 0 BB: 2 P: 17	R: 0 E: 0 K: 0 S: 9	H: 0 LOB: 1 BB: 1 P: 18	R: 0 E: 0 K: 0 S: 8	H: 0 LOB: 0 BB: 13 P: 13	1B: 3 2B: 2 3B: 0 HR: 1	SF: 0 SAC: 0 DP: 0 HBP: 1	WP: 0 PB: 0 SB: 1 CS: 0	PA: 38
<b>PITCHER</b>	IP WLS BF H R ER SO BB IBB HBP BLK WP HR S P ERA WHIP											IP WLS BF H R ER SO BB IBB HBP BLK WP HR S P ERA WHIP								
33 James Shields, R (1,1) ERA: 4.45	6.2 L 30 6 3 3 6 3 0 1 0 0 0 1 68 108 4.05 1.350																			
47 Gary Glover, R (7,1) ERA: 4.79	0.1 1 0 0 0 0 0 0 0 0 0 0 0 2 3 0.00 0.000																			
Scott Dohmann, R (8,1) ERA: 4.32	1.0 4 0 0 0 0 1 0 0 0 0 0 0 9 18 0.00 1.000																			
Casey Fossum, L (9,1) ERA: 7.47	1.0 3 0 0 0 0 0 0 0 0 0 0 0 8 13 0.00 0.000																			

Batter	1	2	3	4	5	6	7	8	9	AB R H RBI BB SO LOB	BOTTOM											
1 Akinori Iwamura, L (1,5) OBP: 0.374, SLG: 0.415	P5	F8								4 0 1 0 0 1 3	<p><b>Baltimore Orioles @ Tampa Bay Devil Rays</b> Tropicana Field, St. Petersburg, FL Fri Aug 03 2007, 7:10 PM EDT Att: 15,542 - Dome - 72 F</p> <p>livebaseballscorecards.com</p> <p>AB 29 R 1 H 4 RBI 1 BB 2 SO 4 LOB 16</p> 											
13 Carl Crawford, L (1,7) OBP: 0.342, SLG: 0.453	K									4 0 1 0 0 1 2												
2 B.J. Upton, R (1,8) OBP: 0.403, SLG: 0.552	F9									4 0 0 0 0 1 4												
23 Carlos Pena, L (1,3) OBP: 0.389, SLG: 0.586										3 1 2 0 1 0 0												
Delmon Young, R (1,9) OBP: 0.322, SLG: 0.415										4 0 0 0 0 1 3												
Brendan Harris, R (1,4) OBP: 0.361, SLG: 0.439										3 0 0 0 0 0 1												
31 Jonny Gomes, R (1,10) OBP: 0.332, SLG: 0.508										2 0 0 0 0 0 0												
30 Dioner Navarro, S (1,2) OBP: 0.252, SLG: 0.283										3 0 0 0 0 0 3												
18 Ben Zobrist, S (1,6) OBP: 0.178, SLG: 0.225										2 0 0 1 1 0 0												
<b>Inning Stats</b>	R: 0 E: 0 K: 1 S: 8	H: 0 LOB: 0 BB: 0 P: 12	R: 1 E: 0 K: 0 S: 13	H: 1 LOB: 3 BB: 1 P: 28	R: 0 E: 0 K: 0 S: 5	H: 1 LOB: 0 BB: 0 P: 8	R: 0 E: 0 K: 0 S: 12	H: 0 LOB: 0 BB: 0 P: 18	R: 0 E: 1 K: 1 S: 14	H: 1 LOB: 2 BB: 0 P: 24	R: 0 E: 0 K: 1 S: 9	H: 1 LOB: 0 BB: 0 P: 15	R: 0 E: 0 K: 0 S: 7	H: 0 LOB: 0 BB: 0 P: 9	R: 0 E: 1 K: 1 S: 7	H: 0 LOB: 0 BB: 0 P: 11	R: 0 E: 0 K: 0 S: 5	H: 0 LOB: 0 BB: 1 P: 12	1B: 3 2B: 1 3B: 0 HR: 0	SF: 0 SAC: 0 DP: 4 HBP: 2	WP: 0 PB: 0 SB: 1 CS: 0	PA: 33
<b>PITCHER</b>	IP WLS BF H R ER SO BB IBB HBP BLK WP HR S P ERA WHIP											IP WLS BF H R ER SO BB IBB HBP BLK WP HR S P ERA WHIP										
40 Daniel Cabrera, R (1,1) ERA: 4.9	7.0 W 27 4 1 1 3 1 0 0 2 0 0 0 68 114 1.29 0.714																					
32 Jamie Walker, L (8,1) ERA: 2.3	1.0 H 3 0 0 0 1 0 0 0 0 0 0 0 7 11 0.00 0.000																					
28 Danys Baez, R (9,1) ERA: 5.54	1.0 S 3 0 0 0 0 1 0 0 0 0 0 0 5 12 0.00 1.000																					



Batter	1	2	3	4	5	6	7	8	9	AB	R	H	RBI	BB	SO	LOB	TOP					
<b>Corey Patterson, L</b> (1, 8) OBP: 0.308, SLG: 0.373	G4-3		1B		G4-3		FC4			4	0	1	1	0	0	3	<b>Baltimore Orioles @ Tampa Bay Devil Rays</b> Tropicana Field, St. Petersburg, FL Sat Aug 04 2007, 7:10 PM EDT Att: 18,230 - Dome - 72 F					
<b>Chris Gomez, R</b> (1, 4) OBP: 0.338, SLG: 0.391	K		K			F9-2		G4-3		4	0	1	0	0	2	1						
<b>21 Nick Markakis, L</b> (1, 9) OBP: 0.354, SLG: 0.448 <b>12 Brandon Fahey, L</b> (7, 7) OBP: 0.275, SLG: 0.316	G4-3			F7				K		3	0	1	0	0	0	0						
<b>Kevin Millar, R</b> (1, 3) OBP: 0.381, SLG: 0.434		K			BB		F9-2		F8	3	0	0	0	1	1	2						
<b>Miguel Tejada, R</b> (1, 10) OBP: 0.351, SLG: 0.416		P6			K				G6-3	4	0	0	0	0	2	2						
<b>Ramon Hernandez, R</b> (1, 2) OBP: 0.382, SLG: 0.385		K			K					3	1	1	0	1	2	1						
<b>17 Aubrey Huff, L</b> (1, 5) OBP: 0.297, SLG: 0.389			2B			F9			1B	3	1	2	0	1	0	0						
<b>Jay Payton, R</b> (1, 7) OBP: 0.307, SLG: 0.373			F7							4	0	1	1	0	0	4						
<b>2 Luis Hernandez, S</b> (1, 6) OBP: 0.351, SLG: 0.389			1B			K			F7	4	0	1	0	0	2	4						
<b>Inning Stats</b>	R: 0 E: 0 K: 1 S: 9	H: 0 LOB: 0 BB: 0 P: 12	R: 0 E: 0 K: 2 S: 8	H: 0 LOB: 0 BB: 0 P: 14	R: 1 E: 0 K: 1 S: 13	H: 3 LOB: 1 BB: 0 P: 18	R: 0 E: 0 K: 2 S: 11	H: 0 LOB: 1 BB: 1 P: 17	R: 0 E: 0 K: 1 S: 9	H: 1 LOB: 1 BB: 0 P: 12	R: 0 E: 0 K: 1 S: 12	H: 2 LOB: 1 BB: 0 P: 16	R: 0 E: 0 K: 1 S: 12	H: 1 LOB: 2 BB: 1 P: 21	R: 0 E: 0 K: 1 S: 5	H: 0 LOB: 0 BB: 0 P: 6	R: 1 E: 0 K: 0 S: 8	H: 1 LOB: 1 BB: 1 P: 16	1B: 6 2B: 3 3B: 0 HR: 0	SF: 0 SAC: 0 DP: 1 HBP: 0	WP: 0 PB: 0 SB: 0 CS: 0	PA: 36
<b>PITCHER</b>	IP	WLS	BF	H	R	ER	SO	BB	IBB	HBP	BLK	WP	HR	S	P	ERA	WHIP					
<b>19 Scott Kazmir, L</b> (1, 1) ERA: 3.72	7.0	W	28	7	1	1	9	2	0	0	0	0	0	74	110	1.29	1.286					
<b>Grant Balfour, R</b> (8, 1) ERA: 11.05	1.0		3	0	0	0	1	0	0	0	0	0	0	5	6	0.00	0.000					
<b>Brian Stokes, R</b> (9, 1) ERA: 7.92	1.0		5	1	1	1	0	1	0	0	0	0	0	8	16	9.00	2.000					

Batter	1	2	3	4	5	6	7	8	9	AB	R	H	RBI	BB	SO	LOB	BOTTOM				
<b>1 Akinori Iwamura, L</b> (1, 5) OBP: 0.375, SLG: 0.415	F8	P6		2B			F8			5	2	2	0	0	0	2	<b>Baltimore Orioles @ Tampa Bay Devil Rays</b> Tropicana Field, St. Petersburg, FL Sat Aug 04 2007, 7:10 PM EDT Att: 18,230 - Dome - 72 F				
<b>13 Carl Crawford, L</b> (1, 7) OBP: 0.345, SLG: 0.457	F7			2B				G6-3		5	3	3	2	0	0	0					
<b>2 B.J. Upton, R</b> (1, 8) OBP: 0.403, SLG: 0.548		E1		2B						4	1	1	1	1	2	2					
<b>23 Carlos Pena, L</b> (1, 3) OBP: 0.392, SLG: 0.595				1B						4	1	2	2	1	1	1					
<b>Delmon Young, R</b> (1, 9) OBP: 0.324, SLG: 0.418			G5-3		FC6-4					4	0	2	3	0	0	2					
<b>Brendan Harris, R</b> (1, 4) OBP: 0.380, SLG: 0.440	F7			L5						4	0	1	0	0	1	5					
<b>31 Jonny Gomes, R</b> (1, 10) OBP: 0.330, SLG: 0.500		2B				P4				3	1	0	0	1	0	3					
<b>Josh Wilson, R</b> (1, 6) OBP: 0.296, SLG: 0.333	F7		F9			G5-3				4	0	0	0	0	1	2					
<b>Josh Paul, R</b> (1, 2) OBP: 0.269, SLG: 0.286				K		G6-3				4	1	1	0	0	1	0					
<b>Inning Stats</b>	R: 2 E: 0 K: 0 S: 13	H: 2 LOB: 1 BB: 1 P: 22	R: 3 E: 1 K: 1 S: 15	H: 2 LOB: 1 BB: 1 P: 23	R: 0 E: 0 K: 0 S: 12	H: 1 LOB: 1 BB: 0 P: 15	R: 2 E: 0 K: 1 S: 17	H: 3 LOB: 2 BB: 1 P: 26	R: 0 E: 0 K: 0 S: 7	H: 0 LOB: 0 BB: 0 P: 12	R: 2 E: 0 K: 2 S: 14	H: 4 LOB: 2 BB: 0 P: 21	R: 0 E: 0 K: 1 S: 9	H: 0 LOB: 0 BB: 0 P: 11	R: 0 E: 0 K: 1 S: 10	H: 0 LOB: 0 BB: 0 P: 14	1B: 7 2B: 4 3B: 0 HR: 1	SF: 0 SAC: 0 DP: 0 HBP: 0	WP: 0 PB: 0 SB: 0 CS: 0	PA: 40	
<b>PITCHER</b>	IP	WLS	BF	H	R	ER	SO	BB	IBB	HBP	BLK	WP	HR	S	P	ERA	WHIP				
<b>56 Brian Burres, L</b> (1, 1) ERA: 4.61	3.1	L	21	4	2	2	1	1	0	0	0	0	0	22	37	9.00	2.500				
<b>25 Kurt Brinkins, L</b> (4, 1) ERA: 9.82	2.0		11	4	2	2	1	1	0	0	0	0	0	22	37	9.00	2.500				
<b>Paul Shuey, R</b> (6, 1) ERA: 7.41	1.2		5	0	0	0	2	0	0	0	0	0	0	13	16	0.00	0.000				
<b>John Parrish, L</b> (8, 1) ERA: 5.63	1.0		3	0	0	0	1	0	0	0	0	0	0	10	14	0.00	0.000				

AB	33
R	2
H	8
RBI	2
BB	3
SO	10
LOB	17



AB	37
R	9
H	12
RBI	8
BB	3
SO	6
LOB	17









Batter	1	2	3	4	5	6	7	8	9	AB	R	H	RBI	BB	SO	LOB	TOP					
51 Ichiro Suzuki, L (1, 8) OBP: 0.397, SLG: 0.435	G4-6-3 S 1B		1-0 1B			1-2 BB 1B	G1-3	1-2 G6-3	3-2 2B HBP	5	2	3	0	0	0	3	<b>Seattle Mariners @ Baltimore Orioles</b> Oriole Park at Camden Yards, Baltimore, MD Tue Aug 07 2007, 7:05 PM EDT Att: 25,060 - Overcast - 95 F					
Jose Vidro, S (1, 10) OBP: 0.374, SLG: 0.369	4-2 G4-6-3 BB		0-0 1B			4-2 1B BB	G5-3	0-1 G1-3	2-2 F9	4	0	1	0	2	0	1						
Jose Guillen, R (1, 9) Adam Jones, R (9, PR) OBP: 0.250, SLG: 0.250 (9, 9)	1-1 G4-6-3		1-1 F9			0-0 1B BB		0-0 29 WP HR	0-1 29 1B 2B	6	2	4	2	0	0	4						
29 Adrian Beltré, R (1, 5) OBP: 0.333, SLG: 0.487	2-3 K		0-1 F8			3-2 F9		2-3 K	1-2 2B 16 1B 1B	6	1	2	1	0	2	6						
Raul Ibanez, L (1, 7) OBP: 0.313, SLG: 0.407		2-0 HR				1-2 G1-3		0-0 F8	1-1 HR	6	3	3	4	0	0	1						
Richie Sexson, R (1, 3) 16 Willie Bloomquist, R (7, PR) OBP: 0.281, SLG: 0.390 (7, PR) OBP: 0.344, SLG: 0.376 (7, 3)		1-0 G6-3				1-0 G1-3		2-2 2B 1B	1-2 2B 4 1B 1B	4	0	2	0	0	0	0						
2 Kenji Johjima, R (1, 2) OBP: 0.315, SLG: 0.450		3-2 G6-3				3-2 G6-3		2-2 2B	0-2 4 1B 1B	5	0	2	0	0	0	1						
4 Jose Lopez, R (1, 4) OBP: 0.292, SLG: 0.364		0-0 F8				1-2 G1-3		1-0 G5-3	0-0 G4-3	5	0	1	1	0	0	4						
7 Yuniesky Betancourt, R (1, 6) OBP: 0.311, SLG: 0.398			1-0 G6-3			2-1 F8		4-1 BB	0-2 F9	4	0	0	0	1	0	2						
<b>Inning Stats</b>	R: 0 E: 0 K: 1 S: 15	H: 1 LOB: 1 BB: 1 P: 25	R: 1 E: 0 K: 0 S: 6	H: 1 LOB: 0 BB: 0 P: 12	R: 0 E: 0 K: 0 S: 7	H: 2 LOB: 2 BB: 0 P: 10	R: 0 E: 0 K: 0 S: 7	H: 0 LOB: 0 BB: 0 P: 12	R: 1 E: 0 K: 0 S: 15	H: 2 LOB: 3 BB: 1 P: 25	R: 0 E: 0 K: 0 S: 13	H: 2 LOB: 2 BB: 1 P: 24	R: 3 E: 1 K: 1 S: 21	H: 5 LOB: 2 BB: 0 P: 25	R: 3 E: 0 K: 0 S: 17	H: 4 LOB: 2 BB: 0 P: 21	R: 2 E: 0 K: 0 S: 13	H: 2 LOB: 1 BB: 0 P: 21	1B: 14 2B: 3 3B: 0 HR: 2	SF: 0 SAC: 0 DP: 1 HBP: 1	WP: 1 PB: 0 SB: 1 CS: 0	PA: 50
<b>PITCHER</b>	IP WLS BF H R ER SO BB IBB HBP BLK WP HR S P ERA WHIP	<b>Steve Trachsel, R (1, 1)</b> ERA: 4.88 <b>John Parrish, L (6, 1)</b> ERA: 5.53 <b>Paul Shuey, R (7, 1)</b> ERA: 7.79 <b>32 Jamie Walker, L (7, 1)</b> ERA: 2.72 <b>Chad Bradford, R (7, 1)</b> ERA: 2.93																				
<b>PITCHER</b>	IP WLS BF H R ER SO BB IBB HBP BLK WP HR S P ERA WHIP	<b>25 Kurt Birkins, L (8, 1)</b> ERA: 10.22																				
<b>Batter</b>	<b>1</b>	<b>2</b>	<b>3</b>	<b>4</b>	<b>5</b>	<b>6</b>	<b>7</b>	<b>8</b>	<b>9</b>	<b>AB</b>	<b>R</b>	<b>H</b>	<b>RBI</b>	<b>BB</b>	<b>SO</b>	<b>LOB</b>	<b>BOTTOM</b>					
1 Brian Roberts, S (1, 4) OBP: 0.400, SLG: 0.465	G3 2B		K				1-3 K	1-2 G3-1 1B	1-1 G5-3	5	0	2	0	0	2	4	<b>Seattle Mariners @ Baltimore Orioles</b> Oriole Park at Camden Yards, Baltimore, MD Tue Aug 07 2007, 7:05 PM EDT Att: 25,060 - Overcast - 95 F					
Corey Patterson, L (1, 8) OBP: 0.311, SLG: 0.379	G3		21 S 21 1B 2B			0-3 K		0-0 G3-1 1B	0-2 P4	5	1	2	0	0	1	1						
21 Nick Markakis, L (1, 9) OBP: 0.353, SLG: 0.445	L5		2-2 CS 1B			1-1 G4-3		0-2 F7	2-2 F7	5	0	1	1	0	0	3						
Kevin Millar, R (1, 3) OBP: 0.379, SLG: 0.430	G5-3		1 SAFE F9			2-1 G6-3 1B		1-2 G3-1	3-2 P4	5	0	1	0	0	0	4						
Miguel Tejada, R (1, 6) OBP: 0.347, SLG: 0.420		1-2 6 SH5-3 17 1B 1B	1-1 F8			0-1 G6-3		1-0 G4-3		4	1	1	0	0	0	3						
17 Aubrey Huff, L (1, 10) OBP: 0.302, SLG: 0.403		1-2 1B 6 SH5-3 FC1-2 1B				0-0 F9		3-2 6 1B 1B	1-1 G6-3	4	1	2	0	0	0	0						
6 Melvin Mora, R (1, 5) OBP: 0.341, SLG: 0.466		0-0 SH5-3				0-1 G4-3		2-2 1B 1B	2-0 G1-3 1B	3	0	3	0	0	0	0						
Ramon Hernandez, R (1, 2) OBP: 0.367, SLG: 0.391		0-1 FC1-2 1B				3-1 G4-3		3-2 1B 1B	1-0 G1-3 1B	4	0	3	2	0	0	1						
Jay Payton, R (1, 7) OBP: 0.305, SLG: 0.367		2-3 3-H FC1-2				1-1 G6-3		3-2 F8	0-0 G1-3	4	0	0	0	0	0	7						
<b>Inning Stats</b>	R: 0 E: 0 K: 0 S: 8	H: 1 LOB: 1 BB: 0 P: 13	R: 1 E: 0 K: 1 S: 19	H: 3 LOB: 2 BB: 0 P: 25	R: 1 E: 0 K: 0 S: 15	H: 2 LOB: 0 BB: 0 P: 20	R: 0 E: 0 K: 0 S: 7	H: 1 LOB: 1 BB: 0 P: 11	R: 0 E: 0 K: 2 S: 11	H: 0 LOB: 0 BB: 0 P: 13	R: 1 E: 0 K: 0 S: 19	H: 4 LOB: 2 BB: 0 P: 32	R: 0 E: 0 K: 0 S: 12	H: 2 LOB: 2 BB: 0 P: 15	R: 0 E: 0 K: 0 S: 7	H: 2 LOB: 2 BB: 0 P: 12	R: 0 E: 0 K: 0 S: 12	H: 0 LOB: 0 BB: 0 P: 17	1B: 13 2B: 2 3B: 0 HR: 0	SF: 0 SAC: 1 DP: 1 HBP: 0	WP: 0 PB: 0 SB: 1 CS: 1	PA: 40
<b>PITCHER</b>	IP WLS BF H R ER SO BB IBB HBP BLK WP HR S P ERA WHIP	<b>36 Jeff Weaver, R (1, 1)</b> ERA: 6.2 <b>George Sherrill, L (7, 1)</b> ERA: 1.36 <b>Sean Green, R (7, 1)</b> ERA: 2.91 <b>59 Eric O'Flaherty, L (8, 1)</b> ERA: 3.38																				












Batter	1	2	3	4	5	6	7	8	9	AB	R	H	RBI	BB	SO	LOB	TOP			
23 Julio Lugo, R OBP: 0.291, SLG: 0.330	F8			15 1B		G6-3		15 1B	F9	5	1	2	1	0	0	2				
15 Dustin Pedroia, R OBP: 0.401, SLG: 0.448	F7			G4-3 1B			G4-3	34 1B		4	1	2	0	0	0	0				
34 David Ortiz, L OBP: 0.430, SLG: 0.557	F7			K			F7	1B		4	0	1	2	0	1	2				
Manny Ramirez, R OBP: 0.387, SLG: 0.509		K		G4-3			G5-3	1B		4	0	1	1	0	1	2				
20 Kevin Youkilis, R OBP: 0.399, SLG: 0.473		25 G4-6-3 BB					K			3	0	0	0	1	2	2				
25 Mike Lowell, R OBP: 0.361, SLG: 0.498	G4-6-3						F8			3	0	0	0	1	0	1				
Jason Varitek, S OBP: 0.355, SLG: 0.401				K			K			4	1	1	0	0	3	0				
Coco Crisp, S OBP: 0.339, SLG: 0.399				G6-3			G5-3			4	1	1	0	0	0	2				
Wily Mo Peña, R OBP: 0.294, SLG: 0.390							G6-3			3	0	1	1	0	1	0				
7 J.D. Drew, L OBP: 0.360, SLG: 0.382								15 1B 34 1B		0	1	0	0	1	0	0				
<b>Inning Stats</b>	R: 0 H: 0 E: 0 K: 0 S: 7	H: 0 LOB: 0 BB: 0 P: 10	R: 0 H: 0 E: 0 K: 1 S: 12	H: 0 LOB: 0 BB: 1 P: 18	R: 0 H: 0 E: 0 K: 2 S: 10	H: 0 LOB: 1 BB: 0 P: 16	R: 0 H: 2 E: 0 K: 1 S: 7	H: 0 LOB: 0 BB: 0 P: 10	R: 0 H: 0 E: 0 K: 0 S: 10	H: 0 LOB: 0 BB: 0 P: 17	R: 0 H: 0 E: 0 K: 0 S: 9	H: 0 LOB: 0 BB: 0 P: 12	R: 5 H: 6 E: 0 K: 1 S: 21	H: 1 LOB: 2 BB: 1 P: 31	R: 0 H: 1 E: 0 K: 1 S: 10	H: 2 LOB: 2 BB: 1 P: 23	1B: 9 2B: 3 3B: 0 HR: 0	SF: 0 SAC: 0 DP: 2 HBP: 0	WP: 0 PA: 37 PB: 0 SB: 1 CS: 0	
<b>PITCHER</b>	IP	WLS	BF	H	R	ER	SO	BB	IBB	HBP	BLK	WP	HR	S	P	ERA	WHIP			
45 Erik Bedard, L ERA: 3.11	7.2		27	4	3	3	7	2	0	0	0	0	0	73	114	3.52	0.783			
Chad Bradford, R ERA: 3.33	0.0		2	2	0	0	0	0	0	0	0	0	0	4	5	∞	∞			
32 Jamie Walker, L ERA: 3.09	0.0		2	2	2	0	0	0	0	0	0	0	0	3	3	∞	∞			
27 Jim Hoey, R ERA: 13.5	1.1	W	6	1	0	0	1	1	0	0	0	0	0	13	27	0.00	1.500			

**Boston Red Sox @ Baltimore Orioles**  
 Oriole Park at Camden Yards, Baltimore, MD  
 Fri Aug 10 2007, 7:05 PM EDT  
 Att: 48,993 - Partly Cloudy - 93 F

livebaseballscores.com

AB 34  
 R 5  
 H 9  
 RBI 5  
 BB 3  
 SO 8  
 LOB 11




Batter	1	2	3	4	5	6	7	8	9	AB	R	H	RBI	BB	SO	LOB	BOTTOM				
1 Brian Roberts, S OBP: 0.404, SLG: 0.470	K			SH3 BB		21 FC6 1B			SH1-4 21 SF8 2B	4	1	2	0	1	2	0					
Corey Patterson, L OBP: 0.310, SLG: 0.383	21 S 1B BB			SH3		L7		21 1B	SH1-4	2	2	1	0	1	0	2					
21 Nick Markakis, L OBP: 0.357, SLG: 0.452	K			K		FC6		G1-3 17 2B 1B	SF8	4	1	1	2	0	2	4					
Miguel Tejada, R OBP: 0.351, SLG: 0.429	2H 1B			L7				G4-3	G1-3 17 2B BB	3	1	1	1	1	0	1					
Kevin Millar, R OBP: 0.376, SLG: 0.423		G6-3		G3				G1-3	G1-3	3	0	0	0	1	0	2					
17 Aubrey Huff, L OBP: 0.303, SLG: 0.403				F7				F8		3	0	1	2	1	0	1					
12 Brandon Fahey, L OBP: 0.275, SLG: 0.316		1B BB						F8	6 1B 2B	0	1	0	0	0	0	0					
6 Melvin Mora, R OBP: 0.338, SLG: 0.459		K		K				F9	FC6-4 1B	4	0	1	1	0	2	2					
Ramon Hernandez, R OBP: 0.362, SLG: 0.381								F8	K	4	0	1	0	0	1	2					
Tike Redman, L OBP: 0.333, SLG: 0.333										3	0	1	0	0	1	2					
Jay Payton, R OBP: 0.304, SLG: 0.360									1B	1	0	0	0	0	0	2					
<b>Inning Stats</b>	R: 1 H: 1 E: 0 K: 2 S: 9	H: 1 LOB: 1 BB: 1 P: 17	R: 0 H: 1 E: 0 K: 2 S: 17	H: 1 LOB: 2 BB: 1 P: 25	R: 0 H: 0 E: 0 K: 1 S: 10	H: 0 LOB: 1 BB: 1 P: 19	R: 0 H: 0 E: 0 K: 1 S: 8	H: 0 LOB: 0 BB: 0 P: 10	R: 0 H: 2 E: 0 K: 0 S: 9	H: 2 LOB: 2 BB: 0 P: 13	R: 0 H: 0 E: 0 K: 0 S: 9	H: 0 LOB: 0 BB: 1 P: 15	R: 0 H: 0 E: 0 K: 1 S: 9	H: 0 LOB: 0 BB: 0 P: 14	R: 4 H: 4 E: 0 K: 1 S: 20	H: 4 LOB: 2 BB: 1 P: 28	R: 1 H: 1 E: 0 K: 0 S: 4	H: 1 LOB: 0 BB: 0 P: 5	1B: 6 2B: 3 3B: 0 HR: 0	SF: 1 SAC: 2 DP: 0 HBP: 0	WP: 0 PA: 39 PB: 0 SB: 1 CS: 0
<b>PITCHER</b>	IP	WLS	BF	H	R	ER	SO	BB	IBB	HBP	BLK	WP	HR	S	P	ERA	WHIP				
18 Daisuke Matsuzaka, R ERA: 3.59	7.0		28	4	1	1	7	4	0	0	0	0	0	71	113	1.29	1.143				
Eric Gagne, R ERA: 3.44	0.1		5	3	4	4	0	1	0	0	0	0	0	11	16	108.00	12.000				
37 Hideki Okajima, L ERA: 1.11	1.1	L	6	2	1	1	1	0	0	0	0	0	0	13	17	6.75	1.500				

**Boston Red Sox @ Baltimore Orioles**  
 Oriole Park at Camden Yards, Baltimore, MD  
 Fri Aug 10 2007, 7:05 PM EDT  
 Att: 48,993 - Partly Cloudy - 93 F

livebaseballscores.com

AB 31  
 R 6  
 H 9  
 RBI 6  
 BB 5  
 SO 8  
 LOB 18









Batter	1	2	3	4	5	6	7	8	9	10	AB	R	H	RBI	BB	SO	LOB	TOP				
15 Dustin Pedroia, R OBP: 0.398, SLG: 0.442	L1		G5-3	F9			G6-3		F8		5	0	0	0	0	0	2	<b>Boston Red Sox @ Baltimore Orioles</b> Oriole Park at Camden Yards, Baltimore, MD Sun-Aug 12 2007, 1:35 PM EDT Att. 48,551 - Partly Cloudy - 92 F				
20 Kevin Youkilis, R OBP: 0.403, SLG: 0.470			34 2B 2B				34 BB 1B		G6-3		3	1	1	0	2	1	2					
34 David Ortiz, L OBP: 0.427, SLG: 0.552	F7						G6-4-3 BB			P3	4	1	1	0	1	0	1					
Manny Ramirez, R OBP: 0.383, SLG: 0.502	P4						G6-4-3			G5-3	5	0	1	2	0	0	3					
7 J.D. Drew, L OBP: 0.396, SLG: 0.395											5	0	3	0	0	0	0					
25 Mike Lowell, R OBP: 0.382, SLG: 0.496											5	0	2	0	0	0	2					
Jason Varitek, S OBP: 0.360, SLG: 0.405											4	1	2	0	0	1	2					
Eric Hinske, L OBP: 0.309, SLG: 0.429											3	0	0	0	0	0	5					
23 Julio Lugo, R OBP: 0.285, SLG: 0.337											4	0	1	1	0	0	4					
<b>Inning Stats</b>	R: 0 E: 0 K: 0 S: 12	H: 0 LOB: 1 BB: 1 P: 18	R: 0 E: 0 K: 0 S: 5	H: 2 LOB: 2 BB: 0 P: 8	R: 2 E: 0 K: 0 S: 12	H: 3 LOB: 1 BB: 1 P: 20	R: 1 E: 0 K: 1 S: 13	H: 2 LOB: 1 BB: 0 P: 17	R: 0 E: 0 K: 0 S: 6	H: 0 LOB: 0 BB: 0 P: 9	R: 0 E: 0 K: 0 S: 14	H: 2 LOB: 1 BB: 0 P: 18	R: 0 E: 0 K: 1 S: 7	H: 1 LOB: 1 BB: 1 P: 20	R: 0 E: 0 K: 0 S: 13	H: 0 LOB: 0 BB: 0 P: 9	R: 0 E: 0 K: 0 S: 5	H: 1 LOB: 1 BB: 0 P: 10	1B: 7 2B: 4 3B: 0 HR: 0	SF: 0 SAC: 0 DP: 2 HBP: 1	WP: 0 PB: 0 SB: 1 CS: 0	PA: 42
<b>PITCHER</b>	IP WLS BF H R ER SO BB IBB HBP BLK WP HR S P ERA WHIP	IP WLS BF H R ER SO BB IBB HBP BLK WP HR S P ERA WHIP	IP WLS BF H R ER SO BB IBB HBP BLK WP HR S P ERA WHIP	IP WLS BF H R ER SO BB IBB HBP BLK WP HR S P ERA WHIP	IP WLS BF H R ER SO BB IBB HBP BLK WP HR S P ERA WHIP	IP WLS BF H R ER SO BB IBB HBP BLK WP HR S P ERA WHIP	IP WLS BF H R ER SO BB IBB HBP BLK WP HR S P ERA WHIP	IP WLS BF H R ER SO BB IBB HBP BLK WP HR S P ERA WHIP	IP WLS BF H R ER SO BB IBB HBP BLK WP HR S P ERA WHIP	IP WLS BF H R ER SO BB IBB HBP BLK WP HR S P ERA WHIP	IP WLS BF H R ER SO BB IBB HBP BLK WP HR S P ERA WHIP	IP WLS BF H R ER SO BB IBB HBP BLK WP HR S P ERA WHIP	IP WLS BF H R ER SO BB IBB HBP BLK WP HR S P ERA WHIP	IP WLS BF H R ER SO BB IBB HBP BLK WP HR S P ERA WHIP	IP WLS BF H R ER SO BB IBB HBP BLK WP HR S P ERA WHIP	IP WLS BF H R ER SO BB IBB HBP BLK WP HR S P ERA WHIP	IP WLS BF H R ER SO BB IBB HBP BLK WP HR S P ERA WHIP	IP WLS BF H R ER SO BB IBB HBP BLK WP HR S P ERA WHIP	IP WLS BF H R ER SO BB IBB HBP BLK WP HR S P ERA WHIP			
Steve Trachsel, R ERA: 4.85	6.1	4	0	0	0	1	0	0	0	0	0	0	10	14	0.00	0.000						
27 Jim Hoey, R ERA: 7.30	1.2	4	0	0	0	1	0	0	0	0	0	0	10	14	0.00	0.000						
28 Danyis Baez, R ERA: 5.63	1.0	4	0	0	0	0	0	0	1	0	0	0	13	18	0.00	0.000						
32 Jamie Walker, L ERA: 3.07	0.1	1	0	0	0	0	0	0	0	0	0	0	1	2	0.00	0.000						
Chad Bradford, R ERA: 3.29	0.2	W	3	1	0	0	0	0	0	0	0	0	4	8	0.00	1.500						

**Boston Red Sox @ Baltimore Orioles**  
 Oriole Park at Camden Yards, Baltimore, MD  
 Sun-Aug 12 2007, 1:35 PM EDT  
 Att. 48,551 - Partly Cloudy - 92 F

AB	38
R	3
H	11
RBI	3
BB	3
SO	2
LOB	21



Batter	1	2	3	4	5	6	7	8	9	10	AB	R	H	RBI	BB	SO	LOB	BOTTOM						
1 Brian Roberts, S OBP: 0.401, SLG: 0.467	F9		F9				P6				5	0	0	0	0	1	2	<b>Boston Red Sox @ Baltimore Orioles</b> Oriole Park at Camden Yards, Baltimore, MD Sun-Aug 12 2007, 1:35 PM EDT Att. 48,551 - Partly Cloudy - 92 F						
Corey Patterson, L OBP: 0.311, SLG: 0.380	P5		F8								4	1	1	0	1	0	1							
21 Nick Markakis, L OBP: 0.356, SLG: 0.450	G4-3										5	2	1	0	0	0	1							
Miguel Tejada, R OBP: 0.348, SLG: 0.432											5	1	1	2	0	0	2							
Kevin Miller, R OBP: 0.378, SLG: 0.436											5	2	3	3	0	0	1							
17 Aubrey Huff, L OBP: 0.304, SLG: 0.400											4	0	2	0	0	1	1							
6 Melvin Mora, R OBP: 0.333, SLG: 0.453											4	0	0	1	0	1	5							
Paul Bako, L OBP: 0.306, SLG: 0.275											3	0	1	0	0	0	1							
31 Jay Gibbons, L OBP: 0.272, SLG: 0.348											1	0	0	0	0	1	0							
Ramon Hernandez, R OBP: 0.358, SLG: 0.377											0	0	0	0	0	0	0							
Jay Payton, R OBP: 0.299, SLG: 0.354											2	0	0	0	0	0	1							
Tike Redman, L OBP: 0.400, SLG: 0.400											2	0	1	0	0	0	0							
<b>Inning Stats</b>	R: 0 E: 0 K: 0 S: 8	H: 0 LOB: 0 BB: 0 P: 12	R: 1 E: 1 K: 0 S: 13	H: 1 LOB: 1 BB: 0 P: 16	R: 0 E: 0 K: 0 S: 8	H: 0 LOB: 0 BB: 0 P: 10	R: 0 E: 0 K: 0 S: 15	H: 2 LOB: 2 BB: 0 P: 20	R: 0 E: 0 K: 0 S: 5	H: 1 LOB: 1 BB: 0 P: 8	R: 0 E: 1 K: 0 S: 21	H: 1 LOB: 2 BB: 0 P: 26	R: 0 E: 0 K: 0 S: 7	H: 0 LOB: 0 BB: 0 P: 10	R: 2 E: 0 K: 1 S: 12	H: 1 LOB: 0 BB: 1 P: 22	R: 0 E: 0 K: 3 S: 11	H: 1 LOB: 1 BB: 0 P: 16	R: 3 E: 0 K: 0 S: 10	H: 3 LOB: 0 BB: 0 P: 13	1B: 8 2B: 0 3B: 0 HR: 2	SF: 0 SAC: 0 DP: 0 HBP: 0	WP: 0 PB: 0 SB: 1 CS: 0	PA: 41
<b>PITCHER</b>	IP WLS BF H R ER SO BB IBB HBP BLK WP HR S P ERA WHIP	IP WLS BF H R ER SO BB IBB HBP BLK WP HR S P ERA WHIP	IP WLS BF H R ER SO BB IBB HBP BLK WP HR S P ERA WHIP	IP WLS BF H R ER SO BB IBB HBP BLK WP HR S P ERA WHIP	IP WLS BF H R ER SO BB IBB HBP BLK WP HR S P ERA WHIP	IP WLS BF H R ER SO BB IBB HBP BLK WP HR S P ERA WHIP	IP WLS BF H R ER SO BB IBB HBP BLK WP HR S P ERA WHIP	IP WLS BF H R ER SO BB IBB HBP BLK WP HR S P ERA WHIP	IP WLS BF H R ER SO BB IBB HBP BLK WP HR S P ERA WHIP	IP WLS BF H R ER SO BB IBB HBP BLK WP HR S P ERA WHIP	IP WLS BF H R ER SO BB IBB HBP BLK WP HR S P ERA WHIP	IP WLS BF H R ER SO BB IBB HBP BLK WP HR S P ERA WHIP	IP WLS BF H R ER SO BB IBB HBP BLK WP HR S P ERA WHIP	IP WLS BF H R ER SO BB IBB HBP BLK WP HR S P ERA WHIP	IP WLS BF H R ER SO BB IBB HBP BLK WP HR S P ERA WHIP	IP WLS BF H R ER SO BB IBB HBP BLK WP HR S P ERA WHIP	IP WLS BF H R ER SO BB IBB HBP BLK WP HR S P ERA WHIP	IP WLS BF H R ER SO BB IBB HBP BLK WP HR S P ERA WHIP	IP WLS BF H R ER SO BB IBB HBP BLK WP HR S P ERA WHIP					
38 Curt Schilling, R ERA: 4.06	6.0	H	3	0	0	0	0	0	0	0	0	0	7	10	0.00	0.000								
50 Mike Timlin, R ERA: 3.30	1.0	H	2	0	1	1	0	1	0	0	0	0	3	8	27.00	3.000								
37 Hideki Okajima, L ERA: 1.26	0.1	H	2	0	1	1	0	1	0	0	0	0	1	9	14	13.50	1.500							
Eric Gagne, R ERA: 3.62	0.2	B	3	1	1	1	1	0	0	0	0	0	1	9	14	13.50	1.500							
17 Manny Delcarmen, R ERA: 2.25	1.0	4	1	0	0	3	0	0	0	0	0	0	11	16	0.00	1.000								

**Boston Red Sox @ Baltimore Orioles**  
 Oriole Park at Camden Yards, Baltimore, MD  
 Sun-Aug 12 2007, 1:35 PM EDT  
 Att. 48,551 - Partly Cloudy - 92 F


AB	40
R	6
H	10
RBI	6
BB	1
SO	4
LOB	15










Batter	1	2	3	4	5	6	7	8	9	AB	R	H	RBI	BB	SO	LOB	TOP					
1 Brian Roberts, S OBP: 0.401, SLG: 0.466 12 Brandon Fahey, L OBP: 0.268, SLG: 0.308	F8	F9		SF8 1B	F9				F8	4	1	1	1	1	0	2	<p><b>Baltimore Orioles @ New York Yankees</b> Yankee Stadium, Bronx, NY Tue Aug 14 2007, 7:05 PM EDT Att: 52,567 - Partly Cloudy - 80 F</p> <p>livebaseballscorecards.com</p> <p>AB 37 R 12 H 13 RBI 12 BB 6 SO 3 LOB 20</p> 					
Corey Patterson, L OBP: 0.308, SLG: 0.384 Tike Redman, L OBP: 0.400, SLG: 0.400	K		F7	SF8 1-H		E4			K	4	1	0	1	0	1	3						
21 Nick Markakis, L OBP: 0.361, SLG: 0.452				1B 17 HR	G6-3				L8	4	2	2	1	1	0	0						
Miguel Tejada, R OBP: 0.351, SLG: 0.429	P4			1B 17 HR					L8	3	2	1	0	1	0	2						
Kevin Millar, R OBP: 0.385, SLG: 0.448				6 SH5-3 17 BB					L8	3	4	3	1	2	0	0						
17 Aubrey Huff, L OBP: 0.308, SLG: 0.408 J.R. House, R (7, PH)				1B 6 SH5-3					L8	3	1	2	5	1	0	2						
6 Melvin Mora, R OBP: 0.340, SLG: 0.461				1B 17 HR					L8	1	0	0	0	0	0	0						
Ramon Hernandez, R OBP: 0.347, SLG: 0.363				1B 17 HR					L8	4	1	3	1	0	0	0						
Jay Payton, R OBP: 0.298, SLG: 0.353				1B 17 HR					L8	5	0	0	0	0	0	7						
				1B 17 HR					L8	4	0	1	2	0	1	4						
<b>Inning Stats</b>	R: 0 E: 0 K: 1 S: 11	H: 0 LOB: 1 BB: 1 P: 20	R: 1 E: 0 K: 0 S: 10	H: 1 LOB: 2 BB: 2 P: 19	R: 4 E: 0 K: 0 S: 23	H: 4 LOB: 1 BB: 1 P: 35	R: 1 E: 0 K: 0 S: 13	H: 3 LOB: 2 BB: 0 P: 23	R: 1 E: 0 K: 0 S: 6	H: 1 LOB: 0 BB: 0 P: 11	R: 4 E: 1 K: 0 S: 19	H: 3 LOB: 3 BB: 2 P: 35	R: 1 E: 0 K: 0 S: 8	H: 1 LOB: 0 BB: 0 P: 14	R: 0 E: 0 K: 1 S: 8	H: 0 LOB: 0 BB: 0 P: 9	R: 0 E: 0 K: 1 S: 6	H: 0 LOB: 0 BB: 0 P: 11	1B: 8 2B: 3 3B: 0 HR: 2	SF: 2 SAC: 1 DP: 1 HBP: 2	WP: 0 PB: 0 SB: 2 CS: 0	PA: 48
<b>PITCHER</b>	IP WLS BF H R ER SO BB IBB HBP BLK WP HR S P ERA WHIP																					
58 Jeff Karstens, R ERA: 11.2	3.0 L 18 5 5 5 1 4 0 0 0 0 0 1 44 74 15.00 3.000																					
36 Jim Brower, L ERA: 13.5	2.0 14 5 6 4 0 1 0 1 0 0 0 1 26 51 18.00 3.000																					
47 Ron Villone, L ERA: 3.41	2.0 10 3 1 1 0 1 0 1 0 0 0 1 20 32 4.50 2.000																					
Kyle Farnsworth, R ERA: 4.66	1.0 3 0 0 0 1 0 0 0 0 0 0 0 8 9 0.00 0.000																					
Luis Vizcaino, R ERA: 3.66	1.0 3 0 0 0 1 0 0 0 0 0 0 0 6 11 0.00 0.000																					

Batter	1	2	3	4	5	6	7	8	9	AB	R	H	RBI	BB	SO	LOB	BOTTOM					
28 Melky Cabrera, S OBP: 0.352, SLG: 0.449	G5-3		FC4-6						G4-3	3	0	0	0	2	0	1	<p><b>Baltimore Orioles @ New York Yankees</b> Yankee Stadium, Bronx, NY Tue Aug 14 2007, 7:05 PM EDT Att: 52,567 - Partly Cloudy - 80 F</p> <p>livebaseballscorecards.com</p> <p>AB 30 R 0 H 2 RBI 0 BB 9 SO 7 LOB 23</p> 					
2 Derek Jeter, R OBP: 0.395, SLG: 0.449 17 Shelley Duncan, R OBP: 0.381, SLG: 0.703	F8		P3						G4-3	3	0	0	0	0	2	2						
Bobby Abreu, L OBP: 0.362, SLG: 0.430			G6-3						G3-1	3	0	0	0	2	0	3						
13 Alex Rodriguez, R OBP: 0.408, SLG: 0.632 12 Andy Phillips, R OBP: 0.319, SLG: 0.371									G3-1	2	0	1	0	1	0	0						
55 Hideki Matsui, L OBP: 0.371, SLG: 0.524									G3-1	1	0	0	0	1	2	2						
20 Jorge Posada, S OBP: 0.420, SLG: 0.538 26 José Molina, R OBP: 0.247, SLG: 0.307									G3-1	3	0	0	0	0	1	3						
Jason Giambi, L OBP: 0.381, SLG: 0.466									G3-1	1	0	0	0	0	1	3						
24 Robinson Cano, L OBP: 0.356, SLG: 0.497									G3-1	4	0	0	0	0	1	5						
14 Wilson Betemit, S OBP: 0.356, SLG: 0.483									G3-1	4	0	0	0	0	2	0						
									G3-1	4	0	0	0	0	2	0						
<b>Inning Stats</b>	R: 0 E: 0 K: 0 S: 10	H: 0 LOB: 2 BB: 2 P: 21	R: 0 E: 0 K: 2 S: 8	H: 0 LOB: 0 BB: 0 P: 11	R: 0 E: 1 K: 0 S: 7	H: 0 LOB: 1 BB: 0 P: 13	R: 0 E: 0 K: 0 S: 7	H: 1 LOB: 2 BB: 1 P: 14	R: 0 E: 0 K: 1 S: 6	H: 0 LOB: 1 BB: 1 P: 13	R: 0 E: 0 K: 1 S: 15	H: 1 LOB: 2 BB: 1 P: 23	R: 0 E: 0 K: 2 S: 10	H: 0 LOB: 2 BB: 2 P: 25	R: 0 E: 0 K: 0 S: 8	H: 0 LOB: 1 BB: 1 P: 16	R: 0 E: 0 K: 1 S: 10	H: 0 LOB: 1 BB: 1 P: 16	1B: 2 2B: 0 3B: 0 HR: 0	SF: 0 SAC: 0 DP: 0 HBP: 0	WP: 0 PB: 1 SB: 0 CS: 0	PA: 39
<b>PITCHER</b>	IP WLS BF H R ER SO BB IBB HBP BLK WP HR S P ERA WHIP																					
40 Daniel Cabrera, R ERA: 4.93	6.2 W 29 2 0 0 0 6 0 0 0 0 0 0 60 111 0.00 1.200																					
Paul Shuey, R ERA: 7.4	1.1 6 0 0 0 1 2 0 0 0 0 0 0 11 25 0.00 1.500																					
Rob Bell, R ERA: 4.74	1.0 4 0 0 0 1 1 0 0 0 0 0 0 10 16 0.00 1.000																					



Batter	1	2	3	4	5	6	7	8	9	10	AB	R	H	RBI	BB	SO	LOB	TOP			
1 Brian Roberts, S OBP: 0.397, SLG: 0.461	F7		G3-1	F7			F8		K		5	0	0	0	0	1	3	<b>Baltimore Orioles @ New York Yankees</b> Yankee Stadium, Bronx, NY Wed Aug 15 2007, 1:05 PM EDT Att. 53,363 - Sunny - 85 F			
Corey Patterson, L OBP: 0.309, SLG: 0.385	P2		21 1B				F8		F7		5	1	2	0	0	0	2				
21 Nick Markakis, L OBP: 0.363, SLG: 0.456	F8						E6				5	1	3	1	0	0	1				
Miguel Tejada, R OBP: 0.349, SLG: 0.429			F8				F7				5	1	1	1	0	1	5				
Kevin Millar, R OBP: 0.332, SLG: 0.443							P5				4	0	0	0	1	1	3				
17 Aubrey Huff, L OBP: 0.311, SLG: 0.416							G4-3				4	2	2	2	1	1	0				
6 Melvin Mora, R OBP: 0.338, SLG: 0.457							F8				5	1	1	0	0	1	2				
Paul Bako, L OBP: 0.296, SLG: 0.265							G6-3				5	0	0	0	0	2	4				
Tike Redman, L OBP: 0.417, SLG: 0.417							F8				2	0	1	1	0	0	0				
Jay Payton, R OBP: 0.302, SLG: 0.357							E1				2	0	2	0	0	0	0				
<b>Inning Stats</b>	R: 0 E: 0 K: 0 S: 8	H: 0 LOB: 0 BB: 0 P: 10	R: 0 E: 0 K: 3 S: 13	H: 0 LOB: 2 BB: 2 P: 25	R: 1 E: 0 K: 0 S: 13	H: 2 LOB: 1 BB: 0 P: 21	R: 2 E: 1 K: 1 S: 16	H: 3 LOB: 1 BB: 0 P: 23	R: 0 E: 1 K: 0 S: 11	H: 1 LOB: 1 BB: 0 P: 15	R: 0 E: 0 K: 0 S: 7	H: 0 LOB: 0 BB: 0 P: 7	R: 0 E: 0 K: 2 S: 9	H: 0 LOB: 0 BB: 0 P: 13	R: 0 E: 0 K: 1 S: 9	H: 1 LOB: 1 BB: 0 P: 11	R: 3 E: 0 K: 0 S: 20	H: 3 LOB: 0 BB: 0 P: 27	1B: 9 2B: 3 3B: 0 HR: 1	SF: 0 SAC: 0 DP: 1 HBP: 0	WP: 1 PA: 44
<b>PITCHER</b>	IP WLS BF ERA WHIP	H R ER SO	BB IBB HBP BLK	WP HR S P	ERA WHIP																
34 Phil Hughes, R ERA: 4.44	5.0	6	3	2	4	2	0	0	0	0	0	0	0	0	0	0	0	3.60	1.600		
34 Sean Henn, L ERA: 4.0	1.2	7	2	0	0	0	0	0	0	0	0	0	0	0	0	0	0	0.00	1.200		
31 Edwin Ramirez, R ERA: 7.71	2.1	8	1	0	0	0	0	0	0	0	0	0	0	0	0	0	0	0.00	0.429		
42 Mariano Rivera, R ERA: 3.46	1.0	L	6	3	3	0	0	0	0	0	0	1	20	27	27.00	3.000					

AB	42
R	6
H	12
RBI	5
BB	2
SO	7
LOB	20



Batter	1	2	3	4	5	6	7	8	9	10	AB	R	H	RBI	BB	SO	LOB	BOTTOM			
28 Melky Cabrera, S OBP: 0.350, SLG: 0.444	G5-3							G3-4-3			4	0	0	0	1	1	2	<b>Baltimore Orioles @ New York Yankees</b> Yankee Stadium, Bronx, NY Wed Aug 15 2007, 1:05 PM EDT Att. 53,363 - Sunny - 85 F			
14 Wilson Betemit, S OBP: 0.352, SLG: 0.475											3	0	0	0	0	3	1				
24 Robinson Cano, L OBP: 0.356, SLG: 0.497											2	0	1	0	0	0	0				
2 Derek Jeter, R OBP: 0.393, SLG: 0.446											4	0	0	0	0	2	2				
13 Alex Rodriguez, R OBP: 0.414, SLG: 0.635											4	1	4	0	1	0	0				
55 Hideki Matsui, L OBP: 0.371, SLG: 0.522											5	1	2	0	0	0	4				
20 Jorge Posada, S OBP: 0.416, SLG: 0.533											4	0	0	0	0	2	5				
12 Andy Phillips, R OBP: 0.313, SLG: 0.364											3	0	0	0	0	0	1				
Bobby Abreu, L OBP: 0.361, SLG: 0.430											1	0	0	0	0	0	2				
17 Shelley Duncan, R OBP: 0.391, SLG: 0.756											4	1	2	3	0	2	0				
26 José Molina, R OBP: 0.247, SLG: 0.305											4	0	1	0	0	1	1				
<b>Inning Stats</b>	R: 0 E: 0 K: 1 S: 12	H: 0 LOB: 2 BB: 1 P: 20	R: 0 E: 0 K: 1 S: 8	H: 0 LOB: 0 BB: 0 P: 10	R: 0 E: 0 K: 3 S: 13	H: 0 LOB: 1 BB: 1 P: 23	R: 0 E: 0 K: 0 S: 12	H: 1 LOB: 1 BB: 0 P: 17	R: 0 E: 0 K: 0 S: 7	H: 1 LOB: 0 BB: 0 P: 8	R: 0 E: 0 K: 2 S: 18	H: 2 LOB: 2 BB: 0 P: 27	R: 0 E: 0 K: 0 S: 7	H: 1 LOB: 0 BB: 0 P: 11	R: 3 E: 0 K: 2 S: 16	H: 4 LOB: 1 BB: 0 P: 24	R: 0 E: 0 K: 1 S: 11	H: 1 LOB: 1 BB: 0 P: 11	1B: 9 2B: 0 3B: 0 HR: 1	SF: 0 SAC: 0 DP: 2 HBP: 1	WP: 0 PA: 41
<b>PITCHER</b>	IP WLS BF ERA WHIP	H R ER SO	BB IBB HBP BLK	WP HR S P	ERA WHIP																
45 Erik Bedard, L ERA: 2.98	7.0	4	0	0	0	8	2	0	0	0	0	0	0	0	0	0	0.00	0.857			
27 Jim Hoey, R ERA: 4.70	1.0	H	3	1	0	0	0	0	0	0	0	0	7	11	0.00	1.000					
28 Danys Baez, R ERA: 6.02	0.1	H	3	2	2	1	0	0	0	0	0	0	6	9	54.00	6.000					
32 Jamie Walker, L ERA: 3.18	0.1	B	3	2	1	1	0	0	0	0	0	1	6	10	27.00	6.000					
Chad Bradford, R ERA: 3.35	1.1	W	5	1	0	0	2	0	0	0	0	0	15	16	0.00	0.750					

AB	38
R	3
H	10
RBI	3
BB	2
SO	11
LOB	18













Batter	1	2	3	4	5	6	7	8	9	10	AB	R	H	RBI	BB	SO	LOB	TOP	
1 Brian Roberts, S OBP: 0.304, SLG: 0.463	G5-3		2B FC6-4		G6-3		K			1B BB	4	1	1	1	1	1	1	<b>Baltimore Orioles @ Toronto Blue Jays</b> Rogers Centre, Toronto, ON Sun-Aug 19 2007, 1:07 PM EDT Att. 38,132 - Sunny - 68 F	
Tike Redman, L OBP: 0.368, SLG: 0.526	K		FC6-4		G1-3			G4-3		1B	4	0	1	0	0	1	0		
J.R. House, R OBP: 0.500, SLG: 1.000			1-3							1-3	1	0	1	0	0	0	0		
Corey Patterson, L OBP: 0.304, SLG: 0.377			1-3							1B	0	0	0	0	0	0	0		
21 Nick Markakis, L OBP: 0.360, SLG: 0.448	1B		G6-3		G4-3			K		G4-3	5	0	1	0	0	1	3		
Miguel Tejada, R OBP: 0.348, SLG: 0.423	1B		1-2		G6-3			CS		BB	2	0	1	0	2	0	0		
Kevin Millar, R OBP: 0.390, SLG: 0.435	K		FC6-4 IBB		L4			CS		BB	3	0	0	1	1	1	4		
17 Aubrey Huff, L OBP: 0.307, SLG: 0.412	K		1-2		G4-3			FC4-6		BB	4	0	0	0	1	3	0		
12 Brandon Fahey, L OBP: 0.268, SLG: 0.308			1-2					FC4-6			0	0	0	0	0	0	0		
6 Melvin Mora, R OBP: 0.332, SLG: 0.443	G4-3		G5-3				L9			F9	4	0	0	0	0	1	0		
Ramon Hernandez, R OBP: 0.341, SLG: 0.355	F8		G6-3				F8			L9	4	0	0	0	0	1	0		
Jay Payton, R OBP: 0.301, SLG: 0.360	1B WP		G5-3				2B			G6-3	4	1	2	0	0	0	0		
<b>Inning Stats</b>	R: 0 E: 0 K: 2 S: 11	H: 2 LOB: 2 BB: 0 P: 16	R: 0 E: 0 K: 1 S: 8	H: 0 LOB: 0 BB: 13 P: 13	R: 2 E: 0 K: 0 S: 12	H: 3 LOB: 2 BB: 1 P: 18	R: 0 E: 0 K: 0 S: 6	H: 0 LOB: 0 BB: 0 P: 10	R: 0 E: 0 K: 0 S: 8	H: 1 LOB: 1 BB: 0 P: 9	R: 0 E: 0 K: 1 S: 9	H: 0 LOB: 0 BB: 1 P: 21	R: 0 E: 0 K: 0 S: 6	H: 0 LOB: 1 BB: 1 P: 12	R: 0 E: 0 K: 0 S: 9	H: 1 LOB: 1 BB: 1 P: 13	1B: 4 2B: 3 3B: 0 HR: 0	SF: 0 SAC: 0 DP: 0 HBP: 0	WP: 1 PB: 0 SB: 0 CS: 1
<b>PITCHER</b>	IP 9.0	WLS 0	BF 35	H 6	R 2	ER 2	SO 5	BB 2	IBB 0	HBP 0	BLK 0	WP 1	HR 0	S 75	P 125	ERA 2.00	WHIP 0.889		
32 Roy Halladay, R ERA: 3.89	1.0	W	4	1	0	0	0	1	0	0	0	0	0	9	13	0.00	2.000		
37 Scott Downs, L ERA: 2.28																			

AB	35
R	2
H	7
RBI	2
BB	4
SO	5
LOB	13



Batter	1	2	3	4	5	6	7	8	9	10	AB	R	H	RBI	BB	SO	LOB	BOTTOM	
Matt Stairs, L OBP: 0.360, SLG: 0.547	F8			F7		G4-3			G4-3		3	0	0	0	0	0	0	<b>Baltimore Orioles @ Toronto Blue Jays</b> Rogers Centre, Toronto, ON Sun-Aug 19 2007, 1:07 PM EDT Att. 38,132 - Sunny - 68 F	
Reed Johnson, R OBP: 0.331, SLG: 0.387				G4-3		P5			K		4	0	0	0	0	2	0		
35 Lyle Overbay, L OBP: 0.342, SLG: 0.411	K								K		4	1	1	0	0	1	0		
15 Alex Rios, R OBP: 0.368, SLG: 0.530	L9			10 2B		K			F7		4	1	1	0	0	1	0		
10 Vernon Wells, R OBP: 0.316, SLG: 0.437	G3-1			1B		L6			25 1B	G4-3	4	1	2	1	0	0	0		
Frank Thomas, R OBP: 0.369, SLG: 0.453	F8			2B		F8			G4-3		4	0	0	0	1	2	0		
25 Troy Glaus, R OBP: 0.353, SLG: 0.456	K			K		K			1B		4	1	2	1	0	2	0		
2 Aaron Hill, R OBP: 0.310, SLG: 0.424	F8			K		L4			SF7		3	0	0	1	0	1	0		
9 Gregg Zaun, S OBP: 0.330, SLG: 0.404	F8			F8		F7					3	0	0	0	0	0	0		
6 John McDonald, R OBP: 0.283, SLG: 0.340	F7			F8		F8					3	0	0	0	0	0	0		
<b>Inning Stats</b>	R: 0 E: 0 K: 1 S: 16	H: 0 LOB: 0 BB: 0 P: 22	R: 0 E: 0 K: 1 S: 7	H: 0 LOB: 0 BB: 8 P: 8	R: 0 E: 0 K: 0 S: 7	H: 0 LOB: 0 BB: 13 P: 13	R: 1 E: 0 K: 1 S: 10	H: 2 LOB: 1 BB: 0 P: 15	R: 1 E: 0 K: 1 S: 15	H: 1 LOB: 0 BB: 0 P: 19	R: 0 E: 0 K: 1 S: 13	H: 0 LOB: 0 BB: 0 P: 19	R: 0 E: 0 K: 1 S: 8	H: 0 LOB: 0 BB: 1 P: 10	R: 1 E: 0 K: 0 S: 8	H: 2 LOB: 1 BB: 0 P: 9	1B: 3 2B: 1 3B: 0 HR: 1	SF: 1 SAC: 0 DP: 0 HBP: 0	WP: 0 PB: 0 SB: 0 CS: 0
<b>PITCHER</b>	IP 8.0	WLS 0.2	BF 27	H 3	R 2	ER 2	SO 6	BB 0	IBB 0	HBP 0	BLK 0	WP 0	HR 1	S 81	P 115	ERA 2.25	WHIP 0.375		
46 Jeremy Guthrie, R ERA: 3.44	0.2	0	0	0	1	0	0	0	0	0	0	0	0	5	6	0.00	0.000		
32 Jamie Walker, L ERA: 3.10	1.0	L	5	2	1	1	0	0	0	0	0	0	0	11	13	9.00	2.000		
Chad Bradford, R ERA: 3.47																			

AB	33
R	3
H	5
RBI	3
BB	0
SO	7
LOB	2





Batter	1	2	3	4	5	6	7	8	9	AB	R	H	RBI	BB	SO	LOB	TOP					
5 Ian Kinsler, R OBP: 0.328, SLG: 0.423										4	0	0	0	0	0	1						
15 Gerald Laird, R OBP: 0.281, SLG: 0.341										4	0	0	0	0	2	0						
10 Michael Young, R OBP: 0.357, SLG: 0.415 Ramón Vázquez, L OBP: 0.300, SLG: 0.357										2	0	0	0	0	1	0						
Sammy Sosa, R OBP: 0.305, SLG: 0.445										4	0	0	0	0	3	1						
22 Marlon Byrd, R OBP: 0.363, SLG: 0.468										4	1	2	0	0	0	1						
Jason Botts, S OBP: 0.292, SLG: 0.351										3	1	1	1	0	1	1						
Nelson Cruz, R OBP: 0.283, SLG: 0.351										3	0	2	1	0	1	1						
25 Jarrod Saltalamacchia, R OBP: 0.296, SLG: 0.380										3	0	0	0	0	2	3						
Adam Melhuse, S OBP: 0.275, SLG: 0.287										3	0	0	0	0	1	1						
<b>Inning Stats</b>	R: 0 E: 0 K: 1 S: 7	H: 0 LOB: 0 BB: 0 P: 10	R: 0 E: 0 K: 1 S: 12	H: 0 LOB: 0 BB: 0 P: 15	R: 0 E: 0 K: 2 S: 12	H: 1 LOB: 1 BB: 0 P: 23	R: 0 E: 0 K: 2 S: 8	H: 0 LOB: 0 BB: 0 P: 14	R: 0 E: 0 K: 2 S: 11	H: 1 LOB: 1 BB: 0 P: 13	R: 0 E: 0 K: 1 S: 5	H: 0 LOB: 0 BB: 0 P: 6	R: 2 E: 0 K: 2 S: 19	H: 3 LOB: 1 BB: 0 P: 23	R: 0 E: 0 K: 0 S: 6	H: 0 LOB: 0 BB: 1 P: 12	R: 0 E: 0 K: 0 S: 7	H: 0 LOB: 0 BB: 1 P: 13	1B: 3 2B: 2 3B: 0 HR: 0	SF: 0 SAC: 0 DP: 1 HBP: 0	WP: 0 PB: 0 SB: 0 CS: 0	PA: 32
<b>PITCHER</b>	IP	WLS	BF	H	R	ER	SO	BB	IBB	HBP	BLK	WP	HR	S	P	ERA	WHIP					
45 Erik Bedard, L ERA: 2.97	7.0	W	26	5	2	2	11	0	0	0	0	0	0	74	104	2.57	0.714					
27 Jim Hoey, R ERA: 3.35	1.0		3	0	0	0	0	0	0	0	0	0	0	6	12	0.00	0.000					
28 Danys Baez, R ERA: 5.74	1.0		3	0	0	0	0	1	0	0	0	0	0	7	13	0.00	1.000					

Texas Rangers @ Baltimore Orioles  
 Oriole Park at Camden Yards, Baltimore, MD  
 Tue Aug 21 2007, 7:05 PM EDT  
 Att: 18,926 - Cloudy - 68 F

AB 31  
 R 2  
 H 5  
 RBI 2  
 BB 1  
 SO 11  
 LOB 9



Batter	1	2	3	4	5	6	7	8	9	AB	R	H	RBI	BB	SO	LOB	BOTTOM					
1 Brian Roberts, S OBP: 0.393, SLG: 0.464										4	1	1	0	0	1	4						
Corey Patterson, L OBP: 0.303, SLG: 0.376										4	0	1	0	0	0	3						
21 Nick Markakis, L OBP: 0.361, SLG: 0.447										3	1	1	1	1	0	1						
Miguel Tejada, R OBP: 0.352, SLG: 0.434										4	2	3	2	0	0	1						
Kevin Millar, R OBP: 0.378, SLG: 0.436										4	1	1	1	0	1	1						
17 Aubrey Huff, L OBP: 0.309, SLG: 0.418										3	1	1	2	1	0	0						
6 Melvin Mora, R OBP: 0.334, SLG: 0.441										2	0	0	0	1	0	0						
Ramon Hernandez, R OBP: 0.337, SLG: 0.350										4	0	0	0	0	0	3						
Tike Redman, L OBP: 0.364, SLG: 0.476 Jay Payton, R OBP: 0.301, SLG: 0.360										2	0	0	0	1	0	2						
<b>Inning Stats</b>	R: 3 E: 0 K: 0 S: 12	H: 3 LOB: 0 BB: 0 P: 20	R: 0 E: 0 K: 0 S: 7	H: 0 LOB: 2 BB: 2 P: 19	R: 0 E: 0 K: 0 S: 7	H: 0 LOB: 0 BB: 1 P: 12	R: 0 E: 0 K: 0 S: 12	H: 0 LOB: 2 BB: 1 P: 21	R: 3 E: 0 K: 1 S: 9	H: 4 LOB: 0 BB: 0 P: 21	R: 0 E: 0 K: 1 S: 10	H: 0 LOB: 0 BB: 0 P: 16	R: 0 E: 0 K: 0 S: 7	H: 0 LOB: 0 BB: 0 P: 12	R: 0 E: 0 K: 0 S: 7	H: 0 LOB: 0 BB: 0 P: 12	1B: 4 2B: 2 3B: 0 HR: 2	SF: 0 SAC: 0 DP: 1 HBP: 1	WP: 0 PB: 0 SB: 1 CS: 1	PA: 35		
<b>PITCHER</b>	IP	WLS	BF	H	R	ER	SO	BB	IBB	HBP	BLK	WP	HR	S	P	ERA	WHIP					
44 Vicente Padilla, R ERA: 6.55	5.0	L	25	7	6	6	0	4	0	1	0	0	0	51	93	10.80	2.200					
47 A.J. Murray, L ERA: 5.0	3.0		10	1	0	0	2	0	0	0	0	0	0	26	40	0.00	0.333					

Texas Rangers @ Baltimore Orioles  
 Oriole Park at Camden Yards, Baltimore, MD  
 Tue Aug 21 2007, 7:05 PM EDT  
 Att: 18,926 - Cloudy - 68 F

AB 30  
 R 6  
 H 8  
 RBI 6  
 BB 4  
 SO 2  
 LOB 15





Batter	1	2	3	4	5	6	7	8	9	AB	R	H	RBI	BB	SO	LOB	TOP								
Frank Catalanotto, L (1,3) OBP: 0.343, SLG: 0.459	G6-3		1B	E5						6	2	3	2	2	1	0	Texas Rangers @ Baltimore Orioles Oriole Park at Camden Yards, Baltimore, MD Wed Aug 22 2007, 5:05 PM EDT Cloudy - 74 F  livebaseballscores.com								
5 Ian Kinsler, R (1,4) OBP: 0.332, SLG: 0.423	G4-3		1B	G5-3						7	3	3	2	1	0	4									
10 Michael Young, R (1,6) OBP: 0.357, SLG: 0.415 30 Travis Metcalf, R (7,5) OBP: 0.291, SLG: 0.416	1B		G4-3	G1-4-3						5	1	2	0	0	0	5									
22 Marlon Byrd, R (1,8) OBP: 0.367, SLG: 0.478	FC6-4			1B						5	4	2	4	2	1	1									
Jason Botts, S (1,10) OBP: 0.306, SLG: 0.375		K2-3		1B						7	2	3	2	0	4	1									
Nelson Cruz, R (1,9) OBP: 0.283, SLG: 0.353	F9			1B						7	2	2	0	0	2	5									
7 David Murphy, L (1,7) OBP: 0.350, SLG: 0.850				1B						7	5	5	2	0	1	1									
25 Jarrod Saltalamacchia, R (1,2) OBP: 0.309, SLG: 0.416			F8							6	5	4	7	1	1	2									
Ramón Vázquez, L (1,5) OBP: 0.312, SLG: 0.391			F8							6	4	4	7	1	1	0									
Inning Stats	R: 0 E: 0 K: 0 S: 11	H: 1 LOB: 1 BB: 0 P: 15	R: 0 E: 0 K: 2 S: 9	H: 0 LOB: 0 BB: 0 P: 14	R: 0 E: 0 K: 1 S: 8	H: 2 LOB: 2 BB: 0 P: 13	R: 5 E: 1 K: 0 S: 21	H: 4 LOB: 1 BB: 1 P: 36	R: 0 E: 0 K: 2 S: 10	H: 1 LOB: 1 BB: 0 P: 14	R: 9 E: 0 K: 1 S: 29	H: 10 LOB: 2 BB: 1 P: 45	R: 0 E: 0 K: 1 S: 8	H: 0 LOB: 0 BB: 0 P: 10	R: 10 E: 0 K: 3 S: 38	H: 7 LOB: 0 BB: 3 P: 64		R: 6 E: 0 K: 2 S: 23	H: 4 LOB: 1 BB: 3 P: 41	1B: 21 2B: 2 3B: 0 HR: 6	SF: 0 SAC: 0 DP: 0 HBP: 0	WP: 1 PB: 0 SB: 0 CS: 0	PA: 65		
PITCHER	IP	WLS	BF	H	R	ER	SO	BB	IBB	HBP	BLK	WP	HR	S	P	ERA	WHIP								
40 Daniel Cabrera, R (1,1) ERA: 5.1	5.0	L	26	9	6	6	4	1	0	0	0	0	2	62	96	10.80	2.000								
56 Brian Burres, L (6,1) ERA: 5.24	0.2		11	8	7	7	1	1	0	0	0	1	1	22	34	94.50	13.500								
Rob Bell, R (6,1) ERA: 6.14	1.1		12	5	8	8	1	3	0	0	0	0	1	32	54	54.00	6.000								
Paul Shuey, R (8,1) ERA: 9.49	2.0		16	7	9	9	5	3	0	0	0	0	2	41	68	40.50	5.000								
Paul Shuey, R (9,1) ERA: 9.49	2.0		16	7	9	9	5	3	0	0	0	0	2	41	68	40.50	5.000								

Batter	1	2	3	4	5	6	7	8	9	AB	R	H	RBI	BB	SO	LOB	BOTTOM								
1 Brian Roberts, S (1,4) OBP: 0.395, SLG: 0.467	E		1B							5	2	3	0	0	0	0	Texas Rangers @ Baltimore Orioles Oriole Park at Camden Yards, Baltimore, MD Wed Aug 22 2007, 5:05 PM EDT Cloudy - 74 F  livebaseballscores.com								
Corey Patterson, L (1,8) OBP: 0.303, SLG: 0.375 Tike Redman, L (8,8) OBP: 0.391, SLG: 0.500	E9		G4-3							3	0	1	0	0	0	2									
21 Nick Markakis, L (1,9) OBP: 0.361, SLG: 0.448 3 Freddie Bynum, L (8,7) OBP: 0.314, SLG: 0.521	G3-1		1B							3	1	1	1	0	0	2									
Miguel Tejada, R (1,6) OBP: 0.354, SLG: 0.434 Paul Shuey, R (9,1)	FC1-5-2		1B							3	0	1	1	1	0	2									
Kevin Millar, R (1,3) OBP: 0.377, SLG: 0.434	G1-3		K							4	0	1	0	0	1	3									
6 Melvin Mora, R (1,5) OBP: 0.336, SLG: 0.440	F7									3	0	1	0	1	1	1									
J.R. House, R (1,10) OBP: 0.300, SLG: 0.600	F7									4	0	0	0	0	1	5									
Ramon Hernandez, R (1,2) OBP: 0.332, SLG: 0.345	F9									4	0	0	0	0	1	1									
Jay Payton, R (1,7) OBP: 0.298, SLG: 0.356	F8									4	0	0	0	0	0	0									
Inning Stats	R: 1 E: 1 K: 0 S: 12	H: 2 LOB: 1 BB: 0 P: 18	R: 0 E: 0 K: 0 S: 4	H: 0 LOB: 0 BB: 0 P: 6	R: 2 E: 0 K: 1 S: 9	H: 3 LOB: 1 BB: 0 P: 16	R: 0 E: 0 K: 1 S: 9	H: 1 LOB: 0 BB: 0 P: 12	R: 0 E: 0 K: 0 S: 9	H: 1 LOB: 1 BB: 0 P: 16	R: 0 E: 0 K: 1 S: 13	H: 0 LOB: 1 BB: 1 P: 21	R: 0 E: 0 K: 0 S: 5	H: 0 LOB: 0 BB: 0 P: 7	R: 0 E: 0 K: 0 S: 13	H: 2 LOB: 3 BB: 1 P: 21		R: 0 E: 0 K: 1 S: 11	H: 0 LOB: 0 BB: 0 P: 15	1B: 7 2B: 2 3B: 0 HR: 0	SF: 0 SAC: 0 DP: 1 HBP: 0	WP: 1 PB: 0 SB: 0 CS: 0	PA: 37		
PITCHER	IP	WLS	BF	H	R	ER	SO	BB	IBB	HBP	BLK	WP	HR	S	P	ERA	WHIP								
13 Kason Gabbard, L (1,1) ERA: 3.65	6.0	W	25	7	3	3	3	1	0	0	0	0	0	29	43	0.00	1.000								
58 Wes Littleton, R (7,1) ERA: 3.66	3.0	S	12	2	0	0	1	1	0	0	0	0	0	29	43	0.00	1.000								



Batter	1	2	3	4	5	6	7	8	9	AB	R	H	RBI	BB	SO	LOB	TOP								
<b>5 Ian Kinsler, R</b> OBP: 0.333, SLG: 0.419	1-3 K	3-2 F7		4-2 BB			0-2 G6-3	4-1 10 1B BB		3	0	0	0	2	1	1	<b>Texas Rangers @ Baltimore Orioles</b> Oriole Park at Camden Yards, Baltimore, MD Wed Aug 22 2007, 5:10 PM EDT Att: 21,828 - Cloudy - 74 F								
<b>Brad Wilkerson, L</b> OBP: 0.296, SLG: 0.459	2-3 K		3-3 K	3-2 P6			1-2 F8	0-0 SF7		4	0	0	1	0	2	2									
<b>10 Michael Young, R</b> OBP: 0.359, SLG: 0.417	2-2 G1-3		0-0 F9		2-1 F8 22 SF8 1B		0-0 1B	3-H 1-1 1B		5	1	3	1	0	0	0									
<b>Sammy Sosa, R</b> OBP: 0.306, SLG: 0.445		1-2 1B 22 BB 1B	2-2 F8		1-0 F8		1-3 1B	1-1 G4-3		5	1	2	0	0	0	3									
<b>22 Marlon Byrd, R</b> OBP: 0.368, SLG: 0.474		4-2 1B 30 2B BB		1-1 15 BLK 1B HBP	2-2 SF8		0-0 G5-3	0-1 L4		2	2	0	1	1	0	2									
<b>Jason Botts, S</b> OBP: 0.303, SLG: 0.358		2-3 K		4-2 15 1B 30 SF8 BB	0-1 G5-3			2-3 K	0-1 WP 1B	3	1	0	0	1	2	2									
<b>7 David Murphy, L</b> OBP: 0.571, SLG: 0.857				1-2 1B						1	0	1	0	0	0	0									
<b>Nelson Cruz, R</b> OBP: 0.285, SLG: 0.354		0-0 30 2B 1B		2-3 K		1-2 F9		1-2 15 BB 30 1B 1B	3-3 K	5	2	2	1	0	2	3									
<b>15 Gerald Laird, R</b> OBP: 0.283, SLG: 0.340		0-3 K		1-0 30 SF8 30 S 1B		1-0 F9		4-2 30 1B SF7 BB	0-1 P3	4	1	1	1	1	1	3									
<b>30 Travis Metcalf, R</b> OBP: 0.298, SLG: 0.433		2-2 1-H 3-H 2B		1-2 SF8		2-2 F8		1-2 10 1B 5 BB 1B		3	1	2	4	0	0	0									
<b>Inning Stats</b>	R: 0 E: 0 K: 2 S: 10	H: 0 LOB: 0 BB: 0 P: 15	R: 3 E: 0 K: 2 S: 21	H: 3 LOB: 1 BB: 1 P: 33	R: 0 E: 0 K: 1 S: 7	H: 0 LOB: 0 BB: 0 P: 12	R: 2 E: 0 K: 1 S: 18	H: 1 LOB: 2 BB: 2 P: 34	R: 1 E: 0 K: 0 S: 8	H: 1 LOB: 0 BB: 0 P: 13	R: 0 E: 0 K: 0 S: 7	H: 0 LOB: 0 BB: 0 P: 11	R: 0 E: 0 K: 0 S: 10	H: 2 LOB: 2 BB: 0 P: 11	R: 3 E: 0 K: 1 S: 20	H: 3 LOB: 2 BB: 2 P: 34	R: 0 E: 0 K: 1 S: 9	H: 1 LOB: 1 BB: 0 P: 12	1B: 10 2B: 1 3B: 0 HR: 0	SF: 3 SAC: 0 DP: 0 HBP: 1	WP: 1 PB: 0 SB: 2 CS: 0	PA: 44			
<b>PITCHER</b>	IP	WLS	BF	H	R	ER	SO	BB	IBB	HBP	BLK	WP	HR	S	P	ERA	WHIP								
<b>57 Garrett Olson, L</b> ERA: 7.33	5.0		24	5	6	6	6	3	0	1	1	0	0	64	107	10.80	1.600								
<b>Chad Bradford, R</b> ERA: 3.33	2.0		8	2	0	0	0	0	0	0	0	0	0	17	22	0.00	1.000								
<b>27 Jim Hoey, R</b> ERA: 6.0	1.0	L	8	3	3	3	1	2	0	0	0	0	0	20	34	27.00	5.000								
<b>32 Jamie Walker, L</b> ERA: 3.06	1.0		4	1	0	0	1	0	0	0	0	1	0	9	12	0.00	1.000								

Batter	1	2	3	4	5	6	7	8	9	AB	R	H	RBI	BB	SO	LOB	BOTTOM								
<b>1 Brian Roberts, S</b> OBP: 0.397, SLG: 0.465	4-1 G4-3 SH1-3 BB		4-0 FC6-4 BB	4-0 BB		2-1 G4-3	3-3 K			2	0	0	0	3	1	2	<b>Texas Rangers @ Baltimore Orioles</b> Oriole Park at Camden Yards, Baltimore, MD Wed Aug 22 2007, 5:10 PM EDT Att: 21,828 - Cloudy - 74 F								
<b>Cory Patterson, L</b> OBP: 0.307, SLG: 0.377	0-0 SH1-3		0-2 FC6-4 21 HR	4-1 BB		1-1 1B		0-2 G4-6-3 1B		3	1	2	1	1	0	1									
<b>21 Nick Markakis, L</b> OBP: 0.359, SLG: 0.452	0-1 G4-3		0-0 1-H HR	1-3 K		1-0 G3		1-0 P5		5	1	1	2	0	1	6									
<b>Miguel Tejada, R</b> OBP: 0.354, SLG: 0.430	4-1 BB		0-0 G5-3		2-1 P5		4-2 17 F8 1B BB	1-0 G4-6-3		3	1	0	0	2	0	1									
<b>Kevin Millar, R</b> OBP: 0.377, SLG: 0.431	0-0 L5		3-3 K		2-2 17 G4-3 6 1B WP 1B		4-2 1B BB	2-2 F7		4	2	1	0	1	1	2									
<b>17 Aubrey Huff, L</b> OBP: 0.310, SLG: 0.418		3-2 6 G5-4-3 1B		1-1 G4-3	3-1 G4-3		2-0 F8	3-2 1B		5	0	2	0	0	0	3									
<b>6 Melvin Mora, R</b> OBP: 0.339, SLG: 0.441		1-1 G5-4-3		1-0 1 BB E 1B	1-2 1B		4-0 1B IBB	0-3 K		4	1	2	1	1	1	2									
<b>Paul Bako, L</b> OBP: 0.289, SLG: 0.266		2-1 G4-3		1-3 K		0-0 G3		0-2 P3		3	0	0	0	0	1	2									
<b>J.R. House, R</b> OBP: 0.250, SLG: 0.500				2-1 E5 BB 1B HR		0-2 P6		3-2 1B		4	1	2	3	0	0	1									
<b>Jay Payton, R</b> OBP: 0.300, SLG: 0.367																									
<b>Inning Stats</b>	R: 0 E: 0 K: 0 S: 6	H: 1 LOB: 0 BB: 0 P: 14	R: 0 E: 0 K: 0 S: 7	H: 1 LOB: 0 BB: 0 P: 13	R: 3 E: 0 K: 1 S: 10	H: 2 LOB: 1 BB: 1 P: 19	R: 1 E: 1 K: 2 S: 12	H: 1 LOB: 3 BB: 2 P: 26	R: 1 E: 0 K: 0 S: 11	H: 2 LOB: 1 BB: 0 P: 19	R: 0 E: 0 K: 0 S: 8	H: 1 LOB: 1 BB: 0 P: 12	R: 2 E: 1 K: 2 S: 21	H: 1 LOB: 2 BB: 3 P: 42	R: 0 E: 0 K: 0 S: 5	H: 1 LOB: 0 BB: 0 P: 7	R: 0 E: 0 K: 1 S: 18	H: 1 LOB: 1 BB: 0 P: 23	1B: 8 2B: 0 3B: 0 HR: 2	SF: 0 SAC: 1 DP: 2 HBP: 0	WP: 1 PB: 0 SB: 0 CS: 0	PA: 44			
<b>PITCHER</b>	IP	WLS	BF	H	R	ER	SO	BB	IBB	HBP	BLK	WP	HR	S	P	ERA	WHIP								
<b>48 John Rheinecker, L</b> ERA: 6.0	5.0		26	6	5	4	3	5	0	0	0	0	0	8	12	0.00	1.000								
<b>Mike Wood, R</b> ERA: 3.94	1.0	H	4	1	0	0	0	0	0	0	0	0	0	8	12	0.00	1.000								
<b>50 Frank Francisco, R</b> ERA: 4.93	0.1	H	4	0	2	2	0	2	1	0	0	0	0	11	25	54.00	6.000								
<b>53 Joaquin Benoit, R</b> ERA: 2.57	1.2	W	6	2	0	0	2	0	0	0	0	0	0	15	24	0.00	1.200								
<b>36 C.J. Wilson, L</b> ERA: 2.21	1.0	S	4	1	0	0	1	0	0	0	0	0	0	18	23	0.00	1.000								

AB	35
R	9
H	11
RBI	9
BB	5
SO	8
LOB	16





Batter	1	2	3	4	5	6	7	8	9	AB	R	H	RBI	BB	SO	LOB	TOP										
25 Alexi Casilla, S OBP: 0.275, SLG: 0.274	G1-3		P5			G6-3		G1-4	SH5-4	4	0	0	0	0	0	1	<b>Minnesota Twins @ Baltimore Orioles</b> Oriole Park at Camden Yards, Baltimore, MD Thu Aug 23 2007, 7:05 PM EDT Att: 19,389 - Cloudy - 80 F										
Jason Bartlett, R OBP: 0.333, SLG: 0.363	F8				FC4-6 1B	G6-3		33 F 5 E 7 G4-3 BB	3B	4	1	2	1	1	0	0											
7 Joe Mauer, L OBP: 0.384, SLG: 0.416	F9				FC4-6 1-2	G5-3		G4-3	G1-3 IBB	4	0	0	1	1	0	2											
Tori Hunter, R OBP: 0.343, SLG: 0.537					F9			G6-3	5 F 16 2B 33 E IBB	4	1	1	0	1	0	3											
33 Justin Morneau, L OBP: 0.353, SLG: 0.532					G3-1					3	1	1	0	2	0	2											
5 Michael Cuddyer, R OBP: 0.353, SLG: 0.436										4	0	0	0	1	0	6											
16 Jason Kubel, L OBP: 0.310, SLG: 0.407										4	0	1	2	0	0	3											
Garrett Jones, L OBP: 0.190, SLG: 0.205										4	0	0	0	0	0	4											
8 Nick Punto, S OBP: 0.292, SLG: 0.263										4	2	2	0	0	0	1											
<b>Inning Stats</b>	R: 0 E: 0 K: 0 S: 7	H: 0 LOB: 0 BB: 0 P: 9	R: 0 E: 0 K: 0 S: 8	H: 1 LOB: 1 BB: 0 P: 14	R: 0 E: 0 K: 0 S: 8	H: 0 LOB: 0 BB: 0 P: 12	R: 0 E: 0 K: 0 S: 7	H: 1 LOB: 1 BB: 0 P: 11	R: 0 E: 1 K: 0 S: 9	H: 0 LOB: 1 BB: 0 P: 14	R: 0 E: 0 K: 0 S: 9	H: 0 LOB: 0 BB: 0 P: 12	R: 0 E: 0 K: 0 S: 8	H: 1 LOB: 2 BB: 1 P: 17	R: 4 E: 2 K: 0 S: 18	H: 2 LOB: 2 BB: 3 P: 38	R: 1 E: 0 K: 0 S: 11	H: 2 LOB: 3 BB: 2 P: 26	1B: 3 2B: 3 3B: 1 HR: 0	SF: 0 SAC: 1 DP: 0 HBP: 0	WP: 1 PB: 0 SB: 0 CS: 0	PA: 42					
<b>PITCHER</b>	IP	WLS	BF	H	R	ER	SO	BB	IBB	HBP	BLK	WP	HR	S	P	ERA	WHIP										
Steve Trachsel, R ERA: 4.61	7.1	L	29	4	2	1	0	2	0	0	0	1	0	62	101	1.23	0.818										
32 Jamie Walker, L ERA: 3.04	0.1	B	3	0	0	0	0	1	1	0	0	0	0	6	16	0.00	3.000										
Chad Bradford, R ERA: 3.31	0.1		3	1	2	0	0	0	0	0	0	0	0	6	10	0.00	3.000										
28 Danys Baez, R ERA: 5.82	1.0		7	2	1	1	0	0	2	0	0	0	0	11	26	9.00	2.000										

Batter	1	2	3	4	5	6	7	8	9	AB	R	H	RBI	BB	SO	LOB	BOTTOM										
1 Brian Roberts, S OBP: 0.394, SLG: 0.462	L3		F7			G5-3		G3		4	0	0	0	0	0	0	<b>Minnesota Twins @ Baltimore Orioles</b> Oriole Park at Camden Yards, Baltimore, MD Thu Aug 23 2007, 7:05 PM EDT Att: 19,389 - Cloudy - 80 F										
Corey Patterson, L OBP: 0.307, SLG: 0.376	G1-4-3				G1-3					4	0	1	0	0	0	0											
21 Nick Markakis, L OBP: 0.359, SLG: 0.449	G4-3				F9					3	0	0	0	1	0	0											
Miguel Tejada, R OBP: 0.353, SLG: 0.436					G6-3					4	1	1	1	0	0	0											
Kevin Millar, R OBP: 0.379, SLG: 0.429										2	0	0	0	2	0	0											
17 Aubrey Huff, L OBP: 0.312, SLG: 0.426										3	1	2	1	0	0	1											
6 Melvin Mora, R OBP: 0.337, SLG: 0.437										3	0	0	0	0	0	3											
Ramon Hernandez, R OBP: 0.329, SLG: 0.341										3	0	0	0	0	1	1											
3 Freddie Bynum, L OBP: 0.302, SLG: 0.500										2	0	0	0	0	1	0											
Jay Payton, R OBP: 0.299, SLG: 0.365										1	0	0	0	0	0	0											
<b>Inning Stats</b>	R: 0 E: 0 K: 0 S: 7	H: 0 LOB: 0 BB: 0 P: 9	R: 1 E: 0 K: 0 S: 10	H: 1 LOB: 0 BB: 0 P: 17	R: 0 E: 0 K: 1 S: 9	H: 0 LOB: 0 BB: 0 P: 12	R: 0 E: 0 K: 0 S: 6	H: 0 LOB: 0 BB: 0 P: 10	R: 0 E: 0 K: 0 S: 8	H: 0 LOB: 1 BB: 0 P: 16	R: 0 E: 0 K: 1 S: 11	H: 1 LOB: 1 BB: 1 P: 18	R: 0 E: 0 K: 0 S: 8	H: 1 LOB: 1 BB: 1 P: 14	R: 0 E: 0 K: 0 S: 4	H: 0 LOB: 0 BB: 0 P: 6	R: 1 E: 0 K: 0 S: 7	H: 1 LOB: 0 BB: 0 P: 10	1B: 2 2B: 0 3B: 0 HR: 2	SF: 0 SAC: 0 DP: 1 HBP: 0	WP: 0 PB: 0 SB: 1 CS: 1	PA: 33					
<b>PITCHER</b>	IP	WLS	BF	H	R	ER	SO	BB	IBB	HBP	BLK	WP	HR	S	P	ERA	WHIP										
26 Boof Bonser, R ERA: 4.76	7.0	W	25	3	1	1	2	3	0	0	0	0	1	59	96	1.29	0.857										
54 Matt Guerrier, R ERA: 2.0	2.0	S	7	1	1	1	0	0	0	0	0	0	1	11	16	4.50	0.500										

AB 35  
R 5  
H 7  
RBI 4  
BB 6  
SO 0  
LOB 22



AB 29  
R 2  
H 4  
RBI 2  
BB 3  
SO 2  
LOB 5





Batter	1	2	3	4	5	6	7	8	9	AB	R	H	RBI	BB	SO	LOB	TOP					
25 Alexi Casilla, S (1,4) OBP: 0.272, SLG: 0.273	1-1 P6		1-1 G5-3			0-1 G4-3	0-1 7 BB 1B	1-1 SF7		4	0	1	1	0	0	0	<b>Minnesota Twins @ Baltimore Orioles</b> Oriole Park at Camden Yards, Baltimore, MD Fri Aug 24 2007, 7:05 PM EDT Att: 29,742 - Clear - 90 F					
Jason Bartlett, R (1,6) OBP: 0.332, SLG: 0.361	1-2 G5-3			0-1 L3		1-1 G5-3	2-2 7 BB 1B	0-0 FC6-4		5	0	1	0	0	0	2						
7 Joe Mauer, L (1,2) OBP: 0.389, SLG: 0.421	4-1			3-2 G5-3		1-2	4-0		1-2	3	1	2	0	2	0	0						
Torii Hunter, R (1,8) OBP: 0.344, SLG: 0.542	1-0 F7			2-1		0-0 G5-3	1-1 F8		3-1	5	1	2	2	0	0	5						
33 Justin Morneau, L (1,3) OBP: 0.354, SLG: 0.539		3-2 F9		1-2 F7			0-1 HR	3-2 5 1B 16 SF8 2B	2-2	5	2	2	1	0	0	1						
5 Michael Cuddyer, R (1,9) OBP: 0.353, SLG: 0.436		0-1 F9			0-0 P5		0-1 16 HR 1B	1-2 2B 25 SF7 1B	1-1	5	2	2	0	0	0	0						
16 Jason Kubel, L (1,10) OBP: 0.314, SLG: 0.422		1-0 F7			2-1		0-0 1B 2B	0-1 SF8	4-1	3	1	2	3	1	0	0						
Jason Tyner, L (1,7) OBP: 0.336, SLG: 0.360			2-2 F7		1-0 8 WP 1B		0-1 G3	0-0	1-0 FC4-6	5	0	2	0	0	0	1						
8 Nick Punto, S (1,5) OBP: 0.290, SLG: 0.261			0-1 L7		2-3 K2-3		3-1 L7	4-0		3	0	0	0	0	1	1						
55 Mike Redmond, R (8, PH) OBP: 0.345, SLG: 0.351										0	0	0	0	1	0	0						
32 Brian Buscher, L (8, PR) OBP: 0.292, SLG: 0.227										0	0	0	0	0	0	0						
8 Nick Punto, S (1,5) OBP: 0.290, SLG: 0.261										0	0	0	0	0	1	1						
55 Mike Redmond, R (8, PH) OBP: 0.345, SLG: 0.351										0	0	0	0	1	0	0						
32 Brian Buscher, L (8, PR) OBP: 0.292, SLG: 0.227										0	0	0	0	0	0	0						
<b>Inning Stats</b>	R: 0 E: 0 K: 0 S: 7	H: 0 LOB: 1 BB: 1 P: 14	R: 0 E: 0 K: 0 S: 6	H: 0 LOB: 0 BB: 0 P: 10	R: 0 E: 0 K: 0 S: 8	H: 0 LOB: 0 BB: 0 P: 11	R: 0 E: 0 K: 0 S: 11	H: 1 LOB: 1 BB: 0 P: 17	R: 0 E: 0 K: 1 S: 7	H: 2 LOB: 1 BB: 0 P: 12	R: 0 E: 0 K: 0 S: 8	H: 1 LOB: 1 BB: 0 P: 10	R: 3 E: 0 K: 0 S: 17	H: 5 LOB: 3 BB: 1 P: 26	R: 2 E: 0 K: 0 S: 13	H: 3 LOB: 2 BB: 1 P: 22	R: 2 E: 0 K: 0 S: 12	H: 2 LOB: 1 BB: 1 P: 24	1B: 7 2B: 4 3B: 0 HR: 3	SF: 2 SAC: 0 DP: 0 HBP: 0	WP: 1 PB: 0 SB: 0 CS: 0	PA: 44
<b>PITCHER</b>	IP	WLS	BF	H	R	ER	SO	BB	IBB	HBP	BLK	WP	HR	S	P	ERA	WHIP					
46 Jeremy Guthrie, R (1,1) ERA: 3.46	6.2		29	9	3	3	1	1	0	0	0	1	2	62	93	4.05	1.500					
27 Jim Hoey, R (7,1) ERA: 7.71	0.1	L	4	2	2	2	0	1	0	0	0	0	0	9	18	54.00	9.000					
32 Jamie Walker, L (8,1) ERA: 3.0	0.2	B	4	1	0	0	0	0	1	0	0	0	0	5	10	0.00	1.500					
Chad Bradford, R (8,1) ERA: 3.29	0.1		1	0	0	0	0	0	0	0	0	0	0	1	1	0.00	0.000					
28 Danys Baez, R (9,1) ERA: 6.23	0.0		2	2	2	2	0	0	0	0	0	0	1	5	9	∞	∞					

AB	38
R	7
H	14
RBI	7
BB	4
SO	1
LOB	10



Batter	1	2	3	4	5	6	7	8	9	AB	R	H	RBI	BB	SO	LOB	BOTTOM					
1 Brian Roberts, S (1,4) OBP: 0.393, SLG: 0.460	2-2 G5-3		1-2 G6-3		0-2 2H 1B			2-2 F8		4	0	1	0	0	0	0	<b>Minnesota Twins @ Baltimore Orioles</b> Oriole Park at Camden Yards, Baltimore, MD Fri Aug 24 2007, 7:05 PM EDT Att: 29,742 - Clear - 90 F					
Corey Patterson, L (1,8) OBP: 0.309, SLG: 0.385	0-0 HR 1B		0-1 F8			0-0 HR		0-0 G4-3		4	2	2	1	0	0	0						
Miguel Tejada, R (1,6) OBP: 0.355, SLG: 0.447	1-0 HR		2-1 2B			1-3 K		3-1 P3		4	1	2	2	0	1	0						
Kevin Millar, R (1,3) OBP: 0.377, SLG: 0.427	0-3 K			2-2 6 G4-3 1B		1-2 G6-3			1-1 G6-3	4	0	1	0	0	1	0						
21 Nick Markakis, L (1,9) OBP: 0.358, SLG: 0.454	2-0 HR		1-3 K			2-2 G6-3			0-0 F7	4	1	1	1	0	1	1						
6 Melvin Mora, R (1,5) OBP: 0.333, SLG: 0.432	0-1 G5-3			1-2 G4-3			3-3 K		0-1 G4-3	4	0	0	0	0	1	1						
17 Aubrey Huff, L (1,10) OBP: 0.312, SLG: 0.424		1-0 F7			0-1 L9		4-2 FC4-6 BB			2	0	0	0	1	0	0						
Ramon Hernandez, R (1,2) OBP: 0.326, SLG: 0.337		0-3 K			0-1 G6-3		0-3 K			3	0	0	0	0	2	1						
Jay Payton, R (1,7) OBP: 0.299, SLG: 0.368		0-3 K			1-2 1B 2B		0-1 FC4-6			3	0	1	0	0	1	1						
<b>Inning Stats</b>	R: 3 E: 0 K: 1 S: 11	H: 3 LOB: 0 BB: 0 P: 16	R: 0 E: 0 K: 2 S: 8	H: 0 LOB: 0 BB: 0 P: 9	R: 0 E: 0 K: 0 S: 8	H: 1 LOB: 1 BB: 0 P: 11	R: 0 E: 0 K: 1 S: 10	H: 1 LOB: 0 BB: 0 P: 14	R: 0 E: 0 K: 0 S: 11	H: 2 LOB: 2 BB: 0 P: 12	R: 1 E: 0 K: 1 S: 16	H: 1 LOB: 0 BB: 0 P: 20	R: 0 E: 0 K: 2 S: 14	H: 0 LOB: 1 BB: 1 P: 21	R: 0 E: 0 K: 0 S: 6	H: 0 LOB: 0 BB: 0 P: 11		R: 0 E: 0 K: 0 S: 5	H: 0 LOB: 0 BB: 0 P: 6	1B: 3 2B: 2 3B: 0 HR: 3	SF: 0 SAC: 0 DP: 1 HBP: 0	WP: 0 PB: 0 SB: 0 CS: 0
<b>PITCHER</b>	IP	WLS	BF	H	R	ER	SO	BB	IBB	HBP	BLK	WP	HR	S	P	ERA	WHIP					
Johan Santana, L (1,1) ERA: 2.97	7.0	W	27	8	4	4	7	1	0	0	0	0	3	78	103	5.14	1.286					
Carmen Calli, L (8,1) ERA: 4.73	0.2	H	2	0	0	0	0	0	0	0	0	0	0	4	6	0.00	0.000					
17 Pat Neshek, R (8,1) ERA: 2.56	0.1	H	1	0	0	0	0	0	0	0	0	0	0	2	5	0.00	0.000					
36 Joe Nathan, R (9,1) ERA: 1.74	1.0	S	3	0	0	0	0	0	0	0	0	0	0	5	6	0.00	0.000					

AB	32
R	4
H	8
RBI	4
BB	1
SO	7
LOB	4





Batter	1	2	3	4	5	6	7	8	9	AB	R	H	RBI	BB	SO	LOB	TOP					
Jason Tyner, L (1, 7) OBP: 0.333, SLG: 0.357										5	2	1	0	0	1	3	<p>Minnesota Twins @ Baltimore Orioles Oriole Park at Camden Yards, Baltimore, MD</p> <p>Sat Aug 25 2007, 7:05 PM EDT Att: 28,700 - Cloudy - 84 F</p> <p>livebaseballscorecards.com</p> <p>AB 34 R 8 H 9 RBI 8 BB 5 SO 7 LOB 15</p>					
Jason Bartlett, R (1, 6) OBP: 0.336, SLG: 0.370										4	2	4	2	1	0	0						
7 Joe Mauer, L (1, 2) OBP: 0.388, SLG: 0.419 55 Mike Redmond, R (8, PR) OBP: 0.343, SLG: 0.350										4	0	1	0	0	0	4						
Torii Hunter, R (1, 8) OBP: 0.344, SLG: 0.549										5	1	2	4	0	1	1						
33 Justin Morneau, L (1, 3) OBP: 0.353, SLG: 0.536										3	0	0	0	1	1	0						
5 Michael Cuddyer, R (1, 9) OBP: 0.353, SLG: 0.434										4	0	1	1	0	2	0						
16 Jason Kubel, L (1, 10) OBP: 0.313, SLG: 0.418										3	1	0	0	1	1	3						
32 Brian Buscher, L (1, 5) OBP: 0.286, SLG: 0.290										3	1	0	0	1	1	3						
8 Nick Punto, S (1, 4) OBP: 0.291, SLG: 0.260										2	0	0	0	1	0	0						
<b>Inning Stats</b>	R: 0 E: 0 K: 1 S: 13	H: 1 LOB: 0 BB: 0 P: 19	R: 0 E: 0 K: 1 S: 7	H: 0 LOB: 0 BB: 0 P: 8	R: 2 E: 0 K: 0 S: 12	H: 1 LOB: 1 BB: 2 P: 21	R: 0 E: 0 K: 1 S: 8	H: 0 LOB: 0 BB: 0 P: 11	R: 0 E: 0 K: 0 S: 4	H: 0 LOB: 0 BB: 0 P: 5	R: 3 E: 0 K: 2 S: 15	H: 2 LOB: 0 BB: 1 P: 28	R: 0 E: 0 K: 0 S: 3	H: 0 LOB: 0 BB: 0 P: 6	R: 2 E: 0 K: 2 S: 20	H: 4 LOB: 3 BB: 1 P: 32	R: 1 E: 0 K: 0 S: 9	H: 1 LOB: 1 BB: 1 P: 16	1B: 6 2B: 2 3B: 0 HR: 1	SF: 0 SAC: 1 DP: 0 HBP: 0	WP: 0 PB: 0 SB: 0 CS: 1	PA: 40
<b>PITCHER</b>	IP WLS BF H R ER SO BB IBB HBP BLK WP HR S P ERA WHIP	6.0 L 24 4 5 5 5 3 0 0 0 0 1 59 92 7.50 1.167	1.1 9 4 2 2 0 0 1 0 0 0 0 0 16 28 13.50 3.000	1.2 7 1 1 1 2 1 0 0 0 0 0 0 16 26 5.40 1.200	<b>PITCHER</b>										IP WLS BF H R ER SO BB IBB HBP BLK WP HR S P ERA WHIP							

Batter	1	2	3	4	5	6	7	8	9	AB	R	H	RBI	BB	SO	LOB	BOTTOM						
1 Brian Roberts, S (1, 4) OBP: 0.391, SLG: 0.457 3 Freddie Bynum, L (9, 4) OBP: 0.302, SLG: 0.500										5	1	1	0	0	1	4	<p>Minnesota Twins @ Baltimore Orioles Oriole Park at Camden Yards, Baltimore, MD</p> <p>Sat Aug 25 2007, 7:05 PM EDT Att: 28,700 - Cloudy - 84 F</p> <p>livebaseballscorecards.com</p> <p>AB 34 R 1 H 9 RBI 1 BB 5 SO 3 LOB 23</p>						
Corey Patterson, L (1, 8) OBP: 0.314, SLG: 0.390										5	0	4	0	0	0	0							
21 Nick Markakis, L (1, 9) OBP: 0.357, SLG: 0.450										4	0	0	1	1	1	3							
Miguel Tejada, R (1, 6) OBP: 0.355, SLG: 0.445										4	0	1	0	1	0	2							
Kevin Millar, R (1, 3) OBP: 0.379, SLG: 0.426										3	0	1	0	1	0	3							
17 Aubrey Huff, L (1, 10) OBP: 0.314, SLG: 0.422										2	0	0	0	2	0	3							
6 Melvin Mora, R (1, 5) OBP: 0.333, SLG: 0.430										4	0	1	0	0	1	3							
Ramon Hernandez, R (1, 2) OBP: 0.323, SLG: 0.333 J.R. House, R (8, PH) OBP: 0.308, SLG: 0.500										3	0	0	0	0	0	3							
Jay Payton, R (1, 7) OBP: 0.299, SLG: 0.368 Tike Redman, L (8, PH) OBP: 0.375, SLG: 0.478										3	0	1	0	0	0	0							
<b>Inning Stats</b>	R: 0 E: 0 K: 1 S: 8	H: 1 LOB: 1 BB: 0 P: 12	R: 0 E: 0 K: 0 S: 16	H: 1 LOB: 2 BB: 1 P: 27	R: 1 E: 0 K: 0 S: 12	H: 2 LOB: 3 BB: 2 P: 24	R: 0 E: 0 K: 0 S: 3	H: 0 LOB: 0 BB: 0 P: 6	R: 0 E: 0 K: 1 S: 12	H: 1 LOB: 2 BB: 1 P: 22	R: 0 E: 0 K: 1 S: 9	H: 1 LOB: 1 BB: 1 P: 23	R: 0 E: 0 K: 0 S: 9	H: 2 LOB: 1 BB: 0 P: 12	R: 0 E: 0 K: 0 S: 10	H: 1 LOB: 2 BB: 0 P: 14		R: 0 E: 0 K: 0 S: 5	H: 0 LOB: 0 BB: 0 P: 7	1B: 9 2B: 1 3B: 0 HR: 0	SF: 0 SAC: 0 DP: 2 HBP: 1	WP: 1 PB: 0 SB: 0 CS: 1	PA: 40
<b>PITCHER</b>	IP WLS BF H R ER SO BB IBB HBP BLK WP HR S P ERA WHIP	5.0 W 23 5 1 0 0 1 1 0 0 0 0 9 23 0.00 2.000	1.0 5 1 0 0 1 1 0 0 0 0 0 0 4 5 0.00 1.500	0.2 2 1 0 0 0 0 0 0 0 0 0 0 4 5 0.00 1.500	1.1 7 2 0 0 0 0 0 0 1 0 0 0 15 21 0.00 1.500	1.0 3 0 0 0 0 0 0 0 0 0 0 0 5 7 0.00 0.000	<b>PITCHER</b>											IP WLS BF H R ER SO BB IBB HBP BLK WP HR S P ERA WHIP					



Batter	1	2	3	4	5	6	7	8	9	AB	R	H	RBI	BB	SO	LOB	TOP					
25 Alexi Casilla, S OBP: 0.270, SLG: 0.265	4-1 1B 33 E BB	2-2 FC4-6 3B		1-2 G4-3		1-2 G4-3		0-0 F7		4	2	0	0	1	0	5	<b>Minnesota Twins @ Baltimore Orioles</b> Oriole Park at Camden Yards, Baltimore, MD Sun Aug 26 2007, 1:35 PM EDT Att: 30,876 - Cloudy - 90 F					
Jason Bartlett, R OBP: 0.340, SLG: 0.380	1-3 K	2-2 3B			0-3 K		3-1 2B 3B	3-1 F9		5	1	2	2	0	2							
Tori Hunter, R Garrett Jones, L OBP: 0.549, SLG: 0.205	1-2 33 SF7 1B	1-1 P6			2-2 G5-3		0-1 33 G4-3 55 1B		1-1 F7	5	2	2	1	0	0	1						
33 Justin Morneau, L OBP: 0.351, SLG: 0.536	2-2 SF7		1-3 K		0-1 G4-3		1-0 3H 2B		0-0 5 2B 55 SF7	4	1	1	1	0	1							
5 Michael Cuddyer, R OBP: 0.357, SLG: 0.438	1-2 55 FC6-4 1B		4-1 55 L3 BB			4-2 1B 55 BB FC6-4	2-2 G5-3		0-1 HR	3	2	0	2	0	1							
55 Mike Redmond, R OBP: 0.344, SLG: 0.350	2-1 FC6-4		2-2 L3			4-2 FC6-4 1B 8 SF8 BB	1-2 1B		2-1 SF7	3	1	1	2	1	0	2						
Rondell White, R OBP: 0.203, SLG: 0.271						0-2 FC6-4 1B	1-2 F7		1-1 HR	5	1	2	2	0	0	1						
Jason Tyner, L OBP: 0.339, SLG: 0.362						1-2 FC6-4			1-1 1B	5	1	3	1	0	0	2						
8 Nick Punto, S OBP: 0.292, SLG: 0.260						4-2 SF8			0-0 P5	3	0	1	1	1	0	2						
32 Brian Buscher, L OBP: 0.286, SLG: 0.200										0	0	0	0	0	0	0						
<b>Inning Stats</b>	R: 2 E: 0 K: 1 S: 16	H: 2 LOB: 1 BB: 1 P: 27	R: 2 E: 0 K: 0 S: 15	H: 3 LOB: 1 BB: 0 P: 21	R: 0 E: 0 K: 1 S: 7	H: 0 LOB: 0 BB: 1 P: 14	R: 0 E: 0 K: 0 S: 11	H: 0 LOB: 1 BB: 1 P: 17	R: 0 E: 0 K: 1 S: 8	H: 0 LOB: 0 BB: 0 P: 10	R: 2 E: 0 K: 0 S: 17	H: 1 LOB: 1 BB: 2 P: 28	R: 2 E: 0 K: 0 S: 20	H: 3 LOB: 1 BB: 0 P: 28	R: 0 E: 0 K: 0 S: 8	H: 1 LOB: 1 BB: 0 P: 14	R: 3 E: 0 K: 0 S: 12	H: 4 LOB: 1 BB: 0 P: 17	1B: 8 2B: 4 3B: 2 HR: 1	SF: 3 SAC: 0 DP: 1 HBP: 0	WP: 0 PB: 0 SB: 2 CS: 0	PA: 45
<b>PITCHER</b>	IP WLS BF H R ER SO BB IBB HBP BLK WP HR S P ERA WHIP	6.0 L 28 6 6 6 3 5 0 0 0 0 0 0 74 117 9.00 1.833	1.0 6 3 2 2 0 0 0 0 0 0 0 0 20 28 18.00 3.000	2.0 11 5 3 3 0 0 0 0 0 0 0 1 20 31 13.50 2.500	<b>PITCHER</b>										IP WLS BF H R ER SO BB IBB HBP BLK WP HR S P ERA WHIP							

AB	37
R	11
H	14
RBI	10
BB	5
SO	3
LOB	17



Batter	1	2	3	4	5	6	7	8	9	AB	R	H	RBI	BB	SO	LOB	BOTTOM					
1 Brian Roberts, S OBP: 0.393, SLG: 0.457	2-1 G4-3		2-0 E9 1B	4-1 BB			4-0 L5-3 BB		1-3 K	3	1	1	0	2	1	0	<b>Minnesota Twins @ Baltimore Orioles</b> Oriole Park at Camden Yards, Baltimore, MD Sun Aug 26 2007, 1:35 PM EDT Att: 30,876 - Cloudy - 90 F					
Corey Patterson, L OBP: 0.311, SLG: 0.386	1-1 G4-3		0-0 E4 1B	0-1 L8			0-2 P6			4	0	0	1	0	0	3						
Miguel Tejada, R OBP: 0.354, SLG: 0.443	2-0 1B		2H 3H 0-2 F8		1-0 G4-3		3-2 L5-3			4	0	1	0	0	0	2						
21 Nick Markakis, L OBP: 0.356, SLG: 0.448	0-0 F7		1-1 F8		3-2 G4-3					4	0	1	0	0	0	2						
Kevin Millar, R OBP: 0.375, SLG: 0.421		2-1 G6-3	3-2 F7		0-0 F8			0-2 G5-4-3 1B		4	0	0	0	0	0	2						
17 Aubrey Huff, L OBP: 0.315, SLG: 0.423	1-1 F7			3-2 3 1B SF7 1B		1-2 F7		0-2 1B		4	1	2	0	0	0	0						
3 Freddie Bynum, L OBP: 0.333, SLG: 0.537	2-2 2B			0-1 S 1B		1-1 B1-3 1B		0-1 F7		4	0	3	0	0	0	1						
Paul Bako, L OBP: 0.282, SLG: 0.260	0-0 F7			0-0 SF7		0-0 B1-3		2-2 G4-3		3	0	0	1	0	0	2						
Tike Redman, L OBP: 0.357, SLG: 0.444			0-1 E 1 S 1B		1-0 F7			0-1 G4-3		4	1	1	0	0	0	2						
<b>Inning Stats</b>	R: 0 E: 0 K: 0 S: 6	H: 1 LOB: 1 BB: 0 P: 11	R: 0 E: 0 K: 0 S: 14	H: 1 LOB: 0 BB: 0 P: 19	R: 2 E: 2 K: 0 S: 16	H: 2 LOB: 1 BB: 0 P: 22	R: 1 E: 0 K: 0 S: 12	H: 2 LOB: 2 BB: 1 P: 20	R: 0 E: 0 K: 0 S: 7	H: 0 LOB: 0 BB: 0 P: 11	R: 0 E: 0 K: 0 S: 8	H: 1 LOB: 1 BB: 0 P: 10	R: 0 E: 0 K: 0 S: 7	H: 0 LOB: 0 BB: 1 P: 14	R: 0 E: 0 K: 0 S: 13	H: 2 LOB: 1 BB: 0 P: 14		R: 0 E: 0 K: 1 S: 8	H: 0 LOB: 0 BB: 0 P: 11	1B: 8 2B: 2 3B: 0 HR: 0	SF: 1 SAC: 0 DP: 2 HBP: 0	WP: 0 PB: 0 SB: 2 CS: 0
<b>PITCHER</b>	IP WLS BF H R ER SO BB IBB HBP BLK WP HR S P ERA WHIP	6.0 W 27 7 3 2 0 1 0 0 0 0 0 7 14 0.00 1.000	1.0 3 0 0 0 0 0 0 0 0 0 0 0 13 14 0.00 2.000	1.0 3 0 0 0 0 0 0 0 0 0 0 0 8 11 0.00 0.000	<b>PITCHER</b>										IP WLS BF H R ER SO BB IBB HBP BLK WP HR S P ERA WHIP							

AB	34
R	3
H	9
RBI	2
BB	2
SO	1
LOB	14









Batter	1	2	3	4	5	6	7	8	9	10	11	12	AB	R	H	RBI	BB	SO	LOB	TOP						
1 Akinori Iwamura, L OBP: 0.361, SLG: 0.490	P4	L8			G3-1		F7	G3-1		SH2-4		K	6	0	1	0	0	1	5							
13 Carl Crawford, L OBP: 0.354, SLG: 0.484	2B		G3-1		G3		F8		F7	G4-3		K	7	1	2	0	0	1	3							
23 Carlos Pena, L OBP: 0.388, SLG: 0.578	1B		G3-1		G3-1		K		G6-3			F8	5	0	1	1	2	1	2							
2 B.J. Upton, R OBP: 0.392, SLG: 0.529	FC6-4		K		FC6-4				E6			K	6	2	1	0	0	2	6							
Delmon Young, R OBP: 0.323, SLG: 0.410	1B		F7				F8		G6-3			G6-3	5	1	2	0	1	0	1							
Brendan Harris, R OBP: 0.344, SLG: 0.418	F8				G6-3		F8		F8			G5-3	6	0	2	2	0	0	2							
31 Jonny Gomes, R OBP: 0.328, SLG: 0.479			G3-1		K		WP		P3			K	4	0	0	0	2	2	2							
Josh Wilson, R OBP: 0.284, SLG: 0.318					F9							E5	1	0	0	0	2	0	0							
Greg Norton, S OBP: 0.347, SLG: 0.295													0	0	0	0	1	0	0							
29 Joel Guzman, R OBP: 0.417, SLG: 0.500													2	1	1	0	0	1	3							
30 Dioner Navarro, S OBP: 0.286, SLG: 0.324			K										5	0	2	2	0	1	3							
<b>Inning Stats</b>	R: 1 E: 0 K: 0 S: 15	H: 3 LOB: 2 BB: 0 P: 25	R: 0 E: 0 K: 1 S: 10	H: 0 LOB: 1 BB: 1 P: 20	R: 0 E: 0 K: 1 S: 11	H: 1 LOB: 1 BB: 0 P: 17	R: 0 E: 0 K: 0 S: 7	H: 0 LOB: 2 BB: 1 P: 10	R: 0 E: 0 K: 1 S: 12	H: 1 LOB: 2 BB: 1 P: 20	R: 0 E: 0 K: 1 S: 8	H: 0 LOB: 0 BB: 0 P: 12	R: 2 E: 1 K: 0 S: 17	H: 2 LOB: 3 BB: 2 P: 27	R: 1 E: 0 K: 1 S: 14	H: 2 LOB: 3 BB: 2 P: 29	R: 0 E: 0 K: 1 S: 7	H: 1 LOB: 2 BB: 1 P: 15	R: 0 E: 0 K: 1 S: 7	H: 0 LOB: 0 BB: 0 P: 8	R: 1 E: 1 K: 2 S: 13	H: 2 LOB: 1 BB: 0 P: 19	1B: 10 2B: 2 3B: 0 HR: 0	SF: 1 SAC: 1 DP: 0 HBP: 0	WP: 1 PB: 0 SB: 0 CS: 0	PA: 57
<b>PITCHER</b>	IP WLS BF H R ER SO BB IBB HBP BLK WP HR S P ERA WHIP	Steve Trachsel, R ERA: 4.48	32 Jamie Walker, L ERA: 2.88	Chad Bradford, R ERA: 3.78	28 Danys Baez, R ERA: 6.2	Rob Bell, R ERA: 6.49	<b>PITCHER</b>	IP WLS BF H R ER SO BB IBB HBP BLK WP HR S P ERA WHIP	Kurt Birkins, L ERA: 9.0	12.1	1.0	3	0	0	0	2	0	0	0	0	0	0	0	0	0.00	0.000

Tampa Bay Devil Rays @ Baltimore Orioles  
Oriole Park at Camden Yards, Baltimore, MD

Wed Aug 29 2007, 7:05 PM EDT  
Att. 16,944 - Partly Cloudy - 88 F

AB 47  
R 5  
H 12  
RBI 5  
BB 8  
SO 9  
LOB 27



Batter	1	2	3	4	5	6	7	8	9	10	11	12	AB	R	H	RBI	BB	SO	LOB	BOTTOM							
1 Brian Roberts, S OBP: 0.393, SLG: 0.456	F7				G4-3		K			K			5	1	1	1	1	2	0								
Corey Patterson, L OBP: 0.310, SLG: 0.388	G1-6-3				F8			L8		G4-3		F7	6	0	1	1	0	0	2								
21 Nick Markakis, L OBP: 0.356, SLG: 0.451	1B				G4-6-3			G5-3				F7	5	0	1	0	1	1	3								
Miguel Tejada, R OBP: 0.357, SLG: 0.458	K												4	0	2	0	1	2	2								
Kevin Millar, R OBP: 0.374, SLG: 0.427					1B								5	1	2	0	0	2	1								
17 Aubrey Huff, L OBP: 0.318, SLG: 0.435													4	1	2	2	1	1	2								
3 Freddie Bynum, L OBP: 0.311, SLG: 0.500													0	0	0	0	0	0	0								
6 Melvin Mora, R OBP: 0.333, SLG: 0.426													4	0	0	0	1	2	1								
Ramon Hernandez, R OBP: 0.323, SLG: 0.344													5	0	1	0	0	0	2								
Tike Redman, L OBP: 0.357, SLG: 0.444													0	0	0	0	0	0	0								
Jay Payton, R OBP: 0.296, SLG: 0.366													4	1	1	0	0	1	0								
<b>Inning Stats</b>	R: 0 E: 0 K: 1 S: 7	H: 1 LOB: 1 BB: 0 P: 13	R: 0 E: 0 K: 2 S: 8	H: 0 LOB: 0 BB: 0 P: 11	R: 2 E: 0 K: 0 S: 10	H: 3 LOB: 0 BB: 0 P: 10	R: 0 E: 0 K: 0 S: 10	H: 2 LOB: 2 BB: 1 P: 17	R: 0 E: 0 K: 0 S: 6	H: 0 LOB: 0 BB: 0 P: 10	R: 2 E: 0 K: 2 S: 10	H: 3 LOB: 0 BB: 0 P: 15	R: 0 E: 0 K: 1 S: 12	H: 0 LOB: 2 BB: 1 P: 14	R: 0 E: 0 K: 1 S: 7	H: 0 LOB: 0 BB: 0 P: 11	R: 0 E: 0 K: 2 S: 9	H: 0 LOB: 1 BB: 1 P: 18	R: 0 E: 0 K: 0 S: 9	H: 0 LOB: 1 BB: 1 P: 18	R: 0 E: 0 K: 0 S: 12	H: 1 LOB: 2 BB: 1 P: 21	1B: 9 2B: 0 3B: 1 HR: 1	SF: 0 SAC: 1 DP: 1 HBP: 0	WP: 0 PB: 0 SB: 0 CS: 0	PA: 48	
<b>PITCHER</b>	IP WLS BF H R ER SO BB IBB HBP BLK WP HR S P ERA WHIP	33 James Shields, R ERA: 4.1	35 Dan Wheeler, R ERA: 5.11	Grant Balfour, R ERA: 5.4	28 Al Reyes, R ERA: 4.35	<b>PITCHER</b>	IP WLS BF H R ER SO BB IBB HBP BLK WP HR S P ERA WHIP	112	8.0	112	10	4	4	6	2	0	0	0	0	0	0	0	0	0	0	4.50	1.500

Tampa Bay Devil Rays @ Baltimore Orioles  
Oriole Park at Camden Yards, Baltimore, MD

Wed Aug 29 2007, 7:05 PM EDT  
Att. 16,944 - Partly Cloudy - 88 F

AB 42  
R 4  
H 11  
RBI 4  
BB 5  
SO 11  
LOB 13













Batter	1	2	3	4	5	6	7	8	9	AB	R	H	RBI	BB	SO	LOB	TOP			
1 Brian Roberts, S (1,4) OBP: 0.391, SLG: 0.451	1-2 F7		0-0 B1-3			4-2 F8 BB			1-3 K	3	0	0	0	1	1	0				
Corey Patterson, L (1,8) OBP: 0.305, SLG: 0.383	2-2 G5-3			0-2 G3-1		0-2 F8			2-1 L8	4	0	0	0	0	0	1				
21 Nick Markakis, L (1,9) OBP: 0.359, SLG: 0.464	1-1 HBP			0-0 F8		1-3 K			1-3 K	3	0	0	0	0	2	0				
Miguel Tejada, R (1,6) OBP: 0.360, SLG: 0.467	0-1 L4			1-1 F8						3	0	0	0	0	0	1				
Kevin Millar, R (1,10) OBP: 0.373, SLG: 0.428		3-3 K				4-0 FC6-4 17 BB			1-3 K	2	0	0	0	1	2	0				
17 Aubrey Huff, L (1,3) OBP: 0.320, SLG: 0.433		0-0 L7				4-1 FC6-4 BB			0-2 P3	2	0	0	0	1	0	0				
9 Scott Moore, L (1,5)		1-2 K				0-3 K			3-2 F8	1	3	0	0	0	2	2	AB 26			
J.R. House, R (1,2) OBP: 0.211, SLG: 0.333			2-3 K			2-2 FC6-4			0-3 K	2	3	0	0	0	2	2	R 0			
Jay Payton, R (1,7) OBP: 0.296, SLG: 0.365		3-2 F8				3-2 F9			0-0 G1-3	3	3	0	0	0	0	2	H 0			
																	RBI 0			
																	BB 3			
																	SO 9			
																	LOB 8			
<b>Inning Stats</b>	R: 0 E: 0 K: 0 S: 10	H: 0 LOB: 1 BB: 0 P: 14	R: 0 E: 0 K: 2 S: 7	H: 0 LOB: 0 BB: 0 P: 11	R: 0 E: 0 K: 1 S: 7	H: 0 LOB: 0 BB: 0 P: 12	R: 0 E: 0 K: 0 S: 6	H: 0 LOB: 2 BB: 2 P: 7	R: 0 E: 0 K: 1 S: 10	H: 0 LOB: 0 BB: 1 P: 13	R: 0 E: 0 K: 1 S: 9	H: 0 LOB: 0 BB: 0 P: 12	R: 0 E: 0 K: 1 S: 7	H: 0 LOB: 0 BB: 0 P: 10	R: 0 E: 0 K: 2 S: 9	H: 0 LOB: 0 BB: 0 P: 13	1B: 0 2B: 0 3B: 0 HR: 0	SF: 0 SAC: 0 DP: 0 HBP: 1	WP: 0 PB: 0 SB: 0 CS: 0	PA: 30
<b>PITCHER</b> 61 Clay Buchholz, R (1,1) ERA: 1.8	IP: 9.0 WLS: W BF: 30 H: 0 R: 0 ER: 0 SO: 9 BB: 3 IBB: 0 HBP: 1 BLK: 0 WP: 0 HR: 0 S: 73 P: 115 ERA: 0.00 WHIP: 0.333															<b>PITCHER</b>				

Baltimore Orioles @ Boston Red Sox  
Fenway Park, Boston, MA  
Sat Sep 01 2007, 7:05 PM EDT  
Att: 36,819 - Clear - 75 F

livebaseballscorecards.com



Batter	1	2	3	4	5	6	7	8	9	AB	R	H	RBI	BB	SO	LOB	BOTTOM			
23 Julio Lugo, R (1,6) OBP: 0.293, SLG: 0.346	1-1 F8	0-0 P4		0-0 15 1B		3-2 15 25 2B	1-1 F9			5	2	2	0	0	0	3				
15 Dustin Pedroia, R (1,4) OBP: 0.311, SLG: 0.444	1-0 L7		1-2 G6-3	0-1 34 2B		G1-4-3		2-2 20 1B 25 1B		5	2	2	0	0	0	1				
34 David Ortiz, L (1,10) OBP: 0.433, SLG: 0.583	4-2 BB		4-2 25 1B	1-2 34 2B	1-1 1B	4-2 25 2B 20 HR		2-1 F9		2	1	1	3	3	0	1				
25 Mike Lowell, R (1,5) OBP: 0.381, SLG: 0.510	2-3 K		3-1 1B	1-2 1B	2-1 F9	3-1 20 HR		2-0 20 1B		5	2	3	1	0	1	2				
20 Kevin Youkilis, R (1,3) OBP: 0.394, SLG: 0.462		4-0 1B FC5-4 BB	2-2 F9			1-1 20 HR		2-0 2 2B		4	2	2	3	1	1	2				
Jason Varitek, S (1,2) OBP: 0.361, SLG: 0.409		2-2 F9	1-0 F9			4-1 1B		1-2 2 2B		4	0	0	0	1	1	6				
Bobby Kielty, S (1,9) ERA: 7.22		3-2 FC5-4 1B		0-3 K	0-0 G6-4-3 1B			0-0		4	0	2	0	0	1	0	AB 37			
23 Rocky Cherry, R (8,7) ERA: 5.28		1-3 1B				1-2 1B		1-3 2H 3H 2B		1	0	1	2	0	0	0	R 10			
Coco Crisp, S (1,8) OBP: 0.331, SLG: 0.378		2-2 FC5-4 44 PB 44 S		1-2 G3	0-1 G6-4-3			4-2 44 F8		4	0	0	1	1	0	5	H 14			
44 Brandon Moss, L (1,7) (8,9)		4-2 BB		1-0 15 1B 23 1B		1-3 K		2-1 F8		3	1	1	0	1	1	1	RBI 10			
																	BB 7			
																	SO 5			
																	LOB 21			
<b>Inning Stats</b>	R: 0 E: 0 K: 1 S: 9	H: 0 LOB: 1 BB: 1 P: 17	R: 1 E: 0 K: 0 S: 13	H: 1 LOB: 2 BB: 2 P: 28	R: 0 E: 0 K: 0 S: 11	H: 1 LOB: 1 BB: 0 P: 22	R: 3 E: 0 K: 1 S: 14	H: 4 LOB: 1 BB: 0 P: 19	R: 0 E: 0 K: 1 S: 9	H: 1 LOB: 1 BB: 1 P: 14	R: 4 E: 0 K: 1 S: 20	H: 3 LOB: 0 BB: 1 P: 34	R: 0 E: 0 K: 0 S: 8	H: 0 LOB: 1 BB: 1 P: 18	R: 2 E: 0 K: 1 S: 14	H: 4 LOB: 2 BB: 0 P: 25	1B: 9 2B: 4 3B: 0 HR: 1	SF: 0 SAC: 0 DP: 1 HBP: 0	WP: 0 PB: 1 SB: 1 CS: 0	PA: 44
<b>PITCHER</b> 57 Garrett Olson, L (1,1) ERA: 7.22	IP: 5.1 WLS: L BF: 27 H: 7 R: 4 ER: 4 SO: 4 BB: 5 IBB: 0 HBP: 0 BLK: 0 WP: 0 HR: 0 S: 59 P: 104 ERA: 6.75 WHIP: 2.250															<b>PITCHER</b>				
23 Rocky Cherry, R (6,1) ERA: 5.28	0.1 5 3 4 4 0 1 0 0 0 0 1 15 27 108.00 12.000																			
56 Brian Burres, L (6,1) ERA: 5.59	2.1 12 4 2 2 1 1 0 0 0 0 0 24 46 7.71 2.143																			

Baltimore Orioles @ Boston Red Sox  
Fenway Park, Boston, MA  
Sat Sep 01 2007, 7:05 PM EDT  
Att: 36,819 - Clear - 75 F

livebaseballscorecards.com





Batter	1	2	3	4	5	6	7	8	9	AB	R	H	RBI	BB	SO	LOB	TOP				
<b>Tike Redman, L</b> (1, 8) OBP: 0.364, SLG: 0.419	4-2 21 G3 BB		0-1 G1-3		3-1 G4-3		2-1 F8			3	0	0	0	1	0	0					
<b>Jay Payton, R</b> (1, 7) OBP: 0.295, SLG: 0.362	1-3 K		4-0 21 FC4-6 BB		0-1 F8		1-0 G5-3			3	0	0	0	1	1	1					
<b>21 Nick Markakis, L</b> (1, 9) OBP: 0.359, SLG: 0.464	2-2 G3		1-1 FC4-6			0-1 F7		2-0 G4-3 2B		4	0	1	0	0	0	2					
<b>Miguel Tejada, R</b> (1, 6) OBP: 0.362, SLG: 0.467	1-0 L9			4-1 17 1B BB F9-2		1-1 6 1B 1B		1-1 G4-3		3	1	1	0	1	0	2					
<b>Kevin Millar, R</b> (1, 3) OBP: 0.374, SLG: 0.427	1-1 F8			4-2 17 1B BB		2-1 6 1B 1B		1-3 K		3	0	1	0	1	1	1					
<b>17 Aubrey Huff, L</b> (1, 10) OBP: 0.321, SLG: 0.434	2-1 1B			0-1 1B		0-0 F5		3-3 K		4	0	2	0	0	1	3					
<b>6 Melvin Mora, R</b> (1, 5) OBP: 0.332, SLG: 0.421	2-2 F9			2-2 L4		1-1 1B			1-0 F9	4	0	1	1	0	0	4					
<b>Ramon Hernandez, R</b> (1, 2) OBP: 0.325, SLG: 0.357	1-0 F8			1-0 F9-2			1-0 HR		0-2 F8	4	1	1	1	0	0	4					
<b>3 Freddie Bynum, L</b> (1, 4) OBP: 0.297, SLG: 0.475			1-0 F9		1-2 F7		3-2 G5-3		1-0 F8	3	0	0	0	0	0	0					
<b>1 Brian Roberts, S</b> (9, PH) OBP: 0.390, SLG: 0.450										1	0	0	0	0	0	0					
<b>Inning Stats</b>	R: 0 E: 0 K: 1 S: 9	H: 0 LOB: 1 BB: 1 P: 17	R: 0 E: 0 K: 0 S: 8	H: 1 LOB: 1 BB: 0 P: 14	R: 0 E: 0 K: 0 S: 5	H: 0 LOB: 1 BB: 1 P: 11	R: 0 E: 0 K: 0 S: 9	H: 0 LOB: 2 BB: 0 P: 20	R: 0 E: 0 K: 0 S: 9	H: 3 LOB: 2 BB: 0 P: 13	R: 1 E: 0 K: 0 S: 7	H: 1 LOB: 0 BB: 0 P: 14	R: 0 E: 0 K: 2 S: 10	H: 1 LOB: 1 BB: 0 P: 17	R: 0 E: 0 K: 0 S: 5	H: 0 LOB: 0 BB: 0 P: 7	1B: 5 2B: 2 HR: 1	SF: 0 SAC: 0 HBP: 0	WP: 0 PB: 0 CS: 0	PA: 36	
<b>PITCHER</b>	IP	WLS	BF	H	R	ER	SO	BB	IBB	HBP	BLK	WP	HR	S	P	ERA	WHIP				
<b>31 Jon Lester, L</b> (1, 1) ERA: 5.26	6.0	W	26	6	2	2	1	4	0	0	0	0	1	50	90	3.00	1.667				
<b>48 Javier Lopez, L</b> (7, 1) ERA: 2.78	1.0	H	3	0	0	0	0	0	0	0	0	0	0	6	12	0.00	0.000				
<b>37 Hideki Okajima, L</b> (8, 1) ERA: 1.56	1.0	H	4	1	0	0	2	0	0	0	0	0	0	10	17	0.00	0.000				
<b>58 Jonathan Papelbon, R</b> (9, 1) ERA: 1.68	1.0	S	3	0	0	0	0	0	0	0	0	0	0	5	7	0.00	0.000				

**Baltimore Orioles @ Boston Red Sox**  
Fenway Park, Boston, MA  
Sun Sep 02 2007, 2:05 PM EDT  
Att: 36,340 - Sunny - 72 F

AB 32  
R 2  
H 7  
RBI 2  
BB 4  
SO 3  
LOB 17



Batter	1	2	3	4	5	6	7	8	9	AB	R	H	RBI	BB	SO	LOB	BOTTOM				
<b>15 Dustin Pedroia, R</b> (1, 4) OBP: 0.393, SLG: 0.447	2-2 34 BB 25 1B				1-0 13 SH5-3 25 SF7 2B		2-3 K			4	2	2	0	0	2	1					
<b>13 Alex Cora, L</b> (1, 6) OBP: 0.303, SLG: 0.386	1-3 K		2-0 F9		0-0 SH5-3		0-1 G4-3			3	0	0	0	0	1	1					
<b>34 David Ortiz, L</b> (1, 10) OBP: 0.434, SLG: 0.580	4-1 25 1B BB		3-2 F8		4-0 7 S IBB		2-1 F9			2	0	0	0	2	0	0					
<b>25 Mike Lowell, R</b> (1, 5) OBP: 0.382, SLG: 0.510	2-2 1B		4-2 BB		0-0 SF7			2-0 P5		2	0	1	2	1	0	0					
<b>7 J.D. Drew, L</b> (1, 9) OBP: 0.355, SLG: 0.382	1-1 F9		1-1 F7		4-2 BB		3-1 P3			3	0	0	0	1	0	3					
<b>20 Kevin Youkilis, R</b> (1, 3) OBP: 0.391, SLG: 0.458	2-3 K			2-3 K		2-3 K		3-3 K		4	0	0	0	0	4	4					
<b>44 Brandon Moss, L</b> (1, 7) OBP: 0.287, SLG: 0.154		2-3 K		2-2 G4-3		3-1 L3				3	0	0	0	0	1	0					
<b>Coco Crisp, S</b> (9, 8) OBP: 0.331, SLG: 0.378										0	0	0	0	0	0	0					
<b>2 Jacoby Ellsbury, L</b> (1, 8) OBP: 0.462, SLG: 0.609		2-1 36 G3-1 36 S 1B		1-1 HR		1-0 F7				3	1	2	1	0	0	0					
<b>36 Kevin Cash, R</b> (1, 2) OBP: 0.318, SLG: 0.176		2-2 G3-1		3-2 F9		2-3 K				3	0	0	0	0	1	1					
<b>Inning Stats</b>	R: 1 E: 0 K: 2 S: 16	H: 2 LOB: 2 BB: 1 P: 28	R: 0 E: 0 K: 2 S: 11	H: 1 LOB: 1 BB: 0 P: 19	R: 0 E: 0 K: 0 S: 8	H: 0 LOB: 1 BB: 1 P: 18	R: 1 E: 0 K: 1 S: 11	H: 1 LOB: 0 BB: 0 P: 19	R: 1 E: 0 K: 1 S: 10	H: 1 LOB: 2 BB: 2 P: 21	R: 0 E: 0 K: 1 S: 6	H: 0 LOB: 0 BB: 0 P: 12	R: 0 E: 0 K: 1 S: 9	H: 0 LOB: 0 BB: 0 P: 13	R: 0 E: 0 K: 1 S: 11	H: 0 LOB: 0 BB: 0 P: 19	1B: 3 2B: 1 3B: 0 HR: 1	SF: 1 SAC: 1 DP: 0 HBP: 0	WP: 0 PB: 0 CS: 0	PA: 33	
<b>PITCHER</b>	IP	WLS	BF	H	R	ER	SO	BB	IBB	HBP	BLK	WP	HR	S	P	ERA	WHIP				
<b>40 Daniel Cabrera, R</b> (1, 1) ERA: 5.06	6.0	L	27	5	3	3	7	3	1	0	0	0	0	62	117	4.50	1.333				
<b>Jon Lester, R</b> (7, 1) ERA: 15.75	1.1		4	0	0	0	1	0	0	0	0	0	0	10	16	0.00	0.000				
<b>32 Jamie Walker, L</b> (8, 1) ERA: 2.82	0.2		2	0	0	0	1	0	0	0	0	0	0	10	16	0.00	0.000				

**Baltimore Orioles @ Boston Red Sox**  
Fenway Park, Boston, MA  
Sun Sep 02 2007, 2:05 PM EDT  
Att: 36,340 - Sunny - 72 F

AB 27  
R 3  
H 5  
RBI 3  
BB 4  
SO 9  
LOB 10





Batter	1	2	3	4	5	6	7	8	9	AB R H RBI BB SO LOB	TOP									
1 Brian Roberts, S (1,4) OBP: 0.389, SLG: 0.447										5 1 1 0 0 1 2	<b>Baltimore Orioles @ Tampa Bay Devil Rays</b> Tropicana Field, St. Petersburg, FL Mon Sep 03 2007, 7:10 PM EDT Att: 10,350 - Dome - 72 F <a href="http://livebaseballscorecards.com">livebaseballscorecards.com</a>									
Corey Patterson, L (1,8) OBP: 0.304, SLG: 0.381										5 1 1 2 0 2 1										
21 Nick Markakis, L (1,9) OBP: 0.358, SLG: 0.462										3 0 0 0 1 0 0										
Miguel Tejada, R (1,6) OBP: 0.361, SLG: 0.466										3 0 1 1 0 1 0										
Kevin Millar, R (1,3) OBP: 0.375, SLG: 0.430										4 0 2 0 0 1 0										
17 Aubrey Huff, L (1,10) OBP: 0.321, SLG: 0.431										3 1 0 0 1 0 4										
6 Melvin Mora, R (1,5) OBP: 0.333, SLG: 0.422										4 2 2 0 0 2 2										
Ramon Hernandez, R (1,2) OBP: 0.324, SLG: 0.366										4 1 1 3 0 1 3										
Tike Redman, L (1,7) OBP: 0.351, SLG: 0.400										4 1 1 0 0 0 0										
<b>Inning Stats</b>	R: 0 E: 0 K: 1 S: 8	H: 0 LOB: 0 BB: 0 P: 11	R: 0 E: 0 K: 1 S: 7	H: 0 LOB: 0 BB: 0 P: 12	R: 4 E: 1 K: 1 S: 22	H: 4 LOB: 2 BB: 1 P: 34	R: 0 E: 0 K: 1 S: 7	H: 0 LOB: 0 BB: 0 P: 10	R: 0 E: 0 K: 1 S: 6	H: 2 LOB: 2 BB: 0 P: 16		R: 0 E: 0 K: 0 S: 5	H: 1 LOB: 0 BB: 0 P: 7	R: 0 E: 0 K: 1 S: 10	H: 0 LOB: 0 BB: 0 P: 12	R: 3 E: 0 K: 1 S: 17	H: 2 LOB: 0 BB: 1 P: 24	1B: 7 2B: 1 3B: 0 HR: 1	SF: 1 SAC: 0 DP: 1 HBP: 0	WP: 1 PB: 1 SB: 0 CS: 3
<b>PITCHER</b>	IP WLS BF H R ER SO BB IBB HBP BLK WP HR S P ERA WHIP	7.0 W 29 7 4 1 6 1 0 0 0 0 0 66 97 1.29 1.143	1.0 H 3 0 0 0 1 0 0 0 0 0 0 10 12 0.00 0.000	1.0 6 2 3 3 1 1 0 0 0 0 1 17 24 27.00 3.000	<b>PITCHER</b>										IP WLS BF H R ER SO BB IBB HBP BLK WP HR S P ERA WHIP					
33 James Shields, R (1,1) ERA: 4.01											7.0 W 29 7 4 1 6 1 0 0 0 0 0 66 97 1.29 1.143									
35 Dan Wheeler, R (8,1) ERA: 4.9											1.0 H 3 0 0 0 1 0 0 0 0 0 0 10 12 0.00 0.000									
28 AJ Reyes, R (9,1) ERA: 4.88											1.0 6 2 3 3 1 1 0 0 0 0 0 1 17 24 27.00 3.000									

Batter	1	2	3	4	5	6	7	8	9	AB R H RBI BB SO LOB	BOTTOM									
1 Akinori Iwamura, L (1,5) OBP: 0.362, SLG: 0.420										5 2 3 2 0 0 0	<b>Baltimore Orioles @ Tampa Bay Devil Rays</b> Tropicana Field, St. Petersburg, FL Mon Sep 03 2007, 7:10 PM EDT Att: 10,350 - Dome - 72 F <a href="http://livebaseballscorecards.com">livebaseballscorecards.com</a>									
13 Carl Crawford, L (1,7) OBP: 0.355, SLG: 0.466										2 0 0 1 0 1 3 2 1 0 0 1 2 0										
31 Jonny Gomes, R (4,7) OBP: 0.319, SLG: 0.464										4 1 2 2 0 1 3										
23 Carlos Pena, L (1,3) OBP: 0.394, SLG: 0.603										2 1 0 0 3 1 2										
2 B.J. Upton, R (1,8) OBP: 0.397, SLG: 0.541										2 1 0 0 3 1 2										
Delmon Young, R (1,9) OBP: 0.327, SLG: 0.414										5 0 2 3 0 1 3										
Brendan Harris, R (1,4) OBP: 0.343, SLG: 0.409										4 0 0 0 0 1 5										
Greg Norton, S (1,10) OBP: 0.346, SLG: 0.311										2 1 0 0 2 2 0										
Josh Wilson, R (1,6) OBP: 0.305, SLG: 0.362										4 1 1 0 0 2 3										
30 Dioner Navarro, S (1,2) OBP: 0.276, SLG: 0.343										3 2 2 1 1 0 0										
<b>Inning Stats</b>	R: 0 E: 0 K: 1 S: 11	H: 1 LOB: 1 BB: 0 P: 16	R: 0 E: 0 K: 1 S: 7	H: 0 LOB: 0 BB: 0 P: 11	R: 3 E: 0 K: 1 S: 16	H: 4 LOB: 2 BB: 1 P: 30	R: 1 E: 0 K: 0 S: 7	H: 1 LOB: 0 BB: 1 P: 15	R: 0 E: 0 K: 2 S: 12	H: 0 LOB: 2 BB: 1 P: 19	R: 0 E: 0 K: 2 S: 8	H: 0 LOB: 0 BB: 0 P: 15	R: 3 E: 0 K: 2 S: 22	H: 2 LOB: 2 BB: 3 P: 40	R: 2 E: 0 K: 2 S: 13	H: 2 LOB: 1 BB: 1 P: 20	1B: 6 2B: 2 3B: 0 HR: 2	SF: 0 SAC: 0 DP: 0 HBP: 1	WP: 0 PB: 0 SB: 2 CS: 0	PA: 41
<b>PITCHER</b>	IP WLS BF H R ER SO BB IBB HBP BLK WP HR S P ERA WHIP	4.0 8 0 0 0 4 1 0 1 0 0 0 20 34 0.00 0.500	1.0 L 8 2 3 3 2 2 1 0 0 0 0 1 22 40 27.00 4.000	1.0 6 2 2 2 2 1 0 0 0 0 1 13 20 18.00 3.000	<b>PITCHER</b>										IP WLS BF H R ER SO BB IBB HBP BLK WP HR S P ERA WHIP					
Kurt Birkins, L (1,1) ERA: 8.18											4.0 8 0 0 0 4 1 0 1 0 0 0 20 34 0.00 0.500									
23 Rocky Cherry, R (5,1) ERA: 4.97											1.0 L 8 2 3 3 2 2 1 0 0 0 0 1 22 40 27.00 4.000									
27 Jim Hoey, R (7,1) ERA: 12.41											1.0 6 2 2 2 2 1 0 0 0 0 1 13 20 18.00 3.000									
56 Brian Bures, L (8,1) ERA: 5.72											1.0 6 2 2 2 2 1 0 0 0 0 1 13 20 18.00 3.000									




Batter	1	2	3	4	5	6	7	8	9	AB	R	H	RBI	BB	SO	LOB	TOP					
1 Brian Roberts, S (1,4) OBP: 0.386, SLG: 0.443 12 Brandon Fahey, L (9,4) OBP: 0.268, SLG: 0.308	1-2 F8	0-3 K			0-0 F8		1-3 K	0-0 F7		5	0	0	0	0	2	5						
Corey Patterson, L (1,8) OBP: 0.303, SLG: 0.386	0-2 HR		1-0 P5			1-0 F9	3-2 G3		2-2 G4-3	5	1	1	1	0	0	2						
Miguel Tejada, R (1,6) OBP: 0.362, SLG: 0.468 3 Freddie Bynum, L (6, PR) OBP: 0.297, SLG: 0.475 2 Luis Hernandez, S (8,6) OBP: 0.342, SLG: 0.378	0-2 2B		0-1 G6-3			0-0 F8		1-1 2B	3-1 G4-3	4	1	2	0	0	0	0						
Kevin Millar, R (1,3) OBP: 0.373, SLG: 0.430	1-3 K		0-1 G6-3			3-2 P3		0-0 F8	1-1 2B	5	0	1	0	0	1	2						
21 Nick Markakis, L (1,9) OBP: 0.362, SLG: 0.465	0-0 1B			0-2 6 CS			1-0 6 CS	0-0 17 1B	0-0 G4-3	5	1	4	1	0	0	1						
6 Melvin Mora, R (1,5) OBP: 0.335, SLG: 0.421	1 SAFE F8			1 SAFE G3-6-3			4-2 B 17 HR	0-1 17 1B		3	2	1	1	1	0	2						
17 Aubrey Huff, L (1,10) OBP: 0.324, SLG: 0.440		1-2 WP		0-2 G4-3			0-0 HR	2-2 2B		4	2	3	2	0	0	0						
Ramon Hernandez, R (1,2) OBP: 0.327, SLG: 0.374		2-3 K			2-2 F7		0-1 1B	0-1 G6-3		4	0	2	3	0	1	1						
Jay Payton, R (1,7) OBP: 0.295, SLG: 0.360		3-2 P2			0-3 K		0-0 2B	1-2 G6-3		4	0	1	0	0	1	3						
<b>Inning Stats</b>	R: 2 E: 0 K: 1 S: 18	H: 3 LOB: 1 BB: 0 P: 22	R: 0 E: 0 K: 2 S: 14	H: 1 LOB: 1 BB: 0 P: 20	R: 0 E: 0 K: 0 S: 5	H: 0 LOB: 0 BB: 0 P: 6	R: 0 E: 0 K: 0 S: 9	H: 1 LOB: 0 BB: 0 P: 11	R: 0 E: 0 K: 1 S: 7	H: 0 LOB: 0 BB: 0 P: 9	R: 0 E: 0 K: 0 S: 8	H: 0 LOB: 0 BB: 0 P: 12	R: 2 E: 0 K: 1 S: 14	H: 4 LOB: 2 BB: 1 P: 23	R: 4 E: 0 K: 0 S: 16	H: 5 LOB: 2 BB: 0 P: 20	R: 0 E: 0 K: 0 S: 9	H: 1 LOB: 1 BB: 0 P: 15	1B: 9 2B: 4 3B: 0 HR: 2	SF: 0 SAC: 0 DP: 1 HBP: 0	WP: 1 PB: 0 SB: 0 CS: 1	PA: 41
<b>PITCHER</b>	IP WLS BF H R ER SO BB IBB HBP BLK WP HR S P ERA WHIP																					
19 Scott Kazmir, L (1,1) ERA: 3.79	7.0		29	9	4	4	5	1	0	0	0	0	1	2	75	103	5.14	1.429				
35 Dan Wheeler, R (8,1) ERA: 5.43	0.1	L	5	4	4	4	0	0	0	0	0	0	0	0	10	13	108.00	12.000				
Scott Dohmann, R (8,1) ERA: 2.28	0.2		3	1	0	0	0	0	0	0	0	0	0	6	7	0.00	1.500					
Jay Witasick, R (9,1) ERA: 5.93	1.0		4	1	0	0	0	0	0	0	0	0	0	9	15	0.00	1.000					

Baltimore Orioles @ Tampa Bay Devil Rays  
Tropicana Field, St. Petersburg, FL  
Tue Sep 04 2007, 7:10 PM EDT  
Att. 9,112 - Dome - 72 F

livebaseballscorecards.com

AB 40  
R 8  
H 15  
RBI 8  
BB 1  
SO 5  
LOB 16




Batter	1	2	3	4	5	6	7	8	9	AB	R	H	RBI	BB	SO	LOB	BOTTOM					
1 Akinori Iwamura, L (1,5) OBP: 0.362, SLG: 0.418	3-2 23 CS		0-0 L6		4-1 13 2B	1-3 K		3-2 G4-3		4	1	1	0	1	1	3						
13 Carl Crawford, L (1,7) OBP: 0.355, SLG: 0.466	1-0 L9		1-2 L3		0-0 2 1B		3-2 2 1B		1-3 K	4	2	1	0	0	1	1						
23 Carlos Pena, L (1,3) OBP: 0.396, SLG: 0.600	4-2 BB		3-3 K		4-0 2 1B		2-0 2 FC5-4		1-3 K	2	0	0	0	2	2	0						
2 B.J. Upton, R (1,8) OBP: 0.397, SLG: 0.539	0-3 K			1-0 G4-3	3-2 1B		0-2 FC5-4		2-1 G3	5	0	2	2	0	1	3						
Delmon Young, R (1,9) OBP: 0.325, SLG: 0.411		0-1 G6-3		1-2 G4-3	1-0 G4-3		1-2 G6-3			4	0	0	1	0	0	4						
Brendan Harris, R (1,4) OBP: 0.344, SLG: 0.411		2-1 1B		4-2 BB		0-1 L5	1-2 P3			3	1	1	0	1	0	1						
Greg Norton, S (1,10) OBP: 0.350, SLG: 0.311		1-3 K		0-2 F8		0-2 2B		4-1 BB		3	0	1	0	1	1	2						
Josh Wilson, R (1,6) OBP: 0.304, SLG: 0.359		0-0 2H			1-2 G5-3	0-2 F7		1-2 F8		4	0	1	1	0	0	2						
Josh Paul, R (1,2) OBP: 0.243, SLG: 0.257 30 Dioner Navaro, S (8, PH) OBP: 0.275, SLG: 0.342		0-0 F9			1-3 K	1-3 2B		2-3 K		3	0	1	0	0	1	1						
<b>Inning Stats</b>	R: 0 E: 0 K: 1 S: 11	H: 1 LOB: 1 BB: 1 P: 19	R: 1 E: 0 K: 1 S: 9	H: 2 LOB: 0 BB: 0 P: 12	R: 0 E: 0 K: 1 S: 8	H: 0 LOB: 0 BB: 0 P: 12	R: 0 E: 0 K: 0 S: 9	H: 1 LOB: 1 BB: 1 P: 15	R: 2 E: 0 K: 1 S: 14	H: 2 LOB: 2 BB: 2 P: 27	R: 0 E: 0 K: 1 S: 14	H: 2 LOB: 0 BB: 0 P: 15	R: 1 E: 0 K: 0 S: 16	H: 0 LOB: 1 BB: 0 P: 23	R: 0 E: 0 K: 1 S: 11	H: 0 LOB: 1 BB: 1 P: 21	R: 0 E: 0 K: 2 S: 8	H: 0 LOB: 0 BB: 0 P: 12	1B: 5 2B: 3 3B: 0 HR: 0	SF: 0 SAC: 0 DP: 0 HBP: 2	WP: 1 PB: 0 SB: 1 CS: 1	PA: 40
<b>PITCHER</b>	IP WLS BF H R ER SO BB IBB HBP BLK WP HR S P ERA WHIP																					
46 Jeremy Guthrie, R (1,1) ERA: 3.65	6.0		28	8	3	3	5	3	1	0	0	0	0	65	100	4.50	1.833					
32 Jamie Walker, L (7,1) ERA: 3.0	0.0		2	0	1	1	0	0	0	2	0	0	0	3	8							
Chad Bradford, R (7,1) ERA: 3.6	1.0	W	3	0	0	0	0	0	0	0	0	0	0	13	15	0.00	0.000					
Jon Leicester, R (8,1) ERA: 12.8	1.0		4	0	0	0	1	1	0	0	0	0	0	11	21	0.00	1.000					
28 Danny Baez, R (9,1) ERA: 6.32	1.0		3	0	0	0	2	0	0	0	0	0	0	8	12	0.00	0.000					

Baltimore Orioles @ Tampa Bay Devil Rays  
Tropicana Field, St. Petersburg, FL  
Tue Sep 04 2007, 7:10 PM EDT  
Att. 9,112 - Dome - 72 F

livebaseballscorecards.com

AB 33  
R 4  
H 8  
RBI 4  
BB 5  
SO 8  
LOB 18





Batter	1	2	3	4	5	6	7	8	9	AB	R	H	RBI	BB	SO	LOB	TOP										
3 Freddie Bynum, L OBP: 0.308, SLG: 0.492			G6-3				K			4	1	2	0	0	1	1	<b>Baltimore Orioles @ Tampa Bay Devil Rays</b> Tropicana Field, St. Petersburg, FL Wed Sep 05 2007, 7:10 PM EDT Att. 9,856 - Dome - 72 F										
Corey Patterson, L OBP: 0.304, SLG: 0.386			G6-3					F7	2	0	1	0	0	0	1												
Tike Redman, L OBP: 0.359, SLG: 0.432			G6-3					F7	2	0	1	2	0	0	0												
21 Nick Markakis, L OBP: 0.360, SLG: 0.463				L4			K		2	0	0	0	0	1	2												
12 Brandon Fahey, L OBP: 0.256, SLG: 0.293					K			F7	2	0	0	0	0	1	1												
Miguel Tejada, R OBP: 0.362, SLG: 0.468								L9	2	0	1	0	0	0	2												
2 Luis Hernandez, S OBP: 0.325, SLG: 0.359								L9	2	0	0	0	0	0	1												
17 Aubrey Huff, L OBP: 0.324, SLG: 0.438									1	4	0	1	0	0	0												
6 Melvin Mora, R OBP: 0.335, SLG: 0.420									2	3	0	1	0	0	2												
J.R. House, R OBP: 0.200, SLG: 0.316									2	1	0	0	0	0	0												
9 Scott Moore, L									3	4	0	0	0	0	1	3	AB 34 R 2 H 9 RBI 2 BB 0 SO 8 LOB 12										
Jay Payton, R OBP: 0.295, SLG: 0.360									1	3	1	1	0	0	0												
Paul Bako, L OBP: 0.285, SLG: 0.264									2	0	1	0	0	1	1												
Gustavo Molina, R OBP: 0.095, SLG: 0.053									1	0	0	0	0	1	0												
<b>Inning Stats</b>	R: 0 E: 0 K: 1 S: 7	H: 2 LOB: 1 BB: 0 P: 9	R: 0 E: 0 K: 2 S: 9	H: 0 LOB: 0 BB: 0 P: 13	R: 0 E: 0 K: 0 S: 10	H: 1 LOB: 0 BB: 0 P: 15	R: 0 E: 0 K: 0 S: 10	H: 3 LOB: 2 BB: 0 P: 15	R: 2 E: 0 K: 2 S: 12	H: 3 LOB: 1 BB: 0 P: 18	R: 0 E: 0 K: 1 S: 10	H: 0 LOB: 0 BB: 0 P: 13	R: 0 E: 0 K: 2 S: 10	H: 0 LOB: 0 BB: 0 P: 14	R: 0 E: 0 K: 0 S: 5	H: 0 LOB: 0 BB: 0 P: 5		R: 0 E: 0 K: 0 S: 7	H: 0 LOB: 0 BB: 0 P: 13	1B: 7 2B: 2 3B: 0 HR: 0	SF: 0 SAC: 0 DP: 2 HBP: 0	WP: 0 PB: 0 SB: 0 CS: 0	PA: 34				
<b>PITCHER</b>	IP	WLS	BF	H	R	ER	SO	BB	IBB	HBP	BLK	WP	HR	S	P	ERA	WHIP										
21 Andy Sonnanstine, R ERA: 5.73	(1, 1)	6.0	W	25	9	2	2	6	0	0	0	0	0	58	83	3.00	1.500										
Grant Balfour, R ERA: 4.58	(7, 1)	1.0		3	0	0	0	2	0	0	0	0	0	10	14	0.00	0.000										
Jon Switzer, L ERA: 9.0	(8, 1)	1.0		3	0	0	0	0	0	0	0	0	0	5	5	0.00	0.000										
53 Juan Salas, R ERA: 3.45	(9, 1)	1.0		3	0	0	0	0	0	0	0	0	0	7	13	0.00	0.000										

Batter	1	2	3	4	5	6	7	8	9	AB	R	H	RBI	BB	SO	LOB	BOTTOM											
1 Akinori Iwamura, L OBP: 0.364, SLG: 0.419			G1-3				E6			4	1	2	1	0	0	4	<b>Baltimore Orioles @ Tampa Bay Devil Rays</b> Tropicana Field, St. Petersburg, FL Wed Sep 05 2007, 7:10 PM EDT Att. 9,856 - Dome - 72 F											
29 Joel Guzman, R OBP: 0.357, SLG: 0.417			G1-3						2	0	0	0	0	1	2													
13 Carl Crawford, L OBP: 0.357, SLG: 0.468			G4-3						5	6	2	3	1	0	0	5												
23 Carlos Pena, L OBP: 0.399, SLG: 0.615									2	3	4	2	7	2	0	0												
2 B.J. Upton, R OBP: 0.401, SLG: 0.541									2	4	1	2	1	2	2	0												
Delmon Young, R OBP: 0.323, SLG: 0.414									5	6	1	1	4	0	0	5												
Brendan Harris, R OBP: 0.346, SLG: 0.420									1	6	2	3	1	0	2	1												
31 Jonny Gomes, R OBP: 0.323, SLG: 0.475									3	6	2	3	1	0	0	3												
30 Dioner Navarro, S OBP: 0.280, SLG: 0.343									1	4	2	2	1	1	1	1												
Josh Wilson, R OBP: 0.314, SLG: 0.374									2	5	2	4	0	0	1	2												
<b>Inning Stats</b>	R: 2 E: 0 K: 1 S: 19	H: 2 LOB: 1 BB: 1 P: 31	R: 2 E: 0 K: 0 S: 18	H: 4 LOB: 3 BB: 1 P: 30	R: 1 E: 0 K: 0 S: 11	H: 3 LOB: 2 BB: 0 P: 16	R: 8 E: 0 K: 2 S: 21	H: 6 LOB: 0 BB: 2 P: 37	R: 0 E: 0 K: 1 S: 9	H: 1 LOB: 1 BB: 0 P: 13	R: 3 E: 0 K: 2 S: 13	H: 3 LOB: 2 BB: 0 P: 22	R: 1 E: 1 K: 1 S: 12	H: 2 LOB: 2 BB: 0 P: 17	R: 0 E: 0 K: 0 S: 12	H: 1 LOB: 2 BB: 1 P: 19	1B: 13 2B: 4 3B: 0 HR: 5	SF: 1 SAC: 0 DP: 0 HBP: 0	WP: 2 PB: 1 SB: 1 CS: 0	PA: 52								
<b>PITCHER</b>	IP	WLS	BF	H	R	ER	SO	BB	IBB	HBP	BLK	WP	HR	S	P	ERA	WHIP											
62 Radhames Liz, R ERA: 9.28	(1, 1)	1.2	L	13	6	4	4	1	2	0	0	0	1	2	35	21.60	4.800											
Rob Bell, R ERA: 7.75	(2, 1)	1.1		12	7	6	6	0	1	0	0	0	1	2	22	40.50	6.000											
34 Fernando Cabrera, R ERA: 9.06	(4, 1)	2.0		10	3	3	3	3	1	0	0	0	1	1	21	34	13.50	2.000										
56 Brian Burres, L ERA: 5.92	(6, 1)	3.0		17	6	4	4	3	1	0	0	0	0	2	37	58	12.00	2.333										



Batter	1	2	3	4	5	6	7	8	9	AB	R	H	RBI	BB	SO	LOB	TOP		
23 Julio Lugo, R OBP: 0.296, SLG: 0.347	1-1 G5-3		0-2 G1-3 1B	0-2 P6			0-1 F9		0-0 B2	5	0	1	1	0	0	1			
15 Dustin Pedroia, R OBP: 0.392, SLG: 0.446	0-1 F8		1-0 L1-3		0-0 L7		2-1 P5		2-2 G6-3	5	0	0	0	0	0	3			
34 David Ortiz, L OBP: 0.432, SLG: 0.577	0-0 F7		2-2 G1-3		3-2 HR			0-1 F9	4-0 IBB	4	1	1	2	1	0	1			
25 Mike Lowell, R OBP: 0.382, SLG: 0.508		0-1 F9	2-1 F7		3-2 G6-3			4-2 2 1B 20 1B	1-1 F8	4	0	0	0	1	0	4			
20 Kevin Youkilis, R OBP: 0.393, SLG: 0.462		0-2 1B		4-1 WP 7 BB HR	0-0 F9			1-0 2 1B		3	1	2	0	1	0	0			
Bobby Kielty, S OBP: 0.299, SLG: 0.324	1-3 K			1-3 K		2-0 G3		1-2 7 G6-4-3		3	0	0	0	0	2	2			
2 Jacoby Ellsbury, L OBP: 0.488, SLG: 0.750								1-2 2-3 1B		1	0	1	0	0	0	0			
7 J.D. Drew, L OBP: 0.353, SLG: 0.378	2-1 G3			4-1 WP HR BB		2-3 K		0-0 G6-4-3		3	1	0	0	1	1	4			
Coco Crisp, S OBP: 0.333, SLG: 0.389			1-2 1B 23 1B	2-1 HR		2-2 G4-3			1-0 S 1B	4	3	3	3	0	0	0			
Doug Mirabeli, R OBP: 0.299, SLG: 0.390			0-0 1B	2-3 K			0-2 G6-3		2-1 15 G6-3	1	0	1	0	0	0	0			
11 Royce Clayton, R OBP: 0.304, SLG: 0.344			1-3 15 L1-3 34 G1-3							0	1	0	0	0	0	0			
36 Kevin Cash, R OBP: 0.292, SLG: 0.158										2	0	0	0	0	1	0			
Jason Varitek, S OBP: 0.365, SLG: 0.417										1	0	1	1	0	0	0			
<b>Inning Stats</b>	R: 0 E: 0 K: 0 S: 5	H: 0 LOB: 0 BB: 0 P: 6	R: 0 E: 0 K: 1 S: 11	H: 1 LOB: 1 BB: 0 P: 14	R: 2 E: 0 K: 0 S: 15	H: 3 LOB: 2 BB: 0 P: 21	R: 3 E: 0 K: 2 S: 13	H: 1 LOB: 0 BB: 2 P: 26	R: 1 E: 0 K: 1 S: 7	H: 1 LOB: 0 BB: 0 P: 13	R: 0 E: 0 K: 0 S: 7	H: 0 LOB: 0 BB: 0 P: 9	R: 0 E: 0 K: 0 S: 12	H: 2 LOB: 2 BB: 1 P: 18	R: 1 E: 0 K: 0 S: 11	H: 2 LOB: 2 BB: 1 P: 21	1B: 8 2B: 0 3B: 0 HR: 2	SF: 0 SAC: 0 DP: 1 HBP: 0	WP: 1 PA: 40 PB: 0 SB: 1 CS: 0
<b>PITCHER</b>	IP WLS BF H R ER SO BB IBB HBP BLK WP HR S P ERA WHIP	3.2 18 5 5 5 3 2 0 0 0 0 1 1 41 64 12.27 1.909	4.1 8 1 1 1 1 0 0 0 0 0 0 1 21 33 3.86 0.429	7.1 1.0 3 0 0 0 0 0 0 0 0 0 2 7 9 0.00 0.000	8.1 0.1 1 0 0 0 0 0 0 0 0 0 2 2 0.00 0.000	8.1 0.2 4 2 0 0 0 1 0 0 0 0 0 10 16 0.00 4.500	9.1 1.0 L 6 2 1 1 0 0 1 0 0 0 11 21 9.00 2.000												

Boston Red Sox @ Baltimore Orioles  
Oriole Park at Camden Yards, Baltimore, MD

Thu Sep 06 2007, 7:05 PM EDT  
Att: 27,472 - Clear - 89 F

AB	36
R	7
H	10
RBI	7
BB	4
SO	4
LOB	15



Batter	1	2	3	4	5	6	7	8	9	AB	R	H	RBI	BB	SO	LOB	BOTTOM				
1 Brian Roberts, S OBP: 0.394, SLG: 0.440	1-1 F7	3-2 L8		1-2 F9		4-1 21 BB 1B G5-2-3		1-0 F7		4	0	0	0	1	0	0					
Tike Redman, L OBP: 0.386, SLG: 0.452	1-0 21 S 1B		1-0 G3	2-1 21 BB 1B		2-2 G5-2-3 21 BB 1B		3-3 K		5	2	3	0	0	1	0					
21 Nick Markakis, L OBP: 0.364, SLG: 0.468	4-1 17 BB 1B		1-1 HR	0-2 1H 1B 2B		4-1 G5-2-3 BB		1-3 K		3	2	2	1	2	1	0					
Miguel Tejada, R OBP: 0.363, SLG: 0.468	0-1 17 BB 1B		2-1 F8	0-1 2H 1B		0-2 G5-2-3		1-2 P4		5	0	2	2	0	0	4					
Kevin Millar, R OBP: 0.372, SLG: 0.435	2-2 F8		0-2 HR	1-3 K		3-3 K		0-3 K		5	1	1	2	0	3	5					
17 Aubrey Huff, L OBP: 0.325, SLG: 0.440	4-0 1-2 2-3 BB		0-1 6 1B 2B		2-2 F9		2-2 G2-3			3	1	1	0	1	0	0					
6 Melvin Mora, R OBP: 0.334, SLG: 0.419	1-1 G4-3		0-0 2H 1B		0-0 B2		3-2 F7			4	0	1	1	0	0	3					
Ramon Hernandez, R OBP: 0.326, SLG: 0.370		3-1 P3	1-1 G6-3		4-0 FC5-4 BB		1-3 K			3	0	0	0	1	1	1					
Jay Payton, R OBP: 0.292, SLG: 0.356	0-0 G5-3			1-2 F9	1-1 FC5-4			0-0 L8		4	0	0	0	0	0	1					
<b>Inning Stats</b>	R: 1 E: 0 K: 0 S: 11	H: 2 LOB: 3 BB: 2 P: 24	R: 0 E: 0 K: 0 S: 9	H: 0 LOB: 0 BB: 0 P: 15	R: 3 E: 0 K: 0 S: 13	H: 4 LOB: 1 BB: 0 P: 18	R: 2 E: 0 K: 1 S: 16	H: 3 LOB: 1 BB: 0 P: 21	R: 0 E: 0 K: 0 S: 7	H: 0 LOB: 1 BB: 1 P: 14	R: 0 E: 0 K: 1 S: 12	H: 1 LOB: 2 BB: 2 P: 25	R: 0 E: 0 K: 1 S: 10	H: 0 LOB: 0 BB: 0 P: 16	R: 0 E: 0 K: 1 S: 7	H: 0 LOB: 0 BB: 0 P: 11	R: 0 E: 0 K: 2 S: 9	H: 0 LOB: 0 BB: 0 P: 11	1B: 6 2B: 3 3B: 0 HR: 1	SF: 0 SAC: 0 DP: 1 HBP: 0	WP: 0 PA: 41 PB: 0 SB: 2 CS: 0
<b>PITCHER</b>	IP WLS BF H R ER SO BB IBB HBP BLK WP HR S P ERA WHIP	3.2 22 5 0 0 0 1 1 0 0 0 0 0 10 18 0.00 0.750	1.1 5 0 0 0 0 1 1 0 0 0 0 0 10 18 0.00 1.000	3.0 W 11 1 0 0 3 2 0 0 0 0 0 9 11 0.00 0.000	1.0 S 3 0 0 0 2 0 0 0 0 0 0 9 11 0.00 0.000																

Boston Red Sox @ Baltimore Orioles  
Oriole Park at Camden Yards, Baltimore, MD

Thu Sep 06 2007, 7:05 PM EDT  
Att: 27,472 - Clear - 89 F

AB	36
R	6
H	10
RBI	6
BB	5
SO	6
LOB	14









Batter	1	2	3	4	5	6	7	8	9	AB	R	H	RBI	BB	SO	LOB	TOP				
2 Jacoby Ellsbury, L OBP: 0.431, SLG: 0.652	3-1 F8	0-0 2B		3-2 F7			0-1 F9		1-1 G3-1	5	0	1	1	0	0	1					
15 Dustin Pedroia, R OBP: 0.388, SLG: 0.443	0-0 34 HR	1-0 F9			1-0 F7		2-2 G6-3		1-2 G6-3	5	1	1	0	0	0	2					
34 David Ortiz, L OBP: 0.362, SLG: 0.587	1-0 HR			0-0 F9		2-2 2B		4-2 11 G4-6-3 BB		3	1	3	2	1	0	0					
13 Alex Cora, L OBP: 0.298, SLG: 0.376										0	0	0	0	0	0	0					
25 Mike Lowell, R OBP: 0.380, SLG: 0.503	2-0 G5-3			4-1 BB		2-1 F7		1-1 G4-6-3		2	0	0	0	1	0	1					
11 Royce Clayton, R OBP: 0.303, SLG: 0.342								1-2 G4-6-3		1	0	0	0	0	0	1					
20 Kevin Youkilis, R OBP: 0.392, SLG: 0.458	1-2 G1-3			1-2 L8		0-1 G6-3		1-2 1B		3	0	0	0	0	0	3					
Eric Hinske, L OBP: 0.347, SLG: 0.431										1	0	1	0	0	0	0					
7 J.D. Drew, L OBP: 0.356, SLG: 0.383		2-2 G4-3		0-0 F8			3-2 G4-3		2-2 G4-3	3	1	1	0	0	0	2					
Bobby Kielty, S OBP: 0.295, SLG: 0.319										1	0	0	0	0	0	1					
Jason Varitek, S OBP: 0.362, SLG: 0.412		2-3 K		3-3 K			2-3 K2-3		0-2 E1	3	0	0	0	0	3	3					
44 Brandon Moss, L OBP: 0.313, SLG: 0.214										1	1	1	0	0	0	0					
Coco Crisp, S OBP: 0.333, SLG: 0.387		0-0 G4-3			3-2 G3		2-0 F7		2-3 K	3	0	0	0	0	0	1					
36 Kevin Cash, R OBP: 0.280, SLG: 0.150										1	0	0	0	0	1	1					
23 Julio Lugo, R OBP: 0.295, SLG: 0.349		3-2 2B		0-0 F8			1-0 F7		2-2 G3-1	4	1	2	2	0	0	0					
<b>Inning Stats</b>	R: 2 E: 0 K: 0 S: 8	H: 2 LOB: 0 BB: 0 P: 15	R: 2 E: 0 K: 1 S: 13	H: 3 LOB: 1 BB: 0 P: 21	R: 0 E: 0 K: 1 S: 10	H: 1 LOB: 2 BB: 1 P: 18	R: 0 E: 0 K: 0 S: 8	H: 0 LOB: 0 BB: 0 P: 14	R: 0 E: 0 K: 0 S: 8	H: 1 LOB: 1 BB: 0 P: 13	R: 0 E: 0 K: 1 S: 8	H: 0 LOB: 0 BB: 0 P: 15	R: 0 E: 0 K: 0 S: 7	H: 0 LOB: 0 BB: 0 P: 10	R: 0 E: 0 K: 0 S: 12	H: 1 LOB: 1 BB: 0 P: 20	R: 1 E: 1 K: 1 S: 15	H: 2 LOB: 1 BB: 0 P: 21	1B: 3 2B: 6 3B: 0 HR: 1	SF: 0 SAC: 0 DP: 1 HBP: 0	WP: 0 PA: 38 PB: 0 SB: 0 CS: 0
<b>PITCHER</b>	IP	WLS	BF	H	R	ER	SO	BB	IBB	HBP	BLK	WP	HR	S	P	ERA	WHIP				
Jon Lester, R ERA: 9.9	5.0	W	23	7	4	4	2	1	0	0	0	0	1	47	81	7.20	1.600				
23 Rocky Cherry, R ERA: 4.15	2.0		6	0	0	1	0	0	0	0	0	0	0	15	25	0.00	0.000				
27 Jim Hoey, R ERA: 11.05	1.1		3	1	1	1	1	0	0	0	0	0	0	22	34	6.75	3.000				
28 Danys Baez, R ERA: 6.29	0.2		2	0	0	0	0	0	0	0	0	0	0	5	7	0.00	0.000				

Boston Red Sox @ Baltimore Orioles  
Oriole Park at Camden Yards, Baltimore, MD  
Sat Sep 08 2007, 7:05 PM EDT  
Att: 48,043 - Clear - 90 F

AB 36  
R 5  
H 10  
RBI 5  
BB 2  
SO 4  
LOB 16



Batter	1	2	3	4	5	6	7	8	9	AB	R	H	RBI	BB	SO	LOB	BOTTOM				
1 Brian Roberts, S OBP: 0.385, SLG: 0.442	0-2 F7		3-2 21 BB	3-2 PB	2-1		2-0 F8			5	2	3	0	0	0	1					
12 Brandon Fahey, L OBP: 0.256, SLG: 0.293			1-3 1B							0	0	0	0	0	0	0					
Tke Redman, L OBP: 0.365, SLG: 0.469	0-0 HR		4-2 1B	1-1 E6	1-2 G5-3			2-2 F8		4	3	1	1	1	0	1					
21 Nick Markakis, L OBP: 0.362, SLG: 0.469			1B	21 BB																	
3 Freddie Bynum, L OBP: 0.304, SLG: 0.485	2-2 G5-3		4-2 9 HR	0-1 HR		2-0 G1-3		1-1 G4-3		3	2	1	3	1	0	0					
Miguel Tejada, R OBP: 0.365, SLG: 0.467			1-2 2-3 3-H		1-2 HR					1	0	0	0	0	0	0					
2 Luis Hernandez, S OBP: 0.317, SLG: 0.350	2-0 1B		0-0 9 BB	1-0 G4-3		2-2 G6-3		0-0 G5-3		4	1	2	1	0	0	0					
Kevin Millar, R OBP: 0.372, SLG: 0.429	0-1 L9		4-2 9 HR	0-0 G6-3		4-2 BB				2	1	0	1	2	0	1					
17 Aubrey Huff, L OBP: 0.324, SLG: 0.438		1-3 K	1-3 K	1-1 2B		1-3 K				4	0	1	0	0	3	4					
Jay Payton, R OBP: 0.292, SLG: 0.355		3-1 G3	0-1 F4	1-1 G4-3			0-1 F9			4	0	0	0	0	0	4					
9 Scott Moore, L OBP: 0.125, SLG: 0.313		1-2 F7	2-2 HR		0-0 F9		1-0 1B			4	1	2	4	0	0	0					
Gustavo Molina, R OBP: 0.120, SLG: 0.087			1-2 21 BB		2-1 F7		2-3 K			4	1	1	0	0	2	1					
<b>Inning Stats</b>	R: 1 E: 0 K: 0 S: 11	H: 2 LOB: 1 BB: 0 P: 15	R: 0 E: 0 K: 1 S: 10	H: 0 LOB: 0 BB: 0 P: 15	R: 7 E: 0 K: 2 S: 26	H: 4 LOB: 3 BB: 3 P: 47	R: 3 E: 1 K: 0 S: 13	H: 3 LOB: 1 BB: 0 P: 20	R: 0 E: 0 K: 1 S: 8	H: 0 LOB: 1 BB: 1 P: 20	R: 0 E: 0 K: 1 S: 11	H: 1 LOB: 1 BB: 0 P: 16	R: 0 E: 0 K: 0 S: 6	H: 0 LOB: 0 BB: 0 P: 9	1B: 6 2B: 2 3B: 0 HR: 3	SF: 0 SAC: 0 DP: 0 HBP: 0	WP: 0 PA: 40 PB: 1 SB: 0 CS: 0				
<b>PITCHER</b>	IP	WLS	BF	H	R	ER	SO	BB	IBB	HBP	BLK	WP	HR	S	P	ERA	WHIP				
18 Daisuke Matsuzaka, R ERA: 4.44	2.2	L	17	6	8	8	2	3	0	0	0	0	2	44	72	27.00	3.375				
51 Julian Tavares, R ERA: 5.09	1.1		8	3	3	2	1	0	0	0	0	0	1	16	25	13.50	2.250				
43 Devern Hansack, R ERA: 4.7	3.0		12	2	0	0	2	1	0	0	0	0	0	30	49	0.00	1.000				
50 Mike Timlin, R ERA: 3.4	1.0		3	0	0	0	0	0	0	0	0	0	0	6	9	0.00	0.000				

Boston Red Sox @ Baltimore Orioles  
Oriole Park at Camden Yards, Baltimore, MD  
Sat Sep 08 2007, 7:05 PM EDT  
Att: 48,043 - Clear - 90 F


AB 36  
R 11  
H 11  
RBI 10  
BB 4  
SO 5  
LOB 12






Batter	1	2	3	4	5	6	7	8	9	AB	R	H	RBI	BB	SO	LOB	TOP										
2 Jacoby Ellsbury, L (1, 7) OBP: 0.411, SLG: 0.608	L7		L6	1-2 1B		G4-3			B1-3	5	0	1	0	0	0	2	<b>Boston Red Sox @ Baltimore Orioles</b> Oriole Park at Camden Yards, Baltimore, MD Sun Sep 09 2007, 1:35 PM EDT Att: 39,234 - Sunny - 90 F										
15 Dustin Pedroia, R (1, 4) OBP: 0.390, SLG: 0.447	2B		34 2B 25 E	1B			25 G6-4-3 1B		K	5	1	3	0	0	1	2											
34 David Ortiz, L (1, 10) OBP: 0.433, SLG: 0.585	F9		25 E	2B			P2		F9	5	1	1	0	0	1	2											
25 Mike Lowell, R (1, 5) OBP: 0.379, SLG: 0.501	K		E8	1B			G6-4-3			4	0	1	2	0	1	2											
7 J.D. Drew, L (1, 9) OBP: 0.357, SLG: 0.383		P6		BB			F9		F8 S 1B	3	1	1	0	1	0	0											
20 Kevin Youkilis, R (1, 3) OBP: 0.392, SLG: 0.457	1B		K				FC2-5 S BB		L4	3	0	1	0	1	1	3											
Jason Varitek, S (1, 2) OBP: 0.363, SLG: 0.411	K			1B			FC2-5 BB		F8	3	0	1	0	1	1	2											
Coco Crisp, S (1, 8) OBP: 0.332, SLG: 0.386	F7			K			FC2-5		13 FC4-6 1B	4	0	1	1	0	1	4											
13 Alex Cora, L (1, 6) OBP: 0.292, SLG: 0.370			G1-3	P5			F8		FC4-6	4	0	0	0	0	0	4											
<b>Inning Stats</b>	R: 0 E: 0 K: 1 S: 15	H: 1 LOB: 1 BB: 0 P: 23	R: 0 E: 0 K: 1 S: 11	H: 1 LOB: 1 BB: 0 P: 17	R: 2 E: 1 K: 1 S: 14	H: 3 LOB: 2 BB: 1 P: 22	R: 0 E: 0 K: 1 S: 15	H: 2 LOB: 2 BB: 0 P: 22	R: 0 E: 0 K: 0 S: 10	H: 0 LOB: 0 BB: 0 P: 14	R: 0 E: 0 K: 0 S: 13	H: 0 LOB: 2 BB: 2 P: 22	R: 0 E: 0 K: 0 S: 6	H: 1 LOB: 0 BB: 0 P: 8	R: 1 E: 0 K: 0 S: 12	H: 2 LOB: 1 BB: 0 P: 19		R: 0 E: 0 K: 1 S: 7	H: 0 LOB: 0 BB: 0 P: 12	1B: 8 2B: 2 3B: 0 HR: 0	SF: 0 SAC: 0 DP: 1 HBP: 0	WP: 0 PB: 0 SB: 2 CS: 0	PA: 39				
<b>PITCHER</b>	IP	WLS	BF	H	R	ER	SO	BB	IBB	HBP	BLK	WP	HR	S	P	ERA	WHIP										
46 Jeremy Guthrie, R (1, 1) ERA: 3.65	5.0		24	7	2	2	5	2	0	0	0	0	0	68	105	3.60	1.800										
32 Jamie Walker, L (6, 1) ERA: 2.91	1.1	L	6	1	0	0	0	1	0	0	0	0	0	13	19	0.00	1.500										
Chad Bradford, R (7, 1) ERA: 3.63	1.1		5	2	1	1	0	0	0	0	0	0	0	12	18	6.75	1.500										
Kurt Birkins, L (8, 1) ERA: 7.3	1.1		4	0	0	0	1	0	0	0	0	0	0	10	17	0.00	0.000										

AB	36
R	3
H	10
RBI	3
BB	3
SO	6
LOB	21



Batter	1	2	3	4	5	6	7	8	9	AB	R	H	RBI	BB	SO	LOB	BOTTOM										
1 Brian Roberts, S (1, 4) OBP: 0.393, SLG: 0.439	L8		K		K		K			4	0	0	0	0	3	3	<b>Boston Red Sox @ Baltimore Orioles</b> Oriole Park at Camden Yards, Baltimore, MD Sun Sep 09 2007, 1:35 PM EDT Att: 39,234 - Sunny - 90 F										
Tike Redman, L (1, 8) OBP: 0.357, SLG: 0.453	P4		1B		G3-1				K	4	0	1	0	0	1	0											
21 Nick Markakis, L (1, 9) OBP: 0.363, SLG: 0.475	1B		K						G4-3	4	1	2	1	0	1	1											
Miguel Tejada, R (1, 10) OBP: 0.362, SLG: 0.463	G4-3		K						G5-3	4	0	0	0	0	1	2											
17 Aubrey Huff, L (1, 3) OBP: 0.323, SLG: 0.436		1B			K				P6	4	0	1	0	0	1	0											
6 Melvin Mora, R (1, 5) OBP: 0.333, SLG: 0.423	K				HR				1B	4	1	2	1	0	2	1											
Ramon Hernandez, R (1, 2) ERA: 3.27					G6-3					2	0	1	0	0	0	0											
12 Brandon Fahey, L (7, PR) OBP: 0.256, SLG: 0.293									K	0	0	0	0	0	0	0											
9 Scott Moore, L (9, PH) OBP: 0.118, SLG: 0.294		1B							K	1	0	0	0	0	1	1											
3 Freddie Bynum, L (1, 7) OBP: 0.292, SLG: 0.464	F5				G3-1				K	3	0	0	0	0	1	3											
2 Luis Hernandez, S (1, 6) OBP: 0.326, SLG: 0.357	F7								G6-3	2	0	1	0	0	0	2											
Kevin Millar, R (7, PH) OBP: 0.371, SLG: 0.428										1	0	0	0	0	0	2											
Gustavo Molina, R (8, 2) OBP: 0.120, SLG: 0.087										0	0	0	0	0	0	0											
<b>Inning Stats</b>	R: 0 E: 0 K: 0 S: 8	H: 1 LOB: 1 BB: 0 P: 11	R: 0 E: 0 K: 1 S: 17	H: 2 LOB: 2 BB: 0 P: 25	R: 0 E: 0 K: 3 S: 13	H: 1 LOB: 1 BB: 0 P: 18	R: 1 E: 0 K: 1 S: 11	H: 1 LOB: 0 BB: 0 P: 14	R: 0 E: 0 K: 1 S: 9	H: 1 LOB: 0 BB: 0 P: 16	R: 1 E: 0 K: 1 S: 8	H: 1 LOB: 0 BB: 0 P: 13	R: 0 E: 0 K: 1 S: 13	H: 0 LOB: 2 BB: 0 P: 19	R: 0 E: 0 K: 1 S: 7	H: 0 LOB: 0 BB: 0 P: 10	R: 0 E: 0 K: 2 S: 11	H: 1 LOB: 1 BB: 0 P: 13	1B: 6 2B: 1 3B: 0 HR: 2	SF: 0 SAC: 1 DP: 1 HBP: 1	WP: 0 PB: 0 SB: 0 CS: 1	PA: 35					
<b>PITCHER</b>	IP	WLS	BF	H	R	ER	SO	BB	IBB	HBP	BLK	WP	HR	S	P	ERA	WHIP										
19 Josh Beckett, R (1, 1) ERA: 3.27	7.0		28	7	2	2	8	0	0	1	0	0	0	7	10	0.00	0.000										
37 Hideki Okajima, L (8, 1) ERA: 1.76	1.0	H	3	0	0	0	1	0	0	0	0	0	0	7	10	0.00	0.000										
58 Jonathan Papelbon, R (9, 1) ERA: 1.56	1.0	S	4	1	0	0	2	0	0	0	0	0	0	11	13	0.00	1.000										

AB	33
R	2
H	8
RBI	2
BB	0
SO	11
LOB	15





Batter	1	2	3	4	5	6	7	8	9	AB	R	H	RBI	BB	SO	LOB	TOP						
9 Chone Figgins, S OBP: 0.408, SLG: 0.454										4	1	3	3	2	1	0							
Orlando Cabrera, R OBP: 0.345, SLG: 0.407											4	1	0	1	1	0	5						
27 Vladimir Guerrero, R OBP: 0.465, SLG: 0.556											4	2	2	4	1	1	1						
Garret Anderson, L OBP: 0.332, SLG: 0.495											5	0	1	0	0	0	2						
Casey Kotchman, L OBP: 0.362, SLG: 0.464											5	1	2	0	0	0	1						
24 Gary Matthews, S OBP: 0.323, SLG: 0.428											1	0	0	0	1	0	0						
Nathan Haynes, L OBP: 0.235, SLG: 0.273											1	0	0	0	0	1	0						
39 Robb Quinlan, R OBP: 0.301, SLG: 0.348											1	0	0	0	0	1	0						
64 Terry Evans, R OBP: 0.500, SLG: 1.000											0	1	0	0	1	0	0						
47 Howie Kendrick, R OBP: 0.348, SLG: 0.458												5	1	2	1	0	1	3					
5 Jeff Mathis, R OBP: 0.301, SLG: 0.414											4	1	1	0	1	1	1						
77 Reggie Willits, S OBP: 0.390, SLG: 0.342											4	2	3	1	1	0	0						
<b>Inning Stats</b>	R: 0 E: 0 K: 1 S: 10	H: 0 LOB: 0 BB: 0 P: 16	R: 0 E: 0 K: 0 S: 11	H: 1 LOB: 0 BB: 0 P: 15	R: 5 E: 0 K: 0 S: 28	H: 6 LOB: 2 BB: 1 P: 47	R: 1 E: 0 K: 1 S: 10	H: 2 LOB: 1 BB: 0 P: 15	R: 0 E: 0 K: 1 S: 6	H: 0 LOB: 0 BB: 0 P: 7	R: 0 E: 0 K: 1 S: 11	H: 1 LOB: 1 BB: 1 P: 17	R: 3 E: 0 K: 1 S: 12	H: 3 LOB: 1 BB: 1 P: 21	R: 0 E: 0 K: 0 S: 12	H: 1 LOB: 2 BB: 1 P: 20	R: 1 E: 0 K: 0 S: 10	H: 0 LOB: 3 BB: 4 P: 29	1B: 7 2B: 5 3B: 0 HR: 2	SF: 1 SAC: 0 DP: 1 HBP: 0	WP: 0 PB: 0 SB: 3 CS: 1	PA: 48	
<b>PITCHER</b>	IP	WLS	BF	H	R	ER	SO	BB	IBB	HBP	BLK	WP	HR	S	P	ERA	WHIP					ERA	WHIP
Victor Santos, R ERA: 5.75	2.2	L	14	7	5	5	1	0	0	0	0	0	1	44	68	16.88	2.625					9.00	4.000
Rob Bell, R ERA: 7.38	3.0		14	3	1	1	3	2	0	0	0	0	0	31	46	3.00	1.667						
34 Fernando Cabrera, R ERA: 0.27	0.1		2	1	2	2	0	1	0	0	0	0	1	3	9	54.00	6.000						
Kurt Birkins, L ERA: 7.27	1.1		7	3	1	1	1	0	0	0	0	0	0	14	21	6.75	2.250						
27 Jim Hoey, R ERA: 10.87	0.2		3	0	0	0	0	1	0	0	0	0	0	8	14	0.00	1.500						

Los Angeles Angels @ Baltimore Orioles  
 Oriole Park at Camden Yards, Baltimore, MD  
 Tue Sep 11 2007, 7:05 PM EDT  
 Att: 15,371 - Cloudy - 80 F

AB 38  
 R 10  
 H 14  
 RBI 10  
 BB 8  
 SO 5  
 LOB 14



Batter	1	2	3	4	5	6	7	8	9	AB	R	H	RBI	BB	SO	LOB	BOTTOM						
1 Brian Roberts, S OBP: 0.381, SLG: 0.435										4	0	0	0	1	0	1							
6 Melvin Mora, R OBP: 0.338, SLG: 0.426										4	0	3	0	1	1	2							
21 Nick Markakis, L OBP: 0.360, SLG: 0.470										5	0	0	1	0	3	6							
Miguel Tejada, R OBP: 0.363, SLG: 0.462										5	1	2	1	0	1	3							
Kevin Millar, R OBP: 0.374, SLG: 0.441										4	2	3	2	0	0	2							
17 Aubrey Huff, L OBP: 0.325, SLG: 0.437										4	0	2	0	0	0	0							
Ramon Hernandez, R OBP: 0.321, SLG: 0.362										4	0	0	0	0	2	3							
Jay Payton, R OBP: 0.292, SLG: 0.354										4	0	1	0	0	0	2							
Tike Redman, L OBP: 0.367, SLG: 0.509										4	2	2	0	0	1	1							
<b>Inning Stats</b>	R: 0 E: 0 K: 1 S: 10	H: 1 LOB: 1 BB: 0 P: 14	R: 1 E: 0 K: 0 S: 8	H: 3 LOB: 1 BB: 0 P: 14	R: 0 E: 0 K: 0 S: 9	H: 1 LOB: 0 BB: 0 P: 12	R: 2 E: 0 K: 0 S: 9	H: 2 LOB: 0 BB: 0 P: 12	R: 1 E: 0 K: 2 S: 13	H: 1 LOB: 1 BB: 1 P: 23	R: 0 E: 0 K: 1 S: 11	H: 2 LOB: 1 BB: 0 P: 18	R: 1 E: 0 K: 1 S: 19	H: 2 LOB: 2 BB: 1 P: 29	R: 0 E: 1 K: 2 S: 14	H: 0 LOB: 1 BB: 0 P: 20	R: 0 E: 0 K: 1 S: 7	H: 1 LOB: 1 BB: 0 P: 10	1B: 9 2B: 2 3B: 1 HR: 1	SF: 0 SAC: 0 DP: 2 HBP: 0	WP: 0 PB: 0 SB: 1 CS: 0	PA: 40	
<b>PITCHER</b>	IP	WLS	BF	H	R	ER	SO	BB	IBB	HBP	BLK	WP	HR	S	P	ERA	WHIP					ERA	WHIP
51 Joe Saunders, L ERA: 3.97	5.0	W	24	10	4	4	3	1	0	0	0	0	0	12	19	6.75	1.500						
49 Chris Bootcheck, R ERA: 4.29	1.1	H	5	1	1	1	1	1	0	0	0	0	0	11	16	0.00	1.500						
33 Justin Speier, R ERA: 3.12	0.2		3	1	0	0	1	0	0	0	0	0	0	14	20	0.00	0.000						
62 Scot Shields, R ERA: 3.78	1.0		4	0	0	0	2	0	0	0	0	0	0	7	10	0.00	1.000						
58 Dustin Moseley, R ERA: 4.45	1.0		4	1	0	0	1	0	0	0	0	0	0	7	10	0.00	1.000						

Los Angeles Angels @ Baltimore Orioles  
 Oriole Park at Camden Yards, Baltimore, MD  
 Tue Sep 11 2007, 7:05 PM EDT  
 Att: 15,371 - Cloudy - 80 F

AB 38  
 R 5  
 H 13  
 RBI 4  
 BB 2  
 SO 8  
 LOB 20









Batter	1	2	3	4	5	6	7	8	9	AB	R	H	RBI	BB	SO	LOB	TOP				
9 Chone Figgins, S OBP: 0.408, SLG: 0.451	G3-1		FC6-4		F7			F9		3	0	0	0	1	0	1	<b>Los Angeles Angels @ Baltimore Orioles</b> Oriole Park at Camden Yards, Baltimore, MD Thu Sep 13 2007, 7:05 PM EDT Att: 16,359 - Partly Cloudy - 82 F				
Orlando Cabrera, R OBP: 0.348, SLG: 0.405	1B		F9				G6-3	F9		4	0	1	0	0	0	1					
27 Vladimir Guerrero, R OBP: 0.465, SLG: 0.553	1B		FC6-4				G6-3	1B		4	0	2	0	0	0	1					
Garret Anderson, L OBP: 0.334, SLG: 0.505	F7				F8		2B	G4-3		4	0	1	0	0	0	3					
6 Maicer Izturis, S OBP: 0.348, SLG: 0.399	FC6-4				G4-3		BB	G4-3		3	0	0	0	1	0	2					
Casey Kotchman, L OBP: 0.357, SLG: 0.456			F8		G1-3		G4-3	F9		4	0	0	0	0	0	2					
47 Howie Kendrick, R OBP: 0.340, SLG: 0.449	K						G5-3	G6-3		4	0	1	0	0	1	0					
44 Mike Napoli, R OBP: 0.339, SLG: 0.445	P4				G5-4-3		K			3	0	0	0	0	1	1					
77 Reggie Willits, S OBP: 0.392, SLG: 0.340			L9				F7			2	0	0	0	1	0	0					
<b>Inning Stats</b>	R: 0 E: 0 K: 0 S: 15	H: 2 LOB: 2 BB: 0 P: 20	R: 0 E: 0 K: 1 S: 11	H: 0 LOB: 0 BB: 0 P: 17	R: 0 E: 0 K: 0 S: 8	H: 0 LOB: 1 BB: 1 P: 13	R: 0 E: 0 K: 0 S: 7	H: 1 LOB: 0 BB: 1 P: 8	R: 0 E: 0 K: 1 S: 9	H: 1 LOB: 2 BB: 1 P: 15	R: 0 E: 0 K: 1 S: 10	H: 0 LOB: 0 BB: 0 P: 15	R: 0 E: 0 K: 0 S: 8	H: 1 LOB: 1 BB: 0 P: 9	R: 0 E: 0 K: 0 S: 8	H: 0 LOB: 0 BB: 0 P: 10	1B: 4 2B: 1 3B: 0 HR: 0	SF: 0 SAC: 0 DP: 1 HBP: 0	WP: 0 PB: 0 SB: 0 CS: 0	PA: 34	
<b>PITCHER</b>	IP	WLS	BF	H	R	ER	SO	BB	IBB	HBP	BLK	WP	HR	S	P	ERA	WHIP				
Jon Leicester, R ERA: 6.32	(1, 1)	5.2	W	23	4	0	0	1	3	0	0	0	0	56	83	0.00	1.235				
27 Jim Hoey, R ERA: 9.72	(6, 1)	1.1	H	4	0	0	0	1	0	0	0	0	0	11	16	0.00	0.000				
Chad Bradford, R ERA: 3.59	(8, 1)	0.2	H	3	1	0	0	0	0	0	0	0	0	6	6	0.00	1.500				
32 Jamie Walker, L ERA: 2.83	(8, 1)	1.1	S	4	0	0	0	0	0	0	0	0	0	10	13	0.00	0.000				

Batter	1	2	3	4	5	6	7	8	9	AB	R	H	RBI	BB	SO	LOB	BOTTOM				
Tike Redman, L OBP: 0.368, SLG: 0.538	G4-3	2 WP			F8		K			4	0	1	1	0	1	0	<b>Los Angeles Angels @ Baltimore Orioles</b> Oriole Park at Camden Yards, Baltimore, MD Thu Sep 13 2007, 7:05 PM EDT Att: 16,359 - Partly Cloudy - 82 F				
2 Luis Hernandez, S OBP: 0.382, SLG: 0.391	1B	P6			21 CS		1B			4	0	3	0	0	0	1					
21 Nick Markakis, L OBP: 0.359, SLG: 0.473	1B		G4-3		K		K2-3			4	0	1	0	0	2	2					
Kevin Millar, R OBP: 0.372, SLG: 0.435	K		G4-3					17 G3-1		3	0	0	0	1	2	2					
3 Freddie Bynum, L OBP: 0.265, SLG: 0.457	K							17 S		0	0	0	0	0	0	0					
17 Aubrey Huff, L OBP: 0.329, SLG: 0.437	FC4-6						1B	G3-1		3	1	1	0	1	0	3					
Jay Payton, R OBP: 0.291, SLG: 0.355			FC6-4		FC6-4		1B	K		4	1	2	0	0	1	3					
9 Scott Moore, L OBP: 0.174, SLG: 0.364			2B				SF7	K		3	0	1	2	0	2	2					
Paul Bako, L OBP: 0.280, SLG: 0.258	K									3	0	0	0	0	2	2					
12 Brandon Fahey, L OBP: 0.234, SLG: 0.267	FC1-5-6				F8			F7		3	1	0	0	0	0	1					
<b>Inning Stats</b>	R: 0 E: 0 K: 1 S: 12	H: 2 LOB: 2 BB: 0 P: 18	R: 2 E: 0 K: 1 S: 16	H: 3 LOB: 1 BB: 0 P: 21	R: 0 E: 0 K: 0 S: 9	H: 0 LOB: 1 BB: 1 P: 16	R: 0 E: 0 K: 1 S: 8	H: 0 LOB: 0 BB: 0 P: 10	R: 0 E: 0 K: 2 S: 14	H: 2 LOB: 1 BB: 0 P: 18	R: 0 E: 0 K: 2 S: 12	H: 1 LOB: 1 BB: 0 P: 19	R: 0 E: 0 K: 2 S: 12	H: 0 LOB: 2 BB: 1 P: 21	1B: 7 2B: 2 3B: 0 HR: 0	SF: 1 SAC: 0 DP: 0 HBP: 0	WP: 1 PB: 0 SB: 2 CS: 1	PA: 34			
<b>PITCHER</b>	IP	WLS	BF	H	R	ER	SO	BB	IBB	HBP	BLK	WP	HR	S	P	ERA	WHIP				
41 John Lackey, R ERA: 3.21	(1, 1)	7.0	L	30	3	3	8	1	0	0	0	0	0	78	112	3.86	1.429				
Francisco Rodriguez, R ERA: 2.98	(8, 1)	1.0		4	0	0	2	1	0	0	0	0	0	12	21	0.00	1.000				



Batter	1	2	3	4	5	6	7	8	9	AB	R	H	RBI	BB	SO	LOB	TOP				
1 Brian Roberts, S OBP: 0.379, SLG: 0.437										5	1	2	1	0	2	1	<b>Baltimore Orioles @ Toronto Blue Jays</b> Rogers Centre, Toronto, ON Fri Sep 14 2007, 7:07 PM EDT Att: 31,106 - Roof Closed - 68 F				
Tike Redman, L OBP: 0.394, SLG: 0.571										5	2	3	1	0	1	1					
21 Nick Markakis, L OBP: 0.359, SLG: 0.474										5	1	2	1	0	0	2					
Miguel Tejada, R OBP: 0.360, SLG: 0.461										4	0	0	0	0	0	2					
Kevin Millar, R OBP: 0.370, SLG: 0.434										5	0	1	0	0	3	3					
17 Aubrey Huff, L OBP: 0.330, SLG: 0.442										4	1	2	1	0	0	1					
Ramon Hernandez, R OBP: 0.322, SLG: 0.365										4	0	1	1	0	1	3					
9 Scott Moore, L OBP: 0.185, SLG: 0.320										3	0	0	0	1	1	1					
Jay Payton, R OBP: 0.291, SLG: 0.354										4	1	1	0	0	0	2					
<b>Inning Stats</b>	R: 2 E: 0 K: 3 S: 16	H: 3 LOB: 2 BB: 0 P: 25	R: 1 E: 0 K: 1 S: 13	H: 2 LOB: 1 BB: 0 P: 22	R: 1 E: 0 K: 1 S: 11	H: 2 LOB: 2 BB: 1 P: 19	R: 0 E: 0 K: 1 S: 10	H: 0 LOB: 0 BB: 0 P: 14	R: 0 E: 0 K: 1 S: 9	H: 1 LOB: 1 BB: 0 P: 15	R: 0 E: 0 K: 0 S: 11	H: 1 LOB: 0 BB: 0 P: 16	R: 2 E: 0 K: 0 S: 12	H: 3 LOB: 1 BB: 0 P: 17	1B: 6 2B: 4 3B: 1 HR: 1	SF: 0 SAC: 0 DP: 0 HBP: 1		WP: 2 PB: 0 SB: 2 CS: 0	PA: 41		
<b>PITCHER</b>	IP WLS BF H R ER SO BB IBB HBP BLK WP HR S P ERA WHIP	IP WLS BF H R ER SO BB IBB HBP BLK WP HR S P ERA WHIP																			
51 Jesse Litsch, R ERA: 4.37	3.0 L 18 7 4 4 5 1 0 1 0 0 1 1 40 66 12.00 2.667	3.0 9 0 0 0 2 0 0 0 0 0 0 24 34 0.00 0.000	0.2 3 1 0 0 1 0 0 0 0 0 0 7 12 0.00 1.500	1.1 5 1 0 0 0 0 0 0 0 0 1 0 13 19 0.00 0.750	1.0 6 3 2 2 0 0 0 0 0 0 0 0 12 17 18.00 3.000																
10 Vernon Wells, R OBP: 0.303, SLG: 0.410										4	0	2	0	0	0	0	<b>Baltimore Orioles @ Toronto Blue Jays</b> Rogers Centre, Toronto, ON Fri Sep 14 2007, 7:07 PM EDT Att: 31,106 - Roof Closed - 68 F				
Reed Johnson, R OBP: 0.296, SLG: 0.333										4	0	2	0	0	1	0					
15 Alex Rios, R OBP: 0.355, SLG: 0.503										4	0	0	0	0	0	4					
Frank Thomas, R OBP: 0.369, SLG: 0.454										4	0	1	0	0	0	0					
2 Aaron Hill, R OBP: 0.320, SLG: 0.442										4	1	2	1	0	1	1					
35 Lyle Overbay, L OBP: 0.317, SLG: 0.394										4	0	1	0	0	2	2					
18 Hector Luna, R OBP: 0.263, SLG: 0.412										4	1	2	1	0	0	2					
7 Curtis Thigpen, R OBP: 0.273, SLG: 0.239										4	0	0	0	0	0	2					
6 John McDonald, R OBP: 0.267, SLG: 0.321										4	0	0	0	0	2	0					
<b>Inning Stats</b>	R: 0 E: 0 K: 0 S: 5	H: 0 LOB: 0 BB: 0 P: 7	R: 0 E: 0 K: 1 S: 12	H: 1 LOB: 1 BB: 0 P: 16	R: 0 E: 0 K: 0 S: 9	H: 2 LOB: 2 BB: 0 P: 15	R: 0 E: 0 K: 1 S: 12	H: 2 LOB: 2 BB: 0 P: 17	R: 0 E: 0 K: 0 S: 12	H: 1 LOB: 1 BB: 0 P: 20	R: 0 E: 0 K: 1 S: 10	H: 0 LOB: 0 BB: 0 P: 13	R: 0 E: 0 K: 1 S: 5	H: 0 LOB: 0 BB: 0 P: 8	R: 2 E: 0 K: 1 S: 11	H: 2 LOB: 0 BB: 0 P: 16		1B: 7 2B: 2 3B: 0 HR: 2	SF: 0 SAC: 0 DP: 1 HBP: 0	WP: 0 PB: 0 SB: 0 CS: 0	PA: 36
<b>PITCHER</b>	IP WLS BF H R ER SO BB IBB HBP BLK WP HR S P ERA WHIP	IP WLS BF H R ER SO BB IBB HBP BLK WP HR S P ERA WHIP																			
56 Brian Burres, L ERA: 5.47	7.0 W 28 8 0 0 4 0 0 0 0 0 0 72 105 0.00 1.143	1.0 3 0 0 0 1 0 0 0 0 0 0 5 8 0.00 0.000	1.0 5 2 2 2 1 0 0 0 0 0 2 11 16 18.00 2.000																		
27 Jim Hoey, R ERA: 9.17	0.0 0 0 0 0 0 0 0 0 0 0 0 0 0 0 0 0 0.00 0.000	0.0 0 0 0 0 0 0 0 0 0 0 0 0 0 0 0 0 0.00 0.000	0.0 0 0 0 0 0 0 0 0 0 0 0 0 0 0 0 0 0.00 0.000																		
32 Jamie Walker, L ERA: 3.11	0.0 0 0 0 0 0 0 0 0 0 0 0 0 0 0 0 0 0.00 0.000	0.0 0 0 0 0 0 0 0 0 0 0 0 0 0 0 0 0 0.00 0.000	0.0 0 0 0 0 0 0 0 0 0 0 0 0 0 0 0 0 0.00 0.000																		



Batter	1	2	3	4	5	6	7	8	9	AB	R	H	RBI	BB	SO	LOB	TOP										
<b>1 Brian Roberts, S</b> OBP: 0.390, SLG: 0.436										2	0	0	0	2	0	2											
<b>1 Tke Redman, L</b> OBP: 0.394, SLG: 0.541										4	0	0	0	0	0	5											
<b>21 Nick Markakis, L</b> OBP: 0.359, SLG: 0.471										3	1	0	1	1	0	2											
<b>Miguel Tejada, R</b> OBP: 0.357, SLG: 0.457										4	0	0	0	0	2	2											
<b>17 Aubrey Huff, L</b> OBP: 0.335, SLG: 0.450											4	0	4	1	0	0											
<b>Kevin Millar, R</b> OBP: 0.397, SLG: 0.430											4	0	0	0	0	4											
<b>9 Scott Moore, L</b> OBP: 0.194, SLG: 0.310											4	0	1	0	0	1											
<b>J.R. House, R</b> OBP: 0.240, SLG: 0.375											4	1	2	0	0	1											
<b>3 Freddie Bynum, L</b> OBP: 0.289, SLG: 0.466										3	1	1	1	0	0	2											
<b>Inning Stats</b>	R: 0 E: 0 K: 0 S: 8	H: 0 LOB: 0 BB: 1 P: 14	R: 0 E: 0 K: 1 S: 7	H: 1 LOB: 0 BB: 0 P: 11	R: 0 E: 0 K: 0 S: 15	H: 2 LOB: 2 BB: 0 P: 21	R: 1 E: 0 K: 0 S: 16	H: 1 LOB: 1 BB: 0 P: 24	R: 0 E: 0 K: 1 S: 9	H: 0 LOB: 0 BB: 0 P: 10	R: 0 E: 0 K: 0 S: 8	H: 1 LOB: 0 BB: 0 P: 11	R: 2 E: 0 K: 0 S: 17	H: 2 LOB: 1 BB: 1 P: 30	R: 0 E: 0 K: 1 S: 8	H: 1 LOB: 0 BB: 0 P: 10	1B: 4 2B: 4 3B: 0 HR: 0	SF: 0 SAC: 0 DP: 3 HBP: 0	WP: 0 PB: 0 SB: 0 CS: 0	PA: 35							
<b>PITCHER</b>	IP	WLS	BF	H	R	ER	SO	BB	IBB	HBP	BLK	WP	HR	S	P	ERA	WHIP										
<b>32 Roy Halladay, R</b> ERA: 3.82	7.0	W	25	5	1	1	2	2	0	0	0	0	0	69	100	1.29	1.000										
<b>54 Jason Frasor, R</b> ERA: 4.1	0.0		3	2	2	2	0	1	0	0	0	0	0	7	13	∞	∞										
<b>37 Scott Downs, L</b> ERA: 2.3	0.2		2	0	0	0	0	0	0	0	0	0	0	8	13	0.00	0.000										
<b>44 Casey Janssen, R</b> ERA: 2.48	1.1		5	1	0	0	1	0	0	0	0	0	0	10	14	0.00	0.750										

Baltimore Orioles @ Toronto Blue Jays  
Rogers Centre, Toronto, ON  
Sat Sep 15 2007, 1:07 PM EDT  
Att: 37,441 - Roof Closed - 68 F

AB 32  
R 3  
H 8  
RBI 3  
BB 3  
SO 3  
LOB 20



Batter	1	2	3	4	5	6	7	8	9	AB	R	H	RBI	BB	SO	LOB	BOTTOM										
<b>10 Vernon Wells, R</b> OBP: 0.304, SLG: 0.409										4	1	1	0	1	1	1											
<b>Reed Johnson, R</b> OBP: 0.302, SLG: 0.339										5	1	3	0	0	0	1											
<b>15 Alex Rios, R</b> OBP: 0.357, SLG: 0.506										4	1	2	2	0	1	3											
<b>Frank Thomas, R</b> OBP: 0.367, SLG: 0.457										5	1	1	2	0	0	4											
<b>2 Aaron Hill, R</b> OBP: 0.321, SLG: 0.444										4	2	2	0	0	0	0											
<b>Matt Stairs, L</b> OBP: 0.380, SLG: 0.584										4	1	1	0	0	1	1											
<b>35 Lyle Overbay, L</b> OBP: 0.317, SLG: 0.394										0	0	0	0	0	0	0											
<b>9 Gregg Zaun, S</b> OBP: 0.327, SLG: 0.413										3	1	2	2	1	0	0											
<b>18 Hector Luna, R</b> OBP: 0.217, SLG: 0.333										4	0	0	0	0	1	1											
<b>6 John McDonald, R</b> OBP: 0.264, SLG: 0.317										4	0	0	0	0	0	1											
<b>Inning Stats</b>	R: 6 E: 0 K: 0 S: 18	H: 7 LOB: 0 BB: 0 P: 34	R: 0 E: 0 K: 0 S: 10	H: 1 LOB: 0 BB: 0 P: 19	R: 0 E: 0 K: 0 S: 8	H: 1 LOB: 1 BB: 0 P: 10	R: 0 E: 0 K: 0 S: 12	H: 0 LOB: 2 BB: 1 P: 21	R: 0 E: 1 K: 1 S: 10	H: 1 LOB: 0 BB: 0 P: 15	R: 2 E: 1 K: 0 S: 18	H: 1 LOB: 1 BB: 1 P: 31	R: 0 E: 0 K: 2 S: 12	H: 1 LOB: 0 BB: 0 P: 18	1B: 7 2B: 4 3B: 0 HR: 1	SF: 0 SAC: 0 DP: 0 HBP: 1	WP: 0 PB: 0 SB: 0 CS: 0	PA: 40									
<b>PITCHER</b>	IP	WLS	BF	H	R	ER	SO	BB	IBB	HBP	BLK	WP	HR	S	P	ERA	WHIP										
<b>Kurt Birkins, L</b> ERA: 9.35	0.0	L	6	6	6	6	0	0	0	0	0	0	0	14	27	∞	∞										
<b>Rob Bell, R</b> ERA: 7.02	2.0		7	2	0	0	0	0	0	0	0	0	0	14	26	0.00	1.000										
<b>Victor Zambrano, R</b> ERA: 7.98	4.0		17	2	0	0	2	1	0	1	0	0	0	36	54	0.00	0.750										
<b>62 Radhames Liz, R</b> ERA: 7.9	2.0		10	2	2	0	2	0	1	0	0	0	0	30	49	0.00	1.000										

Baltimore Orioles @ Toronto Blue Jays  
Rogers Centre, Toronto, ON  
Sat Sep 15 2007, 1:07 PM EDT  
Att: 37,441 - Roof Closed - 68 F

AB 37  
R 8  
H 12  
RBI 6  
BB 2  
SO 4  
LOB 12













Batter	1	2	3	4	5	6	7	8	9	AB	R	H	RBI	BB	SO	LOB	TOP					
1 Brian Roberts, S OBP: 0.380, SLG: 0.436 12 Brandon Fahey, L OBP: 0.229, SLG: 0.261										2	0	0	0	1	0	2	<p><b>Baltimore Orioles @ New York Yankees</b> Yankee Stadium, Bronx, NY Tue Sep 18 2007, 7:05 PM EDT Att: 52,685 - Clear - 65 F</p>					
Tike Redman, L OBP: 0.356, SLG: 0.506										4	0	0	0	0	0	3						
21 Nick Markakis, L OBP: 0.356, SLG: 0.472 Paul Bako, L OBP: 0.276, SLG: 0.255										3	0	0	0	0	2	0						
Miguel Tejada, R OBP: 0.356, SLG: 0.450 2 Luis Hernandez, S OBP: 0.354, SLG: 0.383										3	0	1	0	0	0	0						
Kevin Millar, R OBP: 0.365, SLG: 0.427										3	0	0	0	0	0	1						
17 Aubrey Huff, L OBP: 0.337, SLG: 0.448										3	0	0	0	0	1	1						
6 Melvin Mora, R OBP: 0.335, SLG: 0.421 J.R. House, R OBP: 0.231, SLG: 0.360										2	0	0	0	0	1	0						
Ramon Hernandez, R OBP: 0.326, SLG: 0.366 Gustavo Molina, R OBP: 0.115, SLG: 0.083										2	0	2	0	0	0	0						
3 Freddie Bynum, L OBP: 0.284, SLG: 0.462										3	0	0	0	0	2	2						
<b>Inning Stats</b>	R: 0 E: 0 K: 1 S: 7	H: 0 LOB: 0 BB: 1 P: 11	R: 0 E: 0 K: 0 S: 7	H: 0 LOB: 0 BB: 0 P: 11	R: 0 E: 0 K: 2 S: 10	H: 1 LOB: 1 BB: 0 P: 18	R: 0 E: 0 K: 1 S: 11	H: 0 LOB: 0 BB: 0 P: 14	R: 0 E: 0 K: 0 S: 8	H: 0 LOB: 0 BB: 0 P: 13	R: 0 E: 0 K: 1 S: 10	H: 1 LOB: 1 BB: 0 P: 13	R: 0 E: 0 K: 1 S: 12	H: 1 LOB: 1 BB: 0 P: 18	R: 0 E: 0 K: 1 S: 5	H: 0 LOB: 0 BB: 0 P: 8		R: 0 E: 1 K: 0 S: 6	H: 0 LOB: 0 BB: 0 P: 9	1B: 3 2B: 0 3B: 0 HR: 0	SF: 0 SAC: 0 DP: 2 HBP: 0	WP: 0 PB: 0 CS: 0
<b>PITCHER</b>	IP WLS BF H R ER SO BB IBB HBP BLK WP HR S P ERA WHIP																					
35 Mike Mussina, R ERA: 5.01	7.0 W 24 3 0 0 6 1 0 0 0 0 0 0 65 98 0.00 0.571																					
41 Jose Veras, R ERA: 4.5	1.0 3 0 0 0 1 0 0 0 0 0 0 0 5 8 0.00 0.000																					
47 Ron Villone, L ERA: 4.54	1.0 3 0 0 0 0 0 0 0 0 0 0 0 6 9 0.00 0.000																					
47 Ron Villone, L ERA: 4.54	1.0 3 0 0 0 0 0 0 0 0 0 0 0 6 9 0.00 0.000																					

Batter	1	2	3	4	5	6	7	8	9	AB	R	H	RBI	BB	SO	LOB	BOTTOM			
18 Johnny Damon, L OBP: 0.345, SLG: 0.379 17 Shelley Duncan, R OBP: 0.313, SLG: 0.559										4	0	0	0	0	1	1	<p><b>Baltimore Orioles @ New York Yankees</b> Yankee Stadium, Bronx, NY Tue Sep 18 2007, 7:05 PM EDT Att: 52,685 - Clear - 65 F</p>			
2 Derek Jeter, R OBP: 0.389, SLG: 0.441 63 Alberto Gonzalez, R										4	2	3	0	1	0	2				
Bobby Abreu, L OBP: 0.367, SLG: 0.456 Bronson Sardinha, L										3	2	1	0	1	0	2				
13 Alex Rodriguez, R OBP: 0.416, SLG: 0.646 14 Wilson Betemit, S OBP: 0.341, SLG: 0.464										4	0	0	0	0	1	6				
55 Hideki Matsui, L OBP: 0.364, SLG: 0.492 47 Ron Villone, L										5	2	2	3	0	1	2				
20 Jorge Posada, S OBP: 0.425, SLG: 0.552 26 José Molina, R OBP: 0.264, SLG: 0.331										1	3	0	0	3	0	0				
24 Robinson Canó, L OBP: 0.350, SLG: 0.488										4	2	3	2	0	0	0				
Doug Mientkiewicz, L OBP: 0.316, SLG: 0.409										4	1	2	4	0	1	2				
28 Melky Cabrera, S OBP: 0.335, SLG: 0.407										3	0	1	3	0	0	0				
<b>Inning Stats</b>	R: 0 E: 0 K: 1 S: 10	H: 1 LOB: 1 BB: 0 P: 15	R: 0 E: 0 K: 0 S: 7	H: 0 LOB: 0 BB: 0 P: 13	R: 0 E: 0 K: 0 S: 9	H: 0 LOB: 0 BB: 0 P: 12	R: 6 E: 0 K: 1 S: 21	H: 5 LOB: 1 BB: 1 P: 36	R: 0 E: 0 K: 1 S: 9	H: 0 LOB: 1 BB: 1 P: 20	R: 1 E: 0 K: 1 S: 15	H: 1 LOB: 1 BB: 1 P: 23	R: 5 E: 0 K: 1 S: 24	H: 5 LOB: 2 BB: 2 P: 44	R: 0 E: 0 K: 1 S: 11	H: 1 LOB: 1 BB: 0 P: 16		1B: 8 2B: 4 3B: 0 HR: 1	SF: 1 SAC: 0 DP: 0 HBP: 0	WP: 0 PB: 1 CS: 0
<b>PITCHER</b>	IP WLS BF H R ER SO BB IBB HBP BLK WP HR S P ERA WHIP																			
Jon Lester, R ERA: 7.78	4.0 L 19 6 6 2 1 0 0 0 0 0 0 1 47 76 13.50 1.750																			
23 Rocky Cherry, R ERA: 4.45	2.0 9 1 1 1 2 2 0 0 0 0 0 0 24 43 4.50 1.500																			
34 Fernando Cabrera, R ERA: 7.65	0.1 5 2 4 4 0 2 0 0 0 0 0 0 16 31 108.00 12.000																			
Rob Bell, R ERA: 6.65	1.2 9 4 1 1 2 0 0 0 0 0 0 0 19 29 5.40 2.400																			

**AB 29**  
**R 0**  
**H 3**  
**RBI 0**  
**BB 1**  
**SO 7**  
**LOB 9**

**AB 36**  
**R 12**  
**H 13**  
**RBI 12**  
**BB 5**  
**SO 6**  
**LOB 18**











Batter	1	2	3	4	5	6	7	8	9	AB	R	H	RBI	BB	SO	LOB	TOP									
<b>1 Brian Roberts, S</b> OBP: 0.379, SLG: 0.438										4	0	1	0	0	0	0	<b>Baltimore Orioles @ Texas Rangers</b> Rangers Ballpark in Arlington, Arlington, TX Fri Sep 21 2007, 8:05 PM EDT Att: 30,603 - Clear - 89 F									
<b>Tika Redman, L</b> OBP: 0.343, SLG: 0.470										3	0	0	0	0	1	0										
<b>Ramon Hernandez, R</b> (6, PH) OBP: 0.328, SLG: 0.366										1	0	0	0	0	0	1										
<b>3 Freddie Byrum, L</b> (8, PR) OBP: 0.286, SLG: 0.457										0	0	0	0	0	0	0										
<b>21 Nick Markakis, L</b> (1, 9) OBP: 0.353, SLG: 0.468										4	0	0	0	0	0	1										
<b>Miguel Tejada, R</b> (1, 6) OBP: 0.357, SLG: 0.453										2	2	1	1	2	0	0										
<b>Kevin Millar, R</b> (1, 10) OBP: 0.364, SLG: 0.422										4	0	2	0	0	0	0										
<b>6 Melvin Mora, R</b> (1, 5) OBP: 0.338, SLG: 0.422										3	0	0	0	1	1	2										
<b>9 Scott Moore, L</b> (1, 3) OBP: 0.211, SLG: 0.314										3	0	1	1	0	0	2										
<b>Gustavo Molina, R</b> (1, 2) OBP: 0.143, SLG: 0.154										2	0	1	0	0	0	0										
<b>17 Aubrey Huff, L</b> (7, PH) OBP: 0.339, SLG: 0.446										1	0	0	0	0	0	1										
<b>Paul Bako, L</b> (7, 2) OBP: 0.275, SLG: 0.253										1	0	0	0	0	1	2										
<b>12 Brandon Fahey, L</b> (1, 7) OBP: 0.204, SLG: 0.231										2	0	0	0	0	1	0										
<b>2 Luis Hernandez, S</b> (8, PH) OBP: 0.333, SLG: 0.358										1	0	0	0	0	0	0										
<b>Inning Stats</b>	R: 0 E: 0 K: 0 S: 5	H: 0 LOB: 0 BB: 0 P: 10	R: 1 E: 0 K: 0 S: 12	H: 3 LOB: 2 BB: 0 P: 17	R: 0 E: 0 K: 0 S: 6	H: 0 LOB: 0 BB: 0 P: 10	R: 0 E: 0 K: 1 S: 14	H: 1 LOB: 2 BB: 1 P: 22	R: 0 E: 0 K: 1 S: 9	H: 0 LOB: 0 BB: 0 P: 12	R: 0 E: 0 K: 1 S: 8	H: 0 LOB: 0 BB: 0 P: 11	R: 0 E: 0 K: 0 S: 11	H: 0 LOB: 1 BB: 0 P: 17	R: 0 E: 0 K: 0 S: 8	H: 1 LOB: 1 BB: 0 P: 16	R: 1 E: 0 K: 1 S: 9	H: 1 LOB: 2 BB: 2 P: 22	1B: 4 2B: 2 3B: 0 HR: 1	SF: 1 SAC: 0 DP: 1 HBP: 0	WP: 0 PB: 0 SB: 0 CS: 1	PA: 35				
<b>PITCHER</b>	IP	WLS	BF	H	R	ER	SO	BB	IBB	HBP	BLK	WP	HR	S	P	ERA	WHIP									
<b>46 Luis Mendoza, R</b> (1, 1) ERA: 1.93	5.0	W	19	4	1	1	2	1	0	0	0	0	0	1	46	71	1.80	1.000								
<b>Mike Wood, R</b> (6, 1) ERA: 4.79	2.0	H	7	0	0	0	1	0	0	0	0	0	0	0	19	28	0.00	0.000								
<b>36 C.J. Wilson, L</b> (8, 1) ERA: 3.07	1.0	H	4	1	0	0	0	0	0	0	0	0	0	8	16	0.00	1.000									
<b>53 Joaquin Benoit, R</b> (9, 1) ERA: 2.81	1.0	S	5	1	1	1	1	2	0	0	0	0	0	9	22	9.00	3.000									

Batter	1	2	3	4	5	6	7	8	9	AB	R	H	RBI	BB	SO	LOB	BOTTOM									
<b>5 Ian Kinsler, R</b> (1, 4) OBP: 0.352, SLG: 0.442										2	0	0	0	2	0	1	<b>Baltimore Orioles @ Texas Rangers</b> Rangers Ballpark in Arlington, Arlington, TX Fri Sep 21 2007, 8:05 PM EDT Att: 30,603 - Clear - 89 F									
<b>15 Gerald Laird, R</b> (1, 2) OBP: 0.272, SLG: 0.329										3	0	0	0	1	0	3										
<b>10 Michael Young, R</b> (1, 6) OBP: 0.365, SLG: 0.416										4	0	1	0	0	0	3										
<b>Sammy Sosa, R</b> (1, 10) OBP: 0.309, SLG: 0.464										2	1	0	0	2	1	1										
<b>22 Marlon Byrd, R</b> (1, 8) OBP: 0.357, SLG: 0.458										4	1	2	0	0	1	1										
<b>Jason Botts, S</b> (1, 7) OBP: 0.329, SLG: 0.338										4	0	0	0	0	0	4										
<b>7 David Murphy, L</b> (9, 7) OBP: 0.413, SLG: 0.600										0	0	0	0	0	0	0										
<b>Nelson Cruz, R</b> (1, 9) OBP: 0.287, SLG: 0.371										3	1	3	1	0	0	0										
<b>25 Jarrod Saltalamacchia, R</b> (3, 3) OBP: 0.311, SLG: 0.424										4	0	2	2	0	0	2										
<b>Brad Wilkerson, L</b> (9, 3) OBP: 0.316, SLG: 0.471										0	0	0	0	0	0	0										
<b>Ramón Vázquez, L</b> (1, 5) OBP: 0.307, SLG: 0.381										2	0	0	0	0	0	3										
<b>Inning Stats</b>	R: 0 E: 0 K: 0 S: 5	H: 2 LOB: 3 BB: 2 P: 10	R: 2 E: 0 K: 0 S: 11	H: 2 LOB: 3 BB: 2 P: 25	R: 0 E: 0 K: 1 S: 12	H: 0 LOB: 1 BB: 1 P: 17	R: 1 E: 0 K: 0 S: 15	H: 2 LOB: 2 BB: 2 P: 33	R: 0 E: 0 K: 0 S: 3	H: 1 LOB: 0 BB: 0 P: 5	R: 0 E: 0 K: 0 S: 10	H: 1 LOB: 1 BB: 0 P: 15	R: 0 E: 0 K: 1 S: 8	H: 1 LOB: 0 BB: 0 P: 14	R: 0 E: 0 K: 0 S: 8	H: 1 LOB: 1 BB: 0 P: 15	R: 0 E: 0 K: 0 S: 9	H: 1 LOB: 2 BB: 2 P: 22	1B: 6 2B: 2 3B: 0 HR: 1	SF: 0 SAC: 1 DP: 2 HBP: 1	WP: 1 PB: 0 SB: 1 CS: 1	PA: 35				
<b>PITCHER</b>	IP	WLS	BF	H	R	ER	SO	BB	IBB	HBP	BLK	WP	HR	S	P	ERA	WHIP									
<b>Victor Santos, R</b> (1, 1) ERA: 5.9	5.0	L	24	5	3	3	1	5	0	0	0	0	0	1	46	90	5.40	2.000								
<b>Rob Bell, R</b> (6, 1) ERA: 6.23	3.0		11	3	0	0	1	0	0	0	0	0	0	26	44	0.00	1.000									

AB 31  
R 2  
H 6  
RBI 2  
BB 3  
SO 4  
LOB 9



AB 28  
R 3  
H 8  
RBI 3  
BB 5  
SO 2  
LOB 18










Batter	1	2	3	4	5	6	7	8	9	AB	R	H	RBI	BB	SO	LOB	TOP										
<b>Tike Redman, L</b> (1, 8) OBP: 0.349, SLG: 0.471										4	0	2	0	0	1	0	<b>Baltimore Orioles @ Texas Rangers</b> Rangers Ballpark in Arlington, Arlington, TX Sun Sep 23 2007, 3:05 PM EDT Att: 37,812 - Cloudy - 87 F										
<b>Luis Hernandez, S</b> (1, 4) OBP: 0.310, SLG: 0.333										4	0	0	0	0	0	3											
<b>21 Nick Markakis, L</b> (1, 9) OBP: 0.355, SLG: 0.474										3	0	0	0	1	0	2											
<b>Miguel Tejada, R</b> (1, 6) OBP: 0.356, SLG: 0.450										4	0	1	0	0	0	2											
<b>17 Aubrey Huff, L</b> (1, 10) OBP: 0.367, SLG: 0.440										4	0	0	0	0	0	2											
<b>Kevin Millar, R</b> (1, 3) OBP: 0.397, SLG: 0.424										4	0	3	0	0	0	0											
<b>9 Scott Moore, L</b> (1, 5) OBP: 0.195, SLG: 0.289																											
<b>1 Brian Roberts, S</b> (9, PH) OBP: 0.391, SLG: 0.440																											
<b>J.R. House, R</b> (1, 2) OBP: 0.242, SLG: 0.355																											
<b>6 Melvin Mora, R</b> (9, PH) OBP: 0.344, SLG: 0.425																											
<b>3 Freddie Bynum, L</b> (1, 7) OBP: 0.304, SLG: 0.477																											
<b>Inning Stats</b>	R: 0 E: 1 K: 0 S: 10	H: 1 LOB: 1 BB: 0 P: 15	R: 0 E: 0 K: 2 S: 15	H: 2 LOB: 2 BB: 0 P: 23	R: 0 E: 0 K: 0 S: 10	H: 0 LOB: 0 BB: 0 P: 12	R: 0 E: 0 K: 0 S: 10	H: 1 LOB: 1 BB: 0 P: 14	R: 0 E: 0 K: 0 S: 10	H: 2 LOB: 1 BB: 0 P: 15	R: 0 E: 0 K: 0 S: 8	H: 0 LOB: 0 BB: 0 P: 11	R: 0 E: 0 K: 3 S: 11	H: 1 LOB: 1 BB: 0 P: 14	R: 0 E: 0 K: 1 S: 11	H: 1 LOB: 2 BB: 1 P: 18	R: 0 E: 0 K: 0 S: 8	H: 1 LOB: 0 BB: 0 P: 12	1B: 6 2B: 3 3B: 0 HR: 0	SF: 0 SAC: 0 DP: 3 HBP: 0	WP: 0 PB: 0 SB: 1 CS: 0	PA: 35					
<b>PITCHER</b>	IP	WLS	BF	H	R	ER	SO	BB	IBB	HBP	BLK	WP	HR	S	P	ERA	WHIP										
<b>33 Kevin Millwood, R</b> (1, 1) ERA: 5.16	7.0	W	27	7	0	0	5	0	0	0	0	0	0	72	104	0.00	1.000										
<b>53 Joaquin Benoit, R</b> (8, 1) ERA: 2.73	1.0	H	5	1	0	0	1	1	0	0	0	0	0	11	18	0.00	2.000										
<b>36 C.J. Wilson, L</b> (9, 1) ERA: 3.03	1.0	S	3	1	0	0	0	0	0	0	0	0	0	8	12	0.00	1.000										

Batter	1	2	3	4	5	6	7	8	9	AB	R	H	RBI	BB	SO	LOB	BOTTOM										
<b>Frank Catalanotto, L</b> (1, 3) OBP: 0.344, SLG: 0.455										3	0	0	0	0	0	1	<b>Baltimore Orioles @ Texas Rangers</b> Rangers Ballpark in Arlington, Arlington, TX Sun Sep 23 2007, 3:05 PM EDT Att: 37,812 - Cloudy - 87 F										
<b>Brad Wilkerson, L</b> (8, 3) OBP: 0.316, SLG: 0.471										0	0	0	0	0	0	0											
<b>5 Ian Kinsler, R</b> (1, 4) OBP: 0.326, SLG: 0.449										4	1	2	0	0	0	1											
<b>10 Michael Young, R</b> (1, 6) OBP: 0.363, SLG: 0.413										4	0	1	0	0	0	1											
<b>22 Marlon Byrd, R</b> (1, 8) OBP: 0.358, SLG: 0.455										3	0	0	1	0	0	2											
<b>9 Hank Blalock, L</b> (1, 10) OBP: 0.352, SLG: 0.533										4	0	0	0	0	0	2											
<b>Jason Botts, S</b> (1, 7) OBP: 0.329, SLG: 0.345																											
<b>7 David Murphy, L</b> (8, 7) OBP: 0.402, SLG: 0.578																											
<b>Nelson Cruz, R</b> (1, 9) OBP: 0.292, SLG: 0.381																											
<b>15 Gerald Laird, R</b> (1, 2) OBP: 0.273, SLG: 0.329																											
<b>30 Travis Metcalfe, R</b> (1, 5) OBP: 0.278, SLG: 0.390																											
<b>Inning Stats</b>	R: 0 E: 0 K: 0 S: 10	H: 0 LOB: 0 BB: 0 P: 15	R: 2 E: 0 K: 0 S: 13	H: 3 LOB: 1 BB: 0 P: 24	R: 0 E: 0 K: 0 S: 6	H: 1 LOB: 0 BB: 0 P: 9	R: 0 E: 0 K: 0 S: 5	H: 0 LOB: 0 BB: 0 P: 6	R: 0 E: 0 K: 2 S: 9	H: 0 LOB: 0 BB: 0 P: 15	R: 1 E: 0 K: 1 S: 9	H: 2 LOB: 1 BB: 0 P: 14	R: 0 E: 0 K: 0 S: 9	H: 1 LOB: 1 BB: 0 P: 11	R: 0 E: 0 K: 0 S: 5	H: 0 LOB: 1 BB: 0 P: 9	1B: 5 2B: 1 3B: 1 HR: 0	SF: 0 SAC: 0 DP: 1 HBP: 2	WP: 1 PB: 0 SB: 0 CS: 0	PA: 32							
<b>PITCHER</b>	IP	WLS	BF	H	R	ER	SO	BB	IBB	HBP	BLK	WP	HR	S	P	ERA	WHIP										
<b>Jon Leicester, R</b> (1, 1) ERA: 6.51	8.0	L	32	7	3	3	3	0	0	2	0	1	0	66	103	3.38	0.875										

AB 34  
R 0  
H 9  
RBI 0  
BB 1  
SO 6  
LOB 17



AB 30  
R 3  
H 7  
RBI 3  
BB 0  
SO 3  
LOB 11





Batter	1	2	3	4	5	6	7	8	9	AB	R	H	RBI	BB	SO	LOB	TOP								
9 David DeJesus, L (1, 8) OBP: 0.354, SLG: 0.379										3	0	0	0	1	1	2	<b>Kansas City Royals @ Baltimore Orioles</b> Oriole Park at Camden Yards, Baltimore, MD Mon Sep 24 2007, 7:05 PM EDT Att: 15,769 - Clear - 83 F								
Esteban German, R (1, 4) OBP: 0.357, SLG: 0.375										4	1	2	0	0	1	4									
Ross Gload, L (1, 3) OBP: 0.313, SLG: 0.439 15 Mark Grudzielanek, R (8, PH) OBP: 0.343, SLG: 0.428										3	0	0	0	0	0	4									
16 Billy Butler, R (1, 10)										4	0	0	0	0	2	2									
24 Mark Teahen, L (1, 9)										4	0	3	1	0	0	0									
4 Alex Gordon, L (1, 5) OBP: 0.319, SLG: 0.420										4	0	0	0	0	0	3									
14 John Buck, R (7, PR) Justin Huber, R (7, 2) Jason LaRue, R (7, 2) 32 Shane Costa, L (9, PH) OBP: 0.264, SLG: 0.310										3	0	1	0	0	0	1									
2 Joey Gathright, L (1, 7) OBP: 0.374, SLG: 0.340										0	0	0	0	2	0	0									
1 Tony Pena Jr., R (7, PH) Jason Smith, L (7, 6) OBP: 0.241, SLG: 0.387										2	0	1	0	0	0	1									
										2	0	0	0	0	1	3									
<b>Inning Stats</b>	R: 0 E: 0 K: 1 S: 6	H: 1 LOB: 1 BB: 0 P: 10	R: 0 E: 0 K: 0 S: 5	H: 0 LOB: 0 BB: 0 P: 11	R: 0 E: 0 K: 1 S: 9	H: 1 LOB: 2 BB: 1 P: 15	R: 0 E: 0 K: 1 S: 8	H: 1 LOB: 1 BB: 0 P: 13	R: 0 E: 0 K: 0 S: 8	H: 0 LOB: 0 BB: 1 P: 14	R: 1 E: 0 K: 1 S: 19	H: 2 LOB: 1 BB: 0 P: 29	R: 0 E: 0 K: 1 S: 7	H: 1 LOB: 2 BB: 1 P: 14	R: 1 E: 0 K: 0 S: 7	H: 2 LOB: 0 BB: 0 P: 11	R: 0 E: 0 K: 0 S: 10	H: 1 LOB: 1 BB: 0 P: 15	1B: 6 2B: 2 3B: 0 HR: 1	SF: 0 SAC: 3 DP: 1 HBP: 0	WP: 0 PB: 0 SB: 0 CS: 1	PA: 37			
<b>PITCHER</b>	IP WLS BF H R ER SO BB IBB HBP BLK WP HR S P ERA WHIP																								
40 Daniel Cabrera, R (1, 1) ERA: 5.36	7.0		29	6	1	1	5	2	1	0	0	0	0	0	0	62	106	1.29	1.143						
32 Jamie Walker, L (8, 1) ERA: 3.34	1.0	W	4	2	1	1	0	0	0	0	0	0	0	1	7	11	9.00	2.000							
Chad Bradford, R (9, 1) ERA: 3.41	1.0	S	4	1	0	0	0	0	0	0	0	0	0	0	10	15	0.00	1.000							

AB 31  
R 2  
H 9  
RBI 2  
BB 3  
SO 5  
LOB 20



Batter	1	2	3	4	5	6	7	8	9	AB	R	H	RBI	BB	SO	LOB	BOTTOM								
1 Brian Roberts, S (1, 4) OBP: 0.380, SLG: 0.438										3	0	0	0	1	1	0	<b>Kansas City Royals @ Baltimore Orioles</b> Oriole Park at Camden Yards, Baltimore, MD Mon Sep 24 2007, 7:05 PM EDT Att: 15,769 - Clear - 83 F								
6 Melvin Mora, R (1, 5) OBP: 0.345, SLG: 0.425										4	0	2	1	0	0	0									
21 Nick Markakis, L (1, 9) OBP: 0.355, SLG: 0.477										4	1	1	1	0	2	3									
Miguel Tejada, R (1, 6) OBP: 0.357, SLG: 0.450										4	0	2	0	0	0	0									
Kevin Millar, R (1, 10) OBP: 0.364, SLG: 0.420										4	0	0	0	0	0	3									
17 Aubrey Huff, L (1, 3) OBP: 0.332, SLG: 0.437										3	0	0	0	0	1	1									
Ramon Hernandez, R (1, 2) OBP: 0.330, SLG: 0.367										3	1	1	0	0	1	1									
Jay Payton, R (1, 7) OBP: 0.286, SLG: 0.352										3	0	0	0	0	0	1									
Tike Redman, L (1, 8) OBP: 0.348, SLG: 0.477										3	1	1	1	0	0	0									
<b>Inning Stats</b>	R: 0 E: 0 K: 1 S: 15	H: 2 LOB: 2 BB: 0 P: 21	R: 0 E: 0 K: 1 S: 6	H: 0 LOB: 0 BB: 0 P: 9	R: 0 E: 0 K: 1 S: 9	H: 0 LOB: 0 BB: 0 P: 14	R: 0 E: 0 K: 1 S: 9	H: 0 LOB: 0 BB: 0 P: 15	R: 2 E: 1 K: 1 S: 18	H: 3 LOB: 2 BB: 1 P: 28	R: 0 E: 0 K: 0 S: 9	H: 1 LOB: 1 BB: 0 P: 14	R: 0 E: 0 K: 0 S: 5	H: 0 LOB: 0 BB: 0 P: 7	R: 1 E: 0 K: 0 S: 13	H: 1 LOB: 0 BB: 0 P: 16		1B: 5 2B: 1 3B: 0 HR: 1	SF: 0 SAC: 0 DP: 0 HBP: 0	WP: 1 PB: 0 SB: 0 CS: 0	PA: 32				
<b>PITCHER</b>	IP WLS BF H R ER SO BB IBB HBP BLK WP HR S P ERA WHIP																								
55 Gil Meche, R (1, 1) ERA: 3.69	8.0	L	32	7	3	3	5	1	0	0	0	0	0	0	1	84	124	3.38	1.000						

AB 31  
R 3  
H 7  
RBI 3  
BB 1  
SO 5  
LOB 9









Batter	1	2	3	4	5	6	7	8	9	AB	R	H	RBI	BB	SO	LOB	TOP										
<b>Reed Johnson, R</b> (1, 9) OBP: 0.303, SLG: 0.325										4	2	1	1	0	0	1	<b>Toronto Blue Jays @ Baltimore Orioles</b> Oriole Park at Camden Yards, Baltimore, MD Wed Sep 26 2007, 7:05 PM EDT Att: 15,424 - Partly Cloudy - 85 F										
<b>Matt Stairs, L</b> (1, 3) OBP: 0.370, SLG: 0.549										4	1	1	2	1	2	1											
<b>15 Alex Rios, R</b> (1, 8) OBP: 0.355, SLG: 0.497										3	1	2	1	2	0	0											
<b>Frank Thomas, R</b> (1, 10) OBP: 0.376, SLG: 0.480										3	0	0	1	1	0	3											
<b>2 Aaron Hill, R</b> (1, 4) OBP: 0.332, SLG: 0.456										4	1	3	0	1	0	0											
<b>9 Greg Zaun, S</b> (1, 2) OBP: 0.339, SLG: 0.413										4	1	0	1	1	3	6											
<b>26 Adam Lind, L</b> (1, 7) OBP: 0.279, SLG: 0.385										4	0	1	2	1	2	6											
<b>8 Russ Adams, L</b> (1, 5) OBP: 0.333, SLG: 0.415										4	1	0	0	0	0	6											
<b>18 Hector Luna, R</b> (7, 5) OBP: 0.295, SLG: 0.323										1	0	0	0	0	1	1											
<b>6 John McDonald, R</b> (1, 6) OBP: 0.282, SLG: 0.337										4	1	1	0	1	2	1											
<b>Inning Stats</b>	R: 8 E: 0 K: 0 S: 23	H: 6 LOB: 2 BB: 3 P: 41	R: 0 E: 0 K: 1 S: 9	H: 1 LOB: 1 BB: 0 P: 18	R: 0 E: 0 K: 2 S: 13	H: 0 LOB: 0 BB: 0 P: 19	R: 0 E: 0 K: 2 S: 10	H: 1 LOB: 2 BB: 1 P: 17	R: 0 E: 0 K: 1 S: 8	H: 0 LOB: 3 BB: 3 P: 24	R: 0 E: 0 K: 1 S: 9	H: 0 LOB: 0 BB: 0 P: 14	R: 0 E: 0 K: 0 S: 6	H: 0 LOB: 0 BB: 0 P: 8	R: 0 E: 0 K: 2 S: 18	H: 0 LOB: 1 BB: 1 P: 25	1B: 9 2B: 0 3B: 0 HR: 0	SF: 1 SAC: 0 DP: 0 HBP: 1	WP: 0 PB: 0 SB: 0 CS: 0	PA: 45							
<b>PITCHER</b>	IP	WLS	BF	H	R	ER	SO	BB	IBB	HBP	BLK	WP	HR	S	P	ERA	WHIP										
<b>Victor Zambrano, R</b> (1, 1) ERA: 9.74	0.2	L	10	4	8	8	0	3	0	1	0	0	0	19	36	108.00	10.500										
<b>Kurt Birkins, L</b> (1, 1) ERA: 7.41	4.1		19	5	0	0	6	1	0	0	0	0	0	44	74	0.00	1.385										
<b>62 Radhames Liz, R</b> (6, 1) ERA: 7.84	4.0		16	0	0	0	4	4	0	0	0	0	0	43	71	0.00	1.000										

Batter	1	2	3	4	5	6	7	8	9	AB	R	H	RBI	BB	SO	LOB	BOTTOM										
<b>1 Brian Roberts, S</b> (1, 4) OBP: 0.380, SLG: 0.436										4	0	0	0	1	2	3	<b>Toronto Blue Jays @ Baltimore Orioles</b> Oriole Park at Camden Yards, Baltimore, MD Wed Sep 26 2007, 7:05 PM EDT Att: 15,424 - Partly Cloudy - 85 F										
<b>6 Melvin Mora, R</b> (1, 10) OBP: 0.345, SLG: 0.426										5	0	1	0	0	0	4											
<b>21 Nick Markakis, L</b> (1, 9) OBP: 0.357, SLG: 0.478										5	1	4	0	0	0	1											
<b>Miguel Tejada, R</b> (1, 6) OBP: 0.356, SLG: 0.448										5	0	0	0	0	0	6											
<b>Kevin Millar, R</b> (1, 3) OBP: 0.363, SLG: 0.415										5	1	1	0	0	1	4											
<b>Ramon Hernandez, R</b> (1, 2) OBP: 0.330, SLG: 0.366										5	2	2	1	0	0	1											
<b>9 Scott Moore, L</b> (1, 5) OBP: 0.196, SLG: 0.302										4	1	1	0	0	1	2											
<b>Jay Payton, R</b> (1, 7) OBP: 0.286, SLG: 0.351										4	0	1	1	0	0	1											
<b>Tike Redman, L</b> (1, 8) OBP: 0.350, SLG: 0.474										3	0	2	2	0	0	0											
<b>Inning Stats</b>	R: 0 E: 1 K: 0 S: 15	H: 1 LOB: 2 BB: 0 P: 25	R: 0 E: 1 K: 0 S: 8	H: 1 LOB: 3 BB: 1 P: 14	R: 0 E: 0 K: 1 S: 9	H: 1 LOB: 0 BB: 0 P: 10	R: 0 E: 0 K: 1 S: 11	H: 0 LOB: 0 BB: 0 P: 17	R: 0 E: 0 K: 1 S: 7	H: 0 LOB: 0 BB: 0 P: 10	R: 3 E: 1 K: 1 S: 17	H: 4 LOB: 2 BB: 0 P: 25	R: 0 E: 0 K: 0 S: 6	H: 1 LOB: 1 BB: 0 P: 7	R: 2 E: 0 K: 0 S: 12	H: 3 LOB: 1 BB: 0 P: 14		R: 0 E: 0 K: 0 S: 9	H: 1 LOB: 1 BB: 0 P: 15	1B: 11 2B: 1 3B: 0 HR: 0	SF: 1 SAC: 0 DP: 1 HBP: 0	WP: 0 PB: 0 SB: 0 CS: 0	PA: 42				
<b>PITCHER</b>	IP	WLS	BF	H	R	ER	SO	BB	IBB	HBP	BLK	WP	HR	S	P	ERA	WHIP										
<b>32 Roy Halladay, R</b> (1, 1) ERA: 3.71	7.0	W	35	11	5	3	4	1	0	0	0	0	0	80	115	3.86	1.714										
<b>37 Scott Downs, L</b> (8, 1) ERA: 2.24	1.0	H	3	0	0	0	0	0	0	0	0	0	0	5	7	0.00	0.000										
<b>49 Jeremy Accardo, R</b> (9, 1) ERA: 2.17	1.0	S	4	1	0	0	0	0	0	0	0	0	0	9	15	0.00	1.000										


AB	35
R	8
H	9
RBI	8
BB	8
SO	10
LOB	25




AB	40
R	5
H	12
RBI	4
BB	1
SO	4
LOB	22





Batter	1	2	3	4	5	6	7	8	9	AB	R	H	RBI	BB	SO	LOB	TOP										
8 Russ Adams, L (1,5) OBP: 0.317, SLG: 0.393 6 John McDonald, R (9,PH) OBP: 0.281, SLG: 0.336	G4-3		K		SH5-4	G4-3			G5-3	3	0	0	0	1	2		<p><b>Toronto Blue Jays @ Baltimore Orioles</b>  <b>Oriole Park at Camden Yards, Baltimore, MD</b>            Thu Sep 27 2007, 7:05 PM EDT            Att: 15,817 - Partly Cloudy - 86 F</p> <p>livebaseballscores.com</p> <p>AB 35 R 5 H 9 RBI 4 BB 1 SO 5 LOB 13</p> 										
Matt Stairs, L (1,3) OBP: 0.365, SLG: 0.541	F9			G4-3	K		P4		K	5	0	0	0	2	2												
15 Alex Rios, R (1,8) OBP: 0.354, SLG: 0.494	G6-3			G6-3			F8			3	0	0	0	1	0												
Frank Thomas, R (1,10) OBP: 0.377, SLG: 0.480				G5-3	G6-3					4	0	2	0	0	3												
2 Aaron Hill, R (1,4) OBP: 0.333, SLG: 0.458										4	2	2	0	0	2												
26 Adam Lind, L (1,7) OBP: 0.279, SLG: 0.385 Reed Johnson, R (8,PH) OBP: 0.302, SLG: 0.323 (8,7)										3	1	1	0	0	1	2											
John Ford Griffin, L (1,9) OBP: 0.600, SLG: 1.000 18 Hector Luna, R (8,PH) OBP: 0.257, SLG: 0.313 (8,9)				G4-3						2	2	1	2	0	0	0											
7 Curtis Thigpen, R (1,2) OBP: 0.277, SLG: 0.274				G5-3						4	0	1	1	0	1	1											
Ray Olmedo, S (1,6) OBP: 0.217, SLG: 0.283										4	0	2	1	0	0	1											
<b>Inning Stats</b>	R: 0 E: 0 K: 0 S: 5	H: 0 LOB: 0 BB: 0 P: 10	R: 0 E: 0 K: 1 S: 6	H: 1 LOB: 0 BB: 0 P: 12	R: 0 E: 0 K: 1 S: 13	H: 1 LOB: 1 BB: 0 P: 18	R: 0 E: 0 K: 0 S: 6	H: 0 LOB: 0 BB: 0 P: 11	R: 3 E: 1 K: 1 S: 18	H: 4 LOB: 3 BB: 1 P: 29	R: 2 E: 1 K: 1 S: 18	H: 2 LOB: 1 BB: 0 P: 27	R: 0 E: 0 K: 0 S: 8	H: 0 LOB: 0 BB: 0 P: 10	R: 0 E: 0 K: 0 S: 5	H: 0 LOB: 0 BB: 0 P: 5		R: 0 E: 0 K: 1 S: 7	H: 0 LOB: 0 BB: 0 P: 10	1B: 7 2B: 2 3B: 0 HR: 0	SF: 1 SAC: 1 DP: 0 HBP: 0	WP: 1 PB: 1 SB: 0 CS: 1	PA: 38				
<b>PITCHER</b>	IP	WLS	BF	H	R	ER	SO	BB	IBB	HBP	BLK	WP	HR	S	P	ERA	WHIP										
46 Jeremy Guthrie, R (1,1) ERA: 3.7	5.0		22	6	3	3	3	1	0	0	0	0	0	48	80	5.40	1.400										
27 Jim Hoey, R (6,1) ERA: 7.53	1.2	W	8	2	2	1	1	0	0	0	0	1	0	23	34	5.40	1.200										
Chad Bradford, R (7,1) ERA: 3.39	0.1	H	2	1	0	0	0	0	0	0	0	0	0	3	3	0.00	3.000										
32 Jamie Walker, L (8,1) ERA: 3.23	2.0	S	6	0	0	0	1	0	0	0	0	0	0	12	15	0.00	0.000										

Batter	1	2	3	4	5	6	7	8	9	AB	R	H	RBI	BB	SO	LOB	BOTTOM										
1 Brian Roberts, S (1,4) OBP: 0.377, SLG: 0.432	K	F8		F7		P3		K		5	0	0	0	0	2	2	<p><b>Toronto Blue Jays @ Baltimore Orioles</b>  <b>Oriole Park at Camden Yards, Baltimore, MD</b>            Thu Sep 27 2007, 7:05 PM EDT            Att: 15,817 - Partly Cloudy - 86 F</p> <p>livebaseballscores.com</p> <p>AB 36 R 8 H 13 RBI 8 BB 1 SO 5 LOB 13</p> 										
Tike Redman, L (1,8) OBP: 0.344, SLG: 0.462	L3	F9		F9				G6-3		5	1	1	0	0	0	2											
21 Nick Markakis, L (1,9) OBP: 0.358, SLG: 0.478										4	0	2	0	0	0	0											
Miguel Tejada, R (1,10) OBP: 0.356, SLG: 0.446	G6-3									4	1	1	1	0	0	2											
17 Aubrey Huff, L (1,3) OBP: 0.335, SLG: 0.440										3	2	2	0	1	0	0											
6 Melvin Mora, R (1,5) OBP: 0.343, SLG: 0.423										3	0	0	1	0	1	3											
Jay Payton, R (1,7) OBP: 0.290, SLG: 0.362										4	2	3	3	0	0	2											
Paul Bako, L (1,2) OBP: 0.277, SLG: 0.256 J.R. House, R (6,PH) OBP: 0.250, SLG: 0.441 (7,2)										2	0	1	0	0	0	1											
2 Luis Hernandez, S (1,6) OBP: 0.317, SLG: 0.387										4	1	2	2	0	1	0											
<b>Inning Stats</b>	R: 0 E: 0 K: 1 S: 11	H: 1 LOB: 1 BB: 0 P: 12	R: 2 E: 0 K: 0 S: 19	H: 4 LOB: 2 BB: 0 P: 25	R: 2 E: 0 K: 0 S: 9	H: 3 LOB: 1 BB: 0 P: 16	R: 0 E: 0 K: 0 S: 7	H: 0 LOB: 0 BB: 0 P: 10	R: 0 E: 0 K: 0 S: 6	H: 0 LOB: 0 BB: 0 P: 8	R: 2 E: 0 K: 1 S: 13	H: 2 LOB: 2 BB: 0 P: 24	R: 1 E: 0 K: 1 S: 11	H: 2 LOB: 2 BB: 1 P: 19	R: 1 E: 0 K: 2 S: 10	H: 1 LOB: 0 BB: 0 P: 16		1B: 8 2B: 2 3B: 0 HR: 3	SF: 1 SAC: 0 DP: 0 HBP: 0	WP: 0 PB: 0 SB: 1 CS: 0	PA: 38						
<b>PITCHER</b>	IP	WLS	BF	H	R	ER	SO	BB	IBB	HBP	BLK	WP	HR	S	P	ERA	WHIP										
58 Josh Banks, R (1,1) ERA: 7.36	5.1		25	9	5	5	1	0	0	0	0	0	1	13	21	27.00	4.500										
56 Brian Tallet, L (6,1) ERA: 3.54	0.2	L	5	3	2	2	1	0	0	0	0	0	1	13	21	27.00	4.500										
40 Brian Wolfe, R (7,1) ERA: 2.64	1.1		6	1	1	1	2	0	1	0	0	0	1	10	20	6.75	0.750										
Joe Kennedy, L (8,1) ERA: 4.83	0.2		2	0	0	0	1	0	0	0	0	0	0	6	8	0.00	0.000										







Batter	1	2	3	4	5	6	7	8	9	AB R H RBI BB SO LOB	TOP									
28 Melky Cabrera, S OBP: 0.327, SLG: 0.392	G3-1		G6-3	14 1B 2B	F7			K		5 1 1 2 0 1 0	<b>New York Yankees @ Baltimore Orioles</b> Oriole Park at Camden Yards, Baltimore, MD Sat Sep 29 2007, 7:05 PM EDT Att: 47,616 - Clear - 78 F <a href="http://livebaseballscores.com">livebaseballscores.com</a>									
14 Wilson Betemit, S OBP: 0.332, SLG: 0.451	K		F8	PB 2B 1B	F8			L4-6 2B		5 1 2 1 0 1 0										
Bobby Abreu, L OBP: 0.369, SLG: 0.448	1B		1B	2B 24 1B BB	G3-1			L4-6		4 1 2 0 1 0 1										
Jason Giambi, L OBP: 0.357, SLG: 0.438	1B		1B	24 1B 2B				F7		3 1 2 1 2 0 0										
24 Robinson Canó, L OBP: 0.353, SLG: 0.488		20 1B 2B	G5-3	17 HR 1B	G4-6-3			F8		5 2 2 2 0 0 3										
20 Jorge Posada, S OBP: 0.426, SLG: 0.543		17 FC5-4 1B			F7			K		4 1 2 1 0 1 1										
26 José Molina, R OBP: 0.266, SLG: 0.333										1 0 0 0 0 1 0										
17 Shelley Duncan, R OBP: 0.329, SLG: 0.569	FC5-4									4 2 2 2 0 0 1										
Bronson Sardinha, L OBP: 0.333, SLG: 0.250	P4									3 1 1 1 1 0 1										
63 Alberto Gonzalez, R OBP: 0.167, SLG: 0.091	G4-3									4 1 0 0 0 0 3										
<b>Inning Stats</b>	R: 0 E: 0 K: 14	H: 2 LOB: 2 BB: 0 P: 22	R: 1 E: 0 K: 0 S: 7	H: 2 LOB: 1 BB: 0 P: 12	R: 0 E: 0 K: 0 S: 9	H: 1 LOB: 2 BB: 1 P: 18	R: 10 E: 1 K: 1 S: 27	H: 8 LOB: 0 BB: 2 P: 48	R: 0 E: 0 K: 0 S: 8	H: 0 LOB: 0 BB: 0 P: 12	R: 0 E: 0 K: 0 S: 5	H: 0 LOB: 0 BB: 0 P: 14	R: 0 E: 0 K: 1 S: 10	H: 1 LOB: 0 BB: 0 P: 18	R: 0 E: 0 K: 1 S: 7	H: 0 LOB: 0 BB: 0 P: 11	1B: 9 2B: 5 3B: 0 HR: 1	SF: 0 SAC: 0 DP: 3 HBP: 0	WP: 0 PB: 1 SB: 0 CS: 0	PA: 42
<b>PITCHER</b>	IP WLS BF H R ER SO BB IBB HBP BLK WP HR S P ERA WHIP											IP WLS BF H R ER SO BB IBB HBP BLK WP HR S P ERA WHIP								
40 Daniel Cabrera, R ERA: 5.55	3.0 L 20 10 7 6 1 1 0 0 0 0 0 0 42 71 18.00 3.667																			
Kurt Birkins, L ERA: 8.13	0.1 4 2 2 2 0 1 0 0 0 0 0 0 7 14 54.00 9.000																			
Victor Santos, R ERA: 5.63	2.1 8 1 2 2 0 2 0 0 0 0 0 1 18 35 7.71 1.286																			
27 Jim Hoey, R ERA: 7.3	1.2 5 0 0 0 1 0 0 0 0 0 0 0 13 21 0.00 0.000																			
34 Fernando Cabrera, R ERA: 7.21	1.2 5 1 0 0 1 0 0 0 0 0 0 0 11 20 0.00 0.600																			

Batter	1	2	3	4	5	6	7	8	9	AB R H RBI BB SO LOB	BOTTOM											
1 Brian Roberts, S OBP: 0.377, SLG: 0.432	F9			L4-3		F7			G4-3 6 S BB	4 0 1 1 1 0 1	<b>New York Yankees @ Baltimore Orioles</b> Oriole Park at Camden Yards, Baltimore, MD Sat Sep 29 2007, 7:05 PM EDT Att: 47,616 - Clear - 78 F <a href="http://livebaseballscores.com">livebaseballscores.com</a>											
6 Melvin Mora, R OBP: 0.341, SLG: 0.418	21 HR BB	L3		F9		K			G4-3	4 1 0 0 1 1 2												
21 Nick Markakis, L OBP: 0.362, SLG: 0.485	HR		E 1B		HR 1B				K	5 3 3 2 0 1 1												
Miguel Tejada, R OBP: 0.356, SLG: 0.441	L5		E G6-3 BB		F7				G5-3	3 1 0 0 2 0 2												
Kevin Millar, R OBP: 0.362, SLG: 0.412	P6		E7		HR 1B				G6-4-3	4 1 1 0 0 0 2												
Ramon Hernandez, R OBP: 0.333, SLG: 0.382		SH5-4 2 G4-3 2B	G6-3		HR				P6	4 2 2 4 0 0 1												
Jay Payton, R OBP: 0.293, SLG: 0.378		G4-3 2 SH5-4 1B BB	F7		P4				HR	3 2 1 1 1 0 1												
Tike Redman, L OBP: 0.351, SLG: 0.477		SH5-4	G4-3		G3-1				F8	3 0 0 0 0 0 1												
2 Luis Hernandez, S OBP: 0.318, SLG: 0.385		G4-3							F8	3 0 1 1 0 0 1												
J.R. House, R OBP: 0.243, SLG: 0.429										1 0 0 0 0 0 0												
12 Brandon Fahey, L OBP: 0.200, SLG: 0.226										0 0 0 0 0 0 0												
<b>Inning Stats</b>	R: 2 E: 0 K: 0 S: 9	H: 1 LOB: 1 BB: 1 P: 14	R: 2 E: 0 K: 0 S: 10	H: 2 LOB: 1 BB: 1 P: 16	R: 2 E: 1 K: 0 S: 12	H: 1 LOB: 1 BB: 1 P: 22	R: 0 E: 0 K: 0 S: 9	H: 1 LOB: 0 BB: 0 P: 13	R: 3 E: 0 K: 0 S: 10	H: 3 LOB: 0 BB: 0 P: 15	R: 0 E: 0 K: 1 S: 13	H: 0 LOB: 0 BB: 1 P: 16	R: 0 E: 0 K: 0 S: 9	H: 0 LOB: 0 BB: 1 P: 18	R: 1 E: 0 K: 0 S: 4	H: 1 LOB: 0 BB: 0 P: 6	R: 0 E: 0 K: 1 S: 8	H: 0 LOB: 1 BB: 1 P: 16	1B: 5 2B: 2 3B: 0 HR: 3	SF: 0 SAC: 1 DP: 2 HBP: 0	WP: 0 PB: 0 SB: 1 CS: 0	PA: 40
<b>PITCHER</b>	IP WLS BF H R ER SO BB IBB HBP BLK WP HR S P ERA WHIP											IP WLS BF H R ER SO BB IBB HBP BLK WP HR S P ERA WHIP										
46 Andy Pettitte, L ERA: 4.05	5.0 W 26 8 9 0 0 1 0 0 0 0 0 0 13 16 0.00 0.000																					
31 Edgar Ramirez, R ERA: 8.14	1.0 H 3 0 0 0 1 0 0 0 0 0 0 0 13 16 0.00 0.000																					
47 Ron Villone, L ERA: 4.25	2.0 H 7 1 1 1 0 1 0 0 0 0 0 1 13 24 4.50 1.000																					
41 Jose Veras, R ERA: 5.79	1.0 S 4 0 0 0 1 1 0 0 0 0 0 0 8 16 0.00 1.000																					



Batter	1	2	3	4	5	6	7	8	9	AB	R	H	RBI	BB	SO	LOB	TOP					
18 Johnny Damon, L (1, 7) OBP: 0.351, SLG: 0.396 17 Shelley Duncan, R (4, 7) OBP: 0.329, SLG: 0.554	K	FC6-4		FC4-6 HBP 1B	SF9 BB 1B	F8		K		3	1	1	1	0	1	2						
2 Derek Jeter, R (1, 6) OBP: 0.368, SLG: 0.452 63 Alberto Gonzalez, R (4, 6) OBP: 0.333, SLG: 0.071		K		FC4-6 BB	K	P6			P3	2	1	1	0	1	1	2						
Bobby Abreu, L (1, 9) OBP: 0.369, SLG: 0.445				F7	FC4-6 HBP 13 G3				F8	4	1	0	2	2	0	2						
13 Alex Rodriguez, R (1, 5) OBP: 0.422, SLG: 0.645 Bronson Sardinha, L (4, PR) OBP: 0.417, SLG: 0.333					SF9					2	1	2	1	1	0	0						
Jason Giambi, L (1, 10) OBP: 0.356, SLG: 0.433										2	1	1	1	1	0	0						
14 Wilson Betemit, S (1, 4) OBP: 0.333, SLG: 0.454										5	0	1	2	0	2	5						
28 Melky Cabrera, S (1, 8) OBP: 0.327, SLG: 0.391										5	0	2	3	0	2	6						
Doug Mientkiewicz, L (1, 3) OBP: 0.349, SLG: 0.440										4	0	1	0	1	0	5						
26 José Molina, R (1, 2) OBP: 0.274, SLG: 0.340										4	2	2	0	1	0	1						
Inning Stats	R: 1 E: 0 K: 2 S: 15	H: 2 LOB: 2 BB: 1 P: 26	R: 0 E: 0 K: 1 S: 22	H: 2 LOB: 2 BB: 0 P: 29	R: 1 E: 0 K: 0 S: 11	H: 2 LOB: 1 BB: 1 P: 18	R: 4 E: 0 K: 0 S: 17	H: 3 LOB: 3 BB: 2 P: 33	R: 3 E: 0 K: 1 S: 15	H: 2 LOB: 2 BB: 3 P: 34	R: 0 E: 0 K: 1 S: 12	H: 1 LOB: 1 BB: 1 P: 20	R: 1 E: 0 K: 1 S: 12	H: 1 LOB: 1 BB: 1 P: 22	R: 0 E: 0 K: 2 S: 12	H: 0 LOB: 0 BB: 0 P: 20	R: 0 E: 0 K: 1 S: 14	H: 1 LOB: 1 BB: 0 P: 19	1B: 11 2B: 2 3B: 1 HR: 0	SF: 1 SAC: 0 DP: 0 HBP: 1	WP: 1 PB: 0 SB: 1 CS: 0	PA: 50
PITCHER	IP	WLS	BF	H	R	ER	SO	BB	IBB	HBP	BLK	WP	HR	S	P	ERA	WHIP					
56 Brian Bures, L (1, 1) ERA: 5.95	3.1	L	21	9	6	6	3	2	0	0	0	0	0	60	93	16.20	3.300					
Victor Zambrano, R (4, 1) ERA: 10.17	1.0		9	1	3	3	1	4	0	1	0	1	0	15	39	27.00	5.000					
Rob Bell, R (5, 1) ERA: 5.94	0.2		3	1	0	0	1	0	0	0	0	0	0	5	8	0.00	1.500					
62 Radhames Liz, R (6, 1) ERA: 6.93	4.0		17	3	1	1	5	2	0	0	0	0	0	50	81	2.25	1.250					

New York Yankees @ Baltimore Orioles  
Oriole Park at Camden Yards, Baltimore, MD

AB 40  
R 10  
H 14  
RBI 10  
BB 8  
SO 10  
LOB 32



livebaseballscores.com

Sun Sep 30 2007, 1:35 PM EDT  
Att: 43,589 - Sunny - 84 F

Batter	1	2	3	4	5	6	7	8	9	AB	R	H	RBI	BB	SO	LOB	BOTTOM					
Tike Redman, L (1, 8) OBP: 0.341, SLG: 0.462	P6		K		FC4-6 FC4-6				F8	4	0	0	0	0	1	1						
2 Luis Hernandez, S (1, 4) OBP: 0.300, SLG: 0.362	G3-1		G4-3		FC4-6				G3	4	0	0	0	0	1							
6 Melvin Mora, R (1, 5) OBP: 0.341, SLG: 0.418 Gustavo Molina, R (6, 2) OBP: 0.138, SLG: 0.148										3	1	1	0	0	0	0						
Miguel Tejada, R (1, 6) OBP: 0.357, SLG: 0.442 12 Brandon Fahey, L (6, PR) OBP: 0.196, SLG: 0.222										1	0	0	0	0	0	0						
Kevin Millar, R (1, 10) OBP: 0.365, SLG: 0.420										3	1	2	1	1	0	0						
Jay Payton, R (1, 9) OBP: 0.292, SLG: 0.376										3	0	0	0	1	0	4						
9 Scott Moore, L (1, 3) OBP: 0.236, SLG: 0.327										4	0	1	1	0	1	2						
J.R. House, R (1, 2) OBP: 0.268, SLG: 0.500										3	1	1	1	0	0	3						
3 Freddie Bynum, L (1, 7) OBP: 0.290, SLG: 0.448										4	0	0	0	0	4	1						
Inning Stats	R: 0 E: 0 K: 0 S: 12	H: 0 LOB: 0 BB: 0 P: 17	R: 1 E: 0 K: 0 S: 6	H: 1 LOB: 1 BB: 1 P: 13	R: 0 E: 0 K: 2 S: 8	H: 0 LOB: 0 BB: 0 P: 12	R: 1 E: 0 K: 1 S: 8	H: 2 LOB: 1 BB: 0 P: 13	R: 0 E: 0 K: 1 S: 10	H: 0 LOB: 1 BB: 1 P: 13	R: 1 E: 0 K: 0 S: 12	H: 2 LOB: 2 BB: 1 P: 22	R: 0 E: 0 K: 1 S: 9	H: 0 LOB: 0 BB: 0 P: 14	R: 0 E: 0 K: 0 S: 8	H: 0 LOB: 0 BB: 0 P: 13	R: 1 E: 0 K: 1 S: 11	H: 1 LOB: 0 BB: 0 P: 14	1B: 4 2B: 0 3B: 0 HR: 2	SF: 0 SAC: 0 DP: 1 HBP: 2	WP: 0 PB: 1 SB: 0 CS: 0	PA: 36
PITCHER	IP	WLS	BF	H	R	ER	SO	BB	IBB	HBP	BLK	WP	HR	S	P	ERA	WHIP					
34 Sean Henn, L (1, 1) ERA: 7.12	3.0		11	1	1	1	2	1	0	0	0	0	0	26	42	3.00	0.667					
38 Chase Wright, L (4, 1) ERA: 7.2	2.0	W	9	2	1	1	2	0	0	2	0	0	0	18	26	4.50	1.000					
39 Ross Ohlendorf, R (6, 1) ERA: 2.94	1.2		8	2	1	1	1	1	0	0	0	0	0	18	31	5.40	1.800					
62 Joba Chamberlain, R (7, 1) ERA: 0.38	0.1		1	0	0	0	0	0	0	0	0	0	0	3	5	0.00	0.000					
35 Chris Britton, R (8, 1) ERA: 3.55	1.0		3	0	0	0	0	0	0	0	0	0	0	8	13	0.00	0.000					

New York Yankees @ Baltimore Orioles  
Oriole Park at Camden Yards, Baltimore, MD

AB 32  
R 4  
H 6  
RBI 3  
BB 2  
SO 6  
LOB 12



livebaseballscores.com

Sun Sep 30 2007, 1:35 PM EDT  
Att: 43,589 - Sunny - 84 F