

Baltimore Orioles - 2008

Batter	1	2	3	4	5	6	7	8	9	AB	R	H	RBI	BB	SO	LOB	TOP					
26 Chris Roberson, S OBP: 0.222, SLG: 0.222 (1, 9)										5	1	2	0	0	0	0	<p>Baltimore Orioles @ Washington Nationals Space Coast Stadium, Viera, FL</p> <p>Sat Mar 01 2008, 1:05 PM EST Att: 3,571 - Partly Cloudy - 74 F</p> <p>livebaseballscorecards.com</p> <p>AB 36 R 4 H 9 RBI 4 BB 3 SO 7 LOB 15</p>					
3 Freddie Bynum, L OBP: 0.286, SLG: 0.167 12 Brandon Fahey, L OBP: 0.250, SLG: 0.250 (1, 6) (7, PH)										3	0	0	0	0	0	2						
30 Luke Scott, L OBP: 0.500, SLG: 0.500 25 Luis Terrero, R OBP: 0.500, SLG: 0.400 (1, 7) (7, PH)										1	1	1	0	2	0	0						
66 Mike Costanzo, L OBP: 0.286, SLG: 0.429 69 Oscar Salazar, R OBP: 0.333, SLG: 1.333 (1, 5) (7, PH)										3	1	1	1	0	2	3						
9 Scott Moore, L OBP: 0.625, SLG: 1.143 19 Ben Davis, S (1, 3) (7, PH)										3	1	2	3	0	1	0						
10 Adam Jones, R OBP: 0.500, SLG: 0.250 (1, 8)										4	0	1	0	0	0	1						
58 Matt Wieters, S 65 Omir Santos, R (1, 10) (8, PH)										3	0	0	0	0	3	2						
24 Guillermo Quiroz, R OBP: 0.750, SLG: 0.750 73 Chris Heintz, R (1, 2) (6, PH)										2	0	1	0	0	0	0						
70 Eider Torres, S OBP: 0.375, SLG: 0.286 (1, 4)										4	0	0	0	0	1	3						
Inning Stats	R: 0 E: 0 K: 1 S: 6	H: 1 LOB: 1 P: 6	R: 1 E: 0 K: 1 S: 6	H: 1 LOB: 0 BB: 0 P: 7	R: 0 E: 0 K: 1 S: 6	H: 1 LOB: 2 BB: 1 P: 10	R: 0 E: 0 K: 3 S: 11	H: 2 LOB: 0 BB: 0 P: 11	R: 3 E: 0 K: 1 S: 8	H: 3 LOB: 1 BB: 1 P: 12	R: 0 E: 0 K: 0 S: 3	H: 0 LOB: 0 BB: 0 P: 3	R: 0 E: 0 K: 0 S: 4	H: 1 LOB: 1 BB: 0 P: 4	R: 0 E: 0 K: 0 S: 3	H: 0 LOB: 1 BB: 0 P: 7		R: 0 E: 0 K: 0 S: 3	H: 0 LOB: 0 BB: 0 P: 3	1B: 5 2B: 3 3B: 0 HR: 1	SF: 0 SAC: 0 DP: 0 HBP: 0	WP: 1 PB: 0 SB: 0 CS: 0
PITCHER	IP WLS BF H R ER SO BB IBB HBP BLK WP HR S P ERA WHIP	2.0 L 8 2 1 1 2 0 0 0 0 0 1 12 13 4.50 1.000	3.1 L 10 3 0 0 4 1 0 0 0 0 0 17 21 0.00 2.000	5.1 L 10 3 3 3 1 0 0 0 0 0 11 15 13.50 2.000	7.1 L 4 1 0 0 0 0 0 0 0 0 4 4 0.00 1.000	8.1 L 4 0 0 0 0 1 0 0 0 0 0 3 7 0.00 1.000	9.1 R 1.0 3 0 0 0 0 0 0 0 0 1 12 3 0.00 2.000	ERA: WHIP:	9.1 R 1.0 3 0 0 0 0 0 0 0 0 1 12 3 0.00 2.000	ERA: WHIP:												

Batter	1	2	3	4	5	6	7	8	9	AB	R	H	RBI	BB	SO	LOB	BOTTOM					
Felipe Lopez, S OBP: 0.286, SLG: 0.167 64 William Bergolla, R (1, 6) (7, 6)										2	0	0	0	1	0	1	<p>Baltimore Orioles @ Washington Nationals Space Coast Stadium, Viera, FL</p> <p>Sat Mar 01 2008, 1:05 PM EST Att: 3,571 - Partly Cloudy - 74 F</p> <p>livebaseballscorecards.com</p> <p>AB 32 R 1 H 7 RBI 1 BB 3 SO 6 LOB 20</p>					
29 Bret Boone, R OBP: 0.500, SLG: 0.750 22 Willie Harris, L (1, 4) (6, 4)										2	0	1	0	0	0	0						
44 Lastings Milledge, R OBP: 0.222, SLG: 0.933 77 Roger Bernadina, L (1, 8) (7, 8)										3	0	0	0	0	1	2						
26 Wily Mo Peña, R OBP: 0.500, SLG: 0.500 6 Alex Escobar, R (1, 10) (8, PH)										2	0	0	0	1	1	1						
25 Austin Kearns, R 30 Justin Maxwell, R (1, 9) (7, 9)										3	0	0	0	0	1	3						
34 Elijah Dukes, R OBP: 0.571, SLG: 0.667 29 Ryan Langerhans, L (1, 7) (7, FR)										3	0	2	0	0	1	0						
5 Kory Casto, L OBP: 0.143, SLG: 0.143 71 Yurendell Decaster, R (1, 5) (7, 5)										2	0	0	0	0	1	3						
3 Jesus Flores, R OBP: 1.000, SLG: 2.000 53 Humberto Cota, R OBP: 1.000, SLG: 1.000 (1, 2) (7, 2)										2	0	2	0	0	0	0						
74 Josh Whitesell, L OBP: 0.250, SLG: 0.250 Matthew Whitney, R (1, 3) (7, 3)										2	0	0	0	0	1	2						
Inning Stats	R: 0 E: 0 K: 0 S: 3	H: 0 LOB: 0 BB: 0 P: 3	R: 0 E: 0 K: 0 S: 4	H: 1 LOB: 1 BB: 0 P: 4	R: 0 E: 0 K: 1 S: 5	H: 1 LOB: 0 BB: 0 P: 5	R: 0 E: 0 K: 1 S: 6	H: 1 LOB: 1 BB: 0 P: 6	R: 0 E: 0 K: 1 S: 6	H: 1 LOB: 1 BB: 0 P: 6	R: 0 E: 0 K: 2 S: 7	H: 0 LOB: 2 BB: 2 P: 15	R: 0 E: 0 K: 0 S: 5	H: 2 LOB: 2 BB: 0 P: 5	R: 0 E: 0 K: 0 S: 3	H: 0 LOB: 0 BB: 0 P: 3		R: 1 E: 0 K: 1 S: 5	H: 1 LOB: 1 BB: 1 P: 11	1B: 6 2B: 0 3B: 1 HR: 0	SF: 0 SAC: 0 DP: 2 HBP: 1	WP: 0 PB: 0 SB: 0 CS: 0
PITCHER	IP WLS BF H R ER SO BB IBB HBP BLK WP HR S P ERA WHIP	3.0 W 10 2 0 0 1 0 0 0 0 0 0 6 6 0.00 1.000	4.1 H 4 1 0 0 1 0 0 0 0 0 0 6 6 0.00 1.000	5.1 L 9 1 0 0 3 2 0 0 0 0 0 13 21 0.00 1.500	7.1 L 5 2 0 0 0 0 0 0 0 0 0 5 5 0.00 2.000	8.1 L 3 0 0 0 0 0 0 0 0 0 0 3 3 0.00 0.000	9.1 R 1.0 3 0 0 0 0 0 0 0 0 1 12 3 0.00 2.000	ERA: WHIP:	9.1 R 1.0 3 0 0 0 0 0 0 0 1 12 3 0.00 2.000	ERA: WHIP:												

Batter	1	2	3	4	5	6	7	8	9	AB	R	H	RBI	BB	SO	LOB	TOP					
15 Cristian Guzman, S OBP: 0.333, SLG: 0.333 64 William Bergolla, R (9, PH) 93 Devin Ivany, R (9, S)	0-0 HBP 29 BB 1B	0-0 76 1B 1-2 1B		0-0 G5-3			0-0 G4-3		1-0 60 1B 77 2B HBP	3	1	2	0	0	0	0						
76 Frank Diaz, R OBP: 0.500, SLG: 0.500 60 Jason Dubois, R OBP: 1.000, SLG: 1.000	0-0 29 BB FC6-4 1B	0-0 76 1B 1-3 1B		0-0 F7			4-0 77 CS BB		0-0 77 2B 6 SF9 1B	3	1	2	1	0	0	0						
34 Elijah Dukes, R OBP: 0.300, SLG: 0.556 77 Roger Bernadina, L OBP: 0.333, SLG: 0.667	0-3 K 1B	0-3 K 1B			0-0 6 F9 6 CS 1B		1-3 K 1-2		0-0 6 SF9 29 2B 2B	3	0	1	0	0	2	3						
29 Bret Boone, R OBP: 0.667, SLG: 1.000 6 Alex Escobar, R (5, PH) (5, 10)	1-0 FC6-4 HBP 1-2 2-3 3-H		0-0 F9 22 2B 2B		1-0 F9 1-3			0-0 G6-3	0-0 SF9	1	1	1	0	0	0	0						
29 Ryan Langerhans, L OBP: 0.556, SLG: 0.400	4-0 FC6-4 BB 1-2 2-3 3-H		0-3 K 1B		0-0 G1-3			4-0 74 1B 74 PB BB	0-0 2B 3-H	3	1	1	2	2	1	2						
Matthew Whitney, R (1, 3) 74 Josh Whitesell, L (5, PH) OBP: 0.286, SLG: 0.286 (5, 3)	0-0 FC6-4 1-2 2-3 3-H		0-0 F9 2-3		0-0 F8			1-0 71 1B	0-3 K 1B	2	0	0	1	0	0	3						
22 Willie Harris, L OBP: 0.222, SLG: 0.250 71 Yurendell Decaster, R (6, S) (9, 4)	0-0 F8		0-0 2-3 3-H 2B		0-0 G4-3			0-0 G1-4-6-3 1-2		3	0	1	1	0	0	2						
58 Chad Moeller, R (1, 2) 53 Humberto Cota, R OBP: 0.667, SLG: 0.667 (6, 2)		0-0 E6 76 1B 15 1B		0-3 K 1B		0-0 L4			0-0 E6 93 HBP 60 1B 1B	3	1	0	0	0	1	1						
4 Pete Orr, L OBP: 0.200, SLG: 0.200 (6, 4) 0 Ofilio Castro, R OBP: 1.000, SLG: 1.000 (7, 4) (9, 6)	0-3 K 1B			0-0 P6		0-0 G4-3			0-0 93 HBP 60 1B 1B	3	0	0	0	0	1	1						
Inning Stats	R: 2 E: 0 K: 1 S: 7	H: 2 LOB: 2 BB: 1 P: 12	R: 1 E: 1 K: 2 S: 9	H: 2 LOB: 1 BB: 0 P: 9	R: 1 E: 0 K: 2 S: 9	H: 2 LOB: 1 BB: 0 P: 9	R: 0 E: 0 K: 0 S: 3	H: 0 LOB: 0 BB: 0 P: 3	R: 0 E: 0 K: 0 S: 4	H: 1 LOB: 1 BB: 0 P: 5	R: 0 E: 0 K: 0 S: 3	H: 0 LOB: 0 BB: 0 P: 3	R: 0 E: 0 K: 1 S: 4	H: 0 LOB: 0 BB: 1 P: 9	R: 1 E: 0 K: 0 S: 3	H: 1 LOB: 0 BB: 1 P: 8	R: 5 E: 1 K: 1 S: 9	H: 4 LOB: 0 BB: 0 P: 10	1B: 8 2B: 4 3B: 0 HR: 0	SF: 1 SAC: 0 DP: 1 HBP: 2	WP: 0 PB: 1 SB: 1 CS: 1	PA: 42
PITCHER	IP WLS BF H R ER SO BB IBB HBP BLK WP HR S P ERA WHIP	2.0 12 4 3 2 3 1 0 1 0 0 0 0 16 21 9.00 2.500	1.0 5 2 1 1 2 0 0 0 0 0 0 0 0 9 9 9.00 2.000	1.0 3 0 0 0 0 0 0 0 0 0 0 0 0 3 3 0.00 0.000	1.0 4 1 0 0 0 0 0 0 0 0 0 0 0 4 5 0.00 1.000	1.0 3 0 0 0 0 0 0 0 0 0 0 0 0 3 3 0.00 0.000	2.0 7 1 1 0 1 2 0 0 0 0 0 0 0 7 17 0.00 1.500	0.0 5 3 5 4 0 0 0 0 1 0 0 0 4 5 * *	1.0 W 3 1 0 0 1 0 0 0 0 0 0 0 5 5 0.00 1.000	52 Jon Leicester, R ERA: 63.0 54 Lance Cormier, R ERA: 63.0 63 Roberto Novoa, R ERA:												

Washington Nationals @ Baltimore Orioles
Fort Lauderdale Stadium, Ft. Lauderdale, FL
Sun Mar 02 2008, 1:05 PM EST
Att. 4,606 - Partly Cloudy - 80 F

AB 36
R 10
H 12
RBI 10
BB 3
SO 7
LOB 16



Batter	1	2	3	4	5	6	7	8	9	AB	R	H	RBI	BB	SO	LOB	BOTTOM					
1 Brian Roberts, S OBP: 0.444, SLG: 0.625 70 Eider Torres, S OBP: 0.444, SLG: 0.375 (6, 4)	0-0 G6-3	0-0 E8 6 1B 2-H		0-0 G4-3			0-0 SH5-3		0-0 69 1B 26 1B 69 S 1B	3	1	0	0	0	0	0						
6 Melvin Mora, R OBP: 0.444, SLG: 0.556 69 Oscar Salazar, R OBP: 0.600, SLG: 1.400 (6, 5)	0-0 BB 30 FC4-6 2B	0-0 2-H 1B			0-0 P3		0-0 26 1B 2B		1-0 26 1B 1-3 1B	3	1	2	1	0	0	0						
21 Nick Markakis, L OBP: 0.667, SLG: 1.143 26 Chris Roberson, S OBP: 0.364, SLG: 0.364 (6, 9)	4-0 FC4-6 BB	0-0 F7			1-2 HR		0-0 73 G6-3 73 S 1B		0-0 1-3 3-H 1B	2	1	1	1	1	0	1						
Kevin Millar, R OBP: 0.444, SLG: 0.286 73 Chris Heintz, R (5, PR) (6, 3)	4-0 FC4-6 BB 1-2 2-3		0-0 G6-3		0-0 30 FC4-6 1B		1-0 G6-3		0-0 F7	2	0	1	0	1	0	0						
30 Luke Scott, L OBP: 0.333, SLG: 0.286 74 Zach Dillon, L (7, PH) (8, 10)	0-0 FC4-6 1-2 2-3 3-H		0-3 K		0-0 G4-6-3 1-2		0-3 K		0-0 G4-3	3	0	0	1	0	1	3						
Ramon Hernandez, R OBP: 0.429, SLG: 0.333 58 Matt Wieters, S OBP: 0.143, SLG: 0.143 (1, 2) (6, 2)	0-0 F8		1-0 HBP			0-0 G4-3		0-3 K	0-0 9 2B 1B	1	0	0	0	0	0	2						
Jay Gibbons, L (1, 7) 9 Scott Moore, L OBP: 0.545, SLG: 1.000 (6, 7)		0-0 F9		0-3 K		0-0 G1-3		0-0 G6-3	0-0 25 1B 2B	2	0	0	0	0	1	1						
Jay Payton, R OBP: 0.500, SLG: 0.500 25 Luis Terrero, R OBP: 0.556, SLG: 0.500 (6, 8) (6, 8)		0-0 2 G3 1 E 1B		0-0 G1-3		0-0 L5		0-0 12 S 12 2B 1B	0-0 2-H 1B	2	1	1	0	0	0	0						
2 Luis Hernandez, S OBP: 0.333, SLG: 0.200 12 Brandon Fahey, L OBP: 0.500, SLG: 0.667 (6, 6) (6, 6)		0-0 G3		0-0 L6			0-0 70 SH5-3 69 2B 1B		1-0 70 1B 2B	2	0	0	0	0	0	1						
Inning Stats	R: 1 E: 0 K: 0 S: 4	H: 1 LOB: 2 BB: 2 P: 12	R: 2 E: 1 K: 0 S: 6	H: 2 LOB: 1 BB: 0 P: 6	R: 0 E: 0 K: 2 S: 7	H: 0 LOB: 1 BB: 0 P: 8	R: 0 E: 0 K: 0 S: 3	H: 0 LOB: 0 BB: 0 P: 3	R: 1 E: 0 K: 0 S: 6	H: 2 LOB: 1 BB: 0 P: 7	R: 0 E: 0 K: 0 S: 3	H: 0 LOB: 0 BB: 0 P: 3	R: 2 E: 0 K: 1 S: 8	H: 3 LOB: 1 BB: 0 P: 9	R: 3 E: 0 K: 1 S: 10	H: 5 LOB: 2 BB: 0 P: 12	R: 2 E: 0 K: 0 S: 4	H: 3 LOB: 1 BB: 0 P: 4	1B: 11 2B: 4 3B: 0 HR: 1	SF: 0 SAC: 1 DP: 1 HBP: 1	WP: 0 PB: 0 SB: 3 CS: 0	PA: 44
PITCHER	IP WLS BF H R ER SO BB IBB HBP BLK WP HR S P ERA WHIP	1.2 12 3 1 1 2 0 0 1 0 0 0 1 17 19 3.38 1.125	1.2 4 0 0 0 0 0 0 0 0 0 0 0 4 4 0.00 0.000	1.0 6 3 2 2 1 0 0 0 0 0 0 0 8 9 18.00 3.000	1.0 8 5 3 3 1 0 0 0 0 0 0 0 10 12 27.00 5.000	0.1 L 4 3 2 2 0 0 0 0 0 0 0 4 4 54.00 9.000	50 Garrett Mock, R ERA: 2.45 78 Rob Bell, R ERA: 5.72 37 Mike Bacsik, L ERA: 6.75 48 Ross Detwiler, L ERA: 18.0 61 Brian Sanchez, R ERA: 13.5	85 Jim Ed Warden, R ERA: 13.5														

Washington Nationals @ Baltimore Orioles
Fort Lauderdale Stadium, Ft. Lauderdale, FL
Sun Mar 02 2008, 1:05 PM EST
Att. 4,606 - Partly Cloudy - 80 F

AB 40
R 11
H 16
RBI 10
BB 2
SO 4
LOB 12



Batter	1	2	3	4	5	6	7	8	9	AB	R	H	RBI	BB	SO	LOB	TOP				
10 Adam Jones, R OBP: 0.571, SLG: 0.750 25 Luis Terrero, R OBP: 0.316, SLG: 0.235										2	1	1	0	0	0	1	<p>Baltimore Orioles @ Minnesota Twins Hammond Stadium, Fort Myers, FL Thu Mar 06 2008, 1:05 PM EST Att: 7,779 - Cloudy - 81 F</p>				
70 Eider Torres, S OBP: 0.200, SLG: 0.158 Jonny Tucker, R										3	0	0	0	0	0	4					
30 Luke Scott, L OBP: 0.471, SLG: 0.800 Blake Davis, L										4	2	2	1	0	1	1					
66 Mike Costanzo, L OBP: 0.474, SLG: 0.947 19 Ben Davis, S OBP: 0.091, SLG: 0.182											4	1	4	3	0	0					
69 Oscar Salazar, R OBP: 0.357, SLG: 0.714										5	1	1	0	0	0	4					
24 Guillermo Quiroz, R OBP: 0.593, SLG: 0.945 65 Omir Santos, R										3	2	2	0	1	1	1					
13 Tke Redman, L OBP: 0.286, SLG: 0.571 Sebastien Boucher, L										4	0	1	1	0	0	4					
73 Chris Heintz, R OBP: 0.231, SLG: 0.308 58 Matt Wieters, S OBP: 0.111, SLG: 0.111										3	0	3	0	0	0	0					
12 Brandon Fahey, L OBP: 0.333, SLG: 0.357										3	0	0	1	0	1	4					
Inning Stats	R: 1 E: 0 K: 1 S: 7	H: 2 LOB: 1 BB: 0 P: 7	R: 1 E: 1 K: 0 S: 5	H: 2 LOB: 1 BB: 0 P: 5	R: 4 E: 0 K: 0 S: 9	H: 6 LOB: 3 BB: 1 P: 14	R: 0 E: 0 K: 0 S: 4	H: 1 LOB: 2 BB: 1 P: 8	R: 0 E: 0 K: 1 S: 9	H: 2 LOB: 1 BB: 0 P: 10	R: 0 E: 0 K: 3 S: 9	H: 0 LOB: 0 BB: 0 P: 9	R: 0 E: 0 K: 0 S: 3	H: 0 LOB: 1 BB: 1 P: 7	R: 0 E: 0 K: 0 S: 3	H: 0 LOB: 0 BB: 0 P: 3		1B: 9 2B: 3 3B: 0 HR: 2	SF: 0 SAC: 2 DP: 1 HBP: 0	WP: 0 PB: 0 SB: 0 CS: 0	PA: 44
PITCHER	IP WLS BF H R ER SO BB IBB HBP BLK WP HR S P ERA WHIP	IP WLS BF H R ER SO BB IBB HBP BLK WP HR S P ERA WHIP	IP WLS BF H R ER SO BB IBB HBP BLK WP HR S P ERA WHIP	IP WLS BF H R ER SO BB IBB HBP BLK WP HR S P ERA WHIP	IP WLS BF H R ER SO BB IBB HBP BLK WP HR S P ERA WHIP	IP WLS BF H R ER SO BB IBB HBP BLK WP HR S P ERA WHIP	IP WLS BF H R ER SO BB IBB HBP BLK WP HR S P ERA WHIP	IP WLS BF H R ER SO BB IBB HBP BLK WP HR S P ERA WHIP	IP WLS BF H R ER SO BB IBB HBP BLK WP HR S P ERA WHIP	IP WLS BF H R ER SO BB IBB HBP BLK WP HR S P ERA WHIP	IP WLS BF H R ER SO BB IBB HBP BLK WP HR S P ERA WHIP	IP WLS BF H R ER SO BB IBB HBP BLK WP HR S P ERA WHIP	IP WLS BF H R ER SO BB IBB HBP BLK WP HR S P ERA WHIP	IP WLS BF H R ER SO BB IBB HBP BLK WP HR S P ERA WHIP	IP WLS BF H R ER SO BB IBB HBP BLK WP HR S P ERA WHIP	IP WLS BF H R ER SO BB IBB HBP BLK WP HR S P ERA WHIP	IP WLS BF H R ER SO BB IBB HBP BLK WP HR S P ERA WHIP	IP WLS BF H R ER SO BB IBB HBP BLK WP HR S P ERA WHIP	IP WLS BF H R ER SO BB IBB HBP BLK WP HR S P ERA WHIP	IP WLS BF H R ER SO BB IBB HBP BLK WP HR S P ERA WHIP	IP WLS BF H R ER SO BB IBB HBP BLK WP HR S P ERA WHIP

AB	39
R	7
H	14
RBI	6
BB	3
SO	5
LOB	21



Batter	1	2	3	4	5	6	7	8	9	AB	R	H	RBI	BB	SO	LOB	BOTTOM				
11 Jason Pridie, L OBP: 0.286, SLG: 0.308 2 Denard Span, L OBP: 0.250, SLG: 0.250										3	0	0	0	0	0	0	<p>Baltimore Orioles @ Minnesota Twins Hammond Stadium, Fort Myers, FL Thu Mar 06 2008, 1:05 PM EST Att: 7,779 - Cloudy - 81 F</p>				
25 Alexi Casilla, S OBP: 0.500, SLG: 0.333 Tommy Watkins, R										2	1	1	0	1	0						
5 Michael Cuddyer, R OBP: 0.231, SLG: 0.250 44 Jon Knott, R OBP: 0.231, SLG: 0.538										3	1	0	0	0	1	3					
33 Justin Morneau, L OBP: 0.353, SLG: 0.214 18 Matt Macri, R OBP: 0.444, SLG: 0.500										2	1	1	0	1	0	1					
21 Delmon Young, R OBP: 0.643, SLG: 0.846 16 Jason Kubel, L OBP: 0.300, SLG: 0.222										3	1	3	2	0	0	0					
Mike Lamb, L OBP: 0.455, SLG: 0.600 71 Howie Clark, L OBP: 0.400, SLG: 0.600										2	0	0	0	0	0	4					
55 Mike Redmond, R OBP: 0.286, SLG: 0.167 85 Drew Butera, R										1	0	0	0	1	0	2					
Craig Monroe, R OBP: 0.400, SLG: 0.400 8 Nick Punto, S OBP: 0.250, SLG: 0.143										2	0	1	2	0	0	2					
12 Adam Everett, R OBP: 0.125, SLG: 0.250 77 Chris Basak, R OBP: 0.625, SLG: 1.000										3	0	0	0	0	1	5					
Inning Stats	R: 5 E: 1 K: 1 S: 9	H: 3 LOB: 1 BB: 2 P: 17	R: 0 E: 0 K: 1 S: 6	H: 1 LOB: 1 BB: 0 P: 6	R: 0 E: 0 K: 0 S: 5	H: 2 LOB: 2 BB: 0 P: 5	R: 0 E: 0 K: 0 S: 3	H: 0 LOB: 0 BB: 0 P: 3	R: 1 E: 0 K: 0 S: 4	H: 2 LOB: 2 BB: 2 P: 12	R: 0 E: 0 K: 1 S: 6	H: 1 LOB: 2 BB: 1 P: 10	R: 0 E: 1 K: 1 S: 8	H: 3 LOB: 1 BB: 0 P: 8	R: 2 E: 1 K: 1 S: 8	H: 3 LOB: 1 BB: 0 P: 8		1B: 10 2B: 2 3B: 0 HR: 0	SF: 0 SAC: 1 DP: 1 HBP: 0	WP: 2 PB: 0 SB: 1 CS: 0	PA: 41
PITCHER	IP WLS BF H R ER SO BB IBB HBP BLK WP HR S P ERA WHIP	IP WLS BF H R ER SO BB IBB HBP BLK WP HR S P ERA WHIP	IP WLS BF H R ER SO BB IBB HBP BLK WP HR S P ERA WHIP	IP WLS BF H R ER SO BB IBB HBP BLK WP HR S P ERA WHIP	IP WLS BF H R ER SO BB IBB HBP BLK WP HR S P ERA WHIP	IP WLS BF H R ER SO BB IBB HBP BLK WP HR S P ERA WHIP	IP WLS BF H R ER SO BB IBB HBP BLK WP HR S P ERA WHIP	IP WLS BF H R ER SO BB IBB HBP BLK WP HR S P ERA WHIP	IP WLS BF H R ER SO BB IBB HBP BLK WP HR S P ERA WHIP	IP WLS BF H R ER SO BB IBB HBP BLK WP HR S P ERA WHIP	IP WLS BF H R ER SO BB IBB HBP BLK WP HR S P ERA WHIP	IP WLS BF H R ER SO BB IBB HBP BLK WP HR S P ERA WHIP	IP WLS BF H R ER SO BB IBB HBP BLK WP HR S P ERA WHIP	IP WLS BF H R ER SO BB IBB HBP BLK WP HR S P ERA WHIP	IP WLS BF H R ER SO BB IBB HBP BLK WP HR S P ERA WHIP	IP WLS BF H R ER SO BB IBB HBP BLK WP HR S P ERA WHIP	IP WLS BF H R ER SO BB IBB HBP BLK WP HR S P ERA WHIP	IP WLS BF H R ER SO BB IBB HBP BLK WP HR S P ERA WHIP	IP WLS BF H R ER SO BB IBB HBP BLK WP HR S P ERA WHIP	IP WLS BF H R ER SO BB IBB HBP BLK WP HR S P ERA WHIP	IP WLS BF H R ER SO BB IBB HBP BLK WP HR S P ERA WHIP



Batter	1	2	3	4	5	6	7	8	9	AB	R	H	RBI	BB	SO	LOB	TOP																					
85 Rubén Tejada, R OBP: 0.556, SLG: 0.625	G5-3		F8				FC3-6		G4-3	4	0	1	0	1	0	1	New York Mets @ Baltimore Orioles Fort Lauderdale Stadium, Ft. Lauderdale, FL Sat Mar 08 2008, 1:05 PM EST Att: 6,512 - Partly Cloudy - 71 F																					
67 Fernando Martínez, L Raul Reyes, L	91 1B		91 1B 11 BLK				K		G4-3	3	1	2	0	0	0	2																						
91 Richard Lucas, R OBP: 0.500, SLG: 0.571	1B		11 BLK 11 SF8				K		K	4	1	2	0	0	2	2																						
11 Ramon Castro, R 65 Gustavo Molina, R	K		SF8				G6-3		G6-3	2	0	0	1	0	1	2																						
9 Marlon Anderson, L Mike Carp, L	K		K				G5-3 BB		G6-3	2	0	0	0	1	2	2																						
Chris Aquino, R OBP: 0.250, SLG: 0.500		F9		F9			G5-3		92 2B	4	1	1	0	0	0	1																						
92 Nick Evans, R OBP: 0.200, SLG: 0.400		F9		K			G4-3		G6-3 86 1B	4	1	1	1	0	1	1																						
90 Greg Veloz, S Jose Coronado, S				F8			K		G6-3	3	0	1	0	0	1	0																						
86 Ezequiel Carrera, L OBP: 0.471, SLG: 0.357	FC6-4						85 S BB		85 1B	3	0	2	1	1	0	1																						
Inning Stats	R: 0 E: 0 K: 2 S: 9	H: 2 LOB: 2 BB: 0 P: 9	R: 0 E: 0 K: 0 S: 4	H: 1 LOB: 1 BB: 0 P: 4	R: 2 E: 0 K: 1 S: 7	H: 2 LOB: 0 BB: 0 P: 7	R: 0 E: 0 K: 1 S: 5	H: 0 LOB: 0 BB: 0 P: 5	R: 0 E: 0 K: 1 S: 4	H: 0 LOB: 1 BB: 2 P: 12	R: 0 E: 0 K: 0 S: 3	H: 0 LOB: 1 BB: 1 P: 7	R: 0 E: 0 K: 1 S: 8	H: 1 LOB: 1 BB: 0 P: 8	R: 0 E: 0 K: 1 S: 5	H: 0 LOB: 0 BB: 0 P: 5	R: 2 E: 0 K: 0 S: 6	H: 4 LOB: 1 BB: 0 P: 6	1B: 8 2B: 2 3B: 0 HR: 0	SF: 1 SAC: 0 DP: 1 HBP: 0	WP: 0 PA: 38 PB: 0 SB: 1 CS: 0																	
PITCHER	IP	WLS	BF	H	R	ER	SO	BB	IBB	HBP	BLK	WP	HR	S	P	ERA	WHIP	PITCHER				IP	WLS	BF	H	R	ER	SO	BB	IBB	HBP	BLK	WP	HR	S	P	ERA	WHIP
56 Brian Bures, L ERA: 5.79	2.2	L	13	5	2	2	2	0	0	0	1	0	0	17	17	6.75	1.875	35 Greg Aquino, R ERA: 6.0				1.0		3	0	0	0	1	0	0	0	0	0	5	5	0.00	0.000	
72 Freddy Deza, R ERA: 3.0	0.1		1	0	0	0	1	0	0	0	0	0	0	3	3	0.00	0.000	27 Jim Hoey, R ERA: 6.0				1.0		6	4	2	2	0	0	0	0	0	6	6	18.00	4.000		
52 George Sherrill, L ERA: 3.0	1.0		3	0	0	0	1	0	0	0	0	0	0	5	5	0.00	0.000																					
23 Rocky Cherry, R ERA: 3.6	1.0		4	0	0	0	1	2	0	0	0	0	0	4	12	0.00	2.000																					
34 Matt Albers, R ERA: 3.6	2.0		8	1	0	0	2	1	0	0	0	0	0	11	15	0.00	1.000																					

AB	34
R	4
H	10
RBI	3
BB	3
SO	8
LOB	16



Batter	1	2	3	4	5	6	7	8	9	AB	R	H	RBI	BB	SO	LOB	BOTTOM																					
1 Brian Roberts, S OBP: 0.450, SLG: 0.471	21 1B 6 1B SF8		G1-6-3				F7		K	3	1	1	0	0	0	0	New York Mets @ Baltimore Orioles Fort Lauderdale Stadium, Ft. Lauderdale, FL Sat Mar 08 2008, 1:05 PM EST Att: 6,512 - Partly Cloudy - 71 F																					
70 Eider Torres, S OBP: 0.217, SLG: 0.182	1B									2	0	0	0	0	1	4																						
6 Melvin Mora, R OBP: 0.545, SLG: 0.800	SF8									3	0	2	0	0	0	0																						
69 Oscar Salazar, R OBP: 0.438, SLG: 0.800	21 1B		21 BB						26 G3	1	0	1	0	0	0	0																						
21 Nick Markakis, L OBP: 0.591, SLG: 0.722	1B		G6-4-3						G3	2	0	1	0	1	1	0																						
26 Chris Roberson, S OBP: 0.286, SLG: 0.286	1B		BB						G3	1	0	0	0	0	0	1																						
Kevin Millar, R OBP: 0.476, SLG: 0.500	SF8		G6-4-3						G3	2	0	1	1	0	0	2																						
19 Ben Davis, S OBP: 0.071, SLG: 0.143	1B								G3	1	0	0	0	0	0	1																						
66 Mike Costanzo, L OBP: 0.417, SLG: 0.783	K								G5-3	3	0	0	0	0	2	3																						
65 Omir Santos, R OBP: 0.294, SLG: 0.353	K									1	0	0	0	0	0	1																						
Ramon Hernandez, R OBP: 0.250, SLG: 0.214	F8								P3	2	0	1	0	0	0	2																						
73 Chris Heintz, R OBP: 0.294, SLG: 0.353										2	0	1	0	0	0	0																						
10 Adam Jones, R Sebastien Boucher, L		K							G6-3	2	0	1	0	0	1	0																						
25 Luis Terrero, R OBP: 0.292, SLG: 0.227	G6-3									2	0	0	0	0	0	1																						
13 Ike Redman, L OBP: 0.313, SLG: 0.563									2B	2	0	1	0	0	0	2																						
12 Brandon Fahey, L Blake Davis, L	F7									2	0	0	0	0	0	0																						
										2	0	1	0	0	0	2																						
Inning Stats	R: 1 E: 0 K: 1 S: 8	H: 3 LOB: 0 BB: 0 P: 8	R: 0 E: 0 K: 1 S: 5	H: 0 LOB: 0 BB: 0 P: 5	R: 0 E: 0 K: 0 S: 3	H: 1 LOB: 1 BB: 1 P: 7	R: 0 E: 0 K: 1 S: 7	H: 2 LOB: 1 BB: 0 P: 7	R: 0 E: 0 K: 0 S: 3	H: 0 LOB: 0 BB: 0 P: 3	R: 0 E: 0 K: 1 S: 5	H: 1 LOB: 1 BB: 0 P: 5	R: 0 E: 0 K: 0 S: 4	H: 1 LOB: 2 BB: 1 P: 8	R: 0 E: 0 K: 0 S: 4	H: 1 LOB: 1 BB: 0 P: 4	R: 0 E: 0 K: 1 S: 7	H: 2 LOB: 2 BB: 0 P: 7	1B: 8 2B: 3 3B: 0 HR: 0	SF: 1 SAC: 0 DP: 2 HBP: 0	WP: 0 PA: 37 PB: 0 SB: 0 CS: 1																	
PITCHER	IP	WLS	BF	H	R	ER	SO	BB	IBB	HBP	BLK	WP	HR	S	P	ERA	WHIP	PITCHER				IP	WLS	BF	H	R	ER	SO	BB	IBB	HBP	BLK	WP	HR	S	P	ERA	WHIP
62 Jonathon Niese, L ERA: 2.25	3.0	H	11	3	0	0	1	1	0	0	0	0	0	13	17	0.00	1.333	36 Willie Collazo, L ERA: 12.0				1.0	H	3	1	0	0	1	0	0	0	0	5	5	0.00	1.000		
36 Willie Collazo, L ERA: 12.0	1.0	H	3	1	0	0	1	0	0	0	0	0	0	5	5	0.00	1.000	66 Nate Field, R ERA: 7.1				1.0	H	5	1	0	0	0	1	0	0	4	8	0.00	2.000			
66 Nate Field, R ERA: 7.1	1.0	H	5	1	0	0	0	1	0	0	0	0	0	4	8	0.00	2.000	74 Joselo Diaz, R ERA: 7.1				2.0	S	9	3	0	0	1	0	0	0	11	11	0.00	1.500			
74 Joselo Diaz, R ERA: 7.1	2.0	S	9	3	0	0	1	0	0	0	0	0	0	11	11	0.00	1.500																					

AB	34
R	1
H	11
RBI	1
BB	2
SO	5
LOB	19



Batter	1	2	3	4	5	6	7	8	9	AB	R	H	RBI	BB	SO	LOB	TOP						
26 Chris Roberson, S OBP: 0.353, SLG: 0.471 25 Luis Terrero, R OBP: 0.346, SLG: 0.292										3	1	2	1	0	0	0	Baltimore Orioles @ Florida Marlins Roger Dean Stadium, Jupiter, FL Sun Mar 09 2008, 1:05 PM EDT Att: 4,379 - Sunny - 71 F						
2 Luis Hernandez, S OBP: 0.294, SLG: 0.214 Blake Davis, L OBP: 0.600, SLG: 0.750										3	1	1	1	0	2	1							
17 Aubrey Huff, L OBP: 0.259, SLG: 0.625 69 Oscar Salazar, R OBP: 0.389, SLG: 0.706										3	1	1	0	0	1	1							
66 Mike Costanzo, L OBP: 0.345, SLG: 0.643										5	0	0	0	0	2	7							
Jay Gibbons, L OBP: 0.263, SLG: 0.278 65 Omir Santos, R OBP: 0.286, SLG: 0.167										3	0	1	1	0	0	0							
Jay Payton, R OBP: 0.500, SLG: 0.500 Jonny Tucker, R OBP: 0.500, SLG: 0.750										2	0	1	0	0	0	0							
Sebastien Boucher, L OBP: 0.500, SLG: 0.333										4	0	2	1	0	0	1							
24 Guillermo Quiroz, R OBP: 0.471, SLG: 0.500 19 Ben Davis, S OBP: 0.133, SLG: 0.200										3	0	0	0	0	0	4							
70 Eider Torres, S OBP: 0.259, SLG: 0.231										4	1	2	0	0	0	0							
Inning Stats	R: 0 E: 0 K: 2 S: 7	H: 0 LOB: 0 BB: 0 P: 7	R: 0 E: 0 K: 1 S: 5	H: 0 LOB: 0 BB: 0 P: 5	R: 0 E: 0 K: 0 S: 3	H: 0 LOB: 0 BB: 0 P: 3	R: 3 E: 0 K: 1 S: 10	H: 6 LOB: 2 BB: 0 P: 10	R: 1 E: 0 K: 1 S: 8	H: 2 LOB: 1 BB: 0 P: 8	R: 0 E: 0 K: 0 S: 4	H: 1 LOB: 1 BB: 0 P: 4	R: 1 E: 0 K: 0 S: 5	H: 2 LOB: 1 BB: 0 P: 5	R: 0 E: 0 K: 0 S: 4	H: 1 LOB: 0 BB: 0 P: 4		R: 2 E: 1 K: 0 S: 7	H: 4 LOB: 2 BB: 0 P: 7	1B: 14 2B: 2 3B: 0 HR: 0	SF: 0 SAC: 0 DP: 1 HBP: 0	WP: 0 PB: 0 SB: 1 CS: 1	PA: 42
PITCHER	IP WLS BF H R ER SO BB IBB HBP BLK WP HR S P ERA WHIP																						
47 Ricky Nolasco, R ERA: 3.24	3.1		14	4	3	3	4	0	0	0	0	0	0	0	0	22	22	8.10	1.200				
35 Doug Waechter, R ERA: 1.59	2.2	L	12	5	1	1	1	0	0	0	0	0	0	0	0	15	15	3.38	1.875				
38 Daniel Barone, R ERA: 3.0	2.0		8	3	1	1	0	0	0	0	0	0	0	0	9	9	4.50	1.500					
49 Bob Keppel, R ERA: 6.0	1.0		7	4	2	2	0	0	0	0	0	0	0	0	7	7	18.00	4.000					

Batter	1	2	3	4	5	6	7	8	9	AB	R	H	RBI	BB	SO	LOB	BOTTOM					
2 Hanley Ramirez, R OBP: 0.393, SLG: 0.538 39 Chris Barmwell, R OBP: 0.111, SLG: 0.111										3	0	0	0	0	0	1	Baltimore Orioles @ Florida Marlins Roger Dean Stadium, Jupiter, FL Sun Mar 09 2008, 1:05 PM EDT Att: 4,379 - Sunny - 71 F					
6 Dan Uggla, R OBP: 0.418, SLG: 0.440 81 Chris Coghlan, L OBP: 0.077, SLG: 0.077										2	1	0	0	1	1	0						
27 Jeremy Hermida, L OBP: 0.226, SLG: 0.296 1 Alexis Gomez, L OBP: 0.526, SLG: 0.429										3	1	1	3	0	2	0						
Mike Jacobs, L OBP: 0.520, SLG: 0.556 73 Tagg Bozied, R OBP: 0.436, SLG: 0.385										2	0	0	0	1	0	0						
12 Cody Ross, R OBP: 0.292, SLG: 0.364 31 John Gall, R OBP: 0.231, SLG: 0.167										3	0	2	0	0	0	0						
3 Jorge Cantu, R OBP: 0.487, SLG: 0.630 21 Jason Wood, R OBP: 0.214, SLG: 0.083										3	0	1	0	0	0	2						
Jose Castillo, R OBP: 0.241, SLG: 0.370 53 John Baker, L OBP: 0.400, SLG: 0.250										3	0	1	0	0	0	2						
58 Mike Rabelo, S OBP: 0.381, SLG: 0.278 41 Paul Hoover, R OBP: 0.091, SLG: 0.091										1	0	0	0	1	0	1						
24 Cameron Maybin, R OBP: 0.294, SLG: 0.412										3	1	1	0	0	1	0						
Inning Stats	R: 0 E: 0 K: 2 S: 7	H: 2 LOB: 1 BB: 0 P: 4	R: 3 E: 0 K: 0 S: 8	H: 3 LOB: 2 BB: 3 P: 21	R: 0 E: 0 K: 1 S: 5	H: 1 LOB: 0 BB: 0 P: 5	R: 0 E: 0 K: 0 S: 3	H: 0 LOB: 0 BB: 0 P: 3	R: 0 E: 0 K: 0 S: 4	H: 0 LOB: 1 BB: 0 P: 4	R: 0 E: 1 K: 1 S: 5	H: 0 LOB: 1 BB: 1 P: 9	1B: 5 2B: 0 3B: 0 HR: 1	SF: 0 SAC: 0 DP: 2 HBP: 0	WP: 0 PB: 0 SB: 0 CS: 1	PA: 35						
PITCHER	IP WLS BF H R ER SO BB IBB HBP BLK WP HR S P ERA WHIP																					
29 Adam Loewen, L ERA: 9.53	1.1	W	5	2	0	0	1	0	0	0	0	0	0	0	7	7	0.00	1.500				
64 Jim Johnson, R ERA: 9.64	1.0	H	3	0	0	0	1	0	0	0	0	0	0	0	5	5	0.00	0.000				
45 Dennis Sarfate, R ERA: 2.25	1.0	H	3	0	0	0	0	0	0	0	0	0	0	0	3	3	0.00	0.000				
54 Lance Cormier, R ERA: 21.0	1.0	H	3	0	0	0	0	0	0	0	0	0	0	0	3	3	0.00	0.000				
PITCHER	IP WLS BF H R ER SO BB IBB HBP BLK WP HR S P ERA WHIP																					
49 Hayden Penn, R ERA: 2.25	1.0	H	4	0	0	0	1	1	0	0	0	0	0	0	5	9	0.00	1.000				
71 Bob McCrory, R ERA: 3.0	1.0		4	0	0	0	1	0	0	0	0	0	0	0	5	9	0.00	1.000				

Batter	1	2	3	4	5	6	7	8	9	AB	R	H	RBI	BB	SO	LOB	TOP											
9 Juan Pierre, L (1.7) OBP: 0.242, SLG: 0.250 Ivan De Jesus Jr., R (7.6) OBP: 0.222, SLG: 0.333	E6 25 1B		F9	G1-3			G6-3		K	4	1	0	0	0	0	2	Los Angeles Dodgers @ Baltimore Orioles Fort Lauderdale Stadium, Ft. Lauderdale, FL Mon Mar 10 2008, 1:05 PM EDT Att.: 5,388 - Sunny - 75 F livebaseballscorecards.com											
15 Rafael Furcal, S (1.6) OBP: 0.370, SLG: 0.583 36 Danny Ardoin, R (7.2) OBP: 0.400, SLG: 0.400	P5						G4-3			4	1	2	1	0	0	1												
3 Delwyn Young, S (1.9) OBP: 0.290, SLG: 0.240										3	2	1	1	2	2	2												
25 Andruw Jones, R (1.10) OBP: 0.353, SLG: 0.464 78 John Ford Griffin, L (9. PH) OBP: 0.625, SLG: 0.833										4	1	2	3	0	0	2												
27 Matt Kemp, R (1.8) OBP: 0.343, SLG: 0.676 83 Terry Tiffee, S (8.3) OBP: 0.231, SLG: 0.250										4	0	1	1	0	1	3												
Blake DeWitt, L (1.5) OBP: 0.250, SLG: 0.143										4	0	0	0	0	0	1												
76 John Lindsey, R (1.3) OBP: 0.294, SLG: 0.474 75 Xavier Paul, L (8. PR) OBP: 0.294, SLG: 0.400										4	0	2	0	0	0	0												
71 Lucas May, R (1.2) OBP: 0.222, SLG: 0.556 22 George Lombard, L (7.7) OBP: 0.643, SLG: 1.231										3	0	0	0	0	0	1												
14 Chin-Lung Hu, R (1.4) OBP: 0.360, SLG: 0.318 33 Ramon Martinez, R (7.4) OBP: 0.292, SLG: 0.150										3	1	2	0	0	0	0												
Inning Stats	R: 1 E: 1 K: 0 S: 4	H: 1 LOB: 1 BB: 1 P: 8	R: 0 E: 0 K: 0 S: 3	H: 0 LOB: 0 BB: 0 P: 3	R: 3 E: 0 K: 0 S: 7	H: 4 LOB: 1 BB: 0 P: 8	R: 0 E: 0 K: 0 S: 4	H: 2 LOB: 1 BB: 0 P: 4	R: 0 E: 0 K: 1 S: 6	H: 0 LOB: 0 BB: 0 P: 6	R: 0 E: 0 K: 0 S: 3	H: 0 LOB: 0 BB: 0 P: 3	R: 0 E: 0 K: 1 S: 8	H: 3 LOB: 2 BB: 1 P: 14	R: 0 E: 0 K: 2 S: 8	H: 1 LOB: 2 BB: 1 P: 13		1B: 8 2B: 1 3B: 2 HR: 1	SF: 0 SAC: 0 DP: 2 HBP: 0	WP: 2 PB: 0 CS: 0	PA: 41							
PITCHER	IP	WLS	BF	H	R	ER	SO	BB	IBB	HBP	BLK	WP	HR	S	P	ERA		WHIP										
41 Steve Trachsel, R (1.1) ERA: 5.0	4.0		19	7	4	3	0	1	0	0	0	1	0	18	23	6.75		2.000										
Chad Bradford, R (5.1) ERA: 5.4	1.0		4	1	0	0	1	0	0	0	0	0	0	6	6	0.00		1.000										
52 George Sherrill, L (6.1) ERA: 1.8	2.0		6	0	0	0	0	0	0	0	0	0	0	6	6	0.00		0.000										
52 Jon Leicester, R (8.1) ERA: 5.06	1.0	L	7	3	3	3	1	1	0	0	0	0	1	8	14	27.00	4.000											
51 Randal Bierd, R (9.1) ERA: 4.15	1.0		5	1	0	0	2	1	0	0	0	1	0	8	13	0.00	2.000											

Batter	1	2	3	4	5	6	7	8	9	AB	R	H	RBI	BB	SO	LOB	BOTTOM											
1 Brian Roberts, S (1.4) OBP: 0.435, SLG: 0.421 12 Brandon Fahey, L (7.4) OBP: 0.350, SLG: 0.368	K									2	1	0	0	1	1	1	Los Angeles Dodgers @ Baltimore Orioles Fort Lauderdale Stadium, Ft. Lauderdale, FL Mon Mar 10 2008, 1:05 PM EDT Att.: 5,388 - Sunny - 75 F livebaseballscorecards.com											
6 Melvin Mora, R (1.5) OBP: 0.520, SLG: 0.727 69 Oscar Salazar, R (7.5) OBP: 0.400, SLG: 0.684	F9									2	1	0	0	1	0	1												
21 Nick Markakis, L (1.9) OBP: 0.560, SLG: 0.762 26 Chris Roberson, S (7.9) OBP: 0.368, SLG: 0.444	F8									3	0	1	2	0	0	0												
Kevin Millar, R (1.3) OBP: 0.458, SLG: 0.450 73 Chris Heintz, R (7.3) OBP: 0.276, SLG: 0.333										2	0	0	0	1	0	0												
17 Aubrey Huff, L (1.10) OBP: 0.273, SLG: 0.545 19 Ben Davis, S (7. PH) OBP: 0.125, SLG: 0.188										3	1	1	0	0	1	2												
10 Adam Jones, R (1.8) OBP: 0.526, SLG: 0.706 13 Tike Redman, L (8.8) OBP: 0.294, SLG: 0.529										3	0	1	0	0	0	2												
Ramon Hernandez, R (1.2) OBP: 0.263, SLG: 0.235 Jonny Tucker, R (6. PR) OBP: 0.400, SLG: 0.600										3	0	1	1	0	0	2												
Sebastian Boucher, L (1.7) OBP: 0.500, SLG: 0.286 65 Omar Santos, R (6. PH) OBP: 0.222, SLG: 0.125										1	0	0	0	1	0	0												
2 Luis Hernandez, S (1.6) OBP: 0.263, SLG: 0.188 Blake Davis, L (7.6) OBP: 0.571, SLG: 0.667										2	0	0	0	0	0	1												
Inning Stats	R: 0 E: 0 K: 1 S: 5	H: 0 LOB: 0 BB: 0 P: 5	R: 0 E: 0 K: 0 S: 3	H: 0 LOB: 0 BB: 0 P: 3	R: 0 E: 0 K: 0 S: 3	H: 0 LOB: 0 BB: 0 P: 3	R: 2 E: 0 K: 1 S: 7	H: 1 LOB: 3 BB: 0 P: 19	R: 0 E: 0 K: 0 S: 3	H: 0 LOB: 1 BB: 1 P: 7	R: 1 E: 0 K: 0 S: 6	H: 3 LOB: 3 BB: 0 P: 7	R: 1 E: 0 K: 0 S: 5	H: 2 LOB: 2 BB: 1 P: 9	R: 0 E: 0 K: 0 S: 3	H: 0 LOB: 0 BB: 0 P: 3		R: 0 E: 0 K: 0 S: 4	H: 1 LOB: 1 BB: 0 P: 4	1B: 6 2B: 0 3B: 1 HR: 0	SF: 0 SAC: 0 DP: 0 HBP: 0	WP: 1 PB: 0 SB: 2 CS: 0	PA: 39					
PITCHER	IP	WLS	BF	H	R	ER	SO	BB	IBB	HBP	BLK	WP	HR	S	P	ERA		WHIP										
61 Chan Ho Park, R (1.1) ERA: 4.75	3.0		9	1	2	2	1	4	0	0	0	0	0	9	25	10.80		3.000										
50 Eric Stults, L (4.1) ERA: 4.75	1.2		10	1	2	2	1	4	0	0	0	0	0	9	25	10.80		3.000										
57 Eric Hull, R (5.1) ERA: 2.25	1.0	H	6	3	1	1	0	0	0	0	0	0	0	6	6	9.00		3.000										
60 Matt Riley, L (6.1) ERA: 10.8	0.2	H	4	2	1	1	0	0	0	0	0	1	0	4	5	13.50	3.000											
38 Ramon Troncoso, R (7.1) ERA: 3.86	1.2	W	6	0	0	0	0	1	0	0	0	0	0	5	9	0.00	0.600											

Batter	1	2	3	4	5	6	7	8	9	10	AB	R	H	RBI	BB	SO	LOB	TOP									
1 Brian Roberts, S OBP: 0.423, SLG: 0.409 69 Oscar Salazar, R OBP: 0.409, SLG: 0.650	(1.4) X 0-0 6 1B 21 G4-6-3 1B		(2) X 0-0 F8		(2) X 0-0 B1-3		(2) X 4-0 26 FC6-4 BB		(2) X 0-0 L6	(2) X 0-0 L6	3	1	1	0	0	0	1	Baltimore Orioles @ St. Louis Cardinals Roger Dean Stadium, Jupiter, FL Tue Mar 11 2008, 1:05 PM EDT Att. 5,271 - Cloudy - 76 F									
6 Melvin Mora, R OBP: 0.538, SLG: 0.708 26 Chris Roberson, S OBP: 0.333, SLG: 0.400	(1.5) X 0-0 21 G4-6-3 1B		(3) X 4-0 G6-3		(3) X 0-0 G6-3		(3) X 0-0 FC6-4		(3) X 0-0 G2-3	(3) X 0-0 G2-3	2	0	1	0	1	0	0										
21 Nick Markakis, L OBP: 0.538, SLG: 0.708 25 Luis Tejero, R OBP: 0.333, SLG: 0.280	(1.9) X 0-0 G4-6-3		(5) X 0-0 F7		(5) X 0-0 F7		(5) X 0-0 S 1B		(5) X 0-0 G6-3	(5) X 0-0 G6-3	3	0	1	0	0	0	2										
Kevin Millar, R OBP: 0.407, SLG: 0.391 Blake Davis, L OBP: 0.500, SLG: 0.571 23 Rocky Cherry, R 71 Bob McCrory, R	(1.3) X 0-0 F7		(1) X 0-0 L7		(1) X 0-0 L7		(1) X 1-3 K		(2) X 0-3 K	(2) X 0-3 K	3	0	0	0	0	1	1										
Ramon Hernandez, R 54 Lance Cormier, R 66 Mike Costanzo, L		(1) X 0-0 F9		(2) X 0-0 G6-3		(2) X 0-0 F9		(3) X 0-0 G4-3		(3) X 0-0 G4-3	3	0	0	0	0	0	1										
Jay Payton, R 62 Radhames Liz, R Sebastien Boucher, L	(1.8) X 0-0 F8		(2) X 0-0 F8		(2) X 0-0 G4-3		(2) X 0-0 G4-3		(3) X 4-0 CS BB	(3) X 4-0 CS BB	3	0	1	0	0	0	1										
13 Tike Redman, L Jonny Tucker, R	(1.7) X 0-0 F7		(3) X 0-0 F7		(3) X 1-2 12 FC6-4 1B		(1) X 0-0 P3		(2) X 0-0 F7	(2) X 0-0 F7	2	0	1	0	0	0	0										
12 Brandon Fahey, L 70 Eider Torres, S	(1.6) X 0-0 F8		(3) X 0-0 F7		(3) X 1-2 12 FC6-4 1B		(2) X 0-0 P4		(3) X 0-0 G6-3	(3) X 0-0 G6-3	2	1	1	0	0	0	2										
40 Daniel Cabrera, R 63 Roberto Novoa, R 19 Ben Davis, S 45 Dennis Sarfate, R 73 Chris Heintz, R	(1.1) X 0-0 B3		(1) X 0-0 B3		(1) X 0-0 P4		(1) X 0-0 P4		(1) X 0-0 F9	(1) X 0-0 F9	1	0	0	0	0	0	1										
Inning Stats	R: 1 E: 0 K: 0 S: 4	H: 2 LOB: 0 BB: 0 P: 4	R: 0 E: 0 K: 0 S: 3	H: 0 LOB: 0 BB: 0 P: 3	R: 1 E: 0 K: 0 S: 4	H: 1 LOB: 1 BB: 1 P: 8	R: 0 E: 0 K: 0 S: 5	H: 0 LOB: 0 BB: 0 P: 3	R: 0 E: 0 K: 1 S: 6	H: 1 LOB: 2 BB: 1 P: 7	R: 0 E: 0 K: 0 S: 5	H: 0 LOB: 0 BB: 0 P: 5	R: 0 E: 0 K: 0 S: 2	H: 0 LOB: 0 BB: 1 P: 6	R: 0 E: 0 K: 0 S: 3	H: 0 LOB: 0 BB: 0 P: 3	1B: 7 2B: 0 3B: 0 HR: 0		SF: 0 SAC: 0 DP: 1 HBP: 0	WP: 1 PB: 1 SB: 2 CS: 1	PA: 38						
PITCHER	IP	WLS	BF	H	R	ER	SO	BB	IBB	HBP	BLK	WP	HR	S	P	ERA	WHIP										
37 Todd Wellemeyer, R 44 Jason Isringhausen, R 27 Ron Villone, L 56 Kelvin Jimenez, R 34 Randy Flores, L	(1.1) 4.0 (5.1) (6.1) (8.1) (9.1)		17 3 2 3 6	5 0 2 0 0	2 0 0 0 0	1 0 0 0 0	0 0 0 1 0	0 0 0 0 0	0 0 0 0 1	0 0 0 0 0	0 0 0 0 0	0 0 0 0 0	0 0 0 0 0	0 0 0 0 0	0 3 10 5 5	20 3 15 5 9	2.25 0.00 1.500 0.000 0.000										


Batter	1	2	3	4	5	6	7	8	9	10	AB	R	H	RBI	BB	SO	LOB	BOTTOM									
55 Skip Schumaker, L OBP: 0.433, SLG: 0.571	(1.7) X 0-0 G4-3		(2) X 4-0 3 G3 BB		(2) X 0-0 P6		(2) X 0-0 L6		(2) X 0-0 L6	(2) X 0-0 L6	4	0	1	0	1	0	1	Baltimore Orioles @ St. Louis Cardinals Roger Dean Stadium, Jupiter, FL Tue Mar 11 2008, 1:05 PM EDT Att. 5,271 - Cloudy - 76 F									
3 Cesar Izturis, S 56 Kelvin Jimenez, R 21 Jason LaRue, R	(1.6) X 0-0 28 BB 84 BB 1B		(1) X 0-0 G3		(3) X 0-0 G4-3		(2) X 0-3 K		(1) X 4-0 21 DI 1B	(1) X 4-0 21 DI 1B	4	0	1	0	0	1	2										
84 Colby Rasmus, L OBP: 0.412, SLG: 0.538	(1.8) X 4-0 28 BB 1-2 BB		(2) X 0-0 F7		(3) X 4-0 28 S BB		(3) X 0-0 47 S 1B		(1) X 0-3 K	(1) X 0-3 K	3	0	1	0	2	1	4										
24 Rick Ankiel, L 47 Ryan Ludwick, R	(1.9) X 0-3 K		(3) X 4-0 BB		(3) X 0-0 F7		(3) X 1-0 F9		(2) X 0-0 L4	(2) X 0-0 L4	2	0	0	0	1	1	3										
28 D'Angelo Jimenez, S OBP: 0.231, SLG: 0.304	(1.5) X 4-0 1-2 2-3 BB		(3) X 0-0 G4-3		(2) X 0-3 K		(3) X 0-3 K		(3) X 0-0 L9	(3) X 0-0 L9	4	0	0	0	1	2	6										
16 Chris Duncan, L 27 Ron Villone, L 13 Brendan Ryan, R	(1.3) X 0-3 K		(3) X 0-3 K		(3) X 4-0 4 1B G3-1 BB		(3) X 0-0 L6		(1) X 0-3 K	(1) X 0-3 K	2	1	0	0	1	2	4										
4 Yadier Molina, R 34 Randy Flores, L 54 Brian Barton, R	(1.2) X 0-0 G6-3		(1) X 0-0 G6-3		(1) X 0-0 G6-3		(1) X 0-0 G6-3		(2) X 0-0 G4-3	(2) X 0-0 G4-3	4	1	2	0	0	0	0										
37 Todd Wellemeyer, R Mark Hamilton, L 44 Jason Isringhausen, R 88 Joe Mather, R	(1.1) (4. PH) (5.1) (6.3)		(2) X 0-3 K		(1) X 1-0 G3-1		(2) X 0-0 G1-3		(3) X 0-0 F8	(3) X 0-3 K	1	0	0	0	0	1	0										
Adam Kennedy, L OBP: 0.321, SLG: 0.333	(1.4) X 0-0 F8		(3) X 0-0 F8		(3) X 1-3 3H 1B		(3) X 0-3 K2-3		(3) X 0-0 55 1B	(3) X 0-0 55 1B	4	0	2	1	0	1	0										
Inning Stats	R: 0 E: 0 K: 2 S: 8	H: 1 LOB: 3 BB: 2 P: 16	R: 0 E: 0 K: 1 S: 5	H: 0 LOB: 0 BB: 0 P: 5	R: 0 E: 0 K: 0 S: 3	H: 0 LOB: 2 BB: 2 P: 11	R: 2 E: 0 K: 0 S: 5	H: 2 LOB: 1 BB: 1 P: 10	R: 0 E: 0 K: 2 S: 7	H: 0 LOB: 1 BB: 0 P: 11	R: 0 E: 0 K: 1 S: 5	H: 1 LOB: 1 BB: 0 P: 7	R: 0 E: 0 K: 1 S: 6	H: 1 LOB: 1 BB: 0 P: 6	R: 0 E: 0 K: 1 S: 7	H: 2 LOB: 3 BB: 1 P: 11	R: 0 E: 0 K: 2 S: 7		H: 0 LOB: 0 BB: 0 P: 7	1B: 7 2B: 0 3B: 0 HR: 0	SF: 0 SAC: 0 DP: 0 HBP: 0	WP: 1 PB: 0 SB: 2 CS: 0	PA: 44				
PITCHER	IP	WLS	BF	H	R	ER	SO	BB	IBB	HBP	BLK	WP	HR	S	P	ERA	WHIP										
40 Daniel Cabrera, R 63 Roberto Novoa, R 45 Dennis Sarfate, R 54 Lance Cormier, R 62 Radhames Liz, R	(1.1) (4.1) (5.1) (6.1) (7.1)		3.0 1.0 1.0 1.0 1.0	15 5 4 3 4	1 2 0 0 1	1 1 0 0 0	3 0 2 1 1	0 0 0 0 0	0 0 0 0 0	0 0 0 0 0	0 0 0 0 0	0 0 0 0 0	0 1 0 0 0	0 0 0 0 0	0 5 7 5 6	36 6 11 5 7	3.00 9.00 0.00 0.000 0.000										
23 Rocky Cherry, R 71 Bob McCrory, R	(6.1) (10.1)		2.0 1.0	10 3	0 0	0 0	2 0	0 0	0 0	0 0	0 0	0 0	0 0	0 0	0 0	0 0	0.00 0.000										


AB	35
R	2
H	7
RBI	0
BB	3
SO	2
LOB	12



AB	37
R	2
H	7
RBI	2
BB	7
SO	11
LOB	26



Batter	1	2	3	4	5	6	7	8	9	AB	R	H	RBI	BB	SO	LOB	TOP																																																																																																																							
26 Chris Roberson, S OBP: 0.292, SLG: 0.348 25 Luis Terrero, R OBP: 0.321, SLG: 0.269	0-0 P3		0-0 G5-3			0-3 K		0-3 K		3	0	0	0	0	1	0	<p>Baltimore Orioles @ New York Mets Tradition Field, Port St. Lucie, FL Wed Mar 12, 2008, 1:10 PM EDT Att: 5,147 - Cloudy - 77 F</p> <p>livebaseballscores.com</p> <p>AB 31 R 2 H 6 RBI 2 BB 0 SO 7 LOB 5</p> 																																																																																																																							
2 Luis Hernandez, S OBP: 0.227, SLG: 0.158 Blake Davis, L OBP: 0.444, SLG: 0.500	0-0 G6-3		0-0 F9			0-0 F7		0-0 G3		3	0	0	0	0	0	0																																																																																																																								
Jay Gibbons, L OBP: 0.273, SLG: 0.333 13 Tike Redman, L OBP: 0.300, SLG: 0.500	0-0 17 1B		0-0 F9			0-3 K		0-0 F9		3	1	1	0	0	1	0																																																																																																																								
17 Aubrey Huff, L OBP: 0.286, SLG: 0.500 73 Chris Heintz, R OBP: 0.296, SLG: 0.333	0-0 2H 1B		0-0 F8			0-3 K		0-3 K		3	0	1	1	0	1	0																																																																																																																								
10 Adam Jones, R OBP: 0.500, SLG: 0.700 Sebastien Boucher, L OBP: 0.546, SLG: 0.299	0-0 F7		0-0 F9			0-0 69 1B		0-0 69 1B		3	1	1	0	0	0	1																																																																																																																								
69 Oscar Salazar, R OBP: 0.400, SLG: 0.609		0-0 P5		0-0 P3		0-0 66 G3-6-3		0-0 66 G3-6-3		3	0	1	1	0	0	0																																																																																																																								
66 Mike Costanzo, L OBP: 0.333, SLG: 0.594		0-0 G4-3			0-0 12 CS 1B	0-0 G3-6-3		0-0 G3-6-3		3	0	1	0	0	0	1																																																																																																																								
24 Guillermo Quiroz, R OBP: 0.474, SLG: 0.556 65 Omar Santos, R OBP: 0.200, SLG: 0.111		0-0 2B			0-3 K			0-0 G5-3		2	0	1	0	0	1	1																																																																																																																								
12 Brandon Fahey, L OBP: 0.333, SLG: 0.348 Jonny Tucker, R OBP: 0.250, SLG: 0.375		0-3 K			0-1 L3			0-0 B1-3		2	0	0	0	0	1	2																																																																																																																								
										1	0	0	0	0	0	0																																																																																																																								
Inning Stats	R: 1 E: 0 K: 0 S: 5	H: 2 LOB: 1 BB: 0 P: 5	R: 0 E: 0 K: 1 S: 6	H: 1 LOB: 1 BB: 0 P: 6	R: 0 E: 0 K: 0 S: 3	H: 0 LOB: 0 BB: 0 P: 3	R: 0 E: 0 K: 0 S: 3	H: 0 LOB: 0 BB: 0 P: 3	R: 0 E: 0 K: 1 S: 6	H: 1 LOB: 0 BB: 0 P: 6	R: 0 E: 0 K: 2 S: 7	H: 0 LOB: 0 BB: 0 P: 7	R: 1 E: 0 K: 1 S: 6	H: 2 LOB: 2 BB: 0 P: 6	R: 0 E: 0 K: 1 S: 5	H: 0 LOB: 0 BB: 0 P: 5		R: 0 E: 0 K: 1 S: 5	H: 0 LOB: 0 BB: 0 P: 5	1B: 3 2B: 3 3B: 0 HR: 0	SF: 0 SAC: 0 DP: 1 HBP: 0	WP: 0 PB: 0 SB: 0 CS: 1	PA: 31																																																																																																																	
PITCHER	IP WLS BF H R ER SO BB IBB HBP BLK WP HR S P ERA WHIP	<table border="0"> <tr> <td>Oliver Pérez, L (1, 1) ERA: 7.27</td> <td>4.0</td> <td>15</td> <td>3</td> <td>1</td> <td>1</td> <td>1</td> <td>1</td> <td>0</td> <td>0</td> <td>0</td> <td>0</td> <td>0</td> <td>0</td> <td>0</td> <td>0</td> <td>17</td> <td>17</td> <td>2.25</td> <td>0.750</td> </tr> <tr> <td>13 Billy Wagner, R (5, 1) ERA: 2.25</td> <td>1.0</td> <td>3</td> <td>1</td> <td>0</td> <td>0</td> <td>1</td> <td>0</td> <td>0</td> <td>0</td> <td>0</td> <td>0</td> <td>0</td> <td>0</td> <td>0</td> <td>0</td> <td>6</td> <td>6</td> <td>0.00</td> <td>1.000</td> </tr> <tr> <td>Aaron Heilman, R (6, 1) ERA:</td> <td>1.0</td> <td>H</td> <td>3</td> <td>0</td> <td>0</td> <td>0</td> <td>2</td> <td>0</td> <td>0</td> <td>0</td> <td>0</td> <td>0</td> <td>0</td> <td>0</td> <td>0</td> <td>7</td> <td>7</td> <td>0.00</td> <td>0.000</td> </tr> <tr> <td>50 Duaner Sanchez, R (7, 1) ERA: 6.0</td> <td>1.0</td> <td>W</td> <td>4</td> <td>2</td> <td>1</td> <td>1</td> <td>1</td> <td>0</td> <td>0</td> <td>0</td> <td>0</td> <td>0</td> <td>0</td> <td>0</td> <td>0</td> <td>6</td> <td>6</td> <td>9.00</td> <td>2.000</td> </tr> <tr> <td>Joe Smith, R (8, 1) ERA: 7.2</td> <td>1.0</td> <td>H</td> <td>3</td> <td>0</td> <td>0</td> <td>0</td> <td>1</td> <td>0</td> <td>0</td> <td>0</td> <td>0</td> <td>0</td> <td>0</td> <td>0</td> <td>0</td> <td>5</td> <td>5</td> <td>0.00</td> <td>0.000</td> </tr> </table>																Oliver Pérez, L (1, 1) ERA: 7.27	4.0	15	3	1	1	1	1	0	0	0	0	0	0	0	0	17	17	2.25	0.750	13 Billy Wagner, R (5, 1) ERA: 2.25	1.0	3	1	0	0	1	0	0	0	0	0	0	0	0	0	6	6	0.00	1.000	Aaron Heilman, R (6, 1) ERA:	1.0	H	3	0	0	0	2	0	0	0	0	0	0	0	0	7	7	0.00	0.000	50 Duaner Sanchez, R (7, 1) ERA: 6.0	1.0	W	4	2	1	1	1	0	0	0	0	0	0	0	0	6	6	9.00	2.000	Joe Smith, R (8, 1) ERA: 7.2	1.0	H	3	0	0	0	1	0	0	0	0	0	0	0	0	5	5	0.00	0.000	73 Ricardo Rincon, L (9, 1) ERA:	1.0	3	0	0	0	1	0	0	0	0	0	0	0	0	5	5	0.00	0.000
Oliver Pérez, L (1, 1) ERA: 7.27	4.0	15	3	1	1	1	1	0	0	0	0	0	0	0	0	17	17	2.25	0.750																																																																																																																					
13 Billy Wagner, R (5, 1) ERA: 2.25	1.0	3	1	0	0	1	0	0	0	0	0	0	0	0	0	6	6	0.00	1.000																																																																																																																					
Aaron Heilman, R (6, 1) ERA:	1.0	H	3	0	0	0	2	0	0	0	0	0	0	0	0	7	7	0.00	0.000																																																																																																																					
50 Duaner Sanchez, R (7, 1) ERA: 6.0	1.0	W	4	2	1	1	1	0	0	0	0	0	0	0	0	6	6	9.00	2.000																																																																																																																					
Joe Smith, R (8, 1) ERA: 7.2	1.0	H	3	0	0	0	1	0	0	0	0	0	0	0	0	5	5	0.00	0.000																																																																																																																					

Batter	1	2	3	4	5	6	7	8	9	AB	R	H	RBI	BB	SO	LOB	BOTTOM																																																																																																			
7 José Reyes, S OBP: 0.281, SLG: 0.400 63 Michel Abreu, R OBP: 0.250, SLG: 0.143	0-0 G4-3		0-0 67 1B		0-0 E6		4-0 BB			3	1	1	0	0	0	0	<p>Baltimore Orioles @ New York Mets Tradition Field, Port St. Lucie, FL Wed Mar 12, 2008, 1:10 PM EDT Att: 5,147 - Cloudy - 77 F</p> <p>livebaseballscores.com</p> <p>AB 32 R 6 H 7 RBI 5 BB 3 SO 6 LOB 8</p> 																																																																																																			
67 Fernando Martinez, L OBP: 0.351, SLG: 0.354	0-0 F8		0-0 3B		0-3 K		0-0 G5-3			4	0	1	1	0	1	2																																																																																																				
5 David Wright, R OBP: 0.313, SLG: 0.310 90 Argenis Reyes, S OBP: 0.500, SLG: 0.750	0-0 1B		0-3 K		0-0 G6-3		0-0 G3-1			3	0	1	0	0	1	1																																																																																																				
15 Carlos Beltrán, S (1, 10) Jésus Feliciano, L (8, PR) OBP: 0.667, SLG: 0.667	0-0 G4-3			0-0 P6		0-0 G4-3		4-0 92 2B		3	0	0	0	1	0	1																																																																																																				
21 Carlos Delgado, L OBP: 0.091, SLG: 0.091 92 Nick Evans, R OBP: 0.286, SLG: 0.571				0-3 K		0-3 K		0-0 30 1B		3	0	0	0	0	3	0																																																																																																				
19 Ryan Church, L OBP: 0.348, SLG: 0.211 30 Raul Casanova, S OBP: 0.417, SLG: 0.364		0-0 P6		0-0 F9		4-0 16 HR		0-0 16 G3		2	1	0	0	1	0	0																																																																																																				
93 Brady Clark, R OBP: 0.281, SLG: 0.281 16 Angel Pagán, S OBP: 0.444, SLG: 0.605		0-0 P4			0-0 G3-1		2-2 16 HR		0-0 G3	2	0	0	0	0	0	0																																																																																																				
70 Robinson Cancel, R (1, 2) Endy Chavez, L (7, PH) OBP: 0.154, SLG: 0.154			0-3 K		0-0 7 E		0-0 G6-3		0-0 G4-3	2	1	1	0	0	1	0																																																																																																				
4 Anderson Hernandez, S OBP: 0.295, SLG: 0.293		0-0 F9			0-0 G4-6-3		0-0 G4-3			3	0	0	0	0	0	1																																																																																																				
										1	0	1	2	0	0	0																																																																																																				
Inning Stats	R: 0 E: 0 K: 0 S: 4	H: 1 LOB: 1 BB: 0 P: 4	R: 0 E: 0 K: 1 S: 5	H: 0 LOB: 0 BB: 0 P: 5	R: 1 E: 0 K: 2 S: 9	H: 2 LOB: 1 BB: 0 P: 9	R: 0 E: 0 K: 1 S: 5	H: 0 LOB: 0 BB: 0 P: 5	R: 1 E: 1 K: 1 S: 7	H: 1 LOB: 1 BB: 0 P: 7	R: 0 E: 0 K: 1 S: 5	H: 0 LOB: 0 BB: 0 P: 5	R: 2 E: 0 K: 0 S: 6	H: 1 LOB: 1 BB: 2 P: 16	R: 2 E: 0 K: 0 S: 5	H: 2 LOB: 2 BB: 1 P: 9		R: 2 E: 0 K: 0 S: 5	H: 2 LOB: 2 BB: 1 P: 9	1B: 4 2B: 1 3B: 1 HR: 1	SF: 0 SAC: 0 DP: 0 HBP: 0	WP: 0 PB: 0 SB: 1 CS: 0	PA: 35																																																																																													
PITCHER	IP WLS BF H R ER SO BB IBB HBP BLK WP HR S P ERA WHIP	<table border="0"> <tr> <td>46 Jeremy Guthrie, R (1, 1) ERA: 3.0</td> <td>4.0</td> <td>15</td> <td>3</td> <td>1</td> <td>1</td> <td>4</td> <td>0</td> <td>0</td> <td>0</td> <td>0</td> <td>0</td> <td>0</td> <td>0</td> <td>0</td> <td>0</td> <td>23</td> <td>23</td> <td>2.25</td> <td>0.750</td> </tr> <tr> <td>49 Hayden Penn, R (5, 1) ERA: 1.5</td> <td>1.0</td> <td>5</td> <td>1</td> <td>1</td> <td>0</td> <td>1</td> <td>0</td> <td>0</td> <td>0</td> <td>0</td> <td>0</td> <td>0</td> <td>0</td> <td>0</td> <td>0</td> <td>7</td> <td>7</td> <td>0.00</td> <td>1.000</td> </tr> <tr> <td>64 Jim Johnson, R (6, 1) ERA:</td> <td>1.0</td> <td>3</td> <td>0</td> <td>0</td> <td>0</td> <td>1</td> <td>0</td> <td>0</td> <td>0</td> <td>0</td> <td>0</td> <td>0</td> <td>0</td> <td>0</td> <td>0</td> <td>5</td> <td>5</td> <td>0.00</td> <td>0.000</td> </tr> <tr> <td>60 Ryan Bukvich, R (7, 1) ERA: 4.5</td> <td>1.0</td> <td>L</td> <td>6</td> <td>1</td> <td>2</td> <td>2</td> <td>0</td> <td>2</td> <td>0</td> <td>0</td> <td>0</td> <td>0</td> <td>0</td> <td>0</td> <td>1</td> <td>6</td> <td>16</td> <td>18.00</td> <td>3.000</td> </tr> <tr> <td>35 Greiv Aquino, R (8, 1) ERA: 3.5</td> <td>1.0</td> <td>6</td> <td>2</td> <td>2</td> <td>2</td> <td>0</td> <td>1</td> <td>0</td> <td>0</td> <td>0</td> <td>0</td> <td>0</td> <td>0</td> <td>0</td> <td>5</td> <td>9</td> <td>18.00</td> <td>3.000</td> </tr> </table>																46 Jeremy Guthrie, R (1, 1) ERA: 3.0	4.0	15	3	1	1	4	0	0	0	0	0	0	0	0	0	23	23	2.25	0.750	49 Hayden Penn, R (5, 1) ERA: 1.5	1.0	5	1	1	0	1	0	0	0	0	0	0	0	0	0	7	7	0.00	1.000	64 Jim Johnson, R (6, 1) ERA:	1.0	3	0	0	0	1	0	0	0	0	0	0	0	0	0	5	5	0.00	0.000	60 Ryan Bukvich, R (7, 1) ERA: 4.5	1.0	L	6	1	2	2	0	2	0	0	0	0	0	0	1	6	16	18.00	3.000	35 Greiv Aquino, R (8, 1) ERA: 3.5	1.0	6	2	2	2	0	1	0	0	0	0	0	0	0	5	9	18.00	3.000
46 Jeremy Guthrie, R (1, 1) ERA: 3.0	4.0	15	3	1	1	4	0	0	0	0	0	0	0	0	0	23	23	2.25	0.750																																																																																																	
49 Hayden Penn, R (5, 1) ERA: 1.5	1.0	5	1	1	0	1	0	0	0	0	0	0	0	0	0	7	7	0.00	1.000																																																																																																	
64 Jim Johnson, R (6, 1) ERA:	1.0	3	0	0	0	1	0	0	0	0	0	0	0	0	0	5	5	0.00	0.000																																																																																																	
60 Ryan Bukvich, R (7, 1) ERA: 4.5	1.0	L	6	1	2	2	0	2	0	0	0	0	0	0	1	6	16	18.00	3.000																																																																																																	
35 Greiv Aquino, R (8, 1) ERA: 3.5	1.0	6	2	2	2	0	1	0	0	0	0	0	0	0	5	9	18.00	3.000																																																																																																		

Batter	1	2	3	4	5	6	7	8	9	AB	R	H	RBI	BB	SO	LOB	TOP								
2 Denard Span, L OBP: 0.393, SLG: 0.318										4	0	0	0	1	2	3	Minnesota Twins @ Baltimore Orioles Fort Lauderdale Stadium, Ft. Lauderdale, FL Thu Mar 13 2008, 1:05 PM EDT Att: 4,768 - Sunny - 74 F								
8 Nick Punto, S OBP: 0.211, SLG: 0.118										4	0	1	0	0	0	3									
25 Alexi Casilla, S OBP: 0.423, SLG: 0.250										0	0	0	0	1	0	0									
21 Delmon Young, R OBP: 0.400, SLG: 0.500										4	0	1	0	0	0	1									
77 Chris Basak, R OBP: 0.412, SLG: 0.500										1	0	0	0	0	1	3									
50 Garrett Jones, L OBP: 0.250, SLG: 0.391										4	0	0	0	0	2	1									
Craig Monroe, R OBP: 0.450, SLG: 0.789										3	1	2	0	0	0	0									
44 Jon Knott, R OBP: 0.200, SLG: 0.550										1	0	0	0	0	1	1									
16 Jason Kubel, L OBP: 0.287, SLG: 0.296										3	0	1	1	0	0	1									
11 Jason Pridie, L OBP: 0.296, SLG: 0.280										1	0	0	0	0	0	1									
55 Mike Redmond, R OBP: 0.222, SLG: 0.176										3	0	1	0	0	0	1									
79 Eli Whiteside, R OBP: 0.625, SLG: 0.600										0	0	0	0	0	0	0									
Tommy Watkins, R OBP: 0.211, SLG: 0.176										2	0	1	0	1	1	2									
71 Howie Clark, L OBP: 0.235, SLG: 0.313										1	0	0	0	0	0	1									
12 Adam Everett, R OBP: 0.250, SLG: 0.316										3	0	0	0	0	0	2									
20 Matt Tolbert, S OBP: 0.375, SLG: 0.357										1	0	1	0	0	0	0									
Inning Stats	R: 0 E: 0 K: 1 S: 5	H: 0 LOB: 0 BB: 0 P: 5	R: 0 E: 0 K: 0 S: 3	H: 0 LOB: 0 BB: 0 P: 3	R: 0 E: 0 K: 0 S: 3	H: 0 LOB: 2 BB: 2 P: 11	R: 1 E: 0 K: 2 S: 10	H: 3 LOB: 2 BB: 0 P: 10	R: 0 E: 0 K: 1 S: 6	H: 1 LOB: 1 BB: 0 P: 6	R: 0 E: 0 K: 0 S: 4	H: 1 LOB: 1 BB: 0 P: 4	R: 0 E: 0 K: 0 S: 4	H: 1 LOB: 1 BB: 0 P: 4	R: 0 E: 0 K: 2 S: 8	H: 1 LOB: 1 BB: 0 P: 8	R: 0 E: 0 K: 1 S: 6	H: 1 LOB: 3 BB: 1 P: 11	1B: 5 2B: 3 3B: 0 HR: 0	SF: 0 SAC: 0 DP: 0 HBP: 1	WP: 0 PB: 0 SB: 0 CS: 0	PA: 39			
PITCHER	IP	WLS	BF	H	R	ER	SO	BB	IBB	HBP	BLK	WP	HR	S	P	ERA	WHIP								
57 Garrett Olson, L ERA: 1.29	3.0	W	11	0	0	0	1	2	0	0	0	0	0	11	10	0.00	0.667								
52 George Sherrill, L ERA: 3.0	1.0	H	6	3	1	1	2	0	0	0	0	0	0	10	10	9.00	3.000								
Chad Bradford, R ERA: 4.5	1.0	H	4	1	0	0	1	0	0	0	0	0	0	6	6	0.00	1.000								
32 Jamie Walker, L ERA: 6.75	2.0	H	8	2	0	0	0	0	0	0	0	0	0	8	8	0.00	1.000								
51 Randor Bierd, R ERA: 2.94	2.0	S	10	2	0	0	3	1	0	1	0	0	0	14	19	0.00	1.500								

Batter	1	2	3	4	5	6	7	8	9	AB	R	H	RBI	BB	SO	LOB	BOTTOM								
1 Brian Roberts, S OBP: 0.414, SLG: 0.375										2	1	0	0	1	0	1	Minnesota Twins @ Baltimore Orioles Fort Lauderdale Stadium, Ft. Lauderdale, FL Thu Mar 13 2008, 1:05 PM EDT Att: 4,768 - Sunny - 74 F								
Jonny Tucker, R OBP: 0.222, SLG: 0.333										1	0	0	0	0	0	0									
Blake Davis, L OBP: 0.444, SLG: 0.500										0	0	0	0	0	0	0									
6 Melvin Mora, R OBP: 0.548, SLG: 0.731										2	0	1	1	1	0	0									
69 Oscar Salazar, R OBP: 0.385, SLG: 0.583										1	0	0	0	0	0	0									
21 Nick Markakis, L OBP: 0.484, SLG: 0.630										3	0	0	0	0	0	2									
25 Luis Terrero, R OBP: 0.321, SLG: 0.269										0	0	0	0	0	0	0									
Kevin Millar, R OBP: 0.367, SLG: 0.346										3	0	0	0	0	0	2									
66 Mike Costanzo, L OBP: 0.333, SLG: 0.594										0	0	0	0	0	0	0									
Jay Gibbons, L OBP: 0.280, SLG: 0.304										2	0	0	0	1	1	1									
65 Omir Santos, R OBP: 0.200, SLG: 0.111										0	0	0	0	0	0	0									
Ramon Hernandez, R OBP: 0.240, SLG: 0.182										2	1	0	0	0	0	1									
73 Chris Heintz, R OBP: 0.286, SLG: 0.333										0	0	0	0	0	0	0									
Jay Payton, R OBP: 0.444, SLG: 0.556										2	1	1	1	0	0	0									
Sebastien Boucher, L OBP: 0.500, SLG: 0.250										1	0	0	0	0	0	1									
10 Adam Jones, R OBP: 0.440, SLG: 0.609										3	0	0	0	0	0	2									
13 Tike Redman, L OBP: 0.300, SLG: 0.500										0	0	0	0	0	0	0									
12 Brandon Fahey, L OBP: 0.346, SLG: 0.360										2	0	1	1	0	0	0									
70 Eider Torres, S OBP: 0.233, SLG: 0.207										1	0	0	0	0	0	0									
Inning Stats	R: 1 E: 0 K: 1 S: 6	H: 1 LOB: 1 BB: 1 P: 10	R: 2 E: 0 K: 0 S: 4	H: 1 LOB: 0 BB: 0 P: 5	R: 0 E: 0 K: 0 S: 2	H: 0 LOB: 0 BB: 1 P: 6	R: 0 E: 0 K: 0 S: 3	H: 0 LOB: 0 BB: 0 P: 3	R: 0 E: 0 K: 0 S: 3	H: 1 LOB: 0 BB: 0 P: 3	R: 0 E: 1 K: 0 S: 3	H: 0 LOB: 0 BB: 0 P: 3	R: 0 E: 0 K: 0 S: 3	H: 0 LOB: 1 BB: 1 P: 7	R: 0 E: 0 K: 0 S: 3	H: 0 LOB: 0 BB: 0 P: 3	R: 0 E: 0 K: 1 S: 3	H: 0 LOB: 3 BB: 1 P: 11	1B: 1 2B: 2 3B: 0 HR: 0	SF: 0 SAC: 0 DP: 2 HBP: 1	WP: 0 PB: 0 SB: 0 CS: 1	PA: 29			
PITCHER	IP	WLS	BF	H	R	ER	SO	BB	IBB	HBP	BLK	WP	HR	S	P	ERA	WHIP								
53 Nick Blackburn, R ERA: 3.86	3.0	L	13	2	3	3	1	2	0	0	0	0	0	6	6	0.00	0.500								
60 Brian Bass, R ERA: 2.16	2.0		6	1	0	0	0	0	0	0	0	0	0	6	6	0.00	0.500								
19 Randy Keister, L ERA: 7.11	1.0		3	0	0	0	0	0	0	0	0	0	0	3	3	0.00	0.000								
Juan Rincon, R ERA: 1.8	1.0		4	0	0	0	0	1	0	0	0	0	0	3	7	0.00	1.000								
56 Carmen Cali, L ERA:	1.0		3	0	0	0	0	0	0	0	0	0	0	3	3	0.00	0.000								



Batter	1	2	3	4	5	6	7	8	9	AB	R	H	RBI	BB	SO	LOB	TOP																		
13 Tike Redman, L (1, 8) OBP: 0.348, SLG: 0.565	0-0 6 1B G1-3		0-3 K			0-0 6 1B 2B				3	2	2	0	0	1	0	Baltimore Orioles @ Boston Red Sox City of Palms Park, Ft. Myers, FL Fri Mar 14 2008, 1:05 PM EDT Att: 7,937 - Sunny - 74 F livebaseballscorecards.com																		
6 Melvin Mora, R (1, 5) OBP: 0.599, SLG: 0.828 66 Mike Costanzo, L (6, 5) OBP: 0.333, SLG: 0.594	0-0 G1-3		2-1 HR			0-0 17 G4-3 1B				3	1	2	2	0	0	1																			
21 Nick Markakis, L (1, 9) OBP: 0.441, SLG: 0.567 Nolan Reimold, R (6, 9)	0-0 G6-3		0-0 F7			0-0 P5				3	0	0	0	0	0	2																			
17 Aubrey Huff, L (1, 3) OBP: 0.294, SLG: 0.471 73 Chris Heintz, R (6, 3) OBP: 0.296, SLG: 0.333	0-0 2H 1B			0-0 L4		0-0 G4-3				3	0	1	1	0	0	1																			
30 Luke Scott, L (1, 10) OBP: 0.400, SLG: 0.667	0-0 G3			0-3 K		0-3 K				3	0	0	0	0	2	2																			
25 Luis Terrero, R (1, 7) OBP: 0.355, SLG: 0.345		0-0 24 G1-4-3 1B		0-0 P4					0-0 2 1B 70 FC1-6 2B	3	1	2	0	0	0	0																			
24 Guillermo Quiroz, R (1, 2) OBP: 0.409, SLG: 0.476		0-0 G1-4-3		0-3 K		0-0 P6				3	0	0	0	0	1	2																			
2 Luis Hernandez, S (1, 6) OBP: 0.240, SLG: 0.182		0-0 G4-3		0-0 P6		0-0 70 FC1-6 1B				3	0	1	0	0	0	0																			
70 Eider Torres, S (1, 4) OBP: 0.212, SLG: 0.188			0-0 F7		0-3 K2-3	0-0 FC1-6				3	0	0	1	0	1	1																			
Inning Stats	R: 1 E: 0 K: 0 S: 5	H: 2 LOB: 1 BB: 0 P: 5	R: 0 E: 0 K: 0 S: 3	H: 1 LOB: 0 BB: 0 P: 3	R: 1 E: 0 K: 1 S: 7	H: 1 LOB: 0 BB: 0 P: 9	R: 0 E: 0 K: 1 S: 5	H: 0 LOB: 0 BB: 0 P: 5	R: 0 E: 0 K: 2 S: 7	H: 0 LOB: 0 BB: 0 P: 7	R: 1 E: 0 K: 1 S: 7	H: 2 LOB: 1 BB: 0 P: 7	R: 1 E: 0 K: 0 S: 4	H: 2 LOB: 2 BB: 0 P: 4																					
PITCHER	IP	WLS	BF	H	R	ER	SO	BB	IBB	HBP	BLK	WP	HR	S	P	ERA	WHIP	PITCHER	IP	WLS	BF	H	R	ER	SO	BB	IBB	HBP	BLK	WP	HR	S	P	ERA	WHIP
18 Daisuke Matsuzaka, R (1, 1) ERA: 4.5	4.0	W	15	4	2	2	2	0	0	0	0	0	1	20	22	4.50	1.000																		
58 Jonathan Papelbon, R (5, 1) ERA: 2.57	1.0	H	3	0	0	0	2	0	0	0	0	0	0	7	7	0.00	0.000																		
50 Mike Timlin, R (6, 1) ERA: 4.5	1.0	H	5	2	1	1	1	0	0	0	0	0	0	7	7	9.00	2.000																		
17 Manny Delcarmen, R (7, 1) ERA: 1.35	0.2		4	2	1	1	0	0	0	0	0	0	0	4	4	13.50	3.000																		

Batter	1	2	3	4	5	6	7	8	9	AB	R	H	RBI	BB	SO	LOB	BOTTOM																			
15 Dustin Pedroia, R (1, 4) OBP: 0.233, SLG: 0.214 64 Joe Thurston, L (5, 4) OBP: 0.419, SLG: 0.370	0-0 HR 1B		0-0 F8	0-0 G6-4-3		0-0 FC3-6 62 S				3	1	1	0	0	0	3	Baltimore Orioles @ Boston Red Sox City of Palms Park, Ft. Myers, FL Fri Mar 14 2008, 1:05 PM EDT Att: 7,937 - Sunny - 74 F livebaseballscorecards.com																			
20 Kevin Youkilis, R (1, 3) OBP: 0.333, SLG: 0.345 62 Scott White, R (5, FR) (6, 3)	0-0 F9		0-0 F8		0-0 F9 1B	0-3 K				3	0	1	0	0	0	1																				
34 David Ortiz, L (1, 10) OBP: 0.429, SLG: 0.435	0-0 P6		0-0 CS 1B		0-0 P2					3	0	1	0	0	0	2																				
Manny Ramirez, R (1, 7) OBP: 0.433, SLG: 0.615 44 Brandon Moss, L (6, 7) OBP: 0.314, SLG: 0.419	0-1 1H HR		0-0 CS	4-0 25 1B BB	0-0 F9					2	2	1	2	1	0	1																				
25 Mike Lowell, R (1, 5) OBP: 0.273, SLG: 0.452 11 Keith Ginter, R (6, 5) OBP: 0.391, SLG: 0.316	0-0 G5-3			0-0 1B 13 1B 1B	0-0 P4					3	1	1	0	0	0	2																				
7 J.D. Drew, L (1, 9) OBP: 0.414, SLG: 0.409 Ryan Koury, R (6, FR) (7, 4)		2-2 HR		4-0 13 1B BB		4-0 36 FC6-4 BB				1	1	1	1	2	0	0																				
Jason Varitek, S (1, 2) OBP: 0.333, SLG: 0.650 36 Kevin Cash, R (6, 2) OBP: 0.316, SLG: 0.471	0-0 G4-3		0-0 13 1B 1B	0-0 13 1B 1B	0-0 FC6-4					2	0	1	1	0	0	0																				
2 Jacoby Ellsbury, L (1, 8) OBP: 0.263, SLG: 0.382 Mickey Hall, L (6, FR) (7, 8)	0-3 K		0-3 K	0-3 K		0-0 13 1B 2B				3	0	1	0	0	2	3																				
13 Alex Cora, L (1, 6) OBP: 0.469, SLG: 0.448 98 Kristopher Negrón, R (6, FR) (7, 6)	0-0 P5		0-0 15 G6-4-3 1B	1-2 2-3 3H 1B		0-0 64 FC3-6 1B				3	0	2	3	0	0	0																				
Inning Stats	R: 2 E: 0 K: 0 S: 6	H: 2 LOB: 0 BB: 0 P: 6	R: 1 E: 0 K: 1 S: 8	H: 1 LOB: 0 BB: 0 P: 10	R: 0 E: 0 K: 1 S: 3	H: 1 LOB: 0 BB: 0 P: 3	R: 2 E: 0 K: 1 S: 7	H: 3 LOB: 2 BB: 2 P: 15	R: 0 E: 0 K: 0 S: 4	H: 1 LOB: 2 BB: 0 P: 4	R: 2 E: 0 K: 1 S: 7	H: 2 LOB: 2 BB: 1 P: 11																								
PITCHER	IP	WLS	BF	H	R	ER	SO	BB	IBB	HBP	BLK	WP	HR	S	P	ERA	WHIP	PITCHER	IP	WLS	BF	H	R	ER	SO	BB	IBB	HBP	BLK	WP	HR	S	P	ERA	WHIP	
52 Jon Leicester, R (1, 1) ERA: 6.48	3.0	L	12	4	3	3	1	0	0	0	0	0	0	6	14	54.00	15.000																			
45 Dennis Sarfate, R (4, 1) ERA: 3.18	0.1		6	3	2	2	1	2	0	0	0	0	0	6	14	54.00	15.000																			
54 Lance Cormier, R (4, 1) ERA: 12.15	2.2		11	3	2	2	1	1	0	0	0	0	0	12	16	6.75	1.500																			

AB	27
R	4
H	8
RBI	4
BB	0
SO	5
LOB	9



WP	0	PA	27
SB	0		
CS	0		

AB	26
R	7
H	10
RBI	7
BB	3
SO	3
LOB	17



WP	0	PA	30
SB	0		
CS	1		

Batter	1	2	3	4	5	6	7	8	9	AB	R	H	RBI	BB	SO	LOB	TOP										
1 Brian Roberts, S (1,4) OBP: 0.424, SLG: 0.370 12 Brandon Fahey, L (7,4) OBP: 0.333, SLG: 0.346	G3			2B E BB	K	FC5-4			F8	3	1	1	1	1	1	1											
Jay Payton, R (1,9) OBP: 0.462, SLG: 0.583 26 Chris Roberson, S (7,9) OBP: 0.280, SLG: 0.333	L8			E 2B	BB	FC5-4			K	3	1	1	1	1	0	1											
Jay Gibbons, L (1,10) OBP: 0.250, SLG: 0.269 65 Omar Santos, R (6,PH) OBP: 0.167, SLG: 0.091 (6,10)	K			L4	K	P6			G5-3	3	0	0	0	0	2	2											
Kevin Millar, R (1,3) OBP: 0.394, SLG: 0.464 66 Mike Costanzo, L (7,PH) OBP: 0.324, SLG: 0.576 (7,2) (8,3)	L5			HR	FC4-6				G3-1	2	1	1	1	1	0	0											
30 Luke Scott, L (1,7) OBP: 0.348, SLG: 0.571 13 Tike Redman, L (6,7) OBP: 0.333, SLG: 0.542	K			E6	FC4-6				F7	3	0	0	0	0	1	3											
Ramon Hernandez, R (1,2) OBP: 0.250, SLG: 0.200 73 Chris Heintz, R (7,PH) OBP: 0.273, SLG: 0.318 (7,3) (8,2)	K			G1-3					F7	3	1	1	0	0	1	1											
10 Adam Jones, R (1,8) OBP: 0.429, SLG: 0.560 Sebastien Boucher, L (8,PH) OBP: 0.462, SLG: 0.222 (8,8)	G1-3			HBP					K	2	0	0	0	1	1	0											
9 Scott Moore, L (1,5) OBP: 0.579, SLG: 0.882 69 Oscar Salazar, R (6,FR) OBP: 0.370, SLG: 0.550 (6,5)	K			F8					G5-3	3	0	1	0	0	1	2											
2 Luis Hernandez, S (1,6) OBP: 0.286, SLG: 0.208 Blake Davis, L (8,PH) OBP: 0.400, SLG: 0.444 (8,6)	F7				BB	S BB			L7	2	1	1	1	1	0	0											
Inning Stats	R: 0 E: 0 K: 1 S: 5	H: 0 LOB: 0 BB: 0 P: 5	R: 0 E: 0 K: 2 S: 7	H: 0 LOB: 0 BB: 0 P: 7	R: 0 E: 0 K: 1 S: 5	H: 0 LOB: 0 BB: 0 P: 5	R: 3 E: 2 K: 0 S: 6	H: 2 LOB: 2 BB: 1 P: 12	R: 0 E: 0 K: 1 S: 7	H: 0 LOB: 3 BB: 3 P: 19	R: 3 E: 1 K: 1 S: 9	H: 4 LOB: 1 BB: 0 P: 10	R: 0 E: 0 K: 0 S: 3	H: 0 LOB: 0 BB: 0 P: 3	R: 0 E: 0 K: 1 S: 5	H: 0 LOB: 0 BB: 0 P: 5	R: 0 E: 0 K: 1 S: 5	H: 0 LOB: 0 BB: 0 P: 5	1B: 4 2B: 1 3B: 0 HR: 1	SF: 0 SAC: 0 DP: 0 HBP: 1	WP: 1 PB: 0 SB: 1 CS: 0	PA: 39					
PITCHER	IP	WLS	BF	H	R	ER	SO	BB	IBB	HBP	BLK	WP	HR	S	P	ERA	WHIP										
56 Rick Van Den Hurk, R (1,1) ERA: 5.25 Kevin Gregg, R (5,1) ERA: 4.5 22 Matt Lindstrom, R (6,1) ERA: 10.5 32 Justin Miller, R (7,1) ERA: 1.23 46 Joe Nelson, R (9,1) ERA: 3.6	4.0		17	2	3	3	4	1	0	1	0	0	1	23	29	6.75	0.750										

Baltimore Orioles @ Florida Marlins
Roger Dean Stadium, Jupiter, FL
Sat Mar 15 2008, 1:05 PM EDT
Att. 4,202 - Partly Cloudy - 85 F

AB 34
R 6
H 6
RBI 4
BB 4
SO 9
LOB 12



Batter	1	2	3	4	5	6	7	8	9	AB	R	H	RBI	BB	SO	LOB	BOTTOM										
2 Hanley Ramirez, R (1,6) OBP: 0.465, SLG: 0.744 4 Alfredo Amezaga, S (6,FR) OBP: 0.308, SLG: 0.292 (7,6)	HR	FC5-4		G5-3		11 1B BB				3	1	1	2	1	0	3											
6 Dan Uggla, R (1,4) OBP: 0.386, SLG: 0.474 11 Robert Andino, R (4,PH) OBP: 0.233, SLG: 0.225 (5,4)	K			G5-3		BB				2	0	0	0	0	1	0											
27 Jeremy Hermida, L (1,10) OBP: 0.262, SLG: 0.278	G4-3			L3 1B		G4-3			G5-3	4	0	1	0	0	0	0											
Mike Jacobs, L (1,3) OBP: 0.359, SLG: 0.344	K			L3		F7			K	4	0	0	0	0	2	1											
Luis Gonzalez, L (1,7) OBP: 0.472, SLG: 0.429 1 Alexis Gomez, L (6,7) OBP: 0.440, SLG: 0.316	G3-1			53 BB 1B BB		P6			K	2	1	0	0	1	0	0											
12 Cody Ross, R (1,9) OBP: 0.314, SLG: 0.387	53 1B 2B			53 BB 1B HBP					G5-3	3	3	2	0	0	0	0											
53 John Baker, L (1,2) OBP: 0.412, SLG: 0.231 72 Brett Hayes, R (7,2) OBP: 0.083, SLG: 0.083	1B 1B			7 WP 2 G5-3 BB		K			G1-6-3	2	1	1	1	1	1	1											
Jose Castillo, R (1,5) OBP: 0.310, SLG: 0.425 21 Jason Wood, R (8,5) OBP: 0.300, SLG: 0.222	2H 1B			2 FC5-4 1B		2 G5-3 7 WP 1B			G6-3	3	1	3	3	0	0	0											
7 Alejandro De Aza, L (1,8) OBP: 0.444, SLG: 0.806	F9			1-2 2H 3H 1B		F8			B3	3	0	0	0	0	0	5											
Inning Stats	R: 1 E: 0 K: 2 S: 8	H: 1 LOB: 0 BB: 0 P: 8	R: 1 E: 0 K: 0 S: 6	H: 3 LOB: 2 BB: 0 P: 6	R: 0 E: 0 K: 0 S: 3	H: 1 LOB: 0 BB: 0 P: 3	R: 3 E: 0 K: 1 S: 6	H: 1 LOB: 1 BB: 2 P: 16	R: 0 E: 0 K: 0 S: 3	H: 0 LOB: 0 BB: 0 P: 3	R: 2 E: 0 K: 1 S: 7	H: 3 LOB: 2 BB: 1 P: 11	R: 0 E: 0 K: 2 S: 7	H: 0 LOB: 0 BB: 0 P: 7	R: 0 E: 0 K: 0 S: 3	H: 0 LOB: 0 BB: 0 P: 3	1B: 6 2B: 3 3B: 0 HR: 1	SF: 0 SAC: 0 DP: 1 HBP: 1	WP: 1 PB: 0 SB: 0 CS: 0	PA: 35							
PITCHER	IP	WLS	BF	H	R	ER	SO	BB	IBB	HBP	BLK	WP	HR	S	P	ERA	WHIP										
41 Steve Trachsel, R (1,1) ERA: 6.92 Chad Bradford, R (5,1) ERA: 3.95 64 Jim Johnson, R (6,1) ERA: 2.84 35 Greg Aquino, R (8,1) ERA: 3.0	4.0		20	6	5	5	3	2	0	1	0	0	0	3	3	0.00	0.000										

Baltimore Orioles @ Florida Marlins
Roger Dean Stadium, Jupiter, FL
Sat Mar 15 2008, 1:05 PM EDT
Att. 4,202 - Partly Cloudy - 85 F

AB 31
R 7
H 9
RBI 7
BB 3
SO 6
LOB 11



Batter	1	2	3	4	5	6	7	8	9	AB	R	H	RBI	BB	SO	LOB	TOP					
Felipe Lopez, S (1, 6) 72 Ed Rogers, R (6, 6)											3	0	2	0	0	0	0					
10 Ronnie Belliard, R (1, 4) 4 Pete Orr, L (6, PR) (6, 4)											3	0	1	0	0	0	1					
44 Lastings Milledge, R (1, 8) 60 Jason Dubois, R (6, 9)											3	0	0	0	0	1	2					
24 Nick Johnson, L (1, 3) Matthew Whitney, R (6, 3)											3	0	1	0	0	2	3					
6 Alex Escobar, R (1, 10) 70 Luis Jimenez, L (7, PH) (7, 10)											2	0	0	0	0	1	1					
Justin Maxwell, R (1, 9) (6, 8)											4	0	1	0	0	2	0					
22 Willie Harris, L (1, 5) 71 Yurendell Decaster, R (8, 5)											1	1	0	0	2	0	0					
53 Humberto Cota, R (1, 2) 91 Javi Herrera, R (6, 2)											2	0	0	0	0	0	1					
55 Garrett Guzman, L (1, 7)											4	1	1	2	0	1	4					
Inning Stats	R: 0 E: 0 K: 1 S: 5	H: 1 LOB: 0 BB: 0 P: 5	R: 0 E: 0 K: 3 S: 9	H: 0 LOB: 0 BB: 0 P: 9	R: 0 E: 0 K: 0 S: 3	H: 0 LOB: 0 BB: 0 P: 3	R: 0 E: 0 K: 0 S: 3	H: 0 LOB: 0 BB: 0 P: 3	R: 0 E: 0 K: 1 S: 5	H: 1 LOB: 0 BB: 0 P: 5	R: 2 E: 0 K: 1 S: 10	H: 3 LOB: 3 BB: 1 P: 17	R: 0 E: 0 K: 2 S: 7	H: 0 LOB: 2 BB: 2 P: 15	R: 0 E: 0 K: 1 S: 6	H: 1 LOB: 1 BB: 0 P: 6	R: 1 E: 1 K: 1 S: 8	H: 1 LOB: 3 BB: 1 P: 12	1B: 5 2B: 1 3B: 0 HR: 1	SF: 1 SAC: 0 DP: 2 HBP: 0	WP: 0 PB: 0 CS: 0	PA: 38
PITCHER	IP WLS BF H R ER SO BB IBB HBP BLK WP HR S P ERA WHIP																					
40 Daniel Cabrera, R (1, 1) ERA: 3.46	5.1 W 20 5 2 2 5 1 0 0 0 0 0 1 31 38 3.38 1.125																					
51 Randal Bieri, R (6, 1) ERA: 2.57	0.2 2 0 0 0 1 0 0 0 0 0 0 0 4 4 0.00 0.000																					
60 Ryan Bukvich, R (7, 1) ERA: 3.6	1.0 5 0 0 0 2 2 0 0 0 0 0 0 7 15 0.00 2.000																					
23 Rocky Cherry, R (8, 1) ERA: 2.7	1.0 4 1 0 0 1 0 0 0 0 0 0 0 6 6 0.00 1.000																					
45 Dennis Sarfate, R (9, 1) ERA: 2.7	1.0 7 1 1 0 1 1 0 0 0 0 0 0 8 12 0.00 2.000																					

Washington Nationals @ Baltimore Orioles
Fort Lauderdale Stadium, Ft. Lauderdale, FL
Sun Mar 16 2008, 1:05 PM EDT
Att. 4,611 - Partly Cloudy - 85 F

AB 33
R 3
H 7
RBI 3
BB 4
SO 10
LOB 18





Batter	1	2	3	4	5	6	7	8	9	AB	R	H	RBI	BB	SO	LOB	BOTTOM			
1 Brian Roberts, S (1, 4) 70 Eider Torres, S (7, PH) (8, 4)										4	0	1	2	0	1	1				
6 Melvin Mora, R (1, 5) 66 Mike Costanzo, L (8, 5)										4	1	1	1	0	0	1				
21 Nick Markakis, L (1, 9) 25 Luis Terrero, R (8, 9)										4	1	1	1	0	0	0				
Kevin Millar, R (1, 10) 69 Oscar Salazar, R (7, PH) (8, 10)									3	0	1	1	0	0	0	0				
17 Aubrey Huff, L (1, 3) 9 Scott Moore, L (7, 3)										3	1	1	0	0	0	1				
30 Luke Scott, L (1, 7) 13 Tike Redman, L (6, 7)										3	1	1	2	0	1	0				
Ramon Hernandez, R (1, 2) 24 Guillermo Quiroz, R (7, 2) 65 Omar Santos, R (9, 2)									3	2	3	0	0	0	0	0				
10 Adam Jones, R (1, 8) 26 Chris Roberson, S (7, PR) (8, 8)									4	1	2	2	0	0	2	0				
12 Brandon Fahey, L (1, 6) Blake Davis, L (8, 6)									4	1	1	1	0	0	4	0				
Inning Stats	R: 0 E: 0 K: 1 S: 5	H: 0 LOB: 0 BB: 0 P: 5	R: 0 E: 0 K: 1 S: 5	H: 0 LOB: 0 BB: 0 P: 5	R: 4 E: 0 K: 0 S: 8	H: 5 LOB: 1 BB: 0 P: 9	R: 2 E: 0 K: 0 S: 6	H: 3 LOB: 1 BB: 0 P: 6	R: 2 E: 0 K: 0 S: 8	H: 3 LOB: 1 BB: 0 P: 11	R: 0 E: 0 K: 0 S: 3	H: 0 LOB: 0 BB: 0 P: 3	R: 3 E: 0 K: 0 S: 6	H: 3 LOB: 2 BB: 2 P: 14	R: 0 E: 0 K: 0 S: 4	H: 2 LOB: 2 BB: 1 P: 8	1B: 10 2B: 5 3B: 0 HR: 1	SF: 0 SAC: 0 DP: 1 HBP: 0	WP: 0 PB: 1 CS: 0	PA: 42
PITCHER	IP WLS BF H R ER SO BB IBB HBP BLK WP HR S P ERA WHIP																			
John Patterson, R (1, 1) ERA: 7.0	4.0 L 20 8 6 6 2 0 0 0 0 0 0 0 1 8 11 18.00 3.000																			
54 Arnie Munoz, L (5, 1) ERA: 6.75	1.0 6 3 2 2 0 0 0 0 0 0 0 0 3 3 0.00 0.000																			
49 Chris Schroder, R (6, 1) ERA: 2.16	1.0 3 0 0 0 0 0 0 0 0 0 0 0 3 3 0.00 0.000																			
79 Charlie Manning, L (7, 1) ERA: 10.13	1.0 8 3 3 3 0 2 0 0 0 0 0 0 6 14 27.00 5.000																			
Jesús Colome, R (8, 1) ERA: 0.400	1.0 5 2 0 0 0 1 0 0 0 0 0 0 4 8 0.00 3.000																			


Washington Nationals @ Baltimore Orioles
Fort Lauderdale Stadium, Ft. Lauderdale, FL
Sun Mar 16 2008, 1:05 PM EDT
Att. 4,611 - Partly Cloudy - 85 F


AB 39
R 11
H 16
RBI 11
BB 3
SO 2
LOB 16



Batter	1	2	3	4	5	6	7	8	9	AB R H RBI BB SO LOB	TOP																								
												Florida Marlins @ Baltimore Orioles Fort Lauderdale Stadium, Ft. Lauderdale, FL Sat Mar 22 2008, 1:05 PM EDT livebaseballscorecards.com																							
											AB		0																						
											R		0																						
											H		0																						
											RBI		0																						
											BB		0																						
											SO		0																						
											LOB		0																						
																																			
Inning Stats											1B: 0		SF: 0	WP: 0	PA: 0																				
	2B: 0	SAC: 0	FB: 0																																
	3B: 0	DP: 0	SB: 0																																
	HR: 0	HBP: 0	CS: 0																																
PITCHER	IP	WLS	BF	H	R	ER	SO	BB	IBB	HBP	BLK	WP	HR	S	P	ERA	WHIP	PITCHER	IP	WLS	BF	H	R	ER	SO	BB	IBB	HBP	BLK	WP	HR	S	P	ERA	WHIP

Batter	1	2	3	4	5	6	7	8	9	AB R H RBI BB SO LOB	BOTTOM																								
												Florida Marlins @ Baltimore Orioles Fort Lauderdale Stadium, Ft. Lauderdale, FL Sat Mar 22 2008, 1:05 PM EDT livebaseballscorecards.com																							
											AB		0																						
											R		0																						
											H		0																						
											RBI		0																						
											BB		0																						
											SO		0																						
											LOB		0																						
																																			
Inning Stats											1B: 0		SF: 0	WP: 0	PA: 0																				
	2B: 0	SAC: 0	FB: 0																																
	3B: 0	DP: 0	SB: 0																																
	HR: 0	HBP: 0	CS: 0																																
PITCHER	IP	WLS	BF	H	R	ER	SO	BB	IBB	HBP	BLK	WP	HR	S	P	ERA	WHIP	PITCHER	IP	WLS	BF	H	R	ER	SO	BB	IBB	HBP	BLK	WP	HR	S	P	ERA	WHIP

Batter	1	2	3	4	5	6	7	8	9	AB	R	H	RBI	BB	SO	LOB	TOP																	
13 Tike Redman, L OBP: 0.297, SLG: 0.429	L4		K			21 CS 1B		1B		4	0	2	0	0	1	1	<p>Baltimore Orioles @ Minnesota Twins Hammond Stadium, Fort Myers, FL Sun Mar 23 2008, 1:05 PM EDT Att. 6,627 - Overcast - 73 F</p> <p>AB 29 R 1 H 4 RBI 0 BB 3 SO 7 LOB 11</p> 																	
2 Luis Hernandez, S OBP: 0.282, SLG: 0.235	E5 30 CS		P4			K		G1-3		4	0	0	0	0	1	3																		
21 Nick Markakis, L OBP: 0.392, SLG: 0.478									G3	3	0	0	0	0	3	2																		
26 Chris Roberson, S OBP: 0.355, SLG: 0.414	K									1	0	0	0	0	0	0																		
30 Luke Scott, L OBP: 0.257, SLG: 0.485										3	0	0	0	0	1	0																		
69 Oscar Salazar, R OBP: 0.364, SLG: 0.550	CS	K								1	0	0	0	0	0	0																		
9 Scott Moore, L OBP: 0.567, SLG: 0.720										2	0	0	0	1	0	0																		
86 Luis Montanez, R (8, 9)										1	0	0	0	0	0	0																		
10 Adam Jones, R OBP: 0.341, SLG: 0.450										3	0	0	0	0	0	1																		
83 Tyler Henson, R (8, 5)										0	0	0	0	0	0	0																		
73 Chris Heintz, R OBP: 0.280, SLG: 0.360										3	1	1	0	0	0	1																		
24 Guillermo Quiroz, R OBP: 0.400, SLG: 0.414										1	0	1	0	2	0	0																		
70 Eider Torres, S OBP: 0.216, SLG: 0.171										0	0	0	0	0	0	0																		
12 Brandon Fahey, L OBP: 0.273, SLG: 0.244										3	0	0	0	0	1	3																		
85 Mike Pierce, R (8, 2)										0	0	0	0	0	0	0																		
Inning Stats	R: 0 E: 1 K: 1 S: 6	H: 0 LOB: 0 BB: 0 P: 6	R: 0 E: 0 K: 1 S: 5	H: 0 LOB: 1 BB: 1 P: 9	R: 0 E: 0 K: 2 S: 7	H: 0 LOB: 1 BB: 1 P: 11	R: 0 E: 0 K: 1 S: 5	H: 0 LOB: 0 BB: 0 P: 5	R: 0 E: 0 K: 0 S: 3	H: 0 LOB: 0 BB: 0 P: 7	R: 0 E: 0 K: 2 S: 7	H: 1 LOB: 1 BB: 0 P: 7	R: 0 E: 0 K: 0 S: 3	H: 0 LOB: 0 BB: 0 P: 3	R: 1 E: 0 K: 0 S: 5	H: 3 LOB: 1 BB: 0 P: 5	R: 0 E: 0 K: 0 S: 3	H: 0 LOB: 0 BB: 0 P: 3	1B: 3 2B: 2 3B: 0 HR: 0	SF: 0 SAC: 0 DP: 2 HBP: 0	WP: 0 PB: 0 SB: 0 CS: 2	PA: 33												
PITCHER	IP WLS BF H R ER SO BB IBB HBP BLK WP HR S P ERA WHIP																																	
47 Francisco Liriano, L ERA: 5.98	4.0	W	14	0	0	0	5	2	0	0	0	0	0	0	23	31	0.00	0.500																
38 Philip Humber, R ERA: 1.29	2.0	H	7	1	0	0	2	1	0	0	0	0	0	0	10	14	0.00	1.000																
36 Joe Nathan, R ERA: 1.10	1.0	H	3	0	0	0	0	0	0	0	0	0	0	0	3	3	0.00	0.000																
Juan Rincon, R ERA: 4.5	1.0	H	5	3	1	1	0	0	0	0	0	0	0	5	5	9.00	3.000																	
17 Pat Neshek, R ERA:	1.0	S	3	0	0	0	0	0	0	0	0	0	0	3	3	0.00	0.000																	

Batter	1	2	3	4	5	6	7	8	9	AB	R	H	RBI	BB	SO	LOB	BOTTOM																	
2 Denard Span, L OBP: 0.404, SLG: 0.385	G4-3					G3				4	0	0	0	1	0	1	<p>Baltimore Orioles @ Minnesota Twins Hammond Stadium, Fort Myers, FL Sun Mar 23 2008, 1:05 PM EDT Att. 6,627 - Overcast - 73 F</p> <p>AB 32 R 3 H 5 RBI 2 BB 5 SO 3 LOB 21</p> 																	
11 Jason Pridie, L OBP: 0.304, SLG: 0.318										4	2	2	0	0	0	1																		
7 Joe Mauer, L OBP: 0.475, SLG: 0.645										3	1	0	0	1	0	1																		
79 Eli Whiteside, R OBP: 0.538, SLG: 0.800										0	0	0	0	0	0	0																		
5 Michael Cuddyer, R OBP: 0.326, SLG: 0.455										4	0	0	0	0	0	3																		
44 Jon Knott, R OBP: 0.259, SLG: 0.538										0	0	0	0	0	0	0																		
Craig Monroe, R OBP: 0.324, SLG: 0.529										4	0	1	1	0	0	4																		
Mike Lamb, L OBP: 0.424, SLG: 0.500										3	0	2	0	1	0	0																		
92 Luke Hughes, R (8, 5)										0	0	0	0	0	0	0																		
32 Brian Buscher, L OBP: 0.250, SLG: 0.229										3	0	0	1	1	1	5																		
8 Nick Punto, S OBP: 0.205, SLG: 0.194										4	0	0	0	0	1	3																		
12 Adam Everett, R OBP: 0.316, SLG: 0.361										3	0	0	0	1	1	3																		
91 Trevor Plouffe, R OBP: 1.000, SLG: 1.000										0	0	0	0	0	0	0																		
Inning Stats	R: 1 E: 2 K: 0 S: 6	H: 1 LOB: 3 BB: 1 P: 10	R: 0 E: 0 K: 2 S: 7	H: 0 LOB: 1 BB: 1 P: 11	R: 0 E: 0 K: 1 S: 7	H: 2 LOB: 2 BB: 0 P: 7	R: 0 E: 0 K: 0 S: 3	H: 0 LOB: 0 BB: 0 P: 3	R: 2 E: 0 K: 0 S: 3	H: 2 LOB: 3 BB: 2 P: 15	R: 0 E: 0 K: 0 S: 3	H: 0 LOB: 0 BB: 0 P: 3	R: 0 E: 0 K: 0 S: 3	H: 0 LOB: 1 BB: 1 P: 7	R: 0 E: 0 K: 0 S: 3	H: 0 LOB: 1 BB: 0 P: 3	R: 0 E: 0 K: 0 S: 3	H: 0 LOB: 1 BB: 1 P: 7	1B: 5 2B: 0 3B: 0 HR: 0	SF: 0 SAC: 0 DP: 0 HBP: 0	WP: 1 PB: 0 SB: 1 CS: 0	PA: 37												
PITCHER	IP WLS BF H R ER SO BB IBB HBP BLK WP HR S P ERA WHIP																																	
40 Daniel Cabrera, R ERA: 3.12	4.1	L	25	5	3	1	3	4	0	0	0	0	0	0	28	44	2.08	2.077																
45 Dennis Sarfate, R ERA: 2.7	0.2		2	0	0	0	0	0	0	0	0	0	0	2	2	0.00	0.000																	
34 Matt Albers, R ERA: 4.35	2.0		6	0	0	0	0	0	0	0	0	0	0	6	6	0.00	0.000																	
35 Greg Aquino, R ERA: 1.93	1.0		4	0	0	0	0	1	0	0	0	0	0	3	7	0.00	1.000																	

Batter	1	2	3	4	5	6	7	8	9	AB	R	H	RBI	BB	SO	LOB	TOP										
7 José Reyes, S (1,6) OBP: 0.385, SLG: 0.517 4 Anderson Hernandez, S (5,6) OBP: 0.299, SLG: 0.294	G5-3		G5-3		G4-3			P5		3	0	0	0	0	0	1	New York Mets @ Baltimore Orioles Fort Lauderdale Stadium, Ft. Lauderdale, FL Mon Mar 24 2008, 1:05 PM EDT Att: 6,069 - Partly Cloudy - 75 F										
1 Luis Castillo, S (1,4) OBP: 0.333, SLG: 0.292 Ruben Gotay, S (6,4)	L3-6					G6-3		BB		3	0	2	1	0	0	0											
5 David Wright, R (1,5) OBP: 0.395, SLG: 0.393 16 Angel Pagan, S (6,7)	L3-6		K			K		G4-3		3	0	0	0	0	2	2											
Damon Easley, R (1,3) OBP: 0.194, SLG: 0.281		E6			F9			G6-3		4	0	0	0	0	0	0											
9 Marlon Anderson, L (1,10) OBP: 0.333, SLG: 0.269		BB						K		2	0	0	0	2	1	0											
17 Fernando Tatis, R (1,7) OBP: 0.292, SLG: 0.500		F4			K			G5-3		4	0	0	0	0	1	3											
19 Ryan Church, L (1,9) OBP: 0.313, SLG: 0.244 65 Gustavo Molina, R (7,2) OBP: 0.438, SLG: 0.429	G6-4-3				K			G6-3		3	0	1	0	0	1	3											
93 Brady Clark, R (1,8) OBP: 0.410, SLG: 0.327								K		2	1	0	0	1	1	1											
23 Brian Schneider, L (1,2) OBP: 0.111, SLG: 0.444 Endy Chavez, L (7,9) OBP: 0.289, SLG: 0.257					G4-3			F9		2	0	0	0	0	0	1											
								G1-3		1	0	0	0	0	0	0											
Inning Stats	R: 0 E: 0 K: 0 S: 3	H: 1 LOB: 0 BB: 0 P: 3	R: 0 E: 1 K: 0 S: 3	H: 0 LOB: 1 BB: 1 P: 7	R: 1 E: 0 K: 1 S: 6	H: 1 LOB: 1 BB: 1 P: 10	R: 0 E: 0 K: 2 S: 7	H: 0 LOB: 1 BB: 1 P: 11	R: 0 E: 0 K: 1 S: 5	H: 0 LOB: 0 BB: 0 P: 5	R: 0 E: 0 K: 2 S: 8	H: 1 LOB: 1 BB: 0 P: 8	R: 0 E: 0 K: 0 S: 3	H: 0 LOB: 1 BB: 1 P: 7	R: 0 E: 0 K: 0 S: 3	H: 0 LOB: 0 BB: 0 P: 3	1B: 2 2B: 2 3B: 0 HR: 0	SF: 0 SAC: 0 DP: 2 HBP: 0	WP: 0 PB: 0 SB: 1 CS: 0	PA: 33							
PITCHER	IP	WLS	BF	H	R	ER	SO	BB	IBB	HBP	BLK	WP	HR	S	P	ERA	WHIP										
29 Adam Loewen, L (1,1) ERA: 8.03	5.0	L	19	2	1	1	3	3	0	0	0	0	0	22	34	1.80	1.000										
64 Jim Johnson, R (6,1) ERA: 6.3	1.0		3	0	0	0	1	0	0	0	0	0	0	5	5	0.00	0.000										
32 Jamie Walker, L (7,1) ERA: 7.27	1.0		4	1	0	0	2	0	0	0	0	0	0	8	8	0.00	1.000										
Chad Bradford, R (8,1) ERA: 5.4	1.0		4	0	0	0	0	1	0	0	0	0	0	3	7	0.00	1.000										
52 George Sherrill, L (9,1) ERA: 2.25	1.0		3	0	0	0	0	0	0	0	0	0	0	3	3	0.00	0.000										

Batter	1	2	3	4	5	6	7	8	9	AB	R	H	RBI	BB	SO	LOB	BOTTOM										
1 Brian Roberts, S (1,4) OBP: 0.360, SLG: 0.341 9 Scott Moore, L (9,3) OBP: 0.581, SLG: 0.731	G6-3		PO		K			K		3	0	0	0	0	2	0	New York Mets @ Baltimore Orioles Fort Lauderdale Stadium, Ft. Lauderdale, FL Mon Mar 24 2008, 1:05 PM EDT Att: 6,069 - Partly Cloudy - 75 F										
6 Melvin Mora, R (1,5) OBP: 0.510, SLG: 0.705 69 Oscar Salazar, R (9,5) OBP: 0.353, SLG: 0.484	L5				F8			BB		2	0	0	0	1	0	0											
21 Nick Markakis, L (1,10) OBP: 0.389, SLG: 0.469	K							K		3	0	1	0	0	2	1											
17 Aubrey Huff, L (1,3) OBP: 0.276, SLG: 0.379 12 Brandon Fahey, L (9,6) OBP: 0.273, SLG: 0.244		G3-1			G3			G6-4-3		3	0	0	0	0	0	2											
Ramon Hernandez, R (1,2) OBP: 0.349, SLG: 0.316 73 Chris Heintz, R (9,2) OBP: 0.280, SLG: 0.360		G2-3						G6-3		0	0	0	0	0	0	0											
Jay Payton, R (1,9) OBP: 0.304, SLG: 0.364 70 Eider Torres, S (9,4) OBP: 0.216, SLG: 0.171		F9						K		3	0	0	0	0	1	0											
30 Luke Scott, L (1,7) OBP: 0.283, SLG: 0.457								P6		2	0	0	0	1	1	0											
10 Adam Jones, R (1,8) OBP: 0.319, SLG: 0.419								K		3	0	0	0	0	3	1											
2 Luis Hernandez, S (1,6) OBP: 0.268, SLG: 0.222 13 Tike Redman, L (9,9) OBP: 0.289, SLG: 0.417								G1-3		2	0	0	0	0	1	1											
								G4-3		1	0	0	0	0	0	0											
Inning Stats	R: 0 E: 0 K: 1 S: 5	H: 0 LOB: 0 BB: 0 P: 5	R: 0 E: 0 K: 0 S: 3	H: 0 LOB: 0 BB: 0 P: 3	R: 0 E: 0 K: 2 S: 6	H: 0 LOB: 0 BB: 1 P: 10	R: 0 E: 0 K: 1 S: 6	H: 1 LOB: 1 BB: 0 P: 6	R: 0 E: 0 K: 2 S: 7	H: 0 LOB: 0 BB: 0 P: 7	R: 0 E: 0 K: 1 S: 4	H: 0 LOB: 0 BB: 1 P: 8	R: 0 E: 0 K: 1 S: 5	H: 0 LOB: 1 BB: 0 P: 5	R: 0 E: 0 K: 1 S: 6	H: 1 LOB: 1 BB: 0 P: 6	1B: 2 2B: 0 3B: 0 HR: 0	SF: 0 SAC: 0 DP: 1 HBP: 0	WP: 0 PB: 0 SB: 0 CS: 0	PA: 30							
PITCHER	IP	WLS	BF	H	R	ER	SO	BB	IBB	HBP	BLK	WP	HR	S	P	ERA	WHIP										
33 John Maine, R (1,1) ERA: 1.78	6.0	W	19	1	0	0	7	1	0	0	0	0	0	32	36	0.00	0.333										
Joe Smith, R (7,1) ERA: 6.3	1.2	H	5	0	0	0	2	1	0	0	0	0	0	8	12	0.00	0.600										
27 Nelson Figueroa, R (8,1) ERA: 2.87	1.1	S	5	1	0	0	1	0	0	0	0	0	0	7	7	0.00	0.750										

AB 29
R 1
H 3
RBI 1
BB 4
SO 6
LOB 12



AB 27
R 0
H 2
RBI 0
BB 2
SO 10
LOB 6



Batter	1	2	3	4	5	6	7	8	9	AB	R	H	RBI	BB	SO	LOB	TOP										
2 Hanley Ramirez, R OBP: 0.435, SLG: 0.625 4 Alfredo Amezaga, S OBP: 0.316, SLG: 0.306	G5-3		1B		F7		FC5-4			3	0	1	0	0	0	1	Florida Marlins @ Baltimore Orioles Fort Lauderdale Stadium, Ft. Lauderdale, FL Tue Mar 25 2008, 1:05 PM EDT Att.: 5,605 - Cloudy - 69 F										
6 Dan Uggla, R OBP: 0.388, SLG: 0.574 Chase Lambin, S OBP: 1.000, SLG: 1.500	K		F7		FC5-4			2B		3	0	0	0	0	1	2											
Luis Gonzalez, L OBP: 0.418, SLG: 0.413 Mike Jacobs, L OBP: 0.355, SLG: 0.453	F8		1B			K		2B		3	0	1	0	0	1	0											
14 Josh Willingham, R OBP: 0.322, SLG: 0.321 Spike McDougall, R	K		F8			1B		P6		3	0	1	0	0	1	2											
3 Jorge Cantu, R OBP: 0.431, SLG: 0.617 92 Andrew Beattie, S	F7				G5-3		F7		K	3	0	0	0	0	1	1											
21 Jason Wood, R OBP: 0.290, SLG: 0.276	1B				K		G6-3		G5-3	4	0	1	0	0	1	2											
1 Alexis Gomez, L OBP: 0.325, SLG: 0.294	1B				G6-3					4	0	1	0	0	1	0											
20 Matt Treanor, R OBP: 0.357, SLG: 0.520 41 Paul Hoover, R OBP: 0.256, SLG: 0.310	FC5					P3		L4		2	0	0	0	0	0	2											
7 Alejandro De Aza, L OBP: 0.390, SLG: 0.642			F7							4	0	2	0	0	1	0											
Inning Stats	R: 0 E: 0 K: 1 S: 5	H: 0 LOB: 0 BB: 0 P: 5	R: 0 E: 0 K: 1 S: 7	H: 2 LOB: 2 BB: 0 P: 7	R: 0 E: 0 K: 0 S: 5	H: 2 LOB: 2 BB: 0 P: 5	R: 0 E: 0 K: 1 S: 5	H: 0 LOB: 0 BB: 0 P: 5	R: 0 E: 0 K: 0 S: 4	H: 1 LOB: 1 BB: 0 P: 4	R: 0 E: 0 K: 1 S: 6	H: 1 LOB: 1 BB: 0 P: 6	R: 0 E: 0 K: 0 S: 4	H: 1 LOB: 1 BB: 0 P: 4	R: 1 E: 0 K: 1 S: 7	H: 2 LOB: 1 BB: 0 P: 7		R: 0 E: 0 K: 2 S: 7	H: 0 LOB: 0 BB: 0 P: 7	1B: 7 2B: 2 3B: 0 HR: 0	SF: 0 SAC: 0 DP: 0 HBP: 0	WP: 0 PA: 36 PB: 0 SB: 0 CS: 0					
PITCHER	IP	WLS	BF	H	R	ER	SO	BB	IBB	HBP	BLK	WP	HR	S	P	ERA	WHIP										
56 Brian Bures, L ERA: 2.77	5.1	W	22	6	0	0	4	0	0	0	0	0	0	30	30	0.00	1.125										
51 Randor Biedr, R ERA: 1.74	0.2		2	0	0	0	0	0	0	0	0	0	0	2	2	0.00	0.000										
45 Dennis Sarfate, R ERA: 2.45	1.0		4	1	0	0	0	0	0	0	0	0	0	4	4	0.00	1.000										
Chad Bradford, R ERA: 5.79	1.0		5	2	1	1	1	0	0	0	0	0	0	7	7	9.00	2.000										
52 George Sherrill, L ERA: 2.0	1.0		3	0	0	0	2	0	0	0	0	0	0	7	7	0.00	0.000										

Batter	1	2	3	4	5	6	7	8	9	AB	R	H	RBI	BB	SO	LOB	BOTTOM										
9 Scott Moore, L OBP: 0.514, SLG: 0.633 70 Eider Torres, S OBP: 0.211, SLG: 0.167	K	G4-3		K		K		G3		4	0	0	1	0	3	4	Florida Marlins @ Baltimore Orioles Fort Lauderdale Stadium, Ft. Lauderdale, FL Tue Mar 25 2008, 1:05 PM EDT Att.: 5,605 - Cloudy - 69 F										
6 Melvin Mora, R OBP: 0.528, SLG: 0.783 Jay Gibbons, L OBP: 0.257, SLG: 0.258	SF8	2B		G1-6-3		SF7		1B		2	2	2	0	0	0	0											
Kevin Millar, R OBP: 0.438, SLG: 0.564 73 Chris Heintz, R OBP: 0.269, SLG: 0.346	SF8	2B			BB	BB		G6-4-3		1	0	1	2	2	0	0											
17 Aubrey Huff, L OBP: 0.273, SLG: 0.344 69 Oscar Salazar, R OBP: 0.353, SLG: 0.484	G3	G3			BB	BB		G6-4-3		3	0	0	1	1	0	2											
Jay Payton, R OBP: 0.333, SLG: 0.423 26 Chris Roberson, S OBP: 0.355, SLG: 0.414						FC6-4				0	0	0	0	0	0	0											
Ramon Hernandez, R OBP: 0.528, SLG: 0.293 24 Guillermo Quiroz, R OBP: 0.394, SLG: 0.490	G4-3	2B		F9	WP	1B				4	1	2	0	0	0	3											
30 Luke Scott, L OBP: 0.293, SLG: 0.459 13 Tike Redman, L OBP: 0.308, SLG: 0.432	G4-3			F9		G5-3		G1-3		3	0	0	0	0	0	3											
10 Adam Jones, R OBP: 0.313, SLG: 0.426										2	2	1	0	1	1	1											
12 Brandon Fahey, L OBP: 0.313, SLG: 0.318										1	0	1	0	0	0	0											
Inning Stats	R: 1 E: 0 K: 1 S: 6	H: 1 LOB: 0 BB: 0 P: 6	R: 5 E: 0 K: 0 S: 8	H: 5 LOB: 1 BB: 1 P: 12	R: 0 E: 0 K: 1 S: 6	H: 1 LOB: 0 BB: 0 P: 7	R: 0 E: 0 K: 1 S: 5	H: 1 LOB: 0 BB: 0 P: 5	R: 0 E: 1 K: 0 S: 3	H: 0 LOB: 1 BB: 1 P: 7	R: 2 E: 0 K: 1 S: 7	H: 2 LOB: 3 BB: 3 P: 19	R: 0 E: 0 K: 0 S: 4	H: 1 LOB: 1 BB: 0 P: 4	R: 0 E: 0 K: 0 S: 3	H: 1 LOB: 0 BB: 0 P: 3		1B: 7 2B: 3 3B: 2 HR: 0	SF: 2 SAC: 0 DP: 3 HBP: 0	WP: 2 PA: 39 PB: 0 SB: 0 CS: 0							
PITCHER	IP	WLS	BF	H	R	ER	SO	BB	IBB	HBP	BLK	WP	HR	S	P	ERA	WHIP										
Scott Olsen, L ERA: 4.5	4.0	L	20	8	6	6	3	1	0	0	0	0	0	25	30	13.50	2.250										
19 Logan Kensing, R ERA: 1.0	1.0		4	0	0	0	0	1	0	0	0	0	0	3	7	0.00	1.000										
32 Justin Miller, R ERA: 2.89	1.0		8	2	2	2	1	3	0	0	0	0	0	7	19	18.00	5.000										
Kevin Gregg, R ERA: 4.0	1.0		4	1	0	0	0	0	0	0	0	0	0	4	4	0.00	1.000										
Chris Leroux, R ERA:	1.0		3	1	0	0	0	0	0	0	0	0	0	3	3	0.00	1.000										

Batter	1	2	3	4	5	6	7	8	9	AB	R	H	RBI	BB	SO	LOB	TOP								
9 Scott Moore, L OBP: 0.497, SLG: 0.576	L7		HBP		E7		FC4-6			3	1	0	0	0	0	1	Baltimore Orioles @ St. Louis Cardinals Roger Dean Stadium, Jupiter, FL Wed Mar 26 2008, 1:05 PM EDT Att: 5,786 - Partly Cloudy - 74 F								
6 Melvin Mora, R OBP: 0.509, SLG: 0.740 35 Greg Aquino, R	G6-3		L7-4				FC6-4			4	0	1	1	0	0	3									
73 Chris Heintz, R OBP: 0.269, SLG: 0.346										0	0	0	0	0	0	0									
21 Nick Markakis, L OBP: 0.379, SLG: 0.453 26 Chris Roberson, S	G4-3			K	K					4	0	1	0	0	2	1									
Kevin Millar, R OBP: 0.423, SLG: 0.535 51 Rando Bied, R				K	G5-3					4	0	1	0	0	1	2									
Jay Gibbons, L OBP: 0.256, SLG: 0.286	F9						F8			4	1	1	0	0	0	2									
Jay Payton, R OBP: 0.323, SLG: 0.433	P2						L9			4	0	1	1	0	0	2									
Ramon Hernandez, R OBP: 0.371, SLG: 0.500 69 Oscar Salazar, R	P3						F9			2	0	0	0	1	0	1									
2 Luis Hernandez, S OBP: 0.289, SLG: 0.211										2	0	0	0	2	0	3									
46 Jeremy Guthrie, R OBP: 0.500, SLG: 0.500 34 Matt Albers, L										2	0	0	0	0	1	1									
13 Tike Redman, L OBP: 0.300, SLG: 0.421 70 Eider Torres, S										0	0	0	0	0	0	0									
Inning Stats	R: 0 E: 0 K: 0 S: 3	H: 0 LOB: 0 BB: 0 P: 3	R: 0 E: 0 K: 0 S: 4	H: 1 LOB: 1 BB: 0 P: 4	R: 0 E: 0 K: 1 S: 4	H: 0 LOB: 1 BB: 1 P: 9	R: 1 E: 0 K: 2 S: 9	H: 2 LOB: 2 BB: 1 P: 13	R: 1 E: 1 K: 1 S: 7	H: 1 LOB: 1 BB: 0 P: 7	R: 0 E: 0 K: 0 S: 3	H: 0 LOB: 0 BB: 0 P: 3	R: 0 E: 0 K: 0 S: 3	H: 0 LOB: 1 BB: 1 P: 7	R: 0 E: 0 K: 0 S: 4	H: 1 LOB: 1 BB: 0 P: 4	R: 0 E: 0 K: 1 S: 5	H: 1 LOB: 0 BB: 0 P: 5	1B: 4 2B: 3 3B: 0 HR: 0	SF: 0 SAC: 0 DP: 2 HBP: 1	WP: 0 PB: 0 SB: 1 CS: 0	PA: 36			
PITCHER	IP	WLS	BF	H	R	ER	SO	BB	IBB	HBP	BLK	WP	HR	S	P	ERA	WHIP								
50 Adam Wainwright, R ERA: 3.38	6.0	W	25	4	2	1	4	2	0	1	0	0	0	30	39	1.50	1.000								
56 Kelvin Jimenez, R ERA: 3.95	2.0	H	8	1	0	0	0	1	0	0	0	0	0	7	11	0.00	1.000								
34 Randy Flores, L ERA: 1.69	1.0		3	1	0	0	1	0	0	0	0	0	0	5	5	0.00	1.000								

Batter	1	2	3	4	5	6	7	8	9	AB	R	H	RBI	BB	SO	LOB	BOTTOM								
55 Skip Schumaker, L OBP: 0.417, SLG: 0.603 56 Kelvin Jimenez, R 34 Randy Flores, L	K	F8					G1-3			4	1	2	1	0	1	1	Baltimore Orioles @ St. Louis Cardinals Roger Dean Stadium, Jupiter, FL Wed Mar 26 2008, 1:05 PM EDT Att: 5,786 - Partly Cloudy - 74 F								
16 Chris Duncan, L OBP: 0.313, SLG: 0.212										4	0	1	0	1	1	2									
5 Albert Pujols, R OBP: 0.493, SLG: 0.793 28 D'Angelo Jimenez, S										2	1	1	1	0	0	0									
24 Rick Ankiel, L OBP: 0.429, SLG: 0.600 Jon Jay, L										2	2	1	0	2	0	0									
8 Troy Glaus, R OBP: 0.298, SLG: 0.550 47 Ryan Ludwick, R										3	0	1	1	0	0	3									
4 Yadier Molina, R OBP: 0.250, SLG: 0.288 Donovan Solano, R										4	0	2	1	0	1	4									
Adam Kennedy, L OBP: 0.298, SLG: 0.345 21 Jason LaRue, R										4	0	0	0	0	1	4									
50 Adam Wainwright, R OBP: 0.250, SLG: 0.250 54 Brian Barton, R										2	0	1	0	0	0	1									
94 Rico Washington, L OBP: 0.438, SLG: 0.429										0	0	0	0	0	0	0									
Aaron Miles, S OBP: 0.355, SLG: 0.340										3	1	1	1	0	0	1									
Inning Stats	R: 0 E: 0 K: 1 S: 7	H: 2 LOB: 3 BB: 1 P: 11	R: 0 E: 0 K: 0 S: 4	H: 1 LOB: 1 BB: 0 P: 4	R: 0 E: 0 K: 1 S: 5	H: 0 LOB: 0 BB: 0 P: 5	R: 0 E: 0 K: 0 S: 4	H: 1 LOB: 1 BB: 0 P: 4	R: 4 E: 1 K: 1 S: 10	H: 4 LOB: 1 BB: 0 P: 11	R: 0 E: 0 K: 0 S: 4	H: 2 LOB: 1 BB: 0 P: 4	R: 3 E: 1 K: 1 S: 8	H: 2 LOB: 2 BB: 1 P: 13	R: 1 E: 0 K: 0 S: 4	H: 1 LOB: 1 BB: 1 P: 8	1B: 8 2B: 4 3B: 1 HR: 0	SF: 2 SAC: 0 DP: 0 HBP: 1	WP: 0 PB: 1 SB: 2 CS: 0	PA: 42					
PITCHER	IP	WLS	BF	H	R	ER	SO	BB	IBB	HBP	BLK	WP	HR	S	P	ERA	WHIP								
46 Jeremy Guthrie, R ERA: 5.0	4.1	L	22	7	4	3	2	1	0	0	0	0	0	25	29	6.23	1.846								
34 Matt Albers, R ERA: 3.75	1.2		7	3	0	0	1	0	0	0	0	0	0	9	10	0.00	1.800								
35 Greg Aquino, R ERA: 2.61	1.0		8	2	3	1	1	1	0	1	0	0	0	8	13	9.00	3.000								
51 Rando Bied, R ERA: 2.38	1.0		5	1	1	1	0	1	0	0	0	0	0	4	8	9.00	2.000								

Batter	1	2	3	4	5	6	7	8	9	AB	R	H	RBI	BB	SO	LOB	TOP										
26 Chris Roberson, S OBP: 0.343, SLG: 0.375 Adam Stern, L (8, 9)	4-0 FC3 69 G6-3 BB		0-3 K2-3		0-0 G4-3			0-0 F8		3	1	0	0	1	1	1											
13 Tike Redman, L OBP: 0.279, SLG: 0.390 70 Eider Torres, S OBP: 0.200, SLG: 0.158 (1, 7) (7, 4)	0-1 FC3 69 G6-3 10 SH1-3		0-0 F7		0-0 G3			0-0 G5-3		3	0	0	0	0	0	1											
10 Adam Jones, R OBP: 0.315, SLG: 0.400 (1, 8)	0-0 SH1-3 1-2		0-3 K		0-0 G4-3			0-3 K		3	0	0	0	0	2	0											
69 Oscar Salazar, R OBP: 0.359, SLG: 0.472 (1, 4) (7, 5)	0-0 G6-3 2-3 3-H			0-0 G6-3		0-0 G4-3 1B		0-0 P6		4	0	1	1	0	0	1											
9 Scott Moore, L OBP: 0.442, SLG: 0.514 (1, 3)	0-3 K		0-3 K		0-0 G4-3			0-3 K		4	0	0	0	0	3	2											
73 Chris Heintz, R OBP: 0.241, SLG: 0.310 (1, 10)		0-0 F9		0-0 G5-3			0-0 G5-3			3	0	0	0	0	0	0											
24 Guillermo Quiroz, R OBP: 0.389, SLG: 0.424 74 Zach Dillon, L (1, 2) (8, 2)		0-0 F8			0-0 G1-3 2B		0-3 K			3	0	1	0	0	1	0											
12 Brandon Fahey, L OBP: 0.314, SLG: 0.340 (1, 5) (7, 7)		0-0 G1-3 2B			0-0 G3-1		0-0 G3-1			3	0	1	0	0	0	1											
2 Luis Hernandez, S OBP: 0.271, SLG: 0.195 Pedro Florimón, S (1, 6) (8, 6)		0-3 K2-3			0-0 L5			0-0 G4-3		3	0	0	0	0	1	2											
Inning Stats	R: 1 E: 0 K: 1 S: 7	H: 0 LOB: 1 BB: 1 P: 11	R: 0 E: 0 K: 1 S: 6	H: 1 LOB: 1 BB: 0 P: 6	R: 0 E: 0 K: 2 S: 7	H: 0 LOB: 0 BB: 0 P: 7	R: 0 E: 0 K: 1 S: 5	H: 0 LOB: 0 BB: 0 P: 5	R: 0 E: 0 K: 0 S: 4	H: 1 LOB: 1 BB: 0 P: 4	R: 0 E: 0 K: 0 S: 4	H: 1 LOB: 1 BB: 0 P: 4	R: 0 E: 0 K: 1 S: 5	H: 0 LOB: 0 BB: 0 P: 5	R: 0 E: 0 K: 0 S: 3	H: 0 LOB: 0 BB: 0 P: 3	R: 0 E: 0 K: 2 S: 7	H: 0 LOB: 0 BB: 0 P: 7	1B: 1 2B: 2 3B: 0 HR: 0	SF: 0 SAC: 1 DP: 0 HBP: 0	WP: 0 PB: 0 SB: 1 CS: 0	PA: 32					
PITCHER	IP	WLS	BF	H	R	ER	SO	BB	IBB	HBP	BLK	WP	HR	S	P	ERA	WHIP										
John Lannan, L ERA: 2.18 36 Joel Hanrahan, R ERA: 36 Ray King, L ERA: 5.0 Jon Rauch, R ERA: 1.13	(1, 1) (7, 1) (8, 1) (9, 1)	6.0 1.0 1.0 1.0	23 W 3 H 3 S 3	3 0 0 0	1 0 0 0	1 0 0 0	5 1 0 2	1 0 0 0	0 0 0 0	0 0 0 0	0 0 0 0	0 0 0 0	0 0 0 7	33 5 3 7	37 5 3 7	1.50 0.00 0.00 0.00	0.667 0.000 0.000 0.000										

Baltimore Orioles @ Washington Nationals
Space Coast Stadium, Viera, FL
Thu Mar 27 2008, 1:05 PM EDT
Att: 3,520 - Sunny - 73 F

AB	30
R	1
H	3
RBI	1
BB	1
SO	8
LOB	8



Batter	1	2	3	4	5	6	7	8	9	AB	R	H	RBI	BB	SO	LOB	BOTTOM										
Felipe Lopez, S OBP: 0.299, SLG: 0.344 96 Ian Desmond, R OBP: 0.286, SLG: 0.167 (1, 6) (6, 6)	0-0 F8		1-1 HR		4-0 BB			0-0 G5-3		2	1	1	1	1	0	0											
44 Lastings Milledore, R OBP: 0.388, SLG: 0.479 90 Mike Daniel, L OBP: 1.000, SLG: 1.500 (1, 8) (8, 7)	0-0 G6-3		0-0 P4		0-0 F7			0-0 G3-6-1 1B		3	0	0	0	0	0	1											
11 Ryan Zimmerman, R OBP: 0.327, SLG: 0.563 83 Wil Nieves, R OBP: 0.321, SLG: 0.261 (1, 10) (8, PH) (9, 10)	0-0 G5-3		0-0 F7		0-0 F9			0-0 G3-6-1 1-2		3	0	0	0	0	0	0											
21 Dmitri Young, S OBP: 0.357, SLG: 0.320 4 Pete Orr, L OBP: 0.450, SLG: 0.649 (1, 3) (5, 5)		0-0 F8		0-0 1B		0-0 1B		0-0 1B		2	0	1	0	0	0	0											
25 Austin Kearns, R OBP: 0.303, SLG: 0.435 92 Edgardo Baez, R OBP: 0.333, SLG: 0.667 (1, 9) (6, 9)		0-0 G4-3		0-0 F8		0-3 K		0-0 F8		2	0	0	0	0	0	1											
10 Ronnie Belliard, R OBP: 0.375, SLG: 0.577 22 Willie Harris, L OBP: 0.388, SLG: 0.316 (1, 4) (7, 4)		0-0 E6 WP 1B		0-0 F8		0-3 K		0-0 F8		2	0	0	0	0	0	1											
8 Aaron Boone, R OBP: 0.300, SLG: 0.379 (1, 5) (5, 3)		0-0 WP 1B		0-0 G6-3			0-0 F8			3	0	1	0	0	0	1											
Rob Mackowiak, L OBP: 0.263, SLG: 0.176 Ryan Langerhans, L OBP: 0.400, SLG: 0.258 (1, 7) (7, PH) (8, 8)		1-0 P6		0-3 K		0-0 F8		1-0 3 WP 3 1B HBP		2	0	0	0	0	1	2											
3 Jesus Flores, R OBP: 0.311, SLG: 0.300 (1, 2)		1-2 2-3		0-0 F7		0-0 F8		1-0 1B		3	0	1	1	0	0	0											
Inning Stats	R: 0 E: 0 K: 0 S: 3	H: 0 LOB: 0 BB: 0 P: 3	R: 0 E: 1 K: 0 S: 5	H: 1 LOB: 2 BB: 0 P: 6	R: 1 E: 0 K: 0 S: 5	H: 1 LOB: 0 BB: 0 P: 6	R: 0 E: 0 K: 0 S: 4	H: 1 LOB: 1 BB: 0 P: 4	R: 0 E: 0 K: 1 S: 5	H: 0 LOB: 1 BB: 1 P: 9	R: 0 E: 0 K: 1 S: 5	H: 1 LOB: 0 BB: 0 P: 5	R: 1 E: 0 K: 1 S: 5	H: 1 LOB: 1 BB: 0 P: 7	R: 0 E: 0 K: 0 S: 3	H: 1 LOB: 0 BB: 0 P: 3	R: 0 E: 0 K: 2 S: 7	H: 1 LOB: 0 BB: 0 P: 7	1B: 5 2B: 0 3B: 0 HR: 1	SF: 0 SAC: 0 DP: 1 HBP: 1	WP: 2 PB: 0 SB: 0 CS: 1	PA: 30					
PITCHER	IP	WLS	BF	H	R	ER	SO	BB	IBB	HBP	BLK	WP	HR	S	P	ERA	WHIP										
Steve Trachsel, R ERA: 5.21 45 Dennis Sarfate, R ERA: 3.0 Jim Johnson, R ERA: 5.73	(1, 1) (7, 1) (8, 1)	6.0 1.0 1.0	23 L 4 3	4 1 1	1 1 0	1 1 0	1 1 0	0 0 0	0 0 0	0 0 0	0 0 0	0 0 0	0 0 3	27 5 3	33 7 3	9.00 0.00 0.00	1.000 1.000 1.000										

Baltimore Orioles @ Washington Nationals
Space Coast Stadium, Viera, FL
Thu Mar 27 2008, 1:05 PM EDT
Att: 3,520 - Sunny - 73 F

AB	28
R	2
H	6
RBI	2
BB	1
SO	3
LOB	8



Batter	1	2	3	4	5	6	7	8	9	AB	R	H	RBI	BB	SO	LOB	TOP																	
7 José Reyes, S (1,6) OBP: 0.378, SLG: 0.522 Damon Easley, R (7,5) OBP: 0.200, SLG: 0.250	0-0 SH2-3 5 G6-3 2B	1-0	0-0		0-0 5 S 21 FC7-5 1 S		0-0 L1		0-0 P4	3	2	2	0	0	0	0																		
1 Luis Castillo, S (1,4) OBP: 0.333, SLG: 0.219 Endy Chavez, L (7,9) OBP: 0.320, SLG: 0.326	0-0 SH2-3 2-3	0-3			4-0 21 FC7-5 5 BB		0-0 G4-3		0-0 64 CS 1B	2	0	0	0	1	1	3																		
5 David Wright, R (1,5) OBP: 0.376, SLG: 0.375 64 Anderson Machado, S (7, FR) OBP: 0.333, SLG: 0.538	0-0 G6-3 3-H		0-0		4-0 15 G6-4-3 1B		4-0 21 FC7-5 BB		0-1 F7 1-2	2	0	1	1	2	0	0																		
15 Carlos Beltrán, S (1,10) OBP: 0.354, SLG: 0.390	4-0 21 WP BB		0-0 G6-4-3 1-2		0-0 F4		4-0 9 1B BB			2	0	0	0	2	0	4																		
21 Carlos Delgado, L (1,3) OBP: 0.250, SLG: 0.333 9 Marlon Anderson, L (6,7) OBP: 0.385, SLG: 0.353	1-3 K		4-0		0-0 FC7-5 1-2 2-3 3-H		0-0 1-2 2-H 1B			2	0	0	1	1	1	3																		
19 Ryan Church, L (1,9) OBP: 0.305, SLG: 0.288 90 Argenis Reyes, S (7,4) OBP: 0.448, SLG: 0.655		0-0 E7 93 S	0-0 G4-3		0-0 G3-1		0-0 G3			4	0	0	0	0	0	5																		
17 Fernando Tatis, R (1,7) OBP: 0.229, SLG: 0.364		0-0 F9		0-0 G6-3		0-0 G6-3		0-3 K		4	0	0	0	0	1	1																		
23 Brian Schneider, L (1,2) OBP: 0.083, SLG: 0.333 30 Rauli Casanova, S (8, PH) OBP: 0.350, SLG: 0.611		0-0 F9		0-0 G4-3		0-0 G6-3		0-0 F9		3	0	0	0	0	0	1																		
93 Brady Clark, R (1,8) OBP: 0.411, SLG: 0.300	4-0 7 HBP BB		0-0 G5-3		0-0 K		0-0 G6-3			3	0	0	0	1	1	0																		
Inning Stats	R: 1 E: 0 K: 1 S: 6	H: 1 LOB: 1 BB: 1 P: 11	R: 0 E: 1 K: 1 S: 6	H: 0 LOB: 3 BB: 1 P: 11	R: 0 E: 0 K: 0 S: 3	H: 1 LOB: 0 BB: 1 P: 7	R: 0 E: 0 K: 0 S: 3	H: 0 LOB: 0 BB: 0 P: 3	R: 1 E: 0 K: 1 S: 4	H: 1 LOB: 2 BB: 2 P: 12	R: 0 E: 0 K: 1 S: 5	H: 0 LOB: 0 BB: 0 P: 5	R: 1 E: 0 K: 0 S: 4	H: 1 LOB: 2 BB: 2 P: 12	R: 0 E: 0 K: 1 S: 5	H: 0 LOB: 0 BB: 0 P: 5	R: 0 E: 0 K: 0 S: 4	H: 1 LOB: 0 BB: 0 P: 4	R: 0 E: 0 K: 0 S: 4	H: 1 LOB: 0 BB: 0 P: 4	1B: 4 2B: 1 3B: 0 HR: 0	SF: 0 SAC: 1 DP: 1 HBP: 1	WP: 1 PB: 0 SB: 3 CS: 1	PA: 39										
PITCHER	IP WLS BF H R ER SO BB IBB HBP BLK WP HR S P ERA WHIP																																	
40 Daniel Cabrera, R (1,1) ERA: 3.22	5.0	24	3	2	2	2	5	0	1	0	1	0	0	0	0	0	0	0	0	0	22	44	3.60	1.600										
34 Matt Albers, R (6,1) ERA: 3.95	2.0	9	1	1	1	1	2	0	0	0	0	0	0	0	9	17	4.50	1.500																
35 Greg Aquino, R (8,1) ERA: 2.19	2.0	W 6	1	0	0	1	0	0	0	0	0	0	0	0	9	9	0.00	0.500																

New York Mets @ Baltimore Orioles
Fort Lauderdale Stadium, Ft. Lauderdale, FL

AB 30
R 3
H 5
RBI 3
BB 7
SO 4
LOB 18



livebaseballscorecards.com

New York Mets @ Baltimore Orioles
Fort Lauderdale Stadium, Ft. Lauderdale, FL

AB 33
R 4
H 10
RBI 4
SO 4
LOB 15



livebaseballscorecards.com

Batter	1	2	3	4	5	6	7	8	9	AB	R	H	RBI	BB	SO	LOB	BOTTOM																	
1 Brian Roberts, S (1,4) OBP: 0.377, SLG: 0.370 70 Eider Torres, S (6, FR) OBP: 0.238, SLG: 0.200	0-0 G4-3		0-0			4-0 6 BB BB		0-0 26 S 1B	0-0 1-2 3-H 1B	2	0	1	1	1	0	0																		
6 Melvin Mora, R (1,5) OBP: 0.517, SLG: 0.725 9 Scott Moore, L (6, FR) OBP: 0.432, SLG: 0.500	0-0 P4		3-H 4-0 2B		0-0 BB	4-0 1-2 BB		0-0 F8		1	0	0	0	2	0	0																		
21 Nick Markakis, L (1,9) OBP: 0.361, SLG: 0.429 26 Chris Roberson, S (7,8) OBP: 0.333, SLG: 0.364	0-0 G3		0-0 F8		0-3 K	0-0 1-2 BB		1-0 G4-3		3	0	0	0	0	1	4																		
Kevin Millar, R (1,3) OBP: 0.400, SLG: 0.500 73 Chris Heintz, R (7,3) OBP: 0.297, SLG: 0.333		0-0 F9		0-3 K	0-0 G6-4-3 1-2		0-0 F7		0-0 30 2B 1B	3	0	0	0	0	1	2																		
17 Aubrey Huff, L (1,10) OBP: 0.278, SLG: 0.343 Jay Gibbons, L (9, PH) OBP: 0.250, SLG: 0.278		0-0 G6-4-3 1B		0-0 F9		0-0 F7		0-0 K		3	0	1	0	0	0	0																		
Ramon Hernandez, R (1,2) OBP: 0.527, SLG: 0.267 24 Guillermo Quiroz, R (8,2) OBP: 0.379, SLG: 0.412		0-0 G6-4-3 1-2		0-0 L5		4-0 30 FC4-6 BB		0-0 P6		2	0	0	0	1	0	1																		
30 Luke Scott, L (1,7) OBP: 0.311, SLG: 0.488			0-0 10 2B 1 2B 1B		0-0 G3-1		0-0 FC4-6 1-2 FC5-4		0-0 1-H 1B 2B	4	2	2	1	0	0	1																		
10 Adam Jones, R (1,8) OBP: 0.321, SLG: 0.423 Jay Payton, R (7,9) OBP: 0.333, SLG: 0.438			0-0 12 L6-4 2B		0-3 K		0-0 FC5-4 1-2		0-0 2 1B 70 1B 1B	2	0	1	0	0	1	0																		
12 Brandon Fahey, L (1,6) OBP: 0.302, SLG: 0.327 2 Luis Hernandez, S (7,6) OBP: 0.280, SLG: 0.209			0-0 L6-4 2-2		0-0 G3			0-0 G4-3		2	0	0	0	0	0	2																		
Inning Stats	R: 0 E: 0 K: 0 S: 3	H: 0 LOB: 0 BB: 0 P: 3	R: 0 E: 0 K: 0 S: 3	H: 1 LOB: 0 BB: 0 P: 3	R: 1 E: 0 K: 0 S: 5	H: 3 LOB: 1 BB: 1 P: 9	R: 0 E: 0 K: 1 S: 5	H: 0 LOB: 0 BB: 0 P: 5	R: 0 E: 0 K: 1 S: 4	H: 0 LOB: 2 BB: 2 P: 12	R: 0 E: 0 K: 0 S: 3	H: 0 LOB: 1 BB: 1 P: 7	R: 0 E: 0 K: 0 S: 4	H: 1 LOB: 1 BB: 0 P: 5	R: 3 E: 0 K: 1 S: 9	H: 5 LOB: 2 BB: 0 P: 9	1B: 7 2B: 4 3B: 0 HR: 0	SF: 0 SAC: 0 DP: 3 HBP: 0	WP: 0 PB: 0 SB: 1 CS: 0	PA: 37														
PITCHER	IP WLS BF H R ER SO BB IBB HBP BLK WP HR S P ERA WHIP																																	
26 Orlando Hernandez, R (1,1) ERA: 6.75	5.0	18	4	1	1	2	1	0	0	0	0	0	0	0	21	25	1.80	1.000																
34 Mike Pelfrey, R (6,1) ERA: 8.14	3.2	L 19	6	3	3	2	3	0	0	0	0	0	0	20	33	7.36	2.455																	

livebaseballscorecards.com

Batter	1	2	3	4	5	6	7	8	9	AB	R	H	RBI	BB	SO	LOB	TOP				
1 Brian Roberts, S OBP: 0.397, SLG: 0.347 70 Eider Torres, S OBP: 0.233, SLG: 0.195	F8	FC6-4			F8		G1-3			3	0	0	0	0	0	2					
6 Melvin Mora, R OBP: 0.492, SLG: 0.685 9 Scott Moore, L OBP: 0.422, SLG: 0.487	K		F8		P5			G3-1		3	0	0	0	0	1	0					
21 Nick Markakis, L OBP: 0.375, SLG: 0.421 12 Brandon Fahey, L OBP: 0.296, SLG: 0.320						G3		K		1	0	0	0	2	0	0					
Kevin Millar, R OBP: 0.397, SLG: 0.479 17 Aubrey Huff, L OBP: 0.270, SLG: 0.333								F9		2	0	0	0	1	2	1					
30 Luke Scott, L OBP: 0.313, SLG: 0.477 Jay Gibbons, L OBP: 0.244, SLG: 0.270								G3		3	0	1	0	0	1	3					
Jay Payton, R OBP: 0.324, SLG: 0.417										4	0	1	0	0	0	1					
Ramon Hernandez, R OBP: 0.352, SLG: 0.250 24 Guillermo Quiroz, R OBP: 0.368, SLG: 0.400										3	0	0	0	0	0	1					
10 Adam Jones, R OBP: 0.322, SLG: 0.407 26 Chris Roberson, S OBP: 0.333, SLG: 0.384										2	0	0	0	0	0	1					
2 Luis Hernandez, S OBP: 0.283, SLG: 0.200										2	0	0	0	1	0	1					
Inning Stats	R: 0 E: 0 K: 1 S: 9	H: 0 LOB: 2 BB: 2 P: 20	R: 0 E: 0 K: 0 S: 10	H: 1 LOB: 2 BB: 1 P: 22	R: 0 E: 0 K: 2 S: 11	H: 0 LOB: 1 BB: 1 P: 18	R: 0 E: 0 K: 0 S: 5	H: 0 LOB: 0 BB: 0 P: 7	R: 0 E: 0 K: 1 S: 10	H: 1 LOB: 1 BB: 0 P: 16	R: 0 E: 0 K: 0 S: 11	H: 0 LOB: 1 BB: 0 P: 15	R: 0 E: 0 K: 1 S: 9	H: 0 LOB: 0 BB: 0 P: 11	R: 0 E: 0 K: 1 S: 7	H: 0 LOB: 0 BB: 0 P: 7	1B: 2 2B: 0 3B: 0 HR: 0	SF: 0 SAC: 0 DP: 0 HBP: 1	WP: 0 PB: 0 SB: 3 CS: 0	PA: 34	
PITCHER	IP	WLS	BF	H	R	ER	SO	BB	IBB	HBP	BLK	WP	HR	S	P	ERA	WHIP				
57 Jason Bergmann, R ERA: 2.08 Garrett Mock, R ERA: 3.12 68 Michael O'Connor, L ERA: 3.77	5.0	W	20	1	0	0	3	4	0	0	0	0	0	44	80	0.00	1.000				
	2.0	H	8	1	0	0	1	0	0	1	0	0	0	21	31	0.00	0.500				
	2.0	S	6	0	0	0	2	0	0	0	0	0	0	16	18	0.00	0.000				

Baltimore Orioles @ Washington Nationals
Nationals Park, Washington, DC
Sat Mar 29 2008, 6:00 PM EDT
Att: 34,635 - Partly Cloudy - 53 F

AB 29
R 0
H 2
RBI 0
BB 4
SO 6
LOB 11



Batter	1	2	3	4	5	6	7	8	9	AB	R	H	RBI	BB	SO	LOB	BOTTOM				
15 Cristian Guzman, S OBP: 0.347, SLG: 0.438 Felipe Lopez, S OBP: 0.290, SLG: 0.333	F9	HBP				G6-3		G6-3		2	1	1	0	1	1	0					
44 Lastings Milledge, R OBP: 0.361, SLG: 0.561 Rob Mackowiak, L OBP: 0.250, SLG: 0.167								L6		3	1	0	0	0	1	1					
11 Ryan Zimmerman, R OBP: 0.327, SLG: 0.540 4 Pete Orr, L OBP: 0.439, SLG: 0.632	F9	P6								2	0	0	0	1	0	3					
24 Nick Johnson, L OBP: 0.403, SLG: 0.442 8 Aaron Boone, R OBP: 0.290, SLG: 0.367										3	0	2	1	0	0	0					
21 Dmitri Young, S OBP: 0.344, SLG: 0.310										4	0	1	0	0	2	5					
25 Austin Kearns, R OBP: 0.319, SLG: 0.453 Ryan Langerhans, L OBP: 0.415, SLG: 0.313										2	0	1	1	1	1	1					
16 Paul Lo Duca, R OBP: 0.439, SLG: 0.500 3 Jesus Flores, R OBP: 0.304, SLG: 0.293										1	0	1	1	2	0	0					
34 Elijah Dukes, R OBP: 0.333, SLG: 0.432										4	0	0	0	0	2	10					
10 Ronnie Belliard, R OBP: 0.356, SLG: 0.545 22 Willie Harris, L OBP: 0.380, SLG: 0.308	F9									3	0	0	0	0	0	3					
Inning Stats	R: 2 E: 0 K: 2 S: 15	H: 2 LOB: 3 BB: 2 P: 33	R: 0 E: 0 K: 0 S: 7	H: 1 LOB: 0 BB: 0 P: 12	R: 0 E: 1 K: 1 S: 13	H: 1 LOB: 2 BB: 0 P: 15	R: 0 E: 0 K: 2 S: 9	H: 0 LOB: 0 BB: 0 P: 13	R: 1 E: 1 K: 2 S: 15	H: 1 LOB: 3 BB: 3 P: 33	R: 0 E: 0 K: 1 S: 5	H: 0 LOB: 0 BB: 0 P: 6	R: 0 E: 0 K: 2 S: 16	H: 2 LOB: 2 BB: 0 P: 20	R: 0 E: 0 K: 0 S: 7	H: 0 LOB: 0 BB: 0 P: 12	1B: 5 2B: 2 3B: 0 HR: 0	SF: 0 SAC: 0 DP: 0 HBP: 1	WP: 0 PB: 0 SB: 0 CS: 0	PA: 38	
PITCHER	IP	WLS	BF	H	R	ER	SO	BB	IBB	HBP	BLK	WP	HR	S	P	ERA	WHIP				
29 Adam Loewen, L ERA: 7.56 51 Randoir Bied, R ERA: 2.95 32 Jamie Walker, L ERA: 6.52 Chad Bradford, R ERA: 5.23 52 George Sherrill, L ERA: 1.9	4.1	L	24	5	3	3	6	4	0	0	0	0	0	6	13	0.00	1.500				
	1.0		3	0	0	0	1	0	0	0	0	0	0	5	6	0.00	0.000				
	1.0		5	2	0	0	2	0	0	0	0	0	0	16	20	0.00	2.000				
	1.0		3	0	0	0	0	0	0	0	0	0	0	7	12	0.00	0.000				

Baltimore Orioles @ Washington Nationals
Nationals Park, Washington, DC
Sat Mar 29 2008, 6:00 PM EDT
Att: 34,635 - Partly Cloudy - 53 F

AB 32
R 3
H 7
RBI 3
BB 5
SO 10
LOB 25



Batter	1	2	3	4	5	6	7	8	9	AB	R	H	RBI	BB	SO	LOB	TOP								
1 Akinori Iwamura, L (1,4) OBP: 0.200, SLG: 0.222	G4-3	K		G6-3		2B			2 DI BB	4	0	1	0	1	1	1									
13 Carl Crawford, L (1,7) OBP: 0.400, SLG: 0.333	15 HR		23 BB		23 HR		F7		K	4	2	2	0	1	1	2									
23 Carlos Pena, L (1,3) OBP: 0.333, SLG: 0.625	F8		2 G5-3		1-H HR		G6-3		K	4	1	1	2	1	1	3									
2 B.J. Upton, R (1,8) OBP: 0.444, SLG: 0.429	15 HR			G5-3		15 FC6 30 G6-4-3		G4-3		3	2	1	0	2	0	2									
15 Cliff Floyd, L (1,10) 31 Jonny Gomes, R (9,PH)	1-H HR					30 FC6 16 BB G6-4-3		G3		3	1	1	3	1	0	1									
16 Willy Aybar, S (1,5)	F7					30 G6-4-3		G3-1		3	0	0	0	1	1	3									
30 Dioner Navarro, S (1,2)		P6		G4-3					K	4	0	0	0	0	1	5									
Nathan Haynes, L (1,9) OBP: 0.250, SLG: 0.250		8 S		G5-3					K	4	0	1	0	0	1	1									
8 Jason Bartlett, R (1,6) OBP: 0.250, SLG: 0.143	G5-3			G3					K	4	0	0	0	0	1	1									
Inning Stats	R: 3 E: 0 K: 0 S: 15	H: 2 LOB: 0 BB: 1 P: 24	R: 0 E: 0 K: 1 S: 12	H: 1 LOB: 1 BB: 0 P: 20	R: 0 E: 0 K: 1 S: 9	H: 0 LOB: 3 BB: 3 P: 23	R: 0 E: 0 K: 0 S: 9	H: 0 LOB: 0 BB: 0 P: 15	R: 3 E: 0 K: 0 S: 12	H: 3 LOB: 1 BB: 1 P: 19	R: 0 E: 0 K: 0 S: 8	H: 1 LOB: 1 BB: 0 P: 14	R: 0 E: 0 K: 0 S: 5	H: 0 LOB: 0 BB: 0 P: 6	R: 0 E: 0 K: 3 S: 10	H: 0 LOB: 0 BB: 0 P: 13	R: 0 E: 0 K: 2 S: 10	H: 0 LOB: 2 BB: 2 P: 21	1B: 3 2B: 2 3B: 0 HR: 2	SF: 0 SAC: 0 DP: 1 HBP: 0	WP: 0 PB: 0 SB: 2 CS: 0	PA: 41			
PITCHER	IP	WLS	BF	H	R	ER	SO	BB	IBB	HBP	BLK	WP	HR	S	P	ERA	WHIP								
40 Daniel Cabrera, R (1,1) ERA: 13.5	4.0		24	6	6	6	2	4	1	0	0	0	2	52	95	13.50	2.500								
51 Randal Bieri, R (5,1) ERA:	2.0	H	6	1	0	0	0	0	0	0	0	0	0	13	20	0.00	0.500								
Chad Bradford, R (7,1) ERA:	1.0	W	3	0	0	0	0	0	0	0	0	0	0	5	6	0.00	0.000								
32 Jamie Walker, L (8,1) ERA:	1.0	S	3	0	0	0	3	0	0	0	0	0	0	10	13	0.00	0.000								
52 George Sherrill, L (9,1) ERA:	1.0		5	0	0	0	2	2	0	0	0	0	0	10	21	0.00	2.000								

Tampa Bay Rays @ Baltimore Orioles
 Oriole Park at Camden Yards, Baltimore, MD
 Wed Apr 02 2008, 7:05 PM EDT
 Att: 10,507 - Clear - 55 F

AB	34
R	6
H	7
RBI	5
BB	7
SO	7
LOB	21



Batter	1	2	3	4	5	6	7	8	9	AB	R	H	RBI	BB	SO	LOB	BOTTOM								
1 Brian Roberts, S (1,4) OBP: 0.750, SLG: 1.200	HR		F8				F7			3	1	1	1	1	0	2									
6 Melvin Mora, R (1,5) OBP: 0.250, SLG: 0.143	G6-3		E8		G4-3				21 G3 17 E BB	3	1	1	1	1	0	1									
21 Nick Markakis, L (1,9) OBP: 0.500, SLG: 0.429	G4-3		G6-4-3				17 HR		G3	4	1	2	1	0	0	1									
Kevin Millar, R (1,3) OBP: 0.250, SLG: 0.375	G6-3		G6-4-3				F7		17 E	4	1	1	0	0	0	3									
17 Aubrey Huff, L (1,10) OBP: 0.375, SLG: 0.875	G6-3			G4-3			1-H HR		E9	4	2	2	4	0	0	0									
30 Luke Scott, L (1,7) Jay Payton, R (8,FR)	K			F7			G3		10 S 10 BB IBB	3	0	0	0	1	1	0									
Ramon Hernandez, R (1,2)	G4-3			K			G5-3		SF8	3	0	0	1	0	1	0									
10 Adam Jones, R (1,8) OBP: 0.286, SLG: 0.286					G4-3				12 S 1-H 1B	4	1	2	1	0	1	0									
2 Luis Hernandez, S (1,6)										1	1	0	0	1	1	0									
9 Scott Moore, L (7,PH)										1	0	0	0	0	1	0									
12 Brandon Fahey, L (8,6)										1	0	0	0	0	1	1									
Inning Stats	R: 1 E: 0 K: 0 S: 8	H: 1 LOB: 0 BB: 0 P: 11	R: 0 E: 0 K: 1 S: 9	H: 0 LOB: 0 BB: 0 P: 15	R: 2 E: 1 K: 0 S: 11	H: 3 LOB: 1 BB: 1 P: 19	R: 0 E: 0 K: 1 S: 10	H: 0 LOB: 0 BB: 0 P: 14	R: 0 E: 0 K: 0 S: 8	H: 2 LOB: 0 BB: 0 P: 23	R: 2 E: 0 K: 2 S: 13	H: 0 LOB: 0 BB: 0 P: 20	R: 4 E: 1 K: 1 S: 23	H: 3 LOB: 2 BB: 2 P: 40	1B: 6 2B: 1 3B: 0 HR: 2	SF: 1 SAC: 0 DP: 1 HBP: 0	WP: 0 PB: 0 SB: 2 CS: 0	PA: 36							
PITCHER	IP	WLS	BF	H	R	ER	SO	BB	IBB	HBP	BLK	WP	HR	S	P	ERA	WHIP								
22 Matt Garza, R (1,1) ERA: 8.44	5.1		23	6	5	5	3	2	0	0	0	0	2	53	87	8.44	1.500								
47 Gary Glover, R (6,1) ERA:	0.2	H	2	0	0	0	0	0	0	0	0	0	0	3	8	0.00	0.000								
35 Dan Wheeler, R (7,1) ERA:	1.0	H	3	0	0	0	2	0	0	0	0	0	0	13	20	0.00	0.000								
28 Al Reyes, R (8,1) ERA: 27.0	0.2	L	7	3	4	4	0	1	1	0	0	0	0	19	34	54.00	6.000								
Scott Dohmann, R (8,1) ERA:	0.1		1	0	0	0	1	0	0	0	0	0	0	4	6	0.00	0.000								

Tampa Bay Rays @ Baltimore Orioles
 Oriole Park at Camden Yards, Baltimore, MD
 Wed Apr 02 2008, 7:05 PM EDT
 Att: 10,507 - Clear - 55 F

AB	31
R	9
H	9
RBI	9
BB	4
SO	6
LOB	8



Batter	1	2	3	4	5	6	7	8	9	AB	R	H	RBI	BB	SO	LOB	TOP				
51 Ichiro Suzuki, L (1,8) OBP: 0.318, SLG: 0.250										4	0	1	0	0	1	2	Seattle Mariners @ Baltimore Orioles Oriole Park at Camden Yards, Baltimore, MD Sat Apr 05 2008, 7:05 PM EDT Att: 24,824 - Cloudy - 63 F				
4 Jose Lopez, R (1,4) OBP: 0.368, SLG: 0.722										4	1	1	2	0	0	1					
Raul Ibanez, L (1,7) OBP: 0.286, SLG: 0.222										3	0	0	0	1	0	1					
Richie Sexson, R (1,3) OBP: 0.286, SLG: 0.389										4	0	0	0	0	3	1					
29 Adrián Beltré, R (1,5) OBP: 0.476, SLG: 0.588										2	1	1	0	2	0	0					
12 Michael Morse, R (1,9) OBP: 0.400, SLG: 0.500										3	0	0	0	0	1	2					
Jose Vidro, S (1,10) OBP: 0.200, SLG: 0.474										4	1	1	2	0	1	3					
2 Kenji Johjima, R (1,2) OBP: 0.211, SLG: 0.118										4	0	0	0	0	0	3					
7 Yuniesky Betancourt, R (1,6) OBP: 0.444, SLG: 0.556										4	1	2	0	0	1	0					
Inning Stats	R: 0 H: 0 E: 0 K: 2 S: 12	H: 0 LOB: 1 BB: 1 P: 23	R: 2 H: 2 E: 0 K: 0 S: 8	H: 2 LOB: 1 BB: 1 P: 18	R: 0 H: 0 E: 0 K: 1 S: 6	H: 0 LOB: 1 BB: 0 P: 12	R: 0 H: 0 E: 0 K: 1 S: 8	H: 0 LOB: 1 BB: 0 P: 14	R: 2 H: 2 E: 0 K: 1 S: 12	H: 2 LOB: 0 BB: 0 P: 20	R: 0 H: 1 E: 0 K: 0 S: 4	H: 1 LOB: 1 BB: 0 P: 11	R: 0 H: 0 E: 0 K: 1 S: 11	H: 0 LOB: 0 BB: 0 P: 16	R: 0 H: 0 E: 0 K: 0 S: 7	H: 0 LOB: 0 BB: 0 P: 11	1B: 4 2B: 0 3B: 0 HR: 2	SF: 0 SAC: 0 DP: 1 HBP: 1	WP: 1 PB: 0 SB: 0 CS: 0	PA: 36	
PITCHER	IP WLS BF H R ER SO BB IBB HBP BLK WP HR S P ERA WHIP	IP WLS BF H R ER SO BB IBB HBP BLK WP HR S P ERA WHIP	IP WLS BF H R ER SO BB IBB HBP BLK WP HR S P ERA WHIP	IP WLS BF H R ER SO BB IBB HBP BLK WP HR S P ERA WHIP	IP WLS BF H R ER SO BB IBB HBP BLK WP HR S P ERA WHIP	IP WLS BF H R ER SO BB IBB HBP BLK WP HR S P ERA WHIP	IP WLS BF H R ER SO BB IBB HBP BLK WP HR S P ERA WHIP	IP WLS BF H R ER SO BB IBB HBP BLK WP HR S P ERA WHIP	IP WLS BF H R ER SO BB IBB HBP BLK WP HR S P ERA WHIP	IP WLS BF H R ER SO BB IBB HBP BLK WP HR S P ERA WHIP	IP WLS BF H R ER SO BB IBB HBP BLK WP HR S P ERA WHIP	IP WLS BF H R ER SO BB IBB HBP BLK WP HR S P ERA WHIP	IP WLS BF H R ER SO BB IBB HBP BLK WP HR S P ERA WHIP	IP WLS BF H R ER SO BB IBB HBP BLK WP HR S P ERA WHIP	IP WLS BF H R ER SO BB IBB HBP BLK WP HR S P ERA WHIP	IP WLS BF H R ER SO BB IBB HBP BLK WP HR S P ERA WHIP	IP WLS BF H R ER SO BB IBB HBP BLK WP HR S P ERA WHIP	IP WLS BF H R ER SO BB IBB HBP BLK WP HR S P ERA WHIP	IP WLS BF H R ER SO BB IBB HBP BLK WP HR S P ERA WHIP	IP WLS BF H R ER SO BB IBB HBP BLK WP HR S P ERA WHIP	IP WLS BF H R ER SO BB IBB HBP BLK WP HR S P ERA WHIP

Batter	1	2	3	4	5	6	7	8	9	AB	R	H	RBI	BB	SO	LOB	BOTTOM				
1 Brian Roberts, S (1,4) OBP: 0.611, SLG: 0.727										3	0	1	0	2	0	0	Seattle Mariners @ Baltimore Orioles Oriole Park at Camden Yards, Baltimore, MD Sat Apr 05 2008, 7:05 PM EDT Att: 24,824 - Cloudy - 63 F				
6 Melvin Mora, R (1,5) OBP: 0.389, SLG: 0.563										5	1	3	0	0	0	1					
21 Nick Markakis, L (1,9) OBP: 0.333, SLG: 0.250										4	1	1	0	1	0	3					
Kevin Millar, R (1,3) OBP: 0.529, SLG: 0.786										2	3	1	0	3	1	1					
17 Aubrey Huff, L (1,10) OBP: 0.353, SLG: 0.600										3	0	0	1	2	1	3					
30 Luke Scott, L (1,7) OBP: 0.345, SLG: 0.556										3	1	3	2	1	0	0					
2 Luis Hernandez, S (7,FR) (8,6)										0	0	0	0	0	0	0					
Ramon Hernandez, R (1,2) OBP: 0.188, SLG: 0.429										3	0	0	1	0	0	4					
10 Adam Jones, R (1,8) OBP: 0.200, SLG: 0.286										3	0	0	0	0	1	1					
12 Brandon Fahey, L (1,6) Jay Payton, R (7,PH) OBP: 0.167, SLG: 0.167 (8,7)										1	0	0	0	0	0	2					
Inning Stats	R: 0 H: 1 E: 0 K: 1 S: 9	H: 1 LOB: 0 BB: 0 P: 14	R: 0 H: 1 E: 0 K: 0 S: 8	H: 1 LOB: 0 BB: 0 P: 12	R: 0 H: 1 E: 0 K: 0 S: 10	H: 1 LOB: 1 BB: 1 P: 19	R: 2 H: 2 E: 1 K: 2 S: 15	H: 2 LOB: 1 BB: 0 P: 25	R: 3 H: 2 E: 0 K: 0 S: 15	H: 2 LOB: 2 BB: 3 P: 34	R: 0 H: 2 E: 1 K: 0 S: 7	H: 2 LOB: 1 BB: 0 P: 15	R: 1 H: 0 E: 0 K: 0 S: 9	H: 0 LOB: 2 BB: 3 P: 22	R: 0 H: 0 E: 0 K: 1 S: 15	H: 0 LOB: 2 BB: 2 P: 29	1B: 5 2B: 4 3B: 0 HR: 0	SF: 2 SAC: 0 DP: 0 HBP: 0	WP: 0 PB: 0 SB: 0 CS: 1	PA: 41	
PITCHER	IP WLS BF H R ER SO BB IBB HBP BLK WP HR S P ERA WHIP	IP WLS BF H R ER SO BB IBB HBP BLK WP HR S P ERA WHIP	IP WLS BF H R ER SO BB IBB HBP BLK WP HR S P ERA WHIP	IP WLS BF H R ER SO BB IBB HBP BLK WP HR S P ERA WHIP	IP WLS BF H R ER SO BB IBB HBP BLK WP HR S P ERA WHIP	IP WLS BF H R ER SO BB IBB HBP BLK WP HR S P ERA WHIP	IP WLS BF H R ER SO BB IBB HBP BLK WP HR S P ERA WHIP	IP WLS BF H R ER SO BB IBB HBP BLK WP HR S P ERA WHIP	IP WLS BF H R ER SO BB IBB HBP BLK WP HR S P ERA WHIP	IP WLS BF H R ER SO BB IBB HBP BLK WP HR S P ERA WHIP	IP WLS BF H R ER SO BB IBB HBP BLK WP HR S P ERA WHIP	IP WLS BF H R ER SO BB IBB HBP BLK WP HR S P ERA WHIP	IP WLS BF H R ER SO BB IBB HBP BLK WP HR S P ERA WHIP	IP WLS BF H R ER SO BB IBB HBP BLK WP HR S P ERA WHIP	IP WLS BF H R ER SO BB IBB HBP BLK WP HR S P ERA WHIP	IP WLS BF H R ER SO BB IBB HBP BLK WP HR S P ERA WHIP	IP WLS BF H R ER SO BB IBB HBP BLK WP HR S P ERA WHIP	IP WLS BF H R ER SO BB IBB HBP BLK WP HR S P ERA WHIP	IP WLS BF H R ER SO BB IBB HBP BLK WP HR S P ERA WHIP	IP WLS BF H R ER SO BB IBB HBP BLK WP HR S P ERA WHIP	IP WLS BF H R ER SO BB IBB HBP BLK WP HR S P ERA WHIP

Seattle Mariners @ Baltimore Orioles
Oriole Park at Camden Yards, Baltimore, MD
Sat Apr 05 2008, 7:05 PM EDT
Att: 24,824 - Cloudy - 63 F

AB	32
R	4
H	6
RBI	4
BB	3
SO	7
LOB	13



Seattle Mariners @ Baltimore Orioles
Oriole Park at Camden Yards, Baltimore, MD
Sat Apr 05 2008, 7:05 PM EDT
Att: 24,824 - Cloudy - 63 F

AB	30
R	6
H	9
RBI	5
BB	9
SO	4
LOB	19



Batter	1	2	3	4	5	6	7	8	9	AB	R	H	RBI	BB	SO	LOB	TOP					
51 Ichiro Suzuki, L (1, 8) OBP: 0.308, SLG: 0.250	F7		G4-6-3 4B 2B 1B		G3			G4-3		4	1	1	0	0	0	0	Seattle Mariners @ Baltimore Orioles Oriole Park at Camden Yards, Baltimore, MD Sun Apr 06 2008, 1:35 PM EDT Att. 19,215 - Rain - 52 F					
4 Jose Lopez, R (1, 4) OBP: 0.348, SLG: 0.636	F7		G4-6-3 1B		P5			F8		4	0	1	0	0	0	0						
Raul Ibanez, L (1, 7) OBP: 0.360, SLG: 0.455	BB		G4-6-3 1B			HR		BB		4	1	3	1	0	0	2						
Richie Sexson, R (1, 3) OBP: 0.360, SLG: 0.450	BB		BB		P3			BB		2	0	1	1	2	0	0						
29 Adrián Beltré, R (1, 5) OBP: 0.400, SLG: 0.476	K		F9		G6-3			P4		4	0	0	0	0	1	5						
Brad Wilkerson, L (1, 9) OBP: 0.300, SLG: 0.067	K				G4-3			K		3	0	0	0	1	2	0						
Jose Vidro, S (1, 10)	F8				F7			G6-3		4	0	0	0	0	0	1						
Jamie Burke, R (1, 2) OBP: 0.200, SLG: 0.200					G6-3			P3		4	0	1	0	0	0	0						
7 Yuniesky Betancourt, R (1, 6) OBP: 0.361, SLG: 0.476	F9				F7			G6-3		3	0	0	0	0	0	1						
Inning Stats	R: 0 H: 1 E: 0 K: 1 S: 20	H: 1 LOB: 2 BB: 1 P: 32	R: 0 H: 1 E: 0 K: 1 S: 12	H: 1 LOB: 1 BB: 0 P: 18	R: 1 H: 3 E: 0 K: 0 S: 12	H: 3 LOB: 1 BB: 0 P: 15	R: 0 H: 0 E: 0 K: 0 S: 6	H: 0 LOB: 0 BB: 1 P: 12	R: 0 H: 0 E: 0 K: 0 S: 4	H: 0 LOB: 0 BB: 0 P: 7	R: 1 H: 1 E: 0 K: 0 S: 7	H: 1 LOB: 0 BB: 0 P: 8	R: 0 H: 0 E: 0 K: 0 S: 5	H: 0 LOB: 0 BB: 0 P: 9	R: 0 H: 1 E: 0 K: 0 S: 13	H: 2 LOB: 2 BB: 0 P: 22		R: 0 H: 0 E: 0 K: 1 S: 9	H: 0 LOB: 0 BB: 0 P: 12	1B: 5 2B: 1 3B: 0 HR: 1	SF: 0 SAC: 0 DP: 1 HBP: 0	WP: 0 PB: 0 SB: 0 CS: 1
PITCHER	IP WLS BF H R ER SO BB IBB HBP BLK WP HR S P ERA WHIP	7.0 27 6 2 2 2 2 0 0 0 0 1 66 101 2.57 1.143	1.0 5 1 0 0 0 1 0 0 0 0 0 13 22 0.00 2.000	1.0 W 3 0 0 0 1 0 0 0 0 0 9 12 0.00 0.000	PITCHER										IP WLS BF H R ER SO BB IBB HBP BLK WP HR S P ERA WHIP	IP WLS BF H R ER SO BB IBB HBP BLK WP HR S P ERA WHIP						

AB	32
R	2
H	7
RBI	2
BB	3
SO	3
LOB	9



Batter	1	2	3	4	5	6	7	8	9	AB	R	H	RBI	BB	SO	LOB	BOTTOM			
1 Brian Roberts, S (1, 4) OBP: 0.500, SLG: 0.533	K		K			P5		F8		4	0	0	0	0	2	1	Seattle Mariners @ Baltimore Orioles Oriole Park at Camden Yards, Baltimore, MD Sun Apr 06 2008, 1:35 PM EDT Att. 19,215 - Rain - 52 F			
6 Melvin Mora, R (1, 5) OBP: 0.318, SLG: 0.450	G6-3		G5-3			G5-3		G5-3		4	0	0	0	0	0	1				
21 Nick Markakis, L (1, 9) OBP: 0.409, SLG: 0.368	BB				K			BB		3	1	2	0	1	1	0				
Kevin Millar, R (1, 3) OBP: 0.476, SLG: 0.667	K				G3-6-3 1B			L6		4	0	1	0	0	1	4				
17 Aubrey Huff, L (1, 10) OBP: 0.286, SLG: 0.474	K				G3-6-3			G4-3		4	0	0	1	0	1	1				
30 Luke Scott, L (1, 7) OBP: 0.600, SLG: 0.692	BB				F8			BB		4	0	3	0	0	0	0				
10 Adam Jones, R (8, FR) OBP: 0.200, SLG: 0.286	BB							BB		0	1	0	0	0	0	0				
Jay Payton, R (1, 8) OBP: 0.300, SLG: 0.300	BB				P3			G6-3		4	1	2	0	0	0	1				
Guillermo Quiroz, R (1, 2) 9 Scott Moore, L (7, PH) Ramon Hernandez, R (8, 2)	G6-4-3				G1-3			K		2	0	0	0	0	0	2				
2 Luis Hernandez, S (1, 6) OBP: 0.273, SLG: 0.143	G4-3				G5-3 BB			G4-3		3	0	1	1	1	0	0				
Inning Stats	R: 0 H: 1 E: 0 K: 2 S: 10	H: 2 LOB: 1 BB: 0 P: 16	R: 0 H: 0 E: 0 K: 1 S: 9	H: 0 LOB: 0 BB: 0 P: 13	R: 0 H: 1 E: 0 K: 1 S: 6	H: 1 LOB: 0 BB: 0 P: 7	R: 0 H: 0 E: 0 K: 0 S: 5	H: 0 LOB: 0 BB: 0 P: 7	R: 0 H: 0 E: 0 K: 0 S: 9	H: 0 LOB: 2 BB: 2 P: 22	R: 0 H: 1 E: 0 K: 1 S: 11	H: 1 LOB: 1 BB: 0 P: 16	R: 0 H: 0 E: 0 K: 0 S: 6	H: 0 LOB: 0 BB: 0 P: 9	R: 3 H: 4 E: 0 K: 0 S: 15	H: 2 LOB: 2 BB: 1 P: 27	1B: 7 2B: 2 3B: 0 HR: 0	SF: 0 SAC: 0 DP: 2 HBP: 0	WP: 1 PB: 0 SB: 0 CS: 0	PA: 36
PITCHER	IP WLS BF H R ER SO BB IBB HBP BLK WP HR S P ERA WHIP	8.0 29 5 2 2 2 0 0 0 0 0 0 9 15 27.00 3.000	0.2 H 4 2 2 2 0 0 0 0 0 0 9 15 27.00 3.000	0.0 L 3 2 1 1 0 1 0 0 0 1 0 6 12 ∞ ∞	PITCHER										IP WLS BF H R ER SO BB IBB HBP BLK WP HR S P ERA WHIP	IP WLS BF H R ER SO BB IBB HBP BLK WP HR S P ERA WHIP				

AB	33
R	3
H	9
RBI	2
BB	3
SO	6
LOB	11



Batter	1	2	3	4	5	6	7	8	9	AB	R	H	RBI	BB	SO	LOB	TOP					
1 Brian Roberts, S OBP: 0.494, SLG: 0.542 12 Brandon Fahey, L (9.4)	G4-3			G6-3		K		K		5	0	1	1	0	2	2	Baltimore Orioles @ Texas Rangers Rangers Ballpark in Arlington, Arlington, TX Tue Apr 08 2008, 2:05 PM EDT Att: 48,808 - Cloudy - 80 F					
21 Nick Markakis, L OBP: 0.397, SLG: 0.370	30 BB G6-3 BB	G3		G3-1		E4 17 2B		17 1B HBP		4	2	1	0	1	0	1						
Kevin Millar, R OBP: 0.406, SLG: 0.500	G6-3	L4			P4	17 2B		17 1B HBP		4	1	1	0	0	0	2						
17 Aubrey Huff, L OBP: 0.400, SLG: 0.667	30 BB			30 HR	30 2B	17 2B		30 G6-4-3 1B		4	1	4	4	1	0	0						
30 Luke Scott, L OBP: 0.583, SLG: 0.800	1-2 2-3 BB			1-H HR	G4-3			G6-4-3		4	1	2	2	1	0	3						
Ramon Hernandez, R OBP: 0.154, SLG: 0.261	G3-1			F9		K		F9		5	0	0	0	0	1	5						
9 Scott Moore, L OBP: 0.286, SLG: 0.667				F7				F7		4	1	1	1	1	1	0						
10 Adam Jones, R OBP: 0.208, SLG: 0.348				SH1-3 1 2B	G1-3	G1-3		P4		5	1	1	0	0	0	3						
2 Luis Hernandez, S OBP: 0.438, SLG: 0.364	SH1-3			G4-3		1 2B		HBP 17 1B BB		2	1	1	0	1	0	0						
Inning Stats	R: 0 E: 0 K: 0 S: 9	H: 0 LOB: 3 BB: 3 P: 25	R: 2 E: 0 K: 0 S: 11	H: 3 LOB: 1 BB: 0 P: 17	R: 2 E: 0 K: 0 S: 10	H: 2 LOB: 0 BB: 0 P: 17	R: 0 E: 0 K: 0 S: 5	H: 0 LOB: 3 BB: 1 P: 22	R: 2 E: 1 K: 1 S: 17	H: 3 LOB: 1 BB: 0 P: 22	R: 0 E: 0 K: 0 S: 5	H: 0 LOB: 0 BB: 0 P: 7	R: 2 E: 0 K: 1 S: 10	H: 2 LOB: 1 BB: 1 P: 22	R: 0 E: 0 K: 1 S: 6	H: 0 LOB: 0 BB: 0 P: 10		1B: 7 2B: 3 3B: 0 HR: 2	SF: 0 SAC: 1 DP: 1 HBP: 1	WP: 1 PB: 0 SB: 0 CS: 0	PA: 44	
PITCHER	IP WLS BF H R ER SO	IP WLS BF H R ER SO	IP WLS BF H R ER SO	IP WLS BF H R ER SO	IP WLS BF H R ER SO	IP WLS BF H R ER SO	IP WLS BF H R ER SO	IP WLS BF H R ER SO	IP WLS BF H R ER SO	IP WLS BF H R ER SO	IP WLS BF H R ER SO	IP WLS BF H R ER SO	IP WLS BF H R ER SO	IP WLS BF H R ER SO	IP WLS BF H R ER SO	IP WLS BF H R ER SO	ERA WHIP	ERA WHIP	ERA WHIP			
31 Jason Jennings, R ERA: 7.45	4.2	7	4	4	1	4	0	0	0	0	0	0	0	0	0	0	1	2	46	84	7.71	2.357
Jamey Wright, R ERA:	1.1	7	3	2	0	1	0	0	0	0	0	0	0	0	0	0	0	0	19	26	0.00	2.250
59 Josh Rupe, R ERA: 9.0	2.0	9	2	2	2	1	1	0	1	0	0	0	0	0	0	0	0	0	15	29	9.00	1.500
Franklyn German, R ERA:	1.0	3	0	0	0	1	0	0	0	0	0	0	0	0	0	0	0	0	6	10	0.00	0.000

Batter	1	2	3	4	5	6	7	8	9	AB	R	H	RBI	BB	SO	LOB	BOTTOM					
5 Ian Kinsler, R OBP: 0.333, SLG: 0.400	L8		G4-6-3		G6-4-3				K	5	0	1	1	0	1	3	Baltimore Orioles @ Texas Rangers Rangers Ballpark in Arlington, Arlington, TX Tue Apr 08 2008, 2:05 PM EDT Att: 48,808 - Cloudy - 80 F					
10 Michael Young, R OBP: 0.281, SLG: 0.345	G5-3			F9	F9		L9			4	0	0	0	0	0	3						
32 Josh Hamilton, L OBP: 0.375, SLG: 0.536	G4-3			22 BB 1B		G6-3	G6-3			4	0	1	0	0	0	2						
Milton Bradley, S OBP: 0.346, SLG: 0.333		9 1B 7 L3 1B		22 BB 1B		G6-3		F8		4	0	2	0	0	0	0						
9 Hank Bialock, L OBP: 0.400, SLG: 0.429		7 L3 1B		L9				K		3	0	1	0	1	1	2						
22 Marlon Byrd, R Frank Catalanotto, L OBP: 0.214, SLG: 0.083	P4							K		2	0	0	0	1	1	3						
7 David Murphy, L OBP: 0.429, SLG: 0.577	L3							K		1	0	0	0	0	1	1						
15 Gerald Laird, R OBP: 0.391, SLG: 0.650			K		G6-4-3 2B			K		4	0	1	0	0	2	1						
Ben Broussard, L OBP: 0.333, SLG: 0.625					5 G4-6-3 1B			K		3	0	2	0	0	1	0						
Inning Stats	R: 0 E: 0 K: 0 S: 6	H: 0 LOB: 0 BB: 0 P: 10	R: 0 E: 0 K: 0 S: 7	H: 2 LOB: 2 BB: 0 P: 12	R: 0 E: 0 K: 1 S: 5	H: 1 LOB: 0 BB: 0 P: 6	R: 0 E: 0 K: 1 S: 9	H: 2 LOB: 3 BB: 1 P: 22	R: 0 E: 0 K: 0 S: 7	H: 1 LOB: 1 BB: 0 P: 9	R: 0 E: 0 K: 1 S: 11	H: 0 LOB: 1 BB: 1 P: 18	R: 1 E: 0 K: 1 S: 14	H: 3 LOB: 2 BB: 0 P: 25	R: 0 E: 0 K: 3 S: 15	H: 0 LOB: 1 BB: 0 P: 23		R: 0 E: 0 K: 2 S: 8	H: 0 LOB: 0 BB: 0 P: 11	1B: 8 2B: 1 3B: 0 HR: 0	SF: 0 SAC: 0 DP: 2 HBP: 1	WP: 1 PB: 0 SB: 0 CS: 0
PITCHER	IP WLS BF H R ER SO	IP WLS BF H R ER SO	IP WLS BF H R ER SO	IP WLS BF H R ER SO	IP WLS BF H R ER SO	IP WLS BF H R ER SO	IP WLS BF H R ER SO	IP WLS BF H R ER SO	IP WLS BF H R ER SO	IP WLS BF H R ER SO	IP WLS BF H R ER SO	IP WLS BF H R ER SO	IP WLS BF H R ER SO	IP WLS BF H R ER SO	IP WLS BF H R ER SO	IP WLS BF H R ER SO	ERA WHIP	ERA WHIP	ERA WHIP			
56 Brian Bures, L ERA: 1.29	6.0	7	1	1	3	2	0	1	0	0	0	0	0	0	0	0	1	0	26	44	0.00	1.000
34 Matt Albers, R ERA:	2.0	9	2	0	0	4	0	0	0	0	0	0	0	0	0	0	0	0	8	11	0.00	0.000
Greg Aquino, R ERA: 13.5	1.0	3	0	0	0	2	0	0	0	0	0	0	0	0	0	0	0	0	8	11	0.00	0.000

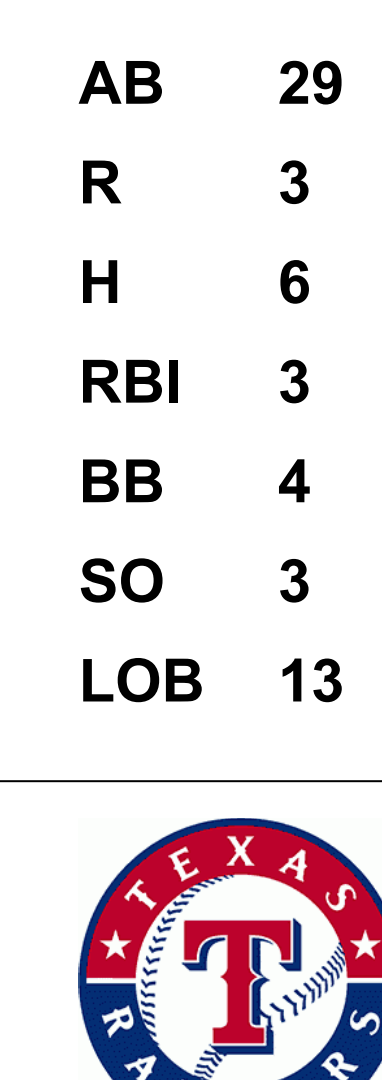
AB 37
R 8
H 12
RBI 8
BB 5
SO 4
LOB 16



Batter	1	2	3	4	5	6	7	8	9	AB	R	H	RBI	BB	SO	LOB	TOP				
10 Adam Jones, R OBP: 0.250, SLG: 0.407	F9		E				F8			4	0	2	0	0	0	0	<p>Baltimore Orioles @ Texas Rangers Rangers Ballpark in Arlington, Arlington, TX Thu Apr 10 2008, 5:05 PM EDT Clear - 78 F</p> <p>livebaseballscorecards.com</p>				
6 Melvin Mora, R OBP: 0.287, SLG: 0.464	L8		G6-3				F9			4	0	0	0	0	0	2					
21 Nick Markakis, L OBP: 0.292, SLG: 0.357	FC6-4		E				F9			1	0	0	0	3	1	0					
Kevin Millar, R OBP: 0.382, SLG: 0.448	FC6-4		FC5				F9			3	0	0	0	1	0	4					
17 Aubrey Huff, L OBP: 0.167, SLG: 0.600		30 S	L5				P6			3	1	0	0	1	1	4					
30 Luke Scott, L OBP: 0.536, SLG: 0.696										3	0	0	0	1	3	5					
Ramon Hernandez, R OBP: 0.167, SLG: 0.259							L8			4	0	1	1	0	0	1					
9 Scott Moore, L OBP: 0.222, SLG: 0.500							F8			2	0	0	0	0	0	1					
1 Brian Roberts, S OBP: 0.455, SLG: 0.500	F7						CS			2	0	0	0	0	0	0					
12 Brandon Fahey, L OBP: 0.273, SLG: 0.273	FC6-4						P6			3	0	0	0	0	0	1					
Jay Payton, R										1	0	0	0	0	0	0					
Inning Stats	R: 0 H: 0 E: 0 K: 0 S: 12	H: 0 LOB: 1 BB: 1 P: 21	R: 1 H: 1 E: 0 K: 1 S: 11	H: 1 LOB: 1 BB: 1 P: 22	R: 0 H: 1 E: 1 K: 1 S: 11	H: 1 LOB: 3 BB: 1 P: 19	R: 0 H: 0 E: 0 K: 0 S: 6	H: 0 LOB: 0 BB: 0 P: 8	R: 0 H: 0 E: 0 K: 0 S: 7	H: 0 LOB: 0 BB: 1 P: 11	R: 0 H: 1 E: 0 K: 0 S: 9	H: 1 LOB: 1 BB: 0 P: 11	R: 0 H: 0 E: 0 K: 3 S: 13	H: 0 LOB: 1 BB: 1 P: 21	R: 0 H: 0 E: 0 K: 0 S: 7	H: 0 LOB: 0 BB: 0 P: 10	1B: 2 2B: 1 3B: 0 HR: 0	SF: 0 SAC: 0 DP: 0 HBP: 0	WP: 0 PB: 0 SB: 1 CS: 1	PA: 37	
PITCHER	IP	WLS	BF	H	R	ER	SO	BB	IBB	HBP	BLK	WP	HR	S	P	ERA	WHIP				
33 Kevin Millwood, R ERA: 1.29	7.0	W	29	3	1	1	2	5	0	0	0	0	0	65	111	1.29	1.143				
53 Joaquin Benoit, R ERA: 3.0	1.0	H	4	0	0	0	3	1	0	0	0	0	0	13	21	0.00	1.000				
36 C.J. Wilson, L ERA:	1.0	S	3	0	0	0	0	0	0	0	0	0	0	7	10	0.00	0.000				

Batter	1	2	3	4	5	6	7	8	9	AB	R	H	RBI	BB	SO	LOB	BOTTOM				
5 Ian Kinsler, R OBP: 0.333, SLG: 0.394	L8		G6-3				SH3			3	1	1	0	0	0	0	<p>Baltimore Orioles @ Texas Rangers Rangers Ballpark in Arlington, Arlington, TX Thu Apr 10 2008, 5:05 PM EDT Clear - 78 F</p> <p>livebaseballscorecards.com</p>				
10 Michael Young, R OBP: 0.333, SLG: 0.375	E9		32 WP				BB			3	2	2	1	1	0	0					
32 Josh Hamilton, L OBP: 0.361, SLG: 0.548	2B		F7				L9			3	0	1	2	0	0	3					
Milton Bradley, S OBP: 0.367, SLG: 0.333	BB		F7				F7			3	0	1	0	1	0	3					
9 Hank Bialock, L OBP: 0.345, SLG: 0.360	L8						F7			4	0	0	0	0	0	3					
Frank Catalanotto, L OBP: 0.176, SLG: 0.067							G4-3			3	0	0	0	0	1	2					
22 Marlon Byrd, R							P5			1	0	0	0	0	0	0					
7 David Murphy, L OBP: 0.436, SLG: 0.536										2	0	0	0	2	1	0					
15 Gerald Laird, R OBP: 0.333, SLG: 0.542										4	0	0	0	0	0	2					
Ben Broussard, L OBP: 0.333, SLG: 0.593										3	0	1	0	0	1	0					
Inning Stats	R: 1 H: 1 E: 1 K: 1 S: 12	H: 1 LOB: 2 BB: 1 P: 20	R: 0 H: 0 E: 0 K: 0 S: 6	H: 0 LOB: 0 BB: 0 P: 10	R: 0 H: 1 E: 0 K: 0 S: 8	H: 1 LOB: 1 BB: 0 P: 13	R: 0 H: 0 E: 0 K: 0 S: 8	H: 0 LOB: 1 BB: 1 P: 18	R: 0 H: 1 E: 0 K: 0 S: 7	H: 1 LOB: 2 BB: 1 P: 11	R: 0 H: 0 E: 0 K: 0 S: 10	H: 0 LOB: 1 BB: 1 P: 19	R: 2 H: 3 E: 0 K: 1 S: 15	H: 3 LOB: 1 BB: 0 P: 24	R: 0 H: 0 E: 0 K: 1 S: 7	H: 0 LOB: 0 BB: 0 P: 11	1B: 5 2B: 1 3B: 0 HR: 0	SF: 1 SAC: 1 DP: 0 HBP: 0	WP: 1 PB: 0 SB: 2 CS: 0	PA: 35	
PITCHER	IP	WLS	BF	H	R	ER	SO	BB	IBB	HBP	BLK	WP	HR	S	P	ERA	WHIP				
Steve Trachsel, R ERA: 3.0	6.1	L	29	5	3	2	2	4	0	0	0	0	0	57	100	2.84	1.421				
32 Jamie Walker, L ERA:	0.2		3	1	0	0	0	0	0	0	0	0	0	9	15	0.00	1.500				
Greg Aquino, R ERA: 7.71	1.0		3	0	0	0	1	0	0	0	0	0	0	7	11	0.00	0.000				

AB 30
R 1
H 3
RBI 1
BB 6
SO 5
LOB 18



Batter	1	2	3	4	5	6	7	8	9	AB	R	H	RBI	BB	SO	LOB	TOP					
1 Brian Roberts, S OBP: 0.421, SLG: 0.484										5	1	1	0	0	0	0						
6 Melvin Mora, R OBP: 0.294, SLG: 0.500										4	1	2	0	0	1	1						
21 Nick Markakis, L OBP: 0.462, SLG: 0.387										3	0	2	1	1	0	0						
Kevin Millar, R OBP: 0.342, SLG: 0.394										4	0	0	1	0	0	4						
17 Aubrey Huff, L OBP: 0.395, SLG: 0.576											4	1	1	2	0	1	2					
Jay Payton, R OBP: 0.297, SLG: 0.467										3	0	1	0	1	0	2						
10 Adam Jones, R OBP: 0.281, SLG: 0.400										3	0	1	0	1	0	2						
Guillermo Quiroz, R OBP: 0.200, SLG: 0.200										3	0	1	0	0	0	1						
Ramon Hernandez, R OBP: 0.161, SLG: 0.250										1	0	0	0	0	0	0						
2 Luis Hernandez, S OBP: 0.368, SLG: 0.286										3	0	0	0	0	1	0						
30 Luke Scott, L OBP: 0.517, SLG: 0.667										1	0	0	0	0	0	0						
Inning Stats	R: 0 E: 0 K: 0 S: 6	H: 1 LOB: 1 BB: 1 P: 16	R: 0 E: 0 K: 0 S: 16	H: 1 LOB: 1 BB: 0 P: 25	R: 1 E: 0 K: 1 S: 14	H: 2 LOB: 1 BB: 0 P: 23	R: 0 E: 0 K: 0 S: 7	H: 1 LOB: 2 BB: 1 P: 12	R: 0 E: 0 K: 0 S: 8	H: 0 LOB: 0 BB: 0 P: 11	R: 2 E: 0 K: 0 S: 9	H: 2 LOB: 0 BB: 0 P: 15	R: 0 E: 0 K: 1 S: 7	H: 0 LOB: 0 BB: 0 P: 9	R: 1 E: 0 K: 1 S: 12	H: 2 LOB: 2 BB: 1 P: 18	R: 0 E: 0 K: 0 S: 6	H: 0 LOB: 0 BB: 0 P: 8	1B: 6 2B: 2 3B: 0 HR: 1	SF: 0 SAC: 0 DP: 1 HBP: 0	WP: 0 PB: 0 SB: 0 CS: 0	PA: 37
PITCHER	IP WLS BF H R ER SO BB IBB HBP BLK WP HR S P ERA WHIP																					
13 Kason Gabbard, L ERA: 2.13	(1, 1) 5.2	W 24	B 7	R 3	ER 3	SO 1	BB 2	IBB 0	HBP 0	BLK 0	WP 0	HR 1	S 59	P 101	ERA 4.76	WHIP 1.588						
Jamey Wright, R ERA: 1.35	(6, 1) 2.1	W 10	B 2	R 1	ER 1	SO 2	BB 0	IBB 1	HBP 0	BLK 0	WP 0	HR 0	S 20	P 28	ERA 3.86	WHIP 0.857						
36 C.J. Wilson, L ERA:	(9, 1) 1.0	S 3	B 0	R 0	ER 0	SO 0	BB 0	IBB 0	HBP 0	BLK 0	WP 0	HR 0	S 6	P 8	ERA 0.00	WHIP 0.000						

Baltimore Orioles @ Texas Rangers
Rangers Ballpark in Arlington, Arlington, TX
Thu Apr 10 2008, 5:10 PM EDT
Att: 15,560 - Clear - 82 F

AB 34
R 4
H 9
RBI 4
BB 3
SO 3
LOB 10



Batter	1	2	3	4	5	6	7	8	9	AB	R	H	RBI	BB	SO	LOB	BOTTOM					
5 Ian Kinsler, R OBP: 0.341, SLG: 0.378										4	1	1	1	1	1	1						
10 Michael Young, R OBP: 0.191, SLG: 0.444										4	1	1	1	1	1	3						
32 Josh Hamilton, L OBP: 0.317, SLG: 0.472										5	1	0	0	0	1	5						
Milton Bradley, S OBP: 0.382, SLG: 0.429										4	1	2	2	0	0	0						
9 Hank Bialock, L OBP: 0.364, SLG: 0.357										3	0	1	0	1	1	1						
22 Marlon Byrd, R OBP: 0.192, SLG: 0.111										2	0	1	0	1	0	1						
Frank Catalanotto, L OBP: 0.167, SLG: 0.063										1	0	0	0	0	0	2						
7 David Murphy, L OBP: 0.417, SLG: 0.500										4	0	1	1	0	1	2						
Jason Botts, S										2	0	0	0	1	1	2						
Ben Broussard, L OBP: 0.355, SLG: 0.607										1	1	1	0	0	0	0						
2 Adam Melhuse, S OBP: 0.286, SLG: 0.286										4	0	2	0	0	1	2						
15 Gerald Laird, R OBP: 0.333, SLG: 0.542										0	0	0	0	0	0	0						
Inning Stats	R: 1 E: 0 K: 1 S: 9	H: 1 LOB: 0 BB: 0 P: 11	R: 0 E: 0 K: 1 S: 12	H: 1 LOB: 2 BB: 1 P: 19	R: 3 E: 0 K: 0 S: 15	H: 2 LOB: 3 BB: 3 P: 31	R: 0 E: 0 K: 1 S: 9	H: 1 LOB: 1 BB: 0 P: 16	R: 0 E: 0 K: 1 S: 9	H: 0 LOB: 0 BB: 0 P: 15	R: 0 E: 0 K: 1 S: 7	H: 0 LOB: 0 BB: 0 P: 10	R: 0 E: 0 K: 1 S: 7	H: 1 LOB: 2 BB: 1 P: 11	R: 1 E: 0 K: 1 S: 14	H: 3 LOB: 2 BB: 0 P: 19	R: 0 E: 0 K: 0 S: 6	H: 0 LOB: 0 BB: 0 P: 8	1B: 6 2B: 3 3B: 0 HR: 1	SF: 0 SAC: 0 DP: 0 HBP: 0	WP: 0 PB: 0 SB: 1 CS: 0	PA: 39
PITCHER	IP WLS BF H R ER SO BB IBB HBP BLK WP HR S P ERA WHIP																					
29 Adam Loewen, L ERA: 7.45	(1, 1) 5.0	W 25	B 6	R 4	ER 4	SO 4	BB 4	IBB 0	HBP 0	BLK 0	WP 0	HR 1	S 54	P 92	ERA 7.20	WHIP 2.000						
51 Rander Bierd, R ERA:	(6, 1) 2.0	L 8	B 1	R 0	ER 0	SO 2	BB 0	IBB 1	HBP 0	BLK 0	WP 0	HR 0	S 14	P 21	ERA 0.00	WHIP 0.500						
Chad Bradford, R ERA: 2.7	(8, 1) 0.2	L 5	B 3	R 1	ER 1	SO 1	BB 0	IBB 0	HBP 0	BLK 0	WP 0	HR 0	S 8	P 12	ERA 13.50	WHIP 4.500						
45 Dennis Sarfate, R ERA:	(8, 1) 0.1	L 1	B 0	R 0	ER 0	SO 0	BB 0	IBB 0	HBP 0	BLK 0	WP 0	HR 0	S 6	P 7	ERA 0.00	WHIP 0.000						

Baltimore Orioles @ Texas Rangers
Rangers Ballpark in Arlington, Arlington, TX
Thu Apr 10 2008, 5:10 PM EDT
Att: 15,560 - Clear - 82 F

AB 34
R 5
H 10
RBI 5
BB 5
SO 7
LOB 19



Batter	1	2	3	4	5	6	7	8	9	AB	R	H	RBI	BB	SO	LOB	TOP	
1 Brian Roberts, S OBP: 0.395, SLG: 0.472	F7	2H 2B			G4-3		G3-1		G6-3	5	0	1	1	0	0	0	Baltimore Orioles @ Tampa Bay Rays Tropicana Field, St. Petersburg, FL Fri Apr 11 2008, 7:10 PM EDT Att: 12,146 - Dome - 72 F	
6 Melvin Mora, R OBP: 0.282, SLG: 0.486	F9	K			G6-3		BB 2B		K	5	0	1	0	0	2	1		
21 Nick Markakis, L OBP: 0.488, SLG: 0.394	17 E	K			FC5-4 1B		BB IBB			2	1	1	0	2	1	1		
Kevin Millar, R OBP: 0.357, SLG: 0.389	17 E 30 2B	1B			G5-3		FC5-4 1B			3	1	1	0	1	0	1		
17 Aubrey Huff, L OBP: 0.357, SLG: 0.514	E6 30 2B	1B			G4-3		F9		P3	4	1	0	0	0	0	4		
30 Luke Scott, L OBP: 0.515, SLG: 0.714	2B				F8		1B 2B		P6	4	1	2	2	0	0	0		
Jay Payton, R OBP: 0.211, SLG: 0.368	K				K		G6-3		L4	4	0	0	0	0	2	2		
Ramon Hernandez, R OBP: 0.171, SLG: 0.250		L9			F8				F7	4	0	1	1	0	0	0		
Luis Hernandez, S OBP: 0.348, SLG: 0.333		L7			L7		G3-1		K	4	1	1	0	0	1	0		
Inning Stats	R: 3 H: 2 E: 1 K: 1 S: 15	H: 2 LOB: 1 BB: 1 P: 23	R: 1 H: 2 E: 0 K: 2 S: 12	H: 2 LOB: 0 BB: 0 P: 21	R: 0 H: 0 E: 0 K: 0 S: 5	H: 0 LOB: 0 BB: 0 P: 9	R: 0 H: 0 E: 0 K: 1 S: 8	H: 1 LOB: 0 BB: 0 P: 13	R: 0 H: 1 E: 0 K: 0 S: 7	H: 2 LOB: 1 BB: 0 P: 18	R: 0 H: 1 E: 0 K: 0 S: 11	H: 0 LOB: 0 BB: 0 P: 9	R: 0 H: 0 E: 0 K: 2 S: 11	H: 0 LOB: 0 BB: 0 P: 15	1B: 3 2B: 5 3B: 0 HR: 0	SF: 0 SAC: 0 DP: 0 HBP: 0		WP: 0 PA: 38 PB: 0 SB: 0 CS: 0
PITCHER	IP WLS BF H R ER SO BB IBB HBP BLK WP HR S P ERA WHIP	IP WLS BF H R ER SO BB IBB HBP BLK WP HR S P ERA WHIP	IP WLS BF H R ER SO BB IBB HBP BLK WP HR S P ERA WHIP	IP WLS BF H R ER SO BB IBB HBP BLK WP HR S P ERA WHIP	IP WLS BF H R ER SO BB IBB HBP BLK WP HR S P ERA WHIP	IP WLS BF H R ER SO BB IBB HBP BLK WP HR S P ERA WHIP	IP WLS BF H R ER SO BB IBB HBP BLK WP HR S P ERA WHIP	IP WLS BF H R ER SO BB IBB HBP BLK WP HR S P ERA WHIP	IP WLS BF H R ER SO BB IBB HBP BLK WP HR S P ERA WHIP	IP WLS BF H R ER SO BB IBB HBP BLK WP HR S P ERA WHIP	IP WLS BF H R ER SO BB IBB HBP BLK WP HR S P ERA WHIP	IP WLS BF H R ER SO BB IBB HBP BLK WP HR S P ERA WHIP	IP WLS BF H R ER SO BB IBB HBP BLK WP HR S P ERA WHIP	IP WLS BF H R ER SO BB IBB HBP BLK WP HR S P ERA WHIP	IP WLS BF H R ER SO BB IBB HBP BLK WP HR S P ERA WHIP	IP WLS BF H R ER SO BB IBB HBP BLK WP HR S P ERA WHIP		
33 James Shields, R ERA: 3.0	6.0	26	7	5	2	4	1	0	0	0	0	0	0	0	0	0	3.00	1.333
47 Gary Glover, R ERA: 4.5	0.2	5	1	0	0	0	1	1	0	0	0	0	0	0	0	0	0.00	3.000
Trever Miller, L ERA: 4.91	0.2	2	0	0	0	0	0	0	0	0	0	0	0	0	0	0	0.00	0.000
28 AJ Reyes, R ERA: 10.8	0.2	W	2	0	0	0	0	0	0	0	0	0	0	0	0	0	0.00	0.000
40 Troy Percival, R ERA:	1.0	3	0	0	0	2	0	0	0	0	0	0	0	0	0	0	0.00	0.000

Batter	1	2	3	4	5	6	7	8	9	AB	R	H	RBI	BB	SO	LOB	BOTTOM	
1 Akinori Iwamura, L OBP: 0.340, SLG: 0.275	F7	1B			K		13 HR 1B		23 BB 1B	4	2	2	0	1	1	0	Baltimore Orioles @ Tampa Bay Rays Tropicana Field, St. Petersburg, FL Fri Apr 11 2008, 7:10 PM EDT Att: 12,146 - Dome - 72 F	
13 Carl Crawford, L OBP: 0.255, SLG: 0.222	23 HR	L3			G3		23 HR 1B		23 BB 1B	4	3	2	0	1	0	2		
23 Carlos Pena, L OBP: 0.370, SLG: 0.622	HR				F8		2 1B BB		2 1B BB	3	2	2	6	2	0	0		
2 B.J. Upton, R OBP: 0.386, SLG: 0.351	31 1B 2B	G6-3			G6-3		K		32 2B 1B	5	1	3	2	0	1	0		
32 Eric Hinske, L OBP: 0.407, SLG: 0.696	K	F7			F7		31 WP BB		9 1B 2B	4	1	1	1	1	1	3		
31 Jonny Gomes, R OBP: 0.423, SLG: 0.650	1B				K		F9		9 1B BB	3	0	1	0	1	1	0		
9 Shawn Riggans, R OBP: 0.261, SLG: 0.409		G6-3			K		G5-3		K	5	0	1	1	0	2	2		
Nathan Haynes, L OBP: 0.278, SLG: 0.278		1B			1B		G6-3		K	5	1	3	0	0	1	2		
8 Jason Bartlett, R OBP: 0.216, SLG: 0.229	E6				P4		F9		B1	4	0	0	0	0	0	3		
Inning Stats	R: 2 H: 4 E: 0 K: 1 S: 19	H: 4 LOB: 2 BB: 0 P: 28	R: 0 H: 2 E: 1 K: 0 S: 10	H: 2 LOB: 0 BB: 0 P: 16	R: 0 H: 0 E: 0 K: 0 S: 7	H: 0 LOB: 0 BB: 0 P: 12	R: 0 H: 1 E: 0 K: 2 S: 11	H: 1 LOB: 1 BB: 0 P: 14	R: 0 H: 0 E: 0 K: 0 S: 8	H: 0 LOB: 0 BB: 0 P: 9	R: 3 H: 3 E: 0 K: 2 S: 23	H: 3 LOB: 1 BB: 1 P: 40	R: 5 H: 4 E: 0 K: 1 S: 16	H: 4 LOB: 2 BB: 4 P: 37	1B: 11 2B: 2 3B: 0 HR: 2	SF: 0 SAC: 0 DP: 0 HBP: 1		WP: 1 PA: 44 PB: 0 SB: 1 CS: 1
PITCHER	IP WLS BF H R ER SO BB IBB HBP BLK WP HR S P ERA WHIP	IP WLS BF H R ER SO BB IBB HBP BLK WP HR S P ERA WHIP	IP WLS BF H R ER SO BB IBB HBP BLK WP HR S P ERA WHIP	IP WLS BF H R ER SO BB IBB HBP BLK WP HR S P ERA WHIP	IP WLS BF H R ER SO BB IBB HBP BLK WP HR S P ERA WHIP	IP WLS BF H R ER SO BB IBB HBP BLK WP HR S P ERA WHIP	IP WLS BF H R ER SO BB IBB HBP BLK WP HR S P ERA WHIP	IP WLS BF H R ER SO BB IBB HBP BLK WP HR S P ERA WHIP	IP WLS BF H R ER SO BB IBB HBP BLK WP HR S P ERA WHIP	IP WLS BF H R ER SO BB IBB HBP BLK WP HR S P ERA WHIP	IP WLS BF H R ER SO BB IBB HBP BLK WP HR S P ERA WHIP	IP WLS BF H R ER SO BB IBB HBP BLK WP HR S P ERA WHIP	IP WLS BF H R ER SO BB IBB HBP BLK WP HR S P ERA WHIP	IP WLS BF H R ER SO BB IBB HBP BLK WP HR S P ERA WHIP	IP WLS BF H R ER SO BB IBB HBP BLK WP HR S P ERA WHIP	IP WLS BF H R ER SO BB IBB HBP BLK WP HR S P ERA WHIP		
46 Jeremy Guthrie, R ERA: 4.34	6.1	27	8	2	2	4	1	0	0	0	0	0	0	0	0	0	2.84	1.421
32 Jamie Walker, L ERA: 7.35	0.0	B	3	3	3	0	0	0	0	0	0	0	0	0	0	0	∞	∞
45 Dennis Sarfate, R ERA: 5.79	1.0	L	9	1	4	4	4	0	1	0	0	0	0	0	0	0	36.00	5.000
Greg Aquino, R ERA: 12.0	0.2	5	3	1	1	1	1	0	0	0	0	0	0	0	0	0	13.50	6.000

AB 35
R 5
H 8
RBI 4
BB 3
SO 6
LOB 9




AB 37
R 10
H 15
RBI 10
BB 6
SO 7
LOB 12




Batter	1	2	3	4	5	6	7	8	9	AB	R	H	RBI	BB	SO	LOB	TOP																
1 Brian Roberts, S OBP: 0.404, SLG: 0.500										4	1	2	0	0	2	2	<p>Baltimore Orioles @ Tampa Bay Rays Tropicana Field, St. Petersburg, FL</p> <p>Sat Apr 12 2008, 7:10 PM EDT Att: 19,295 - Dome - 72 F</p>																
6 Melvin Mora, R OBP: 0.279, SLG: 0.450										3	0	0	0	0	2	1																	
21 Nick Markakis, L OBP: 0.489, SLG: 0.389										3	0	1	0	0	0	1																	
Kevin Millar, R OBP: 0.326, SLG: 0.350										4	0	0	0	0	2	2																	
17 Aubrey Huff, L OBP: 0.348, SLG: 0.512										4	1	1	0	0	0	1																	
30 Luke Scott, L OBP: 0.459, SLG: 0.625										4	0	0	0	0	1	2																	
Jay Payton, R OBP: 0.211, SLG: 0.368										0	0	0	0	0	0	0																	
Ramon Hernandez, R OBP: 0.205, SLG: 0.417										4	1	2	2	0	0	0																	
10 Adam Jones, R OBP: 0.250, SLG: 0.353										4	0	0	0	0	1	1																	
2 Luis Hernandez, S OBP: 0.346, SLG: 0.300										2	0	0	0	1	0	0																	
Inning Stats	R: 1 E: 0 K: 1 S: 6	H: 1 LOB: 0 BB: 0 P: 13	R: 1 E: 0 K: 1 S: 11	H: 2 LOB: 2 BB: 1 P: 23	R: 0 E: 0 K: 2 S: 12	H: 0 LOB: 0 BB: 0 P: 16	R: 0 E: 0 K: 0 S: 7	H: 0 LOB: 0 BB: 0 P: 10	R: 0 E: 0 K: 1 S: 11	H: 1 LOB: 1 BB: 0 P: 16	R: 0 E: 0 K: 1 S: 7	H: 0 LOB: 0 BB: 0 P: 10	R: 0 E: 0 K: 2 S: 11	H: 0 LOB: 1 BB: 0 P: 17	R: 1 E: 0 K: 0 S: 11	H: 1 LOB: 0 BB: 0 P: 16	1B: 2 2B: 2 3B: 1 HR: 1	SF: 0 SAC: 0 DP: 1 HBP: 2	WP: 0 PB: 0 SB: 2 CS: 0	PA: 35													
PITCHER	IP: 7.0 ERA: 4.15	WLS: 27 LOB: 0	H: 5 R: 2 ER: 2 SO: 6	BB: 1 IBB: 0 HBP: 1 BLK: 0	WP: 0 HR: 0 S: 65 P: 103	ERA: 2.57 WHIP: 0.857	PITCHER																										
49 Jason Hammel, R ERA: 4.15	(1, 1)	7.0	27	5	2	2	6	1	0	1	0	0	0	0	0	65	103	2.57	0.857														
39 J.P. Howell, L ERA: 3.19	(8, 1)	1.0	4	0	0	0	2	0	0	1	0	0	0	0	11	17	0.00	0.000															
Trever Miller, L ERA: 4.15	(9, 1)	0.2	2	0	0	0	2	0	0	0	0	0	0	0	6	8	0.00	0.000															
35 Dan Wheeler, R ERA: 1.99	(9, 1)	0.1	L	2	1	1	1	0	0	0	0	0	0	1	5	8	27.00	3.000															

AB 32
R 3
H 6
RBI 2
BB 1
SO 8
LOB 10



Batter	1	2	3	4	5	6	7	8	9	AB	R	H	RBI	BB	SO	LOB	BOTTOM																
1 Akinori Iwamura, L OBP: 0.346, SLG: 0.273										4	0	1	0	1	2	1	<p>Baltimore Orioles @ Tampa Bay Rays Tropicana Field, St. Petersburg, FL</p> <p>Sat Apr 12 2008, 7:10 PM EDT Att: 19,295 - Dome - 72 F</p>																
13 Carl Crawford, L OBP: 0.235, SLG: 0.204										4	0	0	0	0	1	3																	
23 Carlos Pena, L OBP: 0.380, SLG: 0.675										3	1	1	1	1	1	1																	
2 B.J. Upton, R OBP: 0.417, SLG: 0.375										3	1	2	0	1	0	0																	
32 Eric Hinske, L OBP: 0.387, SLG: 0.630										4	0	1	0	0	0	3																	
3 Evan Longoria, R OBP: 0.500, SLG: 0.333										3	0	1	1	1	0	0																	
Nathan Haynes, L OBP: 0.227, SLG: 0.227										4	0	0	0	0	1	4																	
9 Shawn Riggans, R OBP: 0.222, SLG: 0.346										4	0	0	0	0	1	0																	
43 Elliot Johnson, S OBP: 0.200, SLG: 0.200										3	0	1	0	0	0	0																	
31 Jonny Gomes, R OBP: 0.407, SLG: 0.619										1	0	0	0	0	0	0																	
Inning Stats	R: 0 E: 0 K: 1 S: 13	H: 1 LOB: 2 BB: 1 P: 23	R: 0 E: 0 K: 0 S: 8	H: 0 LOB: 0 BB: 0 P: 12	R: 0 E: 0 K: 2 S: 12	H: 1 LOB: 1 BB: 0 P: 15	R: 0 E: 0 K: 0 S: 7	H: 0 LOB: 1 BB: 0 P: 15	R: 0 E: 0 K: 1 S: 9	H: 0 LOB: 1 BB: 1 P: 17	R: 1 E: 0 K: 0 S: 8	H: 2 LOB: 1 BB: 1 P: 15	R: 0 E: 0 K: 0 S: 8	H: 1 LOB: 0 BB: 0 P: 13	R: 1 E: 0 K: 1 S: 14	H: 2 LOB: 1 BB: 1 P: 23	R: 0 E: 0 K: 1 S: 8	H: 0 LOB: 0 BB: 0 P: 12	1B: 6 2B: 0 3B: 0 HR: 1	SF: 0 SAC: 0 DP: 1 HBP: 0	WP: 0 PB: 0 SB: 0 CS: 1	PA: 37											
PITCHER	IP: 6.2 ERA: 5.94	WLS: 28 LOB: 0	H: 5 R: 1 ER: 1 SO: 4	BB: 3 IBB: 0 HBP: 0 BLK: 0	WP: 0 HR: 0 S: 63 P: 107	ERA: 1.35 WHIP: 1.200	PITCHER																										
40 Daniel Cabrera, R ERA: 5.94	(1, 1)	6.2	28	5	1	1	4	3	0	0	0	0	0	0	0	63	107	1.35	1.200														
32 Jamie Walker, L ERA: 9.0	(7, 1)	0.1	B	2	1	1	1	0	0	0	0	0	0	0	1	7	10	27.00	3.000														
Chad Bradford, R ERA: 2.08	(8, 1)	1.0	W	4	1	0	0	1	1	0	0	0	0	0	9	16	0.00	2.000															
52 George Sherrill, L ERA:	(9, 1)	1.0	S	3	0	0	0	1	0	0	0	0	0	0	8	12	0.00	0.000															

AB 33
R 2
H 7
RBI 2
BB 4
SO 6
LOB 12



Batter	1	2	3	4	5	6	7	8	9	AB	R	H	RBI	BB	SO	LOB	TOP										
11 David Eckstein, R OBP: 0.333, SLG: 0.292	G6-3		G3		FC6			G4-3		4	0	1	0	0	0	1	Toronto Blue Jays @ Baltimore Orioles Oriole Park at Camden Yards, Baltimore, MD Mon Apr 14 2008, 7:05 PM EDT Att: 11,510 - Partly Cloudy - 57 F										
Matt Stairs, L OBP: 0.333, SLG: 0.387	1B		F8			G1-3		G4-3		4	1	1	0	0	0	1											
2 Aaron Hill, R OBP: 0.375, SLG: 0.440	1B		F8			E6		G5-3		4	0	1	0	0	0	1											
10 Vernon Wells, R OBP: 0.400, SLG: 0.556	1B		G5-3		G5-4-3				15 HR	4	1	2	1	0	0	1											
Frank Thomas, R OBP: 0.346, SLG: 0.429	G5-4-3		G6-3		G1-3			F9		4	0	1	0	0	0	3											
35 Lyle Overbay, L OBP: 0.346, SLG: 0.340		23 G5-3								2	0	1	0	1	0	1											
15 Alex Rios, R OBP: 0.421, SLG: 0.444		BB						HR		1	1	1	2	0	0	0											
23 Shannon Stewart, R OBP: 0.343, SLG: 0.241	G5-3		F8					K		4	0	0	0	0	1	2											
9 Gregg Zaun, S OBP: 0.250, SLG: 0.257	K		G6-3					L7		4	0	0	0	0	1	2											
1 Joe Inglett, L OBP: 0.417, SLG: 0.455	G4-3		G6-3					G3		3	0	1	0	0	0	1											
Inning Stats	R: 1 E: 0 K: 0 S: 13	H: 3 LOB: 1 BB: 0 P: 21	R: 0 E: 0 K: 1 S: 10	H: 0 LOB: 1 BB: 1 P: 21	R: 0 E: 0 K: 0 S: 6	H: 0 LOB: 0 BB: 0 P: 9	R: 0 E: 0 K: 0 S: 6	H: 1 LOB: 0 BB: 0 P: 12	R: 0 E: 1 K: 0 S: 5	H: 0 LOB: 0 BB: 0 P: 10	R: 0 E: 0 K: 0 S: 13	H: 1 LOB: 1 BB: 0 P: 20	R: 0 E: 0 K: 0 S: 10	H: 1 LOB: 1 BB: 0 P: 15	R: 2 E: 0 K: 1 S: 18	H: 2 LOB: 0 BB: 0 P: 24	1B: 8 2B: 0 3B: 0 HR: 1	SF: 0 SAC: 0 DP: 3 HBP: 0	WP: 0 PB: 0 SB: 0 CS: 0	PA: 35							
PITCHER	IP	WLS	BF	H	R	ER	SO	BB	IBB	HBP	BLK	WP	HR	S	P	ERA	WHIP										
34 Matt Albers, R ERA: 0.79	5.0	W	19	5	1	1	1	1	0	0	0	0	0	47	83	1.80	1.200										
43 Jim Johnson, R ERA:	2.1	H	9	2	0	0	0	0	0	0	0	0	0	23	38	0.00	0.857										
32 Jamie Walker, L ERA: 8.31	0.1	H	1	0	0	0	0	0	0	0	0	0	0	3	4	0.00	0.000										
Chad Bradford, R ERA: 1.93	0.1	H	1	0	0	0	0	0	0	0	0	0	0	2	3	0.00	0.000										
52 George Sherrill, L ERA: 3.19	1.0	S	5	2	2	2	1	0	0	0	0	0	1	18	24	18.00	2.000										

Batter	1	2	3	4	5	6	7	8	9	AB	R	H	RBI	BB	SO	LOB	BOTTOM										
1 Brian Roberts, S OBP: 0.411, SLG: 0.490	1B		F8		P5			FC3-2		4	1	2	0	0	0	2	Toronto Blue Jays @ Baltimore Orioles Oriole Park at Camden Yards, Baltimore, MD Mon Apr 14 2008, 7:05 PM EDT Att: 11,510 - Partly Cloudy - 57 F										
6 Melvin Mora, R OBP: 0.314, SLG: 0.447	1B		G2-3		G2-3			SH1-4		3	0	2	0	0	0	0											
21 Nick Markakis, L OBP: 0.473, SLG: 0.429	F9		K		HR			FC3-2		3	1	0	0	1	1	5											
Kevin Millar, R OBP: 0.333, SLG: 0.417	1B		K		HR			FC6-4		4	1	2	3	0	1	3											
17 Aubrey Huff, L OBP: 0.315, SLG: 0.449	G1-6-3		K		K			FC6-4		4	1	1	0	0	2	3											
30 Luke Scott, L OBP: 0.444, SLG: 0.600		K			G3-1			SF8		4	0	2	0	0	1	0											
Jay Payton, R OBP: 0.211, SLG: 0.368								SF8		0	0	0	0	0	0	0											
Ramon Hernandez, R OBP: 0.186, SLG: 0.385	F9		G6-3		L1-3			SF8		3	0	0	1	0	0	1											
10 Adam Jones, R OBP: 0.295, SLG: 0.366	1B		1B		G6-3			SF8		3	0	3	0	1	0	0											
2 Luis Hernandez, S OBP: 0.367, SLG: 0.304	1B		G5-3		G5-3			F7-2		3	0	1	0	1	0	3											
Inning Stats	R: 1 E: 0 K: 0 S: 12	H: 3 LOB: 1 BB: 0 P: 17	R: 0 E: 0 K: 1 S: 12	H: 2 LOB: 2 BB: 0 P: 17	R: 0 E: 0 K: 3 S: 11	H: 1 LOB: 1 BB: 0 P: 16	R: 0 E: 1 K: 0 S: 10	H: 1 LOB: 1 BB: 0 P: 16	R: 2 E: 0 K: 1 S: 11	H: 1 LOB: 0 BB: 1 P: 23	R: 0 E: 0 K: 0 S: 9	H: 2 LOB: 0 BB: 0 P: 11	R: 0 E: 0 K: 0 S: 6	H: 1 LOB: 2 BB: 1 P: 11	R: 1 E: 0 K: 0 S: 13	H: 2 LOB: 2 BB: 1 P: 22	1B: 12 2B: 2 3B: 0 HR: 1	SF: 1 SAC: 1 DP: 3 HBP: 0	WP: 0 PB: 0 SB: 4 CS: 1	PA: 37							
PITCHER	IP	WLS	BF	H	R	ER	SO	BB	IBB	HBP	BLK	WP	HR	S	P	ERA	WHIP										
29 Dustin McGowan, R ERA: 3.71	6.0	L	26	10	3	3	5	1	0	0	0	0	0	11	19	9.00	4.000										
56 Brian Tallet, L ERA: 2.19	1.0		7	3	1	1	0	1	0	0	0	0	0	8	14	0.00	1.000										
54 Jason Frasor, R ERA: 2.25	1.0		3	0	0	0	0	1	0	0	0	0	0	8	14	0.00	1.000										

AB	34
R	3
H	9
RBI	3
BB	1
SO	2
LOB	13



AB	31
R	4
H	13
RBI	4
BB	3
SO	5
LOB	17



Batter	1	2	3	4	5	6	7	8	9	AB	R	H	RBI	BB	SO	LOB	TOP										
11 David Eckstein, R OBP: 0.373, SLG: 0.327	2-1 FC5-4 HBP		1-1 2-3 HR	0-0 SH1-3		3-2 10 1B	1-2 F8		0-1 1B	4	3	3	1	0	0	0	Toronto Blue Jays @ Baltimore Orioles Oriole Park at Camden Yards, Baltimore, MD Tue Apr 15 2008, 7:05 PM EDT Att: 15,017 - Clear - 62 F										
2 Aaron Hill, R OBP: 0.400, SLG: 0.509 1 Joe Inglett, L OBP: 0.429, SLG: 0.462	2-2 FC5-4 1B		1-0 HR	3-1 15 1B		3-3 K	0-1 G1-3		0-0 1B	3	1	2	3	0	1	1											
15 Alex Rios, R OBP: 0.429, SLG: 0.440	0-2 FC5-4		4-2 10 1B	3-1 1B		1-2 10 1B		0-1 G6-3	0-3 K	5	2	2	2	1	1	3											
10 Vernon Wells, R OBP: 0.415, SLG: 0.552	2-2 F7		2-2 35 BB	4-0 BB		0-2 1B		2-2 G5-3		4	1	2	1	1	0	1											
Frank Thomas, R OBP: 0.351, SLG: 0.413	2-1 CS		4-2 35 BB	2-2 F9		3-2 1B		0-0 P4		4	0	1	1	1	0	2											
Matt Stairs, L OBP: 0.324, SLG: 0.382 6 John McDonald, R OBP: 0.375, SLG: 0.167	3-2 F7		2-1 SF7			0-1 G4-3			3-2 F9	3	0	1	2	0	0	0											
35 Lyle Overbay, L OBP: 0.351, SLG: 0.353	2-3 K		4-0 BB			0-1 P5			1-2 9 2B	4	1	1	0	1	2	2											
9 Gregg Zaun, S OBP: 0.293, SLG: 0.289			1-2 BB			4-1 BB			2-1 11 1B	3	1	1	1	2	0	5											
19 Marco Scutaro, R OBP: 0.333, SLG: 0.270			1-2 11 1B	2-2 SH1-3		3-2 F7			3-2 P5	5	2	2	0	0	2												
Inning Stats	R: 1 E: 0 K: 0 S: 11	H: 1 LOB: 0 BB: 0 P: 19	R: 0 E: 0 K: 1 S: 9	H: 0 LOB: 0 BB: 0 P: 16	R: 4 E: 0 K: 0 S: 17	H: 4 LOB: 3 BB: 4 P: 42	R: 1 E: 0 K: 0 S: 10	H: 2 LOB: 2 BB: 1 P: 25	R: 0 E: 0 K: 0 S: 6	H: 0 LOB: 1 BB: 1 P: 10	R: 3 E: 0 K: 2 S: 26	H: 5 LOB: 2 BB: 0 P: 42	R: 0 E: 0 K: 0 S: 6	H: 0 LOB: 0 BB: 0 P: 8	R: 0 E: 0 K: 0 S: 6	H: 0 LOB: 0 BB: 0 P: 8		R: 2 E: 0 K: 1 S: 20	H: 4 LOB: 2 BB: 0 P: 29	1B: 12 2B: 3 3B: 0 HR: 1	SF: 1 SAC: 1 DP: 0 HBP: 2	WP: 0 PB: 2 SB: 1 CS: 3	PA: 49				
PITCHER	IP	WLS	BF	H	R	ER	SO	BB	IBB	HBP	BLK	WP	HR	S	P	ERA	WHIP	PITCHER									
Steve Trachsel, R ERA: 5.65	2.1	L	14	5	5	5	1	3	0	1	0	0	1	34	67	19.29	3.429										
Greg Aquino, R ERA: 12.0	3.0		17	5	4	4	1	3	0	1	0	0	0	33	65	12.00	2.667										
51 Rander Bierd, R ERA:	2.2		10	2	0	0	1	0	0	0	0	0	0	24	38	0.00	0.750										
45 Dennis Sarfate, R ERA: 7.94	1.0		7	4	2	2	1	0	0	0	0	0	0	20	29	18.00	4.000										
Batter	1	2	3	4	5	6	7	8	9	AB	R	H	RBI	BB	SO	LOB	BOTTOM										
1 Brian Roberts, S OBP: 0.400, SLG: 0.462	4-1 FC6-4 BB		1-2 G4-3		2-0 F9		1-3 K			3	0	0	0	1	1	1	Toronto Blue Jays @ Baltimore Orioles Oriole Park at Camden Yards, Baltimore, MD Tue Apr 15 2008, 7:05 PM EDT Att: 15,017 - Clear - 62 F										
6 Melvin Mora, R OBP: 0.309, SLG: 0.490	0-1 FC6-4 G1-3		2-3 K		1-0 G1-3				0-1 HR	4	1	1	1	0	1	1											
21 Nick Markakis, L OBP: 0.475, SLG: 0.500	1-1 G1-3		2-1 HR		2-3 K				0-0 1B	4	1	2	1	0	1	1											
Kevin Millar, R OBP: 0.310, SLG: 0.385	1-2 F9		1-0 F8		1-1 G4-3				1-2 F8	4	0	0	0	0	2	2											
30 Luke Scott, L OBP: 0.449, SLG: 0.614		1-1 2B		2-2 F9		2-1 1B			2-2 F8	4	0	2	0	0	0	1											
Jay Payton, R OBP: 0.174, SLG: 0.304		0-3 K		0-0 G4-3		2-3 K			2-2 F9	4	0	0	0	0	2	3											
Ramon Hernandez, R OBP: 0.174, SLG: 0.357 Guillermo Quiroz, R OBP: 0.300, SLG: 0.222		1-1 G5-3		1-2 G3-1					0-2 G5-3	3	0	0	0	0	0	1											
10 Adam Jones, R OBP: 0.333, SLG: 0.442		4-0 BB				3-2 HR			0-1 F8	2	1	1	1	2	0	0											
2 Luis Hernandez, S OBP: 0.324, SLG: 0.259		2-1 G4-3				0-1 G4-3			0-0 F7	4	0	0	0	0	3	3											
Inning Stats	R: 0 E: 0 K: 0 S: 11	H: 0 LOB: 1 BB: 1 P: 17	R: 0 E: 0 K: 1 S: 9	H: 1 LOB: 2 BB: 1 P: 17	R: 1 E: 0 K: 1 S: 9	H: 1 LOB: 0 BB: 0 P: 15	R: 0 E: 0 K: 0 S: 8	H: 0 LOB: 0 BB: 0 P: 11	R: 1 E: 0 K: 0 S: 7	H: 1 LOB: 0 BB: 0 P: 13	R: 0 E: 0 K: 2 S: 12	H: 1 LOB: 1 BB: 0 P: 19	R: 0 E: 0 K: 1 S: 8	H: 0 LOB: 1 BB: 1 P: 15	R: 1 E: 0 K: 0 S: 12	H: 2 LOB: 1 BB: 0 P: 17		R: 0 E: 0 K: 0 S: 6	H: 0 LOB: 0 BB: 0 P: 6	1B: 2 2B: 1 3B: 0 HR: 3	SF: 0 SAC: 0 DP: 0 HBP: 0	WP: 0 PB: 0 SB: 0 CS: 0	PA: 36				
PITCHER	IP	WLS	BF	H	R	ER	SO	BB	IBB	HBP	BLK	WP	HR	S	P	ERA	WHIP	PITCHER									
28 Shaun Marcum, R ERA: 2.61	6.2	W	27	4	2	2	4	3	0	0	0	0	0	61	103	2.70	1.050										
39 Jesse Carlson, L ERA: 2.45	1.0		5	2	1	1	1	0	0	0	0	0	1	12	16	9.00	2.000										
40 Brian Wolfe, R ERA: 4.26	1.1		4	0	0	0	0	0	0	0	0	0	0	9	11	0.00	0.000										

AB 38
R 11
H 16
RBI 11
BB 6
SO 4
LOB 16



AB 33
R 3
H 6
RBI 3
BB 3
SO 5
LOB 13



Batter	1	2	3	4	5	6	7	8	9	10	AB	R	H	RBI	BB	SO	LOB	TOP										
Nick Swisher, S OBP: 0.413, SLG: 0.408	(1, 8) SF 91 2-2 B FF 95 C SL 83 X SL 83	(1, 8) SF 8 1B			(1, 8) F 95 3-2 C CH 83 B CH 83 B FF 93 C SI 93 X CH 84		(1, 8) B FF 96 2-1 F FF 96 C FF 95		(1, 8) F SI 84 2-1 1 SAFE B CH 76 B CH 76 B CH 76 1 SAFE X SI 84		4	0	1	1	0	0	1											
Orlando Cabrera, R OBP: 0.379, SLG: 0.333	(1, 6) F SI 93 2-2 C SI 93 B SI 94 X SI 94	(1, 6) F 93 2-2 G1-3			(1, 6) B SI 96 2-0 B SI 96 X SI 94		(1, 6) F FF 96 0-2 F FF 96 X CU 80		(1, 6) C CH 77 0-1 C CH 77 X SI 86		5	0	1	0	0	0	3											
25 Jim Thome, L OBP: 0.271, SLG: 0.404	(1, 10) B SI 93 2-0 1 SAFE F FF 92	(1, 10) P3			(1, 10) B CH 85 4-2 F CH 85 B CH 85 B SI 94 B SI 94		(1, 10) F CH 82 1-2 F CH 82 B FF 96 B FF 96 B FF 97 B FF 97 B FF 98		(1, 10) B SI 74 2-3 B SI 74 B FF 88 B FF 88 B FF 91 B FF 88		3	0	0	0	2	1	1											
14 Paul Konerko, R OBP: 0.328, SLG: 0.333	(1, 3) C FF 95 3-2 C FF 95 B SI 94 X SI 94	(1, 3) G5-3			(1, 3) X SI 93 0-0 1-2		(1, 3) F SI 97 0-3 F SI 97 B FF 99 B FF 99		(1, 3) C FF 89 1-2 C FF 89 B FF 83 B FF 83 B FF 92 B FF 92 X SI 84		5	0	0	0	0	2	4											
23 Jermaine Dye, R OBP: 0.371, SLG: 0.571	(1, 9) C SI 93 1-1 B CU 75 X SI 93	(1, 9) 12 G3 24 1B 2B			(1, 9) B CH 85 1-2 C CH 85 F CH 85 X FF 84		(1, 9) B CU 75 3-2 F SI 95 B CH 83 B CH 83 B SI 85 X SL 84		(1, 9) S FF 95 3-3 F FF 96 B FF 96 B CU 84 F FF 95 B FF 96 S FF 96		4	1	2	0	1	1	0											
12 A.J. Pierzynski, L OBP: 0.423, SLG: 0.617	(1, 2) F SI 92 0-1 X CH 84	(1, 2) G3			(1, 2) B CH 84 2-1 B CH 84 X FF 92		(1, 2) X FF 92 0-0 G3		(1, 2) B FF 95 2-2 F FF 94 B FF 94 B CU 80 X FF 96		5	0	0	0	0	0	3											
20 Carlos Quentin, R OBP: 0.370, SLG: 0.556	(1, 7) B FF 95 2-1 F SI 95 F FF 95	(1, 7) 5 E 24 1B SF8 HBP			(1, 7) B SI 84 3-2 C CH 85 B CH 85 B SI 94 X SI 94		(1, 7) B SI 83 1-0 X SL 80		(1, 7) F FF 94 0-1 X FF 95		3	3	2	2	0	0	0											
24 Joe Crede, R OBP: 0.355, SLG: 0.625	(1, 5) B SI 85 1-1 C SL 85 X SI 84	(1, 5) 5 E SF8 1-2 1B			(1, 5) F FF 94 2-2 C CH 85 F CH 85 B SI 84 X SI 84		(1, 5) S SI 93 0-1 X SI 83		(1, 5) F FF 95 2-3 B FF 97 B FF 97 F FC 84 F FF 96 F FC 83		4	1	2	2	0	1	0											
5 Juan Uribe, R OBP: 0.212, SLG: 0.250	(1, 4) B SI 94 3-2 B SI 94 B SI 94 X FF 94	(1, 4) 3-H E4			(1, 4) F SI 94 0-3 S CU 75		(1, 4) C FF 95 1-2 B FF 96 X FF 95		(1, 4) C SI 86 4-2 F CH 77 B SI 86 B SI 86 B CH 77 B CH 76		3	0	0	0	1	1	2											
Inning Stats	R: 0 E: 0 K: 0 S: 10	H: 1 LOB: 1 BB: 0 P: 19	R: 2 E: 1 K: 0 S: 13	H: 2 LOB: 2 BB: 0 P: 20	R: 0 E: 0 K: 0 S: 6	H: 0 LOB: 0 BB: 1 P: 11	R: 0 E: 0 K: 0 S: 11	H: 0 LOB: 0 BB: 0 P: 18	R: 0 E: 0 K: 1 S: 7	H: 0 LOB: 0 BB: 0 P: 12	R: 0 E: 0 K: 1 S: 13	H: 1 LOB: 1 BB: 0 P: 19	R: 2 E: 0 K: 1 S: 17	H: 3 LOB: 2 BB: 1 P: 25	R: 1 E: 0 K: 2 S: 13	H: 1 LOB: 0 BB: 0 P: 20	R: 0 E: 0 K: 0 S: 7	H: 0 LOB: 0 BB: 1 P: 13	R: 0 E: 0 K: 1 S: 14	H: 0 LOB: 1 BB: 1 P: 23	1B: 4 2B: 1 3B: 0 HR: 3	SF: 1 SAC: 0 DP: 2 HBP: 1	WP: 0 PB: 0 SB: 2 CS: 0	PA: 42				
PITCHER	IP 6.0	WLS 26	BF 6	H 4	R 3	ER 2	SO 2	BB 1	IBB 0	HBP 0	BLK 0	WP 0	HR 2	S 63	P 103	ERA 4.50	WHIP 1.167											
46 Jeremy Guthrie, R ERA: 4.38	(1, 1)																											
45 Dennis Sarfate, R ERA: 7.04	(7, 1)																											
32 Jamie Walker, L ERA: 6.75	(9, 1)																											
52 George Sherrill, L ERA: 2.7	(10, 1)																											

Chicago White Sox @ Baltimore Orioles
Oriole Park at Camden Yards, Baltimore, MD
Thu Apr 17 2008, 7:05 PM EDT
Att: 13,676 - Clear - 71 F

AB 36
R 5
H 8
RBI 5
BB 4
SO 6
LOB 14



Batter	1	2	3	4	5	6	7	8	9	10	AB	R	H	RBI	BB	SO	LOB	BOTTOM										
1 Brian Roberts, S OBP: 0.362, SLG: 0.426	(1, 4) B FF 91 3-3 B SI 93 B FF 90 F SI 91 S FF 92	(1, 4) K			(1, 4) C FF 84 2-2 C CU 75 B FF 90 F SI 92		(1, 4) F FF 90 0-1 X FC 84		(1, 4) C FF 91 1-3 C FF 91 C FF 91 C FF 91		5	1	1	1	0	2	3											
6 Melvin Mora, R OBP: 0.281, SLG: 0.433	(1, 5) B FF 93 1-1 F SI 92 X FC 85	(1, 5) P3			(1, 5) C FF 86 1-1 C SI 92 X SI 91		(1, 5) C SI 92 1-2 B CU 79 X CU 80		(1, 5) X FF 92 0-0 F FF 94		5	0	1	1	0	0	1											
21 Nick Markakis, L OBP: 0.441, SLG: 0.509	(1, 9) B FF 93 1-0 X FF 92	(1, 9) F8			(1, 9) X FF 94 0-0 F9		(1, 9) B CH 82 1-1 B CU 79 X FF 92		(1, 9) C SI 82 1-1 B SI 92 X FF 92		5	1	1	2	0	1	1											
Kevin Millar, R OBP: 0.328, SLG: 0.373	(1, 3) C SI 92 0-2 C CU 78 X CU 79	(1, 3) F8			(1, 3) C FC 83 0-1 X FC 86		(1, 3) B FC 86 4-2 C FC 85 B CU 80 B FC 86 B FC 86		(1, 3) C FF 93 1-3 C FF 93 S SL 81		3	2	1	0	2	1	0											
30 Luke Scott, L OBP: 0.456, SLG: 0.600	(1, 7) C SI 91 0-3 C CU 79 S FF 92	(1, 7) K			(1, 7) B FF 91 4-2 C CH 82 B SI 91 B SI 91 B FF 91		(1, 7) X SI 91 0-0 F7		(1, 7) B FF 93 2-0 B SI 90 X FF 92		3	0	1	1	2	1	1											
17 Aubrey Huff, L OBP: 0.286, SLG: 0.397	(1, 10) B FF 94 1-0 X FF 94	(1, 10) F7			(1, 10) C FF 90 3-3 B CH 82 B FC 85 1 SAFE S FF 91 F FF 91 D CU 79 S FC 87		(1, 10) L FF 95 1-3 F FF 96		(1, 10) B FF 92 3-3 F FO 81 B SI 91 S FO 83		5	0	0	0	0	3	4											
10 Adam Jones, R OBP: 0.321, SLG: 0.400	(1, 8) S SI 92 0-3 F SI 92 S CU 79	(1, 8) K			(1, 8) D FC 86 3-1 S FC 86 B SI 93 H SI 93		(1, 8) B FF 90 1-2 B SI 85 C FF 92 F FF 93 X SL 80		(1, 8) C FF 93 1-3 C FF 93 T SI 86 C CU 82		4	0	1	1	0	2	0											
Guillermo Quiroz, R OBP: 0.357, SLG: 0.250	(1, 2) B FC 86 1-1 X SI 92	(1, 2) L8			(1, 2) S FC 85 0-1 X FC 86		(1, 2) B FF 93 4-2 B FF 92 B FF 92 B FF 91		(1, 2) C FF 93 0-1 X SL 86		3	1	1	0	1	0	2											
2 Luis Hernandez, S OBP: 0.306, SLG: 0.241	(1, 6) C SI 92 0-1 X CH 82	(1, 6) G4-3			(1, 6) B SI 90 3-2 C FF 91 F FF 90 B CH 82 F FF 91 X FF 91		(1, 6) S SL 80 0-1 X SL 80		(1, 6) C SI 86 1-1 X FF 92		2	1	0	0	0	0	0											
Jay Payton, R ERA: 2.06	(7, PH)																											
12 Brandon Fahey, L OBP: 0.077, SLG: 0.077	(8, 6)																											
Ramon Hernandez, R OBP: 0.160, SLG: 0.326	(9, PH)																											
52 George Sherrill, L ERA: 2.7	(10, 1)																											
Inning Stats	R: 0 E: 0 K: 1 S: 7	H: 0 LOB: 0 BB: 0 P: 12	R: 0 E: 0 K: 1 S: 7	H: 0 LOB: 0 BB: 0 P: 8	R: 0 E: 0 K: 1 S: 7	H: 0 LOB: 0 BB: 0 P: 8	R: 0 E: 0 K: 0 S: 6	H: 0 LOB: 0 BB: 0 P: 9	R: 0 E: 0 K: 1 S: 11	H: 1 LOB: 2 BB: 1 P: 21	R: 2 E: 1 K: 0 S: 14	H: 1 LOB: 1 BB: 1 P: 23	R: 0 E: 0 K: 2 S: 14	H: 1 LOB: 2 BB: 1 P: 21	R: 1 E: 1 K: 2 S: 10	H: 1 LOB: 1 BB: 0 P: 17	R: 2 E: 0 K: 2 S: 17	H: 3 LOB: 1 BB: 0 P: 24	R: 1 E: 0 K: 0 S: 10	H: 1 LOB: 2 BB: 2 P: 21	1B: 5 2B: 2 3B: 0 HR: 1	SF: 0 SAC: 0 DP: 0 HBP: 1	WP: 0 PB: 0 SB: 1 CS: 1	PA: 43				
PITCHER	IP 6.0	WLS 23	BF 2	H 2	R 2	ER 0	SO 4	BB 2	IBB 0	HBP 1	BLK 0	WP 0	HR 1	S 52	P 81	ERA 0.000	WHIP 0.667											
34 Gavin Floyd, R ERA: 1.4	(1, 1)																											
37 Matt Thornton, L ERA: 2.06	(7, 1)																											
26 Octavio Dotel, R ERA: 5.4	(7, 1)																											
71 Scott Linebrink, R ERA: 2.57	(8, 1)																											
45 Bobby Jenks, R ERA: 2.25	(9, 1)																											

Chicago White Sox @ Baltimore Orioles
Oriole Park at Camden Yards, Baltimore, MD
Thu Apr 17 2008, 7:05 PM EDT
Att: 13,676 - Clear - 71 F

AB 37
R 6
H 8
RBI 6
BB 5
SO 10
LOB 13



Batter	1	2	3	4	5	6	7	8	9	AB	R	H	RBI	BB	SO	LOB	TOP										
18 Johnny Damon, L (1,7) OBP: 0.314, SLG: 0.356	L8		F7		FC6-4				G1-4-3	5	0	1	0	0	0	2	New York Yankees @ Baltimore Orioles Oriole Park at Camden Yards, Baltimore, MD Fri Apr 18 2008, 7:05 PM EDT Att. 40,653 - Clear - 80 F										
2 Derek Jeter, R (1,6) OBP: 0.347, SLG: 0.348	G5-3			G6-3	G5-3				K	5	0	1	0	0	1	2											
Bobby Abreu, L (1,9) OBP: 0.370, SLG: 0.478						G4-3	L3			4	0	2	0	0	0	2											
13 Alex Rodriguez, R (1,5) OBP: 0.351, SLG: 0.549	K			G6-3			L5			3	0	0	0	1	1	4											
55 Hideki Matsui, L (1,10) OBP: 0.409, SLG: 0.534		HBP					P5			2	0	1	0	0	0	2											
24 Robinson Cano, L (1,4) OBP: 0.194, SLG: 0.243	L6					F7			L9	4	1	1	0	0	0	3											
Jason Giambi, L (1,3) OBP: 0.291, SLG: 0.302	G3					K			F9	3	0	0	0	1	1	1											
28 Melky Cabrera, S (1,8) OBP: 0.373, SLG: 0.510			G6-3			K			L8	4	0	1	0	0	1	3											
Chad Moeller, R (1,2) OBP: 0.421, SLG: 0.563				P5					F8	3	1	1	2	0	0	1											
20 Jorge Posada, S (9,PH) OBP: 0.511, SLG: 0.405					E5					1	0	0	0	0	0	0											
Inning Stats	R: 0 H: 1 E: 0 K: 1 S: 11	H: 1 LOB: 1 BB: 0 P: 19	R: 0 H: 0 E: 0 K: 0 S: 9	H: 0 LOB: 0 BB: 0 P: 16	R: 0 H: 0 E: 0 K: 0 S: 4	H: 0 LOB: 0 BB: 0 P: 5	R: 0 H: 2 E: 0 K: 0 S: 10	H: 2 LOB: 2 BB: 0 P: 12	R: 1 H: 2 E: 1 K: 1 S: 13	H: 2 LOB: 2 BB: 2 P: 21	R: 0 H: 0 E: 0 K: 1 S: 15	H: 0 LOB: 0 BB: 0 P: 30	R: 1 H: 3 E: 0 K: 0 S: 15	H: 3 LOB: 2 BB: 0 P: 27	R: 0 H: 0 E: 0 K: 0 S: 8	H: 0 LOB: 0 BB: 0 P: 10	R: 0 H: 0 E: 0 K: 1 S: 8	H: 0 LOB: 0 BB: 0 P: 10	1B: 6 2B: 2 3B: 0 HR: 1	SF: 0 SAC: 0 DP: 1 HBP: 2	WP: 0 PA: 38 PB: 0 SB: 1 CS: 0						
PITCHER	IP	WLS	BF	H	R	ER	SO	BB	IBB	HBP	BLK	WP	HR	S	P	ERA	WHIP										
40 Daniel Cabrera, R (1,1) ERA: 5.16	6.0	W	27	6	2	2	3	2	0	2	0	0	1	64	108	3.00	1.333										
51 Randon Bierd, R (7,1) ERA:	0.2		4	2	0	0	0	0	0	0	0	0	0	10	17	0.00	3.000										
32 Jamie Walker, L (7,1) ERA: 5.4	1.1		4	0	0	0	0	0	0	0	0	0	0	11	15	0.00	0.000										
34 Matt Albers, R (9,1) ERA: 0.73	1.0		3	0	0	0	1	0	0	0	0	0	0	8	10	0.00	0.000										

Batter	1	2	3	4	5	6	7	8	9	AB	R	H	RBI	BB	SO	LOB	BOTTOM										
1 Brian Roberts, S (1,4) OBP: 0.338, SLG: 0.394	L4		F7		G3	G1-3		F8		5	0	0	0	0	0	3	New York Yankees @ Baltimore Orioles Oriole Park at Camden Yards, Baltimore, MD Fri Apr 18 2008, 7:05 PM EDT Att. 40,653 - Clear - 80 F										
6 Melvin Mora, R (1,5) OBP: 0.275, SLG: 0.415	G6-3		F9		F9			K		5	1	1	2	0	1	1											
21 Nick Markakis, L (1,9) OBP: 0.472, SLG: 0.552										3	1	3	1	1	0	0											
Kevin Millar, R (1,3) OBP: 0.324, SLG: 0.365	P2		F9							4	1	1	0	0	1	3											
30 Luke Scott, L (1,7) OBP: 0.459, SLG: 0.611		F9								4	2	2	1	0	1	0											
17 Aubrey Huff, L (1,10) OBP: 0.313, SLG: 0.400										2	0	1	0	2	0	2											
10 Adam Jones, R (1,8) OBP: 0.317, SLG: 0.389		K			G6-4-3					4	1	1	1	0	1	3											
Ramon Hernandez, R (1,2) OBP: 0.185, SLG: 0.327										3	1	1	0	1	0	1											
2 Luis Hernandez, S (1,6) OBP: 0.316, SLG: 0.258										2	0	1	0	0	0	2											
Jay Payton, R (6,PH) ERA: 9.64										1	1	1	2	0	0	0											
12 Brandon Fahey, L (7,6) OBP: 0.071, SLG: 0.071										1	0	0	0	0	0	0											
Inning Stats	R: 0 H: 0 E: 0 K: 0 S: 6	H: 1 LOB: 1 BB: 1 P: 13	R: 0 H: 1 E: 0 K: 1 S: 17	H: 1 LOB: 2 BB: 1 P: 27	R: 0 H: 1 E: 0 K: 0 S: 9	H: 1 LOB: 1 BB: 0 P: 13	R: 1 H: 2 E: 0 K: 0 S: 9	H: 2 LOB: 0 BB: 0 P: 14	R: 0 H: 1 E: 0 K: 1 S: 7	H: 1 LOB: 1 BB: 1 P: 13	R: 7 H: 7 E: 1 K: 1 S: 25	H: 7 LOB: 1 BB: 1 P: 41	R: 0 H: 0 E: 0 K: 1 S: 8	H: 0 LOB: 1 BB: 1 P: 16	R: 0 H: 0 E: 0 K: 1 S: 7	H: 0 LOB: 0 BB: 0 P: 10	1B: 10 2B: 2 3B: 0 HR: 0	SF: 0 SAC: 0 DP: 1 HBP: 0	WP: 0 PA: 38 PB: 0 SB: 0 CS: 0								
PITCHER	IP	WLS	BF	H	R	ER	SO	BB	IBB	HBP	BLK	WP	HR	S	P	ERA	WHIP										
34 Phil Hughes, R (1,1) ERA: 8.82	5.1	L	25	9	5	5	1	2	0	0	0	0	0	60	97	8.44	2.062										
LaTroy Hawkins, R (6,1) ERA:	0.1		4	2	2	2	0	0	1	0	0	0	0	5	14	54.00	6.000										
36 Edwar Ramirez, R (6,1) ERA:	2.1		9	1	1	1	3	1	0	0	0	0	0	23	36	3.86	0.857										

AB 34
R 2
H 8
RBI 2
BB 2
SO 4
LOB 20



AB 34
R 8
H 12
RBI 7
BB 4
SO 4
LOB 15



Batter	1	2	3	4	5	6	7	8	9	AB	R	H	RBI	BB	SO	LOB	TOP			
18 Johnny Damon, L OBP: 0.342, SLG: 0.400	G6-3		1B		L3		HR		BB	4	2	2	2	1	0	0	New York Yankees @ Baltimore Orioles Oriole Park at Camden Yards, Baltimore, MD Sun Apr 20 2008, 1:35 PM EDT Att: 37,501 - Cloudy - 76 F			
2 Derek Jeter, R OBP: 0.345, SLG: 0.418	2B		CS	P4	G6-3		F8		2B	5	0	2	3	0	0					
Bobby Abreu, L OBP: 0.367, SLG: 0.458	K			BB			G4-3		K	4	1	1	0	1	2					
13 Alex Rodriguez, R OBP: 0.357, SLG: 0.551 Morgan Ensberg, R OBP: 0.333, SLG: 0.590	K2-3			BB		FC5-4		G5-3	K	3	1	1	1	0	1	2				
55 Hideki Matsui, L OBP: 0.405, SLG: 0.523		F8		BB						3	0	1	1	1	0	0				
24 Robinson Cano, L OBP: 0.200, SLG: 0.234	F8			BB						4	0	1	0	0	0	1				
Jason Giambi, L OBP: 0.288, SLG: 0.283	K			BB						3	0	0	0	1	2	3				
28 Melky Cabrera, S OBP: 0.358, SLG: 0.456			G4-3	K			G4-3		BB	3	1	0	0	1	1	2				
Chad Moeller, R OBP: 0.435, SLG: 0.600	K						HR		BB	4	2	2	0	0	1	0				
Inning Stats	R: 0 H: 1 E: 0 K: 2 S: 10	H: 1 LOB: 1 BB: 0 P: 15	R: 0 H: 0 E: 0 K: 1 S: 7	H: 0 LOB: 0 BB: 0 P: 11	R: 0 H: 1 E: 0 K: 1 S: 10	H: 1 LOB: 0 BB: 0 P: 15	R: 2 H: 2 E: 0 K: 1 S: 11	H: 2 LOB: 2 BB: 2 P: 25	R: 0 H: 0 E: 0 K: 0 S: 5	H: 2 LOB: 3 BB: 1 P: 13	R: 2 H: 2 E: 0 K: 0 S: 9	H: 2 LOB: 0 BB: 0 P: 13	R: 0 H: 0 E: 0 K: 0 S: 5	H: 0 LOB: 0 BB: 0 P: 8	R: 3 H: 2 E: 0 K: 3 S: 14	H: 2 LOB: 1 BB: 2 P: 25	1B: 4 2B: 5 3B: 0 HR: 1	SF: 0 SAC: 0 DP: 1 HBP: 0	WP: 1 PB: 0 SB: 1 CS: 1	PA: 41
PITCHER	IP WLS BF H R ER SO BB IBB HBP BLK WP HR S P ERA WHIP																			
Steve Trachsel, R ERA: 5.23	(1, 1) 6.1 L 27 7 3 3 5 3 0 0 0 0 0 54 93 4.26 1.579																			
Chad Bradford, R ERA: 2.94	(7, 1) 0.2 3 1 1 1 0 0 0 0 0 0 1 4 6 13.50 1.500																			
34 Matt Albers, R ERA: 0.68	(8, 1) 1.0 3 0 0 0 0 0 0 0 0 0 0 5 8 0.00 0.000																			
52 George Sherrill, L ERA: 6.14	(9, 1) 0.2 6 2 3 3 2 2 0 0 0 1 0 11 21 40.50 6.000																			
45 Dennis Sarfate, R ERA: 6.75	(9, 1) 0.1 1 0 0 0 1 0 0 0 0 0 0 3 4 0.00 0.000																			

Batter	1	2	3	4	5	6	7	8	9	AB	R	H	RBI	BB	SO	LOB	BOTTOM			
1 Brian Roberts, S OBP: 0.325, SLG: 0.370	G1-3			G4-3			WP		SF9	3	0	1	1	0	0	0	New York Yankees @ Baltimore Orioles Oriole Park at Camden Yards, Baltimore, MD Sun Apr 20 2008, 1:35 PM EDT Att: 37,501 - Cloudy - 76 F			
6 Melvin Mora, R OBP: 0.256, SLG: 0.378	K			G5-3			G5-3		P4	4	0	0	0	0	1	2				
21 Nick Markakis, L OBP: 0.457, SLG: 0.500	K			K			K		BB	3	0	0	0	1	3	1				
Kevin Millar, R OBP: 0.338, SLG: 0.423		F8					L7		P4	4	0	1	0	0	0	2				
30 Luke Scott, L OBP: 0.443, SLG: 0.557	K2-3			L7			G4-3		G3	4	0	0	0	0	1	1				
Jay Payton, R OBP: 0.300, SLG: 0.400	G4-3						L6		BB	4	0	2	0	0	0	1				
10 Adam Jones, R OBP: 0.294, SLG: 0.355				B3			G5-3		K	4	0	1	0	0	1	2				
Guillermo Quiroz, R OBP: 0.333, SLG: 0.313				G4-3			F8		P3	4	1	1	0	0	0	3				
2 Luis Hernandez, S OBP: 0.317, SLG: 0.265	G5-3						G3		BB	3	0	1	0	0	0	0				
Inning Stats	R: 0 H: 0 E: 0 K: 2 S: 9	H: 0 LOB: 0 BB: 0 P: 12	R: 0 H: 0 E: 0 K: 1 S: 5	H: 0 LOB: 0 BB: 0 P: 6	R: 0 H: 0 E: 0 K: 0 S: 5	H: 0 LOB: 0 BB: 0 P: 8	R: 0 H: 0 E: 0 K: 1 S: 6	H: 0 LOB: 0 BB: 0 P: 8	R: 0 H: 2 E: 0 K: 0 S: 14	H: 1 LOB: 1 BB: 0 P: 24	R: 0 H: 1 E: 0 K: 1 S: 10	H: 1 LOB: 1 BB: 0 P: 15	R: 1 H: 2 E: 0 K: 0 S: 9	H: 2 LOB: 1 BB: 1 P: 19	R: 0 H: 1 E: 0 K: 1 S: 10	H: 1 LOB: 0 BB: 0 P: 16	1B: 5 2B: 2 3B: 0 HR: 0	SF: 1 SAC: 0 DP: 0 HBP: 0	WP: 1 PB: 0 SB: 1 CS: 0	PA: 35
PITCHER	IP WLS BF H R ER SO BB IBB HBP BLK WP HR S P ERA WHIP																			
Andy Pettite, L ERA: 2.45	(1, 1) 7.0 W 25 4 0 0 5 0 0 0 0 0 1 59 89 0.00 0.571																			
62 Joba Chamberlain, R ERA: 1.42	(8, 1) 0.0 2 2 1 1 0 0 0 0 0 0 0 5 7 - - -																			
33 Brian Bruney, R ERA: 1.54	(8, 1) 1.0 H 4 0 0 0 0 1 0 0 0 0 0 4 12 0.00 1.000																			
42 Mariano Rivera, R ERA: 1.54	(9, 1) 1.0 4 1 0 0 1 0 0 0 0 0 0 10 16 0.00 1.000																			

Batter	1	2	3	4	5	6	7	8	9	AB	R	H	RBI	BB	SO	LOB	TOP			
1 Brian Roberts, S (1,4) OBP: 0.333, SLG: 0.368										3	1	1	0	1	1	0				
6 Melvin Mora, R (1,5) OBP: 0.288, SLG: 0.377										3	0	1	0	1	0	1				
21 Nick Markakis, L (1,9) OBP: 0.459, SLG: 0.493										3	0	1	0	1	2	4				
Kevin Millar, R (1,3) OBP: 0.333, SLG: 0.413										4	0	1	1	0	1	2				
30 Luke Scott, L (1,7) OBP: 0.419, SLG: 0.523										4	0	0	0	0	2	2				
17 Aubrey Huff, L (1,10) OBP: 0.313, SLG: 0.478										4	1	2	1	0	2	2				
10 Adam Jones, R (1,8) OBP: 0.292, SLG: 0.348										4	0	1	0	0	1	1				
Ramon Hernandez, R (1,2) OBP: 0.226, SLG: 0.393										4	0	1	0	0	1	2				
2 Luis Hernandez, S (1,6) OBP: 0.295, SLG: 0.243										3	0	0	0	0	0	1				
Jay Payton, R (9,PH) OBP: 0.290, SLG: 0.387										1	0	0	0	0	0	1				
Inning Stats	R: 1 H: 2 E: 0 K: 2 S: 19	H: 2 LOB: 2 BB: 1 P: 28	R: 0 H: 1 E: 0 K: 1 S: 12	H: 1 LOB: 3 BB: 2 P: 24	R: 0 H: 0 E: 0 K: 1 S: 8	H: 0 LOB: 0 BB: 0 P: 11	R: 0 H: 1 E: 0 K: 0 S: 7	H: 1 LOB: 0 BB: 0 P: 10	R: 0 H: 1 E: 0 K: 2 S: 11	H: 1 LOB: 0 BB: 0 P: 15	R: 0 H: 0 E: 0 K: 1 S: 8	H: 0 LOB: 0 BB: 0 P: 10	R: 0 H: 1 E: 0 K: 1 S: 10	H: 1 LOB: 0 BB: 0 P: 13	R: 0 H: 1 E: 0 K: 2 S: 12	H: 1 LOB: 1 BB: 0 P: 16	1B: 5 2B: 3 3B: 0 HR: 1	SF: 0 SAC: 0 DP: 1 HBP: 0	WP: 0 PB: 0 SB: 1 CS: 2	PA: 36
PITCHER	IP WLS BF H R ER SO BB IBB HBP BLK WP HR S P ERA WHIP	7.0 L 29 6 2 2 7 3 0 0 0 0 1 74 110 2.57 1.286	1.0 W 3 1 0 0 1 0 0 0 0 0 0 10 13 0.00 1.000	1.0 S 4 1 0 0 2 0 0 0 0 0 0 12 16 0.00 1.000	PITCHER															
34 Félix Hernández, R (1,1) ERA: 1.67																				
Arthur Rhodes, L (8,1) ERA:																				
20 J.J. Putz, R (9,1) ERA: 6.0																				

Baltimore Orioles @ Seattle Mariners
Safeco Field, Seattle, WA
Tue Apr 22 2008, 7:10 PM PDT
Att: 17,784 - Roof Closed - 55 F

AB 33
R 2
H 8
RBI 2
BB 3
SO 10
LOB 16



Batter	1	2	3	4	5	6	7	8	9	AB	R	H	RBI	BB	SO	LOB	BOTTOM			
51 Ichiro Suzuki, L (1,8) OBP: 0.313, SLG: 0.371										4	1	1	0	0	0	4				
4 Jose Lopez, R (1,4) OBP: 0.303, SLG: 0.395										4	0	1	0	0	0	3				
Raul Ibanez, L (1,7) OBP: 0.374, SLG: 0.561										3	1	0	1	1	1	2				
29 Adrian Beltré, R (1,5) OBP: 0.357, SLG: 0.500										3	0	0	0	1	1	0				
Jose Vidro, S (1,10) OBP: 0.277, SLG: 0.316										4	0	1	2	0	0	0				
Richie Sexson, R (1,3) OBP: 0.349, SLG: 0.478										4	0	0	0	0	2	2				
Brad Wilkerson, L (1,9) OBP: 0.302, SLG: 0.244										1	0	0	0	0	1	0				
16 Willie Bloomquist, R (4,9) OBP: 0.368, SLG: 0.200										2	0	0	0	0	0	0				
2 Kenji Johjima, R (1,2) OBP: 0.281, SLG: 0.259										2	0	1	0	1	0	0				
7 Yuniesky Betancourt, R (1,6) OBP: 0.262, SLG: 0.373										2	2	1	0	1	1	1				
Inning Stats	R: 1 H: 1 E: 0 K: 0 S: 6	H: 1 LOB: 0 BB: 0 P: 10	R: 0 H: 0 E: 0 K: 1 S: 9	H: 0 LOB: 0 BB: 0 P: 13	R: 0 H: 1 E: 0 K: 1 S: 12	H: 1 LOB: 2 BB: 1 P: 21	R: 0 H: 0 E: 0 K: 1 S: 5	H: 0 LOB: 0 BB: 0 P: 8	R: 0 H: 1 E: 1 K: 0 S: 8	H: 1 LOB: 1 BB: 1 P: 12	R: 0 H: 0 E: 0 K: 1 S: 13	H: 0 LOB: 0 BB: 0 P: 18	R: 0 H: 0 E: 0 K: 1 S: 9	H: 0 LOB: 0 BB: 0 P: 12	R: 2 H: 2 E: 0 K: 1 S: 14	H: 2 LOB: 2 BB: 2 P: 26	1B: 3 2B: 1 3B: 1 HR: 0	SF: 0 SAC: 0 DP: 0 HBP: 0	WP: 0 PB: 0 SB: 0 CS: 0	PA: 33
PITCHER	IP WLS BF H R ER SO BB IBB HBP BLK WP HR S P ERA WHIP	7.2 L 32 5 4 3 3 3 1 0 0 0 0 73 116 3.52 1.043	0.1 L 1 0 0 0 1 0 0 0 0 0 0 3 4 0.00 0.000	PITCHER																
46 Jeremy Guthrie, R (1,1) ERA: 4.18																				
45 Dennis Sarfate, R (8,1) ERA: 6.45																				

Baltimore Orioles @ Seattle Mariners
Safeco Field, Seattle, WA
Tue Apr 22 2008, 7:10 PM PDT
Att: 17,784 - Roof Closed - 55 F

AB 29
R 4
H 5
RBI 3
BB 4
SO 6
LOB 12



Batter	1	2	3	4	5	6	7	8	9	AB	R	H	RBI	BB	SO	LOB	TOP										
1 Brian Roberts, S OBP: 0.330, SLG: 0.363										4	1	1	0	0	1	2											
6 Melvin Mora, R OBP: 0.279, SLG: 0.407										4	1	2	1	0	0	0											
21 Nick Markakis, L OBP: 0.449, SLG: 0.521										4	1	1	2	0	2	1											
Kevin Millar, R OBP: 0.318, SLG: 0.392										4	0	0	0	0	0	1											
30 Luke Scott, L OBP: 0.397, SLG: 0.493 Jay Payton, R OBP: 0.290, SLG: 0.387										4	0	0	0	0	2	0											
17 Aubrey Huff, L OBP: 0.354, SLG: 0.478										2	0	1	0	2	0	0											
10 Adam Jones, R OBP: 0.289, SLG: 0.343										4	0	1	0	0	2	2											
Ramon Hernandez, R OBP: 0.227, SLG: 0.383										4	0	1	0	0	1	2											
2 Luis Hernandez, S OBP: 0.298, SLG: 0.231										2	0	0	0	1	0	2											
Inning Stats	R: 0 E: 0 K: 2 S: 10	H: 1 LOB: 1 BB: 0 P: 12	R: 0 E: 0 K: 0 S: 6	H: 0 LOB: 1 BB: 1 P: 12	R: 0 E: 0 K: 0 S: 7	H: 0 LOB: 0 BB: 0 P: 12	R: 0 E: 0 K: 2 S: 7	H: 3 LOB: 1 BB: 0 P: 14	R: 2 E: 0 K: 0 S: 10	H: 2 LOB: 0 BB: 2 P: 16	R: 0 E: 0 K: 2 S: 17	H: 0 LOB: 2 BB: 2 P: 28	R: 1 E: 0 K: 1 S: 15	H: 1 LOB: 0 BB: 0 P: 20	R: 0 E: 0 K: 1 S: 11	H: 0 LOB: 0 BB: 0 P: 13	1B: 5 2B: 0 3B: 1 HR: 1	SF: 0 SAC: 0 DP: 1 HBP: 0	WP: 0 PB: 0 SB: 0 CS: 0	PA: 35							
PITCHER	IP	WLS	BF	H	R	ER	SO	BB	IBB	HBP	BLK	WP	HR	S	P	ERA	WHIP										
52 Carlos Silva, R ERA: 2.83	6.0		24	6	2	2	4	2	0	0	0	0	0	50	83	3.00	1.333										
Sean Green, R ERA: 1.59	1.1		5	0	0	0	2	1	0	0	0	0	0	23	31	0.00	0.750										
18 Ryan Rowland-Smith, L ERA: 4.91	1.0	L	4	1	1	1	1	0	0	0	0	0	1	10	15	9.00	1.000										
35 Brandon Morrow, R ERA:	0.2		2	0	0	0	1	0	0	0	0	0	0	9	10	0.00	0.000										

Baltimore Orioles @ Seattle Mariners
Safeco Field, Seattle, WA
Wed Apr 23 2008, 7:10 PM PDT
Att: 16,821 - Partly Cloudy - 50 F

AB 32
R 3
H 7
RBI 3
BB 3
SO 8
LOB 10



Batter	1	2	3	4	5	6	7	8	9	AB	R	H	RBI	BB	SO	LOB	BOTTOM										
51 Ichiro Suzuki, L OBP: 0.310, SLG: 0.366										4	1	1	0	0	0	1											
4 Jose Lopez, R OBP: 0.301, SLG: 0.388										4	1	1	0	0	0	2											
Raul Ibanez, L OBP: 0.379, SLG: 0.565										3	0	2	1	0	1	0											
29 Adrian Beltré, R OBP: 0.352, SLG: 0.488										4	0	1	0	0	0	1											
Jose Vidro, S OBP: 0.264, SLG: 0.300										4	0	0	1	0	2	3											
Richie Sexson, R OBP: 0.333, SLG: 0.452										4	0	0	0	0	1	3											
2 Kenji Johjima, R OBP: 0.269, SLG: 0.246										3	0	0	0	0	1	2											
16 Willie Bloomquist, R OBP: 0.318, SLG: 0.167										3	0	0	0	0	1	0											
7 Yuniesky Betancourt, R OBP: 0.264, SLG: 0.386										3	0	1	0	0	0	0											
Inning Stats	R: 1 E: 0 K: 0 S: 7	H: 1 LOB: 0 BB: 0 P: 10	R: 0 E: 0 K: 1 S: 6	H: 0 LOB: 0 BB: 0 P: 8	R: 0 E: 0 K: 0 S: 4	H: 0 LOB: 0 BB: 0 P: 8	R: 1 E: 0 K: 0 S: 19	H: 3 LOB: 2 BB: 0 P: 27	R: 0 E: 0 K: 1 S: 9	H: 0 LOB: 0 BB: 0 P: 9	R: 0 E: 0 K: 2 S: 7	H: 0 LOB: 0 BB: 0 P: 8	R: 0 E: 0 K: 0 S: 7	H: 0 LOB: 0 BB: 0 P: 12	R: 0 E: 0 K: 1 S: 9	H: 1 LOB: 1 BB: 0 P: 15	1B: 5 2B: 1 3B: 0 HR: 0	SF: 1 SAC: 0 DP: 0 HBP: 0	WP: 0 PB: 0 SB: 1 CS: 0	PA: 33							
PITCHER	IP	WLS	BF	H	R	ER	SO	BB	IBB	HBP	BLK	WP	HR	S	P	ERA	WHIP										
40 Daniel Cabrera, R ERA: 4.4	8.0		29	5	2	2	5	0	0	0	0	0	0	65	95	2.25	0.625										
52 George Sherrill, L ERA: 5.4	1.0	S	4	1	0	0	1	0	0	0	0	0	0	9	15	0.00	1.000										

Baltimore Orioles @ Seattle Mariners
Safeco Field, Seattle, WA
Wed Apr 23 2008, 7:10 PM PDT
Att: 16,821 - Partly Cloudy - 50 F

AB 32
R 2
H 6
RBI 2
BB 0
SO 6
LOB 12



Batter	1	2	3	4	5	6	7	8	9	AB	R	H	RBI	BB	SO	LOB	TOP								
1 Brian Roberts, S OBP: 0.344, SLG: 0.405	L5		21 BB	K			SF7 6 1B	HR		4	2	2	1	1	1	2									
6 Melvin Mora, R OBP: 0.297, SLG: 0.412	21 E 21 1B		P3			G6-4-3 1B	17 1B	G4-3		4	2	2	0	1	0	2									
21 Nick Markakis, L OBP: 0.468, SLG: 0.527	E5					G6-4-3 1B	F8 10 2B	F8		3	1	2	0	2	0	0									
Kevin Millar, R OBP: 0.301, SLG: 0.373	K		P4			G6-4-3	SF7	G6-3		4	0	0	1	0	1	6									
17 Aubrey Huff, L OBP: 0.345, SLG: 0.459		G6-3			F8	G1-3	10 2B	L8		5	1	1	1	0	0	0									
Jay Payton, R OBP: 0.306, SLG: 0.472		P4			HR		F8	K		5	2	2	1	0	1	2									
Ramon Hernandez, R OBP: 0.225, SLG: 0.359		F9			F9		G5-3	F9		4	0	0	0	1	0	1									
10 Adam Jones, R OBP: 0.313, SLG: 0.392					E6		G5-3	F9		4	0	3	3	0	0	0									
12 Brandon Fahey, L OBP: 0.238, SLG: 0.250					L7		G1-6-3	G3		3	0	1	0	0	0	2									
30 Luke Scott, L OBP: 0.392, SLG: 0.486										1	0	0	0	0	0	2									
2 Luis Hernandez, S OBP: 0.298, SLG: 0.231										0	0	0	0	0	0	0									
Inning Stats	R: 0 E: 1 K: 1 S: 8	H: 1 LOB: 2 BB: 1 P: 18	R: 0 E: 0 K: 0 S: 5	H: 0 LOB: 0 BB: 0 P: 9	R: 0 E: 1 K: 0 S: 11	H: 1 LOB: 3 BB: 2 P: 27	R: 1 E: 1 K: 1 S: 17	H: 2 LOB: 2 BB: 0 P: 25	R: 1 E: 0 K: 0 S: 12	H: 2 LOB: 0 BB: 0 P: 18	R: 1 E: 0 K: 0 S: 7	H: 2 LOB: 0 BB: 0 P: 9	R: 4 E: 0 K: 0 S: 23	H: 4 LOB: 2 BB: 2 P: 42	R: 1 E: 0 K: 0 S: 10	H: 1 LOB: 0 BB: 0 P: 14	R: 0 E: 0 K: 1 S: 10	H: 0 LOB: 0 BB: 0 P: 13	1B: 9 2B: 3 3B: 0 HR: 2	SF: 1 SAC: 0 DP: 3 HBP: 0	WP: 0 PB: 0 SB: 1 CS: 1	PA: 43			
PITCHER	IP	WLS	BF	H	R	ER	SO	BB	IBB	HBP	BLK	WP	HR	S	P	ERA	WHIP								
56 Jarrod Washburn, L ERA: 4.03	5.0		23	6	2	2	2	3	0	0	0	0	1	53	97	3.60	1.800								
48 Roy Corcoran, R ERA: 1.59	6.1	1.0	4	2	1	1	0	0	0	0	0	0	0	7	9	9.00	2.000								
Arthur Rhodes, L ERA: 10.13	7.1	0.0	3	2	3	3	0	1	0	0	0	0	0	7	14	∞	∞								
57 Mark Lowe, R ERA: 6.75	7.1	0.2	5	2	1	1	0	1	0	0	0	0	0	14	26	13.50	4.500								
Sean Green, R ERA: 2.13	7.1	1.1	5	1	1	1	0	0	0	0	0	0	1	12	16	6.75	0.750								

Baltimore Orioles @ Seattle Mariners
Safeco Field, Seattle, WA
Thu Apr 24 2008, 7:10 PM PDT
Att: 16,738 - Overcast - 47 F

AB	37
R	8
H	13
RBI	7
BB	5
SO	3
LOB	17



Batter	1	2	3	4	5	6	7	8	9	AB	R	H	RBI	BB	SO	LOB	BOTTOM								
51 Ichiro Suzuki, L OBP: 0.324, SLG: 0.396	4 CS		S 29 BB		G4-3		HR		G4-6-3	3	2	1	2	2	0	1									
4 Jose Lopez, R OBP: 0.296, SLG: 0.382	F8		SF9		G4-3		G1-6-3 1B		G6-3	4	0	1	1	0	0	1									
Raul Ibanez, L OBP: 0.374, SLG: 0.568	K		SF8				G1-6-3			3	0	1	1	0	1	1									
29 Adrián Beltré, R OBP: 0.370, SLG: 0.524			HR				K			2	2	1	1	2	1	0									
Jose Vidro, S OBP: 0.264, SLG: 0.310		G5-3			G4-3			F9		4	0	1	2	0	0	2									
Richie Sexson, R OBP: 0.319, SLG: 0.429		G5-3			G6-3		K		L9	4	0	0	0	0	1	1									
2 Kenji Johjima, R OBP: 0.268, SLG: 0.246		G5-3			G6-3		P6			4	0	1	0	0	0	0									
Miguel Cairo, R OBP: 0.267, SLG: 0.429										0	0	0	0	0	0	0									
Jamie Burke, R OBP: 0.267, SLG: 0.429										0	0	0	0	0	0	0									
16 Willie Bloomquist, R OBP: 0.308, SLG: 0.182					G1-3		G4-3		FC5-4	4	1	1	0	0	0	1									
7 Yuniesky Betancourt, R OBP: 0.308, SLG: 0.405					G5-3					4	2	3	0	0	0	0									
Inning Stats	R: 0 E: 0 K: 1 S: 7	H: 0 LOB: 0 BB: 1 P: 16	R: 1 E: 0 K: 0 S: 13	H: 1 LOB: 0 BB: 0 P: 17	R: 4 E: 0 K: 0 S: 15	H: 3 LOB: 1 BB: 2 P: 32	R: 0 E: 0 K: 0 S: 9	H: 0 LOB: 0 BB: 0 P: 12	R: 0 E: 0 K: 1 S: 6	H: 0 LOB: 0 BB: 0 P: 8	R: 2 E: 0 K: 1 S: 11	H: 3 LOB: 0 BB: 0 P: 15	R: 0 E: 0 K: 0 S: 7	H: 1 LOB: 1 BB: 0 P: 12	R: 0 E: 0 K: 0 S: 7	H: 1 LOB: 0 BB: 0 P: 12	1B: 6 2B: 2 3B: 0 HR: 2	SF: 2 SAC: 0 DP: 2 HBP: 0	WP: 0 PB: 0 SB: 2 CS: 1	PA: 38					
PITCHER	IP	WLS	BF	H	R	ER	SO	BB	IBB	HBP	BLK	WP	HR	S	P	ERA	WHIP								
29 Adam Loewen, L ERA: 7.85	2.2		14	4	5	5	1	3	0	0	0	0	0	17	26	0.00	0.500								
51 Randal Bieri, R ERA: 1.23	3.1	2.0	7	1	0	0	0	0	0	0	0	0	0	10	19	6.75	1.500								
34 Matt Albers, R ERA: 6.14	7.1	0.2	3	2	1	1	0	0	0	0	0	0	1	6	8	13.50	3.000								
32 Jamie Walker, L ERA: 2.35	7.1	1.1	5	1	0	0	1	0	0	0	0	0	0	11	16	0.00	0.750								

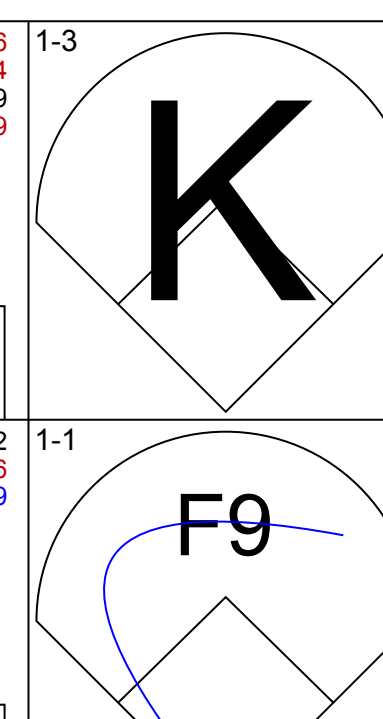
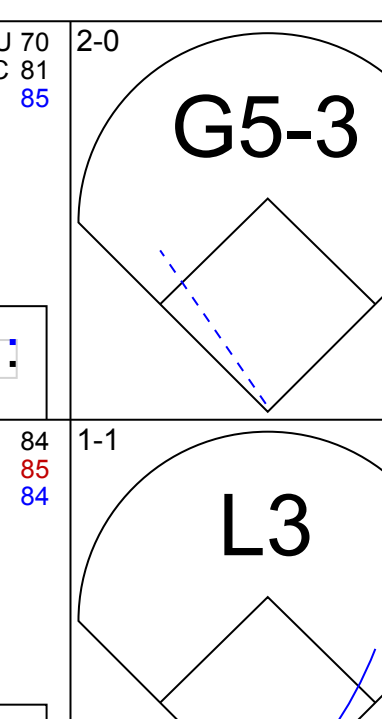
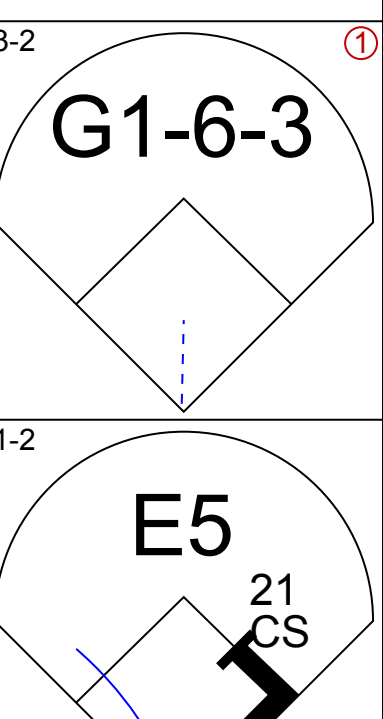
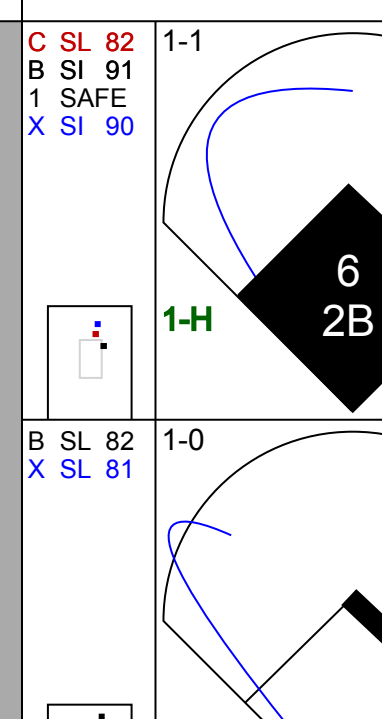
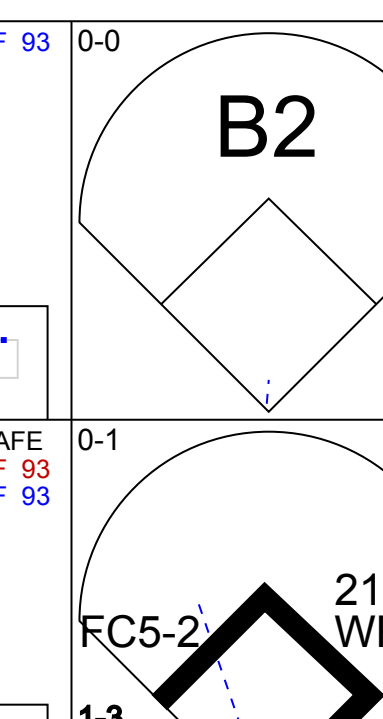
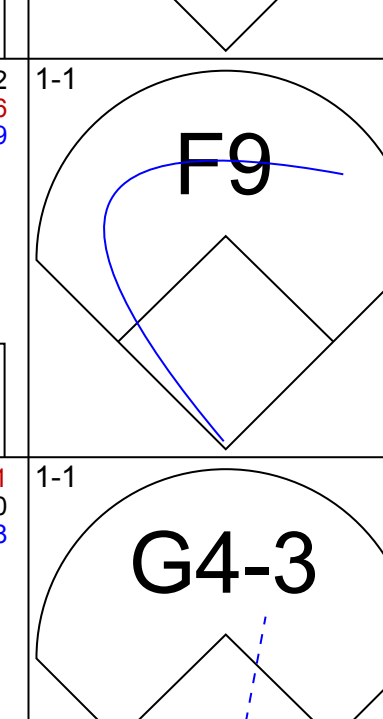
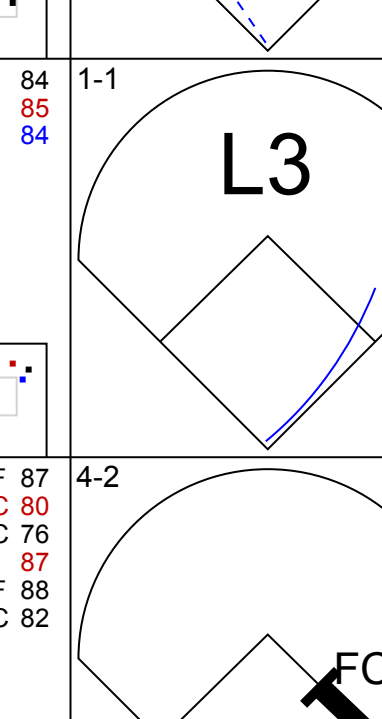
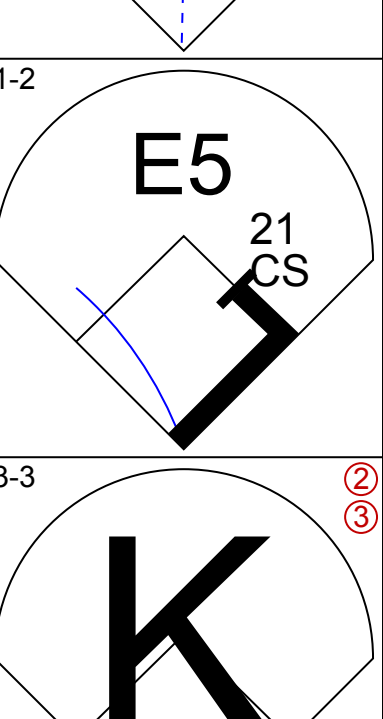
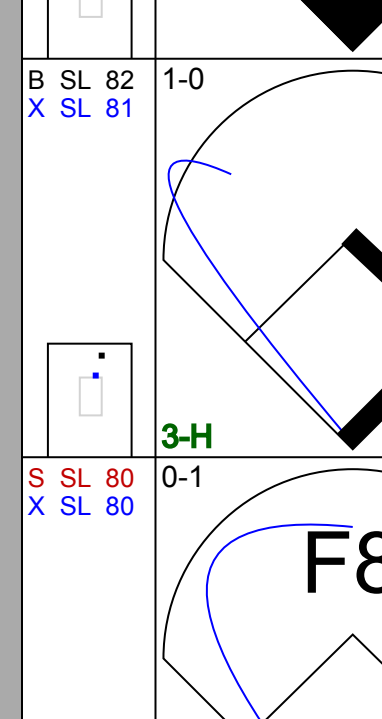
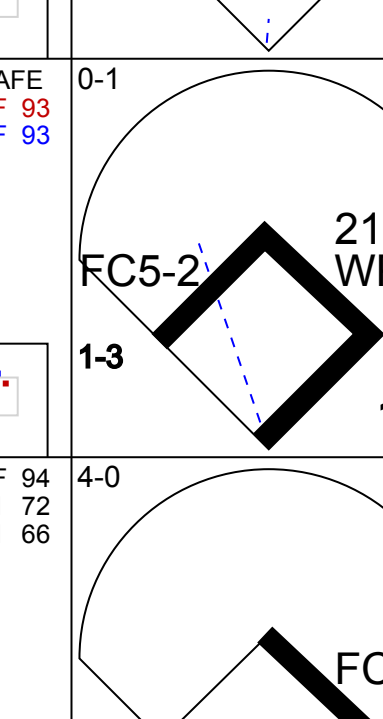
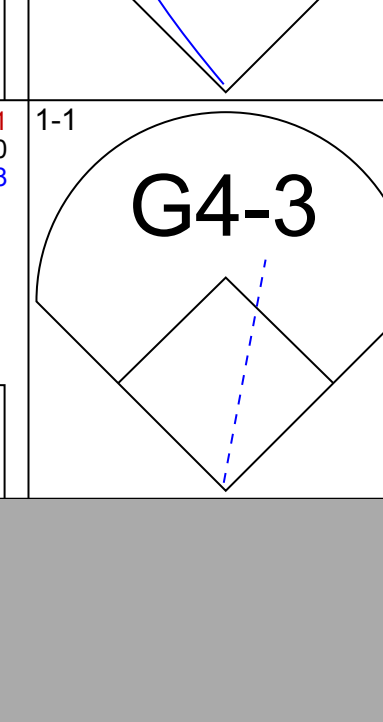
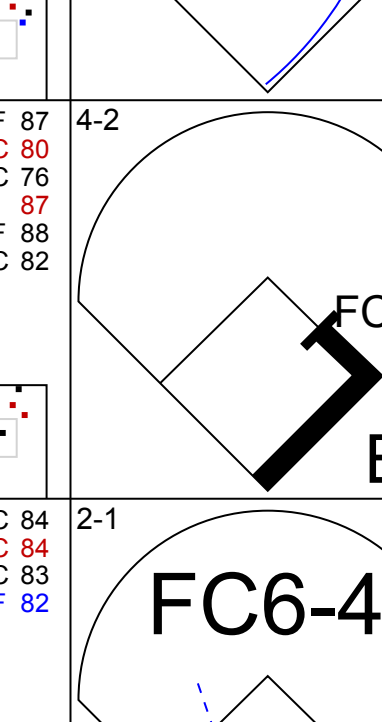
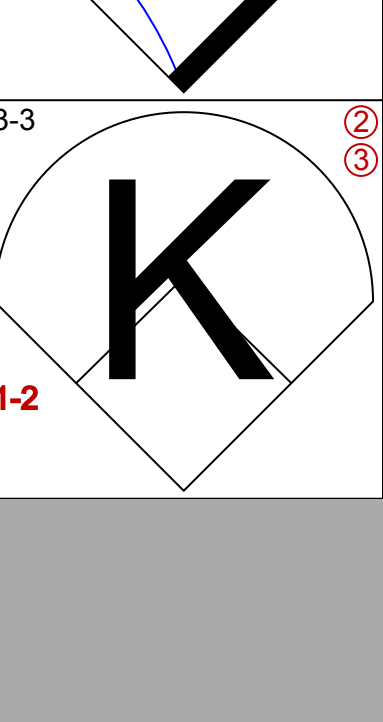
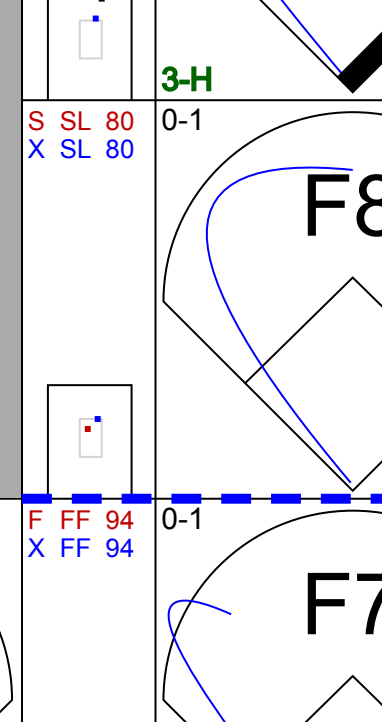
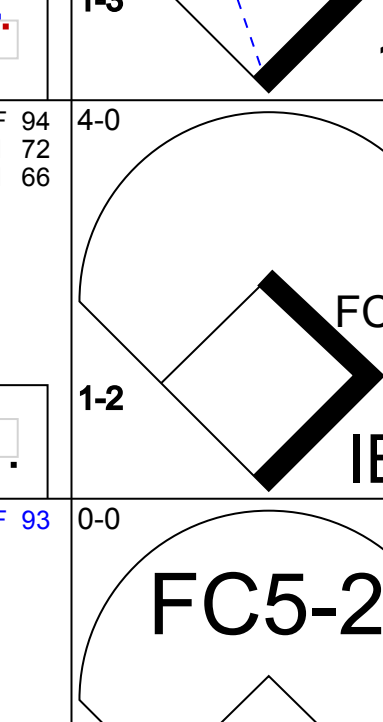
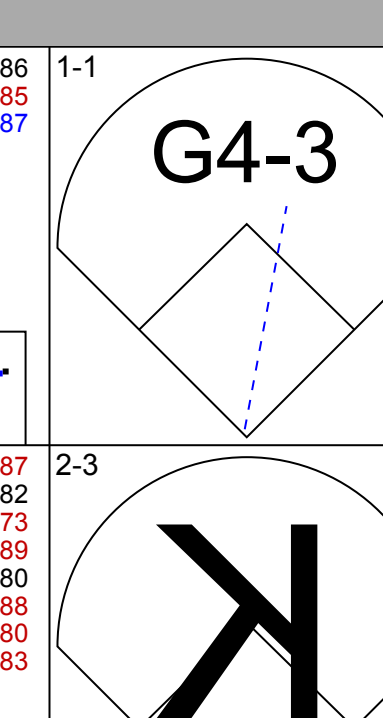
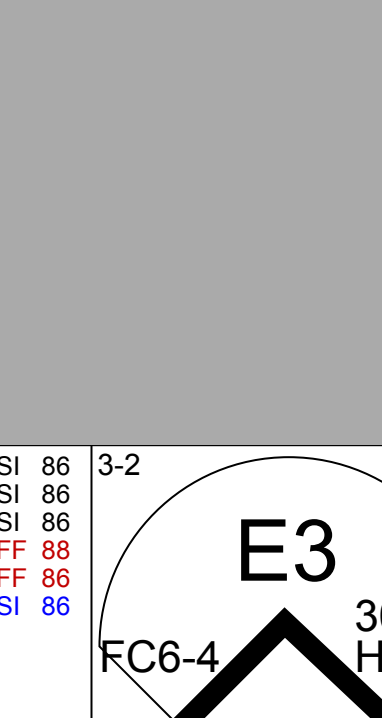
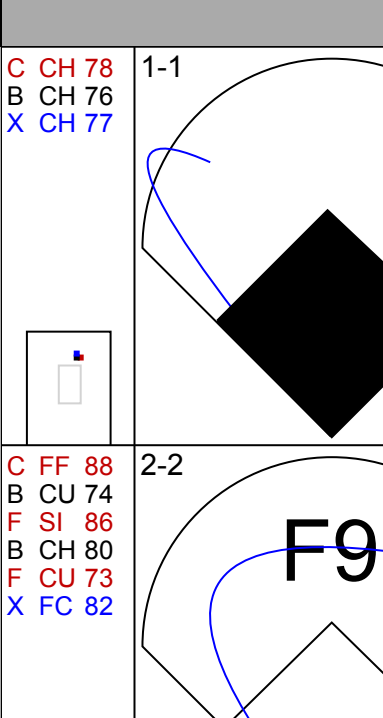
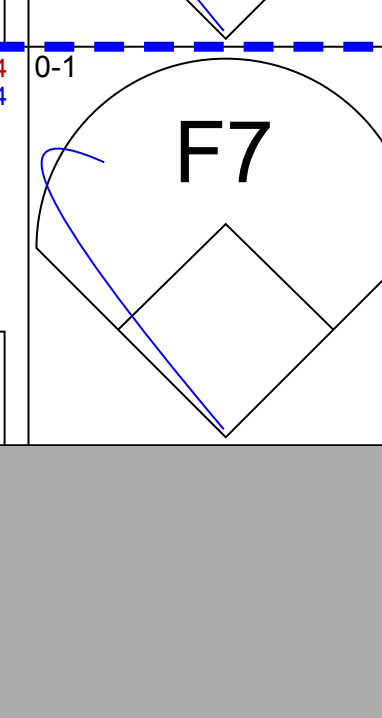
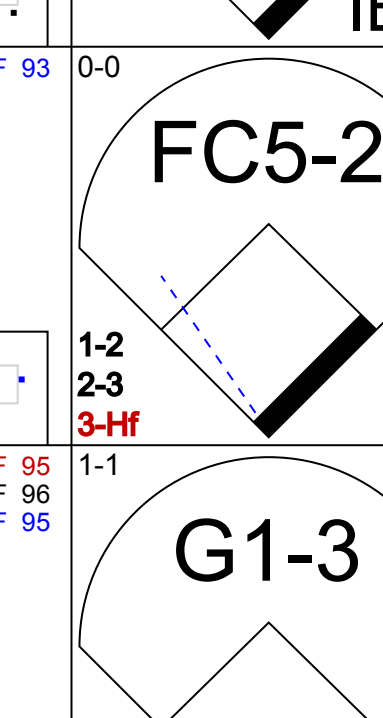




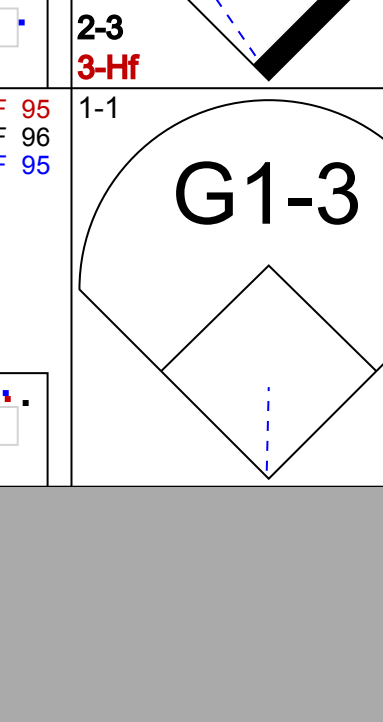











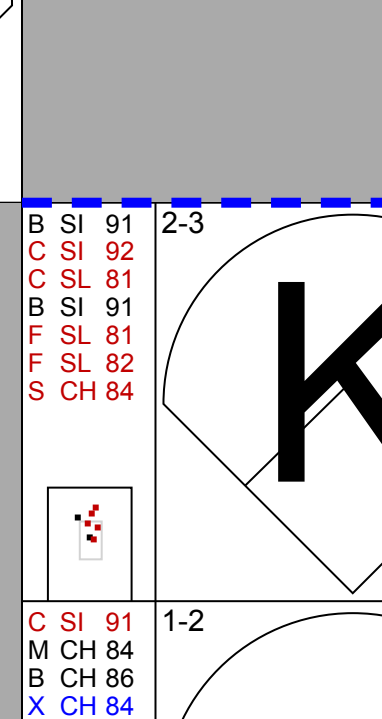



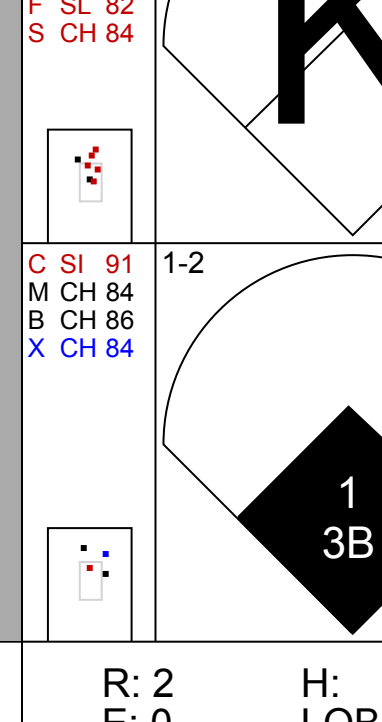
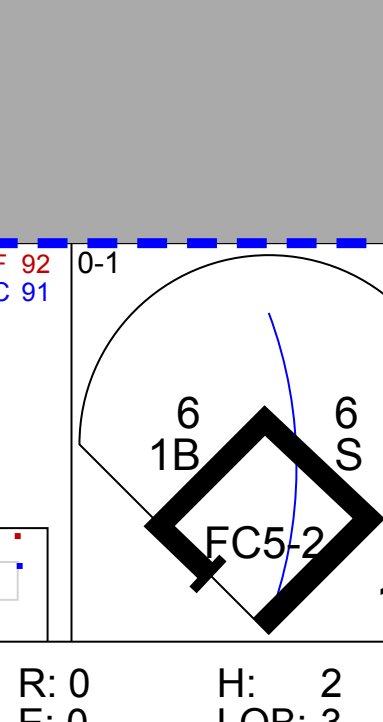
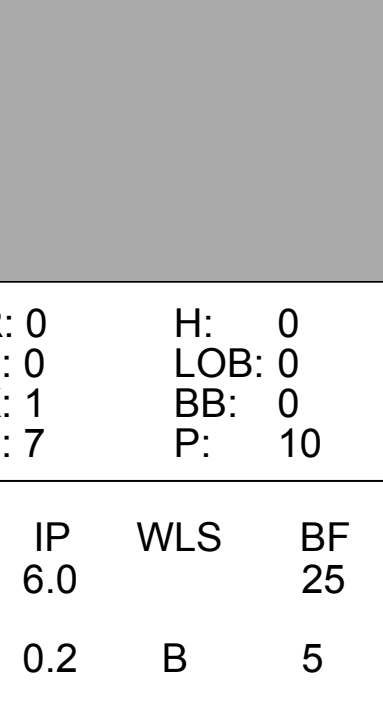
Baltimore Orioles @ Seattle Mariners
Safeco Field, Seattle, WA
Thu Apr 24 2008, 7:10 PM PDT
Att: 16,738 - Overcast - 47 F

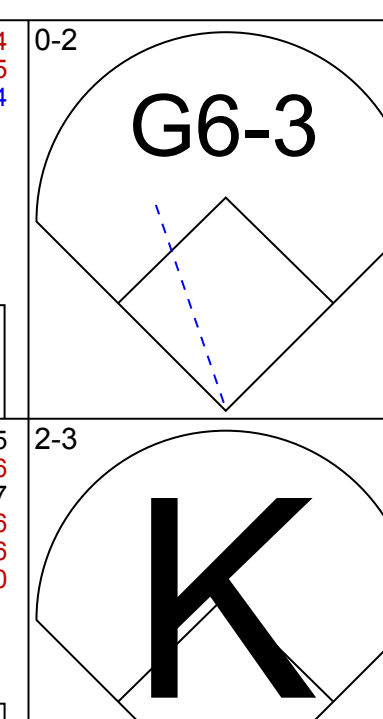

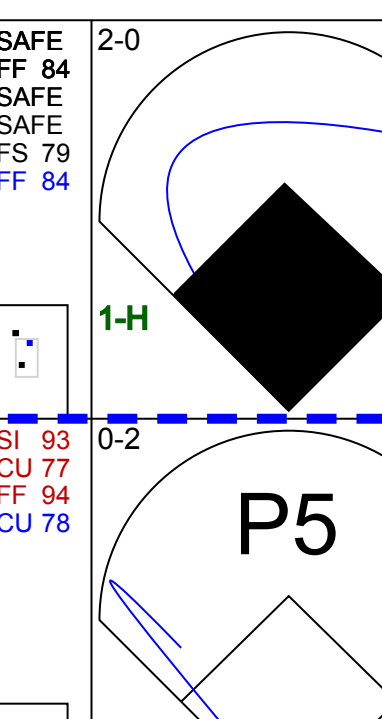
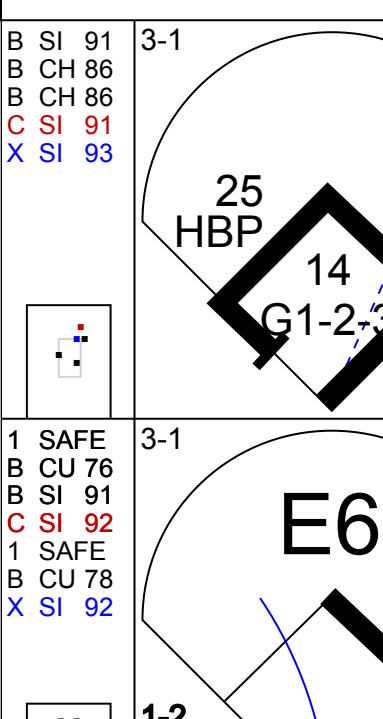
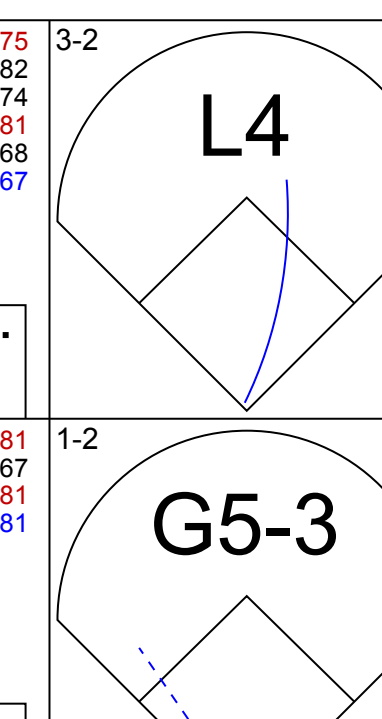
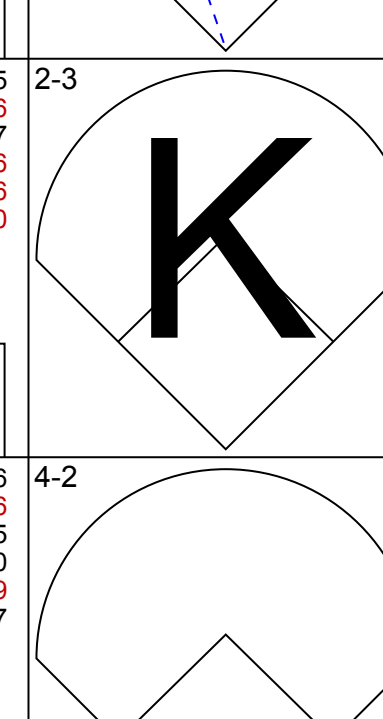
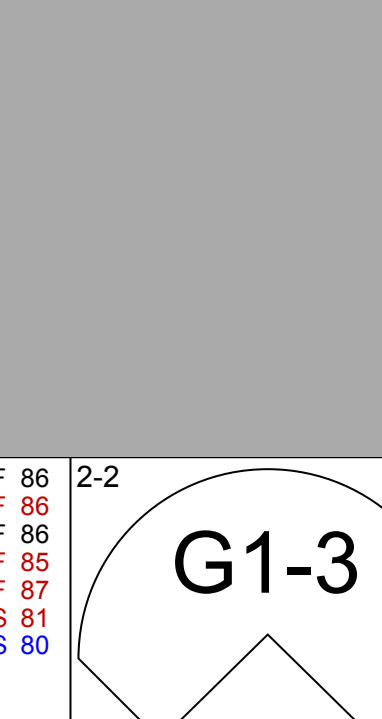
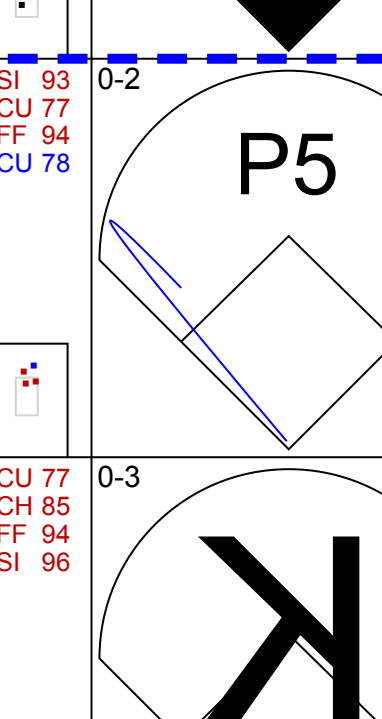
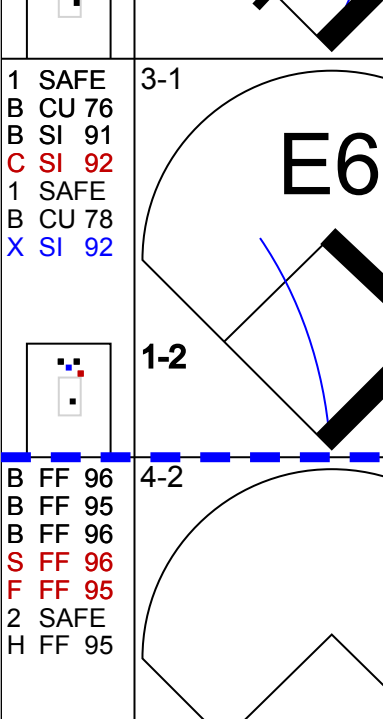
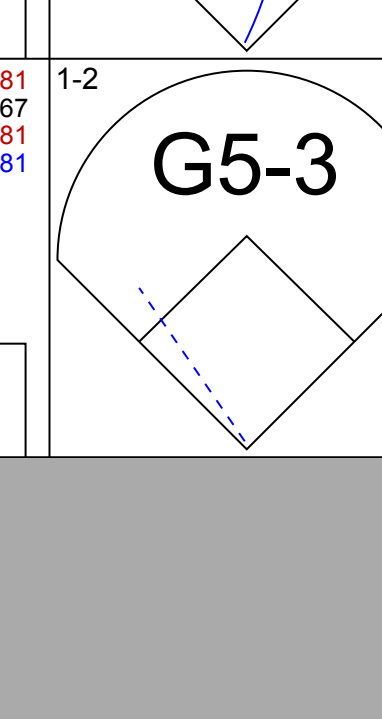
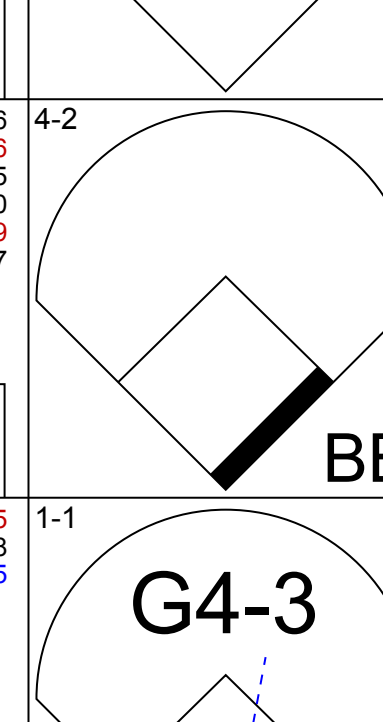
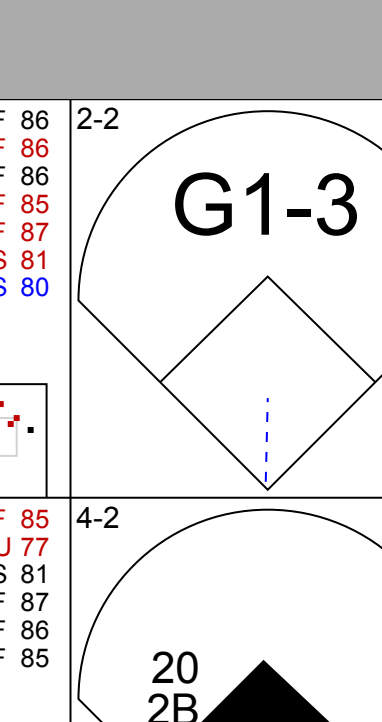
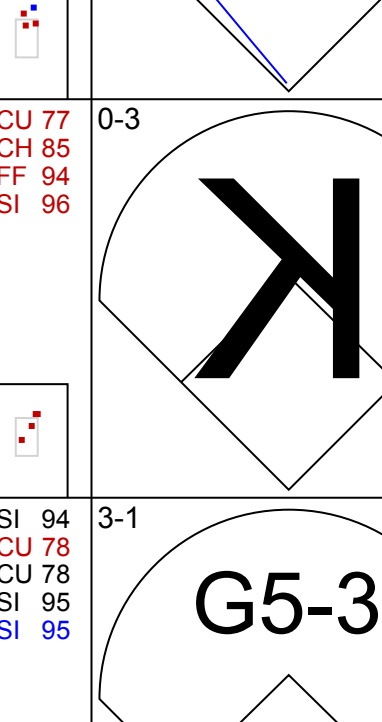
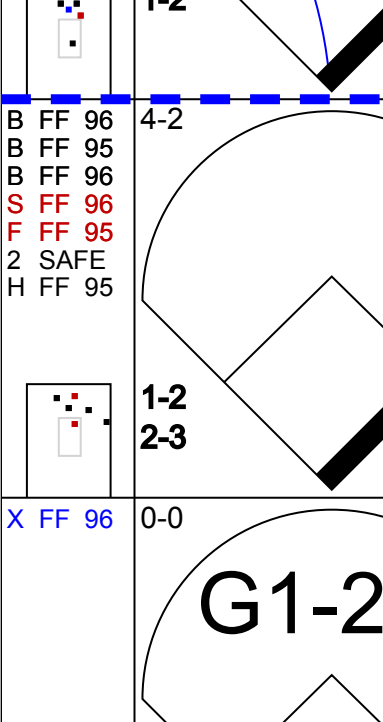
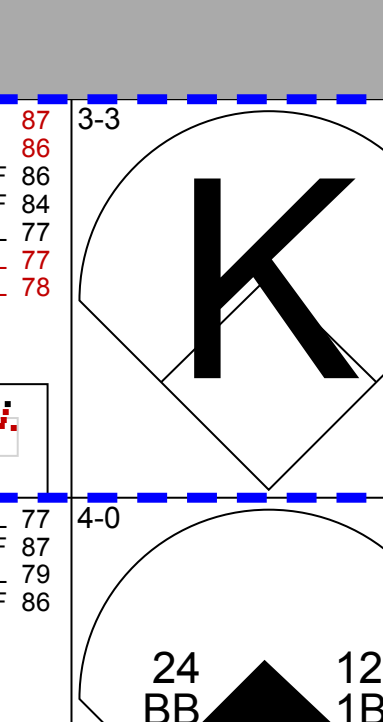
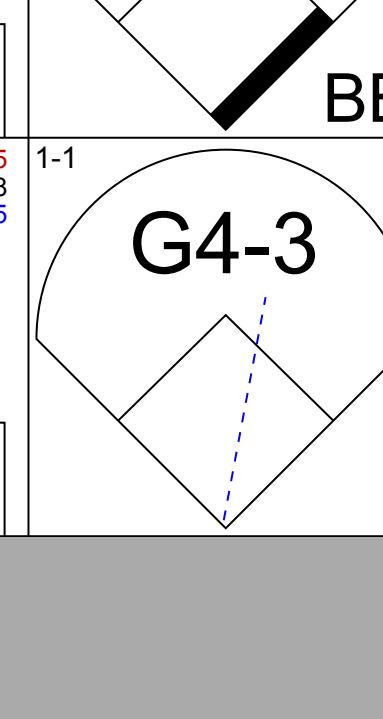
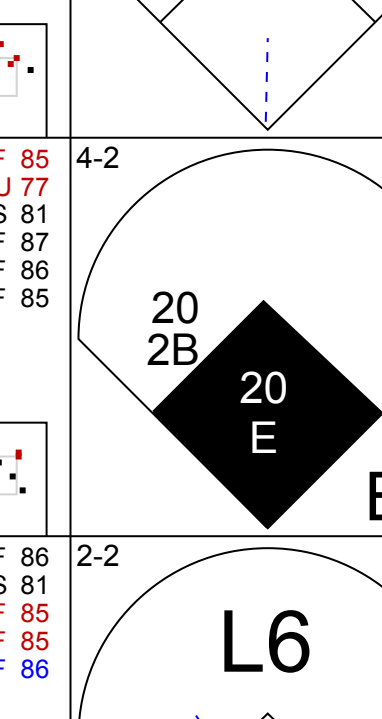
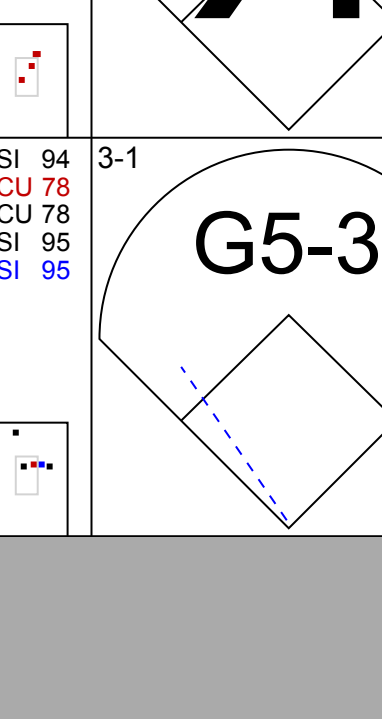
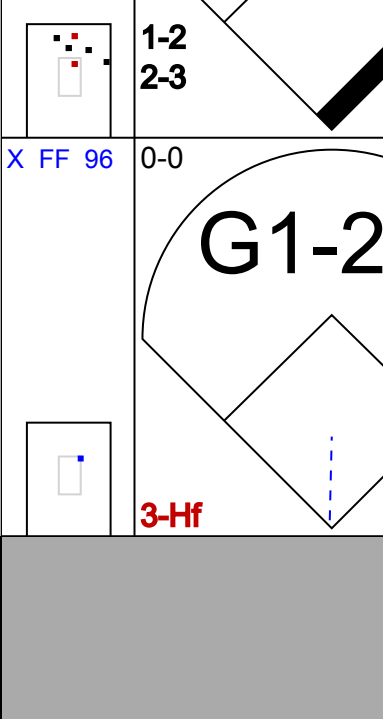
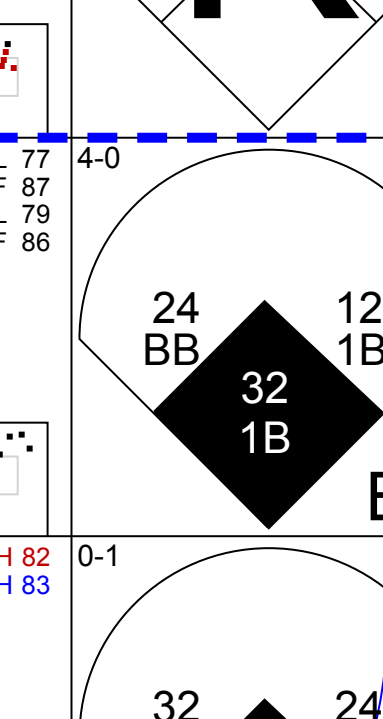
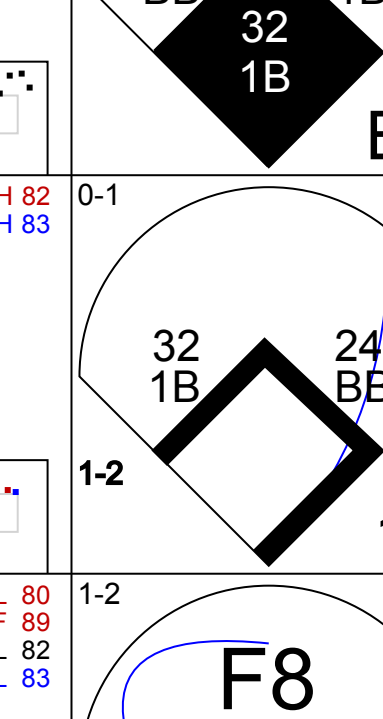

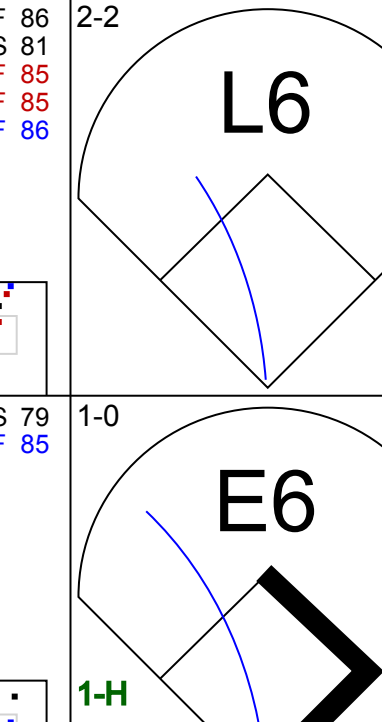


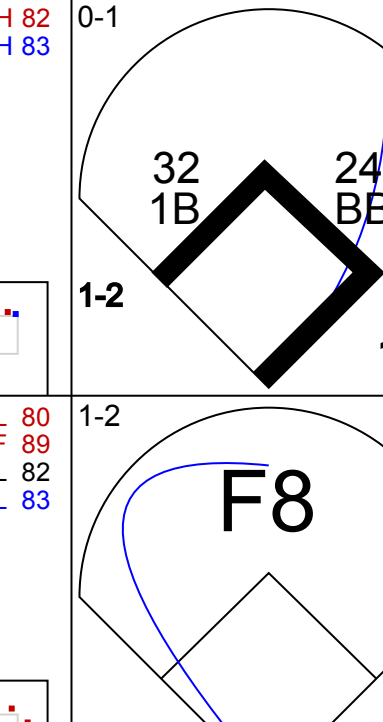

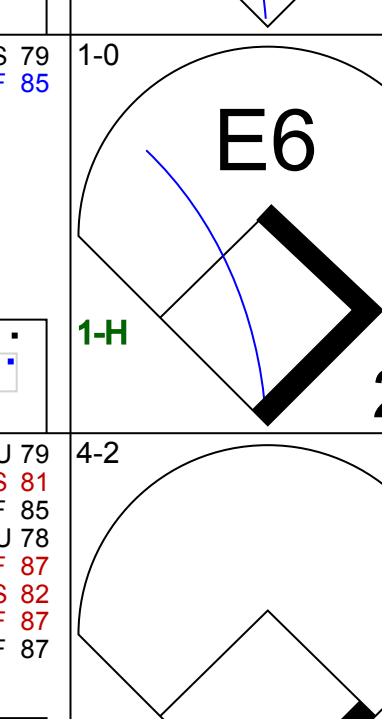




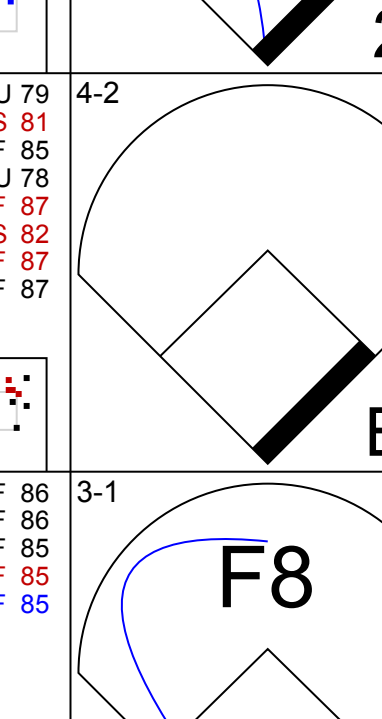


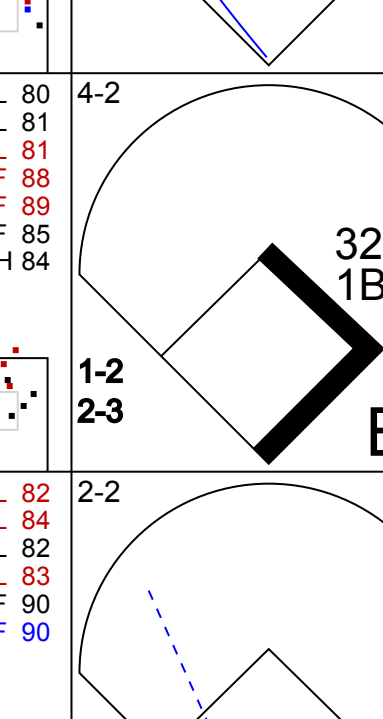

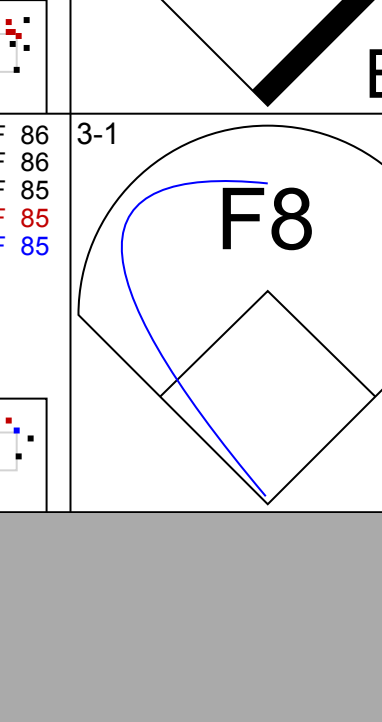
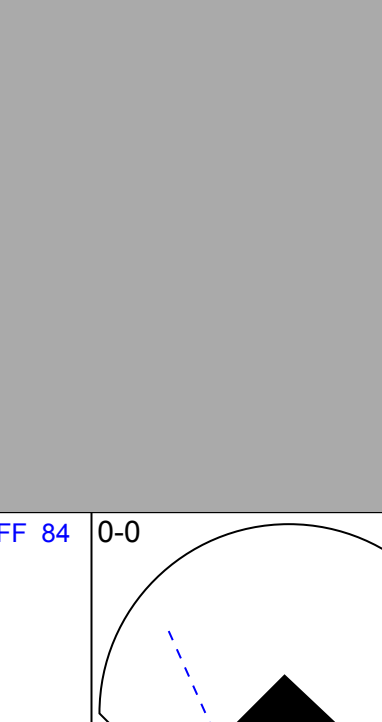
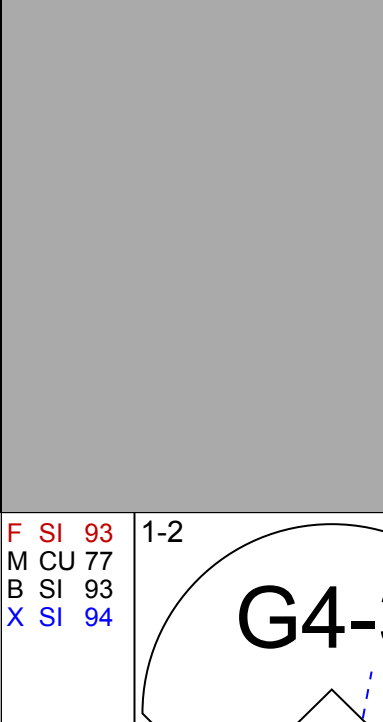
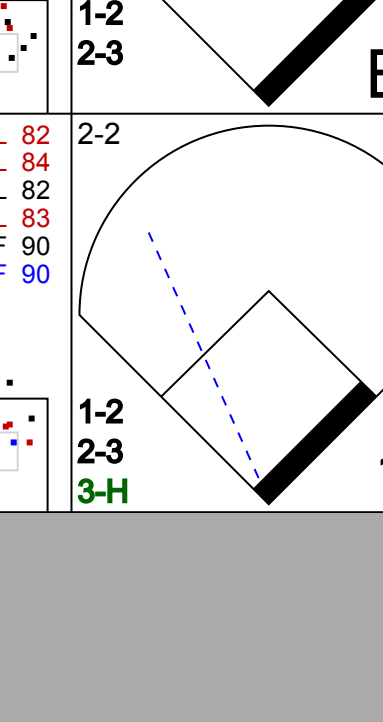

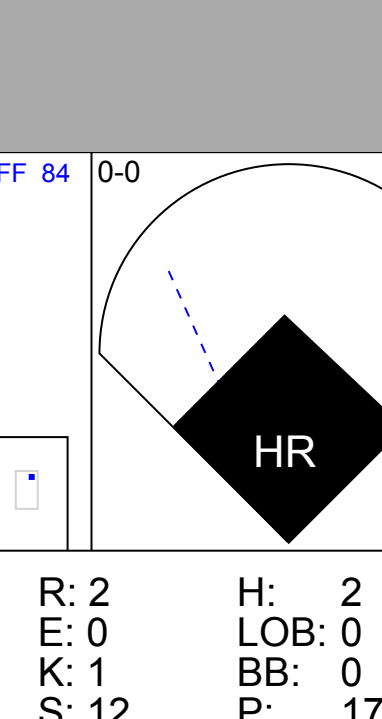
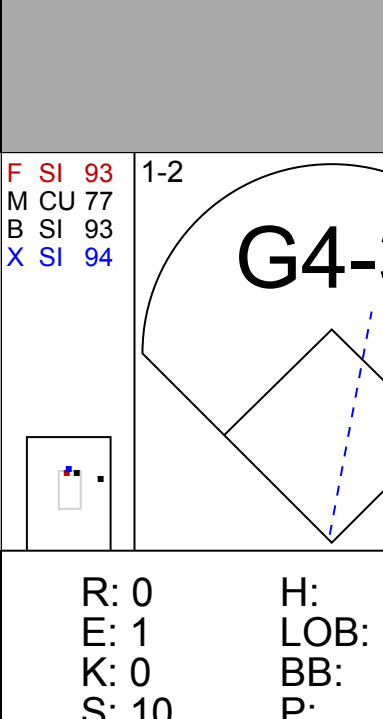
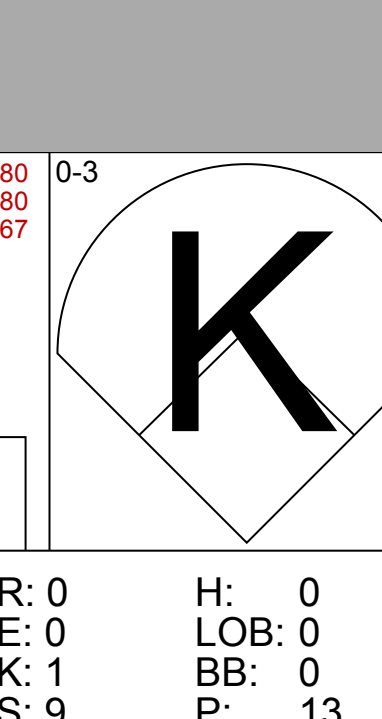
AB	32
R	7
H	10
RBI	7
BB	4
SO	3
LOB	7



Batter	1	2	3	4	5	6	7	8	9	AB	R	H	RBI	BB	SO	LOB	TOP					
1 Brian Roberts, S OBP: 0.337, SLG: 0.404										5	0	1	2	0	2	1	<p>Baltimore Orioles @ Chicago White Sox U.S. Cellular Field, Chicago, IL</p> <p>Sat Apr 26 2008, 1:05 PM EDT Att: 23,043 - Partly Cloudy - 51 F</p> <p>livebaseballscorecards.com</p> <p>AB 34 R 5 H 7 RBI 4 BB 3 SO 7 LOB 15</p>					
6 Melvin Mora, R OBP: 0.281, SLG: 0.389										5	0	0	0	0	1	3						
21 Nick Markakis, L OBP: 0.459, SLG: 0.506										3	0	0	0	1	0	1						
Kevin Millar, R OBP: 0.299, SLG: 0.368										4	0	1	0	0	0	1						
17 Aubrey Huff, L OBP: 0.341, SLG: 0.449										4	0	1	0	0	1	1						
14 Eider Torres, S (9, PR)										0	1	0	0	0	0	0						
Jay Payton, R OBP: 0.308, SLG: 0.462										3	0	1	0	0	0	0						
10 Adam Jones, R OBP: 0.310, SLG: 0.385										4	2	1	0	0	1	3						
Guillermo Quiroz, R OBP: 0.409, SLG: 0.500										2	2	1	2	2	1	0						
2 Luis Hernandez, S OBP: 0.300, SLG: 0.238										3	0	1	0	0	0	3						
30 Luke Scott, L OBP: 0.388, SLG: 0.479										1	0	0	0	0	1	2						
12 Brandon Fahey, L OBP: 0.238, SLG: 0.250										0	0	0	0	0	0	0						
Inning Stats	R: 0 E: 0 K: 1 S: 7	H: 0 LOB: 0 BB: 0 P: 11	R: 0 E: 0 K: 0 S: 6	H: 0 LOB: 0 BB: 0 P: 10	R: 0 E: 0 K: 1 S: 9	H: 0 LOB: 0 BB: 0 P: 14	R: 0 E: 0 K: 0 S: 12	H: 0 LOB: 0 BB: 0 P: 16	R: 0 E: 0 K: 1 S: 6	H: 0 LOB: 0 BB: 0 P: 7	R: 2 E: 0 K: 1 S: 17	H: 3 LOB: 1 BB: 0 P: 23	R: 0 E: 0 K: 1 S: 16	H: 2 LOB: 3 BB: 1 P: 26	R: 0 E: 0 K: 1 S: 9	H: 0 LOB: 1 BB: 1 P: 19	R: 3 E: 2 K: 1 S: 14	H: 2 LOB: 2 BB: 1 P: 25	1B: 5 2B: 1 3B: 0 HR: 1	SF: 0 SAC: 1 DP: 0 HBP: 0	WP: 1 PB: 0 SB: 2 CS: 0	PA: 38
PITCHER	IP WLS BF H R ER SO BB IBB HBP BLK WP HR S P ERA WHIP																					
50 John Danks, L ERA: 3.0	6.1 L 23 4 2 2 4 0 0 0 0 0 1 64 92 2.84 0.632																					
47 Mike MacDougal, R ERA: 2.08	0.1 3 1 0 0 1 1 0 0 0 0 0 6 11 0.00 6.000																					
37 Matt Thornton, L ERA: 5.19	1.0 4 0 0 0 1 1 0 0 0 0 0 9 17 0.00 1.000																					
26 Octavio Dotel, R ERA: 6.75	1.1 8 2 3 1 1 1 0 0 0 1 0 17 31 6.75 2.250																					

Batter	1	2	3	4	5	6	7	8	9	AB	R	H	RBI	BB	SO	LOB	BOTTOM					
Nick Swisher, S OBP: 0.376, SLG: 0.315										4	0	0	0	0	1	2	<p>Baltimore Orioles @ Chicago White Sox U.S. Cellular Field, Chicago, IL</p> <p>Sat Apr 26 2008, 1:05 PM EDT Att: 23,043 - Partly Cloudy - 51 F</p> <p>livebaseballscorecards.com</p> <p>AB 31 R 1 H 5 RBI 1 SO 4 LOB 10</p>					
Orlando Cabrera, R OBP: 0.344, SLG: 0.310										4	1	0	0	0	2							
25 Jim Thome, L OBP: 0.360, SLG: 0.533										3	0	1	0	1	1							
14 Paul Konerko, R OBP: 0.326, SLG: 0.370										4	0	1	0	0	1							
20 Carlos Quentin, R OBP: 0.386, SLG: 0.529										3	0	1	1	0	0							
24 Joe Crede, R OBP: 0.326, SLG: 0.557										4	0	0	0	0	1	4						
10 Alexei Ramirez, R OBP: 0.179, SLG: 0.222										3	0	0	0	0	1							
5 Juan Uribe, R OBP: 0.213, SLG: 0.257										3	0	0	0	0	0							
Toby Hall, R OBP: 0.250, SLG: 0.250										3	0	2	0	0	0							
Inning Stats	R: 0 E: 0 K: 1 S: 12	H: 1 LOB: 1 BB: 0 P: 18	R: 0 E: 0 K: 0 S: 8	H: 1 LOB: 0 BB: 0 P: 12	R: 0 E: 0 K: 1 S: 9	H: 0 LOB: 0 BB: 0 P: 14	R: 0 E: 0 K: 1 S: 8	H: 0 LOB: 0 BB: 0 P: 13	R: 0 E: 0 K: 0 S: 9	H: 0 LOB: 0 BB: 0 P: 14	R: 0 E: 0 K: 0 S: 7	H: 1 LOB: 1 BB: 0 P: 10	R: 0 E: 0 K: 0 S: 6	H: 0 LOB: 0 BB: 0 P: 9	R: 0 E: 0 K: 0 S: 7	H: 0 LOB: 0 BB: 0 P: 8		R: 1 E: 0 K: 0 S: 9	H: 2 LOB: 3 BB: 1 P: 21	1B: 5 2B: 0 3B: 0 HR: 0	SF: 0 SAC: 0 DP: 0 HBP: 1	WP: 0 PB: 0 SB: 0 CS: 1
PITCHER	IP WLS BF H R ER SO BB IBB HBP BLK WP HR S P ERA WHIP																					
56 Brian Bures, L ERA: 2.49	8.0 W 26 3 0 0 4 1 0 0 0 0 0 66 98 0.00 0.375																					
34 Matt Albers, R ERA: 1.78	0.2 S 5 2 1 1 0 1 0 0 0 0 0 7 16 13.50 4.500																					
52 George Sherrill, L ERA: 4.66	0.1 S 2 0 0 0 0 0 0 1 0 0 0 2 5 0.00 0.000																					

Batter	1	2	3	4	5	6	7	8	9	AB	R	H	RBI	BB	SO	LOB	TOP										
1 Brian Roberts, S (1.4) OBP: 0.330, SLG: 0.415										5	1	1	1	0	1	1	<p>Baltimore Orioles @ Chicago White Sox U.S. Cellular Field, Chicago, IL</p> <p>Sat Apr 26 2008, 7:05 PM EDT Att: 34,757 - Clear - 56 F</p>										
6 Melvin Mora, R (1.5) OBP: 0.287, SLG: 0.400										5	0	2	1	0	0	0											
21 Nick Markakis, L (1.9) OBP: 0.456, SLG: 0.488										3	0	0	0	2	1	2											
Kevin Millar, R (1.3) OBP: 0.294, SLG: 0.391										5	1	1	1	0	0	5											
17 Aubrey Huff, L (1.10) OBP: 0.323, SLG: 0.422										5	0	0	0	0	1	3											
30 Luke Scott, L (1.7) OBP: 0.405, SLG: 0.486										3	1	2	0	0	0	0											
10 Adam Jones, R (1.8) OBP: 0.307, SLG: 0.370										3	1	0	0	1	1	3											
Ramon Hernandez, R (1.2) OBP: 0.227, SLG: 0.368										4	0	1	2	0	1	3											
14 Eider Torres, S (1.6) OBP: 0.333, SLG: 0.333										3	1	1	0	0	1	3											
2 Luis Hernandez, S (7.6) OBP: 0.314, SLG: 0.256										1	0	1	0	0	0	0											
Inning Stats	R: 0 E: 0 K: 1 S: 7	H: 0 LOB: 0 BB: 0 P: 10	R: 2 E: 0 K: 2 S: 19	H: 2 LOB: 1 BB: 1 P: 28	R: 0 E: 0 K: 0 S: 7	H: 0 LOB: 1 BB: 1 P: 16	R: 0 E: 1 K: 1 S: 11	H: 0 LOB: 1 BB: 0 P: 18	R: 0 E: 1 K: 0 S: 13	H: 1 LOB: 0 BB: 0 P: 20	R: 1 E: 0 K: 0 S: 12	H: 1 LOB: 0 BB: 0 P: 19	R: 2 E: 0 K: 1 S: 15	H: 3 LOB: 1 BB: 0 P: 20	R: 0 E: 0 K: 0 S: 9	H: 1 LOB: 0 BB: 0 P: 14	R: 0 E: 0 K: 0 S: 8	H: 2 LOB: 3 BB: 1 P: 13	1B: 5 2B: 3 HR: 1	SF: 0 SAC: 0 DP: 1 HBP: 1	WP: 1 PB: 0 SB: 1 CS: 1	PA: 41					
PITCHER	IP	WLS	BF	H	R	ER	SO	BB	IBB	HBP	BLK	WP	HR	S	P	ERA	WHIP										
56 Mark Buehrle, L (1.1) ERA: 5.65	6.0		25	3	3	3	5	2	0	1	0	0	1	69	111	4.50	0.833										
57 Boone Logan, L (7.1) ERA: 4.82	0.2	B	5	3	2	2	1	0	0	0	0	0	0	13	18	27.00	4.500										
71 Scott Linebrink, R (7.1) ERA: 2.08	1.1	S	1	0	0	0	0	0	0	0	0	0	0	11	16	0.00	0.750										
45 Bobby Jenks, R (9.1) ERA: 1.69	1.0	W	6	2	0	0	0	0	1	0	0	1	0	8	13	0.00	2.000										

Batter	1	2	3	4	5	6	7	8	9	AB	R	H	RBI	BB	SO	LOB	BOTTOM										
Nick Swisher, S (1.9) OBP: 0.388, SLG: 0.364										4	1	2	2	1	0	0	<p>Baltimore Orioles @ Chicago White Sox U.S. Cellular Field, Chicago, IL</p> <p>Sat Apr 26 2008, 7:05 PM EDT Att: 34,757 - Clear - 56 F</p>										
Orlando Cabrera, R (1.6) OBP: 0.327, SLG: 0.292										5	0	0	0	0	1	3											
25 Jim Thome, L (1.10) OBP: 0.362, SLG: 0.513										3	0	0	0	1	2	0											
14 Paul Konerko, R (1.3) OBP: 0.330, SLG: 0.355										3	1	0	0	2	0	4											
10 Alexei Ramirez, R (9. PR) OBP: 0.179, SLG: 0.222										0	1	0	0	0	0	0											
12 A.J. Pierzynski, L (1.2) OBP: 0.380, SLG: 0.548										4	1	2	0	1	0	1											
20 Carlos Quentin, R (1.7) OBP: 0.409, SLG: 0.549										3	1	2	0	1	0	2											
24 Joe Crede, R (1.5) OBP: 0.330, SLG: 0.537										3	0	0	0	2	1	5											
32 Brian Anderson, R (1.8) OBP: 0.211, SLG: 0.316										5	0	2	2	0	1	4											
Pablo Ozuna, R (1.4) OBP: 0.267, SLG: 0.267										3	1	1	1	0	0	1											
5 Juan Uribe, R (7.4) OBP: 0.211, SLG: 0.254										1	0	0	0	0	1	0											
Inning Stats	R: 0 E: 0 K: 1 S: 11	H: 0 LOB: 1 BB: 1 P: 18	R: 2 E: 0 K: 1 S: 15	H: 2 LOB: 2 BB: 2 P: 30	R: 1 E: 1 K: 0 S: 17	H: 1 LOB: 2 BB: 2 P: 33	R: 2 E: 0 K: 1 S: 12	H: 2 LOB: 0 BB: 0 P: 17	R: 0 E: 0 K: 1 S: 11	H: 1 LOB: 1 BB: 0 P: 17	R: 0 E: 1 K: 0 S: 10	H: 1 LOB: 2 BB: 0 P: 21	R: 0 E: 0 K: 0 S: 5	H: 0 LOB: 1 BB: 1 P: 11	R: 0 E: 0 K: 1 S: 9	H: 0 LOB: 0 BB: 0 P: 13	R: 1 E: 0 K: 1 S: 16	H: 2 LOB: 3 BB: 2 P: 30	1B: 6 2B: 2 3B: 0 HR: 1	SF: 0 SAC: 0 DP: 2 HBP: 2	WP: 0 PB: 0 SB: 1 CS: 0	PA: 44					
PITCHER	IP	WLS	BF	H	R	ER	SO	BB	IBB	HBP	BLK	WP	HR	S	P	ERA	WHIP										
Steve Trachsel, R (1.1) ERA: 6.08	3.0		19	5	5	4	2	5	0	0	0	0	0	28	44	0.00	0.857										
43 Jim Johnson, R (4.1) ERA: 6.0	2.1		10	2	0	0	2	0	0	0	0	0	0	5	13	0.00	1.500										
45 Dennis Sarfate, R (6.1) ERA: 6.0	0.2		3	0	0	0	0	1	0	1	0	0	0	5	13	0.00	0.000										
Chad Bradford, R (7.1) ERA: 1.89	2.0		6	0	0	0	1	0	0	1	0	0	0	12	18	0.00	0.000										
32 Jamie Walker, L (9.1) ERA: 5.67	0.1		1	0	0	0	1	0	0	0	0	0	0	4	7	0.00	0.000										
PITCHER	IP	WLS	BF	H	R	ER	SO	BB	IBB	HBP	BLK	WP	HR	S	P	ERA	WHIP										
51 Rander Bierd, R (9.1) ERA: 0.69	0.1		5	2	1	1	0	2	0	0	0	0	0	12	23	27.00	12.000										

AB	37
R	5
H	9
RBI	5
BB	3
SO	6
LOB	20



AB	34
R	6
H	9
RBI	5
BB	8
SO	6
LOB	20



Batter	1	2	3	4	5	6	7	8	9	AB	R	H	RBI	BB	SO	LOB	TOP					
1 Akinori Iwamura, L OBP: 0.300, SLG: 0.257										3	1	0	0	2	0	2						
13 Carl Crawford, L OBP: 0.301, SLG: 0.403										4	1	0	0	1	0	1						
2 B.J. Upton, R OBP: 0.385, SLG: 0.434										5	1	2	1	0	0	0						
23 Carlos Pena, L OBP: 0.327, SLG: 0.411										5	1	1	2	0	0	2						
3 Evan Longoria, R OBP: 0.388, SLG: 0.527									4	2	1	0	0	2	2							
32 Eric Hinske, L OBP: 0.407, SLG: 0.639									2	1	1	2	3	0	0							
30 Dioner Navarro, S OBP: 0.447, SLG: 0.457									5	0	2	2	0	0	1							
26 Gabe Gross, L OBP: 0.320, SLG: 0.233									3	1	1	1	1	1	2							
8 Jason Bartlett, R OBP: 0.247, SLG: 0.236									3	0	1	0	0	1	5							
Inning Stats	R: 0 E: 0 K: 0 S: 5	H: 0 LOB: 0 BB: 0 P: 8	R: 1 E: 0 K: 0 S: 13	H: 1 LOB: 2 BB: 1 P: 27	R: 0 E: 0 K: 0 S: 4	H: 0 LOB: 0 BB: 0 P: 7	R: 2 E: 1 K: 1 S: 16	H: 3 LOB: 2 BB: 0 P: 22	R: 0 E: 0 K: 0 S: 6	H: 0 LOB: 0 BB: 0 P: 11	R: 0 E: 0 K: 1 S: 13	H: 0 LOB: 0 BB: 0 P: 19	R: 5 E: 0 K: 2 S: 27	H: 4 LOB: 3 BB: 4 P: 56	R: 0 E: 0 K: 0 S: 8	H: 1 LOB: 1 BB: 1 P: 15	R: 0 E: 0 K: 0 S: 9	H: 0 LOB: 1 BB: 1 P: 16	1B: 8 2B: 0 3B: 0 HR: 1	SF: 1 SAC: 1 DP: 1 HBP: 1	WP: 0 PB: 0 SB: 0 CS: 0	PA: 44
PITCHER	IP WLS BF H R ER SO BB IBB HBP BLK WP HR S P ERA WHIP																					
34 Matt Albers, R ERA: 2.42	6.0 L 25 4 3 3 2 1 0 1 0 0 0 1 57 94 4.50 0.833																					
31 Bob McCrory, R ERA: 108.0	0.1 5 2 4 4 0 2 0 0 0 0 0 0 9 22 108.00 12.000																					
45 Dennis Sarfate, R ERA: 4.61	1.2 10 3 1 1 2 3 0 0 0 0 0 0 26 49 5.40 3.600																					
43 Jim Johnson, R ERA:	1.0 4 0 0 0 0 1 0 0 0 0 0 0 9 16 0.00 1.000																					

Tampa Bay Rays @ Baltimore Orioles
Oriole Park at Camden Yards, Baltimore, MD

AB 34
R 8
H 9
RBI 8
BB 7
SO 4
LOB 15



Wed Apr 30 2008, 7:05 PM EDT
Att: 11,944 - Partly Cloudy - 62 F

Batter	1	2	3	4	5	6	7	8	9	AB	R	H	RBI	BB	SO	LOB	BOTTOM					
1 Brian Roberts, S OBP: 0.376, SLG: 0.472										3	0	2	1	1	0	0						
6 Melvin Mora, R OBP: 0.286, SLG: 0.373										4	0	0	0	0	1	4						
30 Luke Scott, L OBP: 0.373, SLG: 0.416										4	0	0	0	0	2	2						
Kevin Millar, R OBP: 0.299, SLG: 0.371										4	0	1	0	0	2	0						
17 Aubrey Huff, L OBP: 0.345, SLG: 0.474										4	0	2	0	0	0	0						
Jay Payton, R OBP: 0.245, SLG: 0.367										4	0	0	0	0	0	2						
10 Adam Jones, R OBP: 0.311, SLG: 0.389									2	1	1	0	1	0	0	0						
Ramon Hernandez, R OBP: 0.236, SLG: 0.395									3	0	0	0	0	0	0	3						
2 Luis Hernandez, S OBP: 0.317, SLG: 0.269									3	0	1	0	0	1	0	0						
14 Eider Torres, S OBP: 0.333, SLG: 0.333									0	0	0	0	0	0	0	0						
Inning Stats	R: 0 E: 0 K: 1 S: 7	H: 1 LOB: 0 BB: 0 P: 11	R: 0 E: 0 K: 0 S: 6	H: 1 LOB: 0 BB: 0 P: 10	R: 1 E: 0 K: 2 S: 15	H: 3 LOB: 2 BB: 0 P: 22	R: 0 E: 0 K: 1 S: 9	H: 0 LOB: 0 BB: 0 P: 14	R: 0 E: 0 K: 1 S: 6	H: 0 LOB: 0 BB: 0 P: 7	R: 0 E: 0 K: 0 S: 8	H: 0 LOB: 0 BB: 0 P: 11	R: 0 E: 0 K: 0 S: 9	H: 1 LOB: 2 BB: 1 P: 16	R: 0 E: 0 K: 0 S: 6	H: 0 LOB: 0 BB: 1 P: 11	R: 0 E: 0 K: 1 S: 9	H: 1 LOB: 1 BB: 0 P: 12	1B: 7 2B: 0 3B: 0 HR: 0	SF: 0 SAC: 0 DP: 1 HBP: 0	WP: 0 PB: 0 SB: 0 CS: 1	PA: 33
PITCHER	IP WLS BF H R ER SO BB IBB HBP BLK WP HR S P ERA WHIP																					
21 Andy Sonnanstine, R ERA: 4.42	8.0 W 29 6 1 1 5 2 0 0 0 0 0 0 66 102 1.12 1.000																					
24 Kurt Birkins, L ERA: 1.5	1.0 4 1 0 0 1 0 0 0 0 0 0 0 9 12 0.00 1.000																					

Tampa Bay Rays @ Baltimore Orioles
Oriole Park at Camden Yards, Baltimore, MD

AB 31
R 1
H 7
RBI 1
BB 2
SO 6
LOB 11



Wed Apr 30 2008, 7:05 PM EDT
Att: 11,944 - Partly Cloudy - 62 F

Batter	1	2	3	4	5	6	7	8	9	AB	R	H	RBI	BB	SO	LOB	TOP										
1 Akinori Iwamura, L (1,4) OBP: 0.296, SLG: 0.248										4	0	0	0	1	2	3	<p>Tampa Bay Rays @ Baltimore Orioles Oriole Park at Camden Yards, Baltimore, MD</p> <p>Thu May 01 2008, 12:35 PM EDT Att: 16,456 - Cloudy - 67 F</p>										
13 Carl Crawford, L (1,7) OBP: 0.313, SLG: 0.407										4	1	2	2	1	0	2											
2 B.J. Upton, R (1,8) Nathan Haynes, L (5,PH) OBP: 0.325, SLG: 0.270										2	0	1	0	0	1	1											
23 Carlos Pena, L (1,3) OBP: 0.321, SLG: 0.400										5	0	1	1	0	0	5											
3 Evan Longoria, R (1,5) OBP: 0.361, SLG: 0.483										5	0	0	0	0	2	4											
31 Jonny Gomes, R (1,10) OBP: 0.348, SLG: 0.500										4	1	1	1	0	0	1											
32 Eric Hinske, L (1,9) 26 Gabe Gross, L (9,9) OBP: 0.320, SLG: 0.233										3	0	1	0	1	0	1											
9 Shawn Riggans, R (1,2) OBP: 0.277, SLG: 0.395										3	1	1	0	1	1	1											
8 Jason Bartlett, R (1,6) OBP: 0.258, SLG: 0.247										4	1	2	0	0	0	3											
Inning Stats	R: 1 H: 1 E: 0 K: 1 S: 14	H: 1 LOB: 1 BB: 1 P: 21	R: 0 H: 0 E: 0 K: 0 S: 10	H: 0 LOB: 1 BB: 1 P: 18	R: 0 H: 1 E: 0 K: 2 S: 9	H: 1 LOB: 0 BB: 0 P: 12	R: 1 H: 1 E: 0 K: 2 S: 11	H: 1 LOB: 0 BB: 0 P: 16	R: 0 H: 1 E: 0 K: 1 S: 8	H: 1 LOB: 1 BB: 0 P: 14	R: 0 H: 1 E: 0 K: 0 S: 13	H: 1 LOB: 1 BB: 0 P: 21	R: 2 H: 2 E: 1 K: 1 S: 12	H: 2 LOB: 1 BB: 1 P: 21	R: 0 H: 2 E: 0 K: 0 S: 14	H: 2 LOB: 2 BB: 2 P: 20		R: 0 H: 0 E: 0 K: 0 S: 14	H: 0 LOB: 2 BB: 2 P: 25	1B: 7 2B: 1 3B: 0 HR: 1	SF: 0 SAC: 0 DP: 0 HBP: 0	WP: 0 PB: 0 SB: 2 CS: 0	PA: 41				
PITCHER	IP	WLS	BF	H	R	ER	SO	BB	IBB	HBP	BLK	WP	HR	S	P	ERA	WHIP										
56 Brian Bures, L (1,1) ERA: 2.87	6.0	L	27	6	4	3	6	3	0	0	0	0	1	68	110	4.50	1.500										
32 Jamie Walker, L (7,1) ERA: 4.65	1.0		4	1	0	0	1	0	0	0	0	0	0	9	13	0.00	1.000										
Chad Bradford, R (8,1) ERA: 1.64	1.0		5	2	0	0	0	0	0	0	0	0	0	14	20	0.00	2.000										
31 Bob McCrory, R (9,1) ERA: 54.0	0.1		3	0	0	0	0	2	0	0	0	0	0	10	20	0.00	6.000										
43 Jim Johnson, R (9,1) ERA:	0.2		2	0	0	0	0	0	0	0	0	0	0	4	5	0.00	0.000										

Batter	1	2	3	4	5	6	7	8	9	AB	R	H	RBI	BB	SO	LOB	BOTTOM										
1 Brian Roberts, S (1,4) OBP: 0.380, SLG: 0.468										3	0	1	0	1	0	1	<p>Tampa Bay Rays @ Baltimore Orioles Oriole Park at Camden Yards, Baltimore, MD</p> <p>Thu May 01 2008, 12:35 PM EDT Att: 16,456 - Cloudy - 67 F</p>										
6 Melvin Mora, R (1,5) OBP: 0.276, SLG: 0.360										4	0	0	0	0	1	3											
21 Nick Markakis, L (1,9) OBP: 0.418, SLG: 0.434										4	0	0	0	0	0	1											
Kevin Millar, R (1,3) OBP: 0.289, SLG: 0.358										4	0	0	0	0	1	1											
17 Aubrey Huff, L (1,10) OBP: 0.342, SLG: 0.475										4	1	1	0	0	0	0											
10 Adam Jones, R (1,8) OBP: 0.311, SLG: 0.418										3	1	1	2	0	0	0											
Jay Payton, R (1,7) OBP: 0.231, SLG: 0.346										3	0	0	0	0	1	0											
Guillermo Quiroz, R (1,2) OBP: 0.370, SLG: 0.409										2	0	0	0	1	0	0											
14 Eider Torres, S (1,6) OBP: 0.167, SLG: 0.167										3	0	0	0	0	0	1											
Inning Stats	R: 0 H: 1 E: 0 K: 0 S: 11	H: 0 LOB: 0 BB: 0 P: 13	R: 0 H: 0 E: 0 K: 0 S: 7	H: 0 LOB: 0 BB: 1 P: 11	R: 0 H: 0 E: 0 K: 0 S: 11	H: 0 LOB: 1 BB: 1 P: 17	R: 2 H: 2 E: 0 K: 1 S: 13	H: 2 LOB: 0 BB: 0 P: 19	R: 0 H: 0 E: 0 K: 1 S: 11	H: 0 LOB: 0 BB: 1 P: 22	R: 0 H: 0 E: 0 K: 1 S: 10	H: 0 LOB: 0 BB: 0 P: 16	R: 0 H: 0 E: 0 K: 0 S: 11	H: 0 LOB: 0 BB: 0 P: 15	R: 0 H: 0 E: 0 K: 0 S: 9	H: 0 LOB: 0 BB: 0 P: 13		R: 0 H: 0 E: 0 K: 0 S: 7	H: 0 LOB: 0 BB: 0 P: 13	1B: 1 2B: 1 3B: 0 HR: 1	SF: 0 SAC: 0 DP: 0 HBP: 0	WP: 0 PB: 0 SB: 0 CS: 0	PA: 32				
PITCHER	IP	WLS	BF	H	R	ER	SO	BB	IBB	HBP	BLK	WP	HR	S	P	ERA	WHIP										
22 Matt Garza, R (1,1) ERA: 6.16	6.0	W	23	3	2	2	3	2	0	0	0	0	1	63	98	3.00	0.833										
35 Dan Wheeler, R (7,1) ERA: 1.2	2.0	H	6	0	0	0	0	0	0	0	0	0	0	20	28	0.00	0.000										
40 Troy Percival, R (9,1) ERA:	1.0	S	3	0	0	0	0	0	0	0	0	0	0	7	13	0.00	0.000										

Tampa Bay Rays @ Baltimore Orioles
Oriole Park at Camden Yards, Baltimore, MD

AB 36
R 4
H 9
RBI 4
BB 5
SO 7
LOB 23



Tampa Bay Rays @ Baltimore Orioles
Oriole Park at Camden Yards, Baltimore, MD

AB 30
R 2
H 3
RBI 2
BB 2
SO 3
LOB 7



Batter	1	2	3	4	5	6	7	8	9	AB	R	H	RBI	BB	SO	LOB	TOP										
1 Brian Roberts, S OBP: 0.366, SLG: 0.448										5	0	0	0	0	2	4	Baltimore Orioles @ Los Angeles Angels Angel Stadium of Anaheim, Anaheim, CA Fri May 02 2008, 7:05 PM PDT Att. 41,515 - Clear - 75 F										
21 Nick Markakis, L OBP: 0.421, SLG: 0.476										4	2	2	2	0	0	2											
6 Melvin Mora, R OBP: 0.291, SLG: 0.368										3	0	2	2	1	0	0											
17 Aubrey Huff, L OBP: 0.339, SLG: 0.476										4	0	1	0	0	1	2											
Ramon Hernandez, R OBP: 0.226, SLG: 0.376										4	0	0	0	0	1	1											
Kevin Millar, R OBP: 0.339, SLG: 0.348										3	0	0	0	1	0	1											
10 Adam Jones, R OBP: 0.300, SLG: 0.402										4	0	0	0	0	2	1											
Jay Payton, R OBP: 0.268, SLG: 0.382										3	1	2	0	1	0	1											
2 Luis Hernandez, S OBP: 0.313, SLG: 0.268										4	1	1	0	0	1	2											
Inning Stats	R: 1 H: 1 E: 0 K: 2 S: 13	H: 1 LOB: 0 BB: 0 P: 20	R: 0 H: 0 E: 0 K: 2 S: 8	H: 0 LOB: 0 BB: 0 P: 11	R: 2 H: 2 E: 0 K: 0 S: 11	H: 2 LOB: 1 BB: 1 P: 21	R: 0 H: 0 E: 0 K: 0 S: 11	H: 0 LOB: 1 BB: 1 P: 16	R: 1 H: 2 E: 0 K: 1 S: 14	H: 2 LOB: 1 BB: 0 P: 17	R: 0 H: 0 E: 0 K: 1 S: 8	H: 0 LOB: 0 BB: 0 P: 9	R: 0 H: 1 E: 0 K: 0 S: 10	H: 1 LOB: 1 BB: 0 P: 16	R: 0 H: 1 E: 0 K: 0 S: 9	H: 1 LOB: 1 BB: 1 P: 19		R: 0 H: 1 E: 0 K: 1 S: 8	H: 1 LOB: 1 BB: 0 P: 10	1B: 4 2B: 3 3B: 0 HR: 1	SF: 0 SAC: 0 DP: 0 HBP: 0	WP: 0 PB: 0 SB: 2 CS: 1	PA: 37				
PITCHER	IP	WLS	BF	H	R	ER	SO	BB	IBB	HBP	BLK	WP	HR	S	P	ERA	WHIP										
36 Jered Weaver, R ERA: 4.36	7.0	L	29	6	4	4	6	2	0	0	0	0	1	75	110	5.14	1.143										
33 Justin Speier, R ERA: 2.92	1.0		4	1	0	0	0	1	0	0	0	0	0	9	19	0.00	2.000										
Darren Oliver, L ERA: 3.29	1.0		4	1	0	0	1	0	0	0	0	0	0	8	10	0.00	1.000										

Batter	1	2	3	4	5	6	7	8	9	AB	R	H	RBI	BB	SO	LOB	BOTTOM										
9 Chone Figgins, S OBP: 0.411, SLG: 0.353										3	1	0	0	2	0	0	Baltimore Orioles @ Los Angeles Angels Angel Stadium of Anaheim, Anaheim, CA Fri May 02 2008, 7:05 PM PDT Att. 41,515 - Clear - 75 F										
77 Reggie Willits, S OBP: 0.500, SLG: 0.600										4	1	1	0	1	0	4											
27 Vladimir Guerrero, R OBP: 0.339, SLG: 0.497										4	0	0	0	0	1	3											
Casey Kotchman, L OBP: 0.395, SLG: 0.567										4	0	1	1	0	1	2											
48 Tori Hunter, R OBP: 0.364, SLG: 0.518										3	1	3	1	0	0	0											
Garret Anderson, L OBP: 0.296, SLG: 0.336										4	0	1	0	0	0	4											
2 Erick Aybar, S OBP: 0.323, SLG: 0.396										4	0	0	1	0	1	2											
3 Brandon Wood, R OBP: 0.250, SLG: 0.143										3	0	0	0	0	1	0											
5 Jeff Mathis, R OBP: 0.302, SLG: 0.520										3	0	0	0	0	2	0											
Juan Rivera, R OBP: 0.194, SLG: 0.200										1	0	0	0	0	0	2											
Inning Stats	R: 1 H: 2 E: 0 K: 0 S: 14	H: 2 LOB: 2 BB: 1 P: 23	R: 0 H: 0 E: 0 K: 1 S: 9	H: 0 LOB: 0 BB: 0 P: 14	R: 0 H: 0 E: 0 K: 1 S: 7	H: 0 LOB: 0 BB: 0 P: 14	R: 0 H: 0 E: 0 K: 1 S: 6	H: 0 LOB: 1 BB: 0 P: 10	R: 0 H: 0 E: 0 K: 1 S: 14	H: 0 LOB: 0 BB: 0 P: 18	R: 1 H: 1 E: 0 K: 0 S: 10	H: 1 LOB: 1 BB: 1 P: 17	R: 0 H: 0 E: 0 K: 2 S: 10	H: 0 LOB: 0 BB: 0 P: 13	R: 0 H: 1 E: 0 K: 0 S: 10	H: 1 LOB: 1 BB: 0 P: 14	R: 0 H: 1 E: 0 K: 0 S: 10	H: 2 LOB: 3 BB: 1 P: 18	1B: 6 2B: 0 3B: 0 HR: 0	SF: 0 SAC: 1 DP: 0 HBP: 1	WP: 0 PB: 0 SB: 2 CS: 0	PA: 38					
PITCHER	IP	WLS	BF	H	R	ER	SO	BB	IBB	HBP	BLK	WP	HR	S	P	ERA	WHIP										
46 Jeremy Guthrie, R ERA: 4.06	7.0	W	27	3	2	2	6	2	0	1	0	0	0	70	109	2.57	0.714										
Chad Bradford, R ERA: 1.54	0.2	H	3	1	0	0	0	0	0	0	0	0	0	7	8	0.00	1.500										
32 Jamie Walker, L ERA: 4.5	0.1	H	1	0	0	0	0	0	0	0	0	0	0	3	6	0.00	0.000										
52 George Sherrill, L ERA: 4.97	1.0	S	7	2	1	1	0	0	1	0	0	0	0	10	18	9.00	2.000										

AB 34
R 4
H 8
RBI 4
BB 3
SO 7
LOB 14

AB 33
R 3
H 6
RBI 3
BB 3
SO 6
LOB 17



Batter	1	2	3	4	5	6	7	8	9	AB	R	H	RBI	BB	SO	LOB	TOP					
1 Brian Roberts, S OBP: 0.395, SLG: 0.433										4	0	0	0	0	1	0	Baltimore Orioles @ Los Angeles Angels Angel Stadium of Anaheim, Anaheim, CA Sat May 03 2008, 12:40 PM PDT Att: 37,601 - Sunny - 75 F					
21 Nick Markakis, L OBP: 0.415, SLG: 0.462										3	0	0	0	1	0	0						
6 Melvin Mora, R OBP: 0.292, SLG: 0.375										3	0	1	0	0	0	1						
17 Aubrey Huff, L OBP: 0.339, SLG: 0.472										3	1	1	0	0	0	1						
Kevin Millar, R OBP: 0.281, SLG: 0.339										3	0	0	0	0	0	2						
Ramon Hernandez, R OBP: 0.219, SLG: 0.364										3	0	0	0	0	0	1						
30 Luke Scott, L OBP: 0.371, SLG: 0.413										3	0	1	1	0	0	0						
10 Adam Jones, R OBP: 0.292, SLG: 0.390										3	0	0	0	0	0	0						
2 Luis Hernandez, S OBP: 0.303, SLG: 0.259										2	0	0	0	0	0	0	AB 28 R 1 H 3 RBI 1 BB 1 SO 2 LOB 5					
Jay Payton, R OBP: 0.263, SLG: 0.375										1	0	0	0	0	1	0						
Inning Stats	R: 0 E: 0 K: 1 S: 11	H: 0 LOB: 0 BB: 1 P: 19	R: 1 E: 0 K: 0 S: 10	H: 2 LOB: 1 BB: 0 P: 18	R: 0 E: 0 K: 0 S: 6	H: 0 LOB: 0 BB: 0 P: 8	R: 0 E: 0 K: 0 S: 6	H: 0 LOB: 0 BB: 0 P: 9	R: 0 E: 0 K: 0 S: 8	H: 0 LOB: 0 BB: 0 P: 11	R: 0 E: 0 K: 0 S: 5	H: 0 LOB: 0 BB: 0 P: 7	R: 0 E: 0 K: 0 S: 5	H: 1 LOB: 1 BB: 0 P: 16	R: 0 E: 0 K: 0 S: 4	H: 0 LOB: 0 BB: 0 P: 8	R: 0 E: 0 K: 1 S: 8	H: 0 LOB: 0 BB: 0 P: 10	1B: 2 2B: 1 3B: 0 HR: 0	SF: 0 SAC: 0 DP: 1 HBP: 0	WP: 0 PB: 0 SB: 0 CS: 0	PA: 29
PITCHER	IP WLS BF H R ER SO BB IBB HBP BLK WP HR S P ERA WHIP																					
Jon Garland, R ERA: 5.08	(1, 1) 8.0 W 26 3 1 1 1 1 0 0 0 0 0 0 61 96 1.12 0.500																					
Francisco Rodriguez, R ERA: 3.55	(9, 1) 1.0 S 3 0 0 0 1 0 0 0 0 0 0 0 8 10 0.00 0.000																					

Batter	1	2	3	4	5	6	7	8	9	AB	R	H	RBI	BB	SO	LOB	BOTTOM					
9 Chone Figgins, S OBP: 0.421, SLG: 0.355										2	2	1	0	2	1	0	Baltimore Orioles @ Los Angeles Angels Angel Stadium of Anaheim, Anaheim, CA Sat May 03 2008, 12:40 PM PDT Att: 37,601 - Sunny - 75 F					
39 Robb Quinlan, R OBP: 0.300, SLG: 0.222										0	0	0	0	0	0	0						
77 Reggie Willits, S OBP: 0.556, SLG: 0.625										3	0	2	1	0	0	1						
24 Gary Matthews, S OBP: 0.294, SLG: 0.355										3	0	0	2	0	1	2						
Casey Kotchman, L OBP: 0.381, SLG: 0.546										4	0	0	0	0	0	4						
48 Torii Hunter, R OBP: 0.363, SLG: 0.513										3	0	1	0	0	1	0						
Garet Anderson, L OBP: 0.290, SLG: 0.328										3	0	0	0	0	1	1						
Juan Rivera, R OBP: 0.194, SLG: 0.200										0	0	0	0	0	0	0						
2 Erick Aybar, S OBP: 0.324, SLG: 0.394										3	0	1	0	0	1	1						
44 Mike Napoli, R OBP: 0.299, SLG: 0.597										3	0	1	0	0	0	0						
3 Brandon Wood, R OBP: 0.273, SLG: 0.111										2	1	0	0	0	1	2						
Inning Stats	R: 0 E: 0 K: 1 S: 12	H: 0 LOB: 1 BB: 1 P: 22	R: 0 E: 0 K: 1 S: 6	H: 0 LOB: 0 BB: 0 P: 9	R: 0 E: 0 K: 1 S: 7	H: 0 LOB: 0 BB: 0 P: 11	R: 0 E: 0 K: 0 S: 8	H: 1 LOB: 0 BB: 0 P: 9	R: 0 E: 0 K: 1 S: 6	H: 1 LOB: 1 BB: 0 P: 9	R: 2 E: 0 K: 0 S: 7	H: 1 LOB: 1 BB: 1 P: 18	R: 0 E: 0 K: 2 S: 11	H: 2 LOB: 2 BB: 0 P: 15	R: 1 E: 0 K: 0 S: 8	H: 1 LOB: 0 BB: 0 P: 12	R: 1 E: 0 K: 0 S: 8	H: 1 LOB: 0 BB: 0 P: 10	1B: 6 2B: 1 3B: 0 HR: 0	SF: 1 SAC: 1 DP: 3 HBP: 1	WP: 1 PB: 0 SB: 3 CS: 1	PA: 31
PITCHER	IP WLS BF H R ER SO BB IBB HBP BLK WP HR S P ERA WHIP																					
40 Daniel Cabrera, R ERA: 4.06	(1, 1) 7.1 L 30 6 3 3 3 0 2 0 0 0 0 0 1 102 3.68 1.091																					
43 Jim Johnson, R ERA:	(8, 1) 0.2 1 0 0 0 0 0 0 0 0 0 0 1 3 0.00 0.000																					

Batter	1	2	3	4	5	6	7	8	9	AB	R	H	RBI	BB	SO	LOB	TOP												
1 Brian Roberts, S OBP: 0.355, SLG: 0.424										3	1	0	0	1	1	0	<p>Baltimore Orioles @ Oakland Athletics McAfee Coliseum, Oakland, CA Tue May 06 2008, 10:05 PM EDT Att: 11,492 - Clear - 59 F</p>												
6 Melvin Mora, R OBP: 0.308, SLG: 0.409										4	0	1	0	0	2	1													
21 Nick Markakis, L OBP: 0.392, SLG: 0.449										3	1	0	0	1	0	1													
17 Aubrey Huff, L OBP: 0.353, SLG: 0.471										4	0	1	1	0	1	0													
Kevin Millar, R OBP: 0.300, SLG: 0.339										3	0	1	0	1	0	0													
30 Luke Scott, L OBP: 0.364, SLG: 0.406										3	0	1	1	0	0	1													
10 Adam Jones, R OBP: 0.274, SLG: 0.362										3	0	0	0	0	1	3													
Guillermo Quiroz, R OBP: 0.333, SLG: 0.360										3	0	0	0	0	0	1													
2 Luis Hernandez, S OBP: 0.284, SLG: 0.242										2	0	0	0	0	1	0													
Jay Payton, R OBP: 0.273, SLG: 0.359										1	0	0	0	0	0	0													
14 Eider Torres, S OBP: 0.167, SLG: 0.167										0	0	0	0	0	0	0													
Inning Stats	R: 0 E: 0 K: 2 S: 8	H: 0 LOB: 0 BB: 0 P: 13	R: 0 E: 0 K: 0 S: 6	H: 0 LOB: 0 BB: 0 P: 8	R: 0 E: 0 K: 2 S: 8	H: 0 LOB: 0 BB: 0 P: 9	R: 2 E: 0 K: 0 S: 13	H: 2 LOB: 0 BB: 2 P: 22	R: 0 E: 0 K: 0 S: 7	H: 0 LOB: 0 BB: 0 P: 13	R: 0 E: 0 K: 0 S: 4	H: 1 LOB: 1 BB: 0 P: 6	R: 0 E: 0 K: 0 S: 10	H: 1 LOB: 1 BB: 0 P: 14	R: 0 E: 0 K: 1 S: 11	H: 0 LOB: 0 BB: 0 P: 15	R: 0 E: 0 K: 1 S: 9	H: 0 LOB: 1 BB: 0 P: 16	1B: 4 2B: 0 3B: 0 HR: 0	SF: 1 SAC: 0 DP: 1 HBP: 0	WP: 0 PB: 0 SB: 0 CS: 0	PA: 33							
PITCHER	IP WLS BF H R ER SO BB IBB HBP BLK WP HR S P ERA WHIP	7.0 W 26 4 2 2 4 2 0 0 0 0 0 0 56 85 2.57 0.857	1.0 H 3 0 0 0 1 0 0 0 0 0 0 0 11 15 0.00 0.000	1.0 S 4 0 0 0 1 1 0 0 0 0 0 0 9 16 0.00 1.000	PITCHER										IP WLS BF H R ER SO BB IBB HBP BLK WP HR S P ERA WHIP														
58 Justin Duchschere, R ERA: 2.45											7.0	W	26	4	2	2	4	2	0	0	0	0	0	0	56	85	2.57	0.857	
Alan Embree, L ERA: 2.87											1.0	H	3	0	0	0	1	0	0	0	0	0	0	0	0	11	15	0.00	0.000
44 Santiago Casilla, R ERA:											1.0	S	4	0	0	0	1	1	0	0	0	0	0	0	9	16	0.00	1.000	

Batter	1	2	3	4	5	6	7	8	9	AB	R	H	RBI	BB	SO	LOB	BOTTOM										
8 Kurt Suzuki, R OBP: 0.348, SLG: 0.311										5	0	1	0	0	0	4	<p>Baltimore Orioles @ Oakland Athletics McAfee Coliseum, Oakland, CA Tue May 06 2008, 10:05 PM EDT Att: 11,492 - Clear - 59 F</p>										
10 Danic Barton, L OBP: 0.357, SLG: 0.352										4	0	0	0	0	1	3											
35 Frank Thomas, R OBP: 0.349, SLG: 0.346										3	2	2	0	1	0	1											
19 Chris Denorfia, R OBP: 0.339, SLG: 0.300										0	0	0	0	0	0	0											
32 Jack Cust, L OBP: 0.426, SLG: 0.420										4	1	2	0	0	1	1											
15 Ryan Sweeney, L OBP: 0.325, SLG: 0.320										0	0	0	0	0	0	0											
Emil Brown, R OBP: 0.321, SLG: 0.413										4	0	2	1	0	0	1											
7 Bobby Crosby, R OBP: 0.324, SLG: 0.381										3	0	0	1	1	0	4											
14 Mark Ellis, R OBP: 0.310, SLG: 0.338										3	1	0	1	0	0	4											
12 Donnie Murphy, R OBP: 0.295, SLG: 0.359										3	0	0	0	0	0	2											
22 Jack Hannahan, L OBP: 0.375, SLG: 0.347										1	0	1	0	0	0	0											
11 Rajai Davis, R OBP: 0.238, SLG: 0.282										3	0	1	1	0	0	1											
Inning Stats	R: 1 E: 0 K: 0 S: 14	H: 3 LOB: 3 BB: 1 P: 24	R: 0 E: 0 K: 0 S: 8	H: 1 LOB: 1 BB: 0 P: 10	R: 2 E: 0 K: 0 S: 15	H: 3 LOB: 1 BB: 0 P: 26	R: 0 E: 0 K: 0 S: 5	H: 1 LOB: 1 BB: 0 P: 7	R: 0 E: 0 K: 1 S: 6	H: 0 LOB: 0 BB: 0 P: 9	R: 1 E: 1 K: 1 S: 11	H: 0 LOB: 1 BB: 0 P: 15	R: 0 E: 0 K: 0 S: 6	H: 0 LOB: 2 BB: 1 P: 15	R: 0 E: 1 K: 0 S: 8	H: 1 LOB: 1 BB: 0 P: 14	1B: 9 2B: 0 3B: 0 HR: 0	SF: 1 SAC: 0 DP: 1 HBP: 1	WP: 0 PB: 0 SB: 1 CS: 0	PA: 37							
PITCHER	IP WLS BF H R ER SO BB IBB HBP BLK WP HR S P ERA WHIP	5.1 L 27 8 4 3 1 1 0 0 0 0 0 0 54 84 5.06 1.688	2.2 10 1 0 0 1 1 0 0 0 0 0 0 19 36 0.00 0.750	PITCHER										IP WLS BF H R ER SO BB IBB HBP BLK WP HR S P ERA WHIP													
56 Brian Bures, L ERA: 3.19											5.1	L	27	8	4	3	1	1	0	0	0	0	0	54	84	5.06	1.688
34 Matt Albers, R ERA: 2.13											2.2	10	1	0	0	1	1	0	0	0	0	0	0	19	36	0.00	0.750

AB	29
R	2
H	4
RBI	2
BB	3
SO	6
LOB	7



AB	33
R	4
H	9
RBI	4
BB	2
SO	2
LOB	21



Batter	1	2	3	4	5	6	7	8	9	AB	R	H	RBI	BB	SO	LOB	TOP										
1 Brian Roberts, S OBP: 0.346, SLG: 0.410										5	0	0	0	0	2	6	Baltimore Orioles @ Kansas City Royals Kauffman Stadium, Kansas City, MO Thu May 08 2008, 7:10 PM CDT Att: 11,781 - Partly Cloudy - 79 F										
6 Melvin Mora, R OBP: 0.303, SLG: 0.400										3	1	0	0	1	0	0											
21 Nick Markakis, L OBP: 0.401, SLG: 0.476										3	2	1	3	1	0	0											
17 Aubrey Huff, L OBP: 0.338, SLG: 0.445										4	0	1	0	0	0	0											
Kevin Millar, R OBP: 0.309, SLG: 0.336										4	0	0	0	0	0	1											
30 Luke Scott, L OBP: 0.384, SLG: 0.402										3	0	0	0	0	2	1											
Jay Payton, R OBP: 0.268, SLG: 0.338										0	0	0	0	0	0	0											
Ramon Hernandez, R OBP: 0.232, SLG: 0.356										4	0	1	0	0	0	0											
10 Adam Jones, R OBP: 0.279, SLG: 0.367										3	0	1	0	0	1	0											
Freddie Bynum, L OBP: 0.500, SLG: 0.500										4	1	2	0	0	1	4											
Inning Stats	R: 1 H: 1 E: 0 K: 1 S: 19	H: 1 LOB: 1 BB: 1 P: 28	R: 0 H: 0 E: 0 K: 1 S: 8	H: 0 LOB: 0 BB: 0 P: 11	R: 3 H: 2 E: 0 K: 1 S: 11	H: 2 LOB: 0 BB: 1 P: 21	R: 0 H: 0 E: 0 K: 2 S: 9	H: 0 LOB: 0 BB: 0 P: 17	R: 0 H: 1 E: 0 K: 0 S: 5	H: 1 LOB: 1 BB: 0 P: 7	R: 0 H: 0 E: 0 K: 0 S: 9	H: 0 LOB: 0 BB: 0 P: 15	R: 0 H: 1 E: 0 K: 0 S: 8	H: 0 LOB: 0 BB: 0 P: 10	R: 0 H: 0 E: 0 K: 0 S: 4	H: 0 LOB: 0 BB: 0 P: 7	R: 0 H: 1 E: 0 K: 1 S: 15	H: 1 LOB: 3 BB: 0 P: 26	1B: 4 HR: 1	SF: 0 2B: 1 3B: 0 HR: 1	WP: 2 PB: 2 SB: 0 CS: 0	PA: 37					
PITCHER	IP	WLS	BF	H	R	ER	SO	BB	IBB	HBP	BLK	WP	HR	S	P	ERA	WHIP										
44 Luke Hochevar, R ERA: 4.84	7.0	L	28	5	4	4	5	2	0	0	0	2	1	69	109	5.14	1.000										
46 Juan Carlos Oviedo, R ERA: 2.03	1.0		3	0	0	0	0	0	0	0	0	0	0	4	7	0.00	0.000										
48 Joakim Soria, R ERA: 3.00	0.1		4	1	0	0	0	0	0	2	0	0	0	11	21	0.00	3.000										
57 Joel Peralta, R ERA: 6.97	0.2		2	0	0	0	1	0	0	0	0	0	0	4	5	0.00	0.000										

Batter	1	2	3	4	5	6	7	8	9	AB	R	H	RBI	BB	SO	LOB	BOTTOM										
9 David DeJesus, L OBP: 0.361, SLG: 0.432										4	0	0	0	0	1	2	Baltimore Orioles @ Kansas City Royals Kauffman Stadium, Kansas City, MO Thu May 08 2008, 7:10 PM CDT Att: 11,781 - Partly Cloudy - 79 F										
15 Mark Grudzielanek, R OBP: 0.336, SLG: 0.360										4	0	0	0	0	0	0											
4 Alex Gordon, L OBP: 0.345, SLG: 0.434										4	0	1	0	0	1	0											
16 Billy Butler, R OBP: 0.333, SLG: 0.352										4	0	0	0	0	3	1											
24 Mark Teahen, L OBP: 0.343, SLG: 0.368										3	0	0	0	0	1	0											
13 Alberto Callaspo, S OBP: 0.400, SLG: 0.386										3	0	0	0	0	1	0											
Ross Gload, L OBP: 0.323, SLG: 0.311										3	1	1	0	0	0	0											
14 John Buck, R OBP: 0.340, SLG: 0.365										2	0	0	0	1	0	0											
1 Tony Pena Jr., R OBP: 0.182, SLG: 0.208										3	0	1	1	0	0	0											
Inning Stats	R: 0 H: 1 E: 0 K: 1 S: 8	H: 1 LOB: 1 BB: 0 P: 14	R: 0 H: 0 E: 0 K: 2 S: 7	H: 0 LOB: 0 BB: 0 P: 10	R: 0 H: 0 E: 0 K: 0 S: 11	H: 0 LOB: 0 BB: 0 P: 17	R: 0 H: 0 E: 0 K: 1 S: 7	H: 0 LOB: 0 BB: 0 P: 11	R: 1 H: 2 E: 0 K: 0 S: 15	H: 2 LOB: 2 BB: 1 P: 23	R: 0 H: 0 E: 0 K: 1 S: 7	H: 0 LOB: 0 BB: 0 P: 10	R: 0 H: 0 E: 0 K: 0 S: 5	H: 0 LOB: 0 BB: 0 P: 7	R: 0 H: 0 E: 0 K: 0 S: 7	H: 0 LOB: 0 BB: 0 P: 13		R: 0 H: 0 E: 0 K: 2 S: 9	H: 0 LOB: 0 BB: 0 P: 11	1B: 2 HR: 0	SF: 0 2B: 1 3B: 0 HR: 0	WP: 1 PB: 0 SB: 0 CS: 0	PA: 31				
PITCHER	IP	WLS	BF	H	R	ER	SO	BB	IBB	HBP	BLK	WP	HR	S	P	ERA	WHIP										
40 Daniel Cabrera, R ERA: 3.54	9.0	W	31	3	1	1	7	1	0	0	0	1	0	76	116	1.00	0.444										

AB 33
R 4
H 6
RBI 3
BB 2
SO 6
LOB 12



AB 30
R 1
H 3
RBI 1
SO 7
LOB 3



livebaseballscorecards.com

livebaseballscorecards.com

Batter	1	2	3	4	5	6	7	8	9	AB	R	H	RBI	BB	SO	LOB	TOP					
1 Brian Roberts, S OBP: 0.341, SLG: 0.403	G1-3		G6-3		K	F9				5	0	1	0	0	1	4	Baltimore Orioles @ Kansas City Royals Kauffman Stadium, Kansas City, MO Fri May 09 2008, 7:10 PM CDT Att: 21,873 - Cloudy - 66 F					
6 Melvin Mora, R OBP: 0.306, SLG: 0.417	BB		HR		G6-3		G5-3			4	1	1	2	1	1	2						
21 Nick Markakis, L OBP: 0.408, SLG: 0.477	P5									4	2	2	0	1	0	1						
17 Aubrey Huff, L OBP: 0.340, SLG: 0.474	G4-3		F7							5	2	2	3	0	0	2						
Kevin Millar, R OBP: 0.312, SLG: 0.338										5	0	2	1	0	1	0						
30 Luke Scott, L OBP: 0.352, SLG: 0.387										4	0	0	0	0	2	1						
Jay Payton, R OBP: 0.264, SLG: 0.333										1	0	0	0	0	1	1						
Ramon Hernandez, R OBP: 0.241, SLG: 0.361										4	0	2	0	0	1	1						
10 Adam Jones, R OBP: 0.278, SLG: 0.358										3	0	0	0	1	0	1						
Freddie Bynum, L OBP: 0.500, SLG: 0.625										4	2	2	0	0	0	2						
Inning Stats	R: 0 E: 0 K: 0 S: 12	H: 0 LOB: 1 BB: 1 P: 19	R: 0 E: 0 K: 1 S: 13	H: 0 LOB: 0 BB: 0 P: 20	R: 2 E: 0 K: 0 S: 13	H: 3 LOB: 1 BB: 0 P: 18	R: 0 E: 0 K: 0 S: 9	H: 1 LOB: 1 BB: 0 P: 13	R: 3 E: 1 K: 1 S: 19	H: 2 LOB: 0 BB: 1 P: 28	R: 0 E: 0 K: 1 S: 13	H: 1 LOB: 2 BB: 1 P: 24	R: 2 E: 0 K: 2 S: 16	H: 3 LOB: 1 BB: 0 P: 22	R: 0 E: 0 K: 1 S: 9	H: 1 LOB: 1 BB: 0 P: 14	R: 0 E: 0 K: 1 S: 6	H: 1 LOB: 1 BB: 0 P: 9	1B: 8 2B: 2 3B: 0 HR: 2	SF: 0 SAC: 0 DP: 0 HBP: 0	WP: 1 PB: 0 SB: 1 CS: 0	PA: 42
PITCHER	IP	WLS	BF	H	R	ER	SO	BB	IBB	HBP	BLK	WP	HR	S	P	ERA	WHIP					
55 Gil Meche, R ERA: 6.31	5.0	L	23	6	5	5	2	1	1	0	0	0	0	2	66	98	9.00	1.400				
32 Ron Mahay, L ERA: 2.65	1.1		8	3	2	2	1	1	0	0	0	0	0	20	34	13.50	3.000					
Ramon E Ramirez, R ERA: 1.15	0.2		3	1	0	0	2	0	0	0	0	0	1	9	12	0.00	1.500					
27 Yasuhiko Yabuta, R ERA: 7.31	2.0		8	2	0	0	2	0	0	0	0	0	0	15	23	0.00	1.000					

Batter	1	2	3	4	5	6	7	8	9	AB	R	H	RBI	BB	SO	LOB	BOTTOM					
9 David DeJesus, L OBP: 0.364, SLG: 0.430	F7	G4-3			F7					5	0	2	0	0	0	2	Baltimore Orioles @ Kansas City Royals Kauffman Stadium, Kansas City, MO Fri May 09 2008, 7:10 PM CDT Att: 21,873 - Cloudy - 66 F					
24 Mark Teahen, L OBP: 0.340, SLG: 0.364			G4-3		G3-1					4	1	1	0	0	1	2						
16 Billy Butler, R OBP: 0.338, SLG: 0.352	4 HR									0	0	0	0	1	0	0						
4 Alex Gordon, L OBP: 0.354, SLG: 0.459	HR		G3-1							4	1	2	3	1	1	2						
21 Miguel Olivo, R OBP: 0.274, SLG: 0.533	P4		K2-3							5	0	0	0	0	1	5						
15 Mark Grudzielanek, R OBP: 0.351, SLG: 0.359	L5									3	1	2	0	1	0	0						
11 Jose Guillen, R OBP: 0.226, SLG: 0.339										3	0	1	0	1	1	2						
Ross Gload, L OBP: 0.310, SLG: 0.298										4	0	0	0	0	1	6						
14 John Buck, R OBP: 0.346, SLG: 0.382										4	0	2	1	0	0	1						
13 Alberto Callaspo, S OBP: 0.389, SLG: 0.362										3	1	0	0	1	0	3						
Inning Stats	R: 2 E: 0 K: 0 S: 11	H: 2 LOB: 0 BB: 0 P: 16	R: 0 E: 0 K: 0 S: 9	H: 2 LOB: 0 BB: 0 P: 16	R: 0 E: 0 K: 1 S: 9	H: 0 LOB: 0 BB: 0 P: 14	R: 0 E: 0 K: 1 S: 8	H: 1 LOB: 1 BB: 0 P: 11	R: 0 E: 0 K: 0 S: 11	H: 0 LOB: 0 BB: 0 P: 16	R: 0 E: 0 K: 0 S: 7	H: 0 LOB: 2 BB: 3 P: 20	R: 1 E: 0 K: 1 S: 18	H: 2 LOB: 1 BB: 1 P: 31	R: 1 E: 0 K: 1 S: 10	H: 2 LOB: 1 BB: 0 P: 11	R: 0 E: 0 K: 1 S: 13	H: 1 LOB: 1 BB: 1 P: 20	1B: 8 2B: 1 3B: 0 HR: 1	SF: 0 SAC: 0 DP: 2 HBP: 0	WP: 0 PB: 0 SB: 0 CS: 0	PA: 40
PITCHER	IP	WLS	BF	H	R	ER	SO	BB	IBB	HBP	BLK	WP	HR	S	P	ERA	WHIP					
Steve Trachsel, R ERA: 6.75	5.1	W	22	5	2	2	2	1	0	0	0	0	0	12	28	9.00	4.000					
34 Matt Albers, R ERA: 2.39	1.0	H	6	1	1	1	0	3	0	0	0	0	0	8	13	0.00	3.000					
32 Jamie Walker, L ERA: 4.09	0.1		2	1	0	0	1	0	0	0	0	0	0	12	14	6.75	1.500					
43 Jim Johnson, R ERA: 0.93	1.1	H	6	2	1	1	1	0	0	0	0	0	0	13	20	0.00	2.000					
52 George Sherrill, L ERA: 4.11	1.0	S	4	1	0	0	1	1	0	0	0	0	0	13	20	0.00	2.000					



Batter	1	2	3	4	5	6	7	8	9	AB	R	H	RBI	BB	SO	LOB	TOP		
Freddie Bynum, L (1,6) OBP: 0.313, SLG: 0.375	G6-3		L6			F7		K		4	0	0	0	0	1	0	Baltimore Orioles @ Kansas City Royals Kauffman Stadium, Kansas City, MO Sun May 11 2008, 1:10 PM CDT Att. 18,635 - Sunny - 55 F		
6 Melvin Mora, R (1,10) OBP: 0.307, SLG: 0.408	G6-3			K		E5		P4		4	0	0	0	0	1	0			
21 Nick Markakis, L (1,9) OBP: 0.404, SLG: 0.456					BB			K		2	0	0	0	2	2	1			
17 Aubrey Huff, L (1,5) OBP: 0.329, SLG: 0.461	K				F7			F8		4	0	0	0	0	1	2			
Kevin Millar, R (1,3) OBP: 0.317, SLG: 0.364		F8			F9			F9		3	0	0	0	0	0	1			
30 Luke Scott, L (1,7) OBP: 0.346, SLG: 0.378						G4-3				3	0	1	0	0	1	0			
10 Adam Jones, R (1,8) OBP: 0.271, SLG: 0.362						G6-3		F7		3	0	0	0	0	0	1			
Guillermo Quiroz, R (1,2) OBP: 0.306, SLG: 0.323										2	0	1	0	0	0	0			
2 Luis Hernandez, S (1,4) OBP: 0.306, SLG: 0.263										2	0	0	0	0	0	2			
13 Alex Cintron, S (8,PH)										1	0	0	0	0	0	0			
Inning Stats	R: 0 H: 0 E: 0 K: 1 S: 13	H: 0 LOB: 1 BB: 1 P: 23	R: 0 H: 0 E: 0 K: 1 S: 7	H: 0 LOB: 0 BB: 0 P: 8	R: 0 H: 1 E: 0 K: 0 S: 10	H: 0 LOB: 0 BB: 0 P: 12	R: 0 H: 0 E: 0 K: 1 S: 7	H: 0 LOB: 1 BB: 0 P: 14	R: 0 H: 0 E: 1 K: 1 S: 7	H: 0 LOB: 1 BB: 0 P: 11	R: 0 H: 1 E: 0 K: 0 S: 11	H: 1 LOB: 0 BB: 0 P: 15	R: 0 H: 0 E: 0 K: 1 S: 9	H: 0 LOB: 0 BB: 0 P: 13	R: 0 H: 0 E: 0 K: 1 S: 7	H: 0 LOB: 0 BB: 0 P: 10	1B: 2 2B: 1 3B: 0 HR: 0	SF: 0 SAC: 0 DP: 2 HBP: 0	WP: 0 PB: 0 CS: 1 PA: 31
PITCHER	IP WLS BF H R ER SO BB IBB HBP BLK WP HR S P ERA WHIP	PITCHER IP WLS BF H R ER SO BB IBB HBP BLK WP HR S P ERA WHIP																	
19 Brian Bannister, R (1,1) ERA: 3.75	8.0 W 28 2 0 0 5 2 0 0 0 0 0 0 75 110 0.00 0.500																		
48 Joakim Soria, R (9,1) ERA:	1.0 3 0 0 0 1 0 0 0 0 0 0 0 7 10 0.00 0.000																		

Batter	1	2	3	4	5	6	7	8	9	AB	R	H	RBI	BB	SO	LOB	BOTTOM
9 David DeJesus, L (1,7) OBP: 0.381, SLG: 0.453	L6					F7				4	1	1	0	0	0	3	Baltimore Orioles @ Kansas City Royals Kauffman Stadium, Kansas City, MO Sun May 11 2008, 1:10 PM CDT Att. 18,635 - Sunny - 55 F
15 Mark Grudzielanek, R (1,4) OBP: 0.358, SLG: 0.364	G6-3				G5-3					4	0	2	0	0	0	0	
4 Alex Gordon, L (1,5) OBP: 0.346, SLG: 0.444	G3									4	1	1	1	0	1	3	
11 Jose Guillen, R (1,10) OBP: 0.241, SLG: 0.356										4	1	2	1	0	1	3	
16 Billy Butler, R (1,3) OBP: 0.351, SLG: 0.368										3	0	2	1	1	0	1	
24 Mark Teahen, L (1,9) OBP: 0.338, SLG: 0.361										4	0	1	1	0	0	4	
21 Miguel Olivo, R (1,2) OBP: 0.284, SLG: 0.523										4	0	2	0	0	0	1	
13 Alberto Callaspo, S (1,6) OBP: 0.362, SLG: 0.333										3	0	0	0	0	0	5	
1 Tony Pena Jr., R (8,6) OBP: 0.175, SLG: 0.200										1	0	0	0	0	0	0	
2 Joey Gathright, L (1,8) OBP: 0.277, SLG: 0.281										3	1	0	0	1	1	3	
Inning Stats	R: 0 H: 0 E: 0 K: 0 S: 8	H: 4 LOB: 0 BB: 0 P: 13	R: 1 H: 2 E: 0 K: 0 S: 14	H: 2 LOB: 1 BB: 0 P: 24	R: 0 H: 1 E: 0 K: 0 S: 6	H: 1 LOB: 0 BB: 0 P: 8	R: 0 H: 0 E: 0 K: 0 S: 6	H: 0 LOB: 1 BB: 1 P: 12	R: 2 H: 3 E: 0 K: 1 S: 18	H: 3 LOB: 2 BB: 1 P: 31	R: 0 H: 0 E: 0 K: 1 S: 7	H: 0 LOB: 0 BB: 0 P: 13	R: 0 H: 0 E: 0 K: 1 S: 7	H: 0 LOB: 0 BB: 0 P: 13	1B: 9 2B: 2 3B: 0 HR: 0	SF: 0 SAC: 0 DP: 1 HBP: 0	WP: 0 PB: 0 CS: 0 PA: 36
PITCHER	IP WLS BF H R ER SO BB IBB HBP BLK WP HR S P ERA WHIP	PITCHER IP WLS BF H R ER SO BB IBB HBP BLK WP HR S P ERA WHIP															
56 Brian Bures, L (1,1) ERA: 3.59	6.0 L 28 9 4 4 1 2 0 0 0 0 0 0 65 103 6.00 1.833																
45 Dennis Sarfate, R (7,1) ERA: 3.79	1.0 5 2 0 0 1 0 0 0 0 0 0 0 15 23 0.00 2.000																
Lance Cormier, R (8,1) ERA: 1.42	1.0 3 0 0 0 1 0 0 0 0 0 0 0 7 13 0.00 0.000																

livebaseballscorecards.com

Orioles

Royals

Batter	1	2	3	4	5	6	7	8	9	AB	R	H	RBI	BB	SO	LOB	TOP					
Coco Crisp, S OBP: 0.340, SLG: 0.472 22 Sean Casey, L OBP: 0.415, SLG: 0.448										3	1	1	0	0	1	0						
15 Dustin Pedroia, R OBP: 0.344, SLG: 0.403										5	0	2	0	0	0	3						
34 David Ortiz, L OBP: 0.343, SLG: 0.429										4	1	1	0	1	2	1						
Manny Ramirez, R OBP: 0.390, SLG: 0.559										4	1	2	1	1	0	3						
25 Mike Lowell, R OBP: 0.304, SLG: 0.432										5	0	0	1	0	1	5						
20 Kevin Youkilis, R OBP: 0.391, SLG: 0.580										4	0	0	0	0	2	3						
7 J.D. Drew, L OBP: 0.397, SLG: 0.426 2 Jacoby Ellsbury, L OBP: 0.380, SLG: 0.381										2	0	0	0	0	0	2						
Jason Varitek, S OBP: 0.328, SLG: 0.409										3	0	1	0	1	2	2						
Alex Cora, L OBP: 0.647, SLG: 0.667										4	0	1	1	0	1	1						
Inning Stats	R: 3 H: 3 E: 0 K: 1 S: 21	H: 3 LOB: 2 BB: 0 P: 34	R: 0 H: 1 E: 0 K: 2 S: 11	LOB: 1 BB: 0 P: 16	R: 0 H: 0 E: 0 K: 1 S: 9	LOB: 1 BB: 1 P: 14	R: 0 H: 0 E: 0 K: 2 S: 8	H: 0 LOB: 0 BB: 0 P: 17	R: 0 H: 1 E: 0 K: 0 S: 10	LOB: 1 BB: 0 P: 13	R: 0 H: 2 E: 0 K: 0 S: 18	H: 2 LOB: 2 BB: 1 P: 29	R: 1 H: 1 E: 0 K: 0 S: 11	H: 1 LOB: 2 BB: 2 P: 22	R: 0 H: 0 E: 0 K: 2 S: 10	LOB: 0 BB: 0 P: 17	1B: 7 2B: 2 3B: 0 HR: 0	SF: 0 SAC: 0 DP: 1 HBP: 0	WP: 1 PB: 0 SB: 0 CS: 0	PA: 41		
PITCHER	IP WLS BF H R ER SO BB IBB HBP BLK WP HR S P ERA WHIP	IP WLS BF H R ER SO BB IBB HBP BLK WP HR S P ERA WHIP	IP WLS BF H R ER SO BB IBB HBP BLK WP HR S P ERA WHIP	IP WLS BF H R ER SO BB IBB HBP BLK WP HR S P ERA WHIP	IP WLS BF H R ER SO BB IBB HBP BLK WP HR S P ERA WHIP	IP WLS BF H R ER SO BB IBB HBP BLK WP HR S P ERA WHIP	IP WLS BF H R ER SO BB IBB HBP BLK WP HR S P ERA WHIP	IP WLS BF H R ER SO BB IBB HBP BLK WP HR S P ERA WHIP	IP WLS BF H R ER SO BB IBB HBP BLK WP HR S P ERA WHIP	IP WLS BF H R ER SO BB IBB HBP BLK WP HR S P ERA WHIP	IP WLS BF H R ER SO BB IBB HBP BLK WP HR S P ERA WHIP	IP WLS BF H R ER SO BB IBB HBP BLK WP HR S P ERA WHIP	IP WLS BF H R ER SO BB IBB HBP BLK WP HR S P ERA WHIP	IP WLS BF H R ER SO BB IBB HBP BLK WP HR S P ERA WHIP	IP WLS BF H R ER SO BB IBB HBP BLK WP HR S P ERA WHIP	IP WLS BF H R ER SO BB IBB HBP BLK WP HR S P ERA WHIP	IP WLS BF H R ER SO BB IBB HBP BLK WP HR S P ERA WHIP	IP WLS BF H R ER SO BB IBB HBP BLK WP HR S P ERA WHIP	IP WLS BF H R ER SO BB IBB HBP BLK WP HR S P ERA WHIP	IP WLS BF H R ER SO BB IBB HBP BLK WP HR S P ERA WHIP	IP WLS BF H R ER SO BB IBB HBP BLK WP HR S P ERA WHIP	
46 Jeremy Guthrie, R ERA: 4.18 32 Jamie Walker, L ERA: 4.91 43 Jim Johnson, R ERA: 1.19 52 George Sherrill, L ERA: 4.0	6.0 W 29 8 3 0 7 1 0 0 0 0 0 73 115 3.00 1.500	0.0 L 1 0 0 0 0 1 0 0 0 1 0 3 7 ∞ ∞	1.1 H 6 1 1 0 0 2 0 0 0 0 0 18 30 6.75 2.250	1.2 S 5 0 0 0 2 0 0 0 0 0 0 13 23 0.00 0.000																		
Batter	1	2	3	4	5	6	7	8	9	AB	R	H	RBI	BB	SO	LOB	BOTTOM					
1 Brian Roberts, S OBP: 0.353, SLG: 0.409										4	1	2	0	1	2	0						
Freddie Bynum, L OBP: 0.350, SLG: 0.368										3	1	1	0	1	0	1						
21 Nick Markakis, L OBP: 0.394, SLG: 0.443										4	0	0	0	0	2	4						
17 Aubrey Huff, L OBP: 0.327, SLG: 0.455										4	0	1	0	0	2	2						
Kevin Millar, R OBP: 0.321, SLG: 0.363										3	1	1	1	1	0	1						
30 Luke Scott, L OBP: 0.359, SLG: 0.417										4	2	3	3	0	0	1						
10 Adam Jones, R OBP: 0.276, SLG: 0.366										4	0	2	0	0	1	3						
Jay Payton, R OBP: 0.256, SLG: 0.320										4	0	1	1	0	0	1						
Guillermo Quiroz, R OBP: 0.275, SLG: 0.286										4	0	0	0	0	1	2						
Inning Stats	R: 0 H: 0 E: 0 K: 1 S: 7	H: 3 LOB: 2 BB: 0 P: 10	R: 4 H: 5 E: 0 K: 2 S: 21	H: 5 LOB: 1 BB: 0 P: 28	R: 0 H: 1 E: 0 K: 0 S: 5	LOB: 0 BB: 0 P: 6	R: 0 H: 2 E: 0 K: 2 S: 12	H: 2 LOB: 2 BB: 0 P: 16	R: 0 H: 0 E: 0 K: 0 S: 9	LOB: 2 BB: 2 P: 22	R: 0 H: 0 E: 0 K: 1 S: 10	H: 0 LOB: 1 BB: 1 P: 17	R: 0 H: 0 E: 0 K: 2 S: 11	H: 0 LOB: 0 BB: 0 P: 16	R: 0 H: 0 E: 0 K: 2 S: 10	LOB: 0 BB: 0 P: 17	1B: 10 2B: 0 3B: 0 HR: 1	SF: 0 SAC: 0 DP: 1 HBP: 0	WP: 0 PB: 0 SB: 0 CS: 0	PA: 37		
PITCHER	IP WLS BF H R ER SO BB IBB HBP BLK WP HR S P ERA WHIP	IP WLS BF H R ER SO BB IBB HBP BLK WP HR S P ERA WHIP	IP WLS BF H R ER SO BB IBB HBP BLK WP HR S P ERA WHIP	IP WLS BF H R ER SO BB IBB HBP BLK WP HR S P ERA WHIP	IP WLS BF H R ER SO BB IBB HBP BLK WP HR S P ERA WHIP	IP WLS BF H R ER SO BB IBB HBP BLK WP HR S P ERA WHIP	IP WLS BF H R ER SO BB IBB HBP BLK WP HR S P ERA WHIP	IP WLS BF H R ER SO BB IBB HBP BLK WP HR S P ERA WHIP	IP WLS BF H R ER SO BB IBB HBP BLK WP HR S P ERA WHIP	IP WLS BF H R ER SO BB IBB HBP BLK WP HR S P ERA WHIP	IP WLS BF H R ER SO BB IBB HBP BLK WP HR S P ERA WHIP	IP WLS BF H R ER SO BB IBB HBP BLK WP HR S P ERA WHIP	IP WLS BF H R ER SO BB IBB HBP BLK WP HR S P ERA WHIP	IP WLS BF H R ER SO BB IBB HBP BLK WP HR S P ERA WHIP	IP WLS BF H R ER SO BB IBB HBP BLK WP HR S P ERA WHIP	IP WLS BF H R ER SO BB IBB HBP BLK WP HR S P ERA WHIP	IP WLS BF H R ER SO BB IBB HBP BLK WP HR S P ERA WHIP	IP WLS BF H R ER SO BB IBB HBP BLK WP HR S P ERA WHIP	IP WLS BF H R ER SO BB IBB HBP BLK WP HR S P ERA WHIP	IP WLS BF H R ER SO BB IBB HBP BLK WP HR S P ERA WHIP	IP WLS BF H R ER SO BB IBB HBP BLK WP HR S P ERA WHIP	IP WLS BF H R ER SO BB IBB HBP BLK WP HR S P ERA WHIP
19 Josh Beckett, R ERA: 4.21 17 Manny Delcarmen, R ERA: 5.14 53 David Aardsma, R ERA: 2.21	5.2 L 5 0 0 0 1 1 0 0 0 0 0 11 19 0.00 0.750	1.1 S 5 0 0 0 1 1 0 0 0 0 0 11 19 0.00 0.750	1.0 S 3 0 0 0 2 0 0 0 0 0 0 11 16 0.00 0.000																			

Boston Red Sox @ Baltimore Orioles
Oriole Park at Camden Yards, Baltimore, MD

Tue May 13 2008, 7:05 PM EDT
Att: 38,768 - Clear - 75 F



AB 37
R 4
H 9
RBI 3
BB 4
SO 9
LOB 22

Boston Red Sox @ Baltimore Orioles
Oriole Park at Camden Yards, Baltimore, MD

Tue May 13 2008, 7:05 PM EDT
Att: 38,768 - Clear - 75 F



AB 34
R 5
H 11
RBI 5
BB 3
SO 8
LOB 15

Batter	1	2	3	4	5	6	7	8	9	AB	R	H	RBI	BB	SO	LOB	TOP					
2 Jacoby Ellsbury, L OBP: 0.390, SLG: 0.393										4	1	3	0	0	0	0						
15 Dustin Pedroia, R OBP: 0.342, SLG: 0.400										4	0	1	1	0	0	3						
34 David Ortiz, L OBP: 0.335, SLG: 0.418										4	0	0	0	0	1	1						
Manny Ramirez, R OBP: 0.386, SLG: 0.551										4	0	1	0	0	0	0						
25 Mike Lowell, R OBP: 0.311, SLG: 0.465										4	1	2	1	0	0	1						
20 Kevin Youkilis, R OBP: 0.393, SLG: 0.591										4	0	2	0	0	0	1						
Jason Varitek, S OBP: 0.333, SLG: 0.439										4	1	2	1	0	0	2						
Alex Cora, L OBP: 0.524, SLG: 0.526										4	0	0	0	0	0	2						
30 Jonathan Van Every, L OBP: 0.333, SLG: 0.333										3	0	1	0	0	2	0						
Inning Stats	R: 1 E: 0 K: 0 S: 8	H: 2 LOB: 0 BB: 0 P: 13	R: 0 E: 0 K: 0 S: 10	H: 1 LOB: 1 BB: 0 P: 14	R: 0 E: 0 K: 1 S: 8	H: 1 LOB: 0 BB: 0 P: 12	R: 0 E: 0 K: 1 S: 8	H: 1 LOB: 0 BB: 0 P: 12	R: 1 E: 0 K: 0 S: 16	H: 3 LOB: 2 BB: 0 P: 24	R: 1 E: 0 K: 0 S: 10	H: 2 LOB: 1 BB: 0 P: 16	R: 0 E: 0 K: 1 S: 6	H: 0 LOB: 0 BB: 0 P: 12	R: 0 E: 0 K: 0 S: 5	H: 0 LOB: 0 BB: 0 P: 7	R: 0 E: 0 K: 0 S: 9	H: 2 LOB: 1 BB: 0 P: 13	1B: 8 2B: 2 3B: 0 HR: 2	SF: 0 SAC: 0 DP: 4 HBP: 0	WP: 0 PB: 0 SB: 1 CS: 0	PA: 35
PITCHER	IP WLS BF H R ER SO BB IBB HBP BLK WP HR S P ERA WHIP																					
40 Daniel Cabrera, R ERA: 3.58	7.0 W 28 10 3 3 3 0 0 0 0 0 2 66 103 3.86 1.429																					
34 Matt Albers, R ERA: 2.3	1.0 H 3 0 0 0 0 0 0 0 0 0 0 5 7 0.00 0.000																					
52 George Sherrill, L ERA: 3.79	1.0 S 4 2 0 0 0 0 0 0 0 0 0 9 13 0.00 2.000																					

Boston Red Sox @ Baltimore Orioles
 Oriole Park at Camden Yards, Baltimore, MD
 Wed May 14, 2008, 3:05 PM EDT
 Att: 28,939 - Cloudy - 82 F

AB 35
 R 3
 H 12
 RBI 3
 BB 0
 SO 3
 LOB 10



Batter	1	2	3	4	5	6	7	8	9	AB	R	H	RBI	BB	SO	LOB	BOTTOM			
1 Brian Roberts, S OBP: 0.356, SLG: 0.414										3	2	1	0	1	1	1				
Jay Payton, R OBP: 0.256, SLG: 0.354										4	1	1	5	0	0	1				
21 Nick Markakis, L OBP: 0.397, SLG: 0.441										3	0	1	1	1	0	0				
17 Aubrey Huff, L OBP: 0.325, SLG: 0.450										4	0	1	0	0	1	1				
Kevin Millar, R OBP: 0.314, SLG: 0.353										4	0	0	0	0	1	3				
30 Luke Scott, L OBP: 0.348, SLG: 0.403										4	0	0	0	0	1	0				
10 Adam Jones, R OBP: 0.286, SLG: 0.368										2	0	1	0	1	1	0				
Freddie Bynum, L OBP: 0.348, SLG: 0.364										3	1	1	0	0	1	2				
Guillermo Quiroz, R OBP: 0.302, SLG: 0.316										3	2	2	0	0	0	1				
Inning Stats	R: 0 E: 0 K: 0 S: 5	H: 0 LOB: 0 BB: 0 P: 7	R: 0 E: 0 K: 0 S: 9	H: 0 LOB: 0 BB: 0 P: 12	R: 0 E: 0 K: 2 S: 10	H: 1 LOB: 1 BB: 0 P: 15	R: 0 E: 0 K: 0 S: 4	H: 1 LOB: 1 BB: 1 P: 10	R: 0 E: 0 K: 0 S: 5	H: 0 LOB: 0 BB: 1 P: 10	R: 2 E: 0 K: 2 S: 21	H: 3 LOB: 1 BB: 0 P: 32	R: 4 E: 0 K: 1 S: 19	H: 3 LOB: 0 BB: 1 P: 29	R: 0 E: 0 K: 1 S: 8	H: 0 LOB: 0 BB: 0 P: 12	1B: 6 2B: 2 3B: 0 HR: 1	SF: 0 SAC: 0 DP: 2 HBP: 0	WP: 0 PB: 0 SB: 1 CS: 0	PA: 33
PITCHER	IP WLS BF H R ER SO BB IBB HBP BLK WP HR S P ERA WHIP																			
31 Jon Lester, L ERA: 3.95	6.0 23 5 2 2 4 2 0 0 0 0 0 0 8 11 3.00 1.167																			
48 Javier López, L ERA: 3.45	0.2 H 3 1 1 1 1 0 0 0 0 0 0 0 8 11 13.50 1.500																			
56 Craig Hansen, R ERA: 8.44	0.0 L 2 1 0 0 0 1 0 0 0 0 0 0 6 11 ∞ ∞																			
37 Hideki Okajima, L ERA: 0.93	1.1 B 5 1 3 3 1 0 0 0 0 0 0 1 13 19 20.25 0.750																			

Boston Red Sox @ Baltimore Orioles
 Oriole Park at Camden Yards, Baltimore, MD
 Wed May 14, 2008, 3:05 PM EDT
 Att: 28,939 - Cloudy - 82 F

AB 30
 R 6
 H 8
 RBI 6
 BB 3
 SO 6
 LOB 9



Batter	1	2	3	4	5	6	7	8	9	AB	R	H	RBI	BB	SO	LOB	TOP										
Felipe Lopez, S OBP: 0.342, SLG: 0.326	 15 2B 11 1B		 F9	 L8		 K			 G3-1	5	1	1	0	0	1	3											
15 Cristian Guzman, S OBP: 0.314, SLG: 0.431	 11 1B		 G4-3		 G5-3		 G1-3		 P4	5	1	1	0	0	0	0											
11 Ryan Zimmerman, R OBP: 0.277, SLG: 0.409	 2H 3H 1B		 1B		 8 HBP 1B		 G6-3		 L3	5	0	3	2	0	0	0											
21 Dmitri Young, S OBP: 0.333, SLG: 0.500	 F8		 F8		 K		 1B			4	0	1	0	0	1	3											
8 Aaron Boone, R OBP: 0.391, SLG: 0.552	 K			 3 1B 34 SF7 44 1B		 1-2 HBP		 K		3	1	1	0	0	2	2											
44 Lastings Milledge, R OBP: 0.314, SLG: 0.331	 P3			 3 1B		 L1			 1B	4	0	2	0	0	0	3											
3 Jesus Flores, R OBP: 0.528, SLG: 0.679			 34 G6-4-3 1B		 1-2 2-3 1B		 BB			3	0	2	0	1	1	1											
26 Wily Mo Peña, R OBP: 0.261, SLG: 0.225		 L4		 K		 F7		 K		4	0	0	0	0	2	6											
34 Elijah Dukes, R OBP: 0.125, SLG: 0.095		 G6-4-3		 SF7		 K		 K		3	0	0	1	0	2	3											
Inning Stats	R: 2 H: 3 E: 0 K: 1 S: 16	H: 3 LOB: 1 BB: 0 P: 23	R: 0 H: 1 E: 0 K: 0 S: 5	H: 1 LOB: 0 BB: 0 P: 5	R: 0 H: 1 E: 0 K: 0 S: 6	H: 1 LOB: 1 BB: 0 P: 8	R: 1 H: 3 E: 0 K: 1 S: 11	H: 3 LOB: 2 BB: 0 P: 17	R: 0 H: 0 E: 0 K: 2 S: 10	H: 0 LOB: 1 BB: 1 P: 19	R: 0 H: 1 E: 0 K: 1 S: 11	H: 1 LOB: 0 BB: 0 P: 15	R: 0 H: 1 E: 0 K: 3 S: 16	H: 1 LOB: 1 BB: 0 P: 23	R: 0 H: 0 E: 0 K: 0 S: 5	H: 0 LOB: 0 BB: 0 P: 8	1B: 10 2B: 1 3B: 0 HR: 0	SF: 1 SAC: 0 DP: 1 HBP: 1	WP: 0 PB: 0 SB: 0 CS: 0	PA: 39							
PITCHER	IP	WLS	BF	H	R	ER	SO	BB	IBB	HBP	BLK	WP	HR	S	P	ERA	WHIP										
18 Garrett Olson, L ERA: 3.47	5.0	W	24	9	3	3	3	0	0	1	0	0	0	51	70	5.40	1.800										
34 Matt Albers, R ERA: 2.15	2.0	H	9	2	0	0	3	1	0	0	0	0	0	28	42	0.00	1.500										
43 Jim Johnson, R ERA: 1.14	1.0	H	3	0	0	0	3	0	0	0	0	0	0	9	15	0.00	0.000										
52 George Sherrill, L ERA: 3.6	1.0	S	3	0	0	0	0	0	0	0	0	0	0	5	8	0.00	0.000										

Washington Nationals @ Baltimore Orioles
 Oriole Park at Camden Yards, Baltimore, MD
 Fri May 16 2008, 7:05 PM EDT
 Att: 29,266 - Overcast - 62 F

AB	36
R	3
H	11
RBI	3
BB	1
SO	9
LOB	21



Batter	1	2	3	4	5	6	7	8	9	AB	R	H	RBI	BB	SO	LOB	BOTTOM										
1 Brian Roberts, S OBP: 0.360, SLG: 0.429	 F7		 6 BB 21 E 1B		 6 2B 3B		 L9		 G6-3	4	2	2	0	0	0	0											
6 Melvin Mora, R OBP: 0.312, SLG: 0.413	 G5-3		 21 FC5-4 BB		 17 FC5-4 2B				 17 F8 2B	3	0	1	1	1	0	0											
21 Nick Markakis, L OBP: 0.393, SLG: 0.442	 G3-1		 FC5-4		 K				 F8	4	0	1	1	0	1	2											
17 Aubrey Huff, L OBP: 0.317, SLG: 0.438	 G3-1		 K		 FC1-5-6-1 1B				 F8	4	1	0	0	0	1	3											
Kevin Millar, R OBP: 0.318, SLG: 0.353	 1B BB		 F9		 2H 1B				 K	3	0	1	1	1	1	1											
30 Luke Scott, L OBP: 0.348, SLG: 0.426	 P4		 HR		 G4-3				 G6-3	3	1	1	1	0	0	1											
Jay Payton, R OBP: 0.253, SLG: 0.350										1	0	0	0	0	0	1											
Ramon Hernandez, R OBP: 0.244, SLG: 0.360	 1-3 1B		 G6-3		 F8					3	0	1	0	0	0	0											
10 Adam Jones, R OBP: 0.293, SLG: 0.374			 6 BB 21 FC5-4 1B		 1B		 F9			3	1	2	0	0	0	0											
Freddie Bynum, L OBP: 0.308, SLG: 0.320			 K		 F7				 F9	3	0	0	0	0	1	2											
Inning Stats	R: 0 H: 0 E: 0 K: 0 S: 9	H: 1 LOB: 2 BB: 1 P: 16	R: 0 H: 1 E: 0 K: 0 S: 9	H: 1 LOB: 1 BB: 1 P: 18	R: 2 H: 2 E: 1 K: 2 S: 17	H: 2 LOB: 1 BB: 1 P: 31	R: 1 H: 2 E: 0 K: 0 S: 12	H: 2 LOB: 1 BB: 0 P: 18	R: 2 H: 3 E: 0 K: 1 S: 13	H: 3 LOB: 1 BB: 0 P: 16	R: 0 H: 0 E: 0 K: 0 S: 8	H: 0 LOB: 0 BB: 0 P: 12	R: 0 H: 0 E: 0 K: 0 S: 5	H: 0 LOB: 0 BB: 0 P: 5	R: 0 H: 1 E: 0 K: 1 S: 7	H: 1 LOB: 1 BB: 0 P: 10	1B: 5 2B: 2 3B: 1 HR: 1	SF: 0 SAC: 0 DP: 0 HBP: 0	WP: 0 PB: 0 SB: 0 CS: 0	PA: 33							
PITCHER	IP	WLS	BF	H	R	ER	SO	BB	IBB	HBP	BLK	WP	HR	S	P	ERA	WHIP										
41 Shawn Hill, R ERA: 4.08	5.0	L	23	8	5	4	3	2	0	0	0	0	0	60	99	7.20	2.000										
47 Matt Chico, L ERA: 6.07	2.1		8	1	0	0	0	0	0	0	0	0	0	16	21	0.00	0.429										
Jesus Colome, R ERA: 3.38	0.2		2	0	0	0	1	0	0	0	0	0	0	4	6	0.00	0.000										

Washington Nationals @ Baltimore Orioles
 Oriole Park at Camden Yards, Baltimore, MD
 Fri May 16 2008, 7:05 PM EDT
 Att: 29,266 - Overcast - 62 F

AB	31
R	5
H	9
RBI	4
BB	2
SO	4
LOB	10



Batter	1	2	3	4	5	6	7	8	9	AB R H RBI BB SO LOB	TOP									
Felipe Lopez, S OBP: 0.331, SLG: 0.314	G5-3		G6-3		FC6-4			FC4-6	K	5 0 0 0 0 1 2	Washington Nationals @ Baltimore Orioles Oriole Park at Camden Yards, Baltimore, MD Sat May 17 2008, 7:05 PM EDT Att: 32,662 - Clear - 79 F livebaseballscorecards.com									
15 Cristian Guzman, S OBP: 0.316, SLG: 0.427	G6-3		F8						P3	4 1 1 0 1 0 0										
11 Ryan Zimmerman, R OBP: 0.276, SLG: 0.422	L5									4 2 1 1 0 0 3										
21 Dmitri Young, S OBP: 0.400, SLG: 0.444										3 2 1 0 1 1 0										
8 Aaron Boone, R OBP: 0.412, SLG: 0.574										3 0 2 2 1 0 0										
3 Jesus Flores, R OBP: 0.500, SLG: 0.633										2 0 0 1 0 0 1										
23 Wil Nieves, R OBP: 0.383, SLG: 0.405										1 0 0 0 1 0 1										
44 Lastings Milledge, R OBP: 0.132, SLG: 0.325										3 0 0 1 0 1 2										
25 Austin Kearns, R OBP: 0.295, SLG: 0.267										4 0 0 0 0 2 5										
26 Wily Mo Peña, R OBP: 0.272, SLG: 0.238										4 0 2 0 0 0 0										
Inning Stats	R: 0 E: 0 K: 0 S: 6	H: 0 LOB: 0 BB: 0 P: 8	R: 1 E: 0 K: 1 S: 13	H: 2 LOB: 1 BB: 0 P: 20	R: 0 E: 0 K: 0 S: 7	H: 0 LOB: 0 BB: 0 P: 9	R: 1 E: 0 K: 0 S: 6	H: 1 LOB: 0 BB: 0 P: 11	R: 0 E: 0 K: 1 S: 8	H: 0 LOB: 1 BB: 1 P: 12	R: 0 E: 0 K: 0 S: 7	H: 0 LOB: 1 BB: 1 P: 15	R: 3 E: 0 K: 1 S: 19	H: 3 LOB: 2 BB: 2 P: 34	R: 0 E: 0 K: 1 S: 7	H: 0 LOB: 0 BB: 0 P: 9	1B: 5 2B: 1 3B: 0 HR: 1	SF: 0 SAC: 0 DP: 1 HBP: 1	WP: 0 PB: 0 CS: 0	PA: 38
PITCHER	IP WLS BF H R ER SO BB IBB HBP BLK WP HR S P ERA WHIP											IP WLS BF H R ER SO BB IBB HBP BLK WP HR S P ERA WHIP								
56 Brian Bures, L ERA: 3.47	6.2 W 25 4 2 2 3 2 0 0 0 0 1 52 87 2.70 0.900																			
Chad Bradford, R ERA: 2.45	1.0 5 2 2 2 0 0 0 0 0 0 0 8 11 18.00 2.000																			
45 Dennis Sarfate, R ERA: 4.32	0.0 2 1 0 0 0 1 0 0 0 0 0 3 7 ∞ ∞																			
43 Jim Johnson, R ERA: 1.13	0.1 H 3 0 1 1 1 1 0 1 0 0 0 9 17 27.00 3.000																			
52 George Sherrill, L ERA: 3.43	1.0 S 3 0 0 0 1 0 0 0 0 0 0 7 9 0.00 0.000																			

Batter	1	2	3	4	5	6	7	8	9	AB R H RBI BB SO LOB	BOTTOM									
1 Brian Roberts, S OBP: 0.366, SLG: 0.438	L9	CS		L6						4 1 2 0 1 0 1	Washington Nationals @ Baltimore Orioles Oriole Park at Camden Yards, Baltimore, MD Sat May 17 2008, 7:05 PM EDT Att: 32,662 - Clear - 79 F livebaseballscorecards.com									
6 Melvin Mora, R OBP: 0.320, SLG: 0.421										4 2 2 1 1 0 4										
21 Nick Markakis, L OBP: 0.399, SLG: 0.464										4 1 2 3 1 0 4										
Kevin Millar, R OBP: 0.322, SLG: 0.357										4 1 2 0 0 1 3										
17 Aubrey Huff, L OBP: 0.316, SLG: 0.429										3 0 0 0 1 0 2										
Ramon Hernandez, R OBP: 0.236, SLG: 0.348										4 0 0 0 0 1 4										
Jay Payton, R OBP: 0.253, SLG: 0.381										4 1 1 2 0 0 1										
10 Adam Jones, R OBP: 0.292, SLG: 0.371										4 0 1 0 0 1 0										
13 Alex Cintron, S OBP: 0.833, SLG: 0.800										4 0 4 0 0 0 0										
Inning Stats	R: 1 E: 0 K: 1 S: 14	H: 2 LOB: 2 BB: 1 P: 27	R: 0 E: 0 K: 0 S: 8	H: 1 LOB: 0 BB: 0 P: 9	R: 3 E: 0 K: 1 S: 19	H: 4 LOB: 1 BB: 0 P: 27	R: 0 E: 0 K: 0 S: 7	H: 1 LOB: 2 BB: 1 P: 13	R: 2 E: 0 K: 0 S: 13	H: 3 LOB: 1 BB: 0 P: 20	R: 0 E: 0 K: 0 S: 10	H: 1 LOB: 2 BB: 2 P: 20	R: 0 E: 0 K: 0 S: 8	H: 0 LOB: 0 BB: 0 P: 13	R: 0 E: 0 K: 1 S: 11	H: 2 LOB: 2 BB: 0 P: 16	1B: 10 2B: 2 3B: 0 HR: 2	SF: 0 SAC: 0 DP: 1 HBP: 0	WP: 0 PB: 1 CS: 1	PA: 40
PITCHER	IP WLS BF H R ER SO BB IBB HBP BLK WP HR S P ERA WHIP											IP WLS BF H R ER SO BB IBB HBP BLK WP HR S P ERA WHIP								
45 Odalis Perez, L ERA: 4.34	5.0 L 26 11 6 6 2 2 0 0 0 0 0 2 61 96 10.80 2.600																			
36 Joel Hanrahan, R ERA: 4.29	2.0 8 1 0 0 0 2 0 0 0 0 0 0 18 33 0.00 1.500																			
52 Saul Rivera, R ERA: 4.39	1.0 5 2 0 0 1 0 0 0 0 0 0 0 11 16 0.00 2.000																			

Batter	1	2	3	4	5	6	7	8	9	AB	R	H	RBI	BB	SO	LOB	TOP										
Felipe Lopez, S OBP: 0.333, SLG: 0.324 (1, 4)										5	1	2	0	0	1	2	Washington Nationals @ Baltimore Orioles Oriole Park at Camden Yards, Baltimore, MD Sun May 18 2008, 1:35 PM EDT Att. 33,745 - Rain - 71 F										
15 Cristian Guzman, S OBP: 0.321, SLG: 0.447 (1, 6)										3	1	2	1	0	0	0											
11 Ryan Zimmerman, R OBP: 0.276, SLG: 0.424 (1, 5)										4	0	1	1	0	0	2											
21 Dmitri Young, S OBP: 0.429, SLG: 0.364 (1, 10)										2	0	0	0	2	0	0											
8 Aaron Boone, R OBP: 0.417, SLG: 0.556 (1, 3)										2	0	0	0	2	0	2											
44 Lastings Milledge, R OBP: 0.356, SLG: 0.316 (1, 8)										4	0	0	0	0	0	4											
34 Elijah Dukes, R OBP: 0.143, SLG: 0.083 (1, 9)										3	0	0	0	1	0	1											
Rob Mackowiak, L OBP: 0.279, SLG: 0.278 (1, 7)										2	0	0	0	1	0	0											
22 Willie Harris, L OBP: 0.326, SLG: 0.354 (7, 7)										1	0	0	0	0	1	1											
23 Wil Nieves, R OBP: 0.392, SLG: 0.413 (1, 2)										4	0	2	0	0	0	1											
Inning Stats	R: 0 H: 2 E: 0 K: 0 S: 13	H: 2 LOB: 2 BB: 1 P: 20	R: 0 H: 0 E: 0 K: 0 S: 6	H: 0 LOB: 0 BB: 0 P: 10	R: 1 H: 1 E: 0 K: 0 S: 8	H: 1 LOB: 0 BB: 0 P: 15	R: 0 H: 0 E: 0 K: 0 S: 8	H: 0 LOB: 0 BB: 0 P: 14	R: 0 H: 1 E: 0 K: 0 S: 10	H: 1 LOB: 1 BB: 0 P: 15	R: 0 H: 0 E: 0 K: 0 S: 5	H: 0 LOB: 0 BB: 0 P: 8	R: 0 H: 1 E: 0 K: 0 S: 7	H: 1 LOB: 2 BB: 2 P: 17	R: 1 H: 2 E: 0 K: 0 S: 10	H: 2 LOB: 2 BB: 2 P: 19	R: 0 H: 0 E: 0 K: 2 S: 9	H: 0 LOB: 1 BB: 1 P: 14	1B: 4 2B: 2 3B: 0 HR: 1	SF: 0 SAC: 1 DP: 2 HBP: 0	WP: 0 PB: 0 CS: 0	PA: 37					
PITCHER	IP	WLS	BF	H	R	ER	SO	BB	IBB	HBP	BLK	WP	HR	S	P	ERA	WHIP										
46 Jeremy Guthrie, R ERA: 3.86 (1, 1)	7.0	L	27	5	1	1	0	3	0	0	0	0	1	57	99	1.29	1.143										
Chad Bradford, R ERA: 2.97 (8, 1)	1.0		6	2	1	1	0	1	1	0	0	0	0	10	19	9.00	3.000										
32 Jamie Walker, L ERA: 4.5 (9, 1)	1.0		4	0	0	0	2	1	0	0	0	0	0	9	14	0.00	1.000										

AB	30
R	2
H	7
RBI	2
BB	6
SO	2
LOB	13



Batter	1	2	3	4	5	6	7	8	9	AB	R	H	RBI	BB	SO	LOB	BOTTOM										
1 Brian Roberts, S OBP: 0.358, SLG: 0.429 (1, 4)										3	0	0	1	0	1	1	Washington Nationals @ Baltimore Orioles Oriole Park at Camden Yards, Baltimore, MD Sun May 18 2008, 1:35 PM EDT Att. 33,745 - Rain - 71 F										
6 Melvin Mora, R OBP: 0.318, SLG: 0.423 (1, 5)										4	0	1	0	0	1	2											
21 Nick Markakis, L OBP: 0.390, SLG: 0.452 (1, 9)										4	0	0	0	0	1	1											
Kevin Millar, R OBP: 0.320, SLG: 0.350 (1, 3)										3	0	0	0	1	1	0											
17 Aubrey Huff, L OBP: 0.314, SLG: 0.425 (1, 10)										4	0	1	0	0	0	1											
Jay Payton, R OBP: 0.242, SLG: 0.364 (1, 7)										4	0	0	0	0	0	1											
10 Adam Jones, R OBP: 0.293, SLG: 0.370 (1, 8)										3	1	1	0	0	1	0											
Guillermo Quiroz, R OBP: 0.311, SLG: 0.325 (1, 2)										2	0	1	0	0	0	0											
Ramon Hernandez, R OBP: 0.234, SLG: 0.345 (8, PH) (9, 2)										1	0	0	0	0	1	1											
13 Alex Cintron, S OBP: 0.625, SLG: 0.571 (1, 6)										2	0	0	0	0	0	1											
30 Luke Scott, L OBP: 0.353, SLG: 0.439 (8, PH)										1	0	1	0	0	0	0											
Freddie Bynum, L OBP: 0.308, SLG: 0.320 (8, PR) (9, 6)										0	0	0	0	0	0	0											
Inning Stats	R: 0 H: 0 E: 0 K: 1 S: 14	H: 0 LOB: 0 BB: 0 P: 17	R: 0 H: 0 E: 0 K: 1 S: 6	H: 0 LOB: 0 BB: 0 P: 11	R: 0 H: 1 E: 0 K: 0 S: 9	H: 1 LOB: 1 BB: 0 P: 12	R: 0 H: 0 E: 0 K: 1 S: 7	H: 0 LOB: 1 BB: 1 P: 12	R: 0 H: 1 E: 0 K: 0 S: 9	H: 1 LOB: 0 BB: 0 P: 15	R: 0 H: 0 E: 0 K: 0 S: 8	H: 0 LOB: 0 BB: 0 P: 11	R: 0 H: 1 E: 0 K: 1 S: 10	H: 2 LOB: 2 BB: 0 P: 16	R: 1 H: 2 E: 0 K: 1 S: 10	H: 2 LOB: 2 BB: 0 P: 16	R: 0 H: 1 E: 0 K: 1 S: 11	H: 1 LOB: 1 BB: 0 P: 16	1B: 3 2B: 2 3B: 0 HR: 0	SF: 1 SAC: 0 DP: 0 HBP: 0	WP: 0 PB: 0 CS: 0	PA: 33					
PITCHER	IP	WLS	BF	H	R	ER	SO	BB	IBB	HBP	BLK	WP	HR	S	P	ERA	WHIP										
31 John Lannan, L ERA: 3.4 (1, 1)	7.1		27	4	1	1	5	1	0	0	0	0	0	71	105	1.23	0.682										
Luis Ayala, R ERA: 5.47 (8, 1)	0.2	H	2	0	0	0	0	0	0	0	0	0	0	3	5	0.00	0.000										
Jon Rauch, R ERA: 2.49 (9, 1)	1.0	S	4	1	0	0	1	0	0	0	0	0	0	11	16	0.00	1.000										

AB	31
R	1
H	5
RBI	1
BB	1
SO	6
LOB	8



Batter	1	2	3	4	5	6	7	8	9	AB	R	H	RBI	BB	SO	LOB	TOP																		
1 Brian Roberts, S (1,4) OBP: 0.359, SLG: 0.432										2	0	0	0	1	2	1	<p>Baltimore Orioles @ New York Yankees Yankee Stadium, Bronx, NY Wed May 21, 2008, 7:05 PM EDT Att: 50,682 - Cloudy - 59 F</p>																		
2 Luis Hernandez, S (8,PH) OBP: 0.299, SLG: 0.256										1	0	0	0	0	1	0																			
6 Melvin Mora, R (1,5) OBP: 0.308, SLG: 0.408										1	0	0	0	0	0	0																			
13 Alex Cintron, S (3,5) OBP: 0.636, SLG: 0.556										2	0	1	0	1	0	1																			
21 Nick Markakis, L (1,9) OBP: 0.388, SLG: 0.445										4	0	2	0	0	1	1																			
17 Aubrey Huff, L (1,10) OBP: 0.310, SLG: 0.411										4	0	0	0	0	0	3																			
Kevin Millar, R (1,3) OBP: 0.332, SLG: 0.375										4	0	2	0	0	0	2																			
30 Luke Scott, L (1,7) OBP: 0.351, SLG: 0.446										3	0	0	0	1	1	3																			
Ramon Hernandez, R (1,2) Guillermo Quiroz, R (8,2) OBP: 0.304, SLG: 0.317										3	0	0	0	0	1	1																			
10 Adam Jones, R (1,8) OBP: 0.301, SLG: 0.381										4	0	0	0	0	1	3																			
Freddie Bynum, L (1,6) OBP: 0.294, SLG: 0.333										3	0	1	0	0	1	0																			
Inning Stats	R: 0 E: 0 K: 2 S: 10	H: 0 LOB: 0 BB: 0 P: 13	R: 0 E: 0 K: 0 S: 8	H: 0 LOB: 0 BB: 0 P: 12	R: 0 E: 0 K: 1 S: 9	H: 1 LOB: 1 BB: 0 P: 15	R: 0 E: 0 K: 1 S: 12	H: 2 LOB: 2 BB: 0 P: 17	R: 0 E: 0 K: 1 S: 7	H: 0 LOB: 0 BB: 0 P: 13	R: 0 E: 0 K: 0 S: 8	H: 1 LOB: 1 BB: 1 P: 13	R: 0 E: 0 K: 1 S: 7	H: 0 LOB: 1 BB: 0 P: 12	R: 0 E: 0 K: 2 S: 7	H: 0 LOB: 1 BB: 1 P: 14	R: 0 E: 0 K: 1 S: 13	H: 1 LOB: 2 BB: 1 P: 21	1B: 5 2B: 1 3B: 0 HR: 0	SF: 0 SAC: 0 DP: 1 HBP: 0	WP: 0 PB: 0 SB: 0 CS: 0	PA: 35													
PITCHER	IP 7.0	WLS W	BF 26	H 5	R 0	ER 0	SO 6	BB 1	IBB 0	HBP 0	BLK 0	WP 0	HR 0	S 61	P 95	ERA 0.00	WHIP 0.857	PITCHER	IP 7.0	WLS W	BF 26	H 5	R 0	ER 0	SO 6	BB 1	IBB 0	HBP 0	BLK 0	WP 0	HR 0	S 61	P 95	ERA 0.00	WHIP 0.857

Batter	1	2	3	4	5	6	7	8	9	AB	R	H	RBI	BB	SO	LOB	BOTTOM																		
18 Johnny Damon, L (1,7) OBP: 0.339, SLG: 0.439										4	0	2	2	1	0	1	<p>Baltimore Orioles @ New York Yankees Yankee Stadium, Bronx, NY Wed May 21, 2008, 7:05 PM EDT Att: 50,682 - Cloudy - 59 F</p>																		
2 Derek Jeter, R (1,6) OBP: 0.549, SLG: 0.419										3	1	0	1	1	1	4																			
12 Alberto Gonzalez, R (7,PH) OBP: 0.289, SLG: 0.288										1	0	0	0	0	1	2																			
Bobby Abreu, L (1,9) OBP: 0.349, SLG: 0.439										5	0	2	0	0	2	3																			
13 Alex Rodriguez, R (1,5) OBP: 0.358, SLG: 0.582										4	2	3	2	0	1	1																			
Morgan Ensberg, R (7,PH) OBP: 0.269, SLG: 0.250										1	0	0	0	0	1	3																			
55 Hideki Matsui, L (1,10) OBP: 0.381, SLG: 0.458										3	1	0	0	2	1	1																			
17 Shelley Duncan, R (1,3) OBP: 0.277, SLG: 0.238										5	1	1	1	0	1	3																			
24 Robinson Cano, L (1,4) OBP: 0.256, SLG: 0.315										5	2	2	1	0	0	2																			
Chad Moeller, R (1,2) OBP: 0.326, SLG: 0.381										5	1	2	1	0	1	3																			
28 Melky Cabrera, S (1,8) OBP: 0.321, SLG: 0.407										2	0	1	0	1	0	1																			
Inning Stats	R: 0 E: 0 K: 1 S: 11	H: 1 LOB: 1 BB: 0 P: 17	R: 3 E: 0 K: 0 S: 21	H: 4 LOB: 2 BB: 1 P: 34	R: 3 E: 0 K: 1 S: 18	H: 3 LOB: 2 BB: 1 P: 35	R: 0 E: 0 K: 2 S: 15	H: 1 LOB: 1 BB: 0 P: 23	R: 0 E: 0 K: 1 S: 9	H: 0 LOB: 1 BB: 1 P: 20	R: 2 E: 0 K: 1 S: 10	H: 1 LOB: 1 BB: 1 P: 21	R: 0 E: 0 K: 2 S: 14	H: 3 LOB: 3 BB: 0 P: 20	R: 0 E: 1 K: 1 S: 7	H: 0 LOB: 1 BB: 0 P: 10	1B: 9 2B: 3 3B: 0 HR: 1	SF: 0 SAC: 0 DP: 0 HBP: 1	WP: 0 PB: 1 SB: 2 CS: 0	PA: 44															
PITCHER	IP 2.2	WLS L	BF 19	H 8	R 6	ER 6	SO 1	BB 2	IBB 0	HBP 1	BLK 0	WP 0	HR 1	S 46	P 79	ERA 20.25	WHIP 3.750	PITCHER	IP 2.2	WLS L	BF 19	H 8	R 6	ER 6	SO 1	BB 2	IBB 0	HBP 1	BLK 0	WP 0	HR 1	S 46	P 79	ERA 20.25	WHIP 3.750

Batter	1	2	3	4	5	6	7	8	9	AB	R	H	RBI	BB	SO	LOB	TOP										
1 Brian Roberts, S OBP: 0.397, SLG: 0.424										3	0	0	0	1	2	2	<p>Baltimore Orioles @ New York Yankees Yankee Stadium, Bronx, NY Thu May 22 2008, 7:05 PM EDT Att: 49,452 - Partly Cloudy - 58 F</p> <p>livebaseballscorecards.com</p> <p>AB 30 R 1 H 5 RBI 1 BB 4 SO 7 LOB 17</p>										
Jay Payton, R OBP: 0.253, SLG: 0.363										3	0	1	0	1	1	0											
21 Nick Markakis, L OBP: 0.380, SLG: 0.435										4	0	0	0	0	3	4											
17 Aubrey Huff, L OBP: 0.314, SLG: 0.409										3	0	1	0	1	0	3											
Kevin Millar, R OBP: 0.325, SLG: 0.366										4	0	0	0	0	0	3											
30 Luke Scott, L OBP: 0.342, SLG: 0.433										4	0	0	0	0	0	3											
Ramon Hernandez, R OBP: 0.243, SLG: 0.333										4	0	1	0	0	1	0											
10 Adam Jones, R OBP: 0.302, SLG: 0.380										3	1	1	0	0	0	1											
Freddie Bynum, L OBP: 0.324, SLG: 0.400										2	0	1	1	1	0	1											
Inning Stats	R: 0 E: 0 K: 1 S: 8	H: 0 LOB: 0 BB: 0 P: 12	R: 0 E: 0 K: 0 S: 11	H: 1 LOB: 0 BB: 0 P: 15	R: 1 E: 0 K: 1 S: 13	H: 2 LOB: 2 BB: 2 P: 26	R: 0 E: 0 K: 0 S: 5	H: 0 LOB: 0 BB: 0 P: 11	R: 0 E: 0 K: 1 S: 10	H: 1 LOB: 2 BB: 1 P: 16	R: 0 E: 0 K: 1 S: 11	H: 1 LOB: 1 BB: 0 P: 17	R: 0 E: 0 K: 1 S: 9	H: 0 LOB: 0 BB: 0 P: 13	R: 0 E: 0 K: 1 S: 6	H: 0 LOB: 0 BB: 0 P: 7		R: 0 E: 0 K: 1 S: 10	H: 0 LOB: 0 BB: 0 P: 16	1B: 4 2B: 0 3B: 1 HR: 0	SF: 0 SAC: 0 DP: 1 HBP: 0	WP: 0 PB: 0 SB: 1 CS: 1	PA: 34				
PITCHER	IP	WLS	BF	H	R	ER	SO	BB	IBB	HBP	BLK	WP	HR	S	P	ERA	WHIP										
31 Ian Kennedy, R ERA: 7.27	6.0		24	4	1	1	4	4	0	0	0	0	0	58	97	1.50	1.333										
41 Jose Veras, R ERA: 3.52	1.0		4	1	0	0	1	0	0	0	0	0	0	9	13	0.00	1.000										
Kyle Farnsworth, L ERA: 3.86	1.0		3	0	0	0	1	0	0	0	0	0	0	6	7	0.00	0.000										
42 Mariano Rivera, R ERA: 0.47	1.0	W	3	0	0	0	1	0	0	0	0	0	0	10	16	0.00	0.000										

Batter	1	2	3	4	5	6	7	8	9	AB	R	H	RBI	BB	SO	LOB	BOTTOM										
18 Johnny Damon, L OBP: 0.347, SLG: 0.446										4	0	3	0	0	0	0	<p>Baltimore Orioles @ New York Yankees Yankee Stadium, Bronx, NY Thu May 22 2008, 7:05 PM EDT Att: 49,452 - Partly Cloudy - 58 F</p> <p>livebaseballscorecards.com</p> <p>AB 32 R 2 H 8 RBI 2 BB 1 SO 7 LOB 10</p>										
2 Derek Jeter, R OBP: 0.341, SLG: 0.409									4	0	0	0	0	0	4												
55 Hideki Matsui, L OBP: 0.383, SLG: 0.459									4	2	2	0	0	0	1												
13 Alex Rodriguez, R OBP: 0.345, SLG: 0.559									4	0	0	0	0	2	2												
Jason Giambi, L OBP: 0.360, SLG: 0.462									4	0	1	0	0	2	1												
17 Shelley Duncan, R OBP: 0.280, SLG: 0.227									2	0	0	1	0	1	0												
Bobby Abreu, L OBP: 0.353, SLG: 0.439									0	0	0	0	1	0	0												
24 Robinson Cano, L OBP: 0.256, SLG: 0.314									4	0	1	1	0	0	1												
26 José Molina, R OBP: 0.220, SLG: 0.307									3	0	1	0	0	1	0												
28 Melky Cabrera, S OBP: 0.316, SLG: 0.399									3	0	0	0	0	1	1												
Inning Stats	R: 0 E: 0 K: 0 S: 5	H: 1 LOB: 0 BB: 0 P: 6	R: 0 E: 0 K: 1 S: 6	H: 0 LOB: 0 BB: 0 P: 10	R: 0 E: 0 K: 0 S: 7	H: 2 LOB: 2 BB: 0 P: 10	R: 1 E: 0 K: 0 S: 16	H: 2 LOB: 1 BB: 0 P: 24	R: 0 E: 0 K: 0 S: 7	H: 0 LOB: 0 BB: 0 P: 10	R: 0 E: 0 K: 1 S: 7	H: 0 LOB: 0 BB: 0 P: 11	R: 0 E: 0 K: 1 S: 10	H: 0 LOB: 0 BB: 0 P: 11	R: 0 E: 0 K: 2 S: 15	H: 1 LOB: 1 BB: 0 P: 20	R: 1 E: 0 K: 2 S: 13	H: 2 LOB: 2 BB: 1 P: 24	1B: 8 2B: 1 3B: 0 HR: 0	SF: 1 SAC: 0 DP: 1 HBP: 0	WP: 0 PB: 0 SB: 0 CS: 0	PA: 34					
PITCHER	IP	WLS	BF	H	R	ER	SO	BB	IBB	HBP	BLK	WP	HR	S	P	ERA	WHIP										
56 Brian Bures, L ERA: 3.16	7.2		28	6	1	1	5	0	0	0	0	0	0	70	99	1.17	0.783										
43 Jim Johnson, R ERA: 1.44	1.0	L	6	2	1	1	2	1	0	0	0	0	0	16	27	9.00	3.000										

Batter	1	2	3	4	5	6	7	8	9	AB	R	H	RBI	BB	SO	LOB	TOP			
1 Brian Roberts, S OBP: 0.350, SLG: 0.415	F7		L9		P3		F7			4	0	0	0	0	0	2	Baltimore Orioles @ Tampa Bay Rays Tropicana Field, St. Petersburg, FL Fri May 23 2008, 7:10 PM EDT Att: 13,635 - Dome - 72 F			
6 Melvin Mora, R OBP: 0.302, SLG: 0.399	G6-3		G5-3		P3		F9			4	0	0	0	0	0	2				
21 Nick Markakis, L OBP: 0.377, SLG: 0.427	K		K		G3-1		G4-6-3 BB			3	0	0	0	1	2	0				
17 Aubrey Huff, L OBP: 0.313, SLG: 0.417		FC3-2 3B		G4-3		G3-1		G4-6-3 BB		4	0	1	0	0	0	1				
Kevin Millar, R OBP: 0.328, SLG: 0.371		10 BB FC3-2 BB		K				P6		3	0	1	0	1	1	0				
30 Luke Scott, L OBP: 0.347, SLG: 0.423		P5		F8				K		3	0	0	0	1	1	2				
Ramon Hernandez, R OBP: 0.243, SLG: 0.331		FC3-2 10 BB						G4-3		4	0	1	0	0	0	4				
10 Adam Jones, R OBP: 0.302, SLG: 0.375					K					2	0	0	0	1	1	1				
Freddie Bynum, L OBP: 0.325, SLG: 0.395		G4-3								3	0	1	0	0	0	3				
Inning Stats	R: 0 E: 0 K: 1 S: 11	H: 0 LOB: 0 BB: 0 P: 15	R: 0 E: 0 K: 0 S: 6	H: 1 LOB: 3 BB: 2 P: 15	R: 0 E: 0 K: 1 S: 9	H: 0 LOB: 0 BB: 0 P: 14	R: 0 E: 0 K: 1 S: 6	H: 2 LOB: 2 BB: 0 P: 10	R: 0 E: 0 K: 0 S: 11	H: 1 LOB: 2 BB: 1 P: 21	R: 0 E: 0 K: 0 S: 5	H: 0 LOB: 0 BB: 0 P: 7	R: 0 E: 0 K: 0 S: 4	H: 0 LOB: 0 BB: 1 P: 10	R: 0 E: 0 K: 1 S: 8	H: 0 LOB: 0 BB: 0 P: 13	1B: 2 2B: 1 3B: 1 HR: 0	SF: 0 SAC: 0 DP: 1 HBP: 0	WP: 0 PB: 0 SB: 0 CS: 0	PA: 34
PITCHER	IP WLS BF H R ER SO BB IBB HBP BLK WP HR S P ERA WHIP	IP WLS BF H R ER SO BB IBB HBP BLK WP HR S P ERA WHIP	IP WLS BF H R ER SO BB IBB HBP BLK WP HR S P ERA WHIP	IP WLS BF H R ER SO BB IBB HBP BLK WP HR S P ERA WHIP	IP WLS BF H R ER SO BB IBB HBP BLK WP HR S P ERA WHIP	IP WLS BF H R ER SO BB IBB HBP BLK WP HR S P ERA WHIP	IP WLS BF H R ER SO BB IBB HBP BLK WP HR S P ERA WHIP	IP WLS BF H R ER SO BB IBB HBP BLK WP HR S P ERA WHIP	IP WLS BF H R ER SO BB IBB HBP BLK WP HR S P ERA WHIP	IP WLS BF H R ER SO BB IBB HBP BLK WP HR S P ERA WHIP	IP WLS BF H R ER SO BB IBB HBP BLK WP HR S P ERA WHIP	IP WLS BF H R ER SO BB IBB HBP BLK WP HR S P ERA WHIP	IP WLS BF H R ER SO BB IBB HBP BLK WP HR S P ERA WHIP	IP WLS BF H R ER SO BB IBB HBP BLK WP HR S P ERA WHIP	IP WLS BF H R ER SO BB IBB HBP BLK WP HR S P ERA WHIP	IP WLS BF H R ER SO BB IBB HBP BLK WP HR S P ERA WHIP	IP WLS BF H R ER SO BB IBB HBP BLK WP HR S P ERA WHIP			
22 Matt Garza, R ERA: 4.06	7.1	W	30	4	0	0	4	4	0	0	0	0	0	0	0	0	0	0.00	1.091	
Trever Miller, L ERA: 3.94	0.2	H	1	0	0	0	0	0	0	0	0	0	0	0	0	0	0	0.00	0.000	
40 Troy Percival, R ERA: 2.7	1.0	S	3	0	0	0	1	0	0	0	0	0	0	0	0	0	0	0.00	0.000	

AB	30
R	0
H	4
RBI	0
BB	4
SO	5
LOB	15



Batter	1	2	3	4	5	6	7	8	9	AB	R	H	RBI	BB	SO	LOB	BOTTOM			
1 Akinori Iwamura, L OBP: 0.332, SLG: 0.368	F7		FC4-6		F8		F7			4	0	0	0	0	0	3	Baltimore Orioles @ Tampa Bay Rays Tropicana Field, St. Petersburg, FL Fri May 23 2008, 7:10 PM EDT Att: 13,635 - Dome - 72 F			
13 Carl Crawford, L OBP: 0.307, SLG: 0.384	G4-3			G4-3	E2		P5			4	0	1	1	0	0	0				
2 B.J. Upton, R OBP: 0.375, SLG: 0.409	F9				G3-1		23 SF7 1B			3	1	1	0	1	0	2				
23 Carlos Pena, L OBP: 0.310, SLG: 0.384		P2					SF7			2	0	1	1	1	0	0				
3 Evan Longoria, R OBP: 0.314, SLG: 0.414		F9			K		K			4	0	0	0	0	3	3				
15 Cliff Floyd, L OBP: 0.313, SLG: 0.444		K			K		K			3	0	0	0	0	3	3				
30 Dioner Navarro, S OBP: 0.406, SLG: 0.455					P5		P6			3	0	1	0	0	0	1				
32 Eric Hinske, L OBP: 0.342, SLG: 0.527					L6		P5			3	1	1	0	0	0	1				
26 Gabe Gross, L OBP: 0.345, SLG: 0.337										0	0	0	0	0	0	0				
8 Jason Bartlett, R OBP: 0.283, SLG: 0.280					FC5-4 1 FC4-6		F9			2	0	0	0	1	0	1				
Inning Stats	R: 0 E: 0 K: 0 S: 8	H: 0 LOB: 0 BB: 0 P: 12	R: 0 E: 0 K: 1 S: 5	H: 0 LOB: 0 BB: 0 P: 9	R: 0 E: 0 K: 0 S: 9	H: 1 LOB: 1 BB: 0 P: 14	R: 0 E: 1 K: 2 S: 11	H: 0 LOB: 2 BB: 2 P: 21	R: 1 E: 1 K: 0 S: 20	H: 2 LOB: 2 BB: 1 P: 32	R: 0 E: 0 K: 2 S: 14	H: 1 LOB: 1 BB: 0 P: 20	R: 0 E: 0 K: 0 S: 5	H: 0 LOB: 0 BB: 0 P: 7	R: 1 E: 1 K: 1 S: 10	H: 1 LOB: 0 BB: 0 P: 16	1B: 5 2B: 0 3B: 0 HR: 0	SF: 1 SAC: 0 DP: 0 HBP: 0	WP: 0 PB: 0 SB: 1 CS: 0	PA: 32
PITCHER	IP WLS BF H R ER SO BB IBB HBP BLK WP HR S P ERA WHIP	IP WLS BF H R ER SO BB IBB HBP BLK WP HR S P ERA WHIP	IP WLS BF H R ER SO BB IBB HBP BLK WP HR S P ERA WHIP	IP WLS BF H R ER SO BB IBB HBP BLK WP HR S P ERA WHIP	IP WLS BF H R ER SO BB IBB HBP BLK WP HR S P ERA WHIP	IP WLS BF H R ER SO BB IBB HBP BLK WP HR S P ERA WHIP	IP WLS BF H R ER SO BB IBB HBP BLK WP HR S P ERA WHIP	IP WLS BF H R ER SO BB IBB HBP BLK WP HR S P ERA WHIP	IP WLS BF H R ER SO BB IBB HBP BLK WP HR S P ERA WHIP	IP WLS BF H R ER SO BB IBB HBP BLK WP HR S P ERA WHIP	IP WLS BF H R ER SO BB IBB HBP BLK WP HR S P ERA WHIP	IP WLS BF H R ER SO BB IBB HBP BLK WP HR S P ERA WHIP	IP WLS BF H R ER SO BB IBB HBP BLK WP HR S P ERA WHIP	IP WLS BF H R ER SO BB IBB HBP BLK WP HR S P ERA WHIP	IP WLS BF H R ER SO BB IBB HBP BLK WP HR S P ERA WHIP	IP WLS BF H R ER SO BB IBB HBP BLK WP HR S P ERA WHIP	IP WLS BF H R ER SO BB IBB HBP BLK WP HR S P ERA WHIP			
46 Jeremy Guthrie, R ERA: 3.62	6.2	L	27	4	1	1	5	3	0	0	0	0	0	0	0	0	0	1.35	1.050	
32 Jamie Walker, L ERA: 3.95	0.2		2	0	0	0	0	0	0	0	0	0	0	0	0	0	0	0.00	0.000	
Chad Bradford, R ERA: 2.87	0.0		1	1	0	0	0	0	0	0	0	0	0	0	0	0	0	∞	∞	
52 George Sherrill, L ERA: 3.32	0.2		2	0	1	0	1	0	0	0	0	0	0	0	0	0	0	0.00	0.000	



Batter	1	2	3	4	5	6	7	8	9	AB R H RBI BB SO LOB	TOP												
18 Johnny Damon, L OBP: 0.360, SLG: 0.476	G4-3		G3					G4-3		5 0 3 1 0 0 1	New York Yankees @ Baltimore Orioles Oriole Park at Camden Yards, Baltimore, MD Wed May 28 2008, 7:05 PM EDT Att: 24,791 - Clear - 74 F livebaseballscorecards.com												
2 Derek Jeter, R OBP: 0.333, SLG: 0.382	G6-3		K					G4-3		4 0 0 1 0 1 5													
Bobby Abreu, L OBP: 0.349, SLG: 0.457	K		F7					G4-3		4 0 0 0 0 1 3													
13 Alex Rodriguez, R OBP: 0.350, SLG: 0.520		G5-3		G5-3				G6-3		4 0 0 0 0 0 1													
55 Hideki Matsui, L OBP: 0.405, SLG: 0.489		WP		F8				G3		4 2 2 0 0 0 0													
Jason Giambi, L OBP: 0.393, SLG: 0.556		FC6-4		HR				G4-3		3 1 2 2 1 0 0													
24 Robinson Cano, L OBP: 0.271, SLG: 0.333		K		F7				F9		4 0 0 0 0 1 3													
Chad Moeller, R OBP: 0.339, SLG: 0.346		FC6-4		L8				F8		3 0 0 0 1 0 1													
28 Melky Cabrera, S OBP: 0.314, SLG: 0.399								K		4 1 2 0 0 2 3													
Inning Stats	R: 0 E: 0 K: 1 S: 7	H: 0 LOB: 0 BB: 0 P: 12	R: 1 E: 0 K: 1 S: 12	H: 2 LOB: 1 BB: 0 P: 17	R: 0 E: 0 K: 1 S: 14	H: 1 LOB: 0 BB: 0 P: 19	R: 1 E: 0 K: 0 S: 10	H: 2 LOB: 0 BB: 0 P: 17	R: 0 E: 0 K: 0 S: 8	H: 0 LOB: 0 BB: 0 P: 12	R: 0 E: 0 K: 0 S: 6	H: 0 LOB: 0 BB: 0 P: 9	R: 0 E: 0 K: 1 S: 11	H: 0 LOB: 0 BB: 0 P: 18	R: 0 E: 0 K: 0 S: 10	H: 1 LOB: 1 BB: 0 P: 15	R: 1 E: 0 K: 1 S: 15	H: 2 LOB: 3 BB: 2 P: 28	1B: 4 2B: 4 3B: 0 HR: 1	SF: 1 SAC: 0 DP: 0 HBP: 0	WP: 1 PB: 0 SB: 0 CS: 0	PA: 38	
PITCHER	IP WLS BF H R ER SO BB IBB HBP BLK WP HR S P ERA WHIP											PITCHER	IP WLS BF H R ER SO BB IBB HBP BLK WP HR S P ERA WHIP										
46 Jeremy Guthrie, R ERA: 3.64	7.0 L 27 6 3 3 4 0 0 0 0 0 1 1 68 104 3.86 0.857																						
43 Jim Johnson, R ERA: 1.23	1.0 4 1 0 0 0 0 0 0 0 0 0 10 15 0.00 1.000																						
32 Jamie Walker, L ERA: 4.6	0.2 6 2 1 1 1 1 0 0 0 0 0 14 27 13.50 4.500																						
Chad Bradford, R ERA: 2.85	0.1 1 0 0 0 0 0 0 0 0 0 0 1 1 0.00 0.000																						

Batter	1	2	3	4	5	6	7	8	9	AB R H RBI BB SO LOB	BOTTOM												
1 Brian Roberts, S OBP: 0.360, SLG: 0.430	FC3-6		HR					L8		5 1 3 0 0 0 1	New York Yankees @ Baltimore Orioles Oriole Park at Camden Yards, Baltimore, MD Wed May 28 2008, 7:05 PM EDT Att: 24,791 - Clear - 74 F livebaseballscorecards.com												
6 Melvin Mora, R OBP: 0.311, SLG: 0.426	FC3-6		HR					21 BB		4 1 3 2 1 0 1													
21 Nick Markakis, L OBP: 0.369, SLG: 0.436	FC3-6		G6-3							3 0 1 0 1 0 2													
Kevin Millar, R OBP: 0.332, SLG: 0.394	K		K					F8		4 0 0 0 0 3 6													
17 Aubrey Huff, L OBP: 0.307, SLG: 0.437	G6-3		G4-3					G4-3		4 0 0 0 0 0 2													
Ramon Hernandez, R OBP: 0.252, SLG: 0.359		F9		F8				G5-3		4 0 0 0 0 1 0													
Jay Payton, R OBP: 0.287, SLG: 0.376		F9		F8						4 0 1 0 0 1 0													
10 Adam Jones, R OBP: 0.302, SLG: 0.365				F8				F7		4 0 1 0 0 1 1													
13 Alex Cintron, S OBP: 0.474, SLG: 0.412										3 0 0 0 0 1 1													
30 Luke Scott, L OBP: 0.331, SLG: 0.437								G6-3		1 0 0 0 0 0 0													
Inning Stats	R: 0 E: 0 K: 1 S: 10	H: 2 LOB: 2 BB: 0 P: 21	R: 0 E: 0 K: 0 S: 7	H: 1 LOB: 1 BB: 0 P: 10	R: 2 E: 0 K: 1 S: 9	H: 2 LOB: 0 BB: 0 P: 13	R: 0 E: 0 K: 0 S: 6	H: 0 LOB: 0 BB: 0 P: 9	R: 0 E: 0 K: 1 S: 10	H: 2 LOB: 2 BB: 1 P: 19	R: 0 E: 0 K: 0 S: 11	H: 1 LOB: 1 BB: 0 P: 16	R: 0 E: 0 K: 1 S: 11	H: 1 LOB: 2 BB: 1 P: 21	R: 0 E: 0 K: 2 S: 11	H: 0 LOB: 0 BB: 0 P: 15	R: 0 E: 1 K: 1 S: 11	H: 0 LOB: 1 BB: 0 P: 18	1B: 6 2B: 2 3B: 0 HR: 1	SF: 0 SAC: 0 DP: 0 HBP: 0	WP: 0 PB: 0 SB: 1 CS: 1	PA: 38	
PITCHER	IP WLS BF H R ER SO BB IBB HBP BLK WP HR S P ERA WHIP											PITCHER	IP WLS BF H R ER SO BB IBB HBP BLK WP HR S P ERA WHIP										
Andy Pettite, L ERA: 4.11	6.2 W 28 8 2 2 3 1 0 0 0 0 0 16 28 0.00 1.500																						
62 Joba Chamberlain, R ERA: 2.28	1.1 H 6 1 0 0 3 1 0 0 0 0 0 0 16 28 0.00 1.500																						
42 Mariano Rivera, R ERA: 0.38	1.0 S 4 0 0 0 1 0 0 0 0 0 0 11 18 0.00 0.000																						

Batter	1	2	3	4	5	6	7	8	9	10	11	12	13	AB	R	H	RBI	BB	SO	LOB	TOP
2 Jacoby Ellsbury, L OBP: 0.376, SLG: 0.405															7	1	3	0	0	1	3
15 Dustin Pedroia, R OBP: 0.319, SLG: 0.364															5	0	0	0	0	0	4
34 David Ortiz, L OBP: 0.355, SLG: 0.473															6	1	2	1	0	0	2
Manny Ramirez, R OBP: 0.373, SLG: 0.498															6	1	1	0	0	1	1
25 Mike Lowell, R OBP: 0.327, SLG: 0.486															5	1	3	2	0	0	1
20 Kevin Youkilis, R OBP: 0.363, SLG: 0.536															6	1	1	0	0	1	3
Jason Varitek, S OBP: 0.343, SLG: 0.456															5	0	0	0	1	2	2
Coco Crisp, S OBP: 0.295, SLG: 0.397															5	0	0	0	1	1	2
Alex Cora, L OBP: 0.412, SLG: 0.367															2	0	0	0	0	0	0
55 Jeff Bailey, R (9, PH)															1	0	0	0	1	0	0
23 Julio Lugo, R OBP: 0.354, SLG: 0.325															0	0	0	0	2	0	0
Inning Stats	R: 2 E: 0 K: 0 S: 10	H: 3 LOB: 1 BB: 0 P: 14	R: 0 E: 0 K: 0 S: 7	H: 0 LOB: 1 BB: 1 P: 17	R: 0 E: 0 K: 1 S: 9	H: 1 LOB: 1 BB: 0 P: 13	R: 0 E: 0 K: 0 S: 8	H: 1 LOB: 1 BB: 1 P: 23	R: 0 E: 1 K: 0 S: 9	H: 0 LOB: 1 BB: 0 P: 15	R: 0 E: 0 K: 1 S: 6	H: 0 LOB: 0 BB: 0 P: 7	R: 0 E: 0 K: 1 S: 12	H: 1 LOB: 2 BB: 1 P: 18	1B: 5 2B: 5 3B: 0 HR: 0	SF: 1 SAC: 1 DP: 1 HBP: 1	W/P: 2 P/B: 0 SB: 6 CS: 1	PA: 55			
PITCHER	IP: 7.0 ERA: 3.6	WLS: 30 BF: 6	R: 2 ER: 2 SO: 2	H: 3 ER: 2 SO: 2	BB: 2 IBB: 0 HBP: 1 BLK: 0	WP: 1 HR: 0 S: 64	P: 113 ERA: 2.57 WHIP: 1.143	PITCHER Chad Bradford, R ERA: 2.65	IP: 0.0 WLS: 3 BF: 2	R: 0 ER: 0 SO: 0	H: 0 ER: 1 SO: 0	BB: 0 IBB: 0 HBP: 0 BLK: 0	WP: 0 HR: 0 S: 6	P: 9 ERA: ∞ WHIP: ∞	45 Dennis Sarfate, R ERA: 3.27	IP: 0.2 WLS: 4 BF: 0	R: 0 ER: 2 SO: 2	H: 0 ER: 0 SO: 0	BB: 1 IBB: 0 HBP: 0 BLK: 0	WP: 1 HR: 0 S: 11	P: 19 ERA: 0.00 WHIP: 1.500
Batter	1	2	3	4	5	6	7	8	9	10	11	12	13	AB	R	H	RBI	BB	SO	LOB	BOTTOM
1 Brian Roberts, S OBP: 0.356, SLG: 0.422															6	0	1	0	1	2	1
6 Melvin Mora, R OBP: 0.303, SLG: 0.413															6	0	0	0	0	3	5
21 Nick Markakis, L OBP: 0.366, SLG: 0.436															6	0	2	0	0	3	2
17 Aubrey Huff, L OBP: 0.306, SLG: 0.446															5	1	1	1	1	2	1
Kevin Millar, R OBP: 0.332, SLG: 0.389															5	1	1	0	1	0	3
30 Luke Scott, L OBP: 0.343, SLG: 0.435															3	0	1	0	3	1	0
Ramon Hernandez, R OBP: 0.246, SLG: 0.347															5	0	0	0	1	1	6
10 Adam Jones, R OBP: 0.293, SLG: 0.353															6	0	0	0	2	4	
Freddie Byrum, L OBP: 0.276, SLG: 0.309															5	0	2	0	0	2	0
Jay Payton, R OBP: 0.294, SLG: 0.373															1	0	0	0	1	0	0
Inning Stats	R: 0 E: 0 K: 0 S: 8	H: 0 LOB: 0 BB: 0 P: 11	R: 1 E: 0 K: 1 S: 14	H: 2 LOB: 1 BB: 0 P: 24	R: 0 E: 1 K: 3 S: 12	H: 0 LOB: 1 BB: 0 P: 19	R: 1 E: 0 K: 1 S: 8	H: 1 LOB: 0 BB: 0 P: 14	R: 0 E: 0 K: 2 S: 11	H: 1 LOB: 1 BB: 0 P: 17	R: 0 E: 0 K: 3 S: 17	H: 0 LOB: 2 BB: 1 P: 27	R: 0 E: 0 K: 1 S: 9	H: 1 LOB: 3 BB: 2 P: 21	1B: 6 2B: 1 3B: 0 HR: 1	SF: 0 SAC: 0 DP: 0 HBP: 0	W/P: 0 P/B: 0 SB: 3 CS: 0	PA: 55			
PITCHER	IP: 6.0 ERA: 4.3	WLS: 26 BF: 4	R: 1 ER: 2 SO: 10	H: 2 ER: 2 SO: 10	BB: 3 IBB: 0 HBP: 0 BLK: 0	WP: 0 HR: 1 S: 70	P: 118 ERA: 3.00 WHIP: 1.167	50 Mike Timlin, R ERA: 6.48	IP: 1.0 WLS: 6 BF: 1	R: 0 ER: 0 SO: 1	H: 1 ER: 0 SO: 0	BB: 0 IBB: 2 HBP: 0 BLK: 0	WP: 0 HR: 0 S: 7	P: 21 ERA: 0.00 WHIP: 1.000	58 Jonathan Papelbon, R ERA: 2.16	IP: 1.0 WLS: 3 BF: 0	R: 0 ER: 0 SO: 2	H: 0 ER: 0 SO: 0	BB: 0 IBB: 0 HBP: 0 BLK: 0	WP: 0 HR: 0 S: 10	P: 10 ERA: 0.00 WHIP: 0.000

Boston Red Sox @ Baltimore Orioles
 Oriole Park at Camden Yards, Baltimore, MD
 Fri May 30 2008, 7:05 PM EDT
 Att. 46,199 - Clear - 83 F

AB 48
 R 5
 H 10
 RBI 3
 BB 4
 SO 7
 LOB 18



Boston Red Sox @ Baltimore Orioles
 Oriole Park at Camden Yards, Baltimore, MD
 Fri May 30 2008, 7:05 PM EDT
 Att. 46,199 - Clear - 83 F

AB 48
 R 2
 H 8
 RBI 1
 SO 17
 LOB 22




Batter	1	2	3	4	5	6	7	8	9	AB	R	H	RBI	BB	SO	LOB	TOP					
2 Jacoby Ellsbury, L OBP: 0.384, SLG: 0.415										3	1	1	0	2	2	1	Boston Red Sox @ Baltimore Orioles Oriole Park at Camden Yards, Baltimore, MD Sat May 31 2008, 7:05 PM EDT Att: 48,281 - Partly Cloudy - 77 F					
15 Dustin Pedroia, R OBP: 0.320, SLG: 0.397										5	1	2	1	0	0	3						
34 David Ortiz, L OBP: 0.354, SLG: 0.486										3	1	1	2	0	1	2						
22 Sean Casey, L OBP: 0.415, SLG: 0.446										5	1	1	1	0	0	2						
Manny Ramirez, R OBP: 0.369, SLG: 0.505										4	1	0	0	0	1	1						
7 J.D. Drew, L OBP: 0.335, SLG: 0.409										4	1	0	0	0	1	1						
25 Mike Lowell, R OBP: 0.323, SLG: 0.473										4	0	3	1	0	0	1						
20 Kevin Youkilis, R OBP: 0.366, SLG: 0.535										4	0	0	0	0	1	5						
Jason Varitek, S OBP: 0.353, SLG: 0.470										3	0	0	0	1	1	2						
Coco Crisp, S OBP: 0.286, SLG: 0.384										4	1	1	1	1	1	0						
23 Julio Lugo, R OBP: 0.352, SLG: 0.318										3	0	0	0	1	1	2						
Alex Cora, L OBP: 0.412, SLG: 0.367										0	0	0	0	0	0	0						
Inning Stats	R: 0 H: 0 E: 1 K: 1 S: 10	H: 0 LOB: 1 BB: 1 P: 17	R: 0 H: 1 E: 0 K: 2 S: 10	H: 1 LOB: 1 BB: 0 P: 17	R: 2 H: 2 E: 0 K: 2 S: 18	H: 2 LOB: 0 BB: 0 P: 26	R: 0 H: 0 E: 1 K: 0 S: 6	H: 0 LOB: 1 BB: 1 P: 12	R: 0 H: 0 E: 0 K: 0 S: 8	H: 0 LOB: 1 BB: 1 P: 17	R: 1 H: 2 E: 0 K: 0 S: 13	H: 2 LOB: 2 BB: 0 P: 18	R: 2 H: 2 E: 0 K: 0 S: 10	H: 2 LOB: 1 BB: 0 P: 15	R: 1 H: 1 E: 0 K: 1 S: 12	H: 1 LOB: 1 BB: 1 P: 23	R: 0 H: 1 E: 0 K: 1 S: 13	H: 1 LOB: 0 BB: 0 P: 20	1B: 4 2B: 1 3B: 1 HR: 3	SF: 1 SAC: 0 DP: 1 HBP: 2	WP: 0 PA: 41 PB: 0 SB: 3 CS: 0	
PITCHER	IP WLS BF H R ER SO BB IBB HBP BLK WP HR S P ERA WHIP	IP WLS BF H R ER SO BB IBB HBP BLK WP HR S P ERA WHIP	IP WLS BF H R ER SO BB IBB HBP BLK WP HR S P ERA WHIP	IP WLS BF H R ER SO BB IBB HBP BLK WP HR S P ERA WHIP	IP WLS BF H R ER SO BB IBB HBP BLK WP HR S P ERA WHIP	IP WLS BF H R ER SO BB IBB HBP BLK WP HR S P ERA WHIP	IP WLS BF H R ER SO BB IBB HBP BLK WP HR S P ERA WHIP	IP WLS BF H R ER SO BB IBB HBP BLK WP HR S P ERA WHIP	IP WLS BF H R ER SO BB IBB HBP BLK WP HR S P ERA WHIP	IP WLS BF H R ER SO BB IBB HBP BLK WP HR S P ERA WHIP	IP WLS BF H R ER SO BB IBB HBP BLK WP HR S P ERA WHIP	IP WLS BF H R ER SO BB IBB HBP BLK WP HR S P ERA WHIP	IP WLS BF H R ER SO BB IBB HBP BLK WP HR S P ERA WHIP	IP WLS BF H R ER SO BB IBB HBP BLK WP HR S P ERA WHIP	IP WLS BF H R ER SO BB IBB HBP BLK WP HR S P ERA WHIP	IP WLS BF H R ER SO BB IBB HBP BLK WP HR S P ERA WHIP	IP WLS BF H R ER SO BB IBB HBP BLK WP HR S P ERA WHIP	IP WLS BF H R ER SO BB IBB HBP BLK WP HR S P ERA WHIP	IP WLS BF H R ER SO BB IBB HBP BLK WP HR S P ERA WHIP	IP WLS BF H R ER SO BB IBB HBP BLK WP HR S P ERA WHIP	IP WLS BF H R ER SO BB IBB HBP BLK WP HR S P ERA WHIP	IP WLS BF H R ER SO BB IBB HBP BLK WP HR S P ERA WHIP
18 Garrett Olson, L ERA: 4.03	5.0	L	8	3	2	2	5	2	0	0	1	1	0	0	18	27	13.50	2.250				
Lance Cormier, R ERA: 2.51	1.1	L	8	3	2	2	0	0	0	0	0	0	0	0	2	3	0.00	0.000				
32 Jamie Walker, L ERA: 4.41	0.1	L	1	0	0	0	0	0	0	0	0	0	0	0	1	3	27.00	3.000				
Chad Bradford, R ERA: 3.12	0.1	L	2	1	1	1	0	0	0	0	0	0	0	1	3	3	27.00	3.000				
45 Dennis Sarfate, R ERA: 3.98	2.0	L	9	2	1	1	2	1	0	1	0	0	0	0	25	43	4.50	1.500				
Batter	1	2	3	4	5	6	7	8	9	AB	R	H	RBI	BB	SO	LOB	BOTTOM					
1 Brian Roberts, S OBP: 0.359, SLG: 0.433										4	1	1	1	1	1	0	Boston Red Sox @ Baltimore Orioles Oriole Park at Camden Yards, Baltimore, MD Sat May 31 2008, 7:05 PM EDT Att: 48,281 - Partly Cloudy - 77 F					
21 Nick Markakis, L OBP: 0.385, SLG: 0.447										5	0	2	0	0	0	2						
6 Melvin Mora, R OBP: 0.297, SLG: 0.405										4	0	0	0	0	1	2						
Kevin Millar, R OBP: 0.335, SLG: 0.385										2	1	0	0	2	1	1						
17 Aubrey Huff, L OBP: 0.311, SLG: 0.449										3	0	1	0	1	1	1						
Ramon Hernandez, R OBP: 0.295, SLG: 0.351										4	1	2	0	0	1	4						
Jay Payton, R OBP: 0.283, SLG: 0.368										4	0	1	1	0	1	2						
10 Adam Jones, R OBP: 0.292, SLG: 0.351										4	0	1	1	0	2	1						
13 Alex Cintron, S OBP: 0.409, SLG: 0.350										3	0	0	0	0	0	2						
30 Luke Scott, L OBP: 0.346, SLG: 0.439										1	0	1	0	0	0	0						
Inning Stats	R: 0 H: 0 E: 0 K: 0 S: 6	H: 3 LOB: 1 BB: 1 P: 21	R: 2 H: 1 E: 0 K: 1 S: 14	H: 1 LOB: 0 BB: 0 P: 22	R: 0 H: 1 E: 0 K: 1 S: 12	H: 1 LOB: 1 BB: 0 P: 20	R: 1 H: 2 E: 0 K: 1 S: 17	H: 2 LOB: 3 BB: 2 P: 31	R: 0 H: 0 E: 0 K: 1 S: 11	H: 0 LOB: 0 BB: 0 P: 14	R: 0 H: 0 E: 0 K: 1 S: 8	H: 0 LOB: 0 BB: 0 P: 13	R: 0 H: 1 E: 0 K: 1 S: 7	H: 1 LOB: 1 BB: 0 P: 10	R: 0 H: 1 E: 0 K: 1 S: 8	H: 1 LOB: 1 BB: 1 P: 15	1B: 5 2B: 4 3B: 0 HR: 1	SF: 0 SAC: 0 DP: 2 HBP: 0	WP: 0 PA: 38 PB: 1 SB: 0 CS: 0			
PITCHER	IP WLS BF H R ER SO BB IBB HBP BLK WP HR S P ERA WHIP	IP WLS BF H R ER SO BB IBB HBP BLK WP HR S P ERA WHIP	IP WLS BF H R ER SO BB IBB HBP BLK WP HR S P ERA WHIP	IP WLS BF H R ER SO BB IBB HBP BLK WP HR S P ERA WHIP	IP WLS BF H R ER SO BB IBB HBP BLK WP HR S P ERA WHIP	IP WLS BF H R ER SO BB IBB HBP BLK WP HR S P ERA WHIP	IP WLS BF H R ER SO BB IBB HBP BLK WP HR S P ERA WHIP	IP WLS BF H R ER SO BB IBB HBP BLK WP HR S P ERA WHIP	IP WLS BF H R ER SO BB IBB HBP BLK WP HR S P ERA WHIP	IP WLS BF H R ER SO BB IBB HBP BLK WP HR S P ERA WHIP	IP WLS BF H R ER SO BB IBB HBP BLK WP HR S P ERA WHIP	IP WLS BF H R ER SO BB IBB HBP BLK WP HR S P ERA WHIP	IP WLS BF H R ER SO BB IBB HBP BLK WP HR S P ERA WHIP	IP WLS BF H R ER SO BB IBB HBP BLK WP HR S P ERA WHIP	IP WLS BF H R ER SO BB IBB HBP BLK WP HR S P ERA WHIP	IP WLS BF H R ER SO BB IBB HBP BLK WP HR S P ERA WHIP	IP WLS BF H R ER SO BB IBB HBP BLK WP HR S P ERA WHIP	IP WLS BF H R ER SO BB IBB HBP BLK WP HR S P ERA WHIP	IP WLS BF H R ER SO BB IBB HBP BLK WP HR S P ERA WHIP	IP WLS BF H R ER SO BB IBB HBP BLK WP HR S P ERA WHIP	IP WLS BF H R ER SO BB IBB HBP BLK WP HR S P ERA WHIP	IP WLS BF H R ER SO BB IBB HBP BLK WP HR S P ERA WHIP
31 Jon Lester, L ERA: 3.87	5.0	W	6	0	0	0	2	0	0	0	0	0	0	0	19	27	0.00	0.000				
53 David Aardsma, R ERA: 2.73	2.0	W	6	0	0	0	2	0	0	0	0	0	0	0	19	27	0.00	0.000				
37 Hideki Okajima, L ERA: 0.72	1.0	H	4	1	0	0	1	0	0	0	0	0	0	7	10	0.00	1.000					
58 Jonathan Papelbon, R ERA: 2.08	1.0	S	4	1	0	0	1	1	0	0	0	0	0	8	15	0.00	2.000					

Batter	1	2	3	4	5	6	7	8	9	AB	R	H	RBI	BB	SO	LOB	TOP					
2 Jacoby Ellsbury, L OBP: 0.389, SLG: 0.420										5	0	3	1	0	1	4	Boston Red Sox @ Baltimore Orioles Oriole Park at Camden Yards, Baltimore, MD Sun Jun 01 2008, 1:35 PM EDT Att: 45,031 - Partly Cloudy - 83 F livebaseballscorecards.com					
15 Dustin Pedroia, R OBP: 0.318, SLG: 0.393										5	1	1	0	0	0	5						
20 Kevin Youkilis, R OBP: 0.366, SLG: 0.531										5	2	2	0	0	0	1						
Manny Ramirez, R OBP: 0.374, SLG: 0.526										5	2	3	3	0	0	1						
25 Mike Lowell, R OBP: 0.325, SLG: 0.500										4	2	2	2	0	0	1						
Jason Varitek, S OBP: 0.348, SLG: 0.462										5	0	1	0	0	0	1						
7 J.D. Drew, L OBP: 0.389, SLG: 0.434										3	1	2	3	1	0	0						
55 Jeff Bailey, R Coco Crisp, S OBP: 0.284, SLG: 0.381										1	0	0	0	3	1	1						
23 Julio Lugo, R OBP: 0.355, SLG: 0.323										4	0	2	0	0	0	3						
Inning Stats	R: 0 E: 0 K: 0 S: 11	H: 2 LOB: 1 BB: 0 P: 15	R: 1 E: 0 K: 2 S: 19	H: 3 LOB: 2 BB: 0 P: 28	R: 3 E: 0 K: 0 S: 19	H: 4 LOB: 2 BB: 1 P: 32	R: 3 E: 0 K: 0 S: 9	H: 3 LOB: 0 BB: 0 P: 14	R: 0 E: 0 K: 0 S: 12	H: 1 LOB: 2 BB: 1 P: 22	R: 0 E: 0 K: 0 S: 7	H: 0 LOB: 0 BB: 0 P: 11	R: 2 E: 0 K: 0 S: 9	H: 2 LOB: 1 BB: 1 P: 19	R: 0 E: 0 K: 0 S: 6	H: 1 LOB: 0 BB: 0 P: 6		R: 0 E: 0 K: 0 S: 4	H: 0 LOB: 0 BB: 1 P: 8	1B: 11 2B: 3 3B: 0 HR: 3	SF: 2 SAC: 0 DP: 2 HBP: 0	WP: 0 PB: 0 SB: 1 CS: 1
PITCHER	IP WLS BF H R ER SO BB IBB HBP BLK WP HR S P ERA WHIP																					
56 Brian Bures, L ERA: 4.87	(1, 1) 4.0 L 24 12 7 7 2 1 0 0 0 0 2 58 89 15.75 3.250																					
Steve Trachsel, R ERA: 8.15	(5, 1) 5.0 20 4 2 2 0 3 0 0 0 0 1 38 66 3.60 1.400																					

Batter	1	2	3	4	5	6	7	8	9	AB	R	H	RBI	BB	SO	LOB	BOTTOM					
1 Brian Roberts, S OBP: 0.356, SLG: 0.425										4	0	0	0	1	1	0	Boston Red Sox @ Baltimore Orioles Oriole Park at Camden Yards, Baltimore, MD Sun Jun 01 2008, 1:35 PM EDT Att: 45,031 - Partly Cloudy - 83 F livebaseballscorecards.com					
21 Nick Markakis, L OBP: 0.374, SLG: 0.453										4	0	2	0	1	1	2						
Kevin Millar, R OBP: 0.332, SLG: 0.380										5	0	1	1	0	0	3						
17 Aubrey Huff, L OBP: 0.314, SLG: 0.450										4	1	2	0	0	1	2						
30 Luke Scott, L OBP: 0.350, SLG: 0.465										4	2	2	2	0	1	2						
Jay Payton, R OBP: 0.284, SLG: 0.367										3	0	1	0	0	1	0						
10 Adam Jones, R OBP: 0.296, SLG: 0.354										4	0	2	1	0	1	1						
Guillermo Quiroz, R OBP: 0.296, SLG: 0.306										4	0	0	0	0	1	3						
Freddie Bynum, L OBP: 0.274, SLG: 0.293										3	1	0	0	0	0	2						
Inning Stats	R: 0 E: 0 K: 0 S: 7	H: 1 LOB: 1 BB: 0 P: 10	R: 1 E: 0 K: 0 S: 12	H: 2 LOB: 1 BB: 0 P: 16	R: 0 E: 0 K: 1 S: 8	H: 0 LOB: 0 BB: 0 P: 13	R: 2 E: 0 K: 0 S: 13	H: 3 LOB: 1 BB: 0 P: 20	R: 0 E: 0 K: 2 S: 10	H: 0 LOB: 1 BB: 1 P: 16	R: 0 E: 0 K: 2 S: 13	H: 1 LOB: 0 BB: 0 P: 21	R: 1 E: 0 K: 0 S: 7	H: 2 LOB: 2 BB: 1 P: 19	R: 0 E: 0 K: 2 S: 7	H: 0 LOB: 0 BB: 0 P: 8		R: 0 E: 0 K: 0 S: 10	H: 1 LOB: 1 BB: 0 P: 18	1B: 7 2B: 2 3B: 0 HR: 1	SF: 0 SAC: 1 DP: 1 HBP: 1	WP: 0 PB: 0 SB: 0 CS: 0
PITCHER	IP WLS BF H R ER SO BB IBB HBP BLK WP HR S P ERA WHIP																					
40 Bartolo Colon, R ERA: 3.5	(1, 1) 6.0 W 28 7 4 4 4 2 0 0 0 0 0 64 103 6.00 1.500																					
48 Javier López, L ERA: 3.15	(7, 1) 1.0 4 2 0 0 0 2 0 0 0 0 0 6 12 0.00 2.000																					
56 Craig Hansen, R ERA: 5.68	(8, 1) 1.0 3 0 0 0 2 0 0 0 0 0 0 7 8 0.00 0.000																					
17 Manny Delcarmen, R ERA: 4.7	(9, 1) 1.0 4 1 0 0 0 0 0 0 0 0 0 10 18 0.00 1.000																					


Batter	1	2	3	4	5	6	7	8	9	AB	R	H	RBI	BB	SO	LOB	TOP						
2 Jacoby Ellsbury, L OBP: 0.385, SLG: 0.414										5	0	1	0	0	2	1	Boston Red Sox @ Baltimore Orioles Oriole Park at Camden Yards, Baltimore, MD Mon Jun 02 2008, 7:05 PM EDT Att: 25,711 - Clear - 80 F						
23 Julio Lugo, R OBP: 0.356, SLG: 0.321										4	0	1	0	1	1	2							
20 Kevin Youkilis, R OBP: 0.371, SLG: 0.529										3	1	1	0	2	1	0							
Manny Ramirez, R OBP: 0.374, SLG: 0.537										5	1	2	1	0	0	4							
25 Mike Lowell, R OBP: 0.329, SLG: 0.500										4	0	2	1	0	0	2							
7 J.D. Drew, L OBP: 0.386, SLG: 0.429										4	0	1	0	0	2	3							
Coco Crisp, S OBP: 0.292, SLG: 0.383										2	0	1	0	1	0	0							
Alex Cora, L OBP: 0.395, SLG: 0.333										3	1	0	0	1	0	6							
Kevin Cash, R OBP: 0.355, SLG: 0.393										3	0	1	1	0	1	1							
55 Jeff Bailey, R (9, PH)										1	0	0	0	0	1	0							
Inning Stats	R: 0 E: 0 K: 0 S: 16	H: 2 LOB: 2 BB: 0 P: 24	R: 0 E: 0 K: 0 S: 9	H: 1 LOB: 1 BB: 0 P: 12	R: 0 E: 0 K: 0 S: 9	H: 1 LOB: 0 BB: 0 P: 13	R: 0 E: 0 K: 1 S: 14	H: 2 LOB: 2 BB: 0 P: 22	R: 0 E: 0 K: 2 S: 11	H: 0 LOB: 0 BB: 0 P: 15	R: 1 E: 0 K: 2 S: 12	H: 1 LOB: 0 BB: 0 P: 17	R: 1 E: 0 K: 1 S: 16	H: 1 LOB: 1 BB: 1 P: 25	R: 1 E: 0 K: 0 S: 10	H: 2 LOB: 2 BB: 2 P: 24	R: 0 E: 0 K: 2 S: 16	H: 0 LOB: 2 BB: 2 P: 26	1B: 8 2B: 1 3B: 0 HR: 1	SF: 0 SAC: 1 DP: 2 HBP: 0	WP: 1 PB: 0 SB: 0 CS: 0	PA: 40	
PITCHER	IP WLS BF H R ER SO BB IBB HBP BLK WP HR S P ERA WHIP																						
46 Jeremy Guthrie, R ERA: 3.58	6.1	0	27	8	2	2	5	1	0	0	0	0	0	0	0	0	0	0	0	4	5	0.00	0.000
32 Jamie Walker, L ERA: 4.32	7.1	0	1	0	0	0	1	0	0	0	0	0	0	0	0	0	0	0	0	2	3	0.00	0.000
34 Matt Albers, R ERA: 2.06	7.1	0	1	0	0	0	0	0	0	0	0	0	0	0	0	0	0	0	0	2	3	0.00	0.000
43 Jim Johnson, R ERA: 1.44	8.1	1.0	W	6	2	1	1	0	2	0	0	0	0	1	0	10	24	9.00	4.000				
52 George Sherrill, L ERA: 2.29	9.1	1.0	S	5	0	0	0	2	2	0	0	0	0	0	0	16	26	0.00	2.000				

AB	34
R	3
H	10
RBI	3
BB	5
SO	8
LOB	19



Batter	1	2	3	4	5	6	7	8	9	AB	R	H	RBI	BB	SO	LOB	BOTTOM						
1 Brian Roberts, S OBP: 0.354, SLG: 0.422										4	0	1	0	0	1	0	Boston Red Sox @ Baltimore Orioles Oriole Park at Camden Yards, Baltimore, MD Mon Jun 02 2008, 7:05 PM EDT Att: 25,711 - Clear - 80 F						
21 Nick Markakis, L OBP: 0.376, SLG: 0.451										3	1	1	0	1	1	1							
6 Melvin Mora, R OBP: 0.305, SLG: 0.406										2	1	1	0	2	0	1							
17 Aubrey Huff, L OBP: 0.318, SLG: 0.455										4	2	2	1	0	1	2							
Kevin Millar, R OBP: 0.331, SLG: 0.380										3	0	1	2	0	0	0							
30 Luke Scott, L OBP: 0.358, SLG: 0.469										3	1	2	0	1	0	2							
Jay Payton, R OBP: 0.284, SLG: 0.367										0	0	0	0	0	0	0							
Ramon Hernandez, R OBP: 0.254, SLG: 0.344										3	1	0	0	1	0	3							
10 Adam Jones, R OBP: 0.295, SLG: 0.357										4	0	1	3	0	0	2							
Freddie Bynum, L OBP: 0.258, SLG: 0.274										4	0	0	0	0	1	1							
Inning Stats	R: 0 E: 0 K: 1 S: 9	H: 1 LOB: 2 BB: 1 P: 15	R: 0 E: 0 K: 0 S: 7	H: 1 LOB: 0 BB: 0 P: 11	R: 0 E: 0 K: 1 S: 10	H: 0 LOB: 0 BB: 0 P: 11	R: 2 E: 0 K: 1 S: 17	H: 3 LOB: 2 BB: 1 P: 27	R: 0 E: 0 K: 0 S: 5	H: 0 LOB: 1 BB: 1 P: 12	R: 0 E: 0 K: 0 S: 11	H: 0 LOB: 1 BB: 1 P: 18	R: 0 E: 0 K: 0 S: 10	H: 0 LOB: 0 BB: 0 P: 15	R: 4 E: 0 K: 1 S: 14	H: 4 LOB: 1 BB: 1 P: 28	R: 0 E: 0 K: 1 S: 10	H: 0 LOB: 2 BB: 2 P: 26	1B: 7 2B: 3 3B: 0 HR: 0	SF: 1 SAC: 0 DP: 1 HBP: 0	WP: 0 PB: 1 SB: 2 CS: 1	PA: 36	
PITCHER	IP WLS BF H R ER SO BB IBB HBP BLK WP HR S P ERA WHIP																						
49 Tim Wakefield, R ERA: 4.5	7.0	0	28	5	2	2	3	4	0	0	0	0	0	0	0	0	0	0	0	11	24	54.00	7.500
37 Hideki Okajima, L ERA: 2.1	8.1	0.2	L	7	4	4	0	1	0	0	0	0	0	0	0	0	0	0	0	3	4	0.00	0.000
48 Javier López, L ERA: 3.1	8.1	0.1		1	0	0	0	1	0	0	0	0	0	0	0	0	0	0	0	3	4	0.00	0.000

AB	30
R	6
H	9
RBI	6
BB	5
SO	4
LOB	12



Batter	1	2	3	4	5	6	7	8	9	AB	R	H	RBI	BB	SO	LOB	TOP										
1 Brian Roberts, S OBP: 0.355, SLG: 0.435	F7		P6		L7		F8		2B	5	0	2	1	0	0	2	Baltimore Orioles @ Minnesota Twins Hubert H. Humphrey Metrodome, Minneapolis, MN Tue Jun 03 2008, 8:10 PM EDT Att: 18,802 - Dome - 70 F										
21 Nick Markakis, L OBP: 0.372, SLG: 0.445	1B		P5		L7		L8		G3	5	0	1	0	0	0	4											
6 Melvin Mora, R OBP: 0.304, SLG: 0.417	P3		G6-3						G6-3	4	1	1	1	0	0	1											
17 Aubrey Huff, L OBP: 0.312, SLG: 0.447	F8									4	0	0	0	0	2	1											
Kevin Millar, R OBP: 0.333, SLG: 0.396		HR								4	1	2	1	0	1	0											
30 Luke Scott, L OBP: 0.361, SLG: 0.470 Jay Payton, R OBP: 0.284, SLG: 0.367										4	1	2	0	0	0	0											
Ramon Hernandez, R OBP: 0.260, SLG: 0.360										4	1	2	0	0	0	2											
10 Adam Jones, R OBP: 0.299, SLG: 0.362										3	1	2	2	0	0	0											
Freddie Bynum, L OBP: 0.257, SLG: 0.273										4	0	1	0	0	0	1											
Inning Stats	R: 0 E: 0 K: 10 S: 10	H: 1 LOB: 1 BB: 0 P: 17	R: 2 E: 0 K: 12 S: 12	H: 3 LOB: 0 BB: 0 P: 15	R: 0 E: 0 K: 9 S: 9	H: 0 LOB: 0 BB: 0 P: 13	R: 0 E: 0 K: 2 S: 11	H: 0 LOB: 0 BB: 0 P: 16	R: 1 E: 0 K: 0 S: 16	H: 2 LOB: 1 BB: 0 P: 19	R: 1 E: 0 K: 0 S: 10	H: 1 LOB: 0 BB: 0 P: 14	R: 1 E: 0 K: 0 S: 8	H: 3 LOB: 1 BB: 0 P: 16	R: 0 E: 0 K: 1 S: 14	H: 2 LOB: 2 BB: 0 P: 26		R: 0 E: 0 K: 0 S: 8	H: 1 LOB: 1 BB: 0 P: 15	1B: 7 2B: 4 3B: 1 HR: 2	SF: 1 SAC: 0 DP: 1 HBP: 0	WP: 2 PB: 0 SB: 1 CS: 1	PA: 38				
PITCHER	IP	WLS	BF	H	R	ER	SO	BB	IBB	HBP	BLK	WP	HR	S	P	ERA	WHIP										
59 Kevin Slowey, R ERA: 3.76	(1, 1)	6.0	L	24	7	4	4	2	0	0	0	0	2	68	94	6.00	1.167										
Juan Rincon, R ERA: 4.74	(7, 1)	0.0		2	2	1	1	0	0	0	0	1	0	5	9	∞	∞										
49 Craig Breslow, L ERA: 2.31	(7, 1)	1.2		7	3	0	0	1	0	0	0	1	0	15	28	0.00	1.800										
28 Jesse Crain, R ERA: 3.47	(8, 1)	1.1		5	1	0	0	0	0	0	0	0	0	10	20	0.00	0.750										

AB	37
R	5
H	13
RBI	5
BB	0
SO	3
LOB	11



Batter	1	2	3	4	5	6	7	8	9	AB	R	H	RBI	BB	SO	LOB	BOTTOM										
22 Carlos Gómez, R OBP: 0.309, SLG: 0.404	L9		K				F7		F9	5	1	1	0	0	1	2	Baltimore Orioles @ Minnesota Twins Hubert H. Humphrey Metrodome, Minneapolis, MN Tue Jun 03 2008, 8:10 PM EDT Att: 18,802 - Dome - 70 F										
25 Alexi Casilla, S OBP: 0.380, SLG: 0.484	F7						G3			4	1	1	1	0	1	2											
7 Joe Mauer, L OBP: 0.411, SLG: 0.415	BB									3	0	2	1	1	0	0											
33 Justin Morneau, L OBP: 0.371, SLG: 0.495	K									4	0	1	0	0	2	3											
5 Michael Cuddyer, R OBP: 0.306, SLG: 0.353		G1-3								4	0	0	0	0	1	3											
16 Jason Kubel, L OBP: 0.289, SLG: 0.379	F7									2	1	0	0	2	0	0											
21 Delmon Young, R OBP: 0.324, SLG: 0.350	F8									4	0	0	0	0	2	3											
Mike Lamb, L OBP: 0.283, SLG: 0.335 18 Matt Maclin, R OBP: 0.500, SLG: 0.571										2	0	0	0	1	0	0											
23 Brendan Harris, R OBP: 0.324, SLG: 0.326										4	0	1	1	0	1	0											
Inning Stats	R: 0 E: 0 K: 1 S: 11	H: 0 LOB: 1 BB: 1 P: 17	R: 0 E: 0 K: 0 S: 9	H: 0 LOB: 0 BB: 0 P: 13	R: 0 E: 0 K: 1 S: 15	H: 1 LOB: 1 BB: 0 P: 19	R: 0 E: 0 K: 1 S: 7	H: 0 LOB: 0 BB: 0 P: 11	R: 2 E: 0 K: 1 S: 14	H: 3 LOB: 1 BB: 0 P: 23	R: 1 E: 0 K: 0 S: 10	H: 1 LOB: 2 BB: 2 P: 21	R: 0 E: 0 K: 1 S: 11	H: 1 LOB: 2 BB: 1 P: 22	R: 0 E: 0 K: 1 S: 6	H: 0 LOB: 0 BB: 0 P: 7		1B: 3 2B: 3 3B: 0 HR: 0	SF: 0 SAC: 0 DP: 0 HBP: 0	WP: 0 PB: 0 SB: 0 CS: 0	PA: 37						
PITCHER	IP	WLS	BF	H	R	ER	SO	BB	IBB	HBP	BLK	WP	HR	S	P	ERA	WHIP										
62 Radhames Liz, R ERA: 3.38	(1, 1)	5.1	W	21	4	2	2	4	1	0	0	0	0	61	90	3.38	0.938										
34 Matt Albers, R ERA: 2.2	(6, 1)	1.2	H	8	1	1	1	2	2	0	0	0	0	15	29	5.40	1.800										
43 Jim Johnson, R ERA: 1.39	(8, 1)	1.0	H	5	1	0	0	1	1	0	0	0	0	11	22	0.00	2.000										
52 George Sherrill, L ERA: 3.16	(9, 1)	1.0	S	3	0	0	0	1	0	0	0	0	0	6	7	0.00	0.000										

AB	33
R	3
H	6
RBI	3
BB	4
SO	8
LOB	13



Batter	1	2	3	4	5	6	7	8	9	AB	R	H	RBI	BB	SO	LOB	TOP				
1 Brian Roberts, S OBP: 0.354, SLG: 0.440	G3-1		21 HR		F8		G3-6-3			4	1	1	0	0	0	1	<p>Baltimore Orioles @ Minnesota Twins Hubert H. Humphrey Metrodome, Minneapolis, MN</p> <p>Thu Jun 05 2008, 1:10 PM EDT Att: 19,621 - Dome - 68 F</p> <p>livebaseballscorecards.com</p>				
21 Nick Markakis, L OBP: 0.333, SLG: 0.463		BB	HR		FC6-4		K			3	1	2	2	1	1	0					
6 Melvin Mora, R OBP: 0.298, SLG: 0.420	K		G4-3		FC6-4		B1-3			4	0	0	0	0	1	2					
17 Aubrey Huff, L OBP: 0.310, SLG: 0.438	L6		P6				F8			3	0	0	0	1	0	1					
Kevin Millar, R OBP: 0.335, SLG: 0.411		10 G6-3			F8		G6-3			4	0	1	0	0	0	1					
30 Luke Scott, L OBP: 0.354, SLG: 0.459		F7			K		G3-1			3	0	0	0	0	1	1					
Jay Payton, R OBP: 0.289, SLG: 0.372					K					1	0	0	0	0	1	0					
10 Adam Jones, R OBP: 0.297, SLG: 0.372		G6-3								4	1	2	1	0	0	1					
Guillermo Quiroz, R OBP: 0.276, SLG: 0.283		G5-3			K		P6			4	0	0	0	0	2	2					
Freddie Bynum, L OBP: 0.260, SLG: 0.275			G1-3		L6					3	0	1	0	0	0	0					
Inning Stats	R: 0 H: 0 E: 0 K: 1 S: 16	H: 0 LOB: 1 BB: 1 P: 22	R: 0 H: 1 E: 0 K: 0 S: 11	H: 1 LOB: 1 BB: 0 P: 14	R: 2 H: 2 E: 0 K: 0 S: 22	H: 2 LOB: 0 BB: 0 P: 31	R: 0 H: 1 E: 0 K: 2 S: 12	H: 1 LOB: 1 BB: 0 P: 17	R: 0 H: 1 E: 0 K: 0 S: 12	H: 1 LOB: 2 BB: 0 P: 15	R: 0 H: 0 E: 0 K: 0 S: 6	H: 0 LOB: 0 BB: 0 P: 11	R: 1 H: 2 E: 0 K: 0 S: 4	H: 2 LOB: 0 BB: 0 P: 8	R: 0 H: 0 E: 0 K: 1 S: 8	H: 0 LOB: 1 BB: 1 P: 16	R: 0 H: 0 E: 0 K: 2 S: 8	H: 0 LOB: 0 BB: 0 P: 10	1B: 3 2B: 2 3B: 0 HR: 2	SF: 0 SAC: 0 DP: 1 HBP: 0	WP: 0 PA: 35 PB: 0 SB: 0 CS: 0
PITCHER	IP WLS BF H R ER SO BB IBB HBP BLK WP HR S P ERA WHIP	IP WLS BF H R ER SO BB IBB HBP BLK WP HR S P ERA WHIP																			
30 Scott Baker, R ERA: 4.03	5.0		21	5	2	2	3	1	0	0	0	0	0	0	0	0	1	73	99	3.60	1.200
Brian Bass, R ERA: 5.3	2.0	L	7	2	1	1	0	0	0	0	0	0	0	0	0	0	1	10	19	4.50	1.000
49 Craig Breslow, L ERA: 2.19	0.2		3	0	0	0	1	1	0	0	0	0	0	0	0	0	0	6	12	0.00	1.500
28 Jesse Crain, R ERA: 3.28	1.1		4	0	0	0	2	0	0	0	0	0	0	0	0	0	0	10	14	0.00	0.000
28 Jesse Crain, R ERA: 3.28	1.1		4	0	0	0	2	0	0	0	0	0	0	0	0	0	0	10	14	0.00	0.000

Batter	1	2	3	4	5	6	7	8	9	AB	R	H	RBI	BB	SO	LOB	BOTTOM				
22 Carlos Gómez, R OBP: 0.306, SLG: 0.397	K		P4		G5-3		25 G6-4-3		F7	5	0	1	0	0	1	2	<p>Baltimore Orioles @ Minnesota Twins Hubert H. Humphrey Metrodome, Minneapolis, MN</p> <p>Thu Jun 05 2008, 1:10 PM EDT Att: 19,621 - Dome - 68 F</p> <p>livebaseballscorecards.com</p>				
25 Alexi Casilla, S OBP: 0.290, SLG: 0.500		55 2B			55 1B		G6-4-3		K	5	1	3	1	0	1	3					
55 Mike Redmond, R OBP: 0.333, SLG: 0.395										4	0	3	1	0	0	1					
59 Kevin Slowey, R OBP: 0.309, SLG: 0.351										0	0	0	0	0	0	0					
28 Jesse Crain, R ERA: 3.28										0	0	0	0	0	0	0					
33 Justin Morneau, L OBP: 0.367, SLG: 0.485										4	0	0	0	0	0	4					
5 Michael Cuddyer, R OBP: 0.309, SLG: 0.351										4	0	1	0	0	0	2					
Craig Monroe, R OBP: 0.286, SLG: 0.442										3	0	0	0	0	0	1					
16 Jason Kubel, L OBP: 0.297, SLG: 0.397										1	0	1	0	0	0	0					
21 Delmon Young, R OBP: 0.316, SLG: 0.345										3	0	1	0	0	0	1					
7 Joe Mauer, L OBP: 0.411, SLG: 0.432										1	0	0	0	0	0	2					
Mike Lamb, L OBP: 0.273, SLG: 0.322										4	0	0	0	0	1	1					
8 Nick Punto, S OBP: 0.348, SLG: 0.390										3	1	2	0	1	0	0					
Inning Stats	R: 1 H: 2 E: 0 K: 1 S: 13	H: 2 LOB: 1 BB: 0 P: 17	R: 0 H: 1 E: 0 K: 0 S: 12	H: 1 LOB: 0 BB: 0 P: 16	R: 0 H: 1 E: 0 K: 0 S: 12	H: 1 LOB: 1 BB: 0 P: 16	R: 0 H: 1 E: 0 K: 0 S: 7	H: 1 LOB: 1 BB: 0 P: 10	R: 1 H: 3 E: 0 K: 0 S: 13	H: 3 LOB: 2 BB: 0 P: 22	R: 0 H: 0 E: 0 K: 0 S: 7	H: 0 LOB: 0 BB: 0 P: 10	R: 0 H: 1 E: 0 K: 0 S: 6	H: 1 LOB: 1 BB: 1 P: 12	R: 0 H: 2 E: 0 K: 0 S: 13	H: 2 LOB: 2 BB: 0 P: 20	R: 0 H: 1 E: 0 K: 2 S: 16	H: 1 LOB: 1 BB: 0 P: 24	1B: 8 2B: 4 3B: 0 HR: 0	SF: 0 SAC: 0 DP: 1 HBP: 0	WP: 0 PA: 38 PB: 0 SB: 0 CS: 1
PITCHER	IP WLS BF H R ER SO BB IBB HBP BLK WP HR S P ERA WHIP	IP WLS BF H R ER SO BB IBB HBP BLK WP HR S P ERA WHIP																			
18 Garrett Olson, L ERA: 3.86	6.1	W	27	8	2	2	1	1	0	0	0	0	0	0	0	0	0	66	98	2.84	1.421
34 Matt Albers, R ERA: 2.19	0.2	H	2	1	0	0	0	0	0	0	0	0	0	0	0	0	0	4	5	0.00	1.500
43 Jim Johnson, R ERA: 1.35	1.0	H	5	2	0	0	0	0	0	0	0	0	0	0	0	0	0	13	20	0.00	2.000
52 George Sherrill, L ERA: 3.04	1.0	S	4	1	0	0	2	0	0	0	0	0	0	0	0	0	0	16	24	0.00	1.000



Batter	1	2	3	4	5	6	7	8	9	AB R H RBI BB SO LOB	TOP																	
1 Brian Roberts, S OBP: 0.395, SLG: 0.443										5 1 2 0 0 1 0	Baltimore Orioles @ Toronto Blue Jays Rogers Centre, Toronto, ON Fri Jun 06 2008, 7:07 PM EDT Att: 23,649 - Clear - 90 F																	
21 Nick Markakis, L OBP: 0.395, SLG: 0.477										4 1 4 1 1 0 0																		
6 Melvin Mora, R OBP: 0.300, SLG: 0.430										4 1 1 2 1 0 4																		
17 Aubrey Huff, L OBP: 0.312, SLG: 0.439										4 0 1 0 1 1 0																		
Kevin Millar, R OBP: 0.336, SLG: 0.424										5 1 2 1 0 0 4																		
30 Luke Scott, L OBP: 0.352, SLG: 0.451										3 1 0 0 1 0 1																		
Jay Payton, R OBP: 0.289, SLG: 0.372										0 0 0 0 0 0 0																		
10 Adam Jones, R OBP: 0.296, SLG: 0.384										4 1 1 2 0 1 3																		
Ramon Hernandez, R OBP: 0.254, SLG: 0.349										4 0 0 0 0 1 2																		
Freddie Bynum, L OBP: 0.260, SLG: 0.274										4 0 1 0 0 2 0																		
Inning Stats	R: 0 E: 0 K: 1 S: 8	H: 1 LOB: 0 BB: 0 P: 15	R: 0 E: 0 K: 1 S: 14	H: 1 LOB: 2 BB: 1 P: 22	R: 0 E: 0 K: 1 S: 8	H: 0 LOB: 1 BB: 1 P: 15	R: 0 E: 0 K: 1 S: 10	H: 3 LOB: 2 BB: 0 P: 17	R: 0 E: 0 K: 0 S: 6	H: 0 LOB: 0 BB: 0 P: 7	R: 0 E: 0 K: 0 S: 3	H: 0 LOB: 0 BB: 0 P: 6	R: 6 E: 1 K: 2 S: 21	H: 5 LOB: 0 BB: 0 P: 34	R: 0 E: 0 K: 0 S: 8	H: 1 LOB: 2 BB: 1 P: 21	1B: 6 2B: 3 3B: 0 HR: 3	SF: 0 SAC: 0 DP: 2 HBP: 0	WP: 0 PB: 0 SB: 0 CS: 1	PA: 41								
PITCHER	IP WLS BF H R ER SO BB IBB HBP BLK WP HR S P ERA WHIP											IP WLS BF H R ER SO BB IBB HBP BLK WP HR S P ERA WHIP																
28 Shaun Marcum, R ERA: 2.52	7.0		28	7	1	1	4	2	0	0	0	0	0	0	60	100	1.29	1.286										
56 Brian Tallet, L ERA: 2.59	0.1		3	2	2	2	0	0	0	0	0	0	0	1	4	10	54.00	6.000										
Armando Benitez, R ERA: 5.68	0.2	L	5	2	3	2	2	0	0	0	0	0	0	2	15	21	27.00	3.000										
39 Jesse Carlson, L ERA: 1.93	0.1		4	1	0	0	0	1	1	0	0	0	0	0	5	16	0.00	6.000										
57 Shawn Camp, R ERA: 3.94	0.2		1	0	0	0	0	0	0	0	0	0	0	0	3	5	0.00	0.000										

Batter	1	2	3	4	5	6	7	8	9	AB R H RBI BB SO LOB	BOTTOM																	
23 Shannon Stewart, R OBP: 0.327, SLG: 0.305										5 0 0 0 0 0 5	Baltimore Orioles @ Toronto Blue Jays Rogers Centre, Toronto, ON Fri Jun 06 2008, 7:07 PM EDT Att: 23,649 - Clear - 90 F																	
19 Marco Scutaro, R OBP: 0.357, SLG: 0.343										4 0 1 0 1 0 1																		
15 Alex Rios, R OBP: 0.326, SLG: 0.372										5 1 1 0 0 2 2																		
33 Scott Rolen, R OBP: 0.404, SLG: 0.483										2 1 1 0 2 0 0																		
36 Kevin Mench, R OBP: 0.267, SLG: 0.250										3 0 1 1 0 0 3																		
1 Joe Inglett, L OBP: 0.347, SLG: 0.391										0 0 0 0 1 0 0																		
35 Lyle Overbay, L OBP: 0.388, SLG: 0.416										4 2 1 0 1 1 4																		
20 Rod Barajas, R OBP: 0.370, SLG: 0.523										3 1 2 1 1 0 0																		
35 Brad Wilkerson, L OBP: 0.325, SLG: 0.343										4 0 2 1 0 1 2																		
David Eckstein, R OBP: 0.339, SLG: 0.356										2 0 1 1 0 0 2																		
Matt Stairs, L OBP: 0.343, SLG: 0.434										1 0 0 1 0 0 1																		
Inning Stats	R: 0 E: 0 K: 0 S: 10	H: 0 LOB: 0 BB: 0 P: 13	R: 2 E: 0 K: 0 S: 15	H: 3 LOB: 2 BB: 1 P: 31	R: 1 E: 0 K: 0 S: 14	H: 1 LOB: 1 BB: 1 P: 25	R: 0 E: 0 K: 0 S: 9	H: 1 LOB: 1 BB: 0 P: 14	R: 0 E: 0 K: 1 S: 8	H: 2 LOB: 1 BB: 0 P: 16	R: 1 E: 0 K: 1 S: 15	H: 2 LOB: 1 BB: 0 P: 22	R: 0 E: 0 K: 0 S: 7	H: 2 LOB: 2 BB: 1 P: 15	R: 1 E: 0 K: 0 S: 8	H: 1 LOB: 1 BB: 1 P: 15	R: 0 E: 0 K: 2 S: 14	H: 0 LOB: 1 BB: 1 P: 23	1B: 7 2B: 3 3B: 0 HR: 0	SF: 2 SAC: 0 DP: 2 HBP: 1	WP: 0 PB: 1 SB: 2 CS: 0	PA: 42						
PITCHER	IP WLS BF H R ER SO BB IBB HBP BLK WP HR S P ERA WHIP											IP WLS BF H R ER SO BB IBB HBP BLK WP HR S P ERA WHIP																
56 Brian Burres, L ERA: 4.96	4.1		22	5	3	3	1	3	0	1	0	0	0	0	23	40	3.86	2.143										
Lance Cormier, R ERA: 2.7	2.1		10	4	1	1	1	1	0	0	0	0	0	0	2	2	0.00	0.000										
45 Dennis Sarfate, R ERA: 3.24	0.1	W	1	0	0	0	0	0	0	0	0	0	0	0	2	2	0.00	0.000										
Chad Bradford, R ERA: 2.79	1.0	H	5	1	1	0	0	1	0	0	0	0	0	8	15	0.00	2.000											
52 George Sherrill, L ERA: 2.92	1.0	S	4	0	0	0	2	1	0	0	0	0	0	14	23	0.00	1.000											

AB 37
R 6
H 12
RBI 6
BB 4
SO 6
LOB 14



AB 33
R 5
H 10
RBI 5
BB 6
SO 4
LOB 20



Batter	1	2	3	4	5	6	7	8	9	AB	R	H	RBI	BB	SO	LOB	TOP					
1 Brian Roberts, S OBP: 0.360, SLG: 0.451										3	1	2	1	1	1	0	Baltimore Orioles @ Toronto Blue Jays Rogers Centre, Toronto, ON Sat Jun 07 2008, 1:07 PM EDT Att: 25,122 - Sunny - 82 F					
10 Adam Jones, R OBP: 0.291, SLG: 0.377										4	0	0	0	0	1	4						
21 Nick Markakis, L OBP: 0.398, SLG: 0.489										5	1	3	1	0	0	0						
17 Aubrey Huff, L OBP: 0.314, SLG: 0.433										3	1	0	0	2	0	2						
Kevin Millar, R OBP: 0.342, SLG: 0.427										3	2	2	1	1	1	2						
Freddie Bynum, L OBP: 0.256, SLG: 0.270										1	0	0	0	0	0	1						
30 Luke Scott, L OBP: 0.353, SLG: 0.455										5	2	2	0	0	1	4						
Jay Payton, R OBP: 0.302, SLG: 0.390										5	1	3	5	0	0	1						
Guillermo Quiroz, R OBP: 0.270, SLG: 0.293										5	1	1	1	0	2	2						
13 Alex Cintron, S OBP: 0.379, SLG: 0.333										5	0	1	0	0	1	1						
Inning Stats	R: 1 E: 0 K: 2 S: 11	H: 2 LOB: 2 BB: 1 P: 22	R: 0 E: 1 K: 1 S: 13	H: 1 LOB: 2 BB: 1 P: 23	R: 2 E: 0 K: 0 S: 14	H: 2 LOB: 1 BB: 1 P: 22	R: 0 E: 0 K: 2 S: 10	H: 0 LOB: 0 BB: 0 P: 14	R: 5 E: 0 K: 0 S: 16	H: 5 LOB: 1 BB: 1 P: 23	R: 1 E: 0 K: 0 S: 13	H: 2 LOB: 1 BB: 0 P: 20	R: 0 E: 0 K: 1 S: 7	H: 1 LOB: 1 BB: 0 P: 10	R: 0 E: 0 K: 0 S: 9	H: 1 LOB: 0 BB: 0 P: 13	R: 0 E: 0 K: 1 S: 7	H: 0 LOB: 0 BB: 0 P: 8	1B: 8 2B: 6 3B: 0 HR: 0	SF: 1 SAC: 1 DP: 0 HBP: 0	WP: 0 PB: 0 SB: 1 CS: 0	PA: 45
PITCHER	IP WLS BF H R ER SO BB IBB HBP BLK WP HR S P ERA WHIP																					
A.J. Burnett, R ERA: 4.98	(1, 1) 4.1 L 27 10 8 8 5 4 0 0 0 0 0 0 61 100 16.61 3.231																					
40 Brian Wolfe, R ERA: 4.0	(5, 1) 1.2 7 2 1 1 0 0 0 0 0 0 0 7 10 5.40 1.200																					
54 Jason Frasor, R ERA: 3.1	(7, 1) 1.0 4 1 0 0 1 0 0 0 0 0 0 6 10 0.00 1.000																					
56 Brian Tallet, L ERA: 2.49	(8, 1) 1.0 4 1 0 0 0 0 0 0 0 0 0 9 13 0.00 1.000																					
57 Shawn Camp, R ERA: 3.71	(9, 1) 1.0 3 0 0 0 1 0 0 0 0 0 0 7 8 0.00 0.000																					
Batter	1	2	3	4	5	6	7	8	9	AB	R	H	RBI	BB	SO	LOB	BOTTOM					
23 Shannon Stewart, R OBP: 0.325, SLG: 0.303										1	0	0	0	0	0	0	Baltimore Orioles @ Toronto Blue Jays Rogers Centre, Toronto, ON Sat Jun 07 2008, 1:07 PM EDT Att: 25,122 - Sunny - 82 F					
10 Vernon Wells, R OBP: 0.352, SLG: 0.451										3	0	2	1	0	0	1						
19 Marco Scutaro, R OBP: 0.385, SLG: 0.347										4	1	1	1	1	1	3						
15 Alex Rios, R OBP: 0.326, SLG: 0.372										3	0	1	1	0	0	1						
7 Curtis Thigpen, R OBP: 0.400, SLG: 0.250										2	0	1	0	0	1	1						
33 Scott Rolen, R OBP: 0.399, SLG: 0.476										2	0	0	0	0	0	1						
6 John McDonald, R OBP: 0.259, SLG: 0.298										2	0	0	0	0	0	3						
Matt Stairs, L OBP: 0.346, SLG: 0.436										4	1	2	0	0	1	0						
35 Lyle Overbay, L OBP: 0.386, SLG: 0.413										4	1	1	0	0	0	2						
20 Rod Barajas, R OBP: 0.354, SLG: 0.514										2	0	0	0	0	2	2						
36 Kevin Mench, R OBP: 0.277, SLG: 0.286										2	1	1	2	0	0	0						
35 Brad Wilkerson, L OBP: 0.323, SLG: 0.336										3	1	0	0	1	2	1						
David Eckstein, R OBP: 0.343, SLG: 0.355										3	0	1	0	1	0	0						
Inning Stats	R: 1 E: 0 K: 0 S: 9	H: 2 LOB: 0 BB: 0 P: 14	R: 0 E: 0 K: 1 S: 14	H: 1 LOB: 0 BB: 0 P: 20	R: 0 E: 0 K: 0 S: 8	H: 1 LOB: 1 BB: 0 P: 9	R: 0 E: 0 K: 2 S: 9	H: 1 LOB: 0 BB: 0 P: 15	R: 0 E: 0 K: 2 S: 12	H: 1 LOB: 1 BB: 0 P: 16	R: 0 E: 0 K: 0 S: 6	H: 0 LOB: 0 BB: 0 P: 8	R: 0 E: 0 K: 1 S: 7	H: 0 LOB: 0 BB: 0 P: 9	R: 0 E: 0 K: 0 S: 9	H: 2 LOB: 2 BB: 1 P: 16	R: 4 E: 1 K: 1 S: 16	H: 2 LOB: 1 BB: 2 P: 32	1B: 7 2B: 3 3B: 0 HR: 0	SF: 1 SAC: 0 DP: 1 HBP: 0	WP: 1 PB: 0 SB: 1 CS: 1	PA: 39
PITCHER	IP WLS BF H R ER SO BB IBB HBP BLK WP HR S P ERA WHIP																					
46 Jeremy Guthrie, R ERA: 3.4	(1, 1) 7.0 W 26 6 4 4 2 0 2 0 0 0 0 1 0 18 35 18.00 6.000																					
Steve Trachsel, R ERA: 8.39	(8, 1) 1.0 9 4 4 2 0 2 0 0 0 0 0 0 7 13 18.00 6.000																					
45 Dennis Sarfate, R ERA: 3.12	(9, 1) 1.0 4 0 0 0 1 1 0 0 0 0 0 0 7 13 0.00 1.000																					

Batter	1	2	3	4	5	6	7	8	9	AB	R	H	RBI	BB	SO	LOB	TOP			
1 Brian Roberts, S (1.4) OBP: 0.365, SLG: 0.456										4	0	3	0	0	1	0	Baltimore Orioles @ Toronto Blue Jays Rogers Centre, Toronto, ON Sun Jun 08 2008, 1:07 PM EDT Att: 25,365 - Partly Cloudy - 84 F			
21 Nick Markakis, L (1.9) OBP: 0.393, SLG: 0.481										4	0	0	0	0	4					
6 Melvin Mora, R (1.5) OBP: 0.304, SLG: 0.429										3	0	1	1	0	0	1				
17 Aubrey Huff, L (1.10) OBP: 0.313, SLG: 0.427										3	1	0	0	0	1	3				
Kevin Millar, R (1.3) OBP: 0.337, SLG: 0.420										4	0	0	0	0	2	3				
30 Luke Scott, L (1.7) OBP: 0.356, SLG: 0.489										4	2	2	3	0	0	0				
Ramon Hernandez, R (1.2) OBP: 0.254, SLG: 0.353										4	0	1	0	0	1	0				
Jay Payton, R (1.8) OBP: 0.297, SLG: 0.383										2	0	0	0	0	0	0				
10 Adam Jones, R (4.8) OBP: 0.289, SLG: 0.373										2	0	0	0	0	2	1				
Freddie Bynum, L (1.6) OBP: 0.259, SLG: 0.273										3	1	1	0	0	1	0				
Guillermo Quiroz, R (9. PH) OBP: 0.256, SLG: 0.288										1	0	0	0	0	0	0				
Inning Stats	R: 0 E: 0 K: 1 S: 8	H: 0 LOB: 1 BB: 0 P: 12	R: 1 E: 0 K: 1 S: 9	H: 1 LOB: 0 BB: 0 P: 15	R: 1 E: 0 K: 2 S: 12	H: 3 LOB: 2 BB: 0 P: 17	R: 0 E: 0 K: 0 S: 8	H: 0 LOB: 0 BB: 0 P: 13	R: 0 E: 0 K: 1 S: 8	H: 1 LOB: 0 BB: 0 P: 10	R: 2 E: 0 K: 1 S: 11	H: 2 LOB: 1 BB: 0 P: 17	R: 0 E: 0 K: 0 S: 9	H: 0 LOB: 0 BB: 0 P: 10	R: 0 E: 0 K: 1 S: 10	H: 0 LOB: 0 BB: 0 P: 12	1B: 5 2B: 1 3B: 0 HR: 2	SF: 0 SAC: 0 DP: 1 HBP: 2	WP: 0 PB: 0 SB: 0 CS: 0	PA: 36
PITCHER	IP WLS BF H R ER SO BB IBB HBP BLK WP HR S P ERA WHIP																			
32 Roy Halladay, R (1.1) ERA: 3.07	7.2 W 32 8 4 4 7 0 0 2 0 0 2 70 100 4.70 1.043																			
37 Scott Downs, L (8.1) ERA: 1.73	0.1 H 1 0 0 0 0 0 0 0 0 0 4 7 0.00 0.000																			
52 B.J. Ryan, L (9.1) ERA: 2.79	1.0 S 3 0 0 0 1 0 0 0 0 0 0 10 12 0.00 0.000																			

Batter	1	2	3	4	5	6	7	8	9	AB	R	H	RBI	BB	SO	LOB	BOTTOM			
15 Alex Rios, R (1.9) OBP: 0.325, SLG: 0.370										4	0	1	0	0	1	0	Baltimore Orioles @ Toronto Blue Jays Rogers Centre, Toronto, ON Sun Jun 08 2008, 1:07 PM EDT Att: 25,365 - Partly Cloudy - 84 F			
Matt Stairs, L (1.10) OBP: 0.344, SLG: 0.428										3	0	0	0	1	1	0				
33 Scott Rolen, R (1.5) OBP: 0.390, SLG: 0.463										4	0	0	0	0	1	1				
10 Vernon Wells, R (1.8) OBP: 0.362, SLG: 0.479										4	2	3	1	0	1	0				
35 Lyle Overbay, L (1.3) OBP: 0.388, SLG: 0.409										2	1	0	0	2	2	1				
20 Rod Barajas, R (1.2) OBP: 0.368, SLG: 0.531										4	1	2	1	0	0	4				
35 Brad Wilkerson, L (1.7) OBP: 0.327, SLG: 0.331										2	1	0	0	2	0	1				
19 Marco Scutaro, R (1.4) OBP: 0.356, SLG: 0.346										3	0	1	2	0	0	2				
6 John McDonald, R (1.6) OBP: 0.233, SLG: 0.185										3	0	0	0	0	0	1				
Inning Stats	R: 0 E: 0 K: 1 S: 12	H: 2 LOB: 1 BB: 1 P: 15	R: 2 E: 0 K: 1 S: 17	H: 2 LOB: 1 BB: 1 P: 28	R: 0 E: 0 K: 0 S: 11	H: 2 LOB: 3 BB: 2 P: 24	R: 0 E: 0 K: 0 S: 9	H: 0 LOB: 0 BB: 0 P: 14	R: 0 E: 0 K: 1 S: 6	H: 0 LOB: 0 BB: 0 P: 10	R: 3 E: 0 K: 0 S: 11	H: 2 LOB: 0 BB: 1 P: 18	R: 0 E: 0 K: 1 S: 6	H: 0 LOB: 0 BB: 0 P: 9	R: 0 E: 0 K: 2 S: 10	H: 1 LOB: 2 BB: 1 P: 20		1B: 4 2B: 2 3B: 0 HR: 1	SF: 1 SAC: 0 DP: 0 HBP: 0	WP: 0 PB: 0 SB: 2 CS: 1
PITCHER	IP WLS BF H R ER SO BB IBB HBP BLK WP HR S P ERA WHIP																			
62 Radhames Liz, R (1.1) ERA: 3.48	5.0 L 6 2 3 3 0 3 0 0 0 0 0 1 11 18 27.00 3.000																			
34 Matt Albers, R (6.1) ERA: 2.74	1.0 L 6 2 3 3 0 1 0 0 0 0 0 1 11 18 27.00 3.000																			
Lance Cormier, R (7.1) ERA: 2.41	2.0 8 1 0 0 3 0 1 0 0 0 0 0 16 29 0.00 0.500																			



Batter	1	2	3	4	5	6	7	8	9	AB	R	H	RBI	BB	SO	LOB	TOP								
1 Brian Roberts, S OBP: 0.359, SLG: 0.447	F7		F7		F7			K	G3	5	0	0	0	0	1	3	Baltimore Orioles @ Boston Red Sox Fenway Park, Boston, MA Wed Jun 11 2008, 7:05 PM EDT Att: 38,130 - Partly Cloudy - 85 F								
21 Nick Markakis, L OBP: 0.386, SLG: 0.485	K					G3-1			BB	3	0	1	0	1	1	0									
6 Melvin Mora, R OBP: 0.301, SLG: 0.423	F8			L9					G5-4-3	4	0	1	0	0	0	2									
17 Aubrey Huff, L OBP: 0.325, SLG: 0.440				P5					2B	4	1	2	0	0	1	2									
Kevin Millar, R OBP: 0.333, SLG: 0.423									2B	4	1	1	1	0	2	3									
30 Luke Scott, L OBP: 0.361, SLG: 0.508									2B	4	1	2	1	0	1	1									
Ramon Hernandez, R OBP: 0.253, SLG: 0.343									2B	4	0	0	0	0	1	2									
10 Adam Jones, R OBP: 0.290, SLG: 0.381									2B	4	0	1	0	0	1	0									
Freddie Bynum, L OBP: 0.261, SLG: 0.277									2B	2	0	0	0	1	2	1									
19 Oscar Salazar, R (9,PH) OBP: 1.000, SLG: 1.000									1B	1	0	1	0	0	0	0									
Inning Stats	R: 0 E: 0 K: 1 S: 10	H: 0 LOB: 0 BB: 0 P: 15	R: 0 E: 0 K: 1 S: 13	H: 2 LOB: 1 BB: 0 P: 19	R: 0 E: 0 K: 2 S: 8	H: 0 LOB: 0 BB: 0 P: 11	R: 0 E: 0 K: 1 S: 10	H: 1 LOB: 1 BB: 0 P: 17	R: 1 E: 0 K: 0 S: 6	H: 1 LOB: 1 BB: 1 P: 14	R: 0 E: 0 K: 2 S: 12	H: 1 LOB: 1 BB: 0 P: 17	R: 0 E: 0 K: 2 S: 14	H: 1 LOB: 1 BB: 0 P: 21	R: 0 E: 0 K: 1 S: 5	H: 0 LOB: 0 BB: 1 P: 9	R: 2 E: 1 K: 0 S: 18	H: 3 LOB: 2 BB: 0 P: 27	1B: 3 2B: 5 HR: 1	SF: 0 SAC: 0 HBP: 0	WP: 0 PB: 0 SB: 0 CS: 0	PA: 37			
PITCHER	IP	WLS	BF	H	R	ER	SO	BB	IBB	HBP	BLK	WP	HR	S	P	ERA	WHIP								
40 Bartolo Colon, R ERA: 3.41	6.0	W	23	5	1	1	7	1	0	0	0	0	1	59	93	1.50	1.000								
53 David Aardsma, R ERA: 3.07	1.0		4	1	0	0	2	0	0	0	0	0	0	14	21	0.00	1.000								
48 Javier López, L ERA: 2.59	1.0		3	0	0	0	1	1	0	0	0	0	0	5	9	0.00	1.000								
50 Mike Timlin, R ERA: 6.16	0.2		6	3	2	1	0	0	0	0	0	0	0	14	22	13.50	4.500								
58 Jonathan Papelbon, R ERA: 1.84	0.1	S	1	0	0	0	0	0	0	0	0	0	0	4	5	0.00	0.000								


AB	35
R	3
H	9
RBI	2
BB	2
SO	10
LOB	14



Batter	1	2	3	4	5	6	7	8	9	AB	R	H	RBI	BB	SO	LOB	BOTTOM								
2 Jacoby Ellsbury, L OBP: 0.373, SLG: 0.397	P5								G4-3	4	1	1	0	0	0	1	Baltimore Orioles @ Boston Red Sox Fenway Park, Boston, MA Wed Jun 11 2008, 7:05 PM EDT Att: 38,130 - Partly Cloudy - 85 F								
15 Dustin Pedroia, R OBP: 0.314, SLG: 0.372	P4								G4-3	4	0	0	0	0	0	2									
7 J.D. Drew, L OBP: 0.427, SLG: 0.541	G4-3								2B	3	1	1	1	1	0	1									
Manny Ramirez, R OBP: 0.390, SLG: 0.561	G4-3								2B	3	0	1	0	1	0	1									
25 Mike Lowell, R OBP: 0.328, SLG: 0.497	HR								BB	2	2	1	1	2	0	1									
20 Kevin Youkilis, R OBP: 0.366, SLG: 0.502	HR								BB	2	1	1	0	2	0	3									
Jason Varitek, S OBP: 0.327, SLG: 0.437	HR								BB	4	1	1	3	0	1	3									
Kevin Cash, R OBP: 0.338, SLG: 0.361	HR								BB	0	0	0	0	0	0	0									
Coco Crisp, S OBP: 0.301, SLG: 0.373	L9								BB	4	0	0	0	0	0	1									
23 Julio Lugo, R OBP: 0.356, SLG: 0.310									1B	4	0	1	0	0	2	2									
Inning Stats	R: 5 E: 0 K: 0 S: 16	H: 3 LOB: 0 BB: 2 P: 31	R: 0 E: 0 K: 0 S: 9	H: 1 LOB: 1 BB: 0 P: 14	R: 0 E: 0 K: 0 S: 8	H: 1 LOB: 1 BB: 1 P: 12	R: 0 E: 1 K: 0 S: 6	H: 0 LOB: 0 BB: 0 P: 9	R: 0 E: 0 K: 0 S: 11	H: 0 LOB: 0 BB: 0 P: 15	R: 1 E: 0 K: 1 S: 18	H: 2 LOB: 1 BB: 0 P: 27	R: 0 E: 0 K: 0 S: 11	H: 0 LOB: 3 BB: 3 P: 27	R: 0 E: 0 K: 2 S: 12	H: 0 LOB: 0 BB: 0 P: 15	R: 0 E: 0 K: 2 S: 12	H: 0 LOB: 0 BB: 0 P: 15	1B: 3 2B: 2 3B: 0 HR: 2	SF: 0 SAC: 0 DP: 2 HBP: 0	WP: 1 PB: 0 SB: 2 CS: 0	PA: 36			
PITCHER	IP	WLS	BF	H	R	ER	SO	BB	IBB	HBP	BLK	WP	HR	S	P	ERA	WHIP								
18 Garrett Olson, L ERA: 4.53	5.1	L	25	7	6	6	0	3	0	0	0	0	1	2	62	10.12	1.875								
Lance Cormier, R ERA: 2.21	1.2		8	0	0	0	1	3	0	0	0	0	0	17	37	0.00	1.800								
45 Dennis Sarfate, R ERA: 2.86	1.0		3	0	0	0	2	0	0	0	0	0	0	12	15	0.00	0.000								

AB	30
R	6
H	7
RBI	5
BB	6
SO	3
LOB	15



Batter	1	2	3	4	5	6	7	8	9	AB	R	H	RBI	BB	SO	LOB	TOP										
1 Brian Roberts, S OBP: 0.358, SLG: 0.448	G6-3		K			G6-3	P6			4	1	1	0	0	1	1	Baltimore Orioles @ Boston Red Sox Fenway Park, Boston, MA Thu Jun 12 2008, 6:05 PM EDT Att: 38,139 - Clear - 79 F										
6 Melvin Mora, R OBP: 0.296, SLG: 0.416	G6-3		F7			F9		K	4	0	0	0	0	1	2												
21 Nick Markakis, L OBP: 0.392, SLG: 0.477	K				G6-3	G6-3		K	4	0	0	0	0	2	1												
Kevin Millar, R OBP: 0.333, SLG: 0.423		G5-3			F8			E6	0	0	0	0	0	0	0												
19 Oscar Salazar, R OBP: 0.400, SLG: 0.690									4	1	1	1	0	0	0												
Freddie Bynum, L OBP: 0.261, SLG: 0.277									0	0	0	0	0	0	0												
17 Aubrey Huff, L OBP: 0.327, SLG: 0.449		G6-3						F7	4	0	2	1	0	0	1												
Ramon Hernandez, R OBP: 0.258, SLG: 0.346					G6-3				4	0	2	0	0	0	1												
10 Adam Jones, R OBP: 0.290, SLG: 0.376								G5-3	3	0	0	0	1	1	3												
Jay Payton, R OBP: 0.301, SLG: 0.384					G4-3		K		4	0	1	0	0	1	1												
13 Alex Cintron, S OBP: 0.430, SLG: 0.300					G4-3		G5-3		3	0	0	0	0	0	1												
Inning Stats	R: 0 E: 0 K: 1 S: 12	H: 0 LOB: 0 BB: 0 P: 14	R: 0 E: 0 K: 0 S: 9	H: 1 LOB: 1 BB: 0 P: 12	R: 0 E: 0 K: 1 S: 11	H: 1 LOB: 1 BB: 0 P: 15	R: 0 E: 0 K: 0 S: 9	H: 1 LOB: 1 BB: 0 P: 14	R: 0 E: 0 K: 0 S: 6	H: 0 LOB: 0 BB: 1 P: 12	R: 2 E: 0 K: 0 S: 16	H: 4 LOB: 2 BB: 0 P: 23	R: 0 E: 0 K: 1 S: 7	H: 0 LOB: 0 BB: 0 P: 11	R: 0 E: 0 K: 2 S: 12	H: 0 LOB: 1 BB: 0 P: 16	R: 0 E: 0 K: 1 S: 5	H: 0 LOB: 0 BB: 0 P: 7	1B: 3 2B: 4 3B: 0 HR: 0	SF: 0 SAC: 0 DP: 0 HBP: 0	WP: 0 PB: 0 SB: 0 CS: 1	PA: 35					
PITCHER	IP	WLS	BF	H	R	ER	SO	BB	IBB	HBP	BLK	WP	HR	S	P	ERA	WHIP										
31 Jon Lester, L ERA: 3.43	7.0	W	28	7	2	2	3	1	0	0	0	0	0	70	101	2.57	1.143										
17 Manny Delcarmen, R ERA: 3.9	1.0		4	0	0	0	2	0	0	0	0	0	0	12	16	0.00	0.000										
50 Mike Timlin, R ERA: 5.85	1.0		3	0	0	0	1	0	0	0	0	0	0	5	7	0.00	0.000										

Batter	1	2	3	4	5	6	7	8	9	AB	R	H	RBI	BB	SO	LOB	BOTTOM										
2 Jacoby Ellsbury, L OBP: 0.370, SLG: 0.392	K	F7				G3		K		5	1	1	0	0	2	2	Baltimore Orioles @ Boston Red Sox Fenway Park, Boston, MA Thu Jun 12 2008, 6:05 PM EDT Att: 38,139 - Clear - 79 F										
15 Dustin Pedroia, R OBP: 0.312, SLG: 0.366	P6		F8			F9		G3		4	1	0	0	1	0	1											
7 J.D. Drew, L OBP: 0.452, SLG: 0.562										4	2	2	2	1	0	0											
44 Brandon Moss, L OBP: 0.353, SLG: 0.500	WP		P4			G4-3				0	0	0	0	0	0	0											
Manny Ramirez, R OBP: 0.390, SLG: 0.554	G3-1		G5-3							3	2	0	0	2	0	1											
25 Mike Lowell, R OBP: 0.327, SLG: 0.508		F8			F7			K		4	1	1	4	0	1	1											
20 Kevin Youkilis, R OBP: 0.375, SLG: 0.519										2	2	2	2	2	0	0											
Coco Crisp, S OBP: 0.300, SLG: 0.369										4	0	1	0	0	0	2											
23 Julio Lugo, R OBP: 0.359, SLG: 0.319										4	0	2	1	0	0	2											
Kevin Cash, R OBP: 0.333, SLG: 0.344										3	0	0	0	1	0	4											
Inning Stats	R: 0 E: 0 K: 1 S: 12	H: 0 LOB: 1 BB: 1 P: 22	R: 1 E: 0 K: 0 S: 17	H: 2 LOB: 2 BB: 1 P: 31	R: 0 E: 0 K: 0 S: 5	H: 0 LOB: 0 BB: 0 P: 8	R: 0 E: 0 K: 0 S: 9	H: 1 LOB: 2 BB: 1 P: 17	R: 4 E: 0 K: 0 S: 17	H: 4 LOB: 2 BB: 2 P: 30	R: 0 E: 0 K: 0 S: 9	H: 0 LOB: 0 BB: 0 P: 12	R: 2 E: 0 K: 1 S: 9	H: 1 LOB: 0 BB: 1 P: 17	R: 2 E: 0 K: 1 S: 11	H: 1 LOB: 0 BB: 1 P: 16	1B: 4 2B: 2 3B: 0 HR: 3	SF: 0 SAC: 0 DP: 0 HBP: 0	WP: 1 PB: 0 SB: 0 CS: 0	PA: 40							
PITCHER	IP	WLS	BF	H	R	ER	SO	BB	IBB	HBP	BLK	WP	HR	S	P	ERA	WHIP										
46 Jeremy Guthrie, R ERA: 3.71	4.2	L	26	7	5	5	1	4	0	0	0	0	0	59	107	9.64	2.357										
Chad Bradford, R ERA: 2.57	1.1		4	0	0	0	0	0	0	0	0	0	0	10	13	0.00	0.000										
45 Dennis Sarfate, R ERA: 3.38	1.0		5	1	2	2	1	1	0	0	0	0	1	9	17	18.00	2.000										
32 Jamie Walker, L ERA: 5.4	1.0		5	1	2	2	1	1	0	0	0	0	1	11	16	18.00	2.000										

AB 34
R 2
H 7
RBI 2
BB 1
SO 6
LOB 11



AB 33
R 9
H 9
RBI 9
BB 7
SO 3
LOB 13



Batter	1	2	3	4	5	6	7	8	9	AB	R	H	RBI	BB	SO	LOB	TOP										
12 Freddy Sanchez, R (1.4) OBP: 0.266, SLG: 0.301	F9		F8			F8			F7	4	0	0	0	1	0	1	Pittsburgh Pirates @ Baltimore Orioles Oriole Park at Camden Yards, Baltimore, MD Fri Jun 13 2008, 7:05 PM EDT Att: 47,305 - Clear - 88 F										
13 Nate McLouth, L (1.8) OBP: 0.386, SLG: 0.565	F9	G6-3		F9		P4			P6	5	0	0	0	0	3												
Jason Bay, R (1.7) OBP: 0.395, SLG: 0.531	F8								F9	4	1	2	0	0	0												
41 Ryan Doumit, S (1.2) OBP: 0.391, SLG: 0.643									F7	3	1	0	0	1	2												
Xavier Nady, R (1.10) OBP: 0.374, SLG: 0.498									G5-3	4	1	1	0	0	1												
16 Doug Mientkiewicz, L (1.3) OBP: 0.369, SLG: 0.327									G1-3	3	2	1	1	1	0												
Jason Michaels, R (1.9) OBP: 0.310, SLG: 0.407									P4	4	1	2	3	0	0												
19 José Bautista, R (1.5) OBP: 0.315, SLG: 0.368									F9	4	0	0	0	0	1												
2 Jack Wilson, R (1.6) OBP: 0.342, SLG: 0.352									G5-3	4	0	2	2	0	0												
Inning Stats	R: 0 E: 0 K: 0 S: 5	H: 0 LOB: 0 BB: 0 P: 8	R: 2 E: 0 K: 1 S: 21	H: 3 LOB: 3 BB: 2 P: 35	R: 4 E: 0 K: 0 S: 18	H: 4 LOB: 1 BB: 1 P: 26	R: 0 E: 0 K: 2 S: 10	H: 1 LOB: 1 BB: 0 P: 12	R: 0 E: 0 K: 1 S: 10	H: 0 LOB: 0 BB: 0 P: 15	R: 0 E: 0 K: 0 S: 3	H: 0 LOB: 0 BB: 0 P: 5	R: 0 E: 0 K: 0 S: 7	H: 0 LOB: 0 BB: 0 P: 10	R: 0 E: 0 K: 0 S: 7	H: 0 LOB: 0 BB: 0 P: 11	R: 0 E: 0 K: 0 S: 5	H: 0 LOB: 0 BB: 0 P: 7	1B: 6 2B: 1 HR: 1	SF: 0 SAC: 0 DP: 0 HBP: 0	WP: 0 PB: 0 SB: 0 CS: 0	PA: 38					
PITCHER	IP	WLS	BF	H	R	ER	SO	BB	IBB	HBP	BLK	WP	HR	S	P	ERA	WHIP										
56 Brian Bures, L (1.1) ERA: 5.28	6.0	W	29	8	6	6	4	3	0	0	0	0	1	67	101	9.00	1.833										
43 Jim Johnson, R (7.1) ERA: 1.24	2.0	H	6	0	0	0	0	0	0	0	0	0	0	14	21	0.00	0.000										
52 George Sherrill, L (9.1) ERA: 2.73	1.0	S	3	0	0	0	0	0	0	0	0	0	0	5	7	0.00	0.000										

Batter	1	2	3	4	5	6	7	8	9	AB	R	H	RBI	BB	SO	LOB	BOTTOM										
1 Brian Roberts, S (1.4) OBP: 0.362, SLG: 0.453			L5						G1-3	4	2	2	1	1	0	1	Pittsburgh Pirates @ Baltimore Orioles Oriole Park at Camden Yards, Baltimore, MD Fri Jun 13 2008, 7:05 PM EDT Att: 47,305 - Clear - 88 F										
21 Nick Markakis, L (1.9) OBP: 0.392, SLG: 0.474									P4	4	1	1	0	1	1												
6 Melvin Mora, R (1.5) OBP: 0.306, SLG: 0.426									WP	4	2	3	1	1	1												
17 Aubrey Huff, L (1.3) OBP: 0.325, SLG: 0.442									G1-3	4	0	0	1	1	0												
Kevin Millar, R (1.10) OBP: 0.342, SLG: 0.423										2	0	1	2	3	0												
46 Jeremy Guthrie, R (8.10) OBP: 0.299, SLG: 0.381									WP	0	0	0	0	0	0												
30 Luke Scott, L (1.7) OBP: 0.359, SLG: 0.518									F9	4	2	1	1	0	1												
Jay Payton, R (8.7) OBP: 0.299, SLG: 0.381										1	0	0	0	0	0												
Ramon Hernandez, R (1.2) OBP: 0.267, SLG: 0.353										2	1	1	1	2	0												
10 Adam Jones, R (1.8) OBP: 0.289, SLG: 0.373									F9	4	1	1	0	0	2												
Freddie Bynum, L (1.6) OBP: 0.250, SLG: 0.264										4	0	0	0	0	1												
Inning Stats	R: 1 E: 0 K: 0 S: 12	H: 2 LOB: 2 BB: 2 P: 28	R: 0 E: 0 K: 0 S: 9	H: 0 LOB: 0 BB: 0 P: 15	R: 0 E: 0 K: 2 S: 7	H: 0 LOB: 0 BB: 0 P: 11	R: 1 E: 0 K: 0 S: 9	H: 1 LOB: 1 BB: 1 P: 16	R: 3 E: 0 K: 1 S: 16	H: 2 LOB: 1 BB: 2 P: 29	R: 2 E: 0 K: 0 S: 12	H: 3 LOB: 3 BB: 2 P: 25	R: 1 E: 0 K: 1 S: 7	H: 1 LOB: 1 BB: 1 P: 16	R: 1 E: 0 K: 0 S: 13	H: 1 LOB: 2 BB: 1 P: 27	1B: 6 2B: 3 3B: 0 HR: 1	SF: 0 SAC: 0 DP: 1 HBP: 0	WP: 2 PB: 0 SB: 0 CS: 0	PA: 42							
PITCHER	IP	WLS	BF	H	R	ER	SO	BB	IBB	HBP	BLK	WP	HR	S	P	ERA	WHIP										
32 Phil Dumatrai, L (1.1) ERA: 3.84	5.0		24	5	5	5	3	5	0	0	0	0	0	53	99	9.00	2.000										
52 Franquelis Osoria, R (6.1) ERA: 5.01	0.2	L	6	3	2	2	0	1	0	0	0	0	0	10	18	27.00	6.000										
17 Sean Burnett, L (6.1) ERA: 7.53	2.0		11	2	2	2	1	2	1	0	0	1	1	18	43	9.00	2.000										
56 Marino Salas, R (8.1) ERA: 6.75	0.1		1	0	0	0	0	0	0	0	0	1	0	4	7	0.00	0.000										



Batter	1	2	3	4	5	6	7	8	9	AB	R	H	RBI	BB	SO	LOB	TOP										
13 Nate McLouth, L OBP: 0.391, SLG: 0.556	F7		G3-1			F9	F7			4	0	0	0	0	0	1	Pittsburgh Pirates @ Baltimore Orioles Oriole Park at Camden Yards, Baltimore, MD Sat Jun 14 2008, 7:05 PM EDT Att: 32,432 - Cloudy - 80 F										
12 Freddy Sanchez, R OBP: 0.266, SLG: 0.312	L8			HR		F9		K		4	1	1	1	0	1	0											
Jason Bay, R OBP: 0.393, SLG: 0.526	G5-3			K		K			41 G4-6-3 1B	4	0	1	0	0	2	0											
41 Ryan Doumit, S OBP: 0.387, SLG: 0.629		F9		K			25 HR 19 HR BB	G4-6-3		3	1	0	0	1	1	1											
Xavier Nady, R OBP: 0.376, SLG: 0.510 Jason Michaels, R OBP: 0.310, SLG: 0.407	HR		G6-3			P3			25 HR 1B	4	2	2	1	0	0	1											
25 Adam LaRoche, L OBP: 0.359, SLG: 0.367		K					19 HR 1B		HR	4	2	2	2	0	2	0											
16 Doug Mientkiewicz, L OBP: 0.359, SLG: 0.315		F9								4	0	0	0	0	1	2											
19 José Bautista, R OBP: 0.318, SLG: 0.392			G4-3						G4-3	4	1	2	3	0	0	0											
2 Jack Wilson, R OBP: 0.338, SLG: 0.347		P6				G5-3			F8	4	0	1	0	0	0	1											
Inning Stats	R: 0 E: 0 K: 0 S: 7	H: 0 LOB: 0 BB: 0 P: 12	R: 1 E: 0 K: 1 S: 16	H: 1 LOB: 0 BB: 0 P: 24	R: 0 E: 0 K: 0 S: 5	H: 0 LOB: 0 BB: 0 P: 10	R: 1 E: 0 K: 2 S: 12	H: 1 LOB: 0 BB: 0 P: 19	R: 0 E: 0 K: 1 S: 13	H: 1 LOB: 1 BB: 0 P: 18	R: 0 E: 0 K: 1 S: 7	H: 0 LOB: 0 BB: 0 P: 14	R: 3 E: 0 K: 0 S: 14	H: 3 LOB: 1 BB: 1 P: 23	R: 0 E: 0 K: 1 S: 10	H: 1 LOB: 0 BB: 0 P: 14		R: 2 E: 0 K: 1 S: 15	H: 2 LOB: 0 BB: 0 P: 25	1B: 4 2B: 1 3B: 0 HR: 4	SF: 0 SAC: 0 DP: 1 HBP: 0	WP: 0 PB: 0 SB: 0 CS: 0	PA: 36				
PITCHER	IP	WLS	BF	H	R	ER	SO	BB	IBB	HBP	BLK	WP	HR	S	P	ERA	WHIP										
62 Radhames Liz, R ERA: 4.32	6.1		24	4	4	4	5	1	0	0	0	0	2	66	107	5.68	0.789										
34 Matt Albers, R ERA: 2.91	0.2	B	4	2	1	1	0	0	0	0	0	0	1	8	13	13.50	3.000										
Chad Bradford, R ERA: 2.45	1.0	H	3	1	0	0	1	0	0	0	0	0	0	10	14	0.00	1.000										
52 George Sherrill, L ERA: 3.23	1.0	W	5	2	2	2	1	0	0	0	0	0	1	15	25	18.00	2.000										

Batter	1	2	3	4	5	6	7	8	9	AB	R	H	RBI	BB	SO	LOB	BOTTOM										
1 Brian Roberts, S OBP: 0.366, SLG: 0.463	G1-3							G5-3		5	1	3	2	0	0	1	Pittsburgh Pirates @ Baltimore Orioles Oriole Park at Camden Yards, Baltimore, MD Sat Jun 14 2008, 7:05 PM EDT Att: 32,432 - Cloudy - 80 F										
21 Nick Markakis, L OBP: 0.385, SLG: 0.480	G6-3		F7			G4-3		K		5	1	1	2	0	1	3											
6 Melvin Mora, R OBP: 0.305, SLG: 0.424 19 Oscar Salazar, R OBP: 0.333, SLG: 0.778	K2-3		L4			G1-3				0	0	0	0	0	0	0											
17 Aubrey Huff, L OBP: 0.323, SLG: 0.438		G1-3 1B		G4-3		G4-3	G3-1		K2-3	5	0	1	0	0	1	0											
Kevin Millar, R OBP: 0.344, SLG: 0.426 Freddie Bynum, L OBP: 0.258, SLG: 0.264	G1-3			G5-3		13 2B	30 1B		S 1B BB	3	1	1	0	1	0	1											
30 Luke Scott, L OBP: 0.386, SLG: 0.520 Jay Payton, R OBP: 0.296, SLG: 0.378	P5					13 2B			F7	3	1	2	0	0	0	1											
Ramon Hernandez, R OBP: 0.271, SLG: 0.354	G4-3			FC6-4 1B		13 2B		G6-3		5	0	2	1	0	0	4											
10 Adam Jones, R OBP: 0.296, SLG: 0.384			13 SH1-3 2B						21 PB 13 SH1-3 1B	4	2	3	0	0	1	3											
13 Alex Cintron, S OBP: 0.353, SLG: 0.344			SH1-3							2	0	1	2	0	0	1											
Inning Stats	R: 0 E: 0 K: 1 S: 6	H: 0 LOB: 0 BB: 0 P: 8	R: 0 E: 0 K: 0 S: 8	H: 1 LOB: 1 BB: 0 P: 16	R: 1 E: 0 K: 0 S: 10	H: 2 LOB: 1 BB: 0 P: 14	R: 0 E: 0 K: 0 S: 12	H: 1 LOB: 1 BB: 0 P: 17	R: 1 E: 0 K: 0 S: 10	H: 2 LOB: 1 BB: 0 P: 13	R: 2 E: 0 K: 1 S: 12	H: 3 LOB: 2 BB: 0 P: 21	R: 2 E: 0 K: 0 S: 18	H: 3 LOB: 2 BB: 1 P: 34	R: 0 E: 0 K: 1 S: 9	H: 1 LOB: 1 BB: 0 P: 13		R: 2 E: 0 K: 1 S: 11	H: 2 LOB: 1 BB: 1 P: 20	1B: 8 2B: 5 3B: 0 HR: 2	SF: 0 SAC: 2 DP: 0 HBP: 1	WP: 0 PB: 1 SB: 2 CS: 0	PA: 43				
PITCHER	IP	WLS	BF	H	R	ER	SO	BB	IBB	HBP	BLK	WP	HR	S	P	ERA	WHIP										
57 Zach Duke, L ERA: 4.24	6.0		27	9	4	4	2	0	0	0	0	0	1	16	30	6.00	1.500										
34 John Grabow, L ERA: 2.43	0.2	B	6	3	2	2	0	1	0	0	0	0	0	6	9	0.00	1.500										
30 Tyler Yates, R ERA: 3.41	0.2		3	1	0	0	0	0	0	0	0	0	0	5	8	0.00	0.000										
Damaso Marte, L ERA: 3.62	0.2	L	5	2	2	2	1	1	0	0	0	0	1	11	20	27.00	4.500										
55 Matt Capps, R ERA: 3.69																											



Batter	1	2	3	4	5	6	7	8	9	AB	R	H	RBI	BB	SO	LOB	TOP					
21 Michael Bourn, L (1,8) OBP: 0.289, SLG: 0.309										4	1	1	0	1	1	3	Houston Astros @ Baltimore Orioles Oriole Park at Camden Yards, Baltimore, MD Thu Jun 19 2008, 7:05 PM EDT Att: 31,480 - Partly Cloudy - 77 F					
3 Kazuo Matsui, S (1,4) OBP: 0.336, SLG: 0.336										4	0	1	1	0	1	3						
10 Miguel Tejada, R (1,6) OBP: 0.329, SLG: 0.474										5	1	2	2	0	0	3						
17 Lance Berkman, S (1,10) OBP: 0.449, SLG: 0.706										5	0	3	1	0	0	2						
45 Carlos Lee, R (1,7) OBP: 0.312, SLG: 0.500										4	0	0	0	0	1	3						
9 Hunter Pence, R (1,9) OBP: 0.315, SLG: 0.451										4	1	1	1	0	0	1						
Ty Wigington, R (1,5) OBP: 0.366, SLG: 0.432										1	1	0	0	3	0	0						
Mark Loretta, R (1,3) OBP: 0.328, SLG: 0.367										4	1	0	0	0	0	4						
Brad Ausmus, R (1,2) OBP: 0.270, SLG: 0.315										2	0	1	0	1	0	1						
2 Darin Erstad, L (9,PH) OBP: 0.343, SLG: 0.470										1	0	0	0	0	1	2						
Inning Stats	R: 1 E: 0 K: 2 S: 14	H: 2 LOB: 1 BB: 0 P: 23	R: 1 E: 0 K: 1 S: 12	H: 1 LOB: 1 BB: 1 P: 19	R: 0 E: 0 K: 0 S: 11	H: 1 LOB: 0 BB: 0 P: 15	R: 0 E: 0 K: 0 S: 4	H: 0 LOB: 2 BB: 1 P: 7	R: 0 E: 0 K: 0 S: 5	H: 1 LOB: 1 BB: 0 P: 10	R: 1 E: 0 K: 0 S: 11	H: 2 LOB: 2 BB: 1 P: 17	R: 0 E: 0 K: 0 S: 9	H: 0 LOB: 1 BB: 1 P: 19	R: 0 E: 0 K: 0 S: 8	H: 1 LOB: 0 BB: 0 P: 11	R: 2 E: 1 K: 1 S: 16	H: 1 LOB: 2 BB: 2 P: 26	1B: 7 2B: 0 3B: 0 HR: 2	SF: 1 SAC: 0 DP: 2 HBP: 0	WP: 0 PB: 0 SB: 1 CS: 0	PA: 40
PITCHER	IP WLS BF H R ER SO BB IBB HBP BLK WP HR S P ERA WHIP																					
56 Brian Burres, L (1,1) ERA: 5.24	5.2 W 25 7 3 3 3 2 0 0 0 0 0 2 54 87 4.76 1.588																					
34 Matt Albers, R (6,1) ERA: 2.99	1.0 H 4 0 0 0 0 1 0 0 0 0 0 0 10 20 0.00 1.000																					
43 Jim Johnson, R (7,1) ERA: 1.11	1.1 H 4 1 0 0 0 0 0 0 0 0 0 0 10 14 0.00 0.750																					
45 Dennis Sartale, R (9,1) ERA: 3.34	0.1 4 0 2 0 1 2 0 0 0 0 0 0 10 18 0.00 6.000																					
52 George Sherrill, L (9,1) ERA: 3.51	0.2 S 3 1 0 0 0 0 0 0 0 0 0 0 6 8 0.00 1.500																					

Batter	1	2	3	4	5	6	7	8	9	AB	R	H	RBI	BB	SO	LOB	BOTTOM					
1 Brian Roberts, S (1,4) OBP: 0.365, SLG: 0.460										5	0	1	0	0	0	3	Houston Astros @ Baltimore Orioles Oriole Park at Camden Yards, Baltimore, MD Thu Jun 19 2008, 7:05 PM EDT Att: 31,480 - Partly Cloudy - 77 F					
21 Nick Markakis, L (1,9) OBP: 0.383, SLG: 0.478										4	0	0	0	1	1	2						
6 Melvin Mora, R (1,5) OBP: 0.299, SLG: 0.415										4	1	1	0	0	0	2						
17 Aubrey Huff, L (1,3) OBP: 0.339, SLG: 0.476										3	2	2	1	1	0	0						
Kevin Millar, R (1,10) OBP: 0.339, SLG: 0.414										3	1	2	2	1	0	0						
30 Luke Scott, L (1,7) OBP: 0.359, SLG: 0.514										4	0	0	0	0	0	6						
10 Adam Jones, R (9,8) OBP: 0.297, SLG: 0.384										0	0	0	0	0	0	0						
Ramon Hernandez, R (1,2) OBP: 0.283, SLG: 0.376										3	1	1	1	1	0	2						
Jay Payton, R (1,8) OBP: 0.310, SLG: 0.382										3	0	1	2	0	0	2						
13 Alex Cintron, S (1,6) OBP: 0.375, SLG: 0.447										4	2	3	1	0	0	1						
Inning Stats	R: 0 E: 0 K: 0 S: 6	H: 0 LOB: 0 BB: 0 P: 11	R: 0 E: 0 K: 0 S: 11	H: 1 LOB: 2 BB: 1 P: 25	R: 1 E: 0 K: 0 S: 9	H: 1 LOB: 3 BB: 3 P: 24	R: 2 E: 0 K: 0 S: 11	H: 2 LOB: 0 BB: 0 P: 17	R: 3 E: 0 K: 0 S: 13	H: 4 LOB: 1 BB: 0 P: 19	R: 0 E: 0 K: 1 S: 7	H: 1 LOB: 0 BB: 0 P: 13	R: 1 E: 0 K: 0 S: 8	H: 1 LOB: 0 BB: 0 P: 11	R: 0 E: 0 K: 0 S: 5	H: 1 LOB: 1 BB: 0 P: 7	R: 0 E: 0 K: 0 S: 5	H: 1 LOB: 1 BB: 0 P: 7	1B: 7 2B: 2 3B: 0 HR: 3	SF: 0 SAC: 0 DP: 1 HBP: 1	WP: 0 PB: 0 SB: 1 CS: 0	PA: 38
PITCHER	IP WLS BF H R ER SO BB IBB HBP BLK WP HR S P ERA WHIP																					
Shawn Chacon, R (1,1) ERA: 5.04	5.0 L 27 7 3 6 6 4 0 0 0 0 0 0 2 50 96 10.80 2.400																					
48 Tim Byrdak, L (6,1) ERA: 1.96	2.0 7 2 1 1 1 0 0 0 0 0 0 0 1 15 24 4.50 1.000																					
Oscar Villarreal, R (8,1) ERA: 4.72	1.0 4 1 0 0 0 0 0 0 1 0 0 0 5 7 0.00 1.000																					

Batter	1	2	3	4	5	6	7	8	9	AB	R	H	RBI	BB	SO	LOB	TOP							
1 Brian Roberts, S OBP: 0.369, SLG: 0.466										5	2	3	0	0	0	0								
21 Nick Markakis, L OBP: 0.394, SLG: 0.476										5	1	2	0	0	1	1								
6 Melvin Mora, R OBP: 0.301, SLG: 0.412										4	2	1	1	1	1	2								
17 Aubrey Huff, L OBP: 0.346, SLG: 0.507										5	2	4	3	0	0	2								
Ramon Hernandez, R OBP: 0.281, SLG: 0.372										5	1	1	1	0	0	2								
30 Luke Scott, L OBP: 0.357, SLG: 0.510										2	0	0	1	1	0	1								
32 Jamie Walker, L Chad Bradford, R										0	0	0	0	0	0	0								
19 Oscar Salazar, R 52 George Sherrill, L										1	0	0	0	0	0	0								
10 Adam Jones, R OBP: 0.299, SLG: 0.384										5	0	2	1	0	2	4								
Freddie Bynum, L OBP: 0.288, SLG: 0.245										5	0	0	0	0	3	2								
62 Radhames Liz, R Lance Cormier, R 45 Dennis Sarfate, R Jay Payton, R										2	0	0	0	0	1	0								
Inning Stats	R: 4 H: 4 E: 0 K: 0 S: 23	H: 4 LOB: 1 BB: 0 P: 33	R: 2 H: 3 E: 0 K: 2 S: 12	H: 3 LOB: 3 BB: 2 P: 26	R: 0 H: 2 E: 0 K: 2 S: 15	H: 2 LOB: 2 BB: 0 P: 21	R: 1 H: 2 E: 0 K: 2 S: 21	H: 2 LOB: 2 BB: 0 P: 31	R: 0 H: 0 E: 0 K: 1 S: 11	H: 0 LOB: 0 BB: 0 P: 18	R: 0 H: 1 E: 0 K: 0 S: 6	H: 1 LOB: 1 BB: 0 P: 14	R: 0 H: 0 E: 0 K: 0 S: 4	H: 0 LOB: 0 BB: 0 P: 8	R: 1 H: 1 E: 0 K: 0 S: 6	H: 1 LOB: 1 BB: 0 P: 9	R: 0 H: 0 E: 0 K: 2 S: 9	H: 0 LOB: 0 BB: 0 P: 15	1B: 9 2B: 2 3B: 0 HR: 2	SF: 1 SAC: 0 DP: 0 HBP: 0	WP: 1 PB: 0 SB: 1 CS: 0	PA: 44		
PITCHER	IP WLS BF H R ER SO BB IBB HBP BLK WP HR S P ERA WHIP	37 Jeff Suppan, R ERA: 3.52	1.2 L 15 7 6 3 1 2 0 0 0 0 0 1 39 56 16.20 5.400	45 Mark Difelice, R ERA: 4.26	2.1 12 4 1 1 5 0 0 0 0 0 1 27 49 3.86 1.714	12 Carlos Villanueva, R ERA: 5.46	5.1 4.0 14 2 1 1 1 0 0 0 0 0 1 27 49 2.25 0.500	57 Mitch Stetter, L ERA: 2.84	9.1 1.0 3 0 0 0 2 0 0 0 0 0 0 9 15 0.00 0.000															


Baltimore Orioles @ Milwaukee Brewers
Miller Park, Milwaukee, WI
Fri Jun 20 2008, 7:05 PM CDT
Att: 36,526 - Partly Cloudy - 79 F

AB 41
R 8
H 13
RBI 7
BB 2
SO 9
LOB 16

Batter	1	2	3	4	5	6	7	8	9	AB	R	H	RBI	BB	SO	LOB	BOTTOM					
Craig Counsell, L OBP: 0.336, SLG: 0.354										3	1	1	1	2	0	3						
7 J.J. Hardy, R OBP: 0.320, SLG: 0.362										5	1	1	2	0	1	6						
8 Ryan Braun, R OBP: 0.328, SLG: 0.576										3	1	2	0	2	0	2						
28 Prince Fielder, L OBP: 0.377, SLG: 0.502										3	1	1	2	2	0	3						
1 Corey Hart, R OBP: 0.332, SLG: 0.484										4	0	0	0	1	0	2						
14 Russell Branyan, L OBP: 0.397, SLG: 0.833										4	0	1	0	0	1	2						
2 Bill Hall, R OBP: 0.283, SLG: 0.386										1	0	0	0	0	1	3						
33 Gabe Kapler, R OBP: 0.341, SLG: 0.509										5	0	0	0	0	0	4						
18 Jason Kendall, R OBP: 0.347, SLG: 0.362										1	1	1	0	3	0	0						
37 Jeff Suppan, R ERA: 3.52	1.2 L 15 7 6 3 1 2 0 0 0 0 0 1 39 56 16.20 5.400																					
45 Mark Difelice, R ERA: 4.26	2.1 12 4 1 1 5 0 0 0 0 0 1 27 49 3.86 1.714																					
12 Carlos Villanueva, R ERA: 5.46	5.1 4.0 14 2 1 1 1 0 0 0 0 0 1 27 49 2.25 0.500																					
57 Mitch Stetter, L ERA: 2.84	9.1 1.0 3 0 0 0 2 0 0 0 0 0 0 9 15 0.00 0.000																					
Inning Stats	R: 2 H: 2 E: 0 K: 1 S: 12	H: 2 LOB: 1 BB: 2 P: 23	R: 1 H: 1 E: 0 K: 1 S: 10	H: 1 LOB: 1 BB: 1 P: 22	R: 2 H: 1 E: 0 K: 0 S: 10	H: 1 LOB: 0 BB: 1 P: 20	R: 0 H: 1 E: 0 K: 0 S: 12	H: 1 LOB: 2 BB: 1 P: 22	R: 0 H: 0 E: 0 K: 0 S: 6	H: 0 LOB: 3 BB: 3 P: 10	R: 0 H: 0 E: 0 K: 0 S: 14	H: 0 LOB: 3 BB: 1 P: 28	R: 0 H: 0 E: 0 K: 0 S: 8	H: 0 LOB: 0 BB: 0 P: 12	R: 0 H: 0 E: 0 K: 0 S: 7	H: 0 LOB: 1 BB: 1 P: 13	R: 0 H: 1 E: 0 K: 1 S: 9	H: 1 LOB: 2 BB: 2 P: 17	1B: 4 2B: 1 3B: 0 HR: 2	SF: 0 SAC: 2 DP: 1 HBP: 0	WP: 0 PB: 0 SB: 1 CS: 0	PA: 43
PITCHER	IP WLS BF H R ER SO BB IBB HBP BLK WP HR S P ERA WHIP	62 Radhames Liz, R ERA: 6.27	2.0 W 8 1 0 0 0 1 0 0 0 0 0 0 19 34 0.00 1.000	Lance Cormier, R ERA: 1.96	1.2 9 1 0 0 0 3 0 0 0 0 0 0 17 34 0.00 2.400	45 Dennis Sarfate, R ERA: 3.16	5.1 1.1 H 4 0 0 0 0 0 0 0 0 0 0 11 16 0.00 0.000	32 Jamie Walker, L ERA: 4.79	6.1 1.1 H 4 0 0 0 0 0 0 0 0 0 0 7 13 0.00 1.000													

Baltimore Orioles @ Milwaukee Brewers
Miller Park, Milwaukee, WI
Fri Jun 20 2008, 7:05 PM CDT
Att: 36,526 - Partly Cloudy - 79 F

AB 30
R 5
H 7
RBI 5
BB 11
SO 3
LOB 26

Batter	1	2	3	4	5	6	7	8	9	AB	R	H	RBI	BB	SO	LOB	TOP			
1 Brian Roberts, S OBP: 0.376, SLG: 0.480	F9		2B		F7		F9			4	0	1	0	0	0	0	Baltimore Orioles @ Chicago Cubs Wrigley Field, Chicago, IL Wed Jun 25 2008, 7:05 PM CDT Att: 40,754 - Partly Cloudy - 77 F			
21 Nick Markakis, L OBP: 0.390, SLG: 0.476	G4-3		BB		F8		FC5-4 1B			3	0	1	0	1	0					
6 Melvin Mora, R OBP: 0.292, SLG: 0.399	F9		P4		K		FC5-4 1-2			4	0	0	0	0	1	3				
17 Aubrey Huff, L OBP: 0.338, SLG: 0.493		G6-3	F7		F7		K			4	0	0	0	0	1	3				
Ramon Hernandez, R OBP: 0.284, SLG: 0.367		HR BB			F9		K			3	1	0	0	1	2	1				
30 Luke Scott, L OBP: 0.358, SLG: 0.509		F7			FC5-4 1B		K			4	1	2	0	0	1	1				
Jay Payton, R OBP: 0.308, SLG: 0.411		HR			FC5-4 1-2		K			4	2	2	4	0	1	1				
13 Alex Cintron, S OBP: 0.333, SLG: 0.392		F9			G5-3		K			4	0	0	0	0	1	0				
34 Matt Albers, L Lance Cormier, R 19 Oscar Salazar, R Ryan Bukvich, R 10 Adam Jones, R 45 Dennis Sarfate, R 32 Jamie Walker, L			K		G4-3					0	0	0	0	0	0	0				
										0	0	0	0	0	0	0				
Inning Stats	R: 0 E: 0 K: 0 S: 6	H: 0 LOB: 0 BB: 0 P: 9	R: 2 E: 0 K: 0 S: 10	H: 1 LOB: 0 BB: 1 P: 19	R: 0 E: 0 K: 1 S: 16	H: 1 LOB: 2 BB: 1 P: 24	R: 2 E: 0 K: 1 S: 14	H: 2 LOB: 0 BB: 0 P: 17	R: 0 E: 0 K: 0 S: 9	H: 1 LOB: 1 BB: 0 P: 11	R: 0 E: 0 K: 1 S: 8	H: 0 LOB: 0 BB: 0 P: 11	R: 0 E: 0 K: 2 S: 16	H: 1 LOB: 1 BB: 0 P: 21	R: 0 E: 0 K: 3 S: 10	H: 0 LOB: 0 BB: 0 P: 13	1B: 3 2B: 1 3B: 0 HR: 2	SF: 0 SAC: 0 DP: 0 HBP: 0	WP: 0 PB: 0 SB: 0 CS: 0	PA: 35
PITCHER	IP WLS BF H R ER SO BB IBB HBP BLK WP HR S P ERA WHIP	IP WLS BF H R ER SO BB IBB HBP BLK WP HR S P ERA WHIP	IP WLS BF H R ER SO BB IBB HBP BLK WP HR S P ERA WHIP	IP WLS BF H R ER SO BB IBB HBP BLK WP HR S P ERA WHIP	IP WLS BF H R ER SO BB IBB HBP BLK WP HR S P ERA WHIP	IP WLS BF H R ER SO BB IBB HBP BLK WP HR S P ERA WHIP	IP WLS BF H R ER SO BB IBB HBP BLK WP HR S P ERA WHIP	IP WLS BF H R ER SO BB IBB HBP BLK WP HR S P ERA WHIP	IP WLS BF H R ER SO BB IBB HBP BLK WP HR S P ERA WHIP	IP WLS BF H R ER SO BB IBB HBP BLK WP HR S P ERA WHIP	IP WLS BF H R ER SO BB IBB HBP BLK WP HR S P ERA WHIP	IP WLS BF H R ER SO BB IBB HBP BLK WP HR S P ERA WHIP	IP WLS BF H R ER SO BB IBB HBP BLK WP HR S P ERA WHIP	IP WLS BF H R ER SO BB IBB HBP BLK WP HR S P ERA WHIP	IP WLS BF H R ER SO BB IBB HBP BLK WP HR S P ERA WHIP	IP WLS BF H R ER SO BB IBB HBP BLK WP HR S P ERA WHIP	IP WLS BF H R ER SO BB IBB HBP BLK WP HR S P ERA WHIP			

Batter	1	2	3	4	5	6	7	8	9	AB	R	H	RBI	BB	SO	LOB	BOTTOM			
4 Eric Patterson, L OBP: 0.364, SLG: 0.414	K	G4-3	25 G1-3 BB	K			P6			4	0	0	0	1	2	2	Baltimore Orioles @ Chicago Cubs Wrigley Field, Chicago, IL Wed Jun 25 2008, 7:05 PM CDT Att: 40,754 - Partly Cloudy - 77 F			
2 Ryan Theriot, R OBP: 0.391, SLG: 0.375	25 1B 16 1B	16 1B FC4-6 1B	F9		G4-3		25 G6-4-3 BB			4	2	2	0	1	0	2				
25 Derrek Lee, R OBP: 0.357, SLG: 0.506	BB 18 1B	FC4-6 18 1B BB	G1-3		F8		G6-4-3			4	2	1	0	1	0	3				
16 Aramis Ramirez, R OBP: 0.405, SLG: 0.527	18 1B BB	18 1B FC4-6 1B	G5-3		K		K			5	1	2	1	0	2	2				
Jim Edmonds, L OBP: 0.318, SLG: 0.419	18 1B BB	FC4-6 18 1B BB		HR			18 BB			2	2	1	2	3	0	2				
18 Geovany Soto, R OBP: 0.367, SLG: 0.508	1B	1B	G5-3		G5-3		BB			3	0	2	3	2	0	0				
Mark DeRosa, R OBP: 0.379, SLG: 0.435	1B	1B	F8		K		K			3	0	1	1	2	1	2				
17 Mike Fontenot, L OBP: 0.328, SLG: 0.410	K	G6-3			K		K			5	0	1	0	0	2	10				
30 Ted Lilly, L 49 Carlos Marmol, R	K		25 G1-3 4 BB		K		K			4	0	2	0	0	2	4				
Daryle Ward, L 34 Kerry Wood, R	K		1B		K		K			1	0	0	0	0	1	3				
			1B		1B					0	0	0	0	0	0	0				
Inning Stats	R: 4 E: 0 K: 3 S: 20	H: 5 LOB: 2 BB: 1 P: 39	R: 2 E: 0 K: 0 S: 13	H: 3 LOB: 2 BB: 2 P: 27	R: 0 E: 0 K: 0 S: 10	H: 1 LOB: 2 BB: 1 P: 16	R: 1 E: 0 K: 1 S: 12	H: 3 LOB: 0 BB: 0 P: 18	R: 0 E: 0 K: 3 S: 11	H: 0 LOB: 2 BB: 2 P: 20	R: 0 E: 0 K: 0 S: 10	H: 0 LOB: 0 BB: 1 P: 15	R: 0 E: 0 K: 2 S: 15	H: 0 LOB: 3 BB: 3 P: 31	R: 0 E: 0 K: 2 S: 15	H: 0 LOB: 0 BB: 0 P: 15	1B: 9 2B: 2 3B: 0 HR: 1	SF: 0 SAC: 0 DP: 1 HBP: 0	WP: 1 PB: 0 SB: 0 CS: 0	PA: 45
PITCHER	IP WLS BF H R ER SO BB IBB HBP BLK WP HR S P ERA WHIP	IP WLS BF H R ER SO BB IBB HBP BLK WP HR S P ERA WHIP	IP WLS BF H R ER SO BB IBB HBP BLK WP HR S P ERA WHIP	IP WLS BF H R ER SO BB IBB HBP BLK WP HR S P ERA WHIP	IP WLS BF H R ER SO BB IBB HBP BLK WP HR S P ERA WHIP	IP WLS BF H R ER SO BB IBB HBP BLK WP HR S P ERA WHIP	IP WLS BF H R ER SO BB IBB HBP BLK WP HR S P ERA WHIP	IP WLS BF H R ER SO BB IBB HBP BLK WP HR S P ERA WHIP	IP WLS BF H R ER SO BB IBB HBP BLK WP HR S P ERA WHIP	IP WLS BF H R ER SO BB IBB HBP BLK WP HR S P ERA WHIP	IP WLS BF H R ER SO BB IBB HBP BLK WP HR S P ERA WHIP	IP WLS BF H R ER SO BB IBB HBP BLK WP HR S P ERA WHIP	IP WLS BF H R ER SO BB IBB HBP BLK WP HR S P ERA WHIP	IP WLS BF H R ER SO BB IBB HBP BLK WP HR S P ERA WHIP	IP WLS BF H R ER SO BB IBB HBP BLK WP HR S P ERA WHIP	IP WLS BF H R ER SO BB IBB HBP BLK WP HR S P ERA WHIP	IP WLS BF H R ER SO BB IBB HBP BLK WP HR S P ERA WHIP			



Batter	1	2	3	4	5	6	7	8	9	AB	R	H	RBI	BB	SO	LOB	TOP					
1 Brian Roberts, S (1.4) OBP: 0.376, SLG: 0.482	G3		BB 17 2B				K			5	2	2	0	0	2	2	Baltimore Orioles @ Chicago Cubs Wrigley Field, Chicago, IL Thu Jun 26 2008, 1:20 PM CDT Att: 41,670 - Partly Cloudy - 85 F					
13 Alex Cintron, S (1.6) OBP: 0.305, SLG: 0.357	K		G1-3				G6-3			5	0	0	0	0	3	4						
21 Nick Markakis, L (1.9) OBP: 0.393, SLG: 0.478	P6		BB 17 2B				F8			3	2	1	2	2	0	0						
Kevin Millar, R (1.3) OBP: 0.342, SLG: 0.407		G5-3	BB 17 2B				P4			4	2	1	1	1	0	1						
17 Aubrey Huff, L (1.5) OBP: 0.345, SLG: 0.509			BB 17 2B							5	3	4	2	0	0	0						
Jay Payton, R (1.7) OBP: 0.311, SLG: 0.411	F8		E7				K			5	0	2	3	0	1	2						
10 Adam Jones, R (1.8) OBP: 0.298, SLG: 0.372	G1-3		G1-3				F9			4	0	0	1	0	1	3						
Guillermo Quiroz, R (1.2) OBP: 0.299, SLG: 0.343			BB 1 2B							4	1	3	2	1	1	0						
62 Radhames Liz, R (1.1)			BB 1 2B							4	1	0	0	0	2	5						
56 Brian Burres, L (6.1)			K				FC3-6			0	0	0	0	0	0	0						
Chad Bradford, R (7.1)			K				E6			0	0	0	0	0	0	0						
19 Oscar Salazar, R (9, PH) OBP: 0.278, SLG: 0.647			K				K			0	0	0	0	0	0	0						
43 Jim Johnson, R (9.1)			K				K			0	0	0	0	0	0	0						
Inning Stats	R: 0 E: 0 K: 1 S: 7	H: 0 LOB: 0 BB: 0 P: 10	R: 0 E: 0 K: 0 S: 13	H: 1 LOB: 1 BB: 0 P: 21	R: 5 E: 1 K: 1 S: 16	H: 3 LOB: 1 BB: 3 P: 32	R: 2 E: 0 K: 1 S: 14	H: 3 LOB: 1 BB: 0 P: 23	R: 1 E: 0 K: 2 S: 17	H: 2 LOB: 2 BB: 0 P: 20	R: 3 E: 0 K: 1 S: 18	H: 4 LOB: 2 BB: 1 P: 29	R: 0 E: 0 K: 0 S: 9	H: 0 LOB: 0 BB: 0 P: 12	R: 0 E: 0 K: 2 S: 13	H: 0 LOB: 0 BB: 0 P: 18	1B: 8 2B: 5 3B: 0 HR: 0	SF: 1 SAC: 0 DP: 0 HBP: 0	WP: 0 PB: 0 SB: 0 CS: 0	PA: 45		
PITCHER	IP WLS BF H R ER SO	IP WLS BF H R ER SO	IP WLS BF H R ER SO	IP WLS BF H R ER SO	IP WLS BF H R ER SO	IP WLS BF H R ER SO	IP WLS BF H R ER SO	IP WLS BF H R ER SO	IP WLS BF H R ER SO	IP WLS BF H R ER SO	IP WLS BF H R ER SO	IP WLS BF H R ER SO	IP WLS BF H R ER SO	IP WLS BF H R ER SO	IP WLS BF H R ER SO	IP WLS BF H R ER SO	ERA WHIP	ERA WHIP				
Jason Marquis, R (1.1) ERA: 4.96	4.0	L	22	7	7	7	3	2	1	0	0	0	0	0	0	0	15.75	2.250				
32 Jon Lieber, R (5.1)	1.0		6	2	1	1	2	0	0	0	0	0	0	0	0	0	9.00	2.000				
47 Scott Eyre, L (6.1)	0.1		3	1	2	2	0	1	0	0	0	0	0	0	0	0	54.00	6.000				
43 Michael Wuertz, R (6.1)	1.2		8	3	1	1	3	0	0	0	0	0	0	0	0	0	5.40	1.800				
Bob Howry, R (8.1)	1.0		3	0	0	0	0	0	0	0	0	0	0	0	0	0	0.00	0.000				
48 Neal Cotts, L (9.1)	1.0		3	0	0	0	0	0	0	0	0	0	0	0	0	0	0.00	0.000				
Batter	1	2	3	4	5	6	7	8	9	AB	R	H	RBI	BB	SO	LOB	BOTTOM					
4 Eric Patterson, L (1.7) OBP: 0.342, SLG: 0.394	K		P5				K			4	0	1	2	0	2	3	Baltimore Orioles @ Chicago Cubs Wrigley Field, Chicago, IL Thu Jun 26 2008, 1:20 PM CDT Att: 41,670 - Partly Cloudy - 85 F					
2 Ryan Theriot, R (1.6) OBP: 0.391, SLG: 0.376			G4-3				G3-1			5	0	2	0	0	0	3						
25 Derrek Lee, R (1.3) OBP: 0.354, SLG: 0.502			BB 17 2B				G4-6-3			3	0	0	0	0	1	2						
47 Scott Eyre, L (6.1)			K				G6-3			0	0	0	0	0	0	0						
43 Michael Wuertz, R (6.1)			K				G4-3			0	0	0	0	0	0	0						
Matt Murton, R (7, PH) OBP: 0.269, SLG: 0.240			K				G6-3			2	0	0	0	0	0	0						
16 Aramis Ramirez, R (1.5) OBP: 0.405, SLG: 0.525			BB				G4-3			1	0	0	0	1	0	1						
Ronny Cedeno, R (6, PH) OBP: 0.352, SLG: 0.366			BB				G4-3			2	1	1	0	1	0	0						
Jim Edmonds, L (1.8) OBP: 0.322, SLG: 0.414			BB 17 2B				F7			2	1	0	0	2	0	2						
Bob Howry, L (8.1)			BB 17 2B				F7			0	0	0	0	0	0	0						
48 Neal Cotts, L (9.1)			BB 17 2B				F7			1	0	0	0	0	1	0						
18 Geovany Soto, R (1.2) OBP: 0.365, SLG: 0.504			BB 17 2B				G6-3			2	0	0	0	0	0	1						
Henry Blanco, R (6, PH) OBP: 0.328, SLG: 0.345			BB 17 2B				G6-3			2	0	1	1	0	0	1						
Mark DeRosa, R (1.9) OBP: 0.380, SLG: 0.434			BB 17 2B				G6-3			3	1	1	0	0	0	2						
17 Mike Fontenot, L (1.4) OBP: 0.333, SLG: 0.413			BB 17 2B				F7			4	1	2	0	0	0	3						
Jason Marquis, L (1.1) OBP: 0.242, SLG: 0.258			BB 17 2B				F7			2	0	0	0	0	1	4						
32 Jon Lieber, L (5.1)			BB 17 2B				F7			0	0	0	0	0	0	0						
Daryle Ward, L (6.3) OBP: 0.447, SLG: 0.429			BB 17 2B				K			2	0	2	1	0	0	0						
Inning Stats	R: 0 E: 0 K: 1 S: 7	H: 1 LOB: 1 BB: 0 P: 10	R: 0 E: 0 K: 0 S: 19	H: 1 LOB: 3 BB: 1 P: 31	R: 0 E: 0 K: 1 S: 10	H: 0 LOB: 1 BB: 1 P: 20	R: 0 E: 0 K: 1 S: 11	H: 1 LOB: 0 BB: 0 P: 18	R: 0 E: 0 K: 0 S: 8	H: 1 LOB: 1 BB: 0 P: 11	R: 3 E: 0 K: 0 S: 18	H: 3 LOB: 2 BB: 2 P: 34	R: 0 E: 0 K: 0 S: 8	H: 1 LOB: 0 BB: 0 P: 11	R: 1 E: 0 K: 0 S: 11	H: 2 LOB: 1 BB: 0 P: 15	R: 0 E: 0 K: 1 S: 6	H: 0 LOB: 0 BB: 0 P: 8	1B: 10 2B: 0 3B: 0 HR: 0	SF: 1 SAC: 0 DP: 1 HBP: 1	WP: 1 PB: 0 SB: 0 CS: 0	PA: 41
PITCHER	IP WLS BF H R ER SO	IP WLS BF H R ER SO	IP WLS BF H R ER SO	IP WLS BF H R ER SO	IP WLS BF H R ER SO	IP WLS BF H R ER SO	IP WLS BF H R ER SO	IP WLS BF H R ER SO	IP WLS BF H R ER SO	IP WLS BF H R ER SO	IP WLS BF H R ER SO	IP WLS BF H R ER SO	IP WLS BF H R ER SO	IP WLS BF H R ER SO	IP WLS BF H R ER SO	IP WLS BF H R ER SO	ERA WHIP	ERA WHIP				
62 Radhames Liz, R (1.1) ERA: 5.7	5.0	W	23	4	2	2	4	4	0	0	0	0	0	0	0	0	3.60	1.600				
56 Brian Burres, L (6.1)	1.0		6	3	1	1	0	0	0	0	0	0	0	0	0	0	9.00	3.000				
Chad Bradford, R (7.1)	2.0		9	3	1	1	0	0	0	0	0	0	0	0	0	0	4.50	1.500				
43 Jim Johnson, R (9.1)	1.0		3	0	0	0	1	0	0	0	0	0	0	0	0	0	0.00	0.000				

AB 40
R 11
H 13
RBI 11
BB 4
SO 10
LOB 17



WP: 0
PB: 0
SB: 0
CS: 0

AB 35
R 4
H 10
RBI 4
BB 4
SO 5
LOB 22



Batter	1	2	3	4	5	6	7	8	9	10	11	12	AB	R	H	RBI	BB	SO	LOB	TOP			
1 Brian Roberts, S OBP: 0.372, SLG: 0.479														5	0	1	0	0	1	1			
13 Alex Cintron, S OBP: 0.290, SLG: 0.364														5	0	0	0	0	1	1			
21 Nick Markakis, L OBP: 0.396, SLG: 0.475														5	1	2	0	0	0	0			
17 Aubrey Huff, L OBP: 0.345, SLG: 0.500														4	0	1	0	1	0	1			
Kevin Millar, R OBP: 0.337, SLG: 0.398														5	0	1	0	0	1	3			
30 Luke Scott, L OBP: 0.359, SLG: 0.528														5	1	2	1	0	1	3			
10 Adam Jones, R OBP: 0.314, SLG: 0.383														5	0	1	1	0	2	3			
Guillermo Quiroz, R OBP: 0.280, SLG: 0.320														6	0	0	0	0	1	3			
46 Jeremy Guthrie, R ERA: 4.26														2	0	1	0	0	0	0			
43 Jim Johnson, R ERA: 1.2														0	0	0	0	0	1	0			
45 Dennis Sarfate, R ERA: 2.78														0	0	0	0	0	0	0			
52 George Sherrill, L ERA: 3.53														0	0	0	0	0	0	0			
Inning Stats	R: 0 E: 0 K: 0 S: 10	H: 2 LOB: 1 BB: 0 P: 16	R: 0 E: 0 K: 1 S: 7	H: 1 LOB: 1 BB: 0 P: 11	R: 0 E: 0 K: 1 S: 6	H: 0 LOB: 0 BB: 0 P: 9	R: 0 E: 0 K: 1 S: 17	H: 1 LOB: 2 BB: 1 P: 25	R: 0 E: 0 K: 0 S: 3	H: 1 LOB: 0 BB: 0 P: 8	R: 1 E: 0 K: 1 S: 10	H: 1 LOB: 0 BB: 0 P: 14	R: 0 E: 0 K: 0 S: 7	H: 0 LOB: 0 BB: 0 P: 9	R: 0 E: 0 K: 1 S: 11	H: 0 LOB: 0 BB: 0 P: 13	R: 1 E: 0 K: 1 S: 15	H: 3 LOB: 2 BB: 0 P: 20	1B: 7 2B: 1 3B: 0 HR: 1	SF: 0 SAC: 0 DP: 0 HBP: 0	WP: 1 PB: 0 SB: 0 CS: 1	PA: 44	
PITCHER	IP WLS BF H R ER SO BB IBB HBP BLK WP HR S P ERA WHIP	7.0 1.0 3.0 2.0 2.1 0.1	26 3 0 3 9 0	4 0 0 0 2 0	1 0 0 0 1 0	3 2 0 0 0 0	1 0 0 0 0 0	62 9 24 3	100 0.00 0.00 3.86 0.00	1.29 1.000	PITCHER	IP WLS BF H R ER SO BB IBB HBP BLK WP HR S P ERA WHIP	0.1 0 2 1 0 0 0 0	0 0 0 0 0 0	0 0 0 0 0 0	0 0 0 0 0 0	0 0 0 0 0 0	0 0 0 0 0 0	0.00 3.000				

Baltimore Orioles @ Washington Nationals
Nationals Park, Washington, DC

Sun Jun 29 2008, 1:35 PM EDT
Att. 39,824 - Partly Cloudy - 90°F

livebaseballscorecards.com

AB 43
R 2
H 9
RBI 2
BB 1
SO 8
LOB 15

Batter	1	2	3	4	5	6	7	8	9	10	11	12	AB	R	H	RBI	BB	SO	LOB	BOTTOM				
7 Roger Bernadina, L OBP: 0.200, SLG: 0.200														5	1	1	0	0	0	1				
15 Cristian Guzman, S OBP: 0.341, SLG: 0.435														3	0	1	0	1	1	0				
34 Elijah Dukes, R OBP: 0.363, SLG: 0.375														4	0	0	0	1	2	3				
8 Aaron Boone, R OBP: 0.314, SLG: 0.429														5	0	1	1	0	0	3				
5 Kory Castro, L OBP: 0.291, SLG: 0.292														5	0	0	0	0	0	3				
38 Joel Hanrahan, R ERA: 0.369, SLG: 0.375														0	0	0	0	0	0	0				
26 Willy Mo Peña, R OBP: 0.259, SLG: 0.287														2	0	1	0	1	0	0				
4 Pete Orr, L OBP: 0.182, SLG: 0.182														2	0	1	0	0	1	0				
22 Willie Harris, L OBP: 0.320, SLG: 0.377														4	0	2	0	0	0	2				
Luis Ayala, R ERA: 2.51														0	0	0	0	0	0	0				
Charlie Manning, L ERA: 0.276, SLG: 0.250														1	0	0	0	0	0	0				
23 Wil Nieves, R OBP: 0.310, SLG: 0.338														4	0	0	0	0	2	4				
21 Dmitri Young, S OBP: 0.369, SLG: 0.375														0	1	0	0	1	0	0				
57 Jason Bergmann, R ERA: 3.5														2	0	0	0	0	1	1				
3 Jesus Flores, R ERA: 1.2														1	0	1	0	0	0	0				
45 Dennis Sarfate, R ERA: 2.78														0	0	0	0	0	0	0				
10 Ronnie Belland, R ERA: 3.53														2	1	1	2	0	0	0				
Inning Stats	R: 1 E: 0 K: 0 S: 6	H: 1 LOB: 1 BB: 0 P: 12	R: 0 E: 0 K: 1 S: 12	H: 2 LOB: 1 BB: 0 P: 15	R: 0 E: 0 K: 1 S: 11	H: 0 LOB: 1 BB: 1 P: 18	R: 0 E: 0 K: 1 S: 13	H: 1 LOB: 1 BB: 0 P: 18	R: 0 E: 0 K: 1 S: 7	H: 0 LOB: 0 BB: 0 P: 9	R: 0 E: 0 K: 0 S: 9	H: 0 LOB: 1 BB: 1 P: 15	R: 0 E: 0 K: 0 S: 7	H: 1 LOB: 1 BB: 0 P: 13	R: 0 E: 0 K: 1 S: 10	H: 0 LOB: 0 BB: 0 P: 12	R: 0 E: 0 K: 1 S: 12	H: 1 LOB: 1 BB: 0 P: 17	R: 2 E: 0 K: 1 S: 10	H: 1 LOB: 0 BB: 1 P: 17	1B: 8 2B: 0 3B: 0 HR: 1	SF: 0 SAC: 0 DP: 4 HBP: 1	WP: 0 PB: 0 SB: 0 CS: 1	PA: 46
PITCHER	IP WLS BF H R ER SO BB IBB HBP BLK WP HR S P ERA WHIP	7.0 1.0 3.0 2.0 2.1 0.1	26 3 0 3 9 0	4 0 0 0 2 0	1 0 0 0 1 0	3 0 0 0 0 0	1 0 0 0 0 0	65 16 23 12	99 0.00 0.00 1.000	1.29 1.000	PITCHER	IP WLS BF H R ER SO BB IBB HBP BLK WP HR S P ERA WHIP	0.1 0 2 1 0 0 0 0	0 0 0 0 0 0	0 0 0 0 0 0	0 0 0 0 0 0	0 0 0 0 0 0	0 0 0 0 0 0	0.00 3.000					

Baltimore Orioles @ Washington Nationals
Nationals Park, Washington, DC

Sun Jun 29 2008, 1:35 PM EDT
Att. 39,824 - Partly Cloudy - 90°F

livebaseballscorecards.com

AB 40
R 3
H 9
RBI 3
BB 4
SO 7
LOB 17

Batter	1	2	3	4	5	6	7	8	9	10	11	AB	R	H	RBI	BB	SO	LOB	TOP								
30 Mike Aviles, R OBP: 0.350, SLG: 0.532	F9		F8		K			K		CS	SH1-4	6	1	2	1	0	2	1									
15 Mark Grudzielanek, R OBP: 0.365, SLG: 0.406	G5-3		BB		G3			G1-4-3			SH1-4	4	0	1	0	1	0	2									
4 Alex Gordon, L OBP: 0.345, SLG: 0.422	K		BB				K		P4		11 BB	4	0	1	1	2	2	0									
11 Jose Guillen, R OBP: 0.306, SLG: 0.488		G6-3	G4-3		F8				F8		G6-4-3	6	1	2	1	0	0	4									
24 Mark Teahen, L OBP: 0.331, SLG: 0.409																											
21 Miguel Olivo, R OBP: 0.291, SLG: 0.494																											
Esteban German, R OBP: 0.211, SLG: 0.197																											
16 Billy Butler, R OBP: 0.335, SLG: 0.344																											
Ross Gload, L OBP: 0.305, SLG: 0.332																											
14 John Buck, R OBP: 0.329, SLG: 0.367																											
2 Joey Gathright, L OBP: 0.293, SLG: 0.282																											
Inning Stats	R: 0 E: 0 K: 1 S: 6	H: 0 LOB: 0 BB: 0 P: 11	R: 0 E: 0 K: 0 S: 6	H: 1 LOB: 1 BB: 0 P: 12	R: 1 E: 0 K: 1 S: 15	H: 1 LOB: 2 BB: 2 P: 29	R: 0 E: 0 K: 0 S: 9	H: 1 LOB: 1 BB: 0 P: 15	R: 2 E: 0 K: 0 S: 16	H: 4 LOB: 2 BB: 1 P: 29	R: 1 E: 0 K: 2 S: 15	H: 2 LOB: 2 BB: 1 P: 22	R: 0 E: 0 K: 1 S: 11	H: 0 LOB: 0 BB: 0 P: 16	R: 1 E: 0 K: 1 S: 11	H: 1 LOB: 0 BB: 0 P: 18	R: 0 E: 0 K: 0 S: 8	H: 1 LOB: 0 BB: 0 P: 9	R: 1 E: 0 K: 0 S: 8	H: 2 LOB: 1 BB: 1 P: 14	1B: 11 2B: 2 3B: 0 HR: 1	SF: 0 SAC: 1 DP: 2 HBP: 0	WP: 0 PB: 0 SB: 1 CS: 1	PA: 51			
56 Brian PITCHER ERA: 5.09	IP: 5.0	WLS: 3	BF: 23	H: 5	R: 2	ER: 3	SO: 3	BB: 3	IBB: 0	HBP: 0	BLK: 0	WP: 0	HR: 0	S: 52	P: 95	ERA: 9.00	WHIP: 4.000										
Ryan Bukvich, R ERA: 7.71	1.0	6	3	1	1	0	1	0	0	0	0	0	0	14	25	9.00	4.000										
45 Dennis Sarfate, R ERA: 2.97	0.2	H: 5	2	1	1	2	1	0	0	0	1	0	0	12	19	13.50	4.500										
43 Jim Johnson, R ERA: 1.17	1.1	H: 4	0	0	0	1	0	0	0	0	0	0	0	14	19	0.00	0.000										
52 George Sherrill, L ERA: 3.68	1.0	B: 4	1	1	1	1	0	0	0	0	0	0	1	11	18	9.00	1.000										

Kansas City Royals @ Baltimore Orioles
 Oriole Park at Camden Yards, Baltimore, MD
 Mon Jun 30 2008, 7:05 PM EDT
 Att: 15,289 - Rain - 86 F

livebaseballscores.com

AB 43
 R 6
 H 14
 RBI 5
 BB 6
 SO 7
 LOB 17



Batter	1	2	3	4	5	6	7	8	9	10	11	AB	R	H	RBI	BB	SO	LOB	BOTTOM								
1 Brian Roberts, S OBP: 0.372, SLG: 0.481	K		BB		K		G1-6-3					5	0	2	0	0	2	2									
21 Nick Markakis, L OBP: 0.393, SLG: 0.471	F7		K				G4-3					5	1	1	1	0	1	3									
17 Aubrey Huff, L OBP: 0.343, SLG: 0.498	F8		F8					K				5	1	1	1	0	1	0									
Kevin Millar, R OBP: 0.338, SLG: 0.396		G5-3										4	0	1	1	1	1	0									
30 Luke Scott, L OBP: 0.301, SLG: 0.530																											
Jay Payton, R OBP: 0.299, SLG: 0.395		F7										3	0	1	0	1	0	1									
6 Melvin Mora, R OBP: 0.293, SLG: 0.388		F9										4	0	0	0	1	2	1									
Ramon Hernandez, R OBP: 0.284, SLG: 0.385												5	1	1	1	0	0	3									
10 Adam Jones, R OBP: 0.312, SLG: 0.387												5	1	1	0	0	1	0									
13 Alex Cintron, S ERA: 3.65												3	1	2	1	0	0	0									
12 Brandon Fahey, L OBP: 0.233, SLG: 0.241												1	0	0	0	0	1	0									
Inning Stats	R: 0 E: 0 K: 1 S: 9	H: 0 LOB: 0 BB: 0 P: 13	R: 0 E: 0 K: 0 S: 8	H: 0 LOB: 0 BB: 0 P: 11	R: 1 E: 0 K: 1 S: 10	H: 1 LOB: 1 BB: 0 P: 13	R: 0 E: 0 K: 2 S: 11	H: 0 LOB: 1 BB: 1 P: 18	R: 4 E: 0 K: 1 S: 19	H: 5 LOB: 1 BB: 0 P: 31	R: 0 E: 0 K: 0 S: 6	H: 0 LOB: 0 BB: 0 P: 10	R: 0 E: 0 K: 0 S: 5	H: 1 LOB: 1 BB: 0 P: 7	R: 0 E: 0 K: 1 S: 14	H: 1 LOB: 2 BB: 0 P: 29	R: 0 E: 0 K: 1 S: 10	H: 1 LOB: 1 BB: 0 P: 13	R: 0 E: 0 K: 0 S: 8	H: 0 LOB: 0 BB: 0 P: 11	R: 0 E: 0 K: 2 S: 10	H: 0 LOB: 0 BB: 0 P: 12	1B: 4 2B: 4 3B: 1 HR: 1	SF: 0 SAC: 0 DP: 2 HBP: 0	WP: 0 PB: 0 SB: 0 CS: 0	PA: 44	
23 Zack Greinke, R ERA: 3.65	IP: 5.0	WLS: 4	BF: 23	H: 7	R: 5	ER: 5	SO: 5	BB: 1	IBB: 0	HBP: 0	BLK: 0	WP: 0	HR: 1	S: 57	P: 86	ERA: 9.00	WHIP: 1.600										
Horacio Ramirez, L ERA: 3.0	1.0	4	1	0	0	0	0	0	0	0	0	0	0	8	12	0.00	1.000										
Ramon E Ramirez, R ERA: 2.65	2.0	7	1	0	0	1	1	1	0	0	0	0	0	17	34	0.00	1.000										
32 Ron Mahay, L ERA: 2.13	2.0	W: 7	1	0	0	1	0	0	0	0	0	0	0	18	24	0.00	0.500										
48 Joaquin Soria, R ERA: 1.25	1.0	S: 3	0	0	0	2	0	0	0	0	0	0	0	10	12	0.00	0.000										

Kansas City Royals @ Baltimore Orioles
 Oriole Park at Camden Yards, Baltimore, MD
 Mon Jun 30 2008, 7:05 PM EDT
 Att: 15,289 - Rain - 86 F

livebaseballscores.com

AB 41
 R 5
 H 10
 RBI 5
 BB 3
 SO 9
 LOB 10



Batter	1	2	3	4	5	6	7	8	9	AB	R	H	RBI	BB	SO	LOB	TOP										
30 Mike Aviles, R OBP: 0.333, SLG: 0.505										5	0	0	0	0	0	8	Kansas City Royals @ Baltimore Orioles Oriole Park at Camden Yards, Baltimore, MD Tue Jul 01 2008, 7:05 PM EDT Att: 19,756 - Partly Cloudy - 80 F livebaseballscorecards.com										
15 Mark Grudzielanek, R OBP: 0.365, SLG: 0.463										4	0	1	2	1	0	3											
4 Alex Gordon, L OBP: 0.346, SLG: 0.435										5	2	2	1	0	2	3											
11 Jose Guillen, R OBP: 0.302, SLG: 0.482										4	0	0	0	0	0	1											
24 Mark Teahen, L OBP: 0.330, SLG: 0.418										3	1	1	2	0	2	0											
16 Billy Butler, R OBP: 0.338, SLG: 0.344										3	0	1	0	1	1	0											
Ross Gload, L OBP: 0.309, SLG: 0.332										3	1	1	0	1	1	1											
21 Miguel Olivo, R OBP: 0.295, SLG: 0.495										4	0	2	0	0	0	3											
2 Joey Gathright, L OBP: 0.301, SLG: 0.267										3	1	2	0	1	0	1											
Inning Stats	R: 1 E: 0 K: 0 S: 9	H: 1 LOB: 0 BB: 0 P: 13	R: 0 E: 0 K: 2 S: 8	H: 0 LOB: 0 BB: 0 P: 11	R: 0 E: 0 K: 0 S: 7	H: 1 LOB: 0 BB: 0 P: 8	R: 0 E: 0 K: 1 S: 7	H: 0 LOB: 0 BB: 0 P: 10	R: 1 E: 0 K: 0 S: 18	H: 4 LOB: 3 BB: 0 P: 25	R: 1 E: 0 K: 1 S: 6	H: 1 LOB: 1 BB: 1 P: 13	R: 0 E: 0 K: 0 S: 6	H: 2 LOB: 2 BB: 1 P: 11	R: 0 E: 0 K: 1 S: 8	H: 0 LOB: 0 BB: 0 P: 14		R: 2 E: 0 K: 1 S: 20	H: 1 LOB: 1 BB: 2 P: 29	1B: 7 2B: 1 3B: 0 HR: 2	SF: 1 SAC: 0 DP: 2 HBP: 0	WP: 0 PB: 0 SB: 0 CS: 0	PA: 39				
PITCHER	IP	WLS	BF	H	R	ER	SO	BB	IBB	HBP	BLK	WP	HR	S	P	ERA	WHIP										
62 Radhames Liz, R ERA: 5.46	6.0	W	25	7	3	3	4	1	0	0	0	0	2	55	80	4.50	1.333										
29 Adam Loewen, L ERA: 7.09	2.0	H	8	2	0	0	1	1	0	0	0	0	0	14	25	0.00	1.500										
45 Dennis Sarfate, R ERA: 3.44	0.1		3	0	2	0	0	2	0	0	0	0	0	10	18	54.00	6.000										
52 George Sherrill, L ERA: 3.62	0.2	S	3	1	0	0	1	0	0	0	0	0	0	10	11	0.00	1.500										

Batter	1	2	3	4	5	6	7	8	9	AB	R	H	RBI	BB	SO	LOB	BOTTOM											
1 Brian Roberts, S OBP: 0.373, SLG: 0.489										3	2	1	1	1	0	1	Kansas City Royals @ Baltimore Orioles Oriole Park at Camden Yards, Baltimore, MD Tue Jul 01 2008, 7:05 PM EDT Att: 19,756 - Partly Cloudy - 80 F livebaseballscorecards.com											
21 Nick Markakis, L OBP: 0.392, SLG: 0.468										4	1	1	0	0	1	1												
17 Aubrey Huff, L OBP: 0.345, SLG: 0.498										4	0	2	1	0	0	1												
Kevin Millar, R OBP: 0.337, SLG: 0.392										3	0	0	0	1	1	3												
30 Luke Scott, L OBP: 0.355, SLG: 0.521										4	1	0	0	0	0	5												
6 Melvin Mora, R OBP: 0.293, SLG: 0.384										3	1	0	0	1	1	0												
Ramon Hernandez, R OBP: 0.287, SLG: 0.387										4	1	2	2	0	1	0												
10 Adam Jones, R OBP: 0.314, SLG: 0.386										3	1	1	2	0	1	1												
12 Brandon Fahey, L OBP: 0.242, SLG: 0.281										3	0	1	1	0	0	1												
Inning Stats	R: 1 E: 0 K: 0 S: 10	H: 1 LOB: 1 BB: 1 P: 21	R: 1 E: 0 K: 1 S: 12	H: 1 LOB: 0 BB: 0 P: 18	R: 4 E: 0 K: 0 S: 9	H: 3 LOB: 1 BB: 1 P: 17	R: 0 E: 0 K: 1 S: 12	H: 0 LOB: 0 BB: 0 P: 18	R: 0 E: 0 K: 0 S: 9	H: 0 LOB: 0 BB: 1 P: 17	R: 0 E: 0 K: 0 S: 6	H: 1 LOB: 0 BB: 0 P: 7	R: 1 E: 0 K: 1 S: 13	H: 2 LOB: 1 BB: 0 P: 22	R: 0 E: 0 K: 2 S: 10	H: 0 LOB: 0 BB: 0 P: 17		1B: 6 2B: 2 3B: 0 HR: 1	SF: 0 SAC: 0 DP: 2 HBP: 1	WP: 0 PB: 0 SB: 1 CS: 0	PA: 35							
PITCHER	IP	WLS	BF	H	R	ER	SO	BB	IBB	HBP	BLK	WP	HR	S	P	ERA	WHIP											
44 Luke Hochevar, R ERA: 4.91	6.0	L	27	6	6	6	2	3	0	1	0	0	1	13	22	9.00	1.500											
41 Jimmy Gobble, L ERA: 7.4	1.0		5	2	1	1	1	0	0	0	0	0	0	1	13	22	9.00	2.000										
51 Robinson Tejeda, R ERA: 5.59	1.0		3	0	0	0	2	0	0	0	0	0	0	10	17	0.00	0.000											

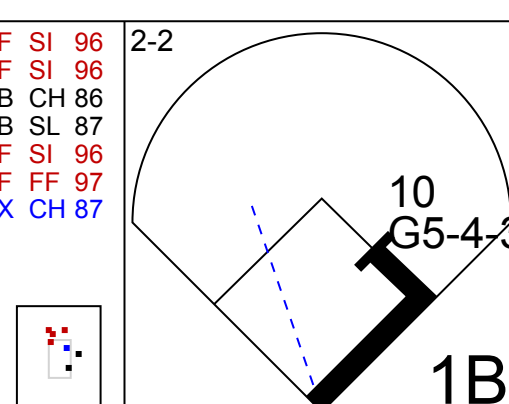
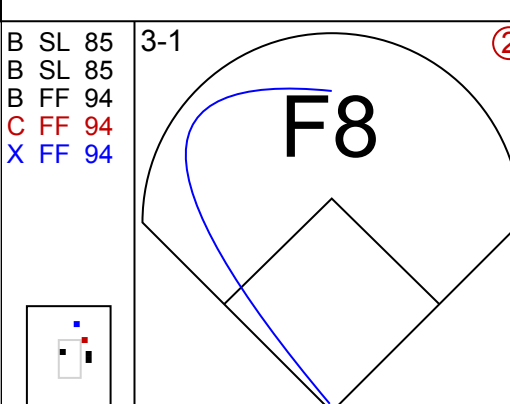
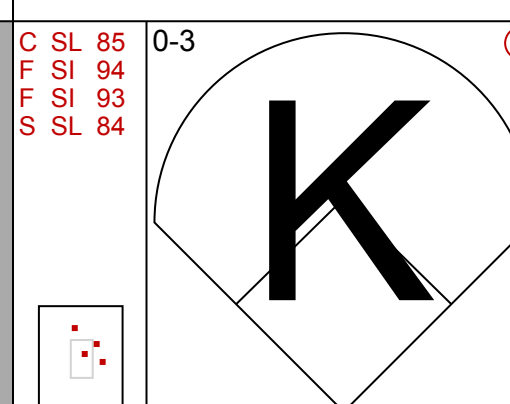
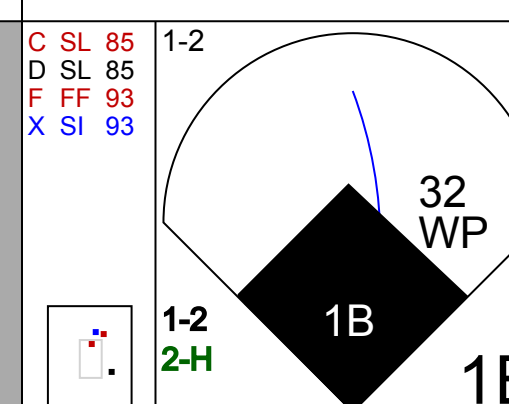
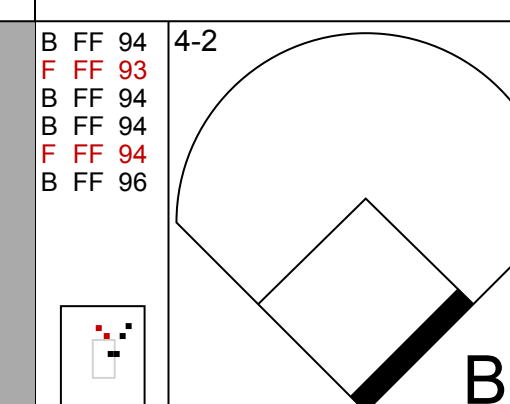
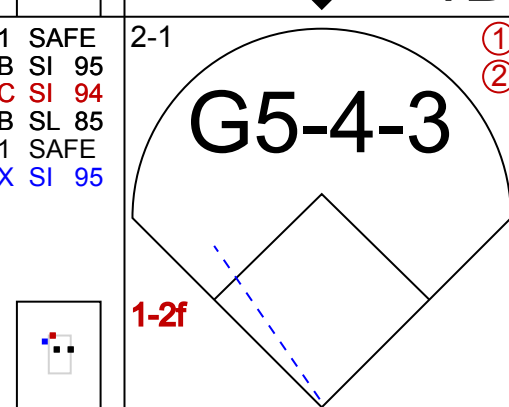
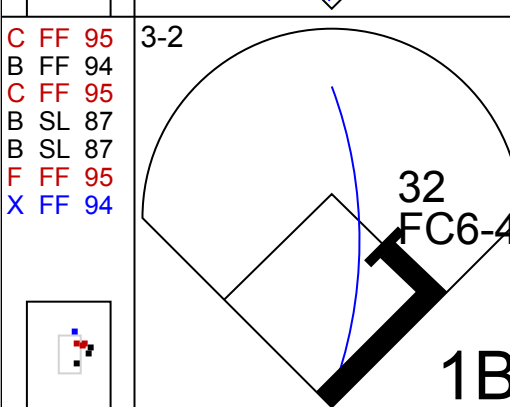
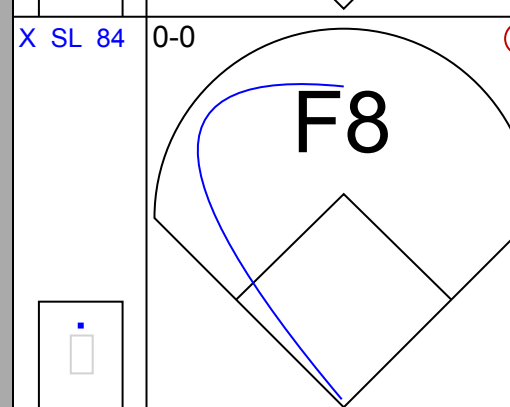
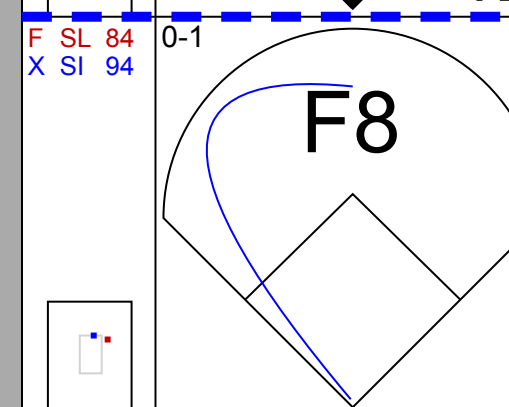
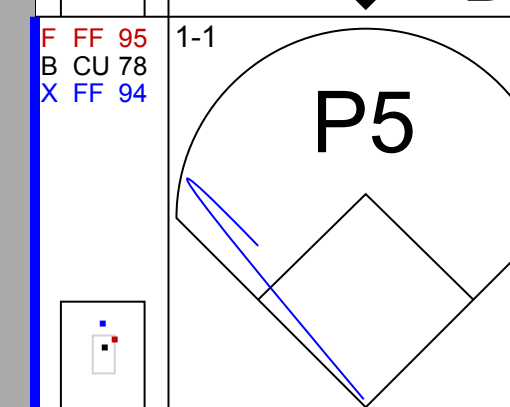
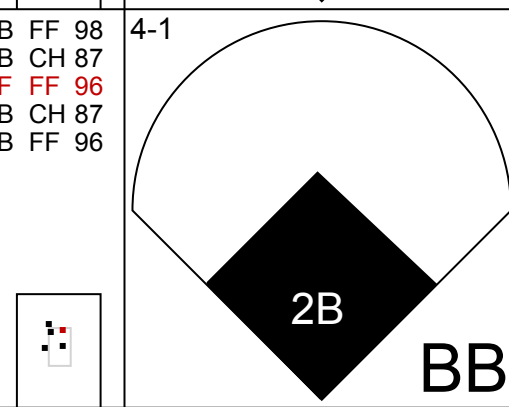
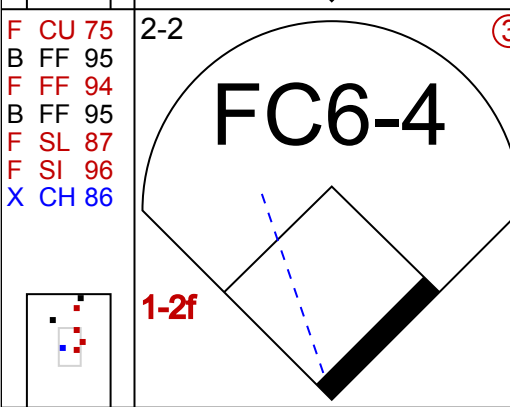

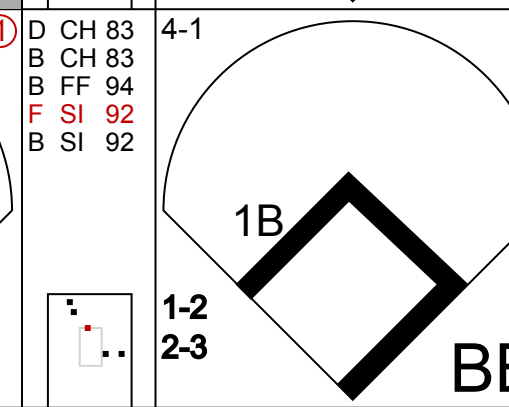
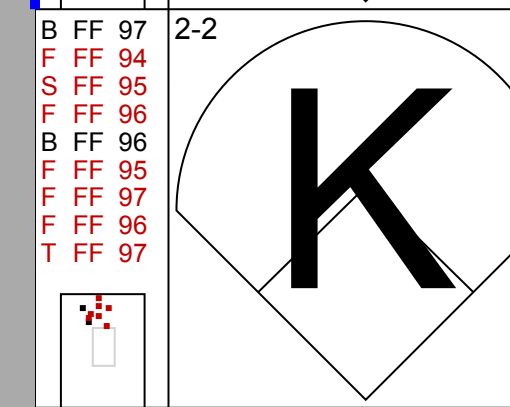
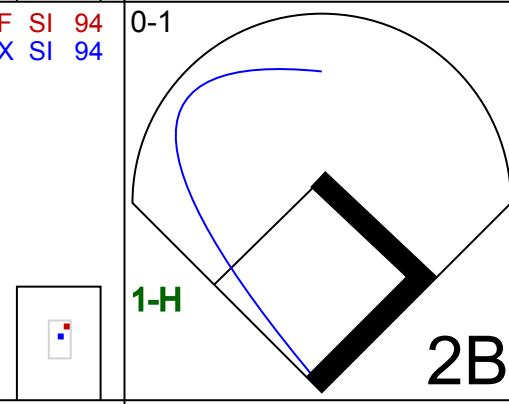


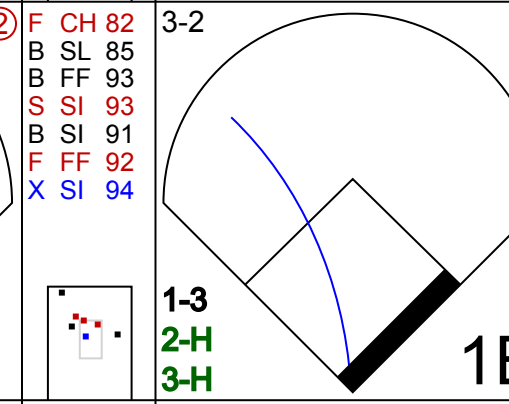

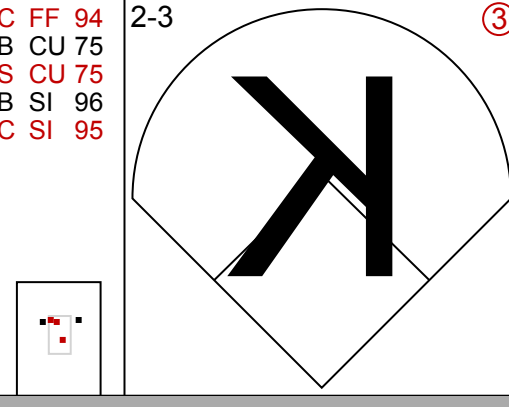


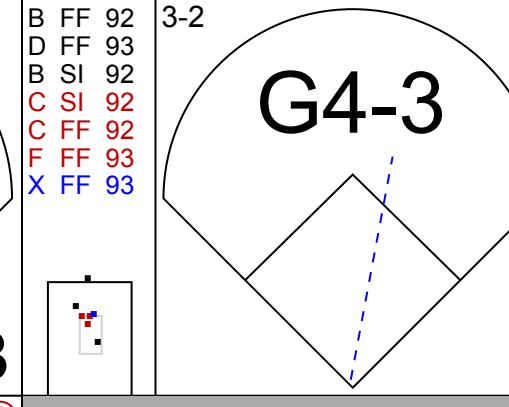









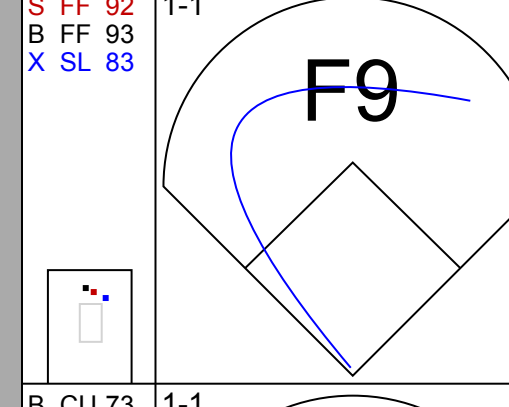



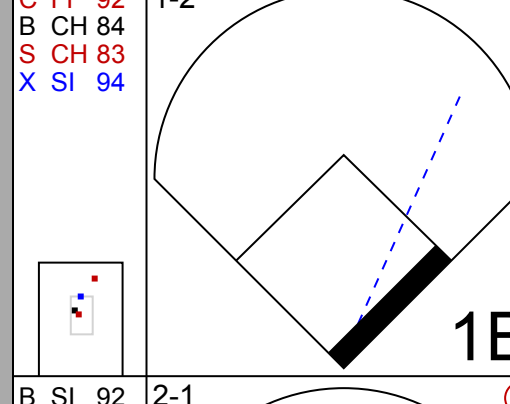
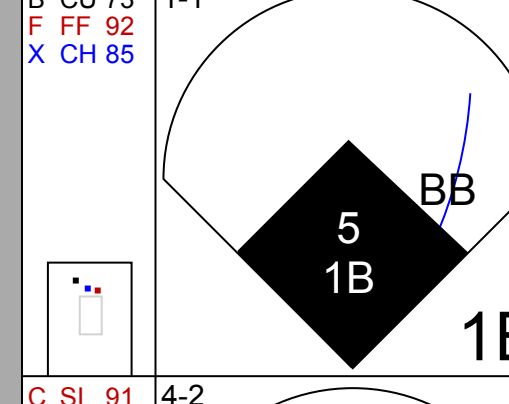
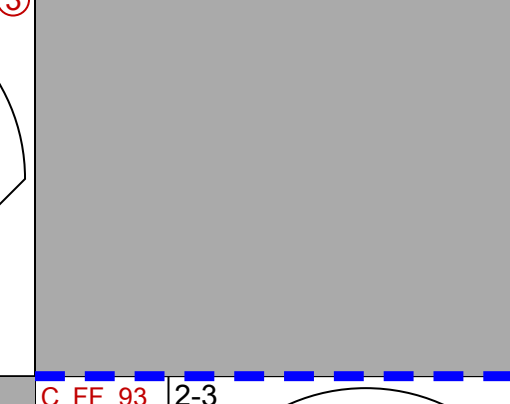

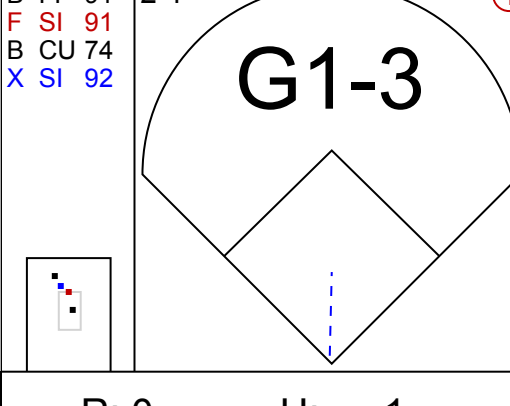
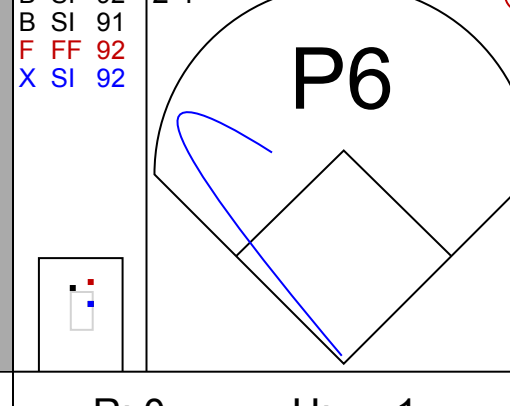
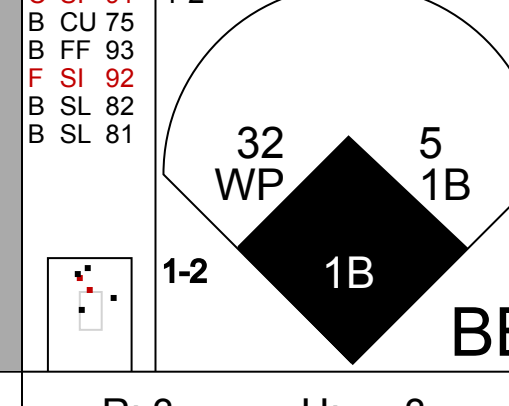
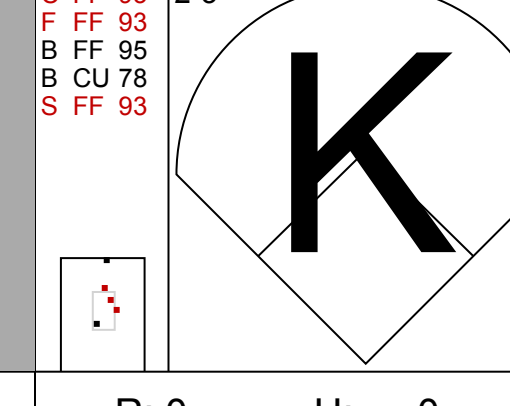
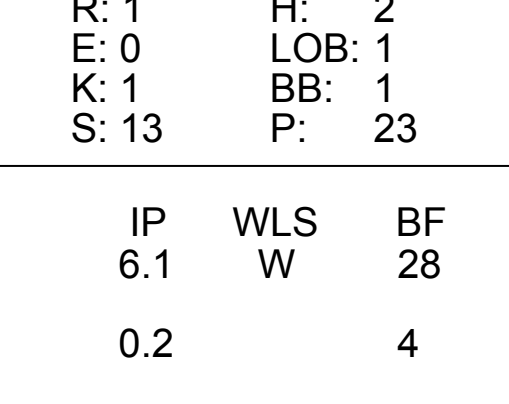
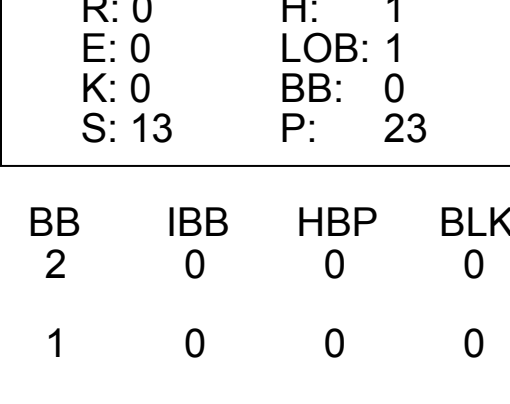
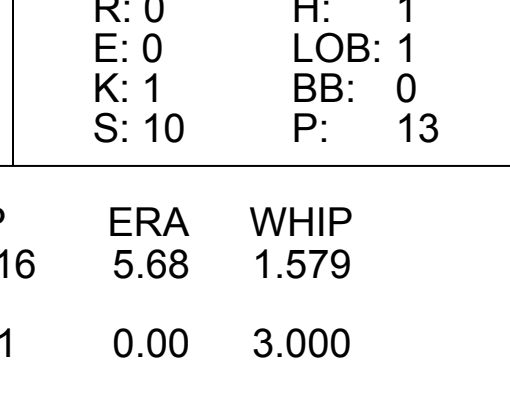
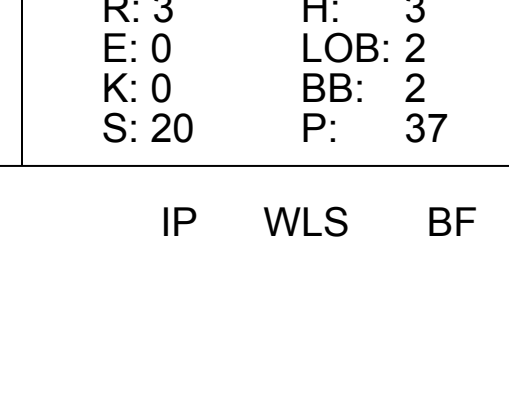
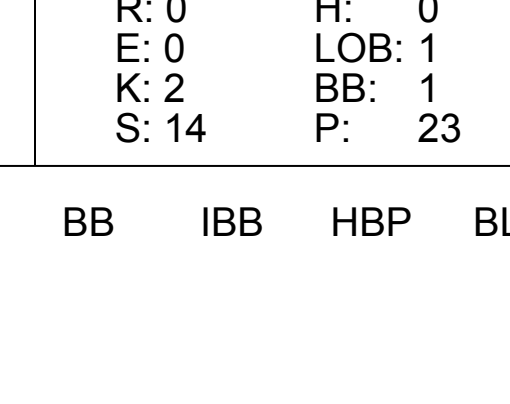
Batter	1	2	3	4	5	6	7	8	9	AB	R	H	RBI	BB	SO	LOB	TOP					
9 David DeJesus, L (1.7) OBP: 0.382, SLG: 0.496	 HR		 1B		 F7			 1B		4	1	3	1	0	0	0	Kansas City Royals @ Baltimore Orioles Oriole Park at Camden Yards, Baltimore, MD Wed Jul 02 2008, 7:05 PM EDT Att: 17,909 - Clear - 86 F					
30 Mike Aviles, R (1.6) OBP: 0.321, SLG: 0.485	 G4-3		 G6-4-3			 G6-3		 FC6-4		4	0	0	0	0	0	2						
4 Alex Gordon, L (1.5) OBP: 0.344, SLG: 0.432	 G4-3		 K			 P6			 1B	4	0	1	0	0	1	0						
11 Jose Guillen, R (1.10) OBP: 0.301, SLG: 0.479	 G5-3			 1B			 F7		 L6	4	0	1	0	0	0	1						
15 Mark Grudzielanek, R (1.4) OBP: 0.364, SLG: 0.401		 1B		 F8				 L4	 FC5-4	4	0	1	0	0	0	2						
24 Mark Teahen, L (1.9) OBP: 0.326, SLG: 0.413		 K		 F8			 B2-3		 G3	4	0	0	0	0	1	3						
Ross Gload, L (1.3) OBP: 0.305, SLG: 0.327		 L8		 G6-3			 G4-3			3	0	0	0	0	0	2						
14 John Buck, R (1.2) OBP: 0.324, SLG: 0.362		 G1-3			 F8			 P6		3	0	0	0	0	0	1						
2 Joey Gathright, L (1.8) OBP: 0.301, SLG: 0.268			 1B		 G4-3			 B2-3		3	1	1	0	0	0	0						
Inning Stats	R: 1 H: 1 E: 0 K: 0 S: 11	H: 1 LOB: 0 BB: 0 P: 17	R: 0 H: 1 E: 0 K: 1 S: 8	H: 1 LOB: 1 BB: 0 P: 13	R: 1 H: 2 E: 0 K: 1 S: 9	H: 2 LOB: 0 BB: 0 P: 13	R: 0 H: 1 E: 0 K: 0 S: 9	H: 1 LOB: 1 BB: 0 P: 11	R: 0 H: 0 E: 0 K: 0 S: 6	H: 0 LOB: 0 BB: 0 P: 10	R: 0 H: 0 E: 0 K: 0 S: 6	H: 0 LOB: 0 BB: 0 P: 9	R: 0 H: 0 E: 0 K: 0 S: 4	H: 0 LOB: 0 BB: 0 P: 4	R: 0 H: 1 E: 0 K: 0 S: 6	H: 1 LOB: 1 BB: 0 P: 8		R: 0 H: 1 E: 0 K: 0 S: 14	H: 1 LOB: 1 BB: 0 P: 20	1B: 6 2B: 0 3B: 0 HR: 1	SF: 0 SAC: 0 DP: 1 HBP: 0	WP: 1 PB: 0 SB: 0 CS: 0
PITCHER 40 Daniel Cabrera, R (1.1) ERA: 4.34	IP: 9.0 WLS: W BF: 33 H: 7 R: 2 ER: 2 SO: 2	BB: 0 IBB: 0 HBP: 0 BLK: 1	WP: 1 HR: 1 S: 73 P: 105 ERA: 2.00 WHIP: 0.778	PITCHER										IP: 9.0 WLS: W BF: 33 H: 7 R: 2 ER: 2 SO: 2	BB: 0 IBB: 0 HBP: 0 BLK: 1	WP: 1 HR: 1 S: 73 P: 105 ERA: 2.00 WHIP: 0.778						

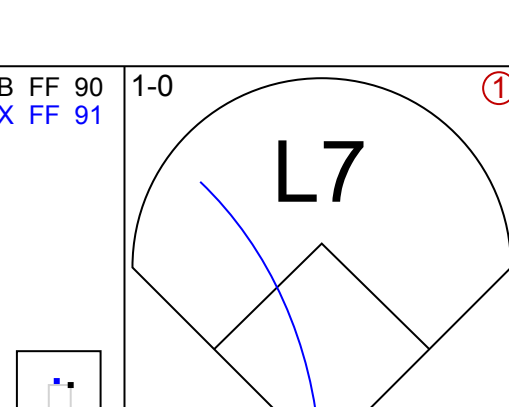
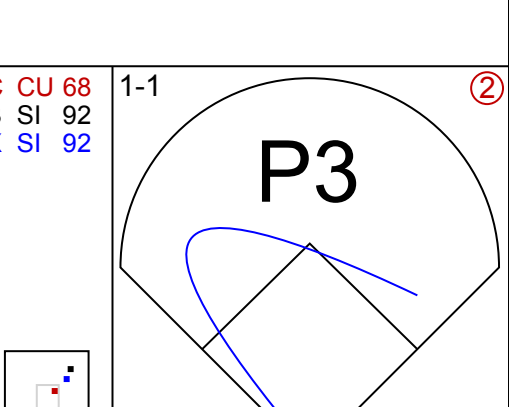
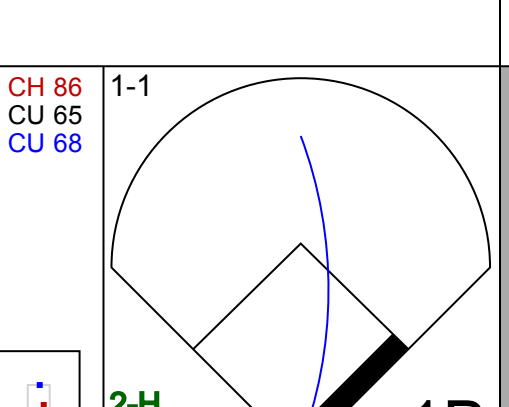
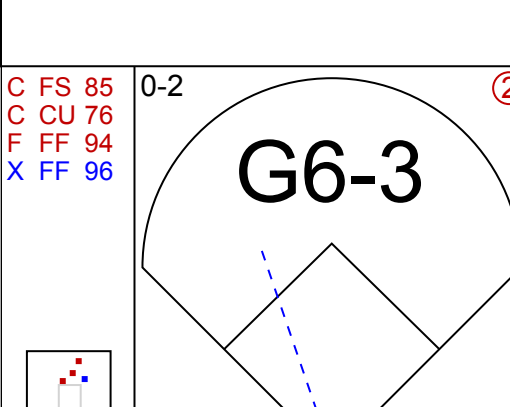
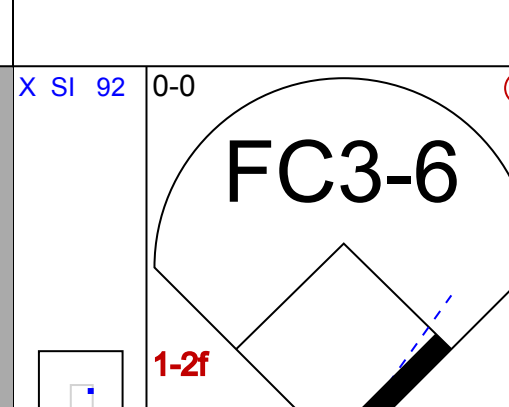
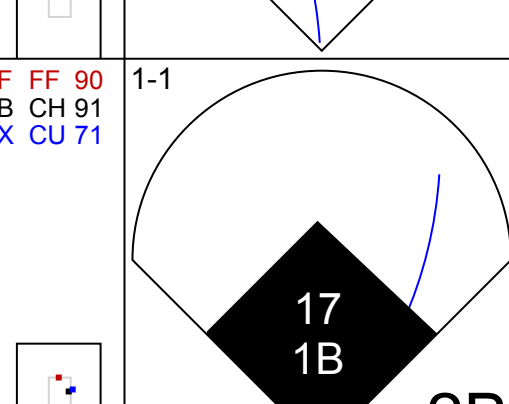
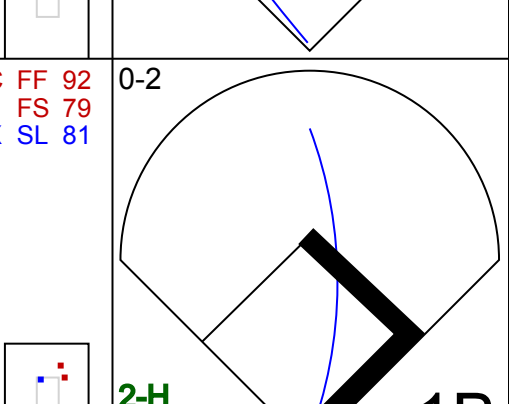
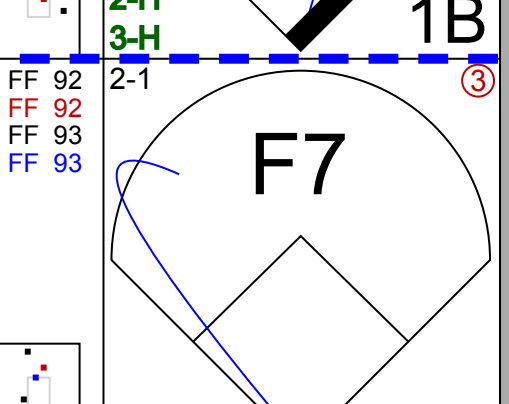
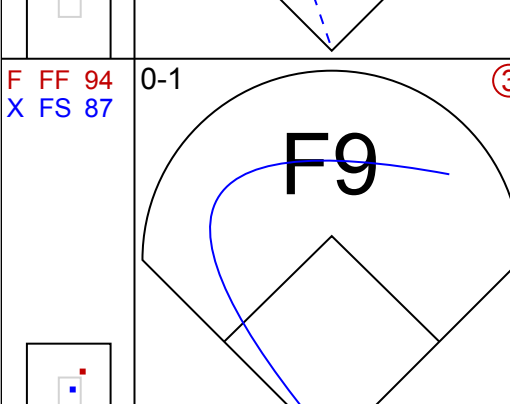
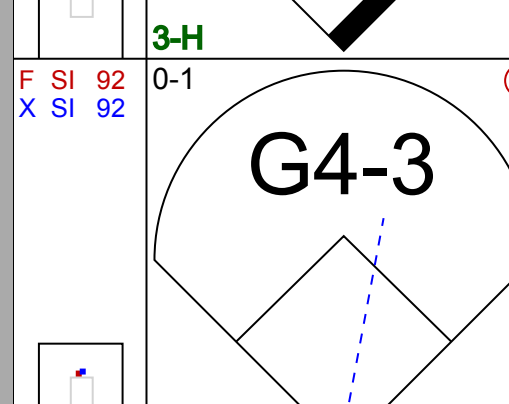
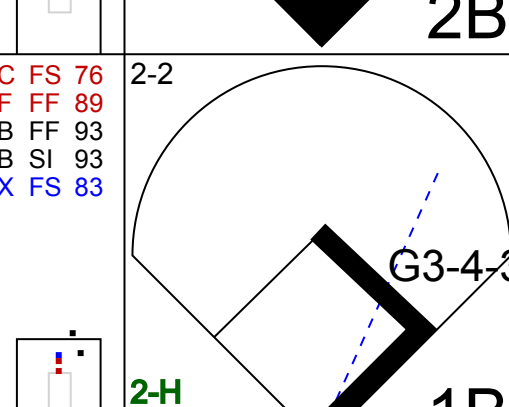
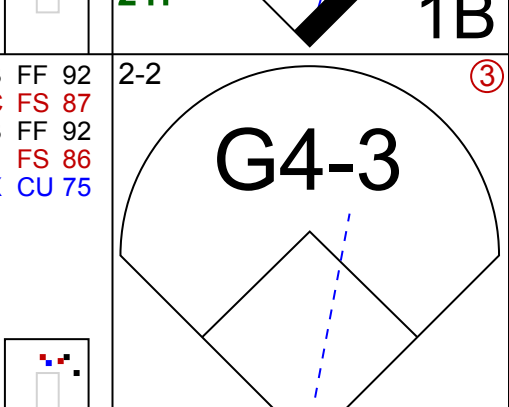
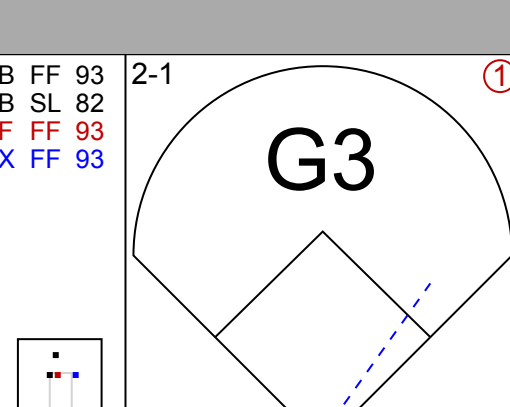
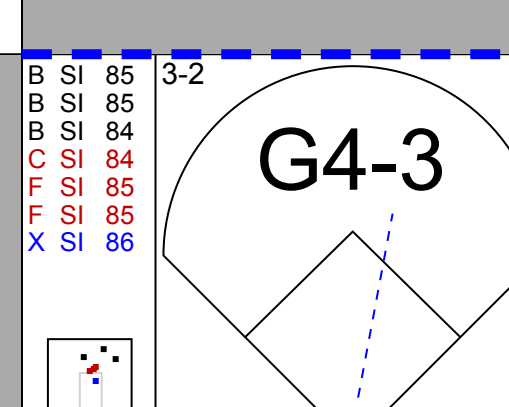

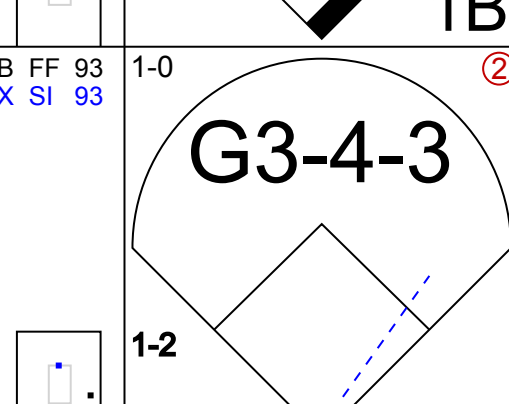
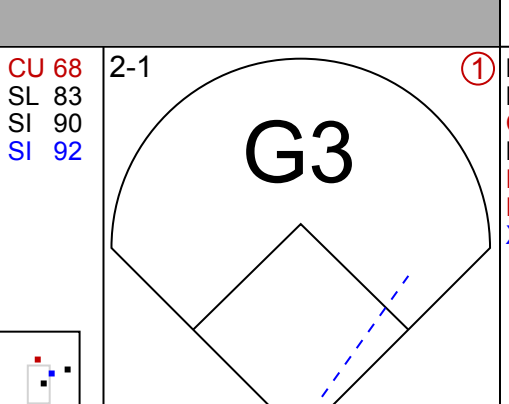

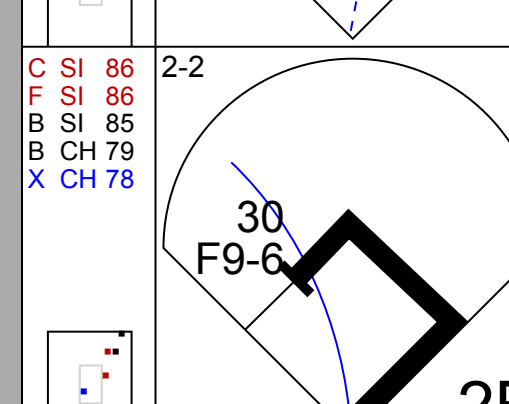

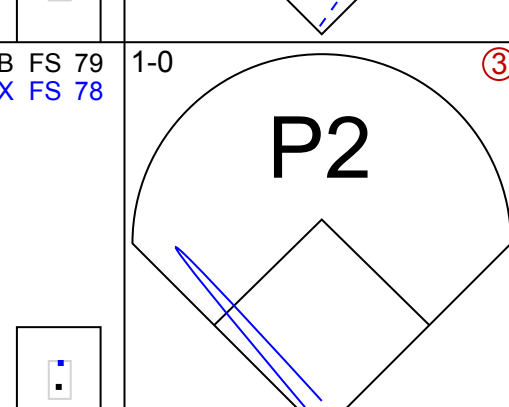
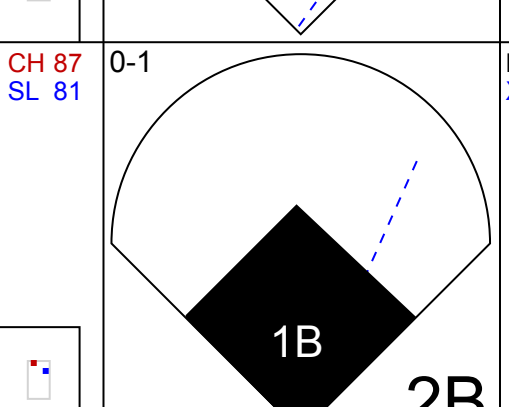

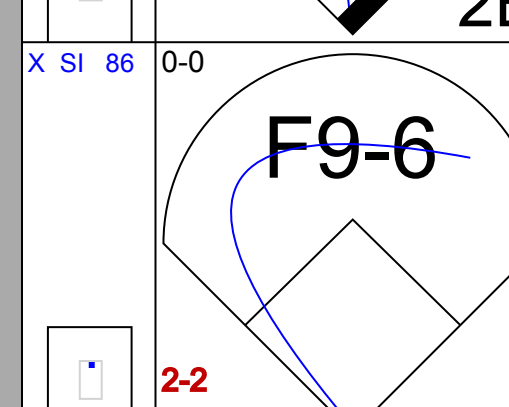

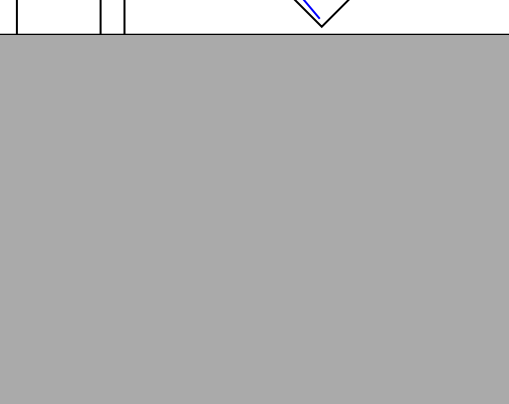
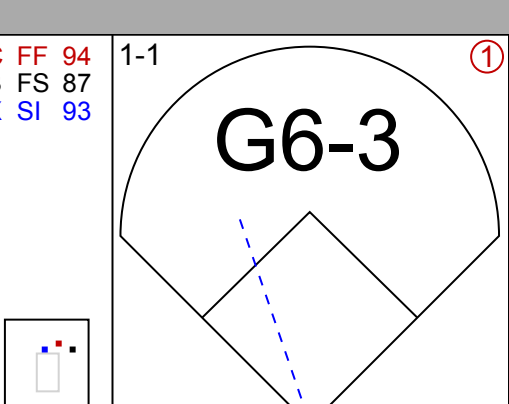
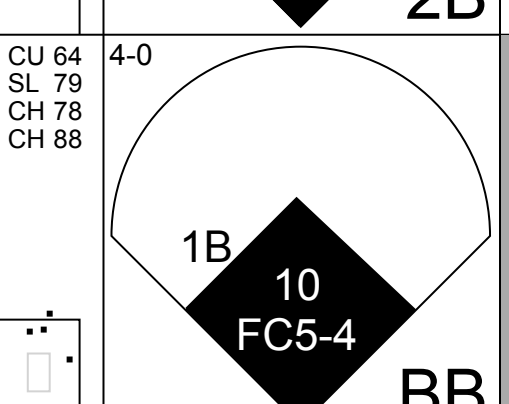
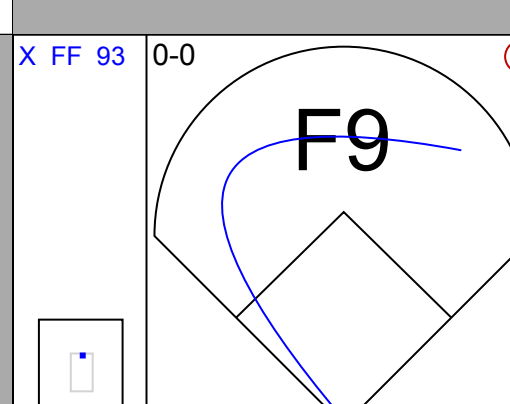
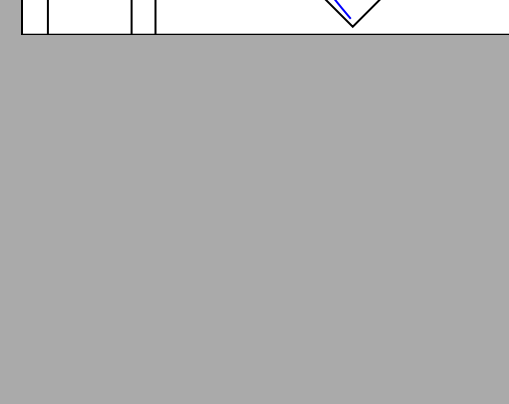
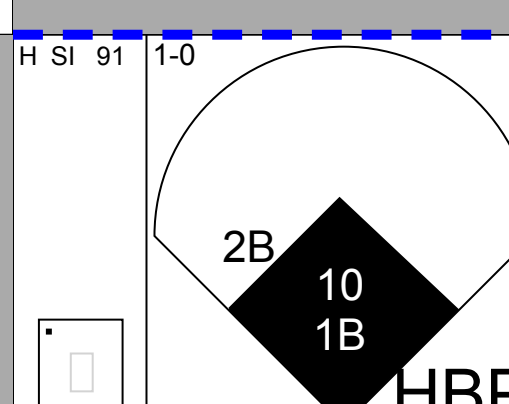

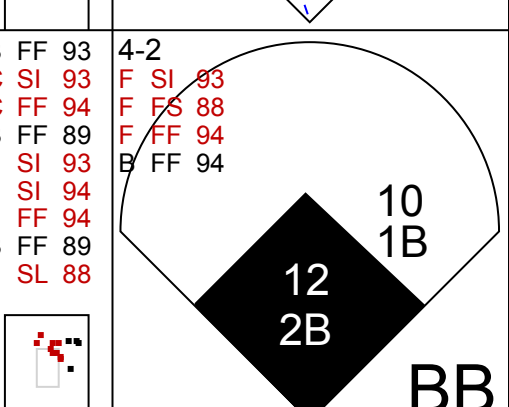
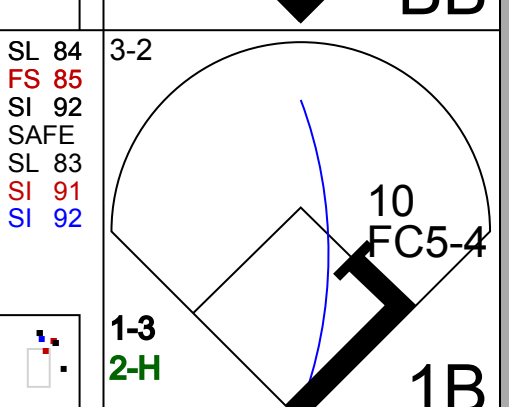
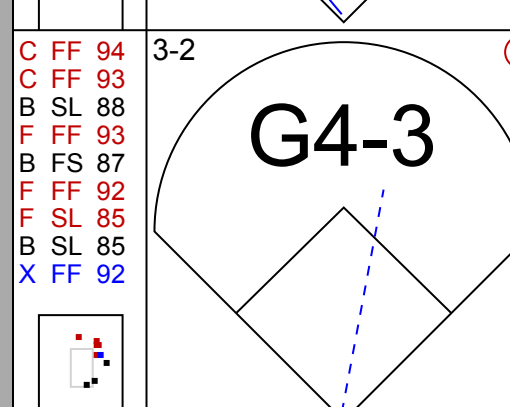

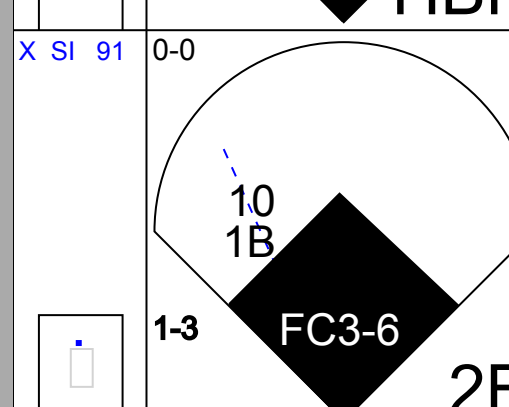

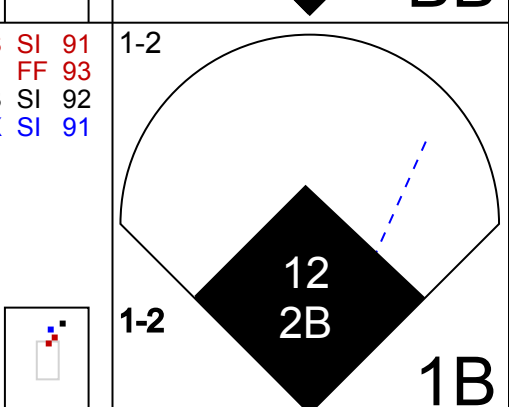
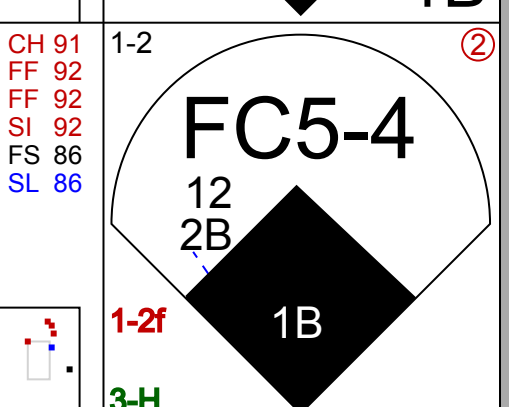
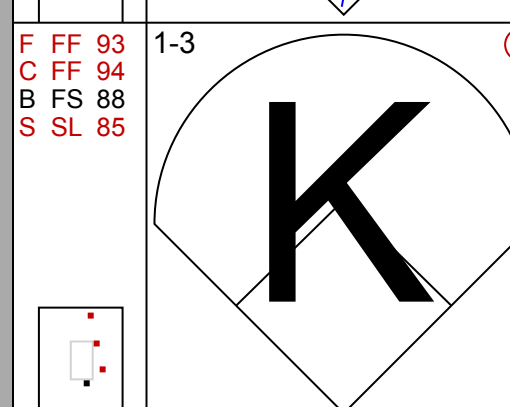

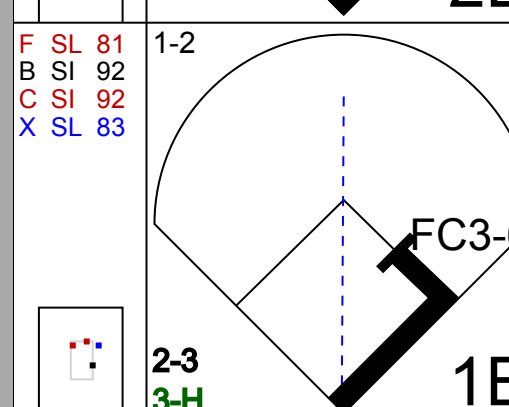

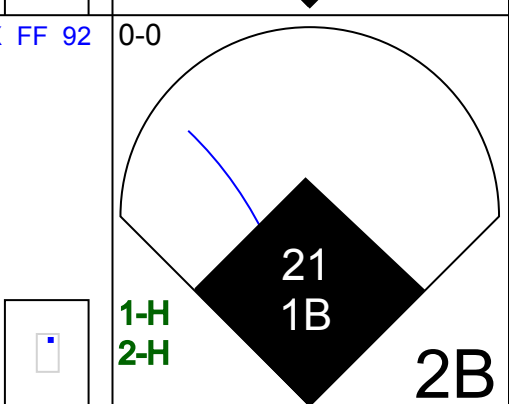
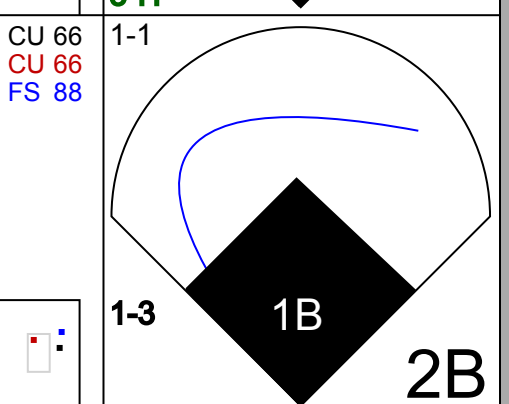


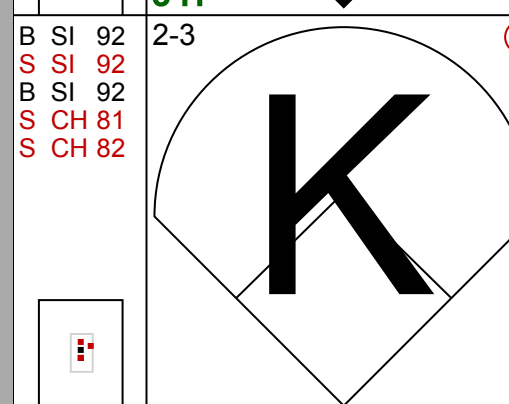
Batter	1	2	3	4	5	6	7	8	9	AB	R	H	RBI	BB	SO	LOB	BOTTOM			
1 Brian Roberts, S (1.4) OBP: 0.375, SLG: 0.491	 17 HR		 G6-3		 21 E			 K		3	2	1	0	1	1	0	Kansas City Royals @ Baltimore Orioles Oriole Park at Camden Yards, Baltimore, MD Wed Jul 02 2008, 7:05 PM EDT Att: 17,909 - Clear - 86 F			
21 Nick Markakis, L (1.9) OBP: 0.393, SLG: 0.472	 P5		 1B		 E9		 F7			4	2	2	1	0	0	1				
17 Aubrey Huff, L (1.3) OBP: 0.344, SLG: 0.505	 2H		 L6		 G1-3			 P5		4	1	1	2	0	0	2				
Ramon Hernandez, R (1.2) OBP: 0.295, SLG: 0.393	 G6-3		 1B		 30 1B		 G4-6-3		 30 G4-3	4	0	3	1	0	0	0				
30 Luke Scott, L (1.10) OBP: 0.354, SLG: 0.516	 F7		 1B		 G4-6-3		 G4-6-3		 G4-3	4	0	1	1	0	0	2				
6 Melvin Mora, R (1.5) OBP: 0.295, SLG: 0.383		 10 1B		 10 F8		 F8		 G6-3		3	0	1	0	1	0	1				
Jay Payton, R (1.7) OBP: 0.294, SLG: 0.388		 F9		 G4-3		 L8				3	0	0	0	0	0	2				
10 Adam Jones, R (1.8) OBP: 0.314, SLG: 0.386		 12 G6-4-3		 F8		 L6				3	0	1	0	0	0	1				
12 Brandon Fahey, L (1.6) OBP: 0.222, SLG: 0.257		 G6-4-3		 G4-3			 G4-3			3	0	0	0	0	0	3				
Inning Stats	R: 2 H: 2 E: 0 K: 0 S: 17	H: 2 LOB: 0 BB: 0 P: 23	R: 0 H: 1 E: 0 K: 0 S: 7	H: 1 LOB: 1 BB: 1 P: 12	R: 1 H: 3 E: 0 K: 0 S: 7	H: 3 LOB: 0 BB: 0 P: 10	R: 0 H: 1 E: 0 K: 0 S: 12	H: 1 LOB: 1 BB: 0 P: 15	R: 2 H: 2 E: 1 K: 0 S: 11	H: 2 LOB: 0 BB: 1 P: 19	R: 0 H: 0 E: 0 K: 0 S: 6	H: 0 LOB: 0 BB: 0 P: 10	R: 0 H: 0 E: 0 K: 1 S: 7	H: 0 LOB: 0 BB: 0 P: 8	R: 0 H: 1 E: 0 K: 0 S: 7	H: 1 LOB: 1 BB: 0 P: 11		1B: 7 2B: 2 3B: 0 HR: 1	SF: 0 SAC: 0 DP: 2 HBP: 0	WP: 0 PB: 0 SB: 0 CS: 0
PITCHER 55 Gil Meche, R (1.1) ERA: 4.74	IP: 6.0 WLS: L BF: 26 H: 9 R: 5 ER: 4	BB: 0 IBB: 0 HBP: 0 BLK: 0	WP: 0 HR: 1 S: 60 P: 89 ERA: 6.00 WHIP: 1.833	PITCHER										IP: 2.0 WLS: 7 BF: 7 H: 1 R: 0 ER: 0 SO: 1	BB: 0 IBB: 0 HBP: 0 BLK: 0	WP: 0 HR: 0 S: 14 P: 19 ERA: 0.00 WHIP: 0.500				

Batter	1	2	3	4	5	6	7	8	9	AB	R	H	RBI	BB	SO	LOB	TOP					
9 David DeJesus, L OBP: 0.379, SLG: 0.491	F9		G4-3		F8			G6-3		5	1	1	1	0	0	0	Kansas City Royals @ Baltimore Orioles Oriole Park at Camden Yards, Baltimore, MD Thu Jul 03 2008, 7:05 PM EDT Att: 16,782 - Partly Cloudy - 88 F					
15 Mark Grudzielanek, R OBP: 0.371, SLG: 0.412	G3							K		5	2	4	1	0	1	0						
4 Alex Gordon, L OBP: 0.342, SLG: 0.430	G3				P2					4	0	1	1	0	0	2						
11 Jose Guillen, R OBP: 0.306, SLG: 0.479	G5-3									4	1	2	3	1	0	1						
16 Billy Butler, R OBP: 0.339, SLG: 0.365			G6-4-3							5	2	2	1	0	1	3						
21 Miguel Olivo, R OBP: 0.289, SLG: 0.484	G4-3				F8			K		4	0	0	0	0	2	2						
24 Mark Teahen, L OBP: 0.326, SLG: 0.408					K			G6-3		3	1	0	1	1	1	1						
Ross Gload, L OBP: 0.304, SLG: 0.325	G4-6-3				F8			F8		4	1	1	1	0	0	1						
1 Tony Pena Jr., R OBP: 0.184, SLG: 0.214					G4-3			G5-3		4	2	2	1	0	0	0						
Inning Stats	R: 0 H: 1 E: 0 K: 0 S: 12	H: 1 LOB: 1 BB: 0 P: 17	R: 1 H: 1 E: 0 K: 0 S: 6	H: 1 LOB: 0 BB: 1 P: 11	R: 2 H: 4 E: 0 K: 0 S: 14	H: 4 LOB: 1 BB: 0 P: 20	R: 0 H: 0 E: 0 K: 1 S: 6	H: 0 LOB: 0 BB: 0 P: 11	R: 0 H: 1 E: 0 K: 0 S: 10	H: 1 LOB: 1 BB: 0 P: 15	R: 7 H: 6 E: 1 K: 1 S: 27	H: 6 LOB: 1 BB: 1 P: 38	R: 0 H: 0 E: 0 K: 1 S: 8	H: 0 LOB: 0 BB: 0 P: 12	R: 0 H: 0 E: 0 K: 1 S: 11	H: 0 LOB: 0 BB: 0 P: 13	R: 0 H: 0 E: 0 K: 1 S: 7	H: 0 LOB: 0 BB: 0 P: 9	1B: 9 2B: 2 3B: 0 HR: 2	SF: 1 SAC: 0 DP: 2 HBP: 0	WP: 0 PB: 0 SB: 0 CS: 0	PA: 41
PITCHER	IP WLS BF H R ER SO BB IBB HBP BLK WP HR S P ERA WHIP	IP WLS BF H R ER SO BB IBB HBP BLK WP HR S P ERA WHIP	IP WLS BF H R ER SO BB IBB HBP BLK WP HR S P ERA WHIP	IP WLS BF H R ER SO BB IBB HBP BLK WP HR S P ERA WHIP	IP WLS BF H R ER SO BB IBB HBP BLK WP HR S P ERA WHIP	IP WLS BF H R ER SO BB IBB HBP BLK WP HR S P ERA WHIP	IP WLS BF H R ER SO BB IBB HBP BLK WP HR S P ERA WHIP	IP WLS BF H R ER SO BB IBB HBP BLK WP HR S P ERA WHIP	IP WLS BF H R ER SO BB IBB HBP BLK WP HR S P ERA WHIP	IP WLS BF H R ER SO BB IBB HBP BLK WP HR S P ERA WHIP	IP WLS BF H R ER SO BB IBB HBP BLK WP HR S P ERA WHIP	IP WLS BF H R ER SO BB IBB HBP BLK WP HR S P ERA WHIP	IP WLS BF H R ER SO BB IBB HBP BLK WP HR S P ERA WHIP	IP WLS BF H R ER SO BB IBB HBP BLK WP HR S P ERA WHIP	IP WLS BF H R ER SO BB IBB HBP BLK WP HR S P ERA WHIP	IP WLS BF H R ER SO BB IBB HBP BLK WP HR S P ERA WHIP	IP WLS BF H R ER SO BB IBB HBP BLK WP HR S P ERA WHIP					
18 Garrett Olson, L ERA: 5.04	5.1	25	8	6	6	2	2	0	0	0	2	57	89	10.12	1.875							
29 Adam Loewen, L ERA: 8.41	0.0	L	3	3	0	0	0	0	0	0	0	8	10	∞	∞							
Chad Bradford, R ERA: 2.87	0.2	B	4	2	4	3	0	0	0	0	0	10	13	40.50	3.000							
Lance Cormier, R ERA: 1.97	2.0		6	0	0	2	0	0	0	0	0	19	25	0.00	0.000							
Fernando Cabrera, R ERA:	1.0		3	0	0	1	0	0	0	0	0	7	9	0.00	0.000							

Batter	1	2	3	4	5	6	7	8	9	AB	R	H	RBI	BB	SO	LOB	BOTTOM					
1 Brian Roberts, S OBP: 0.370, SLG: 0.483	F7		L7		K			G1-3		5	0	0	0	0	2	2	Kansas City Royals @ Baltimore Orioles Oriole Park at Camden Yards, Baltimore, MD Thu Jul 03 2008, 7:05 PM EDT Att: 16,782 - Partly Cloudy - 88 F					
21 Nick Markakis, L OBP: 0.391, SLG: 0.469	P6				F8			P5		4	1	1	0	0	0	0						
17 Aubrey Huff, L OBP: 0.349, SLG: 0.530								P6		4	2	3	3	0	0	0						
Ramon Hernandez, R OBP: 0.294, SLG: 0.391	L4							K		4	1	1	0	0	2	1						
30 Luke Scott, L OBP: 0.349, SLG: 0.508					G3			F7		4	0	0	0	0	2	1						
6 Melvin Mora, R OBP: 0.295, SLG: 0.381								F7		4	1	1	1	0	1	0						
Kevin Millar, R OBP: 0.336, SLG: 0.388								K		3	1	0	0	1	1	0						
10 Adam Jones, R OBP: 0.317, SLG: 0.394										4	1	2	2	0	2	0						
12 Brandon Fahey, L OBP: 0.231, SLG: 0.316 Jay Payton, R OBP: 0.292, SLG: 0.385										3	0	1	1	0	0	1						
Inning Stats	R: 0 H: 1 E: 0 K: 0 S: 9	H: 0 LOB: 0 BB: 0 P: 14	R: 0 H: 0 E: 0 K: 2 S: 8	H: 0 LOB: 0 BB: 0 P: 12	R: 0 H: 0 E: 0 K: 1 S: 5	H: 0 LOB: 0 BB: 0 P: 8	R: 5 H: 5 E: 0 K: 1 S: 19	H: 5 LOB: 1 BB: 1 P: 35	R: 2 H: 2 E: 0 K: 0 S: 11	H: 2 LOB: 0 BB: 0 P: 18	R: 0 H: 1 E: 0 K: 0 S: 9	H: 1 LOB: 1 BB: 0 P: 14	R: 0 H: 0 E: 0 K: 2 S: 8	H: 0 LOB: 0 BB: 0 P: 12	R: 0 H: 0 E: 0 K: 2 S: 9	H: 0 LOB: 0 BB: 0 P: 14	R: 0 H: 0 E: 0 K: 2 S: 10	H: 0 LOB: 0 BB: 0 P: 12	1B: 4 2B: 1 3B: 2 HR: 2	SF: 0 SAC: 0 DP: 0 HBP: 0	WP: 0 PB: 0 SB: 0 CS: 0	PA: 37
PITCHER	IP WLS BF H R ER SO BB IBB HBP BLK WP HR S P ERA WHIP	IP WLS BF H R ER SO BB IBB HBP BLK WP HR S P ERA WHIP	IP WLS BF H R ER SO BB IBB HBP BLK WP HR S P ERA WHIP	IP WLS BF H R ER SO BB IBB HBP BLK WP HR S P ERA WHIP	IP WLS BF H R ER SO BB IBB HBP BLK WP HR S P ERA WHIP	IP WLS BF H R ER SO BB IBB HBP BLK WP HR S P ERA WHIP	IP WLS BF H R ER SO BB IBB HBP BLK WP HR S P ERA WHIP	IP WLS BF H R ER SO BB IBB HBP BLK WP HR S P ERA WHIP	IP WLS BF H R ER SO BB IBB HBP BLK WP HR S P ERA WHIP	IP WLS BF H R ER SO BB IBB HBP BLK WP HR S P ERA WHIP	IP WLS BF H R ER SO BB IBB HBP BLK WP HR S P ERA WHIP	IP WLS BF H R ER SO BB IBB HBP BLK WP HR S P ERA WHIP	IP WLS BF H R ER SO BB IBB HBP BLK WP HR S P ERA WHIP	IP WLS BF H R ER SO BB IBB HBP BLK WP HR S P ERA WHIP	IP WLS BF H R ER SO BB IBB HBP BLK WP HR S P ERA WHIP	IP WLS BF H R ER SO BB IBB HBP BLK WP HR S P ERA WHIP	IP WLS BF H R ER SO BB IBB HBP BLK WP HR S P ERA WHIP					
28 Kyle Davies, R ERA: 4.71	4.0	21	8	7	7	4	1	0	0	0	0	16	24	0.00	0.500							
57 Joel Peralta, R ERA: 5.54	2.0	W	7	1	0	1	0	0	0	0	0	17	26	0.00	0.000							
32 Ron Mahay, L ERA: 2.03	2.0	H	6	0	0	3	0	0	0	0	0	10	12	0.00	0.000							
48 Joakim Soria, R ERA: 1.22	1.0	S	3	0	0	2	0	0	0	0	0	10	12	0.00	0.000							



Batter	1	2	3	4	5	6	7	8	9	AB	R	H	RBI	BB	SO	LOB	TOP										
5 Ian Kinsler, R OBP: 0.383, SLG: 0.532										4	1	2	1	1	1	1	Texas Rangers @ Baltimore Orioles Oriole Park at Camden Yards, Baltimore, MD Fri Jul 04, 2008, 4:35 PM EDT Att: 21,363 - Cloudy - 87 F										
10 Michael Young, R OBP: 0.339, SLG: 0.419										4	0	1	0	0	0	4											
41 Brandon Boggs, S OBP: 0.333, SLG: 0.425										1	0	0	0	0	0	1											
32 Josh Hamilton, L OBP: 0.365, SLG: 0.549										3	1	0	0	2	1	2											
Milton Bradley, S OBP: 0.438, SLG: 0.614										4	0	2	3	0	1	0											
7 David Murphy, L OBP: 0.306, SLG: 0.443										4	0	1	0	0	2	3											
Frank Catalanotto, L OBP: 0.362, SLG: 0.469										4	0	1	0	0	1	1											
19 Chris Davis, L OBP: 0.320, SLG: 0.696										4	0	0	0	0	0	1											
21 Jarrod Saltalamacchia, S OBP: 0.338, SLG: 0.333										4	1	2	0	0	2	0											
Ramón Vázquez, L OBP: 0.378, SLG: 0.487										3	1	0	0	1	1	1											
Inning Stats	R: 1 E: 0 K: 1 S: 13	H: 2 LOB: 1 BB: 1 P: 23	R: 0 E: 0 K: 2 S: 7	H: 0 LOB: 0 BB: 0 P: 10	R: 0 E: 0 K: 0 S: 13	H: 1 LOB: 1 BB: 0 P: 23	R: 0 E: 0 K: 2 S: 10	H: 1 LOB: 1 BB: 0 P: 16	R: 0 E: 0 K: 1 S: 10	H: 1 LOB: 1 BB: 0 P: 13	R: 0 E: 0 K: 0 S: 10	H: 1 LOB: 1 BB: 0 P: 15	R: 3 E: 0 K: 0 S: 20	H: 3 LOB: 2 BB: 2 P: 37	R: 0 E: 0 K: 1 S: 8	H: 0 LOB: 0 BB: 0 P: 13	R: 0 E: 0 K: 2 S: 14	H: 0 LOB: 1 BB: 1 P: 23	1B: 8 2B: 1 3B: 0 HR: 0	SF: 0 SAC: 0 DP: 1 HBP: 0	WP: 1 PB: 0 SB: 0 CS: 0	PA: 39					
PITCHER	IP	WLS	BF	H	R	ER	SO	BB	IBB	HBP	BLK	WP	HR	S	P	ERA	WHIP										
46 Jeremy Guthrie, R ERA: 3.61	6.1	W	28	8	4	4	6	2	0	0	0	0	0	72	116	5.68	1.579										
Ryan Bukvich, R ERA: 8.75	0.2		4	1	0	0	0	1	0	0	0	1	0	11	21	0.00	3.000										
43 Jim Johnson, R ERA: 1.14	1.0		3	0	0	0	1	0	0	0	0	0	0	8	13	0.00	0.000										
45 Dennis Sarfate, R ERA: 3.35	1.0		4	0	0	0	2	1	0	0	0	0	0	14	23	0.00	1.000										

Batter	1	2	3	4	5	6	7	8	9	AB	R	H	RBI	BB	SO	LOB	BOTTOM											
Freddie Bynum, L OBP: 0.236, SLG: 0.240										5	0	1	3	0	0	2	Texas Rangers @ Baltimore Orioles Oriole Park at Camden Yards, Baltimore, MD Fri Jul 04, 2008, 4:35 PM EDT Att: 21,363 - Cloudy - 87 F											
21 Nick Markakis, L OBP: 0.392, SLG: 0.471										5	1	2	1	0	0	2												
17 Aubrey Huff, L OBP: 0.348, SLG: 0.527										4	0	1	1	0	0	1												
Ramon Hernandez, R OBP: 0.293, SLG: 0.393										4	0	1	0	0	0	1												
30 Luke Scott, L OBP: 0.347, SLG: 0.508										4	1	1	0	0	0	2												
6 Melvin Mora, R OBP: 0.297, SLG: 0.379										2	2	0	0	1	0	0												
Kevin Millar, R OBP: 0.341, SLG: 0.394										3	2	2	1	1	0	0												
10 Adam Jones, R OBP: 0.319, SLG: 0.395										4	2	2	2	0	1	1												
12 Brandon Fahey, L OBP: 0.256, SLG: 0.381										4	2	2	2	0	1	2												
Inning Stats	R: 1 E: 0 K: 0 S: 8	H: 2 LOB: 1 BB: 0 P: 14	R: 3 E: 0 K: 0 S: 23	H: 3 LOB: 1 BB: 1 P: 32	R: 4 E: 0 K: 0 S: 18	H: 4 LOB: 1 BB: 1 P: 32	R: 0 E: 0 K: 0 S: 7	H: 0 LOB: 0 BB: 0 P: 13	R: 0 E: 0 K: 1 S: 10	H: 0 LOB: 0 BB: 0 P: 14	R: 0 E: 0 K: 0 S: 7	H: 0 LOB: 0 BB: 0 P: 8	R: 0 E: 0 K: 0 S: 8	H: 1 LOB: 0 BB: 0 P: 13	R: 2 E: 0 K: 1 S: 10	H: 2 LOB: 1 BB: 0 P: 14		R: 0 E: 0 K: 1 S: 8	H: 0 LOB: 0 BB: 0 P: 14	1B: 6 2B: 7 3B: 0 HR: 0	SF: 0 SAC: 0 DP: 1 HBP: 1	WP: 0 PB: 0 SB: 0 CS: 0	PA: 38					
PITCHER	IP	WLS	BF	H	R	ER	SO	BB	IBB	HBP	BLK	WP	HR	S	P	ERA	WHIP											
44 Vicente Padilla, R ERA: 4.7	2.2	L	19	9	8	8	0	2	0	0	0	0	0	19	31	0.00	4.125											
60 Warner Madrigal, R ERA: 20.25	2.1		7	0	0	0	1	0	0	0	0	0	0	0	19	31	0.00	0.000										
50 Frank Francisco, R ERA: 3.44	1.0		3	0	0	0	0	0	0	0	0	0	0	7	8	0.00	0.000											
Eddie Guardado, L ERA: 3.07	1.0		3	1	0	0	0	0	0	0	0	0	0	8	13	0.00	1.000											
59 Josh Rupe, R ERA: 3.79	1.0		6	2	2	2	1	0	0	1	0	0	0	10	14	18.00	2.000											



Batter	1	2	3	4	5	6	7	8	9	AB	R	H	RBI	BB	SO	LOB	TOP							
5 Ian Kinsler, R OBP: 0.397, SLG: 0.544	1-0 10 1B 2B	0-1 F7		0-0 SH1-3		3-1 HR		4-2 BB		3	2	2	2	1	0	1	<p>Texas Rangers @ Baltimore Orioles</p> <p>Oriole Park at Camden Yards, Baltimore, MD</p> <p>Sat Jul 05 2008, 7:05 PM EDT</p> <p>Att: 19,006 - Cloudy - 83 F</p>							
10 Michael Young, R OBP: 0.342, SLG: 0.421	0-0 41 BB 32 1B 2H	0-1 32 1B		0-0 F8		2-1 1B		0-0 G6-3		5	0	3	1	0	0	3								
32 Josh Hamilton, L OBP: 0.365, SLG: 0.547	2-2 41 BB	1-1 1B		1-0 G4-3		1-1 F7		3-3 K		5	0	2	1	0	1	3								
Milton Bradley, S OBP: 0.434, SLG: 0.605	1-1 F7	0-0 F9			0-0 L5		0-0 22 FC6-4 1B		1-3 K	5	0	1	0	0	1	4								
22 Marlon Byrd, R OBP: 0.322, SLG: 0.367	0-2 F8		2-0 F8		0-1 P3		1-1 FC6-4		0-0 F9	5	0	0	0	0	0	3								
41 Brandon Boogs, S OBP: 0.335, SLG: 0.427	4-1 BB		2-0 2B		0-1 L5		0-0 F9		0-1 G6-3	4	0	1	0	1	0	1								
19 Chris Davis, L OBP: 0.276, SLG: 0.593	2-1 P5		0-2 L7			0-0 G3		0-2 G4-3		4	0	0	0	0	0	5								
21 Jarrod Saltalamacchia, R OBP: 0.331, SLG: 0.326		2-3 K		2-1 P6		2-3 K		0-2 5 BB 10 G6-3 1B		2	0	0	0	0	1	1								
51 Max Ramirez, R OBP: 0.292, SLG: 0.333										2	1	1	0	0	1	0								
6 German Duran, R OBP: 0.271, SLG: 0.352		0-2 10 1B 32 1B 2B		1-2 5 SH1-3 1B				0-0 10 G6-3 5 BB 1B		3	2	3	0	0	0	0								
Ramón Vázquez, L OBP: 0.391, SLG: 0.490										1	0	1	0	0	0	0								
Inning Stats	R: 1 E: 0 K: 0 S: 14	H: 3 LOB: 3 BB: 1 P: 24	R: 1 E: 0 K: 1 S: 13	H: 3 LOB: 2 BB: 0 P: 16	R: 0 E: 0 K: 0 S: 7	H: 1 LOB: 1 BB: 0 P: 13	R: 0 E: 0 K: 0 S: 6	H: 1 LOB: 1 BB: 0 P: 8	R: 0 E: 0 K: 0 S: 5	H: 0 LOB: 0 BB: 0 P: 5	R: 2 E: 0 K: 1 S: 11	H: 3 LOB: 1 BB: 0 P: 19	R: 0 E: 0 K: 0 S: 7	H: 1 LOB: 1 BB: 0 P: 8	R: 1 E: 0 K: 1 S: 12	H: 2 LOB: 1 BB: 1 P: 19	R: 0 E: 0 K: 1 S: 6	H: 0 LOB: 0 BB: 0 P: 7	1B: 9 2B: 4 3B: 0 HR: 1	SF: 0 SAC: 1 DP: 1 HBP: 0	WP: 0 PB: 0 SB: 0 CS: 0	PA: 42		
PITCHER	IP WLS BF H R ER SO BB IBB HBP BLK WP HR S P ERA WHIP	5.2 L 3 2 1 3 2 1 0 0 0 0 0 1 6 12 4.76 1.765	6.1 L 3 2 1 1 0 0 0 0 0 0 0 1 6 12 27.00 6.000	7.1 L 7 3 1 1 0 1 0 0 0 0 0 0 13 18 9.00 4.000	8.1 L 5 0 0 0 2 0 0 0 0 0 0 0 12 16 0.00 0.000																			

Batter	1	2	3	4	5	6	7	8	9	AB	R	H	RBI	BB	SO	LOB	BOTTOM							
1 Brian Roberts, S OBP: 0.373, SLG: 0.487	0-0 21 2B 1B	0-0 G4-3			1-2 HBP		2-2 21 1B 2B		1-3 K	4	1	2	0	0	1	0	<p>Texas Rangers @ Baltimore Orioles</p> <p>Oriole Park at Camden Yards, Baltimore, MD</p> <p>Sat Jul 05 2008, 7:05 PM EDT</p> <p>Att: 19,006 - Cloudy - 83 F</p>							
Jay Payton, R OBP: 0.280, SLG: 0.380	0-1 21 2B 1B		1-2 G6-3		0-0 F7		3-3 K		0-3 K	5	1	1	0	0	2	3								
21 Nick Markakis, L OBP: 0.393, SLG: 0.474	0-0 17 G4-3 6 SF8 2B		3-1 F7		0-1 G3-1		2-2 1B			4	1	2	2	0	0	2								
17 Aubrey Huff, L OBP: 0.344, SLG: 0.520	1-2 G4-3		0-0 G4-3		1-2 G5-3		0-2 G4-3			4	0	0	0	0	0	3								
Kevin Millar, R OBP: 0.343, SLG: 0.391	4-0 10 FC6-4 BB			4-2 10 G4-6-3 BB		2-1 G5-3		1-1 F9		2	0	0	0	2	0	0								
6 Melvin Mora, R OBP: 0.300, SLG: 0.382	2-2 SF8		1-1 F9		0-1 10 BB 1B		2-1 1B		2-1 1B	3	0	2	1	0	0	1								
10 Adam Jones, R OBP: 0.318, SLG: 0.391	2-2 FC6-4		1-0 G4-6-3		4-0 BB		1-2 P6			3	0	0	0	1	0	3								
Guillermo Quiroz, R OBP: 0.286, SLG: 0.316		4-0 12 G4-6-3 BB			0-1 G5-3		3-2 P4		2-1 F8	1	0	0	0	1	0	0								
30 Luke Scott, L OBP: 0.346, SLG: 0.506										1	0	0	0	0	0	2								
Ramon Hernandez, R OBP: 0.292, SLG: 0.391										1	0	0	0	0	0	1								
12 Brandon Fahey, L OBP: 0.255, SLG: 0.370		2-2 G4-6-3		1-1 1 HBP 1B		1-2 F8		2-3 K		4	0	1	0	0	1	1								
Inning Stats	R: 3 E: 0 K: 0 S: 15	H: 3 LOB: 1 BB: 1 P: 24	R: 0 E: 0 K: 0 S: 6	H: 0 LOB: 0 BB: 1 P: 12	R: 0 E: 0 K: 0 S: 6	H: 0 LOB: 0 BB: 0 P: 10	R: 0 E: 0 K: 0 S: 6	H: 0 LOB: 0 BB: 1 P: 12	R: 0 E: 0 K: 0 S: 10	H: 1 LOB: 2 BB: 0 P: 15	R: 0 E: 0 K: 0 S: 10	H: 1 LOB: 2 BB: 1 P: 20	R: 0 E: 0 K: 1 S: 21	H: 2 LOB: 0 BB: 0 P: 29	R: 0 E: 0 K: 0 S: 9	H: 1 LOB: 1 BB: 0 P: 15	R: 0 E: 0 K: 3 S: 10	H: 0 LOB: 0 BB: 0 P: 13	1B: 6 2B: 2 3B: 0 HR: 0	SF: 1 SAC: 0 DP: 2 HBP: 1	WP: 0 PB: 0 SB: 0 CS: 0	PA: 38		
PITCHER	IP WLS BF H R ER SO BB IBB HBP BLK WP HR S P ERA WHIP	6.0 H 5 2 0 3 3 4 0 0 0 0 0 0 21 29 0.00 2.000	7.1 H 4 1 0 0 0 0 0 0 0 0 0 0 9 15 0.00 1.000	8.1 S 3 0 0 0 3 0 0 0 0 0 0 0 10 13 0.00 0.000																				



Batter	1	2	3	4	5	6	7	8	9	AB	R	H	RBI	BB	SO	LOB	TOP										
1 Brian Roberts, S OBP: 0.375, SLG: 0.490	P5		21 1B 17 SF8 BB		G6-3		21 1B IBB		G6-3	3	1	0	0	2	0	0											
21 Nick Markakis, L OBP: 0.396, SLG: 0.488	G4-3		FC6-4 1B		P6		1-2 2-H 3-H 1B			4	0	2	2	0	0	0											
17 Aubrey Huff, L OBP: 0.343, SLG: 0.530	HR		SF8		G6-3		K			3	1	1	2	0	1	2											
Kevin Millar, R OBP: 0.348, SLG: 0.407	L4		FC6-4		F9		G6-3			4	0	0	0	0	0	3											
30 Luke Scott, L OBP: 0.336, SLG: 0.489	K		K2-3		G4-3		G6-3			4	0	0	0	0	2	0											
6 Melvin Mora, R OBP: 0.301, SLG: 0.392	G6-3		10 2B 1B		G4-3		G4-3			4	1	1	0	0	0	0											
Ramon Hernandez, R OBP: 0.286, SLG: 0.379	L9		P3				12 2B 21 1B BB		G5-3	3	1	0	0	1	0	1											
10 Adam Jones, R OBP: 0.321, SLG: 0.399			E5 12 SH1-3 1 WP				K		F8	4	1	1	1	0	1	1											
12 Brandon Fahey, L OBP: 0.265, SLG: 0.396			SH1-3		G4-3				G1-3	2	1	1	0	0	0	1											
Jay Payton, R OBP: 0.280, SLG: 0.366							21 1B 2B			1	0	0	0	0	0	0											
Freddie Bynum, L OBP: 0.230, SLG: 0.234										0	0	0	0	0	0	0											
Inning Stats	R: 1 E: 0 K: 0 S: 7	H: 1 LOB: 0 BB: 0 P: 14	R: 0 E: 0 K: 1 S: 8	H: 0 LOB: 0 BB: 0 P: 14	R: 2 E: 1 K: 0 S: 12	H: 1 LOB: 1 BB: 1 P: 20	R: 1 E: 0 K: 1 S: 12	H: 2 LOB: 1 BB: 0 P: 18	R: 0 E: 0 K: 0 S: 6	H: 0 LOB: 0 BB: 0 P: 9	R: 0 E: 0 K: 0 S: 11	H: 0 LOB: 0 BB: 0 P: 17	R: 2 E: 0 K: 2 S: 17	H: 2 LOB: 2 BB: 2 P: 33	R: 0 E: 0 K: 0 S: 5	H: 0 LOB: 0 BB: 0 P: 8	R: 0 E: 0 K: 0 S: 9	H: 0 LOB: 0 BB: 0 P: 16	1B: 3 2B: 2 3B: 0 HR: 1	SF: 1 SAC: 1 DP: 0 HBP: 0	WP: 1 PB: 0 SB: 1 CS: 0	PA: 37					
PITCHER	IP	WLS	BF	H	R	ER	SO	BB	IBB	HBP	BLK	WP	HR	S	P	ERA	WHIP										
29 Dustin McGowan, R ERA: 4.37	4.0		18	4	4	2	2	1	0	0	0	1	1	39	66	4.50	1.250										
56 Brian Tallet, L ERA: 2.53	2.0		6	0	0	0	0	0	0	0	0	0	0	17	26	0.00	0.000										
54 Jason Frasor, R ERA: 4.1	0.1		3	1	2	2	1	1	0	0	0	0	0	11	20	54.00	6.000										
37 Scott Downs, L ERA: 1.73	1.2		7	1	0	0	1	0	1	0	0	0	0	11	21	0.00	0.600										
52 B.J. Ryan, L ERA: 2.7	1.0	W	3	0	0	0	0	0	0	0	0	0	0	9	16	0.00	0.000										

Baltimore Orioles @ Toronto Blue Jays
Rogers Centre, Toronto, ON
Tue Jul 08 2008, 7:07 PM EDT
Att: 23,276 - Roof Closed - 68 F

AB 32
R 6
H 6
RBI 5
BB 3
SO 4
LOB 8



Batter	1	2	3	4	5	6	7	8	9	AB	R	H	RBI	BB	SO	LOB	BOTTOM										
1 Joe Inglett, L OBP: 0.371, SLG: 0.457	19 1B 10 G6-3 1B		19 1B 10 G5-4-3 1B		G3		F7		F8	5	1	2	0	0	0	2											
19 Marco Scutaro, R OBP: 0.344, SLG: 0.323	G6-3		G5-4-3		F7		15 3B BB		K	4	1	0	0	1	1	2											
15 Alex Rios, R OBP: 0.337, SLG: 0.402	K		F8		G4-3		10 1B 3B		10 1B 33 E BB	4	2	1	3	1	1	1											
10 Vernon Wells, R OBP: 0.326, SLG: 0.448	2H 1B				20 1B BB		G5-3		K	4	1	2	2	1	1	1											
Matt Stairs, L OBP: 0.345, SLG: 0.405	F7				35 BB 20 1B BB		P6		33 HBP 1B	3	0	1	0	2	0	1											
33 Scott Rolen, R OBP: 0.364, SLG: 0.441			35 S BB		F4		G6-3		E6	3	0	0	0	1	0	3											
20 Rod Barajas, R OBP: 0.330, SLG: 0.471	L5				35 BB 1B					4	1	2	1	0	0	4											
35 Lyle Overbay, L OBP: 0.368, SLG: 0.395	K				26 G5-4-3 BB		F7		F7	3	0	0	0	1	1	2											
26 Adam Lind, L OBP: 0.246, SLG: 0.377					G5-4-3				L8	4	1	1	0	0	1	4											
35 Brad Wilkerson, L OBP: 0.330, SLG: 0.330							15 3B 1B			0	0	0	0	0	0	0											
Inning Stats	R: 1 E: 0 K: 1 S: 10	H: 2 LOB: 1 BB: 0 P: 17	R: 0 E: 0 K: 2 S: 11	H: 0 LOB: 1 BB: 1 P: 22	R: 0 E: 0 K: 0 S: 6	H: 1 LOB: 0 BB: 0 P: 10	R: 1 E: 0 K: 0 S: 9	H: 1 LOB: 2 BB: 3 P: 26	R: 0 E: 0 K: 0 S: 7	H: 0 LOB: 0 BB: 0 P: 10	R: 0 E: 0 K: 0 S: 5	H: 0 LOB: 0 BB: 0 P: 8	R: 4 E: 0 K: 0 S: 17	H: 5 LOB: 3 BB: 1 P: 32	R: 0 E: 0 K: 0 S: 4	H: 0 LOB: 0 BB: 0 P: 7	R: 1 E: 2 K: 2 S: 10	H: 0 LOB: 2 BB: 2 P: 22	1B: 8 2B: 0 3B: 1 HR: 0	SF: 0 SAC: 0 DP: 2 HBP: 1	WP: 0 PB: 0 SB: 2 CS: 0	PA: 42					
PITCHER	IP	WLS	BF	H	R	ER	SO	BB	IBB	HBP	BLK	WP	HR	S	P	ERA	WHIP										
40 Daniel Cabrera, R ERA: 4.4	6.1		27	4	4	4	3	4	0	0	0	0	0	7	14	54.00	9.000										
45 Dennis Sarfate, R ERA: 3.6	0.1	B	4	2	2	2	0	1	0	0	0	0	0	3	8	*	*										
Alberto Castillo, L ERA:	0.0		2	1	0	0	0	0	0	1	0	0	0	3	8	*	*										
Chad Bradford, R ERA: 2.76	0.1		1	0	0	0	0	0	0	0	0	0	0	1	2	0.00	0.000										
43 Jim Johnson, R ERA: 1.81	1.2	L	8	0	1	0	2	1	1	0	0	0	0	14	29	0.00	0.600										

Baltimore Orioles @ Toronto Blue Jays
Rogers Centre, Toronto, ON
Tue Jul 08 2008, 7:07 PM EDT
Att: 23,276 - Roof Closed - 68 F

AB 34
R 7
H 9
RBI 6
BB 7
SO 5
LOB 20




Batter	1	2	3	4	5	6	7	8	9	AB	R	H	RBI	BB	SO	LOB	TOP										
1 Brian Roberts, S OBP: 0.373, SLG: 0.486										5	0	1	0	0	2	1	Baltimore Orioles @ Toronto Blue Jays Rogers Centre, Toronto, ON Wed Jul 09 2008, 7:07 PM EDT Att: 22,365 - Clear - 77 F										
21 Nick Markakis, L OBP: 0.399, SLG: 0.499										5	3	3	1	0	1	0											
17 Aubrey Huff, L OBP: 0.347, SLG: 0.533										4	1	2	0	1	1	1											
Kevin Millar, R OBP: 0.346, SLG: 0.404										5	0	1	1	0	1	4											
30 Luke Scott, L OBP: 0.341, SLG: 0.489										2	1	1	0	2	0	0											
6 Melvin Mora, R OBP: 0.301, SLG: 0.390										4	1	1	2	0	2	2											
Ramon Hernandez, R OBP: 0.286, SLG: 0.377										4	1	1	1	0	0	0											
10 Adam Jones, R OBP: 0.321, SLG: 0.407										4	1	1	3	0	2	0											
12 Brandon Fahey, L OBP: 0.269, SLG: 0.380 Jay Payton, R OBP: 0.279, SLG: 0.364										2	0	0	0	1	1	0											
										1	0	0	0	0	1	0											
Inning Stats	R: 0 H: 0 E: 0 K: 0 S: 4	H: 0 LOB: 0 BB: 0 P: 9	R: 0 H: 0 E: 0 K: 1 S: 9	H: 0 LOB: 0 BB: 0 P: 16	R: 0 H: 0 E: 0 K: 2 S: 7	H: 0 LOB: 0 BB: 0 P: 10	R: 1 H: 2 E: 0 K: 2 S: 14	H: 2 LOB: 2 BB: 1 P: 26	R: 0 H: 0 E: 0 K: 2 S: 13	H: 0 LOB: 1 BB: 1 P: 22	R: 6 H: 6 E: 0 K: 0 S: 21	H: 6 LOB: 0 BB: 1 P: 37	R: 0 H: 2 E: 0 K: 2 S: 15	H: 2 LOB: 0 BB: 0 P: 19	R: 0 H: 0 E: 0 K: 0 S: 4	H: 0 LOB: 0 BB: 0 P: 6		R: 1 H: 1 E: 0 K: 2 S: 12	H: 1 LOB: 1 BB: 1 P: 23	1B: 8 2B: 1 3B: 0 HR: 2	SF: 0 SAC: 0 DP: 0 HBP: 0	WP: 0 PB: 0 SB: 1 CS: 1	PA: 41				
PITCHER	IP	WLS	BF	H	R	ER	SO	BB	IBB	HBP	BLK	WP	HR	S	P	ERA	WHIP										
A.J. Burnett, R ERA: 5.23	5.1	W	26	7	7	7	7	3	0	0	0	0	1	62	112	11.81	1.875										
39 Jesse Carlson, L ERA: 2.1	1.2	H	6	3	0	0	2	0	0	0	0	0	0	21	27	0.00	1.800										
37 Scott Downs, L ERA: 1.69	1.0	H	3	0	0	0	0	0	0	0	0	0	0	4	6	0.00	0.000										
52 B.J. Ryan, L ERA: 2.9	1.0	S	5	1	1	1	2	1	0	0	0	0	1	12	23	9.00	2.000										

Batter	1	2	3	4	5	6	7	8	9	AB	R	H	RBI	BB	SO	LOB	BOTTOM										
David Eckstein, R OBP: 0.365, SLG: 0.361										4	1	2	2	1	2	1	Baltimore Orioles @ Toronto Blue Jays Rogers Centre, Toronto, ON Wed Jul 09 2008, 7:07 PM EDT Att: 22,365 - Clear - 77 F										
19 Marco Scutaro, R OBP: 0.352, SLG: 0.327										3	1	2	0	2	0	0											
15 Alex Rios, R OBP: 0.338, SLG: 0.402										5	1	2	2	0	0	5											
10 Vernon Wells, R OBP: 0.329, SLG: 0.449 35 Brad Wilkerson, L OBP: 0.329, SLG: 0.328										4	2	2	1	0	0	3											
20 Rod Barajas, R OBP: 0.326, SLG: 0.464										5	0	1	0	0	1	4											
33 Scott Rolen, R OBP: 0.368, SLG: 0.439										3	1	1	1	1	0	0											
Gregg Zaun, S OBP: 0.352, SLG: 0.382 35 Lyle Overbay, L OBP: 0.368, SLG: 0.395										2	2	0	1	2	1	3											
26 Adam Lind, L OBP: 0.246, SLG: 0.385 1 Joe Inglett, L OBP: 0.371, SLG: 0.457										0	0	0	0	0	0	0											
6 John McDonald, R OBP: 0.235, SLG: 0.191										4	1	1	1	0	0	1											
Inning Stats	R: 0 H: 1 E: 1 K: 0 S: 6	H: 0 LOB: 1 BB: 1 P: 11	R: 0 H: 0 E: 0 K: 1 S: 14	H: 0 LOB: 0 BB: 1 P: 23	R: 0 H: 0 E: 0 K: 1 S: 6	H: 0 LOB: 0 BB: 0 P: 7	R: 7 H: 6 E: 0 K: 0 S: 21	H: 6 LOB: 2 BB: 2 P: 41	R: 1 H: 1 E: 0 K: 1 S: 10	H: 1 LOB: 1 BB: 1 P: 20	R: 1 H: 3 E: 0 K: 0 S: 12	H: 3 LOB: 2 BB: 0 P: 18	R: 0 H: 1 E: 0 K: 0 S: 10	H: 1 LOB: 2 BB: 1 P: 17	R: 0 H: 0 E: 0 K: 1 S: 7	H: 0 LOB: 0 BB: 0 P: 12	1B: 9 2B: 3 3B: 0 HR: 0	SF: 0 SAC: 0 DP: 1 HBP: 1	WP: 0 PB: 0 SB: 1 CS: 0	PA: 42							
PITCHER	IP	WLS	BF	H	R	ER	SO	BB	IBB	HBP	BLK	WP	HR	S	P	ERA	WHIP										
18 Garrett Olson, L ERA: 5.65	3.2	L	22	7	7	7	2	4	0	1	0	0	0	43	76	17.18	3.000										
Lance Cormier, R ERA: 2.62	2.0		10	3	2	2	1	1	0	0	0	0	0	22	36	9.00	2.000										
Fernando Cabrera, R ERA: 1.88	1.1		7	2	0	0	0	1	0	0	0	0	0	14	25	0.00	2.250										
35 Greg Aquino, R ERA: 11.88	1.0		3	0	0	0	1	0	0	0	0	0	0	7	12	0.00	0.000										

AB	36
R	8
H	11
RBI	8
BB	4
SO	11
LOB	8

AB	35
R	9
H	12
RBI	9
BB	6
SO	4
LOB	21



Batter	1	2	3	4	5	6	7	8	9	AB	R	H	RBI	BB	SO	LOB	TOP										
1 Brian Roberts, S OBP: 0.373, SLG: 0.483	F8	F7			BB			BB		4	1	1	0	1	1	0	Baltimore Orioles @ Toronto Blue Jays Rogers Centre, Toronto, ON Thu Jul 10 2008, 7:07 PM EDT Att: 22,279 - Partly Cloudy - 79 F livebaseballscorecards.com										
21 Nick Markakis, L OBP: 0.399, SLG: 0.499	G5-3				BB			G3	G4-3	4	1	1	0	1	1	1											
Kevin Millar, R OBP: 0.262, SLG: 0.399	G5-3				BB			F9		4	0	0	0	0	0	2											
17 Aubrey Huff, L OBP: 0.351, SLG: 0.537					BB					3	1	2	1	1	0	0											
Ramon Hernandez, R OBP: 0.285, SLG: 0.373					BB					3	0	0	0	1	1	2											
6 Melvin Mora, R OBP: 0.303, SLG: 0.394										4	1	2	2	0	0	0											
Jay Payton, R OBP: 0.283, SLG: 0.373										4	1	2	1	0	0	0											
10 Adam Jones, R OBP: 0.320, SLG: 0.411										4	0	1	0	0	0	4											
12 Brandon Fahey, L OBP: 0.250, SLG: 0.352										4	0	0	1	0	1	1											
Inning Stats	R: 1 H: 2 E: 0 K: 1 S: 11	H: 2 LOB: 1 BB: 0 P: 20	R: 2 H: 2 E: 0 K: 0 S: 16	H: 2 LOB: 0 BB: 0 P: 26	R: 0 H: 1 E: 0 K: 1 S: 8	H: 1 LOB: 1 BB: 0 P: 13	R: 0 H: 0 E: 0 K: 0 S: 5	H: 0 LOB: 0 BB: 0 P: 10	R: 0 H: 0 E: 0 K: 0 S: 3	H: 0 LOB: 0 BB: 2 P: 11	R: 0 H: 1 E: 0 K: 1 S: 13	H: 1 LOB: 1 BB: 0 P: 18	R: 2 H: 3 E: 0 K: 0 S: 21	H: 3 LOB: 2 BB: 2 P: 38	R: 0 H: 0 E: 0 K: 1 S: 7	H: 0 LOB: 0 BB: 0 P: 8	1B: 4 2B: 4 3B: 1 HR: 0	SF: 0 SAC: 0 DP: 0 HBP: 0	WP: 0 PB: 0 SB: 1 CS: 0	PA: 39							
PITCHER	IP	WLS	BF	H	R	ER	SO	BB	IBB	HBP	BLK	WP	HR	S	P	ERA	WHIP										
31 John Parrish, L ERA: 2.77	7.0		27	6	3	3	3	2	0	0	0	0	0	61	106	3.86	1.143										
56 Brian Tallet, L ERA: 3.09	0.1		2	1	1	1	0	0	0	0	0	0	0	12	17	27.00	3.000										
22 Brandon League, R ERA: 5.4	0.2		6	2	1	1	0	1	1	0	0	0	0	9	21	13.50	4.500										
57 Shawn Camp, R ERA: 3.65	1.0	W	3	0	0	0	1	0	0	0	0	0	0	7	8	0.00	0.000										

Batter	1	2	3	4	5	6	7	8	9	AB	R	H	RBI	BB	SO	LOB	BOTTOM										
1 Joe Inglett, L OBP: 0.367, SLG: 0.451	G2-3									4	1	1	1	0	0	2	Baltimore Orioles @ Toronto Blue Jays Rogers Centre, Toronto, ON Thu Jul 10 2008, 7:07 PM EDT Att: 22,279 - Partly Cloudy - 79 F livebaseballscorecards.com										
David Eckstein, R OBP: 0.380, SLG: 0.356										3	0	0	2	0	1	0											
15 Alex Rios, R OBP: 0.337, SLG: 0.401										4	0	1	1	0	0	0											
Matt Stairs, L OBP: 0.345, SLG: 0.401										2	0	0	0	1	0	1											
19 Marco Scutaro, R OBP: 0.351, SLG: 0.326										1	0	0	0	0	1	0											
20 Rod Barajas, R OBP: 0.325, SLG: 0.459										4	0	1	0	0	1	1											
6 John McDonald, R OBP: 0.235, SLG: 0.191										0	1	0	0	0	0	0											
33 Scott Rolen, R OBP: 0.367, SLG: 0.440										4	1	1	0	0	1	0											
35 Brad Wilkerson, L OBP: 0.324, SLG: 0.323										3	0	0	0	0	0	0											
Gregg Zaun, S OBP: 0.356, SLG: 0.382										0	0	0	0	1	0	0											
35 Lyle Overbay, L OBP: 0.369, SLG: 0.397										3	1	2	1	0	0	0											
26 Adam Lind, L OBP: 0.274, SLG: 0.435										4	2	3	1	0	0	1											
Inning Stats	R: 0 H: 0 E: 0 K: 1 S: 10	H: 0 LOB: 0 BB: 0 P: 14	R: 0 H: 0 E: 0 K: 0 S: 7	H: 0 LOB: 0 BB: 0 P: 11	R: 0 H: 1 E: 0 K: 0 S: 6	H: 1 LOB: 0 BB: 0 P: 10	R: 1 H: 1 E: 0 K: 0 S: 10	H: 1 LOB: 1 BB: 1 P: 19	R: 0 H: 0 E: 0 K: 0 S: 8	H: 0 LOB: 0 BB: 0 P: 15	R: 1 H: 2 E: 0 K: 0 S: 10	H: 2 LOB: 1 BB: 0 P: 16	R: 0 H: 0 E: 0 K: 2 S: 10	H: 0 LOB: 0 BB: 0 P: 16	R: 2 H: 2 E: 0 K: 0 S: 8	H: 2 LOB: 0 BB: 0 P: 14	R: 2 H: 3 E: 0 K: 1 S: 7	H: 3 LOB: 2 BB: 1 P: 15	1B: 6 2B: 3 3B: 0 HR: 0	SF: 1 SAC: 1 DP: 1 HBP: 0	WP: 0 PB: 1 SB: 1 CS: 0	PA: 36					
PITCHER	IP	WLS	BF	H	R	ER	SO	BB	IBB	HBP	BLK	WP	HR	S	P	ERA	WHIP										
46 Jeremy Guthrie, R ERA: 3.49	7.0		25	4	2	1	3	1	0	0	0	0	0	61	101	1.29	0.714										
43 Jim Johnson, R ERA: 2.13	1.0	H	5	2	2	2	0	0	0	0	0	0	0	8	14	18.00	2.000										
52 George Sherrill, L ERA: 4.12	0.2	L	6	3	2	2	1	0	1	0	0	0	0	7	15	27.00	4.500										



Batter	1	2	3	4	5	6	7	8	9	AB	R	H	RBI	BB	SO	LOB	TOP							
1 Brian Roberts, S OBP: 0.376, SLG: 0.493										5	2	3	1	0	1	2								
10 Adam Jones, R OBP: 0.318, SLG: 0.409										4	1	1	1	0	1	2								
21 Nick Markakis, L OBP: 0.401, SLG: 0.496										2	1	0	0	3	1	0								
17 Aubrey Huff, L OBP: 0.349, SLG: 0.532										3	0	0	1	1	1	2								
6 Melvin Mora, R OBP: 0.307, SLG: 0.395										2	1	1	2	1	1	0								
Kevin Millar, R OBP: 0.347, SLG: 0.394										4	0	0	0	1	1	4								
30 Luke Scott, L OBP: 0.340, SLG: 0.483										3	0	0	0	1	1	2								
Jay Payton, R OBP: 0.283, SLG: 0.373										3	0	0	0	1	1	0								
Ramon Hernandez, R OBP: 0.285, SLG: 0.368																								
12 Brandon Fahey, L OBP: 0.267, SLG: 0.362										4	1	2	2	0	0	0								
Inning Stats	R: 2 H: 2 E: 0 K: 0 S: 11	WLS: 2 BF: 3 LOB: 29	R: 0 H: 1 E: 0 K: 0 S: 14	H: 1 R: 0 ER: 0 LOB: 1 BB: 0 P: 18	R: 0 H: 0 E: 0 K: 3 S: 11	H: 0 R: 0 ER: 0 LOB: 0 BB: 0 P: 14	R: 0 H: 0 E: 0 K: 2 S: 10	H: 0 R: 0 ER: 0 LOB: 0 BB: 0 P: 15	R: 2 H: 2 E: 0 K: 1 S: 21	H: 2 R: 0 ER: 0 LOB: 2 BB: 2 P: 31	R: 0 H: 0 E: 0 K: 0 S: 5	H: 0 R: 0 ER: 0 LOB: 0 BB: 0 P: 7	R: 0 H: 0 E: 0 K: 1 S: 13	H: 0 R: 0 ER: 0 LOB: 0 BB: 0 P: 20	R: 2 H: 1 E: 0 K: 1 S: 16	H: 1 R: 0 ER: 0 LOB: 2 BB: 2 P: 30	R: 1 H: 1 E: 0 K: 0 S: 8	H: 1 R: 0 ER: 0 LOB: 1 BB: 1 P: 14	1B: 5 2B: 1 3B: 1 HR: 0	SF: 3 2B: 1 SAC: 0 DP: 1 HBP: 1	WP: 0 PB: 0 SB: 3 CS: 0	PA: 42		
PITCHER	IP: 5.0 WLS: L BF: 24 ERA: 5.7	H: 5 R: 4 ER: 4 LOB: 6	BB: 5 IBB: 0 HBP: 0 BLK: 0	WP: 0 HR: 0 S: 67 P: 107	ERA: 7.20 WHIP: 2.000	IP: 1.0 WLS: H BF: 3 ERA: 2.19	H: 0 R: 0 ER: 0 LOB: 0	BB: 0 IBB: 0 HBP: 0 BLK: 0	WP: 0 HR: 5 S: 7 P: 20	ERA: 0.00 WHIP: 0.000	IP: 1.0 WLS: H BF: 3 ERA: 2.77	H: 1 R: 2 ER: 2 LOB: 1	BB: 1 IBB: 1 HBP: 1 BLK: 0	WP: 0 HR: 16 S: 30 P: 30	ERA: 18.00 WHIP: 2.000	IP: 1.0 WLS: S BF: 5 ERA: 6.57	H: 1 R: 1 ER: 1 LOB: 0	BB: 1 IBB: 0 HBP: 0 BLK: 0	WP: 0 HR: 8 S: 14 P: 14	ERA: 9.00 WHIP: 2.000				

Baltimore Orioles @ Boston Red Sox
Fenway Park, Boston, MA
Fri Jul 11, 2008, 7:05 PM EDT
Att: 37,779 - Cloudy - 73 F

AB 30
R 7
H 7
RBI 7
BB 8
SO 8
LOB 12



Batter	1	2	3	4	5	6	7	8	9	AB	R	H	RBI	BB	SO	LOB	BOTTOM							
2 Jacoby Ellsbury, L OBP: 0.347, SLG: 0.385										5	0	0	0	0	1	4								
15 Dustin Pedroia, R OBP: 0.356, SLG: 0.456										3	0	0	0	2	0	1								
20 Kevin Youkilis, R OBP: 0.381, SLG: 0.547										5	0	0	0	0	1	5								
Manny Ramirez, R OBP: 0.384, SLG: 0.509										3	0	2	0	1	0	1								
25 Mike Lowell, R OBP: 0.359, SLG: 0.509										4	1	1	0	0	0	3								
22 Sean Casey, L OBP: 0.411, SLG: 0.467										4	1	1	0	0	0	0								
Jason Varitek, S OBP: 0.299, SLG: 0.358										4	1	1	0	0	0	2								
44 Brandon Moss, L OBP: 0.329, SLG: 0.442										4	0	2	1	0	2	0								
23 Julio Lugo, R OBP: 0.355, SLG: 0.330										3	0	1	2	1	0	2								
Alex Cora, L OBP: 0.344, SLG: 0.351										0	0	0	0	0	0	0								
Inning Stats	R: 0 H: 0 E: 0 K: 0 S: 6	H: 0 R: 2 ER: 0 LOB: 1 BB: 0 P: 15	R: 2 H: 3 E: 0 K: 0 S: 14	H: 3 R: 0 ER: 0 LOB: 1 BB: 0 P: 20	R: 0 H: 0 E: 0 K: 0 S: 7	H: 0 R: 0 ER: 0 LOB: 1 BB: 1 P: 16	R: 1 H: 2 E: 0 K: 1 S: 11	H: 2 R: 0 ER: 0 LOB: 1 BB: 0 P: 18	R: 0 H: 1 E: 0 K: 0 S: 8	H: 1 R: 0 ER: 0 LOB: 1 BB: 0 P: 14	R: 0 H: 0 E: 0 K: 1 S: 6	H: 0 R: 0 ER: 0 LOB: 0 BB: 0 P: 11	R: 0 H: 0 E: 0 K: 0 S: 4	H: 0 R: 0 ER: 0 LOB: 1 BB: 1 P: 11	R: 0 H: 1 E: 0 K: 0 S: 11	H: 1 R: 0 ER: 0 LOB: 0 BB: 0 P: 17	R: 0 H: 1 E: 0 K: 2 S: 16	H: 1 R: 0 ER: 0 LOB: 3 BB: 1 P: 25	1B: 6 2B: 2 3B: 0 HR: 0	SF: 0 2B: 2 SAC: 0 DP: 1 HBP: 0	WP: 0 PB: 0 SB: 0 CS: 0	PA: 39		
PITCHER	IP: 6.1 WLS: W BF: 28 ERA: 5.02	H: 6 R: 3 ER: 3 LOB: 2	BB: 3 IBB: 0 HBP: 0 BLK: 0	WP: 0 HR: 0 S: 53 P: 100	ERA: 4.26 WHIP: 1.421	IP: 0.2 WLS: H BF: 2 ERA: 2.7	H: 0 R: 0 ER: 0 LOB: 0	BB: 0 IBB: 0 HBP: 0 BLK: 0	WP: 0 HR: 3 S: 5 P: 5	ERA: 0.00 WHIP: 0.000	IP: 1.2 WLS: H BF: 7 ERA: 2.06	H: 2 R: 0 ER: 0 LOB: 0 BB: 0 P: 1	BB: 0 IBB: 0 HBP: 0 BLK: 0	WP: 0 HR: 23 S: 34 P: 34	ERA: 0.00 WHIP: 1.200	IP: 0.1 WLS: S BF: 2 ERA: 4.08	H: 0 R: 0 ER: 0 LOB: 0 BB: 0 P: 1	BB: 1 IBB: 0 HBP: 0 BLK: 0	WP: 0 HR: 4 S: 8 P: 8	ERA: 0.00 WHIP: 3.000				

Baltimore Orioles @ Boston Red Sox
Fenway Park, Boston, MA
Fri Jul 11, 2008, 7:05 PM EDT
Att: 37,779 - Cloudy - 73 F

AB 35
R 3
H 8
RBI 3
BB 4
SO 4
LOB 18



Batter	1	2	3	4	5	6	7	8	9	AB	R	H	RBI	BB	SO	LOB	TOP																					
1 Brian Roberts, S (1,4) Freddie Bynum, L (5,4)	G4-3		G5-3			K			K2-3	2	0	0	0	0	0	0																						
10 Adam Jones, R (1,8)	P4		21 PB BB			F8			F9	3	0	0	0	1	0	0																						
21 Nick Markakis, L (1,9)	K		K			G4-3			2B	4	0	1	0	0	2	1																						
17 Aubrey Huff, L (1,3)		F9		G2-3				G3-1		4	0	0	0	0	0	1																						
6 Melvin Mora, R (1,5)	K		K			F8				3	0	0	0	0	2	0																						
Kevin Millar, R (1,10)	1B		G5-3			K				3	0	1	0	0	1	0																						
30 Luke Scott, L (1,7)	G4-3					P3			K	3	0	0	0	0	1	1																						
Ramon Hernandez, R (1,2)			HR			L5			G6-3	3	1	1	1	0	0	0																						
12 Brandon Fahey, L (1,6)	G4-3		G4-3			F7			G4-3	3	0	0	0	0	0	0																						
Inning Stats	R: 0 E: 0 K: 1 S: 9	H: 0 LOB: 0 BB: 0 P: 13	R: 0 E: 0 K: 1 S: 13	H: 1 LOB: 1 BB: 0 P: 15	R: 1 E: 0 K: 1 S: 16	H: 1 LOB: 1 BB: 1 P: 22	R: 0 E: 0 K: 1 S: 11	H: 0 LOB: 0 BB: 0 P: 12	R: 0 E: 0 K: 1 S: 10	H: 0 LOB: 0 BB: 0 P: 15	R: 0 E: 0 K: 1 S: 10	H: 0 LOB: 0 BB: 0 P: 14	R: 0 E: 0 K: 1 S: 7	H: 0 LOB: 0 BB: 0 P: 11	R: 0 E: 0 K: 1 S: 13	H: 1 LOB: 1 BB: 0 P: 14	1B: 1 2B: 1 3B: 0 HR: 1	SF: 0 SAC: 0 DP: 0 HBP: 0	WP: 0 PB: 1 SB: 0 CS: 0	PA: 31																		
PITCHER	IP	WLS	BF	H	R	ER	SO	BB	IBB	HBP	BLK	WP	HR	S	P	ERA	WHIP	PITCHER				IP	WLS	BF	H	R	ER	SO	BB	IBB	HBP	BLK	WP	HR	S	P	ERA	WHIP
49 Tim Wakefield, R (1,1) ERA: 3.6	7.0	W	24	2	1	1	6	1	0	0	0	0	1	73	100	1.29	0.429					7.0	W	24	2	1	1	6	1	0	0	0	0	1	73	100	1.29	0.429
56 Craig Hansen, R (8,1) ERA: 5.47	1.0		3	0	0	0	1	0	0	0	0	0	0	7	11	0.00	0.000					1.0		3	0	0	0	1	0	0	0	0	0	7	11	0.00	0.000	
50 Mike Timlin, R (9,1) ERA: 6.31	1.0		4	1	0	0	1	0	0	0	0	0	0	13	14	0.00	1.000					1.0		4	1	0	0	1	0	0	0	0	13	14	0.00	1.000		

Baltimore Orioles @ Boston Red Sox
Fenway Park, Boston, MA
Sat Jul 12 2008, 7:05 PM EDT
Att: 37,539 - Clear - 79 F

AB 30
R 1
H 3
RBI 1
BB 1
SO 8
LOB 3



Batter	1	2	3	4	5	6	7	8	9	AB	R	H	RBI	BB	SO	LOB	BOTTOM																					
2 Jacoby Ellsbury, L (1,8) OBP: 0.345, SLG: 0.382	G5-3		K		P5			F7		5	0	1	0	0	1	0																						
15 Dustin Pedroia, R (1,4) OBP: 0.356, SLG: 0.458	G4-3		1B		F7			K		5	1	2	2	0	1	0																						
7 J.D. Drew, L (1,9) Coco Crisp, S (6,PR)	HR		K		1B			44 2B BB		3	2	2	1	2	1	2																						
Manny Ramirez, R (1,7) 44 Brandon Moss, L (7,7)	HR		25 HR 20 BB 20 SF9 1B		K			1B 20 BB 2B		3	3	2	1	0	1	1																						
25 Mike Lowell, R (1,5) Alex Cora, L (7,6)	1B		20 HR BB		2B			20 1B 1B		1	0	1	1	0	0	0																						
20 Kevin Youkilis, R (1,3)	FC5-4		HR		SF9			G5-3		4	1	2	6	0	0	2																						
22 Sean Casey, L (1,10)		F7		F7		G1-3		K		4	1	1	0	1	1	3																						
12 Jed Lowrie, S (1,6) OBP: 0.314, SLG: 0.435	F8		F9		K			F9		4	0	0	0	0	1	2																						
Kevin Cash, R (1,2) OBP: 0.307, SLG: 0.374	K		2 1B 15 2B 1B		K			K		4	1	1	0	0	3	0																						
Inning Stats	R: 2 E: 0 K: 0 S: 17	H: 3 LOB: 1 BB: 0 P: 23	R: 0 E: 0 K: 1 S: 8	H: 1 LOB: 0 BB: 0 P: 10	R: 7 E: 0 K: 2 S: 24	H: 5 LOB: 2 BB: 3 P: 46	R: 1 E: 0 K: 1 S: 14	H: 2 LOB: 1 BB: 0 P: 19	R: 0 E: 0 K: 1 S: 8	H: 0 LOB: 0 BB: 0 P: 13	R: 0 E: 0 K: 2 S: 16	H: 1 LOB: 1 BB: 0 P: 21	R: 0 E: 0 K: 1 S: 7	H: 0 LOB: 0 BB: 0 P: 15	R: 2 E: 0 K: 2 S: 20	H: 3 LOB: 2 BB: 1 P: 26	1B: 9 2B: 3 3B: 0 HR: 3	SF: 1 SAC: 0 DP: 0 HBP: 1	WP: 0 PB: 0 SB: 0 CS: 0	PA: 43																		
PITCHER	IP	WLS	BF	H	R	ER	SO	BB	IBB	HBP	BLK	WP	HR	S	P	ERA	WHIP	PITCHER				IP	WLS	BF	H	R	ER	SO	BB	IBB	HBP	BLK	WP	HR	S	P	ERA	WHIP
62 Radhames Liz, R (1,1) ERA: 7.97	2.1	L	16	6	8	8	2	3	0	1	0	0	0	36	61	30.86	3.857					2.1	L	16	6	8	8	2	3	0	1	0	0	36	61	30.86	3.857	
Lance Cormier, R (3,1) ERA: 3.0	1.2		10	5	2	2	2	0	0	0	0	0	0	27	37	10.80	3.000					1.2		10	5	2	2	2	0	0	0	0	27	37	10.80	3.000		
Fernando Cabrera, R (5,1) ERA: 7.97	2.0		7	1	0	0	3	0	0	0	0	0	0	24	34	0.00	0.500					2.0		7	1	0	0	3	0	0	0	0	24	34	0.00	0.500		
Alberto Castillo, L (7,1) ERA: 12.54	1.0		3	0	0	0	1	0	0	0	0	0	0	7	15	0.00	0.000					1.0		3	0	0	0	1	0	0	0	7	15	0.00	0.000			
35 Greg Aquino, R (8,1) ERA: 12.54	1.0		7	3	2	2	2	1	0	0	0	0	0	20	26	18.00	4.000					1.0		7	3	2	2	2	1	0	0	0	20	26	18.00	4.000		

Baltimore Orioles @ Boston Red Sox
Fenway Park, Boston, MA
Sat Jul 12 2008, 7:05 PM EDT
Att: 37,539 - Clear - 79 F

AB 37
R 12
H 15
RBI 12
BB 4
SO 10
LOB 11



Batter	1	2	3	4	5	6	7	8	9	AB	R	H	RBI	BB	SO	LOB	TOP													
1 Brian Roberts, S OBP: 0.377, SLG: 0.490										4	1	2	0	1	0	0	Baltimore Orioles @ Boston Red Sox Fenway Park, Boston, MA Sun Jul 13 2008, 1:35 PM EDT Att: 37,344 - Partly Cloudy - 83 F livebaseballscores.com AB 33 R 1 H 7 RBI 1 BB 7 SO 11 LOB 25 													
10 Adam Jones, R OBP: 0.324, SLG: 0.408										3	0	2	0	1	1	1														
21 Nick Markakis, L OBP: 0.402, SLG: 0.493										2	0	0	0	3	1	3														
17 Aubrey Huff, L OBP: 0.349, SLG: 0.526										4	0	2	1	1	2	5														
6 Melvin Mora, R OBP: 0.300, SLG: 0.385										5	0	0	0	0	0	11														
30 Luke Scott, L OBP: 0.335, SLG: 0.473										3	0	0	0	1	0	0														
Jay Payton, R OBP: 0.283, SLG: 0.370										4	0	1	0	0	2	1														
Guillermo Quiroz, R OBP: 0.276, SLG: 0.304										3	0	0	0	0	2	2														
Ramon Hernandez, R OBP: 0.284, SLG: 0.378										1	0	0	0	0	1	0														
Freddie Bynum, L OBP: 0.220, SLG: 0.223										3	0	0	0	0	2	2														
Kevin Millar, R OBP: 0.340, SLG: 0.392										1	0	0	0	0	0	0														
Inning Stats	R: 0 E: 0 K: 1 S: 10	H: 1 LOB: 2 BB: 1 P: 20	R: 0 E: 0 K: 1 S: 9	H: 0 LOB: 1 BB: 1 P: 17	R: 0 E: 0 K: 0 S: 10	H: 2 LOB: 2 BB: 1 P: 18	R: 0 E: 0 K: 2 S: 14	H: 0 LOB: 0 BB: 2 P: 21	R: 0 E: 0 K: 1 S: 13	H: 1 LOB: 3 BB: 2 P: 25	R: 0 E: 0 K: 1 S: 7	H: 0 LOB: 2 BB: 2 P: 20	R: 0 E: 0 K: 2 S: 13	H: 0 LOB: 0 BB: 0 P: 19	R: 1 E: 0 K: 1 S: 15	H: 3 LOB: 2 BB: 0 P: 22	1B: 7 2B: 0 3B: 0 HR: 0	SF: 0 SAC: 0 DP: 0 HBP: 1	WP: 0 PB: 0 SB: 1 CS: 1	PA: 41										
PITCHER	IP: 6.0 W: 2 L: 1 ERA: 2.65	WLS: 4 BF: 27 H: 4 R: 0 ER: 0 SO: 7	H: 0 R: 0 ER: 0 SO: 1	R: 0 ER: 0 SO: 1	BB: 5 IBB: 0 HBP: 1 BLK: 0	IP: 7.1 W: 4 L: 1 ERA: 2.82	WLS: 4 BF: 30 H: 4 R: 0 ER: 0 SO: 2	H: 0 R: 0 ER: 0 SO: 2	BB: 2 IBB: 0 HBP: 0 BLK: 0	IP: 9.1 W: 6 L: 3 ERA: 2.43	WLS: 6 BF: 33 H: 3 R: 1 ER: 1 SO: 1	H: 3 R: 1 ER: 1 SO: 1	BB: 0 IBB: 0 HBP: 0 BLK: 0	WP: 0 HR: 0 S: 15	ERA: 0.00 WHIP: 1.500	IP: 6.0 W: 2 L: 1 ERA: 2.65	WLS: 4 BF: 27 H: 4 R: 0 ER: 0 SO: 7	H: 0 R: 0 ER: 0 SO: 1	R: 0 ER: 0 SO: 1	BB: 5 IBB: 0 HBP: 1 BLK: 0	IP: 7.1 W: 4 L: 1 ERA: 2.82	WLS: 4 BF: 30 H: 4 R: 0 ER: 0 SO: 2	H: 0 R: 0 ER: 0 SO: 2	BB: 2 IBB: 0 HBP: 0 BLK: 0	IP: 9.1 W: 6 L: 3 ERA: 2.43	WLS: 6 BF: 33 H: 3 R: 1 ER: 1 SO: 1	H: 3 R: 1 ER: 1 SO: 1	BB: 0 IBB: 0 HBP: 0 BLK: 0	WP: 0 HR: 0 S: 15	ERA: 0.00 WHIP: 1.500

Batter	1	2	3	4	5	6	7	8	9	AB	R	H	RBI	BB	SO	LOB	BOTTOM																	
2 Jacoby Ellsbury, L OBP: 0.343, SLG: 0.378										4	0	0	0	1	1	5	Baltimore Orioles @ Boston Red Sox Fenway Park, Boston, MA Sun Jul 13 2008, 1:35 PM EDT Att: 37,344 - Partly Cloudy - 83 F livebaseballscores.com AB 28 R 2 H 7 RBI 2 BB 7 SO 6 LOB 20 																	
15 Dustin Pedroia, R OBP: 0.357, SLG: 0.458										4	1	2	1	0	0	2																		
7 J.D. Drew, L OBP: 0.412, SLG: 0.572										3	0	1	1	1	0	1																		
Manny Ramirez, R OBP: 0.389, SLG: 0.518										3	0	1	0	1	1	3																		
25 Mike Lowell, R OBP: 0.360, SLG: 0.507										4	0	0	0	0	0	4																		
20 Kevin Youkilis, R OBP: 0.381, SLG: 0.552										2	0	0	0	0	1	2																		
12 Jed Lowrie, S OBP: 0.308, SLG: 0.426										1	0	0	0	0	1	0																		
22 Sean Casey, L OBP: 0.428, SLG: 0.476										2	1	2	0	2	0	0																		
Jason Varitek, S OBP: 0.299, SLG: 0.354										3	0	0	0	1	2	3																		
Alex Cora, L OBP: 0.368, SLG: 0.367										2	0	1	0	1	0	0																		
Inning Stats	R: 1 E: 1 K: 1 S: 10	H: 2 LOB: 1 BB: 1 P: 18	R: 0 E: 0 K: 0 S: 12	H: 1 LOB: 2 BB: 1 P: 23	R: 0 E: 0 K: 1 S: 13	H: 2 LOB: 2 BB: 0 P: 23	R: 1 E: 0 K: 0 S: 17	H: 1 LOB: 3 BB: 3 P: 30	R: 0 E: 0 K: 1 S: 13	H: 0 LOB: 0 BB: 2 P: 28	R: 0 E: 0 K: 1 S: 6	H: 0 LOB: 0 BB: 0 P: 8	R: 0 E: 0 K: 1 S: 6	H: 1 LOB: 1 BB: 0 P: 9	R: 0 E: 0 K: 1 S: 6	H: 0 LOB: 0 BB: 0 P: 10	1B: 5 2B: 3 3B: 0 HR: 0	SF: 0 SAC: 1 DP: 1 HBP: 1	WP: 1 PB: 0 SB: 0 CS: 0	PA: 37														
PITCHER	IP: 4.1 W: 1 L: 3 ERA: 4.53	WLS: 2 BF: 25 H: 6 R: 2 ER: 1 SO: 2	H: 2 R: 1 ER: 0 SO: 3	R: 0 ER: 0 SO: 3	BB: 6 IBB: 0 HBP: 0 BLK: 0	IP: 5.1 W: 2 L: 1 ERA: 3.4	WLS: 8 BF: 21 H: 1 R: 0 ER: 0 SO: 0	H: 2 R: 0 ER: 0 SO: 0	BB: 0 IBB: 0 HBP: 0 BLK: 0	IP: 7.1 W: 4 L: 1 ERA: 2.82	WLS: 4 BF: 30 H: 4 R: 0 ER: 0 SO: 2	H: 0 R: 0 ER: 0 SO: 2	BB: 2 IBB: 0 HBP: 0 BLK: 0	IP: 9.1 W: 6 L: 3 ERA: 2.43	WLS: 6 BF: 33 H: 3 R: 1 ER: 1 SO: 1	H: 3 R: 1 ER: 1 SO: 1	BB: 0 IBB: 0 HBP: 0 BLK: 0	WP: 0 HR: 0 S: 15	ERA: 0.00 WHIP: 2.08	IP: 6.0 W: 2 L: 1 ERA: 2.65	WLS: 4 BF: 27 H: 4 R: 0 ER: 0 SO: 7	H: 0 R: 0 ER: 0 SO: 1	R: 0 ER: 0 SO: 1	BB: 5 IBB: 0 HBP: 1 BLK: 0	IP: 7.1 W: 4 L: 1 ERA: 2.82	WLS: 4 BF: 30 H: 4 R: 0 ER: 0 SO: 2	H: 0 R: 0 ER: 0 SO: 2	BB: 2 IBB: 0 HBP: 0 BLK: 0	IP: 9.1 W: 6 L: 3 ERA: 2.43	WLS: 6 BF: 33 H: 3 R: 1 ER: 1 SO: 1	H: 3 R: 1 ER: 1 SO: 1	BB: 0 IBB: 0 HBP: 0 BLK: 0	WP: 0 HR: 0 S: 15	ERA: 0.00 WHIP: 1.500

Batter	1	2	3	4	5	6	7	8	9	AB	R	H	RBI	BB	SO	LOB	TOP																		
28 Curtis Granderson, L (1, 8) OBP: 0.355, SLG: 0.484										4	1	1	0	1	1	2	Detroit Tigers @ Baltimore Orioles Oriole Park at Camden Yards, Baltimore, MD Thu Jul 17 2008, 7:05 PM EDT Att: 23,224 - Partly Cloudy - 88 F livebaseballscorecards.com																		
14 Placido Polanco, R (1, 4) OBP: 0.345, SLG: 0.389										5	0	1	0	0	0	1																			
33 Marcus Thames, R (1, 7) Matt Joyce, L (7, 7) OBP: 0.317, SLG: 0.642										3	1	2	2	1	1	0																			
30 Magglio Ordonez, R (1, 9) OBP: 0.374, SLG: 0.485										5	0	1	0	0	0	3																			
24 Miguel Cabrera, R (1, 3) OBP: 0.348, SLG: 0.484										3	1	0	0	1	1	3																			
Gary Sheffield, R (1, 10) OBP: 0.326, SLG: 0.353										3	1	1	2	1	1	0																			
Ivan Rodriguez, R (1, 2) OBP: 0.329, SLG: 0.405										3	0	0	0	1	1	1																			
Edgar Renteria, R (1, 6) 39 Ramon Santiago, S (8, 6) OBP: 0.307, SLG: 0.332 OBP: 0.475, SLG: 0.551										3	1	2	0	1	0	1																			
15 Brandon Inge, R (1, 5) OBP: 0.315, SLG: 0.429										0	0	0	0	0	0	0																			
Inning Stats	R: 0 E: 0 K: 2 S: 8	H: 0 LOB: 0 BB: 0 P: 10	R: 2 E: 0 K: 1 S: 12	H: 2 LOB: 1 BB: 1 P: 17	R: 1 E: 0 K: 0 S: 8	H: 2 LOB: 1 BB: 0 P: 13	R: 0 E: 0 K: 1 S: 8	H: 0 LOB: 2 BB: 2 P: 18	R: 0 E: 0 K: 0 S: 9	H: 1 LOB: 1 BB: 1 P: 15	R: 2 E: 0 K: 1 S: 12	H: 2 LOB: 0 BB: 0 P: 18	R: 1 E: 0 K: 1 S: 14	H: 1 LOB: 0 BB: 0 P: 16	R: 0 E: 0 K: 0 S: 6	H: 0 LOB: 0 BB: 1 P: 12		R: 0 E: 0 K: 1 S: 11	H: 1 LOB: 2 BB: 1 P: 15	1B: 3 2B: 3 3B: 0 HR: 3	SF: 0 SAC: 0 DP: 2 HBP: 0	WP: 0 PB: 0 SB: 0 CS: 0	PA: 40												
PITCHER	IP 6.0	WLS L	BF 28	H 7	R 5	ER 5	SO 5	BB 4	IBB 0	HBP 0	BLK 0	WP 0	HR 2	S 57	P 91	ERA 7.50	WHIP 1.833	PITCHER	IP 1.0	WLS S	BF 6	H 1	R 1	ER 0	SO 0	BB 1	IBB 0	HBP 0	BLK 0	WP 0	HR 0	S 12	P 16	ERA 0.00	WHIP 2.000

Batter	1	2	3	4	5	6	7	8	9	AB	R	H	RBI	BB	SO	LOB	BOTTOM																		
1 Brian Roberts, S (1, 4) OBP: 0.377, SLG: 0.490										4	1	1	0	1	0	3	Detroit Tigers @ Baltimore Orioles Oriole Park at Camden Yards, Baltimore, MD Thu Jul 17 2008, 7:05 PM EDT Att: 23,224 - Partly Cloudy - 88 F livebaseballscorecards.com																		
10 Adam Jones, R (1, 8) OBP: 0.326, SLG: 0.409										4	0	2	0	0	1	3																			
21 Nick Markakis, L (1, 9) OBP: 0.400, SLG: 0.487										4	0	0	1	1	0	2																			
17 Aubrey Huff, L (1, 10) OBP: 0.349, SLG: 0.528										4	1	2	1	0	0	1																			
Kevin Millar, R (1, 3) OBP: 0.340, SLG: 0.392											5	1	2	0	0	4																			
6 Melvin Mora, R (1, 5) OBP: 0.302, SLG: 0.399										4	1	2	2	0	0	1																			
Ramon Hernandez, R (1, 2) OBP: 0.287, SLG: 0.377										3	0	1	1	1	0	0																			
Jay Payton, R (1, 7) OBP: 0.287, SLG: 0.373										4	0	2	0	0	0	2																			
12 Brandon Fahey, L (1, 6) 30 Luke Scott, L (9, PH) Freddie Bynum, L (9, PR) OBP: 0.258, SLG: 0.344 OBP: 0.338, SLG: 0.478 OBP: 0.220, SLG: 0.223										3	0	1	0	0	0	3																			
Inning Stats	R: 0 E: 0 K: 0 S: 6	H: 0 LOB: 0 BB: 0 P: 7	R: 2 E: 0 K: 0 S: 13	H: 4 LOB: 1 BB: 0 P: 17	R: 1 E: 0 K: 0 S: 7	H: 2 LOB: 0 BB: 0 P: 10	R: 1 E: 0 K: 1 S: 14	H: 3 LOB: 3 BB: 1 P: 26	R: 0 E: 0 K: 0 S: 10	H: 1 LOB: 1 BB: 0 P: 16	R: 0 E: 0 K: 0 S: 10	H: 2 LOB: 1 BB: 0 P: 13	R: 0 E: 0 K: 0 S: 10	H: 0 LOB: 0 BB: 0 P: 14	R: 1 E: 1 K: 0 S: 12	H: 1 LOB: 3 BB: 1 P: 16		1B: 9 2B: 6 3B: 0 HR: 1	SF: 1 SAC: 1 DP: 4 HBP: 0	WP: 0 PB: 0 SB: 0 CS: 0	PA: 41														
PITCHER	IP 6.0	WLS W	BF 28	H 11	R 4	ER 4	SO 4	BB 2	IBB 0	HBP 0	BLK 0	WP 0	HR 0	S 55	P 87	ERA 6.00	WHIP 2.167	PITCHER	IP 1.0	WLS S	BF 6	H 1	R 1	ER 0	SO 0	BB 1	IBB 0	HBP 0	BLK 0	WP 0	HR 0	S 12	P 16	ERA 0.00	WHIP 2.000



Batter	1	2	3	4	5	6	7	8	9	AB	R	H	RBI	BB	SO	LOB	TOP												
1 Joe Inglett, L OBP: 0.350, SLG: 0.432										5	0	1	0	0	1	2	Toronto Blue Jays @ Baltimore Orioles Oriole Park at Camden Yards, Baltimore, MD Mon Jul 21 2008, 7:05 PM EDT Att: 12,772 - Partly Cloudy - 97 F livebaseballscorecards.com												
19 Marco Scutaro, R OBP: 0.352, SLG: 0.344										3	1	2	0	2	0	0													
15 Alex Rios, R OBP: 0.334, SLG: 0.411										5	0	1	1	0	1	5													
35 Lyle Overbay, L OBP: 0.377, SLG: 0.404										3	1	1	0	2	2	1													
20 Rod Barajas, R OBP: 0.303, SLG: 0.438										4	0	1	1	0	0	2													
Matt Stairs, L OBP: 0.331, SLG: 0.391										4	0	0	0	0	1	5													
33 Scott Rolen, R OBP: 0.366, SLG: 0.431										2	0	1	1	2	0	0													
26 Adam Lind, L OBP: 0.286, SLG: 0.467										4	0	0	0	0	2	5													
David Eckstein, R OBP: 0.356, SLG: 0.350										2	1	0	0	2	0	3													
Inning Stats	R: 0 E: 0 K: 1 S: 9	H: 0 LOB: 0 BB: 1 P: 14	R: 1 E: 0 K: 1 S: 9	H: 2 LOB: 2 BB: 1 P: 18	R: 0 E: 0 K: 0 S: 5	H: 0 LOB: 0 BB: 0 P: 10	R: 0 E: 0 K: 1 S: 7	H: 1 LOB: 2 BB: 1 P: 15	R: 2 E: 0 K: 1 S: 10	H: 2 LOB: 2 BB: 2 P: 23	R: 0 E: 0 K: 0 S: 9	H: 1 LOB: 3 BB: 2 P: 19	R: 0 E: 0 K: 1 S: 8	H: 0 LOB: 0 BB: 0 P: 11	R: 0 E: 0 K: 0 S: 7	H: 0 LOB: 1 BB: 1 P: 13		R: 0 E: 0 K: 2 S: 10	H: 1 LOB: 1 BB: 1 P: 16	1B: 6 2B: 1 3B: 0 HR: 0	SF: 1 SAC: 0 DP: 1 HBP: 0	WP: 0 PB: 0 SB: 1 CS: 0	PA: 41						
PITCHER	IP	WLS	BF	H	R	ER	SO	BB	IBB	HBP	BLK	WP	HR	S	P	ERA	WHIP												
62 Radhames Liz, R ERA: 7.19	5.2	W	27	5	3	3	4	5	1	0	0	0	0	44	89	4.76	1.765												
45 Dennis Sarfate, R ERA: 4.03	0.1	H	3	1	0	0	0	1	0	0	0	0	0	5	10	0.00	6.000												
Chad Bradford, R ERA: 2.45	1.0	H	3	0	0	0	1	0	0	0	0	0	0	8	11	0.00	0.000												
43 Jim Johnson, R ERA: 1.95	1.0	H	4	0	0	0	0	1	0	0	0	0	0	7	13	0.00	1.000												
Randor Bierd, R ERA: 1.75	1.0		4	1	0	0	2	0	0	0	0	0	0	10	16	0.00	1.000												
Batter	1	2	3	4	5	6	7	8	9	AB	R	H	RBI	BB	SO	LOB	BOTTOM												
1 Brian Roberts, S OBP: 0.374, SLG: 0.486										4	1	1	0	1	0	1	Toronto Blue Jays @ Baltimore Orioles Oriole Park at Camden Yards, Baltimore, MD Mon Jul 21 2008, 7:05 PM EDT Att: 12,772 - Partly Cloudy - 97 F livebaseballscorecards.com												
10 Adam Jones, R OBP: 0.325, SLG: 0.412										4	2	2	2	0	0	2													
21 Nick Markakis, L OBP: 0.400, SLG: 0.480										3	0	0	0	1	0	2													
17 Aubrey Huff, L OBP: 0.349, SLG: 0.523										3	1	0	0	1	0	1													
6 Melvin Mora, R OBP: 0.312, SLG: 0.416										4	0	2	2	0	0	0													
30 Luke Scott, L OBP: 0.345, SLG: 0.510										4	0	1	1	0	1	1													
Kevin Millar, R OBP: 0.340, SLG: 0.396										3	2	1	0	1	0	3													
Ramon Hernandez, R OBP: 0.294, SLG: 0.405										4	2	2	2	0	1	1													
12 Brandon Fahey, L OBP: 0.260, SLG: 0.338										3	0	0	1	1	1	1													
Inning Stats	R: 0 E: 0 K: 0 S: 9	H: 0 LOB: 0 BB: 0 P: 11	R: 0 E: 0 K: 1 S: 8	H: 0 LOB: 0 BB: 0 P: 12	R: 3 E: 0 K: 0 S: 14	H: 3 LOB: 1 BB: 1 P: 22	R: 0 E: 0 K: 0 S: 11	H: 1 LOB: 1 BB: 0 P: 14	R: 3 E: 0 K: 0 S: 13	H: 4 LOB: 2 BB: 1 P: 23	R: 0 E: 0 K: 1 S: 7	H: 0 LOB: 1 BB: 2 P: 16	R: 0 E: 0 K: 0 S: 5	H: 0 LOB: 0 BB: 0 P: 10	R: 2 E: 0 K: 1 S: 13	H: 1 LOB: 0 BB: 1 P: 21		R: 0 E: 0 K: 1 S: 10	H: 0 LOB: 0 BB: 0 P: 16	1B: 5 2B: 2 3B: 0 HR: 2	SF: 0 SAC: 0 DP: 1 HBP: 0	WP: 1 PB: 0 SB: 0 CS: 0	PA: 37						
PITCHER	IP	WLS	BF	H	R	ER	SO	BB	IBB	HBP	BLK	WP	HR	S	P	ERA	WHIP												
51 Jesse Litsch, R ERA: 4.46	4.2	L	23	7	6	6	1	2	0	0	0	0	0	14	28	0.00	1.286												
22 Brandon League, R ERA: 4.35	2.1		9	1	0	0	1	2	0	0	0	0	0	1	1	13	21	18.00	2.000										
54 Jason Frasor, R ERA: 4.2	1.0		5	1	2	2	1	1	0	0	0	1	1	13	21	18.00	2.000												

Batter	1	2	3	4	5	6	7	8	9	AB	R	H	RBI	BB	SO	LOB	TOP	
David Eckstein, R (1, 10) OBP: 0.360, SLG: 0.355 Matt Stairs, L (5, 10) OBP: 0.331, SLG: 0.390										3	0	2	0	0	0	3		
19 Marco Scutaro, R (1, 4) OBP: 0.347, SLG: 0.338										5	0	0	0	0	0	5		
15 Alex Rios, R (1, 8) OBP: 0.335, SLG: 0.421										5	2	2	1	0	0	1		
20 Rod Barajas, R (1, 2) OBP: 0.300, SLG: 0.433										5	0	1	1	0	1	1		
35 Lyle Overbay, L (1, 3) OBP: 0.377, SLG: 0.402										4	2	1	0	0	1	1		
33 Scott Rolen, R (1, 5) OBP: 0.396, SLG: 0.428										4	2	1	0	1	1	2		
26 Adam Lind, L (1, 7) OBP: 0.311, SLG: 0.526 35 Brad Wilkerson, L (8, 9) OBP: 0.323, SLG: 0.320										5	2	4	3	0	0	1		
36 Kevin Mench, R (1, 9) OBP: 0.325, SLG: 0.343										3	1	1	0	2	2	0		
6 John McDonald, R (1, 6) OBP: 0.254, SLG: 0.230										3	1	1	4	1	0	0		
Inning Stats	R: 0 H: 1 E: 0 K: 0 S: 10	H: 2 R: 0 ER: 0 LOB: 3 P: 16	H: 0 R: 0 ER: 0 LOB: 0 P: 8	H: 3 R: 1 ER: 0 LOB: 3 P: 26	H: 4 R: 0 ER: 0 LOB: 1 P: 38	H: 2 R: 0 ER: 0 LOB: 0 P: 25	H: 0 R: 0 ER: 0 LOB: 0 P: 15	H: 2 R: 0 ER: 0 LOB: 1 P: 18	H: 0 R: 0 ER: 0 LOB: 0 P: 14	1B: 8 2B: 4 3B: 0 HR: 2	SF: 1 2B: 4 3B: 0 HBP: 1	WP: 0 PB: 0 SB: 0 CS: 0	PA: 46					
PITCHER	IP: 4.2 WLS: 1 BF: 27 ERA: 6.17	IP: 2.0 WLS: 0 BF: 9 ERA: 1.74	IP: 1.0 WLS: 0 BF: 5 ERA: 2.25	IP: 2.0 WLS: 0 BF: 11 ERA: 4.05	IP: 3.0 WLS: 0 BF: 12 ERA: 18.00	IP: 2.0 WLS: 0 BF: 10 ERA: 6.75	IP: 1.0 WLS: 0 BF: 5 ERA: 4.50	IP: 2.0 WLS: 0 BF: 10 ERA: 11.57	IP: 1.0 WLS: 0 BF: 5 ERA: 2.357									
18 Garrett Olson, R (1, 1) ERA: 6.17	Fernando Cabrera, R (5, 1) ERA: 1.74	Alberto Castillo, L (6, 1) ERA: 2.25	45 Dennis Sarfate, R (8, 1) ERA: 4.05															

Toronto Blue Jays @ Baltimore Orioles
Oriole Park at Camden Yards, Baltimore, MD

Tue Jul 22 2008, 7:05 PM EDT
Att: 15,184 - Clear - 94 F

AB 40
R 10
H 14
RBI 10
BB 4
SO 6
LOB 14



Batter	1	2	3	4	5	6	7	8	9	AB	R	H	RBI	BB	SO	LOB	BOTTOM	
1 Brian Roberts, S (1, 4) OBP: 0.370, SLG: 0.479										5	0	0	0	0	0	1		
10 Adam Jones, R (1, 8) OBP: 0.329, SLG: 0.413										4	2	2	0	0	0	0		
21 Nick Markakis, L (1, 9) OBP: 0.402, SLG: 0.491										4	3	2	2	1	0	2		
17 Aubrey Huff, L (1, 10) OBP: 0.349, SLG: 0.524										5	1	2	0	0	1	1		
6 Melvin Mora, R (1, 5) OBP: 0.318, SLG: 0.433										5	1	4	5	0	0	0		
30 Luke Scott, L (1, 7) OBP: 0.348, SLG: 0.507 12 Brandon Fahey, L (8, FR) OBP: 0.260, SLG: 0.338										2	0	0	0	3	1	1		
Kevin Millar, R (1, 3) OBP: 0.336, SLG: 0.391										4	0	0	0	1	0	4		
Ramon Hernandez, R (1, 2) OBP: 0.293, SLG: 0.412										5	1	1	1	0	1	7		
Juan Castro, R (1, 6) OBP: 0.095, SLG: 0.050										4	0	1	0	0	0	1		
Inning Stats	R: 2 H: 1 E: 0 K: 1 S: 12	H: 0 R: 0 ER: 0 LOB: 1 P: 14	H: 2 R: 2 ER: 0 LOB: 2 P: 20	H: 1 R: 0 ER: 0 LOB: 1 P: 13	H: 4 R: 3 ER: 0 LOB: 1 P: 20	H: 1 R: 0 ER: 0 LOB: 0 P: 9	H: 1 R: 0 ER: 0 LOB: 0 P: 10	H: 0 R: 0 ER: 0 LOB: 0 P: 13	H: 2 R: 1 ER: 0 LOB: 2 P: 31	1B: 6 2B: 3 3B: 0 HR: 3	SF: 0 2B: 3 3B: 0 HBP: 1	WP: 0 PB: 0 SB: 0 CS: 0	PA: 44					
PITCHER	IP: 4.2 WLS: 1 BF: 27 ERA: 3.05	IP: 1.1 WLS: 0 BF: 4 ERA: 1.57	IP: 1.0 WLS: 0 BF: 5 ERA: 3.29	IP: 1.0 WLS: 0 BF: 5 ERA: 1.61	IP: 1.0 WLS: 0 BF: 7 ERA: 2.34	IP: 1.1 WLS: 0 BF: 5 ERA: 4.00	IP: 1.0 WLS: 0 BF: 5 ERA: 4.00	IP: 1.0 WLS: 0 BF: 5 ERA: 9.00	IP: 1.0 WLS: 0 BF: 5 ERA: 2.143									
28 Shaun Marcum, R (1, 1) ERA: 3.05	39 Jesse Carlson, L (5, 1) ERA: 1.57	57 Shawn Camp, R (7, 1) ERA: 3.29	37 Scott Downs, L (8, 1) ERA: 1.61	52 B.J. Ryan, L (9, 1) ERA: 2.34														

Toronto Blue Jays @ Baltimore Orioles
Oriole Park at Camden Yards, Baltimore, MD

Tue Jul 22 2008, 7:05 PM EDT
Att: 15,184 - Clear - 94 F

AB 38
R 8
H 12
RBI 8
BB 5
SO 3
LOB 17



Batter	1	2	3	4	5	6	7	8	9	AB	R	H	RBI	BB	SO	LOB	TOP					
9 Chone Figgins, S OBP: 0.372, SLG: 0.320										4	2	2	0	1	0	1	Los Angeles Angels @ Baltimore Orioles Oriole Park at Camden Yards, Baltimore, MD Fri Jul 25 2008, 7:05 PM EDT Att: 27,999 - Partly Cloudy - 88 F					
Casey Kotchman, L OBP: 0.329, SLG: 0.438										5	1	1	2	0	0	3						
6 Maicer Izturis, S OBP: 0.328, SLG: 0.355										3	0	0	0	1	0	2						
27 Vladimir Guerrero, R OBP: 0.346, SLG: 0.486										3	2	2	0	1	0	1						
48 Tori Hunter, R OBP: 0.333, SLG: 0.458										4	0	1	2	0	0	3						
Garet Anderson, L OBP: 0.307, SLG: 0.399										4	0	2	1	0	1	0						
47 Howie Kendrick, R OBP: 0.354, SLG: 0.505										4	0	0	0	0	2	3						
Juan Rivera, R OBP: 0.310, SLG: 0.400										4	1	1	1	0	0	1						
5 Jeff Mathis, R OBP: 0.303, SLG: 0.383										3	0	0	0	1	1	0						
Inning Stats	R: 2 H: 3 E: 0 K: 1 S: 17	H: 3 R: 2 LOB: 2 BB: 1 P: 29	R: 3 H: 4 E: 0 K: 0 S: 17	H: 4 R: 1 LOB: 1 BB: 0 P: 26	R: 0 H: 0 E: 0 K: 1 S: 9	H: 0 R: 0 LOB: 0 BB: 0 P: 13	R: 0 H: 0 E: 0 K: 1 S: 7	H: 0 R: 0 LOB: 0 BB: 1 P: 12	R: 0 H: 0 E: 0 K: 0 S: 8	H: 0 R: 0 LOB: 0 BB: 0 P: 15	R: 0 H: 0 E: 0 K: 1 S: 8	H: 0 R: 0 LOB: 1 BB: 1 P: 11	R: 0 H: 0 E: 0 K: 0 S: 9	H: 0 R: 0 LOB: 1 BB: 1 P: 19	R: 1 H: 2 E: 1 K: 0 S: 9	H: 2 R: 1 LOB: 1 BB: 0 P: 13		R: 0 H: 0 E: 0 K: 0 S: 7	H: 0 R: 0 LOB: 0 BB: 1 P: 13	1B: 6 2B: 1 3B: 0 HR: 2	SF: 0 SAC: 0 DP: 1 HBP: 0	WP: 1 PB: 0 SB: 0 CS: 1
PITCHER	IP WLS BF H R ER SO BB IBB HBP BLK WP HR S P ERA WHIP																					
56 Brian Bures, L (1, 1)	1.2 L 13 7 5 5 1 1 0 0 0 0 2 32 51 27.00 4.800																					
45 Dennis Sarfate, R (2, 1)	3.1 10 0 0 0 2 1 0 0 0 0 0 26 44 0.00 0.300																					
Alberto Castillo, L (6, 1)	2.0 7 0 0 0 1 1 0 0 0 0 1 0 17 30 0.00 0.500																					
Chad Bradford, R (8, 1)	1.0 5 2 1 1 0 0 0 0 0 0 0 9 13 9.00 2.000																					
43 Jim Johnson, R (9, 1)	1.0 3 0 0 0 0 1 0 0 0 0 0 7 13 0.00 1.000																					
Batter	1	2	3	4	5	6	7	8	9	AB	R	H	RBI	BB	SO	LOB	BOTTOM					
1 Brian Roberts, S OBP: 0.369, SLG: 0.476										4	0	0	0	0	1	2	Los Angeles Angels @ Baltimore Orioles Oriole Park at Camden Yards, Baltimore, MD Fri Jul 25 2008, 7:05 PM EDT Att: 27,999 - Partly Cloudy - 88 F					
21 Nick Markakis, L OBP: 0.395, SLG: 0.481										4	0	1	0	0	1	0						
6 Melvin Mora, R OBP: 0.316, SLG: 0.430										4	0	0	0	0	2							
17 Aubrey Huff, L OBP: 0.351, SLG: 0.526										4	0	1	0	0	1	0						
Ramon Hernandez, R OBP: 0.290, SLG: 0.405										4	1	1	0	0	1	2						
10 Adam Jones, R OBP: 0.324, SLG: 0.405										4	1	1	0	0	0	0						
Kevin Millar, R OBP: 0.340, SLG: 0.407										3	3	2	2	1	0	0						
Jay Payton, R OBP: 0.282, SLG: 0.367										3	0	1	2	0	1	0						
12 Brandon Fahey, L OBP: 0.253, SLG: 0.351										1	0	1	0	0	0	0						
Juan Castro, R OBP: 0.107, SLG: 0.074										2	0	0	0	0	0	0						
30 Luke Scott, L OBP: 0.344, SLG: 0.500										1	0	0	0	1	0	1						
Inning Stats	R: 0 H: 0 E: 1 K: 0 S: 9	H: 0 R: 0 LOB: 0 BB: 0 P: 17	R: 0 H: 0 E: 0 K: 0 S: 8	H: 0 R: 0 LOB: 0 BB: 0 P: 11	R: 1 H: 1 E: 0 K: 0 S: 11	H: 1 R: 0 LOB: 0 BB: 0 P: 17	R: 0 H: 2 E: 0 K: 0 S: 10	H: 2 R: 0 LOB: 1 BB: 0 P: 14	R: 0 H: 0 E: 0 K: 1 S: 8	H: 0 R: 0 LOB: 0 BB: 0 P: 11	R: 0 H: 0 E: 0 K: 1 S: 6	H: 0 R: 0 LOB: 0 BB: 2 P: 8	R: 3 H: 3 E: 0 K: 1 S: 16	H: 3 R: 0 LOB: 2 BB: 2 P: 28	R: 0 H: 0 E: 0 K: 1 S: 6	H: 0 R: 0 LOB: 0 BB: 0 P: 11	R: 1 H: 2 E: 0 K: 1 S: 10	H: 2 R: 1 LOB: 1 BB: 0 P: 16	1B: 4 2B: 2 3B: 0 HR: 2	SF: 0 SAC: 0 DP: 1 HBP: 0	WP: 0 PB: 1 SB: 0 CS: 1	PA: 36
PITCHER	IP WLS BF H R ER SO BB IBB HBP BLK WP HR S P ERA WHIP																					
51 Joe Saunders, L (1, 1)	6.2 W 27 4 3 2 2 0 0 0 0 0 0 1 65 103 4.05 1.200																					
62 Scot Shields, R (7, 1)	1.1 H 4 0 0 0 2 0 0 0 0 0 0 9 14 0.00 0.000																					
Francisco Rodriguez, R (9, 1)	1.0 S 5 2 1 1 1 0 0 0 0 0 0 1 10 16 9.00 2.000																					

Batter	1	2	3	4	5	6	7	8	9	AB	R	H	RBI	BB	SO	LOB	TOP										
1 Brian Roberts, S Alberto Castillo, L										4	1	1	0	0	2	1	<p>Baltimore Orioles @ New York Yankees Yankee Stadium, Bronx, NY Wed Jul 30 2008, 1:05 PM EDT Att: 54,296 - Partly Cloudy - 82 F</p>										
10 Adam Jones, R										4	0	0	0	0	2	3											
21 Nick Markakis, L										4	0	2	1	0	0	1											
17 Aubrey Huff, L Juan Castro, R										3	0	1	1	0	0	3											
6 Melvin Mora, R										4	0	0	0	0	0	4											
30 Luke Scott, L										4	0	0	0	0	1	1											
Kevin Millar, R										3	0	0	0	1	1	0											
Guillermo Quiroz, R										4	0	0	0	0	1	1											
12 Brandon Fahey, L										3	1	1	0	0	2	1											
Inning Stats	R: 1 E: 1 K: 1 S: 11	H: 1 LOB: 1 BB: 0 P: 17	R: 0 E: 0 K: 1 S: 9	H: 0 LOB: 0 BB: 0 P: 14	R: 1 E: 0 K: 1 S: 12	H: 3 LOB: 2 BB: 0 P: 21	R: 0 E: 0 K: 1 S: 7	H: 0 LOB: 0 BB: 0 P: 11	R: 0 E: 0 K: 0 S: 10	H: 1 LOB: 1 BB: 0 P: 21	R: 0 E: 0 K: 3 S: 15	H: 0 LOB: 0 BB: 1 P: 23	R: 1 E: 0 K: 0 S: 11	H: 1 LOB: 0 BB: 0 P: 18	R: 0 E: 0 K: 0 S: 7	H: 0 LOB: 0 BB: 0 P: 10		1B: 5 2B: 0 3B: 0 HR: 1	SF: 0 SAC: 0 DP: 0 HBP: 0	WP: 1 PB: 0 SB: 0 CS: 0	PA: 35						
PITCHER	IP	WLS	BF	H	R	ER	SO	BB	IBB	HBP	BLK	WP	HR	S	P	ERA	WHIP										
62 Joba Chamberlain, R	6.0	W	24	5	2	1	6	0	0	0	1	0	0	60	98	1.50	0.833										
36 Edwin Ramirez, R	0.0		0	0	0	0	0	0	0	0	0	0	0	0	0	=	=										
30 David Robertson, R	2.0		8	1	1	1	3	1	0	0	0	1	1	26	41	4.50	1.000										
38 Dan Giese, R	1.0		3	0	0	0	0	0	0	0	0	0	0	7	10	0.00	0.000										

Batter	1	2	3	4	5	6	7	8	9	AB	R	H	RBI	BB	SO	LOB	BOTTOM											
18 Johnny Damon, L 17 Justin Christian, R										2	1	0	1	2	1	0	<p>Baltimore Orioles @ New York Yankees Yankee Stadium, Bronx, NY Wed Jul 30 2008, 1:05 PM EDT Att: 54,296 - Partly Cloudy - 82 F</p>											
2 Derek Jeter, R Wilson Betemit, S										3	1	0	0	1	3	3												
Bobby Abreu, L										4	4	3	3	1	0	0												
13 Alex Rodriguez, R Chad Moeller, R										4	2	2	2	0	0	1												
Jason Giambi, L Richie Sexson, R										3	1	1	1	0	1	1												
24 Robinson Canó, L										5	1	1	0	0	1	2												
22 Xavier Nady, R										4	2	2	2	0	1	0												
28 Melky Cabrera, S										3	0	0	0	1	0	1												
26 José Molina, R										3	0	0	0	0	2	3												
Inning Stats	R: 3 E: 1 K: 2 S: 11	H: 1 LOB: 2 BB: 2 P: 25	R: 0 E: 0 K: 1 S: 6	H: 0 LOB: 0 BB: 0 P: 9	R: 2 E: 0 K: 1 S: 15	H: 1 LOB: 0 BB: 1 P: 24	R: 0 E: 0 K: 1 S: 7	H: 0 LOB: 0 BB: 0 P: 10	R: 0 E: 0 K: 1 S: 8	H: 0 LOB: 0 BB: 0 P: 11	R: 4 E: 0 K: 2 S: 19	H: 4 LOB: 2 BB: 2 P: 37	R: 4 E: 0 K: 1 S: 20	H: 5 LOB: 1 BB: 0 P: 31	R: 0 E: 0 K: 2 S: 9	H: 0 LOB: 1 BB: 1 P: 16		1B: 5 2B: 3 3B: 0 HR: 3	SF: 0 SAC: 0 DP: 0 HBP: 1	WP: 1 PB: 1 SB: 0 CS: 0	PA: 42							
PITCHER	IP	WLS	BF	H	R	ER	SO	BB	IBB	HBP	BLK	WP	HR	S	P	ERA	WHIP											
45 Dennis Sarfate, R	4.0	L	17	2	5	3	5	3	0	0	0	0	0	18	27	27.00	3.000											
56 Brian Burres, L	1.1		8	4	4	4	1	0	0	0	0	0	0	2	18	35	40.50	6.000										
Fernando Cabrera, R	0.2		7	3	3	3	2	1	1	0	0	1	2	18	35	40.50	6.000											
Alberto Castillo, L	2.0		10	2	1	1	3	1	0	1	0	0	0	20	33	4.50	1.500											
Alberto Castillo, L	2.0		10	2	1	1	3	1	0	1	0	0	0	20	33	4.50	1.500											

AB 34
R 3
H 6
RBI 3
BB 1
SO 9
LOB 15



AB 35
R 13
H 11
RBI 10
BB 6
SO 11
LOB 13



Batter	1	2	3	4	5	6	7	8	9	AB	R	H	RBI	BB	SO	LOB	TOP					
1 Brian Roberts, S (1,4) 12 Brandon Fahey, L (8,6)	G3						G4-1		K	4	1	2	0	1	0	1	Baltimore Orioles @ Seattle Mariners Safeco Field, Seattle, WA Fri Aug 01 2008, 7:10 PM PDT Att: 28,120 - Partly Cloudy - 66 F					
10 Adam Jones, R (1,8)	F7							G6-3	F8	6	1	2	2	0	0	4						
21 Nick Markakis, L (1,9)								G3		5	1	3	1	0	0	1						
17 Aubrey Huff, L (1,10) 30 Luke Scott, L (6,PH) (6,10)	K							E1		3	1	1	0	0	1	2						
6 Melvin Mora, R (1,5) Alex Cintron, S (8,PH) (8,4)	F8							G4-3		4	1	1	1	0	1	2						
Ramon Hernandez, R (1,2)										4	1	1	1	1	0	0						
Kevin Millar, R (1,3)										3	1	2	1	2	0	0						
Jay Payton, R (1,7)										5	1	2	3	0	1	5						
Juan Castro, R (1,6) (8,5)										4	1	1	1	1	1	2						
Inning Stats	R: 1 E: 0 K: 1 S: 15	H: 2 LOB: 1 BB: 0 P: 23	R: 0 E: 0 K: 0 S: 14	H: 1 LOB: 3 BB: 2 P: 25	R: 0 E: 0 K: 1 S: 8	H: 1 LOB: 0 BB: 0 P: 13	R: 0 E: 0 K: 0 S: 5	H: 0 LOB: 1 BB: 1 P: 9	R: 8 E: 0 K: 0 S: 24	H: 9 LOB: 1 BB: 1 P: 41	R: 0 E: 0 K: 1 S: 7	H: 0 LOB: 0 BB: 0 P: 10	R: 0 E: 0 K: 1 S: 7	H: 1 LOB: 1 BB: 0 P: 13	R: 1 E: 0 K: 0 S: 17	H: 2 LOB: 3 BB: 1 P: 27		R: 0 E: 0 K: 2 S: 8	H: 0 LOB: 0 BB: 0 P: 11	1B: 10 2B: 5 3B: 1 HR: 0	SF: 0 SAC: 0 DP: 1 HBP: 0	WP: 0 PB: 0 SB: 0 CS: 1
PITCHER	IP WLS BF H R ER SO BB IBB HBP BLK WP HR S P ERA WHIP																					
56 Jarrod Washburn, L (1,1) ERA: 4.77	4.2 L 25 9 6 6 2 4 0 0 0 0 0 0 56 96 11.57 2.786																					
48 Roy Corcoran, R (5,1) ERA: 3.99	3.1 19 7 4 3 2 1 0 0 0 0 0 0 41 65 8.10 2.400																					
57 Mark Lowe, R (9,1) ERA: 4.5	1.0 3 0 0 0 2 0 0 0 0 0 0 0 8 11 0.00 0.000																					

Batter	1	2	3	4	5	6	7	8	9	AB	R	H	RBI	BB	SO	LOB	BOTTOM					
51 Ichiro Suzuki, L (1,9)	G4-3								G3-1	5	0	2	1	0	0	3	Baltimore Orioles @ Seattle Mariners Safeco Field, Seattle, WA Fri Aug 01 2008, 7:10 PM PDT Att: 28,120 - Partly Cloudy - 66 F					
16 Willie Bloomquist, R (1,6) (8,7)	B2							L5		4	0	2	1	1	0	2						
Raul Ibanez, L (1,7) 39 Bryan LaHair, L (8,3)	G4-6-3							F7		3	0	0	0	0	0	3						
29 Adrián Beltré, R (1,5)										5	1	1	0	0	0	2						
4 Jose Lopez, R (1,4) Jamie Burke, R (9,PH) (9,PH)	F7									3	0	2	0	0	0	0						
Jose Vidro, S (1,10) 9 Jeff Clement, L (9,PH) (9,PH)	F7									3	0	2	0	0	0	0						
Miguel Cairo, R (1,3) (8,6)										4	1	1	0	0	0	4						
2 Kenji Johjima, R (1,2)										4	1	1	1	0	0	4						
Jeremy Reed, L (1,8)										4	1	2	1	0	1	0						
Inning Stats	R: 0 E: 0 K: 0 S: 3	H: 1 LOB: 0 BB: 0 P: 6	R: 0 E: 0 K: 0 S: 8	H: 0 LOB: 0 BB: 0 P: 12	R: 0 E: 0 K: 0 S: 6	H: 0 LOB: 0 BB: 0 P: 10	R: 0 E: 0 K: 0 S: 5	H: 0 LOB: 1 BB: 1 P: 12	R: 0 E: 0 K: 0 S: 10	H: 2 LOB: 2 BB: 0 P: 17	R: 0 E: 0 K: 0 S: 8	H: 0 LOB: 0 BB: 0 P: 12	R: 0 E: 0 K: 0 S: 13	H: 2 LOB: 2 BB: 0 P: 19	R: 0 E: 0 K: 1 S: 8	H: 1 LOB: 1 BB: 0 P: 12		R: 5 E: 0 K: 0 S: 29	H: 7 LOB: 2 BB: 0 P: 42	1B: 15 2B: 1 3B: 0 HR: 0	SF: 0 SAC: 0 DP: 2 HBP: 0	WP: 0 PB: 0 SB: 0 CS: 1
PITCHER	IP WLS BF H R ER SO BB IBB HBP BLK WP HR S P ERA WHIP																					
18 Garrett Olson, L (1,1) ERA: 5.67	8.1 W 34 11 3 3 3 1 0 0 0 0 0 0 73 117 3.24 1.440																					
Lance Cormier, R (9,1) ERA: 4.25	0.2 6 4 2 2 0 0 0 0 0 0 0 0 17 25 27.00 6.000																					



Batter	1	2	3	4	5	6	7	8	9	AB R H RBI BB SO LOB	TOP									
1 Brian Roberts, S OBP: 0.369, SLG: 0.469										4 0 1 0 1 1 0	Baltimore Orioles @ Seattle Mariners Safeco Field, Seattle, WA Sat Aug 02 2008, 7:10 PM PDT Att: 30,504 - Cloudy - 68 F									
10 Adam Jones, R OBP: 0.320, SLG: 0.405										5 2 3 0 0 1 2										
21 Nick Markakis, L OBP: 0.398, SLG: 0.480										3 0 0 0 2 0 3										
17 Aubrey Huff, L OBP: 0.363, SLG: 0.554										3 0 2 1 1 1 1										
6 Melvin Mora, R OBP: 0.314, SLG: 0.424										4 1 2 1 0 1 4										
30 Luke Scott, L OBP: 0.338, SLG: 0.483										4 0 0 0 0 0 6										
Jay Payton, R OBP: 0.282, SLG: 0.388										0 0 0 0 0 0 0										
Kevin Millar, R OBP: 0.348, SLG: 0.423										4 0 1 0 0 2 0										
Ramon Hernandez, R OBP: 0.306, SLG: 0.425										4 0 1 1 0 0 0										
Juan Castro, R OBP: 0.170, SLG: 0.196										4 0 0 0 0 1 1										
Inning Stats	R: 1 E: 0 K: 1 S: 20	H: 2 LOB: 2 BB: 1 P: 37	R: 0 E: 0 K: 1 S: 11	H: 0 LOB: 0 BB: 0 P: 13	R: 0 E: 1 K: 1 S: 10	H: 1 LOB: 1 BB: 0 P: 17	R: 1 E: 0 K: 1 S: 13	H: 3 LOB: 1 BB: 0 P: 19	R: 0 E: 0 K: 2 S: 16	H: 2 LOB: 3 BB: 1 P: 23	R: 1 E: 0 K: 0 S: 10	H: 2 LOB: 1 BB: 1 P: 17	R: 0 E: 0 K: 0 S: 4	H: 0 LOB: 0 BB: 0 P: 7	R: 0 E: 0 K: 0 S: 13	H: 0 LOB: 1 BB: 1 P: 24	1B: 9 2B: 1 3B: 0 HR: 0	SF: 0 SAC: 0 DP: 0 HBP: 0	WP: 0 PB: 0 SB: 1 CS: 0	PA: 39
PITCHER	IP WLS BF H R ER SO BB IBB HBP BLK WP HR S P ERA WHIP																			
34 Félix Hernández, R ERA: 3.04	5.0 L 24 8 2 2 6 2 0 0 0 0 0 0 70 109 3.60 2.000																			
Sean Green, R ERA: 2.91	(6, 1) 1.1 6 1 1 1 1 1 0 0 0 0 0 0 10 20 6.75 1.500																			
37 Cesar Jimenez, L ERA: 1.08	(7, 1) 1.2 5 1 0 0 0 0 0 0 0 0 0 9 15 0.00 0.600																			
Jake Woods, L ERA:	(9, 1) 1.0 4 0 0 0 0 1 0 0 0 0 0 0 13 24 0.00 1.000																			

Batter	1	2	3	4	5	6	7	8	9	AB R H RBI BB SO LOB	BOTTOM											
51 Ichiro Suzuki, L OBP: 0.360, SLG: 0.384										4 0 1 0 0 0 0	Baltimore Orioles @ Seattle Mariners Safeco Field, Seattle, WA Sat Aug 02 2008, 7:10 PM PDT Att: 30,504 - Cloudy - 68 F											
Jeremy Reed, L OBP: 0.311, SLG: 0.351										4 1 1 0 0 0 1												
Raul Ibanez, L OBP: 0.346, SLG: 0.460										4 0 1 1 0 0 0												
29 Adrian Beltré, R OBP: 0.325, SLG: 0.438										3 0 0 0 1 0 0												
4 Jose Lopez, R OBP: 0.325, SLG: 0.426										4 0 0 0 0 1 2												
Jose Vidro, S OBP: 0.273, SLG: 0.338										3 0 1 0 0 0 2												
39 Bryan LaHair, L OBP: 0.375, SLG: 0.472										3 0 0 0 0 0 1												
9 Jeff Clement, L OBP: 0.250, SLG: 0.328										3 0 0 0 0 0 0												
16 Willie Bloomquist, R OBP: 0.381, SLG: 0.288										3 0 0 0 0 1 0												
Inning Stats	R: 1 E: 0 K: 0 S: 10	H: 2 LOB: 2 BB: 1 P: 24	R: 0 E: 0 K: 1 S: 9	H: 0 LOB: 0 BB: 0 P: 12	R: 0 E: 0 K: 0 S: 7	H: 0 LOB: 0 BB: 0 P: 9	R: 0 E: 0 K: 0 S: 9	H: 1 LOB: 1 BB: 0 P: 13	R: 0 E: 0 K: 0 S: 7	H: 0 LOB: 0 BB: 0 P: 9		R: 0 E: 0 K: 0 S: 5	H: 0 LOB: 0 BB: 0 P: 6	R: 0 E: 0 K: 1 S: 10	H: 0 LOB: 0 BB: 0 P: 11	R: 0 E: 1 K: 0 S: 8	H: 1 LOB: 1 BB: 0 P: 12	R: 0 E: 0 K: 0 S: 7	H: 0 LOB: 0 BB: 0 P: 10	1B: 2 2B: 2 3B: 0 HR: 0	SF: 0 SAC: 0 DP: 0 HBP: 0	WP: 0 PB: 0 SB: 0 CS: 0
PITCHER	IP WLS BF H R ER SO BB IBB HBP BLK WP HR S P ERA WHIP																					
46 Jeremy Guthrie, R ERA: 3.35	9.0 W 32 4 1 1 2 1 0 0 0 0 0 0 72 106 1.00 0.556																					

AB	35
R	3
H	10
RBI	3
BB	4
SO	7
LOB	17



AB	31
R	1
H	4
RBI	1
BB	1
SO	2
LOB	6



Batter	1	2	3	4	5	6	7	8	9	AB	R	H	RBI	BB	SO	LOB	TOP										
1 Brian Roberts, S OBP: 0.369, SLG: 0.476	G4-3		HR		F7				G6-3	5	1	2	1	0	0	2											
Jay Payton, R OBP: 0.277, SLG: 0.381	F8		L9		P3					4	0	0	0	0	0	2											
21 Nick Markakis, L OBP: 0.277, SLG: 0.477	G6-3		K						G1-3	4	1	1	0	0	1	0											
17 Aubrey Huff, L OBP: 0.362, SLG: 0.551		1B	K						F7	4	1	1	0	0	1	1											
6 Melvin Mora, R OBP: 0.313, SLG: 0.422	G4-3				G5-3				F9	4	0	1	0	0	0	2											
Kevin Millar, R OBP: 0.349, SLG: 0.423		2B			F8				F9	4	1	2	1	0	0	1											
30 Luke Scott, L OBP: 0.340, SLG: 0.483		L5			F8				G3	4	0	2	1	0	0	1											
Guillermo Quiroz, R OBP: 0.282, SLG: 0.313					G5-3				K	3	0	1	1	1	1	1											
Alex Cintron, S OBP: 0.312, SLG: 0.392	L5								F8	4	0	1	0	0	0	4											
Inning Stats	R: 0 E: 0 K: 0 S: 7	H: 0 LOB: 0 BB: 0 P: 11	R: 2 E: 0 K: 0 S: 13	H: 4 LOB: 1 BB: 0 P: 18	R: 1 E: 0 K: 2 S: 12	H: 1 LOB: 0 BB: 0 P: 22	R: 0 E: 0 K: 0 S: 9	H: 0 LOB: 0 BB: 0 P: 16	R: 0 E: 0 K: 0 S: 14	H: 1 LOB: 1 BB: 0 P: 20	R: 1 E: 0 K: 0 S: 10	H: 2 LOB: 1 BB: 0 P: 15	R: 0 E: 0 K: 0 S: 8	H: 1 LOB: 1 BB: 1 P: 17	R: 0 E: 0 K: 0 S: 6	H: 1 LOB: 1 BB: 0 P: 9	R: 0 E: 0 K: 1 S: 13	H: 1 LOB: 1 BB: 0 P: 19	1B: 9 2B: 2 3B: 0 HR: 1	SF: 0 SAC: 0 DP: 2 HBP: 0	WP: 1 PB: 0 SB: 0 CS: 0	PA: 37					
PITCHER	IP	WLS	BF	H	R	ER	SO	BB	IBB	HBP	BLK	WP	HR	S	P	ERA	WHIP										
52 Carlos Silva, R ERA: 5.92	6.2		28	9	4	4	2	1	0	0	0	0	1	72	117	5.40	1.500										
J.J. Putz, R ERA: 4.79	1.1	W	5	1	0	0	0	0	0	0	0	0	0	7	11	0.00	0.750										
35 Brandon Morrow, R ERA: 1.47	1.0		4	1	0	0	1	0	0	0	0	1	0	13	19	0.00	1.000										

Baltimore Orioles @ Seattle Mariners
Safeco Field, Seattle, WA
Sun Aug 03 2008, 1:10 PM PDT
Att: 33,334 - Partly Cloudy - 60 F

AB 36
R 4
H 11
RBI 4
BB 1
SO 3
LOB 14



Batter	1	2	3	4	5	6	7	8	9	AB	R	H	RBI	BB	SO	LOB	BOTTOM										
51 Ichiro Suzuki, L OBP: 0.360, SLG: 0.383	S		G4-3		L5				E6	4	1	1	1	0	0	3											
Jeremy Reed, L OBP: 0.310, SLG: 0.363	1B		SF7		K				K	3	1	1	2	0	2	3											
Raul Ibanez, L OBP: 0.347, SLG: 0.464	SF9								K	3	0	2	3	0	1	0											
29 Adrian Beltré, R OBP: 0.322, SLG: 0.434			2B						G6-4-3	4	0	0	0	0	1	3											
4 Jose Lopez, R OBP: 0.325, SLG: 0.431			K2-3		G6-3				HR	4	1	1	1	0	1	0											
Jose Vidro, S OBP: 0.272, SLG: 0.337		G6-3			P6				F7	4	1	1	0	0	0	0											
39 Bryan LaHair, L OBP: 0.324, SLG: 0.474										2	0	1	0	1	1	0											
Miguel Cairo, R OBP: 0.324, SLG: 0.302			K							1	1	1	0	0	0	0											
9 Jeff Clement, L OBP: 0.257, SLG: 0.333										4	1	2	1	0	1	1											
7 Yuniesky Betancourt, R OBP: 0.269, SLG: 0.356										3	2	1	0	1	0	2											
Inning Stats	R: 2 E: 0 K: 1 S: 13	H: 2 LOB: 0 BB: 0 P: 17	R: 0 E: 0 K: 1 S: 10	H: 0 LOB: 0 BB: 0 P: 16	R: 1 E: 0 K: 1 S: 12	H: 2 LOB: 1 BB: 0 P: 20	R: 0 E: 0 K: 1 S: 9	H: 1 LOB: 0 BB: 0 P: 14	R: 0 E: 0 K: 1 S: 7	H: 0 LOB: 0 BB: 0 P: 10	R: 1 E: 0 K: 0 S: 9	H: 1 LOB: 0 BB: 0 P: 16	R: 3 E: 1 K: 1 S: 16	H: 2 LOB: 1 BB: 2 P: 29	R: 1 E: 0 K: 0 S: 14	H: 3 LOB: 1 BB: 0 P: 21	1B: 7 2B: 2 3B: 1 HR: 1	SF: 2 SAC: 0 DP: 2 HBP: 0	WP: 0 PB: 0 SB: 2 CS: 0	PA: 36							
PITCHER	IP	WLS	BF	H	R	ER	SO	BB	IBB	HBP	BLK	WP	HR	S	P	ERA	WHIP										
40 Daniel Cabrera, R ERA: 4.97	6.0	L	27	7	7	6	6	2	0	0	0	0	0	63	104	9.00	1.500										
32 Jamie Walker, L ERA: 4.63	0.1		3	1	0	0	1	0	0	0	0	0	0	7	10	0.00	3.000										
Chad Bradford, R ERA: 2.52	0.2		1	0	0	0	0	0	0	0	0	0	0	6	8	0.00	0.000										
43 Jim Johnson, R ERA: 1.97	1.0		5	3	1	1	0	0	0	0	0	0	0	14	21	9.00	3.000										

Baltimore Orioles @ Seattle Mariners
Safeco Field, Seattle, WA
Sun Aug 03 2008, 1:10 PM PDT
Att: 33,334 - Partly Cloudy - 60 F

AB 32
R 8
H 11
RBI 8
BB 2
SO 7
LOB 12



Batter	1	2	3	4	5	6	7	8	9	AB	R	H	RBI	BB	SO	LOB	TOP										
1 Brian Roberts, S OBP: 0.370, SLG: 0.473										4	1	1	0	1	1	2											
21 Nick Markakis, L OBP: 0.397, SLG: 0.477										5	1	2	3	0	2	2											
6 Melvin Mora, R OBP: 0.317, SLG: 0.425										4	0	2	2	1	0	4											
17 Aubrey Huff, L OBP: 0.360, SLG: 0.547										5	0	1	0	0	1	3											
Ramon Hernandez, R OBP: 0.305, SLG: 0.423										4	0	1	0	0	0	1											
Kevin Millar, R OBP: 0.346, SLG: 0.422										4	1	1	0	0	0	2											
30 Luke Scott, L OBP: 0.339, SLG: 0.479										3	1	0	0	0	0	3											
Jay Payton, R OBP: 0.281, SLG: 0.380										3	0	1	0	1	1	1											
Juan Castro, R OBP: 0.161, SLG: 0.185										3	0	0	0	0	0	3											
Alex Cintron, S OBP: 0.321, SLG: 0.400										1	1	1	0	0	0	0											
Inning Stats	R: 0 E: 0 K: 2 S: 11	H: 1 LOB: 1 BB: 0 P: 17	R: 0 E: 0 K: 0 S: 12	H: 0 LOB: 0 BB: 0 P: 17	R: 0 E: 0 K: 0 S: 9	H: 3 LOB: 2 BB: 0 P: 15	R: 0 E: 0 K: 0 S: 8	H: 0 LOB: 0 BB: 0 P: 13	R: 1 E: 0 K: 0 S: 10	H: 0 LOB: 2 BB: 2 P: 22	R: 0 E: 0 K: 0 S: 8	H: 2 LOB: 1 BB: 0 P: 14	R: 0 E: 0 K: 1 S: 10	H: 0 LOB: 0 BB: 0 P: 14	R: 0 E: 0 K: 1 S: 6	H: 0 LOB: 1 BB: 1 P: 15	R: 4 E: 1 K: 1 S: 17	H: 4 LOB: 1 BB: 0 P: 26	1B: 9 2B: 1 3B: 0 HR: 0	SF: 0 SAC: 0 DP: 2 HBP: 1	WP: 1 PB: 0 SB: 0 CS: 0	PA: 40					
PITCHER	IP	WLS	BF	H	R	ER	SO	BB	IBB	HBP	BLK	WP	HR	S	P	ERA	WHIP										
51 Joe Saunders, L ERA: 3.03	6.0		25	6	1	1	2	2	0	1	0	0	0	58	98	1.50	1.333										
33 Justin Speier, R ERA: 4.79	1.0		3	0	0	0	1	0	0	0	0	0	0	10	14	0.00	0.000										
66 Jose Arredondo, R ERA: 1.09	1.0		4	0	0	0	1	1	0	0	0	0	6	15	0.00	1.000											
62 Scott Shields, R ERA: 2.93	0.2		4	2	2	0	0	0	0	0	0	0	6	10	0.00	3.000											
Francisco Rodriguez, R ERA: 2.4	0.1	W	4	2	2	0	1	0	0	0	0	0	11	16	0.00	6.000											

Baltimore Orioles @ Los Angeles Angels
Angel Stadium of Anaheim, Anaheim, CA
Mon Aug 04 2008, 7:05 PM PDT
Att: 41,902 - Partly Cloudy - 76 F

AB 36
R 5
H 10
RBI 5
BB 3
SO 5
LOB 21

Batter	1	2	3	4	5	6	7	8	9	AB	R	H	RBI	BB	SO	LOB	BOTTOM										
9 Chone Figgins, S OBP: 0.388, SLG: 0.332										3	2	1	1	3	0	2											
2 Erick Aybar, S OBP: 0.319, SLG: 0.403										4	0	1	0	0	1	1											
Mark Teixeira, S OBP: 0.392, SLG: 0.506										4	2	2	1	1	1	0											
27 Vladimir Guerrero, R OBP: 0.346, SLG: 0.486										5	1	2	2	0	0	5											
48 Torii Hunter, R OBP: 0.347, SLG: 0.499										3	1	2	1	1	0	1											
Garret Anderson, L OBP: 0.321, SLG: 0.425										4	0	1	1	1	0	4											
47 Howie Kendrick, R OBP: 0.358, SLG: 0.478										4	0	1	0	1	1	5											
Juan Rivera, R OBP: 0.281, SLG: 0.388										5	0	0	0	0	0	5											
5 Jeff Mathis, R OBP: 0.299, SLG: 0.357										2	0	0	0	1	1	1											
Inning Stats	R: 1 E: 0 K: 0 S: 14	H: 3 LOB: 2 BB: 1 P: 27	R: 0 E: 0 K: 1 S: 7	H: 0 LOB: 0 BB: 0 P: 12	R: 2 E: 0 K: 0 S: 13	H: 3 LOB: 2 BB: 1 P: 25	R: 2 E: 0 K: 0 S: 10	H: 1 LOB: 3 BB: 2 P: 27	R: 0 E: 0 K: 2 S: 10	H: 0 LOB: 1 BB: 1 P: 16	R: 0 E: 0 K: 0 S: 8	H: 1 LOB: 1 BB: 0 P: 13	R: 0 E: 0 K: 0 S: 10	H: 1 LOB: 1 BB: 0 P: 16	R: 0 E: 0 K: 1 S: 8	H: 0 LOB: 0 BB: 0 P: 14	R: 1 E: 0 K: 0 S: 9	H: 1 LOB: 3 BB: 3 P: 23	1B: 8 2B: 1 3B: 0 HR: 1	SF: 0 SAC: 1 DP: 1 HBP: 3	WP: 0 PB: 1 SB: 2 CS: 0	PA: 46					
PITCHER	IP	WLS	BF	H	R	ER	SO	BB	IBB	HBP	BLK	WP	HR	S	P	ERA	WHIP										
45 Dennis Sarfate, R ERA: 4.58	3.0		19	6	5	5	1	3	0	2	0	0	0	34	71	15.00	3.000										
Randor Bierd, R ERA: 1.29	2.2		13	2	0	0	2	1	1	1	0	0	0	25	45	0.00	1.125										
Alberto Castillo, L ERA: 1.86	0.2		3	1	0	0	0	0	0	0	0	0	7	11	0.00	1.500											
Fernando Cabrera, R ERA: 4.6	0.2		2	0	0	0	0	0	0	0	0	0	6	9	0.00	0.000											
52 George Sherrill, L ERA: 4.27	1.2	L	9	1	1	1	1	2	1	0	0	0	0	17	37	5.40	1.800										

Baltimore Orioles @ Los Angeles Angels
Angel Stadium of Anaheim, Anaheim, CA
Mon Aug 04 2008, 7:05 PM PDT
Att: 41,902 - Partly Cloudy - 76 F

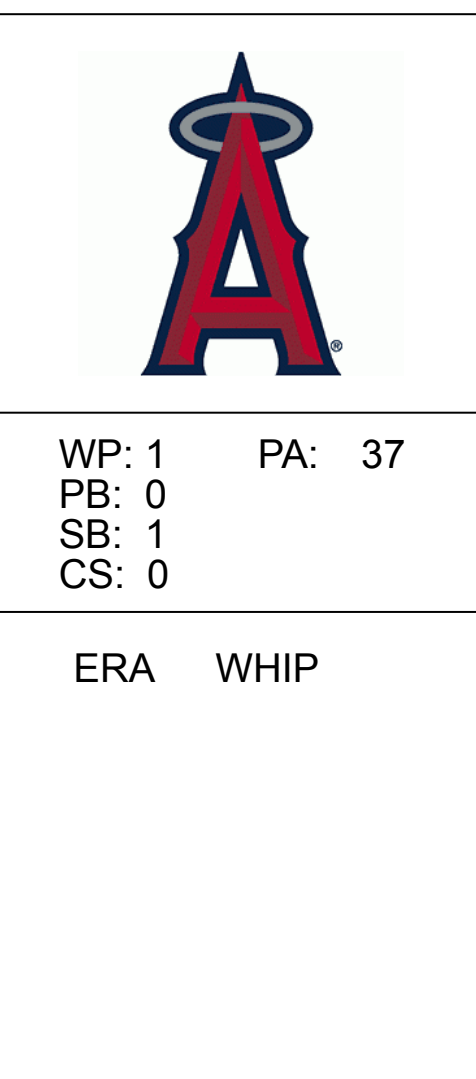
AB 34
R 6
H 10
RBI 6
BB 8
SO 4
LOB 24

Batter	1	2	3	4	5	6	7	8	9	AB	R	H	RBI	BB	SO	LOB	TOP				
1 Brian Roberts, S OBP: 0.368, SLG: 0.469										4	0	1	0	0	1	0	Baltimore Orioles @ Los Angeles Angels Angel Stadium of Anaheim, Anaheim, CA Wed Aug 06 2008, 12:35 PM PDT Att: 40,130 - Sunny - 83 F				
Alex Cintron, S OBP: 0.317, SLG: 0.392										4	1	1	0	0	0	2					
21 Nick Markakis, L OBP: 0.399, SLG: 0.485										4	1	1	3	0	0	1					
17 Aubrey Huff, L OBP: 0.358, SLG: 0.541										4	0	1	0	0	2	1					
Kevin Millar, R OBP: 0.342, SLG: 0.413										4	0	0	0	0	0	1					
30 Luke Scott, L OBP: 0.343, SLG: 0.490										4	0	1	0	0	1	0					
Jay Payton, R OBP: 0.277, SLG: 0.377										4	0	1	0	0	1	2					
12 Luis Montanez, R OBP: 0.500, SLG: 1.000										4	2	2	1	0	0	1					
Guillermo Quiroz, R OBP: 0.284, SLG: 0.303										3	0	0	0	0	2	1					
Inning Stats	R: 0 H: 1 E: 0 K: 1 S: 15	H: 1 LOB: 1 BB: 0 P: 19	R: 0 H: 0 E: 0 K: 1 S: 6	H: 0 LOB: 0 BB: 8 P: 8	R: 1 H: 1 E: 0 K: 2 S: 11	H: 1 LOB: 0 BB: 0 P: 15	R: 0 H: 2 E: 0 K: 1 S: 13	H: 2 LOB: 2 BB: 0 P: 20	R: 3 H: 3 E: 0 K: 1 S: 16	H: 3 LOB: 0 BB: 0 P: 23	R: 0 H: 1 E: 0 K: 0 S: 7	H: 1 LOB: 1 BB: 0 P: 9	R: 0 H: 0 E: 0 K: 1 S: 9	H: 0 LOB: 0 BB: 0 P: 12	R: 0 H: 0 E: 0 K: 0 S: 4	H: 0 LOB: 0 BB: 0 P: 5		1B: 5 2B: 1 3B: 0 HR: 2	SF: 0 SAC: 0 DP: 0 HBP: 0	WP: 0 PB: 0 SB: 0 CS: 0	PA: 35
PITCHER	IP	WLS	BF	H	R	ER	SO	BB	IBB	HBP	BLK	WP	HR	S	P	ERA	WHIP				
54 Ervin Santana, R ERA: 3.45	7.0	W	29	8	4	4	7	0	0	0	0	0	2	77	106	5.14	1.143				
66 Jose Arredondo, R ERA: 1.03	2.0		6	0	0	0	0	0	0	0	0	0	0	13	18	0.00	0.000				

Batter	1	2	3	4	5	6	7	8	9	AB	R	H	RBI	BB	SO	LOB	BOTTOM					
9 Chone Figgins, S OBP: 0.381, SLG: 0.323										4	1	0	0	1	2	0	Baltimore Orioles @ Los Angeles Angels Angel Stadium of Anaheim, Anaheim, CA Wed Aug 06 2008, 12:35 PM PDT Att: 40,130 - Sunny - 83 F					
2 Erick Aybar, S OBP: 0.317, SLG: 0.398										4	1	1	0	0	0	0						
Mark Teixeira, S OBP: 0.394, SLG: 0.506										3	3	2	0	1	0	0						
27 Vladimir Guerrero, R OBP: 0.351, SLG: 0.494										3	2	2	4	1	0	0						
48 Torii Hunter, R OBP: 0.346, SLG: 0.494										2	1	1	1	1	1	2						
Garret Anderson, L OBP: 0.325, SLG: 0.431										4	0	3	2	0	0	1						
47 Howie Kendrick, R OBP: 0.349, SLG: 0.465										4	0	0	0	0	1	3						
Juan Rivera, R OBP: 0.280, SLG: 0.385										4	0	1	0	0	0	0						
77 Reggie Williams, S OBP: 0.341, SLG: 0.231										0	0	0	0	0	0	0						
5 Jeff Mathis, R OBP: 0.299, SLG: 0.365										4	1	1	1	0	0	2						
Inning Stats	R: 3 H: 3 E: 0 K: 0 S: 14	H: 3 LOB: 1 BB: 1 P: 23	R: 1 H: 1 E: 0 K: 1 S: 9	H: 1 LOB: 0 BB: 0 P: 13	R: 2 H: 3 E: 1 K: 2 S: 21	H: 3 LOB: 2 BB: 1 P: 34	R: 3 H: 3 E: 0 K: 0 S: 13	H: 3 LOB: 1 BB: 2 P: 26	R: 0 H: 0 E: 0 K: 1 S: 7	H: 0 LOB: 0 BB: 0 P: 9	R: 0 H: 0 E: 0 K: 0 S: 6	H: 0 LOB: 0 BB: 0 P: 10	R: 0 H: 1 E: 0 K: 0 S: 7	H: 1 LOB: 0 BB: 0 P: 9	R: 0 H: 0 E: 0 K: 0 S: 9	H: 0 LOB: 0 BB: 0 P: 11	1B: 7 2B: 2 3B: 0 HR: 2	SF: 1 SAC: 0 DP: 1 HBP: 0	WP: 1 PB: 0 SB: 1 CS: 0	PA: 37		
PITCHER	IP	WLS	BF	H	R	ER	SO	BB	IBB	HBP	BLK	WP	HR	S	P	ERA	WHIP					
18 Garrett Olson, L ERA: 0.08	2.2	L	17	7	6	6	3	2	0	0	0	0	0	0	11	25	27.00	5.000				
Lance Cormier, R ERA: 4.78	1.0		7	3	3	3	0	2	0	0	0	0	0	7	25	0.00	0.000					
Alberto Castillo, L ERA: 1.5	2.1		7	0	0	0	1	0	0	0	0	0	0	17	25	0.00	0.000					
Chad Bradford, R ERA: 2.45	1.0		3	1	0	0	0	0	0	0	0	0	0	7	9	0.00	1.000					
32 Jamie Walker, L ERA: 4.44	1.0		3	0	0	0	0	0	0	0	0	0	0	9	11	0.00	0.000					

AB	35
R	4
H	8
RBI	4
BB	0
SO	7
LOB	9

AB	32
R	9
H	11
RBI	8
BB	4
SO	4
LOB	8



Batter	1	2	3	4	5	6	7	8	9	AB	R	H	RBI	BB	SO	LOB	TOP										
Ramón Vázquez, L (1,4) OBP: 0.397, SLG: 0.484	L9		FC6-4 G4-3		F7			G6-3		4	0	0	0	0	0	1											
Frank Catalanotto, L (1,7) OBP: 0.397, SLG: 0.463	F8		G4-3			G3-1		F7		4	0	0	0	0	0	1											
10 Michael Young, R (1,6) OBP: 0.336, SLG: 0.416	G4-3		G4-3					L4		4	0	1	0	0	0	1											
32 Josh Hamilton, L (1,8) OBP: 0.365, SLG: 0.547 Jason Ellison, R (7,8)		K		K		F7		G6-3		3	0	0	0	0	2	1											
22 Marlon Byrd, R (1,9) OBP: 0.362, SLG: 0.440		1B		G6-3				41 G1-3 2B		4	0	2	0	0	1	1											
41 Brandon Boags, S (1,10) OBP: 0.332, SLG: 0.401		1B		P5				G1-3		3	0	0	0	1	0	2											
Gerald Laird, R (1,2) OBP: 0.348, SLG: 0.435		1B		K		B1-3		F9		4	0	1	0	0	1	2											
19 Chris Davis, L (1,3) OBP: 0.320, SLG: 0.609		1B		G4-3		F7				3	0	0	0	0	0	3											
30 Travis Metcalf, R (1,5) OBP: 0.150, SLG: 0.263				FC6-4 1B		HR		G4-3		3	1	2	1	0	0	1											
Inning Stats	R: 0 E: 0 K: 0 S: 5	H: 0 LOB: 0 BB: 0 P: 9	R: 0 E: 0 K: 1 S: 11	H: 2 LOB: 2 BB: 0 P: 20	R: 0 E: 0 K: 0 S: 8	H: 1 LOB: 1 BB: 0 P: 14	R: 0 E: 0 K: 1 S: 8	H: 0 LOB: 0 BB: 0 P: 12	R: 1 E: 0 K: 1 S: 15	H: 1 LOB: 0 BB: 0 P: 22	R: 0 E: 0 K: 1 S: 13	H: 1 LOB: 1 BB: 0 P: 21	R: 0 E: 0 K: 0 S: 9	H: 0 LOB: 1 BB: 1 P: 17	R: 0 E: 0 K: 0 S: 4	H: 0 LOB: 0 BB: 0 P: 6	R: 0 E: 0 K: 0 S: 6	H: 1 LOB: 1 BB: 0 P: 11	1B: 3 2B: 2 3B: 0 HR: 1	SF: 0 SAC: 0 DP: 0 HBP: 0	WP: 0 PB: 0 SB: 0 CS: 0	PA: 34					
PITCHER	IP	WLS	BF	H	R	ER	SO	BB	IBB	HBP	BLK	WP	HR	S	P	ERA	WHIP										
46 Jeremy Guthrie, R (1,1) ERA: 3.26	7.0	W	27	5	1	1	4	1	0	0	0	0	1	69	115	1.29	0.857										
32 Jamie Walker, L (8,1) ERA: 4.23	1.0		3	0	0	0	0	0	0	0	0	0	0	4	6	0.00	0.000										
43 Jim Johnson, R (9,1) ERA: 1.94	1.0		4	1	0	0	0	0	0	0	0	0	0	6	11	0.00	1.000										

Texas Rangers @ Baltimore Orioles
 Oriole Park at Camden Yards, Baltimore, MD
 Fri Aug 08 2008, 7:05 PM EDT
 Att: 33,351 - Partly Cloudy - 82 F

AB 33
 R 1
 H 6
 RBI 1
 BB 1
 SO 4
 LOB 13



Batter	1	2	3	4	5	6	7	8	9	AB	R	H	RBI	BB	SO	LOB	BOTTOM										
1 Brian Roberts, S (1,4) OBP: 0.368, SLG: 0.470	F7			6 BB	F8			F9		4	0	1	2	1	0	2											
21 Nick Markakis, L (1,9) OBP: 0.395, SLG: 0.483	G4-3		L8	L5	6 FC6-4 1B					4	0	1	0	1	0	2											
6 Melvin Mora, R (1,5) OBP: 0.319, SLG: 0.428	17 WP 2B		K		FC6-4			L4		5	0	2	0	0	1	5											
17 Aubrey Huff, L (1,10) OBP: 0.361, SLG: 0.543				F9				F8		4	2	2	0	1	0	2											
Kevin Millar, R (1,3) OBP: 0.343, SLG: 0.428	P6		HR		F7			G1-3		5	2	2	3	0	0	3											
30 Luke Scott, L (1,7) OBP: 0.347, SLG: 0.497 12 Luis Montanez, R (7,7) OBP: 0.429, SLG: 0.857		1B HBP SF8 1B	F9		HR			F9		3	3	2	0	1	0	0											
Ramon Hernandez, R (1,2) OBP: 0.306, SLG: 0.418 Guillermo Quiroz, R (9,2) OBP: 0.284, SLG: 0.303		1B HBP 1B	F7		K			1B		4	1	2	2	0	1	1											
Jay Payton, R (1,8) OBP: 0.284, SLG: 0.379		1B	F7		21 1B 1B			K		4	1	2	0	1	1	1											
Juan Castro, R (1,6) OBP: 0.156, SLG: 0.180		SF8	F9		21 1B			F7		4	0	1	2	0	1	2											
Inning Stats	R: 0 E: 0 K: 0 S: 13	H: 1 LOB: 2 BB: 1 P: 27	R: 3 E: 0 K: 1 S: 18	H: 3 LOB: 1 BB: 0 P: 28	R: 2 E: 0 K: 0 S: 9	H: 2 LOB: 0 BB: 0 P: 15	R: 0 E: 0 K: 0 S: 12	H: 1 LOB: 2 BB: 1 P: 21	R: 2 E: 0 K: 1 S: 19	H: 3 LOB: 3 BB: 2 P: 34	R: 1 E: 0 K: 1 S: 10	H: 2 LOB: 1 BB: 0 P: 14	R: 0 E: 0 K: 1 S: 13	H: 0 LOB: 1 BB: 1 P: 22	R: 1 E: 0 K: 0 S: 11	H: 3 LOB: 2 BB: 0 P: 16	1B: 9 2B: 3 3B: 1 HR: 2	SF: 1 SAC: 0 DP: 0 HBP: 1	WP: 1 PB: 0 SB: 0 CS: 0	PA: 45							
PITCHER	IP	WLS	BF	H	R	ER	SO	BB	IBB	HBP	BLK	WP	HR	S	P	ERA	WHIP										
46 Luis Mendoza, R (1,1) ERA: 7.5	3.0	L	17	6	5	5	1	1	0	1	0	0	1	40	70	15.00	2.333										
57 Dustin Nippert, R (4,1) ERA: 7.92	4.0		22	6	3	3	3	4	0	0	0	0	1	54	91	6.75	2.500										
60 Warner Madrigal, R (8,1) ERA: 6.19	1.0		6	3	1	1	0	0	0	0	0	0	0	11	16	9.00	3.000										

Texas Rangers @ Baltimore Orioles
 Oriole Park at Camden Yards, Baltimore, MD
 Fri Aug 08 2008, 7:05 PM EDT
 Att: 33,351 - Partly Cloudy - 82 F

AB 38
 R 9
 H 15
 RBI 9
 BB 5
 SO 4
 LOB 19



Batter	1	2	3	4	5	6	7	8	9	AB	R	H	RBI	BB	SO	LOB	TOP				
5 Ian Kinsler, R OBP: 0.378, SLG: 0.506										6	3	5	3	0	0	0	Texas Rangers @ Baltimore Orioles Oriole Park at Camden Yards, Baltimore, MD Sun Aug 10 2008, 1:35 PM EDT Att: 26,878 - Partly Cloudy - 80 F				
10 Michael Young, R OBP: 0.337, SLG: 0.414										5	1	1	1	1	1	4					
32 Josh Hamilton, L OBP: 0.367, SLG: 0.554										6	2	3	3	0	1	5					
Milton Bradley, S OBP: 0.446, SLG: 0.590										1	0	0	0	1	1	0					
41 Brandon Boggs, S OBP: 0.335, SLG: 0.397										2	1	0	0	2	1	0					
22 Marlon Byrd, R OBP: 0.374, SLG: 0.464										6	3	4	4	0	0	4					
Gerald Laird, R OBP: 0.344, SLG: 0.428										6	1	1	0	0	1	4					
19 Chris Davis, L OBP: 0.318, SLG: 0.585										5	1	2	0	1	1	1					
30 Travis Metcalf, R OBP: 0.179, SLG: 0.259										6	1	2	2	0	2	1					
Jason Ellison, R OBP: 0.300, SLG: 0.222										4	2	2	2	1	1	2					
Inning Stats	R: 4 H: 5 E: 0 K: 2 S: 19	H: 5 LOB: 2 BB: 1 P: 30	R: 0 H: 0 E: 0 K: 0 S: 10	H: 1 LOB: 2 BB: 1 P: 19	R: 0 H: 0 E: 0 K: 1 S: 12	H: 0 LOB: 0 BB: 0 P: 17	R: 2 H: 1 E: 0 K: 2 S: 15	H: 1 LOB: 0 BB: 2 P: 24	R: 6 H: 6 E: 0 K: 0 S: 25	H: 3 LOB: 3 BB: 2 P: 21	R: 0 H: 1 E: 0 K: 2 S: 10	H: 1 LOB: 1 BB: 0 P: 13	R: 0 H: 1 E: 0 K: 0 S: 8	H: 1 LOB: 1 BB: 0 P: 14	R: 3 H: 2 E: 0 K: 2 S: 12	H: 2 LOB: 1 BB: 1 P: 23	1B: 15 2B: 2 3B: 0 HR: 3	SF: 0 SAC: 0 DP: 0 HBP: 0	WP: 3 PB: 0 SB: 0 CS: 0	PA: 53	
PITCHER	IP WLS BF H R ER SO BB IBB HBP BLK WP HR S P ERA WHIP	IP WLS BF H R ER SO BB IBB HBP BLK WP HR S P ERA WHIP	IP WLS BF H R ER SO BB IBB HBP BLK WP HR S P ERA WHIP	IP WLS BF H R ER SO BB IBB HBP BLK WP HR S P ERA WHIP	IP WLS BF H R ER SO BB IBB HBP BLK WP HR S P ERA WHIP	IP WLS BF H R ER SO BB IBB HBP BLK WP HR S P ERA WHIP	IP WLS BF H R ER SO BB IBB HBP BLK WP HR S P ERA WHIP	IP WLS BF H R ER SO BB IBB HBP BLK WP HR S P ERA WHIP	IP WLS BF H R ER SO BB IBB HBP BLK WP HR S P ERA WHIP	IP WLS BF H R ER SO BB IBB HBP BLK WP HR S P ERA WHIP	IP WLS BF H R ER SO BB IBB HBP BLK WP HR S P ERA WHIP	IP WLS BF H R ER SO BB IBB HBP BLK WP HR S P ERA WHIP	IP WLS BF H R ER SO BB IBB HBP BLK WP HR S P ERA WHIP	IP WLS BF H R ER SO BB IBB HBP BLK WP HR S P ERA WHIP	IP WLS BF H R ER SO BB IBB HBP BLK WP HR S P ERA WHIP	IP WLS BF H R ER SO BB IBB HBP BLK WP HR S P ERA WHIP	IP WLS BF H R ER SO BB IBB HBP BLK WP HR S P ERA WHIP	IP WLS BF H R ER SO BB IBB HBP BLK WP HR S P ERA WHIP	IP WLS BF H R ER SO BB IBB HBP BLK WP HR S P ERA WHIP	IP WLS BF H R ER SO BB IBB HBP BLK WP HR S P ERA WHIP	IP WLS BF H R ER SO BB IBB HBP BLK WP HR S P ERA WHIP
29 Chris Waters, L ERA: 4.5	4.0	22	7	6	6	5	3	0	0	0	1	2	56	90	13.50	2.500					
Randor Bierd, R ERA: 3.43	0.0	L	5	4	5	5	0	0	0	0	0	0	14	24	∞	∞					
Lance Cormier, R ERA: 4.76	2.0	12	5	1	1	0	1	0	0	0	0	0	24	44	4.50	3.000					
Fernando Cabrera, R ERA: 3.86	2.0	8	2	0	0	2	0	0	0	0	1	0	18	27	0.00	1.000					
52 George Sherrill, L ERA: 4.68	1.0	6	2	3	3	2	1	0	0	0	0	1	12	23	27.00	3.000					
Inning Stats	R: 2 H: 2 E: 0 K: 0 S: 11	H: 2 LOB: 0 BB: 0 P: 17	R: 1 H: 2 E: 0 K: 0 S: 8	H: 2 LOB: 1 BB: 1 P: 17	R: 2 H: 2 E: 0 K: 0 S: 13	H: 2 LOB: 1 BB: 1 P: 23	R: 1 H: 2 E: 0 K: 0 S: 12	H: 2 LOB: 1 BB: 0 P: 20	R: 0 H: 2 E: 0 K: 0 S: 9	H: 1 LOB: 1 BB: 0 P: 12	R: 0 H: 1 E: 0 K: 1 S: 6	H: 0 LOB: 0 BB: 0 P: 7	R: 0 H: 1 E: 0 K: 1 S: 6	H: 1 LOB: 0 BB: 0 P: 7	R: 1 H: 2 E: 0 K: 0 S: 17	H: 2 LOB: 1 BB: 0 P: 28	1B: 8 2B: 4 3B: 0 HR: 2	SF: 0 SAC: 0 DP: 2 HBP: 0	WP: 0 PB: 0 SB: 1 CS: 0	PA: 41	
PITCHER	IP WLS BF H R ER SO BB IBB HBP BLK WP HR S P ERA WHIP	IP WLS BF H R ER SO BB IBB HBP BLK WP HR S P ERA WHIP	IP WLS BF H R ER SO BB IBB HBP BLK WP HR S P ERA WHIP	IP WLS BF H R ER SO BB IBB HBP BLK WP HR S P ERA WHIP	IP WLS BF H R ER SO BB IBB HBP BLK WP HR S P ERA WHIP	IP WLS BF H R ER SO BB IBB HBP BLK WP HR S P ERA WHIP	IP WLS BF H R ER SO BB IBB HBP BLK WP HR S P ERA WHIP	IP WLS BF H R ER SO BB IBB HBP BLK WP HR S P ERA WHIP	IP WLS BF H R ER SO BB IBB HBP BLK WP HR S P ERA WHIP	IP WLS BF H R ER SO BB IBB HBP BLK WP HR S P ERA WHIP	IP WLS BF H R ER SO BB IBB HBP BLK WP HR S P ERA WHIP	IP WLS BF H R ER SO BB IBB HBP BLK WP HR S P ERA WHIP	IP WLS BF H R ER SO BB IBB HBP BLK WP HR S P ERA WHIP	IP WLS BF H R ER SO BB IBB HBP BLK WP HR S P ERA WHIP	IP WLS BF H R ER SO BB IBB HBP BLK WP HR S P ERA WHIP	IP WLS BF H R ER SO BB IBB HBP BLK WP HR S P ERA WHIP	IP WLS BF H R ER SO BB IBB HBP BLK WP HR S P ERA WHIP	IP WLS BF H R ER SO BB IBB HBP BLK WP HR S P ERA WHIP	IP WLS BF H R ER SO BB IBB HBP BLK WP HR S P ERA WHIP	IP WLS BF H R ER SO BB IBB HBP BLK WP HR S P ERA WHIP	IP WLS BF H R ER SO BB IBB HBP BLK WP HR S P ERA WHIP
54 Matt Harrison, L ERA: 7.07	5.0	26	10	6	6	0	2	0	0	1	0	0	53	89	10.80	2.400					
60 Warner Madrigal, R ERA: 5.92	1.0	4	1	0	0	0	0	0	0	0	0	0	9	13	0.00	1.000					
Jamey Wright, R ERA: 4.66	2.0	6	1	0	0	2	0	0	0	0	0	0	12	14	0.00	0.500					
Eddie Guardado, L ERA: 3.15	1.0	5	2	1	1	0	0	0	0	0	0	0	17	28	9.00	2.000					
Inning Stats	R: 2 H: 2 E: 0 K: 0 S: 11	H: 2 LOB: 0 BB: 0 P: 17	R: 1 H: 2 E: 0 K: 0 S: 8	H: 2 LOB: 1 BB: 1 P: 17	R: 2 H: 2 E: 0 K: 0 S: 13	H: 2 LOB: 1 BB: 1 P: 23	R: 1 H: 2 E: 0 K: 0 S: 12	H: 2 LOB: 1 BB: 0 P: 20	R: 0 H: 2 E: 0 K: 0 S: 9	H: 1 LOB: 1 BB: 0 P: 13	R: 0 H: 0 E: 0 K: 1 S: 6	H: 0 LOB: 0 BB: 0 P: 7	R: 0 H: 1 E: 0 K: 1 S: 6	H: 1 LOB: 0 BB: 0 P: 7	R: 1 H: 2 E: 0 K: 0 S: 17	H: 2 LOB: 1 BB: 0 P: 28	1B: 8 2B: 4 3B: 0 HR: 2	SF: 0 SAC: 0 DP: 2 HBP: 0	WP: 0 PB: 0 SB: 1 CS: 0	PA: 41	
PITCHER	IP WLS BF H R ER SO BB IBB HBP BLK WP HR S P ERA WHIP	IP WLS BF H R ER SO BB IBB HBP BLK WP HR S P ERA WHIP	IP WLS BF H R ER SO BB IBB HBP BLK WP HR S P ERA WHIP	IP WLS BF H R ER SO BB IBB HBP BLK WP HR S P ERA WHIP	IP WLS BF H R ER SO BB IBB HBP BLK WP HR S P ERA WHIP	IP WLS BF H R ER SO BB IBB HBP BLK WP HR S P ERA WHIP	IP WLS BF H R ER SO BB IBB HBP BLK WP HR S P ERA WHIP	IP WLS BF H R ER SO BB IBB HBP BLK WP HR S P ERA WHIP	IP WLS BF H R ER SO BB IBB HBP BLK WP HR S P ERA WHIP	IP WLS BF H R ER SO BB IBB HBP BLK WP HR S P ERA WHIP	IP WLS BF H R ER SO BB IBB HBP BLK WP HR S P ERA WHIP	IP WLS BF H R ER SO BB IBB HBP BLK WP HR S P ERA WHIP	IP WLS BF H R ER SO BB IBB HBP BLK WP HR S P ERA WHIP	IP WLS BF H R ER SO BB IBB HBP BLK WP HR S P ERA WHIP	IP WLS BF H R ER SO BB IBB HBP BLK WP HR S P ERA WHIP	IP WLS BF H R ER SO BB IBB HBP BLK WP HR S P ERA WHIP	IP WLS BF H R ER SO BB IBB HBP BLK WP HR S P ERA WHIP	IP WLS BF H R ER SO BB IBB HBP BLK WP HR S P ERA WHIP	IP WLS BF H R ER SO BB IBB HBP BLK WP HR S P ERA WHIP	IP WLS BF H R ER SO BB IBB HBP BLK WP HR S P ERA WHIP	IP WLS BF H R ER SO BB IBB HBP BLK WP HR S P ERA WHIP

AB 47
R 15
H 20
RBI 15
BB 6
SO 9
LOB 21



AB 39
R 7
H 14
RBI 7
BB 2
SO 2
LOB 17



Batter	1	2	3	4	5	6	7	8	9	AB	R	H	RBI	BB	SO	LOB	TOP				
1 Brian Roberts, S OBP: 0.377, SLG: 0.479	F8		G4-3		G4-6-3		21 3B 1B		G4-3	5	1	1	2	0	0	2	Baltimore Orioles @ Cleveland Indians Progressive Field, Cleveland, OH Mon Aug 11 2008, 7:05 PM EDT Att: 23,408 - Partly Cloudy - 74 F				
21 Nick Markakis, L OBP: 0.401, SLG: 0.496	G4-3		1-2 3-H 2B		G4-3		6 SF9 3B		2B	5	1	3	4	0	0	0					
6 Melvin Mora, R OBP: 0.322, SLG: 0.444	K		K			G5-3	SF9		F7	4	0	0	1	0	2	2					
17 Aubrey Huff, L OBP: 0.360, SLG: 0.550		G3				F8	K2-3		F7	5	1	1	1	0	1	1					
Kevin Millar, R OBP: 0.337, SLG: 0.418		K			G4-3				K	4	0	0	0	0	3	0					
30 Luke Scott, L OBP: 0.345, SLG: 0.491		F7			F8				BB 1B	4	0	1	0	0	0	0					
Ramon Hernandez, R OBP: 0.310, SLG: 0.416			FC3-6 1B BB		1B		1B BB		F7	2	2	1	0	2	0	1					
Jay Payton, R OBP: 0.293, SLG: 0.383			FC3-6 1B		F9		1B BB		BB	2	1	1	0	2	0	1					
Alex Cintron, S OBP: 0.308, SLG: 0.368			FC3-6 1B 2B		BB		1B BB		P6	3	2	1	0	1	0	4					
Inning Stats	R: 0 E: 0 K: 1 S: 6	H: 0 LOB: 0 BB: 0 P: 9	R: 0 E: 0 K: 1 S: 10	H: 0 LOB: 0 BB: 0 P: 12	R: 2 E: 0 K: 1 S: 12	H: 2 LOB: 1 BB: 1 P: 18	R: 1 E: 0 K: 0 S: 13	H: 2 LOB: 1 BB: 1 P: 16	R: 0 E: 0 K: 1 S: 9	H: 0 LOB: 0 BB: 0 P: 11	R: 5 E: 0 K: 1 S: 16	H: 3 LOB: 0 BB: 2 P: 27	R: 0 E: 0 K: 1 S: 10	H: 1 LOB: 2 BB: 1 P: 20	R: 0 E: 0 K: 0 S: 13	H: 1 LOB: 0 BB: 0 P: 21	1B: 5 2B: 2 3B: 1 HR: 1	SF: 1 SAC: 0 DP: 1 HBP: 0	WP: 0 PB: 0 SB: 0 CS: 0	PA: 40	
PITCHER	IP	WLS	BF	H	R	ER	SO	BB	IBB	HBP	BLK	WP	HR	S	P	ERA	WHIP				
55 Roberto Hernandez, R ERA: 4.91	6.1		28	6	7	7	4	4	0	0	0	0	1	65	96	9.95	1.579				
49 Edward Mujica, R ERA: 6.56	0.2	W	3	1	1	1	1	0	0	0	0	0	0	6	8	13.50	1.500				
Brendan Donnelly, R ERA:	1.0	H	5	1	0	0	1	1	0	0	0	0	0	10	20	0.00	2.000				
50 Jensen Lewis, R ERA: 4.08	1.0		4	1	0	0	0	0	0	0	0	0	0	13	21	0.00	1.000				

Batter	1	2	3	4	5	6	7	8	9	AB	R	H	RBI	BB	SO	LOB	BOTTOM				
24 Grady Sizemore, L OBP: 0.378, SLG: 0.520	20 3B BB	20 WP BB		K	F8		G3	F7		4	1	0	1	2	1	7	Baltimore Orioles @ Cleveland Indians Progressive Field, Cleveland, OH Mon Aug 11 2008, 7:05 PM EDT Att: 23,408 - Partly Cloudy - 74 F				
20 David Dellucci, L OBP: 0.313, SLG: 0.433	12 1B 3B	K		G3-1		K	G3		5	1	1	1	0	2	4						
Franklin Gutierrez, R OBP: 0.282, SLG: 0.350		K							0	0	0	0	0	0	0						
12 Ben Francisco, R OBP: 0.337, SLG: 0.465	17 E 25 SF7 1B	K			17 HBP 25 1B BB		K	HR	4	3	2	2	1	2	1						
2 Jhonny Peralta, R OBP: 0.320, SLG: 0.501	17 E 1B	G5-3			25 1B 17 HBP BB		F8	26 HR 2B	4	3	2	0	1	0	1						
17 Shin-Soo Choo, L OBP: 0.354, SLG: 0.440	FC1 1B		K		HBP 25 1B HBP		25 1B 11 SF8 2B	P5	4	1	1	0	0	1	3						
25 Ryan Garko, R OBP: 0.318, SLG: 0.357	SF7			P4			11 SF8 10 FC5 2B	HR	3	0	2	2	0	0	0						
26 Andy González, R OBP: 0.429, SLG: 0.438				HBP 1B			2B 1B	HR	1	2	1	2	0	0	0						
Sal Fasano, R OBP: 0.419				G6-3			FC5 2B 24 G3	FC3-6 11 WP 1B	2	0	1	2	0	0	0						
10 Kelly Shoppach, R OBP: 0.341, SLG: 0.513									2	1	1	0	0	0	2						
Andy Marte, R OBP: 0.232, SLG: 0.279	G5-4-3 1B								3	0	0	0	0	1	5						
11 Jamey Carroll, R OBP: 0.344, SLG: 0.332	G5-4-3			F8	K		SF8	FC3-6 BB	0	0	0	1	1	0	0						
Asdrubal Cabrera, S OBP: 0.313, SLG: 0.313		HR					24 G3 2B	FC3-6	4	1	2	2	1	0	5						
Inning Stats	R: 4 E: 1 K: 0 S: 16	H: 4 LOB: 1 BB: 1 P: 30	R: 1 E: 0 K: 2 S: 13	H: 1 LOB: 1 BB: 1 P: 23	R: 0 E: 0 K: 1 S: 8	H: 0 LOB: 0 BB: 0 P: 10	R: 0 E: 0 K: 1 S: 10	H: 0 LOB: 1 BB: 1 P: 19	R: 2 E: 0 K: 1 S: 15	H: 1 LOB: 3 BB: 2 P: 35	R: 0 E: 0 K: 2 S: 7	H: 0 LOB: 0 BB: 0 P: 11	R: 3 E: 0 K: 0 S: 14	H: 3 LOB: 2 BB: 0 P: 17	R: 3 E: 0 K: 0 S: 23	H: 4 LOB: 2 BB: 1 P: 42	1B: 6 2B: 3 3B: 1 HR: 3	SF: 2 SAC: 0 DP: 1 HBP: 2	WP: 2 PB: 1 SB: 0 CS: 0	PA: 46	
PITCHER	IP	WLS	BF	H	R	ER	SO	BB	IBB	HBP	BLK	WP	HR	S	P	ERA	WHIP				
45 Dennis Sarfate, R ERA: 5.16	4.0		22	5	7	6	4	5	0	0	0	0	0	49	92	13.50	2.500				
Alberto Castillo, L ERA: 1.2	2.0		9	1	0	0	3	0	0	2	0	0	0	20	36	0.00	0.500				
Rocky Cherry, R ERA: 11.57	0.1	L	4	2	3	3	0	0	0	0	0	0	0	7	8	81.00	6.000				
32 Jamie Walker, L ERA: 5.13	1.0		7	4	3	3	0	0	0	0	0	0	2	17	29	27.00	4.000				
Randor Bierd, R ERA: 3.32	0.2		4	1	0	0	0	1	0	0	0	1	0	13	22	0.00	3.000				

AB	34
R	8
H	9
RBI	8
BB	5
SO	6
LOB	11



Batter	1	2	3	4	5	6	7	8	9	AB	R	H	RBI	BB	SO	LOB	TOP										
1 Brian Roberts, S OBP: 0.379, SLG: 0.478										3	1	1	1	2	2	2	Baltimore Orioles @ Cleveland Indians Progressive Field, Cleveland, OH Tue Aug 12 2008, 7:05 PM EDT Att: 21,143 - Partly Cloudy - 73 F										
21 Nick Markakis, L OBP: 0.402, SLG: 0.499										3	1	2	2	0	0	1											
6 Melvin Mora, R OBP: 0.323, SLG: 0.444										4	0	2	1	0	0	3											
17 Aubrey Huff, L OBP: 0.357, SLG: 0.546										3	0	0	1	0	1	2											
Ramon Hernandez, R OBP: 0.309, SLG: 0.414										4	0	1	0	0	0	1											
Kevin Millar, R OBP: 0.334, SLG: 0.414										4	0	0	0	0	2	2											
12 Luis Montanez, R OBP: 0.438, SLG: 0.625										4	1	1	0	0	0	1											
Jay Payton, R OBP: 0.292, SLG: 0.381										4	1	1	0	0	0	1											
Juan Castro, R OBP: 0.203, SLG: 0.227										2	0	1	0	0	0	0											
30 Luke Scott, L OBP: 0.347, SLG: 0.496										1	1	1	0	0	0	0											
Alex Cintron, S OBP: 0.304, SLG: 0.364										1	0	0	0	0	1	0											
Inning Stats	R: 2 H: 2 E: 0 K: 1 S: 16	H: 2 LOB: 1 BB: 1 P: 25	R: 0 H: 0 E: 0 K: 0 S: 8	H: 0 LOB: 0 BB: 0 P: 12	R: 0 H: 1 E: 0 K: 0 S: 8	H: 1 LOB: 1 BB: 1 P: 15	R: 0 H: 0 E: 0 K: 0 S: 6	H: 0 LOB: 0 BB: 0 P: 9	R: 1 H: 2 E: 0 K: 1 S: 13	H: 2 LOB: 1 BB: 0 P: 17	R: 0 H: 0 E: 0 K: 0 S: 7	H: 0 LOB: 0 BB: 0 P: 11	R: 2 H: 4 E: 0 K: 0 S: 12	H: 4 LOB: 1 BB: 0 P: 19	R: 0 H: 1 E: 0 K: 2 S: 10	H: 1 LOB: 1 BB: 0 P: 15	R: 0 H: 0 E: 0 K: 2 S: 9	H: 0 LOB: 0 BB: 0 P: 15	1B: 8 2B: 2 3B: 0 HR: 0	SF: 2 SAC: 0 DP: 2 HBP: 0	WP: 0 PB: 0 SB: 0 CS: 0	PA: 37					
PITCHER	IP	WLS	BF	H	R	ER	SO	BB	IBB	HBP	BLK	WP	HR	S	P	ERA	WHIP										
45 Jeremy Sowers, L ERA: 5.7	6.1		26	6	4	4	2	2	0	0	0	0	0	62	95	5.68	1.263										
30 Masa Kobayashi, R ERA: 4.35	0.0		2	2	0	0	0	0	0	0	0	0	0	5	8	∞	∞										
53 Rafael Perez, L ERA: 2.8	1.2	W	6	2	1	1	2	0	0	0	0	0	0	13	20	5.40	1.200										
50 Jensen Lewis, R ERA: 3.99	1.0	S	3	0	0	0	2	0	0	0	0	0	0	9	15	0.00	0.000										

AB	33
R	5
H	10
RBI	5
BB	2
SO	6
LOB	13



Batter	1	2	3	4	5	6	7	8	9	AB	R	H	RBI	BB	SO	LOB	BOTTOM										
24 Grady Sizemore, L OBP: 0.380, SLG: 0.521										3	0	1	0	2	0	1	Baltimore Orioles @ Cleveland Indians Progressive Field, Cleveland, OH Tue Aug 12 2008, 7:05 PM EDT Att: 21,143 - Partly Cloudy - 73 F										
11 Jamey Carroll, R OBP: 0.342, SLG: 0.329										5	1	1	0	0	1	4											
12 Ben Francisco, R OBP: 0.338, SLG: 0.464										5	0	2	1	0	2	3											
2 Jhonny Peralta, R OBP: 0.321, SLG: 0.499										4	1	1	1	1	1	3											
10 Kelly Shoppach, R OBP: 0.338, SLG: 0.504										4	1	0	0	1	1	4											
25 Ryan Garko, R OBP: 0.318, SLG: 0.355										4	1	1	1	0	2	1											
Franklin Gutierrez, R OBP: 0.268, SLG: 0.353										3	0	2	1	0	1	0											
17 Shin-Soo Choo, L OBP: 0.357, SLG: 0.440										0	1	0	0	0	0	0											
Andy Marte, R OBP: 0.234, SLG: 0.280										3	0	1	1	0	0	1											
Asdrubal Cabrera, S OBP: 0.320, SLG: 0.325										4	2	3	1	0	0	2											
Inning Stats	R: 4 H: 5 E: 1 K: 1 S: 18	H: 5 LOB: 2 BB: 1 P: 31	R: 0 H: 0 E: 1 K: 2 S: 9	H: 0 LOB: 1 BB: 1 P: 15	R: 0 H: 1 E: 0 K: 0 S: 7	H: 1 LOB: 0 BB: 0 P: 11	R: 1 H: 1 E: 1 K: 0 S: 10	H: 1 LOB: 1 BB: 0 P: 18	R: 0 H: 0 E: 0 K: 3 S: 9	H: 0 LOB: 0 BB: 0 P: 15	R: 0 H: 2 E: 0 K: 0 S: 9	H: 2 LOB: 1 BB: 0 P: 15	R: 0 H: 1 E: 0 K: 1 S: 13	H: 1 LOB: 1 BB: 0 P: 16	R: 2 H: 2 E: 0 K: 1 S: 15	H: 2 LOB: 3 BB: 2 P: 32	R: 2 H: 1 E: 0 K: 1 S: 15	H: 1 LOB: 2 BB: 2 P: 32	1B: 10 2B: 2 3B: 0 HR: 0	SF: 0 SAC: 1 DP: 0 HBP: 1	WP: 1 PB: 0 SB: 1 CS: 0	PA: 41					
PITCHER	IP	WLS	BF	H	R	ER	SO	BB	IBB	HBP	BLK	WP	HR	S	P	ERA	WHIP										
18 Garrett Olson, L ERA: 0.08	6.0		29	5	5	4	6	2	0	0	0	1	0	62	105	6.00	1.833										
43 Jim Johnson, R ERA: 2.18	1.2	L	11	3	2	2	2	1	1	1	0	0	0	24	42	10.80	2.400										
Fernando Cabrera, R ERA: 3.79	0.1		1	0	0	0	0	0	0	0	0	0	0	4	6	0.00	0.000										



Batter	1	2	3	4	5	6	7	8	9	AB	R	H	RBI	BB	SO	LOB	TOP					
1 Brian Roberts, S OBP: 0.375, SLG: 0.472 Alex Cintron, S OBP: 0.312, SLG: 0.382										5	0	2	0	0	1	2						
21 Nick Markakis, L OBP: 0.404, SLG: 0.500										5	2	1	0	1	1	3						
6 Melvin Mora, R OBP: 0.328, SLG: 0.451										6	2	3	1	0	0	3						
17 Aubrey Huff, L OBP: 0.359, SLG: 0.550										4	1	1	1	2	1	2						
Ramon Hernandez, R OBP: 0.312, SLG: 0.416 Guillermo Quiroz, R OBP: 0.274, SLG: 0.291										4	2	2	2	1	0	3						
Kevin Millar, R OBP: 0.337, SLG: 0.420										5	1	3	3	0	0	3						
Jay Payton, R OBP: 0.286, SLG: 0.371										5	1	0	0	0	0	7						
12 Luis Montanez, R OBP: 0.476, SLG: 0.667										5	1	3	2	0	0	0						
Juan Castro, R OBP: 0.192, SLG: 0.213										5	1	1	2	0	0	3						
Inning Stats	R: 2 H: 3 E: 0 K: 0 S: 18	H: 3 LOB: 2 BB: 0 P: 30	R: 0 H: 2 E: 0 K: 0 S: 14	H: 2 LOB: 2 BB: 0 P: 21	R: 0 H: 0 E: 0 K: 0 S: 7	LOB: 1 BB: 1 P: 13	R: 0 H: 1 E: 0 K: 1 S: 9	LOB: 1 BB: 0 P: 14	R: 1 H: 2 E: 0 K: 0 S: 11	H: 2 LOB: 1 BB: 0 P: 19	R: 0 H: 0 E: 0 K: 1 S: 6	LOB: 0 BB: 0 P: 9	R: 0 H: 2 E: 0 K: 0 S: 8	LOB: 1 BB: 0 P: 16	R: 3 H: 6 E: 1 K: 0 S: 24	H: 6 LOB: 2 BB: 3 P: 45	R: 0 H: 1 E: 0 K: 1 S: 11	LOB: 1 BB: 0 P: 14	1B: 11 2B: 6 3B: 0 HR: 0	SF: 0 SAC: 0 DP: 1 HBP: 0	WP: 1 PB: 0 SB: 0 CS: 0	PA: 49
PITCHER	IP WLS BF H R ER SO BB IBB HBP BLK WP HR S P ERA WHIP																					
57 Zach Jackson, L ERA: 5.19	(1, 1) 5.0 25 8 3 3 1 1 0 0 0 0 1 0 59 97 5.40 1.800																					
Juan Rincon, R ERA: 8.25	(6, 1) 2.0 7 2 0 0 1 0 0 0 0 0 0 0 14 25 0.00 1.000																					
53 Rafael Perez, L ERA: 3.25	(8, 1) 0.0 L 4 3 4 3 0 0 0 0 0 0 0 0 0 8 11 ∞ ∞																					
49 Edward Mujica, R ERA: 7.7	(8, 1) 1.0 9 3 4 4 0 1 2 0 0 0 0 0 16 34 36.00 4.000																					
30 Masa Kobayashi, R ERA: 4.25	(9, 1) 1.0 4 1 0 0 1 0 0 0 0 0 0 0 11 14 0.00 1.000																					
Batter	1	2	3	4	5	6	7	8	9	AB	R	H	RBI	BB	SO	LOB	BOTTOM					
24 Grady Sizemore, L OBP: 0.383, SLG: 0.521										2	1	1	0	2	0	2						
20 David Dellucci, L OBP: 0.310, SLG: 0.428 Franklin Gutierrez, R OBP: 0.287, SLG: 0.367										3	0	0	0	0	0	5						
12 Ben Francisco, R OBP: 0.341, SLG: 0.463										5	1	2	0	0	0	0						
2 Jonny Peralta, R OBP: 0.321, SLG: 0.494 11 Jamey Carroll, R OBP: 0.343, SLG: 0.328										2	0	0	0	0	0	4						
17 Shin-Soo Choo, L OBP: 0.356, SLG: 0.442										5	1	2	2	0	1	2						
10 Kelly Shoppach, R OBP: 0.335, SLG: 0.464										5	2	2	1	0	1	2						
25 Ryan Garko, R OBP: 0.318, SLG: 0.356										4	0	2	1	1	1	0						
26 Andy González, R OBP: 0.423, SLG: 0.400										4	0	1	0	1	0	3						
Asdrúbal Cabrera, S OBP: 0.318, SLG: 0.326										5	0	2	1	0	0	4						
Inning Stats	R: 2 H: 3 E: 0 K: 1 S: 11	H: 3 LOB: 1 BB: 0 P: 17	R: 0 H: 2 E: 0 K: 0 S: 9	H: 2 LOB: 2 BB: 0 P: 14	R: 0 H: 0 E: 0 K: 0 S: 10	LOB: 1 BB: 0 P: 19	R: 0 H: 0 E: 0 K: 1 S: 6	LOB: 0 BB: 0 P: 10	R: 0 H: 1 E: 0 K: 0 S: 10	H: 1 LOB: 1 BB: 1 P: 18	R: 1 H: 2 E: 0 K: 1 S: 15	LOB: 2 BB: 2 P: 31	R: 0 H: 0 E: 0 K: 1 S: 9	LOB: 0 BB: 1 P: 17	R: 0 H: 1 E: 1 K: 0 S: 11	H: 1 LOB: 2 BB: 0 P: 21	R: 3 H: 4 E: 0 K: 0 S: 18	H: 4 LOB: 2 BB: 1 P: 30	1B: 8 2B: 5 3B: 0 HR: 1	SF: 0 SAC: 0 DP: 3 HBP: 2	WP: 1 PB: 0 SB: 0 CS: 1	PA: 45
PITCHER	IP WLS BF H R ER SO BB IBB HBP BLK WP HR S P ERA WHIP																					
40 Daniel Cabrera, R ERA: 4.78	(1, 1) 5.2 27 8 3 3 2 2 0 0 0 0 1 0 55 96 4.76 1.765																					
32 Jamie Walker, L ERA: 5.0	(6, 1) 0.0 1 0 0 0 0 1 0 0 0 0 0 0 2 6 ∞ ∞																					
Rocky Cherry, R ERA: 9.0	(6, 1) 0.1 1 0 0 0 0 1 0 0 0 0 0 0 4 7 0.00 0.000																					
Fernando Cabrera, R ERA: 3.6	(7, 1) 1.0 W 3 0 0 0 1 1 0 0 0 0 0 0 9 17 0.00 1.000																					
43 Jim Johnson, R ERA: 2.14	(8, 1) 1.0 5 1 0 0 0 0 0 0 0 0 0 0 11 21 0.00 1.000																					
Batter	1	2	3	4	5	6	7	8	9	AB	R	H	RBI	BB	SO	LOB	BOTTOM					
24 Daniel Cabrera, R ERA: 4.78										4	0	2	1	1	1	0						
32 Jamie Walker, L ERA: 5.0										4	0	1	0	1	0	3						
Rocky Cherry, R ERA: 9.0										5	0	2	1	0	0	4						
Fernando Cabrera, R ERA: 3.6										5	0	2	1	0	0	4						
43 Jim Johnson, R ERA: 2.14										5	0	2	1	0	0	4						
Inning Stats	R: 2 H: 3 E: 0 K: 1 S: 11	H: 3 LOB: 1 BB: 0 P: 17	R: 0 H: 2 E: 0 K: 0 S: 9	H: 2 LOB: 2 BB: 0 P: 14	R: 0 H: 0 E: 0 K: 0 S: 10	LOB: 1 BB: 0 P: 19	R: 0 H: 0 E: 0 K: 1 S: 6	LOB: 0 BB: 0 P: 10	R: 0 H: 1 E: 0 K: 0 S: 10	H: 1 LOB: 1 BB: 1 P: 18	R: 1 H: 2 E: 0 K: 1 S: 15	LOB: 2 BB: 2 P: 31	R: 0 H: 0 E: 0 K: 1 S: 9	LOB: 0 BB: 1 P: 17	R: 0 H: 1 E: 1 K: 0 S: 11	H: 1 LOB: 2 BB: 0 P: 21	R: 3 H: 4 E: 0 K: 0 S: 18	H: 4 LOB: 2 BB: 1 P: 30	1B: 8 2B: 5 3B: 0 HR: 1	SF: 0 SAC: 0 DP: 3 HBP: 2	WP: 1 PB: 0 SB: 0 CS: 1	PA: 45
PITCHER	IP WLS BF H R ER SO BB IBB HBP BLK WP HR S P ERA WHIP																					
Alberto Castillo, L ERA: 2.81	(9, 1) 1.0 5 1 0 0 0 0 0 0 0 0 0 0 11 21 0.00 1.000																					

Baltimore Orioles @ Cleveland Indians
Progressive Field, Cleveland, OH
Thu Aug 14 2008, 7:05 PM EDT
Att: 22,140 - Clear - 74 F

AB 45
R 11
H 17
RBI 11
BB 4
SO 3
LOB 26

Baltimore Orioles @ Cleveland Indians
Progressive Field, Cleveland, OH
Thu Aug 14 2008, 7:05 PM EDT
Att: 22,140 - Clear - 74 F

AB 38
R 6
H 13
RBI 6
BB 5
SO 4
LOB 25

Batter	1	2	3	4	5	6	7	8	9	AB	R	H	RBI	BB	SO	LOB	TOP								
1 Brian Roberts, S OBP: 0.378, SLG: 0.473	F7	E9		G4-3		SH1-3		G3-6-3	6 BB	4	1	2	1	1	0	1	Baltimore Orioles @ Detroit Tigers Comerica Park, Detroit, MI Fri Aug 15 2008, 7:05 PM EDT Att: 40,546 - Partly Cloudy - 77 F								
21 Nick Markakis, L OBP: 0.404, SLG: 0.496	G4-3	F8		G4-3				G3-6-3	6 BB	4	1	0	0	2	0	3									
6 Melvin Mora, R OBP: 0.333, SLG: 0.466	17 BB					SF8		P6	17 BB	4	2	3	4	1	0	0									
17 Aubrey Huff, L OBP: 0.361, SLG: 0.550 Alex Cintron, S OBP: 0.312, SLG: 0.382	1B			FC4-6		P2				6	1	3	2	0	0	3									
Ramon Hernandez, R OBP: 0.311, SLG: 0.415 Guillermo Quiroz, R OBP: 0.272, SLG: 0.298	F8		K						FC5	5	0	1	0	0	1	2									
Kevin Millar, R OBP: 0.338, SLG: 0.424	K									5	1	2	0	0	1	1									
30 Luke Scott, L OBP: 0.355, SLG: 0.499 Jay Payton, R OBP: 0.289, SLG: 0.371	1B									1	1	1	0	3	0	0									
12 Luis Montanez, R OBP: 0.385, SLG: 0.538	K									5	0	0	1	0	3	8									
Juan Castro, R OBP: 0.217, SLG: 0.253	1B									4	3	2	1	1	0	3									
Inning Stats	R: 1 E: 0 K: 0 S: 11	H: 2 LOB: 1 BB: 0 P: 18	R: 2 E: 1 K: 2 S: 17	H: 2 LOB: 1 BB: 1 P: 27	R: 1 E: 0 K: 1 S: 12	H: 2 LOB: 2 BB: 1 P: 21	R: 0 E: 0 K: 0 S: 9	H: 1 LOB: 2 BB: 1 P: 16	R: 0 E: 0 K: 1 S: 9	H: 0 LOB: 1 BB: 1 P: 15	R: 1 E: 0 K: 0 S: 8	H: 1 LOB: 1 BB: 1 P: 15	R: 0 E: 0 K: 1 S: 10	H: 1 LOB: 2 BB: 1 P: 16	R: 0 E: 0 K: 0 S: 8	H: 1 LOB: 0 BB: 0 P: 12		R: 6 E: 2 K: 0 S: 24	H: 4 LOB: 3 BB: 3 P: 44	1B: 6 2B: 6 3B: 1 HR: 1	SF: 1 SAC: 1 DP: 1 HBP: 0	WP: 0 PB: 0 SB: 0 CS: 0	PA: 50		
PITCHER	IP	WLS	BF	H	R	ER	SO	BB	IBB	HBP	BLK	WP	HR	S	P	ERA	WHIP								
29 Nate Robertson, L ERA: 5.87	5.1	L	29	8	5	4	4	5	0	0	0	0	1	61	104	6.75	2.438								
Aquilino Lopez, R ERA: 3.0	1.2		7	1	0	0	1	0	1	0	0	0	0	15	24	0.00	0.600								
49 Casey Fossum, L ERA: 5.25	1.0		4	2	1	1	0	0	0	0	0	0	0	11	16	9.00	2.000								
59 Todd Jones, R ERA: 4.97	0.2		9	3	5	0	0	2	1	0	0	0	0	20	38	0.00	7.500								
Francis Beltran, R ERA: 3.52	0.1		1	0	0	0	0	0	0	0	0	0	0	1	2	0.00	0.000								
Batter	1	2	3	4	5	6	7	8	9	AB	R	H	RBI	BB	SO	LOB	BOTTOM								
28 Curtis Granderson, L OBP: 0.361, SLG: 0.494	14 FC6-4					CS			F8	5	1	3	0	0	1	0	Baltimore Orioles @ Detroit Tigers Comerica Park, Detroit, MI Fri Aug 15 2008, 7:05 PM EDT Att: 40,546 - Partly Cloudy - 77 F								
14 Placido Polanco, R OBP: 0.355, SLG: 0.427 39 Ramon Santiago, S OBP: 0.458, SLG: 0.478	FC6-4									4	1	1	2	0	0	2									
30 Magglio Ordonez, R OBP: 0.380, SLG: 0.488	G6-4-3									4	0	1	0	1	1	2									
24 Miguel Cabrera, R OBP: 0.356, SLG: 0.515	G5-3									4	0	0	0	0	1	3									
Gary Sheffield, R OBP: 0.324, SLG: 0.392	1B									4	0	2	0	0	1	0									
33 Marcus Thames, R OBP: 0.294, SLG: 0.539	P6									4	0	1	0	0	0	3									
Edgar Renteria, R OBP: 0.320, SLG: 0.357	15 FC5-4									4	0	2	0	0	0	0									
15 Brandon Inge, R OBP: 0.316, SLG: 0.419	FC5-4									4	0	0	0	0	0	5									
25 Ryan Aburn, R OBP: 0.308, SLG: 0.405	B2-3									4	0	1	0	0	0	0									
Inning Stats	R: 0 E: 0 K: 0 S: 7	H: 1 LOB: 0 BB: 0 P: 13	R: 0 E: 0 K: 0 S: 15	H: 2 LOB: 2 BB: 0 P: 20	R: 0 E: 1 K: 1 S: 14	H: 0 LOB: 1 BB: 1 P: 22	R: 0 E: 0 K: 0 S: 7	H: 0 LOB: 2 BB: 0 P: 14	R: 0 E: 0 K: 0 S: 10	H: 1 LOB: 0 BB: 0 P: 14	R: 0 E: 0 K: 1 S: 8	H: 0 LOB: 0 BB: 0 P: 13	R: 0 E: 0 K: 1 S: 16	H: 2 LOB: 2 BB: 0 P: 22	R: 0 E: 0 K: 1 S: 7	H: 0 LOB: 1 BB: 1 P: 16		1B: 8 2B: 1 3B: 1 HR: 1	SF: 0 SAC: 0 DP: 1 HBP: 0	WP: 0 PB: 0 SB: 0 CS: 1	PA: 40				
PITCHER	IP	WLS	BF	H	R	ER	SO	BB	IBB	HBP	BLK	WP	HR	S	P	ERA	WHIP								
29 Chris Waters, L ERA: 4.32	4.2		23	8	2	2	1	1	0	0	0	0	0	20	30	0.00	0.429								
Lance Cormier, R ERA: 4.53	2.1	W	7	1	0	0	1	0	0	0	0	0	0	16	22	0.00	2.000								
43 Jim Johnson, R ERA: 2.11	1.0	H	5	2	0	0	1	0	0	0	0	0	0	7	16	0.00	1.000								
52 George Sherrill, L ERA: 4.47	1.0		4	0	0	0	1	1	0	0	0	0	0	7	16	0.00	1.000								



Batter	1	2	3	4	5	6	7	8	9	AB	R	H	RBI	BB	SO	LOB	TOP										
1 Brian Roberts, S OBP: 0.380, SLG: 0.473 Juan Castro, R OBP: 0.225, SLG: 0.259	1-2 21 2B 2B	4-2 21 2B BB	2-3 K		2-2 6 2B 1B	0-0 F8	2-1 G5-4-3		2-1 F7	4	3	2	0	1	1	1											
21 Nick Markakis, L OBP: 0.405, SLG: 0.500	0-0 6 1B 2B	1-1 BB 2B			2-2 F8	4-1 6 2B BB	1-0 F8		0-2 6 HR 1B	5	3	3	1	1	0	1											
6 Melvin Mora, R OBP: 0.342, SLG: 0.490	2-1 17 2B 1B	0-0 L6			1-2 HR	2-2 17 HR 2B	0-0 2B		1-1 HR	6	4	5	6	0	0	2											
17 Aubrey Huff, L OBP: 0.363, SLG: 0.554	1-1 1B FC6-4	4-0 BB IBB			4-2 30 HR BB	0-1 HR	4-0 IBB		0-2 G4-3	3	3	2	2	3	0	0											
Kevin Millar, R OBP: 0.339, SLG: 0.420	0-1 FC6-4	4-2 BB			1-2 30 HR BB	2-2 F8	3-2 P4		0-0 L6	4	1	1	2	2	0	3											
30 Luke Scott, L OBP: 0.358, SLG: 0.518	2-3 K	0-3 K			0-1 HR	3-2 2B	1-0 HR		0-3 K	6	2	3	4	0	3	5											
Ramon Hernandez, R OBP: 0.312, SLG: 0.445 Guillermo Quiroz, R OBP: 0.269, SLG: 0.294	2-0 FC6-4	3-1 G1-3			0-0 1B	0-2 L9			1-1 P2	5	0	2	1	0	0	5	AB 47										
Jay Payton, R OBP: 0.289, SLG: 0.366	4-2 BB				0-1 L8	0-0 G4-6-3	0-0 G5-3		0-1 G5-3	5	0	2	0	1	0	1	R 16										
Alex Cintron, S OBP: 0.313, SLG: 0.379	0-0 P5				2-0 G6-3	1-1 G4-6-3	1-2 L8		0-1 1B	6	0	2	0	0	0	6	H 22										
	R: 4 E: 0 K: 1 S: 19	H: 5 LOB: 2 BB: 1 P: 31	R: 1 E: 0 K: 1 S: 13	H: 1 LOB: 3 BB: 2 P: 29	R: 0 E: 0 K: 1 S: 6	H: 0 LOB: 0 BB: 0 P: 10	R: 4 E: 0 K: 0 S: 17	H: 4 LOB: 1 BB: 2 P: 22	R: 4 E: 0 K: 0 S: 19	H: 4 LOB: 1 BB: 1 P: 32	R: 0 E: 0 K: 0 S: 11	H: 2 LOB: 3 BB: 1 P: 20	R: 1 E: 0 K: 0 S: 11	H: 3 LOB: 1 BB: 0 P: 16	R: 2 E: 0 K: 1 S: 12	H: 2 LOB: 0 BB: 0 P: 13	R: 0 E: 0 K: 0 S: 8	H: 1 LOB: 1 BB: 0 P: 11	1B: 10 2B: 7 3B: 0 HR: 5	SF: 0 SAC: 0 DP: 2 HBP: 0	WP: 0 PB: 0 SB: 0 CS: 0	PA: 55					
PITCHER	IP	WLS	BF	H	R	ER	SO	BB	IBB	HBP	BLK	WP	HR	S	P	ERA	WHIP										
31 Zach Miner, R ERA: 3.94	1.1		14	6	5	5	1	3	1	0	0	0	0	27	52	33.75	6.750										
49 Casey Fossum, L ERA: 5.23	2.0	L	11	3	4	4	2	2	0	0	0	0	2	25	43	18.00	2.500										
Aquilino Lopez, R ERA: 3.49	2.2		16	7	4	4	0	1	1	0	0	0	1	33	56	13.50	3.000										
Francis Beltran, R ERA: 6.1	2.0		10	5	3	3	1	0	0	0	0	0	2	23	29	13.50	2.500										
44 Bobby Seay, L ERA: 2.76	1.0		4	1	0	0	0	0	0	0	0	0	0	8	11	0.00	1.000										
Batter	1	2	3	4	5	6	7	8	9	AB	R	H	RBI	BB	SO	LOB	BOTTOM										
28 Curtis Granderson, L OBP: 0.369, SLG: 0.494	2-3 K	4-1 14 BB 1B			2-2 S 1B	4-2 14 BB BB			0-2 F9	3	1	1	0	3	1	1											
14 Placido Polanco, R OBP: 0.355, SLG: 0.431 Matt Joyce, L OBP: 0.328, SLG: 0.542	2-2 24 2B 2B	4-1 1B 24 1B BB			1-2 L8	0-1 1B	2-1 G6-3		1-1 G3-1	3	2	2	1	1	0	1											
Gary Sheffield, R OBP: 0.325, SLG: 0.388	1-2 G6-3	3-2 24 1B 1B			3-2 G5-3	2-1 P3		0-2 P4		5	0	1	2	0	0	4											
24 Miguel Cabrera, R OBP: 0.360, SLG: 0.526 39 Ramon Santiago, S OBP: 0.452, SLG: 0.471	0-0 2B	3-2 1B			1-3 K	2-1 G1-3		2-2 F9		4	0	2	2	0	1	2											
33 Marcus Thames, R OBP: 0.292, SLG: 0.533	1-3 K	3-2 L4			1-0 1B	0-1 1B		0-2 L7		5	0	1	0	0	1	3											
Edgar Renteria, R OBP: 0.323, SLG: 0.359		3-1 28 BB 14 BB 1B			0-0 F8	1-1 1B		0-1 1B		5	3	4	0	0	0	0											
25 Ryan Raburn, R OBP: 0.311, SLG: 0.404		3-3 K			3-3 K	1-0 P3		1-2 1B		5	1	2	0	0	2	3	AB 42										
15 Brandon Inge, R OBP: 0.313, SLG: 0.417		4-2 14 BB 28 BB 1B			1-2 F9	2-3 K		1-2 L8		4	1	1	2	1	1	4	R 8										
Dane Sardinha, R OBP: 0.135, SLG: 0.167		3-3 K			0-0 G6-3	1-2 L7		2-0 E5		5	0	1	0	0	1	3	H 15										
	R: 1 E: 0 K: 2 S: 16	H: 2 LOB: 1 BB: 0 P: 22	R: 4 E: 0 K: 2 S: 26	H: 3 LOB: 3 BB: 3 P: 56	R: 0 E: 0 K: 1 S: 9	H: 0 LOB: 0 BB: 0 P: 13	R: 0 E: 0 K: 0 S: 10	H: 1 LOB: 1 BB: 0 P: 16	R: 0 E: 0 K: 2 S: 11	H: 2 LOB: 2 BB: 0 P: 17	R: 0 E: 0 K: 0 S: 12	H: 1 LOB: 3 BB: 1 P: 21	R: 1 E: 1 K: 0 S: 14	H: 3 LOB: 3 BB: 1 P: 24	R: 0 E: 0 K: 0 S: 10	H: 0 LOB: 0 BB: 0 P: 12	R: 2 E: 0 K: 0 S: 14	H: 3 LOB: 1 BB: 0 P: 18	1B: 12 2B: 2 3B: 1 HR: 0	SF: 0 SAC: 0 DP: 0 HBP: 0	WP: 0 PB: 0 SB: 2 CS: 0	PA: 47					
PITCHER	IP	WLS	BF	H	R	ER	SO	BB	IBB	HBP	BLK	WP	HR	S	P	ERA	WHIP										
18 Garrett Olson, L ERA: 6.38	1.2		12	4	5	5	4	3	0	0	0	0	0	33	63	27.00	4.200										
Alberto Castillo, L ERA: 2.76	0.1		2	1	0	0	0	0	0	0	0	0	0	9	15	0.00	3.000										
Fernando Cabrera, R ERA: 3.13	3.0	W	12	3	0	0	3	0	0	0	0	0	0	30	46	0.00	1.000										
Lance Cormier, R ERA: 4.53	2.0		12	4	1	1	0	2	0	0	0	0	0	26	45	4.50	3.000										
32 Jamie Walker, L ERA: 5.1	2.0		9	3	2	2	0	0	0	0	0	0	0	24	30	9.00	1.500										

Baltimore Orioles @ Detroit Tigers
Comerica Park, Detroit, MI
Sun Aug 17 2008, 1:05 PM EDT
Att: 40,586 - Partly Cloudy - 84 F

AB 47
R 16
H 22
RBI 16
BB 8
SO 4
LOB 27



Baltimore Orioles @ Detroit Tigers
Comerica Park, Detroit, MI
Sun Aug 17 2008, 1:05 PM EDT
Att: 40,586 - Partly Cloudy - 84 F

AB 42
R 8
H 15
RBI 7
BB 5
SO 7
LOB 25



Batter	1	2	3	4	5	6	7	8	9	AB	R	H	RBI	BB	SO	LOB	TOP				
2 Jacoby Ellsbury, L OBP: 0.330, SLG: 0.365	F7	F7			G1-3		BB	G4-3		4	0	0	0	1	0	4					
15 Dustin Pedroia, R OBP: 0.364, SLG: 0.470	F8		P2				P6		1B	4	1	1	0	1	0	1					
34 David Ortiz, L OBP: 0.364, SLG: 0.493			L3		G3-6-3			E3	2B	5	2	2	1	0	0	1					
20 Kevin Youkilis, R OBP: 0.386, SLG: 0.572	G2-3							K	G4-3	4	0	0	0	1	1	3					
44 Jason Bay, R OBP: 0.380, SLG: 0.525		HR	G5-3					HR	FC6	5	2	3	4	0	0	1					
12 Jed Lowrie, S OBP: 0.372, SLG: 0.478	F7				K			F7	FC4-6	4	0	0	0	1	1	2					
22 Sean Casey, L Alex Cora, L OBP: 0.400, SLG: 0.370	F7				K			K	BB	4	0	1	0	0	2	1					
Jason Varitek, S OBP: 0.306, SLG: 0.347		HR						WP	BB	4	1	1	1	1	2	4					
Coco Crisp, S OBP: 0.308, SLG: 0.381					K					2	0	1	0	2	1	1					
Inning Stats	R: 0 H: 1 E: 0 K: 0 S: 9	H: 1 LOB: 1 BB: 0 P: 14	R: 2 H: 3 E: 0 K: 0 S: 10	H: 3 LOB: 1 BB: 0 P: 15	R: 0 H: 0 E: 0 K: 3 S: 10	H: 0 LOB: 1 BB: 1 P: 17	R: 0 H: 0 E: 0 K: 3 S: 10	H: 0 LOB: 0 BB: 1 P: 8	R: 0 H: 1 E: 0 K: 1 S: 9	H: 1 LOB: 1 BB: 0 P: 17	R: 0 H: 0 E: 0 K: 0 S: 6	H: 0 LOB: 1 BB: 2 P: 16	R: 2 H: 2 E: 1 K: 2 S: 18	H: 2 LOB: 2 BB: 2 P: 32	R: 2 H: 2 E: 0 K: 1 S: 17	H: 2 LOB: 2 BB: 1 P: 29	1B: 4 2B: 2 3B: 0 HR: 3	SF: 0 SAC: 0 DP: 1 HBP: 0	WP: 1 PB: 0 SB: 1 CS: 1	PA: 44	
PITCHER	IP	WLS	BF	H	R	ER	SO	BB	IBB	HBP	BLK	WP	HR	S	P	ERA	WHIP				
46 Jeremy Guthrie, R ERA: 3.15	7.0	L	29	5	2	2	4	5	0	0	0	0	2	56	104	2.57	1.429				
Rocky Cherry, R ERA: 7.2	0.2		7	2	2	1	2	2	0	0	0	1	1	16	30	13.50	6.000				
Alberto Castillo, L ERA: 2.7	0.1		1	0	0	0	0	0	0	0	0	0	0	2	2	0.00	0.000				
43 Jim Johnson, R ERA: 2.37	0.2		6	2	2	2	0	1	0	0	0	0	0	14	24	27.00	4.500				
Randor Bierd, R ERA: 3.52	0.1		1	0	0	0	1	0	0	0	0	0	0	3	5	0.00	0.000				

Boston Red Sox @ Baltimore Orioles
 Oriole Park at Camden Yards, Baltimore, MD
 Mon Aug 18 2008, 7:05 PM EDT
 Att: 40,429 - Partly Cloudy - 90 F

AB 36
 R 6
 H 9
 RBI 6
 BB 8
 SO 7
 LOB 18



Batter	1	2	3	4	5	6	7	8	9	AB	R	H	RBI	BB	SO	LOB	BOTTOM				
1 Brian Roberts, S OBP: 0.379, SLG: 0.471	F9				F8			K		4	0	1	0	0	1	0					
21 Nick Markakis, L OBP: 0.494, SLG: 0.497	F7		G6-3					BB		3	1	0	0	1	1	1					
6 Melvin Mora, R OBP: 0.341, SLG: 0.487	P2				G5-3			BB		3	1	0	0	1	1	0					
17 Aubrey Huff, L OBP: 0.364, SLG: 0.562			G1-3		HR			L3		4	1	2	3	0	0	0					
Ramon Hernandez, R OBP: 0.311, SLG: 0.413					G5-3			F9	F9	4	0	1	0	0	0	1					
Kevin Millar, R OBP: 0.341, SLG: 0.421			P5		BB			2B		3	0	1	0	1	0	1					
30 Luke Scott, L OBP: 0.355, SLG: 0.512			K		P6			K		4	0	0	0	0	2	3					
Jay Payton, R OBP: 0.285, SLG: 0.360					K			P2		4	0	0	0	0	1	1					
Juan Castro, R Alex Cintron, S OBP: 0.310, SLG: 0.375			P4					G6-3		2	0	0	0	0	0	0					
Inning Stats	R: 0 H: 0 E: 0 K: 0 S: 5	H: 1 LOB: 0 BB: 0 P: 8	R: 0 H: 1 E: 0 K: 1 S: 11	H: 1 LOB: 0 BB: 0 P: 16	R: 0 H: 1 E: 0 K: 1 S: 11	H: 1 LOB: 1 BB: 0 P: 18	R: 1 H: 1 E: 0 K: 0 S: 9	H: 1 LOB: 1 BB: 1 P: 18	R: 0 H: 0 E: 0 K: 2 S: 9	H: 0 LOB: 0 BB: 0 P: 12	R: 0 H: 1 E: 0 K: 1 S: 12	H: 1 LOB: 1 BB: 0 P: 19	R: 2 H: 1 E: 0 K: 1 S: 15	H: 1 LOB: 2 BB: 2 P: 29	R: 0 H: 0 E: 0 K: 0 S: 9	H: 0 LOB: 0 BB: 0 P: 11	1B: 2 2B: 2 3B: 0 HR: 1	SF: 0 SAC: 0 DP: 0 HBP: 0	WP: 0 PB: 0 SB: 0 CS: 0	PA: 35	
PITCHER	IP	WLS	BF	H	R	ER	SO	BB	IBB	HBP	BLK	WP	HR	S	P	ERA	WHIP				
31 Jon Lester, L ERA: 3.17	7.0	W	26	4	1	1	5	1	0	0	0	0	0	12	24	27.00	3.000				
17 Manny Delcarmen, R ERA: 4.53	0.2	H	4	0	2	2	1	2	0	0	0	0	0	12	24	27.00	3.000				
58 Jonathan Papelbon, R ERA: 1.84	1.1	S	5	1	0	0	0	0	0	0	0	0	0	12	16	0.00	0.750				

Boston Red Sox @ Baltimore Orioles
 Oriole Park at Camden Yards, Baltimore, MD
 Mon Aug 18 2008, 7:05 PM EDT
 Att: 40,429 - Partly Cloudy - 90 F

AB 32
 R 3
 H 5
 RBI 3
 BB 3
 SO 6
 LOB 7



Batter	1	2	3	4	5	6	7	8	9	AB R H RBI BB SO LOB	TOP											
2 Jacoby Ellsbury, L OBP: 0.330, SLG: 0.365										6 2 2 0 0 2 4	<p>Boston Red Sox @ Baltimore Orioles Oriole Park at Camden Yards, Baltimore, MD</p> <p>Tue Aug 19 2008, 7:05 PM EDT Att: 48,515 - Clear - 91 F</p> <p>livebaseballscorecards.com</p> <p>AB 40 R 7 H 15 RBI 7 BB 5 SO 6 LOB 22</p>											
15 Dustin Pedroia, R OBP: 0.384, SLG: 0.470 55 Jeff Bailey, R OBP: 0.417, SLG: 0.333										4 2 1 0 1 0 1 0 0 0 0 0 0 0												
34 David Ortiz, L OBP: 0.370, SLG: 0.495										3 0 2 1 2 0 1												
20 Kevin Youkilis, R OBP: 0.388, SLG: 0.579										5 1 3 3 0 0 3												
44 Jason Bay, R OBP: 0.378, SLG: 0.523										4 1 1 1 0 1 5												
22 Sean Casey, L OBP: 0.407, SLG: 0.424 12 Jed Lowrie, S OBP: 0.376, SLG: 0.482										3 0 1 0 1 1 1 1 0 1 0 0 0 0												
Jason Varitek, S OBP: 0.307, SLG: 0.360										5 1 2 2 0 1 2												
Alex Cora, L OBP: 0.390, SLG: 0.360										5 0 1 0 0 0 3												
Coco Crisp, S OBP: 0.309, SLG: 0.380										4 0 1 0 1 1 2												
Inning Stats	R: 2 H: 2 E: 0 K: 0 S: 16	H: 2 LOB: 1 BB: 1 P: 28	R: 1 H: 1 E: 0 K: 0 S: 7	H: 1 LOB: 0 BB: 0 P: 12	R: 0 H: 0 E: 0 K: 0 S: 8	H: 0 LOB: 1 BB: 1 P: 14	R: 0 H: 3 E: 0 K: 2 S: 14	H: 3 LOB: 3 BB: 0 P: 23	R: 3 H: 4 E: 0 K: 1 S: 19	H: 4 LOB: 2 BB: 1 P: 30		R: 0 H: 2 E: 0 K: 1 S: 10	H: 2 LOB: 0 BB: 0 P: 13	R: 0 H: 0 E: 0 K: 1 S: 9	H: 0 LOB: 0 BB: 0 P: 15	R: 1 H: 2 E: 0 K: 0 S: 13	H: 2 LOB: 2 BB: 1 P: 22	R: 0 H: 1 E: 0 K: 1 S: 9	H: 1 LOB: 2 BB: 1 P: 15	1B: 11 2B: 2 3B: 0 HR: 2	SF: 1 2B: 2 3B: 0 HBP: 0	WP: 0 PB: 0 SB: 2 CS: 0
PITCHER	IP WLS BF H R ER SO BB IBB HBP BLK WP HR S P ERA WHIP											IP WLS BF H R ER SO BB IBB HBP BLK WP HR S P ERA WHIP										
40 Daniel Cabrera, R ERA: 4.96 Alberto Castillo, L ERA: 2.5 Lance Cormier, R ERA: 4.5 Randor Bierd, R ERA: 3.38	(1, 1) 4.1 L 24 9 6 6 2 3 0 0 0 0 0 2 54 92 12.46 2.769	(5, 1) 1.1 7 3 0 0 1 0 0 0 0 0 0 16 24 0.00 2.250	(6, 1) 2.1 10 2 1 1 2 0 1 0 0 0 0 26 41 3.86 0.857	(9, 1) 1.0 5 1 0 0 1 1 0 0 0 0 0 9 15 0.00 2.000											(1, 1) 4.1 L 24 9 6 6 2 3 0 0 0 0 0 2 54 92 12.46 2.769							

Batter	1	2	3	4	5	6	7	8	9	AB R H RBI BB SO LOB	BOTTOM									
1 Brian Roberts, S OBP: 0.381, SLG: 0.473										5 0 3 0 0 1 0	<p>Boston Red Sox @ Baltimore Orioles Oriole Park at Camden Yards, Baltimore, MD</p> <p>Tue Aug 19 2008, 7:05 PM EDT Att: 48,515 - Clear - 91 F</p> <p>livebaseballscorecards.com</p> <p>AB 35 R 2 H 9 RBI 2 BB 5 SO 8 LOB 25</p>									
21 Nick Markakis, L OBP: 0.495, SLG: 0.496										3 0 1 0 2 0 0										
6 Melvin Mora, R OBP: 0.340, SLG: 0.483										5 1 1 0 0 3 7										
17 Aubrey Huff, L OBP: 0.363, SLG: 0.558										4 1 0 0 1 2 7										
Ramon Hernandez, R OBP: 0.311, SLG: 0.412										4 0 1 1 0 0 2										
30 Luke Scott, L OBP: 0.358, SLG: 0.512										2 0 1 1 2 0 0										
Kevin Millar, R OBP: 0.340, SLG: 0.420										4 0 1 0 0 2 4										
Jay Payton, R OBP: 0.281, SLG: 0.355										4 0 0 0 0 0 3										
Juan Castro, R OBP: 0.221, SLG: 0.253										4 0 1 0 0 0 2										
Inning Stats	R: 0 H: 1 E: 0 K: 2 S: 12	H: 1 LOB: 2 BB: 1 P: 22	R: 0 H: 0 E: 1 K: 0 S: 10	H: 0 LOB: 1 BB: 1 P: 18	R: 2 H: 3 E: 0 K: 2 S: 19	H: 3 LOB: 2 BB: 1 P: 28	R: 0 H: 2 E: 0 K: 1 S: 11	H: 2 LOB: 3 BB: 1 P: 22	R: 0 H: 0 E: 0 K: 0 S: 8	H: 0 LOB: 0 BB: 0 P: 15		R: 0 H: 0 E: 0 K: 2 S: 8	H: 0 LOB: 0 BB: 0 P: 14	R: 0 H: 1 E: 0 K: 0 S: 7	H: 1 LOB: 0 BB: 0 P: 10	R: 0 H: 2 E: 0 K: 0 S: 12	H: 2 LOB: 2 BB: 0 P: 19	1B: 9 2B: 0 3B: 0 HR: 0	SF: 0 2B: 0 3B: 0 HBP: 0	WP: 1 PB: 0 SB: 1 CS: 0
PITCHER	IP WLS BF H R ER SO BB IBB HBP BLK WP HR S P ERA WHIP											IP WLS BF H R ER SO BB IBB HBP BLK WP HR S P ERA WHIP								
18 Daisuke Matsuzaka, R ERA: 2.77 48 Javier Lopez, L ERA: 2.53 63 Justin Masterson, R ERA: 3.34 17 Manny Delcarmen, R ERA: 4.44	(1, 1) 5.0 W 26 6 2 2 6 5 0 0 0 0 1 0 7 11 0.00 0.000	(6, 1) 1.0 3 0 0 0 0 0 0 0 0 0 0 7 11 0.00 0.000	(7, 1) 2.0 6 1 0 0 2 0 0 0 0 0 0 15 24 0.00 0.500	(9, 1) 1.0 5 2 0 0 0 0 0 0 0 0 0 12 19 0.00 2.000											(1, 1) 5.0 W 26 6 2 2 6 5 0 0 0 0 1 0 7 11 0.00 0.000					

Batter	1	2	3	4	5	6	7	8	9	AB	R	H	RBI	BB	SO	LOB	TOP				
2 Jacoby Ellsbury, L OBP: 0.330, SLG: 0.368	G4-3	E1 15 S 34 1B 2-H 1B		G4-6-3		P3		2-1 2B		5	1	2	1	0	0	2					
15 Dustin Pedroia, R OBP: 0.363, SLG: 0.471	20 1B	P4		G6-3			K	P2		5	1	1	0	0	1	3					
34 David Ortiz, L OBP: 0.373, SLG: 0.493	44 1B 12 BB BB				G3-1				G6-3	3	1	1	1	2	0	0					
20 Kevin Youkilis, R OBP: 0.388, SLG: 0.577	12 BB 44 1B 1B	F8			P6		F9			5	0	2	1	0	0	2					
44 Jason Bay, R OBP: 0.378, SLG: 0.528	FC6-5 12 BB 1B	G4-3			HR		K		K	5	1	2	1	0	2	3					
12 Jed Lowrie, S OBP: 0.377, SLG: 0.482	FC6-5 1-2 2-3 3-H BB			55 F9-6 2B	F9			K	F8	4	0	1	1	1	1	1					
55 Jeff Bailey, R OBP: 0.375, SLG: 0.308	K			F9-6 2-2 2B		F7		1B 2B 1B		4	1	1	0	0	1	4					
Coco Crisp, S OBP: 0.312, SLG: 0.381	FC6-5			G5-3				2B 1B		4	0	2	0	0	0	3					
Kevin Cash, R OBP: 0.288, SLG: 0.336		2E 2B			4-1 BB		K	K		3	1	1	0	1	2	3					
Inning Stats	R: 2 H: 3 E: 0 K: 1 S: 21	L: 3 LOB: 3 BB: 2 P: 34	R: 2 H: 3 E: 1 K: 0 S: 15	L: 3 LOB: 1 BB: 0 P: 24	R: 0 H: 1 E: 0 K: 0 S: 11	L: 0 LOB: 0 BB: 1 P: 20	R: 0 H: 0 E: 0 K: 0 S: 8	L: 0 LOB: 0 BB: 0 P: 14	R: 1 H: 1 E: 0 K: 1 S: 14	L: 1 LOB: 1 BB: 0 P: 16	R: 0 H: 1 E: 0 K: 1 S: 10	L: 0 LOB: 1 BB: 1 P: 18	R: 1 H: 3 E: 0 K: 2 S: 19	L: 3 LOB: 2 BB: 0 P: 28	R: 0 H: 1 E: 0 K: 1 S: 9	L: 1 LOB: 1 BB: 0 P: 14	1B: 8 2B: 4 3B: 1 HR: 1	SF: 0 SAC: 0 DP: 2 HBP: 0	WP: 0 PB: 0 SB: 1 CS: 0	PA: 42	
PITCHER	IP WLS BF H R ER SO BB IBB HBP BLK WP HR S P ERA WHIP	IP WLS BF H R ER SO BB IBB HBP BLK WP HR S P ERA WHIP	IP WLS BF H R ER SO BB IBB HBP BLK WP HR S P ERA WHIP	IP WLS BF H R ER SO BB IBB HBP BLK WP HR S P ERA WHIP	IP WLS BF H R ER SO BB IBB HBP BLK WP HR S P ERA WHIP	IP WLS BF H R ER SO BB IBB HBP BLK WP HR S P ERA WHIP	IP WLS BF H R ER SO BB IBB HBP BLK WP HR S P ERA WHIP	IP WLS BF H R ER SO BB IBB HBP BLK WP HR S P ERA WHIP	IP WLS BF H R ER SO BB IBB HBP BLK WP HR S P ERA WHIP	IP WLS BF H R ER SO BB IBB HBP BLK WP HR S P ERA WHIP	IP WLS BF H R ER SO BB IBB HBP BLK WP HR S P ERA WHIP	IP WLS BF H R ER SO BB IBB HBP BLK WP HR S P ERA WHIP	IP WLS BF H R ER SO BB IBB HBP BLK WP HR S P ERA WHIP	IP WLS BF H R ER SO BB IBB HBP BLK WP HR S P ERA WHIP	IP WLS BF H R ER SO BB IBB HBP BLK WP HR S P ERA WHIP	IP WLS BF H R ER SO BB IBB HBP BLK WP HR S P ERA WHIP	IP WLS BF H R ER SO BB IBB HBP BLK WP HR S P ERA WHIP	IP WLS BF H R ER SO BB IBB HBP BLK WP HR S P ERA WHIP	IP WLS BF H R ER SO BB IBB HBP BLK WP HR S P ERA WHIP	IP WLS BF H R ER SO BB IBB HBP BLK WP HR S P ERA WHIP	IP WLS BF H R ER SO BB IBB HBP BLK WP HR S P ERA WHIP
29 Chris Waters, L ERA: 4.98	5.0	W	24	8	5	4	1	3	0	0	0	0	0	0	0	0	7.20	2.200			
45 Dennis Sarfate, R ERA: 5.19	2.0		8	1	0	0	3	1	0	0	0	0	0	0	0	24	38	0.00	1.000		
31 Kam Mickolio, R ERA: 9.0	1.0		6	3	1	1	2	0	0	0	0	0	0	0	19	28	9.00	3.000			
43 Jim Johnson, R ERA: 2.33	1.0		4	1	0	0	1	0	0	0	0	0	0	9	14	0.00	1.000				

Boston Red Sox @ Baltimore Orioles
 Oriole Park at Camden Yards, Baltimore, MD
 Wed Aug 20 2008, 7:05 PM EDT
 Att: 33,364 - Clear - 79 F

AB 38
 R 6
 H 13
 RBI 5
 BB 4
 SO 7
 LOB 21



Batter	1	2	3	4	5	6	7	8	9	AB	R	H	RBI	BB	SO	LOB	BOTTOM				
1 Brian Roberts, S OBP: 0.393, SLG: 0.473	G6-3	1-2 2-H 3-H 1B		21 6 HR 1B	G3		BB			4	1	2	2	1	0	2					
21 Nick Markakis, L OBP: 0.495, SLG: 0.493	G3	F8		6 HR BB			F8			3	1	0	0	2	0	3					
6 Melvin Mora, R OBP: 0.341, SLG: 0.489	G5-3			30 BB HR HBP	1-H 2-H HR		SF8		F8	3	2	1	4	0	0	1					
17 Aubrey Huff, L OBP: 0.359, SLG: 0.552		F9		G4-3	K				K	5	0	0	0	0	2	4					
30 Luke Scott, L OBP: 0.361, SLG: 0.511		G6-3 12 1B BB		HR BB	1B		K		K	3	2	1	0	2	2	0					
Ramon Hernandez, R OBP: 0.305, SLG: 0.417	G6-3			K		P4		G1-3		5	1	1	3	0	1	2					
12 Luis Montanez, R OBP: 0.419, SLG: 0.517	BB 1B 1B	1B 1B		K		BB		P4		3	2	1	1	2	1	1					
Jay Payton, R OBP: 0.288, SLG: 0.358	1B 1B		G5-3		1 G3 6 SF8 1B			BB		3	2	2	0	1	0	1					
Juan Castro, R OBP: 0.242, SLG: 0.258	1B			6 SF8 1 G3 HBP	G5-3					2	0	1	1	1	0	2					
Inning Stats	R: 0 H: 0 E: 0 K: 0 S: 13	L: 0 LOB: 0 BB: 0 P: 19	R: 3 H: 3 E: 0 K: 0 S: 14	L: 3 LOB: 2 BB: 2 P: 29	R: 4 H: 2 E: 0 K: 0 S: 9	L: 2 LOB: 1 BB: 2 P: 28	R: 3 H: 3 E: 0 K: 2 S: 17	L: 3 LOB: 1 BB: 1 P: 30	R: 1 H: 1 E: 0 K: 1 S: 16	L: 1 LOB: 2 BB: 1 P: 29	R: 0 H: 0 E: 0 K: 1 S: 19	L: 0 LOB: 2 BB: 2 P: 32	R: 0 H: 0 E: 0 K: 1 S: 10	L: 0 LOB: 1 BB: 1 P: 19	R: 0 H: 0 E: 0 K: 1 S: 10	L: 0 LOB: 0 BB: 0 P: 16	1B: 7 2B: 0 3B: 0 HR: 2	SF: 1 SAC: 0 DP: 0 HBP: 2	WP: 0 PB: 0 SB: 2 CS: 0	PA: 43	
PITCHER	IP WLS BF H R ER SO BB IBB HBP BLK WP HR S P ERA WHIP	IP WLS BF H R ER SO BB IBB HBP BLK WP HR S P ERA WHIP	IP WLS BF H R ER SO BB IBB HBP BLK WP HR S P ERA WHIP	IP WLS BF H R ER SO BB IBB HBP BLK WP HR S P ERA WHIP	IP WLS BF H R ER SO BB IBB HBP BLK WP HR S P ERA WHIP	IP WLS BF H R ER SO BB IBB HBP BLK WP HR S P ERA WHIP	IP WLS BF H R ER SO BB IBB HBP BLK WP HR S P ERA WHIP	IP WLS BF H R ER SO BB IBB HBP BLK WP HR S P ERA WHIP	IP WLS BF H R ER SO BB IBB HBP BLK WP HR S P ERA WHIP	IP WLS BF H R ER SO BB IBB HBP BLK WP HR S P ERA WHIP	IP WLS BF H R ER SO BB IBB HBP BLK WP HR S P ERA WHIP	IP WLS BF H R ER SO BB IBB HBP BLK WP HR S P ERA WHIP	IP WLS BF H R ER SO BB IBB HBP BLK WP HR S P ERA WHIP	IP WLS BF H R ER SO BB IBB HBP BLK WP HR S P ERA WHIP	IP WLS BF H R ER SO BB IBB HBP BLK WP HR S P ERA WHIP	IP WLS BF H R ER SO BB IBB HBP BLK WP HR S P ERA WHIP	IP WLS BF H R ER SO BB IBB HBP BLK WP HR S P ERA WHIP	IP WLS BF H R ER SO BB IBB HBP BLK WP HR S P ERA WHIP	IP WLS BF H R ER SO BB IBB HBP BLK WP HR S P ERA WHIP	IP WLS BF H R ER SO BB IBB HBP BLK WP HR S P ERA WHIP	IP WLS BF H R ER SO BB IBB HBP BLK WP HR S P ERA WHIP
61 Clay Buchholz, R ERA: 6.75	2.1	L	14	3	5	5	0	3	0	0	0	0	0	0	0	0	19.29	2.571			
53 David Aardsma, R ERA: 4.19	0.2		4	2	2	2	0	1	0	0	0	0	0	1	6	16	27.00	4.500			
48 Javier López, L ERA: 3.04	1.0		7	3	3	3	2	1	0	0	0	0	0	1	17	30	27.00	4.000			
50 Mike Timlin, R ERA: 5.3	2.0		11	1	1	1	2	3	0	1	0	0	0	35	61	4.50	2.000				
37 Hideki Okajima, L ERA: 2.9	2.0		7	0	0	0	2	1	0	0	0	0	0	20	35	0.00	0.500				

Boston Red Sox @ Baltimore Orioles
 Oriole Park at Camden Yards, Baltimore, MD
 Wed Aug 20 2008, 7:05 PM EDT
 Att: 33,364 - Clear - 79 F

AB 31
 R 11
 H 9
 RBI 11
 BB 9
 SO 6
 LOB 16



Batter	1	2	3	4	5	6	7	8	9	AB	R	H	RBI	BB	SO	LOB	TOP						
18 Johnny Damon, L OBP: 0.385, SLG: 0.446										5	1	1	0	0	0	2							
2 Derek Jeter, R OBP: 0.356, SLG: 0.407										5	0	1	0	0	2	0							
Bobby Abreu, L OBP: 0.387, SLG: 0.466										5	2	5	1	0	0	0							
13 Alex Rodriguez, R OBP: 0.397, SLG: 0.589										5	2	2	0	0	1	4							
Jason Giambi, L OBP: 0.384, SLG: 0.500										4	0	1	0	0	2	3							
12 Cody Ransom, R OBP: 1.000, SLG: 4.000										1	1	1	3	0	0	0							
22 Xavier Nady, R OBP: 0.384, SLG: 0.556										5	1	2	2	0	2	0							
55 Hideki Matsui, L OBP: 0.395, SLG: 0.457										3	0	0	0	2	1	1							
24 Robinson Canó, L OBP: 0.303, SLG: 0.397										4	1	2	1	0	0	2							
26 José Molina, R OBP: 0.275, SLG: 0.326										4	1	1	1	0	2	4							
Inning Stats	R: 1 E: 0 K: 1 S: 11	H: 3 LOB: 1 BB: 0 P: 18	R: 0 E: 0 K: 2 S: 15	H: 1 LOB: 2 BB: 1 P: 26	R: 0 E: 0 K: 1 S: 9	H: 1 LOB: 1 BB: 0 P: 15	R: 0 E: 0 K: 0 S: 5	H: 1 LOB: 0 BB: 0 P: 8	R: 2 E: 0 K: 0 S: 15	H: 3 LOB: 1 BB: 0 P: 21	R: 0 E: 0 K: 2 S: 9	H: 0 LOB: 1 BB: 1 P: 18	R: 0 E: 0 K: 1 S: 8	H: 0 LOB: 0 BB: 0 P: 11	R: 2 E: 1 K: 1 S: 19	H: 3 LOB: 2 BB: 0 P: 34	R: 4 E: 0 K: 2 S: 16	H: 4 LOB: 0 BB: 0 P: 27	1B: 9 2B: 4 3B: 0 HR: 4	SF: 0 SAC: 0 DP: 2 HBP: 0	WP: 1 PB: 1 SB: 0 CS: 1	PA: 43	
PITCHER	IP: 4.2 ERA: 7.32	WLS: 21 ERA: 5.09	H: 9 R: 3 ER: 3 SO: 4	R: 3 ER: 3 SO: 4	BB: 1 IBB: 0 HBP: 0 BLK: 0	IBB: 0 HBP: 0 BLK: 0	WP: 0 HR: 2 S: 52 P: 83	HR: 2 S: 52 P: 83	ERA: 5.79 WHIP: 2.143	PITCHER	IP: 6 ERA: 2.75	WLS: 3 ERA: 4.24	H: 1 R: 1 ER: 3 SO: 1	R: 1 ER: 3 SO: 1	BB: 0 IBB: 0 HBP: 0 BLK: 0	WP: 0 HR: 0 S: 16 P: 29	HR: 0 S: 16 P: 29	1B: 0 2B: 0 3B: 0 HR: 0	SF: 0 SAC: 0 DP: 0 HBP: 0	WP: 0 PB: 0 SB: 0 CS: 0	PA: 29		
62 Radhames Liz, R ERA: 7.32	45 Dennis Sarfate, R ERA: 5.09	32 Jamie Walker, L ERA: 5.64	31 Kam Mickolio, R ERA: 9.0	Alberto Castillo, L ERA: 2.75	Fernando Cabrera, R ERA: 4.24																		

New York Yankees @ Baltimore Orioles
Oriole Park at Camden Yards, Baltimore, MD

AB 41
R 9
H 16
RBI 8
BB 2
SO 10
LOB 16



WP: 1 PA: 43
PB: 1
SB: 0
CS: 1

Batter	1	2	3	4	5	6	7	8	9	AB	R	H	RBI	BB	SO	LOB	BOTTOM					
1 Brian Roberts, S OBP: 0.382, SLG: 0.471										4	1	1	0	0	0	0						
21 Nick Markakis, L OBP: 0.494, SLG: 0.491										4	1	1	0	0	2	1						
6 Melvin Mora, R OBP: 0.340, SLG: 0.487										4	0	1	0	0	0	1						
17 Aubrey Huff, L OBP: 0.362, SLG: 0.553										3	0	2	2	0	0	0						
Kevin Millar, R OBP: 0.341, SLG: 0.423										4	1	2	0	0	0	3						
30 Luke Scott, L OBP: 0.360, SLG: 0.508										4	0	1	0	0	0	2						
Ramon Hernandez, R OBP: 0.309, SLG: 0.424										3	1	1	2	0	0	0						
Jay Payton, R OBP: 0.284, SLG: 0.353										4	0	0	0	0	0	0						
Juan Castro, R OBP: 0.235, SLG: 0.250										3	0	0	0	0	1	0						
Inning Stats	R: 1 E: 0 K: 1 S: 13	H: 3 LOB: 2 BB: 0 P: 17	R: 0 E: 0 K: 0 S: 8	H: 0 LOB: 0 BB: 0 P: 12	R: 1 E: 0 K: 0 S: 19	H: 3 LOB: 1 BB: 0 P: 26	R: 1 E: 0 K: 1 S: 13	H: 1 LOB: 0 BB: 0 P: 19	R: 0 E: 0 K: 1 S: 10	H: 2 LOB: 0 BB: 0 P: 14	R: 1 E: 0 K: 0 S: 12	H: 0 LOB: 0 BB: 0 P: 22	R: 0 E: 0 K: 0 S: 5	H: 0 LOB: 0 BB: 0 P: 11	R: 0 E: 0 K: 0 S: 7	H: 0 LOB: 1 BB: 0 P: 11	R: 0 E: 0 K: 0 S: 7	H: 0 LOB: 0 BB: 0 P: 10	1B: 7 2B: 1 3B: 0 HR: 1	SF: 1 SAC: 0 DP: 1 HBP: 1	WP: 0 PB: 0 SB: 1 CS: 1	PA: 36
PITCHER	IP: 6.0 ERA: 3.45	WLS: 3 ERA: 2.79	H: 9 R: 4 ER: 4 SO: 0	R: 4 ER: 4 SO: 0	BB: 0 IBB: 0 HBP: 0 BLK: 0	IBB: 0 HBP: 0 BLK: 0	WP: 0 HR: 1 S: 75 P: 110	HR: 1 S: 75 P: 110	ERA: 6.00 WHIP: 1.500	PITCHER	IP: 5 ERA: 4.45	WLS: 3 ERA: 1.6	H: 0 R: 0 ER: 0 SO: 0	R: 0 ER: 0 SO: 0	BB: 0 IBB: 0 HBP: 0 BLK: 0	WP: 0 HR: 0 S: 11 P: 15	HR: 0 S: 11 P: 15	1B: 0 2B: 0 3B: 0 HR: 0	SF: 0 SAC: 0 DP: 0 HBP: 0	WP: 0 PB: 0 SB: 0 CS: 0	PA: 15	
35 Mike Mussina, R ERA: 3.45	41 Jose Veras, R ERA: 2.79	43 Damaso Marte, L ERA: 4.45	42 Mariano Rivera, R ERA: 1.6																			

New York Yankees @ Baltimore Orioles
Oriole Park at Camden Yards, Baltimore, MD

AB 33
R 4
H 9
RBI 4
BB 0
SO 3
LOB 7



WP: 0 PA: 36
PB: 0
SB: 1
CS: 1

Fri Aug 22 2008, 7:05 PM EDT
Att: 43,543 - Partly Cloudy - 80 F

livebaseballscorecards.com

livebaseballscorecards.com

Batter	1	2	3	4	5	6	7	8	9	AB	R	H	RBI	BB	SO	LOB	TOP		
18 Johnny Damon, L OBP: 0.384, SLG: 0.449										6	2	2	3	0	0	3	New York Yankees @ Baltimore Orioles Oriole Park at Camden Yards, Baltimore, MD Sun Aug 24 2008, 1:35 PM EDT Att: 42,746 - Partly Cloudy - 90 F		
2 Derek Jeter, R OBP: 0.352, SLG: 0.402										5	0	0	0	0	0	2			
Bobby Abreu, L OBP: 0.369, SLG: 0.467										4	1	3	0	1	0	0			
13 Alex Rodriguez, R OBP: 0.402, SLG: 0.590										3	1	2	0	1	0	1			
Jason Giambi, L OBP: 0.381, SLG: 0.503										4	0	0	1	0	0	5			
12 Cody Ransom, R OBP: 1.000, SLG: 4.000										0	0	0	0	0	0	0			
22 Xavier Nady, R OBP: 0.383, SLG: 0.553										5	1	2	2	0	2	1			
55 Hideki Matsui, L OBP: 0.394, SLG: 0.462										4	1	1	0	1	0	1			
24 Robinson Canó, L OBP: 0.307, SLG: 0.410										5	2	4	2	0	1	0			
Ivan Rodriguez, R OBP: 0.329, SLG: 0.402										4	0	1	0	1	0	4			
Inning Stats	R: 0 H: 1 E: 0 K: 0 S: 12	H: 3 R: 1 ER: 0 BB: 1 P: 22	R: 4 H: 3 E: 0 K: 0 S: 15	H: 2 R: 1 ER: 0 BB: 2 P: 18	R: 3 H: 3 E: 0 K: 0 S: 13	H: 0 R: 0 ER: 0 BB: 1 P: 19	R: 0 H: 1 E: 0 K: 1 S: 16	H: 1 R: 0 ER: 0 BB: 0 P: 8	R: 0 H: 2 E: 0 K: 1 S: 8	H: 2 R: 0 ER: 0 BB: 0 P: 11	1B: 9 2B: 4 3B: 0 HR: 2	SF: 1 SAC: 0 DP: 1 HBP: 1	WP: 0 PB: 0 SB: 0 CS: 0	PA: 46					
PITCHER	IP WLS BF H R ER SO BB IBB HBP BLK WP HR S P ERA WHIP																		
40 Daniel Cabrera, R ERA: 5.24	3.2	24	9	7	7	0	3	0	1	0	0	0	0	0	1	49	95	17.18	3.273
45 Dennis Sarfate, R ERA: 4.92	2.1	9	1	0	0	2	1	0	0	0	0	0	0	0	1	31	49	0.00	0.857
32 Jamie Walker, L ERA: 5.74	1.0	L	4	1	1	1	0	0	0	0	0	0	0	0	6	8	9.00	1.000	
Rocky Cherry, R ERA: 5.14	1.0		4	2	0	0	0	0	0	0	0	0	0	0	8	12	0.00	2.000	
43 Jim Johnson, R ERA: 2.5	1.0		5	2	0	0	0	0	0	0	0	0	0	0	8	11	0.00	2.000	

Batter	1	2	3	4	5	6	7	8	9	AB	R	H	RBI	BB	SO	LOB	BOTTOM		
1 Brian Roberts, S OBP: 0.383, SLG: 0.475										5	2	3	2	1	0	0	New York Yankees @ Baltimore Orioles Oriole Park at Camden Yards, Baltimore, MD Sun Aug 24 2008, 1:35 PM EDT Att: 42,746 - Partly Cloudy - 90 F		
21 Nick Markakis, L OBP: 0.403, SLG: 0.487										5	1	1	0	1	2	3			
6 Melvin Mora, R OBP: 0.340, SLG: 0.488										4	2	1	1	1	1	5			
17 Aubrey Huff, L OBP: 0.364, SLG: 0.561										5	1	3	2	0	0	0			
Kevin Millar, R OBP: 0.341, SLG: 0.419										4	0	1	1	0	1	1			
12 Luis Montanez, R OBP: 0.412, SLG: 0.500										3	0	1	0	0	0	2			
30 Luke Scott, L OBP: 0.362, SLG: 0.508										0	0	0	0	2	0	0			
Jay Payton, R OBP: 0.295, SLG: 0.363										5	1	3	0	0	2	3			
Guillermo Quiroz, R OBP: 0.262, SLG: 0.286										3	0	0	0	0	1	4			
Alex Cintron, S OBP: 0.301, SLG: 0.364										2	0	0	0	0	1	0			
Juan Castro, R OBP: 0.222, SLG: 0.238										3	0	0	0	0	2	2			
Ramon Hernandez, R OBP: 0.309, SLG: 0.423										2	0	1	0	0	0	0			
Inning Stats	R: 2 H: 3 E: 0 K: 0 S: 19	H: 2 R: 1 ER: 0 BB: 1 P: 27	R: 0 H: 2 E: 0 K: 1 S: 15	H: 2 R: 0 ER: 0 BB: 0 P: 22	R: 3 H: 2 E: 0 K: 0 S: 17	H: 2 R: 0 ER: 0 BB: 1 P: 15	R: 0 H: 1 E: 0 K: 1 S: 16	H: 2 R: 0 ER: 0 BB: 0 P: 24	R: 0 H: 0 E: 0 K: 2 S: 13	H: 0 R: 0 ER: 0 BB: 1 P: 12	1B: 9 2B: 2 3B: 0 HR: 3	SF: 1 SAC: 0 DP: 0 HBP: 0	WP: 0 PB: 0 SB: 0 CS: 0	PA: 47					
PITCHER	IP WLS BF H R ER SO BB IBB HBP BLK WP HR S P ERA WHIP																		
Darrell Rasner, R ERA: 5.03	3.1	21	5	3	2	0	2	0	0	0	0	0	0	0	17	22	6.75	1.500	
30 David Robertson, R ERA: 6.0	1.1		6	2	1	1	0	0	0	0	0	0	0	0	1	19	27	6.75	2.250
36 Edwar Ramirez, R ERA: 3.66	1.1	W	7	2	1	1	1	0	0	0	0	0	0	0	8	13	0.00	6.000	
41 Jose Veras, R ERA: 2.7	0.1	H	3	2	0	0	0	0	0	0	0	0	0	0	14	27	0.00	0.750	
43 Dameso Marte, L ERA: 4.34	1.1	H	5	0	0	0	1	0	0	0	0	0	0	0	14	27	0.00	0.750	



Batter	1	2	3	4	5	6	7	8	9	AB	R	H	RBI	BB	SO	LOB	TOP										
Orlando Cabrera, R OBP: 0.326, SLG: 0.364 (1, 6)										5	0	0	0	0	0	1	Chicago White Sox @ Baltimore Orioles Oriole Park at Camden Yards, Baltimore, MD Wed Aug 27 2008, 7:05 PM EDT Att: 15,736 - Cloudy - 78 F										
12 A.J. Pierzynski, L OBP: 0.323, SLG: 0.438 (1, 2)										3	1	0	0	1	0	1											
23 Jermaine Dye, R OBP: 0.347, SLG: 0.575 (1, 9)										4	1	1	1	0	0	1											
25 Jim Thome, L OBP: 0.374, SLG: 0.522 (1, 10)										4	0	1	1	0	2	0											
14 Paul Konerko, R OBP: 0.350, SLG: 0.393 (1, 3)										3	1	2	1	1	0	0											
Ken Griffey Jr., L OBP: 0.357, SLG: 0.421 (1, 8)										1	0	0	0	3	0	1											
10 Alexei Ramirez, R OBP: 0.324, SLG: 0.492 (1, 4)										4	0	0	0	0	1	5											
Nick Swisher, S OBP: 0.352, SLG: 0.434 (1, 7)										3	0	0	0	1	1	2											
Juan Uribe, R OBP: 0.293, SLG: 0.377 (1, 5)										4	0	1	0	0	0	4											
Inning Stats	R: 0 E: 0 K: 0 S: 4	H: 0 LOB: 0 BB: 0 P: 6	R: 1 E: 0 K: 1 S: 16	H: 1 LOB: 2 BB: 2 P: 29	R: 1 E: 0 K: 0 S: 10	H: 1 LOB: 1 BB: 1 P: 20	R: 0 E: 0 K: 1 S: 10	H: 0 LOB: 0 BB: 1 P: 25	R: 0 E: 0 K: 1 S: 15	H: 1 LOB: 1 BB: 0 P: 14	R: 1 E: 0 K: 1 S: 12	H: 1 LOB: 1 BB: 1 P: 20	R: 0 E: 0 K: 0 S: 4	H: 0 LOB: 0 BB: 0 P: 7	1B: 3 2B: 0 3B: 0 HR: 2	SF: 0 SAC: 0 DP: 0 HBP: 0		WP: 0 PB: 0 SB: 0 CS: 0	PA: 37								
PITCHER	IP	WLS	BF	H	R	ER	SO	BB	IBB	HBP	BLK	WP	HR	S	P	ERA	WHIP										
62 Radhames Liz, R ERA: 6.95 (1, 1)	5.1	W	23	3	2	2	3	4	1	0	0	0	1	54	101	3.38	1.312										
Alberto Castillo, L ERA: 2.7 (6, 1)	0.1		1	0	0	0	0	0	0	0	0	0	0	3	5	0.00	0.000										
Lance Cormier, R ERA: 4.34 (6, 1)	2.0		9	2	1	1	0	1	0	0	0	0	1	24	37	4.50	1.500										
Rocky Cherry, R ERA: 4.32 (8, 1)	1.1		4	0	0	0	1	0	0	0	0	0	0	8	11	0.00	0.000										

Batter	1	2	3	4	5	6	7	8	9	AB	R	H	RBI	BB	SO	LOB	BOTTOM										
1 Brian Roberts, S OBP: 0.379, SLG: 0.470 (1, 4)										5	0	2	3	0	0	2	Chicago White Sox @ Baltimore Orioles Oriole Park at Camden Yards, Baltimore, MD Wed Aug 27 2008, 7:05 PM EDT Att: 15,736 - Cloudy - 78 F										
21 Nick Markakis, L OBP: 0.403, SLG: 0.486 (1, 9)										5	1	1	0	0	1	3											
6 Melvin Mora, R OBP: 0.343, SLG: 0.495 (1, 5)										4	2	3	1	1	0	0											
17 Aubrey Huff, L OBP: 0.366, SLG: 0.566 (1, 10)										4	1	3	3	0	0	3											
Ramon Hernandez, R OBP: 0.303, SLG: 0.412 (1, 2)										5	0	0	0	0	0	3											
Kevin Millar, R OBP: 0.336, SLG: 0.418 (1, 3)										5	1	1	1	0	1	2											
30 Luke Scott, L OBP: 0.364, SLG: 0.506 (1, 7)										3	2	2	0	1	0	0											
Jay Payton, R OBP: 0.300, SLG: 0.363 (7, PR) (8, 8)										1	1	0	0	0	1	0											
12 Luis Montanez, R OBP: 0.400, SLG: 0.500 (8, 7)										3	2	2	0	1	0	1											
Juan Castro, R OBP: 0.233, SLG: 0.250 (1, 6)										3	1	2	2	1	0	2											
Inning Stats	R: 1 E: 0 K: 0 S: 18	H: 2 LOB: 1 BB: 0 P: 25	R: 2 E: 0 K: 1 S: 14	H: 2 LOB: 1 BB: 1 P: 23	R: 0 E: 0 K: 0 S: 11	H: 1 LOB: 1 BB: 0 P: 15	R: 1 E: 0 K: 0 S: 18	H: 2 LOB: 3 BB: 2 P: 30	R: 2 E: 0 K: 1 S: 10	H: 2 LOB: 1 BB: 1 P: 18	R: 1 E: 0 K: 0 S: 7	H: 2 LOB: 1 BB: 0 P: 12	R: 1 E: 0 K: 0 S: 8	H: 2 LOB: 1 BB: 0 P: 11	R: 3 E: 0 K: 1 S: 13	H: 3 LOB: 0 BB: 0 P: 17	1B: 8 2B: 5 3B: 0 HR: 3	SF: 1 SAC: 0 DP: 1 HBP: 0	WP: 0 PB: 0 SB: 1 CS: 0	PA: 43							
PITCHER	IP	WLS	BF	H	R	ER	SO	BB	IBB	HBP	BLK	WP	HR	S	P	ERA	WHIP										
50 John Danks, L ERA: 3.3 (1, 1)	4.0	L	22	7	4	4	4	2	1	0	0	0	3	38	58	15.75	2.500										
41 Lance Broadway, R ERA: 6.95 (5, 1)	4.0		21	9	7	7	2	1	0	0	0	0	3	38	58	15.75	2.500										

AB 31
R 3
H 5
RBI 3
BB 6
SO 4
LOB 15



AB 38
R 11
H 16
RBI 10
BB 4
SO 3
LOB 16



Batter	1	2	3	4	5	6	7	8	9	AB	R	H	RBI	BB	SO	LOB	TOP					
1 Brian Roberts, S OBP: 0.378, SLG: 0.467										4	0	0	0	1	2	2	Baltimore Orioles @ Tampa Bay Rays Tropicana Field, St. Petersburg, FL Fri Aug 29 2008, 7:10 PM EDT Att: 21,439 - Dome - 72 F					
21 Nick Markakis, L OBP: 0.494, SLG: 0.485										1	0	0	0	1	0	1						
12 Luis Montanez, R OBP: 0.396, SLG: 0.489										3	0	1	0	0	1	1						
6 Melvin Mora, R OBP: 0.342, SLG: 0.493										2	0	0	0	0	0	3						
Alex Cintron, S OBP: 0.300, SLG: 0.358										3	1	1	0	0	0	1						
17 Aubrey Huff, L OBP: 0.367, SLG: 0.568										4	1	2	1	0	1	1						
Ramon Hernandez, R OBP: 0.304, SLG: 0.413										2	0	1	0	0	0	0						
Guillermo Quiroz, R OBP: 0.256, SLG: 0.278										2	0	0	0	0	2	3						
Kevin Millar, R OBP: 0.334, SLG: 0.415										4	0	0	0	0	2	4						
30 Luke Scott, L OBP: 0.363, SLG: 0.504										4	0	1	1	0	1	1						
Jay Payton, R OBP: 0.302, SLG: 0.366										3	1	1	0	1	0	0						
Juan Castro, R OBP: 0.242, SLG: 0.261										3	0	1	1	1	1	2						
Inning Stats	R: 0 E: 0 K: 0 S: 12	H: 0 LOB: 1 BB: 1 P: 22	R: 0 E: 0 K: 2 S: 9	H: 0 LOB: 0 BB: 0 P: 12	R: 0 E: 0 K: 1 S: 18	H: 0 LOB: 2 BB: 2 P: 30	R: 0 E: 0 K: 2 S: 12	H: 1 LOB: 2 BB: 0 P: 17	R: 0 E: 0 K: 1 S: 10	H: 0 LOB: 0 BB: 0 P: 12	R: 0 E: 0 K: 1 S: 13	H: 2 LOB: 1 BB: 0 P: 18	R: 1 E: 0 K: 1 S: 11	H: 2 LOB: 1 BB: 0 P: 18	R: 2 E: 0 K: 1 S: 19	H: 3 LOB: 2 BB: 1 P: 36	R: 0 E: 0 K: 1 S: 6	H: 0 LOB: 0 BB: 0 P: 10	1B: 5 2B: 3 3B: 0 HR: 0	SF: 0 SAC: 0 DP: 0 HBP: 0	WP: 1 PB: 0 SB: 2 CS: 0	PA: 39
PITCHER	IP WLS BF H R ER SO BB IBB HBP BLK WP HR S P ERA WHIP																					
19 Scott Kazmir, L ERA: 3.13	5.1 W 22 3 0 0 6 3 0 0 0 0 0 69 102 0.00 1.125																					
52 Juan Salas, R ERA: 15.0	2.0 10 4 3 3 3 0 0 0 0 1 0 25 42 13.50 2.000																					
49 Jason Hammel, R ERA: 4.15	1.2 7 1 0 0 1 1 0 0 0 0 0 16 31 0.00 1.200																					

AB	35
R	3
H	8
RBI	3
BB	4
SO	10
LOB	19



Batter	1	2	3	4	5	6	7	8	9	AB	R	H	RBI	BB	SO	LOB	BOTTOM			
1 Akinori Iwamura, L OBP: 0.350, SLG: 0.380										3	3	2	0	2	0	2	Baltimore Orioles @ Tampa Bay Rays Tropicana Field, St. Petersburg, FL Fri Aug 29 2008, 7:10 PM EDT Att: 21,439 - Dome - 72 F			
10 Justin Ruggiano, R OBP: 0.250, SLG: 0.320										1	0	0	0	0	0	0				
2 B.J. Upton, R OBP: 0.379, SLG: 0.394										5	3	3	1	1	0	2				
23 Carlos Pena, L OBP: 0.361, SLG: 0.498										3	1	1	2	3	1	1				
15 Cliff Floyd, L OBP: 0.356, SLG: 0.477										4	1	3	5	1	0	1				
16 Willy Aybar, S OBP: 0.316, SLG: 0.414										5	0	1	0	0	1	8				
32 Eric Hinske, L OBP: 0.337, SLG: 0.492										4	1	0	0	1	1	4				
18 Ben Zobrist, S OBP: 0.295, SLG: 0.426										5	1	1	4	0	1	2				
26 Gabe Gross, L OBP: 0.342, SLG: 0.429										4	2	3	1	1	0	0				
9 Shawn Riggans, R OBP: 0.290, SLG: 0.398										5	2	1	1	0	0	3				
Inning Stats	R: 1 E: 0 K: 1 S: 13	H: 2 LOB: 2 BB: 1 P: 22	R: 2 E: 0 K: 1 S: 16	H: 1 LOB: 3 BB: 4 P: 35	R: 0 E: 0 K: 0 S: 9	H: 1 LOB: 1 BB: 0 P: 11	R: 7 E: 0 K: 0 S: 17	H: 5 LOB: 1 BB: 3 P: 37	R: 0 E: 0 K: 1 S: 8	H: 2 LOB: 2 BB: 0 P: 13	R: 3 E: 1 K: 0 S: 17	H: 2 LOB: 1 BB: 1 P: 31	R: 0 E: 0 K: 1 S: 7	H: 0 LOB: 0 BB: 0 P: 12	R: 1 E: 0 K: 0 S: 11	H: 2 LOB: 1 BB: 0 P: 15	1B: 8 2B: 3 3B: 1 HR: 3	SF: 1 SAC: 0 DP: 0 HBP: 0	WP: 1 PB: 0 SB: 1 CS: 0	PA: 49
PITCHER	IP WLS BF H R ER SO BB IBB HBP BLK WP HR S P ERA WHIP																			
46 Jeremy Guthrie, R ERA: 3.57	3.0 L 22 7 7 7 2 6 0 0 0 0 0 46 85 21.00 4.333																			
Fernando Cabrera, R ERA: 5.0	2.0 14 4 5 5 1 2 1 0 0 0 2 22 45 22.50 3.000																			
Randor Bierd, R ERA: 3.72	2.0 8 2 1 0 1 0 0 0 0 1 0 19 31 0.00 1.000																			
32 Jamie Walker, L ERA: 5.79	1.0 5 2 1 1 0 0 0 0 0 0 1 11 15 9.00 2.000																			

AB	39
R	14
H	15
RBI	14
BB	9
SO	4
LOB	23



Batter	1	2	3	4	5	6	7	8	9	AB	R	H	RBI	BB	SO	LOB	TOP								
1 Brian Roberts, S OBP: 0.378, SLG: 0.466										3	2	1	1	1	1	0									
Jay Payton, R OBP: 0.304, SLG: 0.377										5	2	2	2	0	2	2									
21 Nick Markakis, L OBP: 0.407, SLG: 0.496										5	2	4	1	0	1	1									
17 Aubrey Huff, L OBP: 0.367, SLG: 0.574										5	2	2	3	0	1	3									
Ramon Hernandez, R OBP: 0.308, SLG: 0.416										2	0	2	2	0	0	0									
30 Luke Scott, L OBP: 0.359, SLG: 0.499										4	0	0	0	0	1	4									
Kevin Millar, R OBP: 0.332, SLG: 0.411										4	0	0	0	0	0	2									
12 Luis Montanez, R OBP: 0.385, SLG: 0.469										4	1	1	0	0	1	0									
Juan Castro, R OBP: 0.236, SLG: 0.254										3	0	0	0	0	2	1									
Alex Cintron, S OBP: 0.297, SLG: 0.355										1	0	0	0	0	0	0									
Inning Stats	R: 2 E: 0 K: 0 S: 15	H: 4 LOB: 1 BB: 0 P: 28	R: 0 E: 0 K: 1 S: 11	H: 0 LOB: 0 BB: 0 P: 18	R: 3 E: 0 K: 1 S: 20	H: 2 LOB: 1 BB: 1 P: 34	R: 1 E: 1 K: 1 S: 12	H: 1 LOB: 0 BB: 0 P: 16	R: 1 E: 0 K: 1 S: 9	H: 2 LOB: 0 BB: 0 P: 11	R: 0 E: 0 K: 2 S: 10	H: 0 LOB: 1 BB: 0 P: 13	R: 1 E: 0 K: 1 S: 10	H: 2 LOB: 1 BB: 0 P: 15	R: 0 E: 0 K: 0 S: 8	H: 0 LOB: 0 BB: 0 P: 8	R: 1 E: 0 K: 2 S: 9	H: 1 LOB: 0 BB: 0 P: 12	1B: 7 2B: 2 3B: 0 HR: 3	SF: 2 SAC: 0 DP: 1 HBP: 1	WP: 0 PB: 0 SB: 0 CS: 0	PA: 40			
PITCHER	IP	WLS	BF	H	R	ER	SO	BB	IBB	HBP	BLK	WP	HR	S	P	ERA	WHIP								
21 Andy Sonnanstine, R ERA: 4.61	(1, 1)	3.1	19	7	6	5	2	1	0	1	0	0	2	53	91	13.50	2.400								
39 J.P. Howell, L ERA: 2.66	(4, 1)	2.2	9	2	1	1	4	0	0	0	0	0	0	24	29	3.38	0.750								
Trevor Miller, L ERA: 4.54	(7, 1)	0.1	H	3	2	1	1	0	0	0	0	0	0	8	12	27.00	6.000								
53 Chad Bradford, R ERA: 2.19	(7, 1)	1.2	B	5	0	0	0	0	0	0	0	0	0	10	11	0.00	0.000								
35 Dan Wheeler, R ERA: 2.58	(9, 1)	1.0	W	4	1	1	2	0	0	0	0	0	1	9	12	9.00	1.000								

Baltimore Orioles @ Tampa Bay Rays
Tropicana Field, St. Petersburg, FL

AB 36
R 9
H 12
RBI 9
BB 1
SO 9
LOB 13



WP: 0 PA: 40
PB: 0
SB: 0
CS: 0

Sat Aug 30 2008, 3:55 PM EDT
Att: 34,805 - Dome - 72 F

Batter	1	2	3	4	5	6	7	8	9	AB	R	H	RBI	BB	SO	LOB	BOTTOM								
1 Akinori Iwamura, L OBP: 0.353, SLG: 0.385										5	3	3	0	1	2	2									
2 B.J. Upton, R OBP: 0.380, SLG: 0.398										5	1	2	2	0	1	1									
23 Carlos Pena, L OBP: 0.365, SLG: 0.499										3	3	1	2	3	0	2									
Rocco Baldelli, R OBP: 0.385, SLG: 0.529										3	1	2	2	1	0	1									
16 Willy Aybar, S OBP: 0.321, SLG: 0.415										4	0	2	0	1	1	4									
18 Ben Zobrist, S OBP: 0.299, SLG: 0.417										3	1	0	1	2	0	3									
30 Dioner Navarro, S OBP: 0.347, SLG: 0.403										4	0	1	1	1	1	5									
10 Justin Ruggiano, R OBP: 0.241, SLG: 0.308										2	0	0	0	0	1	1									
26 Gabe Gross, L OBP: 0.339, SLG: 0.424										3	0	0	1	0	1	2									
8 Jason Bartlett, R OBP: 0.308, SLG: 0.333										5	1	2	0	0	0	2									
Inning Stats	R: 1 E: 0 K: 1 S: 13	H: 0 LOB: 3 BB: 4 P: 32	R: 2 E: 0 K: 0 S: 12	H: 3 LOB: 1 BB: 0 P: 17	R: 0 E: 0 K: 1 S: 9	H: 1 LOB: 1 BB: 0 P: 13	R: 0 E: 0 K: 0 S: 7	H: 1 LOB: 1 BB: 0 P: 11	R: 2 E: 0 K: 0 S: 9	H: 4 LOB: 2 BB: 0 P: 14	R: 3 E: 0 K: 1 S: 16	H: 2 LOB: 1 BB: 2 P: 30	R: 1 E: 0 K: 2 S: 14	H: 1 LOB: 3 BB: 1 P: 28	R: 0 E: 1 K: 1 S: 12	H: 0 LOB: 2 BB: 1 P: 20	R: 1 E: 0 K: 1 S: 6	H: 1 LOB: 1 BB: 1 P: 11	1B: 6 2B: 7 3B: 0 HR: 0	SF: 0 SAC: 0 DP: 1 HBP: 3	WP: 1 PB: 0 SB: 0 CS: 0	PA: 49			
PITCHER	IP	WLS	BF	H	R	ER	SO	BB	IBB	HBP	BLK	WP	HR	S	P	ERA	WHIP								
29 Chris Waters, L ERA: 6.45	(1, 1)	4.1	25	8	5	5	2	4	0	0	0	0	0	47	81	10.38	2.769								
Lance Cormier, R ERA: 4.61	(5, 1)	0.2	4	2	2	2	0	1	0	0	0	0	0	10	18	27.00	4.500								
45 Dennis Sarfate, R ERA: 5.05	(6, 1)	1.2	B	9	2	2	2	1	0	2	0	1	0	18	34	10.80	1.800								
Alberto Castillo, L ERA: 2.66	(7, 1)	0.1	3	0	0	0	1	1	0	1	0	0	0	5	12	0.00	3.000								
Rocky Cherry, R ERA: 4.66	(8, 1)	1.1	L	8	1	1	1	2	2	0	0	0	0	18	31	6.75	2.250								

Baltimore Orioles @ Tampa Bay Rays
Tropicana Field, St. Petersburg, FL

AB 37
R 10
H 13
RBI 9
BB 9
SO 7
LOB 23



WP: 1 PA: 49
PB: 0
SB: 0
CS: 0

Sat Aug 30 2008, 3:55 PM EDT
Att: 34,805 - Dome - 72 F

Batter	1	2	3	4	5	6	7	8	9	AB	R	H	RBI	BB	SO	LOB	TOP										
1 Brian Roberts, S OBP: 0.378, SLG: 0.465 (1, 4)										5	1	2	0	0	0	2											
Jay Payton, R OBP: 0.299, SLG: 0.371 (1, 8)										5	0	0	0	0	1	3											
21 Nick Markakis, L OBP: 0.408, SLG: 0.498 (8, PH)										2	0	1	0	1	0	0											
12 Luis Montanez, R OBP: 0.377, SLG: 0.460 (8, 9)										1	1	0	0	0	0	0											
17 Aubrey Huff, L OBP: 0.369, SLG: 0.576 (8, PH)										3	0	2	0	0	0	1											
Alex Cintron, S OBP: 0.304, SLG: 0.355 (8, 5)										0	1	0	0	1	0	0											
Kevin Millar, R OBP: 0.331, SLG: 0.409 (1, 3)										3	1	0	1	1	0	4											
30 Luke Scott, L OBP: 0.359, SLG: 0.499 (1, 7)										4	0	1	2	0	0	4											
Oscar Salazar, R OBP: 0.273, SLG: 0.600 (1, 10)										3	0	1	1	0	1	1											
Guillermo Quiroz, R OBP: 0.256, SLG: 0.271 (1, 2)										3	0	0	0	1	0	1											
Juan Castro, R OBP: 0.228, SLG: 0.246 (1, 6)										4	0	0	0	0	1	2											
Inning Stats	R: 0 H: 1 E: 0 K: 0 S: 9	H: 1 LOB: 0 BB: 0 P: 11	R: 0 H: 1 E: 0 K: 1 S: 9	H: 1 LOB: 1 BB: 0 P: 16	R: 0 H: 0 E: 1 K: 0 S: 9	H: 0 LOB: 1 BB: 0 P: 13	R: 0 H: 1 E: 0 K: 0 S: 12	H: 1 LOB: 0 BB: 0 P: 18	R: 0 H: 0 E: 0 K: 0 S: 5	H: 0 LOB: 0 BB: 0 P: 7	R: 1 H: 2 E: 0 K: 0 S: 14	H: 2 LOB: 2 BB: 1 P: 23	R: 0 H: 1 E: 0 K: 0 S: 8	H: 1 LOB: 1 BB: 1 P: 13	R: 3 H: 1 E: 1 K: 0 S: 17	H: 1 LOB: 1 BB: 2 P: 29	R: 0 H: 0 E: 0 K: 2 S: 12	H: 0 LOB: 0 BB: 0 P: 18	1B: 4 2B: 3 3B: 0 HR: 0	SF: 1 SAC: 0 DP: 2 HBP: 0	WP: 0 PB: 0 SB: 0 CS: 0	PA: 38					
PITCHER	IP	WLS	BF	H	R	ER	SO	BB	IBB	HBP	BLK	WP	HR	S	P	ERA	WHIP										
33 James Shields, R ERA: 3.66 (1, 1)	7.0	W	28	6	1	1	1	2	0	0	0	0	0	66	101	1.29	1.143										
Trever Miller, L ERA: 4.75 (8, 1)	0.1		3	0	2	1	0	1	0	0	0	0	0	5	12	27.00	3.000										
49 Jason Hammel, R ERA: 4.06 (8, 1)	1.2		7	1	1	0	2	1	0	0	0	0	0	24	35	0.00	1.200										

Baltimore Orioles @ Tampa Bay Rays
Tropicana Field, St. Petersburg, FL
Sun Aug 31 2008, 1:40 PM EDT
Att: 32,379 - Dome - 72 F

AB 33
R 4
H 7
RBI 4
BB 4
SO 3
LOB 18



Batter	1	2	3	4	5	6	7	8	9	AB	R	H	RBI	BB	SO	LOB	BOTTOM										
1 Akinori Iwamura, L OBP: 0.352, SLG: 0.382 (1, 4)										4	1	0	0	0	1	0											
2 B.J. Upton, R OBP: 0.383, SLG: 0.397 (1, 8)										1	1	0	1	2	0	0											
26 Gabe Gross, L OBP: 0.338, SLG: 0.422 (7, 9)										1	0	0	0	0	1	1											
23 Carlos Pena, L OBP: 0.367, SLG: 0.498 (1, 3)										3	1	1	1	2	1	2											
Rocco Baldelli, R OBP: 0.442, SLG: 0.622 (8, PH)										3	2	3	1	1	0	0											
32 Eric Hinske, L OBP: 0.336, SLG: 0.491 (9, 10)										1	0	0	0	0	1	1											
16 Willy Aybar, S OBP: 0.323, SLG: 0.413 (1, 5)										4	0	1	2	1	0	6											
18 Ben Zobrist, S OBP: 0.302, SLG: 0.415 (1, 7)										3	0	1	1	1	0	1											
8 Jason Bartlett, R OBP: 0.316, SLG: 0.349 (1, 6)										4	3	4	2	0	0	0											
9 Shawn Riggins, R OBP: 0.294, SLG: 0.414 (1, 2)										5	2	2	1	0	0	5											
10 Justin Ruggiano, R OBP: 0.224, SLG: 0.286 (7, 7)										4	0	0	0	0	3	3											
Inning Stats	R: 2 H: 3 E: 0 K: 0 S: 13	H: 3 LOB: 1 BB: 0 P: 22	R: 1 H: 2 E: 0 K: 2 S: 10	H: 2 LOB: 0 BB: 0 P: 18	R: 2 H: 2 E: 0 K: 1 S: 12	H: 2 LOB: 2 BB: 2 P: 25	R: 0 H: 0 E: 0 K: 1 S: 7	H: 0 LOB: 0 BB: 0 P: 12	R: 0 H: 1 E: 0 K: 0 S: 10	H: 1 LOB: 0 BB: 1 P: 22	R: 3 H: 1 E: 0 K: 1 S: 13	H: 1 LOB: 3 BB: 3 P: 34	R: 2 H: 2 E: 1 K: 1 S: 12	H: 2 LOB: 1 BB: 0 P: 16	R: 0 H: 1 E: 0 K: 1 S: 12	H: 1 LOB: 3 BB: 1 P: 19	1B: 7 2B: 4 3B: 0 HR: 1	SF: 1 SAC: 0 DP: 1 HBP: 3	WP: 1 PB: 0 SB: 1 CS: 0	PA: 44							
PITCHER	IP	WLS	BF	H	R	ER	SO	BB	IBB	HBP	BLK	WP	HR	S	P	ERA	WHIP										
Brian Burres, L ERA: 6.08 (1, 1)	5.0	L	25	9	7	7	4	3	1	0	0	0	0	54	105	12.60	2.400										
Randor Bierd, R ERA: 3.64 (6, 1)	0.2		2	0	0	0	1	0	0	0	0	1	0	5	9	0.00	0.000										
Alberto Castillo, L ERA: 3.1 (6, 1)	0.0		4	0	1	1	0	2	0	2	0	0	0	5	17	∞	∞										
32 Jamie Walker, L ERA: 5.82 (6, 1)	1.1		7	2	2	1	1	0	0	0	0	0	1	13	18	6.75	1.500										
43 Jim Johnson, R ERA: 2.25 (8, 1)	1.0		6	1	0	0	1	1	0	1	0	0	0	12	19	0.00	2.000										

Baltimore Orioles @ Tampa Bay Rays
Tropicana Field, St. Petersburg, FL
Sun Aug 31 2008, 1:40 PM EDT
Att: 32,379 - Dome - 72 F

AB 33
R 10
H 12
RBI 9
BB 7
SO 7
LOB 19



Batter	1	2	3	4	5	6	7	8	9	AB	R	H	RBI	BB	SO	LOB	TOP										
1 Brian Roberts, S OBP: 0.376, SLG: 0.463										3	0	0	0	0	1	0											
10 Adam Jones, R OBP: 0.319, SLG: 0.410										4	1	1	1	0	1	1											
21 Nick Markakis, L OBP: 0.407, SLG: 0.496										4	0	1	1	0	1	0											
17 Aubrey Huff, L OBP: 0.368, SLG: 0.576										4	0	1	0	0	0	0											
Ramon Hernandez, R OBP: 0.302, SLG: 0.413										3	0	0	0	1	1	0											
30 Luke Scott, L OBP: 0.358, SLG: 0.496										4	0	1	0	0	1	3											
Kevin Millar, R OBP: 0.332, SLG: 0.416										4	1	2	1	0	1	1											
Jay Payton, R OBP: 0.298, SLG: 0.369										4	0	1	0	0	0	0											
Juan Castro, R OBP: 0.238, SLG: 0.281										3	2	2	1	0	0	0											
Oscar Salazar, R OBP: 0.261, SLG: 0.571										1	0	0	0	0	0	2											
Inning Stats	R: 1 E: 0 K: 1 S: 6	H: 1 LOB: 0 BB: 0 P: 8	R: 0 E: 0 K: 0 S: 7	H: 1 LOB: 0 BB: 0 P: 9	R: 1 E: 0 K: 1 S: 9	H: 1 LOB: 0 BB: 0 P: 13	R: 0 E: 0 K: 1 S: 7	H: 0 LOB: 0 BB: 0 P: 10	R: 0 E: 0 K: 1 S: 7	H: 0 LOB: 0 BB: 0 P: 11	R: 1 E: 0 K: 0 S: 12	H: 3 LOB: 1 BB: 1 P: 18	R: 1 E: 0 K: 0 S: 9	H: 1 LOB: 0 BB: 0 P: 15	R: 0 E: 0 K: 0 S: 7	H: 0 LOB: 0 BB: 0 P: 12	R: 0 E: 0 K: 2 S: 19	H: 2 LOB: 2 BB: 0 P: 25	1B: 5 2B: 1 3B: 0 HR: 3	SF: 0 SAC: 1 DP: 1 HBP: 0	WP: 0 PB: 1 SB: 0 CS: 0	PA: 36					
PITCHER	IP	WLS	BF	H	R	ER	SO	BB	IBB	HBP	BLK	WP	HR	S	P	ERA	WHIP										
36 Paul Byrd, R ERA: 4.88	7.0	W	28	7	4	4	4	1	0	0	0	0	3	57	84	5.14	1.143										
48 Javier Lopez, L ERA: 2.81	1.0	H	3	0	0	0	0	0	0	0	0	0	0	7	12	0.00	0.000										
58 Jonathan Papelbon, R ERA: 1.68	1.0	S	5	2	0	0	2	0	0	0	0	0	0	19	25	0.00	2.000										

Baltimore Orioles @ Boston Red Sox
Fenway Park, Boston, MA
Mon Sep 01 2008, 7:05 PM EDT
Att: 37,565 - Clear - 78 F

AB 34
R 4
H 9
RBI 4
BB 1
SO 6
LOB 7



Batter	1	2	3	4	5	6	7	8	9	AB	R	H	RBI	BB	SO	LOB	BOTTOM										
2 Jacoby Ellsbury, L OBP: 0.328, SLG: 0.366										5	0	1	0	0	1	0											
15 Dustin Pedroia, R OBP: 0.374, SLG: 0.488										4	1	2	2	1	0	0											
34 David Ortiz, L OBP: 0.381, SLG: 0.483										3	0	0	0	2	0	1											
20 Kevin Youkilis, R OBP: 0.387, SLG: 0.560										4	0	0	0	1	0	5											
44 Jason Bay, R OBP: 0.371, SLG: 0.518										4	1	1	0	1	2	3											
12 Jed Lowrie, S OBP: 0.352, SLG: 0.445										2	1	1	2	3	1	3											
Jason Varitek, S OBP: 0.316, SLG: 0.375										5	1	1	1	0	1	6											
55 Jeff Bailey, R OBP: 0.394, SLG: 0.536										2	2	1	1	2	0	1											
Alex Cora, L OBP: 0.375, SLG: 0.345										0	0	0	0	0	0	0											
Coco Crisp, S OBP: 0.321, SLG: 0.392										4	1	1	1	0	2	3											
Inning Stats	R: 0 E: 0 K: 2 S: 8	H: 0 LOB: 3 BB: 3 P: 23	R: 2 E: 0 K: 1 S: 10	H: 2 LOB: 0 BB: 0 P: 18	R: 0 E: 0 K: 0 S: 8	H: 0 LOB: 0 BB: 0 P: 12	R: 0 E: 0 K: 1 S: 7	H: 0 LOB: 1 BB: 1 P: 11	R: 0 E: 0 K: 0 S: 5	H: 0 LOB: 0 BB: 0 P: 5	R: 4 E: 1 K: 0 S: 24	H: 5 LOB: 3 BB: 2 P: 41	R: 0 E: 0 K: 2 S: 12	H: 0 LOB: 2 BB: 2 P: 24	R: 1 E: 1 K: 1 S: 17	H: 1 LOB: 3 BB: 3 P: 32	1B: 4 2B: 2 3B: 0 HR: 2	SF: 0 SAC: 0 DP: 0 HBP: 0	WP: 0 PB: 0 SB: 1 CS: 0	PA: 43							
PITCHER	IP	WLS	BF	H	R	ER	SO	BB	IBB	HBP	BLK	WP	HR	S	P	ERA	WHIP										
Garrett Olson, L ERA: 6.53	5.2	L	28	6	6	6	4	5	0	0	0	0	2	54	96	9.53	1.941										
45 Dennis Sarfate, R ERA: 4.96	1.1		8	1	0	0	2	2	1	0	0	0	0	20	38	0.00	2.250										
53 Jim Miller, R ERA: 3.6	0.2		6	1	1	0	1	1	1	0	0	0	0	15	29	0.00	3.000										
Randor Bierd, R ERA: 3.6	0.1		1	0	0	0	0	0	0	0	0	0	0	2	3	0.00	0.000										

Baltimore Orioles @ Boston Red Sox
Fenway Park, Boston, MA
Mon Sep 01 2008, 7:05 PM EDT
Att: 37,565 - Clear - 78 F


AB 33
R 7
H 8
RBI 7
BB 10
SO 7
LOB 22




Batter	1	2	3	4	5	6	7	8	9	AB	R	H	RBI	BB	SO	LOB	TOP										
1 Brian Roberts, S OBP: 0.376, SLG: 0.461 Alex Cintron, S OBP: 0.307, SLG: 0.367										2	0	0	0	1	1	0	Baltimore Orioles @ Boston Red Sox Fenway Park, Boston, MA Tue Sep 02 2008, 7:05 PM EDT Att: 37,710 - Partly Cloudy - 69 F										
Adam Jones, R OBP: 0.318, SLG: 0.406										4	0	0	0	1	1												
21 Nick Markakis, L OBP: 0.407, SLG: 0.497 30 Luke Scott, L OBP: 0.357, SLG: 0.495										3	0	1	0	0	1	2											
17 Aubrey Huff, L OBP: 0.369, SLG: 0.576 Guillermo Quiroz, R OBP: 0.254, SLG: 0.269										2	1	1	0	1	0	0											
Ramon Hernandez, R OBP: 0.309, SLG: 0.416										4	0	2	0	0	0	2											
Kevin Millar, R OBP: 0.332, SLG: 0.415 41 Bob McCrory, R										3	0	1	1	0	0	0											
Oscar Salazar, R OBP: 0.296, SLG: 0.522										2	0	0	0	2	0	2											
12 Luis Montanez, R OBP: 0.386, SLG: 0.463										4	1	2	0	0	1	3											
Juan Castro, R OBP: 0.231, SLG: 0.272										4	0	0	0	0	2	5											
Inning Stats	R: 0 E: 0 K: 2 S: 11	H: 0 LOB: 0 BB: 0 P: 15	R: 0 E: 0 K: 0 S: 12	H: 2 LOB: 1 BB: 0 P: 18	R: 0 E: 0 K: 0 S: 10	H: 1 LOB: 2 BB: 2 P: 21	R: 1 E: 0 K: 2 S: 13	H: 2 LOB: 2 BB: 1 P: 23	R: 0 E: 0 K: 1 S: 8	H: 0 LOB: 1 BB: 1 P: 15	R: 0 E: 0 K: 0 S: 7	H: 0 LOB: 0 BB: 0 P: 10	R: 0 E: 0 K: 0 S: 8	H: 0 LOB: 0 BB: 0 P: 13	R: 1 E: 0 K: 0 S: 10	H: 2 LOB: 1 BB: 0 P: 16	1B: 5 2B: 5 3B: 0 HR: 0	SF: 1 SAC: 0 DP: 2 HBP: 0	WP: 0 PB: 0 SB: 1 CS: 0	PA: 38							
PITCHER	IP	WLS	BF	H	R	ER	SO	BB	IBB	HBP	BLK	WP	HR	S	P	ERA	WHIP										
31 Jon Lester, L ERA: 3.37	5.0	W	23	6	1	1	5	4	0	0	0	0	0	58	99	1.80	2.000										
17 Manny Delcarmen, R ERA: 3.9	1.0		4	0	0	0	1	1	0	0	0	0	0	8	15	0.00	1.000										
59 Chris Smith, R ERA: 4.63	1.0		3	0	0	0	0	0	0	0	0	0	0	7	10	0.00	0.000										
62 David Pauley, R ERA: 8.53	2.0		8	2	1	1	0	0	0	0	0	0	0	18	29	4.50	1.000										

Batter	1	2	3	4	5	6	7	8	9	AB	R	H	RBI	BB	SO	LOB	BOTTOM										
2 Jacoby Ellsbury, L OBP: 0.330, SLG: 0.365										4	2	1	1	2	1	2	Baltimore Orioles @ Boston Red Sox Fenway Park, Boston, MA Tue Sep 02 2008, 7:05 PM EDT Att: 37,710 - Partly Cloudy - 69 F										
12 Jed Lowrie, S OBP: 0.381, SLG: 0.451										2	3	1	2	3	0	0											
34 David Ortiz, L OBP: 0.387, SLG: 0.494 Kevin Cash, R OBP: 0.301, SLG: 0.341										3	2	3	4	1	0	0											
15 Dustin Pedroia, R OBP: 0.376, SLG: 0.496										2	1	1	0	0	0	1											
Mark Kotsay, L OBP: 0.344, SLG: 0.429 60 Jonathan Van Every, L ERA: 3.53										4	0	2	1	0	1	0											
Jason Varitek, S OBP: 0.318, SLG: 0.376 David Ross, R OBP: 0.379, SLG: 0.363										4	0	2	0	0	1	1											
55 Jeff Bailey, R OBP: 0.421, SLG: 0.516										3	2	1	0	2	0	3											
Alex Cora, L OBP: 0.376, SLG: 0.347										5	0	2	0	0	1	4											
Coco Crisp, S OBP: 0.325, SLG: 0.395										5	3	3	0	0	1	5											
Inning Stats	R: 0 E: 0 K: 0 S: 6	H: 1 LOB: 1 BB: 0 P: 11	R: 0 E: 0 K: 0 S: 5	H: 1 LOB: 0 BB: 0 P: 8	R: 4 E: 0 K: 1 S: 17	H: 3 LOB: 1 BB: 2 P: 37	R: 6 E: 0 K: 2 S: 16	H: 5 LOB: 0 BB: 1 P: 27	R: 1 E: 0 K: 2 S: 18	H: 2 LOB: 3 BB: 2 P: 36	R: 0 E: 0 K: 0 S: 10	H: 3 LOB: 2 BB: 0 P: 16	R: 2 E: 0 K: 1 S: 18	H: 3 LOB: 3 BB: 2 P: 35	R: 1 E: 0 K: 0 S: 12	H: 2 LOB: 2 BB: 1 P: 27	1B: 14 2B: 5 3B: 0 HR: 1	SF: 2 SAC: 0 DP: 2 HBP: 0	WP: 0 PB: 1 SB: 2 CS: 0	PA: 50							
PITCHER	IP	WLS	BF	H	R	ER	SO	BB	IBB	HBP	BLK	WP	HR	S	P	ERA	WHIP										
62 Radhames Liz, R ERA: 7.91	3.1	L	21	9	9	9	2	3	0	0	0	0	1	20	33	24.30	3.600										
Fernando Cabrera, R ERA: 5.4	1.1		8	3	2	2	3	1	0	0	0	0	0	25	47	10.80	4.800										
Alberto Castillo, L ERA: 3.68	1.2		12	6	2	2	0	2	0	0	0	0	0	19	42	0.00	2.400										
41 Bob McCrory, R ERA: 15.43	1.2		9	2	1	0	1	2	0	0	0	0	0	19	42	0.00	2.400										
41 Bob McCrory, R ERA: 15.43	1.2		9	2	1	0	1	2	0	0	0	0	0	19	42	0.00	2.400										



Batter	1	2	3	4	5	6	7	8	9	AB R H RBI BB SO LOB	TOP																								
												<p>Oakland Athletics @ Baltimore Orioles Oriole Park at Camden Yards, Baltimore, MD Sat Sep 06 2008, 1:05 PM EDT</p> <p>livebaseballscorecards.com</p> <p>AB 0 R 0 H 0 RBI 0 BB 0 SO 0 LOB 0</p>  <p>1B: 0 SF: 0 WP: 0 PA: 0 2B: 0 SAC: 0 FB: 0 3B: 0 DP: 0 SB: 0 HR: 0 HBP: 0 CS: 0</p>																							
Inning Stats																																			
PITCHER	IP	WLS	BF	H	R	ER	SO	BB	IBB	HBP	BLK	WP	HR	S	P	ERA	WHIP	PITCHER	IP	WLS	BF	H	R	ER	SO	BB	IBB	HBP	BLK	WP	HR	S	P	ERA	WHIP

Batter	1	2	3	4	5	6	7	8	9	AB R H RBI BB SO LOB	BOTTOM																								
												<p>Oakland Athletics @ Baltimore Orioles Oriole Park at Camden Yards, Baltimore, MD Sat Sep 06 2008, 1:05 PM EDT</p> <p>livebaseballscorecards.com</p> <p>AB 0 R 0 H 0 RBI 0 BB 0 SO 0 LOB 0</p>  <p>1B: 0 SF: 0 WP: 0 PA: 0 2B: 0 SAC: 0 FB: 0 3B: 0 DP: 0 SB: 0 HR: 0 HBP: 0 CS: 0</p>																							
Inning Stats																																			
PITCHER	IP	WLS	BF	H	R	ER	SO	BB	IBB	HBP	BLK	WP	HR	S	P	ERA	WHIP	PITCHER	IP	WLS	BF	H	R	ER	SO	BB	IBB	HBP	BLK	WP	HR	S	P	ERA	WHIP

Batter	1	2	3	4	5	6	7	8	9	AB	R	H	RBI	BB	SO	LOB	TOP										
11 Rajai Davis, R OBP: 0.283, SLG: 0.348										4	1	2	1	1	0	3											
15 Ryan Sweeney, L OBP: 0.337, SLG: 0.377										3	0	0	0	2	1	3											
8 Kurt Suzuki, R OBP: 0.354, SLG: 0.381										4	0	1	0	1	0	3											
32 Jack Cust, L OBP: 0.371, SLG: 0.457										4	2	2	3	0	1	1											
10 Daric Barton, L OBP: 0.316, SLG: 0.340										5	0	0	0	0	0	3											
7 Bobby Crosby, R OBP: 0.301, SLG: 0.363										3	0	1	0	2	0	0											
22 Jack Hannahan, L OBP: 0.303, SLG: 0.342										5	1	1	1	0	2	6											
57 Aaron Cunningham, R OBP: 0.450, SLG: 0.529										3	1	2	0	0	1	0											
4 Eric Patterson, L OBP: 0.299, SLG: 0.259										3	0	0	0	1	0	2											
Inning Stats	R: 1 E: 0 K: 0 S: 14	H: 1 LOB: 3 BB: 3 P: 35	R: 0 E: 0 K: 0 S: 10	H: 2 LOB: 2 BB: 0 P: 12	R: 1 E: 0 K: 1 S: 14	H: 2 LOB: 3 BB: 2 P: 29	R: 1 E: 0 K: 0 S: 11	H: 1 LOB: 0 BB: 1 P: 22	R: 2 E: 0 K: 0 S: 18	H: 2 LOB: 1 BB: 0 P: 28	R: 0 E: 0 K: 1 S: 11	H: 1 LOB: 2 BB: 1 P: 19	R: 0 E: 0 K: 1 S: 13	H: 0 LOB: 0 BB: 0 P: 18	R: 0 E: 0 K: 2 S: 10	H: 0 LOB: 0 BB: 0 P: 15	R: 0 E: 0 K: 0 S: 7	H: 0 LOB: 0 BB: 0 P: 10	1B: 5 2B: 0 3B: 1 HR: 3	SF: 1 SAC: 0 DP: 1 HBP: 1	WP: 0 PB: 0 SB: 2 CS: 0	PA: 43					
PITCHER	IP	WLS	BF	H	R	ER	SO	BB	IBB	HBP	BLK	WP	HR	S	P	ERA	WHIP										
40 Daniel Cabrera, R ERA: 5.26	3.0	L	20	5	3	3	1	6	0	0	0	0	1	42	84	9.00	3.667										
58 Alfredo Simon, R ERA: 16.2	1.2		8	3	2	2	0	0	0	1	0	0	2	23	40	10.80	1.800										
Lance Cormier, R ERA: 4.21	2.1		9	1	0	0	2	1	0	0	0	0	0	26	39	0.00	0.857										
45 Dennis Sartale, R ERA: 4.71	1.0		3	0	0	0	2	0	0	0	0	0	0	10	15	0.00	0.000										
53 Jim Miller, R ERA:	1.0		3	0	0	0	0	0	0	0	0	0	0	7	10	0.00	0.000										

Oakland Athletics @ Baltimore Orioles
Oriole Park at Camden Yards, Baltimore, MD

Sat Sep 06 2008, 7:05 PM EDT
Att: 21,553 - Overcast - 76 F

AB 34
R 5
H 9
RBI 5
BB 7
SO 5
LOB 21



Batter	1	2	3	4	5	6	7	8	9	AB	R	H	RBI	BB	SO	LOB	BOTTOM										
1 Brian Roberts, S OBP: 0.376, SLG: 0.459										3	0	0	0	1	0	4											
12 Luis Montanez, R OBP: 0.374, SLG: 0.484										4	1	1	0	0	0	1											
21 Nick Markakis, L OBP: 0.402, SLG: 0.489										4	0	0	1	0	1	1											
Ramon Hernandez, R OBP: 0.308, SLG: 0.415										4	0	1	0	0	1	1											
Kevin Millar, R OBP: 0.330, SLG: 0.412										4	0	2	0	0	0	0											
Adam Jones, R OBP: 0.314, SLG: 0.399										3	0	0	0	1	1	3											
Oscar Salazar, R OBP: 0.333, SLG: 0.419										3	0	1	0	1	0	1											
Jay Payton, R OBP: 0.297, SLG: 0.362										2	0	0	0	2	0	2											
Juan Castro, R OBP: 0.229, SLG: 0.262										2	0	0	0	1	0	1											
30 Luke Scott, L OBP: 0.354, SLG: 0.494										1	0	0	0	0	0	1											
Inning Stats	R: 0 E: 0 K: 0 S: 8	H: 0 LOB: 1 BB: 1 P: 16	R: 0 E: 0 K: 1 S: 9	H: 1 LOB: 3 BB: 2 P: 19	R: 0 E: 0 K: 1 S: 10	H: 0 LOB: 0 BB: 0 P: 14	R: 0 E: 0 K: 0 S: 7	H: 0 LOB: 1 BB: 1 P: 15	R: 0 E: 0 K: 0 S: 10	H: 2 LOB: 1 BB: 0 P: 10	R: 0 E: 0 K: 0 S: 6	H: 0 LOB: 1 BB: 1 P: 13	R: 1 E: 0 K: 1 S: 10	H: 2 LOB: 0 BB: 0 P: 13	R: 0 E: 0 K: 0 S: 6	H: 0 LOB: 1 BB: 1 P: 11	1B: 3 2B: 2 3B: 1 HR: 0	SF: 0 SAC: 0 DP: 2 HBP: 0	WP: 0 PB: 0 SB: 0 CS: 0	PA: 36							
PITCHER	IP	WLS	BF	H	R	ER	SO	BB	IBB	HBP	BLK	WP	HR	S	P	ERA	WHIP										
Greg Smith, L ERA: 4.05	7.0		28	3	0	0	2	5	0	0	0	0	0	58	103	0.00	1.143										
Huston Street, R ERA: 4.02	1.0		5	2	1	1	1	0	0	0	0	0	0	10	13	9.00	2.000										
31 Brad Ziegler, R ERA: 0.54	1.0		3	0	0	0	0	1	0	0	0	0	0	6	11	0.00	1.000										

Oakland Athletics @ Baltimore Orioles
Oriole Park at Camden Yards, Baltimore, MD

Sat Sep 06 2008, 7:05 PM EDT
Att: 21,553 - Overcast - 76 F

AB 30
R 1
H 5
RBI 1
BB 6
SO 3
LOB 15



Batter	1	2	3	4	5	6	7	8	9	AB	R	H	RBI	BB	SO	LOB	TOP										
2 Denard Span, L (1,9) OBP: 0.390, SLG: 0.454	G5-3		HR	P6		G4-3	G4-3		HR	5	2	2	4	1	0	2	Minnesota Twins @ Baltimore Orioles Oriole Park at Camden Yards, Baltimore, MD Sat Sep 13 2008, 5:05 PM EDT Partly Cloudy - 88 F										
25 Alexi Casilla, S (1,4) OBP: 0.341, SLG: 0.395				G4-3					G1-3	4	1	1	0	1	1	3											
5 Michael Cuddyer, R (9,PH) OBP: 0.323, SLG: 0.374										1	0	0	0	0	0	1											
20 Matt Tolbert, S (9,4) OBP: 0.309, SLG: 0.352	BB									0	0	0	0	0	0	0											
7 Joe Mauer, L (1,2) OBP: 0.344, SLG: 0.436	FC3-6									4	2	1	0	1	0	2											
Randy Ruiz, R (9,PH) OBP: 0.350, SLG: 0.382										1	0	0	0	0	1	1											
44 Ryan Jorgensen, R (9,2)										0	0	0	0	0	0	0											
33 Justin Morneau, L (1,3) OBP: 0.389, SLG: 0.531										5	2	4	2	1	0	1											
16 Jason Kubel, L (1,10) OBP: 0.332, SLG: 0.461										4	0	1	1	1	1	4											
21 Delmon Young, R (1,7) OBP: 0.332, SLG: 0.403										4	1	1	0	1	0	6											
11 Jason Pridie, L (9,7)										0	1	0	0	0	0	0											
32 Brian Buscher, L (1,5) OBP: 0.344, SLG: 0.410										3	0	1	1	0	0	2											
23 Brendan Harris, R (7,PH) OBP: 0.321, SLG: 0.387										0	1	0	0	2	0	0											
Nick Punto, S (1,6) OBP: 0.340, SLG: 0.390										4	1	1	0	1	2	6											
22 Carlos Gómez, R (1,8) OBP: 0.293, SLG: 0.349										4	1	2	4	1	0	1											
Inning Stats	R: 1 H: 1 E: 0 K: 0 S: 13	H: 1 LOB: 2 BB: 2 P: 26	R: 0 H: 1 E: 0 K: 1 S: 10	H: 1 LOB: 0 BB: 0 P: 13	R: 3 H: 3 E: 1 K: 0 S: 16	LOB: 3 BB: 1 P: 23	R: 0 H: 0 E: 0 K: 0 S: 7	H: 0 LOB: 0 BB: 0 P: 12	R: 0 H: 2 E: 0 K: 0 S: 6	H: 2 LOB: 1 BB: 0 P: 8	R: 0 H: 0 E: 0 K: 0 S: 6	H: 0 LOB: 2 BB: 3 P: 22	R: 3 H: 2 E: 0 K: 2 S: 13	H: 2 LOB: 2 BB: 3 P: 32	R: 0 H: 1 E: 0 K: 1 S: 7	H: 1 LOB: 1 BB: 0 P: 11	R: 5 H: 4 E: 0 K: 1 S: 22	H: 4 LOB: 1 BB: 1 P: 34	1B: 8 2B: 5 3B: 0 HR: 2	SF: 0 SAC: 0 DP: 3 HBP: 0	WP: 1 PB: 0 SB: 0 CS: 0	PA: 49					
PITCHER	IP	WLS	BF	H	R	ER	SO	BB	IBB	HBP	BLK	WP	HR	S	P	ERA	WHIP	PITCHER									
40 Daniel Cabrera, R (1,1) ERA: 5.25	5.1	L	27	7	4	3	1	5	0	0	0	1	1	56	95	5.06	2.250										
Brian Bunes, L (6,1) ERA: 6.34	1.0		6	1	3	3	1	2	1	0	0	0	0	8	24	27.00	2.000										
58 Alfredo Simon, R (7,1) ERA: 8.1	1.2		8	2	0	0	2	1	0	0	0	0	0	14	28	0.00	1.800										
41 Bob McCroby, R (9,1) ERA: 21.6	0.0		4	3	4	4	0	1	0	0	0	0	0	13	23	=	=										
Alberto Castillo, L (9,1) ERA: 3.8	1.0		4	1	1	1	1	0	0	0	0	0	1	9	11	9.00	1.000										
Batter	1	2	3	4	5	6	7	8	9	AB	R	H	RBI	BB	SO	LOB	BOTTOM										
1 Brian Roberts, S (1,4) OBP: 0.374, SLG: 0.453	F7									4	1	1	0	0	2	0	Minnesota Twins @ Baltimore Orioles Oriole Park at Camden Yards, Baltimore, MD Sat Sep 13 2008, 5:05 PM EDT Partly Cloudy - 88 F										
21 Nick Markakis, L (1,9) OBP: 0.395, SLG: 0.482										3	0	1	1	1	1	0											
6 Melvin Mora, R (1,5) OBP: 0.342, SLG: 0.491										4	1	1	0	0	1	2											
17 Aubrey Huff, L (1,10) OBP: 0.370, SLG: 0.577										4	0	1	0	0	0	1											
Ramon Hernandez, R (1,2) OBP: 0.314, SLG: 0.422										2	0	1	1	2	0	0											
Omir Santos, R (9,2)										0	0	0	0	0	0	0											
30 Luke Scott, L (1,7) OBP: 0.350, SLG: 0.493										4	0	0	0	0	0	4											
Kevin Millar, R (1,3) OBP: 0.326, SLG: 0.402										4	0	0	0	0	1	2											
Jay Payton, R (1,8) OBP: 0.296, SLG: 0.358										4	0	1	0	0	0	0											
Brandon Fahey, L (1,6) OBP: 0.260, SLG: 0.344										2	0	0	0	0	1	2											
Alex Cintron, S (7,PH) OBP: 0.309, SLG: 0.359										2	0	0	0	0	0	0											
Inning Stats	R: 1 H: 3 E: 0 K: 0 S: 11	H: 3 LOB: 2 BB: 0 P: 17	R: 0 H: 0 E: 0 K: 0 S: 6	H: 0 LOB: 0 BB: 0 P: 12	R: 0 H: 0 E: 0 K: 1 S: 9	H: 0 LOB: 1 BB: 1 P: 18	R: 0 H: 1 E: 0 K: 1 S: 12	H: 1 LOB: 2 BB: 1 P: 20	R: 0 H: 0 E: 0 K: 2 S: 9	H: 0 LOB: 0 BB: 0 P: 14	R: 0 H: 0 E: 0 K: 0 S: 9	H: 0 LOB: 1 BB: 1 P: 13	R: 1 H: 2 E: 0 K: 1 S: 13	H: 2 LOB: 1 BB: 0 P: 16	R: 0 H: 0 E: 0 K: 0 S: 4	H: 0 LOB: 0 BB: 0 P: 5	R: 0 H: 0 E: 0 K: 1 S: 10	H: 0 LOB: 0 BB: 0 P: 14	1B: 5 2B: 1 3B: 0 HR: 0	SF: 0 SAC: 0 DP: 0 HBP: 0	WP: 1 PB: 0 SB: 0 CS: 0	PA: 36					
PITCHER	IP	WLS	BF	H	R	ER	SO	BB	IBB	HBP	BLK	WP	HR	S	P	ERA	WHIP	PITCHER									
30 Scott Baker, R (1,1) ERA: 3.57	6.0	W	25	4	1	1	4	3	0	0	0	0	0	56	94	1.50	1.167										
26 Boof Bonser, R (7,1) ERA: 6.09	1.0		5	2	1	1	1	0	0	0	0	1	0	13	16	9.00	2.000										
Eddie Guardado, L (8,1) ERA: 4.19	1.0		3	0	0	0	0	0	0	0	0	0	0	4	5	0.00	0.000										
50 Jose Mijares, L (9,1) ERA:	1.0		3	0	0	0	1	0	0	0	0	0	0	10	14	0.00	0.000										

Batter	1	2	3	4	5	6	7	8	9	AB	R	H	RBI	BB	SO	LOB	TOP			
2 Denard Span, L OBP: 0.393, SLG: 0.455										4	2	2	1	0	0	2	Minnesota Twins @ Baltimore Orioles Oriole Park at Camden Yards, Baltimore, MD Sat Sep 13 2008, 5:10 PM EDT Att: 21,712 - Partly Cloudy - 85 F AB 39 R 12 H 13 RBI 12 BB 3 SO 5 LOB 17			
20 Matt Tolbert, S OBP: 0.324, SLG: 0.400										4	3	2	1	1	0	2				
55 Mike Redmond, R OBP: 0.316, SLG: 0.328										4	1	2	2	0	0	1				
33 Justin Morneau, L OBP: 0.387, SLG: 0.528										5	1	1	2	0	0	2				
Randy Ruiz, R OBP: 0.338, SLG: 0.367										5	1	1	1	0	0	3				
21 Delmon Young, R OBP: 0.331, SLG: 0.401 11 Jason Pridie, L										5	1	1	0	0	0	3				
23 Brendan Harris, R OBP: 0.324, SLG: 0.395										4	3	2	2	1	0	1				
12 Adam Everett, R OBP: 0.266, SLG: 0.309										5	0	1	1	0	1	3				
22 Carlos Gómez, R OBP: 0.294, SLG: 0.351										3	0	1	2	1	1	2				
Inning Stats	R: 6 H: 5 E: 0 K: 0 S: 16	H: 5 R: 2 ER: 0 LOB: 1 BB: 1 P: 30	R: 1 H: 2 E: 0 K: 0 S: 7	H: 2 R: 1 ER: 0 LOB: 1 BB: 0 P: 12	R: 3 H: 3 E: 0 K: 2 S: 20	H: 3 R: 1 ER: 0 LOB: 1 BB: 1 P: 36	R: 0 H: 0 E: 0 K: 1 S: 14	H: 2 R: 0 ER: 0 LOB: 0 BB: 0 P: 18	R: 0 H: 0 E: 0 K: 1 S: 6	H: 0 R: 0 ER: 0 LOB: 0 BB: 0 P: 8	R: 0 H: 0 E: 0 K: 1 S: 11	H: 1 R: 0 ER: 0 LOB: 1 BB: 1 P: 21	R: 0 H: 0 E: 0 K: 1 S: 11	H: 0 R: 0 ER: 0 LOB: 0 BB: 0 P: 16	R: 0 H: 0 E: 0 K: 0 S: 6	H: 0 R: 0 ER: 0 LOB: 0 BB: 0 P: 10		1B: 9 2B: 1 3B: 2 HR: 1	SF: 0 SAC: 0 DP: 0 HBP: 2	WP: 1 PB: 0 SB: 2 CS: 1
PITCHER	IP WLS BF H R ER SO BB IBB HBP BLK WP HR S P ERA WHIP																PITCHER	IP WLS BF H R ER SO BB IBB HBP BLK WP HR S P ERA WHIP		
Garrett Olson, L ERA: 6.84	(1, 1) 0.2 L 9 5 6 6 0 1 0 0 1 0 0 0 0 0 0 14 27 81.00 9.000																			
Randor Bierd, R ERA: 4.53	(1, 1) 2.0 11 4 4 4 2 1 0 0 0 0 1 0 23 43 18.00 2.500																			
Brian Burres, L ERA: 6.32	(3, 1) 1.2 9 3 1 1 1 0 0 0 0 0 0 0 21 28 5.40 1.800																			
Rocky Cherry, R ERA: 5.27	(5, 1) 2.2 9 1 1 1 1 1 0 0 0 0 1 19 33 3.38 0.750																			
31 Kam Mickolio, R ERA: 8.31	(8, 1) 2.0 6 0 0 0 1 0 0 0 0 0 0 0 17 26 0.00 0.000																			

Batter	1	2	3	4	5	6	7	8	9	AB	R	H	RBI	BB	SO	LOB	BOTTOM			
1 Brian Roberts, S OBP: 0.376, SLG: 0.454										5	1	3	0	0	0	0	Minnesota Twins @ Baltimore Orioles Oriole Park at Camden Yards, Baltimore, MD Sat Sep 13 2008, 5:10 PM EDT Att: 21,712 - Partly Cloudy - 85 F AB 36 R 6 H 12 RBI 6 BB 6 SO 5 LOB 19			
21 Nick Markakis, L OBP: 0.402, SLG: 0.484										2	2	1	0	3	1	2				
6 Melvin Mora, R OBP: 0.344, SLG: 0.491 Omir Santos, R										4	1	2	0	1	0	4				
17 Aubrey Huff, L OBP: 0.369, SLG: 0.575 Alex Cintron, S										5	0	1	1	0	1	7				
Adam Jones, R OBP: 0.318, SLG: 0.411										3	1	2	2	1	0	0				
Oscar Salazar, R OBP: 0.327, SLG: 0.463										5	1	1	3	0	0	3				
12 Luis Montanez, R OBP: 0.333, SLG: 0.432										5	0	1	0	0	1	0				
Guillermo Quiroz, R OBP: 0.252, SLG: 0.260										3	0	0	0	1	0	0				
Juan Castro, R OBP: 0.233, SLG: 0.259 Ramon Hernandez, R (7, PH) Brandon Fahey, L										3	0	1	0	0	1	0				
Inning Stats	R: 2 H: 2 E: 0 K: 0 S: 13	H: 2 R: 0 ER: 0 LOB: 0 BB: 1 P: 20	R: 0 H: 0 E: 0 K: 2 S: 9	H: 0 R: 0 ER: 0 LOB: 0 BB: 0 P: 10	R: 4 H: 3 E: 0 K: 0 S: 18	H: 3 R: 1 ER: 0 LOB: 1 BB: 1 P: 31	R: 0 H: 2 E: 0 K: 0 S: 11	H: 2 R: 0 ER: 0 LOB: 3 BB: 1 P: 19	R: 0 H: 0 E: 0 K: 0 S: 5	H: 0 R: 0 ER: 0 LOB: 0 BB: 0 P: 8	R: 0 H: 2 E: 0 K: 1 S: 9	H: 2 R: 0 ER: 0 LOB: 2 BB: 0 P: 17	R: 0 H: 2 E: 0 K: 2 S: 14	H: 1 R: 0 ER: 0 LOB: 2 BB: 1 P: 11	R: 0 H: 0 E: 0 K: 0 S: 4	H: 0 R: 0 ER: 0 LOB: 1 BB: 1 P: 13		1B: 9 2B: 2 3B: 0 HR: 1	SF: 1 SAC: 0 DP: 2 HBP: 0	WP: 1 PB: 0 SB: 0 CS: 0
PITCHER	IP WLS BF H R ER SO BB IBB HBP BLK WP HR S P ERA WHIP																PITCHER	IP WLS BF H R ER SO BB IBB HBP BLK WP HR S P ERA WHIP		
15 Glen Perkins, L ERA: 4.4	(1, 1) 3.0 W 16 5 6 6 2 0 0 0 0 0 0 0 21 35 0.00 2.143																			
Bobby Korecky, R ERA: 5.54	(4, 1) 2.1 8 2 0 0 0 1 0 0 0 0 1 0 18 31 0.00 1.800																			
49 Craig Breslow, L ERA: 2.13	(6, 1) 1.0 4 1 0 0 0 1 0 0 0 0 0 0 5 11 0.00 2.000																			
Dennys Reyes, L ERA: 2.41	(8, 1) 1.0 3 0 0 0 0 1 0 0 0 0 0 0 4 13 0.00 1.000																			
38 Phil Humber, R ERA: 5.4	(9, 1) 1.0 3 0 0 0 0 1 0 0 0 0 0 0 4 13 0.00 1.000																			

Batter	1	2	3	4	5	6	7	8	9	AB	R	H	RBI	BB	SO	LOB	TOP				
2 Denard Span, L (1,9) OBP: 0.387, SLG: 0.447										5	0	0	0	0	1	4					
25 Alexi Casilla, S (1,4) OBP: 0.337, SLG: 0.390										4	0	0	0	0	0	1					
7 Joe Mauer, L (1,2) OBP: 0.409, SLG: 0.436										3	0	1	0	0	0	0					
Randy Ruiz, R (9,PH) OBP: 0.348, SLG: 0.367										0	1	0	0	1	0	0					
33 Justin Morneau, L (1,3) OBP: 0.386, SLG: 0.526										3	0	0	0	0	0	1					
27 Matt Macri, R (8,3) OBP: 0.371, SLG: 0.455										1	0	0	0	0	1	1					
16 Jason Kubel, L (1,10) OBP: 0.341, SLG: 0.464										2	0	1	0	1	1	0					
5 Michael Cuddyer, R (9,PH) OBP: 0.326, SLG: 0.377										1	0	1	0	0	0	0					
11 Jason Pridie, L (9,PR) OBP: 0.326, SLG: 0.377										0	1	0	0	0	0	0					
21 Delmon Young, R (1,7) OBP: 0.330, SLG: 0.398										3	1	0	0	1	0	3					
32 Brian Buscher, L (1,5) OBP: 0.344, SLG: 0.409										3	0	1	0	0	2	1					
23 Brendan Harris, R (9,PH) OBP: 0.325, SLG: 0.397										1	0	1	1	0	0	0					
Nick Punto, S (1,6) OBP: 0.345, SLG: 0.395										4	0	3	1	0	0	1					
22 Carlos Gómez, R (1,8) OBP: 0.292, SLG: 0.349										3	0	0	1	0	0	2					
Inning Stats	R: 0 E: 0 K: 0 S: 10	H: 0 LOB: 0 BB: 0 P: 17	R: 0 E: 0 K: 1 S: 7	H: 0 LOB: 0 BB: 0 P: 11	R: 0 E: 0 K: 1 S: 8	H: 1 LOB: 1 BB: 0 P: 13	R: 0 E: 0 K: 0 S: 11	H: 1 LOB: 2 BB: 0 P: 19	R: 0 E: 0 K: 1 S: 5	H: 0 LOB: 0 BB: 0 P: 8	R: 0 E: 0 K: 1 S: 8	H: 1 LOB: 1 BB: 0 P: 12	R: 0 E: 0 K: 0 S: 9	H: 1 LOB: 1 BB: 0 P: 14	R: 3 E: 0 K: 1 S: 18	H: 3 LOB: 2 BB: 2 P: 34	1B: 7 2B: 1 3B: 0 HR: 0	SF: 1 SAC: 0 DP: 0 HBP: 0	WP: 1 PB: 0 SB: 0 CS: 0	PA: 37	
PITCHER	IP	WLS	BF	H	R	ER	SO	BB	IBB	HBP	BLK	WP	HR	S	P	ERA	WHIP				
62 Radhames Liz, R (1,1) ERA: 6.9	8.0	W	29	5	0	0	4	1	0	0	0	1	0	66	109	0.00	0.750				
52 George Sherrill, L (9,1) ERA: 4.97	0.1		5	2	3	3	1	2	0	0	0	0	0	9	21	81.00	12.000				
53 Jim Miller, R (9,1) ERA:	0.2		3	1	0	0	0	0	0	0	0	0	0	9	13	0.00	1.500				

Minnesota Twins @ Baltimore Orioles
 Oriole Park at Camden Yards, Baltimore, MD
 Sun Sep 14 2008, 1:35 PM EDT
 Att: 18,559 - Sunny - 95 F

AB 33
 R 3
 H 8
 RBI 3
 BB 3
 SO 5
 LOB 14



Batter	1	2	3	4	5	6	7	8	9	AB	R	H	RBI	BB	SO	LOB	BOTTOM				
1 Brian Roberts, S (1,4) OBP: 0.378, SLG: 0.455										3	0	2	0	1	1	0					
Adam Jones, R (1,8) OBP: 0.316, SLG: 0.407										4	1	0	0	0	1	3					
21 Nick Markakis, L (1,9) OBP: 0.402, SLG: 0.495										4	2	2	3	0	0	0					
17 Aubrey Huff, L (1,5) OBP: 0.370, SLG: 0.575										4	0	2	0	0	0	0					
Ramon Hernandez, R (1,2) OBP: 0.311, SLG: 0.417										4	0	0	0	0	2	2					
30 Luke Scott, L (1,10) OBP: 0.349, SLG: 0.491										4	1	1	0	0	1	1					
Oscar Salazar, R (1,3) OBP: 0.340, SLG: 0.600										4	2	2	3	0	0	1					
12 Luis Montanez, R (1,7) OBP: 0.345, SLG: 0.476										3	1	2	1	0	0	0					
Juan Castro, R (1,6) OBP: 0.229, SLG: 0.254										3	0	0	0	0	0	1					
Inning Stats	R: 2 E: 0 K: 0 S: 9	H: 2 LOB: 0 BB: 0 P: 16	R: 2 E: 0 K: 1 S: 18	H: 3 LOB: 0 BB: 0 P: 26	R: 0 E: 0 K: 0 S: 9	H: 1 LOB: 1 BB: 0 P: 10	R: 2 E: 0 K: 1 S: 15	H: 3 LOB: 1 BB: 0 P: 23	R: 1 E: 0 K: 2 S: 9	H: 1 LOB: 0 BB: 0 P: 16	R: 0 E: 0 K: 0 S: 6	H: 0 LOB: 0 BB: 0 P: 10	R: 0 E: 0 K: 0 S: 7	H: 0 LOB: 0 BB: 1 P: 15	R: 0 E: 0 K: 1 S: 17	H: 1 LOB: 1 BB: 0 P: 23	1B: 6 2B: 0 3B: 0 HR: 5	SF: 0 SAC: 0 DP: 2 HBP: 0	WP: 0 PB: 0 SB: 0 CS: 0	PA: 34	
PITCHER	IP	WLS	BF	H	R	ER	SO	BB	IBB	HBP	BLK	WP	HR	S	P	ERA	WHIP				
53 Nick Blackburn, R (1,1) ERA: 3.89	4.0	L	20	9	6	6	2	1	0	0	0	0	4	51	75	13.50	2.250				
36 Philip Humber, R (5,1) ERA: 4.15	2.2		9	1	1	1	2	1	0	0	0	0	1	21	39	3.38	0.750				
50 Jose Mijares, L (7,1) ERA:	1.1		5	1	0	0	1	0	0	0	0	0	0	18	25	0.00	0.750				

Minnesota Twins @ Baltimore Orioles
 Oriole Park at Camden Yards, Baltimore, MD
 Sun Sep 14 2008, 1:35 PM EDT
 Att: 18,559 - Sunny - 95 F

AB 33
 R 7
 H 11
 RBI 7
 BB 1
 SO 5
 LOB 8



Batter	1	2	3	4	5	6	7	8	9	AB	R	H	RBI	BB	SO	LOB	TOP										
1 Brian Roberts, S OBP: 0.378, SLG: 0.456	G3-1		17 BB 2B	G5-3			K		BB K	4	0	1	1	1	1	2	Baltimore Orioles @ Toronto Blue Jays Rogers Centre, Toronto, ON Tue Sep 16 2008, 7:07 PM EDT Att: 25,746 - Clear - 64 F										
21 Nick Markakis, L OBP: 0.405, SLG: 0.496	2B		17 BB BB	G6-3			BB		BB K	2	0	1	0	3	1	2											
6 Melvin Mora, R Kevin Millar, R OBP: 0.325, SLG: 0.400	G6-3		K	G6-3			F7			2	0	0	0	0	1	3											
17 Aubrey Huff, L OBP: 0.370, SLG: 0.572	BB		G6-3 BB	L9					G3-1	2	0	0	0	2	0	1											
Ramon Hernandez, R OBP: 0.308, SLG: 0.413	G5-3		G6-3	G6-3			K		K	4	0	0	0	0	1	6											
30 Luke Scott, L OBP: 0.350, SLG: 0.498	G1-6-3		HR	G5-4-3 1B					G3	4	1	2	1	0	0	0											
Adam Jones, R OBP: 0.313, SLG: 0.403	G6-3		G6-3	G5-4-3			G1-3		G1-3	4	0	0	0	0	0	1											
Oscar Salazar, R Brandon Fahey, L OBP: 0.351, SLG: 0.583 OBP: 0.260, SLG: 0.344	K		G5-3 1B	K			K		G4-3 BB	3	0	1	0	1	2	0											
Juan Castro, R OBP: 0.236, SLG: 0.255	BB		1 2B BB	G5-3			G4-3		G4-3	3	1	1	0	1	0	1											
Inning Stats	R: 0 E: 0 K: 0 S: 12	H: 1 LOB: 2 BB: 1 P: 21	R: 0 E: 0 K: 1 S: 8	H: 0 LOB: 0 BB: 0 P: 12	R: 1 E: 0 K: 1 S: 13	H: 1 LOB: 2 BB: 3 P: 31	R: 1 E: 0 K: 0 S: 11	H: 3 LOB: 1 BB: 0 P: 18	R: 0 E: 0 K: 0 S: 6	H: 0 LOB: 1 BB: 1 P: 16	R: 0 E: 0 K: 1 S: 5	H: 1 LOB: 0 BB: 0 P: 7	R: 0 E: 0 K: 1 S: 12	H: 0 LOB: 1 BB: 1 P: 19	R: 0 E: 0 K: 1 S: 7	H: 0 LOB: 0 BB: 0 P: 12		R: 0 E: 0 K: 1 S: 13	H: 0 LOB: 2 BB: 2 P: 23	1B: 3 2B: 2 HR: 1	SF: 0 SAC: 0 DP: 3 HBP: 0	WP: 0 PB: 0 SB: 0 CS: 0	PA: 38				
PITCHER	IP	WLS	BF	H	R	ER	SO	BB	IBB	HBP	BLK	WP	HR	S	P	ERA	WHIP										
28 Shaun Marcum, R ERA: 3.39	2.0	L	11	2	1	1	1	3	0	0	0	0	0	28	52	4.50	2.500										
John Parrish, L ERA: 4.5	3.0		12	3	1	1	1	2	0	0	0	0	1	22	46	3.00	1.667										
40 Brian Wolfe, R ERA: 2.7	2.0		7	1	0	0	2	1	0	0	0	0	0	17	26	0.00	1.000										
56 Brian Tallet, L ERA: 3.04	1.0		3	0	0	0	1	0	0	0	0	0	0	7	12	0.00	0.000										
54 Jason Frasor, R ERA: 4.19	0.2		4	0	0	0	0	2	0	0	0	0	0	9	19	0.00	3.000										
39 Jesse Carlson, L ERA: 1.81	0.1		1	0	0	0	1	0	0	0	0	0	0	4	4	0.00	0.000										
Batter	1	2	3	4	5	6	7	8	9	AB	R	H	RBI	BB	SO	LOB	BOTTOM										
19 Marco Scutaro, R OBP: 0.342, SLG: 0.349	G4-3		G4-3			F9			G6-3	4	0	0	0	0	0	1	Baltimore Orioles @ Toronto Blue Jays Rogers Centre, Toronto, ON Tue Sep 16 2008, 7:07 PM EDT Att: 25,746 - Clear - 64 F										
19 José Bautista, R OBP: 0.316, SLG: 0.405	F9			F8		F9			G5-3	4	0	0	0	0	0	1											
15 Alex Rios, R OBP: 0.337, SLG: 0.465	F9			F9		G5-3			F9	4	0	0	0	0	0	0											
10 Vernon Wells, R OBP: 0.343, SLG: 0.488	G6-3			1B		BB			G6-3	3	0	1	0	1	0	0											
35 Lyle Overbay, L OBP: 0.368, SLG: 0.432	F8			F7		P5			BB	3	0	0	0	1	0	2											
33 Scott Rolen, R OBP: 0.347, SLG: 0.406	1B			F8		K			F9	4	0	1	0	0	1	2											
26 Adam Lind, L OBP: 0.328, SLG: 0.469	L9			L3		K			K	3	0	0	0	0	1	2											
Gregg Zaun, S OBP: 0.332, SLG: 0.344	P6			1B		F9			F9	3	0	1	0	0	0	0											
45 Travis Snider, L OBP: 0.364, SLG: 0.561	K			G6-3		2B			2B	3	0	1	0	0	1	1											
Inning Stats	R: 0 E: 0 K: 0 S: 7	H: 0 LOB: 0 BB: 0 P: 11	R: 0 E: 0 K: 0 S: 8	H: 1 LOB: 0 BB: 0 P: 10	R: 0 E: 0 K: 1 S: 9	H: 0 LOB: 0 BB: 0 P: 15	R: 0 E: 0 K: 0 S: 8	H: 1 LOB: 1 BB: 0 P: 12	R: 0 E: 0 K: 0 S: 9	H: 1 LOB: 0 BB: 0 P: 11	R: 0 E: 0 K: 2 S: 7	H: 0 LOB: 1 BB: 1 P: 13	R: 0 E: 0 K: 0 S: 9	H: 1 LOB: 1 BB: 0 P: 14	R: 0 E: 0 K: 0 S: 4	H: 0 LOB: 1 BB: 1 P: 11		1B: 3 2B: 1 3B: 0 HR: 0	SF: 0 SAC: 0 DP: 0 HBP: 0	WP: 0 PB: 0 SB: 0 CS: 0	PA: 33						
PITCHER	IP	WLS	BF	H	R	ER	SO	BB	IBB	HBP	BLK	WP	HR	S	P	ERA	WHIP										
29 Chris Waters, L ERA: 4.75	9.0	W	33	4	0	0	3	2	0	0	0	0	0	67	106	0.00	0.667										

livebaseballscores.com



livebaseballscores.com



Batter	1	2	3	4	5	6	7	8	9	AB	R	H	RBI	BB	SO	LOB	TOP					
1 Brian Roberts, S (1,4) OBP: 0.380, SLG: 0.459										5	2	3	0	0	1	0	Baltimore Orioles @ Toronto Blue Jays Rogers Centre, Toronto, ON Wed Sep 17 2008, 7:07 PM EDT Att: 24,546 - Partly Cloudy - 70 F					
21 Nick Markakis, L (1,9) OBP: 0.407, SLG: 0.498										4	1	2	1	1	0	2						
6 Melvin Mora, R (1,5) OBP: 0.344, SLG: 0.488										5	1	2	2	0	0	1						
17 Aubrey Huff, L (1,3) OBP: 0.371, SLG: 0.576										5	1	2	2	0	0	2						
Ramon Hernandez, R (1,2) OBP: 0.307, SLG: 0.411										5	0	1	0	0	2	1						
Adam Jones, R (1,8) OBP: 0.312, SLG: 0.404										4	0	1	0	0	1	1						
Oscar Salazar, R (1,10) OBP: 0.344, SLG: 0.577										4	1	1	0	0	1	2						
12 Luis Montanez, R (1,7) OBP: 0.333, SLG: 0.460										3	0	0	0	0	2	2						
30 Luke Scott, L (8,PH) OBP: 0.351, SLG: 0.499										1	0	1	1	0	0	0						
Juan Castro, R (1,6) OBP: 0.238, SLG: 0.257										3	1	1	0	0	0	0						
Alex Cintron, S (8,PH) OBP: 0.306, SLG: 0.356										1	0	0	0	0	1	1						
Inning Stats	R: 1 E: 0 K: 0 S: 9	H: 3 LOB: 1 BB: 0 P: 11	R: 0 E: 0 K: 1 S: 7	H: 0 LOB: 0 BB: 0 P: 10	R: 0 E: 0 K: 1 S: 13	H: 1 LOB: 2 BB: 1 P: 20	R: 0 E: 0 K: 0 S: 11	H: 1 LOB: 1 BB: 0 P: 15	R: 5 E: 0 K: 3 S: 19	H: 6 LOB: 1 BB: 0 P: 31	R: 0 E: 0 K: 0 S: 4	H: 0 LOB: 0 BB: 0 P: 7	R: 0 E: 0 K: 1 S: 10	H: 0 LOB: 0 BB: 0 P: 16	R: 1 E: 0 K: 1 S: 15	H: 3 LOB: 2 BB: 0 P: 19	R: 0 E: 0 K: 1 S: 6	H: 0 LOB: 0 BB: 0 P: 9	1B: 9 2B: 4 3B: 0 HR: 1	SF: 0 SAC: 0 DP: 1 HBP: 0	WP: 0 PB: 0 CS: 0	PA: 41
PITCHER	IP WLS BF H R ER SO BB IBB HBP BLK WP HR S P ERA WHIP																					
25 David Purcey, L (1,1) ERA: 5.54	5.0	26	11	6	6	5	1	0	0	0	0	0	0	0	0	0	10.80	2.400				
56 Brian Tallet, L (6,1) ERA: 2.94	1.2	5	0	0	0	0	0	0	0	0	0	0	0	0	0	9	15	0.00	0.000			
22 Brandon League, R (7,1) ERA: 2.32	1.0	6	3	1	1	2	0	0	0	0	0	0	0	0	16	20	9.00	3.000				
39 Jesse Carlson, L (8,1) ERA: 1.8	0.1	W	1	0	0	0	0	0	0	0	0	0	0	0	4	7	0.00	0.000				
52 B.J. Ryan, L (9,1) ERA: 3.65	1.0	S	3	0	0	0	1	0	0	0	0	0	0	0	6	9	0.00	0.000				

Batter	1	2	3	4	5	6	7	8	9	AB	R	H	RBI	BB	SO	LOB	BOTTOM				
1 Joe Inglett, L (1,4) OBP: 0.356, SLG: 0.416										5	1	2	1	0	1	3	Baltimore Orioles @ Toronto Blue Jays Rogers Centre, Toronto, ON Wed Sep 17 2008, 7:07 PM EDT Att: 24,546 - Partly Cloudy - 70 F				
19 Marco Scutaro, R (1,6) OBP: 0.341, SLG: 0.347										5	1	1	1	0	0	4					
15 Alex Rios, R (1,9) OBP: 0.338, SLG: 0.472										4	1	2	3	0	1	0					
10 Vernon Wells, R (1,8) OBP: 0.342, SLG: 0.486										4	0	1	0	0	1	1					
26 Adam Lind, L (1,7) OBP: 0.327, SLG: 0.466										4	0	1	0	0	0	2					
Brad Wilkerson, L (8,7) OBP: 0.306, SLG: 0.312										0	0	0	0	0	0	0					
35 Lyle Overbay, L (1,3) OBP: 0.367, SLG: 0.431										4	1	1	0	0	0	1					
33 Scott Rolen, R (1,5) OBP: 0.350, SLG: 0.420										4	2	3	1	0	0	0					
Gregg Zaun, S (1,2) OBP: 0.336, SLG: 0.345										2	1	1	0	0	0	1					
6 John McDonald, R (6,PR) OBP: 0.255, SLG: 0.274										0	1	0	0	0	0	0					
7 Curtis Thippen, R (7,2) OBP: 0.250, SLG: 0.143										0	0	0	0	0	0	0					
45 Travis Snider, L (1,10) OBP: 0.375, SLG: 0.568										3	0	2	2	0	0	1					
Inning Stats	R: 0 E: 0 K: 2 S: 7	H: 0 LOB: 0 BB: 0 P: 8	R: 0 E: 0 K: 0 S: 6	H: 1 LOB: 0 BB: 0 P: 9	R: 0 E: 0 K: 0 S: 9	H: 1 LOB: 1 BB: 0 P: 12	R: 0 E: 0 K: 0 S: 7	H: 1 LOB: 1 BB: 0 P: 11	R: 5 E: 0 K: 1 S: 16	H: 5 LOB: 1 BB: 0 P: 27	R: 1 E: 0 K: 0 S: 12	H: 3 LOB: 3 BB: 0 P: 18	R: 1 E: 0 K: 0 S: 9	H: 1 LOB: 0 BB: 0 P: 12	R: 1 E: 0 K: 0 S: 10	H: 2 LOB: 1 BB: 0 P: 15	1B: 9 2B: 3 3B: 1 HR: 1	SF: 1 SAC: 1 DP: 1 HBP: 1	WP: 1 PB: 0 CS: 0	PA: 38	
PITCHER	IP WLS BF H R ER SO BB IBB HBP BLK WP HR S P ERA WHIP																				
25 Brian Bass, R (1,1) ERA: 5.15	4.1	20	7	5	5	2	0	0	0	0	0	0	0	0	1	0	10.38	1.615			
Lance Cormier, R (5,1) ERA: 3.93	1.2	9	4	1	1	1	0	0	0	0	0	0	0	0	19	30	5.40	2.400			
Rocky Cherry, R (7,1) ERA: 5.79	0.1	2	1	1	1	0	0	0	0	0	0	0	0	1	5	6	27.00	3.000			
32 Jamie Walker, L (7,1) ERA: 6.14	0.2	2	0	0	0	0	0	0	0	0	0	0	0	4	6	0.00	0.000				
31 Kam Mickolio, R (8,1) ERA: 8.44	1.0	L	5	2	1	1	0	0	0	0	0	0	0	10	15	9.00	2.000				

AB	40
R	7
H	14
RBI	6
BB	1
SO	8
LOB	12



AB	35
R	8
H	14
RBI	8
BB	0
SO	3
LOB	13



Batter	1	2	3	4	5	6	7	8	9	AB	R	H	RBI	BB	SO	LOB	TOP										
1 Brian Roberts, S OBP: 0.379, SLG: 0.455										4	0	0	0	1	0	3	Baltimore Orioles @ Toronto Blue Jays Rogers Centre, Toronto, ON Thu Sep 18 2008, 7:07 PM EDT Att: 29,063 - Clear - 61 F										
Alex Cintron, S OBP: 0.315, SLG: 0.364										3	0	2	2	0	0	0											
Adam Jones, R OBP: 0.312, SLG: 0.403										1	0	0	0	0	0	0											
Brandon Fahey, L OBP: 0.260, SLG: 0.344										0	0	0	0	0	0	0											
21 Nick Markakis, L OBP: 0.405, SLG: 0.495										4	0	0	0	0	2	3											
17 Aubrey Huff, L OBP: 0.370, SLG: 0.574										4	0	1	0	0	1	0											
Kevin Millar, R OBP: 0.324, SLG: 0.398										3	0	0	0	1	2	2											
30 Luke Scott, L OBP: 0.320, SLG: 0.497										4	0	1	0	0	1	1											
Oscar Salazar, R OBP: 0.369, SLG: 0.574										2	1	1	0	2	0	1											
Jay Payton, R OBP: 0.296, SLG: 0.356										2	1	0	0	1	0	1											
Omir Santos, R OBP: 0.343, SLG: 0.487										3	0	0	0	0	2	2											
6 Melvin Mora, R OBP: 0.343, SLG: 0.487										1	0	0	0	0	0	3											
Inning Stats	R: 0 H: 2 E: 0 K: 2 S: 13	H: 2 LOB: 2 BB: 0 P: 21	R: 0 H: 1 E: 0 K: 1 S: 8	H: 1 LOB: 0 BB: 0 P: 14	R: 0 H: 0 E: 0 K: 0 S: 6	H: 0 LOB: 0 BB: 0 P: 10	R: 0 H: 0 E: 0 K: 1 S: 7	H: 0 LOB: 0 BB: 0 P: 10	R: 2 H: 1 E: 0 K: 1 S: 14	H: 1 LOB: 2 BB: 3 P: 31	R: 0 H: 0 E: 0 K: 1 S: 11	H: 0 LOB: 1 BB: 1 P: 21	R: 0 H: 0 E: 0 K: 1 S: 7	H: 0 LOB: 0 BB: 0 P: 13	R: 0 H: 0 E: 0 K: 0 S: 7	H: 0 LOB: 0 BB: 0 P: 9	R: 0 H: 1 E: 1 K: 1 S: 12	H: 1 LOB: 3 BB: 1 P: 23	1B: 5 2B: 0 3B: 0 HR: 0	SF: 0 SAC: 0 DP: 1 HBP: 0	WP: 0 PB: 0 SB: 0 CS: 0	PA: 37					
PITCHER	IP	WLS	BF	H	R	ER	SO	BB	IBB	HBP	BLK	WP	HR	S	P	ERA	WHIP										
51 Jesse Litsch, R ERA: 3.72	6.0	W	25	4	2	2	6	4	0	0	0	0	0	59	107	3.00	1.333										
40 Brian Wolfe, L ERA: 2.57	1.0	H	3	0	0	0	1	0	0	0	0	0	0	7	13	0.00	0.000										
39 Jesse Carlson, L ERA: 1.77	1.0	H	3	0	0	0	0	0	0	0	0	0	0	7	9	0.00	0.000										
52 B.J. Ryan, L ERA: 3.0	1.0	S	6	1	0	0	1	1	0	0	0	0	0	12	23	0.00	2.000										

Batter	1	2	3	4	5	6	7	8	9	AB	R	H	RBI	BB	SO	LOB	BOTTOM										
19 Marco Scutaro, R OBP: 0.341, SLG: 0.349										3	0	1	0	0	0	2	Baltimore Orioles @ Toronto Blue Jays Rogers Centre, Toronto, ON Thu Sep 18 2008, 7:07 PM EDT Att: 29,063 - Clear - 61 F										
19 José Bautista, R OBP: 0.315, SLG: 0.412										4	1	1	1	0	1	3											
6 John McDonald, R OBP: 0.255, SLG: 0.274										0	0	0	0	0	0	0											
15 Alex Rios, R OBP: 0.338, SLG: 0.470										3	0	0	0	1	0	2											
10 Vernon Wells, R OBP: 0.343, SLG: 0.485										3	0	1	0	1	0	2											
26 Adam Lind, L OBP: 0.323, SLG: 0.459										4	1	0	0	0	0	2											
33 Scott Rolen, R OBP: 0.349, SLG: 0.417										3	0	0	0	1	0	1											
35 Lyle Overbay, L OBP: 0.366, SLG: 0.429										4	1	1	0	0	0	1											
7 Curtis Thigpen, R OBP: 0.300, SLG: 0.125										1	0	0	0	0	0	1											
Gregg Zaun, S OBP: 0.336, SLG: 0.353										1	0	1	2	0	0	0											
45 Travis Snider, L OBP: 0.392, SLG: 0.565										2	0	1	0	1	0	0											
Inning Stats	R: 1 H: 2 E: 0 K: 0 S: 12	H: 2 LOB: 1 BB: 0 P: 21	R: 0 H: 0 E: 0 K: 0 S: 12	H: 0 LOB: 2 BB: 2 P: 27	R: 0 H: 0 E: 0 K: 1 S: 7	H: 0 LOB: 0 BB: 0 P: 11	R: 0 H: 0 E: 0 K: 0 S: 9	H: 0 LOB: 0 BB: 0 P: 14	R: 0 H: 1 E: 0 K: 0 S: 8	H: 1 LOB: 2 BB: 0 P: 14	R: 2 H: 2 E: 0 K: 0 S: 6	H: 2 LOB: 1 BB: 1 P: 14	R: 0 H: 1 E: 0 K: 0 S: 15	H: 1 LOB: 2 BB: 1 P: 25	R: 0 H: 0 E: 0 K: 0 S: 10	H: 0 LOB: 0 BB: 0 P: 16	1B: 3 2B: 2 3B: 0 HR: 1	SF: 0 SAC: 1 DP: 0 HBP: 1	WP: 1 PB: 0 SB: 0 CS: 0	PA: 34							
PITCHER	IP	WLS	BF	H	R	ER	SO	BB	IBB	HBP	BLK	WP	HR	S	P	ERA	WHIP										
Garrett Olson, L ERA: 6.75	5.2	L	25	4	3	3	1	3	0	1	0	0	0	53	99	4.76	1.235										
53 Jim Miller, R ERA: 5.97	1.1	B	6	2	0	0	0	1	0	0	0	1	0	16	27	0.00	2.250										
32 Jamie Walker, L ERA: 5.97	1.0		3	0	0	0	0	0	0	0	0	0	0	10	16	0.00	0.000										



livebaseballscores.com

livebaseballscores.com

Batter	1	2	3	4	5	6	7	8	9	AB	R	H	RBI	BB	SO	LOB	TOP										
1 Brian Roberts, S OBP: 0.390, SLG: 0.458										2	0	1	0	2	0	2											
Adam Jones, R OBP: 0.313, SLG: 0.401										4	0	1	0	0	1	4											
21 Nick Markakis, L OBP: 0.403, SLG: 0.490										4	0	1	0	0	0	1											
17 Aubrey Huff, L OBP: 0.267, SLG: 0.568										4	0	0	0	0	0	2											
Oscar Salazar, R OBP: 0.239, SLG: 0.576										4	0	2	0	0	1	0											
30 Luke Scott, L OBP: 0.345, SLG: 0.488											4	0	0	0	0	3											
Kevin Millar, R Brandon Fahey, L											3	0	1	0	0	1	1										
12 Luis Montanez, R Juan Castro, R											0	0	0	0	0	0											
Alex Cintron, S											3	0	0	0	1	1											
Guillermo Quiroz, R											2	0	0	0	1	0											
Inning Stats	R: 0 H: 2 E: 0 K: 0 S: 9	H: 2 LOB: 1 BB: 0 P: 12	R: 0 H: 1 E: 0 K: 0 S: 8	H: 1 LOB: 0 BB: 0 P: 11	R: 0 H: 0 E: 0 K: 1 S: 10	H: 0 LOB: 1 BB: 0 P: 18	R: 0 H: 0 E: 0 K: 1 S: 5	H: 0 LOB: 2 BB: 0 P: 8	R: 0 H: 2 E: 0 K: 0 S: 14	H: 2 LOB: 2 BB: 0 P: 18	R: 0 H: 1 E: 0 K: 0 S: 10	H: 1 LOB: 2 BB: 1 P: 19	R: 0 H: 0 E: 0 K: 1 S: 8	H: 0 LOB: 0 BB: 0 P: 13	R: 0 H: 0 E: 0 K: 1 S: 8	H: 0 LOB: 0 BB: 0 P: 11	1B: 5 HR: 0	SF: 0 SAC: 0 DP: 1 HBP: 0	WP: 0 PB: 0 SB: 0 CS: 1	PA: 36							
PITCHER	IP	WLS	BF	H	R	ER	SO	BB	IBB	HBP	BLK	WP	HR	S	P	ERA	WHIP										
91 Alfredo Aceves, R	(1, 1)	6.0	24	5	0	0	3	3	0	0	0	0	0	58	19	0.00	1.333										
38 Brian Bruney, R	(7, 1)	1.0	5	1	0	0	0	1	0	0	0	0	0	10	9	0.00	2.000										
43 Damaso Marte, L	(8, 1)	1.0	3	0	0	0	0	0	0	0	0	0	0	8	13	0.00	0.000										
42 Mariano Rivera, R	(9, 1)	1.0	W	3	0	0	1	0	0	0	0	0	0	8	11	0.00	0.000										

Baltimore Orioles @ New York Yankees
Yankee Stadium, Bronx, NY
Sat Sep 20 2008, 1:05 PM EDT
Att: 54,662 - Partly Cloudy - 65 F

AB 31
R 0
H 6
RBI 0
BB 4
SO 4
LOB 15



Batter	1	2	3	4	5	6	7	8	9	AB	R	H	RBI	BB	SO	LOB	BOTTOM										
18 Johnny Damon, L OBP: 0.378, SLG: 0.460										4	0	0	0	0	0	0											
2 Derek Jeter, R 11 Brett Gardner, L										3	0	0	0	0	0	0											
Bobby Abreu, L										3	0	1	0	1	0	0											
13 Alex Rodriguez, R											4	0	2	0	0	3											
Jason Giambi, L											4	0	0	0	3	5											
22 Xavier Nady, R											3	0	0	0	1	0	3										
24 Robinson Cano, L											4	0	1	1	0	1											
12 Cody Ransom, R										3	0	0	0	0	1	0											
Chad Moeller, R Wilson Betemit, S 26 José Molina, R										2	0	0	0	0	0	0											
Inning Stats	R: 0 H: 1 E: 0 K: 0 S: 8	H: 1 LOB: 1 BB: 0 P: 15	R: 0 H: 0 E: 0 K: 0 S: 6	H: 0 LOB: 0 BB: 0 P: 7	R: 0 H: 0 E: 0 K: 0 S: 9	H: 0 LOB: 0 BB: 0 P: 13	R: 0 H: 1 E: 1 K: 1 S: 13	H: 1 LOB: 2 BB: 0 P: 19	R: 0 H: 0 E: 0 K: 0 S: 9	H: 0 LOB: 0 BB: 0 P: 13	R: 0 H: 0 E: 0 K: 0 S: 6	H: 0 LOB: 0 BB: 0 P: 8	R: 0 H: 1 E: 0 K: 1 S: 8	H: 1 LOB: 1 BB: 0 P: 16	R: 0 H: 0 E: 0 K: 2 S: 8	H: 0 LOB: 0 BB: 0 P: 10	R: 1 H: 1 E: 0 K: 1 S: 8	H: 1 LOB: 3 BB: 2 P: 22	1B: 3 HR: 0	SF: 0 SAC: 0 DP: 0 HBP: 1	WP: 1 PB: 0 SB: 2 CS: 0	PA: 34					
PITCHER	IP	WLS	BF	H	R	ER	SO	BB	IBB	HBP	BLK	WP	HR	S	P	ERA	WHIP										
Brian Burres, L	(1, 1)	7.0	L	6	0	1	2	0	1	1	0	0	0	12	21	6.75	0.000										
53 Jim Miller, R	(8, 1)	1.1	L	6	0	1	2	0	1	1	0	0	0	4	11	0.00	3.000										
32 Jamie Walker, L	(9, 1)	0.1	3	1	0	0	1	0	1	0	0	0	0	4	11	0.00	3.000										

Baltimore Orioles @ New York Yankees
Yankee Stadium, Bronx, NY
Sat Sep 20 2008, 1:05 PM EDT
Att: 54,662 - Partly Cloudy - 65 F

AB 31
R 1
H 4
RBI 1
BB 2
SO 5
LOB 12




Batter	1	2	3	4	5	6	7	8	9	AB	R	H	RBI	BB	SO	LOB	TOP					
1 Brian Roberts, S OBP: 0.379, SLG: 0.455	F9		E1 6 1B			K			G3	5	1	1	1	0	1	2						
21 Nick Markakis, L OBP: 0.402, SLG: 0.489			P4			G3			G1-3	4	0	1	0	0	0	3						
6 Melvin Mora, R Alex Cintron, S OBP: 0.341, SLG: 0.482 OBP: 0.313, SLG: 0.355	F7					G3			G6-3	4	0	1	1	0	0	1						
17 Aubrey Huff, L OBP: 0.364, SLG: 0.564	FC4-6					F7			K	4	0	0	0	0	2	2						
Ramon Hernandez, R OBP: 0.306, SLG: 0.408			FC6-4			K			G6-3	4	0	0	0	0	2	1						
Adam Jones, R OBP: 0.324, SLG: 0.407						G6-3			L3	4	1	2	0	0	0	0						
Kevin Millar, R OBP: 0.326, SLG: 0.399									P4	3	1	1	0	1	1	1						
Jay Payton, R OBP: 0.295, SLG: 0.355						F7			G6-3	4	0	1	1	0	0	2						
Juan Castro, R Oscar Salazar, R Brandon Fathey, L OBP: 0.236, SLG: 0.261 OBP: 0.294, SLG: 0.576 OBP: 0.260, SLG: 0.344	F8					P3			G4-3	2	0	0	0	0	0	3						
30 Luke Scott, L OBP: 0.344, SLG: 0.487										1	0	0	0	0	0	0						
Inning Stats	R: 0 E: 0 K: 0 S: 6	H: 1 LOB: 1 BB: 0 P: 8	R: 1 E: 0 K: 1 S: 12	H: 1 LOB: 1 BB: 1 P: 18	R: 1 E: 1 K: 1 S: 17	H: 1 LOB: 1 BB: 0 P: 24	R: 1 E: 0 K: 0 S: 18	H: 3 LOB: 2 BB: 1 P: 21	R: 0 E: 0 K: 1 S: 7	H: 0 LOB: 0 BB: 0 P: 9	R: 0 E: 0 K: 2 S: 14	H: 1 LOB: 2 BB: 1 P: 26	R: 0 E: 0 K: 1 S: 6	H: 0 LOB: 0 BB: 0 P: 10	R: 0 E: 0 K: 0 S: 4	H: 0 LOB: 0 BB: 0 P: 7	R: 0 E: 0 K: 0 S: 8	H: 0 LOB: 0 BB: 0 P: 11	1B: 5 2B: 1 3B: 1 HR: 0	SF: 0 SAC: 0 DP: 0 HBP: 0	WP: 0 PB: 0 SB: 2 CS: 0	PA: 37
PITCHER	IP WLS BF H R ER SO BB IBB HBP BLK WP HR S P ERA WHIP																					
Andy Pettite, L ERA: 4.94	(1, 1) 5.0 W 24 7 3 2 3 1 0 0 0 0 0 0 63 85 3.60 1.600																					
41 Jose Veras, R ERA: 3.54	(6, 1) 0.2 H 3 0 0 0 1 1 0 0 0 0 0 0 8 16 0.00 1.500																					
48 Phil Coke, L ERA:	(6, 1) 0.2 H 2 0 0 0 1 0 0 0 0 0 0 0 5 8 0.00 0.000																					
62 Joba Chamberlain, R ERA: 2.46	(7, 1) 1.2 H 5 0 0 0 1 0 0 0 0 0 0 0 8 14 0.00 0.000																					
42 Mariano Rivera, R ERA: 1.45	(9, 1) 1.0 3 0 0 0 0 0 0 0 0 0 0 0 8 11 0.00 0.000																					

Baltimore Orioles @ New York Yankees
Yankee Stadium, Bronx, NY
Sun Sep 21 2008, 8:05 PM EDT
Att: 54,610 - Cloudy - 70 F

livebaseballscorecards.com

AB 35
R 3
H 7
RBI 3
BB 2
SO 6
LOB 15




Batter	1	2	3	4	5	6	7	8	9	AB	R	H	RBI	BB	SO	LOB	BOTTOM			
18 Johnny Damon, L OBP: 0.379, SLG: 0.464	G4-3					F8			P6	4	1	1	3	1	0	0				
53 Melky Cabrera, S OBP: 0.296, SLG: 0.337									G5-3	0	0	0	0	0	0	0				
2 Derek Jeter, R OBP: 0.394, SLG: 0.409 Wilson Betemit, S OBP: 0.287, SLG: 0.422										5	0	0	0	0	2	3				
Bobby Abreu, L OBP: 0.374, SLG: 0.475										0	0	0	0	0	0	0				
13 Alex Rodriguez, R OBP: 0.393, SLG: 0.579										4	1	2	0	0	1	0				
Jason Giambi, L OBP: 0.376, SLG: 0.508										2	0	0	0	2	0	2				
11 Brett Gardner, L OBP: 0.255, SLG: 0.250										3	0	1	1	1	0	2				
22 Xavier Nady, R OBP: 0.359, SLG: 0.512										0	1	0	0	0	0	0				
12 Cody Ransom, R OBP: 0.345, SLG: 0.593										4	0	0	0	0	0	4				
24 Robinson Cano, L OBP: 0.299, SLG: 0.403										0	0	0	0	0	0	0				
55 Hideki Matsui, L OBP: 0.370, SLG: 0.424 Ivan Rodriguez, R OBP: 0.322, SLG: 0.397										3	1	1	0	0	0	2				
26 José Molina, R OBP: 0.270, SLG: 0.321										1	0	0	0	0	0	2				
Inning Stats	R: 0 E: 0 K: 2 S: 9	H: 0 LOB: 0 BB: 0 P: 12	R: 0 E: 0 K: 0 S: 8	H: 0 LOB: 1 BB: 1 P: 15	R: 3 E: 0 K: 0 S: 17	H: 3 LOB: 2 BB: 2 P: 34	R: 2 E: 0 K: 0 S: 9	H: 1 LOB: 0 BB: 1 P: 17	R: 0 E: 0 K: 1 S: 10	H: 1 LOB: 0 BB: 0 P: 15	R: 0 E: 0 K: 1 S: 12	H: 2 LOB: 3 BB: 1 P: 21	R: 2 E: 1 K: 0 S: 17	H: 2 LOB: 2 BB: 0 P: 23	R: 0 E: 0 K: 0 S: 7	H: 0 LOB: 0 BB: 0 P: 10	1B: 7 2B: 0 3B: 0 HR: 2	SF: 1 SAC: 0 DP: 1 HBP: 0	WP: 0 PB: 0 SB: 1 CS: 0	PA: 38
PITCHER	IP WLS BF H R ER SO BB IBB HBP BLK WP HR S P ERA WHIP																			
29 Chris Waters, L ERA: 5.06	(1, 1) 5.2 L 26 6 5 5 2 4 0 0 0 0 0 0 14 23 7.94 4.500																			
Lance Cormier, R ERA: 3.97	(6, 1) 0.2 5 2 1 1 1 1 0 0 0 0 0 0 4 5 ∞ ∞																			
32 Jamie Walker, L ERA: 5.92	(7, 1) 0.0 1 1 0 0 0 0 0 0 0 0 0 0 4 5 ∞ ∞																			
Rocky Cherry, R ERA: 5.17	(7, 1) 1.2 6 0 1 0 0 0 0 0 0 0 0 0 13 18 0.00 0.000																			

Baltimore Orioles @ New York Yankees
Yankee Stadium, Bronx, NY
Sun Sep 21 2008, 8:05 PM EDT
Att: 54,610 - Cloudy - 70 F

livebaseballscorecards.com

AB 32
R 7
H 9
RBI 7
BB 5
SO 3
LOB 16



Batter	1	2	3	4	5	6	7	8	9	AB	R	H	RBI	BB	SO	LOB	TOP																
1 Akinori Iwamura, L (1,4) OBP: 0.353, SLG: 0.381	F7			K	K		IBB		F8	4	0	1	2	1	1	1	<p>Tampa Bay Rays @ Baltimore Orioles</p> <p>Oriole Park at Camden Yards, Baltimore, MD</p> <p>Mon Sep 22 2008, 7:05 PM EDT</p> <p>Att: 12,489 - Overcast - 77 F</p>																
2 B.J. Upton, R (1,8) OBP: 0.394, SLG: 0.398	K			G6-3	K		K			4	0	0	0	1	3	5																	
23 Carlos Pena, L (1,3) OBP: 0.378, SLG: 0.501	K									3	0	0	1	2	3	2																	
3 Evan Longoria, R (1,5) OBP: 0.345, SLG: 0.534		F8								4	0	0	0	0	2	4																	
15 Cliff Floyd, L (1,10) OBP: 0.395, SLG: 0.470										4	0	0	0	0	1	0																	
30 Dioner Navarro, S (1,2) OBP: 0.345, SLG: 0.402										4	0	0	0	0	0	0																	
26 Gabe Gross, L (1,9) OBP: 0.342, SLG: 0.432										3	2	0	0	1	0	0																	
32 Eric Hinske, L (1,7) OBP: 0.333, SLG: 0.460										1	1	0	0	2	0	0																	
38 Fernando Perez, R (7, PR) OBP: 0.302, SLG: 0.435										1	1	0	0	0	0	0																	
8 Jason Bartlett, R (1,6) OBP: 0.323, SLG: 0.358										3	0	2	1	1	0	0																	
Inning Stats	R: 0 E: 0 K: 2 S: 10	H: 0 LOB: 0 BB: 0 P: 15	R: 0 E: 0 K: 1 S: 6	H: 0 LOB: 0 BB: 0 P: 9	R: 0 E: 0 K: 0 S: 7	H: 0 LOB: 0 BB: 0 P: 11	R: 0 E: 0 K: 2 S: 8	H: 0 LOB: 1 BB: 1 P: 20	R: 2 E: 0 K: 1 S: 12	H: 1 LOB: 2 BB: 3 P: 27	R: 0 E: 0 K: 1 S: 9	H: 0 LOB: 0 BB: 0 P: 11	R: 2 E: 1 K: 2 S: 13	H: 1 LOB: 3 BB: 3 P: 32	R: 0 E: 0 K: 0 S: 6	H: 0 LOB: 0 BB: 0 P: 12	R: 0 E: 0 K: 1 S: 11	H: 1 LOB: 2 BB: 1 P: 16	1B: 1 2B: 2 3B: 0 HR: 0	SF: 0 SAC: 0 DP: 0 HBP: 0	WP: 1 PB: 0 SB: 1 CS: 0	PA: 39											
PITCHER	IP WLS BF H R ER SO BB IBB HBP BLK WP HR S P ERA WHIP																																
25 Brian Bass, R (1,1) ERA: 5.08	4.2	18	0	2	2	5	3	1	0	0	0	1	0	36	73	3.86	0.643																
Randon Bierd, R (5,1) ERA: 4.75	1.1	5	1	0	0	2	0	0	0	0	0	0	0	16	20	0.00	0.750																
Rocky Cherry, R (7,1) ERA: 4.86	1.0	L	8	1	2	0	2	1	0	0	0	0	0	13	32	0.00	3.000																
41 Bob McCrory, R (8,1) ERA: 16.62	1.0	3	0	0	0	0	0	0	0	0	0	0	0	6	12	0.00	0.000																
31 Kam Mickolio, R (9,1) ERA: 7.11	1.0	5	1	0	0	1	1	0	0	0	0	0	0	11	16	0.00	2.000																

AB	31
R	4
H	3
RBI	4
BB	8
SO	10
LOB	12



Batter	1	2	3	4	5	6	7	8	9	AB	R	H	RBI	BB	SO	LOB	BOTTOM																
1 Brian Roberts, S (1,4) OBP: 0.378, SLG: 0.454	F8				SF9		P4			2	0	0	1	1	0	0	<p>Tampa Bay Rays @ Baltimore Orioles</p> <p>Oriole Park at Camden Yards, Baltimore, MD</p> <p>Mon Sep 22 2008, 7:05 PM EDT</p> <p>Att: 12,489 - Overcast - 77 F</p>																
21 Nick Markakis, L (1,9) OBP: 0.401, SLG: 0.487	G5-3									4	0	1	0	0	1	3																	
Adam Jones, R (1,8) OBP: 0.312, SLG: 0.403	G5-3									4	0	0	0	0	0	3																	
17 Aubrey Huff, L (1,5) OBP: 0.364, SLG: 0.562	F7									4	0	1	0	0	2	1																	
Oscar Salazar, R (1,3) OBP: 0.387, SLG: 0.556	F8									4	0	1	0	0	1	1																	
30 Luke Scott, L (1,10) OBP: 0.344, SLG: 0.484										3	1	0	0	1	2	2																	
Ramon Hernandez, R (1,2) OBP: 0.308, SLG: 0.409										4	1	2	0	0	0	3																	
Brandon Fahey, L (9, PR) OBP: 0.260, SLG: 0.344										0	0	0	0	0	0	0																	
12 Luis Montanez, R (1,7) OBP: 0.323, SLG: 0.442										4	0	1	0	0	2	1																	
Juan Castro, R (1,6) OBP: 0.238, SLG: 0.258										2	0	0	1	1	1	0																	
Kevin Millar, R (9, PH) OBP: 0.325, SLG: 0.398										1	0	0	0	0	0	1																	
Inning Stats	R: 0 E: 0 K: 0 S: 8	H: 0 LOB: 0 BB: 0 P: 10	R: 0 E: 0 K: 0 S: 12	H: 0 LOB: 1 BB: 1 P: 18	R: 0 E: 0 K: 0 S: 9	H: 0 LOB: 1 BB: 1 P: 17	R: 0 E: 0 K: 1 S: 6	H: 0 LOB: 0 BB: 0 P: 6	R: 2 E: 0 K: 1 S: 17	H: 2 LOB: 2 BB: 1 P: 25	R: 0 E: 0 K: 1 S: 12	H: 2 LOB: 1 BB: 0 P: 19	R: 0 E: 0 K: 2 S: 9	H: 0 LOB: 0 BB: 0 P: 15	R: 0 E: 0 K: 2 S: 11	H: 1 LOB: 1 BB: 0 P: 15	R: 0 E: 0 K: 2 S: 12	H: 1 LOB: 1 BB: 0 P: 18	1B: 6 2B: 1 3B: 0 HR: 0	SF: 1 SAC: 0 DP: 1 HBP: 0	WP: 0 PB: 0 SB: 0 CS: 0	PA: 36											
PITCHER	IP WLS BF H R ER SO BB IBB HBP BLK WP HR S P ERA WHIP																																
14 David Price, L (1,1) ERA: 2.38	5.1	24	4	2	1	3	3	0	0	0	0	0	0	60	88	1.69	1.312																
50 Grant Balfour, R (6,1) ERA: 1.45	1.2	W	4	0	0	2	0	0	0	0	0	0	0	13	22	0.00	0.000																
39 J.P. Howell, L (8,1) ERA: 2.26	1.1	H	5	1	0	3	0	0	0	0	0	0	0	14	21	0.00	0.750																
35 Dan Wheeler, R (9,1) ERA: 3.22	0.2	S	3	1	0	0	0	0	0	0	0	0	0	9	12	0.00	1.500																

AB	32
R	2
H	6
RBI	2
BB	3
SO	9
LOB	15



Batter	1	2	3	4	5	6	7	8	9	AB	R	H	RBI	BB	SO	LOB	TOP					
18 Ben Zobrist, S OBP: 0.330, SLG: 0.437										4	2	2	0	0	0	1	Tampa Bay Rays @ Baltimore Orioles Oriole Park at Camden Yards, Baltimore, MD Tue Sep 23 2008, 5:10 PM EDT Att: 15,215 - Clear - 72 F livebaseballscorecards.com					
16 Willy Aybar, S OBP: 0.327, SLG: 0.415										4	0	0	1	0	0	2						
1 Akinori Iwamura, L OBP: 0.350, SLG: 0.377										1	0	0	0	0	1	0						
24 Dan Johnson, L OBP: 0.238, SLG: 0.500										5	0	1	1	0	1	0						
3 Evan Longoria, R OBP: 0.344, SLG: 0.538										5	1	1	1	0	1	1						
15 Cliff Floyd, L OBP: 0.355, SLG: 0.469										3	0	1	0	0	1	1						
Rocco Baldelli, R OBP: 0.329, SLG: 0.444										2	1	1	0	0	0	1						
26 Gabe Gross, L OBP: 0.341, SLG: 0.428										3	1	0	0	1	0	1						
32 Eric Hinske, L OBP: 0.250, SLG: 0.462										3	0	1	0	0	0	1						
8 Jason Bartlett, R OBP: 0.328, SLG: 0.365										1	1	1	1	0	0	0						
Michel Hernandez, R OBP: 0.250, SLG: 0.250										3	0	1	0	0	0	1						
30 Dione Navarro, S OBP: 0.347, SLG: 0.406										1	1	1	2	0	0	0						
38 Fernando Perez, R OBP: 0.328, SLG: 0.472										2	0	0	0	0	2	1						
23 Carlos Pena, L OBP: 0.376, SLG: 0.498										1	0	0	0	0	1	1						
2 B.J. Upton, R OBP: 0.383, SLG: 0.398										1	0	1	1	0	0	0						
Inning Stats	R: 1 E: 0 K: 1 S: 16	H: 2 LOB: 1 BB: 0 P: 22	R: 0 E: 0 K: 1 S: 8	H: 1 LOB: 1 BB: 0 P: 13	R: 0 E: 0 K: 0 S: 9	H: 0 LOB: 0 BB: 0 P: 13	R: 0 E: 0 K: 0 S: 10	H: 1 LOB: 1 BB: 0 P: 14	R: 0 E: 0 K: 1 S: 7	H: 0 LOB: 0 BB: 0 P: 9	R: 0 E: 0 K: 1 S: 5	H: 0 LOB: 0 BB: 0 P: 5	R: 0 E: 0 K: 1 S: 8	H: 1 LOB: 1 BB: 0 P: 12	R: 6 E: 0 K: 1 S: 17	H: 6 LOB: 1 BB: 1 P: 30	R: 0 E: 1 K: 1 S: 11	H: 0 LOB: 1 BB: 0 P: 17	1B: 7 2B: 2 3B: 1 HR: 1	SF: 0 SAC: 0 DP: 0 HBP: 1	WP: 2 PB: 1 CS: 0	PA: 41
PITCHER	IP WLS BF H R ER SO BB IBB HBP BLK WP HR S P ERA WHIP																					
58 Alfredo Simon, R ERA: 4.91	7.2 31 7 3 3 6 0 0 1 0 1 1 69 96 3.52 0.913																					
32 Jamie Walker, L ERA: 6.87	0.0 L 4 3 3 3 0 1 0 0 0 0 1 0 7 14 ∞ ∞																					
31 Kam Mickolio, R ERA: 6.75	0.1 2 1 1 1 0 0 0 0 0 0 0 4 8 27.00 3.000																					
52 George Sherrill, L ERA: 4.82	1.0 4 0 0 0 1 0 0 0 0 0 0 11 17 0.00 0.000																					

Batter	1	2	3	4	5	6	7	8	9	AB	R	H	RBI	BB	SO	LOB	BOTTOM					
1 Brian Roberts, S OBP: 0.378, SLG: 0.452										4	1	1	1	1	1	2	Tampa Bay Rays @ Baltimore Orioles Oriole Park at Camden Yards, Baltimore, MD Tue Sep 23 2008, 5:10 PM EDT Att: 15,215 - Clear - 72 F livebaseballscorecards.com					
12 Luis Montanez, R OBP: 0.333, SLG: 0.476										4	1	2	0	1	0	0						
30 Luke Scott, L OBP: 0.336, SLG: 0.475										4	0	0	0	0	1	4						
Adam Jones, R OBP: 0.313, SLG: 0.405										1	0	0	0	0	0	0						
Oscar Salazar, R OBP: 0.381, SLG: 0.535										5	0	2	1	0	0	2						
Ramon Hernandez, R OBP: 0.306, SLG: 0.407										4	1	1	1	0	0	3						
Kevin Millar, R OBP: 0.326, SLG: 0.398										3	0	1	0	1	0	2						
Jay Payton, R OBP: 0.291, SLG: 0.349										4	1	0	0	0	1	3						
Guillermo Quiroz, R OBP: 0.262, SLG: 0.273										3	1	2	1	0	1	1						
21 Nick Markakis, L OBP: 0.402, SLG: 0.486										0	0	0	0	1	0	0						
Omir Santos, R OBP: 0.143, SLG: 0.143										0	0	0	0	0	0	0						
Juan Castro, R OBP: 0.240, SLG: 0.259										3	0	1	1	0	0	2						
17 Aubrey Huff, L OBP: 0.361, SLG: 0.557										1	0	0	0	0	0	1						
Alex Cintron, S OBP: 0.319, SLG: 0.359										0	0	0	0	0	0	0						
Inning Stats	R: 0 E: 0 K: 1 S: 9	H: 1 LOB: 1 BB: 0 P: 14	R: 2 E: 0 K: 0 S: 8	H: 4 LOB: 2 BB: 0 P: 14	R: 0 E: 0 K: 0 S: 10	H: 1 LOB: 1 BB: 0 P: 13	R: 0 E: 0 K: 1 S: 11	H: 0 LOB: 1 BB: 1 P: 20	R: 1 E: 0 K: 0 S: 9	H: 2 LOB: 1 BB: 2 P: 19	R: 1 E: 0 K: 1 S: 12	H: 2 LOB: 1 BB: 0 P: 16	R: 1 E: 0 K: 0 S: 10	H: 2 LOB: 1 BB: 0 P: 14	R: 0 E: 0 K: 1 S: 8	H: 0 LOB: 1 BB: 1 P: 13	R: 0 E: 0 K: 0 S: 9	H: 0 LOB: 0 BB: 0 P: 12	1B: 7 2B: 3 3B: 0 HR: 0	SF: 0 SAC: 0 DP: 0 HBP: 0	WP: 0 PB: 0 CS: 0	PA: 40
PITCHER	IP WLS BF H R ER SO BB IBB HBP BLK WP HR S P ERA WHIP																					
51 Mitch Talbot, R ERA: 8.59	4.1 21 6 3 3 2 3 0 0 0 0 0 0 3 4 6.23 2.077																					
53 Chad Bradford, R ERA: 2.05	0.2 2 0 0 0 0 0 0 0 0 0 0 0 3 4 0.00 0.000																					
34 Jeff Niemann, R ERA: 5.54	2.1 W 12 4 2 2 2 1 0 0 0 0 0 0 25 38 7.71 2.143																					
39 J.P. Howell, L ERA: 2.22	1.2 S 5 0 0 0 0 0 0 0 0 0 0 0 14 17 0.00 0.000																					

Batter	1	2	3	4	5	6	7	8	9	AB	R	H	RBI	BB	SO	LOB	TOP			
19 Marco Scutaro, R OBP: 0.339, SLG: 0.354	G5-3		1B		F9		1B			4	0	2	0	0	0	0	Toronto Blue Jays @ Baltimore Orioles Oriole Park at Camden Yards, Baltimore, MD Fri Sep 26 2008, 7:05 PM EDT Att: 17,716 - Overcast - 72 F			
19 José Bautista, R OBP: 0.316, SLG: 0.410	F8		K			1B	G3-1			4	1	1	1	0	1	2				
15 Alex Rios, R OBP: 0.339, SLG: 0.464	1B		K			BB				2	0	1	0	1	1	1				
10 Vernon Wells, R OBP: 0.338, SLG: 0.478	F9				G5-3	G3-6-1				3	0	0	0	0	0	3				
26 Adam Lind, L OBP: 0.324, SLG: 0.450	G4-3		2B			BB				2	0	1	0	1	0	0				
33 Scott Rolen, R OBP: 0.348, SLG: 0.431	1B		K			2B				3	0	2	1	0	1	1				
45 Travis Snider, L OBP: 0.365, SLG: 0.500	K		G6-3			L9				3	0	0	0	0	1	4				
7 Curtis Thigpen, R OBP: 0.263, SLG: 0.353	K					HR				3	1	1	1	0	2	1				
6 John McDonald, R OBP: 0.258, SLG: 0.272	G5-3				L8		1B			3	1	1	0	0	0	0				
Inning Stats	R: 0 E: 0 K: 0 S: 8	H: 1 LOB: 1 BB: 0 P: 13	R: 0 E: 0 K: 2 S: 13	H: 1 LOB: 1 BB: 0 P: 21	R: 0 E: 0 K: 2 S: 9	H: 1 LOB: 1 BB: 0 P: 14	R: 0 E: 0 K: 1 S: 11	H: 0 LOB: 0 BB: 0 P: 10	R: 1 E: 0 K: 0 S: 8	H: 2 LOB: 2 BB: 2 P: 18	R: 2 E: 0 K: 0 S: 7	H: 3 LOB: 2 BB: 0 P: 10					1B: 6 2B: 2 3B: 0 HR: 1	SF: 0 SAC: 0 DP: 1 HBP: 0	WP: 0 PB: 0 SB: 0 CS: 0	PA: 29
PITCHER	IP WLS BF H R ER SO BB IBB HBP BLK WP HR S P ERA WHIP															IP WLS BF H R ER SO BB IBB HBP BLK WP HR S P ERA WHIP				
29 Chris Waters, L ERA: 5.01	6.0	L	28	9	3	3	6	2	0	0	0	0	0	0	0	0	4.50	1.833		
Lance Cormier, R ERA: 4.02	0.1	1	0	0	0	0	0	0	0	0	0	0	0	0	0	0	0.00	0.000		

Batter	1	2	3	4	5	6	7	8	9	AB	R	H	RBI	BB	SO	LOB	BOTTOM			
1 Brian Roberts, S OBP: 0.378, SLG: 0.452	F7		1B			L3				3	0	1	0	0	0	0	Toronto Blue Jays @ Baltimore Orioles Oriole Park at Camden Yards, Baltimore, MD Fri Sep 26 2008, 7:05 PM EDT Att: 17,716 - Overcast - 72 F			
21 Nick Markakis, L OBP: 0.404, SLG: 0.489	G4-3		K			1B				3	0	1	0	0	1	1				
6 Melvin Mora, R OBP: 0.340, SLG: 0.481	F9		G6-3			1B				3	0	1	0	0	0	0				
17 Aubrey Huff, L OBP: 0.362, SLG: 0.555	1B		K			1B				3	0	1	0	0	1	2				
Oscar Salazar, R OBP: 0.367, SLG: 0.506	F8		F8							2	0	0	0	0	0	1				
Adam Jones, R OBP: 0.312, SLG: 0.403	F7				K					2	0	0	0	0	1	1				
30 Luke Scott, L OBP: 0.336, SLG: 0.473	P2				F7					2	0	0	0	0	0	1				
Omir Santos, R OBP: 0.111, SLG: 0.111			G5-3			G6-3				2	0	0	0	0	0	0				
Brandon Fahey, L OBP: 0.257, SLG: 0.347	G4-3					G6-3				2	0	0	0	0	0	0				
Inning Stats	R: 0 E: 0 K: 0 S: 4	H: 0 LOB: 0 BB: 0 P: 5	R: 0 E: 0 K: 0 S: 8	H: 1 LOB: 1 BB: 0 P: 11	R: 0 E: 0 K: 1 S: 13	H: 1 LOB: 1 BB: 0 P: 20	R: 0 E: 0 K: 1 S: 10	H: 0 LOB: 0 BB: 0 P: 18	R: 0 E: 0 K: 1 S: 7	H: 0 LOB: 0 BB: 0 P: 10	R: 0 E: 0 K: 0 S: 10	H: 2 LOB: 2 BB: 0 P: 15					1B: 4 2B: 0 3B: 0 HR: 0	SF: 0 SAC: 0 DP: 0 HBP: 0	WP: 0 PB: 0 SB: 0 CS: 0	PA: 22
PITCHER	IP WLS BF H R ER SO BB IBB HBP BLK WP HR S P ERA WHIP															IP WLS BF H R ER SO BB IBB HBP BLK WP HR S P ERA WHIP				
48 Scott Richmond, R ERA: 4.0	6.0	W	22	4	0	0	3	0	0	0	0	0	0	0	0	0	0.00	0.667		

AB	27
R	3
H	9
RBI	3
BB	2
SO	6
LOB	12



AB	22
R	0
H	4
RBI	0
BB	0
SO	3
LOB	6



Batter	1	2	3	4	5	6	7	8	9	AB	R	H	RBI	BB	SO	LOB	TOP
1 Joe Inglett, L OBP: 0.352, SLG: 0.408	F FF 90 X FF 91 G3-1		S SF 90 X SL 87 F8			B FF 91 C CU 78 S SL 84 F FF 92 F CH 82 B CU 78 S CU 81 K				3	0	0	0	0	1	0	
19 José Bautista, R OBP: 0.313, SLG: 0.407	X FF 91 F9		B SL 84 C SL 84 B SL 85 F FF 91 X FF 92 G5-3			B CU 78 C SL 83 C CU 80 X FF 91 G6-3				3	0	0	0	0	0	0	
26 Adam Lind, L OBP: 0.315, SLG: 0.445	C FF 91 X FF 92 F8		C CU 77 B CU 78 X FF 92 G6-3			B FF 91 F FF 92 B CU 80 F FF 91 F FF 91 T SL 84 K				3	0	0	0	0	1	0	
35 Lyle Overbay, L OBP: 0.352, SLG: 0.415		C FF 90 B FF 92 F FF 92 B CH 82 X FF 92 L7		B FF 91 F FF 92 C CU 80 X SL 85 F8		X CU 77 0-0 2B				3	0	1	0	0	0	0	
Brad Wilkerson, L OBP: 0.306, SLG: 0.323		B FF 92 C FF 91 X FF 91 HR		C CU 79 X CH 82 G1-3						2	1	1	1	0	0	0	
Kevin Mench, R OBP: 0.315, SLG: 0.351		F FF 92 X FF 92 1B		F SL 83 F FF 92 F FF 92 X FF 92 G4-3						2	0	1	0	0	0	0	
45 Travis Snider, L OBP: 0.355, SLG: 0.486		F FF 91 B FF 92 F CU 79 S CU 77 K		C FF 91 S FF 92 B FF 92 X CU 80 G6-3						2	0	0	0	0	1	1	
Gregg Zaun, S OBP: 0.339, SLG: 0.358		X FF 91 0-0 1B		C CU 79 F FF 92 B CU 77 X FF 93 F7						2	0	1	0	0	0	0	
6 John McDonald, R OBP: 0.255, SLG: 0.269		B SL 83 F FF 93 X CU 79 FC6-4		B FF 91 C SL 84 C CU 79 B FF 92 C FF 92 F FF 92 F FF 92 C FF 92 K						2	0	0	0	0	1	2	
Inning Stats	R: 0 E: 0 K: 0 S: 5	H: 0 LOB: 0 BB: 0 P: 5	R: 1 E: 0 K: 1 S: 13	H: 3 LOB: 2 BB: 0 P: 19	R: 0 E: 0 K: 0 S: 7	H: 0 LOB: 0 BB: 0 P: 10	R: 0 E: 0 K: 0 S: 9	H: 0 LOB: 0 BB: 0 P: 12	R: 0 E: 0 K: 1 S: 10	H: 0 LOB: 0 BB: 0 P: 15	R: 0 E: 0 K: 2 S: 10	H: 0 LOB: 1 BB: 0 P: 16	R: 0 E: 0 K: 0 S: 1	H: 1 LOB: 1 BB: 0 P: 1			
PITCHER	IP WLS BF H R ER SO BB IBB HBP BLK WP HR S P ERA WHIP																
25 Brian Bass, R ERA: 4.84	(1, 1) 6.0 W 21 3 1 1 4 0 0 0 0 0 1 54 77 1.50 0.500																
Lance Cormier, R ERA: 4.02	(7, 1) 0.0 1 1 0 0 0 0 0 0 0 0 0 1 1 ∞ ∞																

Toronto Blue Jays @ Baltimore Orioles
Oriole Park at Camden Yards, Baltimore, MD

AB	22
R	1
H	4
RBI	1
BB	0
SO	4
LOB	3



WP: 0	PA: 22
FB: 0	
SB: 0	
CS: 0	

1B: 2	SF: 0
2B: 1	SAC: 0
3B: 0	DP: 0
HR: 1	HBP: 0

Batter	1	2	3	4	5	6	7	8	9	AB	R	H	RBI	BB	SO	LOB	BOTTOM
Jay Payton, R OBP: 0.291, SLG: 0.346	C SI 87 X CH 82 F8		B CH 82 S SI 85 B SI 89 X SI 89 P3		C SI 88 F CH 82 B SI 89 B FF 91 B CH 80 B SI 89 B SI 89 BB	B SI 90 S FF 87 SAFE F SI 91 F CH 82 X SI 89 F8				3	0	0	0	1	0	2	
12 Luis Montanez, R OBP: 0.319, SLG: 0.450	X SI 88 G4-3		F CH 82 B SI 89 X CH 83 6 1B		C SI 87 X CH 81 F7	B CU 80 S SI 91 S CH 81 X SL 83 G2-3				4	0	1	0	0	0	3	
6 Melvin Mora, R OBP: 0.342, SLG: 0.482	C SI 87 B CH 81 B SI 88 S CH 82 X SI 90 1B		C SI 87 B SI 88 B SI 89 X CH 84 FC6-4		C CH 79 B SI 85 X CH 82 F8					3	0	2	1	0	0	0	
Oscar Salazar, R OBP: 0.376, SLG: 0.513	B SI 86 C SI 86 B CH 83 X SI 88 1B		B SI 77 F CH 83 C SI 90 3-H 1B		B SI 87 B CH 79 B SI 85 B SI 85 F CH 84 X SI 88 1B					3	0	2	0	0	1	2	
Adam Jones, R OBP: 0.312, SLG: 0.403	F CH 81 B CH 77 B SI 90 F SI 88 F SI 89 X SI 89 F7		C SI 89 X CH 84 FC6-4		F SI 87 X SI 87 1B					3	0	1	0	0	0	4	
Ramon Hernandez, R OBP: 0.308, SLG: 0.408		B FF 87 F SI 88 X SL 76 G5-3		F SI 86 X SL 80 1B		C CH 80 B CH 84 X SI 89 F9				3	1	1	0	0	0	2	
Kevin Millar, R OBP: 0.325, SLG: 0.396		C SI 88 X CH 81 F7		X SI 88 0-0 P6		C CH 80 F SI 89 X SI 88 X CH 81 F7				3	0	0	0	0	0	3	
Alex Cintron, S OBP: 0.324, SLG: 0.364		C SI 90 X SL 76 G5-3		C SI 89 F CH 80 X FF 89 BB		F SI 90 B SI 90 B CH 82 X CH 82 1B				3	0	2	0	0	0	0	
Brandon Fahey, L OBP: 0.259, SLG: 0.359			B CH 86 X SI 86 12 1B		B SI 88 X SI 87 3-H SF9		1 SAFE X SI 86 B2			2	1	1	1	0	0	1	
Inning Stats	R: 0 E: 0 K: 0 S: 12	H: 2 LOB: 2 BB: 0 P: 19	R: 0 E: 0 K: 0 S: 7	H: 0 LOB: 0 BB: 0 P: 8	R: 1 E: 0 K: 1 S: 12	H: 3 LOB: 2 BB: 0 P: 19	R: 0 E: 0 K: 0 S: 13	H: 2 LOB: 2 BB: 1 P: 19	R: 0 E: 0 K: 0 S: 14	H: 2 LOB: 2 BB: 0 P: 19	R: 0 E: 0 K: 0 S: 11	H: 1 LOB: 1 BB: 0 P: 14					
PITCHER	IP WLS BF H R ER SO BB IBB HBP BLK WP HR S P ERA WHIP																
John Parrish, L ERA: 4.04	(1, 1) 5.0 L 25 9 2 2 1 0 0 0 0 0 0 58 84 3.60 2.000																
56 Brian Tallet, L ERA: 2.89	(6, 1) 1.0 4 1 0 0 0 0 0 0 0 0 0 11 14 0.00 1.000																

Toronto Blue Jays @ Baltimore Orioles
Oriole Park at Camden Yards, Baltimore, MD

AB	27
R	2
H	10
RBI	2
BB	1
SO	1
LOB	17



WP: 0	PA: 29
FB: 0	
SB: 0	
CS: 0	

1B: 8	SF: 1
2B: 2	SAC: 0
3B: 0	DP: 0
HR: 0	HBP: 0

Batter	1	2	3	4	5	6	7	8	9	AB	R	H	RBI	BB	SO	LOB	TOP																			
1 Joe Inglett, L (1,4) OBP: 0.355, SLG: 0.407	G1-3		1B		BB	L6		BB		3	3	1	0	2	0	1	Toronto Blue Jays @ Baltimore Orioles Oriole Park at Camden Yards, Baltimore, MD Sun Sep 28 2008, 1:35 PM EDT Att: 19,554 - Partly Cloudy - 78 F																			
19 Marco Scutaro, R (1,6) OBP: 0.341, SLG: 0.356	G5-3		1B		FC5	1B		BB		5	2	3	1	0	0	1																				
15 Alex Rios, R (1,8) OBP: 0.337, SLG: 0.461 Brad Wilkerson, L (8,PH) OBP: 0.308, SLG: 0.326	G6-3		L9		F3	FC6-4		E7		4	0	0	0	0	0	6																				
10 Vernon Wells, R (1,10) OBP: 0.343, SLG: 0.496 Kevin Mench, R (8,PH) OBP: 0.321, SLG: 0.357		HR	1B		HR			1B		4	2	4	5	0	0	0																				
26 Adam Lind, L (1,7) OBP: 0.316, SLG: 0.439	F7		F8		G4-3			F9		1	0	1	1	0	0	0																				
35 Lyle Overbay, L (1,3) OBP: 0.358, SLG: 0.419	BB				G3-1			G6-3		4	1	1	1	1	1	0																				
33 Scott Rolen, R (1,5) OBP: 0.343, SLG: 0.431 19 José Bautista, R (8,5) OBP: 0.313, SLG: 0.405	G4-6-3		1B		F8	1B		G3-1		4	1	2	0	0	0	0																				
Gregg Zaun, S (1,2) OBP: 0.340, SLG: 0.359	G4-6-3				G3	1B		G3		5	1	2	0	0	0	2																				
45 Travis Snider, L (1,9) OBP: 0.338, SLG: 0.466			G4-3		K	SF7		K		3	0	0	1	0	2	1																				
Inning Stats	R: 0 E: 0 K: 0 S: 11	H: 0 LOB: 0 BB: 0 P: 14	R: 1 E: 0 K: 0 S: 8	H: 2 LOB: 1 BB: 1 P: 17	R: 1 E: 0 K: 0 S: 17	H: 3 LOB: 2 BB: 0 P: 20	R: 1 E: 0 K: 1 S: 10	H: 1 LOB: 0 BB: 0 P: 14	R: 3 E: 1 K: 0 S: 14	H: 1 LOB: 0 BB: 1 P: 26	R: 0 E: 0 K: 0 S: 5	H: 1 LOB: 0 BB: 0 P: 10	R: 3 E: 1 K: 1 S: 19	H: 4 LOB: 2 BB: 1 P: 32	R: 0 E: 0 K: 2 S: 8	H: 0 LOB: 0 BB: 0 P: 14		1B: 12 2B: 0 3B: 0 HR: 3	SF: 1 SAC: 0 DP: 2 HBP: 0	WP: 2 PB: 1 SB: 0 CS: 0	PA: 44															
PITCHER	IP	WLS	BF	H	R	ER	SO	BB	IBB	HBP	BLK	WP	HR	S	P	ERA	WHIP	PITCHER		IP	WLS	BF	H	R	ER	SO	BB	IBB	HBP	BLK	WP	HR	S	P	ERA	WHIP
46 Jeremy Guthrie, R (1,1) ERA: 3.63	4.0	L	18	6	3	3	1	1	0	0	0	0	2	46	65	6.75	1.750	52 George Sherrill, L (9,1) ERA: 4.73		1.0		3	0	0	0	2	0	0	0	0	0	0	8	14	0.00	0.000
58 Alfredo Simon, R (5,1) ERA: 6.23	2.0		12	4	4	3	0	1	0	0	0	1	1	23	41	13.50	2.500																			
Brian Burres, L (7,1) ERA: 6.04	1.0		3	1	0	0	0	0	0	0	0	0	0	5	10	0.00	1.000																			
41 Bob McCrory, R (8,1) ERA: 15.63	0.2		6	3	3	3	1	1	0	0	0	1	0	16	28	40.50	6.000																			
Randon Beard, R (8,1) ERA: 4.91	0.1		2	1	0	0	0	0	0	0	0	0	0	3	4	0.00	3.000																			

Batter	1	2	3	4	5	6	7	8	9	AB	R	H	RBI	BB	SO	LOB	BOTTOM																			
1 Brian Roberts, S (1,4) OBP: 0.378, SLG: 0.450 Alex Cintron, S (6,PR) OBP: 0.321, SLG: 0.361	G1-3			G1		HBP		G1-3		2	0	0	0	0	0	0	Toronto Blue Jays @ Baltimore Orioles Oriole Park at Camden Yards, Baltimore, MD Sun Sep 28 2008, 1:35 PM EDT Att: 19,554 - Partly Cloudy - 78 F																			
21 Nick Markakis, L (1,9) OBP: 0.406, SLG: 0.491	G4-3			1B		1B		1B		4	0	3	0	0	0	0																				
6 Melvin Mora, R (1,5) OBP: 0.342, SLG: 0.483 Oscar Salazar, R (8,5) OBP: 0.372, SLG: 0.506	G6-3			F8		2B		K		3	0	1	1	0	0	1																				
17 Aubrey Huff, L (1,10) OBP: 0.360, SLG: 0.552 Omi Santos, R (9,PH) OBP: 0.100, SLG: 0.100	L7			P5		K		G4-3		3	0	0	0	0	1	4																				
Adam Jones, R (1,8) OBP: 0.311, SLG: 0.400 Guillermo Quiroz, R (8,2) OBP: 0.259, SLG: 0.299	F8			G6-3		F8		G4-3		3	0	0	0	0	0	0																				
30 Luke Scott, L (1,7) OBP: 0.336, SLG: 0.472	K			K		F7		1B		4	0	1	0	0	2	0																				
Ramon Hernandez, R (1,2) OBP: 0.308, SLG: 0.406 12 Luis Montanez, R (7,PR) OBP: 0.316, SLG: 0.446	F8			G4-3		BB		K		2	0	0	0	1	0	0																				
Kevin Millar, R (1,3) OBP: 0.323, SLG: 0.394	P3			K		L4				3	0	0	0	0	1	1																				
Brandon Fahey, L (1,6) OBP: 0.252, SLG: 0.349	G6-3			K		F8				3	0	0	0	0	1	0																				
Inning Stats	R: 0 E: 0 K: 0 S: 7	H: 0 LOB: 0 BB: 0 P: 10	R: 0 E: 0 K: 1 S: 7	H: 0 LOB: 0 BB: 0 P: 10	R: 0 E: 0 K: 0 S: 6	H: 0 LOB: 0 BB: 0 P: 8	R: 0 E: 0 K: 0 S: 14	H: 1 LOB: 1 BB: 0 P: 22	R: 0 E: 0 K: 1 S: 6	H: 0 LOB: 0 BB: 0 P: 7	R: 1 E: 0 K: 3 S: 18	H: 2 LOB: 3 BB: 0 P: 21	R: 0 E: 0 K: 0 S: 17	H: 0 LOB: 1 BB: 1 P: 28	R: 0 E: 0 K: 1 S: 13	H: 1 LOB: 1 BB: 0 P: 16		R: 0 E: 0 K: 1 S: 11	H: 1 LOB: 1 BB: 0 P: 13	1B: 4 2B: 1 3B: 0 HR: 0	SF: 0 SAC: 0 DP: 0 HBP: 1	WP: 0 PB: 0 SB: 0 CS: 0	PA: 34													
PITCHER	IP	WLS	BF	H	R	ER	SO	BB	IBB	HBP	BLK	WP	HR	S	P	ERA	WHIP	PITCHER		IP	WLS	BF	H	R	ER	SO	BB	IBB	HBP	BLK	WP	HR	S	P	ERA	WHIP
51 Jesse Litsch, R (1,1) ERA: 3.98	7.0	W	26	3	1	1	5	1	0	1	0	0	0	75	106	1.29	0.571	52 George Sherrill, L (9,1) ERA: 4.73		1.0		3	0	0	0	2	0	0	0	0	8	14	0.00	0.000		
39 Jesse Carlson, L (8,1) ERA: 2.25	1.0		4	1	0	0	1	0	0	0	0	0	0	13	16	0.00	1.000																			
22 Brandon League, R (9,1) ERA: 2.18	1.0		4	1	0	0	1	0	0	0	0	0	0	11	13	0.00	1.000																			

AB 40
R 10
H 15
RBI 10
BB 3
SO 4
LOB 16

AB 32
R 1
H 5
RBI 1
BB 1
SO 7
LOB 8

