Baltimore Orioles - 2012

Batter	1	2	3	4	5	6	7	8	9	AB	R	H	RBI	BB	SO	LOB
9 Endy Chavez, L (1, 9) OBP: 0.333, SLG: 0.333	F8		L5		36 BB; 54 BB; 1-2; 1B		K		G6-3	3	0	1	0	0	0	0
80 Scott Beerer, R (6, 9)										2	0	0	0	0	1	0
54 Matt Antonelli, R (1, 4) OBP: 0.750, SLG: 0.667	36 E; 1B		1B		1-2; 36 BB; BB		K		P4	3	0	2	0	1	1	0
85 Manny Machado, R (8, 6)										1	0	0	0	0	0	0
36 Nick Johnson, L (1, 10)	FC6; 1-2		K		1-2; 2-3; 3-H; BB		F7		BB	2	0	0	1	1	1	2
90 Cory Aldridge, L (7, PH)										1	0	0	0	1	0	0
(7, 10)																
24 Wilson Betemit, S (1, 3)	F9			G3	P6			G4-3	G3	3	0	0	0	0	0	5
71 L.J. Hoes, R (6, 7)										2	0	0	0	0	0	1
51 Joe Mahoney, L (1, 7) OBP: 0.500, SLG: 0.500	G4-3			1B	F7			72 HBP; 3 3B; 1B		4	1	2	0	0	0	5
(6, 3)																
92 Jeff Larish, L (9, 3)										0	0	0	0	0	0	0
31 Taylor Teagarden, R (1, 2)		K		K		K		1-2; 3 3B; HBP		3	0	0	0	0	3	1
72 Caleb Joseph, R (6, 2)										0	1	0	0	0	0	0
3 Ryan Flaherty, L (1, 6) OBP: 0.500, SLG: 1.000		P4		G4-3		1B		1-H; 2-H; 3B		4	0	2	2	0	0	1
(8, 4)																
25 Josh Bell, S (1, 5)		G4-3			K2-3			K		4	0	0	0	0	3	2
86 Buck Britton, L (9, 5)										0	0	0	0	0	0	0
70 Xavier Avery, L (1, 8) OBP: 0.250, SLG: 0.250			G4-3		54 BB; 9 1B; 36 BB; 1B			G6-3		4	1	1	0	0	0	2
95 Trent Mummey, L (8, 8)										0	0	0	0	0	0	0
Inning Stats	R: 0 E: 1 K: 0 S: 5 H: 1 LOB: 2 BB: 0 P: 5	R: 0 E: 0 K: 1 S: 5 H: 0 LOB: 0 BB: 0 P: 5	R: 0 E: 0 K: 1 S: 6 H: 1 LOB: 0 BB: 0 P: 6	R: 0 E: 0 K: 1 S: 6 H: 1 LOB: 1 BB: 0 P: 6	R: 1 E: 0 K: 1 S: 7 H: 2 LOB: 3 BB: 2 P: 15	R: 0 E: 0 K: 2 S: 8 H: 1 LOB: 1 BB: 0 P: 8	R: 0 E: 0 K: 2 S: 7 H: 0 LOB: 0 BB: 0 P: 7	R: 2 E: 0 K: 1 S: 7 H: 2 LOB: 1 BB: 0 P: 8	R: 0 E: 0 K: 0 S: 3 H: 0 LOB: 1 BB: 1 P: 7	1B: 7 2B: 0 3B: 1 HR: 0 SF: 0 SAC: 0 DP: 0 HBP: 1							

TOP

Baltimore Orioles @ Tampa Bay Rays

Charlotte Sports Park, Port Charlotte, FL

Mon Mar 05 2012, 1:09 PM - 3:52 PM EST

Att. 3,720 - Sunny - 72 F

livebaseballscorecards.com

AB	36
R	3
H	8
RBI	3
BB	3
SO	9
LOB	19

WP: 0 PB: 0 SB: 0 CS: 0 PA: 40

PITCHER		IP	WLS	BF	H	R	ER	SO	BB	IBB	HBP	BLK	WP	HR	S	P	ERA	WHIP
40 Wade Davis, R ERA:	(1, 1)	2.0		8	1	0	0	1	0	0	0	0	0	0	10	10	0.00	0.500
27 Cesár Ramos, L ERA:	(3, 1)	1.0		4	1	0	0	1	0	0	0	0	0	0	6	6	0.00	1.000
53 Alex Cobb, R ERA: 6.75	(4, 1)	1.1	L	9	3	1	1	2	2	0	0	0	0	0	11	19	6.75	3.750
72 Bryan Augenstein, R ERA:	(5, 1)	1.2		6	1	0	0	2	0	0	0	0	0	0	10	10	0.00	0.600
54 Alex Torres, L ERA:	(7, 1)	1.0		3	0	0	0	2	0	0	0	0	0	0	7	7	0.00	0.000

PITCHER		IP	WLS	BF	H	R	ER	SO	BB	IBB	HBP	BLK	WP	HR	S	P	ERA	WHIP
76 Matt Torra, R ERA: 18.0	(8, 1)	1.0		6	2	2	2	1	0	0	1	0	0	0	7	8	18.00	2.000
59 Matt Bush, R ERA:	(9, 1)	1.0		4	0	0	0	0	1	0	0	0	0	0	3	7	0.00	1.000

Baltimore Orioles @ Tampa Bay Rays

Charlotte Sports Park, Port Charlotte, FL

Mon Mar 05 2012, 1:09 PM - 3:52 PM EST

Att. 3,720 - Sunny - 72 F

livebaseballscorecards.com

BOTTOM

Batter	1	2	3	4	5	6	7	8	9	AB	R	H	RBI	BB	SO	LOB
15 Reid Brignac, L (1, 6)	G3		BB			K			26 2B 1B	1	0	0	0	1	0	0
45 Jeff Salazar, L (6, 7) OBP: 0.667, SLG: 1.400										2	1	1	0	0	1	0
2 B.J. Upton, R (1, 8) OBP: 0.500, SLG: 1.250	F8		K			K			K	2	0	0	0	0	1	1
63 Chris Gimenez, R (6, 5) OBP: 0.167, SLG: 0.333										2	0	0	0	0	2	1
18 Ben Zobrist, S (1, 4) OBP: 0.250, SLG: 0.500	2B			K		K			66 K2-3 1-H 2B	2	0	1	0	0	1	0
26 Stephen Vogt, L (6, 2) OBP: 0.500, SLG: 0.600										2	0	1	1	0	1	0
20 Matt Joyce, L (1, 10) OBP: 0.286, SLG: 0.714	K			F7			G3		K2-3 2-3	3	0	0	0	0	1	1
66 Hak-Ju Lee, L (9, PH)										1	0	0	0	0	1	1
7 Jeff Keppinger, R (1, 3)		G5-3		F9			K		K2-3	2	0	0	0	0	0	0
29 Tim Beckham, R (6, 6)										2	0	0	0	0	2	1
28 José Molina, R (1, 2)		G4-3			K		K			2	0	0	0	0	1	0
61 Juan Miranda, L (6, 3)										1	0	0	0	0	1	0
60 Matt Mangini, L (1, 5)		K			9 CS BB			K		1	0	0	0	1	1	0
65 Brad Coon, L (5, PR) (6, 9)										1	0	0	0	0	1	0
9 Elliot Johnson, S (1, 9) OBP: 0.429, SLG: 0.200			G3		1-2 BB			F9		2	0	0	0	1	0	0
(6, 8)																
11 Brandon Guyer, R (1, 7)			L6		P2			F8		2	0	0	0	0	0	1
10 Will Rhymes, L (6, 4) OBP: 0.167, SLG: 0.167										1	0	0	0	0	0	0

Inning Stats	1	2	3	4	5	6	7	8	9
R:	0	0	0	0	0	0	0	0	1
E:	0	0	0	0	0	0	0	0	0
K:	1	1	1	1	1	3	2	1	3
S:	6	5	5	5	5	9	7	5	11
H:	1	0	0	0	0	0	0	0	2
LOB:	1	0	0	0	1	0	0	1	1
BB:	0	0	1	0	2	0	0	0	0
P:	6	5	9	5	13	9	7	5	11

1B:	1
2B:	2
3B:	0
HR:	0
SF:	0
SAC:	0
DP:	0
HBP:	0
WP:	0
PB:	0
SB:	0
CS:	1
PA:	32

AB	29
R	1
H	3
RBI	1
BB	3
SO	14
LOB	6

PITCHER		IP	WLS	BF	H	R	ER	SO	BB	IBB	HBP	BLK	WP	HR	S	P	ERA	WHIP
55 Alfredo Simon, R	(1, 1)	2.0		7	1	0	0	2	0	0	0	0	0	0	11	11	0.00	0.500
ERA:																		
35 Brad Bergesen, R	(3, 1)	2.0	W	7	0	0	0	2	1	0	0	0	0	0	10	14	0.00	0.500
ERA:																		
81 Miguel Socolovich, R	(5, 1)	2.0	H	7	0	0	0	4	2	0	0	0	0	0	14	22	0.00	1.000
ERA:																		
58 Zach Phillips, L	(7, 1)	2.0	H	6	0	0	0	3	0	0	0	0	0	0	12	12	0.00	0.000
ERA:																		
47 Pedro Strop, R	(9, 1)	1.0	S	5	2	1	1	3	0	0	0	0	0	0	11	11	9.00	2.000
ERA: 9.0																		

PITCHER	IP	WLS	BF	H	R	ER	SO	BB	IBB	HBP	BLK	WP	HR	S	P	ERA	WHIP

Batter	1	2	3	4	5	6	7	8	9	AB	R	H	RBI	BB	SO	LOB
7 Alex Presley, L (1, 7) OBP: 0.667, SLG: 1.000	5 2B 1B	3-H 1B		36 1B 2-H 3B	E3 1-H 2-H 1B		G6-4-3 1-2f		FC6-4 1-2f	3	2	3	2	0	0	0
73 Robbie Grossman, S (5, PH) OBP: 0.286, SLG: 0.167 (5, 7)										3	0	1	0	0	0	4
5 Josh Harrison, R (1, 6) OBP: 0.800, SLG: 1.000	36 G4-3 65 1B 1-H 2B	K		36 1B 65 E BB	K			G1-3		2	2	1	1	1	1	1
3 Chase d'Arnaud, R (5, PH) OBP: 0.250, SLG: 0.250 (5, 6)										2	0	0	0	0	1	1
36 Yamaico Navarro, R (1, 4) OBP: 0.429, SLG: 0.333	G4-3 2-3		65 HR 1B	65 FC6-4 1-2 3-H 1B		K		G5-3		3	1	2	1	0	0	1
10 Anderson Hernandez, S (5, 4) OBP: 0.167, SLG: 0.167										2	0	0	0	0	1	0
65 Matt Hague, R (1, 10) OBP: 0.500, SLG: 0.875	3-H 1B		1-H HR	FC6-4 24 FC4-6 1-2f 2-H		30 PB 1B		1B		4	1	3	3	0	0	1
68 Eric Fryer, R (8, PH) OBP: 0.500, SLG: 0.500 (8, 10)										1	0	1	0	0	0	0
24 Pedro Alvarez, L (1, 5)	K		K	FC4-6 1-2f		K		K		3	0	0	0	0	2	2
69 Jordy Mercer, R (5, 5)										2	0	0	0	0	2	2
62 Gorkys Hernández, R (1, 8) OBP: 0.429, SLG: 0.333	K	K			K	P6 1-2			G5-3	3	0	0	0	0	3	1
30 Evan Chambers, R (5, 8)										2	0	0	0	0	0	1
46 Garrett Jones, L (1, 3) OBP: 0.400, SLG: 0.250	55 G5-4-3 7 1B 64 1B 1B	K			73 1B 73 E 64 1B BB		G6-3		P6	2	2	1	0	1	1	0
6 Jeff Clement, L (5, 3)										2	0	0	0	0	0	0
64 Starling Marte, R (1, 9) OBP: 0.571, SLG: 0.714	55 G5-4-3 1-2 1B		55 S 7 3B 1B	73 E 73 E 1-2 1B			3B		71 1B 1B	3	2	3	0	0	0	0
34 Quincy Latimore, R (5, 9) OBP: 1.000, SLG: 2.000										2	0	2	0	0	0	0
55 Michael McKenry, R (1, 2) OBP: 0.200, SLG: 0.200	G5-4-3 1-2f 2-3		G6-3 1-2	F8		73 G6-4-3 BB			73 FC6-4 1-2 1B	3	0	0	0	0	0	5
71 Tony Sanchez, R (6, 2) OBP: 1.000, SLG: 1.000										1	0	1	0	1	0	0
Inning Stats	R: 2 E: 0 K: 2 S: 10 H: 3 LOB: 1 BB: 0 P: 10	R: 1 E: 0 K: 1 S: 7 H: 3 LOB: 1 BB: 0 P: 7	R: 2 E: 0 K: 3 S: 12 H: 2 LOB: 0 BB: 0 P: 12	R: 3 E: 1 K: 0 S: 6 H: 3 LOB: 1 BB: 1 P: 11	R: 2 E: 1 K: 2 S: 9 H: 2 LOB: 1 BB: 1 P: 13	R: 0 E: 0 K: 2 S: 8 H: 1 LOB: 1 BB: 0 P: 9	R: 0 E: 0 K: 0 S: 3 H: 1 LOB: 1 BB: 1 P: 7	R: 0 E: 0 K: 1 S: 6 H: 1 LOB: 1 BB: 0 P: 6	R: 0 E: 0 K: 0 S: 5 H: 2 LOB: 2 BB: 0 P: 5	1B: 14 2B: 1 3B: 2 HR: 1 SF: 0 SAC: 0 DP: 2 HBP: 0	WP: 0 PB: 1 SB: 1 CS: 0 PA: 46					

PITCHER		IP	WLS	BF	H	R	ER	SO	BB	IBB	HBP	BLK	WP	HR	S	P	ERA	WHIP
17 Brian Matusz, L ERA: 13.5	(1, 1)	2.0	L	11	6	3	3	3	0	0	0	0	0	0	17	17	13.50	3.000
63 Kevin Gregg, R ERA: 18.0	(3, 1)	1.0		5	2	2	2	3	0	0	0	0	0	1	12	12	18.00	2.000
27 Matt Lindstrom, R ERA: 18.0	(4, 1)	1.0		7	3	3	2	0	1	0	0	0	0	0	6	11	18.00	4.000
56 Darren O'Day, R ERA:	(5, 1)	1.0		6	2	2	0	2	1	0	0	0	0	0	9	13	0.00	3.000
65 Oscar Villarreal, R ERA:	(6, 1)	1.0		4	1	0	0	2	0	0	0	0	0	0	8	9	0.00	1.000
40 Troy Patton, L ERA:	(7, 1)	2.0		8	2	0	0	1	1	0	0	0	0	0	9	13	0.00	1.500
95 Stu Pomeranz, R ERA:	(9, 1)	1.0		5	2	0	0	0	0	0	0	0	0	0	5	5	0.00	2.000

Pittsburgh Pirates @ Baltimore Orioles

Ed Smith Stadium, Sarasota, FL

Mon Mar 05 2012, 7:09 PM - 10:05 PM EST

Att. 6,228 - Clear - 70 F

TOP

livebaseballscorecards.com

AB	43
R	10
H	18
RBI	7
BB	3
SO	11
LOB	19

BOTTOM

Batter	1	2	3	4	5	6	7	8	9	AB	R	H	RBI	BB	SO	LOB
14 Nolan Reimold, R (1, 7) 71 L.J. Hoes, R (6, 7)	G1-3	K			K		G6-3			3 1	0 0	0 0	0 0	0 0	2 0	2 0
2 J.J. Hardy, R (1, 6) OBP: 0.667, SLG: 0.500 85 Manny Machado, R (5, PR) (6, 6)	K		BB		10 WP 1B		G4-3			2 1	0 0	1 0	0 0	1 0	1 0	0 0
10 Adam Jones, R (1, 8) OBP: 0.333, SLG: 0.333 90 Glynn Davis, R (6, 8)	12 E 1B		K		G1-3 1-2		F8			3 1	1 0	1 0	0 0	0 0	1 0	2 0
12 Mark Reynolds, R (1, 5) 86 Buck Britton, L (6, PR) (7, 5)	E9 1-H		K			68 E 6 G4-3 BB		G4-3		2 1	0 1	0 0	0 0	1 0	1 0	1 0
32 Matt Wieters, S (1, 2) 68 Steve Tolleson, R (6, 4)	G5-3		F9			E7 6 G4-3 19 1B 1-3		K		2 2	0 1	0 0	0 0	0 0	0 1	2 1
6 Ryan Adams, R (1, 10) OBP: 0.333, SLG: 0.333 95 Trent Mummey, L (8, PH) (9, 10)		19 1B 1B		G1-3		G4-3 2-3 3-H		F7		3 1	0 0	1 0	1 0	0 0	0 0	2 0
19 Chris Davis, L (1, 3) OBP: 0.667, SLG: 0.667 97 Edgardo Baez, R (6, PR) OBP: 1.000, SLG: 1.000 (7, 9)		1-2 1B		K		60 FC5-4 1B 3-H			60 G5-4-3 1B	3 1	0 0	2 1	1 0	0 0	1 0	0 0
13 Jai Miller, R (1, 9) 92 Jeff Larish, L (7, 3)	K		P4			K			F7	3 1	0 0	0 0	0 0	0 0	2 0	3 1
11 Robert Andino, R (1, 4) 60 John Hester, R (6, 2)	F9				G6-3	FC5-4 1-2f			G5-4-3 1-2f	2 2	0 0	0 0	0 0	0 0	0 0	2 2
Inning Stats	R: 1 E: 1 K: 1 S: 7 H: 1 LOB: 1 BB: 0 P: 7	R: 0 E: 0 K: 2 S: 9 H: 2 LOB: 2 BB: 0 P: 9	R: 0 E: 0 K: 2 S: 7 H: 0 LOB: 1 BB: 1 P: 11	R: 0 E: 0 K: 1 S: 5 H: 0 LOB: 0 BB: 0 P: 5	R: 0 E: 0 K: 1 S: 6 H: 1 LOB: 2 BB: 0 P: 7	R: 2 E: 1 K: 1 S: 7 H: 1 LOB: 1 BB: 1 P: 11	R: 0 E: 0 K: 0 S: 3 H: 0 LOB: 0 BB: 0 P: 3	R: 0 E: 0 K: 1 S: 5 H: 0 LOB: 0 BB: 0 P: 5	R: 0 E: 0 K: 0 S: 3 H: 1 LOB: 0 BB: 0 P: 3	1B: 6 2B: 0 3B: 0 HR: 0	SF: 0 SAC: 0 DP: 1 HBP: 0			WP: 1 PB: 0 SB: 0 CS: 0		PA: 36	

PITCHER		IP	WLS	BF	H	R	ER	SO	BB	IBB	HBP	BLK	WP	HR	S	P	ERA	WHIP
23 Jo-Jo Reyes, L ERA:	(1, 1)	1.2	W	9	3	1	0	2	0	0	0	0	0	0	13	13	0.00	1.800
47 Michael Dubee, R ERA:	(2, 1)	0.1	H	1	0	0	0	1	0	0	0	0	0	0	3	3	0.00	0.000
61 Justin Wilson, L ERA:	(3, 1)	2.0		7	0	0	0	3	1	0	0	0	0	0	12	16	0.00	0.500
48 Jared Hughes, R ERA:	(5, 1)	1.0		4	1	0	0	1	0	0	0	0	1	0	6	7	0.00	1.000
67 Duke Welker, R ERA:	(6, 1)	1.0		6	1	2	0	1	1	0	0	0	0	0	7	11	0.00	2.000

PITCHER		IP	WLS	BF	H	R	ER	SO	BB	IBB	HBP	BLK	WP	HR	S	P	ERA	WHIP
51 Bryan Morris, R ERA:	(7, 1)	1.0		3	0	0	0	0	0	0	0	0	0	0	3	3	0.00	0.000
43 Michael Crotta, R ERA:	(8, 1)	1.0		3	0	0	0	1	0	0	0	0	0	0	5	5	0.00	0.000
38 Tim Wood, R ERA:	(9, 1)	1.0		3	1	0	0	0	0	0	0	0	0	0	3	3	0.00	1.000

Pittsburgh Pirates @ Baltimore Orioles

Ed Smith Stadium, Sarasota, FL

Mon Mar 05 2012, 7:09 PM - 10:05 PM EST

Att. 6,228 - Clear - 70 F

livebaseballscorecards.com

AB	34
R	3
H	6
RBI	2
BB	2
SO	9
LOB	18

Baltimore Orioles @ Boston Red Sox

JetBlue Park, Ft. Myers, FL

Tue Mar 06 2012, 1:36 PM - 4:19 PM EST

Att. 9,106 - Sunny - 79 F

TOP

livebaseballscorecards.com

Batter	1	2	3	4	5	6	7	8	9	AB	R	H	RBI	BB	SO	LOB
9 Endy Chavez, L (1, 9) OBP: 0.167, SLG: 0.167	G4-3		G3		F8 1-2		K			3	0	0	0	0	0	2
54 Matt Antonelli, R (6, 4) OBP: 0.600, SLG: 0.500 (7, 5)										1	0	0	0	0	1	0
6 Ryan Adams, R (1, 4) OBP: 0.333, SLG: 0.200	K			F9		36 1B 24 2B BB		71 FC6-4 1B		2	1	0	0	1	1	0
80 Scott Beerer, R (6, 9) OBP: 0.333, SLG: 0.333										1	0	1	0	0	0	0
36 Nick Johnson, L (1, 10) OBP: 0.333, SLG: 0.200	G6-3			F7		24 2B 1-2 1B		K		3	1	1	0	0	0	0
92 Jeff Larish, L (8, PH) (8, 10)										1	0	0	0	0	1	1
24 Wilson Betemit, S (1, 7) OBP: 0.333, SLG: 0.400		31 F9 51 PB BB		F8		31 G4-3 1-H 2-H 2B		FC6-4 1-2f		2	0	1	2	1	0	0
71 L.J. Hoes, R (6, PR) (6, 7)										1	0	0	0	0	0	1
51 Joe Mahoney, L (1, 3) OBP: 0.250, SLG: 0.250		K 1-2			G4-3	K		G4-3		4	0	0	0	0	2	3
31 Taylor Teagarden, R (1, 2)		F9 2-3			25 1B 3 1B 70 1B BB	G4-3 2-3			K	2	1	0	0	1	0	2
72 Caleb Joseph, R (6, 2)										0	0	0	0	0	0	0
26 Gabriel Lino, R (8, 2)										1	0	0	0	0	1	0
3 Ryan Flaherty, L (1, 6) OBP: 0.429, SLG: 0.714		G4-3			25 1B 70 1B 1-2 1B	G4-3			F9	3	1	1	0	0	0	3
68 Steve Tolleson, R (7, 4)										1	0	0	0	0	0	0
25 Josh Bell, S (1, 5) OBP: 0.143, SLG: 0.143			K		70 1B 1-2 2-3 1B		K2-3		G3	3	0	1	0	0	2	0
95 Trent Mummey, L (7, 8)										1	0	0	0	0	0	0
70 Xavier Avery, L (1, 8) OBP: 0.286, SLG: 0.286			K		9 F8 1-3 2-H 3-H 1B		G4-3			3	0	1	2	0	1	0
85 Manny Machado, R (7, 6)										0	0	0	0	0	0	0

	AB	R	H	RBI	BB	SO	LOB
	32	4	6	4	3	9	12

Inning Stats	1	2	3	4	5	6	7	8	9
R	0	0	0	0	2	2	0	0	0
E	0	0	0	0	0	0	0	0	0
K	1	1	2	0	0	1	2	1	1
S	5	5	7	3	5	7	7	6	5
H	0	0	0	0	3	2	0	1	0
LOB	0	1	0	0	1	2	0	0	0
BB	0	1	0	0	1	1	0	0	0
P	5	10	7	3	10	11	7	6	5

1B	5
2B	1
3B	0
HR	0
SF	0
SAC	0
DP	0
HBP	0
WP	0
PB	1
SB	0
CS	0
PA	35

PITCHER		IP	WLS	BF	H	R	ER	SO	BB	IBB	HBP	BLK	WP	HR	S	P	ERA	WHIP
51 Daniel Bard, R ERA:	(1, 1)	2.0		7	0	0	0	2	1	0	0	0	0	0	10	15	0.00	0.500
91 Alfredo Aceves, R ERA:	(3, 1)	2.0	H	6	0	0	0	2	0	0	0	0	0	0	10	10	0.00	0.000
89 Alex Wilson, R ERA: 36.0	(5, 1)	1.0		9	5	4	4	0	2	0	0	0	0	0	7	16	36.00	7.000
59 Clayton Mortensen, R ERA:	(6, 1)	2.1	W	8	1	0	0	4	0	0	0	0	0	0	16	16	0.00	0.429
64 Michael Bowden, R ERA:	(8, 1)	1.2	S	5	0	0	0	1	0	0	0	0	0	0	7	7	0.00	0.000

PITCHER		IP	WLS	BF	H	R	ER	SO	BB	IBB	HBP	BLK	WP	HR	S	P	ERA	WHIP

Baltimore Orioles @ Boston Red Sox

JetBlue Park, Ft. Myers, FL

Tue Mar 06 2012, 1:36 PM - 4:19 PM EST

Att. 9,106 - Sunny - 79 F

livebaseballscorecards.com

Batter	1	2	3	4	5	6	7	8	9	AB	R	H	RBI	BB	SO	LOB
2 Jacoby Ellsbury, L (1, 8) OBP: 0.200, SLG: 0.400	15 1B 60 SF7 2B		SH5-3 1-2		G6-3		F8			2	1	1	0	0	0	0
85 Che-Hsuan Lin, R (6, 8)										1	0	0	0	0	0	1
15 Dustin Pedroia, R (1, 4) OBP: 0.667, SLG: 0.750	2-3 1B		E6 28 2B 60 1B 2-3		BBB BB		2-H 2B			2	1	1	0	1	0	1
77 Pedro Ciriaco, R (6, 4) OBP: 0.500, SLG: 0.750										1	0	1	1	0	0	0
(8, 6)																
28 Adrián González, L (1, 3) OBP: 0.200, SLG: 0.400	K		60 1B 7 2B 1-3 3-H 2B		F8			G3-1		3	1	1	1	0	1	3
73 Josh Kroeger, L (6, 3) OBP: 0.333, SLG: 0.333										1	0	0	0	0	0	0
60 Ryan Lavarnway, R (1, 2) OBP: 0.333, SLG: 0.500	SF7 3-H		7 2B 2-3 3-H 1B		F9			K		1	0	1	2	0	0	0
92 Luis Exposito, R (5, 2)										2	0	0	0	0	1	1
75 Max St. Pierre, R (9, 2)										0	0	0	0	0	0	0
7 Cody Ross, R (1, 9) OBP: 0.500, SLG: 0.667	G5-3		1-H 3-H 2B		SSS K			G5-3		2	0	1	1	0	0	1
16 Jason Repko, R (6, 9)										2	0	0	0	0	1	0
5 Nick Punto, S (1, 10)		F8	SSS K			F9				3	0	0	0	0	1	1
82 Alex Hassan, R (1, 7)		G5-3		F8		SSS K				3	0	0	0	0	1	0
83 Will Middlebrooks, R (1, 5) OBP: 0.500, SLG: 0.500		F9		F8			77 2B 3 G4-3 1B			2	0	0	0	0	0	0
71 Nate Spears, L (6, 5) OBP: 0.600, SLG: 0.750										1	1	1	0	0	0	0
3 Mike Aviles, R (1, 6) OBP: 0.600, SLG: 0.600			15 E 28 2B 2 SH5-3 1B	G6-3			G4-3 1-2			3	1	1	0	0	0	1
84 Oscar Tejeda, R (8, 4) OBP: 0.500, SLG: 1.000										0	0	0	0	0	0	0

AB	29
R	5
H	8
RBI	5
BB	1
SO	5
LOB	9

Inning Stats	1	2	3	4	5	6	7	8	9
	R: 1 E: 0 K: 1 S: 7	R: 0 E: 0 K: 0 S: 3	R: 3 E: 1 K: 1 S: 9	R: 0 E: 0 K: 0 S: 3	R: 0 E: 0 K: 0 S: 3	R: 0 E: 0 K: 2 S: 7	R: 1 E: 0 K: 0 S: 4	R: 0 E: 0 K: 1 S: 5	
	H: 2 LOB: 1 BB: 0 P: 7	H: 0 LOB: 0 BB: 0 P: 3	H: 4 LOB: 1 BB: 0 P: 9	H: 0 LOB: 0 BB: 0 P: 3	H: 0 LOB: 1 BB: 1 P: 7	H: 0 LOB: 0 BB: 0 P: 7	H: 2 LOB: 1 BB: 0 P: 4	H: 0 LOB: 0 BB: 0 P: 5	

1B: 4	SF: 1	WP: 0	PA: 32
2B: 4	SAC: 1	PB: 0	
3B: 0	DP: 0	SB: 0	
HR: 0	HBP: 0	CS: 0	

PITCHER		IP	WLS	BF	H	R	ER	SO	BB	IBB	HBP	BLK	WP	HR	S	P	ERA	WHIP
37 Dana Eveland, L	(1, 1)	2.0		8	2	1	1	1	0	0	0	0	0	0	10	10	4.50	1.000
ERA: 4.5																		
30 Chris Tillman, R	(3, 1)	2.0		10	4	3	2	1	0	0	0	0	0	0	12	12	9.00	2.000
ERA: 9.0																		
82 Dylan Bundy, R	(5, 1)	1.0		4	0	0	0	0	1	0	0	0	0	0	3	7	0.00	1.000
ERA:																		
48 Pat Neshek, R	(6, 1)	1.0		3	0	0	0	2	0	0	0	0	0	0	7	7	0.00	0.000
ERA:																		
61 Oliver Drake, R	(7, 1)	1.0	L	4	2	1	1	0	0	0	0	0	0	0	4	4	9.00	2.000
ERA: 9.0																		

PITCHER		IP	WLS	BF	H	R	ER	SO	BB	IBB	HBP	BLK	WP	HR	S	P	ERA	WHIP
79 Jon Link, R	(8, 1)	1.0		3	0	0	0	1	0	0	0	0	0	0	5	5	0.00	0.000
ERA:																		

Minnesota Twins @ Baltimore Orioles

Ed Smith Stadium, Sarasota, FL

Wed Mar 07 2012, 1:07 PM - 3:49 PM EST

Att. 5,080 - Sunny - 81 F

TOP

livebaseballscorecards.com

Batter	1	2	3	4	5	6	7	8	9	AB	R	H	RBI	BB	SO	LOB
2 Denard Span, L (1, 8) OBP: 0.556, SLG: 0.500	C X 0-1 ① G4-3		X 0-0 1B		X 0-0 ② P5		X 0-0 ③ F8			3	0	1	0	0	0	1
19 Darin Mastroianni, R (6, 8) OBP: 0.400, SLG: 0.500										1	0	0	0	0	0	2
1 Tsuyoshi Nishioka, S (1, 4) OBP: 0.214, SLG: 0.357	X 0-0 ② F7		X 0-0 ③ F8		X 0-0 ③ FC4-6 1-2f			X 0-0 ① L4		3	0	0	0	0	0	2
83 Ray Chang, R (5, 4) OBP: 0.750, SLG: 0.500										1	0	0	0	0	0	0
16 Josh Willingham, R (1, 9) OBP: 0.444, SLG: 0.167	X 0-0 ③ F8			B B B B 4-0 26 1B BB		X 0-0 ① G5-3		X 0-0 ② F8		2	0	0	0	1	0	0
80 Oswaldo Arcia, L (6, 9)										1	0	0	0	0	0	0
70 Aaron Bates, R (1, 3) OBP: 0.375, SLG: 0.286		X 0-0 1B		X 0-0 ① F7		B B B B 4-0 26 G4-3 BB		X 0-0 ③ G6-3		3	0	1	0	1	0	1
26 Brian Dinkelman, L (1, 10) OBP: 0.333, SLG: 0.273	S S S 0-3 ① K		X 0-0 1-2 1B		X 0-0 ② ③ G4-3 1-2f			X 0-0 ① G6-3		3	0	1	0	0	1	2
95 Daniel Rams, R (9, PH)										1	0	0	0	0	0	0
37 Sean Burroughs, L (1, 5) OBP: 0.273, SLG: 0.222	S S S 0-3 ② K		X 0-0 ② F8				X 0-0 ① F9		X 0-0 81 BB 1B	3	0	0	0	0	1	3
39 Steve Pearce, R (7, 5) OBP: 0.111, SLG: 0.111										1	0	1	0	0	0	0
11 Ben Revere, L (1, 7) OBP: 0.444, SLG: 0.375	C C C 0-3 ③ K		X 0-0 ③ L6				X 0-0 81 HBP 1B		X 0-0 ② P5	2	0	0	0	0	1	3
23 Rene Tosoni, L (6, 7) OBP: 0.167, SLG: 0.167										2	0	1	0	0	0	1
41 Drew Butera, R (1, 2) OBP: 0.143, SLG: 0.143		X 0-0 ① F8			X 0-0 71 FC1-6 1B		H 1-0 1-2 HBP		B B B B 4-0 77 FC5-4 1-2 BB	2	0	1	0	0	0	0
81 Danny Lehmann, R (6, 2)										0	0	0	0	1	0	0
71 Pedro Florimón, S (1, 6)		X 0-0 ② F7			X 0-0 ① FC1-6 1 FC4-6 1-2f		X 0-0 ② L3		X 0-0 ③ FC5-4 1-2f	3	0	0	0	0	0	3
77 Brian Dozier, R (9, PH) OBP: 0.167, SLG: 0.167										1	0	0	0	0	0	2

	AB	32
	R	0
	H	6
	RBI	0
	BB	3
	SO	3
	LOB	20

Inning Stats	1	2	3	4	5	6	7	8	9	1B: 6	SF: 0	WP: 0	PA: 36
R:	0	0	0	0	0	0	0	0	0	2B: 0	SAC: 0	PB: 0	
E:	0	0	0	0	0	0	0	0	0	3B: 0	DP: 1	SB: 0	
K:	0	3	0	0	0	0	0	0	0	HR: 0	HBP: 1	CS: 0	
S:	4	10	4	4	4	2	4	3	4				
H:	0	1	1	1	1	0	1	0	1				
LOB:	0	1	0	2	1	0	2	0	2				
BB:	0	0	0	1	0	1	0	0	1				
P:	4	10	4	8	4	6	5	3	8				

PITCHER		IP	WLS	BF	H	R	ER	SO	BB	IBB	HBP	BLK	WP	HR	S	P	ERA	WHIP
16 Wei-Yin Chen, L ERA:	(1, 1)	2.0	W	7	1	0	0	3	0	0	0	0	0	0	14	14	0.00	0.500
59 Armando Galarraga, R ERA:	(3, 1)	2.0	H	9	2	0	0	0	1	0	0	0	0	0	8	12	0.00	1.500
38 Luis Ayala, R ERA:	(5, 1)	1.0	H	4	1	0	0	0	0	0	0	0	0	0	4	4	0.00	1.000
27 Matt Lindstrom, R ERA: 9.0	(6, 1)	1.0	H	3	0	0	0	0	1	0	0	0	0	0	2	6	0.00	1.000
64 Steve Johnson, R ERA:	(7, 1)	1.0	H	5	1	0	0	0	0	0	1	0	0	0	4	5	0.00	1.000
95 Stu Pomeranz, R ERA:	(8, 1)	1.0	H	3	0	0	0	0	0	0	0	0	0	0	3	3	0.00	0.000
65 Oscar Villarreal, R ERA:	(9, 1)	1.0		5	1	0	0	0	1	0	0	0	0	0	4	8	0.00	2.000

BOTTOM

Minnesota Twins @ Baltimore Orioles

Ed Smith Stadium, Sarasota, FL

Wed Mar 07 2012, 1:07 PM - 3:49 PM EST

Att. 5,080 - Sunny - 81 F

livebaseballscorecards.com

Batter	1	2	3	4	5	6	7	8	9	AB	R	H	RBI	BB	SO	LOB
9 Endy Chavez, L (1, 9)	0-0 10 F9 2B	0-0 1-2 2-3 1B		4-0 2 1B 10 1B BB		4-0 BB		0-0 1-H 2-H 3-H 68 1B 2B		2	1	2	0	1	0	0
13 Jai Miller, R (6, 9)										1	0	1	3	1	0	0
OBP: 0.400, SLG: 0.500 (7, 7)																
2 J.J. Hardy, R (1, 6)	0-0 ① F8	0-0 ③ F8		0-0 10 1B 1-2 1B		0-0 ③ G3		0-3 ① K		3	0	1	0	0	0	4
OBP: 0.500, SLG: 0.400																
3 Ryan Flaherty, L (6, 5)										2	0	0	0	0	1	2
OBP: 0.333, SLG: 0.556																
10 Adam Jones, R (1, 8)	0-0 ② F9 2-3		0-0 ① B5-3	0-0 1-3 2-H 1B			0-0 ① G5-3	0-0 ② 2-H 1B		3	0	1	1	0	0	1
OBP: 0.333, SLG: 0.333																
68 Steve Tolleson, R (6, 6)										2	0	1	0	0	0	0
OBP: 0.200, SLG: 0.200																
19 Chris Davis, L (1, 3)	0-0 ③ F8		0-0 32 1B 1B	0-0 ③ G3			0-0 ② L6	0-0 ③ L9		3	0	1	0	0	0	3
OBP: 0.500, SLG: 0.500																
51 Joe Mahoney, L (6, 3)										2	0	0	0	0	0	1
OBP: 0.200, SLG: 0.200																
32 Matt Wieters, S (1, 2)		0-0 ① G3-1	0-0 1-2 1B		0-3 ① K		0-0 ③ G6-3			3	0	1	0	0	1	0
OBP: 0.200, SLG: 0.200																
73 Brian Ward, R (6, 2)										1	0	0	0	0	0	0
12 Mark Reynolds, R (1, 5)		0-0 24 S 11 1B 1B	0-3 ② K		0-0 ② F7			0-0 54 HBP 25 S 80 1B 1B		3	1	1	0	0	1	2
OBP: 0.333, SLG: 0.200																
70 Xavier Avery, L (6, 8)										1	1	1	0	0	0	0
OBP: 0.375, SLG: 0.375																
24 Wilson Betemit, S (1, 10)		4-1 9 1B 11 1B 1-2 BB	0-0 ③ F8		0-0 ③ G1-3			4-0 80 1B 54 HBP 13 2B 1-2 BB		2	0	0	0	1	0	2
OBP: 0.333, SLG: 0.286																
25 Josh Bell, S (8, PH)										0	1	0	0	1	0	0
OBP: 0.250, SLG: 0.143 (9, 10)																
14 Nolan Reimold, R (1, 7)	0-3 ② K		4-0 11 G4-6-3 BB		0-0 11 G6-3 1B		1-0 80 1B 13 2B 1-2 2-3 HBP			2	0	1	0	1	1	2
OBP: 0.333, SLG: 0.200																
54 Matt Antonelli, R (7, 4)										0	1	0	0	0	0	0
OBP: 0.667, SLG: 0.500																
11 Robert Andino, R (1, 4)	0-0 9 1B 1-2 2-H 1B		0-0 ①② G4-6-3 1-2f		0-0 ①② G6-3 1-2f			0-0 13 2B 1-2 2-3 3-H 1B		3	0	1	1	0	0	2
OBP: 0.200, SLG: 0.200																
80 Scott Beerer, R (7, 9)										1	1	1	1	0	0	0
OBP: 0.500, SLG: 0.500																
Inning Stats	R: 0 E: 0 K: 0 S: 4 H: 1 LOB: 1 BB: 0 P: 4	R: 1 E: 0 K: 1 S: 9 H: 3 LOB: 3 BB: 1 P: 13	R: 0 E: 0 K: 1 S: 7 H: 2 LOB: 2 BB: 0 P: 7	R: 1 E: 0 K: 0 S: 4 H: 2 LOB: 2 BB: 2 P: 12	R: 0 E: 0 K: 1 S: 5 H: 0 LOB: 0 BB: 0 P: 5	R: 0 E: 0 K: 0 S: 3 H: 1 LOB: 1 BB: 1 P: 7	R: 0 E: 0 K: 0 S: 3 H: 0 LOB: 0 BB: 0 P: 3	R: 4 E: 0 K: 1 S: 8 H: 4 LOB: 1 BB: 1 P: 13		1B: 11 2B: 2 3B: 0 HR: 0	SF: 0 SAC: 0 DP: 2 HBP: 1					

AB	34
R	6
H	13
RBI	6
BB	5
SO	4
LOB	19

WP: 0 PB: 0 SB: 2 CS: 0 PA: 40

PITCHER		IP	WLS	BF	H	R	ER	SO	BB	IBB	HBP	BLK	WP	HR	S	P	ERA	WHIP
48 Carl Pavano, R	(1, 1)	3.0	L	16	6	1	1	2	1	0	0	0	0	0	20	24	3.00	2.333
ERA: 5.4																		
31 Alex Burnett, R	(4, 1)	1.0		6	2	1	1	0	2	0	0	0	0	0	4	12	9.00	4.000
ERA: 4.5																		
61 Jared Burton, R	(5, 1)	1.0		3	0	0	0	1	0	0	0	0	0	0	5	5	0.00	0.000
ERA:																		
67 Luis Perdomo, R	(6, 1)	1.0		4	1	0	0	0	1	0	0	0	0	0	3	7	0.00	2.000
ERA: 4.5																		
59 Esmerling Vasquez, R	(7, 1)	1.0		3	0	0	0	0	0	0	0	0	0	0	3	3	0.00	0.000
ERA:																		

PITCHER		IP	WLS	BF	H	R	ER	SO	BB	IBB	HBP	BLK	WP	HR	S	P	ERA	WHIP
50 Jason Bulger, R	(8, 1)	0.2		7	4	4	4	1	1	0	1	0	0	0	7	12	54.00	7.500
ERA: 81.0																		
85 Casey Fien, R	(8, 1)	0.1		1	0	0	0	0	0	0	0	0	0	0	1	1	0.00	0.000
ERA:																		

Batter	1	2	3	4	5	6	7	8	9	AB	R	H	RBI	BB	SO	LOB
30 Luis Durango, S (1, 8) OBP: 0.727, SLG: 0.571	B B B B 4-0 14 CS BB		B B B B 4-0 14 FC6-4 BB			x 0-0 ① G4-3		x 0-0 71 G5-4-3 1-2 2-3 1B		2	0	1	0	2	0	0
14 Martín Prado, R (1, 4) OBP: 0.267, SLG: 0.214 19 Brandon Hicks, R (6, 4)	B C C C 1-3 ① ② K 1-2		x 0-0 ③ FC6-4 1-2f			x 0-0 ② G4-3		S S S 0-3 ① K		3 1	0 0	0 0	0 0	0 0	1 1	2 3
5 Freddie Freeman, L (1, 3) OBP: 0.250, SLG: 0.143 71 Ernesto Mejia, R (7, 3) OBP: 0.222, SLG: 0.375	x 0-0 ③ P6			x 0-0 ① G3 x 0-0 ② F7 S S S 0-3 ③ K		x 0-0 ③ G3		x 0-0 ② ③ G5-4-3 1-2f		3 1	0 0	0 0	0 0	0 0	0 0	0 3
20 Eric Hinske, L (1, 7) OBP: 0.417, SLG: 0.556 78 Stefan Gartrell, R (7, 9) OBP: 0.500, SLG: 0.200		x 0-0 ① G4-3					C x 0-1 HR		x 0-0 ① G5-3	3 1	1 0	1 0	1 0	0 0	0 0	0 0
8 David Ross, R (1, 2) OBP: 0.250, SLG: 0.143 75 José Yépez, R (7, 2)		x 0-0 22 1B 1B					x 0-0 ① F7		C C C 0-3 ② K	3 1	0 0	1 0	0 0	0 0	1 1	0 0
22 Jason Heyward, L (1, 9) OBP: 0.200, SLG: 0.143 17 Jose Constanza, L (7, 7) OBP: 0.143, SLG: 0.143		x 0-0 73 G4-6-3 1-2 1B			S S S 0-3 ① K		x 0-0 ② G3		x 0-0 ③ G4-3	3 1	0 0	1 0	0 0	0 0	1 0	0 0
73 Joey Terdoslavich, S (1, 5) OBP: 0.455, SLG: 0.600		x 0-0 ② ③ G4-6-3 1-2f			x 0-0 ② P2		S S S 0-3 ③ K			3	0	0	0	0	1	2
69 Evan Gattis, R (1, 10) OBP: 0.500, SLG: 0.333 79 Todd Cunningham, R (8, PR) (8, 10)			C C C 0-3 ① K		B B B B 4-0 BB			x 0-0 30 1B 1 1B 1B		2 0	0 0	1 0	0 0	1 0	1 0	0 0
1 Tyler Pastornicky, R (1, 6) OBP: 0.188, SLG: 0.133			x 0-0 ② G6-3		x 0-0 ③ G5-3			x 0-0 30 1B 1-2 1B		3	0	1	0	0	0	1
Inning Stats	R: 0 H: 0 E: 0 LOB: 0 K: 1 BB: 1 S: 4 P: 9	R: 0 H: 2 E: 0 LOB: 1 K: 0 BB: 0 S: 4 P: 4	R: 0 H: 0 E: 0 LOB: 1 K: 1 BB: 1 S: 5 P: 9	R: 0 H: 0 E: 0 LOB: 0 K: 1 BB: 0 S: 5 P: 5	R: 0 H: 0 E: 0 LOB: 1 K: 1 BB: 1 S: 5 P: 9	R: 0 H: 0 E: 0 LOB: 0 K: 0 BB: 0 S: 3 P: 3	R: 1 H: 1 E: 0 LOB: 0 K: 1 BB: 0 S: 7 P: 7	R: 0 H: 3 E: 0 LOB: 3 K: 1 BB: 0 S: 7 P: 7	R: 0 H: 0 E: 0 LOB: 0 K: 1 BB: 0 S: 5 P: 5	1B: 5 SF: 0 2B: 0 SAC: 0 3B: 0 DP: 2 HR: 1 HBP: 0						WP: 0 PA: 33 PB: 0 SB: 0 CS: 1	

PITCHER		IP	WLS	BF	H	R	ER	SO	BB	IBB	HBP	BLK	WP	HR	S	P	ERA	WHIP
39 Jason Hammel, R ERA:	(1, 1)	2.0		7	2	0	0	1	1	0	0	0	0	0	8	13	0.00	1.500
63 Kevin Gregg, R ERA: 9.0	(3, 1)	1.0		4	0	0	0	1	1	0	0	0	0	0	5	9	0.00	1.000
56 Darren O'Day, R ERA:	(4, 1)	1.0		3	0	0	0	1	0	0	0	0	0	0	5	5	0.00	0.000
47 Pedro Strop, R ERA: 4.5	(5, 1)	1.0		4	0	0	0	1	1	0	0	0	0	0	5	9	0.00	1.000
58 Zach Phillips, L ERA: 2.25	(6, 1)	2.0		7	1	1	1	1	0	0	0	0	0	1	10	10	4.50	0.500

PITCHER		IP	WLS	BF	H	R	ER	SO	BB	IBB	HBP	BLK	WP	HR	S	P	ERA	WHIP
81 Miguel Socolovich, R ERA:	(8, 1)	1.0	W	5	3	0	0	1	0	0	0	0	0	0	7	7	0.00	3.000
40 Troy Patton, L ERA:	(9, 1)	1.0	S	3	0	0	0	1	0	0	0	0	0	0	5	5	0.00	0.000

TOP

Atlanta Braves @ Baltimore Orioles

Ed Smith Stadium, Sarasota, FL

Thu Mar 08 2012, 1:07 PM - 3:36 PM EST

Att. 5,938 - Partly Cloudy - 83 F

livebaseballscorecards.com

AB	30
R	1
H	6
RBI	1
BB	3
SO	7
LOB	11

BOTTOM

Batter	1	2	3	4	5	6	7	8	9	AB	R	H	RBI	BB	SO	LOB
14 Nolan Reimold, R (1, 7) OBP: 0.222, SLG: 0.125 72 Caleb Joseph, R (6, 2) OBP: 1.000, SLG: 2.000	x 0-0 P5 ①		x 0-0 F9 ①		x 0-0 G1-3 ③			x 0-0 85 1B 70 SF9 2B		3 0 0 0 0 0 2 1 1 1 0 0 0 0						
2 J.J. Hardy, R (1, 6) OBP: 0.444, SLG: 0.286 85 Manny Machado, R (7, 6) OBP: 0.333, SLG: 0.333	x 0-0 L5 ②		B B B B 4-0 10 G6-4-3 1-2 BB			S S S 0-3 K ①		x 0-0 68 BB 54 BB 2-3 1B		2 0 0 0 1 1 0 1 0 1 0 0 0 0						
10 Adam Jones, R (1, 8) OBP: 0.333, SLG: 0.250 70 Xavier Avery, L (7, 8) OBP: 0.333, SLG: 0.375	B B B B 4-0 BB		x 0-0 G6-4-3 ② ③ 1-2f			x 0-0 P4 ②		x 0-0 SF9 ① 3-H		2 0 0 0 1 0 2 0 0 0 1 0 0 0						
32 Matt Wieters, S (1, 2) OBP: 0.143, SLG: 0.143 54 Matt Antonelli, R (6, 4) OBP: 0.625, SLG: 0.400	x 0-0 P3 ③			x 0-0 F8 ①		x 0-0 G3-1 ③		B B B B 4-0 68 BB 1-2 BB		2 0 0 0 0 0 1 1 0 0 0 1 0 0						
12 Mark Reynolds, R (1, 5) OBP: 0.444, SLG: 0.286 51 Joe Mahoney, L (7, PR) OBP: 0.182, SLG: 0.182 (8, 3)		x 0-0 24 G4-6-3 1B		x 0-0 G4-3 ②			B B B B 4-0 13 S 13 1B BB	x 0-0 F4 ②		2 0 1 0 1 0 0 1 1 0 0 0 0 2						
24 Wilson Betemit, S (1, 3) OBP: 0.250, SLG: 0.200 68 Steve Tolleson, R (8, 5) OBP: 0.333, SLG: 0.200		x 0-0 ① ② G4-6-3 1-2f		x 0-0 G6-3 ③			x 0-0 P2 ①	B B B B 4-0 1-2 2-3 BB		3 0 0 0 0 0 2 0 0 0 0 1 0 0						
13 Jai Miller, R (1, 9) OBP: 0.500, SLG: 0.714 80 Scott Beerer, R (7, PR) OBP: 0.400, SLG: 0.400 (8, 9)		x 0-0 2B			S S S 0-3 K ①		B x 1-0 6 F8 1-H 1B	x 0-0 G4-3 ③		3 0 2 1 0 1 0 1 0 0 0 0 0 3						
6 Ryan Adams, R (1, 10) OBP: 0.333, SLG: 0.143		x 0-0 F9 ③			B B B B 4-0 11 G1-5-3 BB		x 0-0 F8 ② 2-3			2 0 0 0 1 0 3						
11 Robert Andino, R (1, 4) OBP: 0.286, SLG: 0.286 71 L.J. Hoes, R (6, 7)			x 0-0 2 BB 1B		x 0-0 G1-5-3 ② 1-2		x 0-0 G5-3 ③			2 0 1 0 0 0 1 1 0 0 0 0 0 3						
Inning Stats	R: 0 E: 0 K: 0 S: 3 H: 0 LOB: 1 BB: 1 P: 7	R: 0 E: 0 K: 0 S: 4 H: 2 LOB: 1 BB: 0 P: 4	R: 0 E: 0 K: 0 S: 3 H: 1 LOB: 1 BB: 1 P: 7	R: 0 E: 0 K: 0 S: 3 H: 0 LOB: 0 BB: 0 P: 3	R: 0 E: 0 K: 1 S: 5 H: 0 LOB: 1 BB: 1 P: 9	R: 0 E: 0 K: 1 S: 5 H: 0 LOB: 0 BB: 0 P: 5	R: 1 E: 0 K: 0 S: 4 H: 1 LOB: 3 BB: 1 P: 9	R: 1 E: 0 K: 0 S: 5 H: 2 LOB: 3 BB: 2 P: 13		1B: 4 2B: 2 3B: 0 HR: 0	SF: 1 SAC: 0 DP: 2 HBP: 0					

PITCHER	IP	WLS	BF	H	R	ER	SO	BB	IBB	HBP	BLK	WP	HR	S	P	ERA	WHIP
36 Mike Minor, L (1, 1) ERA:	3.0		12	3	0	0	0	2	0	0	0	0	0	10	18	0.00	1.667
80 Yohan Flande, L (4, 1) ERA:	2.0		7	0	0	0	1	1	0	0	0	0	0	8	12	0.00	0.500
64 Jaye Chapman, R (6, 1) ERA: 6.0	2.0		8	1	1	1	1	1	0	0	0	0	0	9	14	4.50	1.000
66 J.J. Hoover, R (8, 1) ERA: 3.38	1.0	L	7	2	1	1	0	2	0	0	0	0	0	5	13	9.00	4.000

PITCHER	IP	WLS	BF	H	R	ER	SO	BB	IBB	HBP	BLK	WP	HR	S	P	ERA	WHIP

Atlanta Braves @ Baltimore Orioles
Ed Smith Stadium, Sarasota, FL
Thu Mar 08 2012, 1:07 PM - 3:36 PM EST
Att. 5,938 - Partly Cloudy - 83 F

livebaseballscorecards.com

AB	27
R	2
H	6
RBI	2
BB	6
SO	2
LOB	19

1B: 4	SF: 1	WP: 0	PA: 34
2B: 2	SAC: 0	PB: 0	
3B: 0	DP: 2	SB: 1	
HR: 0	HBP: 0	CS: 0	

Batter	1	2	3	4	5	6	7	8	9	10	AB	R	H	RBI	BB	SO	LOB
9 Endy Chavez, L (1, 9) OBP: 0.500, SLG: 0.500	SSS 0-3 K ①										2	0	1	1	1	1	0
(1, 7)																	
71 L.J. Hoes, R (6, PH)											1	0	0	0	1	1	1
(6, 7)																	
11 Robert Andino, R (1, 4) OBP: 0.273, SLG: 0.364	X 0-0 14 HBP 2B		X 0-0 ① F8	X 0-0 ② ③ G6-4-3 1-2f		X 0-0 ② F9		CCC 0-3 ③ K			4	0	1	0	0	0	6
6 Ryan Adams, R (7, 4) OBP: 0.300, SLG: 0.125								1-2			1	0	0	0	0	1	0
36 Nick Johnson, L (1, 3) OBP: 0.600, SLG: 0.333	BBBB 4-0 14 HBP BB		BBBB 4-0 80 FC6-4 1-2 BB		X 0-0 1B	BBBB 4-0 1-2 2-3 BB			SSS 0-3 K ①		1	0	1	0	3	0	0
51 Joe Mahoney, L (6, PR) OBP: 0.167, SLG: 0.167											1	0	0	0	0	1	0
(6, 3)																	
19 Chris Davis, L (1, 10) OBP: 0.300, SLG: 0.300	X 0-0 ② F8		X 0-0 ② L3		X 0-0 ① F7	X 0-0 ③ G4-3			SSS 0-3 ② K		4	0	0	0	0	0	8
85 Manny Machado, R (9, PH) OBP: 0.250, SLG: 0.250											1	0	0	0	0	1	0
(9, 10)																	
14 Nolan Reimold, R (1, 7) OBP: 0.300, SLG: 0.125	H 1-0 1-2 2-3 HBP		X 0-0 ③ FC6-4 1-2f		SSS 0-3 ② K		X 0-0 3 G3 70 WP 3 S 1B		X 0-0 ③ G1-3		0	0	0	0	0	0	0
80 Scott Beerer, R (1, PR) OBP: 0.333, SLG: 0.333											4	1	1	0	0	1	3
(1, 9)																	
3 Ryan Flaherty, L (1, 6) OBP: 0.308, SLG: 0.417	X 0-0 ③ G3			H 1-0 70 SH1-3 9 BB 25 S HBP	X 0-0 ③ G4-3		SX 0-1 ① G3 1-3			X 0-0 ① 1B	3	1	0	0	0	0	5
68 Steve Tolleson, R (7, 6) OBP: 0.429, SLG: 0.333											1	0	1	0	0	0	0
25 Josh Bell, S (1, 5) OBP: 0.333, SLG: 0.300		X 0-0 ① F7		SBBBB 4-1 9 BB 70 SH1-3 1-2 BB		X 0-0 70 1B 2B	SSS 0-3 ② K			CCC 0-3 ② K	3	1	1	0	1	1	1
73 Brian Ward, R (7, 2)											1	0	0	0	0	1	0
70 Xavier Avery, L (1, 8) OBP: 0.308, SLG: 0.333		SSS 0-3 ② K		X 0-0 ① SH1-3 1-2 2-3		X 0-0 36 BB 60 S 2-H 1B	BCCC 1-3 ③ K 3-H			X 0-0 ③ G3-1	4	0	1	1	0	2	0
60 John Hester, R (1, 2)		X 0-0 ③ F9		BBBB 4-0 9 BB BB		SSS 0-3 ① K 1-2		BBBB 4-0 71 CS BB			2	0	0	0	1	1	1
54 Matt Antonelli, R (7, 5) OBP: 0.667, SLG: 0.400											0	0	0	0	1	0	0
Inning Stats	R: 0 E: 0 K: 1 S: 6 H: 1 LOB: 3 BB: 1 P: 11	R: 0 E: 0 K: 1 S: 5 H: 0 LOB: 0 BB: 0 P: 5	R: 0 E: 0 K: 0 S: 4 H: 1 LOB: 2 BB: 1 P: 8	R: 1 E: 0 K: 0 S: 3 H: 0 LOB: 2 BB: 3 P: 16	R: 0 E: 0 K: 1 S: 6 H: 1 LOB: 1 BB: 0 P: 6	R: 1 E: 0 K: 1 S: 7 H: 2 LOB: 3 BB: 2 P: 15	R: 1 E: 0 K: 2 S: 9 H: 1 LOB: 0 BB: 0 P: 10	R: 0 E: 0 K: 2 S: 6 H: 0 LOB: 0 BB: 1 P: 10	R: 0 E: 0 K: 2 S: 7 H: 0 LOB: 0 BB: 0 P: 7	R: 0 E: 0 K: 1 S: 5 H: 1 LOB: 0 BB: 0 P: 5	1B: 5 2B: 2 3B: 0 HR: 0	SF: 0 SAC: 1 DP: 1 HBP: 2	WP: 1 PB: 0 SB: 3 CS: 1	PA: 44			

PITCHER		IP	WLS	BF	H	R	ER	SO	BB	IBB	HBP	BLK	WP	HR	S	P	ERA	WHIP
53 Alex Cobb, R ERA: 2.08	(1, 1)	3.0		14	2	0	0	2	2	0	1	0	0	0	15	24	0.00	1.333
54 Alex Torres, L ERA: 3.0	(4, 1)	2.0		10	1	1	1	1	3	0	1	0	0	0	9	22	4.50	2.000
73 Jhonny Nunez, R ERA: 9.0	(6, 1)	1.0	B	7	2	1	1	1	2	0	0	0	0	0	7	15	9.00	4.000
71 Marquis Fleming, R ERA: 3.0	(7, 1)	1.0		4	1	1	1	2	0	0	0	0	1	0	9	10	9.00	1.000
51 Wilking Rodríguez, R ERA: 3.0	(8, 1)	1.0		3	0	0	0	2	1	0	0	0	0	0	6	10	0.00	1.000

PITCHER		IP	WLS	BF	H	R	ER	SO	BB	IBB	HBP	BLK	WP	HR	S	P	ERA	WHIP
67 Ryan Reid, R ERA:	(9, 1)	2.0		6	1	0	0	3	0	0	0	0	0	0	12	12	0.00	0.500

TOP

Baltimore Orioles @ Tampa Bay Rays

Charlotte Sports Park, Port Charlotte, FL

Fri Mar 09 2012, 1:11 PM - 5:25 PM EST

Att. 4,179 - Sunny - 84 F

livebaseballscorecards.com

AB	33
R	3
H	7
RBI	2
BB	8
SO	11
LOB	25

Batter	1	2	3	4	5	6	7	8	9	10	AB	R	H	RBI	BB	SO	LOB
5 Sam Fuld, L (1, 8)	G4-3		G4-3		G4-3 1-2		K			P5	3	0	0	0	0	0	1
11 Brandon Guyer, R (6, 7) OBP: 0.077, SLG: 0.077											2	0	0	0	0	1	1
10 Will Rhymes, L (1, 4) OBP: 0.143, SLG: 0.143	G4-3			68 HBP; 28 1B; 60 1B 1B	P6			G6-3		1-2 1B	3	1	1	0	0	0	1
63 Chris Gimenez, R (6, 3) OBP: 0.143, SLG: 0.214											2	0	1	0	0	0	0
23 Carlos Pena, L (1, 3)	BBBB BB			P6	G3-1			G4-3		K	2	0	0	0	1	0	2
Robi Estrada, S (6, 4)											2	0	0	0	0	1	2
28 José Molina, R (1, 2) OBP: 0.125, SLG: 0.125	CCC K			68 HBP; 60 1B 1-2 1B		F9		P6		K	2	1	1	0	0	1	1
26 Stephen Vogt, L (6, 2) OBP: 0.412, SLG: 0.625											3	0	0	0	0	1	2
68 Jésus Feliciano, L (1, 9) OBP: 0.235, SLG: 0.267		G5-3		60 1B; 1-2 2-3 HBP		CCC K			60 G4-6-3; 38 BB 1B		2	0	0	0	0	1	0
(6, 8)																	
KD Kang, L (7, 9) OBP: 1.000, SLG: 1.000											1	0	1	0	0	0	0
21 Jose Lobaton, S (1, 10) OBP: 0.182, SLG: 0.182		G4-3		SSS K		F9			BBBB 60 G4-6-3 1-2 BB		2	0	0	0	0	1	3
38 Robinson Chirinos, R (6, PH) OBP: 0.333, SLG: 0.200											1	0	0	0	1	0	0
(7, 10)																	
60 Matt Mangini, L (1, 5) OBP: 0.294, SLG: 0.250		G5-3		1-2 2-H 3-H 1B			F7		G4-6-3 1-2f 2-3		4	0	1	2	0	0	2
45 Jeff Salazar, L (1, 7) OBP: 0.462, SLG: 0.700			G3-1	P6			S HR		P5		2	0	0	0	0	0	2
(6, 9)																	
71 Marquis Fleming, R (7, 1)											0	0	0	0	0	0	0
65 Brad Coon, L (7, 8) OBP: 0.231, SLG: 0.364											2	1	1	0	0	1	
51 Wilking Rodriguez, R (8, 1)											0	0	0	0	0	0	0
67 Ryan Reid, L (9, 1)											0	0	0	0	0	0	0
66 Hak-Ju Lee, L (1, 6) OBP: 0.308, SLG: 0.182			G4-3		5 G4-3 1B		G1-3			63 1B 1B	4	0	2	0	0	0	0
Inning Stats	R: 0 E: 0 K: 1 S: 5 H: 0 LOB: 1 BB: 1 P: 9	R: 0 E: 0 K: 0 S: 3 H: 0 LOB: 0 BB: 0 P: 3	R: 0 E: 0 K: 0 S: 3 H: 0 LOB: 0 BB: 0 P: 3	R: 2 E: 0 K: 1 S: 8 H: 3 LOB: 2 BB: 0 P: 9	R: 0 E: 0 K: 0 S: 4 H: 1 LOB: 1 BB: 0 P: 4	R: 0 E: 0 K: 1 S: 5 H: 0 LOB: 0 BB: 0 P: 5	R: 1 E: 0 K: 1 S: 7 H: 1 LOB: 0 BB: 0 P: 7	R: 0 E: 0 K: 0 S: 3 H: 0 LOB: 0 BB: 0 P: 3	R: 0 E: 0 K: 0 S: 3 H: 1 LOB: 1 BB: 1 P: 7	R: 0 E: 0 K: 2 S: 9 H: 2 LOB: 2 BB: 0 P: 9	1B: 7 2B: 0 3B: 0 HR: 1	SF: 0 SAC: 0 DP: 1 HBP: 1					

PITCHER		IP	WLS	BF	H	R	ER	SO	BB	IBB	HBP	BLK	WP	HR	S	P	ERA	WHIP
34 Jake Arrieta, R	(1, 1)	2.0		7	0	0	0	1	1	0	0	0	0	0	8	12	0.00	0.500
ERA:																		
35 Brad Bergesen, R	(3, 1)	2.0		10	3	2	2	1	0	0	1	0	0	0	11	12	9.00	1.500
ERA: 4.5																		
48 Pat Neshek, R	(5, 1)	1.0		4	1	0	0	0	0	0	0	0	0	0	4	4	0.00	1.000
ERA:																		
93 Chris George, L	(6, 1)	1.0		3	0	0	0	1	0	0	0	0	0	0	5	5	0.00	0.000
ERA:																		
61 Oliver Drake, R	(7, 1)	1.0	B	4	1	1	1	1	0	0	0	0	0	1	7	7	9.00	1.000
ERA: 9.0																		

PITCHER		IP	WLS	BF	H	R	ER	SO	BB	IBB	HBP	BLK	WP	HR	S	P	ERA	WHIP
79 Jon Link, R	(8, 1)	2.0		7	1	0	0	0	1	0	0	0	0	0	6	10	0.00	1.000
ERA:																		
64 Steve Johnson, R	(10, 1)	1.0		5	2	0	0	2	0	0	0	0	0	0	9	9	0.00	2.000
ERA:																		

BOTTOM

Baltimore Orioles @ Tampa Bay Rays

Charlotte Sports Park, Port Charlotte, FL

Fri Mar 09 2012, 1:11 PM - 5:25 PM EST

Att. 4,179 - Sunny - 84 F

livebaseballscorecards.com

AB	37
R	3
H	8
RBI	3
BB	2
SO	6
LOB	18

Batter	1	2	3	4	5	6	7	8	9	AB	R	H	RBI	BB	SO	LOB
3 Ryan Flaherty, L (1, 6) OBP: 0.313, SLG: 0.400	x 0-0 32 FC3-6 24 1B 1B	x 0-0 ③ G4-3			x 0-0 ② P5			S S C 0-3 ② K		3	0	1	0	0	0	2
68 Steve Tolleson, R (6, 6) OBP: 0.375, SLG: 0.286										1	0	0	0	0	1	0
24 Wilson Betemit, S (1, 5) OBP: 0.267, SLG: 0.231	x 0-0 32 FC3-6 1-2 1B		S S C 0-3 ① K		S S S 0-3 ③ K			x 0-0 ③ G6-3		3	0	1	0	0	2	0
25 Josh Bell, S (6, 5) OBP: 0.308, SLG: 0.273										1	0	0	0	0	0	0
36 Nick Johnson, L (1, 10) OBP: 0.462, SLG: 0.222	S S C 0-3 ① K		x 0-0 ② F8			S S S 0-3 ① K			x 0-0 ① G5-3	3	0	0	0	0	2	2
85 Manny Machado, R (9, PH) OBP: 0.200, SLG: 0.200										1	0	0	0	0	0	0
(9, 10)																
32 Matt Wieters, S (1, 2) OBP: 0.100, SLG: 0.100	x 0-0 ② FC3-6 1-2f 2-3		x 0-0 ③ F8			x 0-0 ② G4-3			x 0-0 ② G6-3	3	0	0	0	0	0	2
71 L.J. Hoes, R (6, 7)										1	0	0	0	0	0	0
19 Chris Davis, L (1, 3) OBP: 0.308, SLG: 0.538	S S S 0-3 ③ K			S X 0-1 HR		x 0-0 ③ F7			x 0-0 ③ G5-3	3	1	1	1	0	1	2
72 Caleb Joseph, R (6, 2) OBP: 0.667, SLG: 1.000										1	0	0	0	0	0	0
13 Jai Miller, R (1, 9) OBP: 0.455, SLG: 0.600		x 0-0 51 1B 1-4-6-3		S S C 0-3 ① K			x 0-0 ① P5			3	0	1	0	0	1	0
80 Scott Beerer, R (7, 9) OBP: 0.333, SLG: 0.333										0	0	0	0	0	0	0
51 Joe Mahoney, L (1, 7) OBP: 0.133, SLG: 0.133		x 0-0 ① ② G1-4-6-3 1-2f		S S S 0-3 ② K			x 0-0 ② G6-3			3	0	0	0	0	1	1
(6, 3)																
54 Matt Antonelli, R (1, 4) OBP: 0.583, SLG: 0.286	B B B B 4-0 70 1B BB			x 0-0 ③ G5-3			x 0-0 ③ G3			2	0	0	0	1	0	0
6 Ryan Adams, R (7, 4) OBP: 0.300, SLG: 0.125										0	0	0	0	0	0	0
70 Xavier Avery, L (1, 8) OBP: 0.313, SLG: 0.333	x 0-0 1-2 1B				x 0-0 ① G5-3			S S S 0-3 ① K		3	0	1	0	0	1	0
86 Antoan Richardson, S (8, 8)										0	0	0	0	0	0	0
Inning Stats	R: 0 E: 0 K: 2 S: 9 H: 2 LOB: 2 BB: 0 P: 9	R: 0 E: 0 K: 0 S: 4 H: 2 LOB: 2 BB: 1 P: 8	R: 0 E: 0 K: 1 S: 5 H: 0 LOB: 0 BB: 0 P: 5	R: 1 E: 0 K: 2 S: 9 H: 1 LOB: 0 BB: 0 P: 9	R: 0 E: 0 K: 1 S: 5 H: 0 LOB: 0 BB: 0 P: 5	R: 0 E: 0 K: 1 S: 5 H: 0 LOB: 0 BB: 0 P: 5	R: 0 E: 0 K: 0 S: 3 H: 0 LOB: 0 BB: 0 P: 3	R: 0 E: 0 K: 2 S: 7 H: 0 LOB: 0 BB: 0 P: 7	R: 0 E: 0 K: 0 S: 3 H: 0 LOB: 0 BB: 0 P: 3	1B: 4 2B: 0 3B: 0 HR: 1	SF: 0 SAC: 0 DP: 1 HBP: 0						

TOP

Baltimore Orioles @ Philadelphia Phillies

Bright House Field, Clearwater, FL

Sat Mar 10 2012, 1:09 PM - 3:26 PM EST

Att. 9,725 - Cloudy - 77 F

livebaseballscorecards.com

AB	31
R	1
H	5
RBI	1
BB	1
SO	9
LOB	9

PITCHER		IP	WLS	BF	H	R	ER	SO	BB	IBB	HBP	BLK	WP	HR	S	P	ERA	WHIP
56 Joe Blanton, R ERA:	(1, 1)	3.0		13	4	0	0	3	1	0	0	0	0	0	18	22	0.00	1.667
59 Scott Elarton, R ERA: 1.5	(4, 1)	4.0	L	13	1	1	1	4	0	0	0	0	0	1	22	22	2.25	0.250
46 Raul Valdes, L ERA:	(8, 1)	1.0		3	0	0	0	2	0	0	0	0	0	0	7	7	0.00	0.000
55 Joe Savery, L ERA:	(9, 1)	1.0		3	0	0	0	0	0	0	0	0	0	0	3	3	0.00	0.000

PITCHER	IP	WLS	BF	H	R	ER	SO	BB	IBB	HBP	BLK	WP	HR	S	P	ERA	WHIP

BOTTOM

Batter	1	2	3	4	5	6	7	8	9	AB	R	H	RBI	BB	SO	LOB
11 Jimmy Rollins, S (1, 6) OBP: 0.313, SLG: 0.214	x 0-0 27 CS 1B		x 0-0 P3 ③			x 0-0 L3 ①		x 0-0 G4-3 ③		3	0	1	0	0	0	2
7 Michael Martinez, S (7, 6) OBP: 0.333, SLG: 0.643										1	0	0	0	0	0	0
27 Placido Polanco, R (1, 5) OBP: 0.556, SLG: 0.500	B x 1-0 G6-3 ①② 1-2			x 0-0 F9 ①		x 0-0 2-3 1B			x 0-0 F8 ①	3	0	1	0	0	0	1
4 Pete Orr, L (6, PR) (7, 5)										1	0	0	0	0	0	0
8 Shane Victorino, S (1, 8) OBP: 0.250, SLG: 0.500	x 0-0 P2 ③			x 0-0 2B		S S T 0-2 K ②			x 0-0 G3 ②	3	0	1	0	0	1	2
64 Tyson Gillies, L (7, 8) OBP: 0.333, SLG: 0.308										1	0	0	0	0	0	0
25 Jim Thome, L (1, 10) OBP: 0.286, SLG: 0.308		x 0-0 F9 ①		S S S 0-3 K ②		x 0-0 F8 ③			x 0-0 16 S 1B	3	0	0	0	0	1	3
19 Laynce Nix, L (9, PH) OBP: 0.350, SLG: 0.133										1	0	1	0	0	0	0
22 Scott Podsednik, L (9, PR) OBP: 0.471, SLG: 0.571										0	0	0	0	0	0	0
3 Hunter Pence, R (1, 9) OBP: 0.333, SLG: 0.647		x 0-0 G6-3 ②		S S S 0-3 K ③			x 0-0 P3 ①		B S S S 1-3 K ③ 1-2	3	0	0	0	0	1	1
16 Luis Montanez, R (8, 9) OBP: 0.455, SLG: 1.000										1	0	0	0	0	1	1
24 Ty Wigginton, R (1, 3) OBP: 0.444, SLG: 0.417		S S C 0-3 K ③			x 0-0 P6 ①		S S S 0-3 K ②			3	0	0	0	0	2	0
29 Hector Luna, R (8, 3) OBP: 0.308, SLG: 0.583										0	0	0	0	0	0	0
15 John Mayberry Jr., R (1, 7) OBP: 0.250, SLG: 0.316			x 0-0 P4 ①		S S S 0-3 K ②		x 0-0 G5-3 ③			3	0	0	0	0	1	0
10 Juan Pierre, L (8, 7) OBP: 0.500, SLG: 0.400										0	0	0	0	0	0	0
13 Freddy Galvis, S (1, 4) OBP: 0.316, SLG: 0.412			S S S 0-3 K ②		x 0-0 F7 ③			x 0-0 F8 ①		3	0	0	0	0	1	0
77 Tuffy Gosewisch, R (1, 2) OBP: 0.444, SLG: 0.556			x 0-0 1B			x 0-0 27 1B 2B		S S S 0-3 K ②		2	0	2	0	0	0	0
61 Steven Lerud, L (8, 2)										1	0	0	0	0	1	0
Inning Stats	R: 0 E: 0 K: 0 S: 3 H: 1 LOB: 0 BB: 0 P: 4	R: 0 E: 0 K: 1 S: 5 H: 0 LOB: 0 BB: 0 P: 5	R: 0 E: 0 K: 1 S: 6 H: 1 LOB: 1 BB: 0 P: 6	R: 0 E: 0 K: 2 S: 8 H: 1 LOB: 1 BB: 0 P: 8	R: 0 E: 0 K: 1 S: 5 H: 0 LOB: 0 BB: 0 P: 5	R: 0 E: 0 K: 1 S: 7 H: 2 LOB: 2 BB: 0 P: 7	R: 0 E: 0 K: 1 S: 5 H: 0 LOB: 0 BB: 0 P: 5	R: 0 E: 0 K: 1 S: 5 H: 0 LOB: 0 BB: 0 P: 5	R: 0 E: 0 K: 1 S: 6 H: 1 LOB: 2 BB: 0 P: 7	1B: 4 2B: 2 3B: 0 HR: 0	SF: 0 SAC: 0 DP: 0 HBP: 0						

PITCHER		IP	WLS	BF	H	R	ER	SO	BB	IBB	HBP	BLK	WP	HR	S	P	ERA	WHIP
17 Brian Matusz, L ERA: 4.5	(1, 1)	4.0	W	14	3	0	0	4	0	0	0	0	0	0	22	23	0.00	0.750
55 Alfredo Simon, R ERA:	(5, 1)	3.0	H	11	2	0	0	3	0	0	0	0	0	0	17	17	0.00	0.667
65 Oscar Villarreal, R ERA:	(8, 1)	1.0	H	3	0	0	0	1	0	0	0	0	0	0	5	5	0.00	0.000
81 Miguel Socolovich, R ERA:	(9, 1)	1.0	S	4	1	0	0	1	0	0	0	0	0	0	6	7	0.00	1.000

PITCHER	IP	WLS	BF	H	R	ER	SO	BB	IBB	HBP	BLK	WP	HR	S	P	ERA	WHIP

Baltimore Orioles @ Philadelphia Phillies

Bright House Field, Clearwater, FL

Sat Mar 10 2012, 1:09 PM - 3:26 PM EST

Att. 9,725 - Cloudy - 77 F

livebaseballscorecards.com

AB	32
R	0
H	6
RBI	0
BB	0
SO	9
LOB	10

WP: 0 PA: 32
PB: 0
SB: 1
CS: 1

Batter	1	2	3	4	5	6	7	8	9	AB	R	H	RBI	BB	SO	LOB
71 Nate Spears, L (1, 5) OBP: 0.455, SLG: 0.444 83 Will Middlebrooks, R (5, 5) OBP: 0.400, SLG: 0.467	0-0 12 1B 15 1B 1B	0-0 F9 ② 2-3			SSC 0-3 K ①	SSC 0-3 K ①			0-0 65 2B 1-2 1B	3 1 1 0 0 1 2 2 0 1 0 0 1 2						
15 Dustin Pedroia, R (1, 4) OBP: 0.500, SLG: 0.583 84 Oscar Tejeda, R (7, PH) OBP: 0.273, SLG: 0.400 65 Jonathan Hee, R (7, 4) OBP: 1.000, SLG: 2.000	0-0 12 1B 1-2 1B	0-0 2 1B 1-H 3-H 2B			0-0 F7 ②	0-0 FC5-4 ② 1-2f 2-H	0-0 G5-3 ③		0-0 1-3 2-H 2B	3 0 2 2 0 0 0 1 0 0 0 0 0 1 1 0 1 1 0 0 0						
2 Jacoby Ellsbury, L (1, 8) OBP: 0.154, SLG: 0.231 85 Che-Hsuan Lin, R (7, PH) OBP: 0.182, SLG: 0.100 (7, 8)	0-0 P5 ①	0-0 ③ 2-H 1B			0-0 G6-3 ③				0-0 F9 ②	3 0 1 0 0 0 2 2 0 0 0 0 0 3						
34 David Ortiz, L (1, 10) OBP: 0.231, SLG: 0.769 82 Alex Hassan, R (9, PH) (9, 10)	SSS 0-3 K ②	0-0 F8 ①				0-0 G4-3 ①		0-0 G4-3 ①	0-0 P4 ③	4 0 0 0 0 1 2 1 0 0 0 0 0 2						
12 Ryan Sweeney, L (1, 9) OBP: 0.083, SLG: 0.091 16 Jason Repko, R (6, 9) OBP: 0.214, SLG: 0.083	0-0 1-2 2-H 1B	0-0 L1 ②				0-0 F8 ②		BBBB 4-0 77 S 86 G6-3 BB		3 0 1 1 0 0 0 0 0 0 0 1 0 0						
3 Mike Aviles, R (1, 6) OBP: 0.313, SLG: 0.375 86 J.C. Linares, R (7, 7) OBP: 0.231, SLG: 0.231	0-0 G6-3 ③	0-0 G6-3 ③				0-0 G5-3 ③		0-0 G6-3 ② 1-2		3 0 0 0 0 0 2 1 0 0 0 0 0 1						
7 Cody Ross, R (1, 7) OBP: 0.615, SLG: 0.636 77 Pedro Ciriaco, R (7, 6) OBP: 0.556, SLG: 0.667		0-0 71 F9 62 CS 15 2B 1B		0-0 62 G6-4-3 1B			BBBB 4-0 60 BB 62 1B BB	SSS 0-3 K ③ 2-3		2 2 2 0 1 0 0 1 0 0 0 0 1 1						
10 Kelly Shoppach, R (1, 2) OBP: 0.333, SLG: 0.250 60 Ryan Lavarnway, R (7, PH) OBP: 0.444, SLG: 0.333 (7, 2)		SSS 0-3 K ①		0-0 F8 ①			BBBB 4-0 62 1B 84 E 1-2 BB		0-0 83 1B 65 2B 1B	2 0 0 0 0 1 2 1 2 1 0 1 0 0						
62 Lars Anderson, L (1, 3) OBP: 0.538, SLG: 0.818 72 Mauro Gomez, R (7, 3)	B 1 BBB SAFE 4-0 15 2B 1-2 BB			0-0 G6-4-3 ② ③ 1-2f			0-0 84 FC5-4 1-2 2-H 1B		0-0 P4 ①	2 1 1 1 1 0 1 1 0 0 0 0 0 1						
Inning Stats	R: 1 E: 0 K: 1 S: 8 H: 3 LOB: 2 BB: 0 P: 8	R: 2 E: 0 K: 1 S: 7 H: 3 LOB: 2 BB: 1 P: 11	R: 0 E: 0 K: 0 S: 3 H: 0 LOB: 0 BB: 0 P: 3	R: 0 E: 0 K: 0 S: 3 H: 1 LOB: 0 BB: 0 P: 3	R: 0 E: 0 K: 1 S: 5 H: 0 LOB: 0 BB: 0 P: 5	R: 0 E: 0 K: 0 S: 3 H: 0 LOB: 0 BB: 0 P: 3	R: 2 E: 1 K: 1 S: 6 H: 1 LOB: 1 BB: 2 P: 14	R: 0 E: 0 K: 1 S: 5 H: 0 LOB: 1 BB: 1 P: 9	R: 1 E: 0 K: 0 S: 6 H: 3 LOB: 2 BB: 0 P: 6	1B: 9 2B: 2 3B: 0 HR: 0 SF: 0 SAC: 0 DP: 1 HBP: 0						

PITCHER		IP	WLS	BF	H	R	ER	SO	BB	IBB	HBP	BLK	WP	HR	S	P	ERA	WHIP
37 Dana Eveland, L ERA: 4.5	(1, 1)	2.0	L	12	6	3	1	2	1	0	0	0	0	0	15	19	4.50	3.500
58 Zach Phillips, L ERA: 1.8	(3, 1)	1.0		3	0	0	0	0	0	0	0	0	0	0	3	3	0.00	0.000
30 Chris Tillman, R ERA: 3.6	(4, 1)	3.0		9	1	0	0	1	0	0	0	0	0	0	11	11	0.00	0.333
38 Luis Ayala, R ERA: 4.5	(7, 1)	1.0		6	1	2	1	1	2	0	0	0	0	0	6	14	9.00	3.000
47 Pedro Strop, R ERA: 3.0	(8, 1)	1.0		4	0	0	0	1	1	0	0	0	0	0	5	9	0.00	1.000

PITCHER		IP	WLS	BF	H	R	ER	SO	BB	IBB	HBP	BLK	WP	HR	S	P	ERA	WHIP
61 Oliver Drake, R ERA: 9.0	(9, 1)	1.0		6	3	1	1	0	0	0	0	0	0	0	6	6	9.00	3.000

Boston Red Sox @ Baltimore Orioles

Ed Smith Stadium, Sarasota, FL

Sun Mar 11 2012, 1:09 PM - 3:48 PM EDT

Att. 8,316 - Sunny - 80 F

TOP

livebaseballscorecards.com

AB	36
R	6
H	11
RBI	5
BB	4
SO	5
LOB	22

1B: 9 SF: 0
2B: 2 SAC: 0
3B: 0 DP: 1
HR: 0 HBP: 0

WP: 0 PA: 40
PB: 0
SB: 1
CS: 1

BOTTOM

Boston Red Sox @ Baltimore Orioles

Ed Smith Stadium, Sarasota, FL

Sun Mar 11 2012, 1:09 PM - 3:48 PM EDT

Att. 8,316 - Sunny - 80 F

livebaseballscorecards.com

Batter	1	2	3	4	5	6	7	8	9	AB	R	H	RBI	BB	SO	LOB
11 Robert Andino, R (1, 4) OBP: 0.286, SLG: 0.308	BBBB 4-0 10 S 10 1B BB		x 0-0 ① G5-3			x 0-0 ① G1-3		x 0-0 70 G3 1B		2	1	0	0	1	0	0
54 Matt Antonelli, R (7, 5) OBP: 0.615, SLG: 0.375										1	0	1	0	0	0	0
2 J.J. Hardy, R (1, 6) OBP: 0.417, SLG: 0.222	x 0-0 ① F7		SSS 0-3 ② K			BBBB 4-0 10 G3-1 BB		x 0-0 ② G3 1-2		2	0	0	0	1	1	1
70 Xavier Avery, L (6, PR) OBP: 0.294, SLG: 0.313 (7, 8)										1	0	0	0	0	0	1
10 Adam Jones, R (1, 8) OBP: 0.333, SLG: 0.273	B x 1-0 ② 1-H 1B		x 0-0 ③ G6-3			x 0-0 ② G3-1 1-2		x 0-0 ③ F9		3	0	1	1	0	0	1
85 Manny Machado, R (7, 6) OBP: 0.167, SLG: 0.167										1	0	0	0	0	0	1
32 Matt Wieters, S (1, 2) OBP: 0.154, SLG: 0.083	x 0-0 ③ P6			x 0-0 ① F7		BBBB 4-0 BB			x 0-0 ① 60 F8 90 F9-2 2B	2	0	0	0	1	0	0
68 Steve Tolleson, R (6, PR) OBP: 0.444, SLG: 0.500 (7, 4)										1	0	1	0	0	0	0
12 Mark Reynolds, R (1, 5) OBP: 0.417, SLG: 0.222		x 0-0 ① P2		BBB 4-0 24 G6-4-3 BB		x 0-0 ③ F8			x 0-0 ① F8 2-3	2	0	0	0	1	0	2
60 John Hester, R (7, 2)										1	0	0	0	0	0	1
24 Wilson Betemit, S (1, 7) OBP: 0.278, SLG: 0.200		BBB 4-0 19 BB BB		x 0-0 ②③ G6-4-3 1-2f			SSS 0-3 ① K		x 0-0 ②③ F9-2 3-H	2	0	0	0	1	1	1
90 Cory Aldridge, L (9, PH)										1	0	0	0	0	0	1
19 Chris Davis, L (1, 3) OBP: 0.313, SLG: 0.467		BBB 4-0 1-2 BB			x 0-0 ① F8		x 0-0 ② G4-3			2	0	0	0	1	0	0
13 Jai Miller, R (1, 9) OBP: 0.357, SLG: 0.462		SSS 0-3 ② K			SSS 0-3 ② K		x 0-0 ③ G6-3			3	0	0	0	0	2	2
Ryan Adams, R (1, 10) OBP: 0.231, SLG: 0.091		x 0-0 ③ G1-3			x 0-0 ③ F9			SSS 0-3 ① K		3	0	0	0	0	1	2

Inning Stats	1	2	3	4	5	6	7	8	9
	R: 1 H: 1 E: 0 LOB: 0 K: 0 BB: 1 S: 3 P: 8	R: 0 H: 0 E: 0 LOB: 2 K: 1 BB: 2 S: 5 P: 13	R: 0 H: 0 E: 0 LOB: 0 K: 1 BB: 0 S: 5 P: 5	R: 0 H: 0 E: 0 LOB: 0 K: 0 BB: 1 S: 2 P: 6	R: 0 H: 0 E: 0 LOB: 0 K: 1 BB: 0 S: 5 P: 5	R: 0 H: 0 E: 0 LOB: 2 K: 0 BB: 2 S: 3 P: 11	R: 0 H: 0 E: 0 LOB: 0 K: 1 BB: 0 S: 5 P: 5	R: 0 H: 1 E: 0 LOB: 1 K: 1 BB: 0 S: 6 P: 6	R: 0 H: 1 E: 0 LOB: 0 K: 0 BB: 0 S: 3 P: 3

	AB	27
	R	1
	H	3
	RBI	1
	BB	6
	SO	5
	LOB	13

	1B: 2	SF: 0	WP: 0	PA: 33
	2B: 2	SAC: 0	PB: 0	
	3B: 0	DP: 2	SB: 1	
	HR: 0	HBP: 0	CS: 0	

PITCHER		IP	WLS	BF	H	R	ER	SO	BB	IBB	HBP	BLK	WP	HR	S	P	ERA	WHIP
31 Jon Lester, L	(1, 1)	4.0	W	15	1	1	1	2	4	0	0	0	0	0	15	32	2.25	1.250
ERA: 2.25																		
78 Justin Thomas, L	(5, 1)	1.0	H	3	0	0	0	1	0	0	0	0	0	0	5	5	0.00	0.000
ERA: 6.0																		
35 Aaron Cook, R	(6, 1)	2.0	H	8	0	0	0	1	2	0	0	0	0	0	8	16	0.00	1.000
ERA:																		
70 Doug Mathis, R	(8, 1)	1.0		4	1	0	0	1	0	0	0	0	0	0	6	6	0.00	1.000
ERA:																		
50 Justin Germano, R	(9, 1)	1.0		3	1	0	0	0	0	0	0	0	0	0	3	3	0.00	1.000
ERA:																		

PITCHER	IP	WLS	BF	H	R	ER	SO	BB	IBB	HBP	BLK	WP	HR	S	P	ERA	WHIP

Baltimore Orioles @ Toronto Blue Jays

Florida Auto Exchange Stadium, Dunedin, FL

Mon Mar 12 2012, 1:07 PM - 3:28 PM EDT

Att. 4,221 - Partly Cloudy - 73 F

TOP

livebaseballscorecards.com

Batter	1	2	3	4	5	6	7	8	9	AB	R	H	RBI	BB	SO	LOB
9 Endy Chavez, L (1, 7) OBP: 0.467, SLG: 0.462	C X 0-1 11 SH5-3 1B		X 0-0 ② G4-3			X 0-0 ①② G3-6 1-2f		X 0-0 ② F9		3	0	1	0	0	0	1
70 Xavier Avery, L (6, 8) OBP: 0.278, SLG: 0.294										1	0	0	0	0	0	0
11 Robert Andino, R (1, 4) OBP: 0.313, SLG: 0.286	X 0-0 ① SH5-3 1-2		X 0-0 ③ G5-3			B B B B 4-0 BB		X 0-0 ③ F8		1	0	0	0	1	0	0
72 Caleb Joseph, R (6, 2) OBP: 0.500, SLG: 0.667										1	0	0	0	0	0	0
26 Gabriel Lino, R (8, 2)										0	0	0	0	0	0	0
36 Nick Johnson, L (1, 10) OBP: 0.375, SLG: 0.167	X 0-0 E6			X 0-0 ① F8		S S S 0-3 ③ K			X 0-0 ① F7	3	0	0	0	0	1	2
91 Travis Adair, L (9, PH)										1	0	0	0	0	0	0
51 Joe Mahoney, L (1, 3) OBP: 0.167, SLG: 0.167	S S S 0-3 ② K			X 0-0 ② G4-3			X 0-0 3 WP 3 2B 1B		X 0-0 ② G6-3	3	1	1	0	0	1	2
85 Manny Machado, R (7, 6) OBP: 0.143, SLG: 0.143										1	0	0	0	0	0	0
13 Jai Miller, R (1, 8) OBP: 0.294, SLG: 0.375	X 0-0 ③ G4-3			X 0-0 ③ G5-3			S S S 0-3 ① K		S S S 0-3 ③ K	3	0	0	0	0	1	3
(6, 7)																
90 Cory Aldridge, L (7, 7)										1	0	0	0	0	1	0
3 Ryan Flaherty, L (1, 6) OBP: 0.316, SLG: 0.444		X 0-0 ① F8			S S S 0-3 ① K		B X 1-0 1-H 2B			3	0	1	1	0	1	0
(7, 9)																
68 Steve Tolleson, R (1, 5) OBP: 0.333, SLG: 0.364		S S S 0-3 ② K			X 0-0 ② G4-3		S S S 0-3 ② K			3	0	0	0	0	2	1
86 Buck Britton, L (7, 5)										0	0	0	0	0	0	0
80 Scott Beerer, R (1, 9) OBP: 0.250, SLG: 0.250		X 0-0 ③ G5-3			X 0-0 ③ F8		X 0-0 ③ G5-3			3	0	0	0	0	0	1
92 Jeff Larish, L (7, 3)										0	0	0	0	0	0	0
60 John Hester, R (1, 2)			X 0-0 ① L9			H 1-0 9 G3-6 HBP		X 0-0 ① G5-3		1	0	0	0	0	0	0
54 Matt Antonelli, R (6, 4) OBP: 0.571, SLG: 0.333										1	0	0	0	0	0	0
Inning Stats	R: 0 E: 1 K: 1 S: 8 H: 1 LOB: 2 BB: 0 P: 8	R: 0 E: 0 K: 1 S: 5 H: 0 LOB: 0 BB: 0 P: 5	R: 0 E: 0 K: 0 S: 3 H: 0 LOB: 0 BB: 0 P: 3	R: 0 E: 0 K: 0 S: 3 H: 0 LOB: 0 BB: 0 P: 3	R: 0 E: 0 K: 1 S: 5 H: 0 LOB: 0 BB: 0 P: 5	R: 0 E: 0 K: 1 S: 4 H: 0 LOB: 1 BB: 1 P: 9	R: 1 E: 0 K: 2 S: 9 H: 2 LOB: 1 BB: 0 P: 10	R: 0 E: 0 K: 0 S: 3 H: 0 LOB: 0 BB: 0 P: 3	R: 0 E: 0 K: 1 S: 5 H: 0 LOB: 0 BB: 0 P: 5	1B: 2 2B: 1 3B: 0 HR: 0		SF: 0 SAC: 1 DP: 1 HBP: 1		WP: 1 PB: 0 SB: 0 CS: 0		PA: 32	

	AB	29
	R	1
	H	3
	RBI	1
	BB	1
	SO	7
	LOB	10

PITCHER		IP	WLS	BF	H	R	ER	SO	BB	IBB	HBP	BLK	WP	HR	S	P	ERA	WHIP
23 Brandon Morrow, R ERA:	(1, 1)	3.0	W	11	1	0	0	2	0	0	0	0	0	0	16	16	0.00	0.333
48 Francisco Cordero, R ERA:	(4, 1)	1.0	H	3	0	0	0	0	0	0	0	0	0	0	3	3	0.00	0.000
44 Casey Janssen, R ERA:	(5, 1)	1.0		3	0	0	0	1	0	0	0	0	0	0	5	5	0.00	0.000
69 Drew Hutchison, R ERA: 4.5	(6, 1)	2.0		9	2	1	1	3	1	0	1	0	1	0	13	19	4.50	1.500
72 Deck McGuire, R ERA:	(8, 1)	2.0	S	6	0	0	0	1	0	0	0	0	0	0	8	8	0.00	0.000

PITCHER		IP	WLS	BF	H	R	ER	SO	BB	IBB	HBP	BLK	WP	HR	S	P	ERA	WHIP

Baltimore Orioles @ Toronto Blue Jays

Florida Auto Exchange Stadium, Dunedin, FL

Mon Mar 12 2012, 1:07 PM - 3:28 PM EDT

Att. 4,221 - Partly Cloudy - 73 F

livebaseballscorecards.com

BOTTOM

Batter	1	2	3	4	5	6	7	8	9	AB	R	H	RBI	BB	SO	LOB
5 Yunel Escobar, R (1, 6) OBP: 0.286, SLG: 0.263 1 Luis Valbuena, L (4, PR) OBP: 0.455, SLG: 0.800 (5, 6)	F8		E6 8 L8 17 G5-3	17 1B 1-2 BB		P6				2 0 0 0 1 0 0 1 0 0 0 0 0 0						
17 Omar Vizquel, S (1, 5) OBP: 0.500, SLG: 0.545 25 Chris Woodward, R (4, PR) OBP: 0.333, SLG: 0.200 (5, 5)	F9		G5-3 1-2	1-2 2-H 3-H 1B			G5-3			3 0 1 2 0 0 1 1 0 0 0 0 0 0						
8 Ben Francisco, R (1, 7) OBP: 0.235, SLG: 0.200 30 David Cooper, L (5, 3) OBP: 0.450, SLG: 0.438	G4-3		L8 2-3	L6			G4-3			3 0 0 0 0 0 3 1 0 0 0 0 0 0						
10 Edwin Encarnación, R (1, 3) OBP: 0.304, SLG: 0.333 (5, 7)		F7	K		K		K			4 0 0 0 0 3 1						
2 Kelly Johnson, L (1, 4) OBP: 0.350, SLG: 0.353 62 Jonathan Diaz, R (6, 4) OBP: 0.364, SLG: 0.636		28 S 28 2B 1B		28 BB 45 1B BB	K			G6-3		2 2 1 0 1 1 0 1 0 0 0 0 0 0						
11 Rajai Davis, R (1, 9) OBP: 0.400, SLG: 0.357 74 Moisés Sierra, R (5, PR) OBP: 0.353, SLG: 0.438 (6, 9)		F8		L5	E5			F8		3 0 0 0 0 0 2 1 0 0 0 0 0 0						
28 Colby Rasmus, L (1, 8) OBP: 0.333, SLG: 0.313 43 Anthony Gose, L (6, 8) OBP: 0.333, SLG: 0.417		1-H 2B		45 1B 17 1B 1-2 BB	P6			L6		2 1 1 1 1 0 1 1 0 0 0 0 0 0						
45 Travis Snider, L (1, 10) OBP: 0.381, SLG: 0.842		BB		5 BB 17 1B 1-3 2-H 1B	K					2 1 1 1 1 1 0						
6 Jeff Mathis, R (1, 2) OBP: 0.250, SLG: 0.182 15 Travis d'Arnaud, R (7, 2) OBP: 0.273, SLG: 0.600		K		P5		K				3 0 0 0 0 2 4 0 0 0 0 0 0 0						
Inning Stats	R: 0 E: 0 K: 0 S: 3	H: 0 LOB: 0 BB: 0 P: 3	R: 1 E: 0 K: 1 S: 7	H: 2 LOB: 2 BB: 1 P: 12	R: 0 E: 1 K: 1 S: 6	H: 0 LOB: 1 BB: 0 P: 6	R: 3 E: 0 K: 0 S: 5	H: 2 LOB: 2 BB: 3 P: 17	R: 0 E: 1 K: 2 S: 8	H: 0 LOB: 1 BB: 0 P: 8	R: 0 E: 0 K: 2 S: 7	H: 0 LOB: 0 BB: 0 P: 7	R: 0 E: 0 K: 1 S: 5	H: 0 LOB: 0 BB: 0 P: 5	R: 0 E: 0 K: 0 S: 3	H: 0 LOB: 0 BB: 0 P: 3

AB	30
R	4
H	4
RBI	4
BB	4
SO	7
LOB	12

1B: 3 SF: 0 WP: 0 PA: 34
2B: 1 SAC: 0 PB: 0
3B: 0 DP: 0 SB: 1
HR: 0 HBP: 0 CS: 0

PITCHER		IP	WLS	BF	H	R	ER	SO	BB	IBB	HBP	BLK	WP	HR	S	P	ERA	WHIP
16 Wei-Yin Chen, L ERA: 1.8	(1, 1)	3.0	L	13	2	1	1	2	1	0	0	0	0	0	16	21	3.00	1.000
59 Armando Galarraga, R ERA: 6.75	(4, 1)	2.0		12	2	3	3	2	3	0	0	0	0	0	13	25	13.50	2.500
79 Jon Link, R ERA:	(6, 1)	1.0		3	0	0	0	2	0	0	0	0	0	0	7	7	0.00	0.000
48 Pat Neshek, R ERA:	(7, 1)	1.0		3	0	0	0	1	0	0	0	0	0	0	5	5	0.00	0.000
95 Stu Pomeranz, R ERA:	(8, 1)	1.0		3	0	0	0	0	0	0	0	0	0	0	3	3	0.00	0.000

PITCHER	IP	WLS	BF	H	R	ER	SO	BB	IBB	HBP	BLK	WP	HR	S	P	ERA	WHIP

Batter	1	2	3	4	5	6	7	8	9	10	AB	R	H	RBI	BB	SO	LOB
5 Sam Fuld, L (1, 8) OBP: 0.333, SLG: 0.143	G5-3		F7			30 WP BB	L3 1-2		E3 68 2B 66 3B 1-2 2-3		2	0	0	0	1	0	0
9 Elliot Johnson, S (6, 5) OBP: 0.304, SLG: 0.200											2	1	0	0	0	0	3
23 Carlos Pena, L (1, 3)	BB		K			F8		F7	66 3B 1-3 2-H 3-H 2B		2	0	0	0	1	1	1
68 Jésus Feliciano, L (6, 8) OBP: 0.280, SLG: 0.318											2	1	1	2	0	0	0
3 Evan Longoria, R (1, 5)	F9			G6-3		K		66 1B BB	K		3	0	0	0	0	1	2
60 Matt Mangini, L (6, 3) OBP: 0.375, SLG: 0.364											1	0	0	0	1	1	2
30 Luke Scott, L (1, 10)	K			F7		BB 1-2		29 FC6-4 1-2 1B	63 1B 2-H 3-H 3B		2	0	0	0	1	1	1
66 Hak-Ju Lee, L (8, PH) OBP: 0.316, SLG: 0.353 (8, 10)											2	1	2	2	0	0	0
20 Matt Joyce, L (1, 9) OBP: 0.318, SLG: 0.571		HR		1B		G4-3		F9	29 FC6-4 3-H 1B		3	1	2	1	0	0	2
63 Chris Gimenez, R (6, 2) OBP: 0.227, SLG: 0.273											2	0	1	1	0	0	2
1 Sean Rodríguez, R (1, 4) OBP: 0.600, SLG: 0.625 (4, 6)		G6-3		G5-3			26 F7 11 1B 2B	FC6-4 1-2f	FC6-4 1-2f		3	1	1	0	0	0	1
29 Tim Beckham, R (7, 6) OBP: 0.100, SLG: 0.053											2	0	0	0	0	0	3
28 José Molina, R (1, 2) OBP: 0.231, SLG: 0.231			G6-3				F7 2-3		9 E 10 BB 68 2B BB	F8	2	0	0	0	0	0	0
26 Stephen Vogt, L (6, 9)		G6-3		G6-3							1	1	0	0	1	0	1
(7, 7)																	
40 Kevin Kiermaier, L (10, PH)											1	0	0	0	0	0	0
(10, 7)																	
15 Reid Brignac, L (1, 6) OBP: 0.412, SLG: 0.333 (4, 4)		F8		F9			P2		9 E 68 2B 1-2 BB	F7	3	0	0	0	0	0	1
10 Will Rhymes, L (7, 4) OBP: 0.174, SLG: 0.136											1	1	0	0	1	0	0
11 Brandon Guyer, R (1, 7) OBP: 0.158, SLG: 0.158			F9		1B		9 S 3-H 1B		P4	K	3	0	2	1	0	0	0
65 Brad Coon, L (7, 9) OBP: 0.350, SLG: 0.333											2	0	0	0	0	1	2
Inning Stats	R: 0 E: 0 K: 1 S: 5 / H: 0 LOB: 1 BB: 1 P: 9	R: 1 E: 0 K: 0 S: 4 / H: 1 LOB: 0 BB: 0 P: 6	R: 0 E: 0 K: 1 S: 5 / H: 0 LOB: 0 BB: 0 P: 5	R: 0 E: 0 K: 0 S: 4 / H: 1 LOB: 1 BB: 0 P: 4	R: 0 E: 0 K: 0 S: 3 / H: 1 LOB: 1 BB: 0 P: 3	R: 0 E: 0 K: 1 S: 5 / H: 0 LOB: 2 BB: 2 P: 13	R: 1 E: 0 K: 0 S: 5 / H: 2 LOB: 1 BB: 0 P: 6	R: 0 E: 0 K: 0 S: 4 / H: 1 LOB: 2 BB: 1 P: 8	R: 5 E: 1 K: 1 S: 9 / H: 3 LOB: 1 BB: 2 P: 17	R: 0 E: 0 K: 1 S: 5 / H: 0 LOB: 0 BB: 0 P: 5	1B: 5 2B: 2 3B: 1 HR: 1	SF: 0 SAC: 0 DP: 0 HBP: 0					

PITCHER		IP	WLS	BF	H	R	ER	SO	BB	IBB	HBP	BLK	WP	HR	S	P	ERA	WHIP
39 Jason Hammel, R ERA: 1.8	(1, 1)	3.0		11	1	1	1	2	1	0	0	0	0	1	14	20	3.00	0.667
35 Brad Bergesen, R ERA: 2.57	(4, 1)	3.0	H	12	2	0	0	1	2	0	0	0	1	0	12	20	0.00	1.333
81 Miguel Socolovich, R ERA: 1.8	(7, 1)	1.0	H	5	2	1	1	0	0	0	0	0	0	0	5	6	9.00	2.000
40 Troy Patton, L ERA:	(8, 1)	1.0	H	5	1	0	0	0	1	0	0	0	0	0	4	8	0.00	2.000
65 Oscar Villarreal, R ERA: 5.4	(9, 1)	0.1	H	5	1	4	3	0	2	0	0	0	0	0	3	11	81.00	9.000

PITCHER		IP	WLS	BF	H	R	ER	SO	BB	IBB	HBP	BLK	WP	HR	S	P	ERA	WHIP
95 Stu Pomeranz, R ERA: 2.45	(9, 1)	0.2	B	4	2	1	0	1	0	0	0	0	0	0	6	6	0.00	3.000
64 Steve Johnson, R ERA:	(10, 1)	1.0		3	0	0	0	1	0	0	0	0	0	0	5	5	0.00	0.000

TOP

Tampa Bay Rays @ Baltimore Orioles

Ed Smith Stadium, Sarasota, FL

Tue Mar 13 2012, 1:07 PM - 4:36 PM EDT

Att. 8,045 - Sunny - 79 F

livebaseballscorecards.com

AB	39
R	7
H	9
RBI	7
BB	6
SO	5
LOB	21

1B: 5 SF: 0
2B: 2 SAC: 0
3B: 1 DP: 0
HR: 1 HBP: 0

WP: 1 PA: 45
PB: 0
SB: 1
CS: 0

Batter	1	2	3	4	5	6	7	8	9	10	AB	R	H	RBI	BB	SO	LOB
14 Nolan Reimold, R (1, 7) OBP: 0.308, SLG: 0.182	10 FC5-4 1B	G6-3			P4		G6-3 2-3		K	L6	3	0	1	0	0	0	0
24 Wilson Betemit, S (7, 5) OBP: 0.238, SLG: 0.167											3	0	0	0	0	1	5
11 Robert Andino, R (1, 4) OBP: 0.316, SLG: 0.294	K	10 CS 1B			K		SF8 3-H		F9		3	0	1	0	0	2	1
54 Matt Antonelli, R (6, 4) OBP: 0.500, SLG: 0.300											1	0	0	1	0	0	1
10 Adam Jones, R (1, 8) OBP: 0.267, SLG: 0.214	FC5-4 1-2f	CS 1-2	K		K		BB		HR 2-H		3	0	0	0	0	2	1
3 Ryan Flaherty, L (7, 7) OBP: 0.381, SLG: 0.632											1	1	1	2	1	0	0
19 Chris Davis, L (1, 3) OBP: 0.250, SLG: 0.368	G3		K			K	F8		G6-3		4	0	0	0	0	2	2
51 Joe Mahoney, L (8, 3) OBP: 0.158, SLG: 0.158											1	0	0	0	0	0	0
32 Matt Wieters, S (1, 2) OBP: 0.250, SLG: 0.143		P4	1B			2 FC6-4 BB		28 G5-3 80 1B BB		80 1B 72 FC3-2 1B	2	0	1	0	1	0	0
68 Steve Tolleson, R (7, 6) OBP: 0.429, SLG: 0.417											1	0	1	0	1	0	0
2 J.J. Hardy, R (1, 6) OBP: 0.400, SLG: 0.182		12 BB 28 1B BB	G5-3			FC6-4 12 S 1-2f				72 FC3-2 60 BB 1-3 1B	2	1	0	0	1	0	2
80 Scott Beerer, R (6, PR) OBP: 0.357, SLG: 0.357											2	0	2	0	0	0	0
(7, 9)																	
12 Mark Reynolds, R (1, 5) OBP: 0.467, SLG: 0.200	28 1B 13 HR 1-2 BB		K				P3			72 FC3-2 1-2 BB	1	1	0	0	2	1	0
60 John Hester, R (6, PR)											1	0	0	0	1	0	2
(7, 2)																	
28 Ronny Paulino, R (1, 10) OBP: 0.250, SLG: 0.250	13 HR 1-2 2-H 1B		G6-3			G4-3	G5-3 2-3f			FC3-2 1-2 2-3 3-Hf	4	1	1	1	0	0	4
72 Caleb Joseph, R (10, PH) OBP: 0.400, SLG: 0.500											1	0	0	0	0	0	3
13 Jai Miller, R (1, 9) OBP: 0.364, SLG: 0.667	1-H 2-H HR		K				24 G6-3 54 SF8 2B		3 HR 2B	K	5	3	3	3	0	2	3
(7, 8)																	
Inning Stats	R: 0 H: 1 E: 0 LOB: 1 K: 1 BB: 0 S: 6 P: 6	R: 4 H: 3 E: 0 LOB: 0 K: 0 BB: 2 S: 6 P: 17	R: 0 H: 1 E: 0 LOB: 1 K: 2 BB: 0 S: 8 P: 8	R: 0 H: 0 E: 0 LOB: 0 K: 2 BB: 0 S: 7 P: 7	R: 0 H: 0 E: 0 LOB: 0 K: 2 BB: 0 S: 7 P: 7	R: 0 H: 0 E: 0 LOB: 2 K: 1 BB: 2 S: 5 P: 13	R: 1 H: 1 E: 0 LOB: 1 K: 0 BB: 1 S: 4 P: 8	R: 0 H: 1 E: 0 LOB: 1 K: 0 BB: 1 S: 3 P: 7	R: 2 H: 2 E: 0 LOB: 0 K: 1 BB: 0 S: 7 P: 7	R: 0 H: 2 E: 0 LOB: 3 K: 1 BB: 1 S: 7 P: 11	1B: 7 SF: 1 2B: 2 SAC: 0 3B: 0 DP: 1 HR: 2 HBP: 0						

PITCHER		IP	WLS	BF	H	R	ER	SO	BB	IBB	HBP	BLK	WP	HR	S	P	ERA	WHIP
14 David Price, L ERA: 5.4	(1, 1)	3.2		17	5	4	4	4	2	0	0	0	0	1	24	35	9.82	1.909
31 Burke Badenhop, R ERA: 3.86	(4, 1)	0.1		1	0	0	0	1	0	0	0	0	0	0	3	3	0.00	0.000
55 Matt Moore, L ERA:	(5, 1)	1.2		6	0	0	0	3	1	0	0	0	0	0	11	15	0.00	0.600
73 Jhonny Nunez, R ERA: 8.1	(6, 1)	0.1		2	0	0	0	0	1	0	0	0	0	0	1	5	0.00	3.000
51 Wilking Rodríguez, R ERA: 4.5	(7, 1)	1.0		5	1	1	1	0	1	0	0	0	0	0	4	8	9.00	2.000

PITCHER		IP	WLS	BF	H	R	ER	SO	BB	IBB	HBP	BLK	WP	HR	S	P	ERA	WHIP
67 Ryan Reid, R ERA: 3.0	(8, 1)	2.0		9	3	2	2	1	1	0	0	0	0	1	10	14	9.00	2.000
49 Dane De La Rosa, R ERA:	(10, 1)	1.0		6	2	0	0	1	1	0	0	0	0	0	7	11	0.00	3.000

BOTTOM

Tampa Bay Rays @ Baltimore Orioles

Ed Smith Stadium, Sarasota, FL

Tue Mar 13 2012, 1:07 PM - 4:36 PM EDT
Att. 8,045 - Sunny - 79 F

livebaseballscorecards.com

AB	38
R	7
H	11
RBI	7
BB	7
SO	10
LOB	24

WP: 0 PA: 47
PB: 0
SB: 1
CS: 1

Batter	1	2	3	4	5	6	7	8	9	AB	R	H	RBI	BB	SO	LOB
7 Alex Presley, L (1, 7) OBP: 0.375, SLG: 0.458 2 Nate McLouth, L (6, 7) OBP: 0.529, SLG: 0.500	C C C 0-3 K ①	X 0-0 2-H 3-H 1B ③			X 0-0 31 S 22 1B 1B	X 0-0 G3 ③		X 0-0 G4-3 ①		4 1	1 0	2 0	2 0	0 0	1 0	0 0
31 Jose Tabata, R (1, 9) OBP: 0.222, SLG: 0.333 62 Gorkys Hernández, R (6, 9) OBP: 0.350, SLG: 0.200	X 0-0 G6-3 ②	X 0-0 G3 ①	S S S 0-3 1-2 K ①		X 0-0 G5-3 ①	B B B B 4-0 BB			3 1	0 0	0 0	0 0	0 1	1 0	1 0	
22 Andrew McCutchen, R (1, 8) OBP: 0.400, SLG: 0.526 64 Starling Marte, R (6, 8) OBP: 0.556, SLG: 0.944	S S S 0-3 K ③	X 0-0 G6-3 ②	X 0-0 18 1B 46 2B 2-H 1B	X 0-0 65 E 36 E 1B	C C C 0-3 K ②				3 2	1 1	1 1	1 0	0 0	1 1	0 1	
18 Neil Walker, S (1, 4) OBP: 0.231, SLG: 0.231 36 Yamaico Navarro, R (6, 4) OBP: 0.368, SLG: 0.389	X 0-0 24 1B 46 1B 12 2B 1B	X 0-0 F8 ③	X 0-0 46 2B 24 SF9 1-3 1B	X 0-0 FC4 65 1B 65 E 5 3B 1-2	X 0-0 F8 ③				3 2	2 1	0 0	0 0	0 0	0 0	0 2	
46 Garrett Jones, L (1, 3) OBP: 0.389, SLG: 0.563 65 Matt Hague, R (6, 3) OBP: 0.353, SLG: 0.529	X 0-0 24 1B 12 2B 1-2 1B	B B B B 4-0 55 1B 12 BB BB	X 0-0 24 SF9 1-3 3-H 2B	B X 1-0 5 3B 1-3 2-H 1B	S S S 0-3 ①				2 2	1 1	2 1	1 0	1 0	0 1	0 0	
24 Pedro Alvarez, L (1, 5) OBP: 0.211, SLG: 0.556 19 Nick Evans, R (6, 5) OBP: 0.063, SLG: 0.250	X 0-0 12 2B 7 1B 1-2 2-3 1B	S S C 0-3 ①	X 0-0 SF9 ② 2-3 3-H	S S C 0-3 ②	S S S 0-3 ②				2 2	1 0	1 0	1 0	0 0	1 2	1 2	
12 Clint Barmes, R (1, 6) OBP: 0.389, SLG: 0.529 5 Josh Harrison, R (6, 6) OBP: 0.692, SLG: 1.100	X 0-0 7 1B 1-3 2-H 3-H 2B	B B B B 4-0 55 1B 1-2 BB	X 0-0 F9 ③	X 0-0 68 1B 1-H 3-H 3B	X 0-0 68 FC6 1B				2 2	1 1	1 2	2 2	1 0	0 0	1 0	
55 Michael McKenry, R (1, 2) OBP: 0.300, SLG: 0.222 68 Eric Fryer, R (6, 2) OBP: 0.462, SLG: 0.364	S S S 0-3 K ①	X 0-0 41 G5-4-3 1-2 2-3 1B	S S S 0-3 K ①	X 0-0 3-H 1B	X 0-0 FC6 ③ 1-2f				3 2	0 0	1 1	0 1	0 0	2 0	2 1	
53 James McDonald, L (1, 1) 41 Jake Fox, R (4, PH) 38 Tim Wood, R (4, 1) Joel Hanrahan, R (6, 1) 6 Jeff Clement, L (6, PH) 47 Evan Meek, R (6, 1) 49 Brandon Boggs, S (7, PH) 39 Jason Grilli, R (7, 1) 48 Jared Hughes, R (8, 1)	C C C 0-3 K ②	X 0-0 G5-4-3 ② ③ 1-2f	S S S 0-3 K ②	X 0-0 F7 ③					1 1 0 0 1 0 1 0	0 0 0 0 0 0 0 0	0 0 0 0 0 0 0 0	0 0 0 0 0 0 0 0	0 0 0 0 0 0 0 0	1 0 0 1 0 0 0 0	2 3 0 0 0 0 1 1	
Inning Stats	R: 0 E: 0 K: 2 S: 7 H: 0 LOB: 0 BB: 0 P: 7	R: 4 E: 0 K: 2 S: 11 H: 5 LOB: 1 BB: 0 P: 11	R: 0 E: 0 K: 0 S: 3 H: 0 LOB: 0 BB: 0 P: 3	R: 0 E: 0 K: 1 S: 5 H: 1 LOB: 2 BB: 2 P: 13	R: 3 E: 0 K: 1 S: 9 H: 4 LOB: 1 BB: 0 P: 9	R: 0 E: 0 K: 2 S: 7 H: 0 LOB: 0 BB: 0 P: 7	R: 4 E: 1 K: 1 S: 10 H: 4 LOB: 1 BB: 0 P: 11	R: 0 E: 0 K: 1 S: 5 H: 0 LOB: 1 BB: 1 P: 9	R: 0 E: 0 K: 2 S: 8 H: 1 LOB: 1 BB: 0 P: 8	1B: 12 2B: 2 3B: 1 HR: 0 SF: 1 SAC: 0 DP: 1 HBP: 0						WP: 0 PB: 0 SB: 1 CS: 0 PA: 44	

TOP

Pittsburgh Pirates @ Baltimore Orioles

Ed Smith Stadium, Sarasota, FL

Wed Mar 14 2012, 1:08 PM - 4:08 PM EDT

Att. 5,836 - Partly Cloudy - 82 F

livebaseballscorecards.com

AB	40
R	11
H	15
RBI	10
BB	3
SO	12
LOB	17

PITCHER		IP	WLS	BF	H	R	ER	SO	BB	IBB	HBP	BLK	WP	HR	S	P	ERA	WHIP
34 Jake Arrieta, R ERA: 7.71	(1, 1)	2.2		12	5	4	4	4	0	0	0	0	0	0	20	20	13.50	1.875
58 Zach Phillips, L ERA: 1.42	(3, 1)	1.1		6	1	0	0	1	2	0	0	0	0	0	6	14	0.00	2.250
43 Jim Johnson, R ERA: 27.0	(5, 1)	1.0	L	7	4	3	3	1	0	0	0	0	0	0	9	9	27.00	4.000
27 Matt Lindstrom, R ERA: 6.0	(6, 1)	1.0		3	0	0	0	2	0	0	0	0	0	0	7	7	0.00	0.000
50 Willie Eyre, R ERA:	(7, 1)	0.2		7	4	4	0	1	0	0	0	0	0	0	9	10	0.00	6.000

PITCHER		IP	WLS	BF	H	R	ER	SO	BB	IBB	HBP	BLK	WP	HR	S	P	ERA	WHIP
95 Casey Fossum, L ERA:	(7, 1)	1.1		5	0	0	0	1	1	0	0	0	0	0	6	10	0.00	0.750
47 Pedro Strop, R ERA: 2.25	(9, 1)	1.0		4	1	0	0	2	0	0	0	0	0	0	8	8	0.00	1.000

BOTTOM

Pittsburgh Pirates @ Baltimore Orioles

Ed Smith Stadium, Sarasota, FL

Wed Mar 14 2012, 1:08 PM - 4:08 PM EDT

Att. 5,836 - Partly Cloudy - 82 F

livebaseballscorecards.com

Batter	1	2	3	4	5	6	7	8	9	AB	R	H	RBI	BB	SO	LOB
9 Endy Chavez, L (1, 9) OBP: 0.444, SLG: 0.438	G3-1	2 1B 1-3 3-H 1B		G4-3			G6-3		95 G4-6-3 1-2 1B	3	0	1	1	0	0	0
80 Scott Beerer, R (6, 9) OBP: 0.375, SLG: 0.375										2	0	1	0	0	0	0
2 J.J. Hardy, R (1, 6) OBP: 0.474, SLG: 0.500	HR	1-3 3-H 1B		G5-3			BB		G4-6-3 1-2f	3	1	2	2	1	0	0
95 Trent Mummey, L (7, PR)										1	0	0	0	0	0	2
(8, 8)																
21 Nick Markakis, L (1, 10)	K	G3			BB		K			2	0	0	0	1	1	2
90 Cory Aldridge, L (7, PH) (8, 10)										1	0	0	0	0	1	1
32 Matt Wieters, S (1, 2) OBP: 0.211, SLG: 0.118	K		G4-3		F7		F8			3	0	0	0	0	1	1
28 Ronny Paulino, R (7, 2) OBP: 0.200, SLG: 0.200										1	0	0	0	0	0	1
10 Adam Jones, R (1, 8) OBP: 0.278, SLG: 0.188		G6-3	36 2B 12 G4-3 BB		K			K		2	1	0	0	1	1	1
3 Ryan Flaherty, L (8, 5) OBP: 0.364, SLG: 0.600										1	0	0	0	0	1	0
36 Nick Johnson, L (1, 3) OBP: 0.368, SLG: 0.267	P6	12 G4-3 1-3 2B			K			G4-3		3	0	1	0	0	1	1
51 Joe Mahoney, L (6, 3) OBP: 0.150, SLG: 0.150										1	0	0	0	0	0	0
12 Mark Reynolds, R (1, 5) OBP: 0.444, SLG: 0.462	HR	G4-3 2-3 3-H				L1		K		3	1	1	2	0	0	1
54 Matt Antonelli, R (8, 6) OBP: 0.471, SLG: 0.273										1	0	0	0	0	1	0
14 Nolan Reimold, R (1, 7) OBP: 0.313, SLG: 0.286		11 S 9 1B 2B	G6-3			G5-3			K	3	1	1	0	0	0	1
13 Jai Miller, R (8, 7) OBP: 0.348, SLG: 0.636										1	0	0	0	0	1	0
11 Robert Andino, R (1, 4) OBP: 0.318, SLG: 0.263	9 1B 2 1B 2-3 BB			G5-3		K			80 1B BB	2	1	0	0	1	1	0
68 Steve Tolleson, R (8, 4) OBP: 0.467, SLG: 0.417										0	0	0	0	1	0	0
Inning Stats	R: 1 H: 1 E: 0 LOB: 0 K: 2 BB: 0 S: 8 P: 10	R: 3 H: 4 E: 0 LOB: 2 K: 0 BB: 1 S: 10 P: 16	R: 1 H: 1 E: 0 LOB: 1 K: 0 BB: 1 S: 4 P: 8	R: 0 H: 0 E: 0 LOB: 0 K: 0 BB: 0 S: 3 P: 3	R: 0 H: 0 E: 0 LOB: 1 K: 2 BB: 1 S: 7 P: 11	R: 0 H: 0 E: 0 LOB: 0 K: 1 BB: 1 S: 5 P: 9	R: 0 H: 0 E: 0 LOB: 1 K: 1 BB: 1 S: 5 P: 9	R: 0 H: 0 E: 0 LOB: 0 K: 2 BB: 0 S: 7 P: 7	R: 0 H: 1 E: 0 LOB: 1 K: 1 BB: 1 S: 5 P: 9	1B: 3 SF: 0 2B: 2 SAC: 0 3B: 0 DP: 1 HR: 2 HBP: 0						

	AB	33
	R	5
	H	7
	RBI	5
	BB	5
	SO	9
	LOB	11

WP: 0 PA: 38
PB: 0
SB: 1
CS: 0

PITCHER	IP	WLS	BF	H	R	ER	SO	BB	IBB	HBP	BLK	WP	HR	S	P	ERA	WHIP
53 James McDonald, R (1, 1) ERA: 9.0	3.0		17	6	5	5	2	2	0	0	0	0	2	22	34	15.00	2.667
38 Tim Wood, R (4, 1) ERA:	1.0	W	3	0	0	0	0	0	0	0	0	0	0	3	3	0.00	0.000
Joel Hanrahan, R (5, 1) ERA:	1.0	H	4	0	0	0	2	1	0	0	0	0	0	7	11	0.00	1.000
47 Evan Meek, R (6, 1) ERA: 13.5	1.0	H	3	0	0	0	1	0	0	0	0	0	0	5	5	0.00	0.000
39 Jason Grilli, R (7, 1) ERA:	1.0		4	0	0	0	1	1	0	0	0	0	0	5	9	0.00	1.000

PITCHER	IP	WLS	BF	H	R	ER	SO	BB	IBB	HBP	BLK	WP	HR	S	P	ERA	WHIP
48 Jared Hughes, R (8, 1) ERA: 3.6	2.0		7	1	0	0	3	1	0	0	0	0	0	12	16	0.00	1.000

Baltimore Orioles @ Detroit Tigers

Joker Marchant Stadium, Lakeland, FL

Thu Mar 15 2012, 1:09 PM - 3:58 PM EDT

Att. 8,069 - Sunny - 78 F

TOP

livebaseballscorecards.com

Batter	1	2	3	4	5	6	7	8	9	AB	R	H	RBI	BB	SO	LOB
9 Endy Chavez, L (1, 8) OBP: 0.476, SLG: 0.632	B S X 1-1 HR		C C C 0-3 ② K			X 0-0 14 S 19 2B 1B		S S S 0-3 ② K		3	2	2	1	0	1	1
Joe Mahoney, L (7, 3) OBP: 0.143, SLG: 0.143										1	0	0	0	0	1	0
14 Nolan Reimold, R (1, 7) OBP: 0.250, SLG: 0.222	S S S 0-3 ① K2-3		B S S S 1-3 ③ K 1-2			B S S S 1-3 ① K2-3 1-2		X 0-0 ③ P6		4	0	0	0	0	3	2
89 John Ruettiger, L (8, 8)										0	0	0	0	0	0	0
36 Nick Johnson, L (1, 10) OBP: 0.364, SLG: 0.333	C C C 0-3 ② K			X 0-0 24 G5-3 2B		X 0-0 ② F8			B B B B 4-0 68 G1-3 BB	3	0	1	0	0	1	1
91 Travis Adair, L (9, PH)										0	0	0	0	1	0	0
19 Chris Davis, L (1, 3) OBP: 0.261, SLG: 0.409	S S S 0-3 ③ K			S S S 0-3 ① K		X 0-0 2-H 2B			X 0-0 ① G1-3 1-2	3	0	1	1	0	2	1
68 Steve Tolleson, R (7, 6) OBP: 0.438, SLG: 0.385										1	0	0	0	0	0	1
24 Wilson Betemit, S (1, 5) OBP: 0.208, SLG: 0.143		S S S 0-3 ① K		X 0-0 ② G5-3 2-3		S S S 0-3 ③ K			X 0-0 ② F8	3	0	0	0	0	2	2
80 Scott Beerer, R (7, 9) OBP: 0.353, SLG: 0.353										1	0	0	0	0	0	1
28 Ronny Paulino, R (1, 2) OBP: 0.125, SLG: 0.125		X 0-0 ② G6-3		X 0-0 ③ G5-3			S S S 0-3 ① K		X 0-0 ③ F8	3	0	0	0	0	1	1
95 Trent Mummey, L (7, 8)										1	0	0	0	0	0	1
(8, 7)																
3 Ryan Flaherty, L (1, 6) OBP: 0.360, SLG: 0.545		B B B B 4-0 13 CS 13 E BB			X 0-0 ① P6		S S S 0-3 ② K			2	0	0	0	1	1	0
(7, 5)																
13 Jai Miller, R (1, 9) OBP: 0.308, SLG: 0.560		B 1 SAFE 1-0 ③ CS 1-3	S S S 0-3 ① K		X 0-0 ② F8		S S S 0-3 ③ K			3	0	0	0	0	2	0
60 John Hester, R (7, 2)										0	0	0	0	0	0	0
54 Matt Antonelli, R (1, 4) OBP: 0.450, SLG: 0.286			X 0-0 14 S 1B		X 0-0 ③ G5-3			X 0-0 ① F9		3	0	1	0	0	0	0
86 Blake Davis, L (8, 4)										0	0	0	0	0	0	0

	AB	31
	R	2
	H	5
	RBI	2
	BB	2
	SO	14
	LOB	11

Inning Stats	1	2	3	4	5	6	7	8	9
	R: 1 H: 1 E: 0 LOB: 0 K: 3 BB: 0 S: 11 P: 12	R: 0 H: 0 E: 1 LOB: 0 K: 1 BB: 1 S: 4 P: 9	R: 0 H: 1 E: 0 LOB: 1 K: 3 BB: 0 S: 10 P: 11	R: 0 H: 1 E: 0 LOB: 1 K: 1 BB: 0 S: 6 P: 6	R: 0 H: 0 E: 0 LOB: 0 K: 0 BB: 0 S: 3 P: 3	R: 1 H: 2 E: 0 LOB: 1 K: 2 BB: 0 S: 9 P: 10	R: 0 H: 0 E: 0 LOB: 0 K: 3 BB: 0 S: 9 P: 9	R: 0 H: 0 E: 0 LOB: 0 K: 1 BB: 0 S: 5 P: 5	R: 0 H: 0 E: 0 LOB: 1 K: 0 BB: 1 S: 3 P: 7

1B: 2 SF: 0
2B: 2 SAC: 0
3B: 0 DP: 0
HR: 1 HBP: 0

WP: 0 PA: 34
PB: 0
SB: 2
CS: 1

PITCHER		IP	WLS	BF	H	R	ER	SO	BB	IBB	HBP	BLK	WP	HR	S	P	ERA	WHIP
35 Justin Verlander, R ERA: 0.93	(1, 1)	3.2		14	3	1	1	8	1	0	0	0	0	1	30	37	2.46	1.091
31 Collin Balester, R ERA: 1.29	(4, 1)	2.1	W	9	2	1	1	2	0	0	0	0	0	0	13	14	3.86	0.857
46 Jose Valverde, R ERA: 3.6	(7, 1)	1.0	H	3	0	0	0	3	0	0	0	0	0	0	9	9	0.00	0.000
53 Joaquín Benoit, R ERA: 2.25	(8, 1)	1.0	H	3	0	0	0	1	0	0	0	0	0	0	5	5	0.00	0.000
38 Tyler Stohr, R ERA: 3.86	(9, 1)	1.0	S	4	0	0	0	0	1	0	0	0	0	0	3	7	0.00	1.000

PITCHER	IP	WLS	BF	H	R	ER	SO	BB	IBB	HBP	BLK	WP	HR	S	P	ERA	WHIP

Baltimore Orioles @ Detroit Tigers

Joker Marchant Stadium, Lakeland, FL

Thu Mar 15 2012, 1:09 PM - 3:58 PM EDT

Att. 8,069 - Sunny - 78 F

BOTTOM

Batter	1	2	3	4	5	6	7	8	9	AB	R	H	RBI	BB	SO	LOB
14 Austin Jackson, R (1, 8) OBP: 0.370, SLG: 0.391	E3 26 G6-3		K		K		K			3	0	0	0	0	2	1
66 Quintin Berry, L (6, 8) OBP: 0.474, SLG: 0.588										1	0	0	0	0	1	0
26 Brennan Boesch, L (1, 9) OBP: 0.217, SLG: 0.522	G6-3 1-2f		G6-3			G3	29 1B 3B			3	0	0	0	0	0	1
74 Eric Patterson, L (7, 9) OBP: 0.421, SLG: 0.882										1	1	1	0	0	0	0
24 Miguel Cabrera, R (1, 5) OBP: 0.448, SLG: 0.560	1B			G5-3		72 WP 32 1B 9 1B 1B	32 G3-1 32 S 3-H 1B			2	0	1	0	0	0	0
29 Danny Worth, R (6, 5) OBP: 0.571, SLG: 0.818										2	1	2	1	0	0	0
28 Prince Fielder, L (1, 3) OBP: 0.370, SLG: 0.542	F8		K	K		72 WP 9 1B 1-2 1B	G3-1 1-3			2	0	0	0	0	1	1
32 Don Kelly, L (6, 3) OBP: 0.455, SLG: 0.526										2	1	1	0	0	0	1
21 Delmon Young, R (1, 10) OBP: 0.458, SLG: 0.818		K		1B		65 FC3 9 1B 65 E 1-2 2-3 BB	P5			2	0	1	0	0	1	0
72 Jerad Head, R (6, PH) OBP: 0.286, SLG: 0.364 (7, 10)										1	1	0	0	1	0	1
13 Alex Avila, L (1, 2) OBP: 0.409, SLG: 0.500		K	K			65 E 1-2 2-H 3-H 1B		G6-3		2	0	0	0	0	2	1
9 Gerald Laird, R (6, 2) OBP: 0.263, SLG: 0.235										1	0	1	2	0	0	0
76 Bryan Holaday, R (8, 2)										1	0	0	0	0	0	0
27 Jhonny Peralta, R (1, 6) OBP: 0.409, SLG: 0.500	25 FC4-6 HBP				1B	FC3 1-3 2-H		F7		1	0	1	0	0	0	0
65 Audy Ciriaco, R (6, 6) OBP: 0.333, SLG: 0.273										2	0	0	0	0	0	1
25 Ryan Raburn, R (1, 4) OBP: 0.474, SLG: 1.412	FC4-6 1-2f				2B	F8		G6-3		2	0	1	0	0	0	1
70 Argenis Diaz, R (5, PR) OBP: 0.308, SLG: 0.300 (6, 4)										2	0	0	0	0	0	2
12 Andy Dirks, L (1, 7) OBP: 0.423, SLG: 0.478			K		F7	P5				3	0	0	0	0	1	3
Inning Stats	R: 0 E: 1 K: 0 S: 4 H: 1 LOB: 1 BB: 0 P: 4	R: 0 E: 0 K: 2 S: 7 H: 0 LOB: 1 BB: 0 P: 8	R: 0 E: 0 K: 2 S: 7 H: 0 LOB: 0 BB: 0 P: 7	R: 0 E: 0 K: 2 S: 8 H: 1 LOB: 1 BB: 0 P: 8	R: 0 E: 0 K: 1 S: 6 H: 2 LOB: 1 BB: 0 P: 6	R: 3 E: 1 K: 0 S: 8 H: 3 LOB: 2 BB: 1 P: 14	R: 1 E: 0 K: 1 S: 7 H: 2 LOB: 1 BB: 0 P: 8	R: 0 E: 0 K: 0 S: 3 H: 0 LOB: 0 BB: 0 P: 3		1B: 7 2B: 1 3B: 1 HR: 0 SF: 0 SAC: 0 DP: 1 HBP: 1					WP: 1 PB: 0 SB: 1 CS: 0 PA: 35	

livebaseballscorecards.com

AB	33
R	4
H	9
RBI	3
BB	1
SO	8
LOB	13

PITCHER		IP	WLS	BF	H	R	ER	SO	BB	IBB	HBP	BLK	WP	HR	S	P	ERA	WHIP
17 Brian Matusz, L ERA: 2.7	(1, 1)	4.0		15	2	0	0	6	0	0	1	0	0	0	26	27	0.00	0.500
48 Pat Neshek, R ERA:	(5, 1)	1.0	H	4	2	0	0	1	0	0	0	0	0	0	6	6	0.00	2.000
81 Miguel Socolovich, R ERA: 5.06	(6, 1)	0.1	L	4	2	3	2	0	1	0	0	0	1	0	3	7	54.00	9.000
79 Jon Link, R ERA: 1.59	(6, 1)	1.2	B	9	3	1	1	1	0	0	0	0	0	0	12	15	5.40	1.800
Oliver Drake, R ERA: 6.75	(8, 1)	1.0		3	0	0	0	0	0	0	0	0	0	0	3	3	0.00	0.000

PITCHER	IP	WLS	BF	H	R	ER	SO	BB	IBB	HBP	BLK	WP	HR	S	P	ERA	WHIP

Baltimore Orioles @ Minnesota Twins

Hammond Stadium, Fort Myers, FL

Fri Mar 16 2012, 1:06 PM - 3:56 PM EDT

Att. 5,908 - Partly Cloudy - 81 F

livebaseballscorecards.com

TOP

Batter	1	2	3	4	5	6	7	8	9	AB	R	H	RBI	BB	SO	LOB
11 Robert Andino, R (1, 4) OBP: 0.320, SLG: 0.409	F8		G5-3			HR		95 BB, 3 SH1-3, 80 1B, 1B	F7	3	1	1	1	0	0	0
68 Steve Tolleson, R (6, 4) OBP: 0.444, SLG: 0.400										2	1	1	0	0	0	2
24 Wilson Betemit, S (1, 7) OBP: 0.222, SLG: 0.130	19 2B, BB		G3			G4-3		SH1-3 (1-2)	K	2	0	0	0	1	0	0
3 Ryan Flaherty, L (7, 7) OBP: 0.346, SLG: 0.522										1	0	0	0	0	1	2
2 J.J. Hardy, R (1, 6) OBP: 0.409, SLG: 0.412	F8			F9		K		80 1B, 95 BB, 80 E, BB		3	0	0	0	0	1	1
54 Matt Antonelli, R (6, 6) OBP: 0.476, SLG: 0.286										0	1	0	0	1	0	0
19 Chris Davis, L (1, 3) OBP: 0.296, SLG: 0.500	1-3, 2B			G4-3		2B		K		4	0	2	0	0	1	2
Joe Mahoney, L (8, 3) OBP: 0.143, SLG: 0.143										0	0	0	0	0	0	0
10 Adam Jones, R (1, 8) OBP: 0.238, SLG: 0.158	K			K		G4-3		80 1B, 80 E, 1-2, 2-3, BB		3	0	0	0	0	2	3
95 Trent Mummey, L (6, 8) OBP: 0.000, SLG: 0.000										0	0	0	0	1	0	0
12 Mark Reynolds, R (1, 5) OBP: 0.429, SLG: 0.438		F7			60 CS, 28 BB, 1B		K	E7, 1-3, 2-H, 3-H, 1B		3	0	1	0	0	1	0
80 Scott Beerer, R (7, 9) OBP: 0.389, SLG: 0.389										1	0	1	1	0	0	0
28 Ronny Paulino, R (1, 10) OBP: 0.333, SLG: 0.364		G4-3			60 CS, 1-2, BB	2B	G4-3		86 1B, 1B	3	0	2	0	1	0	0
91 Travis Adair, L (9, PR) (9, 10)										0	0	0	0	0	0	0
13 Jai Miller, R (1, 9) OBP: 0.276, SLG: 0.500	K				K		G4-3, 2-3		1-2, 1B	3	0	0	0	0	2	3
86 Buck Britton, L (7, 5) OBP: 0.500, SLG: 0.500										1	0	1	0	0	0	0
60 John Hester, R (1, 2)			F9		F9, 1-2, 2-3		K		F4	3	0	0	0	0	1	3
26 Gabriel Lino, R (8, 2)										1	0	0	0	0	0	2

Inning Stats	1	2	3	4	5	6	7	8	9	1B: 5	SF: 0	WP: 0	PA: 38
R:	0	0	0	0	0	1	0	2	0	2B: 3	SAC: 1	PB: 0	
E:	0	0	0	0	0	0	0	1	0	3B: 0	DP: 0	SB: 0	
K:	1	1	0	1	1	1	2	1	1	HR: 1	HBP: 0	CS: 2	
H:	1	0	0	0	1	2	1	2	2				
LOB:	2	0	0	0	1	1	1	2	2				
BB:	1	0	0	0	1	0	0	0	0				
S:	6	5	3	5	5	7	2	6	7				
P:	10	5	3	5	9	8	8	14	7				

	AB	33
	R	3
	H	9
	RBI	2
	BB	4
	SO	9
	LOB	18

PITCHER		IP	WLS	BF	H	R	ER	SO	BB	IBB	HBP	BLK	WP	HR	S	P	ERA	WHIP
53 Nick Blackburn, R ERA:	(1, 1)	4.0		14	1	0	0	3	1	0	0	0	0	0	19	23	0.00	0.500
52 Brian Duensing, L ERA:	(5, 1)	1.0	H	4	1	0	0	1	1	0	0	0	0	0	5	9	0.00	2.000
72 Carlos Gutierrez, R ERA: 1.8	(6, 1)	2.0	B	9	3	1	1	3	0	0	0	0	0	1	15	16	4.50	1.500
61 Jared Burton, R ERA: 1.8	(8, 1)	1.0	L	6	2	2	1	1	2	0	0	0	0	0	6	14	9.00	4.000
59 Esmerling Vasquez, R ERA:	(9, 1)	1.0		5	2	0	0	1	0	0	0	0	0	0	7	7	0.00	2.000

PITCHER		IP	WLS	BF	H	R	ER	SO	BB	IBB	HBP	BLK	WP	HR	S	P	ERA	WHIP

Baltimore Orioles @ Minnesota Twins

Hammond Stadium, Fort Myers, FL

Fri Mar 16 2012, 1:06 PM - 3:56 PM EDT

Att. 5,908 - Partly Cloudy - 81 F

livebaseballscorecards.com

Batter	1	2	3	4	5	6	7	8	9	AB	R	H	RBI	BB	SO	LOB
2 Denard Span, L (1, 8) OBP: 0.480, SLG: 0.435	0-0 E1 (22 G6-3, 1 SH5-3)		0-0 1 CS, 1B		0-0 F8 ②			0-0 L4 ②		3	0	1	0	0	0	0
78 Wilkin Ramirez, R (7, 7) OBP: 0.231, SLG: 0.167										1	0	0	0	0	0	0
1 Tsuyoshi Nishioka, S (1, 6) OBP: 0.292, SLG: 0.348	0-0 SH5-3 ① 1-2		B B B B 4-0 27 CS ① 1-2, BB		0-0 P4 ③			0-0 1B		1	0	0	0	1	0	0
77 Brian Dozier, R (7, 6) OBP: 0.294, SLG: 0.375										1	0	1	0	0	0	0
22 Danny Valencia, R (1, 5) OBP: 0.269, SLG: 0.577	0-0 G6-3 ② 2-3		0-0 L8 ②			0-0 F9 ①		0-0 F8 ③		3	0	0	0	0	0	2
71 Pedro Florimón, S (7, 4) OBP: 0.231, SLG: 0.091										1	0	0	0	0	0	1
27 Chris Parmelee, L (1, 3) OBP: 0.478, SLG: 0.684	B B B B 4-0 BB		C 0-1 CS ③ 1-2	0-0 23 FC3-6, 18 1B, 38 FC5-4, 1B		0-0 G4-3 ②			0-0 38 FC6-4, 18 1B, 1B	3	1	2	0	1	0	0
18 Ryan Doumit, S (1, 10) OBP: 0.400, SLG: 0.300	0-0 G6-3 ③			0-0 23 FC3-6, 1-2, 1B		0-0 F7 ③			0-0 38 FC6-4, 1-2, 1B	4	0	2	0	0	0	2
23 Rene Tosoni, L (1, 9) OBP: 0.222, SLG: 0.067		0-0 G6-3 ①		0-0 FC3-6 ① 38 FC5-4, 1-2f, 2-3			C C C 0-3 K ①		0-0 F7 ①	4	0	0	0	0	1	4
38 Luke Hughes, R (1, 4) (7, 5) OBP: 0.333, SLG: 0.500		0-0 2B		0-0 FC5-4 ② 1-2f, 3-H			0-0 F7 ②		0-0 FC6-4 ② 1-2f, 2-3	4	0	1	1	0	0	3
32 René Rivera, R (1, 2) OBP: 0.333, SLG: 0.333	S S S 0-3 K ②			C C C 0-3 K ③			0-0 F9 ③		0-0 G5-3 ③	3	0	0	0	0	2	2
5 J.R. Towles, R (8, 2) OBP: 0.333, SLG: 0.833										1	0	0	0	0	0	2
11 Ben Revere, L (1, 7) (7, 8) OBP: 0.304, SLG: 0.238		0-0 F7 ③			0-0 B1-3 ①			0-0 G5-3 ①		3	0	0	0	0	0	1
Inning Stats	R: 0 H: 0 E: 1 LOB: 2 K: 0 BB: 1 S: 4 P: 8	R: 0 H: 1 E: 0 LOB: 1 K: 1 BB: 0 S: 6 P: 6	R: 0 H: 1 E: 0 LOB: 0 K: 0 BB: 1 S: 3 P: 7	R: 1 H: 2 E: 0 LOB: 1 K: 1 BB: 0 S: 7 P: 7	R: 0 H: 0 E: 0 LOB: 0 K: 0 BB: 0 S: 3 P: 3	R: 0 H: 0 E: 0 LOB: 0 K: 0 BB: 0 S: 3 P: 3	R: 0 H: 0 E: 0 LOB: 0 K: 1 BB: 0 S: 5 P: 5	R: 0 H: 1 E: 0 LOB: 1 K: 0 BB: 0 S: 4 P: 4	R: 0 H: 2 E: 0 LOB: 2 K: 0 BB: 0 S: 5 P: 5	1B: 6 SF: 0 2B: 1 SAC: 1 3B: 0 DP: 0 HR: 0 HBP: 0							

BOTTOM

AB	32
R	1
H	7
RBI	1
BB	2
SO	3
LOB	17

WP: 0 PA: 36
PB: 0
SB: 0
CS: 2

PITCHER		IP	WLS	BF	H	R	ER	SO	BB	IBB	HBP	BLK	WP	HR	S	P	ERA	WHIP
30 Chris Tillman, R ERA: 3.24	(1, 1)	3.1		15	4	1	1	1	2	0	0	0	0	0	16	24	2.70	1.800
98 Robert Hinton, R ERA:	(4, 1)	0.2		2	0	0	0	1	0	0	0	0	0	0	4	4	0.00	0.000
37 Dana Eveland, L ERA: 2.57	(5, 1)	3.0	W	9	0	0	0	1	0	0	0	0	0	0	11	11	0.00	0.000
40 Troy Patton, L ERA:	(8, 1)	1.1	H	7	3	0	0	0	0	0	0	0	0	0	7	7	0.00	2.250
65 Oscar Villarreal, R ERA: 4.5	(9, 1)	0.2	S	2	0	0	0	0	0	0	0	0	0	0	2	2	0.00	0.000

PITCHER	IP	WLS	BF	H	R	ER	SO	BB	IBB	HBP	BLK	WP	HR	S	P	ERA	WHIP

Batter	1	2	3	4	5	6	7	8	9	AB	R	H	RBI	BB	SO	LOB
70 Xavier Avery, L (1, 8) OBP: 0.273, SLG: 0.263	B5-3			BB		G4-6-3 1-2f		SF8 3-H		2	1	0	1	1	0	1
54 Matt Antonelli, R (1, 4) OBP: 0.480, SLG: 0.294	F9			G1-3 1-2			BB 24 G4-6-3	E9 1-3 2-H 1B		3	0	1	1	1	0	1
97 Edgardo Baez, R (8, PR) OBP: 1.000, SLG: 1.000 (8, 7)										0	0	0	0	0	0	0
24 Wilson Betemit, S (1, 5) OBP: 0.233, SLG: 0.154	K			2-H 19 G1-6-3 1B			G4-6-3 1-2f	P5		3	0	1	1	0	1	1
86 Buck Britton, L (7, 5) OBP: 0.333, SLG: 0.333		1B		G1-6-3 1-2f			K		1B	1	0	0	0	0	2	2
19 Chris Davis, L (1, 3) OBP: 0.300, SLG: 0.483										3	0	1	0	0	1	1
92 Jeff Larish, L (7, 3) OBP: 0.333, SLG: 0.333										1	0	1	0	0	0	0
28 Ronny Paulino, R (1, 2) OBP: 0.333, SLG: 0.357		G5-3			G6-3			1B 90 80 1B	F8	3	0	1	0	0	0	0
90 Carlos R Rojas, R (8, PR) (8, 4)										1	1	0	0	0	0	1
3 Ryan Flaherty, L (1, 7) OBP: 0.310, SLG: 0.462		G3			G3			F8	K	3	0	0	0	0	0	1
72 Caleb Joseph, R (8, 2) OBP: 0.333, SLG: 0.400										1	0	0	0	0	1	1
80 Scott Beerer, R (1, 9) OBP: 0.381, SLG: 0.381			G4-3		F8			1-2 90 1B 70 SF8 1B	F8	3	0	1	0	0	0	0
91 Ronnie Welty, R (8, PR) (8, 9)										1	1	0	0	0	0	1
90 Cory Aldridge, L (1, 10) OBP: 0.250, SLG: 0.143			K2-3			K		1-3 2-H 54 1B 85 BB 1B		3	1	1	1	0	2	0
85 Manny Machado, R (1, 6) OBP: 0.300, SLG: 0.125			G6-3			BB 70 G4-6-3		1-2 54 E 54 1B BB		1	0	0	0	2	0	0
Inning Stats	R: 0 H: 0 E: 0 LOB: 0 K: 1 BB: 0 S: 5 P: 5	R: 0 H: 1 E: 0 LOB: 0 K: 0 BB: 0 S: 3 P: 3	R: 0 H: 0 E: 0 LOB: 0 K: 1 BB: 0 S: 5 P: 5	R: 1 H: 1 E: 0 LOB: 0 K: 0 BB: 1 S: 3 P: 7	R: 0 H: 0 E: 0 LOB: 0 K: 0 BB: 0 S: 3 P: 3	R: 0 H: 0 E: 0 LOB: 0 K: 1 BB: 1 S: 4 P: 8	R: 0 H: 0 E: 0 LOB: 0 K: 1 BB: 1 S: 4 P: 8	R: 3 H: 4 E: 1 LOB: 2 K: 0 BB: 1 S: 7 P: 11	R: 0 H: 1 E: 0 LOB: 1 K: 1 BB: 0 S: 6 P: 6	1B: 7 SF: 1 2B: 0 SAC: 0 3B: 0 DP: 3 HR: 0 HBP: 0						

Baltimore Orioles @ Boston Red Sox

JetBlue Park, Ft. Myers, FL

Sat Mar 17 2012, 1:38 PM - 4:27 PM EDT

Att. 9,356 - Sunny - 81 F

TOP

livebaseballscorecards.com

AB	29
R	4
H	7
RBI	4
BB	4
SO	5
LOB	10

PITCHER		IP	WLS	BF	H	R	ER	SO	BB	IBB	HBP	BLK	WP	HR	S	P	ERA	WHIP
19 Josh Beckett, R ERA: 1.29	(1, 1)	5.0	W	16	2	1	1	2	1	0	0	0	0	0	19	23	1.80	0.600
47 Ross Ohlendorf, R ERA:	(6, 1)	1.2		5	0	0	0	1	2	0	0	0	0	0	5	13	0.00	1.200
63 Junichi Tazawa, R ERA: 6.75	(7, 1)	1.0		7	3	3	3	1	1	0	0	0	0	0	8	12	27.00	4.000
64 Michael Bowden, R ERA:	(8, 1)	1.1	S	6	2	0	0	1	0	0	0	0	0	0	8	8	0.00	1.500

PITCHER	IP	WLS	BF	H	R	ER	SO	BB	IBB	HBP	BLK	WP	HR	S	P	ERA	WHIP

Baltimore Orioles @ Boston Red Sox

JetBlue Park, Ft. Myers, FL

Sat Mar 17 2012, 1:38 PM - 4:27 PM EDT

Att. 9,356 - Sunny - 81 F

BOTTOM

Batter	1	2	3	4	5	6	7	8	9	AB	R	H	RBI	BB	SO	LOB
2 Jacoby Ellsbury, L (1, 8) OBP: 0.261, SLG: 0.391	G4-3		F9		15 G4-3; 34 G4-3; 1-3; 2B		2B			3	1	1	0	0	0	0
66 Shannon Wilkerson, R (7, 8) OBP: 1.000, SLG: 2.000										1	0	1	0	0	0	0
15 Dustin Pedroia, R (1, 4) OBP: 0.435, SLG: 0.619	G4-3		34 CS; 1B		G4-3; 2-3; 3-H		K			3	0	1	1	0	0	1
88 Sean Coyle, R (7, 4)										1	0	0	0	0	1	1
34 David Ortiz, L (1, 10) OBP: 0.292, SLG: 0.591	G4-3		CS; 1-2	G3-1	G4-3; 3-H		G6-3			3	0	0	1	0	0	0
75 Max St. Pierre, R (7, PH) (8, 10)										1	0	0	0	0	0	1
7 Cody Ross, R (1, 7) OBP: 0.500, SLG: 0.700		G5-3		10 1B; 5 2B; 2B	HR			G5-3		3	2	2	1	0	0	0
72 Mauro Gomez, R (7, 3)										1	0	0	0	0	0	0
10 Kelly Shoppach, R (1, 2) OBP: 0.250, SLG: 0.214		F8		5 2B; 62 1B; 2-3; 1B	K			K		3	1	1	0	0	1	0
81 Dan Butler, R (7, 2) OBP: 0.333, SLG: 0.833										1	0	0	0	0	1	0
5 Nick Punto, S (1, 5) OBP: 0.438, SLG: 0.462		BB		62 1B; 1-3; 3-H; 2B		K		F9		2	1	1	1	1	1	0
13 Heiker Meneses, R (7, 5)										1	0	0	0	0	0	0
3 Mike Aviles, R (1, 6) OBP: 0.259, SLG: 0.407		G5-3		P3		G5-3				3	0	0	0	0	0	3
15 Derrik Gibson, R (7, 6)										0	0	0	0	0	0	0
62 Lars Anderson, L (1, 3) OBP: 0.520, SLG: 0.667			E8; 82 G6-3; 2B			K				3	1	2	2	0	1	0
(7, 7)																
82 Alex Hassan, R (1, 9) OBP: 0.364, SLG: 0.067			G6-3; 3-H		2 2B; 15 G4-3; 1B		K			2	1	1	1	0	0	0
93 Bryce Brentz, R (7, 9) OBP: 0.500, SLG: 0.500										1	0	0	0	0	1	0
Inning Stats	R: 0 E: 0 K: 0 S: 3 H: 0 LOB: 0 BB: 0 P: 3	R: 0 E: 0 K: 0 S: 3 H: 0 LOB: 1 BB: 1 P: 7	R: 1 E: 1 K: 0 S: 5 H: 2 LOB: 0 BB: 0 P: 5	R: 3 E: 0 K: 0 S: 6 H: 4 LOB: 1 BB: 0 P: 6	R: 3 E: 0 K: 1 S: 10 H: 3 LOB: 0 BB: 0 P: 13	R: 0 E: 0 K: 2 S: 7 H: 0 LOB: 0 BB: 0 P: 7	R: 0 E: 0 K: 2 S: 8 H: 1 LOB: 1 BB: 0 P: 8	R: 0 E: 0 K: 1 S: 5 H: 0 LOB: 0 BB: 0 P: 5		1B: 4 2B: 5 3B: 0 HR: 1	SF: 0 SAC: 0 DP: 0 HBP: 0						

livebaseballscorecards.com

AB	32
R	7
H	10
RBI	7
BB	1
SO	6
LOB	6

PITCHER		IP	WLS	BF	H	R	ER	SO	BB	IBB	HBP	BLK	WP	HR	S	P	ERA	WHIP
59 Armando Galarraga, R ERA: 7.88	(1, 1)	4.0	L	17	6	4	4	0	1	0	0	0	0	0	17	21	9.00	1.750
35 Brad Bergesen, R ERA: 5.0	(5, 1)	2.0		9	3	3	3	3	0	0	0	0	0	1	17	20	13.50	1.500
50 Willie Eyre, R ERA:	(7, 1)	1.0		4	1	0	0	2	0	0	0	0	0	0	8	8	0.00	1.000
48 Pat Neshek, R ERA:	(8, 1)	1.0		3	0	0	0	1	0	0	0	0	0	0	5	5	0.00	0.000

PITCHER	IP	WLS	BF	H	R	ER	SO	BB	IBB	HBP	BLK	WP	HR	S	P	ERA	WHIP

Batter	1	2	3	4	5	6	7	8	9	10	AB	R	H	RBI	BB	SO	LOB
54 Darnell McDonald, R (1, 8) OBP: 0.429, SLG: 0.950 92 Peter Hissey, L (5, PR) OBP: 0.500, SLG: 0.333 (5, 8)	F7		L6		BB			94 G4-3 / 73 G3 1B		G6-3	2	0	0	0	1	0	1
											2	0	1	0	0	0	0
73 Josh Kroeger, L (1, 9) OBP: 0.200, SLG: 0.250 (6, 3)	K			K	K			G3 1-2		G1-3	5	0	0	0	0	3	2
20 Kevin Youkilis, R (1, 10) OBP: 0.273, SLG: 0.211 94 Ryan Dent, R (8, PH) (8, 10)	G5-3			L9		G6-3		G4-3 2-3		G3	3	0	0	0	0	0	0
											2	0	0	0	0	0	1
28 Adrián González, L (1, 3) OBP: 0.444, SLG: 0.500 98 Daniel Nava, S (6, PR) (6, 9)		G3		60 PO 1B		60 1B BB		G3			2	0	1	0	1	0	0
											1	0	0	0	0	0	1
60 Ryan Lavarnway, R (1, 2) OBP: 0.500, SLG: 0.529 92 Luis Exposito, R (6, 2) OBP: 0.143, SLG: 0.143		77 FC3-6 1B		1 SAFE PO 1-2	77 1B 71 HR 1B	77 G6-4-3 1-2			97 1B		3	1	3	0	0	0	0
											1	0	1	0	0	0	0
77 Pedro Ciriaco, R (1, 6) OBP: 0.550, SLG: 0.850 86 Tony Thomas, R (6, 4)		FC3-6 71 CS 1-2f			71 HR 1B 1-2	G6-4-3 1-2f				K	3	1	1	0	0	0	3
											1	0	0	0	0	1	1
71 Nate Spears, L (1, 5) OBP: 0.381, SLG: 0.500 94 Kolbrin Vitek, R (6, 5)		1 SAFE CS 1-2	F8		1-1 HR 1-H 2-H		G6-3		P5		2	1	1	3	0	0	0
											2	0	0	0	0	0	1
16 Jason Repko, R (1, 7) OBP: 0.217, SLG: 0.143 97 Brandon Jacobs, R (7, 7) OBP: 1.000, SLG: 1.000			65 G5-3 1B		G5-3		K		1-3 1B		3	0	1	0	0	1	0
											1	0	1	0	0	0	0
65 Jonathan Hee, R (1, 4) OBP: 0.200, SLG: 0.400 (6, 6)		G5-3 1-2			F8		G6-3		G5-3		4	0	0	0	0	0	3
Inning Stats	R: 0 H: 0 E: 0 LOB: 0 K: 1 BB: 0 S: 5 P: 5	R: 0 H: 1 E: 0 LOB: 0 K: 0 BB: 0 S: 3 P: 3	R: 0 H: 1 E: 0 LOB: 1 K: 0 BB: 0 S: 4 P: 4	R: 0 H: 1 E: 0 LOB: 0 K: 1 BB: 0 S: 5 P: 5	R: 3 H: 3 E: 0 LOB: 1 K: 1 BB: 1 S: 9 P: 14	R: 0 H: 1 E: 0 LOB: 2 K: 0 BB: 1 S: 3 P: 7	R: 0 H: 0 E: 0 LOB: 0 K: 1 BB: 0 S: 5 P: 5	R: 0 H: 1 E: 0 LOB: 1 K: 0 BB: 0 S: 4 P: 4	R: 0 H: 2 E: 0 LOB: 2 K: 1 BB: 0 S: 7 P: 7	R: 0 H: 0 E: 0 LOB: 0 K: 0 BB: 0 S: 3 P: 3	1B: 9 SF: 0 2B: 0 SAC: 0 3B: 0 DP: 1 HR: 1 HBP: 0						

PITCHER		IP	WLS	BF	H	R	ER	SO	BB	IBB	HBP	BLK	WP	HR	S	P	ERA	WHIP
16 Wei-Yin Chen, L ERA: 3.6	(1, 1)	5.0		20	6	3	3	3	1	0	0	0	0	1	26	31	5.40	1.400
63 Kevin Gregg, R ERA: 6.0	(6, 1)	1.0		4	1	0	0	0	1	0	0	0	0	0	3	7	0.00	2.000
43 Jim Johnson, R ERA: 13.5	(7, 1)	1.0		3	0	0	0	1	0	0	0	0	0	0	5	5	0.00	0.000
27 Matt Lindstrom, R ERA: 4.5	(8, 1)	1.0		4	1	0	0	0	0	0	0	0	0	0	4	4	0.00	1.000
47 Pedro Strop, R ERA: 1.8	(9, 1)	1.0		5	2	0	0	1	0	0	0	0	0	0	7	7	0.00	2.000

PITCHER		IP	WLS	BF	H	R	ER	SO	BB	IBB	HBP	BLK	WP	HR	S	P	ERA	WHIP
58 Zach Phillips, L ERA: 1.23	(10, 1)	1.0		3	0	0	0	0	0	0	0	0	0	0	3	3	0.00	0.000

TOP

Boston Red Sox @ Baltimore Orioles

Ed Smith Stadium, Sarasota, FL

Sat Mar 17 2012, 1:11 PM - 3:53 PM EDT

Att. 7,777 - Sunny - 80 F

livebaseballscorecards.com

AB	37
R	3
H	10
RBI	3
BB	2
SO	5
LOB	13

WP: 0	PA: 41		
PB: 0			
SB: 0			
CS: 1			

Boston Red Sox @ Baltimore Orioles

Ed Smith Stadium, Sarasota, FL

Sat Mar 17 2012, 1:11 PM - 3:53 PM EDT

Att. 7,777 - Sunny - 80 F

livebaseballscorecards.com

Batter	1	2	3	4	5	6	7	8	9	10	AB	R	H	RBI	BB	SO	LOB
9 Endy Chavez, L (1, 7) OBP: 0.458, SLG: 0.591	G5-3		B5-3		2 1B 1-2 1B		G6-4-3 1-2f		68 1B 2B		3	0	1	0	0	0	1
Joe Mahoney, L (7, 3) OBP: 0.174, SLG: 0.217											2	1	1	0	0	0	1
2 J.J. Hardy, R (1, 6) OBP: 0.400, SLG: 0.400	F8			G6-3	1-2 2-H 1B		P3		2-H 1B		3	0	1	0	0	0	0
68 Steve Tolleson, R (7, 6) OBP: 0.450, SLG: 0.412											2	0	1	1	0	0	0
21 Nick Markakis, L (1, 10) OBP: 0.500, SLG: 0.600	K			10 1B 1B		10 1B 12 E 2B		89 1B 1B	G1-3		3	1	2	0	0	1	0
87 Nicky Delmonico, L (8, PH) OBP: 0.500, SLG: 0.500 (9, 10)											2	0	1	0	0	0	1
10 Adam Jones, R (1, 8) OBP: 0.292, SLG: 0.227		L9		1-2 1B		12 E 12 PB 2-3 1B		K		K	3	1	2	0	0	0	0
71 L.J. Hoes, R (7, 7)											2	0	0	0	0	2	1
32 Matt Wieters, S (1, 2) OBP: 0.182, SLG: 0.100		F7		L7		P5		F7		P6	3	0	0	0	0	0	4
91 Travis Adair, L (8, 4)											2	0	0	0	0	0	1
12 Mark Reynolds, R (1, 5) OBP: 0.417, SLG: 0.389		L9		F9		1 SAFE B B B B 1-H 3-H BB		1-2 1B		K	2	0	0	0	1	0	2
89 John Ruettiger, L (7, 8) OBP: 0.500, SLG: 0.500											2	0	1	0	0	1	0
36 Nick Johnson, L (1, 3) OBP: 0.400, SLG: 0.381			13 G6-3 1B		9 1B 2 1B 1B	S S S K		G4-3			3	0	2	0	0	1	1
92 Jason Esposito, R (7, 5)											1	0	0	0	0	0	2
13 Jai Miller, R (1, 9) OBP: 0.250, SLG: 0.452			G6-3 1-2f		F7	S S S K			F8		3	0	0	0	0	1	3
88 Brenden Webb, L (7, 9)											1	0	0	0	0	0	0
11 Robert Andino, R (1, 4) OBP: 0.357, SLG: 0.391			B B B B 4-0 BB		C C C K		B B B B 4-0 G6-4-3 BB		F7		1	0	0	0	2	1	1
60 John Hester, R (8, 2)											1	0	0	0	0	0	0
Inning Stats	R: 0 E: 0 K: 1 S: 5 H: 0 LOB: 0 BB: 0 P: 5	R: 0 E: 0 K: 0 S: 3 H: 0 LOB: 0 BB: 0 P: 3	R: 0 E: 0 K: 0 S: 3 H: 1 LOB: 1 BB: 1 P: 7	R: 0 E: 0 K: 0 S: 5 H: 2 LOB: 2 BB: 0 P: 5	R: 0 E: 0 K: 1 S: 7 H: 3 LOB: 2 BB: 0 P: 7	R: 2 E: 1 K: 2 S: 9 H: 2 LOB: 1 BB: 1 P: 13	R: 0 E: 0 K: 0 S: 2 H: 0 LOB: 0 BB: 1 P: 6	R: 0 E: 0 K: 1 S: 7 H: 2 LOB: 2 BB: 0 P: 7	R: 1 E: 0 K: 0 S: 5 H: 2 LOB: 1 BB: 0 P: 5	R: 0 E: 0 K: 2 S: 7 H: 0 LOB: 0 BB: 0 P: 7	1B: 10 2B: 2 3B: 0 HR: 0	SF: 0 SAC: 0 DP: 2 HBP: 0						

	AB	39
	R	3
	H	12
	RBI	1
	BB	3
	SO	7
	LOB	18

WP: 0 PB: 1 SB: 0 CS: 0 PA: 42

PITCHER		IP	WLS	BF	H	R	ER	SO	BB	IBB	HBP	BLK	WP	HR	S	P	ERA	WHIP
35 Aaron Cook, R ERA:	(1, 1)	3.1		11	1	0	0	1	1	0	0	0	0	0	12	16	0.00	0.600
59 Clayton Mortensen, R ERA:	(4, 1)	2.2		15	7	2	0	3	1	0	0	0	0	0	20	24	0.00	3.000
79 Will Inman, R ERA: 5.4	(7, 1)	1.0	H	4	1	0	0	0	1	0	0	0	0	0	3	7	0.00	2.000
70 Doug Mathis, R ERA: 1.5	(8, 1)	3.0	B	12	3	1	1	3	0	0	0	0	0	0	18	18	3.00	1.000

PITCHER	IP	WLS	BF	H	R	ER	SO	BB	IBB	HBP	BLK	WP	HR	S	P	ERA	WHIP

Baltimore Orioles @ Atlanta Braves

Champion Stadium, Lake Buena Vista, FL

Sun Mar 18 2012, 1:08 PM - 3:51 PM EDT

Att. 6,635 - Partly Cloudy - 79 F

TOP

livebaseballscorecards.com

Batter	1	2	3	4	5	6	7	8	9	10	AB	R	H	RBI	BB	SO	LOB
54 Matt Antonelli, R (1, 4) OBP: 0.433, SLG: 0.273	F8		L4			36 1B 1B		G1 1-2		G2-3	5	0	1	0	0	0	1
68 Steve Tolleson, R (1, 5) OBP: 0.375, SLG: 0.333	F9			K		K		F9		K	4	0	0	0	0	2	2
90 Carlos R Rojas, R (8, 6)											1	0	0	0	0	1	0
36 Nick Johnson, L (1, 10) OBP: 0.464, SLG: 0.478	2B			24 1B BB		1-2 1B		E9 2-H			2	0	2	0	1	0	0
72 Caleb Joseph, R (8, PH) OBP: 0.286, SLG: 0.333 (8, 10)											1	0	0	0	0	0	0
24 Wilson Betemit, S (1, 3) OBP: 0.242, SLG: 0.172	G6-3			28 G5-4-3 1-2 1B		P5		G5-3			3	0	1	0	0	0	3
92 Jeff Larish, L (7, 3) OBP: 0.250, SLG: 0.250											1	0	0	0	0	0	1
28 Ronny Paulino, R (1, 2) OBP: 0.278, SLG: 0.294		L7		G5-4-3 1-2f			G5-3		P6		3	0	0	0	0	0	2
91 Travis Adair, L (8, 5)											1	0	0	0	0	0	0
80 Scott Beerer, R (1, 9) OBP: 0.333, SLG: 0.333		G6-3			B1		G4-3		88 S BB		3	0	0	0	0	0	0
89 John Ruettiger, L (7, 8) OBP: 0.667, SLG: 0.500											0	0	0	0	1	0	0
13 Jai Miller, R (1, 8) OBP: 0.229, SLG: 0.412		K			G6-3		K		P2 1-2		3	0	0	0	0	2	0
88 Brenden Webb, L (7, 9)											1	0	0	0	0	0	1
71 L.J. Hoes, R (1, 7) OBP: 0.154, SLG: 0.167			K		G1-3			85 1B 2B	G3		3	1	1	0	0	1	0
86 Blake Davis, L (8, 7)											1	0	0	0	0	0	1
85 Manny Machado, R (1, 6) OBP: 0.308, SLG: 0.182			F8			K		54 G1 72 E 2-H 1B		K	3	1	1	1	0	1	0
73 Brian Ward, R (8, 2)											1	0	0	0	0	1	0

	AB	36
	R	2
	H	6
	RBI	1
	BB	2
	SO	8
	LOB	11

Inning Stats	1	2	3	4	5	6	7	8	9	10
	R: 0 E: 0 K: 0 S: 4	H: 1 LOB: 1 BB: 0 P: 4	R: 0 E: 0 K: 1 S: 5	H: 0 LOB: 0 BB: 0 P: 5	R: 0 E: 0 K: 1 S: 5	H: 0 LOB: 0 BB: 0 P: 5	R: 0 E: 0 K: 1 S: 5	H: 1 LOB: 1 BB: 1 P: 9	R: 0 E: 0 K: 0 S: 3	H: 0 LOB: 0 BB: 0 P: 3
	R: 0 E: 0 K: 2 S: 9	H: 2 LOB: 2 BB: 0 P: 9	R: 0 E: 0 K: 1 S: 5	H: 0 LOB: 0 BB: 0 P: 5	R: 2 E: 1 K: 0 S: 6	H: 2 LOB: 1 BB: 0 P: 6	R: 0 E: 0 K: 0 S: 3	H: 0 LOB: 1 BB: 1 P: 8	R: 0 E: 0 K: 2 S: 7	H: 0 LOB: 0 BB: 0 P: 10

	1B: 4	SF: 0	WP: 0	PA: 38
	2B: 2	SAC: 0	PB: 0	
	3B: 0	DP: 1	SB: 1	
	HR: 0	HBP: 0	CS: 0	

PITCHER		IP	WLS	BF	H	R	ER	SO	BB	IBB	HBP	BLK	WP	HR	S	P	ERA	WHIP
36 Mike Minor, L ERA:	(1, 1)	5.0		17	2	0	0	3	1	0	0	0	0	0	22	26	0.00	0.600
53 Cory Gearrin, R ERA:	(6, 1)	1.0		5	2	0	0	2	0	0	0	0	0	0	9	9	0.00	2.000
34 Eric O'Flaherty, L ERA: 5.4	(7, 1)	1.0	H	3	0	0	0	1	0	0	0	0	0	0	5	5	0.00	0.000
39 Jonny Venters, L ERA: 5.4	(8, 1)	1.0	B	6	2	2	1	0	0	0	0	0	0	0	6	6	9.00	2.000
46 Craig Kimbrel, R ERA:	(9, 1)	1.0		4	0	0	0	0	1	0	0	0	0	0	3	8	0.00	1.000

PITCHER		IP	WLS	BF	H	R	ER	SO	BB	IBB	HBP	BLK	WP	HR	S	P	ERA	WHIP
70 Dusty Hughes, L ERA: 3.0	(10, 1)	1.0		3	0	0	0	2	0	0	0	0	0	0	7	10	0.00	0.000

Baltimore Orioles @ Atlanta Braves

Champion Stadium, Lake Buena Vista, FL

Sun Mar 18 2012, 1:08 PM - 3:51 PM EDT

Att. 6,635 - Partly Cloudy - 79 F

livebaseballscorecards.com

BOTTOM

Batter	1	2	3	4	5	6	7	8	9	10	AB	R	H	RBI	BB	SO	LOB
24 Michael Bourn, L (1, 8) OBP: 0.286, SLG: 0.400	K2-3		K		K			K		G6-3	3	0	0	0	0	3	2
71 Ernesto Mejia, R (8, 3) OBP: 0.200, SLG: 0.286											2	0	0	0	0	1	2
14 Martín Prado, R (1, 7) OBP: 0.432, SLG: 0.425	F9			16 CS 1B		K		B2-3			3	0	1	0	0	1	0
4 Drew Sutton, S (7, 7) OBP: 0.448, SLG: 0.458											1	0	0	0	0	0	0
(9, 4)																	
16 Brian McCann, L (1, 10) OBP: 0.371, SLG: 0.310	F7			P5 1-2		G1-3			K		3	0	0	0	0	0	1
23 Matt Diaz, R (9, PH) OBP: 0.257, SLG: 0.313											1	0	0	0	0	1	0
(10, 10)																	
26 Dan Uggla, R (1, 4) OBP: 0.410, SLG: 0.742		K		HBP		K			G3		2	0	0	0	0	2	0
17 Jose Constanza, L (9, 7) OBP: 0.227, SLG: 0.190											1	0	0	0	0	0	0
10 Chipper Jones, S (1, 5) OBP: 0.320, SLG: 0.273		G1-4-3 5 74 1B 2B		K			74 WP 74 G6-3 2B		K		2	1	1	0	0	1	1
73 Joey Terdoslavich, S (7, 5) OBP: 0.348, SLG: 0.429											2	1	1	0	0	1	0
5 Freddie Freeman, L (1, 3) OBP: 0.184, SLG: 0.162		G1-4-3 2-3			1 G6-3 1B		P4			E4 74 SH1-3 74 S 1 FC3-2	3	0	1	0	0	0	2
30 Luis Durango, S (8, 8) OBP: 0.609, SLG: 0.500											1	0	0	0	0	0	0
74 Jordan Parraz, R (1, 9) OBP: 0.480, SLG: 0.636		1 CS 1B 3-H			P3		G6-3 2-H			SH1-3 1-3	3	0	1	2	0	0	1
1 Tyler Pastornicky, R (1, 6) OBP: 0.143, SLG: 0.125	CS 1-2		G6-3		G6-3 1-2		K			FC3-2 7 2B 3-H	4	0	0	0	0	1	2
7 J.C. Boscan, R (1, 2) OBP: 0.412, SLG: 0.357			K		BB			G4-3		1-3 2B	3	0	1	0	1	1	0

	AB	34
	R	2
	H	6
	RBI	2
	BB	1
	SO	12
	LOB	11

Inning Stats	1	2	3	4	5	6	7	8	9	10
	R: 0 H: 0 E: 0 LOB: 0 K: 1 BB: 0 S: 5 P: 5	R: 1 H: 2 E: 0 LOB: 0 K: 1 BB: 0 S: 7 P: 7	R: 0 H: 0 E: 0 LOB: 0 K: 2 BB: 0 S: 7 P: 7	R: 0 H: 1 E: 0 LOB: 1 K: 1 BB: 0 S: 6 P: 7	R: 0 H: 1 E: 0 LOB: 2 K: 1 BB: 1 S: 6 P: 10	R: 0 H: 0 E: 0 LOB: 0 K: 2 BB: 0 S: 7 P: 7	R: 1 H: 1 E: 0 LOB: 0 K: 1 BB: 0 S: 6 P: 7	R: 0 H: 0 E: 0 LOB: 0 K: 1 BB: 0 S: 5 P: 5	R: 0 H: 0 E: 0 LOB: 0 K: 2 BB: 0 S: 7 P: 7	R: 0 H: 1 E: 1 LOB: 2 K: 0 BB: 0 S: 5 P: 6

1B: 3	SF: 0
2B: 3	SAC: 1
3B: 0	DP: 0
HR: 0	HBP: 1

WP: 1 PA: 38
PB: 0
SB: 1
CS: 2

PITCHER		IP	WLS	BF	H	R	ER	SO	BB	IBB	HBP	BLK	WP	HR	S	P	ERA	WHIP
39 Jason Hammel, R ERA: 1.86	(1, 1)	4.2		18	4	1	1	5	1	0	1	0	0	0	28	33	1.93	1.071
93 Chris Petrini, L ERA:	(5, 1)	0.1		1	0	0	0	1	0	0	0	0	0	0	3	3	0.00	0.000
18 Tsuyoshi Wada, L ERA: 4.5	(6, 1)	2.0		7	1	1	1	3	0	0	0	0	1	0	13	14	4.50	0.500
65 Oscar Villarreal, R ERA: 3.0	(8, 1)	2.0		6	0	0	0	3	0	0	0	0	0	0	12	12	0.00	0.000
98 Kyle Simon, R ERA:	(10, 1)	1.0		5	1	0	0	0	0	0	0	0	0	0	5	6	0.00	1.000

PITCHER		IP	WLS	BF	H	R	ER	SO	BB	IBB	HBP	BLK	WP	HR	S	P	ERA	WHIP

Batter	1	2	3	4	5	6	7	8	9	AB	R	H	RBI	BB	SO	LOB
11 Brett Gardner, L (1, 8) OBP: 0.290, SLG: 0.231	G4-3		G3		PO 2-3	25 E 24 S 1B	F7		K	3	0	1	0	0	0	0
91 Jorge Vazquez, R (6, 3) OBP: 0.143, SLG: 0.053										2	0	0	0	0	1	3
26 Eduardo Núñez, R (1, 6) OBP: 0.444, SLG: 0.375	25 CS 1B		F9			K		F8		3	0	1	0	0	1	1
74 Doug Bernier, R (7, 6) OBP: 0.368, SLG: 0.444										1	0	0	0	0	0	0
24 Robinson Canó, L (1, 4) OBP: 0.207, SLG: 0.333	P4		G3-1			K 1-2		K		3	0	0	0	0	1	2
90 Kevin Russo, R (6, 4)										1	0	0	0	0	1	0
25 Mark Teixeira, S (1, 3) OBP: 0.385, SLG: 0.286	CS 1-2	27 F7 64 G3 2B		K		E6 27 CS 2-3		1B		3	1	1	0	0	1	1
85 Mason Williams, L (6, PR) OBP: 1.000, SLG: 1.000										1	0	1	0	0	0	0
(6, 8)																
27 Raul Ibanez, L (1, 10) OBP: 0.121, SLG: 0.097		F7 2-3		P5		CS 1-2	F9	L3		3	0	0	0	0	0	1
73 Cole Garner, R (8, PH) OBP: 0.429, SLG: 0.727										1	0	0	0	0	0	1
(8, 10)																
40 Bill Hall, R (1, 5) OBP: 0.370, SLG: 0.435		64 G3 HBP		K			41 BB 38 2B 1B		K	2	1	1	0	0	1	0
68 Brandon Laird, R (7, 5) OBP: 0.158, SLG: 0.118										1	0	0	0	0	1	0
64 Justin Maxwell, R (1, 9) OBP: 0.455, SLG: 0.474		G3 1-2 3-H			G4-3		38 2B 87 SF7 1-2 BB		K	2	0	0	1	0	0	1
41 Chris Dickerson, L (7, PH) OBP: 0.368, SLG: 0.313										1	1	0	0	1	1	0
(7, 7)																
38 Dewayne Wise, L (1, 7) OBP: 0.500, SLG: 0.632		BB			11 PO 66 S 1B				81 1B BB	2	0	2	1	1	0	0
67 Colin Curtis, L (7, 9) OBP: 0.333, SLG: 0.455							1-3 2-H 2B			0	0	0	0	1	0	0
66 Gustavo Molina, R (1, 2) OBP: 0.500, SLG: 0.500		G6-3			K 1-2		SF7 3-H		1-2 1B	2	0	0	0	0	1	3
87 Jose Gil, R (6, 2)										0	0	0	1	0	0	0
81 Ronnier Mustelier, R (9, PH) OBP: 1.000, SLG: 1.000										1	0	1	0	0	0	0
Inning Stats	R: 0 E: 0 K: 0 S: 4 H: 1 LOB: 0 BB: 0 P: 4	R: 1 E: 0 K: 0 S: 4 H: 1 LOB: 2 BB: 1 P: 9	R: 0 E: 0 K: 0 S: 3 H: 0 LOB: 0 BB: 0 P: 3	R: 0 E: 0 K: 2 S: 7 H: 0 LOB: 0 BB: 0 P: 7	R: 0 E: 0 K: 1 S: 6 H: 1 LOB: 0 BB: 0 P: 6	R: 0 E: 1 K: 2 S: 9 H: 1 LOB: 2 BB: 0 P: 9	R: 2 E: 0 K: 0 S: 5 H: 2 LOB: 1 BB: 1 P: 9	R: 0 E: 0 K: 1 S: 6 H: 1 LOB: 1 BB: 0 P: 6	R: 0 E: 0 K: 3 S: 10 H: 1 LOB: 2 BB: 1 P: 14	1B: 6 2B: 2 3B: 0 HR: 0	SF: 1 SAC: 0 DP: 0 HBP: 1	WP: 0 PB: 0 SB: 2 CS: 2	PA: 40				

PITCHER		IP	WLS	BF	H	R	ER	SO	BB	IBB	HBP	BLK	WP	HR	S	P	ERA	WHIP
55 Alfredo Simon, R ERA: 1.29	(1, 1)	2.0	W	9	2	1	1	0	1	0	1	0	0	0	8	13	4.50	1.500
38 Luis Ayala, R ERA: 3.0	(3, 1)	1.0		3	0	0	0	0	0	0	0	0	0	0	3	3	0.00	0.000
98 Mike Wright Jr., R ERA:	(4, 1)	2.1		8	2	0	0	4	0	0	0	0	0	0	17	17	0.00	0.857
40 Troy Patton, L ERA:	(6, 1)	1.0		3	0	0	0	1	0	0	0	0	0	0	6	6	0.00	0.000
79 Jon Link, R ERA: 4.26	(7, 1)	0.2		5	2	2	2	0	1	0	0	0	0	0	4	8	27.00	4.500

PITCHER		IP	WLS	BF	H	R	ER	SO	BB	IBB	HBP	BLK	WP	HR	S	P	ERA	WHIP
98 Robert Hinton, R ERA:	(8, 1)	1.0	H	4	1	0	0	1	0	0	0	0	0	0	6	14	0.00	1.000
95 Stu Pomeranz, R ERA: 1.93	(9, 1)	1.0	S	5	1	0	0	3	1	0	0	0	0	0	10	6	0.00	2.000

TOP

New York Yankees @ Baltimore Orioles

Ed Smith Stadium, Sarasota, FL

Sun Mar 18 2012, 7:07 PM - 10:08 PM EDT

Att. 8,686 - Cloudy - 79 F

livebaseballscorecards.com

AB	32
R	3
H	8
RBI	3
BB	3
SO	9
LOB	13

BOTTOM

New York Yankees @ Baltimore Orioles

Ed Smith Stadium, Sarasota, FL

Sun Mar 18 2012, 7:07 PM - 10:08 PM EDT

Att. 8,686 - Cloudy - 79 F

livebaseballscorecards.com

Batter	1	2	3	4	5	6	7	8	9	AB	R	H	RBI	BB	SO	LOB
9 Endy Chavez, L (1, 7) OBP: 0.500, SLG: 0.615 60 John Hester, R (7, 2)	0-0 2 2B 10 HR 1B	0-0 2 F8-3 2-H 1B			0-0 21 E 1B	0-3 K ③				4 0	1 0	3 0	1 0	0 0	1 0	1 0
2 J.J. Hardy, R (1, 6) OBP: 0.393, SLG: 0.435 86 Buck Britton, L (7, 4) OBP: 0.500, SLG: 0.500	0-0 10 HR 1-3 2B	0-0 ②③ F8-3 1-1			0-0 ① F8		0-0 1B			3 1	1 0	1 1	0 0	0 0	0 0	2 0
21 Nick Markakis, L (1, 10) OBP: 0.400, SLG: 0.375	0-3 K ①		0-3 K ①		1 SAFE 4-0 1-3 BB		0-0 F7 ①			3	0	0	0	1	2	3
10 Adam Jones, R (1, 8) OBP: 0.296, SLG: 0.360 95 Trent Mummey, L (7, 7)	2-2 2-H 3-H HR		0-0 F9 ②		0-3 K ②		0-3 K ②			3 1	1 0	1 0	3 0	0 0	1 1	2 1
86 Blake Davis, L (1, 3) Joe Mahoney, L (8, 3) OBP: 0.174, SLG: 0.217	0-0 G3 ②		0-3 K ③		0-0 G3 ③		0-0 F7 ③			4 0	0 0	0 0	0 0	0 0	1 0	3 0
32 Matt Wieters, S (1, 2) OBP: 0.200, SLG: 0.261 92 Jason Esposito, R (7, 5)	0-2 HR			0-3 K ①		0-0 G4-3 ①		0-0 F9 ①		3 1	1 0	1 0	1 0	0 0	1 0	0 0
12 Mark Reynolds, R (1, 5) OBP: 0.407, SLG: 0.350 70 Xavier Avery, L (6, PR) OBP: 0.261, SLG: 0.250 (7, 8)	0-0 G4-3 ③			0-0 P3 ②		4-0 3 S 11 1B BB		0-0 F8 ②		2 1	0 1	0 0	0 0	1 0	0 0	0 0
3 Ryan Flaherty, L (1, 9) OBP: 0.344, SLG: 0.483 87 Nicky Delmonico, L (8, PH) OBP: 0.333, SLG: 0.333 (9, 9)		0-0 11 SH1-3 9 1B 1B		0-0 11 FC6-4 1B		0-3 K 1-2 ②		0-3 K ③		3 1	1 0	2 0	0 0	0 0	1 1	1 0
11 Robert Andino, R (1, 4) OBP: 0.367, SLG: 0.400 89 Mychal Givens, R (6, PR) (7, 6)		0-0 SH1-3 ① 1-2		0-0 FC6-4 ③ 1-2f		0-0 2-H 1B				2 0	0 0	1 0	1 0	0 0	0 0	1 0
Inning Stats	R: 4 H: 4 E: 0 LOB: 0 K: 1 BB: 0 S: 13 P: 15	R: 1 H: 2 E: 0 LOB: 0 K: 0 BB: 0 S: 4 P: 4	R: 0 H: 0 E: 0 LOB: 0 K: 2 BB: 0 S: 7 P: 7	R: 0 H: 1 E: 0 LOB: 1 K: 1 BB: 0 S: 6 P: 6	R: 0 H: 1 E: 1 LOB: 2 K: 1 BB: 1 S: 6 P: 10	R: 1 H: 1 E: 0 LOB: 1 K: 2 BB: 1 S: 8 P: 12	R: 0 H: 1 E: 0 LOB: 1 K: 1 BB: 0 S: 6 P: 6	R: 0 H: 0 E: 0 LOB: 0 K: 1 BB: 0 S: 5 P: 5		1B: 7 SF: 0 2B: 2 SAC: 1 3B: 0 DP: 1 HR: 2 HBP: 0						WP: 0 PA: 35 PB: 0 SB: 1 CS: 0	

	AB	32
	R	6
	H	10
	RBI	6
	BB	2
	SO	9
	LOB	14

PITCHER		IP	WLS	BF	H	R	ER	SO	BB	IBB	HBP	BLK	WP	HR	S	P	ERA	WHIP
47 Iván Nova, R ERA: 7.82	(1, 1)	4.0	L	18	7	5	5	4	0	0	0	0	0	2	30	32	11.25	1.750
79 David Phelps, R ERA:	(5, 1)	0.2		4	1	0	0	1	1	0	0	0	0	0	5	9	0.00	3.000
39 Clay Rapada, L ERA:	(5, 1)	0.1		1	0	0	0	0	0	0	0	0	0	0	1	1	0.00	0.000
78 D.J. Mitchell, R ERA: 1.0	(6, 1)	2.0		9	2	1	1	3	1	0	0	0	0	0	14	18	4.50	1.500
70 George Kontos, R ERA:	(8, 1)	1.0		3	0	0	0	1	0	0	0	0	0	0	5	5	0.00	0.000

PITCHER	IP	WLS	BF	H	R	ER	SO	BB	IBB	HBP	BLK	WP	HR	S	P	ERA	WHIP

Batter	1	2	3	4	5	6	7	8	9	AB	R	H	RBI	BB	SO	LOB
13 Freddy Galvis, S (1, 4) OBP: 0.300, SLG: 0.477	K		G6-4-3 1-2f		K		3B 2-H		G5-3	5	0	1	1	0	2	2
16 Luis Montanez, R (1, 7) (7, 9) OBP: 0.417, SLG: 0.576	BB 3 1B 24 1B		P3		G1-3		G5-3		G3	4	1	0	0	1	0	2
3 Hunter Pence, R (1, 9) OBP: 0.306, SLG: 0.479 10 Juan Pierre, L (7, 7) OBP: 0.378, SLG: 0.281	1B 15 G5-3 24 1B 1-3			K		2B		G3-1	1B	3 2	0 0	2 1	0 0	0 0	1 0	0 0
24 Ty Wigginton, R (1, 3) OBP: 0.357, SLG: 0.343 29 Hector Luna, R (7, 3) OBP: 0.343, SLG: 0.531	1B 1-2 3-H			1B 28 FC5 51 1B		G6-3		G6-3	G5-3	3 2	0 0	2 0	1 0	0 0	0 0	0 1
15 John Mayberry Jr., R (1, 8) OBP: 0.260, SLG: 0.298 22 Scott Podsednik, L (7, 8) OBP: 0.463, SLG: 0.528	G5-3 2-3f			F7		2B		1B 23 1B 4 1B		3 1	0 1	1 1	0 0	0 0	0 0	3 0
51 Carlos Ruiz, R (1, 2) OBP: 0.500, SLG: 0.650 23 Brian Schneider, L (7, 2) OBP: 0.313, SLG: 0.267		1B 28 G6-3		1B 28 FC5 1-2		F8		1B 4 1B 1-3		3 1	0 0	2 1	0 0	0 0	0 0	1 0
28 Kevin Frandsen, R (1, 5) OBP: 0.263, SLG: 0.313 4 Pete Orr, L (7, 5) OBP: 0.361, SLG: 0.387		G6-3 1-2f		FC5 1-2 2-3f			G5-3 1-2	1B 1-3 3-H		3 1	0 0	0 1	0 1	0 0	0 0	3 0
7 Michael Martinez, S (1, 6) OBP: 0.400, SLG: 0.516 11 Miguel Abreu, R (7, 6) OBP: 0.500, SLG: 0.500		G6-3			2B 34 FC3-5		HBP 34 SH3-4 13 3B	P4		2 1	1 0	1 0	0 0	0 0	0 0	0 2
34 Roy Halladay, R (1, 1) OBP: 0.500, SLG: 0.500 58 Jonathan Papelbon, R (7, 1) 40 Michael Stutes, R (8, 1) 31 Erik Kratz, R (9, PH) OBP: 0.353, SLG: 0.529 57 David Herndon, R (9, 1)			1B 13 G6-4-3		FC3-5 2-3		SH3-4 1-2		HR	2 0 0 1 0	0 0 0 1 0	1 0 0 1 0	0 0 0 1 0	0 0 0 0 0	0 0 0 0 0	1 0 0 0 0
Inning Stats	R: 1 E: 0 K: 1 S: 6 H: 2 LOB: 1 BB: 1 P: 10	R: 0 E: 0 K: 0 S: 3 H: 1 LOB: 0 BB: 0 P: 3	R: 0 E: 0 K: 0 S: 3 H: 1 LOB: 0 BB: 0 P: 3	R: 0 E: 0 K: 1 S: 7 H: 2 LOB: 2 BB: 0 P: 7	R: 0 E: 0 K: 1 S: 6 H: 1 LOB: 1 BB: 0 P: 6	R: 0 E: 0 K: 0 S: 4 H: 2 LOB: 1 BB: 0 P: 4	R: 1 E: 0 K: 0 S: 4 H: 1 LOB: 1 BB: 0 P: 5	R: 1 E: 0 K: 0 S: 6 H: 3 LOB: 2 BB: 0 P: 6	R: 1 E: 0 K: 0 S: 5 H: 2 LOB: 1 BB: 0 P: 5	1B: 10 2B: 3 3B: 1 HR: 1	SF: 0 SAC: 1 DP: 3 HBP: 1					

PITCHER	IP	WLS	BF	H	R	ER	SO	BB	IBB	HBP	BLK	WP	HR	S	P	ERA	WHIP
17 Brian Matusz, L (1, 1) ERA: 2.4	5.0		20	7	1	1	3	1	0	0	0	0	0	25	29	1.80	1.600
63 Kevin Gregg, R (6, 1) ERA: 4.5	1.0		4	2	0	0	0	0	0	0	0	0	0	4	4	0.00	2.000
43 Jim Johnson, R (7, 1) ERA: 12.0	1.0	L	5	1	1	1	0	0	0	1	0	0	0	4	5	9.00	1.000
50 Willie Eyre, R (8, 1) ERA: 3.38	1.0		6	3	1	1	0	0	0	0	0	0	0	6	6	9.00	3.000
58 Zach Phillips, L (9, 1) ERA: 2.16	1.0		5	2	1	1	0	0	0	0	0	0	1	5	5	9.00	2.000

PITCHER	IP	WLS	BF	H	R	ER	SO	BB	IBB	HBP	BLK	WP	HR	S	P	ERA	WHIP

TOP

Philadelphia Phillies @ Baltimore Orioles

Ed Smith Stadium, Sarasota, FL

Tue Mar 20 2012, 1:08 PM - 3:24 PM EDT

Att. 7,811 - Partly Cloudy - 81 F

livebaseballscorecards.com

AB	37
R	4
H	15
RBI	4
BB	1
SO	3
LOB	15

WP: 0 PB: 0 SB: 0 CS: 0 PA: 40

BOTTOM

Batter	1	2	3	4	5	6	7	8	9	AB	R	H	RBI	BB	SO	LOB
14 Nolan Reimold, R (1, 7) OBP: 0.250, SLG: 0.190 89 John Ruettiger, L (9, 8) OBP: 0.667, SLG: 0.500	H 1-0 21 S 10 2B HBP		X 0-0 ② G6-3			X 0-0 ① F8		CS S 0-3 ③ K2-3		3 1 0 0 0 1 1 0 0 0 0 0 0 0						
36 Nick Johnson, L (1, 10) OBP: 0.419, SLG: 0.423 24 Wilson Betemit, S (9, PH) OBP: 0.235, SLG: 0.167	X 0-0 ① F8		X 0-0 ③ G4-3			X 0-0 ② L7			X 0-0 ① F7	3 0 0 0 0 0 1 1 0 0 0 0 0 0						
21 Nick Markakis, L (1, 9) OBP: 0.308, SLG: 0.273 3 Ryan Flaherty, L (7, 9) OBP: 0.333, SLG: 0.467 (9, 5)	X 0-0 ② F8 1-2			X 0-0 ① L8		X 0-0 ③ G4-3			CS C 0-3 ② K	3 0 0 0 0 0 1 1 0 0 0 0 1 0						
10 Adam Jones, R (1, 8) OBP: 0.333, SLG: 0.429 54 Matt Antonelli, R (8, 6) OBP: 0.419, SLG: 0.261	X 0-0 2-H 2B			X 0-0 32 G6-3 1B			X 0-0 ① G5-3		F FC 0-3 ③ K	3 0 2 1 0 0 0 1 0 0 0 0 1 0						
32 Matt Wieters, S (1, 2) OBP: 0.214, SLG: 0.240 13 Jai Miller, R (7, PR) OBP: 0.229, SLG: 0.412 (8, 8) (9, 7)	F T S 0-3 ③ K			X 0-0 ②③ G6-3 1-2f			B B B B 4-0 2 G6-4-3 BB			2 0 0 0 1 1 2 0 0 0 0 0 0 0						
2 J.J. Hardy, R (1, 6) OBP: 0.387, SLG: 0.423 60 John Hester, R (8, 2)		CS S 0-3 ① K			X 0-0 1B		X 0-0 ②③ G6-4-3 1-2f			3 0 1 0 0 1 1 0 0 0 0 0 0 0						
12 Mark Reynolds, R (1, 5) OBP: 0.400, SLG: 0.318 80 Scott Beerer, R (8, PR) OBP: 0.333, SLG: 0.333 (9, 9)		CS S 0-3 ② K			X 0-0 ① L7			B B B B 4-0 19 CS BB		2 0 0 0 1 1 1 0 0 0 0 0 0 0						
19 Chris Davis, L (1, 3) OBP: 0.303, SLG: 0.469 68 Steve Tolleson, R (8, PR) OBP: 0.375, SLG: 0.333 (9, 4)		X 0-0 ③ G4-3			X 0-0 ② L5			S X 0-1 ① 1-2 1B		3 0 1 0 0 0 1 0 0 0 0 0 0 0						
11 Robert Andino, R (1, 4) OBP: 0.333, SLG: 0.357 92 Jeff Larish, L (9, 3) OBP: 0.250, SLG: 0.250			C C S 0-3 ① K		C C S 0-3 ③ K			X 0-0 ② F9		3 0 0 0 0 2 2 0 0 0 0 0 0 0						
Inning Stats	R: 1 H: 1 E: 0 LOB: 1 K: 1 BB: 0 S: 6 P: 7	R: 0 H: 0 E: 0 LOB: 0 K: 2 BB: 0 S: 7 P: 7	R: 0 H: 0 E: 0 LOB: 0 K: 1 BB: 0 S: 5 P: 5	R: 0 H: 1 E: 0 LOB: 0 K: 0 BB: 0 S: 3 P: 3	R: 0 H: 0 E: 0 LOB: 0 K: 1 BB: 0 S: 6 P: 6	R: 0 H: 0 E: 0 LOB: 0 K: 0 BB: 0 S: 3 P: 3	R: 0 H: 0 E: 0 LOB: 1 K: 0 BB: 1 S: 2 P: 6	R: 0 H: 1 E: 0 LOB: 1 K: 1 BB: 1 S: 6 P: 10	R: 0 H: 0 E: 0 LOB: 0 K: 2 BB: 0 S: 7 P: 7	1B: 3 SF: 0 2B: 1 SAC: 0 3B: 0 DP: 2 HR: 0 HBP: 1							

PITCHER		IP	WLS	BF	H	R	ER	SO	BB	IBB	HBP	BLK	WP	HR	S	P	ERA	WHIP
34 Roy Halladay, R ERA: 6.59	(1, 1)	6.0	W	21	3	1	1	5	0	0	1	0	0	0	30	31	1.50	0.500
58 Jonathan Papelbon, R ERA: 1.5	(7, 1)	1.0	H	3	0	0	0	0	1	0	0	0	0	0	2	6	0.00	1.000
40 Michael Stutes, R ERA: 3.86	(8, 1)	1.0	H	4	1	0	0	1	1	0	0	0	0	0	6	10	0.00	2.000
57 David Herndon, R ERA: 2.25	(9, 1)	1.0	S	3	0	0	0	2	0	0	0	0	0	0	7	7	0.00	0.000

PITCHER	IP	WLS	BF	H	R	ER	SO	BB	IBB	HBP	BLK	WP	HR	S	P	ERA	WHIP

Philadelphia Phillies @ Baltimore Orioles

Ed Smith Stadium, Sarasota, FL

Tue Mar 20 2012, 1:08 PM - 3:24 PM EDT

Att. 7,811 - Partly Cloudy - 81 F

livebaseballscorecards.com

AB	28
R	1
H	4
RBI	1
BB	2
SO	8
LOB	10

WP: 0 PA: 31
PB: 0
SB: 1
CS: 1

Batter	1	2	3	4	5	6	7	8	9	AB	R	H	RBI	BB	SO	LOB
11 Rajai Davis, R (1, 8) OBP: 0.290, SLG: 0.267	G3	L4			G6-3			BB 26 S 1 S	E1 39 1B 2-3 3-H	3	0	0	0	0	0	2
43 Anthony Gose, L (6, 8) OBP: 0.346, SLG: 0.417										1	1	0	0	1	0	1
17 Omar Vizquel, S (1, 6) OBP: 0.458, SLG: 0.522	1B		F7		2B			L7 1-2	G3	3	0	2	0	0	0	0
1 Luis Valbuena, L (6, 6) OBP: 0.269, SLG: 0.440										2	0	0	0	0	0	3
9 J.P. Arencibia, R (1, 2) OBP: 0.290, SLG: 0.700	L7		HR		F9			L8	1B 2-H 3-H	3	1	1	1	0	0	2
39 Brian Bocock, R (7, 5) OBP: 0.611, SLG: 0.846										2	0	1	2	0	0	1
26 Adam Lind, L (1, 3) OBP: 0.313, SLG: 0.286	K		P6			L9		HBP 2-3	F9	3	0	0	0	0	1	1
25 Chris Woodward, R (8, PR) OBP: 0.231, SLG: 0.091										1	0	0	0	0	0	1
8 Ben Francisco, R (1, 9) OBP: 0.226, SLG: 0.207		G6-3	P4			G4-3		L6		4	0	0	0	0	0	2
45 Travis Snider, L (1, 7) OBP: 0.395, SLG: 0.769	2B 68 2B			BB 30 G6-3		F9			1B 68 1B 68 WP 62 SF7	2	1	1	0	1	0	0
36 Ricardo Nanita, L (6, 7) OBP: 0.333, SLG: 0.333										1	1	1	0	0	0	0
68 Yan Gomes, R (1, 5) OBP: 0.474, SLG: 0.842	2B 2-H		F7			K			1B 62 SF7 30 BB 43 E 1-3	4	1	2	1	0	1	1
(7, 2)																
30 David Cooper, L (1, 10) OBP: 0.390, SLG: 0.412	BB		G6-3 1-2f			F7			BB 43 E 62 SF7 39 1B 1-2	2	1	0	0	2	0	1
18 Mike McCoy, R (1, 4) OBP: 0.241, SLG: 0.259	K				G1-3	F8			SF7 1-2 2-3 3-H	3	0	0	0	0	1	2
62 Jonathan Diaz, R (7, 4) OBP: 0.481, SLG: 0.600										0	0	0	1	0	0	0
Inning Stats	R: 0 E: 0 K: 1 S: 6 H: 1 LOB: 1 BB: 0 P: 6	R: 1 E: 0 K: 1 S: 8 H: 2 LOB: 2 BB: 1 P: 12	R: 1 E: 0 K: 0 S: 4 H: 1 LOB: 0 BB: 0 P: 6	R: 0 E: 0 K: 0 S: 2 H: 0 LOB: 0 BB: 1 P: 6	R: 0 E: 0 K: 0 S: 4 H: 1 LOB: 1 BB: 0 P: 4	R: 0 E: 0 K: 0 S: 3 H: 0 LOB: 0 BB: 0 P: 3	R: 0 E: 0 K: 1 S: 5 H: 0 LOB: 0 BB: 0 P: 5	R: 0 E: 0 K: 0 S: 4 H: 0 LOB: 2 BB: 1 P: 10	R: 4 E: 1 K: 0 S: 7 H: 3 LOB: 1 BB: 1 P: 12	1B: 4 2B: 3 3B: 0 HR: 1 SF: 1 SAC: 0 DP: 1 HBP: 1						WP: 1 PB: 0 SB: 2 CS: 0 PA: 40	

PITCHER		IP	WLS	BF	H	R	ER	SO	BB	IBB	HBP	BLK	WP	HR	S	P	ERA	WHIP
29 Tommy Hunter, R ERA: 3.6	(1, 1)	5.0		21	5	2	2	2	2	0	0	0	0	1	24	34	3.60	1.400
38 Luis Ayala, R ERA: 2.25	(6, 1)	1.0		3	0	0	0	0	0	0	0	0	0	0	3	3	0.00	0.000
27 Matt Lindstrom, R ERA: 3.6	(7, 1)	1.0	H	3	0	0	0	1	0	0	0	0	0	0	5	5	0.00	0.000
40 Troy Patton, L ERA:	(8, 1)	1.0	H	5	0	0	0	0	1	0	1	0	0	0	4	10	0.00	1.000
47 Pedro Strop, R ERA: 3.38	(9, 1)	0.1	L	5	2	4	1	0	1	0	0	0	1	0	4	9	27.00	9.000

PITCHER		IP	WLS	BF	H	R	ER	SO	BB	IBB	HBP	BLK	WP	HR	S	P	ERA	WHIP
95 Stu Pomeranz, R ERA: 1.69	(9, 1)	0.2		3	1	0	0	0	0	0	0	0	0	0	3	3	0.00	1.500

TOP

Toronto Blue Jays @ Baltimore Orioles

Ed Smith Stadium, Sarasota, FL

Wed Mar 21 2012, 1:11 PM - 3:55 PM EDT

Att. 6,243 - Partly Cloudy - 83 F

livebaseballscorecards.com

AB	34
R	6
H	8
RBI	5
BB	4
SO	3
LOB	17

Batter	1	2	3	4	5	6	7	8	9	AB	R	H	RBI	BB	SO	LOB
9 Endy Chavez, L (1, 9) OBP: 0.548, SLG: 0.643	0-0 24 BB 10 1B 1B		BBBB 4-0 2 1B 24 SF7 BB		0-0 2 1B 1B		0-0 P4 ②	FSS 0-3 K ③		2	2	2	0	1	0	0
3 Ryan Flaherty, L (6, 3) OBP: 0.314, SLG: 0.438										2	0	0	0	0	1	2
2 J.J. Hardy, R (1, 6) OBP: 0.412, SLG: 0.448	CCS 0-3 K ①		0-0 1-3 1B		0-0 24 G5-4-3 1-2 1B		0-0 F8 ③			3	0	2	0	0	1	1
68 Steve Tolleson, R (5, PR) OBP: 0.360, SLG: 0.318 (6, 6)										1	0	0	0	0	0	0
24 Wilson Betemit, S (1, 3) OBP: 0.243, SLG: 0.161	BDBB 4-0 10 1B 32 FC1 1-2 BB		0-0 SF7 ① 3-H		0-0 G5-4-3 ② ③ 1-2f			0-0 G4-3 ①		1	0	0	1	1	0	2
80 Scott Beerer, R (6, 9) OBP: 0.320, SLG: 0.320										1	0	0	0	0	0	0
10 Adam Jones, R (1, 8) OBP: 0.364, SLG: 0.548	0-0 32 FC1 32 S/ 1-3 2-H 1B		FFS 0-3 K ②			0-0 HR		0-0 F9 ②		3	1	2	2	0	1	1
54 Matt Antonelli, R (8, 4) OBP: 0.406, SLG: 0.250										1	0	0	0	0	0	0
32 Matt Wieters, S (1, 2) OBP: 0.194, SLG: 0.214	BX 1-0 FC1 ② 1-3 3-H		0-0 G3 ③			0-0 G4-3 ①		0-0 P4 ③		3	0	0	0	0	0	3
28 Ronny Paulino, R (8, 2) OBP: 0.263, SLG: 0.278										1	0	0	0	0	0	0
12 Mark Reynolds, R (1, 5) OBP: 0.364, SLG: 0.280	0-0 F8 ③			0-0 F8 ①		0-0 G5-3 ②			0-0 89 1B	3	0	0	0	0	0	2
86 Buck Britton, L (8, 5) OBP: 0.600, SLG: 0.600										1	0	1	0	0	0	0
14 Nolan Reimold, R (1, 7) OBP: 0.259, SLG: 0.250		CFS 0-3 K ①		0-0 G1-3 ②		0-0 2B			CCC 0-3 K ①	3	0	1	0	0	1	0
90 Glynn Davis, R (9, 7)										1	0	0	0	0	1	1
19 Chris Davis, L (1, 10) OBP: 0.278, SLG: 0.429		0-0 F9 ②		0-0 G3 ③		FTS 0-3 K ③			CFC 0-3 K ②	3	0	0	0	0	1	1
60 John Hester, R (9, PH)										1	0	0	0	0	1	1
11 Robert Andino, R (1, 4) OBP: 0.306, SLG: 0.323		0-0 P6 ③			0-0 G5-3 ①		0-0 G6-3 ①		0-0 1-2 1B	3	0	0	0	0	0	0
89 John Ruettiger, L (8, 8) OBP: 0.750, SLG: 0.667										1	0	1	0	0	0	0
Inning Stats	R: 1 H: 2 E: 0 LOB: 2 K: 1 BB: 1 S: 8 P: 13	R: 0 H: 0 E: 0 LOB: 0 K: 1 BB: 0 S: 5 P: 5	R: 1 H: 1 E: 0 LOB: 1 K: 1 BB: 1 S: 6 P: 10	R: 0 H: 0 E: 0 LOB: 0 K: 0 BB: 0 S: 3 P: 3	R: 0 H: 2 E: 0 LOB: 2 K: 0 BB: 0 S: 4 P: 4	R: 1 H: 2 E: 0 LOB: 1 K: 1 BB: 0 S: 7 P: 7	R: 0 H: 0 E: 0 LOB: 0 K: 0 BB: 0 S: 3 P: 3	R: 0 H: 0 E: 0 LOB: 0 K: 0 BB: 0 S: 3 P: 3	R: 0 H: 2 E: 0 LOB: 2 K: 3 BB: 0 S: 11 P: 11	1B: 7 SF: 1 2B: 1 SAC: 0 3B: 0 DP: 1 HR: 1 HBP: 0						

PITCHER		IP	WLS	BF	H	R	ER	SO	BB	IBB	HBP	BLK	WP	HR	S	P	ERA	WHIP
4 Kyle Drabek, R ERA: 4.82	(1, 1)	3.1		15	3	2	2	3	2	0	0	0	0	0	20	29	5.40	1.500
47 Luis Perez, L ERA:	(4, 1)	1.2		6	2	0	0	0	0	0	0	0	0	0	6	6	0.00	1.200
48 Francisco Cordero, R ERA: 3.0	(6, 1)	1.0		5	2	1	1	1	0	0	0	0	0	1	7	7	9.00	2.000
44 Casey Janssen, R ERA:	(7, 1)	1.0		3	0	0	0	0	0	0	0	0	0	0	3	3	0.00	0.000
59 Jim Hoey, R ERA:	(8, 1)	1.0	W	3	0	0	0	0	0	0	0	0	0	0	3	3	0.00	0.000

PITCHER		IP	WLS	BF	H	R	ER	SO	BB	IBB	HBP	BLK	WP	HR	S	P	ERA	WHIP
3 Ronald Uviedo, R ERA:	(9, 1)	1.0	S	5	2	0	0	3	0	0	0	0	0	0	11	11	0.00	2.000

BOTTOM

Toronto Blue Jays @ Baltimore Orioles

Ed Smith Stadium, Sarasota, FL

Wed Mar 21 2012, 1:11 PM - 3:55 PM EDT

Att. 6,243 - Partly Cloudy - 83 F

livebaseballscorecards.com

AB	34
R	3
H	9
RBI	3
BB	2
SO	7
LOB	14

WP: 0 PA: 37
PB: 0
SB: 1
CS: 0

Baltimore Orioles @ Minnesota Twins

Hammond Stadium, Fort Myers, FL

Thu Mar 22 2012, 1:17 PM - 3:40 PM EDT

Att. 8,024 - Cloudy - 85 F

TOP

livebaseballscorecards.com

Batter	1	2	3	4	5	6	7	8	9	AB	R	H	RBI	BB	SO	LOB
70 Xavier Avery, L (1, 8) OBP: 0.333, SLG: 0.417	11 SH1-3 / 36 G6-3 2B	G4-3		1-H 2B			11 2B 1B	1-H HR		4	2	3	1	0	0	1
95 Trent Mummey, L (7, 7) OBP: 0.286, SLG: 0.667										1	1	1	2	0	0	0
11 Robert Andino, R (1, 6) OBP: 0.308, SLG: 0.353	SH1-3 2-3		G5-3	F7			36 1B 1-H 2B	G6-3		3	1	1	1	0	0	1
80 Scott Beerer, R (7, 9) OBP: 0.308, SLG: 0.308										1	0	0	0	0	0	0
36 Nick Johnson, L (1, 10) OBP: 0.400, SLG: 0.400	G6-3 3-H		G3		F7		24 2B 2-H 1B	G3		4	0	1	2	0	0	0
91 Travis Adair, L (8, PH) (8, 10)										1	0	0	0	0	0	0
14 Nolan Reimold, R (1, 7) OBP: 0.258, SLG: 0.250	G5-3		24 S / 24 HR 1B		G4-3		L5		G6-3	4	1	1	0	0	0	1
90 Glynn Davis, R (7, 8)										1	0	0	0	0	0	0
24 Wilson Betemit, S (1, 5) OBP: 0.293, SLG: 0.343		19 2B / 3 3B 1B	1-H HR		G6-3		1-3 2B		G4-3	4	2	3	2	0	0	0
92 Jason Esposito, R (7, PR) (7, 5)										1	0	0	0	0	0	0
19 Chris Davis, L (1, 3) OBP: 0.300, SLG: 0.538		1-3 3 3B 2B	K			HR	K		K	4	2	2	1	0	2	2
86 Buck Britton, L (7, 4) OBP: 0.500, SLG: 0.500										1	0	0	0	0	1	0
28 Ronny Paulino, R (1, 2) OBP: 0.227, SLG: 0.238	G5-3			G6-3		P3	F7			3	0	0	0	0	0	2
68 Steve Tolleson, R (6, 4) OBP: 0.346, SLG: 0.304										1	0	0	0	0	0	2
(7, 6)																
3 Ryan Flaherty, L (1, 9) OBP: 0.333, SLG: 0.500	54 FC5-2 2-H 3-H 3B			70 2B 1B		G4-3		G4-3		4	1	2	2	0	0	0
(7, 3)																
54 Matt Antonelli, R (1, 4) OBP: 0.371, SLG: 0.222	FC5-2 3-H			F8		K		95 HR HBP		3	0	0	0	0	1	2
73 Brian Ward, R (6, 2)										0	1	0	0	0	0	0

	AB	40
	R	11
	H	14
	RBI	11
	BB	0
	SO	4
	LOB	11

Inning Stats																																		
	R: 1	E: 0	K: 0	S: 4	H: 1	LOB: 0	BB: 0	P: 4	R: 2	E: 0	K: 0	S: 6	H: 3	LOB: 1	BB: 0	P: 6	R: 2	E: 0	K: 1	S: 7	H: 2	LOB: 0	BB: 0	P: 9	R: 1	E: 0	K: 0	S: 5	H: 2	LOB: 1	BB: 0	P: 5	R: 0	E: 0	K: 0	S: 3	H: 0	LOB: 0	BB: 0	P: 3
	R: 1	E: 0	K: 1	S: 6	H: 1	LOB: 0	BB: 0	P: 6	R: 2	E: 0	K: 1	S: 9	H: 4	LOB: 2	BB: 0	P: 9	R: 2	E: 0	K: 0	S: 4	H: 1	LOB: 0	BB: 0	P: 7	R: 0	E: 0	K: 1	S: 5	H: 0	LOB: 0	BB: 0	P: 5	1B: 5	2B: 5	3B: 1	HR: 3	SF: 0	SAC: 1	DP: 0	HBP: 1	WP: 0	PB: 0	SB: 1	CS: 0	PA: 42

PITCHER		IP	WLS	BF	H	R	ER	SO	BB	IBB	HBP	BLK	WP	HR	S	P	ERA	WHIP
48 Carl Pavano, R ERA: 6.11	(1, 1)	4.0	L	20	8	6	6	1	0	0	0	0	0	1	22	24	13.50	2.000
52 Brian Duensing, L ERA:	(5, 1)	1.0		3	0	0	0	0	0	0	0	0	0	0	3	3	0.00	0.000
55 Matt Capps, R ERA: 3.0	(6, 1)	1.0		4	1	1	1	1	0	0	0	0	0	1	6	6	9.00	1.000
15 Glen Perkins, L ERA: 3.0	(7, 1)	1.0		7	4	2	2	1	0	0	0	0	0	0	9	9	18.00	4.000
66 Brendan Wise, R ERA: 7.5	(8, 1)	2.0		8	1	2	2	1	0	0	1	0	0	1	9	12	9.00	0.500

PITCHER	IP	WLS	BF	H	R	ER	SO	BB	IBB	HBP	BLK	WP	HR	S	P	ERA	WHIP

Batter	1	2	3	4	5	6	7	8	9	AB	R	H	RBI	BB	SO	LOB
11 Ben Revere, L (1, 7) OBP: 0.378, SLG: 0.400	7 2B 2B		G3			K		K		4	1	1	0	0	2	0
77 Brian Dozier, R (1, 6) OBP: 0.321, SLG: 0.440	F7		F8			7 G6-4-3 BB			P3	3	0	0	0	1	0	1
7 Joe Mauer, L (1, 2) OBP: 0.371, SLG: 0.375 32 René Rivera, R (7, 2) OBP: 0.417, SLG: 0.455	33 G4-3 2-H 2B			1B		G6-4-3 1-2f			P3	3 1	0 0	2 0	1 0	0 0	0 0	1 0
33 Justin Morneau, L (1, 10) OBP: 0.167, SLG: 0.091 5 J.R. Towles, R (9, PH) OBP: 0.250, SLG: 0.455	G4-3 2-3			F7			L5		K	3 1	0 0	0 0	0 0	0 0	0 1	2 0
16 Josh Willingham, R (1, 9) OBP: 0.389, SLG: 0.321 26 Brian Dinkelman, L (8, 9) OBP: 0.333, SLG: 0.381	F8			F9			K			3 0	0 0	0 0	0 0	0 0	1 0	2 0
27 Chris Parmelee, L (1, 3) OBP: 0.405, SLG: 0.606 73 Michael Hollimon, S (7, PH) OBP: 0.524, SLG: 0.722 (8, 3)		38 G5-4-3 1B		K			2B			2 1	0 0	1 1	0 0	0 0	1 0	1 0
37 Sean Burroughs, L (1, 5) OBP: 0.379, SLG: 0.333		F7			F7		K			3	0	0	0	0	1	2
38 Luke Hughes, R (1, 4) OBP: 0.333, SLG: 0.533 71 Pedro Florimón, S (8, 4) OBP: 0.286, SLG: 0.222		G5-4-3 1-2f			F9			K		2 1	0 0	0 0	0 0	0 0	0 1	1 0
63 Joe Benson, R (1, 8) OBP: 0.368, SLG: 0.515			G4-3		P3			K		3	0	0	0	0	1	0
Inning Stats	R: 1 E: 0 K: 0 S: 5 H: 2 LOB: 1 BB: 0 P: 5	R: 0 E: 0 K: 0 S: 3 H: 1 LOB: 0 BB: 0 P: 3	R: 0 E: 0 K: 0 S: 3 H: 0 LOB: 0 BB: 0 P: 3	R: 0 E: 0 K: 1 S: 6 H: 1 LOB: 1 BB: 0 P: 6	R: 0 E: 0 K: 0 S: 3 H: 0 LOB: 0 BB: 0 P: 3	R: 0 E: 0 K: 1 S: 4 H: 0 LOB: 0 BB: 1 P: 8	R: 0 E: 0 K: 2 S: 8 H: 1 LOB: 1 BB: 0 P: 8	R: 0 E: 0 K: 3 S: 9 H: 0 LOB: 0 BB: 0 P: 9	R: 0 E: 0 K: 1 S: 5 H: 0 LOB: 0 BB: 0 P: 5	1B: 2 2B: 3 3B: 0 HR: 0 SF: 0 SAC: 0 DP: 2 HBP: 0						

PITCHER	IP	WLS	BF	H	R	ER	SO	BB	IBB	HBP	BLK	WP	HR	S	P	ERA	WHIP
16 Wei-Yin Chen, L (1, 1) ERA: 3.0	5.0	W	18	4	1	1	1	0	0	0	0	0	0	20	20	1.80	0.800
43 Jim Johnson, R (6, 1) ERA: 9.0	1.0		3	0	0	0	1	1	0	0	0	0	0	4	8	0.00	1.000
37 Dana Eveland, L (7, 1) ERA: 2.25	1.0		4	1	0	0	2	0	0	0	0	0	0	8	8	0.00	1.000
30 Chris Tillman, R (8, 1) ERA: 2.89	1.0		3	0	0	0	3	0	0	0	0	0	0	9	9	0.00	0.000
48 Pat Neshek, R (9, 1) ERA:	1.0		3	0	0	0	1	0	0	0	0	0	0	5	5	0.00	0.000

PITCHER	IP	WLS	BF	H	R	ER	SO	BB	IBB	HBP	BLK	WP	HR	S	P	ERA	WHIP

BOTTOM

Baltimore Orioles @ Minnesota Twins

Hammond Stadium, Fort Myers, FL

Thu Mar 22 2012, 1:17 PM - 3:40 PM EDT

Att. 8,024 - Cloudy - 85 F

livebaseballscorecards.com

AB	30
R	1
H	5
RBI	1
BB	1
SO	8
LOB	10

Batter	1	2	3	4	5	6	7	8	9	AB	R	H	RBI	BB	SO	LOB
5 Nick Punto, S (1, 5) OBP: 0.346, SLG: 0.286	F8	BB		F7		F8		E6		3	0	0	0	1	0	1
77 Pedro Ciriaco, R (6, 6) OBP: 0.438, SLG: 0.645										1	1	0	0	0	0	0
76 Jose Iglesias, R (1, 6) OBP: 0.273, SLG: 0.300	K	K			HBP	G1-3		BB		3	0	0	0	0	2	4
94 Ryan Dent, R (6, 5) OBP: 0.286, SLG: 0.167										0	0	0	0	1	0	0
39 Jarrod Saltalamacchia, S (1, 2) OBP: 0.364, SLG: 0.444	K		BB		1B		2B	1B		2	0	1	0	1	1	0
98 Daniel Nava, S (6, 9) OBP: 0.400, SLG: 0.600										2	1	2	1	0	0	0
54 Darnell McDonald, R (1, 8) OBP: 0.556, SLG: 0.958		1B	1B		1B		G6-3	1B		3	1	3	0	0	0	0
66 Shannon Wilkerson, R (6, 8) OBP: 0.750, SLG: 1.000										2	0	1	0	0	0	1
73 Josh Kroeger, L (1, 9) OBP: 0.216, SLG: 0.343		G4-3	G4-6-3		1B		1B	L9		3	0	1	0	0	0	3
81 Dan Butler, R (6, 2) OBP: 0.273, SLG: 0.545										2	0	1	0	0	0	3
62 Lars Anderson, L (1, 3) OBP: 0.500, SLG: 0.630		1B	BB		G4-6-3		SF9		K	2	1	1	0	1	0	3
96 Drew Hedman, L (6, 3)										1	0	0	1	0	1	0
16 Jason Repko, R (1, 7) OBP: 0.306, SLG: 0.281		L8				K	G3		K	3	0	1	1	0	1	2
67 Mitchell Dening, L (6, 7)		1B								2	0	0	0	0	1	1
71 Nate Spears, L (1, 4) OBP: 0.429, SLG: 0.500		BB		L9		BB		K	G4-3	1	0	0	0	2	0	0
86 Tony Thomas, R (6, PR) (6, 4)										2	1	0	0	0	1	0
72 Mauro Gomez, R (1, 10) OBP: 0.250, SLG: 0.500		K		G6-3		1B		K		4	0	1	1	0	2	2
Inning Stats	R: 0 E: 0 K: 2 S: 8 H: 0 LOB: 0 BB: 0 P: 8	R: 2 E: 0 K: 2 S: 11 H: 3 LOB: 3 BB: 2 P: 19	R: 0 E: 0 K: 0 S: 3 H: 1 LOB: 2 BB: 2 P: 11	R: 0 E: 0 K: 0 S: 3 H: 0 LOB: 0 BB: 0 P: 3	R: 0 E: 0 K: 0 S: 4 H: 3 LOB: 2 BB: 0 P: 5	R: 1 E: 0 K: 1 S: 10 H: 1 LOB: 1 BB: 1 P: 14	R: 1 E: 0 K: 0 S: 5 H: 2 LOB: 1 BB: 0 P: 5	R: 1 E: 1 K: 2 S: 12 H: 2 LOB: 3 BB: 1 P: 16	R: 0 E: 0 K: 2 S: 7 H: 0 LOB: 0 BB: 0 P: 7	1B: 11 2B: 1 3B: 0 HR: 0 SF: 1 SAC: 0 DP: 2 HBP: 1	WP: 0 PB: 1 SB: 1 CS: 0 PA: 44					

TOP

Boston Red Sox @ Baltimore Orioles

Ed Smith Stadium, Sarasota, FL

Fri Mar 23 2012, 1:09 PM - 4:12 PM EDT

Att. 7,923 - Partly Cloudy - 81 F

livebaseballscorecards.com

AB	36
R	5
H	12
RBI	4
BB	6
SO	9
LOB	20

PITCHER		IP	WLS	BF	H	R	ER	SO	BB	IBB	HBP	BLK	WP	HR	S	P	ERA	WHIP
39 Jason Hammel, R ERA: 3.09	(1, 1)	2.0		11	3	2	2	4	2	0	0	0	0	0	19	27	9.00	2.500
35 Brad Bergesen, R ERA: 3.75	(3, 1)	3.0	W	13	4	0	0	0	2	0	1	0	0	0	10	19	0.00	2.000
63 Kevin Gregg, R ERA: 5.4	(6, 1)	1.0	H	5	1	1	1	1	1	0	0	0	0	0	10	14	9.00	2.000
59 Armando Galarraga, R ERA: 7.2	(7, 1)	2.0	H	12	4	2	1	2	1	0	0	0	0	0	17	21	4.50	2.500
58 Zach Phillips, L ERA: 1.93	(9, 1)	1.0	S	3	0	0	0	2	0	0	0	0	0	0	7	7	0.00	0.000

PITCHER	IP	WLS	BF	H	R	ER	SO	BB	IBB	HBP	BLK	WP	HR	S	P	ERA	WHIP

BOTTOM

Boston Red Sox @ Baltimore Orioles

Ed Smith Stadium, Sarasota, FL

Fri Mar 23 2012, 1:09 PM - 4:12 PM EDT

Att. 7,923 - Partly Cloudy - 81 F

Batter	1	2	3	4	5	6	7	8	9	AB	R	H	RBI	BB	SO	LOB
14 Nolan Reimold, R (1, 7) OBP: 0.229, SLG: 0.219 92 Jeff Larish, L (8, 3) OBP: 0.250, SLG: 0.250	P6		G5-4-3 1-2f	L9		K				4 0	0 0	0 0	0 0	0 0	1 0	4 0
36 Nick Johnson, L (1, 3) OBP: 0.410, SLG: 0.441 88 Brenden Webb, L (7, PR) (8, 7)	G3		21 HR 2B		G4-3		60 A4 98 1B			4 0	1 0	2 0	0 0	0 0	0 0	0 0
21 Nick Markakis, L (1, 9) OBP: 0.375, SLG: 0.571 60 John Hester, R (7, 2)	10 HR 1B		2-H HR		F9	SAFE 1-2	K			3 1	2 0	2 0	2 0	0 0	0 1	0 1
10 Adam Jones, R (1, 8) OBP: 0.389, SLG: 0.647 3 Ryan Flaherty, L (7, 6) OBP: 0.350, SLG: 0.541	1-H HR		1B		G5-3		2B			3 1	1 0	2 1	2 0	0 0	0 0	0 0
32 Matt Wieters, S (1, 2) OBP: 0.206, SLG: 0.226 80 Scott Beerer, R (6, PR) OBP: 0.296, SLG: 0.296 (7, 9)	G3-1		K			68 1B 11 1B 1B	L4			3 1	0 1	1 0	0 0	0 0	1 0	1 2
12 Mark Reynolds, R (1, 5) OBP: 0.361, SLG: 0.321 54 Matt Antonelli, R (7, 4) OBP: 0.361, SLG: 0.214		L7		11 2B 2B		F8		G5-3		3 1	1 0	1 0	0 0	0 0	0 0	1 0
24 Wilson Betemit, S (1, 10) OBP: 0.267, SLG: 0.308		K		F7		P4		G6-3		4	0	0	0	0	1	2
68 Steve Tolleson, R (1, 4) OBP: 0.345, SLG: 0.308 89 John Ruettiger, L (7, 8) OBP: 0.800, SLG: 0.750		F9		K		11 1B 1-2 1B		86 S 1B		3 1	0 0	1 1	0 0	0 0	1 0	1 0
11 Robert Andino, R (1, 6) OBP: 0.357, SLG: 0.417 86 Buck Britton, L (6, PR) OBP: 0.429, SLG: 0.429 (7, 5)			14 G5-4-3 BB	2-H 2B		1-2 2-H 1B		1-2		2 1	0 0	2 0	2 0	1 0	0 0	0 1
Inning Stats	R: 2 E: 0 K: 0 S: 5 H: 2 LOB: 0 BB: 0 P: 5	R: 0 E: 0 K: 1 S: 6 H: 0 LOB: 0 BB: 0 P: 6	R: 2 E: 0 K: 1 S: 10 H: 3 LOB: 1 BB: 1 P: 14	R: 1 E: 0 K: 1 S: 9 H: 2 LOB: 1 BB: 0 P: 9	R: 0 E: 0 K: 0 S: 3 H: 0 LOB: 0 BB: 0 P: 3	R: 1 E: 0 K: 1 S: 8 H: 3 LOB: 2 BB: 0 P: 8	R: 0 E: 0 K: 1 S: 6 H: 2 LOB: 2 BB: 0 P: 6	R: 0 E: 0 K: 0 S: 4 H: 1 LOB: 1 BB: 0 P: 5		1B: 7 2B: 4 3B: 0 HR: 2 SF: 0 SAC: 0 DP: 1 HBP: 0						

livebaseballscorecards.com

AB	35
R	6
H	13
RBI	6
BB	1
SO	5
LOB	13

PITCHER		IP	WLS	BF	H	R	ER	SO	BB	IBB	HBP	BLK	WP	HR	S	P	ERA	WHIP
11 Clay Buchholz, R ERA: 4.8	(1, 1)	5.0	L	22	7	5	5	3	1	0	0	0	0	2	33	37	9.00	1.600
37 Mark Melancon, R ERA: 7.5	(6, 1)	1.0		6	3	1	1	1	0	0	0	0	0	0	8	8	9.00	3.000
32 Matt Albers, R ERA: 3.86	(7, 1)	2.0		8	3	0	0	1	0	0	0	0	0	0	10	11	0.00	1.500

PITCHER	IP	WLS	BF	H	R	ER	SO	BB	IBB	HBP	BLK	WP	HR	S	P	ERA	WHIP

Washington Nationals @ Baltimore Orioles

Ed Smith Stadium, Sarasota, FL

Sat Mar 24 2012, 1:07 PM - 3:34 PM EDT

Att. 6,665 - Partly Cloudy - 80 F

livebaseballscorecards.com

TOP

Batter	1	2	3	4	5	6	7	8	9	AB	R	H	RBI	BB	SO	LOB
20 Ian Desmond, R (1, 6) OBP: 0.286, SLG: 0.340	F7		L9		8 FC6-4 1B 1-2		F7			3	0	1	0	0	0	0
13 Andrés Blanco, S (5, PR) OBP: 0.065, SLG: 0.138 (5, 6)										1	0	0	0	0	0	0
8 Danny Espinosa, S (1, 4) OBP: 0.289, SLG: 0.244	24 G3-1 3 1B 2B		G4-3		FC6-4 1-2f		F8			3	1	1	0	0	0	2
Adrián Sanchez, R (5, 4)										1	0	0	0	0	0	0
24 Rick Ankiel, L (1, 8) OBP: 0.438, SLG: 0.692	G3-1 2-3		F8			3 BB 18 WP 10 FC4-6 BB	K			2	0	0	0	1	0	1
Michael Taylor, R (6, PR) (6, 8)										1	1	0	0	0	1	0
18 Chad Tracy, L (1, 3) OBP: 0.264, SLG: 0.298	3 1B BB			G1-3		10 FC4-6 3 BB 15 E 1-2 BB		F7		1	0	0	0	2	0	0
10 Brett Newsome, L (6, PR) (6, 3)										1	1	0	0	0	0	0
3 Wilson Ramos, R (1, 2) OBP: 0.226, SLG: 0.300	1-2 3-H 1B			G5-3		10 FC4-6 1-2 2-3 BB		G1-3		2	0	1	1	1	0	0
64 Carlos Maldonado, R (6, 2) OBP: 0.500, SLG: 0.667										1	0	0	0	0	0	0
26 Jesus Flores, R (1, 10) OBP: 0.306, SLG: 0.529	K			K		F4		G6-3		4	0	0	0	0	2	5
10 Corey Brown, L (1, 7) OBP: 0.318, SLG: 0.500		F8			G4-3	FC4-6 15 E 1-2f 2-3 3-H			F7	4	0	0	1	0	0	2
15 Brett Carroll, R (1, 9) OBP: 0.283, SLG: 0.256		P3			P2	E5 1-2 3-H			K	3	0	0	0	0	0	1
22 Chris Rahl, R (6, PR) (6, 9)										1	0	0	0	0	1	0
1 Steve Lombardozzi, S (1, 5) OBP: 0.326, SLG: 0.395		F8			20 1B 1B	F8			G4-3	3	0	1	0	0	0	2
13 Josh Johnson, S (6, 5) OBP: 0.333, SLG: 0.333										1	0	0	0	0	0	0
Inning Stats	R: 1 E: 0 K: 1 S: 7 H: 2 LOB: 2 BB: 1 P: 12	R: 0 E: 0 K: 0 S: 3 H: 0 LOB: 0 BB: 0 P: 3	R: 0 E: 0 K: 0 S: 3 H: 0 LOB: 0 BB: 0 P: 3	R: 0 E: 0 K: 1 S: 5 H: 0 LOB: 0 BB: 0 P: 5	R: 0 E: 0 K: 0 S: 5 H: 2 LOB: 2 BB: 0 P: 5	R: 2 E: 1 K: 0 S: 4 H: 0 LOB: 2 BB: 3 P: 16	R: 0 E: 0 K: 1 S: 5 H: 0 LOB: 0 BB: 0 P: 5	R: 0 E: 0 K: 0 S: 3 H: 0 LOB: 0 BB: 0 P: 3	R: 0 E: 0 K: 1 S: 5 H: 0 LOB: 0 BB: 0 P: 5	1B: 3 2B: 1 3B: 0 HR: 0	SF: 0 SAC: 0 DP: 0 HBP: 0						

	AB	32
	R	3
	H	4
	RBI	2
	BB	4
	SO	4
	LOB	13

WP: 1 PB: 0 SB: 0 CS: 0 PA: 36

PITCHER		IP	WLS	BF	H	R	ER	SO	BB	IBB	HBP	BLK	WP	HR	S	P	ERA	WHIP
34 Jake Arrieta, R ERA: 4.66	(1, 1)	5.0	W	20	4	1	1	2	1	0	0	0	0	0	23	28	1.80	1.000
25 Dontrelle Willis, L ERA: 14.73	(6, 1)	1.0		7	0	2	1	0	3	0	0	0	1	0	4	16	9.00	3.000
56 Darren O'Day, R ERA:	(7, 1)	1.0		3	0	0	0	1	0	0	0	0	0	0	5	5	0.00	0.000
38 Luis Ayala, R ERA: 1.8	(8, 1)	1.0		3	0	0	0	0	0	0	0	0	0	0	3	3	0.00	0.000
27 Matt Lindstrom, R ERA: 3.0	(9, 1)	1.0		3	0	0	0	1	0	0	0	0	0	0	5	5	0.00	0.000

PITCHER	IP	WLS	BF	H	R	ER	SO	BB	IBB	HBP	BLK	WP	HR	S	P	ERA	WHIP

Batter	1	2	3	4	5	6	7	8	9	AB	R	H	RBI	BB	SO	LOB
3 Ryan Flaherty, L (1, 9) OBP: 0.341, SLG: 0.512 95 Trent Mummey, L (7, 7) OBP: 0.250, SLG: 0.571	F7		F8	24 BB, 2 BB, 10 1B; 1-3, 2-H; 1B	FC3-6; 1-2f		F9			4 1	1 0	1 0	1 0	0 0	0 0	2 0
2 J.J. Hardy, R (1, 6) OBP: 0.395, SLG: 0.406 85 Manny Machado, R (6, 6) OBP: 0.286, SLG: 0.167	G5-3		1 SAFE; G3; 1-3	10 1B, 24 BB, 10 E; 1-2; BB	P4		K			3 1	1 0	0 0	0 0	1 0	0 0	2 0
24 Wilson Betemit, S (1, 10) OBP: 0.327, SLG: 0.357 80 Scott Beerer, R (6, PR) OBP: 0.286, SLG: 0.286 (7, 10)	10 1B, 32 1B; 1B		10 1B, 32 HR; 3-H; 1B	10 E, 10 1B; 1-2, 2-3, 3-H; BB		E6; 10 SH2-3, 32 1B; 1B		F7		3 1	2 1	3 0	2 0	1 0	0 0	0 0
10 Adam Jones, R (1, 8) OBP: 0.436, SLG: 0.676 89 John Ruettiger, L (7, 8) OBP: 0.833, SLG: 1.000	32 1B, 32 1B; 1-2; 1B		32 HR; 1-2; 1B	E5; 32 1B; 1-H, 2-H, 3-H; 1B		SH2-3; 2-3		2B		3 1	2 0	3 1	1 0	0 0	0 0	0 0
32 Matt Wieters, S (1, 2) OBP: 0.289, SLG: 0.400 54 Matt Antonelli, R (6, PR) OBP: 0.351, SLG: 0.207 (7, 5)	1-H, 2-H; 1B		1-H, 2-H; HR	2-H; 1B		19 1B; 3-H; 1B		K		4 1	1 0	4 0	6 0	0 0	0 1	0 1
12 Mark Reynolds, R (1, 5) OBP: 0.325, SLG: 0.281 90 Glynn Davis, R (7, 9)		F8	K	K		K		G6-3		4 1	0 0	0 0	0 0	0 0	3 0	3 1
19 Chris Davis, L (1, 3) OBP: 0.295, SLG: 0.512 94 Jonathan Schoop, R (6, PR) (7, 4)		K		K	G4-3	1-2; 1B				4 0	0 0	1 0	0 0	0 0	2 0	0 0
14 Nolan Reimold, R (1, 7) OBP: 0.231, SLG: 0.306 92 Jeff Larish, L (7, 3) OBP: 0.250, SLG: 0.250		K		E5; 11 1B, 3 1B	HR	K				4 0	2 0	1 0	1 0	0 0	2 0	2 0
11 Robert Andino, R (1, 4) OBP: 0.400, SLG: 0.462 60 John Hester, R (7, 2)			2 G3, 2 E; 24 1B; 1B	3 1B; 1-2, 24 BB; 1B	3 FC3-6; 1B		G4-3			3 1	2 0	3 0	0 0	0 0	0 0	0 0
Inning Stats	R: 1 H: 3 E: 0 LOB: 2 K: 0 BB: 0 S: 5 P: 5	R: 0 H: 0 E: 0 LOB: 0 K: 2 BB: 0 S: 7 P: 7	R: 4 H: 4 E: 1 LOB: 0 K: 1 BB: 0 S: 9 P: 9	R: 5 H: 4 E: 2 LOB: 1 K: 2 BB: 2 S: 11 P: 19	R: 1 H: 2 E: 0 LOB: 1 K: 0 BB: 0 S: 6 P: 6	R: 1 H: 3 E: 1 LOB: 2 K: 2 BB: 0 S: 10 P: 10	R: 0 H: 0 E: 0 LOB: 0 K: 1 BB: 0 S: 5 P: 5	R: 0 H: 1 E: 0 LOB: 1 K: 1 BB: 0 S: 6 P: 6		1B: 14 SF: 0 2B: 1 SAC: 1 3B: 0 DP: 0 HR: 2 HBP: 0						

PITCHER	IP	WLS	BF	H	R	ER	SO	BB	IBB	HBP	BLK	WP	HR	S	P	ERA	WHIP
33 Edwin Jackson, R (1, 1) ERA: 6.88	3.2	L	23	11	10	7	4	2	0	0	0	0	1	29	37	17.18	3.545
52 Ryan Mattheus, R (4, 1) ERA: 4.0	1.1		6	2	1	1	1	0	0	0	0	0	1	9	9	6.75	1.500
32 Tom Gorzelanny, L (6, 1) ERA: 10.29	2.0		9	3	1	1	3	0	0	0	0	0	0	15	15	4.50	1.500
63 Henry Alberto Rodriguez, R (8, 1) ERA:	1.0		4	1	0	0	1	0	0	0	0	0	0	6	6	0.00	1.000

PITCHER	IP	WLS	BF	H	R	ER	SO	BB	IBB	HBP	BLK	WP	HR	S	P	ERA	WHIP

BOTTOM

Washington Nationals @ Baltimore Orioles

Ed Smith Stadium, Sarasota, FL

Sat Mar 24 2012, 1:07 PM - 3:34 PM EDT

Att. 6,665 - Partly Cloudy - 80 F

livebaseballscorecards.com

AB	39
R	12
H	17
RBI	11
BB	2
SO	9
LOB	11



WP: 0 PA: 42
PB: 0
SB: 0
CS: 0

Batter	1	2	3	4	5	6	7	8	9	10	AB	R	H	RBI	BB	SO	LOB
70 Xavier Avery, L (1, 8) OBP: 0.300, SLG: 0.370	G4-3		K		K		K		F9		3	0	0	0	0	2	0
54 Matt Antonelli, R (7, PH) OBP: 0.333, SLG: 0.194 (7, 4)	36 CS 1B		36 CS BB			G5-3		K		F8	2	0	1	0	1	0	0
11 Robert Andino, R (1, 4) OBP: 0.417, SLG: 0.463											2	0	0	0	0	1	0
3 Ryan Flaherty, L (7, 9) OBP: 0.326, SLG: 0.488																	
36 Nick Johnson, L (1, 10) OBP: 0.405, SLG: 0.417	SAFE 1-2		1-2 BB			P2		92 S 95 2B 1B		G3-1	2	0	0	0	1	1	1
68 Steve Tolleson, R (8, PH) OBP: 0.355, SLG: 0.321 (8, 10)											2	1	1	0	0	0	0
19 Chris Davis, L (1, 3) OBP: 0.298, SLG: 0.500		K	F7			1B		1-2		G4-3	3	0	1	0	0	1	1
92 Jeff Larish, L (7, 3) OBP: 0.167, SLG: 0.167											2	0	0	0	0	1	1
14 Nolan Reimold, R (1, 7) OBP: 0.238, SLG: 0.385		HR		K		K		2-H 2B			3	1	1	1	0	2	1
95 Trent Mummey, L (7, 7) OBP: 0.333, SLG: 0.750											1	0	1	1	0	0	0
24 Wilson Betemit, S (1, 5) OBP: 0.327, SLG: 0.378		28 1B 2B		K			K	F8			3	1	1	0	0	2	0
86 Buck Britton, L (7, 5) OBP: 0.375, SLG: 0.375											1	0	0	0	0	0	1
80 Scott Beerer, R (1, 9) OBP: 0.290, SLG: 0.323	G6-3			F9			28 1B 2B		F7		3	0	1	0	0	0	1
73 Brian Ward, R (7, 2)											1	0	0	0	0	0	0
28 Ronny Paulino, R (1, 2) OBP: 0.280, SLG: 0.292	2-H 1B				G5-3		2-3 1B		P6		3	0	2	1	0	0	0
89 John Ruettiger, L (7, PR) OBP: 0.714, SLG: 0.833 (7, 8)											1	0	0	0	0	0	0
85 Manny Machado, R (1, 6) OBP: 0.278, SLG: 0.188	F8				K		K		1B		4	0	1	0	0	2	3
90 Carlos R Rojas, R (9, 6)											0	0	0	0	0	0	0
Inning Stats	R: 0 E: 0 K: 1 S: 5 H: 1 LOB: 0 BB: 0 P: 6	R: 2 E: 0 K: 1 S: 9 H: 3 LOB: 1 BB: 0 P: 11	R: 0 E: 0 K: 1 S: 4 H: 0 LOB: 1 BB: 2 P: 12	R: 0 E: 0 K: 2 S: 7 H: 0 LOB: 0 BB: 0 P: 7	R: 0 E: 0 K: 2 S: 7 H: 0 LOB: 0 BB: 0 P: 7	R: 0 E: 0 K: 1 S: 6 H: 1 LOB: 1 BB: 0 P: 6	R: 0 E: 0 K: 3 S: 11 H: 2 LOB: 2 BB: 0 P: 11	R: 1 E: 0 K: 2 S: 9 H: 2 LOB: 1 BB: 0 P: 10	R: 0 E: 0 K: 0 S: 4 H: 1 LOB: 1 BB: 0 P: 4	R: 0 E: 0 K: 0 S: 3 H: 0 LOB: 0 BB: 0 P: 3	1B: 6 2B: 3 3B: 0 HR: 1	SF: 0 SAC: 0 DP: 0 HBP: 0						

PITCHER		IP	WLS	BF	H	R	ER	SO	BB	IBB	HBP	BLK	WP	HR	S	P	ERA	WHIP
34 Roy Halladay, R ERA: 5.4	(1, 1)	6.1		26	7	2	2	9	2	0	0	0	0	1	43	54	2.84	1.421
37 Antonio Bastardo, L ERA:	(7, 1)	0.2	H	2	0	0	0	2	0	0	0	0	0	0	6	6	0.00	0.000
52 Jose Contreras, R ERA: 19.29	(8, 1)	1.0	B	5	2	1	1	2	0	0	0	0	0	0	9	10	9.00	2.000
58 Jonathan Papelbon, R ERA: 1.13	(9, 1)	1.0		4	1	0	0	0	0	0	0	0	0	0	4	4	0.00	1.000
31 Juan Morillo, R ERA:	(10, 1)	1.0		3	0	0	0	0	0	0	0	0	0	0	3	3	0.00	0.000

PITCHER	IP	WLS	BF	H	R	ER	SO	BB	IBB	HBP	BLK	WP	HR	S	P	ERA	WHIP

TOP

Baltimore Orioles @ Philadelphia Phillies

Bright House Field, Clearwater, FL

Sun Mar 25 2012, 1:08 PM - 3:56 PM EDT

Att. 9,137 - Partly Cloudy - 76 F

livebaseballscorecards.com

AB	38
R	3
H	10
RBI	3
BB	2
SO	13
LOB	12

1B: 6 2B: 3 3B: 0 HR: 1 SF: 0 SAC: 0 DP: 0 HBP: 0

WP: 0 PB: 0 SB: 1 CS: 2 PA: 40

Baltimore Orioles @ Philadelphia Phillies

Bright House Field, Clearwater, FL

Sun Mar 25 2012, 1:08 PM - 3:56 PM EDT

Att. 9,137 - Partly Cloudy - 76 F

livebaseballscorecards.com

BOTTOM

Batter	1	2	3	4	5	6	7	8	9	10	AB	R	H	RBI	BB	SO	LOB
11 Jimmy Rollins, S (1, 6) OBP: 0.333, SLG: 0.400	F7		1B	P4			BB		FC2-6		3	1	1	0	1	0	1
12 Troy Hanzawa, R (8, 6)											1	0	0	0	0	0	2
27 Placido Polanco, R (1, 5) OBP: 0.571, SLG: 0.579	F8		1B		HBP		F7		P3		2	1	1	1	0	0	0
29 Hector Luna, R (6, 5) OBP: 0.325, SLG: 0.472											2	0	0	0	0	0	3
25 Jim Thome, L (1, 3) OBP: 0.357, SLG: 0.360	F9		2B		P5		G5-3		K		3	0	1	2	0	0	1
68 Tim Kennelly, R (6, 3) OBP: 0.200, SLG: 0.200											2	0	0	0	0	1	3
15 John Mayberry Jr., R (1, 8) OBP: 0.266, SLG: 0.283		P6	P4		FC5-4		F8			G4-3	5	0	0	0	0	0	3
16 Luis Montanez, R (1, 9) OBP: 0.364, SLG: 0.475		G5-3	BB		P3			G1-3		P3	4	0	0	0	1	0	1
51 Carlos Ruiz, R (1, 2) OBP: 0.515, SLG: 0.774		1B	FC6-4			2B		F9		L7	4	0	2	0	0	0	2
58 Jonathan Papelbon, R (9, 1)											0	0	0	0	0	0	0
31 Juan Morillo, R (10, 1)											0	0	0	0	0	0	0
30 Brandon Tripp, L (10, PH)											1	0	0	0	0	0	0
6 Brent Clevlen, R (1, 7) OBP: 0.250, SLG: 0.375	K		G5-3			G4-3		K			4	0	0	0	0	2	2
13 Freddy Galvis, S (1, 4) OBP: 0.292, SLG: 0.475		1B	1B			G3			1B		4	1	3	0	0	0	1
34 Roy Halladay, R (1, 1) OBP: 0.200, SLG: 0.200			K	FC1-6		K			FC2-6		3	0	0	0	0	2	3
37 Antonio Bastardo, R (7, 1)											0	0	0	0	0	0	0
52 Jose Contreras, R (8, 1)											0	0	0	0	0	0	0
31 Erik Kratz, R (9, 2) OBP: 0.421, SLG: 0.737											1	0	1	0	0	0	0
21 Rich Thompson, L (9, PR)											0	0	0	0	0	0	0
8 John Suomi, L (10, 2)											0	0	0	0	0	0	0
Inning Stats	R: 0 E: 0 K: 0 S: 3 H: 0 LOB: 0 BB: 0 P: 3	R: 0 E: 0 K: 1 S: 6 H: 1 LOB: 1 BB: 0 P: 6	R: 3 E: 0 K: 1 S: 9 H: 4 LOB: 2 BB: 1 P: 14	R: 0 E: 0 K: 0 S: 4 H: 1 LOB: 1 BB: 0 P: 4	R: 0 E: 0 K: 0 S: 3 H: 0 LOB: 1 BB: 0 P: 7	R: 0 E: 0 K: 1 S: 6 H: 1 LOB: 1 BB: 0 P: 6	R: 0 E: 0 K: 0 S: 4 H: 0 LOB: 1 BB: 1 P: 10	R: 0 E: 0 K: 1 S: 5 H: 0 LOB: 0 BB: 0 P: 5	R: 0 E: 0 K: 1 S: 7 H: 2 LOB: 2 BB: 0 P: 7	R: 0 E: 0 K: 0 S: 3 H: 0 LOB: 0 BB: 0 P: 3	1B: 7 2B: 2 3B: 0 HR: 0	SF: 0 SAC: 0 DP: 0 HBP: 1					

	AB	39
	R	3
	H	9
	RBI	3
	BB	2
	SO	5
	LOB	22

WP: 0 PB: 0 SB: 1 CS: 0 PA: 42

PITCHER	IP	WLS	BF	H	R	ER	SO	BB	IBB	HBP	BLK	WP	HR	S	P	ERA	WHIP
17 Brian Matusz, L (1, 1) ERA: 3.2	4.2		22	6	3	3	2	1	0	1	0	0	0	24	33	5.79	1.500
48 Pat Neshek, R (5, 1) ERA:	0.1		1	0	0	0	0	0	0	0	0	0	0	1	1	0.00	0.000
49 Jason Berken, R (6, 1) ERA:	1.0		4	1	0	0	1	0	0	0	0	0	0	6	6	0.00	1.000
40 Troy Patton, L (7, 1) ERA:	1.0		4	0	0	0	0	1	0	0	0	0	0	4	10	0.00	1.000
47 Pedro Strop, R (8, 1) ERA: 2.84	1.0		3	0	0	0	1	0	0	0	0	0	0	5	5	0.00	0.000

PITCHER	IP	WLS	BF	H	R	ER	SO	BB	IBB	HBP	BLK	WP	HR	S	P	ERA	WHIP
37 Dana Eveland, L (9, 1) ERA: 2.0	1.0		5	2	0	0	1	0	0	0	0	0	0	7	7	0.00	2.000
95 Stu Pomeranz, R (10, 1) ERA: 1.42	1.0		3	0	0	0	0	0	0	0	0	0	0	3	3	0.00	0.000

Baltimore Orioles @ Pittsburgh Pirates

McKechnie Field, Bradenton, FL

Mon Mar 26 2012, 7:10 PM - 9:48 PM EDT

Att. 5,927 - Clear - 77 F

TOP

livebaseballscorecards.com

Batter	1	2	3	4	5	6	7	8	9	AB	R	H	RBI	BB	SO	LOB
14 Nolan Reimold, R (1, 7) OBP: 0.239, SLG: 0.372	C C C 0-3 ① K		x 0-0 ③ P5			x 0-0 21 1B 2 1B 1B	x 0-0 ② G1-3		x 0-0 86 FC4-6 86 1B 2-3 1B	4 0 1 0 0 1 2						
71 L.J. Hoes, R (8, 7) OBP: 0.214, SLG: 0.231										1 0 1 0 0 0 0						
2 J.J. Hardy, R (1, 6) OBP: 0.381, SLG: 0.389	S S S 0-3 ② K			x 0-0 ① G3-1		x 0-0 ① 21 1B 1-2 1B	C C C 0-3 ③ K		x 0-0 ① 86 FC4-6 1-2 3-H 1B	4 0 1 0 0 2 2						
86 Blake Davis, L (8, 4) OBP: 0.167, SLG: 0.167										1 0 1 1 0 0 0						
21 Nick Markakis, L (1, 9) OBP: 0.400, SLG: 0.529	B B B B 4-0 BB			x 0-0 ② F7		x 0-0 ① 1-2 2-3 1B		x 0-0 ① G5-3	x 0-0 ② FC4-6 1-2f 2-3	3 0 1 0 1 0 0						
86 Buck Britton, L (8, 5) OBP: 0.333, SLG: 0.333										1 0 0 0 0 0 2						
10 Adam Jones, R (1, 8) OBP: 0.419, SLG: 0.659	C C C 0-3 ③ K			x 0-0 ③ G4-3		S S S 0-3 ③ K		x 0-0 E8 32 1B 2B	x 0-0 F7	4 0 1 0 0 2 4						
89 John Ruettiger, L (8, PR) OBP: 0.625, SLG: 0.714										1 1 0 0 0 0 2						
(8, 8)																
32 Matt Wieters, S (1, 2) OBP: 0.333, SLG: 0.462		x 0-0 ① G6-3			x 0-0 24 G4-6-3 1B		x 0-0 12 1B 2B	x 0-0 12 G1-3 3-H 1B		4 1 3 1 0 0 0						
95 Trent Mummey, L (8, PR) OBP: 0.333, SLG: 0.750										0 0 0 0 0 0 0						
(8, 9)																
12 Mark Reynolds, R (1, 5) OBP: 0.318, SLG: 0.278		x 0-0 ② P3			x 0-0 ① F9		x 0-0 24 1B 28 E 2-H 1B	x 0-0 ② G1-3 1-2		4 1 1 1 0 0 3						
73 Brian Ward, R (8, 2)										0 0 0 0 0 0 0						
24 Wilson Betemit, S (1, 3) OBP: 0.321, SLG: 0.367		S S S 0-3 ③ K			x 0-0 ②③ G4-6-3 1-2f		x 0-0 28 E 1-2 1B	C C C 0-3 ③ K		4 0 1 0 0 2 4						
92 Jeff Larish, L (8, 3) OBP: 0.167, SLG: 0.167										0 0 0 0 0 0 0						
28 Ronny Paulino, R (1, 10) OBP: 0.241, SLG: 0.250			x 0-0 ① L5			x 0-0 ① F9	x 0-0 ① E5 1-3 2-H		x 0-0 ① F9	4 0 0 0 0 0 1						
11 Robert Andino, R (1, 4) OBP: 0.392, SLG: 0.432			x 0-0 ② F8			x 0-0 ② G5-3	S S S 0-3 ① K		x 0-0 E3 71 1B 86 1B	3 0 0 0 0 1 2						
3 Ryan Flaherty, L (8, 6) OBP: 0.319, SLG: 0.477										1 1 0 0 0 0 0						
Inning Stats	R: 0 E: 0 K: 3 S: 9 H: 0 LOB: 1 BB: 1 P: 13	R: 0 E: 0 K: 1 S: 5 H: 0 LOB: 0 BB: 0 P: 5	R: 0 E: 0 K: 0 S: 3 H: 0 LOB: 0 BB: 0 P: 3	R: 0 E: 0 K: 0 S: 3 H: 0 LOB: 0 BB: 0 P: 3	R: 0 E: 0 K: 0 S: 3 H: 1 LOB: 0 BB: 0 P: 3	R: 0 E: 0 K: 1 S: 8 H: 3 LOB: 3 BB: 0 P: 8	R: 2 E: 1 K: 2 S: 11 H: 3 LOB: 2 BB: 0 P: 11	R: 1 E: 1 K: 1 S: 7 H: 2 LOB: 3 BB: 0 P: 7	R: 1 E: 1 K: 0 S: 6 H: 2 LOB: 2 BB: 0 P: 6	1B: 9 2B: 2 3B: 0 HR: 0 SF: 0 SAC: 0 DP: 1 HBP: 0							

AB	39
R	4
H	11
RBI	3
BB	1
SO	8
LOB	22

WP: 0 PB: 0 SB: 0 CS: 0 PA: 40

PITCHER		IP	WLS	BF	H	R	ER	SO	BB	IBB	HBP	BLK	WP	HR	S	P	ERA	WHIP
45 Erik Bedard, L ERA: 4.3	(1, 1)	6.0	L	25	7	2	1	5	1	0	0	0	0	0	34	38	1.50	1.333
39 Jason Grilli, R ERA: 3.38	(7, 1)	1.0		4	0	0	0	2	0	0	0	0	0	0	8	8	0.00	0.000
77 Juan Cruz, R ERA: 2.25	(8, 1)	1.0		5	2	1	1	1	0	0	0	0	0	0	7	7	9.00	2.000
44 Tony Watson, L ERA: 6.75	(9, 1)	1.0		6	2	1	0	0	0	0	0	0	0	0	6	6	0.00	2.000

PITCHER	IP	WLS	BF	H	R	ER	SO	BB	IBB	HBP	BLK	WP	HR	S	P	ERA	WHIP

BOTTOM

Baltimore Orioles @ Pittsburgh Pirates

McKechnie Field, Bradenton, FL

Mon Mar 26 2012, 7:10 PM - 9:48 PM EDT

Att. 5,927 - Clear - 77 F

livebaseballscorecards.com

Batter	1	2	3	4	5	6	7	8	9	AB	R	H	RBI	BB	SO	LOB
7 Alex Presley, L (1, 7) OBP: 0.373, SLG: 0.447	BBBB 4-0 31 G6-4-3 BB		X 0-0 ③ F7			X 0-0 ② L8			H 1-0 55 1B HBP	2	0	0	0	1	0	0
2 Nate McLouth, L (8, 7) OBP: 0.475, SLG: 0.559										0	0	0	0	0	0	0
31 Jose Tabata, R (1, 9) OBP: 0.295, SLG: 0.349	X 0-0 ①② G6-4-3 1-2f			X 0-0 ① G6-3		X 0-0 ③ G5-3			SSS 0-3 ① K	3	0	0	0	0	0	1
5 Josh Harrison, R (8, 4) OBP: 0.531, SLG: 0.793										1	0	0	0	0	1	1
22 Andrew McCutchen, R (1, 8) OBP: 0.465, SLG: 0.639	CCC 0-3 ③ K			X 0-0 ② F7			BBBB 4-0 46 E 46 G3 BB		X 0-0 ② F9	2	1	0	0	1	1	0
79 Gregory Polanco, L (8, 8)										1	0	0	0	0	0	1
18 Neil Walker, S (1, 4) OBP: 0.263, SLG: 0.289		X 0-0 ① L4		X 0-0 2B			X 0-0 ① F7		X 0-0 1-2 1B	3	0	1	0	0	0	1
55 Michael McKenry, R (8, 2) OBP: 0.273, SLG: 0.238										1	0	1	0	0	0	0
46 Garrett Jones, L (1, 3) OBP: 0.298, SLG: 0.500		SSS 0-3 ② K		X 0-0 ③ G1-3			B X 1-0 ② G3 1-H		CCC 0-3 ③ K	4	0	0	1	0	2	3
26 Rod Barajas, R (1, 2) OBP: 0.273, SLG: 0.424		X 0-0 E3			X 0-0 ① L7		X 0-0 ③ G5-3			3	0	0	0	0	0	0
77 Juan Cruz, R (8, 1)										0	0	0	0	0	0	0
44 Tony Watson, L (9, 1)										0	0	0	0	0	0	0
24 Pedro Alvarez, L (1, 5) OBP: 0.143, SLG: 0.303		SSS 0-3 ③ K			CCC 0-3 ② K			X 0-0 ① G3-1		3	0	0	0	0	2	1
12 Clint Barmes, R (1, 6) OBP: 0.326, SLG: 0.381			X 0-0 ① P4		X 0-0 ③ L7			X 0-0 ② G3		3	0	0	0	0	0	0
45 Erik Bedard, L (1, 1)			CCC 0-3 ② K			X 0-0 ① G1-3		X 0-0 ③ G5-3		2	0	0	0	0	1	0
39 Jason Grilli, R (7, 1)										0	0	0	0	0	0	0
36 Yamaico Navarro, R (8, 9) OBP: 0.413, SLG: 0.500										1	0	0	0	0	0	0

	AB	29
	R	1
	H	2
	RBI	1
	BB	2
	SO	7
	LOB	8

Inning Stats	1	2	3	4	5	6	7	8	9	1B: 1	SF: 0	WP: 0	PA: 32
	R: 0 E: 0 K: 1 S: 4 H: 0 LOB: 0 BB: 1 P: 8	R: 0 E: 1 K: 2 S: 8 H: 0 LOB: 1 BB: 0 P: 8	R: 0 E: 0 K: 1 S: 5 H: 0 LOB: 0 BB: 0 P: 5	R: 0 E: 0 K: 0 S: 4 H: 1 LOB: 1 BB: 0 P: 4	R: 0 E: 0 K: 1 S: 5 H: 0 LOB: 0 BB: 0 P: 5	R: 0 E: 0 K: 0 S: 3 H: 0 LOB: 0 BB: 0 P: 3	R: 1 E: 0 K: 0 S: 3 H: 0 LOB: 0 BB: 1 P: 8	R: 0 E: 0 K: 0 S: 3 H: 0 LOB: 0 BB: 0 P: 3	R: 0 E: 0 K: 2 S: 8 H: 1 LOB: 2 BB: 0 P: 9	2B: 1 3B: 0 HR: 0	SAC: 0 DP: 1 HBP: 1	PB: 0 SB: 0 CS: 0	

PITCHER		IP	WLS	BF	H	R	ER	SO	BB	IBB	HBP	BLK	WP	HR	S	P	ERA	WHIP
29 Tommy Hunter, R ERA: 1.64	(1, 1)	6.0	W	20	1	0	0	5	1	0	0	0	0	0	29	33	0.00	0.333
43 Jim Johnson, R ERA: 7.2	(7, 1)	1.0	H	4	0	1	0	0	1	0	0	0	0	0	3	8	0.00	1.000
58 Zach Phillips, L ERA: 1.74	(8, 1)	1.0	H	3	0	0	0	0	0	0	0	0	0	0	3	3	0.00	0.000
56 Darren O'Day, R ERA:	(9, 1)	1.0	S	5	1	0	0	2	0	0	1	0	0	0	8	9	0.00	1.000

PITCHER		IP	WLS	BF	H	R	ER	SO	BB	IBB	HBP	BLK	WP	HR	S	P	ERA	WHIP

Batter	1	2	3	4	5	6	7	8	9	AB	R	H	RBI	BB	SO	LOB
2 Denard Span, L (1, 8) OBP: 0.380, SLG: 0.341	0-0 8 FC1 38 1B 1B	4-0 8 2B 7 G3 1-2 2-3 BB		0-3 K		0-0 FC5 1-2 2-3f			0-0 G5-3	4	2	1	0	1	1	2
8 Jamey Carroll, R (1, 6) OBP: 0.347, SLG: 0.333 77 Brian Dozier, R (9, PH) OBP: 0.314, SLG: 0.387 (9, 6)	0-0 FC1 38 1B 1-2	0-0 7 G3 1-3 2-H 3-H 2B			4-0 7 G3 7 S 33 1B BB	0-0 G4-3			1-0 HBP	3	1	1	2	1	0	3
										0	0	0	0	0	0	0
7 Joe Mauer, L (1, 3) OBP: 0.348, SLG: 0.349 73 Michael Hollimon, S (7, 3) OBP: 0.480, SLG: 0.619	0-0 F8	0-0 G3 2-3 3-H			1-0 G3 1-3		0-0 G4-3		0-0 F9	4	0	0	1	0	0	4
										1	0	0	0	0	0	1
33 Justin Morneau, L (1, 10) OBP: 0.240, SLG: 0.348	0-3 K	0-0 P5			0-0 1B 3-H		0-0 F8			4	0	1	1	0	1	3
38 Luke Hughes, R (1, 5) OBP: 0.396, SLG: 0.727	0-0 27 FC6-4 1B 1-2 2-H		0-0 G5-3		0-0 P3		0-0 F9			4	0	1	1	0	0	1
27 Chris Parmelee, L (1, 9) OBP: 0.358, SLG: 0.532	0-0 FC6-4 1-2f		0-3 K		0-0 F8			0-0 F7		4	0	0	0	0	1	3
11 Ben Revere, L (1, 7) OBP: 0.380, SLG: 0.383		0-0 2 BB 12 BB 8 2B 1B	0-3 K			0-0 L7		0-0 G4-3		4	1	1	0	0	1	0
5 J.R. Towles, R (1, 2) OBP: 0.333, SLG: 0.632		0-0 F8		0-0 F7		0-0 2 FC5 12 1B 1B		0-0 F8		4	0	1	0	0	0	1
12 Alexi Casilla, S (1, 4) OBP: 0.419, SLG: 0.351		4-0 2 BB 8 2B 1-2 BB		0-0 G6-3		0-0 2 FC5 1-2 1B			0-0 F7	3	1	1	0	1	0	0
Inning Stats	R: 1 H: 2 E: 0 LOB: 2 K: 1 BB: 0 S: 8 P: 8	R: 3 H: 2 E: 0 LOB: 1 K: 0 BB: 2 S: 5 P: 13	R: 0 H: 0 E: 0 LOB: 0 K: 2 BB: 0 S: 7 P: 7	R: 0 H: 0 E: 0 LOB: 0 K: 1 BB: 0 S: 5 P: 5	R: 1 H: 1 E: 0 LOB: 1 K: 0 BB: 1 S: 4 P: 9	R: 0 H: 2 E: 0 LOB: 2 K: 0 BB: 0 S: 5 P: 5	R: 0 H: 0 E: 0 LOB: 0 K: 0 BB: 0 S: 3 P: 3	R: 0 H: 0 E: 0 LOB: 0 K: 0 BB: 0 S: 3 P: 3	R: 0 H: 0 E: 0 LOB: 1 K: 0 BB: 0 S: 3 P: 4	1B: 6 SF: 0 2B: 1 SAC: 0 3B: 0 DP: 0 HR: 0 HBP: 1						

TOP

Minnesota Twins @ Baltimore Orioles

Ed Smith Stadium, Sarasota, FL

Tue Mar 27 2012, 1:11 PM - 3:33 PM EDT

Att. 5,621 - Partly Cloudy - 84 F

livebaseballscorecards.com

AB	35
R	5
H	7
RBI	5
BB	3
SO	4
LOB	18

WP: 0 PA: 39
PB: 0
SB: 1
CS: 0

PITCHER		IP	WLS	BF	H	R	ER	SO	BB	IBB	HBP	BLK	WP	HR	S	P	ERA	WHIP
18 Tsuyoshi Wada, L ERA: 9.0	(1, 1)	3.0	L	16	4	4	4	3	2	0	0	0	0	0	20	28	12.00	2.000
40 Troy Patton, L ERA:	(4, 1)	1.0		3	0	0	0	1	0	0	0	0	0	0	5	5	0.00	0.000
30 Chris Tillman, R ERA: 2.92	(5, 1)	3.0		13	3	1	1	0	1	0	0	0	0	0	12	17	3.00	1.333
47 Pedro Strop, R ERA: 2.45	(8, 1)	1.0		3	0	0	0	0	0	0	0	0	0	0	3	3	0.00	0.000
48 Pat Neshek, R ERA:	(9, 1)	1.0		4	0	0	0	0	0	0	1	0	0	0	3	4	0.00	0.000

PITCHER	IP	WLS	BF	H	R	ER	SO	BB	IBB	HBP	BLK	WP	HR	S	P	ERA	WHIP

Batter	1	2	3	4	5	6	7	8	9	AB	R	H	RBI	BB	SO	LOB
14 Nolan Reimold, R (1, 7) OBP: 0.224, SLG: 0.348	F9		F7			L6			G6-3	3	0	0	0	0	0	1
89 John Ruettiger, L (7, 8) OBP: 0.556, SLG: 0.625										1	0	0	0	0	0	0
36 Nick Johnson, L (1, 10) OBP: 0.378, SLG: 0.385	K			F7		G4-3			F8	3	0	0	0	0	1	0
86 Blake Davis, L (9, PH) OBP: 0.143, SLG: 0.143										1	0	0	0	0	0	0
10 Adam Jones, R (1, 8) OBP: 0.391, SLG: 0.614	K			G1-3		G6-3			F9	3	0	0	0	0	1	0
71 L.J. Hoes, R (7, 7) OBP: 0.200, SLG: 0.214										1	0	0	0	0	0	0
32 Matt Wieters, S (1, 2) OBP: 0.341, SLG: 0.450		G6-3		12 BB			G6-3			1	0	0	0	1	0	0
73 Brian Ward, R (5, 2)				BB						1	0	0	0	0	0	0
12 Mark Reynolds, R (1, 5) OBP: 0.319, SLG: 0.263		F7		1-2			F9			2	0	0	0	1	0	0
86 Buck Britton, L (8, 5) OBP: 0.333, SLG: 0.333				BB						0	0	0	0	0	0	0
24 Wilson Betemit, S (1, 9) OBP: 0.305, SLG: 0.346		F8		G1-3			F9			3	0	0	0	0	0	2
19 Chris Davis, L (1, 3) OBP: 0.280, SLG: 0.469			K		F7			G1-3		3	0	0	0	0	1	0
11 Robert Andino, R (1, 6) OBP: 0.389, SLG: 0.447			F8		K			2B		3	0	1	0	0	1	0
90 Carlos R Rojas, R (9, 6)										0	0	0	0	0	0	0
3 Ryan Flaherty, L (1, 4) OBP: 0.320, SLG: 0.457			BB		G3-1			G6-3		2	0	0	0	1	0	0
Inning Stats	R: 0 E: 0 K: 2 S: 7 H: 0 LOB: 0 BB: 0 P: 7	R: 0 E: 0 K: 0 S: 3 H: 0 LOB: 0 BB: 0 P: 3	R: 0 E: 0 K: 1 S: 5 H: 0 LOB: 1 BB: 1 P: 9	R: 0 E: 0 K: 0 S: 3 H: 0 LOB: 2 BB: 2 P: 11	R: 0 E: 0 K: 1 S: 5 H: 0 LOB: 0 BB: 0 P: 5	R: 0 E: 0 K: 0 S: 3 H: 0 LOB: 0 BB: 0 P: 3	R: 0 E: 0 K: 0 S: 3 H: 0 LOB: 0 BB: 0 P: 3	R: 0 E: 0 K: 0 S: 3 H: 1 LOB: 0 BB: 0 P: 3	R: 0 E: 0 K: 0 S: 3 H: 0 LOB: 0 BB: 0 P: 3	1B: 0 2B: 1 3B: 0 HR: 0	SF: 0 SAC: 0 DP: 0 HBP: 0						

PITCHER	IP	WLS	BF	H	R	ER	SO	BB	IBB	HBP	BLK	WP	HR	S	P	ERA	WHIP
51 Anthony Swarzak, R (1, 1) ERA: 3.86	3.2	W	14	0	0	0	3	3	0	0	0	0	0	17	29	0.00	0.818
60 Jeff Gray, R (4, 1) ERA: 2.16	2.1	H	7	0	0	0	1	0	0	0	0	0	0	9	9	0.00	0.000
61 Jared Burton, R (7, 1) ERA: 1.13	1.0		3	0	0	0	0	0	0	0	0	0	0	3	3	0.00	0.000
15 Glen Perkins, L (8, 1) ERA: 2.25	1.0		3	1	0	0	0	0	0	0	0	0	0	3	3	0.00	1.000
55 Matt Capps, R (9, 1) ERA: 3.38	1.0		3	0	0	0	0	0	0	0	0	0	0	3	3	0.00	0.000

PITCHER	IP	WLS	BF	H	R	ER	SO	BB	IBB	HBP	BLK	WP	HR	S	P	ERA	WHIP

BOTTOM

Minnesota Twins @ Baltimore Orioles

Ed Smith Stadium, Sarasota, FL

Tue Mar 27 2012, 1:11 PM - 3:33 PM EDT

Att. 5,621 - Partly Cloudy - 84 F

livebaseballscorecards.com

AB	27
R	0
H	1
RBI	0
BB	3
SO	4
LOB	3

WP: 0 PA: 30
PB: 0
SB: 0
CS: 0

Batter	1	2	3	4	5	6	7	8	9	AB	R	H	RBI	BB	SO	LOB
89 John Ruettiger, L (1, 8) OBP: 0.417, SLG: 0.455	G6-3		F8 1-2 2-3		G6-3		2-H 1B			3	0	0	0	0	0	2
90 Glynn Davis, R (7, PH) OBP: 0.200, SLG: 0.200 (7, 8)										1	0	1	1	0	0	0
80 Scott Beerer, R (1, 9) OBP: 0.294, SLG: 0.303	F8		F7		HBP			F8		2	0	0	0	0	0	2
86 Buck Britton, L (7, 5) OBP: 0.300, SLG: 0.300										1	0	0	0	0	0	0
3 Ryan Flaherty, L (1, 3) OBP: 0.321, SLG: 0.449	G3-1		28 CS 2-H 3-H 1B		K			K		3	0	1	2	0	1	1
88 Brenden Webb, L (7, 9)										1	0	0	0	0	1	0
28 Ronny Paulino, R (1, 2) OBP: 0.219, SLG: 0.226		L8	CS 1-2	G5-3		L5		BB		3	0	0	0	0	0	0
Brandon Waring, R (7, 3)										0	0	0	0	1	0	0
13 Jai Miller, R (1, 10) OBP: 0.211, SLG: 0.378		L7		K		F8		K		3	0	0	0	0	1	0
87 Nicky Delmonico, L (8, PH) OBP: 0.250, SLG: 0.250 (8, 10)										1	0	0	0	0	1	1
85 Manny Machado, R (1, 6) OBP: 0.286, SLG: 0.211		E5		71 1B 1B		F9			G4-3	3	0	1	0	0	0	0
86 Blake Davis, L (8, 4) OBP: 0.125, SLG: 0.125										1	0	0	0	0	0	0
71 L.J. Hoes, R (1, 7) OBP: 0.222, SLG: 0.235		K		1-2 1B			K		K	3	0	1	0	0	2	1
72 Caleb Joseph, R (9, PH) OBP: 0.250, SLG: 0.286										1	0	0	0	0	1	0
94 Jonathan Schoop, R (1, 4)			89 F8 92 1B 3 1B HBP	P4			F8		K	2	1	0	0	0	0	2
90 Carlos R Rojas, R (8, 6)										1	0	0	0	0	1	0
92 Jason Esposito, R (1, 5) OBP: 0.333, SLG: 0.500			89 E 3 1B 1-2 1B		K		90 1B 2B			3	2	2	0	0	1	0
73 Brian Ward, R (7, 2)										0	0	0	0	0	0	0
Inning Stats	R: 0 E: 0 K: 0 S: 3 H: 0 LOB: 0 BB: 0 P: 3	R: 0 E: 1 K: 1 S: 6 H: 0 LOB: 1 BB: 0 P: 6	R: 2 E: 1 K: 0 S: 6 H: 2 LOB: 0 BB: 0 P: 7	R: 0 E: 0 K: 1 S: 7 H: 2 LOB: 2 BB: 0 P: 7	R: 0 E: 0 K: 2 S: 7 H: 0 LOB: 1 BB: 0 P: 8	R: 0 E: 0 K: 0 S: 3 H: 0 LOB: 0 BB: 0 P: 3	R: 1 E: 0 K: 1 S: 6 H: 2 LOB: 1 BB: 0 P: 6	R: 0 E: 0 K: 2 S: 7 H: 0 LOB: 1 BB: 1 P: 11	R: 0 E: 0 K: 2 S: 7 H: 0 LOB: 0 BB: 0 P: 7	1B: 5 2B: 1 3B: 0 HR: 0 SF: 0 SAC: 0 DP: 0 HBP: 2	WP: 0 PB: 0 SB: 0 CS: 1 PA: 36					

PITCHER		IP	WLS	BF	H	R	ER	SO	BB	IBB	HBP	BLK	WP	HR	S	P	ERA	WHIP
75 Ryan Tepera, R ERA: 3.52	(1, 1)	4.2	W	20	4	2	1	3	0	0	2	0	0	0	26	28	1.93	0.857
33 Carlos Villanueva, R ERA:	(5, 1)	1.1	H	4	0	0	0	1	0	0	0	0	0	0	6	6	0.00	0.000
38 Darren Oliver, L ERA: 7.5	(7, 1)	1.0		4	2	1	1	1	0	0	0	0	0	0	6	6	9.00	2.000
54 Jason Frasor, R ERA: 3.0	(8, 1)	1.0		4	0	0	0	2	1	0	0	0	0	0	7	11	0.00	1.000
76 Jerry Gil, R ERA: 4.05	(9, 1)	1.0		3	0	0	0	2	0	0	0	0	0	0	7	7	0.00	0.000

PITCHER	IP	WLS	BF	H	R	ER	SO	BB	IBB	HBP	BLK	WP	HR	S	P	ERA	WHIP

TOP

Baltimore Orioles @ Toronto Blue Jays

Florida Auto Exchange Stadium, Dunedin, FL

Wed Mar 28 2012, 1:09 PM - 3:32 PM EDT

Att. 3,430 - Partly Cloudy - 76 F

livebaseballscorecards.com

AB	32
R	3
H	6
RBI	3
BB	1
SO	9
LOB	9

Baltimore Orioles @ Toronto Blue Jays

Florida Auto Exchange Stadium, Dunedin, FL

Wed Mar 28 2012, 1:09 PM - 3:32 PM EDT

Att. 3,430 - Partly Cloudy - 76 F

BOTTOM

livebaseballscorecards.com

Batter	1	2	3	4	5	6	7	8	9	AB	R	H	RBI	BB	SO	LOB
5 Yunel Escobar, R (1, 6)	F7		10 1B 14 2B 1B		1 G3 25 2B 1B	G3		G4-3		2	1	1	0	0	0	0
17 Omar Vizquel, S (4, 6)										2	1	1	0	0	0	2
11 Rajai Davis, R (7, 8) OBP: 0.333, SLG: 0.297										1	0	0	0	0	0	0
2 Kelly Johnson, L (1, 4) OBP: 0.388, SLG: 0.477	L4		F7		G3 1-2	SF9 2-3 3-H		G4-3		2	0	0	0	0	0	1
1 Luis Valbuena, L (4, 4) OBP: 0.216, SLG: 0.324										2	0	0	1	0	0	1
19 José Bautista, R (1, 9) OBP: 0.354, SLG: 0.643	2B		P3		BBB 25 2B 36 WP BB	3-H 1B		F9		2	0	1	0	0	0	1
Mike McCoy, R (4, 9) (5, 8) (7, 6) OBP: 0.270, SLG: 0.242										2	1	1	1	1	0	0
10 Edwin Encarnación, R (1, 3) OBP: 0.352, SLG: 0.580	G6-3		1-2 14 2B 1B		36 WP 1-3 2-H 36 SF7 2B	F8				2	0	1	0	0	0	1
25 Chris Woodward, R (3, PR) (4, 3) OBP: 0.278, SLG: 0.200										2	2	1	1	0	0	1
14 Eric Thames, L (1, 7) OBP: 0.364, SLG: 0.500		F8	1-H 2-H 2B		B 1-0 SF7 2-H 3-H		G4-3			2	0	1	2	0	0	0
36 Ricardo Nanita, L (3, PR) (4, 7) OBP: 0.300, SLG: 0.333										1	0	0	1	0	0	0
13 Brett Lawrie, R (1, 5) OBP: 0.581, SLG: 0.933		9 2B 28 G4-3 1B	F9		G5-3		BBBB 4-0 9 FC6-4 BB			2	1	1	0	0	0	2
62 Jonathan Diaz, R (4, 5) OBP: 0.472, SLG: 0.531										1	0	0	0	1	0	0
9 J.P. Arencibia, R (1, 2) OBP: 0.273, SLG: 0.581		28 G4-3 1-3 2B		F9		1B 68 2B 1B	FC6-4 1B 1-2f			4	1	2	0	0	0	1
31 Brian Jeroloman, L (8, 2) OBP: 0.250, SLG: 0.375										0	0	0	0	0	0	0
28 Colby Rasmus, L (1, 8) OBP: 0.280, SLG: 0.233		G4-3 2-3 3-H		SSS K		68 2B 1 SF9 1-3 1B	1-3 1B			2	0	0	1	0	1	1
John Tolisano, S (5, 9) OBP: 0.500, SLG: 0.400										2	1	2	0	0	0	0
68 Yan Gomes, R (1, 10) OBP: 0.400, SLG: 0.733		G5-3		G6-3		1 SF9 1-3 3-H 1B 2B	G1-6-3			4	1	1	1	0	0	3

Inning Stats	1	2	3	4	5	6	7	8	9
	R: 0 E: 0 K: 0 S: 4 H: 1 LOB: 1 BB: 0 P: 4	R: 1 E: 0 K: 0 S: 5 H: 2 LOB: 1 BB: 0 P: 5	R: 2 E: 0 K: 0 S: 6 H: 3 LOB: 2 BB: 0 P: 6	R: 0 E: 0 K: 1 S: 5 H: 0 LOB: 0 BB: 0 P: 5	R: 3 E: 0 K: 0 S: 5 H: 2 LOB: 0 BB: 1 P: 10	R: 3 E: 0 K: 0 S: 7 H: 4 LOB: 1 BB: 0 P: 7	R: 0 E: 0 K: 0 S: 4 H: 1 LOB: 2 BB: 1 P: 8	R: 0 E: 0 K: 0 S: 3 H: 0 LOB: 0 BB: 0 P: 3	

AB	35
R	9
H	13
RBI	8
BB	2
SO	1
LOB	14

1B: 8	SF: 2
2B: 5	SAC: 0
3B: 0	DP: 0
HR: 0	HBP: 0

WP: 1	PA: 39
PB: 0	
SB: 0	
CS: 0	

PITCHER		IP	WLS	BF	H	R	ER	SO	BB	IBB	HBP	BLK	WP	HR	S	P	ERA	WHIP
37 Dana Eveland, L	(1, 1)	4.0	L	18	6	3	3	1	0	0	0	0	0	0	20	20	6.75	1.500
ERA: 3.46																		
55 Alfredo Simon, R	(5, 1)	2.0		13	6	6	6	0	1	0	0	0	1	0	12	17	27.00	3.500
ERA: 7.0																		
43 Jim Johnson, R	(7, 1)	1.0		5	1	0	0	0	1	0	0	0	0	0	4	8	0.00	2.000
ERA: 6.0																		
58 Zach Phillips, L	(8, 1)	1.0		3	0	0	0	0	0	0	0	0	0	0	3	3	0.00	0.000
ERA: 1.59																		

PITCHER	IP	WLS	BF	H	R	ER	SO	BB	IBB	HBP	BLK	WP	HR	S	P	ERA	WHIP

Baltimore Orioles @ New York Yankees

George M. Steinbrenner Field, Tampa, FL

Thu Mar 29 2012, 7:08 PM - 9:54 PM EDT

Att. 10,659 - Partly Cloudy - 79 F

TOP

livebaseballscorecards.com

Batter	1	2	3	4	5	6	7	8	9	AB	R	H	RBI	BB	SO	LOB
14 Nolan Reimold, R (1, 7) OBP: 0.245, SLG: 0.360	G6-3		36 G6-3 1B		36 2B 1B		F9		28 1B 1-2 HBP	4	0	2	0	0	0	0
72 Caleb Joseph, R (7, 2) OBP: 0.333, SLG: 0.286										0	0	0	0	0	0	0
36 Nick Johnson, L (1, 10) OBP: 0.367, SLG: 0.395	F7		G6-3 1-2f		1-3 2B		F9		1-3 2-H 1B	4	0	1	0	0	0	1
28 Ronny Paulino, R (9, PH) OBP: 0.242, SLG: 0.250 (9, 10)										1	0	1	1	0	0	0
21 Nick Markakis, L (1, 9) OBP: 0.333, SLG: 0.429	F8		K		K		F8		IBB	4	0	0	0	0	2	2
86 Buck Britton, L (8, 5) OBP: 0.364, SLG: 0.300										0	0	0	0	1	0	0
10 Adam Jones, R (1, 8) OBP: 0.367, SLG: 0.574		G3-1		G6-3	K			85 FC5-4 BB	K	3	0	0	0	0	1	2
70 Xavier Avery, L (7, 8) OBP: 0.313, SLG: 0.357										1	0	0	0	1	1	3
32 Matt Wieters, S (1, 2) OBP: 0.362, SLG: 0.535		12 E 3B		12 2B 2B	K			FC5-4 12 G5-3 1-2f	G4-3	3	2	2	0	0	1	2
85 Manny Machado, R (7, 6) OBP: 0.261, SLG: 0.190										2	0	0	0	0	0	4
12 Mark Reynolds, R (1, 5) OBP: 0.314, SLG: 0.286		E5 11 1B 3-H		19 E 11 G6-3 2-H 2B		P4		G5-3 1-2		4	1	1	2	0	0	1
89 John Ruettiger, L (8, 9) OBP: 0.417, SLG: 0.455										0	0	0	0	0	0	0
19 Chris Davis, L (1, 3) OBP: 0.278, SLG: 0.453		F7		E6 11 G6-3 2-3		11 FC5-4 1B		K		4	0	1	0	0	1	3
Brandon Waring, R (8, 3)										0	0	0	0	0	0	0
11 Robert Andino, R (1, 6) OBP: 0.386, SLG: 0.440		1-2 1B		G6-3 1-2 3-H		FC5-4 3 PB 1-2f			72 HBP 28 1B 1B	3	0	1	1	0	0	2
71 L.J. Hoes, R (7, 7) OBP: 0.263, SLG: 0.278										1	1	1	0	0	0	0
3 Ryan Flaherty, L (1, 4) OBP: 0.304, SLG: 0.423		P3		G4-3		F9 1-2			K	3	0	0	0	0	0	4
68 Steve Tolleson, R (8, 4) OBP: 0.344, SLG: 0.310										1	0	0	0	0	1	1
Inning Stats	R: 0 E: 0 K: 0 S: 3 H: 0 LOB: 0 BB: 0 P: 3	R: 1 E: 1 K: 0 S: 6 H: 2 LOB: 2 BB: 0 P: 6	R: 0 E: 0 K: 1 S: 5 H: 1 LOB: 0 BB: 0 P: 5	R: 2 E: 1 K: 0 S: 6 H: 2 LOB: 1 BB: 0 P: 6	R: 0 E: 0 K: 3 S: 11 H: 2 LOB: 2 BB: 0 P: 11	R: 0 E: 0 K: 0 S: 4 H: 1 LOB: 1 BB: 0 P: 5	R: 0 E: 0 K: 0 S: 3 H: 0 LOB: 0 BB: 0 P: 3	R: 0 E: 0 K: 1 S: 5 H: 0 LOB: 1 BB: 1 P: 9	R: 1 E: 0 K: 2 S: 9 H: 2 LOB: 3 BB: 1 P: 14	1B: 6 2B: 3 3B: 1 HR: 0 SF: 0 SAC: 0 DP: 1 HBP: 1							

AB	38
R	4
H	10
RBI	4
BB	2
SO	7
LOB	25

WP: 0 PB: 1 SB: 0 CS: 0 PA: 41

PITCHER	IP	WLS	BF	H	R	ER	SO	BB	IBB	HBP	BLK	WP	HR	S	P	ERA	WHIP
David Phelps, R (1, 1) ERA: 2.25	5.0		23	7	3	2	4	0	0	0	0	0	0	31	31	3.60	1.400
42 Mariano Rivera, R (6, 1) ERA:	1.0		4	1	0	0	0	0	0	0	0	0	0	4	5	0.00	1.000
48 Boone Logan, L (7, 1) ERA: 2.45	0.2		2	0	0	0	0	0	0	0	0	0	0	2	2	0.00	0.000
78 D.J. Mitchell, R (7, 1) ERA: 2.51	2.1	L	12	2	1	1	3	1	1	1	0	0	0	15	24	3.86	1.286

PITCHER	IP	WLS	BF	H	R	ER	SO	BB	IBB	HBP	BLK	WP	HR	S	P	ERA	WHIP

Batter	1	2	3	4	5	6	7	8	9	AB	R	H	RBI	BB	SO	LOB
2 Derek Jeter, R (1, 6) OBP: 0.333, SLG: 0.419 74 Doug Bernier, R (8, 6) OBP: 0.419, SLG: 0.500	G3		K		G3-4-1		G5-3 1-2 3-H		F9	4 0 0 1 0 1 1 1 0 0 0 0 0 0						
14 Curtis Granderson, L (1, 10) OBP: 0.432, SLG: 0.622 Melky Mesa, R (9, PH) OBP: 0.267, SLG: 0.308	F7		1B		G1-3		F8		K	4 0 1 0 0 0 2 1 0 0 0 0 1 0						
13 Alex Rodriguez, R (1, 5) OBP: 0.404, SLG: 0.550 12 Eric Chavez, L (7, PH) OBP: 0.257, SLG: 0.294 (8, 5)	1B		F8			K	BB			3 0 1 0 0 1 1 0 0 0 0 1 0 0						
25 Mark Teixeira, S (1, 3) OBP: 0.392, SLG: 0.395 87 Jose Gil, R (6, PR) OBP: 0.476, SLG: 0.667 (7, 3)	K		P6			27 1B 2B	K			3 0 1 0 0 1 1 1 1 0 0 0 1 2						
27 Raul Ibanez, L (1, 7) OBP: 0.176, SLG: 0.271 38 Dewayne Wise, L (6, PR) OBP: 0.412, SLG: 0.500 (7, 7)		HR	K			22 FC5-4 2-H 1B		41 CS BB		3 1 2 2 0 1 0 0 0 0 0 1 0 0						
22 Andruw Jones, R (1, 9) OBP: 0.292, SLG: 0.214 41 Chris Dickerson, L (6, PR) OBP: 0.265, SLG: 0.200 (7, 9)	G6-3		11 1B HBP			FC5-4 1-2f		G6-3 1-2		2 0 0 0 0 0 2 1 0 0 0 0 0 1						
11 Brett Gardner, L (1, 8) OBP: 0.320, SLG: 0.295 40 Bill Hall, R (8, 4) OBP: 0.366, SLG: 0.333	G5-3		1-2 1B			F8		1B		3 0 1 0 0 0 2 1 0 1 0 0 0 0						
26 Eduardo Núñez, R (1, 4) OBP: 0.406, SLG: 0.516 66 Gustavo Molina, R (8, 2) OBP: 0.400, SLG: 0.600	G5-3		K				17 WP 2 G5-3 17 S 1B	F8		3 1 1 0 0 1 2 1 0 0 0 0 0 1						
17 Francisco Cervelli, R (1, 2) OBP: 0.225, SLG: 0.222 64 Justin Maxwell, R (7, PR) OBP: 0.400, SLG: 0.472 (8, 8)			F8		F8		2 G5-3 1-3 BB		K	2 0 0 0 1 0 0 1 0 0 0 0 1 0						
Inning Stats	R: 0 E: 0 K: 1 S: 6 H: 1 LOB: 1 BB: 0 P: 6	R: 1 E: 0 K: 0 S: 6 H: 1 LOB: 0 BB: 0 P: 8	R: 0 E: 0 K: 1 S: 6 H: 1 LOB: 1 BB: 0 P: 6	R: 0 E: 0 K: 2 S: 8 H: 1 LOB: 2 BB: 0 P: 9	R: 0 E: 0 K: 0 S: 3 H: 0 LOB: 0 BB: 0 P: 3	R: 1 E: 0 K: 1 S: 7 H: 2 LOB: 2 BB: 0 P: 7	R: 1 E: 0 K: 1 S: 6 H: 1 LOB: 2 BB: 2 P: 14	R: 0 E: 0 K: 0 S: 3 H: 1 LOB: 1 BB: 1 P: 8	R: 0 E: 0 K: 2 S: 7 H: 0 LOB: 0 BB: 0 P: 7	1B: 6 2B: 1 3B: 0 HR: 1 SF: 0 SAC: 0 DP: 0 HBP: 1						WP: 1 PB: 0 SB: 1 CS: 1 PA: 38

PITCHER	IP	WLS	BF	H	R	ER	SO	BB	IBB	HBP	BLK	WP	HR	S	P	ERA	WHIP
39 Jason Hammel, R (1, 1) ERA: 3.18	5.1		22	5	2	2	5	0	0	1	0	0	1	33	36	3.38	0.938
40 Troy Patton, L (6, 1) ERA:	0.2	H	3	1	0	0	0	0	0	0	0	0	0	3	3	0.00	1.500
56 Darren O'Day, R (7, 1) ERA: 1.8	1.0	B	6	1	1	1	1	2	0	0	0	1	0	6	14	9.00	3.000
47 Pedro Strop, R (8, 1) ERA: 2.16	1.0	W	4	1	0	0	0	1	0	0	0	0	0	3	8	0.00	2.000
48 Pat Neshek, R (9, 1) ERA:	1.0	S	3	0	0	0	2	0	0	0	0	0	0	7	7	0.00	0.000

PITCHER	IP	WLS	BF	H	R	ER	SO	BB	IBB	HBP	BLK	WP	HR	S	P	ERA	WHIP

BOTTOM

Baltimore Orioles @ New York Yankees

George M. Steinbrenner Field, Tampa, FL

Thu Mar 29 2012, 7:08 PM - 9:54 PM EDT

Att. 10,659 - Partly Cloudy - 79 F

livebaseballscorecards.com

AB	34
R	3
H	8
RBI	3
BB	3
SO	8
LOB	15

TOP

Detroit Tigers @ Baltimore Orioles

Ed Smith Stadium, Sarasota, FL

Fri Mar 30 2012, 1:08 PM - 4:04 PM EDT

Att. 8,009 - Partly Cloudy - 80 F

livebaseballscorecards.com

Batter	1	2	3	4	5	6	7	8	9	AB	R	H	RBI	BB	SO	LOB
14 Austin Jackson, R (1, 8) OBP: 0.343, SLG: 0.397	0-0 26 1B / 24 2B / 1B	0-3 K		G6-3			F7		BBBB 1-2 3B / BB	3	1	1	0	0	1	1
43 Daniel Fields, L (5, 8) OBP: 0.500, SLG: 0.444		SSS								1	1	0	0	1	0	0
26 Brennan Boesch, L (1, 9) OBP: 0.303, SLG: 0.629	0-0 1-2 24 2B / 1B	0-3 K			F8		F7		0-0 1-H 2-H 3B	3	1	1	0	0	1	1
Tony Plagman, L (5, 9) OBP: 0.429, SLG: 1.286		CCC					HR			2	1	2	3	0	0	0
24 Miguel Cabrera, R (1, 5) OBP: 0.538, SLG: 0.697	0-0 32 1B / 21 G6-4-3 / 1-H 2-H 2B		2B		F7		F8		G6-3	3	1	2	2	0	0	0
29 Danny Worth, R (5, 5) OBP: 0.366, SLG: 0.514										2	0	0	0	0	0	1
32 Don Kelly, L (1, 3) OBP: 0.389, SLG: 0.469	0-0 21 G6-4-3 / 2-3 1B		BBBB BB		F8			SSS K		2	0	1	0	1	0	0
James Robbins, L (5, 3)										1	0	0	0	0	1	0
21 Delmon Young, R (1, 7) OBP: 0.382, SLG: 0.750	0-0 G6-4-3 / 1-2f 3-H		F9			P4		G3		3	0	0	0	0	0	3
9 Jason Krizan, L (6, 7)										1	0	0	0	0	0	0
25 Ryan Raburn, R (1, 4) OBP: 0.347, SLG: 0.795	0-0 E5		P2			G5-3		G3		2	0	0	0	0	0	2
28 Brandon Loy, R (5, 4)										2	0	0	0	0	0	0
36 Clete Thomas, L (1, 10) OBP: 0.228, SLG: 0.377	SSS 0-3 K	SSS 0-3 K				0-0 1B			0-0 G4-3	4	0	1	0	0	2	3
39 Ramon Santiago, S (1, 6) OBP: 0.340, SLG: 0.425		0-0 G4-3		0-0 G4-3		0-0 F8			CCC 0-3 K	4	0	0	0	0	1	1
9 Gerald Laird, R (1, 2) OBP: 0.294, SLG: 0.313		0-0 E5		0-0 F8			SSS 0-3 K		BBBB 4-0 43 BB / 3B / BB	1	0	0	0	0	0	0
81 James McCann, R (2, 2) OBP: 0.500, SLG: 1.000										2	0	0	0	0	1	0
82 Curt Casali, R (8, 2) OBP: 0.333, SLG: 0.200										0	1	0	0	1	0	0
Inning Stats	R: 3 E: 1 K: 1 S: 9 / H: 4 LOB: 1 BB: 0 P: 9	R: 0 E: 1 K: 2 S: 8 / H: 0 LOB: 1 BB: 0 P: 8	R: 0 E: 0 K: 1 S: 6 / H: 1 LOB: 2 BB: 1 P: 10	R: 0 E: 0 K: 0 S: 3 / H: 0 LOB: 0 BB: 0 P: 3	R: 0 E: 0 K: 0 S: 3 / H: 0 LOB: 0 BB: 0 P: 3	R: 0 E: 0 K: 0 S: 4 / H: 1 LOB: 1 BB: 0 P: 4	R: 1 E: 0 K: 1 S: 6 / H: 1 LOB: 0 BB: 0 P: 6	R: 0 E: 0 K: 1 S: 5 / H: 0 LOB: 0 BB: 0 P: 5	R: 2 E: 0 K: 1 S: 6 / H: 1 LOB: 1 BB: 2 P: 14	1B: 4 2B: 2 3B: 1 HR: 1 / SF: 0 SAC: 0 DP: 1 HBP: 0						

	AB	36
	R	6
	H	8
	RBI	5
	BB	3
	SO	7
	LOB	12

WP: 0 PB: 0 SB: 0 CS: 0 / PA: 39

PITCHER		IP	WLS	BF	H	R	ER	SO	BB	IBB	HBP	BLK	WP	HR	S	P	ERA	WHIP
17 Brian Matusz, L ERA: 3.65	(1, 1)	5.0		22	5	3	3	4	1	0	0	0	0	0	29	33	5.40	1.200
48 Pat Neshek, R ERA:	(6, 1)	0.2		2	0	0	0	0	0	0	0	0	0	0	2	2	0.00	0.000
40 Troy Patton, L ERA:	(6, 1)	0.1		2	1	0	0	0	0	0	0	0	0	0	2	2	0.00	3.000
38 Luis Ayala, R ERA: 3.0	(7, 1)	1.0	B	4	1	1	1	1	0	0	0	0	0	1	6	6	9.00	1.000
58 Zach Phillips, L ERA: 1.46	(8, 1)	1.0		3	0	0	0	1	0	0	0	0	0	0	5	5	0.00	0.000

PITCHER		IP	WLS	BF	H	R	ER	SO	BB	IBB	HBP	BLK	WP	HR	S	P	ERA	WHIP
43 Jim Johnson, R ERA: 7.71	(9, 1)	1.0	L	6	1	2	2	1	2	0	0	0	0	0	6	14	18.00	3.000

Detroit Tigers @ Baltimore Orioles

Ed Smith Stadium, Sarasota, FL

Fri Mar 30 2012, 1:08 PM - 4:04 PM EDT

Att. 8,009 - Partly Cloudy - 80 F

livebaseballscorecards.com

BOTTOM

Batter	1	2	3	4	5	6	7	8	9	AB	R	H	RBI	BB	SO	LOB
14 Nolan Reimold, R (1, 10) OBP: 0.232, SLG: 0.340	S S S 0-3 K ①	x 0-0 FC5 ③ 2-3f			S S S 0-3 K ①		C C C 0-3 K ①			3	0	0	0	0	2	3
87 Nicky Delmonico, L (7, PH) OBP: 0.200, SLG: 0.200 (8, 10)										1	0	0	0	0	1	0
2 J.J. Hardy, R (1, 6) OBP: 0.356, SLG: 0.359	x 0-0 F8 ②		x 0-0 F9 ①		x 0-0 F8 ②		x 0-0 L3 ②			3	0	0	0	0	0	0
3 Ryan Flaherty, L (6, 6) OBP: 0.298, SLG: 0.415										1	0	0	0	0	0	0
10 Adam Jones, R (1, 8) OBP: 0.365, SLG: 0.620	x 0-0 F8 ③		B S x 1-1 HR		x 0-0 G3-1 ③		x 0-0 G6-3 ③			3	1	1	1	0	0	0
80 Scott Beerer, R (6, 9) OBP: 0.286, SLG: 0.294										1	0	0	0	0	0	0
32 Matt Wieters, S (1, 2) OBP: 0.347, SLG: 0.511		x 0-0 F8 ①	x 0-0 G4-3 ②			C C C 0-3 K ①		x 0-0 G5-3 ①		2	0	0	0	0	0	0
28 Ronny Paulino, R (6, 2) OBP: 0.229, SLG: 0.235										2	0	0	0	0	1	0
12 Mark Reynolds, R (1, 5) OBP: 0.315, SLG: 0.273		B B B B 4-0 9 BB 24 BB 11 BB BB	x 0-0 F8 ③			S S S 0-3 K ②		x 0-0 G6-3 ②		2	1	0	0	1	1	0
91 Travis Adair, L (8, PH) (9, 5)										1	0	0	0	0	0	0
24 Wilson Betemit, S (1, 3) OBP: 0.339, SLG: 0.358		B B B B 4-0 11 BB 9 BB 1-2 BB		x 0-0 9 BLK 9 1B 1B		B B B B 4-0 9 1B 13 2B BB		x 0-0 L4 ③		1	2	1	0	2	0	0
90 Glynn Davis, R (8, PH) OBP: 0.167, SLG: 0.167 (9, 3)										1	0	0	0	0	0	0
9 Endy Chavez, L (1, 7) OBP: 0.588, SLG: 0.667		B B B B 4-0 14 FC5 11 BB 1-2 2-3 BB		x 0-0 1-H 1B ①		x 0-0 13 2B 1-3 1B			x 0-0 G4-3 ①	2	0	2	1	1	0	0
90 Carlos R Rojas, R (6, PR) (7, 7)										1	0	0	0	0	0	0
13 Jai Miller, R (1, 9) OBP: 0.220, SLG: 0.400 (6, 8)		x 0-0 P2 ②		S S S 0-3 K ②		x 0-0 1-3 3-H 2B			S S S 0-3 K ②	3	0	1	1	0	1	3
88 Brenden Webb, L (6, PR) (7, 8)										1	0	0	0	0	1	0
11 Robert Andino, R (1, 4) OBP: 0.383, SLG: 0.423		B B B B 4-0 1-2 2-3 3-H BB		F C C 0-3 K ③		x 0-0 F8 ③			S S S 0-3 K ③	2	0	0	1	1	1	3
92 Jason Esposito, R (9, PH) OBP: 0.286, SLG: 0.429										1	0	0	0	0	1	0

	AB	R	H	RBI	BB	SO	LOB
	31	**4**	**5**	**4**	**5**	**9**	**9**

Inning Stats	1	2	3	4	5	6	7	8	9
	R: 0 H: 0 E: 0 LOB: 0 K: 1 BB: 0 S: 5 P: 5	R: 1 H: 0 E: 0 LOB: 3 K: 0 BB: 4 S: 3 P: 19	R: 1 H: 1 E: 0 LOB: 0 K: 0 BB: 0 S: 5 P: 6	R: 1 H: 2 E: 0 LOB: 0 K: 2 BB: 0 S: 8 P: 8	R: 0 H: 0 E: 0 LOB: 0 K: 1 BB: 0 S: 5 P: 5	R: 1 H: 2 E: 0 LOB: 3 K: 2 BB: 1 S: 9 P: 13	R: 0 H: 0 E: 0 LOB: 0 K: 1 BB: 0 S: 5 P: 5	R: 0 H: 0 E: 0 LOB: 0 K: 0 BB: 0 S: 3 P: 3	R: 0 H: 0 E: 0 LOB: 0 K: 2 BB: 0 S: 7 P: 7

	1B: 3	SF: 0	WP: 0	PA: 36
	2B: 1	SAC: 0	PB: 0	
	3B: 0	DP: 0	SB: 0	
	HR: 1	HBP: 0	CS: 0	

PITCHER		IP	WLS	BF	H	R	ER	SO	BB	IBB	HBP	BLK	WP	HR	S	P	ERA	WHIP
64 Duane Below, L ERA: 5.17	(1, 1)	3.1		16	3	3	3	1	4	0	0	1	0	1	15	32	8.10	2.100
49 Luis Marte, R ERA: 2.08	(4, 1)	2.1		8	0	1	1	5	1	0	0	0	0	0	17	21	3.86	0.429
21 Kenny Faulk, L ERA:	(6, 1)	0.1		3	2	0	0	0	0	0	0	0	0	0	3	3	0.00	6.000
20 Octavio Dotel, R ERA: 0.9	(7, 1)	1.0		3	0	0	0	1	0	0	0	0	0	0	5	5	0.00	0.000
60 Brayan Villarreal, R ERA: 1.59	(8, 1)	2.0	W	6	0	0	0	2	0	0	0	0	0	0	10	10	0.00	0.000

PITCHER	IP	WLS	BF	H	R	ER	SO	BB	IBB	HBP	BLK	WP	HR	S	P	ERA	WHIP

Baltimore Orioles @ Pittsburgh Pirates

McKechnie Field, Bradenton, FL

Sat Mar 31 2012, 1:07 PM - 4:56 PM EDT

Att. 3,720 - Cloudy - 82 F

TOP

livebaseballscorecards.com

Batter	1	2	3	4	5	6	7	8	9	AB	R	H	RBI	BB	SO	LOB
9 Endy Chavez, L (1, 8) OBP: 0.541, SLG: 0.606	G6-3		F8	L4			K		G4-3	3	0	0	0	0	0	2
86 Buck Britton, L (7, PH) OBP: 0.308, SLG: 0.250										2	0	0	0	0	1	0
(7, 5)																
14 Nolan Reimold, R (1, 7) OBP: 0.220, SLG: 0.321	F7		FC5-4 1-2f		G6-3		F7		F8	3	0	0	0	0	0	1
68 Steve Tolleson, R (7, PH) OBP: 0.324, SLG: 0.290										2	0	0	0	0	0	0
(7, 6)																
2 J.J. Hardy, R (1, 6) OBP: 0.333, SLG: 0.333	G1-3			P3	P3		K			3	0	0	0	0	0	0
3 Ryan Flaherty, L (7, PH) OBP: 0.293, SLG: 0.407										1	0	0	0	0	1	0
(7, 3)																
36 Nick Johnson, L (1, 10) OBP: 0.365, SLG: 0.378		F7		BBB 4-0 24 1B 28 HR BB	P2			HR		2	1	0	0	1	0	0
Aaron Baker, L (8, PH) OBP: 1.000, SLG: 4.000										1	1	1	1	0	0	0
(8, 10)																
24 Wilson Betemit, S (1, 5) OBP: 0.354, SLG: 0.393		F9	28 HR 1-3 1B			13 1B 2B		K		3	2	2	0	0	0	0
Jamie Hoffmann, R (7, 9) OBP: 0.143, SLG: 0.286										1	0	0	0	0	1	0
19 Chris Davis, L (1, 3) OBP: 0.281, SLG: 0.446	1B		SSS K			SSS K		P3		3	0	1	0	0	2	3
60 John Hester, R (7, 2)										1	0	0	0	0	0	0
28 Ronny Paulino, R (1, 2) OBP: 0.237, SLG: 0.324						L5		BBB 4-0 BB		3	1	1	3	0	0	2
95 Trent Mummey, L (7, 8) OBP: 0.400, SLG: 0.750		F8	1-H 3-H HR							0	0	0	0	1	0	0
13 Jai Miller, R (1, 9) OBP: 0.250, SLG: 0.488			SSS K	CCX				F7		3	1	2	2	0	1	0
71 L.J. Hoes, R (7, 7) OBP: 0.250, SLG: 0.263				HR		2-H 1B				1	0	0	0	0	0	1
11 Robert Andino, R (1, 4) OBP: 0.397, SLG: 0.426			14 FC5-4 1B	BBB BB		F9			G6-3	2	0	1	0	1	0	1
Sammie Starr, R (8, 4)										1	0	0	0	0	0	0

	AB	35
	R	6
	H	8
	RBI	6
	BB	3
	SO	6
	LOB	10

Inning Stats	1	2	3	4	5	6	7	8	9
	R: 0 H: 0 E: 0 LOB: 0 K: 0 BB: 0 S: 3 P: 3	R: 0 H: 1 E: 0 LOB: 1 K: 0 BB: 0 S: 4 P: 4	R: 0 H: 1 E: 0 LOB: 1 K: 1 BB: 0 S: 6 P: 6	R: 4 H: 3 E: 0 LOB: 1 K: 1 BB: 2 S: 10 P: 18	R: 0 H: 0 E: 0 LOB: 0 K: 0 BB: 0 S: 3 P: 3	R: 1 H: 2 E: 0 LOB: 1 K: 1 BB: 0 S: 7 P: 7	R: 0 H: 0 E: 0 LOB: 0 K: 2 BB: 0 S: 7 P: 7	R: 1 H: 1 E: 0 LOB: 1 K: 1 BB: 1 S: 7 P: 12	R: 0 H: 0 E: 0 LOB: 0 K: 0 BB: 0 S: 3 P: 3

	1B: 4	SF: 0	WP: 0	PA: 38
	2B: 1	SAC: 0	PB: 0	
	3B: 0	DP: 0	SB: 0	
	HR: 3	HBP: 0	CS: 0	

PITCHER		IP	WLS	BF	H	R	ER	SO	BB	IBB	HBP	BLK	WP	HR	S	P	ERA	WHIP
45 Erik Bedard, L ERA: 5.03	(1, 1)	5.0		22	5	4	4	2	2	0	0	0	0	2	26	34	7.20	1.400
Joel Hanrahan, R ERA: 3.38	(6, 1)	1.0		5	2	1	1	1	0	0	0	0	0	0	7	7	9.00	2.000
63 Chris Leroux, R ERA: 8.68	(7, 1)	1.0	H	3	0	0	0	2	0	0	0	0	0	0	7	7	0.00	0.000
Kris Harvey, R ERA: 9.0	(8, 1)	1.0	B	5	1	1	1	1	1	0	0	0	0	1	7	12	9.00	2.000
Jumbo Díaz, R ERA:	(9, 1)	1.0		3	0	0	0	0	0	0	0	0	0	0	3	3	0.00	0.000

PITCHER	IP	WLS	BF	H	R	ER	SO	BB	IBB	HBP	BLK	WP	HR	S	P	ERA	WHIP

BOTTOM

Baltimore Orioles @ Pittsburgh Pirates

McKechnie Field, Bradenton, FL

Sat Mar 31 2012, 1:07 PM - 4:56 PM EDT

Att. 3,720 - Cloudy - 82 F

livebaseballscorecards.com

Batter	1	2	3	4	5	6	7	8	9	AB	R	H	RBI	BB	SO	LOB
7 Alex Presley, L (1, 7) OBP: 0.397, SLG: 0.491	F8		HR	F7		G3		FC4		4	1	1	1	0	0	1
Andy Vasquez, L (7, 7) OBP: 0.333, SLG: 0.333						1-3		1-2f		1	0	0	0	0	0	1
2 Nate McLouth, L (1, 9) OBP: 0.462, SLG: 0.512	K		22 FC6-4 BB	K		P6			G5-4-3 28 SH BB	3	0	0	0	1	2	1
63 Chris Leroux, L (7, 1)										0	0	0	0	0	0	0
Kris Harvey, R (8, 1)										0	0	0	0	0	0	0
Jumbo Díaz, R (9, 1)										0	0	0	0	0	0	0
Jin-De Jhang, L (9, PH)										0	0	0	0	1	0	0
22 Andrew McCutchen, R (1, 8) OBP: 0.411, SLG: 0.592	18 S 1B		FC6-4 1-2f		G6-3		K		SH G5-4-3 1-2	3	0	1	0	0	0	1
28 Dan Grovatt, L (7, 8) OBP: 0.500, SLG: 0.333										1	0	0	0	0	1	0
18 Neil Walker, S (1, 4) OBP: 0.269, SLG: 0.327	K 1-2		F7		14 2B 2B		P5		G5-4-3 1-2f 2-3	3	1	1	0	0	1	2
Ashley Ponce, R (7, 4)										2	0	0	0	0	0	2
14 Casey McGehee, R (1, 5) OBP: 0.379, SLG: 0.500		G4-3	46 HR BB		2-H 2B		1B		K	4	1	2	1	1	1	1
46 Garrett Jones, L (1, 3) OBP: 0.286, SLG: 0.509		G3-1	1-H HR		K2-3		G3-1			4	1	1	2	0	1	2
26 Rod Barajas, R (1, 2) OBP: 0.295, SLG: 0.455			12 1B 45 SH2-3 2B		F7			G4-3		3	1	2	0	0	0	1
7 Kris Watts, L (8, 2)	1B									1	0	0	0	0	0	0
12 Clint Barmes, R (1, 6) OBP: 0.302, SLG: 0.346			45 SH2-3 45 E 2-3 1B		G6-3			K		3	1	1	0	0	1	1
Bengie González, S (7, 6)	K									1	0	0	0	0	1	0
45 Erik Bedard, L (1, 1)			G5-3	SH2-3 1-H 3-H		7 G3 7 S BB		FC4 BB		1	0	0	1	0	0	0
Joel Hanrahan, R (6, 1)										0	0	0	0	0	0	0
10 Adalberto Santos, R (6, PH) OBP: 0.750, SLG: 1.000 (7, 9)										0	0	0	0	2	0	0

	AB	34
	R	6
	H	9
	RBI	5
	BB	5
	SO	8
	LOB	13

Inning Stats	1	2	3	4	5	6	7	8	9
	R: 0 E: 0 K: 2 S: 8	H: 1 LOB: 1 BB: 0 P: 9	R: 0 E: 0 K: 1 S: 6	H: 1 LOB: 1 BB: 0 P: 6	R: 1 E: 0 K: 0 S: 5	H: 1 LOB: 1 BB: 1 P: 10	R: 4 E: 1 K: 1 S: 9	H: 3 LOB: 0 BB: 1 P: 13	R: 1 E: 0 K: 1 S: 7	H: 2 LOB: 1 BB: 0 P: 7	R: 0 E: 0 K: 0 S: 3	H: 0 LOB: 1 BB: 1 P: 8	R: 0 E: 0 K: 1 S: 6	H: 1 LOB: 1 BB: 0 P: 6	R: 0 E: 0 K: 1 S: 5	H: 0 LOB: 1 BB: 1 P: 9	R: 0 E: 1 K: 1 S: 5	H: 0 LOB: 1 BB: 1 P: 9

	1B: 4	SF: 0	WP: 0	PA: 41
	2B: 3	SAC: 2	PB: 0	
	3B: 0	DP: 1	SB: 2	
	HR: 2	HBP: 0	CS: 0	

PITCHER		IP	WLS	BF	H	R	ER	SO	BB	IBB	HBP	BLK	WP	HR	S	P	ERA	WHIP
34 Jake Arrieta, R ERA: 6.14	(1, 1)	5.0		25	8	6	5	5	2	0	0	0	0	2	35	45	9.00	2.000
63 Kevin Gregg, R ERA: 4.5	(6, 1)	1.0		4	0	0	0	0	1	0	0	0	0	0	3	8	0.00	1.000
56 Darren O'Day, R ERA: 1.5	(7, 1)	1.0		4	1	0	0	1	0	0	0	0	0	0	6	6	0.00	1.000
43 Jim Johnson, R ERA: 6.75	(8, 1)	1.0		4	0	0	0	1	1	0	0	0	0	0	5	9	0.00	1.000
47 Pedro Strop, R ERA: 1.93	(9, 1)	1.0		4	0	0	0	1	1	0	0	0	0	0	5	9	0.00	1.000

PITCHER	IP	WLS	BF	H	R	ER	SO	BB	IBB	HBP	BLK	WP	HR	S	P	ERA	WHIP

Tampa Bay Rays @ Baltimore Orioles

Ed Smith Stadium, Sarasota, FL

Sun Apr 01 2012, 1:08 PM - 3:37 PM EDT

Att. 8,219 - Partly Cloudy - 79 F

TOP

livebaseballscorecards.com

Batter	1	2	3	4	5	6	7	8	9	AB	R	H	RBI	BB	SO	LOB
8 Desmond Jennings, R (1, 8) OBP: 0.388, SLG: 0.565	S X 0-1 F8		B B S X 2-1 HR	B B S S X 2-2 1-H 2-H 3-H HR			B X 1-0 HR	X 0-0 G1-3 1-2		4	3	3	6	0	0	0
33 Jake DePew, R (7, 2)										1	0	0	0	0	0	1
23 Carlos Pena, L (1, 3) OBP: 0.274, SLG: 0.235	X 0-0 P4		X 0-0 F9	X 0-0 G3			B B B B 4-0 3 FC6-4 BB	X 0-0 G6-3		3	0	0	0	1	0	0
40 Kevin Kiermaier, L (7, PR)										1	0	0	0	0	0	1
(7, 9)																
3 Evan Longoria, R (1, 5) OBP: 0.306, SLG: 0.605	X 0-0 7 2B 2B		X 0-0 G6-3		B B B S S X 3-2 HR		X 0-0 FC6-4 7 G6-4-3 1-2f	X 0-0 F7		4	2	2	1	0	0	1
88 Julian Morillo, S (7, PR)										1	0	0	0	0	0	1
(7, 5)																
7 Jeff Keppinger, R (1, 10) OBP: 0.356, SLG: 0.382	X 0-0 2-H 2B		X 0-0 P4		X 0-0 F8		X 0-0 G6-4-3 1-2f			4	0	1	1	0	0	1
1 Sean Rodríguez, R (1, 6) OBP: 0.364, SLG: 0.267	X 0-0 P3			X 0-0 G4-3	X 0-0 F8			X 0-0 G6-3		4	0	0	0	0	0	1
(6, 4)																
54 Robby Price, L (8, 4) OBP: 0.333, SLG: 0.333										0	0	0	0	0	0	0
28 José Molina, R (1, 2) OBP: 0.262, SLG: 0.300		X 0-0 L9		X 0-0 9 E 8 HR 2B	X 0-0 F9			X 0-0 2B		3	1	1	0	0	0	0
45 Jeff Salazar, L (7, 8) OBP: 0.452, SLG: 0.563										1	0	1	0	0	0	0
20 Matt Joyce, L (1, 7) OBP: 0.224, SLG: 0.295		X 0-0 G4-3		B B B 4-0 9 E 8 HR BB		X 0-0 G4-3		S S S 0-3 K		3	1	0	0	1	1	1
26 Ty Morrison, L (8, 7) OBP: 1.000, SLG: 1.000										0	0	0	0	0	0	0
9 Elliot Johnson, S (1, 9) OBP: 0.274, SLG: 0.309		B B B B 4-0 BB		X 0-0 FC6 8 HR 1-2 2-3		X 0-0 P3		X 0-0 G4-3		3	1	0	0	1	0	3
(7, 3)																
15 Reid Brignac, L (1, 4) OBP: 0.345, SLG: 0.296		X 0-0 F9		X 0-0 F3		X 0-0 B1-3			X 0-0 33 G1-3 1B	4	0	1	0	0	0	4
(6, 6)																

	AB	36
	R	8
	H	9
	RBI	8
	BB	3
	SO	1
	LOB	14

Inning Stats	1	2	3	4	5	6	7	8	9
	R: 1 E: 0 K: 0 S: 6	H: 2 LOB: 1 BB: 0 P: 6	R: 0 E: 0 K: 0 S: 3	H: 0 LOB: 1 BB: 1 P: 7	R: 1 E: 0 K: 0 S: 5	H: 1 LOB: 0 BB: 0 P: 7	R: 4 E: 1 K: 0 S: 8	H: 2 LOB: 0 BB: 1 P: 14	R: 1 E: 0 K: 0 S: 6	H: 1 LOB: 0 BB: 0 P: 9	R: 0 E: 0 K: 0 S: 3	H: 0 LOB: 0 BB: 0 P: 3	R: 1 E: 0 K: 0 S: 3	H: 1 LOB: 1 BB: 1 P: 8	R: 0 E: 0 K: 1 S: 6	H: 1 LOB: 1 BB: 0 P: 6	R: 0 E: 0 K: 0 S: 4	H: 1 LOB: 1 BB: 0 P: 4

1B: 1	SF: 0	WP: 0	PA: 39
2B: 4	SAC: 0	PB: 0	
3B: 0	DP: 1	SB: 0	
HR: 4	HBP: 0	CS: 0	

PITCHER		IP	WLS	BF	H	R	ER	SO	BB	IBB	HBP	BLK	WP	HR	S	P	ERA	WHIP
16 Wei-Yin Chen, L ERA: 3.6	(1, 1)	5.0	L	24	6	7	3	0	2	0	0	0	0	3	28	43	5.40	1.600
58 Zach Phillips, L ERA: 1.35	(6, 1)	1.0		3	0	0	0	0	0	0	0	0	0	0	3	3	0.00	0.000
63 Kevin Gregg, R ERA: 5.14	(7, 1)	1.0		4	1	1	1	0	1	0	0	0	0	1	3	8	9.00	2.000
95 Stu Pomeranz, R ERA: 1.08	(8, 1)	2.0		8	2	0	0	1	0	0	0	0	0	0	10	10	0.00	1.000

PITCHER		IP	WLS	BF	H	R	ER	SO	BB	IBB	HBP	BLK	WP	HR	S	P	ERA	WHIP

BOTTOM

Batter	1	2	3	4	5	6	7	8	9	AB	R	H	RBI	BB	SO	LOB
9 Endy Chavez, L (1, 7) OBP: 0.500, SLG: 0.556 3 Ryan Flaherty, L (8, 6) OBP: 0.283, SLG: 0.393 (9, 3)	F9		K		P4			F8	F8 1-2	3 0 0 0 0 1 1 2 0 0 0 0 0 2						
2 J.J. Hardy, R (1, 6) OBP: 0.353, SLG: 0.489 Jamie Hoffmann, R (8, 7) OBP: 0.125, SLG: 0.250	HR		K			HR		K		3 2 2 2 0 1 0 1 0 0 0 0 1 0						
21 Nick Markakis, L (1, 9) OBP: 0.357, SLG: 0.542 26 Gabriel Lino, R (9, 2)	G4-3			10 FC5-4 BB		K		HR		3 1 1 1 1 1 0 0 0 0 0 0 0 0						
10 Adam Jones, R (1, 8) OBP: 0.345, SLG: 0.585 94 Jonathan Schoop, R (8, 4)	G5-3			FC5-4 36 S 1-2f		L6		F7		3 0 0 0 0 0 1 1 0 0 0 0 0 0						
32 Matt Wieters, S (1, 2) OBP: 0.327, SLG: 0.479 86 Buck Britton, L (9, 6) OBP: 0.357, SLG: 0.385		K	K	K		F7			G4-3 80 G6-3 2B	3 0 0 0 0 2 1 1 1 1 0 0 0 0						
36 Nick Johnson, L (1, 10) OBP: 0.393, SLG: 0.458		1B	K 1-2				K	HR	80 G6-3 G4-3 BB	3 1 2 1 1 1 1						
12 Mark Reynolds, R (1, 5) OBP: 0.316, SLG: 0.277 Zelous Wheeler, R (9, 5) OBP: 0.400, SLG: 0.583		P2			11 FC5-4 1B		K	G4-3 1-2 2-3		3 0 1 0 0 1 1 1 0 0 0 0 0 2						
19 Chris Davis, L (1, 3) OBP: 0.267, SLG: 0.424 80 Scott Beerer, R (9, 9) OBP: 0.278, SLG: 0.286		K			F7		G3	G6-3 2-3 3-H		3 0 0 0 0 1 2 1 0 0 1 0 0 1						
11 Robert Andino, R (1, 4) OBP: 0.379, SLG: 0.404 13 Jai Miller, R (8, 8) OBP: 0.267, SLG: 0.488			F9		FC5-4 1-2f		L6		3 DI BB	3 0 0 0 0 0 1 0 0 0 0 1 0 0						
Inning Stats	R: 1 H: 1 E: 0 LOB: 0 K: 0 BB: 0 S: 4 P: 4	R: 0 H: 1 E: 0 LOB: 1 K: 2 BB: 0 S: 8 P: 8	R: 0 H: 0 E: 0 LOB: 0 K: 2 BB: 0 S: 7 P: 7	R: 0 H: 0 E: 0 LOB: 1 K: 2 BB: 1 S: 7 P: 12	R: 0 H: 1 E: 0 LOB: 1 K: 0 BB: 0 S: 4 P: 4	R: 1 H: 1 E: 0 LOB: 0 K: 1 BB: 0 S: 7 P: 7	R: 1 H: 1 E: 0 LOB: 0 K: 1 BB: 0 S: 7 P: 7	R: 1 H: 1 E: 0 LOB: 0 K: 1 BB: 0 S: 8 P: 8	R: 1 H: 1 E: 0 LOB: 2 K: 0 BB: 2 S: 5 P: 13	1B: 2 SF: 0 2B: 1 SAC: 0 3B: 0 DP: 0 HR: 4 HBP: 0						

PITCHER	IP	WLS	BF	H	R	ER	SO	BB	IBB	HBP	BLK	WP	HR	S	P	ERA	WHIP
33 James Shields, R (1, 1) ERA: 2.08	4.0	W	15	2	1	1	6	1	0	0	0	0	1	26	31	2.25	0.750
76 Matt Torra, R (5, 1) ERA: 6.48	5.0	S	22	5	4	4	3	2	0	0	0	0	3	31	39	7.20	1.400

PITCHER	IP	WLS	BF	H	R	ER	SO	BB	IBB	HBP	BLK	WP	HR	S	P	ERA	WHIP

Tampa Bay Rays @ Baltimore Orioles

Ed Smith Stadium, Sarasota, FL

Sun Apr 01 2012, 1:08 PM - 3:37 PM EDT

Att. 8,219 - Partly Cloudy - 79 F

livebaseballscorecards.com

AB	34
R	5
H	7
RBI	5
BB	3
SO	9
LOB	13

1B: 2	SF: 0	WP: 0	PA: 37
2B: 1	SAC: 0	PB: 0	
3B: 0	DP: 0	SB: 1	
HR: 4	HBP: 0	CS: 0	

Batter	1	2	3	4	5	6	7	8	9	AB	R	H	RBI	BB	SO	LOB
9 Cory Jensen, S (1, 4) OBP: 0.167, SLG: 0.333	BCCC 1-3 K ①		X 0-0 F8 ③			X 0-0 G3-1 ③			X 0-0 3 2B 29 G5-3 1B	2	0	0	0	0	1	0
39 Jim Perron, L (6, PH) OBP: 0.250, SLG: 0.250 (6, 4)										2	1	1	0	0	0	0
3 Keith Curcio, L (1, 7) OBP: 0.200, SLG: 0.400	X 0-0 G4-3 ②			X 0-0 G4-3 ①			SSS 0-3 K ①		X 0-0 1-3 2B	4	0	1	0	0	1	0
29 Michael Snyder, R (1, 5) OBP: 0.143, SLG: 0.143	SSS 0-3 K ③			SSS 0-3 K ②			X 0-0 1B		X 0-0 ② G5-3 3-H	4	0	1	1	0	2	1
Austin Chubb, R (1, 2)		SSS 0-3 K ①		X 0-0 G6-3 ③			SSS 0-3 K ②		SSS 0-3 K ③	2	0	0	0	0	1	0
13 Joey Miller, R (6, 2)										2	0	0	0	0	2	2
5 T.J. Kuban, R (1, 10) OBP: 0.500, SLG: 0.500		X 0-0 1B			X 0-0 G5-3 ①		SSS 0-3 K ③			2	0	1	0	0	0	0
46 Brad Carlton, R (7, PH) OBP: 0.333, SLG: 0.333 (7, 10)										1	0	0	0	0	1	1
42 Kyle Jackson, L (1, 3)		CCC 0-3 K ②			X 0-0 G5-3 ②			BBBB 4-0 6 G1-6-3 BB		2	0	0	0	0	1	1
19 Jerrod Flanagan, L (6, 3) OBP: 1.000, SLG: 2.000										0	0	0	0	1	0	0
2 Colin Kish, L (1, 9)		SSS 0-3 K ③			SSS 0-3 K ③			CCC 0-3 K ①		3	0	0	0	0	3	2
4 Kyle Gibbs, R (1, 6)			SSS 0-3 K ①			SSS 0-3 K ①		X 0-0 ②③ G1-6-3 1-2f		2	0	0	0	0	2	0
6 Jimmy Correnti, S (6, 6) OBP: 0.500, SLG: 0.333										1	0	0	0	0	0	1
15 J.J. Downum, L (1, 8)			CCC 0-3 K ②			X 0-0 G6-3 ②			X 0-0 G4-3 ①	3	0	0	0	0	1	0

TOP

Florida Southern Mocs @ Baltimore Orioles

Ed Smith Stadium, Sarasota, FL

Mon Apr 02 2012, 7:08 PM - 9:41 PM EDT

Att. 1 - Partly Cloudy - 75 F

livebaseballscorecards.com

AB	30
R	1
H	4
RBI	1
BB	1
SO	15
LOB	8



Inning Stats	1	2	3	4	5	6	7	8	9	1B	SF	WP	PA
	R: 0 H: 0 E: 0 LOB: 0 K: 2 BB: 0 S: 7 P: 8	R: 0 H: 1 E: 0 LOB: 1 K: 3 BB: 0 S: 10 P: 10	R: 0 H: 0 E: 0 LOB: 0 K: 2 BB: 0 S: 7 P: 7	R: 0 H: 0 E: 0 LOB: 0 K: 1 BB: 0 S: 5 P: 5	R: 0 H: 0 E: 0 LOB: 0 K: 1 BB: 0 S: 5 P: 5	R: 0 H: 0 E: 0 LOB: 0 K: 1 BB: 0 S: 5 P: 5	R: 0 H: 1 E: 0 LOB: 1 K: 3 BB: 0 S: 10 P: 10	R: 0 H: 0 E: 0 LOB: 0 K: 1 BB: 1 S: 4 P: 8	R: 1 H: 2 E: 0 LOB: 1 K: 1 BB: 0 S: 7 P: 7	3	0	0	31
										2B: 1	SAC: 0	PB: 0	
										3B: 0	DP: 1	SB: 0	
										HR: 0	HBP: 0	CS: 0	

PITCHER	IP	WLS	BF	H	R	ER	SO	BB	IBB	HBP	BLK	WP	HR	S	P	ERA	WHIP
43 Jim Johnson, R (1, 1) ERA:	1.0	W	3	0	0	0	2	0	0	0	0	0	0	7	8	0.00	0.000
40 Troy Patton, L (2, 1) ERA:	2.0		7	1	0	0	5	0	0	0	0	0	0	17	17	0.00	0.500
56 Darren O'Day, R (4, 1) ERA:	2.0		6	0	0	0	2	0	0	0	0	0	0	10	10	0.00	0.000
47 Pedro Strop, R (6, 1) ERA:	2.0		7	1	0	0	4	0	0	0	0	0	0	15	15	0.00	0.500
48 Pat Neshek, R (8, 1) ERA: 4.5	2.0		8	2	1	1	2	1	0	0	0	0	0	11	15	4.50	1.500

PITCHER	IP	WLS	BF	H	R	ER	SO	BB	IBB	HBP	BLK	WP	HR	S	P	ERA	WHIP

Batter	1	2	3	4	5	6	7	8	9	AB	R	H	RBI	BB	SO	LOB
14 Nolan Reimold, R (1, 7) OBP: 0.750, SLG: 2.000 68 Manny Hernandez, R (7, 7) OBP: 0.500, SLG: 0.500	21 E 2 HR 2B 3 SAFE SBBBB 4-0 21 PO BB		1 SAFE 0-0 ③ PO 1-2	0-0 19 1B 2B	1 SAFE 0-0 ③ PO 1-2	0-0 ① G4-3		0-0 68 1B 90 SF8 2B		3 2	2 1	2 1	2 1	1 0	1 0	0 1
21 Nick Markakis, L (1, 10) OBP: 0.333, SLG: 0.333 90 Jerome Pena, S (8, PH) (9, 10)	0-0 E3 2 HR 2-3 1 SAFE 0-0 ③ PO 1-2	SSS 0-3 ① K		0-0 3 FC6-4 2-H 1B		0-0 ② F8		0-0 BB 1B 2-3 1B		3 0	1 0	1 0	0 1	0 0	0 0	1 0
2 J.J. Hardy, R (1, 6) OBP: 1.000, SLG: 4.000 Zelous Wheeler, R (6, PH) OBP: 0.500, SLG: 0.500 (7, 5)	BCX 1-1 1-H 3-H HR	0-0 2 BB 1B	0-0 F8	0-0 ① F8		0-0 1B		BBBB 4-0 1B 1B 1-2 BB		1 2	1 0	1 1	3 1	2 0	0 0	0 0
10 Adam Jones, R (1, 8) OBP: 0.667, SLG: 1.000 Jamie Hoffmann, R (6, PH) OBP: 0.500, SLG: 0.500 (7, 8)	0-0 32 1B 2B	BBBB 4-0 1-2 BB	0-0 ② FC6-4 1-2f 14 HR	0-0 L4		0-0 L6		0-0 ① L6		2 2	1 0	1 1	0 0	1 0	0 0	2 0
32 Matt Wieters, S (1, 2) OBP: 0.667, SLG: 0.500 28 Ronny Paulino, R (6, 2) OBP: 1.000, SLG: 1.000 Josh Johnson, R (8, PH) (9, 2)	0-0 12 1B 19 HR 2-H 1B	0-0 ② F8	BBBFFX 3-2 1-H HR				0-0 ① L5	0-0 ② SF8 3-H		2 1 1	1 0 0	1 1 0	1 0 0	1 0 0	1 0 0	2 0 2
12 Mark Reynolds, R (1, 5) OBP: 1.000, SLG: 1.500 94 Jonathan Schoop, R (6, PH) (7, 4)	0-0 19 HR 1-2 1B	SS 0-3 ③ K	0-0 ③ G6-3				0-0 3B 1B	0-0 1B 1-3 2-H 1B		2 2	2 0	2 0	0 0	1 0	0 0	0 1
19 Chris Davis, L (1, 3) OBP: 1.000, SLG: 2.500 Doug Bream, L (7, 3)	BFFBBX 3-2 1-H 2-H HR	BBBB 4-0 19 BB BB		BBBB 4-0 10 BB BB			0-0 ② P3	0-0 1-2 3-H 1B		2 2	1 0	2 0	4 0	1 0	0 0	0 4
11 Robert Andino, R (1, 4) OBP: 0.667, SLG: 0.500 Tom Winegardner, S (7, 6) OBP: 1.000, SLG: 3.000	0-0 3 2B 14 BB 1B	1 SAFE BBBBB 4-0 ① 11 BB 1-2 BB		1 SAFE BBBBB 4-0 ① 32 BB 1-2 BB			0-0 1-H 3B	0-0 ③ P4		2 1	0 1	1 1	0 1	1 1	0 0	1 0
3 Ryan Flaherty, L (1, 9) OBP: 0.500, SLG: 1.000 Roderick Bernadina, R (7, 9) OBP: 1.000, SLG: 1.500	0-0 14 BB 1-3 2B	1 SAFE BBBBB 4-0 ② 3 PO 1-2 BB		1 SAFE BBBBB 4-0 ② 12 PO 1-2 BB			0-0 ③ G6-3			2 2	1 2	1 2	0 0	0 0	0 0	1 0
Inning Stats	R: 7 H: 8 E: 1 LOB: 0 K: 0 BB: 1 S: 12 P: 20	R: 0 H: 1 E: 0 LOB: 2 K: 2 BB: 1 S: 8 P: 12	R: 0 H: 0 E: 0 LOB: 0 K: 0 BB: 3 S: 0 P: 12	R: 3 H: 3 E: 0 LOB: 0 K: 0 BB: 0 S: 8 P: 11	R: 0 H: 0 E: 0 LOB: 0 K: 0 BB: 3 S: 0 P: 12	R: 0 H: 1 E: 0 LOB: 1 K: 0 BB: 0 S: 4 P: 4	R: 1 H: 2 E: 0 LOB: 1 K: 0 BB: 0 S: 5 P: 5	R: 3 H: 4 E: 0 LOB: 2 K: 0 BB: 1 S: 7 P: 11		1B: 10 SF: 1 2B: 5 SAC: 0 3B: 1 DP: 0 HR: 3 HBP: 0						WP: 0 PA: 47 PB: 0 SB: 0 CS: 0

BOTTOM

Florida Southern Mocs @ Baltimore Orioles

Ed Smith Stadium, Sarasota, FL

Mon Apr 02 2012, 7:08 PM - 9:41 PM EDT

Att. 1 - Partly Cloudy - 75 F

livebaseballscorecards.com

AB	34
R	14
H	19
RBI	14
BB	9
SO	2
LOB	15

PITCHER		IP	WLS	BF	H	R	ER	SO	BB	IBB	HBP	BLK	WP	HR	S	P	ERA	WHIP
26 Jake Guengerich, R ERA: 54.0	(1, 1)	1.0	L	10	8	7	6	0	1	0	0	0	0	2	12	20	54.00	9.000
30 Jack Sterritt, R ERA:	(2, 1)	2.0		8	1	0	0	2	4	0	0	0	0	0	8	24	0.00	2.500
28 Austin Jackson, R ERA: 11.25	(4, 1)	2.0		9	3	3	3	0	3	0	0	0	0	1	8	23	13.50	3.000
34 Nick Krolczyk, R ERA:	(6, 1)	1.0		4	1	0	0	0	0	0	0	0	0	0	4	4	0.00	1.000
40 Mike Czenszak, R ERA: 6.0	(7, 1)	1.0		5	2	1	1	0	0	0	0	0	0	0	5	5	9.00	2.000

PITCHER		IP	WLS	BF	H	R	ER	SO	BB	IBB	HBP	BLK	WP	HR	S	P	ERA	WHIP
14 Nate Carter, R ERA: 27.0	(8, 1)	1.0		8	4	3	3	0	1	0	0	0	0	0	7	11	27.00	5.000

TOP

Florida State College of Florida, Manatee-Sarasota @ Baltimore Orioles
Ed Smith Stadium, Sarasota, FL
Tue Apr 03 2012, 3:28 PM - 3:56 PM EDT
Att. 1 - Sunny - 81 F

livebaseballscorecards.com

Batter	1	2	3	4	5	6	7	8	9	AB	R	H	RBI	BB	SO	LOB
1 Danny Bodziak, L (1, 8) OBP: 0.333, SLG: 0.333	B X 1-0 ① G6-3			B B B B 4-0 1 CS BB	X 0-0 ① G4-3		C C C 0-3 ③ K		3	1	1	0	0	0	0
3 Cedric Walker, R (8, PH) (8, 6)									1	0	0	0	0	0	0
Ronny Paulino, R (1, 2) (7, 3) (8, 8)	X 0-0 ② G4-3			B X 1-0 ① 24 1B 6 1B 20 G5-3 1-2 1B	X 0-0 24 S 1B				0	0	0	0	0	0	0
6 Orlando Rivera, L (1, 4) OBP: 0.500, SLG: 0.500	X 0-0 ③ G4-3			X 0-0 20 G5-3 24 1B 35 WP 1-2 1B	B S S S 1-3 ② K 1-2				4	1	2	0	0	1	0
24 Tyler Rocklein, R (1, 9) OBP: 0.333, SLG: 0.333 (7, 7)		X 0-0 ① P4		X 0-0 35 WP 20 G5-3 1-2 2-3 1B		X 0-0 G4-3				3	0	1	0	0	1	1
20 Conner Hale, R (1, 5)		X 0-0 ② G6-3		X 0-0 ② G5-3 1-2 2-3 3-H			X 0-0 ① G6-3			3	0	0	1	0	0	3
35 Andrew McNett, R (1, 7)		X 0-0 ③ G4-3		B C C C 1-3 ③ K 2-3 3-H			X 0-0 ② G4-3			2	0	0	0	0	1	1
10 Omar Garcia, R (7, PH) (7, 9)										1	0	0	0	0	0	0
11 Devin Raftery, R (1, 10)			X 0-0 ① F8		X 0-0 ① G5-3		S S S 0-3 ③ K			2	0	0	0	0	0	0
Bobby Dombrowski, R (7, PH) (7, 10)										1	0	0	0	0	0	0
27 Kory Britton, L (1, 3)			X 0-0 ② G2-3		C C C 0-3 ② K			X 0-0 ① G1-3		2	0	0	0	0	1	0
4 Andrew Widell, L (7, PH) (7, 2)										1	0	0	0	0	1	0
12 Dalton Busby, R (1, 6)			X 0-0 ③ G4-3		C C C 0-3 ③ K			X 0-0 ② G5-3		1	0	0	0	1	1	0
22 Bryan Voelkl, R (8, PH) (8, 3)										1	0	0	0	0	0	0

	AB	25
	R	2
	H	4
	RBI	1
	BB	1
	SO	6
	LOB	5



Inning Stats	1	2	3	4	5	6	7	8	9
	R: 0 H: 0 E: 0 LOB: 0 K: 0 BB: 0 S: 3 P: 4	R: 0 H: 0 E: 0 LOB: 0 K: 0 BB: 0 S: 3 P: 3	R: 0 H: 0 E: 0 LOB: 0 K: 0 BB: 0 S: 3 P: 3	R: 2 H: 3 E: 0 LOB: 1 K: 1 BB: 1 S: 7 P: 13	R: 0 H: 0 E: 0 LOB: 0 K: 2 BB: 0 S: 7 P: 7	R: 0 H: 1 E: 0 LOB: 1 K: 1 BB: 0 S: 6 P: 7	R: 0 H: 0 E: 0 LOB: 0 K: 1 BB: 0 S: 5 P: 5	R: 0 H: 0 E: 0 LOB: 0 K: 1 BB: 0 S: 5 P: 5	

1B: 4	SF: 0	WP: 1	PA: 28
2B: 0	SAC: 0	PB: 0	
3B: 0	DP: 0	SB: 1	
HR: 0	HBP: 0	CS: 1	

PITCHER		IP	WLS	BF	H	R	ER	SO	BB	IBB	HBP	BLK	WP	HR	S	P	ERA	WHIP
39 Jason Hammel, R ERA: 3.6	(1, 1)	5.0	L	18	3	2	2	3	1	0	0	0	1	0	23	30	3.60	0.800
63 Kevin Gregg, R ERA:	(6, 1)	1.0		4	1	0	0	1	0	0	0	0	0	0	6	7	0.00	1.000
27 Matt Lindstrom, R ERA:	(7, 1)	1.0		3	0	0	0	1	0	0	0	0	0	0	5	5	0.00	0.000
88 Mark Blackmar, R ERA:	(8, 1)	1.0		3	0	0	0	1	0	0	0	0	0	0	5	5	0.00	0.000

PITCHER	IP	WLS	BF	H	R	ER	SO	BB	IBB	HBP	BLK	WP	HR	S	P	ERA	WHIP

BOTTOM

Batter	1	2	3	4	5	6	7	8	9	AB	R	H	RBI	BB	SO	LOB
11 Robert Andino, R (1, 4) OBP: 0.400, SLG: 0.250 94 Jonathan Schoop, R (5, 6)	F9		G5-3		F8			G3-1		2 0 0 0 0 0 0 2 0 0 0 0 0 1						
2 J.J. Hardy, R (1, 6) OBP: 0.800, SLG: 2.667 Jamie Hoffmann, R (5, 8) OBP: 0.333, SLG: 0.333	F8			HR		2B		G4-3		2 1 1 1 0 0 0 1 0 0 0 0 0 0						
36 Nick Johnson, L (1, 3) OBP: 1.000, SLG: 1.000 3 Ryan Flaherty, L (5, 3) OBP: 0.667, SLG: 1.333 Doug Bream, L (8, PH)	BB			1B		FC5-4 1B				1 0 1 0 1 0 0 1 0 1 0 0 0 0 1 0 0 0 0 0 0						
10 Adam Jones, R (1, 8) OBP: 0.400, SLG: 0.500 90 Jerome Pena, S (5, 4) OBP: 0.500, SLG: 1.000	K			F8		FC5-4 CS				2 0 0 0 0 1 2 1 0 1 0 0 0 0						
32 Matt Wieters, S (1, 2) OBP: 0.600, SLG: 0.500 43 Jim Johnson, R (6, 2) Zelous Wheeler, R (6, PH) OBP: 0.333, SLG: 0.333 Doug Bream, L (7, 2)		12 G4-6-3 1B		F9		G5-3				2 0 1 0 0 0 1 0 0 0 0 1 0 0 1 0 0 0 0 0 2 1 0 0 0 0 0 0						
12 Mark Reynolds, R (1, 10) OBP: 0.600, SLG: 0.750 Chris Clinton, R (6, PH) (7, 5) 88 Mark Blackmar, R (8, 1)		G4-6-3 1-2f		K			G6-3			2 0 0 0 0 1 2 1 0 0 0 0 0 2 0 0 0 0 0 0 0						
14 Nolan Reimold, R (1, 7) OBP: 0.500, SLG: 1.200 68 Manny Hernandez, R (7, PH) OBP: 0.333, SLG: 0.333 (8, 5)		P5			F8		FC4-6 BB			2 0 0 0 0 0 0 1 0 0 0 0 0 0						
24 Wilson Betemit, S (1, 5) (7, 10) 43 Jim Johnson, R (7, PH) (8, 7)			K		K		FC4-6 94 CS			2 0 0 0 0 2 0 0 0 0 0 1 0 0						
9 Endy Chavez, L (1, 9) OBP: 0.500, SLG: 1.500 Roderick Bernadina, R (5, PR) OBP: 0.667, SLG: 1.000 (6, 9)			F8		3B		CS	G6-3		2 0 1 0 0 0 0 1 0 0 0 0 0 1						
Inning Stats	R: 0 E: 0 K: 1 S: 5 H: 0 LOB: 1 BB: 1 P: 9	R: 0 E: 0 K: 0 S: 3 H: 1 LOB: 0 BB: 0 P: 3	R: 0 E: 0 K: 1 S: 5 H: 0 LOB: 0 BB: 0 P: 5	R: 1 E: 0 K: 1 S: 8 H: 2 LOB: 1 BB: 0 P: 10	R: 0 E: 0 K: 1 S: 6 H: 1 LOB: 1 BB: 0 P: 6	R: 0 E: 0 K: 0 S: 4 H: 2 LOB: 1 BB: 0 P: 5	R: 0 E: 0 K: 0 S: 2 H: 0 LOB: 0 BB: 1 P: 7	R: 0 E: 0 K: 0 S: 3 H: 0 LOB: 0 BB: 0 P: 3		1B: 3 2B: 1 3B: 1 HR: 1 SF: 0 SAC: 0 DP: 1 HBP: 0					WP: 0 PB: 0 SB: 0 CS: 2 PA: 30	

PITCHER		IP	WLS	BF	H	R	ER	SO	BB	IBB	HBP	BLK	WP	HR	S	P	ERA	WHIP
Tsuyoshi Wada, L ERA: 1.8	(1, 1)	5.0	W	19	4	1	1	4	1	0	0	0	0	1	27	33	1.80	1.000
Luis Ayala, R ERA:	(6, 1)	1.0	H	4	2	0	0	0	0	0	0	0	0	0	4	5	0.00	2.000
Zach Phillips, L ERA:	(7, 1)	1.0	H	3	0	0	0	0	1	0	0	0	0	0	2	7	0.00	1.000
Jaime Esquivel, R ERA:	(8, 1)	1.0	S	3	0	0	0	0	0	0	0	0	0	0	3	3	0.00	0.000

PITCHER	IP	WLS	BF	H	R	ER	SO	BB	IBB	HBP	BLK	WP	HR	S	P	ERA	WHIP

College of Florida, Manatee-Sarasota @ Baltimore Orioles
State College
Ed Smith Stadium, Sarasota, FL
Tue Apr 03 2012, 3:28 PM - 3:56 PM EDT
Att. 1 - Sunny - 81 F

livebaseballscorecards.com

AB	27
R	1
H	6
RBI	1
BB	2
SO	4
LOB	11

Baltimore Orioles @ Norfolk Tides

Harbor Park, Norfolk, VA

Wed Apr 04 2012, 3:06 PM - 5:48 PM EDT

Att. 8,749 - Partly Cloudy - 80 F

TOP

livebaseballscorecards.com

Batter	1	2	3	4	5	6	7	8	9	AB	R	H	RBI	BB	SO	LOB
9 Endy Chavez, L (1, 7) OBP: 0.500, SLG: 1.000	BBBB 4-0 2 G6-4-3 BB		x 0-0 ② G3-1		x 0-0 94 G6-3 1-H 2-H 2B		x 0-0 ③ P3		x 0-0 ③ G5-3	1	0	0	0	1	0	0
85 Manny Machado, R (5, PH) OBP: 0.333, SLG: 0.667 (5, 6)										3	0	1	2	0	0	0
2 J.J. Hardy, R (1, 6) OBP: 0.571, SLG: 1.600	x 0-0 ① ② G6-4-3 1-2f		x 0-0 ③ G6-3		x 0-0 ② G6-3 2-3			x 0-0 ① G6-3		2	0	0	0	0	0	1
94 Jonathan Schoop, R (5, PH) (5, 4)										2	0	0	0	0	0	2
21 Nick Markakis, L (1, 9) OBP: 0.400, SLG: 0.400	x 0-0 ③ G3			x 0-0 10 FC5-4 1B	SSS 0-3 ③ K			x 0-0 71 1B 1B		2	0	1	0	0	0	0
3 Ryan Flaherty, L (5, PH) OBP: 0.500, SLG: 1.000 (5, 3)										1	0	0	0	0	1	2
91 Travis Adair, L (6, 5) OBP: 1.000, SLG: 1.000										1	0	1	0	0	0	0
10 Adam Jones, R (1, 8) OBP: 0.286, SLG: 0.333		SSS 0-3 ① K		x 0-0 ① FC5-4 1-2f		x 0-0 ① G6-3		x 0-0 1-2 1B		2	0	0	0	0	1	1
71 L.J. Hoes, R (5, 7) OBP: 0.500, SLG: 0.500										2	0	1	0	0	0	0
36 Nick Johnson, L (1, 10) OBP: 0.750, SLG: 0.667		x 0-0 12 2B 1B		x 0-0 ② F9		x 0-0 ② P2		x 0-0 ② F9		2	0	1	0	0	0	1
14 Nolan Reimold, R (6, PH) OBP: 0.429, SLG: 1.000 (6, 10)										1	0	0	0	0	0	0
Robbie Widlansky, L (8, PH) (8, 10)										1	0	0	0	0	0	2
32 Matt Wieters, S (1, 2) OBP: 0.429, SLG: 0.333		x 0-0 ② F8		SSS 0-3 ③ K		x 0-0 ③ G5-3		x 0-0 ③ L4		2	0	0	0	0	1	2
28 Ronny Paulino, R (4, 2) OBP: 0.500, SLG: 0.500										1	0	0	0	0	0	0
72 Caleb Joseph, R (6, 2)										1	0	0	0	0	0	2
12 Mark Reynolds, R (1, 5) OBP: 0.714, SLG: 1.000		x 0-0 1-3 2B			BBBB 4-0 19 1B 85 2B BB		x 0-0 95 2B 1B		x 0-0 ① P2	1	0	1	0	1	0	0
86 Buck Britton, L (5, PR) OBP: 0.500, SLG: 0.500 (5, 5)										2	2	1	0	0	0	0
(6, 3)																
19 Chris Davis, L (1, 3) OBP: 0.800, SLG: 1.500		x 0-0 ③ G3-1			x 0-0 1-2 85 2B 1B		x 0-0 ① 1-H 2B		x 0-0 ② F8	2	0	1	0	0	0	2
95 Trent Mummey, L (5, PR) OBP: 0.500, SLG: 1.000 (5, 8)										2	1	1	1	0	0	0
11 Robert Andino, R (1, 4) OBP: 0.333, SLG: 0.200			x 0-0 ① G6-3		x 0-0 ① L6		x 0-0 ② G3		x 0-0 HR	1	0	0	0	0	0	0
24 Wilson Betemit, S (5, PH)										1	0	0	0	0	0	2
91 Ronnie Welty, R (5, 9) OBP: 0.500, SLG: 2.000										2	1	1	1	0	0	0

	AB	35
	R	4
	H	10
	RBI	4
	BB	2
	SO	3
	LOB	17

Inning Stats	1	2	3	4	5	6	7	8	9	1B: 6	SF: 0	WP: 0	PA: 37
	R: 0 E: 0 K: 0 S: 2 H: 0 LOB: 0 BB: 1 P: 6	R: 0 E: 0 K: 1 S: 7 H: 2 LOB: 2 BB: 0 P: 7	R: 0 E: 0 K: 0 S: 3 H: 0 LOB: 0 BB: 0 P: 3	R: 0 E: 0 K: 1 S: 6 H: 1 LOB: 1 BB: 0 P: 6	R: 2 E: 0 K: 1 S: 7 H: 2 LOB: 2 BB: 1 P: 11	R: 0 E: 0 K: 0 S: 3 H: 0 LOB: 0 BB: 0 P: 3	R: 1 E: 0 K: 0 S: 4 H: 2 LOB: 0 BB: 0 P: 4	R: 0 E: 0 K: 0 S: 5 H: 2 LOB: 2 BB: 0 P: 5	R: 1 E: 0 K: 0 S: 4 H: 1 LOB: 0 BB: 0 P: 4	2B: 3 3B: 0 HR: 1	SAC: 0 DP: 1 HBP: 0	PB: 0 SB: 0 CS: 0	

PITCHER	IP	WLS	BF	H	R	ER	SO	BB	IBB	HBP	BLK	WP	HR	S	P	ERA	WHIP
Zach Clark, R (1, 1) ERA: 3.6	0.0		0	0	0	0	0	0	0	0	0	0	0	0	0	∞	∞
32 Chris George, L (6, 1) ERA: 3.0	0.0	W	0	0	0	0	0	0	0	0	0	0	0	0	0	∞	∞
Jason Gurka, L (9, 1) ERA: 9.0	0.0	S	0	0	0	0	0	0	0	0	0	0	0	0	0	∞	∞

PITCHER	IP	WLS	BF	H	R	ER	SO	BB	IBB	HBP	BLK	WP	HR	S	P	ERA	WHIP

Batter	1	2	3	4	5	6	7	8	9	AB	R	H	RBI	BB	SO	LOB
2 Xavier Avery, L (1, 8) OBP: 0.600, SLG: 0.500	K		G6-3		1B	BB		1B		4	0	2	0	1	1	1
8 Steve Tolleson, R (1, 6) OBP: 0.667, SLG: 0.667	1B			L5	1B	G4-3		L7		3	0	2	2	0	0	0
Blake Davis, L (6, 6)										2	0	0	0	0	0	5
3 Ryan Adams, R (1, 4)	G6-4-3			K	BB		E5	2B		2	0	0	0	1	1	1
Josh Barfield, R (6, 4) OBP: 0.500, SLG: 1.000										2	1	1	2	0	0	0
13 Josh Bell, S (1, 10) OBP: 0.400, SLG: 0.250		L3		1B	BB		K	F8		4	0	1	0	1	1	2
33 Jamie Hoffmann, R (1, 7) OBP: 0.400, SLG: 0.250		G5-3		BB	F8		E7	K		4	0	1	0	1	1	3
24 Joe Mahoney, L (1, 3) OBP: 0.250, SLG: 0.250		K	K			G5-3	1B			4	0	1	0	0	2	2
25 Scott Beerer, R (1, 9)			G6-3		L4	F9	F9			4	0	0	0	0	0	2
5 Zelous Wheeler, R (1, 5)			K	BB		2B	F9			1	1	0	0	1	1	0
4 Matt Antonelli, R (6, 5) OBP: 0.500, SLG: 1.000										2	0	1	0	0	0	2
19 John Hester, R (1, 2) OBP: 1.000, SLG: 1.500			2B		1B	E5		2B		2	0	2	0	0	0	0
44 Chris Robinson, R (6, 2) OBP: 0.500, SLG: 1.000										2	1	1	0	0	0	1
Inning Stats	R: 0 E: 0 K: 1 S: 5 H: 1 LOB: 0 BB: 0 P: 5	R: 0 E: 0 K: 1 S: 5 H: 0 LOB: 0 BB: 0 P: 5	R: 0 E: 0 K: 1 S: 6 H: 1 LOB: 1 BB: 0 P: 6	R: 0 E: 0 K: 2 S: 8 H: 1 LOB: 2 BB: 1 P: 12	R: 3 E: 0 K: 0 S: 5 H: 3 LOB: 2 BB: 3 P: 18	R: 0 E: 1 K: 0 S: 5 H: 1 LOB: 3 BB: 1 P: 9	R: 1 E: 2 K: 1 S: 8 H: 2 LOB: 2 BB: 0 P: 8	R: 2 E: 0 K: 1 S: 8 H: 3 LOB: 1 BB: 0 P: 8		1B: 8 2B: 4 3B: 0 HR: 0	SF: 0 SAC: 0 DP: 1 HBP: 0					

PITCHER		IP	WLS	BF	H	R	ER	SO	BB	IBB	HBP	BLK	WP	HR	S	P	ERA	WHIP
17 Brian Matusz, L ERA:	(1, 1)	4.0		15	3	0	0	5	1	0	0	0	0	0	24	28	0.00	1.000
Jason Berken, R ERA: 27.0	(5, 1)	1.0	B	8	3	3	3	0	3	0	0	0	1	0	5	18	27.00	6.000
93 Chris Petrini, L ERA:	(6, 1)	2.0	L	12	3	1	0	1	1	0	0	0	0	0	13	17	0.00	2.000
David Walters, R ERA: 18.0	(8, 1)	1.0		6	3	2	2	1	0	0	0	0	0	0	8	8	18.00	3.000

PITCHER	IP	WLS	BF	H	R	ER	SO	BB	IBB	HBP	BLK	WP	HR	S	P	ERA	WHIP

BOTTOM

Baltimore Orioles @ Norfolk Tides

Harbor Park, Norfolk, VA

Wed Apr 04 2012, 3:06 PM - 5:48 PM EDT

Att. 8,749 - Partly Cloudy - 80 F

livebaseballscorecards.com

AB	36
R	3
H	12
RBI	4
BB	5
SO	7
LOB	19



1B: 8 2B: 4 3B: 0 HR: 0 SF: 0 SAC: 0 DP: 1 HBP: 0

WP: 1 PB: 0 SB: 0 CS: 0 PA: 41

Batter	1	2	3	4	5	6	7	8	9	AB	R	H	RBI	BB	SO	LOB
2 Denard Span, L (1, 8) OBP: 0.500, SLG: 0.500	C FF 94 B SI 94 B SI 95 X FF 95 2-1 ① G1-3			B SI 94 B FF 94 X FF 95 2-0 33 1B 1B		C SI 93 B SL 89 B SI 93 C FF 94 F SL 88 X SL 89 2-2 ② G1-3		C FF 95 B SI 94 X FF 95 1-1 1-2 1B		4	0	2	0	0	0	0
8 Jamey Carroll, R (1, 6)	C SI 94 C FF 96 B FF 95 B SL 89 B FF 96 B FF 96 4-2 7 G1-6-3 BB			B FF 93 1 SAFE B SL 86 F FF 93 1 SAFE X FF 94 2-1 ① F8		C CU 78 X SI 92 0-1 ③ G4-3		C SL 84 X SI 94 0-1 ③ G5-3		3	0	0	0	1	0	3
7 Joe Mauer, L (1, 2)	C FF 96 C CU 80 F FF 94 1 SAFE F FF 94 B SI 94 1 SAFE B CH 89 X CU 80 2-2 ②③ G1-6-3 1-2f			B SI 93 B CH 87 F FF 94 S SL 87 1 SAFE X FF 95 2-2 ② L8			B CU 76 B FF 91 B FF 92 B FF 92 4-0 16 G5-3 BB		B SI 89 B SI 88 B SI 88 B SI 89 4-0 16 HR BB	2	1	0	0	2	0	2
33 Justin Morneau, L (1, 10) OBP: 0.250, SLG: 0.250		S SI 93 B SI 94 X CU 79 1-1 ① G3		X CH 87 0-0 1-2 1B			B CH 87 C FF 93 F FF 92 F FF 93 F CH 88 C SL 86 1-3 ① K		C SI 89 T SL 80 B SI 90 S SL 81 1-3 ① K	4	0	1	0	0	2	2
16 Josh Willingham, R (1, 7) OBP: 0.250, SLG: 1.000		C FF 95 B SL 88 B SL 90 B FF 95 X FF 96 3-1 ② F9		X SL 86 0-0 ③ L7			C FF 91 B SI 91 B SL 88 X FF 91 2-1 ② G5-3 1-2		C SI 90 B CH 82 X CH 81 1-1 1-H HR	4	1	1	2	0	0	3
18 Ryan Doumit, S (1, 9)		B CU 79 F FF 96 F CH 89 C FF 96 1-3 ③ K			L CU 76 F CH 86 B FF 94 B CU 78 F SL 88 X FF 95 2-2 ① F8		B CU 78 B CU 75 F SI 93 X CH 86 2-1 ③ F9		C SI 94 S CU 78 B SI 94 B SI 94 S CH 87 2-3 ② K	4	0	0	0	0	2	1
22 Danny Valencia, R (1, 5) OBP: 0.500, SLG: 0.333			C FF 93 S CU 80 S SL 92 0-3 ① K		X SL 88 0-0 ② F8			B FF 96 B SI 94 C FF 94 B FF 95 X FF 94 3-1 2 1B 1B	B SI 95 C SI 94 B SI 94 B SI 93 C SI 94 B SI 94 4-2 27 1B BB	3	0	1	0	1	1	0
27 Chris Parmelee, L (1, 3) OBP: 0.250, SLG: 0.250 11 Ben Revere, L (9, PR)			F FF 95 B SI 96 C CU 81 S CU 81 1-3 ② K		B CH 87 S SL 90 C CH 88 F SL 90 B FF 94 F CU 79 X CH 87 2-2 ③ F8			B SI 94 B CH 88 C FF 93 C SI 93 F SL 84 F FF 95 X SL 84 2-2 ① F7	X SI 93 0-0 24 FC6-4 1-3 1B	4 0	0 0	1 0	0 0	1 0	1 0	1 0
12 Alexi Casilla, S (1, 4) 37 Sean Burroughs, L (8, PH) 24 Trevor Plouffe, R (8, 4)			C FF 95 C FF 95 X CU 81 0-2 ③ G1-3			B CU 76 F SI 91 B SL 88 X SI 93 2-1 ① B1-3		X SI 93 0-0 ② F7	C SI 92 X SI 94 0-1 ③ FC6-4 1-2f	2 1 1	0 0 0	0 0 0	0 0 0	0 0 0	0 0 0	0 1 2
Inning Stats	R: 0 E: 0 K: 0 S: 9 H: 0 LOB: 0 BB: 1 P: 17	R: 0 E: 0 K: 1 S: 7 H: 0 LOB: 0 BB: 0 P: 12	R: 0 E: 0 K: 2 S: 9 H: 0 LOB: 0 BB: 0 P: 10	R: 0 E: 0 K: 0 S: 8 H: 2 LOB: 2 BB: 0 P: 14	R: 0 E: 0 K: 0 S: 10 H: 0 LOB: 0 BB: 0 P: 14	R: 0 E: 0 K: 0 S: 8 H: 0 LOB: 0 BB: 0 P: 12	R: 0 E: 0 K: 1 S: 9 H: 0 LOB: 1 BB: 1 P: 18	R: 0 E: 0 K: 0 S: 12 H: 2 LOB: 2 BB: 0 P: 18	R: 2 E: 0 K: 2 S: 13 H: 2 LOB: 2 BB: 2 P: 25	1B: 5 2B: 0 3B: 0 HR: 1 SF: 0 SAC: 0 DP: 1 HBP: 0						

PITCHER		IP	WLS	BF	H	R	ER	SO	BB	IBB	HBP	BLK	WP	HR	S	P	ERA	WHIP
34 Jake Arrieta, R ERA:	(1, 1)	7.0	W	24	2	0	0	4	2	0	0	0	0	0	60	97	0.00	0.571
27 Matt Lindstrom, R ERA:	(8, 1)	1.0		5	2	0	0	0	0	0	0	0	0	0	12	18	0.00	2.000
40 Troy Patton, L ERA: 54.0	(9, 1)	0.1		3	1	2	2	1	1	0	0	0	0	1	5	11	54.00	6.000
43 Jim Johnson, R ERA:	(9, 1)	0.2	S	4	1	0	0	1	1	0	0	0	0	0	8	14	0.00	3.000

PITCHER	IP	WLS	BF	H	R	ER	SO	BB	IBB	HBP	BLK	WP	HR	S	P	ERA	WHIP

TOP

Minnesota Twins @ Baltimore Orioles

Oriole Park at Camden Yards, Baltimore, MD

Fri Apr 06 2012, 3:10 PM - 5:47 PM EDT

Att. 46,773 - Sunny - 59 F

livebaseballscorecards.com

AB	32
R	2
H	6
RBI	2
BB	4
SO	6
LOB	15

Batter	1	2	3	4	5	6	7	8	9	AB	R	H	RBI	BB	SO	LOB
14 Nolan Reimold, R (1, 7)	X FS 82 0-0 ① G1-3		B SI 86 S FS 81 T SL 82 B FS 82 X SL 84 2-2 ② G6-3		B SI 87 F CH 77 X SI 87 1-1 ③ G5-3			C FF 93 F FF 92 X SI 92 0-2 ① G4-3 1-2		4	0	0	0	0	0	1
2 J.J. Hardy, R (1, 6) OBP: 0.750, SLG: 0.500	B FS 83 C FS 84 F SL 84 B SI 86 B FS 83 F SL 82 B SI 86 4-2 21 HR BB		B CH 80 B SL 84 X FS 84 2-0 ③ G4-3			C SI 85 T FS 83 B SL 84 B CH 80 X SI 87 2-2 21 3B 1B		C SL 86 F SI 87 B FF 93 B SI 92 B SI 92 B SI 92 4-2 BB		2	2	1	0	2	0	0
21 Nick Markakis, L (1, 9) OBP: 0.750, SLG: 2.333	B SL 77 X SI 86 1-0 1-H HR			C FS 84 B CH 77 B CH 78 B FF 85 B SI 85 4-1 10 2B 32 G6-3 BB		C SI 85 B FS 84 B CH 78 F CH 77 1 SAFE F SI 84 1 SAFE B CH 77 X CH 78 3-2 32 F7-2 1-H 3B		B SI 90 B SI 92 F SI 90 F SI 92 F SI 91 F SI 94 S SL 85 2-3 ② K		3	2	2	3	1	1	2
10 Adam Jones, R (1, 8) OBP: 0.250, SLG: 0.500	B FS 84 X SI 86 1-0 ② G5-3			1 SAFE B CH 85 C SI 86 F SI 86 X SI 86 1-2 32 G6-3 1-3 2B		B FF 85 F FS 81 B FF 85 X SL 82 2-1 ① P6		B SI 93 B SI 93 B FF 92 C SI 89 C SL 83 F SL 85 S SI 92 3-3 ③ K		4	0	1	0	0	1	3
32 Matt Wieters, S (1, 2)	X SI 86 0-0 ③ G3-1			X SI 86 0-0 ① G6-3 2-3 3-H		C SI 85 B SI 85 C SI 86 X CH 78 1-2 ②③ F7-2 3-H				3	0	0	1	0	0	2
24 Wilson Betemit, S (1, 10) OBP: 0.333, SLG: 0.333		C FS 84 B SI 86 C SI 86 X CH 78 1-2 ① L8		S CH 77 B CH 77 B SI 85 B FS 84 X SI 86 3-1 ② G3			C FS 84 B SI 85 X SI 85 1-1 12 G5-4-3 1B			3	0	1	0	0	0	1
12 Mark Reynolds, R (1, 5)		C FF 86 X SI 86 0-1 ② F8		X SI 87 0-0 ③ F8			B FS 84 S FS 82 B FS 84 F CH 87 X SL 82 2-2 ①② G5-4-3 1-2f			3	0	0	0	0	0	2
19 Chris Davis, L (1, 3)		B SI 85 C SI 87 F FS 83 B FF 86 C SI 87 2-3 ③ K			B FS 85 S CH 77 X SI 85 1-1 ① G3-1		F SI 87 B SL 84 B CH 77 B SI 87 X SL 84 3-1 ③ F8			3	0	0	0	0	1	0
11 Robert Andino, R (1, 4) OBP: 0.333, SLG: 0.333			C FS 85 B FS 82 C SI 85 B FS 82 X FF 86 2-2 ① G6-3		C CH 76 B CH 78 X SL 82 1-1 ② F7			X FF 91 0-0 14 G4-3 1B		3	0	1	0	0	0	0
Inning Stats	R: 2 E: 0 K: 0 S: 7 H: 1 LOB: 0 BB: 1 P: 13	R: 0 E: 0 K: 1 S: 8 H: 0 LOB: 0 BB: 0 P: 11	R: 0 E: 0 K: 0 S: 7 H: 0 LOB: 0 BB: 0 P: 13	R: 1 E: 0 K: 0 S: 8 H: 1 LOB: 1 BB: 1 P: 16	R: 0 E: 0 K: 0 S: 6 H: 0 LOB: 0 BB: 0 P: 9	R: 1 E: 0 K: 0 S: 12 H: 2 LOB: 0 BB: 0 P: 20	R: 0 E: 0 K: 0 S: 7 H: 1 LOB: 0 BB: 0 P: 13	R: 0 E: 0 K: 2 S: 15 H: 1 LOB: 2 BB: 1 P: 24		1B: 3 2B: 2 3B: 1 HR: 1 SF: 0 SAC: 0 DP: 2 HBP: 0						

PITCHER		IP	WLS	BF	H	R	ER	SO	BB	IBB	HBP	BLK	WP	HR	S	P	ERA	WHIP
48 Carl Pavano, R ERA: 5.14	(1, 1)	7.0	L	26	5	4	4	1	2	0	0	0	0	1	55	95	5.14	1.000
60 Jeff Gray, R ERA:	(8, 1)	0.1		3	1	0	0	0	1	0	0	0	0	0	6	10	0.00	6.000
52 Brian Duensing, L ERA:	(8, 1)	0.2		2	0	0	0	2	0	0	0	0	0	0	9	14	0.00	0.000

PITCHER	IP	WLS	BF	H	R	ER	SO	BB	IBB	HBP	BLK	WP	HR	S	P	ERA	WHIP

BOTTOM

Minnesota Twins @ Baltimore Orioles

Oriole Park at Camden Yards, Baltimore, MD

Fri Apr 06 2012, 3:10 PM - 5:47 PM EDT

Att. 46,773 - Sunny - 59 F

livebaseballscorecards.com

AB	28
R	4
H	6
RBI	4
BB	3
SO	3
LOB	11

WP: 0 PA: 31
PB: 0
SB: 0
CS: 0

Batter	1	2	3	4	5	6	7	8	9	AB	R	H	RBI	BB	SO	LOB
2 Denard Span, L (1, 8) OBP: 0.375, SLG: 0.375	C FF 88 B FC 85 C SI 89 C FC 86 1-3 ① K		B FF 87 X FF 88 1-0 ① G4-3		C FF 87 C FC 84 B FF 91 B FF 90 X FF 89 2-2 ③ G1-3			B FC 84 B FF 87 X CH 88 2-0 8 FC4-6 1B 1-2 2-3		4	0	1	0	0	1	0
8 Jamey Carroll, R (1, 6)	C FF 91 F FF 92 B FF 92 B FF 91 X FC 90 2-2 ② P4		C FF 89 X FF 88 0-1 ② G6-3			B FC 87 C FF 87 C FC 83 X FF 89 1-2 ① F9		B FF 96 B FF 94 X SI 95 2-0 ① FC4-6 7 FC6-4 1-2f 2-3 3-H		4	0	0	1	0	0	2
7 Joe Mauer, L (1, 2) OBP: 0.375, SLG: 0.167	B FF 88 B FF 89 F FF 90 B CU 76 X FF 90 3-1 1B		C FF 88 B CH 85 F CH 86 F FF 91 X FC 86 1-2 ③ L5			X CH 87 0-0 ② G4-3		B SI 95 C SL 81 B SI 96 F SL 82 B CH 87 X SI 96 3-2 ② FC6-4 33 1B 1-2f 3-H		4	0	1	1	0	0	1
33 Justin Morneau, L (1, 10) OBP: 0.375, SLG: 0.500	S FF 89 B SI 90 F FC 86 S FC 86 1-3 ③ K			B CU 74 B CH 81 B FF 88 C FF 88 X FF 87 3-1 22 G5-3 2B		X CH 87 0-0 ③ F9		B SL 81 B SI 96 X SI 95 2-0 1-2 1B		4	0	2	0	0	1	1
16 Josh Willingham, R (1, 7) OBP: 0.375, SLG: 0.714		X CH 86 0-0 27 FC5-6 1B		H CH 86 1-0 HBP			C FC 84 B CU 76 F FC 84 B FF 90 F FC 84 B CH 83 F CH 87 C CU 77 3-3 ① K	S SL 82 S FF 96 C FF 97 0-3 ③ K		3	0	1	0	0	2	2
27 Chris Parmelee, L (1, 3) OBP: 0.250, SLG: 0.143		C SI 88 X CU 77 0-1 ① FC5-6 11 1B 1-2f		B FC 85 B FC 85 F FF 89 B FC 85 F SI 90 F FF 89 X CU 80 3-2 ① P5			B CH 82 C CH 87 B FC 84 F FC 86 F CU 76 F SI 88 B CH 83 B FF 88 4-2 22 G4-6-3 BB		C FF 92 S SI 90 X CH 87 0-2 ① L6	3	0	0	0	1	0	3
22 Danny Valencia, R (1, 5) OBP: 0.250, SLG: 0.143		C FF 88 X FC 87 0-1 ② P4		B FC 85 F FC 84 B CH 88 F FC 84 X CU 78 2-2 ②③ G5-3 2-3f			X FC 84 0-0 ②③ G4-6-3 1-2f		B SL 87 B SI 92 C FF 91 X FF 90 2-1 ② G5-3	4	0	0	0	0	0	4
11 Ben Revere, L (1, 9) OBP: 0.250, SLG: 0.250		B FF 88 B CH 88 X FF 88 2-0 1-3 1B			C CH 86 X CU 74 0-1 ① G3			B CH 83 C CH 85 X CH 86 1-1 E5 2 1B 12 1B 8 FC4-6	C FF 92 B CU 78 X SL 84 1-1 ③ G4-3	4	1	1	0	0	0	0
12 Alexi Casilla, S (1, 4) OBP: 0.200, SLG: 0.200		C FC 84 X FF 89 0-1 ③ G2-3			C CH 85 B CU 74 X FF 87 1-1 ② G4-3			C CH 83 F CH 87 F FF 88 X FF 88 0-2 8 FC4-6 2 1B 7 FC6-4 1B 1-2		3	1	1	0	0	0	2
Inning Stats	R: 0 E: 0 K: 2 S: 11 H: 1 LOB: 1 BB: 0 P: 18	R: 0 E: 0 K: 0 S: 8 H: 2 LOB: 2 BB: 0 P: 10	R: 0 E: 0 K: 0 S: 7 H: 0 LOB: 0 BB: 0 P: 9	R: 0 E: 0 K: 0 S: 9 H: 1 LOB: 1 BB: 0 P: 18	R: 0 E: 0 K: 0 S: 7 H: 0 LOB: 0 BB: 0 P: 10	R: 0 E: 0 K: 0 S: 5 H: 0 LOB: 0 BB: 0 P: 6	R: 0 E: 0 K: 1 S: 10 H: 0 LOB: 0 BB: 1 P: 17	R: 2 E: 1 K: 1 S: 15 H: 3 LOB: 2 BB: 0 P: 25	R: 0 E: 0 K: 0 S: 7 H: 0 LOB: 0 BB: 0 P: 10	1B: 6 2B: 1 3B: 0 HR: 0 SF: 0 SAC: 0 DP: 2 HBP: 1						

TOP

Minnesota Twins @ Baltimore Orioles

Oriole Park at Camden Yards, Baltimore, MD

Sat Apr 07 2012, 7:08 PM - 9:44 PM EDT

Att. 31,532 - Clear - 63 F

livebaseballscorecards.com

AB	33
R	2
H	7
RBI	2
BB	1
SO	4
LOB	15

PITCHER		IP	WLS	BF	H	R	ER	SO	BB	IBB	HBP	BLK	WP	HR	S	P	ERA	WHIP
29 Tommy Hunter, R ERA:	(1, 1)	7.0	W	28	6	2	0	3	1	0	1	0	0	0	64	98	0.00	1.000
47 Pedro Strop, R ERA:	(8, 1)	1.0		4	1	0	0	1	0	0	0	0	0	0	8	15	0.00	1.000
38 Luis Ayala, R ERA:	(9, 1)	1.0		3	0	0	0	0	0	0	0	0	0	0	7	10	0.00	0.000

PITCHER	IP	WLS	BF	H	R	ER	SO	BB	IBB	HBP	BLK	WP	HR	S	P	ERA	WHIP

BOTTOM

Minnesota Twins @ Baltimore Orioles

Oriole Park at Camden Yards, Baltimore, MD

Sat Apr 07 2012, 7:08 PM - 9:44 PM EDT

Att. 31,532 - Clear - 63 F

Batter	1	2	3	4	5	6	7	8	9	AB	R	H	RBI	BB	SO	LOB
14 Nolan Reimold, R (1, 7) OBP: 0.222, SLG: 0.222	C SI 89 B SI 91 F FF 90 S SL 83 1-3 K ①		B SI 90 B SI 90 C SI 90 F SL 83 F SL 83 X CH 83 2-2 2 G1-4-3 2-3 1B	B CH 83 B CH 89 C CH 83 X SL 82 2-1 2-H 1B		C CU 75 B SL 85 X CU 74 1-1 F7 ③		S SL 83 B FF 95 S FF 93 B SL 83 F SL 83 B FF 93 S FF 94 3-3 K ③		5	0	2	1	0	2	1
2 J.J. Hardy, R (1, 6) OBP: 0.375, SLG: 0.167	B CU 74 C SI 90 S CH 82 B SI 91 S CH 83 2-3 K ②		C SI 90 1 SAFE 1 SAFE S SI 89 X SI 92 0-2 ① ② G1-4-3 1-2f 3-H	1 SAFE C SI 90 C SI 92 X CH 84 0-2 P6 ③			B FF 90 X FF 91 1-0 G5-3 ①			4	0	0	0	0	1	2
21 Nick Markakis, L (1, 9) OBP: 0.750, SLG: 1.857	B SL 83 C SL 83 S SI 91 B SL 84 C SI 92 2-3 K ③		C SI 91 B SL 83 S SL 84 X CH 86 1-2 1B		C SI 89 B FF 92 X SI 90 1-1 12 FC4-6 32 BB 1B		C FF 91 B CH 85 X CH 84 1-1 HR			4	1	3	1	0	1	0
10 Adam Jones, R (1, 8) OBP: 0.250, SLG: 0.750		S CU 73 B SI 91 B SI 91 X SI 91 2-1 HR	B SI 91 X SL 84 1-0 P5 ③		B FF 91 X SI 90 1-0 P4 ①		X FF 91 0-0 F8 ②			4	1	1	1	0	0	2
32 Matt Wieters, S (1, 2) OBP: 0.429, SLG: 0.800		B SI 91 B CH 83 B SI 92 B FF 90 4-0 36 G6-3 BB	B CU 77 X CU 77 1-0 G5-3 ①		B SI 91 F SI 90 S FF 90 B FF 91 F SL 84 F SI 92 B FF 91 F SI 89 B SI 90 4-2 12 FC4-6 1-2 BB		C FF 91 B FF 91 F FF 92 B FF 91 X CH 85 2-2 HR			2	1	1	1	2	0	0
12 Mark Reynolds, R (1, 5) 3 Ryan Flaherty, L (9, 5)		C SI 91 S CH 83 B SL 84 B SI 91 B SI 92 S SL 83 3-3 K ①	B CH 81 B CH 89 B CH 83 B SI 90 4-0 28 2B 11 E BB	S SL 85 X SI 91 0-1 ② FC4-6 1-2f 2-3		B SL 85 F FF 92 S SI 91 S SI 90 1-3 K ③				3 0	1 0	0 0	0 0	1 0	2 0	3 0
36 Nick Johnson, L (1, 3)		S SI 91 C SI 92 X SI 91 0-2 ② ③ G6-3 1-2f	C SI 91 S SI 91 B SI 92 1 SAFE 1 SAFE F SI 92 1 SAFE X SL 84 1-2 ② F9	F SI 90 C FF 92 X SI 91 0-2 ③ G4-3				C SI 94 S SL 83 F SI 96 F SL 83 X SL 83 0-2 ① F8		4	0	0	0	0	0	4
28 Ronny Paulino, R (1, 10) OBP: 1.000, SLG: 1.250			C CH 89 F CH 84 X FF 91 0-2 11 1B 11 E 1B	F SI 91 X SL 84 0-1 1-3 11 E 2B		B CU 76 F SL 81 S SI 90 B CU 78 X FF 90 2-2 11 G6-4-3 1B		X SI 94 0-0 1B		4	2	4	0	0	0	0
11 Robert Andino, R (1, 4) OBP: 0.429, SLG: 0.429			B SI 89 1 SAFE B CH 82 X SI 90 2-0 E7 14 1B 2 G1-4-3 1-H 1B	D CH 83 X SL 84 1-0 E7 14 1B 2-H 3-H 1B		C FF 90 B SI 91 F SI 89 F SL 86 B SI 90 X SL 85 2-2 ① ② G6-4-3 1-2f		F SI 94 B SI 94 F SI 94 F SL 84 S SL 83 1-3 ② K		4	2	2	2	0	1	2
Inning Stats	R: 0 E: 0 K: 3 S: 9 H: 0 LOB: 0 BB: 0 P: 14	R: 1 E: 0 K: 1 S: 8 H: 1 LOB: 0 BB: 1 P: 17	R: 2 E: 1 K: 0 S: 15 H: 4 LOB: 1 BB: 0 P: 21	R: 3 E: 1 K: 0 S: 13 H: 3 LOB: 1 BB: 1 P: 22	R: 0 E: 0 K: 0 S: 13 H: 1 LOB: 2 BB: 1 P: 19	R: 0 E: 0 K: 0 S: 9 H: 1 LOB: 0 BB: 0 P: 14	R: 2 E: 0 K: 1 S: 10 H: 2 LOB: 0 BB: 0 P: 15	R: 0 E: 0 K: 2 S: 14 H: 1 LOB: 1 BB: 0 P: 18		1B: 9 2B: 1 3B: 0 HR: 3 SF: 0 SAC: 0 DP: 3 HBP: 0		WP: 0 PB: 0 SB: 0 CS: 0 PA: 37		

livebaseballscorecards.com

	AB	34
	R	8
	H	13
	RBI	6
	BB	3
	SO	7
	LOB	14

PITCHER		IP	WLS	BF	H	R	ER	SO	BB	IBB	HBP	BLK	WP	HR	S	P	ERA	WHIP
47 Francisco Liriano, L ERA: 11.25	(1, 1)	4.0	L	20	8	6	5	4	2	0	0	0	0	1	45	74	11.25	2.500
31 Alex Burnett, R ERA:	(5, 1)	2.0		8	2	0	0	0	1	0	0	0	0	0	22	33	0.00	1.500
61 Jared Burton, R ERA: 18.0	(7, 1)	1.0		5	2	2	2	1	0	0	0	0	0	2	10	15	18.00	2.000
15 Glen Perkins, L ERA:	(8, 1)	1.0		4	1	0	0	2	0	0	0	0	0	0	14	18	0.00	1.000

PITCHER	IP	WLS	BF	H	R	ER	SO	BB	IBB	HBP	BLK	WP	HR	S	P	ERA	WHIP

Batter	1	2	3	4	5	6	7	8	9	AB	R	H	RBI	BB	SO	LOB
2 Denard Span, L (1, 8) OBP: 0.250, SLG: 0.250	C FF 94 B FF 94 B FF 94 F FF 94 X SL 86 2-2 ① G3			B SL 85 C SL 84 X SI 93 1-1 ① G5-3			C FF 92 X SL 84 0-1 ① G4-3		C SI 93 X SI 94 0-1 ① G4-3	4	0	0	0	0	0	0
8 Jamey Carroll, R (1, 6)	B SI 95 C FF 94 F FF 94 X SI 94 1-2 ② G6-3			C SL 86 C SI 94 F FF 94 S SL 85 0-3 ② K2-3			B FF 94 C FF 93 S FF 94 B SI 94 X SI 94 2-2 ② G6-3		C SI 94 B SI 95 F SI 95 D CU 79 X SI 94 2-2 ② G6-3	4	0	0	0	0	1	0
7 Joe Mauer, L (1, 3) OBP: 0.250, SLG: 0.100	C FF 94 C CU 78 B FF 95 B FF 94 X SI 95 2-2 ③ F7			B CU 76 B FF 93 C FF 94 X CH 87 2-1 ③ G4-3			B FF 94 B CH 86 B FF 93 C FF 92 X SI 93 3-1 ③ G3		C SI 93 C CH 88 B SI 95 S CU 79 1-3 ③ K	4	0	0	0	0	1	0
33 Justin Morneau, L (1, 10) OBP: 0.455, SLG: 0.600		C CU 76 F SI 93 X SI 94 0-2 ① F8			B SI 93 B CH 87 B SI 93 B SI 93 4-0 16 G1-4-3 BB			X CH 86 0-0 16 2B 2B		2	1	1	0	1	0	0
16 Josh Willingham, R (1, 7) OBP: 0.455, SLG: 0.778		B FF 93 C SL 85 B SL 85 B SL 84 B FF 93 4-1 18 G6-3 BB			C SI 93 B SI 93 X SI 94 1-1 ① ② G1-4-3 1-2f			S SL 85 C SL 84 F SL 84 X FF 93 0-2 2-H 2B		2	0	1	1	1	0	1
18 Ryan Doumit, S (1, 2)		X FF 93 0-0 ② ③ G6-3 1-2f			B CU 78 X CH 87 1-0 ③ G1-3			B CU 76 F CH 87 B CH 86 F SL 86 S SI 92 2-3 ① K		3	0	0	0	0	1	2
37 Sean Burroughs, L (1, 5) 12 Alexi Casilla, S (8, PR) OBP: 0.200, SLG: 0.200 (8, 4)			C FF 93 F FF 94 B SI 94 F CU 77 S SI 94 1-3 ① K			B CU 75 X FF 93 1-0 ① G3		B SI 93 B SI 93 B SL 85 B FF 92 4-0 BB		2 0	0 0	0 0	0 0	1 0	1 0	0 0
38 Luke Hughes, R (1, 4) (8, 5)			B SL 85 C SL 86 F SI 94 F FF 94 S SL 86 1-3 ② K			C CU 76 X SI 92 0-1 ② G5-3		S SL 86 S SL 85 B SL 85 C CU 76 1-3 ② K		3	0	0	0	0	2	2
11 Ben Revere, L (1, 9) OBP: 0.167, SLG: 0.167 27 Chris Parmelee, L (8, PH) OBP: 0.222, SLG: 0.125 (8, 9)			B FF 93 B FF 92 C SI 94 F FF 94 X SI 93 2-2 ③ G6-3			B SL 84 T SL 83 X FF 93 1-1 ③ G1-3		B CU 75 X CH 87 1-0 ③ F9		2 1	0 0	0 0	0 0	0 0	0 0	0 2
Inning Stats	R: 0 E: 0 K: 0 S: 9 H: 0 LOB: 0 BB: 0 P: 14	R: 0 E: 0 K: 0 S: 5 H: 0 LOB: 0 BB: 1 P: 9	R: 0 E: 0 K: 2 S: 11 H: 0 LOB: 0 BB: 0 P: 15	R: 0 E: 0 K: 1 S: 8 H: 0 LOB: 0 BB: 0 P: 11	R: 0 E: 0 K: 0 S: 3 H: 0 LOB: 0 BB: 1 P: 9	R: 0 E: 0 K: 0 S: 5 H: 0 LOB: 0 BB: 0 P: 7	R: 0 E: 0 K: 0 S: 7 H: 0 LOB: 0 BB: 0 P: 12	R: 1 E: 0 K: 2 S: 12 H: 2 LOB: 2 BB: 1 P: 20	R: 0 E: 0 K: 1 S: 8 H: 0 LOB: 0 BB: 0 P: 11	1B: 0 2B: 2 3B: 0 HR: 0 SF: 0 SAC: 0 DP: 2 HBP: 0						

PITCHER		IP	WLS	BF	H	R	ER	SO	BB	IBB	HBP	BLK	WP	HR	S	P	ERA	WHIP
39 Jason Hammel, R ERA: 1.13	(1, 1)	8.0	W	27	2	1	1	5	3	0	0	0	0	0	60	97	1.12	0.625
43 Jim Johnson, R ERA:	(9, 1)	1.0	S	3	0	0	0	1	0	0	0	0	0	0	8	11	0.00	0.000

PITCHER	IP	WLS	BF	H	R	ER	SO	BB	IBB	HBP	BLK	WP	HR	S	P	ERA	WHIP

TOP

Minnesota Twins @ Baltimore Orioles

Oriole Park at Camden Yards, Baltimore, MD

Sun Apr 08 2012, 1:37 PM - 3:50 PM EDT

Att. 14,738 - Sunny - 68 F

livebaseballscorecards.com

AB	27
R	1
H	2
RBI	1
BB	3
SO	6
LOB	7

WP: 0 PA: 30
PB: 0
SB: 0
CS: 0

Minnesota Twins @ Baltimore Orioles

Oriole Park at Camden Yards, Baltimore, MD

Sun Apr 08 2012, 1:37 PM - 3:50 PM EDT

Att. 14,738 - Sunny - 68 F

livebaseballscorecards.com

Batter	1	2	3	4	5	6	7	8	9	AB	R	H	RBI	BB	SO	LOB
9 Endy Chavez, L (1, 7) OBP: 0.250, SLG: 0.250	B FF 90 C FF 90 S FF 92 B FF 92 B FF 92 X FF 92 3-2 ① F9		C SL 78 B FF 91 X FF 90 1-1 ① G4-3		B FF 89 P PO 81 X FF 88 2-0 1-2 2 FC5-4 1B		X SI 87 0-0 ① G4-3			4	0	1	0	0	0	0
2 J.J. Hardy, R (1, 6) OBP: 0.333, SLG: 0.500	B SL 81 C FF 90 B SL 81 X FF 92 2-1 HR		B FF 91 B FF 92 C FF 91 F SL 79 X FF 92 2-2 ② G6-3		C X SL 80 0-1 ② 1-2f 2-3 FC5-4		B SI 87 B CH 79 X SI 86 2-0 ② G6-3			4	1	1	1	0	0	2
21 Nick Markakis, L (1, 9) OBP: 0.667, SLG: 1.444	C FF 90 S FF 93 B FF 93 F FF 92 F FF 93 F FF 92 X FF 92 1-2 ② F7		B FF 91 B CH 83 B FF 91 C FF 89 B FF 92 4-1 BB		B FF 91 C FF 89 F FF 91 X FF 91 1-2 ③ F9		B SI 88 B SI 86 B SI 89 B SI 87 4-0 BB			2	0	0	0	2	0	2
10 Adam Jones, R (1, 8) OBP: 0.333, SLG: 0.667	C SL 79 S SL 82 B SL 80 B SL 82 X FF 92 2-2 1B		S SL 79 F SL 79 B SL 80 B FF 90 T SL 78 2-2 ③ K			B SI 88 C CH 81 T SI 88 F SI 88 B SL 84 B FF 89 X SI 85 3-2 24 S 36 HBP 24 2B 1B	B SL 84 X FF 92 1-0 ③ L4			4	1	2	0	0	1	2
32 Matt Wieters, S (1, 2) OBP: 0.273, SLG: 0.444	1 SAFE B FF 90 C FF 90 B FF 91 X FF 90 2-1 ③ F7			C FF 89 X SL 78 0-1 ① G4-3		S CH 80 S CH 80 S SI 90 0-3 ① K	X FF 92 0-0 ① G3-1			4	0	0	0	0	1	2
36 Nick Johnson, L (1, 10)		X SI 92 0-0 ① F8		C SL 78 B FF 92 B SL 79 X FF 91 2-1 ② P3		H SI 87 1-0 24 S 24 2B 1-2 HBP	B FF 93 F CH 88 B FF 93 F CH 88 B SL 87 B SI 93 4-2 24 G6-3 BB			2	1	0	0	1	0	0
24 Wilson Betemit, S (1, 5) OBP: 0.286, SLG: 0.429		B FF 91 C FF 92 B SL 80 F FF 91 B FF 92 F FF 92 X FF 93 3-2 ② G4-3		X CH 83 0-0 ③ P5		B CH 80 F SI 87 X SI 89 1-1 1-H 2-H 2B	D CU 75 X SI 91 1-0 ②③ 1-2 G6-3			4	0	1	2	0	0	1
19 Chris Davis, L (1, 3) OBP: 0.167, SLG: 0.167		C SL 78 S FF 92 F FF 93 B FF 93 F FF 93 B FF 93 X FF 92 2-2 1B			F FF 90 X FF 91 0-1 ① L9	S SI 87 D SL 82 X SL 82 1-1 ② F7				3	0	1	0	0	0	1
11 Robert Andino, R (1, 4) OBP: 0.400, SLG: 0.333		X SL 79 0-0 ③ F9			B SL 78 B FF 91 B CH 83 C FF 90 B FF 90 4-1 2 FC5-4 9 1B BB	C CH 81 B SI 88 X CH 80 1-1 ③ F9				2	0	0	0	1	0	2

Inning Stats	1	2	3	4	5	6	7	8	9
	R: 1 E: 0 K: 0 S: 16 H: 2 LOB: 1 BB: 0 P: 26	R: 0 E: 0 K: 0 S: 11 H: 1 LOB: 1 BB: 0 P: 16	R: 0 E: 0 K: 1 S: 9 H: 0 LOB: 1 BB: 1 P: 18	R: 0 E: 0 K: 0 S: 5 H: 0 LOB: 0 BB: 0 P: 7	R: 0 E: 0 K: 0 S: 10 H: 1 LOB: 2 BB: 1 P: 16	R: 2 E: 0 K: 1 S: 13 H: 2 LOB: 1 BB: 0 P: 20	R: 0 E: 0 K: 0 S: 3 H: 0 LOB: 1 BB: 1 P: 10	R: 0 E: 0 K: 0 S: 4 H: 0 LOB: 1 BB: 1 P: 9	

AB	29
R	3
H	6
RBI	3
BB	4
SO	2
LOB	12

1B: 4	SF: 0
2B: 1	SAC: 0
3B: 0	DP: 0
HR: 1	HBP: 1

WP: 0	PA: 34
PB: 0	
SB: 2	
CS: 0	

PITCHER	IP	WLS	BF	H	R	ER	SO	BB	IBB	HBP	BLK	WP	HR	S	P	ERA	WHIP
51 Anthony Swarzak, R (1, 1) ERA: 1.8	5.0	L	21	4	1	1	1	2	0	0	0	0	1	51	83	1.80	1.200
44 Matt Maloney, L (6, 1) ERA: 10.8	1.2		9	2	2	2	1	1	0	1	0	0	0	15	28	10.80	1.800
60 Jeff Gray, R (7, 1) ERA:	0.2		3	0	0	0	0	1	0	0	0	0	0	4	9	0.00	1.500
52 Brian Duensing, L (8, 1) ERA:	0.2		1	0	0	0	0	0	0	0	0	0	0	1	2	0.00	0.000

PITCHER	IP	WLS	BF	H	R	ER	SO	BB	IBB	HBP	BLK	WP	HR	S	P	ERA	WHIP

New York Yankees @ Baltimore Orioles

Oriole Park at Camden Yards, Baltimore, MD

Mon Apr 09 2012, 7:08 PM - 10:13 PM EDT

Att. 25,478 - Cloudy - 65 F

livebaseballscorecards.com

Batter	1	2	3	4	5	6	7	8	9	AB	R	H	RBI	BB	SO	LOB
2 Derek Jeter, R (1, 6) OBP: 0.444, SLG: 0.471	25 1B 24 G4-3 1B		S FF 90 F FF 89 B CH 84 B FF 90 X FF 91 13 CS 24 1B 1B	B FF 90 B FF 90 B CU 76 C FF 89 C FF 90 X FF 91 1-H 2B		B SI 84 X SI 83 SH5-3 1-2 2-3		C FF 93 1 SAFE B FF 92 X FF 92 24 BB 33 FC5-2 1-3 1B		4	1	4	1	0	0	0
33 Nick Swisher, S (1, 9) OBP: 0.421, SLG: 0.500	C FF 90 C CU 77 F FF 91 X FF 91 P3		S CH 82 B FF 90 S FF 91 X FF 91 F8	C CU 76 B CH 82 D CH 84 B CU 77 B FF 90 BB		B SL 76 B SI 83 B SI 83 B SI 83 24 G4-6-3 BB		B FF 92 C CU 80 C FF 92 X FF 92 FC5-2 24 BB 1-2 3-H		3	0	0	0	2	0	4
24 Robinson Canó, L (1, 4) OBP: 0.316, SLG: 0.294	C FF 90 B FF 92 B FF 92 B SL 86 F FF 92 F FF 90 X SL 86 G4-3 1-2		B SL 86 1 SAFE B SL 84 B SL 85 C FF 90 S FC 91 F FF 91 X FF 91 1-2 1B	T FF 91 F FC 90 B FC 90 D CH 84 X FF 91 L6		B SL 79 F SL 80 B SL 82 C SI 89 X CU 75 G4-6-3 1-2f		B FC 89 B FS 86 F FC 88 B FF 92 B FF 91 13 G4-6-3 1-2 2-3 BB		4	0	1	0	1	0	6
13 Alex Rodriguez, R (1, 10) OBP: 0.421, SLG: 0.357	D CH 83 B FF 92 C CH 83 C SL 84 B FF 93 B FF 92 25 1B BB		F FF 91 B FF 90 B SL 85 D CH 85 F FF 91 F SL 86 S SL 86 K 2-3		B SL 77 F SI 83 B SI 82 X SI 82 G4-3		C SL 78 F SI 88 F CH 81 F SL 80 F SI 90 X CU 72 G6-3	X FC 89 G4-6-3 1-2f		4	0	0	0	1	1	5
25 Mark Teixeira, S (1, 3) OBP: 0.333, SLG: 0.214	B FC 90 C CU 77 F CU 78 X FF 91 1-3 2-H 1B			C FC 89 X FF 90 G5-3	B SL 77 B SL 76 C SI 83 B SL 76 F SI 82 F FF 83 X SL 77 G3		C CU 71 X SI 89 G6-3		C SL 82 X SL 82 G6-3	5	0	1	1	0	0	0
14 Curtis Granderson, L (1, 8) OBP: 0.278, SLG: 0.375	B CU 75 B SI 92 B FF 89 F FF 90 X SL 84 P6			B CU 76 C SL 84 B FF 89 C SL 84 B FF 91 F FF 91 B CH 85 22 BB 55 1B BB	B FF 82 X SI 82 F7		F SI 90 S SL 80 B SI 90 B SI 90 X SL 78 11 1B 2B		C SI 97 B SI 96 B SL 81 B CH 91 X SI 96 G3-1	4	2	1	0	1	0	2
22 Andruw Jones, R (1, 7) OBP: 0.500, SLG: 1.000 11 Brett Gardner, L (6, 7) OBP: 0.400, SLG: 0.333		B CU 74 S FF 89 X FF 90 F7	B CH 82 1 SAFE B CH 82 B FF 91 C FF 90 B FF 91 55 E 55 1B 26 SF9 1-2 BB	X SI 82 0-0 HR	B SI 89 C SL 78 X SI 89 55 S 2-H 1B		B SI 96 B SI 95 B FF 96 C FF 96 C SI 96 X SL 83 G4-3	2 2	2 0	1 1	1 1	1 0	0 0	0 0
55 Russell Martin, R (1, 2) OBP: 0.462, SLG: 0.125		F FF 90 B SI 90 B CH 83 X FC 91 G4-3	X FF 91 E7 2 2B 1-3 2-H 1B	B SL 78 B SL 76 C SL 76 B SI 83 B SL 76 2 SH5-3 26 1B BB	1 SAFE 1 SAFE S FC 86 B FF 91 D FF 92 B FF 91 C CU 79 S FC 88	3			3	1	1	1	1	1	1
26 Eduardo Núñez, R (1, 5) OBP: 0.429, SLG: 0.400		B FC 90 C CU 77 B FF 91 X FF 91 P4	X FF 90 SF9 3-H	B SI 83 1 SAFE X SI 84 2 SH5-3 1-2 1B		C FC 87 B FF 91 S FF 91 B FF 92 F FF 92 H FC 88 2 1B 33 FC5-2 HBP			2	0	1	1	0	0	0

Inning Stats	1	2	3	4	5	6	7	8	9
	R: 1 E: 0 K: 0 S: 17	R: 0 E: 0 K: 0 S: 6	R: 0 E: 0 K: 1 S: 14	R: 3 E: 1 K: 0 S: 15	R: 0 E: 0 K: 0 S: 7	R: 1 E: 0 K: 0 S: 7	R: 1 E: 0 K: 1 S: 16	R: 0 E: 0 K: 0 S: 10	R: 0 E: 0 K: 0 S: 7
	H: 2 LOB: 2 BB: 1 P: 30	H: 0 LOB: 0 BB: 0 P: 11	H: 2 LOB: 2 BB: 0 P: 23	H: 2 LOB: 2 BB: 3 P: 32	H: 0 LOB: 0 BB: 0 P: 13	H: 2 LOB: 2 BB: 2 P: 19	H: 2 LOB: 1 BB: 0 P: 22	H: 1 LOB: 2 BB: 1 P: 19	H: 0 LOB: 0 BB: 0 P: 13

1B: 8	SF: 1	WP: 0
2B: 3	SAC: 1	PB: 0
3B: 0	DP: 3	SB: 1
HR: 1	HBP: 1	CS: 1
		PA: 43

AB	33
R	6
H	11
RBI	6
BB	7
SO	2
LOB	18

PITCHER		IP	WLS	BF	H	R	ER	SO	BB	IBB	HBP	BLK	WP	HR	S	P	ERA	WHIP
17 Brian Matusz, L ERA: 9.0	(1, 1)	4.0	L	21	6	4	4	1	4	0	0	0	0	0	52	96	9.00	2.500
56 Darren O'Day, R ERA: 6.75	(5, 1)	1.1		8	2	1	1	0	2	0	0	0	0	1	11	27	6.75	3.000
40 Troy Patton, L ERA: 16.2	(6, 1)	1.1		5	2	1	1	0	0	0	0	0	0	0	16	21	6.75	1.500
63 Kevin Gregg, R ERA:	(7, 1)	1.1		6	1	0	0	1	1	0	1	0	0	0	13	25	0.00	1.500
47 Pedro Strop, R ERA:	(9, 1)	1.0		3	0	0	0	0	0	0	0	0	0	0	7	13	0.00	0.000

PITCHER	IP	WLS	BF	H	R	ER	SO	BB	IBB	HBP	BLK	WP	HR	S	P	ERA	WHIP

New York Yankees @ Baltimore Orioles

Oriole Park at Camden Yards, Baltimore, MD

Mon Apr 09 2012, 7:08 PM - 10:13 PM EDT

Att. 25,478 - Cloudy - 65 F

livebaseballscorecards.com

BOTTOM

Batter	1	2	3	4	5	6	7	8	9	AB	R	H	RBI	BB	SO	LOB
14 Nolan Reimold, R (1, 7) OBP: 0.214, SLG: 0.214	B FF 93 C FF 93 B CU 81 X FF 94 2-1 G4-3 ①		C FF 93 X FF 95 0-1 21 G6-3 1B		X FF 94 0-0 G6-4-3 ②③ 1-2f		B FF 94 B FF 92 X FF 92 2-0 P2 ②		B FF 90 C FF 90 B FF 89 F FC 89 B FC 90 T FC 88 3-2 K ②	5	0	1	0	0	1	3
2 J.J. Hardy, R (1, 6) OBP: 0.235, SLG: 0.333	C FF 94 F CU 80 F FF 96 X SI 95 0-2 G6-3 ②		B FF 95 C FF 94 F FF 95 S CU 84 1-3 K ①			C FF 90 B SI 92 X FF 90 1-1 F9 ① X FF 93 0-0 P5 ③			B FC 90 F FC 89 X FF 90 1-1 L7 ③	5	0	0	0	0	1	4
21 Nick Markakis, L (1, 9) OBP: 0.500, SLG: 1.000	C FF 93 C CH 84 X CU 82 0-2 L7 ③		C FF 95 F FF 95 D SL 90 X FF 94 1-2 G6-3 ②③ 1-2f			B CH 83 C FF 92 F CH 85 X SL 87 1-2 P3 ②		B FC 92 F FC 93 B FC 92 B FC 92 C FC 92 F FC 92 C FC 92 3-3 K ①		4	0	0	0	0	1	2
10 Adam Jones, R (1, 8) OBP: 0.313, SLG: 0.563		C CU 79 B FF 94 F SI 94 T SL 88 1-2 K ①		C SI 92 B CU 81 F FF 93 X CU 81 1-2 G5-3 ①		C FF 92 X CU 80 0-1 32 1B 1B		S FC 91 S FC 92 B FC 93 S FC 92 1-3 K ②		4	0	1	0	0	2	0
32 Matt Wieters, S (1, 2) OBP: 0.467, SLG: 0.923		B FF 94 B CH 84 X CH 85 2-0 HR		B FF 93 C FF 94 B FF 94 X CU 81 2-1 2B		X FF 92 0-0 1-3 1B		C FC 92 B FC 92 F FC 92 F FC 94 F CH 87 B FC 94 B FC 94 X FC 92 3-2 12 1B 1B		4	1	4	1	0	0	0
12 Mark Reynolds, R (1, 5) OBP: 0.273, SLG: 0.300		B FF 94 X SI 93 1-0 24 K2-3 2B		F FF 94 F FF 94 S CU 84 0-3 K ②		B CU 80 C FF 93 C FF 92 D CU 83 X FF 94 2-2 F9 ③		B FC 92 X FC 90 1-0 1-2 1B		4	0	2	0	0	1	3
24 Wilson Betemit, S (1, 10) OBP: 0.273, SLG: 0.455		C CU 81 C CU 82 S CU 82 0-3 K2-3 ② 2-3		B FF 93 X FF 93 1-0 L5 ③			X FF 90 0-0 19 2B 2B	B FC 91 B FC 91 C FC 91 S FC 91 B FC 91 F FC 91 X FC 92 3-2 G4-3 ③		4	1	1	0	0	1	4
19 Chris Davis, L (1, 3) OBP: 0.300, SLG: 0.400		B CU 82 C CU 81 B FF 95 F FF 94 B FF 92 S CU 83 3-3 K ③			F FF 91 X FF 92 0-1 14 G6-4-3 1B		F CH 84 B FF 93 S CU 80 F CU 81 X FF 93 1-2 2-H 2B		B FC 89 X FC 90 1-0 P5 ①	4	0	2	1	0	1	1
11 Robert Andino, R (1, 4) OBP: 0.429, SLG: 0.538			B FF 93 X FF 92 1-0 2B		B FF 93 C FF 92 C CU 82 B FF 94 S FF 93 2-3 K ①		B SL 87 C FF 93 F FF 94 D CU 84 C CU 82 2-3 K ①		B FC 91 B FC 90 B FC 91 C FC 90 C FC 89 X FC 89 3-2 2B	4	0	2	0	0	2	2
Inning Stats	R: 0 E: 0 K: 0 S: 9 H: 0 LOB: 0 BB: 0 P: 11	R: 1 E: 0 K: 3 S: 11 H: 2 LOB: 1 BB: 0 P: 18	R: 0 E: 0 K: 1 S: 9 H: 2 LOB: 1 BB: 0 P: 12	R: 0 E: 0 K: 1 S: 9 H: 1 LOB: 1 BB: 0 P: 13	R: 0 E: 0 K: 1 S: 6 H: 1 LOB: 0 BB: 0 P: 8	R: 0 E: 0 K: 0 S: 11 H: 2 LOB: 2 BB: 0 P: 15	R: 1 E: 0 K: 1 S: 10 H: 2 LOB: 1 BB: 0 P: 15	R: 0 E: 0 K: 2 S: 17 H: 2 LOB: 2 BB: 0 P: 28	R: 0 E: 0 K: 1 S: 9 H: 1 LOB: 1 BB: 0 P: 17	1B: 6 2B: 6 3B: 0 HR: 1	SF: 0 SAC: 0 DP: 2 HBP: 0			WP: 0 PB: 0 SB: 0 CS: 0	PA: 38		

	AB	38
	R	2
	H	13
	RBI	2
	BB	0
	SO	10
	LOB	19

PITCHER		IP	WLS	BF	H	R	ER	SO	BB	IBB	HBP	BLK	WP	HR	S	P	ERA	WHIP
47 Iván Nova, R ERA: 2.57	(1, 1)	7.0	W	29	10	2	2	7	0	0	0	0	0	1	65	92	2.57	1.429
30 David Robertson, R ERA:	(8, 1)	1.0		5	2	0	0	2	0	0	0	0	0	0	17	28	0.00	2.000
42 Mariano Rivera, R ERA: 13.5	(9, 1)	1.0		4	1	0	0	1	0	0	0	0	0	0	9	17	0.00	1.000

PITCHER	IP	WLS	BF	H	R	ER	SO	BB	IBB	HBP	BLK	WP	HR	S	P	ERA	WHIP

Batter	1	2	3	4	5	6	7	8	9	10	11	12	AB	R	H	RBI	BB	SO	LOB
2 Derek Jeter, R (1, 6) OBP: 0.417, SLG: 0.565	B FF 91 B FF 90 B FF 90 C FF 89 X FF 88 3-1 HR		C CH 84 B CH 84 B FF 92 C FF 90 F FF 90 X CH 84 2-2 ① G4-3		X FF 90 0-0 ② G5-3 1-2 2-3	T SAFE C FF 95 B SI 96 D SL 85 B SI 92 X FF 95 3-1 ③ G6-3			C SI 95 B SI 94 X SI 93 1-1 24 G4-3 1B		B FF 96 C FF 96 S FF 96 S SI 96 1-3 ② K		6	1	2	1	0	1	6
33 Nick Swisher, S (1, 9) OBP: 0.400, SLG: 0.474	B FF 89 S SL 83 X SL 83 1-1 2B		B CU 72 S CH 82 F FF 91 B FF 92 S FF 91 2-3 ② K		X FF 90 0-0 ③ F8		C SL 82 S SL 86 H SL 87 1-2 24 2B HBP		1 SAFE F CH 86 C SI 94 B SI 94 B CU 78 S SI 94 2-3 ① K		C SL 83 X FF 96 0-1 ③ G6-3		5	0	1	0	0	2	5
24 Robinson Canó, L (1, 4) OBP: 0.360, SLG: 0.435	B SI 89 F FF 89 X SI 90 1-1 ① F8		F SL 82 B SL 82 B SL 80 B FF 89 X FF 90 3-1 ③ L7			X SL 82 0-0 14 BB 25 1B 22 SF9 1B	B SI 94 F FF 95 C FF 96 X SL 85 1-2 ① 1-H 2B		B SI 94 F SI 92 X SI 94 1-1 ② G4-3 1-2			X FF 95 0-0 13 G4-3 27 2B 2B	6	2	3	0	0	0	2
13 Alex Rodriguez, R (1, 5) OBP: 0.360, SLG: 0.263	F SL 83 S FF 90 H FF 90 1-2 HBP			B CU 74 B FF 90 C FF 89 F CH 83 F FF 91 S SL 81 2-3 ① K		B CH 84 S CH 82 B FF 90 X FF 89 2-1 ① F9		F FF 95 D SL 86 F SL 85 F FF 95 F FF 94 D SL 85 B SL 85 C SI 93 3-3 ② K	B SI 94 B SI 93 X FF 93 2-0 ③ P3			X FF 95 0-0 ① G4-3 2-3	5	0	0	0	0	2	4
25 Mark Teixeira, S (1, 3) OBP: 0.292, SLG: 0.200	B SI 89 B SL 81 B FF 89 C SI 89 X CH 84 3-1 ② F7			B FF 90 B CU 71 F FF 90 F FF 90 F SL 81 X FF 91 2-2 ② F8		C FF 90 B FF 90 T SAFE B SL 82 F CH 84 X CH 84 2-2 22 SF9 14 BB 55 E 1-2 1B	C SL 84 B FF 95 F CH 88 D SL 87 S FF 96 2-3 ③ K			B CU 72 F SI 89 F SL 78 X SI 88 1-2 ① F9		B FF 96 F FF 94 F FF 96 X FF 96 1-2 ② G4-3	6	1	1	0	0	1	4
14 Curtis Granderson, L (1, 8) OBP: 0.292, SLG: 0.300	C SL 84 B FF 92 B FF 91 F SI 90 S CU 74 2-3 ③ K			B CU 74 X FF 89 1-0 ③ F7		B FF 88 C FF 89 B FF 89 B FF 89 B SL 82 4-1 55 E 11 1B 1-2 2-3 BB		C SL 86 F FF 91 T SI 91 F FF 91 X SL 86 0-2 ① G3		C SL 80 B SL 79 S SL 80 B SI 90 S SI 90 2-3 ② K		I IN 87 I IN 86 I IN 86 I IN 85 4-0 27 2B IBB	4	1	0	0	2	2	2
22 Andruw Jones, R (1, 10) OBP: 0.333, SLG: 0.714 27 Raul Ibañez, L (8, PH) OBP: 0.231, SLG: 0.583 (8, 10)		X FF 88 0-0 ① F8	C CH 82 B FF 90 C CH 82 B FF 91 B SL 80 S CH 82 3-3 ① K	X FF 91 0-0 ② SF9 2-3 3-H		F SL 85 X SL 81 0-1 55 S 1B		B SI 89 B SL 79 F CU 78 S SI 90 F SI 89 F SI 89 B SL 80 X CU 78 3-2 ③ G3			S SI 96 D SL 84 C FF 95 X SL 81 1-2 1-3 3-H 2B	2	0	0	1	0	1	0
55 Russell Martin, R (1, 2) OBP: 0.444, SLG: 0.167 26 Eduardo Núñez, R (11, PR) OBP: 0.429, SLG: 0.400 19 Chris Stewart, R (11, 2)		C FF 91 B CU 74 B CH 83 B CH 83 C FF 88 C FF 90 3-3 ② K	C CH 84 B CH 85 X FF 90 1-1 2 G5-3 11 1B 1B	B CH 84 B CH 83 D CH 83 C FF 90 X FF 90 3-1 E5 11 1B 1-2 3-H		C SL 87 F SL 87 B FF 92 B FF 90 B SL 88 S SI 91 3-3 ② K 1-2				B SL 81 B SL 81 F FF 96 B FF 96 C SL 80 B FF 95 4-2 11 SH3 BB	C FF 95 S FF 95 T FF 95 0-2 ③ K	4	0	1	0	1	2	2
11 Brett Gardner, L (1, 7) OBP: 0.429, SLG: 0.385		C FF 91 C SL 83 C FF 92 0-3 ③ K	C FF 89 B FF 88 X SL 81 1-1 2 G5-3 1-2 1B	X SI 88 0-0 1-3 2-H 1B		C FF 89 T SI 93 B FF 92 F SL 87 S CH 87 1-3 ③ K			X FF 96 0-0 ① SH3 1-2			4	0	0	2	1	0	2	1
Inning Stats	R: 1 E: 0 K: 1 S: 13 H: 2 LOB: 2 BB: 0 P: 24	R: 0 E: 0 K: 2 S: 7 H: 0 LOB: 0 BB: 0 P: 10	R: 0 E: 0 K: 1 S: 9 H: 0 LOB: 0 BB: 0 P: 16	R: 0 E: 0 K: 1 S: 9 H: 0 LOB: 0 BB: 0 P: 14	R: 0 E: 0 K: 1 S: 9 H: 2 LOB: 2 BB: 0 P: 14	R: 3 E: 1 K: 0 S: 14 H: 3 LOB: 2 BB: 1 P: 28	R: 0 E: 0 K: 2 S: 13 H: 1 LOB: 1 BB: 0 P: 20	R: 0 E: 0 K: 2 S: 14 H: 1 LOB: 1 BB: 0 P: 18	R: 0 E: 0 K: 1 S: 8 H: 1 LOB: 1 BB: 0 P: 14	R: 0 E: 0 K: 1 S: 11 H: 0 LOB: 0 BB: 0 P: 17	R: 0 E: 0 K: 1 S: 8 H: 0 LOB: 2 BB: 1 P: 13	R: 1 E: 0 K: 1 S: 11 H: 2 LOB: 2 BB: 1 P: 17	1B: 7 2B: 4 3B: 0 HR: 1	SF: 1 SAC: 1 DP: 0 HBP: 2	WP: 0 PB: 0 SB: 1 CS: 0	PA: 53

PITCHER		IP	WLS	BF	H	R	ER	SO	BB	IBB	HBP	BLK	WP	HR	S	P	ERA	WHIP
16 Wei-Yin Chen, L ERA: 3.18	(1, 1)	5.2		27	7	4	2	6	1	0	1	0	0	1	59	101	3.18	1.412
27 Matt Lindstrom, R ERA:	(6, 1)	1.1		5	1	0	0	2	0	0	1	0	0	0	15	25	0.00	0.750
38 Luis Ayala, R ERA:	(8, 1)	1.0		4	1	0	0	2	0	0	0	0	0	0	14	18	0.00	1.000
43 Jim Johnson, R ERA:	(9, 1)	1.0		4	1	0	0	1	0	0	0	0	0	0	8	14	0.00	1.000
40 Troy Patton, L ERA: 10.13	(10, 1)	1.0		3	0	0	0	1	0	0	0	0	0	0	11	17	0.00	0.000

PITCHER		IP	WLS	BF	H	R	ER	SO	BB	IBB	HBP	BLK	WP	HR	S	P	ERA	WHIP
47 Pedro Strop, R ERA: 2.25	(11, 1)	2.0	L	10	2	1	1	2	1	1	0	0	0	0	19	30	4.50	1.500

New York Yankees @ Baltimore Orioles

Oriole Park at Camden Yards, Baltimore, MD

Tue Apr 10 2012, 7:08 PM - 11:43 PM EDT

Att. 24,659 - Clear - 62 F

TOP

livebaseballscorecards.com

AB	46
R	5
H	12
RBI	4
BB	3
SO	14
LOB	28

New York Yankees @ Baltimore Orioles

Oriole Park at Camden Yards, Baltimore, MD

Tue Apr 10 2012, 7:08 PM - 11:43 PM EDT

Att. 24,659 - Clear - 62 F

livebaseballscorecards.com

BOTTOM

Batter	1	2	3	4	5	6	7	8	9	10	11	12	AB	R	H	RBI	BB	SO	LOB
9 Endy Chavez, L (1, 7) OBP: 0.222, SLG: 0.125	C FS 83 B CU 68 B FF 85 B CH 75 F SI 84 X FF 86 3-2 F8 ①	C SL 80 B SI 87 1-1 CS ③ 1-2	C SI 85 B SL 81 F CU 71 B FS 80 B CU 74 X SL 84 3-2 L8 ①		B SI 87 C SI 87 X FS 82 1-1 SH2-4 ① 2-3		C FF 90 B KC 80 X FF 90 1-1 P6 ③		D CH 82 B CU 75 B FF 88 I 4-0 IBB 1-2			C FC 89 S FC 89 F FC 91 B FC 90 F FC 89 B FC 91 F FC 90 F FC 89 C FC 90 2-3 K ①	4	0	0	0	1	1	0
2 J.J. Hardy, R (1, 6) OBP: 0.217, SLG: 0.429	C FF 85 B SI 86 B FF 86 F SI 86 B SL 78 X SI 87 3-2 HR		C FF 89 B SL 79 C SI 88 X SL 80 1-2 G3-1 ②		C SL 82 B SI 86 X SL 80 1-1 G6-3 ②			C FC 89 B FC 91 C FC 90 C FC 91 1-3 K ①	B FF 88 X FC 83 1-0 P6 ③			C FC 90 F FC 89 B FC 89 X FC 90 1-2 P4 ②	6	1	1	1	0	1	4
21 Nick Markakis, L (1, 9) OBP: 0.455, SLG: 0.765	C SI 87 B FS 78 B SL 78 C SL 80 B FS 79 B SL 82 4-2 32 1B 36 WP BB		C SI 86 B SI 87 B SI 88 B SI 86 X CH 78 3-1 P4 ③		C SL 84 F SI 88 B FS 81 H FS 82 2-2 10 FC6-4 3-H HBP			C FC 90 S FC 91 X FC 91 0-2 F8 ②		C FF 87 B FC 85 B FF 88 F CH 81 F FC 85 F FF 88 F CH 81 B FF 89 C FC 85 3-3 K ①		C FC 90 B FC 89 B FC 90 B FC 90 C FC 90 2-3 K ③	4	1	0	0	1	2	0
10 Adam Jones, R (1, 8) OBP: 0.381, SLG: 0.579	B SL 78 C FF 88 B SL 78 1 SAFE C SI 88 B SL 80 X SL 79 3-2 F8 ②			X SL 77 0-0 32 WP 36 E 2B	C FF 91 B SL 86 1 SAFE C FF 92 B FF 92 F FF 92 X SL 86 2-2 FC6-4 1-2f ③			C FC 91 B FC 92 B FC 90 B FC 91 S FC 90 B FC 91 4-2 32 S BB		F FC 85 F SL 78 B FF 89 H FC 86 2-2 HBP			3	1	1	0	1	0	2
32 Matt Wieters, S (1, 2) OBP: 0.450, SLG: 0.765	B CU 69 S FF 85 C SL 80 X SL 80 1-2 36 WP 1B			C SI 87 B SI 88 F SI 87 D FS 80 F SL 83 B CU 75 B FS 81 4-2 12 WP 36 E 2-3 BB		C FF 89 B SL 86 C FF 91 B FF 90 F SL 86 X SI 91 2-2 G5-3 ①		C FC 92 F FC 91 F KC 80 B FC 93 B FC 93 X FC 92 2-2 P4 ③ 1-2		1 SAFE C FC 85 1 SAFE F FC 85 B FC 84 1 SAFE B FF 89 C FC 85 1 SAFE 2-3 K ②		4	0	1	0	1	1	2
36 Nick Johnson, L (1, 10) 14 Nolan Reimold, R (9, PH) OBP: 0.250, SLG: 0.250 (10, 10)	C CU 71 B FF 89 F CH 80 F SL 81 B SL 80 F CU 74 X SL 85 3-2 G4-3 ③ 1-3 2-H		B FS 81 B CH 80 C SL 83 B SL 82 X CH 80 3-1 G3 ① 1-2 3-H		C FF 90 C CH 85 B FF 91 C SI 91 1-3 K ②			C X CH 88 0-1 11 FC1-4 19 1B 1B		1 SAFE C FF 88 1 SAFE C FC 85 S SL 76 0-3 K ③			3	0	0	0	0	1	2
												livebaseballscorecards.com	2	0	1	0	0	1	1
12 Mark Reynolds, R (1, 5) OBP: 0.250, SLG: 0.214		B SI 87 B SL 79 B SL 83 B SI 88 4-0 9 CS BB		C CU 71 C SL 81 B FS 81 S FS 81 1-3 K ② 2-3		C FF 90 C CH 85 B FF 91 C SI 91 1-3 K ②		C FF 91 B FF 92 S SL 85 C FF 92 1-3 K ③		1 SAFE 1 SAFE 1 SAFE B CU 73 1 SAFE C FC 83 X FC 83 1-1 P4 ①		B CU 75 C FC 85 C FF 89 B CU 76 S CH 81 2-3 K2-3 ①	4	0	0	0	1	3	2
19 Chris Davis, L (1, 3) OBP: 0.267, SLG: 0.333		C FF 86 S CU 72 1 SAFE S CU 74 0-3 K ①		B CH 80 B CU 74 X CH 81 2-0 G6-3 ③			C FF 91 S KC 79 C FF 92 0-3 K ①		1 SAFE 1 SAFE 1 FC 74 B FF 86 X CH 79 1-1 11 FC1-4 1-2 1B			B SI 83 B SI 83 F SL 74 X SI 83 2-1 G6-3 ②	5	0	1	0	0	2	2
11 Robert Andino, R (1, 4) OBP: 0.368, SLG: 0.500		C SL 81 S CU 73 D FS 82 S CU 74 1-3 K ②			B SI 87 C SL 80 B SL 79 X CU 72 2-1 9 SH2-4 21 WP 2B			B FF 91 C FF 91 B SL 87 B FF 90 F FF 90 C FF 91 3-3 K ②		C SI 88 F FC 84 X SL 78 0-2 FC1-4 9 DI 1-2f 2-3 ②		B SI 82 B SI 82 C SI 83 S SL 74 F SI 85 F FF 84 B SL 74 C SL 74 3-3 K ③	5	1	1	0	0	3	3
Inning Stats	R: 2 H: 2 E: 0 LOB: 1 K: 0 BB: 1 S: 19 P: 36	R: 0 H: 0 E: 0 LOB: 0 K: 2 BB: 1 S: 7 P: 13	R: 0 H: 0 E: 0 LOB: 0 K: 0 BB: 0 S: 8 P: 15	R: 1 H: 1 E: 1 LOB: 1 K: 1 BB: 1 S: 10 P: 20	R: 1 H: 1 E: 0 LOB: 1 K: 0 BB: 0 S: 12 P: 20	R: 0 H: 0 E: 0 LOB: 0 K: 2 BB: 0 S: 10 P: 14	R: 0 H: 0 E: 0 LOB: 0 K: 2 BB: 0 S: 8 P: 12	R: 0 H: 0 E: 0 LOB: 1 K: 1 BB: 1 S: 12 P: 19	R: 0 H: 2 E: 0 LOB: 3 K: 0 BB: 1 S: 10 P: 17	R: 0 H: 0 E: 0 LOB: 1 K: 3 BB: 0 S: 15 P: 22	R: 0 H: 0 E: 0 LOB: 0 K: 2 BB: 0 S: 10 P: 17	R: 0 H: 0 E: 0 LOB: 0 K: 2 BB: 0 S: 13 P: 18	1B: 3 SF: 0 2B: 2 SAC: 1 3B: 0 DP: 0 HR: 1 HBP: 2		WP: 5 PA: 49 PB: 0 SB: 1 CS: 1				

	AB	40
	R	4
	H	6
	RBI	1
	BB	5
	SO	15
	LOB	18

PITCHER	IP	WLS	BF	H	R	ER	SO	BB	IBB	HBP	BLK	WP	HR	S	P	ERA	WHIP
36 Freddy Garcia, R (1, 1) ERA: 5.79	4.2		21	4	4	3	3	3	0	1	0	4	1	52	98	5.79	1.500
41 David Phelps, R (5, 1) ERA:	2.1		7	0	0	0	4	0	0	0	0	0	0	22	32	0.00	0.000
30 David Robertson, R (8, 1) ERA:	1.0		4	0	0	0	1	1	0	0	0	0	0	12	19	0.00	1.000
48 Boone Logan, L (9, 1) ERA: 6.75	0.0		1	1	0	0	0	0	0	0	0	0	0	2	2	∞	∞
53 Cory Wade, R (9, 1) ERA:	2.1		10	1	0	0	4	0	1	1	0	0	0	26	42	0.00	0.429

PITCHER	IP	WLS	BF	H	R	ER	SO	BB	IBB	HBP	BLK	WP	HR	S	P	ERA	WHIP
39 Clay Rapada, L (11, 1) ERA: 10.8	0.2	W	2	0	0	0	1	0	0	0	0	0	0	7	12	0.00	0.000
42 Mariano Rivera, R (12, 1) ERA: 7.71	1.0	S	3	0	0	0	2	0	0	0	0	0	0	13	18	0.00	0.000

Batter	1	2	3	4	5	6	7	8	9	10	AB	R	H	RBI	BB	SO	LOB
2 Derek Jeter, R (1, 6) OBP: 0.414, SLG: 0.556	C FF 92 C FF 93 X SL 90 0-2 14 HR 2B		X CU 78 0-0 ② F9		F SI 92 F FF 93 X SI 93 0-2 ① G4-3 1-2 2-3 3-H		B CH 87 C CH 86 B SI 90 B SI 91 B SI 91 4-1 14 1B 1-2 BB		F FC 86 B FF 91 B FF 90 X FF 91 2-1 ② F9		4	1	1	1	1	0	2
14 Curtis Granderson, L (1, 8) OBP: 0.310, SLG: 0.440	B FF 94 F FF 94 X FF 94 1-1 2-H HR		C FF 95 S CU 80 S CU 81 0-3 ③ K		X SI 92 0-0 ② L4		B CH 87 C SL 86 F CH 87 X SI 91 1-2 1-2 2-H 1B		B FF 90 B FS 84 C FC 88 X CU 79 2-1 ③ G3		5	1	2	3	0	1	2
24 Robinson Canó, L (1, 4) OBP: 0.300, SLG: 0.357	F SI 94 B CU 79 F CU 79 B FF 95 B SI 95 X SI 95 3-2 ① F8			B FF 92 B CH 85 X FF 94 2-0 ① L7 F SI 93 X SI 91 0-1 ③ P5			F FF 88 F SI 91 X FF 91 0-2 ③ P6			C FF 90 X FF 89 0-1 ① G4-3	5	0	0	0	0	0	4
13 Alex Rodriguez, R (1, 5) OBP: 0.345, SLG: 0.261 26 Eduardo Núñez, R (8, PR) OBP: 0.500, SLG: 0.500 (8, 5) 12 Eric Chavez, L (10, 5) OBP: 0.500, SLG: 0.500	B FF 95 C CU 81 C SI 94 S SI 94 1-3 ② K			C CU 78 C SL 90 B SI 94 B CU 80 X FF 94 2-2 ② P3		C FF 92 C SI 94 F SL 88 C SI 93 0-3 ① K		B SI 89 B FF 90 F SL 87 X SI 90 2-1 33 E 33 S 1B		C FC 85 B CU 77 B FF 91 X FF 90 2-1 25 2B 1B	4 1 0	0 0 0	1 1 0	0 0 0	0 0 0	2 0 0	0 0 0
25 Mark Teixeira, S (1, 3) OBP: 0.310, SLG: 0.280	B CU 80 B CU 80 X FF 94 2-0 ③ G4-3			B SI 95 C SI 94 X CU 80 1-1 1B		S SI 94 B SI 94 F SL 89 B SI 92 F FF 94 S CU 79 2-3 ② K		C CH 83 1 SAFE X CH 86 0-1 ① F9		1 SAFE B FF 89 1 SAFE B FS 85 S FF 91 F FC 86 B FF 91 X FS 85 3-2 ② 1-2 33 HR 2B	5	1	2	0	0	1	1
33 Nick Swisher, S (1, 9) OBP: 0.367, SLG: 0.542		B CU 78 B FF 94 F FF 94 B CU 78 F FF 94 X SI 94 3-2 ① F9		B SI 93 B SI 94 S SL 87 S SL 86 X SI 93 2-2 ③ F8		F CU 79 B CU 81 X CU 80 1-1 G4-3		1 SAFE F SL 86 1 SAFE S CH 86 B FF 89 1 SAFE B CH 86 B SL 86 F FF 90 3-3 ② C SL 84 1-3 K		B FF 90 F CU 78 B FF 90 F FF 91 B FF 90 X FC 86 3-2 2-H HR	5	1	1	2	0	1	2
27 Raul Ibanez, L (1, 10) OBP: 0.278, SLG: 0.467		B FF 95 C FF 95 F FF 95 B SL 89 B FF 95 X FF 95 3-2 ② L6		B CU 77 B SI 93 F SI 94 B SI 95 B SI 94 4-1 11 1B 55 HBP 2 G4-3 BB		C FF 92 S SI 93 X CU 78 0-2 ① F8		I IN 67 I IN 69 I IN 71 I IN 71 4-0 55 S IBB		B CU 80 B FF 91 S FF 91 X FF 92 2-1 ③ L8	3	1	0	0	2	0	0
55 Russell Martin, R (1, 2) OBP: 0.455, SLG: 0.200		B FF 94 F FF 93 B CU 79 C CU 79 B FF 95 X FF 95 3-2 ③ G6-3		C SL 88 S SI 93 H SI 93 1-2 2 G4-3 11 1B 1-2 HBP			C SL 87 X CU 79 0-1 2 BB 14 1B 1B		C FF 90 F FF 90 B FF 89 B SI 90 S SI 89 2-3 ③ K 1-2		3	1	1	0	0	1	2
11 Brett Gardner, L (1, 7) OBP: 0.389, SLG: 0.353			C FF 91 B CU 74 C CU 78 F SL 85 F SL 89 B FF 93 F FF 94 F CU 81 F SL 88 2-3 S FF 94 ① K		B SL 89 2 SAFE S SI 92 B SL 89 B FF 92 X FF 94 3-1 2 G4-3 1-2 2-3 1B		1 SAFE C CU 78 B SI 91 B SI 93 1 SAFE B SL 88 X FF 92 3-1 ② P6		B CU 76 C FF 90 C CU 76 B CU 77 B FC 85 F FF 90 F FF 90 C FC 85 3-3 ① K	4	0	1	0	0	2	1
Inning Stats	R: 2 H: 2 E: 0 LOB: 0 K: 1 BB: 0 S: 12 P: 19	R: 0 H: 0 E: 0 LOB: 0 K: 0 BB: 0 S: 9 P: 18	R: 0 H: 0 E: 0 LOB: 0 K: 2 BB: 0 S: 12 P: 14	R: 0 H: 1 E: 0 LOB: 1 K: 0 BB: 0 S: 9 P: 16	R: 1 H: 1 E: 0 LOB: 2 K: 0 BB: 1 S: 11 P: 19	R: 0 H: 0 E: 0 LOB: 0 K: 2 BB: 0 S: 10 P: 13	R: 1 H: 2 E: 0 LOB: 2 K: 0 BB: 1 S: 14 P: 22	R: 0 H: 1 E: 0 LOB: 3 K: 2 BB: 1 S: 11 P: 22	R: 0 H: 0 E: 0 LOB: 0 K: 1 BB: 0 S: 9 P: 16	R: 2 H: 3 E: 0 LOB: 0 K: 0 BB: 0 S: 12 P: 22	1B: 6 SF: 0 2B: 2 SAC: 0 3B: 0 DP: 0 HR: 2 HBP: 1						

PITCHER		IP	WLS	BF	H	R	ER	SO	BB	IBB	HBP	BLK	WP	HR	S	P	ERA	WHIP
34 Jake Arrieta, R ERA: 2.63	(1, 1)	6.2		27	5	4	4	5	1	0	1	0	0	1	70	109	5.40	0.900
38 Luis Ayala, R ERA:	(7, 1)	1.1	B	8	2	0	0	2	1	1	0	0	0	0	18	34	0.00	2.250
63 Kevin Gregg, R ERA: 5.4	(9, 1)	2.0	L	8	3	2	2	1	0	0	0	0	0	1	21	38	9.00	1.500

PITCHER	IP	WLS	BF	H	R	ER	SO	BB	IBB	HBP	BLK	WP	HR	S	P	ERA	WHIP

TOP

New York Yankees @ Baltimore Orioles

Oriole Park at Camden Yards, Baltimore, MD

Wed Apr 11 2012, 7:26 PM - 11:06 PM EDT
Att. 22,919 - Partly Cloudy - 53 F

livebaseballscorecards.com

AB	39
R	6
H	10
RBI	6
BB	3
SO	8
LOB	14

WP: 0	PA: 43		
PB: 0			
SB: 2			
CS: 0			

Batter	1	2	3	4	5	6	7	8	9	10	AB	R	H	RBI	BB	SO	LOB
14 Nolan Reimold, R (1, 7) OBP: 0.238, SLG: 0.286	B FF 89 C FF 89 X SI 91 1-1 F9 ①	F SI 91 B CH 85 D SL 81 1 SAFE B CH 84 F CH 84 C SI 92 3-3 K ③		C CH 84 X SL 82 0-1 F8 ③		B SI 91 B CH 84 X FF 91 2-0 L8 ③			B FF 90 F SL 81 X FF 90 1-1 21 IBB 2B		5	0	1	0	0	1	2
2 J.J. Hardy, R (1, 6) OBP: 0.286, SLG: 0.440	C SI 90 F SI 91 S SL 82 0-3 K2-3 ②		C FF 89 B CH 84 X SI 90 1-1 21 FC4-6 1B		C CH 88 S CH 83 B SI 90 X SL 81 1-2 32 F8 10 1B 12 2B 1B		C FF 91 B CH 88 X SI 93 1-1 G4-3 ①		B SL 82 D FF 90 B SL 79 B SL 78 4-0 21 IBB BB		4	1	2	0	1	1	0
21 Nick Markakis, L (1, 9) OBP: 0.407, SLG: 0.619	C FF 91 B FF 91 B SI 91 B FF 92 C SI 92 S SL 80 3-3 K ③		F SI 91 B SI 90 F SL 82 F SI 90 F SL 80 1 SAFE D SL 82 F SL 81 X FF 90 2-2 FC4-6 12 BB 32 1B ① 1-2f		F SL 79 X SL 80 0-1 F8 ①		C FF 92 B SL 79 X SI 91 1-1 G6-3 ②		I IN 58 I IN 55 I IN 60 I IN 71 4-0 IBB 1-2 2-3		4	0	0	0	1	1	2
10 Adam Jones, R (1, 8) OBP: 0.346, SLG: 0.500		C FF 89 B FF 90 S CH 84 F FF 92 S SL 81 1-3 K2-3 ①	X CH 86 0-0 F7 ②		B SL 80 F SI 91 1 SAFE B SI 91 X SI 91 2-1 12 S 12 2B 1B 1-2		S SI 94 B SI 93 B SI 92 B SL 80 X SI 92 3-1 F9 ③		B FF 91 S FF 91 S FF 91 S FF 92 1-3 K ③		5	1	1	0	0	2	4
32 Matt Wieters, S (1, 2) OBP: 0.440, SLG: 0.682		C SI 91 S SI 90 B SI 92 B SL 82 X FF 92 2-2 28 1B 12 BB 11 1B 1B	B SI 91 B FF 91 X SI 91 2-0 12 BB 1-2 1B		B SI 90 C CH 85 F SI 91 X SL 82 1-2 F8 ② 2-3			C SL 78 B SI 90 X CH 90 1-1 G4-3 ①		F FC 89 B FC 89 B FC 89 F FC 90 S FC 89 2-3 K ①	5	1	2	0	0	1	2
12 Mark Reynolds, R (1, 5) OBP: 0.333, SLG: 0.294		B FF 91 S CH 85 S SI 92 B SI 90 B SL 82 B SI 93 4-2 28 1B 11 1B 1-2 BB	B SI 90 S CH 86 B SI 92 C SI 91 F SL 82 D CH 86 F CH 85 B FF 92 4-2 28 FC6-4 1-2 2-3 BB		D CH 85 S CH 85 X SI 92 1-1 1-H 3-H 2B			B SL 80 S SI 91 B CH 88 B SI 92 C SL 80 S SL 81 3-3 K ②	F FC 90 F FC 89 B FC 89 B FC 90 B FC 90 X FC 90 3-2 G5-3 ②	3	1	1	2	2	1	0
28 Ronny Paulino, R (1, 10) OBP: 0.667, SLG: 0.778	B CH 84 B FF 90 B CH 85 C SI 90 F FF 91 X FF 92 3-2 11 1B 1-2 2-3 1B	X SI 91 0-0 FC6-4 ③ 1-2f		B FF 90 X CH 84 1-0 F9 ③			B SL 79 X SL 78 1-0 G5-3 ③		B FC 90 C FC 91 S FC 91 B FC 90 F FC 91 X FC 90 2-2 1B	5	0	2	0	0	0	4
24 Wilson Betemit, S (1, 3) OBP: 0.188, SLG: 0.313		F SI 91 D CH 86 C SI 91 S SL 83 1-3 K ②		F CU 78 B SL 79 C SI 90 S SL 81 1-3 K ①		C FF 89 S CU 77 B FF 91 S SL 80 1-3 K ①			B SL 78 B SI 89 C FF 89 X SL 79 2-1 G4-3 ①	B FC 90 X FC 89 1-0 P6 ③	5	0	0	0	0	3	4
11 Robert Andino, R (1, 4) OBP: 0.348, SLG: 0.455		F FF 92 F SI 94 D SL 82 D SL 83 D SI 92 X FF 92 3-2 1-3 2-H 3-H 1B		B SL 81 X SI 91 1-0 L7 ②		B CU 77 S CH 84 F CH 85 S CH 84 1-3 K ②			S FF 90 S FF 90 S FF 91 0-3 K ②		4	0	1	2	0	2	0
Inning Stats	R: 0 H: 0 E: 0 LOB: 0 K: 2 BB: 0 S: 8 P: 12	R: 2 H: 3 E: 0 LOB: 2 K: 3 BB: 1 S: 21 P: 38	R: 0 H: 2 E: 0 LOB: 3 K: 0 BB: 1 S: 15 P: 24	R: 0 H: 0 E: 0 LOB: 0 K: 1 BB: 0 S: 6 P: 8	R: 2 H: 3 E: 0 LOB: 1 K: 0 BB: 0 S: 13 P: 19	R: 0 H: 0 E: 0 LOB: 0 K: 2 BB: 0 S: 7 P: 11	R: 0 H: 0 E: 0 LOB: 0 K: 0 BB: 0 S: 6 P: 11	R: 0 H: 0 E: 0 LOB: 0 K: 1 BB: 0 S: 6 P: 11	R: 0 H: 1 E: 0 LOB: 3 K: 2 BB: 2 S: 10 P: 22	R: 0 H: 1 E: 0 LOB: 1 K: 1 BB: 0 S: 11 P: 19	1B: 8 2B: 2 3B: 0 HR: 0	SF: 0 SAC: 0 DP: 0 HBP: 0	WP: 0 PB: 0 SB: 1 CS: 0	PA: 44			

PITCHER	IP	WLS	BF	H	R	ER	SO	BB	IBB	HBP	BLK	WP	HR	S	P	ERA	WHIP
52 CC Sabathia, L (1, 1) ERA: 6.75	6.0		28	8	4	4	8	2	0	0	0	0	0	70	112	6.00	1.667
48 Boone Logan, L (7, 1) ERA: 3.0	1.2		5	0	0	0	1	0	0	0	0	0	0	11	20	0.00	0.000
29 Rafael Soriano, R (8, 1) ERA:	1.1	W	7	1	0	0	2	1	1	0	0	0	0	11	24	0.00	1.500
42 Mariano Rivera, R (10, 1) ERA: 5.4	1.0	S	4	1	0	0	1	0	0	0	0	0	0	11	19	0.00	1.000

PITCHER	IP	WLS	BF	H	R	ER	SO	BB	IBB	HBP	BLK	WP	HR	S	P	ERA	WHIP

BOTTOM

New York Yankees @ Baltimore Orioles

Oriole Park at Camden Yards, Baltimore, MD

Wed Apr 11 2012, 7:26 PM - 11:06 PM EDT
Att. 22,919 - Partly Cloudy - 53 F

livebaseballscorecards.com

AB	40
R	4
H	10
RBI	4
BB	4
SO	12
LOB	18

Baltimore Orioles @ Toronto Blue Jays

Rogers Centre, Toronto, ON

Fri Apr 13 2012, 7:09 PM - 9:48 PM EDT

Att. 21,988 - Roof Closed - 68 F

TOP

livebaseballscorecards.com

Batter	1	2	3	4	5	6	7	8	9	AB	R	H	RBI	BB	SO	LOB
14 Nolan Reimold, R (1, 7) OBP: 0.308, SLG: 0.500	C FF 92 B FF 93 B KC 80 X FF 93 2-1 2 G6-3 21 SF7 2B		B SL 84 C FF 94 X KC 80 1-1 ② G6-3		C SL 86 S SL 86 S SL 86 0-3 ② K			B SL 85 B FF 93 C FF 92 X SL 84 2-1 21 1B 21 S 24 1B 1B	B CH 88 C FF 91 B SI 91 X FC 88 2-1 HR	5	3	3	1	0	1	0
9 Endy Chavez, L (9, 7) OBP: 0.222, SLG: 0.125										0	0	0	0	0	0	0
2 J.J. Hardy, R (1, 6) OBP: 0.242, SLG: 0.367	C FF 93 X SL 85 0-1 ① G6-3 2-3		B FF 93 B FF 96 X FF 94 2-0 ③ G6-3		C FF 95 F FF 94 B SL 87 X SL 86 1-2 ③ F7			1 SAFE C FF 92 C FF 92 S SL 84 0-3 ① K	B FF 92 B SL 85 X FF 91 2-0 ③ F8	5	0	0	0	0	1	2
21 Nick Markakis, L (1, 9) OBP: 0.419, SLG: 0.667	F FF 93 B FF 93 F FF 94 F SL 86 F SL 85 D KC 81 F SL 85 X FF 94 2-2 ② SF7 3-H			B FF 93 X FF 92 1-0 10 1B 2B		B FF 93 F FS 86 X FS 86 1-1 ① F7		C FF 88 1 SAFE B SI 89 F FF 89 B FF 88 B FF 89 X FF 88 3-2 32 BB 24 1B 1-3 1B		3	2	2	1	0	0	0
10 Adam Jones, R (1, 8) OBP: 0.400, SLG: 0.643	F FF 94 X KC 80 0-1 ③ 1B			X SL 85 0-0 2-H 1B		S FF 93 C FF 95 B SL 87 B SL 86 X FF 94 2-2 HR		F FF 90 B FF 88 1 SAFE 1 SAFE F FF 88 1 SAFE B FF 88 S FF 88 2-3 ② K		4	1	3	2	0	1	2
32 Matt Wieters, S (1, 2) OBP: 0.448, SLG: 0.625		B FF 92 C FF 91 B FS 84 S FS 86 B FF 96 F FS 86 B FF 96 4-2 BB		B FF 90 1 SAFE F FF 91 C FS 83 B FF 96 1 SAFE X SL 86 2-2 ① F9		X FF 95 0-0 ② G3		B FF 88 F FF 88 B CH 85 B FF 88 D CH 85 4-1 24 1B 1-2 BB		2	0	0	0	2	0	1
24 Wilson Betemit, S (1, 5) OBP: 0.200, SLG: 0.300		B FF 91 C FS 85 X FS 84 1-1 ① F9		S FF 92 F KC 79 X SL 87 0-2 ② F8		C FS 88 B FS 86 B FF 95 F FS 86 B FF 95 X FS 85 3-2 ③ G1-3		X FF 87 0-0 1-2 2-H 3-H 1B		4	0	1	2	0	0	2
12 Mark Reynolds, R (1, 10) OBP: 0.280, SLG: 0.238		B SL 84 C FF 92 S SL 84 S SL 85 1-3 ② K		1 SAFE F SL 85 X SL 84 0-1 ③ F7			B FF 94 B SL 86 C FF 94 C FF 93 C FF 94 2-3 ① K	S FC 89 S SL 83 D SL 88 S SL 83 1-3 ③ K		4	0	0	0	0	3	4
19 Chris Davis, L (1, 3) OBP: 0.211, SLG: 0.263		B FF 92 F FF 91 X FF 90 1-1 ③ F7			C FF 94 S SL 85 S SL 86 0-3 ① K		F FF 92 S SL 86 B SL 88 F SL 89 F FF 96 B KC 82 X SL 86 2-2 ② G4-3		X FF 90 0-0 ① F8	4	0	0	0	0	1	1
11 Robert Andino, R (1, 4) OBP: 0.333, SLG: 0.538			B SL 90 B FF 94 S FC 92 F FF 93 B SL 86 X FF 96 3-2 ① P4		C FF 94 B SI 96 X FF 93 1-1 HR		C SI 93 B SL 85 S SL 87 F SL 87 F SL 86 X SL 88 1-2 ③ G5-3		B FF 90 X FF 89 1-0 ② G6-3	4	1	1	1	0	0	0
Inning Stats	R: 1 E: 0 K: 0 S: 12 H: 2 LOB: 1 BB: 0 P: 16	R: 0 E: 0 K: 1 S: 10 H: 0 LOB: 1 BB: 1 P: 17	R: 0 E: 0 K: 0 S: 6 H: 0 LOB: 0 BB: 0 P: 12	R: 1 E: 0 K: 0 S: 10 H: 2 LOB: 1 BB: 0 P: 13	R: 1 E: 0 K: 2 S: 11 H: 1 LOB: 0 BB: 0 P: 13	R: 1 E: 0 K: 0 S: 9 H: 1 LOB: 0 BB: 0 P: 15	R: 0 E: 0 K: 1 S: 13 H: 0 LOB: 0 BB: 0 P: 18	R: 2 E: 0 K: 3 S: 16 H: 3 LOB: 2 BB: 1 P: 28	R: 1 E: 0 K: 0 S: 5 H: 1 LOB: 0 BB: 0 P: 10	1B: 5 2B: 2 3B: 0 HR: 3 SF: 1 SAC: 0 DP: 0 HBP: 0						

	AB	35
	R	7
	H	10
	RBI	7
	BB	2
	SO	7
	LOB	12

WP: 0 PA: 38
PB: 0
SB: 1
CS: 0

PITCHER		IP	WLS	BF	H	R	ER	SO	BB	IBB	HBP	BLK	WP	HR	S	P	ERA	WHIP
23 Brandon Morrow, R ERA: 2.57	(1, 1)	7.0		27	6	4	4	4	1	0	0	0	0	2	71	104	5.14	1.000
54 Jason Frasor, R ERA: 2.45	(8, 1)	0.1	H	2	1	1	1	1	0	0	0	0	0	0	5	7	27.00	3.000
38 Darren Oliver, L ERA: 2.7	(8, 1)	0.1	L	4	2	1	1	1	1	0	0	0	0	0	8	17	27.00	9.000
44 Casey Janssen, R ERA: 5.06	(8, 1)	1.1		5	1	1	1	1	0	0	0	0	0	1	8	14	6.75	0.750

PITCHER		IP	WLS	BF	H	R	ER	SO	BB	IBB	HBP	BLK	WP	HR	S	P	ERA	WHIP

BOTTOM

Baltimore Orioles @ Toronto Blue Jays

Rogers Centre, Toronto, ON

Fri Apr 13 2012, 7:09 PM - 9:48 PM EDT

Att. 21,988 - Roof Closed - 68 F

livebaseballscorecards.com

Batter	1	2	3	4	5	6	7	8	9	AB	R	H	RBI	BB	SO	LOB
5 Yunel Escobar, R (1, 6) OBP: 0.216, SLG: 0.314	F FF 93 X FC 85 0-1 ① L8		C FF 92 F FF 92 X FF 94 0-2 ③ G4-3		B FF 92 C FF 89 S FF 92 X FF 90 1-2 HR		C SI 85 F SI 84 B SL 78 B FF 86 X FF 85 2-2 ② G4-3 2-3		C SI 94 C CU 80 B SI 94 X SI 95 1-2 ③ F9	5	1	1	1	0	0	3
2 Kelly Johnson, L (1, 4) OBP: 0.429, SLG: 0.500	C FF 91 X FF 92 0-1 HR			B FF 90 C FF 87 X CH 84 1-1 ① G5-3	C CH 83 S FC 86 S FF 91 0-3 ② K		F SL 78 S SL 77 B FF 85 S FF 86 1-3 ③ K			4	1	1	1	0	2	1
19 José Bautista, R (1, 9) OBP: 0.333, SLG: 0.308	B FF 94 B FC 86 B FC 87 B FF 93 4-0 26 G3-6-1 BB			C FF 91 T FC 84 X FF 93 0-2 26 E 1B	C FC 84 C CU 76 S CU 80 0-3 ③ K			B FF 97 S SI 98 C SL 84 X SI 97 1-2 ① G5-3		3	1	1	0	1	1	0
26 Adam Lind, L (1, 3) OBP: 0.308, SLG: 0.304	C FF 92 X FF 91 0-1 ② ③ G3-6-1 1-2f			X FF 90 0-0 E7 14 E 1-H		C CH 81 B CH 82 X FF 89 1-1 ① F9		B SI 98 B SL 84 F FF 98 F SL 84 F SI 98 B CH 91 B SI 98 4-2 10 G5-4-3 BB		3	0	0	0	1	0	1
10 Edwin Encarnación, R (1, 10) OBP: 0.290, SLG: 0.567		B CU 76 F FF 92 C FF 92 F FF 93 F FC 85 B FF 90 X FF 87 2-2 ① L6		C FC 86 B FF 90 X FF 92 1-1 ② G5-3		C CU 76 S FC 83 B FF 92 B FF 92 X FF 92 2-2 HR		B SI 97 C FF 97 F SI 98 D SL 84 X SI 98 2-2 ② ③ G5-4-3 1-2f		4	1	1	1	0	0	2
14 Eric Thames, L (1, 7) OBP: 0.292, SLG: 0.227 11 Rajai Davis, R (8, 7) OBP: 0.273, SLG: 0.500		C CU 75 B FF 91 X CH 85 1-1 ② F8		X SI 90 0-0 E3 2-3		B CU 76 B CH 83 B CH 85 C FF 90 X SI 91 3-1 13 G6-4-3 1B			C SI 91 X SI 92 0-1 ① G6-3	3 1	0 0	1 0	0 0	0 0	0 0	1 0
13 Brett Lawrie, R (1, 5) OBP: 0.258, SLG: 0.241		B FF 92 C FC 85 X FF 92 1-1 ③ P3		B FC 86 C FF 90 B FF 88 X FC 83 2-1 ③ G5-3		1 SAFE X CH 83 0-0 ② ③ G6-4-3 1-2f			C SI 93 B SI 93 X SI 94 1-1 28 G3 1B	4	0	1	0	0	0	3
28 Colby Rasmus, L (1, 8) OBP: 0.185, SLG: 0.333			F CU 72 X FF 90 0-1 ① L4		B FF 90 X CH 86 1-0 HR		L FC 86 S FF 89 B FF 91 B CH 84 B FC 86 B FF 91 4-2 5 G4-3 9 SH1-3 BB		X SI 94 0-0 ② G3 1-2	3	1	1	1	1	0	1
9 J.P. Arencibia, R (1, 2) OBP: 0.154, SLG: 0.208 8 Ben Francisco, R (9, PR)			B FC 84 F FF 92 F FC 84 F FC 92 B CU 80 X FC 83 2-2 ② F7		B FC 84 B CU 76 X FC 86 2-0 ① F8		X SL 77 0-0 ① SH1-3 1-2		B SI 94 H SI 93 2-0 HBP	2 0	0 0	0 0	0 0	0 0	0 0	0 0
Inning Stats	R: 1 E: 0 K: 0 S: 6 H: 1 LOB: 0 BB: 1 P: 10	R: 0 E: 0 K: 0 S: 9 H: 0 LOB: 0 BB: 0 P: 13	R: 0 E: 0 K: 0 S: 9 H: 0 LOB: 0 BB: 0 P: 11	R: 1 E: 2 K: 0 S: 11 H: 1 LOB: 2 BB: 0 P: 15	R: 2 E: 0 K: 2 S: 11 H: 2 LOB: 0 BB: 0 P: 15	R: 1 E: 0 K: 0 S: 8 H: 2 LOB: 0 BB: 0 P: 14	R: 0 E: 0 K: 1 S: 9 H: 0 LOB: 1 BB: 1 P: 16	R: 0 E: 0 K: 0 S: 9 H: 0 LOB: 0 BB: 1 P: 16	R: 0 E: 0 K: 0 S: 8 H: 1 LOB: 2 BB: 0 P: 12	1B: 3 2B: 0 3B: 0 HR: 4	SF: 0 SAC: 1 DP: 3 HBP: 1					

	AB	32
	R	5
	H	7
	RBI	4
	BB	3
	SO	3
	LOB	12

WP: 0 PB: 0 SB: 0 CS: 0 PA: 37

PITCHER		IP	WLS	BF	H	R	ER	SO	BB	IBB	HBP	BLK	WP	HR	S	P	ERA	WHIP
29 Tommy Hunter, R ERA: 2.77	(1, 1)	6.0		26	6	5	4	2	2	0	0	0	0	4	56	84	6.00	1.333
56 Darren O'Day, R ERA: 3.86	(7, 1)	1.0	W	3	0	0	0	1	0	0	0	0	0	0	7	10	0.00	0.000
47 Pedro Strop, R ERA: 1.8	(8, 1)	1.0	H	3	0	0	0	0	1	0	0	0	0	0	9	16	0.00	1.000
43 Jim Johnson, R ERA:	(9, 1)	1.0	S	5	1	0	0	0	0	0	1	0	0	0	8	12	0.00	1.000

PITCHER	IP	WLS	BF	H	R	ER	SO	BB	IBB	HBP	BLK	WP	HR	S	P	ERA	WHIP

Batter	1	2	3	4	5	6	7	8	9	AB	R	H	RBI	BB	SO	LOB
14 Nolan Reimold, R (1, 7) OBP: 0.323, SLG: 0.613	C CH 85 B CH 87 X FF 88 1-1 G6-3		X SI 91 0-0 2B	X SL 86 0-0 F8			C SL 86 B SL 88 X SL 86 1-1 F9		B SL 85 1 SAFE 1 SAFE X SL 87 1-0 1-H HR	5	1	2	2	0	0	0
9 Endy Chavez, L (9, 7) OBP: 0.222, SLG: 0.125										0	0	0	0	0	0	0
2 J.J. Hardy, R (1, 6) OBP: 0.263, SLG: 0.353	B CH 88 C SI 89 B SL 85 X FF 89 2-1 10 HBP 21 BB 32 FC6-4 1B		B FF 91 B CH 84 H SI 92 3-0 HBP	C FF 90 B SI 91 X SL 84 1-1 L8			B SL 85 C FF 92 F SI 92 B SL 88 X SI 92 2-2 F8		B FF 93 B CU 81 C SL 87 B SL 88 C SL 86 S SL 87 3-3 K	4	1	1	0	0	1	1
21 Nick Markakis, L (1, 9) OBP: 0.389, SLG: 0.571	B FF 90 B SI 89 B SI 91 B SI 90 4-0 32 FC6-4 10 HBP 1-2 BB		L SI 92 F SI 91 X CH 83 0-2 L7	B CH 83 X SI 91 1-0 G1-3			B FF 92 C SI 92 F SI 92 B FF 94 X SI 91 2-2 G6-3		B CH 86 B CH 86 C FF 94 X CH 85 2-1 G1-3	4	0	0	0	1	0	3
10 Adam Jones, R (1, 8) OBP: 0.412, SLG: 0.613	B SI 93 C FF 93 T FF 92 B SL 87 F FF 94 F SL 85 H FF 94 3-2 32 FC6-4 1-2 2-3 HBP		C FF 93 X CH 83 0-1 F8	C FF 93 B FF 92 F SI 92 F SI 95 B SL 85 X FF 94 2-2 1B				X FF 91 0-0 G5-3		3	0	1	0	0	0	2
32 Matt Wieters, S (1, 2) OBP: 0.394, SLG: 0.536	C SI 92 B FF 96 X SI 93 1-1 FC6-4 1-2f 2-3 3-H		S CH 82 X SI 92 0-1 G6-3	X SI 91 0-0 G1-3				B SI 92 B SI 92 X FC 90 2-0 G4-3		4	0	0	1	0	0	5
24 Wilson Betemit, S (1, 5) OBP: 0.208, SLG: 0.417	B SI 92 X SI 92 1-0 G3			C FF 91 F CH 84 S SL 86 0-3 K	B SI 91 X FF 92 1-0 L7			B CU 74 B SI 92 C FC 92 F FC 90 B FC 88 X FF 90 3-2 HR		4	1	1	1	0	1	2
12 Mark Reynolds, R (1, 10) OBP: 0.276, SLG: 0.240		C SI 92 F SI 93 B SL 84 S SL 85 1-3 K	B SL 85 B SL 86 B CH 85 C FF 91 X SI 93 3-1 19 HR 1B		S SI 92 X SL 84 0-1 F7			C SL 84 B FF 91 B FF 92 S SL 85 F SL 84 B SI 92 X SL 82 3-2 P3		4	1	1	0	0	1	0
19 Chris Davis, L (1, 3) OBP: 0.304, SLG: 0.478		C FF 95 B FF 96 C CH 84 F FF 95 B FF 95 X CH 86 2-2 G3	S SI 91 B SI 91 F SI 92 B SI 92 X CH 84 2-2 1-H HR		B SI 92 B SI 92 X SI 92 2-0 1B				X FF 94 0-0 14 HR 1B	4	1	3	2	0	0	0
3 Ryan Flaherty, L (9, PR) (9, 3)										0	1	0	0	0	0	0
11 Robert Andino, R (1, 4) OBP: 0.290, SLG: 0.467		C SI 92 S SL 88 B FF 97 X SL 86 1-2 G5-3		X SI 94 0-0 G1-4-3	B SI 93 X FF 91 1-0 P5				1 SAFE M SL 86 L SL 86 D SL 88 1 SAFE 1 SAFE 1 SAFE C SL 86 1-3 K	4	0	0	0	0	1	2

Inning Stats																								
	R: 1	H: 1	R: 0	H: 0	R: 0	H: 1	R: 2	H: 2	R: 0	H: 1	R: 0	H: 1	R: 0	H: 0	R: 1	H: 1	R: 2	H: 2	1B: 5	SF: 0	WP: 0	PA: 39
	E: 0	LOB: 2	E: 0	LOB: 0	E: 0	LOB: 2	E: 0	LOB: 0	E: 0	LOB: 1	E: 0	LOB: 0	E: 0	LOB: 0	E: 0	LOB: 0	E: 0	LOB: 1	2B: 1	SAC: 0	PB: 0	
	K: 0	BB: 1	K: 1	BB: 0	K: 0	BB: 0	K: 1	BB: 0	K: 0	BB: 0	K: 0	BB: 0	K: 0	BB: 0	K: 0	BB: 0	K: 2	BB: 0	3B: 0	DP: 0	SB: 0	
	S: 11	P: 23	S: 10	P: 14	S: 8	P: 11	S: 10	P: 15	S: 8	P: 12	S: 5	P: 9	S: 8	P: 13	S: 9	P: 17	S: 10	P: 17	HR: 3	HBP: 2	CS: 0	

PITCHER		IP	WLS	BF	H	R	ER	SO	BB	IBB	HBP	BLK	WP	HR	S	P	ERA	WHIP
37 Henderson Alvarez III, R ERA: 2.77	(1, 1)	7.0		30	6	3	3	2	1	0	2	0	0	1	60	97	3.86	1.000
44 Casey Janssen, R ERA: 5.68	(8, 1)	1.0	B	4	1	1	1	0	0	0	0	0	0	1	9	17	9.00	1.000
48 Francisco Cordero, R ERA: 6.75	(9, 1)	1.0	L	5	2	2	2	2	0	0	0	0	0	1	10	17	18.00	2.000

PITCHER	IP	WLS	BF	H	R	ER	SO	BB	IBB	HBP	BLK	WP	HR	S	P	ERA	WHIP

TOP

Baltimore Orioles @ Toronto Blue Jays

Rogers Centre, Toronto, ON

Sat Apr 14 2012, 4:09 PM - 7:05 PM EDT

Att. 28,355 - Roof Closed - 68 F

livebaseballscorecards.com

AB	36
R	6
H	9
RBI	6
BB	1
SO	4
LOB	15

Batter	1	2	3	4	5	6	7	8	9	AB	R	H	RBI	BB	SO	LOB
5 Yunel Escobar, R (1, 6) OBP: 0.214, SLG: 0.282	B SI 93 B SI 93 B FF 92 C SI 93 X SI 92 3-1 ① F9	B SI 93 1 SAFE F SI 94 B SL 86 F SI 94 B CU 76 B SL 85 4-2 1-2 BB			B FF 93 C SL 84 X SL 83 1-1 ② F9		X SI 84 0-0 ① L9		C SI 95 B SI 94 X SI 95 1-1 ③ G4-3	4	0	0	0	1	0	0
2 Kelly Johnson, L (1, 4) OBP: 0.410, SLG: 0.563	C CU 76 F SI 93 B CU 77 B SI 94 X SI 94 2-2 HR	B CH 88 B FF 93 B SI 93 F FF 92 T SI 93 C SL 85 3-3 ② K			C CU 77 S CH 87 F SL 84 B FF 93 B CU 77 B CH 88 X CH 88 3-2 ③ G3		X SI 84 0-0 ② G4-3			4	1	1	1	0	1	3
19 José Bautista, R (1, 9) OBP: 0.324, SLG: 0.300	C SL 84 B SL 83 B CU 77 C SI 94 B SL 85 X SL 83 3-2 1B	S FF 95 C SL 85 0-2 ③ CS 3-H	C CU 75 C SL 83 B SL 84 B CU 74 X SI 93 2-2 ① F9			C SL 83 C SI 96 F FF 97 X SI 96 0-2 ① G6-3	C SL 78 S FF 86 B FF 85 X SL 78 1-2 ③ G3-1			4	0	1	0	0	0	0
26 Adam Lind, L (1, 3) OBP: 0.300, SLG: 0.333	1 SAFE C CH 88 C SI 94 B SL 86 F SL 84 1 SAFE B SI 94 B FF 94 F SL 85 3-3 ② K		C FF 93 F FF 94 B SI 93 B SI 94 F SL 83 X CU 76 2-2 ② G1-3			C SI 96 X SL 87 0-1 10 E 14 SF8 2B		B SI 91 B CH 86 B SI 93 C SI 91 F FF 92 S CH 87 3-3 ① K		4	1	1	0	0	2	1
10 Edwin Encarnación, R (1, 10) OBP: 0.286, SLG: 0.529	C SL 85 X SI 94 0-1 ③ F9		B FF 93 S SL 84 B CH 83 X FF 94 2-1 ③ P3			B SI 96 X SI 95 1-0 E5 14 SF8 28 1B 2-3		C SL 86 X SL 88 0-1 1B		4	1	1	0	0	0	2
14 Eric Thames, L (1, 7) OBP: 0.296, SLG: 0.292 11 Rajai Davis, R (8, 7) OBP: 0.250, SLG: 0.455		X SI 92 0-0 13 1B 28 1B 2B		C CH 87 F FF 92 B SL 84 X SL 82 1-2 ① G4-3		X FF 96 0-0 ② SF8 1-2 3-H		C SI 92 F FF 91 F SI 92 B SI 90 F SI 90 F SL 86 F SI 90 B FF 91 F SL 87 3-2 ② F8 F FF 92 B SI 91 1 SAFE X SL 80		2 1	1 0	1 0	1 0	0 0	0 0	0 1
13 Brett Lawrie, R (1, 5) OBP: 0.314, SLG: 0.281		B FF 93 D SL 86 S SI 93 B SL 86 S SI 93 F SI 94 X SI 94 3-2 9 FC6-4 28 1B 19 CS 2-3 1B		C FF 94 B CU 78 C CU 76 X SI 93 1-2 9 CS 1B		B SL 86 B SL 85 B SI 95 C FF 94 B SL 84 4-1 28 1B BB		C CH 87 B SI 91 F SL 88 B SI 92 F FF 89 B SI 92 X SL 82 3-2 ③ G6-3		3	0	2	0	1	0	1
28 Colby Rasmus, L (1, 8) OBP: 0.258, SLG: 0.393		C SI 93 X CH 89 0-1 9 FC6-4 1-2 3-H 1B		1 SAFE B SI 93 F FF 93 F FF 93 S CU 77 1-3 ② K		F SI 96 B SL 84 X SL 86 1-1 9 S 1-3 2-H 1B			C SI 92 B CH 86 B CH 86 F SI 94 F SI 95 X SI 95 2-2 9 G6-4-3 1B	4	0	3	2	0	1	1
9 J.P. Arencibia, R (1, 2) OBP: 0.133, SLG: 0.179		C SI 94 S SL 85 B SI 94 B SI 94 X SL 86 2-2 ① FC6-4 5 BB 1-2f 2-3		1 SAFE F SL 85 B SL 85 1-1 ③ CS 1-2	F SI 92 X SL 84 0-1 ① G1-3	F SI 96 B SI 94 S FF 96 F FF 94 F SL 85 D SL 86 B SL 86 F SI 94 F FF 95 3-3 ③ K 1-2			B SI 94 B SI 93 B SI 93 C SI 93 F SI 94 X SI 95 3-2 ①② G6-4-3 1-2f	4	0	0	0	0	1	5
Inning Stats	R: 1 H: 2 E: 0 LOB: 1 K: 1 BB: 0 S: 16 P: 27	R: 1 H: 3 E: 0 LOB: 2 K: 1 BB: 1 S: 17 P: 29	R: 0 H: 0 E: 0 LOB: 0 K: 0 BB: 0 S: 9 P: 15	R: 0 H: 1 E: 0 LOB: 0 K: 1 BB: 0 S: 10 P: 14	R: 0 H: 0 E: 0 LOB: 0 K: 0 BB: 0 S: 8 P: 12	R: 2 H: 2 E: 1 LOB: 2 K: 1 BB: 1 S: 18 P: 27	R: 0 H: 0 E: 0 LOB: 0 K: 0 BB: 0 S: 5 P: 6	R: 0 H: 1 E: 0 LOB: 1 K: 1 BB: 0 S: 18 P: 27	R: 0 H: 1 E: 0 LOB: 0 K: 0 BB: 0 S: 9 P: 15	1B: 7 SF: 1 2B: 2 SAC: 0 3B: 0 DP: 1 HR: 1 HBP: 0						WP: 0 PA: 39 PB: 0 SB: 1 CS: 2	

PITCHER		IP	WLS	BF	H	R	ER	SO	BB	IBB	HBP	BLK	WP	HR	S	P	ERA	WHIP
39 Jason Hammel, R ERA: 2.08	(1, 1)	5.0		20	6	2	2	3	1	0	0	0	0	1	60	97	3.60	1.400
27 Matt Lindstrom, R ERA:	(6, 1)	1.0	B	7	2	2	0	1	1	0	0	0	0	0	18	27	0.00	3.000
56 Darren O'Day, R ERA: 2.7	(7, 1)	1.0		3	0	0	0	0	0	0	0	0	0	0	5	6	0.00	0.000
38 Luis Ayala, R ERA:	(8, 1)	1.0	W	4	1	0	0	1	0	0	0	0	0	0	18	27	0.00	1.000
43 Jim Johnson, R ERA:	(9, 1)	1.0	S	3	1	0	0	0	0	0	0	0	0	0	9	15	0.00	1.000

PITCHER	IP	WLS	BF	H	R	ER	SO	BB	IBB	HBP	BLK	WP	HR	S	P	ERA	WHIP

BOTTOM

Baltimore Orioles @ Toronto Blue Jays

Rogers Centre, Toronto, ON

Sat Apr 14 2012, 4:09 PM - 7:05 PM EDT

Att. 28,355 - Roof Closed - 68 F

livebaseballscorecards.com

AB	34
R	4
H	10
RBI	4
BB	2
SO	5
LOB	14

Baltimore Orioles @ Toronto Blue Jays

Rogers Centre, Toronto, ON

Sun Apr 15 2012, 1:10 PM - 3:48 PM EDT

Att. 20,252 - Roof Closed - 68 F

TOP

livebaseballscorecards.com

Batter	1	2	3	4	5	6	7	8	9	AB	R	H	RBI	BB	SO	LOB
9 Endy Chavez, L (1, 7) OBP: 0.154, SLG: 0.083	C SI 94 S CU 81 B CU 82 X FF 95 1-2 ① G6-3		B CU 79 X SI 93 1-0 ② L6		C CU 80 B CH 83 S CH 86 X CU 80 1-2 ②③ G1-6-3 1-2f			C SI 93 B SI 93 X SI 92 1-1 ① FC5-4 36 HBP 1-2f		4	0	0	0	0	0	3
36 Nick Johnson, L (1, 10)	B SI 95 B SI 94 F FF 94 B SI 95 X SI 94 3-1 ② F8		C SI 93 B CH 86 B SI 94 X SI 94 2-1 ③ G1			C SI 94 B SI 94 F CH 84 C SI 94 1-3 ① K		B FF 92 C SI 94 B SL 86 H SI 94 3-1 21 G4-6-3 HBP 1-2		3	0	0	0	0	1	0
21 Nick Markakis, L (1, 9) OBP: 0.350, SLG: 0.500	C SI 94 C FF 95 B CU 81 F CU 80 X SI 94 1-2 ③ G6-3			X CU 79 0-0 ① F9		B FF 94 B FF 94 B SI 94 C FF 93 X SI 94 3-1 ② G6-3		X FF 92 0-0 ②③ G4-6-3 1-2f		4	0	0	0	0	0	2
10 Adam Jones, R (1, 8) OBP: 0.395, SLG: 0.657		B SI 94 C FF 95 X FF 94 1-1 ① F9		C FF 94 B FC 92 S SI 92 B CU 81 B SI 91 X FF 94 3-2 ② L9		B FF 91 F FF 94 B SI 91 X FF 93 2-1 HR			F FF 90 X SI 92 0-1 ① G6-3	4	1	1	1	0	0	0
24 Wilson Betemit, S (1, 5) OBP: 0.214, SLG: 0.429		B FF 94 B SI 95 S SI 94 T SI 95 X SI 95 2-2 E1 19 2B 28 G6-3		F SI 94 B FF 94 X SI 94 1-1 2B		S CH 86 B CH 87 B CH 87 B SI 94 F SI 94 C SI 94 3-3 ③ K			F FF 92 F FF 93 B FF 93 C CU 79 1-3 ② K	4	1	1	0	0	2	0
19 Chris Davis, L (1, 3) OBP: 0.370, SLG: 0.577		B SI 94 X SI 95 1-0 28 G6-3 1-3 2B		X FF 95 0-0 ③ P5			B SI 93 B SI 92 C FF 92 B FF 93 B FF 94 4-1 28 G6-4-3 BB		F FF 92 B FF 93 B FF 92 X FF 91 2-1 2B	3	0	2	0	1	0	1
28 Ronny Paulino, R (1, 2) OBP: 0.538, SLG: 0.615		B FF 94 B FC 92 X FF 94 2-0 ② G6-3 2-3 3-H			B FF 93 B FF 94 F FF 92 F SI 93 X FF 94 2-2 11 1B 1B		C SI 93 X FF 90 0-1 ①② G6-4-3 1-2f		C FF 90 B FF 92 X FF 90 1-1 ③ G6-3	4	0	1	1	0	0	3
3 Ryan Flaherty, L (1, 4)		B CU 81 F SI 94 F SI 94 F CU 82 C CU 81 1-3 ③ K			S CH 83 S CH 84 S SI 94 0-3 ① K		C SI 93 S CH 86 B CU 80 B CH 84 S SI 93 2-3 ③ K			3	0	0	0	0	3	2
11 Robert Andino, R (1, 6) OBP: 0.324, SLG: 0.485			B FF 93 C FF 93 F SI 93 S CU 80 1-3 ① K2-3		X SI 93 0-0 9 G1-6-3 1-2 1B			C FF 93 B FF 90 X FF 93 1-1 9 FC5-4 1B		3	0	2	0	0	1	0

	AB	32
	R	2
	H	7
	RBI	2
	BB	1
	SO	7
	LOB	11

Inning Stats	1	2	3	4	5	6	7	8	9
	R: 0 E: 0 K: 0 S: 9	R: 1 E: 1 K: 1 S: 11	R: 0 E: 0 K: 1 S: 6	R: 0 E: 0 K: 0 S: 7	R: 0 E: 0 K: 1 S: 10	R: 1 E: 0 K: 2 S: 10	R: 0 E: 0 K: 1 S: 6	R: 0 E: 0 K: 0 S: 6	R: 0 E: 0 K: 1 S: 9
	H: 0 LOB: 0 BB: 0 P: 14	H: 1 LOB: 1 BB: 0 P: 18	H: 0 LOB: 0 BB: 0 P: 10	H: 1 LOB: 1 BB: 0 P: 11	H: 2 LOB: 1 BB: 0 P: 13	H: 1 LOB: 0 BB: 0 P: 19	H: 0 LOB: 0 BB: 1 P: 12	H: 1 LOB: 1 BB: 0 P: 11	H: 1 LOB: 1 BB: 0 P: 13

	1B: 3	SF: 0
	2B: 3	SAC: 0
	3B: 0	DP: 3
	HR: 1	HBP: 1

	WP: 0	PA: 34
	PB: 0	
	SB: 0	
	CS: 0	

PITCHER		IP	WLS	BF	H	R	ER	SO	BB	IBB	HBP	BLK	WP	HR	S	P	ERA	WHIP
4 Kyle Drabek, R ERA: 1.42	(1, 1)	7.1	W	28	6	2	1	6	1	0	0	0	0	1	63	103	1.23	0.955
47 Luis Perez, L ERA:	(8, 1)	0.2		2	0	0	0	0	0	0	1	0	0	0	2	5	0.00	0.000
46 Evan Crawford, L ERA:	(9, 1)	1.0		4	1	0	0	1	0	0	0	0	0	0	9	13	0.00	1.000

PITCHER		IP	WLS	BF	H	R	ER	SO	BB	IBB	HBP	BLK	WP	HR	S	P	ERA	WHIP

Batter	1	2	3	4	5	6	7	8	9	AB	R	H	RBI	BB	SO	LOB
5 Yunel Escobar, R (1, 6) OBP: 0.255, SLG: 0.341	B FF 90 C FC 90 B CH 83 X CH 84 2-1 10 E 1B		B FC 91 B FC 90 X FF 90 2-0 2 G6-3 1B		X CH 83 0-0 ① ② G6-4-3 1-2f	F FF 94 X FF 93 0-1 2-H 3-H 2 2B 2B	B SL 81 X CH 81 1-0 ③ G6-3			5	1	3	2	0	0	2
2 Kelly Johnson, L (1, 4) OBP: 0.386, SLG: 0.541	C FF 90 C FF 90 C SL 84 0-3 ① K		S SL 83 S SL 83 B FF 92 X SL 84 1-2 ① ② G6-3 1-2f		C SL 83 F CU 76 F FF 92 S SL 83 0-3 ③ K	S CU 82 X FF 87 0-1 10 BB 13 HBP 2-H 2B		B SL 80 F SI 90 B CU 73 F SL 80 S SL 82 2-3 ① K		5	1	1	1	0	3	2
19 José Bautista, R (1, 9) OBP: 0.333, SLG: 0.324	B FF 91 F FF 90 F FF 91 X FF 92 1-2 ② P3		F FF 92 B CH 85 X SL 86 1-1 ③ F7			C FC 90 S FC 91 B FF 94 B FC 90 B FF 94 B FC 92 1-2 10 HR 2B B SI 94 C CU 90 S FF 94 B FF 94 B FF 94 4-2 13 HBP 10 BB BB		B SL 80 B CH 83 B SI 89 C SI 90 C CH 80 X SI 91 3-2 ② L5		4	1	1	0	1	0	1
10 Edwin Encarnación, R (1, 3) OBP: 0.325, SLG: 0.632	C CU 76 C FF 92 X FC 92 0-2 E5 1-2			B FF 90 X FC 90 1-0 ① F9		F SL 83 B FC 91 F FF 91 X SL 83 1-2 2-H HR B FF 94 C FC 90 S FC 91 B FF 94 F FF 94 D CU 91 B CU 91 4-2 13 HBP 1-2 2-3 BB		C CU 73 B SI 91 X SI 91 1-1 13 1B 2B		4	2	2	2	1	0	1
13 Brett Lawrie, R (1, 5) OBP: 0.350, SLG: 0.389	F FC 90 C CH 83 B FF 92 X SL 84 1-2 ③ F9			B FC 90 C CH 83 B FC 91 F CH 84 B FC 91 X CH 84 3-2 HR		C FC 91 X FC 91 0-1 ① G4-3 B FC 89 C FC 89 F FC 89 H FF 94 2-2 1-2 2-3 3-H HBP		C CH 82 B SI 90 F SI 91 X CH 84 1-2 2-H 1B		4	1	2	3	0	0	2
8 Ben Francisco, R (1, 10) 17 Omar Vizquel, S (8, PH) (9, 10)		B FC 89 B FC 91 C FC 90 B FC 91 X FC 91 3-1 28 L3-6 2B	B FC 92 B CU 74 B FC 90 C FC 92 B FC 90 4-1 BB		B CU 77 C CU 76 S FC 90 S FC 91 F FC 92 3-2 11 BB 6 1B 1B C FC 88 C FC 89 X FC 87 0-2 ③ F9			C SI 90 C CU 74 F CU 74 B SI 91 X SL 80 1-2 ③ G6-3		3 1	1 0	2 0	0 0	1 0	0 0	3 1
28 Colby Rasmus, L (1, 8) OBP: 0.229, SLG: 0.344		C SL 82 S CU 76 X CU 74 0-2 ① ② L3-6 2-2		F CU 75 X FF 90 0-1 ② F9		F SL 83 S FC 90 B SL 84 F SL 84 S FC 91 1-3 ② K	B SI 91 F SI 90 S SL 80 X SL 82 1-2 ① G4-3			4	0	0	0	0	1	3
11 Rajai Davis, R (1, 7) OBP: 0.313, SLG: 0.385		C FC 91 B CH 83 B CH 85 B FF 91 B FC 91 4-1 BB		B FF 91 F CH 84 F FC 91 F FF 90 1 SAFE S CH 81 1-3 ③ K		1 SAFE C FC 91 B FC 90 1 SAFE 1 SAFE C FC 89 F SL 83 B FC 91 B CH 82 4-2 B FC 92 6 1B 5 2B 1-2 BB	B SI 90 F SI 89 B CH 82 T SL 80 X CH 82 2-2 ② G4-3			2	1	0	0	2	1	1
6 Jeff Mathis, R (1, 2) OBP: 0.571, SLG: 0.833		1 SAFE 1 SAFE C FC 90 B FC 90 X FF 90 1-1 ③ F7			B CU 74 B CH 83 B FC 90 C FC 88 F FC 89 F SL 84 F CH 84 B FC 90 4-2 5 G6-4-3 BB	D CU 80 F FF 93 X CU 80 1-1 1-3 2-H 5 2B 1B	C SI 90 B CH 84 B SI 90 B SI 89 F SI 88 X SI 89 3-2 2B			3	1	2	1	1	0	1
Inning Stats	R: 0 E: 1 K: 1 S: 14 H: 1 LOB: 2 BB: 0 P: 18	R: 0 E: 0 K: 0 S: 8 H: 1 LOB: 1 BB: 1 P: 16	R: 0 E: 0 K: 0 S: 6 H: 1 LOB: 0 BB: 0 P: 10	R: 1 E: 0 K: 1 S: 11 H: 1 LOB: 1 BB: 1 P: 20	R: 0 E: 0 K: 1 S: 9 H: 0 LOB: 0 BB: 1 P: 13	R: 7 E: 0 K: 1 S: 35 H: 6 LOB: 3 BB: 3 P: 56	R: 0 E: 0 K: 0 S: 10 H: 1 LOB: 1 BB: 0 P: 17	R: 1 E: 0 K: 1 S: 15 H: 2 LOB: 1 BB: 0 P: 23		1B: 5 2B: 7 3B: 0 HR: 2 SF: 0 SAC: 0 DP: 3 HBP: 1					

PITCHER		IP	WLS	BF	H	R	ER	SO	BB	IBB	HBP	BLK	WP	HR	S	P	ERA	WHIP
17 Brian Matusz, L ERA: 8.38	(1, 1)	5.2	L	26	7	5	5	4	4	0	0	0	0	2	67	106	7.94	1.941
63 Kevin Gregg, R ERA: 12.27	(6, 1)	0.1		7	3	3	3	0	2	0	1	0	0	0	16	27	81.00	15.000
40 Troy Patton, L ERA: 7.71	(7, 1)	2.0		9	3	1	1	1	0	0	0	0	0	0	25	40	4.50	1.500

PITCHER	IP	WLS	BF	H	R	ER	SO	BB	IBB	HBP	BLK	WP	HR	S	P	ERA	WHIP

BOTTOM

Baltimore Orioles @ Toronto Blue Jays

Rogers Centre, Toronto, ON

Sun Apr 15 2012, 1:10 PM - 3:48 PM EDT

Att. 20,252 - Roof Closed - 68 F

livebaseballscorecards.com

AB	35
R	9
H	13
RBI	9
BB	6
SO	5
LOB	17

Batter	1	2	3	4	5	6	7	8	9	10	AB	R	H	RBI	BB	SO	LOB
9 Endy Chavez, L (1, 7) OBP: 0.125, SLG: 0.067	C FF 92 C FF 93 X CU 80 0-2 G3		X SI 91 0-0 F7	C CU 77 S SL 84 S CU 82 0-3 K			B F C FF 95 B FF 96 C FF 96 2-3 K		C FF 94 B SC 74 B SI 94 S SI 94 B SI 95 X FF 95 3-2 HR	X FF 89 0-0 21 FC3-2 2 1B 32 HR 1-2 3-H 1B	3	0	0	0	0	1	5
14 Nolan Reimold, R (7, PH) OBP: 0.353, SLG: 0.706 (7, 7)											3	2	2	2	0	1	0
2 J.J. Hardy, R (1, 6) OBP: 0.273, SLG: 0.333	B FF 93 B SL 83 B FF 92 C FF 92 X FF 92 3-1 F9		C CH 84 B SI 92 B SL 84 D CH 87 F SL 84 D SI 88 4-2 1-2 2-3 BB		C CH 82 B CU 76 S SL 82 B SL 82 B SL 82 X SL 82 3-2 F8		B FC 87 C FF 94 B SI 95 C FF 95 X SI 95 2-2 G6-3		C SI 94 B SC 77 X CH 84 1-1 P3	X SL 80 0-0 21 FC3-2 32 HR 1-2 2-3 1B	5	1	1	0	1	0	0
21 Nick Markakis, L (1, 9) OBP: 0.326, SLG: 0.474	B FF 92 C SI 92 S SL 84 S FF 94 1-3 K		C SL 85 S SL 86 B SI 92 X SL 86 1-2 G3		C CH 84 B FF 89 X SL 82 1-1 32 WP 2B		C FC 89 F FF 96 B FF 96 B FF 96 B FF 96 T FF 96 3-2 K		C FF 95 C CU 95 C SI 95 0-3 K	X CH 83 0-0 FC3-2 32 HR 1-2 2-3 3-Hf	6	1	1	0	0	3	6
10 Adam Jones, R (1, 8) OBP: 0.386, SLG: 0.683		B SI 91 B SL 83 B SI 92 C FF 91 X FF 91 3-1 G6-3		C SI 91 B SI 90 B SI 90 C SI 90 X CH 86 2-2 32 1B 12 2B 1B	S CH 84 B FF 91 B CH 86 X SL 84 2-1 F7			C FF 94 X SL 84 0-1 G5-3	B FF 95 S FF 94 B CH 86 X SI 94 2-1 HR	F SL 81 F SL 81 S FF 89 0-3 K	6	2	2	1	0	1	4
32 Matt Wieters, S (1, 2) OBP: 0.462, SLG: 0.750		B CU 77 C SL 84 B FF 92 C FF 92 F FF 92 F FF 93 F SI 88 F SL 84 S SL 86 2-3 K		B SL 84 B CH 86 X FF 91 2-0 12 2B 1-2 1B	B CH 85 B SL 85 B SL 84 B SL 83 4-0 2-3 BB			C SL 84 F CH 83 B CH 83 X SL 86 1-2 HR	B CH 86 B CH 87 B FF 94 B FF 94 4-0 BB	F CH 83 S FF 92 B FF 90 B FF 90 B CH 84 F CH 83 X CH 84 3-2 1-H 2-H 3-H HR	4	2	3	5	2	1	0
36 Nick Johnson, L (1, 10) 28 Ronny Paulino, R (9, PH) OBP: 0.467, SLG: 0.533 (9, 10)		C FF 92 B SI 92 C FF 92 B CU 81 X CU 80 2-2 F9		C FF 91 S SL 84 C FF 92 0-3 K	C SL 84 B FF 91 S SL 84 B SL 85 B SL 84 C SL 84 3-3 K			X FF 95 0-0 G6-3	C FF 92 S CH 83 S SC 75 0-3 K	B SL 81 X FF 91 1-0 G4-3	4	0	0	0	0	2	4
											2	0	0	0	0	1	1
12 Mark Reynolds, R (1, 5) OBP: 0.294, SLG: 0.276			B SL 82 B FF 90 C SI 91 C SL 82 B FF 92 F SL 85 F SI 92 X FF 92 3-2 F9	C SI 92 B FF 92 F FF 92 X FF 92 1-2 1-3 2-H 2B		B CU 77 C CU 81 B CH 83 S SL 83 B CU 79 S SL 84 3-3 K		B SL 86 B SL 85 B FF 94 C FF 94 F FF 94 B SL 86 4-2 19 1B BB		B SI 86 B FF 90 C FF 89 B SL 86 X FF 92 3-1 E8 19 2B	4	1	1	1	1	1	0
19 Chris Davis, L (1, 3) OBP: 0.406, SLG: 0.613			C SL 82 S CH 86 B FF 92 X FF 93 1-2 2 BB 11 1B 1B	F SL 85 S SL 86 D SL 85 F SL 85 T CU 81 1-2 K		B SL 81 F SL 80 S SL 82 S SL 81 1-3 K2-3		S SL 86 C FF 94 D CH 83 F CH 81 B FF 95 X SL 87 2-2 1-2 1B		F FF 89 X CH 82 0-1 11 1B 14 1B 3-H 2B	5	1	3	1	0	2	2
11 Robert Andino, R (1, 4) OBP: 0.359, SLG: 0.486			X FF 92 0-0 2 BB 1-2 1B	C SL 85 B SI 91 B SL 84 S SL 85 B SL 86 F SL 85 F SL 86 B SL 85 4-2 BB		C FF 89 B CH 83 F SL 81 S FF 89 1-3 K		B SL 85 S SL 86 B SL 86 F SL 86 B FF 94 C FF 94 3-3 K		C FF 87 B FF 88 B SL 87 B FF 89 F FF 91 X CH 83 3-2 2 1B 14 1B 21 FC3-2 2-3 1B	4	0	2	0	1	2	2
Inning Stats	R: 0 E: 0 K: 1 S: 8 H: 0 LOB: 0 BB: 0 P: 12	R: 0 E: 0 K: 1 S: 12 H: 0 LOB: 0 BB: 0 P: 19	R: 0 E: 0 K: 0 S: 15 H: 2 LOB: 3 BB: 1 P: 24	R: 1 E: 0 K: 3 S: 21 H: 3 LOB: 3 BB: 1 P: 31	R: 0 E: 0 K: 1 S: 10 H: 1 LOB: 2 BB: 1 P: 23	R: 0 E: 0 K: 3 S: 9 H: 0 LOB: 0 BB: 0 P: 14	R: 0 E: 0 K: 2 S: 9 H: 0 LOB: 0 BB: 0 P: 16	R: 1 E: 0 K: 1 S: 15 H: 2 LOB: 2 BB: 1 P: 25	R: 2 E: 0 K: 2 S: 13 H: 2 LOB: 1 BB: 1 P: 23	R: 6 E: 1 K: 1 S: 18 H: 5 LOB: 0 BB: 0 P: 28	1B: 8 2B: 3 3B: 0 HR: 4	SF: 0 SAC: 0 DP: 0 HBP: 0	WP: 1 PB: 0 SB: 0 CS: 0	PA: 51			

PITCHER		IP	WLS	BF	H	R	ER	SO	BB	IBB	HBP	BLK	WP	HR	S	P	ERA	WHIP
41 Philip Humber, R ERA: 1.69	(1, 1)	5.1		25	6	1	1	7	3	0	0	0	1	0	69	115	1.69	1.688
77 Will Ohman, L ERA: 12.0	(6, 1)	0.2		2	0	0	0	2	0	0	0	0	0	0	6	8	0.00	0.000
37 Matt Thornton, L ERA:	(7, 1)	1.0	H	3	0	0	0	2	0	0	0	0	0	0	9	16	0.00	0.000
26 Jesse Crain, R ERA: 3.6	(8, 1)	1.0	H	6	2	1	1	1	1	0	0	0	0	1	15	25	9.00	3.000
53 Héctor Santiago, L ERA: 6.75	(9, 1)	1.0	B	6	2	2	2	2	1	0	0	0	0	2	13	23	18.00	3.000

PITCHER		IP	WLS	BF	H	R	ER	SO	BB	IBB	HBP	BLK	WP	HR	S	P	ERA	WHIP
48 Zach Stewart, R ERA: 4.5	(10, 1)	1.0	L	9	5	6	1	1	0	0	0	0	0	1	18	28	9.00	5.000

TOP

Baltimore Orioles @ Chicago White Sox

U.S. Cellular Field, Chicago, IL

Mon Apr 16 2012, 8:11 PM - 11:42 PM EDT

Att. 13,732 - Partly Cloudy - 53 F

livebaseballscorecards.com

AB	46
R	10
H	15
RBI	10
BB	5
SO	15
LOB	24

Baltimore Orioles @ Chicago White Sox

U.S. Cellular Field, Chicago, IL

Mon Apr 16 2012, 8:11 PM - 11:42 PM EDT

Att. 13,732 - Partly Cloudy - 53 F

livebaseballscorecards.com

Batter	1	2	3	4	5	6	7	8	9	10	AB	R	H	RBI	BB	SO	LOB
30 Alejandro De Aza, L (1, 8) OBP: 0.256, SLG: 0.472	G4-3		G3-1			22 SH, 14 2B, 1B	SF7, 3-H			K	4	1	1	1	0	1	0
22 Brent Morel, R (1, 5) OBP: 0.161, SLG: 0.138	G1-3		K			SH, 14 2B, 1-2	K			K	3	1	0	0	0	2	1
1 Kosuke Fukudome, L (10, PH) OBP: 0.200, SLG: 0.200											1	0	0	0	0	1	0
44 Adam Dunn, L (1, 10) OBP: 0.282, SLG: 0.371	K			G1-3		K		G3-1		K	5	0	0	0	0	3	2
14 Paul Konerko, R (1, 3) OBP: 0.421, SLG: 0.600		G5-3		K		51 FC6-4, 1-H, 2-H, 2B		F8			4	0	1	2	0	1	0
12 A.J. Pierzynski, L (1, 2) OBP: 0.379, SLG: 0.778		HR		1B		51 FC6-4, IBB		1B			3	1	3	1	1	0	0
51 Alex Rios, R (1, 9) OBP: 0.286, SLG: 0.360		24 E, 24 S, 1B		P6		FC6-4, 1-2f, 2-3		F8			4	0	1	0	0	0	4
10 Alexei Ramirez, R (1, 6) OBP: 0.257, SLG: 0.343		F8		24 G4-6-3, 1B		K			G1-3		4	0	1	0	0	1	3
24 Dayan Viciedo, R (1, 7) OBP: 0.310, SLG: 0.571		K, 1-3		G4-6-3, 1-2f			15 E, 15 S, 30 SF7, 1B		G3-1		3	0	1	0	0	1	2
18 Brent Lillibridge, R (7, PR) (8, 7)											1	1	0	0	0	0	0
15 Gordon Beckham, R (1, 4) OBP: 0.207, SLG: 0.192			K	F8			P4, 1-3		F8		4	0	0	0	0	1	1

	AB	36
	R	4
	H	8
	RBI	4
	BB	1
	SO	11
	LOB	13

Inning Stats																						
	R: 0	H: 0	R: 1	H: 2	R: 0	H: 0	R: 0	H: 1	R: 0	H: 1	R: 2	H: 2	R: 1	H: 1	R: 0	H: 1	R: 0	H: 0	R: 0	H: 0	1B: 6	SF: 1
	E: 0	LOB: 0	E: 0	LOB: 1	E: 0	LOB: 0	E: 0	LOB: 1	E: 0	LOB: 0	E: 1	LOB: 2	E: 0	LOB: 1	E: 0	LOB: 1	E: 0	LOB: 0	E: 0	LOB: 0	2B: 1	SAC: 1
	K: 1	BB: 0	K: 1	BB: 0	K: 2	BB: 0	K: 0	BB: 0	K: 1	BB: 0	K: 2	BB: 1	K: 1	BB: 0	K: 0	BB: 0	K: 0	BB: 0	K: 3	BB: 0	3B: 0	DP: 1
	S: 7	P: 7	S: 13	P: 20	S: 10	P: 15	S: 11	P: 16	S: 4	P: 7	S: 16	P: 30	S: 13	P: 24	S: 11	P: 16	S: 9	P: 10	S: 12	P: 18	HR: 1	HBP: 0

	WP: 0	PA: 39
	PB: 0	
	SB: 2	
	CS: 0	

PITCHER		IP	WLS	BF	H	R	ER	SO	BB	IBB	HBP	BLK	WP	HR	S	P	ERA	WHIP
34 Jake Arrieta, R ERA: 2.66	(1, 1)	6.2		28	7	4	2	7	0	1	0	0	0	1	71	114	2.70	1.050
27 Matt Lindstrom, R ERA:	(7, 1)	1.1		5	1	0	0	1	0	0	0	0	0	0	14	21	0.00	0.750
47 Pedro Strop, R ERA: 1.29	(9, 1)	2.0	W	6	0	0	0	3	0	0	0	0	0	0	21	28	0.00	0.000

PITCHER	IP	WLS	BF	H	R	ER	SO	BB	IBB	HBP	BLK	WP	HR	S	P	ERA	WHIP

Batter	1	2	3	4	5	6	7	8	9	AB	R	H	RBI	BB	SO	LOB
14 Nolan Reimold, R (1, 7) OBP: 0.368, SLG: 0.757	F SI 88 X FC 86 0-1 ① G3			B FC 84 B CH 81 B CH 83 C SI 90 F FF 91 B CH 82 4-2 21 G4-6-3 2 BB BB		C FF 89 X FC 89 0-1 1-H HR		B FF 94 F FF 93 F SL 86 S SL 86 1-3 ② K		3	1	1	2	1	1	0
2 J.J. Hardy, R (1, 6) OBP: 0.313, SLG: 0.429	B FF 89 B SI 90 C FF 91 S FF 91 X FF 91 2-2 ② F9			B FF 90 B SI 88 C FF 91 1 SAFE B FF 89 B FF 91 4-1 21 G4-6-3 1-2 BB		B CH 84 B CH 84 X FF 91 2-0 HR		B SL 86 C FF 93 C FF 94 X FF 95 1-2 1B		3	1	2	1	1	0	0
21 Nick Markakis, L (1, 9) OBP: 0.300, SLG: 0.429	C FF 89 C FF 90 F FF 91 B SI 90 X FC 88 1-2 ③ G5-3			L FC 88 X FC 88 0-1 ① ② G4-6-3 1-2f 2-3		C FF 90 X CH 83 0-1 ② G3		F FF 94 X FF 94 0-1 ③ F8		4	0	0	0	0	0	3
10 Adam Jones, R (1, 8) OBP: 0.354, SLG: 0.622		X FF 89 0-0 ① P4		L FC 87 F FF 91 X FF 91 0-2 ③ G4-3		B FC 86 C FC 88 B FC 86 S CH 82 S FC 87 2-3 ③ K			X SL 85 0-0 ① P4	4	0	0	0	0	1	1
32 Matt Wieters, S (1, 2) OBP: 0.442, SLG: 0.694		C FF 89 B FF 91 B FC 86 X CH 83 2-1 12 G5-4-3 1B			C FC 85 S CU 79 B SI 91 B FC 88 S CH 84 2-3 ① K		B FC 86 C FC 86 F FF 89 F SI 91 X CU 78 1-2 ① L9		B FF 93 C FF 94 B SI 94 B FF 92 S FF 93 F FF 95 S CH 82 3-3 ② K	4	0	1	0	0	2	0
12 Mark Reynolds, R (1, 10) OBP: 0.289, SLG: 0.303		B FF 90 B SI 90 T CH 83 C FF 90 B CH 84 X CH 84 3-2 ② ③ G5-4-3 1-2f			B CU 77 B FC 86 C FC 86 B FF 91 C FF 90 F FF 88 F FF 91 T FC 86 3-2 ② K		F CH 82 B FF 89 X FC 87 1-1 2B		C SL 86 F SL 86 C CU 74 0-3 ③ K	4	0	1	0	0	2	1
24 Wilson Betemit, S (1, 5) OBP: 0.194, SLG: 0.387			B FC 85 X FF 89 1-0 ① F9		C FC 87 C FC 87 X CU 79 0-2 ③ F7		S CH 81 B FF 90 B FF 91 S CH 82 S SI 91 2-3 ② K			3	0	0	0	0	1	1
19 Chris Davis, L (1, 3) OBP: 0.371, SLG: 0.559			B FF 90 F FC 86 F FC 87 B FC 87 X FC 86 2-2 ② L9			B FC 86 S FC 86 C SI 91 S CH 83 1-3 ① K	C CH 83 F SI 90 B CH 83 F SI 92 X CU 77 1-2 ③ P2			3	0	0	0	0	1	1
11 Robert Andino, R (1, 4) OBP: 0.357, SLG: 0.475			C FF 90 X FF 90 0-1 ③ F9			B FC 86 B FF 90 C FF 90 X FC 87 2-1 14 HR 1B		B SL 86 S FF 94 B FF 93 S FF 93 C FF 93 2-3 ① K		3	1	1	0	0	1	0
Inning Stats	R: 0 E: 0 K: 0 S: 9 H: 0 LOB: 0 BB: 0 P: 12	R: 0 E: 0 K: 0 S: 6 H: 1 LOB: 0 BB: 0 P: 11	R: 0 E: 0 K: 0 S: 6 H: 0 LOB: 0 BB: 0 P: 9	R: 0 E: 0 K: 0 S: 8 H: 0 LOB: 1 BB: 2 P: 16	R: 0 E: 0 K: 2 S: 11 H: 0 LOB: 0 BB: 0 P: 16	R: 3 E: 0 K: 2 S: 13 H: 3 LOB: 0 BB: 0 P: 20	R: 0 E: 0 K: 1 S: 13 H: 1 LOB: 1 BB: 0 P: 18	R: 0 E: 0 K: 2 S: 11 H: 1 LOB: 1 BB: 0 P: 15	R: 0 E: 0 K: 2 S: 8 H: 0 LOB: 0 BB: 0 P: 11	1B: 3 2B: 1 3B: 0 HR: 2 SF: 0 SAC: 0 DP: 2 HBP: 0						

PITCHER		IP	WLS	BF	H	R	ER	SO	BB	IBB	HBP	BLK	WP	HR	S	P	ERA	WHIP
50 John Danks, L ERA: 4.82	(1, 1)	7.0	L	26	5	3	3	5	2	0	0	0	0	2	66	102	3.86	1.000
43 Addison Reed, R ERA:	(8, 1)	1.0		4	1	0	0	2	0	0	0	0	0	0	11	15	0.00	1.000
26 Jesse Crain, R ERA: 3.0	(9, 1)	1.0		3	0	0	0	2	0	0	0	0	0	0	8	11	0.00	0.000

PITCHER	IP	WLS	BF	H	R	ER	SO	BB	IBB	HBP	BLK	WP	HR	S	P	ERA	WHIP

TOP

Baltimore Orioles @ Chicago White Sox

U.S. Cellular Field, Chicago, IL

Tue Apr 17 2012, 8:10 PM - 10:54 PM EDT

Att. 11,267 - Clear - 51 F

livebaseballscorecards.com

AB	31
R	3
H	6
RBI	3
BB	2
SO	9
LOB	7

Baltimore Orioles @ Chicago White Sox

U.S. Cellular Field, Chicago, IL

Tue Apr 17 2012, 8:10 PM - 10:54 PM EDT

Att. 11,267 - Clear - 51 F

livebaseballscorecards.com

BOTTOM

Batter	1	2	3	4	5	6	7	8	9	AB	R	H	RBI	BB	SO	LOB
30 Alejandro De Aza, L (1, 8) OBP: 0.295, SLG: 0.513	B FF 90 C FF 89 F SL 84 F FF 92 B FF 91 B FF 90 F FF 90 F SL 82 B FF 89 4-2 BB		S FF 90 X CU 72 0-1 ② B2		C FF 91 B SL 81 X SL 81 1-1 ③ B1-3		C SL 76 B SI 83 X SI 84 1-1 3B		C SI 94 C SI 94 D CH 88 F SI 94 B CH 88 F CH 88 B SI 94 B CH 88 1-2 4-2 BB	3	0	1	0	2	0	0
22 Brent Morel, R (1, 5) OBP: 0.167, SLG: 0.147	X FF 89 0-0 ① F7		C FF 90 C FF 90 B CH 85 F FF 91 B FF 90 S CH 83 2-3 ③ K			C FF 90 B CH 83 X CH 82 1-1 12 WP 14 S 12 2B 1B	S SL 77 C SI 85 B SL 77 F FF 85 S SI 84 1-3 ③ K		F SI 94 X SI 94 0-1 ③ G5-3	5	1	1	0	0	2	5
44 Adam Dunn, L (1, 10) OBP: 0.256, SLG: 0.333	B FF 90 B FF 90 S SL 82 C FF 88 B FF 89 X SL 82 3-2 ② F8			C CU 71 B CU 74 S FF 88 B FF 89 F FF 88 S SL 79 2-3 ① K		F FF 89 C FF 90 S FF 90 0-3 ① K		B SL 82 B SL 82 F SI 90 C SI 91 F SL 82 X CU 76 2-2 ① P4		4	0	0	0	0	2	2
14 Paul Konerko, R (1, 3) OBP: 0.405, SLG: 0.553	C FF 89 X FF 89 0-1 ③ F8			C CU 70 S CH 82 B FF 90 X FF 89 1-2 ② G5-3		B FF 90 F FF 89 B FF 91 F CH 83 D SL 81 F SI 88 D CH 84 4-2 12 WP 12 2B 1-2 BB		C CH 86 F SI 91 B CH 87 F SI 92 B SI 92 B SI 92 F SI 92 X CH 84 3-2 ② G6-3		3	1	0	0	1	0	1
12 A.J. Pierzynski, L (1, 2) OBP: 0.394, SLG: 0.774		C FF 89 X SL 81 0-1 ① G4-3		B SL 84 X SL 81 1-0 51 1B 1B		B SL 81 C FF 89 B CU 74 X SL 80 2-1 51 1B 1-H 2-H 2B		C SI 92 X SI 91 0-1 ③ L5		4	0	2	2	0	0	0
51 Alex Rios, R (1, 9) OBP: 0.344, SLG: 0.393		B FF 88 C FF 89 X CH 83 1-1 ② P3		B FF 89 D CH 83 X CH 83 2-0 1-2 1B		B FF 88 B CH 84 S FF 90 C FF 90 B FF 92 X FF 91 3-2 24 CS 2-3 1B			B SI 94 B SI 93 B SI 93 C SI 93 B SI 95 4-1 24 E 10 SH1-3 BB	3	0	2	0	1	0	0
10 Alexei Ramirez, R (1, 6) OBP: 0.263, SLG: 0.342		B FF 89 B CU 70 C FF 88 F FF 88 X FF 89 2-2 1B		B FF 89 C SI 88 F FF 90 X CU 72 1-2 ③ G1-3		B SL 78 F SI 84 X SL 77 1-1 ② P3			C SI 94 P PO 86 X SI 92 1-1 ① SH1-3 1-2	3	0	1	0	0	0	4
24 Dayan Viciedo, R (1, 7) OBP: 0.273, SLG: 0.500 18 Brent Lillibridge, R (9, PR)		1 SAFE B FF 88 S FF 88 F FF 90 B FF 89 1 SAFE F CU 71 B FF 89 F FF 90 3-2 ③ X FF 89 F9			B CU 68 S FF 88 F FF 89 S CH 84 1-3 ① K	C SL 77 F SL 78 0-2 ③ CS 1-2	C SL 77 B FF 85 C SI 84 S FF 85 1-3 ① K		B SI 93 X SI 93 1-0 E6 30 S 2-3	4 0	0 0	0 0	0 0	0 0	2 0	2 0
15 Gordon Beckham, R (1, 4) OBP: 0.188, SLG: 0.172 1 Kosuke Fukudome, L (9, PH) OBP: 0.182, SLG: 0.182			S FF 90 C FF 91 B SI 90 F FF 90 X SL 81 1-2 ① P5		X CH 83 0-0 ② F8		B SI 83 C SI 84 B SL 77 S SL 76 X SL 77 2-2 ② F7		X SI 94 0-0 ② L5	3 1	0 0	0 0	0 0	0 0	0 0	0 2
Inning Stats	R: 0 H: 0 E: 0 LOB: 1 K: 0 BB: 1 S: 11 P: 18	R: 0 H: 1 E: 0 LOB: 1 K: 0 BB: 0 S: 12 P: 18	R: 0 H: 0 E: 0 LOB: 0 K: 1 BB: 0 S: 10 P: 13	R: 0 H: 2 E: 0 LOB: 2 K: 1 BB: 0 S: 12 P: 19	R: 0 H: 0 E: 0 LOB: 0 K: 1 BB: 0 S: 6 P: 8	R: 2 H: 3 E: 0 LOB: 1 K: 1 BB: 1 S: 17 P: 28	R: 0 H: 1 E: 0 LOB: 1 K: 2 BB: 0 S: 12 P: 17	R: 0 H: 0 E: 0 LOB: 0 K: 0 BB: 0 S: 11 P: 16	R: 0 H: 0 E: 1 LOB: 3 K: 0 BB: 2 S: 12 P: 21	1B: 5 SF: 0 2B: 1 SAC: 1 3B: 1 DP: 0 HR: 0 HBP: 0						WP: 1 PA: 39 PB: 0 SB: 2 CS: 1	

	AB	33
	R	2
	H	7
	RBI	2
	BB	4
	SO	6
	LOB	16

PITCHER		IP	WLS	BF	H	R	ER	SO	BB	IBB	HBP	BLK	WP	HR	S	P	ERA	WHIP
16 Wei-Yin Chen, L ERA: 3.27	(1, 1)	5.1	W	24	6	2	2	4	2	0	0	0	1	0	64	99	3.38	1.500
56 Darren O'Day, R ERA: 1.8	(6, 1)	1.2	H	5	1	0	0	2	0	0	0	0	0	0	16	22	0.00	0.600
40 Troy Patton, L ERA: 7.2	(8, 1)	0.1	H	1	0	0	0	0	0	0	0	0	0	0	4	6	0.00	0.000
38 Luis Ayala, R ERA:	(8, 1)	0.2	H	2	0	0	0	0	0	0	0	0	0	0	7	10	0.00	0.000
43 Jim Johnson, R ERA:	(9, 1)	1.0	S	6	0	0	0	0	2	0	0	0	0	0	12	21	0.00	2.000

PITCHER		IP	WLS	BF	H	R	ER	SO	BB	IBB	HBP	BLK	WP	HR	S	P	ERA	WHIP

Baltimore Orioles @ Chicago White Sox

U.S. Cellular Field, Chicago, IL

Wed Apr 18 2012, 8:11 PM - 10:47 PM EDT

Att. 13,818 - Cloudy - 68 F

livebaseballscorecards.com

TOP

Batter	1	2	3	4	5	6	7	8	9	AB	R	H	RBI	BB	SO	LOB
14 Nolan Reimold, R (1, 7) OBP: 0.357, SLG: 0.707	C FF 90 S FF 92 B FF 93 B FC 87 F FC 86 T FF 93 2-2 ① K	C CU 82 C FC 85 B CU 79 C FF 92 1-3 ② K	F CH 84 S FF 92 F FF 93 B CU 82 X FF 92 1-2 2 E 1B	X SI 89 0-0 E6 1-2		4	0	1	0	0	2	1
2 J.J. Hardy, R (1, 6) OBP: 0.288, SLG: 0.391	C SI 93 B FF 93 B FC 87 X FF 93 2-1 ② P6	C FF 91 B FF 91 B FF 92 S CU 80 X CU 81 2-2 ③ P4	B FC 86 F SI 92 1 SAFE C SI 92 X SI 92 1-2 E5 10 FC6-4 1-2	F FF 93 B SL 83 B FF 93 F FF 92 D SL 84 F FF 96 X FF 95 3-2 ② ③ F8 2-3		4	0	0	0	0	0	3
21 Nick Markakis, L (1, 10) OBP: 0.296, SLG: 0.413	C FF 92 C FF 93 X FC 86 0-2 ③ F8	C CU 82 B CH 82 B CU 78 F CU 79 F FF 91 B FF 92 F FF 91 F FF 92 F FF 91 3-2 X FF 92 10 FC6-4 1B	B CH 85 B SI 91 F FF 91 B FF 91 C FF 91 X CH 84 3-2 ② F6	X SI 97 0-0 ① G6-3		4	0	1	0	0	0	2
10 Adam Jones, R (1, 8) OBP: 0.346, SLG: 0.612	C CU 80 X FF 90 0-1 9 2B 2B	1 SAFE F SI 91 X SI 92 0-1 ① FC6-4 32 CS 1-2f	B SI 92 X SI 93 1-0 ③ FC6-4 1-2f	B SI 98 B SI 98 C SI 98 F SI 97 S SL 88 2-3 ② K		4	1	1	0	0	1	3
32 Matt Wieters, S (1, 2) OBP: 0.413, SLG: 0.641 3 Ryan Flaherty, L (9, PH)	B FF 92 C FC 86 F FF 92 B FF 93 B FF 92 C FC 86 3-3 ① K	C FF 91 1 SAFE 1 SAFE F SI 91 B FF 92 B SI 92 B CH 84 S CH 85 3-3 ② ③ K 1-2	X FF 88 0-0 ① P4	B SI 97 X SI 96 1-0 ③ F9		3 1	0 0	0 0	0 0	0 0	2 0	2 0
9 Endy Chavez, L (1, 9) OBP: 0.158, SLG: 0.167	C FF 92 S FF 92 X FF 91 0-2 2-H 2B	B SL 82 C SL 83 S CH 83 B FF 92 S CH 84 2-3 ① K	C FF 89 X CU 80 0-1 ② P6		3	0	1	1	0	1	0
12 Mark Reynolds, R (1, 5) OBP: 0.268, SLG: 0.278	C FC 85 B SL 82 2 SAFE B SI 92 X FC 86 2-1 ② F8	F FF 92 B CU 82 S CU 79 B FF 92 S CH 84 2-3 ② K	B FF 90 B SL 83 F SL 83 S SL 83 X CU 80 2-2 ③ F8		3	0	0	0	0	1	1
19 Chris Davis, L (1, 3) OBP: 0.368, SLG: 0.541	X FC 87 0-0 ③ F8	C FF 91 F CU 80 X FF 92 0-2 ③ G6-3	F SL 81 S FF 89 F SL 82 B FF 90 F SL 82 X SL 83 1-2 2 F8 14 E 1B		3	0	1	0	0	0	1
11 Robert Andino, R (1, 4) OBP: 0.333, SLG: 0.442	C FF 89 B CU 81 B CH 84 B FF 90 F FF 90 F FF 91 F FF 91 S CU 81 3-3 ① K	C SL 84 B SL 85 C SL 84 B CH 84 B SL 82 S CH 84 3-3 ① K	D SI 89 F SI 89 X SI 90 1-1 ① F9		3	0	0	0	0	2	1

	AB	32
	R	1
	H	5
	RBI	1
	BB	0
	SO	9
	LOB	14

Inning Stats																								
	R: 0 E: 0 K: 1 S: 9	H: 0 LOB: 0 BB: 0 P: 13	R: 1 E: 0 K: 1 S: 11	H: 2 LOB: 1 BB: 0 P: 16	R: 0 E: 0 K: 2 S: 11	H: 0 LOB: 0 BB: 0 P: 17	R: 0 E: 0 K: 1 S: 12	H: 1 LOB: 1 BB: 0 P: 18	R: 0 E: 0 K: 2 S: 9	H: 0 LOB: 0 BB: 0 P: 13	R: 0 E: 1 K: 1 S: 14	H: 1 LOB: 2 BB: 0 P: 23	R: 0 E: 0 K: 0 S: 6	H: 0 LOB: 0 BB: 0 P: 8	R: 0 E: 1 K: 0 S: 12	H: 1 LOB: 2 BB: 0 P: 17	R: 0 E: 0 K: 1 S: 5	H: 0 LOB: 0 BB: 0 P: 8	1B: 3 2B: 3 3B: 0 HR: 0	SF: 0 SAC: 0 DP: 1 HBP: 0	WP: 0 PB: 0 SB: 0 CS: 1	PA: 32				

PITCHER		IP	WLS	BF	H	R	ER	SO	BB	IBB	HBP	BLK	WP	HR	S	P	ERA	WHIP
44 Jake Peavy, R ERA: 2.75	(1, 1)	7.0	W	25	4	1	1	8	0	0	0	0	0	0	72	108	1.29	0.571
77 Will Ohman, L ERA: 10.8	(8, 1)	0.1		3	1	0	0	0	0	0	0	0	0	0	8	10	0.00	3.000
43 Addison Reed, R ERA:	(8, 1)	0.2		1	0	0	0	0	0	0	0	0	0	0	4	7	0.00	0.000
65 Nate Jones, R ERA:	(9, 1)	1.0		3	0	0	0	1	0	0	0	0	0	0	5	8	0.00	0.000

PITCHER	IP	WLS	BF	H	R	ER	SO	BB	IBB	HBP	BLK	WP	HR	S	P	ERA	WHIP

BOTTOM

Baltimore Orioles @ Chicago White Sox

U.S. Cellular Field, Chicago, IL

Wed Apr 18 2012, 8:11 PM - 10:47 PM EDT

Att. 13,818 - Cloudy - 68 F

livebaseballscorecards.com

Batter	1	2	3	4	5	6	7	8	9	AB	R	H	RBI	BB	SO	LOB
30 Alejandro De Aza, L (1, 8) OBP: 0.306, SLG: 0.558	C FF 90 F FF 91 F CU 80 S CU 80 0-3 ① K2-3	B CU 75 X FF 91 1-0 ③ G3-1		B FF 89 S CH 82 B FF 89 C CH 88 B FC 84 F FC 85 X CU 79 3-2 HR		I IN 77 I IN 78 I IN 79 I IN 78 4-0 44 2B IBB		C FF 92 B FF 92 X FC 89 1-1 ① F7		4	2	1	1	1	1	4
22 Brent Morel, R (1, 5) OBP: 0.146, SLG: 0.128	B FC 90 C FC 84 S FF 90 F FF 92 C FC 90 1-3 ② K		X FC 83 0-0 ① G5-3	C FC 85 F FC 84 T FF 92 0-2 ③ K		S FC 83 S FC 83 B FF 91 T FC 84 1-2 ② K		X SI 92 0-0 ② G3-1 1-2 2-3		5	0	0	0	0	3	5
44 Adam Dunn, L (1, 10) OBP: 0.313, SLG: 0.366	C CU 74 B SI 92 B FF 92 S CU 77 T SL 87 2-2 ③ K		B FF 90 C CH 84 B FC 83 B FF 89 B FF 90 4-1 12 1B 14 1B 51 SF9 BB		B FF 88 B CU 75 S FF 89 B CH 88 F FF 89 B FF 91 4-2 14 G5-4-3 BB	B SL 81 S SL 81 S SI 90 B SI 90 B SL 83 X SI 91 3-2 1-H 2-H 3-H 2B		B CU 82 B SI 93 B CU 80 B SI 93 4-0 BB		2	1	1	3	3	1	0
14 Paul Konerko, R (1, 3) OBP: 0.404, SLG: 0.535		F FF 90 X FF 89 0-1 12 HR 1B	B FC 84 1 SAFE C CU 77 X FF 90 1-1 12 1B 1-2 1B		C FC 83 X FC 84 0-1 ① ② G5-4-3 1-2f	B CH 82 C SI 90 X SI 90 1-1 ③ G5-3		S FC 87 D FC 88 X FF 93 1-1 ③ P1		5	1	2	0	0	0	5
12 A.J. Pierzynski, L (1, 2) OBP: 0.405, SLG: 0.829		X SI 90 0-0 1-H HR	B FC 85 C FC 85 B CH 84 X CU 77 2-1 1-2 2-3 1B		B CH 83 X CH 82 1-0 ③ G3-1		X SL 82 0-0 ① G5-3			4	1	2	2	0	0	0
51 Alex Rios, R (1, 9) OBP: 0.361, SLG: 0.400		B CH 86 X FC 85 1-0 1 CS 1B	C FC 85 B FF 89 X FF 92 1-1 ② SF9 3-H			F SI 88 B CH 82 F FF 89 H FC 84 2-2 10 1B 15 1B HBP	C SI 90 B SI 90 C SL 81 X CH 85 1-2 ② G6-3			2	1	1	1	0	0	0
1 Kosuke Fukudome, L (1, 7) OBP: 0.200, SLG: 0.143		F FF 90 1 SAFE B FC 84 B CH 85 B FF 91 B SI 90 4-1 ① 10 1B 1-2 BB	C CU 77 B FC 90 D CH 85 F FF 91 S FC 86 2-3 ③ K			C SI 88 F FF 88 F FC 83 S CU 77 0-3 ① K	C SL 82 B SI 91 C SI 90 X SL 82 1-2 ③ F7			3	0	0	0	1	2	3
10 Alexei Ramirez, R (1, 6) OBP: 0.310, SLG: 0.366		F CU 76 B FF 90 X SI 91 1-1 1-2 1B		X CU 76 0-0 ① G6-3		B SI 89 1 SAFE C CU 76 X FF 89 1-1 15 E 15 1B 44 2B 1-2 1B		C CU 80 B FF 91 B FC 86 S CU 79 F FF 92 B FC 87 B CU 80 4-2 22 G3-1 15 1B BB		3	1	2	0	1	0	0
15 Gordon Beckham, R (1, 4) OBP: 0.222, SLG: 0.212		C FC 84 F FC 84 B FF 92 C FF 92 1-3 ② K		B FF 90 T FF 90 X FF 91 1-1 ② F9		S CU 82 B SI 88 F FF 89 X FF 90 1-2 E7 44 2B 1-3 2-H 1B		S FC 87 B FC 88 F FF 92 F FC 88 X FC 89 1-2 22 G3-1 1-2 1B		4	1	2	1	0	1	2
Inning Stats	R: 0 E: 0 K: 3 S: 11 H: 0 LOB: 0 BB: 0 P: 14	R: 2 E: 0 K: 1 S: 11 H: 4 LOB: 2 BB: 1 P: 19	R: 1 E: 0 K: 1 S: 11 H: 2 LOB: 2 BB: 1 P: 21	R: 1 E: 0 K: 1 S: 10 H: 1 LOB: 0 BB: 0 P: 14	R: 0 E: 0 K: 0 S: 5 H: 0 LOB: 0 BB: 1 P: 10	R: 4 E: 1 K: 2 S: 19 H: 3 LOB: 1 BB: 1 P: 32	R: 0 E: 0 K: 0 S: 7 H: 0 LOB: 0 BB: 0 P: 9	R: 0 E: 0 K: 0 S: 12 H: 1 LOB: 3 BB: 2 P: 23		1B: 8 2B: 1 3B: 0 HR: 2	SF: 1 SAC: 0 DP: 1 HBP: 1	WP: 0 PB: 0 SB: 0 CS: 1	PA: 40			

AB	32
R	8
H	11
RBI	8
BB	6
SO	8
LOB	19

PITCHER		IP	WLS	BF	H	R	ER	SO	BB	IBB	HBP	BLK	WP	HR	S	P	ERA	WHIP
29 Tommy Hunter, R ERA: 5.79	(1, 1)	5.2	L	29	9	8	8	8	3	1	1	0	0	2	62	101	12.71	2.118
40 Troy Patton, L ERA: 5.68	(6, 1)	1.1		5	1	0	0	0	0	0	0	0	0	0	12	18	0.00	0.750
63 Kevin Gregg, R ERA: 9.64	(8, 1)	1.0		6	1	0	0	0	2	0	0	0	0	0	12	23	0.00	3.000

PITCHER	IP	WLS	BF	H	R	ER	SO	BB	IBB	HBP	BLK	WP	HR	S	P	ERA	WHIP

Batter	1	2	3	4	5	6	7	8	9	AB	R	H	RBI	BB	SO	LOB
9 Endy Chavez, L (1, 7) OBP: 0.261, SLG: 0.200	B FF 90 F FF 91 B FF 90 C FF 89 B FC 84 B FF 91 4-2 21 1B 10 2B BB		X FC 82 0-0 2 CS 1B		B CU 79 H FF 92 2-0 10 E 10 HR HBP		B SI 96 1 SAFE B SI 96 X SI 94 2-0 ① P6		B CH 81 1 SAFE C FF 88 1 SAFE B CH 82 B CH 82 3-1 ③ CS 1-2	2	2	1	0	1	0	1
2 J.J. Hardy, R (1, 6) OBP: 0.286, SLG: 0.375	C CH 88 F FF 90 1 SAFE S FC 84 0-3 ① K		1 SAFE B SI 90 S FC 83 C FF 92 B CU 80 B FC 85 B CU 80 4-2 ① 1-2 BB		B FF 89 S FC 82 B FF 91 X FF 91 2-1 ① SF8 3-H		1 SAFE C SI 96 F SI 96 B SI 97 1 SAFE S SL 86 1-3 ② K			2	0	0	1	1	2	2
21 Nick Markakis, L (1, 9) OBP: 0.293, SLG: 0.400	1 SAFE X FF 88 0-0 10 2B 36 G4-3 1-2 1B		C FF 90 F FF 91 B FF 90 X CU 78 1-2 ② F9		1 SAFE S FC 83 P PO 86 C FF 91 X FF 91 1-2 ② P5		C SI 97 S SI 96 S SI 96 0-3 ③ K			4	1	1	0	0	1	3
10 Adam Jones, R (1, 8) OBP: 0.357, SLG: 0.679	S FC 84 B FC 82 C CU 79 B FC 85 F SI 92 F CU 79 X FC 84 2-2 36 G4-3 1-3 2-H 2B		B FF 90 F FF 91 S CU 78 C FF 91 1-3 ③ K		S FC 83 B SI 91 B FF 90 1 SAFE 1 SAFE B CU 80 S FC 86 X CU 81 3-2 1-H HR			C SI 97 F SL 85 X SI 97 0-2 ① P6		4	1	2	3	0	1	1
36 Nick Johnson, L (1, 10)	C CU 78 X FF 92 0-1 ② G4-3 2-3 3-H			C FC 83 B FF 91 C CU 79 F FC 84 B CU 81 S FF 91 2-3 ① K	B FC 85 C FF 90 C CU 79 F FF 91 B CU 80 X FF 91 2-2 ③ F7			F SI 97 B CU 81 C CU 78 F CH 91 B SI 98 S SL 86 2-3 ② K		4	0	0	1	0	2	1
12 Mark Reynolds, R (1, 5) OBP: 0.267, SLG: 0.256	S FC 84 C CU 78 D CU 77 S FC 84 1-3 ③ K			C FC 85 B SI 92 S FC 85 B CU 80 B FC 85 F FC 86 F FF 91 B FC 86 4-2 BB		F FF 90 B FC 88 T FC 83 B FF 90 S FC 82 2-3 ① K		B SL 87 C SI 97 S SI 97 X SL 88 1-2 ③ G6-3		3	0	0	0	1	2	1
19 Chris Davis, L (1, 3) OBP: 0.357, SLG: 0.512		C FF 89 B CU 78 F CU 77 S FF 91 1-3 ① K		B SI 92 B FF 91 C CH 84 S CU 79 1 SAFE S SI 93 2-3 ② K		C CU 79 B CU 78 X CH 84 1-1 28 G5-4-3 1B			C CU 76 S SI 89 B CH 82 B FF 90 F SL 82 S CH 82 2-3 ① K2-3	4	0	1	0	0	3	1
28 Ronny Paulino, R (1, 2) OBP: 0.421, SLG: 0.474		S FC 84 S FC 85 B CU 80 B FC 84 X FC 85 2-2 ② G6-3		B FF 92 F FC 84 X SI 91 1-1 ③ G4-3		C FC 82 F FC 82 B FF 89 B SI 90 B FC 83 X SI 91 3-2 ②③ G5-4-3 1-2f			F SL 80 C FF 90 F CH 82 F CH 83 B FF 90 B SL 82 F CH 83 B FF 91 X FF 89 3-2 11 FC5-4 1B	4	0	1	0	0	0	2
11 Robert Andino, R (1, 4) OBP: 0.347, SLG: 0.489		C FF 92 X FF 92 0-1 ③ F9			C FC 85 C CU 79 B FC 86 F FF 92 B FC 85 F FF 92 B CU 80 F FF 90 F FF 92 3-2 X FF 92 2 SF8 3B		C SI 97 B SL 85 B SL 86 C SI 96 B SI 97 X SI 96 3-2 1B		D FF 90 X SL 86 1-0 ② FC5-4 9 CS 1-2f	4	1	2	0	0	0	1
Inning Stats	R: 2 E: 0 K: 2 S: 16 H: 2 LOB: 1 BB: 1 P: 23	R: 0 E: 0 K: 1 S: 8 H: 0 LOB: 0 BB: 0 P: 11	R: 0 E: 0 K: 1 S: 9 H: 1 LOB: 1 BB: 1 P: 15	R: 0 E: 0 K: 2 S: 13 H: 0 LOB: 1 BB: 1 P: 22	R: 3 E: 1 K: 0 S: 20 H: 2 LOB: 0 BB: 0 P: 32	R: 0 E: 0 K: 1 S: 8 H: 1 LOB: 0 BB: 0 P: 14	R: 0 E: 0 K: 2 S: 10 H: 1 LOB: 1 BB: 0 P: 16	R: 0 E: 0 K: 1 S: 10 H: 0 LOB: 0 BB: 0 P: 13	R: 0 E: 0 K: 1 S: 12 H: 1 LOB: 0 BB: 0 P: 21	1B: 5 2B: 1 3B: 1 HR: 1	SF: 1 SAC: 0 DP: 1 HBP: 1	WP: 0 PB: 0 SB: 0 CS: 2	PA: 37			

PITCHER		IP	WLS	BF	H	R	ER	SO	BB	IBB	HBP	BLK	WP	HR	S	P	ERA	WHIP
34 Gavin Floyd, R ERA: 4.58	(1, 1)	6.0	L	26	6	5	5	7	3	0	1	0	0	1	74	117	7.50	1.500
65 Nate Jones, R ERA:	(7, 1)	2.0		7	1	0	0	3	0	0	0	0	0	0	20	29	0.00	0.500
48 Zach Stewart, R ERA: 3.0	(9, 1)	1.0		3	1	0	0	1	0	0	0	0	0	0	12	21	0.00	1.000

PITCHER	IP	WLS	BF	H	R	ER	SO	BB	IBB	HBP	BLK	WP	HR	S	P	ERA	WHIP

Baltimore Orioles @ Chicago White Sox

U.S. Cellular Field, Chicago, IL

Thu Apr 19 2012, 2:13 PM - 5:18 PM EDT

Att. 11,836 - Partly Cloudy - 50 F

TOP

livebaseballscorecards.com

AB	31
R	5
H	8
RBI	5
BB	3
SO	11
LOB	13

BOTTOM

Baltimore Orioles @ Chicago White Sox

U.S. Cellular Field, Chicago, IL

Thu Apr 19 2012, 2:13 PM - 5:18 PM EDT

Att. 11,836 - Partly Cloudy - 50 F

livebaseballscorecards.com

Batter	1	2	3	4	5	6	7	8	9	AB	R	H	RBI	BB	SO	LOB
30 Alejandro De Aza, L (1, 8) OBP: 0.315, SLG: 0.553	B SI 92 C SI 94 B CU 78 S SL 84 B FF 94 F FF 94 F SL 84 X FF 94 3-2 G4-3 ①		C CU 76 B SI 93 B CH 90 C SL 84 X SI 93 2-2 44 2B 2B	F SL 83 S CU 78 S FF 93 0-3 K ②			B SI 96 B FF 95 B FF 94 B FF 92 4-0 44 K BB		B SI 93 C SI 93 F CH 88 B SI 95 C SI 95 2-3 K ②	4	1	1	0	1	2	0
18 Brent Lillibridge, R (1, 5) 12 A.J. Pierzynski, L (9, PH) OBP: 0.421, SLG: 0.829 22 Brent Morel, R (9, PR) OBP: 0.146, SLG: 0.128	C SI 93 B CU 76 C SI 94 S SL 84 1-3 K ②		B FF 93 S FF 93 B FF 94 S FF 94 F SI 95 S FF 94 2-3 K ①	X SL 84 0-0 F9 ③			C SI 94 F SI 94 F SI 95 B SL 86 1 SAFE S SL 86 1-3 K ①		B CU 78 B CH 89 B SI 94 C SI 93 C SI 94 F SI 95 B SI 95 4-2 44 1B BB	4 0 0	0 0 0	0 0 0	0 0 0	0 1 0	3 0 0	2 0 0
44 Adam Dunn, L (1, 3) OBP: 0.340, SLG: 0.400 15 Gordon Beckham, R (9, PR) OBP: 0.222, SLG: 0.212	C CU 78 B FF 95 S FF 94 B FF 94 B SI 94 B SL 83 4-2 51 WP 14 1B BB		X SI 95 0-0 14 1B 51 1B 2B 2-H	C FF 92 C CU 76 B FF 92 S SL 82 1-3 K ①			C SI 94 B SI 96 S SL 84 D SL 86 F SL 85 F FF 95 B CH 90 S SL 83 1-2 3-3 K ②③		B SI 93 B CH 88 C SI 93 B SI 94 F CH 89 F CH 90 X CH 89 3-2 14 HBP 1B 1-3	4 0	1 0	2 0	1 0	1 0	2 0	1 0
14 Paul Konerko, R (1, 10) OBP: 0.442, SLG: 0.543	C SI 94 X SL 84 0-1 51 WP 1B 1-2		B SI 96 B SI 95 C SL 85 X SL 84 2-1 10 BB 51 1B 1B 2-3		X SI 92 0-0 F7 ②			B FF 97 C SI 97 C FF 97 B SI 98 F SI 97 B SL 83 B SI 98 4-2 51 2B 10 G6-3 BB	C SI 94 B CH 90 B SI 94 H SI 94 3-1 HBP 1-2	3	1	2	0	1	0	0
51 Alex Rios, R (1, 9) OBP: 0.366, SLG: 0.429	C SI 94 F SI 95 S SL 84 0-3 K 1-2 2-3		B SI 95 F SL 85 X SI 94 1-1 10 BB 1B 1-2 3-H		F SI 92 B SL 82 C SL 84 C SL 82 1-3 K ③			B SL 83 X SI 98 1-0 2B 1-3	F SI 94 F SI 93 B SI 95 C CU 80 1-3 K ③	5	0	2	1	0	3	5
10 Alexei Ramirez, R (1, 6) OBP: 0.326, SLG: 0.364	B CU 76 F SI 94 F CU 78 B FF 95 B SI 94 X SI 94 3-2 G6-3 ③		C FF 95 B SI 95 B CU 78 B SI 94 B SI 94 4-1 BB 1-2 2-3 3-H			B CU 77 F SI 93 F SI 92 X SI 93 1-2 24 G4-6-3 1B		T SI 98 D SI 98 F SI 98 F SI 97 F SL 86 D SI 98 X SI 96 2-2 G6-3 ① 3-H		3	0	1	1	1	0	4
24 Dayan Viciedo, R (1, 7) OBP: 0.243, SLG: 0.444		C FF 94 B SI 94 S SL 85 C SI 94 1-3 K ①	C SL 86 S SI 94 C SI 95 0-3 K ②			B SI 93 C SL 86 X SI 94 1-1 G4-6-3 ①② 1-2f		F SI 97 F SI 97 C SL 82 0-3 K ②		4	0	0	0	0	3	5
17 Tyler Flowers, R (1, 2) OBP: 0.273, SLG: 0.444		C SL 85 F SI 93 B SL 83 F SL 82 X SI 94 1-2 G5-3 ②	S SL 85 B SL 85 D SL 85 F SI 95 B SI 94 S SI 94 3-3 K ③			B CU 76 C SI 94 B SI 93 C FF 94 F SL 82 B SI 94 B SI 94 4-2 BB		C SI 99 B SI 98 F SI 98 B SI 97 S SL 85 2-3 K ③		3	0	0	0	1	2	4
38 Eduardo Escobar, S (1, 4) OBP: 0.182, SLG: 0.364		C SI 94 C CU 78 S SL 83 0-3 K ③		B SI 92 B SI 92 C SI 92 S SI 92 F SI 93 X SI 93 2-2 G6-3 ①		X FF 94 0-0 F7 ③			C SI 92 S SI 93 B SI 94 X CH 88 1-2 G4-3 ①	4	0	0	0	0	1	1

Inning Stats	1	2	3	4	5	6	7	8	9
	R: 0 H: 1 E: 0 LOB: 3 K: 2 BB: 1 S: 18 P: 29	R: 0 H: 0 E: 0 LOB: 0 K: 2 BB: 0 S: 10 P: 12	R: 2 H: 4 E: 0 LOB: 3 K: 3 BB: 1 S: 19 P: 33	R: 0 H: 0 E: 0 LOB: 0 K: 1 BB: 0 S: 8 P: 10	R: 0 H: 0 E: 0 LOB: 0 K: 2 BB: 0 S: 7 P: 9	R: 0 H: 1 E: 0 LOB: 1 K: 0 BB: 1 S: 9 P: 15	R: 0 H: 0 E: 0 LOB: 1 K: 2 BB: 1 S: 9 P: 17	R: 1 H: 1 E: 0 LOB: 1 K: 2 BB: 1 S: 15 P: 24	R: 0 H: 1 E: 0 LOB: 3 K: 2 BB: 1 S: 17 P: 31

	AB	34
	R	3
	H	8
	RBI	3
	BB	6
	SO	16
	LOB	22

	1B: 5	SF: 0	WP: 1	PA: 41
	2B: 3	SAC: 0	PB: 0	
	3B: 0	DP: 1	SB: 0	
	HR: 0	HBP: 1	CS: 0	

PITCHER		IP	WLS	BF	H	R	ER	SO	BB	IBB	HBP	BLK	WP	HR	S	P	ERA	WHIP
39 Jason Hammel, R ERA: 2.37	(1, 1)	6.0	W	27	6	2	2	10	3	0	0	0	1	0	71	108	3.00	1.500
27 Matt Lindstrom, R ERA:	(7, 1)	1.0	H	3	0	0	0	2	1	0	0	0	0	0	9	17	0.00	1.000
47 Pedro Strop, R ERA: 2.25	(8, 1)	1.0	H	5	1	1	1	2	1	0	0	0	0	0	15	24	9.00	2.000
43 Jim Johnson, R ERA:	(9, 1)	1.0	S	6	1	0	0	2	1	0	1	0	0	0	17	31	0.00	2.000

PITCHER	IP	WLS	BF	H	R	ER	SO	BB	IBB	HBP	BLK	WP	HR	S	P	ERA	WHIP

Baltimore Orioles @ Los Angeles Angels

Angel Stadium of Anaheim, Anaheim, CA

Fri Apr 20 2012, 7:10 PM - 9:58 PM PDT

Att. 32,272 - Clear - 63 F

livebaseballscorecards.com

TOP

Batter	1	2	3	4	5	6	7	8	9	AB	R	H	RBI	BB	SO	LOB
14 Nolan Reimold, R (1, 7) OBP: 0.383, SLG: 0.783	C FF 92 S FC 90 B FC 89 B SI 93 F SI 93 F FC 90 S FF 93 2-3 ① **K**		S FC 88 B FC 89 X SI 92 1-1 **2 1B 2B**		C FF 92 F SI 93 B SL 80 X FC 89 1-2 **1B**		C FC 86 B FC 87 X FF 90 1-1 **HR** 3-H		C FF 96 F FF 98 B SL 84 D SL 87 F FF 98 X FF 97 2-2 ③ **G6-3** 1-3	5	2	3	2	0	1	1
2 J.J. Hardy, R (1, 6) OBP: 0.283, SLG: 0.365	B SI 93 S FC 88 C FC 88 B FF 92 S FC 89 2-3 ② **K**		C FC 87 B FF 91 B FC 85 S FC 87 X SI 90 2-2 **21 G5-3 1B** 2-H		1 SAFE 1 SAFE B FC 87 X SI 90 1-0 ③ **F7**		C FF 93 B SL 87 C FF 92 F FF 94 B SL 89 B FF 95 F FF 94 X FF 93 3-2 ③ **G5-3**			4	0	1	1	0	1	1
21 Nick Markakis, L (1, 9) OBP: 0.323, SLG: 0.415	C SI 93 C SI 92 X FF 92 0-2 **10 FC5-4 1B**		C SI 89 B SI 91 B CH 84 B SI 90 C SI 91 1 SAFE X SI 90 3-2 ② **G5-3** 1-2			C SI 90 C SI 90 X FF 91 0-2 **32 G6-3 1B**		B SI 88 B SI 88 C SI 88 C SI 89 F SI 90 B CU 75 B SI 88 4-2 **BB**		3	0	2	0	1	0	1
10 Adam Jones, R (1, 8) OBP: 0.333, SLG: 0.632	C FC 89 C FF 91 X FC 89 0-2 ③ **FC5-4** 1-2f		S FC 88 B FF 91 S SI 92 F FC 89 B CU 78 X FC 88 2-2 ③ **F9**			X FC 87 0-0 ① **P6**		C SI 90 X SI 89 0-1 ① **F7**		4	0	0	0	0	0	4
32 Matt Wieters, S (1, 2) OBP: 0.380, SLG: 0.581		B FF 91 X FF 92 1-0 ① **F8**		C CU 74 B SI 91 S CH 84 S FF 92 1-3 ① **K**		B SI 89 X SI 90 1-0 ② **G6-3** 1-2		C SI 89 F SI 89 S SI 89 0-3 ② **K**		4	0	0	0	0	2	2
24 Wilson Betemit, S (1, 5) OBP: 0.171, SLG: 0.343		B SI 91 F SI 92 F CH 84 B FF 92 X SI 92 2-2 ② **G6-3**		B FF 92 F CH 85 B FF 91 X FF 92 2-1 ② **G5-3**		X SI 89 0-0 ③ **P6**		X SI 88 0-0 ③ **G6-3**		4	0	0	0	0	0	2
12 Mark Reynolds, R (1, 10) OBP: 0.286, SLG: 0.244		F FF 93 B FC 90 B FC 88 B FF 93 B FC 88 4-1 **BB**		B FF 92 S FC 88 B FF 92 F FC 88 F SL 82 S FC 88 2-3 ③ **K**			X SI 89 0-0 ① **G3**		B FF 97 C FF 95 C FF 96 B SL 84 B FF 97 B FF 96 4-2 **14 WP 14 DI BB**	2	0	0	0	2	1	0
19 Chris Davis, L (1, 3) OBP: 0.348, SLG: 0.511		S SI 92 1 SAFE S CH 85 B SI 91 X CH 85 1-2 ③ **G3**		F SI 90 B FF 91 F CH 83 B FF 91 B SI 91 S SI 91 3-3 ① **K**			B CH 88 X CH 82 1-0 **11 G3-1 14 HR 2B**		B FF 96 C FF 96 F FF 95 F FF 98 F CH 86 B FF 98 F FF 98 S FF 97 2-3 ① **K**	4	1	1	0	0	2	2
11 Robert Andino, R (1, 4) OBP: 0.321, SLG: 0.451			C FF 91 S SI 92 X FC 89 0-2 ① **G6-3**		C FC 88 F FC 89 B FF 93 S SL 82 1-3 ② **K**		B FC 86 X FC 87 1-0 ② **G3-1** 2-3		B FF 98 B FF 97 C FF 97 B FF 96 C FF 96 F FF 96 X FF 97 3-2 ② **F9**	4	0	0	0	0	1	2

Inning Stats																				
	R: 0	H: 1	R: 0	H: 0	R: 1	H: 2	R: 0	H: 0	R: 0	H: 1	R: 0	H: 1	R: 2	H: 2	R: 0	H: 0	R: 0	H: 0	1B: 4	SF: 0	WP: 1	PA: 37
	E: 0	LOB: 1	E: 0	LOB: 1	E: 0	LOB: 0	E: 0	LOB: 0	E: 0	LOB: 1	E: 0	LOB: 1	E: 0	LOB: 0	E: 0	LOB: 1	E: 0	LOB: 1	2B: 2	SAC: 0	PB: 0	
	K: 2	BB: 0	K: 0	BB: 1	K: 0	BB: 0	K: 2	BB: 0	K: 2	BB: 0	K: 0	BB: 1	K: 0	BB: 0	K: 1	BB: 1	K: 1	BB: 1	3B: 0	DP: 0	SB: 0	
	S: 14	P: 18	S: 8	P: 16	S: 15	P: 23	S: 9	P: 14	S: 10	P: 16	S: 6	P: 7	S: 10	P: 16	S: 9	P: 13	S: 16	P: 27	HR: 1	HBP: 0	CS: 0	

PITCHER	IP	WLS	BF	H	R	ER	SO	BB	IBB	HBP	BLK	WP	HR	S	P	ERA	WHIP
57 Jerome Williams, R (1, 1) ERA: 7.71	6.2	W	28	7	3	3	6	1	0	0	0	0	1	67	102	4.05	1.200
32 LaTroy Hawkins, R (7, 1) ERA:	0.1	H	1	0	0	0	0	0	0	0	0	0	0	5	8	0.00	0.000
37 Scott Downs, L (8, 1) ERA:	1.0	H	4	0	0	0	1	1	0	0	0	0	0	9	13	0.00	1.000
51 Jordan Walden, R (9, 1) ERA: 4.91	1.0	S	4	0	0	0	1	1	0	0	0	1	0	16	27	0.00	1.000

PITCHER	IP	WLS	BF	H	R	ER	SO	BB	IBB	HBP	BLK	WP	HR	S	P	ERA	WHIP

AB	34
R	3
H	7
RBI	3
BB	3
SO	8
LOB	15

Batter	1	2	3	4	5	6	7	8	9	AB	R	H	RBI	BB	SO	LOB
2 Erick Aybar, S (1, 6) OBP: 0.283, SLG: 0.300	C FF 90 B FF 91 C FF 91 B FF 92 B FF 92 T FF 92 3-2 ① K	F FF 91 X FF 92 0-1 47 1B 1-2 1B		1 SAFE X CH 81 0-0 48 L6-4 47 G3 1-2 1B		2 SAFE L FF 90 B FF 89 B SL 84 B FF 90 B FF 92 4-1 47 2B 47 E 1-2 2-3 BB		C SL 86 B CH 86 B CH 84 F SL 85 X SI 91 2-2 ① G5-3		4	1	2	0	1	1	0
47 Howie Kendrick, R (1, 4) OBP: 0.310, SLG: 0.464	C FF 92 F FF 92 B FF 92 F FF 92 X FF 93 1-2 48 2B 2B	C FF 92 F SL 86 F SL 85 F FF 91 F CH 83 X FF 92 0-2 1-2 2-H 1B		L SL 83 X SL 82 0-1 ① G3 1-2 2-3		S SI 84 X SL 79 0-1 E8 1-H 2-H 3-H 2B		X SL 86 0-0 ② F8		5	1	3	3	0	0	2
5 Albert Pujols, R (1, 3) OBP: 0.323, SLG: 0.397	B CU 78 C CU 78 S FF 92 X SL 86 1-2 ② P6	B CH 83 D CH 84 F FF 92 X FF 92 2-1 ③ F7		I IN 63 I IN 64 I IN 66 I IN 70 4-0 IBB		C SI 85 B SI 86 X SL 77 1-1 ① G5-3		B SL 84 F CH 87 F SI 90 B SI 91 B CH 87 X SL 84 3-2 ③ F7		4	0	0	0	1	0	4
48 Torii Hunter, R (1, 9) OBP: 0.357, SLG: 0.360	C FF 91 B FF 91 X FC 91 1-1 44 2B 2-H 2B		C CU 74 C FF 90 S SL 82 0-3 ① K	B CH 82 F CH 83 S CH 84 X SL 85 1-2 ②③ L6-4 2-2		S SL 77 S SL 77 S FF 87 0-3 ② K				4	1	1	1	0	2	4
44 Mark Trumbo, R (1, 7) OBP: 0.481, SLG: 0.696 25 Peter Bourjos, R (7, 8) OBP: 0.229, SLG: 0.324	F FF 92 B SL 84 C FF 93 X CH 85 1-2 2-H 2B		B FF 91 C FF 90 X CH 83 1-1 8 1B 1B		S CH 82 F FF 90 S SL 84 0-3 ① K	C SI 85 C SI 84 S SL 78 0-3 ③ K				4 0	0 0	2 0	1 0	0 0	2 0	1 0
10 Vernon Wells, R (1, 8) OBP: 0.255, SLG: 0.463 (7, 7)	C FC 92 F FF 92 S CH 85 0-3 ③ K		C CH 84 B FF 91 X SI 90 1-1 ② F8		B FF 90 X CH 83 1-0 ② G6-3		B SL 79 C SL 78 X SI 84 1-1 2B			4	0	1	0	0	1	2
8 Kendrys Morales, S (1, 10) OBP: 0.261, SLG: 0.370		B CU 76 C FF 91 B CH 84 F FC 92 X FF 92 2-2 ① G4-3	B CU 77 S SL 84 C FF 90 F SL 85 X FF 90 1-2 1B		B CH 84 C FF 91 F SL 84 F FF 91 S SL 84 1-3 ③ K		F SL 79 F FF 85 F FF 86 F SL 79 F FF 86 X SI 83 0-2 ① G1-3			4	0	1	0	0	1	1
17 Chris Iannetta, R (1, 2) OBP: 0.333, SLG: 0.486		X FF 92 0-0 ② F9	C FC 91 S SL 84 S CH 83 0-3 ③ K			B CU 75 B CH 83 C FF 91 B FC 90 B FC 90 4-1 2 BB 6 1B 47 2B BB	F SL 78 B SL 80 B SI 84 F SL 78 F FF 87 S SI 85 2-3 ② K			3	1	0	0	1	2	3
6 Alberto Callaspo, S (1, 5) OBP: 0.194, SLG: 0.167		C FF 92 B FF 91 X CU 78 1-1 E4 2 1B 47 1B		B FF 90 X FF 90 1-0 E4 47 G3 2 1B		B FF 90 C CU 78 F FF 89 X SL 84 1-2 2 BB 47 2B 1-2 1B	C SL 78 B SI 85 B SI 83 C SL 78 T FF 84 2-2 ③ K			4	2	1	0	0	1	1
Inning Stats	R: 2 H: 3 E: 0 LOB: 1 K: 2 BB: 0 S: 18 P: 25	R: 1 H: 2 E: 1 LOB: 2 K: 0 BB: 0 S: 16 P: 21	R: 0 H: 2 E: 0 LOB: 2 K: 2 BB: 0 S: 14 P: 17	R: 0 H: 1 E: 1 LOB: 2 K: 0 BB: 1 S: 7 P: 13	R: 0 H: 0 E: 0 LOB: 0 K: 2 BB: 0 S: 8 P: 10	R: 3 H: 2 E: 1 LOB: 1 K: 2 BB: 2 S: 15 P: 25	R: 0 H: 1 E: 0 LOB: 1 K: 2 BB: 0 S: 15 P: 20	R: 0 H: 0 E: 0 LOB: 0 K: 0 BB: 0 S: 7 P: 12		1B: 6 SF: 0 2B: 6 SAC: 0 3B: 0 DP: 1 HR: 0 HBP: 0						WP: 0 PA: 39 PB: 0 SB: 0 CS: 0	

BOTTOM

Baltimore Orioles @ Los Angeles Angels

Angel Stadium of Anaheim, Anaheim, CA

Fri Apr 20 2012, 7:10 PM - 9:58 PM PDT

Att. 32,272 - Clear - 63 F

livebaseballscorecards.com

AB	36
R	6
H	11
RBI	5
BB	3
SO	10
LOB	18

PITCHER		IP	WLS	BF	H	R	ER	SO	BB	IBB	HBP	BLK	WP	HR	S	P	ERA	WHIP
17 Brian Matusz, L ERA: 7.98	(1, 1)	5.0	L	28	9	6	4	6	2	1	0	0	0	0	68	100	7.20	2.200
56 Darren O'Day, R ERA: 1.29	(6, 1)	2.0		8	2	0	0	4	0	0	0	0	0	0	25	31	0.00	1.000
38 Luis Ayala, R ERA:	(8, 1)	1.0		3	0	0	0	0	0	0	0	0	0	0	7	12	0.00	0.000

PITCHER	IP	WLS	BF	H	R	ER	SO	BB	IBB	HBP	BLK	WP	HR	S	P	ERA	WHIP

Batter	1	2	3	4	5	6	7	8	9	AB	R	H	RBI	BB	SO	LOB
9 Endy Chavez, L (1, 7) OBP: 0.222, SLG: 0.167	B FF 88 C FF 88 X SI 90 1-1 ① G6-3			F SI 87 C FF 90 B SI 85 X FF 89 1-2 ① P6		X SI 87 0-0 ① F8			C SI 86 C SI 86 B SL 81 S CH 79 1-3 ① K	4	0	0	0	0	1	1
2 J.J. Hardy, R (1, 6) OBP: 0.266, SLG: 0.339	B FF 90 C FC 89 X FF 89 1-1 ② F9			C FF 89 C FF 89 X FF 88 0-2 ② F9		C FF 89 B SL 81 X SL 80 1-1 ②③ G5-4-3 1-2f			C FF 88 B SL 81 B CH 80 X FF 88 2-1 ② F7	4	0	0	0	0	0	1
21 Nick Markakis, L (1, 9) OBP: 0.318, SLG: 0.404	B SI 88 C SI 88 F SI 88 C FF 92 1-3 ③ K			B SI 88 X FF 87 1-0 ③ G6-3			C CU 70 X CH 79 0-1 ① G4-3		C SI 87 B CH 81 B SI 87 C CH 80 X SL 81 2-2 10 DI 1B	4	0	1	0	0	1	0
10 Adam Jones, R (1, 8) OBP: 0.344, SLG: 0.656		C FC 87 S FF 89 B FF 90 F SI 88 F FC 91 X SL 82 1-2 ① G1-3			C SL 80 F SL 81 B FF 91 X SL 81 1-2 32 HR 1B		S CH 78 F SI 89 X FF 86 0-2 32 G3 3B		C FF 88 S CU 75 X CH 78 0-2 ③ P3 1-2	4	2	2	0	0	0	1
32 Matt Wieters, S (1, 2) OBP: 0.377, SLG: 0.630		C SI 87 B SI 88 C SI 88 B SI 89 F FF 90 C SI 89 2-3 ② K			B SI 89 B SI 90 B CH 80 X SI 88 3-0 1-H HR		X FF 88 0-0 ② G3 3-H			3	1	1	3	0	1	0
36 Nick Johnson, L (1, 10)		C SI 88 B SI 89 X SI 88 1-1 ③ G4-3			C SI 88 X CH 80 0-1 ① L4		B CU 69 S CH 78 B SI 88 X CH 78 2-1 ③ G1-3			3	0	0	0	0	0	0
12 Mark Reynolds, R (1, 5) OBP: 0.269, SLG: 0.227			B FF 88 C FF 89 C FF 89 B FF 92 B FF 92 T FF 90 3-2 ① K		B SL 82 F FF 89 F FF 90 B SL 82 B FC 90 X FF 88 3-2 ② P6			C FF 88 S SL 81 B SL 79 B CH 79 B SL 81 S SL 81 3-3 ① K		3	0	0	0	0	2	0
19 Chris Davis, L (1, 3) OBP: 0.327, SLG: 0.479			F SI 87 B SI 90 B SI 88 F SI 87 F FF 91 X SI 85 2-2 ② F7		S CH 80 B SI 89 X CH 82 1-1 ③ F9			B SI 87 X CH 80 1-0 ② G3-1		3	0	0	0	0	0	0
11 Robert Andino, R (1, 4) OBP: 0.321, SLG: 0.444			C FF 89 X FF 90 0-1 ③ F7			C FF 88 B SL 79 X FF 89 1-1 2 G5-4-3 1B		B FF 88 B SL 81 B FF 88 C FF 88 C FF 88 X FF 88 3-2 ③ G5-3		3	0	1	0	0	0	0
Inning Stats	R: 0 E: 0 K: 1 S: 7 H: 0 LOB: 0 BB: 0 P: 10	R: 0 E: 0 K: 1 S: 11 H: 0 LOB: 0 BB: 0 P: 15	R: 0 E: 0 K: 1 S: 9 H: 0 LOB: 0 BB: 0 P: 14	R: 0 E: 0 K: 0 S: 7 H: 0 LOB: 0 BB: 0 P: 9	R: 2 E: 0 K: 0 S: 11 H: 2 LOB: 0 BB: 0 P: 19	R: 0 E: 0 K: 0 S: 5 H: 1 LOB: 0 BB: 0 P: 7	R: 1 E: 0 K: 0 S: 8 H: 1 LOB: 0 BB: 0 P: 10	R: 0 E: 0 K: 1 S: 7 H: 0 LOB: 0 BB: 0 P: 14	R: 0 E: 0 K: 1 S: 11 H: 1 LOB: 1 BB: 0 P: 16	1B: 3 2B: 0 3B: 1 HR: 1	SF: 0 SAC: 0 DP: 1 HBP: 0				WP: 0 PB: 0 SB: 0 CS: 0	PA: 31	

PITCHER	IP	WLS	BF	H	R	ER	SO	BB	IBB	HBP	BLK	WP	HR	S	P	ERA	WHIP
36 Jered Weaver, R (1, 1) ERA: 2.43	9.0	W	31	5	3	3	5	0	0	0	0	0	1	76	114	3.00	0.556

PITCHER	IP	WLS	BF	H	R	ER	SO	BB	IBB	HBP	BLK	WP	HR	S	P	ERA	WHIP

TOP

Baltimore Orioles @ Los Angeles Angels

Angel Stadium of Anaheim, Anaheim, CA

Sat Apr 21 2012, 6:08 PM - 8:31 PM PDT

Att. 38,054 - Clear - 64 F

livebaseballscorecards.com

AB	31
R	3
H	5
RBI	3
BB	0
SO	5
LOB	3

Batter	1	2	3	4	5	6	7	8	9	AB	R	H	RBI	BB	SO	LOB
2 Erick Aybar, S (1, 6) OBP: 0.293, SLG: 0.309	B FF 94 X FF 94 1-0 5 E 1B		F SI 94 B SI 95 C CU 78 B SL 91 B CH 86 X SI 96 3-2 ③ G3		C SL 87 C SI 94 F FF 94 B SI 94 F CU 79 X SI 94 1-2 53 1B 8 1B 1-2 2-3 3-H 1B	1 SAFE C SI 97 B SL 87 S SL 86 D SL 86 S SL 87 2-3 ③ K 1-2		C CH 84 F SI 90 X SL 83 0-2 ② P2		5	1	2	1	0	1	3
53 Bobby Abreu, L (1, 7) OBP: 0.261, SLG: 0.300 10 Vernon Wells, R (6, 7) OBP: 0.246, SLG: 0.446	B FF 93 X FF 93 1-0 ① F8			C FF 92 B CU 77 C SI 95 B SL 91 S CU 81 2-3 ① K	X CH 86 0-0 8 1B 5 BB 48 FC1-2 1-3 2-H 3-H 1B		X CH 85 0-0 ① G6-3	X CH 84 0-0 ③ P4		3 2	0 0	1 0	2 0	0 0	1 0	1 2
5 Albert Pujols, R (1, 3) OBP: 0.318, SLG: 0.377	1 SAFE B SI 94 X SL 89 1-0 ② G5-3 1-2			C CU 78 B SI 96 F SL 90 B FF 96 S CU 80 2-3 ② K	B SI 92 B FF 93 B SL 87 B FF 93 4-0 48 FC1-2 8 1B 1-2 BB		C SI 88 B SI 88 F SI 88 X CH 86 1-2 E5 8 1B 48 G6-3			3	1	0	0	1	1	1
8 Kendrys Morales, S (1, 10) OBP: 0.280, SLG: 0.380	B CU 78 B CU 79 X SL 89 2-0 ③ G1-3			B SI 95 C FF 90 S CU 80 B SL 92 F CU 80 F SI 95 B SL 90 X CU 80 3-2 ③ F7	S CU 79 X SI 94 0-1 48 FC1-2 1-2 2-3 3-H 1B		B CH 86 X CH 85 1-0 48 G6-3 1-3 1B			4	0	2	1	0	0	1
48 Torii Hunter, R (1, 9) OBP: 0.350, SLG: 0.352		B SI 92 B SI 92 F SI 93 C FF 91 C SI 96 2-3 ① K			C SI 92 B SL 87 X SL 90 1-1 44 WP 44 E 44 1B 1B FC1-2 1-2 2-3 3-Inf		B SI 90 C SI 90 1 SAFE B SI 91 S SI 91 B SI 92 F SI 91 F CU 76 1 SAFE 3-2 X SI 90 G6-3 1-2 3-H			4	1	1	1	0	1	4
44 Mark Trumbo, R (1, 5) OBP: 0.467, SLG: 0.654 6 Alberto Callaspo, S (6, 5) OBP: 0.188, SLG: 0.161		C SI 94 B CU 78 B SI 96 F FF 92 C SI 95 2-3 ② K			1 SAFE F SI 93 B CU 79 X SI 94 1-1 25 BB 13 BB 2 1B 1-H 1B X SI 96 0-0 G1-3		B CH 87 C CH 86 X FF 90 1-1 ③ F8			3 1	1 0	1 0	1 0	0 0	1 0	3 1
13 Maicer Izturis, S (1, 4) OBP: 0.448, SLG: 0.375		C FF 94 C SI 94 X CU 80 0-2 ③ G3			C SI 93 B SL 88 B SI 93 B SI 93 B FF 93 4-1 2 1B 25 BB 53 1B 1-2 BB	B FF 95 F SI 94 B SL 87 X SI 95 2-1 ① G4-3		B SI 88 B SI 89 C SI 88 X SI 89 2-1 17 2B 1B		3	1	1	0	1	0	0
17 Chris Iannetta, R (1, 2) OBP: 0.348, SLG: 0.512			B CU 77 X SI 93 1-0 ① F9		T SL 87 B SL 88 C SI 93 B CU 78 F SI 94 C SL 89 2-3 ① K	S SL 87 B FF 97 B FF 96 X SI 93 2-1 25 FC5-4 1B		C SI 89 X SI 90 0-1 1-3 2B		4	0	2	0	0	1	2
25 Peter Bourjos, R (1, 8) OBP: 0.231, SLG: 0.297			B FF 93 B SI 94 X FF 94 2-0 ② P4		B CU 78 C SI 93 D SL 90 B SI 90 B SI 94 4-1 2 1B 53 1B 1-2 2-3 BB	F SI 96 X SI 95 0-1 ② FC5-4 2 BLK 1-2f		X CH 83 0-0 ① P3		3	1	0	0	1	0	3
Inning Stats	R: 0 E: 1 K: 0 S: 4 H: 1 LOB: 1 BB: 0 P: 9	R: 0 E: 0 K: 2 S: 9 H: 0 LOB: 0 BB: 0 P: 13	R: 0 E: 0 K: 0 S: 5 H: 0 LOB: 0 BB: 0 P: 11	R: 0 E: 0 K: 2 S: 11 H: 0 LOB: 0 BB: 0 P: 18	R: 5 E: 1 K: 1 S: 23 H: 5 LOB: 3 BB: 3 P: 41	R: 0 E: 0 K: 1 S: 9 H: 1 LOB: 1 BB: 0 P: 15	R: 1 E: 1 K: 0 S: 12 H: 1 LOB: 1 BB: 0 P: 18	R: 0 E: 0 K: 0 S: 9 H: 2 LOB: 2 BB: 0 P: 11		1B: 9 2B: 1 3B: 0 HR: 0 SF: 0 SAC: 0 DP: 0 HBP: 0					WP: 1 PB: 0 SB: 0 CS: 0 PA: 38	

BOTTOM

Baltimore Orioles @ Los Angeles Angels

Angel Stadium of Anaheim, Anaheim, CA

Sat Apr 21 2012, 6:08 PM - 8:31 PM PDT

Att. 38,054 - Clear - 64 F

livebaseballscorecards.com

AB	35
R	6
H	10
RBI	6
BB	3
SO	6
LOB	21

PITCHER		IP	WLS	BF	H	R	ER	SO	BB	IBB	HBP	BLK	WP	HR	S	P	ERA	WHIP
34 Jake Arrieta, R ERA: 4.01	(1, 1)	4.1	L	22	6	5	5	5	3	0	0	0	1	0	47	86	10.38	2.077
27 Matt Lindstrom, R ERA:	(5, 1)	1.2		6	1	0	0	1	0	0	0	1	0	0	14	21	0.00	0.600
38 Luis Ayala, R ERA:	(7, 1)	1.0		5	1	1	0	0	0	0	0	0	0	0	12	18	0.00	1.000
40 Troy Patton, L ERA: 4.91	(8, 1)	1.0		5	2	0	0	0	0	0	0	0	0	0	9	11	0.00	2.000

PITCHER	IP	WLS	BF	H	R	ER	SO	BB	IBB	HBP	BLK	WP	HR	S	P	ERA	WHIP

Batter	1	2	3	4	5	6	7	8	9	10	AB	R	H	RBI	BB	SO	LOB
9 Endy Chavez, L (1, 7) OBP: 0.226, SLG: 0.179	C FF 87 X KC 76 0-1 G1-3 ①		1 SAFE B FS 86 B FF 87 1 SAFE C FF 87 L FF 87 S FC 84 2-3 K ③			B SI 88 C FC 85 X FC 85 1-1 G3 ②		C SI 88 C SI 90 X CU 74 0-2 2 FC1-2 21 1B 1-2 2-3 1B		X FF 92 0-0 SH2-4 ① 1-2	4	1	1	0	0	1	1
2 J.J. Hardy, R (1, 6) OBP: 0.261, SLG: 0.328	B SI 89 C SI 90 F FS 83 X FS 82 1-2 G5-3 ②			C FC 83 B FF 88 X FC 83 1-1 G6-3 ①		B SI 89 C FC 84 X FC 85 1-1 1B		C SI 89 X SI 89 0-1 FC1-2 ② 21 1B 1-2 2-3 3-Hf		F FF 93 B SL 88 X FF 94 1-1 G4-3 ② 2-3	5	0	1	0	0	0	4
21 Nick Markakis, L (1, 9) OBP: 0.324, SLG: 0.403	B KC 77 C FF 89 B KC 78 X FF 89 2-1 G6-3 ③			B KC 78 C KC 77 S FS 83 C FF 90 1-3 K ②		C SI 89 B FF 88 F FC 85 1 SAFE D FS 83 C FF 90 2-3 K ③		B SI 90 B SI 89 X SI 90 2-0 1B 1-3 2-H 3-H		B FF 94 C FF 95 F FF 94 X CU 80 1-2 10 FC5-4 3-H 1B	5	0	2	3	0	2	1
10 Adam Jones, R (1, 8) OBP: 0.333, SLG: 0.621		C SI 88 B FS 83 F FS 83 F SI 89 X FS 82 1-2 12 CS 19 S 1B		C FC 86 B FF 89 X FS 83 1-1 G5-3 ③			B FC 83 F FC 83 S SI 90 X FF 90 1-2 P4 ①	L SI 90 B SI 88 B SI 89 X SI 89 2-1 L5 ③		B SL 86 F FF 93 X FF 93 1-1 FC5-4 ③ 1-2f	5	0	1	0	0	0	3
19 Chris Davis, L (1, 3) OBP: 0.321, SLG: 0.451		C FF 89 B KC 76 B FF 88 2 SAFE S FS 85 B FF 89 F FF 89 F FC 84 F FF 90 3-3 S FC 84 K ① 1-2	S KC 75 T KC 76 B FF 88 S FS 82 1-3 K2-3 ①				C FF 89 F FC 85 B FF 90 B FF 90 B FF 90 B FF 88 4-2 24 CS BB		B CU 74 B CU 74 C SI 89 X SI 89 2-1 F7 ①	3	0	0	0	1	2	1
12 Mark Reynolds, R (1, 10) OBP: 0.250, SLG: 0.208		B FC 84 2 SAFE S FC 85 C SI 90 B FS 86 S FF 91 2-3 K ② 2-3 ③			C FC 84 B SI 89 B SI 89 S FC 85 C FC 85 2-3 K ②		D FC 85 C FF 89 S FC 83 B FC 85 X FC 84 2-2 F7 ②		S SL 84 B SL 83 B FF 96 B FF 95 F FF 95 X FF 96 3-2 P4 ②	4	0	0	0	0	2	2
24 Wilson Betemit, S (1, 5) OBP: 0.205, SLG: 0.342			C FF 87 B KC 76 S KC 76 B FF 87 C FF 89 2-3 K ①		B KC 77 X KC 77 1-0 1B		C FF 89 B SI 88 F FF 89 B FF 90 2-2 CS ③ 1-2	B FF 86 F FC 83 X FS 82 1-1 G3 ①	B FF 96 B FF 94 F FF 96 B FF 95 B FF 96 4-1 BB		3	0	1	0	1	1	0
28 Ronny Paulino, R (1, 2) OBP: 0.381, SLG: 0.429 32 Matt Wieters, S (8, PH) OBP: 0.382, SLG: 0.625 (8, 2)			C FF 89 C FS 83 B FS 83 S FS 82 1-3 K ②		C FC 85 B FC 84 C FC 86 1 SAFE 1 SAFE B FC 83 B FC 86 X FC 85 3-2 G5-3 ③			B KC 74 C KC 76 X FS 82 1-1 9 1B 11 1B 2 FC1-2 1B	X FF 95 0-0 F9 ③		2	0	0	0	1	1
											2	0	1	0	0	0	1
11 Robert Andino, R (1, 4) OBP: 0.350, SLG: 0.456			C SI 90 X FC 86 0-1 1B			S FC 84 B FS 84 M FC 84 X FS 83 1-2 F9 ①		B FF 87 D FC 84 X FF 89 2-0 2 FC1-2 9 1B 21 1B 1-2 1B		B FF 93 B FF 91 B FF 92 C FF 92 C FF 92 F FF 93 B FF 93 4-2 2 G4-3 9 SH2-4 21 1B BB	3	2	2	0	1	0	0
Inning Stats	R: 0 E: 0 K: 0 S: 7 H: 0 LOB: 0 BB: 0 P: 10	R: 0 E: 0 K: 2 S: 13 H: 1 LOB: 0 BB: 0 P: 19	R: 0 E: 0 K: 3 S: 11 H: 1 LOB: 1 BB: 0 P: 16	R: 0 E: 0 K: 1 S: 7 H: 0 LOB: 0 BB: 0 P: 10	R: 0 E: 0 K: 2 S: 10 H: 1 LOB: 1 BB: 0 P: 17	R: 0 E: 0 K: 1 S: 10 H: 1 LOB: 1 BB: 0 P: 15	R: 0 E: 0 K: 0 S: 10 H: 0 LOB: 0 BB: 1 P: 19	R: 2 E: 0 K: 0 S: 13 H: 4 LOB: 2 BB: 0 P: 21	R: 0 E: 0 K: 0 S: 7 H: 0 LOB: 1 BB: 1 P: 16	R: 1 E: 0 K: 0 S: 11 H: 1 LOB: 1 BB: 1 P: 18	1B: 9 2B: 0 3B: 0 HR: 0 SF: 0 SAC: 1 DP: 0 HBP: 0						

PITCHER		IP	WLS	BF	H	R	ER	SO	BB	IBB	HBP	BLK	WP	HR	S	P	ERA	WHIP
24 Dan Haren, R ERA: 4.07	(1, 1)	7.1		27	6	2	2	9	1	0	0	0	0	0	73	115	2.46	0.955
37 Scott Downs, L ERA:	(8, 1)	1.0	B	5	2	0	0	0	0	0	0	0	0	0	10	16	0.00	2.000
51 Jordan Walden, R ERA: 4.15	(9, 1)	0.2		3	0	0	0	0	1	0	0	0	0	0	5	12	0.00	1.500
32 LaTroy Hawkins, R ERA: 1.42	(10, 1)	1.0	L	5	1	1	1	0	1	0	0	0	0	0	11	18	9.00	2.000

PITCHER	IP	WLS	BF	H	R	ER	SO	BB	IBB	HBP	BLK	WP	HR	S	P	ERA	WHIP

TOP

Baltimore Orioles @ Los Angeles Angels

Angel Stadium of Anaheim, Anaheim, CA

Sun Apr 22 2012, 12:37 PM - 3:48 PM PDT

Att. 38,221 - Overcast - 65 F

livebaseballscorecards.com

AB	36
R	3
H	9
RBI	3
BB	3
SO	9
LOB	14

WP: 0 PA: 41
PB: 0
SB: 1
CS: 2

Batter	1	2	3	4	5	6	7	8	9	10	AB	R	H	RBI	BB	SO	LOB
2 Erick Aybar, S (1, 6) OBP: 0.286, SLG: 0.317	X FF 92 0-0 2B		C CU 72 B SI 91 L CH 84 B FF 92 X SI 91 2-2 ① G3-1		B FF 91 L CH 83 X FF 91 1-1 ① F8			B SL 83 C FF 98 B SL 84 F SI 98 S SI 98 2-3 ① K		B CU 79 C CH 88 B SI 95 F SI 97 B SI 91 X CH 90 3-2 ② F8 2-3	5	0	1	0	0	1	2
47 Howie Kendrick, R (1, 4) OBP: 0.302, SLG: 0.492	C FF 90 F SI 87 X FF 92 0-2 ① G1-3		C CU 72 L SI 92 F FF 94 B SL 84 X SI 92 1-2 ② G6-3		1 SAFE C CH 84 B FF 92 B FF 90 X CH 83 2-1 ②③ G5-4-3 1-2f			B FF 98 F FF 98 X FF 98 1-1 HR		C SI 96 B SI 96 S SI 95 B SI 96 S SI 96 2-3 ③ K	5	1	1	1	0	1	4
5 Albert Pujols, R (1, 10) OBP: 0.300, SLG: 0.354	B FF 92 T SL 82 F FF 92 X SL 85 1-2 ② F7		B FF 93 F CH 85 F CU 72 S SL 85 1-3 ③ K			B FF 91 F FF 91 B CU 71 S FF 91 F CU 69 F FF 90 S FF 91 2-3 ① K		C SL 83 F SI 97 X SI 98 0-2 ② G6-3			4	0	0	0	0	2	1
48 Torii Hunter, R (1, 9) OBP: 0.344, SLG: 0.333	B FF 92 B CH 85 B FF 92 B SI 91 4-0 BB			C FF 92 F CH 85 C FF 92 0-3 ① K		X CH 84 0-0 ② G5-3		S FF 98 C SI 97 S SL 84 0-3 ③ K			3	0	0	0	1	2	0
44 Mark Trumbo, R (1, 3) OBP: 0.412, SLG: 0.567	C FF 91 T FF 91 S FF 92 0-3 ③ K			X CU 73 0-0 ② F7		B SL 81 C FF 92 B FF 91 B FF 91 F FF 90 C FF 91 3-3 ③ K			X SI 97 0-0 ① G6-3		4	0	0	0	0	2	2
10 Vernon Wells, R (1, 7) OBP: 0.246, SLG: 0.450		B FF 90 B FF 90 F FF 89 B CH 83 F FF 91 F FF 91 F FF 90 F FF 92 X SL 82 3-2 ① P2		B SL 84 F SI 91 B CH 84 B CH 84 F FF 92 X SL 80 3-2 6 1B 2B			X FF 89 0-0 ① F9		C SI 97 S FF 97 B SI 97 B SL 85 S SL 85 2-3 ② K	4	1	1	0	0	1	0
6 Alberto Callaspo, S (1, 5) OBP: 0.250, SLG: 0.206		B SL 82 X FF 90 1-0 1B		B CH 84 C SL 81 B SL 81 F SL 80 X FF 91 2-2 2-H 1B			B SL 78 B CH 82 B FF 89 B FF 89 4-0 46 BB BB		B SI 96 C SI 96 S SI 96 C SI 97 1-3 ③ K		3	0	2	1	1	1	0
46 Bobby Wilson, R (1, 2) OBP: 0.600, SLG: 0.429 13 Maicer Izturis, S (10, PH) OBP: 0.433, SLG: 0.360		1 SAFE C FF 91 B CH 85 X CH 85 1-1 ② F8		X FF 91 0-0 ③ F9			B SL 81 B CH 84 B FF 88 1 SAFE B FF 90 4-0 25 G6-4-3 1-2 BB			B SI 95 C SI 95 S SI 95 X SI 95 1-2 ① L6	2 1	0 0	0 0	0 0	1 0	0 0	2 0
25 Peter Bourjos, R (1, 8) OBP: 0.238, SLG: 0.300 8 Kendrys Morales, S (10, PH) OBP: 0.294, SLG: 0.412 53 Bobby Abreu, L (10, PR) OBP: 0.261, SLG: 0.300		1 SAFE 1 SAFE 1 SAFE X FF 90 0-0 ③ B5-3			C CH 81 B FF 90 F FF 90 B SL 81 B FF 91 X SL 78 3-2 47 G5-4-3 1B		C SL 76 F SL 78 B FF 87 B FF 85 F SL 78 X SI 85 2-2 ②③ G6-4-3 1-2f			C SI 96 F CH 89 B SI 97 X CU 80 1-2 2 F8 2B	3 1 0	0 0 0	1 1 0	0 0 0	0 0 0	0 0 0	3 0 0
Inning Stats	R: 0 H: 1 E: 0 LOB: 2 K: 1 BB: 1 S: 10 P: 15	R: 0 H: 1 E: 0 LOB: 1 K: 0 BB: 0 S: 10 P: 15	R: 0 H: 0 E: 0 LOB: 0 K: 1 BB: 0 S: 10 P: 14	R: 1 H: 2 E: 0 LOB: 1 K: 1 BB: 0 S: 11 P: 16	R: 0 H: 1 E: 0 LOB: 0 K: 0 BB: 0 S: 7 P: 13	R: 0 H: 0 E: 0 LOB: 0 K: 2 BB: 0 S: 9 P: 14	R: 0 H: 0 E: 0 LOB: 1 K: 0 BB: 2 S: 5 P: 15	R: 1 H: 1 E: 0 LOB: 0 K: 2 BB: 0 S: 11 P: 14	R: 0 H: 0 E: 0 LOB: 0 K: 2 BB: 0 S: 7 P: 10	R: 0 H: 1 E: 0 LOB: 2 K: 1 BB: 0 S: 12 P: 19	1B: 3 SF: 0 2B: 3 SAC: 0 3B: 0 DP: 2 HR: 1 HBP: 0						WP: 0 PA: 38 PB: 0 SB: 0 CS: 0

PITCHER	IP	WLS	BF	H	R	ER	SO	BB	IBB	HBP	BLK	WP	HR	S	P	ERA	WHIP
16 Wei-Yin Chen, L (1, 1) ERA: 2.6	6.1		26	5	1	1	5	3	0	0	0	0	0	58	96	1.42	1.263
56 Darren O'Day, R (7, 1) ERA: 1.17	0.2		1	0	0	0	0	0	0	0	0	0	0	4	6	0.00	0.000
47 Pedro Strop, R (8, 1) ERA: 2.7	2.0	W	7	1	1	1	4	0	0	0	0	0	1	18	24	4.50	0.500
43 Jim Johnson, R (10, 1) ERA:	1.0	S	4	1	0	0	1	0	0	0	0	0	0	12	19	0.00	1.000

PITCHER	IP	WLS	BF	H	R	ER	SO	BB	IBB	HBP	BLK	WP	HR	S	P	ERA	WHIP

BOTTOM

Baltimore Orioles @ Los Angeles Angels

Angel Stadium of Anaheim, Anaheim, CA

Sun Apr 22 2012, 12:37 PM - 3:48 PM PDT

Att. 38,221 - Overcast - 65 F

livebaseballscorecards.com

AB	35
R	2
H	7
RBI	2
BB	3
SO	10
LOB	14

Batter	1	2	3	4	5	6	7	8	9	AB	R	H	RBI	BB	SO	LOB
5 Yunel Escobar, R (1, 6) OBP: 0.274, SLG: 0.295	F FF 92 S FF 92 B FC 87 F FC 87 F FF 92 X CU 79 1-2 ① L7		B SL 87 B FF 91 C CU 78 F FF 90 F FF 91 F FF 89 C FC 86 2-3 ② K		B CH 87 X CH 84 1-0 ②③ G1-6-3 1-2f			B CH 81 B FF 89 C SI 89 F SI 90 B FF 91 X SI 89 3-2 ① G5-3		4	0	0	0	0	1	1
2 Kelly Johnson, L (1, 4) OBP: 0.395, SLG: 0.459	C FF 90 B FF 93 B CU 79 C CH 86 F FF 92 B FC 87 F FF 91 F FF 91 X CU 80 3-2 ② F7		B CH 85 C FC 85 X FC 84 1-1 19 FC6-4 1B			C CU 73 F FF 89 B CH 88 B FF 88 B CU 82 F FF 88 B FF 87 4-2 BB		B CH 83 X CH 82 1-0 1B		3	0	2	0	1	0	0
19 José Bautista, R (1, 9) OBP: 0.359, SLG: 0.367	F FF 92 C CU 79 B FF 92 B FF 93 C FC 87 2-3 ③ K		F FF 90 S FF 90 B FF 91 X FF 91 1-2 ③ FC6-4 1-2f			F FC 84 X FC 83 0-1 ① F8		B FF 88 F FF 89 F SI 88 X SI 90 1-2 ② F8		4	0	0	0	0	1	3
10 Edwin Encarnación, R (1, 10) OBP: 0.329, SLG: 0.543		B FC 86 X FF 90 1-0 ① F7		B FC 84 X FC 85 1-0 ① F7		F FC 89 1 SAFE C FF 90 B FF 89 B CU 79 F CU 79 X FC 85 2-2 ② P5		F CH 86 S SI 89 B SI 90 X FF 90 1-2 ③ P6		4	0	0	0	0	0	2
26 Adam Lind, L (1, 3) OBP: 0.286, SLG: 0.351		B FC 87 B FC 87 F FF 91 B FC 86 F FF 91 F FC 86 F FC 90 B FC 87 4-2 13 FC1-4 BB		B FF 87 X CH 88 1-0 ② F8		F FC 84 B FC 84 S CH 83 B FF 89 X FF 89 2-2 ③ G3			C FF 96 B CH 88 F SI 97 F FF 96 B SI 96 S SI 97 2-3 ① K	3	0	0	0	1	1	1
13 Brett Lawrie, R (1, 5) OBP: 0.338, SLG: 0.412		B FC 87 F SL 87 C FF 91 B FF 90 F FC 86 X FF 91 2-2 ② FC1-4 1-2f		C CH 88 F FC 86 X CU 78 0-2 1B			B CH 82 C SI 88 X SI 89 1-1 ① G6-3		B FF 96 C SL 80 B SI 97 B FF 96 B SI 96 4-1 BB	3	0	1	0	1	0	1
28 Colby Rasmus, L (1, 8) OBP: 0.294, SLG: 0.452		1 SAFE C FF 90 1 SAFE X FC 86 0-1 ③ G1-3		S FF 90 B FF 89 S FF 89 B FF 89 F FC 84 S FC 85 2-3 ③ K			X SL 81 0-0 ② G4-3		C SI 96 X SI 96 0-1 ② F8	4	0	0	0	0	1	3
14 Eric Thames, L (1, 7) OBP: 0.327, SLG: 0.386			C CU 76 F FF 90 B FC 84 X CU 80 1-2 HR		X FF 88 0-0 ① F7		C SL 80 B SL 80 F SL 80 X SL 80 1-2 1B		F FF 96 B SI 97 S SI 97 B SI 96 S CH 90 2-3 ③ K	4	1	2	1	0	1	1
6 Jeff Mathis, R (1, 2) OBP: 0.429, SLG: 0.750			B FC 86 S FF 90 S FF 91 B FF 91 X FC 86 2-2 ① G5-3		B FF 87 C FF 88 S CU 76 B FF 89 B CH 88 B FF 89 4-2 5 G1-6-3 BB		B SI 84 C SL 79 S SL 77 C FF 86 1-3 ③ K			2	0	0	0	1	1	1
Inning Stats	R: 0 E: 0 K: 1 S: 14 H: 0 LOB: 0 BB: 0 P: 20	R: 0 E: 0 K: 0 S: 11 H: 0 LOB: 1 BB: 1 P: 18	R: 1 E: 0 K: 1 S: 16 H: 2 LOB: 1 BB: 0 P: 23	R: 0 E: 0 K: 1 S: 9 H: 1 LOB: 1 BB: 0 P: 13	R: 0 E: 0 K: 0 S: 4 H: 0 LOB: 0 BB: 1 P: 9	R: 0 E: 0 K: 0 S: 12 H: 0 LOB: 1 BB: 1 P: 20	R: 0 E: 0 K: 1 S: 9 H: 1 LOB: 1 BB: 0 P: 12	R: 0 E: 0 K: 0 S: 10 H: 1 LOB: 1 BB: 0 P: 16	R: 0 E: 0 K: 2 S: 10 H: 0 LOB: 1 BB: 1 P: 18	1B: 4 2B: 0 3B: 0 HR: 1 SF: 0 SAC: 0 DP: 1 HBP: 0						

PITCHER		IP	WLS	BF	H	R	ER	SO	BB	IBB	HBP	BLK	WP	HR	S	P	ERA	WHIP
29 Tommy Hunter, R ERA: 4.74	(1, 1)	6.0	W	23	3	1	1	3	3	0	0	0	0	1	66	103	1.50	1.000
40 Troy Patton, L ERA: 4.5	(7, 1)	0.2	H	3	1	0	0	0	0	0	0	0	0	0	6	8	0.00	1.500
56 Darren O'Day, R ERA: 1.13	(7, 1)	0.1	H	1	0	0	0	1	0	0	0	0	0	0	3	4	0.00	0.000
38 Luis Ayala, R ERA:	(8, 1)	1.0	H	4	1	0	0	0	0	0	0	0	0	0	10	16	0.00	1.000
47 Pedro Strop, R ERA: 2.45	(9, 1)	1.0	S	4	0	0	0	2	1	0	0	0	0	0	10	18	0.00	1.000

PITCHER	IP	WLS	BF	H	R	ER	SO	BB	IBB	HBP	BLK	WP	HR	S	P	ERA	WHIP

TOP

Toronto Blue Jays @ Baltimore Orioles

Oriole Park at Camden Yards, Baltimore, MD

Tue Apr 24 2012, 7:10 PM - 9:30 PM EDT

Att. 11,058 - Partly Cloudy - 60 F

livebaseballscorecards.com

AB	31
R	1
H	5
RBI	1
BB	4
SO	6
LOB	13

Batter	1	2	3	4	5	6	7	8	9	AB	R	H	RBI	BB	SO	LOB
9 Endy Chavez, L (1, 7) OBP: 0.229, SLG: 0.188	B FF 94 B FF 94 C SI 92 X SI 93 2-1 2 2B 10 G6-4-3 1B		C FF 94 X FF 93 0-1 ① G1-3		C CH 84 B FF 92 F SI 93 X FF 91 1-2 ③ G5-3			C SI 90 B CU 74 L FC 89 B FF 90 X SI 90 2-2 ① G1-3		4	1	1	0	0	0	0
2 J.J. Hardy, R (1, 6) OBP: 0.260, SLG: 0.338	C SL 85 C SL 83 X SL 84 0-2 10 G6-4-3 1-3 2B		B FF 93 X FF 93 1-0 ② G6-3			B CH 87 C FF 90 X SL 79 1-1 ① F8		L FC 90 C FF 90 B SL 85 C CU 74 1-3 ② K		4	0	1	0	0	1	0
21 Nick Markakis, L (1, 9) OBP: 0.320, SLG: 0.385	D CH 85 B SL 85 D FF 96 C FF 94 B FF 94 4-1 10 G6-4-3 BB		M FF 93 B FF 95 X FF 94 1-1 ③ F7			B CH 87 F SL 82 C FF 90 B FF 91 B CH 84 F SL 88 F SL 90 F SL 91 F FF 93 3-2 ② X SI 92 G1-3		B SI 90 B FF 89 C FF 90 C FF 90 B FF 89 C FC 88 3-3 ③ K		3	0	0	0	1	1	0
10 Adam Jones, R (1, 8) OBP: 0.333, SLG: 0.609	B SL 87 B SL 83 X FF 92 2-0 ①② G6-4-3 1-2f 2-3 3-H			B SL 84 X FF 93 1-0 ① G1-3 C SI 90 B FF 94 B CH 86 B SI 92 X SI 93 3-1 HR		B FF 91 X FF 90 1-0 1B				3	0	1	0	0	0	2
32 Matt Wieters, S (1, 2) OBP: 0.379, SLG: 0.667	B FF 95 S CH 84 X CH 84 1-1 ③ G3-1					1 SAFE X FF 89 0-0 ③ G4-3				3	1	1	1	0	0	2
19 Chris Davis, L (1, 3) OBP: 0.304, SLG: 0.426		C FF 94 F FF 92 B FF 93 X FF 94 1-2 ① G4-3		X SI 93 0-0 ② G6-3			C FF 92 B SL 90 S FF 92 F FF 94 F SL 84 X FF 94 1-2 ① G1-3			3	0	0	0	0	0	0
24 Wilson Betemit, S (1, 10) OBP: 0.238, SLG: 0.350		C CH 83 C FF 94 B CH 86 B CH 85 B FF 93 B CH 84 4-2 3 SH2-3 BB		X CH 82 0-0 ③ G4-3			F FF 92 B FF 95 B FF 92 F SL 85 F FF 95 D CH 84 X FF 95 3-2 1B			2	0	1	0	1	0	0
3 Ryan Flaherty, L (1, 5)		X SI 92 0-0 ② SH2-3 1-2			B CH 84 B CH 84 F FF 91 X FF 91 2-1 ① F7		X FF 92 0-0 ② F7			2	0	0	0	0	0	1
11 Robert Andino, R (1, 4) OBP: 0.333, SLG: 0.433		D SL 86 X FF 93 1-0 ③ G3-1			C FF 90 X SL 89 0-1 ② G4-3		C SL 88 B FF 95 F SI 91 F SL 89 X SL 78 1-2 ③ F7			3	0	0	0	0	0	2
Inning Stats	R: 1 E: 0 K: 0 S: 9 H: 2 LOB: 1 BB: 1 P: 18	R: 0 E: 0 K: 0 S: 7 H: 0 LOB: 1 BB: 1 P: 13	R: 0 E: 0 K: 0 S: 5 H: 0 LOB: 0 BB: 0 P: 7	R: 1 E: 0 K: 0 S: 5 H: 1 LOB: 0 BB: 0 P: 9	R: 0 E: 0 K: 0 S: 7 H: 0 LOB: 0 BB: 0 P: 10	R: 0 E: 0 K: 0 S: 11 H: 1 LOB: 1 BB: 0 P: 16	R: 0 E: 0 K: 0 S: 14 H: 1 LOB: 1 BB: 0 P: 19	R: 0 E: 0 K: 2 S: 9 H: 0 LOB: 0 BB: 0 P: 15		1B: 3 2B: 1 3B: 0 HR: 1 SF: 0 SAC: 1 DP: 1 HBP: 0						

PITCHER		IP	WLS	BF	H	R	ER	SO	BB	IBB	HBP	BLK	WP	HR	S	P	ERA	WHIP
37 Henderson Alvarez III, R ERA: 4.1	(1, 1)	7.0	L	27	5	2	2	0	2	0	0	0	0	1	58	92	2.57	1.000
44 Casey Janssen, R ERA: 4.91	(8, 1)	1.0		3	0	0	0	2	0	0	0	0	0	0	9	15	0.00	0.000

PITCHER	IP	WLS	BF	H	R	ER	SO	BB	IBB	HBP	BLK	WP	HR	S	P	ERA	WHIP

BOTTOM

Toronto Blue Jays @ Baltimore Orioles

Oriole Park at Camden Yards, Baltimore, MD

Tue Apr 24 2012, 7:10 PM - 9:30 PM EDT

Att. 11,058 - Partly Cloudy - 60 F

livebaseballscorecards.com

AB	27
R	2
H	5
RBI	1
BB	2
SO	2
LOB	7

Batter	1	2	3	4	5	6	7	8	9	AB	R	H	RBI	BB	SO	LOB
5 Yunel Escobar, R (1, 6) OBP: 0.261, SLG: 0.280	B FF 93 X FF 92 1-0 G1-3		C SI 94 B SI 93 C SI 94 C SL 85 1-3 K		F FF 94 C SL 85 S FF 93 0-3 K			C FF 96 C SI 96 B FF 96 S SL 86 1-3 K		4	0	0	0	0	3	0
2 Kelly Johnson, L (1, 4) OBP: 0.375, SLG: 0.431	B FF 93 C SI 93 B CU 78 F FF 94 F FF 93 B SL 84 S SI 93 3-3 K		S FF 94 F FF 93 S SI 93 0-3 K		B CU 76 B FF 93 F FF 93 F FF 94 X CU 78 2-2 G3-1			C SI 96 S FF 98 B SL 87 B SL 86 X SI 95 2-2 G1-3		4	0	0	0	0	2	0
19 José Bautista, R (1, 9) OBP: 0.354, SLG: 0.359	B SL 85 C FF 94 X CU 76 1-1 E5			B FF 93 C SI 92 B SL 85 B FF 93 F FF 93 X SI 94 3-2 G6-3		C FF 92 S SL 84 B SL 84 X SL 82 1-2 14 L4-3 1B		C SL 85 F SL 86 S FF 96 0-3 K		4	0	1	0	0	1	0
26 Adam Lind, L (1, 3) OBP: 0.299, SLG: 0.350	C FF 94 B FF 93 F FF 94 B FF 94 D CH 89 X SI 93 3-2 P5			B CU 76 B FF 93 B FF 93 C FF 93 B SL 86 4-1 13 1B 14 1B BB		X SI 93 0-0 F8			B SI 96 X SI 96 1-0 14 1B	3	0	1	0	1	0	2
14 Eric Thames, L (1, 7) OBP: 0.340, SLG: 0.396 11 Rajai Davis, R (9, PR) OBP: 0.296, SLG: 0.375		F FF 93 B CH 88 B FF 92 B CH 89 X FF 94 3-1 G6-3		B SI 93 X SI 94 1-0 13 1B 1-2 1B		X FF 93 0-0 L4-3 1-1			B SI 96 B SI 96 F SI 97 F FF 96 X CH 89 2-2 13 G6-4-3 1-2 1B	4 0	0 0	2 0	0 0	0 0	0 0	1 0
10 Edwin Encarnación, R (1, 5) OBP: 0.325, SLG: 0.527		B FF 94 C FF 93 X SI 93 1-1 G5-3		B SI 93 C FF 94 F SI 93 F SI 94 F SL 86 B FF 94 B FF 94 S SI 94 3-3 K			B CU 74 C SL 83 B FF 92 X SI 92 2-1 13 FC1-6 1B		S SL 82 C SI 97 F SI 97 X SL 83 0-2 F8	4	0	1	0	0	1	4
13 Brett Lawrie, R (1, 10) OBP: 0.333, SLG: 0.403		B SI 94 C FF 93 B SL 85 B SL 84 X FF 93 3-1 E5		C SL 85 S FF 95 F SI 95 X SI 94 0-2 1-2 2-3 1B			B FF 93 1 SAFE C FF 93 B SL 85 1 SAFE C SL 86 F SI 93 X FF 94 2-2 FC1-6 1-2f		C SI 97 S SL 83 X SI 97 0-2 G6-4-3 1-2f	4	0	1	0	0	0	3
28 Colby Rasmus, L (1, 8) OBP: 0.282, SLG: 0.431		1 SAFE X FF 93 0-0 G1-3		B FF 93 S FF 94 S SI 94 B SL 85 B SI 93 F FF 94 S FF 94 3-3 K			B FF 93 X CH 90 1-0 F8			3	0	0	0	0	1	5
9 J.P. Arencibia, R (1, 2) OBP: 0.232, SLG: 0.283			B SL 84 F SI 92 B SL 84 S SL 85 C SI 93 2-3 K		C FF 92 X SI 92 0-1 G3		X SL 86 0-0 F8			3	0	0	0	0	1	1
Inning Stats	R: 0 E: 1 K: 1 S: 10 H: 0 LOB: 1 BB: 0 P: 18	R: 0 E: 1 K: 0 S: 7 H: 0 LOB: 1 BB: 0 P: 14	R: 0 E: 0 K: 3 S: 9 H: 0 LOB: 0 BB: 0 P: 12	R: 0 E: 0 K: 2 S: 18 H: 2 LOB: 3 BB: 1 P: 32	R: 0 E: 0 K: 1 S: 8 H: 0 LOB: 0 BB: 0 P: 10	R: 0 E: 0 K: 0 S: 5 H: 1 LOB: 0 BB: 0 P: 6	R: 0 E: 0 K: 0 S: 8 H: 1 LOB: 1 BB: 0 P: 13	R: 0 E: 0 K: 2 S: 9 H: 0 LOB: 0 BB: 0 P: 12	R: 0 E: 0 K: 0 S: 11 H: 2 LOB: 2 BB: 0 P: 14	1B: 6 2B: 1 3B: 0 HR: 0 SF: 0 SAC: 0 DP: 2 HBP: 0						

TOP

Toronto Blue Jays @ Baltimore Orioles

Oriole Park at Camden Yards, Baltimore, MD

Wed Apr 25 2012, 7:08 PM - 9:32 PM EDT

Att. 10,415 - Clear - 70 F

livebaseballscorecards.com

AB	33
R	0
H	6
RBI	0
BB	1
SO	9
LOB	16

WP: 0 PB: 0 SB: 0 CS: 0 PA: 34

PITCHER		IP	WLS	BF	H	R	ER	SO	BB	IBB	HBP	BLK	WP	HR	S	P	ERA	WHIP
39 Jason Hammel, R ERA: 1.73	(1, 1)	7.0	W	27	4	0	0	7	1	0	0	0	0	0	65	105	0.00	0.714
27 Matt Lindstrom, R ERA:	(8, 1)	1.0	H	3	0	0	0	2	0	0	0	0	0	0	9	12	0.00	0.000
47 Pedro Strop, R ERA: 2.25	(9, 1)	1.0	S	4	2	0	0	0	0	0	0	0	0	0	11	14	0.00	2.000

PITCHER	IP	WLS	BF	H	R	ER	SO	BB	IBB	HBP	BLK	WP	HR	S	P	ERA	WHIP

Batter	1	2	3	4	5	6	7	8	9	AB	R	H	RBI	BB	SO	LOB
9 Endy Chavez, L (1, 7) OBP: 0.205, SLG: 0.167	B FF 92 B SI 92 C FF 93 X SI 93 2-1 G3 ①		1 SAFE C FF 91 X FF 92 0-1 G6-3 ①② 1-2f		C SI 92 C SI 91 S CU 79 0-3 K ②			C FF 91 C FF 91 X CH 86 0-2 G2-3 ①		4	0	0	0	0	1	2
2 J.J. Hardy, R (1, 6) OBP: 0.260, SLG: 0.348	B FF 93 X SI 91 1-0 F9 ②		B FF 93 C FF 92 F FC 91 B CU 79 B FF 93 X SI 92 3-2 2B		C SI 92 D CU 80 C SI 92 B FC 89 X CU 80 2-2 L5 ③			C FF 92 F FF 93 C FF 93 0-3 K ②		4	0	1	0	0	1	1
21 Nick Markakis, L (1, 9) OBP: 0.329, SLG: 0.373	B SI 94 B SI 93 C FF 93 F FF 93 F SI 93 B FF 94 X SI 93 3-2 E5		B FF 92 X SI 93 1-0 G6-3 ③			B SI 92 C FF 92 B CH 85 B SI 91 B SI 92 4-1 10 L4 BB		B FF 93 S FF 93 C FF 93 B FF 92 B FF 93 B FF 93 4-2 10 2B BB		2	1	0	0	2	0	1
10 Adam Jones, R (1, 8) OBP: 0.342, SLG: 0.611	X FF 93 0-0 P5 ③			B FF 92 B CU 81 B FF 92 C FF 92 C FF 93 F FF 93 B FF 92 4-2 32 G4-6-3 BB		C FF 92 S FC 90 F CU 80 B FF 92 F FC 89 1 SAFE B SI 91 X SI 92 2-2 L4 ①② 1-1		1 SAFE S FF 93 S CH 86 1 SAFE B FF 93 P PO 88 1 SAFE X CH 85 2-2 2B 1-H		3	0	1	1	1	0	2
32 Matt Wieters, S (1, 2) OBP: 0.371, SLG: 0.636		C FF 93 B CH 84 X CH 84 1-1 G3 ①		M CH 83 B SI 92 B CH 84 1 SAFE X SI 91 2-1 G4-6-3 ①② 1-2f		S CH 86 B FC 92 B CH 85 X SI 93 2-1 1B		C FF 94 B FF 93 C FF 93 D CH 87 X FF 92 2-2 G6-3 ③		4	0	1	0	0	0	2
19 Chris Davis, L (1, 3) OBP: 0.305, SLG: 0.474		S FF 94 F FF 94 B FF 94 B FF 93 B FF 93 X SI 93 3-2 G4-3 ②		B FC 91 C SI 92 S SI 92 B FF 92 X FF 92 2-2 HR		X FF 92 0-0 F7 ③				3	1	1	1	0	0	1
24 Wilson Betemit, S (1, 5) OBP: 0.244, SLG: 0.419		C CU 78 B CH 85 B FF 94 B CH 86 X FF 93 3-1 HR		C CH 86 F FF 94 B CU 82 B CH 85 C SI 93 2-3 K ③			C CU 74 S CU 75 S CU 78 0-3 K ①			3	1	1	1	0	2	0
12 Mark Reynolds, R (1, 10) OBP: 0.271, SLG: 0.235		C CU 80 B FF 94 B FF 93 B FF 94 F FF 93 S FF 93 3-3 K ③			B FF 92 S SI 92 B SI 92 S FC 89 B CU 81 X FF 93 3-2 3 FC4-6 1B		C CU 75 F SL 84 B CU 79 B FF 90 X CU 75 2-2 3 G4-6-3 1B			3	0	2	0	0	1	0
3 Ryan Flaherty, L (1, 4)			B SI 92 B SI 91 B SI 92 C FF 92 B SI 92 4-1 9 G6-3 BB		1 SAFE M SI 91 X SI 92 0-1 FC4-6 ① 1-2f		X FF 88 0-0 G4-6-3 ②③ 1-2f			2	0	0	0	1	0	2
Inning Stats	R: 0 E: 1 K: 0 S: 8 H: 0 LOB: 1 BB: 0 P: 14	R: 1 E: 0 K: 1 S: 10 H: 1 LOB: 0 BB: 0 P: 20	R: 0 E: 0 K: 0 S: 7 H: 1 LOB: 1 BB: 1 P: 15	R: 1 E: 0 K: 1 S: 11 H: 1 LOB: 0 BB: 1 P: 21	R: 0 E: 1 K: 1 S: 11 H: 1 LOB: 1 BB: 0 P: 16	R: 0 E: 0 K: 0 S: 9 H: 1 LOB: 1 BB: 1 P: 17	R: 0 E: 0 K: 1 S: 7 H: 1 LOB: 0 BB: 0 P: 9	R: 1 E: 0 K: 1 S: 15 H: 1 LOB: 1 BB: 1 P: 22		1B: 3 2B: 3 3B: 0 HR: 2 SF: 0 SAC: 0 DP: 4 HBP: 0						

PITCHER		IP	WLS	BF	H	R	ER	SO	BB	IBB	HBP	BLK	WP	HR	S	P	ERA	WHIP
4 Kyle Drabek, R ERA: 2.25	(1, 1)	6.0	L	24	5	2	2	3	3	0	0	0	0	2	56	103	3.00	1.333
46 Evan Crawford, L ERA:	(7, 1)	1.0		3	1	0	0	1	0	0	0	0	0	0	7	9	0.00	1.000
54 Jason Frasor, R ERA: 6.14	(8, 1)	1.0		5	1	1	1	1	1	0	0	0	0	0	15	22	9.00	2.000

PITCHER	IP	WLS	BF	H	R	ER	SO	BB	IBB	HBP	BLK	WP	HR	S	P	ERA	WHIP

BOTTOM

Toronto Blue Jays @ Baltimore Orioles

Oriole Park at Camden Yards, Baltimore, MD

Wed Apr 25 2012, 7:08 PM - 9:32 PM EDT

Att. 10,415 - Clear - 70 F

livebaseballscorecards.com

AB	28
R	3
H	7
RBI	3
BB	4
SO	5
LOB	11

Toronto Blue Jays @ Baltimore Orioles

Oriole Park at Camden Yards, Baltimore, MD

Thu Apr 26 2012, 7:10 PM - 10:00 PM EDT

Att. 13,725 - Cloudy - 64 F

livebaseballscorecards.com

Batter	1	2	3	4	5	6	7	8	9	AB	R	H	RBI	BB	SO	LOB
5 Yunel Escobar, R (1, 6) OBP: 0.272, SLG: 0.282	C FF 89 B FF 90 B CH 83 C FF 91 B SL 83 F FF 91 B FF 92 4-2 13 G6-3 BB		B FF 90 T SI 91 X FF 90 1-1 ③ L9			C FF 89 X CH 82 0-1 19 BB 14 E 1B		C B FF 85 L SI 84 F FF 86 X SL 77 1-2 ① L8		3	1	1	0	1	0	0
13 Brett Lawrie, R (1, 5) OBP: 0.329, SLG: 0.395	B FF 91 F FF 90 C CU 76 X SI 91 1-2 ① ② G6-3 1-2f			C FF 89 F FC 90 B SL 82 X CH 83 1-2 1B		B FF 90 C CH 82 B FF 90 B SL 82 F FF 90 S CH 84 3-3 ① K		C SL 77 X SL 76 0-1 ② F8		4	0	1	0	0	1	2
19 José Bautista, R (1, 9) OBP: 0.349, SLG: 0.343	C CH 84 B SI 91 F SI 91 X CH 84 1-2 ③ F9			C FF 90 F CH 83 F FF 90 X CH 84 0-2 ① F7		B FF 91 B CU 77 D CH 85 F FF 91 B CH 82 4-1 14 E 14 E 1-2 BB		B FF 86 C SL 77 B SI 84 S SI 82 S FF 85 2-3 ③ K		3	1	0	0	1	1	1
10 Edwin Encarnación, R (1, 3) OBP: 0.321, SLG: 0.513		B CU 74 C FF 89 F FF 90 F CH 82 F CH 83 F FF 91 S SL 84 1-3 ① K		1 SAFE B FF 90 X CH 83 1-0 ② F7		C CU 74 X FF 90 0-1 ② F4			C SL 84 X SL 85 0-1 14 G4-6-3 1B	4	0	1	0	0	1	3
14 Eric Thames, L (1, 7) OBP: 0.333, SLG: 0.385		S FC 90 C FF 91 B SL 83 F SL 85 B FF 91 B FF 91 X SL 83 3-2 1B		X FF 90 0-0 ③ P6		S SL 83 B FF 91 C FF 91 F FF 91 X SL 83 1-2 E3 1-H 2-H			C FF 90 X SL 85 0-1 ① ② G4-6-3 1-2f	4	0	1	0	0	0	2
8 Ben Francisco, R (1, 10) OBP: 0.286, SLG: 0.308 26 Adam Lind, L (9, PH) OBP: 0.309, SLG: 0.350		B FF 91 X CH 83 1-0 ② F9			C CU 73 F FF 89 B SL 81 S CH 84 1-3 ① K	X FF 91 0-0 ③ G6-3			B CH 85 S CH 86 F CH 87 B FF 90 B CH 85 B SI 91 4-2 BB	3 0	0 0	0 0	0 0	0 1	1 0	2 0
11 Rajai Davis, R (1, 8) OBP: 0.276, SLG: 0.346 28 Colby Rasmus, L (7, PH) OBP: 0.274, SLG: 0.418 (7, 8)		F FF 89 C FF 91 X FF 91 0-2 ③ L8			B FF 89 F FF 89 B CH 82 X FF 90 2-1 ② F7		C SL 77 B FF 85 C SL 77 F FF 85 B SI 82 C SL 76 2-3 ① K		B CH 84 X FF 90 1-0 ③ G4-3	2 2	0 0	0 0	0 0	0 1	0 1	1 1
9 J.P. Arencibia, R (1, 2) OBP: 0.237, SLG: 0.304			B FF 90 B CH 83 X FF 90 2-0 ① P4		F SI 91 B FF 90 S SI 90 B CH 84 F CH 85 F FC 91 F SL 83 X FF 91 2-2 2B		B SL 76 T SL 76 B SL 76 B SI 84 S SL 77 C SI 83 3-3 ② K			3	0	1	0	0	1	0
17 Omar Vizquel, S (1, 4) OBP: 0.167, SLG: 0.091			C FF 90 X FC 90 0-1 ② G5-3		C FF 92 X FF 91 0-1 ③ G5-3		C SI 83 X SI 84 0-1 ③ L5			3	0	0	0	0	0	1
Inning Stats	R: 0 E: 0 K: 0 S: 9 H: 0 LOB: 0 BB: 1 P: 15	R: 0 E: 0 K: 1 S: 14 H: 1 LOB: 1 BB: 0 P: 19	R: 0 E: 0 K: 0 S: 5 H: 0 LOB: 0 BB: 0 P: 8	R: 0 E: 0 K: 0 S: 9 H: 1 LOB: 1 BB: 0 P: 11	R: 0 E: 0 K: 1 S: 13 H: 1 LOB: 1 BB: 0 P: 18	R: 2 E: 1 K: 1 S: 13 H: 1 LOB: 1 BB: 1 P: 21	R: 0 E: 0 K: 2 S: 9 H: 0 LOB: 0 BB: 0 P: 14	R: 0 E: 0 K: 1 S: 9 H: 0 LOB: 0 BB: 0 P: 12	R: 0 E: 0 K: 0 S: 7 H: 1 LOB: 1 BB: 1 P: 12	1B: 4 2B: 1 3B: 0 HR: 0 SF: 0 SAC: 0 DP: 2 HBP: 0						

TOP	
AB	31
R	2
H	5
RBI	0
BB	3
SO	6
LOB	13
WP: 0	PA: 34
PB: 0	
SB: 0	
CS: 0	

PITCHER		IP	WLS	BF	H	R	ER	SO	BB	IBB	HBP	BLK	WP	HR	S	P	ERA	WHIP
17 Brian Matusz, L ERA: 5.66	(1, 1)	6.0		24	4	2	0	3	2	0	0	0	0	0	63	92	0.00	1.000
56 Darren O'Day, R ERA: 0.9	(7, 1)	2.0	W	6	0	0	0	3	0	0	0	0	0	0	18	26	0.00	0.000
38 Luis Ayala, R ERA:	(9, 1)	1.0	S	4	1	0	0	0	1	0	0	0	0	0	7	12	0.00	2.000

PITCHER	IP	WLS	BF	H	R	ER	SO	BB	IBB	HBP	BLK	WP	HR	S	P	ERA	WHIP

BOTTOM

Batter	1	2	3	4	5	6	7	8	9	AB	R	H	RBI	BB	SO	LOB
14 Nolan Reimold, R (1, 7) OBP: 0.365, SLG: 0.725	C FF 90 B FF 91 X FF 90 1-1 ① L4		B SL 84 F FF 92 B FF 92 F FF 91 B SL 85 C FF 92 3-3 ③ K		1 SAFE S SL 82 C FF 89 D SL 82 X FF 91 1-2 1B		B CH 84 F CH 84 F SI 94 F CH 84 X CH 84 1-2 ① F9 2-3	1 SAFE F FF 87 F FF 86 1 SAFE 1 SAFE S FF 87 0-3 ③ K		5	0	1	0	0	2	3
2 J.J. Hardy, R (1, 6) OBP: 0.247, SLG: 0.329	B FF 90 C FF 90 X SL 83 1-1 ② F7			C FF 88 C FF 90 X FF 91 0-2 ① L8	B FF 89 D FF 89 X FF 89 2-0 ③ F7		C FF 89 F FC 90 B FC 91 D SL 83 1 SAFE S FF 90 2-3 ② K			4	0	0	0	0	1	4
21 Nick Markakis, L (1, 9) OBP: 0.349, SLG: 0.408	B FF 90 X FF 90 1-0 1B			B SI 90 B FF 92 B FF 91 C FF 90 X FF 90 3-1 10 G5-3 1B		X FF 90 0-0 10 E 2B	C CU 74 B FF 92 B FC 91 X FC 90 2-1 ③ FC6 1-2f			4	1	3	0	0	0	2
10 Adam Jones, R (1, 8) OBP: 0.350, SLG: 0.645	C FF 89 S SL 79 X FF 89 0-2 ③ G4-3			F FF 89 1 SAFE 1 SAFE B FF 89 X FF 89 1-1 ② G5-3 1-2		F SL 81 F FF 89 F CU 88 D SL 82 X FF 89 1-2 E6 32 FC6-5 2-H 1B		X CU 75 0-0 HR		4	1	2	1	0	0	2
32 Matt Wieters, S (1, 2) OBP: 0.364, SLG: 0.610		C FF 88 B FF 90 C FF 90 B FF 91 X CH 84 2-2 ① G5-3		B FF 89 X SI 89 1-0 ③ G6-3		F CH 84 D SL 82 X CH 83 1-1 ① FC6-5 2-3		X SI 90 0-0 19 HR 1B		4	1	1	0	0	0	2
19 Chris Davis, L (1, 10) OBP: 0.317, SLG: 0.517		B FF 91 B FF 91 X FF 91 2-0 ② G3			B FF 90 F FF 89 B FF 91 S FF 89 B FF 91 B SI 89 4-2 36 F9 12 1B 3 SF7 BB	C SI 94 C SL 83 D CH 84 B SI 92 F CH 84 F SL 84 B SI 94 S SL 84 3-3 ② K		C SI 87 C SI 88 X SL 77 0-2 1-H HR		3	2	1	2	1	1	1
12 Mark Reynolds, R (1, 5) OBP: 0.270, SLG: 0.236		C FF 90 B SI 90 X SL 83 1-1 ③ P4			S FF 89 1 SAFE B FF 88 B FF 89 F FF 89 B FF 90 X FF 89 3-2 14 1B 1-2 1B	S CH 85 C CH 83 S SL 82 0-3 ③ K		C FF 88 B FF 87 S SL 76 B SL 75 F FF 87 C FF 87 2-3 ① K		4	0	1	0	0	2	1
36 Nick Johnson, L (1, 3)			B FF 89 B CH 82 C FF 89 C FF 90 B FF 90 X SI 90 3-2 ① G5-3		B SI 88 C FF 88 F FF 90 B FF 89 F SL 82 D SL 82 X FF 91 3-2 ① F9 2-3		B SI 94 B SI 94 H SI 93 3-0 14 F9 3 1B HBP	C SL 75 F FF 87 B FF 87 X FF 87 1-2 ② G5-3		3	0	0	0	0	0	2
3 Ryan Flaherty, L (1, 4) OBP: 0.231, SLG: 0.182			C FF 91 B CH 84 S FF 92 B FF 91 F SL 84 T FF 93 2-2 ② K		F FF 89 D SL 82 X FF 89 1-1 ② SF7 3-H		X CH 85 0-0 21 FC6 1-2 1B	B FF 88 B SL 74 X FF 88 2-0 1B		3	0	2	1	0	1	0
Inning Stats	R: 0 E: 0 K: 0 S: 8 H: 1 LOB: 1 BB: 0 P: 11	R: 0 E: 0 K: 0 S: 6 H: 0 LOB: 0 BB: 0 P: 11	R: 0 E: 0 K: 2 S: 10 H: 0 LOB: 0 BB: 0 P: 18	R: 0 E: 0 K: 0 S: 8 H: 1 LOB: 1 BB: 0 P: 13	R: 1 E: 0 K: 0 S: 15 H: 2 LOB: 2 BB: 1 P: 29	R: 1 E: 1 K: 2 S: 15 H: 2 LOB: 1 BB: 0 P: 20	R: 0 E: 0 K: 1 S: 10 H: 1 LOB: 2 BB: 0 P: 18	R: 3 E: 0 K: 2 S: 16 H: 4 LOB: 1 BB: 0 P: 21		1B: 8 2B: 1 3B: 0 HR: 2 SF: 1 SAC: 0 DP: 0 HBP: 1		WP: 0 PB: 0 SB: 0 CS: 0 PA: 37		

PITCHER		IP	WLS	BF	H	R	ER	SO	BB	IBB	HBP	BLK	WP	HR	S	P	ERA	WHIP
36 Drew Hutchison, R ERA: 6.1	(1, 1)	5.0		22	6	2	2	2	1	0	0	0	0	0	52	88	3.60	1.400
47 Luis Perez, L ERA:	(6, 1)	1.1		6	1	0	0	2	0	0	1	0	0	0	15	23	0.00	0.750
44 Casey Janssen, R ERA: 6.75	(7, 1)	0.2	L	4	2	2	2	1	0	0	0	0	0	1	7	11	27.00	3.000
38 Darren Oliver, L ERA: 3.0	(8, 1)	1.0		5	2	1	1	2	0	0	0	0	0	1	14	19	9.00	2.000

PITCHER	IP	WLS	BF	H	R	ER	SO	BB	IBB	HBP	BLK	WP	HR	S	P	ERA	WHIP

Toronto Blue Jays @ Baltimore Orioles

Oriole Park at Camden Yards, Baltimore, MD

Thu Apr 26 2012, 7:10 PM - 10:00 PM EDT

Att. 13,725 - Cloudy - 64 F

livebaseballscorecards.com

AB	34
R	5
H	11
RBI	4
BB	1
SO	7
LOB	17

Batter	1	2	3	4	5	6	7	8	9	AB	R	H	RBI	BB	SO	LOB
19 Jemile Weeks, S (1, 4) OBP: 0.253, SLG: 0.330	B FF 92 B FF 94 C FF 94 F SI 95 B CU 80 F SI 95 X FF 94 3-2 ① F8		B SI 92 B CH 86 L FF 92 C SL 87 B SI 93 F SL 87 F FF 94 F SL 87 B CH 88 4-2 4 CS BB		B FF 93 F FF 92 X CH 87 1-1 ③ G6-3			C CH 83 X SI 88 0-1 ② F9		3	0	0	0	1	0	0
4 Coco Crisp, S (1, 7) OBP: 0.250, SLG: 0.196	B CU 79 F FF 94 C FF 94 B CU 80 C FF 94 2-3 ② K		C SI 92 1 SAFE B SL 86 B CU 78 X FF 92 2-1 ① 1-2 2B			C FF 91 B CH 85 B CH 85 X SI 93 2-1 ① G4-3		F SL 80 B SI 89 B CH 84 B SI 88 F SI 88 B SL 80 4-2 16 S 16 1B BB		3	1	1	0	1	1	0
16 Josh Reddick, L (1, 9) OBP: 0.274, SLG: 0.439	B FF 94 C FF 94 S FF 95 B CH 87 X FF 94 2-2 ③ G6-3		B FF 92 F SI 92 F CU 78 C SI 92 1-3 ② K			F CU 76 F SI 91 B FF 90 B CU 78 F SI 92 X SL 88 2-2 HR		C FF 95 F FF 95 X SL 85 0-2 1-H 1B		4	1	2	2	0	1	1
52 Yoenis Cespedes, R (1, 8) OBP: 0.349, SLG: 0.507		B FF 92 C SI 94 B SL 90 X SI 94 2-1 ① G5-3	C CU 78 F FF 93 F SI 92 X FF 92 0-2 ③ F9			X CU 77 0-0 ② F9		F SI 95 1 SAFE X FF 94 0-1 ③ F8		4	0	0	0	0	0	2
25 Kila Ka'aihue, L (1, 3) OBP: 0.366, SLG: 0.368 10 Daric Barton, L (8, 3) OBP: 0.260, SLG: 0.311		B SI 94 B SI 94 B SI 96 B FF 94 4-0 8 2B BB		B CU 76 B FF 92 B SI 94 C FF 92 X FF 92 3-1 ① P6		B SL 79 S SL 78 B SI 88 B SI 88 X SI 88 3-1 ③ L8			C FF 91 B FF 91 S FF 91 C FF 92 1-3 ① K	2 1	1 0	0 0	0 0	1 0	0 1	0 0
15 Seth Smith, L (1, 10) OBP: 0.338, SLG: 0.241		C FF 94 C SL 88 B FF 93 B CU 78 F FF 94 C SI 94 2-3 ② K		B FF 92 C SL 86 B CU 78 C FF 93 X CU 79 2-2 ② G6-3			B SI 87 C SL 79 F SI 88 C SI 88 1-3 ① K		C CU 79 F FC 86 B FF 91 B FC 85 S FF 92 2-3 ② K	4	0	0	0	0	3	1
8 Kurt Suzuki, R (1, 2) OBP: 0.236, SLG: 0.314		B SL 89 C SL 89 C SL 89 X SI 92 1-2 1-H 28 HR 2B		C SI 92 B SI 92 C SL 88 B SL 87 X SL 89 2-2 ③ P4			C CH 82 B SI 89 B SL 81 B CH 82 C SI 88 X SI 89 3-2 ② G6-3		X FC 86 0-0 ③ F9	4	1	1	1	0	0	0
28 Eric Sogard, L (1, 5) OBP: 0.239, SLG: 0.333		B FF 94 B FF 94 2 SAFE B FF 94 C FF 94 X SI 93 3-1 2-H HR			C FF 91 C FF 92 X CU 77 0-2 ① G1-3		B SL 82 X SI 89 1-0 ③ P6			3	1	1	2	0	0	0
2 Cliff Pennington, S (1, 6) OBP: 0.231, SLG: 0.257		B SI 94 F SL 89 F CU 80 B FF 94 B FF 94 F SL 88 F SL 88 F FF 94 X FF 94 3-2 ③ G3			B FF 93 B CH 86 X FF 93 2-0 ② F8			C SI 87 F SI 88 B SI 88 X SI 88 1-2 ① G6-3		3	0	0	0	0	0	0
Inning Stats	R: 0 E: 0 K: 1 S: 10 H: 0 LOB: 0 BB: 0 P: 17	R: 3 E: 0 K: 1 S: 17 H: 2 LOB: 0 BB: 1 P: 32	R: 0 E: 0 K: 1 S: 14 H: 1 LOB: 1 BB: 1 P: 21	R: 0 E: 0 K: 0 S: 8 H: 0 LOB: 0 BB: 0 P: 15	R: 0 E: 0 K: 0 S: 6 H: 0 LOB: 0 BB: 0 P: 9	R: 1 E: 0 K: 0 S: 9 H: 1 LOB: 0 BB: 0 P: 16	R: 0 E: 0 K: 1 S: 7 H: 0 LOB: 0 BB: 0 P: 12	R: 1 E: 0 K: 0 S: 12 H: 1 LOB: 1 BB: 1 P: 17	R: 0 E: 0 K: 2 S: 7 H: 0 LOB: 0 BB: 0 P: 10	1B: 1 2B: 2 3B: 0 HR: 2 SF: 0 SAC: 0 DP: 0 HBP: 0						WP: 0 PB: 0 SB: 1 CS: 1 PA: 34	

PITCHER		IP	WLS	BF	H	R	ER	SO	BB	IBB	HBP	BLK	WP	HR	S	P	ERA	WHIP
34 Jake Arrieta, R ERA: 4.45	(1, 1)	5.2	L	22	4	4	4	3	2	0	0	0	0	2	62	105	6.35	1.059
40 Troy Patton, L ERA: 4.5	(6, 1)	2.0		7	0	1	1	1	1	0	0	0	0	0	16	29	4.50	0.500
27 Matt Lindstrom, R ERA:	(8, 1)	0.1		2	1	0	0	0	0	0	0	0	0	0	5	5	0.00	3.000
63 Kevin Gregg, R ERA: 7.94	(9, 1)	1.0		3	0	0	0	2	0	0	0	0	0	0	7	10	0.00	0.000

PITCHER	IP	WLS	BF	H	R	ER	SO	BB	IBB	HBP	BLK	WP	HR	S	P	ERA	WHIP

TOP

Oakland Athletics @ Baltimore Orioles

Oriole Park at Camden Yards, Baltimore, MD

Fri Apr 27 2012, 7:10 PM - 9:53 PM EDT
Att. 18,297 - Clear - 60 F

livebaseballscorecards.com

AB	31
R	5
H	5
RBI	5
BB	3
SO	6
LOB	4

Oakland Athletics @ Baltimore Orioles

Oriole Park at Camden Yards, Baltimore, MD

Fri Apr 27 2012, 7:10 PM - 9:53 PM EDT

Att. 18,297 - Clear - 60 F

livebaseballscorecards.com

BOTTOM

Batter	1	2	3	4	5	6	7	8	9	AB	R	H	RBI	BB	SO	LOB
14 Nolan Reimold, R (1, 7) OBP: 0.357, SLG: 0.709	C SI 90 X SI 91 0-1 2 F7 21 SF7 2B		C FC 89 C CU 80 F SI 91 X CU 80 0-2 ② G5-3			X FC 88 0-0 ① F9	B CU 80 X CU 80 1-0 ③ L7			4	1	1	0	0	0	1
2 J.J. Hardy, R (1, 6) OBP: 0.247, SLG: 0.338	C FC 91 B FC 91 C CU 79 F FC 92 X CU 80 1-2 ① F7 2-3		C CU 79 B FC 89 B SI 90 X FC 90 2-1 ③ F9			B SI 88 C FC 88 X FC 89 1-1 10 1B 2B		C FF 94 S SI 84 B FF 95 S SL 84 1-3 ① K		4	1	1	0	0	1	1
21 Nick Markakis, L (1, 9) OBP: 0.333, SLG: 0.392	B FC 92 B FC 92 X SI 92 2-0 ② SF7 3-H			C SI 88 B SI 90 X SI 90 1-1 ① G4-6-3		C CU 77 C SI 90 S FC 92 0-3 ② K		C FF 94 B SI 95 S SI 94 S FF 96 1-3 ② K		3	0	0	1	0	2	1
10 Adam Jones, R (1, 8) OBP: 0.345, SLG: 0.625	T FC 90 F FC 91 X CU 80 0-2 ③ G6-3			B FC 89 C SI 89 B SI 92 X FC 90 2-1 ② F8		C CU 79 X SI 91 0-1 32 BB 2-H 1B		S SL 83 S SL 84 F SL 84 F FF 96 S SL 84 0-3 K		4	0	1	1	0	1	0
32 Matt Wieters, S (1, 2) OBP: 0.357, SLG: 0.581		C SI 90 X FC 90 0-1 ① F9		B CU 78 C CU 79 X SI 90 1-1 ③ G6-3		1 SAFE C SI 91 B FC 90 B SI 92 C FC 90 1 SAFE B FC 92 F CU 81 F SI 91 4-2 D CU 81 1-2 BB		C SI 95 F SI 95 1 SAFE F SL 85 F SI 95 F SL 85 B SI 96 S SL 84 1-3 ③ K		3	0	0	0	1	1	1
19 Chris Davis, L (1, 3) OBP: 0.328, SLG: 0.524		B SI 90 B FC 90 B FC 91 C SI 91 F SI 91 S FC 91 3-3 ② K		C CU 79 F SI 90 X FC 91 0-2 3 1B 2B		X CU 80 0-0 ③ G3			C FF 92 B FF 91 F FF 91 B FF 92 F FF 93 B FF 91 B FF 92 4-2 11 DI BB	3	0	1	0	1	1	2
12 Mark Reynolds, R (1, 10) OBP: 0.284, SLG: 0.228		C CU 78 B FC 90 B SI 92 S CU 79 B FC 93 B FC 90 4-2 BB		B FC 90 F SI 90 S FC 89 B FC 90 S CU 81 2-3 ① K			S CU 78 B FC 88 B SI 90 C SI 91 B FC 90 F FC 90 B FC 91 4-2 11 G3 BB		C SL 86 C FF 90 D SL 85 B SL 85 S SL 85 2-3 ① K	2	0	0	0	2	2	2
3 Ryan Flaherty, L (1, 5) OBP: 0.235, SLG: 0.200		X SI 91 0-0 ③ L8		C FC 90 X SI 91 0-1 11 G6-4-3 2-3 1B			C CU 78 F FC 90 F FC 91 B CU 80 X FC 91 1-2 ① F8		B FF 90 F FF 90 C FF 90 F CU 81 S CU 78 1-3 ② K	4	0	1	0	0	1	3
11 Robert Andino, R (1, 4) OBP: 0.313, SLG: 0.406			C SI 90 S FC 90 B FC 90 C SI 90 1-3 ① K			C FC 90 X SI 91 0-1 ②③ G6-4-3 1-2f	B FC 90 C CU 81 X FC 91 1-1 ② G3 1-2		C SL 84 X SL 84 0-1 ③ G4-3 1-2	4	0	0	0	0	1	4
Inning Stats	R: 1 E: 0 K: 0 S: 10 H: 1 LOB: 0 BB: 0 P: 13	R: 0 E: 0 K: 1 S: 8 H: 0 LOB: 1 BB: 1 P: 15	R: 0 E: 0 K: 1 S: 9 H: 0 LOB: 0 BB: 0 P: 12	R: 0 E: 0 K: 0 S: 6 H: 0 LOB: 0 BB: 0 P: 10	R: 0 E: 0 K: 1 S: 10 H: 2 LOB: 1 BB: 0 P: 12	R: 1 E: 0 K: 1 S: 13 H: 2 LOB: 2 BB: 1 P: 18	R: 0 E: 0 K: 0 S: 10 H: 0 LOB: 1 BB: 1 P: 17	R: 0 E: 0 K: 4 S: 18 H: 0 LOB: 1 BB: 0 P: 21	R: 0 E: 0 K: 2 S: 12 H: 0 LOB: 1 BB: 1 P: 19	1B: 2 2B: 3 3B: 0 HR: 0 SF: 1 SAC: 0 DP: 1 HBP: 0						

AB	31
R	2
H	5
RBI	2
BB	4
SO	10
LOB	15

WP: 1 PA: 36
PB: 0
SB: 0
CS: 0

PITCHER		IP	WLS	BF	H	R	ER	SO	BB	IBB	HBP	BLK	WP	HR	S	P	ERA	WHIP
32 Brandon McCarthy, R ERA: 3.23	(1, 1)	7.0	W	28	5	2	2	4	3	0	0	0	0	0	66	97	2.57	1.143
48 Ryan Cook, R ERA:	(8, 1)	1.0	H	4	0	0	0	4	0	0	0	0	1	0	18	21	0.00	0.000
50 Grant Balfour, R ERA: 1.38	(9, 1)	1.0	S	4	0	0	0	2	1	0	0	0	0	0	12	19	0.00	1.000

PITCHER	IP	WLS	BF	H	R	ER	SO	BB	IBB	HBP	BLK	WP	HR	S	P	ERA	WHIP

Batter	1	2	3	4	5	6	7	8	9	AB	R	H	RBI	BB	SO	LOB
19 Jemile Weeks, S (1, 4) OBP: 0.253, SLG: 0.319	B FF 90 B FF 89 B FF 89 B FF 89 4-0 52 S 4 1B BB	M FF 89 B CH 82 X CH 82 1-1 L6			B FF 90 F FF 90 B SL 80 X SL 79 2-1 G6-3		F FF 88 B SI 88 B SI 88 F FF 88 X CH 83 2-2 FC6-4 1-2f			3	0	0	0	1	0	2
4 Coco Crisp, S (1, 7) OBP: 0.267, SLG: 0.218 15 Seth Smith, L (8, 7) OBP: 0.338, SLG: 0.241	B FF 90 1 SAFE C FF 89 X CH 83 1-1 52 S 1-2 1B		B FF 86 B FF 89 X FF 88 2-0 1B		C CH 82 B SI 88 F FF 90 F SL 81 F SI 90 X SL 82 1-2 F8		X CH 82 0-0 F8			4 0	0 0	2 0	0 0	0 0	0 0	1 0
16 Josh Reddick, L (1, 9) OBP: 0.273, SLG: 0.442	B CU 74 B SL 81 C FF 89 S FF 90 B SL 80 X FF 89 3-2 F7		B SL 79 B FF 88 B FF 88 1 SAFE C FF 87 F FF 88 1 SAFE T FF 88 3-2 K		S SL 79 B SI 88 X SI 89 1-1 L6			C FF 89 F SI 90 F FF 90 F CH 84 B SL 85 B SI 90 B FF 90 F SL 84 F CU 77 3-2 X SL 84 2B		4	0	1	0	0	1	3
52 Yoenis Cespedes, R (1, 8) OBP: 0.333, SLG: 0.480	C CH 84 B SI 90 B SI 89 F SL 83 C SI 91 2-3 1-2 2-3 K		B CH 82 S CH 82 X FF 90 1-1 P3			B FF 88 F SI 89 X CH 82 1-1 G4-3		B FF 89 C FF 91 X FF 91 1-1 L6		4	0	0	0	0	1	4
31 Jonny Gomes, R (1, 10) OBP: 0.356, SLG: 0.541	B SI 89 B CH 81 B SI 89 B SI 90 4-0 BB		B FF 88 C CH 81 B SI 89 C FF 88 C FF 89 2-3 K			B FF 90 C SI 90 X SL 80 1-1 HR		B FF 91 X SI 91 1-0 P5		3	1	1	1	1	1	2
8 Kurt Suzuki, R (1, 2) OBP: 0.240, SLG: 0.315 26 Anthony Recker, R (7, 2) OBP: 0.364, SLG: 0.125	B CH 83 C SI 88 S SI 90 B SI 89 X SI 89 2-2 F9			B FF 89 F FF 88 C CH 82 X SI 91 1-2 25 G1-3 1B		C FF 89 B CH 82 S CH 82 F FF 89 X CH 83 1-2 F9		X SI 89 0-0 G5-3		3 1	0 0	1 0	0 0	0 0	0 0	3 1
25 Kila Ka'aihue, L (1, 3) OBP: 0.356, SLG: 0.357		C SL 80 F CH 87 F FF 90 B SL 83 X SL 80 1-2 1B		X SL 79 0-0 G1-3 1-2		B SL 80 X FF 89 1-0 F7			B SI 90 B CH 83 C FF 90 F FF 89 X CH 84 2-2 G4-3	4	0	1	0	0	0	1
35 Luke Hughes, R (1, 5) OBP: 0.143, SLG: 0.150		C FF 88 F SI 89 C FF 89 0-3 K		F FF 88 D CH 84 B CH 82 X FF 89 2-1 F9			C FF 88 X CH 81 0-1 19 FC6-4 1B		B SL 84 B SL 85 C FF 90 C FF 91 S FF 91 2-3 K	4	0	1	0	0	2	2
2 Cliff Pennington, S (1, 6) OBP: 0.220, SLG: 0.244		C FF 89 B SI 89 C CH 83 X FF 90 1-2 F7		C FF 89 X CH 83 0-1 F8			F SI 88 D SI 89 X CH 82 1-1 F8		B FF 90 X SI 90 1-0 F7	4	0	0	0	0	0	3
Inning Stats	R: 0 H: 1 E: 0 LOB: 3 K: 1 BB: 2 S: 11 P: 27	R: 0 H: 1 E: 0 LOB: 1 K: 1 BB: 0 S: 12 P: 15	R: 0 H: 1 E: 0 LOB: 1 K: 2 BB: 0 S: 9 P: 17	R: 0 H: 1 E: 0 LOB: 1 K: 0 BB: 0 S: 8 P: 11	R: 0 H: 0 E: 0 LOB: 0 K: 0 BB: 0 S: 9 P: 13	R: 1 H: 1 E: 0 LOB: 0 K: 0 BB: 0 S: 9 P: 13	R: 0 H: 1 E: 0 LOB: 1 K: 0 BB: 0 S: 8 P: 11	R: 0 H: 1 E: 0 LOB: 1 K: 0 BB: 0 S: 11 P: 16	R: 0 H: 0 E: 0 LOB: 0 K: 1 BB: 0 S: 7 P: 12	1B: 5 SF: 0 2B: 1 SAC: 0 3B: 0 DP: 0 HR: 1 HBP: 0						

PITCHER		IP	WLS	BF	H	R	ER	SO	BB	IBB	HBP	BLK	WP	HR	S	P	ERA	WHIP
16 Wei-Yin Chen, L ERA: 2.22	(1, 1)	7.0	W	29	6	1	1	4	2	0	0	0	0	1	66	107	1.29	1.143
38 Luis Ayala, R ERA:	(8, 1)	2.0		7	1	0	0	1	0	0	0	0	0	0	18	28	0.00	0.500

PITCHER	IP	WLS	BF	H	R	ER	SO	BB	IBB	HBP	BLK	WP	HR	S	P	ERA	WHIP

TOP

Oakland Athletics @ Baltimore Orioles

Oriole Park at Camden Yards, Baltimore, MD

Sat Apr 28 2012, 7:17 PM - 10:08 PM EDT

Att. 26,926 - Drizzle - 56 F

livebaseballscorecards.com

AB	34
R	1
H	7
RBI	1
BB	2
SO	5
LOB	22

WP: 0 PA: 36
PB: 0
SB: 2
CS: 0

Batter	1	2	3	4	5	6	7	8	9	AB	R	H	RBI	BB	SO	LOB
14 Nolan Reimold, R (1, 7) OBP: 0.361, SLG: 0.678	C FF 90 B SL 85 S SL 84 X FF 92 1-2 G6-3 ①	1 SAFE B FF 94 F SI 91 X FF 91 1-1 1-3 1B		F SL 87 1 SAFE 1 SAFE X FF 92 0-1 ② ③ G6-4-3 1-2f		C SI 94 B SI 95 B SI 93 B CH 87 B SI 94 4-1 21 G6-4-3 1-2 BB		B SL 82 X SL 82 1-0 ③ G3		4	0	1	0	1	0	1
2 J.J. Hardy, R (1, 6) OBP: 0.247, SLG: 0.329	C FF 92 X SL 85 0-1 G5-3 ②	F SL 86 X FF 92 0-1 SF8 3-H			B FF 92 B FF 91 F FF 91 B SI 90 B FF 91 4-1 21 1B 10 1B BB	B SI 94 F SI 94 B CH 87 S SI 94 X SL 87 2-2 ① F7				2	1	0	1	1	0	2
21 Nick Markakis, L (1, 10) OBP: 0.330, SLG: 0.385	B FF 91 B FF 90 X FF 90 2-0 ③ F7	B CH 89 X SI 90 1-0 ③ G4-3			D SI 90 F SI 91 C CH 88 B FF 91 X CH 88 2-2 24 G2 10 1B 19 1B 1-2 1B	B SI 96 S SI 95 B CH 89 B SI 95 C SI 94 X SI 95 3-2 ② ③ G6-4-3 1-2f				4	1	1	0	0	0	3
10 Adam Jones, R (1, 8) OBP: 0.364, SLG: 0.631		B FF 92 S SL 85 F FF 91 F SL 87 X SL 86 1-2 24 1B 19 1B 1B	C FF 91 B SL 87 F FF 94 X SL 87 1-2 24 2B 1B		B FF 91 B FF 92 F SL 86 F FF 92 X CH 88 2-2 24 G2 19 1B 1-2 2-H 1B		B SL 84 F FF 91 X FF 92 1-1 ① G3-1			4	3	3	1	0	0	0
24 Wilson Betemit, S (1, 5) OBP: 0.265, SLG: 0.447		1 SAFE C FF 90 F FF 90 B SI 90 B CH 89 F FC 91 B FF 92 F FF 90 1 SAFE 3-2 X SI 90 28 E 19 1B 28 1B 1-3 1B	X SI 90 0-0 ① 1-H 2B		B CH 80 B SI 88 X SL 80 2-0 ① G2 1-2 2-3		C FF 93 B FF 92 B FF 91 B CU 71 S FF 93 C FF 92 3-3 ② K			4	1	2	1	0	1	2
19 Chris Davis, L (1, 3) OBP: 0.352, SLG: 0.582		X FF 91 0-0 28 E 28 1B 1-2 3-H 1B	B SI 90 X FF 92 1-0 ② G3		S SL 82 F SI 90 X CU 70 0-2 28 G5-3 2-H 3-H 1B		X FF 92 0-0 HR			4	2	3	4	0	0	0
28 Ronny Paulino, R (1, 2) OBP: 0.360, SLG: 0.400		M SL 84 2 SAFE X SL 85 0-1 3 G4-3 11 1B 1-H 2-H 1B	S SL 89 B FF 93 C FF 93 B SL 89 S SL 88 2-3 ③ K		B CH 80 B SI 90 F CH 81 B SI 89 C SI 88 F CH 81 F SI 89 X SL 82 3-2 ② G5-3 1-2		C SL 82 F FF 91 B SL 81 B SL 84 B FF 92 F FF 92 X FF 90 3-2 ③ F7			4	1	1	2	0	1	1
3 Ryan Flaherty, L (1, 9) OBP: 0.190, SLG: 0.158		B CH 89 F CH 86 B FF 90 X FF 92 2-1 ① G4-3 2-3		C FF 91 F FF 93 X CH 89 0-2 ① G3-1	B SI 90 T SL 82 S CH 81 B SI 92 S CU 72 2-3 ③ K			X FF 91 0-0 ① P5		4	0	0	0	0	1	2
11 Robert Andino, R (1, 4) OBP: 0.338, SLG: 0.426		S SL 86 B SL 88 X FF 92 1-1 14 1B 2 SF8 3-H 1B		B FF 93 X SL 85 1-0 14 G6-4-3 1B		B SI 94 S SI 93 F SI 96 X CH 90 1-2 14 BB 1B		B SL 82 X SL 81 1-0 ② F9		4	1	3	1	0	0	0
Inning Stats	R: 0 E: 0 K: 0 S: 6 H: 0 LOB: 0 BB: 0 P: 9	R: 5 E: 1 K: 0 S: 21 H: 6 LOB: 1 BB: 0 P: 30	R: 1 E: 0 K: 1 S: 8 H: 2 LOB: 0 BB: 0 P: 12	R: 0 E: 0 K: 0 S: 6 H: 1 LOB: 0 BB: 0 P: 7	R: 3 E: 0 K: 1 S: 19 H: 3 LOB: 1 BB: 1 P: 34	R: 0 E: 0 K: 0 S: 10 H: 1 LOB: 1 BB: 1 P: 20	R: 1 E: 0 K: 1 S: 10 H: 1 LOB: 0 BB: 0 P: 17	R: 0 E: 0 K: 0 S: 3 H: 0 LOB: 0 BB: 0 P: 5		1B: 12 2B: 1 3B: 0 HR: 1 SF: 1 SAC: 0 DP: 2 HBP: 0				WP: 0 PB: 0 SB: 0 CS: 0 PA: 37	

BOTTOM

Oakland Athletics @ Baltimore Orioles

Oriole Park at Camden Yards, Baltimore, MD

Sat Apr 28 2012, 7:17 PM - 10:08 PM EDT

Att. 26,926 - Drizzle - 56 F

livebaseballscorecards.com

AB	34
R	10
H	14
RBI	10
BB	2
SO	3
LOB	11

PITCHER		IP	WLS	BF	H	R	ER	SO	BB	IBB	HBP	BLK	WP	HR	S	P	ERA	WHIP
66 Tyson Ross, R ERA: 6.48	(1, 1)	4.0	L	22	11	9	9	1	1	0	0	0	0	0	48	73	20.25	3.000
13 Jerry Blevins, L ERA: 1.93	(5, 1)	1.0		4	1	0	0	1	0	0	0	0	0	0	12	19	0.00	1.000
65 Pedro Figueroa, L ERA:	(6, 1)	1.0		4	1	0	0	0	1	0	0	0	0	0	10	20	0.00	2.000
53 Jim Miller, R ERA: 3.86	(7, 1)	2.0		7	1	1	1	1	0	0	0	0	0	1	13	22	4.50	0.500

PITCHER	IP	WLS	BF	H	R	ER	SO	BB	IBB	HBP	BLK	WP	HR	S	P	ERA	WHIP

Batter	1	2	3	4	5	6	7	8	9	AB	R	H	RBI	BB	SO	LOB
4 Coco Crisp, S (1, 10) OBP: 0.266, SLG: 0.207	C FF 89 B FF 90 X FF 89 1-1 ① F9		C FF 87 F FF 89 F FC 83 B FC 90 F CH 85 B FF 88 B CH 84 F FF 90 B FC 88 4-2 2 1B BB			F CH 81 B FC 83 F FF 89 B FF 89 X CH 83 2-2 ① F7		C SI 82 F SL 76 F SI 83 F FF 85 B FF 84 S FF 84 1-3 ① K		3	0	0	0	1	1	0
2 Cliff Pennington, S (1, 6) OBP: 0.221, SLG: 0.244	B FF 90 F FF 89 F CU 76 B FC 84 F FF 90 F FC 86 B FF 91 X FF 90 3-2 ② G1-3		1 SAFE C CU 73 X FF 88 0-1 1-2 1B			B CU 75 B FF 89 B FF 88 C FF 88 X FC 87 3-1 ② F8		B SL 77 C SL 77 F SI 82 F SL 77 B FF 84 X FF 85 2-2 ② F8		4	0	1	0	0	0	0
16 Josh Reddick, L (1, 9) OBP: 0.283, SLG: 0.444	C CU 75 B FF 89 X FF 90 1-1 1B		F FC 89 F FF 90 B FF 90 B FF 89 X FF 90 2-2 ③ G1-3			B FF 88 C CH 82 B FF 87 C CH 87 X FF 90 2-2 52 2B 1B		B SL 77 C SI 84 B FF 84 F SI 82 X FF 86 2-2 ③ P5		4	1	2	0	0	0	2
52 Yoenis Cespedes, R (1, 8) OBP: 0.341, SLG: 0.494	C FF 89 B FC 85 X CH 87 1-1 ③ P5			S CU 74 B FF 90 X FF 89 1-1 25 G3-6-3 1B		S FC 84 X FF 89 0-1 1-H 2B			C FF 96 S SL 84 B SI 96 F FF 96 X SI 97 1-2 ① P4	4	0	2	1	0	0	1
25 Kila Ka'aihue, L (1, 3) OBP: 0.333, SLG: 0.333 10 Daric Barton, L (9, PH) OBP: 0.275, SLG: 0.348 (9, 3)		X FF 88 0-0 ① G3		X FC 88 0-0 ① G3-6-3 ② 1-2f		F CH 82 B FF 88 B FC 84 F FC 85 B CH 82 X FC 89 3-2 ③ G4-3			X SI 97 0-0 2B	3 1	0 0	0 1	0 0	0 0	0 0	2 0
15 Seth Smith, L (1, 7) OBP: 0.361, SLG: 0.316		C CH 86 F FC 83 F FF 89 X FF 88 0-2 ② G6-3		B FC 87 B FF 87 B CU 75 C FC 89 T FC 84 X FF 89 3-2 ③ 1B			B CH 80 X FF 88 1-0 HR		B SL 83 S FF 97 B FF 97 B SL 84 B SI 97 4-1 BB	3	1	2	1	1	0	0
8 Kurt Suzuki, R (1, 2) OBP: 0.228, SLG: 0.299		B FF 89 X FF 88 1-0 ③ P2			B FC 86 X SL 87 1-0 ① F7		C FC 88 B CU 78 X FC 88 1-1 ① F8		B SL 83 B FF 97 S FF 97 D SL 84 C SI 97 F FF 96 X SI 97 3-2 ② F4	4	0	0	0	0	0	2
28 Eric Sogard, L (1, 4) OBP: 0.220, SLG: 0.304			B FF 88 X CH 87 1-0 ① G3		C CH 86 B CH 82 F CH 82 F FC 83 B CU 77 B FF 89 X FF 89 3-2 ② L8		C CU 74 X CH 82 0-1 ② G4-3		F CH 89 F SI 97 F SL 84 F FF 96 X CH 91 0-2 ③ G4-1	4	0	0	0	0	0	2
35 Luke Hughes, R (1, 5) OBP: 0.125, SLG: 0.130			X FF 89 0-0 ② B1-3		C FC 84 B FC 84 B CU 77 F FC 90 F FF 90 S CU 80 2-3 ③ K		F FC 85 C CH 86 B CU 79 B CH 86 S FC 84 2-3 ③ K			3	0	0	0	0	2	0
Inning Stats	R: 0 E: 0 K: 0 S: 11 H: 1 LOB: 1 BB: 0 P: 17	R: 0 E: 0 K: 0 S: 6 H: 0 LOB: 0 BB: 0 P: 7	R: 0 E: 0 K: 0 S: 12 H: 1 LOB: 2 BB: 1 P: 19	R: 0 E: 0 K: 0 S: 6 H: 2 LOB: 1 BB: 0 P: 10	R: 0 E: 0 K: 1 S: 9 H: 0 LOB: 0 BB: 0 P: 15	R: 1 E: 0 K: 0 S: 13 H: 2 LOB: 1 BB: 0 P: 23	R: 1 E: 0 K: 1 S: 8 H: 1 LOB: 0 BB: 0 P: 12	R: 0 E: 0 K: 1 S: 12 H: 0 LOB: 0 BB: 0 P: 17	R: 0 E: 0 K: 0 S: 15 H: 1 LOB: 2 BB: 1 P: 23	1B: 5 2B: 2 3B: 0 HR: 1 SF: 0 SAC: 0 DP: 1 HBP: 0						

TOP

Oakland Athletics @ Baltimore Orioles

Oriole Park at Camden Yards, Baltimore, MD

Sun Apr 29 2012, 1:36 PM - 4:07 PM EDT

Att. 31,793 - Sunny - 64 F

livebaseballscorecards.com

AB	33
R	2
H	8
RBI	2
BB	2
SO	3
LOB	9

WP: 0	PA: 35
PB: 0	
SB: 0	
CS: 0	

PITCHER		IP	WLS	BF	H	R	ER	SO	BB	IBB	HBP	BLK	WP	HR	S	P	ERA	WHIP
29 Tommy Hunter, R ERA: 4.26	(1, 1)	7.0		27	7	2	2	2	1	0	0	0	0	1	65	103	2.57	1.143
56 Darren O'Day, R ERA: 0.82	(8, 1)	1.0		3	0	0	0	1	0	0	0	0	0	0	12	17	0.00	0.000
47 Pedro Strop, R ERA: 2.08	(9, 1)	1.0	W	5	1	0	0	0	1	0	0	0	0	0	15	23	0.00	2.000

PITCHER	IP	WLS	BF	H	R	ER	SO	BB	IBB	HBP	BLK	WP	HR	S	P	ERA	WHIP

Oakland Athletics @ Baltimore Orioles

Oriole Park at Camden Yards, Baltimore, MD

Sun Apr 29 2012, 1:36 PM - 4:07 PM EDT

Att. 31,793 - Sunny - 64 F

BOTTOM

Batter	1	2	3	4	5	6	7	8	9	AB	R	H	RBI	BB	SO	LOB
14 Nolan Reimold, R (1, 7) OBP: 0.354, SLG: 0.667	B FF 89 X FF 90 1-0 2 L3-6 2B		1 SAFE X FF 86 0-0 ② L4			C SI 90 F FF 90 B SL 84 X SL 85 1-2 ② P5		S SI 89 X SI 89 0-1 ②③ G6-4-3 1-2f		4	0	1	0	0	0	2
2 J.J. Hardy, R (1, 6) OBP: 0.247, SLG: 0.325	F FF 91 L FF 90 X FF 92 0-2 ①② L3-6 2-2		B FF 88 F FF 88 X SI 88 1-1 ③ P3			F FF 92 X FF 91 0-1 ③ F8			C SI 90 C FF 93 B SI 91 X FF 92 1-2 10 E 10 1B 32 2B 1B	4	1	1	0	0	0	2
21 Nick Markakis, L (1, 9) OBP: 0.326, SLG: 0.390	B FF 91 X SI 89 1-0 ③ F8			B SL 82 F SL 82 B SL 80 X FF 92 2-1 ① G4-3			B FF 90 F FF 91 X SI 90 1-1 2B		B FF 91 B FF 89 F SI 89 F FF 89 S FF 93 2-3 ① K	4	0	1	0	0	1	1
10 Adam Jones, R (1, 8) OBP: 0.359, SLG: 0.614		B FF 90 C FF 89 X FF 89 1-1 ① P6		F FF 90 X FF 90 0-1 ② G6-3			F FF 90 F SI 90 D SL 85 T FF 93 1-2 ① K		C SI 90 X SI 90 0-1 E1 1-3 32 2B 1B	4	1	1	0	0	1	1
32 Matt Wieters, S (1, 2) OBP: 0.351, SLG: 0.576 9 Endy Chavez, L (9, PR) OBP: 0.205, SLG: 0.167		C FF 89 B FF 92 B FF 92 F CH 84 B FF 93 S FF 92 3-3 ② K		F SL 81 B FF 92 B FF 92 F FF 92 B SI 91 X SI 90 3-2 ③ F9			X FF 93 0-0 ② F8		B FF 91 F FF 93 C FF 92 X CU 81 1-2 24 HR 2-H 3-H 2B	4 0	0 1	1 0	2 0	0 0	1 0	1 0
19 Chris Davis, L (1, 10) OBP: 0.373, SLG: 0.580		B FF 90 F SI 91 F FF 90 B SL 84 X CH 83 2-2 1B			B FF 90 F FF 91 X FF 92 1-1 ① L9		F SI 91 B FF 93 B FF 92 T FF 92 F FF 93 B FF 92 B FF 92 4-2 BB		I IN 72 I IN 70 I IN 75 I IN 77 4-0 24 HR IBB	2	1	1	0	2	0	0
24 Wilson Betemit, S (1, 5) OBP: 0.264, SLG: 0.490		C FF 88 B FF 90 D SL 81 S FF 91 C FF 90 2-3 ③ K			T FF 91 B FF 92 F FF 92 X FF 93 1-2 ② F7		B SI 90 X FF 92 1-0 ③ P6		C FF 91 B FF 91 B FF 91 X FF 91 3-1 1-H 2-H HR	4	1	1	3	0	1	3
12 Mark Reynolds, R (1, 3) OBP: 0.271, SLG: 0.217			C FF 90 C SI 89 X FF 91 0-2 ① G4-3		C SI 89 F SI 91 F SI 90 S FF 93 0-3 ③ K			B SL 82 B SI 89 C SI 88 B FF 91 C SI 89 X SI 90 3-2 ① G4-3		3	0	0	0	0	1	0
11 Robert Andino, R (1, 4) OBP: 0.351, SLG: 0.437			C SI 89 B SI 90 X FF 88 1-1 1B			C SI 89 X FF 92 0-1 ① G3-1		C SI 89 B FF 92 X SI 90 1-1 14 G6-4-3 1B		3	0	2	0	0	0	0
Inning Stats	R: 0 E: 0 K: 0 S: 5 H: 1 LOB: 0 BB: 0 P: 7	R: 0 E: 0 K: 2 S: 11 H: 1 LOB: 1 BB: 0 P: 19	R: 0 E: 0 K: 0 S: 8 H: 1 LOB: 1 BB: 0 P: 10	R: 0 E: 0 K: 0 S: 7 H: 0 LOB: 0 BB: 0 P: 12	R: 0 E: 0 K: 1 S: 9 H: 0 LOB: 0 BB: 0 P: 11	R: 0 E: 0 K: 0 S: 7 H: 0 LOB: 0 BB: 0 P: 8	R: 0 E: 0 K: 1 S: 10 H: 1 LOB: 2 BB: 1 P: 17	R: 0 E: 0 K: 0 S: 7 H: 1 LOB: 0 BB: 0 P: 11	R: 5 E: 1 K: 1 S: 13 H: 4 LOB: 1 BB: 1 P: 24	1B: 5 2B: 4 3B: 0 HR: 1 SF: 0 SAC: 0 DP: 2 HBP: 0						

PITCHER		IP	WLS	BF	H	R	ER	SO	BB	IBB	HBP	BLK	WP	HR	S	P	ERA	WHIP
21 Bartolo Colon, R ERA: 2.53	(1, 1)	8.1		31	7	2	2	5	1	0	0	0	0	0	72	106	2.16	0.960
50 Grant Balfour, R ERA: 3.46	(9, 1)	0.0	L	3	2	3	3	0	0	1	0	0	0	1	5	13	∞	∞

PITCHER	IP	WLS	BF	H	R	ER	SO	BB	IBB	HBP	BLK	WP	HR	S	P	ERA	WHIP

livebaseballscorecards.com

AB	32
R	5
H	9
RBI	5
BB	2
SO	5
LOB	10

PA: 34

WP: 0
PB: 0
SB: 0
CS: 0

Batter	1	2	3	4	5	6	7	8	9	AB	R	H	RBI	BB	SO	LOB
14 Nolan Reimold, R (1, 7) OBP: 0.333, SLG: 0.627	B SI 89 C SI 89 X SI 90 1-1 ① L7		B SI 90 B SI 91 C SI 90 S SL 83 T SL 84 2-2 ③ K			C SI 91 B SL 83 B SL 82 F SL 83 F SL 84 X SI 91 2-2 ② G6-3			S FC 92 X FC 92 0-1 ① G4-3	4	0	0	0	0	1	0
2 J.J. Hardy, R (1, 6) OBP: 0.247, SLG: 0.322 9 Endy Chavez, L (9, PR) OBP: 0.205, SLG: 0.167	C SI 90 B SL 83 X SI 90 1-1 ② G5-3			C SI 90 B SI 92 C SL 83 X SL 84 1-2 ① F9		C SI 92 B SI 92 X SI 91 1-1 ③ G1-3			B FC 92 B FC 92 F FC 92 X FC 91 2-1 21 G6-4-3 1B	4 0	0 0	1 0	0 0	0 0	0 0	0 0
21 Nick Markakis, L (1, 9) OBP: 0.323, SLG: 0.384	C SI 90 F FF 90 X FS 86 0-2 ③ L7			C SI 91 X SL 84 0-1 ② P3			B SI 91 C SI 90 B FS 86 C SI 89 X SI 91 2-2 19 WP 10 F8 24 2-1 1B		C FC 90 B FF 91 X CH 84 1-1 ② ③ G6-4-3 1-2f	4	0	1	0	0	0	1
10 Adam Jones, R (1, 8) OBP: 0.368, SLG: 0.611		C SI 90 S SL 82 B SL 83 B FF 89 B SI 90 B SL 82 4-2 32 1B 19 SF7 BB		C SI 91 B SI 91 B SI 93 C SI 91 B SI 92 X SI 91 3-2 32 CS 1B			B SI 91 X SI 91 1-0 ① F8 1-2			2	1	1	0	1	0	1
32 Matt Wieters, S (1, 2) OBP: 0.364, SLG: 0.574		1 SAFE X FF 90 0-0 24 G6-3 1-3 1B		1 SAFE 1 SAFE 1 SAFE B SI 91 1-0 ③ CS 1-2	B SI 90 B FS 86 F SI 92 X SI 94 2-1 ① F7		H FF 92 1-0 19 WP HBP			2	0	1	0	0	0	0
19 Chris Davis, L (1, 3) OBP: 0.359, SLG: 0.563		X CU 75 0-0 ① SF7 3-H			F FS 84 B FS 85 B FF 91 X SI 93 2-1 ② L6		B FS 86 F FF 90 F FF 90 S FS 85 1-3 ② K2-3 1-2 2-3			2	0	0	1	0	1	2
24 Wilson Betemit, S (1, 5) OBP: 0.268, SLG: 0.481		B SI 91 B SI 90 C SL 81 B SI 90 X SI 90 3-1 ② ③ G6-3 1-2f			B CU 76 C SI 91 B SL 85 X SI 92 2-1 1B		B FF 90 D FS 86 2-0 ③ 2-1 3-H	B FC 92 B FC 94 C FC 93 C FC 94 F FC 94 B FC 94 F FC 94 S FC 93 3-3 ① K		3	0	1	0	0	1	1
12 Mark Reynolds, R (1, 10) OBP: 0.260, SLG: 0.206			B SL 80 F SI 89 B SI 90 X SI 90 2-1 ① L3		C SL 82 C SL 82 B FF 91 F SL 84 S SL 84 1-3 ③ K			C FC 93 C FC 93 B FC 94 B KC 82 C FC 94 2-3 ② K		3	0	0	0	0	2	1
11 Robert Andino, R (1, 4) OBP: 0.338, SLG: 0.419			C SI 90 X SI 90 0-1 ② L7			X SL 81 0-0 ① F8		C FC 92 F FC 92 B FC 92 C FC 94 1-3 ③ K		3	0	0	0	0	1	0
Inning Stats	R: 0 E: 0 K: 0 S: 7 H: 0 LOB: 0 BB: 0 P: 9	R: 1 E: 0 K: 0 S: 6 H: 1 LOB: 0 BB: 1 P: 13	R: 0 E: 0 K: 1 S: 7 H: 0 LOB: 0 BB: 0 P: 11	R: 0 E: 0 K: 0 S: 8 H: 1 LOB: 0 BB: 0 P: 13	R: 0 E: 0 K: 1 S: 10 H: 1 LOB: 1 BB: 0 P: 17	R: 0 E: 0 K: 0 S: 7 H: 0 LOB: 0 BB: 0 P: 10	R: 0 E: 0 K: 1 S: 7 H: 1 LOB: 2 BB: 0 P: 14	R: 0 E: 0 K: 3 S: 11 H: 0 LOB: 0 BB: 0 P: 17	R: 0 E: 0 K: 0 S: 6 H: 1 LOB: 1 BB: 0 P: 9	1B: 5 2B: 0 3B: 0 HR: 0 SF: 1 SAC: 0 DP: 2 HBP: 1						

PITCHER		IP	WLS	BF	H	R	ER	SO	BB	IBB	HBP	BLK	WP	HR	S	P	ERA	WHIP
18 Hiroki Kuroda, R ERA: 3.69	(1, 1)	7.0	W	25	4	1	1	3	1	0	1	0	1	0	52	87	1.29	0.714
30 David Robertson, R ERA:	(8, 1)	1.0	H	3	0	0	0	3	0	0	0	0	0	0	11	17	0.00	0.000
42 Mariano Rivera, R ERA: 2.16	(9, 1)	1.0	S	3	1	0	0	0	0	0	0	0	0	0	6	9	0.00	1.000

PITCHER	IP	WLS	BF	H	R	ER	SO	BB	IBB	HBP	BLK	WP	HR	S	P	ERA	WHIP

TOP

Baltimore Orioles @ New York Yankees

Yankee Stadium, Bronx, NY

Mon Apr 30 2012, 7:09 PM - 9:32 PM EDT

Att. 36,890 - Partly Cloudy - 52 F

livebaseballscorecards.com

AB	27
R	1
H	5
RBI	1
BB	1
SO	6
LOB	6



WP: 1	PA: 31
PB: 0	
SB: 0	
CS: 1	

Baltimore Orioles @ New York Yankees

Yankee Stadium, Bronx, NY

Mon Apr 30 2012, 7:09 PM - 9:32 PM EDT

Att. 36,890 - Partly Cloudy - 52 F

livebaseballscorecards.com

BOTTOM

Batter	1	2	3	4	5	6	7	8	9	AB	R	H	RBI	BB	SO	LOB
2 Derek Jeter, R (1, 6) OBP: 0.433, SLG: 0.579	B FF 93 B FF 94 X FF 93 2-0 ① G4-3		C SL 86 B SI 94 C SI 94 B SI 93 X SL 86 2-2 ① G1-3		B SL 84 S SL 85 B SI 93 B SI 93 X SI 93 3-1 1B			B SI 92 F SI 92 B SI 94 B SI 92 X SI 93 3-1 ① G6-3		4	0	1	0	0	0	0
14 Curtis Granderson, L (1, 8) OBP: 0.380, SLG: 0.595	B FF 94 B CU 77 X SI 94 2-0 ② F7		B CU 78 B CU 77 F SI 93 C SI 94 B SL 84 F SL 86 B SI 93 4-2 BB		B SI 93 B SL 85 C SI 93 S CH 89 S SI 93 2-3 ③ K			B CU 80 B CH 86 C SI 93 X SI 93 2-1 ② G2-3		3	0	0	0	1	1	1
13 Alex Rodriguez, R (1, 10) OBP: 0.354, SLG: 0.415	B SI 94 B FF 93 B FF 94 C SI 94 B SI 94 4-1 BB		B SI 92 C SL 86 X SI 93 1-1 ② F9			B CU 76 S SI 92 B SI 93 C SI 92 S CU 78 2-3 ① K		B CU 80 B SI 93 X SI 94 2-0 ③ G6-3		3	0	0	0	1	1	1
24 Robinson Canó, L (1, 4) OBP: 0.323, SLG: 0.389	D CU 78 F SI 94 F SI 95 F SL 86 S SI 94 1-3 ③ K		C SL 85 B SI 93 B FF 94 X SI 93 2-1 ③ F7			X CH 88 0-0 25 1B 1B				3	0	1	0	0	1	2
25 Mark Teixeira, S (1, 3) OBP: 0.290, SLG: 0.395		C SI 93 B CH 89 X SI 93 1-1 12 HR 1B		C CU 75 F CH 88 B SL 84 S CH 88 1-3 ① K		B SL 85 S SI 93 1 SAFE D CH 89 C SL 87 X FF 94 2-2 27 G4-6-3 1-3 1B				3	1	2	0	0	1	0
27 Raul Ibanez, L (1, 9) OBP: 0.297, SLG: 0.448 22 Andruw Jones, R (9, 9) OBP: 0.306, SLG: 0.500		C CU 77 B SI 93 B SI 94 X CH 89 2-1 ① L9		B CH 88 C CH 88 T FF 94 X FF 94 1-2 ② G3-1		X SI 93 0-0 ②③ G4-6-3 1-2f				3 0	0 0	0 0	0 0	0 0	0 0	3 0
12 Eric Chavez, L (1, 5) OBP: 0.333, SLG: 0.643		X SI 94 0-0 1-H HR		C SL 83 S FF 93 F SI 94 B FF 95 F SL 86 X SI 94 1-2 ③ G5-3					B SL 84 B SI 93 F FF 94 X SI 94 2-1 ① F7	3	1	1	2	0	0	0
55 Russell Martin, R (1, 2) OBP: 0.338, SLG: 0.296		B SL 86 B SL 86 B SI 93 C FF 93 F FF 93 X SL 86 3-2 ② G6-3			F SL 85 B SI 92 F SI 93 C SI 94 1-3 ① K				S SI 96 S SI 96 S SI 96 0-3 ② K	3	0	0	0	0	2	0
26 Eduardo Núñez, R (1, 7) OBP: 0.361, SLG: 0.344		B FF 94 L FF 94 C SL 85 F SI 94 F FF 93 B SL 84 B SL 85 F SL 85 X SI 94 3-2 ③ F8			C SI 94 B SL 85 X SI 93 1-1 ② G4-3				B SL 85 C SL 85 F SI 94 X SL 85 1-2 ③ F8	3	0	0	0	0	0	0
Inning Stats	R: 0 E: 0 K: 1 S: 7 H: 0 LOB: 1 BB: 1 P: 16	R: 2 E: 0 K: 0 S: 14 H: 2 LOB: 0 BB: 0 P: 23	R: 0 E: 0 K: 0 S: 10 H: 0 LOB: 1 BB: 1 P: 19	R: 0 E: 0 K: 1 S: 11 H: 0 LOB: 0 BB: 0 P: 14	R: 0 E: 0 K: 2 S: 10 H: 1 LOB: 1 BB: 0 P: 17	R: 0 E: 0 K: 1 S: 8 H: 2 LOB: 1 BB: 0 P: 12	R: 0 E: 0 K: 1 S: 8 H: 0 LOB: 0 BB: 0 P: 11	R: 0 E: 0 K: 0 S: 5 H: 0 LOB: 0 BB: 0 P: 12		1B: 4 2B: 0 3B: 0 HR: 1 SF: 0 SAC: 0 DP: 1 HBP: 0				WP: 0 PB: 0 SB: 0 CS: 0 PA: 30		

	AB	28
	R	2
	H	5
	RBI	2
	BB	2
	SO	6
	LOB	7

PITCHER		IP	WLS	BF	H	R	ER	SO	BB	IBB	HBP	BLK	WP	HR	S	P	ERA	WHIP
39 Jason Hammel, R ERA: 1.97	(1, 1)	6.0	L	24	5	2	2	5	2	0	0	0	0	1	60	101	3.00	1.167
27 Matt Lindstrom, R ERA:	(7, 1)	1.0		3	0	0	0	1	0	0	0	0	0	0	8	11	0.00	0.000
43 Jim Johnson, R ERA:	(8, 1)	1.0		3	0	0	0	0	0	0	0	0	0	0	5	12	0.00	0.000

PITCHER	IP	WLS	BF	H	R	ER	SO	BB	IBB	HBP	BLK	WP	HR	S	P	ERA	WHIP

Batter	1	2	3	4	5	6	7	8	9	AB	R	H	RBI	BB	SO	LOB
9 Endy Chavez, L (1, 7) OBP: 0.182, SLG: 0.146	C FF 93 B FF 93 F FF 93 F KC 74 F FF 94 F FF 95 B KC 77 S KC 76 2-3 K ①		C FF 93 B FF 93 1 SAFE B FF 93 F FF 93 S KC 76 2-3 K ①		C FF 93 B FF 93 1 SAFE B FF 92 X FF 92 2-1 L7 ②	X FF 88 0-0 G4-3 ③		B SL 82 C SL 83 X FF 93 1-1 L8 ③		5	0	0	0	0	2	5
2 J.J. Hardy, R (1, 6) OBP: 0.245, SLG: 0.348	B FF 94 C FF 94 F FF 94 X FF 94 1-2 G3-1 ②		C FF 93 1 SAFE X FF 91 0-1 1-H HR		C FF 92 B FC 87 1 SAFE B FF 93 B FF 91 X FF 93 3-1 F8 ③		C SI 86 F CU 73 C FF 88 0-3 K ①		C FF 90 C SI 89 F FF 91 S CU 80 0-3 K ①	5	1	1	2	0	2	1
21 Nick Markakis, L (1, 9) OBP: 0.327, SLG: 0.385	F FF 94 C FF 94 B FF 94 F KC 76 X FF 95 1-2 1B		C KC 75 X FF 93 0-1 G4-3 ②			C FF 91 C FF 91 X FF 91 0-2 F9 ① B FF 89 X CH 81 1-0 G4-3 ②			C CU 77 B SI 88 B SI 90 X SI 90 2-1 10 FC6-4 1B	5	0	2	0	0	0	0
10 Adam Jones, R (1, 8) OBP: 0.360, SLG: 0.600	B FF 94 F FF 94 S FF 95 X FF 95 1-2 F8 ③		S KC 74 X FF 92 0-1 P4 ③			F FF 91 C FF 92 B KC 74 F KC 72 B FF 93 X FF 92 2-2 G4-3 ② F SL 78 C FF 89 B SI 91 F CH 82 B CU 76 X CH 83 2-2 2B			S SI 89 S SI 88 X SI 89 0-2 FC6-4 32 1B 1-2f ②	5	0	1	0	0	0	2
32 Matt Wieters, S (1, 2) OBP: 0.366, SLG: 0.556		C FF 92 B FF 92 B FF 92 C FF 92 S FF 94 2-3 K ①		B KC 71 X CH 82 1-0 F7 ①		B FF 93 F FF 92 B FF 92 C KC 73 F FF 92 F FF 93 H KC 75 3-2 19 1B 24 1B HBP	C SI 88 B FF 89 S CH 81 B FF 90 F CU 76 S CH 83 2-3 K ③		S CH 83 B FF 91 B SI 89 X CH 83 2-1 1-3 1B ③	4	1	1	0	0	2	1
19 Chris Davis, L (1, 3) OBP: 0.378, SLG: 0.627		X FF 93 0-0 HR		C KC 72 S KC 74 B KC 74 B KC 74 F KC 74 X FF 93 2-2 F7 ②		B SL 80 1 SAFE B SI 92 S SL 80 X FF 93 2-1 24 1B 36 2B 1-2 1B		C SL 80 X FF 91 0-1 36 2B 2B		4	3	3	1	0	0	0
24 Wilson Betemit, S (1, 5) OBP: 0.267, SLG: 0.466		B KC 73 F FF 94 B FF 94 F FF 94 B FF 94 C KC 75 3-3 K ②		F KC 72 F FF 93 B KC 75 S KC 74 1-3 K ③		C SI 93 D SL 82 S SL 81 X FF 94 1-2 36 2B 1-3 2-H 1B		C SL 82 F SL 82 S SL 82 0-3 K ①		4	1	1	1	0	3	1
36 Nick Johnson, L (1, 10) OBP: 0.176, SLG: 0.133		C FF 93 B FF 93 S CH 85 F FF 94 X KC 74 1-2 G1-3 ③			B KC 71 C CH 83 B CH 84 F FF 92 B CH 84 C FF 92 3-3 K ① B FF 93 B FF 93 C SL 80 F FF 92 F SL 81 1 SAFE X SI 93 2-2 1-H 3-H 2B		C FF 93 T SI 92 B FF 93 X SL 82 1-2 11 F8 2-H 2B	4	0	2	3	0	1	0
11 Robert Andino, R (1, 4) OBP: 0.358, SLG: 0.421			F FF 92 B FF 93 B KC 74 S KC 74 B FF 93 B FF 93 4-2 2 HR BB		B KC 73 X FF 92 1-0 1B	C CU 71 B SI 90 D CU 75 B CH 80 F CU 73 B CU 73 4-2 BB		C FF 93 C FF 93 X FF 93 0-2 F8 ② 2-3		2	1	1	0	2	0	1
Inning Stats	R: 0 E: 0 K: 1 S: 16 H: 1 LOB: 1 BB: 0 P: 21	R: 1 E: 0 K: 2 S: 11 H: 1 LOB: 0 BB: 0 P: 17	R: 2 E: 0 K: 1 S: 11 H: 1 LOB: 1 BB: 1 P: 17	R: 0 E: 0 K: 1 S: 8 H: 0 LOB: 0 BB: 0 P: 12	R: 0 E: 0 K: 1 S: 8 H: 1 LOB: 1 BB: 0 P: 17	R: 3 E: 0 K: 0 S: 23 H: 3 LOB: 2 BB: 1 P: 37	R: 0 E: 0 K: 2 S: 12 H: 1 LOB: 1 BB: 0 P: 17	R: 1 E: 0 K: 1 S: 13 H: 2 LOB: 1 BB: 0 P: 15	R: 0 E: 0 K: 1 S: 11 H: 2 LOB: 2 BB: 0 P: 15	1B: 6 2B: 4 3B: 0 HR: 2 SF: 0 SAC: 0 DP: 0 HBP: 1						

PITCHER		IP	WLS	BF	H	R	ER	SO	BB	IBB	HBP	BLK	WP	HR	S	P	ERA	WHIP
65 Phil Hughes, R ERA: 7.48	(1, 1)	5.2	L	23	4	4	4	6	1	0	1	0	0	2	65	100	6.35	0.882
48 Boone Logan, L ERA: 2.89	(6, 1)	0.0		3	3	2	2	0	0	0	0	0	0	0	9	14	∞	∞
53 Cory Wade, R ERA: 1.5	(6, 1)	1.1		6	1	0	0	2	1	0	0	0	0	0	15	24	0.00	1.500
29 Rafael Soriano, R ERA: 2.25	(8, 1)	1.0		5	2	1	1	1	0	0	0	0	0	0	13	15	9.00	2.000
43 D.J. Mitchell, R ERA:	(9, 1)	1.0		4	2	0	0	1	0	0	0	0	0	0	11	15	0.00	2.000

PITCHER	IP	WLS	BF	H	R	ER	SO	BB	IBB	HBP	BLK	WP	HR	S	P	ERA	WHIP

TOP

Baltimore Orioles @ New York Yankees

Yankee Stadium, Bronx, NY

Tue May 01 2012, 7:10 PM - 10:10 PM EDT

Att. 37,790 - Partly Cloudy - 66 F

livebaseballscorecards.com

AB	38
R	7
H	12
RBI	7
BB	2
SO	10
LOB	11

BOTTOM

Baltimore Orioles @ New York Yankees

Yankee Stadium, Bronx, NY

Tue May 01 2012, 7:10 PM - 10:10 PM EDT

Att. 37,790 - Partly Cloudy - 66 F

livebaseballscorecards.com

Batter	1	2	3	4	5	6	7	8	9	AB	R	H	RBI	BB	SO	LOB
2 Derek Jeter, R (1, 6) OBP: 0.440, SLG: 0.590	C FF 89 B CH 82 F FF 90 B FC 92 X CH 84 2-2 ① F7		S CH 83 F FF 92 B FC 91 F FF 91 F SL 84 B CH 82 X CH 83 2-2 13 G1-3 14 1B 1B		F FF 90 B FC 90 X FF 90 1-1 2B		B SI 86 X SI 84 1-0 14 HBP 1-2 1B		C SI 92 B SI 93 B FF 88 X SI 92 2-1 ③ G6-3	5	0	3	0	0	0	0
14 Curtis Granderson, L (1, 8) OBP: 0.394, SLG: 0.632	C CU 75 B CU 74 B FF 92 B FC 92 X FC 91 3-1 HR		C SL 82 B FF 90 C FF 90 1 SAFE B CH 82 X SL 84 2-2 13 G1-3 1-2 1B		C SL 81 B FF 90 B FC 89 F FF 90 F CH 82 B SL 83 F SL 82 X SL 83 3-2 ③ G4-3		C SI 85 B SL 79 H SL 78 2-1 1-2 2-3 HBP			3	1	2	1	0	0	1
13 Alex Rodriguez, R (1, 5) OBP: 0.360, SLG: 0.419	C FF 92 C FF 92 X FC 92 0-2 1B		B FF 91 F FC 91 C SL 84 X CH 83 1-2 ② G1-3 1-2 2-3			X CU 79 0-0 1B	X SL 79 0-0 ③ P2			4	0	2	0	0	0	5
24 Robinson Canó, L (1, 4) OBP: 0.311, SLG: 0.372	F FF 91 F FF 91 F FF 92 B SL 83 F SL 83 F SL 83 T FF 92 1-2 ② K		X FF 92 0-0 ③ P4			B CH 87 X SL 87 1-0 ① L8		C SL 77 B FF 84 F SL 78 B SI 84 F FF 85 T SI 83 2-2 ① K		4	0	0	0	0	2	4
25 Mark Teixeira, S (1, 3) OBP: 0.278, SLG: 0.378	C CU 75 B FF 91 X FF 92 1-1 ③ F9			B SL 81 X FC 90 1-0 ① G4-3		X CH 86 0-0 ② F8		C SI 84 F FF 85 X SI 84 0-2 ② G3		4	0	0	0	0	0	2
22 Andruw Jones, R (1, 9) OBP: 0.300, SLG: 0.455		C CH 82 C FF 89 B SL 81 S SL 85 1-3 ① K		C FF 90 S SL 83 B CU 80 B CH 84 C SL 82 2-3 ② K		S CH 80 F CH 79 B FF 89 X CU 80 1-2 ③ P3		B SL 77 C SL 78 B SL 77 B SL 77 B SI 82 4-1 BB		3	0	0	0	1	2	1
55 Russell Martin, R (1, 10) OBP: 0.333, SLG: 0.281 (8, 2)		C FF 91 B CH 83 C SL 81 B FF 91 F CH 86 C FC 92 2-3 ② K		X FF 90 0-0 ③ L5			B CH 87 B CH 87 B FF 89 B SL 86 4-0 14 HBP 2 1B BB	B SL 75 S SI 83 C SI 85 B SL 78 F SL 78 X SI 83 2-2 ③ G1-3		3	0	0	0	1	1	1
26 Eduardo Núñez, R (1, 7) OBP: 0.325, SLG: 0.306		C FC 91 X FF 92 0-1 ③ P4			C CU 79 S CH 80 X CH 82 0-2 ① F9		D SL 82 B SL 87 X FF 88 2-0 ① P6		C SI 91 F SI 92 B SI 90 C SL 86 1-3 ① K	4	0	0	0	0	1	1
19 Chris Stewart, R (1, 2) OBP: 0.278, SLG: 0.294 12 Eric Chavez, L (7, PH) OBP: 0.323, SLG: 0.621 29 Rafael Soriano, R (8, 1) 43 D.J. Mitchell, R (9, 1) 27 Raul Ibanez, L (9, PH) OBP: 0.292, SLG: 0.441			B FC 89 C FC 89 B CH 83 C FC 90 X FF 90 2-2 ① F7		B CU 74 B FF 89 X FC 89 2-0 ② F8		C SL 77 B SL 78 F SL 78 X FF 86 1-2 ② L8		C SI 91 B SI 92 B CH 86 S CH 85 F SI 91 X SI 91 2-2 ② P5	2 1 0 0 1	0 0 0 0 0	0 0 0 0 0	0 0 0 0 0	0 0 0 0 0	0 0 0 0 0	0 1 0 0 0
Inning Stats	R: 1 E: 0 K: 1 S: 16 H: 2 LOB: 1 BB: 0 P: 23	R: 0 E: 0 K: 2 S: 9 H: 0 LOB: 0 BB: 0 P: 12	R: 0 E: 0 K: 0 S: 15 H: 2 LOB: 2 BB: 0 P: 22	R: 0 E: 0 K: 1 S: 5 H: 0 LOB: 0 BB: 0 P: 8	R: 0 E: 0 K: 0 S: 11 H: 1 LOB: 1 BB: 0 P: 17	R: 0 E: 0 K: 0 S: 6 H: 1 LOB: 1 BB: 0 P: 8	R: 0 E: 0 K: 0 S: 7 H: 1 LOB: 3 BB: 1 P: 17	R: 0 E: 0 K: 1 S: 12 H: 0 LOB: 1 BB: 1 P: 20	R: 0 E: 0 K: 1 S: 9 H: 0 LOB: 0 BB: 0 P: 14	1B: 5 2B: 1 3B: 0 HR: 1 SF: 0 SAC: 0 DP: 0 HBP: 1						

	AB	34
	R	1
	H	7
	RBI	1
	BB	2
	SO	6
	LOB	16

WP: 0 PA: 37
PB: 0
SB: 0
CS: 0

PITCHER		IP	WLS	BF	H	R	ER	SO	BB	IBB	HBP	BLK	WP	HR	S	P	ERA	WHIP
17 Brian Matusz, L ERA: 4.67	(1, 1)	6.1	W	26	6	1	1	4	1	0	0	0	0	1	63	97	1.42	1.105
56 Darren O'Day, R ERA: 0.71	(7, 1)	1.2		8	1	0	0	1	1	0	1	0	0	0	18	30	0.00	1.200
38 Luis Ayala, R ERA:	(9, 1)	1.0		3	0	0	0	1	0	0	0	0	0	0	9	14	0.00	0.000

PITCHER	IP	WLS	BF	H	R	ER	SO	BB	IBB	HBP	BLK	WP	HR	S	P	ERA	WHIP

Batter	1	2	3	4	5	6	7	8	9	AB	R	H	RBI	BB	SO	LOB
9 Endy Chavez, L (1, 7) OBP: 0.163, SLG: 0.130	B SI 92 F SI 90 B CU 80 F SI 93 X SL 88 2-2 G3	X FF 93 0-0 P5		B CU 81 B CU 82 X FF 93 2-0 P4		B SI 94 F SI 93 X SI 94 1-1 L5-3 1-1		F SI 88 B CU 73 X SI 88 1-1 FC6-4 2 G6-4-3 1-2f		5	0	0	0	0	0	6
2 J.J. Hardy, R (1, 6) OBP: 0.252, SLG: 0.361	F FF 93 X SI 93 0-1 21 2B 1B		C SI 93 X SL 87 0-1 G5-3		C CU 80 B FF 94 X SL 86 1-1 21 L9 2B		C SI 91 B FF 92 F CU 79 F SL 86 F SI 92 X SL 87 1-2 P4	X SI 89 0-0 G6-4-3 1-2f		5	0	2	0	0	0	1
21 Nick Markakis, L (1, 9) OBP: 0.330, SLG: 0.427	B SI 94 X SI 93 1-0 1-3 2B		C CU 81 X SI 94 0-1 G6-3		B CU 81 B FF 93 X FF 94 2-0 L9 2-3		C SI 92 B SL 86 X CH 86 1-1 HR		B SI 85 B SL 78 C SL 79 X CH 80 2-1 G3	5	1	2	1	0	0	1
10 Adam Jones, R (1, 8) OBP: 0.362, SLG: 0.582	B SL 87 B FF 96 S SL 88 B SL 89 C SL 88 X SL 88 3-2 P4		C CU 81 B SL 88 C FF 94 S SL 89 1-3 K		F SI 94 X SL 87 0-1 G6-3		H SI 93 1-0 32 2B HBP		B SI 88 B SI 88 B SL 79 C SI 87 B CH 82 4-1 32 1B BB	3	1	0	0	1	1	3
32 Matt Wieters, S (1, 2) OBP: 0.391, SLG: 0.618	B CU 82 B CU 80 B CH 88 B FF 94 4-0 BB			B CH 86 B CU 78 X CH 86 2-0 HR	B FF 95 F FF 95 B CU 82 X SI 94 2-1 G6-3		1 SAFE F FF 92 F FF 92 B FF 92 D SI 94 F FF 91 D CU 82 X SI 94 3-2 36 1B 1-H 2B		X SI 85 0-0 1-2 1B	4	2	3	2	1	0	1
19 Chris Davis, L (1, 3) OBP: 0.368, SLG: 0.595	C CU 81 B FF 94 C CU 82 D CU 82 S CU 83 2-3 K			X SL 86 0-0 G3		B CU 79 B SI 92 B SL 85 F SI 92 B FF 93 4-1 36 G4-3 36 WP 11 1B BB	B SL 75 C SL 75 B SI 85 F SI 84 S SL 74 2-3 K		S CH 80 X CH 81 0-1 F6	4	1	0	0	1	2	6
36 Nick Johnson, L (1, 10) OBP: 0.205, SLG: 0.200		B SI 93 X SI 92 1-0 G4-3		C FF 92 B FF 92 B CU 81 X FF 91 2-1 11 1B 2B		C SI 92 F CU 80 B FF 92 B CU 82 X SL 87 2-2 G4-3 1-3	C SI 85 F FF 86 X SL 73 0-2 12 FC5-4 2-H 1B		C CH 80 B FS 81 F SL 82 F CH 81 B SI 87 F CH 81 F SL 78 D FS 79 X CH 81 3-2 F7	5	0	2	1	0	0	3
12 Mark Reynolds, R (1, 5) OBP: 0.260, SLG: 0.197		B FF 94 F SI 93 B SL 86 X SL 86 2-1 F8		B SL 85 S SI 94 B FF 94 C SI 94 S SL 87 2-3 K		S CU 81 B SL 89 B SI 96 B SL 88 F FF 94 B SL 87 4-2 11 1B BB	1 SAFE 1 SAFE X FF 87 0-0 FC5-4 1-2f			3	0	0	0	1	1	2
11 Robert Andino, R (1, 4) OBP: 0.388, SLG: 0.443		C FF 93 S SL 89 F SI 92 B FF 92 B SL 88 B SL 88 B SI 94 4-2 BB		X SL 86 0-0 2-3 1B		1 SAFE F SI 94 1 SAFE C SI 94 X SL 89 0-2 9 L5-3 1-2 3-H 1B		C SI 88 F SL 78 F SL 80 F CH 80 B SI 89 X FS 79 1-2 9 FC6-4 1B		3	0	3	1	1	0	0
Inning Stats	R: 0 E: 0 K: 1 S: 12 H: 2 LOB: 3 BB: 1 P: 24	R: 0 E: 0 K: 0 S: 7 H: 0 LOB: 1 BB: 1 P: 14	R: 0 E: 0 K: 1 S: 7 H: 0 LOB: 0 BB: 0 P: 8	R: 1 E: 0 K: 1 S: 9 H: 3 LOB: 2 BB: 0 P: 17	R: 0 E: 0 K: 0 S: 7 H: 1 LOB: 1 BB: 0 P: 12	R: 1 E: 0 K: 0 S: 11 H: 1 LOB: 1 BB: 2 P: 22	R: 3 E: 0 K: 1 S: 18 H: 3 LOB: 1 BB: 0 P: 26	R: 0 E: 0 K: 0 S: 8 H: 1 LOB: 0 BB: 0 P: 10	R: 0 E: 0 K: 0 S: 12 H: 1 LOB: 2 BB: 1 P: 21	1B: 6 2B: 5 3B: 0 HR: 2 SF: 0 SAC: 0 DP: 2 HBP: 1						

TOP

Baltimore Orioles @ New York Yankees

Yankee Stadium, Bronx, NY

Wed May 02 2012, 7:09 PM - 10:06 PM EDT

Att. 39,360 - Cloudy - 53 F

livebaseballscorecards.com

AB	37
R	5
H	12
RBI	5
BB	5
SO	4
LOB	23

WP: 1 PA: 43
PB: 0
SB: 0
CS: 0

PITCHER		IP	WLS	BF	H	R	ER	SO	BB	IBB	HBP	BLK	WP	HR	S	P	ERA	WHIP
47 Iván Nova, R ERA: 5.58	(1, 1)	6.1	L	32	9	5	5	3	4	0	1	0	1	2	64	114	7.11	2.053
39 Clay Rapada, L ERA: 3.68	(7, 1)	0.1		2	1	0	0	1	0	0	0	0	0	0	6	8	0.00	3.000
53 Cory Wade, R ERA: 1.46	(7, 1)	0.1		1	0	0	0	0	0	0	0	0	0	0	1	1	0.00	0.000
36 Freddy Garcia, R ERA: 10.91	(8, 1)	2.0		8	2	0	0	0	1	0	0	0	0	0	20	31	0.00	1.500

PITCHER		IP	WLS	BF	H	R	ER	SO	BB	IBB	HBP	BLK	WP	HR	S	P	ERA	WHIP

Baltimore Orioles @ New York Yankees

Yankee Stadium, Bronx, NY

Wed May 02 2012, 7:09 PM - 10:06 PM EDT

Att. 39,360 - Cloudy - 53 F

livebaseballscorecards.com

BOTTOM

Batter	1	2	3	4	5	6	7	8	9	AB	R	H	RBI	BB	SO	LOB
2 Derek Jeter, R (1, 6) OBP: 0.425, SLG: 0.567	C FF 90 C SI 92 T SI 92 0-2 ① **K**		X SL 89 0-0 ③ **L9**			B SI 91 F SI 91 F CU 78 X FF 92 1-2 ① **G6-3**		B CU 78 F SI 91 F CU 77 S SI 92 1-3 ③ **K**		4	0	0	0	0	2	0
14 Curtis Granderson, L (1, 8) OBP: 0.389, SLG: 0.615	C SI 93 B SL 85 B SI 88 B SI 95 X SI 95 3-1 ② **F8**			C X CH 87 0-1 ① **G6-3**		C CU 77 B FF 92 F SI 92 B SI 92 X CU 78 2-2 13 G6-4-3 1B			B SI 94 B SI 93 B SI 93 C SI 92 X SI 95 3-1 ① **P5**	4	0	1	0	0	0	0
13 Alex Rodriguez, R (1, 10) OBP: 0.365, SLG: 0.422	B SI 94 X SL 88 1-0 **1B**			X SI 92 0-0 **1B**		X SL 87 0-0 ② ③ **G6-4-3** 1-2f			C SI 94 B CU 80 F SI 93 F SI 96 S CH 89 1-3 ② **K**	4	0	2	0	0	1	1
24 Robinson Canó, L (1, 4) OBP: 0.308, SLG: 0.367	C SI 93 B SI 94 F CU 79 B FF 94 F SI 94 F SL 88 F SI 94 S FF 94 2-3 ③ **K**			F SI 93 S SI 92 S CU 79 0-3 ② **K**			B SI 91 C SI 92 C CH 85 B SI 93 F SL 88 B FF 94 F FF 94 X FF 92 3-2 **1B**		B SI 95 C SI 94 C SI 94 B SI 95 B CU 81 X SI 95 3-2 ③ **G6-3**	4	0	1	0	0	2	2
25 Mark Teixeira, S (1, 3) OBP: 0.270, SLG: 0.366		B CU 76 C SI 93 T FF 94 B SL 87 B SI 94 X FF 95 3-2 ① **G4-3**		B CH 88 S CH 88 C SI 93 X FF 93 1-2 ③ **G1-3**			C SI 92 F FF 92 S CU 78 0-3 ① **K**			3	0	0	0	0	1	2
27 Raul Ibanez, L (1, 9) OBP: 0.294, SLG: 0.435		B SI 94 B SI 94 X SI 94 2-0 ② **F8**			B CH 85 C SI 92 B CH 87 X SI 92 2-1 **1B**		C CH 85 B SL 85 B SI 92 S SI 93 X SL 88 2-2 ② **F7**			3	0	1	0	0	0	1
12 Eric Chavez, L (1, 5) OBP: 0.303, SLG: 0.581 26 Eduardo Núñez, R (5, PH) OBP: 0.317, SLG: 0.297 (6, 5)		C CU 80 C SI 94 B FF 93 F SL 88 B SL 89 B SI 94 S CU 81 3-3 ③ **K**			B SL 87 C SL 87 C SI 94 F SI 92 C FF 92 1-3 ① **K**		B SL 87 X SL 88 1-0 ③ **P5**			1 2	0 0	0 0	0 0	0 0	1 1	0 2
22 Andruw Jones, R (1, 7) OBP: 0.279, SLG: 0.417			C SL 84 B SL 88 C SI 93 S CU 80 1-3 ① **K**		C SI 92 X SL 88 0-1 ② **F8**			C SL 86 B SL 85 C CU 76 F FF 93 B SI 94 F SL 86 F CU 79 S SL 88 2-3 ① **K**		3	0	0	0	0	2	1
55 Russell Martin, R (1, 2) OBP: 0.320, SLG: 0.267			B SL 89 C SI 94 F SI 94 X SI 94 1-2 ② **F8**		X FF 92 0-0 ③ **L9**			B SL 88 B SI 93 B FF 93 C FF 91 C SL 87 X SL 87 3-2 ② **G6-3**		3	0	0	0	0	0	1
Inning Stats	R: 0 E: 0 K: 2 S: 12 H: 1 LOB: 1 BB: 0 P: 18	R: 0 E: 0 K: 1 S: 8 H: 0 LOB: 0 BB: 0 P: 16	R: 0 E: 0 K: 1 S: 7 H: 0 LOB: 0 BB: 0 P: 9	R: 0 E: 0 K: 1 S: 9 H: 1 LOB: 1 BB: 0 P: 10	R: 0 E: 0 K: 1 S: 9 H: 1 LOB: 1 BB: 0 P: 12	R: 0 E: 0 K: 0 S: 7 H: 1 LOB: 0 BB: 0 P: 10	R: 0 E: 0 K: 1 S: 12 H: 1 LOB: 1 BB: 0 P: 18	R: 0 E: 0 K: 2 S: 12 H: 0 LOB: 0 BB: 0 P: 18	R: 0 E: 0 K: 1 S: 9 H: 0 LOB: 0 BB: 0 P: 16	1B: 5 2B: 0 3B: 0 HR: 0	SF: 0 SAC: 0 DP: 1 HBP: 0						

	AB	31
	R	0
	H	5
	RBI	0
	BB	0
	SO	10
	LOB	10

PITCHER		IP	WLS	BF	H	R	ER	SO	BB	IBB	HBP	BLK	WP	HR	S	P	ERA	WHIP
34 Jake Arrieta, R ERA: 3.52	(1, 1)	8.0	W	28	5	0	0	9	0	0	0	0	0	0	76	111	0.00	0.625
43 Jim Johnson, R ERA:	(9, 1)	1.0		3	0	0	0	1	0	0	0	0	0	0	9	16	0.00	0.000

PITCHER	IP	WLS	BF	H	R	ER	SO	BB	IBB	HBP	BLK	WP	HR	S	P	ERA	WHIP

Baltimore Orioles @ Boston Red Sox

Fenway Park, Boston, MA

Fri May 04 2012, 7:11 PM - 11:48 PM EDT

Att. 37,223 - Drizzle - 53 F

livebaseballscorecards.com

TOP

Batter	1	2	3	4	5	6	7	8	9	10	11	12	13	AB	R	H	RBI	BB	SO	LOB
11 Robert Andino, R (1, 4) OBP: 0.389, SLG: 0.434	C FF 93 X FF 93 0-1 G3		B CH 87 C FF 93 X CH 88 1-1 1B		X FF 92 0-0 G5-3		S FF 93 B FF 93 B FF 94 B FF 93 C FF 93 B FF 93 4-2 2 G4-6-3 1-2 BB		C SI 94 S SI 93 B CU 80 B SI 93 F SI 94 F SL 87 X SI 94 2-2 P4			X FF 91 0-0 SH3-4 1-2		4	0	1	0	1	0	0
2 J.J. Hardy, R (1, 6) OBP: 0.248, SLG: 0.350	C FF 94 B SI 94 X FF 94 1-1 10 FC6-4 1B		B FF 92 B CH 87 B SI 91 C FF 93 C FF 93 X FF 94 3-2 F9		B FF 92 B FF 91 C FF 92 S SI 91 S CH 85 2-3 K		F SI 94 B SL 87 X SI 94 1-1 G4-6-3 1-2f 2-3 3-H			B FF 94 C FF 96 F FF 94 B CU 85 C CU 85 2-3 K		C FF 93 B FF 90 X CU 80 1-1 G5-3		6	0	1	0	0	2	4
21 Nick Markakis, L (1, 9) OBP: 0.313, SLG: 0.402	F FF 93 B SI 91 B FF 90 S FF 94 F FF 95 C FF 93 2-3 K		C FF 94 B FF 90 B FF 94 C FF 91 F FF 91 X CU 77 2-2 G4-3		C CU 73 B CU 75 X FF 90 1-1 F7		B CU 76 C CU 75 B SI 93 X CU 76 2-1 F7			C CU 81 F FF 97 F CH 84 F CH 82 B FF 96 S FF 95 1-3 K		2 SAFE B FF 95 C FF 95 B FF 95 X FF 96 2-1 F7		6	0	0	0	0	2	4
10 Adam Jones, R (1, 8) OBP: 0.351, SLG: 0.553	B FF 93 X SI 92 1-0 FC6-4 1-2f			B SI 92 B FF 91 B FF 93 B FF 91 4-0 32 3B BB		C CH 84 B FC 88 X FF 88 1-1 F8		C SL 88 C SI 95 X CU 81 0-2 G1-3		B CU 85 C CU 84 S FF 96 F FF 96 B CU 83 S CU 86 2-3 K			F FF 94 B SI 93 C CH 83 X CH 84 1-2 L6		5	1	0	0	1	1	1
32 Matt Wieters, S (1, 10) OBP: 0.387, SLG: 0.622		B FF 92 F FF 92 B FF 89 B FF 91 S FF 91 F FF 93 X FF 95 3-2 P3		C CH 86 B CH 86 B FF 93 B SI 91 C FF 92 X FF 92 3-2 24 1B 1-H 3B		B CH 86 X FF 88 1-0 G6-3		X SI 94 0-0 F8			F FF 94 C FF 95 S CU 85 0-3 K		B SI 94 F SI 94 S CH 84 B CH 85 F FF 96 B CH 86 X CH 85 3-2 24 BB 19 1B 1B		6	2	2	1	0	1	0
24 Wilson Betemit, S (1, 7) OBP: 0.303, SLG: 0.459		C FF 94 X SI 94 0-1 G4-3		T CH 88 X FF 91 0-1 12 BB 3-H 1B		B FF 92 B SI 90 B FF 92 C FF 89 B FF 91 4-1 BB		B SI 94 B SI 94 F SI 93 B SI 96 B SI 94 4-1 BB			S CU 81 S CH 82 S CH 82 0-3 K		C SI 94 1 SAFE T FF 93 B FF 95 B FF 96 B CH 85 F FF 95 1 SAFE B CU 74 4-2 19 1B 1-2 12 SF8 BB		3	1	1	1	3	1	0
19 Chris Davis, L (1, 3) OBP: 0.366, SLG: 0.576	C FF 95 B FF 93 B FF 94 C FF 93 F FF 95 F FF 90 F CU 77 X FF 95 2-2 G1-3		F FF 94 C CU 76 F CU 76 X FF 92 0-2 F7		S CU 74 X CU 74 0-1 G4-3		X SI 94 0-0 G4-3			B FF 96 S CH 82 S CH 82 X CH 83 1-2 1B		C FF 95 X CU 75 0-1 1-3 2-H 1B		6	0	2	1	0	0	3
12 Mark Reynolds, R (1, 5) OBP: 0.277, SLG: 0.271			B FF 92 B SI 91 F FF 92 X FF 92 2-1 HR	C CH 86 B SI 93 B FF 94 F FF 93 F FF 91 B FF 94 4-2 28 G4-6-3 1-2 BB			B SL 86 C FF 93 X FS 84 1-1 28 FC3 2 G4-6-3 2B		F SL 87 C SL 86 B CU 80 B SI 94 X SL 88 2-2 L7		C FF 95 B FC 93 B FF 95 S FF 94 S CU 84 2-3 K		C SL 86 X SL 86 0-1 SF8 3-H		4	2	2	2	1	1	1
28 Ronny Paulino, R (1, 2) OBP: 0.310, SLG: 0.345 9 Endy Chavez, L (12, PH) OBP: 0.180, SLG: 0.149 25 Luis Exposito, R (12, 2)			C FF 92 B SI 92 F CH 86 X CH 87 1-2 G6-3	B SI 92 X SI 91 1-0 G4-6-3 1-2f			C FF 93 F FF 93 X FF 94 0-2 FC3 2 G4-6-3 11 BB 2-3		C SI 94 S CU 80 B SI 94 B CU 80 X SI 93 2-2 G5-3			C FF 94 X FC 92 0-1 11 SH3-4 1B	X SL 87 0-0 F9	4 1 1	0 0 0	0 1 0	0 0 0	0 0 0	0 0 0	3 0 1
Inning Stats	R: 0 E: 0 K: 1 S: 9 H: 1 LOB: 1 BB: 0 P: 13	R: 0 E: 0 K: 0 S: 12 H: 0 LOB: 0 BB: 0 P: 17	R: 1 E: 0 K: 0 S: 14 H: 2 LOB: 1 BB: 0 P: 23	R: 2 E: 0 K: 0 S: 13 H: 2 LOB: 1 BB: 2 P: 25	R: 0 E: 0 K: 1 S: 6 H: 0 LOB: 0 BB: 0 P: 9	R: 0 E: 0 K: 0 S: 6 H: 0 LOB: 1 BB: 1 P: 12	R: 1 E: 0 K: 0 S: 11 H: 1 LOB: 1 BB: 1 P: 19	R: 0 E: 0 K: 0 S: 6 H: 0 LOB: 1 BB: 1 P: 10	R: 0 E: 0 K: 0 S: 11 H: 0 LOB: 0 BB: 0 P: 17	R: 0 E: 0 K: 3 S: 12 H: 0 LOB: 0 BB: 0 P: 17	R: 0 E: 0 K: 3 S: 12 H: 1 LOB: 1 BB: 0 P: 15	R: 0 E: 0 K: 0 S: 7 H: 1 LOB: 1 BB: 0 P: 10	R: 2 E: 0 K: 0 S: 15 H: 2 LOB: 1 BB: 1 P: 23	1B: 7 2B: 1 3B: 1 HR: 1 SF: 1 SAC: 1 DP: 2 HBP: 0	WP: 0 PB: 0 SB: 0 CS: 0 PA: 54						

PITCHER		IP	WLS	BF	H	R	ER	SO	BB	IBB	HBP	BLK	WP	HR	S	P	ERA	WHIP
31 Jon Lester, L ERA: 4.62	(1, 1)	6.0		25	5	3	3	2	3	0	0	0	0	1	60	99	4.50	1.333
44 Vicente Padilla, R ERA: 8.38	(7, 1)	0.2	B	4	1	1	1	0	1	0	0	0	0	0	9	15	13.50	3.000
53 Rich Hill, L ERA: 3.38	(7, 1)	0.1		1	0	0	0	0	0	0	0	0	0	0	2	4	0.00	0.000
32 Matt Albers, R ERA: 1.5	(8, 1)	2.0		7	0	0	0	0	1	0	0	0	0	0	17	27	0.00	0.500
91 Alfredo Aceves, R ERA: 7.45	(10, 1)	2.2		10	2	0	0	6	0	0	0	0	0	0	29	38	0.00	0.750

PITCHER		IP	WLS	BF	H	R	ER	SO	BB	IBB	HBP	BLK	WP	HR	S	P	ERA	WHIP
46 Franklin Morales, L ERA: 6.0	(12, 1)	0.2	L	5	2	2	2	0	1	0	0	0	0	0	14	24	27.00	4.500
48 Scott Atchison, R ERA: 1.8	(13, 1)	0.2		2	0	0	0	0	0	0	0	0	0	0	3	3	0.00	0.000

AB	46
R	6
H	10
RBI	5
BB	6
SO	8
LOB	17

Baltimore Orioles @ Boston Red Sox

Fenway Park, Boston, MA

Fri May 04 2012, 7:11 PM - 11:48 PM EDT

Att. 37,223 - Drizzle - 53 F

livebaseballscorecards.com

BOTTOM

Batter	1	2	3	4	5	6	7	8	9	10	11	12	13	AB	R	H	RBI	BB	SO	LOB
3 Mike Aviles, R (1, 6) OBP: 0.308, SLG: 0.475	B FF 88 C FF 88 X CH 81 1-1 ① F9	B FF 91 B SI 89 B SL 82 B FF 91 4-0 64 FC5-4 2-3 3-H BB		C FF 90 C FF 90 F FF 91 X CH 84 0-2 ② FC1-4-6 64 CS 1-2f			B FF 97 C FF 96 F SI 96 X SL 83 1-2 ① L5		F FF 91 X FF 90 0-1 ② G5-3		F SI 90 S CH 83 F CH 84 B SI 89 F CH 84 X CH 85 1-2 ③ F8			5	0	0	0	1	0	2
64 Will Middlebrooks, R (1, 5) OBP: 0.400, SLG: 0.556	C FF 91 B CH 85 F SI 91 C FF 91 1-3 ② K	B CH 84 B CH 82 C SI 89 X CH 82 2-1 ③ FC5-4 1-2f		1 SAFE 0-0 ③ CS 1-2	B CH 83 X CH 81 1-0 28 F7 15 1B 2B		B FF 96 C FF 97 B FF 96 F SI 96 X SL 82 2-2 ② F8		X FF 91 0-0 ③ G3-1			C CH 82 S SI 90 F SI 89 B CH 83 X CU 76 1-2 ① G6-3		6	1	1	0	0	1	3
28 Adrián González, L (1, 3) OBP: 0.336, SLG: 0.378	B FF 90 C FF 90 X SL 82 1-1 E4 15 E		B CU 71 C FF 89 X SL 82 1-1 15 2B 34 G4-3 1B		F FF 90 X FF 90 0-1 ① F7 2-3		X SI 96 0-0 1B			C SL 86 X SL 85 0-1 ① F8		B SI 88 B SL 80 X SL 80 2-0 1B		6	1	3	0	0	0	1
15 Dustin Pedroia, R (1, 4) OBP: 0.348, SLG: 0.477	B FF 90 B FF 90 C FF 90 X CH 84 2-1 E5 1-2		C CH 82 B SI 89 B SI 89 X FF 89 2-1 34 G4-3 7 SF7 1-3 2B		B SI 90 F FF 90 B SL 82 B SI 90 X CH 84 3-1 3-H 1B		C SI 96 C SI 96 B FF 96 F SI 96 D SL 84 B SL 83 X SI 96 3-2 ③ F9			B SI 91 F FF 91 H FF 91 2-1 34 G3-1 HBP		C CH 81 B SI 89 X CH 84 1-1 ② F8		5	1	2	1	0	0	3
34 David Ortiz, L (1, 10) OBP: 0.426, SLG: 0.670	C FF 92 B FF 93 B CH 86 X CH 85 2-1 ③ G6-3		T FF 91 S FF 92 B FF 91 D SL 84 F CH 82 F FF 92 F CH 84 X FF 91 2-2 ① G4-3 2-3 3-H		B FF 89 1 SAFE S FF 91 S FF 91 S FF 92 1-3 ② K			S SI 96 S SI 96 C CH 87 B SI 96 F CH 88 B SI 97 F SI 96 F SI 96 D CH 87 4-2 7 L6-3 BB			B FF 90 X FF 89 1-0 ② G3-1 1-2		F SI 90 F SI 90 F SI 90 F SL 84 X SI 89 0-2 ③ G3		5	0	0	1	1	1	6
7 Cody Ross, R (1, 9) (10, 8) OBP: 0.323, SLG: 0.523		C FF 90 B CH 85 S SI 90 X SL 81 1-2 3 PB 3B	S SI 90 B FF 91 S SI 90 F FF 92 X SL 82 1-2 ② SF7 3-H		S CH 84 1 SAFE F CH 84 F SI 92 B FF 92 S CH 85 1-3 ③ K			S SI 97 T SI 96 B FF 97 X SI 97 1-2 ① ② L6-3 1-1			F FF 91 B FF 90 S FF 91 B FF 90 B FF 90 F FF 91 B SI 90 4-2 BB			C SI 94 B SI 93 F FF 93 X SI 96 1-2 ① G6-3	4	1	1	1	1	1	2
54 Darnell McDonald, R (1, 7) OBP: 0.283, SLG: 0.400		B CU 72 B SI 90 B CH 84 F FF 90 X SI 90 2-2 ③ F8			X FF 96 0-0 ① G4-3			B SL 82 B SL 83 F SI 97 X SI 96 2-1 ③ G6-3		B SL 85 X SL 85 1-0 ③ F8			B SI 93 C SI 93 F SI 94 S CU 82 1-3 ② K2-3	5	0	0	0	1	1	2
23 Marlon Byrd, R (1, 8) OBP: 0.213, SLG: 0.181 12 Ryan Sweeney, L (9, PH) OBP: 0.395, SLG: 0.547 (10, 9)	B SI 90 C FF 90 1 SAFE X FF 90 1-1 ① F9 1-2	B CU 72 B SI 90 F CH 83 B FF 91 B SL 80 4-1 3 PB 23 E BB		B FF 88 C FF 89 F CH 82 B SI 88 F SI 87 X SL 81 2-2 ① G5-3	B SI 96 F FF 95 C FF 96 B SL 86 B SI 97 X SI 94 3-2 ② G4-3				B FF 90 C FF 90 B SL 86 B CH 86 X SI 92 3-1 10 SH2-4 1B	C SI 89 X SL 82 0-1 ① G4-3		C SI 94 B CH 87 F SI 95 F CU 80 X CH 88 1-2 ③ G4-3	3	0	0	0	0	0	2
10 Kelly Shoppach, R (1, 2) OBP: 0.375, SLG: 0.394 39 Jarrod Saltalamacchia (1, PH) OBP: 0.262, SLG: 0.492 (12, 2)	T CU 73 S FF 91 S FF 91 0-3 ② K			B CU 71 B SI 88 B FF 90 C FF 90 F FF 90 D SL 81 4-2 3 FC1-4-6 BB	F FF 96 C SL 85 B SI 96 S FF 97 1-3 ③ K				L FF 90 X SI 89 0-1 ① SH2-4 1-2	S SI 90 F CH 83 B SI 90 X CH 84 1-2 ② P4				3	0	1	0	0	0	0
														2	0	0	0	1	2	2
														1	0	0	0	0	0	0
Inning Stats	R: 0 E: 2 K: 1 S: 11 H: 0 LOB: 2 BB: 0 P: 18	R: 1 E: 1 K: 1 S: 11 H: 1 LOB: 2 BB: 2 P: 23	R: 2 E: 0 K: 0 S: 17 H: 2 LOB: 0 BB: 0 P: 25	R: 0 E: 0 K: 0 S: 10 H: 0 LOB: 0 BB: 1 P: 16	R: 1 E: 0 K: 2 S: 12 H: 2 LOB: 1 BB: 0 P: 18	R: 0 E: 0 K: 1 S: 7 H: 0 LOB: 0 BB: 0 P: 11	R: 0 E: 0 K: 0 S: 11 H: 1 LOB: 1 BB: 0 P: 17	R: 0 E: 0 K: 0 S: 10 H: 0 LOB: 0 BB: 1 P: 17	R: 0 E: 0 K: 0 S: 7 H: 1 LOB: 1 BB: 0 P: 10	R: 0 E: 0 K: 0 S: 8 H: 0 LOB: 2 BB: 1 P: 16	R: 0 E: 0 K: 0 S: 10 H: 0 LOB: 0 BB: 0 P: 12	R: 0 E: 0 K: 1 S: 12 H: 1 LOB: 1 BB: 0 P: 16	R: 0 E: 0 K: 1 S: 10 H: 0 LOB: 0 BB: 0 P: 13	1B: 5 2B: 3 3B: 1 HR: 0	SF: 1 SAC: 1 DP: 1 HBP: 1		WP: 0 PB: 1 SB: 0 CS: 1	PA: 54		

PITCHER		IP	WLS	BF	H	R	ER	SO	BB	IBB	HBP	BLK	WP	HR	S	P	ERA	WHIP
16 Wei-Yin Chen, L ERA: 2.76	(1, 1)	5.0		24	5	4	3	4	3	0	0	0	0	0	61	100	5.40	1.600
27 Matt Lindstrom, R ERA:	(6, 1)	1.0		3	0	0	0	1	0	0	0	0	0	0	7	11	0.00	0.000
47 Pedro Strop, R ERA: 1.8	(7, 1)	2.0		7	1	0	0	0	1	0	0	0	0	0	21	34	0.00	1.000
38 Luis Ayala, R ERA:	(9, 1)	2.0		9	1	0	0	0	1	0	1	0	0	0	15	26	0.00	1.000
40 Troy Patton, L ERA: 3.75	(11, 1)	2.0	W	7	1	0	0	0	0	0	0	0	0	0	22	28	0.00	0.500

PITCHER		IP	WLS	BF	H	R	ER	SO	BB	IBB	HBP	BLK	WP	HR	S	P	ERA	WHIP
43 Jim Johnson, R ERA:	(13, 1)	1.0	S	3	0	0	0	1	0	0	0	0	0	0	10	13	0.00	0.000

AB	45
R	4
H	8
RBI	3
BB	5
SO	6
LOB	23

Baltimore Orioles @ Boston Red Sox

Fenway Park, Boston, MA

Sat May 05 2012, 1:11 PM - 4:08 PM EDT

Att. 37,581 - Cloudy - 56 F

TOP

livebaseballscorecards.com

Batter	1	2	3	4	5	6	7	8	9	AB	R	H	RBI	BB	SO	LOB
9 Endy Chavez, L (1, 7) OBP: 0.182, SLG: 0.154	G6-3		1-0 21 CS 2 WP 1B	K		F9			G1-3	5	0	1	0	0	1	1
2 J.J. Hardy, R (1, 6) OBP: 0.246, SLG: 0.336	G6-3		4-1 21 CS 21 1B 1-2 BB	G1-3			G1-3		F8	4	1	0	0	1	0	0
21 Nick Markakis, L (1, 9) OBP: 0.311, SLG: 0.396	G6-3		3-1 10 HR 1-H 2-3 1B	K			G3			4	1	1	1	0	1	0
10 Adam Jones, R (1, 8) OBP: 0.348, SLG: 0.570		F8	1 SAFE 1 SAFE C SL 85 F SI 90 F CU 77 F SI 90 1 SAFE 1 SAFE X CU 76 0-2 1-H HR		G6-3		F9			4	1	1	2	0	0	0
32 Matt Wieters, S (1, 2) OBP: 0.381, SLG: 0.616		G3	X SI 88 0-0 19 1B 24 1B 2B		K			G4-3		4	1	1	0	0	1	0
19 Chris Davis, L (1, 3) OBP: 0.371, SLG: 0.573		X SI 88 0-0 24 1B 12 PB 1B	S SL 90 B SI 89 X SI 87 1-1 24 1B 12 HR 2-3 1B		K			G6-3		4	2	2	0	0	1	0
24 Wilson Betemit, S (1, 10) OBP: 0.329, SLG: 0.469		C SI 88 F SI 89 X SL 83 0-2 12 PB 1-3 1B	C SI 89 X SI 88 0-1 12 HR 1-2 3-H 1B			B SI 86 T CH 80 X SL 84 1-1 G3		B FF 90 C FF 90 B CH 83 B CH 83 B FF 90 4-1 BB		3	1	2	1	1	0	0
12 Mark Reynolds, R (1, 5) OBP: 0.287, SLG: 0.338		B SI 90 C SI 88 X SI 88 1-1 G5-3 1-2 3-H	B FF 87 S CH 83 S SL 84 F SL 85 B SL 86 X SI 88 2-2 1-H 2-H HR			S SI 86 B SL 84 F CH 79 B SL 85 X SL 84 2-2 2B		C SL 87 B FF 91 D CU 79 F FF 91 B SL 88 T SL 87 3-2 K		4	1	2	3	0	1	2
11 Robert Andino, R (1, 4) OBP: 0.372, SLG: 0.414			L7 K			F SL 84 C SI 88 B CH 80 X SL 84 1-2 G5-3			C FF 89 S SL 85 B FF 90 B FF 90 X SL 86 2-2 G5-3	4	0	0	0	0	1	1

| Inning Stats | | |

Baltimore Orioles @ Boston Red Sox

Fenway Park, Boston, MA

Sat May 05 2012, 1:11 PM - 4:08 PM EDT

Att. 37,581 - Cloudy - 56 F

BOTTOM

livebaseballscorecards.com

Batter	1	2	3	4	5	6	7	8	9	AB	R	H	RBI	BB	SO	LOB
5 Nick Punto, S (1, 5) OBP: 0.294, SLG: 0.185	C FF 93 B FF 93 C FF 94 F FF 94 F SL 83 B CU 77 F SI 94 F SL 84 T SI 95 2-2 ① K		B FF 92 B FF 92 C FF 92 L FF 93 B SI 93 X FF 92 3-2 ② F9			F SI 93 B FF 94 F CH 88 C CU 78 1-3 ② K		B SI 82 C SI 83 X SL 77 1-1 ① F8		4	0	0	0	0	2	0
15 Dustin Pedroia, R (1, 4) OBP: 0.353, SLG: 0.486	B FF 94 C FF 94 X CU 78 1-1 28 2B 1B		C CU 78 B FF 95 S SL 84 F SI 94 S FF 95 1-3 ③ K			X SL 85 0-0 ③ G6-3		C SI 84 F FF 85 X SL 76 0-2 28 1B 2B		4	0	2	0	0	1	0
34 David Ortiz, L (1, 10) OBP: 0.420, SLG: 0.650	F SI 94 B SI 94 B SI 94 F SI 95 S FF 94 2-3 ② K			B CU 76 B CH 87 F SI 94 B SL 84 B SI 94 4-1 3 G6-4-3 BB			B FF 93 B CH 88 C FF 93 B SL 84 X FF 93 3-1 ① G6-3	C SI 88 B SI 88 B SI 89 S SL 81 X SL 83 2-2 ② L1		3	0	0	0	1	1	2
28 Adrián González, L (1, 3) OBP: 0.350, SLG: 0.402	D CU 80 1 SAFE F FF 94 B FF 94 X CH 89 2-1 1-3 2B			B SI 92 B SI 94 S FF 93 B SI 93 F FF 94 S FF 94 3-3 ① K			B FF 94 C SL 84 F FF 94 B SL 84 B FF 94 X FF 94 3-2 12 E 1B	X SL 81 0-0 2-3 1B		4	1	3	0	0	1	1
3 Mike Aviles, R (1, 6) OBP: 0.297, SLG: 0.457	C SI 95 B SL 86 F SL 85 B SI 95 X SI 95 2-2 ③ G4-3			C SL 85 X SI 94 0-1 ②③ G6-4-3 1-2f			B SI 94 X FF 94 1-0 ② F9	B SI 95 F SL 82 F FF 96 B FF 95 X SI 95 2-2 ③ G4-3		4	0	0	0	0	0	6
12 Ryan Sweeney, L (1, 9) OBP: 0.388, SLG: 0.544		B FF 92 C FF 93 B CH 88 F CH 88 S FF 93 2-3 ① K			B FF 92 C SI 92 F CU 77 F SL 84 B SL 85 F FF 94 B FF 94 F FF 93 F FF 94 3-2 X SL 86 ① L4		B FF 94 B SI 94 F FF 93 F FF 94 B CU 77 F FF 93 X FF 94 3-2 E7 7 1B 1-H 2B		C FF 91 X CU 79 0-1 ① G3-1	4	1	1	1	0	1	0
7 Cody Ross, R (1, 7) OBP: 0.320, SLG: 0.511		C CU 78 F SI 94 B FF 94 S FF 95 1-3 ② K			B SL 85 B SL 84 X SI 94 2-0 ② G1-3		F SI 83 B SL 77 B SL 79 S SL 77 X SI 84 2-2 39 2B 3-H 1B		C FF 92 B FC 86 F FF 91 F FC 86 F FF 92 X CU 80 1-2 ② P3	4	0	1	1	0	1	0
39 Jarrod Saltalamacchia, S (1, 2) OBP: 0.262, SLG: 0.492		C FF 94 S SI 95 B FF 95 B FF 95 S SL 85 2-3 ③ K2-3			C SL 85 X FF 94 0-1 ③ G4-3		B SL 77 C SI 83 S SL 77 B SL 78 B SI 84 X SI 82 3-2 1-3 2B		F FF 92 B FS 83 X FC 87 1-1 ③ P2	4	0	1	0	0	1	0
23 Marlon Byrd, R (1, 8) OBP: 0.207, SLG: 0.174			C FF 92 F SL 84 B CU 76 X FF 93 1-2 ① G4-3			C FF 92 B SI 92 F FF 92 F FF 94 F CU 78 F CU 77 X FF 93 1-2 ① F8	S SI 84 F SL 78 B SI 82 B FF 84 S SL 78 2-3 ③ K			3	0	0	0	0	1	2
Inning Stats	R: 0 E: 0 K: 2 S: 17 H: 2 LOB: 2 BB: 0 P: 26	R: 0 E: 0 K: 3 S: 9 H: 0 LOB: 0 BB: 0 P: 14	R: 0 E: 0 K: 1 S: 10 H: 0 LOB: 0 BB: 0 P: 15	R: 0 E: 0 K: 1 S: 6 H: 0 LOB: 0 BB: 1 P: 13	R: 0 E: 0 K: 0 S: 10 H: 0 LOB: 0 BB: 0 P: 15	R: 0 E: 0 K: 1 S: 10 H: 0 LOB: 0 BB: 0 P: 12	R: 2 E: 1 K: 1 S: 19 H: 4 LOB: 2 BB: 0 P: 36	R: 0 E: 0 K: 0 S: 12 H: 2 LOB: 2 BB: 0 P: 17	R: 0 E: 0 K: 0 S: 9 H: 0 LOB: 0 BB: 0 P: 11	1B: 4 2B: 4 3B: 0 HR: 0 SF: 0 SAC: 0 DP: 1 HBP: 0						WP: 0 PB: 0 SB: 0 CS: 0 PA: 35	

	AB	34
	R	2
	H	8
	RBI	2
	BB	1
	SO	9
	LOB	11

PITCHER		IP	WLS	BF	H	R	ER	SO	BB	IBB	HBP	BLK	WP	HR	S	P	ERA	WHIP
39 Jason Hammel, R ERA: 2.09	(1, 1)	6.2	W	24	4	2	2	8	1	0	0	0	0	0	72	115	2.70	0.750
56 Darren O'Day, R ERA: 0.68	(7, 1)	0.2		5	3	0	0	1	0	0	0	0	0	0	14	22	0.00	4.500
40 Troy Patton, L ERA: 3.65	(8, 1)	0.1		2	1	0	0	0	0	0	0	0	0	0	4	6	0.00	3.000
27 Matt Lindstrom, R ERA:	(8, 1)	0.1		1	0	0	0	0	0	0	0	0	0	0	3	5	0.00	0.000
63 Kevin Gregg, R ERA: 6.75	(9, 1)	1.0		3	0	0	0	0	0	0	0	0	0	0	9	11	0.00	0.000

PITCHER	IP	WLS	BF	H	R	ER	SO	BB	IBB	HBP	BLK	WP	HR	S	P	ERA	WHIP

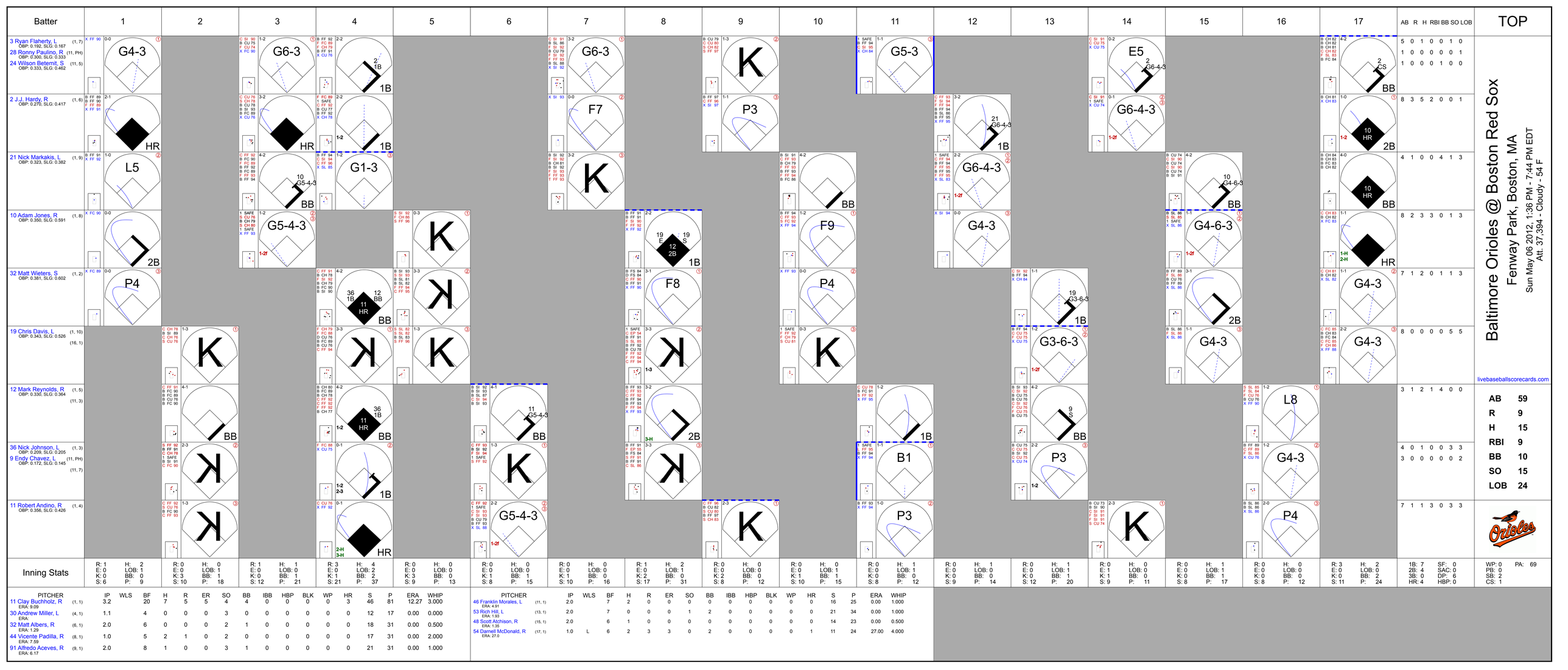
Batter
1
2
3
4
5
6
7
8
9
10
11
12
13
14
15
16
17
AB R H RBI BB SO LOB
TOP
3 Ryan Flaherty, L (1, 7) OBP: 0.192, SLG: 0.167
28 Ronny Paulino, R (11, PH) OBP: 0.000, SLG: 0.333
24 Wilson Betemit, S (11, 5) OBP: 0.333, SLG: 0.462
2 J.J. Hardy, R (1, 6) OBP: 0.270, SLG: 0.417
21 Nick Markakis, L (1, 9) OBP: 0.323, SLG: 0.382
10 Adam Jones, R (1, 8) OBP: 0.350, SLG: 0.591
32 Matt Wieters, S (1, 2) OBP: 0.381, SLG: 0.602
19 Chris Davis, L (1, 10) (16, 1) OBP: 0.343, SLG: 0.526
12 Mark Reynolds, R (1, 5) (11, 3) OBP: 0.330, SLG: 0.364
36 Nick Johnson, L (1, 3) OBP: 0.209, SLG: 0.205
9 Endy Chavez, L (11, PH) (11, 7) OBP: 0.172, SLG: 0.145
11 Robert Andino, R (1, 4) OBP: 0.356, SLG: 0.426
Baltimore Orioles @ Boston Red Sox
Fenway Park, Boston, MA
Sun May 06 2012, 1:36 PM - 7:44 PM EDT
Att. 37,394 - Cloudy - 54 F
livebaseballscorecards.com
AB 59
R 9
H 15
RBI 9
BB 10
SO 15
LOB 24
Inning Stats
PITCHER IP WLS BF H R ER SO BB IBB HBP BLK WP HR S P ERA WHIP
11 Clay Buchholz, R (1, 1) ERA: 9.09
30 Andrew Miller, L (4, 1) ERA:
32 Matt Albers, R (6, 1) ERA: 1.29
44 Vicente Padilla, R (8, 1) ERA: 7.59
91 Alfredo Aceves, R (9, 1) ERA: 6.17
46 Franklin Morales, L (11, 1) ERA: 4.91
53 Rich Hill, L (13, 1) ERA: 1.93
48 Scott Atchison, R (15, 1) ERA: 1.35
54 Darnell McDonald, R (17, 1) ERA: 27.0

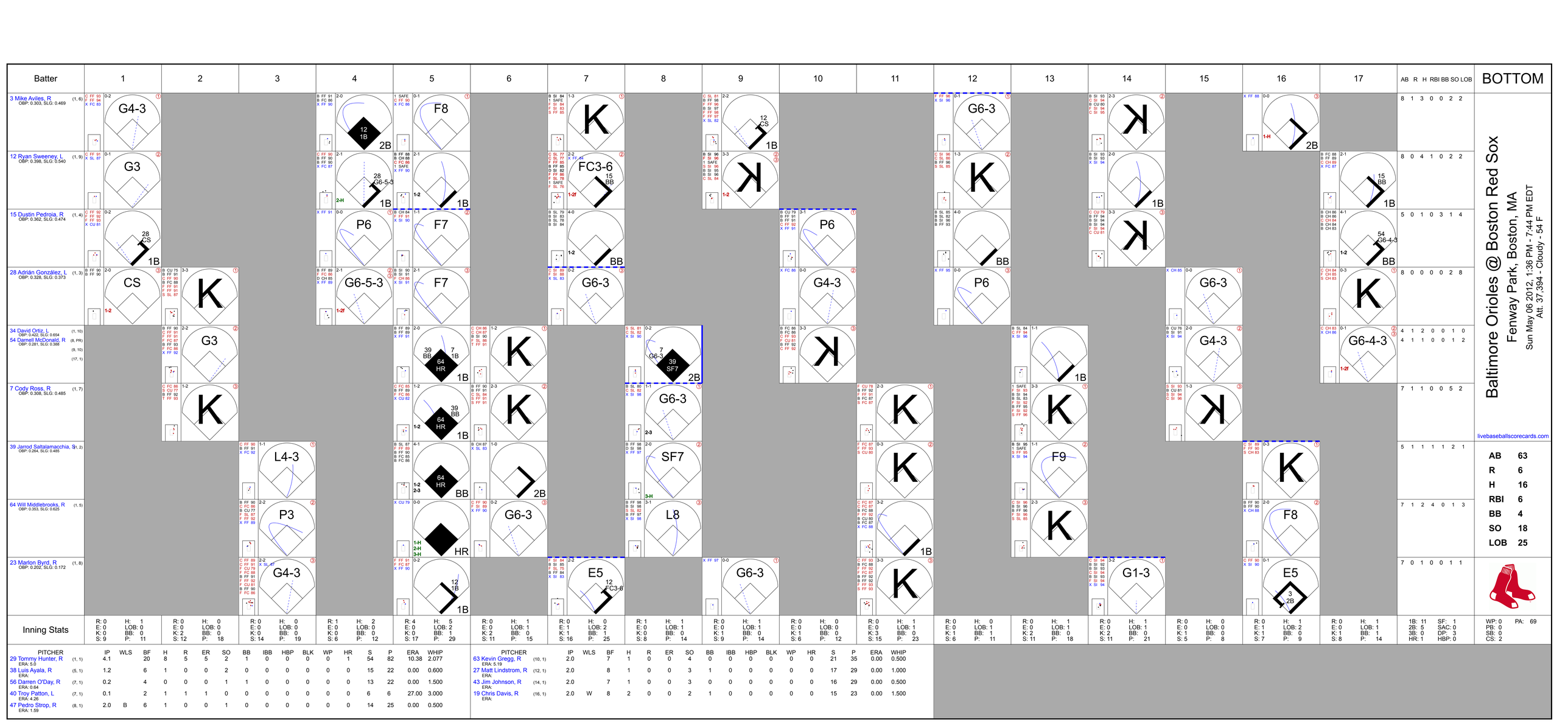
Batter
1
2
3
4
5
6
7
8
9
10
11
12
13
14
15
16
17
AB R H RBI BB SO LOB
BOTTOM
3 Mike Aviles, R (1, 6) OBP: 0.303, SLG: 0.469
8 1 3 0 0 2 2
G4-3
12 Ryan Sweeney, L (1, 9) OBP: 0.398, SLG: 0.540
8 0 4 1 0 2 2
G3
G6-5-3
15 Dustin Pedroia, R (1, 4) OBP: 0.362, SLG: 0.474
5 0 1 0 3 1 4
P6
F7
28 Adrián González, L (1, 3) OBP: 0.328, SLG: 0.373
8 0 0 0 0 2 8
CS
G6-5-3
G6-3
34 David Ortiz, L (1, 10) OBP: 0.422, SLG: 0.654
4 1 2 0 0 1 0
54 Darnell McDonald, R (8, PR) (9, 10) (17, 1) OBP: 0.281, SLG: 0.388
4 1 1 0 0 1 2
G3
G4-3
G6-4-3
7 Cody Ross, R (1, 7) OBP: 0.308, SLG: 0.485
7 1 1 0 0 5 2
39 Jarrod Saltalamacchia, Sr (1, 2) OBP: 0.264, SLG: 0.485
5 1 1 1 1 2 1
L4-3
F9
64 Will Middlebrooks, R (1, 5) OBP: 0.353, SLG: 0.625
7 1 2 4 0 1 3
P3
L8
F8
23 Marlon Byrd, R (1, 8) OBP: 0.202, SLG: 0.172
7 0 1 0 0 1 1
G4-3
E5
G1-3
Baltimore Orioles @ Boston Red Sox
Fenway Park, Boston, MA
Sun May 06 2012, 1:36 PM - 7:44 PM EDT
Att. 37,394 - Cloudy - 54 F
livebaseballscorecards.com
AB 63
R 6
H 16
RBI 6
BB 4
SO 18
LOB 25
Inning Stats
1: R: 0 E: 0 K: 0 S: 9 | H: 1 LOB: 0 BB: 0 P: 11
2: R: 0 E: 0 K: 2 S: 12 | H: 0 LOB: 0 BB: 0 P: 18
3: R: 0 E: 0 K: 0 S: 14 | H: 0 LOB: 0 BB: 0 P: 19
4: R: 1 E: 0 K: 0 S: 6 | H: 2 LOB: 0 BB: 0 P: 12
5: R: 4 E: 0 K: 0 S: 17 | H: 5 LOB: 2 BB: 1 P: 29
6: R: 0 E: 0 K: 2 S: 11 | H: 1 LOB: 1 BB: 0 P: 15
7: R: 0 E: 1 K: 1 S: 16 | H: 0 LOB: 2 BB: 1 P: 25
8: R: 1 E: 0 K: 0 S: 8 | H: 1 LOB: 1 BB: 0 P: 14
9: R: 0 E: 0 K: 1 S: 9 | H: 1 LOB: 1 BB: 0 P: 14
10: R: 0 E: 0 K: 1 S: 6 | H: 0 LOB: 0 BB: 0 P: 12
11: R: 0 E: 0 K: 3 S: 15 | H: 1 LOB: 1 BB: 0 P: 23
12: R: 0 E: 0 K: 1 S: 6 | H: 0 LOB: 1 BB: 1 P: 11
13: R: 0 E: 0 K: 2 S: 11 | H: 1 LOB: 1 BB: 0 P: 18
14: R: 0 E: 0 K: 2 S: 11 | H: 1 LOB: 1 BB: 0 P: 21
15: R: 0 E: 0 K: 1 S: 5 | H: 0 LOB: 0 BB: 0 P: 8
16: R: 0 E: 1 K: 1 S: 7 | H: 1 LOB: 2 BB: 0 P: 9
17: R: 0 E: 0 K: 1 S: 8 | H: 1 LOB: 1 BB: 1 P: 14
1B: 11 2B: 5 3B: 0 HR: 1 | SF: 1 SAC: 0 DP: 3 HBP: 0 | PA: 69
WP: 0 PB: 0 SB: 0 CS: 2
PITCHER IP WLS BF H R ER SO BB IBB HBP BLK WP HR S P ERA WHIP
29 Tommy Hunter, R (1, 1) ERA: 5.0 4.1 20 8 5 5 2 1 0 0 0 0 1 54 82 10.38 2.077
38 Luis Ayala, R (5, 1) ERA: 1.2 6 1 0 0 2 0 0 0 0 0 0 0 15 22 0.00 0.600
56 Darren O'Day, R (7, 1) ERA: 0.64 0.2 4 0 0 0 1 1 0 0 0 0 0 0 13 22 0.00 1.500
40 Troy Patton, L (7, 1) ERA: 4.26 0.1 2 1 1 1 0 0 0 0 0 0 0 0 6 6 27.00 3.000
47 Pedro Strop, R (8, 1) ERA: 1.59 2.0 B 6 1 0 0 1 0 0 0 0 0 0 0 14 25 0.00 0.500
PITCHER IP WLS BF H R ER SO BB IBB HBP BLK WP HR S P ERA WHIP
63 Kevin Gregg, G (10, 1) ERA: 5.19 2.0 7 1 0 0 4 0 0 0 0 0 0 0 21 35 0.00 0.500
27 Matt Lindstrom, R (12, 1) ERA: 2.0 8 1 0 0 3 1 0 0 0 0 0 0 0 17 29 0.00 1.000
43 Jim Johnson, R (14, 1) ERA: 2.0 7 1 0 0 3 0 0 0 0 0 0 0 0 16 29 0.00 0.500
19 Chris Davis, R (16, 1) ERA: 2.0 W 8 2 0 0 2 1 0 0 0 0 0 0 15 23 0.00 1.500

Texas Rangers @ Baltimore Orioles

Oriole Park at Camden Yards, Baltimore, MD

Mon May 07 2012, 7:09 PM - 9:42 PM EDT

Att. 11,938 - Cloudy - 67 F

TOP

livebaseballscorecards.com

Batter	1	2	3	4	5	6	7	8	9	AB	R	H	RBI	BB	SO	LOB
5 Ian Kinsler, R (1, 4) OBP: 0.376, SLG: 0.508	C FF 91 B CH 82 F FF 90 F CU 74 X FF 92 1-2 1 G6-4-3 1B		C FF 90 X SL 82 0-1 1 2B 10 SF9 1B	1 SAFE X SL 82 0-0 G6-3		C SI 94 B SI 94 C CU 81 X SI 94 1-2 G5-3		C SI 92 C CU 81 X CU 81 0-2 G6-3	C FF 91 X FF 93 0-1 G5-4-3 1-2f 2-3 3-H	6	1	2	0	0	0	3
1 Elvis Andrus, R (1, 6) OBP: 0.386, SLG: 0.429	C FC 90 X CH 83 0-1 G6-4-3 1-2f		D CH 84 B FF 90 X FF 89 2-0 10 SF9 1-3 2B		X FF 89 0-0 F8	B FF 95 X FF 95 1-0 32 BB 1B		C SI 94 B CU 80 C CU 82 F FF 95 B FF 95 B CU 81 S SI 93 3-3 K	B SI 91 C SL 84 B FF 91 F SL 84 F FF 92 F SL 78 X FF 92 2-2 32 HR 3-H 2B	6	1	3	1	0	1	1
32 Josh Hamilton, L (1, 7) OBP: 0.435, SLG: 0.703	S FF 91 S SL 84 S SL 85 0-3 K2-3		B SL 86 B SL 84 B SL 83 B FF 92 4-0 BB		S FF 90 S SL 82 B SL 82 F FF 92 S SL 84 1-3 K	B SI 95 B CU 82 D SI 94 B SI 92 4-0 1-2 BB		B CU 81 F FF 93 F SI 94 B SI 94 X CU 82 2-2 G4-3	B CH 84 B FF 91 X FF 91 2-0 2-H HR	4	1	1	2	2	2	0
29 Adrian Beltré, R (1, 10) OBP: 0.354, SLG: 0.562 7 David Murphy, L (9, PR) OBP: 0.329, SLG: 0.434		B FF 90 B FF 89 B FF 90 B FF 89 4-0 17 2B 21 1B BB	B FF 91 B FF 90 C FF 91 C SL 84 X FF 91 2-2 F9		C SL 81 X FF 91 0-1 F8	B SI 94 X SI 94 1-0 F9			10 HR 2B F7	4 1	1 1	1 0	0 0	1 0	0 0	5 1
10 Michael Young, R (1, 3) OBP: 0.347, SLG: 0.443		B CH 83 B SI 91 C FF 91 F FF 91 B SL 85 X FC 92 3-2 F7	D CH 85 B FF 91 X FF 92 2-0 SF9 2-3 3-H			B SL 83 X FF 90 1-0 17 1B 25 1B 1B	S CH 92 X SI 93 0-1 G6-3		B FC 93 S FF 93 B SL 85 D FF 91 X FF 92 3-1 2-H HR	4	2	2	3	0	0	1
17 Nelson Cruz, R (1, 9) OBP: 0.290, SLG: 0.348		B FF 91 B CH 83 C FF 91 F SL 86 X SL 85 2-2 21 1B 1-3 2B	F FF 92 F FF 91 B FF 92 F CU 76 S FF 91 1-3 K			S FF 89 B CH 83 X FF 91 1-1 25 1B 21 HR 1-2 1B	C SI 94 S SI 94 B FF 94 X CU 83 1-2 25 1B 1B		B SI 92 B FF 91 B FF 92 B FF 92 4-0 25 E 25 FC5 21 1B BB	4	3	3	0	1	1	2
25 Mike Napoli, R (1, 2) OBP: 0.330, SLG: 0.494		B FF 92 S SL 83 S FF 91 D SL 84 X SL 82 2-2 F9		F FF 91 C FF 91 F FF 91 F SL 83 S FF 92 0-3 K		B FF 90 C FF 90 F SL 84 B FF 90 B CU 79 X FF 91 3-2 21 HR 1-2 2-H 1B	X SI 94 0-0 23 FC6-4 1-2 1B		C FF 92 C FF 91 F FC 92 B SL 86 F SL 86 X FF 91 1-2 FC5 23 1B 21 1B 5 G5-4-3 1-3	5	2	2	1	0	1	4
21 Brandon Snyder, R (1, 5) OBP: 0.476, SLG: 0.789		D CH 86 B CH 84 C FF 91 C SL 83 X SL 82 2-2 2-H 3-H 1B		B FC 90 B FC 91 B FC 90 C FC 90 F FF 90 X FF 91 3-2 F8		B CH 83 C FF 92 F FF 91 B CU 75 F FF 91 X SL 80 2-2 1-H 2-H HR	C SI 94 C SI 94 F SI 96 B FF 96 B FF 95 S FF 95 2-3 K		F FF 91 X SI 92 0-1 5 G5-4-3 23 1B 1 2B 1-2 3-H 1B	5	2	3	6	0	1	2
23 Craig Gentry, R (1, 8) OBP: 0.333, SLG: 0.381		C SI 92 F FF 91 X SL 81 0-2 P4		B FF 92 B FF 92 B FF 91 C FF 90 C FF 91 X FF 93 3-2 1B		X SI 94 0-0 F9	C CU 81 B FF 94 S CU 82 B FF 95 F FF 96 X CU 82 2-2 FC6-4 1-2f		F FF 92 S SL 84 X SL 85 0-2 5 G5-4-3 1-2 2-3 1B	5	0	2	0	0	0	3

Inning Stats	R: 0 E: 0 K: 1 S: 9	H: 1 LOB: 0 BB: 0 P: 10	R: 2 E: 0 K: 0 S: 15	H: 2 LOB: 1 BB: 1 P: 28	R: 1 E: 0 K: 1 S: 11	H: 2 LOB: 2 BB: 1 P: 22	R: 0 E: 0 K: 1 S: 12	H: 1 LOB: 1 BB: 0 P: 18	R: 0 E: 0 K: 1 S: 7	H: 0 LOB: 0 BB: 0 P: 8	R: 4 E: 0 K: 0 S: 16	H: 5 LOB: 2 BB: 1 P: 30	R: 0 E: 0 K: 1 S: 14	H: 2 LOB: 2 BB: 0 P: 19	R: 0 E: 0 K: 1 S: 10	H: 0 LOB: 0 BB: 0 P: 15	R: 7 E: 1 K: 0 S: 23	H: 6 LOB: 1 BB: 1 P: 36	1B: 12 2B: 4 3B: 0 HR: 3	SF: 1 SAC: 0 DP: 2 HBP: 0	WP: 0 PB: 0 SB: 0 CS: 0	PA: 49

	AB	44
	R	14
	H	19
	RBI	13
	BB	4
	SO	6
	LOB	22

PITCHER		IP	WLS	BF	H	R	ER	SO	BB	IBB	HBP	BLK	WP	HR	S	P	ERA	WHIP
17 Brian Matusz, L ERA: 5.91	(1, 1)	5.0	L	26	10	7	7	4	2	0	0	0	0	1	64	103	12.60	2.400
55 Stu Pomeranz, R ERA:	(6, 1)	3.0		13	3	0	0	2	1	0	0	0	0	0	30	47	0.00	1.333
49 Jason Berken, R ERA: 18.0	(9, 1)	1.0		10	6	7	2	0	1	0	0	0	0	2	23	36	18.00	7.000

PITCHER	IP	WLS	BF	H	R	ER	SO	BB	IBB	HBP	BLK	WP	HR	S	P	ERA	WHIP

Texas Rangers @ Baltimore Orioles

Oriole Park at Camden Yards, Baltimore, MD

Mon May 07 2012, 7:09 PM - 9:42 PM EDT

Att. 11,938 - Cloudy - 67 F

livebaseballscorecards.com

BOTTOM

Batter	1	2	3	4	5	6	7	8	9	AB	R	H	RBI	BB	SO	LOB
11 Robert Andino, R (1, 4) OBP: 0.352, SLG: 0.449	C SI 88 X SI 90 0-1 ① G6-3		C CH 83 F SI 92 B CH 83 B SI 92 S CU 80 2-3 ③ K			C SI 90 B CH 82 B CH 81 X SI 91 2-1 HR		B SL 84 F FF 97 F FF 97 C SL 86 1-3 ② K		4	1	1	1	0	2	0
2 J.J. Hardy, R (1, 6) OBP: 0.285, SLG: 0.437	C SI 91 B SI 90 X SI 91 1-1 21 G3-6-1 1B			B SI 88 X CH 81 1-0 21 FC6-4 1B		B CU 76 C FF 90 B FF 92 C SI 90 X SI 92 2-2 2B		C FF 98 C FF 97 B SL 86 S SL 85 1-3 ③ K		4	0	3	0	0	1	0
21 Nick Markakis, L (1, 9) OBP: 0.315, SLG: 0.372 3 Ryan Flaherty, L (9, PH) OBP: 0.185, SLG: 0.160	C SI 90 X SI 91 0-1 ② ③ G3-6-1 1-2f			C FF 90 C SI 91 X SI 92 0-2 ① FC6-4 10 G6-4-3 1-2f		X SI 90 0-0 ③ G4-3			B SL 85 F FF 95 C FF 94 F SL 85 C FF 94 1-3 ① K	3 1	0 0	0 0	0 0	0 0	0 1	3 0
10 Adam Jones, R (1, 8) OBP: 0.341, SLG: 0.576 36 Nick Johnson, L (9, PH) OBP: 0.205, SLG: 0.200		C SI 90 B FF 90 F SI 90 S CH 82 1-3 ① K		S CH 83 B SI 92 B SI 92 B SI 92 X FF 92 3-1 ② ③ G6-4-3 1-2f			B CH 80 C SI 90 B FF 90 X SI 90 2-1 ① G6-3		C SL 85 F FF 94 C SL 87 0-3 ② K	3 1	0 0	0 0	0 0	0 0	1 1	1 0
32 Matt Wieters, S (1, 10) OBP: 0.376, SLG: 0.588		C SI 92 F SI 92 F SI 92 B FC 86 X SI 92 1-2 ② G1-3			X FF 90 0-0 ① F9		F FF 91 B CU 78 F SI 93 B SI 86 B FC 86 X SI 92 3-2 24 HR 1B		C FF 96 F FF 96 C SL 87 0-3 ③ K	4	1	1	0	0	1	0
12 Mark Reynolds, R (1, 5) OBP: 0.330, SLG: 0.354		B SI 92 B CU 78 B CH 84 C SI 90 C CH 84 B CH 83 4-2 BB			C FF 90 X SI 91 0-1 ② F9		B CU 77 B SI 89 X SI 90 2-0 ② L7			2	0	0	0	1	0	1
24 Wilson Betemit, S (1, 7) OBP: 0.333, SLG: 0.500		B SI 92 F SI 91 1 SAFE F CU 78 X FC 87 1-2 ③ F8			C SI 92 C SI 92 X FF 93 0-2 ③ G6-3		X SI 91 0-0 1-H HR			3	1	1	2	0	0	1
19 Chris Davis, L (1, 3) OBP: 0.333, SLG: 0.510			C SI 89 F CU 79 B FC 86 S CU 77 1-3 ① K			B SI 87 F FF 87 X SI 89 1-1 ① G4-3	B CU 77 B CH 76 C SI 92 X SI 91 2-1 ③ G4-3			3	0	0	0	0	1	0
25 Luis Exposito, R (1, 2)			C SI 91 B FF 92 X SI 93 1-1 ② G4-3			X SI 89 0-0 ② F8		F FF 95 S SL 85 X SL 85 0-2 ① G1-3		3	0	0	0	0	0	0

Inning Stats	1	2	3	4	5	6	7	8	9
	R: 0 E: 0 K: 0 S: 6	H: 1 LOB: 0 BB: 0 P: 7	R: 0 E: 0 K: 1 S: 12	H: 0 LOB: 1 BB: 1 P: 19	R: 0 E: 0 K: 2 S: 8	H: 0 LOB: 0 BB: 0 P: 12	R: 0 E: 0 K: 0 S: 6	H: 1 LOB: 0 BB: 0 P: 10	R: 0 E: 0 K: 0 S: 6	H: 0 LOB: 0 BB: 0 P: 6	R: 1 E: 0 K: 0 S: 9	H: 2 LOB: 1 BB: 0 P: 14	R: 2 E: 0 K: 0 S: 9	H: 2 LOB: 0 BB: 0 P: 18	R: 0 E: 0 K: 2 S: 9	H: 0 LOB: 0 BB: 0 P: 11	R: 0 E: 0 K: 3 S: 10	H: 0 LOB: 0 BB: 0 P: 11

1B: 3	SF: 0
2B: 1	SAC: 0
3B: 0	DP: 2
HR: 2	HBP: 0

WP: 0 PA: 32
PB: 0
SB: 0
CS: 0

	AB	31
	R	3
	H	6
	RBI	3
	BB	1
	SO	8
	LOB	6

PITCHER		IP	WLS	BF	H	R	ER	SO	BB	IBB	HBP	BLK	WP	HR	S	P	ERA	WHIP
54 Matt Harrison, L ERA: 5.11	(1, 1)	7.0	W	26	6	3	3	3	1	0	0	0	0	2	56	86	3.86	1.000
41 Alexi Ogando, R ERA: 0.57	(8, 1)	1.0		3	0	0	0	2	0	0	0	0	0	0	9	11	0.00	0.000
57 Mark Lowe, R ERA: 1.0	(9, 1)	1.0		3	0	0	0	3	0	0	0	0	0	0	10	11	0.00	0.000

PITCHER	IP	WLS	BF	H	R	ER	SO	BB	IBB	HBP	BLK	WP	HR	S	P	ERA	WHIP

Texas Rangers @ Baltimore Orioles

Oriole Park at Camden Yards, Baltimore, MD

Tue May 08 2012, 7:08 PM - 9:58 PM EDT

Att. 11,263 - Overcast - 68 F

TOP

livebaseballscorecards.com

Batter	1	2	3	4	5	6	7	8	9	AB	R	H	RBI	BB	SO	LOB
5 Ian Kinsler, R (1, 4) OBP: 0.370, SLG: 0.496	F FF 92 B FF 95 X SI 94 1-1 ① G4-3		C SL 87 C FF 94 B SL 88 X CU 80 1-2 ② G1-3	S SL 88 X SL 88 0-1 ③ G4-3			C SI 91 C SI 91 C SI 92 0-3 ① K	C SL 77 B FF 84 F SI 83 X SL 76 1-2 1 FC5-4 1B		5	0	1	0	0	1	0
1 Elvis Andrus, R (1, 6) OBP: 0.394, SLG: 0.431	B FF 92 B FF 95 C SI 95 B SL 90 B SL 91 4-1 32 HR BB		C CU 78 X FF 93 0-1 32 HR 1B		B FF 91 F FF 91 F FF 92 B SL 87 X SL 86 2-2 ① F9		B SL 88 B SL 87 S SI 93 F SI 92 X FF 94 2-2 32 HR 1B	B SI 84 X SI 85 1-0 ① FC5-4 1-2f 32 HR		4	4	2	0	1	0	1
32 Josh Hamilton, L (1, 8) OBP: 0.458, SLG: 0.840	X CU 79 0-0 1-H HR		1 SAFE B SI 92 1 SAFE B SI 92 1 SAFE X SI 93 2-0 1-H HR		B SI 93 S CH 86 B FF 92 X CU 77 2-1 2B		F SI 88 X SL 78 0-1 1-H HR	S SI 86 F SL 78 X SI 83 0-2 1-H HR		5	4	5	8	0	0	0
29 Adrian Beltré, R (1, 10) OBP: 0.356, SLG: 0.585	F FF 94 C SL 86 X FF 94 0-2 ② G4-1		S SL 88 B FF 94 S FF 94 F FF 94 X SL 87 1-2 HR		B FF 91 C SI 92 S SI 92 B FF 91 S SI 93 2-3 ② K		B CH 79 C SI 89 S SL 78 X FF 89 1-2 7 BB 17 2B 1B	B SL 79 F SI 84 B FF 85 C SL 76 X FF 86 2-2 ② G6-3		5	2	2	1	0	1	1
10 Michael Young, R (1, 5) OBP: 0.333, SLG: 0.425	B FF 93 X SL 90 1-0 ③ G3		B SL 86 C FF 94 B SI 94 C CU 78 B FF 94 X FF 93 3-2 E2 7 1B		X FF 91 0-0 ③ G5-3		B SI 90 S FF 90 X CH 81 1-1 ② F8	B SI 84 B SL 76 C SL 77 S SI 83 B SL 77 S FF 85 3-3 ③ K		5	0	0	0	0	1	2
7 David Murphy, L (1, 7) OBP: 0.344, SLG: 0.438		B CU 75 B CU 77 C FF 94 F SI 93 S SI 94 2-3 ① K	X CH 87 0-0 17 FC6-4 1-2 1B			X FF 92 0-0 ① F7	D SI 90 F SI 89 S SL 80 F SI 90 B SL 80 D SL 80 B SL 78 4-2 17 2B 1-2 BB		S SL 81 X SI 90 0-1 1B	4	0	2	0	1	1	0
17 Nelson Cruz, R (1, 9) OBP: 0.302, SLG: 0.367		C CU 77 S SL 87 B SI 94 B SI 94 B FF 94 X SL 90 3-2 25 G4-6-3 1B	C SI 93 B SI 93 X SI 93 1-1 ③ FC6-4 1-2f			C CU 77 X FF 93 0-1 1B	B SL 78 X CH 82 1-0 1-3 2-H 2B		B SI 90 B SI 89 C SI 90 S SL 82 F SL 82 C SI 91 2-3 ① K	5	0	3	1	0	1	3
25 Mike Napoli, R (1, 2) OBP: 0.324, SLG: 0.473		C FF 92 B FF 93 F FF 93 X SI 94 1-2 ② ③ G4-6-3 1-2f		B FF 93 C CU 78 B SI 93 F FF 93 X SI 93 2-2 ① G6-3		X FF 92 0-0 ② F9	I IN 64 I IN 65 I IN 67 I IN 64 4-0 IBB		S SL 81 B SI 91 C SI 89 F SI 90 F SL 82 S CU 75 1-3 ② K	4	0	0	0	1	1	3
18 Mitch Moreland, L (1, 3) OBP: 0.333, SLG: 0.438			L FF 93 X SI 93 0-1 ① G6-3	B CU 77 B CH 87 B FF 94 C FF 94 X FF 94 3-1 ② G4-3		B SI 91 B CH 85 X SI 92 2-0 ③ G6-3	T SL 78 S FF 88 B SI 90 X SL 79 1-2 ③ P6		C SL 82 S CU 76 X SL 82 0-2 ③ G3	5	0	0	0	0	0	5

Inning Stats	1	2	3	4	5	6	7	8	9
	R: 2 E: 0 K: 0 S: 8	H: 1 LOB: 0 BB: 1 P: 14	R: 0 E: 0 K: 1 S: 9	H: 1 LOB: 0 BB: 0 P: 15	R: 3 E: 1 K: 0 S: 18	H: 4 LOB: 2 BB: 0 P: 26	R: 0 E: 0 K: 0 S: 7	H: 0 LOB: 0 BB: 0 P: 12	R: 0 E: 0 K: 1 S: 9	H: 1 LOB: 1 BB: 0 P: 15
	R: 0 E: 0 K: 0 S: 5	H: 1 LOB: 1 BB: 0 P: 7	R: 3 E: 0 K: 1 S: 20	H: 4 LOB: 3 BB: 2 P: 34	R: 2 E: 0 K: 1 S: 13	H: 2 LOB: 0 BB: 0 P: 20	R: 0 E: 0 K: 2 S: 14	H: 1 LOB: 1 BB: 0 P: 17	1B: 8 2B: 2 3B: 0 HR: 5	SF: 0 SAC: 0 DP: 1 HBP: 0	WP: 0 PB: 0 SB: 0 CS: 0	PA: 45

PITCHER		IP	WLS	BF	H	R	ER	SO	BB	IBB	HBP	BLK	WP	HR	S	P	ERA	WHIP
34 Jake Arrieta, R ERA: 4.23	(1, 1)	6.1	L	29	9	6	6	3	1	0	0	0	0	3	62	97	8.53	1.579
58 Zach Phillips, L ERA: 27.0	(7, 1)	0.2		7	3	2	2	0	1	1	0	0	0	1	14	26	27.00	6.000
56 Darren O'Day, R ERA: 1.8	(8, 1)	1.0		5	2	2	2	1	0	0	0	0	0	1	13	20	18.00	2.000
40 Troy Patton, L ERA: 3.95	(9, 1)	1.0		4	1	0	0	2	0	0	0	0	0	0	14	17	0.00	1.000

PITCHER	IP	WLS	BF	H	R	ER	SO	BB	IBB	HBP	BLK	WP	HR	S	P	ERA	WHIP

AB	42
R	10
H	15
RBI	10
BB	3
SO	6
LOB	15

Texas Rangers @ Baltimore Orioles

Oriole Park at Camden Yards, Baltimore, MD

Tue May 08 2012, 7:08 PM - 9:58 PM EDT

Att. 11,263 - Overcast - 68 F

livebaseballscorecards.com

BOTTOM

Batter	1	2	3	4	5	6	7	8	9	AB	R	H	RBI	BB	SO	LOB
9 Endy Chavez, L (1, 7) OBP: 0.175, SLG: 0.167	C FF 95 F FF 96 B FF 96 B SL 83 F FF 96 F FF 96 F CH 89 F FF 98 B SL 86 3-2 T FF 97 ① K		S FF 94 S FF 96 S FF 96 0-3 ② K			B FF 93 B FF 96 X FF 93 2-0 2 G6-3 21 1B 2B	B FS 79 X FS 79 1-0 ③ P4		C FC 90 S FC 90 D CU 77 X FC 92 1-2 ① G4-3 1-2 2-3	5	1	1	0	0	2	3
2 J.J. Hardy, R (1, 6) OBP: 0.291, SLG: 0.472 3 Ryan Flaherty, L (9, 6) OBP: 0.179, SLG: 0.154	B SL 84 C FF 96 B FF 97 X FF 98 2-1 21 G4-3 2B		F FF 96 X FF 97 0-1 ③ P5			B FF 95 C SL 84 F FF 95 F FF 96 B FF 95 X SL 86 2-2 ① G6-3 2-3		C FF 90 B FF 91 B FF 91 B FF 91 C FF 90 X SI 90 3-2 HR	B CU 75 X FC 92 1-0 ② F8	4 1	1 0	2 0	1 0	0 0	0 0	1 2
21 Nick Markakis, L (1, 9) OBP: 0.326, SLG: 0.407	B FF 96 F FF 96 F FF 97 F FF 96 B SL 84 X FF 96 2-2 ② G4-3 2-3			B SL 80 F FF 94 F FF 95 F FF 96 X CH 88 1-2 10 FC6-4 1B		C FF 96 F FF 96 X SL 86 0-2 32 BB 3-H 1B		S FF 91 B FF 92 X SL 84 1-1 HR	C FC 91 B FC 92 S FC 91 X FC 91 1-2 ③ P2	5	1	3	2	0	0	3
10 Adam Jones, R (1, 8) OBP: 0.338, SLG: 0.562	B FF 97 B FF 96 B FF 97 C FF 96 B FF 96 4-1 BB			S FF 97 S FF 96 1 SAFE F FF 96 X SL 82 0-2 ① FC6-4 1-2f		X FF 96 0-0 ② F9		F SI 92 B FF 93 B FF 92 F SI 93 X FF 92 2-2 ① G4-3		3	0	0	0	1	0	2
32 Matt Wieters, S (1, 2) OBP: 0.381, SLG: 0.580 25 Luis Exposito, R (9, 2)	B FF 97 X FF 96 1-0 ③ P6			B FF 96 1 SAFE F FF 93 B FF 95 X FF 94 2-1 ② F9		B FF 94 B FF 94 B FF 93 C FF 93 F FF 95 B FF 95 4-2 1-2 BB		B SI 92 X FF 92 1-0 19 1B 1B		3 0	0 0	1 0	0 0	1 0	0 0	3 0
19 Chris Davis, L (1, 3) OBP: 0.330, SLG: 0.500		B FF 95 F FF 95 B SL 83 S FF 94 S FF 96 2-3 ① K		1 SAFE F FF 94 B SI 94 F CH 87 B FF 96 X SL 78 2-2 ③ F8		F FF 94 B FF 95 B SI 94 S FF 95 S FF 96 2-3 ③ K		F SI 92 B SL 86 F FF 91 X FF 92 1-2 24 G6-4-3 1-2 1B		4	0	1	0	0	2	3
24 Wilson Betemit, S (1, 5) OBP: 0.316, SLG: 0.472		B FF 94 B CH 89 X FF 94 2-0 ② P5			S FF 94 F FF 95 F FF 96 B FF 95 F CH 87 B FF 94 S CH 88 2-3 ① K		C FS 81 B FS 81 S SL 84 X FS 82 1-2 ① F8	X FF 91 0-0 ② ③ G6-4-3 1-2f		4	0	0	0	0	1	2
12 Mark Reynolds, R (1, 10) OBP: 0.327, SLG: 0.349		B FF 96 C FF 95 X SL 86 1-1 ③ G1-3			C SL 84 B SL 80 S FF 96 F SL 83 S FF 95 1-3 ② K		C FF 90 B SL 84 S FF 89 F SL 84 B FS 82 F FS 81 F FF 89 X FF 90 2-2 ② F9		C FC 88 X CU 75 0-1 9 G4-3 11 1B 1B	4	0	1	0	0	1	0
11 Robert Andino, R (1, 4) OBP: 0.358, SLG: 0.451			C FF 95 S FF 96 S FF 95 0-3 ① K		F FF 95 B FF 96 S SL 85 B SL 81 C FF 97 2-3 ③ K		X SL 84 0-0 1B		C FF 90 C SI 90 B FC 90 X FC 88 1-2 9 G4-3 1-2 1B	4	0	2	0	0	2	0

	AB	37
	R	3
	H	11
	RBI	3
	BB	2
	SO	8
	LOB	19

Inning Stats	1	2	3	4	5	6	7	8	9
	R: 0 E: 0 K: 1 S: 15	H: 1 LOB: 2 BB: 1 P: 27	R: 0 E: 0 K: 1 S: 6	H: 0 LOB: 0 BB: 0 P: 11	R: 0 E: 0 K: 2 S: 8	H: 0 LOB: 0 BB: 0 P: 8	R: 0 E: 0 K: 0 S: 13	H: 1 LOB: 1 BB: 0 P: 18	R: 0 E: 0 K: 3 S: 12	H: 0 LOB: 0 BB: 0 P: 17	R: 1 E: 0 K: 1 S: 14	H: 2 LOB: 2 BB: 1 P: 24	R: 0 E: 0 K: 0 S: 11	H: 1 LOB: 1 BB: 0 P: 15	R: 2 E: 0 K: 0 S: 13	H: 4 LOB: 1 BB: 0 P: 21	R: 0 E: 0 K: 0 S: 12	H: 2 LOB: 2 BB: 0 P: 16

1B: 7	SF: 0	WP: 0	PA: 39
2B: 2	SAC: 0	PB: 0	
3B: 0	DP: 1	SB: 0	
HR: 2	HBP: 0	CS: 0	

PITCHER		IP	WLS	BF	H	R	ER	SO	BB	IBB	HBP	BLK	WP	HR	S	P	ERA	WHIP
30 Neftalí Feliz, R ERA: 3.38	(1, 1)	6.0	W	24	4	1	1	8	2	0	0	0	0	0	68	105	1.50	1.000
19 Koji Uehara, R ERA: 1.8	(7, 1)	1.0		4	1	0	0	0	0	0	0	0	0	0	11	15	0.00	1.000
28 Robbie Ross Jr., L ERA: 2.84	(8, 1)	1.0		6	4	2	2	0	0	0	0	0	0	2	13	21	18.00	4.000
39 Scott Feldman, R ERA: 4.35	(9, 1)	1.0		5	2	0	0	0	0	0	0	0	0	0	12	16	0.00	2.000

PITCHER	IP	WLS	BF	H	R	ER	SO	BB	IBB	HBP	BLK	WP	HR	S	P	ERA	WHIP

Batter	1	2	3	4	5	6	7	8	9	AB	R	H	RBI	BB	SO	LOB
5 Ian Kinsler, R (1, 4) OBP: 0.364, SLG: 0.485	C SI 91 S FF 92 B FF 94 S SI 93 1-3 ① K		C SL 78 B CH 84 B CH 84 B FF 90 C FF 91 F SL 79 X FF 88 3-2 1 FC1-2 1B 1-2 2-3		B SL 80 X SI 90 1-0 ② F8			X SL 79 0-0 ② F8	C CU 79 B CU 80 C SI 94 X FF 94 1-2 ② G5-3	5	0	1	0	0	1	0
1 Elvis Andrus, R (1, 6) OBP: 0.387, SLG: 0.421	C SI 92 S FF 92 B FF 92 X FF 93 1-2 ② L9		F FF 91 B CH 84 X CH 84 1-1 ② FC1-2 1-2 2-3 3-Hf		C FF 89 B CU 74 B FF 89 X CH 83 2-1 ③ L6			X SI 91 0-0 32 1B 29 E 1B	C SI 94 C SI 95 B CU 82 C SI 95 1-3 ③ K	5	1	1	0	0	1	3
32 Josh Hamilton, L (1, 7) OBP: 0.452, SLG: 0.818	S FF 93 F SL 83 B FF 92 S FF 91 1-3 ③ K		S CU 70 F FF 92 B FF 92 X FF 92 1-2 ③ F7			F FF 88 S CU 72 B CU 74 S CU 70 1-3 ① K		X CU 69 0-0 29 E 1-3 1B		4	0	1	0	0	2	3
29 Adrian Beltré, R (1, 5) OBP: 0.343, SLG: 0.561		C FF 90 B CU 69 S FF 90 F FF 91 S SL 82 1-3 ① K		C CU 67 C CH 82 X FF 90 0-2 ① F8		F FF 90 X FF 91 0-1 ② G6-3		F SI 90 X SI 91 0-1 E5 1-2 3-H		4	0	0	0	0	1	1
10 Michael Young, R (1, 10) OBP: 0.331, SLG: 0.427		B FF 91 B FF 90 F FF 90 X FF 89 2-1 ② L8		B CU 71 X FF 91 1-0 8 1B 2B		B FF 90 X SL 89 1-0 ③ L5		C SI 92 D CH 88 B FF 90 F FF 91 B FF 91 F SI 91 S SI 90 3-3 ③ K		4	1	1	0	0	1	2
17 Nelson Cruz, R (1, 9) OBP: 0.301, SLG: 0.363		C FF 91 S SL 82 F FF 91 F SL 82 B CH 84 X FF 92 1-2 ③ G4-3		S CH 84 S SI 90 X SL 81 0-2 ② F8			C FF 89 B FF 90 B CH 82 X FF 88 2-1 ① F9		B FF 90 C FF 91 X SI 91 1-1 8 2B 7 HR 1B	4	1	1	0	0	0	1
8 Yorvit Torrealba, R (1, 2) OBP: 0.283, SLG: 0.309			C FF 90 S FF 90 B FF 92 F FF 90 B SL 80 F FF 92 X FF 90 2-2 5 1B 1 FC1-2 2B	C CH 84 B CH 86 X FF 92 1-1 2-H 1B			B FF 90 B CH 83 X FF 90 2-0 ② P4		B FF 90 C SI 91 X FF 91 1-1 7 HR 1-3 2B	4	1	3	1	0	0	0
21 Brandon Snyder, R (1, 3) OBP: 0.417, SLG: 0.682 18 Mitch Moreland, L (9, PH) OBP: 0.329, SLG: 0.432			B FF 90 B FF 90 B SI 87 C FF 89 F FF 89 X FF 90 3-2 ① F9	C FF 92 S FF 91 S FF 92 0-3 ③ K			B CU 70 X FF 89 1-0 ③ F9		B SI 93 B SI 94 B SI 94 C SI 93 F SI 93 X SI 95 3-2 ① F8	3 1	0 0	0 0	0 0	0 0	1 0	2 2
23 Craig Gentry, R (1, 8) OBP: 0.333, SLG: 0.364 7 David Murphy, L (9, PH) OBP: 0.352, SLG: 0.481			B FF 90 B FF 89 B FF 89 B FF 90 4-0 1 FC1-2 5 1B BB		C FF 89 S SL 81 X FF 90 0-2 ① F7			C FF 89 X CH 83 0-1 ① P3	B SI 94 C SI 93 B SI 95 X SI 94 2-1 2-H 3-H HR	2 1	0 1	0 1	0 3	1 0	0 0	0 0
Inning Stats	R: 0 E: 0 K: 2 S: 9 H: 0 LOB: 0 BB: 0 P: 12	R: 0 E: 0 K: 1 S: 11 H: 0 LOB: 0 BB: 0 P: 15	R: 0 E: 0 K: 0 S: 17 H: 2 LOB: 3 BB: 1 P: 31	R: 1 E: 0 K: 1 S: 12 H: 2 LOB: 1 BB: 0 P: 14	R: 0 E: 0 K: 0 S: 6 H: 0 LOB: 0 BB: 0 P: 9	R: 0 E: 0 K: 1 S: 6 H: 0 LOB: 0 BB: 0 P: 8	R: 0 E: 0 K: 0 S: 4 H: 0 LOB: 0 BB: 0 P: 9	R: 1 E: 1 K: 1 S: 11 H: 2 LOB: 2 BB: 0 P: 14	R: 3 E: 0 K: 1 S: 15 H: 3 LOB: 0 BB: 0 P: 24	1B: 5 2B: 3 3B: 0 HR: 1 SF: 0 SAC: 0 DP: 0 HBP: 0						

PITCHER		IP	WLS	BF	H	R	ER	SO	BB	IBB	HBP	BLK	WP	HR	S	P	ERA	WHIP
16 Wei-Yin Chen, L ERA: 2.43	(1, 1)	7.2	W	30	6	2	1	5	1	0	0	0	0	0	70	103	1.17	0.913
38 Luis Ayala, R ERA: 1.13	(8, 1)	0.1		4	2	2	2	1	0	0	0	0	0	0	10	15	54.00	6.000
43 Jim Johnson, R ERA: 0.66	(9, 1)	1.0	S	4	1	1	1	1	0	0	0	0	0	1	11	18	9.00	1.000

PITCHER	IP	WLS	BF	H	R	ER	SO	BB	IBB	HBP	BLK	WP	HR	S	P	ERA	WHIP

TOP

Texas Rangers @ Baltimore Orioles

Oriole Park at Camden Yards, Baltimore, MD

Thu May 10 2012, 4:08 PM - 6:31 PM EDT

Partly Cloudy - 64 F

livebaseballscorecards.com

AB	37
R	5
H	9
RBI	4
BB	1
SO	7
LOB	14

Texas Rangers @ Baltimore Orioles

Oriole Park at Camden Yards, Baltimore, MD

Thu May 10 2012, 4:08 PM - 6:31 PM EDT

Partly Cloudy - 64 F

BOTTOM

livebaseballscorecards.com

Batter	1	2	3	4	5	6	7	8	9	AB	R	H	RBI	BB	SO	LOB
3 Ryan Flaherty, L (1, 7) OBP: 0.188, SLG: 0.267	B SI 85 X FF 86 1-0 HR		C CH 81 C CU 75 B CU 75 T SL 82 1-2 ① K			C FF 88 F CU 76 S CU 77 0-3 ① K	F FF 88 C CU 77 S SL 85 0-3 ③ K			4	1	1	1	0	3	1
2 J.J. Hardy, R (1, 6) OBP: 0.290, SLG: 0.488	B FF 87 B SL 83 X FF 87 2-0 HR		C FF 89 C FF 88 B SL 84 X FF 90 1-2 ② F9			B SL 85 S SL 84 C FF 89 B FF 88 X SL 85 2-2 ② G5-3		X FF 91 0-0 ① P5		4	1	1	1	0	0	0
21 Nick Markakis, L (1, 9) OBP: 0.324, SLG: 0.426	C FF 88 C FF 90 X SL 84 0-2 HR		B FF 89 C FF 88 C FF 89 B FF 91 S FF 90 2-3 ③ K			B CU 77 C FF 89 B FF 89 B CU 78 X FF 89 3-1 ③ G4-3		C FF 93 C FF 92 F FF 95 B SL 86 F SL 85 B FF 94 B FF 94 F FF 94 X FF 94 3-2 ② G1-3		4	1	1	1	0	1	0
10 Adam Jones, R (1, 8) OBP: 0.336, SLG: 0.576	C FF 90 C FF 89 X FF 89 0-2 ① F8			X SL 83 0-0 ① L7			M SL 83 X FF 89 0-1 HR	B SL 84 B SL 84 B FF 93 C FF 93 F FF 93 S SL 84 3-3 ③ K		4	1	1	1	0	1	0
32 Matt Wieters, S (1, 2) OBP: 0.379, SLG: 0.569	F FF 88 C FF 89 B CU 78 S SL 85 1-3 ② K			B FF 87 C SI 87 B FF 89 F FF 88 F FF 90 B FF 91 S SL 82 3-3 ② K			B SI 86 B FF 89 B SL 82 C FF 87 B FF 88 4-1 24 HR BB			2	1	0	0	1	2	0
24 Wilson Betemit, S (1, 5) OBP: 0.317, SLG: 0.507	B CU 75 S CH 82 F SI 89 S SL 84 1-3 ③ K			C CU 76 C FF 91 B FF 89 B FF 89 S SL 86 2-3 ③ K			X CH 83 0-0 1-H HR			3	1	1	2	0	2	0
19 Chris Davis, L (1, 10) OBP: 0.330, SLG: 0.491			C FF 87 B FF 88 F CU 75 B FF 89 F CH 84 F SL 84 F CU 78 B FF 90 S SL 84 3-3 ① K		C CU 76 S CU 77 B CU 77 B FF 88 S SL 84 2-3 ① K		F FF 89 B FF 91 S SL 83 H SL 86 2-2 12 G4-6-3 HBP			2	0	0	0	0	2	0
12 Mark Reynolds, R (1, 3) OBP: 0.317, SLG: 0.337			C FF 90 C FF 90 B FF 91 F SL 85 S SL 85 1-3 ② K		X SL 84 0-0 ② F7		B FF 88 B SL 84 B FF 88 C FF 89 S SL 84 F FF 90 X FF 90 3-2 ① ② G4-6-3 1-2f			3	0	0	0	0	1	1
11 Robert Andino, R (1, 4) OBP: 0.348, SLG: 0.438			C FF 89 B SL 85 C FF 90 S SL 85 1-3 ③ K		C SL 84 F FF 89 B FF 90 B FF 91 X SL 84 2-2 ③ F9		F SL 84 F SL 85 B FF 91 B FF 90 X FF 89 2-2 E6			3	0	0	0	0	1	0
Inning Stats	R: 3 E: 0 K: 2 S: 14 H: 3 LOB: 0 BB: 0 P: 19		R: 0 E: 0 K: 3 S: 13 H: 0 LOB: 0 BB: 0 P: 18	R: 0 E: 0 K: 2 S: 9 H: 0 LOB: 0 BB: 0 P: 13	R: 0 E: 0 K: 2 S: 8 H: 0 LOB: 0 BB: 0 P: 13	R: 0 E: 0 K: 1 S: 7 H: 0 LOB: 0 BB: 0 P: 11	R: 0 E: 0 K: 1 S: 8 H: 0 LOB: 0 BB: 0 P: 13	R: 3 E: 1 K: 1 S: 16 H: 2 LOB: 1 BB: 1 P: 27	R: 0 E: 0 K: 1 S: 10 H: 0 LOB: 0 BB: 0 P: 16		1B: 0 2B: 0 3B: 0 HR: 5 SF: 0 SAC: 0 DP: 1 HBP: 1					

	AB	29
	R	6
	H	5
	RBI	6
	BB	1
	SO	13
	LOB	2

PITCHER		IP	WLS	BF	H	R	ER	SO	BB	IBB	HBP	BLK	WP	HR	S	P	ERA	WHIP
48 Colby Lewis, R ERA: 3.69	(1, 1)	7.0	L	28	5	6	6	12	1	0	1	0	0	5	75	114	7.71	0.857
57 Mark Lowe, R ERA: 0.9	(8, 1)	1.0		3	0	0	0	1	0	0	0	0	0	0	10	16	0.00	0.000

PITCHER	IP	WLS	BF	H	R	ER	SO	BB	IBB	HBP	BLK	WP	HR	S	P	ERA	WHIP

Texas Rangers @ Baltimore Orioles

Oriole Park at Camden Yards, Baltimore, MD

Thu May 10 2012, 7:13 PM - 9:56 PM EDT

Att. 19,250 - Clear - 61 F

TOP

livebaseballscorecards.com

Batter	1	2	3	4	5	6	7	8	9	AB	R	H	RBI	BB	SO	LOB
5 Ian Kinsler, R (1, 4) OBP: 0.359, SLG: 0.474	C FF 90 C FF 91 B FC 87 F FF 89 F FF 93 X CU 86 1-2 L6		C FC 84 C CH 86 X FF 91 0-2 ① F8		F FC 86 B FC 91 B FC 86 X FC 87 2-1 ② G5-3		C SI 96 B SL 85 X SI 97 1-1 1 1B 29 E 1-2 1B	S FF 93 S SI 93 S FF 94 0-3 ③ K		5	1	1	0	0	1	2
1 Elvis Andrus, R (1, 6) OBP: 0.401, SLG: 0.427	B FF 90 B FF 91 B FF 91 C FF 91 B FF 91 4-1 32 HR BB		C FF 90 B FC 86 F FF 91 X FF 92 1-2 ② G4-3		B FC 87 B FF 91 X FF 87 2-0 3-H 1B		S SL 86 B SL 84 B FF 95 X SI 95 2-1 29 E 10 G5-3 1-3 2-H 1B		B SI 97 F FF 96 C SL 82 B FF 96 B SL 83 B SI 97 4-2 29 F8 BB	3	2	2	2	2	0	0
32 Josh Hamilton, L (1, 8) (9, 7) OBP: 0.450, SLG: 0.825	X CH 84 0-0 1-H HR		B FF 91 F FF 92 F FC 88 S CU 81 1-3 ③ K		F FF 89 1 SAFE X FF 90 0-1 ③ F7		I IN 70 I IN 71 I IN 74 I IN 74 4-0 10 G5-3 29 E IBB		C FF 97 B FF 96 F FF 97 S SL 82 1-3 ① K	4	1	1	2	1	2	2
29 Adrian Beltré, R (1, 10) OBP: 0.336, SLG: 0.544	F FC 92 X FF 93 0-1 1B			B FC 87 F FF 91 B FC 86 F FF 89 F CU 80 F FF 92 X FC 87 2-2 ① G6-3		X CH 88 0-0 ① G5-3	B SI 95 S SI 94 C SL 85 X SL 84 1-2 E5 10 G5-3 1-2 2-3 3-H		1 SAFE C FF 96 1 SAFE X SI 96 0-1 ② F8 1-2	5	0	1	1	0	0	3
10 Michael Young, R (1, 5) OBP: 0.319, SLG: 0.411	C CH 87 S FC 88 S FF 93 0-3 ② K			F FC 86 F FF 92 S CU 81 0-3 ② K		B FC 87 X FF 88 1-0 ② F9	B SI 95 B SL 85 F SI 95 C SI 95 X SL 85 2-2 ② G5-3 1-2 2-3 3-H		C SL 82 X FF 96 0-1 ③ G1-3	5	0	0	1	0	2	4
7 David Murphy, L (1, 7) OBP: 0.337, SLG: 0.459 23 Craig Gentry, R (9, 8) OBP: 0.333, SLG: 0.364	B SI 92 C FF 92 X CU 78 1-1 ③ G6-3			L FF 90 B CH 84 C CH 84 C FC 88 1-3 ③ K		B FF 87 F CH 83 B CH 88 F FC 86 X FC 91 2-2 E4	X SI 94 0-0 ③ F8			4 0	0 0	0 0	0 0	0 0	1 0	3 0
17 Nelson Cruz, R (1, 9) OBP: 0.299, SLG: 0.367		B FF 90 B FC 86 B FF 91 C FF 91 S FC 88 T FC 90 3-2 ① K			X FC 84 0-0 25 3B 2B	1 SAFE C FC 90 1 SAFE D CU 79 F FF 91 T FC 86 1-2 ③ K		X CH 91 0-0 ① G6-3		4	1	1	0	0	2	1
25 Mike Napoli, R (1, 2) OBP: 0.330, SLG: 0.495		B FF 87 C FC 87 C FF 88 F FF 92 F FF 93 F FC 86 F FC 85 B FF 91 T FF 92 2-2 ② K			B CH 86 F FF 91 F FC 85 B FF 90 X CU 79 2-2 1 1B 2-H 3B		X SI 96 0-0 18 FC6 1B	X SI 92 0-0 ② G5-3		4	1	2	1	0	1	0
18 Mitch Moreland, L (1, 3) OBP: 0.326, SLG: 0.423		B CU 73 X FC 87 1-0 ③ G4-3			B FF 91 X FC 87 1-0 ① P6		C FF 96 X FF 96 0-1 ① FC6 5 1B 1 1B 1-2f	B CU 78 F SI 94 X SI 93 1-1 1B		4	1	1	0	0	0	2

| Inning Stats | | |

Texas Rangers @ Baltimore Orioles

Oriole Park at Camden Yards, Baltimore, MD

Thu May 10 2012, 7:13 PM - 9:56 PM EDT

Att. 19,250 - Clear - 61 F

livebaseballscorecards.com

BOTTOM

Batter	1	2	3	4	5	6	7	8	9	AB	R	H	RBI	BB	SO	LOB
11 Robert Andino, R (1, 4) OBP: 0.333, SLG: 0.418	C SI 93 F SI 93 B SI 93 F SI 93 B SI 91 B SI 93 X SI 94 3-2 ① P3	B KC 74 X 1-0 ③ G6-3			B SI 90 1 SAFE B SI 91 F SI 91 B SI 91 F SI 91 X SI 91 3-2 ① F9		B FF 97 F FF 95 B SL 85 B FF 97 X FF 96 3-1 ③ F8		C SL 90 B FF 95 F FF 95 F SL 90 B FF 95 B SL 90 S SL 90 3-3 ③ K	5	0	0	0	0	1	3
2 J.J. Hardy, R (1, 6) OBP: 0.289, SLG: 0.477	B SI 94 C SI 91 B SI 93 F SI 91 F SI 94 B KC 78 S SI 93 3-3 ② K		C KC 74 X SI 92 0-1 ① G6-3		B SI 93 B SI 92 B KC 76 C SI 92 B KC 76 4-1 1-2 BB			B FF 91 C FF 93 F SI 91 X SI 93 1-2 ① G1-3		3	0	0	0	1	1	0
21 Nick Markakis, L (1, 9) OBP: 0.329, SLG: 0.419	B SI 94 F SI 93 F SI 94 S SI 94 1-3 ③ K		B SI 94 B SI 94 C SI 92 B SI 91 B SI 94 4-1 BB		C SI 94 B SI 93 X SI 93 1-1 ② F9			B FF 92 B SI 92 C FF 93 C SI 92 B SL 88 F SI 92 B FF 92 4-2 10 S BB		2	0	0	0	2	1	2
10 Adam Jones, R (1, 8) OBP: 0.341, SLG: 0.570		B SI 91 F SI 93 F SI 92 F CH 85 B SI 92 F CH 86 F SI 93 B SL 85 X SI 94 3-2 32 E 32 FC4 24 SF8 1B	F SI 91 C SI 93 B SI 92 C SI 93 1-3 ② K		F SI 93 S KC 77 S KC 78 0-3 ③ K			B SI 91 B SI 90 S SL 87 D SL 86 F FF 91 F FF 91 F SL 88 B FF 92 4-2 1-2 BB		3	1	1	0	1	2	3
32 Matt Wieters, S (1, 10) OBP: 0.367, SLG: 0.547		B SI 90 F SI 93 1 SAFE 1 SAFE B SI 92 C KC 76 X SI 92 2-2 FC4 6 1B 12 1B 6 E 1-3	1 SAFE C KC 77 S SI 92 B SI 94 F SL 84 B SI 94 F SI 92 X SI 93 2-2 ③ G1-3			X KC 73 0-0 ① F9		F SI 91 X SI 90 0-1 ② P6		4	1	0	0	0	0	4
24 Wilson Betemit, S (1, 7) OBP: 0.302, SLG: 0.487		C KC 76 B SI 93 F SI 93 F SI 92 X SL 85 1-2 ① SF8 3-H		B SI 91 C KC 75 F KC 76 F SI 94 F SI 95 B SI 95 X SI 93 2-2 ① G6-3		B SI 90 F KC 73 X SI 93 1-1 ② F9		B SL 87 X SI 91 1-0 ③ F7		3	0	0	1	0	0	2
12 Mark Reynolds, R (1, 3) OBP: 0.324, SLG: 0.337		C SI 92 X KC 78 0-1 6 E 25 E 1-2 1B	C SI 94 C SI 95 S SI 94 0-3 ② K		B SI 91 X SI 92 1-0 ③ G6-3				C FF 94 C FF 95 B SL 90 B SL 90 B SL 90 B FF 95 4-2 36 G6-4-3 3 1B BB	3	1	1	0	1	1	0
6 Steve Tolleson, R (1, 5) OBP: 0.333, SLG: 0.333 3 Ryan Flaherty, L (9, PH) OBP: 0.212, SLG: 0.290		X SI 93 0-0 E6 25 E 1-3 2-H 1B	X SI 94 0-0 ③ F9				C FF 97 B SL 86 C SL 84 S FF 96 1-3 ① K		S FF 96 X SI 95 0-1 36 G6-4-3 1-2 1B	3 1	0 0	1 1	0 0	0 0	1 0	0 0
25 Luis Exposito, R (1, 2) OBP: 0.143, SLG: 0.143 36 Nick Johnson, L (9, PH) OBP: 0.200, SLG: 0.195		D KC 78 1 SAFE X SI 93 1-0 ② F8 1-2 3-H			X SI 90 0-0 2 BB 1B		B SL 84 X SL 84 1-0 ② G6-3		C FF 96 X CU 83 0-1 ① ② G6-4-3 1-2f 2-3	3 1	0 0	1 0	0 0	0 0	0 0	1 2
Inning Stats	R: 0 E: 0 K: 2 S: 11 H: 0 LOB: 0 BB: 0 P: 18	R: 3 E: 3 K: 0 S: 18 H: 3 LOB: 1 BB: 0 P: 26	R: 0 E: 0 K: 1 S: 11 H: 0 LOB: 1 BB: 1 P: 18	R: 0 E: 0 K: 1 S: 9 H: 0 LOB: 0 BB: 0 P: 11	R: 0 E: 0 K: 1 S: 10 H: 1 LOB: 2 BB: 1 P: 18	R: 0 E: 0 K: 0 S: 4 H: 0 LOB: 0 BB: 0 P: 6	R: 0 E: 0 K: 1 S: 6 H: 0 LOB: 0 BB: 0 P: 11	R: 0 E: 0 K: 0 S: 13 H: 0 LOB: 2 BB: 2 P: 23	R: 0 E: 0 K: 1 S: 10 H: 1 LOB: 1 BB: 1 P: 17	1B: 5 2B: 0 3B: 0 HR: 0 SF: 1 SAC: 0 DP: 1 HBP: 0	WP: 0 PB: 0 SB: 1 CS: 0 PA: 37					

	AB	31
	R	3
	H	5
	RBI	1
	BB	5
	SO	7
	LOB	17

PITCHER		IP	WLS	BF	H	R	ER	SO	BB	IBB	HBP	BLK	WP	HR	S	P	ERA	WHIP
45 Derek Holland, L ERA: 3.86	(1, 1)	6.0	W	25	4	3	0	5	2	0	0	0	0	0	63	97	0.00	1.000
41 Alexi Ogando, R ERA: 0.54	(7, 1)	1.0		3	0	0	0	1	0	0	0	0	0	0	6	11	0.00	0.000
37 Mike Adams, R ERA: 2.13	(8, 1)	1.0		5	0	0	0	0	2	0	0	0	0	0	13	23	0.00	2.000
36 Joe Nathan, R ERA: 2.84	(9, 1)	1.0		4	1	0	0	1	1	0	0	0	0	0	10	17	0.00	2.000

PITCHER	IP	WLS	BF	H	R	ER	SO	BB	IBB	HBP	BLK	WP	HR	S	P	ERA	WHIP

Tampa Bay Rays @ Baltimore Orioles

Oriole Park at Camden Yards, Baltimore, MD

Fri May 11 2012, 7:09 PM - 9:45 PM EDT

Att. 26,669 - Clear - 71 F

livebaseballscorecards.com

Batter	1	2	3	4	5	6	7	8	9	AB	R	H	RBI	BB	SO	LOB
18 Ben Zobrist, S (1, 9) OBP: 0.365, SLG: 0.426	B SI 88 B SI 88 C SI 88 X SI 89 2-1 G5-3 ①		B CU 76 B CH 82 C SI 88 B SL 81 B SI 89 4-1 23 G4-3 BB	I IN 68 I IN 69 I IN 70 I IN 69 4-0 23 HBP IBB		B SI 87 B SI 86 C SI 87 B SL 81 B SI 87 4-1 BB			X SI 94 0-0 G4-3 ②	2	0	0	0	3	0	0
23 Carlos Pena, L (1, 3) OBP: 0.374, SLG: 0.395	C FF 88 F SL 83 M FF 89 0-3 K ②		1 SAFE C FF 88 X SI 88 0-1 G4-3 ② 1-2	H SI 86 1-0 1-2 2-3 3-H HBP		1 SAFE D SL 80 B SI 86 F SI 87 X SI 86 2-1 F8 ③			F SI 95 B SI 95 X SI 96 1-1 G4-3 ③	4	0	0	1	0	1	2
2 B.J. Upton, R (1, 8) OBP: 0.329, SLG: 0.435	X SI 89 0-0 G6-3 ③		B FF 89 B SI 88 B SI 88 F FF 88 B SI 88 4-1 BB	B CH 82 C SI 87 F SI 88 B SI 88 X SI 88 2-2 F9 ③			C SL 77 C SL 75 X SL 76 0-2 F7 ①			3	0	0	0	1	0	3
30 Luke Scott, L (1, 10) OBP: 0.311, SLG: 0.552		B CU 76 C FF 88 B SI 88 B SL 81 F FF 89 B SI 88 4-2 20 1B 1 G5-4-3 7 HBP BB	B SL 81 B SL 80 X FF 88 2-0 F7 ③		X FF 86 0-0 20 FC1-6-5-4 2B		X SL 78 0-0 P6 ②			3	1	1	0	1	0	2
7 Jeff Keppinger, R (1, 5) OBP: 0.329, SLG: 0.423 10 Will Rhymes, L (7, 4) OBP: 0.267, SLG: 0.276		F SI 89 C SL 80 H FF 89 1-2 1 G5-4-3 20 1B 1-2 HBP		B SI 87 X SI 88 1-0 G6-3 ①	X SI 87 0-0 F7 ①		C SI 85 X SI 83 0-1 G4-3 ③			3 0	0 0	0 0	0 0	0 0	0 0	1 0
20 Matt Joyce, L (1, 7) OBP: 0.379, SLG: 0.584		X FF 88 0-0 1 G5-4-3 1-2 2-3 1B		C SL 82 B SL 81 S SI 87 B SL 83 B SI 88 B SI 88 4-2 28 1B 1 1B 9 1B BB	F SL 80 F SI 87 F SI 87 X SI 87 0-2 FC1-6-5-4 ② 2-3			X SI 96 0-0 G4-3 ①		3	1	1	0	1	0	1
1 Sean Rodríguez, R (1, 6) OBP: 0.296, SLG: 0.313 (7, 5)		C SI 87 X CH 83 0-1 G5-4-3 ①② 1-2f 2-3 3-H		B CH 82 F SI 87 1 SAFE X SI 86 1-1 28 1B 9 1B 1-2 1B	B SI 86 F FF 86 C SL 79 D CU 77 B FF 88 X SL 80 3-2 G5-3 ③			C FF 96 S SL 82 C SL 81 0-3 K ②		4	0	1	0	0	1	3
28 José Molina, R (1, 2) OBP: 0.262, SLG: 0.377		B SL 82 C SI 88 S FF 89 X SL 81 1-2 F8 ③		C SI 87 X SI 87 0-1 9 1B 23 HBP 1-2 2-3 1B		X SI 86 0-0 G6-3 ①		X SI 96 0-0 G5-3 ③		4	1	1	0	0	0	1
9 Elliot Johnson, S (1, 4) OBP: 0.308, SLG: 0.326 (7, 6) 8 Desmond Jennings, R (9, PH) OBP: 0.333, SLG: 0.398			C SI 88 B CH 81 F SL 82 F FF 89 S CU 76 1-3 K ①	B CH 83 F FF 88 B SL 81 X SI 87 2-1 23 HBP 1-3 2-H 3-H 1B ②		B SI 86 X SI 86 1-0 G4-3 ②			C SI 93 B CU 79 C SI 93 X SI 93 1-2 G3-1 ①	3 1	0 0	1 0	1 0	0 0	1 0	0 0

Inning Stats	1	2	3	4	5	6	7	8	9
	R: 0 E: 0 K: 1 S: 6 H: 0 LOB: 0 BB: 0 P: 8	R: 1 E: 0 K: 0 S: 10 H: 1 LOB: 1 BB: 1 P: 16	R: 0 E: 0 K: 1 S: 9 H: 0 LOB: 2 BB: 2 P: 20	R: 2 E: 0 K: 0 S: 12 H: 3 LOB: 3 BB: 2 P: 27	R: 0 E: 0 K: 0 S: 9 H: 1 LOB: 1 BB: 0 P: 12	R: 0 E: 0 K: 0 S: 5 H: 0 LOB: 1 BB: 1 P: 12	R: 0 E: 0 K: 0 S: 6 H: 0 LOB: 0 BB: 0 P: 6	R: 0 E: 0 K: 1 S: 5 H: 0 LOB: 0 BB: 0 P: 5	R: 0 E: 0 K: 0 S: 6 H: 0 LOB: 0 BB: 0 P: 8

1B: 4 SF: 0 WP: 0 PA: 38
2B: 1 SAC: 0 PB: 0
3B: 0 DP: 1 SB: 0
HR: 0 HBP: 2 CS: 0

TOP	
AB	30
R	3
H	5
RBI	2
BB	6
SO	3
LOB	13

PITCHER		IP	WLS	BF	H	R	ER	SO	BB	IBB	HBP	BLK	WP	HR	S	P	ERA	WHIP
37 Dana Eveland, L ERA: 4.5	(1, 1)	6.0		29	5	3	3	2	5	1	2	0	0	0	51	95	4.50	1.667
56 Darren O'Day, R ERA: 1.69	(7, 1)	1.0	W	3	0	0	0	0	0	0	0	0	0	0	6	6	0.00	0.000
47 Pedro Strop, R ERA: 1.42	(8, 1)	1.0	H	3	0	0	0	1	0	0	0	0	0	0	5	5	0.00	0.000
43 Jim Johnson, R ERA: 0.61	(9, 1)	1.0	S	3	0	0	0	0	0	0	0	0	0	0	6	8	0.00	0.000

PITCHER	IP	WLS	BF	H	R	ER	SO	BB	IBB	HBP	BLK	WP	HR	S	P	ERA	WHIP

Batter	1	2	3	4	5	6	7	8	9	AB	R	H	RBI	BB	SO	LOB
3 Ryan Flaherty, L (1, 5) OBP: 0.189, SLG: 0.257	B FF 91 C FF 91 X CH 80 1-1 ① F8		X SI 89 0-0 ② F9			C FC 89 C FF 91 B FF 92 F FF 91 S CU 79 1-3 ① K	1 SAFE F FF 89 S FF 90 1 SAFE F FF 89 C FS 80 0-3 ③ K			4	0	0	0	0	2	2
2 J.J. Hardy, R (1, 6) OBP: 0.281, SLG: 0.463	C FF 91 C FF 91 B FF 91 S FF 92 1-3 ② K		1 SAFE C CH 80 1 SAFE B SI 90 D CH 80 1 SAFE X FF 90 2-1 ③ FC6-4 1-2f			C CH 78 B SI 92 B FF 91 B CH 79 F CH 80 X FF 92 3-2 ② F7		C SI 93 F FF 96 B SI 97 F FF 96 X SL 88 1-2 ① P6		4	0	0	0	0	1	1
21 Nick Markakis, L (1, 9) OBP: 0.333, SLG: 0.445	C FF 91 B SI 90 X FF 92 1-1 ③ P5			C CH 80 F FF 89 S FF 91 0-3 ① K		F FF 91 B CH 80 C CH 79 B FF 92 B FF 88 F CH 80 X FF 91 3-2 HR		X FF 95 0-0 10 L1-3 1B		4	1	2	1	0	1	0
10 Adam Jones, R (1, 8) OBP: 0.338, SLG: 0.583		B FF 90 C FF 91 T FF 91 B FF 92 F FF 92 F CH 80 F SI 92 B CU 77 X FF 92 3-2 HR		C FF 92 X FF 88 0-1 ② G6-3		B SI 91 B FF 91 F FF 91 F SI 90 S CU 79 2-3 ③ K2-3		F FF 95 X FF 96 0-1 ②③ L1-3 1-1		4	1	1	1	0	1	1
32 Matt Wieters, S (1, 2) OBP: 0.358, SLG: 0.532		C CH 80 X CH 80 0-1 ① L9		B FF 91 X FC 88 1-0 ③ P5			B SI 88 C FF 91 X FC 88 1-1 ① G3-1			3	0	0	0	0	0	0
24 Wilson Betemit, S (1, 7) OBP: 0.303, SLG: 0.481		C CU 73 B FF 90 S CH 81 B CH 81 X FF 91 2-2 19 G4-6-3 1B			C FF 90 B SI 90 X FC 88 1-1 ① F9		S CU 74 B CU 77 S CH 79 F FF 91 X CH 79 1-2 ② G4-3			3	0	1	0	0	0	0
19 Chris Davis, L (1, 3) OBP: 0.331, SLG: 0.486		B CU 73 X CH 79 1-0 ②③ G4-6-3 1-2f			F CH 79 F CH 79 S FF 92 0-3 ② K		B FF 90 F CH 79 X CH 78 1-1 36 HR 1B			3	1	1	0	0	1	1
36 Nick Johnson, L (1, 10) OBP: 0.250, SLG: 0.302			C FC 90 B SI 90 B FF 91 X CH 80 2-1 11 FC5-4 1B		C FF 91 B CU 79 B FF 88 B FF 91 B FF 91 4-1 11 S BB		C CU 77 1 SAFE B CU 77 S FF 90 F FF 90 B FS 81 B FS 80 F CU 79 X FF 89 3-2 1-H HR			2	1	2	2	1	0	0
11 Robert Andino, R (1, 4) OBP: 0.333, SLG: 0.411			X SI 90 0-0 ① FC5-4 2 FC6-4 1-2f		C CH 79 B FF 91 F SI 91 B CU 80 S FF 92 2-3 ③ K 1-2		B FF 91 B CU 78 S FF 90 B FF 91 F FF 90 B CU 79 4-2 BB			2	0	0	0	1	1	2
Inning Stats	R: 0 E: 0 K: 1 S: 7 H: 0 LOB: 0 BB: 0 P: 10	R: 1 E: 0 K: 0 S: 12 H: 2 LOB: 0 BB: 0 P: 18	R: 0 E: 0 K: 0 S: 6 H: 1 LOB: 1 BB: 0 P: 10	R: 0 E: 0 K: 1 S: 6 H: 0 LOB: 0 BB: 0 P: 7	R: 0 E: 0 K: 2 S: 9 H: 0 LOB: 1 BB: 1 P: 16	R: 1 E: 0 K: 2 S: 14 H: 1 LOB: 0 BB: 0 P: 23	R: 2 E: 0 K: 1 S: 19 H: 2 LOB: 1 BB: 1 P: 29	R: 0 E: 0 K: 0 S: 7 H: 1 LOB: 0 BB: 0 P: 8		1B: 4 2B: 1 3B: 0 HR: 3 SF: 0 SAC: 0 DP: 2 HBP: 0						

PITCHER		IP	WLS	BF	H	R	ER	SO	BB	IBB	HBP	BLK	WP	HR	S	P	ERA	WHIP
58 Jeremy Hellickson, R ERA: 2.95	(1, 1)	6.2		25	5	3	3	6	1	0	0	0	0	2	62	95	4.05	0.900
62 Joel Peralta, R ERA: 5.93	(7, 1)	0.1	L	3	1	1	1	1	1	0	0	0	0	1	11	18	27.00	6.000
57 Jake McGee, L ERA: 2.61	(8, 1)	1.0		3	1	0	0	0	0	0	0	0	0	0	7	8	0.00	1.000

PITCHER		IP	WLS	BF	H	R	ER	SO	BB	IBB	HBP	BLK	WP	HR	S	P	ERA	WHIP

BOTTOM

Tampa Bay Rays @ Baltimore Orioles

Oriole Park at Camden Yards, Baltimore, MD

Fri May 11 2012, 7:09 PM - 9:45 PM EDT

Att. 26,669 - Clear - 71 F

livebaseballscorecards.com

AB	29
R	4
H	7
RBI	4
BB	2
SO	7
LOB	7

Tampa Bay Rays @ Baltimore Orioles

Oriole Park at Camden Yards, Baltimore, MD

Sat May 12 2012, 7:08 PM - 10:07 PM EDT

Att. 32,862 - Partly Cloudy - 77 F

TOP

livebaseballscorecards.com

Batter	1	2	3	4	5	6	7	8	9	AB	R	H	RBI	BB	SO	LOB
18 Ben Zobrist, S (1, 9) OBP: 0.362, SLG: 0.414	B FF 89 B SI 91 B FC 90 C FC 91 C FF 91 B FF 91 4-2 1 G6-4-3 BB		C FF 91 F FF 90 F SL 83 B SL 84 D SL 84 F FF 92 X CU 75 2-2 ① P4		B SI 92 B SL 85 C FF 92 F FF 92 B FF 92 X SL 86 3-2 ③ F8		C SL 86 F SL 86 X FF 87 0-2 ② G2-3			3	0	0	0	1	0	2
1 Sean Rodríguez, R (1, 5) OBP: 0.295, SLG: 0.310	C FF 91 C FF 92 X FF 91 0-2 ① ② G6-4-3 1-2f		B FF 91 B SL 82 F FF 92 C FF 92 F CU 77 B CU 75 F SL 86 C FF 93 3-3 ② K			X FF 91 0-0 11 FC5 7 1B 1B	B SL 84 S SL 86 B FF 90 F FF 91 X FF 90 2-2 ③ G6-3			4	0	1	0	0	1	2
2 B.J. Upton, R (1, 8) OBP: 0.325, SLG: 0.424	F FF 92 B FF 91 X FC 92 1-1 7 S 1B		F SL 84 C FF 91 X FC 91 0-2 ③ F7			S SL 85 F FF 91 F SL 83 X SL 83 0-2 ① F8		C SL 81 S SI 97 B FF 96 B SI 98 S SL 83 2-3 ① K		4	0	1	0	0	1	2
7 Jeff Keppinger, R (1, 3) OBP: 0.325, SLG: 0.413	B FF 91 C FF 90 F CH 84 1 SAFE D CU 75 B SL 85 C FF 92 3-3 ③ K 1-2			C CU 74 F SL 86 B SL 81 C FF 91 1-3 ① K		X FF 90 0-0 11 E 30 1B 1-2 1B		B SI 98 B SL 83 B SL 82 C FF 98 X SI 97 3-1 ② G6-3		4	1	1	0	0	2	1
11 Brandon Guyer, R (1, 7) OBP: 0.143, SLG: 0.571 28 José Molina, R (6, 2) OBP: 0.258, SLG: 0.371		B FF 89 C FF 89 X CH 82 1-1 HR		C SI 91 X FC 92 0-1 ② G6-3		C SL 84 B FF 91 X FF 92 1-1 ② FC5 30 1B 1-3 2-3f		B FF 96 B FF 96 S SI 96 F SI 97 B SL 83 S FF 97 3-3 ③ K		3 1	2 0	1 0	1 0	0 0	0 1	2 0
30 Luke Scott, L (1, 10) OBP: 0.309, SLG: 0.540		X FF 91 0-0 ① F8		C SL 86 C FF 92 B FC 92 F CU 77 S FF 93 1-3 ③ K		B SL 84 B FF 93 B SL 84 F FF 92 C SL 84 X FF 92 3-2 9 1B 2-H 3-H 1B			X SI 95 0-0 ① G6-3	4	0	1	2	0	1	0
9 Elliot Johnson, S (1, 6) OBP: 0.309, SLG: 0.327 23 Carlos Pena, L (9, PH) OBP: 0.372, SLG: 0.392		B FF 90 B FF 90 X FC 90 2-0 ② G5-3			C FF 91 X CH 82 0-1 ① B2	C CU 77 B SL 84 S CU 76 F CU 77 D FF 92 X SL 85 2-2 1-2 1B			B SI 95 C SI 94 B SI 95 X CH 88 2-1 ② L4	3 1	0 0	1 0	0 0	0 0	0 0	0 0
16 Chris Gimenez, R (1, 2) OBP: 0.273, SLG: 0.279 20 Matt Joyce, L (6, PH) OBP: 0.373, SLG: 0.573 (6, 7)		B FF 91 B FF 89 X FF 91 2-0 ③ P3			X FC 90 0-0 1B	S CH 84 B CH 86 C SL 86 B CH 87 F FF 90 S CH 85 2-3 ③ K			B SI 96 C SI 94 B CU 80 X SI 94 2-1 ③ G3	2 2	0 0	1 0	0 0	0 1	0 2	0 2
10 Will Rhymes, L (1, 4) OBP: 0.242, SLG: 0.250			B FF 91 C FF 90 X SL 83 1-1 E3		1 SAFE B FF 90 F FF 90 C FC 90 1 SAFE F SL 83 C FF 91 1-3 ② K		X CH 84 0-0 ① B1-3			3	0	0	0	0	1	1
Inning Stats	R: 0 E: 0 K: 1 S: 10 H: 1 LOB: 1 BB: 1 P: 18	R: 1 E: 0 K: 0 S: 5 H: 1 LOB: 0 BB: 0 P: 10	R: 0 E: 1 K: 1 S: 15 H: 0 LOB: 1 BB: 0 P: 21	R: 0 E: 0 K: 2 S: 9 H: 0 LOB: 0 BB: 0 P: 11	R: 0 E: 0 K: 1 S: 10 H: 1 LOB: 1 BB: 0 P: 14	R: 2 E: 1 K: 1 S: 19 H: 4 LOB: 2 BB: 0 P: 27	R: 0 E: 0 K: 0 S: 7 H: 0 LOB: 0 BB: 0 P: 9	R: 0 E: 0 K: 2 S: 8 H: 0 LOB: 0 BB: 0 P: 16	R: 0 E: 0 K: 0 S: 5 H: 0 LOB: 0 BB: 0 P: 9	1B: 6 2B: 0 3B: 0 HR: 1 SF: 0 SAC: 0 DP: 1 HBP: 0						

	AB	34
	R	3
	H	7
	RBI	3
	BB	1
	SO	8
	LOB	12

WP: 0 PA: 35
PB: 0
SB: 1
CS: 0

PITCHER		IP	WLS	BF	H	R	ER	SO	BB	IBB	HBP	BLK	WP	HR	S	P	ERA	WHIP
17 Brian Matusz, L ERA: 5.5	(1, 1)	5.2	W	25	7	3	2	5	1	0	0	0	0	1	64	95	3.18	1.412
38 Luis Ayala, R ERA: 1.04	(6, 1)	1.1	H	4	0	0	0	1	0	0	0	0	0	0	11	15	0.00	0.000
47 Pedro Strop, R ERA: 1.35	(8, 1)	1.0	H	3	0	0	0	2	0	0	0	0	0	0	8	16	0.00	0.000
43 Jim Johnson, R ERA: 0.57	(9, 1)	1.0	S	3	0	0	0	0	0	0	0	0	0	0	5	9	0.00	0.000

PITCHER	IP	WLS	BF	H	R	ER	SO	BB	IBB	HBP	BLK	WP	HR	S	P	ERA	WHIP

Tampa Bay Rays @ Baltimore Orioles

Oriole Park at Camden Yards, Baltimore, MD

Sat May 12 2012, 7:08 PM - 10:07 PM EDT

Att. 32,862 - Partly Cloudy - 77 F

livebaseballscorecards.com

BOTTOM

Batter	1	2	3	4	5	6	7	8	9	AB	R	H	RBI	BB	SO	LOB
11 Robert Andino, R (1, 4) OBP: 0.331, SLG: 0.414	B FF 91 F FF 94 B SI 94 B SI 94 F SI 95 X FF 95 3-2 21 CS 2B		B FF 93 F CH 84 X CH 86 1-1 ① F8		B CH 86 1 SAFE C FF 94 B FF 94 B FF 93 X FF 94 3-1 ① P4	C KC 77 B FF 93 C FF 93 B FF 93 S KC 80 2-3 ③ K				4	0	1	0	0	1	1
2 J.J. Hardy, R (1, 6) OBP: 0.280, SLG: 0.457	D CH 87 F FF 94 2 SAFE F FF 94 S CH 87 1-3 ① K		B KC 80 B CH 87 B SI 93 C FF 94 X FF 94 3-1 ② F8		B FF 94 B FF 94 B FF 94 C SI 95 F FF 93 X FF 94 3-2 21 BB 10 E 1-2 1B		B SI 90 C SI 88 C SI 90 C SI 91 1-3 ① K			4	1	1	0	0	2	1
21 Nick Markakis, L (1, 9) OBP: 0.338, SLG: 0.438	B FF 94 D KC 81 C FF 94 F FF 93 X FF 94 2-2 ②③ G4-3 2-3		C KC 81 C FF 94 B FF 94 B CH 86 B FF 94 B FF 94 4-2 BB		B FF 93 B KC 82 B FF 94 C FF 94 C FF 95 D FF 93 4-2 10 E 1-2 2-3 BB		C SI 90 S FS 85 C SL 80 0-3 ② K			2	0	0	0	2	1	1
10 Adam Jones, R (1, 8) OBP: 0.342, SLG: 0.581		X SI 93 0-0 E5 32 E 6 2B	S CH 85 X FF 93 0-1 ③ F9		X CH 86 0-0 E8 1-3 2-H 3-H 1B		C SI 90 F SL 81 X SL 81 0-2 1B			4	1	2	2	0	0	1
32 Matt Wieters, S (1, 10) OBP: 0.354, SLG: 0.518		B FF 92 1 SAFE 1 SAFE B CH 86 B FF 95 F FF 94 F FF 94 D KC 82 4-2 6 2B 6 E 1-2 BB		B CH 84 B CH 86 F FF 94 F KC 81 C FF 95 2-3 ① K	C FF 94 B SI 92 B FF 94 C FF 94 X FF 94 2-2 ② F7		1 SAFE 1 SAFE B FS 84 B FS 85 B SI 89 C SI 91 S FS 84 C SL 79 3-3 ③ K			3	1	0	0	1	2	3
24 Wilson Betemit, S (1, 3) OBP: 0.301, SLG: 0.464		F FF 93 B FA 88 D CH 86 F FF 94 F FF 94 S CH 87 2-3 ① K		B CH 86 C FF 91 S CH 86 B KC 80 F FF 93 B CH 86 S FF 95 3-3 ② K	B FF 93 B FF 93 C FF 94 B FF 94 B FF 94 4-1 BB			B KC 75 B SI 85 S SI 85 C KC 76 C KC 78 2-3 ① K		3	0	0	0	1	3	2
35 Bill Hall, R (1, 7) OBP: 0.500, SLG: 1.333 3 Ryan Flaherty, L (9, 7) OBP: 0.189, SLG: 0.257		C FF 95 B FF 94 S FF 95 B FF 94 F CH 86 B FF 94 F FF 93 S FF 94 3-3 ② K		C KC 81 B FF 94 S CH 86 B FF 94 F CH 86 B SI 95 B FF 95 4-2 BB	F FF 94 D FC 89 S FF 93 S FC 88 1-3 ③ K			X SI 86 0-0 HR		3 0	1 0	1 0	1 0	1 0	2 0	5 0
6 Steve Tolleson, R (1, 5) OBP: 0.286, SLG: 0.429		X FF 93 0-0 E7 1-H 2-H 2B		C FF 92 D CH 87 S CH 86 1 SAFE B SI 94 F FF 93 X FF 93 2-2 ③ F8		C KC 78 F FF 91 X FF 92 0-2 ① L8		B KC 77 C SI 85 F KC 78 B SI 85 X CH 80 2-2 ② F8		4	0	1	1	0	0	1
25 Luis Exposito, R (1, 2) OBP: 0.100, SLG: 0.100		F FF 94 C SI 95 S FF 94 0-3 ③ K			B FF 92 F FF 93 1-1 CI 21 BB 2 1B 10 E	C KC 79 B KC 78 F FF 92 X FF 92 1-2 ② F9		C SI 84 B KC 77 C CH 80 B KC 78 B KC 78 F CH 78 X KC 77 3-2 ③ G6-3		3	1	0	0	0	1	1
Inning Stats	R: 0 E: 0 K: 1 S: 9 H: 1 LOB: 0 BB: 0 P: 15	R: 2 E: 3 K: 3 S: 16 H: 1 LOB: 1 BB: 1 P: 25	R: 0 E: 0 K: 0 S: 8 H: 0 LOB: 1 BB: 1 P: 16	R: 0 E: 0 K: 2 S: 14 H: 0 LOB: 1 BB: 1 P: 25	R: 2 E: 2 K: 1 S: 16 H: 2 LOB: 3 BB: 2 P: 34	R: 0 E: 0 K: 1 S: 9 H: 0 LOB: 0 BB: 0 P: 12	R: 0 E: 0 K: 3 S: 12 H: 1 LOB: 1 BB: 0 P: 16	R: 1 E: 0 K: 1 S: 11 H: 1 LOB: 0 BB: 0 P: 18								

AB	30
R	5
H	6
RBI	4
BB	5
SO	12
LOB	16

1B: 3 SF: 0 WP: 0 PA: 36
2B: 2 SAC: 0 PB: 0
3B: 0 DP: 0 SB: 0
HR: 1 HBP: 0 CS: 1

PITCHER		IP	WLS	BF	H	R	ER	SO	BB	IBB	HBP	BLK	WP	HR	S	P	ERA	WHIP
55 Matt Moore, L ERA: 5.31	(1, 1)	4.1	L	22	4	4	1	6	4	0	0	0	0	0	56	101	2.08	1.846
40 Wade Davis, R ERA: 2.3	(5, 1)	1.2		6	0	0	0	2	1	0	0	0	0	0	16	26	0.00	0.600
31 Burke Badenhop, R ERA: 4.86	(7, 1)	1.0		4	1	0	0	3	0	0	0	0	0	0	12	16	0.00	1.000
39 J.P. Howell, L ERA: 2.25	(8, 1)	1.0		4	1	1	1	1	0	0	0	0	0	1	11	18	9.00	1.000

PITCHER	IP	WLS	BF	H	R	ER	SO	BB	IBB	HBP	BLK	WP	HR	S	P	ERA	WHIP

TOP

Tampa Bay Rays @ Baltimore Orioles

Oriole Park at Camden Yards, Baltimore, MD

Sun May 13 2012, 1:39 PM - 4:59 PM EDT

Att. 29,552 - Partly Cloudy - 79 F

livebaseballscorecards.com

Batter	1	2	3	4	5	6	7	8	9	AB	R	H	RBI	BB	SO	LOB
18 Ben Zobrist, S (1, 9) OBP: 0.377, SLG: 0.461	BB	2B		1B	G4-3			HR		4	2	3	3	1	0	1
2 B.J. Upton, R (1, 8) OBP: 0.317, SLG: 0.400	K	K		K		K		BB		4	0	0	0	1	4	4
20 Matt Joyce, L (1, 7) OBP: 0.374, SLG: 0.565	1B	F8		1B		K		K		5	1	2	1	0	2	2
30 Luke Scott, L (1, 10) OBP: 0.296, SLG: 0.514	K		G6-3	K		K		F8		5	0	0	0	0	3	5
23 Carlos Pena, L (1, 3) OBP: 0.373, SLG: 0.408	K		2B	2B			K		G5-3	5	1	2	2	0	2	2
7 Jeff Keppinger, R (1, 5) OBP: 0.321, SLG: 0.405		1B	G6-3	G1-3			F9		K	4	1	1	0	0	0	2
1 Sean Rodríguez, R (7, 5) OBP: 0.292, SLG: 0.307										1	0	0	0	0	1	0
10 Will Rhymes, L (1, 4) OBP: 0.263, SLG: 0.270		F7			1B		F9		G6-3	5	0	2	1	0	0	1
16 Chris Gimenez, R (1, 2) OBP: 0.271, SLG: 0.261		BB		F8	P4			K		3	1	0	0	1	1	2
9 Elliot Johnson, S (1, 6) OBP: 0.339, SLG: 0.415		1B		1B	G6-3			HR		4	3	3	2	0	0	1
Inning Stats	R: 0 E: 0 K: 3 S: 13 H: 1 LOB: 2 BB: 1 P: 20	R: 3 E: 0 K: 1 S: 12 H: 3 LOB: 1 BB: 1 P: 22	R: 1 E: 0 K: 0 S: 11 H: 2 LOB: 1 BB: 0 P: 16	R: 3 E: 0 K: 2 S: 17 H: 4 LOB: 1 BB: 0 P: 24	R: 0 E: 0 K: 0 S: 10 H: 1 LOB: 1 BB: 0 P: 16	R: 0 E: 0 K: 3 S: 9 H: 0 LOB: 0 BB: 0 P: 11	R: 0 E: 0 K: 1 S: 12 H: 0 LOB: 0 BB: 0 P: 17	R: 2 E: 0 K: 2 S: 14 H: 2 LOB: 1 BB: 1 P: 24	R: 0 E: 0 K: 1 S: 6 H: 0 LOB: 0 BB: 0 P: 8	1B: 8 2B: 3 3B: 0 HR: 2 SF: 0 SAC: 0 DP: 0 HBP: 0	WP: 1 PB: 0 SB: 4 CS: 0 PA: 43					

	AB	40
	R	9
	H	13
	RBI	9
	BB	3
	SO	13
	LOB	20

PITCHER	IP	WLS	BF	H	R	ER	SO	BB	IBB	HBP	BLK	WP	HR	S	P	ERA	WHIP
34 Jake Arrieta, R (1, 1) ERA: 5.21	3.2	L	23	10	7	7	6	2	0	0	0	1	0	50	79	17.18	3.273
63 Kevin Gregg, R (4, 1) ERA: 4.5	1.1		5	1	0	0	0	0	0	0	0	0	0	13	19	0.00	0.750
40 Troy Patton, L (6, 1) ERA: 4.32	3.0		12	2	2	2	6	1	0	0	0	0	2	35	52	6.00	1.000
56 Darren O'Day, R (9, 1) ERA: 1.59	1.0		3	0	0	0	1	0	0	0	0	0	0	6	8	0.00	0.000

PITCHER	IP	WLS	BF	H	R	ER	SO	BB	IBB	HBP	BLK	WP	HR	S	P	ERA	WHIP

Batter	1	2	3	4	5	6	7	8	9	AB	R	H	RBI	BB	SO	LOB
13 Xavier Avery, L (1, 7) 24 Wilson Betemit, S (9, PH) OBP: 0.298, SLG: 0.459	C FF 92 S FC 90 B CH 86 B CH 86 X FC 91 2-2 ① G4-3		B KC 78 C FC 89 B FC 91 X CH 85 2-1 ② G4-3			C FC 88 C KC 79 X CH 84 0-2 ① G4-3	C CH 84 F CH 84 C KC 80 0-3 ① K		B SI 95 S CH 80 F SI 95 S CH 81 1-3 ① K	4 1	0 0	0 0	0 0	0 0	1 1	2 1
2 J.J. Hardy, R (1, 6) OBP: 0.290, SLG: 0.465	B FF 93 C FC 90 B KC 82 S FC 89 B CH 86 B FC 90 4-2 10 FC5-4 BB		B KC 80 X FC 88 1-0 1B			B KC 80 B CH 84 X FC 89 2-0 21 2B 2B	C SI 90 B SI 90 F SI 91 X SI 91 1-2 ② FC1-4 21 2B 1-2f 2-3		C SI 96 X CH 83 0-1 ② FC5-4 10 1B 21 DI 10 E 1-2f	4	3	2	0	1	0	3
21 Nick Markakis, L (1, 9) OBP: 0.346, SLG: 0.455	B FC 90 B SI 91 C FF 93 F FC 90 S FC 90 2-3 ② K		F FC 88 C FF 92 B FF 92 F SI 91 X CH 86 1-2 ③ G1-3			C KC 79 F SI 91 B FC 88 F FF 92 B FC 89 X FF 90 2-2 32 HR 2-H 2B	F FF 95 B SI 97 B SI 96 B FF 95 X FF 94 3-1 1-H 3-H 2B		B SI 97 B CH 83 B CH 82 B SI 93 4-0 10 E 1-2 BB	4	1	2	3	1	1	2
10 Adam Jones, R (1, 8) OBP: 0.338, SLG: 0.567	B FF 93 F FC 90 X KC 82 1-1 ③ FC5-4 1-2f			C FC 89 X CH 84 0-1 ① G5-3		C FC 89 B KC 81 F KC 80 B FF 93 S FF 93 2-3 ② K	F FF 96 B SI 96 B SI 96 B FF 96 F SI 96 S FF 96 3-3 ③ K		X SI 97 0-0 E3 1-3 2-H 1B	5	0	1	0	0	2	3
32 Matt Wieters, S (1, 2) OBP: 0.356, SLG: 0.547		B FF 92 C FF 92 X KC 81 1-1 36 G4-3 19 1B 2B		S FF 91 F CH 85 X CH 85 0-2 ② F8		S FC 90 D CH 86 B SI 93 F CH 85 B FC 90 F CH 86 X FF 93 3-2 2-H HR		B FF 91 X FF 90 1-0 ① F7	S SI 98 X SI 97 0-1 ③ G5-3	5	2	2	2	0	0	2
36 Nick Johnson, L (1, 10) OBP: 0.269, SLG: 0.370		B FC 90 C FF 92 X KC 82 1-1 ① G4-3 2-3		C FC 90 B KC 80 C CH 85 B FC 89 C FC 90 2-3 ③ K		B KC 76 B FC 88 B FF 91 B FF 91 4-0 BB		X FF 90 0-0 HR		3	1	1	1	1	1	1
19 Chris Davis, L (1, 3) OBP: 0.328, SLG: 0.478		B FF 92 C KC 81 X CH 86 1-1 ① 11 G6-3 3-H 1B	B FF 91 S FF 90 X KC 81 1-1 ① G4-3	F CH 84 F KC 80 B FC 89 B FC 90 X KC 80 2-2 ③ P5				S FF 90 F FF 91 F FF 91 S FS 80 0-3 ② K		4	0	1	1	0	1	1
11 Robert Andino, R (1, 4) OBP: 0.328, SLG: 0.408		F FC 89 X FF 92 0-1 ② G6-3 1-2f ③	C FC 90 B KC 81 B KC 81 F FF 91 X CH 86 2-2 ② P4				X FF 90 0-0 2 FC1-4 3 E 21 2B 1B	C FF 90 C FS 80 B FS 82 F FF 90 F FS 80 B FS 80 X FF 91 2-2 ③ L9		4	1	1	0	0	0	1
3 Ryan Flaherty, L (1, 5) OBP: 0.195, SLG: 0.256			X FF 91 0-0 ① G4-3	C KC 78 S CH 85 S FC 88 0-3 ③ K			1 SAFE S CH 83 T CH 84 D CH 84 X CH 84 1-2 FC4 2 FC1-4 1-2		C SI 93 X FF 94 0-1 2 FC5-4 1B	4	0	1	0	0	1	1
Inning Stats	R: 0 H: 0 E: 0 LOB: 1 K: 1 BB: 1 S: 10 P: 19	R: 1 H: 2 E: 0 LOB: 0 K: 0 BB: 0 S: 8 P: 11	R: 0 H: 1 E: 0 LOB: 1 K: 0 BB: 0 S: 8 P: 12	R: 0 H: 0 E: 0 LOB: 0 K: 1 BB: 0 S: 8 P: 10	R: 0 H: 0 E: 0 LOB: 0 K: 1 BB: 0 S: 8 P: 11	R: 3 H: 3 E: 0 LOB: 1 K: 1 BB: 1 S: 18 P: 33	R: 2 H: 2 E: 1 LOB: 1 K: 2 BB: 0 S: 15 P: 23	R: 1 H: 1 E: 0 LOB: 0 K: 1 BB: 0 S: 11 P: 14	R: 1 H: 2 E: 1 LOB: 2 K: 1 BB: 1 S: 10 P: 15	1B: 5 SF: 0 2B: 4 SAC: 0 3B: 0 DP: 1 HR: 2 HBP: 0						

PITCHER	IP	WLS	BF	H	R	ER	SO	BB	IBB	HBP	BLK	WP	HR	S	P	ERA	WHIP
33 James Shields, R (1, 1) ERA: 3.52	6.1	W	28	7	6	4	5	2	0	0	0	0	1	67	104	5.68	1.421
31 Burke Badenhop, R (7, 1) ERA: 4.76	0.1	H	1	0	0	0	0	0	0	0	0	0	0	3	4	0.00	0.000
57 Jake McGee, L (7, 1) ERA: 2.53	0.1	H	2	1	0	0	1	0	0	0	0	0	0	5	11	0.00	3.000
62 Joel Peralta, R (8, 1) ERA: 6.14	1.0	H	4	1	1	1	1	0	0	0	0	0	1	11	14	9.00	1.000
56 Fernando Rodney, R (9, 1) ERA: 0.54	1.0	S	6	2	1	0	1	1	0	0	0	0	0	10	15	0.00	3.000

PITCHER	IP	WLS	BF	H	R	ER	SO	BB	IBB	HBP	BLK	WP	HR	S	P	ERA	WHIP

BOTTOM

Tampa Bay Rays @ Baltimore Orioles

Oriole Park at Camden Yards, Baltimore, MD

Sun May 13 2012, 1:39 PM - 4:59 PM EDT

Att. 29,552 - Partly Cloudy - 79 F

livebaseballscorecards.com

AB	38
R	8
H	11
RBI	7
BB	3
SO	8
LOB	17

Batter	1	2	3	4	5	6	7	8	9	AB	R	H	RBI	BB	SO	LOB
2 Derek Jeter, R (1, 6) OBP: 0.411, SLG: 0.527	C FF 94 B SL 86 X FF 95 1-1 ① G1-3		B FF 95 B SL 86 C FF 94 X FF 94 2-1 1B		L FF 93 F SL 86 X FF 95 0-2 ①② G4-6-3 1-2f	C FF 92 F FF 91 B FF 89 B CH 86 S FF 90 2-3 ② K		B CH 82 X SI 88 1-0 ①② G5-4-3 1-2f 2-3		5	0	1	0	0	1	6
14 Curtis Granderson, L (1, 8) OBP: 0.353, SLG: 0.566	L FF 95 C SL 86 S FF 96 0-3 ② K		X CH 89 0-0 ③ G6-3		B CU 78 B CH 90 F FF 94 X FF 94 2-1 HR	S CH 86 S FF 90 B FF 88 X FF 90 1-2 ③ F9		B SI 87 B SL 80 S SL 82 B FF 88 B SI 88 4-1 13 FC6-4 BB		4	1	1	1	1	1	4
13 Alex Rodriguez, R (1, 10) OBP: 0.391, SLG: 0.431	S SL 88 X FF 94 0-1 1B			B CU 78 C FF 93 F SI 94 X FF 94 1-2 25 G3-1 24 1B 33 2B 1B	C FF 94 B SL 86 S SL 85 X FF 94 1-2 ③ G4-3		F FF 89 B CH 85 F FF 89 F FF 90 X FF 89 1-2 25 HR 1B	C SL 80 F SL 82 B SL 81 F CU 76 F FF 88 F CH 83 X SL 81 1-2 ③ FC6-4 1-2f		5	2	3	0	0	0	2
24 Robinson Canó, L (1, 4) OBP: 0.346, SLG: 0.451	S FF 95 F FF 95 F SI 95 D SL 87 S SL 86 1-3 ③ K			C FF 95 B CH 89 F FF 94 B FF 94 F SL 85 F SI 95 X SL 86 2-2 25 G3-1 33 2B 1-2 1B		B CU 78 C FF 93 B CH 88 X CH 88 2-1 33 BB 27 E 2B	B FF 89 X FF 90 1-0 ① F7		C FF 86 B CU 76 B SL 80 X SI 86 2-1 ① F7	5	2	2	0	0	1	2
25 Mark Teixeira, S (1, 3) OBP: 0.286, SLG: 0.403		C CU 78 X FF 93 0-1 ① F7		B CH 89 X CH 90 1-0 ① G3-1 1-2 2-3		B SI 93 B CU 77 F FF 92 F FF 94 D SL 86 B CU 78 4-2 33 BB 27 E BB	B CH 83 C SL 84 C SL 84 F CH 85 X SL 86 1-2 1-H HR		B SL 80 X CH 83 1-0 27 HBP 12 SF8 2B	4	3	2	2	1	0	2
33 Nick Swisher, S (1, 9) OBP: 0.341, SLG: 0.563		C SL 85 S CU 78 B FF 94 B FF 95 S SL 85 2-3 ② K		F FF 94 S SL 85 B FF 95 X FF 94 1-2 27 G3 2B 2-H 3-H		B FF 94 D CH 89 C SL 85 D SL 86 C SL 86 B FF 94 4-2 27 E BB 1-2 2-3	B SL 83 S CH 85 C SL 86 B FF 89 X CH 87 2-2 ② G1-3		B FF 86 I IN 67 I IN 64 I IN 66 4-0 12 SF8 27 HBP IBB	3	0	1	2	2	1	0
27 Raul Ibanez, L (1, 7) OBP: 0.324, SLG: 0.543 45 Dewayne Wise, L (9, PR) OBP: 0.250, SLG: 0.273 (9, 7)		C FF 94 C FF 94 B SL 86 X SL 86 1-2 ③ F7		B FF 95 B CH 89 S CH 90 S FF 94 B SL 87 X SL 87 3-2 ② G3 2-3		B SL 85 B CH 83 D CH 84 C CH 87 X FF 89 3-1 E3 55 BB 1-3 2-H 3-H	S FF 89 B CH 88 X CH 84 1-1 ③ G6-3		H CH 85 1-0 HBP 1-2 2-3	4 0	0 0	0 0	1 0	0 0	0 0	2 0
12 Eric Chavez, L (1, 5) OBP: 0.311, SLG: 0.548			F SI 93 B CH 89 X CH 89 1-1 ① G4-3	S FF 94 C CU 79 B FF 95 X SI 94 1-2 ③ G5-3		S CH 82 X CH 85 0-1 ① P5		C SL 81 C FC 88 X SL 83 0-2 2 G5-4-3 55 HBP 1B	C SL 79 X SL 79 0-1 ② SF8 2-3 3-H	4	0	1	1	0	0	3
55 Russell Martin, R (1, 2) OBP: 0.327, SLG: 0.311			B SI 94 C FF 94 X FF 94 1-1 ② F7		C SL 84 B CU 78 C SL 84 B FF 93 B SL 84 B SL 85 4-2 2 G4-6-3 BB	B FF 89 1 SAFE B FF 89 B FF 91 C FF 90 B FF 90 4-1 1-2 BB		C FC 88 C FF 88 B FF 88 H SL 82 2-2 2 G5-4-3 1-2 HBP	C SL 78 B SL 78 B SI 85 B SL 77 C FF 85 C SI 84 3-3 ③ K	2	0	0	0	2	1	2
Inning Stats	R: 0 E: 0 K: 2 S: 11 H: 1 LOB: 1 BB: 0 P: 13	R: 0 E: 0 K: 1 S: 8 H: 0 LOB: 0 BB: 0 P: 11	R: 0 E: 0 K: 0 S: 7 H: 1 LOB: 1 BB: 0 P: 11	R: 2 E: 0 K: 0 S: 18 H: 3 LOB: 1 BB: 0 P: 27	R: 1 E: 0 K: 0 S: 10 H: 1 LOB: 0 BB: 1 P: 17	R: 2 E: 1 K: 1 S: 17 H: 1 LOB: 3 BB: 3 P: 37	R: 2 E: 0 K: 0 S: 14 H: 2 LOB: 0 BB: 0 P: 20	R: 0 E: 0 K: 0 S: 13 H: 1 LOB: 2 BB: 1 P: 21	R: 1 E: 0 K: 1 S: 8 H: 1 LOB: 2 BB: 1 P: 19	1B: 6 2B: 3 3B: 0 HR: 2 SF: 1 SAC: 0 DP: 2 HBP: 2						WP: 0 PB: 0 SB: 0 CS: 0 PA: 45	

PITCHER		IP	WLS	BF	H	R	ER	SO	BB	IBB	HBP	BLK	WP	HR	S	P	ERA	WHIP
39 Jason Hammel, R ERA: 2.68	(1, 1)	5.0		24	7	5	4	3	3	0	0	0	0	1	60	95	7.20	2.000
38 Luis Ayala, R ERA: 1.86	(6, 1)	2.0	L	10	2	2	2	1	1	0	0	0	0	1	25	41	9.00	1.500
37 Dana Eveland, L ERA: 4.7	(8, 1)	1.2		10	2	1	1	0	1	1	2	0	0	0	18	34	5.40	1.800
56 Darren O'Day, R ERA: 1.56	(9, 1)	0.1		1	0	0	0	1	0	0	0	0	0	0	3	6	0.00	0.000

PITCHER	IP	WLS	BF	H	R	ER	SO	BB	IBB	HBP	BLK	WP	HR	S	P	ERA	WHIP

TOP

New York Yankees @ Baltimore Orioles

Oriole Park at Camden Yards, Baltimore, MD

Mon May 14 2012, 7:20 PM - 11:01 PM EDT

Att. 16,492 - Drizzle - 66 F

livebaseballscorecards.com

AB	36
R	8
H	11
RBI	7
BB	6
SO	5
LOB	23

New York Yankees @ Baltimore Orioles

Oriole Park at Camden Yards, Baltimore, MD

Mon May 14 2012, 7:20 PM - 11:01 PM EDT

Att. 16,492 - Drizzle - 66 F

livebaseballscorecards.com

Batter	1	2	3	4	5	6	7	8	9	AB	R	H	RBI	BB	SO	LOB
13 Xavier Avery, L (1, 7) OBP: 0.222, SLG: 0.556	C FF 92 C CU 80 B SL 89 X FF 92 1-2 2 1B 2B		B CU 80 S SL 88 X SL 87 1-1 ① G3		B SL 88 B CU 81 B FF 93 C FF 93 X FF 93 3-1 2 HR 1-H 3B	S KC 78 B KC 79 B CH 82 X KC 78 2-1 ③ F7			C SL 80 F SL 82 X SL 80 0-2 ① F8	5	2	2	1	0	0	2
2 J.J. Hardy, R (1, 6) OBP: 0.294, SLG: 0.483	L FF 93 S SL 91 B SL 90 F SL 90 X SL 90 1-2 21 G3-1 10 2B 2-H 1B		B FF 93 B FF 93 X SL 87 2-0 ② P5		B SL 89 B SL 89 C FF 94 X SL 87 2-1 3-H HR		C FF 89 B SL 85 X SL 88 1-1 ① F8		C FF 91 F SL 81 B FF 92 S FF 92 1-3 ② K	5	2	2	3	0	1	0
21 Nick Markakis, L (1, 9) OBP: 0.342, SLG: 0.446	C FF 93 B FF 94 X SL 88 1-1 ① G3-1 1-2		C FF 94 X CU 82 0-1 ① 10 FC6-4 1B		C CU 81 X FF 92 0-1 ① L6		C KC 79 B KC 79 C FF 90 B SL 85 C SL 85 2-3 ② K		C FF 92 B FF 92 F FF 91 X SL 84 1-2 E5 10 DI	5	0	1	0	0	1	1
10 Adam Jones, R (1, 8) OBP: 0.340, SLG: 0.568	B FF 94 X FF 96 1-0 2-H 2B		1 SAFE F SL 88 B FF 91 S SL 88 1 SAFE F SL 88 F CU 82 X FF 93 1-2 ③ FC6-4 1-2f		S CU 80 B FF 94 F SL 88 C CU 79 1-3 ② K		B SL 86 C SL 85 F SL 84 B SL 86 X KC 80 2-2 32 1B 1B		B SL 82 C FC 92 F FC 91 X SL 83 1-2 ③ G5-3 1-2	5	0	2	1	0	1	2
32 Matt Wieters, S (1, 2) OBP: 0.360, SLG: 0.542	C FF 95 F SL 90 C SL 89 0-3 ② K			B FF 93 B CU 79 B CU 79 C FF 92 B SI 93 4-1 19 G6-3 24 1B BB	C FF 91 B FF 92 F FF 91 B FF 92 X CU 80 2-2 ③ G4-3		C CH 83 B FF 91 1 SAFE X CH 83 1-1 1-2 1B			3	0	1	0	1	1	1
24 Wilson Betemit, S (1, 5) OBP: 0.296, SLG: 0.449	B FF 94 C CU 81 X FF 95 1-1 ③ F7			X SI 92 0-0 19 G6-3 1-2 1B		X CU 78 0-0 ① G1-3	B SL 80 C SL 80 S SL 82 S SL 82 1-3 ③ K			4	0	1	0	0	1	3
19 Chris Davis, L (1, 3) OBP: 0.317, SLG: 0.462		C CU 80 B FF 92 F CU 81 S CU 82 1-3 ① K		B CU 81 S CU 82 X CU 81 1-1 ①② G6-3 1-2f 2-3		C SI 85 F SI 86 B SL 76 B SL 76 F SL 76 X SL 76 2-2 ② L3		C SL 81 B SI 92 F SL 81 S SL 81 1-3 ① K		4	0	0	0	0	2	2
36 Nick Johnson, L (1, 10) OBP: 0.286, SLG: 0.354		B CU 81 B SL 88 B FF 93 C FF 92 C FF 93 F SL 89 B CU 81 4-2 11 G4-3 BB		C FF 93 B CU 80 B CU 82 F CU 81 B SL 88 S SL 89 3-3 ③ K		C SI 85 B FF 84 B FF 84 F FF 85 B SI 84 B FF 85 4-2 11 1B BB		B FF 94 C SL 80 B SI 94 C FF 93 F SL 82 B SI 94 S SL 81 3-3 ② K2-3		2	0	0	0	2	2	1
11 Robert Andino, R (1, 4) OBP: 0.333, SLG: 0.407		B SL 88 F FF 92 F FF 92 D SL 89 B FF 93 X FF 92 3-2 ②③ G4-3 1-2f			B CU 80 B SL 88 C FF 92 B FF 94 B FF 93 4-1 13 3B BB	B FF 90 C FF 90 C FF 90 B FF 92 1 SAFE F FF 91 X SL 86 2-2 1-2 1B		F FC 86 C FC 86 S SL 77 0-3 ③ K		3	1	1	0	1	1	1
Inning Stats	R: 2 H: 3 E: 0 LOB: 1 K: 1 BB: 0 S: 15 P: 20	R: 0 H: 0 E: 0 LOB: 0 K: 1 BB: 1 S: 9 P: 17	R: 0 H: 1 E: 0 LOB: 1 K: 0 BB: 0 S: 10 P: 14	R: 0 H: 1 E: 0 LOB: 1 K: 1 BB: 1 S: 7 P: 15	R: 3 H: 2 E: 0 LOB: 0 K: 1 BB: 1 S: 13 P: 25	R: 0 H: 1 E: 0 LOB: 2 K: 0 BB: 1 S: 13 P: 23	R: 0 H: 2 E: 0 LOB: 2 K: 2 BB: 0 S: 13 P: 20	R: 0 H: 0 E: 0 LOB: 0 K: 3 BB: 0 S: 10 P: 14	R: 0 H: 0 E: 1 LOB: 1 K: 1 BB: 0 S: 12 P: 15	1B: 6 SF: 0 2B: 2 SAC: 0 3B: 1 DP: 2 HR: 1 HBP: 0						

	AB	36
	R	5
	H	10
	RBI	5
	BB	4
	SO	10
	LOB	13

WP: 0 PB: 0 SB: 0 CS: 0 PA: 40

PITCHER		IP	WLS	BF	H	R	ER	SO	BB	IBB	HBP	BLK	WP	HR	S	P	ERA	WHIP
47 Iván Nova, R ERA: 5.44	(1, 1)	5.1		24	7	5	5	4	3	0	0	0	0	1	55	92	8.44	1.875
39 Clay Rapada, L ERA: 3.6	(6, 1)	0.1		2	0	0	0	0	1	0	0	0	0	0	6	12	0.00	3.000
41 David Phelps, R ERA: 2.96	(6, 1)	1.0	W	6	3	0	0	1	0	0	0	0	0	0	16	26	0.00	3.000
48 Boone Logan, L ERA: 2.3	(7, 1)	1.0	H	3	0	0	0	3	0	0	0	0	0	0	10	15	0.00	0.000
53 Cory Wade, R ERA: 1.59	(8, 1)	0.1	H	1	0	0	0	1	0	0	0	0	0	0	3	3	0.00	0.000

PITCHER		IP	WLS	BF	H	R	ER	SO	BB	IBB	HBP	BLK	WP	HR	S	P	ERA	WHIP
29 Rafael Soriano, R ERA: 2.57	(9, 1)	1.0	S	4	0	0	0	1	0	0	0	0	0	0	12	15	0.00	0.000

New York Yankees @ Baltimore Orioles

Oriole Park at Camden Yards, Baltimore, MD

Tue May 15 2012, 7:07 PM - 9:50 PM EDT

Att. 24,055 - Partly Cloudy - 78 F

TOP

livebaseballscorecards.com

Batter	1	2	3	4	5	6	7	8	9	AB	R	H	RBI	BB	SO	LOB
2 Derek Jeter, R (1, 6) OBP: 0.413, SLG: 0.523	P6		33 G6-4-3 1B			G6-3		FC3-6 BB		3	0	1	0	1	0	0
33 Nick Swisher, S (1, 9) OBP: 0.331, SLG: 0.543	L6		G6-4-3			L1		FC3-6 24 G1-6-3		4	0	0	0	0	0	4
24 Robinson Canó, L (1, 4) OBP: 0.344, SLG: 0.452	K		G1-3			14 HR 2B		G1-6-3		4	1	1	0	0	1	2
13 Alex Rodriguez, R (1, 5) OBP: 0.387, SLG: 0.421		25 S BB	G6-3			F8			G6-3	3	0	0	0	1	0	1
25 Mark Teixeira, S (1, 3) OBP: 0.285, SLG: 0.399		G6-3	F8			K			14 G4-3 1B	4	0	1	0	0	1	2
14 Curtis Granderson, L (1, 8) OBP: 0.350, SLG: 0.579		F8			F7			2-H HR	G4-3	4	1	1	2	0	0	2
22 Andruw Jones, R (1, 10) OBP: 0.317, SLG: 0.481		G1-3			K			17 FC5-4 BB		2	0	0	0	1	1	1
17 Jayson Nix, R (1, 7) OBP: 0.154, SLG: 0.385			2 1B 1B		F7			FC5-4		3	0	1	0	0	0	1
19 Chris Stewart, R (1, 2) OBP: 0.250, SLG: 0.259			P2			K		33 FC3-6 2 BB BB		2	0	0	0	0	1	1
55 Russell Martin, R (8, PH) OBP: 0.333, SLG: 0.311 (8, 2)										0	0	0	0	1	0	0
Inning Stats	R: 0 E: 0 K: 1 S: 7 H: 0 LOB: 0 BB: 0 P: 11	R: 0 E: 0 K: 0 S: 13 H: 0 LOB: 1 BB: 1 P: 20	R: 0 E: 0 K: 0 S: 7 H: 2 LOB: 1 BB: 0 P: 11	R: 0 E: 0 K: 0 S: 4 H: 0 LOB: 0 BB: 0 P: 9	R: 0 E: 0 K: 1 S: 11 H: 0 LOB: 0 BB: 0 P: 17	R: 0 E: 0 K: 1 S: 9 H: 0 LOB: 0 BB: 0 P: 12	R: 2 E: 0 K: 1 S: 14 H: 2 LOB: 1 BB: 1 P: 25	R: 0 E: 0 K: 0 S: 7 H: 0 LOB: 1 BB: 2 P: 16	R: 0 E: 0 K: 0 S: 7 H: 1 LOB: 0 BB: 0 P: 8	1B: 3 2B: 1 3B: 0 HR: 1 SF: 0 SAC: 0 DP: 3 HBP: 0							

	AB	29
	R	2
	H	5
	RBI	2
	BB	4
	SO	4
	LOB	14

WP: 0 PB: 0 SB: 1 CS: 0 PA: 33

PITCHER		IP	WLS	BF	H	R	ER	SO	BB	IBB	HBP	BLK	WP	HR	S	P	ERA	WHIP
16 Wei-Yin Chen, L ERA: 2.45	(1, 1)	7.0	W	26	4	2	2	4	2	0	0	0	0	1	65	105	2.57	0.857
47 Pedro Strop, R ERA: 1.29	(8, 1)	1.0	H	4	0	0	0	0	2	0	0	0	0	0	7	16	0.00	2.000
43 Jim Johnson, R ERA: 0.54	(9, 1)	1.0	S	3	1	0	0	0	0	0	0	0	0	0	7	8	0.00	1.000

PITCHER	IP	WLS	BF	H	R	ER	SO	BB	IBB	HBP	BLK	WP	HR	S	P	ERA	WHIP

BOTTOM

Batter	1	2	3	4	5	6	7	8	9	AB	R	H	RBI	BB	SO	LOB
11 Robert Andino, R (1, 4) OBP: 0.338, SLG: 0.405	C SI 91 F SI 91 F SI 92 S SL 82 0-3 ① K		C CU 78 H SI 92 1-1 2 G6-4-3 1-2 HBP		X SI 91 0-0 ① SH3 1-2	C SI 94 C SI 94 B SL 81 X SL 82 1-2 2 1B 1-2 2-3 1B		C FF 88 F SL 80 B SL 82 B FS 81 S FF 88 2-3 ③ K		3	0	1	0	0	2	0
2 J.J. Hardy, R (1, 6) OBP: 0.299, SLG: 0.490	C SI 92 X SI 92 0-1 ② F9		C SL 84 B FF 93 C FF 93 B SL 83 X SL 84 2-2 ①② G6-4-3 1-2f 2-3 3-H		B SI 91 F SI 90 X SL 83 1-1 10 PB 2-H 2B	B FF 93 X FF 93 1-0 1-2 2-3 3-H 1B				4	0	2	2	0	0	2
21 Nick Markakis, L (1, 9) OBP: 0.333, SLG: 0.434	C SI 92 B SI 93 B SL 83 X SL 81 2-1 ③ G3		C SL 82 B SI 93 B FF 93 X SL 83 2-1 ③ G4-3		B SI 94 C FF 92 B SI 90 B SL 81 C SL 81 F FF 93 X SL 81 3-2 ② F8	C SL 82 S SL 82 C SI 95 0-3 ③ K				4	0	0	0	0	1	5
10 Adam Jones, R (1, 8) OBP: 0.350, SLG: 0.591		B SI 91 X SI 91 1-0 HR		F SI 93 L FF 92 X SI 93 0-2 ① P2	B SL 79 D SI 91 B FF 93 B FF 92 4-0 2-3 BB		B SL 81 X SL 82 1-0 32 G4-3 32 S 36 PB 1B			3	2	2	1	1	0	0
32 Matt Wieters, S (1, 2) OBP: 0.357, SLG: 0.540		X FF 92 0-0 ① P2		B SI 92 C CH 85 B CH 86 F CH 86 X FF 93 2-2 2B	C SI 92 X SI 94 0-1 ③ P4		C SI 88 X FS 78 0-1 ① G4-3 1-3			4	0	1	0	0	0	3
24 Wilson Betemit, S (1, 3) OBP: 0.294, SLG: 0.435		S CU 77 B SI 93 T SL 82 S SL 81 1-3 ② K		C SL 80 B SI 93 D SL 80 F SL 82 D SL 82 F SL 81 F SL 82 B SI 94 4-2 6 FC5-4 BB	C SI 91 X CH 86 0-1 ① G1-3	B SL 83 T SL 82 F SI 88 B SL 84 S FS 80 2-3 ② K				3	0	0	0	1	2	1
35 Bill Hall, R (1, 10) OBP: 0.429, SLG: 0.800 36 Nick Johnson, L (7, PH) OBP: 0.281, SLG: 0.347 (8, 10)		C CU 77 C SI 93 S SL 82 0-3 ③ K		F FF 93 F SL 82 S SL 80 0-3 ② K	B SI 92 B CH 87 B CH 87 B FF 93 4-0 11 1B 6 1B 2 1B BB	B SI 88 B FF 87 B SI 87 C FF 88 X CH 80 3-1 ③ F8 3-H				2 1	1 0	0 0	0 0	1 0	2 0	2 0
6 Steve Tolleson, R (1, 5) OBP: 0.400, SLG: 0.600 3 Ryan Flaherty, L (8, PH) OBP: 0.190, SLG: 0.250 (9, 5)			X FF 92 0-0 13 1B 2 G6-4-3 2B	B CU 77 C SL 83 F SL 82 D SL 83 X SL 81 2-2 ③ FC5-4 1-2f	B CH 86 B FF 93 C FF 93 1 SAFE X SI 92 2-1 2 1B 11 1B 1-2 1B			C CU 73 S CH 79 B CH 79 B SL 81 F FS 81 F FS 81 C SL 81 2-3 ① K		3 1	1 0	2 0	0 0	0 1	0 0	2 0
13 Xavier Avery, L (1, 7) OBP: 0.308, SLG: 0.500			D CU 78 X SL 81 1-0 2 G6-4-3 11 HBP 2-3 1B		B SL 79 F SI 92 B SL 81 B SI 93 B FF 94 4-1 11 SH3 2 2B BB	B SL 79 C SL 80 C SL 81 S SL 80 1-3 ② K		B CU 74 X SL 80 1-0 ② P3		3	1	1	0	1	1	2
Inning Stats	R: 0 E: 0 K: 1 S: 8 H: 0 LOB: 0 BB: 0 P: 10	R: 1 E: 0 K: 2 S: 8 H: 1 LOB: 0 BB: 0 P: 10	R: 1 E: 0 K: 0 S: 8 H: 2 LOB: 1 BB: 0 P: 14	R: 0 E: 0 K: 1 S: 16 H: 1 LOB: 2 BB: 1 P: 24	R: 1 E: 0 K: 0 S: 10 H: 1 LOB: 2 BB: 2 P: 22	R: 1 E: 0 K: 2 S: 14 H: 3 LOB: 3 BB: 1 P: 23	R: 1 E: 0 K: 1 S: 8 H: 1 LOB: 0 BB: 0 P: 14	R: 0 E: 0 K: 2 S: 9 H: 0 LOB: 0 BB: 0 P: 14		1B: 5 2B: 3 3B: 0 HR: 1	SF: 0 SAC: 1 DP: 1 HBP: 1			WP: 0 PB: 2 SB: 1 CS: 0	PA: 37	

PITCHER	IP	WLS	BF	H	R	ER	SO	BB	IBB	HBP	BLK	WP	HR	S	P	ERA	WHIP
52 CC Sabathia, L (1, 1) ERA: 3.77	6.0	L	30	8	4	4	6	4	0	1	0	0	1	64	103	6.00	2.000
36 Freddy Garcia, R (7, 1) ERA: 8.69	2.0		7	1	1	0	3	0	0	0	0	0	0	17	28	0.00	0.500

PITCHER	IP	WLS	BF	H	R	ER	SO	BB	IBB	HBP	BLK	WP	HR	S	P	ERA	WHIP

New York Yankees @ Baltimore Orioles

Oriole Park at Camden Yards, Baltimore, MD

Tue May 15 2012, 7:07 PM - 9:50 PM EDT

Att. 24,055 - Partly Cloudy - 78 F

livebaseballscorecards.com

AB	31
R	5
H	9
RBI	3
BB	4
SO	9
LOB	17

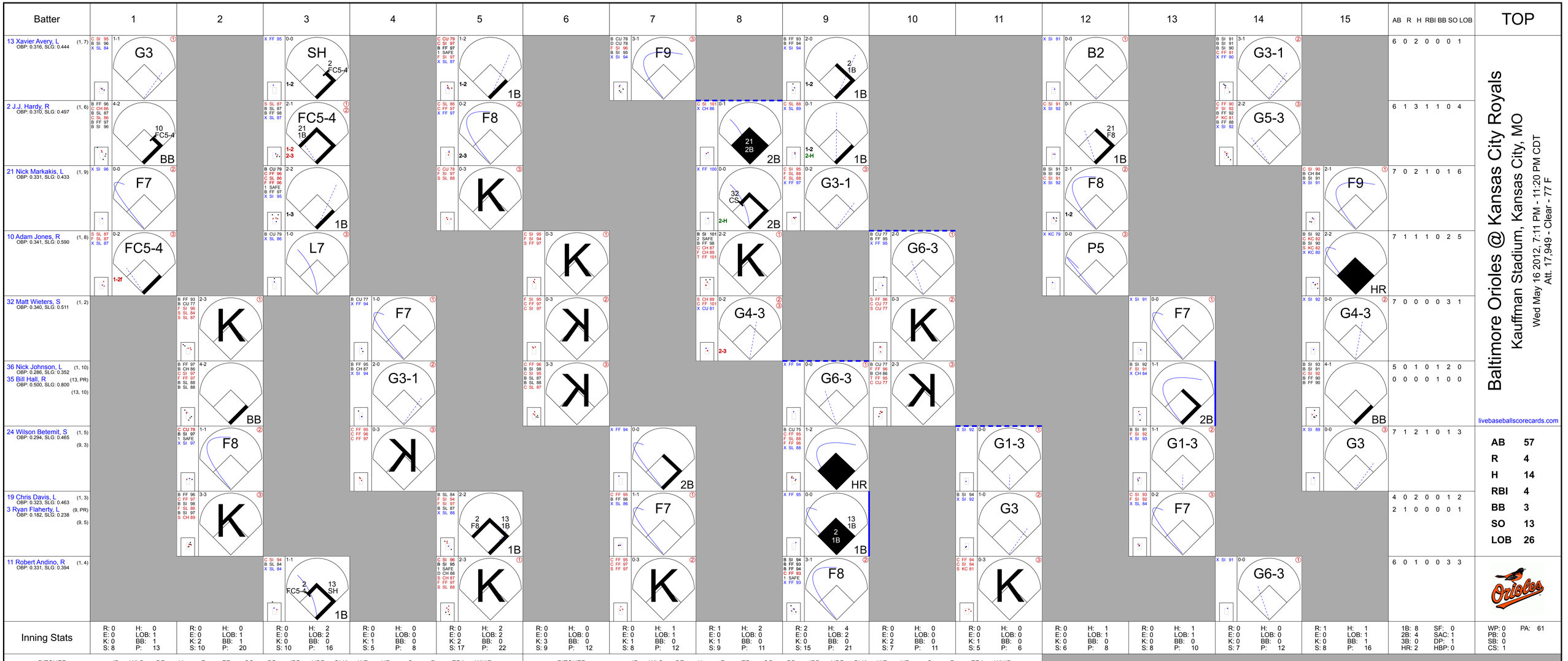

Baltimore Orioles @ Kansas City Royals

Kauffman Stadium, Kansas City, MO

Wed May 16 2012, 7:11 PM - 11:20 PM CDT
Att. 17,949 - Clear - 77 F

livebaseballscorecards.com

Batter	1	2	3	4	5	6	7	8	9	10	11	12	13	14	15	AB	R	H	RBI	BB	SO	LOB
13 Xavier Avery, L (1, 7) OBP: 0.316, SLG: 0.444	G3		SH		1B		F9		1B			B2		G3-1		6	0	2	0	0	0	1
2 J.J. Hardy, R (1, 6) OBP: 0.310, SLG: 0.497	BB		FC5-4		F8			2B	1B			1B		G5-3		6	1	3	1	1	0	4
21 Nick Markakis, L (1, 9) OBP: 0.331, SLG: 0.433	F7		1B		K			2B	G3-1			F8			F9	7	0	2	1	0	1	6
10 Adam Jones, R (1, 8) OBP: 0.341, SLG: 0.590	FC5-4		L7			K		K		G6-3		P5			HR	7	1	1	1	0	2	5
32 Matt Wieters, S (1, 2) OBP: 0.340, SLG: 0.511		K		F7		K		G4-3		K			F7		G4-3	7	0	0	0	0	3	1
36 Nick Johnson, L (1, 10) OBP: 0.286, SLG: 0.352		BB		G3-1		K			G6-3	K			2B		BB	5	0	1	0	1	2	0
35 Bill Hall, R (13, PR) OBP: 0.500, SLG: 0.800 (13, 10)																0	0	0	0	1	0	0
24 Wilson Betemit, S (1, 5) OBP: 0.294, SLG: 0.465 (9, 3)		F8		K			2B		HR		G1-3		G1-3		G3	7	1	2	1	0	1	3
19 Chris Davis, L (1, 3) OBP: 0.323, SLG: 0.463		K			1B		F7		1B		G3		F7			4	0	2	0	0	1	2
3 Ryan Flaherty, L (9, PR) OBP: 0.182, SLG: 0.238 (9, 5)																2	1	0	0	0	0	1
11 Robert Andino, R (1, 4) OBP: 0.331, SLG: 0.394			1B		K		K		F8		K			G6-3		6	0	1	0	0	3	3

Inning Stats	R: 0 E: 0 K: 0 S: 8	H: 0 LOB: 1 BB: 1 P: 13	R: 0 E: 0 K: 2 S: 10	H: 0 LOB: 1 BB: 1 P: 20	R: 0 E: 0 K: 0 S: 10	H: 2 LOB: 2 BB: 0 P: 16	R: 0 E: 0 K: 1 S: 5	H: 0 LOB: 0 BB: 0 P: 8	R: 0 E: 0 K: 2 S: 17	H: 2 LOB: 2 BB: 0 P: 22	R: 0 E: 0 K: 3 S: 9	H: 0 LOB: 0 BB: 0 P: 12	R: 0 E: 0 K: 1 S: 8	H: 1 LOB: 1 BB: 0 P: 12	R: 1 E: 0 K: 1 S: 9	H: 2 LOB: 0 BB: 0 P: 11	R: 2 E: 0 K: 0 S: 15	H: 4 LOB: 2 BB: 0 P: 21	R: 0 E: 0 K: 2 S: 7	H: 0 LOB: 0 BB: 0 P: 11	R: 0 E: 0 K: 1 S: 5	H: 0 LOB: 0 BB: 0 P: 6	R: 0 E: 0 K: 0 S: 6	H: 1 LOB: 1 BB: 0 P: 8	R: 0 E: 0 K: 0 S: 8	H: 1 LOB: 1 BB: 0 P: 10	R: 0 E: 0 K: 0 S: 7	H: 0 LOB: 0 BB: 0 P: 12	R: 1 E: 0 K: 0 S: 8	H: 1 LOB: 1 BB: 1 P: 16	1B: 8 2B: 4 3B: 0 HR: 2	SF: 0 SAC: 1 DP: 1 HBP: 0	WP: 0 PB: 0 SB: 0 CS: 1	PA: 61
PITCHER	IP	WLS	BF	H	R	ER	SO	BB	IBB	HBP	BLK	WP	HR	S	P	ERA	WHIP	PITCHER	IP	WLS	BF	H	R	ER	SO	BB	IBB	HBP	BLK	WP	HR	S	P	ERA	WHIP
59 Felipe Paulino, R (1, 1) ERA: 1.93	7.0		28	5	0	0	9	2	0	0	0	0	0	67	103	0.00	1.000																			
40 Kelvin Herrera, R (8, 1) ERA: 3.72	1.0	H	4	2	1	1	1	0	0	0	0	0	0	9	11	9.00	2.000																			
51 Jonathan Broxton, R (9, 1) ERA: 2.45	1.0	B	7	4	2	2	0	0	0	0	0	0	1	15	21	18.00	4.000																			
55 Tim Collins, L (10, 1) ERA: 3.15	1.0		3	0	0	0	2	0	0	0	0	0	0	7	11	0.00	0.000																			
47 Nate Adcock, R (11, 1) ERA: 2.51	5.0	L	19	3	1	1	1	1	0	0	0	0	1	34	52	1.80	0.800																			

AB	57
R	4
H	14
RBI	4
BB	3
SO	13
LOB	26

Baltimore Orioles @ Kansas City Royals

Kauffman Stadium, Kansas City, MO

Wed May 16 2012, 7:11 PM - 11:20 PM CDT

Att. 17,949 - Clear - 77 F

livebaseballscorecards.com

BOTTOM

Batter	1	2	3	4	5	6	7	8	9	10	11	12	13	14	15	AB	R	H	RBI	BB	SO	LOB
1 Jarrod Dyson, L (1, 8) OBP: 0.375, SLG: 0.347	35 FC6-4 1B			16 1B BB	G1-3			F7	K			K			G1-3	6	0	1	0	1	2	2
35 Eric Hosmer, L (1, 3) OBP: 0.237, SLG: 0.319	FC6-4 16 G6-4-3 1-2f			F8	G3-1			P5		G3-1		G4-3			G5-3	7	0	0	0	0	0	2
16 Billy Butler, R (1, 10) OBP: 0.344, SLG: 0.490 12 Mitch Maier, L (8, PR) OBP: 0.319, SLG: 0.350 (9, 10) 9 Johnny Giavotella, R (10, PH) OBP: 0.214, SLG: 0.231 (11, 10)	G6-4-3 1-2f			4 L3 1B 1-2	G1-3	G3-1		4 2B 1B		L8			G3		1B	4	0	2	0	0	0	1
																0	1	0	0	0	0	0
																3	0	1	0	0	0	0
4 Alex Gordon, L (1, 7) OBP: 0.341, SLG: 0.396		K		L3 1-1	F8	F8		1B 2B 1-H		21 FC6-4 1B 1-2f			BB		G4-3	6	0	2	1	1	1	3
21 Jeff Francoeur, R (1, 9) OBP: 0.304, SLG: 0.350	F8				17 G3 33 1B 2B	F8		IBB		FC6-4 1-2f			K			5	1	1	0	1	1	2
8 Mike Moustakas, L (1, 5) OBP: 0.362, SLG: 0.521	G4-3				P5	19 E 19 1B 1B		P5			F9		K			6	0	1	0	0	1	4
2 Alcides Escobar, R (1, 6) OBP: 0.328, SLG: 0.425			17 G4-6-3 1B		17 G3 33 1B HBP		L9		19 SH1-3 1B		L1			G1-3		5	1	2	0	0	0	1
17 Chris Getz, L (1, 4) OBP: 0.321, SLG: 0.390 19 Irving Falu, S (7, 4) OBP: 0.400, SLG: 0.550	G4-6-3 1-2f				G3 1-2 2-3		E6 1-3		SH1-3 1-2		G6-3			G5-3		2	0	0	0	0	0	3
																3	0	1	0	0	0	0
33 Humberto Quintero, R (1, 2) OBP: 0.280, SLG: 0.362			P6		2-H 3-H 1B		G5-3		K			K			G3-1	6	0	1	2	0	2	3
Inning Stats	R: 0 E: 0 K: 0 S: 5	H: 1 LOB: 0 BB: 0 P: 8	R: 0 E: 0 K: 1 S: 9	H: 0 LOB: 0 BB: 0 P: 12	R: 0 E: 0 K: 0 S: 5	H: 1 LOB: 0 BB: 0 P: 5	R: 0 E: 0 K: 0 S: 6	H: 1 LOB: 1 BB: 1 P: 11	R: 2 E: 0 K: 0 S: 13	H: 2 LOB: 1 BB: 0 P: 20	R: 0 E: 0 K: 0 S: 8	H: 0 LOB: 0 BB: 0 P: 11	R: 0 E: 1 K: 0 S: 10	H: 2 LOB: 2 BB: 0 P: 15	R: 1 E: 0 K: 0 S: 17	H: 2 LOB: 2 BB: 1 P: 26	R: 0 E: 0 K: 2 S: 11	H: 1 LOB: 1 BB: 0 P: 14	R: 0 E: 0 K: 0 S: 9	H: 1 LOB: 1 BB: 0 P: 13	R: 0 E: 0 K: 0 S: 9	H: 0 LOB: 0 BB: 0 P: 11	R: 0 E: 0 K: 2 S: 11	H: 0 LOB: 0 BB: 0 P: 15	R: 0 E: 0 K: 2 S: 11	H: 0 LOB: 0 BB: 1 P: 19	R: 0 E: 0 K: 0 S: 6	H: 0 LOB: 0 BB: 0 P: 10	R: 0 E: 0 K: 0 S: 10	H: 1 LOB: 1 BB: 0 P: 16	1B: 10 2B: 3 3B: 0 HR: 0	SF: 0 SAC: 1 DP: 3 HBP: 1	WP: 0 PB: 0 SB: 0 CS: 0	PA: 58

	AB	53
	R	3
	H	12
	RBI	3
	BB	3
	SO	7
	LOB	21

PITCHER	IP	WLS	BF	H	R	ER	SO	BB	IBB	HBP	BLK	WP	HR	P	ERA	WHIP
29 Tommy Hunter, R (1, 1) ERA: 4.78	7.0		27	7	2	2	1	1	0	1	0	0	0	56	2.57	1.143
40 Troy Patton, L (8, 1) ERA: 4.58	1.0		6	2	1	1	0	0	1	0	0	0	0	17	9.00	2.000
56 Darren O'Day, R (9, 1) ERA: 1.47	1.0		4	1	0	0	2	0	0	0	0	0	0	11	0.00	1.000
37 Dana Eveland, L (10, 1) ERA: 3.38	3.0		10	1	0	0	2	0	0	0	0	0	0	29	0.00	0.333
63 Kevin Gregg, R (13, 1) ERA: 3.75	2.0	W	7	0	0	0	2	1	0	0	0	0	0	17	0.00	0.500

PITCHER	IP	WLS	BF	H	R	ER	SO	BB	IBB	HBP	BLK	WP	HR	S	P	ERA	WHIP
43 Jim Johnson, R (15, 1) ERA: 0.51	1.0	S	4	1	0	0	0	0	0	0	0	0	0	10	16	0.00	1.000

Batter	1	2	3	4	5	6	7	8	9	AB	R	H	RBI	BB	SO	LOB
13 Xavier Avery, L (1, 7) OBP: 0.304, SLG: 0.381	C FF 93 X FF 94 0-1 ① G4-3		C KC 80 X FF 94 0-1 ② G1-3		C KC 81 F SI 93 X FC 90 0-2 ③ G1-3		B SI 96 B SI 97 B SI 95 C SI 95 B SI 97 4-1 2 1B 1-2 BB			3	0	0	0	1	0	0
2 J.J. Hardy, R (1, 6) OBP: 0.309, SLG: 0.491	C SI 94 B SI 94 B FC 91 X FC 90 2-1 ② G5-3		B FF 94 B SI 94 B FC 90 C FF 95 S FC 89 X SI 95 3-2 ③ G5-3			B KC 78 X SI 92 1-0 ① F8	C SL 88 F SI 95 D SL 89 X SI 97 1-2 1-3 2-H 3-H 1B			4	0	1	2	0	0	0
21 Nick Markakis, L (1, 9) OBP: 0.335, SLG: 0.435	B SI 94 F SI 94 B FC 89 F FF 89 B SI 95 X SI 94 3-2 10 BB 1B			C KC 77 X KC 79 0-1 10 HR 1B		B KC 80 C FF 93 F FC 90 B FC 88 F FF 94 B FC 88 S FC 88 3-3 ② K	C FF 90 X SL 79 0-1 ③ F7			4	1	2	0	0	1	2
10 Adam Jones, R (1, 8) OBP: 0.345, SLG: 0.604	B SI 93 B SI 94 S SI 91 B FC 90 S FC 89 F FF 91 B SI 95 4-2 1-2 BB			C SI 93 B FC 89 B SI 92 B SI 92 F FC 88 X SL 85 3-2 1-H HR		B KC 80 C FF 94 C SI 93 C FC 89 1-3 ③ K		B FF 91 C CH 81 B SL 82 B FF 91 X FF 90 3-1 ① G5-3		3	1	1	2	1	1	0
24 Wilson Betemit, S (1, 10) OBP: 0.292, SLG: 0.456	B KC 80 C KC 80 F SI 94 B SI 94 S FC 90 2-3 ③ K			S FF 92 X SI 94 0-1 ① F8			C KC 76 B SI 92 B SI 92 X SI 92 2-1 19 1B 19 E 1B	B CH 81 C FF 93 B FF 88 X SL 81 2-1 ② G5-3		4	1	1	0	0	1	2
19 Chris Davis, L (1, 3) OBP: 0.336, SLG: 0.472		B FF 93 F SI 93 B SI 90 B SI 93 X FC 90 3-1 3 CS 1B		F KC 79 F FF 94 F SL 85 B SI 93 F SL 86 B FF 94 B SI 92 X FC 90 3-2 11 G6-4-3 1B			B SI 92 S FF 88 X SI 92 1-1 E8 11 F9 2 1B 1-H 1B	X SL 82 0-0 ③ G4-3		4	1	3	0	0	0	0
11 Robert Andino, R (1, 4) OBP: 0.322, SLG: 0.382		X SI 94 0-0 ① F9		C SI 94 X FC 86 0-1 ②③ G6-4-3 1-2f			B SI 95 F SI 95 F SL 86 X SL 87 1-2 ① F9 2-3		X SI 91 0-0 ① P6	4	0	0	0	0	0	3
3 Ryan Flaherty, L (1, 5) OBP: 0.167, SLG: 0.217		B FF 94 S FC 89 S KC 81 B SI 94 B KC 81 S FC 89 3-3 ②③ K 1-2			C KC 77 B FF 92 B CH 85 S FF 90 C FC 88 2-3 ① K		C SL 84 X SI 97 0-1 ② B1		B FF 93 B SI 93 X SI 91 2-0 ② P3	4	0	0	0	0	2	2
25 Luis Exposito, R (1, 2) OBP: 0.143, SLG: 0.077			S FF 90 B FF 94 S FC 89 C SL 86 1-3 ① K		C FF 94 X SI 94 0-1 ② G5-3		B SL 84 C SL 85 B SL 86 B SI 97 B SL 85 4-1 13 BB 2 1B BB		C SI 93 B SI 93 F SL 81 B SL 80 C SI 91 2-3 ③ K	3	1	0	0	1	2	0
Inning Stats	R: 0 E: 0 K: 1 S: 13 H: 1 LOB: 2 BB: 1 P: 24	R: 0 E: 0 K: 1 S: 6 H: 1 LOB: 1 BB: 0 P: 12	R: 0 E: 0 K: 1 S: 8 H: 0 LOB: 0 BB: 0 P: 12	R: 2 E: 0 K: 0 S: 14 H: 3 LOB: 0 BB: 0 P: 20	R: 0 E: 0 K: 1 S: 8 H: 0 LOB: 0 BB: 0 P: 10	R: 0 E: 0 K: 2 S: 8 H: 0 LOB: 0 BB: 0 P: 13	R: 3 E: 1 K: 0 S: 16 H: 3 LOB: 2 BB: 2 P: 29	R: 0 E: 0 K: 0 S: 5 H: 0 LOB: 0 BB: 0 P: 10	R: 0 E: 0 K: 1 S: 5 H: 0 LOB: 0 BB: 0 P: 9	1B: 7 2B: 1 3B: 0 HR: 1 SF: 0 SAC: 0 DP: 2 HBP: 0						

PITCHER		IP	WLS	BF	H	R	ER	SO	BB	IBB	HBP	BLK	WP	HR	S	P	ERA	WHIP
44 Luke Hochevar, R ERA: 7.02	(1, 1)	6.0	L	24	7	4	4	6	1	0	0	0	0	1	61	98	6.00	1.333
43 Aaron Crow, R ERA: 2.89	(7, 1)	0.2		5	1	1	1	0	2	0	0	0	0	0	10	20	13.50	4.500
50 Jose Mijares, L ERA: 2.65	(7, 1)	1.1		4	0	0	0	0	0	0	0	0	0	0	7	12	0.00	0.000
31 Louis Coleman, R ERA: 3.72	(9, 1)	1.0		3	0	0	0	1	0	0	0	0	0	0	5	9	0.00	0.000

PITCHER	IP	WLS	BF	H	R	ER	SO	BB	IBB	HBP	BLK	WP	HR	S	P	ERA	WHIP

TOP

Baltimore Orioles @ Kansas City Royals

Kauffman Stadium, Kansas City, MO

Thu May 17 2012, 1:11 PM - 3:50 PM CDT
Att. 31,076 - Partly Cloudy - 81 F

livebaseballscorecards.com

AB	33
R	5
H	8
RBI	4
BB	3
SO	7
LOB	9

WP: 0	PA: 36		
PB: 0			
SB: 0			
CS: 1			

Batter	1	2	3	4	5	6	7	8	9	AB	R	H	RBI	BB	SO	LOB
1 Jarrod Dyson, L (1, 8) OBP: 0.355, SLG: 0.325	B FC 90 C FC 92 B FC 92 F FC 92 F FC 92 X SL 87 2-2 G1-3 ①		C SL 87 C FC 94 D SL 86 F FC 93 B FF 94 C SL 85 2-3 K ①		B FC 91 X FF 92 1-0 B1-3 ①		C CH 84 F CH 86 F SI 91 B SI 91 1 SAFE X SI 87 1-2 L4 ① 1-2		B SI 95 C SI 94 F CH 88 F SI 96 S CH 88 1-3 K ③	5	0	0	0	0	2	3
9 Johnny Giavotella, R (1, 10) OBP: 0.222, SLG: 0.235	B FC 93 C FC 94 B SL 85 F FC 93 F SL 85 X FC 94 2-2 F9 ②		C SL 86 B FC 94 X FF 94 1-1 21 FC5 16 1B 3-H 1B		C CU 76 X SL 85 0-1 G6-3 ②		C SI 90 X SI 91 0-1 F7 ②			4	0	1	1	0	0	1
16 Billy Butler, R (1, 3) OBP: 0.348, SLG: 0.497	B FC 93 X FC 92 1-0 L7 ③		B FC 93 C SL 87 X CU 78 1-1 21 FC5 1-2 1B		C FC 89 B CU 80 C CU 78 X FF 93 1-2 2B		C CH 85 B CH 87 F SI 91 F FF 91 F SI 91 F SL 86 D FF 89 X SI 91 2-2 G4-3 ③ 2-3			4	0	2	0	0	0	1
4 Alex Gordon, L (1, 7) OBP: 0.333, SLG: 0.385		C FC 92 B SL 84 F FC 93 B SL 83 X SL 83 2-2 P4 ①	C SL 84 F FC 94 F SL 86 F FC 93 X SL 86 0-2 F7 ②		B SL 85 C SL 88 B FC 93 F FC 94 C CU 80 2-3 K ③			B SI 98 C SI 97 B SI 98 B SL 82 X SI 98 3-1 G3 ①		4	0	0	0	0	1	3
21 Jeff Francoeur, R (1, 9) OBP: 0.296, SLG: 0.340		X FC 92 0-0 G1-3 ②	C CU 80 B CH 87 X SL 87 1-1 FC5 ③ 1-2 2-3f			C SL 85 S SL 87 F CU 79 F FC 93 X SL 84 0-2 G6-3 ①		B SL 85 B SI 97 C SI 97 X SI 98 2-1 G3-1 ②		4	0	0	0	0	0	2
8 Mike Moustakas, L (1, 5) OBP: 0.351, SLG: 0.504		B FC 92 F FC 92 B FC 93 B SL 83 X FC 91 3-1 G6-3 ③		X FC 92 0-0 F8 ①		C CU 80 B SL 88 X FC 93 1-1 P2 ②		B FF 99 B SI 97 C SI 97 F SL 83 X SI 99 2-2 G4-3 ③		4	0	0	0	0	0	0
2 Alcides Escobar, R (1, 6) OBP: 0.341, SLG: 0.431			C FF 91 X FC 92 0-1 19 1B 33 2B 1B	C CU 78 B CH 85 C SL 83 X CU 78 1-2 19 SH3 1B		F FC 92 C CH 86 F CU 78 B SL 86 B FC 93 B CU 78 F FF 88 F FC 95 B CU 78 4-2 19 FC6-4 BB			C SI 94 B SI 93 B SI 93 X SI 96 2-1 L4 ①	3	1	2	0	1	0	0
19 Irving Falu, S (1, 4) OBP: 0.435, SLG: 0.565			B FF 91 F FF 92 B FF 92 1 SAFE F SL 85 1 SAFE F FC 92 X SL 84 2-2 33 2B 1-2 1B	F FF 93 X FC 92 0-1 SH3 ② 1-2	B FC 93 B FF 94 1 SAFE X FF 92 2-0 FC6-4 ③ 1-2f				C SI 94 B SI 95 X SI 95 1-1 27 G3 1B	3	1	2	0	0	0	1
33 Humberto Quintero, R (1, 2) OBP: 0.295, SLG: 0.389 27 Brayan Peña, S (8, 2) OBP: 0.258, SLG: 0.328			B SL 83 F SL 84 X CH 86 1-1 9 1B 1-H 2-H 2B	C FC 92 X SL 85 0-1 G6-3 ③			B SI 90 B SI 90 C SI 90 X SI 90 2-1 16 WP 1 E 1B		X SI 94 0-0 G3 ② 1-2	3 1	1 0	2 0	2 0	0 0	0 0	1 1
Inning Stats	R: 0 E: 0 K: 0 S: 9 H: 0 LOB: 0 BB: 0 P: 14	R: 0 E: 0 K: 0 S: 6 H: 0 LOB: 0 BB: 0 P: 11	R: 3 E: 0 K: 1 S: 23 H: 5 LOB: 2 BB: 0 P: 31	R: 0 E: 0 K: 0 S: 8 H: 1 LOB: 1 BB: 0 P: 9	R: 0 E: 0 K: 1 S: 9 H: 1 LOB: 1 BB: 0 P: 13	R: 0 E: 0 K: 0 S: 13 H: 0 LOB: 1 BB: 1 P: 20	R: 0 E: 1 K: 0 S: 14 H: 1 LOB: 1 BB: 0 P: 19	R: 0 E: 0 K: 0 S: 7 H: 0 LOB: 0 BB: 0 P: 14	R: 0 E: 0 K: 1 S: 9 H: 1 LOB: 1 BB: 0 P: 13	1B: 7 2B: 2 3B: 0 HR: 0 SF: 0 SAC: 1 DP: 0 HBP: 0						WP: 1 PB: 0 SB: 0 CS: 0 PA: 37	

PITCHER		IP	WLS	BF	H	R	ER	SO	BB	IBB	HBP	BLK	WP	HR	S	P	ERA	WHIP
17 Brian Matusz, L ERA: 5.36	(1, 1)	6.0	W	26	7	3	3	2	1	0	0	0	0	0	68	98	4.50	1.333
38 Luis Ayala, R ERA: 1.77	(7, 1)	1.0	H	4	1	0	0	0	0	0	0	0	1	0	14	19	0.00	1.000
47 Pedro Strop, R ERA: 1.23	(8, 1)	1.0	H	3	0	0	0	0	0	0	0	0	0	0	7	14	0.00	0.000
43 Jim Johnson, R ERA: 0.48	(9, 1)	1.0	S	4	1	0	0	1	0	0	0	0	0	0	9	13	0.00	1.000

PITCHER	IP	WLS	BF	H	R	ER	SO	BB	IBB	HBP	BLK	WP	HR	S	P	ERA	WHIP

BOTTOM

Baltimore Orioles @ Kansas City Royals

Kauffman Stadium, Kansas City, MO

Thu May 17 2012, 1:11 PM - 3:50 PM CDT

Att. 31,076 - Partly Cloudy - 81 F

livebaseballscorecards.com

AB	35
R	3
H	9
RBI	3
BB	1
SO	3
LOB	13

Batter	1	2	3	4	5	6	7	8	9	10	11	AB	R	H	RBI	BB	SO	LOB
13 Xavier Avery, L (1, 7) OBP: 0.357, SLG: 0.440	C FF 94 B FF 94 B CH 86 B FF 94 S FF 94 B FF 94 4-2 21 2B 10 1B BB		X FF 96 0-0 2B			C CU 79 X SI 95 0-1 2 FC5-4 1B		D SL 85 B SL 85 X SI 92 2-0 G4-6-3 1-2f		B SL 76 C SL 75 S SI 89 S SL 78 1-3 K2-3		4	1	2	0	1	1	3
2 J.J. Hardy, R (1, 6) OBP: 0.300, SLG: 0.476	B FF 94 B FF 92 B FF 94 C FF 93 X FF 94 3-1 F9		C SL 88 C FF 96 F FF 96 D FF 90 B FF 94 F FF 96 F SL 82 S SL 89 2-3 K			1 SAFE 1 SAFE B FF 94 X FF 93 1-0 FC5-4 21 G3 1-2f			C FF 92 B FF 92 F FC 86 T CH 82 1-2 K		C SI 93 B FC 90 B FC 86 X FF 94 2-1 F8	5	0	0	0	0	2	3
21 Nick Markakis, L (1, 9) OBP: 0.337, SLG: 0.459	B SI 94 1 SAFE X FF 94 1-0 10 1B 1-3 2B		C SL 86 B CH 86 B FF 95 F FF 94 X SL 89 2-2 G4-3			C FF 95 X CH 85 0-1 G3 2-3			C CH 81 F FF 94 S FF 93 0-3 K		C SI 94 F FF 94 B FS 84 B FF 93 X FC 88 2-2 HR	5	1	2	1	0	1	2
10 Adam Jones, R (1, 8) OBP: 0.347, SLG: 0.598	F FF 94 X SL 88 0-1 32 G6-3 2-3 3-H 1B			B SL 84 S SL 87 X FF 94 1-1 F8		B SI 94 F FF 96 S SI 94 D SL 89 F SL 87 S SL 86 2-3 K			B FC 86 F FF 94 F CH 81 X FF 93 1-2 1B		X SI 93 0-0 G1-3	5	0	2	1	0	1	1
32 Matt Wieters, S (1, 2) OBP: 0.329, SLG: 0.493	C FF 95 B FF 95 X SI 95 1-1 G6-3 1-2f			S SL 85 B CH 84 F SI 95 X SI 96 1-2 G5-3			F CH 85 B CH 84 X SI 93 1-1 G6-3		B CH 82 1 SAFE X CH 81 1-0 G4-1		B SI 95 C FF 93 B FF 94 F SI 92 X FS 84 2-2 G1-3	5	0	0	0	0	0	3
24 Wilson Betemit, S (1, 5) OBP: 0.291, SLG: 0.443 47 Pedro Strop, R (11, 1)		B FF 94 F FF 94 F CH 86 B SL 86 S FF 96 2-3 K		S SL 87 B SI 95 X CH 88 1-1 G3			C CU 78 F FF 96 B FF 95 B SL 86 S CH 86 2-3 K			B CH 81 B SI 90 F SI 90 B SI 90 F SI 90 B SI 90 4-2 19 G3-1 BB		3 0	0 0	0 0	0 0	1 0	2 0	0 0
19 Chris Davis, L (1, 3) OBP: 0.326, SLG: 0.457		C SL 85 B SI 96 F FF 95 B CU 78 S SL 87 2-3 K			X FF 95 0-0 F8		B FF 95 S FF 96 X CH 87 1-1 G3			C SI 90 X SI 88 0-1 G3-1 1-2		4	0	0	0	0	1	1
11 Robert Andino, R (1, 4) OBP: 0.313, SLG: 0.371		C FF 97 F FF 97 S FF 95 0-3 K		B SL 88 S SL 85 X FF 94 1-1 L5				X FF 95 0-0 G4-3		C SI 89 F CH 82 B CH 81 F SL 78 S SI 90 1-3 K		4	0	0	0	0	2	1
34 Jake Arrieta, R (1, 1) 36 Nick Johnson, L (8, PH) OBP: 0.297, SLG: 0.364 56 Darren O'Day, R (8, 1) 40 Troy Patton, S (9, 1) 35 Bill Hall, R (10, PH) OBP: 0.556, SLG: 0.800 63 Kevin Gregg, R (10, 1) 3 Ryan Flaherty, L (11, 5) OBP: 0.167, SLG: 0.217			C FF 95 C FF 95 B FF 96 S SL 87 1-3 K		C SL 86 C FF 95 C FF 95 0-3 K			B FF 96 X FF 97 1-0 13 G4-6-3 1B		B SL 81 B SI 90 B SL 76 I IN 67 4-0 IBB		2 1 0 0 0 0 0 0	0 0 0 0 0 0 0 0	0 1 0 0 0 0 0 0	0 0 0 0 1 0 0 0	2 0 0 0 0 0 0 0	0 0 0 0 0 0 0 0	
Inning Stats	R: 1 E: 0 K: 0 S: 9 H: 2 LOB: 1 BB: 1 P: 18	R: 0 E: 0 K: 3 S: 9 H: 0 LOB: 0 BB: 0 P: 13	R: 0 E: 0 K: 2 S: 13 H: 1 LOB: 1 BB: 0 P: 18	R: 0 E: 0 K: 0 S: 7 H: 0 LOB: 0 BB: 0 P: 10	R: 0 E: 0 K: 1 S: 6 H: 0 LOB: 0 BB: 0 P: 7	R: 0 E: 1 K: 1 S: 9 H: 1 LOB: 1 BB: 0 P: 12	R: 0 E: 0 K: 1 S: 7 H: 0 LOB: 0 BB: 0 P: 11	R: 0 E: 0 K: 0 S: 3 H: 1 LOB: 1 BB: 0 P: 6	R: 0 E: 0 K: 2 S: 10 H: 1 LOB: 1 BB: 0 P: 13	R: 0 E: 0 K: 2 S: 11 H: 0 LOB: 2 BB: 2 P: 21	R: 1 E: 0 K: 0 S: 9 H: 1 LOB: 0 BB: 0 P: 15	1B: 4 2B: 2 3B: 0 HR: 1 SF: 0 SAC: 0 DP: 2 HBP: 0	WP: 0 PB: 0 SB: 0 CS: 0 PA: 41					

PITCHER	IP	WLS	BF	H	R	ER	SO	BB	IBB	HBP	BLK	WP	HR	S	P	ERA	WHIP
33 Edwin Jackson, R (1, 1) ERA: 3.31	8.0		28	5	1	1	8	1	0	0	0	0	0	63	95	1.12	0.750
36 Tyler Clippard, R (9, 1) ERA: 3.5	1.0		4	1	0	0	2	0	0	0	0	0	0	10	13	0.00	1.000
17 Sean Burnett, L (10, 1) ERA: 0.75	1.0		5	0	0	0	2	1	1	0	0	0	0	11	21	0.00	1.000
52 Ryan Mattheus, R (11, 1) ERA: 2.37	1.0	L	4	1	1	1	0	0	0	0	0	0	1	9	15	9.00	1.000

PITCHER	IP	WLS	BF	H	R	ER	SO	BB	IBB	HBP	BLK	WP	HR	S	P	ERA	WHIP

TOP

Baltimore Orioles @ Washington Nationals

Nationals Park, Washington, DC

Fri May 18 2012, 7:09 PM - 10:21 PM EDT

Att. 36,680 - Partly Cloudy - 72 F

livebaseballscorecards.com

AB	38
R	2
H	7
RBI	2
BB	3
SO	12
LOB	14

Baltimore Orioles @ Washington Nationals

Nationals Park, Washington, DC

Fri May 18 2012, 7:09 PM - 10:21 PM EDT

Att. 36,680 - Partly Cloudy - 72 F

livebaseballscorecards.com

Batter	1	2	3	4	5	6	7	8	9	10	11	AB	R	H	RBI	BB	SO	LOB
20 Ian Desmond, R (1, 6) OBP: 0.294, SLG: 0.451	C SI 93 F FF 93 X CU 79 0-2 ① G4-3		X CU 77 0-0 11 S 1B			S SL 85 X SI 92 0-1 HR		B SI 85 F SI 82 X SL 78 1-1 ② G4-3			B FF 95 L SI 96 L SI 98 X SI 97 1-2 ①② G3-6-3 1-2f	5	1	2	1	0	0	1
2 Roger Bernadina, L (1, 7) OBP: 0.289, SLG: 0.358	C FF 94 B CU 79 C SI 95 B FF 94 S CU 81 2-3 ② K		B FF 92 1 SAFE S SI 93 B FF 93 1 SAFE B CH 87 F SI 92 X CU 79 3-2 ② F8			C SL 84 S CH 86 B SI 92 B FF 92 B CU 79 X SI 93 3-2 ① G4-3		F SI 84 B SI 83 C SL 77 F FF 86 X SI 84 1-2 ③ F8			C SI 97 F SI 97 S SL 84 0-3 K 11 1B	5	0	0	0	0	2	1
11 Ryan Zimmerman, R (1, 5) OBP: 0.342, SLG: 0.313	C FF 95 B SL 89 B SL 87 B SI 95 F SI 94 F FF 95 X SI 95 3-2 1B		C FF 93 C SI 93 B SI 92 B SL 84 C SI 92 2-3 ③ K 1-2			F SL 85 B SL 87 B CU 79 C FF 93 B SL 88 X SI 93 3-2 ② P4			X SI 84 0-0 ① G4-3		C FF 97 X SI 96 0-1 1-2 1B	5	0	2	0	0	1	1
25 Adam LaRoche, L (1, 3) OBP: 0.409, SLG: 0.577	C CU 77 F FF 94 B FF 94 B SI 95 S CU 81 2-3 ③ K			C CU 78 C CH 87 S CU 79 0-3 ① K		B SI 93 B SI 93 B CH 88 X SI 93 3-0 ③ P5			F SI 90 X SL 82 0-1 ② G3		B SL 84 B SI 97 X SI 98 2-0 ③ G1-3	5	0	0	0	0	2	3
34 Bryce Harper, L (1, 9) OBP: 0.338, SLG: 0.449		B CU 78 C SI 93 F SI 94 X CU 80 1-2 E4 8 F8 1B		S FF 93 B SI 95 B CH 87 B CU 79 S FF 94 B FF 94 4-2 8 CS BB			B CH 84 X CH 86 1-0 1B		B SL 82 B SL 81 S SL 82 T SL 81 X SL 83 2-2 ③ P5			3	0	2	0	1	0	0
8 Danny Espinosa, S (1, 4) OBP: 0.293, SLG: 0.309		X CU 79 0-0 ① F8 2-3		S CH 88 1 SAFE B FF 92 B CH 87 C CU 77 F FF 94 C CH 88 2-3 ②③ K 1-2			B CU 77 C CU 77 B CU 77 1 SAFE L FF 91 L CH 84 2-3 ① K			F CU 78 B FF 91 S FF 91 H FS 84 2-2 26 G4-6-3 HBP		3	0	0	0	0	2	3
24 Rick Ankiel, L (1, 8) OBP: 0.300, SLG: 0.370		C SI 94 B SI 94 B SI 94 C SI 94 S CH 90 2-3 ② K			X CU 76 0-0 ① G6-3		X FF 93 0-0 ② P5			C FC 86 S FF 91 X FF 92 0-2 ① P6		4	0	0	0	0	1	3
26 Jesus Flores, R (1, 2) OBP: 0.279, SLG: 0.273		C SL 88 F SL 87 B SI 93 F FF 93 X SL 86 1-2 ③ L9			F FF 92 X SI 94 0-1 33 CS 1B		C SL 83 S FF 90 X FF 91 0-2 ③ P4			1 SAFE S FC 85 X FF 91 0-1 ②③ G4-6-3 1-2f		4	0	1	0	0	0	3
33 Edwin Jackson, R (1, 1) OBP: 0.235, SLG: 0.235 18 Chad Tracy, L (8, PH) OBP: 0.364, SLG: 0.548 36 Tyler Clippard, R (9, 1) 17 Sean Burnett, L (10, 1) 52 Ryan Mattheus, R (11, 1) 1 Steve Lombardozzi, S (11, PH) OBP: 0.400, SLG: 0.394			C SI 92 S SL 86 C FF 93 0-3 ① K		S SI 92 B SL 87 B FF 94 B FF 94 S FF 92 S FF 94 3-3 ②③ K 1-2			C SL 77 X SI 85 0-1 ① G1-3			B SI 98 H FF 98 2-0 20 G3-6-3 HBP	2 1 0 0 0 0	0 0 0 0 0 0	0 0 0 0 0 0	0 0 0 0 0 0	0 0 0 0 0 0	2 0 0 0 0 0	1 0 0 0 0 0
Inning Stats	R: 0 E: 0 K: 2 S: 13 H: 1 LOB: 1 BB: 0 P: 20	R: 0 E: 1 K: 1 S: 11 H: 1 LOB: 1 BB: 0 P: 15	R: 0 E: 0 K: 2 S: 10 H: 1 LOB: 1 BB: 0 P: 15	R: 0 E: 0 K: 2 S: 9 H: 0 LOB: 0 BB: 1 P: 15	R: 0 E: 0 K: 1 S: 6 H: 1 LOB: 0 BB: 0 P: 9	R: 1 E: 0 K: 0 S: 9 H: 1 LOB: 0 BB: 0 P: 18	R: 0 E: 0 K: 1 S: 8 H: 1 LOB: 1 BB: 0 P: 11	R: 0 E: 0 K: 0 S: 8 H: 0 LOB: 0 BB: 0 P: 10	R: 0 E: 0 K: 0 S: 6 H: 0 LOB: 0 BB: 0 P: 8	R: 0 E: 0 K: 0 S: 7 H: 0 LOB: 0 BB: 0 P: 9	R: 0 E: 0 K: 1 S: 9 H: 1 LOB: 2 BB: 0 P: 14	1B: 6 2B: 0 3B: 0 HR: 1	SF: 0 SAC: 0 DP: 2 HBP: 2	WP: 1 PB: 0 SB: 1 CS: 2	PA: 40			

	AB	37
	R	1
	H	7
	RBI	1
	BB	1
	SO	10
	LOB	16

PITCHER		IP	WLS	BF	H	R	ER	SO	BB	IBB	HBP	BLK	WP	HR	S	P	ERA	WHIP
34 Jake Arrieta, R ERA: 4.72	(1, 1)	7.0		26	6	1	1	9	1	0	0	0	0	1	66	103	1.29	1.000
56 Darren O'Day, R ERA: 1.37	(8, 1)	1.1		4	0	0	0	0	0	0	0	0	0	0	9	11	0.00	0.000
40 Troy Patton, L ERA: 4.42	(9, 1)	0.2		2	0	0	0	0	0	0	0	0	0	0	5	7	0.00	0.000
63 Kevin Gregg, R ERA: 3.46	(10, 1)	1.0	W	3	0	0	0	0	0	0	1	0	0	0	7	9	0.00	0.000
47 Pedro Strop, R ERA: 1.17	(11, 1)	1.0	S	5	1	0	0	1	0	0	1	0	1	0	9	14	0.00	1.000

PITCHER		IP	WLS	BF	H	R	ER	SO	BB	IBB	HBP	BLK	WP	HR	S	P	ERA	WHIP

Baltimore Orioles @ Washington Nationals

Nationals Park, Washington, DC

Sat May 19 2012, 7:18 PM - 10:18 PM EDT

Att. 42,331 - Clear - 79 F

TOP

livebaseballscorecards.com

Batter	1	2	3	4	5	6	7	8	9	AB	R	H	RBI	BB	SO	LOB
11 Robert Andino, R (1, 4) OBP: 0.316, SLG: 0.379	C SI 92 F SI 92 B SI 94 F SL 81 B SI 94 S FF 95 2-3 **K** ①	X CH 86 0-0 2-H 3-H 1B ③			M FF 88 B SL 78 B SI 91 X SI 90 2-1 21 HR 2B	D FC 82 B FC 83 C FC 81 C SI 90 S KC 78 2-3 **K** ③			C FF 98 B SL 81 B FF 98 X FF 98 2-1 F8 ③	5	1	2	2	0	2	1
2 J.J. Hardy, R (1, 6) OBP: 0.304, SLG: 0.488	B SI 92 B SI 91 C SI 92 T SI 92 F FF 96 B SI 94 F SI 92 X SI 93 3-2 21 FC5-2 3B		C SI 89 F SI 88 B SL 80 X FF 93 1-2 21 FC6-4 1B		C SL 79 X CH 83 0-1 L7 ①		C SL 81 B FF 92 C FF 93 B SL 85 B FF 94 F SL 84 X FF 92 3-2 F9 ①			4	0	2	0	0	0	1
21 Nick Markakis, L (1, 9) OBP: 0.335, SLG: 0.472	C FF 95 B SI 95 C FF 94 X FF 95 1-2 FC5-2 10 1B 3-H ②		C FF 92 B SI 93 B SL 79 1 SAFE X FF 93 2-1 FC6-4 10 HR 1-2f ①		B FF 93 C FF 92 X FF 93 1-1 2-H HR		L FF 95 B CH 86 C FF 95 S SL 84 1-3 **K** ②			4	2	1	2	0	1	2
10 Adam Jones, R (1, 8) OBP: 0.356, SLG: 0.619	B FF 93 F FF 94 B CH 84 X SI 93 2-1 1-2 1B		B FF 94 X FF 93 1-0 1-H HR		B SL 80 S CH 83 B CH 84 B SI 90 X SI 91 3-1 24 FC5-4 1B		B FF 91 S SL 82 X FF 91 1-1 G6-3 ③			4	1	3	2	0	0	0
32 Matt Wieters, S (1, 2) OBP: 0.321, SLG: 0.479	B SI 93 F FF 94 F SI 93 C FF 96 1-3 **K** ③		X SI 93 0-0 G5-3 ②		B SI 90 S CH 83 1 SAFE F CH 82 F FF 88 B SL 79 X SL 80 2-2 F7 ②			B SI 92 X SI 93 1-0 F7 ①		4	0	0	0	0	1	3
24 Wilson Betemit, S (1, 3) OBP: 0.289, SLG: 0.436		X SI 89 0-0 39 SH3-4 6 SH3-1 11 1B 1B	C SI 92 X SI 92 0-1 G6-3 ③		F SI 90 X FF 94 0-1 FC5-4 1-2f ③			B SI 93 C SI 93 X FC 89 1-1 F8 ②		4	1	1	0	0	0	1
6 Steve Tolleson, R (1, 5) OBP: 0.308, SLG: 0.462 3 Ryan Flaherty, L (9, 5) OBP: 0.167, SLG: 0.217		X SI 91 0-0 SH3-1 1-2 ①		B SL 74 B CH 82 C SI 89 X CH 86 2-1 G5-3 ①		C SI 91 S FC 85 B FC 86 B FC 84 C SI 92 2-3 **K** ①		F FF 93 B SL 84 X SL 84 1-1 F7 ③		3 0	0 0	0 0	0 0	0 0	1 0	0 0
13 Xavier Avery, L (1, 7) OBP: 0.375, SLG: 0.464		B FF 91 B SI 92 F FF 92 B SI 92 B FF 94 4-1 39 SH3-4 11 1B BB	C FF 92 X SL 78 0-1 G4-3 ②			X SI 92 0-0 11 WP 2B			B SI 96 B FF 94 B FF 96 C FF 96 S FF 94 F FF 96 T FF 96 3-2 **K** ①	3	1	1	0	1	1	0
39 Jason Hammel, R (1, 1) 38 Luis Ayala, R (6, 1) 40 Troy Patton, S (8, 1) 47 Pedro Strop, R (8, 1) 36 Nick Johnson, L (9, PH) OBP: 0.292, SLG: 0.357 43 Jim Johnson, R (9, 1)		X SI 93 0-0 SH3-4 1-2 2-3 ②		C SI 90 S SI 93 S SI 94 0-3 **K** ③		F SI 91 S FC 82 S FC 82 0-3 **K** ②			B FF 97 X FF 96 1-0 G3 ②	2 0 0 0 0 1 0	0 0 0 0 0 0 0	0 0 0 0 0 0 0	0 0 0 0 0 0 0	0 0 0 0 0 0 0	2 0 0 0 0 0 0	1 0 0 0 0 0 0
Inning Stats	R: 0 E: 0 K: 2 S: 17 H: 2 LOB: 2 BB: 0 P: 26	R: 2 E: 0 K: 0 S: 5 H: 2 LOB: 1 BB: 1 P: 9	R: 2 E: 0 K: 0 S: 9 H: 2 LOB: 0 BB: 0 P: 13	R: 0 E: 0 K: 1 S: 7 H: 0 LOB: 0 BB: 0 P: 9	R: 2 E: 0 K: 0 S: 14 H: 3 LOB: 1 BB: 0 P: 22	R: 0 E: 0 K: 3 S: 10 H: 1 LOB: 1 BB: 0 P: 14	R: 0 E: 0 K: 1 S: 9 H: 0 LOB: 0 BB: 0 P: 14	R: 0 E: 0 K: 0 S: 5 H: 0 LOB: 0 BB: 0 P: 8	R: 0 E: 0 K: 1 S: 7 H: 0 LOB: 0 BB: 0 P: 13	1B: 5 2B: 2 3B: 1 HR: 2	SF: 0 SAC: 2 DP: 0 HBP: 0				WP: 1 PB: 0 SB: 0 CS: 0	PA: 37	

	AB	34
	R	6
	H	10
	RBI	6
	BB	1
	SO	8
	LOB	9

PITCHER		IP	WLS	BF	H	R	ER	SO	BB	IBB	HBP	BLK	WP	HR	S	P	ERA	WHIP
48 Ross Detwiler, L ERA: 3.65	(1, 1)	5.0	L	24	9	6	6	3	1	0	0	0	0	2	52	79	10.80	2.000
35 Craig Stammen, R ERA: 1.57	(6, 1)	1.0		4	1	0	0	3	0	0	0	0	1	0	10	14	0.00	1.000
45 Ryan Perry, R ERA: 10.8	(7, 1)	2.0		6	0	0	0	1	0	0	0	0	0	0	14	22	0.00	0.000
63 Henry Alberto Rodriguez, R ERA: 4.08	(8, 1)	1.0		3	0	0	0	1	0	0	0	0	0	0	7	13	0.00	0.000

PITCHER		IP	WLS	BF	H	R	ER	SO	BB	IBB	HBP	BLK	WP	HR	S	P	ERA	WHIP

Batter	1	2	3	4	5	6	7	8	9	AB	R	H	RBI	BB	SO	LOB
1 Steve Lombardozzi, S (1, 4) OBP: 0.400, SLG: 0.394	B FF 94 X FF 94 1-0 ① G4-3		B CU 78 S FF 94 X SI 94 1-1 ③ G6-3		X SI 94 0-0 1-2 2-H 1B		F FF 90 B SI 90 X CH 87 1-1 1B		C SI 94 B SI 93 F SI 94 F CH 88 F SI 95 F CU 80 F SI 96 X CU 80 1-2 ① G4-3	5	0	2	1	0	0	1
34 Bryce Harper, L (1, 9) OBP: 0.318, SLG: 0.419 (9, 8)	B SI 95 C SI 94 B CU 79 F FF 95 T SI 94 2-2 ② K			S CH 88 B FF 93 S CH 89 B SI 94 F CH 89 B SI 95 T FF 94 3-2 ① K	B FF 94 X CH 90 1-0 ③ G3-1		C CH 86 B SI 91 X CH 85 1-1 ① F9		X SI 96 0-0 ② G5-3	5	0	0	0	0	2	3
11 Ryan Zimmerman, R (1, 5) OBP: 0.352, SLG: 0.365	B FF 95 B FF 94 S FF 95 B FF 94 X FF 94 3-1 ③ F8			B SL 85 C SL 85 X SI 94 1-1 1B		F SI 93 B FF 93 F SL 85 X SI 94 1-2 24 2B 2B	C SI 91 F SI 92 T SL 88 0-2 ② K		C SI 94 B SI 95 C SI 94 B SI 96 X SI 95 2-2 HR	5	2	3	1	0	1	1
25 Adam LaRoche, L (1, 3) OBP: 0.403, SLG: 0.560		B SI 94 F FF 94 X FF 94 1-1 ① F8		B FF 94 F CH 90 F CH 89 B FF 94 X FF 94 2-2 ② F8		B SI 95 C CU 78 D CH 90 B FF 93 B FF 93 4-1 24 2B 49 G6-3 BB	B SL 88 B SI 92 C CH 85 S SI 91 B CH 87 S CH 81 3-3 ③ K		C CH 89 S SI 94 B SI 95 B SI 95 F CH 89 B CH 89 S SI 96 3-3 ③ K	4	1	0	0	1	2	2
20 Ian Desmond, R (1, 6) OBP: 0.293, SLG: 0.452		B SL 87 C SI 95 S SL 84 B FF 94 F SL 84 S SL 86 2-3 ② K		B SI 95 X SI 94 1-0 ③ G4-3		X SL 86 0-0 ① F8		X SI 92 0-0 2 F8 2B		4	0	1	0	0	1	3
24 Rick Ankiel, L (1, 8) OBP: 0.301, SLG: 0.379 21 Xavier Nady, R (8, PH) OBP: 0.192, SLG: 0.290 (9, 9)		B SI 93 S FF 94 C CU 78 B CU 79 C FF 94 2-3 ③ K			B CH 87 B FF 92 F FF 93 X CH 89 2-1 ① G3	B CH 88 B CH 88 X CH 89 2-0 1-3 2-H 2 1B 2B		B SL 80 C CH 83 F SI 90 B SI 90 F CH 84 F SI 90 B SL 83 F CH 84 F CH 84 3-2 X SI 90 ① G5-3		3 1	1 0	1 0	1 0	0 0	1 0	0 1
49 Carlos Maldonado, R (1, 2)			C SI 94 S SL 85 F SI 95 B SL 85 B SL 85 F SL 86 F FF 94 B SI 94 X SI 95 3-2 ① G5-3		C SL 85 C SL 84 B FF 94 B FF 93 S SL 84 2-3 ② K	C SI 90 F SI 92 B SI 92 X SI 92 1-2 ② G6-3 3-H		B SI 97 S FF 97 D FF 98 B SI 97 F SI 97 F FF 96 B SL 83 4-2 BB		3	0	0	1	1	1	1
2 Roger Bernadina, L (1, 7) OBP: 0.309, SLG: 0.369			B CU 80 B SI 95 B SI 94 C FF 94 B FF 94 4-1 48 SH3 BB		C SI 94 B SI 94 X CU 78 1-1 57 1B 1 1B 1B	C CH 87 B CH 86 B FF 88 X SI 92 2-1 2-H 1B		B SI 97 X FF 98 1-0 ② F8 2-3		3	1	2	1	1	0	2
48 Ross Detwiler, R (1, 1) 57 Tyler Moore, R (5, PH) OBP: 0.200, SLG: 0.200 35 Craig Stammen, R (6, 1) 18 Chad Tracy, L (6, PH) OBP: 0.347, SLG: 0.535 45 Ryan Perry, R (7, 1) 8 Danny Espinosa, S (8, PH) OBP: 0.291, SLG: 0.307 63 Henry Alberto Rodriguez, R (9, 1)			B FF 94 X FF 92 1-0 ② SH3 1-2		S SL 86 S SL 85 D SL 85 X SI 94 1-2 1 1B 1-2 1B	X CH 84 0-0 ③ F8		C SL 82 X SI 98 0-1 ③ L7		0 1 0 1 0 1 0 0	0 0 0 0 0 0 0 0	0 1 0 0 0 0 0 0	0 0 0 0 0 0 0 0	0 0 0 0 0 0 0 0	0 0 0 0 0 0 0 0	0 0 0 1 0 2 0
Inning Stats	R: 0 E: 0 K: 1 S: 6 H: 0 LOB: 0 BB: 0 P: 12	R: 0 E: 0 K: 2 S: 9 H: 0 LOB: 0 BB: 0 P: 14	R: 0 E: 0 K: 0 S: 10 H: 0 LOB: 1 BB: 1 P: 19	R: 0 E: 0 K: 1 S: 10 H: 1 LOB: 1 BB: 0 P: 17	R: 1 E: 0 K: 1 S: 12 H: 3 LOB: 2 BB: 0 P: 19	R: 3 E: 0 K: 0 S: 12 H: 3 LOB: 1 BB: 1 P: 22	R: 0 E: 0 K: 2 S: 10 H: 1 LOB: 1 BB: 0 P: 15	R: 0 E: 0 K: 0 S: 14 H: 1 LOB: 2 BB: 1 P: 22	R: 1 E: 0 K: 1 S: 15 H: 1 LOB: 0 BB: 0 P: 21	1B: 6 2B: 3 3B: 0 HR: 1 SF: 0 SAC: 1 DP: 0 HBP: 0						

PITCHER		IP	WLS	BF	H	R	ER	SO	BB	IBB	HBP	BLK	WP	HR	S	P	ERA	WHIP
39 Jason Hammel, R ERA: 3.12	(1, 1)	5.1	W	24	6	4	4	5	2	0	0	0	0	0	53	94	6.75	1.500
38 Luis Ayala, R ERA: 1.64	(6, 1)	1.2	H	8	3	0	0	2	0	0	0	0	0	0	17	25	0.00	1.800
40 Troy Patton, L ERA: 4.34	(8, 1)	0.1	H	1	0	0	0	0	0	0	0	0	0	0	7	10	0.00	0.000
47 Pedro Strop, R ERA: 1.14	(8, 1)	0.2	H	3	0	0	0	0	1	0	0	0	0	0	6	11	0.00	1.500
43 Jim Johnson, R ERA: 0.92	(9, 1)	1.0	S	4	1	1	1	1	0	0	0	0	0	1	15	21	9.00	1.000

PITCHER	IP	WLS	BF	H	R	ER	SO	BB	IBB	HBP	BLK	WP	HR	S	P	ERA	WHIP

BOTTOM

Baltimore Orioles @ Washington Nationals

Nationals Park, Washington, DC

Sat May 19 2012, 7:18 PM - 10:18 PM EDT

Att. 42,331 - Clear - 79 F

livebaseballscorecards.com

AB	36
R	5
H	10
RBI	5
BB	3
SO	8
LOB	17

Batter	1	2	3	4	5	6	7	8	9	AB	R	H	RBI	BB	SO	LOB
13 Xavier Avery, L (1, 7) OBP: 0.389, SLG: 0.469	B FF 96 B FF 96 B FF 98 C FF 96 C FF 97 X FF 98 3-2 2 F8 21 1B 1B	S CH 88 B CH 88 B CU 80 B FF 96 C CH 87 F CH 89 X CH 88 3-2 2 S 2-3 3-H 1B			B CU 79 C CU 79 S CH 90 F FF 97 B CU 81 S CU 81 2-3 ② K			C FC 84 S FC 86 B CH 80 F FF 92 S CH 82 1-3 ① K		4	1	2	1	0	2	0
2 J.J. Hardy, R (1, 6) OBP: 0.298, SLG: 0.477	B FF 96 C FF 96 1 SAFE B FF 97 F FF 95 X CU 80 2-2 ① F8 1-2	C FF 96 B FF 96 C CU 81 F FF 98 S CH 89 1-3 ③ K2-3 1-2			B FF 96 B CH 89 X FF 96 2-0 ③ F8			B FF 92 C FC 85 X CH 81 1-1 ② F7		4	0	0	0	0	1	3
21 Nick Markakis, L (1, 9) OBP: 0.333, SLG: 0.467	X FF 96 0-0 10 G5-4-3 2-H 1B		B FF 97 S CH 88 B FF 97 X FF 96 2-1 ① G4-3			B FF 90 B SI 91 C SI 92 C SL 79 X SL 81 2-2 ① G1-3		C FF 93 B CU 76 B FF 93 B CH 81 F FF 92 S FF 92 3-3 ③ K		4	0	1	1	0	1	0
10 Adam Jones, R (1, 8) OBP: 0.353, SLG: 0.610	B CU 82 C CU 80 S CH 88 X FF 97 1-2 ② G5-4-3 ③ 1-2f		C CU 80 F FF 97 S CH 91 0-3 ② K			B FF 87 B CH 83 F SI 93 B SI 89 S CH 85 F SI 91 C SL 79 3-3 ② K			C FF 92 F SI 93 F FS 81 B FF 92 B FF 94 X FF 94 2-2 19 1B 1B	4	0	1	0	0	2	1
24 Wilson Betemit, S (1, 5) OBP: 0.280, SLG: 0.421		B FF 96 S CH 88 B CH 87 C CH 89 B FF 98 X CH 90 3-2 E8 19 1B 11 G4-1	B CH 90 B SI 96 C FF 98 T FF 99 B CH 91 S CH 90 3-3 ③ K			C SI 90 B FF 87 B CH 84 B CH 82 X SI 91 3-1 ③ F8			S FF 93 C SI 93 B SI 94 B FF 91 S SI 93 2-3 ① K	4	1	0	0	0	2	1
19 Chris Davis, L (1, 3) OBP: 0.331, SLG: 0.459		B FF 96 F CU 80 B FF 96 X CH 88 2-1 16 PB 11 G4-1 13 1B 2-3 1B		C FF 95 F CU 80 B CH 88 B FF 97 B CH 88 C FF 98 3-3 ① K			S SL 80 X CH 83 0-1 ① F8		S SI 93 B FF 92 F FS 82 D SL 82 X FF 93 2-2 11 BB 1-3 1B	4	1	2	0	0	1	0
11 Robert Andino, R (1, 4) OBP: 0.314, SLG: 0.372		X CU 80 0-0 ① G4-1 1-2 3-H		F FF 96 F FF 97 X CH 89 0-2 ② G5-3			B SI 92 C SI 92 X CH 83 1-1 ② G1-3		C FF 93 B FC 88 B SI 94 F SI 94 B FF 92 B FF 93 4-2 36 G6-4-3 1-2 BB	3	0	0	1	1	0	1
25 Luis Exposito, R (1, 2) OBP: 0.235, SLG: 0.071 36 Nick Johnson, L (9, PH) OBP: 0.288, SLG: 0.351		B FF 95 C FF 96 B CH 88 C FF 96 D CU 82 B CH 88 4-2 13 1B 16 PB BB		C CU 80 B CU 80 S FF 97 F FF 98 B SI 97 B CU 82 C CU 81 3-3 ③ K			B SI 92 B CH 84 B SI 90 B SI 90 4-0 BB		C SI 93 S SI 92 B SI 94 B FF 91 X SI 94 2-2 ②③ G6-4-3 1-2f	1 1	0 0	0 0	0 0	2 0	1 0	0 3
16 Wei-Yin Chen, R (1, 1) 56 Darren O'Day, R (5, 1) 35 Bill Hall, R (7, PH) OBP: 0.500, SLG: 0.667 37 Dana Eveland, L (7, 1)		B FF 95 S FF 95 C FF 96 S FF 96 1-3 ② K 1-2 2-3			C FF 94 C FF 96 C CU 79 0-3 ① K		B CH 83 C SI 92 C SI 92 F SL 82 F FF 89 F CH 86 S FF 93 1-3 ③ K			2 0 1 0	0 0 0 0	0 0 0 0	0 0 0 0	0 0 0 0	2 0 1 0	2 0 1 0

Inning Stats	1	2	3	4	5	6	7	8	9
	R: 1 E: 0 K: 0 S: 10	H: 2 LOB: 0 BB: 0 P: 16	R: 2 E: 1 K: 2 S: 19	H: 2 LOB: 2 BB: 1 P: 33	R: 0 E: 0 K: 2 S: 8	H: 0 LOB: 0 BB: 0 P: 13	R: 0 E: 0 K: 2 S: 10	H: 0 LOB: 0 BB: 0 P: 16	R: 0 E: 0 K: 2 S: 8	H: 0 LOB: 0 BB: 0 P: 12	R: 0 E: 0 K: 1 S: 9	H: 0 LOB: 0 BB: 0 P: 17	R: 0 E: 0 K: 1 S: 10	H: 0 LOB: 1 BB: 1 P: 16	R: 0 E: 0 K: 2 S: 9	H: 0 LOB: 0 BB: 0 P: 14	R: 0 E: 0 K: 1 S: 15	H: 2 LOB: 2 BB: 1 P: 27

	1B: 6	SF: 0	WP: 0	PA: 35
	2B: 0	SAC: 0	PB: 1	
	3B: 0	DP: 2	SB: 1	
	HR: 0	HBP: 0	CS: 0	

PITCHER		IP	WLS	BF	H	R	ER	SO	BB	IBB	HBP	BLK	WP	HR	S	P	ERA	WHIP
37 Stephen Strasburg, R ERA: 2.21	(1, 1)	5.0	W	20	4	3	1	8	1	0	0	0	0	0	55	90	1.80	1.000
32 Tom Gorzelanny, L ERA: 4.26	(6, 1)	2.0	H	7	0	0	0	2	1	0	0	0	0	0	19	33	0.00	0.500
36 Tyler Clippard, R ERA: 3.32	(8, 1)	1.0	H	3	0	0	0	2	0	0	0	0	0	0	9	14	0.00	0.000
52 Ryan Mattheus, R ERA: 2.25	(9, 1)	1.0		5	2	0	0	1	1	0	0	0	0	0	15	27	0.00	3.000

PITCHER	IP	WLS	BF	H	R	ER	SO	BB	IBB	HBP	BLK	WP	HR	S	P	ERA	WHIP

TOP

Baltimore Orioles @ Washington Nationals

Nationals Park, Washington, DC

Sun May 20 2012, 1:39 PM - 4:35 PM EDT

Att. 41,918 - Partly Cloudy - 77 F

livebaseballscorecards.com

AB	32
R	3
H	6
RBI	3
BB	3
SO	13
LOB	12

Batter	1	2	3	4	5	6	7	8	9	AB	R	H	RBI	BB	SO	LOB
8 Danny Espinosa, S (1, 4) OBP: 0.294, SLG: 0.338	C FF 91 S SI 90 T FF 92 0-2 ① K		L CH 83 F FF 90 B FF 91 F FF 90 X CU 72 1-2 34 3B 1-3 2B	B CH 81 S FF 89 F FF 90 S FF 89 1-3 ③ K		S SL 79 X SI 85 0-1 ③ G6-3		1 SAFE F CH 83 X SI 89 0-1 1-H HR		5	2	2	2	0	2	0
34 Bryce Harper, L (1, 8) (6, 9) OBP: 0.333, SLG: 0.449	B FF 92 B FF 89 S CU 72 F SL 81 F CU 73 X FF 90 2-2 ② G4-3		F SL 78 D CU 73 F CU 68 D CU 71 B SL 78 X CU 69 3-2 20 FC4-6 2-H 3-H 3B		X FF 88 0-0 25 BB 20 1B 1B		C SL 83 X SI 90 0-1 ① G3	B SL 83 F SI 90 B SI 89 B SL 82 B SI 90 4-1 11 E 11 FC4 25 SF8 BB		4	3	2	2	1	0	0
11 Ryan Zimmerman, R (1, 5) OBP: 0.354, SLG: 0.367	B FF 90 F FF 91 B SI 92 X CH 84 2-1 25 BB 1B		B SI 89 S FF 91 C CH 82 F FF 91 S FF 91 1-3 ① K		C CH 87 X CH 79 0-1 ① P4		C SI 90 B FF 90 X CH 84 1-1 20 2B 1B	B SI 89 X SI 90 1-0 FC4 1-3		5	0	2	0	0	1	3
25 Adam LaRoche, L (1, 3) OBP: 0.409, SLG: 0.556	B FF 90 C SL 81 B FF 90 B CU 73 F FF 91 B FF 90 4-2 1-2 BB		D SL 80 F CU 71 D FF 90 B FF 90 B SL 78 4-1 20 FC4-6 BB		B FF 89 B FF 88 1 SAFE B FF 90 B FF 89 4-0 20 1B 1-2 BB		B SL 82 S SI 91 B FF 90 F SI 90 B FF 91 C SI 91 3-3 ② K	X SI 89 0-0 ② SF8 3-H		1	0	0	1	3	1	1
20 Ian Desmond, R (1, 6) OBP: 0.296, SLG: 0.456	B CH 82 F SI 90 F FF 89 X SL 81 1-2 ③ F7		S CH 80 F FF 90 X CH 81 0-2 ② FC4-6 21 CS 1-2f 3-H		C SI 89 B FF 89 S FF 87 X FF 89 1-2 1-2 2-H 1B		X SI 90 0-0 1-3 2B	S CH 84 S SL 81 B SL 82 B SI 90 X CH 84 2-2 ③ L9		5	0	2	2	0	0	4
21 Xavier Nady, R (1, 9) (6, 7) OBP: 0.195, SLG: 0.278		B SI 88 F SI 89 B SI 89 B CH 81 X FA 88 3-1 ① P4	1 SAFE B SI 89 B SI 88 F FF 90 1 SAFE 1 SAFE 2-1 ③ CS 1-2	S FF 89 F FF 91 F FF 90 C FF 90 0-3 ① K	S SL 77 F SL 79 B FF 86 B SI 87 C SI 85 2-3 ② K		I IN 64 I IN 67 I IN 67 I IN 67 4-0 IBB			3	0	0	0	1	2	2
57 Tyler Moore, R (1, 7) OBP: 0.176, SLG: 0.176 24 Rick Ankiel, L (5, PH) (6, 8) OBP: 0.295, SLG: 0.371		B CU 70 X CH 80 1-0 ② F7		F CH 80 S SL 78 C FF 91 0-3 ② K	B SI 85 C SL 79 S FF 86 B FF 87 X FF 86 2-2 ③ P3		C SL 81 X SI 90 0-1 ③ L9			2 2	0 0	0 0	0 0	0 0	1 0	0 5
26 Jesus Flores, R (1, 2) OBP: 0.277, SLG: 0.322		C SI 89 B CH 82 X CH 79 1-1 ③ G4-3		B FF 91 F CH 80 F FF 91 B FF 90 X CH 81 2-2 HR		B SL 78 X SI 84 1-0 ① F8		C SI 89 X CH 82 0-1 ① F7		4	1	1	1	0	0	0
37 Stephen Strasburg, R (1, 1) OBP: 0.412, SLG: 0.750 32 Tom Gorzelanny, R (6, 1) OBP: 0.667, SLG: 0.667 36 Tyler Clippard, R (8, 1) 1 Steve Lombardozzi, S (8, PH) OBP: 0.407, SLG: 0.403 52 Ryan Mattheus, R (9, 1)			B FF 89 X FF 88 1-0 8 2B 34 3B 1B	S FF 89 C FF 89 X CU 75 0-2 HR		B SI 85 X SI 84 1-0 ② F8		X SI 89 0-0 8 HR 1B		2 1 0 1 0	2 0 0 1 0	2 0 0 1 0	1 0 0 0 0	0 0 0 0 0	0 0 0 0 0	0 0 0 0 0
Inning Stats	R: 0 E: 0 K: 1 S: 14 H: 1 LOB: 2 BB: 1 P: 23	R: 0 E: 0 K: 0 S: 5 H: 0 LOB: 0 BB: 0 P: 10	R: 3 E: 0 K: 1 S: 17 H: 3 LOB: 0 BB: 1 P: 29	R: 2 E: 0 K: 3 S: 16 H: 2 LOB: 0 BB: 0 P: 19	R: 1 E: 0 K: 1 S: 12 H: 2 LOB: 2 BB: 1 P: 21	R: 0 E: 0 K: 0 S: 4 H: 0 LOB: 0 BB: 0 P: 6	R: 0 E: 0 K: 1 S: 10 H: 2 LOB: 3 BB: 1 P: 18	R: 3 E: 1 K: 0 S: 11 H: 2 LOB: 1 BB: 1 P: 18		1B: 6 2B: 2 3B: 1 HR: 3 SF: 1 SAC: 0 DP: 0 HBP: 0				WP: 0 PB: 0 SB: 0 CS: 1 PA: 42		

PITCHER		IP	WLS	BF	H	R	ER	SO	BB	IBB	HBP	BLK	WP	HR	S	P	ERA	WHIP
16 Wei-Yin Chen, L ERA: 3.35	(1, 1)	4.1	L	23	8	6	6	5	3	0	0	0	0	2	58	92	12.46	2.538
56 Darren O'Day, R ERA: 1.27	(5, 1)	1.2		5	0	0	0	1	0	0	0	0	0	0	10	16	0.00	0.000
37 Dana Eveland, L ERA: 4.26	(7, 1)	2.0		13	4	3	2	1	1	1	0	0	0	1	21	36	9.00	2.500

PITCHER	IP	WLS	BF	H	R	ER	SO	BB	IBB	HBP	BLK	WP	HR	S	P	ERA	WHIP

BOTTOM

Baltimore Orioles @ Washington Nationals

Nationals Park, Washington, DC

Sun May 20 2012, 1:39 PM - 4:35 PM EDT

Att. 41,918 - Partly Cloudy - 77 F

livebaseballscorecards.com

AB	35
R	9
H	12
RBI	9
BB	5
SO	7
LOB	15

Batter	1	2	3	4	5	6	7	8	9	AB	R	H	RBI	BB	SO	LOB
3 Mike Aviles, R (1, 6) OBP: 0.306, SLG: 0.494	X FF 92 0-0 ① P4		B FF 89 F FF 90 X FC 88 1-1 2-3 3-H 1B		B FC 88 F CU 74 X FF 90 1-1 ② F9		X FC 85 0-0 15 2B 28 SF7 1B	B SI 88 F SI 89 F SI 90 F SI 89 1 SAFE F SI 89 B CH 84 S CH 86 2-3 K 15 1B 1-2		5	1	2	1	0	1	1
15 Dustin Pedroia, R (1, 4) OBP: 0.359, SLG: 0.480	C FF 90 B FF 91 F FF 91 S FF 92 1-3 ② K		C FC 87 B FF 92 T FC 90 D CU 81 1 SAFE F FF 92 X FF 92 2-2 ② SF9 3-H		C CH 86 F CU 76 B FF 92 X FF 90 1-2 ③ G4-3		C FF 90 X FF 90 0-1 64 1B 1-3 2B	B CH 84 B CH 84 X SI 88 2-0 1-2 2-H 1B		4	1	2	2	0	1	0
34 David Ortiz, L (1, 10) OBP: 0.402, SLG: 0.616	B FF 91 B SI 91 S FC 88 F FC 92 X FF 93 2-2 ③ G4-3		F FF 91 F FC 88 B FF 91 F FC 89 T CH 86 1-2 ③ K			B FF 87 B FC 85 C FC 84 B FC 88 X FF 89 3-1 HR	I IN 82 I IN 83 I IN 84 I IN 83 4-0 64 1B IBB	X SL 83 0-0 ③ G4-3		4	1	1	1	1	1	3
28 Adrián González, L (1, 3) OBP: 0.339, SLG: 0.416		X FF 89 0-0 ① B1-3		C FF 87 X CH 81 0-1 ① F7		C FC 87 X FC 85 0-1 39 G3 66 SF8 2B	B FF 90 C FF 91 F FF 91 B FF 90 X FF 90 2-2 ② SF7 3-H		C SI 90 F SL 82 S SL 82 0-3 ① K	4	1	1	1	0	1	0
64 Will Middlebrooks, R (1, 5) OBP: 0.325, SLG: 0.581		C FF 92 B FC 88 X FC 85 1-1 ② G6-3		B FC 86 B FC 90 X FF 89 2-0 39 CS 1B		B FC 86 B FC 85 B FF 91 C FC 90 X FC 87 3-1 66 SF8 39 G3 23 BLK 1B	C FC 86 B FF 91 F FF 89 B FF 91 B CU 79 F FC 86 X FF 91 3-2 1-2 2-H 1B		B CH 84 X SI 89 1-0 ② F8	5	1	3	1	0	0	0
39 Jarrod Saltalamacchia, S (1, 2) OBP: 0.301, SLG: 0.565		C FF 90 F FF 90 F FF 92 S CU 79 0-3 ③ K		S FC 84 B CH 88 B FF 88 X FC 87 2-1 ② 66 1B 1-2 1B		C FF 91 S FC 86 B FC 86 B FC 82 B FC 91 X CU 78 3-2 ① G3 1-2 2-3	S FC 85 B FC 86 B FF 90 F FC 87 S CU 80 2-3 ③ K		S SL 80 B SL 82 F SL 83 F SL 82 B SI 90 S CH 86 2-3 ③ K	5	0	1	0	0	3	4
66 Daniel Nava, S (1, 7) OBP: 0.479, SLG: 0.543			C FF 89 B FF 90 B CU 75 C FF 90 X FF 91 2-2 23 2B 3 1B 1B	X FF 90 0-0 1-2 1B		C CH 81 C FF 90 B FF 91 X CH 83 1-2 ② SF8 2-3 3-H		C SI 90 F SL 82 S SI 89 0-3 ① K		3	1	2	1	0	1	0
23 Marlon Byrd, R (1, 8) OBP: 0.239, SLG: 0.246			F FC 90 S FC 86 B FF 91 X FF 92 1-2 3 1B 15 SF9 1-3 2B	C FC 92 C FF 91 D CU 81 F FF 90 X FC 87 1-2 ③ G1-3		B FC 90 X FF 93 1-0 ③ F9 3-H		X SI 90 0-0 ② G6-3		4	1	1	0	0	0	2
67 Che-Hsuan Lin, R (1, 9) OBP: 0.250, SLG: 0.250			C FC 88 F FF 91 B FF 90 B FF 91 X FC 88 2-2 ① G5-3		C CU 73 T FC 90 F FF 91 X FF 90 0-2 ① G6-3		L FF 89 C SI 89 B FC 84 B FC 84 S CU 78 2-3 ① K	C SI 90 F SI 90 X SL 82 0-2 3 WP 15 1B 1B		4	1	1	0	0	1	2
Inning Stats	R: 0 E: 0 K: 1 S: 7 H: 0 LOB: 0 BB: 0 P: 10	R: 0 E: 0 K: 1 S: 7 H: 0 LOB: 0 BB: 0 P: 8	R: 2 E: 0 K: 1 S: 19 H: 3 LOB: 1 BB: 0 P: 28	R: 0 E: 0 K: 0 S: 10 H: 3 LOB: 2 BB: 0 P: 15	R: 0 E: 0 K: 0 S: 9 H: 0 LOB: 0 BB: 0 P: 11	R: 3 E: 0 K: 0 S: 13 H: 3 LOB: 0 BB: 0 P: 24	R: 2 E: 0 K: 2 S: 16 H: 3 LOB: 2 BB: 1 P: 29	R: 1 E: 0 K: 2 S: 14 H: 2 LOB: 2 BB: 0 P: 18	R: 0 E: 0 K: 2 S: 8 H: 0 LOB: 0 BB: 0 P: 11	1B: 10 2B: 3 3B: 0 HR: 1 SF: 3 SAC: 0 DP: 0 HBP: 0						

PITCHER		IP	WLS	BF	H	R	ER	SO	BB	IBB	HBP	BLK	WP	HR	S	P	ERA	WHIP
29 Tommy Hunter, R ERA: 5.07	(1, 1)	6.0		26	9	5	5	3	0	0	0	1	0	1	65	96	7.50	1.500
63 Kevin Gregg, R ERA: 4.5	(7, 1)	1.0	L	7	3	2	2	2	0	1	0	0	0	0	16	29	18.00	3.000
40 Troy Patton, L ERA: 4.35	(8, 1)	2.0		9	2	1	1	4	0	0	0	0	1	0	22	29	4.50	1.000

PITCHER IP WLS BF H R ER SO BB IBB HBP BLK WP HR S P ERA WHIP

TOP

Boston Red Sox @ Baltimore Orioles

Oriole Park at Camden Yards, Baltimore, MD

Mon May 21 2012, 7:06 PM - 10:21 PM EDT

Att. 16,392 - Cloudy - 72 F

livebaseballscorecards.com

AB	38
R	8
H	14
RBI	7
BB	1
SO	9
LOB	12



WP: 1 PA: 42
PB: 0
SB: 0
CS: 1

Batter	1	2	3	4	5	6	7	8	9	AB	R	H	RBI	BB	SO	LOB
13 Xavier Avery, L (1, 7) OBP: 0.366, SLG: 0.417	X FF 91 0-0 ① P6		C CU 76 F CU 77 B FF 92 F CH 80 B FF 93 B FC 91 F FF 92 F FF 92 B CU 75 4-2 21 BB 2 1B 10 G6-4-3 1-2 2-3 3-H BB		F FF 92 F FC 89 X CU 77 0-2 ① G1-3		C SL 81 B SL 83 S SI 95 B SL 80 S FF 95 2-3 ② K		C CU 80 C CU 82 F FF 94 X CH 82 0-2 ② G2-3	4	1	0	1	1	1	0
2 J.J. Hardy, R (1, 6) OBP: 0.295, SLG: 0.469	C FF 91 B CH 80 C CU 76 S CU 77 1-3 ② K		X FC 90 0-0 10 G6-4-3 21 BB 1-2 2-3 3-H 1B		C CU 79 B CU 79 C CU 78 F CU 80 B FF 93 X CU 79 2-2 ② F7		B SL 81 C FF 97 F SL 82 B SL 81 B SL 79 F CH 85 C FF 96 3-3 ③ K		T FF 93 B FF 95 B CH 83 S CU 80 F FF 95 B CU 83 X FC 93 3-2 ③ G6-3	5	0	1	1	0	2	0
21 Nick Markakis, L (1, 9) OBP: 0.337, SLG: 0.465	B FF 93 B FF 91 C FF 91 X FF 92 2-1 ③ F8		B CU 77 B FF 93 B FF 91 C FF 92 B FF 92 4-1 10 G6-4-3 1-2 2-3 3-H BB		B SI 91 B FC 88 C CU 75 F CU 76 X CH 79 2-2 ③ G3-1			C SI 91 X CU 76 0-1 10 1B 32 1B 1B		3	1	1	1	1	0	0
10 Adam Jones, R (1, 8) OBP: 0.351, SLG: 0.602		C FF 92 B CH 81 X CH 80 1-1 ① G4-3	C FF 92 X FC 89 0-1 ①② G6-4-3 1-2f 2-3 3-H			B FC 89 S CU 76 C CU 80 F SI 91 B CU 80 F FC 88 B SI 94 X CU 77 3-2 ① F8		C CU 75 B SI 92 F SI 90 F SI 91 X CU 75 1-2 19 G1-3 32 1B 1-3 1B		4	0	1	0	0	0	2
32 Matt Wieters, S (1, 2) OBP: 0.325, SLG: 0.476		C FF 92 B FS 85 X FC 90 1-1 ② G5-3	D CH 81 X FF 92 1-0 ③ G4-3			B SI 92 S FC 88 B SI 93 B SI 91 B FS 86 4-1 24 G3 19 1B BB		1 SAFE C SI 92 B SI 90 1 SAFE F SI 90 F CU 76 F CU 75 F CU 74 F SI 90 1-2 F CU 76 X SI 88 19 G1-3 1-2 3-H 1B		3	0	1	1	1	0	1
19 Chris Davis, L (1, 3) OBP: 0.336, SLG: 0.482	B CU 76 S CH 79 F CU 79 B FF 93 X CH 79 2-2 ③ G3-1		S CH 77 X FS 85 0-1 HR			S CU 79 F FC 90 X CU 78 0-2 24 G3 1-2 1B		S CU 75 F CU 74 B SI 91 X CU 75 1-2 ① G1-3 1-2 2-3		4	1	2	1	0	0	2
24 Wilson Betemit, S (1, 5) OBP: 0.279, SLG: 0.415			X FF 92 0-0 11 1B 36 BB 13 BB 1B	C CU 77 F FF 93 B FC 89 F CU 78 S FC 90 1-3 ① K		X SI 93 0-0 ② G3 1-2 2-3		B FF 92 B FF 93 C FF 93 F FF 93 X FF 93 2-2 ② F7		4	1	1	0	0	1	4
36 Nick Johnson, L (1, 10) OBP: 0.300, SLG: 0.350			B FF 91 B CH 78 C FC 88 B FC 88 F FF 90 D FC 88 4-2 13 BB 11 1B 2 1B 1-2 BB	C FF 92 X FF 92 0-1 11 G6-4-3 1B		B SI 94 X FF 95 1-0 ③ F8		C FF 93 C FF 94 B FF 93 S SI 93 1-3 ③ K		3	1	1	0	1	1	4
11 Robert Andino, R (1, 4) OBP: 0.313, SLG: 0.368			D FF 91 B FF 91 B FF 91 C FF 91 X FC 90 3-1 2 1B 13 BB 21 BB 1-2 2-3 1B	B FF 92 B CU 76 C FF 92 X FC 88 2-1 ②③ G6-4-3 1-2f			C SI 94 B CH 85 B SI 95 B SL 78 X SI 94 3-1 ① F9		C FF 92 B CU 80 F FF 92 X CH 82 1-2 ① G5-3	4	1	1	0	0	0	1

Inning Stats	1	2	3	4	5	6	7	8	9
	R: 0 E: 0 K: 1 S: 6 H: 0 LOB: 0 BB: 0 P: 9	R: 0 E: 0 K: 0 S: 7 H: 0 LOB: 0 BB: 0 P: 11	R: 4 E: 0 K: 0 S: 15 H: 3 LOB: 1 BB: 3 P: 31	R: 1 E: 0 K: 1 S: 10 H: 2 LOB: 0 BB: 0 P: 13	R: 0 E: 0 K: 0 S: 10 H: 0 LOB: 0 BB: 0 P: 14	R: 0 E: 0 K: 0 S: 11 H: 1 LOB: 2 BB: 1 P: 19	R: 0 E: 0 K: 2 S: 9 H: 0 LOB: 0 BB: 0 P: 17	R: 1 E: 0 K: 1 S: 23 H: 3 LOB: 2 BB: 0 P: 29	R: 0 E: 0 K: 0 S: 11 H: 0 LOB: 0 BB: 0 P: 15

PITCHER	IP	WLS	BF	H	R	ER	SO	BB	IBB	HBP	BLK	WP	HR	S	P	ERA	WHIP
11 Clay Buchholz, R (1, 1) ERA: 7.84	5.1		24	6	5	5	2	4	0	0	0	0	1	57	94	8.44	1.875
30 Andrew Miller, L (6, 1) ERA:	1.2	W	5	0	0	0	2	0	0	0	0	0	0	11	20	0.00	0.000
53 Rich Hill, L (8, 1) ERA: 2.08	0.1	H	4	3	1	1	0	0	0	0	0	0	0	17	20	27.00	9.000
44 Vicente Padilla, R (8, 1) ERA: 5.4	0.2	H	2	0	0	0	1	0	0	0	0	0	0	6	9	0.00	0.000
91 Alfredo Aceves, R (9, 1) ERA: 4.43	1.0	S	3	0	0	0	0	0	0	0	0	0	0	11	15	0.00	0.000

PITCHER	IP	WLS	BF	H	R	ER	SO	BB	IBB	HBP	BLK	WP	HR	S	P	ERA	WHIP

BOTTOM

Red Sox @ Baltimore Orioles

Oriole Park at Camden Yards, Baltimore, MD

Mon May 21 2012, 7:06 PM - 10:21 PM EDT

Att. 16,392 - Cloudy - 72 F

livebaseballscorecards.com

AB	34
R	6
H	9
RBI	5
BB	4
SO	5
LOB	14

1B: 8	SF: 0	WP: 0	PA: 38
2B: 0	SAC: 0	PB: 0	
3B: 0	DP: 2	SB: 0	
HR: 1	HBP: 0	CS: 0	

Batter	1	2	3	4	5	6	7	8	9	AB	R	H	RBI	BB	SO	LOB
3 Mike Aviles, R (1, 6) OBP: 0.299, SLG: 0.483	C FF 92 B FF 92 B CH 84 F FF 92 B SI 92 X FF 92 3-2 ① F9		C FF 90 F CH 83 F FF 91 B SL 85 X CH 84 1-2 ② G5-3			C FC 89 B CH 83 S CH 84 S FF 90 1-3 ① K		X FF 96 0-0 ③ G4-3		4	0	0	0	0	1	1
15 Dustin Pedroia, R (1, 4) OBP: 0.352, SLG: 0.470	C CU 78 F FF 93 B FC 92 X CH 85 1-2 ② G5-3		B CH 85 C FF 92 S SL 84 X FC 91 1-2 ③ G6-3			C CU 78 X FC 90 0-1 ② G5-3			C CU 78 B FF 93 X SI 93 1-1 ① G4-3	4	0	0	0	0	0	0
34 David Ortiz, L (1, 10) OBP: 0.393, SLG: 0.601	C CU 78 S FC 91 B FF 92 F FC 92 S SL 87 1-3 ③ K			X FF 90 0-0 ① F9		B SL 84 B FF 91 C SL 82 C SL 83 F FF 92 F SL 84 S CU 77 2-3 ③ K			C SI 94 F SI 95 B SI 96 X SI 96 1-2 ② G1-3	4	0	0	0	0	2	0
28 Adrián González, L (1, 9) OBP: 0.337, SLG: 0.412		S SL 84 B SI 90 X FF 90 1-1 39 BB 1B		C FF 90 B SL 85 B FF 90 F FF 90 T SL 85 2-2 ② K			S SL 84 B SL 81 S SL 82 B SL 82 F FF 91 S SL 82 2-3 ① K		X SI 94 0-0 ③ F7	4	0	1	0	0	2	0
20 Kevin Youkilis, R (1, 3) OBP: 0.293, SLG: 0.388		B FF 90 B SL 84 B FF 90 C FF 90 C FF 92 C CU 78 3-3 ① K		B CU 76 F FF 90 X FF 91 1-1 HR			C SL 79 C SL 77 B SI 84 S FF 86 1-3 ② K			3	1	1	1	0	2	1
64 Will Middlebrooks, R (1, 5) OBP: 0.313, SLG: 0.558		X FF 91 0-0 ② F8		C SL 84 B CH 85 X CH 85 1-1 ③ G5-3			B SI 86 B SL 77 F SL 78 S SL 77 S SI 83 2-3 ③ K			3	0	0	0	0	1	1
39 Jarrod Saltalamacchia, S (1, 2) OBP: 0.302, SLG: 0.555		B FF 90 B FC 90 B FF 91 C FC 90 C CU 78 B CH 84 4-2 1-2 BB			S SL 82 F SL 82 S SL 83 0-3 ① K			B SI 94 B SI 96 S SI 96 F SL 84 S SI 96 2-3 ① K		2	0	0	0	1	2	0
66 Daniel Nava, S (1, 7) OBP: 0.471, SLG: 0.514		C CU 77 B FF 91 C SL 84 D CH 84 F SL 86 C FF 92 2-3 ③ K			C FF 89 B FF 90 C FF 90 B SL 86 F CU 77 B CH 85 X FF 91 3-2 ② G5-3			B SI 96 F SI 96 B SI 96 B SL 82 F SI 96 F SI 96 B SL 82 4-2 26 FC3-6 BB		2	0	0	0	1	1	2
23 Marlon Byrd, R (1, 8) OBP: 0.235, SLG: 0.242 26 Scott Podsednik, L (8, PH) (8, 8)			C FC 88 B CH 83 B FF 91 F FF 91 F FC 91 F SL 84 X CH 84 2-2 ① G6-3		C FF 92 B FF 91 B FF 92 F FF 92 F SL 86 B SL 85 C CU 77 3-3 ③ K			B SI 96 X SI 96 1-0 ② FC3-6 1-2f		2 1	0 0	0 0	0 0	1 0	0 0	1 1
Inning Stats	R: 0 E: 0 K: 1 S: 10 H: 0 LOB: 0 BB: 0 P: 15	R: 0 E: 0 K: 2 S: 12 H: 1 LOB: 2 BB: 1 P: 22	R: 0 E: 0 K: 0 S: 12 H: 0 LOB: 0 BB: 0 P: 16	R: 1 E: 0 K: 1 S: 8 H: 1 LOB: 0 BB: 0 P: 12	R: 0 E: 0 K: 2 S: 11 H: 0 LOB: 0 BB: 0 P: 17	R: 0 E: 0 K: 2 S: 10 H: 0 LOB: 0 BB: 0 P: 13	R: 0 E: 0 K: 3 S: 10 H: 0 LOB: 0 BB: 0 P: 15	R: 0 E: 0 K: 1 S: 8 H: 0 LOB: 1 BB: 1 P: 15	R: 0 E: 0 K: 0 S: 6 H: 0 LOB: 0 BB: 0 P: 8	1B: 1 2B: 0 3B: 0 HR: 1 SF: 0 SAC: 0 DP: 0 HBP: 0						

TOP

Boston Red Sox @ Baltimore Orioles

Oriole Park at Camden Yards, Baltimore, MD

Tue May 22 2012, 7:08 PM - 10:04 PM EDT

Att. 25,171 - Partly Cloudy - 76 F

livebaseballscorecards.com

AB	29
R	1
H	2
RBI	1
BB	2
SO	12
LOB	6

PITCHER		IP	WLS	BF	H	R	ER	SO	BB	IBB	HBP	BLK	WP	HR	S	P	ERA	WHIP
17 Brian Matusz, L ERA: 4.86	(1, 1)	6.1	W	22	2	1	1	9	1	0	0	0	0	1	67	101	1.42	0.474
56 Darren O'Day, R ERA: 1.23	(7, 1)	0.2	H	2	0	0	0	2	0	0	0	0	0	0	6	9	0.00	0.000
47 Pedro Strop, R ERA: 1.09	(8, 1)	1.0	H	4	0	0	0	1	1	0	0	0	0	0	8	15	0.00	1.000
43 Jim Johnson, R ERA: 0.87	(9, 1)	1.0	S	3	0	0	0	0	0	0	0	0	0	0	6	8	0.00	0.000

PITCHER	IP	WLS	BF	H	R	ER	SO	BB	IBB	HBP	BLK	WP	HR	S	P	ERA	WHIP

BOTTOM

Boston Red Sox @ Baltimore Orioles

Oriole Park at Camden Yards, Baltimore, MD

Tue May 22 2012, 7:08 PM - 10:04 PM EDT

Att. 25,171 - Partly Cloudy - 76 F

livebaseballscorecards.com

Batter	1	2	3	4	5	6	7	8	9	AB	R	H	RBI	BB	SO	LOB
11 Robert Andino, R (1, 4) OBP: 0.305, SLG: 0.359	F FF 92 F SI 92 F FC 89 C CU 78 0-3 ① K	C SI 92 B CH 85 S CH 86 C FF 92 1-3 ③ K			B SI 91 X SI 91 1-0 ② G6-3		B SL 88 B SL 89 F SI 95 F SI 94 S CU 82 2-3 ② K			4	0	0	0	0	3	2
2 J.J. Hardy, R (1, 6) OBP: 0.294, SLG: 0.462	B FF 92 C FF 92 F CU 77 B FC 88 F FF 94 B FF 93 B CH 87 4-2 21 1B BB	C FF 92 B SI 93 B CH 85 X FF 92 2-1 ① L8			C SI 93 B CU 76 S CH 86 S CU 77 1-3 ③ K		C SL 89 B SL 89 C SI 95 B SI 94 B SL 90 S SI 96 3-3 ③ K			3	0	0	0	1	2	2
21 Nick Markakis, L (1, 9) OBP: 0.340, SLG: 0.466	C SI 91 B CH 86 X SI 91 1-1 1-2 1B	B CU 76 C FF 92 C FC 87 X CU 76 1-2 ② G4-3				B FF 91 B FF 93 B FF 92 C FF 90 X FF 91 3-1 1B		C SI 94 F SI 94 B CU 81 F SI 93 X FF 95 1-2 ① G4-3		4	0	2	0	0	0	0
10 Adam Jones, R (1, 8) OBP: 0.349, SLG: 0.594	B SI 92 F SI 92 C FF 91 F FC 88 S CU 77 1-3 ② K	X CH 84 0-0 1B				S FC 86 F SI 92 F CU 76 F FC 84 F FF 93 F FF 93 P PO 81 F CU 77 F CH 86 2-3 ① K B FF 92 S CH 85		B SL 90 B SL 89 F SI 94 C SI 94 B CU 81 C SI 94 3-3 ② K		4	0	1	0	0	3	3
32 Matt Wieters, S (1, 2) OBP: 0.323, SLG: 0.466	C FF 92 F FC 87 B FC 86 F SI 92 B FF 92 B SI 93 X FF 94 3-2 ③ F8	B SI 91 S SI 92 C FF 93 1 SAFE F CU 78 F FF 94 F FC 87 F CH 87 1 SAFE 2-3 ③ K B FF 94 1 SAFE S SI 94				S SI 92 F SI 92 B FF 93 F FF 93 1 SAFE S SI 93 1-3 ② K		B FF 95 B SI 94 B FF 94 B SI 93 4-0 24 HR BB		3	1	0	0	1	2	4
24 Wilson Betemit, S (1, 3) OBP: 0.286, SLG: 0.438		B FF 92 B FF 90 B SI 91 B FF 91 4-0 19 FC1-6 BB	B FF 91 B FF 92 X FF 92 2-0 ① P3			F FF 93 F CH 86 F CU 76 S SI 92 0-3 ③ K		B CU 80 S CU 80 F FF 94 D CU 81 X FF 95 2-2 1-H HR		3	1	1	2	1	1	1
19 Chris Davis, L (1, 10) OBP: 0.336, SLG: 0.479 35 Bill Hall, R (7, PR) OBP: 0.545, SLG: 0.714 (8, 10)	C SI 91 X SI 91 0-1 ① FC1-6 6 HR 1-2f	C FF 91 X CU 77 0-1 ② G1-3					B FF 93 S FF 95 X FF 94 1-1 1B	F SL 87 B SI 94 X SL 87 1-1 6 FC5-4 1B		3 1	1 0	1 1	0 0	0 0	0 0	1 0
6 Steve Tolleson, R (1, 5) OBP: 0.353, SLG: 0.625 3 Ryan Flaherty, L (9, 5) OBP: 0.167, SLG: 0.217	X SI 92 0-0 1-H HR	B FF 94 C CH 84 F CH 85 B CU 80 F CH 85 B FF 92 F FF 94 F FC 88 S CH 84 3-3 ③ K					B CH 82 D CH 85 C SI 95 B FF 95 F FF 94 B FF 95 4-2 1-2 BB	X SI 93 0-0 ③ FC5-4 1-2f		3 0	1 0	1 0	2 0	1 0	1 0	1 0
13 Xavier Avery, L (1, 7) OBP: 0.341, SLG: 0.385	B FF 92 X FF 91 1-0 ② G6-3				B SI 91 S SI 92 S SI 91 F FC 86 F CU 74 X FF 92 1-2 ① F7		L FF 95 L FF 94 F FF 95 B CU 73 X SL 86 1-2 ① F8			3	0	0	0	0	0	2

Inning Stats	R: 0 E: 0 K: 2 S: 17	H: 1 LOB: 2 BB: 1 P: 26	R: 2 E: 0 K: 1 S: 7	H: 1 LOB: 0 BB: 1 P: 13	R: 0 E: 0 K: 1 S: 13	H: 1 LOB: 1 BB: 0 P: 18	R: 0 E: 0 K: 1 S: 9	H: 0 LOB: 0 BB: 0 P: 14	R: 0 E: 0 K: 1 S: 9	H: 0 LOB: 0 BB: 0 P: 12	R: 0 E: 0 K: 3 S: 20	H: 1 LOB: 1 BB: 0 P: 25	R: 0 E: 0 K: 2 S: 14	H: 1 LOB: 2 BB: 1 P: 25	R: 2 E: 0 K: 1 S: 13	H: 2 LOB: 1 BB: 1 P: 24

1B: 5 2B: 0 3B: 0 HR: 2	SF: 0 SAC: 0 DP: 0 HBP: 0	WP: 0 PB: 0 SB: 0 CS: 0	PA: 35
---	---	---	---

PITCHER		IP	WLS	BF	H	R	ER	SO	BB	IBB	HBP	BLK	WP	HR	S	P	ERA	WHIP
61 Felix Doubront, L ERA: 3.96	(1, 1)	6.0	L	24	4	2	2	9	2	0	0	0	0	1	75	108	3.00	1.000
46 Franklin Morales, L ERA: 4.4	(7, 1)	0.1		3	1	0	0	0	1	0	0	1	0	0	8	14	0.00	6.000
32 Matt Albers, R ERA: 2.25	(7, 1)	1.2		8	2	2	2	3	1	0	0	0	0	1	19	35	10.80	1.800

PITCHER	IP	WLS	BF	H	R	ER	SO	BB	IBB	HBP	BLK	WP	HR	S	P	ERA	WHIP

AB	31
R	4
H	7
RBI	4
BB	4
SO	12
LOB	16

Batter	1	2	3	4	5	6	7	8	9	AB	R	H	RBI	BB	SO	LOB
3 Mike Aviles, R (1, 6) OBP: 0.296, SLG: 0.475	B FF 93 C SL 88 X SI 93 1-1 1B	C FF 94 C SI 93 X SI 94 0-2 ③ G4-3		C SI 93 B SL 87 C FF 94 X CU 79 1-2 ③ G6-3		B FF 90 B SL 81 C SL 84 X SL 83 2-1 ③ P4		F SL 77 S FF 85 X FF 87 0-2 ② F9		5	0	1	0	0	0	4
15 Dustin Pedroia, R (1, 4) OBP: 0.348, SLG: 0.462	C FF 95 X SI 94 0-1 ① F9		S FF 93 X SI 93 0-1 28 G4-3 34 G4-3 64 2B 1B		C SI 90 C CU 77 X SL 89 0-2 ① G3		C FF 90 B SL 85 B SI 89 F SL 84 X CH 85 2-2 ① P6	B SI 86 C SL 78 S SI 85 B SL 77 B FF 86 F FF 87 S SI 83 3-3 ③ K		5	1	1	0	0	1	2
34 David Ortiz, L (1, 10) OBP: 0.383, SLG: 0.583	B FF 93 C SL 86 S CH 87 S CU 80 1-3 ② K		B FF 94 B FF 93 B SL 86 X FF 93 3-0 ① G4-3 1-2		C SL 86 B FF 93 X CU 76 1-1 ② G5-3		B SL 86 B SL 86 C SL 81 B CH 84 X SL 86 3-1 ② F8		B SI 89 B SI 90 C SL 81 F SI 90 F SI 91 X SL 83 2-2 ① F7	5	0	0	0	0	1	2
28 Adrián González, L (1, 9) OBP: 0.333, SLG: 0.406 (7, 3)	B CH 89 B FF 95 S FF 95 B FF 95 X SL 88 3-1 ③ G4-3		X CU 77 0-0 ② G4-3 2-3		B FF 93 B SI 95 X SL 88 2-0 ③ G3-1		B CH 88 C FF 92 C FF 91 B SL 84 F CH 83 X FF 89 2-2 20 1B 1B		X SI 91 0-0 ② G3	5	0	1	0	0	0	2
20 Kevin Youkilis, R (1, 3) OBP: 0.316, SLG: 0.400 67 Che-Hsuan Lin, R (7, PR) OBP: 0.200, SLG: 0.200 (7, 9)		B FF 93 C FF 93 S SI 93 B SL 89 B SL 90 F FF 95 X SL 90 3-2 64 1B 26 G4-6-3 1B	B FF 94 C FF 95 C SI 94 B CU 81 F CH 87 B FF 94 B FF 94 4-2 64 2B BB			B FF 92 B SL 88 C SI 93 X SI 92 2-1 ① F8	B SL 84 C FF 89 T FF 89 X FF 90 1-2 1-2 1B		C SI 90 C CU 76 B SI 90 B CH 85 F SL 84 F SI 91 C SI 92 2-3 ③ K	3 1	1 0	2 0	0 0	1 0	0 1	0 0
64 Will Middlebrooks, R (1, 5) OBP: 0.321, SLG: 0.568		B FF 95 C SI 94 F SI 95 D CH 89 F FF 94 B CH 89 F SL 91 F SI 94 X SI 95 3-2 26 G4-6-3 66 BB 1-3 1B	C FF 95 C FF 94 F SI 94 D CU 81 D SL 87 X FF 94 2-2 ③ 1-H 3-H 2B			B CU 78 F SI 94 C FF 93 B CU 80 C SL 88 2-3 ② K	B SL 86 C SL 84 B FF 91 C CU 80 F FF 91 D CH 87 F FF 91 F CU 76 F SL 83 3-2 ③ X CU 75 F7			4	0	2	1	0	1	2
66 Daniel Nava, S (1, 7) OBP: 0.491, SLG: 0.600		F FF 95 B SI 95 B SI 95 B FF 95 B SL 88 4-1 26 G4-6-3 1-2 BB		B CU 76 F SI 93 B CU 78 X SI 93 2-1 26 SH1-3 1B		B CU 76 B FF 94 X SL 84 2-0 HR		C SL 77 B FF 85 X SI 84 1-1 ① F7		3	1	2	1	1	0	0
26 Scott Podsednik, L (1, 8) OBP: 0.500, SLG: 1.250		X SI 94 0-0 ① ② G4-6-3 1-2f 2-3 3-H		X FF 93 0-0 ① SH1-3 1-2		C FF 92 C CH 85 X SI 93 0-2 10 HR 1B		F SI 84 X SL 79 0-1 HR		3	2	2	1	0	0	2
10 Kelly Shoppach, R (1, 2) OBP: 0.379, SLG: 0.509		B SL 88 C SI 95 B FF 95 B SL 85 B FF 94 4-1 BB		X SI 93 0-0 ② P4		1 SAFE 1 SAFE C SL 84 D SL 86 B SL 86 X FF 91 2-1 1-H HR		B SL 78 C SL 78 X SI 84 1-1 1B		3	1	2	2	1	0	1
Inning Stats	R: 0 E: 0 K: 1 S: 9 H: 1 LOB: 1 BB: 0 P: 14	R: 1 E: 0 K: 0 S: 16 H: 2 LOB: 2 BB: 2 P: 30	R: 1 E: 0 K: 0 S: 11 H: 2 LOB: 2 BB: 1 P: 20	R: 0 E: 0 K: 0 S: 7 H: 1 LOB: 1 BB: 0 P: 10	R: 0 E: 0 K: 0 S: 6 H: 0 LOB: 0 BB: 0 P: 9	R: 3 E: 0 K: 1 S: 13 H: 3 LOB: 0 BB: 0 P: 23	R: 0 E: 0 K: 0 S: 19 H: 2 LOB: 2 BB: 0 P: 30	R: 1 E: 0 K: 1 S: 13 H: 2 LOB: 1 BB: 0 P: 18	R: 0 E: 0 K: 1 S: 10 H: 0 LOB: 0 BB: 0 P: 14	1B: 9 2B: 1 3B: 0 HR: 3 SF: 0 SAC: 1 DP: 1 HBP: 0						

PITCHER		IP	WLS	BF	H	R	ER	SO	BB	IBB	HBP	BLK	WP	HR	S	P	ERA	WHIP
34 Jake Arrieta, R ERA: 4.87	(1, 1)	5.2	L	26	8	4	4	2	3	0	0	0	0	1	58	98	6.35	1.941
38 Luis Ayala, R ERA: 1.93	(6, 1)	1.1		7	3	1	1	0	0	0	0	0	0	1	23	38	6.75	2.250
56 Darren O'Day, R ERA: 1.57	(8, 1)	1.0		5	2	1	1	1	0	0	0	0	0	1	13	18	9.00	2.000
40 Troy Patton, L ERA: 4.15	(9, 1)	1.0		3	0	0	0	1	0	0	0	0	0	0	10	14	0.00	0.000

PITCHER	IP	WLS	BF	H	R	ER	SO	BB	IBB	HBP	BLK	WP	HR	S	P	ERA	WHIP

TOP

Boston Red Sox @ Baltimore Orioles

Oriole Park at Camden Yards, Baltimore, MD

Wed May 23 2012, 12:39 PM - 4:06 PM EDT
Att. 27,806 - Cloudy - 75 F

livebaseballscorecards.com

AB	37
R	6
H	13
RBI	5
BB	3
SO	4
LOB	15

Boston Red Sox @ Baltimore Orioles

Oriole Park at Camden Yards, Baltimore, MD

Wed May 23 2012, 12:39 PM - 4:06 PM EDT

Att. 27,806 - Cloudy - 75 F

BOTTOM

Batter	1	2	3	4	5	6	7	8	9	AB	R	H	RBI	BB	SO	LOB
13 Xavier Avery, L (1, 7) OBP: 0.347, SLG: 0.409	B FF 92 B FF 91 C FF 92 S FF 93 X FF 94 2-2 21 F7 11 1B 19 SF8 1B	F FF 92 B CH 85 X FF 92 1-1 ② FC4-6 11 CS 11 S 1-2f			C CH 89 B SL 74 F CH 90 X FF 92 1-2 21 L6-4 2B		C SI 92 B CU 76 C SI 93 C CU 76 1-3 ② K		B FC 90 F FF 93 B FS 87 S FS 87 F CH 84 X CU 82 2-2 ③ G4-3	5	1	2	0	0	1	1
11 Robert Andino, R (1, 6) OBP: 0.310, SLG: 0.358	1 SAFE C FF 93 X FF 92 0-1 19 SF8 21 F7 1-2 1B	C SL 78 1 SAFE B FF 92 B FF 91 B FF 93 3-1 ③ CS 1-3	B SL 78 B FF 92 B CH 90 B CH 90 4-0 21 L6-3 BB		M CH 88 F SL 80 S 0-3 ① K		C FF 91 C FF 94 C FF 95 0-3 ③ K			3	0	1	0	1	2	1
21 Nick Markakis, L (1, 9) OBP: 0.338, SLG: 0.458	B FF 92 B FF 93 X FF 93 2-0 ① F7 1-2 2-3		B CH 86 1 SAFE C CH 90 X FF 92 1-1 ①② L6-3 1-1		X FF 90 0-0 ②③ L6-4 2-2			B EP 51 C FF 90 B FS 86 B FF 92 C FF 91 B FF 91 4-2 10 2B 24 SF9 BB		3	1	0	0	1	0	4
10 Adam Jones, R (1, 8) OBP: 0.357, SLG: 0.601	F FF 94 B SL 81 B FF 94 F SL 76 D SL 81 B CH 86 4-2 19 SF8 BB		C FF 93 F FF 94 B SL 81 X FF 92 1-2 19 CS 1B			C SL 76 S FF 92 F FF 93 B SL 76 S SL 79 1-3 ① K		F FF 93 X FF 92 0-1 1-3 2B		3	0	2	0	1	1	0
19 Chris Davis, L (1, 3) OBP: 0.327, SLG: 0.469	F FF 93 F FF 94 X SL 78 0-2 ② SF8 1-2 2-3 3-H		1 SAFE B FF 93 B CH 82 S FF 93 B FF 93 S FF 92 3-2 ③ CS 1-2	C CH 84 X FF 92 0-1 ① F9		B FF 94 C SL 82 S SI 93 F FF 97 S SL 82 1-3 ② K		F FF 93 B FF 93 S FF 94 1-3 ① K		3	0	0	1	0	2	2
24 Wilson Betemit, S (1, 5) OBP: 0.292, SLG: 0.434	B CH 85 F FF 92 C SL 78 F CH 88 X SL 80 1-2 ③ L9 3-H			B FF 92 B CH 91 B FF 91 C FF 92 B FF 91 4-1 3 FC3-6 36 BB BB		B FF 95 S SI 94 B CH 85 B CH 85 B SI 92 4-1 36 HR BB		B FF 94 S FF 94 X FF 94 1-1 ② SF9 3-H		1	1	0	1	2	0	2
36 Nick Johnson, L (1, 10) OBP: 0.324, SLG: 0.460		B FF 89 B FF 92 X FF 91 2-0 HR	B FF 92 B CH 84 B FF 90 C FF 92 B CH 90 4-1 3 FC3-6 1-2 BB			C FF 94 X SI 95 0-1 1-H HR		C FF 93 F FF 92 B FF 93 S FF 93 1-3 ③ K		3	2	2	3	1	1	1
3 Ryan Flaherty, L (1, 4) OBP: 0.173, SLG: 0.204		C FF 91 S CH 83 B FF 93 H SL 78 2-2 25 FC3-6 HBP		D SL 76 B CH 90 B FF 91 C CH 88 X FF 90 3-1 ② FC3-6 1-2f 2-3		C SL 82 S FF 95 F FF 97 X SL 83 0-2 ③ G4-3			B FC 90 B CU 81 F FF 94 C CU 79 F FF 95 X CU 82 2-2 ① G1-3	3	0	0	0	0	0	2
25 Luis Exposito, R (1, 2) OBP: 0.200, SLG: 0.059 32 Matt Wieters, S (9, PH) OBP: 0.321, SLG: 0.463		C FF 92 1 SAFE C SL 79 1 SAFE B FF 92 X SL 80 1-2 ① FC3-6 13 FC4-6 1-2f	B FF 91 X FF 92 1-0 ③ G1-3				S SI 92 B SI 92 S SI 92 S SI 92 1-3 ① K		F FC 95 F CH 84 F CH 81 X CH 82 0-2 ② G2-3	3 1	0 0	0 0	0 0	0 0	1 0	3 0

Inning Stats																																			
	R: 1	H: 2	E: 0	LOB: 2	K: 0	BB: 1	S: 15	P: 24	R: 1	H: 1	E: 0	LOB: 0	K: 0	BB: 0	S: 9	P: 18	R: 0	H: 1	E: 0	LOB: 0	K: 0	BB: 1	S: 7	P: 16	R: 0	H: 0	E: 0	LOB: 2	K: 0	BB: 2	S: 7	P: 19	R: 0	H: 1	E: 0	LOB: 0	K: 1	BB: 0	S: 7	P: 8
	R: 2	H: 1	E: 0	LOB: 0	K: 2	BB: 1	S: 15	P: 21	R: 0	H: 0	E: 0	LOB: 0	K: 3	BB: 0	S: 9	P: 11	R: 1	H: 1	E: 0	LOB: 1	K: 2	BB: 1	S: 12	P: 19	R: 0	H: 0	E: 0	LOB: 0	K: 0	BB: 0	S: 12	P: 16	1B: 3	SF: 2	2B: 4	SAC: 0	3B: 0	DP: 2	HR: 2	HBP: 1	WP: 0	PA: 39	PB: 0	SB: 1	CS: 2

PITCHER		IP	WLS	BF	H	R	ER	SO	BB	IBB	HBP	BLK	WP	HR	S	P	ERA	WHIP
51 Daniel Bard, R ERA: 4.69	(1, 1)	5.1	W	22	5	2	2	2	4	0	1	0	0	1	49	90	3.38	1.688
30 Andrew Miller, L ERA: 2.08	(6, 1)	0.2	H	4	1	2	2	1	1	0	0	0	0	1	11	16	27.00	3.000
53 Rich Hill, L ERA: 1.93	(7, 1)	0.2	H	2	0	0	0	2	0	0	0	0	0	0	6	8	0.00	0.000
44 Vicente Padilla, R ERA: 5.59	(7, 1)	1.0	H	5	1	1	1	2	1	0	0	0	0	0	12	18	9.00	2.000
91 Alfredo Aceves, R ERA: 4.15	(8, 1)	1.1	S	4	0	0	0	1	0	0	0	0	0	0	15	20	0.00	0.000

PITCHER	IP	WLS	BF	H	R	ER	SO	BB	IBB	HBP	BLK	WP	HR	S	P	ERA	WHIP

AB	28
R	5
H	7
RBI	5
BB	6
SO	8
LOB	16

livebaseballscorecards.com

Kansas City Royals @ Baltimore Orioles

Oriole Park at Camden Yards, Baltimore, MD

Fri May 25 2012, 7:08 PM - 10:08 PM EDT

Att. 28,954 - Clear - 82 F

TOP

livebaseballscorecards.com

Batter	1	2	3	4	5	6	7	8	9	AB	R	H	RBI	BB	SO	LOB
1 Jarrod Dyson, L (1, 8) OBP: 0.325, SLG: 0.293 9 Johnny Giavotella, R (9, PH) OBP: 0.226, SLG: 0.207	C FF 93 B FF 94 C FF 94 X SI 94 1-2 ① G6-3		B FF 94 X FF 93 1-0 ② B1-3		1 SAFE X FF 93 0-0 E1 35 S 1-3 1B		B SI 94 C SI 94 X FF 95 1-1 ③ L7		X SI 90 0-0 ③ G5-3	4 1	0 0	1 0	0 0	0 0	0 0	1 1
35 Eric Hosmer, L (1, 3) OBP: 0.260, SLG: 0.331	B CU 78 B FF 95 X FF 94 2-0 ② F9		C SI 94 X FF 94 0-1 ③ F8		1 SAFE B SI 93 F SI 93 B FF 93 B SL 85 S SL 87 S FF 94 3-3 ② K 1-2			C SI 92 B CH 88 B SI 94 B SI 93 X SI 92 3-1 21 HR 1B		4	1	1	0	0	1	2
16 Billy Butler, R (1, 10) OBP: 0.356, SLG: 0.520	B SI 96 C SL 85 F FF 94 X SL 85 1-2 1B			B FF 92 B SI 92 B SI 93 C FF 93 S SL 85 F SL 84 T FF 94 3-2 ① K	X FF 94 0-0 ③ L6			X SI 93 0-0 ① F8		4	0	1	0	0	1	3
8 Mike Moustakas, L (1, 5) OBP: 0.331, SLG: 0.487	D FF 95 C CU 80 F FF 94 F FF 94 T SL 85 1-2 ③ K			B CU 80 C CH 89 F FF 95 B FF 94 F CU 80 B CH 89 F SL 85 B CU 78 4-2 21 2B BB		B FF 91 C FF 92 C SL 83 B CH 85 B FF 93 F SI 92 X SI 92 3-2 ① F9		B FF 94 X SI 94 1-0 ② F9		3	0	0	0	1	1	2
21 Jeff Francoeur, R (1, 9) OBP: 0.315, SLG: 0.429		C FF 93 B FF 94 T SL 86 F FF 94 X FF 94 1-2 4 E 4 S 27 FC4-2 1B		C SI 94 B SI 94 1 SAFE S SL 85 D SL 85 F FF 94 F SL 85 X FF 94 2-2 1-3 2B		C SL 86 X SL 86 0-1 ② F8		B CU 83 F FF 94 B FF 95 F CU 83 F SI 95 F FF 94 F CU 84 F CU 84 F FF 95 3-2 B FF 95 F FF 94 X FF 95 1-H HR		4	1	3	2	0	0	0
4 Alex Gordon, L (1, 7) OBP: 0.323, SLG: 0.362		B SI 93 B SI 93 C SL 85 S FF 94 B FF 94 C SL 87 3-3 ① K 1-3		S FF 94 B FF 94 B SL 86 B FF 94 F FF 94 C CU 78 3-3 ② K		B FF 93 X CH 88 1-0 ③ F7		C CU 83 X CU 82 0-1 ③ G4-3		4	0	0	0	0	2	3
27 Brayan Peña, S (1, 2) OBP: 0.269, SLG: 0.329		F FF 94 S FF 94 X FF 95 0-2 ② FC4-2 3-H		C CU 79 C FF 94 B FF 95 F FF 94 T SI 94 1-2 ③ K			B CU 80 F SI 93 F SI 94 F SI 95 X FF 95 1-2 ① G4-3		C SI 87 X CH 83 0-1 ① F9	4	0	0	0	0	1	3
19 Irving Falu, S (1, 4) OBP: 0.359, SLG: 0.487		C CU 79 F SI 95 F FF 95 B FF 95 B CU 80 X SI 95 2-2 ③ G6-3			B CU 78 C FF 92 F SI 92 C SL 86 1-3 ① K		C SI 94 C CU 83 X SI 95 0-2 ② F9		X SI 88 0-0 ② F8	4	0	0	0	0	1	1
2 Alcides Escobar, R (1, 6) OBP: 0.353, SLG: 0.430			B FF 93 S SL 85 B FF 93 B FF 94 C FF 93 X SL 87 3-2 ① G6-3		C SI 94 X FF 92 0-1 1 E 1 1B 1B		S CU 83 X FF 94 0-1 1B		C SI 88 S SL 81 X SI 89 0-2 1B	4	0	3	0	0	0	0
Inning Stats	R: 0 E: 0 K: 1 S: 11 H: 1 LOB: 1 BB: 0 P: 16	R: 0 E: 1 K: 1 S: 14 H: 1 LOB: 1 BB: 0 P: 20	R: 0 E: 0 K: 0 S: 6 H: 0 LOB: 0 BB: 0 P: 10	R: 0 E: 0 K: 3 S: 20 H: 1 LOB: 2 BB: 1 P: 33	R: 0 E: 1 K: 2 S: 10 H: 2 LOB: 2 BB: 0 P: 14	R: 0 E: 0 K: 0 S: 7 H: 0 LOB: 0 BB: 0 P: 11	R: 0 E: 0 K: 0 S: 11 H: 1 LOB: 1 BB: 0 P: 13	R: 2 E: 0 K: 0 S: 15 H: 2 LOB: 0 BB: 0 P: 22	R: 0 E: 0 K: 0 S: 7 H: 1 LOB: 1 BB: 0 P: 7	1B: 7 2B: 1 3B: 0 HR: 1 SF: 0 SAC: 0 DP: 0 HBP: 0						

	AB	36
	R	2
	H	9
	RBI	2
	BB	1
	SO	7
	LOB	16

WP: 0 PA: 37
PB: 0
SB: 2
CS: 0

PITCHER		IP	WLS	BF	H	R	ER	SO	BB	IBB	HBP	BLK	WP	HR	S	P	ERA	WHIP
39 Jason Hammel, R ERA: 2.78	(1, 1)	6.0	W	24	5	0	0	7	1	0	0	0	0	0	68	104	0.00	1.000
55 Stu Pomeranz, R ERA: 3.0	(7, 1)	2.0		9	3	2	2	0	0	0	0	0	0	1	26	35	9.00	1.500
37 Dana Eveland, L ERA: 3.95	(9, 1)	1.0		4	1	0	0	0	0	0	0	0	0	0	7	7	0.00	1.000

PITCHER		IP	WLS	BF	H	R	ER	SO	BB	IBB	HBP	BLK	WP	HR	S	P	ERA	WHIP

Batter	1	2	3	4	5	6	7	8	9	AB	R	H	RBI	BB	SO	LOB
11 Robert Andino, R (1, 4) OBP: 0.313, SLG: 0.356	B SI 82 F SL 81 B SL 80 B CH 75 B SI 83 4-1 21 HBP 2 1B 10 SF7 BB	S CH 76 B SI 87 B SL 83 C SI 87 X CU 77 2-2 ③ G1-3			1 SAFE 1 SAFE X SL 81 0-0 2 S 2 2B 1-3 1B	C FF 96 C FF 98 B FF 98 B CH 87 F FF 97 F FF 99 B CH 89 S FF 98 3-3 ① K		C FF 89 B SL 80 F SL 78 S SL 78 1-3 ② K		4	2	1	0	1	2	0
2 J.J. Hardy, R (1, 6) OBP: 0.302, SLG: 0.468	C SI 81 B SL 80 X SL 80 1-1 24 1B 21 HBP 1-2 1B	B SI 84 C CH 75 X CH 77 1-1 ① F7			1 SAFE C SL 82 F SL 81 X FF 88 0-2 21 2B 1-H 3-H 2B	B FF 98 X SI 97 1-0 ② G2-3		B FF 89 B SL 77 F FF 88 B FF 89 B FF 89 4-1 21 2B BB		4	1	2	2	1	0	0
21 Nick Markakis, L (1, 9) OBP: 0.350, SLG: 0.475	B SI 83 C SI 84 C SL 80 H SI 84 2-2 24 1B 1-2 2-3 HBP	B EP 70 X SL 80 1-0 1B			F SI 85 B SI 86 X SL 80 1-1 10 1B 2-H 2B	C CU 80 F CH 86 F FF 98 B FF 98 B CH 87 B FF 98 F CH 88 X CH 88 3-2 ③ G3-1		C FF 88 X CH 83 0-1 1-3 2B		4	1	3	1	0	0	0
10 Adam Jones, R (1, 8) OBP: 0.353, SLG: 0.594	B SL 81 X SL 81 1-0 ① SF7 3-H	F SI 85 C SL 81 1 SAFE F SL 82 F SI 88 D CH 77 F SL 82 F FF 86 S CH 78 1-3 ② K			F SI 86 F SL 82 F CH 77 F SL 81 F SI 86 D CH 78 F SL 83 X CH 78 1-2 19 E 19 S 19 1B 2-H 1B		C FF 89 S SL 79 S SL 80 0-3 ① K	S SL 80 S SL 80 F SL 81 X FF 89 0-2 ③ P3		4	1	1	2	0	2	3
32 Matt Wieters, S (1, 2) OBP: 0.320, SLG: 0.453	S SL 80 F SL 82 F SI 86 X FF 88 0-2 ② F3	B SL 83 1 SAFE 1 SAFE B SL 82 F CH 77 X SI 87 2-1 ③ F8			C FF 96 S FF 98 S CH 84 0-3 ① K		B SL 77 C FF 90 B CH 85 F SL 80 B FF 91 B FF 90 4-2 19 HR BB			3	1	0	0	1	1	4
24 Wilson Betemit, S (1, 3) OBP: 0.291, SLG: 0.429	B SL 81 S CH 77 D SL 82 X CH 77 2-1 1-2 2-3 1B			C CU 70 F SI 86 X SL 82 0-2 ① G5-3	C CH 86 B FF 98 F CH 87 S CH 86 1-3 ② K		B FF 89 B FF 89 S SL 77 S SL 78 X FF 89 2-2 ② F7			4	0	1	0	0	1	2
19 Chris Davis, L (1, 10) OBP: 0.331, SLG: 0.490	C CU 72 F SL 81 B FF 88 B FF 88 F SL 82 S SI 85 2-3 ③ K			X CU 70 0-0 ② G4-3	C CH 88 T FF 100 D CH 86 F CH 86 F FF 98 F CH 86 X CH 86 1-2 6 1B 1-H 1B		B FF 89 D CH 85 C SL 79 F FF 91 B FF 89 F SL 79 X FF 89 3-2 1-H HR			4	1	2	3	0	1	3
6 Steve Tolleson, R (1, 5) OBP: 0.333, SLG: 0.550		B CH 75 X CH 76 1-0 ① F8		B CU 70 F CH 76 B SL 82 X SL 82 2-1 ③ G5-3	B FF 99 B FF 97 X FF 98 2-0 1-2 1B		C SL 81 F FF 91 F SL 80 X SL 78 0-2 ③ G6-3			4	0	1	0	0	0	0
13 Xavier Avery, L (1, 7) OBP: 0.340, SLG: 0.383		C SI 83 C SI 86 X EP 70 0-2 ② F8			B CU 77 I 4-2 C CH 76 S SI 84 B SI 86 B SI 86 B SI 85 11 1B 11 S 2 2B BB X FF 87 0-0 ③ G4-3			B FF 88 B FF 88 X FF 88 2-0 ① P6		3	1	0	0	1	0	2
Inning Stats	R: 1 E: 0 K: 1 S: 16 H: 2 LOB: 3 BB: 1 P: 28	R: 0 E: 0 K: 0 S: 7 H: 0 LOB: 0 BB: 0 P: 10	R: 0 E: 0 K: 1 S: 12 H: 1 LOB: 1 BB: 0 P: 17	R: 0 E: 0 K: 0 S: 6 H: 0 LOB: 0 BB: 0 P: 8	R: 5 E: 0 K: 2 S: 29 H: 6 LOB: 2 BB: 1 P: 39	R: 0 E: 0 K: 1 S: 11 H: 0 LOB: 0 BB: 0 P: 18	R: 2 E: 0 K: 1 S: 17 H: 1 LOB: 0 BB: 1 P: 26	R: 0 E: 0 K: 1 S: 11 H: 1 LOB: 2 BB: 1 P: 18		1B: 7 2B: 3 3B: 0 HR: 1 SF: 1 SAC: 0 DP: 0 HBP: 1				WP: 0 PB: 0 SB: 3 CS: 0 PA: 40		

BOTTOM

Kansas City Royals @ Baltimore Orioles

Oriole Park at Camden Yards, Baltimore, MD

Fri May 25 2012, 7:08 PM - 10:08 PM EDT

Att. 28,954 - Clear - 82 F

livebaseballscorecards.com

AB	34
R	8
H	11
RBI	8
BB	4
SO	7
LOB	14

PITCHER		IP	WLS	BF	H	R	ER	SO	BB	IBB	HBP	BLK	WP	HR	S	P	ERA	WHIP
52 Bruce Chen, L ERA: 4.81	(1, 1)	4.0	L	22	7	6	6	2	2	0	1	0	0	0	56	84	13.50	2.250
40 Kelvin Herrera, R ERA: 3.65	(5, 1)	2.0		8	2	0	0	3	0	0	0	0	0	0	25	36	0.00	1.000
31 Louis Coleman, R ERA: 3.45	(7, 1)	2.0		10	2	2	2	2	2	0	0	0	0	1	28	44	9.00	2.000

PITCHER	IP	WLS	BF	H	R	ER	SO	BB	IBB	HBP	BLK	WP	HR	S	P	ERA	WHIP

Batter	1	2	3	4	5	6	7	8	9	AB	R	H	RBI	BB	SO	LOB
1 Jarrod Dyson, L (1, 8) OBP: 0.322, SLG: 0.290 12 Mitch Maier, L (3, PH) OBP: 0.305, SLG: 0.385 (3, 8)	B FF 90 C FF 90 X SL 83 1-1 G3		C FF 88 B SL 81 F FF 90 T FF 91 1-2 K		1 SAFE X FF 88 0-0 P6		X SI 85 0-0 1B	B FF 97 S SL 83 B SI 97 B SL 82 X SI 96 3-1 G4-3		1 4	0 0	0 1	0 0	0 0	0 1	0 4
2 Alcides Escobar, R (1, 6) OBP: 0.343, SLG: 0.417	B FF 89 B FF 89 B FF 90 C FF 90 X FF 89 3-1 F9		C CF 89 C CU 69 B FF 91 F FF 89 X CH 83 1-2 G4-3		F CH 82 B CH 83 X SI 89 1-1 F8		F SI 84 S SL 77 F FF 87 F SI 85 B FF 86 B SI 84 S SL 76 2-3 K		L CH 86 F CH 87 B FF 89 F FF 90 F CH 86 B SI 92 F SI 90 X CH 87 2-2 G5-3	5	0	0	0	0	1	3
16 Billy Butler, R (1, 10) OBP: 0.358, SLG: 0.534	C SL 79 F FF 90 F FF 90 F FF 91 X SL 79 0-2 1B		F FF 90 S CH 82 X FF 91 0-2 G4-3			C CH 81 B FF 90 X FF 89 1-1 HR	B SL 78 C SL 77 B FF 85 S SL 77 F SL 77 B SL 76 S SL 76 3-3 K		B SL 84 B SL 84 X FF 90 2-0 F7	5	1	2	1	0	1	2
8 Mike Moustakas, L (1, 5) OBP: 0.327, SLG: 0.477	C FF 89 B FF 89 B SL 79 F SL 78 F FF 91 X FF 89 2-2 F7			B SL 80 C SL 79 X SL 78 1-1 P4		B SL 81 B FF 89 X FF 88 2-0 F9		C SL 79 X SI 96 0-1 9 1B 21 G1-3 35 1B 1B	B SI 88 S CH 85 B CH 86 S CH 84 X FF 90 2-2 G4-3	5	1	1	0	0	0	1
21 Jeff Francoeur, R (1, 9) OBP: 0.319, SLG: 0.437		S FF 88 F FF 91 X FF 89 0-2 2B		C CH 81 B FF 90 C FF 89 F FF 92 F CH 83 X FF 91 1-2 4 G3-6-3 1B		F FF 90 F FF 90 F FF 91 B CU 70 B FF 90 F FF 89 B FF 90 F FF 89 F CH 81 3-2 T FF 88 K		X SI 97 0-0 1-2 G1-3		4	0	2	0	0	1	1
4 Alex Gordon, L (1, 7) OBP: 0.322, SLG: 0.356		B SL 80 B FF 90 B SL 80 C FF 90 F FF 90 S FF 90 3-3 K		B FF 90 X SI 90 1-0 G3-6-3 1-2f		B SL 80 C FF 90 F FF 90 S FF 90 1-3 K		B SI 97 B SI 98 B SL 82 B SI 98 4-0 35 1B 9 1B BB		3	0	0	0	1	2	2
9 Johnny Giavotella, R (1, 4) OBP: 0.286, SLG: 0.281		C FF 89 C FF 90 B SI 90 D CH 82 B FF 89 B SL 77 4-2 BB			B CH 82 F FF 88 B CH 82 F FF 88 X FF 88 2-2 35 1B 2B		C SL 77 X SI 84 0-1 F8	C SI 97 B SI 98 B SI 98 X SI 96 2-1 35 1B 1-2 2-3 1B		3	1	2	0	1	0	0
35 Eric Hosmer, L (1, 3) OBP: 0.270, SLG: 0.347		B SL 79 X FF 87 1-0 F7			B FF 90 B FF 88 B FF 89 X FF 89 3-0 2-H 1B		C SL 79 X SI 85 0-1 33 2B 2B	X FF 98 0-0 1-2 2-3 3-H 1B		4	1	3	2	0	0	2
33 Humberto Quintero, R (1, 2) OBP: 0.268, SLG: 0.374		B FF 89 B FF 89 X FF 90 2-0 L6			F FF 89 S FF 90 B FF 90 S FF 90 1-3 K		C SL 78 F SI 83 B FF 86 B SL 77 X SL 76 2-2 2-H 2B	B SL 83 F FF 98 S SL 84 F SI 97 S SL 83 1-3 K		4	0	1	1	0	2	6
Inning Stats	R: 0 E: 0 K: 0 S: 13 H: 1 LOB: 1 BB: 0 P: 19	R: 0 E: 0 K: 1 S: 10 H: 1 LOB: 2 BB: 1 P: 20	R: 0 E: 0 K: 1 S: 10 H: 0 LOB: 0 BB: 0 P: 12	R: 0 E: 0 K: 0 S: 8 H: 1 LOB: 0 BB: 0 P: 11	R: 1 E: 0 K: 1 S: 10 H: 2 LOB: 1 BB: 0 P: 17	R: 1 E: 0 K: 2 S: 13 H: 1 LOB: 0 BB: 0 P: 20	R: 1 E: 0 K: 2 S: 17 H: 3 LOB: 2 BB: 0 P: 24	R: 1 E: 0 K: 1 S: 12 H: 3 LOB: 3 BB: 1 P: 22	R: 0 E: 0 K: 0 S: 10 H: 0 LOB: 0 BB: 0 P: 16	1B: 7 2B: 4 3B: 0 HR: 1 SF: 0 SAC: 0 DP: 1 HBP: 0						

PITCHER		IP	WLS	BF	H	R	ER	SO	BB	IBB	HBP	BLK	WP	HR	S	P	ERA	WHIP
16 Wei-Yin Chen, L ERA: 3.31	(1, 1)	6.0		24	6	2	2	5	1	0	0	0	0	1	64	99	3.00	1.167
56 Darren O'Day, R ERA: 1.88	(7, 1)	1.0	B	6	3	1	1	2	0	0	0	0	0	0	17	24	9.00	3.000
47 Pedro Strop, R ERA: 1.4	(8, 1)	1.0	L	7	3	1	1	1	1	0	0	0	0	0	12	22	9.00	4.000
38 Luis Ayala, R ERA: 1.85	(9, 1)	1.0		3	0	0	0	0	0	0	0	0	0	0	10	16	0.00	0.000

PITCHER	IP	WLS	BF	H	R	ER	SO	BB	IBB	HBP	BLK	WP	HR	S	P	ERA	WHIP

TOP

Kansas City Royals @ Baltimore Orioles

Oriole Park at Camden Yards, Baltimore, MD

Sat May 26 2012, 4:10 PM - 7:23 PM EDT

Att. 26,714 - Cloudy - 87 F

livebaseballscorecards.com

AB	38
R	4
H	12
RBI	4
BB	2
SO	8
LOB	21

Kansas City Royals @ Baltimore Orioles

Oriole Park at Camden Yards, Baltimore, MD

Sat May 26 2012, 4:10 PM - 7:23 PM EDT

Att. 26,714 - Cloudy - 87 F

livebaseballscorecards.com

BOTTOM

Batter	1	2	3	4	5	6	7	8	9	AB	R	H	RBI	BB	SO	LOB
13 Xavier Avery, L (1, 7) OBP: 0.310, SLG: 0.346	F8	F7		FC4-6 1-2f		K			FC4-6 2 FC6-4 1-2f	5	0	0	0	0	1	5
2 J.J. Hardy, R (1, 6) OBP: 0.309, SLG: 0.487	1B		HR		P6		10 G6-3 1B		FC6-4 1-2f	5	1	3	1	0	0	1
21 Nick Markakis, L (1, 9) OBP: 0.346, SLG: 0.465	K		P6	10 FC6-4 BB			K		G3	4	0	0	0	1	2	3
10 Adam Jones, R (1, 8) OBP: 0.351, SLG: 0.597	F9		32 SF8 3B		FC6-4 19 S 32 BB 1-2f		G6-3 1-2f			4	1	1	0	0	0	3
32 Matt Wieters, S (1, 2) OBP: 0.318, SLG: 0.447		K	SF8 3-H	BB 1-2				K		2	0	0	1	1	2	0
19 Chris Davis, L (1, 3) OBP: 0.335, SLG: 0.510		HR	K		F7 2-3			1B		4	1	2	1	0	1	2
24 Wilson Betemit, S (1, 5) OBP: 0.303, SLG: 0.430		1B 11 BB		BB 13 FC4-6		BB		F8		2	0	1	0	2	0	1
36 Nick Johnson, L (1, 10) OBP: 0.308, SLG: 0.433		P6		F7		K		F7		4	0	0	0	0	1	4
11 Robert Andino, R (1, 4) OBP: 0.317, SLG: 0.355		BB 1-2		P3		K			1B 13 FC4-6	3	0	1	0	1	1	2
Inning Stats	R: 0 E: 0 K: 1 S: 10 H: 1 LOB: 1 BB: 0 P: 16	R: 1 E: 0 K: 1 S: 11 H: 2 LOB: 2 BB: 1 P: 20	R: 2 E: 0 K: 1 S: 12 H: 2 LOB: 0 BB: 0 P: 20	R: 0 E: 0 K: 0 S: 6 H: 0 LOB: 1 BB: 1 P: 14	R: 0 E: 0 K: 0 S: 10 H: 0 LOB: 2 BB: 2 P: 23	R: 0 E: 0 K: 3 S: 14 H: 0 LOB: 1 BB: 1 P: 23	R: 0 E: 0 K: 1 S: 11 H: 1 LOB: 0 BB: 0 P: 16	R: 0 E: 0 K: 1 S: 12 H: 1 LOB: 1 BB: 0 P: 15	R: 0 E: 0 K: 0 S: 9 H: 1 LOB: 1 BB: 0 P: 16	1B: 5 2B: 0 3B: 1 HR: 2	SF: 1 SAC: 0 DP: 1 HBP: 0						

	AB	33
	R	3
	H	8
	RBI	3
	BB	5
	SO	8
	LOB	21

PITCHER		IP	WLS	BF	H	R	ER	SO	BB	IBB	HBP	BLK	WP	HR	S	P	ERA	WHIP
59 Felipe Paulino, R ERA: 2.03	(1, 1)	5.2		27	5	3	3	5	5	0	0	0	0	2	59	109	4.76	1.765
55 Tim Collins, L ERA: 2.82	(6, 1)	0.2		3	1	0	0	2	0	0	0	0	0	0	11	18	0.00	1.500
56 Greg Holland, R ERA: 6.94	(7, 1)	1.0	W	2	0	0	0	1	0	0	0	0	0	0	7	8	0.00	0.000
50 Jose Mijares, L ERA: 2.29	(8, 1)	0.2	H	3	1	0	0	0	0	0	0	0	0	0	9	12	0.00	1.500
51 Jonathan Broxton, R ERA: 2.04	(9, 1)	1.0	S	4	1	0	0	0	0	0	0	0	0	0	9	16	0.00	1.000

PITCHER	IP	WLS	BF	H	R	ER	SO	BB	IBB	HBP	BLK	WP	HR	S	P	ERA	WHIP

Kansas City Royals @ Baltimore Orioles

Oriole Park at Camden Yards, Baltimore, MD

Sun May 27 2012, 1:40 PM - 4:45 PM EDT

Att. 33,919 - Cloudy - 86 F

TOP

livebaseballscorecards.com

Batter	1	2	3	4	5	6	7	8	9	AB	R	H	RBI	BB	SO	LOB
4 Alex Gordon, L (1, 7) OBP: 0.324, SLG: 0.359	C FF 91 X FF 91 0-1 P6		C CU 75 X FF 90 0-1 2B		F SL 84 B CH 85 B CU 76 B SL 86 F FF 91 B SL 85 4-2 16 BB BB	B SL 83 F SL 84 F SL 85 B FF 91 S SL 85 2-3 K			B SI 93 X SI 94 1-0 F7	4	0	1	0	1	1	2
9 Johnny Giavotella, R (1, 4) OBP: 0.250, SLG: 0.243	C FF 91 B CU 77 X FF 91 1-1 F8		B FF 88 C CH 82 F FF 91 F SL 86 D CH 85 X CH 82 2-2 G5-3		1 SAFE B FF 90 C CH 81 B CH 83 1 SAFE X SL 83 2-1 L5		C SL 77 B FF 86 B SI 84 C SL 77 X SL 78 2-2 P6		X SI 94 0-0 F8	5	0	0	0	0	0	3
16 Billy Butler, R (1, 10) OBP: 0.365, SLG: 0.551	B FF 92 B FF 92 X FF 92 2-0 HR		I IN 66 I IN 72 I IN 75 I IN 74 4-0 21 FC6-4 IBB		B SL 84 B CH 84 B CH 82 B CH 84 4-0 1-2 BB		B SI 85 C SI 85 F SI 84 B FF 87 S FF 86 2-3 K			2	1	1	1	2	1	0
8 Mike Moustakas, L (1, 5) OBP: 0.320, SLG: 0.465	F FF 92 F SL 87 X CH 85 0-2 G5-3		C SL 86 C SL 83 X SL 82 0-2 F9		D SI 92 F SL 85 B CU 77 F FF 91 X SL 87 2-2 G4-3		C SL 78 F SL 78 F FF 86 F SI 85 F FF 86 S SL 77 0-3 K			4	0	0	0	0	1	4
21 Jeff Francoeur, R (1, 9) OBP: 0.323, SLG: 0.455		B CU 74 F FF 90 F CH 83 F CH 86 X FF 92 1-2 E8 2 1B 12 SH1-3 1B	F FF 90 B FF 91 X FF 91 1-1 FC6-4 1-2f			B CH 81 C CH 80 F FF 90 X SL 83 1-2 HR		C SL 76 B FF 85 F SL 77 X SL 76 1-2 P4		4	2	2	1	0	0	2
35 Eric Hosmer, L (1, 3) OBP: 0.265, SLG: 0.339		F CH 87 F FF 90 B FF 91 S FF 92 1-3 K		B FF 90 S SL 85 F SL 84 F FF 92 X SL 86 1-2 G1-3		C SL 83 B FF 90 S FF 90 F FF 91 S SL 86 1-3 K		F SL 82 F SL 84 S CU 77 0-3 K		4	0	0	0	0	3	1
2 Alcides Escobar, R (1, 6) OBP: 0.347, SLG: 0.419		X FF 90 0-0 12 SH1-3 2-3 1B		C CU 79 X CH 85 0-1 G5-3		B CH 82 F SI 93 X CH 83 1-1 33 2B 1B		C SI 92 B SI 91 B SL 82 F SI 90 B SI 91 S SI 91 3-3 K		4	1	2	0	0	1	0
12 Mitch Maier, L (1, 8) OBP: 0.290, SLG: 0.364		B FF 92 X SI 92 1-0 SH1-3 1-2 3-H		C SI 92 C SL 86 S SL 84 0-3 K		F FF 92 S FF 91 X SL 84 0-2 F8			C SL 82 B SI 88 F SL 82 F SI 90 B SI 90 S SL 84 2-3 K	3	0	0	1	0	2	1
33 Humberto Quintero, R (1, 2) OBP: 0.277, SLG: 0.389		B FF 90 F FF 91 X FF 91 1-1 L9			B SI 89 B CU 75 C FF 90 F FF 90 S CH 84 2-3 K	D SI 92 X CH 82 1-0 1-H 2B			C SI 94 B SI 95 B SI 94 C FF 94 F SI 95 B FF 96 X SI 96 3-2 1B	4	0	2	1	0	1	1
Inning Stats	R: 1 E: 0 K: 0 S: 8 H: 1 LOB: 0 BB: 0 P: 11	R: 1 E: 1 K: 1 S: 11 H: 2 LOB: 1 BB: 0 P: 15	R: 0 E: 0 K: 0 S: 11 H: 1 LOB: 2 BB: 1 P: 18	R: 0 E: 0 K: 1 S: 9 H: 0 LOB: 0 BB: 0 P: 10	R: 0 E: 0 K: 1 S: 10 H: 0 LOB: 2 BB: 2 P: 24	R: 2 E: 0 K: 2 S: 16 H: 3 LOB: 1 BB: 0 P: 22	R: 0 E: 0 K: 2 S: 12 H: 0 LOB: 0 BB: 0 P: 16	R: 0 E: 0 K: 2 S: 9 H: 0 LOB: 0 BB: 0 P: 13	R: 0 E: 0 K: 1 S: 10 H: 1 LOB: 1 BB: 0 P: 16	1B: 4 2B: 2 3B: 0 HR: 2 SF: 0 SAC: 1 DP: 0 HBP: 0						

	AB	34
	R	4
	H	8
	RBI	4
	BB	3
	SO	10
	LOB	14

WP: 0 PA: 38
PB: 0
SB: 0
CS: 0

PITCHER		IP	WLS	BF	H	R	ER	SO	BB	IBB	HBP	BLK	WP	HR	S	P	ERA	WHIP
17 Brian Matusz, L ERA: 4.82	(1, 1)	6.0	L	28	7	4	3	5	2	1	0	0	0	2	65	100	4.50	1.500
56 Darren O'Day, R ERA: 1.78	(7, 1)	1.1		4	0	0	0	2	0	0	0	0	0	0	15	20	0.00	0.000
40 Troy Patton, L ERA: 3.97	(8, 1)	1.0		3	0	0	0	3	0	0	0	0	0	0	10	15	0.00	0.000
43 Jim Johnson, R ERA: 0.84	(9, 1)	0.2		3	1	0	0	0	0	0	0	0	0	0	6	10	0.00	1.500

PITCHER	IP	WLS	BF	H	R	ER	SO	BB	IBB	HBP	BLK	WP	HR	S	P	ERA	WHIP

Batter	1	2	3	4	5	6	7	8	9	AB	R	H	RBI	BB	SO	LOB
13 Xavier Avery, L (1, 7) OBP: 0.302, SLG: 0.333	B FF 90 X FF 90 1-0 ① G6-3	B FF 92 B FC 88 S SI 92 S SL 85 S SL 84 2-3 ③ K2-3		F FF 93 S SL 85 X FF 94 0-2 1-H 2S 1B		S FF 93 C FF 94 F FF 93 S CU 74 0-3 ③ K			X FF 94 0-0 ② G4-3	5	0	1	1	0	2	1
2 J.J. Hardy, R (1, 6) OBP: 0.311, SLG: 0.485	B FF 91 B FF 92 B FC 88 C FF 92 X FC 88 3-1 21 2B 1B		C FC 90 X SI 90 0-1 32 1B 1B	B FC 90 B FC 90 X FF 92 2-0 ③ F9 1-2			C FF 97 B CU 78 F FF 98 F FF 99 F CH 86 F CH 87 F FF 99 X FF 99 1-2 ① G4-3		C SL 88 X SI 96 0-1 E4	5	1	2	0	0	0	1
21 Nick Markakis, L (1, 9) OBP: 0.343, SLG: 0.463	F FF 92 C FC 88 F FF 92 F FC 87 F FC 89 B SI 91 B CH 86 X CH 85 2-2 1-H 2B		X FF 91 0-0 ① F9		C KC 74 B CH 83 B CH 82 F FC 88 F SL 85 F SL 84 B SL 86 F FC 89 F FF 92 3-2 F FC 89 X KC 80 ① G4-3		B FF 97 B CH 86 C FF 98 X CH 88 2-1 ② F8		C FF 94 B FF 96 S FF 96 B FF 96 B FF 96 F SL 88 C SL 89 3-3 ③ K	5	0	1	1	0	1	2
10 Adam Jones, R (1, 8) OBP: 0.349, SLG: 0.595	X SI 93 0-0 ② G5-3		C SI 91 B SI 90 S FF 92 F SI 93 D SL 84 X FC 86 2-2 ② P5		B FF 92 F FC 88 B FF 92 S KC 79 B SI 93 F KC 75 X FF 92 3-2 2B		C FF 100 S CH 86 X CU 79 0-2 ③ G1-3			4	0	1	0	0	0	2
32 Matt Wieters, S (1, 2) OBP: 0.322, SLG: 0.445	C KC 77 C FF 93 B FF 93 H KC 80 2-2 HBP		X FF 92 0-0 1-3 1B		B KC 75 F FC 86 B FC 92 F KC 77 S SL 85 2-3 ② K			C FF 96 F FF 97 B CU 78 F CH 88 X SI 97 1-2 ① G6-3		3	0	1	0	0	1	1
19 Chris Davis, L (1, 3) OBP: 0.339, SLG: 0.513	S FF 92 F FF 93 B FF 93 F SL 85 B FF 92 S FF 93 2-3 ③ K		F FF 92 F FC 87 S FF 93 0-3 ③ K		C FC 91 B FF 90 F SL 85 H SL 84 2-2 HBP			B FF 90 X FF 90 1-0 2B		3	0	1	0	0	2	4
24 Wilson Betemit, S (1, 5) OBP: 0.302, SLG: 0.420		S FC 90 B CH 84 F FF 92 B FF 93 X FF 92 2-2 ① F9		B KC 75 B CH 83 B FC 87 B FC 87 4-0 11 FC6-4 BB	X FF 93 0-0 ③ L4			X SI 88 0-0 ② G5-3		3	0	0	0	1	0	3
36 Nick Johnson, L (1, 10) OBP: 0.296, SLG: 0.414 6 Steve Tolleson, R (8, PH) OBP: 0.318, SLG: 0.524 (9, 10)		B FF 92 C FF 92 F FF 93 C FF 93 1-3 ② K		C FF 92 B SI 89 F FC 88 B FF 92 F SL 85 S FF 94 2-3 ① K		F FF 93 C CU 74 S CU 75 0-3 ① K		F FF 94 B SL 85 C SL 85 S SL 85 1-3 ③ K		3 1	0 0	0 0	0 0	0 0	3 1	1 1
11 Robert Andino, R (1, 4) OBP: 0.315, SLG: 0.359		B KC 78 S FC 88 X SI 93 1-1 2B		C KC 78 F FC 88 F FF 92 B SL 85 X SL 84 1-2 ② FC6-4 13 E 13 S 13 1B 1-2f		C CU 75 C CU 76 X CU 74 0-2 ② G6-3			B FF 94 C FF 94 X SL 87 1-1 ① G6-3	4	1	1	0	0	0	1
Inning Stats	R: 1 E: 0 K: 1 S: 16 H: 2 LOB: 2 BB: 0 P: 26	R: 0 E: 0 K: 2 S: 11 H: 1 LOB: 1 BB: 0 P: 17	R: 0 E: 0 K: 1 S: 11 H: 2 LOB: 2 BB: 0 P: 13	R: 1 E: 0 K: 1 S: 12 H: 1 LOB: 1 BB: 1 P: 21	R: 0 E: 0 K: 1 S: 18 H: 1 LOB: 2 BB: 0 P: 28	R: 0 E: 0 K: 2 S: 10 H: 0 LOB: 0 BB: 0 P: 10	R: 0 E: 0 K: 0 S: 12 H: 0 LOB: 0 BB: 0 P: 15	R: 0 E: 0 K: 1 S: 9 H: 1 LOB: 1 BB: 0 P: 12	R: 0 E: 1 K: 1 S: 9 H: 0 LOB: 1 BB: 0 P: 13	1B: 4 2B: 4 3B: 0 HR: 0	SF: 0 SAC: 0 DP: 0 HBP: 2	WP: 0 PB: 0 SB: 2 CS: 0	PA: 39				

PITCHER		IP	WLS	BF	H	R	ER	SO	BB	IBB	HBP	BLK	WP	HR	S	P	ERA	WHIP
44 Luke Hochevar, R ERA: 6.19	(1, 1)	4.2		24	7	2	1	6	1	0	2	0	0	0	67	104	1.93	1.714
55 Tim Collins, L ERA: 2.66	(5, 1)	1.1	W	4	0	0	0	2	0	0	0	0	0	0	11	11	0.00	0.000
40 Kelvin Herrera, R ERA: 3.46	(7, 1)	1.1	H	4	0	0	0	0	0	0	0	0	0	0	16	20	0.00	0.000
50 Jose Mijares, L ERA: 2.25	(8, 1)	0.1	H	2	1	0	0	0	0	0	0	0	0	0	2	3	0.00	3.000
43 Aaron Crow, R ERA: 3.05	(8, 1)	0.1	H	1	0	0	0	1	0	0	0	0	0	0	3	4	0.00	0.000

PITCHER		IP	WLS	BF	H	R	ER	SO	BB	IBB	HBP	BLK	WP	HR	S	P	ERA	WHIP
51 Jonathan Broxton, R ERA: 1.93	(9, 1)	1.0	S	4	0	0	0	1	0	0	0	0	0	0	9	13	0.00	0.000

BOTTOM

Kansas City Royals @ Baltimore Orioles

Oriole Park at Camden Yards, Baltimore, MD

Sun May 27 2012, 1:40 PM - 4:45 PM EDT

Att. 33,919 - Cloudy - 86 F

livebaseballscorecards.com

AB	36
R	2
H	8
RBI	2
BB	1
SO	10
LOB	17

Batter	1	2	3	4	5	6	7	8	9	AB	R	H	RBI	BB	SO	LOB
13 Xavier Avery, L (1, 7) OBP: 0.299, SLG: 0.317 36 Nick Johnson, L (9, PH) OBP: 0.293, SLG: 0.408	B FF 92 F FF 92 B FF 94 B FF 93 F FF 93 C FF 94 3-3 K		C FF 90 S FF 92 S SL 86 0-3 K		B SI 91 B FF 91 C FF 91 F FF 92 S SL 84 2-3 K			B FF 93 B SI 93 C FF 93 B FF 93 B FF 93 4-1 2 G6-4-3 BB	X FC 90 0-0 G3-1	3 1	0 0	0 0	0 0	1 0	3 0	3 2
2 J.J. Hardy, R (1, 6) OBP: 0.310, SLG: 0.477	C FF 94 B FF 89 C FF 94 B FF 95 F FF 95 C SL 87 2-3 K		B FF 93 D FF 92 B FF 92 B FF 91 4-0 1-2 2-3 BB			C FF 92 B CH 84 F FF 93 X SL 87 1-2 G5-3		B CH 85 B SI 93 B SI 93 C FF 93 C FF 94 X SI 93 3-2 G6-4-3 1-2f		3	0	0	0	1	1	1
21 Nick Markakis, L (1, 9) OBP: 0.336, SLG: 0.454	B SI 93 B SI 88 C FF 92 C SI 92 X CH 87 2-2 G4-3		B SI 91 C CH 84 S FF 92 X SL 85 1-2 G1-3			C SL 86 B CH 86 B SI 93 B FF 94 F FF 94 X FF 93 3-2 G6-3		C SL 86 F SL 84 B FF 93 X SL 86 1-2 F8		4	0	0	0	0	0	3
10 Adam Jones, R (1, 8) OBP: 0.347, SLG: 0.588		C SL 87 X SL 85 0-1 G5-3		C FF 92 X CH 84 0-1 G6-3		C FF 95 B SL 87 C FF 95 S FF 95 1-3 K			C FF 91 B FF 93 X FF 93 1-1 32 1B 24 1B 1B	4	1	1	0	0	1	0
32 Matt Wieters, S (1, 2) OBP: 0.320, SLG: 0.440		C FF 91 B FF 93 B CH 87 F FF 93 X FF 94 2-2 F8		B SL 84 C FF 92 F FF 92 B SL 87 F FF 94 T FF 94 2-2 K			B FF 93 X FF 93 1-0 F7		B CH 83 C CH 84 F FF 93 B FF 93 F SL 86 X FF 95 2-2 24 1B 12 2B 1-3 1B	4	1	1	0	0	1	0
24 Wilson Betemit, S (1, 5) OBP: 0.301, SLG: 0.415		B SI 93 S CH 86 B FF 92 B FF 92 C FF 93 T FF 94 3-2 K		S SL 86 C FF 95 B FF 93 B SL 88 X FF 95 2-2 G6-3			X SI 93 0-0 F7		C CH 86 S FF 95 D FF 89 F FF 88 X FF 95 1-2 12 2B 1-2 3-H 1B	4	0	1	1	0	1	0
19 Chris Davis, L (1, 3) OBP: 0.343, SLG: 0.510			B FF 90 B SI 91 X FF 91 2-0 11 CS 12 BB 1B		B SI 91 F SI 92 F FF 93 C FF 94 1-3 K		S FF 95 B FF 95 H FF 95 2-1 12 1B HBP		C CH 87 B FF 95 S CH 85 F CH 86 D FF 95 S FF 96 2-3 K	3	0	1	0	0	2	2
12 Mark Reynolds, R (1, 10) OBP: 0.339, SLG: 0.359			B FF 90 B SL 86 F FF 90 B FF 92 B FF 91 4-1 2 BB 11 CS 1-2 BB		X FF 94 0-0 G6-3		C FF 93 D SL 86 B FF 94 C FF 94 F FF 94 B SL 86 X FF 94 3-2 1-3 1B		B FF 94 B SL 87 C SL 86 B FF 94 S SL 87 X SL 86 3-2 1-3 2-H 2B	3	0	2	1	1	0	0
11 Robert Andino, R (1, 4) OBP: 0.319, SLG: 0.358			F SL 85 D SL 84 2 SAFE B FF 93 D SL 85 B FF 92 4-1 2 BB 1-2 2-3 BB		B FF 94 B FF 94 C FF 93 C FF 95 X FF 95 2-2 1B		C FF 93 D SL 84 S SL 86 D SL 85 C FF 95 2-3 K		C FC 90 C FC 91 X SL 85 0-2 L4	3	0	1	0	1	1	4

TOP

Baltimore Orioles @ Toronto Blue Jays

Rogers Centre, Toronto, ON

Mon May 28 2012, 7:10 PM - 9:56 PM EDT

Att. 16,575 - Partly Cloudy - 73 F

livebaseballscorecards.com

AB	32
R	2
H	7
RBI	2
BB	4
SO	10
LOB	15

Inning Stats	1	2	3	4	5	6	7	8	9
	R: 0 E: 0 K: 2 S: 10	H: 0 LOB: 0 BB: 0 P: 17	R: 0 E: 0 K: 1 S: 8	H: 0 LOB: 0 BB: 0 P: 13	R: 0 E: 0 K: 1 S: 9	H: 1 LOB: 3 BB: 3 P: 24	R: 0 E: 0 K: 1 S: 9	H: 0 LOB: 0 BB: 0 P: 13	R: 0 E: 0 K: 2 S: 10	H: 1 LOB: 1 BB: 0 P: 15	R: 0 E: 0 K: 1 S: 9	H: 0 LOB: 0 BB: 0 P: 14	R: 0 E: 0 K: 1 S: 10	H: 1 LOB: 2 BB: 0 P: 18	R: 0 E: 0 K: 0 S: 7	H: 0 LOB: 0 BB: 1 P: 15	R: 2 E: 0 K: 1 S: 21	H: 4 LOB: 2 BB: 0 P: 30

1B: 6 2B: 1 3B: 0 HR: 0	SF: 0 SAC: 0 DP: 1 HBP: 1	WP: 0 PB: 0 SB: 0 CS: 2	PA: 37
---	---	---	---

PITCHER		IP	WLS	BF	H	R	ER	SO	BB	IBB	HBP	BLK	WP	HR	S	P	ERA	WHIP
36 Drew Hutchison, R ERA: 4.84	(1, 1)	7.0	W	27	3	0	0	9	3	0	1	0	0	0	65	114	0.00	0.857
47 Luis Perez, L ERA: 2.45	(8, 1)	1.0		3	0	0	0	0	1	0	0	0	0	0	7	15	0.00	1.000
48 Francisco Cordero, R ERA: 6.63	(9, 1)	0.1		5	4	2	2	1	0	0	0	0	0	0	17	26	54.00	12.000
44 Casey Janssen, R ERA: 2.89	(9, 1)	0.2	S	2	0	0	0	0	0	0	0	0	0	0	4	4	0.00	0.000

PITCHER		IP	WLS	BF	H	R	ER	SO	BB	IBB	HBP	BLK	WP	HR	S	P	ERA	WHIP

Baltimore Orioles @ Toronto Blue Jays

Rogers Centre, Toronto, ON

Mon May 28 2012, 7:10 PM - 9:56 PM EDT

Att. 16,575 - Partly Cloudy - 73 F

BOTTOM

livebaseballscorecards.com

Batter	1	2	3	4	5	6	7	8	9	AB	R	H	RBI	BB	SO	LOB
2 Kelly Johnson, L (1, 4) OBP: 0.360, SLG: 0.446	F FF 91 S CU 79 F FF 94 B SI 94 B FF 94 F CU 82 F FF 94 X FF 93 2-2 28 1B 2B	F FF 93 D CU 81 X CH 87 1-1 ② G4-3 2-3 3-H		B FF 92 B CH 85 1 SAFE S FF 90 X SI 90 2-1 1-H HR		C SL 82 B SI 90 B SL 82 C SL 82 F FF 90 F SL 83 B FF 90 X SL 84 3-2 28 G3-1 2B				4	2	3	3	0	0	1
28 Colby Rasmus, L (1, 8) OBP: 0.303, SLG: 0.413	F FF 90 B FF 93 F FF 92 B CU 82 B CH 87 X FF 94 3-2 14 1B 2-H 1B	F CH 86 B FF 93 B FF 90 B FF 92 C CH 88 X FF 94 3-2 ③ G3		C FF 88 B SL 82 X FF 90 1-1 19 G6-4-3 1B		F SI 90 B FF 90 X SL 83 1-1 ② G3-1 2-3				4	0	2	1	0	0	2
19 José Bautista, R (1, 9) OBP: 0.326, SLG: 0.448	X FF 94 0-0 ① P6		C CU 78 C FF 92 X FC 83 0-2 E3 10 HR	B FF 90 F FF 90 X FF 90 1-1 ①② G6-4-3 1-2f		C CH 84 F CH 84 B FC 89 F SL 83 B SL 83 X CH 84 2-2 ③ P2				4	1	0	0	0	0	3
10 Edwin Encarnación, R (1, 10) OBP: 0.335, SLG: 0.579	1 SAFE B FF 93 C FF 91 S FF 93 B FF 93 X FF 93 2-2 ② F9		B FF 93 C FF 92 X SI 89 1-1 1-H HR	B SL 83 B SL 84 F CH 83 B FF 91 C SL 83 X SL 83 3-2 ③ L4			B FC 89 X CH 84 1-0 ① F7			4	1	1	2	0	0	1
14 Eric Thames, L (1, 7) OBP: 0.288, SLG: 0.365	C CU 79 B SI 92 X FF 92 1-1 1-2 1B		B FF 92 C CU 77 B CH 86 F FF 93 F FF 89 F CU 80 X CH 86 2-2 ① G4-3		B SL 83 C SL 82 B SI 89 S SL 83 S SL 84 2-3 ① K		X SI 90 0-0 ② F8			4	0	1	0	0	1	0
13 Brett Lawrie, R (1, 5) OBP: 0.314, SLG: 0.364	B FF 92 S FF 92 X CU 80 1-1 ③ P4		B FC 88 B CU 80 B FF 92 C FF 92 X FF 90 3-1 ② F9		B SL 84 B CH 84 X FF 88 2-0 1B		C SL 83 X FF 89 0-1 ③ F9			4	0	1	0	0	0	2
30 David Cooper, L (1, 3) OBP: 0.286, SLG: 0.286		C SI 91 X FF 91 0-1 17 SH1-3 6 1B 2 G4-3 1B	X CU 75 0-0 1B	C FF 89 S SL 83 B FC 91 S FF 91 1-3 ② K				S FF 93 S FS 84 X FS 84 0-2 ① G4-3		4	1	2	0	0	1	1
6 Jeff Mathis, R (1, 2) OBP: 0.293, SLG: 0.417		X FF 88 0-0 2 G4-3 17 SH1-3 1-2 1B	X CU 76 0-0 ③ G5-3		X SI 91 0-0 ③ F8			B CU 81 F CU 80 F FF 92 B FC 87 B FC 87 C FF 93 3-3 ② K		4	0	1	0	0	1	2
17 Omar Vizquel, S (1, 6) OBP: 0.270, SLG: 0.206		X SI 93 0-0 ① SH1-3 1-2 2-3		C FF 90 B CU 78 B FF 91 B FF 90 C FF 91 X FF 92 3-2 2 HR 1B		C SI 88 F SI 89 X FF 89 0-2 ① P5		B FF 93 S CU 81 S FF 93 F FF 92 B FF 92 B CU 81 X CU 81 3-2 ③ P4		3	1	1	0	0	0	0
Inning Stats	R: 1 E: 0 K: 0 S: 17 H: 3 LOB: 2 BB: 0 P: 26	R: 1 E: 0 K: 0 S: 9 H: 2 LOB: 1 BB: 0 P: 13	R: 2 E: 1 K: 0 S: 14 H: 2 LOB: 1 BB: 0 P: 20	R: 2 E: 0 K: 0 S: 12 H: 3 LOB: 0 BB: 0 P: 22	R: 0 E: 0 K: 2 S: 8 H: 1 LOB: 1 BB: 0 P: 13	R: 0 E: 0 K: 0 S: 14 H: 1 LOB: 1 BB: 0 P: 20	R: 0 E: 0 K: 0 S: 4 H: 0 LOB: 0 BB: 0 P: 5	R: 0 E: 0 K: 1 S: 10 H: 0 LOB: 0 BB: 0 P: 16		1B: 8 2B: 2 3B: 0 HR: 2 SF: 0 SAC: 1 DP: 1 HBP: 0				WP: 0 PB: 0 SB: 0 CS: 0 PA: 36		

	AB	35
	R	6
	H	12
	RBI	6
	BB	0
	SO	3
	LOB	12

PITCHER		IP	WLS	BF	H	R	ER	SO	BB	IBB	HBP	BLK	WP	HR	S	P	ERA	WHIP
29 Tommy Hunter, R ERA: 5.59	(1, 1)	3.0	L	19	9	6	5	0	0	0	0	0	0	2	45	69	15.00	3.000
37 Dana Eveland, L ERA: 3.06	(4, 1)	4.0		14	3	0	0	2	0	0	0	0	0	0	33	50	0.00	0.750
63 Kevin Gregg, R ERA: 4.2	(8, 1)	1.0		3	0	0	0	1	0	0	0	0	0	0	10	16	0.00	0.000

PITCHER	IP	WLS	BF	H	R	ER	SO	BB	IBB	HBP	BLK	WP	HR	S	P	ERA	WHIP

Batter	1	2	3	4	5	6	7	8	9	AB	R	H	RBI	BB	SO	LOB
11 Robert Andino, R (1, 4) OBP: 0.316, SLG: 0.354	C SI 93 X SI 93 0-1 G5-3		C FF 92 B SI 91 F FF 91 S CU 78 1-3 K		C SI 90 X SI 92 0-1 1-2 1B		C FF 93 S SL 84 C FF 93 0-3 K	S SL 86 S SL 87 F FF 93 B FF 92 F FF 92 F SL 86 B FF 93 F SL 88 S SL 89 2-3 K 1-2		5	0	1	0	0	3	3
2 J.J. Hardy, R (1, 6) OBP: 0.308, SLG: 0.471	C FF 93 B FF 94 B SI 92 X CH 85 2-1 G1-6-3		B FF 91 X CH 84 1-0 F7		B FF 90 C CH 82 C CU 75 D CU 76 F CU 76 D CH 82 F CH 81 X CU 74 3-2 G6-3		B FF 93 C SL 84 C FF 93 B FF 93 C FF 93 2-3 K		F FF 91 C CU 75 B FF 93 X FC 90 1-2 10 HR 1B	5	1	1	0	0	1	3
21 Nick Markakis, L (1, 9) OBP: 0.333, SLG: 0.452	B SI 92 C FF 93 C SI 92 B FF 93 B CH 84 F CH 85 F FF 92 C FF 92 3-3 K			F FF 90 B SI 92 X SI 90 1-1 G4-3		C SI 88 X SI 89 0-1 G6-3	B CH 87 B FF 93 X FF 92 2-0 1-3 2B		B SI 92 B SI 92 C SI 92 B SI 92 F FF 93 X FF 92 3-2 L9	5	0	1	0	0	1	1
10 Adam Jones, R (1, 8) OBP: 0.362, SLG: 0.624		X SI 91 0-0 HR		B FF 92 B FF 92 S CH 83 F FF 92 B CH 83 F CH 82 F FF 92 B FF 92 4-2 32 G5-3 BB		B FF 90 C FF 90 B FF 90 X FF 89 2-1 28 2B 12 G5-3 1B	B FF 94 S SL 83 D SL 84 B FF 93 B SL 84 4-1 BB		C FF 92 F SI 93 B FC 90 F CU 76 D SL 83 X CU 76 2-2 1-H HR	3	3	3	3	2	0	0
32 Matt Wieters, S (1, 2) OBP: 0.322, SLG: 0.438 28 Ronny Paulino, R (5, 2) OBP: 0.333, SLG: 0.424		B SI 92 C CH 82 S SI 87 H FF 93 2-2 12 G6-3 HBP		S SI 91 1 SAFE B CH 83 S CH 81 X CU 76 1-2 G5-3 1-2		C CH 81 X CH 81 0-1 1-3 19 HR 2B	C FF 94 C FF 94 X FF 93 0-2 G4-3		B FF 92 F FF 92 B FF 92 X FF 93 2-1 2B	1 3	0 1	0 2	0 0	0 0	0 0	1 3
12 Mark Reynolds, R (1, 3) OBP: 0.342, SLG: 0.354		C FF 92 D CH 86 C FF 92 X CU 77 1-2 G6-3 1-2		C CU 76 F CU 77 D CU 77 D CH 83 D CU 77 S CH 83 3-3 K		X FF 91 0-0 G5-3 3-H		C SL 76 B FF 89 F FF 89 X FF 88 1-2 9 FC4-6 19 1B 1B	B FF 93 F FC 91 B SI 94 B SL 86 B FC 91 4-1 24 FC6 BB	4	0	1	1	1	1	3
19 Chris Davis, L (1, 10) OBP: 0.351, SLG: 0.531		C FF 91 F FF 93 F FF 91 D CU 78 B FF 93 C CU 79 2-3 K			B FF 90 S FF 90 X FF 92 1-1 11 1B 1B	X SI 92 0-0 2-H HR		X SI 89 0-0 1-2 9 FC4-6 1B	B FC 91 X FC 91 1-0 P5	5	1	3	2	0	1	3
24 Wilson Betemit, S (1, 7) OBP: 0.291, SLG: 0.400 (8, 5)		C CH 83 S CH 85 X CH 83 0-2 F9			B SI 90 B CH 82 C SI 90 C SI 90 S CH 82 2-3 K	B CH 83 F FF 92 B SI 92 C CH 81 F CH 83 B CU 77 S CH 80 3-3 K		S FF 88 F FF 88 C FF 89 0-3 K	X SI 92 0-0 1-2f FC6	5	0	0	0	0	3	6
6 Steve Tolleson, R (1, 5) OBP: 0.320, SLG: 0.500 9 Endy Chavez, L (8, PH) OBP: 0.172, SLG: 0.164 (8, 7)			B CH 83 X FF 90 1-0 G5-3		C CU 75 B CH 81 B FF 91 C CH 82 C CH 82 2-3 K		B FF 91 X FF 92 1-0 21 2B 1B	B CH 84 B FF 92 X FF 92 2-0 FC4-6 11 S 1-2f 2-3		3 1	0 0	1 0	0 0	0 0	1 0	1 2
Inning Stats	R: 0 E: 0 K: 1 S: 9 H: 0 LOB: 0 BB: 0 P: 14	R: 1 E: 0 K: 1 S: 13 H: 1 LOB: 1 BB: 0 P: 18	R: 0 E: 0 K: 1 S: 5 H: 0 LOB: 0 BB: 0 P: 8	R: 0 E: 0 K: 1 S: 12 H: 0 LOB: 1 BB: 1 P: 21	R: 0 E: 0 K: 2 S: 15 H: 2 LOB: 2 BB: 0 P: 23	R: 3 E: 0 K: 1 S: 12 H: 3 LOB: 0 BB: 0 P: 17	R: 0 E: 0 K: 2 S: 12 H: 2 LOB: 3 BB: 1 P: 21	R: 0 E: 0 K: 2 S: 15 H: 2 LOB: 2 BB: 0 P: 20	R: 2 E: 0 K: 0 S: 15 H: 3 LOB: 2 BB: 1 P: 28	1B: 7 2B: 3 3B: 0 HR: 3 SF: 0 SAC: 0 DP: 0 HBP: 1						

PITCHER		IP	WLS	BF	H	R	ER	SO	BB	IBB	HBP	BLK	WP	HR	S	P	ERA	WHIP
24 Ricky Romero, L ERA: 4.04	(1, 1)	6.0	W	26	6	4	4	7	1	0	1	0	0	2	66	101	6.00	1.167
54 Jason Frasor, R ERA: 4.74	(7, 1)	1.0		6	2	0	0	2	1	0	0	0	0	0	12	21	0.00	3.000
38 Darren Oliver, L ERA: 1.53	(8, 1)	0.1		3	2	0	0	1	0	0	0	0	0	0	7	8	0.00	6.000
48 Francisco Cordero, R ERA: 6.41	(8, 1)	0.2	H	2	0	0	0	1	0	0	0	0	0	0	8	12	0.00	0.000
44 Casey Janssen, R ERA: 3.66	(9, 1)	1.0		7	3	2	2	0	1	0	0	0	0	1	15	28	18.00	4.000

PITCHER	IP	WLS	BF	H	R	ER	SO	BB	IBB	HBP	BLK	WP	HR	S	P	ERA	WHIP

TOP

Baltimore Orioles @ Toronto Blue Jays

Rogers Centre, Toronto, ON

Tue May 29 2012, 7:08 PM - 10:19 PM EDT

Att. 17,352 - Partly Cloudy - 80 F

livebaseballscorecards.com

AB	40
R	6
H	13
RBI	6
BB	3
SO	11
LOB	26

WP: 0 PA: 44
PB: 0
SB: 1
CS: 0

Baltimore Orioles @ Toronto Blue Jays

Rogers Centre, Toronto, ON

Tue May 29 2012, 7:08 PM - 10:19 PM EDT

Att. 17,352 - Partly Cloudy - 80 F

livebaseballscorecards.com

Batter	1	2	3	4	5	6	7	8	9	AB	R	H	RBI	BB	SO	LOB
2 Kelly Johnson, L (1, 4) OBP: 0.351, SLG: 0.433	B FF 93 B SI 93 S SI 94 X SI 94 2-1 G4-3 ①		F SI 93 B SI 93 F CU 79 B FF 92 B FF 93 C CU 79 3-3 K ① C CH 86 S SI 94 B FF 92 C SI 93 1-3 K ②		C FF 91 F SI 90 S SI 92 0-3 K ③			F CU 77 B SI 92 F FF 91 S FF 92 1-3 K ②		5	0	0	0	0	4	6
5 Yunel Escobar, R (1, 6) OBP: 0.306, SLG: 0.330	F SI 93 C SI 94 B SL 89 B SL 88 C SI 94 2-3 K ②		C SI 94 X FF 93 0-1 G5-3 ② 2-3 3-H	C SL 88 X SI 93 0-1 L6 ③		X FF 91 0-0 F9 ①		C FF 89 C FF 91 B SI 91 B SI 91 B CH 88 F SI 90 X SI 90 3-2 G4-3 ③		5	0	0	1	0	1	3
19 José Bautista, R (1, 9) OBP: 0.329, SLG: 0.452	C CU 79 C SL 88 B SI 94 S SL 93 C CU 80 2-3 K ③		C SI 93 B SL 86 B SI 93 S SL 86 X FF 93 2-2 P6 ③		C CU 76 C FF 91 B CU 79 B CU 78 B SI 92 B SI 94 4-2 10 BB 13 1B BB	C FF 92 F SI 93 B SI 92 X SL 85 1-2 2B				3	1	1	0	1	1	1
10 Edwin Encarnación, R (1, 10) OBP: 0.333, SLG: 0.570		B SL 84 B SI 92 F SI 92 B CU 78 F SI 93 X SI 95 3-2 G5-3 ①		F FF 91 B SI 91 X CU 76 1-1 G5-3 ①	F SL 86 B FF 92 B SI 93 B SI 93 C SL 89 F SL 85 D CU 80 4-2 13 1B 30 1B 1-2 BB	C FF 91 B SI 93 F SI 92 X SI 93 1-2 F8 ②				3	1	0	0	1	0	1
28 Colby Rasmus, L (1, 8) OBP: 0.302, SLG: 0.415		F SI 93 B SI 92 F CH 87 F SI 94 B CU 79 X SI 94 2-2 G4-3 ②		X SL 84 0-0 13 2B 2B	B CH 87 C SI 93 B SI 92 F CH 86 F SI 93 S CU 78 2-3 K ① C SI 91 B FF 93 C CU 77 F SI 93 C FF 92 2-3 K ③					4	1	1	0	0	2	3
9 J.P. Arencibia, R (1, 2) OBP: 0.272, SLG: 0.467		B FF 93 C SI 92 X SI 93 1-1 L8 ③		D SL 86 D SL 86 B SI 92 B FF 91 4-0 13 2B BB	C SL 84 F FF 93 S FF 93 0-3 K ②		S SI 92 C SI 92 B CH 79 X CU 77 1-2 P3 ①			3	1	0	0	1	1	2
13 Brett Lawrie, R (1, 5) OBP: 0.323, SLG: 0.378			C FF 93 B SI 92 F SL 88 F FF 93 B CU 79 F CU 79 X SI 93 2-2 11 1B 30 1B 11 E 1B	X SI 92 0-0 30 E 11 E 1-H 2-H 2B	X FF 93 0-0 30 1B 11 1B 1-3 2-H 1B		C SL 84 B SL 85 X CU 76 1-1 F8 ②			4	3	3	3	0	0	0
30 David Cooper, L (1, 3) OBP: 0.333, SLG: 0.333			B SI 93 1 SAFE F SI 94 X SI 93 1-1 11 E 5 G5-3 1-2 1B	B SI 91 B CH 86 S CH 86 C SI 93 B SI 94 F CU 78 X CH 86 3-2 E8 11 E 2-3	B FF 92 F SI 93 X CH 83 1-1 11 1B 1-3 3-H 1B		C FF 92 B FF 92 B FF 92 C SI 93 F FF 93 C SI 92 2-3 K ③			4	1	2	1	0	1	1
11 Rajai Davis, R (1, 7) OBP: 0.309, SLG: 0.444			B SI 92 X FF 92 1-0 E1 5 G5-3 1-3 2-H 1B	X CU 77 0-0 E7 1-3 3-H 1B	C FF 92 B FF 92 S FF 93 F FF 93 B FF 93 X SI 93 2-2 1-2 3-H 1B			S FF 90 B FF 90 F SI 91 F FF 91 F CU 78 X CU 77 1-2 G6-3 ①		4	0	3	2	0	0	0
Inning Stats	R: 0 E: 0 K: 2 S: 8 H: 0 LOB: 0 BB: 0 P: 14	R: 0 E: 0 K: 0 S: 9 H: 0 LOB: 0 BB: 0 P: 15	R: 2 E: 1 K: 1 S: 16 H: 3 LOB: 1 BB: 0 P: 25	R: 3 E: 2 K: 1 S: 14 H: 3 LOB: 1 BB: 1 P: 23	R: 3 E: 0 K: 3 S: 22 H: 3 LOB: 2 BB: 2 P: 35	R: 0 E: 0 K: 1 S: 11 H: 1 LOB: 1 BB: 0 P: 15	R: 0 E: 0 K: 1 S: 9 H: 0 LOB: 0 BB: 0 P: 13	R: 0 E: 0 K: 1 S: 12 H: 0 LOB: 0 BB: 0 P: 17		1B: 7 2B: 3 3B: 0 HR: 0 SF: 0 SAC: 0 DP: 0 HBP: 0				WP: 0 PB: 0 SB: 0 CS: 0 PA: 38		

BOTTOM	
AB	35
R	8
H	10
RBI	7
BB	3
SO	10
LOB	17

PITCHER		IP	WLS	BF	H	R	ER	SO	BB	IBB	HBP	BLK	WP	HR	S	P	ERA	WHIP
34 Jake Arrieta, R ERA: 5.37	(1, 1)	4.1	L	23	6	7	6	5	3	0	0	0	0	0	56	96	12.46	2.077
50 Miguel González, R ERA: 2.7	(5, 1)	3.1		14	4	1	1	5	0	0	0	0	0	0	41	54	2.70	1.200
38 Luis Ayala, R ERA: 1.82	(8, 1)	0.1		1	0	0	0	0	0	0	0	0	0	0	4	7	0.00	0.000

PITCHER	IP	WLS	BF	H	R	ER	SO	BB	IBB	HBP	BLK	WP	HR	S	P	ERA	WHIP

Baltimore Orioles @ Toronto Blue Jays

Rogers Centre, Toronto, ON

Wed May 30 2012, 7:09 PM - 9:35 PM EDT

Att. 17,754 - Cloudy - 68 F

TOP

livebaseballscorecards.com

Batter	1	2	3	4	5	6	7	8	9	AB	R	H	RBI	BB	SO	LOB
9 Endy Chavez, L (1, 7) OBP: 0.162, SLG: 0.154	C FF 93 C FF 94 B FF 95 F SL 88 B FF 95 X SL 89 2-2 ① F7	B FS 86 F FF 93 C FF 95 F FF 95 S SL 88 1-3 ③ K			C KC 78 B FS 84 X FF 93 1-1 ③ F8			B FF 92 B FF 92 C FF 91 F FF 92 S SL 87 2-3 ① K		4	0	0	0	0	2	2
2 J.J. Hardy, R (1, 6) OBP: 0.307, SLG: 0.466	C FF 94 X FF 93 0-1 ② F8		B FF 91 B FF 93 X SL 88 2-0 10 G4-6-3 1B			C FF 92 F FF 92 B FF 95 X FF 96 1-2 ① G4-3		C SL 85 B FF 94 X SL 86 1-1 ② G6-3		4	0	1	0	0	0	0
19 Chris Davis, L (1, 10) OBP: 0.348, SLG: 0.521	F FF 95 S SL 88 B FF 95 F SL 88 F FF 97 B SL 87 B SL 88 F FF 97 B FF 96 4-2 10 FC5-4 BB		C FF 92 B FF 92 X FS 85 1-1 ① F8			S SL 88 S SL 88 B SL 89 F FF 95 F FF 95 B KC 81 S SL 88 2-3 ② K		S CH 84 X CH 85 0-1 ③ L4		3	0	0	0	1	1	1
10 Adam Jones, R (1, 8) OBP: 0.365, SLG: 0.618	X SL 85 0-0 ③ FC5-4 1-2f		C FF 93 X FS 84 0-1 ② ③ G4-6-3 1-2f			S FF 95 S SL 88 H FF 95 1-2 HBP			C FC 88 B SI 92 B FF 92 B FC 90 B FF 92 4-1 32 G3-6 BB	2	0	0	0	1	0	2
32 Matt Wieters, S (1, 2) OBP: 0.316, SLG: 0.427		X FF 92 0-0 ① P5		B FF 91 B FS 85 C FF 93 F FF 94 B FF 95 S SL 90 3-3 ① K		C SL 85 F SL 85 S SL 88 0-3 ③ K			C SI 92 B SI 92 X FF 92 1-1 ① ② G3-6 1-2f	4	0	0	0	0	2	2
12 Mark Reynolds, R (1, 3) OBP: 0.339, SLG: 0.343		B FF 93 B FF 94 B FF 94 B FF 94 4-0 24 1B 3 1B BB		S SL 88 B SL 86 F SL 87 F FF 97 B FF 96 S SL 88 2-3 ② K			F SL 86 F FF 93 F SL 87 B SL 89 S SL 86 1-3 ① K		F FF 92 F FF 92 S SL 85 0-3 ③ K	3	1	0	0	1	3	0
24 Wilson Betemit, S (1, 5) OBP: 0.298, SLG: 0.406		D KC 80 X FS 84 1-0 3 1B 1-3 1B		B KC 79 C FF 94 C FF 94 B FF 95 B SL 89 S SL 89 3-3 ③ K			X FF 95 0-0 1B			3	0	2	0	0	1	0
3 Ryan Flaherty, L (1, 9) OBP: 0.182, SLG: 0.212		C FF 95 T FF 94 F SL 88 D SL 87 X FF 96 1-2 3-H 1B			B KC 78 F FF 93 X FF 93 1-1 ① P5		F FF 88 1 SAFE C CU 72 B SL 80 1 SAFE X SL 81 1-2 ② F9			3	0	1	1	0	0	1
11 Robert Andino, R (1, 4) OBP: 0.311, SLG: 0.348		X SL 87 0-0 ② F8			F FF 93 F FF 94 T SL 89 0-2 ② K		C FF 90 B CH 80 B CU 73 F CH 80 X SL 81 2-2 ③ P3			3	0	0	0	0	1	3
Inning Stats	R: 0 E: 0 K: 0 S: 12 H: 0 LOB: 1 BB: 1 P: 18	R: 1 E: 0 K: 1 S: 11 H: 2 LOB: 2 BB: 1 P: 18	R: 0 E: 0 K: 0 S: 5 H: 1 LOB: 0 BB: 0 P: 8	R: 0 E: 0 K: 3 S: 10 H: 0 LOB: 0 BB: 0 P: 18	R: 0 E: 0 K: 1 S: 7 H: 0 LOB: 0 BB: 0 P: 9	R: 0 E: 0 K: 2 S: 13 H: 0 LOB: 1 BB: 0 P: 17	R: 0 E: 0 K: 1 S: 11 H: 1 LOB: 1 BB: 0 P: 15	R: 0 E: 0 K: 1 S: 7 H: 0 LOB: 0 BB: 0 P: 10	R: 0 E: 0 K: 1 S: 6 H: 0 LOB: 0 BB: 1 P: 11	1B: 4 2B: 0 3B: 0 HR: 0 SF: 0 SAC: 0 DP: 2 HBP: 1						

PITCHER		IP	WLS	BF	H	R	ER	SO	BB	IBB	HBP	BLK	WP	HR	S	P	ERA	WHIP
23 Brandon Morrow, R ERA: 3.28	(1, 1)	6.1	W	25	4	1	1	8	2	0	1	0	0	0	63	94	1.42	0.947
33 Carlos Villanueva, R ERA: 4.5	(7, 1)	0.2	H	2	0	0	0	0	0	0	0	0	0	0	6	9	0.00	0.000
48 Francisco Cordero, R ERA: 6.1	(8, 1)	1.0	H	3	0	0	0	1	0	0	0	0	0	0	7	10	0.00	0.000
44 Casey Janssen, R ERA: 3.48	(9, 1)	1.0	S	3	0	0	0	1	1	0	0	0	0	0	6	11	0.00	1.000

PITCHER	IP	WLS	BF	H	R	ER	SO	BB	IBB	HBP	BLK	WP	HR	S	P	ERA	WHIP

AB	29
R	1
H	4
RBI	1
BB	3
SO	10
LOB	11

PA: 33

WP: 0
PB: 0
SB: 0
CS: 0

Baltimore Orioles @ Toronto Blue Jays

Rogers Centre, Toronto, ON

Wed May 30 2012, 7:09 PM - 9:35 PM EDT

Att. 17,754 - Cloudy - 68 F

BOTTOM

livebaseballscorecards.com

Batter	1	2	3	4	5	6	7	8	9	AB	R	H	RBI	BB	SO	LOB
5 Yunel Escobar, R (1, 6) OBP: 0.300, SLG: 0.324	C FF 93 X SL 85 0-1 ① G4-3		B SL 85 C SL 85 X FF 94 1-1 ① G4-3		C SL 83 S SL 85 X SI 92 0-2 ① G4-3		F FF 90 X SI 92 0-1 ① F9			4	0	0	0	0	0	0
28 Colby Rasmus, L (1, 8) OBP: 0.301, SLG: 0.429	B SI 93 X SI 94 1-0 ② F7		C SI 94 B FF 93 S CH 89 B CU 78 S CU 78 2-3 ② K		X SI 93 0-0 HR		B FF 92 B CH 88 F SI 93 C SL 86 C SI 94 2-3 ② K			4	1	1	1	0	2	0
19 José Bautista, R (1, 9) OBP: 0.332, SLG: 0.447	C SI 94 B SI 94 S CU 78 B CU 78 B FF 94 X SI 94 3-2 ③ G6-3		B CU 79 C SL 85 B SI 94 B SL 84 B SL 85 4-1 BB		C SL 85 X SL 85 0-1 ② F8		B FF 93 B SL 86 B FF 94 B SI 93 4-0 BB			2	0	0	0	2	0	0
10 Edwin Encarnación, R (1, 3) OBP: 0.336, SLG: 0.584		B CU 76 C SI 94 F SI 93 F FF 93 X SI 94 1-2 HR	F SL 86 B FF 93 F FF 94 B SI 93 B CU 78 F SL 85 X CU 78 3-2 ③ P5		X SI 93 0-0 1B		X SL 76 0-0 ③ F8			4	1	2	1	0	0	2
13 Brett Lawrie, R (1, 5) OBP: 0.321, SLG: 0.391		C FF 94 F SL 86 B SL 84 X SI 93 1-2 ① G1-3		B SI 93 S SL 85 X SI 93 1-1 HR	B SL 86 S FF 93 X FF 93 1-1 ③ P4			C SL 80 C SI 98 B SL 83 C SL 84 1-3 ① K		4	1	1	1	0	1	1
30 David Cooper, L (1, 10) OBP: 0.364, SLG: 0.381		C FF 93 X CU 78 0-1 2B		B SI 94 F CH 88 B CH 88 F SI 94 B SL 86 X SL 84 3-2 ① F8		B CH 90 C FF 91 F FF 92 F SL 83 F SI 93 B CH 87 X CH 87 2-2 ① F8		C SI 97 B SI 96 F CH 89 B SI 96 B SI 96 F SL 84 F SI 98 F SI 99 B SL 83 4-2 BB		3	0	1	0	1	0	0
9 J.P. Arencibia, R (1, 2) OBP: 0.272, SLG: 0.461		F FF 94 C SI 94 S SL 84 0-3 ② K		B CU 77 X SL 84 1-0 17 1B		X SL 84 0-0 ② F8		F SL 82 F SI 98 C SI 98 0-3 ② K		4	0	1	0	0	2	2
17 Omar Vizquel, S (1, 4) OBP: 0.293, SLG: 0.237		B SI 93 B SI 93 B SI 94 C SI 93 F SI 94 S SL 86 3-3 ③ K		X FF 92 0-0 11 G6-4-3 1-2 1B	C FF 92 B SL 85 X SI 93 1-1 11 S 1B			B SI 98 X SI 96 1-0 ③ G6-3		4	0	2	0	0	1	2
11 Rajai Davis, R (1, 7) OBP: 0.310, SLG: 0.485			B SI 93 X SI 94 1-0 HR	L FF 93 S SL 86 D SL 86 B SI 93 X SL 85 2-2 ②③ G6-4-3 1-2f	S SL 85 B SI 93 S SL 85 S SL 85 1-3 ③ K 1-2					3	1	1	1	0	1	3
Inning Stats	R: 0 E: 0 K: 0 S: 6 H: 0 LOB: 0 BB: 0 P: 10	R: 1 E: 0 K: 2 S: 15 H: 2 LOB: 1 BB: 0 P: 20	R: 1 E: 0 K: 1 S: 11 H: 1 LOB: 1 BB: 1 P: 22	R: 1 E: 0 K: 0 S: 10 H: 3 LOB: 1 BB: 0 P: 17	R: 1 E: 0 K: 0 S: 9 H: 2 LOB: 1 BB: 0 P: 10	R: 0 E: 0 K: 1 S: 11 H: 1 LOB: 1 BB: 0 P: 15	R: 0 E: 0 K: 1 S: 6 H: 0 LOB: 1 BB: 1 P: 12	R: 0 E: 0 K: 2 S: 12 H: 0 LOB: 1 BB: 1 P: 18		1B: 4 2B: 1 3B: 0 HR: 4 SF: 0 SAC: 0 DP: 1 HBP: 0				WP: 0 PB: 0 SB: 1 CS: 0 PA: 35		

	AB	32
	R	4
	H	9
	RBI	4
	BB	3
	SO	7
	LOB	10

PITCHER		IP	WLS	BF	H	R	ER	SO	BB	IBB	HBP	BLK	WP	HR	S	P	ERA	WHIP
39 Jason Hammel, R ERA: 3.06	(1, 1)	6.2	L	30	9	4	4	5	2	0	0	0	0	4	67	105	5.40	1.650
56 Darren O'Day, R ERA: 1.75	(7, 1)	0.1		1	0	0	0	0	0	0	0	0	0	0	1	1	0.00	0.000
47 Pedro Strop, R ERA: 1.35	(8, 1)	1.0		4	0	0	0	2	1	0	0	0	0	0	12	18	0.00	1.000

PITCHER	IP	WLS	BF	H	R	ER	SO	BB	IBB	HBP	BLK	WP	HR	S	P	ERA	WHIP

Batter	1	2	3	4	5	6	7	8	9	AB	R	H	RBI	BB	SO	LOB
11 Robert Andino, R (1, 4) OBP: 0.310, SLG: 0.342	C SI 94 F SI 94 B FF 96 B FC 89 B FC 91 F SI 96 X SI 96 3-2 ① F8			B CH 82 X SI 94 1-0 ① G6-3		C SI 95 B SI 96 B FC 89 F SI 96 B CH 85 B SI 97 4-2 6 1B 1-2 BB		B FF 96 B FF 96 C FF 96 C FF 96 S FF 97 2-3 ③ K		3	0	0	0	1	1	1
6 Steve Tolleson, R (1, 7) OBP: 0.321, SLG: 0.481 9 Endy Chavez, L (9, PH) OBP: 0.159, SLG: 0.152	F SI 95 B KC 80 B SI 96 X SI 96 2-1 ② G6-3			C CH 85 X KC 80 0-1 ② G4-3		C SI 97 F SI 98 F SI 97 B FF 98 X FC 90 1-2 2 F8-6 1-2 2-3 1B			C SI 89 X FS 85 0-1 ① G4-3	3 1	0 0	1 0	0 0	0 0	0 0	0 0
2 J.J. Hardy, R (1, 6) OBP: 0.306, SLG: 0.462	C SI 96 F SI 96 B KC 81 B FC 92 C FC 92 2-3 ③ K			B SI 95 B CH 85 B SI 96 C SI 96 X SI 96 3-1 ③ F9		C SI 98 B CH 86 X SI 98 1-1 ②③ F8-6 1-2			C SI 91 S SI 91 X SI 93 0-2 32 1B 10 1B 1B	4	0	1	0	0	1	3
10 Adam Jones, R (1, 8) OBP: 0.367, SLG: 0.615		C SI 92 C FF 94 B FC 89 C SI 95 1-3 ① K			F CH 83 X FC 89 0-1 ① P4		F SI 93 C SI 96 B SI 96 B FC 91 F SI 96 B SI 97 X SI 97 3-2 32 FC5-4 1B		X SI 90 0-0 32 1B 1-2 1B	4	0	2	0	0	1	0
32 Matt Wieters, S (1, 2) OBP: 0.319, SLG: 0.429		C SI 95 C FF 96 F FC 89 S FC 89 0-3 ② K			T SI 95 B SI 96 B CH 85 S CH 85 X SI 97 2-2 1B		S CH 84 D CH 84 B FF 96 D CH 85 C SI 96 1 SAFE X SI 97 3-2 ① FC5-4 12 G6-4-3 1-2f		X SI 89 0-0 1-2 2-3 1B	4	0	2	0	0	1	1
12 Mark Reynolds, R (1, 3) OBP: 0.328, SLG: 0.330		C SI 97 B KC 81 X SI 98 1-1 ③ L8			C KC 80 C SI 97 D FC 91 B FF 97 X SI 98 2-2 ② F9		B CH 83 B CH 84 C SI 95 C SI 95 X SI 96 2-2 ②③ G6-4-3 1-2f		B SI 93 C FF 93 C FF 95 B SI 96 S CH 82 2-3 ② K	4	0	0	0	0	1	5
19 Chris Davis, L (1, 10) OBP: 0.341, SLG: 0.509			S SI 93 F FC 88 F SI 96 B SI 98 S SI 96 1-3 ① K		X SI 97 0-0 ③ G1-3			B CH 86 X SI 94 1-0 ① P5	B CH 81 X SI 96 1-0 ③ G3	4	0	0	0	0	1	4
24 Wilson Betemit, S (1, 5) OBP: 0.299, SLG: 0.404			S CH 84 X FF 97 0-1 ② F9			B SI 94 X CH 84 1-0 ① G6-3		B SI 95 F SI 95 B KC 79 X SI 96 2-1 1B		3	0	1	0	0	0	0
35 Bill Hall, R (1, 9) OBP: 0.500, SLG: 0.556			S SI 96 B FF 96 C FF 97 B SI 97 B FF 93 F SI 97 F SI 98 F KC 80 S SI 97 3-3 ③ K			B SI 94 B FF 96 F SI 96 B SI 96 C SI 97 F SI 97 F SI 97 B FC 91 4-2 6 1B 11 BB BB		B FF 95 F FF 96 S FF 96 B FF 97 F FF 98 S FF 97 2-3 ② K	2	0	0	0	1	2	1
Inning Stats	R: 0 H: 0 E: 0 LOB: 0 K: 1 BB: 0 S: 9 P: 16	R: 0 H: 0 E: 0 LOB: 0 K: 2 BB: 0 S: 9 P: 11	R: 0 H: 0 E: 0 LOB: 0 K: 2 BB: 0 S: 12 P: 16	R: 0 H: 0 E: 0 LOB: 0 K: 0 BB: 0 S: 5 P: 9	R: 0 H: 1 E: 0 LOB: 1 K: 0 BB: 0 S: 9 P: 13	R: 0 H: 1 E: 0 LOB: 2 K: 0 BB: 2 S: 13 P: 24	R: 0 H: 1 E: 0 LOB: 0 K: 0 BB: 0 S: 10 P: 18	R: 0 H: 1 E: 0 LOB: 1 K: 2 BB: 0 S: 10 P: 17	R: 0 H: 3 E: 0 LOB: 3 K: 1 BB: 0 S: 11 P: 14	1B: 7 SF: 0 2B: 1 SAC: 0 3B: 0 DP: 2 HR: 0 HBP: 0				WP: 0 PA: 34 PB: 0 SB: 0 CS: 0		

TOP

Baltimore Orioles @ Tampa Bay Rays

Tropicana Field, St. Petersburg, FL

Fri Jun 01 2012, 7:14 PM - 9:57 PM EDT

Att. 17,224 - Dome - 72 F

livebaseballscorecards.com

AB	32
R	0
H	7
RBI	0
BB	2
SO	8
LOB	15

PITCHER		IP	WLS	BF	H	R	ER	SO	BB	IBB	HBP	BLK	WP	HR	S	P	ERA	WHIP
14 David Price, L ERA: 2.44	(1, 1)	7.1	W	26	4	0	0	5	2	0	0	0	0	0	70	113	0.00	0.818
57 Jake McGee, L ERA: 1.59	(8, 1)	0.2		2	0	0	0	2	0	0	0	0	0	0	7	11	0.00	0.000
31 Burke Badenhop, R ERA: 3.91	(9, 1)	0.1		4	3	0	0	0	0	0	0	0	0	0	7	7	0.00	9.000
56 Fernando Rodney, R ERA: 1.05	(9, 1)	0.2	S	2	0	0	0	1	0	0	0	0	0	0	4	7	0.00	0.000

PITCHER	IP	WLS	BF	H	R	ER	SO	BB	IBB	HBP	BLK	WP	HR	S	P	ERA	WHIP

Baltimore Orioles @ Tampa Bay Rays

Tropicana Field, St. Petersburg, FL

Fri Jun 01 2012, 7:14 PM - 9:57 PM EDT

Att. 17,224 - Dome - 72 F

BOTTOM

livebaseballscorecards.com

Batter	1	2	3	4	5	6	7	8	9	AB	R	H	RBI	BB	SO	LOB
23 Carlos Pena, L (1, 3) OBP: 0.344, SLG: 0.384	3-2 WP 2 FC6-2 2B; 1-3 K			F CH 84 B FF 90 B SL 82 S SL 81 S FF 92 — 2-3 K ②		B FF 92 C FC 86 C FF 92 B FF 92 S FF 92 — 2-3 K ③				4	0	1	0	0	3	4
2 B.J. Upton, R (1, 8) OBP: 0.323, SLG: 0.417	C FF 91 B CH 86 S CH 83 F FF 92 F FF 92 B FF 91 X CH 83 — 2-2 FC6-2 18 1B 20 1B 30 1B 2-H ①	C CH 84 X FF 91 — 0-1 G5-3 ①		C CH 84 B CH 85 F FF 91 S FF 91 — 1-3 K ③			F SI 90 B SI 86 C CH 86 S SI 91 — 1-3 K ①			4	1	0	0	0	2	1
20 Matt Joyce, L (1, 9) OBP: 0.409, SLG: 0.545	C FF 90 F FF 91 X SL 80 — 0-2 18 1B 30 1B 1-2 1B	B SL 82 C FF 90 B FF 91 B SL 82 S SL 82 F FF 89 B FF 89 — 4-2 18 FC6-4 BB			F FF 90 C CU 70 X FF 90 — 0-2 P3 ①		X SL 83 — 0-0 18 G6-4-3 1B			3	1	2	0	1	0	0
18 Ben Zobrist, S (1, 4) OBP: 0.340, SLG: 0.392	X SI 91 — 0-0 30 1B 1 SH1-3 1-2 2-3 1B	B FF 92 B CH 83 C SL 80 F FF 89 1 SAFE X FF 90 — 2-2 FC6-4 1-2f ②			B FF 90 F SI 88 F FF 89 B SL 82 C FF 90 — 2-3 K ②		X SI 90 — 0-0 G6-4-3 1-2f ② ③			4	1	1	0	0	1	2
30 Luke Scott, L (1, 10) OBP: 0.299, SLG: 0.455	B SL 80 X SI 90 — 1-0 1 SH1-3 35 HR 1-3 2-H 3-H 1B	B FF 89 1 SAFE X FF 89 — 1-0 F8 ③			C SL 80 X CU 70 — 0-1 G4-3 ③			S SI 90 C SL 82 S CU 77 — 0-3 K ①		4	1	1	2	0	1	1
1 Sean Rodríguez, R (1, 5) OBP: 0.280, SLG: 0.357	C FF 92 X SI 92 — 0-1 SH1-3 1-2 3-H ②		B SL 81 S CH 83 B CH 84 B FF 90 B FF 89 — 4-1 35 G6-3 BB			C FF 89 X FF 90 — 0-1 G6-3 ①		X FF 93 — 0-0 F8 ②		2	0	0	1	1	0	0
35 Hideki Matsui, L (1, 7) OBP: 0.222, SLG: 0.889 24 Rich Thompson, L (7, 7) OBP: 0.176, SLG: 0.067	X FF 91 — 0-0 2-H HR		B FF 91 C FF 91 1 SAFE C FF 90 F FF 90 X FF 92 — 1-2 G6-3 1-2f ① ②			B SL 80 S CU 70 X FF 90 — 1-1 F7 ②		X SI 95 — 0-0 F8 ③		3 1	1 0	1 0	2 0	0 0	0 0	1 0
28 José Molina, R (1, 2) OBP: 0.266, SLG: 0.306	B CH 84 B FF 91 B FF 92 B FF 91 — 4-0 9 BB BB		F SI 90 F FF 90 C FF 92 — 0-3 K ③			F SI 91 B FC 86 B FC 87 X FC 86 — 2-1 9 1B 1B				2	0	1	0	1	1	0
9 Elliot Johnson, S (1, 6) OBP: 0.336, SLG: 0.375	B SI 91 S CH 85 C SI 92 D CH 84 D FF 91 B CH 86 — 4-2 1-2 BB			B SI 88 S SL 81 C FF 89 B FF 91 X CH 83 — 2-2 G5-3 ①		C CU 79 B FF 91 C FF 92 X FC 87 — 1-2 1-3 1B				2	0	1	0	1	0	0
Inning Stats	R: 5 E: 0 K: 1 S: 21 — H: 5 LOB: 2 BB: 2 P: 36	R: 0 E: 0 K: 0 S: 9 — H: 0 LOB: 1 BB: 1 P: 16	R: 0 E: 0 K: 1 S: 8 — H: 0 LOB: 0 BB: 1 P: 13	R: 0 E: 0 K: 2 S: 9 — H: 0 LOB: 0 BB: 0 P: 14	R: 0 E: 0 K: 1 S: 8 — H: 0 LOB: 0 BB: 0 P: 10	R: 0 E: 0 K: 1 S: 12 — H: 2 LOB: 2 BB: 0 P: 18	R: 0 E: 0 K: 1 S: 5 — H: 1 LOB: 0 BB: 0 P: 6	R: 0 E: 0 K: 1 S: 5 — H: 0 LOB: 0 BB: 0 P: 5		1B: 6 2B: 1 3B: 0 HR: 1 — SF: 0 SAC: 1 DP: 2 HBP: 0						

	AB	29
	R	5
	H	8
	RBI	5
	BB	4
	SO	8
	LOB	9

WP: 1 PB: 0 SB: 0 CS: 0 — PA: 34

PITCHER		IP	WLS	BF	H	R	ER	SO	BB	IBB	HBP	BLK	WP	HR	S	P	ERA	WHIP
16 Wei-Yin Chen, L ERA: 3.75	(1, 1)	5.2	L	25	5	5	5	5	4	0	0	0	1	1	59	94	7.94	1.588
63 Kevin Gregg, R ERA: 4.11	(6, 1)	0.1		3	2	0	0	1	0	0	0	0	0	0	8	13	0.00	6.000
40 Troy Patton, L ERA: 3.75	(7, 1)	1.1		4	1	0	0	2	0	0	0	0	0	0	8	9	0.00	0.750
43 Jim Johnson, R ERA: 0.82	(8, 1)	0.2		2	0	0	0	0	0	0	0	0	0	0	2	2	0.00	0.000

PITCHER	IP	WLS	BF	H	R	ER	SO	BB	IBB	HBP	BLK	WP	HR	S	P	ERA	WHIP

Batter	1	2	3	4	5	6	7	8	9	AB	R	H	RBI	BB	SO	LOB
9 Endy Chavez, L (1, 7) OBP: 0.164, SLG: 0.200	C FF 90 C FF 90 F FF 91 F FF 91 B FF 92 F FF 91 C CH 80 1-3 ① K		C FF 91 B FF 88 B FF 91 X FF 91 2-1 ① HR		C FF 91 B CH 79 S CH 79 B FF 90 X FF 92 2-2 ③ F7			C CU 77 B FF 89 C FS 79 T FS 81 1-2 ① K		4	1	1	1	0	2	0
2 J.J. Hardy, R (1, 6) OBP: 0.305, SLG: 0.463	B FF 91 B FF 92 C FF 91 C FF 92 X CH 81 2-2 ② F8		B CH 79 X CH 80 1-0 ① 2B			C CH 77 X FF 91 0-1 ① G4-3		C FF 90 S CU 79 F FF 90 F FS 81 B FS 82 X FF 90 1-2 ② F9		4	0	1	0	0	0	0
19 Chris Davis, L (1, 10) OBP: 0.333, SLG: 0.497	B FF 91 B FF 92 S FF 92 X CH 80 2-1 ③ P4		B FF 91 C CU 75 B FF 91 C FF 92 S CU 80 2-3 ③ K2-3			S FF 90 F FF 90 S CU 78 0-3 ② K		B FF 90 F CU 80 F FS 80 S FS 81 1-3 ③ K		4	0	0	0	0	3	1
10 Adam Jones, R (1, 8) OBP: 0.365, SLG: 0.608		B FF 91 F FF 91 C CU 76 S CU 78 1-3 ① K		F FF 90 T SI 90 X CU 78 0-2 ① G4-3		B CH 81 B SI 89 X FF 89 2-0 ③ L5			C SI 88 B SL 82 F SI 89 B SL 81 X SI 89 2-2 12 S 1B	4	0	1	0	0	1	0
32 Matt Wieters, S (1, 2) OBP: 0.318, SLG: 0.424		F FF 91 B FC 87 B FC 88 C FF 91 S FF 92 2-3 ② K		X SI 88 0-0 1B			X SI 89 0-0 ① G4-3		F SI 89 C FS 84 D SL 80 F FS 83 B SI 89 1 SAFE X FS 84 2-2 ① F9	4	0	1	0	0	1	1
12 Mark Reynolds, R (1, 3) OBP: 0.333, SLG: 0.340		C FF 91 B SI 90 S CH 79 B FF 92 B CU 79 F FF 92 F CH 81 F FF 92 B FF 92 4-2 BB		D CH 79 C SI 90 F FF 90 D CU 79 S CU 77 2-3 ② K			B FF 90 C FF 91 B CU 76 B FF 90 C FF 92 X CU 76 3-2 11 E 2B		C SI 90 C SI 90 B SI 90 1 SAFE B SI 89 B SI 90 F SI 89 S SI 89 1-2 3-3 ② K	3	1	1	0	1	2	2
24 Wilson Betemit, S (1, 5) OBP: 0.292, SLG: 0.393		B FF 91 C FF 90 C FF 91 B FF 91 X FF 91 2-2 ③ F7		B CU 75 B CH 78 S CH 79 B FF 91 X CH 80 3-1 ③ F9			C FF 90 F FC 89 C FF 92 0-3 ② K		C KC 76 B KC 78 C KC 77 D KC 78 F CH 79 X SI 85 2-2 ③ P4	4	0	0	0	0	1	4
3 Ryan Flaherty, L (1, 9) OBP: 0.175, SLG: 0.204			C FF 91 B FC 88 X FF 91 1-1 ① L3		S CH 78 X FF 91 0-1 ① F9		C SI 91 F FC 88 F FF 92 0-2 CI 11 E 11 E5			2	0	0	0	0	0	0
11 Robert Andino, R (1, 4) OBP: 0.305, SLG: 0.337			B FF 91 X FF 91 1-0 ② F8		C FF 91 C CU 77 C FF 92 0-3 ② K		C SI 96 X FF 96 0-1 ③ E5 1-H 2-H			3	0	0	0	0	1	1
Inning Stats	R: 0 E: 0 K: 1 S: 11 H: 0 LOB: 0 BB: 0 P: 16	R: 0 E: 0 K: 2 S: 14 H: 0 LOB: 1 BB: 1 P: 23	R: 1 E: 0 K: 1 S: 9 H: 2 LOB: 1 BB: 0 P: 16	R: 0 E: 0 K: 1 S: 9 H: 1 LOB: 1 BB: 0 P: 14	R: 0 E: 0 K: 1 S: 8 H: 0 LOB: 0 BB: 0 P: 10	R: 0 E: 0 K: 1 S: 6 H: 0 LOB: 0 BB: 0 P: 8	R: 1 E: 2 K: 1 S: 12 H: 1 LOB: 2 BB: 0 P: 15	R: 0 E: 0 K: 2 S: 11 H: 0 LOB: 0 BB: 0 P: 14	R: 0 E: 0 K: 1 S: 15 H: 1 LOB: 1 BB: 0 P: 24	1B: 2 2B: 2 3B: 0 HR: 1	SF: 0 SAC: 0 DP: 0 HBP: 0					

PITCHER		IP	WLS	BF	H	R	ER	SO	BB	IBB	HBP	BLK	WP	HR	S	P	ERA	WHIP
58 Jeremy Hellickson, R ERA: 2.69	(1, 1)	6.2	L	26	4	2	1	8	1	0	0	0	0	1	67	100	1.35	0.750
57 Jake McGee, L ERA: 1.56	(7, 1)	0.1		1	0	0	0	0	0	0	0	0	0	0	2	2	0.00	0.000
62 Joel Peralta, R ERA: 4.24	(8, 1)	1.0		3	0	0	0	2	0	0	0	0	0	0	11	14	0.00	0.000
31 Burke Badenhop, R ERA: 3.8	(9, 1)	0.2		3	1	0	0	1	0	0	0	0	0	0	11	18	0.00	1.500
39 J.P. Howell, L ERA: 3.78	(9, 1)	0.1		1	0	0	0	0	0	0	0	0	0	0	4	6	0.00	0.000

PITCHER	IP	WLS	BF	H	R	ER	SO	BB	IBB	HBP	BLK	WP	HR	S	P	ERA	WHIP

TOP

Baltimore Orioles @ Tampa Bay Rays

Tropicana Field, St. Petersburg, FL

Sat Jun 02 2012, 4:13 PM - 6:58 PM EDT

Att. 21,693 - Dome - 72 F

livebaseballscorecards.com

AB	32
R	2
H	5
RBI	1
BB	1
SO	11
LOB	9

1B: 2	SF: 0	WP: 0	PA: 34
2B: 2	SAC: 0	PB: 0	
3B: 0	DP: 0	SB: 1	
HR: 1	HBP: 0	CS: 0	

BOTTOM

Baltimore Orioles @ Tampa Bay Rays

Tropicana Field, St. Petersburg, FL

Sat Jun 02 2012, 4:13 PM - 6:58 PM EDT

Att. 21,693 - Dome - 72 F

livebaseballscorecards.com

Batter	1	2	3	4	5	6	7	8	9	AB	R	H	RBI	BB	SO	LOB
23 Carlos Pena, L (1, 3) OBP: 0.342, SLG: 0.378	S FF 92 S FF 92 F FF 93 S SL 87 0-3 ① K		B FF 93 C SL 86 F FF 93 F FF 93 S CU 79 1-3 ③ K			S SL 86 X FF 92 0-1 ① F9		F SL 86 S SL 86 B SL 86 B SL 86 B FC 89 B CU 80 4-2 1-2 2 WP BB		3	0	0	0	1	2	0
2 B.J. Upton, R (1, 8) OBP: 0.327, SLG: 0.411	B SL 86 X FF 92 1-0 ② L3			X FF 91 0-0 ① F7		B CH 85 B FF 92 S SI 92 B SL 86 B FC 92 4-1 18 CS BB		B SI 97 C SI 97 F SI 97 F SI 98 F SI 99 F SI 99 B FF 98 B SL 84 D SL 84 4-2 1-2 2-3 18 G4-6-3 BB		2	0	0	0	2	0	0
18 Ben Zobrist, S (1, 9) OBP: 0.342, SLG: 0.391	B SI 92 B FF 92 B FF 93 B FF 91 4-0 BB			C FF 92 C SL 87 B FF 92 B CH 87 B FF 92 X SL 86 3-2 ② P6		B FF 92 1 SAFE B CH 86 B CU 79 C FF 92 X FF 92 3-1 ② 1-2 1B		X SI 97 0-0 ② ③ G4-6-3 1-2f		3	0	1	0	1	0	3
30 Luke Scott, L (1, 10) OBP: 0.293, SLG: 0.444	S FF 92 B SL 84 X SL 84 1-1 ③ G4-3			S FF 92 C SL 86 S SL 86 0-3 ③ K		F FF 88 X FF 93 0-1 ③ G4-3			F SI 95 B SI 94 X CH 88 1-1 ① G3	4	0	0	0	0	1	2
1 Sean Rodríguez, R (1, 4) OBP: 0.279, SLG: 0.361		B FF 90 B CH 83 B FF 92 C FF 90 X FF 92 3-1 ① F7			X FF 91 0-0 35 G4-3 44 FC4 2B		B FF 91 F FF 92 C CH 84 X CH 84 1-2 ① G5-3		B SI 94 C SI 95 B CU 80 X SI 95 2-1 ② F9	4	1	1	0	0	0	0
35 Hideki Matsui, L (1, 7) OBP: 0.154, SLG: 0.615		F FF 92 S SL 85 B FF 92 S SL 86 1-3 ② K			T SL 84 X SL 83 0-1 ① G4-3 2-3		X FF 93 0-0 ② P6		X SI 96 0-0 ③ G4-3	4	0	0	0	0	1	1
44 Drew Sutton, S (1, 5) OBP: 0.265, SLG: 0.281		B FF 92 C SL 85 X SL 86 1-1 ③ F8			C FF 92 B CU 78 X FF 92 1-1 FC4 3-H		C FF 92 F CH 87 S SL 87 0-3 ③ K			3	0	0	1	0	1	0
59 Jose Lobaton, S (1, 2) OBP: 0.318, SLG: 0.263			C FF 91 B CH 83 B CH 83 F FF 92 X SL 85 2-2 ① G5-3		F FF 92 F FF 91 B SL 86 F FF 92 T SL 86 1-2 ② K			S SL 87 B CH 86 X FF 92 1-1 ① G6-3		3	0	0	0	0	1	1
9 Elliot Johnson, S (1, 6) OBP: 0.328, SLG: 0.364			B CU 79 C CU 78 X SL 86 1-1 ② G4-3		C SL 86 F FF 92 F FC 88 S SL 86 0-3 ③ K			F FF 89 S CU 79 X FF 94 0-2 E3 2 WP 23 BB		3	0	0	0	0	1	1
Inning Stats	R: 0 E: 0 K: 1 S: 7 H: 0 LOB: 1 BB: 1 P: 13	R: 0 E: 0 K: 1 S: 7 H: 0 LOB: 0 BB: 0 P: 12	R: 0 E: 0 K: 1 S: 9 H: 0 LOB: 0 BB: 0 P: 13	R: 0 E: 0 K: 1 S: 7 H: 0 LOB: 0 BB: 0 P: 10	R: 1 E: 0 K: 2 S: 13 H: 1 LOB: 1 BB: 0 P: 15	R: 0 E: 0 K: 0 S: 7 H: 1 LOB: 1 BB: 1 P: 14	R: 0 E: 0 K: 1 S: 7 H: 0 LOB: 0 BB: 0 P: 8	R: 0 E: 1 K: 0 S: 13 H: 0 LOB: 2 BB: 2 P: 22	R: 0 E: 0 K: 0 S: 5 H: 0 LOB: 0 BB: 0 P: 8	1B: 1 2B: 1 3B: 0 HR: 0 SF: 0 SAC: 0 DP: 1 HBP: 0						

	AB	29
	R	1
	H	2
	RBI	1
	BB	4
	SO	7
	LOB	8

WP: 1 PA: 33
PB: 0
SB: 0
CS: 1

PITCHER		IP	WLS	BF	H	R	ER	SO	BB	IBB	HBP	BLK	WP	HR	S	P	ERA	WHIP
17 Brian Matusz, L ERA: 4.41	(1, 1)	7.1	W	28	2	1	1	7	3	0	0	0	0	0	64	97	1.23	0.682
47 Pedro Strop, R ERA: 1.32	(8, 1)	0.2	H	2	0	0	0	0	1	0	0	0	1	0	6	10	0.00	1.500
43 Jim Johnson, R ERA: 0.78	(9, 1)	1.0	S	3	0	0	0	0	0	0	0	0	0	0	5	8	0.00	0.000

PITCHER	IP	WLS	BF	H	R	ER	SO	BB	IBB	HBP	BLK	WP	HR	S	P	ERA	WHIP

Baltimore Orioles @ Tampa Bay Rays

Tropicana Field, St. Petersburg, FL

Sun Jun 03 2012, 1:43 PM - 4:42 PM EDT

Att. 21,693 - Dome - 72 F

livebaseballscorecards.com

TOP

Batter	1	2	3	4	5	6	7	8	9	AB	R	H	RBI	BB	SO	LOB
11 Robert Andino, R (1, 4) OBP: 0.303, SLG: 0.339	C FF 93 B FF 94 B FF 95 B FF 95 F SI 95 S FF 96 3-3 ① K	C FF 94 F FF 94 T FF 95 0-2 ③ K		1 SAFE X FF 93 0-0 ③ P3		C FF 95 C KC 81 F FF 94 F FF 95 C FF 94 0-3 ③ K			X FF 90 0-0 2 1B 32 1B 2B	5	1	1	0	0	3	3
9 Endy Chavez, L (1, 7) OBP: 0.154, SLG: 0.187	X SI 96 0-0 ② G5-3		C SI 94 X FF 94 0-1 ① G6-3		C SI 94 C KC 81 X SI 94 0-2 E6 10 G4-3 12 1B		B FF 95 F FF 95 F FF 96 B SL 85 X FF 96 2-2 ① F7		B FF 93 C FF 92 F KC 83 B SI 92 X KC 83 2-2 ① F7	5	1	0	0	0	0	1
2 J.J. Hardy, R (1, 6) OBP: 0.311, SLG: 0.466	B FF 95 C FF 95 X SI 94 1-1 1B		B CH 88 C FF 94 F KC 81 X KC 82 1-2 ② G5-3		B FF 92 1 SAFE B FF 94 F FF 94 1 SAFE 1 SAFE F FF 93 X KC 82 2-2 ① L6		B FF 96 F FF 95 B FF 97 F SL 89 X FF 96 2-2 10 G4-3 1B		B KC 81 F FF 93 X KC 82 1-1 32 1B 2-3 1B	5	0	3	0	0	0	1
10 Adam Jones, R (1, 8) OBP: 0.363, SLG: 0.602 36 Nick Johnson, L (9, PH) OBP: 0.289, SLG: 0.403	F FF 94 X FF 94 0-1 ③ F8		B KC 82 X CH 88 1-0 32 1B 1B		X CH 87 0-0 ② G4-3 1-2		C FF 96 S FF 96 F SI 98 F SI 97 X FF 96 0-2 ② G4-3 1-2		B SI 94 D SI 93 C SI 92 F SI 95 X CH 82 2-2 ② P6	4 1	0 0	1 0	0 0	0 0	0 0	3 2
32 Matt Wieters, S (1, 2) OBP: 0.330, SLG: 0.449		X FF 93 0-0 HR	1 SAFE D CH 88 X KC 81 1-0 1-2 1B		B SI 94 B SI 93 B CH 88 B FF 95 4-0 12 1B BB		B FF 95 F SI 97 S FF 96 B FF 97 C FF 97 2-3 ③ K		B CH 81 C SI 96 B SI 96 F SI 96 X SI 97 1-2 3-H 2-2 1B	4	1	3	2	1	1	1
12 Mark Reynolds, R (1, 3) OBP: 0.343, SLG: 0.378		F SI 94 S FF 94 X KC 82 0-2 51 F9 28 BB 1B	B CH 86 X CH 87 1-0 ③ F8		C FF 94 B FF 94 X FF 95 1-1 1-2 2-H 1B			F FF 93 C SI 92 B FF 94 F FF 95 B FF 94 B FC 88 F FF 94 F FF 94 X FF 94 3-2 HR	F SI 96 B CH 83 C SI 97 B CH 84 B CH 84 F CH 83 X SI 96 3-2 ③ G6-3	5	1	3	2	0	0	4
28 Ronny Paulino, R (1, 10) OBP: 0.324, SLG: 0.389		B SI 93 B FF 94 B CH 88 B FF 93 4-0 1-2 BB	C CH 88 B KC 81 F FF 94 F KC 82 B KC 81 X FF 94 2-2 ① G5-3		F CH 88 X CH 88 0-1 ③ P4			F KC 82 C KC 81 B FC 86 S FC 88 1-3 ① K		3	0	0	0	1	1	2
51 Steve Pearce, R (1, 9) OBP: 0.250, SLG: 0.250		B FF 94 C FF 95 D CH 86 X FF 93 2-1 ① F9 2-3	B CH 87 B FF 94 C FF 94 X FF 94 2-1 ② F7			C FF 92 S KC 80 B KC 82 F FF 93 X KC 82 1-2 6 G5-4-3 1B		C FF 91 S KC 80 B FF 95 B FC 88 F FC 95 F FC 95 C KC 83 3-3 ② K		4	0	1	0	0	1	2
6 Steve Tolleson, R (1, 5) OBP: 0.313, SLG: 0.433		C CH 86 F CH 86 F FF 94 S FF 94 0-3 ② K	B FF 95 F FF 94 C FF 94 B FF 94 F CH 88 F FF 94 F FF 95 B KC 83 B KC 82 4-2 BB			B FF 93 X FF 94 1-0 ① ② G5-4-3 1-2f		C KC 80 B FF 95 S SI 93 C FC 95 1-3 ③ K		3	0	0	0	1	2	3
Inning Stats	R: 0 E: 0 K: 1 S: 8 H: 1 LOB: 1 BB: 0 P: 12	R: 1 E: 0 K: 2 S: 13 H: 2 LOB: 2 BB: 1 P: 19	R: 0 E: 0 K: 0 S: 8 H: 2 LOB: 2 BB: 0 P: 12	R: 0 E: 0 K: 0 S: 12 H: 0 LOB: 1 BB: 1 P: 20	R: 1 E: 1 K: 0 S: 11 H: 1 LOB: 2 BB: 1 P: 18	R: 0 E: 0 K: 1 S: 10 H: 1 LOB: 0 BB: 0 P: 12	R: 0 E: 0 K: 1 S: 15 H: 1 LOB: 1 BB: 0 P: 21	R: 1 E: 0 K: 3 S: 17 H: 1 LOB: 0 BB: 0 P: 25	R: 1 E: 0 K: 0 S: 16 H: 3 LOB: 2 BB: 0 P: 26	1B: 9 2B: 1 3B: 0 HR: 2 SF: 0 SAC: 0 DP: 1 HBP: 0						

	AB	39
	R	4
	H	12
	RBI	4
	BB	3
	SO	8
	LOB	22

WP: 0 PA: 42
PB: 0
SB: 0
CS: 0

PITCHER		IP	WLS	BF	H	R	ER	SO	BB	IBB	HBP	BLK	WP	HR	S	P	ERA	WHIP
55 Matt Moore, L ERA: 4.45	(1, 1)	6.0	W	28	7	2	1	4	3	0	0	0	0	1	62	93	1.50	1.667
57 Jake McGee, L ERA: 1.47	(7, 1)	1.0		4	1	0	0	1	0	0	0	0	0	0	15	21	0.00	1.000
40 Wade Davis, R ERA: 2.45	(8, 1)	1.1		7	3	2	2	3	0	0	0	0	0	1	23	34	13.50	2.250
56 Fernando Rodney, R ERA: 1.03	(9, 1)	0.2		3	1	0	0	0	0	0	0	0	0	0	10	17	0.00	1.500

PITCHER	IP	WLS	BF	H	R	ER	SO	BB	IBB	HBP	BLK	WP	HR	S	P	ERA	WHIP

Baltimore Orioles @ Tampa Bay Rays

Tropicana Field, St. Petersburg, FL

Sun Jun 03 2012, 1:43 PM - 4:42 PM EDT

Att. 21,693 - Dome - 72 F

BOTTOM

Batter	1	2	3	4	5	6	7	8	9	AB	R	H	RBI	BB	SO	LOB
23 Carlos Pena, L (1, 3) OBP: 0.345, SLG: 0.376	F8			BB		SF8				1	1	0	1	2	0	0
2 B.J. Upton, R (1, 8) OBP: 0.331, SLG: 0.421	F7			1B	2B	G4-3				4	1	2	2	0	0	1
20 Matt Joyce, L (1, 9) OBP: 0.400, SLG: 0.535	F9			SF8	K	K	K			3	0	0	1	0	2	2
18 Ben Zobrist, S (1, 4) OBP: 0.341, SLG: 0.393		K		G4-3		30 G6-3 35 E 2B	K			4	1	1	0	0	2	0
30 Luke Scott, L (1, 10) OBP: 0.286, SLG: 0.434		K		P3		G6-3	G3			4	0	0	0	0	1	1
35 Hideki Matsui, L (1, 7) OBP: 0.188, SLG: 0.563		G1-3			F7	1 1B 9 1B 1B		G4-3		3	0	1	0	0	0	0
24 Rich Thompson, L (6, PR) OBP: 0.167, SLG: 0.063 (7, 7)										1	1	0	0	0	0	0
10 Will Rhymes, L (1, 5) OBP: 0.342, SLG: 0.303			G5-3	28 FC5-4 9 BB 2 2B BB		9 1B 28 E 1B		K		1	1	0	0	1	0	0
1 Sean Rodríguez, R (6, PH) OBP: 0.282, SLG: 0.363 (7, 5)										2	1	1	0	0	1	0
9 Elliot Johnson, S (1, 6) OBP: 0.333, SLG: 0.364			K	28 FC5-4 1-2 BB		28 E 23 SF8 1B		P2		3	1	1	1	1	1	0
28 José Molina, R (1, 2) OBP: 0.258, SLG: 0.295			G3-1	FC5-4 23 BB 2 2B		E5				3	1	0	1	0	0	4
Inning Stats	R: 0 E: 0 K: 0 S: 5 H: 0 LOB: 0 BB: 0 P: 11	R: 0 E: 0 K: 2 S: 9 H: 0 LOB: 0 BB: 0 P: 14	R: 0 E: 0 K: 1 S: 8 H: 0 LOB: 0 BB: 0 P: 11	R: 2 E: 1 K: 0 S: 12 H: 1 LOB: 0 BB: 1 P: 23	R: 2 E: 0 K: 1 S: 10 H: 1 LOB: 2 BB: 3 P: 28	R: 4 E: 2 K: 0 S: 17 H: 4 LOB: 1 BB: 0 P: 28	R: 0 E: 0 K: 2 S: 9 H: 0 LOB: 0 BB: 0 P: 13	R: 0 E: 0 K: 1 S: 6 H: 0 LOB: 0 BB: 0 P: 9		1B: 4 2B: 2 3B: 0 HR: 0 SF: 2 SAC: 0 DP: 0 HBP: 0						

WP: 1 PB: 0 SB: 0 CS: 0 PA: 35

livebaseballscorecards.com

AB	29	
R	8	
H	6	
RBI	6	
BB	4	
SO	7	
LOB	8	

PITCHER		IP	WLS	BF	H	R	ER	SO	BB	IBB	HBP	BLK	WP	HR	S	P	ERA	WHIP
34 Jake Arrieta, R ERA: 5.53	(1, 1)	4.2	L	20	2	4	4	3	4	0	0	0	1	0	41	83	7.71	1.286
37 Dana Eveland, L ERA: 3.93	(5, 1)	0.2		4	2	2	2	1	0	0	0	0	0	0	11	18	27.00	3.000
38 Luis Ayala, R ERA: 2.13	(6, 1)	0.2		5	2	2	1	0	0	0	0	0	0	0	9	14	13.50	3.000
40 Troy Patton, L ERA: 3.55	(7, 1)	1.1		4	0	0	0	2	0	0	0	0	0	0	11	16	0.00	0.000
56 Darren O'Day, R ERA: 1.71	(8, 1)	0.2		2	0	0	0	1	0	0	0	0	0	0	4	6	0.00	0.000

PITCHER	IP	WLS	BF	H	R	ER	SO	BB	IBB	HBP	BLK	WP	HR	S	P	ERA	WHIP

Batter	1	2	3	4	5	6	7	8	9	10	AB	R	H	RBI	BB	SO	LOB
11 Robert Andino, R (1, 4) OBP: 0.304, SLG: 0.338	F8		FC6		G6-4-3		FC1-4	G4-3		FC5-4	6	2	2	0	0	0	3
2 J.J. Hardy, R (1, 6) OBP: 0.311, SLG: 0.471	3B		F8		G6-4-3				G6-3	K	6	0	2	1	0	1	5
10 Adam Jones, R (1, 8) OBP: 0.360, SLG: 0.593	K		1B		K		FC1-4		G1-3		5	1	1	1	0	2	3
32 Matt Wieters, S (1, 2) OBP: 0.337, SLG: 0.456	K		1B			2B	IBB		K		4	1	2	1	1	2	1
12 Mark Reynolds, R (1, 3) OBP: 0.360, SLG: 0.386		G5-3	BB			1B	1B				3	1	2	1	2	0	0
51 Steve Pearce, R (1, 7) OBP: 0.250, SLG: 0.286		F7	K			SF8	1B			SH1-3	3	0	1	2	0	1	3
28 Ronny Paulino, R (1, 10) OBP: 0.310, SLG: 0.366		K		G6-3		G3	G4-6-3				5	1	1	1	0	1	4
6 Steve Tolleson, L (1, 5) OBP: 0.278, SLG: 0.382 3 Ryan Flaherty, L (9, 5) OBP: 0.190, SLG: 0.218			F9	G4-3		P6		K		FC5-4	4 1	0 0	0 1	0 0	0 0	1 0	1 0
9 Endy Chavez, L (1, 9) OBP: 0.181, SLG: 0.213			F8 E	G1-3			1B	G5-3		FC5-4	5	2	3	1	0	0	0
Inning Stats	R: 0 E: 0 K: 2 S: 12 H: 1 LOB: 1 BB: 0 P: 18	R: 0 E: 0 K: 1 S: 7 H: 0 LOB: 0 BB: 0 P: 11	R: 2 E: 1 K: 1 S: 17 H: 3 LOB: 3 BB: 1 P: 31	R: 0 E: 0 K: 0 S: 8 H: 0 LOB: 0 BB: 0 P: 10	R: 0 E: 0 K: 1 S: 7 H: 1 LOB: 0 BB: 0 P: 12	R: 1 E: 0 K: 0 S: 10 H: 2 LOB: 1 BB: 0 P: 13	R: 3 E: 0 K: 0 S: 13 H: 5 LOB: 2 BB: 1 P: 23	R: 0 E: 0 K: 1 S: 7 H: 0 LOB: 0 BB: 0 P: 12	R: 0 E: 0 K: 1 S: 9 H: 0 LOB: 0 BB: 0 P: 10	R: 2 E: 0 K: 1 S: 17 H: 3 LOB: 2 BB: 1 P: 29	1B: 13 2B: 1 3B: 1 HR: 0 SF: 1 SAC: 1 DP: 2 HBP: 0						

PITCHER		IP	WLS	BF	H	R	ER	SO	BB	IBB	HBP	BLK	WP	HR	S	P	ERA	WHIP
31 Jon Lester, L ERA: 4.64	(1, 1)	6.0		27	8	4	2	5	1	0	0	0	0	0	63	99	3.00	1.500
48 Scott Atchison, R ERA: 1.42	(7, 1)	0.1	B	4	2	0	0	0	0	1	0	0	1	0	5	10	0.00	6.000
32 Matt Albers, R ERA: 1.88	(7, 1)	1.2		6	2	2	2	1	0	0	0	0	0	0	13	21	10.80	1.200
91 Alfredo Aceves, R ERA: 5.02	(9, 1)	2.0	L	10	3	2	2	2	1	0	0	0	0	0	26	39	9.00	2.000

PITCHER	IP	WLS	BF	H	R	ER	SO	BB	IBB	HBP	BLK	WP	HR	S	P	ERA	WHIP

TOP

Baltimore Orioles @ Boston Red Sox

Fenway Park, Boston, MA

Tue Jun 05 2012, 7:14 PM - 10:45 PM EDT

Att. 37,181 - Cloudy - 55 F

livebaseballscorecards.com

AB	42
R	8
H	15
RBI	8
BB	3
SO	8
LOB	20

Batter	1	2	3	4	5	6	7	8	9	10	AB	R	H	RBI	BB	SO	LOB
26 Scott Podsednik, L (1, 8) OBP: 0.406, SLG: 0.567	B FF 92 C FF 92 B CU 77 T FF 93 B SL 83 F FF 93 B FF 92 4-2 28 CS BB		C SI 93 B FF 93 X SI 93 1-1 1-2 1B		B FF 93 B FF 93 B FF 94 C FF 94 X FF 93 3-1 SH 1-3 2-H	C SL 84 X SL 82 0-1 ② SF8 3-H		B SI 97 C SL 81 B SL 83 X SI 96 2-1 15 FC6-4 1B		C FF 92 B CH 88 X CH 87 1-1 ③ G4-3	3	0	2	1	1	0	0
15 Dustin Pedroia, R (1, 4) OBP: 0.347, SLG: 0.443	1 SAFE 1 SAFE B FF 93 C SL 85 F FF 94 S FF 94 1-3 ① K		C FF 94 B FF 94 S CU 78 F CU 79 F SL 85 F FF 94 S FF 95 1-3 ② K		F SI 93 T SL 86 X SL 85 0-2 ① SF8 3-H	D SI 91 B SI 90 B SI 91 B SL 82 4-0 1-2 BB		B FF 96 X SI 96 1-0 ③ FC6-4 1-2f			3	0	0	1	1	2	4
28 Adrián González, L (1, 3) OBP: 0.316, SLG: 0.407	1 SAFE C FF 93 B CU 80 B SI 94 F FF 94 X FF 94 2-2 ② ③ G4-3 1-2		X CH 90 0-0 ③ G6-3		X FF 94 0-0 ② F7	C SL 82 X SI 90 0-1 ③ G4-3			B SI 95 B CH 88 C SI 93 X SI 96 2-1 ① G4-3		5	0	0	0	0	0	6
34 David Ortiz, L (1, 10) OBP: 0.391, SLG: 0.589		B SI 93 X SI 94 1-0 ① F7		C CU 78 F FF 93 B FF 93 B FF 93 S SL 84 2-3 ① K	I IN 71 I IN 74 I IN 75 I IN 78 4-0 IBB		C CU 75 B SL 82 B SI 90 F SI 89 F SI 89 F SI 90 S CU 78 2-3 ① K		B SI 95 F SI 95 X CU 81 1-1 39 HR 1B		4	1	1	0	1	2	0
20 Kevin Youkilis, R (1, 5) OBP: 0.308, SLG: 0.383		C FF 94 F FF 93 B FF 94 S SL 84 1-3 ② K		B SL 86 B CU 79 X SI 93 2-0 ② G5-3	F FF 94 C FF 93 B SL 85 B FF 93 S SL 85 2-3 ③ K		C SL 87 B SL 86 F CU 79 B FF 91 F SI 90 B FF 90 F SL 83 X SI 91 3-2 ② F9		B SI 95 B SI 94 X SI 95 2-0 ② P4		5	0	0	0	0	2	3
39 Jarrod Saltalamacchia, S (1, 2) OBP: 0.325, SLG: 0.593		C CU 79 C FF 94 B FF 94 B FF 93 F FF 94 B SL 83 B SL 85 4-2 BB		B FF 93 C FF 94 X SL 85 1-1 12 WP 1B		B SL 81 F SL 79 B SI 90 B SI 90 S SL 82 C SI 91 3-3 ① K	X SI 89 0-0 12 PB 2B		S SI 95 B SI 95 S SI 94 S SI 96 F SI 96 F CH 88 X SI 96 1-2 1-H HR		4	1	3	2	1	1	0
12 Ryan Sweeney, L (1, 9) OBP: 0.342, SLG: 0.426	B CU 78 B SI 93 S FF 94 F FF 94 F SL 85 S FF 93 2-3 ③ K		C CH 89 B FF 94 B CH 90 B FF 94 C SL 86 X CH 89 3-2 ③ G4-3 1-2			B SL 83 B SI 91 C SI 89 B SL 81 C SI 90 B SI 90 4-2 66 1B 3 1B BB	B CH 88 B CH 86 C CH 86 F FF 91 C SL 87 2-3 ③ K 2-3		B CU 80 B CH 88 C SI 94 X CH 87 2-1 ③ G4-3		4	1	0	0	1	2	3
66 Daniel Nava, S (1, 7) OBP: 0.433, SLG: 0.494			B FF 92 C SI 93 B CU 78 C FF 93 B FF 93 C FF 94 3-3 ① K		B FF 92 B CH 88 B FF 93 C FF 93 F FF 93 F FF 93 X CH 89 3-2 26 SH 3 1B 26 E 1B	C SI 90 X SI 90 0-1 3 1B 1-2 26 SF8 1B		B SI 96 X SI 96 1-0 ① F7		C SI 92 B CH 87 X CH 88 1-1 ① F8	5	2	2	0	0	1	0
3 Mike Aviles, R (1, 6) OBP: 0.289, SLG: 0.438			C SL 85 B SL 83 S SL 86 B FF 94 B FF 94 X SL 86 3-2 26 1B 1B		C FF 93 B SI 94 F FF 93 B FF 94 X FF 94 2-2 26 E 15 SF8 1-2 1B	C SI 91 B SI 91 X CH 85 1-1 15 BB 1-3 2-H 1B		B FF 96 F FF 96 B FF 96 S SL 82 S SI 97 2-3 ② K		B FF 93 B SI 93 C SI 94 F SI 93 F SI 94 X CU 80 2-2 ② G6-3	5	1	3	1	0	1	0
Inning Stats	R: 0 E: 0 K: 1 S: 9 H: 0 LOB: 0 BB: 1 P: 16	R: 0 E: 0 K: 2 S: 11 H: 0 LOB: 1 BB: 1 P: 19	R: 0 E: 0 K: 2 S: 15 H: 2 LOB: 2 BB: 0 P: 23	R: 0 E: 0 K: 1 S: 9 H: 1 LOB: 1 BB: 0 P: 17	R: 2 E: 1 K: 1 S: 17 H: 2 LOB: 2 BB: 1 P: 31	R: 2 E: 0 K: 1 S: 13 H: 2 LOB: 2 BB: 2 P: 25	R: 0 E: 0 K: 2 S: 14 H: 1 LOB: 1 BB: 0 P: 21	R: 0 E: 0 K: 1 S: 7 H: 1 LOB: 1 BB: 0 P: 13	R: 2 E: 0 K: 0 S: 13 H: 2 LOB: 0 BB: 0 P: 21	R: 0 E: 0 K: 0 S: 8 H: 0 LOB: 0 BB: 0 P: 12	1B: 9 2B: 1 3B: 0 HR: 1 SF: 2 SAC: 1 DP: 0 HBP: 0	WP: 1 PB: 1 SB: 0 CS: 1 PA: 46					

PITCHER		IP	WLS	BF	H	R	ER	SO	BB	IBB	HBP	BLK	WP	HR	S	P	ERA	WHIP
39 Jason Hammel, R ERA: 2.97	(1, 1)	5.0		23	5	2	1	7	2	1	0	0	1	0	61	106	1.80	1.400
40 Troy Patton, L ERA: 4.05	(6, 1)	1.1	B	8	2	2	2	2	2	0	0	0	0	0	18	32	13.50	3.000
38 Luis Ayala, R ERA: 2.08	(7, 1)	0.2	H	3	1	0	0	1	0	0	0	0	0	0	9	14	0.00	1.500
47 Pedro Strop, R ERA: 1.27	(8, 1)	1.0	H	4	1	0	0	1	0	0	0	0	0	0	7	13	0.00	1.000
43 Jim Johnson, R ERA: 1.44	(9, 1)	2.0	W	8	2	2	2	0	0	0	0	0	0	1	21	33	9.00	1.000

PITCHER	IP	WLS	BF	H	R	ER	SO	BB	IBB	HBP	BLK	WP	HR	S	P	ERA	WHIP

BOTTOM

Baltimore Orioles @ Boston Red Sox

Fenway Park, Boston, MA

Tue Jun 05 2012, 7:14 PM - 10:45 PM EDT

Att. 37,181 - Cloudy - 55 F

livebaseballscorecards.com

AB	38
R	6
H	11
RBI	5
BB	5
SO	11
LOB	16

Batter	1	2	3	4	5	6	7	8	9	AB	R	H	RBI	BB	SO	LOB
9 Endy Chavez, L (1, 9) OBP: 0.184, SLG: 0.214	C SI 92 X SI 92 0-1 ① F8			X SI 93 0-0 2 G6-4-3 1B		C SI 92 D CH 88 X SI 92 1-1 ① FC4-6 2 G5-4-3 1-2f 3-H			C EP 54 B FF 92 B EP 53 B FF 92 X FF 90 3-1 ① F8	4	0	1	1	0	0	1
2 J.J. Hardy, R (1, 6) OBP: 0.306, SLG: 0.463	C SI 93 C FF 93 X FC 90 0-2 ② G4-3			B SI 93 B SI 93 X SI 93 2-0 ① ② G6-4-3 1-2f		B SI 93 B FC 90 B SI 92 C FF 92 X SI 92 3-1 ② ③ G5-4-3 1-2f			C FF 91 F FF 91 F FF 93 X SI 92 0-2 ② G6-3	4	0	0	0	0	0	2
10 Adam Jones, R (1, 8) OBP: 0.354, SLG: 0.582	F FF 93 X FC 91 0-1 ③ F9			B SI 94 F SI 92 X SI 92 1-1 ③ G6-3			S CU 74 C CU 78 B CU 78 S SI 92 1-3 ① K		X EP 50 0-0 ③ G6-3	4	0	0	0	0	1	0
32 Matt Wieters, S (1, 2) OBP: 0.332, SLG: 0.448		F SI 92 X FF 93 0-1 ① P6			C CH 88 F FC 91 X SI 93 0-2 ① G1-3		C SI 92 X CU 74 0-1 ② F7			3	0	0	0	0	0	0
19 Chris Davis, L (1, 10) OBP: 0.333, SLG: 0.494		C SI 93 F FF 93 B FF 93 S CU 78 1-3 ② K			C CU 74 F FF 92 B CU 76 B CU 78 X CH 88 2-2 ② F8		B CH 88 F FC 90 X FC 90 1-1 1B			3	0	1	0	0	1	0
12 Mark Reynolds, R (1, 3) OBP: 0.352, SLG: 0.376		C SI 94 B CU 78 F SI 93 X CU 78 1-2 ③ L5			S FF 91 S CU 78 B FF 93 F FF 93 X FC 91 1-2 ③ G5-3		C SI 92 F CU 77 F FC 90 B SI 93 D FC 91 S FC 90 2-3 ③ K			3	0	0	0	0	1	1
24 Wilson Betemit, S (1, 5) OBP: 0.292, SLG: 0.392			C SI 92 B CH 88 S CH 88 B CH 88 F FC 91 C SI 93 2-3 ① K			X SI 92 0-0 3 1B 11 1B 1B		F SI 91 B CH 87 X FF 90 1-1 ① P3		3	1	1	0	0	1	0
3 Ryan Flaherty, L (1, 7) OBP: 0.197, SLG: 0.224			S SI 89 C FF 94 S CU 79 0-3 ② K			B CH 88 B FC 86 1 SAFE F FC 90 D CH 88 F SI 93 1 SAFE X CH 88 3-2 11 1B 9 FC4-6 1-3 1B		X SI 91 0-0 ② F7		3	1	1	0	0	1	0
11 Robert Andino, R (1, 4) OBP: 0.304, SLG: 0.338			F SI 93 B CU 75 X FC 92 1-1 ③ G5-3			1 SAFE F FC 90 B CU 79 F SI 93 X FC 86 1-2 9 FC4-6 1-3 3-H 1B		C SI 92 B FC 89 B FC 88 S FC 90 X CU 78 2-2 ③ G2-3		3	0	1	1	0	0	0
Inning Stats	R: 0 H: 0 E: 0 LOB: 0 K: 0 BB: 0 S: 7 P: 7	R: 0 H: 0 E: 0 LOB: 0 K: 1 BB: 0 S: 8 P: 10	R: 0 H: 0 E: 0 LOB: 0 K: 2 BB: 0 S: 9 P: 12	R: 0 H: 1 E: 0 LOB: 0 K: 0 BB: 0 S: 4 P: 7	R: 0 H: 0 E: 0 LOB: 0 K: 0 BB: 0 S: 10 P: 13	R: 2 H: 3 E: 0 LOB: 0 K: 0 BB: 0 S: 11 P: 19	R: 0 H: 1 E: 0 LOB: 1 K: 2 BB: 0 S: 11 P: 15	R: 0 H: 0 E: 0 LOB: 0 K: 0 BB: 0 S: 6 P: 9	R: 0 H: 0 E: 0 LOB: 0 K: 0 BB: 0 S: 7 P: 10	1B: 5 SF: 0 2B: 0 SAC: 0 3B: 0 DP: 2 HR: 0 HBP: 0						

PITCHER		IP	WLS	BF	H	R	ER	SO	BB	IBB	HBP	BLK	WP	HR	S	P	ERA	WHIP
19 Josh Beckett, R ERA: 4.04	(1, 1)	8.0	L	27	5	2	2	5	0	0	0	0	0	0	66	92	2.25	0.625
44 Vicente Padilla, R ERA: 4.7	(9, 1)	1.0		3	0	0	0	0	0	0	0	0	0	0	7	10	0.00	0.000

PITCHER		IP	WLS	BF	H	R	ER	SO	BB	IBB	HBP	BLK	WP	HR	S	P	ERA	WHIP

TOP

Baltimore Orioles @ Boston Red Sox

Fenway Park, Boston, MA

Wed Jun 06 2012, 7:10 PM - 9:41 PM EDT

Att. 37,243 - Partly Cloudy - 58 F

livebaseballscorecards.com

AB	30
R	2
H	5
RBI	2
BB	0
SO	5
LOB	4

WP: 0 PA: 30
PB: 0
SB: 0
CS: 0

Baltimore Orioles @ Boston Red Sox

Fenway Park, Boston, MA

Wed Jun 06 2012, 7:10 PM - 9:41 PM EDT

Att. 37,243 - Partly Cloudy - 58 F

BOTTOM

livebaseballscorecards.com

Batter	1	2	3	4	5	6	7	8	9	AB	R	H	RBI	BB	SO	LOB
3 Mike Aviles, R (1, 6) OBP: 0.285, SLG: 0.432	C FF 90 B SL 83 F FF 91 X FF 92 1-2 ① P4		B FF 92 X FF 91 1-0 ① SF9 3-H		B CH 84 B FF 91 S FF 91 X FF 92 2-1 ③ G6-3		S FF 93 F FF 93 X FF 93 0-2 ③ P3			3	0	0	1	0	0	2
15 Dustin Pedroia, R (1, 4) OBP: 0.341, SLG: 0.435	B FF 92 B FF 91 B FF 91 C FF 92 X FF 91 3-1 ② G6-3		C SL 82 F FF 93 C FF 93 0-3 ② K			C CU 70 X CH 83 0-1 ① G6-3		B FF 96 C FF 96 S SL 83 S SI 98 1-3 ① K		4	0	0	0	0	2	1
20 Kevin Youkilis, R (1, 3) OBP: 0.315, SLG: 0.382	B CU 72 C FF 91 F CH 84 X FF 92 1-2 ③ G5-3		C FF 92 1 SAFE D SL 83 B CH 84 X FF 91 2-1 ③ FC6-4 1-2f			B CH 82 B CH 82 C FF 91 B FF 89 S CH 83 X FF 90 3-2 1B		B SL 82 C SL 82 B FF 96 B SL 83 B FF 97 4-1 34 BB BB		3	0	1	0	1	0	1
34 David Ortiz, L (1, 10) OBP: 0.389, SLG: 0.581		B FF 90 B FF 90 S FF 91 B FF 90 X FF 90 3-1 ① P3		X SL 83 0-0 ① G6-3		B FF 91 S FF 90 C FF 92 F FF 92 S FF 92 1-3 ② K		B SI 96 F SI 96 B SI 97 B SI 96 D SL 83 4-1 1-2 BB		3	0	0	0	1	1	1
64 Will Middlebrooks, R (1, 5) OBP: 0.345, SLG: 0.557		C FF 90 B CH 83 B CH 83 B FF 91 C FF 90 X FF 90 3-2 1B		C FF 92 C FF 92 B SL 86 X FF 92 1-2 1B		X FF 92 0-0 ③ L3		B SI 97 F SI 98 X SL 83 1-1 ② F8		4	0	2	0	0	0	3
28 Adrián González, L (1, 9) OBP: 0.316, SLG: 0.406 26 Scott Podsednik, L (7, PR) OBP: 0.394, SLG: 0.548 (8, 7)		B SL 83 B SL 82 F FF 91 X SL 81 2-1 ② P5		F FF 91 F FF 91 B FF 92 F FF 92 1 SAFE X CU 73 1-2 ② L3			C SL 82 F SL 82 F FF 91 B FF 92 F FF 91 X FF 93 1-2 54 SH1-4 39 1B 1B	C SI 96 B SI 98 F SI 96 X SL 84 1-2 ③ G3		3 1	0 0	1 0	0 0	0 0	0 0	2 2
39 Jarrod Saltalamacchia, S (1, 2) OBP: 0.323, SLG: 0.583		1 SAFE B FF 91 C FF 90 F SL 82 B CH 84 X CH 82 2-2 ③ G5-3		X SL 81 0-0 ③ P4			F SL 80 B CH 84 X CH 84 1-1 54 SH1-4 1-2 1B		F SI 94 B CH 88 B SI 94 T CH 87 B CH 87 X SI 94 3-2 ① L7	4	0	1	0	0	0	2
54 Darnell McDonald, R (1, 7) OBP: 0.284, SLG: 0.379 (8, 9) 12 Ryan Sweeney, L (9, PH) OBP: 0.340, SLG: 0.423			C CU 70 X FF 91 0-1 23 1B 3 SF9 2B		C FF 90 B SL 83 F FF 90 B CH 83 S CH 83 2-3 ① K		L FF 92 X FF 92 0-1 ① SH1-4 1-2 2-3		C SI 95 C CH 87 F CH 87 B SI 95 B SI 95 S CU 81 2-3 ② K	2 1	1 0	1 0	0 0	0 0	1 1	0 0
23 Marlon Byrd, R (1, 8) OBP: 0.245, SLG: 0.246 66 Daniel Nava, S (9, PH) OBP: 0.429, SLG: 0.488			C FF 91 X FF 90 0-1 20 FC6-4 2-3 1B		C FF 90 X SL 83 0-1 ② F9		C FF 92 F FF 93 B SI 94 S CH 86 1-3 ② K		C CH 89 C SI 94 B SI 95 S CU 81 1-3 ③ K	3 1	0 0	1 0	0 0	0 0	1 1	2 0
Inning Stats	R: 0 E: 0 K: 0 S: 8 H: 0 LOB: 0 BB: 0 P: 13	R: 0 E: 0 K: 0 S: 10 H: 1 LOB: 1 BB: 0 P: 20	R: 1 E: 0 K: 1 S: 10 H: 2 LOB: 1 BB: 0 P: 13	R: 0 E: 0 K: 0 S: 9 H: 1 LOB: 1 BB: 0 P: 11	R: 0 E: 0 K: 1 S: 7 H: 0 LOB: 0 BB: 0 P: 11	R: 0 E: 0 K: 1 S: 10 H: 1 LOB: 1 BB: 0 P: 14	R: 0 E: 0 K: 1 S: 15 H: 2 LOB: 2 BB: 0 P: 18	R: 0 E: 0 K: 1 S: 10 H: 0 LOB: 2 BB: 2 P: 21	R: 0 E: 0 K: 2 S: 10 H: 0 LOB: 0 BB: 0 P: 16	1B: 6 2B: 1 3B: 0 HR: 0	SF: 1 SAC: 1 DP: 0 HBP: 0					

	AB	32
	R	1
	H	7
	RBI	1
	BB	2
	SO	7
	LOB	16

PITCHER		IP	WLS	BF	H	R	ER	SO	BB	IBB	HBP	BLK	WP	HR	S	P	ERA	WHIP
16 Wei-Yin Chen, L ERA: 3.49	(1, 1)	7.0	W	28	7	1	1	4	0	0	0	0	0	0	69	100	1.29	1.000
47 Pedro Strop, R ERA: 1.23	(8, 1)	1.0	H	5	0	0	0	1	2	0	0	0	0	0	10	21	0.00	2.000
43 Jim Johnson, R ERA: 1.38	(9, 1)	1.0	S	3	0	0	0	2	0	0	0	0	0	0	10	16	0.00	0.000

PITCHER	IP	WLS	BF	H	R	ER	SO	BB	IBB	HBP	BLK	WP	HR	S	P	ERA	WHIP

Baltimore Orioles @ Boston Red Sox

Fenway Park, Boston, MA

Thu Jun 07 2012, 7:11 PM - 10:00 PM EDT

Att. 37,307 - Cloudy - 59 F

TOP

livebaseballscorecards.com

Batter	1	2	3	4	5	6	7	8	9	AB	R	H	RBI	BB	SO	LOB
9 Endy Chavez, L (1, 9) OBP: 0.187, SLG: 0.216	B FF 92 B FF 92 X FF 93 2-0 10 G4-3 1B	C FF 93 B FC 91 L CH 80 F FS 86 B CU 79 S CH 80 2-3 ③ K	C FF 92 B CH 81 S CU 79 B CH 81 B CU 77 C FF 94 3-3 ① K	X CU 77 0-0 ③ G3						4	0	1	0	0	2	1
2 J.J. Hardy, R (1, 6) OBP: 0.302, SLG: 0.455	1 SAFE 1 SAFE B FF 91 1 SAFE F FF 93 F FF 92 B FC 89 S FF 92 2-3 ① K	C FC 86 S CU 78 X FF 93 0-2 ① G4-3	B FF 93 C FF 94 S CH 80 F FF 94 F SI 94 X CH 83 1-2 ② G6-3	C FF 90 X FF 91 0-1 ① G5-3						4	0	0	0	0	1	1
10 Adam Jones, R (1, 8) OBP: 0.350, SLG: 0.575 36 Nick Johnson, L (9, PH) OBP: 0.298, SLG: 0.403	B SI 92 F FF 93 B FC 89 X FF 92 2-1 ②③ G4-3 1-2f	S CU 78 B CU 79 X FF 92 1-1 E1	B CH 82 B FF 93 X FC 90 2-0 ③ L9	B FF 92 B FC 89 B SI 91 C FF 91 B FF 91 4-1 BB						3 0	0 0	0 0	0 0	0 1	0 0	1 0
32 Matt Wieters, S (1, 2) OBP: 0.325, SLG: 0.439		B FF 92 C FC 88 F FF 91 X CH 81 1-2 ① G4-3	B CH 81 1 SAFE X FC 90 1-0 ② F7	X FF 91 0-0 ① L7					X FC 87 0-0 ② F7	4	0	0	0	0	0	2
19 Chris Davis, L (1, 10) OBP: 0.332, SLG: 0.494		B FF 91 F FF 92 B FC 90 S FF 92 B FF 93 X SI 91 3-2 2B	B CH 81 F CU 76 B FF 94 X FC 90 2-1 ③ G4-3	B FF 92 F FC 87 B CU 79 X FF 94 2-1 ② L7					F FF 92 B CH 82 B CU 76 F CH 79 B CU 76 X CU 75 3-2 ③ F7	4	0	1	0	0	0	2
12 Mark Reynolds, R (1, 3) OBP: 0.352, SLG: 0.370		X FF 92 0-0 ② F7	C CU 77 C CU 78 B FF 92 F FF 92 H FF 92 2-2 24 G3-6-1 HBP	C FC 90 S FS 87 F FS 88 F CU 79 S CH 82 0-3 ③ K						2	0	0	0	0	1	1
24 Wilson Betemit, S (1, 5) OBP: 0.293, SLG: 0.391		B SI 91 F FC 90 X CH 80 1-1 ③ P6	B FF 93 F FC 89 X FC 91 1-1 ①② G3-6-1 1-2f			C CU 76 B FS 85 C CU 77 F CU 77 B FF 94 B FC 90 X SI 93 3-2 11 FC6-4 1B				3	0	1	0	0	0	2
3 Ryan Flaherty, L (1, 7) OBP: 0.219, SLG: 0.233			B FF 91 X FF 91 1-0 11 G4-6-3 1B	C CU 77 F CH 82 H CU 81 1-2 HBP		C CH 81 S FS 86 B CH 81 F FF 92 B FC 90 F CU 79 C SI 92 2-3 ① K				2	0	1	0	0	1	1
11 Robert Andino, R (1, 4) OBP: 0.300, SLG: 0.333			C SI 91 X FC 88 0-1 ①② G4-6-3 1-2f	C FC 88 F CH 81 B FF 92 B FF 94 S CU 79 2-3 ③ K		B FC 90 B SI 92 C FF 92 C CU 77 F CH 82 B FF 94 X FF 93 3-2 ② FC6-4 1-2f				3	0	0	0	0	1	3
Inning Stats	R: 0 E: 0 K: 1 S: 6 H: 1 LOB: 0 BB: 0 P: 12	R: 0 E: 0 K: 0 S: 9 H: 1 LOB: 1 BB: 0 P: 14	R: 0 E: 0 K: 1 S: 7 H: 1 LOB: 0 BB: 0 P: 10	R: 0 E: 1 K: 0 S: 8 H: 0 LOB: 1 BB: 0 P: 12	R: 0 E: 0 K: 1 S: 10 H: 0 LOB: 1 BB: 0 P: 16	R: 0 E: 0 K: 1 S: 9 H: 0 LOB: 0 BB: 0 P: 15	R: 0 E: 0 K: 1 S: 8 H: 0 LOB: 0 BB: 0 P: 10	R: 0 E: 0 K: 1 S: 14 H: 1 LOB: 1 BB: 0 P: 22	R: 0 E: 0 K: 0 S: 7 H: 0 LOB: 1 BB: 1 P: 14	1B: 3 2B: 1 3B: 0 HR: 0	SF: 0 SAC: 0 DP: 3 HBP: 2		WP: 0 PB: 0 SB: 0 CS: 0	PA: 32			

PITCHER	IP	WLS	BF	H	R	ER	SO	BB	IBB	HBP	BLK	WP	HR	S	P	ERA	WHIP
11 Clay Buchholz, R (1, 1) ERA: 5.77	9.0	W	32	4	0	0	6	1	0	2	0	0	0	78	125	0.00	0.556

PITCHER	IP	WLS	BF	H	R	ER	SO	BB	IBB	HBP	BLK	WP	HR	S	P	ERA	WHIP

AB	29
R	0
H	4
RBI	0
BB	1
SO	6
LOB	14

BOTTOM

Baltimore Orioles @ Boston Red Sox

Fenway Park, Boston, MA

Thu Jun 07 2012, 7:11 PM - 10:00 PM EDT

Att. 37,307 - Cloudy - 59 F

livebaseballscorecards.com

Batter	1	2	3	4	5	6	7	8	9	AB	R	H	RBI	BB	SO	LOB
66 Daniel Nava, S (1, 7) OBP: 0.445, SLG: 0.506	C FF 90 C FF 91 B SL 83 F FF 92 X CH 84 1-2 ① P6	C CU 76 B FF 92 B FC 91 B FF 92 B FF 91 4-1 15 FC6-4 1-2 BB	B FF 91 C FF 91 X CH 82 1-1 E9 2-H 3-H 1B			C CU 75 B SI 91 B SI 91 B FF 90 B FF 91 4-1 BB		C SL 78 C SI 84 B FF 86 X FF 86 1-2 20 2B		3	1	2	2	2	0	0
15 Dustin Pedroia, R (1, 4) OBP: 0.338, SLG: 0.427	B SI 92 C FF 92 B FF 92 B FF 91 F FF 92 B FC 92 4-2 64 BB 20 1B 28 2B BB	C CU 77 B CH 83 D CH 84 X CU 77 2-1 ① FC6-4 1-2f 2-H 3-H	B CU 76 X FF 91 1-0 ③ F9			B FF 90 X FF 89 1-0 ① F8		C SI 85 X SL 77 0-1 ② L7		4	1	0	1	1	0	4
20 Kevin Youkilis, R (1, 3) OBP: 0.326, SLG: 0.395 (8, 5)	B FF 92 D SL 87 C FF 92 C CH 84 X SI 92 2-2 64 BB 28 2B 1-2 1B	B FF 91 B CU 76 B FF 91 C FC 91 B CU 77 4-1 BB		B FF 91 F FF 91 B SL 84 F FF 92 F FF 92 X CU 78 2-2 ① G5-3		B SL 85 X FF 91 1-0 ② F8		C SL 78 B SI 86 F FF 85 B SL 79 X SL 79 2-2 2-H 2B		4	1	2	1	1	0	1
34 David Ortiz, L (1, 10) OBP: 0.385, SLG: 0.570	C FF 92 B FF 92 F FF 92 F SL 83 F SL 85 B SL 86 F SL 85 X FF 93 2-2 ② F5	B SL 84 B SI 92 C FF 92 F FF 92 D SL 85 X CU 77 3-2 ② F4		B FF 92 B FF 91 B FF 92 C FF 91 C CU 77 F FF 91 B FF 91 4-2 BB		C FF 90 X SI 91 0-1 ③ P6		B FF 86 C SL 78 B SI 85 F SL 78 F FF 86 S SL 78 2-3 ③ K		4	0	0	0	1	1	6
64 Will Middlebrooks, R (1, 5) OBP: 0.342, SLG: 0.541 12 Ryan Sweeney, L (8, 8) OBP: 0.340, SLG: 0.423	F FF 93 B SL 82 F FF 92 B SL 83 B CH 85 D CH 84 4-2 28 2B 1-2 2-3 BB	X FF 92 0-0 ③ G4-3		B SI 90 C FF 90 F FF 91 X SL 84 1-2 ② F8			B CU 80 C FF 92 X FC 86 1-1 ① G5-3			3 0	0 0	0 0	0 0	1 0	0 0	3 0
28 Adrián González, L (1, 9) OBP: 0.323, SLG: 0.417 (8, 3)	C FF 93 B SL 84 X SL 83 1-1 1-3 2-H 3-H 2B	B FF 90 X FC 91 1-0 54 2B 66 E 1B	B FF 91 D CH 82 F FF 91 F FF 91 X SL 84 2-2 ③ F7				F FF 93 C FF 92 X FC 86 0-2 54 FC6-4 1B			4	1	3	2	0	0	1
3 Mike Aviles, R (1, 6) OBP: 0.280, SLG: 0.425	B FF 92 C CH 84 B FF 92 X FF 91 2-1 ③ F7	F SL 84 B SL 82 F FF 91 C FF 91 1-3 ① K	X SL 84 0-0 ① P3				B FF 92 B FF 92 B FF 92 C FF 92 X FC 86 3-1 ② F7			4	0	0	0	0	1	4
54 Darnell McDonald, R (1, 8) OBP: 0.296, SLG: 0.393 (8, 9)		B CU 76 C CU 75 B FF 91 C FF 91 B FF 92 B FF 92 4-2 10 1B 15 FC6-4 BB	X FF 91 0-0 66 E 1-3 2B	X FF 90 0-0 ② G6-3			C FC 86 X FC 87 0-1 ③ FC6-4 1-2f			3	2	1	0	1	0	1
10 Kelly Shoppach, R (1, 2) OBP: 0.375, SLG: 0.522		X FF 91 0-0 66 BB 15 E 1-3 1B	C SL 84 B FF 92 D SL 84 F SL 84 T FF 91 2-2 ② K	B FF 91 C FF 91 B SL 86 C SL 82 X SL 82 2-2 ③ F8				B SL 77 S SI 85 X SL 77 1-1 ① G6-3		4	1	1	0	0	1	2
Inning Stats	R: 2 E: 0 K: 0 S: 21 H: 2 LOB: 2 BB: 2 P: 37	R: 2 E: 1 K: 0 S: 11 H: 1 LOB: 2 BB: 3 P: 28	R: 2 E: 1 K: 2 S: 11 H: 3 LOB: 1 BB: 0 P: 17	R: 0 E: 0 K: 0 S: 13 H: 0 LOB: 1 BB: 1 P: 22	R: 0 E: 0 K: 0 S: 5 H: 0 LOB: 0 BB: 0 P: 7	R: 0 E: 0 K: 0 S: 5 H: 0 LOB: 1 BB: 1 P: 11	R: 0 E: 0 K: 0 S: 9 H: 1 LOB: 1 BB: 0 P: 13	R: 1 E: 0 K: 1 S: 14 H: 2 LOB: 1 BB: 0 P: 20		1B: 5 2B: 4 3B: 0 HR: 0 SF: 0 SAC: 0 DP: 0 HBP: 0				WP: 0 PB: 0 SB: 0 CS: 0 PA: 40	

	AB	33
	R	7
	H	9
	RBI	6
	BB	7
	SO	3
	LOB	22

PITCHER		IP	WLS	BF	H	R	ER	SO	BB	IBB	HBP	BLK	WP	HR	S	P	ERA	WHIP
17 Brian Matusz, L ERA: 4.82	(1, 1)	2.0	L	15	4	5	4	0	5	0	0	0	0	0	33	67	18.00	4.500
50 Miguel González, R ERA: 2.45	(3, 1)	4.0		16	2	1	1	2	2	0	0	0	0	0	33	55	2.25	1.000
63 Kevin Gregg, R ERA: 3.86	(7, 1)	1.0		4	1	0	0	0	0	0	0	0	0	0	9	13	0.00	1.000
56 Darren O'Day, R ERA: 1.98	(8, 1)	1.0		5	2	1	1	1	0	0	0	0	0	0	14	20	9.00	2.000

PITCHER	IP	WLS	BF	H	R	ER	SO	BB	IBB	HBP	BLK	WP	HR	S	P	ERA	WHIP

Philadelphia Phillies @ Baltimore Orioles

Oriole Park at Camden Yards, Baltimore, MD

Fri Jun 08 2012, 7:07 PM - 9:59 PM EDT

Att. 40,459 - Clear - 81 F

TOP

livebaseballscorecards.com

Batter	1	2	3	4	5	6	7	8	9	AB	R	H	RBI	BB	SO	LOB
11 Jimmy Rollins, S (1, 6) OBP: 0.295, SLG: 0.339	C FF 95 X FF 95 0-1 ① L8	C SL 86 B SI 90 X FF 94 1-1 ② G1-3	C CU 79 B FF 94 B SL 84 F FF 93 S SL 85 2-3 ③ K			B SL 80 X SI 87 1-0 ① P3		C FF 93 F FC 89 F CU 82 B FS 84 F FF 92 D CU 80 F FF 92 X FF 93 2-2 ③ P2		5	0	0	0	0	1	1
10 Juan Pierre, L (1, 7) OBP: 0.354, SLG: 0.371 7 Michael Martinez, S (8, 5)	B FF 95 L FF 94 X CU 80 1-1 ② G4-3	F SI 95 X FF 94 0-1 25 2B 3B	L CH 86 X SL 86 0-1 ① G4-3			B FF 89 F FF 89 B SL 80 X FF 88 2-1 ② G4-3			F SI 88 B CH 84 S SL 85 B FF 88 S SL 82 2-3 ① K	4 1	1 0	1 0	0 0	0 0	0 1	0 0
3 Hunter Pence, R (1, 9) OBP: 0.332, SLG: 0.481	S FF 94 B CU 80 X SL 89 1-1 8 1B 25 1B 1B	C FF 94 B FF 94 B CU 80 H SI 93 3-1 25 2B 8 2B HBP	X SL 87 0-0 ② F9			B FF 88 C SL 81 F FF 88 B SL 80 F SL 81 B FF 88 C SL 81 3-3 ③ K			C CH 85 X FF 90 0-1 ② G6-3	4	2	1	0	0	1	0
25 Jim Thome, L (1, 10) OBP: 0.286, SLG: 0.280	B FF 95 F SI 95 B FF 94 X SI 95 2-1 8 1B 1-2 1B	B FF 94 B SI 95 C SL 84 B SI 95 X FF 95 3-1 8 2B 1-3 3-H 2B	C SI 93 B CU 78 B CH 88 B CH 89 X SI 93 3-1 8 HR 2B				B SL 81 C FF 87 F SL 82 S SI 88 1-3 ① K		C CH 84 F SL 86 B SL 84 F FF 90 F SI 91 S CU 77 1-3 ③ K	5	2	3	1	0	2	0
8 Shane Victorino, S (1, 8) OBP: 0.326, SLG: 0.429	B CU 80 B FF 95 X FF 95 2-0 1-2 2-H 1B	X SL 87 0-0 51 1B 2-H 3-H 2B	B FF 93 X SL 84 1-0 2-H HR				F CH 83 X SI 88 0-1 ② G5-3			4	2	3	5	0	0	0
51 Carlos Ruiz, R (1, 2) OBP: 0.403, SLG: 0.569	C FF 94 F SL 89 B FF 94 F SI 95 F CU 80 S SI 94 1-3 ③ K	F SI 94 X SI 93 0-1 2-H 1B	S CU 78 X SI 92 0-1 ③ F9				B FF 88 F CH 82 S SL 81 F FF 88 B SI 88 C SL 81 2-3 ③ K			4	0	1	1	0	2	2
24 Ty Wigginton, R (1, 5) OBP: 0.344, SLG: 0.426 (8, 3)	X SL 86 0-0 15 FOS-SHO 2B B SL 85 S SL 84 B FF 94 B SI 90 B SL 83 C FF 94 3-3 ③ K		C SL 81 F CH 82 B FF 89 B FF 90 B SI 90 X SI 90 3-2 ① G6-3					X FF 92 0-0 ① P3		4	0	1	0	0	1	1
15 John Mayberry Jr., R (1, 3) OBP: 0.260, SLG: 0.324 (8, 7)	C FF 93 X SI 93 0-1 ① FC6-5-4 18 S 18 HR 2-3	C FF 91 S CU 79 B CU 79 C SI 94 1-3 ① K	B FF 90 F CH 84 S FF 90 F FF 89 B CH 82 F FF 90 S SL 82 2-3 ② K					C FF 91 B FF 92 F CU 79 F FC 86 F FF 93 B FC 88 X FF 91 2-2 18 E 1B		4	1	1	0	0	2	1
18 Mike Fontenot, L (1, 4) OBP: 0.474, SLG: 0.515	B FF 93 1 SAFE B CH 89 F FF 94 1 SAFE C FF 95 B CU 78 F SI 95 F CU 80 3-2 X FF 94 1-H HR	C SI 93 B CH 88 F SI 93 F SL 86 B CU 80 B CH 87 S SL 86 3-3 ② K	B SL 82 C FF 89 S SL 82 X SI 90 1-2 ③ G6-3					F FF 92 B FF 92 1 SAFE B FC 88 B FF 92 X FF 92 3-1 ② P5 1-3		4	1	1	2	0	1	1
Inning Stats	R: 1 E: 0 K: 1 S: 14 H: 3 LOB: 2 BB: 0 P: 21	R: 6 E: 0 K: 1 S: 21 H: 6 LOB: 1 BB: 0 P: 34	R: 0 E: 0 K: 3 S: 10 H: 0 LOB: 0 BB: 0 P: 16	R: 2 E: 0 K: 0 S: 8 H: 2 LOB: 0 BB: 0 P: 12	R: 0 E: 0 K: 1 S: 11 H: 0 LOB: 0 BB: 0 P: 17	R: 0 E: 0 K: 1 S: 7 H: 0 LOB: 0 BB: 0 P: 13	R: 0 E: 0 K: 2 S: 9 H: 0 LOB: 0 BB: 0 P: 12	R: 0 E: 1 K: 0 S: 14 H: 1 LOB: 1 BB: 0 P: 21	R: 0 E: 0 K: 2 S: 10 H: 0 LOB: 0 BB: 0 P: 13	1B: 5 2B: 4 3B: 1 HR: 2	SF: 0 SAC: 0 DP: 0 HBP: 1			WP: 0 PB: 0 SB: 1 CS: 0	PA: 40		

	AB	39
	R	9
	H	12
	RBI	9
	BB	0
	SO	11
	LOB	6

PITCHER		IP	WLS	BF	H	R	ER	SO	BB	IBB	HBP	BLK	WP	HR	S	P	ERA	WHIP
34 Jake Arrieta, R ERA: 6.32	(1, 1)	4.0	L	24	11	9	9	5	0	0	1	0	0	2	53	83	20.25	2.750
37 Dana Eveland, L ERA: 3.38	(5, 1)	3.0		9	0	0	0	4	0	0	0	0	0	0	27	42	0.00	0.000
63 Kevin Gregg, R ERA: 3.63	(8, 1)	1.0		4	1	0	0	0	0	0	0	0	0	0	14	21	0.00	1.000
38 Luis Ayala, R ERA: 2.0	(9, 1)	1.0		3	0	0	0	2	0	0	0	0	0	0	10	13	0.00	0.000

PITCHER	IP	WLS	BF	H	R	ER	SO	BB	IBB	HBP	BLK	WP	HR	S	P	ERA	WHIP

BOTTOM

Philadelphia Phillies @ Baltimore Orioles

Oriole Park at Camden Yards, Baltimore, MD

Fri Jun 08 2012, 7:07 PM - 9:59 PM EDT

Att. 40,459 - Clear - 81 F

Batter	1	2	3	4	5	6	7	8	9	AB	R	H	RBI	BB	SO	LOB
9 Endy Chavez, L (1, 7) OBP: 0.198, SLG: 0.226	B FF 87 F SI 89 M CH 83 B CH 84 F FC 87 B CH 83 X SI 89 3-2 ① G4-3	C FC 86 F CU 79 F FF 93 B FF 92 F FF 90 B CH 84 X FC 88 2-2 ③ G3			S FC 86 F FF 89 B FC 86 B CH 82 C FF 90 2-3 ① K	F FF 91 B SL 84 X SI 90 1-1 2 HR 1B		X FF 93 0-0 2 DI 1B	5	1	2	0	0	1	1
2 J.J. Hardy, R (1, 6) OBP: 0.300, SLG: 0.463	B FF 89 X FC 86 1-0 ② L6-3		B FF 90 C FF 89 B CH 84 F FF 89 C FF 90 2-3 ① K		B CU 77 C CU 78 B CH 84 F CH 85 F FF 91 B FF 91 X FF 90 3-2 ② P4		B FF 90 C SL 82 F FF 92 X SL 85 1-2 1-H HR		C FF 95 F FS 88 X FF 94 0-2 ③ P4 1-2	5	1	1	2	0	1	1
10 Adam Jones, R (1, 8) OBP: 0.344, SLG: 0.565	B FF 90 X FF 90 1-0 ③ F9		B FF 91 C SL 84 X FF 90 1-1 E5 32 G3-6-2		B FF 90 C CH 85 B FC 85 X FF 90 2-1 ③ L9		B FF 92 X SI 92 1-0 ③ G6-3			4	0	0	0	0	0	0
32 Matt Wieters, S (1, 2) OBP: 0.329, SLG: 0.445		C FF 89 B CU 76 X FC 86 1-1 19 1B 2B	B FF 90 X FC 86 1-0 ② ③ G3-6-2 1-2f			B CH 84 X FF 88 1-0 12 FC6-4 1B		C SL 82 F FF 92 B FF 91 B FF 91 B SL 84 S FF 93 3-3 ① K		4	1	2	0	0	1	1
19 Chris Davis, L (1, 10) OBP: 0.335, SLG: 0.511		B FC 85 C FF 90 B FF 90 X CH 84 2-1 12 BB 11 2B 2-H 1B	B FF 90 T FF 90 S FF 91 B CU 79 X FF 91 2-2 HR			B FC 86 B FF 88 F FC 85 C CH 84 C FC 85 2-3 ① K		B SL 84 S FF 92 C SL 83 B FF 92 S SL 84 2-3 ② K		4	2	2	2	0	2	1
24 Wilson Betemit, S (1, 5) OBP: 0.298, SLG: 0.390		B FF 90 B FF 90 F FF 89 F FC 86 C FF 89 2-3 ① K	C CH 85 X FC 86 0-1 1B			B FC 86 C FC 85 S FF 89 S CH 84 1-3 ② K		B FF 91 B FF 92 B FF 92 B FF 92 4-0 BB		3	0	1	0	1	2	2
12 Mark Reynolds, R (1, 3) OBP: 0.349, SLG: 0.361		B FF 90 B FF 91 B FF 91 B FF 90 4-0 11 2B 1-2 BB	D FC 85 X FF 91 1-0 ① F8			C FC 87 X CU 80 0-1 ③ FC6-4 1-2f		1 SAFE B FF 92 C SL 84 B FF 93 S FF 92 B FF 92 S FF 93 3-3 ③ K		3	1	0	0	1	1	3
3 Ryan Flaherty, L (1, 9) 36 Nick Johnson, L (9, PH) OBP: 0.294, SLG: 0.397		S CH 85 C FF 92 F FC 88 D CU 79 S SL 84 1-3 ② K	B FC 85 S FC 87 B FF 90 S CH 85 C SI 89 2-3 ② K				C CH 82 F CU 76 B FF 91 B CH 83 F FC 86 B CH 83 X CH 84 3-2 ① G1-3		B FF 94 B FF 94 B FF 94 C FF 94 S FF 94 S FF 94 3-3 ① K	3 1	0 0	0 0	0 0	0 0	2 1	3 0
11 Robert Andino, R (1, 4) OBP: 0.299, SLG: 0.337		B FC 87 C CH 85 B FF 92 C SI 91 D CU 80 X SL 85 3-2 1-H 2-H 2B	F CH 84 X FC 86 0-1 ③ G6-3				C FC 86 C FF 90 B FF 90 B CH 83 X CU 78 2-2 ② G5-3		B FF 94 B FF 94 C FF 94 C FF 94 B FF 94 X FF 95 3-2 ② F8	4	0	1	2	0	0	1

Inning Stats	1	2	3	4	5	6	7	8	9
	R: 0 E: 0 K: 0 S: 6 H: 0 LOB: 0 BB: 0 P: 11	R: 3 E: 0 K: 2 S: 19 H: 3 LOB: 1 BB: 1 P: 34	R: 0 E: 1 K: 1 S: 6 H: 0 LOB: 0 BB: 0 P: 10	R: 1 E: 0 K: 1 S: 11 H: 2 LOB: 1 BB: 0 P: 16	R: 0 E: 0 K: 1 S: 9 H: 0 LOB: 0 BB: 0 P: 16	R: 0 E: 0 K: 2 S: 9 H: 1 LOB: 1 BB: 0 P: 13	R: 2 E: 0 K: 0 S: 13 H: 2 LOB: 0 BB: 0 P: 21	R: 0 E: 0 K: 3 S: 9 H: 0 LOB: 1 BB: 1 P: 21	R: 0 E: 0 K: 1 S: 10 H: 1 LOB: 1 BB: 0 P: 16

	AB	R	H	RBI	BB	SO	LOB
AB	36						
R	6						
H	9						
RBI	6						
BB	2						
SO	11						
LOB	13						

	1B	SF	WP	PA
	5	0	0	38
2B:	2	SAC: 0	PB: 0	
3B:	0	DP: 1	SB: 0	
HR:	2	HBP: 0	CS: 0	

livebaseballscorecards.com

PITCHER		IP	WLS	BF	H	R	ER	SO	BB	IBB	HBP	BLK	WP	HR	S	P	ERA	WHIP
56 Joe Blanton, R ERA: 5.4	(1, 1)	6.2	W	28	7	5	5	7	1	0	0	0	0	1	69	115	6.75	1.200
44 Michael Schwimer, R ERA: 7.56	(7, 1)	0.1		2	1	1	1	0	0	0	0	0	0	1	4	6	27.00	3.000
37 Antonio Bastardo, L ERA: 2.33	(8, 1)	1.0	H	4	0	0	0	3	1	0	0	0	0	0	9	21	0.00	1.000
58 Jonathan Papelbon, R ERA: 2.22	(9, 1)	1.0	S	4	1	0	0	1	0	0	0	0	0	0	10	16	0.00	1.000

PITCHER	IP	WLS	BF	H	R	ER	SO	BB	IBB	HBP	BLK	WP	HR	S	P	ERA	WHIP

Batter	1	2	3	4	5	6	7	8	9	10	11	12	AB	R	H	RBI	BB	SO	LOB
11 Jimmy Rollins, S (1, 6) OBP: 0.292, SLG: 0.347	B FC 92 F FF 93 X CU 78 1-1 G6-3 ①		B FF 92 X SI 91 1-0 HR		B FC 90 X CH 86 1-0 G3 ②			C FF 97 B SL 82 C SL 81 F FF 98 B CH 90 B SI 98 X SI 97 3-2 G3 ①		C SI 84 B SL 77 F SI 84 F SL 78 X SL 78 1-2 F8 ①		C CH 84 B FF 90 B SI 89 F SL 84 X CH 86 2-2 L4 ②	6	1	1	1	0	0	1
10 Juan Pierre, L (1, 7) OBP: 0.353, SLG: 0.369	B FF 93 F FF 93 T FF 93 X FF 89 1-2 3 1B 1B		X FF 91 0-0 B5-3 ②		C CU 75 X CH 84 0-1 G6-3 ③			B SI 97 C SI 96 B FF 97 X FF 96 2-1 3 1B 25 1B 1B		C SL 78 B SI 84 F SI 84 X FF 86 1-2 L1 ②		C CH 85 C FF 90 F SL 85 X FF 90 0-2 F9 ③	6	1	2	0	0	0	1
3 Hunter Pence, R (1, 9) OBP: 0.341, SLG: 0.487	X FF 93 0-0 25 G4-6-3 1-3 1B		C FF 93 B CU 77 B FF 92 F FC 88 X FF 93 2-2 G4-3 ③			C CU 76 B CU 79 S FC 87 F FF 93 X FF 94 1-2 25 G3-4-3 1B		C FF 98 C FF 97 D SL 84 X SL 83 1-2 8 E 25 1B 1-3 1B		S SL 76 C SI 84 X SL 77 0-2 1B			5	0	4	0	0	0	0
25 Jim Thome, L (1, 10) OBP: 0.313, SLG: 0.414 15 John Mayberry Jr., R (8, PR) OBP: 0.258, SLG: 0.322 (8, 10)	X FF 93 0-0 G4-6-3 ② ③ 1-2f			X FF 91 0-0 HR		B FF 94 B CH 85 F FC 89 F FF 92 B FC 87 X FF 94 3-2 G3-4-3 ① 1-2		B SI 98 F FF 98 B FF 97 F FF 97 X SL 83 2-2 8 E 1-2 3-H 1B		1 SAFE B SI 86 X SI 85 1-0 G5-3 ③			4 1	1 0	2 0	2 0	0 0	0 0	3 1
8 Shane Victorino, S (1, 8) OBP: 0.323, SLG: 0.424		B CU 78 F FF 91 B FF 92 X SI 92 2-1 24 FC6-4 1B		C CH 84 B CH 84 B FF 93 F CU 77 X CH 85 2-2 F7 ①		B FF 92 C FF 92 B CH 85 F FC 90 X FF 93 2-2 P6 ②		F SI 98 X SI 97 0-1 FC4 24 G6-4-3 1-2 2-3			X SI 85 0-0 F7 ①		5	0	1	0	0	0	3
24 Ty Wigginton, R (1, 5) OBP: 0.340, SLG: 0.419		1 SAFE 1 SAFE X FF 89 0-0 FC6-4 ① 1-2f		B FC 88 B FF 93 X FC 90 2-0 18 G4-6-3 1B		C FF 91 C FF 91 B FC 88 S FC 84 1-3 K ③		F FF 98 X SI 97 0-1 G6-4-3 ② ③ 1-2f			C SL 78 C SL 78 F FF 86 S SL 78 0-3 K ②		5	0	1	0	0	2	5
18 Mike Fontenot, L (1, 4) OBP: 0.419, SLG: 0.447	C FF 90 X FF 91 0-1 F8 ②			F FF 93 S CH 86 F FF 92 X FF 93 0-2 G4-6-3 ② ③ 1-2f			C CU 75 B CH 85 S CH 86 X FC 87 1-2 G5-3 ①		C SI 94 B CU 79 C FF 94 X SI 94 1-2 G6-3 ① 51 G5-4-3 BB		C SL 77 X SI 83 0-1 L7 ③		5	0	0	0	0	0	2
29 Hector Luna, R (1, 3) OBP: 0.395, SLG: 0.559	C FF 93 C FF 88 S FC 88 0-3 K ③			C FC 89 X FC 91 0-1 HR			C CU 80 B FC 89 B FF 91 C CU 82 B FF 93 F FF 92 X CU 79 3-2 P5 ②		F SI 94 B SI 93 C CU 80 F SI 94 B CU 80 B SI 96 B SI 94 4-2			C SL 84 B SL 85 X FF 90 1-1 1B	4	1	2	1	1	1	1
23 Brian Schneider, L (1, 2) OBP: 0.269, SLG: 0.385 51 Carlos Ruiz, R (9, PH) OBP: 0.399, SLG: 0.562 (9, 2)		B CU 75 F FF 91 B FC 87 S FF 92 X FF 92 2-2 F7 ①		X FF 91 0-0 P3 ①			B FF 90 B SI 90 X FF 91 2-0 F8 ③		C SI 94 F SI 93 X CU 79 0-2 G5-4-3 ② ③ 1-2f			1 SAFE F SI 89 B SL 85 T SI 90 X SL 83 1-2 F7 ①	3 2	0 0	0 0	0 0	0 0	0 2	0 2
Inning Stats	R: 0 E: 0 K: 0 S: 7 H: 2 LOB: 1 BB: 0 P: 9	R: 0 E: 0 K: 1 S: 8 H: 1 LOB: 1 BB: 0 P: 10	R: 1 E: 0 K: 0 S: 8 H: 1 LOB: 0 BB: 0 P: 13	R: 1 E: 0 K: 0 S: 9 H: 2 LOB: 0 BB: 0 P: 13	R: 1 E: 0 K: 0 S: 6 H: 1 LOB: 0 BB: 0 P: 7	R: 0 E: 0 K: 1 S: 13 H: 1 LOB: 1 BB: 0 P: 20	R: 0 E: 0 K: 0 S: 8 H: 0 LOB: 0 BB: 0 P: 14	R: 1 E: 1 K: 0 S: 16 H: 3 LOB: 3 BB: 0 P: 24	R: 0 E: 0 K: 0 S: 9 H: 0 LOB: 0 BB: 1 P: 14	R: 0 E: 0 K: 0 S: 11 H: 1 LOB: 1 BB: 0 P: 14	R: 0 E: 0 K: 1 S: 7 H: 0 LOB: 0 BB: 0 P: 7	R: 0 E: 0 K: 0 S: 12 H: 1 LOB: 1 BB: 0 P: 16	1B: 10 2B: 0 3B: 0 HR: 3	SF: 0 SAC: 0 DP: 4 HBP: 0	WP: 0 PB: 0 SB: 0 CS: 0	PA: 47		

PITCHER		IP	WLS	BF	H	R	ER	SO	BB	IBB	HBP	BLK	WP	HR	S	P	ERA	WHIP
29 Tommy Hunter, R ERA: 5.4	(1, 1)	7.0		27	8	3	3	2	0	0	0	0	0	3	59	86	3.86	1.143
47 Pedro Strop, R ERA: 1.48	(8, 1)	1.0	B	6	3	1	1	0	0	0	0	0	0	0	16	24	9.00	3.000
43 Jim Johnson, R ERA: 1.33	(9, 1)	1.0		3	0	0	0	0	1	0	0	0	0	0	9	14	0.00	1.000
56 Darren O'Day, R ERA: 1.84	(10, 1)	2.0		7	1	0	0	1	0	0	0	0	0	0	18	21	0.00	0.500
38 Luis Ayala, R ERA: 1.93	(12, 1)	1.0	W	4	1	0	0	0	0	0	0	0	0	0	12	16	0.00	1.000

PITCHER	IP	WLS	BF	H	R	ER	SO	BB	IBB	HBP	BLK	WP	HR	S	P	ERA	WHIP

TOP

Philadelphia Phillies @ Baltimore Orioles

Oriole Park at Camden Yards, Baltimore, MD

Sat Jun 09 2012, 4:06 PM - 7:25 PM EDT

Att. 46,611 - Partly Cloudy - 86 F

livebaseballscorecards.com

AB	46
R	4
H	13
RBI	4
BB	1
SO	3
LOB	19

Batter	1	2	3	4	5	6	7	8	9	10	11	12	AB	R	H	RBI	BB	SO	LOB
9 Endy Chavez, L (1, 7) (9, 9) OBP: 0.186, SLG: 0.212	B FC 89 C FF 88 B SI 89 B SI 89 X FC 88 3-1 P6 ①		L FC 89 B SL 85 1 SAFE B SI 88 C FC 88 X SI 88 2-2 E4 19 G6-3 2 F8 1-2	X SL 84 0-0 E4 2 FC6-4 1-2 2-H			C SI 93 S SL 80 B SL 80 X SL 80 1-2 G3 ①	B FF 93 X FF 92 1-0 P6 ③			B SL 83 C FF 94 F FF 94 B SI 95 F SL 83 B CH 82 X FF 93 3-2 F7 ②		6	0	0	0	0	0	2
2 J.J. Hardy, R (1, 6) OBP: 0.297, SLG: 0.453	C FF 90 B SI 87 X SL 86 1-1 G1-3 ②		B FF 90 X SL 84 1-0 F8 ① 1-2 2-3	X FC 90 0-0 FC6-4 ③ 1-2f			B SI 96 S SL 80 S SI 95 B SL 81 B SI 94 B SI 96 4-2 19 1B 32 1B BB		B SL 85 C SI 92 B SI 94 X SI 93 2-1 G5-3 ①		C FF 95 B FF 94 X FF 94 1-1 F7 ③		5	1	0	0	1	0	4
19 Chris Davis, L (1, 10) OBP: 0.340, SLG: 0.505	B SL 84 B SI 89 B FF 89 C FC 90 S FF 89 B FF 90 4-2 BB		C SL 86 B FF 89 B FC 90 X SL 84 2-1 G6-3 ② 2-3 3-H		C KC 71 F FF 91 B SI 89 F KC 75 F SI 90 B FF 91 C 2-3 K ①		F SI 95 C SI 95 B SI 89 X SL 81 0-2 12 HBP 32 1B 1-2 1B		F SI 94 F SL 88 B SI 95 X SL 88 2-2 F8 ②		B CU 81 B CU 80 S FF 94 S FF 93 B FF 92 F FF 94 B FF 93 4-2 10 HR BB		4	1	1	1	2	1	1
10 Adam Jones, R (1, 8) OBP: 0.344, SLG: 0.571	C SI 89 B SL 85 S SI 90 F SI 89 D KQ 74 B FF 89 S FF 89 3-3 K ③		B KC 74 S FF 89 S SI 88 X SI 89 1-2 G4-3 ③		C SL 86 S SI 90 B FC 88 B FC 87 S SI 90 2-3 K ②		X SI 96 0-0 F9 ②		B SI 95 F SL 86 X SI 94 1-1 1B		C SI 93 X SL 83 0-1 1-H HR		6	1	2	2	0	2	4
32 Matt Wieters, S (1, 2) OBP: 0.326, SLG: 0.439		C FF 89 X SL 84 0-1 G3 ①		F FC 88 B FC 90 X CH 83 1-1 L7 ①	C FC 91 B KC 77 X FC 90 1-1 P2 ③		B SI 95 C SL 81 X SI 95 1-1 12 HBP 1-2 2-H 1B		C SL 88 1 SAFE B SI 94 1 SAFE F SI 94 B SI 91 S SL 88 2-3 K ③				5	0	1	1	0	1	1
36 Nick Johnson, L (1, 3) OBP: 0.307, SLG: 0.408 12 Mark Reynolds, R (7, PH) OBP: 0.351, SLG: 0.358 (8, 3)		C FF 89 X KC 73 0-1 3 FC6 1B		C SL 84 C FF 90 X FF 89 0-2 E6 24 E 3 1B		X SI 87 0-0 24 G5-3 1B	S SL 82 H SL 81 1-1 1-2 2-3 HBP			B SI 93 B SI 93 B SL 83 C SI 92 F SI 92 S SI 92 3-3 K ①			3 1	1 0	2 0	0 0	0 1	0 0	0 0
24 Wilson Betemit, S (1, 5) OBP: 0.290, SLG: 0.378	B SL 83 B SI 87 C SI 88 C FC 89 C FF 90 2-3 K ②		B FC 84 B SL 86 C FC 90 X FC 89 2-1 FC1 3 1B 9 E 1-2			X SL 81 0-0 G5-3 ① 1-2	X SI 94 0-0 L9 ③			B SI 92 C SL 86 S SL 86 X SI 94 1-2 G1-3 ②			5	1	0	0	0	1	6
3 Ryan Flaherty, L (1, 9) OBP: 0.214, SLG: 0.227 51 Steve Pearce, R (8, PH) OBP: 0.200, SLG: 0.222 (9, 7)	C FC 88 B SL 84 B FC 89 F FC 89 X FF 90 2-2 FC6 ③ 1-2f			X FC 89 0-0 9 E 1-2 2-H 1B			C SL 82 B KC 72 B FC 89 S SI 85 X SL 83 2-2 F7 ②		C FF 93 C CH 87 S SL 86 0-3 K2-3 ①	X SI 93 0-0 F9 ③			3 2	0 0	1 0	1 0	0 1	0 0	2 0
11 Robert Andino, R (1, 4) OBP: 0.297, SLG: 0.333			C FF 89 B KC 74 X SL 85 1-1 2 F8 9 E 19 G6-3 1B	C SL 86 C FC 90 C SI 89 0-3 K ②			C FC 90 X SL 85 0-1 G5-3 ③		C SL 85 S FF 94 S FF 94 0-3 K ②		C FF 93 F SL 84 F FF 94 B SL 83 T FF 94 1-2 K ①		5	1	1	0	0	3	3
Inning Stats	R: 0 E: 0 K: 1 S: 10 H: 0 LOB: 1 BB: 1 P: 21	R: 0 E: 0 K: 1 S: 10 H: 1 LOB: 1 BB: 0 P: 14	R: 1 E: 1 K: 0 S: 11 H: 1 LOB: 1 BB: 0 P: 18	R: 2 E: 3 K: 1 S: 13 H: 1 LOB: 2 BB: 0 P: 16	R: 0 E: 0 K: 2 S: 10 H: 0 LOB: 0 BB: 0 P: 15	R: 0 E: 0 K: 0 S: 7 H: 1 LOB: 1 BB: 0 P: 9	R: 1 E: 0 K: 0 S: 13 H: 2 LOB: 3 BB: 1 P: 20	R: 0 E: 0 K: 2 S: 7 H: 0 LOB: 0 BB: 0 P: 8	R: 0 E: 0 K: 1 S: 10 H: 1 LOB: 1 BB: 0 P: 17	R: 0 E: 0 K: 1 S: 7 H: 0 LOB: 0 BB: 0 P: 11	R: 0 E: 0 K: 1 S: 10 H: 0 LOB: 0 BB: 0 P: 15	R: 2 E: 0 K: 0 S: 5 H: 1 LOB: 0 BB: 1 P: 9	1B: 7 2B: 0 3B: 0 HR: 1 SF: 0 SAC: 0 DP: 0 HBP: 1	WP: 0 PB: 0 SB: 0 CS: 0 PA: 49					

PITCHER		IP	WLS	BF	H	R	ER	SO	BB	IBB	HBP	BLK	WP	HR	S	P	ERA	WHIP
49 Vance Worley, R ERA: 3.0	(1, 1)	6.0		27	4	3	0	5	1	0	0	0	0	0	61	93	0.00	0.833
63 Jake Diekman, L ERA: 4.66	(7, 1)	1.0		7	2	1	1	0	1	0	1	0	0	0	13	20	9.00	3.000
37 Antonio Bastardo, L ERA: 2.21	(8, 1)	1.0		3	0	0	0	2	0	0	0	0	0	0	7	8	0.00	0.000
50 Chad Qualls, R ERA: 4.88	(9, 1)	2.0		7	1	0	0	2	0	0	0	0	0	0	17	28	0.00	0.500
53 B.J. Rosenberg, R ERA: 18.0	(11, 1)	1.0	L	5	1	2	2	1	1	0	0	0	0	1	15	24	18.00	2.000

PITCHER	IP	WLS	BF	H	R	ER	SO	BB	IBB	HBP	BLK	WP	HR	S	P	ERA	WHIP

BOTTOM

Philadelphia Phillies @ Baltimore Orioles

Oriole Park at Camden Yards, Baltimore, MD

Sat Jun 09 2012, 4:06 PM - 7:25 PM EDT
Att. 46,611 - Partly Cloudy - 86 F

livebaseballscorecards.com

AB	45
R	6
H	8
RBI	5
BB	3
SO	10
LOB	23

Batter	1	2	3	4	5	6	7	8	9	10	AB	R	H	RBI	BB	SO	LOB
11 Jimmy Rollins, S (1, 6) OBP: 0.291, SLG: 0.341	C FF 94 X CH 90 0-1 ① F9	B FF 90 B CH 90 B FF 93 B FF 94 4-0 ① 10 1B 3 1B 1-2 BB		X FF 93 0-0 ① G4-3		B FF 93 C FF 94 X FF 93 1-1 ① F7		C SI 89 S CH 84 X CH 84 0-2 ② G5-3 1-2			4	1	0	0	1	0	1
10 Juan Pierre, L (1, 7) OBP: 0.359, SLG: 0.372	C FF 95 F CU 79 B SI 94 B FF 96 B CU 80 B FF 94 4-2 25 HBP 3 1B BB	C SL 86 B FF 94 D CU 80 X SL 86 2-1 3 1B 25 1B 1-2 2-3 1B		B FF 94 C FF 94 F SL 86 X CU 78 1-2 25 G1-3 3 S 51 WP 1B		C FF 94 F CU 79 X SL 86 0-2 ② F8		C SL 81 B SI 88 B SL 81 C SL 82 B SI 90 X SL 81 3-2 ③ F7			4	2	2	0	1	0	1
3 Hunter Pence, R (1, 9) OBP: 0.346, SLG: 0.488	1 SAFE 1 SAFE T FF 94 X FF 95 0-1 25 HBP 1-2 1B	S SL 87 B SL 86 B SL 86 C SL 86 X FF 95 2-2 8 BB 25 1B 1-2 2-H 3-H 1B		1 SAFE B FF 94 F SL 86 1 SAFE B FF 94 S SL 87 B CU 78 D SL 86 4-2 51 WP 25 G1-3 1-2 BB		B FF 95 F SL 85 B SL 86 F SL 85 X CU 79 2-2 ③ G5-3			B SI 95 B SI 93 S SI 94 X SI 93 2-1 ① G6-3		4	0	2	2	1	0	0
25 Jim Thome, L (1, 10) OBP: 0.324, SLG: 0.394	H CU 81 1-0 1-2 2-3 HBP	X FF 95 0-0 8 BB 1-2 2-H 1B		B CU 80 X SL 86 1-0 ② G1-3 1-2 2-3			C SL 82 S SL 82 X SL 84 0-2 ① F7		B SI 94 B SI 95 T FF 95 X SI 94 2-1 ② G5-3		4	0	1	1	0	0	2
8 Shane Victorino, S (1, 8) OBP: 0.325, SLG: 0.419	B SL 86 X SI 91 1-0 ② P5	B CH 90 B CH 91 F FF 94 B CH 90 B FF 94 4-1 51 FC6-4 1-2 2-3 BB		B CU 79 B FF 94 D SL 86 C FF 95 B FF 95 4-1 BB			C SI 91 F CH 84 F SI 92 S SI 91 0-3 ② K		B CU 80 F CH 89 S SI 95 X SI 95 1-2 ③ G2-3		3	0	0	0	2	1	3
51 Carlos Ruiz, R (1, 2) OBP: 0.399, SLG: 0.555	B SL 88 C SL 87 F SI 95 S CU 80 1-3 ③ K	F SL 87 B FF 95 B SL 88 F FF 94 X CU 80 2-2 ③ FC6-4 1-2f		C FF 95 S FF 95 B CU 81 F FF 94 F FF 95 F SL 87 S FF 94 1-3 ③ K 2-3 3-H			C SI 92 B CH 86 B SL 83 X CH 86 2-1 24 FC6-4 1B			C SI 84 F SL 77 B FF 85 F FF 86 F SI 84 F SL 77 H FF 86 2-2 24 G3 HBP	4	0	1	0	0	2	8
24 Ty Wigginton, R (1, 5) OBP: 0.332, SLG: 0.407		C FF 94 C SL 86 X SL 85 0-2 ① G6-3	C F X 0-2 ① F8		B FF 94 S FF 93 S SL 86 X SL 85 1-2 ① F9		B SI 90 X SI 89 1-0 ③ FC6-4 1-2f			B SL 78 X SL 77 1-0 ① G3 1-2	5	0	0	0	0	0	2
29 Hector Luna, R (1, 3) OBP: 0.372, SLG: 0.513		B FF 95 C SL 85 X FF 94 1-1 10 1B 11 BB 3 1B 1B	B C S B X SL 84 2-2 ② G5-3		C FF 95 B FF 95 F FF 94 B FF 94 B SL 86 C SL 86 3-3 ② K			C SI 90 B SI 90 B SI 90 F SI 90 F SI 90 X CH 85 2-2 ① G4-3		B SI 84 C SI 84 B SI 85 C SL 77 F SL 77 B FF 87 X SL 78 3-2 ② F9	5	1	1	0	0	1	1
7 Michael Martinez, S (1, 4) OBP: 0.200, SLG: 0.200 18 Mike Fontenot, L (10, PH) OBP: 0.409, SLG: 0.436 (10, 4)		B FF 94 S CH 90 1 SAFE B FF 95 X FF 95 2-1 ② F8	F FF 94 C CU 79 B FF 95 S CU 80 1-3 ③ K		B FF 93 F FF 94 C SL 86 B CU 79 X FF 94 2-2 ③ F8			C SI 91 X SI 90 0-1 11 G5-3 1B		C SL 78 B FF 87 X SL 77 1-1 ③ F9	4 1	0 0	1 0	0 0	0 0	1 0	1 1
Inning Stats	R: 0 H: 1 E: 0 LOB: 3 K: 1 BB: 1 S: 10 P: 17	R: 3 H: 4 E: 0 LOB: 3 K: 0 BB: 2 S: 17 P: 34	R: 0 H: 0 E: 0 LOB: 0 K: 1 BB: 0 S: 9 P: 12	R: 1 H: 1 E: 0 LOB: 2 K: 1 BB: 2 S: 14 P: 25	R: 0 H: 0 E: 0 LOB: 0 K: 1 BB: 0 S: 10 P: 16	R: 0 H: 0 E: 0 LOB: 0 K: 0 BB: 0 S: 8 P: 11	R: 0 H: 1 E: 0 LOB: 1 K: 1 BB: 0 S: 10 P: 13	R: 0 H: 1 E: 0 LOB: 1 K: 0 BB: 0 S: 12 P: 17	R: 0 H: 0 E: 0 LOB: 0 K: 0 BB: 0 S: 7 P: 12	R: 0 H: 0 E: 0 LOB: 0 K: 0 BB: 0 S: 12 P: 19	1B: 8 2B: 0 3B: 0 HR: 0	SF: 0 SAC: 0 DP: 0 HBP: 2						

PITCHER		IP	WLS	BF	H	R	ER	SO	BB	IBB	HBP	BLK	WP	HR	S	P	ERA	WHIP
39 Jason Hammel, R ERA: 3.22	(1, 1)	6.0		30	6	4	4	4	5	0	1	0	1	0	68	115	6.00	1.833
40 Troy Patton, L ERA: 3.77	(7, 1)	2.0		8	2	0	0	1	0	0	0	0	0	0	22	30	0.00	1.000
43 Jim Johnson, R ERA: 1.29	(9, 1)	1.0		3	0	0	0	0	0	0	0	0	0	0	7	12	0.00	0.000
56 Darren O'Day, R ERA: 1.78	(10, 1)	1.0	W	4	0	0	0	0	0	0	1	0	0	0	12	19	0.00	0.000

PITCHER	IP	WLS	BF	H	R	ER	SO	BB	IBB	HBP	BLK	WP	HR	S	P	ERA	WHIP

TOP

Philadelphia Phillies @ Baltimore Orioles

Oriole Park at Camden Yards, Baltimore, MD

Sun Jun 10 2012, 1:38 PM - 4:46 PM EDT

Att. 45,267 - Sunny - 90 F

livebaseballscorecards.com

AB	38
R	4
H	8
RBI	3
BB	5
SO	5
LOB	20

WP: 1 PA: 45
PB: 0
SB: 1
CS: 0

Batter	1	2	3	4	5	6	7	8	9	10	AB	R	H	RBI	BB	SO	LOB
11 Robert Andino, R (1, 4) OBP: 0.295, SLG: 0.330	C SI 91 F SI 91 X SI 91 0-2 ① P3		C CU 77 F FC 84 B CU 75 T SI 92 1-2 ① K		X SI 90 0-0 ① F8		C FF 94 S FF 95 F FF 94 F SL 86 B FF 94 X FF 94 1-2 1B		B FF 94 T FF 93 X SL 86 1-1 ③ P3		5	0	1	0	0	1	1
2 J.J. Hardy, R (1, 6) OBP: 0.291, SLG: 0.444	B SI 91 C SI 90 C SI 91 S FC 86 1-3 ② K		B SI 91 F FC 85 F SI 91 C SI 92 1-3 ② K		B SI 90 B CH 84 F FC 85 F SI 91 X SI 91 2-2 ② F9		B FF 92 1 SAFE C FF 93 X FF 92 1-1 ② F8			B FF 90 C FF 90 S SL 84 B FF 91 B FF 90 X SL 85 3-2 ① P6	5	0	0	0	0	2	1
10 Adam Jones, R (1, 8) OBP: 0.345, SLG: 0.568	C SI 91 S FC 86 X FC 87 0-2 32 1B; 28 1B; 1B		F SI 92 F SI 92 F SI 93 B CU 73 S CH 86 1-3 ③ K		F CH 84 F SI 91 X CH 86 0-2 32 1B; 1B		C FF 91 1 SAFE B FF 95 S SL 88 S FF 95 1-3 ③ K			B FF 91 B FF 92 X FF 91 2-0 E5; 32 2B	5	2	2	0	0	2	1
32 Matt Wieters, S (1, 10) OBP: 0.336, SLG: 0.450	1 SAFE S SI 91 B SI 92 C SI 91 X FC 86 1-2 28 1B 1-3 1B			B FC 84 C SI 89 C SI 90 B SI 92 F SI 91 B SI 91 B SI 91 4-2 28 G6-4-3; BB	B SI 90 F SI 90 X SI 91 1-1 1-3 1B			F FF 92 S SL 86 X FF 94 0-2 ① P5		F FF 90 F FF 90 X FF 92 0-2 1-H 2B	4	0	3	1	1	0	0
28 Ronny Paulino, R (1, 2) OBP: 0.304, SLG: 0.356	X FC 86 0-0 1-2 3-H 1B			B SI 91 F SI 91 X SI 91 1-1 ①② G6-4-3; 1-2f	S CH 84 B CH 84 F CH 84 S CU 74 1-3 ③ K			B SL 84 F FF 93 C FF 95 B SL 86 C SL 85 2-3 ② K			4	0	1	1	0	2	3
12 Mark Reynolds, R (1, 3) OBP: 0.348, SLG: 0.349	B SI 90 C CH 84 C SI 90 C SI 90 1-3 ③ K			F FC 85 B SL 80 B CH 86 B CH 86 F SI 91 B SI 93 4-2 51 2B; 6 HR; BB		C SI 91 B CU 72 C SI 91 F CU 72 B CH 86 X SI 92 2-2 ① F7		C SL 83 C FF 94 B FF 95 C FF 94 1-3 ③ K			3	1	0	0	1	2	2
51 Steve Pearce, R (1, 7) OBP: 0.214, SLG: 0.308		C SI 89 B CH 83 F FC 86 B SI 91 B SI 91 F FC 85 X SI 91 3-2 ① F8		B SI 90 F FC 85 B FC 85 X CH 84 2-1 1-3 6 HR; 2B		F SI 91 F SI 92 S FC 86 0-3 ② K			B FF 91 B FF 92 X FF 91 2-0 ① F8		4	1	1	0	0	1	0
6 Steve Tolleson, R (1, 5) OBP: 0.275, SLG: 0.447	S C F B B F F B F 3-3 ② F FC 86 S CH 85 K			C CH 84 F SI 92 B SI 93 X FC 86 1-2 2-H 3-H HR		F SI 91 B FC 86 X SI 90 1-1 ③ F9			C FF 93 X SL 84 0-1 ② F8		4	1	1	3	0	1	0
9 Endy Chavez, L (1, 9) OBP: 0.189, SLG: 0.206		X FC 86 0-0 ③ P6		L SI 91 B FC 87 X SL 80 1-1 ③ F9			C FF 90 S SL 84 S SL 84 0-3 ① K		B SL 84 B FF 92 F FF 91 F FF 94 B FF 95 B SL 86 4-2 BB		3	0	0	0	1	1	0
Inning Stats	R: 1 E: 0 K: 2 S: 16 H: 3 LOB: 2 BB: 0 P: 19	R: 0 E: 0 K: 1 S: 13 H: 0 LOB: 0 BB: 0 P: 19	R: 0 E: 0 K: 3 S: 10 H: 0 LOB: 0 BB: 0 P: 13	R: 3 E: 0 K: 0 S: 14 H: 2 LOB: 0 BB: 2 P: 27	R: 0 E: 0 K: 1 S: 12 H: 2 LOB: 2 BB: 0 P: 16	R: 0 E: 0 K: 1 S: 9 H: 0 LOB: 0 BB: 0 P: 12	R: 0 E: 0 K: 2 S: 13 H: 1 LOB: 1 BB: 0 P: 16	R: 0 E: 0 K: 2 S: 9 H: 0 LOB: 0 BB: 0 P: 12	R: 0 E: 0 K: 0 S: 7 H: 0 LOB: 1 BB: 1 P: 14	R: 1 E: 1 K: 0 S: 7 H: 1 LOB: 1 BB: 0 P: 12	1B: 6 2B: 2 3B: 0 HR: 1 SF: 0 SAC: 0 DP: 1 HBP: 0						

PITCHER		IP	WLS	BF	H	R	ER	SO	BB	IBB	HBP	BLK	WP	HR	S	P	ERA	WHIP
33 Cliff Lee, L ERA: 3.18	(1, 1)	6.0		26	7	4	4	8	2	0	0	0	0	1	74	106	6.00	1.500
44 Michael Schwimer, R ERA: 5.56	(7, 1)	3.0		11	1	0	0	4	1	0	0	0	0	0	29	42	0.00	0.667
55 Joe Savery, L ERA: 3.06	(10, 1)	0.1	L	3	1	1	0	0	0	0	0	0	0	0	7	12	0.00	3.000

PITCHER	IP	WLS	BF	H	R	ER	SO	BB	IBB	HBP	BLK	WP	HR	S	P	ERA	WHIP

BOTTOM

Philadelphia Phillies @ Baltimore Orioles

Oriole Park at Camden Yards, Baltimore, MD

Sun Jun 10 2012, 1:38 PM - 4:46 PM EDT

Att. 45,267 - Sunny - 90 F

livebaseballscorecards.com

AB	37
R	5
H	9
RBI	5
BB	3
SO	12
LOB	8

1B: 6	SF: 0	WP: 0	PA: 40
2B: 2	SAC: 0	PB: 0	
3B: 0	DP: 1	SB: 0	
HR: 1	HBP: 0	CS: 0	

Pittsburgh Pirates @ Baltimore Orioles

Oriole Park at Camden Yards, Baltimore, MD

Tue Jun 12 2012, 7:10 PM - 10:30 PM EDT

Att. 15,618 - Overcast - 72 F

livebaseballscorecards.com

Batter	1	2	3	4	5	6	7	8	9	AB	R	H	RBI	BB	SO	LOB
7 Alex Presley, L (1, 7) OBP: 0.260, SLG: 0.349	C FF 91 C FF 91 B FF 94 B SL 82 X FF 91 2-2 ① F8	B FF 92 C SI 91 B SL 82 F FF 91 X FF 91 2-2 ③ F7 1-2			C FF 92 F FF 91 C FF 93 0-3 ② K		X FF 91 0-0 18 G6-3 22 SF9 2B 1-3		C FF 92 B FC 84 B CU 80 B FF 91 B FF 92 4-1 18 HR BB	4	2	1	0	1	1	1
18 Neil Walker, S (1, 4) OBP: 0.329, SLG: 0.384	F FF 91 C FF 91 B FF 91 F FF 92 B CU 72 C SI 92 2-3 ② K	C CH 83 B FF 92 X SL 84 1-1 ① G6-3			F FF 92 X FF 91 0-1 2B		B SI 92 F FF 91 C FF 92 D CH 85 X FF 93 2-2 ① G6-3 2-3 3-H		F FF 91 B FC 87 X CU 79 1-1 1-H HR	5	1	2	3	0	1	1
22 Andrew McCutchen, R (1, 8) OBP: 0.384, SLG: 0.557	C FF 91 X SL 83 0-1 14 S 65 1B 1B	C FF 91 X CH 85 0-1 ② G5-3			F FF 92 X FF 92 0-1 ③ F9		B CH 86 B SL 85 T SL 82 F SI 91 X SL 84 2-2 ② SF9 3-H		F SI 94 F SI 93 B CH 87 S FF 94 1-3 ② K	4	1	1	1	0	1	1
14 Casey McGehee, R (1, 3) OBP: 0.314, SLG: 0.331	1 SAFE B FF 90 B FF 90 B FF 92 B SI 90 4-0 65 E 65 1B 1-2 BB	C FF 91 B FF 92 B FF 91 B CH 83 B CH 83 4-1 BB				C FF 91 B CH 83 B FF 92 X FF 90 2-1 HR	B SL 84 B SL 85 X FF 91 2-0 1B		F SI 95 X SI 93 0-1 ③ G5-3	3	1	2	1	2	0	0
65 Matt Hague, R (1, 10) OBP: 0.262, SLG: 0.246	X SL 80 0-0 E8 1-3 2-H 1B	B FF 91 C FF 92 B FF 91 X FF 90 2-1 ③ G4-3				F FF 91 X FF 91 0-1 ① G6-3	C FF 90 S FF 90 S FF 91 0-3 ③ K			4	0	1	1	0	1	2
24 Pedro Alvarez, L (1, 5) OBP: 0.259, SLG: 0.391	C FF 92 B SL 81 B SL 80 F FF 90 C FF 91 2-3 ③ K			C SL 81 F FF 91 C FF 92 0-3 ① K		C FF 92 F SL 84 B SL 84 X SL 82 1-2 ② G6-3		C FF 90 C SL 85 X FF 90 0-2 ① F8		4	0	0	0	0	2	2
31 Jose Tabata, R (1, 9) OBP: 0.284, SLG: 0.332		B FF 90 C FF 90 C FF 91 F FF 91 X SL 82 1-2 7 S 1B		C FF 91 B FF 92 X FF 91 1-1 ② G6-3		F FF 91 B FF 92 X FF 92 1-1 26 FC6-4 1B		C CU 80 B FF 91 S FF 92 S SI 92 1-3 ② K		4	0	2	0	0	1	0
26 Rod Barajas, R (1, 2) OBP: 0.295, SLG: 0.387		B FF 90 C CH 84 X CH 82 1-1 ① F7		F FF 92 X FF 91 0-1 ③ P3		1 SAFE 1 SAFE B FF 91 1 SAFE S CH 84 F FF 90 B SI 91 X CH 84 2-2 ③ FC6-4 1-2f		B CH 87 F CH 81 F CH 87 F FF 90 S CU 72 1-3 ③ K		4	0	0	0	0	1	2
12 Clint Barmes, R (1, 6) OBP: 0.213, SLG: 0.304		B FF 91 C SL 81 C FF 91 D FF 92 1 SAFE X FF 90 2-2 ② F9			B CU 70 C FF 90 B SI 90 F FF 90 B CH 79 X FF 90 3-2 ① G5-3		B FF 91 C FF 89 X SL 80 1-1 7 2B 18 G6-3 1B		B FF 90 C FF 92 X FC 87 1-1 ① P4	4	1	1	0	0	0	1
Inning Stats	R: 1 E: 1 K: 2 S: 13 H: 2 LOB: 2 BB: 1 P: 23	R: 0 E: 0 K: 0 S: 12 H: 1 LOB: 1 BB: 0 P: 18	R: 0 E: 0 K: 0 S: 7 H: 0 LOB: 1 BB: 1 P: 14	R: 0 E: 0 K: 1 S: 7 H: 0 LOB: 0 BB: 0 P: 8	R: 0 E: 0 K: 1 S: 10 H: 1 LOB: 1 BB: 0 P: 13	R: 1 E: 0 K: 0 S: 12 H: 2 LOB: 1 BB: 0 P: 18	R: 2 E: 0 K: 1 S: 13 H: 3 LOB: 1 BB: 0 P: 20	R: 0 E: 0 K: 2 S: 10 H: 0 LOB: 0 BB: 0 P: 12	R: 2 E: 0 K: 1 S: 10 H: 1 LOB: 0 BB: 1 P: 17	1B: 6 2B: 2 3B: 0 HR: 2 SF: 1 SAC: 0 DP: 0 HBP: 0						

	AB	36
	R	6
	H	10
	RBI	6
	BB	3
	SO	8
	LOB	10

WP: 0 PA: 40
PB: 0
SB: 2
CS: 0

PITCHER		IP	WLS	BF	H	R	ER	SO	BB	IBB	HBP	BLK	WP	HR	S	P	ERA	WHIP
16 Wei-Yin Chen, L ERA: 3.68	(1, 1)	6.1	W	29	8	4	4	4	2	0	0	0	0	1	67	103	5.68	1.579
38 Luis Ayala, R ERA: 1.82	(7, 1)	1.2		6	1	0	0	3	0	0	0	0	0	0	17	23	0.00	0.600
63 Kevin Gregg, R ERA: 4.58	(9, 1)	0.1		3	1	2	2	0	1	0	0	0	0	1	5	11	54.00	6.000
43 Jim Johnson, R ERA: 1.26	(9, 1)	0.2	S	2	0	0	0	1	0	0	0	0	0	0	5	6	0.00	0.000

PITCHER	IP	WLS	BF	H	R	ER	SO	BB	IBB	HBP	BLK	WP	HR	S	P	ERA	WHIP

Batter	1	2	3	4	5	6	7	8	9	AB	R	H	RBI	BB	SO	LOB
1 Brian Roberts, S (1, 4) OBP: 0.600, SLG: 0.750	B FF 91 C FF 92 B FF 92 F FF 91 B FF 93 X FF 93 3-2 19 G3-6-1 1B		F FF 90 S CH 83 S CU 82 0-3 ② K	C CU 78 B FF 90 B FF 91 F CH 82 1 SAFE X CU 80 2-2 1-3 1B		C SI 92 F CU 82 F CU 82 X FF 92 0-2 ① SF9 2-3 3-H		B SI 87 F SI 87 B SI 87 X SI 86 2-1 2 FC6-4 1B		4	0	3	1	0	1	0
2 J.J. Hardy, R (1, 6) OBP: 0.293, SLG: 0.443	B FF 92 B FF 92 1 SAFE X FF 91 2-0 ① L5		B CU 79 B FF 90 C FF 91 B FF 91 C FF 92 X FF 92 3-2 19 1B 10 1B	B FF 91 F FF 90 X FF 91 1-1 ③ P2		B CU 80 C FF 93 S FF 94 X FF 94 1-2 19 HR 3-H 1B		C CH 80 B SI 88 F SI 86 F SL 80 X FF 86 1-2 ① FC6-4 10 1B 1-2f		5	2	2	1	0	0	4
19 Chris Davis, L (1, 10) OBP: 0.341, SLG: 0.518	C CU 79 F FF 91 1 SAFE B FF 90 X CU 81 1-2 ②③ G3-6-1 1-2f		B CH 82 X CH 84 1-0 10 1B 1-3 1B		B FF 90 S CU 81 B FF 92 F CU 79 F CU 83 B CU 81 F CU 80 F FF 91 F FF 90 3-2 ① X CU 80 F7	X FF 92 0-0 1-H HR		B SL 75 C SL 76 B SI 88 C SI 88 B FF 88 F SI 87 X SL 75 3-2 ② P5		5	1	2	2	0	0	2
10 Adam Jones, R (1, 8) OBP: 0.353, SLG: 0.589		B FF 90 C FF 91 B CU 80 X FF 92 2-1 32 G3 12 HR 2B	C FF 92 X FF 92 0-1 32 BB 1-3 3-H 1B		B CH 83 B CU 80 X FF 92 2-0 HR	B FF 94 F CU 82 F FF 94 B CU 82 F CU 82 X FF 94 2-2 ② L4		X SI 86 0-0 32 FC6-4 1-2 1B		5	2	4	2	0	0	1
32 Matt Wieters, S (1, 2) OBP: 0.333, SLG: 0.441		X SI 90 0-0 ① G3 2-3	B FF 91 B FF 90 B SI 90 F FF 91 B FF 90 4-1 1-2 BB		B FC 88 C SL 77 S FF 92 X FC 87 1-2 ② F7	B FF 92 S CU 80 C FF 93 X CU 84 1-2 ③ G1-3		B SI 86 X CH 80 1-0 ③ FC6-4 1-2f		4	0	0	0	1	0	4
24 Wilson Betemit, S (1, 5) OBP: 0.290, SLG: 0.373 11 Robert Andino, R (7, PH) OBP: 0.298, SLG: 0.330 (8, 5)		B FF 92 C CH 85 S CU 82 S CU 83 1-3 ② K	C CU 80 B FF 90 F FF 91 C CU 81 1-3 ③ K		B SL 78 S CH 84 B FF 94 C FC 87 B SL 78 B SL 76 4-2 BB		B SI 86 B SI 85 B SI 87 B FF 87 4-0 51 G6-4-3 12 1B BB			2 0	0 0	0 0	0 0	1 1	2 0	4 0
12 Mark Reynolds, R (1, 3) OBP: 0.352, SLG: 0.377		B CU 80 B CU 82 X CU 81 2-0 3-H HR	X FF 91 0-0 ① F9	B FC 87 B FC 89 C FC 86 B FF 93 1 SAFE C SL 81 S FF 94 3-3 ③ K			B CH 81 C SI 88 B SI 87 F SI 88 F SL 78 B SI 88 X SI 86 3-2 51 G6-4-3 1-2 1B		4	1	2	2	0	1	1
51 Steve Pearce, R (1, 7) OBP: 0.222, SLG: 0.294		C FF 92 B FF 92 F FF 92 X CU 81 1-2 ③ F8		C FF 90 F FF 91 F FF 93 F FF 92 B CU 82 B CU 82 X FF 93 2-2 1 1B 1B		C FF 91 S CU 80 F FF 92 X CU 82 0-2 E6 9 E 9 1B 1 SF9		B SI 88 B SI 88 B FF 88 C FF 88 F FF 88 X FF 88 3-2 ①② G6-4-3 1-2f 2-3		4	1	1	0	0	0	2
9 Endy Chavez, L (1, 9) OBP: 0.193, SLG: 0.210 3 Ryan Flaherty, L (6, PR) OBP: 0.211, SLG: 0.224 (7, 9)			C FF 90 C FF 90 F FF 91 X FF 92 0-2 ① G4-3	F FF 91 C CU 80 X CU 81 0-2 ② L6		X FF 93 0-0 E1 1 SF9 2 1B 1-3 1B	C SL 78 X SL 78 0-1 ③ G4-3			3 1	0 1	1 0	0 0	0 0	0 0	1 1
Inning Stats	R: 0 E: 0 K: 0 S: 7 H: 1 LOB: 0 BB: 0 P: 13	R: 2 E: 0 K: 1 S: 10 H: 2 LOB: 0 BB: 0 P: 16	R: 1 E: 0 K: 2 S: 17 H: 3 LOB: 3 BB: 1 P: 26	R: 0 E: 0 K: 0 S: 14 H: 2 LOB: 2 BB: 0 P: 19	R: 1 E: 0 K: 1 S: 16 H: 1 LOB: 1 BB: 1 P: 29	R: 4 E: 2 K: 0 S: 20 H: 3 LOB: 1 BB: 0 P: 24	R: 0 E: 0 K: 0 S: 9 H: 1 LOB: 1 BB: 1 P: 19	R: 0 E: 0 K: 0 S: 12 H: 2 LOB: 2 BB: 0 P: 19		1B: 11 2B: 1 3B: 0 HR: 3 SF: 1 SAC: 0 DP: 2 HBP: 0		WP: 0 PB: 0 SB: 0 CS: 0 PA: 41			

BOTTOM

Pittsburgh Pirates @ Baltimore Orioles

Oriole Park at Camden Yards, Baltimore, MD

Tue Jun 12 2012, 7:10 PM - 10:30 PM EDT

Att. 15,618 - Overcast - 72 F

livebaseballscorecards.com

AB	37
R	8
H	15
RBI	8
BB	3
SO	4
LOB	20

PITCHER		IP	WLS	BF	H	R	ER	SO	BB	IBB	HBP	BLK	WP	HR	S	P	ERA	WHIP
32 Brad Lincoln, R ERA: 3.15	(1, 1)	4.1	L	22	9	4	4	3	1	0	0	0	0	2	56	87	8.31	2.308
37 Juan Cruz, R ERA: 2.01	(5, 1)	0.2		3	0	0	0	1	1	0	0	0	0	0	8	16	0.00	1.500
30 Chris Resop, R ERA: 4.15	(6, 1)	1.0		7	3	4	3	0	0	0	0	0	0	1	20	24	27.00	3.000
43 Doug Slaten, L ERA:	(7, 1)	2.0		9	3	0	0	0	1	0	0	0	0	0	21	38	0.00	2.000

PITCHER	IP	WLS	BF	H	R	ER	SO	BB	IBB	HBP	BLK	WP	HR	S	P	ERA	WHIP

Batter	1	2	3	4	5	6	7	8	9	AB	R	H	RBI	BB	SO	LOB
7 Alex Presley, L (1, 7) OBP: 0.264, SLG: 0.357	B FF 92 F FF 93 X FF 92 1-1 ① L7		C SI 94 B CU 76 B CH 87 X FF 94 2-1 ② F9		B SI 92 C SI 92 B SL 85 X SI 92 2-1 2B		C FF 93 X FF 92 0-1 18 G3 1-2 2-3 1B		B SI 97 B SI 96 C SI 97 X SI 96 2-1 ② FC7-1 1-2 2-3f	5	0	2	0	0	0	2
18 Neil Walker, S (1, 4) OBP: 0.322, SLG: 0.376	B FF 94 F SI 94 B CH 87 C FF 94 S CU 78 2-3 ② K		B CU 79 C SI 93 T FF 93 F CU 80 S CH 88 1-3 ③ K		B FF 92 C SI 92 C FF 93 B SI 92 S CU 78 2-3 ② K		D CH 86 X SI 92 1-0 ② G3 1-2 2-3 3-H		C SI 98 X FF 98 0-1 ③ G4-3	5	0	0	1	0	3	5
22 Andrew McCutchen, R (1, 8) OBP: 0.382, SLG: 0.551	B FF 94 S FF 95 B SL 87 S FF 94 X FF 94 2-2 1B			C FF 94 B SI 93 C SI 93 X CH 88 1-2 ① G6-3	C SL 84 C FF 93 S FF 93 0-3 ③ K		B FF 92 B SL 86 C SI 91 F SI 92 D SL 86 X SI 92 3-2 ③ G5-3			4	0	1	0	0	1	3
46 Garrett Jones, L (1, 10) OBP: 0.262, SLG: 0.471 65 Matt Hague, R (8, PH) OBP: 0.258, SLG: 0.241 (8, 10)	B FF 94 F FF 93 C FF 94 S CU 80 1-3 ③ K			B SI 94 B FF 89 X SI 95 2-0 24 FC1-6 14 1B 1B		B SI 92 X FF 92 1-0 ① G4-3		C SI 88 C SI 89 B SL 83 S SI 90 1-3 ① K		3 1	0 0	1 0	0 0	0 0	1 1	1 0
14 Casey McGehee, R (1, 3) OBP: 0.319, SLG: 0.344		C FF 92 F CU 78 B FF 93 B CU 79 X SL 84 2-2 2B		B SI 93 X FF 93 1-0 24 FC1-6 1-2 1B		C CU 76 C CU 76 S FF 92 0-3 ② K		B SL 80 X CH 83 1-0 ② G4-3		4	0	2	0	0	1	0
24 Pedro Alvarez, L (1, 5) OBP: 0.254, SLG: 0.382		S FF 94 C FF 94 S SI 95 0-3 ① K		B SI 94 X FF 95 1-0 ② FC1-6 31 BB 1-2f 2-3		B CU 76 S CH 86 C SI 91 B CH 86 X SI 93 2-2 ③ G4-3		F SL 81 S SL 82 B SI 90 X CU 76 1-2 ③ L4		4	0	0	0	0	1	3
31 Jose Tabata, R (1, 9) OBP: 0.292, SLG: 0.342		F FF 94 S SI 94 B FF 94 F FF 94 F FF 93 B SI 93 F SI 94 S SI 94 2-3 ② K		B SI 93 B FF 94 B SI 94 C FF 94 F FF 93 B SI 94 4-2 12 FC6-4 1-2 BB			C SI 91 B SL 84 B FF 91 X SI 92 2-1 7 1B 55 HBP 18 G3 1B		B FF 96 B FF 96 B FF 96 C FF 97 X FF 97 3-1 7 FC7-1 2B	3	1	2	0	1	1	1
12 Clint Barmes, R (1, 6) OBP: 0.210, SLG: 0.299 5 Josh Harrison, R (8, 6) OBP: 0.284, SLG: 0.391		S CU 79 C CU 79 S FF 94 0-3 ③ K		X SI 93 0-0 ③ FC6-4 1-2f			B FF 92 C FF 92 X SL 85 1-1 ① F8		B FF 98 B SL 81 B FF 98 B FF 96 4-0 7 FC7-1 BB	3 0	0 0	0 0	0 0	1 1	0 0	5 0
55 Michael McKenry, R (1, 2) OBP: 0.275, SLG: 0.383			C FF 92 B SL 84 X SI 93 1-1 ① F8		B SI 90 X FF 93 1-0 ① P6		H FF 91 1-0 18 G3 7 1B 1-2 HBP		B FF 98 C SI 98 F FF 98 C SL 82 1-3 ① K	3	0	0	0	0	1	2
Inning Stats	R: 0 E: 0 K: 2 S: 11 H: 1 LOB: 1 BB: 0 P: 17	R: 0 E: 0 K: 3 S: 15 H: 1 LOB: 1 BB: 0 P: 19	R: 0 E: 0 K: 1 S: 8 H: 0 LOB: 0 BB: 0 P: 12	R: 0 E: 0 K: 0 S: 9 H: 2 LOB: 3 BB: 1 P: 18	R: 0 E: 0 K: 2 S: 9 H: 1 LOB: 1 BB: 0 P: 14	R: 0 E: 0 K: 1 S: 7 H: 0 LOB: 0 BB: 0 P: 10	R: 1 E: 0 K: 0 S: 10 H: 2 LOB: 2 BB: 0 P: 18	R: 0 E: 0 K: 1 S: 7 H: 0 LOB: 0 BB: 0 P: 10	R: 0 E: 0 K: 1 S: 9 H: 1 LOB: 2 BB: 1 P: 19	1B: 5 2B: 3 3B: 0 HR: 0 SF: 0 SAC: 0 DP: 0 HBP: 1						

TOP

Pittsburgh Pirates @ Baltimore Orioles

Oriole Park at Camden Yards, Baltimore, MD

Wed Jun 13 2012, 7:09 PM - 9:48 PM EDT

Att. 23,238 - Clear - 76 F

livebaseballscorecards.com

AB	35
R	1
H	8
RBI	1
BB	2
SO	11
LOB	22

WP: 0 PA: 38
PB: 0
SB: 0
CS: 0

PITCHER		IP	WLS	BF	H	R	ER	SO	BB	IBB	HBP	BLK	WP	HR	S	P	ERA	WHIP
34 Jake Arrieta, R ERA: 5.89	(1, 1)	7.0	W	30	7	1	1	9	1	0	1	0	0	0	69	108	1.29	1.143
40 Troy Patton, L ERA: 3.64	(8, 1)	1.0		3	0	0	0	1	0	0	0	0	0	0	7	10	0.00	0.000
47 Pedro Strop, R ERA: 1.44	(9, 1)	1.0		5	1	0	0	1	1	0	0	0	0	0	9	19	0.00	2.000

PITCHER	IP	WLS	BF	H	R	ER	SO	BB	IBB	HBP	BLK	WP	HR	S	P	ERA	WHIP

Batter	1	2	3	4	5	6	7	8	9	AB	R	H	RBI	BB	SO	LOB
1 Brian Roberts, S (1, 4) OBP: 0.300, SLG: 0.333	C FF 90 B SI 89 F SI 90 B CU 78 X FF 90 2-2 ① G6-3	X CH 84 0-0 ② F8			C FC 90 C SL 88 B SL 86 S CU 78 1-3 ① K	B FF 92 B CH 84 X SI 90 2-0 ③ F7		S FF 96 S SL 88 S SL 88 0-3 ③ K		5	0	0	0	0	2	4
2 J.J. Hardy, R (1, 6) OBP: 0.300, SLG: 0.448	B SI 90 C FF 91 X SL 88 1-1 19 2B 1B	B SL 88 X CU 78 1-0 ③ FC5-4 2-3			B SL 88 B FF 90 F SI 91 X FF 91 2-1 1B		B SI 93 C SI 93 B SI 93 B CH 86 X SI 95 3-1 19 HR 1B			4	2	3	0	0	0	1
19 Chris Davis, L (1, 10) OBP: 0.344, SLG: 0.538	B SI 90 B SI 90 B FF 91 S SI 89 T SI 90 X SI 91 3-2 1-H 2B		F CH 87 X SI 91 0-1 ① F9		B CU 76 B CU 77 F SL 88 X SL 89 2-1 ② F8		F SL 84 F SL 85 F SI 93 1 SAFE B SI 94 1 SAFE X SL 85 1-2 1-H HR			4	1	2	3	0	0	1
10 Adam Jones, R (1, 8) OBP: 0.352, SLG: 0.582	B SL 89 B SL 89 B FF 92 C SI 91 B FC 90 4-1 32 G3-6-1 BB		C FF 91 B CU 77 X FC 90 1-1 ② L8		F CU 76 B SL 87 X CU 76 1-1 ③ G1-3		C SI 93 B SI 94 F SI 94 B SI 94 S SL 86 2-3 ① K			3	0	0	0	1	1	1
32 Matt Wieters, S (1, 2) OBP: 0.328, SLG: 0.433	C CH 88 B FC 90 B CU 76 D CH 86 X CH 86 3-1 ②③ G3-6-1 1-2f		B FF 92 X CH 88 1-0 ③ G4-3			X SL 84 0-0 ① L9	B SI 95 B CH 87 F SI 94 X SI 94 2-1 ② F9			4	0	0	0	0	0	2
12 Mark Reynolds, R (1, 3) OBP: 0.356, SLG: 0.388		X FF 91 0-0 24 2B 1B		C FF 90 B CU 77 B CU 76 X SL 88 2-1 E7 24 SF9 2B		B SL 86 C FF 90 F CU 76 B SI 90 X FF 92 2-2 ② L8	C SL 83 S SI 93 B SI 95 B SL 85 C SL 84 2-3 ③ K			4	2	2	0	0	1	0
24 Wilson Betemit, S (1, 5) OBP: 0.300, SLG: 0.408		F CU 77 C SL 89 B FC 89 D CU 77 X FF 88 2-2 51 1B 1-H 2B		F CU 78 F CU 77 B CU 77 X CU 77 1-2 ① SF9 3-H		B SI 91 C SI 89 X CU 78 1-1 HR		C FF 94 X FF 95 0-1 51 FC4-6 1B		3	2	3	3	0	0	0
51 Steve Pearce, R (1, 7) OBP: 0.273, SLG: 0.333		B SI 91 C SL 86 X FF 90 1-1 2 FC5-4 3 SH1 2-H 1B		B FF 91 C SI 92 X FF 92 1-1 ② G5-3		X SL 89 0-0 3 1B 1B		B FF 96 X FF 96 1-0 ① FC4-6 1-2f		4	0	2	1	0	0	1
3 Ryan Flaherty, L (1, 9) OBP: 0.216, SLG: 0.229		B SI 89 F SI 91 X CH 86 1-1 ① SH1 1-2		B SI 92 F SI 92 S SL 88 F CU 77 B CU 77 X CH 84 2-2 ③ G4-3		B SL 86 B CH 84 X SL 87 2-0 1-2 1B		B FF 96 F FF 95 B FF 94 S FF 96 T FF 96 2-2 ② K		3	0	1	0	0	1	1
Inning Stats	R: 1 E: 0 K: 0 S: 11 H: 2 LOB: 1 BB: 1 P: 24	R: 2 E: 0 K: 0 S: 10 H: 3 LOB: 1 BB: 0 P: 15	R: 0 E: 0 K: 0 S: 5 H: 0 LOB: 0 BB: 0 P: 7	R: 1 E: 1 K: 0 S: 11 H: 1 LOB: 1 BB: 0 P: 17	R: 0 E: 0 K: 1 S: 9 H: 1 LOB: 1 BB: 0 P: 15	R: 1 E: 0 K: 0 S: 9 H: 3 LOB: 2 BB: 0 P: 16	R: 2 E: 0 K: 2 S: 14 H: 2 LOB: 0 BB: 0 P: 24	R: 0 E: 0 K: 2 S: 9 H: 1 LOB: 1 BB: 0 P: 12		1B: 8 2B: 3 3B: 0 HR: 2 SF: 1 SAC: 1 DP: 1 HBP: 0		WP: 0 PB: 0 SB: 0 CS: 0 PA: 37		

PITCHER		IP	WLS	BF	H	R	ER	SO	BB	IBB	HBP	BLK	WP	HR	S	P	ERA	WHIP
29 Kevin Correia, R ERA: 4.43	(1, 1)	6.0	L	28	10	5	4	1	1	0	0	0	0	1	55	94	6.00	1.833
44 Tony Watson, L ERA: 4.26	(7, 1)	1.0		5	2	2	2	2	0	0	0	0	0	1	14	24	18.00	2.000
52 Joel Hanrahan, R ERA: 2.52	(8, 1)	1.0		4	1	0	0	2	0	0	0	0	0	0	9	12	0.00	1.000

PITCHER	IP	WLS	BF	H	R	ER	SO	BB	IBB	HBP	BLK	WP	HR	S	P	ERA	WHIP

BOTTOM

Pittsburgh Pirates @ Baltimore Orioles

Oriole Park at Camden Yards, Baltimore, MD

Wed Jun 13 2012, 7:09 PM - 9:48 PM EDT

Att. 23,238 - Clear - 76 F

livebaseballscorecards.com

AB	34
R	7
H	13
RBI	7
BB	1
SO	5
LOB	11

Batter	1	2	3	4	5	6	7	8	9	AB	R	H	RBI	BB	SO	LOB
7 Alex Presley, L (1, 7) OBP: 0.256, SLG: 0.346	C FF 92 C CU 77 F FF 93 X CH 86 0-2 ① G6-3			C CU 76 X CH 83 0-1 ① F8	F FF 91 C SI 92 S FC 90 0-3 ③ K		X SI 83 0-0 ③ F7		B SL 83 C FF 89 X SL 82 1-1 ② G3 1-2 3-H	5	0	0	1	0	1	2
18 Neil Walker, S (1, 4) OBP: 0.316, SLG: 0.367	B FF 92 S FF 93 F CH 85 S FF 94 1-3 ② K			B FC 87 X FF 92 1-0 ② G4-3		B FF 90 C FF 91 X CH 86 1-1 ① L7		C FF 89 B CH 83 B FF 89 C SL 83 B SI 90 F SI 89 X SI 90 3-2 ① P3	C CH 83 B FF 90 B SL 83 B SI 90 C SI 90 F SI 90 X SI 89 3-2 ③ F8	5	0	0	0	0	1	1
22 Andrew McCutchen, R (1, 8) OBP: 0.384, SLG: 0.550	F FF 94 F FF 93 B FC 89 S FC 87 1-3 ③ K			C FF 93 X FC 88 0-1 ③ F9		C FC 87 X FF 94 0-1 46 2B 14 G5-3 1B		C SL 82 X SI 90 0-1 46 S 1B		4	1	2	0	0	1	0
46 Garrett Jones, L (1, 10) OBP: 0.268, SLG: 0.479		B FF 92 C FF 93 B FC 88 X FC 88 2-1 ① P5			B CU 78 C FF 91 F FF 92 B FF 93 X FC 89 2-2 14 1B 26 HR 1B	C FF 89 B CU 77 B FF 91 F FF 92 X FC 89 2-2 1-3 24 1B 2B		B FF 89 C SL 83 B SL 82 T FF 89 S SI 91 2-3 ② K 1-2		4	2	2	0	0	1	1
14 Casey McGehee, R (1, 3) OBP: 0.324, SLG: 0.344		C CU 78 X FF 91 0-1 ② P3			X FF 88 0-0 1-2 26 HR 1B	C FF 91 X FF 91 0-1 3-H ② G5-3		B SL 82 B FF 89 C FF 89 C SL 82 B SL 81 B SL 82 4-2 BB		3	1	1	1	1	0	1
24 Pedro Alvarez, L (1, 5) OBP: 0.254, SLG: 0.379		B FF 93 S CH 86 F CH 85 S FF 94 1-3 ③ K			B SI 92 X SI 92 1-0 ① F7	B CH 85 B CH 85 X FF 93 2-0 2-H 31 FC6-4 1B		B SL 82 B FF 89 C FF 89 B FF 90 S FF 90 X FF 90 3-2 ③ F8		4	0	1	1	0	1	4
31 Jose Tabata, R (1, 9) OBP: 0.291, SLG: 0.345			B FF 93 X FF 94 1-0 ① G4-3		B FF 91 F FC 89 B FF 92 F FF 89 B FF 94 S SI 94 3-3 ② K	1 SAFE F FF 91 1 SAFE S SI 91 F FF 93 B FF 92 X FF 91 1-2 ③ FC6-4 1-2f			C SI 87 X FF 89 0-1 12 1B 7 G3 2B	4	1	1	0	0	1	3
26 Rod Barajas, R (1, 2) OBP: 0.294, SLG: 0.404			B FF 93 F FF 92 X SL 87 1-1 ② P3		X FF 93 0-0 1-H 2-H HR		F SI 84 C SL 78 B FF 85 T FF 86 1-2 ① K		C FF 88 B CH 84 F FF 89 X SI 89 1-2 ① G6-3	4	1	1	3	0	1	1
12 Clint Barmes, R (1, 6) OBP: 0.216, SLG: 0.303			C FF 93 X FF 94 0-1 ③ F8		C FF 91 B CU 80 X CU 80 1-1 1B		C SL 76 B SI 84 X SI 84 1-1 ② F9		C SI 89 C SL 81 F SI 89 B SI 90 F SI 89 X SL 81 1-2 7 G3 2-3 1B	4	0	2	0	0	0	0
Inning Stats	R: 0 E: 0 K: 2 S: 10 H: 0 LOB: 0 BB: 0 P: 12	R: 0 E: 0 K: 1 S: 7 H: 0 LOB: 0 BB: 0 P: 10	R: 0 E: 0 K: 0 S: 5 H: 0 LOB: 0 BB: 0 P: 7	R: 0 E: 0 K: 0 S: 5 H: 0 LOB: 0 BB: 0 P: 6	R: 3 E: 0 K: 2 S: 14 H: 4 LOB: 1 BB: 0 P: 21	R: 2 E: 0 K: 0 S: 14 H: 3 LOB: 1 BB: 0 P: 20	R: 0 E: 0 K: 1 S: 6 H: 0 LOB: 0 BB: 0 P: 8	R: 0 E: 0 K: 1 S: 14 H: 1 LOB: 2 BB: 1 P: 26	R: 1 E: 0 K: 0 S: 16 H: 2 LOB: 1 BB: 0 P: 22	1B: 7 2B: 2 3B: 0 HR: 1	SF: 0 SAC: 0 DP: 0 HBP: 0	WP: 0 PB: 0 SB: 1 CS: 0	PA: 38			

PITCHER		IP	WLS	BF	H	R	ER	SO	BB	IBB	HBP	BLK	WP	HR	S	P	ERA	WHIP
29 Tommy Hunter, R ERA: 5.58	(1, 1)	6.0	W	25	7	5	5	5	0	0	0	0	0	1	55	76	7.50	1.167
56 Darren O'Day, R ERA: 1.72	(7, 1)	1.0		3	0	0	0	1	0	0	0	0	0	0	6	8	0.00	0.000
37 Dana Eveland, L ERA: 3.47	(8, 1)	2.0		10	3	1	1	1	1	0	0	0	0	0	30	48	4.50	2.000

PITCHER	IP	WLS	BF	H	R	ER	SO	BB	IBB	HBP	BLK	WP	HR	S	P	ERA	WHIP

TOP

Pittsburgh Pirates @ Baltimore Orioles

Oriole Park at Camden Yards, Baltimore, MD

Thu Jun 14 2012, 7:08 PM - 10:12 PM EDT

Att. 29,995 - Partly Cloudy - 79 F

livebaseballscorecards.com

AB	37
R	6
H	10
RBI	6
BB	1
SO	7
LOB	13

Batter	1	2	3	4	5	6	7	8	9	AB	R	H	RBI	BB	SO	LOB
1 Brian Roberts, S (1, 4) OBP: 0.267, SLG: 0.286	B FF 88 B FF 87 C SI 87 L SI 87 B CU 76 X FF 86 3-2 19 BB 32 1B 1B	B SI 90 B SI 90 B SI 90 C SI 88 X SI 86 3-1 ② F9		B FS 83 C CH 75 F CH 74 X SI 90 1-2 ① F7	C FF 93 B SL 85 F FF 93 X CU 81 1-2 ② P6		C CU 79 X CU 82 0-1 ② G4-3			5	1	1	0	0	0	0
2 J.J. Hardy, R (1, 6) OBP: 0.301, SLG: 0.451	B CU 75 C CU 76 X SI 90 1-1 ① F8	B CH 76 X SI 90 1-0 ③ P2		B CH 74 C CU 74 S CU 76 F CU 75 B FF 89 B SI 90 X SI 89 3-2 19 1B 32 1B 1B	C FF 93 C CU 80 F FF 95 B FF 94 S CU 83 1-3 ③ K		B FF 93 F CU 80 B CU 81 X CU 80 2-1 19 WP 2B			5	1	2	0	0	1	1
19 Chris Davis, L (1, 10) OBP: 0.350, SLG: 0.542	F FF 90 C SI 91 F CU 74 B FF 88 1 SAFE B FF 89 F SI 91 D CU 76 F FF 90 4-2 B SI 92 32 1B 12 2B 1-2 BB		B CU 76 X SI 87 1-0 32 2B 2B	C SI 86 S FF 87 X FS 85 0-2 10 G2-3 32 1B 1-3 1B		S CU 81 B CH 85 S CU 82 F CU 82 T CU 78 1-2 ① K	F CU 81 B FF 93 B CH 85 S CU 80 X CU 83 2-2 ③ G4-3 2-3			4	3	2	0	1	1	1
10 Adam Jones, R (1, 8) OBP: 0.353, SLG: 0.580	C CU 78 T SI 91 F CU 75 B SI 90 X CH 76 1-2 ② F8		F SI 90 F SI 90 H FS 82 1-2 32 2B HBP	C CH 79 X CH 81 0-1 ② G2-3 1-2		X FF 95 0-0 32 2B 2B		B SI 92 S SI 92 S SI 93 F SI 93 B SL 84 B FF 93 T SI 94 3-2 ① K		4	1	1	0	0	1	4
32 Matt Wieters, S (1, 2) OBP: 0.338, SLG: 0.451	X SI 90 0-0 12 2B 51 2B 1-2 2-H 1B		C SI 91 F CH 74 X FF 90 0-2 1-3 2-H 2B	B CH 79 X CH 81 1-0 12 2B 51 HR 2-H 3-H 1B		B FF 92 X CU 80 1-0 12 1B 2-H 2B		B SI 94 X SI 93 1-0 ② G5-3		5	2	4	5	0	0	0
12 Mark Reynolds, R (1, 3) OBP: 0.369, SLG: 0.439	C CU 74 S SI 92 X CU 76 0-2 51 2B 1-3 2-H 2B		B FF 90 D CH 77 S CU 76 F SI 89 B SI 89 X CU 77 3-2 ① L5	B SI 89 S CH 81 B SI 88 F FF 88 X CH 82 2-2 51 HR 1-3 2B		C FF 93 X FF 93 0-1 6 FC6-4 2-3 1B		C SI 93 S SL 84 B SL 85 X SL 83 1-2 HR		5	3	4	2	0	0	2
51 Steve Pearce, R (1, 9) OBP: 0.333, SLG: 0.520 (9, 7)	D CU 77 C CU 76 X CU 77 1-1 2-H 3-H 2B		C FF 88 X SI 89 0-1 ② P4	B CH 82 B SI 88 C SI 88 S SI 87 X SI 89 2-2 2-H 3-H HR		B CU 81 X FF 94 1-0 ② F7		B SI 93 S FF 93 B FF 92 B FF 93 B FF 92 4-1 BB		4	1	2	5	1	0	4
6 Steve Tolleson, R (1, 7) OBP: 0.273, SLG: 0.415 36 Nick Johnson, L (8, PH) OBP: 0.303, SLG: 0.403 3 Ryan Flaherty, L (9, 9) OBP: 0.216, SLG: 0.229	B SI 92 D CH 79 F SI 91 S SI 90 F SI 90 X CU 77 2-2 ③ G6-3		B CU 74 B SI 89 B CU 74 B SI 86 4-0 BB	X SI 87 0-0 ③ F8		F FF 92 C FF 92 X CU 81 0-2 ③ FC6-4 1-2f		B SI 92 C SI 92 X SI 92 1-1 ③ G3-1		3 1 0	0 0 0	0 0 0	0 0 0	1 0 0	0 0 0	3 1 0
11 Robert Andino, R (1, 5) OBP: 0.293, SLG: 0.324		C SI 88 F FF 89 C SI 90 0-3 ① K	B CU 74 C SI 89 F SI 89 X CU 75 1-2 ③ G6-3		F FF 93 B FF 94 X FF 92 1-1 ① G4-3		C FF 92 F CU 79 B FF 94 F CU 81 B FF 93 X CU 82 2-2 ① G4-3			4	0	0	0	0	1	3
Inning Stats	R: 4 E: 0 K: 0 S: 24 H: 4 LOB: 1 BB: 1 P: 36	R: 0 E: 0 K: 1 S: 6 H: 0 LOB: 0 BB: 0 P: 10	R: 1 E: 0 K: 0 S: 14 H: 2 LOB: 3 BB: 1 P: 24	R: 5 E: 0 K: 0 S: 20 H: 5 LOB: 0 BB: 0 P: 29	R: 0 E: 0 K: 1 S: 9 H: 0 LOB: 0 BB: 0 P: 12	R: 1 E: 0 K: 1 S: 12 H: 3 LOB: 2 BB: 0 P: 15	R: 0 E: 0 K: 0 S: 11 H: 1 LOB: 1 BB: 0 P: 17	R: 1 E: 0 K: 1 S: 11 H: 1 LOB: 1 BB: 1 P: 21							

PITCHER		IP	WLS	BF	H	R	ER	SO	BB	IBB	HBP	BLK	WP	HR	S	P	ERA	WHIP
45 Erik Bedard, L ERA: 4.36	(1, 1)	3.1	L	21	8	7	7	1	2	0	1	0	0	0	54	84	18.90	3.000
43 Doug Slaten, L ERA: 3.0	(4, 1)	0.2		5	3	3	3	0	0	0	0	0	0	1	10	15	40.50	4.500
30 Chris Resop, R ERA: 4.05	(5, 1)	3.0		13	4	1	1	2	0	0	0	0	1	0	32	44	3.00	1.333
48 Jared Hughes, R ERA: 2.01	(8, 1)	1.0		5	1	1	1	1	1	0	0	0	0	1	11	21	9.00	2.000

PITCHER	IP	WLS	BF	H	R	ER	SO	BB	IBB	HBP	BLK	WP	HR	S	P	ERA	WHIP

BOTTOM

Pittsburgh Pirates @ Baltimore Orioles

Oriole Park at Camden Yards, Baltimore, MD

Thu Jun 14 2012, 7:08 PM - 10:12 PM EDT

Att. 29,995 - Partly Cloudy - 79 F

livebaseballscorecards.com

AB	40
R	12
H	16
RBI	12
BB	3
SO	4
LOB	19

1B: 6 SF: 0
2B: 8 SAC: 0
3B: 0 DP: 0
HR: 2 HBP: 1

WP: 1 PA: 44
PB: 0
SB: 0
CS: 0

Batter	1	2	3	4	5	6	7	8	9	AB	R	H	RBI	BB	SO	LOB
1 Brian Roberts, S (1, 4) OBP: 0.263, SLG: 0.278	F FF 91 B FF 90 B CU 72 X FF 89 2-1 G4-3		F FF 88 B FF 88 F FF 90 B FF 90 F SL 80 X FF 91 2-2 2 FC5-4 1B	X FF 89 0-0 L7			C SI 90 B CU 76 F CH 81 X CH 82 1-2 G4-3			4	0	1	0	0	0	0
2 J.J. Hardy, R (1, 6) OBP: 0.301, SLG: 0.448	B FF 90 X FF 91 1-0 19 G3-6-3 1B		D FF 91 1 SAFE B FF 91 C FF 90 1 SAFE X SL 81 2-1 FC5-4 10 BB 19 BB 1-2f		B SL 80 F FF 90 F CU 72 B CU 71 X SL 81 2-2 F8		C SI 92 X FF 93 0-1 F9			4	0	1	0	0	0	1
19 Chris Davis, L (1, 9) OBP: 0.348, SLG: 0.534	1 SAFE C CU 71 B SL 80 S FF 89 B SL 81 X CU 72 2-2 G3-6-3 1-2f		F FF 89 B FF 90 B FF 91 D SL 81 B FF 89 4-1 10 BB 1-2 BB		B CU 72 S SL 80 X SL 79 1-1 L9		X CH 81 0-0 G3-1			3	0	0	0	1	0	1
10 Adam Jones, R (1, 8) OBP: 0.358, SLG: 0.585		C FF 90 S SL 79 B FF 90 F SL 79 B SL 80 F CU 72 F FF 90 X SL 79 2-2 24 F9 2B	B FF 91 B FF 91 B SL 80 C FF 90 B FF 90 4-1 32 G6-4-3 1-2 2-3 BB		B SL 80 X SL 80 1-0 G5-3			C FF 91 C FF 92 X SL 83 0-2 32 CS 1B		3	0	2	0	1	0	0
32 Matt Wieters, S (1, 2) OBP: 0.336, SLG: 0.444		B FF 89 C CU 72 B FF 90 S SL 81 F SL 82 X FF 90 2-2 P3	F FF 90 X FF 89 0-1 G6-4-3 1-2f			C SL 78 F FF 88 F CU 69 F FF 89 S CU 70 0-3 K2-3		B CH 81 1 SAFE B FF 91 1 SAFE B FF 90 C FF 91 B FF 91 4-1 12 G6-4-3 1-2 BB		3	0	0	0	1	1	4
12 Mark Reynolds, R (1, 3) OBP: 0.372, SLG: 0.433		B FF 89 B SL 83 F SL 81 B SL 81 B FF 92 4-1 51 BB BB		B FF 89 S CU 70 C FF 89 B FF 88 B FF 90 F FF 90 X SL 79 3-2 E6 24 2B 24 E		B FF 89 B FF 88 B FF 91 F FF 90 B FF 91 4-1 24 BB BB		X FF 92 0-0 G6-4-3 1-2f		2	1	0	0	2	0	1
24 Wilson Betemit, S (1, 5) OBP: 0.309, SLG: 0.419		C SL 82 B FF 90 B FF 90 X SL 80 2-1 F9 2-3		C FF 89 X FF 88 0-1 E8 51 SF9 1-H 2B		F FF 89 D SL 80 1 SAFE S CH 79 B SL 82 1 SAFE B SL 82 F SL 81 F SL 81 4-2 D FF 90 1-2 BB			C FF 97 C KC 87 X FF 98 0-2 36 G3-6-3 1B	3	1	2	0	1	0	2
51 Steve Pearce, R (1, 7) OBP: 0.323, SLG: 0.481		B FF 91 B FF 90 C SL 80 B FF 91 B SL 79 4-1 17 FC4-6 1-2 BB		B FF 90 X FF 90 1-0 SF9 3-H		C FF 90 B FC 88 F FC 88 F FC 87 C FC 89 1-3 K			C FF 97 S FF 98 S FF 97 0-3 K	2	0	0	1	1	2	3
17 Brian Matusz, L (1, 1) 38 Luis Ayala, R (6, 1) 40 Troy Patton, S (8, 1) 36 Nick Johnson, L (9, PH) OBP: 0.300, SLG: 0.397		X FF 91 0-0 FC4-6 1-2f		F FF 89 S SL 81 S CU 71 0-3 K		B CU 76 S FF 90 T FF 91 B FF 91 D FF 91 F FF 91 F FF 90 F FF 91 S FF 91 3-3 K			S KC 85 C FF 98 B KC 86 X FF 98 1-2 G3-6-3 1-2f	3 0 0 1	0 0 0 0	0 0 0 0	0 0 0 0	0 0 0 0	2 0 0 0	5 0 0 1
Inning Stats	R: 0 E: 0 K: 0 S: 6 H: 1 LOB: 0 BB: 0 P: 11	R: 0 E: 0 K: 0 S: 15 H: 1 LOB: 3 BB: 2 P: 29	R: 0 E: 0 K: 0 S: 10 H: 1 LOB: 2 BB: 2 P: 22	R: 2 E: 2 K: 1 S: 11 H: 1 LOB: 0 BB: 0 P: 15	R: 0 E: 0 K: 0 S: 6 H: 0 LOB: 0 BB: 0 P: 10	R: 0 E: 0 K: 3 S: 20 H: 0 LOB: 2 BB: 2 P: 32	R: 0 E: 0 K: 0 S: 6 H: 0 LOB: 0 BB: 0 P: 7	R: 0 E: 0 K: 0 S: 5 H: 1 LOB: 0 BB: 1 P: 9	R: 0 E: 0 K: 1 S: 9 H: 1 LOB: 0 BB: 0 P: 10	1B: 4 2B: 2 3B: 0 HR: 0 SF: 1 SAC: 0 DP: 4 HBP: 0						

PITCHER		IP	WLS	BF	H	R	ER	SO	BB	IBB	HBP	BLK	WP	HR	S	P	ERA	WHIP
48 Tommy Hanson, R ERA: 3.32	(1, 1)	5.1		25	4	2	0	2	6	0	0	0	0	0	58	105	0.00	1.875
32 Chad Durbin, R ERA: 3.86	(6, 1)	0.2	W	2	0	0	0	2	0	0	0	0	0	0	10	14	0.00	0.000
54 Kris Medlen, R ERA: 3.26	(7, 1)	2.0	H	6	1	0	0	0	1	0	0	0	0	0	11	16	0.00	1.000
46 Craig Kimbrel, R ERA: 1.44	(9, 1)	1.0	S	3	1	0	0	1	0	0	0	0	0	0	9	10	0.00	1.000

PITCHER	IP	WLS	BF	H	R	ER	SO	BB	IBB	HBP	BLK	WP	HR	S	P	ERA	WHIP

TOP

Baltimore Orioles @ Atlanta Braves

Turner Field, Atlanta, GA

Fri Jun 15 2012, 7:38 PM - 10:31 PM EDT

Att. 30,384 - Partly Cloudy - 82 F

livebaseballscorecards.com

AB	28
R	2
H	6
RBI	1
BB	7
SO	5
LOB	18

WP: 0 PB: 0 SB: 0 CS: 1 PA: 36

Baltimore Orioles @ Atlanta Braves

Turner Field, Atlanta, GA

Fri Jun 15 2012, 7:38 PM - 10:31 PM EDT

Att. 30,384 - Partly Cloudy - 82 F

livebaseballscorecards.com

Batter	1	2	3	4	5	6	7	8	9	AB	R	H	RBI	BB	SO	LOB
24 Michael Bourn, L (1, 8) OBP: 0.369, SLG: 0.458	C FC 90 B FC 90 S SL 85 B SL 85 S SL 83 2-3 ① K		B SL 81 B FC 90 B FC 90 C FC 90 F FC 90 B FF 90 4-2 26 BB, 14 BB, BB		B CU 75 F FF 89 S SL 80 B CU 80 B FF 90 F SL 83 C SL 83 3-3 ① K	C FC 90 B FF 90 C SL 85 X SL 84 1-2 14 1B, 1B 3-H				3	0	1	1	1	2	0
14 Martín Prado, R (1, 3) (9, 7) OBP: 0.385, SLG: 0.463	B FC 91 C FF 91 X SL 84 1-1 ② G5-3		B FF 89 B FF 89 1 SAFE B FF 90 B FF 90 4-0 26 BB, 1-2, BB		B SL 84 X FF 91 1-0 ② P4	B FF 89 1 SAFE X FF 89 1-0 1-2, 1B				3	0	1	0	1	0	0
16 Brian McCann, L (1, 2) OBP: 0.324, SLG: 0.438	X FF 92 0-0 HR		C CU 75 C SL 82 X FF 91 0-2 ① F9		C SL 84 B SL 83 C CU 77 F SL 84 B SL 81 B FF 92 X SL 86 3-2 2B	B FF 90 B CH 84 X CH 84 2-0 ③ G3				4	1	2	1	0	0	4
26 Dan Uggla, R (1, 4) OBP: 0.384, SLG: 0.465	C FF 92 C CU 77 B FC 92 F SL 85 B SL 83 C SL 86 2-3 ③ K		B SL 83 C FC 90 B SL 81 S SL 83 B FC 92 B FF 91 4-2 10 G5-4-3, 1-2, 2-3, BB		B FF 90 B FF 91 F SL 83 F SL 83 S FF 91 2-3 ③ K		B SL 83 C SL 83 F CU 75 B FF 89 C FF 90 2-3 ① K			3	0	0	0	1	3	1
10 Chipper Jones, S (1, 5) OBP: 0.366, SLG: 0.445		B CU 75 F FC 90 X FF 90 1-1 ① G3 X SL 83 0-0 ②③ G5-4-3, 1-2f				B CU 74 B FF 90 F SL 83 B FF 89 F FF 90 X FC 89 3-2 ① F9 C FF 90 C CH 86 B SL 81 B CH 85 B SL 85 S CU 71 3-3 ② K				4	0	0	0	0	1	3
23 Matt Diaz, R (1, 7) OBP: 0.333, SLG: 0.400 46 Craig Kimbrel, R (9, 1)		X FF 90 0-0 22, 2B, 19, FC1, 1B		C FF 90 S SL 83 B FC 91 T FF 91 1-2 ① K		X SL 83 0-0 19, HR, 1B X FF 90 0-0 ③ G1-3				4	1	2	0	0	1	0
										0	0	0	0	0	0	0
22 Jason Heyward, L (1, 9) OBP: 0.332, SLG: 0.448		C SL 84 B FC 90 X FF 91 1-1 1-3, 2B		B SL 84 F SL 83 X SL 85 1-1 ② F7		F FF 90 B FC 89 S FF 90 B FF 89 D FC 90 F FF 90 F SL 83 S FF 91 3-3 ② K		C SL 80 B SI 89 X SL 82 1-1 ① G3-1		4	0	1	0	0	1	1
19 Andrelton Simmons, R (1, 6) OBP: 0.404, SLG: 0.571		C CU 76 C FC 92 X FF 92 0-2 ② FC1, 3-H		B FF 91 B CU 77 X FC 91 2-0 1B		B FF 90 X FF 90 1-0 1-H, HR		F SL 80 X SI 89 0-1 20, G1-6-3, 1B		4	1	3	2	0	0	2
48 Tommy Hanson, R (1, 1) OBP: 0.083, SLG: 0.043 32 Chad Durbin, R (6, 1) 2 Jack Wilson, R (6, PH) OBP: 0.203, SLG: 0.230 54 Kris Medlen, S (7, 1) OBP: 0.500, SLG: 0.500 20 Eric Hinske, L (8, PH) OBP: 0.284, SLG: 0.271 (9, 3)		F FF 91 C CU 77 F SL 82 B FF 92 F FF 91 F CU 77 B CU 77 S FF 92 2-3 ③ K		B FC 91 B FC 90 C FC 90 X FC 90 2-1 ③ G5-3		B CU 75 S SL 84 F FC 90 F SL 84 B CH 83 F SL 83 X FF 91 2-2 24, 1B, 3B		C SI 89 X SL 82 0-1 ②③ G1-6-3, 1-2f		2	0	0	0	0	1	3
										0	0	0	0	0	0	0
										1	1	1	0	0	0	0
										0	0	0	0	0	0	0
										1	0	0	0	0	0	1
Inning Stats	R: 1 E: 0 K: 2 S: 10 H: 1 LOB: 0 BB: 0 P: 15	R: 0 E: 0 K: 1 S: 14 H: 2 LOB: 2 BB: 0 P: 18	R: 0 E: 0 K: 0 S: 8 H: 0 LOB: 2 BB: 3 P: 20	R: 0 E: 0 K: 1 S: 8 H: 1 LOB: 1 BB: 0 P: 14	R: 0 E: 0 K: 2 S: 12 H: 1 LOB: 1 BB: 0 P: 21	R: 3 E: 0 K: 1 S: 20 H: 5 LOB: 2 BB: 0 P: 33	R: 0 E: 0 K: 2 S: 7 H: 0 LOB: 0 BB: 0 P: 12	R: 0 E: 0 K: 0 S: 6 H: 1 LOB: 0 BB: 0 P: 7		1B: 6 2B: 2 3B: 1 HR: 2 SF: 0 SAC: 0 DP: 2 HBP: 0				WP: 0 PB: 0 SB: 0 CS: 0 PA: 36	

	AB	R	H	RBI	BB	SO	LOB
AB	33						
R	4						
H	11						
RBI	4						
BB	3						
SO	9						
LOB	15						

PITCHER		IP	WLS	BF	H	R	ER	SO	BB	IBB	HBP	BLK	WP	HR	S	P	ERA	WHIP
17 Brian Matusz, L ERA: 4.94	(1, 1)	5.2	L	28	9	4	4	7	3	0	0	0	0	2	70	116	6.35	2.118
38 Luis Ayala, R ERA: 1.74	(6, 1)	1.1		5	1	0	0	2	0	0	0	0	0	0	9	17	0.00	0.750
40 Troy Patton, L ERA: 3.52	(8, 1)	1.0		3	1	0	0	0	0	0	0	0	0	0	6	7	0.00	1.000

PITCHER	IP	WLS	BF	H	R	ER	SO	BB	IBB	HBP	BLK	WP	HR	S	P	ERA	WHIP

Batter	1	2	3	4	5	6	7	8	9	AB	R	H	RBI	BB	SO	LOB
1 Brian Roberts, S (1, 4) OBP: 0.304, SLG: 0.318	X FF 91 0-0 ① G6-3			C FF 88 F FF 90 B CH 79 C FF 92 1-3 ① K	C CU 80 X CU 79 0-1 ② 2-H 1B		C SI 88 D CH 80 B CH 81 C SL 83 F SI 90 X SI 90 2-2 2-H 3-H 1B			4	0	2	3	0	1	0
2 J.J. Hardy, R (1, 6) OBP: 0.297, SLG: 0.441	C FF 91 X FF 91 0-1 ② F8			B SL 80 B SL 82 F FF 89 B FF 90 F FF 89 F FF 89 F CH 78 F FF 90 X SL 83 3-2 ② G5-3	C FF 92 F FF 92 S CU 81 0-3 ③ K		C SI 90 S SL 84 F SI 91 1 SAFE F CH 81 1 SAFE 1 SAFE B SI 92 C SL 84 1-3 ③ K			4	0	0	0	0	2	1
19 Chris Davis, L (1, 9) OBP: 0.347, SLG: 0.527 3 Ryan Flaherty, L (8, 9) OBP: 0.216, SLG: 0.229	C FF 92 C CU 73 B FF 92 S SL 82 1-3 ③ K			B CU 70 B CU 70 S FF 86 B FF 88 S CH 86 B SL 80 4-2 32 BB 10 BB 12 1B BB		C CU 78 B CU 79 X CU 78 1-1 ① G3		B SI 87 B SL 79 F SI 87 F CH 80 C SI 90 2-3 ① K		3 0	1 0	0 0	0 0	1 0	2 0	0 0
10 Adam Jones, R (1, 8) OBP: 0.357, SLG: 0.579		F FF 89 B FF 91 B CH 80 F FF 91 F SL 82 F CH 81 X FF 93 2-2 ① F9		F FF 90 B FF 92 D CU 78 B FF 92 B FF 91 4-1 32 BB 12 1B 1-2 BB		C FF 93 F FF 94 F FF 95 S CU 81 0-3 ② K		S CH 80 X SL 83 0-1 E3 32 BB		3	1	0	0	1	1	0
32 Matt Wieters, S (1, 2) OBP: 0.339, SLG: 0.440		C FF 92 B CH 81 S FF 91 F FF 91 F SL 81 B FF 92 F SL 81 X CH 80 2-2 ② F7		C CU 78 B FF 92 D FF 89 B FF 90 F FF 91 F FF 91 B FF 92 4-2 12 1B 1-2 2-3 BB		B FF 94 C FF 93 X FF 93 1-1 ③ G4-3		B SI 88 B SI 88 B CH 80 B SI 88 4-0 12 G5-4-3 1-2 BB		2	0	0	0	2	0	0
12 Mark Reynolds, R (1, 3) OBP: 0.369, SLG: 0.428		C SL 83 S CH 80 S FF 92 0-3 ③ K		F FF 91 T FF 91 X CU 80 0-2 1-2 2-H 3-H 1B			S SL 78 F SI 90 S CH 80 0-3 ① K	C SI 91 X SL 82 0-1 ②③ G5-4-3 1-2f		4	0	1	2	0	2	2
24 Wilson Betemit, S (1, 5) OBP: 0.308, SLG: 0.415 11 Robert Andino, R (9, 5) OBP: 0.293, SLG: 0.324			B FF 89 C FF 90 B FF 90 S FF 91 C FF 92 2-3 ① K	C CU 79 X CU 80 0-1 ③ F8			C CH 79 F SI 87 B CH 81 B SI 91 F SL 80 X CH 80 2-2 39 SH2-4 51 1B 1 1B 1B		S SI 94 X SI 94 0-1 ① G5-3	4 0	1 0	1 0	0 0	0 0	1 0	2 0
51 Steve Pearce, R (1, 7) OBP: 0.343, SLG: 0.484			C FF 90 S CH 79 B SL 81 X FF 92 1-2 ② P5		F FF 91 B FF 92 B FF 92 X FF 90 2-1 39 SH2-4 1 1B 1B		C SI 90 X SI 90 0-1 39 SH2-4 1 1B 1-2 1B		B SI 94 C SI 95 F CH 87 B SI 95 S SL 86 2-3 ② K	4	2	2	0	0	1	0
39 Jason Hammel, R (1, 1)			C FF 90 B FF 90 C FF 91 S SL 82 1-3 ③ K		X FF 90 0-0 ① SH2-4 1-2		X SI 88 0-0 ② SH2-4 1-2 2-3		F SI 93 X SI 95 0-1 ③ G4-3	2	0	0	0	0	1	0
Inning Stats	R: 0 E: 0 K: 1 S: 6 H: 0 LOB: 0 BB: 0 P: 7	R: 0 E: 0 K: 1 S: 14 H: 0 LOB: 0 BB: 0 P: 18	R: 0 E: 0 K: 2 S: 9 H: 0 LOB: 0 BB: 0 P: 13	R: 2 E: 0 K: 1 S: 20 H: 1 LOB: 2 BB: 3 P: 36	R: 1 E: 0 K: 1 S: 8 H: 2 LOB: 0 BB: 0 P: 10	R: 0 E: 0 K: 1 S: 8 H: 0 LOB: 0 BB: 0 P: 10	R: 2 E: 0 K: 2 S: 19 H: 3 LOB: 1 BB: 0 P: 24	R: 0 E: 1 K: 1 S: 7 H: 0 LOB: 1 BB: 1 P: 13	R: 0 E: 0 K: 1 S: 7 H: 0 LOB: 0 BB: 0 P: 9	1B: 6 2B: 0 3B: 0 HR: 0 SF: 0 SAC: 2 DP: 1 HBP: 0						

PITCHER		IP	WLS	BF	H	R	ER	SO	BB	IBB	HBP	BLK	WP	HR	S	P	ERA	WHIP
37 Brandon Beachy, R ERA: 2.0	(1, 1)	3.2	L	12	0	1	1	5	1	0	0	0	0	0	40	57	2.46	0.273
38 Anthony Varvaro, R ERA: 7.71	(4, 1)	2.1		11	3	2	2	2	2	0	0	0	0	0	25	37	7.71	2.143
50 Cristhian Martinez, R ERA: 4.41	(7, 1)	2.0		10	3	2	2	3	1	0	0	0	0	0	26	37	9.00	2.000
39 Jonny Venters, L ERA: 4.26	(9, 1)	1.0		3	0	0	0	1	0	0	0	0	0	0	7	9	0.00	0.000

PITCHER	IP	WLS	BF	H	R	ER	SO	BB	IBB	HBP	BLK	WP	HR	S	P	ERA	WHIP

TOP

Baltimore Orioles @ Atlanta Braves

Turner Field, Atlanta, GA

Sat Jun 16 2012, 7:16 PM - 9:38 PM EDT

Att. 41,131 - Partly Cloudy - 80 F

livebaseballscorecards.com

AB	30
R	5
H	6
RBI	5
BB	4
SO	11
LOB	5

PA: 36

WP: 0
PB: 0
SB: 0
CS: 0

BOTTOM

Baltimore Orioles @ Atlanta Braves

Turner Field, Atlanta, GA

Sat Jun 16 2012, 7:16 PM - 9:38 PM EDT

Att. 41,131 - Partly Cloudy - 80 F

livebaseballscorecards.com

Batter	1	2	3	4	5	6	7	8	9	AB	R	H	RBI	BB	SO	LOB
24 Michael Bourn, L (1, 8) OBP: 0.365, SLG: 0.451	C FF 93 S CU 78 B SI 94 B SI 93 C FF 93 2-3 ① K		C FF 93 F SL 85 B CH 86 B CH 85 X CH 88 2-2 ③ G6-3			B CU 79 B CH 89 X FF 94 2-0 ③ L6			X FF 93 0-0 ① F7	4	0	0	0	0	1	0
14 Martín Prado, R (1, 7) OBP: 0.379, SLG: 0.456	B SI 94 C FF 93 C SI 94 B SL 84 S FF 93 2-3 ② K			C CH 90 S SL 84 F SI 93 B FF 93 B FF 92 X SL 84 2-2 ① F7			S SL 85 X SL 85 0-1 ① G5-3		B FF 93 C SI 94 F FF 93 X SI 94 1-2 ② G1-3	4	0	0	0	0	1	0
16 Brian McCann, L (1, 2) OBP: 0.318, SLG: 0.429	C SI 93 B CU 78 S CH 89 B SI 93 X SI 93 2-2 ③ F7			X CH 87 0-0 ② F7			C SI 93 S CU 78 T SL 84 0-2 ② K		X SI 93 0-0 ③ G6-3	4	0	0	0	0	1	0
26 Dan Uggla, R (1, 4) OBP: 0.387, SLG: 0.463		B SI 94 B CU 78 B SI 93 B FF 93 4-0 20 FC3-6 BB		B CH 88 B SL 84 X SI 93 2-0 ③ G1-3			S SI 93 B SI 93 F SI 93 B SI 95 B SI 95 F SL 86 B FF 94 4-2 22 1B BB			1	0	0	0	2	0	0
22 Jason Heyward, L (1, 9) OBP: 0.332, SLG: 0.447		B CH 88 F SI 92 B SI 93 B CH 88 C FF 92 X FF 93 3-2 ① F7			C CU 77 X SI 94 0-1 ① G4-3		B CH 89 B FF 93 B FF 94 C SI 93 F SI 93 X SI 94 3-2 1-3 1B			3	0	1	0	0	0	1
20 Eric Hinske, L (1, 3) OBP: 0.276, SLG: 0.261		X SI 93 0-0 ② FC3-6 1-2f			B SI 93 B CH 88 X FF 93 2-0 ② P6		X CH 89 0-0 ③ F8			3	0	0	0	0	0	3
19 Andrelton Simmons, R (1, 6) OBP: 0.380, SLG: 0.533		B SI 93 X SI 94 1-0 ③ F8			X FF 94 0-0 ③ G4-3			B FF 92 C SL 85 S SL 85 S SL 83 1-3 ① K		3	0	0	0	0	1	1
25 Juan Francisco, L (1, 5) OBP: 0.243, SLG: 0.424			C CU 76 C CU 77 B FF 92 S SL 83 1-3 ① K			B SL 85 B SI 92 S FF 93 X SL 84 2-1 ① G4-3		B SL 84 C SI 92 F CH 88 X SI 93 1-2 ② G4-3		3	0	0	0	0	1	0
37 Brandon Beachy, R (1, 1) OBP: 0.241, SLG: 0.222 38 Anthony Varvaro, R (4, 1) 2 Jack Wilson, R (6, PH) OBP: 0.200, SLG: 0.226 50 Cristhian Martinez, R (7, 1) 23 Matt Diaz, R (8, PH) OBP: 0.329, SLG: 0.395 39 Jonny Venters, L (9, 1)			B FF 93 C FF 92 S FF 93 S FF 93 1-3 ② K			S SL 86 F SL 85 T FF 94 0-2 ② K		C SL 85 F SL 86 S FF 94 0-3 ③ K		1 0 1 0 1 0	0 0 0 0 0 0	0 0 0 0 0 0	0 0 0 0 0 0	0 0 0 0 0 0	1 0 1 0 1 0	0 0 0 0 0 0
Inning Stats	R: 0 E: 0 K: 2 S: 9 H: 0 LOB: 0 BB: 0 P: 15	R: 0 E: 0 K: 0 S: 5 H: 0 LOB: 1 BB: 1 P: 13	R: 0 E: 0 K: 2 S: 9 H: 0 LOB: 0 BB: 0 P: 13	R: 0 E: 0 K: 0 S: 6 H: 0 LOB: 0 BB: 0 P: 10	R: 0 E: 0 K: 0 S: 4 H: 0 LOB: 0 BB: 0 P: 6	R: 0 E: 0 K: 1 S: 6 H: 0 LOB: 0 BB: 0 P: 10	R: 0 E: 0 K: 1 S: 12 H: 1 LOB: 2 BB: 1 P: 19	R: 0 E: 0 K: 2 S: 9 H: 0 LOB: 0 BB: 0 P: 11	R: 0 E: 0 K: 0 S: 5 H: 0 LOB: 0 BB: 0 P: 6	1B: 1 2B: 0 3B: 0 HR: 0 SF: 0 SAC: 0 DP: 0 HBP: 0						

	AB	28
	R	0
	H	1
	RBI	0
	BB	2
	SO	8
	LOB	5

WP: 0 PA: 30
PB: 0
SB: 0
CS: 0

PITCHER	IP	WLS	BF	H	R	ER	SO	BB	IBB	HBP	BLK	WP	HR	S	P	ERA	WHIP
39 Jason Hammel, R (1, 1) ERA: 2.87	9.0	W	30	1	0	0	8	2	0	0	0	0	0	65	103	0.00	0.333

PITCHER	IP	WLS	BF	H	R	ER	SO	BB	IBB	HBP	BLK	WP	HR	S	P	ERA	WHIP

Baltimore Orioles @ Atlanta Braves

Turner Field, Atlanta, GA

Sun Jun 17 2012, 1:38 PM - 4:10 PM EDT

Att. 29,530 - Sunny - 82 F

TOP

livebaseballscorecards.com

Batter	1	2	3	4	5	6	7	8	9	AB	R	H	RBI	BB	SO	LOB
11 Robert Andino, R (1, 4) OBP: 0.293, SLG: 0.321	B FF 91 B FF 91 X SI 93 2-0 L9		C FF 94 S CH 84 B FF 94 X CU 79 1-2 G5-3			B CU 78 C CU 77 B CU 79 B CU 78 B SI 94 4-1 2 G4-3 3-H BB			1 SAFE C FC 85 1 SAFE 1 SAFE B FC 87 B SI 90 D SI 89 X SI 89 3-1 SH3-4 1-2	2	0	0	0	1	0	0
2 J.J. Hardy, R (1, 6) OBP: 0.293, SLG: 0.435	C FF 94 X FF 92 0-1 P3			C FF 92 F CU 78 B CU 79 F CU 78 B FF 92 B CH 83 X CH 82 3-2 G5-3		B SI 91 1 SAFE X SI 91 1-0 G4-3 1-2f			F FC 87 B CU 77 T SI 90 B FC 88 X FC 87 2-2 G6-3 2-3	4	0	0	0	0	0	3
19 Chris Davis, L (1, 9) OBP: 0.341, SLG: 0.517 43 Jim Johnson, R (9, 1)	C SI 92 X FF 92 0-1 F7			B SI 92 B CU 78 S SI 94 S SI 94 B SI 94 X CH 83 3-2 G3-1			S SI 92 B SI 90 F CU 78 S SI 93 1-3 K		D SL 86 X SI 90 1-0 G4-3	4 0	0 0	0 0	0 0	0 0	1 0	2 0
10 Adam Jones, R (1, 8) OBP: 0.360, SLG: 0.583		B FF 93 S FF 94 S CH 82 F FF 92 B CU 79 X FF 94 2-2 24 F9 12 SF9 2B		X SI 94 0-0 G6-3			X CU 80 0-0 24 G6-4-3 1B			3	1	2	0	0	0	0
24 Wilson Betemit, S (1, 5) OBP: 0.303, SLG: 0.408		B SI 90 C FF 91 C CU 77 F CH 82 X FF 92 1-2 F9 2-3			C CH 80 B CU 77 B CU 77 F SI 91 F CU 78 S CH 82 2-3 K		B SI 90 1 SAFE B FF 90 C SI 90 1 SAFE B CH 80 1 SAFE S CH 79 X SI 91 3-2 G6-4-3 1-2f			3	0	0	0	0	1	2
12 Mark Reynolds, R (1, 3) OBP: 0.363, SLG: 0.422		C FF 93 X SI 93 0-1 SF9 3-H			F SI 92 S CH 81 F FF 92 F CU 79 B CU 79 F CU 78 F CH 84 S FF 94 1-3 K			F CU 76 S SI 90 S SI 91 0-3 K		2	0	0	1	0	2	0
28 Ronny Paulino, R (1, 2) OBP: 0.286, SLG: 0.333		B CU 80 C FF 94 S FF 92 F CH 84 S CU 78 1-3 K			B FF 95 X CH 82 1-0 G5-3			X SI 94 0-0 G4-3		3	0	0	0	0	1	0
51 Steve Pearce, R (1, 7) OBP: 0.342, SLG: 0.500			B FF 94 C FF 93 C SI 93 S CU 79 1-3 K			C CU 76 F CH 81 B FF 93 X CH 83 1-2 16 SH1-4 11 BLK 2B		C FF 93 B CU 79 F CU 76 B FF 93 F CU 78 B FF 93 X SI 93 3-2 G4-3		3	1	1	0	0	1	0
16 Wei-Yin Chen, R (1, 1) 56 Darren O'Day, R (8, 1) 40 Troy Patton, S (8, 1) 47 Pedro Strop, R (8, 1) 36 Nick Johnson, L (9, PH) OBP: 0.308, SLG: 0.405 3 Ryan Flaherty, L (9, PR) OBP: 0.216, SLG: 0.229 (9, 9)			T FF 93 C SI 93 B SI 93 X SI 93 1-2 L6			B SI 91 X FF 90 1-0 SH1-4 2-3			C SI 88 X CU 75 0-1 2 G6-3 11 SH3-4 1B	1 0 0 0 1 0	0 0 0 0 0 0	0 0 0 0 1 0	0 0 0 0 0 0	0 0 0 0 0 0	0 0 0 0 0 0	0 0 0 0 0 0
Inning Stats	R: 0 E: 0 K: 0 S: 5 H: 0 LOB: 0 BB: 0 P: 7	R: 1 E: 0 K: 1 S: 14 H: 1 LOB: 0 BB: 0 P: 18	R: 0 E: 0 K: 1 S: 9 H: 0 LOB: 0 BB: 0 P: 12	R: 0 E: 0 K: 0 S: 8 H: 0 LOB: 0 BB: 0 P: 14	R: 0 E: 0 K: 2 S: 12 H: 0 LOB: 0 BB: 0 P: 16	R: 1 E: 0 K: 0 S: 6 H: 1 LOB: 0 BB: 1 P: 13	R: 0 E: 0 K: 1 S: 7 H: 1 LOB: 0 BB: 0 P: 11	R: 0 E: 0 K: 1 S: 8 H: 0 LOB: 0 BB: 0 P: 11	R: 0 E: 0 K: 0 S: 8 H: 1 LOB: 2 BB: 0 P: 14	1B: 2 2B: 2 3B: 0 HR: 0 SF: 1 SAC: 2 DP: 2 HBP: 0						

	AB	26
	R	2
	H	4
	RBI	1
	BB	1
	SO	6
	LOB	7

PITCHER	IP	WLS	BF	H	R	ER	SO	BB	IBB	HBP	BLK	WP	HR	S	P	ERA	WHIP
40 Randall Delgado, R (1, 1) ERA: 4.12	8.0	L	26	3	2	2	6	1	0	0	1	0	0	69	102	2.25	0.500
32 Chad Durbin, R (9, 1) ERA: 3.76	0.2		3	1	0	0	0	0	0	0	0	0	0	7	12	0.00	1.500
34 Eric O'Flaherty, L (9, 1) ERA: 3.91	0.1		1	0	0	0	0	0	0	0	0	0	0	1	2	0.00	0.000

PITCHER	IP	WLS	BF	H	R	ER	SO	BB	IBB	HBP	BLK	WP	HR	S	P	ERA	WHIP

BOTTOM

Batter	1	2	3	4	5	6	7	8	9	AB	R	H	RBI	BB	SO	LOB
24 Michael Bourn, L (1, 8) OBP: 0.363, SLG: 0.448	X FF 90 0-0 ① B1-3		C CU 69 S SL 80 B FF 91 X SL 82 1-2 ③ G1-3			C SL 79 B CU 69 F CU 66 B FF 91 X SL 77 2-2 1B		X SL 79 0-0 ② FC6-4 14 FC6-4 1-2f		4	0	1	0	0	0	2
14 Martín Prado, R (1, 3) OBP: 0.377, SLG: 0.452	C FF 91 B FF 90 X CH 82 1-1 10 G6-4-3 1B			B FF 90 C FF 88 C CU 70 F SL 81 B SL 80 B FF 90 F SL 79 X FF 89 3-2 ① F9		1 SAFE 1 SAFE B SL 79 B SL 78 C FF 91 X FF 90 2-1 ② F9		C FF 95 C SL 82 X SI 97 0-2 ③ FC6-4 1-2f		4	0	1	0	0	0	2
10 Chipper Jones, S (1, 5) OBP: 0.362, SLG: 0.434	F FF 91 B CU 73 F FF 90 X FF 91 1-2 ② G6-4-3 ③ 1-2f			F FF 90 B CU 68 B CU 68 S FF 89 F FF 89 B SL 79 B SL 76 4-2 BB		X FF 92 0-0 ③ F8			B SI 94 B SI 93 X SI 93 2-0 ① G4-3	3	0	0	0	1	0	2
26 Dan Uggla, R (1, 4) OBP: 0.382, SLG: 0.455		B FF 90 X FF 89 1-0 ① P6		C SI 88 B FF 90 F FF 89 F SL 81 B FF 89 S SL 78 2-3 ② K			B CU 64 B FF 90 F FF 89 F FF 89 X CU 65 2-2 ① G5-3		T SI 94 C FF 94 F FF 93 C CU 80 0-3 ② K	4	0	0	0	0	2	1
23 Matt Diaz, R (1, 7) OBP: 0.326, SLG: 0.388		C FF 90 F FF 91 X FF 90 0-2 22 G1-6-3 1B		F FF 89 F FF 90 X SL 78 0-2 ③ F9			B FF 89 F CH 79 X FF 90 1-1 ② G6-3		B SI 94 F SI 93 S CU 80 F CU 79 S CU 80 1-3 ③ K	4	0	1	0	0	1	1
22 Jason Heyward, L (1, 9) OBP: 0.332, SLG: 0.445		C FF 90 B FF 90 F FF 90 1 SAFE F SL 79 X FF 90 1-2 ② G1-6-3 ③ 1-2f		C FF 88 B FF 89 X SI 87 1-1 ① G4-3			B SL 81 C FF 89 S CU 66 X FF 90 1-2 8 FC6-4 1B			3	0	1	0	0	0	1
8 David Ross, R (1, 2) OBP: 0.338, SLG: 0.404			L FF 89 F FF 91 B FF 91 F FF 91 X SI 90 1-2 40 B1-6-4 19 1B	F FF 89 S CH 82 F FF 91 F CH 84 B SL 82 B FF 90 F SL 78 S CU 66 2-3 ② K			C SL 78 S FF 89 X SL 77 0-2 ③ FC6-4 1-2f			3	0	1	0	0	1	1
19 Andrelton Simmons, R (1, 6) OBP: 0.396, SLG: 0.542			C FF 90 X CU 69 0-1 40 E 40 B1-6-4 1-2 1B	B FF 89 S CH 81 X CH 83 1-1 ③ F9				C SI 84 X SI 84 0-1 24 FC6-4 1B		3	0	2	0	0	0	0
40 Randall Delgado, R (1, 1) OBP: 0.273, SLG: 0.273 25 Juan Francisco, L (8, PH) OBP: 0.243, SLG: 0.424 2 Jack Wilson, R (8, PH) OBP: 0.197, SLG: 0.222 32 Chad Durbin, R (9, 1) 34 Eric O'Flaherty, L (9, 1)			B FF 90 L FF 88 X CH 86 1-1 ①② B1-6-4 1-3 2-3f			B FF 90 B FF 89 C FF 88 S FF 88 B FF 89 X FF 89 3-2 ① G5-3		L CU 79 X CH 82 0-1 ① P3		2 0 1 0 0	0 0 0 0 0	0 0 0 0 0	0 0 0 0 0	0 0 0 0 0	0 0 1 0 0	2 0 1 0 0

Inning Stats	1	2	3	4	5	6	7	8	9
	R: 0 E: 0 K: 0 S: 6 H: 1 LOB: 0 BB: 0 P: 8	R: 0 E: 0 K: 0 S: 8 H: 1 LOB: 0 BB: 0 P: 10	R: 0 E: 1 K: 0 S: 11 H: 2 LOB: 1 BB: 0 P: 14	R: 0 E: 0 K: 1 S: 15 H: 0 LOB: 1 BB: 1 P: 24	R: 0 E: 0 K: 1 S: 10 H: 0 LOB: 0 BB: 0 P: 14	R: 0 E: 0 K: 0 S: 9 H: 1 LOB: 1 BB: 0 P: 16	R: 0 E: 0 K: 0 S: 11 H: 1 LOB: 1 BB: 0 P: 15	R: 0 E: 0 K: 0 S: 8 H: 1 LOB: 1 BB: 0 P: 8	R: 0 E: 0 K: 2 S: 9 H: 0 LOB: 0 BB: 0 P: 12

1B: 7 SF: 0 WP: 0 PA: 32
2B: 0 SAC: 0 PB: 0
3B: 0 DP: 3 SB: 0
HR: 0 HBP: 0 CS: 0

PITCHER	IP	WLS	BF	H	R	ER	SO	BB	IBB	HBP	BLK	WP	HR	S	P	ERA	WHIP
16 Wei-Yin Chen, L (1, 1) ERA: 3.36	7.0	W	25	6	0	0	2	1	0	0	0	0	0	70	101	0.00	1.000
56 Darren O'Day, R (8, 1) ERA: 1.72	0.0		1	1	0	0	0	0	0	0	0	0	0	2	2	∞	∞
40 Troy Patton, L (8, 1) ERA: 3.45	0.2	H	2	0	0	0	0	0	0	0	0	0	0	3	3	0.00	0.000
47 Pedro Strop, R (8, 1) ERA: 1.42	0.1	H	1	0	0	0	0	0	0	0	0	0	0	3	3	0.00	0.000
43 Jim Johnson, R (9, 1) ERA: 1.21	1.0	S	3	0	0	0	2	0	0	0	0	0	0	9	12	0.00	0.000

PITCHER	IP	WLS	BF	H	R	ER	SO	BB	IBB	HBP	BLK	WP	HR	S	P	ERA	WHIP

Baltimore Orioles @ Atlanta Braves

Turner Field, Atlanta, GA

Sun Jun 17 2012, 1:38 PM - 4:10 PM EDT

Att. 29,530 - Sunny - 82 F

livebaseballscorecards.com

AB	31
R	0
H	7
RBI	0
BB	1
SO	4
LOB	13

Baltimore Orioles @ New York Mets

Citi Field, Flushing, NY

Mon Jun 18 2012, 7:12 PM - 9:18 PM EDT

Att. 29,014 - Cloudy - 66 F

TOP

livebaseballscorecards.com

Batter	1	2	3	4	5	6	7	8	9	AB	R	H	RBI	BB	SO	LOB
1 Brian Roberts, S (1, 4) OBP: 0.259, SLG: 0.269	B KN 73 C KN 74 X KN 78 1-1 G6-3 ①		C KN 76 B KN 78 C KN 76 S KN 79 1-3 K ③			X KN 77 0-0 L5 ②			C KN 75 X KN 78 0-1 G4-3 ①	4	0	0	0	0	1	1
2 J.J. Hardy, R (1, 6) OBP: 0.289, SLG: 0.429	C FF 85 X KN 80 0-1 G6-3 ②			C KN 73 B KN 78 X KN 79 1-1 G1-6-3 ①		B KN 75 X KN 77 1-0 G5-3 ③			B KN 77 B KN 74 C KN 72 B KN 75 C FF 83 F KN 74 C FF 84 3-3 K ②	4	0	0	0	0	1	0
19 Chris Davis, L (1, 9) OBP: 0.335, SLG: 0.507	B KN 79 F KN 78 T KN 80 B KN 80 S KN 81 2-3 K ③			B KN 79 B KN 78 X KN 75 2-0 G4-3 ②			F KN 75 C KN 78 B KN 81 S KN 81 1-3 K ①		S KN 76 C KN 79 F KN 80 B KN 81 F KN 81 C KN 80 1-3 K ③	4	0	0	0	0	3	0
10 Adam Jones, R (1, 8) OBP: 0.356, SLG: 0.577		B KN 76 C KN 76 X KN 79 1-1 G6-3 ①		F KN 79 B KN 80 F KN 79 F KN 80 F KN 81 B KN 81 F EP 66 X KN 81 2-2 G4-3 ③			F KN 78 S KN 80 F KN 81 X KN 81 0-2 G4-3 ②			3	0	0	0	0	0	0
32 Matt Wieters, S (1, 2) OBP: 0.335, SLG: 0.434		B KN 78 C KN 77 C KN 79 S KN 80 1-3 K ②			C KN 77 B KN 75 F KN 78 F KN 80 S KN 80 1-3 K ①		C KN 79 S KN 81 B KN 82 S EP 66 1-3 K ③			3	0	0	0	0	3	0
12 Mark Reynolds, R (1, 3) OBP: 0.357, SLG: 0.413		C KN 78 X KN 80 0-1 G6-3 ③			C KN 78 S KN 80 S KN 81 0-3 K2-3 ②			X KN 74 0-0 F8 ①		3	0	0	0	0	1	0
24 Wilson Betemit, S (1, 5) OBP: 0.309, SLG: 0.409			B KN 76 B KN 76 C KN 74 C KN 76 F KN 80 S KN 81 2-3 K ①		B KN 78 X KN 80 1-0 1B			B KN 74 B KN 76 B FF 83 C FF 83 T FF 84 B KN 76 4-2 BB		2	0	1	0	1	1	0
51 Steve Pearce, R (1, 7) OBP: 0.317, SLG: 0.459			C KN 77 C KN 80 C KN 81 0-3 K ②		X KN 77 0-0 F9 ③			B KN 77 C KN 77 1 SAFE C KN 75 B KN 80 S KN 77 2-3 K ②		3	0	0	0	0	2	2
34 Jake Arrieta, R (1, 1) 36 Nick Johnson, L (8, PH) OBP: 0.304, SLG: 0.400 63 Kevin Gregg, R (8, 1)			S FF 85 B FF 85 C KN 79 F KN 81 B EP 65 B KN 79 B FF 85 4-2 BB			C KN 75 B KN 79 C FF 84 X KN 80 1-2 G6-3 ①		C FF 84 S KN 79 F KN 80 C KN 80 0-3 K ③		1 1 0	0 0 0	0 0 0	0 0 0	1 0 0	0 1 0	0 1 0
Inning Stats	R: 0 E: 0 K: 1 S: 7 H: 0 LOB: 0 BB: 0 P: 10	R: 0 E: 0 K: 1 S: 7 H: 0 LOB: 0 BB: 0 P: 9	R: 0 E: 0 K: 3 S: 13 H: 0 LOB: 1 BB: 1 P: 20	R: 0 E: 0 K: 0 S: 9 H: 0 LOB: 0 BB: 0 P: 14	R: 0 E: 0 K: 2 S: 9 H: 1 LOB: 1 BB: 0 P: 11	R: 0 E: 0 K: 0 S: 5 H: 0 LOB: 0 BB: 0 P: 7	R: 0 E: 0 K: 2 S: 10 H: 0 LOB: 0 BB: 0 P: 12	R: 0 E: 0 K: 2 S: 10 H: 0 LOB: 1 BB: 1 P: 16	R: 0 E: 0 K: 2 S: 11 H: 0 LOB: 0 BB: 0 P: 15	1B: 1 2B: 0 3B: 0 HR: 0 SF: 0 SAC: 0 DP: 0 HBP: 0						

	AB	28
	R	0
	H	1
	RBI	0
	BB	2
	SO	13
	LOB	4

WP: 0 PA: 30
PB: 0
SB: 0
CS: 0

PITCHER	IP	WLS	BF	H	R	ER	SO	BB	IBB	HBP	BLK	WP	HR	S	P	ERA	WHIP
43 R.A. Dickey, R (1, 1) ERA: 2.0	9.0	W	30	1	0	0	13	2	0	0	0	0	0	81	114	0.00	0.333

PITCHER	IP	WLS	BF	H	R	ER	SO	BB	IBB	HBP	BLK	WP	HR	S	P	ERA	WHIP

BOTTOM

Baltimore Orioles @ New York Mets

Citi Field, Flushing, NY

Mon Jun 18 2012, 7:12 PM - 9:18 PM EDT

Att. 29,014 - Cloudy - 66 F

Batter	1	2	3	4	5	6	7	8	9	AB	R	H	RBI	BB	SO	LOB
9 Kirk Nieuwenhuis, L (1, 8) (9, 9) OBP: 0.348, SLG: 0.425	C FF 92 C SI 91 B SI 93 B CU 78 B CU 77 S SI 93 3-3 ① **K**		T SI 93 B CH 88 X CH 87 1-1 **1B**			B SI 93 X SI 93 1-0 ① **F8**		C FF 90 B CU 79 S FF 92 S FS 83 1-3 ① **K2-3**		4	0	1	0	0	2	1
1 Jordany Valdespin, L (1, 4) OBP: 0.231, SLG: 0.440	F SI 91 B SI 92 S CH 86 X CH 86 1-2 ② **P5**		B FF 94 X SI 94 1-0 ③ **F7**			B CH 86 X SI 93 1-0 **29 HR** 1-3 **2B**		C FC 88 B CU 81 S FF 92 B FS 84 X FS 84 2-2 **5 1B** **3B**		4	2	2	0	0	0	1
5 David Wright, R (1, 5) OBP: 0.455, SLG: 0.569	C FF 92 C CU 77 B SI 93 B FF 94 B FF 93 F SI 94 F SI 93 X SI 94 3-2 ③ **G6-3**			B SI 91 C SL 82 B SI 92 F FF 93 C SI 93 2-3 ① **K**		B SI 92 B SI 92 X SI 92 2-0 ② **L6**		B SI 91 X FF 91 1-0 **29 BB** 3-H **1B**		4	0	1	1	0	1	2
21 Lucas Duda, L (1, 9) OBP: 0.354, SLG: 0.438 56 Andres Torres, S (9, 8) OBP: 0.327, SLG: 0.315		C CU 75 C SI 92 B FF 92 F SI 93 X CU 78 1-2 **12 1B** **1B**		B CH 88 S CH 86 C FF 95 B SI 94 S CH 87 2-3 ② **K**		B CH 86 B FF 92 C CH 87 B SI 92 B CU 77 4-1 **29 HR** **BB**		C SI 92 C FF 91 C FF 91 0-3 ② **K**		3 0	1 0	1 0	0 0	1 0	2 0	1 0
29 Ike Davis, L (1, 3) OBP: 0.282, SLG: 0.335		T FF 93 D CH 89 S CH 87 T SI 94 1-2 ① **K**		C CU 75 B CH 86 B CH 88 C CU 76 B SI 93 X SI 94 3-2 ③ **L7**		X SI 92 0-0 **HR** 1-H 2-H 3-H		B CU 80 B FF 92 B FC 87 C FF 91 C CU 79 F FF 92 B FC 88 4-2 **1-2** **BB**		3	1	1	4	1	1	1
12 Scott Hairston, R (1, 7) OBP: 0.321, SLG: 0.574		C FF 93 1 SAFE D SL 87 X SL 86 1-1 **30 G5-4-3** 1-3 **1B**			C CU 74 X FF 92 0-1 ① **P3**	B SL 83 X SL 83 1-0 ③ **F8**		C FC 89 S FC 87 B FF 92 B FF 91 B FC 88 S FC 89 3-3 ③ **K**		4	0	1	0	0	1	2
30 Josh Thole, L (1, 2) OBP: 0.318, SLG: 0.321		B CH 88 X SI 93 1-0 ② ③ **G5-4-3** 1-2f			B SI 92 X SI 92 1-0 ② **G6-3**		C FF 90 B CU 75 X SI 90 1-1 ① **F7**			3	0	0	0	0	0	2
6 Omar Quintanilla, L (1, 6) OBP: 0.353, SLG: 0.373			C FF 91 B CH 87 B SI 92 B SI 93 S FF 93 F FF 94 F SI 94 F SI 94 F SI 94 3-2 ① **G6-3**		B FF 91 B SI 93 X FF 92 2-0 ③ **F8**		C FF 91 B CH 84 F FF 90 B CU 74 X CH 85 2-2 ② **L8**			3	0	0	0	0	0	0
43 R.A. Dickey, R (1, 1) OBP: 0.167, SLG: 0.138			B FF 94 C FF 93 F SL 83 F FF 93 X CU 76 1-2 ② **G6-3**			B FF 90 C FF 90 X SL 83 1-1 **1 2B** **29 HR** **1B**	B FF 90 S FF 90 B SI 90 X FF 90 2-1 ③ **F8**			3	1	1	0	0	0	0
Inning Stats	R: 0 E: 0 K: 1 S: 11 H: 0 LOB: 0 BB: 0 P: 18	R: 0 E: 0 K: 1 S: 10 H: 2 LOB: 1 BB: 0 P: 14	R: 0 E: 0 K: 0 S: 14 H: 1 LOB: 1 BB: 0 P: 20	R: 0 E: 0 K: 2 S: 9 H: 0 LOB: 0 BB: 0 P: 16	R: 0 E: 0 K: 0 S: 4 H: 0 LOB: 0 BB: 0 P: 7	R: 4 E: 0 K: 0 S: 8 H: 3 LOB: 0 BB: 1 P: 18	R: 0 E: 0 K: 0 S: 7 H: 0 LOB: 0 BB: 0 P: 12	R: 1 E: 0 K: 3 S: 16 H: 2 LOB: 2 BB: 1 P: 27		1B: 5 2B: 1 3B: 1 HR: 1 SF: 0 SAC: 0 DP: 1 HBP: 0					WP: 0 PB: 0 SB: 0 CS: 0 PA: 33	

livebaseballscorecards.com

	AB	31
	R	5
	H	8
	RBI	5
	BB	2
	SO	7
	LOB	10

PITCHER		IP	WLS	BF	H	R	ER	SO	BB	IBB	HBP	BLK	WP	HR	S	P	ERA	WHIP
34 Jake Arrieta, R ERA: 5.83	(1, 1)	7.0	L	27	6	4	4	4	1	0	0	0	0	1	63	105	5.14	1.000
63 Kevin Gregg, R ERA: 4.82	(8, 1)	1.0		6	2	1	1	3	1	0	0	0	0	0	16	27	9.00	3.000

PITCHER	IP	WLS	BF	H	R	ER	SO	BB	IBB	HBP	BLK	WP	HR	S	P	ERA	WHIP

Baltimore Orioles @ New York Mets

Citi Field, Flushing, NY

Tue Jun 19 2012, 7:12 PM - 9:40 PM EDT

Att. 32,587 - Cloudy - 71 F

livebaseballscorecards.com

TOP

Batter	1	2	3	4	5	6	7	8	9	AB	R	H	RBI	BB	SO	LOB
1 Brian Roberts, S (1, 4) OBP: 0.258, SLG: 0.241	C FF 88 F FF 88 X FF 90 0-2 ① P5		B FF 89 F FF 88 B CH 79 S CH 77 B FF 89 F FF 88 B SL 78 4-2 2 CS BB			F FF 87 C SL 80 F FF 89 B CH 78 X FF 89 1-2 ① F7		B SI 91 F SI 92 C SI 92 D SI 94 F SI 92 B FF 93 F SI 93 X SI 92 3-2 ① G4-3 1-3		3	0	0	0	1	0	1
2 J.J. Hardy, R (1, 6) OBP: 0.288, SLG: 0.426	B FF 90 C CH 77 X FF 89 1-1 ② P5		1 SAFE 0-0 ③ CS 1-2	C FF 87 B CH 75 F CH 77 X FF 89 1-2 32 2B 1B		C SL 81 B FF 88 X FF 87 1-1 ② F7		B SI 92 D SL 87 F SL 87 X FF 92 2-1 ② F7		4	0	1	0	0	0	1
10 Adam Jones, R (1, 8) OBP: 0.355, SLG: 0.572	C SL 80 B FF 89 F FF 90 B CH 77 X CH 77 2-2 ③ L7			S SL 77 S CH 77 B FF 87 T FF 89 1-2 ① K		C SL 78 S SL 82 B FF 87 F SL 80 B FF 90 X SL 77 2-2 32 BB 1B		B SI 94 X SI 93 1-0 ③ G6-3		4	0	1	0	0	1	2
32 Matt Wieters, S (1, 2) OBP: 0.341, SLG: 0.446		B FF 88 C FF 88 X SL 81 1-1 2B		B FF 88 B FF 87 B CH 76 X FF 88 3-0 1-3 2B		B CH 73 1 SAFE B SI 88 B SL 77 B CH 78 4-0 1-2 BB			X FF 91 0-0 ① G3-1	3	0	2	0	1	0	0
12 Mark Reynolds, R (1, 3) OBP: 0.349, SLG: 0.403		S FF 88 D CH 76 C CH 74 B FF 89 B CH 75 X CH 74 3-2 ① F8		C CH 75 B FF 89 F CH 78 F SL 81 B FF 90 B FF 90 S CH 79 3-3 ② K		B CH 77 B CH 73 C SL 78 C FF 88 X CH 77 2-2 ③ P6			C FF 92 B SL 86 B SL 84 C FF 93 B CU 77 F FF 93 S SL 86 3-3 ② K	4	0	0	0	0	2	5
51 Steve Pearce, R (1, 9) OBP: 0.295, SLG: 0.425 3 Ryan Flaherty, L (9, PH) OBP: 0.213, SLG: 0.225		C SL 77 C FF 88 X CH 77 0-2 ② G1-3		B CH 78 S CH 78 B FF 88 D CH 77 C CH 76 F FF 89 C SL 80 3-3 ③ K			C FF 95 C FF 96 S KC 84 0-3 ① K		C FF 94 X SI 86 0-1 ③ F8	3 1	0 0	0 0	0 0	0 0	2 0	3 0
6 Steve Tolleson, R (1, 7) OBP: 0.255, SLG: 0.386		F FF 88 F FF 88 B FF 88 S CH 76 1-3 ③ K			F FF 89 B CH 76 B FF 89 X FF 87 2-1 ① F8		B FF 96 X FF 97 1-0 ② G1-3			3	0	0	0	0	1	1
11 Robert Andino, R (1, 5) OBP: 0.290, SLG: 0.317 37 Dana Eveland, L (7, 1)			X FF 89 0-0 ① P3		B CH 78 C FF 86 B SL 79 S CH 77 F CH 75 X SL 80 2-2 ② G6-3		C FF 97 X FF 98 0-1 ③ G3-1			3 0	0 0	0 0	0 0	0 0	0 0	0 0
29 Tommy Hunter, R (1, 1) 24 Wilson Betemit, S (7, 5) OBP: 0.312, SLG: 0.412			S FF 88 S FF 88 F FF 88 S CH 77 0-3 ② K		S FF 88 B FF 89 X SI 87 1-1 ③ F8			B SI 91 B SI 92 C SI 92 F SI 92 X SL 84 2-2 1 G4-3 1 WP 1B		2 1	0 0	0 1	0 0	1 0	0 0	0 0
Inning Stats	R: 0 E: 0 K: 0 S: 8 H: 0 LOB: 0 BB: 0 P: 11	R: 0 E: 0 K: 1 S: 11 H: 1 LOB: 1 BB: 0 P: 16	R: 0 E: 0 K: 1 S: 8 H: 0 LOB: 0 BB: 1 P: 12	R: 0 E: 0 K: 3 S: 15 H: 2 LOB: 2 BB: 0 P: 26	R: 0 E: 0 K: 0 S: 8 H: 0 LOB: 0 BB: 0 P: 13	R: 0 E: 0 K: 0 S: 13 H: 1 LOB: 2 BB: 1 P: 23	R: 0 E: 0 K: 1 S: 6 H: 0 LOB: 0 BB: 0 P: 7	R: 0 E: 0 K: 0 S: 11 H: 1 LOB: 1 BB: 0 P: 19	R: 0 E: 0 K: 1 S: 7 H: 0 LOB: 0 BB: 0 P: 10	1B: 3 2B: 2 3B: 0 HR: 0 SF: 0 SAC: 0 DP: 0 HBP: 0						

AB	31
R	0
H	5
RBI	0
BB	2
SO	7
LOB	13

PITCHER		IP	WLS	BF	H	R	ER	SO	BB	IBB	HBP	BLK	WP	HR	S	P	ERA	WHIP
57 Johan Santana, L ERA: 3.0	(1, 1)	6.0	W	23	4	0	0	5	2	0	0	0	0	0	63	101	0.00	1.000
39 Bobby Parnell, R ERA: 3.45	(7, 1)	1.0	H	3	0	0	0	1	0	0	0	0	0	0	6	7	0.00	0.000
47 Miguel Batista, R ERA: 3.67	(8, 1)	1.0		4	1	0	0	0	0	0	0	0	1	0	11	19	0.00	1.000
60 Jon Rauch, R ERA: 4.28	(9, 1)	1.0		3	0	0	0	1	0	0	0	0	0	0	7	10	0.00	0.000

PITCHER		IP	WLS	BF	H	R	ER	SO	BB	IBB	HBP	BLK	WP	HR	S	P	ERA	WHIP

BOTTOM

Batter	1	2	3	4	5	6	7	8	9	AB	R	H	RBI	BB	SO	LOB
9 Kirk Nieuwenhuis, L (1, 8) OBP: 0.344, SLG: 0.420	B SI 92 F SI 92 F FF 94 S FF 94 1-3 K ①		B CU 77 S SI 91 B FF 92 X SI 90 2-1 G4-3 ③		C CU 75 C CU 75 X CU 79 0-2 G4-3 ③		B SL 82 D SL 81 C FF 90 1 SAFE X FF 90 2-1 FC5-2-5-1 ② 1 1B 1-3 3-H			3	0	0	0	0	1	1
56 Andres Torres, S (7, PH) OBP: 0.325, SLG: 0.313 (8, 8)										1	1	0	0	0	0	2
1 Jordany Valdespin, L (1, 7) OBP: 0.250, SLG: 0.444 (8, 4)	X FF 92 0-0 B1-3 ②			B CU 74 B FF 90 X SI 90 2-0 G4-3 ①		C CH 82 B FC 85 B CU 75 B FF 91 X SI 90 3-1 21 HR 1B	F SL 84 B FF 92 X SL 84 1-1 5 FC5-4 2-H 3-H 1B			4	1	2	2	0	0	0
5 David Wright, R (1, 5) OBP: 0.452, SLG: 0.564	B FF 94 B FF 94 X FF 94 2-0 F8 ③			B FC 86 F FC 86 X FF 91 1-1 29 BB 21 1B 28 G3 1B		1 SAFE X FF 90 0-0 F8 ①	1 SAFE X FF 91 0-0 FC5-4 ③ 1-2f			4	1	1	0	0	0	2
21 Lucas Duda, L (1, 9) OBP: 0.356, SLG: 0.452		B SI 93 F SI 93 B CH 86 X FF 93 2-1 G1-3 ①		X SI 90 0-0 28 G3 29 BB 1-2 1B		C FF 88 X FC 84 0-1 1-H HR		S SL 82 B CU 78 X FF 90 1-1 G1-3 ①		4	1	2	2	0	0	0
29 Ike Davis, L (1, 3) OBP: 0.282, SLG: 0.330		C CU 77 B FF 92 B CH 85 B CU 78 X FF 94 3-1 G6-3 ②		C CH 87 F SI 91 B FF 92 F FC 86 B SI 91 F FC 87 B FF 87 B FF 87 4-2 28 G3 1-2 2-3 BB		C CU 74 C CU 73 B FF 92 B CH 82 F FF 91 S FF 90 2-3 K ②		F FF 90 C SL 82 F SI 91 B SL 83 X FF 91 1-2 F8 ②		3	0	0	0	1	1	0
28 Daniel Murphy, L (1, 4) OBP: 0.314, SLG: 0.344		F SI 91 B FC 85 F FF 93 B FF 94 X FF 94 2-2 G5-3 ③		B FF 89 X FF 89 1-0 G3 ② 1-2 2-3 3-H		X FF 90 0-0 G4-3 ③		X SI 91 0-0 G5-3 ③		3	0	0	1	0	0	2
47 Miguel Batista, R (8, 1)										0	0	0	0	0	0	0
Justin Turner, R (8, PH) OBP: 0.311, SLG: 0.338										1	0	0	0	0	0	0
60 Jon Rauch, R (9, 1)										0	0	0	0	0	0	0
6 Omar Quintanilla, L (1, 6) OBP: 0.352, SLG: 0.371			F SI 91 F CU 75 X FF 93 0-2 G1-3 ① B FF 92 C SI 90 S CU 76 X FF 92 1-2 G4-3 ③				X SI 90 0-0 12 F8 30 1B 56 FC5-2-5-1 1B			3	0	1	0	0	0	2
30 Josh Thole, L (1, 2) OBP: 0.318, SLG: 0.321			C FF 91 F FF 92 B FF 92 X CH 86 1-2 G6-3 ②		X SI 89 0-0 F9 ①		B SI 89 1 SAFE 1 SAFE X SI 88 1-0 56 FC5-2-5-1 1-2 1 1B 1B			3	1	1	0	0	0	0
57 Johan Santana, L (1, 1) OBP: 0.083, SLG: 0.083			C SI 92 B SI 93 B SI 92 C FF 93 X FF 92 2-2 1B		C FF 90 B CU 74 F FF 90 S CH 87 1-3 K ②		B FC 84 F FF 92 X FC 86 1-1 F8 ① 2-3			2	0	1	0	0	1	0
39 Bobby Parnell, R (7, 1)										0	0	0	0	0	0	0
12 Scott Hairston, R (7, PH) OBP: 0.319, SLG: 0.569 (8, 7)										1	0	0	0	0	0	2
Inning Stats	R: 0 E: 0 K: 1 S: 5 H: 0 LOB: 0 BB: 0 P: 8	R: 0 E: 0 K: 0 S: 7 H: 0 LOB: 0 BB: 0 P: 14	R: 0 E: 0 K: 0 S: 11 H: 1 LOB: 1 BB: 0 P: 16	R: 1 E: 0 K: 0 S: 12 H: 2 LOB: 2 BB: 1 P: 21	R: 0 E: 0 K: 1 S: 7 H: 0 LOB: 0 BB: 0 P: 8	R: 2 E: 0 K: 1 S: 10 H: 2 LOB: 0 BB: 0 P: 15	R: 2 E: 0 K: 0 S: 9 H: 3 LOB: 1 BB: 0 P: 14	R: 0 E: 0 K: 0 S: 7 H: 0 LOB: 0 BB: 0 P: 9		1B: 7 2B: 0 3B: 0 HR: 1 SF: 0 SAC: 0 DP: 0 HBP: 0						

PITCHER		IP	WLS	BF	H	R	ER	SO	BB	IBB	HBP	BLK	WP	HR	S	P	ERA	WHIP
29 Tommy Hunter, R ERA: 5.7	(1, 1)	6.1	L	27	7	5	5	3	1	0	0	0	0	1	56	88	7.11	1.263
37 Dana Eveland, L ERA: 3.24	(7, 1)	1.2		6	1	0	0	0	0	0	0	0	0	0	12	17	0.00	0.600

PITCHER	IP	WLS	BF	H	R	ER	SO	BB	IBB	HBP	BLK	WP	HR	S	P	ERA	WHIP

Baltimore Orioles @ New York Mets

Citi Field, Flushing, NY

Tue Jun 19 2012, 7:12 PM - 9:40 PM EDT

Att. 32,587 - Cloudy - 71 F

livebaseballscorecards.com

AB	32
R	5
H	8
RBI	5
BB	1
SO	3
LOB	11

WP: 0 PB: 0 SB: 0 CS: 0 PA: 33

Baltimore Orioles @ New York Mets

Citi Field, Flushing, NY

Wed Jun 20 2012, 7:12 PM - 10:07 PM EDT

Att. 29,855 - Partly Cloudy - 94 F

TOP

livebaseballscorecards.com

Batter	1	2	3	4	5	6	7	8	9	AB	R	H	RBI	BB	SO	LOB
1 Brian Roberts, S (1, 4) OBP: 0.278, SLG: 0.242	B SI 89 T SI 91 B FF 92 B CH 84 F SI 91 S SI 92 3-3 ① K		B CH 84 B FF 90 B FF 91 B SI 90 4-0 1-2 BB			B FF 90 X FF 90 1-0 ② F9		C FF 94 C FF 94 D KC 82 X KC 82 1-2 1-2 1B	C FF 94 X FS 87 0-1 ③ G4-3	4	0	1	0	1	1	3
2 J.J. Hardy, R (1, 6) OBP: 0.284, SLG: 0.420	C FF 92 X SL 83 0-1 ② F8		B SL 85 B FF 92 C FF 91 X SL 84 2-1 ③ L6			C FF 91 B SI 92 B FF 92 C FF 91 F FF 92 X KC 76 2-2 ③ L6		B FF 96 C FF 96 D KC 85 F FF 98 B FF 99 X FF 99 3-2 ② G2		4	0	0	0	0	0	4
19 Chris Davis, L (1, 9) OBP: 0.329, SLG: 0.498 43 Jim Johnson, R (8, 1)	F FF 91 X KC 75 0-1 ③ G3			S FF 90 F FF 89 B FF 90 F KC 74 T SI 91 1-2 ① K			B SL 82 B SL 81 S FF 90 B FF 90 X FF 89 3-1 ① P5	B FF 96 S FF 97 B FF 96 F FF 97 X FF 98 2-2 ③ F7		4 0	0 0	0 0	0 0	0 0	1 0	2 0
10 Adam Jones, R (1, 8) OBP: 0.350, SLG: 0.564		C FF 90 B SI 91 X SL 84 1-1 ① G6-3		S FF 91 F SI 91 B CH 85 F SL 83 F FF 91 T CH 85 1-2 ② K			B FF 90 X SL 81 1-0 ② G5-3		C FF 94 C FF 96 F FF 94 X FS 87 0-2 ① G5-3	4	0	0	0	0	1	0
32 Matt Wieters, S (1, 2) OBP: 0.340, SLG: 0.443		C SI 91 S CH 84 B SI 91 T SI 91 1-2 ② K		S CH 85 X CH 85 0-1 ③ G3-1			X SI 91 0-0 ③ G4-3		C FS 87 F FS 86 X FS 86 0-2 12 WP 36 1B 51 BB 1B	4	1	1	0	0	1	0
36 Nick Johnson, L (1, 3) OBP: 0.313, SLG: 0.405 11 Robert Andino, R (9, PR) OBP: 0.290, SLG: 0.317		F FF 91 B FF 91 C FF 91 B SI 92 S CH 85 2-3 ③ K			C FF 89 B CH 82 X FF 90 1-1 ① F8			L FF 90 S CH 82 B FF 90 X CH 84 1-2 24 HR 1B	B FF 95 C FS 85 S FF 95 B FF 96 F FF 96 F FF 97 X FS 86 2-2 51 BB 12 WP 1-2 1B	4 0	1 0	2 0	0 0	0 0	1 0	0 0
24 Wilson Betemit, S (1, 5) OBP: 0.311, SLG: 0.425			C FF 90 S CH 84 F FF 90 F SL 84 X CH 84 0-2 ① G4-3		C SL 82 S FF 91 B FF 92 S SL 82 1-3 ② K			B FF 88 F SL 82 B FF 90 S SL 83 F SL 80 X FF 91 2-2 1-H HR	B FF 96 F FF 96 C FF 96 F FS 87 F FS 86 F FF 96 F FS 85 X FS 86 1-2 ② P3	4	1	1	2	0	1	2
3 Ryan Flaherty, L (1, 7) OBP: 0.208, SLG: 0.219 38 Luis Ayala, R (5, 1) 47 Pedro Strop, R (7, 1) 6 Steve Tolleson, R (8, PH) OBP: 0.250, SLG: 0.378 (8, 7) 12 Mark Reynolds, R (9, PH) OBP: 0.353, SLG: 0.403			L SI 92 F SI 91 S FF 92 0-3 ② K		X FF 90 0-0 ③ F7			C SL 83 F FF 92 S SL 82 0-3 ① K	C FF 96 B FS 87 B FF 97 B FS 87 B FS 86 4-1 51 BB 1-2 2-3 BB	2 0 0 1 0	0 0 0 0 0	0 0 0 0 0	0 0 0 0 0	0 0 0 1 0	1 0 0 0 0	0 0 0 0 0
17 Brian Matusz, L (1, 1) OBP: 0.250, SLG: 0.250 51 Steve Pearce, R (1, 7) OBP: 0.319, SLG: 0.415 (8, 9)			F FF 91 X SI 91 0-1 1 BB 1B			C FF 90 B SI 89 F KC 73 B KC 74 S FF 91 2-3 ① K		B KC 73 F FF 91 B KC 74 B SI 91 B FF 92 4-1 1 1B BB	B FF 96 B FF 96 B FF 96 B FF 95 4-0 1-2 2-3 3-H BB	1 1	0 0	1 0	0 0	0 1	0 2	0 0
Inning Stats	R: 0 E: 0 K: 1 S: 7 H: 0 LOB: 0 BB: 0 P: 10	R: 0 E: 0 K: 2 S: 8 H: 0 LOB: 0 BB: 0 P: 12	R: 0 E: 0 K: 1 S: 12 H: 1 LOB: 2 BB: 1 P: 18	R: 0 E: 0 K: 2 S: 11 H: 0 LOB: 0 BB: 0 P: 13	R: 0 E: 0 K: 1 S: 6 H: 0 LOB: 0 BB: 0 P: 8	R: 0 E: 0 K: 1 S: 8 H: 0 LOB: 0 BB: 0 P: 13	R: 0 E: 0 K: 0 S: 4 H: 0 LOB: 0 BB: 0 P: 8	R: 2 E: 0 K: 1 S: 20 H: 3 LOB: 2 BB: 1 P: 33	R: 1 E: 0 K: 0 S: 22 H: 2 LOB: 3 BB: 2 P: 33	1B: 5 2B: 0 3B: 0 HR: 1 SF: 0 SAC: 0 DP: 0 HBP: 0						

	AB	33
	R	3
	H	6
	RBI	3
	BB	4
	SO	9
	LOB	11

WP: 1 PA: 37
PB: 0
SB: 0
CS: 0

PITCHER		IP	WLS	BF	H	R	ER	SO	BB	IBB	HBP	BLK	WP	HR	S	P	ERA	WHIP
35 Dillon Gee, R ERA: 4.27	(1, 1)	7.1	W	27	3	2	2	9	2	0	0	0	0	1	67	100	2.46	0.682
39 Bobby Parnell, R ERA: 3.38	(8, 1)	0.2	H	3	1	0	0	0	0	0	0	0	0	0	9	15	0.00	1.500
48 Frank Francisco, R ERA: 5.14	(9, 1)	1.0	S	7	2	1	1	0	2	0	0	0	1	0	22	33	9.00	4.000

PITCHER	IP	WLS	BF	H	R	ER	SO	BB	IBB	HBP	BLK	WP	HR	S	P	ERA	WHIP

Batter	1	2	3	4	5	6	7	8	9	AB	R	H	RBI	BB	SO	LOB
56 Andres Torres, S (1, 8) OBP: 0.327, SLG: 0.311	B FC 91 C FC 90 X SL 82 1-1 1 FC3-6 1B		C CU 78 X FC 91 0-1 E5 1 G6-3		B FF 90 C FF 90 B CH 85 B FC 90 C FC 91 F FF 91 X FC 91 3-2 ① G6-3	B SI 90 F CH 86 B FF 91 S SL 84 B SL 86 F SL 84 B CU 76 4-2 5 2B 2-3 BB		C SI 94 B SI 95 X SI 94 1-1 ③ L7		4	0	1	0	1	0	0
1 Jordany Valdespin, L (1, 4) OBP: 0.250, SLG: 0.431	C FF 91 F FC 91 F FC 92 X CU 78 0-2 ① FC3-6 5 CS 1-2f		B FC 91 C SL 83 X FF 91 1-1 ② G6-3 2-3		C SL 84 X FF 92 0-1 5 1B 12 2B 1B	B SI 91 X SL 86 1-0 ② P6				4	1	1	0	0	0	4
5 David Wright, R (1, 5) OBP: 0.456, SLG: 0.571	F FF 91 B FF 93 B CH 85 S FC 92 F SL 86 F FC 93 B SL 87 X FC 93 3-2 ② 12 E 1-2 1B		F FC 92 B FC 92 B FC 92 C CH 84 X FC 92 2-2 ③ P4		B CU 77 F FF 91 F FC 92 X FC 91 1-2 12 2B 29 FC6-4 1-2 1B	C FF 90 B FF 90 X FF 90 1-1 1-3 3-H 2B				4	1	3	1	0	0	1
12 Scott Hairston, R (1, 9) OBP: 0.324, SLG: 0.582 (7, 7)	B FF 92 C FF 93 B FC 92 S CH 85 X FF 92 2-2 E7 1-3			B CU 74 X FF 90 1-0 33 G4-3 4 1B 2B	D CH 85 B FF 91 F CH 84 B CH 84 C FF 92 X FF 92 3-2 29 FC6-4 1-3 2-H 2B	C SL 85 F CH 87 F SL 86 B FF 90 B CU 79 B SL 82 F FF 91 X CU 75 3-2 ③ F8				4	1	2	1	0	0	3
33 Vinny Rottino, R (1, 7) OBP: 0.297, SLG: 0.406 9 Kirk Nieuwenhuis, L (7, 9) OBP: 0.343, SLG: 0.418	C FF 92 S FF 93 F FF 93 D CH 86 X CH 86 1-2 ③ G1-3			X FC 90 0-0 ① G4-3 2-3	I IN 64 I IN 69 I IN 68 I IN 67 4-0 29 FC6-4 IBB		C FF 95 B SL 80 F SI 96 S SI 97 1-3 ① K			2 1	0 0	0 0	0 0	1 0	0 1	3 0
29 Ike Davis, L (1, 3) OBP: 0.277, SLG: 0.324		C FC 90 S CU 75 B CU 75 X SL 85 1-2 ① F8		F FF 91 F SL 86 S SL 84 0-3 ② K	X CU 76 0-0 ② FC6-4 1-2f 2-3 3-H		S SL 82 B SI 97 B SI 97 C SL 82 B SI 98 X SL 83 3-2 ② G1-3			4	0	0	1	0	1	3
Justin Turner, R (1, 6) OBP: 0.308, SLG: 0.324 6 Omar Quintanilla, L (8, 6) OBP: 0.352, SLG: 0.371		C FC 92 C CU 73 C FC 92 0-3 ② K		C FC 91 F FF 92 B FC 92 F SL 82 D CH 86 F CH 84 F FC 93 B CH 86 4-2 D FF 93 4 1B BB	B SL 85 B SL 83 B SL 86 C SI 90 X SL 84 3-1 ③ P6		F SI 96 B FF 96 B SL 82 X SL 81 2-1 ③ G3			3 0	0 0	0 0	0 0	1 0	1 0	2 0
4 Mike Nickeas, R (1, 2) OBP: 0.232, SLG: 0.227		C FC 92 B CU 77 X FF 92 1-1 ③ G5-3		X FF 92 0-0 1-3 3-H 1B	C SL 87 X CU 78 0-1 ① G3			B SI 93 C SI 94 X SI 94 1-1 ① G5-3		4	0	1	1	0	0	0
35 Dillon Gee, R (1, 1) OBP: 0.091, SLG: 0.182 39 Bobby Parnell, R (8, 1) 28 Daniel Murphy, L (8, PH) OBP: 0.313, SLG: 0.342 48 Frank Francisco, R (9, 1)			B FC 90 B FC 91 B FC 91 C FC 91 X FC 90 3-1 ① G5-3	C CU 76 X FC 90 0-1 ③ G5-3		B SL 86 X SL 85 1-0 56 WP 5 2B 2B		B SI 95 F CH 87 C SI 95 B CH 88 X SI 95 2-2 ② G5-3		3 0 1 0	1 0 0 0	1 0 0 0	0 0 0 0	0 0 0 0	0 0 0 0	2 0 0 0
Inning Stats	R: 0 E: 1 K: 0 S: 18 H: 2 LOB: 2 BB: 0 P: 25	R: 0 E: 0 K: 1 S: 8 H: 0 LOB: 0 BB: 0 P: 10	R: 0 E: 1 K: 0 S: 9 H: 0 LOB: 1 BB: 0 P: 15	R: 1 E: 0 K: 1 S: 14 H: 2 LOB: 2 BB: 1 P: 19	R: 2 E: 0 K: 0 S: 15 H: 3 LOB: 2 BB: 1 P: 29	R: 1 E: 0 K: 0 S: 14 H: 2 LOB: 2 BB: 1 P: 24	R: 0 E: 0 K: 1 S: 8 H: 0 LOB: 0 BB: 0 P: 14	R: 0 E: 0 K: 0 S: 7 H: 0 LOB: 0 BB: 0 P: 11		1B: 5 2B: 4 3B: 0 HR: 0	SF: 0 SAC: 0 DP: 0 HBP: 0		WP: 1 PB: 0 SB: 0 CS: 1	PA: 37		

PITCHER	IP	WLS	BF	H	R	ER	SO	BB	IBB	HBP	BLK	WP	HR	S	P	ERA	WHIP
17 Brian Matusz, L (1, 1) ERA: 5.0	4.2	L	24	7	3	3	2	1	1	0	0	0	0	62	93	5.79	1.714
38 Luis Ayala, R (5, 1) ERA: 1.95	1.1		7	2	1	1	0	1	0	0	0	1	0	16	29	6.75	2.250
47 Pedro Strop, R (7, 1) ERA: 1.38	1.0		3	0	0	0	1	0	0	0	0	0	0	8	14	0.00	0.000
43 Jim Johnson, R (8, 1) ERA: 1.17	1.0		3	0	0	0	0	0	0	0	0	0	0	7	11	0.00	0.000

PITCHER	IP	WLS	BF	H	R	ER	SO	BB	IBB	HBP	BLK	WP	HR	S	P	ERA	WHIP

BOTTOM

Baltimore Orioles @ New York Mets

Citi Field, Flushing, NY

Wed Jun 20 2012, 7:12 PM - 10:07 PM EDT

Att. 29,855 - Partly Cloudy - 94 F

livebaseballscorecards.com

AB	34
R	4
H	9
RBI	4
BB	3
SO	3
LOB	18

Batter	1	2	3	4	5	6	7	8	9	AB	R	H	RBI	BB	SO	LOB
1 Steve Lombardozzi, S (1, 7) OBP: 0.327, SLG: 0.344	B FF 94 F FF 95 X FF 95 1-1 ① G4-3		S SI 95 B CU 80 F FF 94 B CH 88 X CH 89 2-2 E3			B FF 93 X FF 93 1-0 1B		X CH 88 0-0 ① L6		4	0	1	0	0	0	0
34 Bryce Harper, L (1, 8) OBP: 0.362, SLG: 0.495	B FF 95 S SI 94 B CU 79 X CH 90 2-1 ② G6-3		B SI 93 F FF 94 X CH 89 1-1 ③ F8			F FF 93 F FF 94 S FF 93 0-3 ① K		X CH 88 0-0 ② F7		4	0	0	0	0	1	2
11 Ryan Zimmerman, R (1, 5) OBP: 0.290, SLG: 0.310	B FF 95 F FF 95 C FF 95 F SI 96 B FF 95 B FF 95 X SL 86 3-2 ③ G6-3			C SL 85 F FF 94 C SI 94 0-3 ① K		X SI 94 0-0 ② F8		B FF 93 C SI 93 X FF 93 1-1 ③ G1-3		4	0	0	0	0	1	1
25 Adam LaRoche, L (1, 3) OBP: 0.337, SLG: 0.487		C CU 78 B FF 93 F FF 94 B SI 93 S CU 80 2-3 ① K		X CH 88 0-0 ② G6-3		C SI 93 B SI 93 C CH 88 T SI 95 1-2 ③ K			X SI 94 0-0 ① L9	4	0	0	0	0	2	1
38 Michael Morse, R (1, 10) OBP: 0.237, SLG: 0.324		X SI 94 0-0 2B		C FF 94 C SL 84 B FF 94 S SL 85 1-3 ③ K			B SI 92 F SI 91 F FF 94 B SL 84 S SL 86 2-3 ① K		B SI 93 X FF 95 1-0 ② G5-3	4	0	1	0	0	2	0
20 Ian Desmond, R (1, 6) OBP: 0.298, SLG: 0.451		C SL 86 D SL 85 F SI 95 S SI 94 1-3 ② K			X FF 93 0-0 2 G5-3 2 E 1B		F SL 84 X SL 86 0-1 8 1B 1B		B SI 95 B SI 96 B SI 96 B SI 95 4-0 BB	3	1	2	0	1	1	1
8 Danny Espinosa, S (1, 4) OBP: 0.316, SLG: 0.382		S CH 89 B CH 89 S FF 94 C CU 79 1-3 ③ K			F CH 88 F FF 92 1 SAFE 1 SAFE X FF 93 0-2 ① F7		X CH 88 0-0 1-2 1B		C SI 94 S CH 87 X CH 89 0-2 ③ L1	4	0	1	0	0	1	3
2 Roger Bernadina, L (1, 9) OBP: 0.322, SLG: 0.379			C FF 94 B CU 78 C CU 79 B CU 79 B FF 94 F FF 94 S SL 86 3-3 ① K		1 SAFE F FF 93 X FF 94 0-1 ② G5-3 1-H		C CU 79 D CU 79 F FF 93 S SL 86 1-3 ② K			3	0	0	0	0	2	2
26 Jesus Flores, R (1, 2) OBP: 0.276, SLG: 0.336			F FF 95 F FF 95 B FF 96 X SL 86 1-2 ② G5-3		B SL 86 S SL 86 X SL 85 1-1 ③ G5-3		D SL 87 B SL 87 S FF 94 F SI 94 X FF 94 2-2 ③ L6			3	0	0	0	0	0	2
Inning Stats	R: 0 E: 0 K: 0 S: 8 H: 0 LOB: 0 BB: 0 P: 14	R: 0 E: 0 K: 3 S: 10 H: 1 LOB: 1 BB: 0 P: 14	R: 0 E: 1 K: 1 S: 12 H: 0 LOB: 1 BB: 0 P: 19	R: 0 E: 0 K: 2 S: 7 H: 0 LOB: 0 BB: 0 P: 8	R: 1 E: 1 K: 0 S: 8 H: 1 LOB: 0 BB: 0 P: 9	R: 0 E: 0 K: 2 S: 8 H: 1 LOB: 1 BB: 0 P: 10	R: 0 E: 0 K: 2 S: 12 H: 2 LOB: 2 BB: 0 P: 17	R: 0 E: 0 K: 0 S: 4 H: 0 LOB: 0 BB: 0 P: 5	R: 0 E: 0 K: 0 S: 5 H: 0 LOB: 1 BB: 1 P: 10	1B: 4 2B: 1 3B: 0 HR: 0 SF: 0 SAC: 0 DP: 0 HBP: 0						

PITCHER		IP	WLS	BF	H	R	ER	SO	BB	IBB	HBP	BLK	WP	HR	S	P	ERA	WHIP
39 Jason Hammel, R ERA: 2.61	(1, 1)	8.0	W	30	5	1	0	10	0	0	0	0	0	0	69	96	0.00	0.625
43 Jim Johnson, R ERA: 1.14	(9, 1)	1.0	S	4	0	0	0	0	1	0	0	0	0	0	5	10	0.00	1.000

PITCHER	IP	WLS	BF	H	R	ER	SO	BB	IBB	HBP	BLK	WP	HR	S	P	ERA	WHIP

TOP

Washington Nationals @ Baltimore Orioles

Oriole Park at Camden Yards, Baltimore, MD

Fri Jun 22 2012, 8:07 PM - 10:26 PM EDT

Att. 45,891 - Cloudy - 76 F

livebaseballscorecards.com

AB	33
R	1
H	5
RBI	0
BB	1
SO	10
LOB	12

Washington Nationals @ Baltimore Orioles

Oriole Park at Camden Yards, Baltimore, MD

Fri Jun 22 2012, 8:07 PM - 10:26 PM EDT

Att. 45,891 - Cloudy - 76 F

livebaseballscorecards.com

BOTTOM

Batter	1	2	3	4	5	6	7	8	9	AB	R	H	RBI	BB	SO	LOB
1 Brian Roberts, S (1, 4) OBP: 0.300, SLG: 0.270	F FF 94 B FF 94 X SL 89 1-1 1B		B FF 94 F FF 93 X FF 94 1-1 ① F9		C SL 87 B CH 87 B CH 87 F FF 94 D SL 88 X FF 94 3-2 2 2B 1-3 1B		C SL 86 B FF 92 C SL 87 X FF 93 1-2 ② F7			4	0	2	0	0	0	2
2 J.J. Hardy, R (1, 6) OBP: 0.284, SLG: 0.421	C FF 94 1 SAFE B FF 93 X SL 87 1-1 ① P5		C FF 94 T FF 94 B FF 94 X SL 86 1-2 ② F9		B SL 88 X FF 94 1-0 1-3 3-H 2B		C SL 88 X FF 92 0-1 ③ G1-3			4	0	1	1	0	0	3
19 Chris Davis, L (1, 9) OBP: 0.324, SLG: 0.489 3 Ryan Flaherty, L (9, 9) OBP: 0.208, SLG: 0.219	1 SAFE 1 SAFE 1 SAFE F FF 93 S CH 87 B FF 94 1 SAFE X SL 86 1-2 ② F8		F SL 89 S CH 87 B FF 94 S FF 94 1-3 ③ K		B FF 93 C CH 86 X FF 94 1-1 ③ F8			B FF 93 B SI 92 F FF 91 F SI 94 X SL 83 2-2 ① G3-1		4 0	0 0	0 0	0 0	0 0	1 0	4 0
10 Adam Jones, R (1, 8) OBP: 0.349, SLG: 0.559	C SL 86 X FF 93 0-1 ③ P5			S FF 95 B FF 94 S FF 95 B SL 88 B FF 95 X SL 88 3-2 ① P6		X FF 94 0-0 32 G4-6-3 1B		C SI 93 X SL 84 0-1 ② F7		4	0	1	0	0	0	1
32 Matt Wieters, S (1, 2) OBP: 0.338, SLG: 0.440		C SL 88 F FF 94 B CU 79 B CH 86 X FF 95 2-2 24 G3-6-1 1B		B FF 95 C CH 88 X FF 95 1-1 ② L4		1 SAFE B FF 93 F FF 91 1 SAFE B FF 94 F SL 88 1 SAFE F FF 93 F CU 78 2-2 ①② X FF 93 G4-6-3 1-2f		C SI 94 X FF 93 0-1 ③ L9		4	0	1	0	0	0	1
24 Wilson Betemit, S (1, 5) OBP: 0.311, SLG: 0.423		C FF 94 B FF 94 F SL 88 B FF 94 X CU 77 2-2 ①② G3-6-1 1-2f		B SL 88 X SL 88 1-0 ③ G4-3		B FF 93 C CH 86 X CH 88 1-1 1B				3	0	1	0	0	0	1
12 Mark Reynolds, R (1, 3) OBP: 0.353, SLG: 0.420		T SL 86 B CU 79 X FF 93 1-1 HR			X FF 93 0-0 ① P4	C SL 86 B SL 87 S SL 87 B SL 87 S SL 86 2-3 ③ K				3	1	1	1	0	1	1
36 Nick Johnson, L (1, 10) OBP: 0.323, SLG: 0.400		C FF 94 C CH 89 X FF 96 0-2 ③ G4-3			C FF 93 F CU 78 B FF 93 H SL 87 2-2 1 1B 2 2B HBP		B SL 87 B CH 86 C SL 87 B FF 91 F FF 92 B SL 88 4-2 51 SH1-3 BB			1	1	0	0	1	0	0
51 Steve Pearce, R (1, 7) OBP: 0.327, SLG: 0.442			C FF 94 B FF 94 C FF 95 B SL 88 X CU 77 2-2 2B		X FF 93 0-0 ② F9		X FF 93 0-0 ① SH1-3 1-2			2	0	1	0	0	0	1
Inning Stats	R: 0 E: 0 K: 0 S: 9 H: 1 LOB: 1 BB: 0 P: 12	R: 1 E: 0 K: 0 S: 11 H: 2 LOB: 0 BB: 0 P: 16	R: 0 E: 0 K: 1 S: 11 H: 1 LOB: 1 BB: 0 P: 16	R: 0 E: 0 K: 0 S: 6 H: 0 LOB: 0 BB: 0 P: 11	R: 1 E: 0 K: 0 S: 10 H: 2 LOB: 2 BB: 0 P: 17	R: 0 E: 0 K: 1 S: 11 H: 2 LOB: 1 BB: 0 P: 16	R: 0 E: 0 K: 0 S: 8 H: 0 LOB: 1 BB: 1 P: 13	R: 0 E: 0 K: 0 S: 7 H: 0 LOB: 0 BB: 0 P: 9		1B: 5 2B: 2 3B: 0 HR: 1 SF: 0 SAC: 1 DP: 2 HBP: 1					WP: 0 PB: 0 SB: 0 CS: 0 PA: 32	

	AB	R	H	RBI	BB	SO	LOB
AB	29						
R	2						
H	8						
RBI	2						
BB	1						
SO	2						
LOB	14						

PITCHER		IP	WLS	BF	H	R	ER	SO	BB	IBB	HBP	BLK	WP	HR	S	P	ERA	WHIP
27 Jordan Zimmermann, R ERA: 2.89	(1, 1)	7.0	L	29	8	2	2	2	1	0	1	0	0	1	66	101	2.57	1.286
52 Ryan Mattheus, R ERA: 1.99	(8, 1)	1.0		3	0	0	0	0	0	0	0	0	0	0	7	9	0.00	0.000

PITCHER	IP	WLS	BF	H	R	ER	SO	BB	IBB	HBP	BLK	WP	HR	S	P	ERA	WHIP

Batter	1	2	3	4	5	6	7	8	9	AB	R	H	RBI	BB	SO	LOB
8 Danny Espinosa, S (1, 4) OBP: 0.310, SLG: 0.374	B FF 91 S FF 92 S FF 92 X FF 92 1-2 F8 ①		S CH 84 F FF 91 B FF 91 S FF 90 1-3 K ①	C CH 85 X CH 85 0-1 P4 ③			L FF 91 X SL 84 0-1 L8 ②		C CH 85 B CH 84 X CH 84 1-1 G5-3 ③	5	0	0	0	0	1	3
34 Bryce Harper, L (1, 8) (6, 9) OBP: 0.365, SLG: 0.492	F FF 92 F FF 91 X FF 92 0-2 G5-3 ②		B SL 83 B SL 80 B SL 80 B FF 91 4-0 38 S BB		B SL 82 F SL 81 S FF 90 C FF 92 1-3 K ①		B SL 85 F CH 84 S CH 85 X SI 90 1-2 1B			3	0	1	0	1	1	0
11 Ryan Zimmerman, R (1, 5) OBP: 0.285, SLG: 0.305	C FF 92 F FF 94 F FF 93 X FF 93 0-2 G3 ③		X FF 91 0-0 P3 ②		B CH 84 S FF 91 F FF 93 F FF 92 B FF 94 F FF 92 B FF 91 X FF 92 3-2 L8 ②		C SL 85 B SL 85 1 SAFE S SL 85 X FF 91 1-2 P4 ③			4	0	0	0	0	0	2
38 Michael Morse, R (1, 10) OBP: 0.250, SLG: 0.333		F FF 92 C FF 92 F FF 92 B CU 72 F FF 92 F FF 92 F CU 73 X FF 92 1-2 20 G4-3 25 1B 21 1B 1B	1 SAFE 1 SAFE B FF 92 S FF 92 F FF 91 S FF 92 1-3 K ③ 1-2		B FF 93 B FF 93 C FF 92 X CH 85 2-1 1B			S FF 96 C SI 97 X SL 85 0-2 G6-3 ①		4	1	2	0	0	1	1
25 Adam LaRoche, L (1, 3) OBP: 0.340, SLG: 0.500		S SL 82 F FF 92 B FF 91 X SL 80 1-2 20 G4-3 21 E 1-2 1B		B SL 82 X FF 90 1-0 HR	S FF 92 X FF 92 0-1 F7 ③			C SI 97 S SL 84 B SL 84 B SL 85 B SI 97 F SI 97 S SI 98 3-3 K ②		4	2	2	1	0	1	1
20 Ian Desmond, R (1, 6) OBP: 0.294, SLG: 0.445		C SI 91 D CH 86 X CH 85 1-1 G4-3 ① 1-2 2-3		X CH 83 0-0 F8 ①		X SI 84 0-0 F9 ①		B SL 82 S FF 98 B SI 98 B SL 82 F SI 97 F FF 97 X SI 98 3-2 G6-3 ③		4	0	0	0	0	0	2
57 Tyler Moore, R (1, 7) OBP: 0.386, SLG: 0.513 2 Roger Bernadina, L (8, 7) OBP: 0.319, SLG: 0.375		F FF 92 B FF 91 F FF 92 B CH 84 T FF 90 2-2 K ②	B FF 91 F FF 91 S CH 83 F CH 85 X FF 91 1-2 26 G1-3 21 BB 1B		B SI 85 C SI 84 C SL 79 B SI 86 B SL 77 B SL 77 4-2 21 G5-4-3 BB			M SL 80 S SL 81 S SL 82 0-3 K ①	2 1	0 0	1 0	0 0	1 0	1 1	2 0
21 Xavier Nady, R (1, 9) OBP: 0.211, SLG: 0.275 24 Rick Ankiel, L (6, 8) OBP: 0.287, SLG: 0.407		B FF 91 B CH 84 D CH 84 C FF 92 X FF 91 3-1 E5 2-H 3-H 1B	B FF 91 B FF 90 B SL 83 B FF 91 4-0 26 G1-3 1-2 BB		S SL 79 B SI 84 X SI 84 1-1 G5-4-3 ②③ 1-2f			B SI 91 B SL 81 C SL 79 X SL 82 2-1 26 G3 2B	2 1	0 0	1 1	1 0	1 0	0 0	1 0
26 Jesus Flores, R (1, 2) OBP: 0.268, SLG: 0.326		C SL 82 B FF 90 S FF 91 F FF 90 X FF 92 1-2 G6-3 ③	C FF 91 S CH 86 F FF 92 X CH 85 0-2 G1-3 ② 1-2 2-3				S SL 85 B SL 84 X SL 84 1-1 G3-1 ①		C CH 82 B SI 89 X CH 84 1-1 G3 ② 2-3	4	0	0	0	0	0	4
Inning Stats	R: 0 E: 0 K: 0 S: 10 H: 0 LOB: 0 BB: 0 P: 11	R: 2 E: 1 K: 1 S: 21 H: 3 LOB: 1 BB: 0 P: 30	R: 0 E: 0 K: 2 S: 7 H: 0 LOB: 1 BB: 1 P: 13	R: 1 E: 0 K: 0 S: 12 H: 2 LOB: 2 BB: 1 P: 18	R: 0 E: 0 K: 1 S: 12 H: 1 LOB: 1 BB: 0 P: 18	R: 0 E: 0 K: 0 S: 5 H: 0 LOB: 0 BB: 1 P: 10	R: 0 E: 0 K: 0 S: 10 H: 1 LOB: 1 BB: 0 P: 13	R: 0 E: 0 K: 1 S: 11 H: 0 LOB: 0 BB: 0 P: 17	R: 0 E: 0 K: 1 S: 9 H: 1 LOB: 1 BB: 0 P: 13	1B: 6 2B: 1 3B: 0 HR: 1 SF: 0 SAC: 0 DP: 1 HBP: 0						

PITCHER		IP	WLS	BF	H	R	ER	SO	BB	IBB	HBP	BLK	WP	HR	S	P	ERA	WHIP
16 Wei-Yin Chen, L ERA: 3.38	(1, 1)	5.0	L	23	6	3	2	4	2	0	0	0	0	1	62	90	3.60	1.600
56 Darren O'Day, R ERA: 1.67	(6, 1)	1.0		3	0	0	0	0	1	0	0	0	0	0	5	10	0.00	1.000
38 Luis Ayala, R ERA: 1.89	(7, 1)	1.0		4	1	0	0	0	0	0	0	0	0	0	10	13	0.00	1.000
47 Pedro Strop, R ERA: 1.34	(8, 1)	1.0		3	0	0	0	1	0	0	0	0	0	0	11	17	0.00	0.000
40 Troy Patton, L ERA: 3.34	(9, 1)	1.0		4	1	0	0	1	0	0	0	0	0	0	9	13	0.00	1.000

PITCHER	IP	WLS	BF	H	R	ER	SO	BB	IBB	HBP	BLK	WP	HR	S	P	ERA	WHIP

TOP

Washington Nationals @ Baltimore Orioles

Oriole Park at Camden Yards, Baltimore, MD

Sat Jun 23 2012, 7:18 PM - 10:11 PM EDT

Att. 46,298 - Clear - 87 F

livebaseballscorecards.com

AB	34
R	3
H	8
RBI	2
BB	3
SO	6
LOB	16

WP: 0 PA: 37
PB: 0
SB: 1
CS: 0

Batter	1	2	3	4	5	6	7	8	9	AB	R	H	RBI	BB	SO	LOB
1 Brian Roberts, S (1, 4) OBP: 0.295, SLG: 0.268	C SL 89 X CH 83 0-1 ① G1-3			B CH 83 C CH 89 F FF 91 B CU 80 F SL 84 F SL 84 F CH 85 B FF 92 S FF 92 3-3 ① K		B CH 89 B FF 92 X FF 91 2-0 ① F7		C SI 90 B SI 91 F SI 90 F SL 79 F SI 89 F SI 91 D CH 85 B SI 90 F SI 91 3-2 2 G6-4-3 1B		4	0	1	0	0	1	0
2 J.J. Hardy, R (1, 6) OBP: 0.280, SLG: 0.416	C FF 90 B SL 83 X SL 82 1-1 ② G4-3			B FF 92 C FF 92 X FF 92 1-1 ② L7		B FF 92 C FF 91 F SL 85 X FF 95 1-2 ② F8		C SI 91 B SI 91 F SI 91 F SL 80 B SI 91 X SI 91 2-2 ② ③ G6-4-3 1-2f		4	0	0	0	0	0	1
19 Chris Davis, L (1, 9) OBP: 0.318, SLG: 0.480	F FF 90 B CU 79 X FF 90 1-1 ③ L9			F CH 86 F CH 87 X SL 85 0-2 ③ L3		F FF 94 C FF 93 S CU 81 0-3 ③ K2-3			F FF 92 X CH 80 0-1 ① F7	4	0	0	0	0	1	0
10 Adam Jones, R (1, 8) OBP: 0.348, SLG: 0.565		C CH 89 B CH 89 X SL 82 1-1 ① P4			S SL 83 B FF 90 B FF 90 X CH 85 2-1 E5 24 1B		B FF 91 C FF 93 F FF 94 F FF 94 B SL 85 X SL 85 2-2 HR		C FF 92 B CU 76 B FC 84 B CH 82 F FF 94 F FF 94 S CH 82 3-3 ② K	4	1	1	1	0	1	0
32 Matt Wieters, S (1, 2) OBP: 0.333, SLG: 0.432		B SL 88 C FF 90 S CU 75 F CH 85 X FF 90 1-2 ② F8			F FF 91 X FF 92 0-1 ① F8		B FF 93 B CH 86 X FF 93 2-0 ① F8		C CH 82 X FF 93 0-1 ③ G4-3	4	0	0	0	0	1	0
24 Wilson Betemit, S (1, 5) OBP: 0.316, SLG: 0.427		B FF 91 S SL 82 B FF 93 S SL 84 S SL 86 2-3 ③ K			C FF 92 B FF 93 X SL 84 1-1 36 BB 1-3 1B		X SI 94 0-0 28 L6 12 1B 1B			3	0	2	0	0	1	0
12 Mark Reynolds, R (1, 3) OBP: 0.352, SLG: 0.419			B SL 82 S CU 81 S SL 83 C FF 92 1-3 ① K		C SL 86 B FF 93 S SL 86 F SL 86 S SL 85 1-3 ② K		B SL 87 B FF 94 F SL 86 S SL 86 D SL 87 X SL 86 3-2 1-2 1B			3	0	1	0	0	2	2
36 Nick Johnson, L (1, 10) OBP: 0.327, SLG: 0.395 28 Ronny Paulino, R (7, PH) OBP: 0.280, SLG: 0.327 (8, 10)			F FF 90 B FF 92 S CH 84 B SL 86 B SL 86 X SL 83 3-2 ② P5		D CH 86 D CU 80 B CH 85 C FF 92 D SL 86 4-1 1-2 BB		B FF 90 B CH 80 B FF 89 C FF 89 S CH 80 X FF 91 3-2 ② ③ L6 2-2			1 1	0 0	0 0	0 0	1 0	0 0	0 2
51 Steve Pearce, R (1, 7) OBP: 0.308, SLG: 0.413			B FF 91 C FF 91 X SI 92 1-1 ③ G5-3		S SL 85 X SL 86 0-1 ③ P6			B SI 91 X SI 90 1-0 ① G5-3		3	0	0	0	0	0	3
Inning Stats	R: 0 E: 0 K: 0 S: 6 H: 0 LOB: 0 BB: 0 P: 8	R: 0 E: 0 K: 1 S: 9 H: 0 LOB: 0 BB: 0 P: 13	R: 0 E: 0 K: 1 S: 8 H: 0 LOB: 0 BB: 0 P: 13	R: 0 E: 0 K: 1 S: 11 H: 0 LOB: 0 BB: 0 P: 15	R: 0 E: 1 K: 1 S: 13 H: 1 LOB: 3 BB: 1 P: 21	R: 0 E: 0 K: 1 S: 7 H: 0 LOB: 0 BB: 0 P: 10	R: 1 E: 0 K: 0 S: 12 H: 3 LOB: 1 BB: 0 P: 22	R: 0 E: 0 K: 0 S: 15 H: 1 LOB: 0 BB: 0 P: 21	R: 0 E: 0 K: 1 S: 8 H: 0 LOB: 0 BB: 0 P: 11	1B: 4 2B: 1 3B: 0 HR: 1 SF: 0 SAC: 0 DP: 2 HBP: 0						

PITCHER		IP	WLS	BF	H	R	ER	SO	BB	IBB	HBP	BLK	WP	HR	S	P	ERA	WHIP
33 Edwin Jackson, R ERA: 2.91	(1, 1)	6.1	W	25	4	1	1	5	1	0	0	0	0	1	63	96	1.42	0.789
51 Michael Gonzalez, L ERA:	(7, 1)	0.2	H	1	0	0	0	0	0	0	0	0	0	0	3	6	0.00	0.000
17 Sean Burnett, L ERA: 1.04	(8, 1)	1.0	H	3	1	0	0	0	0	0	0	0	0	0	15	21	0.00	1.000
36 Tyler Clippard, R ERA: 1.95	(9, 1)	1.0	S	3	0	0	0	1	0	0	0	0	0	0	8	11	0.00	0.000

PITCHER	IP	WLS	BF	H	R	ER	SO	BB	IBB	HBP	BLK	WP	HR	S	P	ERA	WHIP

BOTTOM

Washington Nationals @ Baltimore Orioles

Oriole Park at Camden Yards, Baltimore, MD

Sat Jun 23 2012, 7:18 PM - 10:11 PM EDT

Att. 46,298 - Clear - 87 F

livebaseballscorecards.com

AB	31
R	1
H	5
RBI	1
BB	1
SO	6
LOB	9

Washington Nationals @ Baltimore Orioles

Oriole Park at Camden Yards, Baltimore, MD

Sun Jun 24 2012, 1:37 PM - 4:25 PM EDT

Att. 41,794 - Partly Cloudy - 88 F

livebaseballscorecards.com

TOP

Batter	1	2	3	4	5	6	7	8	9	AB	R	H	RBI	BB	SO	LOB
1 Steve Lombardozzi, S (1, 7) OBP: 0.326, SLG: 0.338 2 Roger Bernadina, L (8, 7) OBP: 0.319, SLG: 0.375	B FF 92 B SI 94 X FF 95 2-0 ① G6-3		L SI 94 L SI 94 B FF 93 F FF 93 H SL 84 2-2 34 G1-6-3 HBP		B CU 77 F CH 88 X SI 93 1-1 ③ L8			S SL 79 C SI 89 F SI 89 F SL 80 F SI 90 C CH 84 0-3 ① K		3	0	0	0	0	1	0
										0	0	0	0	0	0	0
34 Bryce Harper, L (1, 9) OBP: 0.367, SLG: 0.497	B SI 94 X CH 87 1-0 1B		F FF 94 B FF 93 B FF 93 D CH 89 X CH 89 3-1 ① ② G1-6-3 1-2f 2-3			X CH 85 0-0 20 S 2B		B SI 91 S SL 81 F CU 77 T CU 77 1-2 ② K		4	0	2	0	0	1	2
11 Ryan Zimmerman, R (1, 5) OBP: 0.289, SLG: 0.308	B FF 95 C FF 94 1 SAFE C FF 95 F SL 88 B FF 95 1 SAFE F FF 95 F FF 94 2-2 ② X SL 89 F8		D SL 89 C SI 94 B FF 94 B FF 94 X FF 95 3-1 3-H 1B			B FF 92 C SI 94 B FF 93 F FF 93 S SL 85 2-3 ① K		C FF 96 X FF 97 0-1 1B		4	0	2	1	0	1	2
25 Adam LaRoche, L (1, 3) OBP: 0.338, SLG: 0.494	B FF 95 D CH 89 B FF 95 X FF 94 3-0 ③ G6-3		B FF 93 D CU 78 C FF 94 F CH 88 B FF 94 F CH 89 S SI 95 3-3 ③ K			B FF 92 B CH 88 B FF 88 I IN 76 4-0 IBB		C SL 82 X FF 97 0-1 ③ L9		3	0	0	0	1	1	3
38 Michael Morse, R (1, 10) OBP: 0.238, SLG: 0.316		F FF 94 S SI 94 F FF 94 X FF 94 0-2 ① P3		B FF 93 F FF 94 C CU 79 X FF 94 1-2 ① P3		C FF 94 B SI 94 S FF 94 B CU 80 F FF 94 S CU 79 2-3 ② K			B CU 80 B SI 94 F SI 96 B SI 96 X FF 96 3-1 ① G4-3	4	0	0	0	0	1	2
20 Ian Desmond, R (1, 6) OBP: 0.293, SLG: 0.440		B FF 94 F SL 89 F CU 76 B SL 86 B SI 94 X 3-2 ② G4-3		X SL 88 0-0 ② G4-3		C SI 93 C SI 94 D SL 85 D CU 80 F SL 87 B FF 91 X FF 92 3-2 ③ P4 2-3			B SI 97 B SI 97 B SI 98 C SI 96 D SI 96 4-1 8 CS BB	3	0	0	0	1	0	2
8 Danny Espinosa, S (1, 4) OBP: 0.310, SLG: 0.372		F FF 94 C CU 76 B FF 94 X CU 79 1-2 1B		S FF 94 C FF 89 B FF 94 B SI 95 F SL 87 C FF 94 2-3 ③ K			B SI 90 C SI 90 X CH 82 1-1 ① F7		F CH 90 S FF 96 B SI 96 1 SAFE F CH 89 S CH 89 1-3 ② ③ K 1-2	4	0	1	0	0	2	1
24 Rick Ankiel, L (1, 8) OBP: 0.281, SLG: 0.399	F SI 95 B FF 94 C SI 93 S CH 90 1-3 ③ K				C CU 73 X CH 86 0-1 ① F9		F SL 81 T SI 91 T SI 90 0-2 ② K			3	0	0	0	0	2	1
23 Jhonatan Solano, R (1, 2) OBP: 0.375, SLG: 0.688			B FF 92 C FF 94 F SI 92 X SI 94 1-2 34 G1-6-3 11 1B 2B		C FF 93 S CU 76 X FF 93 0-2 ② G6-3		X SI 90 0-0 ③ F8			3	1	1	0	0	0	0
Inning Stats	R: 0 E: 0 K: 0 S: 9 H: 1 LOB: 1 BB: 0 P: 17	R: 0 E: 0 K: 1 S: 13 H: 1 LOB: 1 BB: 0 P: 18	R: 1 E: 0 K: 1 S: 14 H: 2 LOB: 1 BB: 0 P: 26	R: 0 E: 0 K: 1 S: 8 H: 0 LOB: 0 BB: 0 P: 11	R: 0 E: 0 K: 0 S: 7 H: 0 LOB: 0 BB: 0 P: 8	R: 0 E: 0 K: 2 S: 12 H: 1 LOB: 2 BB: 1 P: 23	R: 0 E: 0 K: 1 S: 6 H: 0 LOB: 0 BB: 0 P: 7	R: 0 E: 0 K: 2 S: 13 H: 1 LOB: 1 BB: 0 P: 14	R: 0 E: 0 K: 1 S: 7 H: 0 LOB: 1 BB: 1 P: 15	1B: 4 2B: 3 3B: 0 HR: 0 SF: 0 SAC: 0 DP: 2 HBP: 1						

	AB	31
	R	1
	H	6
	RBI	1
	BB	2
	SO	9
	LOB	13

PITCHER		IP	WLS	BF	H	R	ER	SO	BB	IBB	HBP	BLK	WP	HR	S	P	ERA	WHIP
34 Jake Arrieta, R ERA: 5.55	(1, 1)	6.0		24	5	1	1	5	0	1	1	0	0	0	63	103	1.50	0.833
40 Troy Patton, L ERA: 3.18	(7, 1)	1.2		5	0	0	0	3	0	0	0	0	0	0	15	17	0.00	0.000
47 Pedro Strop, R ERA: 1.32	(8, 1)	0.1	W	2	1	0	0	0	0	0	0	0	0	0	4	4	0.00	3.000
43 Jim Johnson, R ERA: 1.1	(9, 1)	1.0	S	3	0	0	0	1	1	0	0	0	0	0	7	15	0.00	1.000

PITCHER	IP	WLS	BF	H	R	ER	SO	BB	IBB	HBP	BLK	WP	HR	S	P	ERA	WHIP

Batter	1	2	3	4	5	6	7	8	9	AB	R	H	RBI	BB	SO	LOB
1 Brian Roberts, S (1, 4) OBP: 0.292, SLG: 0.250	C FF 92 B SI 92 F SI 91 S SL 79 1-3 K ①		1 SAFE B SI 90 X CH 84 1-0 FC6-4 ③ 1-2f		B SI 93 B SI 91 B SI 92 B SI 94 4-0 2 G5-3 BB 1-2		B SI 92 F FF 92 D FF 92 X FF 92 2-1 G3 ② 1-2 2-3			3	0	0	0	1	1	3
2 J.J. Hardy, R (1, 6) OBP: 0.280, SLG: 0.413	C SI 93 F SI 93 F SL 80 F FF 94 B CH 86 X CH 85 1-2 F9 ②			B SI 90 B CH 84 C SI 90 X CH 83 2-1 51 BB 32 1B 1B	B SI 92 C SI 92 X CH 86 1-1 G5-3 ② 1-2 2-3		B FC 84 C KC 82 F FC 84 X FC 83 1-2 G5-3 ③			4	0	1	0	0	0	4
10 Adam Jones, R (1, 8) OBP: 0.346, SLG: 0.561	X SI 92 0-0 F9 ③			B SI 90 S CH 84 X SI 94 1-1 P6 ①	C SI 94 D CH 87 F SI 95 B SL 79 X SL 80 2-2 F7 ③			C SI 91 F SI 89 B SI 91 X SI 91 1-2 32 HR 1B		4	1	1	0	0	0	3
32 Matt Wieters, S (1, 2) OBP: 0.336, SLG: 0.446		B FF 91 B FF 92 F SI 92 F SI 93 X SL 79 2-2 F8 ①		X SI 93 0-0 51 BB 1B 1-2		C FF 92 S KC 81 S KC 80 0-3 K2-3 ①		C SI 91 X SI 92 0-1 HR 1-H		4	1	2	2	0	1	0
12 Mark Reynolds, R (1, 3) OBP: 0.345, SLG: 0.409		B CH 85 S SI 91 B SI 94 F CH 85 X CH 84 2-2 G5-3 ②		C CH 83 B SI 91 B CH 85 B CH 85 S SI 92 F SI 93 F CH 86 S SI 95 3-3 K ②		C FC 83 B FC 84 F FC 83 B FC 84 F FC 84 X FF 91 2-2 G5-3 ②		B CH 83 X SI 90 1-0 F9 ①		4	0	0	0	0	1	2
51 Steve Pearce, R (1, 9) OBP: 0.321, SLG: 0.396 (8, 7)		B FF 92 C SI 90 F SI 92 F SI 95 B SL 80 B SL 80 S CH 85 3-3 K ③		D SL 80 B CH 85 B SI 92 B SI 93 4-0 BB 1-2 2-3		B FF 94 C FC 83 B FF 92 X FC 83 2-1 F8 ③		B SI 91 B CH 84 C SI 90 B SI 90 B SI 90 4-1 28 G5-4-3 BB		2	0	0	0	2	1	0
28 Ronny Paulino, R (1, 10) OBP: 0.278, SLG: 0.321			F SI 90 B SI 91 X SI 91 1-1 F9 ① 1-2f C SI 92 S SI 93 B SI 94 X SL 79 1-2 F9 ③				X SI 92 0-0 1 G3 11 BB 1B	B FF 92 F FF 92 1 SAFE F SI 92 B SI 92 D SL 83 X FF 92 3-2 G5-4-3 ② ③ 1-2f		4	0	1	0	0	0	4
6 Steve Tolleson, R (1, 7) OBP: 0.260, SLG: 0.383 19 Chris Davis, L (7, PH) OBP: 0.317, SLG: 0.478 (8, 9) 3 Ryan Flaherty, L (9, 9) OBP: 0.208, SLG: 0.219			X FF 92 0-0 11 FC4-6 1B		X SI 92 0-0 B1 ①		B FF 92 B FF 91 X SI 91 2-0 F7 ①			2 1 0	0 0 0	1 0 0	0 0 0	0 0 0	0 1 0	0 1 0
11 Robert Andino, R (1, 5) OBP: 0.294, SLG: 0.319			B FF 89 B CH 84 C SI 90 B SI 90 X SI 91 3-1 FC4-6 1 FC6-4 ② 1-2f		C SI 93 C SI 94 B SL 80 B SL 79 B SI 94 X SI 92 3-2 2 G5-3 1 BB 1B		B SI 91 B FC 83 B SI 90 B FF 90 4-0 1 G3 1-2 BB			2	0	1	0	1	0	1
Inning Stats	R: 0 E: 0 K: 1 S: 9 H: 0 LOB: 0 BB: 0 P: 11	R: 0 E: 0 K: 1 S: 10 H: 0 LOB: 0 BB: 0 P: 17	R: 0 E: 0 K: 0 S: 6 H: 1 LOB: 1 BB: 0 P: 11	R: 0 E: 0 K: 1 S: 13 H: 2 LOB: 3 BB: 1 P: 24	R: 0 E: 0 K: 0 S: 9 H: 1 LOB: 2 BB: 1 P: 19	R: 0 E: 0 K: 1 S: 9 H: 0 LOB: 0 BB: 0 P: 13	R: 0 E: 0 K: 0 S: 7 H: 1 LOB: 2 BB: 1 P: 16	R: 2 E: 0 K: 0 S: 10 H: 2 LOB: 0 BB: 1 P: 19		1B: 6 2B: 0 3B: 0 HR: 1 SF: 0 SAC: 0 DP: 1 HBP: 0				WP: 0 PB: 0 SB: 0 CS: 0 PA: 34		

PITCHER		IP	WLS	BF	H	R	ER	SO	BB	IBB	HBP	BLK	WP	HR	S	P	ERA	WHIP
48 Ross Detwiler, L ERA: 3.09	(1, 1)	5.0		21	4	0	0	3	2	0	0	0	0	0	47	82	0.00	1.200
35 Craig Stammen, R ERA: 1.42	(6, 1)	2.0	H	8	1	0	0	1	1	0	0	0	0	0	16	29	0.00	1.000
17 Sean Burnett, L ERA: 1.71	(8, 1)	0.1	L	4	2	2	2	0	1	0	0	0	0	1	7	13	54.00	9.000
52 Ryan Mattheus, R ERA: 1.93	(8, 1)	0.2		1	0	0	0	0	0	0	0	0	0	0	3	6	0.00	0.000

PITCHER	IP	WLS	BF	H	R	ER	SO	BB	IBB	HBP	BLK	WP	HR	S	P	ERA	WHIP

BOTTOM

Washington Nationals @ Baltimore Orioles

Oriole Park at Camden Yards, Baltimore, MD

Sun Jun 24 2012, 1:37 PM - 4:25 PM EDT

Att. 41,794 - Partly Cloudy - 88 F

livebaseballscorecards.com

AB	30
R	2
H	7
RBI	2
BB	4
SO	4
LOB	18

Batter	1	2	3	4	5	6	7	8	9	AB	R	H	RBI	BB	SO	LOB
27 Mike Trout, R (1, 7) OBP: 0.395, SLG: 0.528	B FF 89 C FC 89 F FF 89 X FC 89 1-2 ① P3		B CU 74 F FF 89 F FF 90 B SL 82 X CH 81 2-2 48 1B 2B		X SL 83 0-0 ① G1-3	F FC 87 C FF 93 F FF 94 S SI 92 0-3 ① K		B CU 80 C FC 87 X FF 92 1-1 ② F9		5	1	1	0	0	1	1
48 Torii Hunter, R (1, 9) OBP: 0.342, SLG: 0.429	X FF 88 0-0 ② G5-3		B FF 88 F FF 88 B FC 89 F FC 89 X FF 89 2-2 5 FC1-4-5 2-H 1B		C FC 89 F FC 89 X FC 90 0-2 5 HR 1B	C FC 87 F FF 93 X FF 94 0-2 ② FC4-6 1-2f		S FC 88 C FF 92 B FS 83 X FC 87 1-2 ③ G4-3		5	1	2	1	0	0	1
5 Albert Pujols, R (1, 3) OBP: 0.320, SLG: 0.449	X FC 89 0-0 2B		F CU 74 F FF 89 X CU 72 0-2 ① FC1-4-5 44 1B 2-3		B FC 90 X FC 90 1-0 1-H HR	B CU 78 B FF 93 X FF 93 2-0 ③ F8			C SL 82 C SL 82 B SL 86 B SI 90 X FF 91 2-2 ① G5-3	5	1	2	2	0	0	2
44 Mark Trumbo, R (1, 10) OBP: 0.373, SLG: 0.622	B FF 89 X CH 80 1-0 ③ F7		B SL 83 X FF 89 1-0 47 G6-3 1-2 1B		C CH 82 B FC 90 C FF 90 S SL 83 1-3 ② K		X CU 76 0-0 HR		B FF 90 B SI 90 H FF 89 3-0 47 1B HBP	4	1	2	1	0	1	1
47 Howie Kendrick, R (1, 4) OBP: 0.308, SLG: 0.386		C CH 87 S SL 83 B FF 89 X SL 81 1-2 25 G4-3 13 1B 1B	C SI 89 F FF 90 F FC 91 X FF 90 0-2 ②③ G6-3 1-2f		B CH 83 F FC 90 F CH 82 F CH 83 B FF 92 X SL 85 2-2 1B		F FF 93 C FC 86 F FF 92 F FF 91 S CU 80 0-3 ① K		C SL 82 X SL 84 0-1 1-3 1B	5	0	3	0	0	1	2
2 Erick Aybar, S (1, 6) OBP: 0.290, SLG: 0.344		B FF 88 C FC 88 C SL 82 X FC 88 1-2 ① F7		S SL 82 X FF 88 0-1 41 1B 41 1B 1B	T FF 90 X FC 89 0-1 ③ G5-3		B CH 83 F FC 88 B CH 83 F FF 90 X SL 87 2-2 ② F7		C CH 84 S FF 91 S FF 90 0-3 ② K	5	0	1	0	0	1	4
13 Maicer Izturis, S (1, 5) OBP: 0.311, SLG: 0.259		C FF 88 T CH 81 B FC 88 X FC 88 1-2 25 G4-3 1-2 1B		L FF 87 1 SAFE X FC 88 0-1 ① P6		C FF 89 X SL 82 0-1 25 HR 1B	C CU 76 B FF 92 X CH 86 1-1 ③ G4-3		C SL 85 X SL 85 0-1 ③ P5	5	1	2	0	0	0	3
25 Peter Bourjos, R (1, 8) OBP: 0.289, SLG: 0.349		C FF 89 B FC 88 B CH 81 X CH 82 2-1 ② G4-3 1-2 2-3		L FF 88 B CH 81 X FF 89 1-1 ② F8		F FC 89 B FC 89 F CH 82 D CU 80 1 SAFE B FC 88 X CH 83 3-2 1-H HR		S FC 85 B FF 90 S CU 77 F FF 90 B FF 91 F FF 91 B FC 86 S FC 87 3-3 ① K		4	1	1	2	0	1	3
41 John Hester, R (1, 2) OBP: 0.349, SLG: 0.404		B FF 88 X CH 81 1-0 ③ F7		D CU 73 B FF 90 F FF 90 X FF 89 2-1 ③ 1-H 1B		B FF 93 B FF 93 F FF 93 F FF 94 B FF 94 F FF 93 X FF 94 3-2 48 FC4-6 1B		B FF 92 C CU 78 C FF 92 B FC 88 B CU 81 F CU 78 X FF 92 3-2 HR		4	1	3	1	0	0	2
Inning Stats	R: 0 E: 0 K: 0 S: 6 H: 1 LOB: 1 BB: 0 P: 8	R: 0 E: 0 K: 0 S: 12 H: 2 LOB: 2 BB: 0 P: 18	R: 1 E: 0 K: 0 S: 14 H: 3 LOB: 1 BB: 0 P: 19	R: 0 E: 0 K: 0 S: 8 H: 2 LOB: 2 BB: 0 P: 11	R: 2 E: 0 K: 1 S: 14 H: 3 LOB: 1 BB: 0 P: 18	R: 2 E: 0 K: 1 S: 17 H: 3 LOB: 1 BB: 0 P: 25	R: 1 E: 0 K: 1 S: 11 H: 1 LOB: 0 BB: 0 P: 14	R: 1 E: 0 K: 1 S: 14 H: 1 LOB: 0 BB: 0 P: 22	R: 0 E: 0 K: 1 S: 10 H: 1 LOB: 2 BB: 0 P: 15	1B: 11 2B: 2 3B: 0 HR: 4 SF: 0 SAC: 0 DP: 1 HBP: 1	WP: 0 PB: 0 SB: 0 CS: 0 PA: 43					

PITCHER		IP	WLS	BF	H	R	ER	SO	BB	IBB	HBP	BLK	WP	HR	S	P	ERA	WHIP
17 Brian Matusz, L ERA: 5.24	(1, 1)	5.0	L	26	13	5	5	1	0	0	0	0	0	2	59	82	9.00	2.600
29 Tommy Hunter, R ERA: 5.67	(6, 1)	2.0		8	2	1	1	2	0	0	0	0	0	1	23	31	4.50	1.000
63 Kevin Gregg, R ERA: 5.03	(8, 1)	1.0		4	1	1	1	1	0	0	0	0	0	1	14	22	9.00	1.000
38 Luis Ayala, R ERA: 1.83	(9, 1)	1.0		5	1	0	0	1	0	0	1	0	0	0	10	15	0.00	1.000

PITCHER	IP	WLS	BF	H	R	ER	SO	BB	IBB	HBP	BLK	WP	HR	S	P	ERA	WHIP

TOP

Los Angeles Angels @ Baltimore Orioles

Oriole Park at Camden Yards, Baltimore, MD

Tue Jun 26 2012, 7:08 PM - 10:00 PM EDT

Att. 24,296 - Clear - 78 F

livebaseballscorecards.com

AB	42
R	7
H	17
RBI	7
BB	0
SO	5
LOB	19

Batter	1	2	3	4	5	6	7	8	9	AB	R	H	RBI	BB	SO	LOB
1 Brian Roberts, S (1, 4) OBP: 0.269, SLG: 0.229	C FF 92 X SI 93 0-1 ① G6-3		C CU 79 X SI 92 0-1 ③ FC6-4 1-2f		B CU 78 L FF 90 B CU 78 X FF 91 2-1 ① SH3-4 1-2 2-3		C SI 91 B SI 91 F SI 91 B SL 85 X CH 86 2-2 ① F9		C FF 96 B FF 95 C FF 95 D SL 82 S FF 95 2-3 ① K	4	0	0	0	0	1	2
2 J.J. Hardy, R (1, 6) OBP: 0.276, SLG: 0.407	C FF 93 B SI 92 B SI 93 F FF 92 S SL 85 2-3 ② K			B SI 90 C SL 83 C CH 87 B SL 85 X SL 85 2-2 ① F7	F SL 84 S SI 92 X SL 84 0-2 ② L6		C SI 92 C CH 87 F SI 93 C SI 91 0-3 ② K		C FF 96 C FF 96 F FF 97 S SL 84 0-3 ② K	5	0	0	0	0	3	3
10 Adam Jones, R (1, 8) OBP: 0.344, SLG: 0.555	X SI 92 0-0 ③ G6-3			B FF 92 C SI 90 F CU 79 X FF 92 1-2 12 S 32 1B 1B	B FF 90 C FC 89 X SL 83 1-1 ③ G4-3		B CU 80 B FC 89 C SI 92 B SL 87 X SI 92 3-1 ③ F8		C FF 95 F FF 97 X SL 83 0-2 ③ F9 1-2	5	0	1	0	0	0	3
32 Matt Wieters, S (1, 2) OBP: 0.338, SLG: 0.444		C FF 92 X SI 91 0-1 ① G4-3		X SI 92 0-0 1-2 1B		F FF 90 B CH 84 F FC 88 B SL 84 X CH 85 2-2 E5 51 1B 24 1B		C FF 90 B CU 75 B FF 91 B FF 88 C FF 90 F FF 91 B FF 89 4-2 24 HR BB		3	1	1	0	1	0	0
12 Mark Reynolds, R (1, 10) OBP: 0.338, SLG: 0.399		B CU 78 X SI 92 1-0 ② F9		F SL 82 B FF 90 B CH 85 C SL 83 B SL 85 1 SAFE F SI 92 X SL 84 3-2 ② P4 2-3		B FC 88 X FF 91 1-0 ① F8		B SI 90 C FF 90 F FF 90 X FC 86 1-2 ① F7		4	0	0	0	0	0	4
24 Wilson Betemit, S (1, 3) OBP: 0.320, SLG: 0.444		C SI 93 B CH 85 B SI 92 B CH 86 X FF 92 3-1 ③ G4-3		C CU 78 F CH 87 B SL 84 X SI 91 1-2 ③ G4-3		B CH 85 F CH 84 B SL 87 C CH 84 X SL 84 2-2 11 FC5 51 1B 1-2 1B		C FF 89 B CU 77 B FC 88 X FF 88 2-1 1-H HR		4	1	2	2	0	0	2
51 Steve Pearce, R (1, 9) OBP: 0.333, SLG: 0.462			B FF 90 C SI 90 X SI 92 1-1 ① P4		B FF 89 B CH 84 B FF 90 C FF 90 X SI 90 3-1 HR	B FC 88 B SI 90 C SI 90 B CH 85 X SI 91 3-1 11 FC5 1-2 2-3 1B		C FC 86 B FC 86 X FC 85 1-1 ② P6		4	1	2	1	0	0	0
6 Steve Tolleson, R (1, 7) OBP: 0.278, SLG: 0.380			F FF 91 B SL 85 B SI 93 B SI 92 B FF 91 4-1 1 FC6-4 BB		X SI 91 0-0 1 SH3-4 11 S 1B	D CU 78 F CH 84 X FF 91 1-1 ② F8		B FC 88 X FF 88 1-0 ③ G4-3		3	0	1	0	1	0	3
11 Robert Andino, R (1, 5) OBP: 0.298, SLG: 0.316			C SI 91 S SL 84 B SL 84 1 SAFE X CU 79 1-2 ② L5		B CU 80 B CH 85 B CH 84 B FF 90 4-0 1 SH3-4 1-2 BB	X CU 79 0-0 ③ FC5 1-2 2-3f			C FF 96 S FF 96 B SL 82 B SL 82 B FF 96 F FF 94 F FF 96 B FF 97 4-2 10 DI BB	2	0	0	0	2	0	4
Inning Stats	R: 0 E: 0 K: 1 S: 6 H: 0 LOB: 0 BB: 0 P: 8	R: 0 E: 0 K: 0 S: 5 H: 0 LOB: 0 BB: 0 P: 9	R: 0 E: 0 K: 0 S: 8 H: 0 LOB: 1 BB: 1 P: 14	R: 0 E: 0 K: 0 S: 14 H: 2 LOB: 2 BB: 0 P: 21	R: 1 E: 0 K: 0 S: 10 H: 2 LOB: 2 BB: 1 P: 20	R: 0 E: 1 K: 0 S: 12 H: 2 LOB: 3 BB: 0 P: 21	R: 0 E: 0 K: 1 S: 9 H: 0 LOB: 0 BB: 0 P: 14	R: 2 E: 0 K: 0 S: 11 H: 1 LOB: 0 BB: 1 P: 20	R: 0 E: 0 K: 2 S: 14 H: 0 LOB: 1 BB: 1 P: 20	1B: 5 2B: 0 3B: 0 HR: 2 SF: 0 SAC: 1 DP: 0 HBP: 0						

PITCHER		IP	WLS	BF	H	R	ER	SO	BB	IBB	HBP	BLK	WP	HR	S	P	ERA	WHIP
33 C.J. Wilson, L ERA: 2.36	(1, 1)	7.0	W	30	6	1	1	2	2	0	0	0	0	1	64	107	1.29	1.143
55 Jason Isringhausen, R ERA: 2.33	(8, 1)	1.0		5	1	2	2	0	1	0	0	0	0	1	11	20	18.00	2.000
51 Jordan Walden, R ERA: 2.74	(9, 1)	1.0		4	0	0	0	2	1	0	0	0	0	0	14	20	0.00	1.000

PITCHER	IP	WLS	BF	H	R	ER	SO	BB	IBB	HBP	BLK	WP	HR	S	P	ERA	WHIP

BOTTOM

Los Angeles Angels @ Baltimore Orioles

Oriole Park at Camden Yards, Baltimore, MD

Tue Jun 26 2012, 7:08 PM - 10:00 PM EDT

Att. 24,296 - Clear - 78 F

livebaseballscorecards.com

AB	34
R	3
H	7
RBI	3
BB	4
SO	4
LOB	21

Batter	1	2	3	4	5	6	7	8	9	AB	R	H	RBI	BB	SO	LOB
27 Mike Trout, R (1, 8) (6, 7) OBP: 0.402, SLG: 0.532	C FF 93 S SL 86 C SI 94 0-3 ① K		C SL 85 X SI 93 0-1 5 BB 48 BB 8 1B 1B	B FF 93 F SL 87 F FF 93 F SI 93 X SL 86 1-2 48 E 48 1B 5 E 1B 1-2 3-H	C FC 86 B CU 79 C FF 90 F FF 91 B FC 86 B FC 86 X CU 79 3-2 5 BB 48 1B 8 E 1B		C SI 86 S SL 77 B FF 86 S SI 86 1-3 ① K		B SI 90 F SI 90 S CH 84 X FF 89 1-2 25 FC5-4 1B	6	3	4	1	0	2	1
48 Torii Hunter, R (1, 9) OBP: 0.351, SLG: 0.447	B FF 95 F FF 94 F SI 94 B SL 85 X SL 85 2-2 HR		1 SAFE B FF 93 B SI 94 C SI 94 B SI 94 B SI 94 4-1 5 BB 8 1B 1B BB	C FF 93 F FF 93 B FF 93 D CU 78 X FF 94 2-2 E8 5 S 8 1B 1B 1-3 2-H	B FC 86 X FF 90 1-0 5 BB 8 E 1B		C SL 78 C SI 85 S SL 79 0-3 ② K		B SI 89 X SI 90 1-0 ② F9	5	4	3	2	1	1	2
5 Albert Pujols, R (1, 3) OBP: 0.325, SLG: 0.448 25 Peter Bourjos, R (6, 8) OBP: 0.293, SLG: 0.360	C FF 94 C SI 94 B FF 94 B FF 93 B CU 79 X SI 94 3-2 ② G6-3		C CU 78 B SI 95 D SL 86 D CU 79 B FF 95 4-1 8 1B BB 1-2 2-3	B SL 84 B SI 93 I IN 70 I IN 76 4-0 8 1B 6 1B IBB 1-3 3-H	B CU 79 S CU 78 B FF 91 B CU 80 S FC 85 B FF 90 4-2 8 E BB 1-2 2-3		C SL 78 B SL 78 X SI 84 1-1 8 1B 2B 2-H		B SI 89 C SI 90 F CH 84 D SL 80 X FF 88 2-2 ③ FC5-4 1-2f	1 2	1 1	0 1	0 1	3 0	0 0	0 1
8 Kendrys Morales, S (1, 10) OBP: 0.323, SLG: 0.426	C FF 94 S SI 93 S FF 94 0-3 ③ K		F SI 94 B SI 94 X SI 94 1-1 44 FC6-4 1B 1-2 2-H 3-H	B SI 93 F SI 94 X SL 82 1-1 6 1B 1B 1-3 3-H	C FF 91 B FF 91 X FS 84 1-1 E4 1-3 2-H 3-H		B SI 85 C SL 78 S FF 87 B FF 86 F FF 87 X SL 78 2-2 44 FC6-4 2-H 1B			5	0	3	4	0	1	1
44 Mark Trumbo, R (1, 7) (6, 3) OBP: 0.366, SLG: 0.610		F FF 93 F FF 94 B FF 93 X FF 94 1-2 ① F8	C SL 86 T FF 94 X SL 84 0-2 ③ FC6-4 1-2f	X SI 94 0-0 ② L6	B FC 88 X FC 87 1-0 ③ G5-3		S SI 86 S FF 86 X SL 77 0-2 ③ FC6-4 1-2f			5	0	0	0	0	0	7
6 Alberto Callaspo, S (1, 5) OBP: 0.330, SLG: 0.365		B CU 80 C FF 94 B CH 90 B SI 94 B SI 94 4-1 47 G4-6-3 BB	8 FF 92 1-2 C CU 78 X FF 93 47 1B 2B C SI 94 1-1 B SI 94 X SI 94 1-2 3-H 1B			B SI 90 C SL 80 F SI 90 C SI 90 1-3 ① K		X SI 89 0-0 ① G4-3		4	1	2	1	1	1	0
47 Howie Kendrick, R (1, 4) OBP: 0.306, SLG: 0.382		L SI 93 1 SAFE X SI 94 0-1 ② ③ G4-6-3 1-2f	8 FF 93 2-0 B SL 85 X SL 84 2 FC6-4 2-H 1B B SL 84 D FF 94 C SI 94 X SI 93 2-1 ③ G1-3			X SI 91 0-0 ② G6-3		C SI 90 X FF 89 0-1 ② G3-1		5	0	1	1	0	0	3
2 Erick Aybar, S (1, 6) OBP: 0.286, SLG: 0.338 18 Andrew Romine, S (6, 6)			S FF 93 B SI 92 B SL 85 B FF 92 X FF 92 3-1 ① G4-3	1 SAFE X SI 93 0-0 ① FC6-4 46 1B 27 1B 1-2f	C CU 78 B FF 91 B FS 83 F FF 90 X FF 90 2-2 ① L4	C SI 91 X SL 81 0-1 ③ G5-3		C FF 89 X SI 89 0-1 ③ G5-3		4 1	1 0	0 0	0 0	0 0	0 0	1 0
46 Bobby Wilson, R (1, 2) OBP: 0.242, SLG: 0.209			C SL 84 B FF 93 C SL 83 X FF 94 1-2 ② G6-3	B SI 93 F SI 93 1 SAFE X FF 94 1-1 27 1B 48 1B 1B 1-3	F FF 91 B FF 92 X FC 86 1-1 ② F9		B SL 78 F SL 77 S SL 79 B SI 84 F SI 84 X SL 79 2-2 25 2B 2B		F SI 89 X SI 90 0-1 ① F9	5	2	2	0	0	0	0
Inning Stats	R: 1 E: 0 K: 2 S: 12 H: 1 LOB: 0 BB: 0 P: 17	R: 0 E: 0 K: 0 S: 6 H: 0 LOB: 0 BB: 1 P: 11	R: 2 E: 0 K: 0 S: 14 H: 2 LOB: 2 BB: 2 P: 27	R: 6 E: 1 K: 0 S: 21 H: 7 LOB: 2 BB: 1 P: 36	R: 2 E: 1 K: 0 S: 15 H: 2 LOB: 2 BB: 1 P: 28	R: 0 E: 0 K: 1 S: 6 H: 0 LOB: 0 BB: 0 P: 7	R: 2 E: 0 K: 2 S: 19 H: 3 LOB: 1 BB: 0 P: 25	R: 0 E: 0 K: 0 S: 5 H: 0 LOB: 0 BB: 0 P: 5	R: 0 E: 0 K: 0 S: 9 H: 1 LOB: 1 BB: 0 P: 13	1B: 12 2B: 3 3B: 0 HR: 1 SF: 0 SAC: 0 DP: 1 HBP: 0						

PITCHER		IP	WLS	BF	H	R	ER	SO	BB	IBB	HBP	BLK	WP	HR	S	P	ERA	WHIP
39 Jason Hammel, R ERA: 3.29	(1, 1)	3.1	L	20	8	8	8	2	3	0	0	0	0	1	46	76	21.60	3.300
27 Matt Lindstrom, R ERA: 1.84	(4, 1)	0.2		5	2	1	1	0	0	1	0	0	0	0	7	15	13.50	3.000
63 Kevin Gregg, R ERA: 4.79	(5, 1)	1.0		7	2	2	0	0	1	0	0	0	0	0	15	28	0.00	3.000
40 Troy Patton, L ERA: 3.09	(6, 1)	1.0		3	0	0	0	1	0	0	0	0	0	0	6	7	0.00	0.000
56 Darren O'Day, R ERA: 2.16	(7, 1)	1.0		6	3	2	2	2	0	0	0	0	0	0	19	25	18.00	3.000

PITCHER		IP	WLS	BF	H	R	ER	SO	BB	IBB	HBP	BLK	WP	HR	S	P	ERA	WHIP
37 Dana Eveland, L ERA: 3.0	(8, 1)	2.0		7	1	0	0	0	0	0	0	0	0	0	14	18	0.00	0.500

TOP

Los Angeles Angels @ Baltimore Orioles

Oriole Park at Camden Yards, Baltimore, MD

Wed Jun 27 2012, 7:10 PM - 9:58 PM EDT

Att. 18,055 - Clear - 85 F

livebaseballscorecards.com

AB	43
R	13
H	16
RBI	10
BB	5
SO	5
LOB	16

WP: 0 PA: 48
PB: 0
SB: 2
CS: 0

Batter	1	2	3	4	5	6	7	8	9	AB	R	H	RBI	BB	SO	LOB
1 Brian Roberts, S (1, 4) OBP: 0.250, SLG: 0.212	B SI 86 C FF 86 F CU 71 B SI 88 S CU 72 2-3 K ①	B FF 90 B CH 82 C SI 88 B CH 79 X FF 88 3-1 P6 ③			B SI 86 C SI 86 B CU 71 X FF 86 2-1 F9 ②		B FF 90 X FF 91 1-0 G6-3 ③			4	0	0	0	0	1	2
2 J.J. Hardy, R (1, 6) OBP: 0.275, SLG: 0.405	C FF 88 B FF 88 X SL 82 1-1 F8 ②	C FC 87 X SL 79 0-1 L6 ①			C FF 87 C CH 77 B SL 81 B FF 86 F CH 77 B FC 89 F FF 88 X FC 88 3-2 1B			B FF 91 S FF 91 S FF 92 B FF 93 C FF 92 2-3 K ①		4	0	1	0	0	1	0
19 Chris Davis, L (1, 9) OBP: 0.316, SLG: 0.474	C CU 72 B FF 88 B SI 88 X CU 71 2-1 10 2B 1B	C SI 87 C FF 87 F FF 87 B FF 87 C FF 90 1-3 K ②			F FF 87 F FF 87 B FF 88 D SL 80 C FC 90 2-3 K ③			F SI 89 B CH 79 X SI 89 1-1 G6-3 ②		4	1	1	0	0	2	1
10 Adam Jones, R (1, 8) OBP: 0.345, SLG: 0.558 11 Robert Andino, R (6, 8) OBP: 0.299, SLG: 0.318	X SI 88 0-0 1-H 2B	C SL 82 X SI 89 0-1 F7 ③				C FF 86 X SL 81 0-1 32 G4-6-3 1B		B SI 90 B FF 89 X SI 88 2-0 F8 ③		2 2	0 0	1 1	1 0	0 0	0 0	0 0
32 Matt Wieters, S (1, 2) OBP: 0.335, SLG: 0.439 28 Ronny Paulino, R (8, 2) OBP: 0.273, SLG: 0.315	B SI 87 B CH 82 X SI 88 2-0 G4-3 ③			C SI 86 B CH 78 B FF 86 X SI 87 2-1 G4-3 ①		X FF 86 0-0 1-2f G4-6-3 ①②			S SI 87 X FF 88 0-1 G6-3 ①	3 1	0 0	0 0	0 0	0 0	0 0	2 0
24 Wilson Betemit, S (1, 5) OBP: 0.327, SLG: 0.450		B SI 86 B SI 86 X SI 89 2-0 12 HBP 1B		C SI 86 S CU 72 S FC 86 0-3 K ②		C SI 87 B CH 80 B SI 86 X FF 84 2-1 1B			B SI 88 B FF 87 F FF 87 F SI 87 B SI 90 X SI 88 3-2 12 G5-3 12 DI 1B	4	0	3	0	0	1	0
12 Mark Reynolds, R (1, 3) OBP: 0.341, SLG: 0.394		C SL 81 H SI 88 1-1 1-2 HBP		C SL 81 B FF 88 B SL 82 B FF 88 B FF 86 4-1 BB		X FF 86 0-0 F8 ③			C SI 89 B SL 79 S SI 89 X SL 81 1-2 1-3 G5-3 ②	2	0	0	0	1	0	2
36 Nick Johnson, L (1, 10) OBP: 0.324, SLG: 0.391 3 Ryan Flaherty, L (4, PH) OBP: 0.200, SLG: 0.211 (5, 10)	C FF 88 F SI 89 B SI 90 F CH 78 S SI 89 1-3 K ①			B FF 88 X SI 87 1-0 F9 ③			B SI 85 F SI 85 C SI 85 S FF 86 1-3 K ①		X SI 89 0-0 F8 ③	1 3	0 0	0 0	0 0	1 1	2 2	2 2
51 Steve Pearce, R (1, 7) OBP: 0.317, SLG: 0.436	S SL 83 B SL 83 B SL 82 X FF 88 2-1 F7 ②				C FF 86 F SL 80 X FF 85 0-2 G6-3 ①		F FF 86 B FF 89 S CH 77 B FF 86 B CH 78 X FF 87 3-2 F8 ②			3	0	0	0	0	0	2
Inning Stats	R: 1 E: 0 K: 1 S: 9 H: 2 LOB: 1 BB: 0 P: 16	R: 0 E: 0 K: 1 S: 10 H: 1 LOB: 2 BB: 0 P: 19	R: 0 E: 0 K: 1 S: 8 H: 0 LOB: 0 BB: 0 P: 9	R: 0 E: 0 K: 1 S: 7 H: 0 LOB: 1 BB: 1 P: 14	R: 0 E: 0 K: 1 S: 13 H: 1 LOB: 1 BB: 0 P: 20	R: 0 E: 0 K: 0 S: 6 H: 2 LOB: 1 BB: 0 P: 8	R: 0 E: 0 K: 1 S: 7 H: 0 LOB: 0 BB: 0 P: 12	R: 0 E: 0 K: 1 S: 6 H: 0 LOB: 0 BB: 0 P: 11	R: 0 E: 0 K: 0 S: 9 H: 1 LOB: 1 BB: 0 P: 13	1B: 6 2B: 1 3B: 0 HR: 0 SF: 0 SAC: 0 DP: 1 HBP: 1						WP: 0 PB: 0 SB: 0 CS: 0 PA: 35	

PITCHER	IP	WLS	BF	H	R	ER	SO	BB	IBB	HBP	BLK	WP	HR	S	P	ERA	WHIP
36 Jered Weaver, R (1, 1) ERA: 2.31	6.2	W	27	6	1	1	6	1	0	1	0	0	0	59	96	1.35	1.050
32 LaTroy Hawkins, R (7, 1) ERA: 0.63	0.2		2	0	0	0	1	0	0	0	0	0	0	4	7	0.00	0.000
52 David Carpenter, R (8, 1) ERA: 4.63	1.2		6	1	0	0	0	0	0	0	0	0	0	12	19	0.00	0.600

PITCHER	IP	WLS	BF	H	R	ER	SO	BB	IBB	HBP	BLK	WP	HR	S	P	ERA	WHIP

BOTTOM

Los Angeles Angels @ Baltimore Orioles

Oriole Park at Camden Yards, Baltimore, MD

Wed Jun 27 2012, 7:10 PM - 9:58 PM EDT

Att. 18,055 - Clear - 85 F

livebaseballscorecards.com

AB	33
R	1
H	7
RBI	1
BB	1
SO	7
LOB	13

Cleveland Indians @ Baltimore Orioles

Oriole Park at Camden Yards, Baltimore, MD

Thu Jun 28 2012, 7:09 PM - 9:50 PM EDT

Att. 17,676 - Clear - 92 F

livebaseballscorecards.com

TOP

Batter	1	2	3	4	5	6	7	8	9	AB	R	H	RBI	BB	SO	LOB
17 Shin-Soo Choo, L (1, 9) OBP: 0.368, SLG: 0.451	B FF 91 S FF 91 F FF 91 C FF 91 1-3 ① K		S FF 90 H CU 69 1-1 13 FC5-4 HBP		B SL 81 F SL 78 X FF 90 1-1 HR		B SI 88 F SI 89 B SI 88 B SI 89 B FF 89 4-1 13 HR BB	C SI 98 F SI 97 C SL 83 0-3 ③ K		3	2	1	1	1	2	3
13 Asdrúbal Cabrera, S (1, 6) OBP: 0.374, SLG: 0.479	X SI 92 0-0 ② G6-3		1 SAFE D FF 91 F CH 82 X FF 91 1-1 ① FC5-4 4 FC6-4 1-2f		F CH 83 X CH 82 0-1 ③ F7		B SL 84 B SL 85 X SL 84 2-0 1-H 2-H HR		X SI 93 0-0 35 G4-6-3 22 BB 1B	5	1	2	3	0	0	1
22 Jason Kipnis, L (1, 4) OBP: 0.331, SLG: 0.429	B FF 92 B FF 91 B FF 92 C FF 92 X FF 92 3-1 ③ F8		D SL 82 T FF 90 F FF 91 C SL 80 1-3 ② K			X SI 89 0-0 ① F7	S CH 87 B CH 87 B CH 85 B FF 91 S CH 82 B CU 78 4-2 35 G4-6-3 BB		B SI 92 B FF 93 C SI 93 B SI 93 B SI 94 4-1 1-2 35 G4-6-3 BB	3	0	0	0	2	1	1
4 Jose Lopez, R (1, 3) OBP: 0.260, SLG: 0.384 35 Casey Kotchman, L (6, 3) OBP: 0.280, SLG: 0.335		B FF 92 B SI 90 B FF 92 C FF 91 C FF 91 X FF 91 3-2 23 BB 33 HR 1B	F CH 84 B FF 92 F SL 80 B FF 92 X CH 84 2-2 ③ FC6-4 1-2f			B FF 90 C CH 82 X FF 89 1-1 ② F8	B SI 91 C CH 86 S CH 86 B SI 91 X SI 91 2-2 ②③ G4-6-3 1-2f		X SI 95 0-0 ①② G4-6-3 1-2f 2-3	3 2	1 0	1 0	0 0	0 0	0 0	1 3
23 Michael Brantley, L (1, 8) OBP: 0.320, SLG: 0.387		B SL 80 B FF 91 B SI 92 C FF 92 B FF 91 4-1 33 HR 1-2 BB	C SL 79 B FF 90 X FF 89 1-1 47 L3-6 2B			B FF 90 C SI 90 X SL 81 1-1 47 BB 1B		C SL 80 X SI 97 0-1 ① G1-3	B SI 95 F CH 90 B CH 89 F SI 93 B SI 94 F CH 89 B SI 96 4-2 BB	3	1	2	0	2	0	0
47 Shelley Duncan, R (1, 10) OBP: 0.302, SLG: 0.319		C SI 92 B CH 84 D CH 84 F FF 91 F SL 80 X SI 91 2-2 ① F3	X FF 91 0-0 ①② L3-6 2-2			B FF 90 B CH 82 B CH 82 S FF 91 B CH 81 4-1 1-2 BB		B FF 97 B FF 98 B FF 97 C FF 97 X SI 97 3-1 9 FC3-6 2 E 1B	B SI 94 S SI 94 C SI 96 C SI 94 1-3 ③ K	4	0	1	0	1	1	5
33 Johnny Damon, L (1, 7) OBP: 0.293, SLG: 0.348 2 Aaron Cunningham, R (7, 7) OBP: 0.266, SLG: 0.211		B SL 80 X FF 90 1-0 1-H 2-H HR	B FF 91 B CU 70 F SL 80 F FF 92 S FF 92 2-3 ③ K			B SI 89 X SL 80 1-0 ③ F9		F SI 98 D SL 84 C SL 82 D FF 98 B SI 98 X SL 83 3-2 E5 9 FC3-6 1-2		3 1	1 0	1 0	3 0	0 0	1 0	2 1
9 Jack Hannahan, L (1, 5) OBP: 0.319, SLG: 0.364		C FF 91 F FF 90 F FF 91 X FF 92 0-2 ② F7	B CU 70 C FF 90 F FF 90 F FF 91 B FF 93 X FF 90 2-2 ① P3				X FF 89 0-0 ① F8	C SI 97 X SI 97 0-1 ② FC3-6 6 BB 1-2f 2-3		4	0	0	0	0	0	2
6 Lou Marson, R (1, 2) OBP: 0.365, SLG: 0.333		C FF 91 S FF 92 B FF 92 X FF 91 1-2 ③ G6-3	B FF 92 F FF 91 B FF 91 B FF 91 X FF 90 3-1 ② P6				B FF 90 X FF 89 1-0 13 HR 2B	B FF 98 F FF 97 B FF 96 B FF 97 B SI 98 4-1 1-2 BB		3	1	1	0	1	0	0
Inning Stats	R: 0 E: 0 K: 1 S: 6 H: 0 LOB: 0 BB: 0 P: 10	R: 3 E: 0 K: 0 S: 16 H: 2 LOB: 0 BB: 1 P: 27	R: 0 E: 0 K: 1 S: 9 H: 0 LOB: 1 BB: 0 P: 14	R: 0 E: 0 K: 1 S: 6 H: 1 LOB: 0 BB: 0 P: 9	R: 1 E: 0 K: 0 S: 10 H: 1 LOB: 0 BB: 0 P: 16	R: 0 E: 0 K: 0 S: 7 H: 1 LOB: 2 BB: 1 P: 14	R: 3 E: 0 K: 0 S: 9 H: 2 LOB: 0 BB: 2 P: 22	R: 0 E: 1 K: 1 S: 13 H: 1 LOB: 3 BB: 1 P: 23	R: 0 E: 0 K: 1 S: 9 H: 1 LOB: 2 BB: 2 P: 18	1B: 4 2B: 3 3B: 0 HR: 3 SF: 0 SAC: 0 DP: 3 HBP: 1						

	AB	34
	R	7
	H	9
	RBI	7
	BB	7
	SO	5
	LOB	19

WP: 0 PB: 0 SB: 0 CS: 0 PA: 42

PITCHER		IP	WLS	BF	H	R	ER	SO	BB	IBB	HBP	BLK	WP	HR	S	P	ERA	WHIP
16 Wei-Yin Chen, L ERA: 3.73	(1, 1)	6.1	L	28	6	6	6	3	3	0	1	0	0	2	57	98	8.53	1.421
38 Luis Ayala, R ERA: 2.06	(7, 1)	0.2		3	1	1	1	0	1	0	0	0	0	1	6	14	13.50	3.000
47 Pedro Strop, R ERA: 1.29	(8, 1)	1.0		6	1	0	0	1	1	0	0	0	0	0	13	23	0.00	2.000
43 Jim Johnson, R ERA: 1.07	(9, 1)	1.0		5	1	0	0	1	2	0	0	0	0	0	9	18	0.00	3.000

PITCHER	IP	WLS	BF	H	R	ER	SO	BB	IBB	HBP	BLK	WP	HR	S	P	ERA	WHIP

Cleveland Indians @ Baltimore Orioles

Oriole Park at Camden Yards, Baltimore, MD

Thu Jun 28 2012, 7:09 PM - 9:50 PM EDT

Att. 17,676 - Clear - 92 F

livebaseballscorecards.com

BOTTOM

Batter	1	2	3	4	5	6	7	8	9	AB	R	H	RBI	BB	SO	LOB
1 Brian Roberts, S (1, 4) OBP: 0.233, SLG: 0.196	C FF 90 X FF 92 0-1 ① G4-3		B SL 86 B FF 91 C FF 92 X FF 92 2-1 ② F9		B SI 88 B FF 90 C FF 89 X FF 89 2-1 ① F8		C FF 89 X FF 89 0-1 ② P6			4	0	0	0	0	0	1
13 Xavier Avery, L (1, 7) OBP: 0.296, SLG: 0.313	C SI 91 B FF 92 B FF 92 F FF 91 X FF 95 2-2 ② G6-3		S CU 81 B FF 94 S FF 92 X FF 94 1-2 2 S 1B		C CU 77 C FF 89 S CU 79 0-3 ② K		B FF 90 B SL 78 C SI 88 X FF 90 2-1 ③ G6-3			4	0	1	0	0	1	1
2 J.J. Hardy, R (1, 6) OBP: 0.278, SLG: 0.419	B FF 93 B SL 86 S FF 92 B FF 93 X FF 92 3-1 2B		B FF 88 F SL 85 F CU 79 F FF 93 B CU 82 S CU 82 2-3 ③ K 1-2		F FF 91 1 SAFE B FF 91 X SL 85 1-1 1-H HR			B FF 96 C FF 96 X FF 96 1-1 ① F9		4	1	2	2	0	1	1
10 Adam Jones, R (1, 8) OBP: 0.341, SLG: 0.550	B FF 93 X FF 91 1-0 ③ F9			C FF 93 B FF 94 F SL 88 F CU 80 B FF 92 B FF 93 X FF 93 3-2 ① P5	C CU 79 F FF 92 S FF 93 0-3 ③ K			B FF 96 C FF 96 B CU 85 X FF 96 2-1 ② P5		4	0	0	0	0	1	1
19 Chris Davis, L (1, 10) OBP: 0.311, SLG: 0.466		B FF 91 C CH 81 F FF 93 F FF 94 B CH 84 F FF 93 B FF 94 F FF 94 F FF 93 3-2 ① F7 X FF 94		B CU 79 S FF 93 S FF 92 B FF 93 X FF 93 2-2 ② F7		C CU 77 X FF 92 0-1 ① G4-3		F FF 96 B FF 95 S CU 85 B FF 96 F FF 96 S CU 83 2-3 ③ K		4	0	0	0	0	1	0
32 Matt Wieters, S (1, 2) OBP: 0.333, SLG: 0.436		B FF 93 S FF 92 B FF 93 X CU 80 2-1 ② F8		B FF 91 B CH 83 S FF 92 X FF 92 2-1 24 1B 24 S 1B		X FF 91 0-0 ② F8			B FF 96 B FF 96 C FF 95 X FF 96 2-1 ① F7	4	0	1	0	0	0	0
24 Wilson Betemit, S (1, 5) OBP: 0.335, SLG: 0.458		B SL 87 B FF 93 B FF 92 B FF 92 4-0 BB		B CU 79 C CU 80 S CU 80 B FF 93 F CU 81 B FF 94 X FF 92 3-2 1-3 1B		B FF 92 F FF 92 B SI 91 X FF 92 2-1 2B			C FF 96 S CU 85 S FF 96 0-3 ② K	3	0	2	0	1	1	0
12 Mark Reynolds, R (1, 3) OBP: 0.335, SLG: 0.385		C FF 92 B SL 86 S SL 88 S SI 93 1-3 ③ K		C FF 93 C FF 92 B SI 94 B CU 82 F FF 94 S FF 94 2-3 ③ K		B FF 89 F SI 88 F SL 78 X SL 78 1-2 ③ G1-3			C FF 96 C SL 89 B FF 96 B SL 88 S FF 96 2-3 ③ K	4	0	0	0	0	3	4
3 Ryan Flaherty, L (1, 9) OBP: 0.205, SLG: 0.215			C FF 91 F CH 82 C FF 94 0-3 ① K		C CU 78 T FF 91 X FF 91 0-2 2 HR 1B		X FF 89 0-0 ① F8			3	1	1	0	0	1	0
Inning Stats	R: 0 E: 0 K: 0 S: 8 H: 1 LOB: 1 BB: 0 P: 14	R: 0 E: 0 K: 1 S: 12 H: 0 LOB: 1 BB: 1 P: 22	R: 0 E: 0 K: 2 S: 12 H: 1 LOB: 1 BB: 0 P: 17	R: 0 E: 0 K: 1 S: 17 H: 2 LOB: 2 BB: 0 P: 29	R: 2 E: 0 K: 2 S: 13 H: 2 LOB: 0 BB: 0 P: 16	R: 0 E: 0 K: 0 S: 8 H: 1 LOB: 1 BB: 0 P: 11	R: 0 E: 0 K: 0 S: 5 H: 0 LOB: 0 BB: 0 P: 7	R: 0 E: 0 K: 1 S: 8 H: 0 LOB: 0 BB: 0 P: 13	R: 0 E: 0 K: 2 S: 8 H: 0 LOB: 0 BB: 0 P: 12	1B: 4 2B: 2 3B: 0 HR: 1 SF: 0 SAC: 0 DP: 0 HBP: 0						

	AB	34
	R	2
	H	7
	RBI	2
	BB	1
	SO	9
	LOB	8

WP: 0 PB: 0 SB: 2 CS: 0 PA: 35

PITCHER		IP	WLS	BF	H	R	ER	SO	BB	IBB	HBP	BLK	WP	HR	S	P	ERA	WHIP
34 Zach McAllister, R ERA: 3.82	(1, 1)	5.2	W	25	7	2	2	6	1	0	0	0	0	1	67	105	3.18	1.412
38 Joe Smith, R ERA: 3.27	(6, 1)	1.1	H	4	0	0	0	0	0	0	0	0	0	0	8	11	0.00	0.000
32 Esmil Rogers, R ERA: 6.43	(8, 1)	2.0		6	0	0	0	3	0	0	0	0	0	0	16	25	0.00	0.000

PITCHER	IP	WLS	BF	H	R	ER	SO	BB	IBB	HBP	BLK	WP	HR	S	P	ERA	WHIP

Cleveland Indians @ Baltimore Orioles

Oriole Park at Camden Yards, Baltimore, MD

Fri Jun 29 2012, 7:09 PM - 10:32 PM EDT

Att. 24,779 - Clear - 100 F

TOP

livebaseballscorecards.com

Batter	1	2	3	4	5	6	7	8	9	AB	R	H	RBI	BB	SO	LOB
17 Shin-Soo Choo, L (1, 9) OBP: 0.374, SLG: 0.454	C FF 92 B CU 76 B FF 94 S SI 94 F FF 94 X FF 94 2-2 22 1B 23 1B 1B	C FF 94 F FF 92 1 SAFE F FF 93 C CU 79 0-3 ③ K		S CH 88 B SI 94 B CH 88 B CH 87 B SI 93 4-1 22 1B 1-2 2-3 3-H BB	B SL 80 B SI 90 F SI 88 F SL 82 C SL 82 2-3 ③ K		B SL 76 X SL 78 1-0 13 1B 1B		D CH 88 C CH 89 F SI 95 X CH 87 1-2 2-H 1B	5	1	3	2	1	2	3
13 Asdrúbal Cabrera, S (1, 6) OBP: 0.373, SLG: 0.487	B SI 94 F SI 94 B CH 87 C SI 95 1 SAFE B CU 78 X FF 94 3-2 ① F8		B CU 75 F CH 86 B FF 93 B CU 77 X SI 93 3-1 HR	C SL 86 X CH 87 0-1 ② L4		B CH 84 C CH 84 F SL 82 X SI 91 1-2 ① F9	C SI 84 1 SAFE F SI 83 B FF 86 X SI 85 1-2 1-3 1B		B SI 95 X SI 95 1-0 ③ F7	6	1	2	1	0	0	5
22 Jason Kipnis, L (1, 4) OBP: 0.335, SLG: 0.432	1 SAFE X FF 94 0-0 33 FC5-4 23 1B 1-2 1B		B SI 93 B CH 87 B CH 88 C FF 92 X FF 94 3-1 ① L8	C SL 85 B SI 93 B SL 86 X CH 88 2-1 23 BB 1-3 2-H 3-H 1B		C SL 83 X SI 90 0-1 23 G6-3 1B	B SL 84 B SI 95 X SI 95 2-0 ③ G6-3			5	0	3	2	0	0	2
23 Michael Brantley, L (1, 8) OBP: 0.322, SLG: 0.385	C FF 94 F CH 88 F SI 94 B FF 95 F CH 88 B FF 94 X CH 89 2-2 33 FC5-4 1-2 2-H 1B		C CU 78 F FF 93 X CU 79 0-2 ② G2-3	B SL 81 C SI 89 B SI 89 B SL 81 B SI 88 4-1 1-2 BB		B SI 89 C SL 82 X SL 80 1-1 ② G6-3 1-2		C SI 96 F SI 96 S SL 84 0-3 ① K		4	0	1	1	1	1	1
33 Johnny Damon, L (1, 7) OBP: 0.286, SLG: 0.338 2 Aaron Cunningham, R (7, 7) OBP: 0.263, SLG: 0.208	S SI 94 C CH 88 B FF 95 F CU 79 X CH 89 1-2 ② FC5-4 1-2f 2-3		C FF 94 T CU 78 F CU 76 B SI 94 X CH 87 1-2 ③ G6-3	C SL 82 C SI 90 B CU 77 X CU 78 1-2 ③ G4-3		S SL 82 B SI 90 F SI 90 B SI 90 F SI 90 F SL 80 S CU 77 2-3 ③ K		X SL 81 0-0 ② L5		4 1	0 0	0 0	0 0	0 0	1 0	6 0
35 Casey Kotchman, L (1, 3) OBP: 0.283, SLG: 0.341	B SI 94 D CH 88 C SI 95 X FF 94 2-1 ③ L3			X FF 92 0-0 6 1B 8 1B 17 BB 1B	C SI 90 C SL 82 X SI 90 0-2 ① G6-3		C SL 80 B SI 90 X SI 89 1-1 47 2B 2B	X SI 98 0-0 ③ G6-3		5	2	2	0	0	0	2
8 Lonnie Chisenhall, L (1, 10) OBP: 0.297, SLG: 0.458 47 Shelley Duncan, R (5, PR) OBP: 0.311, SLG: 0.336 (5, 10)		C CU 74 F SI 93 F CH 87 B SI 93 F SI 94 X CU 79 1-2 ① G3		B SI 93 X CH 87 1-0 17 BB 6 1B 22 1B 1-2 1B	C SL 82 F CU 77 F SL 84 F SI 92 H SI 91 1-2 6 F8 9 BB HBP		B SI 84 C SL 78 X SI 84 1-1 9 1B 6 G6-4-3 2-H 2B		B SI 94 C FF 95 X SI 94 1-1 9 G4-3 17 1B 1B	2 2	1 2	1 2	0 1	0 0	0 0	0 0
9 Jack Hannahan, L (1, 5) OBP: 0.322, SLG: 0.361		C CU 76 B CH 86 B FF 94 X SI 93 2-1 ② P4		F FF 93 F FF 93 S CH 88 0-3 ① K	B SI 90 B SL 81 B SL 80 B SI 89 4-0 1-2 BB		B SI 84 C SI 84 F SI 83 F FF 85 B FF 86 B SI 83 X SI 84 3-2 6 G6-4-3 2-3 1B		C SI 94 X SI 94 0-1 ① G4-3 1-2	4	0	1	0	1	1	3
6 Lou Marson, R (1, 2) OBP: 0.367, SLG: 0.329		C FF 92 B FF 93 B CU 78 B FF 94 D FF 94 4-1 BB		C SI 94 S SI 93 B SL 88 B FF 94 F SL 87 X FF 94 2-2 17 BB 22 1B 1-2 2-3 1B	X SI 90 0-0 ② F8 2-3		B SL 77 C SL 78 X SI 85 1-1 ①② G6-4-3 1-2f 3-H		B SI 94 C SI 94 S SI 95 S SI 94 1-3 ② K	4	1	1	0	1	1	4

| Inning Stats | | |

BOTTOM

Cleveland Indians @ Baltimore Orioles

Oriole Park at Camden Yards, Baltimore, MD

Fri Jun 29 2012, 7:09 PM - 10:32 PM EDT

Att. 24,779 - Clear - 100 F

livebaseballscorecards.com

Batter	1	2	3	4	5	6	7	8	9	AB	R	H	RBI	BB	SO	LOB
1 Brian Roberts, S (1, 4) OBP: 0.231, SLG: 0.197	E3 (13 G4-3, 13 WP, 2 E)	1B			G4-3 (1-3)	FC3-6 (13 S, 1-2f 2-3)		K		5	1	1	0	0	1	3
13 Xavier Avery, L (1, 7) OBP: 0.303, SLG: 0.353	G4-3 (1-3)	G6-3			G4-3 (3-H)	BB (1-2)		HR		4	1	1	2	1	0	2
2 J.J. Hardy, R (1, 6) OBP: 0.274, SLG: 0.412	E6 (10 1B, 24 2B) (3-H)		P5		L5	F8		K		5	1	0	1	0	1	3
10 Adam Jones, R (1, 8) OBP: 0.342, SLG: 0.548	1B (24 2B, 19 G5-3) (1-2)		G5-3			G6-3	G5-3	1B		5	1	2	0	0	0	0
24 Wilson Betemit, S (1, 3) OBP: 0.336, SLG: 0.462	2B (1-3 2-H)		K			1B (19 1B, 32 HR)	G4-3	G3		5	1	2	1	0	1	1
19 Chris Davis, L (1, 10) OBP: 0.318, SLG: 0.469	G5-3 (3-H)			BB (32 G6-4-3)		1B (1-3 32 HR)	1B (32 BB, 3 1B)			3	2	2	1	1	0	1
32 Matt Wieters, S (1, 2) OBP: 0.336, SLG: 0.447	G3			G6-4-3 (1-2f)		HR (1-H 3-H)	BB (3 1B, 1-2)			3	1	1	3	1	0	2
3 Ryan Flaherty, L (1, 9) OBP: 0.218, SLG: 0.220		G3-1		K		BB (1 FC3-6, 11 S)	1B (1-3 2-H)			3	0	1	1	1	1	0
11 Robert Andino, R (1, 5) OBP: 0.302, SLG: 0.315		G6-3			BB (1 G4-3, 1 S, 13 G4-3)	BB (1 FC3-6) (1-2)	K			2	1	0	0	2	1	2
Inning Stats	R: 3 E: 2 K: 0 S: 24 H: 2 LOB: 1 BB: 0 P: 34	R: 0 E: 0 K: 0 S: 7 H: 1 LOB: 1 BB: 0 P: 12	R: 0 E: 0 K: 1 S: 8 H: 0 LOB: 0 BB: 0 P: 13	R: 0 E: 0 K: 1 S: 7 H: 0 LOB: 0 BB: 1 P: 13	R: 1 E: 0 K: 0 S: 6 H: 0 LOB: 0 BB: 1 P: 15	R: 3 E: 0 K: 0 S: 16 H: 3 LOB: 3 BB: 3 P: 31	R: 1 E: 0 K: 1 S: 14 H: 2 LOB: 2 BB: 1 P: 28	R: 1 E: 0 K: 2 S: 15 H: 2 LOB: 1 BB: 0 P: 21		1B: 7 2B: 1 3B: 0 HR: 2 SF: 0 SAC: 0 DP: 1 HBP: 0						

	AB	35
	R	9
	H	10
	RBI	9
	BB	6
	SO	5
	LOB	14

WP: 1 PB: 0 SB: 3 CS: 0 PA: 41

PITCHER		IP	WLS	BF	H	R	ER	SO	BB	IBB	HBP	BLK	WP	HR	S	P	ERA	WHIP
26 Derek Lowe, R ERA: 4.42	(1, 1)	5.1		26	6	7	4	2	3	0	0	0	1	1	59	100	6.75	1.688
57 Jeremy Accardo, R ERA: 3.98	(6, 1)	0.2		4	0	0	0	0	2	0	0	0	0	0	9	18	0.00	3.000
38 Joe Smith, R ERA: 3.44	(7, 1)	1.0	L	6	2	1	1	1	1	0	0	0	0	0	14	28	9.00	3.000
54 Chris Perez, R ERA: 2.76	(8, 1)	1.0		5	2	1	1	2	0	0	0	0	0	1	15	21	9.00	2.000

PITCHER	IP	WLS	BF	H	R	ER	SO	BB	IBB	HBP	BLK	WP	HR	S	P	ERA	WHIP

Cleveland Indians @ Baltimore Orioles

Oriole Park at Camden Yards, Baltimore, MD

Sat Jun 30 2012, 4:17 PM - 7:31 PM EDT

Att. 35,335 - Overcast - 91 F

livebaseballscorecards.com

Batter	1	2	3	4	5	6	7	8	9	AB	R	H	RBI	BB	SO	LOB
17 Shin-Soo Choo, L (1, 9) OBP: 0.382, SLG: 0.471	0-0 4 1B 13 1B 1B	2-1 HR		4-0 22 G4-3 13 1B 1-2 BB	3-2 13 2B 3-H 1B	2-2 13 BB 2-H 1B		3-3 ② K		5	4	4	3	1	1	1
13 Asdrúbal Cabrera, S (1, 6) OBP: 0.379, SLG: 0.493	1 SAFE 0-0 23 BB 4 1B 1-2 1B	3-3 ③ K		0-0 22 G4-3 4 1B 1-3 2-H 1B	0-0 4 1B 1-H 2B	4-0 1-2 BB		2-3 ③ K		5	2	3	2	1	2	1
22 Jason Kipnis, L (1, 4) OBP: 0.335, SLG: 0.426	1-0 ① F7		3-1 47 E 4 S HBP	3-0 ② G4-3 1-2 3-H	4-0 4 E 4 1B IBB	1-2 ③ G4-3			3-2 ① G6-3	4	0	0	1	1	0	5
4 Jose Lopez, R (1, 5) OBP: 0.283, SLG: 0.403	1-0 23 BB 1-2 2-H 1B	3-3 ① K 1-2		3-2 23 1B 2-H 1B	0-2 E8 23 FC1-4-6 1-3 2-H 1B		0-1 1B		0-2 35 HBP 23 1B 6 1B 1B	6	1	5	3	0	1	1
23 Michael Brantley, L (1, 8) OBP: 0.325, SLG: 0.385	4-2 1-2 2-3 BB	0-0 ② F8		1-1 1-2 1B	0-0 ③ FC1-4-6 1-2f		0-0 ① F8		2-2 6 1B 35 HBP 1-2 1B	5	0	2	0	1	0	4
47 Shelley Duncan, R (1, 10) OBP: 0.306, SLG: 0.349	1-3 ② K	1-2 E6 2-3		2-3 ③ K		2-0 HR	0-0 ② P6		1-3 ② K	6	1	1	1	0	3	9
35 Casey Kotchman, L (1, 3) OBP: 0.280, SLG: 0.333	1-0 ③ F8	3-2 ③ G4-3		1-0 ① G3	0-0 ① F9	1-0 ③ G6-3			2-2 6 1B 1-2 2-3 HBP	5	0	0	0	0	0	6
6 Lou Marson, R (1, 2) OBP: 0.396, SLG: 0.395	2-3 ① K			2-1 17 BB 13 1B 1B	0-2 17 1B 3B	2-2 17 1B 2B		4-0 BB	0-2 1-2 2-3 3-H 1B	5	3	4	1	1	1	0
2 Aaron Cunningham, R (1, 7) OBP: 0.244, SLG: 0.192	1-1 ② G6-3			0-3 ① K	2-3 ② K	0-0 P3		1-1 ① F8	0-2 ③ F8	6	0	0	0	0	2	7
Inning Stats	R: 1 E: 0 K: 1 S: 11 H: 3 LOB: 3 BB: 1 P: 19	R: 1 E: 0 K: 2 S: 11 H: 1 LOB: 0 BB: 0 P: 19	R: 0 E: 1 K: 1 S: 12 H: 0 LOB: 2 BB: 0 P: 22	R: 3 E: 0 K: 2 S: 16 H: 4 LOB: 2 BB: 1 P: 31	R: 3 E: 1 K: 1 S: 16 H: 4 LOB: 2 BB: 1 P: 26	R: 2 E: 0 K: 0 S: 15 H: 3 LOB: 2 BB: 1 P: 26	R: 0 E: 0 K: 0 S: 5 H: 1 LOB: 1 BB: 0 P: 6	R: 0 E: 0 K: 2 S: 8 H: 0 LOB: 1 BB: 1 P: 18	R: 1 E: 0 K: 1 S: 23 H: 3 LOB: 3 BB: 0 P: 31	1B: 14 2B: 2 3B: 1 HR: 2 SF: 0 SAC: 0 DP: 0 HBP: 2						

TOP	
AB	47
R	11
H	19
RBI	11
BB	5
SO	10
LOB	34

WP: 0 PB: 0 SB: 1 CS: 0 — PA: 54

PITCHER		IP	WLS	BF	H	R	ER	SO	BB	IBB	HBP	BLK	WP	HR	S	P	ERA	WHIP
37 Dana Eveland, L ERA: 4.11	(1, 1)	3.2	L	21	6	5	5	5	2	0	1	0	0	1	42	77	12.27	2.182
29 Tommy Hunter, R ERA: 6.11	(4, 1)	1.2		14	8	5	5	2	0	1	0	0	0	1	31	51	27.00	4.800
38 Luis Ayala, R ERA: 1.96	(6, 1)	1.2		8	2	0	0	0	1	0	0	0	0	0	13	21	0.00	1.800
63 Kevin Gregg, R ERA: 4.57	(8, 1)	1.0		4	0	0	0	2	1	0	0	0	0	0	8	18	0.00	1.000
27 Matt Lindstrom, R ERA: 2.25	(9, 1)	1.0		7	3	1	1	1	0	0	1	0	0	0	23	31	9.00	3.000

PITCHER	IP	WLS	BF	H	R	ER	SO	BB	IBB	HBP	BLK	WP	HR	S	P	ERA	WHIP

BOTTOM

Cleveland Indians @ Baltimore Orioles

Oriole Park at Camden Yards, Baltimore, MD

Sat Jun 30 2012, 4:17 PM - 7:31 PM EDT

Att. 35,335 - Overcast - 91 F

livebaseballscorecards.com

Batter	1	2	3	4	5	6	7	8	9	AB	R	H	RBI	BB	SO	LOB
1 Brian Roberts, S (1, 4) OBP: 0.246, SLG: 0.194	B FF 84 F FC 84 B CH 79 B FF 85 B FF 86 4-1 13 G3-6-3 BB		C CU 71 1 SAFE X FC 85 0-1 ② SF9 3-H		F FF 87 B SI 89 F FC 85 X FF 89 1-2 ① F7		B FF 95 B SI 95 C FF 94 B FF 94 B FF 94 4-1 13 WP BB			1	0	0	1	2	0	0
13 Xavier Avery, L (1, 7) OBP: 0.300, SLG: 0.361	X FF 86 0-0 ①② G3-6-3 1-2f		B FC 85 1 SAFE C CU 73 C CU 72 F CU 73 F FF 88 X FC 86 1-2 1-3 2B		C FC 86 F SI 89 B FF 89 T FC 86 1-2 ② K		C FF 94 B CU 82 C FF 95 F CU 83 F CU 82 F SI 94 D FF 95 S CU 82 2-3 ② K 1-2			4	0	1	0	0	2	2
2 J.J. Hardy, R (1, 6) OBP: 0.271, SLG: 0.407	B FC 87 X FF 88 1-0 ③ P6		B FF 90 C FF 89 X FF 90 1-1 ③ F8		B FF 91 X FF 91 1-0 ③ G6-3		B FF 95 C FF 95 S SL 87 B SL 87 X SL 87 2-2 ③ P5			4	0	0	0	0	0	3
10 Adam Jones, R (1, 8) OBP: 0.343, SLG: 0.554		C FF 86 B SI 87 B FC 85 X FC 85 2-1 24 L3-6 2B		X FF 90 0-0 19 HR 2B		C CU 74 F FC 86 B FC 85 F FC 85 B FF 90 C FF 90 2-3 ① K		F FF 92 X FF 92 0-1 ① F9		4	1	2	0	0	1	0
24 Wilson Betemit, S (1, 3) OBP: 0.339, SLG: 0.464		B CU 72 C FC 87 S CU 71 X CU 73 1-2 ①② L3-6 2-2		C FC 87 B FF 88 B FF 89 B FF 90 F FC 88 D CU 74 4-2 19 HR BB		F SI 88 B SI 90 X SI 89 1-1 19 1B 32 FC6-4 2B		X FF 92 0-0 ② G3		3	2	1	0	1	0	1
19 Chris Davis, L (1, 9) OBP: 0.321, SLG: 0.481		C FF 88 S CU 71 C CU 74 0-3 ③ K		C CU 72 B FC 87 B FF 90 X FC 82 2-1 1-H 2-H HR		B SI 90 B FC 88 X FF 89 2-0 32 FC6-4 2-3 1B		F FF 93 B SL 81 F SL 80 X FF 91 1-2 ③ G6-3		4	1	2	3	0	1	0
32 Matt Wieters, S (1, 2) OBP: 0.331, SLG: 0.440			X FF 85 0-0 ① F9	B FF 89 X FF 88 1-0 ① G4-3		C CU 76 X CH 84 0-1 ② FC6-4 1-2f 3-H			X SI 88 0-0 ① F7	4	0	0	1	0	0	1
12 Mark Reynolds, R (1, 10) OBP: 0.333, SLG: 0.379			B FC 88 B CU 73 B FF 88 B FF 88 4-0 3 1B 1 SF9 BB	C FC 88 C FC 84 B FC 82 F FC 91 S FC 84 1-3 ② K		S FC 86 F FC 85 D FC 86 B FC 86 F FF 90 B FC 86 X FC 86 3-2 ③ G4-3			C SI 89 S CH 80 S CH 80 0-3 ② K	3	1	0	0	1	2	1
3 Ryan Flaherty, L (1, 5) 51 Steve Pearce, R (9, PH) OBP: 0.222, SLG: 0.224 OBP: 0.313, SLG: 0.429			B FF 87 B FC 85 F FF 86 B CH 78 X CH 86 3-1 13 2B 1-3 1B	B FF 86 B FF 90 C FF 86 F CH 85 X FC 85 2-2 ③ G6-3			C FF 95 S CU 84 F SI 94 X CU 82 0-2 ① G3		C SI 89 B SI 90 B SI 89 C SI 89 F SI 91 X SI 90 2-2 ③ F9	3 1	0 0	1 0	0 0	0 0	0 0	0 0

	AB	31
	R	5
	H	7
	RBI	5
	BB	4
	SO	6
	LOB	8

Inning Stats	1	2	3	4	5	6	7	8	9
	R: 0 E: 0 K: 0 S: 3	H: 0 LOB: 0 BB: 1 P: 8	R: 0 E: 0 K: 1 S: 8	H: 1 LOB: 0 BB: 0 P: 11	R: 1 E: 0 K: 0 S: 12	H: 2 LOB: 2 BB: 1 P: 21	R: 3 E: 0 K: 1 S: 13	H: 2 LOB: 0 BB: 1 P: 23	R: 0 E: 0 K: 1 S: 7	H: 0 LOB: 0 BB: 0 P: 10
	R: 1 E: 0 K: 1 S: 13	H: 2 LOB: 1 BB: 0 P: 21	R: 0 E: 0 K: 1 S: 14	H: 0 LOB: 1 BB: 1 P: 22	R: 0 E: 0 K: 0 S: 6	H: 0 LOB: 0 BB: 0 P: 7	R: 0 E: 0 K: 1 S: 8	H: 0 LOB: 0 BB: 0 P: 10		

1B: 2	SF: 1	WP: 1	PA: 36
2B: 5	SAC: 0	PB: 0	
3B: 0	DP: 2	SB: 0	
HR: 1	HBP: 0	CS: 0	

PITCHER		IP	WLS	BF	H	R	ER	SO	BB	IBB	HBP	BLK	WP	HR	S	P	ERA	WHIP
43 Josh Tomlin, R ERA: 5.85	(1, 1)	6.0	W	26	7	5	5	4	3	0	0	0	0	1	56	94	7.50	1.667
32 Esmil Rogers, R ERA: 6.25	(7, 1)	1.0		4	0	0	0	1	1	0	0	0	1	0	14	22	0.00	1.000
52 Vinnie Pestano, R ERA: 2.03	(8, 1)	1.0		3	0	0	0	0	0	0	0	0	0	0	6	7	0.00	0.000
49 Tony Sipp, L ERA: 6.39	(9, 1)	1.0		3	0	0	0	1	0	0	0	0	0	0	8	10	0.00	0.000

PITCHER	IP	WLS	BF	H	R	ER	SO	BB	IBB	HBP	BLK	WP	HR	S	P	ERA	WHIP

Cleveland Indians @ Baltimore Orioles

Oriole Park at Camden Yards, Baltimore, MD

Sun Jul 01 2012, 1:37 PM - 4:18 PM EDT

Att. 16,689 - Partly Cloudy - 95 F

TOP

livebaseballscorecards.com

Batter	1	2	3	4	5	6	7	8	9	AB	R	H	RBI	BB	SO	LOB
17 Shin-Soo Choo, L (1, 9) OBP: 0.380, SLG: 0.465	B FF 90 B FF 91 C FF 90 B FF 91 B FF 91 4-1 22 G2-6-3 BB		S FF 91 B CU 75 X SL 87 1-1 ① G4-3	C FF 91 C SL 81 X SL 85 0-2 ③ G4-3		B FF 92 B FF 92 B FF 92 X FF 92 3-0 ③ F7			F FF 92 S FF 92 B FF 91 B FF 92 F FF 92 X CU 79 2-2 ① G1-3	4	0	0	0	1	0	3
13 Asdrúbal Cabrera, S (1, 10) OBP: 0.379, SLG: 0.495	C FF 91 B CH 84 D CH 84 F FF 91 X CH 85 2-2 ① L8		B CH 85 X SL 85 1-0 ② F7		C SL 84 C CU 75 X SL 82 0-2 4 G6-4-3 22 BB 1B		B FF 92 F CH 84 C FF 93 S FF 93 1-3 ① K		B SL 85 C FF 93 C FF 92 X SL 82 1-2 22 1B 2B	5	1	2	0	0	1	1
22 Jason Kipnis, L (1, 4) OBP: 0.336, SLG: 0.424	C FF 91 D FF 93 B FC 91 C SL 84 X SL 85 2-2 ②③ G2-6-3 1-2f		C FF 93 C CU 77 B SL 86 B SL 82 F FF 92 X SL 84 2-2 ③ F8		B FF 90 C SL 84 B SI 90 1 SAFE B FF 91 B SI 92 4-1 4 G6-4-3 1-2 BB		B FF 92 C FF 93 B FF 94 X CH 84 2-1 ② G3		C SL 84 X FF 93 0-1 23 PB 9 S 2-H 1B	4	0	1	1	1	0	1
4 Jose Lopez, R (1, 5) OBP: 0.282, SLG: 0.405 9 Jack Hannahan, L (8, 5) OBP: 0.327, SLG: 0.361		C FF 90 F FF 91 S SL 82 0-3 ① K	B FC 91 C CH 84 X FF 91 1-1 47 2B 2B	X FF 93 0-0 ①② G6-4-3 1-2f 2-3		B FF 94 B SL 85 X FF 93 2-0 ③ L5		B FF 92 B FF 91 B SI 90 B SI 91 4-0 23 PB 1-2 BB	4 0	1 0	1 0	0 0	0 1	1 0	2 0
47 Shelley Duncan, R (1, 7) OBP: 0.316, SLG: 0.393 23 Michael Brantley, L (8, PR) OBP: 0.327, SLG: 0.385 (8, 8)		F FF 91 B FF 91 X FF 92 1-1 HR	C FF 91 F FC 90 F SL 82 B SL 84 F FF 92 X FF 92 1-2 35 2B 2-H 2B	C FF 93 F FF 95 X FF 94 0-2 ③ P4				C FF 92 S SL 85 X FF 94 0-2 2B	B FF 91 I IN 83 I IN 83 I IN 84 4-0 35 G4-6-3 1-2 2-3 IBB	4 0	2 0	3 0	2 0	0 1	0 0	1 0
35 Casey Kotchman, L (1, 3) OBP: 0.282, SLG: 0.336		B FF 92 S FF 92 C FF 91 F SL 84 X FF 91 1-2 ② P4	X FF 91 0-0 6 PB 6 FC 2-H 2B			F FF 93 B FF 93 F FF 93 X SL 84 1-2 ① G4-3		B CH 82 B SI 92 F SL 84 B FF 92 S SL 86 B FF 91 4-2 BB	X FF 91 0-0 ②③ G4-6-3 1-2f	4	1	1	1	1	0	3
16 Jason Donald, R (1, 6) OBP: 0.231, SLG: 0.213		B FF 91 X FF 91 1-0 2B	D CU 75 D CH 84 B FF 90 B FF 90 4-0 6 FC BB			B FF 92 C SL 83 B CU 78 F FF 92 B SL 84 F SL 85 F FF 93 B FF 92 4-2 6 1B BB		L SL 84 L FF 92 S FF 92 0-3 ① K		2	0	1	0	2	1	2
6 Lou Marson, R (1, 2) OBP: 0.390, SLG: 0.393		B FF 92 C SL 82 B FF 92 C SL 83 F SL 83 X FF 92 2-2 ③ G6-3	C SL 84 C FF 91 X SL 83 0-2 ① FC 2 S 1-2 2-H			1 SAFE C FF 92 C FF 91 B FF 92 B SI 91 1 SAFE X FF 92 2-2 1-3 1B		C FF 92 B FF 92 S FF 92 F FF 93 B SL 87 F FF 93 C CH 82 2-3 ② K		4	0	1	1	0	1	4
2 Aaron Cunningham, R (1, 8) OBP: 0.244, SLG: 0.232 (8, 7)			X FF 90 0-0 HR	S CU 76 T SL 83 B SL 84 S SL 84 1-3 ② K 1-2		D SL 86 B SL 85 S FF 93 F FF 92 S FF 93 2-3 ② K		F FF 92 T FF 92 B FF 93 F FF 93 D SL 86 S FF 92 2-3 ③ K		4	1	1	1	0	3	5
Inning Stats	R: 0 E: 0 K: 0 S: 7 H: 0 LOB: 0 BB: 1 P: 15	R: 1 E: 0 K: 1 S: 14 H: 2 LOB: 1 BB: 0 P: 19	R: 1 E: 0 K: 0 S: 8 H: 1 LOB: 0 BB: 0 P: 12	R: 3 E: 0 K: 1 S: 17 H: 3 LOB: 1 BB: 1 P: 24	R: 0 E: 0 K: 0 S: 8 H: 1 LOB: 1 BB: 1 P: 12	R: 0 E: 0 K: 1 S: 14 H: 1 LOB: 2 BB: 1 P: 26	R: 0 E: 0 K: 1 S: 6 H: 0 LOB: 0 BB: 0 P: 11	R: 0 E: 0 K: 3 S: 17 H: 1 LOB: 2 BB: 1 P: 25	R: 1 E: 0 K: 0 S: 10 H: 2 LOB: 2 BB: 2 P: 21	1B: 3 2B: 6 3B: 0 HR: 2 SF: 1 SAC: 0 DP: 3 HBP: 0						

	AB	35
	R	6
	H	11
	RBI	6
	BB	7
	SO	7
	LOB	22

WP: 0 PB: 2 SB: 2 CS: 0 PA: 42

PITCHER		IP	WLS	BF	H	R	ER	SO	BB	IBB	HBP	BLK	WP	HR	S	P	ERA	WHIP
17 Brian Matusz, L ERA: 5.42	(1, 1)	4.0	L	21	7	5	4	2	3	0	0	0	0	2	50	78	9.00	2.500
50 Miguel González, R ERA: 2.31	(5, 1)	4.1		19	4	1	1	5	3	0	0	0	0	0	50	82	2.08	1.615
63 Kevin Gregg, R ERA: 4.43	(9, 1)	0.2		2	0	0	0	0	0	1	0	0	0	0	1	5	0.00	0.000

PITCHER	IP	WLS	BF	H	R	ER	SO	BB	IBB	HBP	BLK	WP	HR	S	P	ERA	WHIP

Cleveland Indians @ Baltimore Orioles

Oriole Park at Camden Yards, Baltimore, MD

Sun Jul 01 2012, 1:37 PM - 4:18 PM EDT

Att. 16,689 - Partly Cloudy - 95 F

livebaseballscorecards.com

BOTTOM

Batter	1	2	3	4	5	6	7	8	9	AB	R	H	RBI	BB	SO	LOB
1 Brian Roberts, S (1, 4) OBP: 0.233, SLG: 0.182	P3			F9		K		G1-3		4	0	0	0	0	1	0
2 J.J. Hardy, R (1, 6) OBP: 0.270, SLG: 0.405	F9			G1-4-3		19 WP 10 2B 1B		K		4	1	1	0	0	1	0
19 Chris Davis, L (1, 9) OBP: 0.316, SLG: 0.474	K			L8		K 1-2			G4-3	4	0	0	0	0	2	1
10 Adam Jones, R (1, 8) OBP: 0.345, SLG: 0.556		G4-3			E6 24 G6-3 25 S 3 1B	2-H 2B			1-2 24 DI 1B	4	1	2	1	0	0	0
25 Jim Thome, L (1, 10) OBP: 0.320, SLG: 0.485		G1-3-1			K 1-2	G4-3			K	4	0	0	0	0	2	3
24 Wilson Betemit, S (1, 3) OBP: 0.338, SLG: 0.460		K			G6-3 2-3	3 G3-6 1B			K 1-2	4	0	1	0	0	2	2
3 Ryan Flaherty, L (1, 7) OBP: 0.226, SLG: 0.227		K			28 1B 3-H 1B	G3-6 1-2f				3	0	1	1	0	1	1
28 Ronny Paulino, R (1, 2) OBP: 0.276, SLG: 0.316		G5-3			11 FC6-4 1-2 1B	K				3	0	1	0	0	1	0
11 Robert Andino, R (1, 5) OBP: 0.299, SLG: 0.311		G5-3			FC6-4 1-2f			K		3	0	0	0	0	1	2

	AB	33
	R	2
	H	6
	RBI	2
	BB	0
	SO	11
	LOB	9

Inning Stats	1	2	3	4	5	6	7	8	9
	R: 0 H: 0 E: 0 LOB: 0 K: 1 BB: 0 S: 7 P: 11	R: 0 H: 0 E: 0 LOB: 0 K: 1 BB: 0 S: 9 P: 10	R: 0 H: 0 E: 0 LOB: 0 K: 1 BB: 0 S: 11 P: 16	R: 0 H: 0 E: 0 LOB: 0 K: 0 BB: 0 S: 7 P: 11	R: 1 H: 2 E: 1 LOB: 2 K: 1 BB: 0 S: 14 P: 24	R: 1 H: 2 E: 0 LOB: 1 K: 2 BB: 0 S: 9 P: 11	R: 0 H: 1 E: 0 LOB: 0 K: 1 BB: 0 S: 8 P: 14	R: 0 H: 0 E: 0 LOB: 0 K: 2 BB: 0 S: 7 P: 11	R: 0 H: 1 E: 0 LOB: 1 K: 2 BB: 0 S: 11 P: 14

	1B: 5	SF: 0	WP: 1	PA: 33
	2B: 1	SAC: 0	PB: 0	
	3B: 0	DP: 1	SB: 1	
	HR: 0	HBP: 0	CS: 0	

PITCHER		IP	WLS	BF	H	R	ER	SO	BB	IBB	HBP	BLK	WP	HR	S	P	ERA	WHIP
63 Justin Masterson, R ERA: 3.92	(1, 1)	7.0	W	26	5	2	1	7	0	0	0	0	1	0	65	97	1.29	0.714
52 Vinnie Pestano, R ERA: 1.97	(8, 1)	1.0	H	3	0	0	0	2	0	0	0	0	0	0	7	11	0.00	0.000
54 Chris Perez, R ERA: 2.67	(9, 1)	1.0		4	1	0	0	2	0	0	0	0	0	0	11	14	0.00	1.000

PITCHER	IP	WLS	BF	H	R	ER	SO	BB	IBB	HBP	BLK	WP	HR	S	P	ERA	WHIP

Batter	1	2	3	4	5	6	7	8	9	AB	R	H	RBI	BB	SO	LOB
11 Robert Andino, R (1, 4) OBP: 0.294, SLG: 0.306	C FF 89 S SL 82 B FS 87 B FF 93 X SL 84 2-2 ① G6-3		B FS 87 X SL 84 1-0 ② P4		C SL 83 1 SAFE B SI 90 B SL 83 F SI 91 F SL 83 D FS 87 X SL 84 3-2 ① F7			C FF 90 B FF 93 F SL 81 B FF 92 B SL 82 S SL 81 3-3 ① K		4	0	0	0	0	1	1
2 J.J. Hardy, R (1, 6) OBP: 0.267, SLG: 0.400	C SI 89 B FS 89 S FS 86 B SL 82 T FF 92 2-2 ② K		C SL 82 F FS 87 C FF 92 0-3 ③ K		F FF 93 F SI 90 B FF 92 D FS 88 X FF 91 2-2 ② ③ P2 1-2			C FF 91 X FF 92 0-1 ② F9		4	0	0	0	0	2	1
24 Wilson Betemit, S (1, 5) OBP: 0.332, SLG: 0.452	B FF 92 B FS 90 F SI 92 C SL 84 X FF 92 2-2 ③ P5			C SL 83 B FS 87 S FS 88 X FS 88 1-2 ① G4-3		F FF 95 B FF 95 C CH 87 C CH 86 1-3 ① K		S FF 92 B FF 93 B FF 93 S SL 82 S SL 85 2-3 ③ K		4	0	0	0	0	2	0
10 Adam Jones, R (1, 8) OBP: 0.341, SLG: 0.549		X SL 83 0-0 ① G5-3		X SL 82 0-0 ② P5		B FF 95 X FF 95 1-0 ② L7			C FF 97 F SI 95 C CU 79 0-3 ① K	4	0	0	0	0	1	0
25 Jim Thome, L (1, 10) OBP: 0.329, SLG: 0.478		S FF 91 B FF 92 X SL 86 1-1 ② G4-3		X FF 91 0-0 32 BB 19 HR 1B		C CH 87 S CH 87 S CH 87 0-3 ③ K			B FF 96 F FF 96 B CH 91 C FF 97 B CU 81 B FF 98 4-2 32 G4-6-3 BB	3	1	1	0	1	1	0
32 Matt Wieters, S (1, 2) OBP: 0.333, SLG: 0.436		B FF 90 B FF 91 B SL 82 B FF 90 4-0 19 2B BB		B FS 88 B SI 92 B FF 92 C SI 91 B SI 91 4-1 19 HR 1-2 BB			C FF 93 X CH 87 0-1 ① F8		C FF 96 X FF 96 0-1 ② ③ G4-6-3 1-2f	2	1	0	0	2	0	1
19 Chris Davis, L (1, 9) OBP: 0.320, SLG: 0.492		B SI 90 X SI 91 1-0 1-3 2B		B FF 93 X SL 84 1-0 1-H 2-H HR			B CH 86 B SI 94 F FF 94 S FF 94 B FF 95 S CH 86 3-3 ② K			3	1	2	3	0	1	0
12 Mark Reynolds, R (1, 3) OBP: 0.333, SLG: 0.374		B FF 92 F SL 84 T FF 93 S FF 93 1-3 ③ K		F SI 91 B SL 84 X FS 87 1-1 ③ G5-3			B FF 94 C FF 94 F CH 87 F FF 95 F FF 95 H CH 85 2-2 HBP			2	0	0	0	0	1	2
51 Steve Pearce, R (1, 7) OBP: 0.313, SLG: 0.414			B SL 82 B FF 89 C FF 92 S SL 85 S FS 88 2-3 ① K		B FF 90 B SL 84 B FF 90 B FF 92 4-0 2 CS BB		X FF 94 0-0 ③ F9			2	0	0	0	1	1	1
Inning Stats	R: 0 E: 0 K: 1 S: 9 H: 0 LOB: 0 BB: 0 P: 15	R: 0 E: 0 K: 1 S: 7 H: 1 LOB: 2 BB: 1 P: 14	R: 0 E: 0 K: 2 S: 7 H: 0 LOB: 0 BB: 0 P: 10	R: 3 E: 0 K: 0 S: 9 H: 2 LOB: 0 BB: 1 P: 16	R: 0 E: 0 K: 0 S: 7 H: 0 LOB: 0 BB: 1 P: 16	R: 0 E: 0 K: 2 S: 7 H: 0 LOB: 0 BB: 0 P: 9	R: 0 E: 0 K: 1 S: 10 H: 0 LOB: 1 BB: 0 P: 15	R: 0 E: 0 K: 2 S: 8 H: 0 LOB: 0 BB: 0 P: 13	R: 0 E: 0 K: 1 S: 7 H: 0 LOB: 0 BB: 1 P: 11	1B: 1 2B: 1 3B: 0 HR: 1 SF: 0 SAC: 0 DP: 1 HBP: 1						

TOP

Baltimore Orioles @ Seattle Mariners

Safeco Field, Seattle, WA

Mon Jul 02 2012, 7:12 PM - 9:45 PM PDT

Att. 14,805 - Roof Closed - 61 F

livebaseballscorecards.com

AB	28
R	3
H	3
RBI	3
BB	4
SO	10
LOB	6

PITCHER		IP	WLS	BF	H	R	ER	SO	BB	IBB	HBP	BLK	WP	HR	S	P	ERA	WHIP
18 Hisashi Iwakuma, R ERA: 4.84	(1, 1)	5.0		20	3	3	3	4	3	0	0	0	0	1	39	71	5.40	1.200
35 Steve Delabar, R ERA: 4.45	(6, 1)	2.0	W	7	0	0	0	3	0	0	1	0	0	0	17	24	0.00	0.000
23 Shawn Kelley, R ERA: 3.42	(8, 1)	1.0	H	3	0	0	0	2	0	0	0	0	0	0	8	13	0.00	0.000
54 Tom Wilhelmsen, R ERA: 2.51	(9, 1)	1.0	S	3	0	0	0	1	1	0	0	0	0	0	7	11	0.00	1.000

PITCHER	IP	WLS	BF	H	R	ER	SO	BB	IBB	HBP	BLK	WP	HR	S	P	ERA	WHIP

WP: 0 PB: 0 SB: 0 CS: 1 PA: 33

Batter	1	2	3	4	5	6	7	8	9	AB	R	H	RBI	BB	SO	LOB
51 Ichiro Suzuki, L (1, 9) OBP: 0.296, SLG: 0.364	C SI 94 B SI 93 B CH 89 F SI 94 F SL 86 F CH 88 F SI 95 F SL 85 B SI 95 3-2 F SI 85 X CH 90 G4-3 ①		C CH 89 F SI 94 F FF 95 B SI 95 F SI 95 S SL 86 1-3 K2-3 ②			C CU 77 B CH 88 F CH 88 B SI 93 S SI 92 2-3 K ①	B CH 90 B CH 89 B SI 94 C SI 94 B CH 90 4-1 1-2 33 2B BB			3	1	0	0	1	2	1
33 Casper Wells, R (1, 8) OBP: 0.340, SLG: 0.400	F SL 86 B SI 96 C SI 94 B SL 86 S SL 85 2-3 K ②		C SI 95 S SL 88 C SI 95 0-3 K ③			S SL 86 B SL 85 B SL 85 X SI 94 2-1 27 2B 1B	C SI 95 X SL 88 0-1 1-H 2-H 3-H 2B			4	0	2	3	0	2	1
27 John Jaso, L (1, 10) OBP: 0.371, SLG: 0.455	B FF 95 X SI 93 1-0 G6-3 ③			C CU 78 B SI 94 X SI 94 1-1 G6-3 ①		X SI 93 0-0 1-3 2B	C SL 81 B SI 90 B SL 82 X SL 81 2-1 G4-3 ③			4	0	1	0	0	0	1
15 Kyle Seager, L (1, 5) OBP: 0.308, SLG: 0.432		C SI 93 B CU 78 S SI 94 X CU 78 1-2 G4-3 ①		B SI 94 X CH 89 1-0 L3 ②		B SI 93 B CU 79 X SL 85 2-0 G1-3 ②		F SL 81 B SI 90 F SI 89 B SL 80 X CU 78 2-2 F8 ①		4	0	0	0	0	0	2
30 Miguel Olivo, R (1, 2) OBP: 0.236, SLG: 0.389		B SI 94 C SL 85 B SL 86 F FF 94 X SI 94 2-2 13 CS 1B		X SL 86 0-0 G6-3 ③		C SI 94 S SL 85 F SI 94 S SL 85 0-3 K ③		S CH 84 S SI 90 X SL 85 0-2 HR		4	1	2	1	0	1	2
13 Dustin Ackley, L (1, 3) OBP: 0.321, SLG: 0.338		C CU 79 B SI 94 1 SAFE C SI 94 F SI 94 B CH 88 1 SAFE B SI 94 F SL 85 3-3 F SI 84 S CH 89 1-2 K ② ③			C CU 78 B CH 88 B SI 92 X CH 88 2-1 L4 ①		B SI 92 C SI 92 B SI 92 B FF 92 B FF 93 4-1 61 1B 9 S 33 2B BB	X SI 90 0-0 HR		3	2	1	1	1	1	1
9 Chone Figgins, S (1, 7) OBP: 0.245, SLG: 0.276			F SI 93 B CU 78 F SI 93 X CU 78 1-2 61 SH1-3 26 1B 1B		C FF 94 C FF 93 B FF 93 S CU 79 1-3 K ②		B CU 79 B SI 92 B SI 92 C FF 93 C SI 93 S SI 93 3-3 1-2 K ①	C SL 83 B SI 91 X SI 86 1-1 G6-3 ②		4	1	1	0	0	2	1
61 Munenori Kawasaki, L (1, 4) OBP: 0.265, SLG: 0.210			X SI 94 0-0 SH1-3 ① 1-2		B SI 94 X SI 93 1-0 E4		X SI 93 0-0 51 BB 33 2B 2-3 1B	C SL 82 C SL 84 S SL 83 0-3 K ③		3	1	1	0	0	1	0
26 Brendan Ryan, R (1, 6) OBP: 0.287, SLG: 0.274			B SI 93 X SL 86 1-0 2-H 1B		L SI 93 1 SAFE 1 SAFE C SL 87 D SL 85 1 SAFE X SL 85 1-2 G5-3 ③		1 SAFE B SL 87 F FF 93 B SI 93 D SL 88 1 SAFE 3 SAFE F SI 94 X SL 86 3-2 P2 ②			3	0	1	1	0	0	3
Inning Stats	R: 0 H: 0 E: 0 LOB: 0 K: 1 BB: 0 S: 12 P: 18	R: 0 H: 1 E: 0 LOB: 1 K: 1 BB: 0 S: 12 P: 18	R: 1 H: 2 E: 0 LOB: 1 K: 2 BB: 0 S: 13 P: 16	R: 0 H: 0 E: 0 LOB: 0 K: 0 BB: 0 S: 4 P: 6	R: 0 H: 0 E: 1 LOB: 1 K: 1 BB: 0 S: 9 P: 14	R: 0 H: 2 E: 0 LOB: 2 K: 2 BB: 0 S: 11 P: 17	R: 3 H: 2 E: 0 LOB: 1 K: 1 BB: 2 S: 13 P: 29	R: 2 H: 2 E: 0 LOB: 0 K: 1 BB: 0 S: 12 P: 15		1B: 5 SF: 0 2B: 3 SAC: 1 3B: 0 DP: 1 HR: 2 HBP: 0						

PITCHER		IP	WLS	BF	H	R	ER	SO	BB	IBB	HBP	BLK	WP	HR	S	P	ERA	WHIP
39 Jason Hammel, R ERA: 3.43	(1, 1)	6.2	L	29	7	4	4	8	2	0	0	0	0	0	72	114	5.40	1.350
40 Troy Patton, L ERA: 3.49	(7, 1)	1.1		6	2	2	2	1	0	0	0	0	0	2	14	19	13.50	1.500

PITCHER	IP	WLS	BF	H	R	ER	SO	BB	IBB	HBP	BLK	WP	HR	S	P	ERA	WHIP

BOTTOM

Baltimore Orioles @ Seattle Mariners

Safeco Field, Seattle, WA

Mon Jul 02 2012, 7:12 PM - 9:45 PM PDT

Att. 14,805 - Roof Closed - 61 F

livebaseballscorecards.com

AB	32
R	6
H	9
RBI	6
BB	2
SO	9
LOB	12

WP: 0 PA: 35
PB: 0
SB: 1
CS: 1

Batter	1	2	3	4	5	6	7	8	9	AB	R	H	RBI	BB	SO	LOB
13 Xavier Avery, L (1, 7) OBP: 0.318, SLG: 0.390	C FF 92 S FF 93 F SL 86 B FF 94 F SI 94 F CH 90 S CH 90 1-3 ① K		1 SAFE X SI 92 0-0 2 WP 1-3 1B			B CU 80 S FF 91 X CH 88 1-1 2 E 2 1B 19 1B 1B	S SL 78 S SL 81 F SL 82 B FF 95 B SI 94 F SL 81 B FF 95 X SI 94 3-2 ② G1-3		C FF 93 C CU 80 X FF 92 0-2 2B	5	1	3	0	0	1	0
2 J.J. Hardy, R (1, 6) OBP: 0.272, SLG: 0.401	C FF 94 X SI 93 0-1 ② L7		B SL 87 1 SAFE C FC 91 F SI 92 B CH 90 F CH 90 F FC 93 S CH 90 2-3 ③ K2-3 1-2			C SI 91 1 SAFE X FF 91 0-1 E8 19 1B 10 1B 1-3 1B	C SL 80 C SI 95 B FF 96 F SL 81 B FF 96 F SL 83 X SI 96 2-2 1B		I IN 53 I IN 50 I IN 57 I IN 52 4-0 IBB	4	1	2	0	1	1	2
19 Chris Davis, L (1, 9) OBP: 0.318, SLG: 0.486	B FC 94 C FF 94 B FF 94 F CU 82 B FC 94 S CH 90 3-3 ③ K			F CU 81 B FC 91 C SI 91 X SL 85 1-2 ① F7		B FC 91 X FF 92 1-0 25 G3 10 1B 32 1B 1-2 3-H 1B	C SL 79 F FF 96 C SI 94 0-3 ③ K		S SI 93 S FF 94 S CU 83 0-3 ③ K	5	1	1	1	0	3	3
10 Adam Jones, R (1, 8) OBP: 0.340, SLG: 0.545		F FF 93 X CH 88 0-1 ① F7		C FF 93 C SI 92 F FC 92 S CH 90 0-3 ② K		B SI 92 B SI 92 X SI 93 2-0 25 G3 32 1B 1-2 2-H 1B		F FF 94 S SL 82 F FF 95 B SL 79 X SI 94 1-2 ① F9		4	1	1	1	0	1	0
25 Jim Thome, L (1, 10) OBP: 0.325, SLG: 0.466		C FC 92 B FF 92 B CH 87 C FF 93 B FF 93 C FC 94 3-3 ② K		X SI 93 0-0 32 WP 1B		B FF 92 S SI 92 X FC 92 1-1 ① G3 1-2 2-3		C SL 82 S SL 82 F SL 82 S FF 95 0-3 ② K		4	0	1	0	0	2	2
32 Matt Wieters, S (1, 2) OBP: 0.332, SLG: 0.433		F FC 94 S CU 84 F FF 93 B FC 93 B SL 87 B FF 94 F FF 94 S FF 93 3-3 ③ K		C FC 93 T FF 93 B CH 90 B CH 88 F FF 93 B CH 89 X SI 93 3-2 ③ G4-3 1-2		C CU 82 B FF 92 X SI 92 1-1 24 G6-3 2-H 3-H 1B		F SI 91 X CU 78 0-1 ③ F7		4	0	1	2	0	1	1
24 Wilson Betemit, S (1, 3) OBP: 0.327, SLG: 0.444 (9, 5)			B SI 91 C CU 81 B FC 92 S SI 92 S CH 89 2-3 ① K		X CU 80 0-0 ① G6-3	F FF 92 B FF 92 S FF 92 X SL 80 1-2 ② G6-3 1-2			B SI 92 B FF 92 F FF 92 C FF 93 F CU 80 X FF 92 2-2 ① F8	4	0	0	0	0	1	1
3 Ryan Flaherty, L (1, 5) OBP: 0.229, SLG: 0.231 12 Mark Reynolds, R (9, PH) OBP: 0.332, SLG: 0.372 (9, 3)			B CU 82 X SI 92 1-0 13 1B 1B		C FF 93 C SI 91 B SI 93 B CH 90 B FF 93 X FF 93 3-2 ② F9	F FF 93 C SL 80 C SL 80 0-3 ③ K			X SI 92 0-0 ② F9	3 1	0 0	1 0	0 0	0 0	1 0	1 0
11 Robert Andino, R (1, 4) OBP: 0.294, SLG: 0.317			C SI 91 S FF 92 C FC 93 0-3 ② K		S SL 85 X SI 93 0-1 ③ F8		F FF 93 F FF 92 X SL 81 0-2 ① F8		C FF 94 F FF 94 B CU 78 B CU 79 X FF 92 2-2 HR	4	1	1	1	0	1	1
Inning Stats	R: 0 E: 0 K: 2 S: 11 H: 0 LOB: 0 BB: 0 P: 15	R: 0 E: 0 K: 2 S: 10 H: 0 LOB: 0 BB: 0 P: 16	R: 0 E: 0 K: 3 S: 13 H: 2 LOB: 2 BB: 0 P: 18	R: 0 E: 0 K: 1 S: 12 H: 1 LOB: 1 BB: 0 P: 16	R: 0 E: 0 K: 0 S: 6 H: 0 LOB: 0 BB: 0 P: 9	R: 4 E: 1 K: 1 S: 16 H: 5 LOB: 1 BB: 0 P: 23	R: 0 E: 0 K: 1 S: 16 H: 1 LOB: 1 BB: 0 P: 21	R: 0 E: 0 K: 1 S: 10 H: 0 LOB: 0 BB: 0 P: 11	R: 1 E: 0 K: 1 S: 14 H: 2 LOB: 2 BB: 1 P: 22	1B: 9 2B: 1 3B: 0 HR: 1 SF: 0 SAC: 0 DP: 0 HBP: 0						

PITCHER	IP	WLS	BF	H	R	ER	SO	BB	IBB	HBP	BLK	WP	HR	S	P	ERA	WHIP
34 Félix Hernández, R (1, 1) ERA: 3.26	5.1		24	8	4	4	8	0	0	0	0	2	0	62	90	6.75	1.500
36 Oliver Pérez, L (6, 1) ERA: 1.04	2.1		8	1	0	0	3	0	0	0	0	0	0	30	37	0.00	0.429
53 Josh Kinney, R ERA:	0.1		1	0	0	0	0	0	0	0	0	0	0	2	2	0.00	0.000
41 Charlie Furbush, L (9, 1) ERA: 2.02	1.0	L	6	2	1	1	1	0	1	0	0	0	1	14	22	9.00	2.000

PITCHER	IP	WLS	BF	H	R	ER	SO	BB	IBB	HBP	BLK	WP	HR	S	P	ERA	WHIP

TOP

Baltimore Orioles @ Seattle Mariners

Safeco Field, Seattle, WA

Tue Jul 03 2012, 7:12 PM - 10:09 PM PDT

Att. 16,270 - Cloudy - 59 F

livebaseballscorecards.com

AB	38
R	5
H	11
RBI	5
BB	1
SO	12
LOB	11

PA: 39

WP: 2
PB: 0
SB: 0
CS: 0

Batter	1	2	3	4	5	6	7	8	9	AB	R	H	RBI	BB	SO	LOB
51 Ichiro Suzuki, L (1, 9) OBP: 0.293, SLG: 0.360	C FF 92 X SL 79 0-1 ① F7			X SL 82 0-0 ① G5-3			C SL 78 B SL 80 F SL 79 F FF 92 F FF 92 S CU 70 1-3 ① K	B SI 98 X SI 99 1-0 ② FC4-6 15 BB 33 HBP 1-2f 2-3		4	0	0	0	0	1	2
33 Casper Wells, R (1, 7) OBP: 0.345, SLG: 0.429	S FF 93 C FF 93 B FF 94 C FF 93 1-3 ② K			B FF 94 F FF 92 X CU 70 1-1 ② L6			B CH 86 F CH 85 F FF 92 B SL 82 F FF 91 B CH 86 X FF 92 3-2 HR	F SI 98 B SI 98 C SL 84 H SI 99 2-2 15 BB HBP 1-2		3	1	1	1	0	1	0
15 Kyle Seager, L (1, 5) OBP: 0.308, SLG: 0.428	C FF 95 S FF 95 B FF 94 X CU 72 1-2 ③ F9			C SL 80 S FF 92 B SL 81 S FF 92 1-3 ③ K			X SL 80 0-0 ② G3	B SL 84 B SI 98 F SI 97 D SI 97 B SI 97 4-1 BB 1-2 2-3 3-H		3	0	0	1	1	1	0
63 Jesus Montero, R (1, 10) OBP: 0.282, SLG: 0.377		F FF 92 F FF 92 F FF 92 F FF 92 B CH 86 S FF 93 1-3 ① K			F FF 93 B SI 88 F FF 92 B FF 93 F FF 92 B CH 87 S FF 92 3-3 ① K		F FF 91 F FF 92 F SL 80 F FF 92 F CH 86 X FF 93 0-2 ③ F9	C SL 78 S SL 78 X SL 78 0-2 ③ F9		4	0	0	0	0	2	3
30 Miguel Olivo, R (1, 2) OBP: 0.230, SLG: 0.379		S CU 71 B FF 92 F FF 92 S FF 92 1-3 ② K			F CH 86 B CH 86 B FF 92 F CH 86 B FF 91 T FF 92 3-2 ② K			C CU 68 X CH 83 0-1 ① F7	B SI 94 X SI 94 1-0 ① G1-3	4	0	0	0	0	2	0
55 Michael Saunders, L (1, 8) OBP: 0.318, SLG: 0.428		S FF 91 X CU 70 0-1 ③ G4-3			B FF 93 C FF 92 F FF 92 B SL 80 F FF 93 F FF 92 F FF 92 S SL 80 2-3 ③ K			B SL 79 F FF 90 X FF 90 1-1 17 WP 17 1B 2B	B SI 95 F SI 94 X CH 90 1-1 ② G1-3	4	1	1	0	0	1	0
17 Justin Smoak, S (1, 3) OBP: 0.270, SLG: 0.335			F FF 93 B CH 86 F CH 85 X FF 92 1-2 ① P6			C CH 85 B SL 81 B FF 91 C CH 84 X FF 91 2-2 ① L6		B SI 96 B SI 96 F SI 95 X SI 97 2-1 13 1B 27 1B 2-H	C SI 95 B CU 80 F SI 95 B CH 89 X SI 96 2-2 ③ G4-3	4	1	1	1	0	0	0
13 Dustin Ackley, L (1, 4) OBP: 0.321, SLG: 0.338			C SL 83 T SL 82 F FF 93 S FF 94 0-3 ② K			C FF 93 B SL 81 F SL 80 B SL 80 X FF 92 2-2 ② F9		B SI 98 D SI 97 C SI 97 X SI 97 2-1 51 FC4-6 27 1B 15 BB 1-2		3	1	1	0	0	1	0
26 Brendan Ryan, R (1, 6) OBP: 0.285, SLG: 0.271 27 John Jaso, L (8, PH) OBP: 0.375, SLG: 0.459 61 Munenori Kawasaki, L (8, PR) OBP: 0.265, SLG: 0.210 (9, 6)			F FF 93 X FF 92 0-1 ③ L1			X CH 87 0-0 ③ P2		F SL 81 B SI 98 B SI 98 F SI 97 F SI 98 X CH 91 2-2 51 FC4-6 1-2 2-H		2 1 0	0 0 0	0 1 0	0 1 0	0 0 0	0 0 0	0 0 0
Inning Stats	R: 0 E: 0 K: 1 S: 8 H: 0 LOB: 0 BB: 0 P: 10	R: 0 E: 0 K: 2 S: 10 H: 0 LOB: 0 BB: 0 P: 12	R: 0 E: 0 K: 1 S: 9 H: 0 LOB: 0 BB: 0 P: 10	R: 0 E: 0 K: 1 S: 6 H: 0 LOB: 0 BB: 0 P: 8	R: 0 E: 0 K: 3 S: 13 H: 0 LOB: 0 BB: 0 P: 21	R: 0 E: 0 K: 1 S: 7 H: 0 LOB: 0 BB: 0 P: 11	R: 1 E: 0 K: 1 S: 16 H: 1 LOB: 0 BB: 0 P: 20	R: 3 E: 0 K: 0 S: 19 H: 4 LOB: 3 BB: 1 P: 33	R: 0 E: 0 K: 0 S: 6 H: 0 LOB: 0 BB: 0 P: 10	1B: 3 2B: 1 3B: 0 HR: 1	SF: 0 SAC: 0 DP: 0 HBP: 1	WP: 1 PB: 0 SB: 0 CS: 0	PA: 34			

PITCHER		IP	WLS	BF	H	R	ER	SO	BB	IBB	HBP	BLK	WP	HR	S	P	ERA	WHIP
16 Wei-Yin Chen, L ERA: 3.64	(1, 1)	7.1		24	2	2	2	9	0	0	0	0	0	1	73	97	2.46	0.273
47 Pedro Strop, R ERA: 1.73	(8, 1)	0.1	B	6	3	2	2	0	1	0	1	0	1	0	12	25	54.00	12.000
56 Darren O'Day, R ERA: 2.36	(8, 1)	0.1	W	1	0	0	0	0	0	0	0	0	0	0	3	3	0.00	0.000
43 Jim Johnson, R ERA: 1.26	(9, 1)	1.0	S	3	0	0	0	0	0	0	0	0	0	0	6	10	0.00	0.000

PITCHER	IP	WLS	BF	H	R	ER	SO	BB	IBB	HBP	BLK	WP	HR	S	P	ERA	WHIP

BOTTOM

Baltimore Orioles @ Seattle Mariners

Safeco Field, Seattle, WA

Tue Jul 03 2012, 7:12 PM - 10:09 PM PDT

Att. 16,270 - Cloudy - 59 F

livebaseballscorecards.com

AB	32
R	4
H	5
RBI	4
BB	1
SO	9
LOB	5

Baltimore Orioles @ Seattle Mariners

Safeco Field, Seattle, WA

Wed Jul 04 2012, 1:11 PM - 7:22 PM PDT

Att. 21,982 - Partly Cloudy - 61 F

TOP

livebaseballscorecards.com

Batter	1	2	3	4	5	6	7	8	9	AB	R	H	RBI	BB	SO	LOB
13 Xavier Avery, L (1, 7) OBP: 0.307, SLG: 0.375	C CH 89 B SI 90 S FF 92 F SL 86 F CH 87 S FF 94 1-3 K ①		L SI 92 X 0-1 SH5-3 ① 1-2 2-3		F FF 90 B FF 91 S FF 90 S SI 92 1-3 K ①		X SI 95 0-0 FC4-6 ③ 1-2f			3	0	0	0	0	2	2
2 J.J. Hardy, R (1, 6) OBP: 0.269, SLG: 0.396	C SI 92 F FF 93 S SL 85 0-3 K ②		X SL 85 0-0 G6-3 ② 2-3 3-H		B SI 92 X SI 92 1-0 F8 ② 1-3			B SL 86 C FS 86 B SL 86 S SI 96 S SL 88 2-3 K ①		4	0	0	1	0	2	2
19 Chris Davis, L (1, 9) OBP: 0.317, SLG: 0.483	F SI 92 B SL 84 B FF 93 B CH 86 F FF 93 X CH 88 3-2 G3-1 ③		B SI 93 S CH 86 X CH 87 1-1 1B 3-H		B FF 92 S CH 86 F SI 92 B SI 91 B CH 86 F CH 86 F FF 92 F SI 93 X CU 80 3-2 F9 ③			B FS 87 F SI 96 B FS 86 S SI 97 F SI 98 B SL 86 X SI 97 3-2 F7 ②		4	0	1	1	0	0	1
10 Adam Jones, R (1, 8) OBP: 0.339, SLG: 0.551		B B SL 84 X SI 92 2-0 HR	D SL 86 B SL 84 C SL 85 X SL 84 2-1 L5 ③			C CH 85 B FF 96 F FF 95 S CH 87 1-3 K ①		X SL 87 0-0 G6-3 ③		4	1	1	1	0	1	1
25 Jim Thome, L (1, 10) OBP: 0.322, SLG: 0.447		F X SI 93 0-1 G6-3 ①		F SI 90 X FF 91 0-1 G6-3 ①		C FF 96 C FF 96 B FF 96 S FF 96 1-3 K ②			C SL 80 B SI 90 B SI 90 B SL 83 S SI 88 F SI 89 F SL 81 B SI 89 4-2 24 FC5-4 BB	3	0	0	0	1	1	0
32 Matt Wieters, S (1, 2) OBP: 0.331, SLG: 0.431		X SI 91 0-0 24 G6-4-3 1B		C SI 91 B SI 92 S CH 86 X SI 92 1-2 P6 ②		X CH 86 0-0 F8 ③			F SI 89 F SI 90 S SL 82 0-3 K ①	4	0	1	0	0	1	1
24 Wilson Betemit, S (1, 5) OBP: 0.325, SLG: 0.438 3 Ryan Flaherty, L (9, PR) OBP: 0.229, SLG: 0.231 (9, 5)		F FF 89 B CH 84 B CH 86 S SI 92 B SI 93 F CH 84 X SI 93 3-2 G6-4-3 ②③ 1-2f		C SI 92 F SI 93 F CH 88 S CH 87 0-3 K ③			F FF 94 B FF 94 B CH 88 B FF 95 B FF 95 4-1 13 FC4-6 BB		B SI 90 X SI 89 1-0 FC5-4 ② 1-2f	3 0	0 0	0 0	0 0	1 0	1 0	2 0
12 Mark Reynolds, R (1, 3) OBP: 0.335, SLG: 0.380			X FF 90 0-0 13 SH5-3 11 1B 2 G6-3 1B		C FF 89 B SI 91 B SL 86 S SL 85 B SL 86 F SL 86 X SI 93 3-2 11 WP 11 1B 2B		F FF 95 S FF 94 B FF 94 S FF 95 1-3 K ①		B FF 92 B FF 93 F SI 93 1 SAFE S SL 82 B FF 94 X SL 82 3-2 G5-3 ③	4	2	2	0	0	1	2
11 Robert Andino, R (1, 4) OBP: 0.298, SLG: 0.321			C SI 91 C X SL 85 0-2 2 G6-3 13 SH5-3 19 1B 1B 1-2		B SL 84 F FF 92 C FF 92 B CH 86 B CH 87 X SL 85 3-2 2 F8 2 BLK 1B 2-H		1 SAFE C FF 95 B FF 95 S FF 94 C FF 95 1-3 ②			3	1	2	1	0	1	1
Inning Stats	R: 0 E: 0 K: 2 S: 11 H: 0 LOB: 0 BB: 0 P: 15	R: 1 E: 0 K: 0 S: 8 H: 2 LOB: 0 BB: 0 P: 13	R: 2 E: 0 K: 0 S: 11 H: 3 LOB: 1 BB: 0 P: 14	R: 0 E: 0 K: 1 S: 9 H: 0 LOB: 0 BB: 0 P: 10	R: 1 E: 0 K: 1 S: 17 H: 2 LOB: 1 BB: 0 P: 28	R: 0 E: 0 K: 2 S: 7 H: 0 LOB: 0 BB: 0 P: 9	R: 0 E: 0 K: 2 S: 8 H: 0 LOB: 1 BB: 1 P: 14	R: 0 E: 0 K: 1 S: 8 H: 0 LOB: 0 BB: 0 P: 13	R: 0 E: 0 K: 1 S: 11 H: 0 LOB: 1 BB: 1 P: 19	1B: 5 2B: 1 3B: 0 HR: 1 SF: 0 SAC: 1 DP: 1 HBP: 0						

	AB	32
	R	4
	H	7
	RBI	4
	BB	2
	SO	10
	LOB	12

WP: 1 PA: 35
PB: 0
SB: 0
CS: 0

PITCHER		IP	WLS	BF	H	R	ER	SO	BB	IBB	HBP	BLK	WP	HR	S	P	ERA	WHIP
45 Hector Noesí, R ERA: 5.77	(1, 1)	5.0	L	21	7	4	4	4	0	0	0	1	1	1	56	80	7.20	1.400
35 Steve Delabar, R ERA: 4.15	(6, 1)	2.0		7	0	0	0	4	1	0	0	0	0	0	15	23	0.00	0.500
43 Brandon League, R ERA: 3.5	(8, 1)	1.0		3	0	0	0	1	0	0	0	0	0	0	8	13	0.00	0.000
44 Lucas Luetge, L ERA: 1.66	(9, 1)	0.2		3	0	0	0	1	1	0	0	0	0	0	8	13	0.00	1.500
23 Shawn Kelley, R ERA: 3.38	(9, 1)	0.1		1	0	0	0	0	0	0	0	0	0	0	3	6	0.00	0.000

PITCHER		IP	WLS	BF	H	R	ER	SO	BB	IBB	HBP	BLK	WP	HR	S	P	ERA	WHIP

BOTTOM

Baltimore Orioles @ Seattle Mariners

Safeco Field, Seattle, WA

Wed Jul 04 2012, 1:11 PM - 7:22 PM PDT

Att. 21,982 - Partly Cloudy - 61 F

Batter	1	2	3	4	5	6	7	8	9	AB	R	H	RBI	BB	SO	LOB
51 Ichiro Suzuki, L (1, 9) OBP: 0.290, SLG: 0.356	C FF 94 B KC 77 B FF 93 X FF 94 2-1 ① G6-3			B CH 82 X CH 81 1-0 ① G6-3		C KC 76 B FF 94 C KC 79 X CH 83 1-2 ② F7		F CH 83 F FF 94 S KC 79 0-3 ③ K		4	0	0	0	0	1	1
55 Michael Saunders, L (1, 8) OBP: 0.317, SLG: 0.425	B FF 94 F FF 94 B KC 78 F CH 83 F FF 97 X CH 83 2-2 ② F9			B SI 95 B CH 84 B FF 94 C FF 93 S FF 93 X FF 95 3-2 1B		B KC 79 B FF 96 F FF 94 X CH 83 2-1 ③ F8			C CH 83 F FF 95 B KC 78 F KC 78 X KC 78 1-2 E4 (27 2B; 15 G4-3)	4	1	1	0	0	0	0
33 Casper Wells, R (1, 7) OBP: 0.333, SLG: 0.412	S SI 95 B FF 95 X FF 96 1-1 ③ G1-4-3			B B FF 95 S FF 95 1 SAFE C FF 95 C FC 88 2-3 ② K			B S FC 94 X KC 77 1-1 ① G5-3		B SI 94 C FF 95 S FF 95 B FF 97 B SI 96 S FF 96 3-3 ① K	4	0	0	0	0	2	2
27 John Jaso, L (1, 10) OBP: 0.378, SLG: 0.464		C FF 94 F FF 95 F KC 78 B FF 95 S FF 96 1-3 ① K		**B CH 81** **T FF 95** **B FF 95** 1 SAFE S CH 84 1 SAFE S FF 95 2-3 ③ K			B KC 78 C CH 83 F FC 93 B FF 96 B KC 76 B FF 94 4-2 BB		C SI 97 B FF 95 F SI 96 F FF 96 D KC 78 X FF 96 2-2 (15 G4-3; 17 1B) **1-3** 2B	3	1	1	0	1	2	1
15 Kyle Seager, L (1, 5) OBP: 0.307, SLG: 0.423		B KC 77 C FF 95 X KC 77 1-1 ② F7			B FC 94 C FF 93 B KC 76 B FF 95 B SI 96 4-1 BB		F FF 95 B CH 84 S CH 82 B SI 95 F SI 96 B FF 94 F CH 84 X FC 96 3-2 ② F7		X CH 89 0-0 ② G4-3 **2-3** **3-H**	3	0	0	1	1	0	2
17 Justin Smoak, S (1, 3) OBP: 0.270, SLG: 0.333 26 Brendan Ryan, R (9, PR) OBP: 0.285, SLG: 0.271		B KC 78 B CH 83 X FF 95 2-0 ③ P6			X FC 93 0-0 ① P3		B CH 84 C CH 84 S FF 96 X FF 95 1-2 ③ G6-3		B SI 91 B X 2-0 (30 DI; 1B) **3-H**	4 0	0 0	1 0	1 0	0 0	0 0	2 0
63 Jesus Montero, R (1, 2) OBP: 0.281, SLG: 0.376 30 Miguel Olivo, R (5, 2) OBP: 0.226, SLG: 0.372			C KC 76 X KC 78 0-1 ① G5-3		C FC 94 F FF 97 B FF 95 S FF 97 1-3 ② K			B KC 76 F FF 94 S KC 76 C KC 77 1-3 ① K	B SI 95 C SI 93 B FF 95 X SI 95 2-1 ③ F9 **1-2**	1 3	0 0	0 0	0 0	0 0	0 2	0 2
13 Dustin Ackley, L (1, 4) OBP: 0.319, SLG: 0.334			B FF 94 X CH 83 1-0 ② G3-1		C FF 95 B SI 95 C FF 96 X KC 78 1-2 ③ F8			C CH 84 X CH 84 0-1 ② P2		3	0	0	0	0	0	1
61 Munenori Kawasaki, L (1, 6) OBP: 0.254, SLG: 0.200			F FF 95 B FF 94 X FF 94 1-1 ③ F9			C KC 76 B FF 92 B FC 93 S CH 83 X CH 81 2-2 ① G3		C FF 95 X CH 84 0-1 E5		3	0	0	0	0	0	0
Inning Stats	R: 0 E: 0 K: 0 S: 8 H: 0 LOB: 0 BB: 0 P: 13	R: 0 E: 0 K: 1 S: 7 H: 0 LOB: 0 BB: 0 P: 11	R: 0 E: 0 K: 0 S: 5 H: 0 LOB: 0 BB: 0 P: 7	R: 0 E: 0 K: 2 S: 10 H: 1 LOB: 1 BB: 0 P: 18	R: 0 E: 0 K: 1 S: 8 H: 0 LOB: 1 BB: 1 P: 14	R: 0 E: 0 K: 0 S: 8 H: 0 LOB: 0 BB: 0 P: 13	R: 0 E: 0 K: 0 S: 12 H: 0 LOB: 1 BB: 1 P: 21	R: 0 E: 1 K: 2 S: 10 H: 0 LOB: 1 BB: 0 P: 11	R: 2 E: 1 K: 1 S: 15 H: 2 LOB: 2 BB: 0 P: 25	1B: 2 2B: 1 3B: 0 HR: 0	SF: 0 SAC: 0 DP: 0 HBP: 0						

livebaseballscorecards.com

AB	32
R	2
H	3
RBI	2
BB	2
SO	7
LOB	11

WP: 0 PB: 0 SB: 0 CS: 0 PA: 34

PITCHER		IP	WLS	BF	H	R	ER	SO	BB	IBB	HBP	BLK	WP	HR	S	P	ERA	WHIP
30 Chris Tillman, R ERA:	(1, 1)	8.1	W	31	2	2	0	7	2	0	0	0	0	0	79	125	0.00	0.480
43 Jim Johnson, R ERA: 1.24	(9, 1)	0.2	S	3	1	0	0	0	0	0	0	0	0	0	4	8	0.00	1.500

PITCHER	IP	WLS	BF	H	R	ER	SO	BB	IBB	HBP	BLK	WP	HR	S	P	ERA	WHIP

Baltimore Orioles @ Los Angeles Angels

Angel Stadium of Anaheim, Anaheim, CA

Thu Jul 05 2012, 7:10 PM - 10:30 PM PDT

Att. 38,104 - Partly Cloudy - 69 F

TOP

livebaseballscorecards.com

Batter	1	2	3	4	5	6	7	8	9	AB	R	H	RBI	BB	SO	LOB
13 Xavier Avery, L (1, 7) OBP: 0.323, SLG: 0.381	B SI 94 B FF 95 C FF 95 B SI 95 B SI 95 4-1 25 WP 32 1B 25 1B BB	B FF 94 1 SAFE B CH 86 F SI 95 1 SAFE 1 SAFE X FF 95 2-1 32 G6-3 1-3 1B		T CH 84 X FF 94 0-1 ② 2 S 32 HR 1-3 1B		B FF 96 C FF 96 S FF 98 X CU 86 1-2 ① G3		B SI 89 B SI 89 C SI 89 S SI 90 B SI 89 X SI 89 3-2 ③ G3		4	2	2	0	1	0	1
2 J.J. Hardy, R (1, 6) OBP: 0.271, SLG: 0.393	1 SAFE C FF 95 1 SAFE X FF 94 0-1 ① P6	B SI 95 C SL 86 B SI 95 1 SAFE X FF 95 2-1 ① P4		1 SAFE P PO 88 B SI 93 F SL 86 1 SAFE B CU 75 F SL 85 B ÇU 74 4-2 32 HR 1-2 BB		C SI 93 F CU 85 F FF 97 B CU 84 F CU 84 F FF 97 F FF 98 X SI 98 1-2 ② G6-3			B FF 93 B SI 93 B SI 92 C FF 92 B FF 93 4-1 10 FC5-4 BB	3	1	0	0	2	0	3
32 Matt Wieters, S (1, 2) OBP: 0.332, SLG: 0.441	C SI 96 1 SAFE F CH 86 X FF 96 0-2 25 1B 1-2 1B	B CH 87 B SI 94 X SI 95 2-0 ② G6-3 1-2 3-H		F CH 86 B FF 95 X CH 85 1-1 1-H 2-H HR		B FF 97 T SI 97 B CU 86 B CU 84 F FF 97 F FF 96 S FF 98 3-3 ③ K			S SI 93 F FF 94 X FF 95 0-2 ① P2	5	1	2	4	0	1	2
10 Adam Jones, R (1, 8) OBP: 0.334, SLG: 0.543	C SL 85 S SI 95 F FF 97 S SL 87 0-3 ② K	F SL 86 C SL 85 B SI 95 S CU 77 1-3 ③ K		X SL 86 0-0 ③ P6			B FF 89 C SI 90 F FF 90 X CU 77 1-2 ① G5-3		S FF 95 B SI 95 X FF 95 1-1 ② FC5-4 25 DI 1-2f	5	0	0	0	0	2	4
25 Jim Thome, L (1, 10) OBP: 0.326, SLG: 0.444	S CH 88 D SI 96 2 SAFE S CH 88 B SL 87 X CH 88 2-2 1-2 2-H 1B		B SI 95 X CH 85 1-0 ① G4-3		B SI 94 B SI 94 C SI 94 F SI 94 X SL 85 2-2 24 FC4-6 1B		B FF 89 B FF 90 B FF 90 C FF 89 C FF 89 S FC 88 3-3 ② K		C SL 77 F SI 95 S SI 95 0-3 ③ K 1-2	5	0	2	1	0	2	1
24 Wilson Betemit, S (1, 5) OBP: 0.320, SLG: 0.430	B SI 96 F CH 88 F FF 96 X CU 76 1-2 ③ G4-3		B SI 95 F CH 87 S SI 96 S SL 86 1-3 ② K		X SI 94 0-0 ① FC4-6 12 HBP 1-2f		C FF 91 S CU 77 B FC 88 F CU 77 S FC 87 1-3 ③ K			4	0	0	0	0	2	3
12 Mark Reynolds, R (1, 3) OBP: 0.338, SLG: 0.396		X FF 95 0-0 HR	B SI 96 X SL 86 1-0 ③ G5-3		C SL 86 D SL 85 H SI 94 2-1 11 FC4 1-2 HBP			F SI 88 B SI 89 F CU 75 X SI 89 1-2 ① G5-3		3	1	1	1	0	0	0
3 Ryan Flaherty, L (1, 9) OBP: 0.242, SLG: 0.277 51 Steve Pearce, R (8, PH) (8, 9) OBP: 0.324, SLG: 0.424		X SI 94 0-0 HR		B SI 95 C CH 86 X FF 96 1-1 13 1B 1B	B FF 90 F FF 92 B SL 86 F FF 91 B SL 83 F FF 92 X FF 91 3-2 ② F6			C SI 89 X CU 74 0-1 1B		3 1	1 0	2 1	1 0	0 0	0 0	2 0
11 Robert Andino, R (1, 4) OBP: 0.297, SLG: 0.320		S SI 96 B SI 96 F SL 87 B SL 88 X SI 95 2-2 13 1B 32 G6-3 1B		1 SAFE L SI 95 D SL 87 B SL 85 F SI 94 B CU 75 1 SAFE X SL 84 3-2 ① F7	X SL 85 0-0 ③ FC4 1-2f			C SI 89 B SI 89 F SI 88 B SI 89 X SI 89 2-2 ② F9		4	1	1	0	0	0	4
Inning Stats	R: 1 H: 2 E: 0 LOB: 2 K: 1 BB: 1 S: 16 P: 23	R: 3 H: 4 E: 0 LOB: 1 K: 1 BB: 0 S: 13 P: 22	R: 0 H: 0 E: 0 LOB: 0 K: 1 BB: 0 S: 5 P: 8	R: 3 H: 3 E: 0 LOB: 0 K: 0 BB: 1 S: 14 P: 22	R: 0 H: 1 E: 0 LOB: 2 K: 0 BB: 0 S: 10 P: 17	R: 0 H: 0 E: 0 LOB: 0 K: 1 BB: 0 S: 14 P: 19	R: 0 H: 0 E: 0 LOB: 0 K: 2 BB: 0 S: 10 P: 15	R: 0 H: 1 E: 0 LOB: 1 K: 0 BB: 0 S: 11 P: 17	R: 0 H: 0 E: 0 LOB: 1 K: 1 BB: 1 S: 9 P: 14	1B: 8 SF: 0 2B: 0 SAC: 0 3B: 0 DP: 0 HR: 3 HBP: 1						

	AB	37
	R	7
	H	11
	RBI	7
	BB	3
	SO	7
	LOB	20

WP: 1 PA: 41
PB: 0
SB: 1
CS: 0

PITCHER		IP	WLS	BF	H	R	ER	SO	BB	IBB	HBP	BLK	WP	HR	S	P	ERA	WHIP
43 Garrett Richards, R ERA: 4.21	(1, 1)	4.1		25	10	7	7	3	2	0	1	0	1	3	53	84	14.54	2.769
32 LaTroy Hawkins, R ERA: 1.42	(5, 1)	0.2	W	2	0	0	0	0	0	0	0	0	0	0	5	8	0.00	0.000
40 Kevin Jepsen, R ERA: 9.0	(6, 1)	1.0	H	3	0	0	0	1	0	0	0	0	0	0	14	19	0.00	0.000
55 Jason Isringhausen, R ERA: 3.3	(7, 1)	1.0	H	3	0	0	0	2	0	0	0	0	0	0	10	15	0.00	0.000
37 Scott Downs, L ERA: 0.31	(8, 1)	1.0	H	4	1	0	0	0	0	0	0	0	0	0	11	17	0.00	1.000

PITCHER		IP	WLS	BF	H	R	ER	SO	BB	IBB	HBP	BLK	WP	HR	S	P	ERA	WHIP
49 Ernesto Frieri, R ERA: 0.73	(9, 1)	1.0	S	4	0	0	0	1	1	0	0	0	0	0	9	14	0.00	1.000

Batter	1	2	3	4	5	6	7	8	9	AB	R	H	RBI	BB	SO	LOB
27 Mike Trout, R (1, 8) (9, 7) OBP: 0.403, SLG: 0.555	B FF 93 F SI 94 B CU 77 B FF 93 F FF 94 X SI 94 3-2 5 G4-3 48 S 8 1B 1B	B FF 93 B SL 88 X SI 94 2-0 ② SF9 2-3 3-H		F SI 93 F SL 85 X FF 92 0-2 ② SF8 3-H		B FF 96 B FF 95 B FF 94 B FF 93 4-0 5 S 48 S 5 E BB		B SL 84 F FF 98 C SI 98 X SL 83 1-2 48 G4-3 1B		2	2	2	2	1	0	0
48 Torii Hunter, R (1, 9) OBP: 0.330, SLG: 0.414	C SI 92 F SI 93 F SI 92 C CU 78 0-3 ① K 1-2	F SI 94 X SI 93 0-1 ③ G6-3		F SL 86 B SI 91 X SI 90 1-1 5 1B 8 E 1B 2-H		1 SAFE B SI 94 B SI 94 C FF 94 S SI 94 B FF 96 X SI 94 3-2 ① L4 1-2		S SI 98 X SI 98 0-1 ②③ G4-3 1-2f		5	1	1	1	0	1	4
5 Albert Pujols, R (1, 3) OBP: 0.334, SLG: 0.461	B SI 93 C CU 78 B FF 92 F CU 78 X SL 87 2-2 ② G4-3 2-3		C FF 93 B CU 79 B SI 94 F CU 78 X FF 94 2-2 ① P3	B SL 87 X SI 91 1-0 8 S 8 E 1B 1-3		B SL 84 D SL 84 B FF 95 X FF 94 3-0 ② F7 2-H				4	1	1	0	0	0	1
8 Kendrys Morales, S (1, 10) OBP: 0.333, SLG: 0.441	B SI 93 S CU 79 X SI 94 1-1 3-H		F FF 94 B CH 88 B FF 94 X SI 93 2-1 ② G6-3	C SI 92 B SI 87 F CH 82 B FF 91 B FF 91 X CH 80 3-2 E7 1-H 3-H		B SL 86 C SL 85 X SI 96 1-1				4	0	3	3	0	0	0
44 Mark Trumbo, R (1, 7) OBP: 0.355, SLG: 0.597 25 Peter Bourjos, R (9, 8) OBP: 0.290, SLG: 0.355	B FF 93 B FF 93 F SI 93 X SL 88 2-1 ③ F9	C SL 88 F SL 88 B CU 79 C SI 93 1-3 ③ K	F SL 84 X CH 86 0-1 ③ G5-3		B FF 94 B SI 95 X FF 94 2-0 ③ F8				4 0	0 0	0 0	0 0	0 0	1 0	3 0
6 Alberto Callaspo, S (1, 5) OBP: 0.333, SLG: 0.381		C FF 92 C CU 77 F SI 93 B SI 92 F FF 93 B CH 88 F CU 79 F SI 93 B CH 89 4-2 B FF 94 47 BB 2 1B BB		B FF 92 F FF 93 C CU 78 B SI 93 F SL 87 F CU 78 B SL 86 B FF 93 4-2 47 PB 47 1B BB	C CH 79 C SL 85 F FF 90 B FF 89 F FF 92 X FF 90 1-2 ① G3-1		C FF 89 X FF 89 0-1 ① F8		2	2	0	0	2	0	0
47 Howie Kendrick, R (1, 4) OBP: 0.319, SLG: 0.394		B FF 93 B SI 94 D FF 94 B FF 93 4-0 41 SH5-3 2 1B 27 SF9 1-2 BB		C SI 94 C SI 93 F SI 94 1 SAFE B SL 86 B SL 87 B SI 92 X FF 92 3-2 2 2B 27 SF8 1B 1-H	L CH 84 F SL 86 B FF 92 X SI 91 1-2 2 G4-3 1B		C SI 91 S FC 85 S FC 86 0-3 ② K		3	2	2	1	1	1	0
2 Erick Aybar, S (1, 6) OBP: 0.301, SLG: 0.364		C SI 93 B CH 89 B CU 79 X SI 94 2-1 27 SF9 41 SH5-3 1B 1-2 2-H		1 SAFE S SI 92 B SI 92 1 SAFE F CU 78 X SI 92 1-2 48 1B 2B 1-3	C SL 83 F CU 77 X CH 86 0-2 ② G4-3 1-2		B CU 77 X FF 90 1-0 ③ F7		4	1	2	1	0	0	1
41 John Hester, R (1, 2) OBP: 0.312, SLG: 0.386		X FF 92 0-0 ① SH5-3 1-2 2-3		C CU 77 C SI 93 S SL 86 0-3 ① K	S SL 85 B SL 86 B SI 91 B SL 84 F SI 91 F CU 80 F SI 91 X CU 78 3-2 ③ G5-3			B SI 98 C SL 81 C SL 84 S SI 97 1-3 ① K	3	0	0	0	0	2	3
Inning Stats	R: 1 E: 0 K: 1 S: 14 H: 2 LOB: 1 BB: 0 P: 22	R: 2 E: 0 K: 0 S: 12 H: 1 LOB: 1 BB: 2 P: 24	R: 0 E: 0 K: 1 S: 8 H: 0 LOB: 0 BB: 0 P: 13	R: 5 E: 1 K: 1 S: 25 H: 5 LOB: 1 BB: 1 P: 38	R: 0 E: 0 K: 0 S: 16 H: 1 LOB: 1 BB: 0 P: 21	R: 1 E: 0 K: 0 S: 7 H: 1 LOB: 1 BB: 1 P: 20	R: 0 E: 0 K: 1 S: 6 H: 0 LOB: 0 BB: 0 P: 7	R: 0 E: 0 K: 1 S: 8 H: 1 LOB: 0 BB: 0 P: 10		1B: 10 2B: 1 3B: 0 HR: 0	SF: 2 SAC: 1 DP: 1 HBP: 0			WP: 0 PB: 1 SB: 4 CS: 0	PA: 38	

PITCHER		IP	WLS	BF	H	R	ER	SO	BB	IBB	HBP	BLK	WP	HR	S	P	ERA	WHIP
34 Jake Arrieta, R ERA: 6.13	(1, 1)	3.2		19	5	6	6	3	3	0	0	0	0	0	51	84	14.73	2.182
38 Luis Ayala, R ERA: 2.37	(4, 1)	1.1	L	8	4	2	2	0	0	0	0	0	0	0	24	34	13.50	3.000
27 Matt Lindstrom, R ERA: 2.65	(6, 1)	1.0		5	1	1	1	0	1	0	0	0	0	0	7	20	9.00	2.000
63 Kevin Gregg, R ERA: 4.24	(7, 1)	1.0		3	0	0	0	1	0	0	0	0	0	0	6	7	0.00	0.000
47 Pedro Strop, R ERA: 1.69	(8, 1)	1.0		3	1	0	0	1	0	0	0	0	0	0	8	10	0.00	1.000

PITCHER	IP	WLS	BF	H	R	ER	SO	BB	IBB	HBP	BLK	WP	HR	S	P	ERA	WHIP

BOTTOM

Baltimore Orioles @ Los Angeles Angels

Angel Stadium of Anaheim, Anaheim, CA

Thu Jul 05 2012, 7:10 PM - 10:30 PM PDT

Att. 38,104 - Partly Cloudy - 69 F

livebaseballscorecards.com

AB	31
R	9
H	11
RBI	8
BB	4
SO	5
LOB	12

Baltimore Orioles @ Los Angeles Angels

Angel Stadium of Anaheim, Anaheim, CA

Fri Jul 06 2012, 7:11 PM - 9:55 PM PDT

Att. 42,716 - Clear - 73 F

livebaseballscorecards.com

TOP

Batter	1	2	3	4	5	6	7	8	9	AB	R	H	RBI	BB	SO	LOB
11 Robert Andino, R (1, 4) OBP: 0.293, SLG: 0.315	C FF 92 B FF 93 F FF 92 B SL 84 F FF 94 F CU 79 F FF 93 S CU 80 2-3 ① **K**		C FC 90 C CU 78 1 SAFE 1 SAFE 1 SAFE 0-2 ③ **CS** 1-2	B CU 79 X FF 91 1-0 ① **G5-3**	B SI 92 X CU 78 1-0 ③ **F8**			F SI 97 B FC 92 F FC 92 B FF 97 S FF 98 2-3 ② **K**		4	0	0	0	0	2	0
2 J.J. Hardy, R (1, 6) OBP: 0.268, SLG: 0.388	B FF 92 C FF 92 B FC 90 C FF 92 B SI 94 X FF 92 3-2 ② **P3**			C FF 91 B CU 81 X CH 87 1-1 ② **L6**		C FF 91 F CH 87 F FF 90 X SL 84 0-2 ① **G5-3**		B FF 99 B FF 98 F FF 97 X FF 98 2-1 ③ **F8**		4	0	0	0	0	0	0
10 Adam Jones, R (1, 8) OBP: 0.336, SLG: 0.545	S FF 93 B FF 93 B CH 86 X CH 86 2-1 ③ **L6**			B CU 79 F FF 90 B FF 92 B CU 79 C FF 92 X SL 85 3-2 **1B**		B FC 88 S FC 88 X FF 92 1-1 ② **P3**			B FF 97 S FF 96 S SL 83 B SL 82 B FF 97 X FF 95 3-2 **2B**	4	0	2	0	0	0	0
32 Matt Wieters, S (1, 2) OBP: 0.331, SLG: 0.438		B FC 91 C FF 92 F FC 88 B SI 92 F SL 84 B FF 93 F FF 93 X FF 93 3-2 ① **G6-3**		B CU 78 X FF 93 1-0 ③ **F8**		F FF 89 C SI 92 B SL 83 B SI 92 B FC 88 X CH 86 3-2 **1B**			X FF 97 0-0 ① **P6**	4	0	1	0	0	0	2
24 Wilson Betemit, S (1, 5) OBP: 0.319, SLG: 0.427 3 Ryan Flaherty, L (9, 5) OBP: 0.242, SLG: 0.277		B CH 85 S FC 90 X FC 89 1-1 ② **L4**			C FC 88 B SI 92 X CU 78 1-1 12 BB 51 HR **1B**	C FF 91 F FF 91 S SL 84 0-3 ③ **K**			F FF 97 B FF 96 B FF 95 S FF 95 S FF 97 2-3 ② **K**	4 0	1 0	1 0	0 0	0 0	2 0	2 0
12 Mark Reynolds, R (1, 3) OBP: 0.341, SLG: 0.392		B CU 79 S FC 89 B CU 78 B CH 86 B FC 90 4-1 51 CS **BB**			B SL 83 C CH 86 F FC 89 B CU 78 F SI 92 B CH 86 F CH 84 B FF 93 4-2 51 HR 1-2 **BB**		S FF 91 C CU 78 B SI 93 F FF 91 F SL 84 C SI 92 1-3 ① **K**		C FF 97 D SL 84 C FF 96 S FF 97 1-3 ③ **K**	2	1	0	0	2	2	1
51 Steve Pearce, R (1, 9) OBP: 0.324, SLG: 0.468		C CH 85 1 SAFE 0-1 ③ **CS** 1-2	B FF 89 C CH 86 X CU 78 1-1 ① **G6-3**		B FC 89 B CH 86 B FF 92 C FF 92 C FF 92 F FF 92 X FF 91 3-2 1-H 2-H **HR**		F FC 90 F CU 78 B FF 92 B SI 92 B SI 92 S SL 84 3-3 ② **K**			3	1	1	3	0	1	0
28 Ronny Paulino, R (1, 10) OBP: 0.262, SLG: 0.300			C FF 92 B FC 89 B CH 87 X FF 92 2-1 ② **P5**		B FF 91 C CH 86 X SI 92 1-1 ① **F8**		C FF 92 B CU 79 S CU 78 F FF 92 F SL 84 X SI 92 1-2 ③ **G4-3**			3	0	0	0	0	0	0
13 Xavier Avery, L (1, 7) OBP: 0.323, SLG: 0.372			B CU 77 B FF 92 B FF 92 C FF 92 B FF 92 4-1 11 CS **BB**		C CU 79 C CU 77 X SL 83 0-2 ② **G4-3**			C FF 96 X CU 85 0-1 ① **B1-3**		2	0	0	0	1	0	0
Inning Stats	R: 0 E: 0 K: 1 S: 11 H: 0 LOB: 0 BB: 0 P: 18	R: 0 E: 0 K: 0 S: 9 H: 0 LOB: 0 BB: 1 P: 17	R: 0 E: 0 K: 0 S: 7 H: 0 LOB: 0 BB: 1 P: 14	R: 0 E: 0 K: 0 S: 7 H: 1 LOB: 1 BB: 0 P: 13	R: 3 E: 0 K: 0 S: 16 H: 2 LOB: 0 BB: 1 P: 26	R: 0 E: 0 K: 1 S: 12 H: 1 LOB: 1 BB: 0 P: 16	R: 0 E: 0 K: 2 S: 13 H: 0 LOB: 0 BB: 0 P: 18	R: 0 E: 0 K: 1 S: 7 H: 0 LOB: 0 BB: 0 P: 11	R: 0 E: 0 K: 2 S: 10 H: 1 LOB: 1 BB: 0 P: 16	1B: 3 2B: 1 3B: 0 HR: 1 SF: 0 SAC: 0 DP: 0 HBP: 0						

	AB	30
	R	3
	H	5
	RBI	3
	BB	3
	SO	7
	LOB	5

WP: 0 PA: 35
PB: 0
SB: 0
CS: 2

PITCHER		IP	WLS	BF	H	R	ER	SO	BB	IBB	HBP	BLK	WP	HR	S	P	ERA	WHIP
33 C.J. Wilson, L ERA: 2.43	(1, 1)	7.0	L	26	4	3	3	4	3	0	0	0	0	1	75	122	3.86	1.000
40 Kevin Jepsen, R ERA: 8.0	(8, 1)	1.0		3	0	0	0	1	0	0	0	0	0	0	7	11	0.00	0.000
51 Jordan Walden, R ERA: 4.0	(9, 1)	1.0		4	1	0	0	2	0	0	0	0	0	0	10	16	0.00	1.000

PITCHER	IP	WLS	BF	H	R	ER	SO	BB	IBB	HBP	BLK	WP	HR	S	P	ERA	WHIP

BOTTOM

Baltimore Orioles @ Los Angeles Angels

Angel Stadium of Anaheim, Anaheim, CA

Fri Jul 06 2012, 7:11 PM - 9:55 PM PDT

Att. 42,716 - Clear - 73 F

livebaseballscorecards.com

Batter	1	2	3	4	5	6	7	8	9	AB	R	H	RBI	BB	SO	LOB
27 Mike Trout, R (1, 8) OBP: 0.401, SLG: 0.562	C FF 91 F FF 92 B FF 93 F FF 94 F FF 94 F FF 94 T SI 94 1-2 ① K		C FF 92 B SL 84 C FF 92 B SI 93 S CH 85 2-3 ② K		C SL 84 F FF 92 B CH 86 B SI 93 B FF 93 X FF 93 3-2 ③ F8			C SL 80 B FF 87 B SI 85 B SL 78 X SL 77 3-1 HR		4	1	1	1	0	2	0
48 Torii Hunter, R (1, 9) OBP: 0.332, SLG: 0.423	B SL 86 F SI 93 F FF 92 X FF 93 1-2 1B		X SL 82 0-0 ③ P4			X FF 92 0-0 ① B1-3		F SI 86 B SI 84 X SI 84 1-1 3B		4	0	2	0	0	0	0
5 Albert Pujols, R (1, 3) OBP: 0.333, SLG: 0.457	B FF 93 B CU 77 X FF 91 2-0 ② P3			B FF 91 B CU 78 S SL 83 X FF 92 2-1 ① F8		B SL 84 C SI 91 X SI 92 1-1 ② G6-3		I IN 73 I IN 74 I IN 72 I IN 73 4-0 IBB		3	0	0	0	1	0	1
8 Kendrys Morales, S (1, 10) OBP: 0.328, SLG: 0.434	C FF 93 1 SAFE F FF 93 F FF 93 D SL 85 1 SAFE F CH 83 F FF 93 1 SAFE 1-3 ③ K			S CH 84 S CH 85 F FF 94 F FF 93 X FF 93 0-2 ② P6		S SI 93 C CU 77 B SI 93 B CH 85 X FF 92 2-2 ③ F8		C SI 89 B SI 90 C SI 89 X SI 90 1-2 ③ P4		4	0	0	0	0	1	3
44 Mark Trumbo, R (1, 7) OBP: 0.361, SLG: 0.607		B SL 82 S SL 84 B FF 93 B SI 93 B FF 92 4-1 BB		B SI 93 B FF 93 S SL 84 B SL 85 X SI 93 3-1 HR			B SI 92 B FF 92 B SI 91 B FF 91 4-0 47 G4-6-3 BB		B SI 95 X SI 94 1-0 ① G6-3	2	1	1	1	2	0	0
6 Alberto Callaspo, S (1, 5) OBP: 0.332, SLG: 0.379		C SI 92 1 SAFE X CU 77 0-1 ① F9		B CU 78 X FF 92 1-0 1B			1 SAFE C SI 91 B SL 81 C SL 82 B SI 91 F SL 82 F SL 82 X FF 91 2-2 ① F8		B SI 96 B SI 95 B SI 95 C SI 95 X SI 96 3-1 ② F7	4	0	1	0	0	0	2
47 Howie Kendrick, R (1, 4) OBP: 0.315, SLG: 0.388		C FF 92 F SI 93 B SL 84 B FF 93 1 SAFE T FF 92 2-2 ② K		F SI 93 C SL 84 B SI 92 S CH 85 1-3 ③ K			C SL 82 F SI 91 X FF 92 0-2 ② ③ G4-6-3 1-2f		B SI 94 X SI 96 1-0 ③ G6-3	4	0	0	0	0	2	3
2 Erick Aybar, S (1, 6) OBP: 0.298, SLG: 0.360		C CU 78 C FF 93 X FF 93 0-2 ③ F8			B FF 91 F CH 82 F FF 91 X SL 83 1-2 ① G4-3			C SI 86 B SI 84 F SI 86 B FF 88 F SL 78 S SI 86 2-3 ① K		3	0	0	0	0	1	1
41 John Hester, R (1, 2) OBP: 0.304, SLG: 0.375 13 Maicer Izturis, S (8, PH) OBP: 0.308, SLG: 0.266 46 Bobby Wilson, R (9, 2) OBP: 0.237, SLG: 0.200			X FF 91 0-0 ① G5-3		C FF 93 S SL 83 B SL 82 S SL 82 1-3 ② K			C SL 79 X SI 87 0-1 ② F7		2 1 0	0 0 0	0 0 0	0 0 0	0 0 0	1 0 0	0 0 0
Inning Stats	R: 0 E: 0 K: 2 S: 16 H: 1 LOB: 1 BB: 0 P: 21	R: 0 E: 0 K: 1 S: 9 H: 0 LOB: 1 BB: 1 P: 15	R: 0 E: 0 K: 1 S: 5 H: 0 LOB: 0 BB: 0 P: 7	R: 1 E: 0 K: 1 S: 13 H: 2 LOB: 1 BB: 0 P: 20	R: 0 E: 0 K: 1 S: 9 H: 0 LOB: 0 BB: 0 P: 14	R: 0 E: 0 K: 0 S: 6 H: 0 LOB: 0 BB: 0 P: 9	R: 0 E: 0 K: 0 S: 8 H: 0 LOB: 0 BB: 1 P: 14	R: 1 E: 0 K: 1 S: 13 H: 2 LOB: 2 BB: 1 P: 24	R: 0 E: 0 K: 0 S: 4 H: 0 LOB: 0 BB: 0 P: 9	1B: 2 2B: 0 3B: 1 HR: 2	SF: 0 SAC: 0 DP: 1 HBP: 0			WP: 0 PB: 0 SB: 0 CS: 0	PA: 34		

PITCHER	IP	WLS	BF	H	R	ER	SO	BB	IBB	HBP	BLK	WP	HR	S	P	ERA	WHIP
50 Miguel González, R (1, 1) ERA: 1.93	7.0	W	25	3	1	1	6	2	0	0	0	0	1	66	100	1.29	0.714
56 Darren O'Day, R (8, 1) ERA: 2.57	0.2	H	5	2	1	1	1	0	1	0	0	0	1	10	20	13.50	3.000
40 Troy Patton, L (8, 1) ERA: 3.46	0.1	H	1	0	0	0	0	0	0	0	0	0	0	3	4	0.00	0.000
43 Jim Johnson, R (9, 1) ERA: 1.21	1.0	S	3	0	0	0	0	0	0	0	0	0	0	4	9	0.00	0.000

PITCHER	IP	WLS	BF	H	R	ER	SO	BB	IBB	HBP	BLK	WP	HR	S	P	ERA	WHIP

Baltimore Orioles @ Los Angeles Angels

Angel Stadium of Anaheim, Anaheim, CA

Sat Jul 07 2012, 7:15 PM - 9:28 PM PDT

Att. 41,147 - Clear - 75 F

TOP

livebaseballscorecards.com

Batter	1	2	3	4	5	6	7	8	9	AB	R	H	RBI	BB	SO	LOB
13 Xavier Avery, L (1, 7) OBP: 0.313, SLG: 0.360 51 Steve Pearce, R (9, PH) OBP: 0.319, SLG: 0.460	B SI 86 B SI 88 C SI 88 X SI 88 2-1 P6		1 SAFE F FF 88 1 SAFE L CH 81 B FF 87 S CU 72 1-3 K			C SI 85 S SI 89 X FC 86 0-2 G3			C SI 88 X SI 88 0-1 F9	3 1	0 0	0 0	0 0	0 0	1 0	1 0
2 J.J. Hardy, R (1, 6) OBP: 0.265, SLG: 0.384	B SI 88 F SI 89 C SL 82 B FF 89 B FF 91 X FF 90 3-2 F8		1 SAFE C FF 90 F FF 88 D SL 82 1 SAFE F FF 89 P PO 84 S SL 83 2-3 K 1-2			B FF 88 S SL 80 X FF 87 1-1 B2-3			B SI 88 B SI 88 B SI 89 C SI 88 X SI 88 3-1 G5-3	4	0	0	0	0	1	1
19 Chris Davis, L (1, 9) OBP: 0.312, SLG: 0.475	B SI 88 B SI 88 T SI 88 F SI 88 B SI 91 X FF 92 3-2 E4			B SI 87 X SI 86 1-0 G6-3		B CH 79 C SI 86 C SI 86 F SI 88 F FF 88 B SI 90 C SI 89 2-3 K			C SI 89 S SI 89 S CU 75 0-3 K	4	0	0	0	0	2	0
10 Adam Jones, R (1, 8) OBP: 0.333, SLG: 0.540	S SI 89 C FF 91 S FF 89 0-3 K			B SL 82 B SL 82 X FF 89 2-0 F8			F FF 88 X FC 88 0-1 P6			3	0	0	0	0	1	1
25 Jim Thome, L (1, 10) OBP: 0.337, SLG: 0.446		C CU 69 C SI 87 X FF 86 0-2 G6-3		B SI 88 S CU 72 B CU 70 B SI 87 C SI 86 B FF 88 4-2 BB			C CH 77 B SI 86 C CU 71 B FF 86 X CH 76 2-2 1B			2	0	1	0	1	0	0
32 Matt Wieters, S (1, 2) OBP: 0.328, SLG: 0.434		C SI 88 B CU 71 F SI 88 X CU 71 1-2 G2-3		C FF 88 X CU 73 0-1 F8			B SI 88 X SI 87 1-0 F8			3	0	0	0	0	0	1
24 Wilson Betemit, S (1, 5) OBP: 0.319, SLG: 0.430		B SI 88 B SI 87 X CH 82 2-0 2B			C SI 86 B FF 86 C SI 85 B FF 86 C SI 88 2-3 K			X SI 86 0-0 F9		3	0	1	0	0	1	0
54 Joe Mahoney, L (1, 3)		C CU 71 B SI 89 S CU 72 B SI 89 F FC 90 F SI 90 X CH 78 2-2 F9			C CU 69 S CH 78 F FC 87 B SI 88 X CU 69 1-2 G4-3			B SI 85 C SI 84 X CH 78 1-1 F9		3	0	0	0	0	0	1
11 Robert Andino, R (1, 4) OBP: 0.293, SLG: 0.315			B SI 87 C FF 87 S SL 81 B FF 86 B SI 87 F FF 88 X SL 81 3-2 2 CS 1B		B SL 82 B SL 80 B CH 80 C FF 85 X FF 86 3-1 G5-3			C FF 86 X FF 86 0-1 F8		3	0	1	0	0	0	0

Inning Stats	1	2	3	4	5	6	7	8	9
R:	0	0	0	0	0	0	0	0	0
E:	1	0	0	0	0	0	0	0	0
K:	1	0	2	0	1	1	0	0	1
S:	11	12	12	6	9	10	6	5	7
H:	0	1	1	0	0	0	1	0	0
LOB:	1	1	0	1	0	0	0	0	0
BB:	0	0	0	1	0	0	0	0	0
P:	19	17	17	13	15	13	9	6	10

1B:	2
2B:	1
3B:	0
HR:	0
SF:	0
SAC:	0
DP:	0
HBP:	0

WP:	0
PB:	0
SB:	0
CS:	1
PA:	30

AB	29
R	0
H	3
RBI	0
BB	1
SO	6
LOB	5

PITCHER		IP	WLS	BF	H	R	ER	SO	BB	IBB	HBP	BLK	WP	HR	S	P	ERA	WHIP
36 Jered Weaver, R ERA: 1.96	(1, 1)	8.0	W	27	3	0	0	5	1	0	0	0	0	0	71	109	0.00	0.500
37 Scott Downs, L ERA: 0.3	(9, 1)	1.0	S	3	0	0	0	1	0	0	0	0	0	0	7	10	0.00	0.000

PITCHER	IP	WLS	BF	H	R	ER	SO	BB	IBB	HBP	BLK	WP	HR	S	P	ERA	WHIP

BOTTOM

Baltimore Orioles @ Los Angeles Angels

Angel Stadium of Anaheim, Anaheim, CA

Sat Jul 07 2012, 7:15 PM - 9:28 PM PDT

Att. 41,147 - Clear - 75 F

livebaseballscorecards.com

Batter	1	2	3	4	5	6	7	8	9	AB	R	H	RBI	BB	SO	LOB
27 Mike Trout, R (1, 8) (8, 7) OBP: 0.399, SLG: 0.555	C FF 94 B CH 90 X SI 95 1-1 ① G6-3		D SL 87 1 SAFE B SI 95 B SI 94 B SI 95 4-0 1-2 BB	B FF 94 X FF 94 1-0 ③ P4			C SI 93 X SI 94 0-1 ② FC4 1-2f 48 2B			3	1	0	0	1	0	3
48 Torii Hunter, R (1, 9) OBP: 0.331, SLG: 0.424	S SI 95 B SL 86 X SI 93 1-1 ② F7		B FF 95 S SL 88 C SI 96 S FF 95 1-3 ① K		B CU 76 C FF 93 C FF 93 B SI 93 S SL 85 2-3 ① K		X SI 94 0-0 8 1B 1-H 2B			4	1	1	1	0	2	2
5 Albert Pujols, R (1, 10) OBP: 0.332, SLG: 0.452	C SI 94 S CU 80 B CU 79 B FF 95 F SI 94 F SI 94 B CU 81 F SI 94 S FF 94 3-3 ③ K		C SI 95 F SL 88 B CU 80 B CU 80 F CH 89 F FF 95 X CU 81 2-2 ② F7 2-3		C CU 79 X SL 86 0-1 ② P6		I IN 69 I IN 75 I IN 78 I IN 77 4-0 8 1B IBB			3	0	0	0	1	1	2
8 Kendrys Morales, S (1, 3) OBP: 0.327, SLG: 0.431		C CU 78 B SI 94 X FF 94 1-1 ① P6	X SI 95 0-0 ③ G4-3		B CH 89 S CH 89 B SI 94 B SI 94 S CH 89 F CH 89 F SL 85 X FF 94 3-2 ③ G4-3		X SI 94 0-0 1-3 2-H 1B			4	0	1	1	0	0	2
44 Mark Trumbo, R (1, 7) OBP: 0.359, SLG: 0.602 25 Peter Bourjos, R (8, 8) OBP: 0.290, SLG: 0.355		C SL 86 B SL 86 F FF 94 S SI 94 1-3 ② K		C SI 94 B CU 79 F FF 91 X SL 85 1-2 E7 6 F8 47 1B 1B		X FF 94 0-0 ① F9	X FF 97 0-0 ③ F9			4 0	1 0	1 0	0 0	0 0	1 0	2 0
6 Alberto Callaspo, S (1, 5) OBP: 0.331, SLG: 0.373		C SI 94 B FF 94 B SI 95 B CU 80 D SI 94 4-1 47 HBP BB	C SI 94 D CU 80 X SI 94 1-1 ① F8 2-3		C SI 93 B CU 78 B SI 93 F SI 93 F SL 84 B SL 84 X FF 92 3-2 ② G1-3			B SI 90 F SI 90 B SL 84 B SL 84 F SI 90 X SI 92 3-2 ① G6-3		3	0	0	0	1	0	1
47 Howie Kendrick, R (1, 4) OBP: 0.317, SLG: 0.388		C SI 94 H SI 94 1-1 1-2 HBP	F SI 94 X SI 94 0-1 2 FC4-6 3-H 1B		C SL 86 S SL 85 X FF 94 0-2 ③ G1-6-3			C SL 83 X FF 91 0-1 ② F9		3	0	1	1	0	0	0
2 Erick Aybar, S (1, 6) OBP: 0.294, SLG: 0.355		X SI 95 0-0 ③ F8	1 SAFE C CH 89 X SI 93 0-1 ② FC4-6 46 1B 1-2f				C CU 77 B CH 88 X SI 93 1-1 ① F8	X SI 91 0-0 ③ B5-3		4	0	0	0	0	0	3
46 Bobby Wilson, R (1, 2) OBP: 0.256, SLG: 0.215			C SI 93 B SL 86 B SI 93 C SL 86 F FF 95 F FF 94 B CU 80 X FF 94 3-2 5 F7 27 BB 1B	X SL 87 0-0 1-3 1B			B SL 86 C SL 86 B FF 94 B SI 94 B SI 94 4-1 27 FC4 BB			2	0	2	0	1	0	0

| Inning Stats | | | |

Batter	1	2	3	4	5	6	7	8	9	AB	R	H	RBI	BB	SO	LOB
11 Robert Andino, R (1, 4) OBP: 0.293, SLG: 0.318	B FF 84 B FF 84 C FF 84 F FF 84 X CH 75 2-2 2B		B CH 74 F FF 84 F FF 84 B FF 85 S CH 74 2-3 ② K			C FF 92 B CH 85 C FF 92 B FF 93 B SL 86 X FF 93 3-2 ① L6		B SL 83 F FF 95 B SL 85 X FF 96 2-1 ② F8		4	0	1	0	0	1	2
2 J.J. Hardy, R (1, 6) OBP: 0.262, SLG: 0.380	C FF 85 C CU 70 B FC 83 F CH 76 F FF 86 B CU 71 S CH 75 2-3 ① K		B FF 85 B FF 84 C FF 85 X FF 86 2-1 ③ F7			X FF 93 0-0 ② G6-3		C SL 85 B FF 96 S SL 83 D SL 84 F SL 85 B FF 96 X SL 85 3-2 ③ G6-3		4	0	0	0	0	1	3
32 Matt Wieters, S (1, 10) OBP: 0.327, SLG: 0.431	C FF 86 S CH 74 D CH 76 2 SAFE S FF 86 1-3 ② K			B FF 85 B FF 85 B FF 86 C FF 84 F FF 84 F FF 84 F FF 85 X FF 83 3-2 ① F7		F FF 92 F CH 86 S FF 93 0-3 ③ K			B SL 77 C SL 75 B FF 94 B FF 94 C FF 93 X SI 94 3-2 19 BB 1B	4	0	1	0	0	2	1
10 Adam Jones, R (1, 8) OBP: 0.330, SLG: 0.534	B CU 70 C CU 70 C FF 86 F FF 86 D CH 75 X CU 70 2-2 ③ F8			B CH 75 F FF 85 B FF 84 S CH 74 F FF 84 B FC 83 S CH 76 3-3 ② K			B SI 97 F FF 98 X FC 94 1-1 ① G6-3		B FF 94 C FF 93 X FF 94 1-1 ① F8	4	0	0	0	0	1	2
12 Mark Reynolds, R (1, 3) OBP: 0.335, SLG: 0.383		B FF 84 F CH 74 X FF 84 1-1 ① F7		C CU 69 B CH 75 F FC 82 B CH 76 F CU 70 F FF 85 X CH 76 2-2 ③ G5-3			X FC 93 0-0 ② G5-3		B SL 77 C SI 94 C SI 95 S FF 93 1-3 ② K	4	0	0	0	0	1	1
19 Chris Davis, L (1, 9) OBP: 0.315, SLG: 0.474		B FF 85 F FF 85 C CU 70 X CH 76 1-2 1B			S FF 84 B CU 69 S FC 83 C FF 85 1-3 ① K		B FF 99 T FF 98 B FF 99 S FF 99 C CU 87 2-3 ③ K		B SL 78 D SL 77 B SI 94 B FF 93 4-0 1-2 BB	3	0	1	0	1	2	0
51 Steve Pearce, R (1, 7) OBP: 0.324, SLG: 0.462 13 Xavier Avery, L (8, PH) OBP: 0.317, SLG: 0.356 (8, 7)		C FF 85 F FF 85 D CH 76 F CH 76 X FF 85 1-2 ② F9			B CH 74 F CH 75 X FC 82 1-1 1B			B FF 94 B FF 94 B FF 94 C FF 95 B FF 94 4-1 28 1B BB	B FF 93 C FF 92 F SI 94 S SI 96 1-3 ③ K	2 1	0 0	1 0	0 0	0 1	0 1	1 2
6 Steve Tolleson, R (1, 5) OBP: 0.268, SLG: 0.365 24 Wilson Betemit, S (8, PH) OBP: 0.318, SLG: 0.429 (8, 5)		C CU 69 D CH 76 C FF 84 B FF 85 X CH 75 2-2 ③ F9			B FF 84 C FF 84 C CH 75 S CH 76 1-3 ② K			C FF 94 F SL 84 F SL 82 S FF 95 0-3 ① K		2 1	0 0	0 0	0 0	0 0	1 1	2 1
28 Ronny Paulino, R (1, 2) OBP: 0.266, SLG: 0.302			S FF 83 C CU 70 X CH 77 0-2 ① G6-3		B CH 74 B FF 85 X FF 84 2-0 ③ G6-3			X FF 94 0-0 1-2 1B		3	0	1	0	0	0	1
Inning Stats	R: 0 E: 0 K: 2 S: 15 H: 1 LOB: 1 BB: 0 P: 22	R: 0 E: 0 K: 0 S: 12 H: 1 LOB: 1 BB: 0 P: 17	R: 0 E: 0 K: 1 S: 8 H: 0 LOB: 0 BB: 0 P: 12	R: 0 E: 0 K: 1 S: 15 H: 0 LOB: 0 BB: 0 P: 23	R: 0 E: 0 K: 2 S: 9 H: 1 LOB: 1 BB: 0 P: 14	R: 0 E: 0 K: 1 S: 7 H: 0 LOB: 0 BB: 0 P: 10	R: 0 E: 0 K: 1 S: 6 H: 0 LOB: 0 BB: 0 P: 9	R: 0 E: 0 K: 1 S: 12 H: 1 LOB: 2 BB: 1 P: 21	R: 0 E: 0 K: 2 S: 11 H: 1 LOB: 2 BB: 1 P: 21	1B: 4 2B: 1 3B: 0 HR: 0 SF: 0 SAC: 0 DP: 0 HBP: 0						

PITCHER	IP	WLS	BF	H	R	ER	SO	BB	IBB	HBP	BLK	WP	HR	S	P	ERA	WHIP
59 Brad Mills, L (1, 1) ERA:	5.0	W	18	3	0	0	6	0	0	0	0	0	0	59	88	0.00	0.600
32 LaTroy Hawkins, R (6, 1) ERA: 1.35	1.0		3	0	0	0	1	0	0	0	0	0	0	7	10	0.00	0.000
40 Kevin Jepsen, R (7, 1) ERA: 7.2	1.0		3	0	0	0	1	0	0	0	0	0	0	6	9	0.00	0.000
51 Jordan Walden, R (8, 1) ERA: 3.86	1.0		5	1	0	0	1	1	0	0	0	0	0	12	21	0.00	2.000
49 Ernesto Frieri, R (9, 1) ERA: 0.71	1.0		5	1	0	0	2	1	0	0	0	0	0	11	21	0.00	2.000

PITCHER	IP	WLS	BF	H	R	ER	SO	BB	IBB	HBP	BLK	WP	HR	S	P	ERA	WHIP

TOP

Baltimore Orioles @ Los Angeles Angels

Angel Stadium of Anaheim, Anaheim, CA

Sun Jul 08 2012, 12:39 PM - 3:10 PM PDT

Att. 37,108 - Sunny - 79 F

livebaseballscorecards.com

AB	32
R	0
H	5
RBI	0
BB	2
SO	11
LOB	16

WP: 0 PA: 34
PB: 0
SB: 0
CS: 0

BOTTOM

Batter	1	2	3	4	5	6	7	8	9	AB	R	H	RBI	BB	SO	LOB
27 Mike Trout, R (1, 7) OBP: 0.397, SLG: 0.562	B FF 92 X FF 92 1-0 ① P4		C FF 92 X SL 80 0-1 ③ HR	C FF 92 X FF 92 0-1 ③ FC6-4 1-2f			C SI 94 F SI 95 B FF 93 F FF 95 F SL 86 B SL 84 B FF 94 X CH 86 3-2 ② P4			4	1	1	1	0	0	2
48 Torii Hunter, R (1, 9) OBP: 0.333, SLG: 0.427	F FF 91 F FF 92 B CH 88 X CH 86 1-2 ② G6-3		X FF 93 0-0 5 HR 2B		B CU 73 C CH 82 F FF 91 B FF 92 B CU 72 D CU 70 4-2 5 P4-3 BB		F SI 95 X SI 95 0-1 ③ G6-3			3	1	1	0	1	0	0
5 Albert Pujols, R (1, 10) OBP: 0.334, SLG: 0.460	F FF 93 F FF 92 X FF 92 0-2 ③ G5-3		X CU 70 0-0 2-H HR		B SI 89 X SI 90 1-0 ① ② P4-3 1-1f			B FF 90 B FF 90 B FC 85 C FF 91 B FF 91 4-1 BB		3	1	1	2	1	0	1
44 Mark Trumbo, R (1, 3) OBP: 0.358, SLG: 0.608		B FF 92 B FF 92 F FF 91 F FF 91 X CH 83 2-2 ① F7	B FF 94 S FF 92 B CH 86 B CH 84 S CH 84 S CH 84 3-3 ③ K		B SI 91 B SI 91 F SI 90 F FF 90 X CH 76 2-2 HR			C FF 92 B FC 86 B FF 91 C FC 87 X FF 91 2-2 ① F7		4	1	1	1	0	1	1
47 Howie Kendrick, R (1, 4) OBP: 0.313, SLG: 0.382		B FF 92 S FF 91 C FF 92 S CH 86 1-3 ② K		F FF 90 F FF 92 S FF 91 0-3 ① K	F SI 92 B SL 85 X SL 86 1-1 ③ G3			X FF 92 0-0 ② L7		4	0	0	0	0	2	1
2 Erick Aybar, S (1, 6) OBP: 0.297, SLG: 0.365		X SI 92 0-0 HR		B CH 84 C CH 83 B CU 71 B CH 83 F SI 91 F CH 83 B FF 92 4-2 25 BB 13 1B BB		B FF 89 X CH 83 1-0 ① F9		B FF 91 F FF 91 C CU 78 X FF 91 1-2 ③ F7		3	2	1	1	1	0	1
25 Peter Bourjos, R (1, 8) OBP: 0.291, SLG: 0.349		B FF 91 X FF 91 1-0 ③ P4		1 SAFE B FF 91 B FF 91 B FF 91 B FF 91 4-0 13 1B 1-2 BB		X SI 91 0-0 ② G5-3				2	0	0	0	1	0	0
13 Maicer Izturis, S (1, 5) OBP: 0.309, SLG: 0.268			C SI 91 F CU 72 F FF 92 B CH 85 F CH 83 F FF 91 S SL 81 1-3 ① K	B CH 84 B CH 85 C CH 83 B SI 91 S CH 84 X CH 84 3-2 27 FC6-4 1-3 2-H 1B		B SI 89 S SI 90 B SI 85 F CH 84 B FF 90 X SI 90 3-2 ③ G6-3			3	0	1	1	0	1	0
41 John Hester, R (1, 2) OBP: 0.293, SLG: 0.360			C SI 92 B CU 74 X CU 72 1-1 ② F9	C FF 92 S FF 92 S FF 91 0-3 ② K			C FF 94 B SL 84 S SL 84 S SL 84 1-3 ① K			3	0	0	0	0	2	2
Inning Stats	R: 0 E: 0 K: 0 S: 7 H: 0 LOB: 0 BB: 0 P: 9	R: 1 E: 0 K: 1 S: 8 H: 1 LOB: 0 BB: 0 P: 12	R: 3 E: 0 K: 2 S: 15 H: 3 LOB: 0 BB: 0 P: 20	R: 1 E: 0 K: 2 S: 14 H: 1 LOB: 2 BB: 2 P: 25	R: 1 E: 0 K: 0 S: 8 H: 1 LOB: 0 BB: 1 P: 16	R: 0 E: 0 K: 0 S: 5 H: 0 LOB: 0 BB: 0 P: 9	R: 0 E: 0 K: 1 S: 10 H: 0 LOB: 0 BB: 0 P: 14	R: 0 E: 0 K: 0 S: 8 H: 0 LOB: 1 BB: 1 P: 15		1B: 1 2B: 2 3B: 0 HR: 4 SF: 0 SAC: 0 DP: 1 HBP: 0					WP: 0 PB: 0 SB: 0 CS: 0 PA: 33	

PITCHER		IP	WLS	BF	H	R	ER	SO	BB	IBB	HBP	BLK	WP	HR	S	P	ERA	WHIP
16 Wei-Yin Chen, L ERA: 3.93	(1, 1)	4.0	L	20	5	6	6	5	3	0	0	0	0	3	46	72	13.50	2.000
38 Luis Ayala, R ERA: 2.48	(5, 1)	2.0		6	1	0	0	0	0	0	0	0	0	1	11	19	0.00	0.500
27 Matt Lindstrom, R ERA: 2.5	(7, 1)	1.0		3	0	0	0	1	0	0	0	0	0	0	10	14	0.00	0.000
63 Kevin Gregg, R ERA: 4.07	(8, 1)	1.0		4	0	0	0	0	1	0	0	0	0	0	8	15	0.00	1.000

PITCHER	IP	WLS	BF	H	R	ER	SO	BB	IBB	HBP	BLK	WP	HR	S	P	ERA	WHIP

Baltimore Orioles @ Los Angeles Angels

Angel Stadium of Anaheim, Anaheim, CA

Sun Jul 08 2012, 12:39 PM - 3:10 PM PDT

Att. 37,108 - Sunny - 79 F

livebaseballscorecards.com

AB	29
R	6
H	6
RBI	6
BB	4
SO	6
LOB	8

Detroit Tigers @ Baltimore Orioles

Oriole Park at Camden Yards, Baltimore, MD

Fri Jul 13 2012, 7:08 PM - 10:08 PM EDT

Att. 35,566 - Cloudy - 85 F

TOP

livebaseballscorecards.com

Batter	1	2	3	4	5	6	7	8	9	AB	R	H	RBI	BB	SO	LOB
14 Austin Jackson, R (1, 8) OBP: 0.408, SLG: 0.541	B FF 94 F FF 93 S FF 94 X SI 94 1-2 28 1B 24 1B 26 1B 1B	B SL 87 B SL 86 S FF 94 F FF 94 B FF 94 F SL 86 F FF 95 B SL 86 4-2 BB		C SL 83 F SL 82 B FF 90 C SL 83 1-3 ③ K		B FC 86 S FC 85 B FF 91 T FF 91 S FC 88 2-3 ② K		C FF 96 B SL 87 X SI 96 1-1 ① G6-3		4	1	1	0	1	2	1
52 Quintin Berry, L (1, 7) OBP: 0.376, SLG: 0.403	F SI 94 1 SAFE F FF 94 B CU 79 B CU 78 1 SAFE S SI 94 2-3 ① K	X FF 94 0-0 ③ G3			X CH 87 0-0 ① B2-3	X CU 78 0-0 E6		B SI 96 C SI 95 B SL 88 X SI 95 2-1 ② G6-3		5	0	0	0	0	1	2
24 Miguel Cabrera, R (1, 5) OBP: 0.384, SLG: 0.565	B SI 94 X SI 94 1-0 28 1B 26 1B 1-2 1B		F FF 94 B CU 77 B CU 79 S FF 93 B FF 94 X SL 85 3-2 ① L8		B SL 83 B CU 73 B SI 90 C SI 90 X SI 90 3-1 HR	B FF 90 X FF 92 1-0 ③ F9		C SL 87 C SL 86 B FF 97 B SL 86 B FF 95 B SI 94 4-2 BB		4	2	2	1	1	0	1
28 Prince Fielder, L (1, 3) OBP: 0.380, SLG: 0.503	B SI 94 X CH 90 1-0 26 1B 1-2 2-3 1B		B FF 94 C CU 78 B CU 78 S FF 94 S SL 85 2-3 ② K		C SL 81 X FF 90 0-1 ② G1		C SI 90 X SL 80 0-1 13 BB 27 1B 1B	B SI 95 C SI 93 F FF 94 X SL 86 1-2 ③ L8		5	0	2	0	0	1	1
21 Delmon Young, R (1, 10) OBP: 0.300, SLG: 0.418	C SI 95 S SL 86 S SI 95 0-3 ② K		B SL 86 X FF 94 1-0 26 2-6 1B		B SI 88 F SI 88 X SI 89 1-1 26 1B 27 HR 1B		F SI 89 S SI 89 B SI 89 X SI 89 1-2 ① F8		S FF 98 B SI 99 S SL 84 X FF 97 1-2 ① F9	5	1	2	0	0	1	4
26 Brennan Boesch, L (1, 9) OBP: 0.280, SLG: 0.367 39 Ramon Santiago, S (7, 4) OBP: 0.303, SLG: 0.314	B FF 94 X CU 80 1-0 1-2 2-H 3-H 1B		S SI 93 S FF 93 B FF 92 D SL 86 2-2 ③ 2-6 1-2	B SI 91 F SL 85 F SL 84 F FF 93 F SL 84 B FF 92 S CH 83 2-3 ① K	B SL 81 F SI 90 S SI 89 F SI 90 B FF 89 X SI 90 2-2 27 HR 1-2 1B		C SI 89 B SL 82 S SL 82 X SL 82 1-2 ② P4		C FF 98 S SL 85 X SL 84 0-2 ② G4-3	4 1	1 0	2 0	2 0	0 0	1 0	1 0
27 Jhonny Peralta, R (1, 6) OBP: 0.331, SLG: 0.409	C SL 87 B FF 95 B SI 94 X SL 87 2-1 ③ F9			X SL 82 0-0 ② P3	B FF 89 F FF 89 C FF 90 D SL 82 B FF 88 X SL 81 3-2 1-H 2-H HR		C SI 90 S CH 84 F SI 91 B SI 90 B SI 90 X CH 85 2-2 13 BB 1-2 1B		B SL 83 F FF 97 B FF 98 S SL 84 F FF 98 S SI 97 2-3 ③ K	5	1	2	3	0	1	2
13 Alex Avila, L (1, 2) OBP: 0.339, SLG: 0.389		B CU 79 C SI 94 F FF 93 B SL 83 C FF 93 2-3 ① K		C CH 83 B CU 79 F CH 85 B CH 84 B CH 84 X CH 85 3-2 25 2B 2B	C SL 82 S FF 89 B FF 90 X FF 88 1-2 ③ G5-3		B SL 82 B SL 83 B SL 81 B SI 90 4-0 1-2 2-3 BB			3	1	1	0	1	1	0
25 Ryan Raburn, R (1, 4) OBP: 0.228, SLG: 0.257 (7, 9)		B FF 94 C SL 85 C FF 94 B SL 85 F FF 94 C FF 94 2-3 ② K		B SI 90 F SI 90 X FF 89 1-1 2-H 2B		B FF 91 C FF 90 B FC 86 B FF 90 F FF 90 X FF 90 3-2 ① G1-3	X SI 90 0-0 ③ P5			4	0	1	1	0	1	3
Inning Stats	R: 2 E: 0 K: 2 S: 14 H: 4 LOB: 2 BB: 0 P: 22	R: 0 E: 0 K: 2 S: 12 H: 0 LOB: 1 BB: 1 P: 20	R: 0 E: 0 K: 1 S: 9 H: 1 LOB: 1 BB: 0 P: 17	R: 1 E: 0 K: 2 S: 14 H: 2 LOB: 1 BB: 0 P: 21	R: 4 E: 0 K: 0 S: 17 H: 4 LOB: 0 BB: 0 P: 27	R: 0 E: 1 K: 1 S: 8 H: 0 LOB: 1 BB: 0 P: 14	R: 0 E: 0 K: 0 S: 14 H: 2 LOB: 3 BB: 1 P: 22	R: 0 E: 0 K: 0 S: 9 H: 0 LOB: 1 BB: 1 P: 17	R: 0 E: 0 K: 1 S: 10 H: 0 LOB: 0 BB: 0 P: 13	1B: 9 2B: 2 3B: 0 HR: 2 SF: 0 SAC: 0 DP: 0 HBP: 0						

	AB	40
	R	7
	H	13
	RBI	7
	BB	3
	SO	9
	LOB	15

WP: 0 PA: 43
PB: 0
SB: 0
CS: 0

PITCHER		IP	WLS	BF	H	R	ER	SO	BB	IBB	HBP	BLK	WP	HR	S	P	ERA	WHIP
39 Jason Hammel, R ERA: 3.54	(1, 1)	3.0	L	15	5	2	2	5	1	0	0	0	0	0	35	59	6.00	2.000
38 Luis Ayala, R ERA: 2.83	(4, 1)	1.1		7	3	2	2	2	0	0	0	0	0	1	17	27	13.50	2.250
37 Dana Eveland, L ERA: 4.73	(5, 1)	0.2		5	3	3	3	0	0	0	0	0	0	1	14	21	40.50	4.500
63 Kevin Gregg, R ERA: 3.91	(6, 1)	1.0		4	0	0	0	1	0	0	0	0	0	0	8	14	0.00	0.000
40 Troy Patton, L ERA: 3.38	(7, 1)	1.0		6	2	0	0	0	1	0	0	0	0	0	14	22	0.00	3.000
27 Matt Lindstrom, R ERA: 2.37	(8, 1)	1.0		4	0	0	0	0	1	0	0	0	0	0	9	17	0.00	1.000
47 Pedro Strop, R ERA: 1.63	(9, 1)	1.0		3	0	0	0	1	0	0	0	0	0	0	10	13	0.00	0.000

BOTTOM

Detroit Tigers @ Baltimore Orioles

Oriole Park at Camden Yards, Baltimore, MD

Fri Jul 13 2012, 7:08 PM - 10:08 PM EDT

Att. 35,566 - Cloudy - 85 F

livebaseballscorecards.com

Batter	1	2	3	4	5	6	7	8	9	AB	R	H	RBI	BB	SO	LOB
21 Nick Markakis, L (1, 9) OBP: 0.332, SLG: 0.453	C SI 86 X FF 89 0-1 ① G1		B CH 81 B SI 88 C CU 74 X FC 83 2-1 2-H 2B			B SI 88 C CH 81 X CU 74 1-1 ② G3		B SL 79 C SL 79 X SL 80 1-1 ② F8 2-3		4	0	1	1	0	0	2
2 J.J. Hardy, R (1, 6) OBP: 0.259, SLG: 0.375	B FC 87 X SI 87 1-0 ② G5-3		B CU 74 C SI 89 C CU 75 C SI 88 1-3 ③ K			C SI 88 X SI 88 0-1 ③ G5-3		B CH 82 B FF 93 S SL 85 C SL 86 F CH 83 T FF 96 2-2 ③ K		4	0	0	0	0	2	3
25 Jim Thome, L (1, 10) OBP: 0.323, SLG: 0.425	C SI 89 B FF 88 S CU 74 B FF 88 F CU 74 B SI 88 F SI 89 S CH 81 3-3 ③ K			B SI 87 C SI 87 S CU 73 C FF 87 1-3 ① K			S CU 72 C FF 88 B FC 83 B SI 87 X CH 81 2-2 ① G3		C FF 90 B FC 91 B FF 91 F FF 91 S FF 92 2-3 ① K	4	0	0	0	0	3	0
10 Adam Jones, R (1, 8) OBP: 0.329, SLG: 0.529		C FC 87 B SI 87 F CU 74 F SI 87 B FC 86 F SI 89 X SI 89 2-2 ① G6-3		X SI 88 0-0 ② G6-3			B SI 87 B SI 88 C CU 74 F SI 88 B SI 89 X CU 74 3-2 ② L5		B FF 92 B FF 92 B FC 91 C FF 91 F FF 90 B FF 90 4-2 32 2B BB	3	1	0	0	1	0	0
32 Matt Wieters, S (1, 2) OBP: 0.329, SLG: 0.436		C SI 89 B CH 80 C CH 82 F FC 85 C SI 88 1-3 ② K		S CH 80 S CU 73 X CH 81 0-2 ③ F8			X SI 89 0-0 1B		B FF 92 F FF 92 B FF 92 B FC 91 X FC 92 3-1 1-H 19 G3 2B	4	0	2	1	0	1	0
19 Chris Davis, L (1, 7) OBP: 0.310, SLG: 0.467		X SI 88 0-0 ③ G4-3			B SI 87 B SI 86 C SI 88 S CU 74 S CU 73 2-3 ① K		B CH 80 B FF 87 F SI 86 S CU 74 F CU 74 F SI 87 S CU 74 2-3 ③ K		B FF 91 C FF 92 X FS 84 1-1 ② G3 2-3	4	0	0	0	0	2	2
12 Mark Reynolds, R (1, 3) OBP: 0.329, SLG: 0.376			C SI 88 B FC 84 B SI 88 X SI 88 2-1 ① G5-3		B SI 88 S CU 74 C SI 88 B FC 84 C SI 88 2-3 ② K			B SI 92 X SI 90 1-0 ① G3	B FF 92 C FF 92 X FS 84 1-1 ③ G5-3	4	0	0	0	0	1	1
24 Wilson Betemit, S (1, 5) OBP: 0.322, SLG: 0.436			B CH 80 C SI 89 F CU 74 B FF 90 F SI 89 B FC 84 F SI 90 X SI 88 3-2 21 2B 2B		X FF 89 0-0 ③ F7			C SI 90 F CH 82 B FF 91 B SL 78 F SI 92 X SL 79 2-2 21 F8 11 1B 1B		3	1	2	0	0	0	0
11 Robert Andino, R (1, 4) OBP: 0.293, SLG: 0.318			L SI 88 S SI 88 C SI 89 0-3 ② K			B CU 73 C SI 86 X FF 87 1-1 ① P4		B SI 91 B SI 90 C SI 91 X SI 91 2-1 1-2 1B		3	0	1	0	0	1	1
Inning Stats	R: 0 E: 0 K: 1 S: 8 H: 0 LOB: 0 BB: 0 P: 12	R: 0 E: 0 K: 1 S: 10 H: 0 LOB: 0 BB: 0 P: 13	R: 1 E: 0 K: 2 S: 15 H: 2 LOB: 1 BB: 0 P: 23	R: 0 E: 0 K: 1 S: 7 H: 0 LOB: 0 BB: 0 P: 8	R: 0 E: 0 K: 2 S: 7 H: 0 LOB: 0 BB: 0 P: 11	R: 0 E: 0 K: 0 S: 6 H: 0 LOB: 0 BB: 0 P: 8	R: 0 E: 0 K: 1 S: 12 H: 1 LOB: 1 BB: 0 P: 19	R: 0 E: 0 K: 1 S: 13 H: 2 LOB: 2 BB: 0 P: 21	R: 1 E: 0 K: 1 S: 11 H: 1 LOB: 1 BB: 1 P: 22	1B: 3 2B: 3 3B: 0 HR: 0 SF: 0 SAC: 0 DP: 0 HBP: 0						

	AB	33
	R	2
	H	6
	RBI	2
	BB	1
	SO	10
	LOB	9

WP: 0 PA: 34
PB: 0
SB: 0
CS: 0

PITCHER		IP	WLS	BF	H	R	ER	SO	BB	IBB	HBP	BLK	WP	HR	S	P	ERA	WHIP
58 Doug Fister, R ERA: 4.39	(1, 1)	7.0	W	24	3	1	1	8	0	0	0	0	0	0	65	94	1.29	0.429
40 Phil Coke, L ERA: 3.11	(8, 1)	0.2		4	2	0	0	0	0	0	0	0	0	0	9	15	0.00	3.000
53 Joaquín Benoit, R ERA: 2.23	(8, 1)	0.1		1	0	0	0	1	0	0	0	0	0	0	4	6	0.00	0.000
20 Octavio Dotel, R ERA: 3.81	(9, 1)	0.1		3	1	1	1	1	1	0	0	0	0	0	7	16	27.00	6.000
46 Jose Valverde, R ERA: 4.04	(9, 1)	0.2		2	0	0	0	0	0	0	0	0	0	0	4	6	0.00	0.000

PITCHER	IP	WLS	BF	H	R	ER	SO	BB	IBB	HBP	BLK	WP	HR	S	P	ERA	WHIP

Batter	1	2	3	4	5	6	7	8	9	10	11	12	13	AB	R	H	RBI	BB	SO	LOB
14 Austin Jackson, R (1, 8) OBP: 0.401, SLG: 0.529	BB													6	1	0	0	1	1	3
39 Ramon Santiago, S (1, 4) (9, 6) OBP: 0.299, SLG: 0.306	G1-3		G5-3			F9		FC6-5		K		G6-3	FC6-4	5	0	0	0	1	0	2
24 Miguel Cabrera, R (1, 5) OBP: 0.386, SLG: 0.564	G1-4-3		F9	G4-3		G4-6-3			1B	L1-3		G4-3		6	1	3	0	0	0	1
28 Prince Fielder, L (1, 3) OBP: 0.380, SLG: 0.503	2B			F9		1B			F7	G3		1B	G4-3	6	0	2	1	0	0	4
21 Delmon Young, R (1, 10) OBP: 0.298, SLG: 0.413	P4			F9		F7	P4		E5		1B		G5-3	6	2	1	0	0	0	2
27 Jhonny Peralta, R (1, 6) OBP: 0.333, SLG: 0.414 29 Danny Worth, R (9, PR) OBP: 0.277, SLG: 0.228 (9, 4)		P4	K				2B		1B		FC1-3-6		2B	4 2	0 2	2 1	1 0	0 0	1 0	0 2
25 Ryan Raburn, R (1, 9) OBP: 0.226, SLG: 0.254 26 Brennan Boesch, L (7, PH) OBP: 0.280, SLG: 0.370 (7, 9) 32 Don Kelly, L (11, 9) OBP: 0.283, SLG: 0.247		K	G5-3			K	K		2B		FC4-6		K	2 3 1	0 0 0	0 1 0	0 1 0	0 0 0	1 1 1	0 3 1
9 Gerald Laird, R (1, 2) OBP: 0.351, SLG: 0.416 13 Alex Avila, L (9, PH) OBP: 0.344, SLG: 0.390 (9, 2)		K	K				G6-3		K		1B		BB	3 2	0 0	0 1	0 1	0 1	2 1	1 3
52 Quintin Berry, L (1, 7) OBP: 0.381, SLG: 0.406			K			G4-3		FC6-5			K		FC6-4	6	0	3	2	0	2	2
Inning Stats	R: 1 H: 1 E: 0 LOB: 1 K: 0 BB: 1 S: 12 P: 21	R: 0 H: 0 E: 0 LOB: 0 K: 2 BB: 0 S: 10 P: 16	R: 0 H: 0 E: 0 LOB: 0 K: 1 BB: 0 S: 12 P: 17	R: 0 H: 0 E: 0 LOB: 0 K: 0 BB: 0 S: 12 P: 16	R: 0 H: 0 E: 0 LOB: 0 K: 2 BB: 0 S: 11 P: 16	R: 0 H: 1 E: 0 LOB: 2 K: 0 BB: 1 S: 14 P: 22	R: 0 H: 1 E: 0 LOB: 1 K: 1 BB: 0 S: 8 P: 10	R: 0 H: 1 E: 0 LOB: 0 K: 0 BB: 0 S: 6 P: 10	R: 3 H: 4 E: 1 LOB: 2 K: 1 BB: 0 S: 12 P: 22	R: 0 H: 0 E: 0 LOB: 0 K: 1 BB: 0 S: 9 P: 14	R: 1 H: 3 E: 0 LOB: 2 K: 1 BB: 0 S: 14 P: 20	R: 0 H: 1 E: 0 LOB: 1 K: 0 BB: 0 S: 5 P: 6	R: 1 H: 2 E: 0 LOB: 2 K: 1 BB: 1 S: 9 P: 22	1B: 10 SF: 0 2B: 4 SAC: 0 3B: 0 DP: 1 HR: 0 HBP: 0						

PITCHER		IP	WLS	BF	H	R	ER	SO	BB	IBB	HBP	BLK	WP	HR	S	P	ERA	WHIP
16 Wei-Yin Chen, L ERA: 3.8	(1, 1)	6.0		22	2	1	1	5	2	0	0	0	0	0	71	108	1.50	0.667
56 Darren O'Day, R ERA: 2.5	(7, 1)	1.0	H	4	1	0	0	1	0	0	0	0	0	0	8	10	0.00	1.000
47 Pedro Strop, R ERA: 1.59	(8, 1)	1.0	H	3	1	0	0	0	0	0	0	0	1	0	6	10	0.00	1.000
43 Jim Johnson, R ERA: 1.41	(9, 1)	1.0	B	7	4	3	1	1	0	0	0	0	0	0	12	22	9.00	4.000
58 Miguel Socolovich, R ERA: 5.4	(10, 1)	1.2		7	2	1	1	1	0	0	0	0	0	0	17	25	5.40	1.200
40 Troy Patton, L ERA: 3.35	(11, 1)	0.1		2	1	0	0	1	0	0	0	0	0	0	6	9	0.00	3.000
27 Matt Lindstrom, R ERA: 2.61	(12, 1)	1.2		9	3	1	1	1	1	0	0	0	1	0	13	26	5.40	2.400
63 Kevin Gregg, R ERA: 3.86	(13, 1)	0.1	W	1	0	0	0	0	0	0	0	0	0	0	1	2	0.00	0.000

TOP

Detroit Tigers @ Baltimore Orioles

Oriole Park at Camden Yards, Baltimore, MD

Sat Jul 14 2012, 4:09 PM - 8:51 PM EDT

Att. 43,215 - Overcast - 86 F

livebaseballscorecards.com

AB	52
R	6
H	14
RBI	6
BB	3
SO	10
LOB	24

Detroit Tigers @ Baltimore Orioles

Oriole Park at Camden Yards, Baltimore, MD

Sat Jul 14 2012, 4:09 PM - 8:51 PM EDT

Att. 43,215 - Overcast - 86 F

livebaseballscorecards.com

BOTTOM

Batter	1	2	3	4	5	6	7	8	9	10	11	12	13	AB	R	H	RBI	BB	SO	LOB
21 Nick Markakis, L (1, 9) OBP: 0.339, SLG: 0.469	C FF 92 X FF 94 0-1 2 SH1-3 25 2B	B CH 85 F CH 86 B FF 95 F FF 96 X SL 89 2-2 2B	C FF 93 B FF 93 B CH 86 F SL 81 B FF 96 F FF 96 D CH 86 4-2 BB	B FF 90 B FF 89 C FF 90 C SL 81 F FF 89 X CU 77 2-2 G3		B FC 87 B SI 91 C SI 92 F FC 88 X CU 78 2-2 G4-6-3 1-2f		C FF 93 F FS 84 B FF 93 B FS 83 X FF 93 2-2 10 1B 2B	B FF 92 F FF 93 X CH 82 1-1 G1-3	6	2	3	0	1	0	3
2 J.J. Hardy, R (1, 6) OBP: 0.258, SLG: 0.380	X FF 92 0-0 SH1-3 2-3	C SL 86 S SL 86 X SL 87 0-2 G5-3	C FF 94 F FF 95 B SL 86 B FF 96 X CH 88 2-2 F9	C FF 88 X CU 76 0-1 P3		X SL 82 0-0 F7			B FF 92 C FF 92 F FS 83 S FF 94 1-3 K		C FF 94 X CH 86 0-1 HR	6	1	1	1	0	1	3
25 Jim Thome, L (1, 10) OBP: 0.321, SLG: 0.419	X FF 95 0-0 3-H 2B	C SL 81 X FF 93 0-1 F8	B CH 85 C CH 86 C FF 94 B FF 96 F FF 97 S CH 86 2-3 K	X FF 89 0-0 G6-3		B SL 81 C SI 94 X FF 94 1-1 G3			B FF 93 B FF 93 B FF 93 I IN 60 4-0 10 1B IBB	F FF 95 F CH 85 B FF 94 S FF 94 1-3 K	6	0	1	1	1	2	1
10 Adam Jones, R (1, 8) OBP: 0.333, SLG: 0.529	C SL 84 F FF 94 S SL 88 0-3 K	B FF 92 X FF 94 1-0 32 1B 19 FC4-6 1B	S SL 86 F FF 94 B FF 94 S SL 86 1-3 K	C CU 76 F CU 76 B FF 90 B FF 90 X FF 89 2-2 1B		B FF 94 X CH 84 1-0 F8			X FF 92 0-0 1-2 2-H 1B	F FF 95 B CH 83 H CH 79 2-1 31 HR HBP	6	2	3	1	0	2	1
32 Matt Wieters, S (1, 2) OBP: 0.333, SLG: 0.436 51 Steve Pearce, R (10, PR) OBP: 0.324, SLG: 0.462 31 Taylor Teagarden, R (11, 2) OBP: 0.500, SLG: 2.000	F SL 82 B FF 95 B FF 94 X CH 87 2-1 G6-3	1 SAFE C FF 93 1 SAFE 1 SAFE F FF 93 B FF 93 F FF 96 X CH 86 1-2 19 FC4-6 1-3 1B	B CH 84 X FF 93 1-0 19 1B 1B	B CH 83 T CH 81 1 SAFE B CU 77 B CU 77 C FF 89 1 SAFE X SL 83 3-2 G6-3		B SI 91 S CH 82 B SL 81 B CH 84 F SI 93 B SL 80 4-2 6 G5-3 9 SH1-3 BB	B FF 92 S FF 93 S FF 92 S FF 92 1-3 K	S FF 92 B FF 94 F FF 93 X FF 95 1-2 1-H HR	4 0 2	0 0 1	2 0 1	0 0 2	1 0 2	0 0 2	2 0 2
19 Chris Davis, L (1, 7) OBP: 0.313, SLG: 0.467 9 Endy Chavez, L (9, 7) OBP: 0.200, SLG: 0.210	C SL 85 B FF 95 X FF 95 1-1 11 HR 1B	X CH 86 0-0 FC4-6 12 BB 1-2f 3-H	F FF 93 B CH 86 F FF 94 F SL 84 B FF 96 X CH 87 2-2 12 G5-4-3 1-2 1B	C FC 86 X CU 76 0-1 G4-3		X FF 91 0-0 SH1-3 1-2		B FF 90 B FF 89 B FF 90 B FF 90 4-0 6 S BB		4 0	1 0	2 0	1 0	0 1	0 0	1 0
12 Mark Reynolds, R (1, 3) OBP: 0.333, SLG: 0.370	B FC 94 B SL 85 F SL 88 1 SAFE S FF 96 B FF 96 X SL 89 3-2 P4	S SL 85 S SL 87 1 SAFE B SL 88 B SL 89 B FF 96 B FF 97 4-2 1-2 BB	F SL 85 F FC 91 D SL 88 X SL 86 1-2 G5-4-3 1-2f	B FC 83 B FC 85 B SI 91 D SI 91 4-0 11 BB 24 BB BB		I IN 60 I IN 64 I IN 63 I IN 66 4-0 IBB		B FF 91 1 SAFE X SL 80 1-0 P2	3	0	0	0	3	0	4
24 Wilson Betemit, S (1, 5) OBP: 0.321, SLG: 0.430 3 Ryan Flaherty, L (8, PR) OBP: 0.242, SLG: 0.277 (9, 5) 6 Steve Tolleson, R (10, PH) OBP: 0.259, SLG: 0.352 (11, 5)	C SL 83 F CH 87 B FF 97 B FF 95 F CH 87 C FF 96 2-3 K	X CH 86 0-0 F8	X CH 82 0-0 F7	C SI 91 B CU 76 S CU 77 D SI 92 1 SAFE D FC 87 B SI 92 4-2 11 BB 1-2 BB		X SI 91 0-0 G5-3 2-3f		B FF 91 B FF 91 C FF 91 S FC 91 B FF 93 S FF 92 3-3 K 1-2	3 0 2	0 0 0	0 0 0	0 0 0	1 0 1	1 0 3	3 0 3
11 Robert Andino, R (1, 4) OBP: 0.294, SLG: 0.327	B FF 94 B FF 95 F FF 95 X FF 95 2-1 1-H HR	C SL 84 B SL 86 B FF 94 X SL 84 2-1 G5-3	B FF 89 F FF 89 F SL 82 B FF 88 X CH 82 2-2 G6-3	B SI 90 B SI 91 B SI 91 D SI 92 4-0 21 G4-6-3 1-2 2-3 BB		B FF 90 B FF 89 B FF 92 C FF 91 X FF 91 3-1 F9		B FC 93 S FF 93 B SL 81 X FF 92 2-1 P3	5	1	1	2	1	0	1
Inning Stats	R: 1 E: 0 K: 1 S: 9 H: 2 LOB: 1 BB: 0 P: 11	R: 2 E: 0 K: 1 S: 17 H: 3 LOB: 1 BB: 0 P: 27	R: 1 E: 0 K: 0 S: 11 H: 2 LOB: 2 BB: 1 P: 17	R: 0 E: 0 K: 1 S: 13 H: 0 LOB: 1 BB: 1 P: 23	R: 0 E: 0 K: 1 S: 11 H: 2 LOB: 1 BB: 0 P: 16	R: 0 E: 0 K: 0 S: 8 H: 0 LOB: 0 BB: 0 P: 12	R: 0 E: 0 K: 0 S: 9 H: 1 LOB: 1 BB: 0 P: 14	R: 0 E: 0 K: 0 S: 7 H: 0 LOB: 3 BB: 3 P: 21	R: 0 E: 0 K: 0 S: 4 H: 0 LOB: 0 BB: 0 P: 6	R: 0 E: 0 K: 0 S: 5 H: 0 LOB: 1 BB: 2 P: 13	R: 1 E: 0 K: 2 S: 12 H: 2 LOB: 2 BB: 1 P: 23	R: 0 E: 0 K: 1 S: 6 H: 0 LOB: 1 BB: 1 P: 16	R: 3 E: 0 K: 1 S: 11 H: 2 LOB: 0 BB: 0 P: 16	1B: 7 2B: 4 3B: 0 HR: 3	SF: 0 SAC: 2 DP: 3 HBP: 1	WP: 0 PB: 0 SB: 1 CS: 0	PA: 59				

PITCHER		IP	WLS	BF	H	R	ER	SO	BB	IBB	HBP	BLK	WP	HR	S	P	ERA	WHIP
37 Max Scherzer, R ERA: 4.84	(1, 1)	5.0		25	9	4	4	4	2	0	0	0	0	1	61	94	7.20	2.200
64 Duane Below, L ERA: 2.61	(6, 1)	2.0		7	1	0	0	0	0	0	0	0	0	0	17	26	0.00	0.500
38 Darin Downs, L ERA:	(8, 1)	1.0		5	0	0	0	0	3	0	0	0	0	0	7	21	0.00	3.000
49 Luis Marte, R ERA: 3.63	(9, 1)	0.1		1	0	0	0	0	0	0	0	0	0	0	1	1	0.00	0.000
40 Phil Coke, L ERA: 2.97	(9, 1)	1.2		6	0	0	0	0	1	1	0	0	0	0	8	18	0.00	0.600

PITCHER		IP	WLS	BF	H	R	ER	SO	BB	IBB	HBP	BLK	WP	HR	S	P	ERA	WHIP
46 Jose Valverde, R ERA: 4.17	(11, 1)	1.0	B	6	2	1	1	2	0	1	0	0	0	0	12	23	9.00	2.000
20 Octavio Dotel, R ERA: 3.68	(12, 1)	1.0		4	0	0	0	1	1	0	0	0	0	0	6	16	0.00	1.000
53 Joaquín Benoit, R ERA: 2.85	(13, 1)	0.2	L	5	2	3	3	1	0	0	1	0	0	2	11	16	40.50	3.000

AB	47
R	8
H	14
RBI	8
BB	9
SO	8
LOB	24

Detroit Tigers @ Baltimore Orioles

Oriole Park at Camden Yards, Baltimore, MD

Sun Jul 15 2012, 1:37 PM - 4:36 PM EDT

Att. 30,439 - Cloudy - 87 F

livebaseballscorecards.com

Batter	1	2	3	4	5	6	7	8	9	AB	R	H	RBI	BB	SO	LOB
14 Austin Jackson, R (1, 8) OBP: 0.405, SLG: 0.538	B FF 90 X FF 91 1-0 HR		B FF 91 B SL 82 B FF 90 C FF 91 B FF 92 4-1 52 G3-6-3 BB		D SL 84 B SL 83 B SI 91 B FF 92 4-0 BB		C FF 90 C SI 92 S SI 90 0-3 ① K	C SI 90 C SL 81 B FF 91 B FF 93 D SL 82 F FF 92 C FF 91 3-3 ③ K		3	1	1	1	2	2	2
52 Quintin Berry, L (1, 7) OBP: 0.370, SLG: 0.394	S FF 91 C FF 91 B SL 85 F CH 82 X FF 92 1-2 ① G4-3		T FF 91 X FF 92 0-1 ① ② G3-6-3 1-2f		C SL 83 F FF 92 B FF 90 B SL 83 F CH 81 S FF 92 2-3 ③ K		L FF 91 S SL 86 B SL 84 B SL 82 F SL 85 X CH 86 2-2 ② G4-3		F FF 90 F CH 81 F FF 90 B CU 69 F SL 81 F FF 92 X CH 80 1-2 ① F7	5	0	0	0	0	1	3
24 Miguel Cabrera, R (1, 5) OBP: 0.386, SLG: 0.570	C FF 92 X SI 92 0-1 ② F7		B CU 72 S FF 93 S CH 85 B FF 94 S CH 84 2-3 ③ K			F SI 91 F FF 91 B SL 83 X CH 84 1-2 ① G6-3	X FF 92 0-0 28 1B 1B		B FF 92 S FF 90 C CU 68 B FF 90 F FF 91 F CU 69 X CH 79 2-2 HR	5	1	2	1	0	1	0
28 Prince Fielder, L (1, 3) OBP: 0.380, SLG: 0.500	C FF 91 X CU 80 0-1 ③ G4-3			X FF 91 0-0 ① G6-3		B SL 84 C FF 92 B CH 82 F SI 92 B FF 92 B SL 81 4-2 26 1B 13 1B BB	B FF 91 C SL 86 B SL 85 X FF 91 2-1 1-3 1B		B FF 90 B FF 90 C FF 89 B FF 89 C FF 90 X FF 91 3-2 ② F8	4	1	1	0	1	0	0
26 Brennan Boesch, L (1, 10) OBP: 0.282, SLG: 0.374		C FF 90 B FF 91 F FF 91 X SL 80 1-2 27 WP 27 1B 2B		C FF 92 B SI 92 S CH 84 B SL 84 X FF 92 2-2 ② F7		B FF 91 C SI 90 S FF 91 B SI 92 X FF 90 2-2 39 BB 13 1B 1-2 1B	C SL 86 B SL 86 B CH 86 X CH 86 2-1 ③ G3		C FF 90 B CH 79 X CH 80 1-1 ③ G4-3	5	1	2	0	0	0	2
27 Jhonny Peralta, R (1, 6) OBP: 0.335, SLG: 0.413		T FF 92 B FF 92 B SI 93 B SL 84 F SI 92 X FF 92 3-2 13 G1-6-3 2-H 1B		C SL 84 X FF 92 0-1 ③ G6-3		C SL 81 D CH 82 S SI 92 X FF 92 1-2 ② F7		B FF 89 B FF 88 S FF 90 B FF 91 F FF 91 B FF 92 4-2 39 SH5-4 13 BB BB		3	0	1	1	1	0	2
13 Alex Avila, L (1, 2) OBP: 0.346, SLG: 0.389		X FF 91 0-0 ① ② G1-6-3 1-2f			B FF 90 C FF 91 C CH 82 B FF 92 F CH 83 X FF 92 2-2 ① G6-3	C SL 84 B FF 91 X FF 91 1-1 39 BB 1-2 2-H 1B		B FF 88 B FF 91 B FF 90 C FF 90 B FF 90 4-1 39 SH5-4 1-2 BB		3	0	1	1	1	0	1
39 Ramon Santiago, S (1, 4) OBP: 0.304, SLG: 0.304		B FF 92 S FF 92 B CU 78 B FF 92 B FF 91 4-1 BB			C SL 82 L FF 92 B FF 92 B CH 82 F FF 92 C SL 85 2-3 ② K	B FF 90 C SL 82 B FF 90 B CH 81 F FF 90 B SL 82 4-2 1-2 2-3 BB		C CU 69 B X FF 89 1-1 ① SH5-4 1-2 2-3		1	0	0	0	2	1	0
32 Don Kelly, L (1, 9) OBP: 0.282, SLG: 0.258		1 SAFE X FF 90 0-0 ③ P6			C FF 92 X CH 83 0-1 2B	C SL 86 B FF 91 B FF 92 F FF 91 X SL 84 2-2 ③ G6-3		C FF 91 C CU 71 S SI 91 0-3 ② K		4	0	1	0	0	1	6
Inning Stats	R: 1 E: 0 K: 0 S: 9 H: 1 LOB: 0 BB: 0 P: 11	R: 1 E: 0 K: 0 S: 9 H: 2 LOB: 1 BB: 1 P: 17	R: 0 E: 0 K: 1 S: 6 H: 0 LOB: 0 BB: 1 P: 12	R: 0 E: 0 K: 0 S: 6 H: 0 LOB: 0 BB: 0 P: 8	R: 0 E: 0 K: 2 S: 14 H: 1 LOB: 2 BB: 1 P: 24	R: 1 E: 0 K: 0 S: 18 H: 2 LOB: 3 BB: 2 P: 33	R: 0 E: 0 K: 1 S: 13 H: 2 LOB: 2 BB: 0 P: 19	R: 0 E: 0 K: 2 S: 12 H: 0 LOB: 2 BB: 2 P: 24	R: 1 E: 0 K: 0 S: 16 H: 1 LOB: 0 BB: 0 P: 23	1B: 5 2B: 2 3B: 0 HR: 2 SF: 0 SAC: 1 DP: 2 HBP: 0	WP: 1 PB: 0 SB: 0 CS: 0 PA: 41					

TOP	
AB	33
R	4
H	9
RBI	4
BB	7
SO	6
LOB	16

PITCHER		IP	WLS	BF	H	R	ER	SO	BB	IBB	HBP	BLK	WP	HR	S	P	ERA	WHIP
50 Miguel González, R ERA: 2.59	(1, 1)	5.2	L	26	6	3	3	3	5	0	0	0	1	1	59	100	4.76	1.941
38 Luis Ayala, R ERA: 2.74	(6, 1)	1.1		6	2	0	0	1	0	0	0	0	0	0	16	24	0.00	1.500
52 Steve Johnson, R ERA: 4.5	(8, 1)	2.0		9	1	1	1	2	2	0	0	0	0	1	28	47	4.50	1.500

PITCHER	IP	WLS	BF	H	R	ER	SO	BB	IBB	HBP	BLK	WP	HR	S	P	ERA	WHIP

Batter	1	2	3	4	5	6	7	8	9	AB	R	H	RBI	BB	SO	LOB
21 Nick Markakis, L (1, 9) OBP: 0.333, SLG: 0.460	F CH 88 B CH 82 B CH 82 B FF 91 F FF 90 X FF 92 3-2 G6-3 ①		C FF 91 X CH 85 0-1 G4-3 ①		B FF 92 C CH 85 C CU 77 F CU 80 B CU 78 B FF 97 X CH 87 3-2 G1-3 ③			C FF 96 B CU 78 B CU 78 X CH 87 2-1 F7 ②		4	0	0	0	0	0	0
2 J.J. Hardy, R (1, 6) OBP: 0.255, SLG: 0.376	C FF 90 B FF 91 B FF 91 X SL 82 2-1 G5-3 ②		C FF 90 F FF 92 X CU 79 0-2 P6 ②			B FF 90 C CU 80 B FF 93 X FF 92 2-1 G6-3 ①		B FF 97 B SL 84 C FF 96 F FF 97 B CH 87 S SL 85 3-3 K ③		4	0	0	0	0	1	0
25 Jim Thome, L (1, 10) OBP: 0.336, SLG: 0.443	F CH 89 X FF 90 0-1 10 BB 1B		B FF 93 B CU 77 X FF 95 2-0 2B			B FF 95 B CH 86 C CH 84 X FF 95 2-1 G4-3 ②			C FF 91 X FF 92 0-1 10 G5-4-3 1B	4	0	3	0	0	0	0
10 Adam Jones, R (1, 8) OBP: 0.332, SLG: 0.524	D FF 91 F FF 91 S SL 83 D SL 85 B FF 95 F FF 96 F SL 84 D FF 94 4-2 1-2 BB		D SL 85 F SL 84 X FF 95 1-1 G3 ③			C SL 82 X FF 95 0-1 P3 ③			B FF 92 X FF 90 1-0 G5-4-3 ①② 1-2f	3	0	0	0	1	0	2
19 Chris Davis, L (1, 7) OBP: 0.309, SLG: 0.460	S CH 84 S FF 94 S FF 95 0-3 K ③			S CH 84 B CH 84 X FF 93 1-1 G3 ①			B FF 93 F FF 92 B FF 93 X CH 84 2-1 G4-3 ①		C FF 92 B FS 83 B FF 92 B FF 91 C FF 93 X FF 92 3-2 F7 ③	4	0	0	0	0	1	2
24 Wilson Betemit, S (1, 5) OBP: 0.318, SLG: 0.425		S FF 90 C FF 90 S FF 92 0-3 K ①		S CH 85 C CU 76 S FF 96 0-3 K ②			C CH 85 B CU 77 T CH 85 S CU 80 1-3 K ②			3	0	0	0	0	3	0
12 Mark Reynolds, R (1, 3) OBP: 0.333, SLG: 0.369		B CH 89 B SL 81 C FF 91 F FF 91 F FF 91 S CU 78 2-3 K ②		C FF 93 F SL 81 X CU 80 0-2 F9 ③			C FF 95 X SL 83 0-1 1B			3	0	1	0	0	1	0
31 Taylor Teagarden, R (1, 2) OBP: 0.400, SLG: 1.000		B FF 90 B FF 90 B FF 91 B CH 89 4-0 BB			C FF 92 B FF 92 B SL 83 B FF 93 F FF 92 X FF 94 3-2 F8 ①		B FF 95 F FF 95 C SL 85 B CU 81 C CU 80 2-3 K ③			2	0	0	0	1	1	1
11 Robert Andino, R (1, 4) OBP: 0.292, SLG: 0.325 3 Ryan Flaherty, L (6, 4) OBP: 0.240, SLG: 0.274		C FF 92 C SL 82 X SL 83 0-2 F9 ③			B FF 93 S SL 84 F FF 96 X FF 95 1-2 G6-3 ②			B FF 89 B CH 84 B FF 91 C FF 91 F FF 92 S FF 95 3-3 K ①		2 1	0 0	0 0	0 0	0 1	0 0	1 0
Inning Stats	R: 0 H: 1 E: 0 LOB: 2 K: 1 BB: 1 S: 14 P: 23	R: 0 H: 0 E: 0 LOB: 1 K: 2 BB: 1 S: 10 P: 16	R: 0 H: 1 E: 0 LOB: 1 K: 0 BB: 0 S: 8 P: 11	R: 0 H: 0 E: 0 LOB: 0 K: 1 BB: 0 S: 8 P: 9	R: 0 H: 0 E: 0 LOB: 0 K: 0 BB: 0 S: 10 P: 17	R: 0 H: 0 E: 0 LOB: 0 K: 0 BB: 0 S: 6 P: 10	R: 0 H: 1 E: 0 LOB: 1 K: 2 BB: 0 S: 10 P: 15	R: 0 H: 0 E: 0 LOB: 0 K: 2 BB: 0 S: 8 P: 16	R: 0 H: 1 E: 0 LOB: 0 K: 0 BB: 0 S: 6 P: 10	1B: 3 SF: 0 2B: 1 SAC: 0 3B: 0 DP: 1 HR: 0 HBP: 0						

PITCHER		IP	WLS	BF	H	R	ER	SO	BB	IBB	HBP	BLK	WP	HR	S	P	ERA	WHIP
35 Justin Verlander, R ERA: 2.43	(1, 1)	8.0	W	29	3	0	0	8	2	0	0	0	0	0	74	117	0.00	0.625
46 Jose Valverde, R ERA: 4.06	(9, 1)	1.0		3	1	0	0	0	0	0	0	0	0	0	6	10	0.00	1.000

PITCHER	IP	WLS	BF	H	R	ER	SO	BB	IBB	HBP	BLK	WP	HR	S	P	ERA	WHIP

BOTTOM

Detroit Tigers @ Baltimore Orioles

Oriole Park at Camden Yards, Baltimore, MD

Sun Jul 15 2012, 1:37 PM - 4:36 PM EDT

Att. 30,439 - Cloudy - 87 F

livebaseballscorecards.com

AB	30
R	0
H	4
RBI	0
BB	2
SO	8
LOB	6

Baltimore Orioles @ Minnesota Twins

Target Field, Minneapolis, MN

Mon Jul 16 2012, 7:12 PM - 10:34 PM CDT

Att. 32,445 - Clear - 97 F

livebaseballscorecards.com

Batter	1	2	3	4	5	6	7	8	9	AB	R	H	RBI	BB	SO	LOB
21 Nick Markakis, L (1, 9) OBP: 0.339, SLG: 0.463	C FF 91 X FF 90 0-1 2 BB 1B		C FF 89 F FF 89 X CU 81 1-2 ① F8		L FF 88 B CU 80 C CU 80 X CU 82 1-2 10 1B 12 HR 1B		C FF 93 X FF 94 0-1 10 1B 1B		X CH 86 0-0 ① F8	5	1	3	0	0	0	1
2 J.J. Hardy, R (1, 6) OBP: 0.255, SLG: 0.373 9 Endy Chavez, L (8, 8) OBP: 0.207, SLG: 0.245	D FF 91 B FF 90 B FF 91 C FF 91 1 SAFE 1 SAFE B FF 91 4-1 32 G5-4-3 1-2 BB		C FF 91 B CH 84 C FF 90 X CU 81 1-2 ② F9		B FF 89 X FF 90 1-0 ① F9		C FF 92 B FF 93 X SL 81 1-1 ① F8		C FF 90 B SI 90 F SI 91 X FF 92 1-2 2-H HR	3 1	0 1	0 1	0 2	1 0	0 0	2 0
10 Adam Jones, R (1, 8) OBP: 0.337, SLG: 0.530 3 Ryan Flaherty, L (8, 4) OBP: 0.238, SLG: 0.271	B CU 82 X FF 91 1-0 ① L9		C CH 84 X FF 89 0-1 32 1B 12 1B 2B		X FF 89 0-0 12 HR 1-2 1B		B SL 82 B SL 82 X FF 92 2-0 1-2 1B		C CH 86 S SI 91 S CH 85 0-3 ② K	4 1	2 0	3 0	0 0	0 0	0 1	2 0
32 Matt Wieters, S (1, 2) OBP: 0.332, SLG: 0.434 31 Taylor Teagarden, R (8, 2) OBP: 0.333, SLG: 0.800	B FF 91 B FF 91 X FF 90 2-0 ② ③ G5-4-3 1-2f		C FF 91 F CH 84 F FF 88 B FF 90 X CH 85 1-2 12 1B 2-3 1B		B CU 81 S FF 89 B FF 89 F FF 89 F FF 90 F FF 90 X CU 81 2-2 ② F4		F FF 93 X FF 93 0-1 ② F4		B FF 91 B FF 91 B CH 90 C FF 92 X FF 92 3-1 ③ G6-3	4 1	0 0	1 0	0 0	0 0	0 0	6 0
12 Mark Reynolds, R (1, 3) OBP: 0.340, SLG: 0.396		C FF 88 X CH 82 0-1 24 1B 2B	C CU 82 C FF 91 X CU 83 0-2 1-2 3-H 1B		C FF 90 C FF 90 B FF 91 B CH 86 X CU 83 2-2 1-H 2-H HR		B SI 94 B FF 94 B SI 92 C FF 93 F SI 93 S SL 82 3-3 ③ K			4	2	3	4	0	1	2
51 Steve Pearce, R (1, 7) OBP: 0.308, SLG: 0.435		B FF 88 B FF 89 F FF 90 X CH 84 2-1 ① G5-3	D CH 86 F CU 83 F FF 90 B FF 90 F CU 83 F FF 91 X CH 85 2-2 ③ F8		C CU 80 B CH 85 F CU 82 X FF 89 1-2 ③ G6-3			C FF 94 F FF 94 B SL 85 B FF 95 S FF 95 2-3 ① K		4	0	0	0	0	1	3
19 Chris Davis, L (1, 10) OBP: 0.305, SLG: 0.454		B CU 82 S CU 82 B FF 90 B FF 90 S FF 90 C CU 82 3-3 ② K		C FF 86 F CU 80 S CU 80 0-3 ① K		F CU 78 C FF 88 F CU 80 B FF 88 C CU 82 1-3 ① K		B SL 80 B FF 94 X FF 93 2-0 ② G3		4	0	0	0	0	3	1
24 Wilson Betemit, S (1, 5) OBP: 0.317, SLG: 0.422		C CU 82 X CU 82 0-1 2-H 1B		C CU 80 B FF 88 F FF 88 B CU 82 X FF 89 2-2 ② G4-3		B FF 89 B FF 90 B FF 89 C FF 89 X FF 89 3-1 ② G5-3		C FF 94 F FF 95 B FF 94 F FF 94 F SL 84 S FF 95 1-3 ③ K		4	0	1	1	0	1	0
6 Steve Tolleson, R (1, 4) (8, 6) OBP: 0.258, SLG: 0.362		C FF 91 B FF 89 B FF 90 X FF 90 2-1 ③ G6-3		F FF 90 B CH 84 X CH 84 1-1 ③ G1-3		X CU 79 0-0 ③ F8			B FF 91 F FF 91 C SI 91 B CH 85 X CH 85 2-2 9 HR 2B	4	1	1	0	0	0	1
Inning Stats	R: 0 E: 0 K: 0 S: 5 H: 1 LOB: 1 BB: 1 P: 12	R: 1 E: 0 K: 1 S: 11 H: 2 LOB: 1 BB: 0 P: 18	R: 1 E: 0 K: 0 S: 20 H: 3 LOB: 2 BB: 0 P: 25	R: 0 E: 0 K: 1 S: 8 H: 0 LOB: 0 BB: 0 P: 11	R: 3 E: 0 K: 0 S: 16 H: 3 LOB: 0 BB: 0 P: 23	R: 0 E: 0 K: 1 S: 7 H: 0 LOB: 0 BB: 0 P: 11	R: 0 E: 0 K: 1 S: 10 H: 2 LOB: 2 BB: 0 P: 16	R: 0 E: 0 K: 2 S: 9 H: 0 LOB: 0 BB: 0 P: 14	R: 2 E: 0 K: 1 S: 12 H: 2 LOB: 0 BB: 0 P: 18	1B: 8 2B: 3 3B: 0 HR: 2	SF: 0 SAC: 0 DP: 1 HBP: 0						

PITCHER	IP	WLS	BF	H	R	ER	SO	BB	IBB	HBP	BLK	WP	HR	S	P	ERA	WHIP
58 Scott Diamond, L (1, 1) ERA: 2.96	6.0	W	27	9	5	5	3	1	0	0	0	0	1	67	100	7.50	1.667
51 Anthony Swarzak, R (7, 1) ERA: 4.25	2.0		8	2	0	0	3	0	0	0	0	0	0	19	30	0.00	1.000
55 Matt Capps, R (9, 1) ERA: 3.81	1.0		5	2	2	2	1	0	0	0	0	0	1	12	18	18.00	2.000

PITCHER	IP	WLS	BF	H	R	ER	SO	BB	IBB	HBP	BLK	WP	HR	S	P	ERA	WHIP

TOP

AB	39
R	7
H	13
RBI	7
BB	1
SO	7
LOB	18

WP: 0 PB: 0 SB: 0 CS: 0 PA: 40

BOTTOM

Baltimore Orioles @ Minnesota Twins

Target Field, Minneapolis, MN

Mon Jul 16 2012, 7:12 PM - 10:34 PM CDT

Att. 32,445 - Clear - 97 F

livebaseballscorecards.com

Batter	1	2	3	4	5	6	7	8	9	AB	R	H	RBI	BB	SO	LOB
2 Denard Span, L (1, 8) OBP: 0.345, SLG: 0.389	F8 2B		11 BLK 11 1B BB		11 CS 1B	G5-3		11 1B 2B		5	2	3	5	1	0	1
11 Ben Revere, L (1, 9) OBP: 0.350, SLG: 0.371	7 1B 2B G4-3		1-H 2-H 1B		7 S 1B		G6-3	41 G6-3 1B		6	1	4	3	0	0	1
7 Joe Mauer, L (1, 2) OBP: 0.414, SLG: 0.454 41 Drew Butera, R (8, PH) OBP: 0.282, SLG: 0.348 (9, 2)	33 2B 18 E 2-H 1B		K		K		G3	G6-3 1-2f		5 1	2 0	2 0	2 0	0 0	2 0	2 1
16 Josh Willingham, R (1, 7) OBP: 0.384, SLG: 0.562 19 Darin Mastroianni, R (9, 7) OBP: 0.350, SLG: 0.352	K	24 G6-4-3 1B	33 1B 24 FC6-4 BB		33 2B 1B	G5-3				4 0	2 0	2 0	0 0	1 0	1 0	1 0
33 Justin Morneau, L (1, 3) OBP: 0.318, SLG: 0.450	18 E 1-3 2B	F8	24 FC6-4 1-3 1B		24 1B 18 SF8 1-H 2B			24 2B 18 G3 1B		5	3	4	1	0	0	1
24 Trevor Plouffe, R (1, 5) OBP: 0.327, SLG: 0.535	18 E 20 1B BB	G6-4-3 1-2f	FC6-4 1-2f 3-H		20 F7 18 SF8 8 1B 2-3 1B			18 G3 8 1B 1-3 2B		4	3	2	1	1	0	2
18 Ryan Doumit, S (1, 10) OBP: 0.341, SLG: 0.453	E3 8 BB 20 1B 2 2B 1-3 2-H 3-H	P5	F8		SF8 1-2 3-H			G3 2-3 3-H		4	1	0	2	0	0	3
20 Brian Dozier, R (1, 6) OBP: 0.278, SLG: 0.344	8 BB 2 2B 1-2 3-H 1B	F8	G6-3		F7 2-3			8 1B 2 2B HBP		4	2	1	1	0	0	2
8 Jamey Carroll, R (1, 4) OBP: 0.321, SLG: 0.278	2 2B 1-2 2-3 BB		11 BLK 2 BB 11 1B BB		G5-3	2 3-H 1B		2 2B 1-3 3-H 1B		3	3	2	2	2	0	0
Inning Stats	R: 7 H: 5 E: 1 LOB: 1 K: 1 BB: 2 S: 29 P: 51	R: 1 H: 2 E: 0 LOB: 0 K: 0 BB: 0 S: 9 P: 17	R: 2 H: 1 E: 0 LOB: 1 K: 1 BB: 2 S: 13 P: 25	R: 1 H: 1 E: 0 LOB: 1 K: 0 BB: 1 S: 6 P: 13	R: 0 H: 2 E: 0 LOB: 1 K: 1 BB: 0 S: 12 P: 23	R: 3 H: 4 E: 0 LOB: 1 K: 0 BB: 0 S: 13 P: 17	R: 0 H: 0 E: 0 LOB: 0 K: 0 BB: 0 S: 9 P: 10	R: 5 H: 5 E: 0 LOB: 0 K: 0 BB: 0 S: 16 P: 31		1B: 13 SF: 1 2B: 6 SAC: 0 3B: 0 DP: 2 HR: 1 HBP: 1						

	AB	41
	R	19
	H	20
	RBI	17
	BB	5
	SO	3
	LOB	14

PITCHER		IP	WLS	BF	H	R	ER	SO	BB	IBB	HBP	BLK	WP	HR	S	P	ERA	WHIP
30 Chris Tillman, R ERA: 1.0	(1, 1)	0.2	L	10	5	7	1	1	2	0	0	0	0	0	27	49	13.50	10.500
58 Miguel Socolovich, R ERA: 9.0	(1, 1)	2.1		11	3	3	3	1	2	0	0	1	0	1	24	44	11.57	2.143
63 Kevin Gregg, R ERA: 3.9	(4, 1)	2.0		9	3	1	1	1	1	0	0	0	0	0	18	36	4.50	2.000
56 Darren O'Day, R ERA: 3.16	(6, 1)	1.0		7	4	3	3	0	0	0	0	0	0	0	13	17	27.00	4.000
40 Troy Patton, L ERA: 3.27	(7, 1)	1.0		3	0	0	0	0	0	0	0	0	0	0	9	10	0.00	0.000

PITCHER		IP	WLS	BF	H	R	ER	SO	BB	IBB	HBP	BLK	WP	HR	S	P	ERA	WHIP
43 Jim Johnson, R ERA: 2.56	(8, 1)	0.1		6	4	5	5	0	0	0	1	0	0	0	12	25	135.00	12.000
27 Matt Lindstrom, R ERA: 2.53	(8, 1)	0.2		2	1	0	0	0	0	0	0	0	0	0	4	6	0.00	1.500

WP: 0 PA: 48
PB: 0
SB: 1
CS: 1

Baltimore Orioles @ Minnesota Twins

Target Field, Minneapolis, MN

Tue Jul 17 2012, 7:12 PM - 10:54 PM CDT

Att. 32,202 - Partly Cloudy - 90 F

livebaseballscorecards.com

Batter	1	2	3	4	5	6	7	8	9	AB	R	H	RBI	BB	SO	LOB
21 Nick Markakis, L (1, 9) OBP: 0.348, SLG: 0.468	F FF 92 B CU 82 B CU 81 B FF 91 X FF 91 3-1 2 E 25 WP 1B		B FF 89 B FF 88 X FF 88 2-0 2 1B 1B		B CH 82 B FF 87 B CH 87 B CH 87 4-0 2 G5-3 10 HR BB	S SL 81 B SL 82 C SI 88 X SL 83 1-2 ② G4-3 1-2			X 0-0 2 G6-3 1B	4	2	3	0	1	0	1
2 J.J. Hardy, R (1, 6) OBP: 0.257, SLG: 0.372	C FC 91 F FC 90 D CU 83 1 SAFE X CU 83 1-2 ① P3 1-3		C CH 86 B FF 91 F FF 90 X FC 91 1-2 1-2 1B		X FF 91 0-0 ① G5-3 1-2	B SL 82 I IN 75 I IN 77 I IN 79 4-0 IBB			C SL 85 C FF 93 X CH 87 0-2 ①② G6-3 1-2f	4	0	1	0	1	0	3
25 Jim Thome, L (1, 10) OBP: 0.348, SLG: 0.434	C FF 92 B CU 83 S FC 93 B CU 84 B CH 86 F CU 82 F FC 92 D CU 84 4-2 10 G5-3 3-H BB		C FF 91 B CH 82 C CH 81 S CU 81 1-3 ① K		F FF 93 B CH 84 B FC 92 S CU 80 F CU 81 B FC 93 D CU 82 4-2 10 HR BB	B SI 89 T SI 89 B SL 83 C SL 83 F SI 90 D SL 84 S SL 84 3-3 ③ K			B SL 84 B CH 87 B SI 94 C SI 93 D SI 94 4-1 BB	2	1	0	0	3	2	4
10 Adam Jones, R (1, 8) OBP: 0.335, SLG: 0.533	B FF 90 B FF 92 B FC 91 C FF 91 C FC 90 X FC 92 3-2 ② G5-3 1-2		B FC 91 F FF 91 S CU 81 X CU 81 1-2 ② F8		X FF 91 0-0 1-H 2-H HR	F SL 86 S SL 84 F FF 94 X SL 84 0-2 ① F8			S CH 87 B SL 86 B SL 86 S SL 86 S CH 89 2-3 ③ K	5	1	1	3	0	1	4
32 Matt Wieters, S (1, 2) OBP: 0.337, SLG: 0.436	C FF 94 B FF 94 S FF 92 D CU 84 B FC 94 F CU 82 B CU 82 4-2 12 FC6-4 BB		F FF 93 X CU 79 0-1 ③ G4-3		B FF 89 S CH 84 X FF 90 1-1 1B	C SL 86 X CU 78 0-1 12 G6-4-3 1B				3	0	2	0	1	0	2
12 Mark Reynolds, R (1, 3) OBP: 0.335, SLG: 0.389	B FC 91 X FF 93 1-0 ③ FC6-4 1-2f			S CH 82 B CU 81 C CH 83 C CU 80 1-3 ① K	C SL 84 X SL 85 0-1 ② P3		X SI 93 0-0 ②③ G6-4-3 1-2f			4	0	0	0	0	1	4
19 Chris Davis, L (1, 7) OBP: 0.304, SLG: 0.449		C CH 86 B FC 92 C FC 89 F CU 80 B CU 82 B FF 91 F CU 82 F FC 92 B CU 81 4-2 24 G4-6-3 BB		F FC 91 B CH 84 F FF 89 B CU 82 B CU 80 T FF 91 3-2 ② K	C SI 92 B FF 93 F SI 92 D SL 86 S SI 93 2-3 ③ K			B SI 95 F SI 94 F SL 84 S FF 96 1-3 ① K		3	0	0	0	1	3	1
24 Wilson Betemit, S (1, 5) OBP: 0.319, SLG: 0.424		B FC 90 C FC 90 B FC 90 F FF 91 F CH 83 X FF 92 2-2 ①② G4-6-3 1-2f		B CH 84 X FF 90 1-0 1B		B CH 87 F SI 92 X SI 93 1-1 21 G4-3 1B		B SL 84 S SL 84 S FF 97 F FF 96 S SL 85 1-3 ② K		4	0	2	0	0	1	1
3 Ryan Flaherty, L (1, 4) OBP: 0.231, SLG: 0.263 6 Steve Tolleson, R (8, PH) OBP: 0.254, SLG: 0.356 (8, 4)		C FF 91 S CH 83 C CU 83 0-3 ③ K		C FC 91 D CU 80 F CH 83 S CU 80 1-3 ③ K2-3		X SI 92 0-0 ① B2		C SL 84 B SL 84 S SL 84 S FF 96 1-3 ③ K2-3		3 1	0 0	0 0	0 0	0 0	2 1	2 0
Inning Stats	R: 1 E: 1 K: 0 S: 16 H: 1 LOB: 2 BB: 2 P: 32	R: 0 E: 0 K: 1 S: 12 H: 0 LOB: 0 BB: 1 P: 18	R: 0 E: 0 K: 1 S: 12 H: 2 LOB: 2 BB: 0 P: 17	R: 0 E: 0 K: 3 S: 10 H: 1 LOB: 1 BB: 0 P: 16	R: 3 E: 0 K: 1 S: 12 H: 2 LOB: 1 BB: 2 P: 23	R: 0 E: 0 K: 1 S: 10 H: 1 LOB: 2 BB: 1 P: 19	R: 0 E: 0 K: 0 S: 7 H: 1 LOB: 0 BB: 0 P: 7	R: 0 E: 0 K: 3 S: 10 H: 0 LOB: 0 BB: 0 P: 13	R: 0 E: 0 K: 1 S: 8 H: 1 LOB: 1 BB: 1 P: 14	1B: 8 2B: 0 3B: 0 HR: 1 SF: 0 SAC: 0 DP: 3 HBP: 0						

TOP	
AB	33
R	4
H	9
RBI	3
BB	7
SO	11
LOB	22

WP: 1 PA: 40
PB: 0
SB: 0
CS: 0

PITCHER		IP	WLS	BF	H	R	ER	SO	BB	IBB	HBP	BLK	WP	HR	S	P	ERA	WHIP
21 Samuel Deduno, R ERA: 5.59	(1, 1)	4.1		23	6	4	3	5	5	0	0	0	1	1	57	99	6.23	2.538
60 Jeff Gray, R ERA: 4.58	(5, 1)	1.0		4	1	0	0	1	0	0	0	0	0	0	8	11	0.00	1.000
64 Tyler Robertson, L ERA: 4.7	(6, 1)	0.2		3	0	0	0	1	0	1	0	0	0	0	7	15	0.00	0.000
31 Alex Burnett, R ERA: 2.78	(7, 1)	1.0	W	3	1	0	0	0	0	0	0	0	0	0	7	7	0.00	1.000
15 Glen Perkins, L ERA: 2.95	(8, 1)	1.0	H	4	1	0	0	3	0	0	0	0	0	0	11	14	0.00	1.000

PITCHER		IP	WLS	BF	H	R	ER	SO	BB	IBB	HBP	BLK	WP	HR	S	P	ERA	WHIP
61 Jared Burton, R ERA: 2.41	(9, 1)	1.0	S	3	0	0	0	1	1	0	0	0	0	0	7	13	0.00	1.000

BOTTOM

Baltimore Orioles @ Minnesota Twins

Target Field, Minneapolis, MN

Tue Jul 17 2012, 7:12 PM - 10:54 PM CDT

Att. 32,202 - Partly Cloudy - 90 F

livebaseballscorecards.com

Batter	1	2	3	4	5	6	7	8	9	AB	R	H	RBI	BB	SO	LOB
2 Denard Span, L (1, 8) OBP: 0.349, SLG: 0.389	B FF 88 B FF 89 B FF 90 D FF 91 4-0 11 G6-4-3 BB		B FF 90 B SL 80 X FF 91 2-0 7 BB 1B	B SI 92 B SL 83 C SL 83 F SL 83 F SI 94 D SL 84 B SL 83 4-2 BB	C FF 92 S SL 84 B SL 83 F SI 92 C SL 86 1-3 ③ K		F SL 86 F SI 92 B FF 92 F SI 92 X FF 92 1-2 E6 11 1B 7 1B 1-3			3	1	1	0	2	1	3
11 Ben Revere, L (1, 9) OBP: 0.347, SLG: 0.368	C FF 92 ① S SL 86 ② F SI 93 1 SAFE X SI 92 0-2 G6-4-3 1-2f		B FF 91 B FF 92 1 SAFE C FF 92 X SI 93 2-1 ① F8	C SL 83 B FF 93 S SI 92 X SI 93 1-2 ③ G4-3		B SL 86 C SL 86 C CH 87 X SI 91 1-2 ① G5-3	C FF 96 F SI 98 B SI 98 F SI 99 X SL 86 1-2 16 BB 7 1B 1-2 3-H 1B			5	0	1	1	0	0	4
7 Joe Mauer, L (1, 2) OBP: 0.420, SLG: 0.461	C FF 92 B SI 93 X SI 93 1-1 2B		B FF 92 C FF 92 1 SAFE 1 SAFE D SL 82 B SI 92 B SI 92 4-1 1-2 BB		C SL 90 B SL 82 B FF 92 B SL 81 X SI 91 3-1 33 BB 16 BB 24 FC1-2 1B	B CH 87 F CH 88 X SL 86 1-1 ② F7	F SI 97 B SI 97 B SI 98 X SI 98 2-1 16 BB 1-2 2-H 1B			4	0	3	1	1	0	0
16 Josh Willingham, R (1, 7) OBP: 0.386, SLG: 0.563	C SL 83 B SI 93 C SL 84 B SI 92 B CH 86 X SL 82 3-2 ③ G5-3		F SI 92 B SI 94 C SL 85 S SI 93 1-3 ② K		B SI 92 D FF 92 B FF 91 B FF 91 4-0 24 FC1-2 33 BB 18 1B 1-2 BB	C SL 85 X SL 86 0-1 2B	B SL 84 C SL 84 B FF 97 D SI 98 B SL 83 4-1 1-2 2-3 BB			3	1	1	0	2	1	3
33 Justin Morneau, L (1, 3) OBP: 0.319, SLG: 0.445		L SL 80 X FF 93 0-1 ① P6	S SL 84 F SL 85 F SL 85 B FF 92 X SL 85 1-2 ③ G3		B SI 92 S FF 92 C FF 91 B FF 92 B FF 92 F SI 92 B SL 83 4-2 24 FC1-2 18 1B 1-2 2-3 BB	I IN 70 I IN 73 I IN 72 I IN 71 4-0 IBB	F FF 97 F SI 97 B SI 96 X SI 97 1-2 ③ G4-3			3	1	0	0	2	0	5
24 Trevor Plouffe, R (1, 5) OBP: 0.329, SLG: 0.530		C FF 93 B SI 92 S SL 82 X SI 93 1-2 20 FC6-4 18 1B 1B		S SL 80 B SI 92 F SI 92 B SL 83 B SI 92 B SI 92 4-2 18 FC6-4 BB	B SI 92 X SI 93 1-0 ① FC1-2 18 1B 20 1B 1-2 2-3 3-Hf	X FF 92 0-0 ③ P3		B SL 82 C SL 81 X SI 98 1-1 ① G6-3		4	1	1	0	1	0	5
18 Ryan Doumit, S (1, 10) OBP: 0.342, SLG: 0.452		B FF 93 S SI 94 S CH 86 D CH 85 1 SAFE X SI 93 2-2 20 FC6-4 1-2 1B		B SI 93 C SI 93 D CH 86 X SI 91 2-1 ① FC6-4 20 G6-3 8 2B 1-2f	C FF 92 X CH 86 0-1 20 1B 1-3 2-H 3-H 1B		C SL 88 B SL 85 X SL 85 1-1 ① G4-3	B SI 97 B CH 90 C SL 82 B SL 82 X SI 96 3-1 ② F7		5	1	2	2	0	0	1
20 Brian Dozier, R (1, 6) OBP: 0.277, SLG: 0.341		L SI 92 S SI 92 X SI 93 0-2 ② FC6-4 1-2f 2-3		B FF 93 F FF 92 X SI 92 1-1 ② G6-3 1-2	C FF 92 X SI 91 0-1 1-2 3-H 1B		B SI 90 F SI 93 C SI 93 X CU 80 1-2 ② F9	B SI 97 B SL 82 X FF 97 2-0 ③ P3		5	0	1	1	0	0	3
8 Jamey Carroll, R (1, 4) OBP: 0.323, SLG: 0.285		C SL 82 F SI 92 X SI 93 0-2 ③ G1-3		B SI 92 C SI 91 B SI 93 F SI 92 X CH 86 2-2 2-H 2B	C SI 92 B SI 92 C SI 93 B SI 91 F SL 87 F CH 88 C SI 92 2-3 ② K		C SI 91 X SL 84 0-1 2 E 11 1B 1B			4	1	2	1	0	1	4
Inning Stats	R: 0 E: 0 K: 0 S: 9 H: 1 LOB: 1 BB: 1 P: 17	R: 0 E: 0 K: 0 S: 14 H: 2 LOB: 2 BB: 0 P: 17	R: 0 E: 0 K: 1 S: 11 H: 1 LOB: 2 BB: 1 P: 21	R: 1 E: 0 K: 0 S: 15 H: 1 LOB: 2 BB: 2 P: 29	R: 3 E: 0 K: 2 S: 19 H: 3 LOB: 2 BB: 2 P: 34	R: 0 E: 0 K: 0 S: 8 H: 1 LOB: 2 BB: 1 P: 14	R: 2 E: 1 K: 0 S: 21 H: 3 LOB: 3 BB: 1 P: 32	R: 0 E: 0 K: 0 S: 5 H: 0 LOB: 0 BB: 0 P: 11		1B: 9 2B: 3 3B: 0 HR: 0 SF: 0 SAC: 0 DP: 1 HBP: 0						

	AB	36
	R	6
	H	12
	RBI	6
	BB	8
	SO	3
	LOB	28

PITCHER		IP	WLS	BF	H	R	ER	SO	BB	IBB	HBP	BLK	WP	HR	S	P	ERA	WHIP
53 Zack Britton, L ERA: 9.0	(1, 1)	4.0		23	6	4	4	1	6	0	0	0	0	0	54	100	9.00	3.000
38 Luis Ayala, R ERA: 2.58	(5, 1)	2.2	L	14	4	2	0	2	0	1	0	0	0	0	33	46	0.00	1.500
47 Pedro Strop, R ERA: 1.54	(7, 1)	1.1		7	2	0	0	0	1	0	0	0	0	0	15	29	0.00	2.250

PITCHER	IP	WLS	BF	H	R	ER	SO	BB	IBB	HBP	BLK	WP	HR	S	P	ERA	WHIP

Baltimore Orioles @ Minnesota Twins

Target Field, Minneapolis, MN

Wed Jul 18 2012, 7:11 PM - 9:56 PM CDT

Att. 33,195 - Overcast - 76 F

livebaseballscorecards.com

TOP

Batter	1	2	3	4	5	6	7	8	9	AB	R	H	RBI	BB	SO	LOB
21 Nick Markakis, L (1, 9) OBP: 0.350, SLG: 0.467	F SI 91 X SI 92 0-1 ① G1-3		B SL 86 F SI 92 X SI 93 1-1 32 FC6-4 1B		B SL 88 C SL 86 B FF 93 B SL 88 B SI 93 4-1 BB		B SL 88 C SL 88 B FF 93 S FF 94 X SL 89 2-2 ③ F9			3	0	1	0	1	0	0
2 J.J. Hardy, R (1, 6) OBP: 0.257, SLG: 0.370	B SI 91 B SI 92 C SI 91 B SL 86 X SI 91 3-1 10 HR 1B		B SI 94 C CH 86 F SL 86 B SI 94 F SI 93 F SL 87 T CH 87 2-2 ① K		B SI 93 1 SAFE X SL 86 1-0 ② F7			C SL 87 C CU 78 X FF 93 0-2 ① F9		4	1	1	0	0	1	2
10 Adam Jones, R (1, 8) OBP: 0.337, SLG: 0.547	S CH 85 X SI 90 0-1 1-H HR		S SI 94 S CH 87 D CH 88 S SL 88 1-3 ② K		B CH 88 1 SAFE 1 SAFE B SL 87 X FF 93 2-0 ③ G6-3			C FF 94 F FF 94 X FF 94 0-2 3B		4	1	2	2	0	1	2
32 Matt Wieters, S (1, 10) OBP: 0.333, SLG: 0.430	C SI 93 B SI 93 S CH 86 S CH 86 1-3 ② K		B SL 88 X SI 94 1-0 ③ FC6-4 1-2f			C SI 92 F CH 86 S SL 86 0-3 ① K		B SI 93 F SL 90 S FF 94 B FF 94 X FF 93 2-2 ② G4-3		4	0	0	0	0	2	2
12 Mark Reynolds, R (1, 3) OBP: 0.333, SLG: 0.383	S CH 86 F SL 87 B SL 86 S CH 86 1-3 ③ K			B CH 85 B SI 92 F SI 91 B SL 86 B SI 94 4-1 51 F8 BB		S CH 86 F CH 86 B SL 84 B SI 93 S SL 85 2-3 ② K		C SL 90 F SL 90 B FF 94 B FF 91 F FF 91 S CU 81 2-3 ③ K		3	0	0	0	1	3	1
51 Steve Pearce, R (1, 7) OBP: 0.321, SLG: 0.437 9 Endy Chavez, L (8, 7) OBP: 0.205, SLG: 0.243		B CH 83 B SI 92 B SI 92 C FF 91 B SI 93 4-1 6 FC6-4 BB		B SI 94 B SI 94 X SI 94 2-0 ① F8 1-2		B SL 80 B SI 92 B SI 93 F SI 92 X SI 94 3-1 1B			C SI 94 S SL 84 F FF 95 X FF 95 0-2 ① G2	2 1	0 0	1 0	0 0	1 0	0 0	1 0
24 Wilson Betemit, S (1, 5) OBP: 0.315, SLG: 0.417		C SL 86 S CH 85 F SL 86 B CH 85 C FF 94 1-3 ① K		S CH 86 D SL 89 S CH 87 F CH 87 F SL 88 B SI 95 S SL 88 2-3 ② K		C SI 93 C SI 94 D SL 86 1 SAFE X CH 87 1-2 ③ G5-3			B SL 83 F SI 95 B FF 96 X SL 82 2-1 ② G6-3	4	0	0	0	0	2	3
31 Taylor Teagarden, R (1, 2) OBP: 0.200, SLG: 0.444		B SI 93 S CH 86 B CH 85 1 SAFE F SI 93 B SL 88 S SL 87 3-3 ② K		B CH 86 B SI 94 C SI 94 F SI 94 S CH 87 2-3 ③ K			B FF 92 F FF 93 X SL 88 1-1 ① G5-3		S SL 83 F SL 84 F SL 84 B FF 96 F FF 96 S SL 83 1-3 ③ K	4	0	0	0	0	3	2
6 Steve Tolleson, R (1, 4) OBP: 0.242, SLG: 0.339		X SI 94 0-0 ③ FC6-4 1-2f			B SI 90 F SI 92 X SL 86 1-1 ① F8		C SL 88 B FF 93 B FF 93 F FF 92 B FF 95 X FF 93 3-2 ② F8			3	0	0	0	0	0	1

Inning Stats																																		
	R: 2	E: 0	K: 2	S: 12	H: 2	LOB: 0	BB: 0	P: 17	R: 0	E: 0	K: 2	S: 9	H: 0	LOB: 1	BB: 1	P: 17	R: 0	E: 0	K: 2	S: 11	H: 1	LOB: 1	BB: 0	P: 16	R: 0	E: 0	K: 2	S: 10	H: 0	LOB: 1	BB: 1	P: 20
	R: 0	E: 0	K: 0	S: 5	H: 0	LOB: 1	BB: 1	P: 13	R: 0	E: 0	K: 2	S: 11	H: 1	LOB: 1	BB: 0	P: 17	R: 0	E: 0	K: 0	S: 8	H: 0	LOB: 0	BB: 0	P: 14	R: 0	E: 0	K: 1	S: 13	H: 1	LOB: 1	BB: 0	P: 17
	R: 0	E: 0	K: 1	S: 11	H: 0	LOB: 0	BB: 0	P: 14	1B: 3 2B: 0 3B: 1 HR: 1				SF: 0 SAC: 0 DP: 0 HBP: 0				WP: 0 PB: 0 SB: 0 CS: 0				PA: 35											

	AB	32
	R	2
	H	5
	RBI	2
	BB	3
	SO	12
	LOB	14

PITCHER		IP	WLS	BF	H	R	ER	SO	BB	IBB	HBP	BLK	WP	HR	S	P	ERA	WHIP
47 Francisco Liriano, L ERA: 4.81	(1, 1)	6.0	L	25	4	2	2	10	3	0	0	0	0	1	58	100	3.00	1.167
50 Casey Fien, R ERA:	(7, 1)	2.0		7	1	0	0	1	0	0	0	0	0	0	21	31	0.00	0.500
15 Glen Perkins, L ERA: 2.88	(9, 1)	1.0		3	0	0	0	1	0	0	0	0	0	0	11	14	0.00	0.000

PITCHER	IP	WLS	BF	H	R	ER	SO	BB	IBB	HBP	BLK	WP	HR	S	P	ERA	WHIP

BOTTOM

Baltimore Orioles @ Minnesota Twins

Target Field, Minneapolis, MN

Wed Jul 18 2012, 7:11 PM - 9:56 PM CDT

Att. 33,195 - Overcast - 76 F

Batter	1	2	3	4	5	6	7	8	9	AB	R	H	RBI	BB	SO	LOB
2 Denard Span, L (1, 8) OBP: 0.350, SLG: 0.388	B FF 92 B FF 92 C FF 93 X FF 92 2-1 11 FC5-4 1B		F FF 92 B CH 85 B FF 91 F FC 90 F FC 89 X CU 81 2-2 ① F7			B FF 90 X FF 91 1-0 ① G4-3		B SI 90 B SI 91 C SI 89 F SL 80 B SI 92 B SI 90 4-2 7 G4-3 11 1B BB		3	0	1	0	1	0	2
11 Ben Revere, L (1, 9) OBP: 0.345, SLG: 0.366	D SI 93 C FF 94 1 SAFE F FF 93 F FF 90 1 SAFE 1 SAFE F FF 90 X FF 95 1-2 ① FC5-4 7 G6-4-3 1-2f		C CU 79 F FF 89 X FC 89 0-2 ② ③ G1-6-3 1-2f			B CU 78 X FF 89 1-0 ② B1-3		B SI 90 X SI 89 1-0 7 G4-3 1-2 1B		4	0	1	0	0	0	3
7 Joe Mauer, L (1, 10) OBP: 0.415, SLG: 0.455	B FF 92 B FF 93 C FF 93 X CU 81 2-1 ② ③ G6-4-3 1-2f			B SI 92 B FF 92 X FF 92 2-0 ① F8		B FF 91 B CU 79 X FF 91 2-0 ③ L8		C SL 83 C SI 91 B SI 92 X SI 90 1-2 ② G4-3 1-2 2-3		4	0	0	0	0	0	3
16 Josh Willingham, R (1, 7) OBP: 0.390, SLG: 0.574		C FF 92 C FF 90 X FF 94 0-2 ① G6-3		B FF 91 F FF 91 X FF 91 1-1 HR			C FF 93 F FF 90 B FF 94 F CU 79 X FF 90 1-2 24 HBP 1B	I I I IN 45 I I 4-0 IBB		3	1	2	1	1	0	0
33 Justin Morneau, L (1, 3) OBP: 0.315, SLG: 0.438		C FF 94 F FF 94 B CU 82 F FC 89 F FC 88 X CU 80 1-2 ② F8		B CH 83 F FF 90 B CH 84 F FF 92 X CU 82 2-2 ② G6-3			F FF 89 X FC 84 0-1 ① P6	D SI 92 X SL 83 1-0 ③ G6-3		4	0	0	0	0	0	4
24 Trevor Plouffe, R (1, 5) OBP: 0.335, SLG: 0.532 12 Alexi Casilla, S (9, PR) OBP: 0.271, SLG: 0.303		C FF 94 B FF 91 C FF 89 B FF 94 F FC 88 B FF 92 F FF 92 F FF 90 X FF 92 3-2 1B		X CU 80 0-0 ③ L6			C CU 78 B FF 90 F FF 93 H FF 90 2-2 1-2 HBP		X SI 93 0-0 18 FC4-6 1B	3 0	0 0	2 0	0 0	0 0	0 0	0 0
20 Brian Dozier, R (1, 6) OBP: 0.272, SLG: 0.335		B FF 92 F FF 93 1 SAFE F FF 88 X FC 90 1-2 ③ G1-3			C CU 78 X FF 89 0-1 ① P3		C FC 89 X FF 89 0-1 ② F8		X SI 94 0-0 ① B3	4	0	0	0	0	0	4
41 Drew Butera, R (1, 2) OBP: 0.288, SLG: 0.353 18 Ryan Doumit, S (7, PH) OBP: 0.339, SLG: 0.449 (8, 2)			F FF 92 X FF 92 0-1 8 1B		B CU 78 B FF 91 F FF 92 F FF 90 B CU 82 X FF 89 3-2 ② F7		B FF 92 S FC 89 B FF 94 S CH 87 B SI 88 F FF 91 X CU 82 3-2 ③ P4		B SI 95 X SI 94 1-0 ② FC4-6 1-2f	2 2	0 0	1 0	0 0	0 0	0 3	0 0
8 Jamey Carroll, R (1, 4) OBP: 0.322, SLG: 0.284			B FF 92 1 SAFE C FC 88 F CU 81 F FF 90 F FF 91 X FF 88 1-2 11 G1-6-3 1-2 1B		C FF 92 B FF 89 X FF 91 1-1 ③ G5-3			C FC 87 S CU 79 S FF 94 0-3 ① K	B SI 95 X SI 95 1-0 ③ G5-3	4	0	1	0	0	1	1
Inning Stats	R: 0 E: 0 K: 0 S: 9 H: 1 LOB: 0 BB: 0 P: 14	R: 0 E: 0 K: 0 S: 17 H: 1 LOB: 1 BB: 0 P: 22	R: 0 E: 0 K: 0 S: 14 H: 2 LOB: 1 BB: 0 P: 17	R: 1 E: 0 K: 0 S: 7 H: 1 LOB: 0 BB: 0 P: 12	R: 0 E: 0 K: 0 S: 7 H: 0 LOB: 0 BB: 0 P: 11	R: 0 E: 0 K: 0 S: 3 H: 0 LOB: 0 BB: 0 P: 7	R: 0 E: 0 K: 0 S: 14 H: 1 LOB: 2 BB: 0 P: 20	R: 0 E: 0 K: 1 S: 10 H: 1 LOB: 3 BB: 2 P: 21	R: 0 E: 0 K: 0 S: 4 H: 1 LOB: 1 BB: 0 P: 6	1B: 7 2B: 0 3B: 0 HR: 1 SF: 0 SAC: 0 DP: 2 HBP: 1	WP: 0 PB: 0 SB: 0 CS: 0 PA: 36					

livebaseballscorecards.com

AB	33
R	1
H	8
RBI	1
BB	2
SO	1
LOB	20

PITCHER		IP	WLS	BF	H	R	ER	SO	BB	IBB	HBP	BLK	WP	HR	S	P	ERA	WHIP
29 Tommy Hunter, R ERA: 5.71	(1, 1)	7.1	W	27	6	1	1	1	0	0	1	0	0	1	74	106	1.23	0.818
40 Troy Patton, L ERA: 3.21	(8, 1)	0.2	H	5	1	0	0	0	1	1	0	0	0	0	7	18	0.00	3.000
43 Jim Johnson, R ERA: 2.5	(9, 1)	1.0	S	4	1	0	0	0	0	0	0	0	0	0	4	6	0.00	1.000

PITCHER	IP	WLS	BF	H	R	ER	SO	BB	IBB	HBP	BLK	WP	HR	S	P	ERA	WHIP

Baltimore Orioles @ Minnesota Twins

Target Field, Minneapolis, MN

Thu Jul 19 2012, 12:12 PM - 3:26 PM CDT

Att. 37,676 - Overcast - 75 F

TOP

livebaseballscorecards.com

Batter	1	2	3	4	5	6	7	8	9	AB	R	H	RBI	BB	SO	LOB
21 Nick Markakis, L (1, 9) OBP: 0.347, SLG: 0.461	B CU 71 B SI 88 C FF 90 S SL 84 X SL 82 2-2 ① F7		C SI 88 B CH 80 X SL 83 1-1 2 1B 1B		B SI 88 C FF 90 B FF 90 X SI 89 2-1 ① F7		C SL 85 F SI 93 X SI 94 0-2 FC5 2-3 3-H		C SL 78 B SI 91 B FF 91 F SI 92 S SI 93 2-3 ① K	5	0	1	0	0	1	1
2 J.J. Hardy, R (1, 6) OBP: 0.259, SLG: 0.369	C FF 89 X FF 90 0-1 ② F9		L SI 89 X SI 89 0-1 1-2 1B		B CU 73 C SL 82 F CH 82 F FF 90 F CU 75 B FF 90 X SL 83 2-2 ② F8		I IN 72 I IN 72 I IN 73 I IN 69 4-0 25 G6-3 IBB		C FF 91 F SL 82 B SL 84 B SL 83 C SI 93 2-3 ② K	4	0	1	0	1	1	0
25 Jim Thome, L (1, 10) OBP: 0.342, SLG: 0.423	B FF 89 B CH 80 T FF 91 B SL 83 X SI 89 3-1 10 1B 1B		B FF 89 X SI 89 1-0 ① F8		C CU 73 B CH 82 C SL 81 B FF 91 S SL 84 2-3 ③ K		F SL 85 B SL 86 X SI 92 1-1 ②③ G6-3 1-2f		C FF 92 S SL 84 C SI 94 0-3 ③ K	5	0	1	0	0	2	5
10 Adam Jones, R (1, 8) OBP: 0.336, SLG: 0.543	B FF 90 B FF 89 X FF 90 2-0 1-2 1B		B FF 90 B SI 90 C FF 90 C FF 90 D SL 86 X SL 84 3-2 ② F8			B CU 72 S SL 83 F FF 89 X SI 90 1-2 ① G5-3		B SL 85 F FF 93 X SL 86 1-1 ① P4		4	0	1	0	0	0	2
32 Matt Wieters, S (1, 2) OBP: 0.332, SLG: 0.426	T SI 90 B FF 90 B FF 91 F SI 89 S SL 82 2-3 ③ K		B FF 90 C SI 90 X SI 90 1-1 ③ G1-3			C CU 73 B FF 88 F FF 88 B FF 90 F SL 83 F FF 90 X SI 89 2-2 ② L6		B CU 76 B FF 94 B SI 92 B SI 92 4-0 19 G4-3 24 BB 12 1B BB		3	1	0	0	1	1	4
24 Wilson Betemit, S (1, 5) OBP: 0.317, SLG: 0.414		S SL 83 S CH 80 S CU 73 0-3 ① K		C FF 91 B CH 82 B CH 82 B CU 74 B SI 88 4-1 BB		X SL 83 0-0 ③ F9		B SI 91 B SI 92 C SI 92 F SI 91 B FF 93 B SI 91 4-2 19 G4-3 12 1B 1-2 BB		2	1	0	0	2	1	0
19 Chris Davis, L (1, 7) OBP: 0.306, SLG: 0.458 9 Endy Chavez, L (8, 7) OBP: 0.205, SLG: 0.243		B FF 88 X SL 83 1-0 HR		S SI 89 F SI 88 B FF 90 F SI 88 B FF 91 F SI 89 B FF 91 S FF 91 3-3 ① K			B SL 82 F SI 92 F SI 92 B SL 83 F SL 82 F SI 92 B SI 93 B SL 82 4-2 3 SH5-4 12 1B 21 E BB	D SI 88 C SL 81 B SI 88 B SL 81 C SL 82 X SL 83 3-2 ② G4-3 1-2 2-3		3 0	2 0	1 0	1 0	1 0	3 0
12 Mark Reynolds, R (1, 3) OBP: 0.336, SLG: 0.385		B SL 83 B FF 90 X SI 89 2-0 ② F7		B SL 84 C FF 90 B FF 90 S CH 82 B SI 90 C FF 90 3-3 ② K			C SI 93 F FF 94 B SL 87 F FF 94 B SI 94 D SL 85 X SI 94 3-2 21 E 3 SH5-4 1-2 1B	B FF 91 C SL 81 X FF 92 1-1 2-H 3-H 1B		4	0	2	2	0	1	1
3 Ryan Flaherty, L (1, 4) OBP: 0.224, SLG: 0.255		C SL 83 B CH 81 X CH 82 1-1 ③ F7		C CU 73 X SI 89 0-1 ③ P6			B SI 90 X SI 92 1-0 ① SH5-4 1-2 2-3	S SI 91 F SI 92 F SI 93 F SL 84 S SI 93 0-3 ③ K		3	0	0	0	0	1	2

Inning Stats																				
	R: 0	H: 2	R: 1	H: 1	R: 0	H: 2	R: 0	H: 0	R: 0	H: 0	R: 1	H: 1	R: 2	H: 1	R: 0	H: 0	1B: 6	SF: 0	WP: 0	PA: 39
	E: 0	LOB: 2	E: 0	LOB: 0	E: 0	LOB: 2	E: 0	LOB: 0	E: 0	LOB: 1	E: 0	LOB: 0	E: 1	LOB: 2	E: 0	LOB: 0	2B: 0	SAC: 1	PB: 0	
	K: 1	BB: 0	K: 1	BB: 0	K: 0	BB: 0	K: 2	BB: 1	K: 1	BB: 0	K: 0	BB: 0	K: 1	BB: 2	K: 3	BB: 0	3B: 0	DP: 1	SB: 0	
	S: 11	P: 20	S: 7	P: 11	S: 10	P: 16	S: 11	P: 21	S: 10	P: 16	S: 9	P: 12	S: 14	P: 27	S: 14	P: 27	S: 9	P: 13	HR: 1	HBP: 0	CS: 0	

PITCHER		IP	WLS	BF	H	R	ER	SO	BB	IBB	HBP	BLK	WP	HR	S	P	ERA	WHIP
38 Cole De Vries, R ERA: 3.95	(1, 1)	6.0		24	5	1	1	5	1	0	0	0	0	1	58	96	1.50	1.000
52 Brian Duensing, L ERA: 4.96	(7, 1)	1.0	H	6	1	1	0	0	1	1	0	0	0	0	14	27	0.00	2.000
31 Alex Burnett, R ERA: 3.15	(8, 1)	0.1	L	3	0	2	2	0	2	0	0	0	0	0	4	13	54.00	6.000
64 Tyler Robertson, L ERA: 4.5	(8, 1)	0.1	H	1	0	0	0	0	0	0	0	0	0	0	3	6	0.00	0.000
51 Anthony Swarzak, R ERA: 4.16	(8, 1)	1.1	B	5	1	0	0	4	0	0	0	0	0	0	16	21	0.00	0.750

PITCHER		IP	WLS	BF	H	R	ER	SO	BB	IBB	HBP	BLK	WP	HR	S	P	ERA	WHIP

AB	33
R	4
H	7
RBI	3
BB	5
SO	9
LOB	18

BOTTOM

Baltimore Orioles @ Minnesota Twins

Target Field, Minneapolis, MN

Thu Jul 19 2012, 12:12 PM - 3:26 PM CDT

Att. 37,676 - Overcast - 75 F

livebaseballscorecards.com

Batter	1	2	3	4	5	6	7	8	9	AB	R	H	RBI	BB	SO	LOB
2 Denard Span, L (1, 8) OBP: 0.346, SLG: 0.382	C FF 90 C FF 90 F FF 91 B FF 91 X FF 92 1-2 G6-3 ①	B CU 70 F FF 91 B FF 91 X FF 90 2-1 P3 ③		C FF 91 X FF 92 0-1 F7 ③			C FF 91 B SL 80 X FF 91 1-1 E7 11 FC4		C SI 94 B SI 95 B CH 89 X SI 95 2-1 F7 ②	5	0	0	0	0	0	2
11 Ben Revere, L (1, 9) OBP: 0.342, SLG: 0.362	C FF 92 X FF 92 0-1 16 S 7 BB 16 1B 1B		C SL 79 B FF 90 B SL 79 C SL 77 S FF 90 2-3 K ①		X SL 78 0-0 P6 ①		1 SAFE B FF 92 B FF 90 B FF 91 C FF 91 X FF 91 3-1 FC4 ② 1-2f		C SI 94 X SI 94 0-1 G6-3 ③	5	1	1	0	0	1	1
7 Joe Mauer, L (1, 2) OBP: 0.416, SLG: 0.457	1 SAFE B FF 91 B FF 90 C FF 91 1 SAFE 1 SAFE D SL 79 B FF 91 4-1 16 1B 24 2B 1-2 BB		C FF 90 B FF 91 X FF 92 1-1 F8 ②		C FF 88 X FF 89 0-1 16 F8 2B		B FF 92 X SL 78 1-0 G4-3 ③			3	1	1	0	1	0	1
16 Josh Willingham, R (1, 10) OBP: 0.392, SLG: 0.571	B SI 91 C CH 86 X FF 91 1-1 24 2B 1-2 2-H 1B		X FF 90 0-0 F9 ③		C CH 85 B FF 90 S SL 78 D CU 68 X SL 77 2-2 F8 ② 2-3			C SL 77 F SI 85 B FF 86 B SI 86 B FF 88 F SL 78 F SI 86 F SL 78 F SI 84 4-2 B SI 84 19 FC6-4 33 1B BB		3	0	1	1	1	0	1
33 Justin Morneau, L (1, 3) OBP: 0.317, SLG: 0.439	C SL 78 S FF 93 B FF 93 F FF 92 B SI 92 F FF 92 S CU 72 2-3 K ②			B CU 68 B FF 89 X SL 76 2-0 20 1B 18 HBP 12 SF9 1B	B FF 91 S FF 89 F CH 87 B FF 92 C FF 92 2-3 K ③			B SI 89 F SI 89 S SI 90 X SI 90 1-2 19 FC6-4 1-2 1B		4	1	2	0	0	2	3
24 Trevor Plouffe, R (1, 5) OBP: 0.333, SLG: 0.531	B CH 85 X FF 92 1-0 1-3 2-H 2B			F SL 77 S SI 90 F FF 90 B FF 92 B FF 92 S CH 83 2-3 K ①		C CU 70 B CH 84 S CH 82 F FF 91 B FF 92 B FF 90 X SL 77 3-2 G5-3 ①		B SI 95 C SL 81 F SI 97 F SL 84 X SI 97 1-2 P5 ①		4	0	1	1	0	1	3
18 Ryan Doumit, S (1, 7) OBP: 0.339, SLG: 0.445 19 Darin Mastroianni, R (8, 7) OBP: 0.346, SLG: 0.347	B FF 93 C FF 91 S SL 79 S SL 78 1-3 K ③			C FF 92 H FF 92 1-1 12 SF9 20 1B 1-2 HBP		B CH 83 B CH 84 B FF 91 C FF 90 X FF 91 3-1 F8 ②		X SI 97 0-0 FC6-4 1-2f 2-3		2 1	0 0	0 0	0 0	0 0	1 0	2 2
20 Brian Dozier, R (1, 6) OBP: 0.272, SLG: 0.333		B FF 91 X FF 91 1-0 F7 ①		B SI 91 X SL 79 1-0 1-2 2-3 1B		C FF 90 B FF 91 F CH 84 F FF 92 X FF 93 1-2 F9 ③		C FF 97 F SI 98 F SI 97 X SI 98 0-2 F8 ③		4	0	1	0	0	0	2
12 Alexi Casilla, S (1, 4) OBP: 0.265, SLG: 0.298		F FF 92 X CU 71 0-1 G1-3 ②		F FF 92 C FF 92 F FF 91 F FF 92 F SL 78 X SI 93 0-2 SF9 ② 2-3 3-H			B FF 90 X FF 90 1-0 B1-3 ①		B SI 93 C SI 94 F SI 93 F CH 88 X SI 95 1-2 G1-3 ①	3	0	0	1	0	0	0
Inning Stats	R: 2 E: 0 K: 2 S: 18 H: 3 LOB: 2 BB: 1 P: 28	R: 0 E: 0 K: 0 S: 5 H: 0 LOB: 0 BB: 0 P: 8	R: 0 E: 0 K: 1 S: 6 H: 0 LOB: 0 BB: 0 P: 9	R: 1 E: 0 K: 1 S: 15 H: 2 LOB: 2 BB: 0 P: 21	R: 0 E: 0 K: 1 S: 9 H: 1 LOB: 1 BB: 0 P: 13	R: 0 E: 0 K: 0 S: 10 H: 0 LOB: 0 BB: 0 P: 17	R: 0 E: 1 K: 0 S: 6 H: 0 LOB: 1 BB: 0 P: 12	R: 0 E: 0 K: 0 S: 18 H: 1 LOB: 2 BB: 1 P: 24	R: 0 E: 0 K: 0 S: 8 H: 0 LOB: 0 BB: 0 P: 11	1B: 5 2B: 2 3B: 0 HR: 0 SF: 1 SAC: 0 DP: 0 HBP: 1	WP: 0 PB: 0 SB: 1 CS: 0 PA: 38					

	AB	34
	R	3
	H	7
	RBI	3
	BB	2
	SO	5
	LOB	17

PITCHER		IP	WLS	BF	H	R	ER	SO	BB	IBB	HBP	BLK	WP	HR	S	P	ERA	WHIP
16 Wei-Yin Chen, L ERA: 3.8	(1, 1)	7.0	W	30	6	3	3	5	1	0	1	0	0	0	69	108	3.86	1.000
56 Darren O'Day, R ERA: 3.16	(8, 1)	0.0		1	0	0	0	0	1	0	0	0	0	0	6	10	∞	∞
40 Troy Patton, L ERA: 3.21	(8, 1)	0.0		1	1	0	0	0	0	0	0	0	0	0	3	4	∞	∞
47 Pedro Strop, R ERA: 1.5	(8, 1)	1.0	H	3	0	0	0	0	0	0	0	0	0	0	9	10	0.00	0.000
43 Jim Johnson, R ERA: 2.43	(9, 1)	1.0	S	3	0	0	0	0	0	0	0	0	0	0	8	11	0.00	0.000

PITCHER	IP	WLS	BF	H	R	ER	SO	BB	IBB	HBP	BLK	WP	HR	S	P	ERA	WHIP

Baltimore Orioles @ Cleveland Indians

Progressive Field, Cleveland, OH

Fri Jul 20 2012, 7:08 PM - 10:15 PM EDT

Att. 33,954 - Partly Cloudy - 71 F

TOP

livebaseballscorecards.com

Batter	1	2	3	4	5	6	7	8	9	AB	R	H	RBI	BB	SO	LOB
21 Nick Markakis, L (1, 9) OBP: 0.345, SLG: 0.453	C SI 87 S SI 87 B FC 86 X CH 84 1-2 G4-3	B CH 82 B SI 88 B CH 83 I IN 81 4-0 IBB	C SI 87 X CH 83 0-1 F7		B FF 95 C FF 94 B CU 82 B FF 95 X SI 95 3-1 L8		C FF 89 C SL 78 F FF 90 B SL 79 X FF 90 1-2 F8		B FF 94 F FF 93 B FF 92 F FF 94 B FF 92 X FF 94 3-2 2B	4	0	0	0	1	0	0
9 Endy Chavez, L (9, PH) OBP: 0.212, SLG: 0.259 (9, 7)										1	0	1	0	0	0	0
2 J.J. Hardy, R (1, 6) OBP: 0.257, SLG: 0.369	C SI 88 B SI 88 F SL 81 B CH 83 F SI 88 X SL 82 2-2 25 G3 10 WP 2B	B SI 88 X SI 88 1-0 F7	B SI 88 B SL 81 F SI 88 X SI 87 2-1 G5-3		C FF 96 X CU 85 0-1 F8		B SL 79 F SI 88 F SI 89 F SL 78 B FF 89 X SL 80 2-2 G6-3		B SL 84 C FF 94 C FF 94 S FF 93 1-3 K	6	1	1	0	0	1	4
25 Jim Thome, L (1, 10) OBP: 0.352, SLG: 0.468	B SI 88 B SI 89 X SI 88 2-0 G3 2-3		B SI 87 B SI 87 X SI 88 2-0 10 G4-3 32 FC6 2B	C SL 80 B CH 82 F CH 83 B SI 85 B CH 82 X SL 80 3-2 HR	F FF 96 C FC 95 S FF 96 0-3 K			B SL 77 X FF 88 1-0 24 BB 1B		5	2	3	1	0	1	1
10 Adam Jones, R (1, 8) OBP: 0.339, SLG: 0.544	B SI 87 B SI 89 C SI 88 F SI 88 B SI 88 F SL 83 B SI 88 4-2 BB 3-H		L SI 87 F SI 88 B SI 88 X SI 88 1-2 G4-3 2-3	B SI 86 B FC 85 B SI 87 B SI 87 4-0 24 BB 32 BB 19 FC3-6 BB		X CU 83 0-0 32 G4-3 24 G3-1 2B		X FF 88 0-0 P6		3	2	1	0	2	0	2
32 Matt Wieters, S (1, 2) OBP: 0.330, SLG: 0.421	B SI 87 B SI 88 B SI 88 C SI 87 X SI 87 3-1 G3		X CH 82 0-0 FC6 24 2B 12 2B 3-H	S FF 96 F FF 96 B FF 95 B KC 83 B KC 84 F FF 95 F FF 96 B FF 95 4-2 19 FC3-6 24 BB 1-2 BB		C FF 96 X FC 96 0-1 G4-3 2-3		B SI 88 B SI 88 B SI 87 C FF 87 C FF 89 F FF 90 F FF 90 F SI 88 F SI 89 3-3 K F SL 80 S SL 80		4	1	0	1	1	1	3
24 Wilson Betemit, S (1, 5) OBP: 0.325, SLG: 0.418		B SI 86 B SI 86 B SI 87 B SI 85 4-0 19 2B BB	B SI 88 X SI 88 1-0 12 2B 1-3 2B	B FF 95 F FF 96 C FF 96 B KC 84 B FF 96 B FF 95 4-2 19 FC3-6 1-2 2-3 BB		C FF 96 X CU 85 0-1 G3-1 3-H		B SI 89 F SI 89 B CH 77 B SI 88 B SI 90 4-1 BB 1-2		2	1	1	1	3	0	0
19 Chris Davis, L (1, 7) OBP: 0.311, SLG: 0.462 51 Steve Pearce, R (8, 7) OBP: 0.321, SLG: 0.437 (9, 9)		F SI 87 B CH 81 X SL 79 1-1 2B 1-3	I IN 78 I IN 79 I IN 79 I IN 82 4-0 12 2B 3 HR IBB	B FF 96 F FF 94 B FF 96 X FF 95 2-1 FC3-6 1-2f 2-3 3-H		S FF 96 F FF 96 B FF 96 F FF 96 X CU 84 1-2 1B		F SL 80 S SL 80 X SL 80 0-2 G3		4	1	2	1	1	0	4
										0	0	0	0	0	0	0
12 Mark Reynolds, R (1, 3) OBP: 0.333, SLG: 0.386		C SI 88 X SI 87 0-1 G5-3	B SI 87 B SL 81 S SI 88 X SI 88 2-1 3 HR 1-3 2-H 3-H 2B	F FF 96 B FF 95 C FF 96 S KC 85 1-3 K		S FF 95 F FF 96 C FF 96 B SL 89 S CU 85 1-3 K2-3			B FF 94 B FF 93 C FF 94 C FF 93 C FF 93 2-3 K	5	1	1	2	0	3	5
3 Ryan Flaherty, L (1, 4) OBP: 0.223, SLG: 0.280		B SI 88 F CH 83 F CH 83 B SI 88 X SI 88 2-2 F8	B CH 83 B CH 82 X SI 87 2-0 2-H 3-H HR	B FF 96 B FF 95 F FF 95 S FF 95 F FF 95 F FF 95 B FF 95 X FF 94 3-2 G4-3			F FF 89 B FF 89 C FF 88 B SL 79 X FF 90 2-2 F8		C FF 94 S SL 84 S SL 84 0-3 K	5	1	1	3	0	1	4

	AB	39
	R	10
	H	11
	RBI	9
	BB	8
	SO	7
	LOB	23

Inning Stats										
	R: 1	H: 1	R: 0	H: 1	R: 6	H: 4	R: 2	H: 1	R: 0	H: 0
	E: 0	LOB: 1	E: 0	LOB: 3	E: 0	LOB: 0	E: 0	LOB: 2	E: 0	LOB: 0
	K: 0	BB: 1	K: 0	BB: 2	K: 0	BB: 1	K: 1	BB: 3	K: 1	BB: 0
	S: 13	P: 25	S: 8	P: 20	S: 13	P: 27	S: 19	P: 40	S: 7	P: 10

Inning Stats										
	R: 1	H: 2	R: 0	H: 0	R: 0	H: 1	R: 0	H: 1	1B: 2	SF: 0
	E: 0	LOB: 1	E: 0	LOB: 0	E: 0	LOB: 2	E: 0	LOB: 1	2B: 7	SAC: 0
	K: 1	BB: 0	K: 0	BB: 0	K: 1	BB: 1	K: 3	BB: 0	3B: 0	DP: 0
	S: 13	P: 15	S: 11	P: 16	S: 14	P: 22	S: 12	P: 18	HR: 2	HBP: 0

	WP: 1	PA: 47
	PB: 0	
	SB: 0	
	CS: 0	

PITCHER		IP	WLS	BF	H	R	ER	SO	BB	IBB	HBP	BLK	WP	HR	S	P	ERA	WHIP
26 Derek Lowe, R ERA: 5.04	(1, 1)	3.0	L	22	7	9	9	0	3	2	0	0	1	2	37	82	27.00	3.333
37 Cody Allen, R ERA:	(4, 1)	1.0		5	0	0	0	1	2	0	0	0	0	0	16	30	0.00	2.000
32 Esmil Rogers, R ERA: 5.56	(5, 1)	2.0		8	2	1	1	2	0	0	0	0	0	0	20	25	4.50	1.000
38 Joe Smith, R ERA: 2.83	(7, 1)	1.0		3	0	0	0	0	0	0	0	0	0	0	11	16	0.00	0.000
49 Tony Sipp, L ERA: 5.52	(8, 1)	1.0		5	1	0	0	1	1	0	0	0	0	0	14	22	0.00	2.000

PITCHER		IP	WLS	BF	H	R	ER	SO	BB	IBB	HBP	BLK	WP	HR	S	P	ERA	WHIP
54 Chris Perez, R ERA: 3.06	(9, 1)	1.0		4	1	0	0	3	0	0	0	0	0	0	12	18	0.00	1.000

BOTTOM

Baltimore Orioles @ Cleveland Indians

Progressive Field, Cleveland, OH

Fri Jul 20 2012, 7:08 PM - 10:15 PM EDT

Att. 33,954 - Partly Cloudy - 71 F

livebaseballscorecards.com

Batter	1	2	3	4	5	6	7	8	9	AB	R	H	RBI	BB	SO	LOB
17 Shin-Soo Choo, L (1, 9) OBP: 0.378, SLG: 0.483	B FF 90 X FF 90 1-0 ① F7	C FF 93 X SI 93 0-1 ③ G4-3			B FF 92 C FF 92 F CH 84 X FF 92 1-2 13 G4-6-3 1B		C CH 82 S SI 92 B FF 92 B SL 84 X SI 92 2-2 2B		B FF 92 C FF 92 X FC 86 1-1 ② G6-3	4	0	2	0	0	0	0
2 Aaron Cunningham, R (8, 9) OBP: 0.252, SLG: 0.255										1	0	0	0	0	0	0
13 Asdrúbal Cabrera, S (1, 6) OBP: 0.354, SLG: 0.455	B FF 90 F FF 92 B CU 79 X FF 91 2-1 HR	C FF 92 B CH 84 F CU 78 F FF 93 F CH 83 F CH 86 F SL 84 F FF 93 F FF 92 1-3 C FF 93 ① K			X SI 92 0-0 ①② G4-6-3 1-2f		D SL 84 B SI 95 C SI 94 F SL 85 F SI 96 F FF 96 X FF 96 2-2 ③ P5		B FF 93 C FF 93 F FF 93 F FF 92 C FC 86 1-3 ③ K	3	1	1	1	0	1	1
4 Jose Lopez, R (7, 5) OBP: 0.273, SLG: 0.393										2	0	0	0	0	1	1
22 Jason Kipnis, L (1, 4) OBP: 0.348, SLG: 0.415	C FF 92 X FF 92 0-1 48 HBP 2B	B FF 91 C FF 93 B CH 84 C FF 92 X SI 93 2-2 ② F8			C FF 94 X FF 92 0-1 ③ F7			X SI 94 0-0 ① G4-3		4	0	1	0	0	0	0
23 Michael Brantley, L (1, 8) OBP: 0.350, SLG: 0.430	B FF 91 C FF 92 B CH 82 F FF 91 B SL 82 X FF 91 3-2 ② P6	F FF 93 C CH 83 B FF 93 B SL 83 X FF 93 2-2 ③ F9				C FF 91 X SL 83 0-1 ① F7		B SI 94 X SI 96 1-0 ② F7		4	0	0	0	0	0	1
41 Carlos Santana, S (1, 2) OBP: 0.360, SLG: 0.341	B SL 84 F FF 90 B FF 92 B CH 82 B SL 81 4-1 48 HBP BB			B CU 75 F FF 90 B FF 91 C SI 92 F CH 83 B CH 82 B FF 92 4-2 33 1B BB		C CU 77 C CH 83 B FF 91 S FF 92 1-3 ② K		F SI 95 H SL 85 1-1 33 1B 48 1B HBP	1	0	0	0	0	2	1	0
48 Travis Hafner, L (1, 10) OBP: 0.367, SLG: 0.425	F SI 92 B FF 92 S FF 92 H SL 82 2-2 1-2 2-3 HBP			C SI 91 C SI 91 X FF 92 0-2 ① P6		F FF 93 S CH 84 B SL 84 S CH 84 1-3 ③ K		B SI 95 F SI 95 S SL 86 B FF 95 F SI 95 X SL 82 2-2 33 1B 1-2 1B		3	0	1	0	0	1	1
33 Johnny Damon, L (1, 7) OBP: 0.296, SLG: 0.356	C CU 78 X SI 92 0-1 ③ G3			F FF 92 B CH 81 B CH 82 X SI 91 2-1 1-2 1B			B FF 90 F FF 90 C CU 76 X CH 83 1-2 35 G3-6-3 1B	C SI 95 F SI 95 D SL 85 X SL 83 1-2 1-2 2-3 1B		4	0	3	0	0	0	3
35 Casey Kotchman, L (1, 3) OBP: 0.294, SLG: 0.362		C FF 92 B FF 91 X CH 83 1-1 ① G1-3		C CU 77 F FF 92 X FF 92 0-2 ② L3			S CH 82 C SI 91 F FF 91 F CH 82 B SL 84 X CH 82 1-2 ①② G3-6-3 1-2f	B FC 87 B FF 90 F FF 91 B FF 91 F FF 91 X CU 79 3-2 ③ F8		4	0	0	0	0	0	6
9 Jack Hannahan, L (1, 5) OBP: 0.311, SLG: 0.363 (7, 6)		B CU 78 C CU 77 S CH 84 B FF 92 S FF 93 2-3 ② K		C FF 93 C FF 92 S CH 83 0-3 ③ K			B FF 91 F FF 92 C CU 78 F FF 92 F CH 82 B SL 84 X CH 82 2-2 HR		C CU 78 C FF 91 F FF 91 B FF 92 T FC 86 1-2 ① K	4	1	1	1	0	3	2

Inning Stats	1	2	3	4	5	6	7	8	9
	R: 1 E: 0 K: 0 S: 13	R: 0 E: 0 K: 1 S: 7	R: 0 E: 0 K: 1 S: 15	R: 0 E: 0 K: 1 S: 14	R: 0 E: 0 K: 0 S: 6	R: 0 E: 0 K: 2 S: 8	R: 1 E: 0 K: 0 S: 22	R: 0 E: 0 K: 0 S: 13	R: 0 E: 0 K: 2 S: 10
	H: 2 LOB: 3 BB: 1 P: 25	H: 0 LOB: 0 BB: 0 P: 10	H: 0 LOB: 0 BB: 0 P: 20	H: 1 LOB: 2 BB: 1 P: 20	H: 1 LOB: 0 BB: 0 P: 7	H: 0 LOB: 0 BB: 0 P: 10	H: 3 LOB: 1 BB: 0 P: 30	H: 2 LOB: 3 BB: 0 P: 21	H: 0 LOB: 0 BB: 0 P: 13

	AB	34
	R	2
	H	9
	RBI	2
	BB	2
	SO	7
	LOB	15

	1B: 5	SF: 0	WP: 0	PA: 38
	2B: 2	SAC: 0	PB: 0	
	3B: 0	DP: 2	SB: 0	
	HR: 2	HBP: 2	CS: 0	

PITCHER		IP	WLS	BF	H	R	ER	SO	BB	IBB	HBP	BLK	WP	HR	S	P	ERA	WHIP
50 Miguel González, R ERA: 2.61	(1, 1)	6.2	W	28	7	2	2	5	2	0	1	0	0	2	79	114	2.70	1.350
27 Matt Lindstrom, R ERA: 2.42	(7, 1)	1.0		6	2	0	0	0	0	0	1	0	0	0	16	23	0.00	2.000
63 Kevin Gregg, R ERA: 3.72	(8, 1)	1.1		4	0	0	0	2	0	0	0	0	0	0	13	19	0.00	0.000

PITCHER	IP	WLS	BF	H	R	ER	SO	BB	IBB	HBP	BLK	WP	HR	S	P	ERA	WHIP

Baltimore Orioles @ Cleveland Indians

Progressive Field, Cleveland, OH

Sat Jul 21 2012, 7:08 PM - 9:40 PM EDT

Att. 36,247 - Partly Cloudy - 79 F

TOP

livebaseballscorecards.com

Batter	1	2	3	4	5	6	7	8	9	AB	R	H	RBI	BB	SO	LOB
21 Nick Markakis, L (1, 9) OBP: 0.347, SLG: 0.454	B FF 92 F SI 93 X FF 93 1-1 25 G6-5-3 1B			C CH 82 C CU 80 B CU 82 X FF 94 1-2 ① F7		B CH 83 C CU 80 C CH 83 B FF 94 F FF 94 X CU 82 2-2 ③ F7		X SL 79 0-0 2 BB 1B		4	0	2	0	0	0	0
2 J.J. Hardy, R (1, 6) OBP: 0.260, SLG: 0.368	C FF 92 F FF 92 C FF 95 0-3 ① K			B FF 95 X FF 90 1-0 ② F8			B FF 93 C FF 93 X CU 80 1-1 25 HR 1B	B SI 88 B FF 89 D SL 79 C FF 88 B FF 89 4-1 1-2 BB		3	1	1	0	1	1	1
25 Jim Thome, L (1, 10) OBP: 0.349, SLG: 0.487	F FF 93 X SI 94 0-1 ②③ G6-5-3 1-2f			X FF 94 0-0 ③ F8			B FF 94 X FF 93 1-0 1-H HR	C SL 79 C SL 79 B FF 91 S FF 92 1-3 ③ K		4	1	1	2	0	1	3
10 Adam Jones, R (1, 8) OBP: 0.336, SLG: 0.539		F FF 93 X FF 95 0-1 ① G5-3			S CU 79 S FF 94 F CU 82 S FF 95 0-3 ① K		C CU 80 F FF 94 F CU 83 X FF 95 0-2 ① G6-3		C SL 79 T FF 93 S SL 81 0-3 ① K	4	0	0	0	0	2	0
32 Matt Wieters, S (1, 2) OBP: 0.330, SLG: 0.422		S FF 93 F SI 94 F FF 95 X FF 94 0-2 ② F7			C CH 83 X FF 94 0-1 2B		C CH 84 F CU 82 B CU 82 T FF 95 1-2 ② K		F SI 94 C SL 80 S FF 94 0-3 ② K	4	0	1	0	0	2	0
24 Wilson Betemit, S (1, 5) OBP: 0.321, SLG: 0.412		B SI 94 B CH 84 X SI 93 2-0 ③ F8			C CH 83 C CU 82 B FF 95 S CU 82 1-3 ② K		B FF 94 S CU 80 X CU 81 1-1 ③ L3		B SI 94 B SI 94 X SI 93 2-0 ③ F7	4	0	0	0	0	1	1
19 Chris Davis, L (1, 7) OBP: 0.308, SLG: 0.458 9 Endy Chavez, L (8, 7) OBP: 0.212, SLG: 0.259			C FF 92 B CH 84 X CH 83 1-1 ① F7		S FF 94 F FF 94 B SI 95 B CU 81 F SI 96 X CU 83 2-2 ③ G4-3			F CH 82 B FF 93 X CU 78 1-1 ① L9		3 0	0 0	0 0	0 0	0 0	0 0	1 0
12 Mark Reynolds, R (1, 3) OBP: 0.330, SLG: 0.381			B FF 95 C CU 79 S CU 82 S CU 82 1-3 ② K			C FF 93 C FF 94 S FF 94 0-3 ① K		X CU 80 0-0 ② G5-3		3	0	0	0	0	2	0
3 Ryan Flaherty, L (1, 4) OBP: 0.226, SLG: 0.309 35 Omar Quintanilla, L (8, 4) OBP: 0.350, SLG: 0.371			F FF 93 B CH 83 S FF 94 F FF 95 F CU 82 X FF 95 1-2 ③ G3			C CU 81 B CH 85 F SI 94 X CU 82 1-2 ② F8		F FF 93 B CU 79 B CU 79 B SI 93 C FF 92 F FF 92 F FF 94 F FF 93 X FF 93 3-2 HR		3 0	1 0	1 0	1 0	0 0	0 0	0 0
Inning Stats	R: 0 E: 0 K: 1 S: 7 H: 1 LOB: 0 BB: 0 P: 8	R: 0 E: 0 K: 0 S: 7 H: 0 LOB: 0 BB: 0 P: 9	R: 0 E: 0 K: 1 S: 10 H: 0 LOB: 0 BB: 0 P: 13	R: 0 E: 0 K: 0 S: 5 H: 0 LOB: 0 BB: 0 P: 7	R: 0 E: 0 K: 2 S: 13 H: 1 LOB: 1 BB: 0 P: 16	R: 0 E: 0 K: 1 S: 10 H: 0 LOB: 0 BB: 0 P: 13	R: 2 E: 0 K: 1 S: 12 H: 2 LOB: 0 BB: 0 P: 16	R: 1 E: 0 K: 1 S: 14 H: 2 LOB: 2 BB: 1 P: 23	R: 0 E: 0 K: 2 S: 7 H: 0 LOB: 0 BB: 0 P: 9	1B: 3 2B: 1 3B: 0 HR: 2 SF: 0 SAC: 0 DP: 1 HBP: 0						

	AB	32
	R	3
	H	6
	RBI	3
	BB	1
	SO	9
	LOB	6

WP: 0 PA: 33
PB: 0
SB: 0
CS: 0

PITCHER		IP	WLS	BF	H	R	ER	SO	BB	IBB	HBP	BLK	WP	HR	S	P	ERA	WHIP
34 Zach McAllister, R ERA: 3.21	(1, 1)	7.2	L	27	5	3	3	6	0	0	0	0	0	2	73	95	3.52	0.652
49 Tony Sipp, L ERA: 5.46	(8, 1)	0.1		3	1	0	0	1	1	0	0	0	0	0	5	10	0.00	6.000
52 Vinnie Pestano, R ERA: 1.56	(9, 1)	1.0		3	0	0	0	2	0	0	0	0	0	0	7	9	0.00	0.000

PITCHER		IP	WLS	BF	H	R	ER	SO	BB	IBB	HBP	BLK	WP	HR	S	P	ERA	WHIP

Baltimore Orioles @ Cleveland Indians

Progressive Field, Cleveland, OH

Sat Jul 21 2012, 7:08 PM - 9:40 PM EDT

Att. 36,247 - Partly Cloudy - 79 F

livebaseballscorecards.com

BOTTOM

Batter	1	2	3	4	5	6	7	8	9	AB	R	H	RBI	BB	SO	LOB
17 Shin-Soo Choo, L (1, 9) OBP: 0.377, SLG: 0.489	C FC 91 B KC 76 F FF 90 X FF 92 1-2 HR		X KC 76 0-0 ② G6-3		C FF 93 B FF 92 T CH 83 B FF 94 F FF 95 S SL 86 2-3 ② K		1 SAFE B SL 82 X SL 82 1-0 ③ FC6 1-2f			4	1	1	1	0	1	3
13 Asdrúbal Cabrera, S (1, 6) OBP: 0.350, SLG: 0.450	S FC 93 C FF 94 F FF 93 B CH 83 B CH 83 F FF 94 B KC 79 F CH 83 S FF 94 3-3 ① K		C SI 94 C CH 82 C FF 94 0-3 ③ K		F CH 82 F CH 83 F FF 95 B KC 79 B FF 95 X KC 79 2-2 ③ F7			C SL 82 B SI 98 T SI 97 X SI 98 1-2 ① G4-3		4	0	0	0	0	2	2
22 Jason Kipnis, L (1, 4) OBP: 0.345, SLG: 0.410	B FF 93 F FF 93 X FF 93 1-1 ② L8			C FF 93 B KC 76 F KC 77 B FF 93 X FF 90 2-2 ① P2		B KC 75 S CH 80 B FC 90 X FC 90 2-1 ① G4-3		C SI 98 S CH 91 F FF 97 F SI 98 B CH 92 B SL 84 X SI 98 2-2 ② G1-3		4	0	0	0	0	0	0
23 Michael Brantley, L (1, 8) OBP: 0.349, SLG: 0.428	L FF 93 B KC 77 C KC 78 B FF 95 F FF 95 F KC 78 X CH 83 2-2 ③ L9			B KC 77 F FF 93 B FF 94 B CH 81 F FF 94 F FC 95 F FC 94 X FF 94 3-2 ② F7		C KC 77 X FC 92 0-1 1B		B SI 98 B SI 97 X SI 97 2-0 ③ G3-1		4	0	1	0	0	0	0
41 Carlos Santana, S (1, 2) OBP: 0.361, SLG: 0.345		B FC 91 B KC 75 X FF 93 2-0 33 G4-3 2B		B KC 78 B FF 94 B CH 83 C FC 92 F FF 92 B FF 94 4-2 BB		F FC 92 F FF 93 B FF 94 X FF 95 1-2 ② P5			C SI 94 X CU 80 0-1 ① F7	3	0	1	0	1	0	1
48 Travis Hafner, L (1, 10) OBP: 0.360, SLG: 0.415		X FF 94 0-0 ① P4		B FF 92 F FF 94 1 SAFE B CH 82 S CH 83 X FF 93 2-2 ③ F8		C FF 94 F CH 83 F FF 92 1 SAFE S KC 79 0-3 ③ K			C SI 96 S CH 88 F SI 97 B CU 82 X CH 90 1-2 ② G4-3	4	0	0	0	0	1	3
33 Johnny Damon, L (1, 7) OBP: 0.295, SLG: 0.353		C FC 91 F FF 92 F KC 77 X CH 83 0-2 ② G4-3 2-3			C KC 75 X CH 78 0-1 ① G4-3		C FC 89 B CH 80 F FC 90 B KC 75 X FC 92 2-2 ① F7		C SI 95 B CH 89 X CH 89 1-1 1B	4	0	1	0	0	0	1
35 Casey Kotchman, L (1, 3) OBP: 0.294, SLG: 0.360		C KC 77 X FF 94 0-1 ③ F7			B FF 93 B FF 91 F FF 93 X FF 94 2-1 9 1B		B KC 76 B CH 80 F CH 81 S FF 91 F FC 95 B KC 77 F FC 93 X FF 94 3-2 ② F8		B SI 94 B SI 94 S SI 94 S CH 89 X SI 96 2-2 ③ G1-3	4	0	1	0	0	0	2
9 Jack Hannahan, L (1, 5) OBP: 0.316, SLG: 0.368			C FF 91 X FF 92 0-1 ① F9		B FF 93 1 SAFE D KC 79 X CH 82 2-0 1-2 1B		T FF 93 C FF 95 F KC 79 B FF 94 X FF 96 1-2 17 FC6 1B			3	0	2	0	0	0	0

	AB	34
	R	1
	H	7
	RBI	1
	BB	1
	SO	4
	LOB	12

Inning Stats	1	2	3	4	5	6	7	8	9	1B: 5	SF: 0	WP: 0	PA: 35
	R: 1 E: 0 K: 1 S: 16 H: 1 LOB: 0 BB: 0 P: 23	R: 0 E: 0 K: 0 S: 8 H: 1 LOB: 1 BB: 0 P: 10	R: 0 E: 0 K: 1 S: 6 H: 0 LOB: 0 BB: 0 P: 6	R: 0 E: 0 K: 0 S: 13 H: 0 LOB: 1 BB: 1 P: 24	R: 0 E: 0 K: 1 S: 13 H: 2 LOB: 2 BB: 0 P: 21	R: 0 E: 0 K: 1 S: 11 H: 1 LOB: 1 BB: 0 P: 14	R: 0 E: 0 K: 0 S: 13 H: 1 LOB: 1 BB: 0 P: 20	R: 0 E: 0 K: 0 S: 9 H: 0 LOB: 0 BB: 0 P: 14	R: 0 E: 0 K: 0 S: 11 H: 1 LOB: 1 BB: 0 P: 15	2B: 1 3B: 0 HR: 1	SAC: 0 DP: 0 HBP: 0	PB: 0 SB: 0 CS: 0	

PITCHER	IP	WLS	BF	H	R	ER	SO	BB	IBB	HBP	BLK	WP	HR	S	P	ERA	WHIP
30 Chris Tillman, R (1, 1) ERA: 1.15	6.2	W	27	6	1	1	4	1	0	0	0	0	1	79	116	1.35	1.050
40 Troy Patton, L (7, 1) ERA: 3.19	0.1	H	1	0	0	0	0	0	0	0	0	0	0	1	2	0.00	0.000
47 Pedro Strop, R (8, 1) ERA: 1.47	1.0	H	3	0	0	0	0	0	0	0	0	0	0	9	14	0.00	0.000
43 Jim Johnson, R (9, 1) ERA: 2.38	1.0	S	4	1	0	0	0	0	0	0	0	0	0	11	15	0.00	1.000

PITCHER	IP	WLS	BF	H	R	ER	SO	BB	IBB	HBP	BLK	WP	HR	S	P	ERA	WHIP

Baltimore Orioles @ Cleveland Indians

Progressive Field, Cleveland, OH

Sun Jul 22 2012, 3:07 PM - 6:08 PM EDT

Att. 28,049 - Partly Cloudy - 82 F

TOP

livebaseballscorecards.com

Batter	1	2	3	4	5	6	7	8	9	AB	R	H	RBI	BB	SO	LOB
21 Nick Markakis, L (1, 9) OBP: 0.348, SLG: 0.453	C FF 86 B CH 79 B SI 86 F FF 87 X FF 89 2-2 2 HR 1B	C CH 82 B FC 87 B FF 91 X FC 88 2-1 ② G4-3 2-3		X CH 82 0-0 ③ L7			D CU 85 B FF 96 C FF 96 C CU 85 B CU 84 F FF 96 X FF 96 3-2 2 1B 2-3 1B		X FF 96 0-0 ② F8	5	1	2	0	0	0	2
2 J.J. Hardy, R (1, 6) OBP: 0.261, SLG: 0.376	B FF 88 C FC 85 X SI 90 1-1 1-H HR	C FC 86 S FC 88 X FC 87 0-2 ③ G1-3			C FF 89 X FF 88 0-1 ① L1		1 SAFE B SL 88 F FF 95 C FF 96 F SL 89 B SL 89 F FF 96 F SL 89 F SL 89 2-2 F SL 87 X SL 88 10 FC6-4 1-2 3-H 1B		C FF 96 S KC 86 B FF 96 C FF 95 1-3 ③ K	5	1	2	3	0	1	1
25 Jim Thome, L (1, 10) OBP: 0.346, SLG: 0.479	S FF 90 X FF 91 0-1 19 1B 1B	B CU 72 B FC 84 C FF 89 X FF 90 2-1 ① F9			B CH 82 S CH 81 C FF 90 B FF 92 X CH 81 2-2 ② F7		B FF 95 F FF 95 C FF 95 C FF 96 1-3 ② K			4	0	1	0	0	1	2
10 Adam Jones, R (1, 8) OBP: 0.335, SLG: 0.536	C FC 86 S CU 75 B CU 77 X FC 86 1-2 ① L7	F FC 87 B FC 87 F FF 91 X FF 92 1-2 1B			C CU 74 X FC 86 0-1 ③ G6-3		C FF 95 S SL 88 X FC 91 0-2 ③ FC6-4 1-2f			4	0	1	0	0	0	3
24 Wilson Betemit, S (1, 5) OBP: 0.323, SLG: 0.424	C FF 91 1 CU 76 F FC 88 B FF 92 S CH 82 2-3 ② K	T FC 87 1 SAFE F FC 86 X CH 83 0-2 ② L4				C CU 72 B FC 84 X CH 80 1-1 12 G1-6-3 1B		C CH 82 B FC 91 B FF 90 F FF 91 X CH 83 2-2 HR		4	1	2	1	0	1	2
19 Chris Davis, L (1, 7) OBP: 0.307, SLG: 0.455 9 Endy Chavez, L (8, 7) OBP: 0.212, SLG: 0.259	B FF 91 F FC 88 B FC 87 F CU 73 X FC 87 2-2 1-2 1B	B FC 86 1 SAFE S FC 87 1 SAFE X FF 90 1-1 ③ P5				F FC 85 B CH 82 B CU 73 B FF 90 X FC 86 3-1 ① P6		S FF 92 S FF 92 B FF 92 B FF 92 S FF 92 2-3 ① K		4 0	0 0	1 0	0 0	0 0	1 0	2 0
12 Mark Reynolds, R (1, 3) OBP: 0.328, SLG: 0.378	F FC 87 B FC 85 F FF 92 X FC 86 1-2 ③ G6-3			B FC 85 C FF 90 F FF 90 X FC 86 1-2 1B		X FC 86 0-0 ②③ G1-6-3 1-2f		C FF 93 B FF 92 B FF 92 X FF 92 2-1 ② L7		4	0	1	0	0	0	3
3 Ryan Flaherty, L (1, 4) OBP: 0.235, SLG: 0.310 35 Omar Quintanilla, L (8, 4) OBP: 0.350, SLG: 0.371		C CU 71 T FC 86 B CH 84 F FF 91 X CH 81 1-2 21 G4-3 31 SH1-3 1B		B SI 89 S FC 86 F FC 86 X CU 75 1-2 ① L3			B CU 82 B FF 95 B FF 96 B FF 95 4-0 21 1B 31 SH3-4 2 1B BB	S FF 92 X FF 92 0-1 ③ F8		3 0	1 0	1 0	0 0	1 0	0 0	1 0
31 Taylor Teagarden, R (1, 2) OBP: 0.167, SLG: 0.364		B CU 75 1 SAFE S FF 90 X FC 85 1-1 ① SH1-3 1-2		C FC 85 B FF 90 F FC 87 1 SAFE B FC 85 F FF 90 C FC 85 2-3 ② K			X FF 95 0-0 ① SH3-4 1-2		B FF 96 S FF 96 S FF 96 B FF 96 X FF 96 2-2 ① L6	2	0	0	0	0	1	1

| Inning Stats | | | |

Baltimore Orioles @ Cleveland Indians

Progressive Field, Cleveland, OH

Sun Jul 22 2012, 3:07 PM - 6:08 PM EDT

Att. 28,049 - Partly Cloudy - 82 F

livebaseballscorecards.com

BOTTOM

Batter	1	2	3	4	5	6	7	8	9	AB	R	H	RBI	BB	SO	LOB
17 Shin-Soo Choo, L (1, 9) OBP: 0.377, SLG: 0.484	B FF 92 F FF 92 X SI 93 1-1 G4-3 ①		C SL 83 S SI 93 B SL 84 X SI 93 1-2 G6-3 ②			B FF 92 C SI 92 B SL 82 C SI 94 B CH 88 B SI 93 4-2 13 FC1-4 BB		C SL 86 B CH 87 S SL 86 B SL 87 X SL 86 2-2 F7 ①	B SI 96 B SI 95 B SI 95 B SI 94 4-0 1-2 BB	3	0	0	0	2	0	0
13 Asdrúbal Cabrera, S (1, 6) OBP: 0.345, SLG: 0.443	F FF 92 B SI 93 X SI 93 1-1 G4-3 ②		C SL 82 S FF 93 B SI 94 F SL 84 B SI 95 S CH 88 2-3 K ③			B SI 93 F SL 85 1 SAFE F SI 92 F SI 93 X CH 86 1-2 FC1-4 4 FC6-4 22 1B 1-2f ①		B FF 92 F CU 78 X SL 85 1-1 F7 ②	S CU 82 B SI 96 F SI 96 D CH 90 F SI 96 S CU 82 2-3 K ③	5	0	0	0	0	2	3
22 Jason Kipnis, L (1, 4) OBP: 0.346, SLG: 0.411	B FF 92 C FF 92 B SL 83 B SI 92 F SI 93 X SI 93 3-2 4 S 1B			C SI 90 B SL 83 F SL 81 B SI 93 X SI 92 2-2 G3 ①		X SI 92 0-0 4 FC6-4 1-2 1B		B CH 85 F FF 91 X CU 70 1-1 G4-3 ③		4	0	2	0	0	0	0
4 Jose Lopez, R (1, 5) OBP: 0.267, SLG: 0.385	B SI 93 C SI 93 F CH 87 F SL 83 F SI 94 D CH 88 X SI 94 2-2 G5-3 ③ 1-2			C CH 86 B SI 93 F CH 87 F SI 92 X SI 94 1-2 F9 ②		X CH 86 0-0 FC6-4 23 BB 1-2f 2-3 ②			B CH 84 B FF 90 B CU 75 C SI 88 C SL 84 F FF 91 S CU 71 3-3 K ①	4	0	0	0	0	1	3
23 Michael Brantley, L (1, 8)		C FF 91 B SL 83 X SI 92 1-1 G3 ①		F SI 93 C SL 83 B SI 94 C SI 94 1-3 K ③		B SI 92 D SI 92 S SI 93 B SI 93 B SI 93 4-1 1-2 BB			B FF 89 C SI 91 F FF 91 B FF 91 F FF 90 F CU 73 B FF 91 X CU 78 3-2 41 HR 1B	3	1	1	0	1	1	0
41 Carlos Santana, S (1, 3) OBP: 0.366, SLG: 0.365		C FF 93 B SI 93 F SI 92 X SL 83 1-2 1B			B SL 82 B SI 93 C SI 91 C SI 92 B CH 87 X SI 92 3-2 2B	B SI 93 C FF 93 C SL 84 B SI 93 C SI 93 2-3 K ③			C CH 85 B CH 88 X SL 86 1-1 1-H HR	4	1	3	2	0	1	3
47 Shelley Duncan, R (1, 10) OBP: 0.322, SLG: 0.434		B SI 93 X SI 93 1-0 F7 ②			B FF 93 F SI 93 B FF 94 X SI 94 2-1 G6-3 ①		X CH 85 0-0 L4 ①		X SI 93 0-0 48 1B 2B	4	1	1	0	0	0	2
6 Lou Marson, R (1, 2) OBP: 0.376, SLG: 0.368 48 Travis Hafner, L (9, PH) OBP: 0.363, SLG: 0.419 9 Jack Hannahan, L (9, PR) OBP: 0.316, SLG: 0.368		B FF 94 B SI 92 C SI 93 F SI 93 1 SAFE C SI 93 2-3 K ③			D SI 94 C FF 94 B SI 94 S CH 86 S SI 94 2-3 K ②		C SI 90 X SI 90 0-1 G6-3 ②		C SI 95 B SI 94 D CH 90 X CH 90 2-1 17 BB 2-H 1B	3 1 0	0 0 0	0 1 0	0 1 0	0 0 0	2 0 0	2 0 0
2 Aaron Cunningham, R (1, 7) OBP: 0.248, SLG: 0.250 33 Johnny Damon, L (7, PH) OBP: 0.292, SLG: 0.349 (8, 7)			C FF 92 F SI 93 B SI 93 F CH 88 B SL 83 F FF 93 B SI 93 X SI 93 3-2 G5-3 ①		X CH 88 0-0 G5-3 ③		C SI 90 F CH 87 B SL 88 F CU 79 B FF 92 F SL 86 X SI 90 2-2 P5 ③		C SI 96 B SI 94 B CH 88 X FF 95 2-1 F7 ②	2 2	0 0	0 0	0 0	0 0	0 0	1 1
Inning Stats	R: 0 H: 1 E: 0 LOB: 1 K: 0 BB: 0 S: 12 P: 19	R: 0 H: 1 E: 0 LOB: 1 K: 1 BB: 0 S: 9 P: 14	R: 0 H: 0 E: 0 LOB: 0 K: 1 BB: 0 S: 12 P: 18	R: 0 H: 0 E: 0 LOB: 0 K: 1 BB: 0 S: 10 P: 14	R: 0 H: 1 E: 0 LOB: 1 K: 1 BB: 0 S: 9 P: 16	R: 0 H: 1 E: 0 LOB: 3 K: 1 BB: 2 S: 12 P: 23	R: 0 H: 0 E: 0 LOB: 0 K: 0 BB: 0 S: 8 P: 10	R: 0 H: 0 E: 0 LOB: 0 K: 0 BB: 0 S: 7 P: 11	R: 3 H: 4 E: 0 LOB: 2 K: 2 BB: 1 S: 20 P: 37	1B: 5 SF: 0 2B: 2 SAC: 0 3B: 0 DP: 0 HR: 1 HBP: 0						

	AB	35
	R	3
	H	8
	RBI	3
	BB	3
	SO	7
	LOB	15

PITCHER		IP	WLS	BF	H	R	ER	SO	BB	IBB	HBP	BLK	WP	HR	S	P	ERA	WHIP
53 Zack Britton, L ERA: 3.6	(1, 1)	6.0	W	24	4	0	0	5	2	0	0	0	0	0	64	104	0.00	1.000
38 Luis Ayala, R ERA: 2.83	(7, 1)	2.1	H	9	2	2	2	1	0	0	0	0	0	1	26	39	7.71	0.857
43 Jim Johnson, R ERA: 2.55	(9, 1)	0.2	S	5	2	1	1	1	1	0	0	0	0	0	9	19	13.50	4.500

PITCHER	IP	WLS	BF	H	R	ER	SO	BB	IBB	HBP	BLK	WP	HR	S	P	ERA	WHIP

Batter	1	2	3	4	5	6	7	8	9	AB	R	H	RBI	BB	SO	LOB
21 Nick Markakis, L (1, 9) OBP: 0.350, SLG: 0.451	X FF 92 0-0 ① L7		C SI 90 X SI 90 0-1 ② F7		B SL 83 B SI 93 B SI 92 B SI 90 4-0 BB			C SI 92 X SI 93 0-1 9 2B 1B		3	0	1	0	1	0	1
9 Endy Chavez, L (1, 7) OBP: 0.214, SLG: 0.268	B FF 90 C SI 90 F SI 92 B FF 94 S SI 91 2-3 ② K		B SI 90 X SI 92 1-0 ③ G3		B SI 89 B SI 90 B SI 90 C FF 94 F SI 94 X SI 94 3-2 ③ L3			F SI 92 B SI 93 F SI 94 B SL 80 X SI 94 2-2 ② 1-H 2B		4	0	1	0	0	1	3
25 Jim Thome, L (1, 10) OBP: 0.343, SLG: 0.471	S SI 91 B SI 93 B FF 92 F SI 92 B SI 94 C SI 90 3-3 ③ K			S SI 88 B SI 90 X SI 92 1-1 32 G3-6-3 1B		S SI 90 B SI 91 F SL 83 B FF 92 X FF 89 2-2 ① G6-3		C SL 80 F SI 94 B FF 93 S SL 83 2-3 ③ K		4	0	1	0	0	2	1
10 Adam Jones, R (1, 8) OBP: 0.337, SLG: 0.538		B FF 91 X SI 89 1-0 24 FC1-5-6-5-4-6 2B		S SI 91 D SL 84 C SI 93 X SL 85 1-2 ① F9		B SI 91 B SL 82 C SI 90 X SI 90 2-1 32 G3-6-1 1B			C SI 94 C SL 84 F FF 94 X FF 94 0-2 ① P1	4	0	2	0	0	0	1
32 Matt Wieters, S (1, 2) OBP: 0.326, SLG: 0.416		S SI 91 F SI 92 S SI 94 0-3 ① K		B SL 81 X SI 90 1-0 ②③ G3-6-3 1-2f		B SI 93 F SI 91 1 SAFE X SI 92 1-1 ②③ G3-6-1 1-2f			B FF 94 C FF 95 F FF 94 S SL 84 1-3 ② K	4	0	0	0	0	2	3
24 Wilson Betemit, S (1, 5) OBP: 0.322, SLG: 0.422		B SI 93 B SI 93 S SI 91 X SI 92 2-1 ② FC1-5-6-5-4-6 2-3			C SI 88 F SL 82 X FF 95 0-2 ① L7		X SI 89 0-0 3 G4-6-3 1B		B FF 95 C FF 94 S FF 95 B SL 84 F SL 83 B FF 94 F FF 94 F FF 95 F FF 95 3-2 ③ F FF 94 F SC 82 X FF 94 G4-3	4	0	1	0	0	0	1
19 Chris Davis, L (1, 3) OBP: 0.305, SLG: 0.450		C SI 91 B SI 93 S SL 83 S SL 83 1-3 ③ K			S SL 83 B SI 92 C SI 90 S SL 86 1-3 ② K		S SL 84 B SI 90 F SL 84 S SL 84 1-3 ① K			3	0	0	0	0	3	2
3 Ryan Flaherty, L (1, 4) OBP: 0.246, SLG: 0.313			S SI 87 X SI 91 0-1 1B		B SI 93 C SL 83 C SI 92 H SL 86 2-2 35 2B HBP		F SI 91 F SL 82 X SL 84 0-2 ②③ G4-6-3 1-2f			2	1	1	0	0	0	1
35 Omar Quintanilla, L (1, 6) OBP: 0.349, SLG: 0.384			1 SAFE F FF 90 B SL 82 X SL 82 1-1 ① F9		F FF 93 X FF 93 0-1 1-H 2B			C SL 81 B SL 84 B SI 90 X FF 90 2-1 ① F8		3	0	1	1	0	0	1
Inning Stats	R: 0 E: 0 K: 2 S: 7 H: 0 LOB: 0 BB: 0 P: 12	R: 0 E: 0 K: 2 S: 9 H: 1 LOB: 1 BB: 0 P: 13	R: 0 E: 0 K: 0 S: 7 H: 1 LOB: 1 BB: 0 P: 9	R: 0 E: 0 K: 0 S: 6 H: 1 LOB: 0 BB: 0 P: 9	R: 1 E: 0 K: 1 S: 13 H: 1 LOB: 2 BB: 1 P: 23	R: 0 E: 0 K: 0 S: 7 H: 1 LOB: 0 BB: 0 P: 12	R: 0 E: 0 K: 1 S: 7 H: 1 LOB: 0 BB: 0 P: 8	R: 0 E: 0 K: 1 S: 10 H: 2 LOB: 1 BB: 0 P: 16	R: 0 E: 0 K: 1 S: 16 H: 0 LOB: 0 BB: 0 P: 20	1B: 5 2B: 3 3B: 0 HR: 0 SF: 0 SAC: 0 DP: 3 HBP: 1						

TOP

Baltimore Orioles @ Cleveland Indians

Progressive Field, Cleveland, OH

Mon Jul 23 2012, 7:06 PM - 9:33 PM EDT

Att. 18,264 - Clear - 91 F

livebaseballscorecards.com

AB	31
R	1
H	8
RBI	1
BB	1
SO	8
LOB	14

WP: 0 PB: 0 SB: 0 CS: 0 PA: 33

PITCHER	IP	WLS	BF	H	R	ER	SO	BB	IBB	HBP	BLK	WP	HR	S	P	ERA	WHIP
63 Justin Masterson, R (1, 1) ERA: 4.12	7.1	W	28	7	1	1	6	1	0	1	0	0	0	60	92	1.23	1.091
52 Vinnie Pestano, R (8, 1) ERA: 1.54	0.2	H	2	1	0	0	1	0	0	0	0	0	0	6	10	0.00	1.500
54 Chris Perez, R (9, 1) ERA: 2.97	1.0	S	3	0	0	0	1	0	0	0	0	0	0	16	20	0.00	0.000

PITCHER	IP	WLS	BF	H	R	ER	SO	BB	IBB	HBP	BLK	WP	HR	S	P	ERA	WHIP

Baltimore Orioles @ Cleveland Indians

Progressive Field, Cleveland, OH

Mon Jul 23 2012, 7:06 PM - 9:33 PM EDT

Att. 18,264 - Clear - 91 F

livebaseballscorecards.com

BOTTOM

Batter	1	2	3	4	5	6	7	8	9	AB	R	H	RBI	BB	SO	LOB
17 Shin-Soo Choo, L (1, 9) OBP: 0.378, SLG: 0.493	C FF 93 B FF 94 F FF 94 X FF 95 1-2 ① G5-3		B FF 94 X FF 89 1-0 1-H HR		L FF 93 B FC 88 B CH 86 X FF 92 2-1 ③ F8			F FF 94 X FF 94 0-1 22 1B, 13 1B, 23 1B, 1B		4	2	2	2	0	0	0
13 Asdrúbal Cabrera, S (1, 6) OBP: 0.347, SLG: 0.444	F FF 93 X CU 80 0-1 ② F8		C CU 79 X CH 86 0-1 22 FC5-4 1B			B CH 84 F CU 77 B CH 85 C FF 93 S FC 89 2-3 ① K		1 SAFE 1 SAFE F FF 88 F FF 92 B FC 84 1 SAFE D FC 82 X FC 90 2-2 23 1B, 22 1B, 41 FC6-2, 1-2 1B		4	0	2	0	0	1	0
22 Jason Kipnis, L (1, 4) OBP: 0.348, SLG: 0.415	C FF 93 B FF 94 X FF 89 1-1 ③ G3-1		F FF 92 X FF 92 0-1 ③ FC5-4 1-2f			C FF 90 X FF 93 0-1 2B		X SL 82 0-0 41 FC6-2, 23 1B, 1-2, 2-3, 1B		4	0	2	0	0	0	1
23 Michael Brantley, L (1, 8) OBP: 0.349, SLG: 0.425		C FF 93 B FF 94 C FC 90 F FF 94 B FF 90 F FF 95 F FC 89 X CU 81 2-2 ① G3-1		X FF 91 0-0 ① L8		B FF 92 C FF 93 S FF 89 B FF 90 T FF 93 2-2 ② K		B SL 83 C SI 90 X SI 91 1-1 41 FC6-2, 1-2, 2-3, 3-H, 1B		4	0	1	1	0	1	1
41 Carlos Santana, S (1, 2) OBP: 0.365, SLG: 0.367		C FF 94 B CU 80 B FF 90 C FF 94 S FF 95 2-3 ② K		B FF 93 X FF 92 1-0 48 F7, 2B		B FF 93 C FF 93 X CH 85 1-1 ③ G3		B SI 92 B CH 86 F SL 84 X SI 91 2-1 ① FC6-2, 1-2, 2-3, 3-Hf		4	0	1	0	0	1	4
48 Travis Hafner, L (1, 10) OBP: 0.356, SLG: 0.409		C CU 80 B FF 96 C FF 90 F FF 97 X FF 95 1-2 ③ G5-3		B FF 91 F FF 92 B FF 92 X CU 78 2-1 ② F7 2-3			B FF 93 X CH 86 1-0 ① L6	B SI 91 B SL 84 B SL 82 C SI 91 S SL 82 S SI 90 3-3 ② K		4	0	0	0	0	1	4
33 Johnny Damon, L (1, 7) OBP: 0.293, SLG: 0.349 2 Aaron Cunningham, R (8, 7) OBP: 0.245, SLG: 0.247			B CU 78 C FF 92 X CH 86 1-1 ① G6-3	C FF 91 X FF 92 0-1 ③ G4-3			B FF 91 F CU 79 F FF 92 X FF 94 1-2 35 G5-3, 1B	C SL 77 F SI 86 B SL 78 B FF 87 F FF 88 X SL 77 2-2 ③ P6		3 1	0 0	1 0	0 0	0 0	0 0	1 3
35 Casey Kotchman, L (1, 3) OBP: 0.294, SLG: 0.360			B FF 93 B FF 93 X FF 93 2-0 17 PB, 17 HR, 1B	X CU 76 0-0 ① P5			X FF 92 0-0 ② G5-3 1-2			3	1	1	0	0	0	1
9 Jack Hannahan, L (1, 5) OBP: 0.311, SLG: 0.362			B FF 92 F FF 90 B FF 93 C CU 80 X SI 94 2-2 ② F7	C FF 92 C FF 88 S FF 93 0-3 ② K			C FF 92 X CU 79 0-1 ③ F8			3	0	0	0	0	1	2
Inning Stats	R: 0 E: 0 K: 0 S: 7 H: 0 LOB: 0 BB: 0 P: 9	R: 0 E: 0 K: 1 S: 13 H: 0 LOB: 0 BB: 0 P: 18	R: 2 E: 0 K: 0 S: 11 H: 3 LOB: 1 BB: 0 P: 17	R: 0 E: 0 K: 0 S: 6 H: 1 LOB: 1 BB: 0 P: 9	R: 0 E: 0 K: 1 S: 6 H: 0 LOB: 0 BB: 0 P: 8	R: 0 E: 0 K: 2 S: 10 H: 1 LOB: 1 BB: 0 P: 15	R: 0 E: 0 K: 0 S: 7 H: 1 LOB: 1 BB: 0 P: 9	R: 1 E: 0 K: 1 S: 17 H: 4 LOB: 3 BB: 0 P: 27		1B: 7 2B: 2 3B: 0 HR: 1 SF: 0 SAC: 0 DP: 0 HBP: 0			WP: 0 PB: 1 SB: 0 CS: 0 PA: 34	

	AB	34
	R	3
	H	10
	RBI	3
	BB	0
	SO	5
	LOB	17

PITCHER		IP	WLS	BF	H	R	ER	SO	BB	IBB	HBP	BLK	WP	HR	S	P	ERA	WHIP
29 Tommy Hunter, R ERA: 5.57	(1, 1)	7.0	L	29	8	3	3	4	0	0	0	0	0	1	65	92	3.86	1.143
40 Troy Patton, L ERA: 3.14	(8, 1)	0.2		4	2	0	0	1	0	0	0	0	0	0	8	14	0.00	3.000
56 Darren O'Day, R ERA: 3.13	(8, 1)	0.1		1	0	0	0	0	0	0	0	0	0	0	4	6	0.00	0.000

PITCHER	IP	WLS	BF	H	R	ER	SO	BB	IBB	HBP	BLK	WP	HR	S	P	ERA	WHIP

Batter	1	2	3	4	5	6	7	8	9	AB	R	H	RBI	BB	SO	LOB
8 Desmond Jennings, R (1, 8) OBP: 0.305, SLG: 0.357	F FF 91 B FF 91 F FF 90 B FF 91 F FF 90 F CU 70 X FF 90 2-2 P4 ①		B FF 91 C FF 91 F FF 92 B FF 92 X CH 86 2-2 G6-3 ③		F FF 91 S FF 92 F FF 91 F FF 91 X CH 86 0-2 G5-3 ③		C SI 84 F SI 83 B FF 85 B SL 78 S SL 78 2-3 1-2 K ③		X FC 86 0-0 1-2 1B	5	0	1	0	0	1	1
2 B.J. Upton, R (1, 10) OBP: 0.307, SLG: 0.380	B FF 90 F CH 85 C FF 90 F FF 91 X FF 91 1-2 G1-3 ②			F CH 84 B FF 91 F SL 80 F FF 92 F FF 90 S CH 86 1-3 K ①		B FF 90 F FF 91 C FF 92 B FF 93 F CH 85 F FF 92 B SL 81 B CH 85 4-2 18 SH1-3 18 BLK 7 1B BB		B SI 83 C SL 76 B SL 77 F SL 77 B FF 85 T SL 77 3-2 K ①	B FF 91 C FC 88 F FC 86 B FF 91 X FF 92 2-2 F9 ③	4	1	0	0	1	2	2
18 Ben Zobrist, S (1, 4) OBP: 0.378, SLG: 0.453	C FF 91 C SL 82 F FF 91 B FF 91 X SL 81 1-2 G6-3 ③			B CU 71 C CH 84 F FF 91 S SL 82 1-3 K ②		B CH 86 X CH 86 1-0 SH1-3 ① 1-3		B SL 77 B SL 78 C SL 78 F SI 83 B SI 83 B SL 77 4-2 20 2B BB		2	0	0	0	1	1	0
7 Jeff Keppinger, R (1, 3) OBP: 0.399, SLG: 0.437 (7, 5) 9 Elliot Johnson, S (8, 6) OBP: 0.322, SLG: 0.362		F CU 70 B FF 90 B SL 79 X FF 89 2-1 G4-3 ①		C FF 91 B SL 81 B SL 81 B CH 85 X FF 91 3-1 1B		B SL 83 X FF 92 1-0 3-H 1B		F SI 84 1 SAFE 1 SAFE X SI 84 0-1 L8 ②		4 0	0 0	2 0	1 0	0 0	0 0	1 0
20 Matt Joyce, L (1, 9) OBP: 0.382, SLG: 0.498		B FF 91 F SL 80 B SL 81 C FF 90 B CU 72 B FF 92 4-2 5 FC6-4 BB		C FF 89 B FF 92 B SL 82 1 SAFE B SL 79 S SL 80 X SI 92 3-2 G4-3 ③		F FF 92 X FF 92 0-1 F8 ②		1 SAFE B FC 84 F FF 89 C FF 89 X FF 88 1-2 1-3 2B		3	0	1	0	1	0	2
1 Sean Rodríguez, R (1, 6) OBP: 0.265, SLG: 0.332 (8, 5)		F FF 92 X SL 80 0-1 F9 ②			X CH 84 0-0 G6-3 ①	B FF 90 X CU 74 1-0 L7 ③		B FF 90 F FC 87 C FC 89 B FC 85 X FF 91 2-2 G6-3 ③		4	0	0	0	0	0	4
5 Sam Fuld, L (1, 7) OBP: 0.500, SLG: 0.333		C FF 90 C FF 90 X FF 91 0-2 FC6-4 ③ 1-2f			B FF 91 C FF 89 B FF 91 F FF 91 B SL 83 F FF 91 F FF 91 B SL 79 4-2 36 HR BB		X SL 80 0-0 8 S 1B		C CU 77 B FF 89 B FS 82 F FF 90 F FC 86 B FF 89 F FF 89 F FF 90 C CU 78 3-3 K ①	3	1	1	0	1	1	1
59 Jose Lobaton, S (1, 2) OBP: 0.336, SLG: 0.277			B FF 90 B FF 90 F FF 90 F SL 80 C FF 91 2-3 K ①		F FF 92 1 SAFE 1 SAFE C CH 86 F SL 81 S FF 93 0-3 K ②		1 SAFE F FF 90 S FF 90 C FF 91 0-3 K ①		C CU 77 B FS 82 F FF 90 B FF 90 B FC 87 B CU 78 4-2 8 1B BB	3	0	0	0	1	3	2
36 Brooks Conrad, S (1, 5) OBP: 0.192, SLG: 0.326 23 Carlos Pena, L (7, 3) OBP: 0.319, SLG: 0.349			X FF 91 0-0 F9 ②		C CH 86 1 SAFE F FF 91 B FF 92 X SL 81 1-2 1-H HR		1 SAFE B FF 92 B CH 85 X FF 90 2-0 P4 ②		F FF 91 F FF 91 B FF 90 B FF 91 X FF 90 2-2 F8 ②	3 1	1 0	1 0	2 0	0 0	0 0	1 1
Inning Stats	R: 0 E: 0 K: 0 S: 13 H: 0 LOB: 0 BB: 0 P: 17	R: 0 E: 0 K: 0 S: 9 H: 0 LOB: 1 BB: 1 P: 15	R: 0 E: 0 K: 1 S: 7 H: 0 LOB: 0 BB: 0 P: 11	R: 0 E: 0 K: 2 S: 13 H: 1 LOB: 1 BB: 0 P: 21	R: 2 E: 0 K: 1 S: 17 H: 1 LOB: 0 BB: 1 P: 22	R: 1 E: 0 K: 0 S: 9 H: 1 LOB: 1 BB: 1 P: 16	R: 0 E: 0 K: 2 S: 8 H: 1 LOB: 1 BB: 0 P: 12	R: 0 E: 0 K: 1 S: 13 H: 1 LOB: 2 BB: 1 P: 23	R: 0 E: 0 K: 1 S: 15 H: 1 LOB: 2 BB: 1 P: 26	1B: 4 2B: 1 3B: 0 HR: 1 SF: 0 SAC: 1 DP: 0 HBP: 0						

Tampa Bay Rays @ Baltimore Orioles

Oriole Park at Camden Yards, Baltimore, MD

Tue Jul 24 2012, 7:10 PM - 10:16 PM EDT

Att. 17,592 - Partly Cloudy - 86 F

TOP

livebaseballscorecards.com

AB	32
R	3
H	6
RBI	3
BB	5
SO	8
LOB	15

PITCHER		IP	WLS	BF	H	R	ER	SO	BB	IBB	HBP	BLK	WP	HR	S	P	ERA	WHIP
16 Wei-Yin Chen, L ERA: 3.82	(1, 1)	6.2	L	27	4	3	3	5	3	0	0	1	0	1	73	109	4.05	1.050
56 Darren O'Day, R ERA: 3.05	(7, 1)	1.0		4	0	0	0	2	1	0	0	0	0	0	10	19	0.00	1.000
63 Kevin Gregg, R ERA: 3.56	(8, 1)	1.1		7	2	0	0	1	1	0	0	0	0	0	21	35	0.00	2.250

PITCHER	IP	WLS	BF	H	R	ER	SO	BB	IBB	HBP	BLK	WP	HR	S	P	ERA	WHIP

WP: 0	PA: 38		
PB: 0			
SB: 1			
CS: 0			

Tampa Bay Rays @ Baltimore Orioles

Oriole Park at Camden Yards, Baltimore, MD

Tue Jul 24 2012, 7:10 PM - 10:16 PM EDT

Att. 17,592 - Partly Cloudy - 86 F

livebaseballscorecards.com

BOTTOM

Batter	1	2	3	4	5	6	7	8	9	AB	R	H	RBI	BB	SO	LOB
21 Nick Markakis, L (1, 9) OBP: 0.349, SLG: 0.452	C FF 91 B CH 81 X FF 92 1-1 F9 ①		B CH 79 B FC 88 C FF 92 X CU 74 2-1 L6 ③			B FF 90 B FF 92 B SI 91 C FF 89 X CH 80 3-1 2B			F SI 95 C CH 80 B SI 97 B SI 97 X CH 83 2-2 G1-3 ①	4	0	1	0	0	0	0
2 J.J. Hardy, R (1, 6) OBP: 0.261, SLG: 0.373	B FF 92 C FF 91 C FF 92 B SI 92 X CH 82 2-2 P4 ②			C CH 80 B FF 92 F FF 92 F CU 81 F FF 93 F FF 92 X FF 92 1-2 G4-3 ①		F CU 76 F CU 78 B FF 92 X CH 80 1-2 G5-3 ②			B CH 82 B SI 98 C SI 96 B SI 98 C SI 97 D FF 98 4-2 25 BB BB	3	0	0	0	1	0	1
25 Jim Thome, L (1, 10) OBP: 0.340, SLG: 0.460 6 Steve Tolleson, R (9, PR) OBP: 0.242, SLG: 0.339	C FF 92 B FF 89 B CH 82 B CH 82 X SI 93 3-1 L8 ③			C CH 80 B CH 82 S CH 80 C CH 81 X FF 92 1-2 P6 ②		B FF 92 B CH 80 B CH 80 C FF 91 X CH 80 3-1 G3 ③			S CH 84 B CH 85 B FF 97 B SI 98 S CH 85 D CH 84 1-2 BB	3 0	0 0	0 0	0 0	1 0	0 0	1 0
10 Adam Jones, R (1, 8) OBP: 0.336, SLG: 0.543		X FF 90 0-0 F9 ①		B SI 91 S CU 80 X SI 91 1-1 HR			C CH 79 B CH 81 S CH 80 X CU 80 1-2 G6-3 ①		D CH 85 B SI 97 B SI 97 C CH 86 S CH 84 S CH 86 3-3 K ②	4	1	1	1	0	1	2
32 Matt Wieters, S (1, 2) OBP: 0.322, SLG: 0.411		C FF 91 B FF 89 X FF 89 1-1 P2 ②		C FF 88 F CU 78 B FC 89 X FF 91 1-2 L7 ③			C SL 88 C FF 94 B FF 96 F SL 88 B FF 94 F FF 95 T FF 95 2-2 K ②		S CH 84 S FF 99 B CH 86 B FF 99 S CH 87 2-3 K ③	4	0	0	0	0	2	2
24 Wilson Betemit, S (1, 5) OBP: 0.323, SLG: 0.421		C FF 90 B FF 91 S CU 76 X FF 92 1-2 1B		S CU 74 B CU 78 B CH 80 C CH 80 T FF 92 2-2 K ①			C FF 95 F FF 95 C FF 96 0-3 K ③			3	0	1	0	0	2	0
19 Chris Davis, L (1, 7) OBP: 0.302, SLG: 0.446		C CH 78 B FF 89 F CH 80 B FF 90 F CU 79 S CH 78 2-3 K ③		T CU 77 B FF 90 B CU 78 F CH 80 S CH 80 2-3 K ②				F FF 89 F FF 90 F FF 90 F FS 83 F FS 82 S FS 83 0-3 K ①		3	0	0	0	0	3	1
12 Mark Reynolds, R (1, 3) OBP: 0.325, SLG: 0.373			B FF 90 C FF 91 B SI 91 F FF 92 X CH 81 2-2 F8 ①	B FF 92 S CH 80 X FF 91 1-1 F8 ③					S CU 78 S FS 82 B FS 82 B FF 90 S FS 81 2-3 K ②	3	0	0	0	0	1	0
35 Omar Quintanilla, L (1, 4) OBP: 0.337, SLG: 0.368			F FF 92 F FC 89 B FF 92 C CU 80 1-3 K ②			F CH 79 B FF 90 F FF 90 B FF 92 B CU 79 X FF 92 3-2 L1-3 ①			C CU 77 C CU 77 F FS 81 F FS 82 F FF 91 F FF 90 X FS 83 0-2 G3-1 ③	3	0	0	0	0	1	0

	AB	R	H	RBI	BB	SO	LOB
	30	1	3	1	2	10	7

Inning Stats	1	2	3	4	5	6	7	8	9	1B	SF	WP	PA
R	0	0	0	1	0	0	0	0	0	1	0	0	32
E	0	0	0	0	0	0	0	0	0	2B 1	SAC 0	PB 0	
K	0	1	1	0	2	2	2	2	2	3B 0	DP 0	SB 0	
S	7	10	8	15	8	10	11	16	13	HR 1	HBP 0	CS 0	
H	0	1	0	1	0	1	0	0	0				
LOB	0	1	0	0	0	1	0	0	2				
BB	0	0	0	0	0	0	0	0	2				
P	13	14	13	19	13	20	14	18	28				

PITCHER		IP	WLS	BF	H	R	ER	SO	BB	IBB	HBP	BLK	WP	HR	S	P	ERA	WHIP
58 Jeremy Hellickson, R ERA: 3.42	(1, 1)	6.1	W	22	3	1	1	4	0	0	0	0	0	1	61	96	1.42	0.474
57 Jake McGee, L ERA: 2.76	(7, 1)	0.2	H	2	0	0	0	2	0	0	0	0	0	0	8	10	0.00	0.000
62 Joel Peralta, R ERA: 4.15	(8, 1)	1.0	H	3	0	0	0	2	0	0	0	0	0	0	16	18	0.00	0.000
56 Fernando Rodney, R ERA: 0.81	(9, 1)	1.0	S	5	0	0	0	2	2	0	0	0	0	0	13	28	0.00	2.000

PITCHER	IP	WLS	BF	H	R	ER	SO	BB	IBB	HBP	BLK	WP	HR	S	P	ERA	WHIP

Tampa Bay Rays @ Baltimore Orioles

Oriole Park at Camden Yards, Baltimore, MD

Wed Jul 25 2012, 7:07 PM - 9:59 PM EDT

Att. 19,582 - Clear - 85 F

TOP

livebaseballscorecards.com

Batter	1	2	3	4	5	6	7	8	9	AB	R	H	RBI	BB	SO	LOB
8 Desmond Jennings, R (1, 7) OBP: 0.307, SLG: 0.368	X FF 90 0-0 HR	X SL 85 0-0 ① G6-3	B CU 77 C SL 83 H SI 90 2-1 1-2 2-3 HBP		B FF 94 X SI 94 1-0 ② G5-3		S SL 84 X SL 85 0-1 ③ L6			3	1	1	1	0	0	0
1 Sean Rodríguez, R (6, 4) OBP: 0.264, SLG: 0.331										1	0	0	0	0	0	1
2 B.J. Upton, R (1, 8) OBP: 0.308, SLG: 0.380	L FF 91 B FF 90 C SL 85 B SI 92 X SL 85 2-2 20 WP 23 1B 1B	F FF 91 C SL 85 X SI 90 0-2 ② F7	X SI 93 0-0 ③ F8		C SL 86 C SL 83 B FF 94 B SL 85 S SI 94 2-3 ③ K			X SI 87 0-0 5 FC6-4 1B		5	1	2	0	0	1	3
18 Ben Zobrist, S (1, 4) OBP: 0.376, SLG: 0.448	1 SAFE B SI 90 C FF 90 1 SAFE F SL 84 B FF 90 B CH 79 X FF 91 3-2 ① F9	B FF 91 C CU 78 B CH 81 C FF 92 S CU 77 2-3 ③ K		B SI 92 X SI 94 1-0 ① F8		C FF 88 B CU 75 X FF 88 1-1 7 G5-3 20 BB 1B		C SI 88 X SL 80 0-1 ① FC6-4 1-2f		3	0	0	0	0	1	1
5 Sam Fuld, L (6, PH) OBP: 0.500, SLG: 0.400 (6, 7)										2	0	1	0	0	0	1
20 Matt Joyce, L (1, 9) OBP: 0.386, SLG: 0.496	F FF 90 1 SAFE S SL 83 F FF 90 B CH 87 S SL 80 1-3 ② K 1-2		B CU 76 S SI 90 C SL 84 X CH 82 1-2 23 G4-3 7 G5-3 19 HR 1B	B SL 86 C CH 84 C SI 95 B SL 87 B SI 94 B SI 92 4-2 7 G4-6-3 BB		B FC 85 B FF 88 B FC 86 B FF 88 4-0 7 G5-3 1-2 BB		C SI 89 B SI 89 B SL 81 C CU 79 S CU 76 2-3 ② K		3	1	1	0	2	2	2
7 Jeff Keppinger, R (1, 10) OBP: 0.394, SLG: 0.427	C SL 84 B FF 91 B SI 91 B SL 85 B SL 81 4-1 19 HBP 23 1B 59 HBP BB	D SI 90 B SI 90 C FF 90 1 SAFE D SL 84 X FF 90 3-1 ① G5-3 1-2	C SI 94 F SI 95 B SL 87 1 SAFE X SI 93 1-2 ②③ G4-6-3 1-2f		B FF 90 X FF 90 1-0 ①② G5-3 1-2 2-3f		C SI 89 C CH 83 B SI 89 B SI 89 X CU 76 2-2 ③ G4-3		4	1	0	0	1	0	5
23 Carlos Pena, L (1, 3) OBP: 0.322, SLG: 0.349	B SI 90 X SI 91 1-0 59 HBP 19 HBP 9 1B 1-2 2-H 1B	C CU 78 B FF 90 S CU 78 F SI 91 F CH 81 X SL 84 1-2 ② G4-3 2-3	F SI 93 B CH 86 B SI 94 C CH 84 B SL 87 F SI 93 B FF 94 4-2 19 BB 59 HR BB		C CU 77 X SI 89 0-1 ③ P5				B SI 96 S SI 96 B SL 84 B SL 82 B SI 97 4-1 9 L5-4 36 G4-3 BB	3	2	1	1	2	0	2
19 Ryan Roberts, R (1, 5) OBP: 0.312, SLG: 0.370	S FF 91 F CH 85 B SI 91 H CH 80 2-2 59 HBP 9 1B 1-2 2-3 HBP	X FF 91 0-0 3-H HR	B SI 94 F SI 92 S SL 86 F FF 94 F SL 86 D SL 84 B SI 94 B SI 94 4-2 59 HR 1-2 BB		B SL 84 C SL 84 S SI 91 B SI 91 F SI 91 F FF 92 S CU 79 3-3 ① K			X SI 97 0-0 ① G4-3 1-2	2	3	1	2	1	1	0
36 Brooks Conrad, S (7, 5) OBP: 0.190, SLG: 0.323										1	0	0	0	0	0	1
59 Jose Lobaton, S (1, 2) OBP: 0.363, SLG: 0.327	C SI 91 F SL 84 H FF 91 1-2 9 1B 1-2 2-3 3-H HBP	C CU 77 F SI 90 B FF 92 B CU 80 X SL 83 2-2 8 HBP 9 BB 1B	B SI 94 B SI 92 X SI 93 2-0 1-H 2-H HR		X SI 90 0-0 1B			B SL 81 C FF 97 F SL 82 F SI 97 H CH 90 2-2 HBP	3	1	3	4	0	0	0
9 Elliot Johnson, S (1, 6) OBP: 0.323, SLG: 0.360	B SI 91 C SL 84 B SI 91 S SL 86 X SL 86 2-2 ③ 1-2 2-H 3-H 1B	S CU 76 B CU 76 F SI 89 B FF 90 B CU 76 B SI 90 4-2 8 HBP 1-2 BB	C SI 95 B CH 86 S SI 93 F SL 85 S SL 85 1-3 ① K		C SL 85 F SI 91 S SL 86 0-3 ② K			B SI 97 X SI 97 1-0 ②③ L5-4 2-2	4	0	1	2	1	2	3

Inning Stats										
	R: 5 E: 0 K: 1 S: 20	H: 4 LOB: 2 BB: 1 P: 36	R: 0 E: 0 K: 1 S: 7	H: 0 LOB: 0 BB: 0 P: 9	R: 2 E: 0 K: 0 S: 18	H: 3 LOB: 3 BB: 1 P: 31	R: 0 E: 0 K: 0 S: 6	H: 0 LOB: 0 BB: 1 P: 12	R: 3 E: 0 K: 2 S: 16	H: 1 LOB: 0 BB: 2 P: 30
	R: 0 E: 0 K: 0 S: 5	H: 1 LOB: 1 BB: 1 P: 11	R: 0 E: 0 K: 2 S: 11	H: 1 LOB: 1 BB: 0 P: 14	R: 0 E: 0 K: 1 S: 9	H: 1 LOB: 1 BB: 0 P: 13	R: 0 E: 0 K: 0 S: 6	H: 0 LOB: 1 BB: 1 P: 13	1B: 8 2B: 1 3B: 0 HR: 3	SF: 0 SAC: 0 DP: 3 HBP: 4

	AB	34
	R	10
	H	11
	RBI	10
	BB	7
	SO	7
	LOB	19

WP: 1 PB: 0 SB: 0 CS: 0 PA: 45

PITCHER		IP	WLS	BF	H	R	ER	SO	BB	IBB	HBP	BLK	WP	HR	S	P	ERA	WHIP
50 Miguel González, R ERA: 4.28	(1, 1)	2.2	L	19	7	7	7	2	2	0	3	0	1	2	44	75	23.62	3.375
27 Matt Lindstrom, R ERA: 3.28	(3, 1)	2.1		10	1	3	3	2	3	0	0	0	0	1	23	43	11.57	1.714
63 Kevin Gregg, R ERA: 3.45	(6, 1)	1.0		4	1	0	0	0	1	0	0	0	0	0	5	11	0.00	2.000
38 Luis Ayala, R ERA: 2.77	(7, 1)	1.0		4	1	0	0	2	0	0	0	0	0	0	11	14	0.00	1.000
40 Troy Patton, L ERA: 3.07	(8, 1)	1.0		4	1	0	0	1	0	0	0	0	0	0	9	13	0.00	1.000

PITCHER		IP	WLS	BF	H	R	ER	SO	BB	IBB	HBP	BLK	WP	HR	S	P	ERA	WHIP
47 Pedro Strop, R ERA: 1.43	(9, 1)	1.0		4	0	0	0	0	1	0	1	0	0	0	6	13	0.00	1.000

BOTTOM

Tampa Bay Rays @ Baltimore Orioles

Oriole Park at Camden Yards, Baltimore, MD

Wed Jul 25 2012, 7:07 PM - 9:59 PM EDT

Att. 19,582 - Clear - 85 F

livebaseballscorecards.com

Batter	1	2	3	4	5	6	7	8	9	AB	R	H	RBI	BB	SO	LOB
21 Nick Markakis, L (1, 9) OBP: 0.349, SLG: 0.451 9 Endy Chavez, L (7, 8) OBP: 0.212, SLG: 0.265	B SI 93 X FF 94 1-0 2 WP 2 1B 1B		B FF 95 F FF 95 X FF 95 1-1 ② L4		F FF 96 C FF 96 B SI 96 F SI 96 X SI 97 1-2 ② FC6-4 1-2f			F SI 85 B SI 85 F KC 77 S KC 78 1-3 ① K		3 1 1 0 0 0 1 1 0 0 0 0 1 0						
2 J.J. Hardy, R (1, 6) OBP: 0.264, SLG: 0.376 19 Chris Davis, L (8, 9) OBP: 0.301, SLG: 0.444	C SI 94 B CH 82 S FC 88 B SI 95 X SI 96 2-2 10 G6-4-3 1-H 1B		C SI 96 B CH 83 B SI 96 B FF 95 F SI 96 X SI 97 3-2 10 1B 1B		C SI 95 F FF 96 D KC 79 C FC 91 1-3 ③ K			C SI 85 B SI 86 F KC 77 X KC 78 1-2 ② G4-3		3 0 2 1 0 1 1 1 0 0 0 0 0 0						
10 Adam Jones, R (1, 8) OBP: 0.336, SLG: 0.541 3 Ryan Flaherty, L (7, 9) OBP: 0.244, SLG: 0.310 (8, 4)	1 SAFE X FF 96 0-0 ① ② G6-4-3 1-2f		B SI 96 1 SAFE X SI 97 1-0 1-2 1B			B FC 86 C FC 86 F FF 94 X KC 76 1-2 ① F8		B KC 77 B KC 77 X SI 85 2-0 ③ G3-1		3 0 1 0 0 0 1 1 0 0 0 0 0 0						
32 Matt Wieters, S (1, 10) OBP: 0.319, SLG: 0.406	B KC 79 F FF 96 F FF 96 S KC 79 1-3 ③ K		B SI 97 S SI 97 1 SAFE S FF 97 B SI 98 S KC 79 2-3 ③ K2-3			C FC 87 B FC 89 B SI 95 B KC 78 F SI 96 X FC 89 3-2 ② F9			C SI 90 B SL 80 C SL 80 B SL 79 S SL 80 2-3 ① K	4 0 0 0 0 3 2						
24 Wilson Betemit, S (1, 5) OBP: 0.318, SLG: 0.415		S FF 95 C FF 96 C KC 79 0-3 ① K		B SI 94 X SI 94 1-0 ① L6		C FC 88 S FC 90 B SI 97 S KC 80 1-3 ③ K			X SI 90 0-0 ② G4-3	4 0 0 0 0 2 0						
12 Mark Reynolds, R (1, 3) OBP: 0.324, SLG: 0.371		B KC 80 B KC 80 F FF 96 X KC 80 2-1 31 G1-3 1B		C FF 96 B CH 83 F CH 84 F SI 96 X KC 78 1-2 ② F7			B FC 86 C FC 84 B CH 81 F SI 94 X FC 90 2-2 ① G6-3		C SI 89 F SI 90 S SL 80 0-3 ③ K	4 0 1 0 0 1 0						
31 Taylor Teagarden, R (1, 2) OBP: 0.133, SLG: 0.286		X SI 96 0-0 ② G1-3 1-2		C SI 96 B FF 95 F SI 97 S SI 98 1-3 ③ K			C FC 87 S SI 95 B FC 90 S KC 76 1-3 ② K			3 0 0 0 0 2 1						
35 Omar Quintanilla, L (1, 4) OBP: 0.348, SLG: 0.380 (8, 6)		C FF 96 C SI 96 B SI 97 B SI 97 S FF 96 2-3 ③ K			B FC 91 F FF 93 X SI 94 1-1 6 FC4-6 1B		B SI 95 X FF 94 1-0 1B			3 0 2 0 0 1 1						
6 Steve Tolleson, R (1, 7) OBP: 0.232, SLG: 0.323			C FF 93 F CH 80 B SI 95 T KC 77 1-2 ① K		F SI 95 B SI 95 C FC 86 B SI 96 B FC 86 X SI 96 3-2 ① FC4-6 21 FC6-4 1-2f		B FC 87 C SI 95 B FC 88 B SI 96 C SI 96 S FC 88 3-3 ③ K			3 0 0 0 0 2 2						
Inning Stats	R: 1 H: 2 E: 0 LOB: 0 K: 1 BB: 0 S: 8 P: 12	R: 0 H: 1 E: 0 LOB: 1 K: 2 BB: 0 S: 9 P: 13	R: 0 H: 2 E: 0 LOB: 2 K: 2 BB: 0 S: 12 P: 20	R: 0 H: 0 E: 0 LOB: 0 K: 1 BB: 0 S: 8 P: 11	R: 0 H: 1 E: 0 LOB: 1 K: 1 BB: 0 S: 12 P: 18	R: 0 H: 0 E: 0 LOB: 0 K: 1 BB: 0 S: 9 P: 14	R: 0 H: 1 E: 0 LOB: 1 K: 2 BB: 0 S: 10 P: 17	R: 0 H: 0 E: 0 LOB: 0 K: 1 BB: 0 S: 7 P: 11	R: 0 H: 0 E: 0 LOB: 0 K: 2 BB: 0 S: 7 P: 9	1B: 7 SF: 0 2B: 0 SAC: 0 3B: 0 DP: 1 HR: 0 HBP: 0						

	AB	33
	R	1
	H	7
	RBI	1
	BB	0
	SO	13
	LOB	9

WP: 1 PA: 33
PB: 0
SB: 0
CS: 0

PITCHER		IP	WLS	BF	H	R	ER	SO	BB	IBB	HBP	BLK	WP	HR	S	P	ERA	WHIP
14 David Price, L ERA: 2.57	(1, 1)	7.0	W	27	7	1	1	10	0	0	0	0	1	0	68	105	1.29	1.000
39 J.P. Howell, L ERA: 3.25	(8, 1)	1.0		3	0	0	0	1	0	0	0	0	0	0	7	11	0.00	0.000
31 Burke Badenhop, R ERA: 3.46	(9, 1)	1.0		3	0	0	0	2	0	0	0	0	0	0	7	9	0.00	0.000

PITCHER	IP	WLS	BF	H	R	ER	SO	BB	IBB	HBP	BLK	WP	HR	S	P	ERA	WHIP

Tampa Bay Rays @ Baltimore Orioles

Oriole Park at Camden Yards, Baltimore, MD

Thu Jul 26 2012, 12:41 PM - 3:31 PM EDT

Att. 21,301 - Cloudy - 84 F

TOP

livebaseballscorecards.com

Batter	1	2	3	4	5	6	7	8	9	AB	R	H	RBI	BB	SO	LOB
8 Desmond Jennings, R (1, 7) OBP: 0.307, SLG: 0.364	S FF 91 B KC 76 B KC 77 F FF 92 B FC 93 B FC 93 4-2 18 G4-6-3 2 S BB		C KC 76 B FC 93 C FF 91 X FF 94 1-2 ② F7			C FC 92 F FC 92 X FC 95 0-2 ① G4-3	B SI 85 F SI 84 M SI 84 X SL 77 1-2 ② P3			3	0	0	0	1	0	2
2 B.J. Upton, R (1, 8) OBP: 0.310, SLG: 0.383	B FF 93 1 SAFE B SL 86 B FC 94 B FF 92 4-0 18 G4-6-3 1-2 BB		S FC 92 B SL 85 B SL 85 X FC 93 2-1 ③ F9			F FC 93 S SL 85 X FF 94 0-2 2B	C SL 77 X SI 86 0-1 ③ L7			3	0	1	0	1	0	2
18 Ben Zobrist, S (1, 4) OBP: 0.372, SLG: 0.443	B FF 93 C CH 82 B FF 92 C FF 91 F CH 84 X FC 92 2-2 ① ② G4-6-3 1-2f 2-3			X CH 80 0-0 ① G4-3		B KC 77 B FC 92 C CH 82 F FF 92 S FC 94 2-3 ② K	C SL 81 S SL 84 B SL 85 F CH 87 S SI 97 1-3 ① K			4	0	0	0	0	2	3
20 Matt Joyce, L (1, 10) OBP: 0.384, SLG: 0.491	F FC 92 S FC 94 D KC 78 F KC 78 S CH 82 1-3 ③ K			C FF 91 B CH 81 C CH 81 B FF 92 X FC 93 2-2 19 CS 1B		C FC 93 B SL 86 B CH 82 B CH 83 X CH 83 3-1 ③ F9		C SI 97 S CH 88 F CH 90 B SI 97 C FF 98 1-3 ② K		4	0	1	0	0	2	2
19 Ryan Roberts, R (1, 5) OBP: 0.315, SLG: 0.367		B KC 75 B FC 91 B FC 92 B FC 91 4-0 23 G3-6-3 BB		B FC 90 1 SAFE S FC 92 F SL 86 F FF 94 D FF 94 1 SAFE S SL 86 2-3 ② ③ K 1-2			B SL 83 B FF 93 F FF 92 B SL 84 B FF 94 4-1 23 2B 5 2B BB	C FF 97 B SL 85 C SL 83 F SI 98 F SI 98 X SL 84 1-2 ③ G5-3		2	1	0	0	2	1	1
23 Carlos Pena, L (1, 3) OBP: 0.324, SLG: 0.353		C FC 92 C KC 78 X FC 94 0-2 ① ② G3-6-3 1-2f			C KC 76 B KC 77 F FF 91 F FC 92 S CH 83 1-3 ① K		C CH 82 S FF 94 X FF 94 0-2 5 2B 1-3 2B		X SI 93 0-0 59 G6-4-3 5 1B 1B	4	1	2	0	0	1	1
5 Sam Fuld, L (1, 9) OBP: 0.600, SLG: 0.667		C FC 93 B KC 78 X FC 94 1-1 1B			B KC 76 X FF 92 1-0 ② B1		B FC 92 X FF 93 1-0 9 E 2-H 3-H 2B		C SI 93 B CU 78 F SI 93 B CH 88 B SI 95 F SI 95 X SI 93 3-2 59 G6-4-3 1-2 1B	4	0	3	2	0	0	0
28 José Molina, R (1, 2) OBP: 0.253, SLG: 0.307 59 Jose Lobaton, S (9, PH) OBP: 0.360, SLG: 0.324		B FC 93 1 SAFE 1 SAFE B FC 91 1 SAFE F FF 91 1 SAFE X FC 92 2-1 ③ P3			F SL 84 F FC 94 F FF 92 F FF 96 X KC 77 0-2 E5		C SL 77 F SI 84 S FF 87 0-3 ① K		F CH 87 F SI 94 X FF 95 0-2 ① ② G6-4-3 1-2f 2-3	3 1	0 0	0 0	0 0	0 0	1 0	2 2
9 Elliot Johnson, S (1, 6) OBP: 0.320, SLG: 0.355 7 Jeff Keppinger, R (9, PH) OBP: 0.392, SLG: 0.424			C FC 90 B CH 81 X FC 91 1-1 ① P2		F CH 82 F FF 92 B FF 91 S SL 85 1-3 ③ K		F SI 84 F SL 78 F SL 79 B FF 88 X SL 77 1-2 E4 2-3		B CU 80 X SI 94 1-0 ③ G6-3	3 1	0 0	0 0	0 0	0 0	1 0	2 1
Inning Stats	R: 0 E: 0 K: 1 S: 10 H: 0 LOB: 1 BB: 2 P: 21	R: 0 E: 0 K: 0 S: 7 H: 1 LOB: 1 BB: 1 P: 14	R: 0 E: 0 K: 0 S: 7 H: 0 LOB: 0 BB: 0 P: 11	R: 0 E: 0 K: 1 S: 8 H: 1 LOB: 1 BB: 0 P: 12	R: 0 E: 1 K: 2 S: 13 H: 0 LOB: 1 BB: 0 P: 16	R: 0 E: 0 K: 1 S: 11 H: 1 LOB: 1 BB: 0 P: 16	R: 2 E: 1 K: 1 S: 17 H: 2 LOB: 2 BB: 1 P: 24	R: 0 E: 0 K: 2 S: 13 H: 0 LOB: 0 BB: 0 P: 16	R: 0 E: 0 K: 0 S: 9 H: 2 LOB: 1 BB: 0 P: 13	1B: 4 2B: 4 3B: 0 HR: 0	SF: 0 SAC: 0 DP: 4 HBP: 0			WP: 0 PB: 0 SB: 1 CS: 1		PA: 36	

	AB	32
	R	2
	H	7
	RBI	2
	BB	4
	SO	8
	LOB	18

PITCHER		IP	WLS	BF	H	R	ER	SO	BB	IBB	HBP	BLK	WP	HR	S	P	ERA	WHIP
30 Chris Tillman, R ERA: 1.66	(1, 1)	6.0	W	25	5	2	2	5	4	0	0	0	0	0	61	100	3.00	1.500
56 Darren O'Day, R ERA: 2.97	(7, 1)	1.0	H	4	0	0	0	1	0	0	0	0	0	0	12	14	0.00	0.000
47 Pedro Strop, R ERA: 1.4	(8, 1)	1.0		3	0	0	0	2	0	0	0	0	0	0	13	16	0.00	0.000
43 Jim Johnson, R ERA: 2.49	(9, 1)	1.0		4	2	0	0	0	0	0	0	0	0	0	9	13	0.00	2.000

PITCHER		IP	WLS	BF	H	R	ER	SO	BB	IBB	HBP	BLK	WP	HR	S	P	ERA	WHIP

Batter	1	2	3	4	5	6	7	8	9	AB	R	H	RBI	BB	SO	LOB
21 Nick Markakis, L (1, 9) OBP: 0.349, SLG: 0.450	X FF 92 0-0 ① F7	1 SAFE B KC 79 F FF 92 X SI 92 1-1 ③ F7			C KC 77 F FC 89 X CH 85 0-2 25 BB, 2 HBP, 10 1B, 1B	C SI 90 F FC 88 B FF 92 X FC 89 1-2 1B		C SI 90 B SI 90 X SL 80 1-1 ③ F8		5	1	2	0	0	0	2
2 J.J. Hardy, R (1, 6) OBP: 0.266, SLG: 0.374	C FF 92 B KC 79 B FC 90 B FF 93 B FF 92 4-1 10 BB, BB		C FC 89 X KC 77 0-1 ① F7		1 SAFE L FC 88 H SI 90 1-1 25 BB, 10 1B, 1-2, HBP	F FC 87 X FC 88 0-1 ② P6				2	1	0	0	1	0	1
25 Jim Thome, L (1, 10) OBP: 0.345, SLG: 0.457	S FC 89 B CH 86 B CH 86 C FC 90 S CH 85 2-3 ② K		X FF 92 0-0 1B		S KC 80 S KC 78 B KC 79 D KC 80 B FC 90 D KC 81 4-2 32 BB, 10 1B, 19 2B, 1-2, 2-3, BB	S FC 87 B FC 88 S KC 77 B KC 76 C FF 90 2-3 ③ K				3	1	1	0	1	2	2
10 Adam Jones, R (1, 8) OBP: 0.337, SLG: 0.539	B FF 91 F FF 92 F KC 80 B CH 86 B CH 86 D FC 91 4-2 1-2, BB		F FC 87 F FF 90 C FC 89 0-3 ② K		S FF 91 F KC 80 X FC 88 0-2 32 BB, 19 2B, 1-2, 2-H, 3-H, 1B		B SI 90 F SI 89 X SI 90 1-1 ① F9			3	1	1	2	1	1	1
32 Matt Wieters, S (1, 2) OBP: 0.318, SLG: 0.402	F FC 91 S KC 81 D KC 81 B CH 86 C FC 90 2-3 ③ K		B SI 93 F KC 78 F FC 89 S KC 80 1-3 ③ K		M KC 80 F KC 80 F KC 79 B FC 87 B KC 77 B KC 78 D CH 85 4-2 19 2B, 1-2, 2-3, BB		F FS 85 X FS 84 0-1 ② G4-3			3	1	0	0	1	2	3
19 Chris Davis, L (1, 7) OBP: 0.303, SLG: 0.458 9 Endy Chavez, L (8, 7) OBP: 0.212, SLG: 0.265		B SI 92 X CH 84 1-0 ① F7		B KC 76 B FC 90 F SI 91 F SI 92 F CH 84 X CH 85 2-2 ① G3-1	F CH 85 X KC 80 0-1 1-H, 2-H, 3-H, 2B		B SI 89 X FS 84 1-0 HR			4 0	1 0	2 0	4 0	0 0	0 0	0 0
24 Wilson Betemit, S (1, 5) OBP: 0.314, SLG: 0.409		C FF 92 C KC 78 S KC 80 0-3 ② K2-3		C KC 78 F FC 89 S KC 80 0-3 ② K	C FF 92 F KC 79 S KC 79 0-3 ② K		B SI 88 B SI 90 X SI 89 2-0 ③ F9			4	0	0	0	0	3	1
12 Mark Reynolds, R (1, 3) OBP: 0.323, SLG: 0.367		B FF 92 B FC 88 B SI 92 B FF 92 4-0 35 1B, BB		B FC 88 B CH 84 C FC 88 F SI 92 F CH 86 T CH 86 2-2 ③ K	X FC 88 0-0 ③ G3-1			C SI 88 S SL 80 S SL 81 0-3 ① K		3	0	0	0	1	2	1
35 Omar Quintanilla, L (1, 4) OBP: 0.344, SLG: 0.373		B FF 92 F FF 91 B CH 86 F FF 93 F FC 89 X CH 87 2-2 1-3, 1B			B FF 90 X SI 90 1-0 ① F7	C FF 91 T SI 92 S FF 93 0-3 ① K		T SI 89 C SL 80 B SL 79 X SL 80 1-2 ② G5-3		4	0	1	0	0	1	0
Inning Stats	R: 0 E: 0 K: 2 S: 10 H: 0 LOB: 2 BB: 2 P: 22	R: 0 E: 0 K: 1 S: 10 H: 1 LOB: 2 BB: 1 P: 18	R: 0 E: 0 K: 2 S: 9 H: 1 LOB: 1 BB: 0 P: 10	R: 0 E: 0 K: 2 S: 11 H: 0 LOB: 0 BB: 0 P: 15	R: 5 E: 0 K: 1 S: 19 H: 3 LOB: 1 BB: 2 P: 29	R: 0 E: 0 K: 2 S: 11 H: 1 LOB: 1 BB: 0 P: 14	R: 1 E: 0 K: 0 S: 6 H: 1 LOB: 0 BB: 0 P: 10	R: 0 E: 0 K: 1 S: 8 H: 0 LOB: 0 BB: 0 P: 10		1B: 5 2B: 1 3B: 0 HR: 1 SF: 0 SAC: 0 DP: 0 HBP: 1				WP: 0 PB: 0 SB: 0 CS: 0 PA: 37		

PITCHER		IP	WLS	BF	H	R	ER	SO	BB	IBB	HBP	BLK	WP	HR	S	P	ERA	WHIP
33 James Shields, R ERA: 4.52	(1, 1)	6.0	L	30	6	5	5	10	5	0	1	0	0	0	70	108	7.50	1.833
31 Burke Badenhop, R ERA: 3.5	(7, 1)	2.0		7	1	1	1	1	0	0	0	0	0	1	14	20	4.50	0.500

PITCHER	IP	WLS	BF	H	R	ER	SO	BB	IBB	HBP	BLK	WP	HR	S	P	ERA	WHIP

BOTTOM

Tampa Bay Rays @ Baltimore Orioles

Oriole Park at Camden Yards, Baltimore, MD

Thu Jul 26 2012, 12:41 PM - 3:31 PM EDT

Att. 21,301 - Cloudy - 84 F

livebaseballscorecards.com

AB	31
R	6
H	7
RBI	6
BB	5
SO	11
LOB	11

Oakland Athletics @ Baltimore Orioles

Oriole Park at Camden Yards, Baltimore, MD

Fri Jul 27 2012, 7:10 PM - 11:08 PM EDT

Att. 29,278 - Partly Cloudy - 88 F

TOP

livebaseballscorecards.com

Batter	1	2	3	4	5	6	7	8	9	AB	R	H	RBI	BB	SO	LOB
4 Coco Crisp, S (1, 8) OBP: 0.318, SLG: 0.368	K2-3	G5-3			G6-3	15 2B 1-2 2-3 BB		1-3 2B	15 2B 1-2 2-H 3-H 1B	5	2	2	2	1	1	0
31 Jonny Gomes, R (1, 10) OBP: 0.385, SLG: 0.471 15 Seth Smith, L (6, PH) OBP: 0.355, SLG: 0.455 (6, 10)	16 3B BB	1B			G5-3	1-H 2-H 3-H 2B		L5	1-H 2-H 2B	2 3	1 0	1 2	0 5	1 0	0 0	0 2
16 Josh Reddick, L (1, 9) OBP: 0.349, SLG: 0.537	1-H 52 WP 3B	F7			2B	F9		K	F8	6	1	2	1	0	1	5
52 Yoenis Cespedes, R (1, 7) OBP: 0.359, SLG: 0.522	3-H 22 HR 1B		L7		22 FC6-4 BB		G6-3		G3-1 G1-3	5	1	1	0	1	0	1
22 Chris Carter, R (1, 3) OBP: 0.387, SLG: 0.692 28 Eric Sogard, L (9, PR) OBP: 0.195, SLG: 0.269 (9, 6)	1-H HR		G1-3		FC6-4 1-2f		K2-3		7 1B 36 1B 1B	5 0	1 1	2 0	2 0	0 0	1 0	2 0
7 Brandon Inge, R (1, 5) OBP: 0.259, SLG: 0.387	K		G6-3			L7	1B		36 1B 19 1B 1-2 1B	5	1	2	0	0	1	0
36 Derek Norris, R (1, 2) OBP: 0.275, SLG: 0.342	G6-3			F8		F8	K		19 1B 37 BB 4 1B 1-3 2-H 1B	5	1	1	1	0	1	1
18 Brandon Hicks, R (1, 6) OBP: 0.250, SLG: 0.404 37 Brandon Moss, L (9, PH) OBP: 0.325, SLG: 0.604 (9, 3)	HR			F9		4 BB 19 BB 15 2B BB		4 2B 1B	19 1B 4 1B 1-2 BB	3 0	2 1	2 0	1 0	1 1	0 0	0 0
19 Jemile Weeks, S (1, 4) OBP: 0.303, SLG: 0.299	F9			G6-3		4 BB 15 2B 1-2 BB		F8	4 1B 15 2B 1-2 2-3 3-H 1B	4	2	1	1	1	0	1
Inning Stats	R: 4 H: 3 E: 0 LOB: 0 K: 2 BB: 1 S: 19 P: 31	R: 1 H: 2 E: 0 LOB: 1 K: 0 BB: 0 S: 12 P: 17	R: 0 H: 0 E: 0 LOB: 0 K: 0 BB: 0 S: 3 P: 7	R: 0 H: 0 E: 0 LOB: 0 K: 0 BB: 0 S: 6 P: 9	R: 0 H: 1 E: 0 LOB: 2 K: 0 BB: 1 S: 8 P: 19	R: 3 H: 1 E: 0 LOB: 1 K: 0 BB: 3 S: 17 P: 40	R: 0 H: 1 E: 0 LOB: 1 K: 2 BB: 0 S: 11 P: 16	R: 0 H: 2 E: 0 LOB: 2 K: 1 BB: 0 S: 13 P: 17	R: 6 H: 6 E: 0 LOB: 1 K: 0 BB: 1 S: 20 P: 37	1B: 9 SF: 0 2B: 4 SAC: 0 3B: 1 DP: 0 HR: 2 HBP: 0						

	AB	43
	R	14
	H	16
	RBI	13
	BB	6
	SO	5
	LOB	12

WP: 1 PA: 49
PB: 0
SB: 0
CS: 0

PITCHER		IP	WLS	BF	H	R	ER	SO	BB	IBB	HBP	BLK	WP	HR	S	P	ERA	WHIP
53 Zack Britton, L ERA: 5.74	(1, 1)	5.2		26	6	6	6	2	3	0	0	0	1	2	56	101	9.53	1.588
58 Miguel Socolovich, R ERA: 12.46	(6, 1)	0.1	B	4	1	2	2	0	2	0	0	0	0	0	9	22	54.00	9.000
27 Matt Lindstrom, R ERA: 3.16	(7, 1)	1.0		5	2	0	0	2	0	0	0	0	0	0	13	19	0.00	2.000
40 Troy Patton, L ERA: 3.0	(8, 1)	1.0		4	1	0	0	1	0	0	0	0	0	0	11	14	0.00	1.000
43 Jim Johnson, R ERA: 3.71	(9, 1)	0.1	L	7	5	6	6	0	1	0	0	0	0	0	15	29	162.00	18.000

PITCHER		IP	WLS	BF	H	R	ER	SO	BB	IBB	HBP	BLK	WP	HR	S	P	ERA	WHIP
38 Luis Ayala, R ERA: 2.74	(9, 1)	0.2		3	1	0	0	0	0	0	0	0	0	0	5	8	0.00	1.500

Batter	1	2	3	4	5	6	7	8	9	AB	R	H	RBI	BB	SO	LOB
21 Nick Markakis, L (1, 9) OBP: 0.353, SLG: 0.449	X FF 92 0-0 ① G3		B CH 80 B FF 92 B CH 80 B FF 90 4-0 2 2B BB		C FF 91 X SI 91 0-1 2 1B 10 HR 1-2 1B		C FF 93 B FF 92 X FF 94 1-1 ① P1	B FF 92 X FF 92 1-0 2 1B 25 1B 1-2 1B	C CU 74 S SL 85 D CU 75 B SL 84 F CU 74 F SI 92 X CU 73 2-2 ③ F9	5	3	2	0	1	0	2
2 J.J. Hardy, R (1, 6) OBP: 0.272, SLG: 0.380	C FF 93 B FF 93 B CH 79 F SI 93 F SL 82 B CH 82 F FF 94 F SI 95 X FF 94 3-2 ② G5-3		1 SAFE B FF 92 C SI 91 X SL 86 1-1 1-H 2B		C SI 92 B SL 87 X SI 92 1-1 10 HR 1-2 2-H 1B		B FF 93 C FF 94 B SL 88 C FF 94 B FF 94 F FF 95 B FF 94 4-2 19 BB 25 WP BB	B SL 84 S FF 95 X SL 83 1-1 25 1B 19 1B 1-2 2-H 1B		4	2	3	3	1	0	0
25 Jim Thome, L (1, 10) OBP: 0.347, SLG: 0.450	B FF 94 B SI 92 S CH 79 X FF 93 2-1 ③ G3		B CH 81 F FF 94 B CH 82 F SI 94 C CU 77 2-3 ③		C CH 82 B CH 81 B SI 93 F SI 93 F FF 94 S CH 83 2-3 ②		1 SAFE B FF 93 F FF 93 F FF 94 B FF 90 F FF 94 B SL 86 B FF 92 4-2 19 BB 1-2 BB	S FF 96 C FF 95 D SL 85 B FF 95 B FF 95 X FF 96 3-2 10 HBP 19 1B 1-3 2-H 1B		4	0	1	1	1	2	3
10 Adam Jones, R (1, 8) OBP: 0.338, SLG: 0.544		X SI 92 0-0 ① P6		C SI 93 B CH 83 S SL 84 B FF 94 S CU 76 2-3 ① K	X SL 85 0-0 1-H 2-H HR		D SL 86 S SL 86 B FF 93 S FF 93 X FF 94 2-2 ② F9	D SL 84 B FF 93 C FF 95 S SI 95 B FF 95 F FF 96 F FF 94 H SI 96 4-2 19 1B 1-2 HBP		4	1	1	3	0	1	2
19 Chris Davis, L (1, 7) OBP: 0.308, SLG: 0.468 9 Endy Chavez, L (9, 7) OBP: 0.212, SLG: 0.265		B FF 91 X FF 91 1-0 HR		C SI 93 F SI 93 S CH 84 0-3 ② K	F CH 81 B SI 95 B SI 94 F SI 92 S CH 84 2-3 ③ K		B FF 92 B FF 91 B FF 91 C FF 92 S FF 91 B FF 92 4-2 1-2 2-3 BB	B SL 83 S SI 94 S SI 94 X SI 95 1-2 ③ 1-2 2-H 3-H 1B		4 0	1 0	2 0	2 0	1 0	2 0	0 0
24 Wilson Betemit, S (1, 5) OBP: 0.316, SLG: 0.412		B FF 94 S CH 80 F CH 79 X SI 94 1-2 12 G5-4-3 1B		C SI 93 B FF 93 F CH 80 B CU 76 B FF 94 X SI 92 3-2 12 WP 2B		C SI 91 B SI 91 X CH 86 1-1 ① F9	C CH 82 S FF 94 T FF 94 0-2 ③ K		C SI 88 F SI 89 C SL 82 0-3 ① K	5	0	2	0	0	2	3
12 Mark Reynolds, R (1, 3) OBP: 0.324, SLG: 0.365		B FF 94 X SI 93 1-0 ② ③ G5-4-3 1-2f		B SI 94 C SL 85 T FF 94 D SL 82 B FF 94 S FF 94 3-3 ③ K 2-3		F FF 92 C CH 85 C FF 94 0-3 ② K		S FF 91 B CH 81 B FF 90 B FF 91 B FF 92 4-1 21 1B 2 1B BB	X FF 90 0-0 35 1B 1B	4	1	1	0	1	2	2
35 Omar Quintanilla, L (1, 4) OBP: 0.347, SLG: 0.375			C CU 73 B FF 93 S CH 80 T CH 83 1-2 ① K		B SI 90 X SI 87 1-0 ① G3	B FF 94 F FF 93 C SL 87 B SL 87 F FF 94 B SL 86 F FF 94 X SI 94 3-2 1B		B FF 91 S FF 91 B FF 92 S FF 92 X FF 92 2-2 ① F8	C CU 72 B SL 83 B SI 89 F SI 89 X CU 72 2-2 1-2 1B	5	0	2	0	0	1	1
31 Taylor Teagarden, R (1, 2) OBP: 0.150, SLG: 0.263			C SI 92 B SL 83 S FF 90 S SL 83 1-3 ② K		X SI 89 0-0 21 1B 2 1B 1B	C CH 83 X CH 84 0-1 ③ G5-3		S FF 92 C FF 91 B FF 92 T FF 92 1-2 ② K	F SI 88 S CH 82 F SL 84 B SI 91 B SL 83 S SI 92 2-3 ② K	5	1	1	0	0	3	4
Inning Stats	R: 0 E: 0 K: 0 S: 9 H: 0 LOB: 0 BB: 0 P: 14	R: 1 E: 0 K: 0 S: 6 H: 2 LOB: 0 BB: 0 P: 9	R: 1 E: 0 K: 3 S: 11 H: 1 LOB: 1 BB: 1 P: 20	R: 0 E: 0 K: 3 S: 12 H: 1 LOB: 1 BB: 0 P: 20	R: 4 E: 0 K: 2 S: 14 H: 4 LOB: 0 BB: 0 P: 20	R: 0 E: 0 K: 1 S: 12 H: 1 LOB: 1 BB: 0 P: 16	R: 0 E: 0 K: 1 S: 16 H: 0 LOB: 3 BB: 3 P: 31	R: 3 E: 0 K: 1 S: 20 H: 4 LOB: 2 BB: 1 P: 37	R: 0 E: 0 K: 2 S: 16 H: 2 LOB: 2 BB: 0 P: 22	1B: 11 2B: 2 3B: 0 HR: 2 SF: 0 SAC: 0 DP: 1 HBP: 1						

PITCHER	IP	WLS	BF	H	R	ER	SO	BB	IBB	HBP	BLK	WP	HR	S	P	ERA	WHIP
11 Jarrod Parker, R (1, 1) ERA: 3.38	5.0		23	8	6	6	8	1	0	0	0	1	2	52	83	10.80	1.800
77 Jordan Norberto, L (6, 1) ERA: 3.05	1.0	H	4	1	0	0	1	0	0	0	0	0	0	12	16	0.00	1.000
50 Grant Balfour, R (7, 1) ERA: 2.89	0.2	H	5	0	0	0	0	3	0	0	0	1	0	13	28	0.00	4.500
62 Sean Doolittle, L (7, 1) ERA: 4.29	1.0	H	5	1	2	2	2	1	0	0	0	0	0	11	19	18.00	2.000
48 Ryan Cook, R (8, 1) ERA: 1.9	0.1	B	4	3	1	1	0	0	0	1	0	0	0	12	21	27.00	9.000

PITCHER	IP	WLS	BF	H	R	ER	SO	BB	IBB	HBP	BLK	WP	HR	S	P	ERA	WHIP
13 Jerry Blevins, L (9, 1) ERA: 2.34	1.0	W	5	2	0	0	2	0	0	0	0	0	0	16	22	0.00	2.000

BOTTOM

Oakland Athletics @ Baltimore Orioles

Oriole Park at Camden Yards, Baltimore, MD

Fri Jul 27 2012, 7:10 PM - 11:08 PM EDT

Att. 29,278 - Partly Cloudy - 88 F

livebaseballscorecards.com

AB	40
R	9
H	15
RBI	9
BB	5
SO	13
LOB	17

Oakland Athletics @ Baltimore Orioles

Oriole Park at Camden Yards, Baltimore, MD

Sat Jul 28 2012, 7:07 PM - 10:08 PM EDT

Att. 21,143 - Partly Cloudy - 88 F

TOP

livebaseballscorecards.com

Batter	1	2	3	4	5	6	7	8	9	AB	R	H	RBI	BB	SO	LOB
4 Coco Crisp, S (1, 8) OBP: 0.314, SLG: 0.362	C FF 93 X FF 90 0-1 G3-1		X CU 78 0-0 L4		B FF 89 C CU 78 B CH 84 S CH 85 D FF 88 F FF 92 S CH 85 3-3 K		X SL 81 0-0 G4-3		C FC 88 C FF 92 C FF 91 0-3 K	4	0	0	0	0	1	1
31 Jonny Gomes, R (8, 7) OBP: 0.383, SLG: 0.468										1	0	0	0	0	1	2
19 Jemile Weeks, S (1, 4) OBP: 0.307, SLG: 0.303	B FF 92 C FF 93 B FF 92 C FF 89 X FF 94 2-2 15 G4-6-3 1B			B FF 88 C FF 91 C CH 85 X CH 86 1-2 15 G1-3 15 S 52 HR 1B	C CH 86 F FF 92 F FC 87 F FF 93 B FC 84 X FF 92 2-2 G4-3			C SL 80 B CH 79 B FF 91 B SL 81 S FF 88 F FF 90 X FF 89 3-2 52 3B 1B	B FF 92 D CU 80 B CU 79 C FF 93 C FF 91 F FC 88 C FF 92 3-3 K	5	2	3	0	0	1	3
15 Seth Smith, L (1, 9) OBP: 0.353, SLG: 0.452	1 SAFE S CH 87 B FF 90 1 SAFE F CU 80 F FF 89 1 SAFE P PO 88 1 SAFE 2-2 X CU 78 G4-6-3 1-2f			C CU 79 1 SAFE C FF 88 B FF 93 B FF 88 2 SAFE X FF 88 2-2 G1-3 1-3		B CU 77 C FF 91 X CH 86 1-1 52 FC6-4 1B		C FF 89 D FF 91 X SL 79 1-1 F7		4	0	1	0	0	0	3
52 Yoenis Cespedes, R (1, 7) OBP: 0.361, SLG: 0.541		S FF 92 C FF 92 B FC 83 B CU 81 B FC 90 S FF 94 3-3 K		B FF 90 C FF 90 B FF 90 S FF 91 X CU 82 2-2 HR 3-H		C FF 92 X FF 90 0-1 FC6-4 22 HR 1-2f		C FF 91 X FF 91 0-1 3B 1-H		4	2	2	3	0	1	1
22 Chris Carter, R (1, 10) OBP: 0.379, SLG: 0.714		B FC 90 F FC 90 S CU 79 S CU 81 1-3 K		B FF 91 X FF 92 1-0 G5-3		1 SAFE B FF 91 S FF 92 X FF 90 1-1 1-H HR		S SL 82 B SL 83 B FF 93 S SL 83 C FF 91 2-3 K		4	1	1	2	0	2	1
37 Brandon Moss, L (1, 3) OBP: 0.323, SLG: 0.588		B FC 88 B SI 92 B FC 88 B FF 93 4-0 BB		S FF 94 B FF 94 F CH 86 F FC 88 T CU 78 1-2 K		X FF 89 0-0 F7		F SL 82 B FF 91 S FF 91 C FF 90 1-3 K		3	0	0	0	1	2	1
7 Brandon Inge, R (1, 5) OBP: 0.259, SLG: 0.385		B FF 94 S FF 89 C CU 80 F FF 89 S CU 81 1-3 K			B CU 75 B SL 86 F FF 88 F FC 86 C CH 86 2-3 K	B FF 90 C FF 88 B CH 80 F FF 90 S SL 80 2-3 K			B FF 90 F FF 90 B FF 91 F FC 87 X FC 88 2-2 28 1B 1B	4	0	1	0	0	3	1
8 Kurt Suzuki, R (1, 2) OBP: 0.247, SLG: 0.277			B FF 91 B FF 89 X FF 92 2-0 P4		C FC 87 B FF 89 F CU 76 X FF 94 1-2 28 1B 2B		B FF 89 X FF 89 1-0 G5-3		C FF 91 B FF 92 B FF 92 F FF 91 X FC 88 2-2 L8	4	1	1	0	0	0	1
28 Eric Sogard, L (1, 6) OBP: 0.209, SLG: 0.280			C FF 89 C CH 85 F FF 89 B CU 77 F FF 89 B FF 94 S FF 89 2-3 K		X CU 76 0-0 2-H 1B		C FF 90 X CH 81 0-1 G4-3		X FF 93 0-0 1-2 1B	4	0	2	1	0	1	0

Inning Stats																								
	R: 0	H: 1	R: 0	H: 0	R: 0	H: 0	R: 2	H: 2	R: 1	H: 2	R: 2	H: 2	R: 0	H: 0	R: 1	H: 2	R: 0	H: 2	1B: 7	SF: 0	WP: 0	PA: 38
	E: 0	LOB: 0	E: 0	LOB: 1	E: 0	LOB: 0	E: 0	LOB: 0	E: 0	LOB: 1	E: 0	LOB: 0	E: 0	LOB: 0	E: 0	LOB: 1	E: 0	LOB: 2	2B: 1	SAC: 0	PB: 0	
	K: 0	BB: 0	K: 3	BB: 1	K: 1	BB: 0	K: 1	BB: 0	K: 2	BB: 0	K: 1	BB: 0	K: 0	BB: 0	K: 2	BB: 0	K: 2	BB: 0	3B: 1	DP: 1	SB: 1	
	S: 10	P: 13	S: 10	P: 19	S: 7	P: 11	S: 14	P: 21	S: 16	P: 24	S: 11	P: 15	S: 4	P: 5	S: 14	P: 21	S: 14	P: 21	HR: 2	HBP: 0	CS: 0	

	AB	37
	R	6
	H	11
	RBI	6
	BB	1
	SO	12
	LOB	14

PITCHER		IP	WLS	BF	H	R	ER	SO	BB	IBB	HBP	BLK	WP	HR	S	P	ERA	WHIP
29 Tommy Hunter, R ERA: 5.72	(1, 1)	5.1	L	23	7	5	5	7	1	0	0	0	0	2	63	96	8.44	1.500
58 Miguel Socolovich, R ERA: 9.0	(6, 1)	2.2		10	2	1	1	3	0	0	0	0	0	0	23	33	3.38	0.750
63 Kevin Gregg, R ERA: 3.34	(9, 1)	1.0		5	2	0	0	2	0	0	0	0	0	0	14	21	0.00	2.000

PITCHER		IP	WLS	BF	H	R	ER	SO	BB	IBB	HBP	BLK	WP	HR	S	P	ERA	WHIP

Batter	1	2	3	4	5	6	7	8	9	AB	R	H	RBI	BB	SO	LOB
21 Nick Markakis, L (1, 9) OBP: 0.353, SLG: 0.459	C FF 89 B FF 91 B SI 90 F SI 90 F SI 92 F FF 93 F FF 92 X SI 91 2-2 19 BB 1B		B SI 89 C FF 89 X FF 91 1-1 ① P5		B SI 88 X SI 88 1-0 ① F7		B FF 91 C FF 93 X SI 92 1-1 ① FC4-6 10 WP 19 1B 1-2f		C FF 89 T FF 90 B FF 90 B CU 73 X CU 73 2-2 HR	5	1	2	1	0	0	1
2 J.J. Hardy, R (1, 6) OBP: 0.269, SLG: 0.375	C FF 87 F SI 89 B SI 88 B FF 88 X SI 88 2-2 ① F7		B SI 89 C SI 89 C SI 90 F FF 92 B SI 91 X SI 90 2-2 ② G1-3		C SI 89 B FF 92 F SI 89 B FF 94 F SL 82 X SI 90 2-2 ② L8		C SI 93 F FF 93 S CH 86 0-3 ② K		B CU 73 F FF 90 B FF 90 X FF 89 2-1 ② G6-3	5	0	0	0	0	1	2
19 Chris Davis, L (1, 10) OBP: 0.312, SLG: 0.469	F CH 82 B SI 89 B FF 88 F SI 87 B SI 90 F CH 82 1 SAFE B SI 89 4-2 1-2 BB		B SL 82 F SL 83 S CH 84 B FF 94 B SI 90 X CH 84 3-2 1B		B SI 91 C SI 90 S FF 93 F FF 92 B SI 92 B SI 91 F SL 84 C SI 92 3-3 ③ K		X SL 86 0-0 10 WP 1-2 1B		F FF 90 B FF 90 F FF 89 F CU 72 B CU 71 C FF 89 2-3 ③ K	4	0	2	0	1	2	0
10 Adam Jones, R (1, 8) OBP: 0.335, SLG: 0.539	B SI 90 F SI 90 X SI 90 1-1 ② F9		F SI 88 C SI 90 S CH 82 0-3 ③ K			C SL 80 X SI 88 0-1 ① F8	S CH 86 S CH 86 B SL 89 X CH 86 1-2 ③ G6-3 1-2 2-3			4	0	0	0	0	1	5
24 Wilson Betemit, S (1, 5) OBP: 0.315, SLG: 0.410	F FF 93 B FF 93 F SI 91 B SI 91 X FF 94 2-2 ③ F7			B SL 81 X SL 82 1-0 ① G3		C SL 82 X SL 81 0-1 12 1B		X SI 91 0-0 ① F9		4	0	1	0	0	0	2
9 Endy Chavez, L (1, 7) OBP: 0.221, SLG: 0.274		C SI 88 X SI 88 0-1 ① F8		X SI 88 0-0 35 1B		C SI 87 X FF 92 0-1 ② F7		C SI 93 B SL 87 X FF 94 1-1 1B		4	0	2	0	0	0	1
12 Mark Reynolds, R (1, 3) OBP: 0.323, SLG: 0.363		S FF 91 B SI 90 F SI 90 T FF 93 1-2 ② K		B SI 87 1 SAFE F SI 86 B SI 88 C SI 88 F SI 88 1 SAFE S SI 89 2-3 ② K		C SI 89 S SI 89 B SI 90 X SI 91 1-2 1-3 1B		B FF 90 S FF 90 F FF 90 B CU 71 F CU 72 F FF 91 F CU 72 B FF 91 X FF 90 3-2 ② F9	4	0	1	0	0	2	2
35 Omar Quintanilla, L (1, 4) OBP: 0.353, SLG: 0.391		C SI 90 X SI 90 0-1 2B		B SI 89 X SI 88 1-0 1-2 1B		B SI 94 B FF 90 F FF 92 F SI 92 F FF 94 S SL 87 2-3 ③ K		B FF 90 X FF 90 1-0 ③ F8		4	0	2	0	0	1	3
31 Taylor Teagarden, R (1, 2) OBP: 0.125, SLG: 0.217		B SI 89 C SI 89 F SI 89 B SI 90 X SI 90 2-2 ③ G5-3		B SI 90 F SI 90 F FF 93 F SI 91 C FF 94 1-3 ③ K			X SI 92 0-0 E5 21 FC4-6		B FF 88 S FF 88 C CU 71 C FF 90 1-3 ① K	4	0	0	0	0	2	3
Inning Stats	R: 0 E: 0 K: 0 S: 17 H: 1 LOB: 2 BB: 1 P: 28	R: 0 E: 0 K: 1 S: 10 H: 1 LOB: 1 BB: 0 P: 13	R: 0 E: 0 K: 1 S: 12 H: 1 LOB: 1 BB: 0 P: 18	R: 0 E: 0 K: 2 S: 11 H: 2 LOB: 2 BB: 0 P: 16	R: 0 E: 0 K: 1 S: 10 H: 0 LOB: 0 BB: 0 P: 16	R: 0 E: 0 K: 1 S: 13 H: 2 LOB: 2 BB: 0 P: 16	R: 0 E: 1 K: 1 S: 10 H: 1 LOB: 2 BB: 0 P: 12	R: 0 E: 0 K: 0 S: 10 H: 1 LOB: 1 BB: 0 P: 15	R: 1 E: 0 K: 2 S: 12 H: 1 LOB: 0 BB: 0 P: 19	1B: 8 2B: 1 3B: 0 HR: 1 SF: 0 SAC: 0 DP: 0 HBP: 0						WP: 1 PB: 0 SB: 0 CS: 0 PA: 39	

PITCHER		IP	WLS	BF	H	R	ER	SO	BB	IBB	HBP	BLK	WP	HR	S	P	ERA	WHIP
21 Bartolo Colon, R ERA: 3.78	(1, 1)	5.2	W	25	7	0	0	5	1	0	0	0	0	0	69	101	0.00	1.412
77 Jordan Norberto, L ERA: 2.93	(6, 1)	1.2		8	2	0	0	2	0	0	0	0	1	0	17	22	0.00	1.200
58 Evan Scribner, R ERA: 0.75	(8, 1)	1.2		6	1	1	1	2	0	0	0	0	0	1	19	30	5.40	0.600

PITCHER	IP	WLS	BF	H	R	ER	SO	BB	IBB	HBP	BLK	WP	HR	S	P	ERA	WHIP

BOTTOM

Oakland Athletics @ Baltimore Orioles

Oriole Park at Camden Yards, Baltimore, MD

Sat Jul 28 2012, 7:07 PM - 10:08 PM EDT

Att. 21,143 - Partly Cloudy - 88 F

livebaseballscorecards.com

AB	38
R	1
H	10
RBI	1
BB	1
SO	9
LOB	19

Oakland Athletics @ Baltimore Orioles

Oriole Park at Camden Yards, Baltimore, MD

Sun Jul 29 2012, 1:41 PM - 4:43 PM EDT

Att. 19,698 - Cloudy - 81 F

TOP

livebaseballscorecards.com

Batter	1	2	3	4	5	6	7	8	9	AB	R	H	RBI	BB	SO	LOB
19 Jemile Weeks, S (1, 4) OBP: 0.308, SLG: 0.305	C FF 91 C CU 72 B FF 91 B FF 90 F FF 90 F SL 79 F FF 90 B CH 84 S FF 91 3-3 ① K		B FF 91 1 SAFE F CH 85 S SI 93 F FF 92 F FF 92 X SL 80 1-2 ② F9 1-2			C FF 90 S CU 70 B FF 91 B FF 91 B FF 90 F FF 90 B FF 90 4-2 31 E 52 1B BB	B SI 85 C SI 83 X SI 84 1-1 37 1B 2B	C SI 92 B FF 92 X FF 92 1-1 ② G5-3	4	1	1	0	1	1	2
31 Jonny Gomes, R (1, 10) OBP: 0.382, SLG: 0.463 37 Brandon Moss, L (7, PH) OBP: 0.326, SLG: 0.586 (7, 10)	C CH 84 B FF 92 C FF 91 C FF 92 1-3 ② K		F FF 91 B SI 91 B SI 91 C CH 86 B SI 91 F SI 90 B FF 91 4-2 BB			1 SAFE X CH 84 0-0 FC4 7 1B 52 1B 1-2	F FF 85 B FF 86 X SI 84 1-1 2-3 1B		B SL 87 B SL 85 C FF 92 F FF 91 S CU 74 2-3 ③ K	2 2	0 0	0 1	0 0	1 0	1 1	1 1
16 Josh Reddick, L (1, 9) OBP: 0.345, SLG: 0.531	C SL 80 B FF 92 C FF 92 S FF 92 1-3 ③ K		F FF 90 F FF 91 B FF 91 B FF 90 X CU 70 2-2 ③ F9			B FF 92 C FF 91 C SI 88 S FF 90 1-3 ① K	F SI 89 B SI 90 B SI 90 X SI 89 2-1 ③ P4			4	0	0	0	0	2	6
52 Yoenis Cespedes, R (1, 8) OBP: 0.363, SLG: 0.541		X FF 90 0-0 ① 1B		S SL 77 C FF 91 S FF 91 0-3 ① K		X SI 88 0-0 7 1B 1-2 2-H 1B		B SI 96 F FF 97 X FF 98 1-1 ① F8		4	0	2	1	0	1	0
22 Chris Carter, R (1, 3) OBP: 0.386, SLG: 0.695		C FF 90 B CU 74 F SL 79 B CH 85 B CU 73 F FF 90 B SL 79 4-2 BB		B FF 90 C SL 80 S FF 90 C FF 92 1-3 ② K		S SI 92 C FF 92 F FF 92 F CU 72 S FF 92 0-3 ② K		B SL 80 C FF 96 S SL 82 X SL 84 1-2 7 G5-3 1B		3	0	1	0	1	2	2
7 Brandon Inge, R (1, 5) OBP: 0.259, SLG: 0.383		C SI 90 B FF 91 F CH 86 B FF 90 F FF 90 B CH 86 C FF 90 3-3 ② K		C FF 91 C SL 81 C FF 91 0-3 ③ K		F FF 91 S SI 94 F SI 92 X FF 93 0-2 1-2 2-3 1B		F SI 97 X SI 96 0-1 ② G5-3 1-2		4	0	1	0	0	2	2
36 Derek Norris, R (1, 2) OBP: 0.262, SLG: 0.325		C FF 90 C FF 91 F FF 92 S SL 81 0-3 ③ K			F FF 90 B SL 80 X CH 84 1-1 ① G6-3	B SI 85 C SI 84 B SL 77 T SL 78 X SL 78 2-2 ③ P5		C SI 97 C SL 83 X SI 97 0-2 ③ F9		4	0	0	0	0	1	5
15 Seth Smith, L (1, 7) OBP: 0.349, SLG: 0.445			B FF 90 S FF 89 C FF 91 C FF 90 1-3 ① K		B SL 80 S FF 91 F FF 90 S FF 91 1-3 ② K		B SL 77 C SI 84 X SL 78 1-1 ① L3		X FF 91 0-0 ① G4-3	4	0	0	0	0	2	0
18 Brandon Hicks, R (1, 6) OBP: 0.254, SLG: 0.389 28 Eric Sogard, L (9, PH) OBP: 0.218, SLG: 0.301			B CU 72 B CU 71 B FF 90 C FF 91 C FF 91 F FF 91 B FF 91 4-2 19 S BB		S FF 90 B CH 86 C FF 91 X FF 90 1-2 ③ P3		C SL 78 S SL 78 B FF 86 B SL 79 B SL 77 F SL 77 C SL 79 3-3 ② K		B SL 85 C SL 83 B SL 83 B CH 85 X SL 85 3-1 2B	2 1	0 0	0 1	0 0	1 0	1 0	0 0
Inning Stats	R: 0 E: 0 K: 3 S: 12 H: 0 LOB: 0 BB: 0 P: 17	R: 0 E: 0 K: 2 S: 12 H: 1 LOB: 1 BB: 1 P: 19	R: 0 E: 0 K: 1 S: 17 H: 0 LOB: 2 BB: 2 P: 29	R: 0 E: 0 K: 3 S: 9 H: 0 LOB: 0 BB: 0 P: 10	R: 0 E: 0 K: 1 S: 8 H: 0 LOB: 0 BB: 0 P: 11	R: 1 E: 1 K: 2 S: 20 H: 2 LOB: 3 BB: 1 P: 27	R: 0 E: 0 K: 1 S: 12 H: 2 LOB: 2 BB: 0 P: 20	R: 0 E: 0 K: 0 S: 10 H: 1 LOB: 1 BB: 0 P: 12	R: 0 E: 0 K: 1 S: 8 H: 1 LOB: 1 BB: 0 P: 14	1B: 5 2B: 2 3B: 0 HR: 0 SF: 0 SAC: 0 DP: 0 HBP: 0						

	AB	34
	R	1
	H	7
	RBI	1
	BB	4
	SO	14
	LOB	19

WP: 0 PA: 38
PB: 0
SB: 1
CS: 0

PITCHER		IP	WLS	BF	H	R	ER	SO	BB	IBB	HBP	BLK	WP	HR	S	P	ERA	WHIP
16 Wei-Yin Chen, L ERA: 3.65	(1, 1)	5.2	W	24	3	1	0	12	4	0	0	0	0	0	75	108	0.00	1.235
56 Darren O'Day, R ERA: 2.9	(6, 1)	1.0	H	5	2	0	0	1	0	0	0	0	0	0	13	21	0.00	2.000
40 Troy Patton, L ERA: 2.98	(7, 1)	0.1		1	0	0	0	0	0	0	0	0	0	0	2	4	0.00	0.000
47 Pedro Strop, R ERA: 1.37	(8, 1)	1.0		4	1	0	0	0	0	0	0	0	0	0	10	12	0.00	1.000
38 Luis Ayala, R ERA: 2.68	(9, 1)	1.0		4	1	0	0	1	0	0	0	0	0	0	8	14	0.00	1.000

PITCHER		IP	WLS	BF	H	R	ER	SO	BB	IBB	HBP	BLK	WP	HR	S	P	ERA	WHIP

Oakland Athletics @ Baltimore Orioles

Oriole Park at Camden Yards, Baltimore, MD

Sun Jul 29 2012, 1:41 PM - 4:43 PM EDT

Att. 19,698 - Cloudy - 81 F

livebaseballscorecards.com

Batter	1	2	3	4	5	6	7	8	9	AB	R	H	RBI	BB	SO	LOB
21 Nick Markakis, L (1, 9) OBP: 0.349, SLG: 0.452	X SI 86 0-0 ① F8		B SI 89 B CU 74 C SI 89 S FC 84 F CH 76 X SI 89 2-2 ① L8	C FC 85 X CH 80 0-1 ③ L6		C SL 84 B SL 81 F FF 94 X SL 85 1-2 ② G3-1				4	0	0	0	0	0	2
2 J.J. Hardy, R (1, 6) OBP: 0.271, SLG: 0.375	B CH 85 F SI 87 X CH 78 1-1 ② P5		C SI 89 B SI 92 F CH 77 1 SAFE B CU 76 F CU 77 F SI 91 B SI 91 D FC 86 4-2 10 2B 32 HR 1-3 BB		C CU 71 F SI 90 F CU 77 B FC 85 X CU 74 1-2 10 BB 32 E 1B	B FF 92 X FF 92 1-0 ③ F9				3	2	1	0	1	0	0
10 Adam Jones, R (1, 8) OBP: 0.336, SLG: 0.540	C SI 87 F SI 88 X CU 76 0-2 ③ G6-3		X CH 81 0-0 32 HR 1-3 3-H 2B		B SI 90 B SI 92 B SI 88 B CH 84 4-0 32 FC5-4 1-2 BB		F FF 92 F FF 91 S FF 92 0-3 ① K			3	1	1	1	1	1	0
32 Matt Wieters, S (1, 2) OBP: 0.317, SLG: 0.410		C SI 86 C SI 90 B SI 89 B CH 80 X SI 89 2-2 ① F9	C CU 76 X SI 90 0-1 2-H 3-H HR		S CU 72 X CU 74 0-1 ① FC5-4 51 FC5-4 1-2f 2-H		B SL 83 F FF 93 B FF 93 B SL 83 F FF 93 X FF 93 3-2 ② G1-3			4	1	1	3	0	0	1
51 Lew Ford, R (1, 7)		B SI 88 B CH 80 B SI 88 C SI 86 B SI 89 4-1 19 1B BB	B SI 90 S SI 90 C CU 75 X SI 90 1-2 ② P3		S CH 79 B SI 90 X SI 89 1-1 ② FC5-4 12 PB 1-2f		B FF 92 S FF 92 S FF 92 X FF 93 1-2 ③ G1-4-3			3	0	0	0	1	0	1
12 Mark Reynolds, R (1, 3) OBP: 0.322, SLG: 0.359		1 SAFE B SI 88 F SI 89 B SI 90 F CH 80 S CH 76 2-3 ② K	C SI 91 C SI 91 B FC 86 F SI 92 X FC 88 1-2 ③ G6-3		B SI 90 B SI 91 B SI 92 C SI 90 F SI 89 F CH 79 D SI 90 4-2 1-2 BB			B FF 93 C SL 81 F FF 91 B SL 84 F FF 93 X SL 84 2-2 ① P6		3	0	0	0	1	1	1
19 Chris Davis, L (1, 10) OBP: 0.311, SLG: 0.466		1 SAFE B CU 75 B CU 75 B FC 85 C SI 89 F SI 90 F FC 84 X SI 90 3-2 24 FC4-6 1-3 1B	F FC 85 X CU 73 0-1 ① G4-3	T FC 87 X CU 76 0-1 ③ F8				B SL 84 S FF 92 B FF 93 S FF 93 F SL 83 F FF 92 S FF 93 2-3 ② K		4	0	1	0	0	1	2
24 Wilson Betemit, S (1, 5) OBP: 0.314, SLG: 0.408		B CU 76 F SI 91 F SI 91 X CH 81 1-2 ③ FC4-6 1-2f	B SI 90 X SI 90 1-0 ② F8			F FF 91 B FF 94 F SL 83 C FF 95 1-3 ① K		B CU 71 C FF 93 X FF 93 1-1 1B		4	0	1	0	0	1	2
35 Omar Quintanilla, L (1, 4) OBP: 0.368, SLG: 0.448			X CH 81 0-0 2 E 10 2B 1B	C CU 73 B SI 89 B CU 76 X SI 89 2-1 2B		B CU 71 B FF 94 X SI 93 2-0 HR		S FF 93 B FF 92 C SL 84 F FF 92 F SL 84 B FF 93 S FF 93 2-3 ③ K		4	2	3	1	0	1	1
Inning Stats	R: 0 E: 0 K: 0 S: 6 H: 0 LOB: 0 BB: 0 P: 7	R: 0 E: 0 K: 1 S: 14 H: 1 LOB: 2 BB: 1 P: 26	R: 4 E: 1 K: 0 S: 19 H: 3 LOB: 0 BB: 1 P: 27	R: 0 E: 0 K: 0 S: 7 H: 1 LOB: 1 BB: 0 P: 10	R: 1 E: 1 K: 0 S: 13 H: 1 LOB: 2 BB: 2 P: 23	R: 1 E: 0 K: 1 S: 8 H: 1 LOB: 0 BB: 0 P: 13	R: 0 E: 0 K: 1 S: 9 H: 0 LOB: 0 BB: 0 P: 13	R: 0 E: 0 K: 2 S: 16 H: 1 LOB: 1 BB: 0 P: 23		1B: 4 2B: 2 3B: 0 HR: 2 SF: 0 SAC: 0 DP: 0 HBP: 0					

BOTTOM	
AB	32
R	6
H	8
RBI	5
BB	4
SO	5
LOB	10

WP: 0 PA: 36
PB: 1
SB: 0
CS: 0

PITCHER		IP	WLS	BF	H	R	ER	SO	BB	IBB	HBP	BLK	WP	HR	S	P	ERA	WHIP
54 Travis Blackley, L ERA: 3.54	(1, 1)	5.0	L	25	6	5	5	1	4	0	0	0	0	1	59	93	9.00	2.000
53 Jim Miller, R ERA: 2.23	(6, 1)	3.0		11	2	1	1	4	0	0	0	0	0	1	33	49	3.00	0.667

PITCHER	IP	WLS	BF	H	R	ER	SO	BB	IBB	HBP	BLK	WP	HR	S	P	ERA	WHIP

Batter	1	2	3	4	5	6	7	8	9	AB	R	H	RBI	BB	SO	LOB
21 Nick Markakis, L (1, 9) OBP: 0.353, SLG: 0.460	B SI 85 B SL 78 C SI 86 X CH 80 2-1 G4-3		X SL 79 0-0 2 FC4 1B		B SI 87 B CH 81 X CH 81 2-0 SF9 3-H		C FF 92 B SI 92 B SL 83 1 SAFE F SL 83 X SI 92 2-2 2 1B 2B 1-H		S SL 76 B SL 75 1 SAFE D SI 86 X SI 87 2-1 2 FC1-4 1B 1-2	4	1	3	2	0	0	0
2 J.J. Hardy, R (1, 6) OBP: 0.273, SLG: 0.375	C SI 87 C SI 87 B SI 88 F SL 81 F FS 78 X SL 80 1-2 F8		T CU 67 1 SAFE B SI 87 1 SAFE X SI 87 1-1 FC4 1-2f		B SI 87 C SL 82 F SL 78 F FS 79 B SL 80 F SL 80 F SL 79 B SI 89 X SL 79 3-2 19 PB 19 BLK 1B		C FF 91 D SL 89 B FF 90 F FF 91 X FF 93 2-2 1B 2-H		B SI 92 B SI 91 C SI 92 F SI 93 X SI 96 2-2 FC1-4 1-2f 2-3	5	0	2	1	0	0	3
19 Chris Davis, L (1, 10) OBP: 0.310, SLG: 0.462	C CU 69 B SI 86 B CH 80 F CH 80 S FS 79 2-3 K			C CH 78 X SI 85 0-1 10 G6-4-3 1B	B CU 70 S CH 81 F FS 81 F FS 79 B FS 79 D CH 82 X CH 82 3-2 F8 1-3		C KC 79 C SI 90 1 SAFE D KC 80 F SI 91 B SI 92 F KC 81 F SI 92 C SI 91 2-3 K		X SI 94 0-0 G4-3	5	0	1	0	0	2	4
10 Adam Jones, R (1, 8) OBP: 0.336, SLG: 0.539		B SI 86 B SL 78 C SI 86 B SL 79 S SL 79 X SL 77 3-2 32 L4-6 2B		C CH 80 X SI 85 0-1 G6-4-3 1-2f		B CU 69 C SI 86 X SL 80 1-1 G6-3		B FF 90 B FF 91 F SI 91 B FF 90 F SI 92 F SL 89 X SI 92 3-2 G5-3		4	0	1	0	0	0	1
32 Matt Wieters, S (1, 2) OBP: 0.319, SLG: 0.409		X CU 68 0-0 L4-6 2-2		B SI 86 C CH 80 B SI 87 B CH 80 F CH 80 F SL 78 X SI 88 3-2 1B		X CH 80 0-0 G3		B SI 91 B SI 91 B SI 91 B CH 84 4-0 51 FC1-4 BB	3	0	1	0	1	0	1
51 Lew Ford, R (1, 7) 9 Endy Chavez, L (8, 7) OBP: 0.221, SLG: 0.274		C SI 87 F SI 86 B SL 80 F FS 78 B SL 79 S SL 78 2-3 K		C CU 69 B SL 81 B SI 87 X SI 87 2-1 P3		C SI 87 B SI 88 B SL 80 X SL 79 2-1 P4		C KC 79 B SI 89 X SI 90 1-1 FC1-4 1-2f	4 0	0 0	0 0	0 0	0 0	1 0	2 0
24 Wilson Betemit, S (1, 5) OBP: 0.316, SLG: 0.419			B SL 78 C SI 85 X SL 79 1-1 HR		C CH 79 B FF 85 F CH 80 F SL 80 B SI 86 X FS 78 2-2 12 2B 35 SF8 1B		B SL 78 C SL 81 B SI 93 S SL 81 S SL 81 2-3 K 1	B SI 89 B CH 83 X CH 83 2-0 F7 3		4	2	2	1	0	1	1
12 Mark Reynolds, R (1, 3) OBP: 0.325, SLG: 0.365			C SI 87 B SL 80 X SL 79 1-1 35 G3-6 1B		F CU 70 X SI 87 0-1 35 SF8 1-3 21 SF9 2B		C FF 92 B SI 93 B SI 93 S SL 82 S SL 83 2-3 K 2		C KC 79 C FF 90 B SL 89 F KC 80 B FF 91 X FF 92 2-2 G6-3 1	4	1	2	0	0	1	0
35 Omar Quintanilla, L (1, 4) OBP: 0.373, SLG: 0.449			C CU 68 F FF 86 B FS 76 X CH 80 1-2 G3-6 1-2f		X SI 86 0-0 SF8 2-3 3-H		B FF 94 B FF 92 B FF 92 C FF 91 B FF 91 4-1 21 2B BB		C SI 85 C SI 86 F SL 77 B SL 77 X SL 78 1-2 2 FC1-4 21 1B 1B	2	1	1	1	1	0	1
Inning Stats	R: 0 E: 0 K: 1 S: 10 H: 0 LOB: 0 BB: 0 P: 15	R: 0 E: 0 K: 1 S: 8 H: 1 LOB: 0 BB: 0 P: 13	R: 1 E: 0 K: 0 S: 10 H: 3 LOB: 1 BB: 0 P: 14	R: 0 E: 0 K: 0 S: 10 H: 2 LOB: 1 BB: 0 P: 15	R: 2 E: 0 K: 0 S: 18 H: 3 LOB: 1 BB: 0 P: 28	R: 0 E: 0 K: 0 S: 5 H: 0 LOB: 0 BB: 0 P: 8	R: 2 E: 0 K: 3 S: 19 H: 2 LOB: 1 BB: 1 P: 33	R: 0 E: 0 K: 0 S: 7 H: 0 LOB: 1 BB: 1 P: 17	R: 0 E: 0 K: 0 S: 14 H: 2 LOB: 2 BB: 0 P: 21	1B: 9 2B: 4 3B: 0 HR: 1 SF: 2 SAC: 0 DP: 3 HBP: 0						

PITCHER		IP	WLS	BF	H	R	ER	SO	BB	IBB	HBP	BLK	WP	HR	S	P	ERA	WHIP
36 Freddy Garcia, R ERA: 5.1	(1, 1)	6.0	L	24	9	3	3	2	0	0	0	1	0	1	61	93	4.50	1.500
48 Boone Logan, L ERA: 4.01	(7, 1)	0.2		4	1	2	2	2	1	0	0	0	0	0	10	20	27.00	3.000
41 David Phelps, R ERA: 2.5	(7, 1)	1.2		7	1	0	0	1	1	0	0	0	0	0	20	36	0.00	1.200
39 Clay Rapada, L ERA: 2.7	(9, 1)	0.0		2	2	0	0	0	0	0	0	0	0	0	6	9	∞	∞
Chad Qualls, R ERA: 4.89	(9, 1)	0.2		2	0	0	0	0	0	0	0	0	0	0	4	6	0.00	0.000

PITCHER	IP	WLS	BF	H	R	ER	SO	BB	IBB	HBP	BLK	WP	HR	S	P	ERA	WHIP

TOP

Baltimore Orioles @ New York Yankees

Yankee Stadium, Bronx, NY

Mon Jul 30 2012, 7:10 PM - 10:12 PM EDT

Att. 43,052 - Partly Cloudy - 77 F

livebaseballscorecards.com

AB	35
R	5
H	13
RBI	5
BB	2
SO	5
LOB	13

BOTTOM

Baltimore Orioles @ New York Yankees

Yankee Stadium, Bronx, NY

Mon Jul 30 2012, 7:10 PM - 10:12 PM EDT

Att. 43,052 - Partly Cloudy - 77 F

livebaseballscorecards.com

Batter	1	2	3	4	5	6	7	8	9	AB	R	H	RBI	BB	SO	LOB
2 Derek Jeter, R (1, 6) OBP: 0.354, SLG: 0.409	S SL 86 F FF 92 B SI 92 B FF 93 F FF 93 X FF 94 2-2 ① G1-3		F FF 91 B SI 92 B SI 92 B FF 92 S SL 86 X FF 91 3-2 ② G6-3			F FF 92 B SL 85 B FF 91 X FF 92 2-1 1B		X SI 96 0-0 17 FC4-6 1B		4	0	2	0	0	0	0
14 Curtis Granderson, L (1, 8) OBP: 0.342, SLG: 0.504	C FF 93 B SL 80 B FF 92 S CH 82 F FF 93 X FF 92 2-2 ② F7		B CU 78 S CH 83 S CH 84 B FF 91 S CH 83 2-3 ③ K2-3			B CH 80 B SI 92 C SI 90 1 SAFE C SL 86 F FF 91 B SI 91 S CH 82 3-3 ① K		B SI 98 X SI 98 1-0 ① F8		4	0	0	0	0	2	2
25 Mark Teixeira, S (1, 3) OBP: 0.337, SLG: 0.493 17 Jayson Nix, R (8, 5) OBP: 0.296, SLG: 0.451	C SI 94 F FF 93 B FF 92 B SL 86 S CH 83 2-3 ③ K			B CU 76 F FF 91 F SI 91 S CH 82 1-3 ① K		S CH 81 F FF 91 C SL 87 0-3 ② K		B SL 84 X SI 98 1-0 ② FC4-6 1-2f		3 1	0 0	0 0	0 0	0 0	3 0	1 1
24 Robinson Canó, L (1, 4) OBP: 0.365, SLG: 0.551		B FF 91 B FF 92 B SI 92 C FF 91 X FF 93 3-1 ① L7		S CH 82 X FF 91 0-1 ② F8		B SL 86 S SL 86 X SI 92 1-1 ③ F7		C SI 97 X SI 97 0-1 ③ G4-3		4	0	0	0	0	0	2
33 Nick Swisher, S (1, 10) OBP: 0.344, SLG: 0.469 26 Ramiro Pena, S (9, PR)		C CU 79 S CH 85 B FF 93 C FF 93 1-3 ② K		F FF 92 F SI 92 F FF 91 S CH 84 0-3 ③ K			S FF 89 B SL 84 X FF 90 1-1 ① P6		B SI 95 X SI 94 1-0 31 FC6-4 2B	4 0	0 0	1 0	0 0	0 0	2 0	0 0
27 Raul Ibanez, L (1, 7) OBP: 0.304, SLG: 0.460		C FF 92 B FF 92 B FF 93 X SI 92 2-1 12 BLK 12 1B 1B			B CU 77 B FF 90 C FF 90 F FF 91 X CH 84 2-2 HR		C CU 77 F SL 87 S FF 92 0-3 ② K		B SI 95 S CH 88 S SI 94 F SI 95 B CU 82 S CH 89 2-3 ① K	4	2	2	1	0	2	1
12 Eric Chavez, L (1, 5) OBP: 0.330, SLG: 0.473 (8, 3)		B FF 92 B FF 92 C CU 78 S CH 84 B FF 93 F CH 82 X FF 92 3-2 1-H 1B			S CH 84 S FF 91 F FF 93 B SL 87 X CH 84 1-2 ① L8		C FF 90 B CH 84 S CH 84 B FF 91 B SL 85 X FF 92 3-2 HR		C SI 96 B CU 81 B CH 89 B CH 88 B SI 95 4-1 31 FC6-4 BB	3	1	2	2	1	0	0
31 Ichiro Suzuki, L (1, 9) OBP: 0.288, SLG: 0.357		X FF 91 0-0 ③ F7			B CU 77 X FF 90 1-0 ② F8		B FF 90 B FF 90 F FF 90 C CH 82 X FF 91 2-2 HR		B SI 95 X SI 96 1-0 ② FC6-4 55 S 1-2f 2-3	4	1	1	1	0	0	3
19 Chris Stewart, R (1, 2) OBP: 0.271, SLG: 0.317 55 Russell Martin, R (7, PH) OBP: 0.308, SLG: 0.378 (8, 2)			B FF 90 X FF 90 1-0 ① P2		L FF 91 F FF 92 B SL 86 X FF 92 1-2 ③ F7		B SI 85 X SL 78 1-0 ③ F8		C CU 82 B SI 94 S CU 82 B SI 96 S FF 95 2-3 ③ K 1-2	2 2	0 0	0 0	0 0	0 0	0 1	0 3
Inning Stats	R: 0 E: 0 K: 1 S: 11 H: 0 LOB: 0 BB: 0 P: 17	R: 1 E: 0 K: 1 S: 12 H: 2 LOB: 1 BB: 0 P: 21	R: 0 E: 0 K: 1 S: 7 H: 0 LOB: 0 BB: 0 P: 13	R: 0 E: 0 K: 2 S: 9 H: 0 LOB: 0 BB: 0 P: 10	R: 1 E: 0 K: 0 S: 11 H: 1 LOB: 0 BB: 0 P: 16	R: 0 E: 0 K: 2 S: 11 H: 1 LOB: 1 BB: 0 P: 17	R: 2 E: 0 K: 1 S: 12 H: 2 LOB: 0 BB: 0 P: 19	R: 0 E: 0 K: 0 S: 5 H: 1 LOB: 1 BB: 0 P: 7	R: 0 E: 0 K: 2 S: 10 H: 1 LOB: 2 BB: 1 P: 20	1B: 4 2B: 1 3B: 0 HR: 3 SF: 0 SAC: 0 DP: 0 HBP: 0						

		AB	35
		R	4
		H	8
		RBI	4
		BB	1
		SO	10
		LOB	13

PITCHER		IP	WLS	BF	H	R	ER	SO	BB	IBB	HBP	BLK	WP	HR	S	P	ERA	WHIP
50 Miguel González, R ERA: 4.46	(1, 1)	6.2	W	26	6	4	4	8	0	0	0	1	0	3	72	111	5.40	0.900
56 Darren O'Day, R ERA: 2.88	(7, 1)	0.1	H	1	0	0	0	0	0	0	0	0	0	0	1	2	0.00	0.000
47 Pedro Strop, R ERA: 1.34	(8, 1)	1.0	H	4	1	0	0	0	0	0	0	0	0	0	5	7	0.00	1.000
43 Jim Johnson, R ERA: 3.63	(9, 1)	1.0	S	5	1	0	0	2	1	0	0	0	0	0	10	20	0.00	2.000

PITCHER	IP	WLS	BF	H	R	ER	SO	BB	IBB	HBP	BLK	WP	HR	S	P	ERA	WHIP

Baltimore Orioles @ New York Yankees

Yankee Stadium, Bronx, NY

Tue Jul 31 2012, 7:07 PM - 10:13 PM EDT

Att. 42,821 - Cloudy - 76 F

TOP

livebaseballscorecards.com

Batter	1	2	3	4	5	6	7	8	9	AB	R	H	RBI	BB	SO	LOB
21 Nick Markakis, L (1, 9) OBP: 0.357, SLG: 0.473	X FF 93 0-0 ① L7	B CU 80 X CU 81 1-0 2 BB 19 HR 1-3 1B		C FF 92 F SL 86 B FF 93 X SL 87 1-2 ① G3		C SL 82 F FF 94 X SL 84 0-2 1B		B SI 86 F SI 87 X SL 74 1-1 3-H HR		5	2	3	2	0	0	0
2 J.J. Hardy, R (1, 6) OBP: 0.272, SLG: 0.372	C FF 92 X FF 94 0-1 ② G4-3	B FF 94 B FF 93 B FF 93 B FF 93 4-0 19 HR 1-2 BB		B CU 78 C SL 85 X FF 92 1-1 ② F8		B FF 93 B SL 83 F SL 83 F FF 93 F SL 84 B FF 94 1 SAFE X SI 94 3-2 ② F9		B SI 86 C SI 84 X SL 78 1-1 ③ G6-3		4	1	0	0	1	0	2
19 Chris Davis, L (1, 10) OBP: 0.308, SLG: 0.467	C SI 93 C CU 80 S CU 81 0-3 ③ K	F CU 81 X CU 81 0-1 1-H 2-H 3-H HR		C FF 92 B FF 92 C CU 80 S CU 80 1-3 ③ K		B SL 82 C FF 94 B FF 93 1 SAFE S SL 84 S SL 84 2-3 ③ K			C SL 77 S SL 76 B SL 77 B SL 76 X SL 77 2-2 ① F8	5	1	1	4	0	3	1
10 Adam Jones, R (1, 8) OBP: 0.336, SLG: 0.540		B FF 92 F SI 92 S FF 93 X SL 88 1-2 32 1B 12 2B 1B C SI 80 B FF 93 B FF 93 X SL 87 2-1 ③ L8			F SL 86 B FF 91 X SL 86 1-1 51 F9 24 1B 2B		C SI 88 X SI 89 0-1 ① G3		X SL 76 0-0 ② L7	5	2	2	0	0	0	0
32 Matt Wieters, S (1, 2) OBP: 0.318, SLG: 0.406		B CU 79 F FF 93 B CU 81 1 SAFE X FF 96 2-1 12 2B 35 1B 1-2 1B F SI 93 F SI 92 B SL 87 B CU 80 F SI 92 X SI 95 2-2 ① F7			F CU 80 S FF 93 B FF 94 F FF 93 F SL 87 F SL 88 X FF 93 1-2 ① F9		B SI 88 B SL 82 F SI 88 X SI 89 2-1 ② G6-3		C SI 85 B SI 85 X CH 79 1-1 ③ G4-3	5	1	1	0	0	0	1
51 Lew Ford, R (1, 7) OBP: 0.167, SLG: 0.182 9 Endy Chavez, L (7, 7) OBP: 0.221, SLG: 0.274		F FF 95 C CU 81 S CU 81 0-3 ① K B CU 80 X FF 93 1-0 24 WP 24 2B 2B			B CU 79 F CU 79 2 SAFE F SL 86 F CU 82 F SL 89 F FF 95 D CU 82 F SL 88 3-2 B CU 80 X SL 88 F9 2-3		B SI 89 C SI 89 B SI 89 F SI 89 B SI 90 F SI 90 X SI 90 3-2 ③ G6-3			4 0	1 0	1 0	0 0	0 0	1 0	3 0
24 Wilson Betemit, S (1, 5) OBP: 0.322, SLG: 0.430 11 Robert Andino, R (8, PR) OBP: 0.292, SLG: 0.325 (8, 5)		C CU 81 F CU 83 S SL 90 0-3 ② K F FF 92 C SI 93 B FF 92 X SL 86 1-2 2-H 2B			C CU 80 B FF 94 X FF 93 1-1 3-H 1B			C SI 87 X SL 81 0-1 35 G4-3 21 HR 2B		4 0	0 1	3 0	2 0	0 0	1 0	2 0
12 Mark Reynolds, R (1, 3) OBP: 0.324, SLG: 0.367		F CU 80 F CU 81 X SL 88 0-2 35 1B 1-3 2-H 2B F SL 87 S SL 88 X SL 87 0-2 ② G6-3			C FF 92 F SI 94 S SL 87 1-3 ③ K			F SI 88 B SI 88 X SI 88 1-1 ① G1-3		4	1	1	1	0	1	3
35 Omar Quintanilla, L (1, 4) OBP: 0.368, SLG: 0.441		B CU 81 B FF 94 X FF 94 2-0 21 1B 19 HR 2-H 3-H 1B B CH 87 X CH 86 1-0 ③ G5-3				L FF 93 B FF 94 B SI 94 S FF 93 C SL 82 2-3 ① K		B SI 87 F SI 88 B SI 88 S SI 88 F SI 88 X SI 88 2-2 ② G4-3 2-3		4	1	1	2	0	1	2
Inning Stats	R: 0 E: 0 K: 1 S: 6 H: 0 LOB: 0 BB: 0 P: 6	R: 7 E: 0 K: 2 S: 20 H: 6 LOB: 0 BB: 1 P: 32	R: 1 E: 0 K: 0 S: 12 H: 2 LOB: 0 BB: 0 P: 17	R: 0 E: 0 K: 1 S: 8 H: 0 LOB: 0 BB: 0 P: 11	R: 1 E: 0 K: 1 S: 20 H: 2 LOB: 1 BB: 0 P: 27	R: 0 E: 0 K: 2 S: 13 H: 1 LOB: 1 BB: 0 P: 20	R: 0 E: 0 K: 0 S: 8 H: 0 LOB: 0 BB: 0 P: 13	R: 2 E: 0 K: 0 S: 12 H: 2 LOB: 1 BB: 0 P: 17	R: 0 E: 0 K: 0 S: 6 H: 0 LOB: 0 BB: 0 P: 9	1B: 6 2B: 5 3B: 0 HR: 2 SF: 0 SAC: 0 DP: 0 HBP: 0						

	AB	40
	R	11
	H	13
	RBI	11
	BB	1
	SO	7
	LOB	14

WP: 1 PA: 41
PB: 0
SB: 0
CS: 0

PITCHER		IP	WLS	BF	H	R	ER	SO	BB	IBB	HBP	BLK	WP	HR	S	P	ERA	WHIP
47 Iván Nova, R ERA: 4.53	(1, 1)	5.0	L	26	10	9	9	5	1	0	0	0	1	1	66	93	16.20	2.200
48 Boone Logan, L ERA: 3.89	(6, 1)	1.0		4	1	0	0	2	0	0	0	0	0	0	13	20	0.00	1.000
38 Cody Eppley, R ERA: 3.07	(7, 1)	1.2		6	1	2	2	0	0	0	0	0	0	0	16	24	10.80	0.600
39 Clay Rapada, L ERA: 2.89	(8, 1)	1.1		5	1	0	0	0	0	0	0	0	0	1	10	15	0.00	0.750

PITCHER	IP	WLS	BF	H	R	ER	SO	BB	IBB	HBP	BLK	WP	HR	S	P	ERA	WHIP

BOTTOM

Baltimore Orioles @ New York Yankees

Yankee Stadium, Bronx, NY

Tue Jul 31 2012, 7:07 PM - 10:13 PM EDT

Att. 42,821 - Cloudy - 76 F

livebaseballscorecards.com

Batter	1	2	3	4	5	6	7	8	9	AB	R	H	RBI	BB	SO	LOB
2 Derek Jeter, R (1, 10) OBP: 0.357, SLG: 0.414	B FC 90 X FC 90 1-0: 14 1B 2B	B FF 91 B FF 91 X FF 90 2-0 ①: F8		1 SAFE F FF 92 S FF 92 F FF 94 F FF 93 F CH 81 F FF 93 D KC 76 X CH 80 1-2 ②: P4			F SI 90 X SI 91 0-1: 33 G6-3, 24 HBP 1B		B FF 93 X SI 92 1-0: 14 G4-6-3 1B	5	1	3	0	0	0	1
14 Curtis Granderson, L (1, 8) OBP: 0.341, SLG: 0.500	B FF 90 B FF 91 B CH 81 F FF 90 S CH 81 X CH 82 3-2: 24 HR 2-H 1B	C FF 90 B KC 76 B KC 76 C FF 91 S SL 82 2-3 ②: K		C KC 76 F FF 90 B FF 90 S SL 84 1-3 ③: K			B SI 90 C SL 83 F SI 90 F CU 79 B SL 81 S CU 78 2-3 ①: K		F SI 91 B CH 86 X CH 87 1-1 ②③: G4-6-3 1-2f	5	1	1	1	0	3	3
24 Robinson Canó, L (1, 4) OBP: 0.367, SLG: 0.557	X FF 92 0-0: 1-H HR	B KC 75 X FF 92 1-0 ③: P6			B KC 74 C CH 80 X CH 80 1-1 ①: G3		H SL 81 1-0: 33 G6-3 1-2 HBP			3	1	1	2	0	0	0
33 Nick Swisher, S (1, 3) OBP: 0.343, SLG: 0.467	B FF 92 B KC 76 X SI 92 2-0: 27 FC1-6 1B		B FF 88 B CH 80 S CH 80 B FC 91 C FF 90 X SL 84 3-2 ①: G4-3		C KC 74 F KC 75 B FF 87 B SL 83 F SL 82 F FC 91 S CH 80 2-3 ②: K		X SI 90 0-0 ②: G6-3 1-2 2-3			4	0	1	0	0	1	2
27 Raul Ibanez, L (1, 7) OBP: 0.304, SLG: 0.461	B FF 93 B FF 93 X CH 82 2-0 ①: FC1-6 12 1B 31 E 1-2f		C KC 75 F FF 92 X CH 81 0-2: 2B		B FF 92 C SL 84 F FC 91 F FF 92 X FF 94 1-2 ③: G4-3		C SI 91 F SI 92 S SI 92 0-3 ③: K			4	1	1	0	0	1	3
12 Eric Chavez, L (1, 5) OBP: 0.330, SLG: 0.471 17 Jayson Nix, R (8, PH) OBP: 0.293, SLG: 0.446 (9, 5)	B KC 76 C CH 82 B FF 92 C FF 90 B FF 92 X CH 83 3-2: 31 E 55 1B 1-3 1B		C FF 91 C FF 91 X SL 85 0-2: P4			C SI 91 C SI 91 X CU 79 0-2 ①: P5		C FF 96 S SL 88 F FF 97 B SL 87 B SL 86 X SI 96 2-2 ①: G6-3		3 1	1 0	1 0	0 0	0 0	0 0	1 0
31 Ichiro Suzuki, L (1, 9) OBP: 0.288, SLG: 0.356	F CH 82 B FF 92 S KC 77 D CH 83 D CH 82 X FF 92 3-2: E1 55 1B 1-2 3-H		C FC 92 B FF 92 B KC 76 X CH 82 2-1 ③: G3			C SL 82 X SL 83 0-1: 1B		X SI 95 0-0 ②: F8		4	0	1	1	0	0	2
55 Russell Martin, R (1, 2) OBP: 0.307, SLG: 0.376	B SL 84 B FF 92 B SL 86 X FF 91 3-0 ②: 1-3 2-H 1B			C KC 75 B SL 81 F KC 74 F FF 94 X SL 83 1-2 ①: G6-3		B SI 90 C SI 89 B SL 81 S CH 85 C SI 91 2-3 ②: K		B SL 86 C FF 96 B SI 96 C SL 84 B SL 84 X SL 83 3-2 ③: G6-3		4	0	1	1	0	1	1
26 Ramiro Pena, S (1, 6) OBP: 0.250, SLG: 0.250	C KC 77 F FF 92 B FF 94 B FF 92 X CH 82 2-2 ③: G4-3			X FC 90 0-0: 1B		X SL 82 0-0 ③: F9			B FF 91 C SL 84 X SI 91 1-1 ①: G4-3	4	0	1	0	0	0	2
Inning Stats	R: 5 E: 1 K: 0 S: 17 H: 6 LOB: 1 BB: 0 P: 36	R: 0 E: 0 K: 1 S: 5 H: 0 LOB: 0 BB: 0 P: 10	R: 0 E: 0 K: 0 S: 11 H: 1 LOB: 1 BB: 0 P: 16	R: 0 E: 0 K: 1 S: 15 H: 1 LOB: 1 BB: 0 P: 18	R: 0 E: 0 K: 1 S: 11 H: 0 LOB: 0 BB: 0 P: 15	R: 0 E: 0 K: 1 S: 9 H: 1 LOB: 1 BB: 0 P: 11	R: 0 E: 0 K: 2 S: 11 H: 1 LOB: 2 BB: 0 P: 14	R: 0 E: 0 K: 0 S: 8 H: 0 LOB: 0 BB: 0 P: 13	R: 0 E: 0 K: 0 S: 5 H: 1 LOB: 0 BB: 0 P: 8	1B: 8 2B: 2 3B: 0 HR: 1	SF: 0 SAC: 0 DP: 1 HBP: 1					WP: 0 PB: 0 SB: 0 CS: 0	PA: 38

	AB	37
	R	5
	H	11
	RBI	5
	BB	0
	SO	6
	LOB	15

PITCHER		IP	WLS	BF	H	R	ER	SO	BB	IBB	HBP	BLK	WP	HR	S	P	ERA	WHIP
30 Chris Tillman, R ERA: 2.7	(1, 1)	5.0	W	23	8	5	4	3	0	0	0	0	0	1	59	95	7.20	1.600
40 Troy Patton, L ERA: 2.85	(6, 1)	2.0		9	2	0	0	3	0	0	1	0	0	0	20	25	0.00	1.000
27 Matt Lindstrom, R ERA: 3.04	(8, 1)	1.0		3	0	0	0	0	0	0	0	0	0	0	8	13	0.00	0.000
38 Luis Ayala, R ERA: 2.63	(9, 1)	1.0		3	1	0	0	0	0	0	0	0	0	0	5	8	0.00	1.000

PITCHER	IP	WLS	BF	H	R	ER	SO	BB	IBB	HBP	BLK	WP	HR	S	P	ERA	WHIP

Batter	1	2	3	4	5	6	7	8	9	AB	R	H	RBI	BB	SO	LOB
21 Nick Markakis, L (1, 9) OBP: 0.354, SLG: 0.469	B FF 90 F FF 90 F FF 90 B CH 83 F FF 90 X CH 84 2-2 ① G6-3		X CH 80 0-0 19 G4-3 2 1B 1B		B FF 90 C FF 90 C FF 90 S FF 91 1-3 ① K	B FF 91 F FF 91 B FF 91 X FF 90 2-1 ③ F9		C FF 91 T CH 83 D CH 84 X CU 81 1-2 ② L6		5	0	1	0	0	1	3
11 Robert Andino, R (8, 4) OBP: 0.292, SLG: 0.325										0	0	0	0	0	0	0
2 J.J. Hardy, R (1, 6) OBP: 0.276, SLG: 0.385	C FF 92 X FF 92 0-1 2B		B FF 89 1 SAFE C FF 88 B KC 72 F FF 90 X FF 90 2-2 19 G4-3 1-2 1B		B FF 92 B FF 91 F FF 91 X FF 91 2-1 ② F9		C FF 93 X SL 85 0-1 HR	B SI 86 S SI 86 C SI 86 S SL 76 1-3 ③ K		4	1	3	1	0	0	0
3 Ryan Flaherty, L (7, 4) OBP: 0.242, SLG: 0.308										1	0	0	0	0	1	1
(8, 9)																
19 Chris Davis, L (1, 10) OBP: 0.307, SLG: 0.463	X KC 75 0-0 ② F9		B FF 90 X KC 74 1-0 ①② G4-3 1-2f 2-3		C FF 91 S FF 91 B FF 91 B FF 91 X KC 75 2-2 10 1B 1B		X CU 80 0-0 ① G6-3		C FF 86 C SI 86 C SI 87 0-3 ① K	5	0	1	0	0	1	3
10 Adam Jones, R (1, 8) OBP: 0.338, SLG: 0.540	S FF 91 B FF 92 X FF 92 1-1 ③ P3		C KC 75 F FF 92 D KC 77 B FF 93 F FF 92 X KC 75 2-2 ③ L7		X FF 91 0-0 1-2 1B		B SL 85 B CU 83 X FF 93 2-0 32 1B 1B		C FC 92 F KC 80 B FC 93 B FC 92 C FC 92 2-3 ② K	4	0	2	0	0	0	2
51 Lew Ford, R (7, 7) OBP: 0.154, SLG: 0.167										1	0	0	0	0	1	0
32 Matt Wieters, S (1, 2) OBP: 0.319, SLG: 0.407		C FF 90 F FF 90 X FF 91 0-2 ① F8		B FF 88 S FF 89 B FF 90 S FF 90 F FF 90 F FF 91 X CH 83 2-2 24 1B 1B	X FF 92 0-0 ③ P4		B FF 92 1 SAFE F FF 91 C FF 93 X SL 87 1-2 24 G4-6-3 1B		X FC 92 0-0 ③ P3	4	0	2	0	0	0	2
31 Taylor Teagarden, R (7, 2) OBP: 0.120, SLG: 0.208										1	0	0	0	0	0	0
24 Wilson Betemit, S (1, 5) OBP: 0.327, SLG: 0.432		C CH 83 F FF 91 X KC 76 0-2 12 2B 9 G3 1B		B KC 73 C CH 82 X FF 90 1-1 1-2 1B		C KC 71 F FF 90 B FF 91 B FF 91 F FF 90 B KC 74 4-2 9 G1-5-3 BB	B FF 92 C FF 93 X CH 85 1-1 ②③ G4-6-3 1-2f			3	1	2	0	1	0	2
12 Mark Reynolds, R (1, 3) OBP: 0.326, SLG: 0.370		C FF 91 S FF 92 B FF 92 D KC 75 1 SAFE F FF 92 X KC 76 2-2 9 G3 1-3 2B		C FF 91 B FF 91 B FF 92 T FF 91 X FF 92 2-2 ① F9		X FF 91 0-0 ① F7		B FF 91 B FF 92 F FF 91 B FF 93 B SL 85 4-1 9 2B BB		3	1	1	0	1	0	3
9 Endy Chavez, L (1, 7) OBP: 0.222, SLG: 0.281		C FF 92 B FF 93 C KC 76 X KC 76 1-2 ② G3 2-3 3-H		F FF 92 X FF 92 0-1 ② F8		C KC 74 F FF 90 F FF 92 B FF 91 X KC 74 1-2 ② G1-5-3 1-2		C FF 91 D CH 84 B FF 92 X FF 92 2-1 1-H 2B		4	0	1	2	0	0	4
(7, 8)																
35 Omar Quintanilla, L (1, 4) OBP: 0.364, SLG: 0.429		B CH 83 C CH 84 F FF 92 D KC 77 B CH 84 X CH 84 3-2 ③ F8		F FF 92 B FF 91 F CH 83 B FF 92 C FF 92 2-3 ③ K		B FF 91 B FF 92 B CH 83 C FF 91 B FF 91 4-1 BB		B CH 83 X FF 92 1-0 ① P6		3	0	0	0	1	1	4
(7, 6)																
Inning Stats	R: 0 E: 0 K: 0 S: 9 H: 1 LOB: 1 BB: 0 P: 12	R: 1 E: 0 K: 0 S: 16 H: 2 LOB: 1 BB: 0 P: 22	R: 0 E: 0 K: 0 S: 9 H: 2 LOB: 1 BB: 0 P: 14	R: 0 E: 0 K: 1 S: 15 H: 2 LOB: 2 BB: 0 P: 22	R: 0 E: 0 K: 1 S: 10 H: 2 LOB: 2 BB: 0 P: 15	R: 0 E: 0 K: 0 S: 11 H: 0 LOB: 2 BB: 2 P: 22	R: 1 E: 0 K: 0 S: 9 H: 3 LOB: 1 BB: 0 P: 13	R: 1 E: 0 K: 1 S: 10 H: 1 LOB: 1 BB: 1 P: 19	R: 0 E: 0 K: 2 S: 7 H: 0 LOB: 0 BB: 0 P: 9	1B: 9 2B: 3 3B: 0 HR: 1 SF: 0 SAC: 0 DP: 2 HBP: 0						

TOP

Baltimore Orioles @ New York Yankees

Yankee Stadium, Bronx, NY

Wed Aug 01 2012, 1:10 PM - 4:23 PM EDT

Att. 44,593 - Overcast - 80 F

livebaseballscorecards.com

AB	38
R	3
H	13
RBI	3
BB	3
SO	5
LOB	24

WP: 0 PB: 0 SB: 0 CS: 0 PA: 41

PITCHER		IP	WLS	BF	H	R	ER	SO	BB	IBB	HBP	BLK	WP	HR	S	P	ERA	WHIP
65 Phil Hughes, R ERA: 3.96	(1, 1)	6.0	W	28	9	1	1	2	2	0	0	0	0	0	70	107	1.50	1.833
62 Joba Chamberlain, R ERA: 10.8	(7, 1)	1.2		9	4	2	2	0	1	0	0	0	0	1	16	28	10.80	3.000
39 Clay Rapada, L ERA: 2.83	(8, 1)	0.2		2	0	0	0	2	0	0	0	0	0	0	6	7	0.00	0.000
30 David Robertson, R ERA: 2.16	(9, 1)	0.2		2	0	0	0	1	0	0	0	0	0	0	4	6	0.00	0.000

PITCHER	IP	WLS	BF	H	R	ER	SO	BB	IBB	HBP	BLK	WP	HR	S	P	ERA	WHIP

BOTTOM

Baltimore Orioles @ New York Yankees

Yankee Stadium, Bronx, NY

Wed Aug 01 2012, 1:10 PM - 4:23 PM EDT

Att. 44,593 - Overcast - 80 F

livebaseballscorecards.com

Batter	1	2	3	4	5	6	7	8	9	AB	R	H	RBI	BB	SO	LOB
2 Derek Jeter, R (1, 6) OBP: 0.361, SLG: 0.417 12 Eric Chavez, L (7, PH) OBP: 0.328, SLG: 0.468 (8, 5)	B SI 91 X FF 91 1-0 G6-3 ① F FF 93 B FF 92 D CH 88 F SI 93 F SI 93 1 SAFE X SI 93 2-2 33 1B 1-3 3-H 1B	B FC 86 D FF 90 X FC 85 2-0 33 BB 14 1B 24 HR 2-H 3-H 1B	C SL 82 B SI 95 X SL 82 1-1 33 L6-3 1B	C CH 85 X FF 89 0-1 FC1-6 ② 1-2f				4 1	1 0	3 0	3 0	0 0	0 1	0 1
14 Curtis Granderson, L (1, 8) OBP: 0.341, SLG: 0.506	B FF 92 X FF 92 1-0 HR	B SL 82 S SL 83 F SI 93 F FF 93 D SL 86 S SL 84 2-3 K ②	F FC 86 B FF 90 X CU 79 1-1 33 BB 24 HR 1-2 1B		B SI 94 B SI 93 C SL 82 F SI 93 S CH 88 2-3 K ①		F SL 86 X SI 91 0-1 F7 ③			5	2	2	1	0	2	4
33 Nick Swisher, S (1, 10) OBP: 0.346, SLG: 0.470	B SL 82 X SI 92 1-0 24 1B 22 SF8 2B	B FF 94 C FF 94 F FF 94 1 SAFE B SI 92 F SI 93 X SL 85 2-2 1-2 3-H 1B	B FF 90 B FF 91 B CU 79 B FF 90 4-0 24 HR 1-2 2-3 BB		X SI 95 0-0 L6-3 ② ③ 1-1			X FF 90 0-0 G3 ①		4	2	2	1	1	0	1
24 Robinson Canó, L (1, 4) OBP: 0.371, SLG: 0.565	S SL 82 B SL 82 S SI 93 X SI 93 1-2 2-3 1B	B SL 83 S SI 94 C SL 83 F SI 94 F SI 94 B FF 93 D SL 83 F FF 92 X SI 93 3-2 G4-3 ③	C FC 88 C FF 92 F FF 91 B FF 91 X CU 80 1-2 1-H 2-H 3-H HR			B SI 94 B CH 87 F CH 86 F SI 95 B FF 94 H SL 84 4-2 55 FC6-4 22 1B HBP		B FF 90 B CH 86 B SL 88 C SL 86 T CU 75 B SI 91 4-2 55 BB 22 HBP 45 SF8 BB		3	2	2	4	1	0	2
22 Andruw Jones, R (1, 9) OBP: 0.303, SLG: 0.482	C SI 93 X CH 87 0-1 SF8 ② 3-H	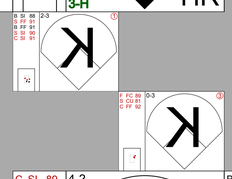				X SI 94 0-0 55 FC6-4 1-2 1B		B SL 84 F FF 90 H SI 91 2-1 55 BB 1-2 HBP		3	0	1	1	0	2	0
55 Russell Martin, R (1, 2) OBP: 0.312, SLG: 0.375	C SL 82 F SI 93 B SI 93 F SI 93 D SI 88 T SI 93 2-2 K ③	C SI 89 B CH 84 S CH 85 B CH 83 B SI 92 B CH 84 4-2 45 BB 17 2B BB	B FF 91 S CU 79 X FF 91 1-1 45 G4-6-3 1B			B SI 94 C SL 84 C FF 94 B FF 95 B SL 86 X SI 93 3-2 FC6-4 ① 45 G3-6-1 1-2f 2-3		B FF 91 C FF 95 B FF 92 B FF 90 F FF 92 F FF 96 B FF 93 4-2 1-2 2-3 BB		3	1	1	0	2	1	3
45 Casey McGehee, R (1, 3) OBP: 0.299, SLG: 0.375		B SI 91 B CH 86 B SI 92 C FF 92 B SI 92 4-1 17 1B 17 PB 2 1B BB	B SI 90 B SI 91 D SL 81 B FF 89 4-0 17 2B 1-2 2 1B BB	B FF 91 C FF 90 X FC 88 1-1 G4-6-3 ① ② 1-2f		B SI 94 X SI 94 1-0 G3-6-1 ② ③ 1-2f		B FF 95 B FF 93 X FF 96 2-0 SF8 ② 3-H		2	2	0	1	2	0	3
31 Ichiro Suzuki, L (1, 7) OBP: 0.287, SLG: 0.354		B SL 80 F FF 92 1 SAFE B FF 92 X FF 91 2-1 F9 ①	B FF 89 C FF 90 B SI 91 B SL 81 X FF 91 3-1 F8 ②	C FF 92 B FF 92 B FF 92 C CU 79 X FF 91 2-2 1B			X CH 88 0-0 G4-3 ①	C SI 94 B CH 86 B FF 94 X FF 94 2-1 F8 ③		5	0	1	0	0	0	5
17 Jayson Nix, R (1, 5) OBP: 0.311, SLG: 0.469 (8, 6)		B FF 92 B SI 92 F SI 92 F CH 88 X CH 87 2-2 2 1B 33 1B 1-3 1B	X SI 92 0-0 2 1B 1-3 2-H 2B	B FC 88 X FC 88 1-0 F8 ③			B FF 90 B FF 91 F SI 91 X SL 87 2-1 12 FC1-6 1B			4	2	3	1	0	0	1

Inning Stats																						
	R: 2	H: 3	R: 2	H: 3	R: 7	H: 4	R: 0	H: 2	R: 0	H: 1	R: 0	H: 1	R: 0	H: 1	R: 1	H: 0	1B: 11	SF: 2	WP: 0	PA: 44
	E: 0	LOB: 1	E: 0	LOB: 2	E: 0	LOB: 0	E: 0	LOB: 1	E: 0	LOB: 1	E: 0	LOB: 1	E: 0	LOB: 1	E: 0	LOB: 2	2B: 3	SAC: 0	PB: 1	
	K: 1	BB: 0	K: 1	BB: 1	K: 2	BB: 3	K: 1	BB: 0	K: 0	BB: 0	K: 0	BB: 1	K: 0	BB: 0	K: 0	BB: 2	3B: 0	DP: 3	SB: 0	
	S: 12	P: 18	S: 24	P: 41	S: 18	P: 39	S: 8	P: 13	S: 6	P: 9	S: 7	P: 15	S: 7	P: 9	S: 10	P: 24	HR: 2	HBP: 2	CS: 0	

PITCHER		IP	WLS	BF	H	R	ER	SO	BB	IBB	HBP	BLK	WP	HR	S	P	ERA	WHIP
53 Zack Britton, L ERA: 8.35	(1, 1)	2.2	L	18	7	7	7	3	3	0	0	0	0	1	44	80	23.62	3.750
63 Kevin Gregg, R ERA: 4.28	(3, 1)	1.1		9	5	4	4	1	1	0	0	0	0	1	18	31	27.00	4.500
27 Matt Lindstrom, R ERA: 2.83	(5, 1)	2.0		7	2	0	0	1	0	0	1	0	0	0	13	24	0.00	1.000
38 Luis Ayala, R ERA: 2.73	(7, 1)	1.1		7	1	1	1	0	1	0	1	0	0	0	11	19	6.75	1.500
29 Tommy Hunter, R ERA: 5.68	(8, 1)	0.2		3	0	0	0	0	1	0	0	0	0	0	6	14	0.00	1.500

PITCHER	IP	WLS	BF	H	R	ER	SO	BB	IBB	HBP	BLK	WP	HR	S	P	ERA	WHIP

Batter	1	2	3	4	5	6	7	8	9	AB	R	H	RBI	BB	SO	LOB
21 Nick Markakis, L (1, 9) OBP: 0.352, SLG: 0.464	X SI 95 0-0 19 BB 10 1B 1B	1 SAFE C FF 95 B FF 94 B KC 82 1 SAFE X SI 93 2-1 ③ F7			B SI 92 F FF 94 F FF 93 F KC 82 X KC 82 1-2 ① G4-3		X CH 90 0-0 ② F8		C CH 83 C SI 98 F FF 98 B CH 83 B SI 97 F CH 84 F SI 98 F CH 83 X SI 97 2-2 ③ F7	5	0	1	0	0	0	1
2 J.J. Hardy, R (1, 6) OBP: 0.274, SLG: 0.381	C FF 95 B FF 93 B SI 94 C SI 94 B CH 88 F FF 95 X FF 95 3-2 ① F9		C SI 93 B KC 82 F CH 85 F SI 93 B FF 95 X SI 94 2-2 ① G6-3		C KC 80 X FF 92 0-1 ② G4-3		B FF 95 C FF 95 B SL 88 X CH 90 2-1 ③ G6-3			4	0	0	0	0	0	1
10 Adam Jones, R (1, 8) OBP: 0.339, SLG: 0.539	1 SAFE B CH 87 X FF 94 1-0 19 BB 1-2 1B		B SI 95 C CH 86 C CH 85 X FF 94 1-2 ② P6		S KC 80 S KC 81 F SI 96 X KC 80 0-2 1B			B CU 78 B CU 79 C FF 90 F FF 91 C FF 90 2-3 ① K		4	0	2	0	0	1	0
32 Matt Wieters, S (1, 2) OBP: 0.321, SLG: 0.408	C SI 94 S SI 95 S SI 94 0-3 ② K		B KC 83 B CH 88 C SI 94 B KC 82 X SI 95 3-1 1B		1 SAFE S CH 84 1 SAFE B SI 94 S CH 81 F FF 94 S KC 81 1-3 ③ K			C FF 90 B FS 82 C CU 79 X FF 90 1-2 19 1B 1B		4	0	2	0	0	2	3
19 Chris Davis, L (1, 10) OBP: 0.311, SLG: 0.463	B SI 94 S SI 95 B SI 94 D FF 90 S SI 95 F SI 95 B SI 94 4-2 1-2 2-3 BB		B FF 94 F SI 94 F FF 93 X FF 95 1-2 ③ F7			B KC 80 B FF 93 B FF 94 F FF 93 B FF 95 4-1 12 WP BB		B CU 79 X FS 81 1-0 1-2 1B		2	0	1	0	2	0	1
12 Mark Reynolds, R (1, 3) OBP: 0.322, SLG: 0.365	F FF 94 S FF 94 B KC 82 B KC 83 C CH 87 2-3 ③ K			B KC 80 S FF 93 F CH 84 X FF 94 1-2 ① P3		B KC 81 B FF 93 C SI 93 S FF 93 B SI 94 S FF 94 3-3 ① K 1-2		B FF 91 B CU 79 F FS 82 C FS 81 D FS 83 C FF 91 3-3 ② K		4	0	0	0	0	3	6
51 Lew Ford, R (1, 7) OBP: 0.125, SLG: 0.133 24 Wilson Betemit, S (8, PH) OBP: 0.326, SLG: 0.431 (8, 5)		C FF 93 F SI 94 B KC 81 F CH 84 S SI 94 1-3 ① K		C KC 81 F FF 94 B SI 94 T SI 94 1-2 ② K		B FF 94 F FF 94 F SI 95 X SI 96 1-2 ② F9		C CU 80 F FS 83 S FS 83 0-3 ③ K		3 1	0 0	0 0	0 0	0 0	2 1	1 2
35 Omar Quintanilla, L (1, 4) OBP: 0.369, SLG: 0.426		C FF 94 B FF 94 B FF 93 B SI 94 C FF 94 F SI 94 B FF 94 4-2 11 CS BB		B FF 94 B FF 94 F FF 94 S CH 84 X FF 93 2-2 11 FC5-4 1B		B FF 96 S FF 95 B SL 86 C FF 96 B FF 96 S FF 95 3-3 ③ K			B SI 95 X SI 94 1-0 ① G6-3	3	0	1	0	1	1	1
11 Robert Andino, R (1, 5) OBP: 0.291, SLG: 0.324 (8, 7)		1 SAFE C FF 93 B SI 93 B CH 85 F SI 94 X FF 94 2-2 ② 1-2 1B		B FF 92 C SI 94 X FF 92 1-1 ③ FC5-4 1-2f			C FF 94 B FF 94 X SL 86 1-1 ① P3		B SI 97 B CH 79 C SI 97 S CH 83 C CH 82 2-3 ② K	4	0	1	0	0	1	1
Inning Stats	R: 0 H: 2 E: 0 LOB: 3 K: 2 BB: 1 S: 15 P: 25	R: 0 H: 1 E: 0 LOB: 1 K: 1 BB: 1 S: 12 P: 21	R: 0 H: 1 E: 0 LOB: 1 K: 0 BB: 0 S: 12 P: 19	R: 0 H: 1 E: 0 LOB: 1 K: 1 BB: 0 S: 11 P: 16	R: 0 H: 1 E: 0 LOB: 1 K: 1 BB: 0 S: 14 P: 16	R: 0 H: 0 E: 0 LOB: 1 K: 2 BB: 1 S: 10 P: 21	R: 0 H: 0 E: 0 LOB: 0 K: 0 BB: 0 S: 5 P: 8	R: 0 H: 2 E: 0 LOB: 2 K: 3 BB: 0 S: 13 P: 20	R: 0 H: 0 E: 0 LOB: 0 K: 1 BB: 0 S: 11 P: 16	1B: 8 SF: 0 2B: 0 SAC: 0 3B: 0 DP: 0 HR: 0 HBP: 0						

PITCHER	IP	WLS	BF	H	R	ER	SO	BB	IBB	HBP	BLK	WP	HR	S	P	ERA	WHIP
55 Matt Moore, L (1, 1) ERA: 3.84	5.1	W	24	6	0	0	6	3	0	0	0	1	0	68	108	0.00	1.688
57 Jake McGee, L (6, 1) ERA: 2.57	0.2	H	2	0	0	0	1	0	0	0	0	0	0	6	10	0.00	0.000
43 Kyle Farnsworth, R (7, 1) ERA: 5.06	1.0	H	3	0	0	0	0	0	0	0	0	0	0	5	8	0.00	0.000
62 Joel Peralta, R (8, 1) ERA: 3.68	1.0	H	5	2	0	0	3	0	0	0	0	0	0	13	20	0.00	2.000
56 Fernando Rodney, R (9, 1) ERA: 0.72	1.0	S	3	0	0	0	1	0	0	0	0	0	0	11	16	0.00	0.000

PITCHER	IP	WLS	BF	H	R	ER	SO	BB	IBB	HBP	BLK	WP	HR	S	P	ERA	WHIP

TOP

Baltimore Orioles @ Tampa Bay Rays

Tropicana Field, St. Petersburg, FL

Fri Aug 03 2012, 7:12 PM - 9:56 PM EDT

Att. 18,410 - Dome - 72 F

livebaseballscorecards.com

AB	34
R	0
H	8
RBI	0
BB	3
SO	11
LOB	17



WP: 1 PA: 37
PB: 0
SB: 0
CS: 1

BOTTOM

Baltimore Orioles @ Tampa Bay Rays

Tropicana Field, St. Petersburg, FL

Fri Aug 03 2012, 7:12 PM - 9:56 PM EDT

Att. 18,410 - Dome - 72 F

livebaseballscorecards.com

Batter	1	2	3	4	5	6	7	8	9	AB	R	H	RBI	BB	SO	LOB
8 Desmond Jennings, R (1, 7) OBP: 0.308, SLG: 0.372	C FF 94 S FF 92 B FF 94 C FF 94 1-3 ① K		F FF 94 C FC 90 B FF 94 X CU 82 1-2 ③ G1-4-3			C FF 89 F FF 89 F FC 87 B FF 94 B FC 87 X FF 93 2-2 HR		C SI 84 C SL 78 B SL 78 F SI 84 S FF 86 1-3 ① K		4	1	1	1	0	2	0
2 B.J. Upton, R (1, 8) OBP: 0.302, SLG: 0.376	B FF 95 F FF 94 F FF 94 C FF 96 1-3 ② K			X FF 92 0-0 HR		F FF 95 B FF 94 F FC 88 X FF 95 1-2 ① G3		F FF 87 F SL 78 C SL 79 0-3 ② K		4	1	1	1	0	2	0
20 Matt Joyce, L (1, 9) OBP: 0.371, SLG: 0.477	C CU 78 B FF 94 X FF 94 1-1 1B			B CH 86 B CH 86 T FC 88 F FF 93 X FF 95 2-2 ① G4-3		B CU 76 B CH 84 B FF 89 F FF 92 B FF 92 4-1 18 1B BB		C SL 84 S SL 84 B SL 84 S SL 83 1-3 ③ K		3	0	1	0	1	1	0
18 Ben Zobrist, S (1, 4) OBP: 0.368, SLG: 0.441	B FF 93 1 SAFE B CU 79 C CU 78 F FF 93 1 SAFE X FF 95 2-2 ③ F8			C CU 77 B CH 85 X CH 86 1-1 1B		C FF 91 X FF 91 0-1 1-2 1B				3	0	2	0	0	0	1
23 Carlos Pena, L (1, 3) OBP: 0.319, SLG: 0.361		C CU 77 X FF 94 0-1 ① F8		B FF 93 1 SAFE F FF 93 F CU 79 B FF 94 X FF 93 2-2 ② F9		B FF 92 C CU 77 2 SAFE S CU 76 X FF 94 1-2 ② F8				3	0	0	0	0	0	3
7 Jeff Keppinger, R (1, 10) OBP: 0.385, SLG: 0.437 5 Sam Fuld, L (6, PH) (7, 10) OBP: 0.400, SLG: 0.458		X FF 94 0-0 19 G5-4-3 1B		X FC 88 0-0 ③ F8		C SL 79 F FF 88 B SL 79 X FF 86 1-2 ③ F7				2 1	0 0	1 0	0 0	0 0	0 0	1 2
19 Ryan Roberts, R (1, 5) OBP: 0.305, SLG: 0.345		C FF 93 X FF 95 0-1 ② ③ G5-4-3 1-2f			B FC 87 C CU 77 X FF 93 1-1 ① P4		X SI 85 0-0 ① G5-3			3	0	0	0	0	0	1
59 Jose Lobaton, S (1, 2) OBP: 0.348, SLG: 0.317			B FF 93 X FF 94 1-0 ① F7		B CU 78 C FF 91 B CU 79 X FF 92 2-1 ② P6		X SI 86 0-0 ② G6-3			3	0	0	0	0	0	0
9 Elliot Johnson, S (1, 6) OBP: 0.316, SLG: 0.348			C FF 93 L CU 77 B FF 93 F CU 80 F FF 95 B FF 87 X FC 90 2-2 ② F7		S CH 85 B FF 92 S FF 92 S FF 93 1-3 ③ K		C SI 85 B SI 85 F SL 79 X SL 78 1-2 ③ F9			3	0	0	0	0	1	0
Inning Stats	R: 0 E: 0 K: 2 S: 11 H: 1 LOB: 1 BB: 0 P: 16	R: 0 E: 0 K: 0 S: 5 H: 1 LOB: 0 BB: 0 P: 5	R: 0 E: 0 K: 0 S: 9 H: 0 LOB: 0 BB: 0 P: 13	R: 1 E: 0 K: 0 S: 10 H: 2 LOB: 1 BB: 0 P: 15	R: 0 E: 0 K: 1 S: 7 H: 0 LOB: 0 BB: 0 P: 11	R: 1 E: 0 K: 0 S: 16 H: 2 LOB: 2 BB: 1 P: 25	R: 0 E: 0 K: 0 S: 5 H: 0 LOB: 0 BB: 0 P: 6	R: 0 E: 0 K: 3 S: 10 H: 0 LOB: 0 BB: 0 P: 12		1B: 4 2B: 0 3B: 0 HR: 2 SF: 0 SAC: 0 DP: 1 HBP: 0						

	AB	29
	R	2
	H	6
	RBI	2
	BB	1
	SO	6
	LOB	8

WP: 0 PA: 30
PB: 0
SB: 0
CS: 0

PITCHER		IP	WLS	BF	H	R	ER	SO	BB	IBB	HBP	BLK	WP	HR	S	P	ERA	WHIP
29 Tommy Hunter, R ERA: 5.55	(1, 1)	5.2	L	23	6	2	2	3	1	0	0	0	0	2	55	81	3.18	1.235
56 Darren O'Day, R ERA: 2.74	(6, 1)	2.0		6	0	0	0	2	0	0	0	0	0	0	15	18	0.00	0.000
40 Troy Patton, L ERA: 2.83	(8, 1)	0.1		1	0	0	0	1	0	0	0	0	0	0	3	4	0.00	0.000

PITCHER	IP	WLS	BF	H	R	ER	SO	BB	IBB	HBP	BLK	WP	HR	S	P	ERA	WHIP

Baltimore Orioles @ Tampa Bay Rays

Tropicana Field, St. Petersburg, FL

Sat Aug 04 2012, 7:15 PM - 10:01 PM EDT

Att. 20,612 - Dome - 72 F

TOP

livebaseballscorecards.com

Batter	1	2	3	4	5	6	7	8	9	AB	R	H	RBI	BB	SO	LOB
21 Nick Markakis, L (1, 9) OBP: 0.356, SLG: 0.463	C FF 92 F FF 92 F FF 91 B FF 93 B CH 81 F FF 92 F FF 93 B FF 92 B FF 92 4-2 10 1B 32 1B BB	B FF 92 X FF 92 1-0 2 FC5-4 2-H 1B		B FF 92 C CH 80 B CH 80 B FF 93 B FF 94 4-1 2 1B 19 1B BB		X SI 86 0-0 ③ G5-3			C KC 78 F FC 89 S FF 92 0-3 ② K	3	2	1	1	2	1	0
2 J.J. Hardy, R (1, 6) OBP: 0.275, SLG: 0.381	C FF 91 D CH 82 S CH 81 S FF 92 1-3 ① K	F CH 80 X CH 79 0-1 ③ FC5-4 1-2f		B CH 81 C FF 91 B FF 92 X CH 82 2-1 19 1B 1-2 2-3 1B			C SI 90 B SI 90 B SI 90 C SI 90 C SI 91 2-3 ① K		C FC 88 F FC 89 B KC 79 X FF 95 1-2 1B	5	0	2	0	0	2	2
19 Chris Davis, L (1, 10) OBP: 0.313, SLG: 0.462	B CU 75 B CH 80 F CH 81 1 SAFE S FF 91 S FF 92 2-3 ② K		B CH 78 S CH 80 F CH 80 B CH 78 X FF 92 2-2 10 G6-4-3 1B	X CU 77 0-0 1-3 2-H 3-H 1B			B SI 91 C SI 90 F SI 91 B SL 80 B SI 90 X SL 81 3-2 ② F9		S FC 90 S FC 91 S FF 94 0-3 ③ K	5	0	2	2	0	2	2
10 Adam Jones, R (1, 8) OBP: 0.338, SLG: 0.536	T CU 79 T FF 92 X CU 81 0-2 32 1B 1-2 1B		F SI 92 B CH 79 X SI 91 1-1 ①② G6-4-3 1-2f	C CH 79 F SI 91 X FF 92 0-2 ③ P4			X SI 91 0-0 ③ L8			4	0	1	0	0	0	3
32 Matt Wieters, S (1, 2) OBP: 0.323, SLG: 0.407	C FF 92 B FF 92 C CU 78 X FF 92 1-2 24 S 1-3 2-H 1B		B CH 80 C SI 91 B FF 91 B FF 90 F CH 81 B FF 92 4-2 24 S 24 1B BB		X SI 86 0-0 ① F8			B SI 90 B SI 89 S SI 89 B SI 89 X SI 89 3-1 ① G6-3		3	0	1	1	1	0	0
24 Wilson Betemit, S (1, 5) OBP: 0.325, SLG: 0.429 11 Robert Andino, R (8, 5) OBP: 0.291, SLG: 0.324	F CU 74 B FF 93 S CU 78 F CU 81 B FF 92 X CU 80 2-2 ③ G4-3 1-2		F SI 91 B FF 90 F CU 77 B FF 94 X FF 93 2-2 ③ 1-H 1B		C SI 86 C KC 79 B KC 79 C KC 80 1-3 ② K			C SI 90 B SL 80 X SI 89 1-1 ② F7		4 0	0 0	1 0	0 0	1 0	2 0	0 0
9 Nate McLouth, L (1, 7) OBP: 0.227, SLG: 0.213		C FF 90 X FF 91 0-1 21 1B 2B		X CH 77 0-0 ① G3-1	C SI 87 C SI 86 S KC 79 0-3 ③ K			C SI 90 B SI 90 X SL 80 1-1 1B		4	1	2	0	0	1	0
12 Mark Reynolds, R (1, 3) OBP: 0.321, SLG: 0.361		B SI 90 C CH 81 S CU 80 B FF 93 B FF 92 S CH 82 3-3 ① K		C CH 78 B CH 80 B CH 79 B CH 80 S SI 90 B FF 93 4-2 2 1B 35 G3 19 1B BB		B KC 76 C SI 85 B KC 77 C CH 79 T KC 79 2-2 ① K		C SI 90 C SI 90 1 SAFE C SI 89 0-3 ③ K		3	1	0	0	1	3	2
35 Omar Quintanilla, L (1, 4) OBP: 0.357, SLG: 0.411		C FF 91 S CH 80 B FF 93 C FF 92 1-3 ② K		B FF 92 X CH 81 1-0 ② G3 1-2		B SI 87 C KC 78 F KC 79 C SI 87 1-3 ② K			B FF 91 X FF 91 1-0 ① F8	4	0	0	0	0	2	2

	AB	R	H	RBI	BB	SO	LOB
	35	4	10	4	4	12	13

Inning Stats																		
	R: 1 E: 0 K: 2 S: 21	H: 2 LOB: 2 BB: 1 P: 31	R: 1 E: 0 K: 2 S: 11	H: 2 LOB: 1 BB: 0 P: 16	R: 0 E: 0 K: 0 S: 10	H: 2 LOB: 2 BB: 1 P: 19	R: 2 E: 0 K: 0 S: 11	H: 2 LOB: 2 BB: 2 P: 22	R: 0 E: 0 K: 2 S: 7	H: 0 LOB: 0 BB: 0 P: 8	R: 0 E: 0 K: 2 S: 7	H: 0 LOB: 0 BB: 0 P: 10	R: 0 E: 0 K: 1 S: 7	H: 0 LOB: 0 BB: 0 P: 12	R: 0 E: 0 K: 1 S: 9	H: 1 LOB: 1 BB: 0 P: 14	R: 0 E: 0 K: 2 S: 10	H: 1 LOB: 1 BB: 0 P: 12	1B: 9 2B: 1 3B: 0 HR: 0	SF: 0 SAC: 0 DP: 1 HBP: 0	WP: 0 PB: 0 SB: 2 CS: 0	PA: 39

PITCHER		IP	WLS	BF	H	R	ER	SO	BB	IBB	HBP	BLK	WP	HR	S	P	ERA	WHIP
58 Jeremy Hellickson, R ERA: 3.43	(1, 1)	4.0	L	22	8	4	4	4	4	0	0	0	0	0	53	88	9.00	3.000
39 J.P. Howell, L ERA: 3.0	(5, 1)	2.0		6	0	0	0	4	0	0	0	0	0	0	14	18	0.00	0.000
31 Burke Badenhop, R ERA: 3.21	(7, 1)	2.0		7	1	0	0	2	0	0	0	0	0	0	16	26	0.00	0.500
40 Wade Davis, R ERA: 2.59	(9, 1)	1.0		4	1	0	0	2	0	0	0	0	0	0	10	12	0.00	1.000

PITCHER		IP	WLS	BF	H	R	ER	SO	BB	IBB	HBP	BLK	WP	HR	S	P	ERA	WHIP

Baltimore Orioles @ Tampa Bay Rays

Tropicana Field, St. Petersburg, FL

Sat Aug 04 2012, 7:15 PM - 10:01 PM EDT

Att. 20,612 - Dome - 72 F

BOTTOM

livebaseballscorecards.com

Batter	1	2	3	4	5	6	7	8	9	AB	R	H	RBI	BB	SO	LOB
8 Desmond Jennings, R (1, 7) OBP: 0.304, SLG: 0.367	C FF 90 X FF 91 0-1 ① G4-3		B FF 92 S SI 93 C SL 82 B CH 85 X CH 86 2-2 ③ G1-3			C SL 80 X CH 85 0-1 ① G5-3		B SI 98 X SI 98 1-0 ① F7		4	0	0	0	0	0	1
2 B.J. Upton, R (1, 8) OBP: 0.301, SLG: 0.375	S FF 90 B FF 92 F FF 92 B FF 92 F CH 86 F FF 92 X FF 92 2-2 ② F9			S SL 81 X CH 85 0-1 ① G6-3		C FF 92 B FF 94 S FF 92 X FF 93 1-2 7 S 1B		F SL 84 S SI 98 B SL 84 X SI 97 1-2 ② FC6-4 18 BB 1-2f		4	0	1	0	0	0	1
18 Ben Zobrist, S (1, 4) OBP: 0.371, SLG: 0.443	C FF 92 F CU 72 X FF 93 0-2 7 FC6-4 1B			C SI 92 C CH 86 F SI 93 X CU 69 0-2 7 1B 1B		D SI 88 1 SAFE B CH 88 S FF 93 F FF 92 1 SAFE F SL 81 B CH 86 X CH 86 3-2 ② F8		B SI 97 B SI 98 B SI 97 B SI 96 4-0 1-2 BB		3	0	2	0	1	0	1
7 Jeff Keppinger, R (1, 10) OBP: 0.382, SLG: 0.433	1 SAFE C SL 81 B FF 91 C FF 92 X FF 93 1-2 ③ FC6-4 1-2f			1 SAFE C SI 94 X FF 92 0-1 1-2 1B		1 SAFE B CH 85 C SI 88 F FF 93 D CU 71 X CH 87 2-2 ③ F7 1-2		C SL 82 C SL 83 S SL 85 0-3 ③ K		4	0	1	0	0	1	4
23 Carlos Pena, L (1, 3) OBP: 0.319, SLG: 0.358		X FF 91 0-0 ① G3		B SL 82 F SL 79 D SL 82 S SI 94 F FF 94 S FF 93 2-3 ② K			B SL 80 T SL 82 B FF 94 B SL 81 F FF 92 B FF 92 4-2 BB		C SI 95 C CU 80 X CU 81 0-2 ① G4-3	3	0	0	0	1	1	2
1 Sean Rodríguez, R (1, 6) OBP: 0.269, SLG: 0.322 10 Will Rhymes, L (9, PH) OBP: 0.304, SLG: 0.289		B FF 92 X FF 91 1-0 ② L6		B CH 87 X SI 87 1-0 ③ P2			B SL 78 C SI 88 X SI 92 1-1 ① P6		X FF 93 0-0 ② G1-6-3	3 1	0 0	0 0	0 0	0 0	0 0	3 0
5 Sam Fuld, L (1, 9) OBP: 0.379, SLG: 0.429	B FF 92 C FF 91 F FF 92 B FF 92 S SL 81 2-3 ③ K				B SL 80 C FF 92 F SL 79 X FF 92 1-2 28 CS 19 G1-3 1B		C FF 92 C FF 93 X SI 93 0-2 ② L6		B CU 80 B SI 93 C FF 92 X SI 94 2-1 ③ G4-3	4	0	1	0	0	1	1
19 Ryan Roberts, R (1, 5) OBP: 0.303, SLG: 0.342			C SI 93 C CU 72 F FF 94 F FF 93 S CH 85 0-3 ① K		F FF 92 D CH 86 X SL 80 1-1 ① G1-3 1-2		C SI 87 T SI 94 F SI 94 F SL 80 S FF 93 0-3 ③ K			3	0	0	0	0	2	2
28 José Molina, R (1, 2) OBP: 0.246, SLG: 0.295			X FF 91 0-0 ② G4-3		C SI 93 B FF 93 B FF 93 B SI 89 F FF 93 F FF 93 X FF 92 3-2 ② ③ P3 2-3			B SL 80 X FF 95 1-0 2 FC6-4 1B		3	0	1	0	0	0	1
Inning Stats	R: 0 E: 0 K: 0 S: 13 H: 1 LOB: 1 BB: 0 P: 16	R: 0 E: 0 K: 1 S: 5 H: 0 LOB: 0 BB: 0 P: 8	R: 0 E: 0 K: 1 S: 9 H: 0 LOB: 0 BB: 0 P: 11	R: 0 E: 0 K: 1 S: 13 H: 2 LOB: 2 BB: 0 P: 16	R: 0 E: 0 K: 0 S: 9 H: 1 LOB: 0 BB: 0 P: 14	R: 0 E: 0 K: 0 S: 12 H: 1 LOB: 1 BB: 0 P: 18	R: 0 E: 0 K: 1 S: 12 H: 0 LOB: 1 BB: 1 P: 17	R: 0 E: 0 K: 1 S: 8 H: 1 LOB: 2 BB: 1 P: 15	R: 0 E: 0 K: 0 S: 6 H: 0 LOB: 0 BB: 0 P: 8	1B: 6 2B: 0 3B: 0 HR: 0	SF: 0 SAC: 0 DP: 0 HBP: 0					

	AB	32
	R	0
	H	6
	RBI	0
	BB	2
	SO	5
	LOB	16

WP: 0 PB: 0 SB: 1 CS: 1 PA: 34

PITCHER	IP	WLS	BF	H	R	ER	SO	BB	IBB	HBP	BLK	WP	HR	S	P	ERA	WHIP
16 Wei-Yin Chen, L (1, 1) ERA: 3.46	7.0	W	26	5	0	0	4	1	0	0	0	0	0	73	100	0.00	0.857
47 Pedro Strop, R (8, 1) ERA: 1.31	1.0		5	1	0	0	1	1	0	0	0	0	0	8	15	0.00	2.000
43 Jim Johnson, R (9, 1) ERA: 3.55	1.0		3	0	0	0	0	0	0	0	0	0	0	6	8	0.00	0.000

PITCHER	IP	WLS	BF	H	R	ER	SO	BB	IBB	HBP	BLK	WP	HR	S	P	ERA	WHIP

Batter	1	2	3	4	5	6	7	8	9	10	AB	R	H	RBI	BB	SO	LOB
21 Nick Markakis, L (1, 9) OBP: 0.350, SLG: 0.455	X SI 92 0-0 ① G3-1		C SI 91 C SI 93 X SI 94 0-2 ① G4-3			C SI 90 B SI 92 B SI 93 X SI 93 2-1 ① F7		X SI 94 0-0 ③ L1-3		C FF 89 S FS 82 B FF 90 X FS 81 1-2 ③ P4	5	0	0	0	0	0	1
11 Robert Andino, R (1, 5) OBP: 0.297, SLG: 0.325	C SI 93 B SI 94 C FC 88 B FF 95 B FC 89 B FC 89 4-2 BB		B SI 94 B CH 81 C SI 94 S SI 94 X SI 96 2-2 2 CS 1B			C FC 87 X CH 80 0-1 ② G5-3			S SI 94 B CH 81 F SI 96 B CH 82 B CH 82 B CH 82 4-2 2 SH1-4 BB		2	0	1	0	2	0	0
2 J.J. Hardy, R (1, 6) OBP: 0.275, SLG: 0.380	C SI 94 1 SAFE B SI 94 F SI 94 1 SAFE S FF 96 1-3 ② K		C SI 95 B FC 90 1 SAFE 1 SAFE S SI 95 B SI 95 B SI 96 S SI 96 3-3 ②③ K 1-2			B FC 88 B SI 93 B FC 88 C SI 94 F SI 95 F SI 96 F FC 90 B SI 95 4-2 BB			L FF 96 1 SAFE X FF 98 0-1 ① SH1-4 1-2		2	0	0	0	1	2	2
10 Adam Jones, R (1, 8) OBP: 0.336, SLG: 0.531	B FC 88 B FC 87 S SI 95 B FF 96 S SI 95 X SI 96 3-2 ③ G4-3			B SI 92 S CH 86 B FC 89 F FC 88 F FF 95 X CH 82 2-2 ① G1-3		C FC 88 B SI 95 B CH 82 1 SAFE F FC 88 F FC 88 B SI 95 F SI 96 C SI 97 3-3 ③ K			C SI 97 X CH 84 0-1 ② G6-3		4	0	0	0	0	1	3
32 Matt Wieters, S (1, 10) OBP: 0.320, SLG: 0.403		B CH 85 B SI 93 X SI 94 2-0 ① F9		F CH 81 C FC 89 B FC 91 F SI 96 B SI 96 C FC 91 2-3 ② K			B FC 85 X SI 92 1-0 ① G4-3		S CH 84 F SI 98 F FF 99 B SI 98 D CH 83 D CH 83 F CH 85 F FF 99 X SI 98 3-2 ③ G6-3		4	0	0	0	0	1	1
51 Lew Ford, R (1, 7) OBP: 0.158, SLG: 0.222 9 Nate McLouth, L (10, PH) OBP: 0.224, SLG: 0.210 (10, 7)		F SI 93 C SI 96 B SI 96 X SI 96 1-2 2B		B FC 90 X SI 96 1-0 ③ F9			X SI 93 0-0 ② G1-3			B CU 77 B CU 77 F FF 90 B FF 90 F FF 90 X FF 90 3-2 ① F9	3 1	0 0	1 0	0 0	0 0	0 0	0 0
12 Mark Reynolds, R (1, 3) OBP: 0.323, SLG: 0.358		B SI 95 B FC 89 B SI 96 D SI 96 4-0 BB			X FC 85 0-0 ① G6-3		B FF 94 B FC 86 C FC 87 X FC 89 2-1 ③ G4-3			F FS 81 B CU 79 B FS 82 B FF 90 C FF 90 D FS 83 4-2 31 2B BB	2	1	0	0	2	0	0
35 Omar Quintanilla, L (1, 4) OBP: 0.346, SLG: 0.397		C SI 95 F SI 96 B SI 97 F SI 96 X FF 95 1-2 ② F1			S SI 92 B SI 94 F SI 94 X SI 95 1-2 ② G6-3			C SI 90 B SI 91 X SI 93 1-1 ① G6-3		C FF 89 B FS 81 F FF 88 F FF 88 F FS 79 C CU 79 1-3 ② K	4	0	0	0	0	1	3
31 Taylor Teagarden, R (1, 2) OBP: 0.138, SLG: 0.250		C SI 96 X SI 96 0-1 ③ F9			C FC 88 X CH 80 0-1 ③ G6-3			C FC 86 F FC 87 B FC 89 B FC 89 F SI 95 C FC 92 2-3 ② K		B FF 89 F CU 77 F FS 80 B FS 79 B FF 90 F FF 90 X FF 89 3-2 1-H 2B	4	0	1	1	0	1	2
Inning Stats	R: 0 H: 0 E: 0 LOB: 1 K: 1 BB: 1 S: 9 P: 17	R: 0 H: 1 E: 0 LOB: 2 K: 0 BB: 1 S: 10 P: 18	R: 0 H: 1 E: 0 LOB: 1 K: 1 BB: 0 S: 9 P: 14	R: 0 H: 0 E: 0 LOB: 0 K: 1 BB: 0 S: 9 P: 14	R: 0 H: 0 E: 0 LOB: 0 K: 0 BB: 0 S: 6 P: 7	R: 0 H: 0 E: 0 LOB: 1 K: 1 BB: 1 S: 13 P: 22	R: 0 H: 0 E: 0 LOB: 0 K: 0 BB: 0 S: 4 P: 7	R: 0 H: 0 E: 0 LOB: 0 K: 1 BB: 0 S: 7 P: 10	R: 0 H: 0 E: 0 LOB: 1 K: 0 BB: 1 S: 12 P: 19	R: 1 H: 1 E: 0 LOB: 1 K: 1 BB: 1 S: 17 P: 29	1B: 1 SF: 0 2B: 3 SAC: 1 3B: 0 DP: 1 HR: 0 HBP: 0						

PITCHER	IP	WLS	BF	H	R	ER	SO	BB	IBB	HBP	BLK	WP	HR	S	P	ERA	WHIP
14 David Price, L (1, 1) ERA: 2.49	8.0		28	2	0	0	5	3	0	0	0	0	0	67	109	0.00	0.625
56 Fernando Rodney, R (9, 1) ERA: 0.71	1.0		4	0	0	0	0	1	0	0	0	0	0	12	19	0.00	1.000
62 Joel Peralta, R (10, 1) ERA: 3.8	1.0	L	5	1	1	1	1	1	0	0	0	0	0	17	29	9.00	2.000

PITCHER	IP	WLS	BF	H	R	ER	SO	BB	IBB	HBP	BLK	WP	HR	S	P	ERA	WHIP

TOP

Baltimore Orioles @ Tampa Bay Rays

Tropicana Field, St. Petersburg, FL

Sun Aug 05 2012, 1:43 PM - 4:52 PM EDT

Att. 29,530 - Dome - 72 F

livebaseballscorecards.com

AB	31
R	1
H	3
RBI	1
BB	5
SO	6
LOB	12

1B: 1	SF: 0	WP: 0	PA: 37
2B: 3	SAC: 1	PB: 0	
3B: 0	DP: 1	SB: 0	
HR: 0	HBP: 0	CS: 1	

Baltimore Orioles @ Tampa Bay Rays

Tropicana Field, St. Petersburg, FL

Sun Aug 05 2012, 1:43 PM - 4:52 PM EDT

Att. 29,530 - Dome - 72 F

BOTTOM

livebaseballscorecards.com

Batter	1	2	3	4	5	6	7	8	9	10	AB	R	H	RBI	BB	SO	LOB
8 Desmond Jennings, R (1, 7) OBP: 0.300, SLG: 0.362	F FF 91 X FF 91 0-1 G6-3		C SL 87 C FF 92 X SL 86 0-2 G4-3		B SL 87 X SL 86 1-0 FC5 1-2 2-3f			B SI 84 S SL 78 C SL 78 S SL 77 1-3 K		X SI 94 0-0 G5-3	5	0	0	0	0	1	2
2 B.J. Upton, R (1, 8) OBP: 0.301, SLG: 0.376	B FF 92 X FF 91 1-0 20 G4-3 2B		B SL 88 B FF 92 X FF 92 2-0 F9			C FF 90 B SL 85 B SI 90 B SL 86 X FF 92 3-1 L9		X SL 78 0-0 F9			4	0	1	0	0	0	0
20 Matt Joyce, L (1, 9) OBP: 0.373, SLG: 0.475	C SL 86 B FF 92 F SL 86 F FF 92 X CH 83 1-2 G4-3 2-3			C FF 91 B SL 86 B SL 86 F FF 92 X SI 92 2-2 P6		B CU 76 B SI 90 C FF 91 F SL 86 B FF 91 B 4-2 BB			B SI 91 B SL 82 X SL 82 2-0 7 FC1-4-5-6 1 SH1-4 1B		3	0	1	0	1	0	1
18 Ben Zobrist, S (1, 4) OBP: 0.370, SLG: 0.441 10 Will Rhymes, L (4, 4) OBP: 0.299, SLG: 0.285 1 Sean Rodríguez, R (9, PH) OBP: 0.269, SLG: 0.322 (10, 4)	S FF 92 X FF 93 0-1 G3			C FF 91 B SI 92 B SL 86 F SI 91 F CH 84 S CH 84 2-3 K		B SI 89 X SI 90 1-0 F8			B FF 90 X SL 84 1-0 SH1-4 1-2		1 2 0	0 0 0	0 0 0	0 0 0	0 0 0	0 1 0	1 1 0
7 Jeff Keppinger, R (1, 10) OBP: 0.376, SLG: 0.425		F FF 91 B SL 86 C SL 85 B FF 92 X FF 92 2-2 F7		C FF 92 X SL 87 0-1 G6-3		B SI 90 B FF 90 X FF 91 2-0 P3			B SL 86 B FF 92 C FF 90 S FF 92 F SI 92 F FF 91 X SL 84 2-2 FC1-4-5-6 2-3		4	0	0	0	0	0	2
23 Carlos Pena, L (1, 3) OBP: 0.322, SLG: 0.359		B FF 91 B FF 92 F FF 92 B SL 87 B SI 92 4-1 19 FC6-4 BB			C SL 85 F SI 92 S CH 83 0-3 K2-3		X CU 76 0-0 9 CS 1B		I IN 71 I IN 72 I IN 71 I IN 75 4-0 IBB		2	0	1	0	2	1	0
19 Ryan Roberts, R (1, 5) OBP: 0.302, SLG: 0.338	B FF 91 F SL 85 C SL 86 F SI 92 D CH 82 X SI 93 2-2 FC6-4 59 S 1-2f			B SI 92 B SL 87 F FF 91 C SL 87 F SI 91 F CH 84 B FF 91 B FF 91 4-2 8 FC5 9 BB BB			S SL 84 F FF 90 B SL 85 X SI 92 1-2 F8		F FF 91 S FF 91 S FF 91 0-3 K		3	0	0	0	1	1	4
59 Jose Lobaton, S (1, 2) OBP: 0.340, SLG: 0.309 5 Sam Fuld, L (10, PH) OBP: 0.367, SLG: 0.414	C FF 93 1 SAFE B FF 92 B FF 92 S SL 86 S FF 92 2-3 K 1-2			S SI 91 C FF 90 F FF 91 1 SAFE T SL 85 0-2 K			B SL 85 F SI 90 B SI 91 X SL 85 2-1 F9			C SI 92 X CH 86 0-1 G4-3	3 1	0 0	0 0	0 0	0 0	2 0	3 0
9 Elliot Johnson, S (1, 6) OBP: 0.315, SLG: 0.344			B FF 91 B FF 91 B SI 91 C FF 91 F FF 91 X FF 92 3-2 G4-3		B SL 86 B FF 90 1 SAFE B SI 89 B FF 90 4-0 8 FC5 1-2 BB		B SI 91 1-0 CS 1-2	X SI 84 0-0 B5-3		C SI 94 B CU 80 F CH 87 B CH 87 X SI 94 2-2 F9	3	0	0	0	1	0	0

	AB	31
	R	0
	H	3
	RBI	0
	BB	5
	SO	6
	LOB	14

Inning Stats	1	2	3	4	5	6	7	8	9	10
	R: 0 E: 0 K: 0 S: 9 H: 1 LOB: 1 BB: 0 P: 11	R: 0 E: 0 K: 1 S: 11 H: 0 LOB: 1 BB: 1 P: 21	R: 0 E: 0 K: 0 S: 7 H: 0 LOB: 0 BB: 0 P: 12	R: 0 E: 0 K: 1 S: 9 H: 0 LOB: 0 BB: 0 P: 13	R: 0 E: 0 K: 2 S: 12 H: 0 LOB: 2 BB: 2 P: 21	R: 0 E: 0 K: 0 S: 6 H: 0 LOB: 1 BB: 1 P: 16	R: 0 E: 0 K: 0 S: 6 H: 1 LOB: 0 BB: 0 P: 10	R: 0 E: 0 K: 1 S: 5 H: 0 LOB: 0 BB: 0 P: 6	R: 0 E: 0 K: 1 S: 10 H: 1 LOB: 2 BB: 1 P: 19	R: 0 E: 0 K: 0 S: 6 H: 0 LOB: 0 BB: 0 P: 8

	1B: 2	SF: 0
	2B: 1	SAC: 1
	3B: 0	DP: 0
	HR: 0	HBP: 0

	WP: 0	PA: 38
	PB: 0	
	SB: 1	
	CS: 1	

PITCHER	IP	WLS	BF	H	R	ER	SO	BB	IBB	HBP	BLK	WP	HR	S	P	ERA	WHIP
50 Miguel González, R (1, 1) ERA: 3.8	7.0		26	2	0	0	4	4	0	0	0	0	0	60	104	0.00	0.857
56 Darren O'Day, R (8, 1) ERA: 2.68	1.0		3	0	0	0	1	0	0	0	0	0	0	5	6	0.00	0.000
40 Troy Patton, L (9, 1) ERA: 2.83	0.0		1	1	0	0	0	0	0	0	0	0	0	1	3	∞	∞
38 Luis Ayala, R (9, 1) ERA: 2.68	1.0	W	4	0	0	0	1	0	1	0	0	0	0	9	16	0.00	0.000
43 Jim Johnson, R (10, 1) ERA: 3.47	1.0	S	3	0	0	0	0	0	0	0	0	0	0	6	8	0.00	0.000

PITCHER	IP	WLS	BF	H	R	ER	SO	BB	IBB	HBP	BLK	WP	HR	S	P	ERA	WHIP

Seattle Mariners @ Baltimore Orioles

Oriole Park at Camden Yards, Baltimore, MD

Mon Aug 06 2012, 7:10 PM - 9:33 PM EDT

Att. 21,184 - Partly Cloudy - 88 F

TOP

livebaseballscorecards.com

Batter	1	2	3	4	5	6	7	8	9	AB	R	H	RBI	BB	SO	LOB
13 Dustin Ackley, L (1, 4) OBP: 0.302, SLG: 0.332	F FF 89 B KC 75 F FF 90 B FF 90 F FF 90 S KC 76 2-3 ① K2-3			C FF 89 B CH 79 X CH 80 1-1 ① P6		C CH 81 T FF 91 B FF 91 X FF 91 1-2 ① G4-3 2-3		B SL 80 B FF 95 B SI 94 B FF 94 4-0 BB		3	0	0	0	1	1	1
55 Michael Saunders, L (1, 8) OBP: 0.311, SLG: 0.415	B KC 75 X FF 90 1-0 ② F8			B KC 75 B KC 76 C CH 80 B CH 81 C FF 92 B FF 92 4-2 BB		B FC 91 X CH 81 1-0 ② G1-3		B SI 96 C SI 95 S SL 83 B SI 97 B SI 96 F SI 96 C SL 84 3-3 ② K		3	0	0	0	1	1	2
63 Jesus Montero, R (1, 10) OBP: 0.303, SLG: 0.389	C FF 90 C FF 92 F KC 76 X KC 76 0-2 ③ G1-3			D KC 76 1 SAFE B FC 92 F SL 84 F FC 92 1 SAFE F FF 92 C FC 90 2-3 ② K		F SL 83 B FF 92 X FF 93 1-1 ③ F9		B SI 97 X SI 97 1-0 ③ L6		4	0	0	0	0	1	3
27 John Jaso, L (1, 2) OBP: 0.388, SLG: 0.459		X FF 88 0-0 ① F8		F CH 82 X CH 82 0-1 ③ G3			X FC 87 0-0 1B		C FF 93 F CH 86 C SI 94 0-3 ① K	4	0	1	0	0	1	1
15 Kyle Seager, L (1, 5) OBP: 0.312, SLG: 0.397		B FF 90 B FF 90 C FF 90 F FF 90 C FC 90 2-3 ② K			X CH 79 0-0 ① F8		F FF 88 F FF 91 S KC 77 0-3 ① K		C SI 94 B SI 94 X CU 80 1-1 33 1B 20 G1-3 1B	4	0	1	0	0	2	1
20 Mike Carp, L (1, 3) OBP: 0.315, SLG: 0.387		B FF 91 S CH 81 X FF 90 1-1 ③ L7			C FF 90 X FF 88 0-1 33 FC4-6 1B		C FC 90 B KC 75 B KC 75 1 SAFE F CH 81 C FF 92 2-3 ② K		B SI 93 X SI 93 1-0 ② G1-3 1-2	4	0	1	0	0	1	2
33 Casper Wells, R (1, 7) OBP: 0.303, SLG: 0.394			S FF 90 B KC 73 B FF 91 F FF 89 X SL 81 2-2 ① G4-3		F FF 90 F FF 91 F CH 80 B FF 91 B FC 92 X CH 80 2-2 ② FC4-6 1-2f		C KC 74 F FF 92 F FF 93 X FF 93 0-2 ③ F8		X SI 94 0-0 10 FC6-4 2-3 1B	4	0	1	0	0	0	2
10 Eric Thames, L (1, 9) OBP: 0.281, SLG: 0.380			B KC 75 X FF 89 1-0 ② F7		B KC 75 C CH 80 C FC 90 F FF 90 B FF 91 1 SAFE F KC 76 X CH 80 2-2 ③ P5			S CH 78 F FF 89 B SL 81 F SL 81 B KC 75 X CH 79 2-2 61 1B 2B	B CU 79 B SI 93 C SI 94 X SI 93 2-1 ③ FC6-4 1-2f	4	1	1	0	0	0	3
61 Munenori Kawasaki, L (1, 6) OBP: 0.273, SLG: 0.213			X FF 91 0-0 ③ F7			F FC 90 B KC 76 X FF 91 1-1 13 G4-3 E4 1B		D FF 90 F FC 93 D CH 80 B FF 92 S FC 92 X FF 94 3-2 ① 2-H 1B		3	0	2	1	0	0	0
Inning Stats	R: 0 E: 0 K: 1 S: 9 H: 0 LOB: 0 BB: 0 P: 12	R: 0 E: 0 K: 1 S: 6 H: 0 LOB: 0 BB: 0 P: 9	R: 0 E: 0 K: 0 S: 5 H: 0 LOB: 0 BB: 0 P: 8	R: 0 E: 0 K: 1 S: 10 H: 0 LOB: 1 BB: 1 P: 17	R: 0 E: 0 K: 0 S: 12 H: 1 LOB: 1 BB: 0 P: 16	R: 0 E: 1 K: 0 S: 8 H: 1 LOB: 1 BB: 0 P: 12	R: 0 E: 0 K: 2 S: 11 H: 1 LOB: 1 BB: 0 P: 13	R: 1 E: 0 K: 1 S: 12 H: 2 LOB: 1 BB: 1 P: 25	R: 0 E: 0 K: 1 S: 9 H: 2 LOB: 2 BB: 0 P: 13	1B: 6 2B: 1 3B: 0 HR: 0 SF: 0 SAC: 0 DP: 0 HBP: 0						

	AB	33
	R	1
	H	7
	RBI	1
	BB	2
	SO	7
	LOB	15

WP: 0 PB: 0 SB: 0 CS: 0 PA: 35

PITCHER	IP	WLS	BF	H	R	ER	SO	BB	IBB	HBP	BLK	WP	HR	S	P	ERA	WHIP
30 Chris Tillman, R (1, 1) ERA: 2.38	7.1	W	27	5	1	1	5	1	0	0	0	0	0	68	99	1.23	0.818
47 Pedro Strop, R (8, 1) ERA: 1.29	0.2	H	3	0	0	0	1	1	0	0	0	0	0	5	13	0.00	1.500
43 Jim Johnson, R (9, 1) ERA: 3.4	1.0	S	5	2	0	0	1	0	0	0	0	0	0	9	13	0.00	2.000

PITCHER	IP	WLS	BF	H	R	ER	SO	BB	IBB	HBP	BLK	WP	HR	S	P	ERA	WHIP

Batter	1	2	3	4	5	6	7	8	9	AB	R	H	RBI	BB	SO	LOB
21 Nick Markakis, L (1, 9) OBP: 0.352, SLG: 0.465	C SI 85 X SI 86 0-1 10 2B 1B	B FC 83 C FC 83 F FC 83 X KC 76 1-2 2-H HR			C FC 82 X FC 85 0-1 ① G4-3		X KC 73 0-0 ③ F9			4	1	2	2	0	0	1
11 Robert Andino, R (1, 5) OBP: 0.294, SLG: 0.320	L SI 86 B CH 79 M CH 79 B CH 79 B SI 87 S CH 80 3-3 ① K	B CH 79 B SI 87 C CH 79 S CH 79 X CH 80 2-2 ③ G6-3			C KC 73 X CH 79 0-1 ② G6-3			C CH 78 B CH 77 X FF 85 1-1 ① F8		4	0	0	0	0	1	1
2 J.J. Hardy, R (1, 6) OBP: 0.275, SLG: 0.381	B KC 75 X CH 78 1-0 ② P2		C SI 85 B CH 79 S CH 77 X CH 78 1-2 ① G5-3		C SI 87 X CH 78 0-1 ③ G6-3			C KC 74 X CH 78 0-1 2B		4	0	1	0	0	0	1
10 Adam Jones, R (1, 8) OBP: 0.335, SLG: 0.531	S KC 74 1 SAFE S CH 79 F CH 80 F SI 87 B SI 87 X FF 88 1-2 1-3 2B		B FF 86 S CH 78 X CH 78 1-1 ② G6-3			B SI 86 X CH 78 1-0 ① G6-3		B SI 86 X CH 78 1-0 ② G5-3		4	0	1	0	0	0	1
32 Matt Wieters, S (1, 2) OBP: 0.317, SLG: 0.398	B FF 87 X CH 79 1-0 ③ G1		C FF 86 B SI 86 F CH 80 F CH 79 F SI 85 F SI 86 X CH 79 1-2 ③ F9			C KC 74 X CH 78 0-1 ② G6-3		B FF 85 X CH 78 1-0 ③ G6-3		4	0	0	0	0	0	3
19 Chris Davis, L (1, 10) OBP: 0.310, SLG: 0.458		C FF 86 B FC 83 B CH 78 F FF 86 B SI 87 S KC 75 3-3 ① K		C FC 82 B FC 82 X FC 82 1-1 ① G3-1		B SI 86 X FC 83 1-0 ③ G4-3				3	0	0	0	0	1	0
51 Lew Ford, R (1, 7) OBP: 0.182, SLG: 0.238 9 Nate McLouth, L (8, 7) OBP: 0.224, SLG: 0.210		C KC 73 S CH 79 B CH 80 F SI 87 X SI 88 1-2 12 2B 1B		C KC 72 B CH 77 X CH 78 1-1 ② F9			B KC 71 B KC 72 S FF 86 X CH 78 2-1 ① G5-3			3 0	1 0	1 0	0 0	0 0	0 0	0 0
12 Mark Reynolds, R (1, 3) OBP: 0.329, SLG: 0.372		B CH 79 F CH 79 X SI 88 1-1 21 HR 1-H 2B		X SI 85 0-0 1B			B CH 78 F FF 86 B CH 77 S CH 78 F SI 87 B FC 83 X CH 78 3-2 2B			3	1	3	1	0	0	0
35 Omar Quintanilla, L (1, 4) OBP: 0.338, SLG: 0.387		C SI 87 X FF 87 0-1 ② F7		C FC 83 C FF 87 B FF 86 B KC 76 F SI 87 X FC 83 2-2 ③ G1-3			B FC 82 X SI 85 1-0 ② G6-3			3	0	0	0	0	0	3
Inning Stats	R: 0 E: 0 K: 1 S: 12 H: 2 LOB: 2 BB: 0 P: 18	R: 3 E: 0 K: 1 S: 17 H: 3 LOB: 0 BB: 0 P: 25	R: 0 E: 0 K: 0 S: 11 H: 0 LOB: 0 BB: 0 P: 14	R: 0 E: 0 K: 0 S: 9 H: 1 LOB: 1 BB: 0 P: 13	R: 0 E: 0 K: 0 S: 6 H: 0 LOB: 0 BB: 0 P: 6	R: 0 E: 0 K: 0 S: 4 H: 0 LOB: 0 BB: 0 P: 6	R: 0 E: 0 K: 0 S: 8 H: 1 LOB: 1 BB: 0 P: 14	R: 0 E: 0 K: 0 S: 6 H: 1 LOB: 1 BB: 0 P: 9		1B: 3 2B: 4 3B: 0 HR: 1	SF: 0 SAC: 0 DP: 0 HBP: 0			WP: 0 PB: 0 SB: 0 CS: 0	PA: 32	

PITCHER	IP	WLS	BF	H	R	ER	SO	BB	IBB	HBP	BLK	WP	HR	S	P	ERA	WHIP
38 Jason Vargas, L (1, 1) ERA: 3.69	8.0	L	32	8	3	3	2	0	0	0	0	0	1	73	105	3.38	1.000

PITCHER	IP	WLS	BF	H	R	ER	SO	BB	IBB	HBP	BLK	WP	HR	S	P	ERA	WHIP

BOTTOM

Seattle Mariners @ Baltimore Orioles

Oriole Park at Camden Yards, Baltimore, MD

Mon Aug 06 2012, 7:10 PM - 9:33 PM EDT

Att. 21,184 - Partly Cloudy - 88 F

livebaseballscorecards.com

AB	32
R	3
H	8
RBI	3
BB	0
SO	2
LOB	10

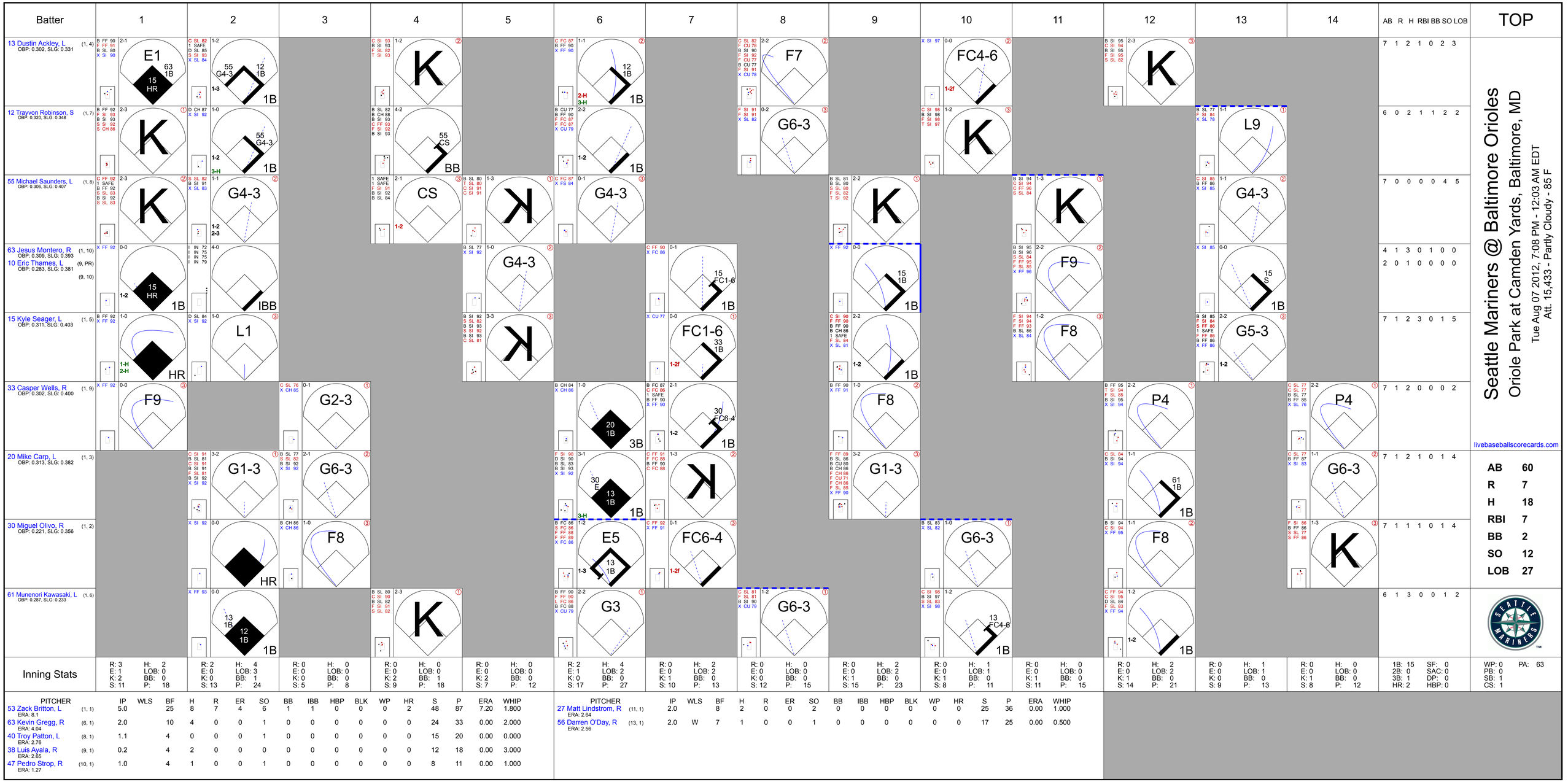
Batter
1
2
3
4
5
6
7
8
9
10
11
12
13
14
AB R H RBI BB SO LOB
TOP
13 Dustin Ackley, L (1, 4) OBP: 0.302, SLG: 0.331
E1 15 HR 63 1B
55 G4-3 12 1B 1-3 1B
K
55 CS BB
12 1B 2-H 3-H 1B
F7
FC4-6 1-2f
L9
7 1 2 1 0 2 3
12 Trayvon Robinson, S (1, 7) OBP: 0.320, SLG: 0.348
K
55 G4-3 1-2 3-H 1B
G6-3
K
6 0 2 1 1 2 2
55 Michael Saunders, L (1, 8) OBP: 0.306, SLG: 0.407
K
G4-3 1-2 2-3
CS 1-2
K
G4-3
K
G4-3
7 0 0 0 0 4 5
63 Jesus Montero, R (1, 10) OBP: 0.309, SLG: 0.393
10 Eric Thames, L (9, PR) OBP: 0.283, SLG: 0.381 (9, 10)
15 HR 1-2 1B
IBB
G4-3
15 FC1-6 1B
K
15 1B 1B
F9
15 S 1B
4 1 3 0 1 0 0
2 0 1 0 0 0 0
15 Kyle Seager, L (1, 5) OBP: 0.311, SLG: 0.403
HR 1-H 2-H
L1
G4-3
FC1-6 33 1B 1-2f
K
F8
G5-3 1-2
7 1 2 3 0 1 5
33 Casper Wells, R (1, 9) OBP: 0.302, SLG: 0.400
F9
G2-3
20 1B 3B
30 FC6-4 1-2 1B
F8
P4
P4
7 1 2 0 0 0 2
20 Mike Carp, L (1, 3) OBP: 0.313, SLG: 0.382
G1-3
G6-3
30 E 13 1B 3-H 1B
K
G1-3
61 1B 1B
G6-3
7 1 2 1 0 1 4
30 Miguel Olivo, R (1, 2) OBP: 0.221, SLG: 0.356
HR
F8
E5 13 1B 1-3
FC6-4 1-2f
G6-3
F8
K
7 1 1 1 0 1 4
61 Munenori Kawasaki, L (1, 6) OBP: 0.287, SLG: 0.233
13 1B 12 1B 1B
K
G3
G6-3
13 FC4-6 1B
F8 1-2 1B
6 1 3 0 0 1 2
Seattle Mariners @ Baltimore Orioles
Oriole Park at Camden Yards, Baltimore, MD
Tue Aug 07 2012, 7:08 PM - 12:03 AM EDT
Att. 15,433 - Partly Cloudy - 85 F
livebaseballscorecards.com
AB 60
R 7
H 18
RBI 7
BB 2
SO 12
LOB 27
Inning Stats
R: 3 H: 2 E: 1 LOB: 0 K: 2 BB: 0 S: 11 P: 18
R: 2 H: 4 E: 0 LOB: 3 K: 0 BB: 1 S: 13 P: 24
R: 0 H: 0 E: 0 LOB: 0 K: 0 BB: 0 S: 5 P: 8
R: 0 H: 0 E: 0 LOB: 0 K: 2 BB: 0 S: 9 P: 18
R: 0 H: 0 E: 0 LOB: 0 K: 2 BB: 1 S: 7 P: 12
R: 2 H: 4 E: 1 LOB: 2 K: 0 BB: 0 S: 17 P: 27
R: 0 H: 2 E: 0 LOB: 2 K: 1 BB: 0 S: 10 P: 13
R: 0 H: 0 E: 0 LOB: 0 K: 0 BB: 0 S: 12 P: 15
R: 0 H: 2 E: 0 LOB: 2 K: 1 BB: 0 S: 15 P: 23
R: 0 H: 1 E: 0 LOB: 1 K: 1 BB: 0 S: 8 P: 11
R: 0 H: 0 E: 0 LOB: 0 K: 1 BB: 0 S: 11 P: 15
R: 0 H: 2 E: 0 LOB: 2 K: 1 BB: 0 S: 14 P: 21
R: 0 H: 1 E: 0 LOB: 1 K: 0 BB: 0 S: 9 P: 13
R: 0 H: 0 E: 0 LOB: 0 K: 1 BB: 0 S: 8 P: 12
1B: 15 SF: 0 2B: 0 SAC: 0 3B: 1 DP: 0 HR: 2 HBP: 0
WP: 0 PA: 63 PB: 0 SB: 1 CS: 1
PITCHER IP WLS BF H R ER SO BB IBB HBP BLK WP HR S P ERA WHIP
53 Zack Britton, L (1, 1) ERA: 8.1 5.0 25 8 7 4 6 1 1 0 0 0 2 48 87 7.20 1.800
63 Kevin Gregg, R (6, 1) ERA: 4.04 2.0 10 4 0 0 1 0 0 0 0 0 0 24 33 0.00 2.000
40 Troy Patton, L (8, 1) ERA: 2.76 1.1 4 0 0 0 1 0 0 0 0 0 0 15 20 0.00 0.000
38 Luis Ayala, R (9, 1) ERA: 2.65 0.2 4 2 0 0 0 0 0 0 0 0 0 12 18 0.00 3.000
47 Pedro Strop, R (10, 1) ERA: 1.27 1.0 4 1 0 0 1 0 0 0 0 0 0 8 11 0.00 1.000
PITCHER IP WLS BF H R ER SO BB IBB HBP BLK WP HR S P ERA WHIP
27 Matt Lindstrom, R (11, 1) ERA: 2.64 2.0 8 2 0 0 2 0 0 0 0 0 0 25 36 0.00 1.000
56 Darren O'Day, R (13, 1) ERA: 2.56 2.0 W 7 1 0 0 1 0 0 0 0 0 0 17 25 0.00 0.500

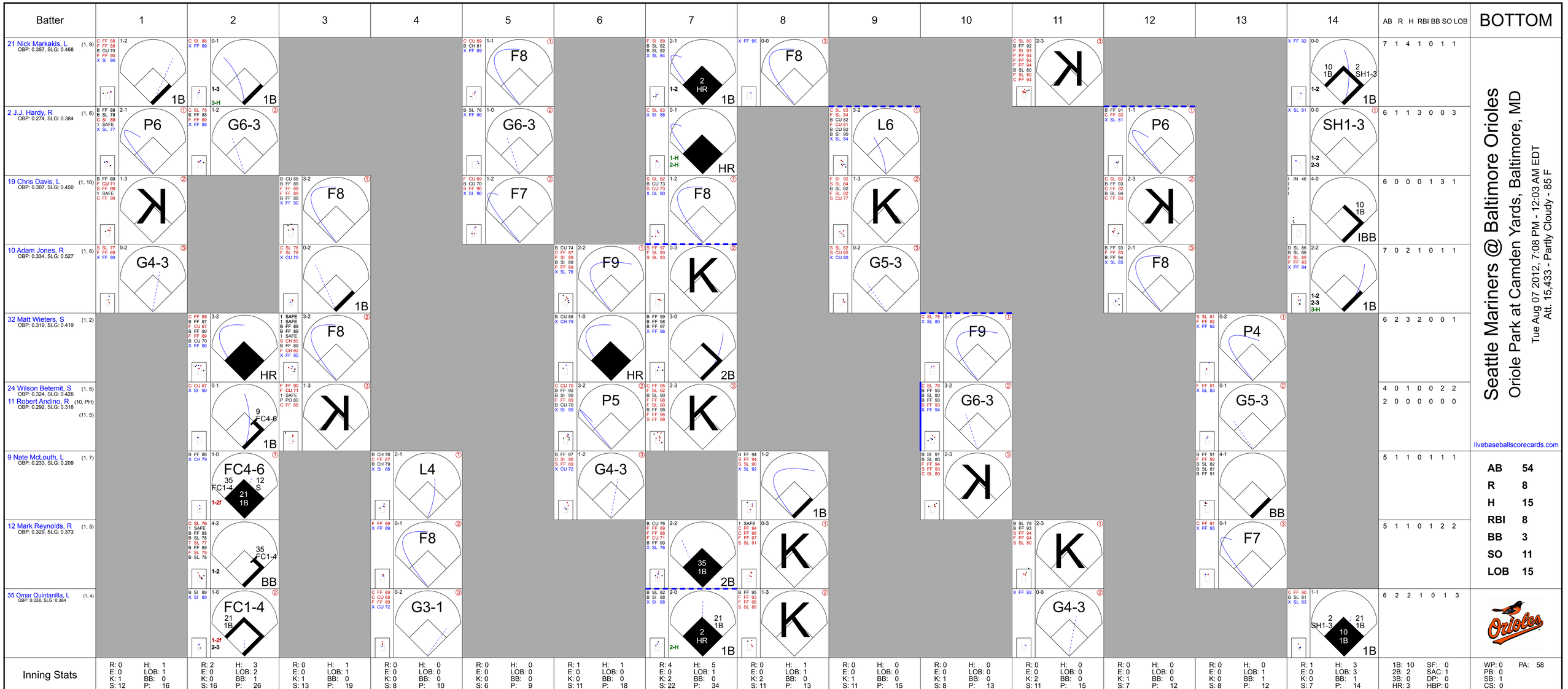

PITCHER		IP	WLS	BF	H	R	ER	SO	BB	IBB	HBP	BLK	WP	HR	S	P	ERA	WHIP
49 Blake Beavan, R ERA: 5.12	(1, 1)	6.0		26	7	4	4	2	1	0	0	0	0	2	70	104	6.00	1.333
44 Lucas Luetge, L ERA: 2.64	(7, 1)	0.1		4	3	3	3	0	0	0	0	0	0	1	8	13	81.00	9.000
46 Stephen Pryor, R ERA: 1.13	(7, 1)	1.2		7	2	0	0	4	0	0	0	0	0	0	21	28	0.00	1.200
53 Josh Kinney, R ERA: 3.6	(9, 1)	1.0		3	0	0	0	1	0	0	0	0	0	0	11	15	0.00	0.000
36 Oliver Pérez, L ERA: 2.08	(10, 1)	2.0		6	0	0	0	3	0	0	0	0	0	0	19	28	0.00	0.000

PITCHER		IP	WLS	BF	H	R	ER	SO	BB	IBB	HBP	BLK	WP	HR	S	P	ERA	WHIP
23 Shawn Kelley, R ERA: 3.55	(12, 1)	2.1	L	12	3	1	1	1	1	1	0	0	0	0	22	38	3.86	1.714

Batter	1	2	3	4	5	6	7	8	9	AB	R	H	RBI	BB	SO	LOB
13 Dustin Ackley, L (1, 4) OBP: 0.298, SLG: 0.327	S FF 88 T FF 90 S FF 91 0-3 ① K	X CH 79 0-0 ③ P4			B CH 75 C FF 87 F FF 88 C FF 89 1-3 ② K		B SI 91 F SL 81 X SL 82 1-1 ③ L4		B FF 95 B FF 92 F SL 82 F FF 94 F CH 82 S CH 81 2-3 ③ K	5	0	0	0	0	3	3
55 Michael Saunders, L (1, 8) OBP: 0.303, SLG: 0.403	C FF 90 C CU 69 C FF 93 0-3 ② K		X CU 67 0-0 ① G3		C FF 88 B CH 77 B CU 67 X CH 76 2-1 ③ F8			F FF 91 X FF 93 0-1 ① F7		4	0	0	0	0	1	0
63 Jesus Montero, R (1, 10) OBP: 0.311, SLG: 0.394	F FF 90 F FF 91 X SL 81 0-2 1B		B FF 88 C SL 77 B FF 88 S CH 77 B CH 77 X FF 90 3-2 ② F9			X SL 78 0-0 15 HR 1B		X FF 94 0-0 ② F9		4	1	2	0	0	0	0
27 John Jaso, L (1, 2) OBP: 0.390, SLG: 0.457	F FF 89 C CU 69 S FF 91 0-3 ③ K		B CU 66 C CH 77 B FF 90 X FF 90 2-1 1B			B FF 85 C FF 86 B CU 67 F FF 86 F FF 89 F FF 89 S FF 89 2-3 ① K		B FF 93 B CH 81 B FF 94 C FF 89 B FF 92 4-1 15 1B BB		3	0	1	0	1	2	2
15 Kyle Seager, L (1, 5) OBP: 0.315, SLG: 0.414		B FF 87 C FF 88 C FF 88 F FF 90 X CH 80 1-2 12 FC6-4 20 BB 61 FC1-2 1B	F FF 88 B FF 88 F FF 87 B FF 90 S FF 89 2-3 ③ K			B CH 76 F CH 75 F FF 87 B FF 90 X FF 89 2-2 1-H HR		C FF 92 C CH 81 F FF 92 F SL 84 F FF 94 X CH 81 0-2 20 BB 1-3 1B		4	1	3	2	0	1	1
20 Mike Carp, L (1, 3) OBP: 0.318, SLG: 0.376		B FF 88 D FF 88 B FF 88 C FF 88 B FF 89 4-1 12 FC6-4 1-2 BB		B FF 87 C FF 88 X CH 78 1-1 ① F8		B CU 67 S FF 88 C FF 88 F FF 90 B FF 89 B CH 78 X FF 89 3-2 ② F8		B FF 93 B FF 89 B FF 92 B FF 89 4-0 1-2 BB		2	0	0	0	2	0	0
12 Trayvon Robinson, S (1, 7) OBP: 0.276, SLG: 0.296		T FF 89 S CH 80 X CH 80 0-2 ① FC6-4 61 FC1-2 10 BB 1-2f 2-3		B CH 77 C FF 88 S CU 69 C FF 89 1-3 ② K		B FF 88 F FF 88 S CH 78 F CH 78 S FF 89 1-3 ③ K		B SL 82 C SL 83 X FF 93 1-1 ③ F7		4	0	0	0	0	2	5
10 Eric Thames, L (1, 9) OBP: 0.283, SLG: 0.374		B CU 68 1 SAFE B FF 89 B CU 66 C FF 87 S CH 78 B FF 90 4-2 61 FC1-2 1-2 BB		F FF 88 C FF 87 S FF 89 0-3 ③ K			C SL 80 S SI 89 F SI 90 C SI 90 0-3 ① K		X FF 93 0-0 ① P5	3	0	0	0	1	2	0
61 Munenori Kawasaki, L (1, 6) OBP: 0.276, SLG: 0.222		F FF 89 X FF 89 0-1 ② FC1-2 1-2 2-3 3-Hf			C CU 66 S FF 88 B FF 89 X CH 76 1-2 ① G3		F SI 91 F SL 81 X SI 91 0-2 ② G4-3		B FF 92 C FF 91 X SL 83 1-1 ② G3	4	0	0	0	0	0	3
Inning Stats	R: 0 E: 0 K: 3 S: 12 H: 1 LOB: 1 BB: 0 P: 12	R: 0 E: 0 K: 0 S: 13 H: 1 LOB: 3 BB: 2 P: 22	R: 0 E: 0 K: 1 S: 9 H: 1 LOB: 1 BB: 0 P: 16	R: 0 E: 0 K: 2 S: 8 H: 0 LOB: 0 BB: 0 P: 10	R: 0 E: 0 K: 1 S: 8 H: 0 LOB: 0 BB: 0 P: 12	R: 2 E: 0 K: 2 S: 17 H: 2 LOB: 0 BB: 0 P: 25	R: 0 E: 0 K: 1 S: 9 H: 0 LOB: 0 BB: 0 P: 10	R: 0 E: 0 K: 0 S: 12 H: 1 LOB: 3 BB: 2 P: 21	R: 0 E: 0 K: 1 S: 7 H: 0 LOB: 0 BB: 0 P: 10	1B: 5 2B: 0 3B: 0 HR: 1 SF: 0 SAC: 0 DP: 0 HBP: 0						

PITCHER		IP	WLS	BF	H	R	ER	SO	BB	IBB	HBP	BLK	WP	HR	S	P	ERA	WHIP
52 Steve Johnson, R ERA: 3.38	(1, 1)	6.0	W	25	5	2	2	9	2	0	0	0	0	1	67	97	3.00	1.167
40 Troy Patton, L ERA: 2.7	(7, 1)	1.0		3	0	0	0	1	0	0	0	0	0	0	9	10	0.00	0.000
58 Miguel Socolovich, R ERA: 7.0	(8, 1)	2.0		9	1	0	0	1	2	0	0	0	0	0	19	31	0.00	1.500

PITCHER	IP	WLS	BF	H	R	ER	SO	BB	IBB	HBP	BLK	WP	HR	S	P	ERA	WHIP

TOP

Seattle Mariners @ Baltimore Orioles

Oriole Park at Camden Yards, Baltimore, MD

Wed Aug 08 2012, 7:08 PM - 10:01 PM EDT

Att. 17,312 - Partly Cloudy - 85 F

livebaseballscorecards.com

AB	33
R	2
H	6
RBI	2
BB	4
SO	11
LOB	14

WP: 0 PA: 37
PB: 0
SB: 0
CS: 0

Batter	1	2	3	4	5	6	7	8	9	AB	R	H	RBI	BB	SO	LOB
21 Nick Markakis, L (1, 9) OBP: 0.357, SLG: 0.483	B SI 88 C FC 88 F SI 89 C FF 89 1-3 ① K		S SL 86 B FF 87 F SL 82 B FF 89 X SI 88 2-2 2 1B 3B	F FC 88 B CH 82 S FC 88 X SL 82 1-2 1-H HR		F FF 97 B CH 88 F KC 80 B FF 97 S FF 97 2-3 ② K	B SL 80 S SI 91 C FF 93 B FF 95 X SI 94 2-2 ③ F7			5	2	2	2	0	2	4
2 J.J. Hardy, R (1, 6) OBP: 0.275, SLG: 0.385	B FF 89 C SI 88 B FC 90 B SI 90 X SI 88 3-1 10 FC3-6 19 BB 32 2B 1B		B FF 89 F FF 90 F SL 83 B SL 84 F FF 91 X FF 91 2-2 10 2B 32 G4-3 1B 3-H	C FF 88 X FC 88 0-1 ② G6-3		B KC 80 B FF 97 F FF 98 X FF 97 2-1 ③ F9 1-2		X FF 96 0-0 ① G1-3		5	2	2	1	0	0	1
19 Chris Davis, L (1, 10) OBP: 0.308, SLG: 0.448	C SI 90 B FC 90 B FC 89 S SI 90 F SI 90 1 SAFE B FF 90 F FF 91 F FF 90 4-2 B SI 90 10 FC3-6 1-2 BB		F FC 88 S FF 91 B FF 90 B SI 91 S FF 90 2-3 ① K	X SI 90 0-0 ③ G4-3			X SI 90 0-0 10 2B 32 2B 1B	B FF 96 S FF 95 X CH 87 1-1 ② G4-3		4	1	1	0	1	1	1
10 Adam Jones, R (1, 8) OBP: 0.339, SLG: 0.534	C FF 91 B SL 84 F SL 84 F SL 85 B FF 90 B SL 84 X FF 92 3-2 ② FC3-6 32 2B 1-2f 2-3		X SL 84 0-0 32 G4-3 1-3 2B		B FF 99 F FF 98 S FF 98 B FF 99 B FF 100 X FF 99 3-2 1B		F SL 83 C SL 84 X SL 83 0-2 32 2B 1-3 2B	F FF 98 H CH 89 1-1 HBP		4	2	3	0	0	0	2
32 Matt Wieters, S (1, 2) OBP: 0.320, SLG: 0.424	B FF 91 B FF 90 F SL 82 F SL 83 B FF 92 X SL 83 3-2 1-H 3-H 2B		S CU 73 F FC 90 X CU 73 0-2 ② G4-3 2-3 3-H		B FF 99 F FF 99 B FF 97 B FF 98 X FF 98 3-1 ① F8		C SI 91 S CU 77 F CU 79 X SL 83 0-2 24 2B 2-H 3-H 2B	C FF 96 F FF 95 D CH 86 D CU 78 T FF 95 2-2 ③ K		5	0	2	5	0	1	3
24 Wilson Betemit, S (1, 5) OBP: 0.323, SLG: 0.427 11 Robert Andino, R (7, PR) OBP: 0.292, SLG: 0.318 (8, 5)	S FC 91 F CU 73 B CH 83 F FF 90 B CH 82 C FF 91 2-3 ③ K 3-H		B CU 72 S CH 81 B CU 72 S SL 83 X CH 84 2-2 ③ G4-3 3-H		1 SAFE S FF 98 F FF 98 X FF 98 0-2 ② F7		F SI 91 X SI 91 0-1 2-3 2B			4 0	0 0	1 0	0 0	0 0	1 0	3 0
9 Nate McLouth, L (1, 7) OBP: 0.234, SLG: 0.200		C FF 86 X SI 88 0-1 ① G4-3	C SL 84 C CH 79 X FF 87 0-2 ① P6	C FF 99 T FF 96 B FF 100 B KC 82 X FF 97 2-2 ③ F7		I IN 66 I IN 71 I IN 65 I IN 72 4-0 IBB				3	0	0	0	1	0	1
12 Mark Reynolds, R (1, 3) OBP: 0.328, SLG: 0.382		X FC 89 0-0 ② P2	B SL 82 F FC 89 B FF 90 F SI 90 X FC 90 2-2 HR			S FF 98 B KC 82 F FF 97 B FF 97 S FF 98 2-3 ① K	S SL 84 B SL 84 F SL 84 X SL 81 1-2 ① P5			4	1	1	1	0	1	3
35 Omar Quintanilla, L (1, 4) OBP: 0.343, SLG: 0.388		B FC 90 C SL 86 B FF 88 S FF 89 X FF 90 2-2 ③ G4-3	B FC 89 X FC 88 1-0 21 HR 1B			S FF 98 F FF 98 F FF 98 B CH 89 B FF 98 X FF 98 2-2 2 WP 1B	F FF 92 C SI 91 X SL 82 0-2 ② L4			4	1	2	0	0	0	3
Inning Stats	R: 2 E: 0 K: 2 S: 21 H: 2 LOB: 1 BB: 1 P: 37	R: 0 E: 0 K: 0 S: 6 H: 0 LOB: 0 BB: 0 P: 8	R: 2 E: 0 K: 1 S: 17 H: 3 LOB: 1 BB: 0 P: 25	R: 3 E: 0 K: 0 S: 13 H: 3 LOB: 0 BB: 0 P: 17	R: 0 E: 0 K: 0 S: 11 H: 1 LOB: 1 BB: 0 P: 19	R: 0 E: 0 K: 2 S: 12 H: 1 LOB: 1 BB: 0 P: 20	R: 2 E: 0 K: 0 S: 19 H: 4 LOB: 3 BB: 1 P: 26	R: 0 E: 0 K: 1 S: 7 H: 0 LOB: 1 BB: 0 P: 11		1B: 6 2B: 5 3B: 1 HR: 2 SF: 0 SAC: 0 DP: 0 HBP: 1				WP: 1 PB: 0 SB: 0 CS: 0 PA: 41	

PITCHER		IP	WLS	BF	H	R	ER	SO	BB	IBB	HBP	BLK	WP	HR	S	P	ERA	WHIP
25 Kevin Millwood, R ERA: 4.38	(1, 1)	4.0	L	21	8	7	7	3	1	0	0	0	0	2	57	87	15.75	2.250
58 Carter Capps, R ERA: 7.71	(5, 1)	2.0		8	2	0	0	2	0	0	0	0	1	0	23	39	0.00	1.000
53 Josh Kinney, R ERA: 5.23	(7, 1)	0.1		6	4	2	2	0	0	1	0	0	0	0	13	18	54.00	12.000
36 Oliver Pérez, L ERA: 2.0	(7, 1)	0.2		2	0	0	0	0	0	0	0	0	0	0	6	8	0.00	0.000
54 Tom Wilhelmsen, R ERA: 2.43	(8, 1)	1.0		4	0	0	0	1	0	0	1	0	0	0	7	11	0.00	0.000

PITCHER	IP	WLS	BF	H	R	ER	SO	BB	IBB	HBP	BLK	WP	HR	S	P	ERA	WHIP

BOTTOM

Seattle Mariners @ Baltimore Orioles

Oriole Park at Camden Yards, Baltimore, MD

Wed Aug 08 2012, 7:08 PM - 10:01 PM EDT

Att. 17,312 - Partly Cloudy - 85 F

livebaseballscorecards.com

AB	38
R	9
H	14
RBI	9
BB	2
SO	6
LOB	21

Batter	1	2	3	4	5	6	7	8	9	AB	R	H	RBI	BB	SO	LOB
4 Alex Gordon, L (1, 7) OBP: 0.372, SLG: 0.439	B FF 90 X FF 91 1-0 HR	B FF 90 C SL 79 L FF 90 T FF 91 1-2 ② K		X CU 69 0-0 ② G1-3		C FC 88 B FS 83 B CU 80 X FF 91 2-1 2 1B 2B		C SI 91 T CH 85 X SI 90 0-2 1-3 1B		5	2	3	1	0	1	1
2 Alcides Escobar, R (1, 6) OBP: 0.339, SLG: 0.410	X FF 90 0-0 6 1B 16 HR 1B	C SL 79 C FF 91 1 SAFE S FF 92 0-3 ③ K		B CU 70 X CH 83 1-0 ③ F8		F FF 91 C FC 88 X FC 86 0-2 6 FC5-4 2-H 1B		X SI 90 0-0 ③ P4		5	1	2	1	0	1	3
6 Lorenzo Cain, R (1, 8) OBP: 0.315, SLG: 0.405	1 SAFE B SL 79 X FF 90 1-0 16 HR 1-2 1B	C CU 70 C FF 92 S FF 92 0-3 ① K	C SL 77 F FF 91 F FF 91 B SL 80 B SI 92 S CH 85 2-3 ① K	B CU 79 S FC 87 X FC 87 1-1 ③ FC5-4 1-2f			B SI 85 C SL 78 F FF 85 X SL 77 1-2 ① P4		5	1	1	0	0	2	1
16 Billy Butler, R (1, 10) OBP: 0.371, SLG: 0.517	B FF 92 C CU 71 X FF 91 1-1 1-H 2-H HR	B FF 91 X FF 91 1-0 8 2B 2B	B CU 72 C CU 70 C CU 71 X FF 93 1-2 13 SF8 3B			C SL 83 F SI 95 B SL 85 S SL 85 1-3 ① K	B FF 88 S FF 86 S SL 78 B SL 78 S SL 78 2-3 ② K		5	3	3	3	0	2	0
13 Salvador Perez, R (1, 2) OBP: 0.328, SLG: 0.496	C CU 71 C CH 85 B FF 92 B SL 80 X CH 86 2-2 ① L1-4-3	B FF 91 B SL 77 F SI 90 X CU 68 2-1 ② G5-3	F FF 91 D CH 85 F FF 92 F FF 91 F CU 69 F FF 92 F FF 90 B FF 92 X SI 91 2-2 ② SF8 3-H			C SL 94 X SL 84 0-1 ② G4-3	F SI 85 X SL 78 0-1 ③ G6-3		4	0	0	1	0	0	1
8 Mike Moustakas, L (1, 5) OBP: 0.312, SLG: 0.455	S SL 79 B SL 79 B CU 72 S FF 91 F FF 90 B SL 79 X FF 92 3-2 ② G3-1	S FF 91 B SI 91 B SL 79 F SL 79 X FF 91 2-2 21 2B 2-H 2B	C SL 78 X FF 93 0-1 1B			B SI 95 S SL 84 B SL 85 S SI 95 F CH 88 B SL 83 F SL 82 X SI 94 3-2 ③ G4-3			4	1	2	1	0	0	0
21 Jeff Francoeur, R (1, 9) OBP: 0.283, SLG: 0.383	B FF 91 B SL 79 B FF 92 F FF 91 C CU 72 X FF 91 3-2 ③ F9	B FF 90 C FF 90 X SL 78 1-1 2-H 2B	F FF 89 B FC 86 D CU 78 C CU 78 F FC 87 C FC 86 2-3 ③ K					C CH 83 C SI 89 F SI 89 S SI 91 0-3 ① K		4	0	1	1	0	2	1
35 Eric Hosmer, L (1, 3) OBP: 0.300, SLG: 0.358		C FF 91 X SL 79 0-1 ① G6-3	X SL 78 0-0 ③ G1-3			B FC 87 X FS 84 1-0 ① P5		B CH 87 C CH 81 B FF 91 X CU 78 2-1 17 FC4-6 1B		4	0	1	0	0	0	1
17 Chris Getz, L (1, 4) OBP: 0.318, SLG: 0.365		B SL 80 B FF 91 C FF 92 B SL 79 B FF 91 4-1 BB	C SL 77 B FF 90 F FF 90 C FF 91 1-3 ① K			C FF 91 B CU 80 B CU 78 X FF 92 2-1 ② L9		C SI 90 X FF 89 0-1 ② FC4-6 4 1B 1-2f		3	0	0	0	1	1	1
Inning Stats	R: 4 H: 4 E: 0 LOB: 0 K: 0 BB: 0 S: 15 P: 26	R: 0 H: 0 E: 0 LOB: 1 K: 2 BB: 1 S: 9 P: 14	R: 2 H: 3 E: 0 LOB: 1 K: 1 BB: 0 S: 12 P: 18	R: 0 H: 0 E: 0 LOB: 0 K: 1 BB: 0 S: 5 P: 7	R: 1 H: 2 E: 0 LOB: 1 K: 2 BB: 0 S: 20 P: 27	R: 1 H: 2 E: 0 LOB: 1 K: 0 BB: 0 S: 10 P: 16	R: 0 H: 0 E: 0 LOB: 0 K: 1 BB: 0 S: 10 P: 14	R: 0 H: 2 E: 0 LOB: 2 K: 1 BB: 0 S: 12 P: 14	R: 0 H: 0 E: 0 LOB: 0 K: 1 BB: 0 S: 8 P: 11	1B: 6 SF: 1 2B: 4 SAC: 0 3B: 1 DP: 0 HR: 2 HBP: 0						

TOP

Kansas City Royals @ Baltimore Orioles

Oriole Park at Camden Yards, Baltimore, MD

Thu Aug 09 2012, 7:10 PM - 9:49 PM EDT

Att. 21,226 - Overcast - 84 F

livebaseballscorecards.com

AB	39
R	8
H	13
RBI	8
BB	1
SO	9
LOB	9

PITCHER		IP	WLS	BF	H	R	ER	SO	BB	IBB	HBP	BLK	WP	HR	S	P	ERA	WHIP
16 Wei-Yin Chen, L ERA: 3.79	(1, 1)	4.2	L	24	9	7	7	5	1	0	0	0	0	2	57	86	13.50	2.143
63 Kevin Gregg, R ERA: 4.14	(5, 1)	1.1		6	2	1	1	1	0	0	0	0	0	0	14	22	6.75	1.500
27 Matt Lindstrom, R ERA: 2.56	(7, 1)	1.0		3	0	0	0	1	0	0	0	0	0	0	10	14	0.00	0.000
38 Luis Ayala, R ERA: 2.6	(8, 1)	1.0		5	2	0	0	1	0	0	0	0	0	0	12	14	0.00	2.000
56 Darren O'Day, R ERA: 2.51	(9, 1)	1.0		3	0	0	0	1	0	0	0	0	0	0	8	11	0.00	0.000

PITCHER	IP	WLS	BF	H	R	ER	SO	BB	IBB	HBP	BLK	WP	HR	S	P	ERA	WHIP

Batter	1	2	3	4	5	6	7	8	9	AB	R	H	RBI	BB	SO	LOB
21 Nick Markakis, L (1, 9) OBP: 0.356, SLG: 0.479	C FF 91 C FF 91 B SL 78 B SL 79 B SI 90 B FF 92 4-2 10 1B BB		X FF 90 0-0 ① L7		F FF 91 X FF 91 0-1 ① SF7 3-H		C FF 92 B CU 78 X CU 76 1-1 ②③ G4-6-3 1-2f			2	0	0	1	1	0	1
2 J.J. Hardy, R (1, 6) OBP: 0.275, SLG: 0.382	B SI 88 F SI 88 B SI 89 X SI 89 2-1 ① P4		B FF 91 B FF 90 C SI 88 B FF 90 F FF 91 F FF 92 B FF 93 4-2 32 1B BB		C CH 84 B SI 90 F SL 78 B SL 80 B SI 90 T FF 92 3-2 ② K			B FF 91 C SI 92 X SL 82 1-1 ① G6-3		3	0	0	0	1	1	1
10 Adam Jones, R (1, 8) OBP: 0.338, SLG: 0.531	C SI 89 B FF 91 B CH 82 X SI 88 2-1 ② 1-3 1B		C FF 91 F CU 78 X FF 93 0-2 ② P3		B FF 91 B FF 90 B FF 90 C FF 90 X FF 90 3-1 ③ G6-3			S FF 93 S SI 94 S SL 85 0-3 ② K		4	0	1	0	0	1	1
32 Matt Wieters, S (1, 2) OBP: 0.325, SLG: 0.434	C SI 89 F SL 79 S FF 91 0-3 ③ K		B FF 92 D SL 78 S SI 90 B SI 89 X SI 89 3-1 1-2 1B			B SI 90 C FF 90 B CH 85 B FF 90 X FF 90 3-1 HR		B SI 94 S SL 84 B SI 93 B SL 83 B SI 94 4-1 BB		3	1	2	1	1	1	1
51 Lew Ford, R (1, 7) OBP: 0.192, SLG: 0.240		C FF 90 X FF 87 0-1 11 BB 1B	B SI 90 B SI 87 X FF 88 2-0 ③ P4			B SI 89 X SI 89 1-0 ① G5-3		B FF 93 B SI 93 B SI 94 C SI 93 F SI 93 X SI 94 3-2 ③ F8		4	0	1	0	0	0	3
12 Mark Reynolds, R (1, 3) OBP: 0.327, SLG: 0.378		C CU 75 1 SAFE F FF 89 S SI 90 0-3 ① K		C CH 83 B SL 78 X SI 88 1-1 ① P4		C CH 85 B FF 91 T SI 88 B SL 78 S SL 78 2-3 ② K			B FF 92 C FF 92 B KC 78 B FF 94 B FF 95 4-1 BB	3	0	0	0	1	2	1
19 Chris Davis, L (1, 10) OBP: 0.305, SLG: 0.443		1 SAFE X SI 90 0-0 ② F8		C FF 91 F SL 79 B FF 93 C CU 77 1-3 ② K		X SL 78 0-0 ③ L3			C FF 94 C FF 93 F KC 80 S KC 79 0-3 ① K	4	0	0	0	0	2	2
11 Robert Andino, R (1, 4) OBP: 0.291, SLG: 0.315	B SI 89 C FF 91 C CU 78 1 SAFE D SL 79 B CU 78 B FF 92 4-2 1-2 BB			C SI 88 B CU 77 X FF 90 1-1 ③ P4			B FF 90 X FF 86 1-0 ① G6-3		C FF 94 C KC 78 B FF 96 F KC 80 C KC 79 1-3 ② K	3	0	0	0	1	1	1
13 Manny Machado, R (1, 5) OBP: 0.500, SLG: 1.000		C CU 77 B FF 91 X SL 79 1-1 ③ G6-3			C SI 88 S SL 79 X CU 78 0-2 21 SF7 3B		S CH 85 F FF 92 B FF 91 X SL 81 1-2 21 G4-6-3 1B		C FF 95 B FF 90 X FF 95 1-1 ③ P4	4	1	2	0	0	0	3
Inning Stats	R: 0 E: 0 K: 1 S: 9 H: 1 LOB: 1 BB: 1 P: 17	R: 0 E: 0 K: 1 S: 10 H: 1 LOB: 2 BB: 1 P: 15	R: 0 E: 0 K: 0 S: 10 H: 1 LOB: 2 BB: 1 P: 19	R: 0 E: 0 K: 1 S: 7 H: 0 LOB: 0 BB: 0 P: 10	R: 1 E: 0 K: 1 S: 10 H: 1 LOB: 0 BB: 0 P: 16	R: 1 E: 0 K: 1 S: 7 H: 1 LOB: 0 BB: 0 P: 13	R: 0 E: 0 K: 0 S: 6 H: 1 LOB: 0 BB: 0 P: 9	R: 0 E: 0 K: 1 S: 9 H: 0 LOB: 1 BB: 1 P: 17	R: 0 E: 0 K: 2 S: 11 H: 0 LOB: 1 BB: 1 P: 17	1B: 4 2B: 0 3B: 1 HR: 1 SF: 1 SAC: 0 DP: 1 HBP: 0						

PITCHER		IP	WLS	BF	H	R	ER	SO	BB	IBB	HBP	BLK	WP	HR	S	P	ERA	WHIP
53 Will Smith, L ERA: 5.48	(1, 1)	7.0	W	28	6	2	2	5	3	0	0	0	0	1	59	99	2.57	1.286
43 Aaron Crow, R ERA: 3.69	(8, 1)	1.0		4	0	0	0	1	1	0	0	0	0	0	9	17	0.00	1.000
41 Jeremy Jeffress, R ERA:	(9, 1)	1.0		4	0	0	0	2	1	0	0	0	0	0	11	17	0.00	1.000

PITCHER	IP	WLS	BF	H	R	ER	SO	BB	IBB	HBP	BLK	WP	HR	S	P	ERA	WHIP

BOTTOM

Kansas City Royals @ Baltimore Orioles

Oriole Park at Camden Yards, Baltimore, MD

Thu Aug 09 2012, 7:10 PM - 9:49 PM EDT

Att. 21,226 - Overcast - 84 F

livebaseballscorecards.com

AB	30
R	2
H	6
RBI	2
BB	5
SO	8
LOB	14

Batter	1	2	3	4	5	6	7	8	9	AB	R	H	RBI	BB	SO	LOB
4 Alex Gordon, L (1, 7) OBP: 0.369, SLG: 0.436	B FF 90 B CU 76 C SI 90 S FF 92 S CH 82 2-3 ① **K**		B SI 91 F CH 82 X CH 83 1-1 ② F9		B FF 93 C FF 91 S FF 92 F FF 92 B SI 92 T SI 92 2-2 ② **K**			C FF 88 F FF 89 B SI 90 F FF 90 B SI 90 X SI 91 2-2 ①② G4-6-3 1-2f		4	0	0	0	0	2	4
2 Alcides Escobar, R (1, 6) OBP: 0.339, SLG: 0.407	X FF 90 0-0 ② P5		C SL 87 B SI 92 B SI 91 B SL 85 C SL 86 D CH 82 4-2 BB		C SI 92 F SI 92 F SI 93 B SI 91 S FF 91 1-3 ③ **K**			C SL 86 X SL 83 0-1 ③ G5-3		3	0	0	0	1	1	2
8 Mike Moustakas, L (1, 5) OBP: 0.309, SLG: 0.450	C FF 92 B CH 83 B FF 92 S CH 81 X SI 92 2-2 ③ F8		S FF 91 B FF 92 B CH 82 F CH 80 S FF 92 2-3 ③ **K**			B CU 75 C CH 81 X CH 83 1-1 ① G2-3			B SI 97 C SL 82 B SI 98 S SI 97 F SI 95 B CH 88 S SL 83 3-3 ① **K**	4	0	0	0	0	2	2
16 Billy Butler, R (1, 10) OBP: 0.368, SLG: 0.512		C CU 77 B SL 85 B SL 85 C FF 92 X SI 92 2-2 ① G5-3		C SL 85 X SI 90 0-1 ① G4-3		X FF 90 0-0 ② F9			C FF 97 C FF 99 S SL 84 0-3 ② **K**	4	0	0	0	0	1	0
13 Salvador Perez, R (1, 2) OBP: 0.326, SLG: 0.511		X FF 92 0-0 HR		B SI 91 F SL 87 X SI 92 1-1 ② G5-3		C SL 87 B SL 81 B SI 93 X SL 86 2-1 ③ F8			F SL 84 B SL 82 X SI 97 1-1 ③ G1-3	4	1	1	1	0	0	0
35 Eric Hosmer, L (1, 3) OBP: 0.298, SLG: 0.356		C SI 90 F FF 90 B FF 91 B SI 91 S CH 82 2-3 ② **K**		C CH 83 B FF 92 X FF 92 1-1 ③ F9			X CH 82 0-0 ① F8			3	0	0	0	0	1	0
21 Jeff Francoeur, R (1, 9) OBP: 0.283, SLG: 0.385		B SL 86 X SI 91 1-0 ③ P1			B FF 92 X FF 91 1-0 ① P3		C FF 90 F CH 87 B SI 91 B SL 80 F FF 92 B SL 88 F FF 91 X FF 92 3-2 ② 2B			3	0	1	0	0	0	0
17 Chris Getz, L (1, 4) OBP: 0.324, SLG: 0.371			B FF 91 X FF 91 1-0 1 SH5-3 1B		B SI 91 B FF 93 C FF 91 F FF 91 X SL 88 2-2 1 1B		C SI 91 C CH 83 B CH 82 X FF 92 1-2 ③ P5			3	0	2	0	0	0	0
1 Jarrod Dyson, L (1, 8) OBP: 0.335, SLG: 0.350 6 Lorenzo Cain, R (8, 8) OBP: 0.315, SLG: 0.405			X FF 90 0-0 ① SH5-3 1-2		C SI 92 X SI 90 0-1 1-2 1B			F FF 91 B CU 79 F FF 90 F FF 91 X CH 83 1-2 4 G4-6-3 1B		2 0	0 0	2 0	0 0	0 0	0 0	0 0
Inning Stats	R: 0 E: 0 K: 1 S: 7 H: 0 LOB: 0 BB: 0 P: 11	R: 1 E: 0 K: 1 S: 8 H: 1 LOB: 0 BB: 0 P: 13	R: 0 E: 0 K: 1 S: 9 H: 1 LOB: 2 BB: 1 P: 17	R: 0 E: 0 K: 0 S: 6 H: 0 LOB: 0 BB: 0 P: 8	R: 0 E: 0 K: 2 S: 14 H: 2 LOB: 2 BB: 0 P: 20	R: 0 E: 0 K: 0 S: 5 H: 0 LOB: 0 BB: 0 P: 8	R: 0 E: 0 K: 0 S: 9 H: 1 LOB: 0 BB: 0 P: 13	R: 0 E: 0 K: 0 S: 10 H: 1 LOB: 0 BB: 0 P: 13	R: 0 E: 0 K: 2 S: 9 H: 0 LOB: 0 BB: 0 P: 13	1B: 4 2B: 1 3B: 0 HR: 1	SF: 0 SAC: 1 DP: 1 HBP: 0			WP: 0 PB: 0 SB: 0 CS: 0	PA: 32		

PITCHER		IP	WLS	BF	H	R	ER	SO	BB	IBB	HBP	BLK	WP	HR	S	P	ERA	WHIP
50 Miguel González, R ERA: 3.42	(1, 1)	8.0	W	29	6	1	1	5	1	0	0	0	0	1	68	103	1.12	0.875
47 Pedro Strop, R ERA: 1.24	(9, 1)	1.0		3	0	0	0	2	0	0	0	0	0	0	9	13	0.00	0.000

PITCHER	IP	WLS	BF	H	R	ER	SO	BB	IBB	HBP	BLK	WP	HR	S	P	ERA	WHIP

TOP

Kansas City Royals @ Baltimore Orioles

Oriole Park at Camden Yards, Baltimore, MD

Fri Aug 10 2012, 7:07 PM - 9:37 PM EDT

Att. 17,277 - Cloudy - 86 F

livebaseballscorecards.com

AB	30
R	1
H	6
RBI	1
BB	1
SO	7
LOB	8

BOTTOM

Kansas City Royals @ Baltimore Orioles

Oriole Park at Camden Yards, Baltimore, MD

Fri Aug 10 2012, 7:07 PM - 9:37 PM EDT

Att. 17,277 - Cloudy - 86 F

livebaseballscorecards.com

Batter	1	2	3	4	5	6	7	8	9	AB	R	H	RBI	BB	SO	LOB
21 Nick Markakis, L (1, 9) OBP: 0.354, SLG: 0.474	B FF 91 F FF 92 B FF 90 B FF 92 F SI 92 B FF 92 4-2 10 1B BB	C KC 77 X FF 92 0-1 ③ L7			1 SAFE C CH 83 B KC 77 1 SAFE F FF 91 X KC 77 1-2 ① G4-3 1-2	X FF 94 0-0 ③ L6		C SL 87 D CU 79 C SL 84 B SL 85 X FF 92 2-2 ③ F8 1-2 2-3		4	0	0	0	1	0	3
2 J.J. Hardy, R (1, 6) OBP: 0.275, SLG: 0.381	C FF 91 D KC 78 X FF 91 1-1 ① P3	B FF 92 X FC 88 1-0 ① G3-1			B KC 76 C FF 92 X KC 78 1-1 ② G5-3		C FF 91 X SL 82 0-1 1B			4	0	1	0	0	0	2
19 Chris Davis, L (1, 10) OBP: 0.302, SLG: 0.438	B FF 92 F FF 93 X KC 78 1-1 ② L7	B FF 92 C KC 77 F FF 92 B FF 93 F FF 93 C FC 88 2-3 ② K			B FF 93 B CH 85 F FF 92 F FF 92 B FC 88 S KC 79 3-3 ③ K		F SL 79 F CH 80 B FF 91 S FF 92 1-3 ① K			4	0	0	0	0	3	3
10 Adam Jones, R (1, 8) OBP: 0.340, SLG: 0.530	C FF 92 B FF 92 1 SAFE X SI 92 1-1 1-2 1B	H KC 77 1-0 32 CS HBP				S KC 77 X SI 92 0-1 ① P3	B SL 80 S FF 91 F FF 91 F FF 92 S SL 79 1-3 ② K			3	0	1	0	0	1	1
32 Matt Wieters, S (1, 2) OBP: 0.324, SLG: 0.431	C FF 92 D KC 80 B KC 80 C FF 93 F FF 93 X SL 84 2-2 ③ F8	C FF 91 B FF 90 1 SAFE S KC 77 1-2 ③ CS 1-2	B CH 84 X FF 91 1-0 ① F7			B KC 76 B KC 78 C FF 93 C CH 85 B FF 92 B FF 93 4-2 24 HBP 9 2B BB	C FF 90 C FF 91 B CH 82 X FF 91 1-2 ③ G2-3			3	1	0	0	1	0	3
24 Wilson Betemit, S (1, 3) OBP: 0.325, SLG: 0.429		C FF 92 S KC 78 X FF 91 0-2 9 G4-3 35 HR 2B		X FF 91 0-0 ② F8		H KC 78 1-0 9 2B 13 HR 1-2 HBP		B FF 89 X SL 85 1-0 ① L9		3	2	1	0	0	0	0
9 Nate McLouth, L (1, 7) OBP: 0.247, SLG: 0.230		L FF 92 X CH 85 0-1 ① G4-3 2-3		C FF 92 C KC 78 F FF 92 X FC 89 0-2 ③ G3-1		X FF 92 0-0 13 HR 1-3 2-H 2B		B FF 92 B FF 90 C FF 90 B FF 90 C FF 90 X FF 92 3-2 21 WP 35 1B 1B		4	1	2	1	0	0	1
13 Manny Machado, R (1, 5) OBP: 0.500, SLG: 1.500		C KC 77 C KC 78 B FF 93 X FF 93 1-2 ② G6-3			B FF 91 F FC 86 B KC 76 B FC 86 C FF 91 X SL 83 3-2 HR	C FF 93 S FF 93 B FF 93 X KC 78 1-2 2-H 3-H HR		X SL 86 0-0 ② F8		4	2	2	4	0	0	2
35 Omar Quintanilla, L (1, 4) OBP: 0.354, SLG: 0.421		B FF 92 S FF 93 D KC 79 B FF 93 X FF 93 3-1 3-H HR			X FF 92 0-0 21 G4-3 1B	B FF 92 B FF 93 S FF 92 C FF 93 S CU 75 2-3 ② K		S FF 90 B CU 81 S SL 87 B CU 82 B FF 91 F FF 91 X FF 92 3-2 21 WP 1-2 1B		4	1	3	2	0	1	0
Inning Stats	R: 0 E: 0 K: 0 S: 12 H: 1 LOB: 2 BB: 1 P: 21	R: 2 E: 0 K: 0 S: 12 H: 2 LOB: 0 BB: 0 P: 16	R: 0 E: 0 K: 1 S: 7 H: 0 LOB: 0 BB: 0 P: 12	R: 0 E: 0 K: 0 S: 6 H: 0 LOB: 0 BB: 0 P: 7	R: 1 E: 0 K: 1 S: 12 H: 2 LOB: 1 BB: 0 P: 20	R: 4 E: 0 K: 1 S: 12 H: 2 LOB: 0 BB: 1 P: 20	R: 0 E: 0 K: 2 S: 12 H: 1 LOB: 1 BB: 0 P: 15	R: 0 E: 0 K: 0 S: 12 H: 2 LOB: 2 BB: 0 P: 21		1B: 5 2B: 2 3B: 0 HR: 3 SF: 0 SAC: 0 DP: 0 HBP: 2					WP: 1 PB: 0 SB: 0 CS: 1 PA: 38	

	AB	33
	R	7
	H	10
	RBI	7
	BB	2
	SO	5
	LOB	15

PITCHER		IP	WLS	BF	H	R	ER	SO	BB	IBB	HBP	BLK	WP	HR	S	P	ERA	WHIP
44 Luke Hochevar, R ERA: 5.32	(1, 1)	5.1	L	26	7	7	7	2	2	0	2	0	0	3	57	90	11.81	1.688
55 Tim Collins, L ERA: 3.05	(6, 1)	0.2		2	0	0	0	1	0	0	0	0	0	0	4	6	0.00	0.000
31 Louis Coleman, R ERA: 4.08	(7, 1)	1.0		4	1	0	0	2	0	0	0	0	0	0	12	15	0.00	1.000
61 Everett Teaford, L ERA: 4.64	(8, 1)	1.0		5	2	0	0	0	0	0	0	0	1	0	12	21	0.00	2.000

PITCHER	IP	WLS	BF	H	R	ER	SO	BB	IBB	HBP	BLK	WP	HR	S	P	ERA	WHIP

Batter	1	2	3	4	5	6	7	8	9	AB	R	H	RBI	BB	SO	LOB
4 Alex Gordon, L (1, 7) OBP: 0.370, SLG: 0.448	B FF 91 F FF 92 X FC 92 1-1 HR	B CH 82 C CH 82 S FF 95 S FF 93 1-3 ③ K 1-2			S CH 80 S CH 81 B FF 90 F FF 92 B FC 94 S CH 82 2-3 ① K		B CH 79 C CH 80 F FF 92 B SL 84 B CH 82 F CH 80 X CH 80 3-2 HR		C CU 77 B SI 89 C SL 82 B SI 91 F SL 82 B SI 89 F CU 77 X CU 77 3-2 ② F8	5	2	2	2	0	2	1
2 Alcides Escobar, R (1, 6) OBP: 0.337, SLG: 0.405	C FF 94 B KC 76 B KC 76 X FC 92 2-1 6 CS 1B		C SL 80 X KC 77 0-1 ① G4-3		C SL 82 B SL 84 F FC 93 B FF 92 B FC 94 X FF 93 3-2 ② G4-3		C SL 82 X FF 90 0-1 ① F7		C SL 81 F SI 91 B SI 91 X SI 90 1-2 ③ G4-3	5	0	1	0	0	0	0
8 Mike Moustakas, L (1, 5) OBP: 0.306, SLG: 0.446	B KC 76 1 SAFE C CH 82 1 SAFE 1 SAFE B FF 92 S CH 83 T FF 94 2-2 ① K		F FC 92 B FC 91 B KC 76 X CH 81 2-1 ② G6-3		B CH 82 C FF 93 B FF 93 S FF 92 X CH 82 2-2 ③ G4-3		B CH 82 F FF 93 X FF 93 1-1 ② F7			4	0	0	0	0	1	1
16 Billy Butler, R (1, 10) OBP: 0.367, SLG: 0.517	C FF 94 D KC 78 B KC 77 X FF 92 2-1 ② F9		B KC 76 B CH 81 B FF 94 X FC 93 3-0 HR			B SL 80 C SL 80 B KC 76 B FF 90 C SL 83 F CH 81 F FF 94 C FF 93 3-3 ① K	C SL 82 B FF 93 X FF 92 1-1 ③ L9			4	1	1	1	0	1	1
6 Lorenzo Cain, R (1, 8) OBP: 0.320, SLG: 0.404	1 SAFE C FF 93 D KC 78 S FF 94 B FC 94 2-2 ③ CS 1-2	B KC 74 F FC 91 B KC 75 X FC 93 2-1 13 HR 1B	F FF 93 B SI 91 C SL 82 B FC 94 B FC 92 S SL 84 3-3 ③ K			B FF 93 B FF 92 C SL 83 B FF 92 C FF 90 X FF 93 3-2 ② F9		B SL 83 S SL 83 B SL 85 C SL 84 B FF 96 B SI 93 4-2 13 2B 13 E BB		3	1	1	0	1	1	0
13 Salvador Perez, R (1, 2) OBP: 0.338, SLG: 0.545		B SL 84 C SL 84 X FC 93 1-1 1-H HR		B FF 91 T SL 81 X KC 77 1-1 ① G6-3		B SL 84 B SL 82 H FF 89 3-0 21 BB 35 1B HBP		B SI 95 F SL 84 1 SAFE C SL 82 1 SAFE F SL 85 F FF 95 B SL 82 X SL 83 2-2 ① 1-3 2B		3	2	2	2	0	0	0
21 Jeff Francoeur, R (1, 9) OBP: 0.283, SLG: 0.382		X SL 83 0-0 ① F7		C FF 91 B FF 92 X FF 93 1-1 ② L9		D SL 84 B CH 82 B SL 84 F FF 91 B FC 93 4-1 35 1B 17 S 1-2 BB		C SI 94 B SI 94 F FF 94 B FF 94 F SI 95 F SI 95 B SL 84 F SI 93 T FF 94 3-2 ② K		3	1	0	0	1	1	1
35 Eric Hosmer, L (1, 3) OBP: 0.300, SLG: 0.356		B KC 76 S CH 82 C FF 92 X KC 78 1-2 ② G3		B KC 77 B FF 92 B CH 81 B FF 92 4-0 BB		X CH 79 0-0 17 S 1-3 2-H 1B		C SI 88 T SL 79 X SI 89 0-2 ③ G3-1		3	0	1	1	1	0	1
17 Chris Getz, L (1, 4) OBP: 0.323, SLG: 0.368		C FF 92 B FF 91 S CH 82 X FF 94 1-2 4 S 1B		B FF 93 C CH 82 B CH 82 X FF 93 2-1 ③ F8		F FF 90 B SL 82 C CH 80 X CH 81 1-2 ③ G4-3 1-2 3-H			C CU 75 F SL 80 F SI 90 F CU 76 B SI 91 X SI 91 1-2 ① G6-3	4	0	1	0	0	0	2
Inning Stats	R: 1 E: 0 K: 1 S: 11 H: 2 LOB: 0 BB: 0 P: 20	R: 2 E: 0 K: 1 S: 14 H: 3 LOB: 1 BB: 0 P: 20	R: 1 E: 0 K: 1 S: 8 H: 1 LOB: 0 BB: 0 P: 16	R: 0 E: 0 K: 0 S: 6 H: 0 LOB: 1 BB: 1 P: 14	R: 0 E: 0 K: 1 S: 10 H: 0 LOB: 0 BB: 0 P: 17	R: 2 E: 0 K: 1 S: 13 H: 1 LOB: 1 BB: 1 P: 27	R: 1 E: 0 K: 0 S: 10 H: 1 LOB: 0 BB: 0 P: 15	R: 0 E: 1 K: 1 S: 16 H: 1 LOB: 1 BB: 1 P: 25	R: 0 E: 0 K: 0 S: 13 H: 0 LOB: 0 BB: 0 P: 18	1B: 4 2B: 1 3B: 0 HR: 4 SF: 0 SAC: 0 DP: 0 HBP: 1						

PITCHER		IP	WLS	BF	H	R	ER	SO	BB	IBB	HBP	BLK	WP	HR	S	P	ERA	WHIP
30 Chris Tillman, R ERA: 3.4	(1, 1)	5.2	L	25	6	6	6	5	2	0	1	0	0	3	58	109	9.53	1.412
58 Miguel Socolovich, R ERA: 6.97	(6, 1)	1.1		6	2	1	1	0	0	0	0	0	0	1	14	20	6.75	1.500
27 Matt Lindstrom, R ERA: 2.51	(8, 1)	0.2		3	1	0	0	1	1	0	0	0	0	0	13	22	0.00	3.000
40 Troy Patton, L ERA: 2.63	(8, 1)	1.1		4	0	0	0	0	0	0	0	0	0	0	16	21	0.00	0.000

PITCHER		IP	WLS	BF	H	R	ER	SO	BB	IBB	HBP	BLK	WP	HR	S	P	ERA	WHIP

TOP

Kansas City Royals @ Baltimore Orioles

Oriole Park at Camden Yards, Baltimore, MD

Sat Aug 11 2012, 10:15 PM - 1:13 AM EDT

Att. 40,456 - Overcast - 73 F

livebaseballscorecards.com

AB	34
R	7
H	9
RBI	6
BB	3
SO	6
LOB	7

Batter	1	2	3	4	5	6	7	8	9	AB	R	H	RBI	BB	SO	LOB
21 Nick Markakis, L (1, 9) OBP: 0.349, SLG: 0.466	C FF 91 B FF 93 F FF 92 X FF 93 1-2 ① F8		B SI 92 X FF 94 1-0 ② G4-3		B CH 81 B FF 92 B SI 92 C SI 91 F SI 92 X SI 92 3-2 ③ L3		F FF 98 B FF 99 B FF 97 B FF 99 X FF 98 3-1 ① F8		C FF 93 B CU 75 F FF 93 B CU 76 F FF 93 C FF 92 2-3 ③ K	5	0	0	0	0	1	1
2 J.J. Hardy, R (1, 6) OBP: 0.273, SLG: 0.378	C SI 92 S SI 93 C FF 93 0-3 ② K		C FF 93 F FF 93 B FF 94 B SL 83 S SL 83 2-3 ③ K			B FF 92 F SI 92 B SI 92 F SI 92 X SL 79 2-2 ① F7	B CU 81 B FF 98 C FF 99 C FF 98 B FF 98 C FF 96 3-3 ② K			4	0	0	0	0	3	1
9 Nate McLouth, L (1, 7) OBP: 0.259, SLG: 0.256	X FF 93 0-0 10 1B 1B			C FF 92 F SL 81 X SL 81 0-2 ① G4-3		B CH 80 C CH 79 B FF 92 F SI 92 S FF 93 2-3 ② K	S CH 86 X CH 85 0-1 **1-3** 2B			4	0	2	0	0	1	0
10 Adam Jones, R (1, 8) OBP: 0.343, SLG: 0.531	X SI 94 0-0 **1-3** 1B			B SI 93 F FF 93 B SI 92 H SI 92 3-1 FC3-6 32 BB HBP		F CU 73 B FF 92 B SL 81 X CU 76 2-1 32 FC4-6 1B	C FF 99 X CH 88 0-1 ③ G6-3			3	0	2	0	0	0	2
32 Matt Wieters, S (1, 2) OBP: 0.323, SLG: 0.427	1 SAFE B FF 93 X SI 93 1-0 ③ F7			B FF 92 B FF 92 B SI 92 B SI 93 4-0 FC3-6 **1-2** BB		C CH 79 B FF 91 X CH 80 1-1 ③ FC4-6 **1-2f**		C SI 96 C FF 98 B FF 96 X FF 98 1-2 ① G6-3		3	0	0	0	1	0	3
Wilson Betemit, S (1, 3) OBP: 0.327, SLG: 0.429		B FF 92 F FF 93 X FF 93 1-1 19 FC6-4 1B		X FF 92 0-0 ② FC3-6 **1-2f** **2-3**			B CH 81 S FF 92 B FF 92 B CH 81 F FF 92 B SI 92 4-2 19 1B 13 2B BB	B FF 98 B CH 85 C FF 98 B FF 98 X FF 97 3-1 ② G4-3		3	1	1	0	1	0	2
19 Chris Davis, L (1, 10) OBP: 0.302, SLG: 0.436		B FF 93 F SI 92 B FF 93 X SI 93 2-1 ① FC6-4 13 G5-4-3 **1-2f**		B FF 93 B FF 93 F FF 93 S FF 93 T SL 80 2-2 ③ K			B FF 91 X FF 92 1-0 13 2B 35 1B **1-2** 1B	F FF 98 S FF 97 X CH 85 0-2 ③ G4-3		4	1	1	0	0	1	3
13 Manny Machado, R (1, 5) OBP: 0.417, SLG: 1.167		X SI 93 0-0 ② ③ G5-4-3 **1-2f**			B FF 92 X FF 92 1-0 ① G5-3		B SI 91 B SI 91 X SI 91 2-0 35 1B **1-3** **2-H** 2B		C FF 92 S CH 84 B FF 92 B FF 93 T CH 82 2-2 ① K	4	1	1	1	0	1	1
35 Omar Quintanilla, L (1, 4) OBP: 0.351, SLG: 0.416			C FF 92 F FF 93 B FF 93 B SL 79 X SL 81 2-2 ① G4-3		F FF 92 B FF 91 X CH 82 1-1 ② G6-3		C CH 82 D SL 81 S CH 82 B SL 80 F SL 80 X SL 81 2-2 9 2B **2-H** **3-H** 1B		C FF 93 B CU 76 C CU 75 F FF 93 B CU 74 B FF 93 F FF 91 X FF 92 3-2 ② F7	4	0	1	2	0	0	0
Inning Stats	R: 0 E: 0 K: 1 S: 9 H: 2 LOB: 2 BB: 0 P: 11	R: 0 E: 0 K: 0 S: 5 H: 1 LOB: 0 BB: 0 P: 8	R: 0 E: 0 K: 1 S: 7 H: 0 LOB: 0 BB: 0 P: 12	R: 0 E: 0 K: 1 S: 8 H: 0 LOB: 2 BB: 1 P: 17	R: 0 E: 0 K: 0 S: 6 H: 0 LOB: 0 BB: 0 P: 11	R: 0 E: 0 K: 1 S: 10 H: 1 LOB: 1 BB: 0 P: 17	R: 3 E: 0 K: 1 S: 17 H: 4 LOB: 2 BB: 1 P: 32	R: 0 E: 0 K: 0 S: 8 H: 0 LOB: 0 BB: 0 P: 12	R: 0 E: 0 K: 2 S: 12 H: 0 LOB: 0 BB: 0 P: 19	1B: 6 2B: 2 3B: 0 HR: 0 SF: 0 SAC: 0 DP: 1 HBP: 1						WP: 0 PB: 0 SB: 0 CS: 0 PA: 37	

PITCHER		IP	WLS	BF	H	R	ER	SO	BB	IBB	HBP	BLK	WP	HR	S	P	ERA	WHIP
39 Luis Mendoza, R ERA: 4.37	(1, 1)	6.0	W	27	7	3	3	4	2	0	1	0	0	0	53	93	4.50	1.500
40 Kelvin Herrera, R ERA: 2.55	(7, 1)	2.0		7	1	0	0	1	0	0	0	0	0	0	17	27	0.00	0.500
55 Tim Collins, L ERA: 3.0	(9, 1)	1.0		3	0	0	0	2	0	0	0	0	0	0	12	19	0.00	0.000

PITCHER	IP	WLS	BF	H	R	ER	SO	BB	IBB	HBP	BLK	WP	HR	S	P	ERA	WHIP

BOTTOM

Kansas City Royals @ Baltimore Orioles

Oriole Park at Camden Yards, Baltimore, MD

Sat Aug 11 2012, 10:15 PM - 1:13 AM EDT

Att. 40,456 - Overcast - 73 F

livebaseballscorecards.com

AB	34
R	3
H	8
RBI	3
BB	2
SO	7
LOB	13

Kansas City Royals @ Baltimore Orioles

Oriole Park at Camden Yards, Baltimore, MD

Sun Aug 12 2012, 1:39 PM - 4:25 PM EDT

Att. 20,935 - Sunny - 81 F

TOP

livebaseballscorecards.com

Batter	1	2	3	4	5	6	7	8	9	AB	R	H	RBI	BB	SO	LOB
4 Alex Gordon, L (1, 7) OBP: 0.371, SLG: 0.449	F FF 91 X CU 76 0-1 8 F8 2 SH1-3 1B		C FF 91 1 SAFE X FC 87 0-1 ① ② G4-6-3 1-2f		C CU 77 B FF 91 B CH 84 X FC 86 2-1 2 1B 8 G4-6-3 1B		C SL 80 C SL 81 B SI 92 B SI 91 B SL 82 F SL 81 S SI 92 3-3 ② K			4	1	2	0	0	1	1
2 Alcides Escobar, R (1, 6) OBP: 0.337, SLG: 0.404	X FF 93 0-0 ① SH1-3 1-2		C FF 93 C FC 85 X CU 81 0-2 ③ F8		X FF 89 0-0 8 G4-6-3 1-3 1B		B CU 76 T SI 90 X CH 84 1-1 ③ F8			3	0	1	0	0	0	0
8 Mike Moustakas, L (1, 5) OBP: 0.306, SLG: 0.451	B CH 87 S FF 91 B CU 79 X FF 89 2-1 ② F8 2-3			F FF 91 C CU 76 B FF 93 F FC 88 B CH 85 F CU 77 X FF 93 2-2 HR	B FF 91 T CU 80 1 SAFE X FF 92 1-1 ① ② G4-6-3 1-2f 3-H			B SI 95 C FF 95 S SL 83 1-3 ① K		4	1	1	1	0	1	2
16 Billy Butler, R (1, 10) OBP: 0.371, SLG: 0.518	B FC 86 C CU 80 B FF 92 F FF 96 S FF 93 2-3 ③ K			F FF 94 B FC 88 X FF 90 1-1 35 BB 21 1B 27 SF7 1B	B CU 78 C FF 93 X CU 79 1-1 6 FC6-4 1B			B SL 84 B SI 97 C SL 81 B SL 83 C SI 97 B SL 84 4-2 BB		3	1	2	0	1	1	1
6 Lorenzo Cain, R (1, 8) OBP: 0.311, SLG: 0.390		B FF 92 F FF 92 F FC 88 X FC 88 1-2 ① G6-3		F FF 91 C FF 91 B FF 92 B CH 87 F FC 90 B FC 89 F FF 92 X FF 95 3-2 ① F9	B FF 91 C FF 87 B FF 89 C FF 91 X FC 88 2-2 ③ FC6-4 1-2f			C SI 97 F SI 98 B SI 98 X SL 85 1-2 ② F7		4	0	0	0	0	0	3
21 Jeff Francoeur, R (1, 9) OBP: 0.285, SLG: 0.382		B FF 94 F FF 91 F FC 86 F FF 94 B FF 92 F CU 82 B FF 87 B FF 94 4-2 BB		C FF 92 F FF 91 B FF 92 D FF 92 B FC 88 F FC 88 X FF 93 3-2 27 SF7 35 BB 1-2 1B		X FF 91 0-0 ① G6-3		X FF 97 0-0 ③ G1-3		3	0	1	0	1	0	1
35 Eric Hosmer, L (1, 3) OBP: 0.299, SLG: 0.353		B FF 92 C CU 79 F FC 90 T SL 87 1-2 ② K		C CU 79 F FC 90 F FF 94 B FF 93 B FF 94 B FF 88 B FF 87 4-2 27 SF7 1-2 2-3 BB		C SI 92 S SI 92 B SI 90 X SI 92 1-2 ② G1-3			C SI 94 B SI 93 F CH 87 X CH 87 1-2 ① G4-3	3	0	0	0	1	1	1
27 Brayan Peña, S (1, 2) OBP: 0.285, SLG: 0.348		B FF 93 C FF 93 B FF 89 D FF 91 C FF 94 F FF 94 X FF 95 3-2 ③ G6-3		B CU 76 B FF 92 X FF 93 2-0 ② SF7 1-2 2-3 3-H	B FF 91 C CH 85 X SL 85 1-1 ③ G1-3				B SI 94 B SI 93 B SI 95 C SI 94 C SI 95 X SI 95 3-2 ② F9	3	0	0	1	0	0	1
17 Chris Getz, L (1, 4) OBP: 0.321, SLG: 0.365			C FF 91 X CH 84 0-1 4 G4-6-3 1B	X FC 89 0-0 ③ G3			B SI 89 C SI 88 C SL 79 B SI 90 T SI 89 2-2 ① K		C FF 94 B SI 95 B CH 89 X FF 95 2-1 ③ F8	4	0	1	0	0	1	2
Inning Stats	R: 0 E: 0 K: 1 S: 8 H: 1 LOB: 1 BB: 0 P: 12	R: 0 E: 0 K: 1 S: 14 H: 0 LOB: 1 BB: 1 P: 23	R: 0 E: 0 K: 0 S: 7 H: 1 LOB: 0 BB: 0 P: 7	R: 2 E: 0 K: 0 S: 21 H: 3 LOB: 2 BB: 1 P: 36	R: 1 E: 0 K: 0 S: 10 H: 3 LOB: 1 BB: 0 P: 16	R: 0 E: 0 K: 0 S: 6 H: 0 LOB: 0 BB: 0 P: 8	R: 0 E: 0 K: 2 S: 9 H: 0 LOB: 0 BB: 0 P: 15	R: 0 E: 0 K: 1 S: 9 H: 0 LOB: 1 BB: 1 P: 15	R: 0 E: 0 K: 0 S: 8 H: 0 LOB: 0 BB: 0 P: 14	1B: 7 2B: 0 3B: 0 HR: 1 SF: 1 SAC: 1 DP: 2 HBP: 0						

	AB	31
	R	3
	H	8
	RBI	2
	BB	3
	SO	5
	LOB	12

PITCHER		IP	WLS	BF	H	R	ER	SO	BB	IBB	HBP	BLK	WP	HR	S	P	ERA	WHIP
29 Tommy Hunter, R ERA: 5.54	(1, 1)	5.0		23	8	3	3	2	2	0	0	0	0	1	60	94	5.40	2.000
38 Luis Ayala, R ERA: 2.56	(6, 1)	1.0	W	3	0	0	0	0	0	0	0	0	0	0	6	8	0.00	0.000
40 Troy Patton, L ERA: 2.58	(7, 1)	1.0	H	3	0	0	0	2	0	0	0	0	0	0	9	15	0.00	0.000
47 Pedro Strop, R ERA: 1.22	(8, 1)	1.0	H	4	0	0	0	1	1	0	0	0	0	0	9	15	0.00	1.000
43 Jim Johnson, R ERA: 3.33	(9, 1)	1.0	S	3	0	0	0	0	0	0	0	0	0	0	8	14	0.00	0.000

PITCHER	IP	WLS	BF	H	R	ER	SO	BB	IBB	HBP	BLK	WP	HR	S	P	ERA	WHIP

WP: 0 PA: 36
PB: 0
SB: 0
CS: 0

Batter	1	2	3	4	5	6	7	8	9	AB	R	H	RBI	BB	SO	LOB
21 Nick Markakis, L (1, 9) OBP: 0.351, SLG: 0.479	X SI 84 0-0 9 1B 2B	C CU 72 X SI 87 0-1 ③ G4-3			C SL 80 B SI 86 B SI 86 B CH 78 C SI 85 X SI 84 3-2 HR		F FF 91 B FF 92 X FF 91 1-1 ② F8			4	1	2	1	0	0	0
2 J.J. Hardy, R (1, 6) OBP: 0.270, SLG: 0.374	C SI 83 F FF 86 B FF 87 B SI 85 S CU 77 2-3 ① K2-3	X SI 84 0-0 ① G6-3			B CH 77 B FF 88 X CH 78 2-0 ③ P2		B SI 92 C SI 89 X CH 84 1-1 ③ G1-3			4	0	0	0	0	1	1
9 Nate McLouth, L (1, 8) (9, 7) OBP: 0.270, SLG: 0.259	X SI 85 0-0 51 S 2-3 1B	B SI 85 C FF 86 B SI 86 S CH 77 X SI 86 2-2 ② G1-3				B SL 81 C SI 84 B CU 72 F CH 76 F SI 85 X CU 74 2-2 ① F8		B SI 88 B FF 91 F SI 91 B FF 92 F SI 91 B SI 93 4-2 51 SH5-4 10 1B 12 PB BB		3	1	1	0	1	0	0
10 Adam Jones, R (1, 10) (9, 8) OBP: 0.344, SLG: 0.530	1 SAFE F SI 84 1 SAFE 1 SAFE 1 SAFE F CH 77 B SI 85 S SI 88 1-3 ② K	S CU 76 S FF 89 F FF 89 B SI 88 X CU 74 1-2 ③ G6-3				B CH 78 S SL 83 B CH 77 B SL 83 S CH 76 F SI 89 B SL 82 4-2 51 BB 12 1B BB		1 SAFE X SI 94 0-0 12 PB 51 SH5-4 1-2 1B		3	1	1	0	1	1	2
51 Lew Ford, R (1, 7) OBP: 0.207, SLG: 0.222 43 Jim Johnson, R (9, 1)	B SI 86 X FF 87 1-0 ③ F9 1-2			B SI 84 C CH 76 F SL 83 S SI 87 1-3 ① K		1 SAFE C SL 82 1 SAFE F SL 82 F SI 84 B FF 86 B CU 71 1 SAFE D CH 78 4-2 B CH 77 12 1B 1-2 BB		B SI 94 X SI 93 1-0 ① SH5-4 1-2 2-3		2 0	0 0	0 0	0 0	1 0	1 0	2 0
12 Mark Reynolds, R (1, 3) OBP: 0.329, SLG: 0.377		B SI 85 F SI 86 B SI 85 C SI 86 B CU 78 F FF 87 F SI 87 F CH 77 B FF 88 4-2 13 HR BB		S FF 86 B SI 87 X SL 84 1-1 ② P6		B SL 79 B SL 80 F FF 91 F FF 90 F SL 80 X SL 79 2-2 1-2 2-H 1B		B SL 87 X SI 94 1-0 ② G4-3 2-3 3-H		3	1	1	1	1	0	1
13 Manny Machado, R (1, 5) OBP: 0.375, SLG: 1.125	C SL 82 F SL 82 B SI 87 F FF 87 1 SAFE 1 SAFE B SI 86 1 SAFE X SI 86 2-2 1-H HR			B CH 77 C CH 76 B SL 82 X SL 83 2-1 ③ F7		B SL 78 B SL 81 X FF 90 2-0 ② F9		C SL 88 F SI 95 S FF 95 0-3 ③ K		4	1	1	2	0	1	3
11 Robert Andino, R (1, 4) OBP: 0.288, SLG: 0.312		L SL 82 C FF 87 C CU 74 0-3 ① K			C SI 84 S SL 81 F SI 85 X FF 88 0-2 ① L9	C SL 78 B SL 78 B FF 91 S SL 79 F SL 80 S FF 90 2-3 ③ K				3	0	0	0	0	2	2
31 Taylor Teagarden, R (1, 2) OBP: 0.125, SLG: 0.226		B SI 86 S CH 76 X CH 78 1-1 ② F7			C SL 83 S SI 86 B SI 88 S CU 72 1-3 ② K		S FF 90 X SI 90 0-1 ① G6-3			3	0	0	0	0	1	0
Inning Stats	R: 0 E: 0 K: 2 S: 9 H: 2 LOB: 2 BB: 0 P: 13	R: 2 E: 0 K: 1 S: 16 H: 1 LOB: 0 BB: 1 P: 23	R: 0 E: 0 K: 0 S: 8 H: 0 LOB: 0 BB: 0 P: 11	R: 0 E: 0 K: 1 S: 7 H: 0 LOB: 0 BB: 0 P: 11	R: 1 E: 0 K: 1 S: 11 H: 1 LOB: 0 BB: 0 P: 17	R: 1 E: 0 K: 1 S: 19 H: 1 LOB: 2 BB: 2 P: 35	R: 0 E: 0 K: 0 S: 6 H: 0 LOB: 0 BB: 0 P: 8	R: 1 E: 0 K: 1 S: 8 H: 1 LOB: 1 BB: 1 P: 14		1B: 3 2B: 1 3B: 0 HR: 2 SF: 0 SAC: 1 DP: 0 HBP: 0				WP: 0 PB: 1 SB: 1 CS: 0 PA: 34		

PITCHER		IP	WLS	BF	H	R	ER	SO	BB	IBB	HBP	BLK	WP	HR	S	P	ERA	WHIP
52 Bruce Chen, L ERA: 5.56	(1, 1)	5.1	L	23	4	4	4	5	3	0	0	0	0	2	61	95	6.75	1.312
31 Louis Coleman, R ERA: 3.96	(6, 1)	1.0		4	1	0	0	1	0	0	0	0	0	0	11	17	0.00	1.000
67 Francisley Bueno, L ERA: 3.38	(7, 1)	0.2		3	0	1	0	0	1	0	0	0	0	0	6	12	0.00	1.500
43 Aaron Crow, R ERA: 3.61	(8, 1)	1.0		4	1	0	0	1	0	0	0	0	0	0	6	8	0.00	1.000

PITCHER	IP	WLS	BF	H	R	ER	SO	BB	IBB	HBP	BLK	WP	HR	S	P	ERA	WHIP

BOTTOM

Kansas City Royals @ Baltimore Orioles

Oriole Park at Camden Yards, Baltimore, MD

Sun Aug 12 2012, 1:39 PM - 4:25 PM EDT

Att. 20,935 - Sunny - 81 F

livebaseballscorecards.com

AB	29
R	5
H	6
RBI	4
BB	4
SO	7
LOB	11

Boston Red Sox @ Baltimore Orioles

Oriole Park at Camden Yards, Baltimore, MD

Tue Aug 14 2012, 7:11 PM - 10:01 PM EDT

Att. 26,204 - Partly Cloudy - 84 F

TOP

livebaseballscorecards.com

Batter	1	2	3	4	5	6	7	8	9	AB	R	H	RBI	BB	SO	LOB
2 Jacoby Ellsbury, L (1, 8) OBP: 0.313, SLG: 0.372	C FF 91 F SL 80 B FF 93 B FF 92 F FF 92 B SL 80 F FF 91 X FF 92 3-2 15 L1-6-3 23 SH5-3 1B		C SL 82 C FF 92 X SL 83 0-2 ② G3		B FF 91 B FF 90 X SL 80 2-0 ① G4-3		C SL 79 S FF 90 B SL 80 F FF 91 B CU 71 X FF 90 2-2 15 2B 1B	B SL 81 F SI 92 C SL 82 B SL 82 F SL 81 X SI 92 2-2 ③ G3		5	0	2	0	0	0	1
26 Scott Podsednik, L (8, 8) OBP: 0.403, SLG: 0.463										0	0	0	0	0	0	0
23 Pedro Ciriaco, R (1, 10) OBP: 0.340, SLG: 0.473	C FF 90 X SL 81 0-1 ① SH5-3 1-2		X SL 82 0-0 2B		C FF 92 S FF 92 B FF 92 X FF 92 1-2 ② G6-3		B SL 78 C SI 86 S SL 79 S SL 79 1-3 ① K		X SI 94 0-0 ① L7	4	0	1	0	0	1	1
15 Dustin Pedroia, R (1, 4) OBP: 0.338, SLG: 0.423	C SI 93 S SI 93 X FF 92 0-2 ② L1-6-3 2-3		B CH 86 B CH 87 B FF 93 B CH 87 4-0 BB		C CU 72 F CH 91 X FF 92 0-2 3B		X SI 85 0-0 1-3 2B		B FF 96 C SI 94 X SL 86 1-1 ② F9	4	0	2	0	1	0	1
28 Adrián González, L (1, 3) OBP: 0.352, SLG: 0.473	C SL 82 T FF 93 F FF 93 T FF 94 0-2 ③ K		X FF 93 0-0 ③ F7		B FF 92 F FF 91 X FF 91 1-1 ③ G4-3		B SL 78 B SL 78 B SI 84 B SI 84 4-0 BB		B SI 95 B SI 94 S SI 96 T SL 85 B SL 86 X SI 95 3-2 ③ G6-3	4	0	0	0	1	1	4
7 Cody Ross, R (1, 9) OBP: 0.345, SLG: 0.532		B CU 70 C FF 91 F CU 72 X CH 86 1-2 ① G4-3	B CH 86 C FF 91 X CH 86 1-1 20 G3 13 1B 2B		B CU 70 X FF 91 1-0 13 1B 1B		C SL 78 F SL 78 B FF 87 S FF 86 1-3 ② K			4	1	2	0	0	1	3
20 Ryan Lavarnway, R (1, 2) OBP: 0.192, SLG: 0.167		B FF 92 B SL 78 X FF 91 2-0 13 FC4-6 1B	B CU 74 S FF 91 X FF 91 1-1 ① G3 2-3		F FF 90 D FF 90 X CH 85 1-1 ① L7		B SL 80 C SL 78 B FF 86 C SL 78 F FF 87 B SL 77 C SL 76 3-3 ③ K			4	0	1	0	0	1	5
13 Carl Crawford, L (1, 7) OBP: 0.314, SLG: 0.505	C FF 92 B SL 83 F FF 92 F FF 93 F SL 83 F FF 92 X CU 74 1-2 ② FC4-6 1-2f		T FF 91 B FF 91 X FF 91 1-1 3-H 1B		X CH 87 0-0 1-3 1B			C SI 90 C SI 89 B SL 83 X SI 91 1-2 ① F8		4	0	2	1	0	0	1
3 Mike Aviles, R (1, 6) OBP: 0.286, SLG: 0.396	1 SAFE 1 SAFE C SL 81 C FF 91 F FF 92 1 SAFE F FF 93 F CH 85 S SI 91 0-3 ③ K		1 SAFE 1 SAFE F CH 85 S FF 91 S FF 92 0-3 ② K		1 SAFE C FF 93 F FF 92 F FF 93 S FF 94 0-3 ② K			X SI 92 0-0 ② F8		4	0	0	0	0	3	4
23 Danny Valencia, R (1, 5) OBP: 0.206, SLG: 0.299			C CU 73 F CU 72 X FF 91 0-2 ① G5-3	F FF 92 B FF 92 X FF 91 1-1 ③ F8	B FF 92 C FF 91 C FF 92 F SI 93 X FF 93 1-2 ③ F8			C SI 90 S CH 81 X SL 83 0-2 1B		4	0	1	0	0	0	3

	AB	R	H	RBI	BB	SO	LOB
	37	1	11	1	2	7	23

Inning Stats	1	2	3	4	5	6	7	8	9	1B	SF	WP	PA
R	0	0	0	1	0	0	0	0	0	7	0	0	40
E	0	0	0	0	0	0	0	0	0	2B 3	SAC 1	PB 0	
K	1	1	0	1	0	1	3	0	0	3B 1	DP 0	SB 0	
S	14	16	8	11	9	12	15	11	6	HR 0	HBP 0	CS 0	
H	1	1	1	2	1	2	2	1	0				
LOB	1	1	2	1	1	2	3	1	0				
BB	0	0	1	0	0	0	1	0	0				
P	17	20	12	15	13	15	26	14	10				

PITCHER	IP	WLS	BF	H	R	ER	SO	BB	IBB	HBP	BLK	WP	HR	S	P	ERA	WHIP
16 Wei-Yin Chen, L (1, 1) ERA: 3.7	6.0	W	28	9	1	1	4	1	0	0	0	0	0	74	98	1.50	1.667
56 Darren O'Day, R (7, 1) ERA: 2.45	1.0		5	1	0	0	3	1	0	0	0	0	0	11	20	0.00	2.000
48 J.C. Romero, L (8, 1) ERA: 9.0	1.0		4	1	0	0	0	0	0	0	0	0	0	11	14	0.00	1.000
27 Matt Lindstrom, R (9, 1) ERA: 2.43	1.0		3	0	0	0	0	0	0	0	0	0	0	6	10	0.00	0.000

PITCHER	IP	WLS	BF	H	R	ER	SO	BB	IBB	HBP	BLK	WP	HR	S	P	ERA	WHIP

Batter	1	2	3	4	5	6	7	8	9	AB	R	H	RBI	BB	SO	LOB
21 Nick Markakis, L (1, 9) OBP: 0.347, SLG: 0.473	C SI 91 B FF 91 B CH 83 X SI 92 2-1 ① G4-3		B CU 71 B CU 72 C SI 90 F FC 88 F FF 91 F SI 91 X CH 87 2-2 ① G6-3		F CH 86 B CU 74 X SI 91 1-1 ③ F8		F FC 92 F FF 92 B KC 82 X KC 81 1-2 ① G4-3			4	0	0	0	0	0	0
2 J.J. Hardy, R (1, 6) OBP: 0.270, SLG: 0.373	C FF 91 X SI 91 0-1 ② P6		C FC 88 B FC 88 B SI 91 X FF 90 2-1 ② P3			C CH 84 X FF 89 0-1 32 WP 10 BB 32 1B 1B	B FC 94 B FC 92 C FC 93 B FC 92 F FC 91 F FC 92 S FF 92 3-3 ② K			4	1	1	0	0	1	0
9 Nate McLouth, L (1, 7) OBP: 0.258, SLG: 0.247	C SI 91 F FF 91 B CU 75 B CU 75 F CU 76 T SI 92 2-2 ③ K		X CH 86 0-0 ③ G3			B SI 91 X FC 89 1-0 ① P5	B FF 93 B FS 85 F FC 93 X FC 93 2-1 ③ G3-1			4	0	0	0	0	1	1
10 Adam Jones, R (1, 8) OBP: 0.343, SLG: 0.526		X FF 90 0-0 ① P6		C CH 88 S CH 85 B CH 86 F FF 90 S FC 88 1-3 ① K		B FC 89 B FC 89 D CH 85 F FF 90 B FC 88 4-1 32 WP 19 1B 1-2 BB		S KC 81 B FF 92 B FC 92 F FC 94 B KC 81 S KC 81 3-3 ① K		3	1	0	0	1	2	0
32 Matt Wieters, S (1, 2) OBP: 0.325, SLG: 0.427		B FF 90 C SI 90 B CH 85 C FF 92 F CH 87 F FF 91 B SI 90 B SI 91 4-2 19 1B BB	F FF 90 B CH 84 B SI 92 X SI 92 2-1 ② L8		F SI 92 F CH 86 B CH 85 B FF 92 B CU 79 X SI 92 3-2 19 1B 12 HR 1-2 2-H 1B			B FC 94 X FS 86 1-0 ② G1-3		3	1	1	1	1	0	0
19 Chris Davis, L (1, 10) OBP: 0.306, SLG: 0.438	S CH 85 X FC 89 0-1 1-3 1B		B CU 72 X SI 91 1-0 ③ F7			X SI 91 0-0 12 HR 1-2 2-H 1B		B FF 94 C FF 94 B FC 89 S FF 92 B FC 89 B FF 94 4-2 BB		3	1	2	1	1	0	0
12 Mark Reynolds, R (1, 3) OBP: 0.331, SLG: 0.399	B SI 92 F CH 85 C FF 93 F CH 86 B CU 76 X CU 76 2-2 ② P2				B FF 90 X FF 90 1-0 HR	X KC 80 0-0 1-H 2-H HR		D FC 87 S FF 92 D FC 86 S FF 94 F FF 94 F CU 80 S 2-3 ③ K		4	2	2	4	0	1	3
13 Manny Machado, R (1, 5) OBP: 0.316, SLG: 0.947	X FF 91 0-0 ③ P5				C FF 91 B FC 88 X SI 90 1-1 ① P6	C FF 94 B KC 82 X FC 93 1-1 ② G6-3				3	0	0	0	0	0	2
35 Omar Quintanilla, L (1, 4) OBP: 0.351, SLG: 0.436			X SI 90 0-0 HR		B SI 90 B CH 85 C SI 90 F FC 89 F FC 90 F SI 92 F CU 77 X CH 85 2-2 ② L7	B FF 92 S FC 91 B FC 92 C FF 92 S KC 82 2-3 ③ K2-3				3	1	1	1	0	1	0
Inning Stats	R: 0 E: 0 K: 1 S: 8 H: 0 LOB: 0 BB: 0 P: 12	R: 0 E: 0 K: 0 S: 12 H: 1 LOB: 2 BB: 1 P: 18	R: 1 E: 0 K: 0 S: 9 H: 1 LOB: 0 BB: 0 P: 13	R: 0 E: 0 K: 1 S: 7 H: 0 LOB: 0 BB: 0 P: 11	R: 1 E: 0 K: 0 S: 11 H: 1 LOB: 0 BB: 0 P: 16	R: 5 E: 0 K: 1 S: 14 H: 4 LOB: 0 BB: 1 P: 25	R: 0 E: 0 K: 1 S: 9 H: 0 LOB: 0 BB: 0 P: 15	R: 0 E: 0 K: 2 S: 11 H: 0 LOB: 1 BB: 1 P: 21		1B: 4 2B: 0 3B: 0 HR: 3 SF: 0 SAC: 0 DP: 0 HBP: 0					

PITCHER		IP	WLS	BF	H	R	ER	SO	BB	IBB	HBP	BLK	WP	HR	S	P	ERA	WHIP
19 Josh Beckett, R ERA: 5.19	(1, 1)	5.1	L	24	6	6	6	2	2	0	0	0	1	2	55	86	10.12	1.500
37 Mark Melancon, R ERA: 7.12	(6, 1)	2.1		8	1	1	1	3	0	0	0	0	0	1	19	32	3.86	0.429
40 Andrew Bailey, R ERA:	(8, 1)	0.1		2	0	0	0	1	1	0	0	0	0	0	7	13	0.00	3.000

PITCHER	IP	WLS	BF	H	R	ER	SO	BB	IBB	HBP	BLK	WP	HR	S	P	ERA	WHIP

BOTTOM

Boston Red Sox @ Baltimore Orioles

Oriole Park at Camden Yards, Baltimore, MD

Tue Aug 14 2012, 7:11 PM - 10:01 PM EDT

Att. 26,204 - Partly Cloudy - 84 F

livebaseballscorecards.com

AB	31
R	7
H	7
RBI	7
BB	3
SO	6
LOB	6

1B: 4	SF: 0	WP: 1	PA: 34
2B: 0	SAC: 0	PB: 0	
3B: 0	DP: 0	SB: 0	
HR: 3	HBP: 0	CS: 0	

Boston Red Sox @ Baltimore Orioles

Oriole Park at Camden Yards, Baltimore, MD

Wed Aug 15 2012, 7:09 PM - 10:01 PM EDT

Att. 22,269 - Partly Cloudy - 80 F

TOP

livebaseballscorecards.com

Batter	1	2	3	4	5	6	7	8	9	AB	R	H	RBI	BB	SO	LOB
2 Jacoby Ellsbury, L (1, 8) OBP: 0.317, SLG: 0.382	B FF 90 F FF 91 C SI 91 X CH 84 1-2 G3 ①		F SL 86 F CH 83 X FF 90 0-2 G6-3 ②		B FF 91 F FF 91 X FF 90 1-1 13 SF8 1-3 2-H 2B		B FF 89 1 SAFE X SI 91 1-0 13 G4-3 1-3 1B			4	0	2	1	0	0	0
13 Carl Crawford, L (1, 7) OBP: 0.311, SLG: 0.495	B FF 90 F SL 85 B FF 91 F SL 84 F FF 91 B SI 91 B SL 87 4-2 28 F8 15 1B BB		C FF 92 F SL 84 B SI 92 F FF 91 F FF 90 X SL 85 1-2 L9 ③		X SL 85 0-0 SF8 ② 2-3 3-H		B SI 91 X SL 78 1-0 G4-3 ② 1-2 3-H			2	0	0	2	1	0	1
15 Dustin Pedroia, R (1, 4) OBP: 0.337, SLG: 0.421	B FF 91 F SL 84 B SI 90 C CU 76 B FF 90 X CH 79 3-2 1-2 1B			B FF 90 X SL 84 1-0 G3-1 ① C SI 91 X SI 92 0-1 P4 ③			C SL 86 F SL 86 B FF 92 B SI 93 X SI 92 2-2 G5-3 ③			4	0	1	0	0	0	2
28 Adrián González, L (1, 3) OBP: 0.352, SLG: 0.471 23 Danny Valencia, R (8, 5) OBP: 0.206, SLG: 0.299	B FF 91 C SI 90 X CH 82 1-1 F8 ② 2-3			C FF 91 B SL 85 S SL 84 X FF 92 1-2 1B		C CU 76 F FF 90 X SI 90 0-2 F7 ①		B SI 96 S SI 96 F SL 84 X SI 97 1-2 G4-3 ①		4 0	0 0	1 0	0 0	0 0	0 0	2 0
7 Cody Ross, R (1, 10) OBP: 0.341, SLG: 0.525	B SI 91 C SL 84 C FF 91 F FF 92 1 SAFE S SI 90 1-3 K ③			S SL 86 S SI 92 S CU 80 0-3 K ②		X FF 90 0-0 L8 ②		B SL 83 F SI 97 C SL 84 B SL 83 F SL 83 F SI 97 C SI 97 2-3 K ②		4	0	0	0	0	3	3
39 Jarrod Saltalamacchia, S (1, 2) OBP: 0.283, SLG: 0.471		S CU 77 C FF 90 B FF 91 B SI 92 B FF 91 F CU 78 F CU 78 X FF 91 3-2 G6-3 ①		F FF 92 B SI 92 B FF 91 C CU 78 F FF 92 X CH 82 2-2 F8 ③		C CU 77 X FF 90 0-1 1B		F SI 97 C SL 83 S CH 90 0-3 K ③		4	0	1	0	0	1	1
3 Mike Aviles, R (1, 6) OBP: 0.283, SLG: 0.392		C SL 84 X FF 90 0-1 F9 ②			C SL 83 B SL 84 X FF 90 1-1 P2 ① 1 SAFE C FF 88 S FF 89 D SL 83 X FF 89 1-2 L8 ③				B CU 75 B SI 91 B SI 92 C SI 91 X SI 91 3-1 G6-3 ①	4	0	0	0	0	0	1
26 Scott Podsednik, L (1, 9) OBP: 0.405, SLG: 0.464 23 Pedro Ciriaco, R (7, PH) OBP: 0.333, SLG: 0.463 (7, 9)		C CU 77 B SI 91 X SI 91 1-1 F8 ③			B FF 92 B SI 90 B FF 90 C FF 90 X SI 90 3-1 5 1B 2 2B 1B		C SI 88 S CH 79 X CH 79 0-2 F8 ①		C SI 95 B SI 94 B CU 79 S SI 93 F SI 93 S CU 80 2-3 K ②	2 2	1 0	1 0	0 0	0 0	0 1	0 0
5 Nick Punto, S (1, 5) OBP: 0.299, SLG: 0.270 (8, 3)			C SI 90 B CU 75 C CH 83 X FF 90 1-2 L7 ①		1 SAFE F SI 90 C FF 90 F FF 90 X SL 84 0-2 2 2B 13 SF8 1-2 1B		B SI 88 F SI 89 F CH 78 X SI 90 1-2 E1 2 1B 13 G4-3		C SI 92 X CH 87 0-1 L5 ③	4	2	1	0	0	0	0

	AB	34
	R	3
	H	7
	RBI	3
	BB	1
	SO	5
	LOB	10

Inning Stats																		
	R: 0	H: 1	R: 0	H: 0	R: 0	H: 0	R: 0	H: 1	R: 2	H: 3	R: 0	H: 1	R: 1	H: 1	R: 0	H: 0	R: 0	H: 0
	E: 0	LOB: 2	E: 0	LOB: 0	E: 0	LOB: 0	E: 0	LOB: 1	E: 0	LOB: 1	E: 0	LOB: 1	E: 1	LOB: 1	E: 0	LOB: 0	E: 0	LOB: 0
	K: 1	BB: 1	K: 0	BB: 0	K: 0	BB: 0	K: 1	BB: 0	K: 0	BB: 0	K: 0	BB: 0	K: 0	BB: 0	K: 2	BB: 0	K: 1	BB: 0
	S: 15	P: 25	S: 9	P: 13	S: 11	P: 13	S: 11	P: 15	S: 13	P: 18	S: 9	P: 10	S: 11	P: 16	S: 11	P: 14	S: 8	P: 13

1B: 6	SF: 1
2B: 1	SAC: 0
3B: 0	DP: 0
HR: 0	HBP: 0

WP: 0	PA: 36
PB: 0	
SB: 0	
CS: 0	

PITCHER		IP	WLS	BF	H	R	ER	SO	BB	IBB	HBP	BLK	WP	HR	S	P	ERA	WHIP
50 Miguel González, R ERA: 3.38	(1, 1)	6.0	W	25	6	2	2	2	1	0	0	0	0	0	68	94	3.00	1.167
48 J.C. Romero, L ERA: 8.38	(7, 1)	0.2	H	4	1	1	0	0	0	0	0	0	0	0	8	11	0.00	1.500
38 Luis Ayala, R ERA: 2.54	(7, 1)	0.1	H	1	0	0	0	0	0	0	0	0	0	0	3	5	0.00	0.000
47 Pedro Strop, R ERA: 1.2	(8, 1)	1.0	H	3	0	0	0	2	0	0	0	0	0	0	11	14	0.00	0.000
43 Jim Johnson, R ERA: 3.26	(9, 1)	1.0	S	3	0	0	0	1	0	0	0	0	0	0	8	13	0.00	0.000

PITCHER	IP	WLS	BF	H	R	ER	SO	BB	IBB	HBP	BLK	WP	HR	S	P	ERA	WHIP

BOTTOM

Boston Red Sox @ Baltimore Orioles

Oriole Park at Camden Yards, Baltimore, MD

Wed Aug 15 2012, 7:09 PM - 10:01 PM EDT

Att. 22,269 - Partly Cloudy - 80 F

livebaseballscorecards.com

Batter	1	2	3	4	5	6	7	8	9	AB	R	H	RBI	BB	SO	LOB
21 Nick Markakis, L (1, 9) OBP: 0.348, SLG: 0.470	X SI 89 0-0 ① G6-3			B SI 88 C SI 89 B SI 90 B SI 88 B SI 90 4-1 9 G4-3 2 G5-3 BB		B SI 91 C SI 90 B SI 91 B SI 89 B SI 88 4-1 2 1B 9 1B BB	B FF 90 F SI 89 B SL 84 S SL 84 S SL 84 2-3 ① K			2	1	0	0	2	1	0
2 J.J. Hardy, R (1, 6) OBP: 0.270, SLG: 0.372	C SI 89 X SI 89 0-1 ② F9			X SI 88 0-0 ① G5-3 1-2		1 SAFE 1 SAFE B SI 88 X SI 89 1-0 9 1B 10 FC1 1-2 1B	X SI 91 0-0 ② G6-3			4	1	1	0	0	0	1
9 Nate McLouth, L (1, 7) OBP: 0.258, SLG: 0.247	C SI 90 F SI 90 B SI 90 F SI 84 X SI 90 1-2 ③ G4-3			B SI 89 B SI 90 X SI 90 2-0 ② G4-3 2-3		B SI 89 C SI 90 F SI 89 X SI 90 1-2 10 E 10 FC1 32 2B 1-3 2-H 1B	B CU 76 B SL 86 X FF 92 2-0 ③ L8			4	1	1	1	0	0	1
10 Adam Jones, R (1, 8) OBP: 0.343, SLG: 0.524		C SI 90 X SI 90 0-1 ① G3-1		C SI 90 X SI 91 0-1 ③ G6-3		F SI 89 1 SAFE X SI 90 0-1 FC1 32 2B 19 FC4-2 1-3 3-H		F SL 87 B SL 87 B FF 88 S SL 85 B FF 91 X SI 89 3-2 19 G3-1 32 G3 1B		4	0	1	1	0	0	2
32 Matt Wieters, S (1, 2) OBP: 0.326, SLG: 0.429		B SI 91 B SI 89 F SI 89 C SI 90 F SI 90 X SI 88 2-2 ② G4-3			C SI 88 B SL 89 F SI 90 B SI 90 B SI 91 B SI 90 4-2 19 G4-3 BB	1 SAFE B SI 88 D SI 90 X SI 89 2-0 19 FC4-2 12 2B 1-3 3-H 2B		B FF 89 1 SAFE S CH 81 1 SAFE B CH 81 X SL 84 2-1 ① G3 1-2		3	1	1	1	1	0	1
19 Chris Davis, L (1, 10) OBP: 0.303, SLG: 0.434		S SI 90 B SI 90 X SI 88 1-1 ③ G4-3			C CU 74 D SI 90 F SI 90 B SI 90 F SI 90 X SI 90 2-2 ① G4-3 1-2	C SL 82 F SL 82 X SL 83 0-2 ② FC4-2 12 2B 2-3 3-H		B SL 86 S CH 82 F SL 87 X SL 86 1-2 ② G3-1 2-3		4	1	0	0	0	0	4
12 Mark Reynolds, R (1, 3) OBP: 0.333, SLG: 0.402			C SI 89 X SI 90 0-1 ① L6		C SI 91 B FF 88 S SI 91 C SL 83 1-3 ② K	F FO 86 B FF 93 X FO 88 1-1 13 1B 1-H 3-H 2B		I IN 74 I IN 76 I IN 76 I IN 78 4-0 IBB		3	0	1	2	1	1	1
13 Manny Machado, R (1, 5) OBP: 0.304, SLG: 0.826			C SI 89 X SI 90 0-1 ② G1		X SI 91 0-0 ③ G6-3	B FF 94 F FO 86 S FO 87 X FO 88 1-2 35 FC4-6 2-3 1B		B SL 85 F SL 86 F SL 86 B SL 84 S SL 86 2-3 ③ K		4	0	1	0	0	1	3
35 Omar Quintanilla, L (1, 4) OBP: 0.344, SLG: 0.427			C SI 89 X SI 89 0-1 ③ G1-3			C SI 90 X SI 90 1-0 ① G4-3 FC4-6				3	0	0	0	0	0	2
Inning Stats	R: 0 E: 0 K: 0 S: 7 H: 0 LOB: 0 BB: 0 P: 8	R: 0 E: 0 K: 0 S: 8 H: 0 LOB: 0 BB: 0 P: 11	R: 0 E: 0 K: 0 S: 6 H: 0 LOB: 0 BB: 0 P: 6	R: 0 E: 0 K: 0 S: 5 H: 0 LOB: 1 BB: 1 P: 11	R: 0 E: 0 K: 1 S: 10 H: 0 LOB: 1 BB: 1 P: 17	R: 5 E: 1 K: 0 S: 18 H: 5 LOB: 2 BB: 1 P: 30	R: 0 E: 0 K: 1 S: 5 H: 0 LOB: 0 BB: 0 P: 9	R: 0 E: 0 K: 1 S: 11 H: 1 LOB: 2 BB: 1 P: 23		1B: 4 2B: 2 3B: 0 HR: 0 SF: 0 SAC: 0 DP: 0 HBP: 0					

	AB	31
	R	5
	H	6
	RBI	5
	BB	4
	SO	3
	LOB	15

PITCHER		IP	WLS	BF	H	R	ER	SO	BB	IBB	HBP	BLK	WP	HR	S	P	ERA	WHIP
35 Aaron Cook, R ERA: 4.58	(1, 1)	5.1	L	23	3	5	2	1	3	0	0	0	0	0	45	71	3.38	1.125
30 Andrew Miller, L ERA: 3.0	(6, 1)	0.1		1	0	0	0	0	0	0	0	0	0	0	3	3	0.00	0.000
63 Junichi Tazawa, R ERA: 1.66	(6, 1)	0.0		2	2	0	0	0	0	0	0	0	0	0	5	7	∞	∞
32 Craig Breslow, L ERA: 2.7	(6, 1)	1.1		4	0	0	0	1	0	0	0	0	0	0	6	11	0.00	0.000
59 Clayton Mortensen, R ERA: 1.59	(8, 1)	1.0		5	1	0	0	1	0	1	0	0	0	0	11	23	0.00	1.000

PITCHER	IP	WLS	BF	H	R	ER	SO	BB	IBB	HBP	BLK	WP	HR	S	P	ERA	WHIP

Boston Red Sox @ Baltimore Orioles

Oriole Park at Camden Yards, Baltimore, MD

Thu Aug 16 2012, 7:09 PM - 10:30 PM EDT

Att. 25,483 - Clear - 84 F

TOP

livebaseballscorecards.com

Batter	1	2	3	4	5	6	7	8	9	AB	R	H	RBI	BB	SO	LOB
2 Jacoby Ellsbury, L (1, 10) OBP: 0.314, SLG: 0.372	C FF 91 F FF 92 B KC 77 F FC 93 B KC 77 S CH 81 2-3 K	C FF 93 B FF 93 B FF 92 X CH 82 2-1 F9			C KC 76 B FF 90 F FC 91 B SL 84 F FF 93 B FF 93 X FC 92 3-2 F7	F SL 86 B CH 87 B FF 91 B CH 86 F CH 86 F CU 77 B SL 84 4-2 13 FC6-4 BB		B FF 90 C FF 89 C CU 67 S CH 80 1-3 K		4	0	0	0	1	2	2
13 Carl Crawford, L (1, 7) OBP: 0.315, SLG: 0.500	B FF 92 B FC 93 B FF 91 C FF 92 X FF 92 3-1 2B		S FF 91 X SL 82 0-1 F7		B KC 77 C FF 92 F FF 92 F FF 94 X SL 85 1-2 15 2B 28 WP 1B	F SL 86 F FF 91 B CH 87 F SI 92 F SL 82 B SI 92 X SI 91 2-2 FC6-4 15 1B 28 1B 15 S 1-2f 2-3		C FF 90 B FF 90 X SL 78 1-1 L9		5	2	2	0	0	0	2
15 Dustin Pedroia, R (1, 4) OBP: 0.338, SLG: 0.423	C FF 92 B FF 94 S FC 95 X KC 77 1-2 F7		B FC 92 B KC 76 X FC 93 2-0 F9		B FF 93 C FF 93 1 SAFE X FC 94 1-1 28 WP 28 SF8 1-3 2B	C SI 90 F SI 90 B FF 91 B SL 82 F CU 73 X FF 91 2-2 28 1B 7 1B 1-3 3-H		B CU 67 B FF 89 S FF 90 F FF 90 B CH 79 C FF 92 3-3 K		5	2	2	1	0	1	1
28 Adrián González, L (1, 3) OBP: 0.352, SLG: 0.474	C FF 92 D CH 82 D CH 81 B FF 94 F FF 94 S KC 77 3-3 K		F SL 84 S CH 82 B CH 82 B FF 94 X FF 94 2-2 F7		C FC 92 F FF 94 B KC 80 D KC 77 F SL 86 B FF 94 X FF 94 3-2 SF8 2-H 3-H	X SI 90 0-0 7 1B 1-2 3-H			C CU 65 B FF 88 X CU 66 1-1 2B	4	0	2	2	0	1	1
7 Cody Ross, R (1, 9) OBP: 0.345, SLG: 0.530		C FC 90 B FC 91 X KC 76 1-1 G6-3		C KC 76 F FC 94 B FF 94 F CH 80 F FF 94 X SL 84 1-2 39 G6-3 2B	S FC 85 B FF 88 B FF 89 B FC 88 X FC 87 3-1 39 BB 1B	X SL 85 0-0 1-3 2-H 1B			C FF 90 C FF 90 F CH 82 S FF 88 0-3 K	5	0	3	1	0	1	1
39 Jarrod Saltalamacchia, S (1, 2) OBP: 0.285, SLG: 0.468		B KC 77 B FF 91 C FF 92 C CH 81 T FF 93 2-2 K		B KC 76 F KC 77 X KC 77 1-1 G6-3 2-3	C FF 90 F FF 90 B FC 87 F FF 91 1 SAFE F FS 82 B FF 89 B FC 87 B CU 78 4-2 1-2 BB		S SL 84 F SL 86 B FF 96 X SL 87 1-2 1B		C FF 89 B CH 80 F CH 80 B FF 90 F FF 89 S FF 90 2-3 K	4	0	1	0	1	2	2
5 Nick Punto, S (1, 5) OBP: 0.295, SLG: 0.261		B FF 92 B FF 92 B FF 92 B FF 92 4-0 23 1B 26 1B 23 WP BB		B CH 82 C FF 92 C FF 93 F FF 92 S KC 80 1-3 K2-3	C CU 78 C FF 90 X CU 78 0-2 G4-3		L SI 96 B SI 96 F SI 96 S FF 96 1-3 K		C FF 90 X FF 90 0-1 F9	4	1	0	0	1	2	5
23 Pedro Ciriaco, R (1, 6) OBP: 0.340, SLG: 0.459	C KC 77 B FF 94 1 SAFE S KC 78 B FF 92 F FF 93 1 SAFE 1 SAFE B KC 78 3-2 F KC 77 X FF 92 26 1B 1-3 1B			B FF 92 S KC 79 S FC 94 B FC 95 D KC 79 B KC 78 4-2 26 S BB	C SI 91 F FF 91 S SL 86 0-3 K	1 SAFE D SL 86 S SI 95 1 SAFE X SL 86 1-1 P6			3	0	1	0	1	1	1
26 Scott Podsednik, L (1, 8) OBP: 0.410, SLG: 0.479	B FF 91 B FF 93 B FF 91 C FF 91 C FF 91 X CH 82 3-2 1-3 3-H 1B			C KC 76 F FF 92 B FF 92 D KC 78 D KC 78 F FF 94 C FF 92 3-3 1-2	B SI 91 X SI 91 1-0 13 FC6-4 15 1B 2B	C SI 96 S SI 96 X SI 94 0-2 F8			4	1	2	1	0	1	3

Inning Stats																					
	R: 0 E: 0 K: 2 S: 12	H: 1 LOB: 1 BB: 0 P: 21	R: 1 E: 0 K: 1 S: 15	H: 2 LOB: 2 BB: 1 P: 30	R: 0 E: 0 K: 0 S: 6	H: 0 LOB: 0 BB: 0 P: 10	R: 0 E: 0 K: 2 S: 17	H: 1 LOB: 2 BB: 1 P: 27	R: 2 E: 0 K: 0 S: 23	H: 3 LOB: 2 BB: 1 P: 38	R: 3 E: 0 K: 1 S: 18	H: 4 LOB: 2 BB: 1 P: 27	R: 0 E: 0 K: 1 S: 11	H: 1 LOB: 1 BB: 0 P: 14	R: 0 E: 0 K: 2 S: 8	H: 0 LOB: 0 BB: 0 P: 13	R: 0 E: 0 K: 2 S: 12	H: 1 LOB: 1 BB: 0 P: 15	1B: 8 2B: 5 3B: 0 HR: 0	SF: 1 SAC: 0 DP: 0 HBP: 0	WP: 2 PB: 0 SB: 2 CS: 0	PA: 43

PITCHER		IP	WLS	BF	H	R	ER	SO	BB	IBB	HBP	BLK	WP	HR	S	P	ERA	WHIP
30 Chris Tillman, R ERA: 3.65	(1, 1)	4.2		22	6	3	3	5	2	0	0	0	2	0	64	110	5.79	1.714
63 Kevin Gregg, R ERA: 4.1	(5, 1)	0.1		3	1	0	0	0	1	0	0	0	0	0	9	16	0.00	6.000
38 Luis Ayala, R ERA: 2.97	(6, 1)	1.0	L	7	4	3	3	1	1	0	0	0	0	0	18	27	27.00	5.000
27 Matt Lindstrom, R ERA: 2.36	(7, 1)	1.0		4	1	0	0	1	0	0	0	0	0	0	11	14	0.00	1.000
52 Steve Johnson, R ERA: 2.7	(8, 1)	2.0		7	1	0	0	4	0	0	0	0	0	0	20	28	0.00	0.500

PITCHER	IP	WLS	BF	H	R	ER	SO	BB	IBB	HBP	BLK	WP	HR	S	P	ERA	WHIP

AB	38
R	6
H	13
RBI	5
BB	4
SO	11
LOB	18

BOTTOM

Batter	1	2	3	4	5	6	7	8	9	AB	R	H	RBI	BB	SO	LOB
21 Nick Markakis, L (1, 9) OBP: 0.347, SLG: 0.468	X FF 90 0-0 9 G4-3 2 1B 10 2B 1B	X CU 75 0-0 B2-5-3 1-2 2-3f			C CU 78 X CU 78 0-1 G3-1		B CH 80 F FC 88 F FS 86 F FF 92 X CU 76 1-2 F7			4	1	1	0	0	0	3
2 J.J. Hardy, R (1, 6) OBP: 0.274, SLG: 0.374	C FF 91 1 SAFE X FC 88 0-1 9 G4-3 10 2B 1-2 1B	D CH 81 X FC 90 1-0 2-H 1B			B SI 92 B FF 92 C CH 81 B FS 87 B FF 92 4-1 BB			C FF 89 B FS 85 X FS 85 1-1 F7		3	1	2	0	1	0	0
9 Nate McLouth, L (1, 7) OBP: 0.257, SLG: 0.258	L CH 80 B SI 91 C CH 81 X FC 90 1-2 G4-3 1-2 2-3		C CU 76 F FS 88 B CU 78 B FS 86 F CH 79 B SI 92 S FC 89 3-3 K		F CH 82 B FC 90 F SI 92 B FC 91 X FF 91 2-2 G3			C SI 91 B CU 78 C CU 76 F FS 86 X CH 80 1-2 2B		4	0	1	0	0	1	3
10 Adam Jones, R (1, 8) OBP: 0.344, SLG: 0.525	X FC 90 0-0 32 G3-1 2-H 3-H 2B		H SI 94 1-0 32 G4-6-3 HBP			C CU 77 S CU 77 C FC 90 0-3 K		S FC 87 S CU 78 X CU 77 0-2 P4		3	0	1	2	0	1	1
32 Matt Wieters, S (1, 2) OBP: 0.323, SLG: 0.424	B CH 82 F FC 88 B CU 75 B FS 85 X FC 89 3-1 G3-1 2-3		S FF 92 1 SAFE X FS 86 0-1 G4-6-3 1-2f			F SI 91 S FC 89 C FF 93 0-3 K		S CU 76 F FC 89 B FF 92 C FC 89 1-3 K		4	0	0	0	0	2	3
19 Chris Davis, L (1, 10) OBP: 0.300, SLG: 0.429	C CU 76 S CH 83 S FF 94 0-3 K			F FC 88 F CU 78 B FS 86 X CH 80 1-2 G3		F FF 92 F FF 91 S FS 86 0-3 K			C CU 79 F FF 93 S CU 84 0-3 K	4	0	0	0	0	3	1
12 Mark Reynolds, R (1, 3) OBP: 0.335, SLG: 0.413		X FF 93 0-0 HR		F CH 81 F FS 85 B FC 89 B CU 78 B FS 88 X FF 93 3-2 13 G6-4-3 1B			C CU 75 X SI 90 0-1 F9		B FF 93 C FF 94 S FF 95 B CU 87 F FF 95 F SI 95 F CU 83 S FS 88 2-3 K	4	1	2	1	0	1	0
13 Manny Machado, R (1, 5) OBP: 0.333, SLG: 0.808		B SI 91 F FC 90 F SI 91 X CH 82 1-2 21 B2-5-3 2B		B FF 92 C FC 90 X SI 92 1-1 G6-4-3 1-2f			B CU 77 B CU 77 B FF 92 B FF 92 4-0 BB		C FF 91 B CU 82 F FF 94 S FF 95 1-3 K	3	0	1	0	1	1	1
35 Omar Quintanilla, L (1, 4) OBP: 0.344, SLG: 0.421		B CH 79 B CH 80 B FF 92 B FF 92 4-0 21 B2-5-3 2 1B BB			B FS 83 C FC 89 F CH 81 X FF 92 1-2 F8		C FF 91 S FS 84 F CU 77 B FC 89 S SI 92 1-3 K			2	0	0	0	1	1	1
Inning Stats	R: 2 E: 0 K: 1 S: 12 H: 3 LOB: 1 BB: 0 P: 16	R: 1 E: 0 K: 0 S: 6 H: 3 LOB: 2 BB: 1 P: 12	R: 0 E: 0 K: 1 S: 6 H: 0 LOB: 0 BB: 0 P: 10	R: 0 E: 0 K: 0 S: 8 H: 1 LOB: 0 BB: 0 P: 13	R: 0 E: 0 K: 0 S: 9 H: 0 LOB: 1 BB: 1 P: 16	R: 0 E: 0 K: 3 S: 9 H: 0 LOB: 0 BB: 0 P: 9	R: 0 E: 0 K: 1 S: 10 H: 0 LOB: 1 BB: 1 P: 16	R: 0 E: 0 K: 1 S: 12 H: 1 LOB: 1 BB: 0 P: 15	R: 0 E: 0 K: 3 S: 12 H: 0 LOB: 0 BB: 0 P: 15	1B: 4 2B: 3 3B: 0 HR: 1 SF: 0 SAC: 0 DP: 3 HBP: 1						

PITCHER	IP	WLS	BF	H	R	ER	SO	BB	IBB	HBP	BLK	WP	HR	S	P	ERA	WHIP
11 Clay Buchholz, R (1, 1) ERA: 4.19	8.0	W	32	8	3	3	7	3	0	1	0	0	1	72	107	3.38	1.375
91 Alfredo Aceves, R (9, 1) ERA: 4.07	1.0	S	3	0	0	0	3	0	0	0	0	0	0	12	15	0.00	0.000

PITCHER	IP	WLS	BF	H	R	ER	SO	BB	IBB	HBP	BLK	WP	HR	S	P	ERA	WHIP

Boston Red Sox @ Baltimore Orioles

Oriole Park at Camden Yards, Baltimore, MD

Thu Aug 16 2012, 7:09 PM - 10:30 PM EDT

Att. 25,483 - Clear - 84 F

livebaseballscorecards.com

AB	31
R	3
H	8
RBI	3
BB	3
SO	10
LOB	13

Baltimore Orioles @ Detroit Tigers

Comerica Park, Detroit, MI

Fri Aug 17 2012, 7:07 PM - 10:09 PM EDT

Att. 41,620 - Partly Cloudy - 76 F

TOP

livebaseballscorecards.com

Batter	1	2	3	4	5	6	7	8	9	AB	R	H	RBI	BB	SO	LOB
21 Nick Markakis, L (1, 9) OBP: 0.348, SLG: 0.472	F FF 91 X CH 89 0-1 SH1-3 2 9 FC3-2 2B		C CH 85 F FF 95 X FF 96 0-2 SH1 2 1-H 2B	C FF 94 X CH 85 0-1 G6-3		C FF 91 F FF 93 X CU 77 0-2 F9			B FF 93 B FF 93 F FF 93 F FF 92 F FS 83 F FS 84 X FF 94 2-2 F7	5	0	2	1	0	0	2
2 J.J. Hardy, R (1, 6) OBP: 0.274, SLG: 0.374	X FF 91 0-0 SH1-3 2-3		B CU 80 B SL 82 F FF 96 X FF 96 2-1 SH1 2-3		C FF 90 F FF 92 B CH 83 X CU 78 1-2 32 HR 1B		C FF 90 B FF 92 B FF 92 X FC 91 2-1 F9		F FF 92 S FS 84 S FS 85 0-3 K	3	1	1	0	0	1	1
9 Nate McLouth, L (1, 7) OBP: 0.257, SLG: 0.250	B FF 91 B CH 84 X CH 84 2-0 FC3-2 3-H		C FF 95 F FF 95 F CU 79 D CU 80 B FF 95 B FF 96 B FF 96 4-2 32 S BB		B FF 94 B CH 85 S FF 93 C CH 84 F FF 96 F CH 84 X CH 86 2-2 F9		C FF 92 B CU 78 B FF 92 X FF 90 2-1 G4-3			3	0	0	0	1	0	2
10 Adam Jones, R (1, 8) OBP: 0.341, SLG: 0.520	1 SAFE X FF 91 0-0 F8		C FF 96 T FF 95 S CH 88 0-3 K		1 SAFE 1 SAFE X SL 83 0-0 P3		C FF 93 S FF 93 F FF 94 X FF 94 0-2 F9			4	0	0	0	0	1	4
32 Matt Wieters, S (1, 2) OBP: 0.325, SLG: 0.431		B FF 91 B CH 88 X CH 88 2-0 F7	B CH 87 B FF 96 B CH 88 C FF 94 B FF 96 4-1 1-2 BB		S CH 86 F CU 77 D CU 78 B CH 85 F FF 96 B CH 86 X FF 96 3-2 1-H HR			B FF 93 C FF 93 B FF 94 X SI 95 2-1 G4-3		3	1	1	2	1	0	0
19 Chris Davis, L (1, 10) OBP: 0.302, SLG: 0.428		C FF 89 S CH 83 B CH 84 B CU 75 B CH 84 B FF 92 4-2 12 S BB	S FF 96 S FF 96 B FF 97 S CU 82 1-3 K		F FF 92 B CH 83 F CH 86 F CU 76 F FF 95 F CH 85 F FF 95 X FF 94 1-2 1B			S CH 83 S CH 83 B CH 85 X CH 82 1-2 P6		3	0	1	0	1	1	3
12 Mark Reynolds, R (1, 3) OBP: 0.332, SLG: 0.409 54 Joe Mahoney, L (5, 3)		B FF 92 1 SAFE B FF 92 S FF 92 C FF 94 F CU 77 S FF 95 2-3 K 1-2		B SL 81 F FF 93 B CU 76 C SL 83 S CU 80 2-3 K	B SL 82 C FF 94 F FF 95 S CH 85 1-3 K			F SI 93 B FF 96 F SI 95 X CH 82 1-2 L4		3 1	0 0	0 0	0 0	0 0	3 0	2 0
13 Manny Machado, R (1, 5) OBP: 0.355, SLG: 0.800		B FF 92 B FF 94 C FF 94 X FF 94 2-1 F7		B FF 94 C SL 82 B CU 78 X SL 84 2-1 35 E 1B		B FF 90 F FF 91 C CU 76 B CH 83 S CU 80 2-3 K			C FF 91 X FF 92 0-1 2B	4	0	2	0	0	1	1
35 Omar Quintanilla, L (1, 4) OBP: 0.341, SLG: 0.412			B FF 91 F FF 91 B CH 83 F FF 92 B FF 93 F FF 93 F FF 93 B CH 82 4-2 21 2B BB	F FF 94 1 SAFE B CH 84 X CH 86 1-1 G1-3 1-2		B FF 90 B CH 83 X FF 92 2-0 F7			B FF 94 C FF 92 F FF 93 X FF 94 1-2 F7	3	1	0	0	1	0	2
Inning Stats	R: 0 E: 0 K: 0 S: 5 H: 1 LOB: 1 BB: 0 P: 7	R: 0 E: 0 K: 1 S: 9 H: 0 LOB: 1 BB: 1 P: 19	R: 1 E: 0 K: 2 S: 19 H: 1 LOB: 3 BB: 3 P: 34	R: 0 E: 1 K: 1 S: 9 H: 1 LOB: 1 BB: 0 P: 14	R: 2 E: 0 K: 1 S: 23 H: 3 LOB: 1 BB: 0 P: 31	R: 0 E: 0 K: 1 S: 7 H: 0 LOB: 0 BB: 0 P: 11	R: 0 E: 0 K: 0 S: 8 H: 0 LOB: 0 BB: 0 P: 12	R: 0 E: 0 K: 0 S: 8 H: 0 LOB: 0 BB: 0 P: 12	R: 0 E: 0 K: 1 S: 13 H: 1 LOB: 1 BB: 0 P: 16	1B: 3 2B: 3 3B: 0 HR: 1 SF: 0 SAC: 2 DP: 0 HBP: 0						

AB	32
R	3
H	7
RBI	3
BB	4
SO	7
LOB	17

WP: 0 PA: 38
PB: 0
SB: 2
CS: 0

PITCHER		IP	WLS	BF	H	R	ER	SO	BB	IBB	HBP	BLK	WP	HR	S	P	ERA	WHIP
35 Justin Verlander, R ERA: 2.53	(1, 1)	6.0		28	6	3	3	6	4	0	0	0	0	1	72	116	4.50	1.667
20 Octavio Dotel, R ERA: 3.02	(7, 1)	1.0		3	0	0	0	0	0	0	0	0	0	0	8	12	0.00	0.000
53 Joaquín Benoit, R ERA: 3.4	(8, 1)	1.0	W	3	0	0	0	0	0	0	0	0	0	0	8	12	0.00	0.000
46 Jose Valverde, R ERA: 3.62	(9, 1)	1.0	S	4	1	0	0	1	0	0	0	0	0	0	13	16	0.00	1.000

PITCHER		IP	WLS	BF	H	R	ER	SO	BB	IBB	HBP	BLK	WP	HR	S	P	ERA	WHIP

BOTTOM

Baltimore Orioles @ Detroit Tigers
Comerica Park, Detroit, MI
Fri Aug 17 2012, 7:07 PM - 10:09 PM EDT
Att. 41,620 - Partly Cloudy - 76 F

livebaseballscorecards.com

Batter	1	2	3	4	5	6	7	8	9	AB	R	H	RBI	BB	SO	LOB
14 Austin Jackson, R (1, 8) OBP: 0.391, SLG: 0.503	B FF 94 C FF 94 S CU 78 B FF 94 S FF 94 2-3 K ①		B CU 75 C CU 76 F FF 91 X FC 86 1-2 G1-3 ①		C FC 90 X FF 89 0-1 1-2f FC4-6 12 CS ②			C SL 79 S SL 78 B FF 88 B FF 85 F SL 79 B SI 86 X SL 79 3-2 F9 ①		4	0	0	0	0	1	1
12 Andy Dirks, L (1, 7) (8, 9) OBP: 0.386, SLG: 0.514	C FF 93 X CU 78 0-1 G5-3 ②		F FF 91 B FF 90 B FF 91 C FF 90 X CH 84 2-2 F7 ②		B FF 92 B FF 88 1 SAFE 1 SAFE C FF 88 S FF 92 2-2 1-2 CS ③	B CU 75 F CH 81 B FF 90 F FF 91 X CH 85 2-2 G6-3 ①		B SL 80 X SI 85 1-0 G4-3 ②		4	0	0	0	0	0	0
24 Miguel Cabrera, R (1, 5) OBP: 0.391, SLG: 0.592	C FF 95 B FF 94 F CU 78 B CU 76 X FF 93 2-2 HR		B FC 88 B FF 93 S CU 77 C FF 92 F FF 94 B FC 89 C FF 94 3-3 K ③			C FF 93 B FF 92 X FC 85 1-1 28 HR 1B		B FF 86 B FF 86 B SI 85 C SL 79 D SI 85 4-1 28 HR BB		3	3	2	1	1	1	0
28 Prince Fielder, L (1, 3) OBP: 0.404, SLG: 0.521	B FF 95 B FF 93 B CU 78 B FF 92 4-0 BB			B CH 83 C FF 90 X FF 90 1-1 G6-3 ①		X FF 91 0-0 1-H HR		B SI 89 C SI 90 C SL 78 X FF 90 1-2 1-H HR		3	2	2	4	1	0	0
13 Alex Avila, L (1, 2) OBP: 0.360, SLG: 0.409	C FF 93 C FF 93 F FF 94 X CU 81 0-2 G1-3 ③			B CU 75 C CU 76 X FF 92 1-1 3B		B CU 75 C FC 86 F CH 85 B FC 86 B SL 87 F FF 94 X CH 86 3-2 F7 ②		C SL 78 C SI 90 X SI 90 0-2 G1-3 ③		4	0	1	0	0	0	1
21 Delmon Young, R (1, 10) OBP: 0.295, SLG: 0.405		B FF 91 C CU 79 C FF 93 B CU 81 B CU 80 X SI 94 3-2 27 G5-3 2B		C FF 89 F FC 86 B FF 91 B FF 91 F CU 81 X CU 80 2-2 G6-3 ②		F FC 86 B FF 92 X CU 76 1-1 F8 ③				3	0	1	0	0	0	1
26 Brennan Boesch, L (1, 9) OBP: 0.287, SLG: 0.384 52 Quintin Berry, L (8, 7) OBP: 0.355, SLG: 0.374		B SI 92 B FF 92 B FF 92 B FF 93 4-0 27 G5-3 BB		C FF 92 S FF 93 F FF 92 C FC 89 0-3 K ③			C SL 79 F FF 87 B SI 86 S FF 87 1-3 K ①			2 0	0 0	0 0	0 0	1 0	2 0	1 0
27 Jhonny Peralta, R (1, 6) OBP: 0.327, SLG: 0.414		X FF 92 0-0 1-2 2-3f G5-3 ① ②			C FF 87 C FF 90 B CU 80 X FF 91 1-2 14 FC4-6 E5		B SI 86 B SL 78 S SL 78 F SL 78 B FF 87 F SL 78 F SL 79 X SL 77 3-2 P6 ②			3	0	0	0	0	0	2
4 Omar Infante, R (1, 4) OBP: 0.311, SLG: 0.447		C SI 92 C FF 90 B FF 92 X SI 94 1-2 G5-3 ③			1 SAFE F FF 93 X FF 89 0-1 F8 ①		C SL 78 F FF 87 B SI 85 S FF 85 1-3 K ③			3	0	0	0	0	1	2
Inning Stats	R: 1 E: 0 K: 1 S: 12 H: 1 LOB: 1 BB: 1 P: 20	R: 0 E: 0 K: 0 S: 7 H: 1 LOB: 1 BB: 1 P: 15	R: 0 E: 0 K: 1 S: 10 H: 0 LOB: 0 BB: 0 P: 16	R: 0 E: 0 K: 1 S: 12 H: 1 LOB: 1 BB: 0 P: 16	R: 0 E: 1 K: 0 S: 9 H: 0 LOB: 0 BB: 0 P: 12	R: 2 E: 0 K: 0 S: 12 H: 2 LOB: 0 BB: 0 P: 19	R: 0 E: 0 K: 2 S: 11 H: 0 LOB: 0 BB: 0 P: 16	R: 2 E: 0 K: 0 S: 12 H: 1 LOB: 0 BB: 1 P: 21		1B: 1 2B: 1 3B: 1 HR: 3 SF: 0 SAC: 0 DP: 1 HBP: 0	WP: 0 PB: 0 SB: 0 CS: 1 PA: 33					

	AB	29
	R	5
	H	6
	RBI	5
	BB	3
	SO	5
	LOB	8

PITCHER		IP	WLS	BF	H	R	ER	SO	BB	IBB	HBP	BLK	WP	HR	S	P	ERA	WHIP
29 Tommy Hunter, R ERA: 5.49	(1, 1)	6.0		24	5	3	3	3	2	0	0	0	0	2	62	98	4.50	1.167
56 Darren O'Day, R ERA: 2.55	(7, 1)	1.2	L	6	0	1	1	2	1	0	0	0	0	0	17	30	5.40	0.600
48 J.C. Romero, L ERA: 9.0	(8, 1)	0.1		2	1	1	1	0	0	0	0	0	0	1	6	7	27.00	3.000

PITCHER	IP	WLS	BF	H	R	ER	SO	BB	IBB	HBP	BLK	WP	HR	S	P	ERA	WHIP

Baltimore Orioles @ Detroit Tigers

Comerica Park, Detroit, MI

Sat Aug 18 2012, 7:08 PM - 9:51 PM EDT

Att. 42,132 - Clear - 72 F

TOP

livebaseballscorecards.com

Batter	1	2	3	4	5	6	7	8	9	AB	R	H	RBI	BB	SO	LOB
21 Nick Markakis, L (1, 9) OBP: 0.352, SLG: 0.474	B SI 93 B FF 93 C SI 93 F FF 94 B CH 86 B CH 85 4-2 BB		B SI 92 X SI 92 1-0 1-2 1B			B CH 82 C FF 90 B CU 75 F CH 82 B CH 82 F SI 90 X SI 91 3-2 ① G1-3		B SI 92 S SL 79 C SL 81 B SL 82 X SL 82 2-2 2 G6-4-3 1B		3	0	2	0	1	0	0
2 J.J. Hardy, R (1, 6) OBP: 0.272, SLG: 0.371	C FF 94 X SI 92 0-1 ① L5		C SI 93 B SL 87 C SI 94 C SI 94 1-3 ① K			C CU 76 S SL 84 B SI 90 X CH 81 1-2 ② G5-3		C SI 94 B SI 93 T CH 83 D CH 83 F SI 94 F SL 81 X SI 95 2-2 ①② G6-4-3 1-2f		4	0	0	0	0	1	4
9 Nate McLouth, L (1, 7) OBP: 0.248, SLG: 0.240	C FF 93 S CH 84 F FF 94 B CH 85 S SL 86 1-3 ② K		C FF 93 B CH 84 F FF 94 B SI 93 X CH 85 2-2 ②③ G4-3 2-3			B CU 77 B CH 81 C SI 89 B SI 89 X SI 89 3-1 ③ F8		B FF 95 F FF 95 C SL 81 F SL 81 B FF 94 C SL 81 2-3 ③ K		4	0	0	0	0	2	3
10 Adam Jones, R (1, 8) OBP: 0.341, SLG: 0.518	C FF 94 S SL 87 F FF 95 S SL 86 0-3 ③ K			F SI 90 B SI 92 S SI 91 B CH 81 F SI 92 X SI 92 2-2 ① F8			X SI 87 0-0 32 1B 19 HR 1B		X FF 91 0-0 ① F9	4	1	1	0	0	1	1
32 Matt Wieters, S (1, 2) OBP: 0.324, SLG: 0.429		C FF 91 B CH 84 B FF 93 X CH 84 2-1 ① G3-1		C SI 92 F CU 78 B SI 93 B SL 85 F SI 92 F SI 93 B FF 91 F CH 83 X SI 93 3-2 ② L8			X SI 89 0-0 19 HR 1-2 1B		C FF 90 F CU 76 B CU 79 S CU 79 1-3 ② K	4	1	1	0	0	1	0
19 Chris Davis, L (1, 10) OBP: 0.304, SLG: 0.437		F FF 93 B FF 94 X FF 94 1-1 1B		S CH 83 S CH 83 S CH 82 0-3 ③ K			D CH 81 S SI 90 2 SAFE X SI 89 1-1 1-H 2-H HR		F FF 93 S FF 92 F FF 93 X CU 79 0-2 ③ G4-3	4	1	2	3	0	1	0
12 Mark Reynolds, R (1, 3) OBP: 0.332, SLG: 0.408		X SI 93 0-0 ② F9			B SL 83 C SI 91 B SL 85 S SL 86 S FF 92 2-3 ① K		X SI 89 0-0 13 CS 1B			3	0	1	0	0	1	1
13 Manny Machado, R (1, 5) OBP: 0.324, SLG: 0.727		B FF 93 X SI 92 1-0 ③ G4-3			L SL 85 C CU 78 X SI 92 0-2 ② G6-3		C FF 96 B FF 98 B FF 97 C FF 97 S FF 98 2-3 ①② K 1-2			3	0	0	0	0	1	2
11 Robert Andino, R (1, 4) OBP: 0.289, SLG: 0.312			C FF 92 C CH 79 B SL 84 B SI 93 X SL 85 2-2 9 CS 21 1B 1B		B SL 85 C SI 91 F SI 90 F CH 82 B SL 85 C SI 92 2-3 ③ K		B FF 97 F FF 98 F FF 97 C SL 88 1-3 ③ K			3	0	1	0	0	2	0

| Inning Stats | | |

BOTTOM

Batter	1	2	3	4	5	6	7	8	9	AB	R	H	RBI	BB	SO	LOB
14 Austin Jackson, R (1, 8) OBP: 0.392, SLG: 0.505	B FF 91 B SI 90 F FF 91 C SI 91 B CH 86 X SI 92 3-2 ① G6-3		C SL 79 B FF 91 B FF 92 X SI 91 2-1 2B		B FF 91 X FF 91 1-0 ① F9			C SL 81 C SL 84 F SI 98 X SI 98 0-2 27 WP 4 G5-3 27 1B 1B		4	1	2	0	0	0	1
4 Omar Infante, R (1, 4) OBP: 0.310, SLG: 0.446	C FF 92 X SI 93 0-1 24 1B 1B		B SI 92 B FF 93 F FF 93 S SL 82 B FF 94 C SI 92 3-3 ① K		1 SAFE C SI 92 B CH 84 B FF 93 B SL 81 X SI 91 3-1 ② ③ G6-3 1-2			C SI 96 D SI 99 X SI 97 1-1 ① G5-3 1-2		4	0	1	0	0	1	3
24 Miguel Cabrera, R (1, 5) OBP: 0.396, SLG: 0.594	C FF 93 X SI 92 0-1 28 BB 1-3 1B		I IN 73 I IN 77 I IN 75 I IN 74 4-0 IBB			C SI 90 B CH 86 F SI 91 B SI 92 X SI 92 2-2 28 BB 1B		F SI 98 H SI 97 1-1 27 WP 27 1B HBP		2	1	2	0	1	0	0
28 Prince Fielder, L (1, 3) OBP: 0.404, SLG: 0.518	D SI 92 B SL 82 B SL 79 B SI 92 4-0 27 G6-4-3 1-2 BB		B SL 81 B SL 81 C SI 93 B SI 94 C SL 81 C SI 93 3-3 ② K			B SL 80 B SI 92 B SL 81 B SI 92 4-0 21 G6-4-3 1-2 BB		B SI 97 S SI 98 F SI 98 S SL 85 1-3 ② K		2	0	0	0	2	2	4
27 Jhonny Peralta, R (1, 6) OBP: 0.326, SLG: 0.413	C FF 94 F FF 93 X SI 93 0-2 ② ③ G6-4-3 1-2f		C FF 93 S FF 94 B SL 83 X SI 95 1-2 ③ L8			B FF 93 C SI 91 F FF 92 B FF 92 S SL 84 2-3 ① K		C SI 97 B FF 99 X SI 97 1-1 ③ 1-H 2-H 1B		4	0	1	2	0	1	7
21 Delmon Young, R (1, 10) OBP: 0.295, SLG: 0.403		B FF 92 X FF 92 1-0 13 G6-4-3 1B		S CH 83 B FF 91 X CH 84 1-1 ① G5-3		B CH 85 F CH 85 T FF 94 B FF 93 F CH 86 X FF 94 2-2 ② ③ G6-4-3 1-2f			S CU 79 X CU 78 0-1 ① G6-3	4	0	1	0	0	0	2
13 Alex Avila, L (1, 2) OBP: 0.355, SLG: 0.404		C SL 80 D SI 92 F SI 92 X SI 93 1-2 ① ② G6-4-3 1-2f	C SL 79 S SL 81 B SI 92 T SI 92 1-2 ② K			S FF 90 B SL 80 B SI 91 S SI 91 S SL 81 2-3 ① K		F SI 95 B SI 94 X SI 93 1-1 ② F8		4	0	0	0	0	2	1
18 Jeff Baker, R (1, 9) OBP: 0.291, SLG: 0.426 26 Brennan Boesch, L (9, PH) OBP: 0.286, SLG: 0.383		B FF 92 X SL 81 1-0 E7	F FF 93 F CH 85 B SI 92 B SI 93 X FF 93 2-2 ③ G4-3			X FF 92 0-0 ② F9		C CU 81 F SI 94 B SI 96 B SI 95 X CH 90 2-2 ③ G4-3		3 1	0 0	0 0	0 0	0 0	0 0	0 0
12 Andy Dirks, L (1, 7) OBP: 0.385, SLG: 0.511		C SL 80 D SL 84 S SI 94 X SL 85 1-2 ③ P4			C FF 91 C SL 80 X SI 91 0-2 4 CS 1B		S SL 80 X SI 91 0-1 ③ G1-3			3	0	1	0	0	0	1
Inning Stats	R: 0 H: 2 E: 0 LOB: 2 K: 0 BB: 1 S: 10 P: 17	R: 0 H: 1 E: 1 LOB: 1 K: 0 BB: 0 S: 8 P: 12	R: 0 H: 1 E: 0 LOB: 2 K: 2 BB: 1 S: 11 P: 24	R: 0 H: 0 E: 0 LOB: 0 K: 1 BB: 0 S: 8 P: 12	R: 0 H: 1 E: 0 LOB: 0 K: 0 BB: 1 S: 6 P: 10	R: 0 H: 1 E: 0 LOB: 1 K: 1 BB: 1 S: 10 P: 20	R: 0 H: 0 E: 0 LOB: 0 K: 1 BB: 0 S: 6 P: 8	R: 2 H: 2 E: 0 LOB: 1 K: 1 BB: 0 S: 12 P: 16	R: 0 H: 0 E: 0 LOB: 0 K: 0 BB: 0 S: 7 P: 10	1B: 7 2B: 1 3B: 0 HR: 0	SF: 0 SAC: 0 DP: 3 HBP: 1					

PITCHER		IP	WLS	BF	H	R	ER	SO	BB	IBB	HBP	BLK	WP	HR	S	P	ERA	WHIP
53 Zack Britton, L ERA: 6.23	(1, 1)	7.0	W	27	6	0	0	5	2	1	0	0	0	0	59	103	0.00	1.143
47 Pedro Strop, R ERA: 1.51	(8, 1)	1.0	H	5	2	2	2	1	0	0	1	0	1	0	12	16	18.00	2.000
43 Jim Johnson, R ERA: 3.2	(9, 1)	1.0	S	3	0	0	0	0	0	0	0	0	0	0	7	10	0.00	0.000

PITCHER	IP	WLS	BF	H	R	ER	SO	BB	IBB	HBP	BLK	WP	HR	S	P	ERA	WHIP

Baltimore Orioles @ Detroit Tigers

Comerica Park, Detroit, MI

Sat Aug 18 2012, 7:08 PM - 9:51 PM EDT

Att. 42,132 - Clear - 72 F

livebaseballscorecards.com

AB	31
R	2
H	8
RBI	2
BB	3
SO	6
LOB	19

1B: 7	SF: 0	WP: 1	PA: 35
2B: 1	SAC: 0	PB: 0	
3B: 0	DP: 3	SB: 0	
HR: 0	HBP: 1	CS: 1	

Baltimore Orioles @ Detroit Tigers

Comerica Park, Detroit, MI

Sun Aug 19 2012, 1:05 PM - 4:11 PM EDT

Att. 40,511 - Partly Cloudy - 73 F

TOP

livebaseballscorecards.com

Batter	1	2	3	4	5	6	7	8	9	AB	R	H	RBI	BB	SO	LOB
21 Nick Markakis, L (1, 9) OBP: 0.355, SLG: 0.477	X SI 87 0-0 ① F7	D CU 75 B CH 82 X SI 88 2-0 1-3 2-H 2 2B 2B		B SI 88 C SI 88 B FC 85 B CH 82 B SI 90 4-1 2 BB 9 3B BB		B SI 95 B SI 93 C SI 95 X SI 94 2-1 9 G3 2 WP 1B		B SI 92 C SI 91 X FC 87 1-1 ③ L5		4	2	2	1	1	0	0
2 J.J. Hardy, R (1, 6) OBP: 0.273, SLG: 0.372	C SI 88 C SI 89 C FF 88 0-3 ② K	C CU 74 C FF 90 B FF 90 F CU 75 X CU 75 1-2 2-H 3-H 2B		B FC 86 C SI 88 F SI 90 B FF 91 F SI 91 B FF 90 B CU 75 4-2 1-2 9 3B BB		B KC 81 C FF 95 X FF 94 1-1 ① P4 1-2			X FF 92 0-0 ① F7	4	1	1	2	1	1	1
9 Nate McLouth, L (1, 7) OBP: 0.254, SLG: 0.267	B SI 88 X SI 87 1-0 1B	X SI 89 0-0 ③ G3		C CH 81 C CU 73 X CU 74 0-2 1-H 2-H 10 1B 3B		B SI 95 F FF 94 B CH 85 F FF 94 B KC 85 X CH 85 3-2 ② G3 2-3			C FF 91 C FF 94 F FF 94 B CH 83 S CH 83 1-3 ② K	5	1	2	2	0	1	2
10 Adam Jones, R (1, 8) OBP: 0.339, SLG: 0.515	B SI 87 C CU 73 B FF 90 F FC 85 S CU 74 2-3 ③ K		C SI 88 X SI 89 0-1 ① G6-3	F SI 90 X SI 90 0-1 3-H 1B		F SI 95 S CH 85 D CH 86 F CH 85 B FF 96 S CH 87 2-3 ③ K			B FF 93 C SL 86 X CH 81 1-1 ③ G5-3	5	0	1	1	0	2	2
19 Chris Davis, L (1, 10) OBP: 0.303, SLG: 0.442		B FF 86 F SI 85 X SI 87 1-1 HR	B FF 88 S CH 81 B CH 80 S FC 87 S CH 78 2-3 ② K	X FF 94 0-0 ③ F7			B FF 96 C FF 95 S FF 97 B FF 97 X FF 96 2-2 ① F7			4	1	1	1	0	1	1
12 Mark Reynolds, R (1, 3) OBP: 0.337, SLG: 0.411		C FF 88 B FC 83 S CU 74 B CU 74 X SI 89 2-2 35 FC4-6 1B	B SI 90 B FC 86 S SI 88 X SI 90 2-1 1B		B SI 95 S FF 96 B FF 94 B KC 81 B FF 95 4-1 35 BB BB		C FF 96 C FF 98 F FF 96 B FF 97 S SL 87 1-3 ② K			3	0	2	0	1	1	0
13 Manny Machado, R (1, 5) OBP: 0.289, SLG: 0.649	B SI 88 F SI 86 D FC 84 B SI 87 C CU 74 S CU 74 3-3 ① K	C SI 89 B FF 88 X SI 88 1-1 ③ P3		C FF 95 C FF 95 B SI 96 D KC 82 X KC 81 2-2 ① P4		C FF 97 F FF 97 F FF 97 B SL 86 X SL 87 1-2 ③ F8				4	0	0	0	0	1	3
35 Omar Quintanilla, L (1, 4) OBP: 0.341, SLG: 0.407 11 Robert Andino, R (8, PH) OBP: 0.288, SLG: 0.311 (8, 4)	C SI 89 B FC 84 C CU 74 X CH 80 1-2 ② FC4-6 1-2f 31 BB 21 2B		F SI 87 B CU 73 F CU 74 C SI 87 1-3 ① K	B FF 94 1 SAFE 1 SAFE 1 SAFE B FF 93 F SI 94 C SI 94 B FF 93 B FF 93 4-2 1-2 31 G5-4-3 BB				B SI 90 B CH 85 F SI 89 F SI 91 F CU 77 X FC 85 2-2 ① G5-3		2 1	1 0	0 0	0 0	1 0	1 0	1 0
31 Taylor Teagarden, R (1, 2) OBP: 0.139, SLG: 0.206		D FC 84 B SI 89 B SI 88 C SI 87 F SI 87 B CU 75 4-2 21 2B 2 2B 1-2 BB		F SI 88 S SI 89 C SI 90 0-3 ② K	C FF 95 B KC 80 F SI 94 X CH 85 1-2 ② ③ G5-4-3 1-2f			B CU 76 B SI 92 X SI 91 2-0 ② L9		3	1	0	0	1	1	2

Inning Stats																								
	R: 0	H: 1	R: 4	H: 4	R: 0	H: 1	R: 3	H: 2	R: 0	H: 0	R: 0	H: 1	R: 0	H: 0	R: 0	H: 0	R: 0	H: 0	1B: 5	SF: 0	WP: 1	PA: 40
	E: 0	LOB: 1	E: 0	LOB: 1	E: 0	LOB: 1	E: 0	LOB: 1	E: 0	LOB: 1	E: 0	LOB: 1	E: 0	LOB: 0	E: 0	LOB: 0	E: 0	LOB: 0	2B: 2	SAC: 0	PB: 0	
	K: 2	BB: 0	K: 1	BB: 1	K: 1	BB: 0	K: 2	BB: 2	K: 0	BB: 2	K: 1	BB: 0	K: 1	BB: 0	K: 0	BB: 0	K: 1	BB: 0	3B: 1	DP: 1	SB: 0	
	S: 8	P: 11	S: 19	P: 33	S: 9	P: 14	S: 16	P: 25	S: 9	P: 20	S: 11	P: 19	S: 11	P: 15	S: 7	P: 12	S: 7	P: 9	HR: 1	HBP: 0	CS: 0	

PITCHER		IP	WLS	BF	H	R	ER	SO	BB	IBB	HBP	BLK	WP	HR	S	P	ERA	WHIP
58 Doug Fister, R ERA: 3.67	(1, 1)	3.2	L	22	8	7	7	6	3	0	0	0	0	1	51	82	17.18	3.000
36 Luke Putkonen, R ERA: 6.52	(4, 1)	2.1		9	1	0	0	1	2	0	0	0	1	0	21	40	0.00	1.286
60 Brayan Villarreal, R ERA: 2.29	(7, 1)	1.0		3	0	0	0	1	0	0	0	0	0	0	11	15	0.00	0.000
38 Darin Downs, L ERA: 1.88	(8, 1)	1.0		3	0	0	0	0	0	0	0	0	0	0	7	12	0.00	0.000
53 Joaquín Benoit, R ERA: 3.33	(9, 1)	1.0		3	0	0	0	1	0	0	0	0	0	0	7	9	0.00	0.000

PITCHER	IP	WLS	BF	H	R	ER	SO	BB	IBB	HBP	BLK	WP	HR	S	P	ERA	WHIP

AB	35
R	7
H	9
RBI	7
BB	5
SO	9
LOB	12

Baltimore Orioles @ Detroit Tigers

Comerica Park, Detroit, MI

Sun Aug 19 2012, 1:05 PM - 4:11 PM EDT

Att. 40,511 - Partly Cloudy - 73 F

BOTTOM

Batter	1	2	3	4	5	6	7	8	9	AB	R	H	RBI	BB	SO	LOB
14 Austin Jackson, R (1, 8) OBP: 0.392, SLG: 0.504	B FF 91 C FF 90 C SL 80 C FF 92 1-3 ① K	C FF 91 F SI 93 B FF 92 F SL 79 X FF 90 1-2 24 BB 1B		X FF 92 0-0 ② F8 2-3			C SI 85 X SI 84 0-1 4 E 1B		B FF 93 C FF 92 C SI 93 F CU 80 X SI 94 1-2 ② F9	5	0	2	0	0	1	1
4 Omar Infante, R (1, 4) OBP: 0.309, SLG: 0.450	C FF 92 B SI 92 X FF 91 1-1 HR	B SL 80 1 SAFE F FF 90 1 SAFE S CH 85 X CH 86 1-2 ① F7		B SL 79 C FF 91 D CH 86 X CH 86 2-1 ③ F8			B SL 78 C SL 78 X SI 85 1-1 FC6 28 G4-6-3 1-2		B SI 94 C SI 92 B CU 78 B SI 95 C SI 94 X SI 94 3-2 ③ G5-3	5	1	1	1	0	0	3
24 Miguel Cabrera, R (1, 5) OBP: 0.397, SLG: 0.592	B FF 91 C FF 92 B CU 72 B SI 91 C FF 92 B FF 91 4-2 28 1B 27 HR BB	D CU 72 F FF 90 B FF 91 B CH 86 F FF 92 B FF 92 4-2 28 G4-6-3 1-2 BB			B FF 91 F FF 89 C SL 79 T FF 92 1-2 ① K		C SL 78 C SL 77 C SL 78 0-3 ① K			2	1	0	0	2	2	2
28 Prince Fielder, L (1, 3) OBP: 0.403, SLG: 0.516	C FF 92 B FF 91 S SL 78 B FF 94 B SL 77 F FF 92 X FF 90 3-2 27 HR 1-2 1B	X SL 80 0-0 ② ③ G4-6-3 1-2f			C FF 91 B FF 91 B SL 80 B SL 79 F FF 92 F FF 90 X FF 90 3-2 ② F8		C SL 78 F SI 86 X FF 87 0-2 ② ③ G4-6-3 1-2f			4	1	1	0	0	0	4
27 Jhonny Peralta, R (1, 6) OBP: 0.326, SLG: 0.419	B FF 92 D SL 81 X SI 91 2-0 1-H 2-H HR		F FF 90 C SL 82 F FF 93 B FF 91 X SL 82 1-2 ① G5-3		C SL 79 B FF 91 B CH 85 F FF 90 F SL 79 B FF 90 X SL 79 3-2 ③ F8			B SL 78 B SL 78 F SI 84 C SI 85 F FF 86 B SL 78 F FF 87 X SL 76 3-2 ① G5-3		4	1	1	3	0	0	0
21 Delmon Young, R (1, 10) OBP: 0.297, SLG: 0.403	B FF 91 B FF 92 F FF 92 X FF 91 2-1 18 2B 1B		T FF 92 B FF 92 X FF 90 1-1 ② F9			B CH 84 C SL 82 F SL 84 B SI 91 X SI 91 2-2 ① G6-3		B SL 78 S SI 85 F FF 86 H FF 88 2-2 HBP		3	1	1	0	0	0	0
18 Jeff Baker, R (1, 9) OBP: 0.294, SLG: 0.433 12 Andy Dirks, L (6, PH) OBP: 0.386, SLG: 0.511 (7, 9)	F FF 90 B FF 90 X CH 85 1-1 1-H 2B		B FF 91 C CH 87 F FF 92 C FF 93 1-3 ③ K			C SL 80 C SL 85 B FF 90 F SI 90 B SI 92 B SI 91 X SL 85 3-2 52 FC6 1B		B SI 94 F SI 95 X SL 83 1-1 ② F9		2 2	0 0	1 1	1 0	0 0	1 0	0 1
9 Gerald Laird, R (1, 2) OBP: 0.343, SLG: 0.400 13 Alex Avila, L (8, PH) OBP: 0.354, SLG: 0.402 (9, 2)	B FF 92 B FF 92 B FF 92 C FF 92 X FF 92 3-1 ② L7			C FF 91 M SL 81 X FF 90 0-2 ① P5			C SI 92 F SI 90 X SL 86 0-2 ② F7	B SL 82 B SI 96 S SI 96 B SL 82 S SI 97 T SI 98 3-2 ③ K		3 1	0 0	0 0	0 0	0 1	0 1	2 1
52 Quintin Berry, L (1, 7) OBP: 0.354, SLG: 0.376	C FF 92 B SL 80 B SL 79 S FF 91 F FF 91 C FF 92 2-3 ③ K			B FF 91 B FF 91 F FF 92 C SL 82 X FF 89 2-2 14 F8 2B			1 SAFE B SL 86 F SL 85 B CH 88 X SL 86 2-1 ③ FC6 1-2f		C SI 92 S CH 86 B CH 86 B SI 94 S CH 87 2-3 ① K	4	0	1	0	0	2	2
Inning Stats	R: 5 E: 0 K: 2 S: 22 H: 5 LOB: 1 BB: 1 P: 41	R: 0 E: 0 K: 0 S: 10 H: 1 LOB: 1 BB: 1 P: 16	R: 0 E: 0 K: 1 S: 10 H: 0 LOB: 0 BB: 0 P: 13	R: 0 E: 0 K: 0 S: 9 H: 1 LOB: 1 BB: 0 P: 13	R: 0 E: 0 K: 1 S: 11 H: 0 LOB: 0 BB: 0 P: 18	R: 0 E: 0 K: 0 S: 12 H: 1 LOB: 1 BB: 0 P: 19	R: 0 E: 1 K: 1 S: 10 H: 1 LOB: 1 BB: 0 P: 11	R: 0 E: 0 K: 1 S: 12 H: 0 LOB: 1 BB: 0 P: 21	R: 0 E: 0 K: 1 S: 10 H: 0 LOB: 0 BB: 0 P: 16	1B: 5 2B: 2 3B: 0 HR: 2 SF: 0 SAC: 0 DP: 2 HBP: 1						WP: 0 PB: 0 SB: 0 CS: 0 PA: 38	

livebaseballscorecards.com

	AB	35
	R	5
	H	9
	RBI	5
	BB	2
	SO	7
	LOB	16

PITCHER		IP	WLS	BF	H	R	ER	SO	BB	IBB	HBP	BLK	WP	HR	S	P	ERA	WHIP
16 Wei-Yin Chen, L ERA: 3.87	(1, 1)	5.0	W	23	7	5	5	4	2	0	0	0	0	2	62	101	9.00	1.800
38 Luis Ayala, R ERA: 2.91	(6, 1)	1.0	H	4	1	0	0	0	0	0	0	0	0	0	12	19	0.00	1.000
56 Darren O'Day, R ERA: 2.49	(7, 1)	1.1	H	6	1	0	0	1	0	0	1	0	0	0	17	23	0.00	0.750
47 Pedro Strop, R ERA: 1.49	(8, 1)	0.2	H	2	0	0	0	1	0	0	0	0	0	0	5	9	0.00	0.000
43 Jim Johnson, R ERA: 3.14	(9, 1)	1.0	S	3	0	0	0	1	0	0	0	0	0	0	10	16	0.00	0.000

PITCHER	IP	WLS	BF	H	R	ER	SO	BB	IBB	HBP	BLK	WP	HR	S	P	ERA	WHIP

Baltimore Orioles @ Texas Rangers

Rangers Ballpark in Arlington, Arlington, TX

Mon Aug 20 2012, 8:08 PM - 10:49 PM EDT

Att. 36,257 - Partly Cloudy - 88 F

TOP

livebaseballscorecards.com

Batter	1	2	3	4	5	6	7	8	9	AB	R	H	RBI	BB	SO	LOB
21 Nick Markakis, L (1, 9) OBP: 0.357, SLG: 0.476	X FF 88 0-0 ① G3-1		B SL 83 B FF 91 B FS 81 B FF 90 4-0 11 G1-3 BB		X FC 88 0-0 1B			C SL 87 B FS 81 F FS 80 B SL 85 C SI 89 2-3 ① K		3	0	1	0	1	1	0
11 Robert Andino, R (1, 4) OBP: 0.284, SLG: 0.307	C FF 89 X FF 90 0-1 ② P6		B SI 90 X SL 84 1-0 ② G1-3 1-2		B SI 90 1 SAFE X SL 86 1-0 ② P5			B SL 84 C SL 84 C SI 89 B SI 87 X SL 86 2-2 ② G4-3		4	0	0	0	0	0	2
9 Nate McLouth, L (1, 7) OBP: 0.254, SLG: 0.275	B SI 89 C SI 90 F FF 91 X FF 92 1-2 10 1B 2B		B FS 82 C FC 88 X SL 84 1-1 ③ G3		D SL 84 B SL 84 C FS 81 X FF 89 2-1 ③ G4-3			C FS 81 F FS 82 B SI 91 B SL 86 F SL 85 B SI 88 F FS 81 F FC 84 F SL 86 3-2 X FF 90 ③ F8		4	1	1	0	0	0	2
10 Adam Jones, R (1, 8) OBP: 0.340, SLG: 0.514	X SI 91 0-0 32 S 2-H 1B			B SL 83 S SL 84 B FF 89 S SL 85 F SL 80 X FS 82 2-2 12 WP 1B		B SL 84 B SL 80 X SL 84 2-0 ① G5-3			F FF 93 B SL 89 S FF 94 S SL 89 1-3 ① K	4	0	2	1	0	1	0
32 Matt Wieters, S (1, 2) OBP: 0.321, SLG: 0.425	1 SAFE B FF 90 C FF 91 1 SAFE T FS 82 B FF 91 F FS 82 1 SAFE B SI 92 3-3 ③ C FS 82 K 1-2			X FC 89 0-0 ① F8		B FF 90 B SI 90 S SL 84 B SI 90 C SL 85 X SL 85 3-2 ② G4-3			C SL 88 C FF 95 B FF 94 B SL 90 F FF 96 B SL 89 S FF 95 3-3 ② K	4	0	0	0	0	2	2
19 Chris Davis, L (1, 10) OBP: 0.300, SLG: 0.438		F FF 90 B FF 91 B SL 84 C SL 85 X FF 91 2-2 ① P5		1 SAFE 1 SAFE C FF 90 F SI 89 B SI 91 S FS 81 1-3 ② K		B FS 79 X FS 81 1-0 ③ L3			F FF 94 B FF 94 C SL 89 S FF 94 1-3 ③ K	4	0	0	0	0	2	1
12 Mark Reynolds, R (1, 3) OBP: 0.337, SLG: 0.408		F SI 90 S FF 91 X FF 92 0-2 ② F8		1 SAFE B SL 85 B SI 92 S SL 86 B SL 85 D SL 86 4-1 1-2 BB			X SI 89 0-0 ① F8			2	0	0	0	1	0	0
35 Omar Quintanilla, L (1, 6) OBP: 0.335, SLG: 0.399		B SI 87 B SL 87 X FC 89 2-0 ③ G3		C SL 84 C SI 91 S FS 82 0-3 ③ K			B FC 87 C SL 84 B FS 80 C FC 87 B SI 88 S SL 84 3-3 ② K			3	0	0	0	0	2	2
13 Manny Machado, R (1, 5) OBP: 0.268, SLG: 0.600			F FF 90 B FF 92 S SL 84 S SL 83 1-3 ① K		C SL 83 B FF 90 B SL 85 X SL 87 2-1 ① G6-3		C SL 84 B SI 90 B SL 85 X SL 84 2-1 ③ F7			3	0	0	0	0	1	0

	AB	R	H	RBI	BB	SO	LOB
AB	31						
R	1						
H	4						
RBI	1						
BB	2						
SO	9						
LOB	9						

Inning Stats	1	2	3	4	5	6	7	8	9	1B	SF	WP	PA
	R: 1 E: 0 K: 1 S: 11	R: 0 E: 0 K: 0 S: 7	R: 0 E: 0 K: 1 S: 6	R: 0 E: 0 K: 2 S: 12	R: 0 E: 0 K: 0 S: 6	R: 0 E: 0 K: 0 S: 5	R: 0 E: 0 K: 1 S: 6	R: 0 E: 0 K: 1 S: 13	R: 0 E: 0 K: 3 S: 10	1B: 3 2B: 1 3B: 0 HR: 0	SF: 0 SAC: 0 DP: 0 HBP: 0	WP: 1 PB: 0 SB: 1 CS: 0	PA: 33
	H: 2 LOB: 1 BB: 0 P: 15	H: 0 LOB: 0 BB: 0 P: 11	H: 0 LOB: 1 BB: 1 P: 13	H: 1 LOB: 2 BB: 1 P: 19	H: 1 LOB: 1 BB: 0 P: 11	H: 0 LOB: 0 BB: 0 P: 11	H: 0 LOB: 0 BB: 0 P: 11	H: 0 LOB: 0 BB: 0 P: 20	H: 0 LOB: 0 BB: 0 P: 15				

PITCHER	IP	WLS	BF	H	R	ER	SO	BB	IBB	HBP	BLK	WP	HR	S	P	ERA	WHIP
46 Ryan Dempster, R (1, 1) ERA: 2.99	8.0	W	30	4	1	1	6	2	0	0	0	1	0	66	111	1.12	0.750
36 Joe Nathan, R (9, 1) ERA: 2.61	1.0		3	0	0	0	3	0	0	0	0	0	0	10	15	0.00	0.000

PITCHER	IP	WLS	BF	H	R	ER	SO	BB	IBB	HBP	BLK	WP	HR	S	P	ERA	WHIP

Baltimore Orioles @ Texas Rangers

Rangers Ballpark in Arlington, Arlington, TX

Mon Aug 20 2012, 8:08 PM - 10:49 PM EDT

Att. 36,257 - Partly Cloudy - 88 F

livebaseballscorecards.com

BOTTOM

Batter	1	2	3	4	5	6	7	8	9	AB	R	H	RBI	BB	SO	LOB
5 Ian Kinsler, R (1, 4) OBP: 0.335, SLG: 0.426	C SI 91 B FF 91 C SL 85 B SI 91 B FF 92 X SI 91 3-2 32 F8 2B		B SL 84 B SI 91 B FF 91 C FF 90 B SL 85 4-1 32 CS BB	B SL 85 F SI 90 T FF 91 X FF 92 1-2 ② SF9 1-2 2-3 3-H		C FF 91 X FF 92 0-1 ② P6		D SL 80 B CH 81 B SL 79 B SI 91 4-0 BB		2	0	1	1	2	0	0
1 Elvis Andrus, R (1, 6) OBP: 0.368, SLG: 0.395	B SL 85 B SI 90 C SL 84 S SI 91 X FF 91 2-2 1B		1 SAFE B FF 90 X FF 90 1-0 ① F8	X SL 85 0-0 ③ G6-3		C CU 80 B FF 90 C FF 91 F FS 82 X FC 88 1-2 ③ F8		B SI 92 B SI 91 X SI 92 2-0 ③ G5-3		5	0	1	0	0	0	5
32 Josh Hamilton, L (1, 8) OBP: 0.352, SLG: 0.583 (9, 7)	F SI 92 B SI 90 D CH 83 T CH 81 X FF 90 2-2 ① F8 2-3		1 SAFE F SI 90 B FF 90 F SI 91 1 SAFE 1 SAFE F SI 90 F CH 82 1 SAFE 3-3 ②③ D CU 79 B SL 84 S CH 81 K 1-2		B CU 75 F CH 80 B SI 90 C CH 79 F FF 90 X FF 91 2-2 17 2B 1B		S SL 83 B SL 85 F SI 95 B SL 84 S SL 85 2-3 ① K		4	1	1	0	0	2	3
29 Adrian Beltré, R (1, 5) OBP: 0.340, SLG: 0.478	C FF 90 S FF 91 X FF 91 0-2 ② L6			B SL 85 C SI 90 X SI 91 1-1 17 BB 7 1B 1B	F FF 89 X FF 89 0-1 ① F8		S SI 95 F SI 96 F SI 96 X SI 95 0-2 ② F8			4	1	1	0	0	0	3
17 Nelson Cruz, R (1, 9) OBP: 0.334, SLG: 0.473	F FF 91 B FF 92 X CU 79 1-1 ③ F9			C FF 91 B FF 90 B FF 91 B SL 86 F FF 90 F FF 91 B CU 78 4-2 7 1B 8 1B 1-2 BB	X FF 89 0-0 10 G4-3 1-H 2B		C SL 86 C SL 84 F FF 96 B SL 85 F SI 95 S SL 85 1-3 ③ K		3	1	1	1	1	1	2
10 Michael Young, R (1, 10) OBP: 0.304, SLG: 0.352		B FF 91 C CU 78 C FF 91 X FF 91 1-2 ① G6-3		B FF 91 F FF 91 X CU 78 1-1 ① L7	X SL 84 0-0 ② G4-3 2-3			B CH 78 B SI 89 X SI 89 2-0 7 1B 2B		4	1	1	0	0	0	3
7 David Murphy, L (1, 7) OBP: 0.389, SLG: 0.492 23 Craig Gentry, R (8, PR) OBP: 0.379, SLG: 0.396 (9, 8)		B SI 92 C CH 82 X FF 92 1-1 ② F7		B FF 91 C CH 82 B FF 90 X CH 81 2-1 18 1B 8 1B 5 SF9 1-2 2-H 1B	I IN 64 I IN 70 I IN 69 I IN 70 4-0 8 FC5-4 IBB			F SI 90 C SI 89 B SL 82 X SI 91 1-2 8 F8 8 S 2-H 1B		3 0	1 0	2 0	2 0	1 0	0 0	0 0
8 Geovany Soto, R (1, 2) OBP: 0.285, SLG: 0.339		F FF 92 B SL 86 B SL 86 C SL 85 H SI 92 3-2 HBP		B SL 85 S SL 84 F FF 91 X SL 84 1-2 5 SF9 18 1B 1-2 2-H 1B	B SL 84 S SL 83 C FF 89 X SI 89 1-2 ③ FC5-4 1-2f			C SI 90 S CH 80 B SI 91 B CH 81 B SL 83 X CH 80 3-2 ① F8 1-3		3	0	1	1	0	0	3
18 Mitch Moreland, L (1, 3) OBP: 0.343, SLG: 0.509		S CU 78 B FF 90 F CH 81 F CH 83 B FF 91 S FF 91 2-3 ③ K		C CH 81 X FF 91 0-1 5 SF9 1-2 2-3 1B		S FF 91 C CU 80 X FS 82 0-2 ① F8		B SI 91 X SI 90 1-0 ② L3		4	0	1	0	0	1	3
Inning Stats	R: 0 E: 0 K: 0 S: 14 H: 2 LOB: 2 P: 22	R: 0 E: 0 K: 1 S: 11 H: 0 LOB: 1 BB: 0 P: 18	R: 0 E: 0 K: 1 S: 7 H: 0 LOB: 1 BB: 1 P: 15	R: 3 E: 0 K: 0 S: 18 H: 4 LOB: 2 BB: 1 P: 28	R: 1 E: 0 K: 0 S: 11 H: 2 LOB: 2 BB: 1 P: 18	R: 0 E: 0 K: 0 S: 9 H: 0 LOB: 0 BB: 0 P: 10	R: 0 E: 0 K: 2 S: 12 H: 0 LOB: 0 BB: 0 P: 15	R: 1 E: 0 K: 0 S: 9 H: 2 LOB: 2 BB: 1 P: 22		1B: 7 2B: 4 3B: 0 HR: 0 SF: 1 SAC: 0 DP: 1 HBP: 1			WP: 0 PB: 0 SB: 1 CS: 1 PA: 38	

	AB	32
	R	5
	H	10
	RBI	5
	BB	4
	SO	4
	LOB	22

PITCHER		IP	WLS	BF	H	R	ER	SO	BB	IBB	HBP	BLK	WP	HR	S	P	ERA	WHIP
50 Miguel González, R ERA: 3.66	(1, 1)	5.0	L	26	8	4	4	2	2	1	1	0	0	0	61	101	7.20	2.000
63 Kevin Gregg, R ERA: 3.99	(6, 1)	1.0		3	0	0	0	0	0	0	0	0	0	0	9	10	0.00	0.000
27 Matt Lindstrom, R ERA: 2.29	(7, 1)	1.0		3	0	0	0	2	0	0	0	0	0	0	12	15	0.00	0.000
48 J.C. Romero, L ERA: 9.0	(8, 1)	1.0		6	2	1	1	0	1	0	0	0	0	0	9	22	9.00	3.000

PITCHER	IP	WLS	BF	H	R	ER	SO	BB	IBB	HBP	BLK	WP	HR	S	P	ERA	WHIP

Baltimore Orioles @ Texas Rangers

Rangers Ballpark in Arlington, Arlington, TX

Tue Aug 21 2012, 8:07 PM - 11:12 PM EDT

Att. 32,146 - Partly Cloudy - 75 F

TOP

livebaseballscorecards.com

Batter	1	2	3	4	5	6	7	8	9	AB	R	H	RBI	BB	SO	LOB
21 Nick Markakis, L (1, 9) OBP: 0.356, SLG: 0.474	B FC 87 X FC 88 1-0 ① P6		C CH 86 X FC 90 0-1 1B		X FC 91 0-0 ② G1-3		C SI 96 S SI 96 B SL 84 B SI 97 X SL 84 2-2 ③ G6-3			4	0	1	0	0	0	1
2 J.J. Hardy, R (1, 6) OBP: 0.273, SLG: 0.373	C SI 90 B CU 78 F SI 91 S CU 77 1-3 ② K		1 SAFE F FC 87 D CH 85 1 SAFE B SI 91 B CH 86 X FC 90 3-1 ② F8		D CU 78 C FC 89 C FC 90 X FC 91 1-2 9 HR 2B 3-H			C FF 97 X CU 81 0-1 ① G5-3		4	1	1	1	0	1	1
9 Nate McLouth, L (1, 7) OBP: 0.262, SLG: 0.304	B SI 90 C FC 90 S CH 85 B FC 90 B CH 87 B FC 89 4-2 10 E 10 S 10 WP BB		B SI 92 1 SAFE C FC 89 F SI 92 X FC 90 1-2 ③ P1		F FC 90 B CH 85 X FC 90 1-1 2-H HR			C FF 97 C CU 81 F CU 84 B CU 82 B FF 97 B CU 83 F FF 96 X FF 96 3-2 ② F7		3	2	1	2	1	0	1
10 Adam Jones, R (1, 8) OBP: 0.340, SLG: 0.512	C SI 92 B CU 77 C CH 84 B FF 89 F SI 93 X CH 85 2-2 ③ L7 1-H			C SI 90 B CU 78 F FC 89 S SI 92 1-3 ① K	B FC 88 B FC 90 B CU 77 C SI 90 F SI 90 X SI 92 3-2 ③ G6-3			S CU 84 C CU 81 X FF 98 0-2 1B		4	0	1	0	0	1	0
32 Matt Wieters, S (1, 2) OBP: 0.319, SLG: 0.421		B FC 88 B CH 85 B FC 89 C FC 89 C FC 90 X SI 92 3-2 ① L5		C SI 91 F FC 90 F FC 90 B CH 87 F SI 93 S CU 80 1-3 ② K2-3		B SI 95 B SI 94 B SL 84 X SI 95 2-1 ① P6		1 SAFE C FF 96 1 SAFE X FF 95 0-1 ③ G1-3		4	0	0	0	0	1	1
19 Chris Davis, L (1, 10) OBP: 0.300, SLG: 0.436		B FC 89 X SI 90 1-0 1B		F FC 90 B FC 89 B CU 79 F CU 79 F FC 91 F FC 90 S CH 87 2-3 ③ K		B SI 95 F SI 95 X SL 84 1-1 ② G6-3			C FF 92 F FF 91 B FF 91 F FF 92 B FF 93 F FF 93 F FF 93 S FF 94 2-3 ① K	4	0	1	0	0	2	0
12 Mark Reynolds, R (1, 3) OBP: 0.336, SLG: 0.406		F CH 83 B SI 90 1 SAFE D CH 82 C FC 89 B CU 78 F FC 90 1 SAFE F FC 91 3-2 ② F7 X CH 86			B CU 78 B FC 89 C SI 90 S CH 87 B SI 93 X FC 91 3-2 35 FC5-4 1B	B SI 95 S CH 87 C SL 83 B SL 85 F CH 87 F SL 82 S SI 96 2-3 ③ K			C FF 93 C FF 93 B FF 93 B FC 92 F FF 93 S FF 93 2-3 ② K	4	0	1	0	0	2	1
35 Omar Quintanilla, L (1, 4) OBP: 0.329, SLG: 0.391 11 Robert Andino, R (9, PH) OBP: 0.284, SLG: 0.306 (9, 4)		C FC 89 F CU 77 X FC 91 0-2 ③ G3			1 SAFE L 1 SAFE C FC 89 X FC 91 0-2 ① FC5-4 13 3B 1-2f		F SI 95 C SI 96 B SI 96 F SI 96 C SI 97 1-3 ① K		B FF 92 C FF 93 F FF 93 B FF 93 X FF 93 2-2 ③ G6-3	3 1	1 0	0 0	0 0	0 0	1 0	2 0
13 Manny Machado, R (1, 5) OBP: 0.295, SLG: 0.651			C SI 90 B SI 90 B FC 89 X SI 92 2-1 ① 1B		B FC 90 F SI 92 B SI 92 S CU 77 F SI 92 B SI 92 F CH 88 X SI 93 3-2 2 2B 3B 1-H		B SI 96 B SI 96 X SI 96 2-0 ② F9			3	1	2	1	0	0	0

	AB	34
	R	5
	H	8
	RBI	4
	BB	1
	SO	8
	LOB	7

Inning Stats																		
	R: 1	H: 0	R: 0	H: 1	R: 0	H: 2	R: 0	H: 0	R: 4	H: 4	R: 0	H: 0	R: 0	H: 0	R: 0	H: 1	R: 0	H: 0
	E: 0	LOB: 0	E: 0	LOB: 1	E: 0	LOB: 1	E: 0	LOB: 0	E: 0	LOB: 0	E: 0	LOB: 0	E: 0	LOB: 0	E: 0	LOB: 1	E: 0	LOB: 0
	K: 1	BB: 1	K: 0	BB: 0	K: 0	BB: 0	K: 3	BB: 0	K: 0	BB: 0	K: 1	BB: 0	K: 1	BB: 0	S: 12	BB: 0	K: 2	BB: 0
	S: 10	P: 18	S: 12	P: 19	S: 9	P: 15	S: 13	P: 17	S: 20	P: 31	S: 9	P: 14	S: 8	P: 13		P: 15	S: 13	P: 19

	1B: 5	SF: 0
	2B: 1	SAC: 0
	3B: 1	DP: 0
	HR: 1	HBP: 0

	WP: 1	PA: 35
	PB: 0	
	SB: 1	
	CS: 0	

PITCHER		IP	WLS	BF	H	R	ER	SO	BB	IBB	HBP	BLK	WP	HR	S	P	ERA	WHIP
39 Scott Feldman, R ERA: 4.77	(1, 1)	5.0	L	22	7	5	4	4	1	0	0	0	1	1	64	100	7.20	1.600
50 Michael Kirkman, L ERA: 4.1	(6, 1)	2.0		6	0	0	0	2	0	0	0	0	0	0	17	27	0.00	0.000
52 Tanner Scheppers, R ERA: 4.88	(8, 1)	1.0		4	1	0	0	0	0	0	0	0	0	0	12	15	0.00	1.000
28 Robbie Ross Jr., L ERA: 1.72	(9, 1)	1.0		3	0	0	0	2	0	0	0	0	0	0	13	19	0.00	0.000

PITCHER		IP	WLS	BF	H	R	ER	SO	BB	IBB	HBP	BLK	WP	HR	S	P	ERA	WHIP

Baltimore Orioles @ Texas Rangers

Rangers Ballpark in Arlington, Arlington, TX

Tue Aug 21 2012, 8:07 PM - 11:12 PM EDT

Att. 32,146 - Partly Cloudy - 75 F

BOTTOM

Batter	1	2	3	4	5	6	7	8	9	AB	R	H	RBI	BB	SO	LOB
5 Ian Kinsler, R (1, 4) OBP: 0.336, SLG: 0.430	C FC 89 B FC 91 X FC 91 1-1 ① P5		B KC 78 X FC 92 1-0 HR		C FF 94 X FF 94 0-1 ③ F7		C SL 78 B SL 78 B SL 77 F SI 85 B FF 86 B SL 78 4-2 1 1B BB		B SI 93 F SI 93 B SI 94 B SI 94 F SI 94 X SI 94 3-2 ③ P5	4	1	1	1	1	0	1
1 Elvis Andrus, R (1, 6) OBP: 0.367, SLG: 0.394	B FF 91 F FF 92 B FC 92 X FC 92 2-1 ② F9		C SL 84 C FF 93 B KC 80 X KC 79 1-2 ③ G1-3			B KC 77 C SL 80 C KC 77 B FC 93 S FF 94 2-3 ① K	F SI 86 1 SAFE X SI 86 0-1 1-2 1B			4	0	1	0	0	1	0
32 Josh Hamilton, L (1, 8) OBP: 0.350, SLG: 0.578	C KC 77 B KC 77 C FF 93 B FC 94 B KC 79 F CH 84 S FF 94 3-3 ③ K			X KC 77 0-0 ① G6-3		F KC 78 C FC 94 S FC 91 0-3 ② K	B SI 97 B SI 96 C SI 96 B SI 98 S SL 84 F SL 83 S SL 84 3-3 ③ K			4	0	0	0	0	3	2
29 Adrián Beltré, R (1, 5) OBP: 0.341, SLG: 0.480		B FF 90 B KC 74 X FF 90 2-0 1B		B FF 92 C SL 82 X KC 76 1-1 ② F8		B FF 93 F FF 93 B FC 95 X FC 94 2-1 2B		C SL 81 X SI 96 0-1 ① G6-3		4	0	2	0	0	0	0
17 Nelson Cruz, R (1, 9) OBP: 0.335, SLG: 0.470		B FF 92 F FF 91 T KC 77 S FF 93 1-3 ① K		B KC 78 B SL 84 B FC 93 C FC 94 B FF 93 4-1 BB		C FF 94 D KC 78 X KC 77 1-1 ③ G6-3		B SI 97 S SL 84 F SI 96 F AB 97 B SL 83 B SL 85 3-2 BB		2	0	0	0	2	1	2
10 Michael Young, R (1, 10) OBP: 0.302, SLG: 0.349		C FF 92 F FF 93 B FF 91 S FF 94 1-3 ② K		F FF 93 F SL 84 F FF 94 X CH 81 0-2 ③ L9			C SL 82 S FC 93 F FF 94 B FF 93 X KC 78 1-2 ① G5-3	X SI 96 0-0 ② F8		4	0	0	0	0	1	3
7 David Murphy, L (1, 7) OBP: 0.388, SLG: 0.489		D KC 78 F FF 93 B FF 93 C FF 93 X CH 82 2-2 ③ G4-3			C FF 91 B CH 81 B SL 84 F FF 91 S FF 90 2-3 ① K		B CH 81 X CH 83 1-0 8 WP 8 HR 1B	B SI 96 B SI 96 C SL 83 D SI 96 F SI 95 F SL 83 X CH 89 3-2 ③ G3		4	1	1	0	0	1	2
8 Geovany Soto, R (1, 2) OBP: 0.285, SLG: 0.351			C FF 90 B KC 74 B FF 91 X FF 92 2-1 ① F8		C FC 92 C SL 82 B FF 91 F FF 94 B KC 78 X FC 93 2-2 ② F9		B SL 82 B SL 83 X FC 94 2-0 1-H HR		B SI 91 C SI 92 C CU 79 B SI 95 F SI 93 C SI 94 2-3 ① K	4	1	1	2	0	1	0
18 Mitch Moreland, L (1, 3) OBP: 0.342, SLG: 0.505			C KC 77 C KC 78 B FF 92 B FF 91 X FF 92 2-2 ② G4-3		B FC 91 X CH 83 1-0 1B		C FF 92 F FF 92 S KC 79 0-3 ② K		B CU 78 F SI 94 X CH 89 1-1 ② F8	4	0	1	0	0	1	0
Inning Stats	R: 0 E: 0 K: 1 S: 8 H: 0 LOB: 0 BB: 0 P: 14	R: 0 E: 0 K: 2 S: 10 H: 1 LOB: 1 BB: 0 P: 16	R: 1 E: 0 K: 0 S: 9 H: 1 LOB: 0 BB: 0 P: 15	R: 0 E: 0 K: 0 S: 8 H: 0 LOB: 1 BB: 1 P: 13	R: 0 E: 0 K: 1 S: 10 H: 1 LOB: 1 BB: 0 P: 15	R: 0 E: 0 K: 2 S: 10 H: 1 LOB: 1 BB: 0 P: 15	R: 2 E: 0 K: 2 S: 17 H: 3 LOB: 2 BB: 1 P: 28	R: 0 E: 0 K: 0 S: 10 H: 0 LOB: 1 BB: 1 P: 16	R: 0 E: 0 K: 1 S: 9 H: 0 LOB: 0 BB: 0 P: 15	1B: 4 2B: 1 3B: 0 HR: 2	SF: 0 SAC: 0 DP: 0 HBP: 0		WP: 1 PB: 0 SB: 0 CS: 0	PA: 37			

livebaseballscorecards.com

	AB	34
	R	3
	H	7
	RBI	3
	BB	3
	SO	9
	LOB	10

PITCHER		IP	WLS	BF	H	R	ER	SO	BB	IBB	HBP	BLK	WP	HR	S	P	ERA	WHIP
30 Chris Tillman, R ERA: 3.71	(1, 1)	6.2	W	27	6	3	3	7	1	0	0	0	1	2	64	101	4.05	1.050
56 Darren O'Day, R ERA: 2.49	(7, 1)	0.0		2	1	0	0	0	1	0	0	0	0	0	4	8	∞	∞
47 Pedro Strop, R ERA: 1.46	(7, 1)	1.1	H	5	0	0	0	1	1	0	0	0	0	0	14	23	0.00	0.750
43 Jim Johnson, R ERA: 3.08	(9, 1)	1.0	S	3	0	0	0	1	0	0	0	0	0	0	9	15	0.00	0.000

PITCHER	IP	WLS	BF	H	R	ER	SO	BB	IBB	HBP	BLK	WP	HR	S	P	ERA	WHIP

Baltimore Orioles @ Texas Rangers

Rangers Ballpark in Arlington, Arlington, TX

Wed Aug 22 2012, 8:08 PM - 10:43 PM EDT

Att. 40,714 - Clear - 89 F

TOP

livebaseballscorecards.com

Batter	1	2	3	4	5	6	7	8	9	AB	R	H	RBI	BB	SO	LOB
21 Nick Markakis, L (1, 9) OBP: 0.360, SLG: 0.482	B SI 92 S SI 92 X SI 94 1-1 2 G6-4-3 1B		F SI 92 D KC 78 X SI 92 1-1 2-H 1B		C SI 93 B SI 93 X SI 92 1-1 1-H 2-H 3B			C FF 93 B SL 83 C SL 83 F SL 82 B FF 92 C FF 94 2-3 ①		4	0	3	3	0	1	0
2 J.J. Hardy, R (1, 6) OBP: 0.273, SLG: 0.372	B SI 92 C SI 91 C SI 92 D SL 81 B SI 92 X SI 93 3-2 ① ② G6-4-3 1-2f		C SI 92 B SI 92 B SL 80 1 SAFE F SI 92 F SI 92 S SL 81 2-3 ③ K		B SI 92 X SI 91 1-0 ③ G6-3			C FF 94 X FF 92 0-1 31 BLK 1B		4	0	1	0	0	1	3
10 Adam Jones, R (1, 8) OBP: 0.337, SLG: 0.508 38 Luis Ayala, R (8, 1)	C SI 94 X SI 94 0-1 ③ G3-1			B KC 75 B SI 93 B SI 92 C SI 92 S SL 80 F SI 93 S SL 82 3-3 ① K		F SI 92 F SI 93 B SI 93 S SL 82 1-3 ① K		F FF 93 X FF 92 0-1 ② L7		4 0	0 0	0 0	0 0	0 0	2 0	1 0
32 Matt Wieters, S (1, 2) OBP: 0.316, SLG: 0.418 31 Taylor Teagarden, R (7, 2) OBP: 0.135, SLG: 0.200		X SI 93 0-0 ① G5-3		C SL 80 B SI 92 B SL 81 F SI 94 B SI 94 X SI 93 3-2 ② P3		B SI 94 X SL 80 1-0 ② F7		C SL 83 D SL 83 B FF 93 X SL 82 2-1 ③ F9 1-2		3 1	0 0	0 0	0 0	0 0	0 0	0 1
12 Mark Reynolds, R (1, 3) OBP: 0.335, SLG: 0.403		C SI 92 B CH 84 B SI 93 B SL 83 X SI 93 3-1 ② F8		F KC 75 X KC 77 0-1 ③ L9		B SI 93 C SL 80 B KC 79 B SI 90 B SI 93 4-1 BB			C FF 95 B SL 85 B FF 96 X FF 96 2-1 ① G6-3	3	0	0	0	1	0	0
51 Lew Ford, R (1, 10) (8, 7) OBP: 0.212, SLG: 0.258		F SI 94 B SI 94 X SI 93 1-1 ③ G5-3			B SI 91 X SI 90 1-0 21 3B 2B	C KC 79 D SL 80 F SI 92 D SL 80 D SL 81 F SI 91 X SI 92 3-2 ③ G6-3			B FF 97 F FF 97 X FF 97 1-1 ② F9	4	1	1	0	0	0	1
9 Nate McLouth, L (1, 7) (8, 8) OBP: 0.262, SLG: 0.302			X SI 92 0-0 13 G6-3 21 1B 1B		B SI 89 S SI 90 C SI 93 S CH 82 1-3 ① K		C SI 92 B SI 93 F SI 92 X SL 84 1-2 ① F7		C FF 98 C SL 84 B FF 98 B FF 98 B FF 97 X FF 98 3-2 ③ F8	4	1	1	0	0	1	1
13 Manny Machado, R (1, 5) OBP: 0.277, SLG: 0.609			C SI 90 S KC 78 B SI 92 D SL 81 X SI 93 2-2 ① G6-3 1-2		C SL 79 B SI 92 C CH 81 B SI 92 B SL 81 T SI 92 3-2 ② K		B SI 92 C SL 80 B SI 92 X SI 92 2-1 ② F9			3	0	0	0	0	1	2
11 Robert Andino, R (1, 4) OBP: 0.284, SLG: 0.304			C SI 93 D SL 80 X SL 80 1-1 ② G5-3		B SL 80 C SI 92 D KC 76 F SI 91 B SI 94 B SI 92 4-2 21 3B BB		B SI 92 C SI 90 B SI 90 X SI 91 2-1 ③ F9			2	1	0	0	1	0	1

	AB	32
	R	3
	H	6
	RBI	3
	BB	2
	SO	6
	LOB	10

Inning Stats	1	2	3	4	5	6	7	8	9
	R: 0 E: 0 K: 0 S: 7 H: 1 LOB: 0 BB: 0 P: 11	R: 0 E: 0 K: 0 S: 5 H: 0 LOB: 0 BB: 0 P: 9	R: 1 E: 0 K: 1 S: 12 H: 2 LOB: 1 BB: 0 P: 18	R: 0 E: 0 K: 1 S: 9 H: 0 LOB: 0 BB: 0 P: 15	R: 2 E: 0 K: 2 S: 12 H: 2 LOB: 1 BB: 1 P: 23	R: 0 E: 0 K: 1 S: 9 H: 0 LOB: 1 BB: 1 P: 18	R: 0 E: 0 K: 0 S: 7 H: 0 LOB: 0 BB: 0 P: 12	R: 0 E: 0 K: 1 S: 10 H: 1 LOB: 1 BB: 0 P: 14	R: 0 E: 0 K: 0 S: 7 H: 0 LOB: 0 BB: 0 P: 13

	1B: 4	SF: 0	WP: 0	PA: 34
	2B: 1	SAC: 0	PB: 0	
	3B: 1	DP: 1	SB: 0	
	HR: 0	HBP: 0	CS: 0	

PITCHER		IP	WLS	BF	H	R	ER	SO	BB	IBB	HBP	BLK	WP	HR	S	P	ERA	WHIP
45 Derek Holland, L ERA: 4.92	(1, 1)	7.0	W	27	5	3	3	5	2	0	0	0	0	0	61	106	3.86	1.000
57 Mark Lowe, R ERA: 2.06	(8, 1)	1.0		4	1	0	0	1	0	0	0	1	0	0	10	14	0.00	1.000
41 Alexi Ogando, R ERA: 2.82	(9, 1)	1.0		3	0	0	0	0	0	0	0	0	0	0	7	13	0.00	0.000

PITCHER	IP	WLS	BF	H	R	ER	SO	BB	IBB	HBP	BLK	WP	HR	S	P	ERA	WHIP

BOTTOM

Baltimore Orioles @ Texas Rangers

Rangers Ballpark in Arlington, Arlington, TX

Wed Aug 22 2012, 8:08 PM - 10:43 PM EDT

Att. 40,714 - Clear - 89 F

livebaseballscorecards.com

Batter	1	2	3	4	5	6	7	8	9	AB	R	H	RBI	BB	SO	LOB
5 Ian Kinsler, R (1, 4) OBP: 0.336, SLG: 0.432	F FF 95 C FF 95 F CU 79 X FF 95 0-2 G6-3 ①		C CU 76 B FF 89 B FF 92 X CU 78 2-1 G5-3 ② C FF 93 X FF 94 1-1 1 G1-6-3 1B		X SI 91 0-0 L4 ③			C SI 91 F SI 92 F SI 92 B SL 86 X CU 69 1-2 1 G3 2B		5	0	2	0	0	0	1
1 Elvis Andrus, R (1, 6) OBP: 0.363, SLG: 0.390	C FF 94 C CU 80 B FF 96 B FF 94 X CU 79 2-2 G5-3 ②		C CU 78 C FF 93 B FF 93 X FF 91 1-2 G1-3 ③	1 SAFE X FF 90 0-0 G1-6-3 ①② 1-2f		B SL 84 X SI 95 1-0 G6-3 ①		B SI 91 X SI 93 1-0 G3 ① 2-3		5	0	0	0	0	0	2
32 Josh Hamilton, L (1, 8) OBP: 0.351, SLG: 0.576 9 Mike Olt, R (8, 9) OBP: 0.360, SLG: 0.278	C FF 96 C FF 94 B FF 94 X CU 81 1-2 P5 ③			S CU 77 X FF 80 0-1 29 HR 1B S FS 82 B FF 90 F FS 92 F FF 91 F FS 93 F FS 93 B FF 91 F FS 94 F FC 88 4-2 B FF 91 B CU 81 29 HR BB		B SL 86 B CH 87 S SI 95 C SL 85 S FF 95 2-3 K ②		B SI 91 C SI 92 B SI 91 B SI 87 B SI 91 4-1 29 G6-4-3 BB		3 0	2 0	1 0	0 0	1 1	1 0	0 0
29 Adrián Beltré, R (1, 5) OBP: 0.344, SLG: 0.501		B FF 93 F FF 94 B FF 94 B FF 91 T FF 94 X FF 94 3-2 HR		B FF 89 X FC 86 1-0 1-H HR S FC 87 F FF 90 X FF 91 0-2 1-H HR		X FF 95 0-0 G5-3 ③		B SI 92 X CH 88 1-0 G6-4-3 ②③ 1-2f		5	3	3	5	0	0	2
17 Nelson Cruz, R (1, 9) OBP: 0.335, SLG: 0.468 23 Craig Gentry, R (8, 8) OBP: 0.379, SLG: 0.396		B CU 79 C CU 79 F FF 94 B FF 94 X FF 92 2-2 G5-3 ①		S FF 92 S FF 92 B CU 78 C CU 78 X FF 90 2-2 7 2B 10 1B 1B S CU 83 B CU 83 S CU 83 C FF 92 1-3 K ③			B FF 88 B FF 87 X FF 87 2-0 F8 ①			4	1	1	0	0	1	0
10 Michael Young, R (1, 10) OBP: 0.303, SLG: 0.351		B FF 94 F FF 94 X FF 89 1-1 F8 ②		X FC 90 0-0 7 2B 18 HR 1-2 1B	C CH 78 X CH 80 0-1 8 WP 7 1B 18 SF7 1B		X FF 88 0-0 P4 ②			4	2	2	0	0	0	0
7 David Murphy, L (1, 7) OBP: 0.394, SLG: 0.497		B CU 78 C FF 92 B FF 92 B CH 85 F FC 90 B FF 90 4-2 BB		B SI 92 C FF 92 X FC 88 1-1 18 HR 1-3 2-H 2B	B SI 89 B SI 89 B SI 90 C SI 89 X SI 89 3-1 18 SF7 8 WP 1-2 1B		B FF 87 B FF 88 B FF 88 C FF 88 F FF 88 X FF 89 3-2 8 2B 1B			3	2	3	1	1	0	0
8 Geovany Soto, R (1, 2) OBP: 0.288, SLG: 0.355	C FF 93 B FF 93 S CU 78 X FF 95 1-2 F8 ③			B FF 90 D CU 78 B FF 91 B FF 94 4-0 18 HR BB	C SI 89 C SL 77 B SL 80 B SI 91 B SI 90 F SI 90 S CH 78 3-3 K ① 1-2 2-3		C FF 89 F CU 66 F FF 90 F FF 89 D CH 77 B SL 78 B FF 89 X FF 90 3-2 1-H 2B			3	1	1	1	1	1	3
18 Mitch Moreland, L (1, 3) OBP: 0.340, SLG: 0.516			B FF 92 B CU 78 B FF 87 C FF 90 X SL 87 3-1 G4-3 ①	C FF 93 X FC 88 0-1 1-H 2-H 3-H HR	C SI 91 B SI 91 X SI 90 1-1 SF7 ② 2-3 3-H		D CU 66 B FF 89 C FF 88 S CH 78 T CH 79 2-2 K ③			3	1	1	5	0	1	1

Inning Stats																								
	R: 0	H: 0	R: 1	H: 1	R: 0	H: 0	R: 9	H: 8	R: 1	H: 2	R: 0	H: 0	R: 1	H: 2	R: 0	H: 1	1B: 7	SF: 1	WP: 1	PA: 40
	E: 0	LOB: 0	E: 0	LOB: 1	E: 0	LOB: 0	E: 0	LOB: 0	E: 0	LOB: 1	E: 0	LOB: 0	E: 0	LOB: 1	E: 0	LOB: 1	2B: 3	SAC: 0	PB: 0	
	K: 0	BB: 0	K: 0	BB: 1	K: 0	BB: 0	K: 1	BB: 2	K: 1	BB: 0	K: 1	BB: 0	K: 1	BB: 1	K: 0	BB: 1	3B: 0	DP: 2	SB: 0	
	S: 10	P: 13	S: 13	P: 24	S: 7	P: 13	S: 27	P: 41	S: 11	P: 18	S: 5	P: 8	S: 13	P: 23	S: 7	P: 14	HR: 4	HBP: 0	CS: 0	

PITCHER		IP	WLS	BF	H	R	ER	SO	BB	IBB	HBP	BLK	WP	HR	S	P	ERA	WHIP
29 Tommy Hunter, R ERA: 5.95	(1, 1)	3.0	L	19	8	9	9	0	2	0	0	0	0	3	43	72	27.00	3.333
63 Kevin Gregg, R ERA: 4.35	(4, 1)	1.0		4	1	1	1	1	1	0	0	0	0	1	14	19	9.00	2.000
48 J.C. Romero, L ERA: 9.0	(5, 1)	1.0		5	2	1	1	1	0	0	0	0	1	0	11	18	9.00	2.000
27 Matt Lindstrom, R ERA: 2.23	(6, 1)	1.0		3	0	0	0	1	0	0	0	0	0	0	5	8	0.00	0.000
52 Steve Johnson, R ERA: 3.27	(7, 1)	1.0		5	2	1	1	1	0	0	0	0	0	0	13	23	9.00	2.000

PITCHER		IP	WLS	BF	H	R	ER	SO	BB	IBB	HBP	BLK	WP	HR	S	P	ERA	WHIP
38 Luis Ayala, R ERA: 2.87	(8, 1)	1.0		4	1	0	0	0	1	0	0	0	0	0	7	14	0.00	2.000

AB	35
R	12
H	14
RBI	12
BB	4
SO	4
LOB	9

Batter	1	2	3	4	5	6	7	8	9	AB	R	H	RBI	BB	SO	LOB
11 Rajai Davis, R (1, 7) OBP: 0.310, SLG: 0.394	F FF 91 B SI 91 B SI 91 F FF 92 X SI 91 2-2 G6-3		B SL 78 B SI 91 C SI 92 X SI 91 2-1 G4-3		B SL 81 X CH 85 1-0 P4		D SI 91 B SL 78 F SL 79 X SL 78 2-1 1-3 3-H 2B		B CU 79 B SI 93 B SI 93 C SI 93 X SI 93 3-1 G6-3	5	0	1	1	0	0	0
28 Colby Rasmus, L (1, 8) OBP: 0.297, SLG: 0.429	C FF 92 C SL 80 B SI 92 S SL 81 1-3 K		C SL 79 S SL 82 C SI 93 0-3 K			B FF 91 X SI 93 1-0 G4-3	C SL 86 C FF 92 C FF 92 0-3 K		C SI 94 S CU 80 S CU 81 0-3 K	5	0	0	0	0	4	2
19 José Bautista, R (1, 9) OBP: 0.357, SLG: 0.527	C FF 92 B FF 92 B SL 81 C SI 92 F FF 92 S CH 86 2-3 K		C CH 87 B SI 93 B CH 87 X CH 87 2-1 F7			B CH 86 C SL 80 B FF 92 X SI 94 1-2 G6-3		C SL 78 S SI 96 B SI 97 C SI 97 1-3 K		4	0	0	0	0	2	0
10 Edwin Encarnación, R (1, 3) OBP: 0.388, SLG: 0.569		B FF 90 C FF 91 B SL 79 B SI 91 X FF 91 3-1 2 1B 2B		H SL 80 1-0 2 FC6-4 HBP		B SI 92 B CH 85 X SI 93 2-0 1B		B SI 97 S SI 96 B SI 97 S SL 84 F SI 97 B SI 97 X SL 84 3-2 G5-3		3	1	2	0	0	0	0
2 Kelly Johnson, L (1, 4) OBP: 0.311, SLG: 0.369		B FF 93 B SL 79 X SI 93 2-0 18 G5-3 2-H 1B		B SL 79 C SI 92 X SI 92 1-1 FC6-4 18 WP 14 G4-3 1-2f		1 SAFE C SI 91 X SI 94 0-1 G4-3		B SL 79 B SI 97 F SL 82 B SI 96 B SI 96 4-1 BB		3	0	1	1	1	0	2
14 Moisés Sierra, R (1, 10) OBP: 0.322, SLG: 0.439		C FF 93 C SI 93 F SI 94 1 SAFE S SL 82 0-3 K		C SI 92 X SI 92 0-1 G4-3 1-2			C FF 89 B SI 89 C FF 91 B SL 82 B SI 92 X FF 91 3-2 G6-3	S SI 96 F SI 97 B SL 83 C SL 82 1-3 K		4	0	0	0	0	2	3
18 Mike McCoy, R (1, 5) OBP: 0.294, SLG: 0.323		F FF 91 D SI 92 X CH 87 1-1 G5-3 1-2		B SL 82 B CH 84 B SI 93 C FF 93 X SI 93 3-1 G4-3 2-3			B FF 91 B FF 90 C FF 90 B FF 90 F SI 91 B SI 92 4-2 3 1B 11 2B BB		B SI 93 B SI 94 C FF 92 X FF 95 2-1 6 HR 1B	3	2	1	0	1	0	2
6 Jeff Mathis, R (1, 2) OBP: 0.254, SLG: 0.423		B SI 92 F SI 92 S SL 82 B SL 82 B FF 94 F CH 86 B SI 93 4-2 BB			B SI 90 C FF 92 X SL 79 1-1 G4-3		F SI 92 1 SAFE C FF 91 B SL 81 F CH 85 S SL 84 1-3 K		B SI 95 C FF 93 B SL 81 B SI 93 C FF 93 X SI 92 3-2 1-H HR	3	1	1	2	1	1	1
3 Adeiny Hechavarría, R (1, 6) OBP: 0.214, SLG: 0.231		B SI 93 X FF 92 1-0 F9			B FF 92 B FF 92 B FF 90 C FF 91 F FF 92 S FF 92 3-3 K		X FF 92 0-0 11 2B 1-3 1B		C SI 92 C CU 78 B SI 94 C SI 93 1-3 K	4	0	1	0	0	2	2

Toronto Blue Jays @ Baltimore Orioles

Oriole Park at Camden Yards, Baltimore, MD

Fri Aug 24 2012, 7:11 PM - 10:03 PM EDT
Att. 25,754 - Partly Cloudy - 84 F

TOP

livebaseballscorecards.com

AB	34
R	4
H	7
RBI	4
BB	3
SO	11
LOB	12

Inning Stats	1	2	3	4	5	6	7	8	9	1B: 4	SF: 0	WP: 1	PA: 38
	R: 0 E: 0 K: 2 S: 10 H: 0 LOB: 0 BB: 0 P: 15	R: 1 E: 0 K: 1 S: 13 H: 2 LOB: 2 BB: 1 P: 24	R: 0 E: 0 K: 1 S: 7 H: 0 LOB: 0 BB: 0 P: 11	R: 0 E: 0 K: 0 S: 6 H: 0 LOB: 1 BB: 0 P: 11	R: 0 E: 0 K: 1 S: 6 H: 0 LOB: 0 BB: 0 P: 11	R: 0 E: 0 K: 0 S: 7 H: 1 LOB: 1 BB: 0 P: 11	R: 1 E: 0 K: 2 S: 15 H: 2 LOB: 2 BB: 1 P: 25	R: 0 E: 0 K: 2 S: 11 H: 0 LOB: 1 BB: 1 P: 20	R: 2 E: 0 K: 2 S: 13 H: 2 LOB: 0 BB: 0 P: 22	2B: 2 3B: 0 HR: 1 SAC: 0 DP: 0 HBP: 1	PB: 0 SB: 0 CS: 0		

PITCHER		IP	WLS	BF	H	R	ER	SO	BB	IBB	HBP	BLK	WP	HR	S	P	ERA	WHIP
53 Zack Britton, L ERA: 5.59	(1, 1)	6.2	W	27	4	2	2	6	2	0	1	0	1	0	59	101	2.70	0.900
56 Darren O'Day, R ERA: 2.49	(7, 1)	0.0		1	1	0	0	0	0	0	0	0	0	0	2	4	∞	∞
17 Brian Matusz, L ERA: 5.4	(7, 1)	0.1	H	1	0	0	0	1	0	0	0	0	0	0	3	3	0.00	0.000
47 Pedro Strop, R ERA: 1.43	(8, 1)	1.0		4	0	0	0	2	1	0	0	0	0	0	11	20	0.00	1.000
27 Matt Lindstrom, R ERA: 2.72	(9, 1)	0.0		2	2	2	2	0	0	0	0	0	0	1	5	10	∞	∞

PITCHER		IP	WLS	BF	H	R	ER	SO	BB	IBB	HBP	BLK	WP	HR	S	P	ERA	WHIP
43 Jim Johnson, R ERA: 3.02	(9, 1)	1.0	S	3	0	0	0	2	0	0	0	0	0	0	8	12	0.00	0.000

Batter	1	2	3	4	5	6	7	8	9	AB	R	H	RBI	BB	SO	LOB
21 Nick Markakis, L (1, 9) OBP: 0.356, SLG: 0.478	C FF 86 C FF 88 B FF 89 F SL 81 B FF 90 F CH 82 F SL 80 X SL 81 2-2 ① F9		X CH 77 0-0 ① G4-3		B CU 69 C CH 82 X SI 89 1-1 ③ F8		B CH 84 X CH 85 1-0 ② SF8 3-H			3	0	0	1	0	0	0
2 J.J. Hardy, R (1, 6) OBP: 0.275, SLG: 0.375	C FF 85 X SI 88 0-1 2B		C FF 88 B CH 82 B CH 82 B CH 81 C CH 81 F CU 73 X SL 81 3-2 ② G5-3			C CU 77 B SL 80 C FF 89 B CU 75 B CH 81 F CU 71 X SI 89 3-2 ① P3	C FF 94 X FF 93 0-1 9 BB 1B			4	0	2	0	0	0	0
9 Nate McLouth, L (1, 7) OBP: 0.269, SLG: 0.303	C FF 88 B FF 89 B CH 82 F CH 80 F CU 72 C SL 81 2-3 ② K		B CU 71 B FF 89 C FF 88 X SL 82 2-1 ③ G6-3			F SI 90 B SI 91 B CU 74 X CH 82 2-1 10 2B 32 SF8 1B	C SI 94 D FF 94 B CH 86 S CH 85 B CH 85 D FF 94 4-2 1-2 BB			3	1	1	0	1	1	1
10 Adam Jones, R (1, 8) OBP: 0.338, SLG: 0.509	F SI 89 B SL 81 B SL 80 C SI 89 D CH 83 F SL 81 F CH 83 B CU 71 4-2 BB			B SL 80 F SL 80 S FF 88 B CH 82 F CU 74 C FF 90 2-3 ① K		B FF 89 B CH 79 X SI 88 2-0 19 HR 2B 1-3	S FF 94 2 SAFE T FF 94 S CH 85 0-3 ③ K			3	1	1	0	1	2	2
32 Matt Wieters, S (1, 2) OBP: 0.314, SLG: 0.415	C FF 88 D CH 83 S SL 80 B SL 81 X FF 90 2-2 ③ F7			X CH 78 0-0 ② G3		B FF 89 B CH 82 S FF 88 X CH 81 2-1 ② SF8 3-H		C FF 93 C FF 94 S CU 85 0-3 ① K		3	0	0	1	0	1	2
19 Chris Davis, L (1, 10) OBP: 0.304, SLG: 0.462		X FF 86 0-0 HR		C FF 90 B EP 52 B CH 80 F CH 81 X CU 74 2-2 HR		S FF 94 X FF 95 0-1 2-H HR		F FF 93 S CH 87 B FF 94 S CU 84 1-3 ② K		4	3	3	4	0	1	0
12 Mark Reynolds, R (1, 3) OBP: 0.334, SLG: 0.399		C FF 88 B FF 88 S CH 80 B SL 81 F CH 81 B SL 82 X CH 81 3-2 ① P6		B SL 80 B SL 80 C CH 81 S CH 81 B FF 91 X SL 78 3-2 ③ L6		B FF 94 B CH 86 C FF 95 S FF 95 B CH 86 F FF 94 S CH 85 3-3 ③ K		B FF 95 B FF 95 S FF 94 B FF 96 D FF 95 4-1 11 BB BB		3	0	0	0	1	1	0
3 Ryan Flaherty, L (1, 4) OBP: 0.244, SLG: 0.308 11 Robert Andino, R (7, PR) OBP: 0.286, SLG: 0.304 (8, 4)		X FF 88 0-0 ② F9			C SI 88 B SI 89 X CH 81 1-1 ① G3-1		B CH 82 F FF 92 S CH 84 X CH 85 1-2 13 G6-3 13 WP 21 SF8 1B	B FF 94 B CU 82 B FF 94 C FF 93 B FF 94 4-1 1-2 BB		3 0	0 1	1 0	0 0	0 1	0 0	0 0
13 Manny Machado, R (1, 5) OBP: 0.255, SLG: 0.560		S FF 88 B FF 89 S CU 74 S SL 83 1-3 ③ K			B SL 79 C CH 79 C SI 85 B SL 82 C CU 76 2-3 ② K		B FF 94 C FF 94 F CH 85 F SL 84 X CH 85 1-2 ① G6-3 1-3	X CU 82 0-0 ③ F8		4	0	0	0	0	2	3
Inning Stats	R: 0 E: 0 K: 1 S: 19 H: 1 LOB: 2 BB: 1 P: 29	R: 1 E: 0 K: 1 S: 9 H: 1 LOB: 0 BB: 0 P: 13	R: 0 E: 0 K: 0 S: 7 H: 0 LOB: 0 BB: 0 P: 12	R: 1 E: 0 K: 1 S: 11 H: 1 LOB: 0 BB: 0 P: 18	R: 0 E: 0 K: 1 S: 7 H: 0 LOB: 0 BB: 0 P: 11	R: 3 E: 0 K: 1 S: 15 H: 3 LOB: 0 BB: 0 P: 27	R: 1 E: 0 K: 1 S: 15 H: 2 LOB: 2 BB: 1 P: 22	R: 0 E: 0 K: 2 S: 9 H: 0 LOB: 2 BB: 2 P: 18								

BOTTOM

Toronto Blue Jays @ Baltimore Orioles

Oriole Park at Camden Yards, Baltimore, MD

Fri Aug 24 2012, 7:11 PM - 10:03 PM EDT

Att. 25,754 - Partly Cloudy - 84 F

livebaseballscorecards.com

AB	30
R	6
H	8
RBI	6
BB	4
SO	8
LOB	8

Inning Stats	1B: 3 2B: 2 3B: 0 HR: 3	SF: 2 SAC: 0 DP: 0 HBP: 0	WP: 1 PB: 0 SB: 0 CS: 0	PA: 36

PITCHER	IP	WLS	BF	H	R	ER	SO	BB	IBB	HBP	BLK	WP	HR	S	P	ERA	WHIP
33 Carlos Villanueva, R (1, 1) ERA: 3.3	5.2	L	23	5	4	4	4	1	0	0	0	0	2	62	101	6.35	1.059
50 Steve Delabar, R (6, 1) ERA: 4.01	1.1		8	3	2	2	2	1	0	0	0	1	1	21	31	13.50	3.000
49 Brad Lincoln, R (8, 1) ERA: 3.22	1.0		5	0	0	0	2	2	0	0	0	0	0	9	18	0.00	2.000

PITCHER	IP	WLS	BF	H	R	ER	SO	BB	IBB	HBP	BLK	WP	HR	S	P	ERA	WHIP

Toronto Blue Jays @ Baltimore Orioles

Oriole Park at Camden Yards, Baltimore, MD

Sat Aug 25 2012, 7:13 PM - 9:53 PM EDT

Att. 25,082 - Overcast - 77 F

livebaseballscorecards.com

Batter	1	2	3	4	5	6	7	8	9	AB	R	H	RBI	BB	SO	LOB
11 Rajai Davis, R (1, 7) OBP: 0.310, SLG: 0.393	S FF 88 B FF 88 B FF 88 X FF 88 2-1 G6-3		C FF 88 B FF 88 X FF 88 1-1 18 CS 1B			C SL 75 C FF 87 B CU 67 F FF 88 X FF 88 1-2 F7		X FF 91 0-0 G6-3		4	0	1	0	0	0	1
18 Mike McCoy, R (1, 8) (3, 9) OBP: 0.289, SLG: 0.314	C FF 88 X FF 89 0-1 19 CS 1B		1 SAFE C FF 87 1 SAFE 1 SAFE B SL 79 B CU 67 B FF 89 F FF 88 X FF 89 3-2 F8 1-2			B SL 77 C FF 85 C FF 87 F FF 88 B CU 68 C FF 88 2-3 K		C SL 86 B SL 85 B FF 92 C CU 78 F FF 92 B FF 90 X CU 74 3-2 G6-3		4	0	1	0	0	1	2
19 José Bautista, R (1, 9) OBP: 0.358, SLG: 0.527 28 Colby Rasmus, L (3, 8) OBP: 0.295, SLG: 0.426	1 SAFE B CU 67 F FF 87 B FF 87 1 SAFE B SL 79 C SL 78 F CH 77 D CH 78 4-2 1-2 10 HR BB			S FF 87 C FF 88 B CH 77 B CH 76 C FF 90 2-3 K		B CH 77 B FF 87 C FF 87 B FF 88 S FF 88 T FF 87 3-2 K			C FF 90 B CU 81 F FF 90 S FF 90 1-3 K	0 3	1 0	0 0	0 0	1 3	0 0	0 0
10 Edwin Encarnación, R (1, 3) OBP: 0.389, SLG: 0.574	B FF 88 B FF 89 C SL 77 1 SAFE F FF 88 F FF 90 F FF 89 X CH 77 2-2 1-H HR			B CU 66 B FF 87 B CU 65 C SL 77 B FF 88 4-1 BB			B CH 86 B SI 90 F SI 92 X SL 81 2-1 G1-3		B CU 81 B FF 91 C FC 87 F CU 79 T FF 91 2-2 K	3	1	1	2	1	1	0
2 Kelly Johnson, L (1, 4) OBP: 0.309, SLG: 0.365	B CU 68 C FF 89 B CH 79 X FF 89 2-1 F8			B FF 86 C SL 85 F CH 77 B FF 85 X FF 88 2-2 F9			C CH 82 B SI 92 X CH 85 1-1 G6-3		C FF 92 S FS 83 B FF 92 F FS 83 F FF 92 B FS 83 C FC 89 2-3 K	4	0	0	0	0	1	1
5 Yunel Escobar, R (1, 6) OBP: 0.294, SLG: 0.328		B SL 78 B FF 88 C FF 88 F FF 88 S FF 88 2-3 K		X FF 87 0-0 F8			X FF 91 0-0 2B			3	0	1	0	0	1	1
14 Moisés Sierra, R (1, 10) OBP: 0.306, SLG: 0.417		C FF 89 T SL 79 T FF 90 0-2 K			S SL 77 B FF 88 S CU 68 B FF 87 S FF 88 2-3 K		B SL 84 S SI 90 C SI 91 S FF 91 1-3 K			3	0	0	0	0	3	1
17 Omar Vizquel, S (1, 5) OBP: 0.256, SLG: 0.252		C FF 88 B CU 69 C FF 89 B FF 90 X FF 89 2-2 F7			C FF 86 B CU 67 C FF 86 B CH 77 X FF 87 2-2 6 CS 1B			C SI 90 X SI 91 0-1 2B		3	0	2	0	0	0	0
6 Jeff Mathis, R (1, 2) OBP: 0.250, SLG: 0.415			C FF 86 C FF 87 X CU 68 0-2 G5-3		F FF 84 B FF 87 B FF 86 1 SAFE B SL 76 F FF 86 S FF 89 3-3 1-2 K			F FF 90 B SI 91 F SL 85 X CH 88 1-2 P4		3	0	0	0	0	1	2
Inning Stats	R: 2 E: 0 K: 0 S: 14 H: 2 LOB: 0 BB: 1 P: 24	R: 0 E: 0 K: 2 S: 9 H: 0 LOB: 0 BB: 0 P: 13	R: 0 E: 0 K: 0 S: 8 H: 1 LOB: 0 BB: 0 P: 12	R: 0 E: 0 K: 1 S: 8 H: 0 LOB: 1 BB: 1 P: 16	R: 0 E: 0 K: 2 S: 9 H: 1 LOB: 0 BB: 0 P: 16	R: 0 E: 0 K: 2 S: 11 H: 0 LOB: 0 BB: 0 P: 17	R: 0 E: 0 K: 1 S: 8 H: 1 LOB: 1 BB: 0 P: 12	R: 0 E: 0 K: 0 S: 10 H: 1 LOB: 1 BB: 0 P: 14	R: 0 E: 0 K: 3 S: 11 H: 0 LOB: 0 BB: 0 P: 16	1B: 3 2B: 2 3B: 0 HR: 1	SF: 0 SAC: 0 DP: 0 HBP: 0					

	AB	30
	R	2
	H	6
	RBI	2
	BB	2
	SO	11
	LOB	8

WP: 0 PA: 32
PB: 0
SB: 0
CS: 3

PITCHER		IP	WLS	BF	H	R	ER	SO	BB	IBB	HBP	BLK	WP	HR	S	P	ERA	WHIP
52 Steve Johnson, R ERA: 3.18	(1, 1)	6.0	W	21	4	2	2	7	2	0	0	0	0	1	59	98	3.00	1.000
38 Luis Ayala, R ERA: 2.77	(7, 1)	2.0		8	2	0	0	1	0	0	0	0	0	0	18	26	0.00	1.000
63 Kevin Gregg, R ERA: 4.24	(9, 1)	1.0		3	0	0	0	3	0	0	0	0	0	0	11	16	0.00	0.000

PITCHER	IP	WLS	BF	H	R	ER	SO	BB	IBB	HBP	BLK	WP	HR	S	P	ERA	WHIP

BOTTOM

Toronto Blue Jays @ Baltimore Orioles

Oriole Park at Camden Yards, Baltimore, MD

Sat Aug 25 2012, 7:13 PM - 9:53 PM EDT

Att. 25,082 - Overcast - 77 F

livebaseballscorecards.com

Batter	1	2	3	4	5	6	7	8	9	AB	R	H	RBI	BB	SO	LOB
21 Nick Markakis, L (1, 9) OBP: 0.357, SLG: 0.477	B FF 90 F FF 92 F FF 94 B SL 87 F SL 88 X FF 95 2-2 ① P5		B FF 93 B FF 93 X FF 93 2-0 10 FC6 2 1B 10 E 1B		B KC 76 B FF 92 C FF 92 B FF 94 X FF 93 3-1 2 2B 10 1B 1B	B FF 90 B FF 90 X SI 89 2-0 ① L7 1-2	B SL 85 F FF 90 X SL 83 1-1 ② P6			5	2	2	0	0	0	2
2 J.J. Hardy, R (1, 6) OBP: 0.278, SLG: 0.385	C FF 93 C FF 92 S FF 97 0-3 ② K		C FC 94 B FF 94 D SL 87 F SL 89 X SL 90 2-2 10 E 32 SF8 1-2 1B		C SL 86 X FF 93 0-1 10 1B 1-3 2B	B FF 90 B FF 90 C SI 89 X SI 89 2-1 2-H HR	B FF 89 D SL 82 C SL 87 F FF 88 F SL 83 X SL 83 2-2 ③ FC5-4 1-2f			5	3	3	2	0	1	1
9 Nate McLouth, L (1, 7) OBP: 0.267, SLG: 0.293	C FF 94 B KC 80 C FF 94 C FF 95 1-3 ③ K		L FS 86 B FS 84 X FF 94 1-1 ① B2		D SL 88 D SL 89 F FF 96 F FF 95 F SL 89 S SL 90 2-3 ① K	B CH 81 B FF 91 B SI 90 B SI 89 4-0 32 E 32 S 32 1B BB		F SI 88 B CH 82 X CH 83 1-1 ① L8		4	1	0	0	1	2	4
10 Adam Jones, R (1, 8) OBP: 0.337, SLG: 0.506		X FF 93 0-0 ① P6	C SL 88 X SL 88 0-1 FC6 32 SF8 1-3 2-H		F FF 94 F FF 94 X SL 88 0-2 12 BB 19 1B 2-H 3-H 1B	C SI 89 X FF 90 0-1 ② F8		X FF 89 0-0 ② P6		5	0	1	2	0	0	2
32 Matt Wieters, S (1, 2) OBP: 0.313, SLG: 0.413		C FF 94 B FS 84 S FS 85 F FF 96 S SL 88 1-3 ② K	X FF 95 0-0 ② SF8 1-2 3-H		C FF 93 1 SAFE 1 SAFE B FF 94 1 SAFE B FS 85 C FF 93 S SL 88 2-3 ② K	C SI 91 F FF 91 B FF 91 X SI 91 1-2 1-H 1B		B CH 86 C FF 91 S SL 84 1-3 ③ K		4	0	1	2	0	3	1
19 Chris Davis, L (1, 10) OBP: 0.306, SLG: 0.461		F FF 96 B FF 96 B SL 90 S FF 97 B FF 97 H SL 90 4-2 3 BB 12 1B HBP	S FC 94 C FF 96 S SL 90 0-3 ③ K		F SI 90 B SI 90 X SI 91 1-1 12 BB 1-2 1B	X SI 91 0-0 ③ F7				3	0	1	0	0	1	2
12 Mark Reynolds, R (1, 3) OBP: 0.339, SLG: 0.401		B FF 94 C FF 94 X FF 96 1-1 3 BB 1-2 1B	C FF 92 F SL 86 B SL 89 B FF 96 B SL 88 F FF 95 X SL 89 3-2 ① F8		F SI 91 B FF 91 B FF 90 B SI 88 B FF 90 4-1 1-2 2-3 BB		X SI 90 0-0 3 1B 13 1B 1B			3	1	2	0	1	0	0
3 Ryan Flaherty, L (1, 4) OBP: 0.252, SLG: 0.309 11 Robert Andino, R (8, 4) OBP: 0.286, SLG: 0.304		B FS 85 B FS 86 S FF 96 D FF 95 F FF 95 B SL 90 4-2 1-2 2-3 BB	B KC 80 X FC 94 1-0 ② F8		C SI 89 X FF 91 0-1 ③ P5		S SI 91 X SI 89 0-1 ① 1-3 1B			3 0	0 0	1 0	0 0	1 0	0 0	3 0
13 Manny Machado, R (1, 5) OBP: 0.273, SLG: 0.556		S FF 97 B SL 90 F FF 97 B FF 96 S FF 97 2-3 ③ K	B SL 88 X FF 94 1-0 ③ F8			B FF 90 L SI 90 X SL 83 1-1 21 PB 2 HR 1B	B SI 91 F SI 90 B FF 90 F SI 89 X SL 83 2-2 2 FC5-4 3-H 1B			4	1	2	1	0	1	3
Inning Stats	R: 0 E: 0 K: 2 S: 10 H: 0 LOB: 0 BB: 0 P: 13	R: 0 E: 0 K: 2 S: 14 H: 1 LOB: 3 BB: 1 P: 26	R: 2 E: 1 K: 1 S: 12 H: 2 LOB: 1 BB: 0 P: 17	R: 0 E: 0 K: 0 S: 6 H: 0 LOB: 0 BB: 0 P: 11	R: 2 E: 0 K: 2 S: 19 H: 4 LOB: 3 BB: 1 P: 31	R: 3 E: 0 K: 0 S: 11 H: 3 LOB: 1 BB: 1 P: 21	R: 1 E: 0 K: 0 S: 12 H: 3 LOB: 1 BB: 0 P: 17	R: 0 E: 0 K: 1 S: 6 H: 0 LOB: 0 BB: 0 P: 8		1B: 11 2B: 1 3B: 0 HR: 1 SF: 1 SAC: 0 DP: 0 HBP: 1					WP: 0 PB: 1 SB: 1 CS: 0 PA: 41	

	AB	36
	R	8
	H	13
	RBI	7
	BB	3
	SO	8
	LOB	18

PITCHER		IP	WLS	BF	H	R	ER	SO	BB	IBB	HBP	BLK	WP	HR	S	P	ERA	WHIP
23 Brandon Morrow, R ERA: 3.06	(1, 1)	4.2	L	23	6	4	2	7	1	0	1	0	0	0	56	88	3.86	1.500
62 Aaron Loup, L ERA: 2.21	(5, 1)	0.0		1	1	0	0	0	0	0	0	0	0	0	2	3	∞	∞
64 Chad Jenkins, R ERA: 4.5	(5, 1)	3.1		17	6	4	4	1	2	0	0	0	0	1	32	53	10.80	2.400

PITCHER	IP	WLS	BF	H	R	ER	SO	BB	IBB	HBP	BLK	WP	HR	S	P	ERA	WHIP

Chicago White Sox @ Baltimore Orioles

Oriole Park at Camden Yards, Baltimore, MD

Mon Aug 27 2012, 7:09 PM - 10:14 PM EDT

Att. 10,955 - Partly Cloudy - 87 F

TOP

livebaseballscorecards.com

Batter	1	2	3	4	5	6	7	8	9	AB	R	H	RBI	BB	SO	LOB
28 Dewayne Wise, L (1, 8) OBP: 0.306, SLG: 0.492	S FF 92 S SL 81 B FF 92 B FF 91 X SL 80 2-2 ① F8		C FF 92 B FF 91 1 SAFE X SL 80 1-1 ② F8			B SL 79 F FF 89 X SL 80 1-1 E1 20 HR		S SL 80 S SL 84 B SI 97 F SL 85 X SI 98 1-2 20 1B 44 1B 1B		4	2	1	0	0	0	1
20 Kevin Youkilis, R (1, 5) OBP: 0.353, SLG: 0.442	C FF 93 B CU 75 F FF 92 F FF 92 F FF 92 F CH 86 X FF 92 1-2 ② F9		B FF 92 C CU 71 D CU 75 B CH 86 F FF 92 F FF 91 S FF 92 3-3 ③ K			X SI 91 0-0 1-H HR		C SI 96 C SI 97 F SL 84 X SI 97 0-2 14 G6-4-3 44 1B 1-3 1B		4	1	2	2	0	1	1
44 Adam Dunn, L (1, 3) OBP: 0.334, SLG: 0.490	B FF 93 F SL 79 S FF 92 T FF 92 1-2 ③ K			C SL 80 B CU 75 F FF 91 F SL 81 B FF 92 B FF 92 X SL 81 3-2 ① F8		B SL 82 X SL 81 1-0 ① G3		B SI 97 B SL 84 S SI 97 B SL 84 X SI 98 3-1 14 G6-4-3 1-2 3-H 1B		4	0	1	1	0	1	0
14 Paul Konerko, R (1, 10) OBP: 0.390, SLG: 0.514		C FF 91 X SL 81 0-1 ① G6-3		B CU 71 B CH 84 C CH 86 B FF 91 X FF 92 3-1 1B		B SL 80 B FF 91 B SL 83 C FF 92 F FF 92 B FF 93 4-2 BB		F SI 96 B SI 97 X SI 97 1-1 ① ② G6-4-3 1-2f 2-3		3	0	1	0	1	0	2
51 Alex Rios, R (1, 9) OBP: 0.332, SLG: 0.519		C FF 92 C FF 92 F FF 93 X FF 92 0-2 24 FC5-4 1B		C SL 82 F SI 92 F FF 94 F SL 81 S FF 92 0-3 ② K		C FF 92 F SI 92 S FF 92 0-3 ② K		C SL 84 S SL 84 D SL 84 F SL 83 S SL 85 1-3 ③ K		4	0	1	0	0	3	3
12 A.J. Pierzynski, L (1, 2) OBP: 0.336, SLG: 0.532		C FF 92 1 SAFE 1 SAFE F FF 91 B FF 92 F SL 80 S FF 91 1-3 ② K		S FF 92 B SL 83 F FF 92 S FF 92 1-3 ③ K		F SL 79 B SL 79 F FF 90 B SL 80 S FF 92 2-3 ③ K			B SI 93 F CH 86 S CH 86 X SI 96 1-2 ① P5	4	0	0	0	0	3	3
24 Dayan Viciedo, R (1, 7) OBP: 0.289, SLG: 0.425		S FF 92 C FF 92 X FF 92 0-2 ③ FC5-4 1-2f			B CU 70 F FF 91 B FF 91 F FF 91 B FF 92 F FF 90 F FF 92 S SL 82 3-3 ① K		S SI 84 B SL 76 F SL 76 B FF 86 T FF 86 2-2 ① K		C SI 94 B SI 92 B SI 91 F SI 92 C CU 79 2-3 ② K	4	0	0	0	0	3	1
10 Alexei Ramirez, R (1, 6) OBP: 0.284, SLG: 0.371			B CU 70 C FF 90 B FF 91 C FF 91 F FF 91 X CH 85 2-2 ① G6-3		B FF 92 C FF 92 X FF 92 1-1 ② G4-3		S SL 77 L SL 77 F SL 76 F FF 87 C SL 76 0-3 ② K		B SI 94 S SI 93 B SI 95 S SI 96 X SI 95 3-2 15 WP 1B	4	0	1	0	0	1	0
15 Gordon Beckham, R (1, 4) OBP: 0.283, SLG: 0.359			B FF 92 X FF 91 1-0 1B		X FF 92 0-0 ③ F9		C SL 78 B SI 85 B SI 83 S SL 76 X SL 76 2-2 ③ G4-3		B SI 94 C SI 94 F SI 93 B CU 80 F SI 94 F CU 80 F SI 93 X CU 80 2-2 ③ G6-3 1-2	4	0	1	0	0	0	1
Inning Stats	R: 0 E: 0 K: 1 S: 12 H: 0 LOB: 0 BB: 0 P: 16	R: 0 E: 0 K: 1 S: 13 H: 1 LOB: 1 BB: 0 P: 14	R: 0 E: 0 K: 1 S: 11 H: 1 LOB: 1 BB: 0 P: 18	R: 0 E: 0 K: 2 S: 14 H: 1 LOB: 1 BB: 0 P: 21	R: 0 E: 0 K: 1 S: 8 H: 0 LOB: 0 BB: 0 P: 12	R: 2 E: 1 K: 2 S: 12 H: 1 LOB: 1 BB: 1 P: 20	R: 0 E: 0 K: 2 S: 11 H: 0 LOB: 0 BB: 0 P: 15	R: 1 E: 0 K: 1 S: 16 H: 3 LOB: 1 BB: 0 P: 22	R: 0 E: 0 K: 1 S: 15 H: 1 LOB: 1 BB: 0 P: 23	1B: 7 2B: 0 3B: 0 HR: 1 SF: 0 SAC: 0 DP: 1 HBP: 0						

	AB	35
	R	3
	H	8
	RBI	3
	BB	1
	SO	12
	LOB	12

	WP: 1	PA: 36
	PB: 0	
	SB: 0	
	CS: 0	

PITCHER		IP	WLS	BF	H	R	ER	SO	BB	IBB	HBP	BLK	WP	HR	S	P	ERA	WHIP
16 Wei-Yin Chen, L ERA: 3.78	(1, 1)	6.0		24	4	2	1	8	1	0	0	0	0	1	70	101	1.50	0.833
56 Darren O'Day, R ERA: 2.44	(7, 1)	1.0		3	0	0	0	2	0	0	0	0	0	0	11	15	0.00	0.000
47 Pedro Strop, R ERA: 1.56	(8, 1)	1.0	W	5	3	1	1	1	0	0	0	0	0	0	16	22	9.00	3.000
43 Jim Johnson, R ERA: 2.96	(9, 1)	1.0	S	4	1	0	0	1	0	0	0	0	1	0	15	23	0.00	1.000

PITCHER	IP	WLS	BF	H	R	ER	SO	BB	IBB	HBP	BLK	WP	HR	S	P	ERA	WHIP

Batter	1	2	3	4	5	6	7	8	9	AB	R	H	RBI	BB	SO	LOB
21 Nick Markakis, L (1, 9) OBP: 0.356, SLG: 0.475	B SI 92 X SI 91 1-0 32 1B 51 2-1 1B	D SL 88 S SL 88 X SL 87 1-1 ② ③ L6-4 2-2			C SI 90 B SI 94 X SL 88 1-1 ② F8	F SL 83 B CH 81 F SL 83 D CU 70 F FF 92 X SL 82 2-2 ③ G6-3				4	0	1	0	0	0	6
2 J.J. Hardy, R (1, 6) OBP: 0.277, SLG: 0.384	B FF 91 B CH 85 X SI 91 2-0 ① F9		B SI 93 B SI 92 B SL 83 C SI 91 X SI 93 3-1 ① F8		C SI 91 X SI 94 0-1 10 FC6-4 1B		B FF 91 C FF 90 X SI 90 1-1 ① F8			4	0	1	0	0	0	1
10 Adam Jones, R (1, 8) OBP: 0.335, SLG: 0.502	X SI 94 0-0 ② L9		B SL 86 F SL 85 X CH 87 1-1 ② G6-3		S SL 85 X SL 84 0-1 ③ FC6-4 1-2f		F FF 91 X FF 91 0-1 ② G6-3			4	0	0	0	0	0	2
32 Matt Wieters, S (1, 2) OBP: 0.316, SLG: 0.413	B SI 93 B CH 85 D CH 86 X SI 93 3-0 1-3 1B		F CH 86 B SL 87 F SL 84 B FF 94 F CH 88 B SI 94 F SL 85 B CH 87 4-2 BB			B SL 81 C SL 80 B CH 85 B SI 92 S SL 85 F SL 85 F SL 83 F SL 86 B SL 86 4-2 51 1B 9 BB BB	C FF 91 F CU 76 X CU 76 0-2 ③ G6-3			2	1	1	0	2	0	0
51 Lew Ford, R (1, 10) OBP: 0.243, SLG: 0.371	C SL 85 S CH 87 F SL 86 B SL 85 1-2 ③ 2-1 3-H	B CH 84 B SI 92 F SI 93 B SI 93 C SI 93 F SL 86 X SI 94 3-2 HR	C CH 88 B FF 94 F SL 86 D SL 87 S SL 87 3-3 ③ K			F SI 93 B FF 94 S SL 85 D SL 85 X SI 92 2-2 9 BB 12 BB 13 FC5-2 1-3 1B		X SI 88 0-0 ① G6-3		4	1	2	1	0	1	1
12 Mark Reynolds, R (1, 3) OBP: 0.343, SLG: 0.400		C SL 86 B FF 94 C SL 86 B SL 86 B CH 87 B SL 88 4-2 9 FC3-6 BB		B SI 92 C SL 85 F SL 86 F SL 85 F CH 88 F SL 87 F SI 94 F SL 86 B SI 95 2-3 ① S SI 92 K		B SL 81 S FF 91 B FF 92 B SL 83 B SL 82 4-1 13 FC5-2 9 BB 1-2 BB		C SI 90 B CU 75 F CU 76 B CH 84 B FF 90 B SL 83 4-2 9 HR BB		1	1	0	0	3	1	0
9 Nate McLouth, L (1, 7) OBP: 0.273, SLG: 0.317		X SI 94 0-0 ① FC3-6 11 BB 13 1B 1-2f		C SI 94 C SL 88 B CH 89 B SL 88 B SL 86 F SI 93 X SI 96 3-2 ② G4-3		S SL 80 B SL 82 S FF 91 F FF 92 B SL 80 B CH 80 B SL 81 4-2 13 FC5-2 1-2 2-3 3-H BB		B SI 90 X FF 91 1-0 1-H HR		3	1	1	3	1	0	1
13 Manny Machado, R (1, 5) OBP: 0.271, SLG: 0.534		1 SAFE C SI 93 1 SAFE X SL 86 0-1 21 L6-4 11 BB 1-2 1B		F SI 95 B FF 94 F CH 88 B CH 89 S SL 86 2-3 ③ K		F SL 83 B FF 92 F SL 82 F FF 91 X CU 70 1-2 ① FC5-2 1-2 2-3 3-Hf		X SL 85 0-0 ② G6-3		4	0	1	0	0	1	3
11 Robert Andino, R (1, 4) OBP: 0.286, SLG: 0.301		B FF 94 B SL 85 F SI 94 B CH 87 B FF 94 4-1 1-2 2-3 BB			X SI 90 0-0 ① G6-3	C SL 83 C SL 82 B FF 92 F CU 71 S FF 92 1-3 ② K		B FF 92 B SL 85 F SI 89 C SI 90 F CU 76 B SI 90 S SL 85 3-3 ③ K		3	0	0	0	1	2	3
Inning Stats	R: 0 E: 0 K: 0 S: 7 H: 2 LOB: 2 BB: 0 P: 14	R: 1 E: 0 K: 0 S: 12 H: 2 LOB: 2 BB: 2 P: 24	R: 0 E: 0 K: 1 S: 11 H: 0 LOB: 1 BB: 1 P: 22	R: 0 E: 0 K: 2 S: 15 H: 0 LOB: 0 BB: 0 P: 22	R: 0 E: 0 K: 0 S: 7 H: 1 LOB: 1 BB: 0 P: 8	R: 1 E: 0 K: 1 S: 24 H: 1 LOB: 3 BB: 3 P: 42	R: 0 E: 0 K: 0 S: 7 H: 0 LOB: 0 BB: 0 P: 8	R: 2 E: 0 K: 1 S: 9 H: 1 LOB: 0 BB: 1 P: 17							

PITCHER		IP	WLS	BF	H	R	ER	SO	BB	IBB	HBP	BLK	WP	HR	S	P	ERA	WHIP
58 Francisco Liriano, L ERA: 5.06	(1, 1)	5.0		24	6	2	2	3	4	0	0	0	0	1	60	104	3.60	2.000
26 Jesse Crain, R ERA: 2.8	(6, 1)	1.0	B	5	0	0	0	1	2	0	0	0	0	0	16	28	0.00	2.000
39 Brett Myers, R ERA: 3.47	(7, 1)	2.0	L	8	1	2	2	1	1	0	0	0	0	1	16	25	9.00	1.000

PITCHER	IP	WLS	BF	H	R	ER	SO	BB	IBB	HBP	BLK	WP	HR	S	P	ERA	WHIP

BOTTOM

Chicago White Sox @ Baltimore Orioles

Oriole Park at Camden Yards, Baltimore, MD

Mon Aug 27 2012, 7:09 PM - 10:14 PM EDT

Att. 10,955 - Partly Cloudy - 87 F

livebaseballscorecards.com

AB	29
R	4
H	7
RBI	4
BB	7
SO	5
LOB	17

1B: 5	SF: 0	WP: 0	PA: 36
2B: 1	SAC: 0	PB: 0	
3B: 0	DP: 1	SB: 0	
HR: 2	HBP: 0	CS: 0	

Batter	1	2	3	4	5	6	7	8	9	AB	R	H	RBI	BB	SO	LOB
28 Dewayne Wise, L (1, 8) OBP: 0.296, SLG: 0.475	C FF 90 F FF 91 B KC 77 X FF 92 1-2 G4-3		C FF 92 S CH 82 X FF 93 0-2 F8		B CH 81 S CH 82 F FF 92 D KC 78 S CH 83 2-3 K			S FC 91 S SL 86 F FC 91 F CU 76 S SL 84 0-3 K		4	0	0	0	0	2	3
20 Kevin Youkilis, R (1, 5) OBP: 0.349, SLG: 0.437	B FC 92 B FC 92 B FF 92 C FF 91 F FF 92 F FF 92 X FF 93 3-2 F9			B FF 91 B SL 83 B FF 94 C FF 91 X FF 91 3-1 F7	C KC 76 D KC 78 X FF 92 1-1 FC5-4 1-2f			B FC 92 C FC 92 B CH 86 X FF 92 2-1 L5		4	0	0	0	0	0	2
44 Adam Dunn, L (1, 10) OBP: 0.335, SLG: 0.489	B KC 75 X FF 92 1-0 P5			B KC 78 B KC 78 B FF 90 C FF 93 F FF 93 B FF 93 4-2 14 G4-3 BB		C FF 90 B FF 89 B KC 75 C FF 92 F SL 84 T FF 93 2-2 K			F FF 90 F FF 91 X FC 92 0-2 7 G6-4-3 1B	3	0	1	0	1	1	0
14 Paul Konerko, R (1, 3) OBP: 0.387, SLG: 0.510		X FF 91 0-0 F7		C FC 91 B SL 82 F FF 93 F FF 94 X CH 82 1-2 G4-3 1-2		C SL 84 B SL 82 B FF 92 T FC 93 X FF 93 2-2 G6-3			B FF 92 C FF 91 F FF 91 X SL 84 1-2 F9	4	0	0	0	0	0	2
51 Alex Rios, R (1, 9) OBP: 0.332, SLG: 0.517 7 Jordan Danks, L (8, 9) OBP: 0.271, SLG: 0.315		C FF 91 B FF 91 B SL 82 S SL 82 F FF 92 F FC 94 B KC 76 X FC 94 3-2 F8		B KC 76 B SL 83 C FF 93 D CH 81 B SL 85 4-1 BB		B KC 75 F FC 92 F FF 93 C FF 94 1-3 K			F SL 85 C FF 91 X SL 83 0-2 G6-4-3 1-2f	2 1	0 0	0 0	0 0	1 0	1 0	0 1
12 A.J. Pierzynski, L (1, 2) OBP: 0.333, SLG: 0.528		C FF 94 X FF 92 0-1 F8		X CH 83 0-0 G4-3			B CH 80 X CH 80 1-0 G5-3			3	0	0	0	0	0	2
24 Dayan Viciedo, R (1, 7) OBP: 0.289, SLG: 0.425			C FF 92 B FC 91 X KC 76 1-1 G5-3		C KC 75 F FC 89 X FF 88 0-2 10 BB 1B		C FF 92 F FF 92 B FF 90 S FF 93 1-3 K			3	0	1	0	0	1	0
10 Alexei Ramirez, R (1, 6) OBP: 0.286, SLG: 0.371 66 Ray Olmedo, S (7, 6) OBP: 0.294, SLG: 0.294			B KC 74 B FF 90 B FF 91 B FF 90 4-0 BB		B FF 91 B FF 91 B FF 90 B FF 91 4-0 20 FC5-4 1-2 BB		C SL 83 F SL 81 F FF 92 B KC 77 F FF 93 X KC 77 1-2 L7			1 0	0 0	0 0	0 0	2 0	0 0	0 0
15 Gordon Beckham, R (1, 4) OBP: 0.281, SLG: 0.356			B SL 82 1 SAFE F FC 92 1 SAFE S SL 83 F FF 92 F FF 92 1 SAFE S KC 77 1-3 K		C FC 92 F SL 83 F FF 94 B FF 94 X FF 91 1-2 F7			B FF 90 B FF 90 C FF 91 F FF 91 S CU 76 2-3 K		3	0	0	0	0	2	3
Inning Stats	R: 0 E: 0 K: 0 S: 8 H: 0 LOB: 0 BB: 0 P: 13	R: 0 E: 0 K: 0 S: 8 H: 0 LOB: 0 BB: 0 P: 11	R: 0 E: 0 K: 1 S: 10 H: 0 LOB: 1 BB: 1 P: 16	R: 0 E: 0 K: 0 S: 10 H: 0 LOB: 2 BB: 2 P: 22	R: 0 E: 0 K: 1 S: 12 H: 1 LOB: 2 BB: 1 P: 20	R: 0 E: 0 K: 2 S: 10 H: 0 LOB: 0 BB: 0 P: 15	R: 0 E: 0 K: 1 S: 9 H: 0 LOB: 0 BB: 0 P: 12	R: 0 E: 0 K: 2 S: 10 H: 0 LOB: 0 BB: 0 P: 14	R: 0 E: 0 K: 0 S: 9 H: 1 LOB: 0 BB: 0 P: 10	1B: 2 2B: 0 3B: 0 HR: 0	SF: 0 SAC: 0 DP: 1 HBP: 0					

PITCHER		IP	WLS	BF	H	R	ER	SO	BB	IBB	HBP	BLK	WP	HR	S	P	ERA	WHIP
30 Chris Tillman, R ERA: 3.26	(1, 1)	7.0	W	26	1	0	0	5	4	0	0	0	0	0	67	109	0.00	0.714
17 Brian Matusz, L ERA: 5.28	(8, 1)	2.0		6	1	0	0	2	0	0	0	0	0	0	19	24	0.00	0.500

PITCHER	IP	WLS	BF	H	R	ER	SO	BB	IBB	HBP	BLK	WP	HR	S	P	ERA	WHIP

TOP

Chicago White Sox @ Baltimore Orioles

Oriole Park at Camden Yards, Baltimore, MD

Tue Aug 28 2012, 7:09 PM - 9:38 PM EDT

Att. 12,841 - Clear - 86 F

livebaseballscorecards.com

AB	28
R	0
H	2
RBI	0
BB	4
SO	7
LOB	13

BOTTOM

Batter	1	2	3	4	5	6	7	8	9	AB	R	H	RBI	BB	SO	LOB
21 Nick Markakis, L (1, 9) OBP: 0.355, SLG: 0.475	C SI 90 C SI 92 F SI 94 X SL 79 0-2 ① G4-3	X SL 78 0-0 1-H 2-H 3-H 2B		X SI 90 0-0 ③ P2		B FF 88 B CU 78 B FF 90 C FF 90 X FF 90 3-1 ③ L9				4	0	1	3	0	0	3
2 J.J. Hardy, R (1, 6) OBP: 0.277, SLG: 0.383	C SI 87 F SI 93 B CH 86 F CH 82 X SI 93 1-2 1B	B SI 93 B SI 93 F SI 89 X SL 79 2-1 ③ G5-3			C CH 87 F CU 78 B SI 90 B FC 88 B CU 78 X SL 87 3-2 ① P4		B FF 89 X FF 88 1-0 ① F7			4	0	1	0	0	0	1
10 Adam Jones, R (1, 8) OBP: 0.336, SLG: 0.507	B SI 87 F CH 81 S SI 92 C SL 78 1-3 ② K		B SI 88 C CH 84 B SI 86 B SI 88 B CH 85 4-1 32 G6-4-3 BB		C FF 90 C CH 85 X CU 78 0-2 ② F7		B CU 78 B CU 78 B FC 87 C FF 89 F FF 90 F FF 91 F SL 87 X FF 91 3-2 HR			3	1	1	1	1	1	1
32 Matt Wieters, S (1, 2) OBP: 0.316, SLG: 0.412	B SI 88 C SI 88 F CH 81 1 SAFE S SI 92 1-3 ③ K		C SI 90 C SI 87 B SI 91 F SL 76 1 SAFE X CH 80 1-2 ① ② G6-4-3 1-2f		C FC 88 B FC 87 B CU 78 S CH 84 C FF 90 2-3 ③ K		B CU 76 X FF 90 1-0 1B			4	0	1	0	0	2	2
51 Lew Ford, R (1, 10) OBP: 0.244, SLG: 0.436		C CH 86 F SI 89 B SL 77 S SL 77 1-3 ① K	B SL 74 X SI 90 1-0 HR			B SL 86 X SL 85 1-0 ① G3-1	C FF 90 B CU 77 B CU 78 F SI 89 D CU 78 S SL 84 3-3 ② K			4	1	1	1	0	2	1
12 Mark Reynolds, R (1, 3) OBP: 0.342, SLG: 0.398		B SI 89 S CH 80 S SI 92 B SI 93 B SL 79 S CH 82 3-3 ② K	X SI 93 0-0 ③ G5-3			B FF 89 C FF 90 B FC 89 B SL 86 S FF 88 F FF 87 X FF 90 3-2 9 1B 13 SF8 1B	F CU 77 D CH 83 X FF 88 1-1 ③ F7			4	1	1	0	0	1	1
9 Nate McLouth, L (1, 7) OBP: 0.287, SLG: 0.331		C SI 92 B SI 88 X SI 93 1-1 13 E 13 S 21 2B 1B		C SI 88 B SL 77 C SL 74 B SL 78 X SI 91 2-2 11 CS 1B		B FF 90 1 SAFE B CH 83 B FF 90 C FF 90 X FF 89 3-1 11 1B 1-3 1B		B FF 87 X FF 89 1-0 ① F7		4	1	3	0	0	0	0
13 Manny Machado, R (1, 5) OBP: 0.270, SLG: 0.517		1 SAFE B SI 90 B SI 92 C CH 83 D CH 85 S CH 82 B SL 78 4-2 11 S 21 2B 1-3 BB		1 SAFE B SI 89 C SI 90 F SI 87 1 SAFE S SL 76 1-3 ① K		C SL 87 X FF 88 0-1 ② SF8 3-H		B CU 76 X FF 88 1-0 ② F9		2	1	0	1	1	1	1
11 Robert Andino, R (1, 4) OBP: 0.291, SLG: 0.307		B SI 92 C CH 82 B SI 93 F SI 92 B SL 79 F CH 82 D CH 84 4-2 21 2B 1-2 BB		1 SAFE 1 SAFE B CH 85 B SI 87 S SI 89 F SI 91 X SI 92 2-2 ② 1-2 2B		B FF 90 1 SAFE F FC 87 1 SAFE F FF 89 X CU 78 1-2 1-3 1B		C FF 90 X CH 82 0-1 ③ L8		3	1	2	0	1	0	0
Inning Stats	R: 0 E: 0 K: 2 S: 14 H: 1 LOB: 1 BB: 0 P: 17	R: 3 E: 0 K: 2 S: 16 H: 2 LOB: 1 BB: 2 P: 31	R: 1 E: 0 K: 0 S: 7 H: 1 LOB: 0 BB: 1 P: 13	R: 0 E: 0 K: 1 S: 10 H: 2 LOB: 1 BB: 0 P: 15	R: 0 E: 0 K: 1 S: 9 H: 0 LOB: 0 BB: 0 P: 14	R: 1 E: 0 K: 0 S: 14 H: 3 LOB: 2 BB: 0 P: 25	R: 1 E: 0 K: 1 S: 12 H: 2 LOB: 1 BB: 0 P: 21	R: 0 E: 0 K: 0 S: 4 H: 0 LOB: 0 BB: 0 P: 6		1B: 7 2B: 2 3B: 0 HR: 2 SF: 1 SAC: 0 DP: 1 HBP: 0						

PITCHER	IP	WLS	BF	H	R	ER	SO	BB	IBB	HBP	BLK	WP	HR	S	P	ERA	WHIP
49 Chris Sale, L (1, 1) ERA: 2.81	4.0	L	19	6	4	4	5	3	0	0	0	0	1	47	76	9.00	2.250
41 Philip Humber, R (5, 1) ERA: 5.87	4.0		17	5	2	2	2	0	0	0	0	0	1	39	66	4.50	1.250

PITCHER	IP	WLS	BF	H	R	ER	SO	BB	IBB	HBP	BLK	WP	HR	S	P	ERA	WHIP

Chicago White Sox @ Baltimore Orioles

Oriole Park at Camden Yards, Baltimore, MD

Tue Aug 28 2012, 7:09 PM - 9:38 PM EDT

Att. 12,841 - Clear - 86 F

livebaseballscorecards.com

AB	32
R	6
H	11
RBI	6
BB	3
SO	7
LOB	10

WP: 0 PB: 0 SB: 2 CS: 1 PA: 36

Batter	1	2	3	4	5	6	7	8	9	AB	R	H	RBI	BB	SO	LOB
28 Dewayne Wise, L (1, 8) OBP: 0.300, SLG: 0.468	S FF 90 X FF 90 0-1 14 1B 44 S 51 2B 1B	D SI 89 X SI 90 1-0 ① ② G3-6-3 1-2f		C CU 76 X SI 88 0-1 ③ G4-3		B FF 90 B CU 80 F FC 87 B FF 90 F FC 87 B CU 80 4-2 1-2 BB		C SL 82 C CH 84 B FF 89 S SL 82 1-3 ② K		4	1	1	0	1	1	2
20 Kevin Youkilis, R (1, 5) OBP: 0.346, SLG: 0.432 66 Ray Olmedo, S (7, 5) OBP: 0.278, SLG: 0.278	B FF 90 F FF 90 C CH 81 1 SAFE X SI 91 1-2 ① F8	C SI 91 C CU 76 B SI 92 B CU 77 B CH 82 S CH 83 3-3 ③ K			C CU 72 B CH 80 X FF 89 1-1 ① G5-3	C FF 92 X FC 87 0-1 ② ③ L6-4 2-2		F CH 88 C FF 89 X CU 70 0-2 ③ L6		4 1	0 0	0 0	0 0	0 0	1 0	3 0
44 Adam Dunn, L (1, 10) OBP: 0.338, SLG: 0.488	1 SAFE C CU 75 C SI 91 D FF 91 B CU 77 D CU 76 B CU 76 4-2 14 1B 51 2B 1-2 BB		C CU 74 B SI 90 X SI 91 1-1 14 G6-4-3 1B		F SI 89 F SI 90 B CU 79 B CU 80 S SI 90 2-3 ② K		B FF 89 B FS 82 B FS 85 C FF 91 B FS 84 4-1 51 BB 24 1B BB		C CU 65 B FF 89 S CH 78 C FF 92 1-3 ① K	3	2	1	0	2	2	0
14 Paul Konerko, R (1, 3) OBP: 0.387, SLG: 0.507	F FF 91 B SI 91 B CU 75 F CH 82 X SI 92 2-2 51 2B 10 1B 1-2 2-3 1B		X CH 80 0-0 ① ② G6-4-3 1-2f		B CU 73 C SI 90 B CU 76 B SI 91 B CH 83 4-1 51 FC6-4 BB		B FF 90 X FF 91 1-0 ① F7		C FF 89 B FF 90 B FF 90 S SL 81 B SL 81 X FF 91 3-2 ② L6	4	1	1	0	1	0	2
51 Alex Rios, R (1, 9) OBP: 0.333, SLG: 0.516	B SI 91 F SI 83 X SI 92 1-1 10 1B 1-3 2-H 3-H 2B		B SI 90 C SI 89 B CH 81 F CH 81 C FF 91 2-3 ③ K		B CH 82 X SI 90 1-0 ③ FC6-4 1-2f		B FF 92 F FF 91 B CU 80 F FF 90 B FF 92 F FC 89 F CU 82 F FF 92 B FC 88 4-2 24 1B 10 FC6-2 1-2 BB		C CU 66 X SL 81 0-1 ③ G5-3	4	1	1	2	1	1	1
24 Dayan Viciedo, R (1, 7) OBP: 0.291, SLG: 0.425	X FF 91 0-0 ② P3			B SI 87 F FF 88 C CU 74 B SI 90 B FF 90 F CU 75 F FF 90 F CH 81 X FF 92 3-2 ① F7		B FF 89 B CH 80 C CU 74 X SI 90 2-1 17 SH5-3 10 1B 15 1B 1B	F FF 92 X FF 91 0-1 10 FC6-2 1-3 2-H 1B			4	1	2	1	0	0	2
10 Alexei Ramirez, R (1, 6) OBP: 0.290, SLG: 0.374	B FF 91 B FF 92 C CH 83 X SI 91 2-1 2-H 3-H 1B			C SI 90 F SI 91 B SI 90 X SI 89 1-2 17 G1-3 15 2B 1B		C FF 90 F FF 90 D CH 80 F CH 80 X FF 90 1-2 17 SH5-3 15 1B 1B	C FC 89 F FF 93 F FF 93 X FF 92 0-2 ② FC6-2 2-3 3-H			4	2	3	2	0	0	2
17 Tyler Flowers, R (1, 2) OBP: 0.286, SLG: 0.427	1 SAFE 1 SAFE F SI 91 T FF 90 B FF 91 F CH 82 F SI 92 S CU 76 1-3 ③ K			B CH 81 S FF 91 1 SAFE F CU 77 X CU 75 1-2 ② G1-3 1-2		F CH 80 X FF 89 0-1 ① SH5-3 1-2 2-3	B SL 85 B SI 91 S SI 91 F SI 91 F SI 91 F FF 91 B SI 90 F CU 74 3-3 ③ K			3	0	0	0	0	2	4
15 Gordon Beckham, R (1, 4) OBP: 0.285, SLG: 0.362		B CU 71 F SI 87 B FF 90 X SI 90 2-1 28 G3-6-3 1B		B FF 90 X FF 90 1-0 2-H 2B		F FC 86 B FC 86 C FF 90 B FC 87 F FC 87 X CU 79 2-2 20 L6-4 28 BB 2-H 3-H 1B		C FF 90 S FF 90 F FF 91 X FF 90 0-2 ① P6		4	0	3	3	0	0	0

Inning Stats																					
	R: 4	H: 4	R: 0	H: 1	R: 0	H: 1	R: 1	H: 2	R: 0	H: 0	R: 2	H: 3	R: 1	H: 1	R: 0	H: 0	R: 0	H: 0	1B: 10	SF: 0	WP: 0	PA: 41
	E: 0	LOB: 1	E: 0	LOB: 0	E: 0	LOB: 0	E: 0	LOB: 1	E: 0	LOB: 1	E: 0	LOB: 1	E: 0	LOB: 2	E: 0	LOB: 0	E: 0	LOB: 0	2B: 3	SAC: 1	PB: 0	
	K: 1	BB: 1	K: 1	BB: 0	K: 1	BB: 0	K: 0	BB: 0	K: 1	BB: 1	K: 0	BB: 1	K: 1	BB: 2	K: 1	BB: 0	K: 1	BB: 0	3B: 0	DP: 3	SB: 1	
	S: 20	P: 31	S: 6	P: 12	S: 6	P: 9	S: 15	P: 21	S: 7	P: 15	S: 16	P: 25	S: 22	P: 34	S: 10	P: 11	S: 8	P: 12	HR: 0	HBP: 0	CS: 0	

PITCHER		IP	WLS	BF	H	R	ER	SO	BB	IBB	HBP	BLK	WP	HR	S	P	ERA	WHIP
48 Joe Saunders, L ERA: 4.46	(1, 1)	5.1	L	26	10	7	6	4	2	0	0	0	0	0	62	99	10.12	2.250
63 Kevin Gregg, R ERA: 4.32	(6, 1)	1.1		8	2	1	1	0	3	0	0	0	0	0	21	36	6.75	3.750
38 Luis Ayala, R ERA: 2.71	(7, 1)	1.1		4	0	0	0	2	0	0	0	0	0	0	19	23	0.00	0.000
52 Steve Johnson, R ERA: 3.0	(9, 1)	1.0		3	0	0	0	1	0	0	0	0	0	0	8	12	0.00	0.000

PITCHER	IP	WLS	BF	H	R	ER	SO	BB	IBB	HBP	BLK	WP	HR	S	P	ERA	WHIP

TOP

Chicago White Sox @ Baltimore Orioles

Oriole Park at Camden Yards, Baltimore, MD

Wed Aug 29 2012, 7:07 PM - 9:58 PM EDT

Att. 13,098 - Clear - 82 F

livebaseballscorecards.com

AB	35
R	8
H	12
RBI	8
BB	5
SO	7
LOB	16

BOTTOM

Chicago White Sox @ Baltimore Orioles

Oriole Park at Camden Yards, Baltimore, MD

Wed Aug 29 2012, 7:07 PM - 9:58 PM EDT

Att. 13,098 - Clear - 82 F

livebaseballscorecards.com

Batter	1	2	3	4	5	6	7	8	9	AB	R	H	RBI	BB	SO	LOB
21 Nick Markakis, L (1, 9) OBP: 0.356, SLG: 0.474	X SI 87 0-0 9 L3 1B		B CH 83 B SL 82 B SI 88 B FF 88 4-0 9 BB		S SL 80 B CU 74 C SI 86 F SI 86 S SL 80 1-3 ① K			B SL 79 C SI 85 X FF 85 1-1 ① F7		3	0	1	0	1	1	0
2 J.J. Hardy, R (1, 6) OBP: 0.277, SLG: 0.381 51 Lew Ford, R (9, 7) OBP: 0.244, SLG: 0.436	C SL 85 F SL 79 D CU 74 X SL 80 1-2 ① P6		C SI 89 B FF 87 B SL 81 B FF 88 C SL 80 X SI 88 3-2 ② L7		S SL 80 X FF 88 0-1 ② F7			C SI 86 B CU 75 B CH 84 C SI 87 B SL 79 B SI 86 4-2 BB		3 0	0 0	0 0	0 0	1 0	0 0	2 0
9 Nate McLouth, L (1, 7) OBP: 0.286, SLG: 0.323 (9, 8)	B SI 87 F CH 80 X CH 80 1-1 ②③ L3 1-1		C FF 88 B SI 88 1 SAFE F SL 81 B CH 81 D SL 81 B SL 82 4-2 1-2 BB		C SI 87 F SL 80 B FF 87 X SI 86 1-2 ③ L7			X SI 91 0-0 ② F9		3	0	0	0	1	0	2
10 Adam Jones, R (1, 8) OBP: 0.333, SLG: 0.503 3 Ryan Flaherty, L (9, 4) OBP: 0.252, SLG: 0.309		B FF 87 S SL 80 B SL 80 X FF 87 2-1 ① F8	S SL 82 B SI 88 S SL 81 S SI 88 1-3 ③ K			C SI 86 S CU 75 S SL 81 0-3 ① K		B SI 91 C SI 92 F CH 83 B CU 79 X CU 78 2-2 ③ G4-3		4 0	0 0	0 0	0 0	0 0	2 0	3 0
32 Matt Wieters, S (1, 2) OBP: 0.315, SLG: 0.413		C SI 88 F SL 82 B SI 87 X CU 75 1-2 ② F8	F SI 86 B CH 81 F SL 81 B FF 88 B CH 82 X SL 81 3-2 12 F8 35 SF8 2B			X SL 81 0-0 ② F7			B SI 90 S SI 91 F SI 91 F CU 77 X SI 92 1-2 ① F9	4	1	1	0	0	0	0
19 Chris Davis, L (1, 10) OBP: 0.308, SLG: 0.462		B SI 89 X SI 87 1-0 2B	F FF 88 C SI 86 H CU 75 1-2 HBP			S SL 80 B CU 76 B CU 74 B SI 89 F SI 86 X FF 87 3-2 ③ F8			F CU 77 F CU 76 F FF 90 X CU 78 0-2 ② F9	3	0	1	0	0	0	0
12 Mark Reynolds, R (1, 3) OBP: 0.341, SLG: 0.395		C SI 88 B CU 75 F SL 78 D CU 75 B SL 82 B SL 81 4-2 35 FC5-4 BB	X SL 81 0-0 ① F8 2-3				B SL 78 C SI 85 B SI 86 S SL 80 X CU 74 2-2 ① G5-3		F SI 99 F SI 99 F SI 89 B SL 90 B SI 99 F SI 99 X SI 99 2-2 ③ P4	3	0	0	0	1	0	2
35 Omar Quintanilla, L (1, 4) OBP: 0.324, SLG: 0.386 (9, 6)		C CU 75 D SL 82 X SI 88 1-1 ③ FC5-4 1-2f	X SI 88 0-0 ② SF8 3-H				C FF 88 F CU 75 B SI 87 B CH 80 S SL 81 2-3 ② K			2	0	0	1	0	1	2
13 Manny Machado, R (1, 5) OBP: 0.258, SLG: 0.492			S SL 81 S SL 82 B FF 90 B SL 83 S SL 82 2-3 ① K	B SL 81 S SL 80 C FF 88 B SL 81 B SL 80 F SI 85 X SL 80 3-2 ③ F7			B SL 79 X FF 86 1-0 ③ F9			3	0	0	0	0	1	1

Inning Stats	1	2	3	4	5	6	7	8	9
	R: 0 E: 0 K: 0 S: 6	H: 1 LOB: 0 BB: 0 P: 8	R: 0 E: 0 K: 0 S: 10	H: 1 LOB: 2 BB: 1 P: 19	R: 0 E: 0 K: 2 S: 11	H: 0 LOB: 2 BB: 2 P: 25	R: 1 E: 0 K: 0 S: 11	H: 1 LOB: 1 BB: 0 P: 18	R: 0 E: 0 K: 1 S: 9	H: 0 LOB: 0 BB: 0 P: 11	R: 0 E: 0 K: 1 S: 7	H: 0 LOB: 0 BB: 0 P: 10	R: 0 E: 0 K: 1 S: 7	H: 0 LOB: 0 BB: 0 P: 12	R: 0 E: 0 K: 0 S: 8	H: 0 LOB: 1 BB: 1 P: 15	R: 0 E: 0 K: 0 S: 13	H: 0 LOB: 0 BB: 0 P: 16

	AB	28
	R	1
	H	3
	RBI	1
	BB	4
	SO	5
	LOB	12

	1B: 1	SF: 1	WP: 0	PA: 34
	2B: 3	SAC: 0	PB: 0	
	3B: 0	DP: 1	SB: 0	
	HR: 0	HBP: 1	CS: 0	

PITCHER		IP	WLS	BF	H	R	ER	SO	BB	IBB	HBP	BLK	WP	HR	S	P	ERA	WHIP
33 Dylan Axelrod, R ERA: 4.93	(1, 1)	7.1	W	29	3	1	1	5	4	0	1	0	0	0	65	112	1.23	0.955
46 Donnie Veal, L ERA: 1.42	(8, 1)	1.1		4	0	0	0	0	0	0	0	0	0	0	12	15	0.00	0.000
65 Nate Jones, R ERA: 3.2	(9, 1)	0.1		1	0	0	0	0	0	0	0	0	0	0	5	7	0.00	0.000

PITCHER	IP	WLS	BF	H	R	ER	SO	BB	IBB	HBP	BLK	WP	HR	S	P	ERA	WHIP

Chicago White Sox @ Baltimore Orioles

Oriole Park at Camden Yards, Baltimore, MD

Thu Aug 30 2012, 12:39 PM - 3:09 PM EDT

Att. 10,141 - Sunny - 81 F

TOP

livebaseballscorecards.com

Batter	1	2	3	4	5	6	7	8	9	AB	R	H	RBI	BB	SO	LOB
28 Dewayne Wise, L (1, 8) OBP: 0.291, SLG: 0.454	C FF 90 B SI 90 S SI 91 S SL 81 1-3 ① K	S SL 81 1 SAFE C SL 82 B SI 94 1 SAFE S SI 93 1-3 ③ K			D SI 91 S SI 90 C SL 80 C SI 92 1-3 ② K			S SI 90 X SI 92 0-1 ② G1-3		4	0	0	0	0	3	3
18 Jose Lopez, R (1, 5) OBP: 0.276, SLG: 0.373	B FF 92 X SI 91 1-0 2B		C SL 79 C SI 91 B SL 80 F SI 91 B CH 87 F SI 93 F SL 81 S SL 83 2-3 ① K		F FF 92 B SI 92 C SI 93 D SL 83 F SI 93 S SL 83 2-3 ③ K			B SI 92 B SI 92 F SI 91 X SI 92 2-1 1B		4	0	2	0	0	2	1
44 Adam Dunn, L (1, 10) OBP: 0.335, SLG: 0.484	B FF 93 B SI 92 S SI 93 S SI 93 S SI 93 2-3 ② K		C SL 80 F SI 93 B SL 83 B SI 94 S SI 93 2-3 ② K			B SI 90 B SL 80 F SI 92 X SI 90 2-1 ① G4-3		1 SAFE D SI 91 C SI 93 X SI 94 1-1 ③ G3		4	0	0	0	0	2	2
14 Paul Konerko, R (1, 3) OBP: 0.384, SLG: 0.502	C FF 94 B SI 92 F CH 87 B SI 93 X SI 93 2-2 ③ G4-3		C SL 80 X SI 93 0-1 ③ G6-3			C SL 77 X CH 87 0-1 ② G5-3			C SI 96 S SL 84 B SL 84 F SI 97 X SL 84 1-2 ① G5-3	4	0	0	0	0	0	1
51 Alex Rios, R (1, 9) OBP: 0.334, SLG: 0.516		F SI 90 B SI 92 S CH 85 X SI 92 1-2 12 FC1-6 1B		B FF 90 X FF 91 1-0 ① P3		C SL 77 X CH 85 0-1 ③ L5			B SI 96 C SI 97 X SI 97 1-1 24 G1-3 38 1B 10 1B 1B	4	1	2	0	0	0	0
12 A.J. Pierzynski, L (1, 2) OBP: 0.331, SLG: 0.524 38 Hector Gimenez, S (7, 2) OBP: 1.000, SLG: 1.000		C SI 91 X SI 93 0-1 ① FC1-6 24 1B 10 1B 1-2f		C FF 91 F SI 91 B SI 93 B SL 82 F SI 93 S SL 82 2-3 ② K			S SI 90 F SL 79 S SI 92 0-3 ① K		C SL 84 F SI 98 F SI 97 F SL 84 X SI 97 0-2 24 G1-3 10 1B 1-2 1B	3 1	0 1	0 1	0 0	0 0	2 0	1 0
24 Dayan Viciedo, R (1, 7) OBP: 0.291, SLG: 0.424		B SI 94 X SI 93 1-0 10 1B 15 1B 1-2 1B		C CH 85 S CH 87 S SL 83 0-3 ③ K			S SL 80 B SL 80 F FF 92 F SL 82 X SI 93 1-2 ② G6-3		X SI 94 0-0 ② G1-3 1-2 2-3	4	1	1	0	0	1	2
10 Alexei Ramirez, R (1, 6) OBP: 0.294, SLG: 0.379		C FF 92 F CH 87 F SI 94 F SL 83 X SI 92 0-2 ② 15 1B 1-2 2-H 1B			C SI 89 X CH 84 0-1 15 F8 2B		X FF 92 0-0 ③ L4		X SI 95 0-0 15 DI 2-H 3-H 1B	4	0	3	2	0	0	0
15 Gordon Beckham, R (1, 4) OBP: 0.285, SLG: 0.361		B SI 94 B SI 93 X SI 93 2-0 1-3 2-H 1B			X FF 91 0-0 ① F8 2-3			C SL 76 S CH 84 X SI 91 0-2 ① F8	C SI 94 C CU 80 F FF 95 F CU 81 B SI 95 S CU 80 1-3 ③ K 1-2	4	0	1	1	0	1	2

| Inning Stats | | |

Batter	1	2	3	4	5	6	7	8	9	AB	R	H	RBI	BB	SO	LOB
21 Nick Markakis, L (1, 9) OBP: 0.357, SLG: 0.475	C FF 90 B SI 91 F SL 89 B CU 79 X FF 89 2-2 ① G4-3		C SL 87 B FF 88 F SL 88 B FF 92 B CU 79 X FF 88 3-2 2 2B 2B	C FF 91 B FF 91 D CU 82 F FF 91 B CU 79 D CU 80 4-2 BB			B FF 90 X FF 90 1-0 ① G6-3			3	1	1	0	1	0	0
2 J.J. Hardy, R (1, 6) OBP: 0.277, SLG: 0.382	C FF 91 B FF 90 X CU 79 1-1 ② L5		C CH 87 X CU 77 0-1 10 HR 2-H 2B	C SI 97 D SL 88 B SI 97 F SI 96 F SL 89 X SL 87 2-2 ③ F8			B FF 90 C FF 91 B FF 91 F SI 91 F SI 92 B CU 77 F SI 92 F CH 83 F CH 80 3-3 ② K			4	1	1	1	0	1	2
10 Adam Jones, R (1, 8) OBP: 0.333, SLG: 0.507	B FF 91 S SI 91 C SI 93 B FF 91 F FF 89 X CU 79 2-2 ③ G6-3		B FF 91 S FF 88 B FF 89 X CH 87 2-1 2-H HR		B SL 86 B SI 97 X SI 98 2-0 ① L6-3		C SI 93 B FC 88 S CH 82 S SC 74 1-3 ③ K			4	1	1	2	0	1	0
12 Mark Reynolds, R (1, 3) OBP: 0.343, SLG: 0.397		F FF 89 F SL 86 B CU 78 B FF 92 F SL 88 B SL 88 X FF 90 3-2 ① F8	S CU 79 B SI 92 X SL 88 1-1 2B		B SI 98 B SI 97 B SI 97 B SI 96 4-0 51 G1-4-3 BB			B SI 92 B SI 92 F SI 91 C SI 92 B CU 77 F FF 91 S SI 92 3-3 ① K		3	0	1	0	1	1	0
51 Lew Ford, R (1, 10) OBP: 0.222, SLG: 0.395		C FF 91 X CH 87 0-1 ② F9	C CH 86 F SI 91 B FF 90 X FF 90 1-2 ③ G5-3		D SI 97 B SI 97 B FF 96 C SI 96 F SI 96 X SI 96 3-2 ②③ G1-4-3 1-2f			C CH 82 C CU 77 B SI 91 F SI 93 S CU 78 1-3 ② K		4	0	0	0	0	1	2
9 Nate McLouth, L (1, 7) OBP: 0.285, SLG: 0.321		C FF 92 B CU 79 X FF 89 1-1 ③ G1-3		C CH 88 B SI 90 X CU 79 1-1 13 G4-3 31 2B 1B		C SI 97 F CH 90 B SL 88 F CH 90 S CH 92 1-3 ① K		C SI 91 B CH 82 C FF 90 S CU 78 1-3 ③ K		4	1	1	0	0	2	0
13 Manny Machado, R (1, 5) OBP: 0.246, SLG: 0.470			C FF 89 B FF 90 F CU 79 S SL 87 1-3 ① K	B FF 90 B FF 90 C FF 90 C FF 89 X FF 88 2-2 ① G4-3 1-2		C SI 98 B SL 88 C SL 87 X SL 87 1-2 ② G5-3				3	0	0	0	0	1	1
11 Robert Andino, R (1, 4) OBP: 0.292, SLG: 0.308			C FF 92 B SI 91 X SL 88 1-1 ② F7	X FF 91 0-0 ② P3		C SL 86 F SI 98 X SI 99 0-2 1B				3	0	1	0	0	0	1
31 Taylor Teagarden, R (1, 2) OBP: 0.175, SLG: 0.342			B FF 92 B FF 92 X FF 90 2-0 HR	C SL 87 D FF 92 D SL 88 F FF 88 D CU 79 X SI 89 3-2 2-H 2B		C SI 97 B SL 87 1 SAFE S SI 97 B SI 98 C SL 88 2-3 ③ K				3	1	2	2	0	1	1
Inning Stats	R: 0 E: 0 K: 0 S: 9 H: 0 LOB: 0 BB: 0 P: 14	R: 0 E: 0 K: 0 S: 8 H: 0 LOB: 0 BB: 0 P: 12	R: 4 E: 0 K: 1 S: 18 H: 5 LOB: 1 BB: 0 P: 29	R: 1 E: 0 K: 0 S: 15 H: 2 LOB: 2 BB: 1 P: 27	R: 0 E: 0 K: 0 S: 4 H: 0 LOB: 0 BB: 1 P: 13	R: 0 E: 0 K: 2 S: 13 H: 1 LOB: 1 BB: 0 P: 17	R: 0 E: 0 K: 2 S: 13 H: 0 LOB: 0 BB: 0 P: 18	R: 0 E: 0 K: 3 S: 11 H: 0 LOB: 0 BB: 0 P: 16		1B: 2 2B: 4 3B: 0 HR: 2 SF: 0 SAC: 0 DP: 1 HBP: 0				WP: 0 PB: 0 SB: 0 CS: 0 PA: 33		

PITCHER		IP	WLS	BF	H	R	ER	SO	BB	IBB	HBP	BLK	WP	HR	S	P	ERA	WHIP
62 Jose Quintana, L ERA: 3.17	(1, 1)	3.2	L	19	7	5	5	1	1	0	0	0	0	2	46	76	12.27	2.182
65 Nate Jones, R ERA: 3.06	(4, 1)	2.1		8	1	0	0	2	1	0	0	0	0	0	21	36	0.00	0.857
53 Héctor Santiago, L ERA: 3.91	(7, 1)	1.0		3	0	0	0	2	0	0	0	0	0	0	13	18	0.00	0.000
46 Donnie Veal, L ERA: 1.23	(8, 1)	1.0		3	0	0	0	3	0	0	0	0	0	0	11	16	0.00	0.000

PITCHER	IP	WLS	BF	H	R	ER	SO	BB	IBB	HBP	BLK	WP	HR	S	P	ERA	WHIP

BOTTOM

Chicago White Sox @ Baltimore Orioles

Oriole Park at Camden Yards, Baltimore, MD

Thu Aug 30 2012, 12:39 PM - 3:09 PM EDT

Att. 10,141 - Sunny - 81 F

livebaseballscorecards.com

AB	31
R	5
H	8
RBI	5
BB	2
SO	8
LOB	7

Baltimore Orioles @ New York Yankees

Yankee Stadium, Bronx, NY

Fri Aug 31 2012, 7:09 PM - 9:47 PM EDT

Att. 43,352 - Clear - 87 F

livebaseballscorecards.com

TOP

Batter	1	2	3	4	5	6	7	8	9	AB	R	H	RBI	BB	SO	LOB
21 Nick Markakis, L (1, 9) OBP: 0.360, SLG: 0.477	X SI 89 0-0 2 G5-4-3 1B		C FS 85 X FS 87 0-1 ① G1-3			B FS 87 X FS 87 1-0 ① G4-3		D FS 85 1 SAFE F FS 87 X SI 92 1-1 2 FC6-4 1B 1-2	C SI 89 B SI 89 X SI 89 1-1 2 FC6-4 1B 1-3 2-H	5	0	3	1	0	0	0
2 J.J. Hardy, R (1, 6) OBP: 0.276, SLG: 0.386	C SI 89 B SI 90 1 SAFE X SI 92 1-1 ①② G5-4-3 1-2f		C SI 93 S SL 84 B SL 84 X SL 84 1-2 ② G6-3			C SL 84 B SI 93 X SL 84 1-1 HR		B SI 92 C SI 92 B FS 85 X SI 93 2-1 ① FC6-4 9 FC3-2 1-2f 2-3	B SL 82 D SI 88 C SI 89 C SI 89 F SI 90 X SI 88 2-2 ③ FC6-4 1-2f	5	1	1	1	0	0	5
9 Nate McLouth, L (1, 7) OBP: 0.277, SLG: 0.312	C SI 92 S FS 87 B SI 92 B SI 92 C SI 92 2-3 ③ K		S FS 86 X FS 88 0-1 ③ G4-3			F SI 88 C SI 93 X FS 87 0-2 ② G4-3		B FS 87 F FS 86 C SI 92 B SI 93 X SI 89 2-2 ② FC3-2 1-2 3-H		4	0	0	0	0	1	2
10 Adam Jones, R (1, 8) OBP: 0.332, SLG: 0.505		S SI 92 F SL 83 B SL 85 B SL 86 X SI 91 2-2 32 1B 19 SF7 1B		B SL 84 S SL 85 B SI 93 X SL 83 2-1 ① F8		X SI 94 0-0 ③ G3		X SL 84 0-0 ③ P3		4	1	1	0	0	0	2
32 Matt Wieters, S (1, 2) OBP: 0.315, SLG: 0.411		X SI 91 0-0 19 SF7 12 HR 1B 1-3		C FS 87 B FS 88 B SL 83 F FS 88 X SI 90 2-2 ② G1-3			B FS 87 S SI 93 B FS 88 F FS 87 F SI 92 X SI 93 2-2 ① F8		B SL 82 S FS 87 B FS 87 X SI 92 2-1 ① F7	4	1	1	0	0	0	0
19 Chris Davis, L (1, 10) OBP: 0.307, SLG: 0.461		S CU 76 X FF 92 0-1 ① SF7 1-2 3-H		B CU 76 S SI 89 B SI 93 C SI 93 S FF 90 2-3 ③ K			F FS 88 B FS 88 X FF 89 1-1 35 FC6-4 1B		T SL 77 B SL 76 B SL 76 F SL 78 X FF 87 2-2 ② G1-3	3	0	1	1	0	1	0
12 Mark Reynolds, R (1, 3) OBP: 0.344, SLG: 0.416		B SL 84 B SI 94 X SI 93 2-0 2-H HR			S SL 84 X SL 84 0-1 ① G1-3		C SI 93 B SI 94 B FS 88 X SL 84 2-1 ② F8		C SI 88 B SI 88 X SL 80 1-1 HR	4	2	2	3	0	0	1
35 Omar Quintanilla, L (1, 4) OBP: 0.318, SLG: 0.379 11 Robert Andino, R (7, 4) OBP: 0.294, SLG: 0.310		C CU 75 S FS 87 B SI 92 F FS 87 B SI 92 C SI 92 2-3 ② K			X SI 92 0-0 ② G3		B SL 82 1 SAFE X SI 92 1-0 ③ FC6-4 1-2f		B SI 87 C SI 87 X SI 88 1-1 13 1B 21 1B 1B	3 1	0 1	0 1	0 0	0 0	1 0	1 0
13 Manny Machado, R (1, 5) OBP: 0.260, SLG: 0.471		X SL 82 0-0 ③ P2			B SL 84 C SL 84 C SI 94 C SL 84 1-3 ③ K			B SI 92 X SL 83 1-0 2 FC6-4 21 1B 9 FC3-2 1B	F SI 90 B SI 88 X SL 82 1-1 21 1B 1-2 1B	4	0	2	0	0	1	0

Inning Stats																																			
	R: 0	E: 0	K: 1	S: 6	H: 1	LOB: 0	BB: 0	P: 9	R: 3	E: 0	K: 1	S: 12	H: 3	LOB: 0	BB: 0	P: 18	R: 0	E: 0	K: 0	S: 7	H: 0	LOB: 0	BB: 0	P: 8	R: 0	E: 0	K: 1	S: 8	H: 0	LOB: 0	BB: 0	P: 14	R: 0	E: 0	K: 1	S: 6	H: 0	LOB: 0	BB: 0	P: 7
	R: 1	E: 0	K: 0	S: 7	H: 1	LOB: 0	BB: 0	P: 9	R: 0	E: 0	K: 0	S: 9	H: 1	LOB: 1	BB: 0	P: 15	R: 0	E: 0	K: 0	S: 9	H: 2	LOB: 2	BB: 0	P: 15	R: 2	E: 0	K: 0	S: 17	H: 4	LOB: 2	BB: 0	P: 27	1B: 9	2B: 0	3B: 0	HR: 3	SF: 1	SAC: 0	DP: 1	HBP: 0

	AB	37
	R	6
	H	12
	RBI	6
	BB	0
	SO	4
	LOB	11

PITCHER		IP	WLS	BF	H	R	ER	SO	BB	IBB	HBP	BLK	WP	HR	S	P	ERA	WHIP
18 Hiroki Kuroda, R ERA: 3.04	(1, 1)	8.1	L	32	8	4	4	4	0	0	0	0	0	2	66	99	4.32	0.960
39 Clay Rapada, L ERA: 2.91	(9, 1)	0.1		1	0	0	0	0	0	0	0	0	0	0	3	5	0.00	0.000
34 Derek Lowe, R ERA: 5.47	(9, 1)	0.1		5	4	2	2	0	0	0	0	0	0	1	12	18	54.00	12.000

PITCHER		IP	WLS	BF	H	R	ER	SO	BB	IBB	HBP	BLK	WP	HR	S	P	ERA	WHIP

Baltimore Orioles @ New York Yankees

Yankee Stadium, Bronx, NY

Fri Aug 31 2012, 7:09 PM - 9:47 PM EDT

Att. 43,352 - Clear - 87 F

livebaseballscorecards.com

BOTTOM

Batter	1	2	3	4	5	6	7	8	9	AB	R	H	RBI	BB	SO	LOB
2 Derek Jeter, R (1, 6) OBP: 0.362, SLG: 0.447	X SL 85 0-0 ① G6-3			F FF 92 B SI 93 B FF 92 X SL 87 2-1 1B		C CH 83 C FF 92 B FF 93 B SI 93 F FF 93 D CH 82 F FF 94 F FF 92 X CU 78 3-2 ① FC5-4 1-2f 2-3		S SL 78 B SI 86 B FF 86 X SL 79 2-1 ② F8		4	0	1	0	0	0	2
33 Nick Swisher, S (1, 3) OBP: 0.357, SLG: 0.485	C FF 91 B CU 78 C FF 91 B FF 93 S CH 84 2-3 ② K			S CH 82 C FF 92 B FF 90 S FF 90 1-3 ① K		S SI 92 F SI 92 B FF 91 B FF 92 F CH 81 S CH 81 2-3 ② K		B SL 80 B SL 78 F SI 85 F SL 78 F SI 86 S FF 87 2-3 ③ K		4	0	0	0	0	4	3
24 Robinson Canó, L (1, 4) OBP: 0.369, SLG: 0.543	B FF 92 C FF 92 X CH 84 1-1 ③ F8			S CH 82 F SI 92 S FF 93 0-3 ② K		X FF 92 0-0 ③ P5			C CU 75 S FF 92 F SL 85 B SL 83 S FC 93 1-3 ① K	4	0	0	0	0	2	3
14 Curtis Granderson, L (1, 8) OBP: 0.327, SLG: 0.485		B FF 91 C CU 76 B FF 92 X SL 86 2-1 ① F8		C CU 78 X CH 81 0-1 ③ F8			C FF 90 S CH 80 B SI 90 B CH 80 S FF 91 2-3 ① K		C FF 93 C CU 76 F FF 93 X SL 87 0-2 HR	4	1	1	1	0	1	1
12 Eric Chavez, L (1, 5) OBP: 0.349, SLG: 0.502		C CU 78 F CH 84 B FF 92 B FF 92 C FF 92 2-3 ② K			S FF 92 F SL 86 B FF 91 S CH 83 1-3 ① K		C FF 89 B SL 83 F CH 82 X CH 83 1-2 55 1B		X SL 85 0-0 ② G4-3	4	0	1	0	0	2	0
27 Raul Ibanez, L (1, 7) OBP: 0.303, SLG: 0.437		B FF 92 C SI 92 X FF 94 1-1 ③ P2			F SL 85 B CH 85 F CH 83 B CU 80 X CH 83 2-2 ② G3		B CH 81 C SI 89 C SL 83 X FF 91 1-2 ② F9		C FF 93 F FF 92 S FC 93 0-3 ③ K	4	0	0	0	0	1	1
55 Russell Martin, R (1, 2) OBP: 0.301, SLG: 0.366			F SL 87 B CU 79 X FF 92 1-1 ① L3		C CU 76 C FF 93 B SL 85 S CH 83 1-3 ③ K		X SI 90 0-0 31 FC6-4 1-2 1B			3	0	1	0	0	1	0
31 Ichiro Suzuki, L (1, 9) OBP: 0.293, SLG: 0.370			F FF 93 C CH 82 C FF 93 0-3 ② K			B FF 91 X CH 82 1-0 2 FC5-4 17 WP 1B	F CH 81 F FF 92 B FF 91 X SI 92 1-2 ③ FC6-4 1-2f			3	0	1	0	0	1	2
17 Jayson Nix, R (1, 10) OBP: 0.305, SLG: 0.411			C FF 93 X SL 85 0-1 ③ F9			B SL 85 B SL 85 B FF 92 C FF 91 F FF 91 B CH 82 4-2 2 FC5-4 1-2 BB		C SI 85 X SI 85 0-1 ① G3-1		2	0	0	0	1	0	0
Inning Stats	R: 0 E: 0 K: 1 S: 6 H: 0 LOB: 0 BB: 0 P: 9	R: 0 E: 0 K: 1 S: 7 H: 0 LOB: 0 BB: 0 P: 12	R: 0 E: 0 K: 1 S: 7 H: 0 LOB: 0 BB: 0 P: 8	R: 0 E: 0 K: 2 S: 10 H: 1 LOB: 1 BB: 0 P: 13	R: 0 E: 0 K: 2 S: 9 H: 0 LOB: 0 BB: 0 P: 13	R: 0 E: 0 K: 1 S: 14 H: 1 LOB: 2 BB: 1 P: 24	R: 0 E: 0 K: 1 S: 13 H: 2 LOB: 2 BB: 0 P: 18	R: 0 E: 0 K: 1 S: 8 H: 0 LOB: 0 BB: 0 P: 12	R: 1 E: 0 K: 2 S: 12 H: 1 LOB: 0 BB: 0 P: 13	1B: 4 2B: 0 3B: 0 HR: 1 SF: 0 SAC: 0 DP: 0 HBP: 0						

	AB	32
	R	1
	H	5
	RBI	1
	BB	1
	SO	12
	LOB	12

WP: 1 PA: 33
PB: 0
SB: 0
CS: 0

PITCHER		IP	WLS	BF	H	R	ER	SO	BB	IBB	HBP	BLK	WP	HR	S	P	ERA	WHIP
50 Miguel González, R ERA: 3.31	(1, 1)	7.0	W	26	4	0	0	9	1	0	0	0	1	0	66	97	0.00	0.714
56 Darren O'Day, R ERA: 2.39	(8, 1)	1.0		3	0	0	0	1	0	0	0	0	0	0	8	12	0.00	0.000
17 Brian Matusz, L ERA: 5.32	(9, 1)	1.0		4	1	1	1	2	0	0	0	0	0	1	12	13	9.00	1.000

PITCHER	IP	WLS	BF	H	R	ER	SO	BB	IBB	HBP	BLK	WP	HR	S	P	ERA	WHIP

Batter	1	2	3	4	5	6	7	8	9	AB	R	H	RBI	BB	SO	LOB
21 Nick Markakis, L (1, 9) OBP: 0.361, SLG: 0.474	B SL 87 B CH 83 B FF 90 C SI 89 S SI 90 B SI 90 4-2 2 1B 9 G4-3 BB	F SI 92 F SI 92 B SI 91 F SL 87 X CH 83 1-2 ②③ G6-4-3 1-2f			C SI 90 F SL 88 B FF 88 B FF 92 F CH 84 B SL 89 F SI 91 F SL 88 F SI 91 4-2 F KC 81 F FF 92 B SI 91 9 BB BB		C SL 82 S SL 81 F SL 81 T FF 94 0-2 ② K			2	1	0	0	2	1	3
2 J.J. Hardy, R (1, 6) OBP: 0.278, SLG: 0.385	C FF 90 B FF 91 B FF 91 X SI 90 2-1 9 G4-3 1-3 1B	C FF 89 B SL 88 X SI 89 1-1 ① F7	B FF 91 B SI 90 B FF 91 C FF 90 1 SAFE F FF 90 1 SAFE 1 SAFE X SL 89 3-2 ② L7		I IN 70 I IN 71 I IN 72 I IN 69 4-0 IBB					3	0	1	0	1	0	1
9 Nate McLouth, L (1, 7) OBP: 0.277, SLG: 0.306	D KC 81 C SI 92 X CH 85 1-1 ①② G4-3 1-2f 3-H	B CH 84 F SL 87 C KC 80 F SI 92 B SL 89 C SL 87 2-3 ② K	D KC 82 F SI 90 1 SAFE B CH 82 B CH 83 B SI 89 4-1 1-2 BB		F FF 92 B SL 82 F SL 82 X SL 84 1-2 ③ F9					3	0	0	0	1	1	3
10 Adam Jones, R (1, 8) OBP: 0.332, SLG: 0.502	B SI 91 B FF 91 S SL 88 B SL 88 T SL 87 B FF 89 4-2 32 E BB	B SL 89 F KC 82 F SI 91 B FF 90 C SI 92 2-3 ③ K	B SI 87 X SI 87 1-0 ③ L7				F FC 92 X FC 92 0-1 ① L9			3	0	0	0	1	1	2
32 Matt Wieters, S (1, 2) OBP: 0.316, SLG: 0.418	1 SAFE C CH 84 1 SAFE S SI 91 D KC 82 B SI 91 C SL 88 2-3 ③ K 1-2			F SI 90 C FF 90 B CH 84 B SI 92 X SI 90 2-2 HR		B FF 92 B FF 91 C SL 79 S SL 78 B SL 81 B SL 80 4-2 12 G5-4-3 BB		B FC 92 B FC 92 B FC 92 C FC 92 S FC 92 X FC 92 3-2 ② G5-3		3	1	1	1	1	1	1
19 Chris Davis, L (1, 10) OBP: 0.307, SLG: 0.458		B KC 81 B KC 80 B FF 89 C SI 90 F SI 90 H SI 90 4-2 35 SH5-3 13 1B 12 BB HBP		F KC 81 S CH 84 B CH 84 X KC 81 1-2 ① F8		B SL 80 S FF 92 X FF 93 1-1 ① F7		S KC 82 F KC 80 X FC 94 0-2 ③ G4-3		3	1	0	0	0	0	1
12 Mark Reynolds, R (1, 3) OBP: 0.346, SLG: 0.413		B FF 90 B SL 89 B FF 92 C FF 90 B FF 92 4-1 13 1B 35 SH5-3 1-2 BB		B SI 91 B KC 81 F FF 90 B FF 90 B FF 90 4-1 35 F8 BB		F SL 79 X SI 93 0-1 ②③ G5-4-3 1-2f			C SL 84 S FF 94 S FF 94 0-3 ① K	2	0	0	0	2	1	1
35 Omar Quintanilla, L (1, 4) OBP: 0.317, SLG: 0.377 11 Robert Andino, R (7, PH) OBP: 0.293, SLG: 0.309 (7, 4) 24 Wilson Betemit, S (9, PH) OBP: 0.326, SLG: 0.427		X SI 90 0-0 ① SH5-3 1-2 2-3		1 SAFE 1 SAFE B SI 90 1 SAFE X SI 90 1-0 ②③ F8 1-2			C SL 80 S FF 93 X SL 82 0-2 ① P4		C SI 95 S SI 94 F SL 87 F SL 86 B SI 94 S SL 86 1-3 ② K2-3	1 1 1	0 0 0	0 0 0	0 0 0	0 0 1	0 0 0	1 0 0
13 Manny Machado, R (1, 5) OBP: 0.273, SLG: 0.473		B FF 93 B FF 93 X FF 89 2-0 21 G6-4-3 2-3 3-H 1B			X FF 89 0-0 ① F8		X FF 93 0-0 E5 1B		C FF 95 B FF 95 F SL 85 F SL 84 X FF 94 1-2 ③ P3	4	0	2	1	0	0	0

Inning Stats																				
	R: 1	H: 1	R: 1	H: 1	R: 0	H: 0	R: 1	H: 1	R: 0	H: 0	R: 0	H: 0	R: 0	H: 1	R: 0	H: 0	R: 0	H: 0	1B: 3	SF: 0	WP: 0	PA: 36
	E: 1	LOB: 1	E: 0	LOB: 1	E: 0	LOB: 0	E: 0	LOB: 0	E: 0	LOB: 2	E: 0	LOB: 0	E: 1	LOB: 2	E: 0	LOB: 0	E: 0	LOB: 0	2B: 0	SAC: 1	PB: 0	
	K: 1	BB: 2	K: 0	BB: 1	K: 2	BB: 0	K: 0	BB: 1	K: 0	BB: 2	K: 0	BB: 1	K: 1	BB: 1	K: 0	BB: 0	K: 2	BB: 0	3B: 0	DP: 3	SB: 0	
	S: 11	P: 24	S: 9	P: 20	S: 9	P: 14	S: 8	P: 16	S: 14	P: 26	S: 6	P: 11	S: 11	P: 16	S: 8	P: 11	S: 12	P: 14	HR: 1	HBP: 1	CS: 0	

PITCHER		IP	WLS	BF	H	R	ER	SO	BB	IBB	HBP	BLK	WP	HR	S	P	ERA	WHIP
41 David Phelps, R ERA: 3.13	(1, 1)	4.2		21	3	3	3	3	6	0	1	0	0	1	50	98	5.79	1.929
38 Cody Eppley, R ERA: 3.47	(5, 1)	0.1		1	0	0	0	0	0	0	0	0	0	0	1	2	0.00	0.000
48 Boone Logan, L ERA: 3.72	(6, 1)	2.0	W	8	1	0	0	1	1	1	0	0	0	0	17	27	0.00	1.000
30 David Robertson, R ERA: 2.14	(8, 1)	1.0	H	3	0	0	0	0	0	0	0	0	0	0	8	11	0.00	0.000
29 Rafael Soriano, R ERA: 1.98	(9, 1)	1.0	S	3	0	0	0	2	0	0	0	0	0	0	12	14	0.00	0.000

PITCHER	IP	WLS	BF	H	R	ER	SO	BB	IBB	HBP	BLK	WP	HR	S	P	ERA	WHIP

TOP

Baltimore Orioles @ New York Yankees

Yankee Stadium, Bronx, NY

Sat Sep 01 2012, 1:10 PM - 4:11 PM EDT

Att. 46,122 - Partly Cloudy - 88 F

livebaseballscorecards.com

AB	26
R	3
H	4
RBI	2
BB	8
SO	6
LOB	13

Baltimore Orioles @ New York Yankees

Yankee Stadium, Bronx, NY

Sat Sep 01 2012, 1:10 PM - 4:11 PM EDT

Att. 46,122 - Partly Cloudy - 88 F

livebaseballscorecards.com

BOTTOM

Batter	1	2	3	4	5	6	7	8	9	AB	R	H	RBI	BB	SO	LOB
2 Derek Jeter, R (1, 6) OBP: 0.361, SLG: 0.444	F FF 91 F FF 92 B SL 81 X FF 91 1-2 ① F7			X CH 85 0-0 ① G3-1		B CH 86 F FF 91 F FF 92 C FF 93 1-3 ② K C SL 84 F SI 97 B SI 97 F SI 97 B SI 98 B SL 84 B SL 83 4-2 1-2 2-3 3-H 33 E BB		3	0	0	1	1	1	0
33 Nick Swisher, S (1, 3) (3, 9) (9, 3) OBP: 0.356, SLG: 0.482	C CU 68 B FF 92 F FF 91 X FF 91 1-2 ② L9			C FF 92 C CH 85 B FF 92 B SL 79 B FF 91 F SL 78 X FF 91 3-2 ② G4-3		F CH 84 F FF 92 F FF 94 B SL 80 X CH 85 1-2 1B B SL 82 S SI 98 B SI 97 B SL 82 F SI 98 X SI 98 3-2 1-2 2-3 3-H E6		4	0	1	0	0	0	2
24 Robinson Canó, L (1, 4) OBP: 0.368, SLG: 0.546	X FF 93 0-0 ③ F7			C SL 82 C FF 92 X FF 92 0-2 HR		B FF 92 F FF 92 B FF 93 X FF 92 2-1 ③ F9 C FC 91 B FC 90 B FC 91 F SL 86 B SL 85 X FC 92 3-2 ③ F7		4	1	1	1	0	0	4
22 Andruw Jones, R (1, 9) (3, 7) (9, 9) OBP: 0.286, SLG: 0.425		C SL 80 C FF 92 B CH 87 F FF 92 F CU 75 X CH 86 1-2 ① G5-3		C CH 85 X FF 92 0-1 ③ G6-3			X FF 90 0-0 ① P6 C SL 77 S SL 77 F SL 77 F FF 86 B FF 86 X SL 77 1-2 ① P4		4	0	0	0	0	0	0
14 Curtis Granderson, L (1, 8) OBP: 0.326, SLG: 0.484 43 Steve Pearce, R (3, 3) OBP: 0.329, SLG: 0.383 27 Raul Ibanez, L (8, PH) OBP: 0.302, SLG: 0.435 60 Chris Dickerson, L (9, 7)		C SL 81 S SL 81 B SL 80 B FF 93 B CU 76 C SL 81 3-3 ② K			B FF 90 F FF 90 B SL 79 F FF 90 S CH 85 2-3 ① K		B FF 92 X FF 90 1-0 17 BB 26 1B 1B B FF 87 F SL 77 B SI 85 F SL 78 B SI 84 X SI 84 3-2 ② F7		1 2 1 0	0 1 0 0	0 1 0 0	0 0 0 0	1 1 0 0	0 0 0 0	0 0 0 0
55 Russell Martin, R (1, 2) OBP: 0.298, SLG: 0.362		S FF 93 B FF 93 B CH 86 B SL 82 X FF 92 3-1 ③ F9			X CH 86 0-0 ② G6-3		C FF 91 T FF 90 X FF 92 0-2 ② F8 C SL 78 X FF 85 0-1 ③ F9		4	0	0	0	0	0	1
17 Jayson Nix, R (1, 5) OBP: 0.312, SLG: 0.408			C CU 71 C FF 92 B FF 92 F CH 86 S FF 92 1-3 ① K		C FF 92 B CH 86 B CH 85 F FF 91 B SL 80 B FF 92 4-2 BB		F CH 86 F FF 92 F SL 79 B FF 93 B CH 85 B CH 86 B FF 92 4-2 26 1B 2 BB 1-2 BB		1	1	0	0	2	1	0
26 Eduardo Núñez, R (1, 10) OBP: 0.355, SLG: 0.370			C CU 71 X FF 92 0-1 ② F7		C CH 87 B FF 92 X FF 92 1-1 ③ F8		X FF 92 0-0 2 BB 31 BB 33 E 1-3 2-H 1B		3	1	1	1	0	0	1
31 Ichiro Suzuki, L (1, 7) (3, 8) OBP: 0.293, SLG: 0.369			C FF 92 B FF 92 F FF 92 B CU 74 X SL 81 2-2 ③ G4-3			B SL 78 B FF 91 C SL 77 F FF 91 F FF 90 F FF 90 B CU 71 X FF 90 3-2 ① F8 B SI 98 B SI 97 B SI 98 C SI 96 B SI 97 4-1 33 E 2 BB 1-2 BB		2	0	0	0	1	0	0
Inning Stats	R: 0 E: 0 K: 0 S: 7 H: 0 LOB: 0 BB: 0 P: 9	R: 0 E: 0 K: 1 S: 10 H: 0 LOB: 0 BB: 0 P: 17	R: 0 E: 0 K: 1 S: 9 H: 0 LOB: 0 BB: 0 P: 12	R: 1 E: 0 K: 0 S: 10 H: 1 LOB: 0 BB: 0 P: 13	R: 0 E: 0 K: 1 S: 8 H: 0 LOB: 1 BB: 1 P: 15	R: 0 E: 0 K: 1 S: 14 H: 1 LOB: 1 BB: 0 P: 21	R: 3 E: 1 K: 0 S: 19 H: 2 LOB: 3 BB: 3 P: 38	R: 0 E: 0 K: 0 S: 10 H: 0 LOB: 0 BB: 0 P: 14		1B: 3 2B: 0 3B: 0 HR: 1	SF: 0 SAC: 0 DP: 0 HBP: 0		WP: 0 PB: 0 SB: 0 CS: 0	PA: 33	

	AB	29
	R	4
	H	4
	RBI	3
	BB	4
	SO	4
	LOB	8

PITCHER		IP	WLS	BF	H	R	ER	SO	BB	IBB	HBP	BLK	WP	HR	S	P	ERA	WHIP
16 Wei-Yin Chen, L ERA: 3.79	(1, 1)	6.2	L	26	4	4	3	4	2	0	0	0	0	1	67	101	4.05	0.900
47 Pedro Strop, R ERA: 1.86	(7, 1)	0.0	B	3	0	0	0	0	2	0	0	0	0	0	7	18	∞	∞
17 Brian Matusz, L ERA: 5.3	(7, 1)	0.1		1	0	0	0	0	0	0	0	0	0	0	3	6	0.00	0.000
56 Darren O'Day, R ERA: 2.35	(8, 1)	1.0		3	0	0	0	0	0	0	0	0	0	0	10	14	0.00	0.000

PITCHER	IP	WLS	BF	H	R	ER	SO	BB	IBB	HBP	BLK	WP	HR	S	P	ERA	WHIP

Baltimore Orioles @ New York Yankees

Yankee Stadium, Bronx, NY

Sun Sep 02 2012, 1:10 PM - 4:28 PM EDT

Att. 46,501 - Cloudy - 80 F

livebaseballscorecards.com

Batter	1	2	3	4	5	6	7	8	9	AB	R	H	RBI	BB	SO	LOB
21 Nick Markakis, L (1, 9) OBP: 0.364, SLG: 0.476	C FF 90 X FF 91 0-1 ① P6		F FF 92 X FF 91 0-1 ③ L3		B CH 83 F CH 83 D CH 83 X CH 82 2-1 1-3 1B		C SI 87 B SI 88 X SI 88 1-1 2 G5-3 1B	F SL 83 X SL 81 0-1 2 FC6-4 1B 1-2 2-H 3-H		5	0	3	2	0	0	1
2 J.J. Hardy, R (1, 6) OBP: 0.275, SLG: 0.382	C FF 92 B FF 90 X FF 92 1-1 ② F8			C FF 92 S SL 82 F SL 82 B FF 91 X FF 92 1-2 ① F8	C SL 80 D KC 74 F SL 79 S SL 81 1-3 ③ K		B SI 87 D SI 88 X SI 87 2-0 ① G5-3 1-2	B FF 86 B CH 85 C FF 86 X FF 87 2-1 ② FC6-4 1-2f 2-3		5	0	0	0	0	1	5
9 Nate McLouth, L (1, 7) OBP: 0.280, SLG: 0.304	B FF 92 B CH 84 C FF 91 F FF 91 C FF 92 2-3 ③ K			B KC 72 C CH 85 B FF 90 F FF 92 B KC 75 F FF 92 X CH 84 3-2 1B		B KC 71 B FF 88 B FF 89 C FF 88 S FF 89 B FF 90 4-2 10 1B 32 1B BB	B SL 78 F SL 78 C SL 74 B SL 79 C FF 87 2-3 ② K	C CU 73 F FF 87 X CU 75 0-2 ③ F8		4	1	1	0	1	2	3
10 Adam Jones, R (1, 8) OBP: 0.330, SLG: 0.499		C FF 90 B FF 90 B SL 81 X FF 91 2-1 ① P3		C FF 92 F FF 92 1 SAFE B SL 81 X SL 80 1-2 ② F8		C SL 79 X FF 90 0-1 32 1B 12 HR 1B 1-2	B SL 87 S SL 86 S SL 87 B SL 88 F SL 87 X FF 96 2-2 ③ F8		B FF 87 F SI 89 F FF 88 X SI 90 1-2 ① F9	5	1	1	0	0	0	2
32 Matt Wieters, S (1, 2) OBP: 0.317, SLG: 0.416		B KC 73 T FF 91 F FF 91 C FF 92 1-3 ② K		B FF 92 S FF 92 S FF 92 X FF 92 1-2 ③ G3		F FF 91 X FF 91 0-1 12 HR 1B 1-3 2-H		B CU 79 C FF 95 B CU 81 B FF 93 F FF 95 B SL 85 4-2 13 1B 12 1B 11 BB BB	B FF 89 C FF 89 X CU 74 1-1 ② G5-3	4	2	1	1	1	1	1
12 Mark Reynolds, R (1, 3) OBP: 0.349, SLG: 0.434		T FF 92 B FF 92 C FF 92 F FF 93 B SL 83 S FF 93 2-3 ③ K			F FF 91 F SL 79 B SL 80 B FF 90 F SL 80 X FF 90 2-2 HR	C SL 80 X KC 74 0-1 1-H 3-H HR		B SL 87 1 SAFE X SL 87 1-0 11 BB 13 1B 21 1B 1B 1-2	C FF 89 B FF 90 C FF 90 X SL 80 1-2 ③ G5-3	5	3	3	4	0	1	0
19 Chris Davis, L (1, 10) OBP: 0.308, SLG: 0.457			F FF 90 X FF 90 0-1 ① G4-3		B KC 74 C CH 83 S FF 90 X KC 76 1-2 21 1B 1B	F SI 87 B SI 87 B SI 87 B SI 87 F SI 88 B SI 88 4-2 13 G4-6-3 BB		B SL 79 F SI 89 C SI 88 B CH 82 C FF 90 2-3 ① K		3	0	1	0	1	1	2
13 Manny Machado, R (1, 5) OBP: 0.284, SLG: 0.474			C KC 74 F FF 91 F FF 91 B FF 92 B KC 77 B FF 92 X FF 91 3-2 1B		C FF 91 C FF 91 B FF 91 B SL 81 X KC 74 2-2 ① P4	B SI 86 F SI 87 X SI 87 1-1 ① ② G4-6-3 1-2f		X SI 88 0-0 11 BB 21 1B 1B 1-2 2-3		4	1	2	0	0	0	2
11 Robert Andino, R (1, 4) OBP: 0.292, SLG: 0.306			B FF 92 1 SAFE C FF 92 S SL 81 S SL 82 1-3 ② K		S FF 91 B FF 91 1 SAFE F FF 90 B SL 81 S SL 79 2-3 ② K	C SI 87 B SI 88 F SI 88 B SI 88 X SI 88 2-2 ③ F7		B SL 82 C SI 88 B SI 89 B SI 89 B SI 89 4-1 2 FC6-4 21 1B BB 1-2 2-3 3-H		3	0	0	1	1	2	2

Inning Stats																												
	R: 0	H: 0	E: 0	LOB: 0	K: 1	BB: 0	S: 7	P: 10	R: 0	H: 0	E: 0	LOB: 0	K: 2	BB: 0	S: 9	P: 14	R: 0	H: 1	E: 0	LOB: 1	K: 1	BB: 0	S: 11	P: 15	R: 0	H: 1	E: 0	LOB: 1
	K: 0	BB: 0	S: 14	P: 20	R: 1	H: 3	E: 0	LOB: 0	K: 2	BB: 0	S: 18	P: 28	R: 4	H: 3	E: 0	LOB: 0	K: 0	BB: 2	S: 15	P: 26	R: 0	H: 1	E: 0	LOB: 1	K: 1	BB: 0	S: 10	P: 17
	R: 3	H: 3	E: 0	LOB: 2	K: 1	BB: 2	S: 15	P: 28	R: 0	H: 0	E: 0	LOB: 0	K: 0	BB: 0	S: 8	P: 11	1B: 10	SF: 0	2B: 0	SAC: 0	3B: 0	DP: 1	HR: 2	HBP: 0	WP: 0	PA: 42	PB: 0	SB: 0	CS: 0	

PITCHER		IP	WLS	BF	H	R	ER	SO	BB	IBB	HBP	BLK	WP	HR	S	P	ERA	WHIP
65 Phil Hughes, R ERA: 4.18	(1, 1)	5.0	L	24	8	5	5	6	1	0	0	0	0	2	67	99	9.00	1.800
38 Cody Eppley, R ERA: 3.35	(6, 1)	1.1		5	1	0	0	0	1	0	0	0	0	0	10	20	0.00	1.500
39 Clay Rapada, L ERA: 2.88	(7, 1)	0.1		1	0	0	0	1	0	0	0	0	0	0	3	5	0.00	0.000
62 Joba Chamberlain, R ERA: 10.57	(7, 1)	0.1		3	1	2	2	0	1	0	0	0	0	0	7	14	54.00	6.000
63 Justin Thomas, L ERA: 7.2	(8, 1)	0.1		1	0	0	0	1	0	0	0	0	0	0	3	5	0.00	0.000

PITCHER		IP	WLS	BF	H	R	ER	SO	BB	IBB	HBP	BLK	WP	HR	S	P	ERA	WHIP
34 Derek Lowe, R ERA: 5.54	(8, 1)	0.0		2	1	0	0	0	1	0	0	0	0	0	2	6	∞	∞
48 Boone Logan, L ERA: 3.72	(8, 1)	0.0		1	1	1	1	0	0	0	0	0	0	0	2	2	∞	∞
53 Cory Wade, R ERA: 6.17	(8, 1)	1.2		5	0	0	0	0	0	0	0	0	0	0	13	18	0.00	0.000

AB	38
R	8
H	12
RBI	8
BB	4
SO	8
LOB	18

BOTTOM

Baltimore Orioles @ New York Yankees

Yankee Stadium, Bronx, NY

Sun Sep 02 2012, 1:10 PM - 4:28 PM EDT

Att. 46,501 - Cloudy - 80 F

livebaseballscorecards.com

Batter	1	2	3	4	5	6	7	8	9	AB	R	H	RBI	BB	SO	LOB
2 Derek Jeter, R (1, 10) OBP: 0.361, SLG: 0.442	B FC 88 B SL 80 F FC 88 B CH 80 B FF 89 4-1 12 WP BB	B FF 92 F SL 83 S FF 92 S FF 93 1-3 ③ K 2-3			C SI 90 B SI 90 B CU 71 C CH 82 F FF 90 X CU 72 2-2 ② F8 2-3		C SI 95 B SI 93 F SI 92 F SI 93 X SI 92 1-2 ②③ G6-3 1-2f			3	0	0	0	1	1	4
33 Nick Swisher, S (1, 3) OBP: 0.356, SLG: 0.480	B FF 90 B CH 81 C FF 90 X FF 90 2-1 F9 ①		C KC 75 B KC 75 F FF 89 X CH 82 1-2 ① G4-3		X CU 70 0-0 3-H 1B			C SL 86 F FF 93 B FF 93 X SL 88 1-2 ① F7		4	0	1	1	0	0	1
24 Robinson Canó, L (1, 4) OBP: 0.367, SLG: 0.544	1 SAFE C FF 89 X FF 90 0-1 ② P5		X CH 81 0-0 ② F8		C SL 82 F SL 81 S SI 89 0-3 ③ K			B SL 87 B SI 92 X SI 93 2-0 1B		4	0	1	0	0	1	2
12 Eric Chavez, L (1, 5) OBP: 0.347, SLG: 0.498	B KC 75 F CH 82 B FC 88 F CH 82 S FF 91 2-3 ③ K 1-2		B FF 89 B KC 75 F FF 92 B CH 82 X CH 82 3-1 ③ G4-3			C SL 80 B CU 67 X SL 81 1-1 55 G6-4-3 1B		C FF 91 C FF 91 S SL 85 0-3 ② K		4	0	1	0	0	2	2
27 Raul Ibanez, L (1, 9) (8, 7) OBP: 0.298, SLG: 0.430		B FF 87 X FF 88 1-0 ① G4-3		B FF 90 B FF 89 S FF 89 S SL 81 B FF 90 X SL 82 3-2 ① P6		C FF 89 F FF 91 X SI 90 0-2 ① P6		X FF 91 0-0 ③ P4		4	0	0	0	0	0	2
55 Russell Martin, R (1, 2) OBP: 0.300, SLG: 0.360		B FF 87 B FF 88 B SL 80 B FF 88 4-0 60 HR BB		C SI 91 B CU 71 B CU 71 B CH 81 X SI 91 3-1 ② G6-3		B CU 69 B CH 79 C SI 89 B SI 90 X SI 89 3-1 ②③ G6-4-3 1-2f			C SI 84 B SI 85 F SI 86 B SL 78 B SL 78 B SL 79 4-2 31 G4-6-3 BB	2	1	0	0	2	0	1
31 Ichiro Suzuki, L (1, 7) (8, 8) OBP: 0.293, SLG: 0.368		X FF 90 0-0 ② F8		B FF 90 C SL 81 X SI 89 1-1 ③ G1-3			C FF 88 F SI 88 B SI 89 F FF 91 F SL 80 X EP 60 1-2 17 HBP 1B		B SL 76 C SI 85 X SI 85 1-1 ①② G4-6-3 1-2f	4	0	1	0	0	0	2
60 Chris Dickerson, L (1, 8) OBP: 1.000, SLG: 4.000 22 Andruw Jones, R (7, PH) OBP: 0.284, SLG: 0.421 (8, 9)		B CH 82 B FF 90 C FF 90 1 SAFE X FF 89 2-1 1-H HR			B FF 88 B FF 89 B FF 89 B FF 88 4-0 2 F8 17 SH1-3 33 1B BB		B CU 68 X SL 81 1-0 ① F9		B SI 86 B SI 85 C SI 86 X SL 78 2-1 ③ F8	1 2	2 0	1 0	2 0	1 0	0 0	0 1
17 Jayson Nix, R (1, 6) OBP: 0.321, SLG: 0.420		C FF 90 C FF 92 X FF 91 0-2 2 WP 2B			1 SAFE 1 SAFE C SI 89 X CU 70 0-1 ① SH1-3 1-2		B SI 93 1 SAFE S SI 93 H SI 93 2-1 2 G6-3 1-2 HBP			1	0	1	0	0	0	0
Inning Stats	R: 0 E: 0 K: 1 S: 8 H: 0 LOB: 1 BB: 1 P: 16	R: 2 E: 0 K: 1 S: 10 H: 2 LOB: 1 BB: 1 P: 18	R: 0 E: 0 K: 0 S: 6 H: 0 LOB: 0 BB: 0 P: 10	R: 0 E: 0 K: 0 S: 7 H: 0 LOB: 0 BB: 0 P: 14	R: 1 E: 0 K: 1 S: 10 H: 1 LOB: 1 BB: 1 P: 16	R: 0 E: 0 K: 0 S: 7 H: 1 LOB: 0 BB: 0 P: 11	R: 0 E: 0 K: 0 S: 11 H: 1 LOB: 1 BB: 0 P: 16	R: 0 E: 0 K: 1 S: 8 H: 1 LOB: 1 BB: 0 P: 11	R: 0 E: 0 K: 0 S: 6 H: 0 LOB: 0 BB: 1 P: 13	1B: 4 2B: 1 3B: 0 HR: 1 SF: 0 SAC: 1 DP: 3 HBP: 1				WP: 2 PB: 0 SB: 0 CS: 0		PA: 35	

	AB	R	H	RBI	BB	SO	LOB
	29	3	6	3	4	4	15

PITCHER		IP	WLS	BF	H	R	ER	SO	BB	IBB	HBP	BLK	WP	HR	S	P	ERA	WHIP
30 Chris Tillman, R ERA: 3.39	(1, 1)	3.0		13	2	2	2	2	2	0	0	0	2	1	24	44	6.00	1.333
28 Randy Wolf, L ERA: 5.62	(4, 1)	3.1	W	13	3	1	1	1	1	0	0	0	0	0	30	49	2.70	1.200
38 Luis Ayala, R ERA: 2.67	(7, 1)	1.0	H	4	1	0	0	0	0	0	1	0	0	0	9	15	0.00	1.000
17 Brian Matusz, L ERA: 5.26	(8, 1)	0.2		2	0	0	0	1	0	0	0	0	0	0	4	4	0.00	0.000
56 Darren O'Day, R ERA: 2.3	(9, 1)	1.0		3	0	0	0	0	1	0	0	0	0	0	6	13	0.00	1.000

PITCHER	IP	WLS	BF	H	R	ER	SO	BB	IBB	HBP	BLK	WP	HR	S	P	ERA	WHIP

Baltimore Orioles @ Toronto Blue Jays

Rogers Centre, Toronto, ON

Mon Sep 03 2012, 1:08 PM - 4:00 PM EDT

Att. 17,220 - Sunny - 73 F

TOP

livebaseballscorecards.com

Batter	1	2	3	4	5	6	7	8	9	AB	R	H	RBI	BB	SO	LOB
21 Nick Markakis, L (1, 9) OBP: 0.367, SLG: 0.478	C FF 90 H SI 90 1-1 32 BB HBP		B FF 90 B SL 82 X SL 83 2-0 ① G3-1		B FF 91 D SL 84 B FF 91 C FF 91 C FF 92 X FF 92 3-2 2 2B 1-H 2B	I IN 76 I IN 80 I IN 81 I IN 80 4-0 2 G5-4-3 IBB		C FF 92 F FC 88 X CU 80 0-2 ② L7		3	1	1	1	1	0	2
2 J.J. Hardy, R (1, 6) OBP: 0.276, SLG: 0.384	C FF 90 X FF 90 0-1 ① F9		X FF 90 0-0 ② P3		C CH 81 B FF 92 B CH 82 X CH 82 2-1 10 1B 2-H 2B	B FF 94 B CU 83 C FF 94 F FF 95 X CU 84 2-2 ②③ G5-4-3 1-2f		C FF 91 C CU 82 B FF 92 X CU 81 1-2 1-3 2-H 1B		5	0	2	2	0	0	4
10 Adam Jones, R (1, 8) OBP: 0.331, SLG: 0.498	F FF 90 F CH 83 S FF 91 0-3 ② K		B FF 91 X CH 82 1-0 32 BB 1B		F FF 92 X SL 84 0-1 12 S 2-3 1B		F FF 94 F CH 86 B FF 96 F CH 85 F FF 94 F CH 86 X CH 86 1-2 ① G5-3	X SI 91 0-0 ③ G4-3		5	0	2	0	0	1	3
32 Matt Wieters, S (1, 2) OBP: 0.320, SLG: 0.416	B FF 92 F SL 83 D FF 92 B FF 93 S FF 92 B FF 93 4-2 1-2 BB		B FF 90 B FF 91 C FF 92 B FF 91 1 SAFE F FF 91 F CH 84 F SL 82 B SL 85 4-2 1-2 BB		B FF 92 T CH 83 C FF 92 S FF 92 1-3 ① K		X FF 96 0-0 ② L8		B FF 90 X FF 90 1-0 51 BB 9 1B 1B	3	0	1	0	2	1	2
12 Mark Reynolds, R (1, 3) OBP: 0.347, SLG: 0.429	D FF 93 S CH 84 D SL 85 C FF 93 D CU 78 C FF 94 3-3 ③ K		F FF 92 F CH 82 S FF 94 0-3 ③ K		B FF 93 C FF 93 S FF 92 B FF 94 B FF 94 S FF 94 3-3 ② K 1-2		F FF 95 B FF 96 B CH 86 C FF 95 B FF 96 F CH 83 F CH 86 B SI 94 4-2 13 FC5-4 BB		B CH 83 B FF 90 C FF 89 X FF 90 2-1 ① F9	4	0	0	0	1	3	7
13 Manny Machado, R (1, 5) OBP: 0.279, SLG: 0.482		X FF 89 0-0 9 SH1-3 3B		B SL 81 X CH 82 1-0 E3 51 K	C CH 83 D CH 83 B FF 93 S FF 92 F FF 94 F FF 94 B FF 94 S FF 94 3-3 ③ K		S FF 95 B FF 96 C FF 95 B FF 95 X CH 86 2-2 ③ FC5-4 1-2f		X FC 86 0-0 ② P3	5	1	1	0	0	1	4
9 Nate McLouth, L (1, 7) OBP: 0.292, SLG: 0.318		X SL 82 0-0 ① SH1-3 3-H		C FF 91 B FF 91 C FF 90 S FF 92 1-3 ① K		B FF 90 B SL 82 X FF 89 2-0 11 SH1-4 2B		F FF 92 H SI 92 1-1 11 BB 2 1B HBP	B FC 85 S FC 87 B CU 79 S FC 87 X FC 86 2-2 51 BB 1-2 1B	3	1	2	1	0	1	1
51 Lew Ford, R (1, 10) OBP: 0.240, SLG: 0.370		C FF 91 B CH 83 X CH 83 1-1 ② G3		S FF 91 B CH 82 1 SAFE F CH 83 S FF 93 1-3 ②③ K 1-2		F FF 94 B CU 82 B FF 93 B FF 95 B FF 94 4-1 11 SH1-4 BB		X FF 92 0-0 ① P6	B FF 90 C FF 90 F FF 90 F FF 92 F FC 87 B FF 90 B FF 92 B SI 91 4-2 1-2 2-3 BB	3	0	0	0	2	1	2
11 Robert Andino, R (1, 4) OBP: 0.295, SLG: 0.306		B FF 90 C FF 90 S CH 82 B FF 93 T FF 93 2-2 ③ K			F FF 91 F FF 91 B CU 77 B SL 86 B FF 92 X FF 92 3-2 21 2B 1B	B FF 94 C FF 93 X FF 93 1-1 ① SH1-4 1-2 2-3		B FF 91 B SI 90 B SI 91 C FF 92 B FF 92 4-1 2 1B 1-2 BB	X FF 90 0-0 ③ F8	3	1	1	0	1	1	3

	AB	R	H	RBI	BB	SO	LOB
	34	4	10	4	7	9	28

Inning Stats	1	2	3	4	5	6	7	8	9	1B: 6 SF: 0	WP: 0 PA: 45
	R: 0 H: 0 E: 0 LOB: 2 K: 2 BB: 1 S: 11 P: 19	R: 1 H: 1 E: 0 LOB: 0 K: 1 BB: 0 S: 7 P: 10	R: 0 H: 1 E: 0 LOB: 2 K: 1 BB: 1 S: 10 P: 17	R: 0 H: 0 E: 1 LOB: 0 K: 2 BB: 0 S: 7 P: 10	R: 2 H: 4 E: 0 LOB: 2 K: 3 BB: 0 S: 21 P: 36	R: 0 H: 1 E: 0 LOB: 2 K: 0 BB: 2 S: 7 P: 20	R: 0 H: 0 E: 0 LOB: 1 K: 0 BB: 1 S: 14 P: 21	R: 1 H: 1 E: 0 LOB: 2 K: 0 BB: 1 S: 10 P: 16	R: 0 H: 2 E: 0 LOB: 3 K: 0 BB: 1 S: 12 P: 21	2B: 3 SAC: 2 3B: 1 DP: 1 HR: 0 HBP: 2	PB: 0 SB: 1 CS: 0

PITCHER		IP	WLS	BF	H	R	ER	SO	BB	IBB	HBP	BLK	WP	HR	S	P	ERA	WHIP
48 J.A. Happ, L ERA: 4.79	(1, 1)	5.0	L	25	7	3	3	9	2	0	1	0	0	0	57	95	5.40	1.800
49 Brad Lincoln, R ERA: 3.16	(6, 1)	1.0		4	0	0	0	0	1	1	0	0	0	0	6	17	0.00	1.000
50 Steve Delabar, R ERA: 3.67	(7, 1)	1.0		4	0	0	0	0	1	0	0	0	0	0	14	21	0.00	1.000
27 Brett Cecil, L ERA: 5.68	(8, 1)	2.0		12	3	1	1	0	2	0	1	0	0	0	22	37	4.50	2.500

PITCHER	IP	WLS	BF	H	R	ER	SO	BB	IBB	HBP	BLK	WP	HR	S	P	ERA	WHIP

Batter	1	2	3	4	5	6	7	8	9	AB	R	H	RBI	BB	SO	LOB
11 Rajai Davis, R (1, 7) OBP: 0.304, SLG: 0.369	B FF 88 F FF 89 F CH 81 B SI 90 B FF 91 X FF 90 3-2 ① P4			F CH 79 B FF 90 F CH 79 B FF 91 S FF 91 2-3 ① K		D CH 80 B CH 79 B SI 90 B FF 88 4-0 1-2 BB		S SL 83 C FF 98 B SL 84 F SI 98 C SI 98 1-3 ② K		3	0	0	0	1	2	0
28 Colby Rasmus, L (1, 8) OBP: 0.294, SLG: 0.418	B FF 89 F FF 89 F CU 77 B CU 78 X FF 92 2-2 ② G6-3			B CU 71 B CU 77 C FF 91 X FF 91 2-1 ② F7		C SI 90 F SI 91 B CU 76 S CU 77 1-3 ③ K		X SI 96 0-0 ③ G4-3		4	0	0	0	0	1	2
10 Edwin Encarnación, R (1, 3) OBP: 0.383, SLG: 0.570	C FF 92 B FF 91 B SI 91 C CU 75 X FF 92 2-2 ③ G1-3			B SI 90 B FF 91 X CH 82 2-0 ③ F8			C CU 72 C FF 90 B FF 91 B FF 92 F FF 92 B SI 93 B CH 83 4-2 5 FC5 26 1B BB		C SI 96 B CU 79 C SI 94 B CU 80 B SI 96 S SI 96 3-3 ① K	3	0	0	0	1	1	0
26 Adam Lind, L (1, 10) OBP: 0.302, SLG: 0.391		B CU 73 C FF 89 C CU 77 X CU 77 1-2 ① L4			B CU 73 B SI 88 B FF 88 C FF 88 C SI 89 F FF 90 F FF 90 X FF 89 3-2 ① F8		B FF 89 B CU 76 C SI 89 X SI 90 2-1 2 1B 5 FC5 1-2 1B		C SI 96 B SI 94 X SI 96 1-1 ② F7	4	0	1	0	0	0	0
5 Yunel Escobar, R (1, 6) OBP: 0.298, SLG: 0.343		F FF 91 X FF 91 0-1 ② B5-3			B SI 90 C FF 90 X FF 90 1-1 ② F8		B FF 90 B SI 92 C SI 90 B FF 91 X SI 91 3-1 ① FC5 2 1B 1-2 2-3f		C CU 80 X SI 95 0-1 ③ G6-3	4	0	0	0	0	0	2
2 Kelly Johnson, L (1, 4) OBP: 0.314, SLG: 0.365		B FF 91 C SI 90 C CU 75 B SI 90 X SI 92 2-2 ③ P5			B CU 75 C SI 91 C CU 77 B FF 91 X SI 90 2-2 ③ F8		X SI 89 0-0 1-2 2-3 1B			3	0	1	0	0	0	0
14 Moisés Sierra, R (1, 9) OBP: 0.275, SLG: 0.375			X FF 89 0-0 ① F8			B SI 89 X SI 89 1-0 ① F8	B SL 83 B SI 90 B SI 90 C SI 90 S SI 91 T SI 92 3-2 ② K			3	0	0	0	0	1	3
6 Jeff Mathis, R (1, 2) OBP: 0.242, SLG: 0.391			C FF 90 F SI 90 B FF 90 F FF 91 X CH 81 1-2 ② F7			C SI 89 F FF 90 X SI 90 0-2 ② G4-3	B CU 81 X SL 85 1-0 ③ F8			3	0	0	0	0	0	3
3 Adeiny Hechavarría, R (1, 5) OBP: 0.239, SLG: 0.313			X FF 92 0-0 ③ F8			C SI 90 X CH 82 0-1 11 BB 1B		C FF 96 B SL 84 S SL 83 C SI 98 1-3 ① K		3	0	1	0	0	1	0
Inning Stats	R: 0 E: 0 K: 0 S: 9 H: 0 LOB: 0 BB: 0 P: 16	R: 0 E: 0 K: 0 S: 8 H: 0 LOB: 0 BB: 0 P: 11	R: 0 E: 0 K: 0 S: 6 H: 0 LOB: 0 BB: 0 P: 7	R: 0 E: 0 K: 1 S: 6 H: 0 LOB: 0 BB: 0 P: 12	R: 0 E: 0 K: 0 S: 10 H: 0 LOB: 0 BB: 0 P: 16	R: 0 E: 0 K: 1 S: 9 H: 1 LOB: 2 BB: 1 P: 15	R: 0 E: 0 K: 1 S: 12 H: 2 LOB: 3 BB: 1 P: 25	R: 0 E: 0 K: 2 S: 8 H: 0 LOB: 0 BB: 0 P: 10	R: 0 E: 0 K: 1 S: 7 H: 0 LOB: 0 BB: 0 P: 11	1B: 3 2B: 0 3B: 0 HR: 0	SF: 0 SAC: 0 DP: 0 HBP: 0			WP: 0 PB: 0 SB: 0 CS: 0	PA: 32		

PITCHER		IP	WLS	BF	H	R	ER	SO	BB	IBB	HBP	BLK	WP	HR	S	P	ERA	WHIP
48 Joe Saunders, L ERA: 4.26	(1, 1)	6.1	W	24	3	0	0	2	2	0	0	0	0	0	56	94	0.00	0.789
38 Luis Ayala, R ERA: 2.64	(7, 1)	0.2	H	2	0	0	0	1	0	0	0	0	0	0	4	8	0.00	0.000
47 Pedro Strop, R ERA: 1.83	(8, 1)	1.0		3	0	0	0	2	0	0	0	0	0	0	8	10	0.00	0.000
43 Jim Johnson, R ERA: 2.88	(9, 1)	1.0		3	0	0	0	1	0	0	0	0	0	0	7	11	0.00	0.000

PITCHER	IP	WLS	BF	H	R	ER	SO	BB	IBB	HBP	BLK	WP	HR	S	P	ERA	WHIP

BOTTOM

Baltimore Orioles @ Toronto Blue Jays

Rogers Centre, Toronto, ON

Mon Sep 03 2012, 1:08 PM - 4:00 PM EDT

Att. 17,220 - Sunny - 73 F

livebaseballscorecards.com

AB	30
R	0
H	3
RBI	0
BB	2
SO	6
LOB	10

Baltimore Orioles @ Toronto Blue Jays

Rogers Centre, Toronto, ON

Tue Sep 04 2012, 7:10 PM - 9:57 PM EDT

Att. 13,556 - Roof Closed - 68 F

TOP

livebaseballscorecards.com

Batter	1	2	3	4	5	6	7	8	9	AB	R	H	RBI	BB	SO	LOB
21 Nick Markakis, L (1, 9) OBP: 0.369, SLG: 0.484 51 Lew Ford, R (8, PR) OBP: 0.240, SLG: 0.370 (8, 9)	C FF 87 C SI 89 F FF 90 S SL 82 0-3 K ①			C CU 70 B CH 81 X CH 81 1-1 F9 ①		F SI 88 X CU 76 0-1 2 2B 9 SF8 1B	C SI 91 X SL 77 0-1 2 1B 2B 3-H	B FF 94 X SI 93 1-0 9 1B 1-3 2-H 2B		5 2 3 1 0 1 0 0 0 0 0 0 0 0						
2 J.J. Hardy, R (1, 6) OBP: 0.277, SLG: 0.386 6 Steve Tolleson, R (9, 6) OBP: 0.232, SLG: 0.323	C FF 88 B CH 82 F SI 90 F SL 78 C FF 90 1-3 K ②			B FF 88 X CH 80 1-0 G6-3 ②		C SI 87 B SI 90 1 SAFE F CH 81 B SL 82 X CH 82 2-2 9 SF8 1-3 2B	C SI 91 X CH 82 0-1 2-H 1B	B SL 86 F SL 85 D SL 85 C FF 94 F FF 95 X FF 95 2-2 E1 9 1B		5 0 2 1 0 1 2 0 0 0 0 0 0 0						
9 Nate McLouth, L (1, 7) OBP: 0.289, SLG: 0.316 (8, 8)	B SI 89 B SI 90 B FF 89 C FF 86 X FF 90 3-1 L9 ③			C FF 88 B EP 61 B CU 75 X SI 89 2-1 P3 ③		F FF 86 X FF 90 0-1 SF8 ① 2-3 3-H	B SI 91 C SI 91 C SI 91 B SL 80 F SI 92 B SL 79 X SI 93 3-2 F7 ③	C SL 84 F SL 85 B FF 94 X FF 95 1-2 10 G5-4-3 1-2 2-3 3-H 1B		4 0 1 2 0 0 1						
10 Adam Jones, R (1, 8) OBP: 0.332, SLG: 0.499 70 Xavier Avery, L (8, 7) OBP: 0.317, SLG: 0.356		B SI 87 B CH 79 X CH 82 2-0 G6-3 ①			C SL 79 F SI 88 X FF 90 0-2 12 HR 2B	B SI 89 B CH 82 F FF 87 F CH 81 F SL 83 F FF 90 S CH 83 2-3 K ②		C SI 90 B SI 92 X SI 90 1-1 32 1B 19 2B 1B X FF 94 0-0 G5-4-3 1-2f		5 2 2 0 0 1 4 0 0 0 0 0 0 0						
32 Matt Wieters, S (1, 2) OBP: 0.319, SLG: 0.414 31 Taylor Teagarden, R (9, PH) OBP: 0.171, SLG: 0.333 (9, 2)		B FF 88 X FF 88 1-0 F8 ②			F FF 87 X CU 75 0-1 F9 ①	D CH 83 S CH 82 C SI 89 X SL 82 1-2 F9 ③		B SI 92 X SI 90 1-0 19 2B 12 1B 1-2 1B	C FF 86 B FF 86 F FF 88 B CU 77 B FF 88 X FF 87 3-2 G6-3 ①	4 1 1 0 0 0 2 1 0 0 0 0 0 0						
19 Chris Davis, L (1, 10) OBP: 0.314, SLG: 0.462		C FF 88 B CH 82 B FF 90 B CH 82 F CH 82 C FF 91 3-3 K ③			C SI 89 B SI 89 B FF 88 B CH 83 D CH 83 4-1 12 HR BB		X CH 78 0-0 13 2B 11 SF7 1B	B SI 92 B SI 90 C SI 90 B SI 90 X SI 91 3-1 12 1B 13 1B 1-3 2-H 2B	B FF 88 X SI 88 1-0 13 1B 1B	4 3 3 1 1 1 0							
12 Mark Reynolds, R (1, 3) OBP: 0.351, SLG: 0.441 24 Wilson Betemit, S (9, PH) OBP: 0.325, SLG: 0.426 (9, 3)			F SI 87 X SI 88 0-1 13 G5-4-3 1B		B SL 82 X CH 81 1-0 1-H 2-H HR	F SI 89 F CH 81 B SL 81 S CH 83 1-3 K ①	B FF 92 S FF 93 B FF 94 X FF 95 2-1 13 1B 21 2B 2-3 3-H 1B	B SI 90 B CH 85 X SI 90 2-0 F7 ②	4 2 3 4 0 1 1 1 0 0 0 0 0 1						
13 Manny Machado, R (1, 5) OBP: 0.297, SLG: 0.500			X SI 88 0-0 ① ② G5-4-3 1-2f		B FF 89 F CH 82 C CU 76 X SL 81 1-2 G5-3 ②	F CH 80 X SI 88 0-1 11 SF7 21 BLK 1-3 2B	C SL 83 F FF 94 X FF 95 0-2 21 2B 9 1B 1-2 3-H 1B	B FF 88 B FF 87 X FF 90 2-0 1-2 1B	5 2 3 1 0 0 1						
11 Robert Andino, R (1, 4) OBP: 0.291, SLG: 0.302 3 Ryan Flaherty, L (9, 4) OBP: 0.252, SLG: 0.309			B FF 88 B FF 88 C CH 79 F SI 89 S SL 83 2-3 K ③		C SL 79 C SI 89 B FF 91 X SL 83 1-2 L7 ③	X CU 75 0-0 SF7 ② 2-3 3-H	C FF 95 X FF 95 0-1 F3 ①	B FF 88 X FF 90 1-0 F8 ③	4 0 0 1 0 1 4 0 0 0 0 0 0 0						
Inning Stats	R: 0 E: 0 K: 2 S: 10 H: 0 LOB: 0 BB: 0 P: 14	R: 0 E: 0 K: 1 S: 5 H: 0 LOB: 0 BB: 0 P: 11	R: 0 E: 0 K: 1 S: 6 H: 1 LOB: 0 BB: 0 P: 8	R: 0 E: 0 K: 0 S: 5 H: 0 LOB: 0 BB: 0 P: 9	R: 3 E: 0 K: 0 S: 13 H: 2 LOB: 0 BB: 1 P: 20	R: 1 E: 0 K: 1 S: 15 H: 2 LOB: 1 BB: 0 P: 20	R: 3 E: 0 K: 1 S: 15 H: 4 LOB: 1 BB: 0 P: 19	R: 5 E: 1 K: 0 S: 21 H: 7 LOB: 2 BB: 0 P: 32	R: 0 E: 0 K: 0 S: 7 H: 2 LOB: 2 BB: 0 P: 16	1B: 11 2B: 6 3B: 0 HR: 1 SF: 2 SAC: 0 DP: 2 HBP: 0							

	AB	42
	R	12
	H	18
	RBI	11
	BB	1
	SO	6
	LOB	16

WP: 0 PB: 0 SB: 0 CS: 0 PA: 45

PITCHER		IP	WLS	BF	H	R	ER	SO	BB	IBB	HBP	BLK	WP	HR	S	P	ERA	WHIP
33 Carlos Villanueva, R ERA: 3.42	(1, 1)	6.2	L	27	7	6	6	6	1	0	0	0	0	1	61	90	8.10	1.200
62 Aaron Loup, L ERA: 3.52	(7, 1)	0.1		6	5	4	4	0	0	0	0	1	0	0	13	21	108.00	15.000
58 Chad Beck, R ERA: 7.27	(8, 1)	1.0		7	4	2	2	0	0	0	0	0	0	0	16	22	18.00	4.000
31 Brandon Lyon, R ERA: 2.87	(9, 1)	1.0		5	2	0	0	0	0	0	0	0	0	0	7	16	0.00	2.000

PITCHER	IP	WLS	BF	H	R	ER	SO	BB	IBB	HBP	BLK	WP	HR	S	P	ERA	WHIP

Batter	1	2	3	4	5	6	7	8	9	AB	R	H	RBI	BB	SO	LOB
11 Rajai Davis, R (1, 7) OBP: 0.304, SLG: 0.369	B SI 89 B FF 90 C FF 90 B FF 90 X FF 91 3-1 28 FC1-6 1B		L FF 92 1 SAFE B FF 92 X SI 92 1-1 ① G2-3 1-2		B CH 84 B FF 91 S SL 91 B SI 91 C FF 91 X FF 91 3-2 ② L8			F FF 90 X CU 80 0-1 ① F7		3	0	1	0	0	0	1
8 Anthony Gose, L (8, PH) (9, 7) OBP: 0.253, SLG: 0.241										1	0	0	0	0	0	0
28 Colby Rasmus, L (1, 8) OBP: 0.292, SLG: 0.414	1 SAFE X FF 91 0-0 ① FC1-6 1-2f		B SL 81 S SL 81 C SI 93 B SI 92 X SL 83 2-2 ② P4		F FF 93 F FF 92 X SI 94 0-2 ③ G4-3			C CU 80 S FF 92 F FF 92 S FS 82 0-3 ② K2-3		4	0	0	0	0	1	2
10 Edwin Encarnación, R (1, 10) OBP: 0.382, SLG: 0.566	B FF 91 C FF 91 D SI 91 X SI 92 2-1 ② F9		I IN 73 I IN 77 I IN 77 I IN 78 4-0 IBB			C SL 76 B CH 87 B CH 84 S SI 90 B FF 91 C SL 79 3-3 ① K		X SI 91 0-0 ③ G6-3		3	0	0	0	1	1	1
26 Adam Lind, L (1, 3) OBP: 0.298, SLG: 0.386 8 Yorvit Torrealba, R (9, PH) OBP: 0.308, SLG: 0.354	C FF 92 B SL 80 B SI 92 S SL 80 F SI 93 F SI 92 S SL 82 2-3 ③ K		C FF 92 B SI 94 C SI 93 X SL 83 1-2 ③ P6			X SL 79 0-0 ② F9			C SI 89 C FF 90 B SL 80 B FF 91 B FF 91 S FF 90 3-3 ① K	3	0	0	0	0	1	3
										1	0	0	0	0	1	0
5 Yunel Escobar, R (1, 6) OBP: 0.298, SLG: 0.342		B FF 90 B FF 91 C FF 90 B SI 91 F SI 90 X SI 92 3-2 14 G5-3 1B		F FF 91 B SL 80 C FF 92 B SL 82 B SI 92 S SI 92 3-3 ① K		B FF 91 B FF 90 F SL 91 C SL 79 X SI 92 2-2 ③ G6-3			X FF 91 0-0 ② G4-3	4	0	1	0	0	1	0
2 Kelly Johnson, L (1, 4) OBP: 0.313, SLG: 0.362		C FF 92 B SI 92 F SL 80 C SI 91 1-3 ① K		C SL 80 S SL 82 F SL 81 B SL 82 S FF 93 1-3 ② K			B CH 87 C SL 78 B SI 90 B SL 79 S FF 91 B FF 91 4-2 14 G4-3 BB		C FF 91 F SL 77 B SI 91 F FF 90 F SL 80 F FF 92 B FF 91 F FF 92 X FF 90 2-2 ③ G4-3	3	0	0	0	1	2	1
14 Moisés Sierra, R (1, 9) OBP: 0.277, SLG: 0.385		B FF 93 X FF 93 1-0 ② G5-3 1-2		B FF 93 S SI 91 X FF 93 1-1 2B			B FF 89 X SI 90 1-0 ① G4-3 1-2			3	0	1	0	0	0	2
6 Jeff Mathis, R (1, 2) OBP: 0.239, SLG: 0.385		F FF 94 C FF 92 S SI 93 0-3 ③ K		B FF 93 X SI 93 1-0 ③ G6-3			B SL 78 C SI 90 F CH 85 B CH 87 S SI 92 2-3 ② K			3	0	0	0	0	2	3
3 Adeiny Hechavarría, R (1, 5) OBP: 0.243, SLG: 0.313			C FF 88 X SI 89 0-1 11 G2-3 1B		C FF 89 B FF 90 F SI 91 X SL 80 1-2 ① G6-3		B SI 91 F SI 91 C SL 80 S SL 82 1-3 ③ K			3	0	1	0	0	1	1
Inning Stats	R: 0 E: 0 K: 1 S: 10 H: 1 LOB: 1 BB: 0 P: 17	R: 0 E: 0 K: 2 S: 10 H: 1 LOB: 1 BB: 0 P: 15	R: 0 E: 0 K: 0 S: 10 H: 1 LOB: 2 BB: 1 P: 18	R: 0 E: 0 K: 2 S: 10 H: 1 LOB: 1 BB: 0 P: 16	R: 0 E: 0 K: 0 S: 9 H: 0 LOB: 0 BB: 0 P: 13	R: 0 E: 0 K: 1 S: 7 H: 0 LOB: 0 BB: 0 P: 12	R: 0 E: 0 K: 2 S: 9 H: 0 LOB: 1 BB: 1 P: 17	R: 0 E: 0 K: 1 S: 7 H: 0 LOB: 0 BB: 0 P: 7	R: 0 E: 0 K: 1 S: 11 H: 0 LOB: 0 BB: 0 P: 16	1B: 3 2B: 1 3B: 0 HR: 0 SF: 0 SAC: 0 DP: 0 HBP: 0						

WP: 0 PA: 33
PB: 0
SB: 0
CS: 0

PITCHER		IP	WLS	BF	H	R	ER	SO	BB	IBB	HBP	BLK	WP	HR	S	P	ERA	WHIP
53 Zack Britton, L ERA: 4.15	(1, 1)	7.0	W	27	4	0	0	8	1	1	0	0	0	0	65	108	0.00	0.714
63 Kevin Gregg, R ERA: 4.22	(8, 1)	1.0		3	0	0	0	1	0	0	0	0	0	0	7	7	0.00	0.000
58 Zach Phillips, L ERA: 10.8	(9, 1)	1.0		3	0	0	0	1	0	0	0	0	0	0	11	16	0.00	0.000

PITCHER	IP	WLS	BF	H	R	ER	SO	BB	IBB	HBP	BLK	WP	HR	S	P	ERA	WHIP

BOTTOM

Baltimore Orioles @ Toronto Blue Jays

Rogers Centre, Toronto, ON

Tue Sep 04 2012, 7:10 PM - 9:57 PM EDT

Att. 13,556 - Roof Closed - 68 F

livebaseballscorecards.com

AB	31
R	0
H	4
RBI	0
BB	2
SO	10
LOB	14

Batter	1	2	3	4	5	6	7	8	9	AB	R	H	RBI	BB	SO	LOB
21 Nick Markakis, L (1, 9) OBP: 0.366, SLG: 0.479	B FF 92 C FF 92 B KC 80 X FS 84 2-1 G3-1 ①	B FF 96 C FS 86 B FF 96 X KC 82 2-1 G4-3 ③			B FF 93 C FF 94 B FF 93 F SL 87 B FF 96 F KC 78 F FF 95 F FF 95 X FS 84 3-2 F7 ②			B SL 75 X SL 74 1-0 F7 ①		4	0	0	0	0	0	4
2 J.J. Hardy, R (1, 6) OBP: 0.277, SLG: 0.384	C FF 92 B FF 92 X FF 93 1-1 P6 ②		C SL 86 F FF 92 X SL 90 0-2 F8 ①		B FF 96 B SL 88 C FF 95 X FF 95 2-1 G4-3 ③			B FF 88 B FF 87 B SI 87 C FF 86 1 SAFE B FF 87 4-1 51 G5-4-3 1-2 BB		3	0	0	0	1	0	1
9 Nate McLouth, L (1, 7) OBP: 0.284, SLG: 0.310 51 Lew Ford, R (8, PH) OBP: 0.235, SLG: 0.362 (8, 7)	C KC 82 C FF 95 S FF 95 0-3 K ③		C FF 93 X KC 81 0-1 F8 ②			B KC 76 B FS 82 C FF 92 B FF 93 C FS 83 S FS 84 3-3 K ①		B SL 75 C SL 75 B FF 87 F FF 86 B FF 88 F FF 87 F FF 88 F FF 88 X FF 88 3-2 G5-4-3 ②③ 1-2f		3 1	0 0	0 0	0 0	0 0	2 0	0 2
10 Adam Jones, R (1, 8) OBP: 0.334, SLG: 0.506		B FF 93 B FF 93 S SL 88 X FF 95 2-1 HR	C SL 88 S SL 89 B SL 89 S SL 89 1-3 K ③			C FF 94 X FF 93 0-1 32 G4-6-3 1B			B FF 91 B FF 91 C FF 91 B FF 91 B FC 90 4-1 32 FC4-6 BB	3	1	2	1	1	1	0
32 Matt Wieters, S (1, 2) OBP: 0.319, SLG: 0.411		C FF 93 B FF 94 B FS 84 B KC 80 F FF 94 B SL 89 4-2 35 BB 19 BB 13 G4-3 BB		B KC 78 S FS 83 B FF 94 X FS 84 2-1 G4-3 ①		X FF 93 0-0 G4-6-3 ②③ 1-2f			X SI 91 0-0 FC4-6 ① 1-2f 12 HR	3	2	0	0	1	0	2
19 Chris Davis, L (1, 10) OBP: 0.313, SLG: 0.459		S FF 93 B FF 94 B FF 95 B FS 86 F FF 95 F FF 96 B FF 96 4-2 13 G4-3 35 BB 1-2 BB		B KC 79 C FF 94 T FF 93 B FF 97 S SL 89 2-3 K ②			C FF 95 S FF 95 B FF 95 F CH 87 F CH 86 F FF 95 C CH 87 1-3 K ①		B SI 92 F SI 91 C FF 92 S CU 76 1-3 K ②	3	0	0	0	1	3	1
12 Mark Reynolds, R (1, 3) OBP: 0.350, SLG: 0.447		S FF 95 S FF 96 F FF 97 C FF 97 0-3 K ①		B SL 88 X FF 95 1-0 G2-3 ③			B FF 94 F FF 95 S FF 95 B FF 96 F CH 87 S CH 86 2-3 K ②		X FF 92 0-0 1-H HR	4	1	1	2	0	2	2
35 Omar Quintanilla, L (1, 4) OBP: 0.315, SLG: 0.370		B KC 81 B KC 80 B FF 95 B FF 95 4-0 13 G4-3 1-2 2-3 BB		C FF 90 B KC 77 B KC 78 F FF 92 S FF 95 2-3 K ①			C CH 86 X CH 86 0-1 F8 ③		B CU 75 C FF 92 S FC 91 B CU 76 C FC 89 2-3 K ③	3	0	0	0	1	2	0
13 Manny Machado, R (1, 5) OBP: 0.309, SLG: 0.516		X FF 97 0-0 G4-3 ② 1-2 2-3 3-H		C SL 84 B SL 88 B SL 89 B FF 94 X FF 93 3-1 2B				B FF 94 C FF 92 X FF 93 1-1 2 BB 1B		3	0	2	1	0	0	2
Inning Stats	R: 0 E: 0 K: 1 S: 7 H: 0 LOB: 0 BB: 0 P: 10	R: 2 E: 0 K: 1 S: 14 H: 1 LOB: 2 BB: 3 P: 30	R: 0 E: 0 K: 1 S: 8 H: 0 LOB: 0 BB: 0 P: 9	R: 0 E: 0 K: 1 S: 6 H: 0 LOB: 0 BB: 0 P: 11	R: 0 E: 0 K: 1 S: 13 H: 1 LOB: 1 BB: 0 P: 23	R: 0 E: 0 K: 1 S: 6 H: 1 LOB: 0 BB: 0 P: 9	R: 0 E: 0 K: 2 S: 12 H: 0 LOB: 0 BB: 0 P: 15	R: 0 E: 0 K: 0 S: 10 H: 1 LOB: 1 BB: 1 P: 19	R: 2 E: 0 K: 2 S: 9 H: 1 LOB: 0 BB: 1 P: 16	1B: 2 2B: 1 3B: 0 HR: 2 SF: 0 SAC: 0 DP: 2 HBP: 0						

PITCHER		IP	WLS	BF	H	R	ER	SO	BB	IBB	HBP	BLK	WP	HR	S	P	ERA	WHIP
23 Brandon Morrow, R ERA: 2.94	(1, 1)	6.0		23	3	2	2	6	3	0	0	0	0	1	54	92	3.00	1.000
50 Steve Delabar, R ERA: 3.6	(7, 1)	1.0	W	4	1	0	0	2	0	0	0	0	0	0	14	18	0.00	1.000
38 Darren Oliver, L ERA: 1.68	(8, 1)	1.0		3	0	0	0	0	1	0	0	0	0	0	8	16	0.00	1.000
44 Casey Janssen, R ERA: 2.52	(9, 1)	1.0		5	1	2	2	2	1	0	0	0	0	1	9	16	18.00	2.000

PITCHER	IP	WLS	BF	H	R	ER	SO	BB	IBB	HBP	BLK	WP	HR	S	P	ERA	WHIP

TOP

Baltimore Orioles @ Toronto Blue Jays

Rogers Centre, Toronto, ON

Wed Sep 05 2012, 7:08 PM - 9:53 PM EDT

Att. 14,458 - Cloudy - 75 F

livebaseballscorecards.com

AB	30
R	4
H	5
RBI	4
BB	5
SO	10
LOB	14

WP: 0 PA: 35
PB: 0
SB: 0
CS: 0

Batter	1	2	3	4	5	6	7	8	9	AB	R	H	RBI	BB	SO	LOB
11 Rajai Davis, R (1, 7) OBP: 0.306, SLG: 0.379	B FF 89 C SL 83 S FF 90 X FF 92 1-2 ① F9		X SL 84 0-0 HR		B FF 92 X FF 91 1-0 ③ G6-3		B SI 88 X FF 90 1-0 E8 1-H 2-H 3-H 1B			4	1	2	3	0	0	1
28 Colby Rasmus, L (1, 8) OBP: 0.290, SLG: 0.411	C FF 91 C CU 77 F SI 91 X FF 92 0-2 ② F7		C CU 77 S CH 83 S CH 82 0-3 ② K			S CH 81 X FF 90 0-1 ① F8	S FF 91 S FF 91 S FF 91 0-3 ② K			4	0	0	0	0	2	1
10 Edwin Encarnación, R (1, 3) OBP: 0.381, SLG: 0.563	C SL 84 B SI 90 X SI 91 1-1 ③ F7		C FF 92 X CU 78 0-1 ③ F9			C CU 78 X SI 90 0-1 ② F8	I IN 73 I IN 75 I IN 73 I IN 74 4-0 IBB			3	0	0	0	1	0	0
26 Adam Lind, L (1, 10) OBP: 0.297, SLG: 0.384		B FF 88 C FF 89 C SI 90 X CH 81 1-2 2 2B 1B		C CU 75 B CH 82 F SI 91 F SL 86 B SI 90 F FF 92 B FF 92 C SL 88 3-3 ① K		C FF 91 S SI 91 B FF 92 B SL 85 B CH 82 X CH 81 3-2 ③ G5-3	B FF 93 S FF 91 F FF 92 D SL 86 F FC 92 S SL 85 2-3 ③ K			4	1	1	0	0	2	2
5 Yunel Escobar, R (1, 6) OBP: 0.298, SLG: 0.344		B FF 89 X SL 84 1-0 ① F9		C SL 85 F SI 92 X FF 92 0-2 ② G4-3			X SI 90 0-0 2 1B 3 1B 2B	C CU 79 F FF 96 B FF 96 X FF 94 1-2 ① G5-3		4	1	1	0	0	0	1
2 Kelly Johnson, L (1, 4) OBP: 0.315, SLG: 0.366		X SI 89 0-0 1-H 2B		F CU 78 F FF 91 B FF 91 B SL 85 S CH 82 2-3 ③ K			L CU 76 X FF 88 0-1 8 1B 3 1B 11 1B 2-3 1B	F CU 77 S CH 87 X FF 96 0-2 ② G4-3		4	1	2	1	0	1	0
8 Yorvit Torrealba, R (1, 2) OBP: 0.302, SLG: 0.346		X SL 86 0-0 ② G6-3			C FF 90 F CU 77 X FF 91 0-2 ① G4-3		B SL 84 F SI 91 B SI 91 B SL 85 1 SAFE F FF 90 F SI 91 1 SAFE F FF 91 3-2 ① P3	C FF 96 F FF 97 B FF 98 F FF 98 F FF 97 B FF 92 X FF 95 2-2 ③ G1-3		4	0	0	0	0	0	3
3 Adeiny Hechavarría, R (1, 5) OBP: 0.247, SLG: 0.314		C FF 91 B FF 91 F SL 85 F FF 91 F CU 78 B SI 92 B FF 92 F FF 92 X CU 78 3-2 ③ G5-3			F SL 87 C FF 92 B FF 91 B SL 86 C FF 92 2-3 ② K		B FF 90 X SL 84 1-0 8 1B 11 1B 1-2 3-H 1B			3	1	1	1	0	1	1
8 Anthony Gose, L (1, 9) OBP: 0.266, SLG: 0.279			L FF 89 F FF 90 B SI 90 X CH 82 1-2 ① G1-3		B CU 78 C CH 82 B FF 91 S CH 81 B SI 92 X FF 92 3-2 3B		F SL 84 C CH 86 B SI 89 F SI 91 X FF 90 1-2 11 1B 11 E 1-2 2-3 1B			3	1	2	0	0	0	0
Inning Stats	R: 0 E: 0 K: 0 S: 9 H: 0 LOB: 0 BB: 0 P: 11	R: 1 E: 0 K: 0 S: 12 H: 2 LOB: 1 BB: 0 P: 17	R: 1 E: 0 K: 1 S: 9 H: 1 LOB: 0 BB: 0 P: 10	R: 0 E: 0 K: 2 S: 11 H: 0 LOB: 0 BB: 0 P: 16	R: 0 E: 0 K: 1 S: 10 H: 1 LOB: 1 BB: 0 P: 16	R: 0 E: 0 K: 0 S: 7 H: 0 LOB: 0 BB: 0 P: 10	R: 4 E: 1 K: 2 S: 22 H: 5 LOB: 2 BB: 1 P: 34	R: 0 E: 0 K: 0 S: 11 H: 0 LOB: 0 BB: 0 P: 14		1B: 5 2B: 2 3B: 1 HR: 1 SF: 0 SAC: 0 DP: 0 HBP: 0				WP: 0 PB: 0 SB: 0 CS: 0 PA: 34		

PITCHER	IP	WLS	BF	H	R	ER	SO	BB	IBB	HBP	BLK	WP	HR	S	P	ERA	WHIP
50 Miguel González, R (1, 1) ERA: 3.62	6.1	L	26	7	5	5	4	0	0	0	0	0	1	68	94	7.11	1.105
38 Luis Ayala, R (7, 1) ERA: 2.64	0.0		2	2	1	0	0	0	0	0	0	0	0	5	7	∞	∞
17 Brian Matusz, L (7, 1) ERA: 5.22	0.2		3	0	0	0	2	0	1	0	0	0	0	7	13	0.00	0.000
29 Tommy Hunter, R (8, 1) ERA: 5.9	1.0		3	0	0	0	0	0	0	0	0	0	0	11	14	0.00	0.000

PITCHER	IP	WLS	BF	H	R	ER	SO	BB	IBB	HBP	BLK	WP	HR	S	P	ERA	WHIP

BOTTOM

Baltimore Orioles @ Toronto Blue Jays

Rogers Centre, Toronto, ON

Wed Sep 05 2012, 7:08 PM - 9:53 PM EDT

Att. 14,458 - Cloudy - 75 F

livebaseballscorecards.com

AB	33
R	6
H	9
RBI	5
BB	1
SO	6
LOB	9

New York Yankees @ Baltimore Orioles

Oriole Park at Camden Yards, Baltimore, MD

Thu Sep 06 2012, 7:19 PM - 10:28 PM EDT

Att. 46,298 - Partly Cloudy - 80 F

livebaseballscorecards.com

TOP

Batter	1	2	3	4	5	6	7	8	9	AB	R	H	RBI	BB	SO	LOB
2 Derek Jeter, R (1, 6) OBP: 0.361, SLG: 0.441	C SI 93 B SL 86 B FF 94 X FF 93 2-1 ① G6-3		C FF 93 B SI 93 1 SAFE 1 SAFE X SI 92 1-1 1-2 1B		C FF 92 F FF 93 C SI 94 0-3 ② 1-2 K			G4-3 P4		5	0	1	0	0	1	3
33 Nick Swisher, S (1, 3) OBP: 0.350, SLG: 0.465	X SI 94 0-0 ② G6-3		C CU 78 F FF 94 S CU 76 0-3 ③ K		F SI 94 B SI 94 B CU 76 D CH 88 B SL 86 4-1 BB			B SI 90 B SI 89 C SI 90 B CU 81 F SI 90 F SI 91 B FF 90 4-2 13 2B BB	T SI 94 B CH 87 F SI 95 B SI 96 F CU 81 B CH 87 X SI 95 3-2 ① G3-1	3	1	0	0	2	1	2
24 Robinson Canó, L (1, 4) OBP: 0.367, SLG: 0.544	C SI 94 S CU 77 B FF 93 B SL 84 X FF 94 2-2 ③ G4-3			F SI 93 B CH 86 X CH 85 1-1 13 G5-3 14 1B 1B	T FF 94 F FF 94 S SL 85 0-3 ③ K			B SI 83 X SI 90 1-0 F8 C SI 94 B SI 93 X CH 88 1-1 1B		5	1	2	0	0	1	3
13 Alex Rodriguez, R (1, 10) OBP: 0.355, SLG: 0.446		C SI 92 B CU 76 X CU 78 1-1 ① G5-3		X SL 85 0-0 ① G5-3 1-2		S FF 92 B FF 92 B FF 93 B SL 86 F FF 92 D CU 77 4-2 12 G4-6-3 BB		1 SAFE X CU 69 0-0 1-H 14 1B 2B	C SI 94 C SI 93 B SI 94 B SI 93 X CU 80 2-2 ② L5	4	1	1	1	1	0	2
12 Eric Chavez, L (1, 5) OBP: 0.341, SLG: 0.482		S SI 93 B FF 94 S SL 85 F SI 93 X SL 85 1-2 ② G4-3		C SI 93 F FF 93 F SL 83 S CU 78 0-3 ② K		C FF 90 B FF 90 B SL 81 F SL 82 X SI 90 2-2 ①② G4-6-3 1-2f		B SI 89 B SL 79 C SL 81 B SL 81 C FC 83 B SI 90 4-2 55 PB 14 1B 60 BB BB	C SI 93 S CH 87 C SI 95 0-3 ③ K	4	1	0	0	1	2	3
14 Curtis Granderson, L (1, 8) OBP: 0.324, SLG: 0.476		B CU 76 C CU 77 B SI 92 C SI 93 S SL 83 2-3 ③ K		B FF 93 X SL 84 1-0 2-H 1B		B SI 90 F SI 90 X CU 68 1-1 ③ P5		S SL 83 X SI 98 0-1 60 BB 55 PB 31 1B 1-2 2-H 1B		4	1	2	2	0	1	0
55 Russell Martin, R (1, 2) OBP: 0.307, SLG: 0.375			C SI 93 C SI 92 B FF 94 B SL 84 F FF 93 B SL 85 F SI 94 F SI 93 X FF 94 3-2 27 L4-3 1B	C SL 86 F SI 93 S CU 77 0-3 ③ K			F CU 69 B FF 88 B FF 89 X CH 80 2-1 ① G5-3	S SL 84 B SI 98 S SL 85 B SI 98 B SL 85 D SL 84 4-2 60 BB 31 1B 1-2 2-3 BB		3	1	1	0	1	1	1
27 Raul Ibanez, L (1, 7) OBP: 0.296, SLG: 0.427 22 Andruw Jones, R (7, PH) OBP: 0.288, SLG: 0.420 (7, 7) 60 Chris Dickerson, L (8, PH) OBP: 0.444, SLG: 0.714 (8, 7)			B SI 92 B SI 92 X SI 93 2-0 ①② L4-3 1-1		C SI 92 S SL 85 B CU 77 X CU 77 1-2 ① F9		B SI 90 F SI 90 B CU 69 C SL 80 H SI 89 3-2 31 G6-3 HBP	B SI 98 B SI 98 B SI 98 B SI 98 4-0 31 1B 1-2 2-3 3-H BB		2 0 0	0 0 0	0 0 1	0 0 1	0 0 0	1 0 0
31 Ichiro Suzuki, L (1, 9) OBP: 0.294, SLG: 0.367			X SI 93 0-0 2 1B 1B		B FF 92 S FF 93 T FF 93 B FF 93 B FF 93 X FF 94 3-2 2 S 1B		B SI 90 1 SAFE X FF 89 1-0 ②③ G6-3 1-2f	C SI 96 B SI 97 X SI 97 1-1 1-3 2-H 3-H 1B		4	0	3	2	0	0	1
Inning Stats	R: 0 E: 0 K: 0 S: 6 H: 0 LOB: 0 BB: 0 P: 10	R: 0 E: 0 K: 1 S: 9 H: 0 LOB: 0 BB: 0 P: 13	R: 0 E: 0 K: 1 S: 13 H: 3 LOB: 2 BB: 0 P: 19	R: 1 E: 0 K: 2 S: 11 H: 2 LOB: 1 BB: 0 P: 13	R: 0 E: 0 K: 2 S: 13 H: 1 LOB: 2 BB: 1 P: 21	R: 0 E: 0 K: 0 S: 7 H: 0 LOB: 0 BB: 1 P: 14	R: 0 E: 0 K: 0 S: 5 H: 0 LOB: 0 BB: 0 P: 11	R: 5 E: 0 K: 0 S: 17 H: 3 LOB: 2 BB: 4 P: 35	R: 0 E: 0 K: 1 S: 12 H: 1 LOB: 1 BB: 0 P: 18	1B: 9 2B: 2 3B: 0 HR: 0 SF: 0 SAC: 0 DP: 3 HBP: 1						

	AB	34
	R	6
	H	10
	RBI	6
	BB	6
	SO	7
	LOB	16

WP: 0 PB: 1 SB: 1 CS: 0 PA: 41

PITCHER		IP	WLS	BF	H	R	ER	SO	BB	IBB	HBP	BLK	WP	HR	S	P	ERA	WHIP
39 Jason Hammel, R ERA: 3.46	(1, 1)	5.0		22	6	1	1	6	2	0	0	0	0	0	54	82	1.80	1.600
28 Randy Wolf, L ERA: 5.7	(6, 1)	2.2		10	1	3	3	0	2	0	1	0	0	0	19	37	10.12	1.125
47 Pedro Strop, R ERA: 2.14	(8, 1)	0.0	B	4	2	2	2	0	2	0	0	0	0	0	6	15	∞	∞
56 Darren O'Day, R ERA: 2.29	(8, 1)	0.1	W	1	0	0	0	0	0	0	0	0	0	0	2	2	0.00	0.000
43 Jim Johnson, R ERA: 2.83	(9, 1)	1.0		4	1	0	0	1	0	0	0	0	0	0	12	18	0.00	1.000

PITCHER	IP	WLS	BF	H	R	ER	SO	BB	IBB	HBP	BLK	WP	HR	S	P	ERA	WHIP

BOTTOM

Batter	1	2	3	4	5	6	7	8	9	AB	R	H	RBI	BB	SO	LOB
21 Nick Markakis, L (1, 9) OBP: 0.364, SLG: 0.476	B SI 88 X SI 89 1-0 ① **G4-3**	X SI 90 0-0 ② **F7**		B FF 90 C CH 83 X SI 89 1-1 **1B**			B FF 88 B FF 88 C SI 88 S SI 89 F SI 91 B SL 81 X SI 89 3-2 ① **G4-3**	X SI 89 0-0 ③ **G3-1**		5	0	1	0	0	0	0
2 J.J. Hardy, R (1, 6) OBP: 0.279, SLG: 0.383	C FF 90 B FF 90 C FF 91 X SI 91 1-2 10 BLK, 9 1B, 10 1B **1B**	B FF 89 B FF 90 C FF 90 B SL 88 B SI 91 4-1 **BB**		1 SAFE C FF 89 C SL 88 1 SAFE S FF 90 0-3 ③ **K**			B FF 90 B CH 82 B CH 83 C SI 89 X CH 83 3-1 ② **F8**			3	1	1	0	1	1	1
9 Nate McLouth, L (1, 7) OBP: 0.283, SLG: 0.309	B FF 89 C FF 90 X CH 83 1-1 10 BLK, 32 HR, **1-2** **1B**	X KC 80 0-0 ③ **G4-3**			B SL 78 B SI 85 B SI 84 C SI 84 C SI 85 S SL 76 3-3 ① **K**		X FF 90 0-0 ③ **F8**			4	1	1	0	0	1	1
10 Adam Jones, R (1, 8) OBP: 0.336, SLG: 0.511	S SI 90 F SI 91 D KC 81 B FF 90 X SL 89 2-2 32 HR, **1-2**, **2-H** **1B**	C KC 81 B KC 80 C FF 90 B FF 91 F SL 88 S KC 82 2-3 ① **K**			X FF 94 0-0 ② **G4-3**			C FC 90 F FC 90 B KC 75 X FC 91 1-2 **HR**		4	2	2	2	0	1	0
32 Matt Wieters, S (1, 2) OBP: 0.320, SLG: 0.419	X FF 90 0-0 **1-H**, **2-H** **HR**	B KC 81 B FF 91 F SI 91 X KC 81 2-1 ② **F7**			C CU 80 B CU 82 F FF 94 B FF 95 B SL 86 F FF 93 S SL 86 3-3 ③ **K**			F FC 92 C CH 88 X FC 92 0-2 12 HR **1B**		4	2	2	3	0	1	0
12 Mark Reynolds, R (1, 3) OBP: 0.353, SLG: 0.465	C KC 80 F SI 90 B KC 82 B SI 91 B SL 86 B FF 90 4-2 **BB**	F FF 91 C FF 90 X FF 91 0-2 ③ **P6**				S FF 94 B FF 95 C FF 94 X FF 96 1-2 **HR**		1 SAFE 1 SAFE B FC 92 B FC 92 C FC 93 B FC 91 F FC 93 X FC 92 3-2 **1-H** **HR**		3	2	2	3	1	0	0
19 Chris Davis, L (1, 10) OBP: 0.313, SLG: 0.464	S KC 80 B SI 91 T FF 90 B FF 90 S SI 90 2-3 ② **K**			B FF 90 S KC 81 B FF 90 C SI 89 X KC 80 2-2 ① **F8**			C FF 94 B FF 94 S SL 88 S SL 87 1-3 ① **K**	X SL 81 0-0 **HR**		4	1	1	1	0	2	1
13 Manny Machado, R (1, 5) OBP: 0.296, SLG: 0.495	1 SAFE C FF 90 B KC 81 X KC 81 1-1 ③ **G4-3**			X KC 80 0-0 ② **F8**			B FF 93 B FF 94 B SL 85 C FF 92 X FF 92 3-1 ② **P4**	C SI 88 B SI 88 S SL 81 S SL 82 1-3 ① **K**		4	0	0	0	0	1	1
11 Robert Andino, R (1, 4) OBP: 0.290, SLG: 0.311		B FF 90 C FF 90 C SL 86 B SI 90 F SL 87 B KC 82 X FF 89 3-2 ① **F7**		C SL 87 B FF 91 B FF 90 B FF 90 X FF 89 3-1 **HR**		B FF 95 X SL 85 1-0 ③ **G5-3**		C SI 88 X SL 81 0-1 ② **L7**		4	1	1	1	0	0	0
Inning Stats	R: 4 E: 0 K: 1 S: 17 H: 4 LOB: 1 BB: 1 P: 29	R: 0 E: 0 K: 0 S: 7 H: 0 LOB: 1 BB: 1 P: 14	R: 0 E: 0 K: 1 S: 9 H: 0 LOB: 0 BB: 0 P: 13	R: 1 E: 0 K: 1 S: 11 H: 2 LOB: 1 BB: 0 P: 17	R: 0 E: 0 K: 2 S: 8 H: 0 LOB: 0 BB: 0 P: 14	R: 1 E: 0 K: 0 S: 9 H: 1 LOB: 0 BB: 0 P: 15	R: 0 E: 0 K: 0 S: 7 H: 0 LOB: 0 BB: 0 P: 13	R: 4 E: 0 K: 1 S: 16 H: 4 LOB: 0 BB: 0 P: 21		1B: 5 2B: 0 3B: 0 HR: 6	SF: 0 SAC: 0 DP: 0 HBP: 0			WP: 0 PB: 0 SB: 0 CS: 0	PA: 37	

PITCHER		IP	WLS	BF	H	R	ER	SO	BB	IBB	HBP	BLK	WP	HR	S	P	ERA	WHIP
41 David Phelps, R ERA: 3.55	(1, 1)	4.0		20	6	5	5	3	2	0	0	1	0	2	44	73	11.25	2.000
39 Clay Rapada, L ERA: 2.86	(5, 1)	0.1		1	0	0	0	1	0	0	0	0	0	0	3	6	0.00	0.000
62 Joba Chamberlain, R ERA: 8.71	(5, 1)	1.2		6	1	1	1	2	0	0	0	0	0	1	14	23	5.40	0.600
63 Justin Thomas, L ERA: 6.0	(7, 1)	1.0		3	0	0	0	0	0	0	0	0	0	0	7	13	0.00	0.000
30 David Robertson, R ERA: 2.77	(8, 1)	0.0	L	3	3	3	3	0	0	0	0	0	0	2	9	13	∞	∞

PITCHER		IP	WLS	BF	H	R	ER	SO	BB	IBB	HBP	BLK	WP	HR	S	P	ERA	WHIP
48 Boone Logan, L ERA: 3.86	(8, 1)	0.0		1	1	1	1	0	0	0	0	0	0	1	1	1	∞	∞
34 Derek Lowe, R ERA: 5.5	(8, 1)	1.0		3	0	0	0	1	0	0	0	0	0	0	6	7	0.00	0.000

New York Yankees @ Baltimore Orioles

Oriole Park at Camden Yards, Baltimore, MD

Thu Sep 06 2012, 7:19 PM - 10:28 PM EDT

Att. 46,298 - Partly Cloudy - 80 F

livebaseballscorecards.com

AB	35
R	10
H	11
RBI	10
BB	2
SO	7
LOB	4

Batter	1	2	3	4	5	6	7	8	9	AB	R	H	RBI	BB	SO	LOB
2 Derek Jeter, R (1, 6) OBP: 0.363, SLG: 0.442	B FF 93 X FF 92 1-0 ① G6-3		B FF 91 X FF 91 1-0 ③ G1-3		X FF 91 0-0 13 HR 1B		S SL 76 B SL 80 F FF 91 F FF 91 B FF 91 X FF 91 2-2 1B		C FF 91 B FF 92 B SI 92 X SL 87 2-1 2-H 1B	5	1	3	1	0	0	0
33 Nick Swisher, S (1, 9) OBP: 0.348, SLG: 0.461 (6, 3)	B FF 91 B FF 91 B FF 91 C FF 90 X FF 90 3-1 ② L5			H FF 89 1-0 24 BB 55 HR HBP	C SL 79 X FF 91 0-1 ① F8		F CH 79 C FF 89 B FF 89 S FF 90 1-3 ② K		C SL 86 X SL 88 0-1 ③ F7	4	1	0	0	0	1	3
24 Robinson Canó, L (1, 4) OBP: 0.366, SLG: 0.541	S SL 81 F FF 92 T FF 93 0-2 ③ K			B FF 91 B FF 93 B SL 80 B FF 90 4-0 1-2 55 HR BB	X FF 90 0-0 ② P3		C FF 89 B FF 90 X FF 89 1-1 ③ F8			3	1	0	0	1	1	2
13 Alex Rodriguez, R (1, 10) OBP: 0.356, SLG: 0.454		C FF 91 B FF 91 C FF 90 B FF 92 F FF 90 X FF 91 2-2 1B		S FF 92 B FF 91 F FF 91 B FF 92 S SI 91 2-3 ① K	1 SAFE B FF 90 S FF 90 S FF 91 F FF 92 X FF 90 1-2 1-H HR			C CU 65 B FF 88 F FF 89 S FF 90 1-3 ① K		4	1	2	2	0	2	2
55 Russell Martin, R (1, 2) OBP: 0.306, SLG: 0.382		1 SAFE S SI 91 B FF 91 S SL 81 X FF 91 1-2 ① F8		B CH 85 B FF 90 X CH 85 2-0 1-H 2-H HR	F CU 66 X FF 89 0-1 ③ F9			C SL 78 X FF 88 0-1 ② F9		4	1	1	3	0	0	1
14 Curtis Granderson, L (1, 8) OBP: 0.322, SLG: 0.473		B SL 80 C SL 81 1 SAFE C FF 90 S FF 92 1-3 ② K		C SL 80 B CU 73 S SL 81 S FF 92 1-3 ② K		B CU 65 X CH 76 1-0 ① G4-3		C CU 76 S FC 90 B FF 90 S FF 90 1-3 ③ K		4	0	0	0	0	3	1
22 Andruw Jones, R (1, 7) OBP: 0.289, SLG: 0.421 27 Raul Ibanez, L (6, PH) OBP: 0.294, SLG: 0.425 (6, 7) 60 Chris Dickerson, L (9, 7) OBP: 0.444, SLG: 0.714		D CU 72 B FF 91 B FF 91 X FF 90 3-0 ③ F7		B FF 91 C CH 86 X FF 91 1-1 43 HR 1B		B FF 90 S FF 89 X CH 77 1-1 ② F8			X SL 85 0-0 ① G3	2 2 0	1 0 0	1 0 0	0 0 0	0 0 0	0 0 0	1 0 0
43 Steve Pearce, R (1, 3) OBP: 0.331, SLG: 0.404 31 Ichiro Suzuki, L (6, PH) OBP: 0.295, SLG: 0.368 (6, 9)			C CU 71 X FF 91 0-1 ① F7	X FF 91 0-0 1-H HR		B CU 64 C CU 65 C FF 89 B FF 90 F FF 89 F CH 79 F FF 90 F FF 90 X CH 80 2-2 ③ G6-3			B FF 90 F FC 90 F FF 89 X SL 84 1-2 2 1B 17 G5-3 1B	2 2	1 1	1 1	2 0	0 0	0 0	0 0
45 Casey McGehee, R (1, 5) OBP: 0.287, SLG: 0.368 12 Eric Chavez, L (7, PH) OBP: 0.339, SLG: 0.480 (7, 5) 17 Jayson Nix, R (9, PH) OBP: 0.313, SLG: 0.407 (9, 5)			C FF 91 C FF 92 X FF 92 0-2 ② G3-1	B FF 92 F FF 91 X FF 91 1-1 ③ F8			C FF 87 C FF 87 S FF 89 0-3 ① K		X SI 91 0-0 ② G5-3 1-2	2 1 1	0 0 0	0 0 0	0 0 0	0 0 0	0 1 1	0 0 1
Inning Stats	R: 0 H: 0 E: 0 LOB: 0 K: 1 BB: 0 S: 6 P: 10	R: 0 H: 1 E: 0 LOB: 1 K: 1 BB: 0 S: 11 P: 18	R: 0 H: 0 E: 0 LOB: 0 K: 0 BB: 0 S: 6 P: 7	R: 5 H: 3 E: 0 LOB: 0 K: 2 BB: 1 S: 12 P: 24	R: 2 H: 2 E: 0 LOB: 0 K: 0 BB: 0 S: 10 P: 11	R: 0 H: 0 E: 0 LOB: 0 K: 0 BB: 0 S: 10 P: 14	R: 0 H: 1 E: 0 LOB: 1 K: 2 BB: 0 S: 12 P: 16	R: 0 H: 0 E: 0 LOB: 0 K: 2 BB: 0 S: 8 P: 10	R: 1 H: 2 E: 0 LOB: 1 K: 0 BB: 0 S: 9 P: 12	1B: 6 SF: 0 2B: 0 SAC: 0 3B: 0 DP: 0 HR: 3 HBP: 1					WP: 0 PA: 38 PB: 0 SB: 0 CS: 0	

PITCHER		IP	WLS	BF	H	R	ER	SO	BB	IBB	HBP	BLK	WP	HR	S	P	ERA	WHIP
16 Wei-Yin Chen, L ERA: 4.06	(1, 1)	4.2	L	22	6	7	7	4	1	0	1	0	0	3	43	68	13.50	1.500
52 Steve Johnson, R ERA: 2.57	(5, 1)	3.0		10	1	0	0	3	0	0	0	0	0	0	29	38	0.00	0.333
17 Brian Matusz, L ERA: 5.28	(8, 1)	0.2		3	1	1	1	1	0	0	0	0	0	0	7	9	13.50	1.500
38 Luis Ayala, R ERA: 2.62	(9, 1)	0.2		3	1	0	0	0	0	0	0	0	0	0	5	7	0.00	1.500

PITCHER	IP	WLS	BF	H	R	ER	SO	BB	IBB	HBP	BLK	WP	HR	S	P	ERA	WHIP

TOP

New York Yankees @ Baltimore Orioles

Oriole Park at Camden Yards, Baltimore, MD

Fri Sep 07 2012, 7:09 PM - 9:53 PM EDT

Att. 40,861 - Clear - 83 F

livebaseballscorecards.com

AB	36
R	8
H	9
RBI	8
BB	1
SO	8
LOB	11

Batter	1	2	3	4	5	6	7	8	9	AB	R	H	RBI	BB	SO	LOB
21 Nick Markakis, L (1, 9) OBP: 0.361, SLG: 0.471	C FF 90 C FF 90 B FF 91 B FF 92 X FF 92 2-2 ① F8		C KC 73 B CH 82 F CH 83 B FF 92 F FF 92 B CH 84 X FF 91 3-2 ① F9		C FF 91 X FF 91 0-1 ③ G6-3		T FF 94 F FF 94 F SL 82 F FF 93 F SL 81 F SL 82 X SI 93 0-2 ② G1-3			4	0	0	0	0	0	0
2 J.J. Hardy, R (1, 6) OBP: 0.279, SLG: 0.382	F FF 92 B FF 93 C FF 92 B SL 83 B SL 83 X FF 92 3-2 9 2B 1B		C FF 93 B SL 82 F CH 84 X SL 82 1-2 ② G6-3			C FF 91 F FF 91 B SL 80 X FF 92 1-2 9 2B 10 HR E3	B FF 94 B SI 93 C FF 94 X FF 95 2-1 ③ F7			4	1	1	0	0	0	0
9 Nate McLouth, L (1, 7) OBP: 0.293, SLG: 0.331	B KC 75 C FF 93 F FF 92 F FF 92 1 SAFE F CH 84 X FF 92 1-2 1-3 2B		B FF 92 C CH 84 B FF 92 X CH 84 2-1 1B			C FF 90 X FF 91 0-1 10 HR 1-3 2B		C SL 79 X SI 94 0-1 ① F8		4	1	3	0	0	0	0
10 Adam Jones, R (1, 8) OBP: 0.335, SLG: 0.515	C FF 93 X FF 92 0-1 ② P4		F FF 92 1 SAFE S SL 81 S SL 83 0-3 ③ K			X FF 92 0-0 2-H 3-H HR		C KC 80 S KC 82 S KC 82 0-3 ② K		4	1	1	3	0	2	3
32 Matt Wieters, S (1, 2) OBP: 0.318, SLG: 0.415	B FF 92 B CH 84 B CH 83 X FF 93 3-0 ③ F8			B FF 90 F CH 83 B FF 90 X FF 90 2-1 ① F7		S CH 83 F FF 91 B SL 82 B CH 84 X CH 83 2-2 ① G4-3		X FC 90 0-0 ③ F8		4	0	0	0	0	0	2
12 Mark Reynolds, R (1, 3) OBP: 0.350, SLG: 0.460		F FF 90 B FF 90 F SL 79 B FF 92 S SL 81 2-3 ① K		F FF 91 X SL 80 0-1 ② P4		B SL 81 C SL 79 S FF 92 B SL 82 X SL 81 2-2 ② G5-3			C SL 83 C SL 82 S SL 84 0-3 ① K	4	0	0	0	0	2	0
19 Chris Davis, L (1, 10) OBP: 0.310, SLG: 0.460		B FF 92 X CH 83 1-0 ② G3		T FF 91 B FF 92 T CH 83 S SL 81 1-3 ③ K		B CH 84 S FF 91 B CH 83 B CH 84 S FF 92 F FF 91 S SL 82 3-3 ③ K			C FF 93 S SL 84 B SL 85 X SL 83 1-2 ② F7	4	0	0	0	0	2	0
13 Manny Machado, R (1, 5) OBP: 0.304, SLG: 0.525		B FF 92 X FF 92 1-0 1B	C FF 90 B KC 74 B SL 80 X FF 91 2-1 ① P5			X SI 87 0-0 ① L8		X FF 92 0-0 HR		4	1	2	1	0	0	0
11 Robert Andino, R (1, 4) OBP: 0.290, SLG: 0.319		C FF 92 F SL 80 T SL 81 0-2 ③ K	C FF 92 X SL 80 0-1 ② F8			B SI 88 F SI 88 X SI 88 1-1 HR		C SL 83 F SL 84 F FC 93 F SL 85 S SL 84 0-3 ③ K		4	1	1	1	0	2	1
Inning Stats	R: 0 E: 0 K: 0 S: 14 H: 2 LOB: 2 P: 23	R: 0 E: 0 K: 2 S: 8 H: 1 LOB: 1 BB: 0 P: 12	R: 0 E: 0 K: 1 S: 12 H: 1 LOB: 1 BB: 0 P: 18	R: 0 E: 0 K: 1 S: 7 H: 0 LOB: 0 BB: 0 P: 10	R: 0 E: 0 K: 0 S: 6 H: 0 LOB: 0 BB: 0 P: 8	R: 3 E: 1 K: 1 S: 16 H: 2 LOB: 0 BB: 0 P: 24	R: 1 E: 0 K: 0 S: 12 H: 1 LOB: 0 BB: 0 P: 15	R: 0 E: 0 K: 1 S: 6 H: 0 LOB: 0 BB: 0 P: 6	R: 1 E: 0 K: 2 S: 12 H: 1 LOB: 0 BB: 0 P: 13	1B: 3 2B: 2 3B: 0 HR: 3	SF: 0 SAC: 0 DP: 0 HBP: 0		WP: 0 PB: 0 SB: 0 CS: 0	PA: 36			

PITCHER		IP	WLS	BF	H	R	ER	SO	BB	IBB	HBP	BLK	WP	HR	S	P	ERA	WHIP
65 Phil Hughes, R ERA: 4.13	(1, 1)	6.0	W	25	6	3	2	5	0	0	0	0	0	1	63	95	3.00	1.000
38 Cody Eppley, R ERA: 3.4	(7, 1)	0.1		2	1	1	1	0	0	0	0	0	0	1	3	4	27.00	3.000
48 Boone Logan, L ERA: 3.78	(7, 1)	1.0	H	3	0	0	0	0	0	0	0	0	0	0	11	13	0.00	0.000
30 David Robertson, R ERA: 2.74	(8, 1)	0.2	H	2	0	0	0	1	0	0	0	0	0	0	4	4	0.00	0.000
29 Rafael Soriano, R ERA: 2.06	(9, 1)	1.0		4	1	1	1	2	0	0	0	0	0	1	12	13	9.00	1.000

PITCHER	IP	WLS	BF	H	R	ER	SO	BB	IBB	HBP	BLK	WP	HR	S	P	ERA	WHIP

BOTTOM

New York Yankees @ Baltimore Orioles

Oriole Park at Camden Yards, Baltimore, MD

Fri Sep 07 2012, 7:09 PM - 9:53 PM EDT

Att. 40,861 - Clear - 83 F

livebaseballscorecards.com

AB	36
R	5
H	8
RBI	5
BB	0
SO	8
LOB	6

New York Yankees @ Baltimore Orioles

Oriole Park at Camden Yards, Baltimore, MD

Sat Sep 08 2012, 7:08 PM - 10:18 PM EDT

Att. 46,067 - Rain - 67 F

TOP

livebaseballscorecards.com

Batter	1	2	3	4	5	6	7	8	9	AB	R	H	RBI	BB	SO	LOB
2 Derek Jeter, R (1, 6) OBP: 0.365, SLG: 0.444	S SI 87 B SI 87 X SI 85 1-1 25 2B, 13 SF7 1B	X SI 90 0-0 ③ G6-3			C SI 88 F SI 88 B FF 90 B SI 88 X SI 88 2-2 1B		B SI 86 B SI 85 C SL 78 X SI 86 2-1 ③ L7		X SI 94 0-0 33 FC6-4 1-2 2-3 1B	5	1	3	0	0	0	1
33 Nick Swisher, S (1, 9) OBP: 0.345, SLG: 0.456	C FF 86 X CU 71 0-1 ① P6		C SI 86 T CH 80 X FF 89 0-2 ① G6-3		B SI 87 B SI 86 X FF 88 2-0 ③ F8			B FF 96 C FF 96 S SL 84 F SL 84 B SI 96 B SL 83 X SL 83 3-2 ① G4-3	C SI 97 X CH 89 0-1 ① FC6-4 25 G4-6-3 1-2f 2-3 3-H	5	0	0	1	0	0	4
25 Mark Teixeira, S (1, 3) OBP: 0.336, SLG: 0.478	C SI 84 B FF 88 D SI 86 1 SAFE S CH 78 F SI 88 B CH 78 1 SAFE X FF 85 3-2 1-3 2B		B CU 69 C FF 89 B CH 81 C CH 80 B FF 89 F SI 90 X FF 90 3-2 ② G6-3			B SI 85 B SI 87 B SI 86 C FF 86 S SI 87 F SI 87 F FF 86 F SI 88 B SI 87 4-2 24 1B BB		C SI 96 B SI 95 S SI 96 B SL 84 B CH 89 C SI 96 3-3 ② K	D CH 88 1 SAFE B SI 95 C CH 88 C SI 95 F CU 79 X CH 90 2-2 ②③ G4-6-3 1-2f	4	0	1	0	1	1	2
13 Alex Rodriguez, R (1, 10) OBP: 0.355, SLG: 0.461	C FF 89 F FF 89 B FF 90 D CU 75 F FF 90 F FF 90 X CU 73 2-2 ② SF7 3-H		B SI 89 C SI 89 X FF 89 1-1 ③ F8			B FF 89 X SI 86 1-0 ① F9		X FF 96 0-0 HR		3	1	1	2	0	0	1
24 Robinson Canó, L (1, 4) OBP: 0.367, SLG: 0.539	B CU 74 S SI 90 S SI 89 X CU 76 1-2 ③ G3			B FF 87 F FF 86 F CU 75 X SI 88 1-2 ① P5		B FF 88 S CU 73 F SI 87 S SI 87 X CU 78 2-2 1-2 1B		B SI 96 S SL 82 C SL 84 B CH 90 B SL 85 B SI 97 4-2 55 1B BB		3	0	1	0	1	0	1
55 Russell Martin, R (1, 2) OBP: 0.308, SLG: 0.382 26 Eduardo Núñez, R (8, PR) OBP: 0.355, SLG: 0.370 19 Chris Stewart, R (8, 2) OBP: 0.273, SLG: 0.328		C SI 86 B CH 78 B SI 88 B SI 88 F SI 87 F SI 89 B SI 88 4-2 31 2B BB		B CU 70 X SI 87 1-0 ② G5-3		T SL 77 B FF 86 C SL 78 S SL 76 1-3 ② K		B SI 96 C FF 95 B SL 82 B FF 96 F FF 96 X FF 96 3-2 1-3 1B		3 0 0	1 0 0	1 0 0	0 0 0	1 0 0	1 0 0	2 0 0
22 Andruw Jones, R (1, 7) OBP: 0.287, SLG: 0.417 14 Curtis Granderson, L (6, PH) OBP: 0.321, SLG: 0.471 (6, 8)	B CU 71 S SI 86 F SI 86 F CH 80 1 SAFE F FF 88 C CH 80 1-3 ① K		B SI 87 S SI 86 B CH 81 X SI 87 2-1 ③ G6-3		F SL 79 B FF 87 F FF 86 F SL 78 B SI 85 S SL 78 2-3 ③ K			B FF 90 C SL 84 B SL 85 X FF 91 2-1 ③ P2		2 2	0 0	0 0	0 0	0 0	1 1	1 4
31 Ichiro Suzuki, L (1, 8) OBP: 0.296, SLG: 0.371 (6, 7)	C FF 87 B FF 88 X SI 89 1-1 1-H 2B				C FF 85 B CU 72 X SI 86 1-1 ① G3		C SI 84 F FF 86 F FF 86 B SL 78 F SL 77 X FF 85 1-2 ① P6		B SI 94 B SI 93 C SI 91 X SI 92 2-1 2 1B, 12 1B 33 FC6-4 1B	4	1	2	1	0	0	0
17 Jayson Nix, R (1, 5) OBP: 0.309, SLG: 0.401 12 Eric Chavez, L (7, PH) OBP: 0.341, SLG: 0.480 (7, 5) 60 Chris Dickerson, L (9, PR) OBP: 0.444, SLG: 0.714	C CU 72 F SI 89 F FF 90 B CU 75 D CH 79 B SI 88 F CH 80 C FF 89 3-3 ② K				C CU 70 F SI 86 X FF 89 0-2 ② P3		B SL 79 B SI 83 C SL 77 F SL 77 T FF 86 2-2 ② K		X SI 94 0-0 33 FC6-4 2 1B 1-2 1B	2 2 0	0 0 0	0 1 0	0 0 0	0 0 0	1 1 0	1 0 0

Inning Stats																					
	R: 1	H: 2	R: 1	H: 1	R: 0	H: 0	R: 0	H: 0	R: 0	H: 1	R: 0	H: 1	R: 0	H: 0	R: 1	H: 2	R: 1	H: 3	1B: 7	SF: 1	WP: 0	PA: 39
	E: 0	LOB: 1	E: 0	LOB: 1	E: 0	LOB: 0	E: 0	LOB: 0	E: 0	LOB: 1	E: 0	LOB: 2	E: 0	LOB: 0	E: 0	LOB: 2	E: 0	LOB: 2	2B: 2	SAC: 0	PB: 0	
	K: 0	BB: 1	K: 2	BB: 1	K: 0	BB: 0	K: 2	BB: 0	K: 0	BB: 0	K: 2	BB: 1	K: 1	BB: 0	K: 1	BB: 1	K: 0	BB: 0	3B: 0	DP: 1	SB: 0	
	S: 16	P: 23	S: 16	P: 25	S: 9	P: 13	S: 6	P: 10	S: 9	P: 14	S: 16	P: 26	S: 10	P: 15	S: 15	P: 30	S: 10	P: 14	HR: 1	HBP: 0	CS: 0	

PITCHER		IP	WLS	BF	H	R	ER	SO	BB	IBB	HBP	BLK	WP	HR	S	P	ERA	WHIP
48 Joe Saunders, L ERA: 4.22	(1, 1)	5.1	W	23	5	2	2	2	2	0	0	0	0	0	65	101	3.38	1.312
56 Darren O'Day, R ERA: 2.22	(6, 1)	1.2	H	5	0	0	0	3	0	0	0	0	0	0	17	25	0.00	0.000
47 Pedro Strop, R ERA: 2.26	(8, 1)	0.2	H	5	2	1	1	1	1	0	0	0	0	1	13	26	13.50	4.500
17 Brian Matusz, L ERA: 5.26	(8, 1)	0.1	H	1	0	0	0	0	0	0	0	0	0	0	2	4	0.00	0.000
43 Jim Johnson, R ERA: 2.93	(9, 1)	1.0	S	5	3	1	1	0	0	0	0	0	0	0	10	14	9.00	3.000

PITCHER	IP	WLS	BF	H	R	ER	SO	BB	IBB	HBP	BLK	WP	HR	S	P	ERA	WHIP

AB	35
R	4
H	10
RBI	4
BB	3
SO	6
LOB	17

BOTTOM

New York Yankees @ Baltimore Orioles

Oriole Park at Camden Yards, Baltimore, MD

Sat Sep 08 2012, 7:08 PM - 10:18 PM EDT

Att. 46,067 - Rain - 67 F

livebaseballscorecards.com

Batter	1	2	3	4	5	6	7	8	9	AB	R	H	RBI	BB	SO	LOB
21 Nick Markakis, L (1, 9) OBP: 0.363, SLG: 0.471 9 Nate McLouth, L (5, PR) OBP: 0.297, SLG: 0.341 (6, 7)	F FF 90 B SI 90 B SI 90 F SL 80 C SI 92 2-3 ① K		B FF 93 C FF 92 C FF 93 B SL 81 X SL 81 2-2 11 G2-3 2 2B 1B		C SI 91 C SI 91 H FF 92 1-2 HBP		C SL 80 B SL 82 B SL 80 C FF 93 F SL 81 F SI 91 X FF 94 2-2 2B			2 1	1 0	1 1	0 0	0 0	1 0	0 0
11 Robert Andino, R (1, 4) OBP: 0.286, SLG: 0.315	C FF 92 X CH 85 0-1 ② P5		X FF 93 0-0 ② G2-3 1-2		B CH 85 D CH 86 C SI 92 B CH 86 X CH 87 3-1 ③ F7		C SL 81 B SL 81 C SI 87 S SL 82 1-3 ② K			4	0	0	0	0	1	3
2 J.J. Hardy, R (1, 6) OBP: 0.280, SLG: 0.390	B FF 92 C FF 93 F SL 81 B CH 87 X CH 86 2-2 ③ F9		F SI 91 D CH 87 X SI 91 1-1 2-H 2B			B SL 80 C CH 85 X FF 92 1-1 HR	F SI 87 B SL 83 S SL 82 B SL 81 X SI 87 2-2 ③ G4-3			4	1	2	2	0	0	1
10 Adam Jones, R (1, 8) OBP: 0.334, SLG: 0.514		B FF 91 C SI 92 X CH 86 1-1 ① F9	S SI 92 X SI 92 0-1 ③ P4			F CH 86 F SL 80 X SL 81 0-2 51 1B 2B		B SL 82 B SI 87 X SI 87 2-0 ① G5-3		4	1	1	0	0	0	1
12 Mark Reynolds, R (1, 3) OBP: 0.352, SLG: 0.467		C SL 81 X SI 91 0-1 HR		S CH 86 B FF 93 B SL 81 F CH 87 B SL 81 F CH 87 X SL 82 3-2 ① L5		F CH 85 F FF 92 X SL 79 0-2 ① F7		B SI 87 B SI 88 B SI 88 4-0 51 FC5-4 BB		3	1	1	1	1	0	1
51 Lew Ford, R (1, 7) OBP: 0.255, SLG: 0.431 (6, 9)		B CU 76 B FF 92 F CH 86 X CU 78 2-1 HR		B SI 92 C FF 93 F FF 93 B FF 92 B SI 91 F CH 86 X FF 93 3-2 ② F9		B FF 91 C CH 83 X SI 93 1-1 6 FC6-4 2-H 1B		X SI 88 0-0 ② FC5-4 13 S 1-2f		4	1	2	2	0	0	1
13 Manny Machado, R (1, 5) OBP: 0.292, SLG: 0.505		C FF 93 F FF 92 F SL 80 B SL 80 X FF 93 1-2 ② G5-3		S CH 87 S FF 91 S SL 80 0-3 ③ K		B CH 85 D CH 85 X SI 92 2-0 ② F9		F SL 82 C SI 87 B SL 84 F SL 83 X SI 87 1-2 ③ G5-3 1-2		4	0	0	0	0	1	2
6 Steve Tolleson, R (1, 10) OBP: 0.222, SLG: 0.309		B CH 86 B CH 86 C SI 91 S SI 92 B SI 92 S CH 86 3-3 ③ K			C CU 76 X FF 91 0-1 ① G5-3	1 SAFE X CH 85 0-0 ③ FC6-4 1-2f				3	0	0	0	0	1	1
31 Taylor Teagarden, R (1, 2) OBP: 0.159, SLG: 0.310			B FF 91 C CH 86 B FF 92 B FF 92 S CH 85 C FF 92 3-3 ① K		B FF 91 S FF 91 C FF 91 B SL 80 T SL 80 2-2 ② K		B CH 85 C SI 90 F SI 91 B SL 80 X SI 91 2-2 ① G6-3			3	0	0	0	0	2	0
Inning Stats	R: 0 E: 0 K: 1 S: 8 H: 0 LOB: 0 BB: 0 P: 12	R: 2 E: 0 K: 1 S: 13 H: 2 LOB: 0 BB: 0 P: 20	R: 1 E: 0 K: 1 S: 11 H: 2 LOB: 1 BB: 0 P: 17	R: 0 E: 0 K: 1 S: 11 H: 0 LOB: 0 BB: 0 P: 17	R: 0 E: 0 K: 1 S: 9 H: 0 LOB: 1 BB: 0 P: 15	R: 2 E: 0 K: 0 S: 12 H: 3 LOB: 1 BB: 0 P: 16	R: 0 E: 0 K: 1 S: 14 H: 1 LOB: 1 BB: 0 P: 21	R: 0 E: 0 K: 0 S: 6 H: 0 LOB: 1 BB: 1 P: 13		1B: 2 2B: 3 3B: 0 HR: 3 SF: 0 SAC: 0 DP: 0 HBP: 1						

	AB	32
	R	5
	H	8
	RBI	5
	BB	1
	SO	6
	LOB	10

PITCHER		IP	WLS	BF	H	R	ER	SO	BB	IBB	HBP	BLK	WP	HR	S	P	ERA	WHIP
52 CC Sabathia, L ERA: 3.56	(1, 1)	6.1	L	28	8	5	5	5	0	0	1	0	0	3	72	109	7.11	1.263
38 Cody Eppley, R ERA: 3.27	(7, 1)	1.2		6	0	0	0	1	1	0	0	0	0	0	12	22	0.00	0.600

PITCHER	IP	WLS	BF	H	R	ER	SO	BB	IBB	HBP	BLK	WP	HR	S	P	ERA	WHIP

New York Yankees @ Baltimore Orioles

Oriole Park at Camden Yards, Baltimore, MD

Sun Sep 09 2012, 1:42 PM - 5:17 PM EDT

Att. 40,346 - Cloudy - 74 F

TOP

livebaseballscorecards.com

Batter	1	2	3	4	5	6	7	8	9	AB	R	H	RBI	BB	SO	LOB
2 Derek Jeter, R (1, 10) OBP: 0.367, SLG: 0.449	B FF 91 B SI 90 B FF 92 C FF 89 C FF 91 X SI 91 3-2 E5 13 G6-4-3 24 1B 1B		B SI 92 X FF 92 1-0 G5-3 ②	B SI 92 F FF 92 B SI 92 D SI 91 T SI 92 F SI 92 B SI 92 4-2 1-2 2-3 3-H BB		C SL 89 F FF 93 C SI 94 0-3 K ③		F FF 90 X FF 91 0-1 1-H HR	F FF 96 F FF 97 B FC 91 B FF 96 F CU 80 F FF 95 S FF 92 2-3 K ②	4	2	2	3	1	1	0
26 Eduardo Núñez, R (9, PH) OBP: 0.349, SLG: 0.364 (9, 6)										1	0	0	0	0	1	0
33 Nick Swisher, S (1, 9) OBP: 0.343, SLG: 0.452 (7, 3)	M SL 79 B SL 79 C FF 92 B SI 92 B SI 93 F SL 81 B SL 79 4-2 13 G6-4-3 BB		B SI 92 B FF 92 C SI 92 X SI 92 2-1 G1-3 ③	D CU 82 F FF 95 B SI 95 F FF 95 S SL 91 2-3 K ②			F SI 93 C FF 94 B FF 94 B SL 88 X SI 94 2-2 G4-3 ①	F CU 80 B FS 84 X FS 82 1-1 G4-3 ①	B FF 95 X FF 94 1-0 45 PB 1B	4	0	0	0	1	1	3
19 Chris Stewart, R (9, PH) OBP: 0.278, SLG: 0.333 (9, 2)										1	0	1	0	0	0	0
13 Alex Rodriguez, R (1, 5) OBP: 0.358, SLG: 0.460	B FF 92 X SI 92 1-0 ① ② G6-4-3 1-2f 2-3			C SL 79 S FF 95 B SI 95 X SI 91 0-1 55 WP 24 BB 43 BB 1B C SL 92 F SI 95 B SI 92 S CU 82 0-3 ③ K			H SI 93 1-0 55 1B 24 WP 14 1B HBP	S CU 80 B FF 92 B FC 88 B FC 88 B CU 82 4-1 24 2B 55 1B BB	S FC 90 B CU 76 B FF 94 B FF 91 X FF 94 3-1 ③ G6-3 1-2	3	3	1	0	1	1	5
45 Casey McGehee, R (8, 5) OBP: 0.286, SLG: 0.367 (9, 3)										1	0	0	0	0	0	1
24 Robinson Canó, L (1, 4) OBP: 0.372, SLG: 0.544	B FF 93 C FF 92 B SI 92 X FF 94 2-1 3-H 1B			D SL 79 D SI 92 B FF 92 B FF 91 4-0 43 BB 55 WP 17 1B 1-2 BB	C CU 79 F FF 94 X CU 80 0-2 55 G6-4-3 1B		1 SAFE S FF 93 B FF 93 B SL 87 B SI 90 I IN 69 4-1 55 1B 14 1B 1-2 IBB	C FC 88 B FF 92 B FF 92 F FC 88 X FS 83 2-2 55 1B 14 2B 1-3 2B		3	3	3	1	2	0	0
12 Eric Chavez, L (9, 5) OBP: 0.341, SLG: 0.480										0	0	0	0	0	0	0
55 Russell Martin, R (1, 2) OBP: 0.312, SLG: 0.383	C FF 92 B SI 93 B FF 92 C SL 80 X SL 82 2-2 ③ G4-3			B SI 92 B FF 92 C SL 79 B SL 80 F SI 92 D SI 92 4-2 17 1B 43 BB 31 1B 1-2 2-3 BB	C SI 93 F SI 96 B SL 89 F FF 94 F SI 93 F CU 81 X FF 94 1-2 ① ② G6-4-3 1-2f		X SL 86 0-0 14 1B 1-2 2-3 1B	B FF 92 B FF 93 X FC 89 2-0 27 BB 14 2B 2-3 3-H 1B		4	2	2	1	1	0	2
34 Derek Lowe, R (9, 1) OBP: 0.500, SLG: 0.500										0	0	0	0	0	0	0
43 Steve Pearce, R (1, 3) OBP: 0.331, SLG: 0.399		B FF 89 B SI 90 C FF 91 B SL 79 T SI 91 X SI 90 3-2 ① G5-3		D SI 92 B SL 80 D SI 91 B FF 91 4-0 31 1B 17 1B 2 BB 1-2 2-3 3-H BB	B SL 89 C SL 88 X CU 80 1-1 ③ G5-3		B SL 78 X SL 79 1-0 ② F4	B CU 80 B FF 91 F CU 80 S FF 91 F FF 92 B FS 83 F FF 92 B FF 92 4-2 14 2B 1-2 BB		2	1	0	1	1	0	0
27 Raul Ibanez, L (7, PH) OBP: 0.295, SLG: 0.424 (7, 7)										1	0	0	0	1	0	3
22 Andruw Jones, R (1, 7) OBP: 0.285, SLG: 0.413		C SL 78 X SI 91 0-1 ② G6-3		C SL 79 S SI 92 C SL 81 0-3 ① K		X SI 94 0-0 HR	C SI 89 X SI 90 0-1 17 FC1-4 1-2 2-H 3-H 1B	B FC 89 X FC 90 1-0 ② 1-H 2-H 3-H 2B		2	0	0	0	0	1	3
14 Curtis Granderson, L (6, PH) OBP: 0.324, SLG: 0.482 (6, 8)										3	1	3	5	0	0	0
17 Jayson Nix, R (1, 6) OBP: 0.306, SLG: 0.395 (9, 4)		B FF 91 F FF 91 B SI 92 C SI 91 C SL 80 2-3 ③ K		B SI 92 X FF 92 1-0 2 BB 31 1B 1-2 2-3 3-H 1B		B SI 93 C SL 88 B SL 89 S FF 94 B CU 81 S SL 88 3-3 ① K	B SL 78 X SI 90 1-0 ③ FC1-4 1-2f	F FC 89 B CU 82 F CU 81 C FC 88 1-3 ③ K		5	0	1	1	0	3	3
31 Ichiro Suzuki, L (1, 8) OBP: 0.297, SLG: 0.372			B SL 78 F FF 91 X SL 79 1-1 ① G6-3	C FF 93 C SI 92 F SI 92 X SI 93 1-2 2 BB 1-2 2-3 3-H 1B		C CU 80 B FF 94 F SI 93 B FF 93 X FF 95 2-2 ② G4-3		C SL 78 F SI 88 F SI 89 X SL 80 0-2 2 HR 1B	C FF 95 F FF 96 F CU 81 C FF 96 0-3 ① K	4	1	2	1	0	0	0
60 Chris Dickerson, L (9, PH) OBP: 0.400, SLG: 0.625 (9, 9)										1	0	0	0	0	1	0
Inning Stats	R: 1 E: 1 K: 0 S: 12 H: 2 LOB: 1 BB: 1 P: 24	R: 0 E: 0 K: 1 S: 8 H: 0 LOB: 0 BB: 0 P: 13	R: 0 E: 0 K: 0 S: 5 H: 0 LOB: 0 BB: 0 P: 9	R: 4 E: 0 K: 3 S: 22 H: 3 LOB: 3 BB: 4 P: 44	R: 0 E: 0 K: 0 S: 11 H: 1 LOB: 0 BB: 0 P: 13	R: 1 E: 0 K: 2 S: 10 H: 1 LOB: 0 BB: 0 P: 15	R: 2 E: 0 K: 0 S: 9 H: 2 LOB: 2 BB: 1 P: 18	R: 5 E: 0 K: 1 S: 21 H: 5 LOB: 1 BB: 2 P: 36	R: 0 E: 0 K: 2 S: 12 H: 1 LOB: 1 BB: 0 P: 18	1B: 11 2B: 2 3B: 0 HR: 2 SF: 0 SAC: 0 DP: 2 HBP: 1	WP: 2 PB: 1 SB: 0 CS: 0 PA: 48						

	AB	39
	R	13
	H	15
	RBI	13
	BB	8
	SO	9
	LOB	20

PITCHER		IP	WLS	BF	H	R	ER	SO	BB	IBB	HBP	BLK	WP	HR	S	P	ERA	WHIP
53 Zack Britton, L ERA: 4.72	(1, 1)	3.1	L	19	5	5	5	2	5	0	0	0	1	0	40	81	13.50	3.000
34 Jake Arrieta, R ERA: 6.21	(4, 1)	3.0		13	3	3	3	4	0	1	1	0	1	1	33	49	9.00	1.000
58 Zach Phillips, L ERA: 11.57	(7, 1)	0.2		4	2	1	1	0	0	0	0	0	0	0	8	10	13.50	3.000
63 Kevin Gregg, R ERA: 4.95	(8, 1)	1.0		8	4	4	4	1	2	0	0	0	0	1	17	32	36.00	6.000
29 Tommy Hunter, R ERA: 5.85	(9, 1)	1.0		4	1	0	0	2	0	0	0	0	0	0	12	18	0.00	1.000

PITCHER	IP	WLS	BF	H	R	ER	SO	BB	IBB	HBP	BLK	WP	HR	S	P	ERA	WHIP

Batter	1	2	3	4	5	6	7	8	9	AB	R	H	RBI	BB	SO	LOB
9 Nate McLouth, L (1, 7) (9, 8) OBP: 0.302, SLG: 0.337	C FF 85 X CU 70 0-1 G3			B CU 70 B CH 76 B SI 86 C SI 86 C SI 86 B SI 86 4-2 2 HBP 24 2B BB	B FF 94 B FF 94 C CU 80 B SL 86 B FF 94 4-1 2 S BB		C FF 89 B FF 90 C FF 89 F CU 75 F CH 82 F CH 83 X CH 82 1-2 G3			2	1	0	0	2	0	0
2 J.J. Hardy, R (1, 6) OBP: 0.280, SLG: 0.389 70 Xavier Avery, L (8, PH) OBP: 0.314, SLG: 0.352 (9, 7)	B FF 86 B SL 77 C SI 86 F SL 81 F SL 76 F SL 78 X SL 82 2-2 F8			C SL 81 S SL 82 H FS 78 1-2 24 2B 1-2 HBP	C FF 95 B SL 89 B FF 97 F SL 86 S SL 86 2-3 K 1-2			B FF 86 X FF 86 1-0 G3		2 1	1 0	0 0	0 0	1 0	1 0
24 Wilson Betemit, S (1, 10) OBP: 0.324, SLG: 0.427	B CU 71 X SL 79 1-0 P4			C SL 82 F SL 78 X SL 80 0-2 32 1B 1-H 2-H 2B		X FF 94 0-0 G2-3		B CU 72 C FF 87 F CU 74 S CU 77 1-3 K		4	1	1	2	0	1	0
10 Adam Jones, R (1, 8) OBP: 0.334, SLG: 0.514 3 Ryan Flaherty, L (8, PH) OBP: 0.250, SLG: 0.306 (9, 3)		X SL 79 0-0 B2-3		C SL 82 B SL 82 F SL 82 F SL 81 X FS 79 1-2 P6		C SI 94 X CH 88 0-1 12 BB 1B		S CH 80 F CU 74 B CH 81 X CU 75 1-2 P5		3 1	0 0	1 0	0 0	0 0	0 0	1 0
32 Matt Wieters, S (1, 2) OBP: 0.318, SLG: 0.414 35 Omar Quintanilla, L (9, 6) OBP: 0.314, SLG: 0.367		C CU 69 X FS 77 0-1 G3		B SL 83 F SI 88 F SL 82 X SI 89 1-2 2-H 1B	S SL 81 C FF 95 S SL 82 0-3 K				B SI 87 F SI 88 F SI 88 X SI 88 1-2 G3	3 1	0 0	1 0	1 0	0 0	1 0	1 0
12 Mark Reynolds, R (1, 3) OBP: 0.351, SLG: 0.465 59 Luis Exposito, R (9, 2) OBP: 0.190, SLG: 0.056	B SI 87 C SL 82 B SL 82 B SL 84 C SL 82 F FS 79 C SL 80 3-3 K			C SL 88 D SL 86 1 SAFE F SL 86 D SL 89 C FF 95 2-3 K	B FF 95 B SL 82 D SL 82 B CH 89 4-0 1-2 BB				C SI 88 B SI 89 X SI 88 1-1 G5-3	2 1	0 0	0 0	0 0	1 0	2 0	1 0
19 Chris Davis, L (1, 9) OBP: 0.309, SLG: 0.458			B CU 68 F SL 80 X FS 78 1-1 11 G5-4-3 1B	C CU 82 S SL 86 1 SAFE S SL 87 0-3 K		S SL 82 F SI 93 S SL 85 0-3 K			C SL 82 B SI 87 X SI 88 1-1 F7	4	0	1	0	0	2	3
13 Manny Machado, R (1, 5) OBP: 0.284, SLG: 0.491			S SL 79 B SL 81 D SL 81 X SL 81 2-1 P5		F FF 94 B FF 94 B SL 88 F FF 94 F CU 83 X FF 96 2-2 L9		B CU 72 B SI 87 C FF 86 C FF 88 S SL 76 2-3 K			3	0	0	0	0	1	1
11 Robert Andino, R (1, 4) OBP: 0.284, SLG: 0.313			B SI 87 C FF 88 1 SAFE X SI 88 1-1 G5-4-3 1-2f		B SL 86 S SL 84 S FF 96 S SL 88 1-3 K		B CU 72 C FF 88 B CH 81 C FF 88 F FF 90 B FF 90 S CU 73 3-3 K			3	0	0	0	0	2	1
Inning Stats	R: 0 E: 0 K: 0 S: 8 H: 0 LOB: 0 BB: 0 P: 11	R: 0 E: 0 K: 1 S: 7 H: 0 LOB: 0 BB: 0 P: 10	R: 0 E: 0 K: 0 S: 6 H: 1 LOB: 0 BB: 0 P: 10	R: 3 E: 0 K: 2 S: 20 H: 2 LOB: 1 BB: 1 P: 29	R: 0 E: 0 K: 2 S: 11 H: 0 LOB: 1 BB: 1 P: 20	R: 0 E: 0 K: 2 S: 9 H: 1 LOB: 2 BB: 1 P: 13	R: 0 E: 0 K: 2 S: 13 H: 0 LOB: 0 BB: 0 P: 19	R: 0 E: 0 K: 1 S: 7 H: 0 LOB: 0 BB: 0 P: 10	R: 0 E: 0 K: 0 S: 7 H: 0 LOB: 0 BB: 0 P: 10	1B: 3 2B: 1 3B: 0 HR: 0	SF: 0 SAC: 0 DP: 1 HBP: 1	WP: 0 PB: 0 SB: 1 CS: 0	PA: 34				

PITCHER		IP	WLS	BF	H	R	ER	SO	BB	IBB	HBP	BLK	WP	HR	S	P	ERA	WHIP
36 Freddy Garcia, R ERA: 5.19	(1, 1)	3.1		14	3	3	3	1	1	0	1	0	0	0	35	52	8.10	1.200
62 Joba Chamberlain, R ERA: 7.5	(4, 1)	1.2	W	6	0	0	0	4	1	0	0	0	0	0	17	28	0.00	0.600
48 Boone Logan, L ERA: 3.7	(6, 1)	1.0	H	5	1	0	0	2	1	0	0	0	0	0	9	13	0.00	2.000
53 Cory Wade, R ERA: 5.84	(7, 1)	2.0		6	0	0	0	3	0	0	0	0	0	0	20	29	0.00	0.000
34 Derek Lowe, R ERA: 5.46	(9, 1)	1.0		3	0	0	0	0	0	0	0	0	0	0	7	10	0.00	0.000

PITCHER	IP	WLS	BF	H	R	ER	SO	BB	IBB	HBP	BLK	WP	HR	S	P	ERA	WHIP

BOTTOM

New York Yankees @ Baltimore Orioles

Oriole Park at Camden Yards, Baltimore, MD

Sun Sep 09 2012, 1:42 PM - 5:17 PM EDT

Att. 40,346 - Cloudy - 74 F

livebaseballscorecards.com

AB	30
R	3
H	4
RBI	3
BB	3
SO	10
LOB	9

Tampa Bay Rays @ Baltimore Orioles

Oriole Park at Camden Yards, Baltimore, MD

Tue Sep 11 2012, 7:10 PM - 10:13 PM EDT

Att. 23,828 - Partly Cloudy - 75 F

livebaseballscorecards.com

Batter	1	2	3	4	5	6	7	8	9	AB	R	H	RBI	BB	SO	LOB
2 B.J. Upton, R (1, 8) OBP: 0.306, SLG: 0.445	S FF 93 B FF 94 B SL 86 X SI 93 2-1 ① G5-3		F SL 85 X FF 93 0-1 ③ F9		D CH 80 B CH 79 F FF 89 F FF 90 1 SAFE S FF 91 2-3 ③ K			B SL 77 X SL 77 1-0 ① G5-3		4	0	0	0	0	1	1
7 Jeff Keppinger, R (1, 5) OBP: 0.374, SLG: 0.437	B SL 87 B SI 93 X SI 94 2-0 ② G5-3			B CU 74 C SI 91 X FF 90 1-1 ① P3		C FF 90 X SI 90 0-1 ① G6-3		C SI 86 B FF 86 X SI 85 1-1 18 G5-3 1B		4	0	1	0	0	0	0
18 Ben Zobrist, S (1, 6) OBP: 0.369, SLG: 0.460	B FF 94 C SI 94 C CU 79 B FF 94 B CU 77 C SL 85 3-3 ③ K			B FF 91 B CU 75 C FF 92 X CH 86 2-1 ② G1-3		B SL 83 X SL 84 1-0 1B		F SI 86 B SI 85 B SI 84 F SI 84 F SL 78 X SI 85 2-2 ② G5-3 1-2		4	0	1	0	0	1	1
3 Evan Longoria, R (1, 10) OBP: 0.362, SLG: 0.503		X SI 92 0-0 ① G6-3		B CU 77 B FF 91 C SL 81 B SL 83 C CH 89 F CH 90 B SL 83 4-2 20 BB BB		C SL 84 B SL 86 B SI 91 T SI 92 C SL 86 2-3 ② K		F SI 84 B SI 85 B SL 78 C SL 77 B FF 86 S SL 77 3-3 ③ K		3	0	0	0	1	2	2
20 Matt Joyce, L (1, 9) OBP: 0.348, SLG: 0.445		B FF 92 X SI 92 1-0 ② L9		B CU 73 B CH 77 C CH 76 B FF 88 B FF 87 4-1 1-2 BB		F SL 85 B FF 90 X SI 91 1-1 ③ F8			C SL 80 X SI 97 0-1 ① G1-3	3	0	0	0	1	0	1
13 Ben Francisco, R (1, 7) OBP: 0.284, SLG: 0.377		C FF 93 B SL 85 X FF 92 1-1 ③ F7		C FF 88 B CU 67 C FF 89 B FF 90 S FF 89 2-3 ③ K			C SL 85 F FF 89 B FF 91 B SI 91 F FF 90 F CU 76 F FF 91 T FF 91 2-2 ① K		X SI 96 0-0 2B	4	0	1	0	0	2	2
30 Luke Scott, L (1, 3) OBP: 0.268, SLG: 0.429 16 Chris Gimenez, R (7, PH) OBP: 0.272, SLG: 0.227 (7, 3) 23 Carlos Pena, L (9, PH) OBP: 0.322, SLG: 0.344			B CU 76 X SI 91 1-0 ① G4-3		B FF 88 C FF 89 B CU 68 S CH 79 F FF 92 F FF 91 X CH 78 2-2 ① G4-3		X FF 90 0-0 ② P3		D SL 82 S SI 97 S SI 97 D SL 83 C SI 98 2-3 ② K	2 1 1	0 0 0	0 0 0	0 0 0	0 0 1	0 0 1	0 0 1
19 Ryan Roberts, R (1, 4) OBP: 0.305, SLG: 0.358 59 Jose Lobaton, S (7, PH) OBP: 0.332, SLG: 0.325 (7, 2) 5 Sam Fuld, L (9, PH) OBP: 0.341, SLG: 0.378			B FF 93 C SL 85 X SL 86 1-1 HR		C FF 90 B CU 70 B CU 68 B FF 90 F FF 89 B FF 92 4-2 BB		C CU 75 B CU 74 F FF 91 F SL 84 C FF 91 1-3 ③ K		C SL 82 B SI 98 B SI 96 X SI 97 2-1 ③ G5-3	1 1 1	1 0 0	1 0 0	1 0 0	1 0 0	0 1 1	0 0 1
28 José Molina, R (1, 2) OBP: 0.268, SLG: 0.314 9 Elliot Johnson, S (7, 4) OBP: 0.307, SLG: 0.355			C FF 93 C FF 93 X FF 93 0-2 ② L9		1 SAFE B FF 90 1 SAFE X FF 88 1-0 ② F7			B SI 86 C SL 77 X SL 76 1-1 HR		2 1	0 1	0 1	0 1	0 0	0 0	1 0
Inning Stats	R: 0 E: 0 K: 1 S: 6 H: 0 LOB: 0 BB: 0 P: 13	R: 0 E: 0 K: 0 S: 4 H: 0 LOB: 0 BB: 0 P: 6	R: 1 E: 0 K: 0 S: 8 H: 1 LOB: 0 BB: 0 P: 10	R: 0 E: 0 K: 1 S: 11 H: 0 LOB: 2 BB: 2 P: 24	R: 0 E: 0 K: 1 S: 11 H: 0 LOB: 1 BB: 1 P: 20	R: 0 E: 0 K: 1 S: 8 H: 1 LOB: 1 BB: 0 P: 12	R: 0 E: 0 K: 2 S: 11 H: 0 LOB: 0 BB: 0 P: 14	R: 1 E: 0 K: 1 S: 12 H: 2 LOB: 1 BB: 0 P: 20	R: 0 E: 0 K: 1 S: 8 H: 1 LOB: 1 BB: 0 P: 12	1B: 2 2B: 1 3B: 0 HR: 2 SF: 0 SAC: 0 DP: 0 HBP: 0						

	AB	32
	R	2
	H	5
	RBI	2
	BB	3
	SO	8
	LOB	10

WP: 0 PA: 35
PB: 0
SB: 0
CS: 0

PITCHER		IP	WLS	BF	H	R	ER	SO	BB	IBB	HBP	BLK	WP	HR	S	P	ERA	WHIP
39 Jason Hammel, R ERA: 3.43	(1, 1)	3.2		13	1	1	1	1	1	0	0	0	0	1	25	43	2.46	0.545
52 Steve Johnson, R ERA: 2.42	(4, 1)	1.1	W	6	0	0	0	2	2	0	0	0	0	0	15	30	0.00	1.500
38 Luis Ayala, R ERA: 2.57	(6, 1)	1.1		5	1	0	0	2	0	0	0	0	0	0	14	20	0.00	0.750
17 Brian Matusz, L ERA: 5.22	(7, 1)	0.2		2	0	0	0	1	0	0	0	0	0	0	5	6	0.00	0.000
56 Darren O'Day, R ERA: 2.34	(8, 1)	1.0		5	2	1	1	1	0	0	0	0	0	1	12	20	9.00	2.000

PITCHER		IP	WLS	BF	H	R	ER	SO	BB	IBB	HBP	BLK	WP	HR	S	P	ERA	WHIP
47 Pedro Strop, R ERA: 2.23	(9, 1)	1.0		4	1	0	0	1	0	0	0	0	0	0	8	12	0.00	1.000

Tampa Bay Rays @ Baltimore Orioles

Oriole Park at Camden Yards, Baltimore, MD

Tue Sep 11 2012, 7:10 PM - 10:13 PM EDT

Att. 23,828 - Partly Cloudy - 75 F

livebaseballscorecards.com

BOTTOM

Batter	1	2	3	4	5	6	7	8	9	AB	R	H	RBI	BB	SO	LOB
9 Nate McLouth, L (1, 7) OBP: 0.304, SLG: 0.339	B FF 92 C FF 92 B FF 93 X FF 93 2-1 G3-1 ①		B FF 92 C FF 92 C FF 92 D KC 85 F SI 93 S FF 93 2-3 K ①	C FF 91 X KC 82 0-1 F8 ③		B FF 90 B SL 84 S FF 90 F FF 89 F SI 91 X CU 69 2-2 2 S 2 1B 1B		B FF 92 C FF 90 B SL 79 F FF 91 X SL 80 2-2 2 HR 1B		5	2	2	0	0	1	3
2 J.J. Hardy, R (1, 6) OBP: 0.285, SLG: 0.405	B FF 93 X FF 93 1-0 P4 ②		B CH 83 C CH 82 C SI 92 F FF 92 D KC 84 X CH 82 2-2 2-H HR		C SI 90 C SI 89 B SI 91 B SI 90 X SI 89 2-2 10 1B 32 2B 2B	C SI 90 C SI 91 1 SAFE B SI 91 X SI 90 1-2 1-H 1B		B FF 91 C FF 90 X SL 80 1-1 1-H HR		5	3	4	5	0	0	0
10 Adam Jones, R (1, 8) OBP: 0.335, SLG: 0.512	B SI 93 B CH 83 B FF 92 C FF 93 F SI 94 B FF 95 4-2 32 1B 32 E BB		F KC 83 S SI 94 B KC 83 F KC 81 F FF 94 B SI 93 F KC 83 S SI 94 2-3 K ②		X SI 89 0-0 32 2B 2-3 1B	X CH 85 0-0 F8 ③		C FF 91 X SL 80 0-1 F8 ③		4	2	1	0	1	1	1
32 Matt Wieters, S (1, 2) OBP: 0.323, SLG: 0.420	F CH 81 X FF 93 0-1 E9 1-H 1B		B FF 94 C CH 82 C FF 91 F SI 94 B KC 83 B KC 83 F KC 83 B CH 84 4-2 BB		B SI 88 F FS 83 B FS 82 X FS 82 2-1 12 G4-3 1-H 3-H 2B		C SI 86 X KC 79 0-1 12 G5-4-3 1B			3	0	3	2	1	0	0
12 Mark Reynolds, R (1, 3) OBP: 0.348, SLG: 0.460	B FF 93 S FF 92 S FF 92 B FF 92 B SI 93 S FF 94 3-3 K ③		C FF 92 B FF 92 B KC 82 F FF 92 C FF 92 2-3 K ③		X SI 88 0-0 G4-3 ① 2-3		B SI 86 X SI 86 1-0 G5-4-3 ① ② 1-2f			4	0	0	0	0	2	4
19 Chris Davis, L (1, 10) OBP: 0.309, SLG: 0.463		C FF 92 B KC 82 X KC 83 1-1 G4-3 ①		S KC 81 F FF 92 B FF 91 F FF 93 F KC 82 F KC 82 B KC 82 X FF 94 2-2 G6-3 ①	C SI 90 C FF 90 X CU 69 1-1 G3 ②		B KC 78 B KC 79 C CH 79 B CH 80 C SI 86 X KC 79 3-2 HR			4	1	1	1	0	0	1
51 Lew Ford, R (1, 9) OBP: 0.237, SLG: 0.400		B SI 93 F FF 92 C KC 83 B KC 83 X CH 82 2-2 P3 ②		B KC 83 T FF 93 T SI 92 F FF 93 F FF 93 B KC 82 X KC 82 2-2 G5-3 ②	B FF 91 F FF 91 S SI 92 B SI 90 S CU 70 2-3 K ③		X SI 87 0-0 G3 ③			4	0	0	0	0	1	1
13 Manny Machado, R (1, 5) OBP: 0.283, SLG: 0.482		B KC 83 X CH 83 1-0 F7 ③		C FF 93 F KC 83 F SI 93 F SI 94 B FF 93 X KC 82 1-2 11 S 1B	X FF 89 0-0 P4 ①			B FC 91 B FF 90 B FC 89 C FF 90 S FC 89 X FC 91 3-2 P4 ①		4	0	1	0	0	0	0
11 Robert Andino, R (1, 4) OBP: 0.286, SLG: 0.316			C FF 91 F SI 92 X KC 83 0-2 2 HR 2B	1 SAFE 1 SAFE 1 SAFE B CH 83 B FF 93 B FF 91 C FF 92 B CH 82 4-1 1-2 BB		C SI 90 X SI 90 0-1 L8 ②		B FF 92 B SL 79 F FC 90 F FF 91 T FF 92 2-2 K ②		3	1	1	0	1	1	0
Inning Stats	R: 1 E: 1 K: 1 S: 10 H: 1 LOB: 1 BB: 1 P: 20	R: 0 E: 0 K: 0 S: 6 H: 0 LOB: 0 BB: 0 P: 10	R: 2 E: 0 K: 3 S: 24 H: 2 LOB: 1 BB: 1 P: 36	R: 0 E: 0 K: 0 S: 19 H: 1 LOB: 2 BB: 1 P: 28	R: 2 E: 0 K: 1 S: 12 H: 3 LOB: 1 BB: 0 P: 19	R: 1 E: 0 K: 0 S: 11 H: 2 LOB: 1 BB: 0 P: 14	R: 1 E: 0 K: 0 S: 7 H: 2 LOB: 0 BB: 0 P: 11	R: 2 E: 0 K: 1 S: 13 H: 2 LOB: 0 BB: 0 P: 21		1B: 7 2B: 3 3B: 0 HR: 3	SF: 0 SAC: 0 DP: 1 HBP: 0		WP: 0 PB: 0 SB: 2 CS: 0	PA: 39		

	AB	36
	R	9
	H	13
	RBI	8
	BB	3
	SO	6
	LOB	10

PITCHER	IP	WLS	BF	H	R	ER	SO	BB	IBB	HBP	BLK	WP	HR	S	P	ERA	WHIP
55 Matt Moore, L (1, 1) ERA: 3.68	4.0	L	19	4	3	2	4	3	0	0	0	0	1	59	94	4.50	1.750
31 Burke Badenhop, R (5, 1) ERA: 3.24	0.1		4	3	2	2	0	0	0	0	0	0	0	7	11	54.00	9.000
27 Cesár Ramos, L (5, 1) ERA: 2.3	1.2		7	2	1	1	1	0	0	0	0	0	0	16	22	5.40	1.200
39 J.P. Howell, L (7, 1) ERA: 3.02	1.0		4	2	1	1	0	0	0	0	0	0	1	7	11	9.00	2.000
49 Dane De La Rosa, R (8, 1) ERA: 31.5	1.0		5	2	2	2	1	0	0	0	0	0	1	13	21	18.00	2.000

PITCHER	IP	WLS	BF	H	R	ER	SO	BB	IBB	HBP	BLK	WP	HR	S	P	ERA	WHIP

Tampa Bay Rays @ Baltimore Orioles

Oriole Park at Camden Yards, Baltimore, MD

Wed Sep 12 2012, 7:10 PM - 10:45 PM EDT

Att. 26,076 - Clear - 77 F

TOP

livebaseballscorecards.com

Batter	1	2	3	4	5	6	7	8	9	AB	R	H	RBI	BB	SO	LOB
2 B.J. Upton, R (1, 8) OBP: 0.307, SLG: 0.450	B FF 90 X FF 89 1-0 HR		F FF 89 X SL 84 0-1 ① G5-3		X SL 85 0-0 ① G5-3		S SL 77 B FF 85 B SI 84 B SL 78 C SL 78 F SL 77 B SL 78 4-2 7 S BB		F SI 92 B SI 93 X CU 80 1-1 ① G6-3	4	1	1	1	1	0	0
7 Jeff Keppinger, R (1, 10) OBP: 0.374, SLG: 0.436 24 Rich Thompson, L (9, PR) OBP: 0.190, SLG: 0.105 (9, 10)	B FF 91 F SL 85 B SI 90 X FF 90 2-1 ① F8		F FF 90 C CU 78 B SL 83 F CH 81 B CH 81 F FF 90 X SL 86 2-2 3 1B 13 2B 1B		B SL 84 B SL 86 B FF 90 C FF 87 C FF 89 X SL 85 3-2 ② G5-3		1 SAFE B SI 86 S SL 78 S SL 78 B FF 86 X SL 78 2-2 ① P3 1-2		C CU 80 B SI 94 C SI 94 B SI 94 B SI 96 X SI 94 3-2 3 S 3 1B 1B	5 0	1 0	2 0	0 0	0 0	0 0	1 0
18 Ben Zobrist, S (1, 6) OBP: 0.367, SLG: 0.456	F SI 90 B FF 90 B CH 80 F CH 82 B FF 89 B SI 91 4-2 13 L6-4 3 BB BB		X CH 79 0-0 ② F9		C CU 78 C SI 90 S CH 83 0-3 ③ K		F SL 78 B FF 85 F SI 84 F SI 86 B SL 78 X SL 77 2-2 ② P4		C CH 88 1 SAFE C SI 95 F SI 94 F CH 88 1 SAFE B SI 95 1 SAFE F CU 80 1-2 1 SAFE X CH 87 F8	4	0	0	0	1	1	3
3 Evan Longoria, R (1, 5) OBP: 0.371, SLG: 0.505	C FF 89 F FF 90 B FF 89 F FF 91 B CU 77 1 SAFE F FF 89 D CH 79 B SL 84 4-2 1-2 BB		C FF 89 B FF 91 C FF 90 X CH 80 1-2 13 2B 1-2 1B			B SL 84 C FF 88 X SL 85 1-1 ① G5-3	I IN 76 I IN 76 I IN 76 I IN 76 4-0 IBB		B SI 95 C SI 95 F SI 94 1 SAFE 1 SAFE P PO 91 D CU 80 X SI 95 3-2 ③ 1-H 1B	3	0	2	0	2	0	0
13 Ben Francisco, R (1, 7) OBP: 0.289, SLG: 0.387 5 Sam Fuld, L (7, 7) OBP: 0.341, SLG: 0.378	F FF 91 F SL 84 X FF 91 0-2 ②③ L6-4 2-2		S SI 92 X CU 79 0-1 1-3 2-H 2B			B CU 77 F SL 84 X SI 91 1-1 19 BLK 23 BB 1B	S SL 79 S FF 86 B FF 86 S FF 86 1-3 ③ K			4 0	0 0	2 0	1 0	0 0	1 0	4 0
23 Carlos Pena, L (1, 3) OBP: 0.321, SLG: 0.341		B CU 78 C CU 75 F FF 91 B FF 90 F FF 90 S CH 83 2-3 ① K	F FF 90 B FF 89 X CH 81 1-1 ③ F8			B SI 90 S CH 82 S FF 90 B FF 90 F FF 91 B CH 78 B CH 78 4-2 19 BLK 1-2 BB		C SI 96 B SI 96 X SL 82 1-1 ① G4-3		3	0	0	0	1	1	2
19 Ryan Roberts, R (1, 4) OBP: 0.304, SLG: 0.357		X FF 91 0-0 28 G5-3 20 BB 1B		C SL 83 F SI 90 X SI 91 0-2 ① G5-3		F SI 91 B FF 91 3 SAFE F FF 91 C CH 81 1-3 ② K 1-2 2-3		C SL 82 X SI 96 0-1 ② P3		4	0	1	0	0	1	2
20 Matt Joyce, L (1, 9) OBP: 0.352, SLG: 0.445		F SI 89 B FF 90 B FF 89 1 SAFE S CH 80 B FF 90 B CH 79 4-2 1-2 BB		S CH 82 F CH 82 B FF 90 B SI 90 S CH 82 2-3 ② K		I IN 63 I IN 67 I IN 67 I IN 64 4-0 IBB		B SI 97 B SI 96 C SL 82 X SI 96 2-1 1B		2	0	1	0	2	1	0
28 José Molina, R (1, 2) OBP: 0.265, SLG: 0.310 30 Luke Scott, L (8, PH) OBP: 0.268, SLG: 0.428 59 Jose Lobaton, S (8, 2) OBP: 0.332, SLG: 0.325		X SL 86 0-0 ②③ G5-3 2-3f		F SL 86 F FF 90 F FF 91 X FF 91 0-2 ③ F9		B SI 90 C SL 86 S SL 84 F SI 92 X SL 86 1-2 ③ G3		B SI 96 F SI 96 F SI 96 F SL 83 X CH 87 1-2 ③ G6-3		3 1 0	0 0 0	0 0 0	0 0 0	0 0 0	0 0 0	5 1 0

Inning Stats	1	2	3	4	5	6	7	8	9
	R: 1 E: 0 K: 0 S: 12 H: 1 LOB: 1 BB: 2 P: 23	R: 0 E: 0 K: 1 S: 8 H: 1 LOB: 1 BB: 1 P: 14	R: 1 E: 0 K: 0 S: 15 H: 3 LOB: 2 BB: 0 P: 19	R: 0 E: 0 K: 1 S: 10 H: 0 LOB: 0 BB: 0 P: 12	R: 0 E: 0 K: 1 S: 7 H: 0 LOB: 0 BB: 0 P: 10	R: 0 E: 0 K: 1 S: 14 H: 1 LOB: 3 BB: 2 P: 26	R: 0 E: 0 K: 1 S: 13 H: 0 LOB: 2 BB: 2 P: 26	R: 0 E: 0 K: 0 S: 10 H: 1 LOB: 1 BB: 0 P: 14	R: 0 E: 0 K: 0 S: 15 H: 2 LOB: 2 BB: 0 P: 22

| | | |

Tampa Bay Rays @ Baltimore Orioles

Oriole Park at Camden Yards, Baltimore, MD

Wed Sep 12 2012, 7:10 PM - 10:45 PM EDT

Att. 26,076 - Clear - 77 F

livebaseballscorecards.com

Batter	1	2	3	4	5	6	7	8	9	AB	R	H	RBI	BB	SO	LOB
9 Nate McLouth, L (1, 7) OBP: 0.307, SLG: 0.341	X SI 90 0-0 2 1B 32 1B 1B	B KC 78 C SI 91 1 SAFE C SI 91 1 SAFE B KC 80 F KC 80 1 SAFE D CH 87 3-2 ① T SI 80 K 1-2			B KC 76 S SI 89 X CH 85 1-1 ① G3		S FC 89 C KC 80 B FC 90 B FF 95 F FC 91 B FF 94 X FC 91 3-2 ② L3		B SL 89 X SL 89 1-0 2-H 1B	5	1	2	1	0	1	1
2 J.J. Hardy, R (1, 6) OBP: 0.284, SLG: 0.404	C FF 90 C FF 91 X CH 86 0-2 32 1B 24 1B 1-2 1B	C SI 90 C FF 91 B SI 91 B SI 90 B SI 91 F SI 91 C SI 90 3-3 ② K			C KC 80 X CH 86 0-1 ② G6-3		C FF 94 F SI 93 B FF 94 B FC 91 S KC 83 2-3 ③ K			4	1	1	0	0	2	1
10 Adam Jones, R (1, 8) OBP: 0.334, SLG: 0.510	X FF 90 0-0 ① L8	C SI 90 B KC 80 S SI 90 B SI 91 B SI 91 F KC 80 X SI 88 3-2 ③ G6-3			X KC 80 0-0 32 S 1B			C FF 91 C FF 91 B FF 92 B FS 83 F FF 91 X FF 92 2-2 ① G6-3		4	0	1	0	0	0	3
32 Matt Wieters, S (1, 2) OBP: 0.326, SLG: 0.424	C KC 78 B SI 91 X KC 79 1-1 24 1B 1-2 2-H 1B		B SI 90 F KC 78 S CH 85 B CH 86 T CH 85 2-2 ① K		F CH 86 B KC 80 1 SAFE F CH 84 1 SAFE B SI 92 B SI 91 I IN 74 4-2 1-2 IBB			C FF 91 F CU 80 X FS 84 0-2 2B		3	0	2	1	1	1	0
24 Wilson Betemit, S (1, 10) OBP: 0.324, SLG: 0.425	X CH 87 0-0 1-3 2-H 1B		C KC 79 B KC 81 B CH 86 B SI 91 S SI 90 S SI 91 3-3 ② K		C FF 94 B FF 96 C FF 95 S FF 95 1-3 ③ K			B FS 83 B FS 84 B CU 79 C CU 79 X FS 83 3-1 ② L9		4	0	1	1	0	2	3
12 Mark Reynolds, R (1, 3) OBP: 0.347, SLG: 0.456	C SI 91 S KC 80 B SI 90 B KC 80 S CH 86 2-3 ② K		C SI 91 C SI 91 F CH 86 B SI 91 B FF 91 F KC 81 S CH 87 2-3 ③ K			B SI 94 C FF 93 F SL 87 S SI 96 1-3 ① K		B FF 91 F CU 80 F FS 84 B FS 84 B FF 90 B FF 91 4-2 BB		3	0	0	0	1	3	2
19 Chris Davis, L (1, 9) OBP: 0.311, SLG: 0.462	B SI 90 S KC 80 B SI 91 F KC 80 B SI 90 B CH 85 4-2 13 FC6-4 BB		X SI 90 0-0 13 L5-3 1B			F SI 96 B SI 96 C SI 95 F SI 95 C SI 96 1-3 ② K		C FS 82 X FS 83 0-1 ③ F9		3	0	1	0	1	1	2
13 Manny Machado, R (1, 5) OBP: 0.282, SLG: 0.474	D KC 81 B CH 86 F SI 90 X SI 91 2-1 ③ FC6-4 1-2f		B FF 90 C SI 90 F CH 86 B SI 91 D KC 79 1 SAFE X SI 90 3-2 ①② L5-3 1-1			C FF 96 F SI 95 F SI 96 B FF 96 B SI 95 F FF 94 S SI 96 2-3 ③ K			X SI 91 0-0 11 SH3-4 9 1B 1B	4	1	1	0	0	1	4
11 Robert Andino, R (1, 4) OBP: 0.287, SLG: 0.316		C SI 90 C SI 91 B SI 91 X SI 90 1-2 9 E 1B			X SI 92 0-0 ③ G4-3		C SI 92 B FC 87 C FF 94 F FF 94 S FC 86 1-3 ① K		1 SAFE 1 SAFE X SI 91 0-0 ① SH3-4 1-2	3	0	1	0	0	1	0
Inning Stats	R: 2 H: 4 E: 0 LOB: 3 K: 1 BB: 1 S: 15 P: 24	R: 0 H: 1 E: 1 LOB: 1 K: 2 BB: 0 S: 15 P: 25	R: 0 H: 0 E: 0 LOB: 0 K: 3 BB: 0 S: 11 P: 18	R: 0 H: 1 E: 0 LOB: 0 K: 0 BB: 0 S: 5 P: 8	R: 0 H: 1 E: 0 LOB: 2 K: 1 BB: 1 S: 10 P: 16	R: 0 H: 0 E: 0 LOB: 0 K: 3 BB: 0 S: 12 P: 16	R: 0 H: 0 E: 0 LOB: 0 K: 2 BB: 0 S: 11 P: 17	R: 0 H: 1 E: 0 LOB: 2 K: 0 BB: 1 S: 13 P: 22	R: 1 H: 2 E: 0 LOB: 1 K: 0 BB: 0 S: 3 P: 4						

	AB	33
	R	3
	H	10
	RBI	3
	BB	3
	SO	12
	LOB	16

	1B: 9	SF: 0	WP: 0	PA: 37
	2B: 2	SAC: 1	PB: 0	
	3B: 0	DP: 1	SB: 1	
	HR: 0	HBP: 0	CS: 0	

PITCHER		IP	WLS	BF	H	R	ER	SO	BB	IBB	HBP	BLK	WP	HR	S	P	ERA	WHIP
53 Alex Cobb, R ERA: 4.26	(1, 1)	4.2		22	7	2	2	6	1	1	0	0	0	0	53	87	3.86	1.714
57 Jake McGee, L ERA: 1.96	(5, 1)	1.1		4	0	0	0	4	0	0	0	0	0	0	15	20	0.00	0.000
40 Wade Davis, R ERA: 2.18	(7, 1)	1.0		3	0	0	0	2	0	0	0	0	0	0	11	17	0.00	0.000
62 Joel Peralta, R ERA: 3.51	(8, 1)	1.0		5	1	0	0	0	1	0	0	0	0	0	13	22	0.00	2.000
43 Kyle Farnsworth, R ERA: 3.52	(9, 1)	0.1	L	3	2	1	1	0	0	0	0	0	0	0	3	4	27.00	6.000

PITCHER	IP	WLS	BF	H	R	ER	SO	BB	IBB	HBP	BLK	WP	HR	S	P	ERA	WHIP

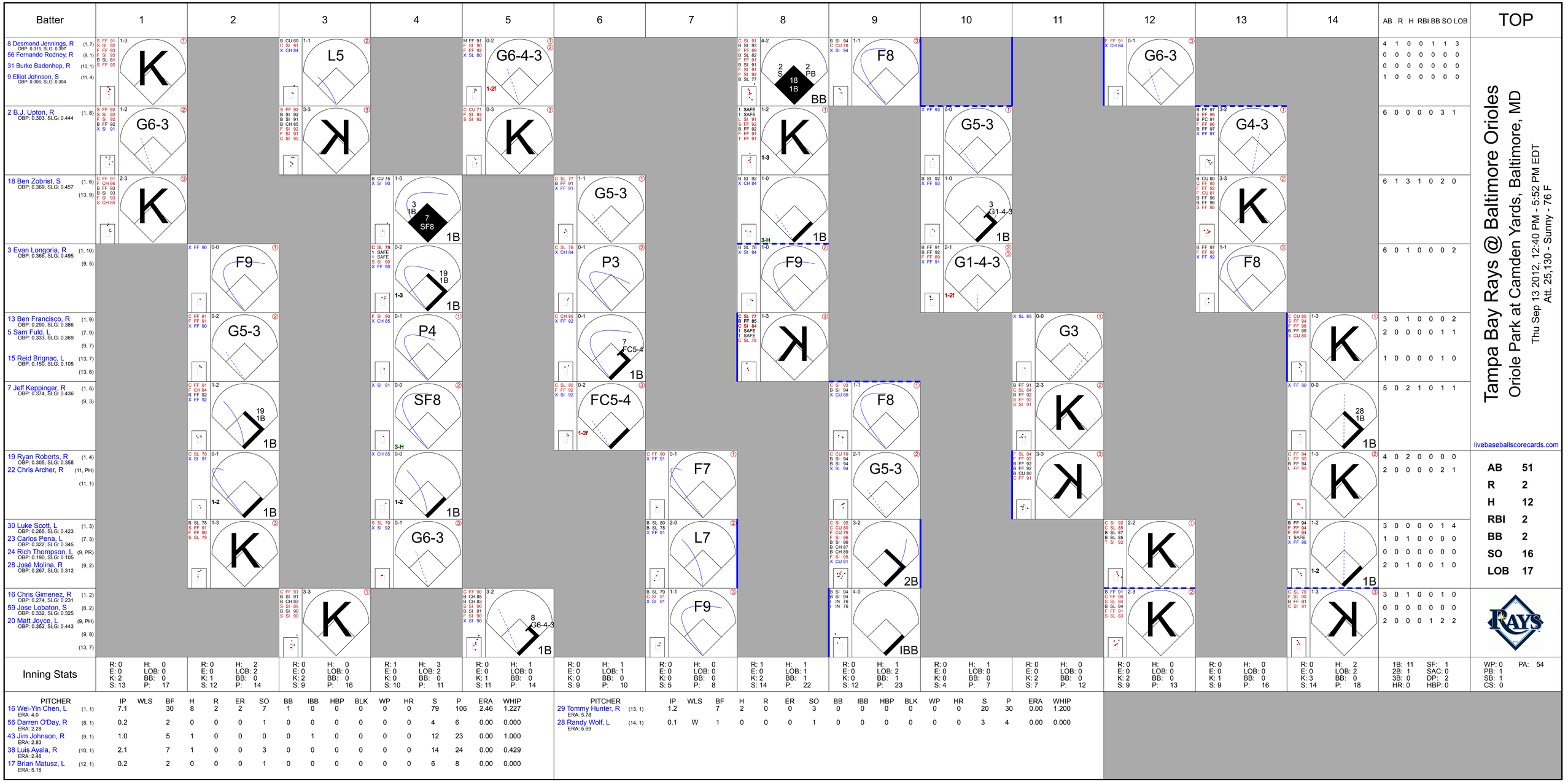
Batter
1
2
3
4
5
6
7
8
9
10
11
12
13
14
AB R H RBI BB SO LOB
TOP
8 Desmond Jennings, R (1, 7)
OBP: 0.315, SLG: 0.397
56 Fernando Rodney, R (9, 1)
31 Burke Badenhop, R (10, 1)
9 Elliot Johnson, S (11, 4)
OBP: 0.306, SLG: 0.354
2 B.J. Upton, R (1, 8)
OBP: 0.303, SLG: 0.444
18 Ben Zobrist, S (1, 6)
OBP: 0.369, SLG: 0.457
(13, 9)
3 Evan Longoria, R (1, 10)
OBP: 0.366, SLG: 0.495
(9, 5)
13 Ben Francisco, R (1, 9)
OBP: 0.290, SLG: 0.386
5 Sam Fuld, L (7, 9)
OBP: 0.333, SLG: 0.369
(9, 7)
15 Reid Brignac, L (13, 7)
OBP: 0.150, SLG: 0.105
(13, 6)
7 Jeff Keppinger, R (1, 5)
OBP: 0.374, SLG: 0.436
(9, 3)
19 Ryan Roberts, R (1, 4)
OBP: 0.305, SLG: 0.358
22 Chris Archer, R (11, PH)
(11, 1)
30 Luke Scott, L (1, 3)
OBP: 0.265, SLG: 0.423
23 Carlos Pena, L (7, 3)
OBP: 0.322, SLG: 0.345
24 Rich Thompson, L (9, PR)
OBP: 0.190, SLG: 0.105
28 José Molina, R (9, 2)
OBP: 0.267, SLG: 0.312
16 Chris Gimenez, R (1, 2)
OBP: 0.274, SLG: 0.231
59 Jose Lobaton, S (8, 2)
OBP: 0.332, SLG: 0.325
20 Matt Joyce, L (9, PH)
OBP: 0.352, SLG: 0.443
(9, 9)
(13, 7)
Tampa Bay Rays @ Baltimore Orioles
Oriole Park at Camden Yards, Baltimore, MD
Thu Sep 13 2012, 12:40 PM - 5:52 PM EDT
Att. 25,130 - Sunny - 76 F
livebaseballscorecards.com
AB 51
R 2
H 12
RBI 2
BB 2
SO 16
LOB 17
Inning Stats
PITCHER IP WLS BF H R ER SO BB IBB HBP BLK WP HR S P ERA WHIP
16 Wei-Yin Chen, L (1, 1) ERA: 4.0 7.1 30 8 2 2 7 1 0 0 0 0 0 79 106 2.46 1.227
56 Darren O'Day, R (8, 1) ERA: 2.28 0.2 2 0 0 0 1 0 0 0 0 0 0 4 6 0.00 0.000
43 Jim Johnson, R (9, 1) ERA: 2.83 1.0 5 1 0 0 0 0 1 0 0 0 0 12 23 0.00 1.000
38 Luis Ayala, R (10, 1) ERA: 2.48 2.1 7 1 0 0 3 0 0 0 0 0 0 14 24 0.00 0.429
17 Brian Matusz, L (12, 1) ERA: 5.18 0.2 2 0 0 0 1 0 0 0 0 0 0 6 8 0.00 0.000
PITCHER IP WLS BF H R ER SO BB IBB HBP BLK WP HR S P ERA WHIP
29 Tommy Hunter, R (13, 1) ERA: 5.78 1.2 7 2 0 0 3 0 0 0 0 0 0 20 30 0.00 1.200
28 Randy Wolf, L (14, 1) ERA: 5.69 0.1 W 1 0 0 0 1 0 0 0 0 0 0 3 4 0.00 0.000
1B: 11 SF: 1
2B: 1 SAC: 0
3B: 0 DP: 2
HR: 0 HBP: 0
WP: 0 PA: 54
PB: 1
SB: 1
CS: 0

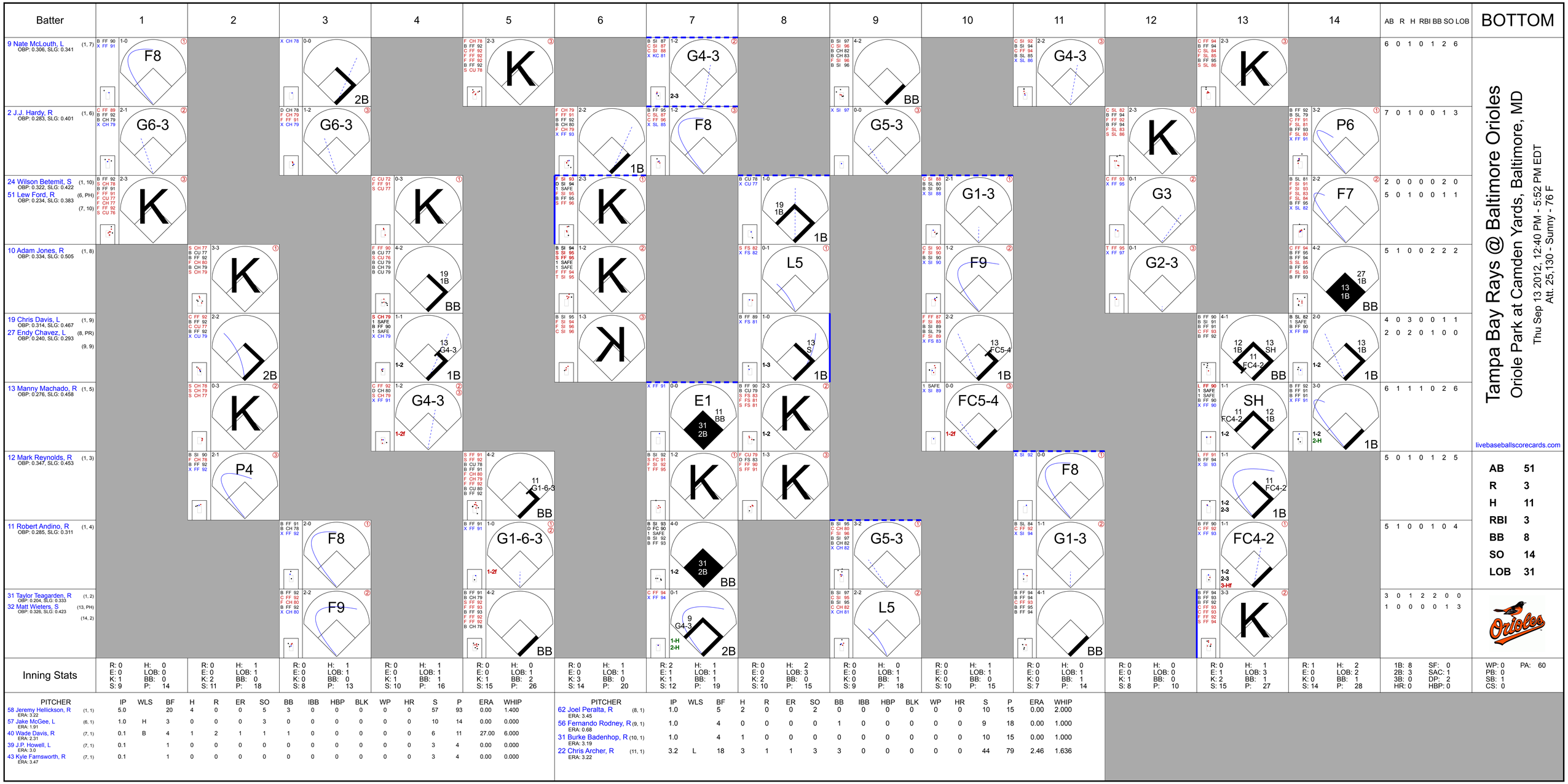
Batter
1
2
3
4
5
6
7
8
9
10
11
12
13
14
AB R H RBI BB SO LOB
BOTTOM
9 Nate McLouth, L (1, 7)
OBP: 0.306, SLG: 0.341
6 0 1 0 1 2 6
2 J.J. Hardy, R (1, 6)
OBP: 0.283, SLG: 0.401
7 0 1 0 0 1 3
24 Wilson Betemit, S (1, 10)
OBP: 0.322, SLG: 0.422
51 Lew Ford, R (6, PH) (7, 10)
OBP: 0.234, SLG: 0.383
2 0 0 0 0 2 0
5 0 1 0 0 1 1
10 Adam Jones, R (1, 8)
OBP: 0.334, SLG: 0.505
5 1 0 0 2 2 2
19 Chris Davis, L (1, 9)
OBP: 0.314, SLG: 0.467
27 Endy Chavez, L (8, PR) (9, 9)
OBP: 0.240, SLG: 0.293
4 0 3 0 0 1 1
2 0 2 0 1 0 0
13 Manny Machado, R (1, 5)
OBP: 0.276, SLG: 0.458
6 1 1 1 0 2 6
12 Mark Reynolds, R (1, 3)
OBP: 0.347, SLG: 0.453
5 0 1 0 1 2 5
11 Robert Andino, R (1, 4)
OBP: 0.285, SLG: 0.311
5 1 0 0 1 0 4
31 Taylor Teagarden, R (1, 2)
OBP: 0.204, SLG: 0.333
32 Matt Wieters, S (13, PH) (14, 2)
OBP: 0.326, SLG: 0.423
3 0 1 2 2 0 0
1 0 0 0 0 1 3
Tampa Bay Rays @ Baltimore Orioles
Oriole Park at Camden Yards, Baltimore, MD
Thu Sep 13 2012, 12:40 PM - 5:52 PM EDT
Att. 25,130 - Sunny - 76 F
livebaseballscorecards.com
AB 51
R 3
H 11
RBI 3
BB 8
SO 14
LOB 31
Inning Stats
R: 0 H: 0 E: 0 LOB: 0 K: 1 BB: 0 S: 9 P: 14
R: 0 H: 1 E: 0 LOB: 1 K: 2 BB: 0 S: 11 P: 18
R: 0 H: 1 E: 0 LOB: 1 K: 0 BB: 0 S: 8 P: 13
R: 0 H: 1 E: 0 LOB: 1 K: 1 BB: 1 S: 10 P: 16
R: 0 H: 0 E: 0 LOB: 1 K: 1 BB: 2 S: 15 P: 26
R: 0 H: 1 E: 0 LOB: 1 K: 3 BB: 0 S: 14 P: 20
R: 2 H: 1 E: 1 LOB: 1 K: 1 BB: 1 S: 12 P: 19
R: 0 H: 2 E: 0 LOB: 3 K: 2 BB: 0 S: 10 P: 15
R: 0 H: 0 E: 0 LOB: 1 K: 0 BB: 1 S: 9 P: 18
R: 0 H: 1 E: 0 LOB: 1 K: 0 BB: 1 S: 10 P: 15
R: 0 H: 0 E: 0 LOB: 1 K: 0 BB: 1 S: 7 P: 14
R: 0 H: 0 E: 0 LOB: 0 K: 1 BB: 0 S: 8 P: 10
R: 0 H: 1 E: 1 LOB: 3 K: 2 BB: 1 S: 15 P: 27
R: 1 H: 2 E: 0 LOB: 2 K: 0 BB: 1 S: 14 P: 28
1B: 8 SF: 0 2B: 3 SAC: 1 3B: 0 DP: 2 HR: 0 HBP: 0
WP: 0 PA: 60 PB: 0 SB: 1 CS: 0
PITCHER IP WLS BF H R ER SO BB IBB HBP BLK WP HR S P ERA WHIP
58 Jeremy Hellickson, R (1, 1) ERA: 3.22 5.0 20 4 0 0 5 3 0 0 0 0 0 57 93 0.00 1.400
57 Jake McGee, L (6, 1) ERA: 1.91 1.0 H 3 0 0 0 3 0 0 0 0 0 0 10 14 0.00 0.000
40 Wade Davis, R (7, 1) ERA: 2.31 0.1 B 4 1 2 1 1 1 0 0 0 0 0 6 11 27.00 6.000
39 J.P. Howell, L (7, 1) ERA: 3.0 0.1 1 0 0 0 0 0 0 0 0 0 0 3 4 0.00 0.000
43 Kyle Farnsworth, R (7, 1) ERA: 3.47 0.1 1 0 0 0 0 0 0 0 0 0 0 3 4 0.00 0.000
PITCHER IP WLS BF H R ER SO BB IBB HBP BLK WP HR S P ERA WHIP
62 Joel Peralta, R (8, 1) ERA: 3.45 1.0 5 2 0 0 2 0 0 0 0 0 0 10 15 0.00 2.000
56 Fernando Rodney, R (9, 1) ERA: 0.68 1.0 4 0 0 0 0 1 0 0 0 0 0 9 18 0.00 1.000
31 Burke Badenhop, R (10, 1) ERA: 3.19 1.0 4 1 0 0 0 0 0 0 0 0 0 10 15 0.00 1.000
22 Chris Archer, R (11, 1) ERA: 3.22 3.2 L 18 3 1 1 3 3 0 0 0 0 0 44 79 2.46 1.636

Batter	1	2	3	4	5	6	7	8	9	AB	R	H	RBI	BB	SO	LOB
9 Nate McLouth, L (1, 7) OBP: 0.300, SLG: 0.333	F FF 86 X FF 86 0-1 P6		C FF 85 B FF 86 S CU 77 F FF 87 B CH 80 F FF 88 X FF 88 2-2 F9 2-3		C CH 81 F FF 86 B FF 87 B FF 86 S CU 76 2-3 K			F SI 96 C SI 95 F CH 88 C FF 95 0-3 K		4	0	0	0	0	2	1
2 J.J. Hardy, R (1, 6) OBP: 0.283, SLG: 0.400	B FF 86 C CH 81 B FF 87 B CH 83 C FF 87 X CH 82 3-2 G1-3		F CH 82 B FF 88 X CH 83 1-1 E5 3-H			C SI 87 B FF 87 B FF 87 B SI 87 F FF 87 F FF 88 X FF 88 3-2 32 BB 1B		C FF 96 X SI 95 0-1 G5-3		4	0	1	0	0	0	0
10 Adam Jones, R (1, 8) OBP: 0.333, SLG: 0.505	X FF 87 0-0 2B		X FC 86 0-0 L8			X SI 88 0-0 P3		C SI 96 S SL 87 F SL 86 S SL 86 0-3 K		4	0	1	0	0	1	2
32 Matt Wieters, S (1, 2) OBP: 0.329, SLG: 0.424 70 Xavier Avery, L (9, PR) OBP: 0.314, SLG: 0.352	C CU 78 C FF 86 B FF 87 B CH 81 X FF 86 2-2 G5-3			C SI 86 B FF 87 B SI 87 B FF 88 B FF 88 4-1 12 G5-4-3 BB		B FF 87 B FF 87 C FF 89 B SI 88 1 SAFE B FF 89 4-1 51 G5-4-3 1-2 BB			C FF 93 C FF 95 F FF 94 X FF 94 0-2 19 CS 1B	2 0	0 0	1 0	0 0	2 0	0 0	1 0
51 Lew Ford, R (1, 9) OBP: 0.224, SLG: 0.365 27 Endy Chavez, L (9, PH) OBP: 0.238, SLG: 0.290		C CU 76 S CH 80 B CH 81 X FF 87 1-2 L8		T CH 82 B FF 86 D CU 78 F CH 82 X CH 82 2-2 P3		D CU 78 X CH 82 1-0 G5-4-3 1-2f			F FF 93 B FF 93 F FF 93 S FF 94 1-3 K	3 1	0 0	0 0	0 0	0 1	0 1	3 1
12 Mark Reynolds, R (1, 3) OBP: 0.346, SLG: 0.451		X FC 86 0-0 P6		X CH 82 0-0 G5-4-3 1-2f			C CH 81 B FF 86 X FF 87 1-1 13 BB 1B		X SL 87 0-0 F7	4	0	1	0	0	0	2
19 Chris Davis, L (1, 10) OBP: 0.314, SLG: 0.472		C CU 77 B FF 87 B FC 85 F FF 87 X CU 75 2-2 F8	F FF 86 X FF 87 0-1 HR				B FC 86 C CU 78 F SI 88 B SI 88 F CU 77 1 SAFE B CH 80 F CU 76 F CH 80 3-3 S CH 82 K		C FF 94 C SL 87 B SL 88 B FF 94 2-2 CS 1-2	3	1	1	1	0	1	1
13 Manny Machado, R (1, 5) OBP: 0.294, SLG: 0.467			C FF 87 B FF 87 X CH 81 1-1 9 F9 11 F8 2 E 1B		C CH 81 X FF 87 0-1 11 G6-4-3 1B		B S SL 83 S SL 82 B SL 84 B SL 82 B SL 82 4-2 11 G6-4-3 1-2 BB			2	1	2	0	1	0	0
11 Robert Andino, R (1, 4) OBP: 0.283, SLG: 0.309			C CU 77 B FF 87 1 SAFE X CH 82 1-1 F8 1-2		C CH 80 B CH 81 B SI 87 X CH 81 2-1 G6-4-3 1-2f		B SL 81 F SL 81 B SL 84 X SL 83 2-1 G6-4-3 1-2f			3	0	0	0	0	0	4
Inning Stats	R: 0 E: 0 K: 0 S: 9 H: 1 LOB: 1 BB: 0 P: 14	R: 0 E: 0 K: 0 S: 7 H: 0 LOB: 0 BB: 0 P: 10	R: 1 E: 1 K: 0 S: 12 H: 1 LOB: 1 BB: 0 P: 17	R: 0 E: 0 K: 0 S: 5 H: 0 LOB: 0 BB: 1 P: 11	R: 1 E: 0 K: 1 S: 9 H: 2 LOB: 0 BB: 0 P: 13	R: 0 E: 0 K: 0 S: 7 H: 1 LOB: 1 BB: 1 P: 15	R: 0 E: 0 K: 1 S: 12 H: 1 LOB: 1 BB: 1 P: 22	R: 0 E: 0 K: 2 S: 10 H: 0 LOB: 0 BB: 0 P: 10	R: 0 E: 0 K: 1 S: 10 H: 1 LOB: 1 BB: 0 P: 13	1B: 5 2B: 1 3B: 0 HR: 1 SF: 0 SAC: 0 DP: 4 HBP: 0						

PITCHER		IP	WLS	BF	H	R	ER	SO	BB	IBB	HBP	BLK	WP	HR	S	P	ERA	WHIP
57 Tommy Milone, L ERA: 3.81	(1, 1)	6.1	W	25	6	2	1	2	2	0	0	0	0	1	57	92	1.42	1.263
40 Pat Neshek, R ERA: 0.63	(7, 1)	0.2	H	2	0	0	0	0	1	0	0	0	0	0	4	10	0.00	1.500
48 Ryan Cook, R ERA: 2.44	(8, 1)	1.0	H	3	0	0	0	2	0	0	0	0	0	0	10	10	0.00	0.000
50 Grant Balfour, R ERA: 2.92	(9, 1)	1.0	S	3	1	0	0	1	0	0	0	0	0	0	10	13	0.00	1.000

PITCHER	IP	WLS	BF	H	R	ER	SO	BB	IBB	HBP	BLK	WP	HR	S	P	ERA	WHIP

TOP

Baltimore Orioles @ Oakland Athletics

Oakland Coliseum, Oakland, CA

Fri Sep 14 2012, 7:09 PM - 9:45 PM PDT

Att. 35,067 - Partly Cloudy - 62 F

livebaseballscorecards.com

AB	30
R	2
H	7
RBI	1
BB	3
SO	5
LOB	15

Batter	1	2	3	4	5	6	7	8	9	AB	R	H	RBI	BB	SO	LOB
4 Coco Crisp, S (1, 8) OBP: 0.318, SLG: 0.407	B SI 86 C SI 84 X CH 78 1-1 F7 ①		B CU 72 X CH 79 1-0 L6 ③		C SI 85 S SI 85 F SI 86 X CU 76 0-2 31 1B 2-3 1B		F SI 93 B FF 94 B SI 94 L FF 94 B CU 79 S CU 78 3-3 K ②			4	0	1	0	0	1	0
31 Jonny Gomes, R (1, 10) OBP: 0.371, SLG: 0.494	C SI 86 C FF 86 B SI 85 X CH 77 1-2 F8 ②			B CH 77 B FF 87 B CU 71 C FF 88 C FF 88 X FF 89 3-2 52 HR 1B	D CH 78 C FF 89 P PO 81 1 SAFE X FF 88 2-1 16 L3 1-2 3-H 1B		C FF 94 F CU 79 S SL 87 0-3 K ③			4	1	2	1	0	1	0
16 Josh Reddick, L (1, 9) OBP: 0.312, SLG: 0.470	B CU 70 C CU 71 X SI 86 1-1 G3 ③			F SI 86 F CU 75 S CU 77 0-3 K ①	B FF 85 X FF 84 1-0 L3 ①② 1-1			X CU 79 0-0 52 K2 1B		4	0	1	0	0	1	3
52 Yoenis Cespedes, R (1, 7) OBP: 0.345, SLG: 0.488		C FF 86 F SI 85 B FF 87 B SI 88 C SI 88 2-3 K ①		X FF 89 0-0 1-H HR	I IN 70 I IN 70 I IN 72 I IN 72 4-0 22 FC6-4 IBB			C SI 92 B FF 93 S SL 88 F FF 94 D SL 88 B SL 88 F SL 90 S SL 87 3-3 K2 ①② 1-1f		3	1	1	2	1	2	1
22 Chris Carter, R (1, 3) OBP: 0.363, SLG: 0.549 10 Daric Barton, L (9, 3) OBP: 0.325, SLG: 0.283		B FF 86 X SI 87 1-0 F8 ②		B CH 80 B CH 80 B SI 89 B FF 89 4-0 36 1B 20 WP BB	S SI 87 X SI 88 0-1 FC6-4 ③ 1-2f			B SL 86 C SI 93 C CU 78 B CU 80 B FF 93 S SL 88 3-3 K ③		3 0	0 0	0 0	0 0	1 0	1 0	2 0
20 Josh Donaldson, R (1, 5) OBP: 0.286, SLG: 0.414		C FF 87 B SI 87 X SI 87 1-1 1B		F FF 89 F FF 89 B SI 89 F FF 89 X CH 79 1-2 L9 ② 1-2		B CH 76 B SI 86 F FF 87 F FF 88 F SI 87 X SI 88 2-2 F8 ①				3	0	1	0	0	0	1
36 Derek Norris, R (1, 2) OBP: 0.280, SLG: 0.335		C SI 86 1 SAFE X SI 85 0-1 F8 ③		D CU 72 B CH 78 B CH 80 C SI 87 X CH 80 3-1 2-3 1B		C CU 71 F CU 73 B FF 89 B SI 89 B CU 76 F CH 78 F FF 90 X FF 90 3-2 G4-3 ②				3	0	1	0	0	0	1
5 Stephen Drew, L (1, 6) OBP: 0.289, SLG: 0.303			C FF 85 T SI 85 S SI 85 0-3 K ①	C CU 75 D SI 88 S CU 76 B CU 79 B SI 87 S CU 78 3-3 K ③		B CU 73 B SI 87 F SI 86 F SI 86 S CH 75 2-3 K ③				3	0	0	0	0	3	2
17 Adam Rosales, R (1, 4) OBP: 0.319, SLG: 0.354 2 Cliff Pennington, S (7, PH) OBP: 0.270, SLG: 0.310 (8, 4)			F CU 69 B CH 78 B FF 88 F CH 78 B SI 89 F FF 89 C FF 89 3-3 K ②		C CH 76 X FF 87 0-1 4 1B 31 1B 2B		B SI 92 S CU 79 S CU 79 T FF 94 1-2 K ①			2 1	1 0	1 0	0 0	0 0	1 1	0 0
Inning Stats	R: 0 E: 0 K: 0 S: 7 H: 0 LOB: 0 BB: 0 P: 10	R: 0 E: 0 K: 1 S: 8 H: 1 LOB: 1 BB: 0 P: 12	R: 0 E: 0 K: 2 S: 8 H: 0 LOB: 0 BB: 0 P: 12	R: 2 E: 0 K: 2 S: 16 H: 3 LOB: 2 BB: 1 P: 30	R: 1 E: 0 K: 0 S: 12 H: 3 LOB: 2 BB: 1 P: 18	R: 0 E: 0 K: 1 S: 12 H: 0 LOB: 0 BB: 0 P: 19	R: 0 E: 0 K: 3 S: 9 H: 0 LOB: 0 BB: 0 P: 13	R: 0 E: 0 K: 2 S: 9 H: 1 LOB: 0 BB: 0 P: 15		1B: 6 2B: 3 3B: 0 HR: 1 SF: 0 SAC: 0 DP: 2 HBP: 0						

PITCHER		IP	WLS	BF	H	R	ER	SO	BB	IBB	HBP	BLK	WP	HR	S	P	ERA	WHIP
48 Joe Saunders, L ERA: 4.24	(1, 1)	6.0	L	26	7	3	3	6	1	1	0	0	1	1	63	101	4.50	1.333
34 Jake Arrieta, R ERA: 6.09	(7, 1)	2.0		6	1	0	0	5	0	0	0	0	0	0	18	28	0.00	0.500

PITCHER	IP	WLS	BF	H	R	ER	SO	BB	IBB	HBP	BLK	WP	HR	S	P	ERA	WHIP

BOTTOM

Baltimore Orioles @ Oakland Athletics

Oakland Coliseum, Oakland, CA

Fri Sep 14 2012, 7:09 PM - 9:45 PM PDT

Att. 35,067 - Partly Cloudy - 62 F

livebaseballscorecards.com

AB	30
R	3
H	8
RBI	3
BB	2
SO	11
LOB	10

Baltimore Orioles @ Oakland Athletics

Oakland Coliseum, Oakland, CA

Sat Sep 15 2012, 6:08 PM - 8:56 PM PDT

Att. 20,342 - Clear - 64 F

livebaseballscorecards.com

TOP

Batter	1	2	3	4	5	6	7	8	9	AB	R	H	RBI	BB	SO	LOB
9 Nate McLouth, L (1, 7) OBP: 0.304, SLG: 0.352	B FF 93 X FF 90 1-0 2 G5-4-3 1B		B CH 78 C CH 77 X FF 92 1-1 HR		B SI 92 L SI 93 B CH 79 X CH 79 2-1 ③ P5			C FF 93 C CU 80 X CU 79 0-2 ① P4		4	1	2	1	0	0	0
2 J.J. Hardy, R (1, 6) OBP: 0.281, SLG: 0.397	C FF 93 1 SAFE F FF 92 X SL 85 0-2 ① ② G5-4-3 1-2f		C FF 93 B FF 91 X CH 79 1-1 ② G6-3			B SI 90 C SI 91 X CH 80 1-1 ① G5-3		C FF 94 S FF 94 B FF 93 F FF 94 S FF 94 1-3 ② K		4	0	0	0	0	1	1
32 Matt Wieters, S (1, 2) OBP: 0.326, SLG: 0.420	B FF 94 S FF 91 B CH 81 B SI 92 F SI 91 S FF 94 3-3 ③ K		B SI 92 B SI 90 B FF 93 C FF 90 X FF 91 3-1 ③ G4-3			B SI 92 C SI 92 B CH 80 X SI 92 2-1 ② F7		F FF 94 B FF 94 X FF 94 1-1 ③ G6-3		4	0	0	0	0	1	0
10 Adam Jones, R (1, 8) OBP: 0.336, SLG: 0.506		B FF 93 B SI 93 S SI 92 S SL 85 X SL 87 2-2 12 E 12 2B 1B		B SI 92 C FF 92 X CH 81 1-1 19 2B 1B		B SI 93 B SI 92 C FF 93 B SI 93 F SI 94 B FF 96 4-2 BB			C SL 86 B SL 86 C FF 94 X SL 86 1-2 ① F9	3	1	2	0	1	0	0
19 Chris Davis, L (1, 10) OBP: 0.316, SLG: 0.475		1 SAFE F SI 93 C CH 80 F SI 94 1 SAFE S CH 83 0-3 ① K		T SI 93 X SI 93 0-1 ① 1-H 2B		S CH 80 S FF 94 B FF 94 1 SAFE S CH 84 1-3 ③ K			X CU 82 0-0 13 F9 12 BB 1B	4	0	2	0	0	2	2
12 Mark Reynolds, R (1, 3) OBP: 0.350, SLG: 0.455		F FF 94 S CH 80 B SL 84 F CH 81 1 SAFE X CU 77 1-2 13 FC6-5 1-H 2B		B CH 80 S SI 94 S CH 82 F FF 94 S SL 85 1-3 ② K			C SI 91 B CH 79 S SL 86 X FF 95 1-2 27 FC6-4 1B		B FF 94 B FF 94 B FF 94 B FF 94 4-0 27 DI 1-2 BB	3	0	2	1	1	1	1
13 Manny Machado, R (1, 5) OBP: 0.285, SLG: 0.452		B SI 93 B SI 92 B SI 94 X FF 91 3-0 ② FC6-5 2-3		X SI 94 0-0 ③ G4-3			C SI 93 C SL 85 B CH 83 S SI 93 1-3 ① K		C SL 84 F SL 85 X CU 83 0-2 ② F9 2-3	4	0	0	0	0	1	5
27 Endy Chavez, L (1, 9) OBP: 0.231, SLG: 0.281		D SI 94 C FF 91 S CH 80 X CH 82 1-2 ③ G6-3			X CH 78 0-0 ① G3		C SI 91 1 SAFE F SI 92 X FF 93 0-2 ② FC6-4 1-2f		B CU 81 X FF 92 1-0 ③ G5-3 1-2	4	0	0	0	0	0	4
11 Robert Andino, R (1, 4) OBP: 0.281, SLG: 0.306			C SI 89 X FF 90 0-1 ① G6-3		B FF 90 F CH 80 X SL 85 1-1 ② L6		1 SAFE X CH 81 0-0 ③ P6			3	0	0	0	0	0	1

	AB	33
	R	2
	H	8
	RBI	2
	BB	2
	SO	6
	LOB	14

Inning Stats																		
	R: 0	H: 1	R: 1	H: 2	R: 1	H: 1	R: 0	H: 2	R: 0	H: 0	R: 0	H: 0	R: 0	H: 1	R: 0	H: 0	1B: 5	SF: 0	WP: 0	PA: 35
	E: 0	LOB: 0	E: 1	LOB: 1	E: 0	LOB: 0	E: 0	LOB: 1	E: 0	LOB: 0	E: 0	LOB: 1	E: 0	LOB: 1	E: 0	LOB: 0	2B: 2	SAC: 0	PB: 0	
	K: 1	BB: 0	K: 1	BB: 0	K: 0	BB: 0	K: 1	BB: 0	K: 0	BB: 0	K: 1	BB: 1	K: 1	BB: 0	K: 0	BB: 0	3B: 0	DP: 1	SB: 0	
	S: 7	P: 11	S: 15	P: 22	S: 8	P: 13	S: 9	P: 11	S: 5	P: 8	S: 9	P: 17	S: 10	P: 12	S: 9	P: 11	HR: 1	HBP: 0	CS: 0	

PITCHER		IP	WLS	BF	H	R	ER	SO	BB	IBB	HBP	BLK	WP	HR	S	P	ERA	WHIP
11 Jarrod Parker, R ERA: 3.51	(1, 1)	7.0	W	27	7	2	2	5	1	0	0	0	0	1	63	94	2.57	1.143
62 Sean Doolittle, L ERA: 3.35	(8, 1)	1.0	H	3	0	0	0	1	0	0	0	0	0	0	9	11	0.00	0.000
50 Grant Balfour, R ERA: 2.88	(9, 1)	1.0	S	5	1	0	0	0	1	0	0	0	0	0	8	14	0.00	2.000

PITCHER	IP	WLS	BF	H	R	ER	SO	BB	IBB	HBP	BLK	WP	HR	S	P	ERA	WHIP

Batter	1	2	3	4	5	6	7	8	9	AB	R	H	RBI	BB	SO	LOB
4 Coco Crisp, S (1, 8) OBP: 0.319, SLG: 0.404	C FF 89 B SI 89 X SI 89 1-1 ① G5-3		B SL 80 B SI 91 B FF 91 C FF 90 B FF 92 4-1 31 HBP 16 1B BB	B FF 91 B SI 90 B FF 90 B FF 90 4-0 31 WP BB		C CH 79 F FF 89 B FF 89 B FF 89 S FF 89 2-3 ③ K		B SI 90 C SL 75 B CH 80 B SI 90 T FF 89 X CH 79 3-2 ③ P5		3	1	0	0	2	1	0
31 Jonny Gomes, R (1, 10) OBP: 0.369, SLG: 0.488	C FF 90 C SL 78 F SI 91 F SI 91 S SL 82 0-3 ② K		C CH 85 H FF 91 1-1 16 1B 52 1B 1-2 HBP	1 SAFE S SI 90 C SI 91 B SI 91 B SL 80 F SL 81 C SL 81 2-3 ② K 1-2			S FF 88 C FF 89 B FF 90 T FF 90 1-2 ① K			3	1	0	0	0	3	1
16 Josh Reddick, L (1, 9) OBP: 0.313, SLG: 0.472	C SL 80 B SL 80 B FF 92 B SL 80 F SI 92 X SI 91 3-2 ③ G1-6-3		C SI 91 X SI 92 0-1 52 1B 22 2B 1-2 2-H 1B	F SL 79 B SI 91 X SL 80 1-1 ③ F7			S FF 90 S FF 89 X FF 90 0-2 52 WP 2B			4	1	2	1	0	0	1
52 Yoenis Cespedes, R (1, 7) OBP: 0.348, SLG: 0.488		B CH 88 C FF 89 X CH 84 1-1 ① G6-3	D SI 92 X CH 86 1-0 22 2B 1-2 2-H 1B		C FF 90 B CU 69 B CU 68 B FF 91 B FF 91 4-1 BB		I I IN 62 I IN 64 I IN 64 4-0 22 BB 2-3 IBB			2	1	1	1	2	0	0
22 Chris Carter, R (1, 3) OBP: 0.370, SLG: 0.554 10 Daric Barton, L (8, 3) OBP: 0.325, SLG: 0.283		C SL 78 F SI 90 B SI 91 B CH 87 B SL 81 B FF 91 4-2 BB	D FF 93 B CH 88 X SI 93 2-0 1-H 2-H 2B		S FF 88 S FF 90 B CU 71 C CU 68 1-3 ① K		S CU 67 F CU 69 F FF 90 B CU 69 D SL 81 B CU 68 B CU 67 4-2 1-2 BB			2 0	0 0	1 0	2 0	2 0	1 0	1 0
20 Josh Donaldson, R (1, 5) OBP: 0.285, SLG: 0.408		F FF 92 F SI 91 C SI 92 0-3 ② K	D SL 82 B FF 92 B CH 86 C FF 92 B CH 88 4-1 BB		B FF 89 F FF 88 B FF 90 F FF 89 1 SAFE B FF 89 X CH 79 3-2 ② F8		C FF 88 B FF 86 X FF 88 1-1 ② F9			3	0	0	0	1	1	5
36 Derek Norris, R (1, 2) OBP: 0.275, SLG: 0.328		B FF 92 B CH 85 X SI 91 2-0 ③ L8	B SI 92 C SL 81 B SL 80 S SI 92 D CH 87 X SI 93 3-2 ② F9		1 SAFE C FF 88 B CU 69 X CU 67 1-1 ③ P2		B CU 68 B FF 88 F FF 88 F FF 90 F FF 90 F SL 79 X FF 89 2-2 ③ P5			4	0	0	0	0	0	7
5 Stephen Drew, L (1, 6) OBP: 0.289, SLG: 0.316			B SI 90 C FF 90 B SI 90 B FF 90 X FF 90 3-1 HR C SL 81 D SL 84 S SI 93 1-3 ③ K			C CU 67 B CH 77 F FF 89 F CH 78 B CH 79 F FF 90 F CH 80 F FF 90 X SL 79 2-2 ① F7		B SI 89 C SL 78 S SL 76 T FF 90 1-2 ① K		4	1	1	1	0	2	2
17 Adam Rosales, R (1, 4) OBP: 0.305, SLG: 0.337			C SL 79 S SI 92 B SI 92 X SL 80 1-2 ① G5-3	B FF 88 S SI 88 B SL 79 F SI 90 B SI 90 X SI 90 3-2 ① G4-3		S CU 67 S CU 69 B FF 90 F FF 91 F CH 78 F FF 90 B CU 69 T SL 79 2-2 ② K		C FF 90 B CH 79 B SI 90 X CH 81 2-1 ② F9		4	0	0	0	0	1	0
Inning Stats	R: 0 E: 0 K: 1 S: 10 H: 0 LOB: 0 BB: 0 P: 14	R: 0 E: 0 K: 1 S: 8 H: 0 LOB: 1 BB: 1 P: 15	R: 5 E: 0 K: 1 S: 18 H: 4 LOB: 2 BB: 2 P: 38	R: 0 E: 0 K: 1 S: 9 H: 0 LOB: 1 BB: 1 P: 19	R: 0 E: 0 K: 1 S: 9 H: 0 LOB: 1 BB: 1 P: 18	R: 0 E: 0 K: 2 S: 16 H: 0 LOB: 0 BB: 0 P: 22	R: 0 E: 0 K: 1 S: 16 H: 1 LOB: 3 BB: 2 P: 28	R: 0 E: 0 K: 1 S: 8 H: 0 LOB: 0 BB: 0 P: 14		1B: 2 2B: 2 3B: 0 HR: 1	SF: 0 SAC: 0 DP: 0 HBP: 1		WP: 2 PB: 0 SB: 0 CS: 0	PA: 37	

PITCHER		IP	WLS	BF	H	R	ER	SO	BB	IBB	HBP	BLK	WP	HR	S	P	ERA	WHIP
53 Zack Britton, L ERA: 5.16	(1, 1)	4.0	L	21	4	5	5	4	4	0	1	0	1	1	45	86	11.25	2.000
52 Steve Johnson, R ERA: 2.13	(5, 1)	3.0		13	1	0	0	4	2	1	0	0	1	0	41	68	0.00	1.000
58 Zach Phillips, L ERA: 8.1	(8, 1)	1.0		3	0	0	0	1	0	0	0	0	0	0	8	14	0.00	0.000

PITCHER	IP	WLS	BF	H	R	ER	SO	BB	IBB	HBP	BLK	WP	HR	S	P	ERA	WHIP

BOTTOM

Baltimore Orioles @ Oakland Athletics

Oakland Coliseum, Oakland, CA

Sat Sep 15 2012, 6:08 PM - 8:56 PM PDT

Att. 20,342 - Clear - 64 F

livebaseballscorecards.com

AB	29
R	5
H	5
RBI	5
BB	7
SO	9
LOB	17

Baltimore Orioles @ Oakland Athletics

Oakland Coliseum, Oakland, CA

Sun Sep 16 2012, 1:10 PM - 4:45 PM PDT

Att. 20,539 - Partly Cloudy - 62 F

livebaseballscorecards.com

Batter	1	2	3	4	5	6	7	8	9	AB	R	H	RBI	BB	SO	LOB
9 Nate McLouth, L (1, 7) OBP: 0.300, SLG: 0.343	C FF 89 F FF 90 B FF 92 B FF 90 X FF 89 2-2 ① P5		B FF 90 X CH 83 1-0 ② G4-3 2-3		C SL 82 C FF 90 X CH 82 0-2 ① G4-3	B FC 86 B FC 87 1 SAFE B SI 91 C SI 91 F SI 90 1 SAFE B SI 90 4-2 2 1B 1-2 BB	C SI 92 B CU 69 S CU 68 F SI 93 S SL 82 1-3 ① K		C CH 84 C FC 90 S CH 86 0-3 ① K	5	0	0	0	1	2	4
2 J.J. Hardy, R (1, 6) OBP: 0.281, SLG: 0.396	F FF 90 X FF 90 0-1 ② P4		B SL 82 X SL 82 1-0 19 BB 3-H 1B		C FF 90 X FF 89 0-1 ② F8	D CU 70 C CU 71 X FF 90 1-1 1-2 2-3 1B	C FF 93 D SL 80 C SL 81 C FF 94 1-3 ② K		C FC 90 S CU 74 F SI 94 B FC 90 D CU 76 F CU 74 X CU 75 2-2 ② G5-3	6	0	2	1	0	1	3
19 Chris Davis, L (1, 10) OBP: 0.318, SLG: 0.473	C FF 90 B CH 83 C FF 90 S FF 92 1-3 ③ K		B SL 82 1 SAFE B SL 80 B FF 90 C SL 81 1 SAFE F FF 90 F CH 84 B FF 91 4-2 10 FC6-4 1-2 BB		B CH 83 S SL 84 B SL 82 B FF 90 B CH 83 4-1 10 2B 12 BB BB	X SI 96 0-0 ② P5	S FF 93 S CU 72 C FF 94 0-3 ③ K		F CH 85 B CU 74 S CH 86 X FC 90 1-2 2-H 1B	4	1	1	1	2	2	5
10 Adam Jones, R (1, 8) OBP: 0.334, SLG: 0.504		B FF 89 C SL 80 F FF 90 X SL 82 1-2 ① G4-3	C SL 82 B SI 91 F FF 92 B SL 83 X SL 83 2-2 ③ FC6-4 1-2f		S SL 82 1 SAFE B SL 83 X FF 92 1-1 12 BB 1-3 2B	B SL 84 B FF 92 F FF 94 F FF 94 S SL 86 2-3 ③ K		S SL 82 S SL 82 X SL 83 0-2 ① P5	B FC 91 S CU 75 S CU 74 X CU 74 1-2 ③ G1-3	6	0	1	0	0	1	6
32 Matt Wieters, S (1, 2) OBP: 0.331, SLG: 0.434		B FF 90 B FF 90 S FF 90 F FF 91 F FF 92 F FF 92 X SL 82 2-2 HR		X FF 89 0-0 HR	I IN 50 I IN 49 I IN 47 4-0 12 BB IBB		B SI 93 B SI 92 B FF 92 C FF 93 B FF 93 4-1 12 BB 13 2B BB	B FF 94 S CU 68 B FF 93 C FF 91 T FF 92 2-2 ② K		3	3	2	2	2	1	0
12 Mark Reynolds, R (1, 3) OBP: 0.353, SLG: 0.453		B FF 92 B SL 83 S FF 91 X FF 92 2-1 ② F8		C FF 91 F SL 83 B FF 90 B FF 92 X SL 84 2-2 ① G6-3	B FF 91 D SL 83 S FF 92 B FF 92 B FF 92 4-1 1-2 2-3 3-H BB		T FF 94 B SL 85 B SL 84 C FF 93 B FF 94 B FF 94 4-2 13 2B 27 1B 1-2 BB	B SL 81 C SL 82 B SL 83 C SI 92 B SI 93 F FF 91 B FF 92 4-2 13 FC5-4 BB		2	1	0	1	3	0	0
13 Manny Machado, R (1, 5) OBP: 0.281, SLG: 0.450		B FF 92 C FF 91 X FF 91 1-1 ③ F9		B SL 84 X SL 83 1-0 ② G5-3	F SI 92 B CU 75 C CU 74 B SI 92 D CU 76 F SI 89 F SI 90 X SI 91 3-2 ③ G6-3		B FF 93 X FF 93 1-0 27 1B 1-3 2-H 2B	X SL 82 0-0 ③ FC5-4 1-2f		5	1	1	1	0	0	4
27 Endy Chavez, L (1, 9) OBP: 0.259, SLG: 0.311			B FF 90 B FF 89 C FF 90 F FF 90 F CH 83 F FF 91 X FF 91 2-2 9 G4-3 11 SH5-3 2 1B 1B	B CH 84 B CH 83 B SI 92 C FF 90 B CH 84 4-1 BB		L SI 90 B CU 76 C CU 76 F CU 77 F FC 86 X FC 84 1-2 11 FC6-4 1B	F CH 87 B CH 88 S CH 88 B CH 87 X CH 88 2-2 11 1B 2-H 3-H 1B		X SI 93 0-0 11 WP 11 2B 2B	4	2	4	2	1	0	0
11 Robert Andino, R (1, 4) OBP: 0.283, SLG: 0.311			X SL 81 0-0 ① SH5-3 1-2	C SL 82 1 SAFE B FF 91 B SL 82 X SL 81 2-1 ③ P6		1 SAFE C CU 75 F SI 91 1 SAFE B CU 77 B CU 76 B CH 80 X SI 89 3-2 ① FC6-4 2 1B 9 BB 1-2f	B FF 90 F SL 81 X CU 69 1-1 1-2 1B		B FC 90 B FC 90 X FC 90 2-0 19 1B 2-H 2B	4	1	2	1	0	0	2

Inning Stats																								
	R: 0	H: 0		R: 1	H: 1		R: 1	H: 2		R: 1	H: 1		R: 1	H: 1		R: 0	H: 2		R: 3	H: 3		R: 0	H: 0	
	E: 0	LOB: 0		E: 0	LOB: 0		E: 0	LOB: 2		E: 0	LOB: 1		E: 0	LOB: 3		E: 0	LOB: 1		E: 0	LOB: 2		E: 0	LOB: 1	
	K: 1	BB: 0		K: 0	BB: 0		K: 0	BB: 1		K: 0	BB: 1		K: 0	BB: 3		K: 1	BB: 1		K: 3	BB: 2		K: 1	BB: 1	
	S: 8	P: 11		S: 12	P: 18		S: 14	P: 24		S: 8	P: 17		S: 14	P: 30		S: 16	P: 27		S: 19	P: 33		S: 10	P: 16	

	R: 2	H: 3		1B: 7	SF: 0		WP: 1	PA: 49
	E: 0	LOB: 1		2B: 4	SAC: 1		PB: 0	
	K: 1	BB: 0		3B: 0	DP: 0		SB: 0	
	S: 16	P: 22		HR: 2	HBP: 0		CS: 0	

TOP	
AB	39
R	9
H	13
RBI	9
BB	9
SO	7
LOB	24

PITCHER		IP	WLS	BF	H	R	ER	SO	BB	IBB	HBP	BLK	WP	HR	S	P	ERA	WHIP
67 Dan Straily, R ERA: 4.13	(1, 1)	4.2	L	24	5	4	4	1	4	1	0	0	0	2	51	92	7.71	1.929
54 Travis Blackley, L ERA: 3.65	(5, 1)	0.2		4	1	0	0	0	1	0	0	0	0	0	15	26	0.00	3.000
58 Evan Scribner, R ERA: 2.55	(6, 1)	0.0		1	1	0	0	0	0	0	0	0	0	0	2	3	∞	∞
65 Pedro Figueroa, L ERA: 2.04	(6, 1)	0.1		1	0	0	0	0	0	0	0	0	0	0	1	1	0.00	0.000
66 Tyson Ross, R ERA: 6.47	(6, 1)	0.1		5	2	3	3	1	2	0	0	0	0	0	10	23	81.00	12.000

PITCHER		IP	WLS	BF	H	R	ER	SO	BB	IBB	HBP	BLK	WP	HR	S	P	ERA	WHIP
53 Jim Miller, R ERA: 2.08	(7, 1)	2.0		8	1	0	0	4	1	0	0	0	0	0	22	31	0.00	1.000
60 Jesse Chavez, R ERA: 9.13	(9, 1)	1.0		6	3	2	2	1	0	0	0	0	1	0	16	22	18.00	3.000

BOTTOM

Baltimore Orioles @ Oakland Athletics

Oakland Coliseum, Oakland, CA

Sun Sep 16 2012, 1:10 PM - 4:45 PM PDT

Att. 20,539 - Partly Cloudy - 62 F

livebaseballscorecards.com

Batter	1	2	3	4	5	6	7	8	9	AB	R	H	RBI	BB	SO	LOB
12 Collin Cowgill, R (1, 7) OBP: 0.339, SLG: 0.320 37 Brandon Moss, L (9, PH) OBP: 0.326, SLG: 0.560	B SI 89 X SI 88 1-0 16 HR 2B	1 SAFE 1 SAFE B SI 89 C SI 90 1 SAFE D CU 67 1 SAFE F CU 70 T FF 88 2-2 ③ K		D EP 61 C CU 66 C CU 65 S FF 86 1-3 ③ K			B FF 90 F FF 89 F FC 89 F SL 84 X CH 82 1-2 ① P2		C SI 96 B FF 97 B CH 90 B SL 82 B SI 96 4-1 15 DI 16 1B BB	4 0	1 1	1 0	0 0	0 1	2 0	3 0
31 Jonny Gomes, R (1, 10) OBP: 0.370, SLG: 0.486 15 Seth Smith, L (5, PH) OBP: 0.344, SLG: 0.429 (6, 10)	B SI 89 X CU 68 1-0 ① F8		B CH 79 C CH 79 B FF 88 C FF 87 B SI 89 F FF 89 B CU 70 4-2 22 FC5-4 BB		B FF 94 X FF 94 1-0 52 BB 1B		C CU 75 B SL 85 F SL 86 S FF 90 1-3 ② K		B SI 95 C SI 96 S CH 88 B SI 96 S CH 90 2-3 ② K 1-2	1 3	0 0	0 1	0 0	1 2	0 1	1 1
16 Josh Reddick, L (1, 9) OBP: 0.314, SLG: 0.477	B SL 80 B FF 89 X SL 80 2-0 2-H HR		C FF 89 B SI 88 F SI 89 B FC 84 S FF 90 2-3 ① K		X FF 94 0-0 ① P3		C FC 90 X FF 91 0-1 ③ F8		C SI 97 X SI 96 0-1 52 1B 2-H 1B	5	1	2	3	0	1	2
52 Yoenis Cespedes, R (1, 8) OBP: 0.351, SLG: 0.491	B FF 89 B FF 90 B CH 80 C FF 88 X FF 89 3-1 2B		S CH 81 F SI 90 B SI 88 1 SAFE X CH 80 1-2 ② F8		C CU 82 B FF 94 B FF 95 F FF 91 B FF 96 F FF 96 B FF 92 4-2 1-2 BB			C SI 83 C SL 76 B SL 77 S FF 87 1-3 ① K	X SL 83 0-0 1-2 1B	4	0	2	0	1	1	1
22 Chris Carter, R (1, 3) OBP: 0.366, SLG: 0.543	B SL 82 C CU 68 D CU 69 B SI 89 C CH 80 B SI 90 4-2 20 G1-4-3 BB		C CH 78 X CU 67 0-1 ③ FC5-4 1-2f		B FF 96 C CU 81 B CU 79 F CU 81 C FF 96 2-3 ② K			C SL 77 B SL 77 S SL 78 S SL 76 1-3 ② K	C SI 94 B CU 79 B CU 79 B SI 95 F SI 93 X SI 95 3-2 ③ G6-3	4	0	0	0	1	2	5
20 Josh Donaldson, R (1, 5) OBP: 0.284, SLG: 0.405	C SI 88 F CU 69 F FF 87 F FF 88 X CU 68 0-2 ②③ G1-4-3 1-2f			F SI 86 X FF 85 0-1 ① F9	F FF 95 B FF 96 F FF 94 F FF 96 B FF 96 S FF 95 2-3 ③ K			B SI 84 X SI 85 1-0 5 HR 1B		4	1	1	0	0	1	4
5 Stephen Drew, L (1, 6) OBP: 0.292, SLG: 0.333		B FF 89 B FF 89 B FF 88 C FF 88 C SL 80 X FF 89 3-2 ① P5		B FF 86 S CH 78 X SI 87 1-1 17 1B 1B		C CU 73 B SL 84 T FF 90 F FC 90 S FF 91 1-3 ① K		B SL 77 C SI 83 B SL 76 X SI 83 2-1 1-H HR		4	1	2	2	0	1	0
17 Adam Rosales, R (1, 4) OBP: 0.316, SLG: 0.349 19 Jemile Weeks, S (8, PH) OBP: 0.307, SLG: 0.306 (9, 4)		B SI 90 C CH 80 X CU 67 1-1 1B		X CH 77 0-0 1-2 1B		B CU 75 S FF 91 X CH 82 1-1 ② L7		C SI 85 S FF 86 B FF 86 F FF 86 S FF 85 1-3 ③ K		3 1	0 0	2 0	0 0	0 0	0 1	0 0
14 George Kottaras, L (1, 2) OBP: 0.361, SLG: 0.403		C FF 90 X SL 80 0-1 ② P6		C SL 80 B SL 80 C FF 86 F FF 88 S SL 80 1-3 ② K		F FF 92 F FF 91 B FC 92 B SL 84 X FC 92 2-2 ③ G6-3			C SI 96 X CH 88 0-1 ① G4-3	4	0	0	0	0	1	3
Inning Stats	R: 2 E: 0 K: 0 S: 12 H: 3 LOB: 1 BB: 1 P: 23	R: 0 E: 0 K: 1 S: 10 H: 1 LOB: 1 BB: 0 P: 16	R: 0 E: 0 K: 1 S: 11 H: 0 LOB: 1 BB: 1 P: 18	R: 0 E: 0 K: 2 S: 12 H: 2 LOB: 2 BB: 0 P: 15	R: 0 E: 0 K: 2 S: 12 H: 1 LOB: 2 BB: 0 P: 21	R: 0 E: 0 K: 1 S: 9 H: 0 LOB: 0 BB: 0 P: 13	R: 0 E: 0 K: 1 S: 9 H: 0 LOB: 0 BB: 0 P: 11	R: 2 E: 0 K: 3 S: 13 H: 2 LOB: 0 BB: 0 P: 19	R: 1 E: 0 K: 1 S: 12 H: 2 LOB: 2 BB: 1 P: 21	1B: 7 2B: 2 3B: 0 HR: 2	SF: 0 SAC: 0 DP: 1 HBP: 0					WP: 0 PB: 0 SB: 0 CS: 0	PA: 41

PITCHER	IP	WLS	BF	H	R	ER	SO	BB	IBB	HBP	BLK	WP	HR	S	P	ERA	WHIP
28 Randy Wolf, L (1, 1) ERA: 5.66	4.0		19	6	2	2	4	2	0	0	0	0	1	45	72	4.50	2.000
29 Tommy Hunter, R (5, 1) ERA: 5.73	1.0		5	1	0	0	2	1	0	0	0	0	0	12	21	0.00	2.000
17 Brian Matusz, L (6, 1) ERA: 5.07	2.0	W	6	0	0	0	2	0	0	0	0	0	0	18	24	0.00	0.000
56 Darren O'Day, R (8, 1) ERA: 2.54	1.0		5	2	2	2	3	0	0	0	0	0	1	13	19	18.00	2.000
47 Pedro Strop, R (9, 1) ERA: 2.31	0.2		5	2	1	1	1	1	0	0	0	0	0	9	15	13.50	4.500

PITCHER	IP	WLS	BF	H	R	ER	SO	BB	IBB	HBP	BLK	WP	HR	S	P	ERA	WHIP
43 Jim Johnson, R (9, 1) ERA: 2.82	0.1	S	1	0	0	0	0	0	0	0	0	0	0	3	6	0.00	0.000

AB	37
R	5
H	11
RBI	5
BB	4
SO	12
LOB	20

Baltimore Orioles @ Seattle Mariners

Safeco Field, Seattle, WA

Mon Sep 17 2012, 7:11 PM - 10:20 PM PDT

Att. 13,036 - Partly Cloudy - 69 F

TOP

livebaseballscorecards.com

Batter	1	2	3	4	5	6	7	8	9	AB	R	H	RBI	BB	SO	LOB
9 Nate McLouth, L (1, 7) (9, 8) OBP: 0.310, SLG: 0.365	C FF 95 S SI 96 X FF 96 0-2 HR	B SI 93 X SI 94 1-0 2 2B 10 1B 1-3 1B	B FF 94 B SL 81 B SI 93 B FF 94 4-0 BB		B FF 96 C FF 98 X CH 88 1-1 1B		X FF 91 0-0 ① L7		C FF 94 B SL 87 F FF 94 F FF 97 D SL 90 F FF 95 B FF 96 C SL 85 3-3 ③ K	5	2	3	1	1	1	1
2 J.J. Hardy, R (1, 6) OBP: 0.281, SLG: 0.396 6 Steve Tolleson, R (9, 6) OBP: 0.222, SLG: 0.309	B FF 94 B SI 94 X FF 95 2-0 ① F7	B SL 85 F SL 87 F SL 86 B FF 93 1 SAFE X CU 80 2-2 10 1B 32 FC3 1-3 3-H 2B	C FF 95 F FF 96 X FF 95 0-2 F9		B FF 98 B FF 98 X FF 98 2-0 ② F8		B SL 79 B FF 91 C FF 90 S SL 80 X FF 93 2-2 ② L9			5 0	1 0	1 0	1 0	0 0	0 0	2 0
19 Chris Davis, L (1, 10) OBP: 0.315, SLG: 0.468	B FF 94 F FF 95 F CH 89 C FF 89 1-3 ② K	F SL 81 F CH 87 F FF 94 F SI 94 X CH 87 0-2 ① G4-3	B SL 82 S FF 94 T FF 95 F SL 82 S FF 96 1-3 ③ K		B FF 99 B FF 98 F FF 99 F FF 99 S FF 99 2-3 ③ K		C FF 92 X SL 80 0-1 ③ F8			5	0	0	0	0	3	4
10 Adam Jones, R (1, 8) OBP: 0.338, SLG: 0.508 70 Xavier Avery, L (9, 7) OBP: 0.314, SLG: 0.352	C FF 95 F SL 87 B SL 87 F SL 86 B CH 88 B CH 88 D SL 87 4-2 32 1B 12 1B BB	X SL 86 0-0 32 E 32 FC3 12 2B 2-3 3-H 1B		B FF 91 B SL 77 X FF 93 2-0 32 HR 2B		B FF 97 S FF 98 B KC 84 X FF 97 2-1 13 1B 32 1B 27 1B 1B		C SL 78 F SL 84 B SL 83 X SL 84 1-2 ① G6-3		4 0	4 0	3 0	1 0	1 0	0 0	0 0
32 Matt Wieters, S (1, 2) OBP: 0.333, SLG: 0.442 31 Taylor Teagarden, R (9, 2) OBP: 0.204, SLG: 0.333	1 SAFE C SI 94 F CH 87 X CH 87 0-2 12 1B 13 1B 1-3 1B	B FF 92 X CH 85 1-0 FC3 12 12 2B 1-3 3-H		X SL 78 0-0 32 HR 2B 2-H HR		B SI 98 C FF 98 F FF 99 B FF 98 F FF 98 B KC 82 X FF 98 3-2 27 1B 13 1B 11 1-2 G1-2-3 1B		C FF 92 B FF 94 X SL 82 1-1 ② L7		5 0	2 0	3 0	3 0	0 0	0 0	1 0
12 Mark Reynolds, R (1, 3) OBP: 0.353, SLG: 0.455 3 Ryan Flaherty, L (9, 3) OBP: 0.250, SLG: 0.306	B SL 85 C SL 86 X SI 94 1-1 13 1B 1-2 3-H 1B	X FF 92 0-0 1-3 3-H 2B		B FF 93 B FF 92 F FF 93 X FF 94 2-1 ① P3		B FF 99 B FF 99 C FF 99 B FF 99 F FF 99 X KC 83 3-2 ① F4		F FF 92 F SL 82 B SL 82 S SL 82 1-3 ③ K		5 0	0 0	2 0	2 0	0 0	1 0	2 0
13 Manny Machado, R (1, 5) OBP: 0.286, SLG: 0.449	C SI 93 B SL 86 B SL 87 X SL 86 2-1 1-2 2-H 1B	S SL 78 C FF 94 X SL 80 0-2 ② L6		B SI 94 X FF 93 1-0 ② G6-3		C KC 82 S FF 98 X KC 82 0-2 27 1B 1-2 2-3 1B			F FF 96 F SL 92 F FF 97 F CU 84 B FF 99 T FF 98 1-2 ① K	5	0	2	1	0	1	2
27 Endy Chavez, L (1, 9) OBP: 0.257, SLG: 0.307	C FF 95 F SI 94 B SI 94 X CH 86 1-2 ③ G1-3	B SL 80 B SL 81 B SI 93 C FF 94 X FF 94 3-1 ③ G6-3		X FF 94 0-0 ③ L7		C FF 97 F FF 98 X SI 99 0-2 1-2 2-3 3-H 1B			C FF 98 B CH 90 B FF 97 F FF 96 X SL 91 2-2 ② G1-3	5	0	1	1	0	0	4
11 Robert Andino, R (1, 4) OBP: 0.284, SLG: 0.309 35 Omar Quintanilla, L (9, 4) OBP: 0.314, SLG: 0.367		C FF 93 S CU 81 B SL 87 B SL 86 F SL 88 B FF 95 B FF 95 4-2 9 1B 2 2B BB	C FF 93 B FF 95 F SL 79 X SL 82 1-2 ① F7		F FF 96 B KC 83 B KC 83 C FF 98 B FF 99 X FF 98 3-2 ① F9		C FF 98 X KC 84 0-1 ② ③ G1-2-3 3-Hf		B CH 92 B FF 97 S FF 96 B FF 96 F FF 96 B FF 97 4-2 BB	3 0	1 0	0 0	0 0	2 0	0 0	3 0
Inning Stats	R: 3 E: 0 K: 1 S: 20 H: 4 LOB: 2 BB: 1 P: 31	R: 4 E: 1 K: 0 S: 20 H: 4 LOB: 2 BB: 1 P: 31	R: 0 E: 0 K: 1 S: 10 H: 0 LOB: 1 BB: 1 P: 16	R: 2 E: 0 K: 0 S: 6 H: 2 LOB: 0 BB: 0 P: 11	R: 0 E: 0 K: 1 S: 9 H: 1 LOB: 1 BB: 0 P: 17	R: 1 E: 0 K: 0 S: 17 H: 4 LOB: 2 BB: 0 P: 25	R: 0 E: 0 K: 0 S: 6 H: 0 LOB: 0 BB: 0 P: 8	R: 0 E: 0 K: 1 S: 8 H: 0 LOB: 0 BB: 0 P: 11	R: 0 E: 0 K: 2 S: 15 H: 0 LOB: 1 BB: 1 P: 25	1B: 10 2B: 3 3B: 0 HR: 2 SF: 0 SAC: 0 DP: 1 HBP: 0						

	AB	42
	R	10
	H	15
	RBI	10
	BB	4
	SO	6
	LOB	19

WP: 0 PA: 46
PB: 0
SB: 0
CS: 0

PITCHER		IP	WLS	BF	H	R	ER	SO	BB	IBB	HBP	BLK	WP	HR	S	P	ERA	WHIP
45 Hector Noesí, R ERA: 6.0	(1, 1)	1.1	L	15	8	7	6	1	2	0	0	0	0	1	35	54	40.50	7.500
36 Oliver Pérez, L ERA: 2.0	(2, 1)	2.2		11	2	2	2	1	1	0	0	0	0	1	21	35	6.75	1.125
58 Carter Capps, R ERA: 3.93	(5, 1)	2.0		10	5	1	1	1	0	0	0	0	0	0	26	42	4.50	2.500
23 Shawn Kelley, R ERA: 3.27	(7, 1)	2.0		6	0	0	0	1	0	0	0	0	0	0	14	19	0.00	0.000
46 Stephen Pryor, R ERA: 3.12	(9, 1)	1.0		4	0	0	0	2	1	0	0	0	0	0	15	25	0.00	1.000

PITCHER	IP	WLS	BF	H	R	ER	SO	BB	IBB	HBP	BLK	WP	HR	S	P	ERA	WHIP

BOTTOM

Batter	1	2	3	4	5	6	7	8	9	AB	R	H	RBI	BB	SO	LOB
13 Dustin Ackley, L (1, 4) OBP: 0.300, SLG: 0.339 61 Munenori Kawasaki, L (8, 4) OBP: 0.255, SLG: 0.206	C FF 91 B KC 77 B FF 92 S FF 93 B FF 95 F FF 93 F FC 94 F FF 95 F FF 95 3-3 S CH 84 ① K		C FF 92 S CH 82 B FF 93 F FF 92 X KC 79 1-2 ② G5-3			C CH 81 B FF 90 B FF 92 X FF 90 2-1 1B		C SL 76 X SI 88 0-1 ② G4-3	F FF 98 B FF 98 X FF 97 1-1 1-2 2-3 1B	3 2	0 0	1 1	0 0	0 0	1 0	0 0
21 Franklin Gutierrez, R (1, 8) OBP: 0.316, SLG: 0.389 12 Trayvon Robinson, S (8, 7) OBP: 0.286, SLG: 0.314	C FF 94 X FF 94 0-1 ② P3		B FF 90 B KC 76 F FF 92 F FF 94 X FF 93 2-2 ③ P6			B FF 90 X FF 90 1-0 ② P5		B SL 74 C CH 78 B FF 88 B CH 78 F SI 88 F SI 88 F FF 89 B SL 79 4-2 BB	S FF 98 S FF 98 F FF 98 S FC 83 0-3 ③ K	3 1	0 0	0 0	0 0	0 1	0 1	1 3
15 Kyle Seager, L (1, 5) OBP: 0.317, SLG: 0.422 16 Alex Liddi, R (8, 5) OBP: 0.292, SLG: 0.373	B FF 93 X FF 95 1-0 2B			B FF 88 B FF 91 X FF 90 2-0 ① P5		B FF 90 B CH 81 X FF 90 2-0 ③ F7		B SL 85 X SI 91 1-0 ③ G5-3		3 1	0 0	1 0	0 0	0 0	0 0	1 1
63 Jesus Montero, R (1, 2) OBP: 0.302, SLG: 0.399	X FF 94 0-0 ③ P3			B FF 90 F FF 91 B KC 75 T FF 93 X SL 85 2-2 ② F9			C FF 87 X SL 74 0-1 ① G6-3		S CH 86 B SL 86 B SL 86 B SL 84 X SI 92 3-1 27 HR 2B	4	1	1	0	0	0	1
27 John Jaso, L (1, 10) OBP: 0.396, SLG: 0.457		C FF 91 C KC 77 B KC 78 B CH 82 B FF 92 F FF 94 F FF 95 X FF 93 3-2 ① F8		C FF 90 B FF 92 B CH 81 C CH 83 X FF 90 2-2 ③ L4			C SI 88 F FF 88 B SL 79 X SL 78 1-2 2B		C FF 90 C SL 84 X SL 87 0-2 2-H HR	4	1	2	2	0	0	0
55 Michael Saunders, L (1, 7) OBP: 0.305, SLG: 0.430 (8, 8)		C KC 78 B KC 79 X FF 94 1-1 HR			C FC 88 B FF 89 X CH 81 1-1 ① G4-3		C SL 78 X SI 89 0-1 ② L7		S SI 94 B SI 93 X SI 92 1-1 ① F9	4	1	1	1	0	0	1
17 Justin Smoak, S (1, 3) OBP: 0.268, SLG: 0.332		C FC 94 C FF 94 X CH 84 0-2 ② G6-3			B KC 74 F FC 88 B CH 80 B FF 90 F FF 90 C FF 92 3-3 ② K		B FF 88 B CH 79 C FF 88 B SL 74 F CH 78 X FF 89 3-2 ③ P3		F SI 92 B CU 73 S CH 88 X CH 88 1-2 61 1B 1 BB 1B	4	0	1	0	0	1	1
10 Eric Thames, L (1, 9) OBP: 0.278, SLG: 0.395		B FC 93 X FF 93 1-0 ③ G4-3			B CH 81 S CH 81 C FF 90 F SL 84 B FF 91 B FF 90 S CH 82 3-3 ③ K			B SL 76 C SL 76 B FF 87 X SI 88 2-1 HR	B SI 90 C SL 87 B SI 91 C SL 89 S SL 88 2-3 ② K	4	1	1	1	0	2	1
26 Brendan Ryan, R (1, 6) OBP: 0.279, SLG: 0.269 1 Carlos Triunfel, R (8, 6) OBP: 0.400, SLG: 0.500			C FF 90 F FF 92 F FF 94 B KC 76 F FF 93 F FF 93 F KC 77 S KC 78 1-3 ① K			B FF 89 B KC 77 F FF 89 X FF 91 2-1 ① F8		B SL 72 B FF 87 B FF 87 C SI 86 F SI 87 T CH 79 3-2 ① K	B SI 91 S SI 91 B SI 91 B SI 91 T SI 92 F SI 91 F CU 71 B SL 81 4-2 61 1B 1-2 BB	2 1	0 0	0 0	0 0	0 1	1 1	0 0
Inning Stats	R: 0 E: 0 K: 1 S: 11 H: 1 LOB: 1 BB: 0 P: 15	R: 1 E: 0 K: 0 S: 11 H: 1 LOB: 0 BB: 0 P: 16	R: 0 E: 0 K: 1 S: 14 H: 0 LOB: 0 BB: 0 P: 18	R: 0 E: 0 K: 0 S: 7 H: 0 LOB: 0 BB: 0 P: 13	R: 0 E: 0 K: 2 S: 9 H: 0 LOB: 0 BB: 0 P: 16	R: 0 E: 0 K: 0 S: 6 H: 1 LOB: 1 BB: 0 P: 13	R: 0 E: 0 K: 0 S: 10 H: 1 LOB: 1 BB: 0 P: 14	R: 1 E: 0 K: 1 S: 12 H: 1 LOB: 1 BB: 1 P: 22	R: 2 E: 0 K: 2 S: 23 H: 4 LOB: 3 BB: 1 P: 35	1B: 3 2B: 3 3B: 0 HR: 3 SF: 0 SAC: 0 DP: 0 HBP: 0	WP: 0 PB: 0 SB: 0 CS: 0 PA: 38					

PITCHER	IP	WLS	BF	H	R	ER	SO	BB	IBB	HBP	BLK	WP	HR	S	P	ERA	WHIP
30 Chris Tillman, R (1, 1) ERA: 3.22	6.0	W	21	3	1	1	4	0	0	0	0	0	1	58	91	1.50	0.500
58 Zach Phillips, L (7, 1) ERA: 7.2	1.2		8	2	1	1	1	1	0	0	0	0	1	21	34	5.40	1.800
38 Luis Ayala, R (8, 1) ERA: 2.7	1.0		7	3	2	2	1	1	0	0	0	0	1	18	30	18.00	4.000
29 Tommy Hunter, R (9, 1) ERA: 5.71	0.1		2	1	0	0	1	0	0	0	0	0	0	6	7	0.00	3.000

PITCHER	IP	WLS	BF	H	R	ER	SO	BB	IBB	HBP	BLK	WP	HR	S	P	ERA	WHIP

Baltimore Orioles @ Seattle Mariners

Safeco Field, Seattle, WA

Mon Sep 17 2012, 7:11 PM - 10:20 PM PDT

Att. 13,036 - Partly Cloudy - 69 F

livebaseballscorecards.com

AB	36
R	4
H	9
RBI	4
BB	2
SO	7
LOB	10

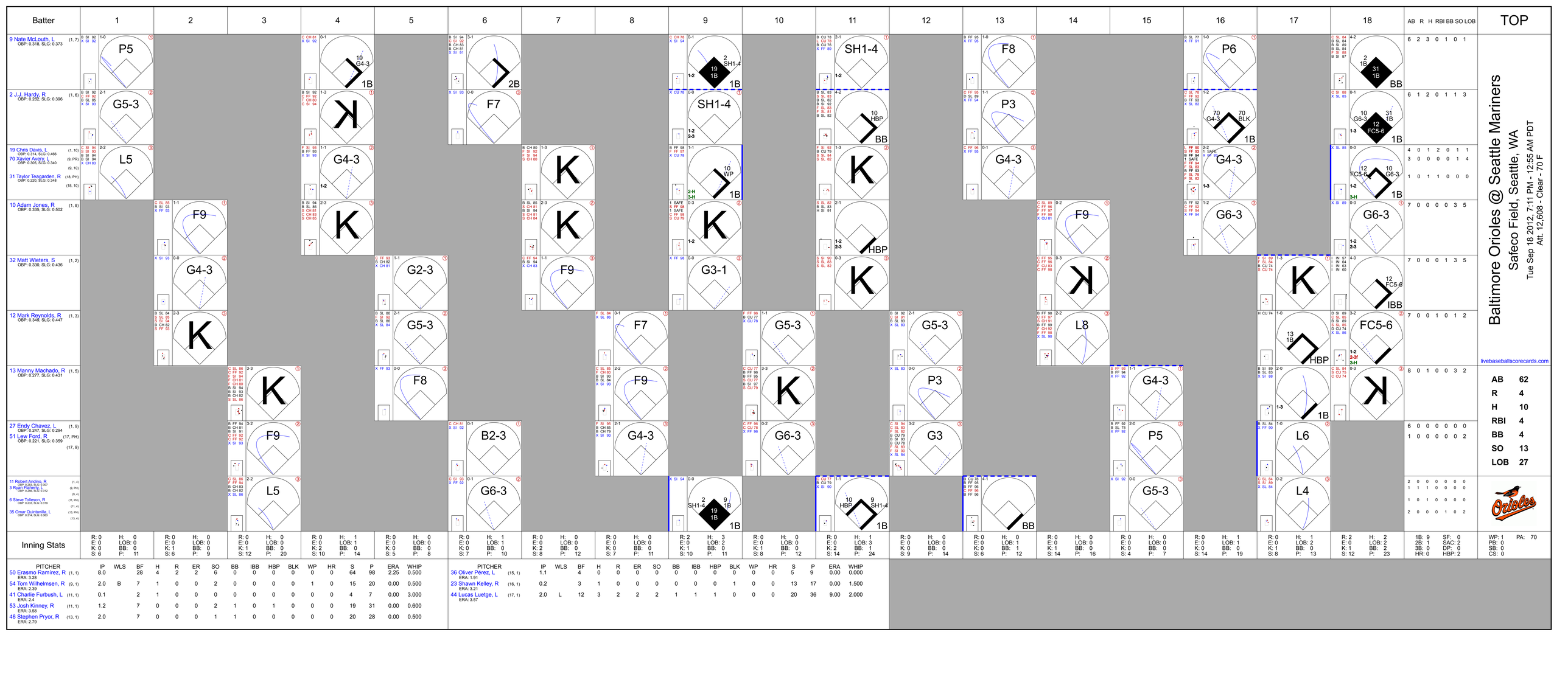
Batter
1
2
3
4
5
6
7
8
9
10
11
12
13
14
15
16
17
18
AB R H RBI BB SO LOB
TOP
9 Nate McLouth, L (1, 7) OBP: 0.318, SLG: 0.373
2 J.J. Hardy, R (1, 6) OBP: 0.282, SLG: 0.396
19 Chris Davis, L (1, 10) OBP: 0.314, SLG: 0.466
70 Xavier Avery, L (9, PR) OBP: 0.305, SLG: 0.340 (9, 10)
31 Taylor Teagarden, R (18, PH) OBP: 0.220, SLG: 0.348 (18, 10)
10 Adam Jones, R (1, 8) OBP: 0.335, SLG: 0.502
32 Matt Wieters, S (1, 2) OBP: 0.330, SLG: 0.436
12 Mark Reynolds, R (1, 3) OBP: 0.349, SLG: 0.447
13 Manny Machado, R (1, 5) OBP: 0.277, SLG: 0.431
27 Endy Chavez, L (1, 9) OBP: 0.247, SLG: 0.294
51 Lew Ford, R (17, PH) OBP: 0.221, SLG: 0.359 (17, 9)
11 Robert Andino, R (1, 4) OBP: 0.283, SLG: 0.307
3 Ryan Flaherty, L (9, PR) OBP: 0.256, SLG: 0.312 (9, 4)
6 Steve Tolleson, R (11, PR) OBP: 0.233, SLG: 0.319 (11, 4)
35 Omar Quintanilla, L (13, PH) OBP: 0.374, SLG: 0.383 (13, 4)
Inning Stats
PITCHER IP WLS BF H R ER SO BB IBB HBP BLK WP HR S P ERA WHIP
50 Erasmo Ramirez, R (1, 1) ERA: 3.28 8.0 28 4 2 2 6 0 0 0 0 0 0 64 98 2.25 0.500
54 Tom Wilhelmsen, R (9, 1) ERA: 2.39 2.0 B 7 1 0 0 2 0 0 0 0 1 0 15 20 0.00 0.500
41 Charlie Furbush, L (11, 1) ERA: 2.4 0.1 2 1 0 0 0 0 0 0 0 0 0 4 7 0.00 3.000
53 Josh Kinney, R (11, 1) ERA: 3.58 1.2 7 0 0 0 2 1 0 1 0 0 0 19 31 0.00 0.600
46 Stephen Pryor, R (13, 1) ERA: 2.79 2.0 7 0 0 0 1 1 0 0 0 0 0 20 28 0.00 0.500
36 Oliver Pérez, L (15, 1) ERA: 1.91 1.1 4 0 0 0 0 0 0 0 0 0 0 5 9 0.00 0.000
23 Shawn Kelley, R (16, 1) ERA: 3.21 0.2 3 1 0 0 0 0 0 0 1 0 0 13 17 0.00 1.500
44 Lucas Luetge, L (17, 1) ERA: 3.57 2.0 L 12 3 2 2 2 1 1 1 0 0 0 20 36 9.00 2.000
1B: 9 SF: 0
2B: 1 SAC: 2
3B: 0 DP: 0
HR: 0 HBP: 2
SB: 0
CS: 0
WP: 1 PA: 70
PB: 0
Baltimore Orioles @ Seattle Mariners
Safeco Field, Seattle, WA
Tue Sep 18 2012, 7:11 PM - 12:55 AM PDT
Att. 12,608 - Clear - 70 F
livebaseballscorecards.com
AB 62
R 4
H 10
RBI 4
BB 4
SO 13
LOB 27

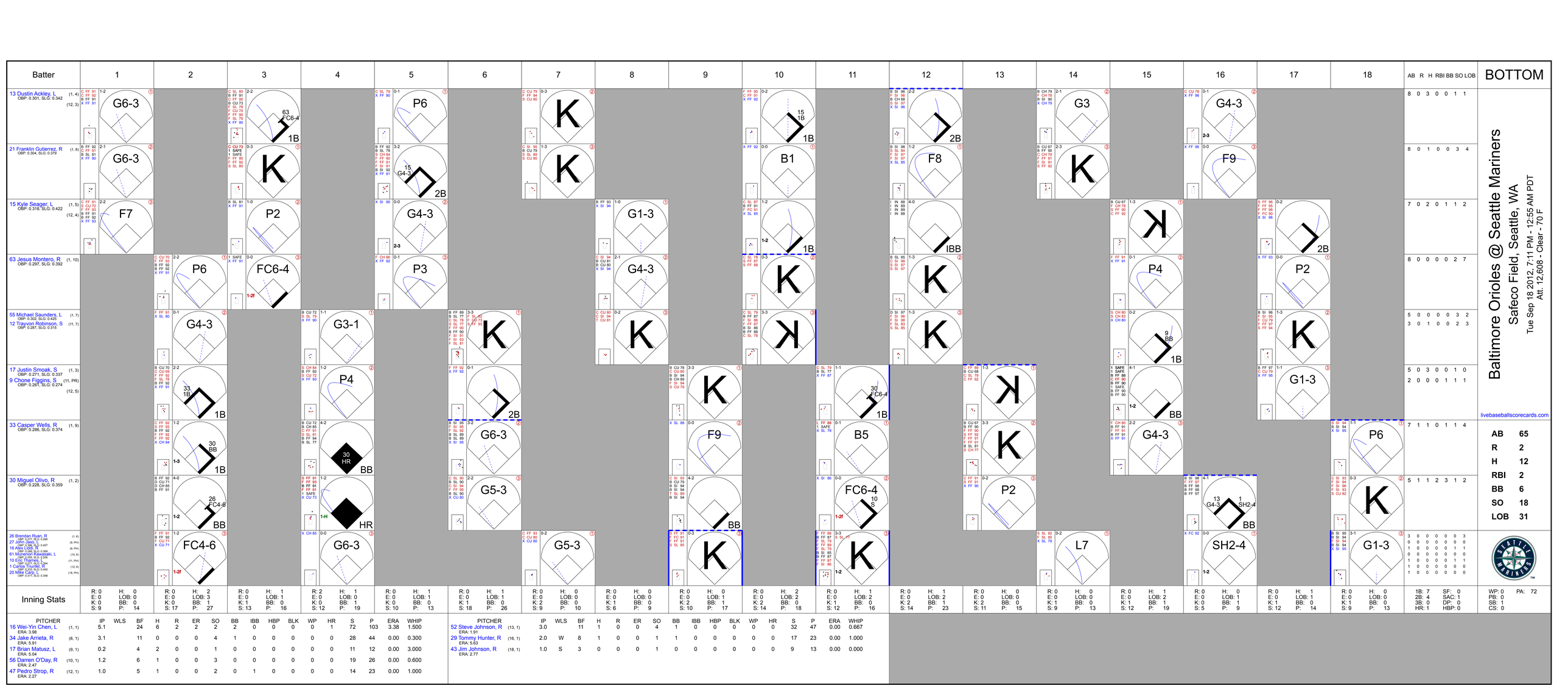

Baltimore Orioles @ Seattle Mariners

Safeco Field, Seattle, WA

Tue Sep 18 2012, 7:11 PM - 12:55 AM PDT

Att. 12,608 - Clear - 70 F

livebaseballscorecards.com

Batter	1	2	3	4	5	6	7	8	9	10	11	12	13	14	15	16	17	18	AB	R	H	RBI	BB	SO	LOB
13 Dustin Ackley, L (1, 4) OBP: 0.301, SLG: 0.342 (12, 3)	G6-3		63 FC6-4 1B		P6		K			15 1B 1B		2B		G3		G4-3 2-3			8	0	3	0	0	1	1
21 Franklin Gutierrez, R (1, 8) OBP: 0.304, SLG: 0.379	G6-3		K		15 G4-3 2B		K			B1		F8		K		F9			8	0	1	0	0	3	4
15 Kyle Seager, L (1, 5) OBP: 0.318, SLG: 0.422 (12, 4)	F7		P2		G4-3 2-3			G1-3		1-2 1B		IBB			K		2B		7	0	2	0	1	1	2
63 Jesus Montero, R (1, 10) OBP: 0.297, SLG: 0.392		P6	FC6-4 1-2f		P3			G4-3		K		K			P4		P2		8	0	0	0	0	2	7
55 Michael Saunders, L (1, 7) OBP: 0.302, SLG: 0.425 12 Trayvon Robinson, S (11, 7) OBP: 0.287, SLG: 0.315		G4-3		G3-1		K		K		K		K			9 BB 1B		K		5	0	0	0	0	3	2
17 Justin Smoak, S (1, 3) OBP: 0.271, SLG: 0.337 9 Chone Figgins, S (11, PR) OBP: 0.261, SLG: 0.274 (12, 5)		33 1B 1B		P4		2B			K		30 FC6-4 1B		K		1-2 BB		G1-3		5	0	3	0	0	1	0
33 Casper Wells, R (1, 9) OBP: 0.286, SLG: 0.374		30 BB 1-3 1B		30 HR BB		G6-3			F9		B5		K		G4-3			P6	7	1	1	0	1	1	4
30 Miguel Olivo, R (1, 2) OBP: 0.228, SLG: 0.359		26 FC4-6 1-2 BB		1-H HR		G5-3			BB		FC6-4 10 S 1-2f		P2			13 G4-3 1 SH2-4 BB		K	5	1	1	2	3	1	2
26 Brendan Ryan, R (1, 6) OBP: 0.277, SLG: 0.296 27 John Jaso, L (9, PH) OBP: 0.295, SLG: 0.457 16 Alex Liddi, R (9, PH) OBP: 0.296, SLG: 0.369 61 Munenori Kawasaki, L (10, 6) OBP: 0.328, SLG: 0.306 10 Eric Thames, L (11, PH) OBP: 0.277, SLG: 0.394 1 Carlos Triunfel, R (12, 6) OBP: 0.333, SLG: 0.400 20 Mike Carp, L (18, PH) OBP: 0.317, SLG: 0.348	FC4-6 1-2f		G6-3			G5-3		K		K		L7		SH2-4 1-2		G1-3			3	0	0	0	0	0	3
Inning Stats	R: 0 E: 0 K: 0 S: 9	H: 0 LOB: 0 BB: 0 P: 14	R: 0 E: 0 K: 0 S: 17	H: 2 LOB: 3 BB: 1 P: 27	R: 0 E: 0 K: 1 S: 13	H: 1 LOB: 1 BB: 0 P: 16	R: 2 E: 0 K: 0 S: 12	H: 1 LOB: 0 BB: 1 P: 19	R: 0 E: 0 K: 0 S: 10	H: 1 LOB: 1 BB: 0 P: 13	R: 0 E: 0 K: 1 S: 18	H: 1 LOB: 1 BB: 0 P: 26	R: 0 E: 0 K: 2 S: 9	H: 0 LOB: 0 BB: 0 P: 10	R: 0 E: 0 K: 1 S: 6	H: 0 LOB: 0 BB: 0 P: 9	R: 0 E: 0 K: 2 S: 10	H: 0 LOB: 1 BB: 1 P: 17	R: 0 E: 0 K: 2 S: 14	H: 2 LOB: 2 BB: 0 P: 18	R: 0 E: 0 K: 1 S: 12	H: 1 LOB: 2 BB: 0 P: 16	R: 0 E: 0 K: 2 S: 14	H: 1 LOB: 2 BB: 1 P: 23	R: 0 E: 0 K: 2 S: 11	H: 0 LOB: 0 BB: 0 P: 15	R: 0 E: 0 K: 1 S: 9	H: 0 LOB: 0 BB: 0 P: 13	R: 0 E: 0 K: 1 S: 12	H: 1 LOB: 2 BB: 1 P: 19	R: 0 E: 0 K: 0 S: 5	H: 0 LOB: 1 BB: 1 P: 9	R: 0 E: 0 K: 1 S: 12	H: 1 LOB: 1 BB: 0 P: 14	R: 0 E: 0 K: 1 S: 9	H: 0 LOB: 0 BB: 0 P: 13	1B: 7 2B: 4 3B: 0 HR: 1	SF: 0 SAC: 1 DP: 0 HBP: 0	WP: 0 PB: 0 SB: 1 CS: 0	PA: 72

PITCHER	IP	WLS	BF	H	R	ER	SO	BB	IBB	HBP	BLK	WP	HR	S	P	ERA	WHIP
16 Wei-Yin Chen, L (1, 1) ERA: 3.98	5.1		24	6	2	2	2	2	0	0	0	0	1	72	103	3.38	1.500
34 Jake Arrieta, R (6, 1) ERA: 5.91	3.1		11	0	0	0	4	1	0	0	0	0	0	28	44	0.00	0.300
17 Brian Matusz, L (9, 1) ERA: 5.04	0.2		4	2	0	0	1	0	0	0	0	0	0	11	12	0.00	3.000
56 Darren O'Day, R (10, 1) ERA: 2.47	1.2		6	1	0	0	3	0	0	0	0	0	0	19	26	0.00	0.600
47 Pedro Strop, R (12, 1) ERA: 2.27	1.0		5	1	0	0	2	0	1	0	0	0	0	14	23	0.00	1.000

PITCHER	IP	WLS	BF	H	R	ER	SO	BB	IBB	HBP	BLK	WP	HR	S	P	ERA	WHIP
52 Steve Johnson, R (13, 1) ERA: 1.91	3.0		11	1	0	0	4	1	0	0	0	0	0	32	47	0.00	0.667
29 Tommy Hunter, R (16, 1) ERA: 5.63	2.0	W	8	1	0	0	1	1	0	0	0	0	0	17	23	0.00	1.000
43 Jim Johnson, R (18, 1) ERA: 2.77	1.0	S	3	0	0	0	1	0	0	0	0	0	0	9	13	0.00	0.000

AB	R	H	RBI	BB	SO	LOB
8	0	3	0	0	1	1
8	0	1	0	0	3	4
7	0	2	0	1	1	2
8	0	0	0	0	2	7
5	0	0	0	0	3	2
3	0	1	0	0	2	3
5	0	3	0	0	1	0
2	0	0	0	1	1	1
7	1	1	0	1	1	4
5	1	1	2	3	1	2
3	0	0	0	0	0	3
0	0	0	0	0	0	0
1	0	0	0	0	1	1
0	0	0	0	0	0	0
1	0	0	0	0	1	1
1	0	0	0	0	0	0
1	0	0	0	0	0	0

AB	65
R	2
H	12
RBI	2
BB	6
SO	18
LOB	31

Batter	1	2	3	4	5	6	7	8	9	10	11	AB	R	H	RBI	BB	SO	LOB
27 Endy Chavez, L (1, 9) OBP: 0.245, SLG: 0.291	B FF 92 X SI 92 1-0 9 G1-3 1B		C FF 94 T CH 90 B SI 91 B SI 94 S CH 90 2-3 ② K		B CU 83 C FF 93 X CU 83 1-1 ③ G6-3			C CU 80 X FF 92 0-1 ① P6		C FF 96 X CH 90 0-1 ③ G6-3		5	0	1	0	0	1	0
2 J.J. Hardy, R (1, 6) OBP: 0.282, SLG: 0.394	C SI 93 S SI 93 T SI 94 0-2 ① K		C SI 94 B SL 89 B SL 84 F SL 87 S FF 92 2-3 ③ K			C SL 85 X FF 92 0-1 ① F9		C FF 93 X SL 85 0-1 1B			C SI 84 B SI 91 F SL 85 F SL 82 F SL 82 B SL 82 F SI 91 S CU 79 2-3 ① K	5	0	1	0	0	3	1
9 Nate McLouth, L (1, 7) OBP: 0.319, SLG: 0.374	X SI 93 0-0 ② G1-3 1-2			B FF 92 B SI 91 X SI 92 2-0 ① G4-3		C SI 92 X CH 89 0-1 10 G6-3 1B		F FF 91 B CH 88 F SI 92 D CU 83 X FF 92 2-2 ② F7			B SI 91 C SL 85 X SI 91 1-1 10 HR 1B	5	1	2	0	0	0	2
10 Adam Jones, R (1, 8) OBP: 0.336, SLG: 0.506	B SI 94 X SL 86 1-0 ③ L6			B SI 94 X SI 94 1-0 19 FC5-4 1B		1 SAFE B SI 93 X SI 93 1-0 ② G6-3 1-2		B SI 92 X SI 91 1-0 ③ P5			B SL 83 1 SAFE 1 SAFE B SL 83 F SI 90 B SI 90 S SL 82 1 SAFE X SL 82 3-2 1-H HR	5	1	2	2	0	0	3
19 Chris Davis, L (1, 10) OBP: 0.313, SLG: 0.462		B FF 92 X SI 92 1-0 ① G6-3		1 SAFE S SI 94 X SI 94 0-1 ② FC5-4 12 1B 12 1B 1-2f		F SI 94 B FC 94 S CU 83 F FC 94 B FF 92 F SI 91 F SI 94 B SL 88 B FF 93 4-2 BB			B FF 96 F SI 96 X SI 97 1-1 ① L7		B SI 91 X SI 92 1-0 ② L8	4	1	0	0	1	0	1
12 Mark Reynolds, R (1, 3) OBP: 0.348, SLG: 0.444		F FF 94 X FF 94 0-1 ② G6-3		C SL 88 B SI 94 S SI 94 D SI 91 B SI 91 X CH 90 3-2 1-H 1B		F SI 94 B SL 86 S SI 94 B SI 94 F CU 82 B SI 91 S SL 87 3-3 ③ K			B CU 77 F FF 98 B FF 97 S CU 78 B CU 80 F FF 97 S FF 97 3-3 ② K		S SI 91 S CU 78 D CU 79 X CU 79 1-2 ③ G5-3	5	0	1	1	0	2	2
13 Manny Machado, R (1, 5) OBP: 0.276, SLG: 0.426		C SI 93 B SI 94 B SI 94 X SL 88 2-1 11 E 1B		B FF 94 S FC 94 1 SAFE S FC 93 S FF 93 1-3 ③ K			X FF 90 0-0 ① B2		B CU 78 F FF 96 S FF 97 B CU 78 F CU 79 X FF 97 2-2 ③ L4			4	0	1	0	0	1	1
11 Robert Andino, R (1, 4) OBP: 0.280, SLG: 0.304		1 SAFE C SL 88 X CU 83 0-1 ③ G6-3 1-2			S SI 92 C CU 82 B SI 94 B FF 94 S SI 91 2-3 ① K		C SI 92 X FF 92 0-1 ② G4-3			X FF 96 0-0 ① F8		4	0	0	0	0	1	1
31 Taylor Teagarden, R (1, 2) OBP: 0.204, SLG: 0.320			C FF 92 T SI 92 B CH 90 B FF 94 C CU 82 2-3 ① K		S FF 94 B SI 93 S SL 86 B FC 94 F SI 91 C FF 94 2-3 ② K		C SI 93 F SI 92 X CU 82 0-2 ③ G1-3			B FF 95 C FF 95 C CU 77 B FF 96 X CU 77 2-2 ② G5-3		4	0	0	0	0	2	0
Inning Stats	R: 0 E: 0 K: 1 S: 6 H: 1 LOB: 1 BB: 0 P: 8	R: 0 E: 1 K: 0 S: 7 H: 1 LOB: 1 BB: 0 P: 10	R: 0 E: 0 K: 3 S: 9 H: 0 LOB: 0 BB: 0 P: 15	R: 1 E: 0 K: 1 S: 10 H: 2 LOB: 1 BB: 0 P: 17	R: 0 E: 0 K: 2 S: 9 H: 0 LOB: 0 BB: 0 P: 14	R: 0 E: 0 K: 1 S: 14 H: 1 LOB: 2 BB: 1 P: 22	R: 0 E: 0 K: 0 S: 6 H: 0 LOB: 0 BB: 0 P: 6	R: 0 E: 0 K: 0 S: 8 H: 1 LOB: 1 BB: 0 P: 11	R: 0 E: 0 K: 1 S: 10 H: 0 LOB: 0 BB: 0 P: 16	R: 0 E: 0 K: 0 S: 6 H: 0 LOB: 0 BB: 0 P: 8	R: 2 E: 0 K: 1 S: 15 H: 2 LOB: 0 BB: 0 P: 23	1B: 7 2B: 0 3B: 0 HR: 1 SF: 0 SAC: 0 DP: 0 HBP: 0						

PITCHER	IP	WLS	BF	H	R	ER	SO	BB	IBB	HBP	BLK	WP	HR	S	P	ERA	WHIP
34 Félix Hernández, R (1, 1) ERA: 2.85	8.0		31	6	1	1	8	1	0	0	0	0	0	69	103	1.12	0.875
54 Tom Wilhelmsen, R (9, 1) ERA: 2.32	2.0		6	0	0	0	1	0	0	0	0	0	0	16	24	0.00	0.000
53 Josh Kinney, R (11, 1) ERA: 4.08	1.0	L	5	2	2	2	1	0	0	0	0	0	1	15	23	18.00	2.000

PITCHER	IP	WLS	BF	H	R	ER	SO	BB	IBB	HBP	BLK	WP	HR	S	P	ERA	WHIP

TOP

Baltimore Orioles @ Seattle Mariners

Safeco Field, Seattle, WA

Wed Sep 19 2012, 7:10 PM - 11:30 PM PDT

Att. 14,001 - Clear - 67 F

livebaseballscorecards.com

AB	41
R	3
H	8
RBI	3
BB	1
SO	10
LOB	11

WP: 0	PB: 0	SB: 0	CS: 0
PA: 42			

Batter	1	2	3	4	5	6	7	8	9	10	11	AB	R	H	RBI	BB	SO	LOB
13 Dustin Ackley, L (1, 4) OBP: 0.300, SLG: 0.339	X FF 85 0-0 G4-3 ①			B CU 72 C SI 85 B SI 85 X SI 85 2-1 F8 ①		B SI 84 B CU 75 F SI 85 C SI 86 X SI 86 2-2 F7 ②		B SI 85 1 SAFE B SI 86 C SI 87 1 SAFE C SI 86 X SI 87 2-2 G3 ③		C SL 85 B FF 93 F FF 93 B SL 84 D SL 86 D FC 93 4-2 1-2 2-3 BB		4	0	0	0	1	0	2
21 Franklin Gutierrez, R (1, 8) OBP: 0.308, SLG: 0.405	C FF 86 B SI 86 B CH 79 B SI 86 X SI 86 3-1 G1-3 ②			C SI 86 B CH 79 B SI 86 X SI 86 2-1 HR		B FF 89 B SI 88 1 SAFE X CH 79 2-0 1-2 1B			C SI 87 B SL 79 X SL 79 1-1 G5-3 ①	F SI 92 F SI 92 F SI 92 B SL 86 B SL 87 F SI 92 X SI 92 2-2 P6 ③		5	1	2	1	0	0	3
15 Kyle Seager, L (1, 5) OBP: 0.317, SLG: 0.420	C FF 89 X SI 86 0-1 P4 ③			B CU 73 C FF 86 X CU 75 1-1 L4 ②		X SI 88 0-0 G3 ③			B SL 78 B SL 78 B SI 84 C SL 78 X FF 87 3-1 F9 ②		C SI 92 X SI 93 0-1 17 G3-6-1 63 1B 1B	5	0	1	0	0	0	2
63 Jesus Montero, R (1, 2) OBP: 0.298, SLG: 0.392 9 Chone Figgins, S (11, PR) OBP: 0.261, SLG: 0.274		C FF 86 X FF 85 0-1 F8 ①		B SI 88 F CH 80 S CH 80 B CH 80 X FF 90 2-2 F7 ③			B CU 72 B CH 79 F SI 88 X CH 79 2-1 G4-3 ①		B SL 79 X SI 86 1-0 1B		B SI 94 X SI 94 1-0 17 G3-6-1 1-2 1B	5 0	0 0	2 0	0 0	0 0	0 0	0 0
17 Justin Smoak, S (1, 3) OBP: 0.269, SLG: 0.333		B FF 86 X SI 85 1-0 F7 ②			C CU 70 X FF 88 0-1 P6 ①		X SI 88 0-0 F7 ②		X SI 87 0-0 G4-3 ③		X SI 95 0-0 G3-6-1 1-2f 2-3	5	0	0	0	0	0	3
55 Michael Saunders, L (1, 7) OBP: 0.305, SLG: 0.424 (11, 9)		B FF 87 C SI 85 T CU 76 S CU 74 1-3 K2-3 ③			B SI 87 X SI 88 1-0 30 G6-4-3 1B		C CU 75 X CU 75 0-1 G1-3 ③			F SI 95 B SL 83 F SL 80 B CH 89 B SI 97 B SI 97 4-2 13 BB 12 S BB	B CU 81 B SI 97 B SI 95 C SI 95 B SI 95 4-1 27 CS BB	3	0	1	0	2	1	0
30 Miguel Olivo, R (1, 10) OBP: 0.225, SLG: 0.354 27 John Jaso, L (11, PH) OBP: 0.396, SLG: 0.457			C FF 85 B SI 84 F SI 85 B CU 72 F SI 87 B CH 79 F SI 86 F SI 87 X SI 86 3-2 F8 ①		F FF 88 B SI 87 B SI 86 X CH 80 2-1 G6-4-3 ②③ 1-2f			C CH 78 B FF 88 B CH 78 F SI 86 F FF 88 X CH 79 2-2 G5-3 ①		B SI 96 B SI 95 1 SAFE L FF 97 1 SAFE X SI 96 2-1 B2 ①	C SI 96 0-1 CS ③ 1-2	4 0	0 0	0 0	0 0	0 0	0 0	2 0
33 Casper Wells, R (1, 9) OBP: 0.287, SLG: 0.373 12 Trayvon Robinson, S (10, PH) OBP: 0.292, SLG: 0.315 (11, 7)			F FF 88 F SI 89 B CU 72 B CH 77 X SI 87 2-2 G6-3 ②			B CU 68 B SI 86 B SI 85 C FF 85 X SI 86 3-1 G6-3 ①		B CU 72 X SI 87 1-0 1B		B SI 97 1 SAFE C SI 96 S SI 95 F SL 85 B CH 89 B SI 97 B SL 86 4-2 13 BB 1-2 BB		3 0	0 0	1 0	0 0	0 1	0 0	0 0
26 Brendan Ryan, R (1, 6) OBP: 0.278, SLG: 0.267 20 Mike Carp, L (10, PH) OBP: 0.316, SLG: 0.346 61 Munenori Kawasaki, L (11, 6) OBP: 0.255, SLG: 0.206			C FF 88 S SI 87 B SI 87 S CH 79 1-3 K ③			C SI 86 X CH 79 0-1 21 1B 1B		D SI 85 F SI 87 B FF 87 X SI 86 2-1 F9 ②		C SL 86 F FF 92 F SL 87 B FF 93 S FC 92 1-3 K ②		3 1 0	0 0 0	1 0 0	0 0 0	0 1 0	1 2 0	1 2 0
Inning Stats	R: 0 H: 0 E: 0 LOB: 0 K: 0 BB: 0 S: 5 P: 8	R: 0 H: 0 E: 0 LOB: 0 K: 1 BB: 0 S: 6 P: 8	R: 0 H: 0 E: 0 LOB: 0 K: 1 BB: 0 S: 12 P: 18	R: 1 H: 1 E: 0 LOB: 0 K: 0 BB: 0 S: 9 P: 16	R: 0 H: 0 E: 0 LOB: 0 K: 0 BB: 0 S: 5 P: 8	R: 0 H: 2 E: 0 LOB: 2 K: 0 BB: 0 S: 9 P: 16	R: 0 H: 0 E: 0 LOB: 0 K: 0 BB: 0 S: 5 P: 7	R: 0 H: 1 E: 0 LOB: 1 K: 0 BB: 0 S: 10 P: 17	R: 0 H: 1 E: 0 LOB: 1 K: 0 BB: 0 S: 6 P: 11	R: 0 H: 0 E: 0 LOB: 3 K: 1 BB: 3 S: 18 P: 35	R: 0 H: 2 E: 0 LOB: 2 K: 0 BB: 1 S: 6 P: 11	1B: 7 2B: 0 3B: 0 HR: 1	SF: 0 SAC: 0 DP: 2 HBP: 0					

PITCHER		IP	WLS	BF	H	R	ER	SO	BB	IBB	HBP	BLK	WP	HR	S	P	ERA	WHIP
48 Joe Saunders, L ERA: 4.08	(1, 1)	8.0		28	5	1	1	2	0	0	0	0	0	1	61	98	1.12	0.625
56 Darren O'Day, R ERA: 2.43	(9, 1)	1.0		4	1	0	0	0	0	0	0	0	0	0	6	11	0.00	1.000
47 Pedro Strop, R ERA: 2.26	(10, 1)	0.1		3	0	0	0	0	2	0	0	0	0	0	7	17	0.00	6.000
17 Brian Matusz, L ERA: 5.02	(10, 1)	0.1		2	0	0	0	1	1	0	0	0	0	0	6	11	0.00	3.000
38 Luis Ayala, R ERA: 2.69	(10, 1)	0.1	W	1	0	0	0	0	0	0	0	0	0	0	5	7	0.00	0.000

PITCHER		IP	WLS	BF	H	R	ER	SO	BB	IBB	HBP	BLK	WP	HR	S	P	ERA	WHIP
43 Jim Johnson, R ERA: 2.73	(11, 1)	1.0	S	4	2	0	0	0	1	0	0	0	0	0	6	11	0.00	3.000

BOTTOM

Baltimore Orioles @ Seattle Mariners

Safeco Field, Seattle, WA

Wed Sep 19 2012, 7:10 PM - 11:30 PM PDT

Att. 14,001 - Clear - 67 F

livebaseballscorecards.com

AB	38
R	1
H	8
RBI	1
BB	4
SO	3
LOB	15

WP: 0		PA:	43
PB: 0			
SB: 1			
CS: 1			

Batter	1	2	3	4	5	6	7	8	9	AB	R	H	RBI	BB	SO	LOB
9 Nate McLouth, L (1, 7) OBP: 0.317, SLG: 0.370	C FF 92 B FF 93 F FF 92 F FF 94 S FC 89 1-3 K ①		F FF 90 B FF 90 F FF 89 B FF 92 D FF 92 F FC 91 X FF 92 3-2 ②③ F9-4-3 1-1		B FC 88 X FF 92 1-0 ②③ G6-3 1-2f		C CU 76 B FF 90 B FF 90 X FC 90 2-1 ② P5		X FF 93 0-0 1-2 1B	5	0	1	0	0	1	3
2 J.J. Hardy, R (1, 6) OBP: 0.281, SLG: 0.393	C FF 94 B FF 88 X CH 87 1-1 ② G6-3			B CU 72 B FF 91 C FF 92 X FF 90 2-1 10 2B 32 1B 1B		C FF 90 B CU 74 X CH 84 1-1 ① G1-3	P PO 75 F FF 90 B CH 86 F FF 92 C CU 77 2-3 ③ K		C FC 94 S KC 81 B FC 94 B FC 92 C FC 92 2-3 ③ K	5	1	1	0	0	2	3
10 Adam Jones, R (1, 8) OBP: 0.338, SLG: 0.508	B FF 94 T FF 94 T FF 88 F FF 94 X CU 76 1-2 1B			F FF 91 X CH 85 0-1 32 1B 1-3 2B		B FC 90 B FC 90 B FF 91 C FF 92 B FF 92 4-1 32 2B BB		B FF 91 F SL 86 F CU 78 B SL 86 F FF 91 S CU 78 2-3 ① K		3	2	2	0	1	1	0
32 Matt Wieters, S (1, 2) OBP: 0.332, SLG: 0.439	B FF 94 C FF 93 X FF 91 1-1 ③ G6-3			B FC 92 B FF 93 F FC 90 X FF 93 2-1 51 BB 2-H 3-H 1B		F FF 91 X FF 89 0-1 12 WP 12 1B 1-H 2B		C FF 91 C FF 91 X SL 87 0-2 ② F8		4	1	2	3	0	0	1
12 Mark Reynolds, R (1, 3) OBP: 0.349, SLG: 0.444		C FF 91 F FF 90 F FF 93 S CU 76 0-3 ① K		B CU 76 X FF 93 1-0 ① P3		S FF 93 F CU 78 B FF 93 D CU 77 X CU 76 2-2 51 FC5-4 2-H 1B		C SL 87 B CU 78 B CU 78 C FF 91 X SL 86 2-2 1B		4	0	2	1	0	1	1
51 Lew Ford, R (1, 10) OBP: 0.222, SLG: 0.343		X FF 92 0-0 ② G6-3		F FC 91 B FF 93 F CH 86 B CU 76 F FF 91 B CH 87 B FF 94 4-2 13 G1-6-3 1-2 BB		B FF 92 X FF 91 1-0 ② FC5-4 13 FC6-4 1-2f		C SL 85 B FF 91 F FF 91 1 SAFE X SL 86 1-2 ③ F8		3	0	0	0	1	0	2
13 Manny Machado, R (1, 5) OBP: 0.269, SLG: 0.414		B FF 93 X FF 93 1-0 ③ G5-3		C FF 93 X FF 94 0-1 ②③ G1-6-3 1-2f		F FC 91 F CH 86 B FF 91 F CU 78 F FF 91 F FC 90 X FC 89 1-2 ③ FC6-4 1-2f			X FC 95 0-0 ① G4-3	4	0	0	0	0	0	3
27 Endy Chavez, L (1, 9) OBP: 0.239, SLG: 0.283			F FF 91 X FF 91 0-1 ① G4-3		C FF 92 B CU 74 B FF 89 F FF 92 X FF 93 2-2 ① G5-3		B FC 87 B FF 91 F FF 90 C FF 92 X FC 88 2-2 ① G4-3		C FF 95 C FC 94 F FC 93 F FC 93 F KC 83 B FC 95 B KC 83 X FF 95 2-2 ② G6-3	4	0	0	0	0	0	0
11 Robert Andino, R (1, 4) OBP: 0.287, SLG: 0.307 35 Omar Quintanilla, L (9, PR) OBP: 0.314, SLG: 0.363 (9, 4)			B FF 92 B FF 91 F FF 92 S FF 89 F FC 90 B CH 86 B FF 91 4-2 9 F9-4-3 BB		B FF 92 X FF 89 1-0 9 G6-3 1B		B FF 92 C FF 91 C CU 73 B FF 87 X FF 92 2-2 1B		F FC 95 B FS 85 F FC 93 H FF 94 2-2 9 1B HBP	2 0	0 0	2 0	0 0	1 0	0 0	0 0
Inning Stats	R: 0 E: 0 K: 1 S: 12 H: 1 LOB: 1 BB: 0 P: 16	R: 0 E: 0 K: 1 S: 6 H: 0 LOB: 0 BB: 0 P: 7	R: 0 E: 0 K: 0 S: 9 H: 0 LOB: 0 BB: 1 P: 16	R: 2 E: 0 K: 0 S: 12 H: 3 LOB: 1 BB: 1 P: 21	R: 0 E: 0 K: 0 S: 5 H: 1 LOB: 0 BB: 0 P: 9	R: 2 E: 0 K: 0 S: 15 H: 2 LOB: 1 BB: 1 P: 24	R: 0 E: 0 K: 1 S: 12 H: 1 LOB: 1 BB: 0 P: 19	R: 0 E: 0 K: 1 S: 13 H: 1 LOB: 1 BB: 0 P: 18	R: 0 E: 0 K: 1 S: 13 H: 1 LOB: 2 BB: 0 P: 19	1B: 8 2B: 3 3B: 0 HR: 0 SF: 0 SAC: 0 DP: 3 HBP: 1						

PITCHER		IP	WLS	BF	H	R	ER	SO	BB	IBB	HBP	BLK	WP	HR	S	P	ERA	WHIP
31 Jon Lester, L ERA: 4.96	(1, 1)	7.0	L	29	8	4	4	3	3	0	0	0	1	0	71	112	5.14	1.571
48 Scott Atchison, R ERA: 1.64	(8, 1)	1.0		4	1	0	0	1	0	0	0	0	0	0	13	18	0.00	1.000
37 Mark Melancon, R ERA: 6.8	(9, 1)	1.0		5	1	0	0	1	0	0	1	0	0	0	13	19	0.00	1.000

PITCHER	IP	WLS	BF	H	R	ER	SO	BB	IBB	HBP	BLK	WP	HR	S	P	ERA	WHIP

TOP

Baltimore Orioles @ Boston Red Sox

Fenway Park, Boston, MA

Fri Sep 21 2012, 7:12 PM - 10:11 PM EDT

Att. 37,731 - Partly Cloudy - 60 F

livebaseballscorecards.com

AB	34
R	4
H	10
RBI	4
BB	3
SO	5
LOB	13

Baltimore Orioles @ Boston Red Sox

Fenway Park, Boston, MA

Fri Sep 21 2012, 7:12 PM - 10:11 PM EDT

Att. 37,731 - Partly Cloudy - 60 F

livebaseballscorecards.com

BOTTOM

Batter	1	2	3	4	5	6	7	8	9	AB	R	H	RBI	BB	SO	LOB
23 Pedro Ciriaco, R (1, 5) OBP: 0.316, SLG: 0.401	B FF 89 B SL 85 C FF 91 F FF 91 X SL 86 2-2 ① G6-3		X CU 78 0-0 2-H 2B		S FF 92 X SL 86 0-1 26 1B 15 1B 1B		B SL 76 S SL 77 F SL 78 F SL 77 1 SAFE F FF 87 X SL 77 1-2 ② F8			4	1	2	1	0	0	1
26 Scott Podsednik, L (1, 8) OBP: 0.319, SLG: 0.344	C FF 92 B CU 79 F FF 91 X CH 82 1-2 1B		B FF 91 B SI 91 C FF 91 X FF 91 3-1 ② L5		C SI 90 D CU 78 1 SAFE X FF 90 1-1 15 1B 1-3 1B		X SI 85 0-0 ③ FC4-6 1-2f			4	0	2	0	0	0	2
15 Dustin Pedroia, R (1, 4) OBP: 0.341, SLG: 0.445	B FF 89 1 SAFE C FF 90 X SL 85 1-1 ② F8		C CU 80 F FF 92 X CU 79 0-2 ③ G4-3		B FF 92 F FF 90 B FF 92 B FF 92 1 SAFE F FF 92 F CU 79 X FF 91 3-2 7 FC6-4 1-3 3-H 1B			C SL 78 B FF 85 B SL 78 B SI 86 X SL 77 3-1 ① G5-3		4	0	1	1	0	0	2
7 Cody Ross, R (1, 9) OBP: 0.335, SLG: 0.495	1 SAFE F FF 90 C FF 91 1 SAFE B FF 90 F FF 92 1 SAFE X FF 92 1-2 ③ F9			C CU 79 F SL 86 F FF 91 S CH 83 0-3 ① K	S CH 82 X FF 91 0-1 ③ FC6-4 1-2f			X SI 85 0-0 ② F8		4	0	0	0	0	1	3
20 Ryan Lavarnway, R (1, 2) OBP: 0.233, SLG: 0.282		C CU 79 B FF 92 F FF 92 F FF 92 B FF 93 X SL 80 2-2 ① G6-3		F FF 91 F FF 92 F FF 92 X SL 86 0-2 ② F9		B CU 78 X SL 85 1-0 ① L5		C SL 77 X SL 77 0-1 ③ F9		4	0	0	0	0	0	0
39 Jarrod Saltalamacchia, C (1, 10) OBP: 0.291, SLG: 0.462		B CU 78 B FF 93 C FF 92 B CH 85 F FF 92 X SI 92 3-2 ② L5		B CU 79 S CH 84 B FF 91 B CH 84 B FF 91 4-1 BB		C FF 90 X SI 90 0-1 ② F7			B SI 94 C SI 93 S CU 81 B CH 87 B SI 96 F SI 96 X SI 95 3-2 ① F9	3	0	0	0	1	0	0
22 James Loney, L (1, 3) OBP: 0.295, SLG: 0.336	C SI 92 B SI 92 C FF 92 B FF 91 F CH 82 F FF 92 S SI 92 2-3 ③ K			F FF 90 X SL 80 0-1 ③ F7		S CH 83 X SI 91 0-1 ③ F7			F SI 95 F SI 96 X CH 89 0-2 ② G3-1	4	0	0	0	0	1	1
29 Daniel Nava, S (1, 7) OBP: 0.353, SLG: 0.374			C FF 91 B CU 78 F CH 84 F FF 92 F SI 93 X FF 92 1-2 23 2B 2B		B CU 78 B FF 91 C SI 90 C CU 78 S CU 79 2-3 ① K2-3		F SI 90 F SI 91 B SL 80 X CU 77 1-2 ① F8		F FF 94 B CU 81 B CH 88 X SI 94 2-1 50 DI 1B	4	1	2	0	0	1	0
10 Jose Iglesias, R (1, 6) OBP: 0.265, SLG: 0.238 50 Mauro Gomez, R (9, PH) OBP: 0.348, SLG: 0.476			X FF 91 0-0 ① B5		F FF 91 L SL 86 B SL 80 X SL 85 1-2 ② G3		X SL 85 0-0 26 FC4-6 1B		B SI 95 B SI 95 S SI 95 S FF 95 B SI 96 S SI 96 3-3 ③ K 1-2	3 1	0 0	1 0	0 0	0 0	0 1	1 1
Inning Stats	R: 0 H: 1 E: 0 LOB: 1 K: 0 BB: 0 S: 12 P: 17	R: 0 H: 0 E: 0 LOB: 0 K: 1 BB: 0 S: 12 P: 19	R: 1 H: 2 E: 0 LOB: 1 K: 0 BB: 0 S: 12 P: 16	R: 0 H: 0 E: 0 LOB: 1 K: 1 BB: 1 S: 11 P: 15	R: 1 H: 3 E: 0 LOB: 2 K: 1 BB: 0 S: 16 P: 23	R: 0 H: 0 E: 0 LOB: 0 K: 0 BB: 0 S: 5 P: 6	R: 0 H: 1 E: 0 LOB: 1 K: 0 BB: 0 S: 10 P: 12	R: 0 H: 0 E: 0 LOB: 0 K: 0 BB: 0 S: 5 P: 8	R: 0 H: 1 E: 0 LOB: 1 K: 1 BB: 0 S: 12 P: 20	1B: 6 SF: 0 2B: 2 SAC: 0 3B: 0 DP: 0 HR: 0 HBP: 0					WP: 0 PA: 36 PB: 0 SB: 0 CS: 0	

PITCHER	IP	WLS	BF	H	R	ER	SO	BB	IBB	HBP	BLK	WP	HR	S	P	ERA	WHIP
50 Miguel González, R (1, 1) ERA: 3.52	6.1	W	27	7	2	2	3	1	0	0	0	0	0	72	101	2.84	1.263
56 Darren O'Day, R (7, 1) ERA: 2.37	1.2	H	5	0	0	0	0	0	0	0	0	0	0	11	15	0.00	0.000
43 Jim Johnson, R (9, 1) ERA: 2.69	1.0	S	4	1	0	0	1	0	0	0	0	0	0	12	20	0.00	1.000

PITCHER	IP	WLS	BF	H	R	ER	SO	BB	IBB	HBP	BLK	WP	HR	S	P	ERA	WHIP

Baltimore Orioles @ Boston Red Sox

Fenway Park, Boston, MA

Sat Sep 22 2012, 1:11 PM - 5:24 PM EDT

Att. 37,570 - Cloudy - 63 F

livebaseballscorecards.com

TOP

Batter	1	2	3	4	5	6	7	8	9	10	11	12	AB	R	H	RBI	BB	SO	LOB
9 Nate McLouth, L (1, 7) OBP: 0.312, SLG: 0.360	B SI 89 B SI 89 C SI 90 B SI 90 B SI 90 4-1 2 G4-3 2 S 10 G6-3 BB	X FF 90 0-0 ② FC3-6 1-2f 2-3		B FF 91 S FF 90 B FF 90 X SI 90 2-1 ③ F7		C SL 83 C SI 90 F CU 74 B CU 76 S CU 74 1-3 ② K		B CH 76 C FF 92 C CU 75 F SI 91 F SL 84 X SI 91 1-2 ② P2			C FC 94 S KC 82 B FF 95 S KC 83 1-3 ② K	B FF 94 B SI 93 S FF 93 C FF 93 B FF 94 X SI 92 3-2 ③ P5	6	1	0	0	1	2	6
2 J.J. Hardy, R (1, 6) OBP: 0.278, SLG: 0.389	B SI 90 X SI 91 1-0 ① G4-3 1-3	C SL 88 B SL 88 F SI 90 F CU 78 X CU 75 1-2 ③ F8			F FF 88 B SL 82 X SI 89 1-1 ① L7	C FF 91 X SL 86 0-1 ③ G6-3		S SL 83 F CH 79 F FF 92 F FF 93 F SL 83 T SI 91 0-2 ③ K			C KC 83 B FC 95 C FC 95 X KC 84 1-2 ③ G4-3		6	0	0	0	0	1	4
10 Adam Jones, R (1, 8) OBP: 0.338, SLG: 0.513	B SL 88 T FF 90 X FF 89 1-1 ② G6-3 3-H		X SI 90 0-0 ① G5-3		C CU 76 B SL 87 F FF 89 B SI 88 X SI 91 2-2 ② G6-3		X FF 89 0-0 HR		C FO 88 S FF 94 B SL 88 B FF 93 S FF 96 2-3 ① K			F CH 84 X SI 92 0-1 25 2B 2B	6	2	2	2	0	1	0
32 Matt Wieters, S (1, 2) OBP: 0.335, SLG: 0.444	C FF 90 S FF 91 X SI 91 0-2 2B		B SI 90 X SI 89 1-0 25 G4-3 1B		X CU 73 0-0 2B		S CH 82 B SL 87 S SL 85 B SL 86 F CH 83 B SL 84 F SL 85 B FF 91 4-2 25 WP BB		S SL 86 F FF 90 B FF 93 X SL 81 1-2 ② G3-1			B FF 92 F FF 93 X FF 93 1-1 ① F7	5	0	3	0	1	0	1
25 Jim Thome, L (1, 10) OBP: 0.340, SLG: 0.445 70 Xavier Avery, L (12, PR) OBP: 0.305, SLG: 0.340 (12, 10)	X FF 90 0-0 ③ G4-3		1 SAFE F FF 90 X SI 90 0-1 ②③ G4-3 1-2f		C FF 90 F FF 89 X FF 90 0-2 ③ G4-3		C SL 85 S CH 82 F SL 86 B CH 81 S SL 85 1-3 ① K 1-2		C FO 88 B FF 93 B SL 84 S FF 94 F FF 95 B FO 89 F FF 96 S FF 95 3-3 ③ K			2 SAFE B FF 93 D CU 83 F FC 91 X FS 89 2-1 27 1B 2B 2-H	6 0	0 1	1 0	1 0	0 0	2 0	4 0
12 Mark Reynolds, R (1, 3) OBP: 0.347, SLG: 0.447		B FF 88 X SI 89 1-0 ① F8		B SL 87 B SI 89 X SI 89 2-0 HR		B SL 85 C FF 89 B CU 74 B FF 88 S SI 90 C SL 87 3-3 ① K	C SL 85 S CH 82 C FF 90 0-3 ② K			B FC 88 F FC 87 B FF 95 C FF 94 F FF 96 B FF 95 X FC 86 3-2 ① G5-3		F FF 93 B FF 92 C FF 92 S FC 88 1-3 ② K	6	1	1	1	0	3	2
19 Chris Davis, L (1, 9) OBP: 0.317, SLG: 0.463 27 Endy Chavez, L (7, PR) OBP: 0.242, SLG: 0.286 (7, 9)		B FF 89 X SI 90 1-0 13 E 13 1B 1B		B FF 89 C FF 88 B FF 89 B SI 90 F SI 89 X FF 89 3-2 ① F7		F FF 88 B CU 74 X FF 89 1-1 13 2B 3 3B 1B	I IN 77 I IN 77 I IN 77 I IN 79 4-0 IBB			C CU 78 B CU 80 X FC 89 1-1 ② F9		C CU 81 X CU 84 0-1 13 1B 1B 2-H	3 2	2 1	2 1	0 1	1 0	0 0	0 0
13 Manny Machado, R (1, 5) OBP: 0.278, SLG: 0.424		1 SAFE 1 SAFE B SI 90 X SI 90 1-0 9 FC3-6 1-H 1B		C SI 91 X SI 91 0-1 ② G6-3		S SL 89 X FF 89 0-1 3 3B 1-3 2B	F CH 82 B FF 91 S SL 84 S SL 84 1-3 ③ K			B CU 80 C FF 94 F FC 88 B FF 94 X FC 86 2-2 ③ G4-3		C FF 94 B SL 86 B FF 95 X FF 95 2-1 3 WP 2-H 1B	6	1	3	2	0	1	2
3 Ryan Flaherty, L (1, 4) OBP: 0.273, SLG: 0.341		B FF 90 B SI 91 B SI 90 F SI 91 F SL 89 F FF 90 D SI 90 4-2 9 FC3-6 1 BB		X SI 91 0-0 2B		X CU 74 0-0 2-H 3-H 3B		B SL 84 F FF 89 X SL 82 1-1 ① F7			C FF 95 B FS 87 F FF 94 B KC 84 F FC 94 C KC 83 2-3 ① K	C FF 94 D FF 94 B CH 85 F FF 94 B SL 87 B FF 94 4-2 1-2 BB	4	0	2	2	2	1	0
Inning Stats	R: 1 H: 1 E: 0 LOB: 1 K: 0 BB: 1 S: 8 P: 14	R: 1 H: 2 E: 1 LOB: 2 K: 0 BB: 1 S: 11 P: 19	R: 0 H: 1 E: 0 LOB: 0 K: 0 BB: 0 S: 4 P: 5	R: 1 H: 2 E: 0 LOB: 1 K: 0 BB: 0 S: 9 P: 16	R: 0 H: 1 E: 0 LOB: 1 K: 0 BB: 0 S: 9 P: 12	R: 2 H: 3 E: 0 LOB: 1 K: 2 BB: 0 S: 14 P: 19	R: 1 H: 1 E: 0 LOB: 2 K: 3 BB: 2 S: 15 P: 25	R: 0 H: 0 E: 0 LOB: 0 K: 1 BB: 0 S: 13 P: 15	R: 0 H: 0 E: 0 LOB: 0 K: 2 BB: 0 S: 11 P: 17	R: 0 H: 0 E: 0 LOB: 0 K: 0 BB: 0 S: 9 P: 15	R: 0 H: 0 E: 0 LOB: 0 K: 2 BB: 0 S: 10 P: 14	R: 3 H: 4 E: 0 LOB: 2 K: 1 BB: 1 S: 18 P: 31	1B: 6 SF: 0 2B: 6 SAC: 0 3B: 1 DP: 1 HR: 2 HBP: 0						

AB	50
R	9
H	15
RBI	9
BB	5
SO	11
LOB	19

WP: 2 PA: 55
PB: 0
SB: 1
CS: 0

PITCHER		IP	WLS	BF	H	R	ER	SO	BB	IBB	HBP	BLK	WP	HR	S	P	ERA	WHIP
35 Aaron Cook, R ERA: 5.13	(1, 1)	5.1		26	9	5	5	1	2	0	0	0	0	1	48	77	8.44	2.062
53 Rich Hill, L ERA: 2.0	(6, 1)	0.1		2	1	0	0	1	0	0	0	0	0	0	5	6	0.00	3.000
59 Clayton Mortensen, R ERA: 2.7	(6, 1)	1.1		7	1	1	1	3	1	1	0	0	1	1	17	27	6.75	1.500
32 Craig Breslow, L ERA: 2.82	(8, 1)	1.0		3	0	0	0	1	0	0	0	0	0	0	13	15	0.00	0.000
36 Junichi Tazawa, R ERA: 1.58	(9, 1)	1.0		3	0	0	0	2	0	0	0	0	0	0	11	17	0.00	0.000

PITCHER		IP	WLS	BF	H	R	ER	SO	BB	IBB	HBP	BLK	WP	HR	S	P	ERA	WHIP
40 Andrew Bailey, R ERA: 6.23	(10, 1)	1.0		3	0	0	0	0	0	0	0	0	0	0	9	15	0.00	0.000
37 Mark Melancon, R ERA: 6.64	(11, 1)	1.0		3	0	0	0	2	0	0	0	0	0	0	10	14	0.00	0.000
91 Alfredo Aceves, R ERA: 5.31	(12, 1)	0.2	L	5	3	3	3	1	0	0	0	0	0	0	11	15	40.50	4.500
Chris Carpenter, R ERA: 1.93	(12, 1)	0.1		3	1	0	0	0	1	0	0	0	1	0	7	16	0.00	6.000

Baltimore Orioles @ Boston Red Sox

Fenway Park, Boston, MA

Sat Sep 22 2012, 1:11 PM - 5:24 PM EDT

Att. 37,570 - Cloudy - 63 F

BOTTOM

livebaseballscorecards.com

Batter	1	2	3	4	5	6	7	8	9	10	11	12	AB	R	H	RBI	BB	SO	LOB
23 Pedro Ciriaco, R (1, 10) OBP: 0.321, SLG: 0.401	B SI 86 F SI 87 X CH 79 1-1 G4-3 ①		C CH 77 B SI 84 X SI 85 1-1 15 CS 1B	F SL 80 C SI 84 B SI 85 X CH 78 1-2 15 G6-4-3 1B			B SL 88 B SI 94 B SL 87 C FF 93 B FF 94 4-1 7 FC4 15 1B 20 FC6-4 BB	D SL 83 X SI 96 1-0 G4-3 ③			S FF 95 B FF 98 F FF 97 X FF 95 1-2 F9 ①		5	1	2	0	1	0	1
15 Dustin Pedroia, R (1, 4) OBP: 0.342, SLG: 0.447	B SI 87 C SI 87 C CU 69 B FC 84 X CU 70 2-2 20 1B 2B		C SI 84 1 SAFE 1 SAFE B SI 83 B SL 79 B CU 68 B SI 86 4-1 7 E 1-2 BB ①	F CU 67 B SI 85 B SL 79 B CU 68 X SI 86 3-1 G6-4-3 1-2f ②③			C CU 79 X SI 93 0-1 7 FC4 1-2 2-3 1B		C FF 93 C FF 93 B SL 88 X FF 92 1-2 P3 ①		C FF 98 S FF 88 F FF 99 F FF 100 X FF 99 0-2 P3 ②		5	1	2	0	1	0	2
7 Cody Ross, R (1, 9) OBP: 0.331, SLG: 0.489	B SI 87 C CU 71 B SL 81 X SL 81 2-1 F8 ②		C CU 68 X CU 66 0-1 E5 1-2		B CU 64 C SI 83 B SL 77 C SI 84 B FF 84 F SI 85 X CU 68 3-2 F7 ①		X FF 94 0-0 FC4 20 FC6-4 1-2f 2-3 3-H ①		B SL 84 F FF 92 S FF 91 F FF 93 B SI 92 F SI 92 S CU 77 2-3 K ②		B FF 96 C FF 98 X FC 84 1-1 G6-3 ③		6	0	0	1	0	1	4
20 Ryan Lavarnway, R (1, 2) OBP: 0.230, SLG: 0.276	C CU 69 B SL 82 B SI 88 X CH 80 2-1 2-H 1B		B CU 66 C SL 80 F CU 68 X SI 85 1-2 L3 ②		B SL 77 C CH 74 B CH 81 B SI 83 X CH 75 3-1 G5-3 ②		B SI 93 X SI 94 1-0 FC6-4 1-2f 3-H ②		B FF 90 F SI 91 F FF 91 S SL 86 1-3 K ③			B SI 94 C SI 93 B SI 93 C SI 85 B CU 80 X SI 96 3-2 G6-3 ①	6	0	1	2	0	1	3
50 Mauro Gomez, R (1, 3) OBP: 0.337, SLG: 0.455	C SI 86 B CH 78 X SI 86 1-1 L6 ③		C CU 66 T CH 78 F CU 64 D SI 85 B SI 86 S CU 65 2-3 K ③		B EP 59 B CH 74 X CH 82 2-0 F9 ③		B CU 80 C SI 94 S SL 86 C SI 94 1-3 K ③			B SL 83 B FF 92 X FF 92 2-0 P5 ①		C SI 94 B CU 79 X SI 94 1-1 23 DI 1B	6	0	1	0	0	2	4
3 Mike Aviles, R (1, 6) OBP: 0.283, SLG: 0.383		C SI 84 X EP 59 0-1 G4-3 ①		X SI 83 0-0 23 HR 1B		B CU 81 X FF 94 1-0 F9 ①		C SL 83 F FF 95 X SI 96 0-2 G4-3 ①		B SL 86 X SI 92 1-0 29 BB 1B		B SI 95 F SI 94 X SI 94 1-1 F8 ②	6	1	2	0	0	0	1
23 Danny Valencia, R (1, 5) OBP: 0.204, SLG: 0.314		B SI 84 F SL 79 B SI 85 F SI 86 B SI 86 F SL 80 S CU 67 3-3 K ②		C SI 83 1 SAFE 1 SAFE X CU 67 0-1 1-H HR		X SI 93 0-0 G6-3 ②		C FF 96 F SI 96 F SI 96 S SL 83 0-3 K ②		C SI 91 S SI 91 S SI 91 0-3 K ②		C SI 94 F SI 92 F SI 95 C CU 80 0-3 1-2 K ③	6	1	2	0	4	2	
29 Daniel Nava, S (1, 7) OBP: 0.360, SLG: 0.382		B SI 85 B CH 78 B CH 78 B SI 86 4-0 26 FC4-6 BB		F SI 86 B SL 80 B SL 79 X SI 86 2-1 26 SH4-3 1B		C FF 94 B FF 94 B CU 81 B CU 80 F FF 94 F FF 94 C CU 80 3-3 K ③		X FF 96 0-0 26 2B 2B		B FF 91 C CU 75 B FF 92 B CH 84 B FF 92 4-1 1-2 BB			3	1	2	0	2	1	0
26 Scott Podsednik, L (1, 8) OBP: 0.323, SLG: 0.359		1 SAFE B SI 84 1 SAFE C SI 84 1 SAFE B SL 78 X SL 77 2-1 FC4-6 ③ 1-2f		X SL 76 0-0 SH4-3 ① 1-2			B SI 92 C SI 92 X FF 93 1-1 15 1B 7 FC4 2B	C SI 97 B FF 96 X SI 96 1-1 2-H 2B		B SL 85 S FF 92 B SL 84 S FF 92 F FF 93 S FF 92 2-3 K ③			4	1	2	1	0	1	3
Inning Stats	R: 1 E: 0 K: 0 S: 11 H: 2 LOB: 1 BB: 0 P: 19	R: 0 E: 0 K: 1 S: 8 H: 0 LOB: 1 BB: 1 P: 17	R: 0 E: 1 K: 1 S: 12 H: 1 LOB: 2 BB: 1 P: 20	R: 2 E: 0 K: 0 S: 11 H: 4 LOB: 1 BB: 0 P: 17	R: 0 E: 0 K: 0 S: 7 H: 0 LOB: 0 BB: 0 P: 15	R: 0 E: 0 K: 0 S: 6 H: 0 LOB: 0 BB: 0 P: 10	R: 2 E: 0 K: 1 S: 10 H: 2 LOB: 1 BB: 1 P: 17	R: 1 E: 0 K: 1 S: 11 H: 2 LOB: 1 BB: 0 P: 13	R: 0 E: 0 K: 2 S: 11 H: 0 LOB: 0 BB: 0 P: 15	R: 0 E: 0 K: 2 S: 10 H: 1 LOB: 2 BB: 1 P: 19	R: 0 E: 0 K: 0 S: 10 H: 0 LOB: 0 BB: 0 P: 12	R: 0 E: 0 K: 1 S: 11 H: 1 LOB: 1 BB: 0 P: 16	1B: 8 2B: 4 3B: 0 HR: 1 SF: 0 SAC: 1 DP: 1 HBP: 0	WP: 0 PB: 0 SB: 0 CS: 1 PA: 52					

PITCHER		IP	WLS	BF	H	R	ER	SO	BB	IBB	HBP	BLK	WP	HR	S	P	ERA	WHIP
28 Randy Wolf, L ERA: 5.65	(1, 1)	5.0		23	7	3	3	2	2	0	0	0	0	1	49	88	5.40	1.800
34 Jake Arrieta, R ERA: 5.96	(6, 1)	2.0	H	9	2	2	2	2	1	0	0	0	0	0	16	27	9.00	1.500
47 Pedro Strop, R ERA: 2.37	(8, 1)	1.0	B	5	2	1	1	1	0	0	0	0	0	0	11	13	9.00	2.000
38 Luis Ayala, R ERA: 2.63	(9, 1)	1.2		6	1	0	0	3	0	0	0	0	0	0	16	23	0.00	0.600
17 Brian Matusz, L ERA: 5.0	(10, 1)	0.1		2	0	0	0	1	1	0	0	0	0	0	5	11	0.00	3.000

PITCHER		IP	WLS	BF	H	R	ER	SO	BB	IBB	HBP	BLK	WP	HR	S	P	ERA	WHIP
29 Tommy Hunter, R ERA: 5.58	(11, 1)	1.0	W	3	0	0	0	0	0	0	0	0	0	0	10	12	0.00	0.000
43 Jim Johnson, R ERA: 2.64	(12, 1)	1.0	S	4	1	0	0	1	0	0	0	0	0	0	11	16	0.00	1.000

AB	47
R	6
H	13
RBI	6
BB	4
SO	10
LOB	20

Batter	1	2	3	4	5	6	7	8	9	AB	R	H	RBI	BB	SO	LOB
9 Nate McLouth, L (1, 7) OBP: 0.307, SLG: 0.354	B FF 92 B FF 92 C SI 91 F FF 92 X FF 95 2-2 ① L8		1 SAFE B CU 76 B CU 78 B SI 93 C FF 93 X SI 93 3-1 ② F7		C FF 94 B FF 93 1 SAFE B CU 78 F FF 94 T CH 85 2-2 ② K			X FF 94 0-0 ① F7		4	0	0	0	0	1	3
2 J.J. Hardy, R (1, 6) OBP: 0.277, SLG: 0.386	B FF 91 C FF 92 B CU 74 X SI 92 2-1 ② F9		C SI 93 B FF 93 D CH 87 F FF 93 S FF 93 2-3 ③ K		B CH 87 1 SAFE C FF 94 X FF 94 1-1 ③ G3			C FF 94 S FO 89 X FF 90 0-2 ② G6-3		4	0	0	0	0	1	3
10 Adam Jones, R (1, 8) OBP: 0.336, SLG: 0.510	X SI 93 0-0 ③ F9			T FF 94 S FF 93 F CU 78 S FF 93 0-3 ① K		B CH 84 X SI 93 1-0 ① G6-3		S FF 90 X FF 90 0-1 ③ G5-3		4	0	0	0	0	1	0
32 Matt Wieters, S (1, 2) OBP: 0.333, SLG: 0.441		C SI 90 B CH 86 F CH 85 F SI 92 B CU 77 S FF 93 2-3 ① K		C CU 75 C FF 94 S CH 88 0-3 ② K		B FF 94 F CH 88 B FF 94 B FF 93 C FF 93 X SI 93 3-2 ② L8			B FF 94 B FC 90 B FF 94 C FF 94 X FF 94 3-1 ① G4-3	4	0	0	0	0	2	0
12 Mark Reynolds, R (1, 3) OBP: 0.346, SLG: 0.445		C CU 74 B CU 76 S CH 86 C CU 78 1-3 ② K		S SI 93 B CU 78 B CU 79 C FF 92 C FF 94 2-3 ③ K		B FF 93 B SI 94 S CH 87 B CU 77 S FF 95 S FF 94 3-3 ③ K			C FF 94 B FC 89 B FF 95 F FC 87 X CU 80 2-2 25 2B 13 FC3-2 1B	4	0	1	0	0	3	0
51 Lew Ford, R (1, 9) OBP: 0.240, SLG: 0.348 25 Jim Thome, L (9, PH) OBP: 0.344, SLG: 0.457 27 Endy Chavez, L (9, PR) OBP: 0.242, SLG: 0.286		C FF 94 B SI 93 C FF 94 B SI 94 B CH 88 B FF 94 4-2 BB			X FF 90 0-0 19 2B 13 1B 1B		B CU 73 X CH 84 1-0 ① G5-3		B FF 94 B FF 94 X FF 94 2-0 13 FC3-2 1-3 2B	2 1 0	1 0 0	1 1 0	0 0 0	1 0 0	0 0 0	0 0 0
19 Chris Davis, L (1, 10) OBP: 0.320, SLG: 0.467		B SI 93 1 SAFE F SI 93 B CH 84 B S FF 93 X FF 94 3-2 ③ F8			C FF 91 C CH 84 X FF 92 0-2 13 1B 1-3 2B		C FF 93 F FF 93 X CU 76 0-2 13 FC6-4 1B		I IN 74 I IN 78 I IN 78 I IN 76 4-0 13 FC3-2 IBB	3	0	2	0	1	0	1
13 Manny Machado, R (1, 5) OBP: 0.283, SLG: 0.422			C FF 90 B FF 93 C FF 93 B SI 92 B FF 93 B FF 94 4-2 BB		C CU 76 S CH 86 X CH 88 0-2 2-3 3-H 1B		B FF 92 B FF 93 B FF 93 S FF 91 X FF 92 3-1 ② FC6-4 1-2f		B FF 93 X FC 88 1-0 ② FC3-2 1-2 2-3 3-Hf	3	0	1	1	1	0	4
11 Robert Andino, R (1, 4) OBP: 0.285, SLG: 0.305 3 Ryan Flaherty, L (9, PH) OBP: 0.271, SLG: 0.338			C FF 93 B CU 78 1 SAFE C CU 77 C FF 93 1-3 ① K		B FF 92 1 SAFE C CH 85 F SI 94 B FF 94 C 2-3 ① K		B FF 93 F FF 92 F FF 93 C CU 77 1-3 ③ K		C FC 89 B FF 94 S FC 90 C FF 96 1-3 ③ K	3 1	0 0	0 0	0 0	0 0	3 1	4 3
Inning Stats	R: 0 E: 0 K: 0 S: 6 H: 0 LOB: 0 BB: 0 P: 10	R: 0 E: 0 K: 2 S: 12 H: 0 LOB: 1 BB: 1 P: 22	R: 0 E: 0 K: 2 S: 10 H: 0 LOB: 1 BB: 1 P: 20	R: 0 E: 0 K: 3 S: 10 H: 0 LOB: 0 BB: 0 P: 12	R: 1 E: 0 K: 2 S: 15 H: 3 LOB: 2 BB: 0 P: 20	R: 0 E: 0 K: 1 S: 7 H: 0 LOB: 0 BB: 0 P: 14	R: 0 E: 0 K: 1 S: 9 H: 1 LOB: 1 BB: 0 P: 14	R: 0 E: 0 K: 0 S: 6 H: 0 LOB: 0 BB: 0 P: 6	R: 0 E: 0 K: 1 S: 10 H: 2 LOB: 3 BB: 1 P: 23	1B: 4 2B: 2 3B: 0 HR: 0	SF: 0 SAC: 0 DP: 0 HBP: 0			WP: 0 PB: 0 SB: 0 CS: 0	PA: 36		

Baltimore Orioles @ Boston Red Sox

Fenway Park, Boston, MA

Sun Sep 23 2012, 1:37 PM - 4:28 PM EDT

Att. 37,310 - Partly Cloudy - 70 F

TOP

livebaseballscorecards.com

AB	33
R	1
H	6
RBI	1
BB	3
SO	12
LOB	18

PITCHER		IP	WLS	BF	H	R	ER	SO	BB	IBB	HBP	BLK	WP	HR	S	P	ERA	WHIP
35 Felix Doubront, L ERA: 4.91	(1, 1)	7.0		27	4	1	1	11	2	0	0	0	0	0	69	112	1.29	0.857
36 Junichi Tazawa, R ERA: 1.54	(8, 1)	1.0	W	3	0	0	0	0	0	0	0	0	0	0	6	6	0.00	0.000
40 Andrew Bailey, R ERA: 5.79	(9, 1)	1.0	S	6	2	0	0	1	0	1	0	0	0	0	10	23	0.00	2.000

PITCHER	IP	WLS	BF	H	R	ER	SO	BB	IBB	HBP	BLK	WP	HR	S	P	ERA	WHIP

Baltimore Orioles @ Boston Red Sox

Fenway Park, Boston, MA

Sun Sep 23 2012, 1:37 PM - 4:28 PM EDT

Att. 37,310 - Partly Cloudy - 70 F

BOTTOM

Batter	1	2	3	4	5	6	7	8	9	AB	R	H	RBI	BB	SO	LOB
26 Scott Podsednik, L (1, 8) OBP: 0.327, SLG: 0.362	B FF 90 C FC 89 B KC 75 F FF 90 X FF 91 / 2-2 15 1B 1B		B FF 89 C FF 89 C KC 75 B SL 82 B SL 81 S CH 82 / 3-3 ① K		B FF 88 C FC 88 B KC 76 F FF 89 B SL 82 S FF 90 / 3-3 ① K		C SI 91 S SL 83 B SL 85 X SL 82 / 1-2 1B			4	0	2	0	0	2	0
23 Pedro Ciriaco, R (1, 4) OBP: 0.315, SLG: 0.394	1 SAFE L FF 90 1 SAFE L FF 92 F FF 94 X SL 87 / 0-2 ① F9		F FF 92 X FF 92 / 0-1 ② F9		F FF 91 F FF 93 X FF 93 / 0-2 ② F9		1 SAFE F FF 91 F FF 90 F SL 86 1 SAFE P PO 85 1 SAFE X FF 90 / 1-2 ③ G5-3			4	0	0	0	0	0	2
15 Dustin Pedroia, R (1, 10) OBP: 0.343, SLG: 0.449	B FF 91 X FF 91 / 1-0 1-2 1B		B KC 76 B KC 77 C FF 92 X FF 91 / 2-1 ③ G6-3		F FF 92 B KC 76 B FC 91 X SL 86 / 2-1 ③ F7			C FF 92 X SI 92 / 0-1 7 2B 2B		4	1	2	0	0	0	0
7 Cody Ross, R (1, 9) OBP: 0.333, SLG: 0.491	C KC 76 S SL 84 S FF 93 / 0-3 ② K			F FF 90 B KC 76 C SL 84 F F KC 75 X / 1-2 22 BB 23 E 1B		B SL 81 F FF 91 S KC 75 B FF 92 B SL 81 S SL 82 / 3-3 ① K		M SI 90 X SI 89 / 0-1 2-H 2B		4	1	2	1	0	2	2
22 James Loney, L (1, 3) OBP: 0.298, SLG: 0.337 50 Mauro Gomez, R (8, PH) OBP: 0.333, SLG: 0.449 (9, 3)	B FC 92 C FF 91 D CH 82 X CH 83 / 2-1 ③ G5-3			S B FF 92 B B CH 82 S FF 93 F FF 93 B CH 84 / 4-2 23 FC6-4 1-2 BB		B FF 91 B CH 81 C FF 91 X FF 92 / 2-1 39 F7 1B		X FF 92 / 0-0 ① F7		2 1	0 0	1 0	0 0	1 0	0 0	2 1
39 Jarrod Saltalamacchia, S (1, 2) OBP: 0.292, SLG: 0.464 20 Ryan Lavarnway, R (8, PH) OBP: 0.228, SLG: 0.274 (9, 2)		B KC 74 B FF 90 X FF 88 / 2-0 29 F8 2B		B T FF 91 B FF 92 X CH 83 / 2-1 ① F7	X FF 92 / 0-0 ② F7 1-2			B FF 93 X FF 92 / 1-0 ② F8		3 1	0 0	1 0	0 0	0 0	0 0	3 1
23 Danny Valencia, R (1, 5) OBP: 0.199, SLG: 0.306		C KC 75 X FF 91 / 0-1 ① P4	X FF 92 / 0-0 ② FC6-4 29 1B 1-2f 2-H		C FF 92 B FF 92 D FF 94 S SL 85 F FF 93 F FF 94 X FF 93 / 2-2 ③ F9			S SL 84 B FF 94 S SL 83 B FF 94 X FF 94 / 2-2 ③ F9		4	0	0	0	0	0	4
29 Daniel Nava, S (1, 7) OBP: 0.360, SLG: 0.382		C FC 91 B FF 92 B FF 91 D KC 78 C CH 82 X FF 92 / 3-2 ② F8 2-3		B CH 82 F FF 91 C FF 92 D KC 78 F FF 93 B FF 92 X FF 93 / 3-2 1-2 1B			X SL 82 / 0-0 ① G5-3			3	0	1	0	0	0	1
10 Jose Iglesias, R (1, 6) OBP: 0.250, SLG: 0.222		T FF 92 F FF 92 X KC 76 / 0-2 ③ G6-3		B KC 77 S FF 93 B FF 92 F FF 92 B FF 92 F FF 92 X FF 93 / 3-2 ③ F9			B SI 90 X SI 90 / 1-0 ② G6-3			3	0	0	0	0	0	3
Inning Stats	R: 0 E: 0 K: 1 S: 13 H: 2 LOB: 2 BB: 0 P: 18	R: 0 E: 0 K: 0 S: 9 H: 1 LOB: 1 BB: 0 P: 14	R: 0 E: 0 K: 1 S: 7 H: 0 LOB: 0 BB: 0 P: 12	R: 1 E: 1 K: 0 S: 19 H: 2 LOB: 2 BB: 1 P: 32	R: 0 E: 0 K: 1 S: 8 H: 0 LOB: 0 BB: 0 P: 13	R: 0 E: 0 K: 1 S: 11 H: 1 LOB: 1 BB: 0 P: 18	R: 0 E: 0 K: 0 S: 10 H: 1 LOB: 1 BB: 0 P: 12	R: 1 E: 0 K: 0 S: 9 H: 2 LOB: 1 BB: 0 P: 12		1B: 6 2B: 3 3B: 0 HR: 0	SF: 0 SAC: 0 DP: 0 HBP: 0					

livebaseballscorecards.com

AB	33
R	2
H	9
RBI	1
BB	1
SO	4
LOB	19

WP: 0 PB: 0 SB: 0 CS: 0 PA: 34

PITCHER		IP	WLS	BF	H	R	ER	SO	BB	IBB	HBP	BLK	WP	HR	S	P	ERA	WHIP
30 Chris Tillman, R ERA: 3.08	(1, 1)	6.0		25	6	1	1	4	1	0	0	0	0	0	67	107	1.50	1.167
40 Troy Patton, L ERA: 2.55	(7, 1)	0.2		3	1	0	0	0	0	0	0	0	0	0	5	7	0.00	1.500
38 Luis Ayala, R ERA: 2.74	(7, 1)	0.1	L	3	2	1	1	0	0	0	0	0	0	0	9	9	27.00	6.000
17 Brian Matusz, L ERA: 4.99	(8, 1)	0.1		1	0	0	0	0	0	0	0	0	0	0	1	1	0.00	0.000
49 Dylan Bundy, R ERA:	(8, 1)	0.2		2	0	0	0	0	0	0	0	0	0	0	4	7	0.00	0.000

PITCHER	IP	WLS	BF	H	R	ER	SO	BB	IBB	HBP	BLK	WP	HR	S	P	ERA	WHIP

Toronto Blue Jays @ Baltimore Orioles

Oriole Park at Camden Yards, Baltimore, MD

Mon Sep 24 2012, 4:09 PM - 6:52 PM EDT

Clear - 66 F

TOP

livebaseballscorecards.com

Batter	1	2	3	4	5	6	7	8	9	AB	R	H	RBI	BB	SO	LOB
13 Brett Lawrie, R (1, 5) OBP: 0.320, SLG: 0.401	B FF 87 B FF 88 S FF 89 B FF 90 B FF 89 4-1 26 G3 28 BB BB		X CU 66 0-0 28 BB 1B		C FF 86 F CH 78 X FF 88 0-2 ① F9			F FF 96 B FF 97 F FF 95 F FF 92 B FC 91 F FF 96 F FF 98 F FC 91 F FF 97 2-3 C FC 84 ① K		3	0	1	0	1	1	0
28 Colby Rasmus, L (1, 8) OBP: 0.293, SLG: 0.405	C FF 88 L CU 69 F CH 79 B FF 91 B FF 91 B FF 90 B FF 90 4-2 26 G3 1-2 BB		1 SAFE B CH 78 B SL 85 B FF 87 C FF 86 S CH 78 B FF 89 4-2 1-2 BB		B SL 78 X CH 76 1-0 ② F8			B CU 82 B CU 80 B SI 95 C FF 95 C FF 96 S FF 97 3-3 ② K		2	0	0	0	2	1	0
10 Edwin Encarnación, R (1, 10) OBP: 0.384, SLG: 0.557	S CU 69 B FF 90 C FF 90 S FF 91 1-3 ① K		S FF 89 F FF 89 B FF 89 B FF 89 F CH 76 F FF 89 F FF 90 S CU 67 2-3 ② K		B FF 89 C CH 76 B FF 90 B CU 68 S FF 88 C FF 90 3-3 ③ K			F FF 96 F CU 81 X FC 92 0-2 26 1B 11 2B 1B		4	1	1	0	0	3	4
26 Adam Lind, L (1, 3) OBP: 0.296, SLG: 0.398	C FF 89 B FF 90 C CH 81 F FF 90 X CU 69 1-2 ② G3 1-2 2-3		S CU 66 X CU 69 0-1 ③ G1-3			B SL 80 B SI 89 C SI 87 X SL 81 2-1 11 G6-4-3 1B		C FF 95 C FF 96 X FF 92 0-2 11 2B 1-2 1B		4	0	2	0	0	0	4
11 Rajai Davis, R (1, 9) OBP: 0.300, SLG: 0.365	S FF 89 C FF 90 X FF 90 0-2 ③ P6			B CU 66 B FF 87 C FF 88 S FF 88 F FF 89 S CU 68 2-3 ① K		C SI 87 B SL 82 X SI 88 1-1 ①② G6-4-3 1-2f		S FF 92 C FF 96 B FF 98 B FF 97 X FF 96 2-2 1-3 2-H 2B		4	0	1	1	0	1	3
2 Kelly Johnson, L (1, 4)		B CU 67 C FF 88 B CH 78 F CH 78 F FF 90 F FF 89 F CU 70 X FF 90 2-2 ① G3		C FF 88 X CU 67 0-1 3 1B		B SI 89 B SI 88 B SL 82 C SI 88 X SI 87 3-1 ③ F8		C SL 78 S FF 87 B FF 88 S FF 86 1-3 ③ K		4	0	1	0	0	1	2
3 Adeiny Hechavarría, R (1, 6) OBP: 0.284, SLG: 0.359 9 J.P. Arencibia, R (7, 2) OBP: 0.263, SLG: 0.420		B FF 90 X SL 80 1-0 ② F7		B FF 87 B FF 86 C FF 86 F FF 87 X CU 68 2-2 1-2 1B			B FF 97 X FF 97 1-0 ① L9		C SI 94 B CU 80 X SI 93 1-1 5 G6-4-3 1B	3 1	0 0	1 1	0 0	0 0	0 0	0 0
6 Jeff Mathis, R (1, 2) OBP: 0.248, SLG: 0.387 5 Yunel Escobar, R (7, PH) OBP: 0.298, SLG: 0.347 (7, 6)		C SL 80 B CU 70 S FF 89 F FF 91 B FF 90 S FF 90 2-3 ③ K		B FF 86 D CH 78 B FF 88 C FF 87 F FF 87 X FF 87 3-2 ② F5			B FC 83 C FC 83 S FF 97 B FF 98 F FF 98 B FF 97 C FF 98 3-3 ② K		C SI 95 X SI 93 0-1 ①② G6-4-3 1-2f	2 2	0 0	0 0	0 0	0 0	1 1	2 1
8 Anthony Gose, L (1, 7) OBP: 0.287, SLG: 0.309			B FF 88 C FF 88 B CH 77 C FF 89 C FF 89 2-3 ① K	B CH 80 B CH 80 F FF 88 X FF 88 2-1 ③ L8			B CU 81 X FF 96 1-0 ③ G3-1	B SI 94 C SI 96 B SI 94 S SI 94 F SI 95 S CH 90 2-3 ③ K		4	0	0	0	0	2	2

Inning Stats												
	R: 0 E: 0 K: 1 S: 14	H: 0 LOB: 2 BB: 2 P: 24	R: 0 E: 0 K: 1 S: 11	H: 0 LOB: 0 BB: 0 P: 16	R: 0 E: 0 K: 2 S: 14	H: 1 LOB: 2 BB: 1 P: 22	R: 0 E: 0 K: 1 S: 14	H: 2 LOB: 2 BB: 0 P: 23	R: 0 E: 0 K: 1 S: 7	H: 0 LOB: 0 BB: 0 P: 11	R: 0 E: 0 K: 0 S: 6	H: 1 LOB: 0 BB: 0 P: 12
	R: 0 E: 0 K: 1 S: 6	H: 0 LOB: 0 BB: 0 P: 11	R: 1 E: 0 K: 3 S: 23	H: 3 LOB: 2 BB: 0 P: 31	R: 0 E: 0 K: 1 S: 8	H: 1 LOB: 0 BB: 0 P: 11	1B: 7 2B: 1 3B: 0 HR: 0	SF: 0 SAC: 0 DP: 2 HBP: 0	WP: 0 PB: 0 SB: 0 CS: 0	PA: 36		

PITCHER		IP	WLS	BF	H	R	ER	SO	BB	IBB	HBP	BLK	WP	HR	S	P	ERA	WHIP
52 Steve Johnson, R ERA: 1.62	(1, 1)	5.0	W	21	3	0	0	6	3	0	0	0	0	0	60	96	0.00	1.200
40 Troy Patton, L ERA: 2.5	(6, 1)	1.0	H	3	1	0	0	0	0	0	0	0	0	0	6	12	0.00	1.000
29 Tommy Hunter, R ERA: 5.58	(7, 1)	1.2		8	3	1	1	3	0	0	0	0	0	0	26	38	5.40	1.800
56 Darren O'Day, R ERA: 2.35	(8, 1)	0.1	H	1	0	0	0	1	0	0	0	0	0	0	3	4	0.00	0.000
43 Jim Johnson, R ERA: 2.6	(9, 1)	1.0	S	3	1	0	0	1	0	0	0	0	0	0	8	11	0.00	1.000

PITCHER	IP	WLS	BF	H	R	ER	SO	BB	IBB	HBP	BLK	WP	HR	S	P	ERA	WHIP

BOTTOM

Toronto Blue Jays @ Baltimore Orioles

Oriole Park at Camden Yards, Baltimore, MD

Mon Sep 24 2012, 4:09 PM - 6:52 PM EDT

Clear - 66 F

livebaseballscorecards.com

Batter	1	2	3	4	5	6	7	8	9	AB	R	H	RBI	BB	SO	LOB
9 Nate McLouth, L (1, 7) OBP: 0.310, SLG: 0.356	B FF 92 F FF 92 F FF 94 B FF 88 S FF 89 2-3 ① K		C CH 87 B FF 94 X SI 92 1-1 2 G6-4-3 1B		C SI 94 F CH 89 C SI 94 0-3 ② K		B CU 81 X FF 92 1-0 19 WP 19 S 1B			4	0	2	0	0	2	0
2 J.J. Hardy, R (1, 6) OBP: 0.277, SLG: 0.385	C FF 95 B FF 94 X FF 94 1-1 ② G4-3		C FF 93 B CH 87 X SI 92 1-1 ②③ G6-4-3 1-2f		C FF 93 X FF 94 0-1 19 1B 1B		C FF 92 B FF 93 C FF 92 C FF 93 1-3 ② K			4	0	1	0	0	1	2
19 Chris Davis, L (1, 9) OBP: 0.321, SLG: 0.466 27 Endy Chavez, L (8, 9) OBP: 0.242, SLG: 0.286	B SI 93 F FF 94 S FF 89 S FF 90 1-3 ③ K			B FF 92 B FF 94 S CH 87 B SI 94 C FF 89 F SI 90 B FF 88 4-2 10 HR BB	X SI 94 0-0 ③ 1-3 1B		S CH 88 F FF 93 B FF 93 B CH 87 S FF 93 2-3 ③ K 1-3			3 0	1 0	1 0	0 0	1 0	2 0	1 0
10 Adam Jones, R (1, 8) OBP: 0.340, SLG: 0.518		B FF 93 X FF 92 1-0 32 G4-3 1B		B FF 89 C SI 94 X CH 89 1-1 1-H HR		C SI 93 F FF 93 B FF 94 X FF 93 1-2 32 2B 12 G6-4-3 1B		B SL 85 F FF 92 F SL 86 F SL 88 X FF 94 1-2 25 CS 32 S 1B		4	2	4	2	0	0	0
32 Matt Wieters, S (1, 2) OBP: 0.332, SLG: 0.441		B SI 92 F FF 91 X CH 88 1-1 ① G4-3 1-2		B SI 93 C SI 92 C SI 94 X FF 90 1-2 ① G3		X CH 86 0-0 12 G6-4-3 1-3 2B		B SI 91 1 SAFE 1 SAFE S SI 91 F SI 92 D FS 85 F SL 85 F SL 85 1 SAFE 2-3 ① K 1-2		4	0	1	0	0	1	2
25 Jim Thome, L (1, 10) OBP: 0.348, SLG: 0.450		B FF 93 B CH 88 B FF 94 B SI 94 4-0 BB		B SI 94 F SI 94 B FF 94 B FF 89 X FF 93 3-1 ② G3		I IN 78 I IN 90 I IN 90 I IN 91 4-0 12 G6-4-3 IBB		F SI 92 X FF 92 0-1 ②③ G4-3 2-3		2	0	0	0	2	0	1
12 Mark Reynolds, R (1, 3) OBP: 0.344, SLG: 0.442		S SI 93 B FF 94 C FF 93 S FF 90 1-3 ② K		B SL 78 S FF 94 C FF 94 B FF 94 S FF 90 2-3 ③ K		B SI 94 B FF 91 F FF 93 F FF 89 X FF 90 2-2 ①② G6-4-3 1-2f 2-3 3-H				3	0	0	0	0	2	4
3 Ryan Flaherty, L (1, 4) OBP: 0.273, SLG: 0.361 11 Robert Andino, R (9, 4) OBP: 0.285, SLG: 0.305		B FF 93 B FF 95 F FF 94 B FF 89 C FF 95 S SI 89 3-3 ③ K			B FF 92 X FF 93 1-0 HR	B CU 80 C CU 80 X SI 91 1-1 ③ G4-3				3 0	1 0	1 0	1 0	0 0	1 0	3 0
13 Manny Machado, R (1, 5) OBP: 0.278, SLG: 0.415			F SI 92 B FF 93 X SL 84 1-1 ① F9		C FF 94 B FF 90 X FF 94 1-1 ① G5-3		B FF 90 F FF 91 X CU 79 1-1 ① F9			3	0	0	0	0	0	0
Inning Stats	R: 0 E: 0 K: 2 S: 8 H: 0 LOB: 0 BB: 0 P: 12	R: 0 E: 0 K: 2 S: 9 H: 1 LOB: 2 BB: 1 P: 19	R: 0 E: 0 K: 0 S: 6 H: 1 LOB: 0 BB: 0 P: 9	R: 2 E: 0 K: 1 S: 13 H: 1 LOB: 0 BB: 1 P: 24	R: 1 E: 0 K: 1 S: 9 H: 3 LOB: 2 BB: 0 P: 11	R: 1 E: 0 K: 0 S: 9 H: 2 LOB: 1 BB: 1 P: 17	R: 0 E: 0 K: 2 S: 9 H: 1 LOB: 1 BB: 0 P: 14	R: 0 E: 0 K: 1 S: 12 H: 1 LOB: 0 BB: 0 P: 15		1B: 7 2B: 1 3B: 0 HR: 2 SF: 0 SAC: 0 DP: 2 HBP: 0				WP: 1 PB: 0 SB: 2 CS: 1 PA: 33		

	AB	30
	R	4
	H	10
	RBI	3
	BB	3
	SO	9
	LOB	13

PITCHER		IP	WLS	BF	H	R	ER	SO	BB	IBB	HBP	BLK	WP	HR	S	P	ERA	WHIP
37 Henderson Alvarez III, R ERA: 4.91	(1, 1)	5.2	L	25	8	4	4	6	2	1	0	0	0	2	52	89	6.35	1.765
27 Brett Cecil, L ERA: 5.4	(6, 1)	0.2		3	1	0	0	0	0	0	0	0	0	0	5	8	0.00	1.500
54 Jason Frasor, R ERA: 3.35	(7, 1)	0.2		2	0	0	0	2	0	0	0	0	1	0	6	9	0.00	0.000
58 Chad Beck, R ERA: 5.84	(8, 1)	1.0		3	1	0	0	1	0	0	0	0	0	0	12	15	0.00	1.000

PITCHER		IP	WLS	BF	H	R	ER	SO	BB	IBB	HBP	BLK	WP	HR	S	P	ERA	WHIP

Toronto Blue Jays @ Baltimore Orioles

Oriole Park at Camden Yards, Baltimore, MD

Mon Sep 24 2012, 7:35 PM - 10:49 PM EDT

Att. 31,015 - Clear - 65 F

livebaseballscorecards.com

Batter	1	2	3	4	5	6	7	8	9	AB	R	H	RBI	BB	SO	LOB
13 Brett Lawrie, R (1, 5) OBP: 0.319, SLG: 0.398	B FF 91 B FF 89 F FF 90 B SI 90 B FF 90 4-1 10 HR BB	1 SAFE F CH 83 F FF 91 F FF 90 1 SAFE F SL 78 1 SAFE F FF 89 B SI 90 1-3 S CH 83 K		B CH 84 F FF 90 X FF 90 1-1 G6-3 2-3		C FF 96 T SI 96 F SI 96 B CU 82 S SL 90 1-3 K		C SL 82 F SI 95 S SL 83 0-3 K		4	1	0	0	1	3	4
11 Rajai Davis, R (1, 7) OBP: 0.300, SLG: 0.365 28 Colby Rasmus, L (6, PH) OBP: 0.292, SLG: 0.403 (6, 8)	B FF 90 1 SAFE F FF 90 1 SAFE F SI 90 C FF 90 1-3 K	X CH 84 0-0 1-2 1B		C SL 76 B FF 91 X CH 85 1-1 F8		C SL 95 S SI 95 S CU 82 0-3 K		B SI 96 F SI 97 C SL 82 B CH 88 B SL 81 X SL 81 3-2 F9		3 2	0 0	1 0	0 0	0 0	1 1	2 2
10 Edwin Encarnación, R (1, 10) OBP: 0.385, SLG: 0.562	F FF 90 X FF 89 0-1 1-H HR	C CH 84 B FF 91 B FF 91 X SL 77 2-1 F9			C SL 78 X CH 84 0-1 G5-3		B FF 94 B SL 87 B SI 94 C FF 92 F SL 89 F SL 90 B SI 94 4-2 26 1B 5 1B 14 FC3-2 BB	B SL 82 C SI 96 C SI 95 B CH 90 B SL 82 X SI 97 3-2 1B		4	1	2	2	1	0	2
5 Yunel Escobar, R (1, 6) OBP: 0.298, SLG: 0.346	C SL 81 B SI 91 B CH 85 F SI 90 B SL 80 X SI 91 3-2 F9		B FF 89 C FF 89 F SL 77 F FF 90 B FF 90 X CH 83 2-2 F9		F SI 90 X FF 90 0-1 F8		X SI 94 0-0 14 FC3-2 26 1B 9 HR 1-2 1B	F SI 97 F SI 96 F SL 82 F SI 94 F SL 82 X SI 96 0-2 G6-3		5	1	1	0	0	0	1
68 Yan Gomes, R (1, 3) OBP: 0.242, SLG: 0.330 26 Adam Lind, L (7, PH) OBP: 0.297, SLG: 0.399 (7, 3)	B FF 93 X FF 91 1-0 F8		H FF 92 1-0 17 FC4-6 HBP		B SI 90 C CH 83 B CH 84 X FF 91 2-1 G5-3		F SI 94 D CH 89 X SL 87 1-1 14 FC3-2 9 HR 1-2 2-3 1B		C SI 87 S SL 78 F SI 88 C SL 78 0-3	2 2	0 1	0 1	0 0	0 1	0 0	0 0
14 Moisés Sierra, R (1, 9) OBP: 0.292, SLG: 0.414		C FF 90 B CH 84 X FF 91 1-1 17 2B 9 SF9 1B	C FF 91 F CH 85 S CH 85 0-3			B FF 90 X CH 84 1-0 HR	F FF 92 F SL 88 D CU 80 B CU 80 X SI 94 2-2 FC3-2 9 HR 1-2 2-3 3-Hf		B SI 88 S CH 80 S CH 82 S FF 88 1-3	5	3	2	1	0	2	4
17 Omar Vizquel, S (1, 4) OBP: 0.271, SLG: 0.288		C FF 90 B SL 78 1 SAFE X FF 90 1-1 9 SF9 8 1B 1-3 2B	B SL 76 S SI 90 T SI 90 D SI 91 X CH 84 2-2 FC4-6 1-2f			C SI 91 X SL 78 0-1 9 1B 1B	X SL 88 0-0 F6		X SI 89 0-0 G6-3	5	1	2	0	0	0	4
9 J.P. Arencibia, R (1, 2) OBP: 0.268, SLG: 0.435		B SI 89 S CH 82 D CH 83 X FF 90 2-1 SF9 2-3 3-H		B SL 76 X SI 89 1-0 13 G6-3 8 SH5-3 1B		1 SAFE F FF 90 S CH 84 B FF 90 X CH 84 1-2 1-3 1B	C SL 87 B CU 80 B SI 94 X SL 86 2-1 1-H 2-H 3-H HR			3	1	3	5	0	0	0
8 Anthony Gose, L (1, 8) OBP: 0.288, SLG: 0.309 (6, 7)		X FF 89 0-0 11 1B 3-H 1B		X SL 78 0-0 SH5-3 1-2		B FF 94 F FF 95 D CU 81 C SI 95 C CU 82 2-3	C FF 94 B CH 88 F FF 95 S CU 80 1-3			3	0	1	1	0	2	2
Inning Stats	R: 2 E: 0 K: 1 S: 10 H: 1 LOB: 0 BB: 1 P: 19	R: 2 E: 0 K: 1 S: 16 H: 4 LOB: 2 BB: 0 P: 23	R: 0 E: 0 K: 1 S: 10 H: 0 LOB: 1 BB: 0 P: 15	R: 0 E: 0 K: 0 S: 6 H: 1 LOB: 1 BB: 0 P: 9	R: 0 E: 0 K: 0 S: 6 H: 0 LOB: 0 BB: 0 P: 8	R: 1 E: 0 K: 3 S: 16 H: 3 LOB: 2 BB: 0 P: 21	R: 4 E: 0 K: 1 S: 15 H: 3 LOB: 0 BB: 1 P: 25	R: 0 E: 0 K: 1 S: 15 H: 1 LOB: 1 BB: 0 P: 21	R: 0 E: 0 K: 2 S: 8 H: 0 LOB: 0 BB: 0 P: 9	1B: 9 2B: 1 3B: 0 HR: 3 SF: 1 SAC: 1 DP: 0 HBP: 1						

AB	38
R	9
H	13
RBI	9
BB	2
SO	10
LOB	21

WP: 0 PB: 0 SB: 0 CS: 0 PA: 43

PITCHER		IP	WLS	BF	H	R	ER	SO	BB	IBB	HBP	BLK	WP	HR	S	P	ERA	WHIP
16 Wei-Yin Chen, L ERA: 4.11	(1, 1)	5.0	L	26	9	5	5	3	1	0	1	0	0	2	54	82	9.00	2.000
34 Jake Arrieta, R ERA: 6.18	(6, 1)	2.0		10	3	4	4	4	1	0	0	0	0	1	25	38	18.00	2.000
47 Pedro Strop, R ERA: 2.33	(8, 1)	1.0		4	1	0	0	1	0	0	0	0	0	0	15	21	0.00	1.000
58 Zach Phillips, L ERA: 6.0	(9, 1)	1.0		3	0	0	0	2	0	0	0	0	0	0	8	9	0.00	0.000

PITCHER	IP	WLS	BF	H	R	ER	SO	BB	IBB	HBP	BLK	WP	HR	S	P	ERA	WHIP

Batter	1	2	3	4	5	6	7	8	9	AB	R	H	RBI	BB	SO	LOB
9 Nate McLouth, L (1, 7) OBP: 0.319, SLG: 0.370	B FF 88 B FF 90 B SI 89 B FF 90 4-0 2 G4-3 BB	F FF 93 S CU 75 H CU 76 1-2 1-2 HBP			B FF 91 X FF 92 1-0 HR	C CU 75 D CU 76 B SI 92 F SI 91 D CU 79 B SI 92 4-2 2 1B 1-2 BB		B SI 92 B SI 92 B SI 92 C SI 92 C SI 92 X SI 92 3-2 ③ L5		2	1	1	1	2	0	0
2 J.J. Hardy, R (1, 6) OBP: 0.277, SLG: 0.385	D SI 90 ① C FF 90 ② B SI 90 B FF 90 C FF 91 1 SAFE F FF 90 1 SAFE X FF 91 3-2 G4-3 1-2f	F SI 91 ① D SI 91 F CH 82 D CU 77 X CU 78 2-2 ③ F8			C SI 91 C SI 92 B SI 91 S CU 78 1-3 ① K2-3	X FF 93 0-0 1-2 2-3 3-H 1B			B FF 90 C FF 91 F FF 92 X FF 91 1-2 19 1B 10 1B 12 G6-4-3 1B	5	1	2	1	0	1	4
10 Adam Jones, R (1, 8) OBP: 0.341, SLG: 0.519	C SI 91 B SI 91 X FF 93 1-1 ③ P4		C FF 91 S CU 76 D CH 83 B FF 93 F CU 76 X CH 83 2-2 ① G4-3		B CH 85 X SI 91 1-0 19 K2-3 2B	F CU 81 F FF 94 B FF 94 D CU 86 S CU 86 2-3 ① K			C FF 91 B FF 91 X FF 91 1-1 12 G6-4-3 19 1B 1-2 1B	5	0	2	0	0	1	3
19 Chris Davis, L (1, 10) OBP: 0.322, SLG: 0.465		X FF 89 0-0 ① G3	S SI 92 S SI 93 X SI 92 0-2 12 G6-4-3 1B		F FF 93 F FF 91 S CU 78 0-3 ② K2-3 2-3	X CH 87 0-0 ②③ F7-2 3-H			S FC 89 F FC 90 B FF 91 B FF 92 X CU 76 2-2 12 G6-4-3 1-2 2-3 1B	5	0	2	0	0	1	4
12 Mark Reynolds, R (1, 3) OBP: 0.344, SLG: 0.441		B SI 90 F CH 81 B CH 84 X SI 91 2-1 27 SH5-3 11 1B 13 1B 1B	D CH 83 C SI 92 F CH 82 D CU 76 D SI 93 X CH 81 3-2 ②③ G6-4-3 1-2f		D CU 77 C FF 93 C CU 77 B CU 77 B CU 75 B CU 76 4-2 13 BB BB		S FF 91 B CU 80 C CU 80 T FF 93 1-2 ① K	X FC 90 0-0 ①② G6-4-3 1-2f 2-3 3-H	4	1	1	0	1	1	3
13 Manny Machado, R (1, 5) OBP: 0.282, SLG: 0.411		X SI 91 0-0 27 SH5-3 11 1B 1-2 1B		X SI 91 0-0 ① G5-3	D CH 80 D CH 82 B FF 92 F FF 90 D CH 83 4-1 1-2 BB		C CU 80 X CU 82 0-1 ② P3		C FC 90 S CU 74 T FF 92 0-2 ③ K	4	1	1	0	1	1	1
27 Endy Chavez, L (1, 9) OBP: 0.238, SLG: 0.280		C FF 91 X SI 92 0-1 ② SH5-3 1-2 2-3		B FF 92 B SI 90 X FF 91 2-0 ② F7	B SI 90 X SI 90 1-0 ③ G1		C FF 93 B FF 94 C FF 93 S CU 84 1-3 ③ K			3	0	0	0	0	1	3
11 Robert Andino, R (1, 4) OBP: 0.287, SLG: 0.310		S CH 81 D CH 83 S CH 82 X CH 81 1-2 31 E 31 S 2-H 3-H 1B		B SI 88 C SI 90 B CH 83 X SI 90 2-1 E5		B SI 90 B FF 89 X FF 88 2-0 31 1B 2 1B 2B		B SI 91 B CH 82 C SI 92 B SI 91 X SI 92 3-1 ① G5-3		4	1	2	2	0	0	0
31 Taylor Teagarden, R (1, 2) OBP: 0.207, SLG: 0.315		1 SAFE B FF 91 X CH 81 1-0 E1 9 HBP 1-3		B CH 80 F CH 79 F SI 91 1 SAFE 1 SAFE D CU 78 B CH 83 F CH 82 F FF 92 3-3 ③ S FF 92 K		B FF 91 B FF 90 B FF 90 C FF 90 X FF 89 3-1 2 1B 9 BB 19 F7-2 2-3 1B		B SI 91 B SI 92 C SI 92 S SI 93 X SI 93 2-2 ② P3		4	0	1	0	0	1	2
Inning Stats	R: 0 E: 0 K: 0 S: 6 H: 0 LOB: 0 BB: 1 P: 14	R: 2 E: 1 K: 0 S: 15 H: 3 LOB: 3 BB: 0 P: 22	R: 0 E: 0 K: 0 S: 10 H: 1 LOB: 0 BB: 0 P: 15	R: 0 E: 1 K: 1 S: 9 H: 0 LOB: 1 BB: 0 P: 16	R: 1 E: 0 K: 2 S: 12 H: 2 LOB: 3 BB: 2 P: 24	R: 1 E: 0 K: 1 S: 10 H: 3 LOB: 2 BB: 1 P: 21	R: 0 E: 0 K: 2 S: 8 H: 0 LOB: 0 BB: 0 P: 10	R: 0 E: 0 K: 0 S: 8 H: 0 LOB: 0 BB: 0 P: 16	R: 1 E: 0 K: 1 S: 12 H: 3 LOB: 1 BB: 0 P: 16	1B: 9 2B: 3 3B: 0 HR: 1 SF: 0 SAC: 1 DP: 4 HBP: 1						

BOTTOM

Toronto Blue Jays @ Baltimore Orioles

Oriole Park at Camden Yards, Baltimore, MD

Mon Sep 24 2012, 7:35 PM - 10:49 PM EDT

Att. 31,015 - Clear - 65 F

livebaseballscorecards.com

AB	36
R	5
H	12
RBI	4
BB	4
SO	7
LOB	20

WP: 0 PA: 42
PB: 0
SB: 1
CS: 0

PITCHER		IP	WLS	BF	H	R	ER	SO	BB	IBB	HBP	BLK	WP	HR	S	P	ERA	WHIP
24 Ricky Romero, L ERA: 5.76	(1, 1)	5.0	W	28	8	4	4	3	4	0	1	0	0	1	57	105	7.20	2.400
49 Brad Lincoln, R ERA: 3.8	(6, 1)	2.0	H	6	1	0	0	3	0	0	0	0	0	0	13	17	0.00	0.500
62 Aaron Loup, L ERA: 2.89	(8, 1)	1.0		3	0	0	0	0	0	0	0	0	0	0	8	16	0.00	0.000
44 Casey Janssen, R ERA: 2.72	(9, 1)	1.0		5	3	1	1	1	0	0	0	0	0	0	12	16	9.00	3.000

PITCHER	IP	WLS	BF	H	R	ER	SO	BB	IBB	HBP	BLK	WP	HR	S	P	ERA	WHIP

Toronto Blue Jays @ Baltimore Orioles

Oriole Park at Camden Yards, Baltimore, MD

Tue Sep 25 2012, 7:10 PM - 9:54 PM EDT

Att. 30,205 - Clear - 72 F

livebaseballscorecards.com

Batter	1	2	3	4	5	6	7	8	9	AB	R	H	RBI	BB	SO	LOB
13 Brett Lawrie, R (1, 5) OBP: 0.318, SLG: 0.396	B FF 85 F SI 86 X SI 85 1-1 5 1B 68 1B 1B		B FF 87 C CU 72 B FF 88 X SI 87 2-1 ① G6-3		X CH 79 0-0 ② F8		F CH 79 X FF 86 0-1 ① F9		F FF 92 X CH 86 0-1 ① F9	5	1	1	0	0	0	4
28 Colby Rasmus, L (1, 8) OBP: 0.291, SLG: 0.401	1 SAFE B FF 84 C CU 73 X SI 85 1-1 ① P6		B CU 74 C CU 73 X SI 87 1-1 ② G4-3		C SI 86 S CU 76 F CU 75 B SI 87 B CU 75 X CU 76 2-2 ③ G3-1		C SI 86 B SI 85 X CU 75 1-1 10 1B 1-3 2-H 1B		B FF 93 B FF 93 B CH 85 X FF 92 3-0 ②③ G6-3 1-2f	5	0	1	1	0	0	3
10 Edwin Encarnación, R (1, 10) OBP: 0.385, SLG: 0.560	B CU 72 C FF 85 X CH 78 1-1 ② L6		X CH 80 0-0 ③ F9		B SI 87 B SI 86 S SI 86 X SI 85 2-1 ① L4		B FF 89 B SI 90 C SL 86 X SL 85 2-1 ② 1-3 3-H 1B			4	0	1	1	0	0	1
5 Yunel Escobar, R (1, 6) OBP: 0.299, SLG: 0.347	1 SAFE 1 SAFE C CU 71 B SI 86 B SI 87 X SI 87 2-1 11 1B 68 1B 1-2 1B			B FF 86 X SI 85 1-0 ① L9		C SI 88 F SI 87 B CU 73 F SI 88 X SI 87 1-2 11 FC4-6 68 1B 1B	B FF 90 X FF 91 1-0 ③ L8			4	0	2	0	0	0	1
68 Yan Gomes, R (1, 3) OBP: 0.252, SLG: 0.337	F FF 88 S FF 89 D CU 76 X FF 89 1-2 11 1B 1-2 2-H 1B			X FF 85 0-0 ② G5-3		B CH 80 X FF 89 1-0 11 FC4-6 1-2 1B		B SL 84 F SL 83 T FF 89 S FF 91 1-3 ① K		4	0	2	1	0	1	0
11 Rajai Davis, R (1, 9) OBP: 0.302, SLG: 0.366	C FF 88 B FF 88 B SI 87 F CH 79 F FF 89 D CU 75 X FF 90 3-2 ③ 1-2 2-3 1B			C FF 86 B SI 85 B SI 86 C FF 88 X SI 87 2-2 3 2B 1B		X FF 90 0-0 ② FC4-6 1-2f 2-3		B SL 86 F SI 91 C FF 90 S FF 90 1-3 ② K		4	1	2	0	0	1	2
3 Adeiny Hechavarría, R (1, 4) OBP: 0.283, SLG: 0.364		T FF 86 B SI 86 X SI 85 1-1 ① G1-3		B SI 85 B SI 86 C SI 85 1 SAFE B CH 79 S FF 86 X CH 79 3-2 1-H 2B		B SI 87 X SI 87 1-0 ③ F9		X SL 86 0-0 ③ F9		4	0	1	1	0	0	2
9 J.P. Arencibia, R (1, 2) OBP: 0.274, SLG: 0.437		B FF 86 S SI 86 F CH 86 X SI 86 1-2 8 G1-6-3 1B		S CH 79 S FF 89 S CU 75 0-3 ③ K			C CH 76 X SI 85 0-1 8 SH 28 1B 1B		B FF 95 C FF 94 B CU 74 S FF 93 B FF 94 F FF 95 F FF 95 B SL 86 4-2 8 1B BB	3	1	2	0	1	1	1
8 Anthony Gose, L (1, 7) OBP: 0.288, SLG: 0.310		B FF 87 B CU 73 F SI 85 X CU 76 2-1 ②③ G1-6-3 1-2f			B CU 71 B CU 72 C SI 84 C SI 86 C SI 87 2-3 ① K		X CH 82 0-0 SH 28 1B 10 1B 1-2		C FF 95 B FF 94 B FF 94 S CH 86 F CH 87 F FF 94 B SL 84 X CH 86 3-2 28 G6-3 1-2 1B	3	1	1	0	0	1	1

| Inning Stats | | |

BOTTOM

Toronto Blue Jays @ Baltimore Orioles

Oriole Park at Camden Yards, Baltimore, MD

Tue Sep 25 2012, 7:10 PM - 9:54 PM EDT

Att. 30,205 - Clear - 72 F

livebaseballscorecards.com

Batter	1	2	3	4	5	6	7	8	9	AB	R	H	RBI	BB	SO	LOB
9 Nate McLouth, L (1, 7) OBP: 0.315, SLG: 0.364	B FF 81 X FF 83 1-0 G2-3 ①		B SI 84 X CH 77 1-0 B1-3 ②			B CH 81 B CH 81 B SI 82 C FF 82 C SI 83 X SI 83 3-2 F8 ①		B SL 74 B SL 77 C FF 86 F FF 86 X FF 86 2-2 F7 ①		4	0	0	0	0	0	0
2 J.J. Hardy, R (1, 6) OBP: 0.279, SLG: 0.386	B FF 83 C SI 82 X SI 82 1-1 32 1B 1B		C FF 84 F FF 84 B SI 87 X CH 79 1-2 10 FC6-4 1B			B CH 79 C SI 84 B SI 83 B CH 78 C SI 86 X SI 82 3-2 F7 ②		C SI 88 B SI 87 S SL 73 B FF 86 F SL 74 X FF 87 2-2 G6-3 ②		4	0	2	0	0	0	0
10 Adam Jones, R (1, 8) OBP: 0.340, SLG: 0.517	X FF 82 0-0 P4 ②		C SI 84 B FF 85 S FF 83 B FF 84 X SI 86 2-2 FC6-4 ③ 1-2f			B CH 81 C SI 84 X FF 85 1-1 1B		C FF 86 B FF 87 B SL 74 S SL 74 B FF 87 S SL 73 3-3 K ③		4	0	1	0	0	1	2
32 Matt Wieters, S (1, 2) OBP: 0.333, SLG: 0.442	C FF 84 B SI 83 X CH 77 1-1 1-2 1B			C FF 82 S SI 83 B SI 83 X FF 86 1-2 12 G6-4-3 1B		D CH 86 C CH 84 F FF 94 B FF 96 X CH 87 2-2 G3 ③			C FF 92 X CH 87 0-1 G2-3 ①	4	0	2	0	0	0	1
12 Mark Reynolds, R (1, 3) OBP: 0.342, SLG: 0.436	B SI 84 S SI 83 B FF 84 X FF 83 2-1 G5-3 ③			X SI 83 0-0 G6-4-3 ①② 1-2f			B FF 93 F FF 93 X SL 89 1-1 P6 ①		B FF 93 X CU 76 1-0 E6 25 DI 13 BB	4	0	0	0	0	0	3
19 Chris Davis, L (1, 9) OBP: 0.321, SLG: 0.465		C FF 84 X FF 82 0-1 G6-3 ①		X FF 85 0-0 G4-3 ③			S CH 86 S FF 94 B CH 88 B FF 94 F CH 86 X CH 86 2-2 2B		X FC 90 0-0 P6 ②	4	0	1	0	0	0	1
13 Manny Machado, R (1, 5) OBP: 0.287, SLG: 0.406		C FF 82 X CH 78 0-1 G6-3 ②			B SI 82 S CH 76 X FF 83 1-1 G5-3 ①		S CH 87 S CH 87 D CH 89 B CH 85 B FF 94 F CH 87 B CH 86 4-2 BB		B FC 90 B FF 92 T FF 92 B FF 92 F FC 90 B SL 88 4-2 25 BB 1-2 BB	2	0	0	0	2	0	0
6 Steve Tolleson, R (1, 10) OBP: 0.227, SLG: 0.310 25 Jim Thome, L (7, PH) OBP: 0.350, SLG: 0.447 (8, 10) 71 L.J. Hoes, R (9, PR)		B FF 83 C SI 83 X CH 79 1-1 G6-3 ③		B FF 82 C SI 82 X CH 78 1-1 F8 ②			C FF 87 S CU 82 S CU 82 0-3 K ②		B FC 88 B FC 90 B FC 90 C FF 90 B FC 90 4-1 1-2 2-3 BB	2 1 0	0 0 0	0 0 0	0 1 0	0 1 0	0 1 0	0 2 0
11 Robert Andino, R (1, 4) OBP: 0.286, SLG: 0.308 3 Ryan Flaherty, L (7, PH) OBP: 0.269, SLG: 0.356 (8, 4)			C SI 83 B SI 83 S CH 76 X FF 85 1-2 G6-3 ①		B FF 83 X FF 83 1-0 P4 ③		X FC 88 0-0 G3 ③		X FF 91 0-0 F8 ③	2 2	0 0	0 0	0 0	0 0	0 0	0 5

Inning Stats	1	2	3	4	5	6	7	8	9
	R: 0 E: 0 K: 0 S: 8 H: 2 LOB: 2 BB: 0 P: 13	R: 0 E: 0 K: 0 S: 6 H: 0 LOB: 0 BB: 0 P: 7	R: 0 E: 0 K: 0 S: 10 H: 1 LOB: 1 BB: 0 P: 15	R: 0 K: 0 S: 5 H: 1 LOB: 0 BB: 0 P: 6	R: 0 E: 0 K: 0 S: 5 H: 0 LOB: 0 BB: 0 P: 8	R: 0 E: 0 K: 0 S: 11 H: 1 LOB: 1 BB: 0 P: 20	R: 0 E: 0 K: 1 S: 13 H: 1 LOB: 2 BB: 1 P: 20	R: 0 E: 0 K: 1 S: 10 H: 0 LOB: 0 BB: 0 P: 17	R: 0 E: 1 K: 0 S: 8 H: 0 LOB: 3 BB: 2 P: 17

AB	33
R	0
H	6
RBI	0
BB	3
SO	2
LOB	14

1B: 5 SF: 0
2B: 1 SAC: 0
3B: 0 DP: 1
HR: 0 HBP: 0

WP: 0 PA: 36
PB: 0
SB: 0
CS: 0

PITCHER		IP	WLS	BF	H	R	ER	SO	BB	IBB	HBP	BLK	WP	HR	S	P	ERA	WHIP
32 Aaron Laffey, L ERA: 4.52	(1, 1)	5.2	W	21	5	0	0	0	0	0	0	0	0	0	42	64	0.00	0.882
50 Steve Delabar, R ERA: 3.53	(6, 1)	0.2	H	4	1	0	0	0	1	0	0	0	0	0	12	21	0.00	3.000
27 Brett Cecil, L ERA: 5.37	(7, 1)	0.1	H	1	0	0	0	1	0	0	0	0	0	0	3	3	0.00	0.000
31 Brandon Lyon, R ERA: 3.28	(7, 1)	0.1	H	1	0	0	0	0	0	0	0	0	0	0	1	1	0.00	0.000
38 Darren Oliver, L ERA: 1.81	(8, 1)	1.0		3	0	0	0	1	0	0	0	0	0	0	10	17	0.00	0.000

PITCHER		IP	WLS	BF	H	R	ER	SO	BB	IBB	HBP	BLK	WP	HR	S	P	ERA	WHIP
44 Casey Janssen, R ERA: 2.67	(9, 1)	1.0		6	0	0	0	0	2	0	0	0	0	0	8	17	0.00	2.000

Toronto Blue Jays @ Baltimore Orioles

Oriole Park at Camden Yards, Baltimore, MD

Wed Sep 26 2012, 7:10 PM - 9:56 PM EDT

Att. 26,513 - Partly Cloudy - 81 F

TOP

livebaseballscorecards.com

Batter	1	2	3	4	5	6	7	8	9	AB	R	H	RBI	BB	SO	LOB
13 Brett Lawrie, R (1, 5) OBP: 0.315, SLG: 0.392	S FF 90 F FF 91 F CH 83 X FF 91 0-2 L4		F FF 91 S CH 82 B CH 82 F CH 81 F SI 92 F CH 81 F SI 91 X FF 91 1-2 P2		X CH 81 0-0 F7			C CU 79 C FF 91 B CH 85 F CH 86 S FF 93 1-3 K		4	0	0	0	0	1	2
28 Colby Rasmus, L (1, 8) OBP: 0.289, SLG: 0.399 18 Mike McCoy, R (8, PH) OBP: 0.232, SLG: 0.250 (8, 7)	C FF 92 B CH 83 C FF 91 B CH 84 X CH 82 2-2 F9		S FF 91 B FF 91 F FF 92 B FF 92 F CH 83 S FF 92 2-3 K		S CU 79 F CU 80 B FF 92 B FF 91 F CU 79 X CU 79 2-2 F9			X FF 91 0-0 G5-3		3 1	0 0	0 0	0 0	0 0	1 0	2 0
10 Edwin Encarnación, R (1, 10) OBP: 0.384, SLG: 0.563	C SL 87 B FF 91 F FF 91 B FF 92 X FF 92 2-2 HR			C CU 77 F SI 91 X SL 86 0-2 F7		C FF 91 X CH 84 0-1 F8			X FF 95 0-0 F9	4	1	1	1	0	0	0
5 Yunel Escobar, R (1, 6) OBP: 0.297, SLG: 0.345 3 Adeiny Hechavarría, R (9, PH) OBP: 0.289, SLG: 0.370	C FF 92 X SL 87 0-1 G6-3			F SL 87 X SI 92 0-1 G6-3		B FF 92 F FF 92 C FF 92 B FF 92 B SL 86 X SI 92 3-2 G6-3			C FF 96 F FF 97 X FC 84 0-2 26 1B	3 1	0 0	0 1	0 0	0 0	0 0	0 0
26 Adam Lind, L (1, 3) OBP: 0.303, SLG: 0.403		C FF 90 C FF 91 X FF 92 0-2 11 FC4-6 1B		F CU 77 B FF 92 X CH 83 1-1 11 FC6-4 1B		X CU 77 0-0 G4-3			F FF 96 X CU 81 0-1 14 G6-4-3 1-3 1B	4	0	3	0	0	0	0
11 Rajai Davis, R (1, 9) OBP: 0.300, SLG: 0.363 14 Moisés Sierra, R (9, PH) OBP: 0.290, SLG: 0.411		C FF 90 X SL 86 0-1 FC4-6 17 CS 1-2f		C SL 85 C FF 91 B SL 87 F SI 92 X SL 87 1-2 FC6-4 1-2f			C CU 77 B SL 87 X SI 92 1-1 G6-3		B FF 96 X FF 95 1-0 G6-4-3 1-2f	3 1	0 0	0 0	0 0	0 0	0 0	2 2
17 Omar Vizquel, S (1, 4) OBP: 0.266, SLG: 0.282		C SI 91 1 SAFE C CU 77 B FF 92 X FF 92 1-2 L7 1-2			C SI 91 B FF 91 X CU 79 1-1 L6		C CU 77 F FF 91 X FF 91 0-2 G4-3			3	0	0	0	0	0	1
9 J.P. Arencibia, R (1, 2) OBP: 0.277, SLG: 0.440			S SL 85 B SL 85 B FF 91 B SL 87 B FF 91 4-1 8 G3 BB		B FF 91 C CU 80 S FF 92 X SI 91 1-2 8 1B 2B		F FF 90 B SL 84 C CH 82 X SI 91 1-2 G5-3			2	1	1	0	1	0	0
8 Anthony Gose, L (1, 7) OBP: 0.289, SLG: 0.310 (8, 8)			B FF 91 B SI 90 F FF 91 X CU 78 2-1 G3 1-2		B CU 78 X CU 78 1-0 2-H 1B			B FC 91 F FF 91 F FF 92 F FF 92 F SL 84 B FF 93 S FF 92 2-3 K		3	0	1	1	0	1	1

	AB	32
	R	2
	H	7
	RBI	2
	BB	1
	SO	3
	LOB	10

Inning Stats																																		
	R: 1	E: 0	K: 0	S: 12	H: 1	LOB: 0	BB: 0	P: 16	R: 0	E: 0	K: 0	S: 8	H: 1	LOB: 0	BB: 0	P: 9	R: 0	E: 0	K: 1	S: 14	H: 0	LOB: 1	BB: 1	P: 23	R: 0	E: 0	K: 0	S: 11	H: 1	LOB: 1	BB: 0	P: 13
	R: 1	E: 0	K: 0	S: 11	H: 2	LOB: 1	BB: 0	P: 16	R: 0	E: 0	K: 0	S: 6	H: 0	LOB: 0	BB: 0	P: 9	R: 0	E: 0	K: 0	S: 8	H: 0	LOB: 0	BB: 0	P: 10	R: 0	E: 0	K: 2	S: 10	H: 0	LOB: 0	BB: 0	P: 13
	R: 0	E: 0	K: 0	S: 7	H: 2	LOB: 1	BB: 0	P: 8	1B: 5	2B: 1	3B: 0	HR: 1	SF: 0	SAC: 0	DP: 1	HBP: 0	WP: 0	PB: 0	SB: 0	CS: 1	PA: 33												

PITCHER		IP	WLS	BF	H	R	ER	SO	BB	IBB	HBP	BLK	WP	HR	S	P	ERA	WHIP
50 Miguel González, R ERA: 3.45	(1, 1)	7.0	W	26	5	2	2	1	1	0	0	0	0	1	70	96	2.57	0.857
17 Brian Matusz, L ERA: 4.93	(8, 1)	1.0		3	0	0	0	2	0	0	0	0	0	0	10	13	0.00	0.000
29 Tommy Hunter, R ERA: 5.54	(9, 1)	1.0		4	2	0	0	0	0	0	0	0	0	0	7	8	0.00	2.000

PITCHER	IP	WLS	BF	H	R	ER	SO	BB	IBB	HBP	BLK	WP	HR	S	P	ERA	WHIP

Batter	1	2	3	4	5	6	7	8	9	AB	R	H	RBI	BB	SO	LOB
9 Nate McLouth, L (1, 7) OBP: 0.317, SLG: 0.379 71 L.J. Hoes, R (8, PH) (9, 7)	C FF 87 C FF 89 B SL 82 B FF 91 F SL 82 X SI 91 2-2 HR		B CH 83 X CH 81 1-0 ③ G4-3		B FF 88 C FF 89 X FF 90 1-1 2 1B 19 HR 1B	B SI 91 F SI 89 X SL 81 1-1 ③ F8		C FF 94 B FF 93 S FF 94 X SL 84 1-2 ② G6-3		4 1	2 0	2 0	1 0	0 0	0 0	1 0
2 J.J. Hardy, R (1, 6) OBP: 0.282, SLG: 0.388 35 Omar Quintanilla, L (8, PH) OBP: 0.312, SLG: 0.361 (9, 6)	B FF 90 B FF 91 B FF 89 C FF 88 B FF 90 4-1 19 G6-3 BB			C FF 86 B FF 90 B SL 82 X CH 82 2-1 ① F8	1 SAFE X FF 86 0-0 19 HR 1-2 1B		B FF 91 X FF 91 1-0 19 HR 1B	C FF 93 C FF 94 S FF 94 0-3 ③ K		3 1	2 0	2 0	0 0	1 0	0 1	0 0
19 Chris Davis, L (1, 9) OBP: 0.323, SLG: 0.478 27 Endy Chavez, L (8, 9) OBP: 0.238, SLG: 0.280	S FF 89 D CH 84 X FF 89 1-1 ① ② G6-3 1-2f			F CH 83 B FF 90 F FF 90 B FF 91 S SL 83 2-3 ② K	F CH 81 C SL 82 X SL 82 0-2 1-H 2-H HR		F SL 86 S SL 86 D SL 86 F SL 85 B FF 93 F SL 85 B FF 93 X SL 87 3-2 1-H HR			4 0	2 0	2 0	5 0	0 0	1 0	1 0
10 Adam Jones, R (1, 8) OBP: 0.340, SLG: 0.517 70 Xavier Avery, L (9, 8) OBP: 0.305, SLG: 0.340	S SL 82 F SI 89 F CH 83 S FF 90 0-3 ③ K			X FF 89 0-0 32 WP 2B	B SI 89 F SI 89 B FF 89 S FC 88 S SI 90 2-3 ③ K		C SL 85 S FF 92 S SL 86 0-3 ① K			4 0	0 0	1 0	0 0	0 0	3 0	0 0
32 Matt Wieters, S (1, 2) OBP: 0.333, SLG: 0.439		C CH 77 C FF 88 F FF 89 B SL 82 S SL 83 1-3 ① K		B CU 72 F CH 81 S SI 90 B SL 82 S SL 83 2-3 ③ K2-3 2-3		B FF 92 B FF 91 F FF 90 C SL 81 B SL 83 B SL 81 4-2 12 HR BB	C FS 85 F FF 91 X FF 93 0-2 E5 25 G4-6-3			3 1	1 0	0 0	0 1	1 2	2 1	1 0
25 Jim Thome, L (1, 10) OBP: 0.347, SLG: 0.462		C FF 89 B CH 83 B FF 90 F CH 84 F FF 92 B SL 83 S SL 83 3-3 ② K			X CH 79 0-0 HR	S FF 90 C SL 80 B SL 81 S FF 91 1-3 ① K	D SI 93 S FS 85 X FF 92 1-1 ② ③ G4-6-3 1-2f			4 1	1 1	1 1	1 0	0 2	2 2	2 2
12 Mark Reynolds, R (1, 3) OBP: 0.341, SLG: 0.442		S FF 90 X FF 91 0-1 ③ F8			C SL 80 B FF 90 S CH 81 B SL 81 B FF 90 X SL 81 3-2 ① F9	X FF 92 0-0 1-H HR		B SL 82 S FF 94 B FF 94 B FF 94 X FF 94 3-1 E5 13 HR		4 2	1 2	2 0	1 0	2 0	0 0	0 0
3 Ryan Flaherty, L (1, 4) OBP: 0.270, SLG: 0.355 11 Robert Andino, R (7, 4) OBP: 0.285, SLG: 0.307			C CU 70 C CH 78 B SL 83 F SL 82 F FF 91 B SL 83 B SI 90 F CH 82 X FF 92 3-2 ① F7		B CH 80 F SL 80 B CH 80 F CH 80 S SL 83 2-3 ② K	B FF 92 B FF 91 C FF 91 B FF 91 F SL 82 X SI 91 3-2 1B		B FF 94 S FF 94 C FF 94 S SL 84 1-3 ① K		3 1	0 0	1 0	0 0	0 0	1 1	0 1
13 Manny Machado, R (1, 5) OBP: 0.291, SLG: 0.443			S SL 79 B FF 91 B CU 73 S CH 80 S FF 92 2-3 ② K		L CH 80 B FF 90 B CH 83 X SL 81 2-1 HR	C SL 81 S SL 80 F SL 80 F FF 91 F FF 91 D SL 81 X SL 82 1-2 ② F8		B FF 95 C FF 94 X SL 84 1-1 2-H HR		4 2	2 2	2 3	3 0	0 1	1 1	1 1
Inning Stats	R: 1 E: 0 K: 1 S: 11 H: 1 LOB: 0 BB: 1 P: 18	R: 0 E: 0 K: 2 S: 10 H: 0 LOB: 0 BB: 0 P: 14	R: 0 E: 0 K: 1 S: 10 H: 0 LOB: 0 BB: 0 P: 16	R: 0 E: 0 K: 2 S: 9 H: 1 LOB: 1 BB: 0 P: 15	R: 5 E: 0 K: 2 S: 18 H: 5 LOB: 0 BB: 0 P: 28	R: 2 E: 0 K: 1 S: 18 H: 2 LOB: 1 BB: 1 P: 28	R: 2 E: 1 K: 1 S: 14 H: 2 LOB: 0 BB: 0 P: 19	R: 2 E: 1 K: 2 S: 13 H: 1 LOB: 0 BB: 0 P: 19								

BOTTOM

Toronto Blue Jays @ Baltimore Orioles

Oriole Park at Camden Yards, Baltimore, MD

Wed Sep 26 2012, 7:10 PM - 9:56 PM EDT

Att. 26,513 - Partly Cloudy - 81 F

livebaseballscorecards.com

AB	36
R	12
H	12
RBI	12
BB	2
SO	12
LOB	7

PITCHER		IP	WLS	BF	H	R	ER	SO	BB	IBB	HBP	BLK	WP	HR	S	P	ERA	WHIP
33 Carlos Villanueva, R ERA: 4.16	(1, 1)	4.2	L	21	7	6	6	7	1	0	0	0	1	4	55	86	11.57	1.714
31 Brandon Lyon, R ERA: 3.26	(5, 1)	0.1		1	0	0	0	1	0	0	0	0	0	0	3	5	0.00	0.000
34 Joel Carreno, R ERA: 6.0	(6, 1)	1.0		6	2	2	2	1	1	0	0	0	0	1	18	28	18.00	3.000
58 Chad Beck, R ERA: 6.75	(7, 1)	1.0		5	2	2	2	1	0	0	0	0	0	1	14	19	18.00	2.000
39 David Carpenter, R ERA: 8.07	(8, 1)	1.0		5	1	2	1	2	0	0	0	0	0	1	13	19	9.00	1.000

PITCHER	IP	WLS	BF	H	R	ER	SO	BB	IBB	HBP	BLK	WP	HR	S	P	ERA	WHIP

Batter	1	2	3	4	5	6	7	8	9	AB	R	H	RBI	BB	SO	LOB
26 Scott Podsednik, L (1, 8) OBP: 0.325, SLG: 0.359	B FF 90 X FF 90 1-0 E4 23 SH1-3 15 SF8 1B		B FF 90 F FF 90 S CH 83 X FF 92 1-2 ② ③ G6-4-3 1-2f			C FF 90 C FF 89 B FF 88 X CH 82 1-2 ② P5			C SI 88 X SI 88 0-1 ② F9	3	1	1	0	0	0	1
62 Guillermo Quiroz, R (9, PH)										1	0	0	0	0	0	0
23 Pedro Ciriaco, R (1, 5) OBP: 0.305, SLG: 0.380	C FF 91 X FF 90 0-1 ① SH1-3 2-3			C FF 89 X SL 84 0-1 ① P3		F FF 92 X SL 84 0-1 ③ F8			S SI 89 S CH 84 X CH 85 0-2 E1	3	0	0	0	0	0	0
15 Dustin Pedroia, R (1, 4) OBP: 0.345, SLG: 0.449	C FC 92 X FF 92 0-1 ② SF8 3-H			C FC 91 T SL 82 F FF 90 F CH 81 F FF 93 D KC 77 D CH 82 B FF 93 B SL 86 4-2 22 S BB			B FC 90 C FF 91 C SL 85 X FF 92 1-2 ① F9		C SI 87 F SI 88 S SL 82 0-3 ③ K	1	0	0	1	1	0	0
56 Iván De Jesús Jr., R (8, 4) OBP: 0.273, SLG: 0.300										1	0	0	0	0	1	1
7 Cody Ross, R (1, 9) OBP: 0.331, SLG: 0.485	F FF 91 F SL 85 B FF 92 X KC 78 1-2 ③ G6-3			B FF 92 B FF 92 X FF 92 2-0 ② F8			B FF 93 F FF 93 C FF 92 X CH 83 1-2 ② G1-3			3	0	0	0	0	0	1
22 James Loney, L (1, 3) OBP: 0.295, SLG: 0.333		B FF 89 B FF 88 F FF 88 B FF 91 X FF 89 3-1 ① P5		C FF 92 B CH 82 F CH 83 B FF 92 X CH 83 2-2 ③ F7 1-2			B FF 91 C FF 92 B KC 80 F FF 91 X CH 83 2-2 ③ G6-3			3	0	0	0	0	0	1
39 Jarrod Saltalamacchia, S (8, 10) OBP: 0.289, SLG: 0.457		B FF 92 F FF 92 C KC 77 B FF 91 F CH 83 C FF 93 2-3 ② K			C FC 90 B KC 76 B CH 81 S FF 90 S FF 90 2-3 ① K			X FF 92 0-0 ① F7		3	0	0	0	0	2	0
20 Ryan Lavarnway, R (1, 2) OBP: 0.219, SLG: 0.261		C FF 92 X SL 85 0-1 ③ G5-3			F FF 90 B FF 90 F SL 84 B KC 77 F FC 93 X FC 92 2-2 ② G5-3			C FF 91 B SL 84 S FC 94 X FC 94 1-2 ② F9		3	0	0	0	0	0	0
29 Daniel Nava, S (1, 7) OBP: 0.357, SLG: 0.375			C FF 88 B CH 81 B FF 92 B FF 91 B FF 91 4-1 26 G6-4-3 BB		C FF 90 S KC 79 S KC 79 0-3 ③ K			C KC 77 X CH 83 0-1 ③ F8		2	0	0	0	1	1	0
10 Jose Iglesias, R (1, 6) OBP: 0.213, SLG: 0.185			C FC 90 S FF 92 B KC 76 X FF 93 1-2 ① F9			C FC 87 B SL 81 F FF 91 F KC 76 S CH 80 1-3 ① K			X SI 87 0-0 ① G6-3	3	0	0	0	0	1	1
Inning Stats	R: 1 E: 1 K: 0 S: 8 H: 1 LOB: 0 BB: 0 P: 10	R: 0 E: 0 K: 1 S: 8 H: 0 LOB: 0 BB: 0 P: 13	R: 0 E: 0 K: 0 S: 7 H: 0 LOB: 0 BB: 1 P: 13	R: 0 E: 0 K: 0 S: 11 H: 0 LOB: 1 BB: 1 P: 19	R: 0 E: 0 K: 2 S: 10 H: 0 LOB: 0 BB: 0 P: 14	R: 0 E: 0 K: 1 S: 9 H: 0 LOB: 0 BB: 0 P: 11	R: 0 E: 0 K: 0 S: 9 H: 0 LOB: 0 BB: 0 P: 13	R: 0 E: 0 K: 0 S: 6 H: 0 LOB: 0 BB: 0 P: 7	R: 0 E: 1 K: 1 S: 9 H: 0 LOB: 1 BB: 0 P: 9	1B: 1 2B: 0 3B: 0 HR: 0 SF: 1 SAC: 1 DP: 1 HBP: 0						

TOP

Boston Red Sox @ Baltimore Orioles

Oriole Park at Camden Yards, Baltimore, MD

Fri Sep 28 2012, 7:10 PM - 9:33 PM EDT

Att. 33,518 - Cloudy - 72 F

livebaseballscorecards.com

AB	26
R	1
H	1
RBI	1
BB	2
SO	5
LOB	5

PITCHER		IP	WLS	BF	H	R	ER	SO	BB	IBB	HBP	BLK	WP	HR	S	P	ERA	WHIP
30 Chris Tillman, R ERA: 2.78	(1, 1)	8.0	W	26	1	1	0	4	2	0	0	0	0	0	68	100	0.00	0.375
40 Troy Patton, L ERA: 2.45	(9, 1)	1.0		4	0	0	0	1	0	0	0	0	0	0	9	9	0.00	0.000

PITCHER	IP	WLS	BF	H	R	ER	SO	BB	IBB	HBP	BLK	WP	HR	S	P	ERA	WHIP

BOTTOM

Boston Red Sox @ Baltimore Orioles

Oriole Park at Camden Yards, Baltimore, MD

Fri Sep 28 2012, 7:10 PM - 9:33 PM EDT

Att. 33,518 - Cloudy - 72 F

livebaseballscorecards.com

Batter	1	2	3	4	5	6	7	8	9	AB	R	H	RBI	BB	SO	LOB
9 Nate McLouth, L (1, 7) OBP: 0.319, SLG: 0.377	X SI 87 / 0-0: 2 G6-3, 19 HR, 1B	B SI 88, B SI 90, F SI 87, B FF 89, F SI 88, D SI 90 / 4-2: 19 G6-3, 2 BB, BB		B FF 93, B FC 89, B FF 92, C FF 92, C CU 79, X CU 81 / 3-2 ②: G1-3	B CH 89, B CH 85, B FF 94, C FF 92, F FF 94, F SI 91, X SI 89 / 3-2 ③: P6			B CH 87, C FF 93, C SL 82, F SL 82, X FF 92 / 1-2 ②: F7		4	1	1	0	1	0	2
2 J.J. Hardy, R (1, 6) OBP: 0.282, SLG: 0.387	1 SAFE, B SI 87, X SI 86 / 1-0 ①: G6-3, 1-2	B SI 88, B SL 86, F SI 88, B SI 88, F SI 88, D FF 88 / 4-2: 19 G6-3, 1-2, BB		C FF 94, S CU 81, F FF 94, B FF 94, X CU 82 / 1-2: 1B		C FF 94, C KC 78, B FF 94, X CH 87 / 1-2 ①: G6-3		B SL 82, C FF 93, S SL 82, F FF 93, B FF 94, X FF 92 / 2-2 ③: F8		4	0	1	0	1	0	2
19 Chris Davis, L (1, 9) OBP: 0.322, SLG: 0.482	F SI 88, B FF 89, X CU 75 / 1-1: 2-H, HR	B SI 94, B SI 93, F CU 80, C FF 94, X FS 88 / 2-2 ①②: G6-3, 1-2f, 2-3		B CU 84, B CU 80, F FF 95, F FF 94, S CU 86 / 2-3 ③: K		X CH 87 / 0-0 ②: F7				4	1	1	2	0	1	3
10 Adam Jones, R (1, 8) OBP: 0.338, SLG: 0.513	B SI 88, X SI 90 / 1-0 ②: G4-3	B FF 94, X FF 94 / 1-0 ③: G5-3			F FF 92, S FS 89, X CU 85 / 0-2 ①: L7	C CH 87, B FF 94, S SL 84, B FF 94, S FF 94 / 2-3 ③: K				4	0	0	0	0	1	1
25 Jim Thome, L (1, 10) OBP: 0.357, SLG: 0.470	B SI 89, B SI 89, C SL 88, B FF 88, X SI 87 / 3-1: 13 1B, 12 BB, 3 HR, 1B	X FF 92 / 0-0: 12 BLK, E8, 1B			C CU 76, B FF 93, F FF 93, B CU 82, B FS 88, S FF 94 / 3-3 ②: K		B SI 89, B CH 88, X FF 92 / 2-0: 12 G6-3, 1B			4	1	3	0	0	1	0
12 Mark Reynolds, R (1, 3) OBP: 0.342, SLG: 0.443	B SI 87, B SI 89, B SI 88, B SI 90 / 4-0: 13 1B, 3 HR, 1-2, BB	X SI 94 / 0-0 ①: G5-3, 2-3			X CU 84 / 0-0: 13 2B, 2B		B CH 86, X FF 93 / 1-0 ①②: G6-3, 1-2f			3	2	1	0	1	0	2
13 Manny Machado, R (1, 5) OBP: 0.296, SLG: 0.449	B SI 91, C SI 87, D SI 87, B SI 90, X SI 90 / 3-1: 3 HR, 1-2, 2-3, 1B	C CU 83, F FF 93, S FC 91 / 0-3 ②: K			X CU 86 / 0-0: 3 2B, 2-H, 2B		F FF 94, F SL 84, S KC 78 / 0-3 ③: K			4	2	2	1	0	2	1
3 Ryan Flaherty, L (1, 4) OBP: 0.276, SLG: 0.387	B FF 90, B SI 90, C SI 90, X SI 90 / 2-1: 1-H, 2-H, 3-H, HR	S FF 94, B FF 94, B CU 83, X FF 94 / 2-1 ③: F8			C FF 93, B FS 88, B FS 88, X SI 92 / 2-1: 31 1B, 2-H, 2B			S FF 92, C CH 88, B SL 81, X FF 94 / 1-2 ①: F7		4	2	2	5	0	0	1
31 Taylor Teagarden, R (1, 2) OBP: 0.226, SLG: 0.316	B SI 89, F SI 89, C FF 88, X SL 84 / 1-2 ③: G6-3			C CH 86, S FF 93, B FF 94, S CU 81 / 1-3 ①: K	B CU 82, S FF 93, S FF 93, X FF 93 / 1-2: 2-H, 1B			B FF 93, B FF 91, B FF 91, B FF 91 / 4-0: BB		3	0	1	1	1	1	0
Inning Stats	R: 6 E: 0 K: 0 S: 14 / H: 5 LOB: 0 BB: 1 P: 30	R: 0 E: 0 K: 0 S: 8 / H: 0 LOB: 1 BB: 2 P: 19	R: 0 E: 1 K: 1 S: 7 / H: 1 LOB: 1 BB: 0 P: 9	R: 0 E: 0 K: 2 S: 13 / H: 1 LOB: 1 BB: 0 P: 20	R: 3 E: 0 K: 1 S: 17 / H: 4 LOB: 1 BB: 0 P: 26	R: 0 E: 0 K: 1 S: 7 / H: 0 LOB: 0 BB: 0 P: 10	R: 0 E: 0 K: 1 S: 5 / H: 1 LOB: 0 BB: 0 P: 8	R: 0 E: 0 K: 0 S: 11 / H: 0 LOB: 1 BB: 1 P: 19		1B: 7 2B: 3 3B: 0 HR: 2 / SF: 0 SAC: 0 DP: 2 HBP: 0				WP: 0 PB: 0 SB: 0 CS: 0 / PA: 38		

	AB	34
	R	9
	H	12
	RBI	9
	BB	4
	SO	6
	LOB	12

PITCHER		IP	WLS	BF	H	R	ER	SO	BB	IBB	HBP	BLK	WP	HR	S	P	ERA	WHIP
35 Aaron Cook, R ERA: 5.65	(1, 1)	1.0	L	11	5	6	6	0	3	0	0	0	0	2	18	42	54.00	8.000
91 Alfredo Aceves, R ERA: 5.4	(2, 1)	3.2		16	6	3	3	4	0	0	0	1	0	0	37	55	7.36	1.636
54 Pedro Beato, R ERA: 7.27	(5, 1)	2.1		7	1	0	0	2	0	0	0	0	0	0	16	25	0.00	0.429
51 Daniel Bard, R ERA: 6.22	(8, 1)	1.0		4	0	0	0	0	1	0	0	0	0	0	11	19	0.00	1.000

PITCHER	IP	WLS	BF	H	R	ER	SO	BB	IBB	HBP	BLK	WP	HR	S	P	ERA	WHIP

Boston Red Sox @ Baltimore Orioles

Oriole Park at Camden Yards, Baltimore, MD

Sat Sep 29 2012, 7:19 PM - 9:54 PM EDT

Att. 46,311 - Cloudy - 65 F

TOP

livebaseballscorecards.com

Batter	1	2	3	4	5	6	7	8	9	AB	R	H	RBI	BB	SO	LOB
2 Jacoby Ellsbury, L (1, 8) OBP: 0.320, SLG: 0.381	B FF 89 C FF 89 F CU 67 B FF 92 B CH 78 F CH 80 S FF 91 3-3 **K** ①		C FF 88 B FF 90 S FF 90 S FF 91 1-3 **K** ③			B FF 85 F FF 87 B FF 87 X FF 86 2-1 15 FC6 26 BB 7 SF **1B**		B CU 76 F FF 91 C FF 91 X SL 86 1-2 **G6-3** ①		4	1	1	0	0	2	0
26 Scott Podsednik, L (1, 7) OBP: 0.325, SLG: 0.355 29 Daniel Nava, S (8, PH) OBP: 0.356, SLG: 0.373 (8, 7)	C FF 90 B CU 68 X FF 90 1-1 **F8** ②			C FF 88 C CU 68 X FF 88 0-2 **F7** ①		B FF 87 B FF 86 1 SAFE B FF 86 C FF 86 C FF 86 B FF 87 4-2 15 FC6 **1-2** **BB**		B FF 92 C FF 92 F SL 87 X FF 93 1-2 **G5-3** ②		2 1	0 0	0 0	0 0	1 0	0 0	0 0
15 Dustin Pedroia, R (1, 4) OBP: 0.345, SLG: 0.447	C FF 91 F FF 90 X CU 70 0-2 **G5-3** ③			C FF 88 F CU 69 X CU 69 0-2 7 G5-4-3 **1B**		X CU 82 0-0 **FC6** 7 SF **1-2f** **2-3** ①		C SL 76 F SL 76 B SL 76 B SL 77 B FF 86 F SL 77 X SL 77 3-2 **L5** ③		4	0	1	0	0	0	2
7 Cody Ross, R (1, 9) OBP: 0.331, SLG: 0.484		B FF 89 X SL 78 1-0 39 CS **1B**		B FF 86 B CU 65 B CU 65 C FF 87 C CH 79 X CH 79 3-2 **G5-4-3** ② ③ **1-2f**		X FF 96 0-0 **SF** 50 G1-6-3 **1-2** **3-H**			B SI 94 C SI 93 C SI 94 B CU 80 B SI 95 S SI 95 3-3 **K** ①	3	0	1	1	0	1	1
50 Mauro Gomez, R (1, 3) OBP: 0.327, SLG: 0.427		C FF 88 C FF 89 B FF 89 S FF 89 1-3 **K** ①			C FF 87 B CU 68 B CU 67 F FF 89 B FF 90 F FF 90 F FF 91 B CH 78 4-2 39 HR **BB**	C FC 83 X FF 97 0-1 **G1-6-3** ② ③ **1-2f**			C SI 95 B SI 94 S SI 95 F SI 97 F CU 80 B SI 96 B CU 82 X SI 96 3-2 **L9** ②	3	1	0	0	1	1	3
39 Jarrod Saltalamacchia, S (1, 2) OBP: 0.291, SLG: 0.463		B FF 89 S CH 80 B CH 81 B FF 90 S CH 79 F FF 91 B FF 92 4-2 **1-2** **BB** ②			F FF 88 X FF 88 0-1 **1-H** **HR**		F FF 96 S FF 96 F FF 92 X FF 97 0-2 **P5** ①		F SI 93 B SI 94 X SI 94 1-1 **F7** ③	3	1	1	2	1	0	0
20 Ryan Lavarnway, R (1, 10) OBP: 0.215, SLG: 0.255		B FF 88 C CU 68 X FF 90 1-1 **P3** ③			C CU 66 F FF 89 B FF 90 B FF 89 B FF 87 X FF 89 3-2 **F9** ①		X FF 96 0-0 **F8** ②			3	0	0	0	0	0	1
23 Pedro Ciriaco, R (1, 5) OBP: 0.306, SLG: 0.380			C FF 87 B FF 89 X FF 89 1-1 **P4** ①		B CU 68 B FF 89 F FF 88 C FF 88 B CH 80 X FF 89 3-2 **G3** ②		X FF 97 0-0 **1B**			3	0	1	0	0	0	0
3 Mike Aviles, R (1, 6) OBP: 0.282, SLG: 0.381			C FF 89 X CU 68 0-1 **P4** ②		C CU 66 B CU 67 B FF 89 F FF 88 F FF 89 X FF 89 2-2 **P3** ③		1 SAFE 1 SAFE 1 SAFE B FF 96 B CU 82 S FF 96 X FF 95 2-1 **G4-3** ③			3	0	0	0	0	0	1

	AB	29
	R	3
	H	5
	RBI	3
	BB	3
	SO	4
	LOB	8

Inning Stats																																
1	R: 0	E: 0	K: 1	S: 9	H: 0	LOB: 0	BB: 0	P: 13																								
2	R: 0	E: 0	K: 1	S: 9	H: 1	LOB: 1	BB: 1	P: 16																								
3	R: 0	E: 0	K: 1	S: 7	H: 0	LOB: 0	BB: 0	P: 9																								
4	R: 0	E: 0	K: 0	S: 9	H: 1	LOB: 0	BB: 0	P: 12																								
5	R: 2	E: 0	K: 0	S: 16	H: 1	LOB: 0	BB: 1	P: 28																								
6	R: 1	E: 1	K: 0	S: 8	H: 1	LOB: 1	BB: 1	P: 14																								
7	R: 0	E: 0	K: 0	S: 8	H: 1	LOB: 1	BB: 0	P: 10																								
8	R: 0	E: 0	K: 0	S: 10	H: 0	LOB: 0	BB: 0	P: 15																								
9	R: 0	E: 0	K: 1	S: 10	H: 0	LOB: 0	BB: 0	P: 17																								
	1B: 4	2B: 0	3B: 0	HR: 1	SF: 1	SAC: 0	DP: 2	HBP: 0																								
	WP: 0	PB: 0	SB: 0	CS: 1	PA: 33																											

PITCHER		IP	WLS	BF	H	R	ER	SO	BB	IBB	HBP	BLK	WP	HR	S	P	ERA	WHIP
52 Steve Johnson, R ERA: 2.11	(1, 1)	5.0		20	4	3	3	3	3	0	0	0	0	1	54	88	5.40	1.400
29 Tommy Hunter, R ERA: 5.45	(6, 1)	2.0	W	7	1	0	0	0	0	0	0	0	0	0	12	14	0.00	0.500
17 Brian Matusz, L ERA: 4.9	(8, 1)	0.2	H	2	0	0	0	0	0	0	0	0	0	0	6	8	0.00	0.000
56 Darren O'Day, R ERA: 2.34	(8, 1)	0.1	H	1	0	0	0	0	0	0	0	0	0	0	4	7	0.00	0.000
43 Jim Johnson, R ERA: 2.57	(9, 1)	1.0	S	3	0	0	0	1	0	0	0	0	0	0	10	17	0.00	0.000

PITCHER	IP	WLS	BF	H	R	ER	SO	BB	IBB	HBP	BLK	WP	HR	S	P	ERA	WHIP

BOTTOM

Boston Red Sox @ Baltimore Orioles

Oriole Park at Camden Yards, Baltimore, MD

Sat Sep 29 2012, 7:19 PM - 9:54 PM EDT

Att. 46,311 - Cloudy - 65 F

livebaseballscorecards.com

Batter	1	2	3	4	5	6	7	8	9	AB	R	H	RBI	BB	SO	LOB
9 Nate McLouth, L (1, 7) OBP: 0.318, SLG: 0.378	B SI 91 F SI 92 X CU 74 1-1 G6-3 ①		C CU 76 F SI 93 B FF 95 B CU 77 F FF 94 S SI 94 2-3 K ②		X SI 93 0-0 G3-1 ② 2-3		B FF 92 1 SAFE F FF 92 C FF 93 B FF 93 X SI 92 2-2 1-3 2B			4	0	1	0	0	1	1
2 J.J. Hardy, R (1, 6) OBP: 0.281, SLG: 0.384	B FF 94 S SI 92 F SI 92 F FF 94 B CU 76 B SI 94 X FF 94 3-2 F9 ②		C CU 76 F SI 94 B CU 79 B CH 87 X FF 94 2-2 F8 ③		C CU 77 B FF 94 C FF 95 B SI 94 X CU 77 2-2 G1-3 ③		S FF 93 S CU 78 C CU 76 0-3 K ②			4	0	0	0	0	1	3
10 Adam Jones, R (1, 8) OBP: 0.336, SLG: 0.510	C SI 93 B FF 93 B SI 93 F CH 86 B SI 93 S FF 95 3-3 K ③			X CH 85 0-0 E6 19 HR		C FF 92 F CU 77 S FF 93 0-3 K ①	C CH 86 F CU 77 S CU 78 0-3 K ③			4	1	0	0	0	3	2
32 Matt Wieters, S (1, 2) OBP: 0.330, SLG: 0.436		C FF 93 X CH 86 0-1 G6-3 ①		C FF 92 F SI 92 1 SAFE S FF 94 0-3 K ①		S FF 92 C CU 78 S CU 76 0-3 K ②		S FF 94 X FO 89 0-1 G3 ①		4	0	0	0	0	2	1
19 Chris Davis, L (1, 9) OBP: 0.325, SLG: 0.489 27 Endy Chavez, L (9, 9) OBP: 0.238, SLG: 0.280		F SI 92 H SI 92 1-1 12 1B 12 S 13 1B HBP		1 SAFE B FF 93 X CU 77 1-0 1-H HR		C CH 86 X SI 93 0-1 12 FC6-4 1B		F FF 93 B FF 94 C FF 94 B FF 95 S FO 88 2-3 K ②		3 0	2 0	2 0	2 0	0 0	1 0	0 0
12 Mark Reynolds, R (1, 3) OBP: 0.342, SLG: 0.441		S SI 92 D CU 59 B CU 77 C CH 86 X CU 78 2-2 13 1B 1-3 1B		B CU 78 X CU 76 1-0 F8 ②		1 SAFE B FF 93 B FF 93 S CH 85 X CH 87 2-1 FC6-4 ③ 1-2f		C CU 77 S FF 96 B FF 90 X FO 89 1-2 G5-3 ③		4	0	1	0	0	0	1
13 Manny Machado, R (1, 5) OBP: 0.302, SLG: 0.470		F SI 93 X CH 87 0-1 1-3 3-H 1B ②		B FF 95 C FF 94 F FF 95 F FF 95 S CU 80 1-3 K ③			C CU 75 B FF 93 X FF 92 1-1 HR			3	1	2	2	0	1	0
51 Lew Ford, R (1, 10) OBP: 0.256, SLG: 0.352		1 SAFE B CU 76 B CU 76 B FF 94 C FF 93 F SI 93 F FF 95 F FF 95 F CH 85 3-2 X FF 84 P4 ③			B CU 75 B FF 93 X SI 92 2-0 9 G3-1 11 SH1-3 1B		B CU 76 B CU 72 B FF 92 B FF 92 4-0 9 2B BB			2	0	1	0	1	0	1
11 Robert Andino, R (1, 4) OBP: 0.284, SLG: 0.305			C FF 94 C FF 94 C CU 77 0-3 K ①		1 SAFE 1 SAFE X FF 93 0-0 SH1-3 ① 1-2		M CH 83 C FF 90 F CU 76 S CU 77 0-3 K ①			2	0	0	0	0	2	1
Inning Stats	R: 0 E: 0 K: 1 S: 9 H: 0 LOB: 0 BB: 0 P: 16	R: 1 E: 0 K: 0 S: 14 H: 2 LOB: 1 BB: 0 P: 20	R: 0 E: 0 K: 2 S: 10 H: 0 LOB: 0 BB: 0 P: 14	R: 2 E: 1 K: 2 S: 10 H: 1 LOB: 0 BB: 0 P: 13	R: 0 E: 0 K: 0 S: 6 H: 1 LOB: 1 BB: 0 P: 10	R: 0 E: 0 K: 2 S: 10 H: 1 LOB: 1 BB: 0 P: 12	R: 1 E: 0 K: 3 S: 15 H: 2 LOB: 2 BB: 1 P: 22	R: 0 E: 0 K: 1 S: 8 H: 0 LOB: 0 BB: 0 P: 11		1B: 4 2B: 1 3B: 0 HR: 2	SF: 0 SAC: 1 DP: 0 HBP: 1			WP: 0 PB: 0 SB: 1 CS: 0	PA: 33	

	AB	30
	R	4
	H	7
	RBI	4
	BB	1
	SO	11
	LOB	10

PITCHER		IP	WLS	BF	H	R	ER	SO	BB	IBB	HBP	BLK	WP	HR	S	P	ERA	WHIP
35 Felix Doubront, L ERA: 4.86	(1, 1)	7.0	L	30	7	4	3	10	1	0	1	0	0	2	74	107	3.86	1.143
36 Junichi Tazawa, R ERA: 1.5	(8, 1)	1.0		3	0	0	0	1	0	0	0	0	0	0	8	11	0.00	0.000

PITCHER	IP	WLS	BF	H	R	ER	SO	BB	IBB	HBP	BLK	WP	HR	S	P	ERA	WHIP

Batter	1	2	3	4	5	6	7	8	9	AB	R	H	RBI	BB	SO	LOB
2 Jacoby Ellsbury, L (1, 8) OBP: 0.316, SLG: 0.375	C FF 86 B CU 75 X SI 87 1-1 ① F9		C SI 87 B SI 89 S CU 79 B SI 89 X SI 89 2-2 ② G5-3 2-3		B CU 80 C SI 91 C SI 90 X SI 92 1-2 ③ G6-3			B CU 73 B SI 87 C SI 87 F SI 88 B CU 76 T SI 89 3-2 ① K		4	0	0	0	0	1	2
15 Dustin Pedroia, R (1, 4) OBP: 0.344, SLG: 0.446	X FF 86 0-0 ② F8		B SI 92 C SI 92 X CU 78 1-1 ③ G5-3			B FF 89 X SI 89 1-0 ① L8		B SI 78 C SI 86 S FF 86 X FF 86 1-2 7 CS 1B		4	0	1	0	0	0	1
7 Cody Ross, R (1, 9) OBP: 0.330, SLG: 0.488	C FF 87 S FF 88 B SI 88 F SI 90 B CU 77 X SI 90 2-2 ③ L5			B FF 87 X CH 78 1-0 HR		B FF 89 F SI 88 B FF 89 X SI 90 2-1 ② F8		C SL 78 B SL 79 B FF 86 F SL 77 B FF 85 C SL 77 3-3 ②③ K 1-2		4	1	1	1	0	1	1
50 Mauro Gomez, R (1, 3) OBP: 0.318, SLG: 0.414 26 Scott Podsednik, L (9, PH) OBP: 0.324, SLG: 0.354		C FF 87 F SI 87 X SI 87 0-2 ① F8		S FF 88 F SI 89 X CU 75 0-2 ① L5		B FF 91 F SI 90 B SI 90 X SI 91 2-1 ③ F9			B SI 94 X SI 94 1-0 ① L8	3 1	0 0	0 0	0 0	0 0	0 0	0 0
23 Danny Valencia, R (1, 5) OBP: 0.204, SLG: 0.307 22 James Loney, L (9, PH) OBP: 0.295, SLG: 0.332		X FF 87 0-0 ② F9		B FF 89 X SI 89 1-0 20 G5-4-3 1B			S CH 79 X FF 90 0-1 ① F7		B SI 95 B SI 95 C SI 93 X SI 95 2-1 ② G4-3	3 1	0 0	1 0	0 0	0 0	0 0	0 0
20 Ryan Lavarnway, R (1, 2) OBP: 0.222, SLG: 0.270		C FF 88 F SI 87 X FF 89 0-2 2B		C SI 87 X SI 88 0-1 ②③ G5-4-3 1-2f			F FF 90 B SI 88 X SI 89 1-1 29 HR 1B		X SI 96 0-0 ③ G6-3	4	1	2	0	0	0	1
29 Daniel Nava, S (1, 7) OBP: 0.355, SLG: 0.384		C FF 89 S SI 89 B SI 91 S SI 91 1-3 ③ K 2B			F FF 88 F FF 89 F CU 76 S CU 76 0-3 ① K		X SI 88 0-0 1-H HR			3	1	1	2	0	2	1
23 Pedro Ciriaco, R (1, 10) OBP: 0.310, SLG: 0.387			F FF 87 C SI 88 S CU 74 0-3 ① K		F FF 90 B SI 90 F SI 90 F SI 91 D CU 76 X SI 90 2-2 2B		X FF 90 0-0 10 CS 1B			3	0	2	0	0	1	0
10 Jose Iglesias, R (1, 6) OBP: 0.219, SLG: 0.211			B SI 88 X SI 89 1-0 2 G5-3 2B		C SI 89 B SI 88 F FF 91 C SI 92 1-3 ② K		1 SAFE B SI 88 D CH 79 C SI 89 1 SAFE B SI 90 C SI 90 X SI 93 3-2 ②③ G4-3 1-2			3	0	1	0	0	1	2
Inning Stats	R: 0 E: 0 K: 0 S: 7 H: 0 LOB: 0 BB: 0 P: 10	R: 0 E: 0 K: 1 S: 10 H: 1 LOB: 1 BB: 0 P: 11	R: 0 E: 0 K: 1 S: 9 H: 1 LOB: 1 BB: 0 P: 13	R: 1 E: 0 K: 0 S: 7 H: 2 LOB: 0 BB: 0 P: 9	R: 0 E: 0 K: 2 S: 14 H: 1 LOB: 1 BB: 0 P: 18	R: 0 E: 0 K: 0 S: 5 H: 0 LOB: 0 BB: 0 P: 10	R: 2 E: 0 K: 0 S: 9 H: 3 LOB: 0 BB: 0 P: 13	R: 0 E: 0 K: 2 S: 9 H: 1 LOB: 0 BB: 0 P: 16	R: 0 E: 0 K: 0 S: 4 H: 0 LOB: 0 BB: 0 P: 7	1B: 4 2B: 3 3B: 0 HR: 2	SF: 0 SAC: 0 DP: 1 HBP: 0					

PITCHER		IP	WLS	BF	H	R	ER	SO	BB	IBB	HBP	BLK	WP	HR	S	P	ERA	WHIP
48 Joe Saunders, L ERA: 4.07	(1, 1)	7.1	W	28	8	3	3	5	0	0	0	0	0	2	64	90	3.68	1.091
56 Darren O'Day, R ERA: 2.32	(8, 1)	0.2	H	2	1	0	0	1	0	0	0	0	0	0	6	10	0.00	1.500
43 Jim Johnson, R ERA: 2.53	(9, 1)	1.0	S	3	0	0	0	0	0	0	0	0	0	0	4	7	0.00	0.000

PITCHER	IP	WLS	BF	H	R	ER	SO	BB	IBB	HBP	BLK	WP	HR	S	P	ERA	WHIP

TOP

Boston Red Sox @ Baltimore Orioles

Oriole Park at Camden Yards, Baltimore, MD

Sun Sep 30 2012, 1:39 PM - 3:57 PM EDT
Att. 41,257 - Partly Cloudy - 66 F

livebaseballscorecards.com

AB	33
R	3
H	9
RBI	3
BB	0
SO	6
LOB	8

BOTTOM

Boston Red Sox @ Baltimore Orioles

Oriole Park at Camden Yards, Baltimore, MD

Sun Sep 30 2012, 1:39 PM - 3:57 PM EDT

Att. 41,257 - Partly Cloudy - 66 F

livebaseballscorecards.com

Batter	1	2	3	4	5	6	7	8	9	AB	R	H	RBI	BB	SO	LOB
9 Nate McLouth, L (1, 7) OBP: 0.320, SLG: 0.392	B FF 86 B FF 87 F FF 87 X FF 89 2-1 HR	B CH 83 B FF 91 X FF 88 2-0 ③ G4-3		C FF 88 B SL 86 T CH 81 S SL 86 1-3 ② K			X FF 93 0-0 2 SH1-3 2 S 1B			4	1	2	1	0	1	0
2 J.J. Hardy, R (1, 6) OBP: 0.282, SLG: 0.390	F FF 90 X SL 83 0-1 19 1B 32 G4-6-3 1B		B SL 84 B FF 90 B SI 88 C FF 89 F CH 82 X FF 89 3-2 HR	B SI 90 C SL 85 B CH 82 B SL 85 X SI 88 3-1 ③ G6-3			1 SAFE 1 SAFE 1 SAFE B SI 92 X SL 83 1-0 ① SH1-3 1-3			3	2	2	1	0	0	0
19 Chris Davis, L (1, 9) OBP: 0.328, SLG: 0.496 27 Endy Chavez, L (7, PR) OBP: 0.238, SLG: 0.280 (8, 9)	B SL 83 D CH 86 X CH 81 2-0 32 G4-6-3 10 HBP 25 1B 1-3 1B		S SL 86 F SL 85 B FF 89 B FF 90 X CH 82 2-2 ① G3-1		F SL 85 B FF 89 B CH 82 X CH 80 2-1 HR		I IN 57 I IN 56 I IN 56 I IN 53 4-0 10 G6-4-3 IBB			3 0	2 0	2 0	1 0	1 0	0 0	0 0
10 Adam Jones, R (1, 8) OBP: 0.337, SLG: 0.509	F SL 83 H FF 88 1-1 32 G4-6-3 1-2 HBP		X SL 84 0-0 32 S 25 1B 1B		S SL 85 X SL 85 0-1 ① F8		D SL 84 B SI 94 X FF 95 2-0 ②③ G6-4-3 1-2f			3	1	1	0	0	0	2
32 Matt Wieters, S (1, 2) OBP: 0.330, SLG: 0.433	X CH 80 0-0 ①② G4-6-3 1-2f 2-3 3-H		1 SAFE B SL 86 F SL 85 S CH 83 C FF 90 1-3 ② K 1-2		B FF 88 C CH 80 S FF 88 X SL 85 1-2 ② G6-3			B CH 83 B FF 92 B FF 91 B FF 92 4-0 12 G4-6-3 BB		3	0	0	0	1	1	3
25 Jim Thome, L (1, 10) OBP: 0.360, SLG: 0.471	C SL 83 X FF 88 0-1 3-H 1B		F CH 84 X SL 86 0-1 12 BB 2-H 1B		B SL 85 C SI 87 B FF 87 S CH 81 C SL 85 2-3 ③ K			C SI 92 B CH 85 B CH 84 F SL 85 C FF 93 2-3 ① K		4	0	2	2	0	2	1
12 Mark Reynolds, R (1, 3) OBP: 0.341, SLG: 0.438	X SL 84 0-0 ③ F7		B FF 89 F SL 84 D SL 86 D CH 81 B CH 81 4-1 1-2 BB			X SL 84 0-0 ① F8		C SI 93 B CU 75 B CH 87 X SI 94 2-1 ②③ G4-6-3 1-2f		3	0	0	0	1	0	2
3 Ryan Flaherty, L (1, 4) OBP: 0.271, SLG: 0.379 11 Robert Andino, R (7, 4) OBP: 0.284, SLG: 0.305		C SL 84 B SL 85 C FF 90 F SL 84 F CH 84 B FF 90 F SL 83 F FF 91 X CH 82 2-2 ① G3-1	C SL 86 S SL 86 C SL 86 0-3 ③ K			C FF 89 B CH 80 S CH 79 S SL 85 1-3 ② K			3 0	0 0	0 0	0 0	0 0	2 0	2 0
13 Manny Machado, R (1, 5) OBP: 0.297, SLG: 0.462		F SL 85 B CH 83 X CH 82 1-1 ② G1-3		X SI 89 0-0 ① P2		B SL 85 X SL 84 1-0 ③ F7				3	0	0	0	0	0	0
Inning Stats	R: 3 E: 0 K: 0 S: 10 H: 4 LOB: 1 BB: 0 P: 15	R: 0 E: 0 K: 0 S: 10 H: 0 LOB: 0 BB: 0 P: 15	R: 2 E: 0 K: 2 S: 16 H: 3 LOB: 2 BB: 1 P: 26	R: 0 E: 0 K: 1 S: 6 H: 0 LOB: 0 BB: 0 P: 10	R: 1 E: 0 K: 1 S: 10 H: 1 LOB: 0 BB: 0 P: 15	R: 0 E: 0 K: 1 S: 5 H: 0 LOB: 0 BB: 0 P: 7	R: 0 E: 0 K: 0 S: 3 H: 1 LOB: 2 BB: 1 P: 10	R: 0 E: 0 K: 1 S: 5 H: 0 LOB: 0 BB: 1 P: 13		1B: 6 2B: 0 3B: 0 HR: 3 SF: 0 SAC: 1 DP: 3 HBP: 1				WP: 0 PB: 0 SB: 2 CS: 0 PA: 34		

	AB	29
	R	6
	H	9
	RBI	5
	BB	3
	SO	6
	LOB	10

PITCHER		IP	WLS	BF	H	R	ER	SO	BB	IBB	HBP	BLK	WP	HR	S	P	ERA	WHIP
47 Zach Stewart, R ERA: 8.58	(1, 1)	2.2	L	15	7	5	5	1	0	0	1	0	0	2	32	48	16.88	2.625
59 Clayton Mortensen, R ERA: 2.93	(3, 1)	3.1		12	1	1	1	4	1	0	0	0	0	1	25	40	2.70	0.600
Chris Carpenter, R ERA: 1.59	(7, 1)	1.0		4	1	0	0	0	0	1	0	0	0	0	3	10	0.00	1.000
44 Vicente Padilla, R ERA: 4.59	(8, 1)	1.0		3	0	0	0	1	1	0	0	0	0	0	5	13	0.00	1.000

PITCHER	IP	WLS	BF	H	R	ER	SO	BB	IBB	HBP	BLK	WP	HR	S	P	ERA	WHIP

Baltimore Orioles @ Tampa Bay Rays

Tropicana Field, St. Petersburg, FL

Mon Oct 01 2012, 7:12 PM - 10:00 PM EDT

Att. 13,666 - Dome - 72 F

TOP

livebaseballscorecards.com

Batter	1	2	3	4	5	6	7	8	9	AB	R	H	RBI	BB	SO	LOB
9 Nate McLouth, L (1, 7) OBP: 0.319, SLG: 0.388	C SI 91 F FF 93 F CH 87 X CH 87 0-2 G3			X CH 84 0-0 G4-3		B KC 80 C FF 91 B CH 88 B CH 86 B SI 92 4-1 2 S BB		F SI 97 B FF 96 B SI 96 F FF 95 B SI 97 X SI 97 3-2 G4-3		3	0	0	0	1	0	0
2 J.J. Hardy, R (1, 6) OBP: 0.284, SLG: 0.391	C SI 92 X FF 93 0-1 F9			C KC 79 X CH 86 0-1 10 FC4 1B		B CH 87 B FF 91 C SI 91 F FF 92 X KC 81 2-2 G6-3 1-2			C SI 88 F SI 93 F FF 95 F FF 94 X SL 87 0-2 E5 19 HR 1B	4	1	2	0	0	0	1
19 Chris Davis, L (1, 9) OBP: 0.328, SLG: 0.500	B FF 92 C SI 92 S CH 87 X SI 88 1-2 G6-3			B SI 90 F CH 85 D KC 78 F CH 85 B FF 91 F CH 86 S FF 92 3-3 K		S CH 84 F FF 92 F KC 82 B CH 85 C SI 92 1-3 K			X FC 90 0-0 2-H HR	4	1	1	2	0	2	2
10 Adam Jones, R (1, 8) OBP: 0.336, SLG: 0.508		S CH 85 C FF 92 C SI 92 0-3 K		D CH 87 1 SAFE S CH 85 X FF 92 1-1 FC4 1-2f			M KC 80 X CH 85 0-1 G5-3		B SI 96 X SI 95 1-0 32 1B 1B	4	0	1	0	0	1	1
32 Matt Wieters, S (1, 2) OBP: 0.331, SLG: 0.439 70 Xavier Avery, L (9, PR) OBP: 0.305, SLG: 0.340		S FF 92 S KC 81 B FF 93 S CH 87 1-3 K			B KC 79 C SI 91 C SI 92 B CH 86 F FF 89 X FF 88 2-2 F8		C KC 79 X SI 91 0-1 HR		C SI 96 B SI 98 F CH 84 X SI 97 1-2 1-2 1B	4 0	1 0	2 0	1 0	0 0	1 0	0 0
25 Jim Thome, L (1, 10) OBP: 0.358, SLG: 0.462		C SI 92 X CH 88 0-1 G5-3			B KC 81 C FF 92 S KC 81 B FF 92 B CH 87 B SI 88 4-2 BB		C SI 91 B SI 88 S KC 81 B SI 92 C SI 92 2-3 K		C CH 83 S CH 85 B CH 84 S CH 84 1-3 K	3	0	0	0	1	2	2
12 Mark Reynolds, R (1, 3) OBP: 0.338, SLG: 0.435			X KC 80 0-0 F7		F CH 86 C SI 92 S KC 81 0-3 K		B SI 92 X KC 80 1-0 G5-3		C SI 99 F SI 97 B FF 100 S CH 86 1-3 K	4	0	0	0	0	2	3
3 Ryan Flaherty, L (1, 4) OBP: 0.268, SLG: 0.374 11 Robert Andino, R (8, PH) OBP: 0.283, SLG: 0.305 (8, 4) 27 Endy Chavez, L (9, PH) OBP: 0.236, SLG: 0.278			C KC 79 F CH 86 C SI 92 0-3 K		C KC 80 X SI 91 0-1 G4-3			C SI 96 B SL 88 F SI 97 F SI 96 B FF 96 X FF 97 2-2 F8	C CH 85 B CH 87 S CH 84 X CH 85 1-2 G1-3	2 1 1	0 0 0	0 0 0	0 0 0	0 0 0	1 0 0	1 0 2
13 Manny Machado, R (1, 5) OBP: 0.292, SLG: 0.455			B KC 80 B CH 87 C SI 92 X FF 93 2-1 G6-3			C SI 90 F KC 81 B FF 92 B FF 88 X CH 86 2-2 L5		F SL 89 B SL 89 S FF 96 S SI 97 1-3 K		3	0	0	0	0	1	0

	AB	33
	R	3
	H	6
	RBI	3
	BB	2
	SO	10
	LOB	12

Inning Stats	1	2	3	4	5	6	7	8	9
	R: 0 E: 0 K: 0 S: 9	R: 0 E: 0 K: 2 S: 8	R: 0 E: 0 K: 1 S: 6	R: 0 E: 0 K: 1 S: 9	R: 0 E: 0 K: 1 S: 11	R: 0 E: 0 K: 1 S: 11	R: 1 E: 0 K: 1 S: 8	R: 0 E: 0 K: 1 S: 10	R: 2 E: 1 K: 2 S: 19
	H: 0 LOB: 0 BB: 0 P: 10	H: 0 LOB: 0 BB: 0 P: 9	H: 0 LOB: 0 BB: 0 P: 8	H: 1 LOB: 1 BB: 0 P: 13	H: 0 LOB: 1 BB: 1 P: 17	H: 0 LOB: 1 BB: 1 P: 20	H: 1 LOB: 0 BB: 0 P: 11	H: 0 LOB: 0 BB: 0 P: 16	H: 4 LOB: 2 BB: 0 P: 24

	1B: 4	SF: 0	WP: 0	PA: 35
	2B: 0	SAC: 0	PB: 0	
	3B: 0	DP: 0	SB: 1	
	HR: 2	HBP: 0	CS: 0	

PITCHER	IP	WLS	BF	H	R	ER	SO	BB	IBB	HBP	BLK	WP	HR	S	P	ERA	WHIP
53 Alex Cobb, R (1, 1) ERA: 4.03	7.0	W	25	2	1	1	7	2	0	0	0	0	1	62	88	1.29	0.571
57 Jake McGee, L (8, 1) ERA: 1.99	1.0	H	3	0	0	0	1	0	0	0	0	0	0	10	16	0.00	0.000
43 Kyle Farnsworth, R (9, 1) ERA: 4.0	0.0		2	2	2	2	0	0	0	0	0	0	1	6	6	∞	∞
56 Fernando Rodney, R (9, 1) ERA: 0.61	1.0	S	5	2	0	0	2	0	0	0	0	0	0	13	18	0.00	2.000

PITCHER	IP	WLS	BF	H	R	ER	SO	BB	IBB	HBP	BLK	WP	HR	S	P	ERA	WHIP

BOTTOM

Baltimore Orioles @ Tampa Bay Rays

Tropicana Field, St. Petersburg, FL

Mon Oct 01 2012, 7:12 PM - 10:00 PM EDT

Att. 13,666 - Dome - 72 F

livebaseballscorecards.com

Batter	1	2	3	4	5	6	7	8	9	AB	R	H	RBI	BB	SO	LOB
8 Desmond Jennings, R (1, 7) OBP: 0.316, SLG: 0.391	S FF 93 C FF 93 F FF 94 X CU 76 0-2 ① G6-3		C FF 92 L FF 94 B FF 92 F FF 92 X FF 92 1-2 ① P6			C CU 74 C SL 84 X FF 94 0-2 ① F8	C FF 91 B FF 92 S FF 92 F FF 91 B SL 84 X SL 85 2-2 ③ G6-3			4	0	0	0	0	0	3
2 B.J. Upton, R (1, 8) OBP: 0.299, SLG: 0.458	T FF 93 X FF 94 0-1 ② P4		S SL 82 X FF 93 0-1 ②③ G6-4-3 1-2f			X CH 85 0-0 ② P3		B SL 83 X FF 97 1-0 18 G1-3 23 FC3-6 2B		4	1	1	0	0	0	1
18 Ben Zobrist, S (1, 6) OBP: 0.378, SLG: 0.477	F FF 94 X FF 93 0-1 3 BB 1B			B CH 85 B FF 92 C FF 93 B CH 84 X FF 93 3-1 HR		B FF 93 B SL 82 B FF 94 C FF 94 X CH 86 3-1 ③ L9		X SI 97 0-0 ① G1-3 2-3		4	1	2	1	0	0	1
3 Evan Longoria, R (1, 5) OBP: 0.365, SLG: 0.494	B CH 82 F SI 93 D SI 94 F FF 94 B SL 79 B SL 80 4-2 1-2 BB			F FF 93 B FF 93 T CH 86 B SI 92 F SI 93 X FF 92 2-2 ① L9			B CU 75 C CH 85 X CH 87 1-1 E5 7 1B 13 SF7	C SI 97 D SI 98 F SI 96 F SL 83 F SI 97 D CH 90 B SL 83 F SI 97 F SL 84 4-2 B SL 83 23 FC3-6 BB		2	1	0	0	2	0	0
7 Jeff Keppinger, R (1, 3) OBP: 0.370, SLG: 0.444 24 Rich Thompson, L (7, PR) OBP: 0.167, SLG: 0.091 23 Carlos Pena, L (8, 3) OBP: 0.332, SLG: 0.357	C CU 74 B CU 76 B FF 92 C SL 76 X FF 93 2-2 ③ F7			C CU 75 X CH 86 0-1 ② G6-3			C SI 94 F FF 93 X FF 93 0-2 5 1B 16 2B 1-3 1B	B SI 90 X SL 82 1-0 ② FC3-6 13 BB 1-2f 3-H		3 0 1	0 1 0	1 0 0	0 0 1	0 0 0	0 0 1	2 0 1
13 Ben Francisco, R (1, 10) OBP: 0.286, SLG: 0.387		B CU 74 B SI 93 X FF 92 2-0 ① F9		B CU 74 F FF 93 B FF 93 C FF 92 F FF 92 S FF 92 2-3 ③ K			B CH 84 1 SAFE B SI 92 F SI 93 X FF 92 2-1 ① SF7 3-H	B SI 90 B SI 89 C SL 81 B CH 83 B SI 89 4-1 1-2 BB		2	0	0	1	1	1	0
5 Sam Fuld, L (1, 9) OBP: 0.330, SLG: 0.340		B FF 92 B SL 82 C FF 91 C SL 80 B FF 92 C FF 93 3-3 ② K			C CH 82 F SL 82 B FF 93 S FF 93 1-3 ① K		1 SAFE F SI 92 S SI 93 1 SAFE 1 SAFE F SI 93 X SI 93 0-2 16 2B 1-3 1B	C SL 83 S SL 78 F CU 78 F SI 89 X SL 78 0-2 ③ G3		4	1	1	0	0	2	2
19 Ryan Roberts, R (1, 4) OBP: 0.298, SLG: 0.356		C CU 74 S FF 93 C SL 81 0-3 ③ K			F FF 92 F FF 93 X SL 77 0-2 ② G1-3		X SI 93 0-0 ② P6			3	0	0	0	0	1	2
16 Chris Gimenez, R (1, 2) OBP: 0.311, SLG: 0.326 28 José Molina, R (8, 2) OBP: 0.286, SLG: 0.355			C SI 93 S FF 93 B FF 94 B FF 93 F FF 92 X SL 83 2-2 2 G6-4-3 1B		C FF 92 B FF 93 C FF 93 X FF 92 1-2 ③ P3		B SI 93 S FF 93 X FF 94 1-1 1-H 3-H 2B			3 0	0 0	2 0	2 0	0 0	0 0	0 0
Inning Stats	R: 0 E: 0 K: 0 S: 13 H: 1 LOB: 2 BB: 1 P: 19	R: 0 E: 0 K: 2 S: 7 H: 0 LOB: 0 BB: 0 P: 12	R: 0 E: 0 K: 0 S: 10 H: 1 LOB: 0 BB: 0 P: 13	R: 1 E: 0 K: 1 S: 12 H: 1 LOB: 0 BB: 0 P: 19	R: 0 E: 0 K: 1 S: 9 H: 0 LOB: 0 BB: 0 P: 11	R: 0 E: 0 K: 0 S: 6 H: 0 LOB: 0 BB: 0 P: 9	R: 3 E: 1 K: 0 S: 18 H: 3 LOB: 2 BB: 0 P: 24	R: 1 E: 0 K: 0 S: 15 H: 1 LOB: 2 BB: 2 P: 25		1B: 4 2B: 2 3B: 0 HR: 1 SF: 1 SAC: 0 DP: 1 HBP: 0				WP: 0 PB: 0 SB: 0 CS: 0 PA: 34		

	AB	30
	R	5
	H	7
	RBI	5
	BB	3
	SO	4
	LOB	12

PITCHER		IP	WLS	BF	H	R	ER	SO	BB	IBB	HBP	BLK	WP	HR	S	P	ERA	WHIP
16 Wei-Yin Chen, L ERA: 4.02	(1, 1)	6.2	L	27	6	4	1	4	1	0	0	0	0	1	71	101	1.35	1.050
38 Luis Ayala, R ERA: 2.66	(7, 1)	0.1		1	0	0	0	0	0	0	0	0	0	0	4	6	0.00	0.000
47 Pedro Strop, R ERA: 2.45	(8, 1)	0.1		3	1	1	1	0	1	0	0	0	0	0	8	13	27.00	6.000
40 Troy Patton, L ERA: 2.43	(8, 1)	0.2		3	0	0	0	0	1	0	0	0	0	0	7	12	0.00	1.500

PITCHER	IP	WLS	BF	H	R	ER	SO	BB	IBB	HBP	BLK	WP	HR	S	P	ERA	WHIP

Batter	1	2	3	4	5	6	7	8	9	AB	R	H	RBI	BB	SO	LOB
9 Nate McLouth, L (1, 7) OBP: 0.318, SLG: 0.385	B FF 94 F FF 94 S CH 87 B FF 96 S CH 87 2-3 ① K			C FF 94 B KC 82 F CH 88 B CH 88 S FC 93 2-3 ① K		F SI 94 X KC 82 0-1 1B			B FF 94 F CH 86 B KC 82 S CH 87 S CH 87 2-3 ② K	4	0	1	0	0	3	0
2 J.J. Hardy, R (1, 6) OBP: 0.282, SLG: 0.388	B FF 95 X FF 94 1-0 ② G6-3			B FF 95 C CH 86 X FC 93 1-1 ② F8		1 SAFE 1 SAFE C CH 87 1 SAFE S KC 82 B FF 94 B FF 95 F FF 95 X CH 86 2-2 ③ F8			C KC 81 B KC 82 S KC 83 F FF 95 C FF 95 1-3 ③ K	4	0	0	0	0	1	1
19 Chris Davis, L (1, 9) OBP: 0.328, SLG: 0.505 27 Endy Chavez, L (9, 9) OBP: 0.236, SLG: 0.278	C FF 95 F CH 88 B FF 95 S CH 89 1-3 ③ K			F KC 83 B CH 88 X CH 87 1-1 HR			B FF 92 F KC 81 B SI 92 S KC 82 C FF 93 2-3 ① K			3 0	1 0	1 0	1 0	0 0	2 0	0 0
10 Adam Jones, R (1, 8) OBP: 0.335, SLG: 0.505		F FF 95 S FF 94 B CH 88 S FF 96 1-3 ① K		B FF 95 X FF 94 1-0 ③ F8			S FF 94 F KC 82 S CH 87 0-3 ② K			3	0	0	0	0	2	0
32 Matt Wieters, S (1, 2) OBP: 0.329, SLG: 0.437		B FF 95 B SI 95 X FF 95 2-0 ② G4-3			B FC 93 C SI 93 F KC 82 B FC 91 C SI 94 2-3 ① K		B KC 81 C FF 95 B CH 88 B SI 93 F FF 94 T FC 92 3-2 ③ K			3	0	0	0	0	2	0
25 Jim Thome, L (1, 10) OBP: 0.352, SLG: 0.453		X FF 94 0-0 ③ G5-3			B FC 92 C KC 82 B FF 94 C CH 88 C SI 93 2-3 ② K			B KC 80 F FC 90 F SI 92 S CH 87 1-3 ① K		3	0	0	0	0	2	0
12 Mark Reynolds, R (1, 3) OBP: 0.336, SLG: 0.432			F FF 92 B CH 88 S CH 88 B CH 88 S CH 87 2-3 ① K		X KC 81 0-0 ③ F8			T FF 95 B CH 86 S CH 85 S CH 87 1-3 ② K		3	0	0	0	0	2	0
3 Ryan Flaherty, L (1, 4) OBP: 0.263, SLG: 0.367 11 Robert Andino, R (8, 4) OBP: 0.283, SLG: 0.305			X FF 96 0-0 ② F9			B KC 80 B CH 87 X FF 93 2-0 ① G3		B FF 94 C CH 85 S KC 84 B FF 94 X FC 92 2-2 ③ G4-3		3 0	0 0	0 0	0 0	0 0	0 0	0 0
13 Manny Machado, R (1, 5) OBP: 0.288, SLG: 0.447			B FF 95 C CH 87 F CH 88 X FF 96 1-2 ③ L7			C KC 81 S KC 82 B KC 82 S KC 82 1-3 ② K			X FC 91 0-0 ① F7	3	0	0	0	0	1	0
Inning Stats	R: 0 E: 0 K: 2 S: 7 H: 0 LOB: 0 BB: 0 P: 11	R: 0 E: 0 K: 1 S: 5 H: 0 LOB: 0 BB: 0 P: 8	R: 0 E: 0 K: 1 S: 7 H: 0 LOB: 0 BB: 0 P: 10	R: 1 E: 0 K: 1 S: 8 H: 1 LOB: 0 BB: 0 P: 13	R: 0 E: 0 K: 2 S: 7 H: 0 LOB: 0 BB: 0 P: 11	R: 0 E: 0 K: 1 S: 10 H: 1 LOB: 1 BB: 0 P: 15	R: 0 E: 0 K: 3 S: 9 H: 0 LOB: 0 BB: 0 P: 14	R: 0 E: 0 K: 2 S: 9 H: 0 LOB: 0 BB: 0 P: 13	R: 0 E: 0 K: 2 S: 8 H: 0 LOB: 0 BB: 0 P: 11	1B: 1 2B: 0 3B: 0 HR: 1	SF: 0 SAC: 0 DP: 0 HBP: 0					

PITCHER	IP	WLS	BF	H	R	ER	SO	BB	IBB	HBP	BLK	WP	HR	S	P	ERA	WHIP
33 James Shields, R (1, 1) ERA: 3.52	9.0	L	29	2	1	1	15	0	0	0	0	0	1	70	106	1.00	0.222

PITCHER	IP	WLS	BF	H	R	ER	SO	BB	IBB	HBP	BLK	WP	HR	S	P	ERA	WHIP

TOP

Baltimore Orioles @ Tampa Bay Rays

Tropicana Field, St. Petersburg, FL

Tue Oct 02 2012, 7:12 PM - 9:35 PM EDT

Att. 13,460 - Dome - 72 F

livebaseballscorecards.com

AB	29
R	1
H	2
RBI	1
BB	0
SO	15
LOB	1

WP: 0 PA: 29
PB: 0
SB: 0
CS: 0

Baltimore Orioles @ Tampa Bay Rays

Tropicana Field, St. Petersburg, FL

Tue Oct 02 2012, 7:12 PM - 9:35 PM EDT

Att. 13,460 - Dome - 72 F

livebaseballscorecards.com

BOTTOM

Batter	1	2	3	4	5	6	7	8	9	AB	R	H	RBI	BB	SO	LOB
8 Desmond Jennings, R (1, 7) OBP: 0.314, SLG: 0.388	C FF 90 C SL 85 T FF 91 0-2 ① K		S SL 86 B SL 86 F FF 92 F FF 92 C FF 91 1-3 ③ K			B FF 91 B SL 85 S FF 92 C SL 84 X SI 90 2-2 ① P6		C SL 78 X FF 87 0-1 ③ F7		4	0	0	0	0	2	1
2 B.J. Upton, R (1, 8) OBP: 0.299, SLG: 0.455	F SL 85 S FF 91 F FF 92 B FF 93 S FF 92 1-3 ② K			B FF 91 B SL 85 F SL 86 F FF 91 B FF 93 B FF 92 4-2 18 G1-3 BB		F FF 91 X FF 90 0-1 ② L8			F SI 93 B SI 93 F SI 93 X SI 94 1-2 ① F8	3	0	0	0	1	1	1
18 Ben Zobrist, S (1, 6) OBP: 0.379, SLG: 0.475	B FF 91 C CU 77 C CH 82 B CH 83 F FF 91 B SI 92 C CH 82 3-3 ③ K			X SI 90 0-0 ① G1-3 1-2		B CH 81 B FF 90 D CH 80 S SI 90 B FF 91 4-1 1-2 BB			B CU 80 B SI 94 B SI 94 B SI 93 4-0 7 FC5-4 BB	2	0	0	0	2	1	1
3 Evan Longoria, R (1, 5) OBP: 0.364, SLG: 0.491		C FF 90 B CU 79 X SL 85 1-1 19 FC5-4 1B		B FF 92 B FF 91 C FF 92 X FF 92 2-1 ② F9		C CH 81 B FF 92 B CH 81 S CH 83 F FF 92 F FF 92 C FF 92 2-3 ③ K			B CH 87 S SI 94 B SI 93 X SI 94 2-1 ② F9	4	0	1	0	0	1	4
7 Jeff Keppinger, R (1, 3) OBP: 0.367, SLG: 0.439		F FF 90 B SL 84 B FF 90 C SL 85 F SI 91 X CU 77 2-2 ① F7		C SI 92 B CU 80 D CU 80 F SI 91 D CH 85 S CU 79 3-3 ③ K			C CU 77 B CU 78 B FF 90 B SL 85 F FF 90 X FF 91 3-2 ① F8		1 SAFE C SI 94 B SI 94 B SI 94 X SI 94 2-1 ③ FC5-4 1-2f	4	0	0	0	0	1	3
20 Matt Joyce, L (1, 9) OBP: 0.343, SLG: 0.432 13 Ben Francisco, R (7, PH) OBP: 0.285, SLG: 0.385 (8, 9)		X FF 90 0-0 ② F9			C CU 76 C CH 82 B FF 90 F SI 91 B CH 84 F CH 83 F FF 92 X SI 92 2-2 ① L8		B CU 78 C FF 92 B FF 92 F FF 92 S SL 87 2-3 ② K			2 1	0 0	0 0	0 0	0 0	0 1	1 0
19 Ryan Roberts, R (1, 4) OBP: 0.296, SLG: 0.353		X FF 91 0-0 ③ FC5-4 1-2f			B CU 79 C FF 91 X FF 92 1-1 ② F8		C SL 87 F FF 94 B FF 94 F SL 86 F SL 84 X CH 84 1-2 ③ G6-3			3	0	0	0	0	0	1
30 Luke Scott, L (1, 10) OBP: 0.285, SLG: 0.439 1 Sean Rodríguez, R (8, PH) OBP: 0.281, SLG: 0.326 5 Sam Fuld, L (8, PH) OBP: 0.327, SLG: 0.337 (9, 10)			F FF 91 B CU 77 F SI 91 F FF 91 X CU 78 1-2 ① G3-1		F CH 82 F CH 81 F FF 91 B CU 79 B CH 82 S CH 84 2-3 ③ K			C SL 79 X SL 78 0-1 ① F9		2 0 1	0 0 0	0 0 0	0 0 0	1 0 0	0 0 0	0 0 0
16 Chris Gimenez, R (1, 2) OBP: 0.314, SLG: 0.330 23 Carlos Pena, L (8, PH) OBP: 0.332, SLG: 0.356 59 Jose Lobaton, S (9, 2) OBP: 0.323, SLG: 0.317			C FF 90 B FF 91 X FF 91 1-1 ② G5-3			B FF 90 B FF 90 X FF 90 2-0 18 BB 1B		B FF 88 F FF 87 B FF 87 S FF 86 B FF 87 C SL 79 3-3 ② K		2 1 0	0 0 0	1 0 0	0 0 0	0 0 0	0 1 0	0 0 0
Inning Stats	R: 0 E: 0 K: 3 S: 11 H: 0 LOB: 0 BB: 0 P: 15	R: 0 E: 0 K: 0 S: 8 H: 1 LOB: 1 BB: 0 P: 11	R: 0 E: 0 K: 1 S: 10 H: 0 LOB: 0 BB: 0 P: 13	R: 0 E: 0 K: 1 S: 8 H: 0 LOB: 1 BB: 1 P: 17	R: 0 E: 0 K: 1 S: 12 H: 0 LOB: 0 BB: 0 P: 17	R: 0 E: 0 K: 1 S: 12 H: 1 LOB: 2 BB: 1 P: 22	R: 0 E: 0 K: 1 S: 11 H: 0 LOB: 0 BB: 0 P: 17	R: 0 E: 0 K: 1 S: 7 H: 0 LOB: 0 BB: 0 P: 10	R: 0 E: 0 K: 0 S: 7 H: 0 LOB: 1 BB: 1 P: 16	1B: 2 2B: 0 3B: 0 HR: 0 SF: 0 SAC: 0 DP: 0 HBP: 0						

	AB	29
	R	0
	H	2
	RBI	0
	BB	3
	SO	9
	LOB	12

WP: 0 PB: 0 SB: 0 CS: 0 PA: 32

PITCHER		IP	WLS	BF	H	R	ER	SO	BB	IBB	HBP	BLK	WP	HR	S	P	ERA	WHIP
50 Miguel González, R ERA: 3.25	(1, 1)	6.1	W	23	2	0	0	7	2	0	0	0	0	0	64	101	0.00	0.632
17 Brian Matusz, L ERA: 4.87	(7, 1)	0.2	H	2	0	0	0	1	0	0	0	0	0	0	8	11	0.00	0.000
56 Darren O'Day, R ERA: 2.28	(8, 1)	1.0	H	3	0	0	0	1	0	0	0	0	0	0	7	10	0.00	0.000
43 Jim Johnson, R ERA: 2.49	(9, 1)	1.0	S	4	0	0	0	0	1	0	0	0	0	0	7	16	0.00	1.000

PITCHER	IP	WLS	BF	H	R	ER	SO	BB	IBB	HBP	BLK	WP	HR	S	P	ERA	WHIP

Batter	1	2	3	4	5	6	7	8	9	AB	R	H	RBI	BB	SO	LOB
9 Nate McLouth, L (1, 7) OBP: 0.314, SLG: 0.380	X FF 91 0-0 ① L7			C CU 73 F FC 89 B CU 78 F CH 79 X CH 78 1-2 ① G4-3		B FC 89 C SI 90 F SI 92 B FF 90 B CU 78 X CH 80 3-2 ① P3		C FF 95 C FC 90 S FC 91 0-3 ③ K		4	0	0	0	0	1	2
2 J.J. Hardy, R (1, 6) OBP: 0.282, SLG: 0.389	C FF 92 F CH 80 X CH 79 0-2 ② G6-3			C CH 80 F FC 89 F FF 93 S CH 78 0-3 ② K		C SI 94 S FF 95 X SI 94 0-2 ② F8			C FF 89 S FF 89 F FF 90 X FF 90 0-2 19 DI 10 SF8 2B	4	1	1	0	0	1	1
19 Chris Davis, L (1, 9) OBP: 0.326, SLG: 0.501	C FF 90 B FF 93 X CH 82 1-1 ③ P6			F FC 88 B FF 93 S CU 77 S CU 78 1-3 K 10 1B		S SI 96 S SI 95 B SI 95 S SI 96 1-3 K			B CU 78 S FF 90 T FF 90 B FS 83 F FS 82 B FS 82 C FF 90 3-3 ① K 2-3	4	0	0	0	0	3	2
10 Adam Jones, R (1, 8) OBP: 0.334, SLG: 0.505		X SI 91 0-0 ① P6		B CH 79 D CU 78 F CH 79 X SI 92 2-1 1-3 1B			B SI 94 F SI 93 S SI 95 T FF 94 1-2 ① K		F CU 78 B FS 81 X FF 90 1-1 ② SF8 3-H	3	0	1	1	0	1	0
32 Matt Wieters, S (1, 2) OBP: 0.329, SLG: 0.435		C FF 92 B FF 89 F CU 78 F FF 94 B CU 80 F FC 90 S CH 79 2-3 ② K		B FC 89 S CU 78 1 SAFE B CH 78 B FF 89 S CU 78 X CH 79 3-2 ③ G4-1			B FF 95 F FF 95 S FC 90 F KC 84 X FC 96 1-2 ② F7		B CU 79 X FF 89 1-0 1B	4	0	1	0	0	1	2
25 Jim Thome, L (1, 10) OBP: 0.344, SLG: 0.442		S CH 78 B CH 78 S CH 78 C CH 80 1-3 ③ K			C CH 78 S CH 80 B CH 79 B CH 78 S CH 78 2-3 ① K		S FF 96 F FF 96 B KC 83 B FF 96 F KC 82 X FC 96 2-2 ③ G6-3		B CH 80 C CH 82 X CH 83 1-1 ③ F7	4	0	0	0	0	2	1
12 Mark Reynolds, R (1, 3) OBP: 0.335, SLG: 0.429			C SI 90 B CH 78 X CH 78 1-1 ① P5		B CH 78 B FF 92 C CH 79 F FF 92 X CH 78 2-2 ② F7			S KC 81 B KC 83 S FF 94 B FF 96 F FF 95 X FC 90 2-2 ① G4-3		3	0	0	0	0	0	0
3 Ryan Flaherty, L (1, 4) OBP: 0.258, SLG: 0.359			B CH 77 C FF 92 B SI 92 B CH 80 F FF 92 X CH 81 3-2 ② G4-3		L FF 92 S CU 77 C FF 93 0-3 ③ K			C KC 81 X FC 91 0-1 ② G4-3		3	0	0	0	0	1	0
13 Manny Machado, R (1, 5) OBP: 0.294, SLG: 0.445			B CH 80 C FF 92 S CU 78 X CU 80 1-2 ③ G5-3			L CH 78 S CH 78 B FF 92 B CH 78 B CH 78 B FF 92 4-2 BB		C FF 95 B FC 93 B KC 82 T FF 96 F FF 96 B FC 90 B FF 96 4-2 BB		1	0	0	0	2	0	0
Inning Stats	R: 0 E: 0 K: 0 S: 6 H: 0 LOB: 0 BB: 0 P: 7	R: 0 E: 0 K: 2 S: 9 H: 0 LOB: 0 BB: 0 P: 12	R: 0 E: 0 K: 0 S: 8 H: 0 LOB: 0 BB: 0 P: 13	R: 0 E: 0 K: 2 S: 16 H: 1 LOB: 2 BB: 0 P: 23	R: 0 E: 0 K: 2 S: 9 H: 0 LOB: 0 BB: 0 P: 13	R: 0 E: 0 K: 1 S: 11 H: 0 LOB: 1 BB: 1 P: 19	R: 0 E: 0 K: 1 S: 11 H: 0 LOB: 0 BB: 0 P: 15	R: 0 E: 0 K: 1 S: 12 H: 0 LOB: 1 BB: 1 P: 18	R: 1 E: 0 K: 1 S: 13 H: 2 LOB: 1 BB: 0 P: 19	1B: 2 2B: 1 3B: 0 HR: 0 SF: 1 SAC: 0 DP: 0 HBP: 0						

PITCHER		IP	WLS	BF	H	R	ER	SO	BB	IBB	HBP	BLK	WP	HR	S	P	ERA	WHIP
58 Jeremy Hellickson, R ERA: 3.1	(1, 1)	5.1	W	19	1	0	0	6	1	0	0	0	1	0	53	80	0.00	0.375
57 Jake McGee, L ERA: 1.95	(6, 1)	1.0	H	3	0	0	0	2	0	0	0	0	0	0	9	11	0.00	0.000
40 Wade Davis, R ERA: 2.43	(7, 1)	1.2		6	0	0	0	1	1	0	0	0	0	0	20	29	0.00	0.600
62 Joel Peralta, R ERA: 3.63	(9, 1)	0.2		4	2	1	1	1	0	0	0	0	0	0	11	16	13.50	3.000
56 Fernando Rodney, R ERA: 0.6	(9, 1)	0.1	S	1	0	0	0	0	0	0	0	0	0	0	2	3	0.00	0.000

PITCHER	IP	WLS	BF	H	R	ER	SO	BB	IBB	HBP	BLK	WP	HR	S	P	ERA	WHIP

TOP

Baltimore Orioles @ Tampa Bay Rays

Tropicana Field, St. Petersburg, FL

Wed Oct 03 2012, 7:11 PM - 9:54 PM EDT

Att. 17,909 - Dome - 72 F

livebaseballscorecards.com

AB	30
R	1
H	3
RBI	1
BB	2
SO	10
LOB	8

PA: 33

WP: 1
PB: 0
SB: 0
CS: 0

Batter	1	2	3	4	5	6	7	8	9	AB	R	H	RBI	BB	SO	LOB
2 B.J. Upton, R (1, 8) OBP: 0.298, SLG: 0.454	B FC 92 X FF 92 1-0 F7 ①		C SL 87 B FC 94 X FF 94 1-1 F9 ②		S FF 94 F SL 85 F FC 94 S FF 93 0-3 K ③			X CU 79 0-0 18 FC3-6 1B		4	0	1	0	0	1	1
24 Rich Thompson, L (8, PR) OBP: 0.167, SLG: 0.091 (9, 8)										0	0	0	0	0	0	0
18 Ben Zobrist, S (1, 6) OBP: 0.377, SLG: 0.471	B KC 76 C FC 92 S KC 78 B KC 79 B FF 94 X FF 94 3-2 G4-3 ②		B CH 84 C FC 92 B FF 93 D CH 85 S CH 84 X FF 93 3-2 F8 ③			B CU 80 B FF 94 C FF 95 F SL 90 F CU 82 C FF 96 2-3 K ①		X CH 84 0-0 FC3-6 1-2f ②		4	0	0	0	0	1	2
3 Evan Longoria, R (1, 5) OBP: 0.369, SLG: 0.527	X FF 92 0-0 HR			B FC 92 B SL 85 B FC 92 F FC 93 F CH 83 X CH 83 3-2 HR		B FF 96 C SL 91 B SL 83 B SL 90 C FF 94 X SL 90 3-2 HR		X FF 97 0-0 G5-3 ③		4	3	3	3	0	0	1
20 Matt Joyce, L (1, 9) OBP: 0.341, SLG: 0.429	B KC 78 F CH 82 B FF 93 F FF 93 C KC 79 2-3 K ③			C KC 78 F FC 93 F FF 93 B SL 89 F CH 85 B FF 94 B KC 79 S CH 85 3-3 K ①		B SI 91 C FF 95 B CU 81 B CU 81 X SI 95 3-1 F7 ②				3	0	0	0	0	2	0
19 Ryan Roberts, R (1, 4) OBP: 0.296, SLG: 0.360		B KC 75 C FC 94 B FC 92 F FC 92 S FF 95 2-3 K ①		F SL 86 B FF 94 X FF 93 1-1 HR		C CU 81 B FF 95 X SI 94 1-1 F7 ③				3	1	1	1	0	1	0
23 Carlos Pena, L (1, 3) OBP: 0.330, SLG: 0.354		C FC 93 C KC 79 B FF 94 B FF 94 B KC 79 S FF 95 3-3 K ②		X CH 85 0-0 L3 ②			C FF 93 S SL 82 B SI 94 S SL 82 1-3 K ①			3	0	0	0	0	2	0
5 Sam Fuld, L (1, 7) OBP: 0.318, SLG: 0.327		C FC 94 C KC 79 B FF 94 F FC 93 B KC 79 X CH 84 2-2 F9 ③		B KC 78 X FF 94 1-0 F7 ③			C FF 93 B SL 82 S SL 81 X SL 82 1-2 P6 ②			3	0	0	0	0	0	0
26 Stephen Vogt, L (1, 10)			B KC 76 C CH 82 S FC 92 F KC 77 F FF 92 X KC 79 1-2 L9 ①		B FC 92 B CH 84 X CH 82 2-0 F9 ①		C SL 80 F SL 81 B SI 93 B SI 93 X SI 93 2-2 G4-3 ③			3	0	0	0	0	0	0
16 Chris Gimenez, R (1, 2) OBP: 0.315, SLG: 0.330 28 José Molina, R (9, 2) OBP: 0.286, SLG: 0.355			B FF 93 C FF 92 X FC 91 1-1 1B		B KC 77 B FC 93 C SL 85 F FC 94 B FC 91 F SL 86 X SL 85 3-2 P4 ②			S SL 85 B SL 86 B FF 91 F FF 91 S FF 92 2-3 K ①		3	0	1	0	0	1	0
										0	0	0	0	0	0	0
Inning Stats	R: 1 E: 0 K: 1 S: 8 H: 1 LOB: 0 BB: 0 P: 14	R: 0 E: 0 K: 2 S: 10 H: 0 LOB: 0 BB: 0 P: 17	R: 0 E: 0 K: 0 S: 12 H: 1 LOB: 1 BB: 0 P: 18	R: 2 E: 0 K: 1 S: 12 H: 2 LOB: 0 BB: 0 P: 20	R: 0 E: 0 K: 1 S: 9 H: 0 LOB: 0 BB: 0 P: 14	R: 1 E: 0 K: 1 S: 11 H: 1 LOB: 0 BB: 0 P: 20	R: 0 E: 0 K: 1 S: 9 H: 0 LOB: 0 BB: 0 P: 13	R: 0 E: 0 K: 1 S: 6 H: 1 LOB: 1 BB: 0 P: 8		1B: 2 2B: 0 3B: 0 HR: 4 SF: 0 SAC: 0 DP: 0 HBP: 0						

BOTTOM

Baltimore Orioles @ Tampa Bay Rays

Tropicana Field, St. Petersburg, FL

Wed Oct 03 2012, 7:11 PM - 9:54 PM EDT

Att. 17,909 - Dome - 72 F

livebaseballscorecards.com

AB	30
R	4
H	6
RBI	4
BB	0
SO	8
LOB	4

PITCHER		IP	WLS	BF	H	R	ER	SO	BB	IBB	HBP	BLK	WP	HR	S	P	ERA	WHIP
30 Chris Tillman, R ERA: 2.93	(1, 1)	5.0	L	19	4	3	3	5	0	0	0	0	0	3	51	83	5.40	0.800
34 Jake Arrieta, R ERA: 6.2	(6, 1)	1.0		4	1	1	1	1	0	0	0	0	0	1	11	20	9.00	1.000
53 Zack Britton, L ERA: 5.07	(7, 1)	1.0		3	0	0	0	1	0	0	0	0	0	0	9	13	0.00	0.000
38 Luis Ayala, R ERA: 2.64	(8, 1)	0.2		3	1	0	0	1	0	0	0	0	0	0	5	7	0.00	1.500
47 Pedro Strop, R ERA: 2.44	(8, 1)	0.1		1	0	0	0	0	0	0	0	0	0	0	1	1	0.00	0.000

PITCHER	IP	WLS	BF	H	R	ER	SO	BB	IBB	HBP	BLK	WP	HR	S	P	ERA	WHIP

Baltimore Orioles @ Texas Rangers

Rangers Ballpark in Arlington, Arlington, TX

Fri Oct 05 2012, 8:39 PM - 11:57 PM EDT

Att. 46,931 - Partly Cloudy - 75 F

TOP

livebaseballscorecards.com

Batter	1	2	3	4	5	6	7	8	9	AB	R	H	RBI	BB	SO	LOB
9 Nate McLouth, L (1, 7) OBP: 0.200, SLG: 0.250	X FC 89 0-0 E3 2 S 2 1B		C CU 68 X FC 88 0-1 ① P2		C FC 90 X ST 83 0-1 ③ G3-1		B SL 83 C FF 95 D SL 85 X FF 95 2-1 2 E 2-H 1B		D CU 81 B SI 92 B FF 92 F SL 92 X SI 92 3-1 ② SF8 3-H	4	1	1	2	0	0	0
2 J.J. Hardy, R (1, 6) OBP: 0.400, SLG: 0.400	B FF 95 D FC 89 X FF 92 2-0 1-H 1B		C FF 92 B CU 67 F FF 90 F SI 91 X ST 86 1-2 ② P5			B FF 91 F FC 87 X FC 89 1-1 19 1B 10 SF9 1B	1 SAFE C FF 95 1 SAFE C FF 95 1 SAFE 1 SAFE D SL 85 S SL 82 1-3 ③ K 1-2		C FF 93 1 SAFE C SL 92 1 SAFE X SL 87 0-2 ③ L4	5	1	2	1	0	1	3
19 Chris Davis, L (1, 9) OBP: 0.250, SLG: 0.250 27 Endy Chavez, L (8, 9)	C FC 90 C FC 92 S FC 86 0-3 ① K		S FC 91 S CU 68 S ST 84 0-3 ③ K			B FC 90 X FC 88 1-0 1-3 1B		B SI 90 B FS 80 F FS 79 C SI 89 S SI 89 2-3 ① K		4 0	0 0	1 0	0 0	0 0	3 0	1 0
10 Adam Jones, R (1, 8)	B FC 91 B ST 81 X FC 89 2-0 ② P3			B ST 80 B FC 90 F FC 89 C CU 68 X ST 84 2-2 ① F9		X ST 82 0-0 ① SF9 3-H		B FS 80 S SI 89 B SI 90 B FS 81 F FS 80 F SI 89 S FS 82 3-3 ② K		3	0	0	1	0	1	1
32 Matt Wieters, S (1, 2)	B FC 90 C FC 89 F FC 92 B ST 86 B ST 84 S ST 85 3-3 ③ K			B CU 69 F FC 89 F FC 91 B ST 86 X SI 91 2-2 ② G3		D FC 88 1 SAFE X FC 87 1-0 ② P4		B SI 89 S FS 80 F SI 89 F SI 82 B SI 82 S FS 81 2-3 ③ K		4	0	0	0	0	2	2
25 Jim Thome, L (1, 10) OBP: 0.500, SLG: 0.333 51 Lew Ford, R (9, PR) (9, 10)		B FF 88 B FF 90 C FF 92 X FC 88 2-1 ① L4		B FC 89 B CU 71 X SI 92 2-0 1B		B FC 88 S SI 89 B SI 85 1 SAFE C FC 89 C CU 64 2-3 ③ K			B CU 79 C FF 93 B CU 81 C SI 93 F FF 94 B SL 88 B FF 95 4-2 11 2B 13 1B BB	3 0	0 1	1 0	0 0	1 0	1 0	1 0
12 Mark Reynolds, R (1, 3)		S FC 88 B CU 64 F ST 82 B ST 84 H FF 92 3-2 13 S HBP		X ST 82 0-0 ③ P4			F FC 85 B ST 79 B CU 67 B FC 88 F FC 86 S ST 82 3-3 ① K		B FF 94 B FF 94 F FF 94 F FF 92 F SL 88 F CU 82 F FF 94 F SL 88 S FF 93 2-3 ① K	3	0	0	0	0	2	2
3 Ryan Flaherty, L (1, 4) OBP: 0.333, SLG: 0.333 11 Robert Andino, R (7, PR) OBP: 1.000, SLG: 2.000 (7, 4)		C FC 89 1 SAFE S FC 90 S ST 84 0-3 ② K			B CU 69 B FC 87 C FC 88 B FC 87 C FC 87 X ST 81 3-2 ① F8		F FC 89 S CU 65 B FF 94 F CU 65 F ST 80 X ST 84 1-2 9 WP 13 SH5-3 9 1B 1B		S SL 86 F FF 92 B SL 87 B FF 93 X FF 94 2-2 13 1B 1-3 9 SF8 2B	3 1	0 2	1 1	0 0	0 0	1 0	1 0
13 Manny Machado, R (1, 5) OBP: 0.333, SLG: 0.333		B ST 82 X ST 81 1-0 ③ G3 1-2			S FF 93 C CU 64 S ST 82 0-3 ② K		1 SAFE X FC 87 0-0 ② SH5-3 1-2		B FF 93 C FF 94 3 SAFE D SL 88 S FF 94 F FF 94 X SL 88 2-2 2-3 3-H 1B	3	0	1	1	0	1	1
Inning Stats	R: 1 E: 1 K: 2 S: 9 H: 1 LOB: 1 BB: 0 P: 16	R: 0 E: 0 K: 1 S: 8 H: 0 LOB: 1 BB: 0 P: 14	R: 0 E: 0 K: 1 S: 9 H: 0 LOB: 0 BB: 0 P: 10	R: 0 E: 0 K: 0 S: 8 H: 1 LOB: 1 BB: 0 P: 14	R: 0 E: 0 K: 1 S: 8 H: 0 LOB: 0 BB: 0 P: 11	R: 1 E: 0 K: 1 S: 8 H: 2 LOB: 1 BB: 0 P: 13	R: 1 E: 1 K: 2 S: 14 H: 2 LOB: 2 BB: 0 P: 21	R: 0 E: 0 K: 3 S: 11 H: 0 LOB: 0 BB: 0 P: 18	R: 2 E: 0 K: 1 S: 22 H: 2 LOB: 2 BB: 1 P: 35	1B: 7 2B: 1 3B: 0 HR: 0 SF: 2 SAC: 1 DP: 0 HBP: 1						

	AB	33
	R	5
	H	8
	RBI	5
	BB	1
	SO	12
	LOB	12

WP: 1 PA: 38
PB: 0
SB: 2
CS: 0

PITCHER		IP	WLS	BF	H	R	ER	SO	BB	IBB	HBP	BLK	WP	HR	S	P	ERA	WHIP
11 Yu Darvish, R ERA: 2.7	(1, 1)	6.2	L	27	5	3	2	7	0	0	1	0	0	0	59	91	2.70	0.750
45 Derek Holland, L ERA:	(7, 1)	0.1		2	1	0	0	1	0	0	0	0	1	0	5	8	0.00	3.000
19 Koji Uehara, R ERA:	(8, 1)	1.0		3	0	0	0	3	0	0	0	0	0	0	11	18	0.00	0.000
36 Joe Nathan, R ERA: 18.0	(9, 1)	1.0		6	2	2	2	1	1	0	0	0	0	0	22	35	18.00	3.000

PITCHER	IP	WLS	BF	H	R	ER	SO	BB	IBB	HBP	BLK	WP	HR	S	P	ERA	WHIP

Baltimore Orioles @ Texas Rangers

Rangers Ballpark in Arlington, Arlington, TX

Fri Oct 05 2012, 8:39 PM - 11:57 PM EDT

Att. 46,931 - Partly Cloudy - 75 F

livebaseballscorecards.com

BOTTOM

Batter	1	2	3	4	5	6	7	8	9	AB	R	H	RBI	BB	SO	LOB
5 Ian Kinsler, R (1, 4) OBP: 0.750, SLG: 0.667	C SI 87 B SI 87 F CU 72 B SI 88 B SI 88 B CH 80 4-2 1 1B 32 G4-6-3 BB		B SI 87 C SI 88 1 SAFE X SI 87 1-1 ① ② G6-4-3 1-2f		B CH 80 B SI 89 X SI 88 2-0 1 G6-4-3 1B			B SI 85 C SL 78 X SL 77 1-1 1 E 1B		3	1	2	0	1	0	1
1 Elvis Andrus, R (1, 6) OBP: 0.500, SLG: 0.500	1 SAFE B SI 87 B FF 88 B SL 88 1 SAFE C SL 87 C SI 88 X SI 88 3-2 32 G4-6-3 1B 1-3		C CU 72 B CU 76 B FF 90 B FF 91 C FF 90 F FF 92 F CU 76 X FF 91 3-2 1B		B SI 87 1 SAFE 1 SAFE X FF 89 1-0 ② ③ G6-4-3 1-2f			B SI 86 C SI 84 1 SAFE F SI 85 1 SAFE X SL 78 1-2 ② G6-3 1-2		4	0	2	0	0	0	2
32 Josh Hamilton, L (1, 7) (9, 8)	X CU 76 0-0 ① ② G4-6-3 1-2f 3-H		1 SAFE S CU 78 F CU 78 1 SAFE C SI 90 0-3 ③ K			X CU 74 0-0 ① G1-3		C FF 92 S FF 92 S FF 93 0-3 ③ K		4	0	0	0	0	2	3
29 Adrian Beltré, R (1, 5)	C CU 73 B SI 90 B SI 90 X SI 89 2-1 ③ F8			X SI 89 0-0 ① G6-3		C SI 88 B FF 90 B FF 90 X FF 91 2-1 ② F7			C SI 93 X CU 80 0-1 ① F8	4	0	0	0	0	0	0
17 Nelson Cruz, R (1, 9) OBP: 0.500, SLG: 0.500		C FF 89 X FF 88 0-1 ① G4-3		B SI 89 X FF 88 1-0 10 1B 1B		B SI 84 S SL 78 X SL 77 1-1 ③ P4			C SI 94 X CU 79 0-1 2 1B 10 G4-3 1B	4	0	2	0	0	0	0
10 Michael Young, R (1, 3) OBP: 0.500, SLG: 0.500		B FF 88 B SI 89 X SI 88 2-0 1B		C CU 74 B SI 89 F SI 89 D FF 89 X CU 77 2-2 8 FC4-6 1B 1-3			B SL 78 C SL 78 X SL 78 1-1 ① G6-3		B SI 93 X SI 93 1-0 ② G4-3 1-2	4	0	2	0	0	0	1
25 Mike Napoli, R (1, 10) (8, 2)	C SI 90 B SI 90 B FF 91 B SI 90 S SI 89 C SI 90 3-3 ② K		S FF 91 C FF 91 S CU 78 0-3 ② K				B SI 86 C SL 78 S SI 87 X SI 85 1-2 ② G1-3		C SI 95 S SI 94 F SI 96 D CU 82 F SI 95 B SI 96 B SI 96 D SI 96 4-2 2 1B BB	3	0	0	0	1	2	3
8 Geovany Soto, R (1, 2) 18 Mitch Moreland, L (7, PH) 19 Koji Uehara, R (8, 1) 36 Joe Nathan, R (9, 1) 2 Jurickson Profar, S (9, PH) OBP: 1.000, SLG: 1.000	C CU 75 B CH 82 S CH 81 B FF 92 B CH 83 S CH 82 3-3 ③ K		B CH 84 C CU 76 D CH 83 F CH 83 X SI 92 2-2 ③ FC4-6 1-2f			C SL 78 B SI 85 F SL 77 S SL 77 1-3 ③ K		X SI 95 0-0 1-2 2-3 1B	2 1 0 0 1	0 0 0 0 0	0 0 0 0 1	0 0 0 0 0	1 1 0 0 0	1 0 0 0 0	3 0 0 0 0
23 Craig Gentry, R (1, 8) 7 David Murphy, L (8, PH) (9, 7)			C FF 89 X SI 87 0-1 E3 5 G6-4-3		X FF 89 0-0 ① F7			B SI 86 C SL 78 X SI 85 1-1 ① G3-1	B SI 96 X SI 94 1-0 ③ F7	2 2	0 0	0 0	0 0	0 0	0 0	0 3

Inning Stats	1	2	3	4	5	6	7	8	9
	R: 1 E: 0 K: 0 S: 8	H: 1 LOB: 0 BB: 1 P: 17	R: 0 E: 0 K: 2 S: 9	H: 1 LOB: 1 BB: 0 P: 17	R: 0 E: 1 K: 1 S: 12	H: 1 LOB: 1 BB: 0 P: 16	R: 0 E: 0 K: 1 S: 11	H: 2 LOB: 2 BB: 0 P: 16	R: 0 E: 0 K: 0 S: 3	H: 1 LOB: 0 BB: 0 P: 6
	R: 0 E: 0 K: 0 S: 5	H: 0 LOB: 0 BB: 0 P: 8	R: 0 E: 0 K: 1 S: 8	H: 0 LOB: 0 BB: 0 P: 11	R: 0 E: 1 K: 1 S: 10	H: 1 LOB: 1 BB: 0 P: 13	R: 0 E: 0 K: 0 S: 11	H: 2 LOB: 3 BB: 1 P: 17		

	AB	34
	R	1
	H	9
	RBI	0
	BB	2
	SO	6
	LOB	16

	1B: 9	SF: 0	WP: 0	PA: 36
	2B: 0	SAC: 0	PB: 0	
	3B: 0	DP: 3	SB: 0	
	HR: 0	HBP: 0	CS: 0	

PITCHER		IP	WLS	BF	H	R	ER	SO	BB	IBB	HBP	BLK	WP	HR	S	P	ERA	WHIP
48 Joe Saunders, L ERA: 1.59	(1, 1)	5.2	W	22	6	1	1	4	1	0	0	0	0	0	46	77	1.59	1.235
56 Darren O'Day, R ERA:	(6, 1)	2.0	H	7	1	0	0	1	0	0	0	0	0	0	17	24	0.00	0.500
17 Brian Matusz, L ERA:	(8, 1)	0.1	H	1	0	0	0	1	0	0	0	0	0	0	3	3	0.00	0.000
43 Jim Johnson, R ERA:	(9, 1)	1.0		6	2	0	0	0	1	0	0	0	0	0	11	17	0.00	3.000

PITCHER	IP	WLS	BF	H	R	ER	SO	BB	IBB	HBP	BLK	WP	HR	S	P	ERA	WHIP

New York Yankees @ Baltimore Orioles

Oriole Park at Camden Yards, Baltimore, MD

Sun Oct 07 2012, 8:42 PM - 12:17 AM EDT

Att. 47,841 - Overcast - 52 F

TOP

livebaseballscorecards.com

Batter	1	2	3	4	5	6	7	8	9	AB	R	H	RBI	BB	SO	LOB
2 Derek Jeter, R (1, 6) OBP: 0.500, SLG: 0.500	1-1 31 2B 1B		1-0 ② G6-3		0-3 ② K		1-2 ① SH5-3 1-2 2-3		1-1 31 1B 24 E 1-3 1B	4	2	2	0	0	1	0
31 Ichiro Suzuki, L (1, 7) OBP: 0.400, SLG: 0.600 (9, 9)	3-2 13 CS 1-H 2B		3-2 ③ K		2-3 ③ K		1-2 ② FC4-2 2-3 3-H		1-0 24 E 1-2 3-H 1B	5	1	2	2	0	2	2
13 Alex Rodriguez, R (1, 5)	2-3 ① ② K 2-3			4-2 24 G3 25 1B BB		2-2 ① G6-3			1-3 ① K	4	1	0	0	1	3	6
24 Robinson Canó, L (1, 4) OBP: 0.200, SLG: 0.400	1-1 ③ F9			0-2 ① G3 1-2		1-2 ② G5-3		1-1 ① G4-3	1-1 E6 33 SF8 1-H 2-H 2B	5	1	1	2	0	0	1
33 Nick Swisher, S (1, 9) OBP: 0.600, SLG: 0.500 11 Brett Gardner, L (9, 7)		4-0 14 FC3-6 BB		4-2 25 1B BB		1-1 25 1B 1B		2-3 ② K	3-1 ② SF8 3-H	2 0	0 0	1 0	1 0	2 0	1 0	0 0
25 Mark Teixeira, S (1, 3) OBP: 0.600, SLG: 0.500	2-2 ① P5		1-2 ② G4-3	1-2 ② 1-3 2-H 1B		2-1 1-2 1B		4-0 BB	0-1 ③ G4-3	4	0	2	1	1	0	2
14 Curtis Granderson, L (1, 8)	1-1 ② FC3-6 1-2f		0-3 ③ K	4-0 IBB		1-2 ③ F9				3	0	0	0	1	1	4
55 Russell Martin, R (1, 2) OBP: 0.500, SLG: 1.333	0-2 ③ P3			1-1 ③ F8			4-2 2 SH5-3 27 BB 31 FC4-2 BB		2-0 HR	3	1	1	1	1	0	3
27 Raul Ibanez, L (1, 10) OBP: 0.500, SLG: 0.333 26 Eduardo Núñez, R (9, PR) (9, 10)			2-3 ① K		2-2 ① G1-3		4-2 31 FC4-2 2 SH5-3 1-2 BB		0-1 2 1B 31 1B 1B	3 0	0 1	1 0	0 0	1 0	1 0	0 0
Inning Stats	R: 1 H: 2 E: 0 LOB: 0 K: 1 BB: 0 S: 11 P: 18	R: 0 H: 0 E: 0 LOB: 1 K: 0 BB: 1 S: 11 P: 18	R: 0 H: 0 E: 0 LOB: 0 K: 2 BB: 0 S: 13 P: 19	R: 1 H: 1 E: 0 LOB: 2 K: 0 BB: 3 S: 15 P: 29	R: 0 H: 0 E: 0 LOB: 0 K: 2 BB: 0 S: 11 P: 15	R: 0 H: 2 E: 0 LOB: 2 K: 0 BB: 0 S: 14 P: 21	R: 0 H: 0 E: 0 LOB: 2 K: 1 BB: 2 S: 15 P: 27	R: 0 H: 0 E: 0 LOB: 1 K: 2 BB: 1 S: 8 P: 15	R: 5 H: 5 E: 1 LOB: 1 K: 1 BB: 0 S: 15 P: 24	1B: 7 SF: 1 2B: 2 SAC: 1 3B: 0 DP: 0 HR: 1 HBP: 0						

	AB	33
	R	7
	H	10
	RBI	7
	BB	7
	SO	9
	LOB	18

WP: 0 PA: 42
PB: 0
SB: 0
CS: 1

PITCHER		IP	WLS	BF	H	R	ER	SO	BB	IBB	HBP	BLK	WP	HR	S	P	ERA	WHIP
39 Jason Hammel, R ERA: 3.18	(1, 1)	5.2		23	4	2	2	5	3	1	0	0	0	0	70	112	3.18	1.235
40 Troy Patton, L ERA:	(6, 1)	0.1		4	1	0	0	0	2	0	0	0	0	0	11	22	0.00	9.000
56 Darren O'Day, R ERA:	(7, 1)	1.0		3	0	0	0	1	0	0	0	0	0	0	9	13	0.00	0.000
17 Brian Matusz, L ERA:	(8, 1)	1.0		4	0	0	0	2	1	0	0	0	0	0	8	15	0.00	1.000
43 Jim Johnson, R ERA: 27.0	(9, 1)	0.1	L	6	5	5	4	1	0	0	0	0	0	1	11	17	108.00	15.000

PITCHER		IP	WLS	BF	H	R	ER	SO	BB	IBB	HBP	BLK	WP	HR	S	P	ERA	WHIP
29 Tommy Hunter, R ERA:	(9, 1)	0.2		2	0	0	0	0	0	0	0	0	0	0	4	7	0.00	0.000

New York Yankees @ Baltimore Orioles

Oriole Park at Camden Yards, Baltimore, MD

Sun Oct 07 2012, 8:42 PM - 12:17 AM EDT

Att. 47,841 - Overcast - 52 F

livebaseballscorecards.com

BOTTOM

Batter	1	2	3	4	5	6	7	8	9	AB	R	H	RBI	BB	SO	LOB
9 Nate McLouth, L (1, 7) OBP: 0.222, SLG: 0.250	C FF 91 X SL 80 0-1 ① G3		X SL 82 0-0 2 G4-6-3 1B 2-H 3-H		B SI 91 F SL 81 B SI 92 C FF 92 D SL 82 C SI 93 3-3 ② K		B SL 80 F FF 91 B SI 91 C FF 92 X SL 82 2-2 ③ G4-3			4	0	1	2	0	1	2
2 J.J. Hardy, R (1, 6) OBP: 0.333, SLG: 0.444	C FF 91 S SI 91 X FF 93 0-2 ② P6		C CH 85 X SI 92 0-1 ②③ G4-6-3 1-2f		B CH 86 C FF 92 D CH 86 X CH 86 2-1 ③ FC4 1-2f			B FF 90 B CH 84 S FF 91 X FF 91 2-1 2B		4	0	1	0	0	0	3
10 Adam Jones, R (1, 8)	C SI 92 X CH 87 0-1 ③ G6-3			F CH 86 X SI 92 0-1 ① P5		C SI 91 B SI 92 B SI 92 X FF 92 2-1 ① G4-3		F CH 84 B FF 91 B SI 92 F CH 86 S SL 81 2-3 ① K		4	0	0	0	0	1	1
32 Matt Wieters, S (1, 2)		B CU 76 C FF 91 X FF 92 1-1 ① P4		F SI 91 X SL 82 0-1 ② L8		B FF 92 C SI 91 C CH 85 C FF 94 1-3 ② K		X SI 92 0-0 ② P3		4	0	0	0	0	1	1
12 Mark Reynolds, R (1, 3) OBP: 0.375, SLG: 0.167		B FF 92 S SI 92 B SI 93 F CH 87 C SL 84 2-3 ② K		B FF 91 S CH 86 B SI 92 B FF 92 B CH 87 4-1 13 FC6-4 BB		S CH 86 B SI 92 C CH 86 B CH 86 X SI 92 2-2 13 E 1B		C CH 84 B FF 92 C CH 86 F SL 84 X CH 85 1-2 ③ G6-3		3	0	1	0	1	1	1
13 Manny Machado, R (1, 5) OBP: 0.143, SLG: 0.143		B SI 92 B CH 86 B SI 93 C SI 93 C FF 92 S FF 93 3-3 ③ K		C CU 77 B SI 92 B SI 91 X CH 86 2-1 ③ FC6-4 1-2f		X FF 90 0-0 FC6 1-2			C SI 90 X CH 84 0-1 ① G4-3	4	0	0	0	0	1	2
19 Chris Davis, L (1, 9) OBP: 0.375, SLG: 0.375			X SI 92 0-0 11 SH1-4 51 1B 9 1B 1B		C SI 91 B SI 91 X FF 92 1-1 11 1B 51 G2-3 1B	X SL 82 0-0 ③ F8			F SL 79 B SL 80 S SL 82 S SL 82 1-3 ② K	4	1	2	0	0	1	2
51 Lew Ford, R (1, 10) OBP: 0.500, SLG: 0.750			C FF 92 X SI 93 0-1 11 SH1-4 9 1B 1-2 1B		S CH 86 X CH 85 0-1 ① G2-3 1-2		C CU 76 B CH 83 F FF 91 B SL 81 B CH 85 X SI 93 3-2 ① G4-3		C SI 92 C CH 86 B CH 86 X SL 81 1-2 2B	4	1	2	0	0	0	1
11 Robert Andino, R (1, 4) OBP: 0.667, SLG: 1.000 3 Ryan Flaherty, L (9, PH) OBP: 0.250, SLG: 0.250			B SI 92 F SI 93 X CH 86 1-1 ① SH1-4 1-2 2-3		C CU 77 B SI 92 X CH 86 1-1 2 FC4 2-3 1B		C CU 76 B FF 92 C SL 82 B SL 80 F FF 92 F SL 80 B CH 86 C FF 92 3-3 ② K		B FC 92 C FC 92 C FC 93 T FC 92 1-2 ③ K	2 1	0 0	1 0	0 0	0 0	1 1	0 1
Inning Stats	R: 0 E: 0 K: 0 S: 7 H: 0 LOB: 0 BB: 0 P: 7	R: 0 E: 0 K: 2 S: 8 H: 0 LOB: 0 BB: 0 P: 14	R: 2 E: 0 K: 0 S: 8 H: 3 LOB: 0 BB: 0 P: 9	R: 0 E: 0 K: 0 S: 7 H: 0 LOB: 1 BB: 1 P: 13	R: 0 E: 0 K: 1 S: 11 H: 2 LOB: 2 BB: 0 P: 18	R: 0 E: 1 K: 1 S: 10 H: 1 LOB: 2 BB: 0 P: 15	R: 0 E: 0 K: 1 S: 11 H: 0 LOB: 0 BB: 0 P: 19	R: 0 E: 0 K: 1 S: 10 H: 1 LOB: 1 BB: 0 P: 15	R: 0 E: 0 K: 2 S: 11 H: 1 LOB: 1 BB: 0 P: 14	1B: 6 2B: 2 3B: 0 HR: 0 SF: 0 SAC: 1 DP: 1 HBP: 0						

	AB	34
	R	2
	H	8
	RBI	2
	BB	1
	SO	8
	LOB	14

WP: 0 PB: 0 SB: 0 CS: 0 PA: 36

PITCHER	IP	WLS	BF	H	R	ER	SO	BB	IBB	HBP	BLK	WP	HR	S	P	ERA	WHIP
52 CC Sabathia, L (1, 1) ERA: 2.08	8.2	W	35	8	2	2	7	1	0	0	0	0	0	80	120	2.08	1.038
30 David Robertson, R (9, 1) ERA:	0.1		1	0	0	0	1	0	0	0	0	0	0	3	4	0.00	0.000

PITCHER	IP	WLS	BF	H	R	ER	SO	BB	IBB	HBP	BLK	WP	HR	S	P	ERA	WHIP

Batter	1	2	3	4	5	6	7	8	9	AB	R	H	RBI	BB	SO	LOB
2 Derek Jeter, R (1, 6) OBP: 0.444, SLG: 0.444	S FF 92 C FF 92 X FF 94 0-2 13 L4-6 31 E 1B		C SL 80 C FF 92 B SI 92 C SI 91 1-3 ② K	B FF 90 F CH 83 X SI 91 1-1 ③ FC5 1-2 2-3f			T SI 90 F FF 91 F SI 92 F SI 91 X SI 91 0-2 31 FC6-4 2-H 1B		X SI 93 0-0 ① G6-3	5	0	2	1	0	1	3
31 Ichiro Suzuki, L (1, 7) OBP: 0.300, SLG: 0.400	F SI 92 F SI 92 F FF 91 X CU 71 0-2 E3 24 2B 1-2		B SL 81 B FF 90 B SI 92 C SI 91 F SI 90 X SL 80 3-2 13 1B 1B		X SL 80 0-0 ① G1-3		C SI 92 1 SAFE L FF 89 F FF 90 B SI 91 X SL 80 1-2 ① FC6-4 33 WP 13 S 1-2f		C SI 95 F SI 95 B SI 96 X CH 88 1-2 ② G4-3	5	1	1	0	0	0	2
13 Alex Rodriguez, R (1, 5) OBP: 0.200, SLG: 0.111	C FF 93 B FF 92 F FF 92 B FF 91 F FF 92 X FF 92 2-2 ①② L4-6 2-2		1 SAFE 1 SAFE X FF 91 0-0 1-2 1B		X FF 90 0-0 ② F8		B FF 86 S SL 77 F SI 85 B FF 87 F SI 77 1 SAFE B SL 78 S SL 78 3-3 ② K 1-2		B SI 96 S SI 94 B FF 95 S SI 94 F SI 96 B SI 96 S SI 96 3-3 ③ K	5	0	1	0	0	2	3
24 Robinson Canó, L (1, 4) OBP: 0.333, SLG: 0.500	1 SAFE B FF 91 X FF 90 1-0 1-H 2B		S FF 90 F FF 91 B SI 92 X SL 80 1-2 ③ G1-3		B FF 91 X SL 80 1-0 ③ G4-3		I IN 72 I IN 74 I IN 75 I IN 73 4-0 33 WP IBB			3	0	1	1	1	0	2
33 Nick Swisher, S (1, 9) OBP: 0.333, SLG: 0.167	D CU 72 C FF 91 S SL 82 D SL 83 F FF 91 X FF 91 2-2 ③ G6-3			F FF 90 F CH 83 S FF 92 0-3 ① K		B CU 71 C CH 82 F FF 91 F FF 89 B FF 91 X SL 79 2-2 ① G4-3	B FC 88 C FF 92 D CU 80 C CU 80 B FF 92 X FF 92 3-2 ③ F7 1-2 2-3			4	0	0	0	0	1	3
25 Mark Teixeira, S (1, 3) OBP: 0.556, SLG: 0.500		B CU 73 X FF 90 1-0 ① P3		C SL 79 B FF 92 F FF 90 X SL 81 1-2 14 1B 55 BB 1B		C SL 82 X FF 91 0-1 ② F7		C CU 78 C CU 76 B FF 92 B FF 89 X CH 84 2-2 1B		4	0	2	0	0	0	0
55 Russell Martin, R (1, 2) OBP: 0.375, SLG: 0.667		B FF 91 C FF 91 C SL 81 B FF 93 B FF 93 X FF 92 3-2 ② F8		B CH 82 F FF 90 B SL 78 D CH 82 B SL 78 4-1 2 FC5 14 1B 1-2 BB		B CH 84 C SI 92 T SI 92 B SI 92 F CH 85 B FF 92 X SL 78 3-2 E6		C FF 92 B FF 92 B CU 79 S FC 91 C FF 92 2-3 ① K		3	0	0	0	1	1	1
14 Curtis Granderson, L (1, 8) OBP: 0.250, SLG: 0.143		C CU 73 T FF 92 B SI 94 F FF 92 S SL 82 1-3 ③ K		B SL 78 B SI 90 S SL 79 X FF 89 2-1 2 FC5 1-2 2-3 1B		B SI 91 X SL 80 1-0 ③ P5		C FF 89 F FF 92 F FF 91 S SL 81 0-3 ② K		4	0	1	0	0	2	2
26 Eduardo Núñez, R (1, 10) OBP: 0.250, SLG: 0.500			C FF 91 X SI 90 0-1 ① P5	F FF 90 B FF 89 C FF 90 F CH 84 X FF 89 1-2 ② F6			B CH 83 B FF 90 B FF 89 C FF 91 C FF 91 X FF 92 3-2 2 1B 2B	S FF 92 F FF 92 D CU 80 B FF 93 X FF 91 2-2 ③ P3		4	1	1	0	0	0	4
Inning Stats	R: 1 H: 2 E: 1 LOB: 1 K: 0 BB: 0 S: 16 P: 21	R: 0 H: 0 E: 0 LOB: 0 K: 1 BB: 0 S: 8 P: 13	R: 0 H: 2 E: 0 LOB: 2 K: 1 BB: 0 S: 12 P: 17	R: 0 H: 2 E: 0 LOB: 3 K: 1 BB: 1 S: 15 P: 24	R: 0 H: 0 E: 0 LOB: 0 K: 0 BB: 0 S: 3 P: 4	R: 0 H: 0 E: 1 LOB: 1 K: 0 BB: 0 S: 11 P: 17	R: 1 H: 2 E: 0 LOB: 2 K: 1 BB: 1 S: 19 P: 33	R: 0 H: 1 E: 0 LOB: 1 K: 2 BB: 0 S: 13 P: 19	R: 0 H: 0 E: 0 LOB: 0 K: 1 BB: 0 S: 8 P: 12	1B: 7 SF: 0 2B: 3 SAC: 0 3B: 0 DP: 1 HR: 0 HBP: 0						WP: 1 PA: 39 PB: 0 SB: 1 CS: 0

PITCHER		IP	WLS	BF	H	R	ER	SO	BB	IBB	HBP	BLK	WP	HR	S	P	ERA	WHIP
16 Wei-Yin Chen, L ERA: 1.42	(1, 1)	6.1	W	29	8	2	1	3	1	0	0	0	0	0	77	112	1.42	1.421
56 Darren O'Day, R ERA:	(7, 1)	0.1	H	1	0	0	0	1	0	0	0	0	0	0	4	7	0.00	0.000
17 Brian Matusz, L ERA:	(7, 1)	1.1	H	6	1	0	0	2	0	1	0	0	1	0	16	29	0.00	0.750
43 Jim Johnson, R ERA: 15.43	(9, 1)	1.0	S	3	0	0	0	1	0	0	0	0	0	0	8	12	0.00	0.000

PITCHER	IP	WLS	BF	H	R	ER	SO	BB	IBB	HBP	BLK	WP	HR	S	P	ERA	WHIP

TOP

New York Yankees @ Baltimore Orioles

Oriole Park at Camden Yards, Baltimore, MD

Mon Oct 08 2012, 8:49 PM - 11:59 PM EDT

Att. 48,187 - Cloudy - 51 F

livebaseballscorecards.com

AB	37
R	2
H	9
RBI	2
BB	2
SO	7
LOB	20

Batter	1	2	3	4	5	6	7	8	9	AB	R	H	RBI	BB	SO	LOB
9 Nate McLouth, L (1, 7) OBP: 0.231, SLG: 0.250	B FF 87 X FF 88 1-0 ① F7		1 SAFE B CU 72 B FC 88 X FC 86 2-0 2 BB, 19 1B, 1-2 1B		B FC 86 X SI 87 1-0 E3		B CU 72 B SL 78 C FF 86 X FF 86 2-1 ② F8			4	1	1	0	0	0	0
2 J.J. Hardy, R (1, 6) OBP: 0.308, SLG: 0.333	C FF 87 B CH 79 X SI 87 1-1 ② G4-3		B SI 87 B SI 86 D SI 85 B FC 87 4-0 10 1B, 19 1B, 1-2, 2-3 BB		C FF 85 1 SAFE F FF 85 F SL 82 B SL 76 C FF 87 1-3 ① K		C FF 86 B SI 86 B FF 85 X SI 84 2-1 ③ G6-3			3	0	0	0	1	1	1
19 Chris Davis, L (1, 9) OBP: 0.417, SLG: 0.417 27 Endy Chavez, L (8, PR) (9, 9)	S SL 80 B SI 88 F SL 80 F SL 81 C FF 88 1-3 ③ K		B SI 88 X SL 80 1-0 10 1B, 1-2, 2-H, 3-H 1B		X FC 87 0-0 ② F8			X SL 79 0-0 32 G3, 10 G1-3, 1B		4 0	0 0	2 0	2 0	0 0	1 0	1 0
10 Adam Jones, R (1, 8) OBP: 0.083, SLG: 0.091		B CU 74 C FF 87 B SI 87 F SI 86 X FF 87 2-2 ① P4	S CH 80 F FF 87 F SL 82 B SL 79 F FF 87 F FC 87 X SL 80 1-2, 2-3 1B		F FC 86 S CH 80 1 SAFE X FF 87 0-2 ③ F9			S KC 80 T KC 80 D KC 82 F KC 81 X KC 83 1-2 ① G1-3, 1-2		4	0	1	0	0	0	2
32 Matt Wieters, S (1, 2) OBP: 0.083, SLG: 0.167		C CU 74 X FC 87 0-1 ② G5-3	X CU 74 0-0 ③ P4			C FF 85 B CH 79 X CH 77 1-1 12 1B, 2B		C KC 81 S KC 80 F FC 91 X KC 82 0-2 ② G3, 2-3		4	1	1	0	0	0	5
12 Mark Reynolds, R (1, 3) OBP: 0.333, SLG: 0.200		B SI 87 C CU 75 C FF 88 B FC 88 S SL 81 2-3 ③ K		F SI 85 B FF 85 B SI 86 X CH 78 2-1 E6, 13 FC5-4		X SL 81 0-0 13 G1-4-3, 2-H, 1B		C FC 91 B FC 91 C FC 91 S KC 80 1-3 ③ K		4	0	1	1	0	2	2
25 Jim Thome, L (1, 10) OBP: 0.286, SLG: 0.167			C FF 88 X SL 80 0-1 ① F7	C FF 88 B FF 87 C SI 87 B SL 80 S SL 80 2-3 ① K		1 SAFE 1 SAFE D SL 80 B FF 86 F FF 85 B SI 86 C FF 86 F FF 86 S FF 87 3-3 ① K				3	0	0	0	0	2	2
13 Manny Machado, R (1, 5) OBP: 0.100, SLG: 0.100			B FF 88 F CU 75 X FF 88 1-1 ② G6-3	1 SAFE F FF 87 C FC 86 B SL 78 F FC 86 1 SAFE X SL 80 1-2 ② FC5-4, 11 FC4, 1-2f		X CH 78 0-0 ②③ G1-4-3, 1-2f				3	0	0	0	0	0	2
11 Robert Andino, R (1, 4) OBP: 0.500, SLG: 0.667			C FF 88 B FF 87 X FC 87 1-1 ③ 2 BB, 9 1B, 19 1B, 1B	B FF 86 C CU 75 1 SAFE X SI 86 1-1 ③ FC4, 1-2f			B CU 72 X CU 70 1-0 ① G6-3			3	1	1	0	0	0	1
Inning Stats	R: 0 E: 0 K: 1 S: 7 H: 0 LOB: 0 BB: 0 P: 10	R: 0 E: 0 K: 1 S: 8 H: 0 LOB: 0 BB: 0 P: 12	R: 2 E: 0 K: 0 S: 15 H: 4 LOB: 3 BB: 1 P: 25	R: 0 E: 1 K: 1 S: 11 H: 0 LOB: 1 BB: 0 P: 17	R: 0 E: 1 K: 1 S: 9 H: 0 LOB: 1 BB: 0 P: 11	R: 1 E: 0 K: 1 S: 8 H: 2 LOB: 0 BB: 0 P: 12	R: 0 E: 0 K: 0 S: 5 H: 0 LOB: 0 BB: 0 P: 10	R: 0 E: 0 K: 1 S: 12 H: 1 LOB: 2 BB: 0 P: 14		1B: 6 2B: 1 3B: 0 HR: 0	SF: 0 SAC: 0 DP: 1 HBP: 0			WP: 0 PB: 0 SB: 0 CS: 0	PA: 33	

PITCHER	IP	WLS	BF	H	R	ER	SO	BB	IBB	HBP	BLK	WP	HR	S	P	ERA	WHIP
46 Andy Pettitte, L (1, 1) ERA: 3.86	7.0	L	30	7	3	3	5	1	0	0	0	0	0	64	98	3.86	1.143
30 David Robertson, R (8, 1) ERA:	1.0		3	0	0	0	1	0	0	0	0	0	0	11	13	0.00	0.000

PITCHER	IP	WLS	BF	H	R	ER	SO	BB	IBB	HBP	BLK	WP	HR	S	P	ERA	WHIP

BOTTOM

New York Yankees @ Baltimore Orioles

Oriole Park at Camden Yards, Baltimore, MD

Mon Oct 08 2012, 8:49 PM - 11:59 PM EDT

Att. 48,187 - Cloudy - 51 F

livebaseballscorecards.com

AB	32
R	3
H	7
RBI	3
BB	1
SO	6
LOB	16

Batter	1	2	3	4	5	6	7	8	9	10	11	12	AB	R	H	RBI	BB	SO	LOB
9 Nate McLouth, L (1, 7) OBP: 0.278, SLG: 0.294	F SI 91 X FS 86 0-1 19 CS 1B		B FS 87 B SI 92 C SI 93 X SI 92 2-1 2 S 1B		X SI 92 0-0 F7 ①		C SI 93 B SI 93 B FS 87 C SI 93 B SI 94 X SI 92 3-2 G4-3 ③			B FF 93 B SL 84 B SL 82 C FF 92 C SL 82 X SL 83 3-2 L6 2-2 ②③			5	0	2	0	0	0	1
2 J.J. Hardy, R (1, 6) OBP: 0.222, SLG: 0.235	B SI 90 C SI 91 B SI 92 1 SAFE X SL 83 2-1 F8 ①		1 SAFE B SI 91 B SI 93 1 SAFE F SI 91 1 SAFE B SI 93 S SL 86 X SL 85 3-2 L6 1-2 ③		C SI 92 B SI 94 F SI 93 B SL 86 F SI 93 S SL 85 2-3 K ②			C SI 92 X SI 94 0-1 G5-3 ①			F FC 92 B KC 80 F FC 92 F KC 81 F KC 80 C FC 91 1-3 K ①		5	0	0	0	0	2	2
19 Chris Davis, L (1, 9) OBP: 0.438, SLG: 0.357 27 Endy Chavez, L (8, 9)	S FS 85 B FF 91 X FS 86 1-1 L4 1-2 ②③			S FS 86 B FF 92 B SI 92 B FS 88 B SI 91 4-1 25 FC3-6 10 1B BB	H FF 92 1-0 HBP			B FS 88 B FS 86 C SL 83 F SI 94 X FS 86 2-2 F7 ②			C KC 80 C FC 92 F KC 82 F KC 83 C FC 94 0-3 K ②		2 1	0 0	0 0	0 0	1 0	0 1	1 0
10 Adam Jones, R (1, 8) OBP: 0.118, SLG: 0.125		C FS 84 B SI 93 X SI 93 1-1 G4-3 ①		F SI 94 X SI 93 0-1 25 FC3-6 1B 1-2	X SL 85 0-0 P3 ③			C SI 93 S SI 94 S SL 85 0-3 K ③			B FC 91 X FC 91 1-0 F9 ③		5	0	1	0	0	1	1
32 Matt Wieters, S (1, 2) OBP: 0.059, SLG: 0.118		B FS 87 B SL 84 C SI 94 B SL 85 X SI 94 3-1 G4-3 ②		C SI 92 D FS 88 B SI 93 X SI 93 2-1 L7 ①	X SI 92 0-0 G1-3 ①				B FS 86 B SI 93 C SI 93 B SI 94 X SI 92 3-1 L3 ①			B KC 81 B FC 91 B FC 90 C FC 90 F FC 91 X FC 93 3-2 G3 ①	5	0	0	0	0	0	2
25 Jim Thome, L (1, 10) OBP: 0.167, SLG: 0.091		C FF 94 C SI 92 B SI 93 B FS 88 F SI 93 F FS 88 F FF 94 X SL 84 2-2 L1-3 ③		B FS 86 B FF 93 F SI 93 X SI 93 2-1 FC3-6 12 HBP 1-2f 2-3 ②	X SI 92 0-0 G4-3 ②				B FF 94 S SL 80 B FF 94 S SL 79 B SL 81 S FF 94 3-3 K ②			X FC 92 0-0 G3-1 ②	5	0	0	0	1	2
12 Mark Reynolds, R (1, 3) OBP: 0.353, SLG: 0.214			B SL 84 X SI 91 1-0 G6-3 ①	H SI 95 1-0 HBP 1-2		C SI 92 B SI 93 X SL 85 1-1 G5-3 ③			S FF 92 B FF 91 S FF 91 F FF 92 S SL 82 1-3 K ③			C KC 80 X FC 90 0-1 1B	4	0	1	0	0	1	0
3 Ryan Flaherty, L (1, 4) 11 Robert Andino, R (8, 4) OBP: 0.500, SLG: 0.625			X SL 82 0-0 HR	C FF 93 C FS 88 X SI 94 0-2 G1-3 ③			C SI 93 B FS 86 F SI 92 X FS 88 1-2 G4-3 ①			X FF 93 0-0 9 L6 13 SH1-4 1B		F FC 92 X FC 92 0-1 G1 ③	3 2	1 0	1 1	1 0	0 0	0 1	3 1
13 Manny Machado, R (1, 5) OBP: 0.154, SLG: 0.385			C SL 84 B SI 92 F SI 93 B SL 86 S SL 84 2-3 K ②		X SL 84 0-0 HR		B SL 84 F SI 93 X FS 85 1-1 P5 ②			X FF 92 0-0 SH1-4 1-2 ①			3	1	1	1	0	1	0
Inning Stats	R: 0 H: 1 E: 0 LOB: 0 K: 0 BB: 0 S: 6 P: 9	R: 0 H: 0 E: 0 LOB: 0 K: 0 BB: 0 S: 10 P: 16	R: 1 H: 2 E: 0 LOB: 1 K: 1 BB: 0 S: 10 P: 18	R: 0 H: 1 E: 0 LOB: 3 K: 0 BB: 1 S: 10 P: 19	R: 1 H: 1 E: 0 LOB: 1 K: 1 BB: 0 S: 7 P: 10	R: 0 H: 0 E: 0 LOB: 0 K: 0 BB: 0 S: 4 P: 5	R: 0 H: 0 E: 0 LOB: 0 K: 0 BB: 0 S: 8 P: 13	R: 0 H: 0 E: 0 LOB: 0 K: 1 BB: 0 S: 8 P: 10	R: 0 H: 0 E: 0 LOB: 0 K: 2 BB: 0 S: 9 P: 16	R: 0 H: 1 E: 0 LOB: 0 K: 0 BB: 0 S: 5 P: 8	R: 0 H: 0 E: 0 LOB: 0 K: 2 BB: 0 S: 11 P: 13	R: 0 H: 1 E: 0 LOB: 1 K: 0 BB: 0 S: 8 P: 11	1B: 5 SF: 0 2B: 1 SAC: 1 3B: 0 DP: 1 HR: 2 HBP: 2						

PITCHER	IP	WLS	BF	H	R	ER	SO	BB	IBB	HBP	BLK	WP	HR	S	P	ERA	WHIP
18 Hiroki Kuroda, R (1, 1) ERA: 2.16	8.1		32	5	2	2	3	1	0	2	0	0	2	65	105	2.16	0.720
48 Boone Logan, L (9, 1) ERA:	0.1		1	0	0	0	1	0	0	0	0	0	0	3	6	0.00	0.000
29 Rafael Soriano, R (9, 1) ERA:	1.1		4	1	0	0	1	0	0	0	0	0	0	9	13	0.00	0.750
30 David Robertson, R (11, 1) ERA:	2.0	W	7	1	0	0	2	0	0	0	0	0	0	19	24	0.00	0.500

PITCHER	IP	WLS	BF	H	R	ER	SO	BB	IBB	HBP	BLK	WP	HR	S	P	ERA	WHIP

Baltimore Orioles @ New York Yankees

Yankee Stadium, Bronx, NY

Wed Oct 10 2012, 7:40 PM - 11:10 PM EDT

Att. 50,497 - Partly Cloudy - 62 F

TOP

livebaseballscorecards.com

AB	40
R	2
H	7
RBI	2
BB	1
SO	7
LOB	13

Batter	1	2	3	4	5	6	7	8	9	10	11	12	AB	R	H	RBI	BB	SO	LOB
2 Derek Jeter, R (1, 6) OBP: 0.462, SLG: 0.615	B SL 85 F FF 92 F CH 83 B SI 93 S FF 92 2-3 K		F CH 84 B FF 94 S FF 94 F CH 85 B CH 82 X FF 93 2-2 3-H 3B			B SL 86 X SL 87 1-0 31 FC4-6 1B		C SL 78 S FF 85 B SL 79 F FF 86 F FF 85 B SL 78 S FF 86 2-3 K			B CU 77 F FC 92 B CH 85 B CU 79 X FF 91 3-1 F7		4	0	2	1	0	2	0
17 Jayson Nix, R (9, 6)													1	0	0	0	0	0	0
31 Ichiro Suzuki, L (1, 7) OBP: 0.200, SLG: 0.267	B FF 92 B CH 82 F FF 91 F SI 92 X FF 92 2-2 P4		C FF 93 B FF 92 F FF 92 F SI 90 X FF 93 1-2 F8			X SI 91 0-0 FC4-6 1-2f			C SI 95 X SI 94 0-1 L7		C FC 92 X FC 92 0-1 P5		5	0	0	0	0	0	2
13 Alex Rodriguez, R (1, 10) OBP: 0.154, SLG: 0.083	B CU 78 C SI 92 X SI 92 1-1 G6-3			C FF 90 C FF 92 B SI 91 B FF 92 F SL 88 F SI 93 S FF 91 2-3 K		1 SAFE F SI 92 F SL 86 B FF 91 F FF 92 S SI 92 1-3 K			B CU 81 X SI 94 1-0 HR			X FC 91 0-0 HR	3	0	0	0	0	2	1
27 Raul Ibanez, L (9, PH) OBP: 0.667, SLG: 1.800													2	2	2	2	0	0	0
(10, 10)																			
24 Robinson Canó, L (1, 4) OBP: 0.231, SLG: 0.333		X CH 81 0-0 G4-3		C FF 92 C SI 93 X SI 92 0-2 F7		B SI 91 1 SAFE F SI 90 S SI 92 1 SAFE T FF 91 1-2 K			C SI 96 F CH 88 X CH 89 0-2 L6				4	0	0	0	0	1	1
33 Nick Swisher, S (1, 9) OBP: 0.308, SLG: 0.200		C SI 91 B SI 92 X CU 78 1-1 25 G3-6-3 1B		S CH 84 B SI 94 X CH 85 1-1 G3-1			B CH 82 S CH 81 C CH 82 F FF 91 F FF 91 S SL 86 1-3 K		B CU 81 B CH 88 C CH 89 X SI 94 2-1 L7				4	0	1	0	0	1	0
25 Mark Teixeira, S (1, 3) OBP: 0.385, SLG: 0.333		C CH 83 B FF 92 B SI 91 F SI 92 B FF 93 X CH 82 3-2 G3-6-3 1-2f	B CH 83 S CH 83 B CH 84 B SI 92 X SI 93 3-1 P4				B CU 79 S CH 82 X FF 91 1-1 F8			C SI 94 B CU 80 S CU 79 X SI 94 1-2 F7			4	0	0	0	0	0	1
14 Curtis Granderson, L (1, 8) OBP: 0.167, SLG: 0.091			C FF 91 S CH 84 S CH 83 0-3 K		B CH 83 B CH 85 F SI 92 F FF 92 X CH 84 2-2 L4		C CU 78 S CH 85 S FF 91 0-3 K			B CU 81 B CU 79 C SI 94 C CU 80 S SI 95 2-3 K			4	0	0	0	0	3	0
55 Russell Martin, R (1, 2) OBP: 0.417, SLG: 0.700			B SI 92 X FF 92 1-0 12 G3-1 2 3B 2B		B SI 92 C SL 86 C CU 79 X FF 92 1-2 1B			B SL 78 X SL 78 1-0 G5-3		S SI 94 X SI 95 0-1 G6-3			4	1	2	0	0	0	0
12 Eric Chavez, L (1, 5)			C CH 83 F SI 92 X FF 92 0-2 G3-1 2-3		C CU 78 B SI 91 F SI 91 B CH 83 B CH 81 S CH 80 3-3 K			C SL 77 B SL 78 X SI 85 1-1 P5			B CU 79 C CU 79 F FC 91 S SL 86 1-3 K		4	0	0	0	0	2	2
Inning Stats	R: 0 E: 0 K: 1 S: 8 H: 0 LOB: 0 BB: 0 P: 13	R: 0 E: 0 K: 0 S: 6 H: 1 LOB: 0 BB: 0 P: 10	R: 1 E: 0 K: 1 S: 15 H: 2 LOB: 1 BB: 0 P: 19	R: 0 E: 0 K: 1 S: 10 H: 0 LOB: 0 BB: 0 P: 13	R: 0 E: 0 K: 1 S: 11 H: 1 LOB: 1 BB: 0 P: 20	R: 0 E: 0 K: 2 S: 9 H: 1 LOB: 1 BB: 0 P: 12	R: 0 E: 0 K: 2 S: 10 H: 0 LOB: 0 BB: 0 P: 12	R: 0 E: 0 K: 1 S: 8 H: 0 LOB: 0 BB: 0 P: 12	R: 1 E: 0 K: 0 S: 8 H: 1 LOB: 0 BB: 0 P: 11	R: 0 E: 0 K: 1 S: 8 H: 0 LOB: 0 BB: 0 P: 11	R: 0 E: 0 K: 1 S: 7 H: 0 LOB: 0 BB: 0 P: 11	R: 1 E: 0 K: 0 S: 1 H: 1 LOB: 0 BB: 0 P: 1	1B: 3 2B: 1 3B: 1 HR: 2	SF: 0 SAC: 0 DP: 1 HBP: 0	WP: 0 PB: 0 SB: 0 CS: 0	PA: 39				

PITCHER	IP	WLS	BF	H	R	ER	SO	BB	IBB	HBP	BLK	WP	HR	S	P	ERA	WHIP
50 Miguel González, R (1, 1) ERA: 1.29	7.0		25	5	1	1	8	0	0	0	0	0	0	69	99	1.29	0.714
56 Darren O'Day, R (8, 1) ERA:	1.0	H	3	0	0	0	1	0	0	0	0	0	0	8	12	0.00	0.000
43 Jim Johnson, R (9, 1) ERA: 10.38	2.0	B	7	1	1	1	1	0	0	0	0	0	1	16	22	4.50	0.500
17 Brian Matusz, L (11, 1) ERA: 2.45	1.0	L	4	1	1	1	1	0	0	0	0	0	1	8	12	9.00	1.000

PITCHER	IP	WLS	BF	H	R	ER	SO	BB	IBB	HBP	BLK	WP	HR	S	P	ERA	WHIP

BOTTOM

Baltimore Orioles @ New York Yankees

Yankee Stadium, Bronx, NY

Wed Oct 10 2012, 7:40 PM - 11:10 PM EDT

Att. 50,497 - Partly Cloudy - 62 F

livebaseballscorecards.com

AB	39
R	3
H	7
RBI	3
BB	0
SO	11
LOB	7

Batter	1	2	3	4	5	6	7	8	9	10	11	12	13	AB	R	H	RBI	BB	SO	LOB
9 Nate McLouth, L (1, 7) OBP: 0.333, SLG: 0.500	B FF 92 C FF 92 B KC 75 F FF 92 F FF 93 B CH 85 F FF 92 B FF 92 4-2 10 F8 2 1B BB		B CH 83 X CH 84 1-0 2 FC1-2 2B 1-3		C KC 74 C FF 91 B SL 80 X FF 91 1-2 HR		F FF 94 B FF 94 F FF 93 B SL 81 B SL 81 X SL 80 3-2 L4			B SI 91 C FF 92 X SL 84 1-1 G3			X SI 90 0-0 G4-3 2-3	5	1	2	1	1	0	1
2 J.J. Hardy, R (1, 6) OBP: 0.250, SLG: 0.304	S FF 92 X FF 91 0-1 1-2 1B		F FF 92 B FF 92 X FF 92 1-1 FC1-2 2-3 3-H		C FF 90 F FF 91 B SL 82 F SL 81 B SL 82 C FF 92 2-3 K		C FC 90 X FC 90 0-1 G6-3				C FF 94 B SL 87 X FF 94 1-1 G5-3		B SL 88 B SI 91 S SL 86 F SI 92 F FF 92 X SL 87 2-2 19 G4-3 2B 3-H	6	0	2	1	0	1	2
19 Chris Davis, L (1, 9) OBP: 0.318, SLG: 0.250 27 Endy Chavez, L (13, 9)	S FF 92 B FF 91 B FF 91 S FF 92 X FF 93 2-2 F7		F FF 92 B FF 92 S SL 81 S SL 82 1-3 K		F SL 80 F FF 91 S SL 80 0-3 K		F KC 78 X FC 90 0-1 P4				S SL 86 S SL 86 S SL 85 0-3 K		F SI 86 S SL 77 X SL 76 0-2 G4-3 2-3	6 0	0 0	0 0	0 0	0 0	3 0	5 0
10 Adam Jones, R (1, 8) OBP: 0.087, SLG: 0.091	S FF 93 X FF 93 0-1 F8 2-3		X SL 83 0-0 G4-3		B SL 81 C SL 79 B FF 91 S SL 82 S SL 80 2-3 K		S KC 80 S KC 79 B KC 77 S KC 80 1-3 K				B SL 87 X SL 86 1-0 G6-3		B SL 80 B SL 79 C SL 80 X SL 81 2-1 G1-3	6	0	0	0	0	2	5
32 Matt Wieters, S (1, 2) OBP: 0.136, SLG: 0.143	B FF 92 D CH 85 B CH 85 X FF 92 3-0 F8			B FF 90 B FF 90 B FF 90 C FF 90 B CH 85 4-1 3 1B BB		B CH 82 X FF 90 1-0 P6			C FF 90 B SI 92 X SL 83 1-1 G4-3			B SL 86 X FF 93 1-0 1B		4	0	1	0	1	0	2
25 Jim Thome, L (1, 10) OBP: 0.188, SLG: 0.133 51 Lew Ford, R (9, PR) OBP: 0.400, SLG: 0.600 (9, 10)		X FF 91 0-0 G4-3		B SI 90 X FF 90 1-0 P4		C KC 74 C SL 80 F SL 79 B FF 90 B SL 81 S SL 79 2-3 K			C SL 83 X SL 82 0-1 12 K2-3 1B			1 SAFE S SI 90 F FF 90 D KC 81 D KC 80 B FF 91 F FF 91 F FF 92 F FF 92 3-2 X FF 92 F9		4 1	0 0	1 0	0 0	1 0	1 1
12 Mark Reynolds, R (1, 3) OBP: 0.273, SLG: 0.158		B FF 92 S FF 92 B SL 82 S FF 92 S FF 92 S FF 92 2-3 K		B SL 81 F SL 80 F FF 91 X SL 80 1-2 P3		X FF 91 0-0 F8			S SL 82 F FF 92 D SL 84 1 SAFE S SL 85 1-3 K2-3 1-2			C FF 91 B FF 92 B SL 87 X FF 91 2-1 F9		5	0	0	0	0	2	3
3 Ryan Flaherty, L (1, 4) OBP: 0.273, SLG: 0.545 11 Robert Andino, R (10, 4) OBP: 0.444, SLG: 0.556	F FF 91 X FF 91 0-1 F7		B CH 84 1 SAFE B FF 91 X FF 90 2-0 1-3 1B				X FF 88 0-0 P6			C FF 90 B SL 85 B FF 91 F SL 81 F SL 84 B SL 84 F SL 83 X FF 93 3-2 F8		F SL 88 T SL 87 D KC 81 B FF 92 S SL 87 2-3 K		4 1	0 0	1 0	0 0	0 1	0 1	0 1
13 Manny Machado, R (1, 5) OBP: 0.222, SLG: 0.412			B KC 75 B SL 81 B FF 90 C FF 90 B FF 90 4-1 9 2B 2 FC1-2 BB	B FF 90 C FF 91 B FF 92 F FF 91 S SL 82 2-3 K			C FF 90 F FF 89 B SL 80 T FF 89 1-2 K			F SL 84 B FF 92 B SL 84 S FC 92 F FC 92 X SL 84 2-2 L7			B SL 85 X SL 85 1-0 9 G4-3 2 2B 2B	4	1	1	0	1	2	2
Inning Stats	R: 0 E: 0 K: 0 S: 12 H: 1 LOB: 2 BB: 1 P: 21	R: 0 E: 0 K: 1 S: 6 H: 0 LOB: 0 BB: 0 P: 8	R: 0 E: 0 K: 1 S: 8 H: 1 LOB: 2 BB: 1 P: 15	R: 0 E: 0 K: 1 S: 9 H: 1 LOB: 2 BB: 1 P: 19	R: 1 E: 0 K: 3 S: 13 H: 1 LOB: 0 BB: 0 P: 18	R: 0 E: 0 K: 1 S: 6 H: 0 LOB: 0 BB: 0 P: 9	R: 0 E: 0 K: 1 S: 7 H: 0 LOB: 0 BB: 0 P: 11	R: 0 E: 0 K: 1 S: 7 H: 0 LOB: 0 BB: 0 P: 8	R: 0 E: 0 K: 1 S: 7 H: 1 LOB: 1 BB: 0 P: 9	R: 0 E: 0 K: 0 S: 11 H: 0 LOB: 0 BB: 0 P: 17	R: 0 E: 0 K: 1 S: 6 H: 0 LOB: 0 BB: 0 P: 8	R: 0 E: 0 K: 1 S: 12 H: 1 LOB: 1 BB: 0 P: 20	R: 1 E: 0 K: 0 S: 11 H: 2 LOB: 1 BB: 0 P: 16						

PITCHER		IP	WLS	BF	H	R	ER	SO	BB	IBB	HBP	BLK	WP	HR	S	P	ERA	WHIP
65 Phil Hughes, R ERA: 1.35	(1, 1)	6.2		27	4	1	1	8	3	0	0	0	0	1	58	95	1.35	1.050
48 Boone Logan, L ERA:	(7, 1)	0.1		1	0	0	0	0	0	0	0	0	0	0	3	6	0.00	0.000
30 David Robertson, R ERA:	(8, 1)	1.0		3	0	0	0	1	0	0	0	0	0	0	7	8	0.00	0.000
29 Rafael Soriano, R ERA:	(9, 1)	2.0		6	1	0	0	1	0	0	0	0	0	0	18	26	0.00	0.500
62 Joba Chamberlain, R ERA:	(11, 1)	1.0		4	1	0	0	1	0	0	0	0	0	0	7	10	0.00	1.000

PITCHER		IP	WLS	BF	H	R	ER	SO	BB	IBB	HBP	BLK	WP	HR	S	P	ERA	WHIP
41 David Phelps, R ERA: 6.75	(12, 1)	1.1	L	6	2	1	1	1	0	0	0	0	0	0	17	27	6.75	1.500
39 Clay Rapada, L ERA:	(13, 1)	0.1		1	0	0	0	0	0	0	0	0	0	0	3	3	0.00	0.000
34 Derek Lowe, R ERA:	(13, 1)	0.1		1	0	0	0	0	0	0	0	0	0	0	2	4	0.00	0.000

TOP

Baltimore Orioles @ New York Yankees

Yankee Stadium, Bronx, NY

Thu Oct 11 2012, 7:39 PM - 12:08 AM EDT

Att: 49,307 - Clear - 56 F

livebaseballscorecards.com

AB	46
R	2
H	8
RBI	2
BB	3
SO	12
LOB	23

1B: 4	SF: 0	WP: 0	PA: 49
2B: 3	SAC: 0	PB: 0	
3B: 0	DP: 0	SB: 0	
HR: 1	HBP: 0	CS: 0	

Baltimore Orioles @ New York Yankees

Yankee Stadium, Bronx, NY

Thu Oct 11 2012, 7:39 PM - 12:08 AM EDT

Att. 49,307 - Clear - 56 F

livebaseballscorecards.com

BOTTOM

Batter	1	2	3	4	5	6	7	8	9	10	11	12	13	AB	R	H	RBI	BB	SO	LOB
2 Derek Jeter, R (1, 10) OBP: 0.421, SLG: 0.579	C FF 85 F CH 77 X FF 86 0-2 ① G3-1		D FF 88 F FF 88 B FF 89 F FF 88 F FF 90 F FF 89 F CU 78 F CH 80 F FF 89 2-2 ① K			F FF 88 B FF 88 X FF 88 1-1 31 SH1-3 24 G4-3 2B	B FF 92 C FF 92 C FF 93 F FF 91 B FF 92 F FF 92 F FF 92 C FF 92 2-3 ③ K			X SL 77 0-0 ① G5-3		C FF 97 B SI 97 S SL 85 X SI 97 1-2 1B		6	1	2	0	0	2	3
31 Ichiro Suzuki, L (1, 7) OBP: 0.200, SLG: 0.250	C FF 86 B CU 73 C CU 73 X FF 84 1-2 ② G5-3		B CU 79 C FF 89 C FF 90 S CU 77 1-3 ② K			X FF 88 0-0 ① SH1-3 2-3		B SL 86 X FF 91 1-0 24 G4-3 25 1B 1B		X SI 84 0-0 ② G3-1		B FF 96 X FF 97 1-0 ③ G3		5	0	1	0	0	1	2
25 Mark Teixeira, S (1, 3) OBP: 0.474, SLG: 0.333	B CU 71 C CU 72 B FF 87 B CH 80 B CH 80 4-1 BB		C FF 91 B FF 91 C CU 78 D CU 79 T FF 91 2-2 ③ K			C FF 91 C FF 91 D CU 79 B CH 82 B CU 79 F FF 93 B FF 92 4-2 24 G4-3 BB		B FF 91 C FF 91 1 SAFE X FF 90 1-1 24 G4-3 1-2 1B		B SL 77 B FF 85 B SL 77 C SI 83 B SL 77 4-1 BB			B SI 93 C SI 93 F CU 80 B CU 80 F CH 89 F SI 94 C CU 80 2-3 ① K	3	0	1	0	3	2	1
24 Robinson Canó, L (1, 4) OBP: 0.158, SLG: 0.222	B CU 75 C FF 87 B FF 87 F FF 88 X FF 88 2-2 ③ F8			B FF 86 X CU 76 1-0 ① P6		B FF 90 X FF 90 1-0 ② G4-3 1-2 3-H		D FF 91 B SL 87 F FF 92 B FF 93 X FC 90 3-1 ① G4-3 1-2 2-3		C SL 77 S FF 85 X SL 78 0-2 ③ P6			X CU 80 0-0 ② L7	6	0	0	1	0	0	5
13 Alex Rodriguez, R (1, 5) OBP: 0.222, SLG: 0.125 12 Eric Chavez, L (13, PH)		B CU 70 B FF 89 B FF 89 C FF 88 T FF 90 B FF 91 4-2 BB		F FF 89 C FF 89 F CU 77 X FF 90 0-2 33 G5-4-3 1B		S CU 81 C FF 97 B FF 98 F FF 97 S FF 97 1-3 ③ K		S FF 85 S FF 85 B FF 86 S SL 78 1-3 ② K			C SL 84 X SI 97 0-1 ① G6-3		C CU 80 B SI 95 F SI 95 F CU 81 B CU 79 X SI 94 2-2 ③ L5	4 1	0 0	1 0	0 0	1 0	2 0	3 0
33 Nick Swisher, S (1, 9) OBP: 0.222, SLG: 0.133	D FF 90 1 SAFE X FF 88 1-0 ① F7			B CH 80 F FF 89 F FF 90 X FF 89 1-2 ② ③ G5-4-3 1-2f			X FF 95 0-0 ① F9	F SL 80 X SL 77 0-1 ③ F9			C SL 84 B SI 97 X SI 96 1-1 ② F7			5	0	0	0	0	0	4
55 Russell Martin, R (1, 2) OBP: 0.353, SLG: 0.500	B CH 79 X FF 90 1-0 ② F7				B CU 71 C FF 85 B FF 86 B CU 74 S FF 89 B FF 89 4-2 17 F7-6-3 BB		X FF 92 0-0 E4 17 1B		B SL 77 C SL 77 X SI 85 1-1 ① G5-3		C SL 83 F SL 85 B SL 84 S SL 84 1-3 ③ K2-3			4	0	0	0	1	1	1
14 Curtis Granderson, L (1, 8) OBP: 0.118, SLG: 0.063	F FF 87 1 SAFE S CU 78 S CU 78 0-3 ③ K2-3				1 SAFE L FF 89 L CU 77 B FF 88 1 SAFE S CU 78 1-3 ① K		C SI 90 X SL 84 0-1 ② F7		C FF 85 F SL 76 B SI 84 B FF 86 B SL 76 X SL 77 3-2 ② F8			B SL 83 C SL 83 B SI 96 B SI 95 C SL 83 S SL 85 3-3 ① K2-3		5	0	0	0	0	3	3
17 Jayson Nix, R (1, 6) OBP: 0.500, SLG: 0.750 27 Raul Ibanez, L (9, PH) OBP: 0.571, SLG: 1.500 26 Eduardo Núñez, R (10, 6) OBP: 0.200, SLG: 0.400			X FF 86 0-0 2B			B FF 88 X FF 89 1-0 ② ③ F7-6-3 1-1	C SL 82 B SI 89 T SL 85 X SL 84 1-2 1B		C SL 78 S FF 86 B FF 85 B SI 84 X SL 77 2-2 ③ G3			C FF 96 X SL 84 0-1 ② G5-3		3 1 1	0 0 0	2 0 0	0 0 0	0 0 0	0 0 0	1 0 0

Inning Stats	1	2	3	4	5	6	7	8	9	10	11	12	13
	R: 0 E: 0 K: 0 S: 10	H: 0 LOB: 1 BB: 1 P: 17	R: 0 E: 0 K: 1 S: 7	H: 0 LOB: 1 BB: 1 P: 13	R: 0 E: 0 K: 3 S: 18	H: 1 LOB: 1 BB: 0 P: 23	R: 0 E: 0 K: 0 S: 8	H: 1 LOB: 0 BB: 0 P: 10	R: 0 E: 0 K: 1 S: 6	H: 0 LOB: 0 BB: 1 P: 12	R: 1 E: 0 K: 1 S: 11	H: 1 LOB: 1 BB: 1 P: 18	R: 0 E: 1 K: 1 S: 13	H: 1 LOB: 2 BB: 0 P: 16	R: 0 E: 0 K: 1 S: 10	H: 2 LOB: 2 BB: 0 P: 16	R: 0 E: 0 K: 0 S: 8	H: 0 LOB: 0 BB: 0 P: 14	R: 0 E: 0 K: 0 S: 6	H: 0 LOB: 1 BB: 1 P: 10	R: 0 E: 0 K: 1 S: 7	H: 0 LOB: 0 BB: 0 P: 9	R: 0 E: 0 K: 1 S: 9	H: 1 LOB: 1 BB: 0 P: 14	R: 0 E: 0 K: 1 S: 10	H: 0 LOB: 0 BB: 0 P: 14

1B: 5	SF: 0
2B: 3	SAC: 1
3B: 0	DP: 2
HR: 0	HBP: 0

WP: 0 PA: 50
PB: 0
SB: 0
CS: 0

AB	44
R	1
H	7
RBI	1
BB	5
SO	11
LOB	23

PITCHER		IP	WLS	BF	H	R	ER	SO	BB	IBB	HBP	BLK	WP	HR	S	P	ERA	WHIP
48 Joe Saunders, L ERA: 1.59	(1, 1)	5.2		22	3	1	1	5	4	0	0	0	0	0	56	88	1.59	1.235
29 Tommy Hunter, R ERA:	(6, 1)	0.2		3	0	0	0	1	0	0	0	0	0	0	6	7	0.00	0.000
40 Troy Patton, L ERA:	(7, 1)	0.1		2	1	0	0	0	0	0	0	0	0	0	5	6	0.00	3.000
38 Luis Ayala, R ERA:	(7, 1)	0.1		3	2	0	0	1	0	0	0	0	0	0	9	13	0.00	6.000
17 Brian Matusz, L ERA: 2.25	(8, 1)	0.1		1	0	0	0	0	0	0	0	0	0	0	2	5	0.00	0.000

PITCHER		IP	WLS	BF	H	R	ER	SO	BB	IBB	HBP	BLK	WP	HR	S	P	ERA	WHIP
56 Darren O'Day, R ERA:	(8, 1)	2.2		9	0	0	0	1	1	0	0	0	0	0	19	30	0.00	0.375
47 Pedro Strop, R ERA:	(11, 1)	2.0	W	7	1	0	0	2	0	0	0	0	0	0	16	23	0.00	0.500
43 Jim Johnson, R ERA: 8.44	(13, 1)	1.0	S	3	0	0	0	1	0	0	0	0	0	0	10	14	0.00	0.000

Batter	1	2	3	4	5	6	7	8	9	AB	R	H	RBI	BB	SO	LOB
9 Nate McLouth, L (1, 7) OBP: 0.321, SLG: 0.462	X FF 89 0-0 ① L8			C FF 93 X FF 93 0-1 19 S 1B		C FF 93 B SL 82 B FF 92 B FF 94 F FF 93 S SL 83 3-3 ③ K		C SL 82 F FF 94 D SL 82 S SL 82 1-3 ② K		4	0	1	0	0	2	3
2 J.J. Hardy, R (1, 6) OBP: 0.214, SLG: 0.259	C FF 89 B CH 85 X FF 91 1-1 ② F9			C FF 92 X CH 85 0-1 ① F9			B FF 91 B FF 90 C FF 91 X FF 92 2-1 ① G4-3	B CH 86 C FF 94 S CH 87 X SL 84 1-2 ③ G6-3		4	0	0	0	0	0	4
10 Adam Jones, R (1, 8) OBP: 0.074, SLG: 0.077	B FF 91 B FF 91 C FF 91 T SI 91 B FF 91 S CH 85 3-3 ③ K			X FF 92 0-0 ② F8			C CH 86 F SI 92 S SL 81 0-3 ② K		C CU 76 X CH 86 0-1 ① F7	4	0	0	0	0	2	1
19 Chris Davis, L (1, 9) OBP: 0.269, SLG: 0.208		B SL 81 X SL 81 1-0 ① G2-3		B FF 92 S SL 82 S SL 81 F SL 82 F SL 83 X SL 81 1-2 ③ F8 1-2			X SL 82 0-0 ③ F8		S SL 82 F SL 83 F FF 94 B SL 83 F SL 82 S FF 93 1-3 ② K	4	0	0	0	0	1	1
32 Matt Wieters, S (1, 2) OBP: 0.192, SLG: 0.167		B FF 92 C CH 86 F FF 93 C SL 83 1-3 ② K			B SI 91 F FF 91 B FF 91 B CH 86 B FF 92 4-1 12 G4-3 BB			B FF 90 X FF 90 1-0 51 1B 13 BB 1B	C CU 76 X SI 93 0-1 ③ G1-3	3	1	1	0	1	1	0
13 Manny Machado, R (1, 5) OBP: 0.238, SLG: 0.368		C FF 92 F FF 92 S SL 81 0-3 ③ K			S CU 78 B FF 92 X CH 85 1-1 ① P4			B CH 85 B CH 86 C FF 92 B FF 93 B FF 90 4-1 11 1B 51 1B 1-2 BB		2	0	0	0	1	1	1
12 Mark Reynolds, R (1, 3) OBP: 0.240, SLG: 0.136			B CU 76 B CH 86 C CH 84 B CH 86 F FF 94 F FF 93 F FF 94 S SL 82 3-3 ① K		X CH 86 0-0 ② ③ G4-3 1-2f			B FF 92 S CH 85 B FF 93 B FF 92 F FF 93 S SL 82 3-3 ① K		3	0	0	0	0	2	3
51 Lew Ford, R (1, 10) OBP: 0.375, SLG: 0.500			C FF 93 B CH 87 B CH 87 F SI 93 B FF 94 X FF 94 3-2 ② F7			B CH 85 C FF 91 B CH 86 X FF 93 2-1 ① G3		C FF 94 B SI 92 X CH 87 1-1 11 1B 1-2 2-H 1B		3	0	1	1	0	0	0
11 Robert Andino, R (1, 4) OBP: 0.417, SLG: 0.500			C FF 93 B SI 92 F FF 94 X SL 82 1-2 ③ F9			C CU 77 B SI 92 F FF 93 F FF 94 B SL 80 B FF 93 X FF 93 3-2 ② F9		C FF 94 B FF 95 C FF 95 D SL 83 X FF 94 2-2 1-2 2-3 1B		3	0	1	0	0	0	0
Inning Stats	R: 0 E: 0 K: 1 S: 6 H: 0 LOB: 0 BB: 0 P: 10	R: 0 E: 0 K: 2 S: 7 H: 0 LOB: 0 BB: 0 P: 9	R: 0 E: 0 K: 1 S: 11 H: 0 LOB: 0 BB: 0 P: 18	R: 0 E: 0 K: 0 S: 10 H: 1 LOB: 1 BB: 0 P: 11	R: 0 E: 0 K: 0 S: 4 H: 0 LOB: 0 BB: 1 P: 9	R: 0 E: 0 K: 1 S: 9 H: 0 LOB: 0 BB: 0 P: 17	R: 0 E: 0 K: 1 S: 6 H: 0 LOB: 0 BB: 0 P: 8	R: 1 E: 0 K: 2 S: 16 H: 3 LOB: 3 BB: 1 P: 29	R: 0 E: 0 K: 1 S: 9 H: 0 LOB: 0 BB: 0 P: 10	1B: 4 2B: 0 3B: 0 HR: 0	SF: 0 SAC: 0 DP: 1 HBP: 0			WP: 0 PB: 0 SB: 1 CS: 0		PA: 32	

PITCHER	IP	WLS	BF	H	R	ER	SO	BB	IBB	HBP	BLK	WP	HR	S	P	ERA	WHIP
52 CC Sabathia, L (1, 1) ERA: 1.53	9.0	W	32	4	1	1	9	2	0	0	0	0	0	78	121	1.00	0.667

PITCHER	IP	WLS	BF	H	R	ER	SO	BB	IBB	HBP	BLK	WP	HR	S	P	ERA	WHIP

TOP

Baltimore Orioles @ New York Yankees

Yankee Stadium, Bronx, NY

Fri Oct 12 2012, 5:07 PM - 8:00 PM EDT

Att. 47,081 - Cloudy - 52 F

livebaseballscorecards.com

AB	30
R	1
H	4
RBI	1
BB	2
SO	9
LOB	13

BOTTOM

Baltimore Orioles @ New York Yankees

Yankee Stadium, Bronx, NY

Fri Oct 12 2012, 5:07 PM - 8:00 PM EDT

Att. 47,081 - Cloudy - 52 F

livebaseballscorecards.com

Batter	1	2	3	4	5	6	7	8	9	AB	R	H	RBI	BB	SO	LOB
2 Derek Jeter, R (1, 6) OBP: 0.391, SLG: 0.500	S SL 85 S FF 93 B FF 93 B SI 94 B SL 85 C FF 93 3-3 ① K			F FF 93 C SI 93 F CU 76 S SL 83 0-3 ① K		B SL 84 B FF 92 F FF 92 F SL 82 B FF 92 B FF 92 4-2 31 2B BB		B FF 94 B SL 82 B SI 95 C FF 94 F SI 96 X SI 95 3-2 ① G3-1		3	1	0	0	1	2	0
31 Ichiro Suzuki, L (1, 7) (8, 9) OBP: 0.250, SLG: 0.304	B SI 94 F FF 93 X CH 89 1-1 ② G4-3			B SI 94 F FF 93 F SL 84 X FF 93 1-2 ② G4-3		X SI 91 0-0 1-H 2B		B SI 95 B FF 96 B FF 96 C FF 95 B SI 95 4-1 24 G4-6-3 BB		3	0	1	1	1	0	0
24 Robinson Canó, L (1, 4) OBP: 0.130, SLG: 0.182	B SI 94 C CH 88 S FF 94 B SL 84 F FF 94 F CU 78 X SL 82 2-2 ③ G3			B SI 93 C FF 93 S FF 92 F CU 76 B FF 92 C SI 93 2-3 ③ K		B SI 91 B CH 87 F SI 91 F SL 84 C FF 92 2-3 ② K		X SL 87 0-0 ② ③ G4-6-3 1-2f		4	0	0	0	0	2	2
25 Mark Teixeira, S (1, 3) OBP: 0.500, SLG: 0.353		C FF 92 B CU 77 X CH 87 1-1 ① G5-3			B SI 91 F FF 92 B SI 92 C SI 92 X FF 92 2-2 27 S 27 1B 1B	I IN 72 I IN 72 I IN 75 I IN 77 4-0 IBB				2	1	1	0	1	0	0
27 Raul Ibanez, L (1, 10) OBP: 0.500, SLG: 1.111		B SI 93 C FF 93 X CU 77 1-1 ② L8			B CU 78 C CU 76 F SL 84 F FF 93 B SI 93 F SL 84 B CU 76 X SL 84 3-2 33 G6-4-3 1-H 1B	B SL 81 B SL 82 F SI 88 F SL 82 S CU 77 2-3 ③ K				3	0	1	1	0	1	2
33 Nick Swisher, S (1, 9) OBP: 0.190, SLG: 0.111 11 Brett Gardner, L (8, 7)		B CU 76 C CU 77 C FF 94 B SI 93 S SL 85 2-3 ③ K2-3			B CH 86 S CH 87 X FF 92 1-1 ① ② G6-4-3 1-2f		S SL 80 F CH 84 C SI 90 0-3 ① K			3 0	0 0	0 0	0 0	0 0	2 0	1 0
14 Curtis Granderson, L (1, 8) OBP: 0.200, SLG: 0.316			B CU 75 C CU 76 B FF 92 X CH 87 2-1 ① F9		F CH 87 C FF 93 X SL 83 0-2 55 S 1B		B CU 78 B SI 90 F SL 82 X SL 81 2-1 HR			3	1	2	1	0	0	0
55 Russell Martin, R (1, 2) OBP: 0.300, SLG: 0.412			F FF 93 C SL 84 X SL 82 0-2 ② F8		D SI 92 1 SAFE D SL 85 S SL 86 1 SAFE B SI 93 S SL 84 X SL 84 3-2 ③ F8 1-2		C CU 76 B SI 90 B CH 85 B CH 85 C SI 89 X SL 81 3-2 ② G5-3			3	0	0	0	0	0	1
12 Eric Chavez, L (1, 5)			C FF 93 S FF 93 X FF 93 0-2 ③ L8			C CH 85 B SI 90 C SI 91 F SL 82 S CU 76 1-3 ① K	C SL 84 C SI 90 F SI 91 F SL 79 F CU 78 S CU 78 0-3 ③ K			3	0	0	0	0	2	0
Inning Stats	R: 0 E: 0 K: 1 S: 10 H: 0 LOB: 0 BB: 0 P: 16	R: 0 E: 0 K: 1 S: 7 H: 0 LOB: 0 BB: 0 P: 11	R: 0 E: 0 K: 0 S: 8 H: 0 LOB: 0 BB: 0 P: 10	R: 0 E: 0 K: 2 S: 11 H: 0 LOB: 0 BB: 0 P: 14	R: 1 E: 0 K: 0 S: 16 H: 3 LOB: 1 BB: 0 P: 25	R: 1 E: 0 K: 3 S: 13 H: 1 LOB: 2 BB: 2 P: 26	R: 1 E: 0 K: 2 S: 14 H: 1 LOB: 0 BB: 0 P: 19	R: 0 E: 0 K: 0 S: 5 H: 0 LOB: 0 BB: 1 P: 12		1B: 3 2B: 1 3B: 0 HR: 1 SF: 0 SAC: 0 DP: 2 HBP: 0					WP: 0 PB: 0 SB: 2 CS: 0 PA: 30	

	AB	27
	R	3
	H	5
	RBI	3
	BB	3
	SO	9
	LOB	6

PITCHER		IP	WLS	BF	H	R	ER	SO	BB	IBB	HBP	BLK	WP	HR	S	P	ERA	WHIP
39 Jason Hammel, R ERA: 3.18	(1, 1)	5.2	L	22	4	2	2	6	1	1	0	0	0	0	62	97	3.18	0.882
40 Troy Patton, L ERA: 4.5	(6, 1)	1.1		5	1	1	1	3	0	0	0	0	0	1	17	24	6.75	0.750
47 Pedro Strop, R ERA:	(8, 1)	0.1		2	0	0	0	0	1	0	0	0	0	0	4	11	0.00	3.000
17 Brian Matusz, L ERA: 1.93	(8, 1)	0.2		1	0	0	0	0	0	0	0	0	0	0	1	1	0.00	0.000

PITCHER	IP	WLS	BF	H	R	ER	SO	BB	IBB	HBP	BLK	WP	HR	S	P	ERA	WHIP