

Baltimore Orioles - 2012

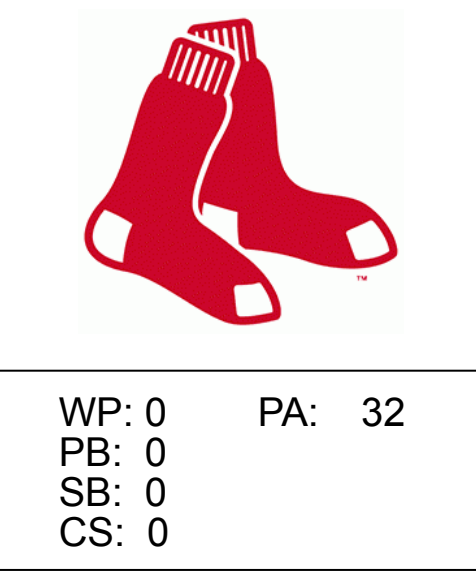
Batter	1	2	3	4	5	6	7	8	9	AB	R	H	RBI	BB	SO	LOB	TOP								
9 Endy Chavez, L (1, 9) OBP: 0.167, SLG: 0.167 54 Matt Antonelli, R (6, 4) OBP: 0.600, SLG: 0.500	G4-3		G3		F8		K			3	0	0	0	0	0	2	<p>Baltimore Orioles @ Boston Red Sox JetBlue Park, Ft. Myers, FL Tue Mar 06 2012, 1:36 PM - 4:19 PM EST Att: 9,106 - Sunny - 79 F</p>								
6 Ryan Adams, R (1, 4) OBP: 0.333, SLG: 0.200 80 Scott Beerer, R (6, 9) OBP: 0.333, SLG: 0.333	K			F9		36 1B 24 2B BB		71 FC6-4 1B		2	1	0	0	1	1	0									
36 Nick Johnson, L (1, 10) OBP: 0.429, SLG: 0.200 92 Jeff Larish, L (8, PH) (8, 10)	G6-3		F7		24 2B 1B		K			3	1	1	0	0	0	0									
24 Wilson Betemit, S (1, 7) OBP: 0.333, SLG: 0.400 71 L.J. Hoes, R (6, PR) (6, 7)		4-0 31 F9 51 PB BB	F8		31 G4-3 1-H 2-H 2B		FC6-4			2	0	1	2	1	0	0									
51 Joe Mahoney, L (1, 3) OBP: 0.250, SLG: 0.250	K	1-3 BB	G4-3		G4-3		G4-3			4	0	0	0	0	2	3									
31 Taylor Teagarden, R (1, 2) 72 Caleb Joseph, R (6, 2) 26 Gabriel Lino, R (8, 2)	F9		F9		25 1B 70 1B BB		G4-3			2	1	0	0	1	0	2									
3 Ryan Flaherty, L (1, 6) OBP: 0.429, SLG: 0.714 68 Steve Tolleson, R (7, 4)	G4-3		G4-3		25 1B 70 1B 1B		G4-3			3	1	1	0	0	0	3									
25 Josh Bell, S (1, 5) OBP: 0.143, SLG: 0.143 95 Trent Mummy, L (7, 8)			K		70 1B 1B		K2-3			3	0	1	0	0	2	0									
70 Xavier Avery, L (1, 8) OBP: 0.286, SLG: 0.286 85 Manny Machado, R (7, 6)			K		1-3 2-H 1B		G4-3			3	0	1	2	0	1	0									
Inning Stats	R: 0 E: 0 K: 1 S: 5	H: 0 LOB: 0 BB: 0 P: 5	R: 0 E: 0 K: 1 S: 5	H: 0 LOB: 1 BB: 1 P: 10	R: 0 E: 0 K: 2 S: 7	H: 0 LOB: 0 BB: 0 P: 7	R: 0 E: 0 K: 0 S: 3	H: 0 LOB: 0 BB: 0 P: 3	R: 2 E: 0 K: 0 S: 5	H: 3 LOB: 1 BB: 1 P: 10	R: 2 E: 0 K: 1 S: 7	H: 2 LOB: 2 BB: 1 P: 11	R: 0 E: 0 K: 2 S: 6	H: 0 LOB: 1 BB: 0 P: 6	R: 0 E: 0 K: 1 S: 5	H: 0 LOB: 0 BB: 0 P: 5		1B: 5 2B: 1 3B: 0 HR: 0	SF: 0 SAC: 0 DP: 0 HBP: 0	WP: 0 PB: 1 SB: 0 CS: 0	PA: 35				
PITCHER	IP WLS BF H R ER SO BB IBB HBP BLK WP HR S P ERA WHIP																								
51 Daniel Bard, R (1, 1) ERA: 2.0	2.0	H: 6	R: 0	ER: 0	SO: 2	BB: 1	IBB: 0	HBP: 0	BLK: 0	WP: 0	HR: 0	S: 10	P: 15	0.00	0.500										
91 Alfredo Aceves, R (3, 1) ERA: 2.0	1.0	H: 9	R: 5	ER: 4	SO: 4	BB: 2	IBB: 0	HBP: 0	BLK: 0	WP: 0	HR: 7	S: 16	P: 16	36.00	7.000										
89 Alex Wilson, R (5, 1) ERA: 36.0	2.1	W: 8	R: 1	ER: 0	SO: 4	BB: 0	IBB: 0	HBP: 0	BLK: 0	WP: 0	HR: 16	S: 16	P: 16	0.00	0.429										
59 Clayton Mortensen, R (6, 1) ERA: 1.2	1.2	S: 5	R: 0	ER: 0	SO: 1	BB: 0	IBB: 0	HBP: 0	BLK: 0	WP: 0	HR: 7	S: 7	P: 7	0.00	0.000										
64 Michael Bowden, R (8, 1) ERA:																									

Batter	1	2	3	4	5	6	7	8	9	AB	R	H	RBI	BB	SO	LOB	BOTTOM									
2 Jacoby Ellsbury, L (1, 8) OBP: 0.200, SLG: 0.400 85 Che-Hsuan Lin, R (6, 8)	15 1B 60 SF7 2B		SH5-3		G6-3		F8			2	1	1	0	0	0	0	<p>Baltimore Orioles @ Boston Red Sox JetBlue Park, Ft. Myers, FL Tue Mar 06 2012, 1:36 PM - 4:19 PM EST Att: 9,106 - Sunny - 79 F</p>									
15 Dustin Pedroia, R (1, 4) OBP: 0.667, SLG: 0.750 77 Pedro Ciriaco, R (6, 4) OBP: 0.500, SLG: 0.750			E6 28 2B 60 1B					2-H 2B		2	1	1	0	1	0	1										
28 Adrián González, L (1, 3) OBP: 0.200, SLG: 0.400 73 Josh Kroeger, L (6, 3) OBP: 0.333, SLG: 0.333	K		60 1B 7 2B		F8		G3-1			3	1	1	1	0	1	3										
60 Ryan Lavanway, R (1, 2) OBP: 0.333, SLG: 0.500 92 Luis Exposito, R (5, 2) 75 Max St. Pierre, R (9, 2)	SF7		7 2B 1B		F9		K			1	0	1	2	0	0	0										
7 Cody Ross, R (1, 9) OBP: 0.500, SLG: 0.667 16 Jason Repko, R (6, 9)	G5-3		3-H 2B				G5-3			2	0	1	1	0	0	1										
5 Nick Punto, S (1, 10)			F8				K			3	0	0	0	0	1	1										
82 Alex Hassan, R (1, 7)			G5-3		F8		K			3	0	0	0	0	1	0										
83 Will Middlebrooks, R (1, 5) OBP: 0.500, SLG: 0.500 71 Nate Spears, L (6, 5) OBP: 0.600, SLG: 0.750			F9		F8					2	0	0	0	0	0	0										
3 Mike Aviles, R (1, 6) OBP: 0.600, SLG: 0.600 84 Oscar Tejeda, R (8, 4) OBP: 0.500, SLG: 1.000			15 E 28 2B SH5-3 1B		G6-3		G4-3			3	1	1	0	0	0	1										
Inning Stats	R: 1 E: 0 K: 1 S: 7	H: 2 LOB: 1 BB: 0 P: 7	R: 0 E: 0 K: 0 S: 3	H: 0 LOB: 0 BB: 0 P: 3	R: 3 E: 1 K: 1 S: 9	H: 4 LOB: 1 BB: 0 P: 9	R: 0 E: 0 K: 0 S: 3	H: 0 LOB: 0 BB: 0 P: 3	R: 0 E: 0 K: 2 S: 7	H: 0 LOB: 1 BB: 1 P: 7	R: 1 E: 0 K: 0 S: 4	H: 2 LOB: 1 BB: 0 P: 4	R: 0 E: 0 K: 1 S: 5	H: 0 LOB: 0 BB: 0 P: 5	1B: 4 2B: 4 3B: 0 HR: 0	SF: 1 SAC: 1 DP: 0 HBP: 0		WP: 0 PB: 0 SB: 0 CS: 0	PA: 32							
PITCHER	IP WLS BF H R ER SO BB IBB HBP BLK WP HR S P ERA WHIP																									
37 Dana Eveland, L (1, 1) ERA: 4.5	2.0	10	H: 4	R: 3	ER: 2	SO: 1	BB: 0	IBB: 0	HBP: 0	BLK: 0	WP: 0	HR: 12	S: 12	P: 12	9.00	2.000										
30 Chris Tillman, R (3, 1) ERA: 9.0	1.0	4	H: 0	R: 0	ER: 0	SO: 0	BB: 1	IBB: 0	HBP: 0	BLK: 0	WP: 0	HR: 3	S: 7	P: 7	0.00	1.000										
82 Dylan Bundy, R (5, 1) ERA:	1.0	L: 3	H: 0	R: 0	ER: 0	SO: 2	BB: 0	IBB: 0	HBP: 0	BLK: 0	WP: 0	HR: 7	S: 7	P: 7	0.00	0.000										
48 Pat Neshek, R (6, 1) ERA:	1.0	L: 4	H: 2	R: 1	ER: 1	SO: 0	BB: 0	IBB: 0	HBP: 0	BLK: 0	WP: 0	HR: 4	S: 4	P: 4	9.00	2.000										
61 Oliver Drake, R (7, 1) ERA: 9.0																										

AB	32
R	4
H	6
RBI	4
BB	3
SO	9
LOB	12



AB	29
R	5
H	8
RBI	5
BB	1
SO	5
LOB	9



Batter	1	2	3	4	5	6	7	8	9	AB	R	H	RBI	BB	SO	LOB	TOP										
2 Denard Span, L (1.8) 19 Darn Mastroianni, R (6.8) OBP: 0.558, SLG: 0.500 OBP: 0.460, SLG: 0.500	G4-3																3 0 1 1 0 0 0 1 1 0 0 0 0 0 0 2										
1 Tsuyoshi Nishio, S (1.4) 83 Ray Chang, R (5.4) OBP: 0.214, SLG: 0.357 OBP: 0.750, SLG: 0.500	F7																3 0 0 0 0 0 0 2 1 0 0 0 0 0 0 0										
16 Josh Willingham, R (1.9) 80 Oswaldo Arcia, L (6.9)	F8																2 0 0 0 1 1 0 0 1 0 0 0 0 0 0 0										
70 Aaron Bates, R (1.3) OBP: 0.375, SLG: 0.286																	3 0 1 0 1 0 1 1										
26 Brian Dinkelman, L (1.10) 95 Daniel Rams, R (9, PH)																	3 0 1 1 0 0 1 2 1 0 0 0 0 0 0 0										
37 Sean Burroughs, L (1.5) 39 Steve Pearce, R (7.5) OBP: 0.111, SLG: 0.111																	3 0 0 0 0 1 3 1 0 1 1 0 0 0 0										
11 Ben Revere, L (1.7) 23 Rene Tosoni, L (6.7) OBP: 0.375, SLG: 0.167																	2 0 0 0 0 1 3 2 0 1 0 0 0 1 1										
41 Drew Butera, R (1.2) 81 Danny Lehmann, R (6.2)																	2 0 1 1 0 0 0 0 0 0 0 0 1 1 0 0										
71 Pedro Florimón, S (1.6) 77 Brian Dozier, R (9, PH) OBP: 0.167, SLG: 0.167																	3 0 0 0 0 0 3 1 0 0 0 0 0 2										
Inning Stats	R: 0 E: 0 K: 0 S: 4	H: 0 LOB: 0 BB: 0 P: 4	R: 0 E: 0 K: 3 S: 10	H: 1 LOB: 1 BB: 0 P: 10	R: 0 E: 0 K: 0 S: 4	H: 1 LOB: 1 BB: 0 P: 4	R: 0 E: 0 K: 0 S: 4	H: 1 LOB: 1 BB: 1 P: 8	R: 0 E: 0 K: 0 S: 2	H: 0 LOB: 0 BB: 1 P: 6	R: 0 E: 0 K: 0 S: 4	H: 1 LOB: 2 BB: 0 P: 5	R: 0 E: 0 K: 0 S: 3	H: 0 LOB: 0 BB: 0 P: 3	R: 0 E: 0 K: 0 S: 4	H: 1 LOB: 2 BB: 1 P: 8	1B: 6 2B: 0 3B: 0 HR: 0	SF: 0 SAC: 0 DP: 1 HBP: 1	WP: 0 PB: 0 SB: 0 CS: 0	PA: 36							
PITCHER	IP	WLS	BF	H	R	ER	SO	BB	IBB	HBP	BLK	WP	HR	S	P	ERA	WHIP										
16 Wei-Yin Chen, L (1.1) 59 Armando Galarraga, R (3.1) 38 Luis Ayala, R (5.1) 27 Matt Lindstrom, R (6.1) 64 Steve Johnson, R (7.1)	2.0	2.0	7	1	0	0	3	0	0	0	0	0	0	14	14	0.00	0.500										
95 Stu Pomeranz, R (8.1) 65 Oscar Villarreal, R (9.1)	1.0	1.0	5	1	0	0	0	0	0	0	0	0	0	4	8	0.00	1.000										

Minnesota Twins @ Baltimore Orioles
Ed Smith Stadium, Sarasota, FL
Wed Mar 07 2012, 1:07 PM - 3:49 PM EST
Att: 5,080 - Sunny - 81 F

AB	32
R	0
H	6
RBI	0
BB	3
SO	3
LOB	20



Batter	1	2	3	4	5	6	7	8	9	AB	R	H	RBI	BB	SO	LOB	BOTTOM										
9 Endy Chavez, L (1.9) 13 Jai Miller, R (6.9) OBP: 0.444, SLG: 0.500 OBP: 0.400, SLG: 0.500																	2 1 2 0 1 0 0 1 0 1 3 1 0 0										
2 J.J. Hardy, R (1.6) 3 Ryan Flaherty, L (6.5) OBP: 0.500, SLG: 0.400 OBP: 0.333, SLG: 0.556																	3 0 1 1 0 0 4 2 0 0 0 0 1 2										
10 Adam Jones, R (1.8) 68 Steve Tolleson, R (6.6) OBP: 0.333, SLG: 0.333 OBP: 0.200, SLG: 0.200																	3 0 1 1 1 0 1 2 0 1 0 0 0 0										
19 Chris Davis, L (1.3) 51 Joe Mahoney, L (6.3) OBP: 0.500, SLG: 0.500 OBP: 0.200, SLG: 0.200																	3 0 1 1 0 0 3 2 0 0 0 0 0 1										
32 Matt Wieters, S (1.2) 73 Brian Ward, R (6.2)																	3 0 1 1 0 1 1 1 0 0 0 0 0 0										
12 Mark Reynolds, R (1.5) 70 Xavier Avery, L (6.8) OBP: 0.333, SLG: 0.200 OBP: 0.375, SLG: 0.375																	3 1 1 1 0 0 1 2 1 1 1 1 0 0 0 0										
24 Wilson Betemit, S (1.10) 25 Josh Bell, S (6, PH) OBP: 0.250, SLG: 0.143																	2 0 0 0 1 0 2 0 1 0 0 1 0 0										
14 Nolan Reimold, R (1.7) 54 Matt Antonelli, R (7.4) OBP: 0.333, SLG: 0.200 OBP: 0.667, SLG: 0.500																	2 0 1 0 1 1 2 0 1 0 0 0 0 0										
11 Robert Andino, R (1.4) 80 Scott Beerer, R (7.9) OBP: 0.200, SLG: 0.200 OBP: 0.500, SLG: 0.500																	3 0 1 1 1 0 2 1 1 1 1 1 0 0										
Inning Stats	R: 0 E: 0 K: 0 S: 4	H: 1 LOB: 1 BB: 0 P: 4	R: 1 E: 0 K: 1 S: 9	H: 3 LOB: 3 BB: 1 P: 13	R: 0 E: 0 K: 1 S: 7	H: 2 LOB: 2 BB: 0 P: 7	R: 1 E: 0 K: 0 S: 4	H: 2 LOB: 2 BB: 2 P: 12	R: 0 E: 0 K: 1 S: 5	H: 0 LOB: 0 BB: 0 P: 5	R: 0 E: 0 K: 0 S: 3	H: 1 LOB: 1 BB: 1 P: 7	R: 0 E: 0 K: 0 S: 3	H: 0 LOB: 0 BB: 0 P: 3	R: 4 E: 0 K: 1 S: 8	H: 4 LOB: 1 BB: 1 P: 13	1B: 11 2B: 2 3B: 0 HR: 0	SF: 0 SAC: 0 DP: 2 HBP: 1	WP: 0 PB: 0 SB: 2 CS: 0	PA: 40							
PITCHER	IP	WLS	BF	H	R	ER	SO	BB	IBB	HBP	BLK	WP	HR	S	P	ERA	WHIP										
48 Carl Pavano, R (1.1) 31 Alex Burnett, R (4.1) 61 Jared Burton, R (5.1) 67 Luis Perdomo, R (6.1) 59 Esmelting Vasquez, R (7.1)	3.0	3.0	16	6	1	1	2	1	0	0	0	0	0	20	24	3.00	2.333										
50 Jason Bulger, R (8.1) 85 Casey Fien, R (8.1)	0.2	0.1	1	0	0	0	0	0	0	0	0	0	0	1	1	0.00	0.000										

Minnesota Twins @ Baltimore Orioles
Ed Smith Stadium, Sarasota, FL
Wed Mar 07 2012, 1:07 PM - 3:49 PM EST
Att: 5,080 - Sunny - 81 F

AB	34
R	6
H	13
RBI	6
BB	5
SO	4
LOB	19



Batter	1	2	3	4	5	6	7	8	9	AB	R	H	RBI	BB	SO	LOB	TOP				
30 Luis Durango, S (1, 8) OBP: 0.727, SLG: 0.571	4-0 CS BB		4-0 FC6-4 BB			0-0 G4-3		0-0 71 G5-4-3 1B		2	0	1	0	2	0	0	Atlanta Braves @ Baltimore Orioles Ed Smith Stadium, Sarasota, FL Thu Mar 08 2012, 1:07 PM - 3:36 PM EST Att: 5,938 - Partly Cloudy - 83 F				
14 Martín Prado, R (1, 4) OBP: 0.287, SLG: 0.214	1-3 BB		0-0 FC6-4			0-0 G4-3		0-3 K		3	0	0	0	0	1	2					
19 Brandon Hicks, R (6, 4)	1-2 BB		1-2							1	0	0	0	0	1	3					
5 Freddie Freeman, L (1, 3) OBP: 0.250, SLG: 0.143	0-0 P6					0-0 G3		0-0 G3		3	0	0	0	0	0	0					
71 Ernesto Mejía, R (7, 3) OBP: 0.222, SLG: 0.375								1-2 2-3		1	0	0	0	0	0	3					
20 Eric Hinske, L (1, 7) OBP: 0.417, SLG: 0.556		0-0 G4-3				0-0 F7		0-1 HR		3	1	1	1	0	0	0					
78 Stefan Gartrell, R (7, 9) OBP: 0.500, SLG: 0.200										1	0	0	0	0	0	0					
8 David Ross, R (1, 2) OBP: 0.250, SLG: 0.143		0-0 22 1B				0-3 K		0-0 F7		3	0	1	0	0	1	0					
75 José Yépez, R (7, 2)										1	0	0	0	0	1	0					
22 Jason Heyward, L (1, 9) OBP: 0.200, SLG: 0.143		0-0 73 G4-6-3 1B				0-3 K		0-0 G3		3	0	1	0	0	1	0					
17 Jose Constanza, L (7, 7) OBP: 0.143, SLG: 0.143										1	0	0	0	0	0	0					
73 Joey Terdoslavich, S (1, 5) OBP: 0.455, SLG: 0.600		0-0 G4-6-3				0-0 P2		0-3 K		3	0	0	0	0	1	2					
69 Evan Gattis, R (1, 10) OBP: 0.500, SLG: 0.333			0-3 K			4-0 BB		0-0 30 1B		2	0	1	0	1	1	0					
79 Todd Cunningham, R (8, 10) OBP: 0.188, SLG: 0.133			0-0 G6-3			0-0 G5-3		0-0 30 1B		0	0	0	0	0	0	0					
1 Tyler Pastornicky, R (1, 6) OBP: 0.188, SLG: 0.133								1-2 1B		3	0	1	0	0	0	1					
Inning Stats	R: 0 E: 0 K: 1 S: 4	H: 0 LOB: 0 BB: 1 P: 9	R: 0 E: 0 K: 0 S: 4	H: 2 LOB: 1 BB: 0 P: 4	R: 0 E: 0 K: 1 S: 5	H: 0 LOB: 1 BB: 1 P: 9	R: 0 E: 0 K: 1 S: 5	H: 0 LOB: 0 BB: 0 P: 5	R: 0 E: 0 K: 1 S: 3	H: 0 LOB: 1 BB: 1 P: 9	R: 1 E: 0 K: 1 S: 7	H: 1 LOB: 0 BB: 0 P: 7	R: 0 E: 0 K: 1 S: 7	H: 3 LOB: 3 BB: 0 P: 7	R: 0 E: 0 K: 1 S: 5	H: 0 LOB: 0 BB: 0 P: 5	1B: 5 2B: 0 3B: 0 HR: 1	SF: 0 SAC: 0 DP: 2 HBP: 0	WP: 0 PB: 0 SB: 0 CS: 1	PA: 33	
PITCHER	IP WLS BF H R ER SO	IP WLS BF H R ER SO	IP WLS BF H R ER SO	IP WLS BF H R ER SO	IP WLS BF H R ER SO	IP WLS BF H R ER SO	IP WLS BF H R ER SO	IP WLS BF H R ER SO	IP WLS BF H R ER SO	IP WLS BF H R ER SO	IP WLS BF H R ER SO	IP WLS BF H R ER SO	IP WLS BF H R ER SO	IP WLS BF H R ER SO	IP WLS BF H R ER SO	IP WLS BF H R ER SO	ERA WHIP	ERA WHIP	ERA WHIP	ERA WHIP	
39 Jason Hammel, R (1, 1) ERA: 9.0	2.0	7	2	0	0	1	1	0	0	0	0	0	0	0	0	0	0	0.00	1.500		
63 Kevin Gregg, R (3, 1) ERA: 9.0	1.0	4	0	0	0	1	1	0	0	0	0	0	0	0	0	0	0	0.00	1.000		
56 Darren O'Day, R (4, 1) ERA: 4.5	1.0	3	0	0	0	1	0	0	0	0	0	0	0	0	0	0	0	0.00	0.000		
47 Pedro Strop, R (5, 1) ERA: 2.25	1.0	4	0	0	0	1	1	0	0	0	0	0	0	0	0	0	0	0.00	1.000		
58 Zach Phillips, L (6, 1) ERA: 2.25	2.0	7	1	1	1	1	0	0	0	0	0	1	10	10	10	10	4.50	0.500			
81 Miguel Socolovich, R (8, 1) ERA: 9.0	1.0	W	5	3	0	0	1	0	0	0	0	0	0	0	0	0	0	0.00	3.000		
40 Troy Patton, L (8, 1) ERA: 9.0	1.0	S	3	0	0	0	1	0	0	0	0	0	0	0	0	0	0	0.00	0.000		

Batter	1	2	3	4	5	6	7	8	9	AB	R	H	RBI	BB	SO	LOB	BOTTOM					
14 Nolan Reimold, R (1, 7) OBP: 0.222, SLG: 0.125	0-0 P5		0-0 F9			0-0 G1-3		0-0 85 1B		3	0	0	0	0	0	2	Atlanta Braves @ Baltimore Orioles Ed Smith Stadium, Sarasota, FL Thu Mar 08 2012, 1:07 PM - 3:36 PM EST Att: 5,938 - Partly Cloudy - 83 F					
72 Caleb Joseph, R (6, 2) OBP: 1.000, SLG: 2.000								70 SF9		1	1	1	0	0	0	0						
2 J.J. Hardy, R (1, 6) OBP: 0.444, SLG: 0.286	0-0 L5		4-0 10 G6-4-3 BB			0-3 K		0-0 68 BB		2	0	0	0	1	1	0						
85 Manny Machado, R (7, 6) OBP: 0.333, SLG: 0.333			1-2					54 BB		1	0	1	0	0	0	0						
10 Adam Jones, R (1, 8) OBP: 0.333, SLG: 0.250	4-0 BB		0-0 G6-4-3			0-0 P4		0-0 SF9		2	0	0	0	1	0	2						
70 Xavier Avery, L (7, 8) OBP: 0.333, SLG: 0.375			1-2					3-H		0	0	0	1	0	0	0						
32 Matt Wieters, S (1, 2) OBP: 0.143, SLG: 0.143	0-0 P3					0-0 F8		4-0 68 BB		2	0	0	0	0	0	1						
54 Matt Antonelli, R (6, 4) OBP: 0.625, SLG: 0.400								1-2		1	0	0	0	1	0	0						
12 Mark Reynolds, R (1, 5) OBP: 0.444, SLG: 0.286		0-0				0-0 G4-3		0-0 F4		2	0	1	0	1	0	0						
51 Joe Mahoney, L (7, PR) OBP: 0.182, SLG: 0.182			24 G4-6-3 1B					13 S		1	1	0	0	0	0	2						
24 Wilson Betemit, S (1, 3) OBP: 0.250, SLG: 0.200		0-0 G4-6-3				0-0 G6-3		4-0 1-2 2-3 BB		3	0	0	0	0	0	2						
68 Steve Tolleson, R (8, 5) OBP: 0.333, SLG: 0.200			1-2							0	0	0	0	1	0	0						
13 Jai Miller, R (1, 9) OBP: 0.500, SLG: 0.714		0-0				0-3 K		0-0 G4-3		3	0	2	1	0	1	0						
80 Scott Beener, R (7, PR) OBP: 0.400, SLG: 0.400								6 F8		1	0	0	0	0	0	3						
6 Ryan Adams, R (1, 10) OBP: 0.333, SLG: 0.143		0-0 F9				4-0 11 G1-5-3 BB		0-0 F8		2	0	0	0	1	0	3						
11 Robert Andino, R (1, 4) OBP: 0.286, SLG: 0.286										2	0	1	0	0	0	1						
71 L.J. Hoes, R (6, 7)						0-0 G1-5-3		0-0 G5-3		1	0	0	0	0	0	3						
Inning Stats	R: 0 E: 0 K: 0 S: 3	H: 0 LOB: 1 BB: 1 P: 7	R: 0 E: 0 K: 0 S: 4	H: 2 LOB: 0 BB: 0 P: 4	R: 0 E: 0 K: 0 S: 3	H: 1 LOB: 1 BB: 1 P: 7	R: 0 E: 0 K: 0 S: 3	H: 0 LOB: 0 BB: 0 P: 3	R: 0 E: 0 K: 1 S: 5	H: 0 LOB: 1 BB: 1 P: 9	R: 0 E: 0 K: 1 S: 5	H: 0 LOB: 0 BB: 0 P: 5	R: 1 E: 0 K: 0 S: 4	H: 1 LOB: 3 BB: 1 P: 9	R: 1 E: 0 K: 0 S: 5	H: 2 LOB: 3 BB: 2 P: 13	R: 0 E: 0 K: 0 S: 5	H: 0 LOB: 0 BB: 0 P: 5	1B: 4 2B: 2 3B: 0 HR: 0	SF: 1 SAC: 0 DP: 2 HBP: 0	WP: 0 PB: 0 SB: 1 CS: 0	PA: 34
PITCHER	IP WLS BF H R ER SO	IP WLS BF H R ER SO	IP WLS BF H R ER SO	IP WLS BF H R ER SO	IP WLS BF H R ER SO	IP WLS BF H R ER SO	IP WLS BF H R ER SO	IP WLS BF H R ER SO	IP WLS BF H R ER SO	IP WLS BF H R ER SO	IP WLS BF H R ER SO	IP WLS BF H R ER SO	IP WLS BF H R ER SO	IP WLS BF H R ER SO	IP WLS BF H R ER SO	IP WLS BF H R ER SO	ERA WHIP	ERA WHIP	ERA WHIP	ERA WHIP		
36 Mike Minor, L (1, 1) ERA: 3.38	3.0	12	3	0	0	0	2	0	0	0	0	0	0	0	0	0	0	0.00	1.667			
80 Yohan Flande, L (4, 1) ERA: 6.0	2.0	7	0	0	0	1	1	0	0	0	0	0	8	12	12	12	0.00	0.500				
64 Jaye Chapman, R (6, 1) ERA: 6.0	2.0	8	1	1	1	1	1	0	0	0	0	0	9	14	14	14	4.50	1.000				
66 J.J. Hoover, R (8, 1) ERA: 3.38	1.0	L	7	2	1	1	0	2	0	0	0	0	5	13	13	13	9.00	4.000				



Batter	1	2	3	4	5	6	7	8	9	AB	R	H	RBI	BB	SO	LOB	TOP																	
3 Ryan Flaherty, L (1, 6) OBP: 0.313, SLG: 0.400 68 Steve Tolleson, R (6, 6) OBP: 0.375, SLG: 0.286										3	0	1	0	0	0	2	<p>Baltimore Orioles @ Philadelphia Phillies Bright House Field, Clearwater, FL Sat Mar 10 2012, 1:09 PM - 3:26 PM EST Att: 9,725 - Cloudy - 77 F</p> <p>livebaseballscorecards.com</p>																	
24 Wilson Betemit, S (1, 5) OBP: 0.287, SLG: 0.231 25 Josh Bell, S (6, 5) OBP: 0.308, SLG: 0.273										3	0	1	0	0	2	0																		
36 Nick Johnson, L (1, 10) OBP: 0.462, SLG: 0.222 85 Manny Machado, R (9, PH) OBP: 0.200, SLG: 0.200										3	0	0	0	0	2	2																		
32 Matt Wieters, S (1, 2) OBP: 0.100, SLG: 0.100 71 L.J. Hoes, R (6, 7)										3	0	0	0	0	0	2																		
19 Chris Davis, L (1, 3) OBP: 0.308, SLG: 0.538 72 Caleb Joseph, R (6, 2) OBP: 0.667, SLG: 1.000										3	1	1	1	0	1	2																		
13 Jai Miller, R (1, 9) OBP: 0.455, SLG: 0.600 80 Scott Beener, R (7, 9) OBP: 0.333, SLG: 0.333										3	0	1	0	0	1	0																		
51 Joe Mahoney, L (1, 7) OBP: 0.133, SLG: 0.133										3	0	0	0	0	1	1																		
54 Matt Antonelli, R (1, 4) OBP: 0.583, SLG: 0.286 6 Ryan Adams, R (7, 4) OBP: 0.300, SLG: 0.125										2	0	0	0	1	0	0																		
70 Xavier Avery, L (1, 8) OBP: 0.313, SLG: 0.333 86 Antwan Richardson, S (8, 8)										3	0	1	0	0	1	0																		
										0	0	0	0	0	0	0																		
Inning Stats	R: 0 E: 0 K: 2 S: 9	H: 2 LOB: 2 BB: 0 P: 9	R: 0 E: 0 K: 0 S: 4	H: 2 LOB: 2 BB: 1 P: 8	R: 0 E: 0 K: 1 S: 5	H: 0 LOB: 0 BB: 0 P: 5	R: 1 E: 0 K: 2 S: 9	H: 1 LOB: 0 BB: 0 P: 9	R: 0 E: 0 K: 1 S: 5	H: 0 LOB: 0 BB: 0 P: 5	R: 0 E: 0 K: 0 S: 3	H: 0 LOB: 0 BB: 0 P: 3	R: 0 E: 0 K: 2 S: 7	H: 0 LOB: 0 BB: 0 P: 7	R: 0 E: 0 K: 0 S: 3	H: 0 LOB: 0 BB: 0 P: 3	1B: 4 2B: 0 3B: 0 HR: 1	SF: 0 SAC: 0 DP: 1 HBP: 0	WP: 0 PB: 0 SB: 0 CS: 0	PA: 32														
PITCHER	IP WLS BF H R ER SO BB IBB HBP BLK WP HR S P ERA WHIP																																	
56 Joe Blanton, R (1, 1) ERA: 1.5	3.0	13	4	0	0	3	1	0	0	0	0	0	0	0	18	22	0.00	1.667																
59 Scott Elarton, R (4, 1) ERA: 1.5	4.0	L 13	1	1	1	4	0	0	0	0	0	0	0	1	22	22	2.25	0.250																
46 Raul Valdes, L (8, 1) ERA: 1.5	1.0	3	0	0	0	2	0	0	0	0	0	0	0	0	7	7	0.00	0.000																
55 Joe Savery, L (9, 1) ERA: 1.5	1.0	3	0	0	0	0	0	0	0	0	0	0	0	0	3	3	0.00	0.000																

Batter	1	2	3	4	5	6	7	8	9	AB	R	H	RBI	BB	SO	LOB	BOTTOM																
11 Jimmy Rollins, S (1, 6) OBP: 0.313, SLG: 0.214 7 Michael Martinez, S (7, 6) OBP: 0.333, SLG: 0.643										3	0	1	0	0	0	2	<p>Baltimore Orioles @ Philadelphia Phillies Bright House Field, Clearwater, FL Sat Mar 10 2012, 1:09 PM - 3:26 PM EST Att: 9,725 - Cloudy - 77 F</p> <p>livebaseballscorecards.com</p>																
27 Placido Polanco, R (1, 5) OBP: 0.556, SLG: 0.500 4 Pete Orr, L (6, FR) (7, 5)										3	0	1	0	0	0	1																	
8 Shane Victorino, S (1, 8) OBP: 0.250, SLG: 0.500 64 Tyson Gillies, L (7, 8) OBP: 0.333, SLG: 0.308										3	0	1	0	0	1	2																	
25 Jim Thome, L (1, 10) OBP: 0.286, SLG: 0.308 19 Laynce Nix, L (9, PH) OBP: 0.350, SLG: 0.133 22 Scott Podsednik, L (9, FR) OBP: 0.471, SLG: 0.571										3	0	0	0	0	1	3																	
3 Hunter Pence, R (1, 9) OBP: 0.333, SLG: 0.647 16 Luis Montanez, R (8, 9) OBP: 0.455, SLG: 1.000										3	0	0	0	0	1	1																	
24 Ty Wigington, R (1, 3) OBP: 0.444, SLG: 0.417 29 Hector Luna, R (8, 3) OBP: 0.308, SLG: 0.583										3	0	0	0	0	2	0																	
15 John Mayberry Jr., R (1, 7) OBP: 0.250, SLG: 0.316 10 Juan Pierre, L (8, 7) OBP: 0.500, SLG: 0.400										3	0	0	0	0	1	0																	
13 Freddy Galvis, S (1, 4) OBP: 0.316, SLG: 0.412										3	0	0	0	0	1	0																	
77 Tuffy Gosewisch, R (1, 2) OBP: 0.444, SLG: 0.556 61 Steven Lerud, L (8, 2)										2	0	2	0	0	0	0																	
										1	0	0	0	0	1	0																	
Inning Stats	R: 0 E: 0 K: 0 S: 3	H: 1 LOB: 0 BB: 0 P: 4	R: 0 E: 0 K: 1 S: 5	H: 0 LOB: 0 BB: 0 P: 5	R: 0 E: 0 K: 1 S: 6	H: 1 LOB: 1 BB: 0 P: 6	R: 0 E: 0 K: 2 S: 8	H: 1 LOB: 0 BB: 0 P: 8	R: 0 E: 0 K: 1 S: 5	H: 0 LOB: 0 BB: 0 P: 5	R: 0 E: 0 K: 1 S: 7	H: 2 LOB: 2 BB: 0 P: 7	R: 0 E: 0 K: 1 S: 5	H: 0 LOB: 0 BB: 0 P: 5	R: 0 E: 0 K: 1 S: 6	H: 1 LOB: 2 BB: 0 P: 7	1B: 4 2B: 2 3B: 0 HR: 0	SF: 0 SAC: 0 DP: 0 HBP: 0	WP: 0 PB: 0 SB: 1 CS: 1	PA: 32													
PITCHER	IP WLS BF H R ER SO BB IBB HBP BLK WP HR S P ERA WHIP																																
17 Brian Matusz, L (1, 1) ERA: 4.5	4.0	W 14	3	0	0	4	0	0	0	0	0	0	0	17	17	0.00	0.667																
55 Alfredo Simon, R (5, 1) ERA: 1.5	3.0	H 11	2	0	0	3	0	0	0	0	0	0	0	5	5	0.00	0.000																
65 Oscar Villarreal, R (8, 1) ERA: 1.5	1.0	H 3	0	0	0	1	0	0	0	0	0	0	0	6	7	0.00	1.000																
81 Miguel Socolovich, R (9, 1) ERA: 1.5	1.0	S 4	1	0	0	1	0	0	0	0	0	0	0	6	7	0.00	1.000																



Batter	1	2	3	4	5	6	7	8	9	AB	R	H	RBI	BB	SO	LOB	TOP						
71 Nate Spears, L (1, 5) 83 Will Middlebrooks, R (5, 5) OBP: 0.455, SLG: 0.444 OBP: 0.400, SLG: 0.467										3	1	1	0	0	1	2							
15 Dustin Pedroia, R (1, 4) 84 Oscar Tejada, R (7, PH) 65 Jonathan Hee, R (7, 4) OBP: 0.500, SLG: 0.583 OBP: 0.273, SLG: 0.400 OBP: 1.000, SLG: 2.000										3	0	2	2	0	0	0							
2 Jacoby Ellsbury, L (1, 8) 85 Che-Hsuan Lin, R (7, PH) OBP: 0.154, SLG: 0.231 OBP: 0.182, SLG: 0.100										3	0	1	0	0	0	2							
34 David Ortiz, L (1, 10) 82 Alex Hassan, R (9, PH) OBP: 0.231, SLG: 0.769 OBP: 0.000, SLG: 0.000										4	0	0	0	0	1	2							
12 Ryan Sweeney, L (1, 9) 16 Jason Repko, R (6, 9) OBP: 0.083, SLG: 0.091 OBP: 0.214, SLG: 0.083										3	0	1	1	0	0	0							
3 Mike Aviles, R (1, 6) 86 J.C. Linares, R (7, 7) OBP: 0.313, SLG: 0.375 OBP: 0.231, SLG: 0.231										3	0	0	0	0	0	2							
7 Cody Ross, R (1, 7) 77 Pedro Ciriaco, R (7, 6) OBP: 0.615, SLG: 0.636 OBP: 0.556, SLG: 0.667										2	2	2	0	1	0	0							
10 Kelly Shoppach, R (1, 2) 60 Ryan Lavarnway, R (7, PH) OBP: 0.333, SLG: 0.250 OBP: 0.444, SLG: 0.533										2	0	0	0	0	1	2							
62 Lars Anderson, L (1, 3) 72 Mauro Gomez, R (7, 3)										2	1	1	1	1	0	1							
Inning Stats	R: 1 E: 0 K: 1 S: 8	H: 3 LOB: 2 BB: 0 P: 8	R: 2 E: 0 K: 1 S: 7	H: 3 LOB: 2 BB: 1 P: 11	R: 0 E: 0 K: 0 S: 3	H: 0 LOB: 0 BB: 0 P: 3	R: 0 E: 0 K: 0 S: 3	H: 1 LOB: 0 BB: 0 P: 3	R: 0 E: 0 K: 1 S: 5	H: 0 LOB: 0 BB: 0 P: 5	R: 2 E: 1 K: 1 S: 6	H: 1 LOB: 1 BB: 2 P: 14	R: 0 E: 0 K: 1 S: 5	H: 0 LOB: 1 BB: 1 P: 9	R: 1 E: 0 K: 0 S: 6	H: 3 LOB: 2 BB: 0 P: 6	1B: 9 2B: 2 3B: 0 HR: 0	SF: 0 SAC: 0 DP: 1 HBP: 0	WP: 0 PB: 0 SB: 1 CS: 1	PA: 40			
PITCHER	IP WLS BF H R ER SO BB IBB HBP BLK WP HR S P ERA WHIP	37 Dana Eveland, L (1, 1) ERA: 4.5	58 Zach Phillips, L (3, 1) ERA: 1.8	30 Chris Tillman, R (4, 1) ERA: 3.6	38 Luis Ayala, R (7, 1) ERA: 4.5	47 Pedro Strop, R (8, 1) ERA: 3.0	61 Oliver Drake, R (9, 1) ERA: 9.0	IP WLS BF H R ER SO BB IBB HBP BLK WP HR S P ERA WHIP	61 Oliver Drake, R (9, 1) ERA: 9.0	IP WLS BF H R ER SO BB IBB HBP BLK WP HR S P ERA WHIP	61 Oliver Drake, R (9, 1) ERA: 9.0	IP WLS BF H R ER SO BB IBB HBP BLK WP HR S P ERA WHIP	61 Oliver Drake, R (9, 1) ERA: 9.0	IP WLS BF H R ER SO BB IBB HBP BLK WP HR S P ERA WHIP	61 Oliver Drake, R (9, 1) ERA: 9.0	IP WLS BF H R ER SO BB IBB HBP BLK WP HR S P ERA WHIP	61 Oliver Drake, R (9, 1) ERA: 9.0	IP WLS BF H R ER SO BB IBB HBP BLK WP HR S P ERA WHIP	61 Oliver Drake, R (9, 1) ERA: 9.0	IP WLS BF H R ER SO BB IBB HBP BLK WP HR S P ERA WHIP	61 Oliver Drake, R (9, 1) ERA: 9.0	IP WLS BF H R ER SO BB IBB HBP BLK WP HR S P ERA WHIP	61 Oliver Drake, R (9, 1) ERA: 9.0

Boston Red Sox @ Baltimore Orioles
Ed Smith Stadium, Sarasota, FL
Sun Mar 11 2012, 1:09 PM - 3:48 PM EDT
Att: 8,316 - Sunny - 80 F

AB 36
R 6
H 11
RBI 5
BB 4
SO 5
LOB 22

Batter	1	2	3	4	5	6	7	8	9	AB	R	H	RBI	BB	SO	LOB	BOTTOM									
11 Robert Andino, R (1, 4) 54 Matt Antonelli, R (7, 5) OBP: 0.286, SLG: 0.308 OBP: 0.615, SLG: 0.375										2	1	0	0	1	0	0										
2 J.J. Hardy, R (1, 6) 70 Xavier Avery, L (6, PR) OBP: 0.417, SLG: 0.222 OBP: 0.294, SLG: 0.313										2	0	0	0	1	1	1										
10 Adam Jones, R (1, 8) 85 Manny Machado, R (7, 6) OBP: 0.333, SLG: 0.273 OBP: 0.167, SLG: 0.167										3	0	1	1	0	0	1										
32 Matt Wieters, S (1, 2) 68 Steve Tolleson, R (6, PR) OBP: 0.154, SLG: 0.083 OBP: 0.444, SLG: 0.550										2	0	0	0	1	0	0										
12 Mark Reynolds, R (1, 5) 60 John Hester, R (7, 2)										2	0	0	0	1	0	2										
24 Wilson Betemit, S (1, 7) 90 Cory Aldridge, L (9, PH)										2	0	0	0	1	1	1										
19 Chris Davis, L (1, 3) OBP: 0.313, SLG: 0.467										2	0	0	0	1	0	0										
13 Jai Miller, R (1, 9) OBP: 0.357, SLG: 0.462										3	0	0	0	0	2	2										
Ryan Adams, R (1, 10) OBP: 0.231, SLG: 0.091										3	0	0	0	0	1	2										
Inning Stats	R: 1 E: 0 K: 0 S: 3	H: 1 LOB: 0 BB: 1 P: 8	R: 0 E: 0 K: 1 S: 5	H: 0 LOB: 2 BB: 2 P: 13	R: 0 E: 0 K: 1 S: 5	H: 0 LOB: 0 BB: 0 P: 5	R: 0 E: 0 K: 0 S: 2	H: 0 LOB: 0 BB: 1 P: 6	R: 0 E: 0 K: 1 S: 5	H: 0 LOB: 0 BB: 0 P: 5	R: 0 E: 0 K: 0 S: 3	H: 0 LOB: 2 BB: 2 P: 11	R: 0 E: 0 K: 1 S: 5	H: 0 LOB: 1 BB: 0 P: 6	R: 0 E: 0 K: 0 S: 3	H: 1 LOB: 0 BB: 0 P: 3	1B: 2 2B: 2 3B: 0 HR: 0	SF: 0 SAC: 0 DP: 2 HBP: 0	WP: 0 PB: 0 SB: 1 CS: 0	PA: 33						
PITCHER	IP WLS BF H R ER SO BB IBB HBP BLK WP HR S P ERA WHIP	31 Jon Lester, L (1, 1) ERA: 2.25	78 Justin Thomas, L (5, 1) ERA: 6.0	35 Aaron Cook, R (6, 1) ERA:	70 Doug Mathis, R (8, 1) ERA:	50 Justin Germano, R (9, 1) ERA:	PITCHER	IP WLS BF H R ER SO BB IBB HBP BLK WP HR S P ERA WHIP	PITCHER	IP WLS BF H R ER SO BB IBB HBP BLK WP HR S P ERA WHIP	PITCHER	IP WLS BF H R ER SO BB IBB HBP BLK WP HR S P ERA WHIP	PITCHER	IP WLS BF H R ER SO BB IBB HBP BLK WP HR S P ERA WHIP	PITCHER	IP WLS BF H R ER SO BB IBB HBP BLK WP HR S P ERA WHIP	PITCHER	IP WLS BF H R ER SO BB IBB HBP BLK WP HR S P ERA WHIP	PITCHER	IP WLS BF H R ER SO BB IBB HBP BLK WP HR S P ERA WHIP	PITCHER	IP WLS BF H R ER SO BB IBB HBP BLK WP HR S P ERA WHIP	PITCHER	IP WLS BF H R ER SO BB IBB HBP BLK WP HR S P ERA WHIP	PITCHER	IP WLS BF H R ER SO BB IBB HBP BLK WP HR S P ERA WHIP

Boston Red Sox @ Baltimore Orioles
Ed Smith Stadium, Sarasota, FL
Sun Mar 11 2012, 1:09 PM - 3:48 PM EDT
Att: 8,316 - Sunny - 80 F

AB 27
R 1
H 3
RBI 1
BB 6
SO 5
LOB 13

Batter	1	2	3	4	5	6	7	8	9	AB	R	H	RBI	BB	SO	LOB	TOP										
9 Endy Chavez, L (1, 7) OBP: 0.467, SLG: 0.462 70 Xavier Avery, L (6, 8) OBP: 0.278, SLG: 0.294			G4-3			G3-6		F9		3	0	1	0	0	0	1	<p>Baltimore Orioles @ Toronto Blue Jays Florida Auto Exchange Stadium, Dunedin, FL Mon Mar 12, 2012, 1:07 PM - 3:28 PM EDT Att. 4,221 - Partly Cloudy - 73 F</p>										
11 Robert Andino, R (1, 4) OBP: 0.313, SLG: 0.286 72 Caleb Joseph, R (6, 2) OBP: 0.500, SLG: 0.667 26 Gabriel Lino, R (8, 2)	SH5-3		G5-3					F8		1	0	0	0	1	0	0											
36 Nick Johnson, L (1, 10) OBP: 0.375, SLG: 0.167 91 Travis Adair, L (9, FH)	E6					F8				3	0	0	0	0	1	2											
51 Joe Mahoney, L (1, 3) OBP: 0.167, SLG: 0.167 85 Manny Machado, R (7, 6) OBP: 0.143, SLG: 0.143	K					G4-3				3	1	1	0	0	1	2											
13 Jai Miller, R (1, 8) OBP: 0.294, SLG: 0.375 90 Cory Aldridge, L (7, 7)	G4-3					G5-3				3	0	0	0	0	1	3											
3 Ryan Flaherty, L (1, 6) OBP: 0.316, SLG: 0.444			F8							3	0	1	1	0	1	0											
68 Steve Tolleson, R (1, 5) OBP: 0.333, SLG: 0.364 86 Buck Britton, L (7, 5)			K			G4-3				3	0	0	0	0	2	1											
80 Scott Beerer, R (1, 9) OBP: 0.250, SLG: 0.250 92 Jeff Larish, L (7, 3)			G5-3							3	0	0	0	0	0	1											
60 John Hester, R (1, 2) 54 Matt Antonelli, R (6, 4) OBP: 0.571, SLG: 0.333										1	0	0	0	0	0	0											
			L9							1	0	0	0	0	0	0											
Inning Stats	R: 0 E: 1 K: 1 S: 8	H: 1 LOB: 2 BB: 0 P: 8	R: 0 E: 0 K: 1 S: 5	H: 0 LOB: 0 BB: 0 P: 5	R: 0 E: 0 K: 0 S: 3	H: 0 LOB: 0 BB: 0 P: 3	R: 0 E: 0 K: 0 S: 3	H: 0 LOB: 0 BB: 0 P: 3	R: 0 E: 0 K: 1 S: 5	H: 0 LOB: 0 BB: 0 P: 5	R: 0 E: 0 K: 1 S: 4	H: 0 LOB: 1 BB: 1 P: 9	R: 1 E: 0 K: 2 S: 9	H: 2 LOB: 1 BB: 0 P: 10	R: 0 E: 0 K: 0 S: 3	H: 0 LOB: 0 BB: 0 P: 3	R: 0 E: 0 K: 1 S: 5	H: 0 LOB: 0 BB: 0 P: 5	1B: 2 2B: 1 3B: 0 HR: 0	SF: 0 SAC: 1 DP: 1 HBP: 1	WP: 1 PB: 0 SB: 0 CS: 0	PA: 32					
PITCHER	IP	WLS	BF	H	R	ER	SO	BB	IBB	HBP	BLK	WP	HR	S	P	ERA	WHIP										
23 Brandon Morrow, R (1, 1) ERA: 1.8	3.0	W	11	1	0	0	2	0	0	0	0	0	0	16	16	0.00	0.333										
48 Francisco Cordero, R (4, 1) ERA: 4.5	1.0	H	3	0	0	0	1	0	0	0	0	0	0	3	3	0.00	0.000										
44 Casey Janssen, R (5, 1) ERA: 4.5	1.0		3	0	0	0	1	0	0	0	0	0	0	5	5	0.00	0.000										
69 Drew Hutchison, R (6, 1) ERA: 4.5	2.0		9	2	1	1	3	1	0	1	0	1	0	13	19	4.50	1.500										
72 Deck McGuire, R (8, 1) ERA: 4.5	2.0	S	6	0	0	0	1	0	0	0	0	0	0	8	8	0.00	0.000										

Batter	1	2	3	4	5	6	7	8	9	AB	R	H	RBI	BB	SO	LOB	BOTTOM										
5 Yunel Escobar, R (1, 6) OBP: 0.286, SLG: 0.263 1 Luis Valbuena, L (4, FR) OBP: 0.455, SLG: 0.800	F8		E6			P6				2	0	0	0	1	0	0	<p>Baltimore Orioles @ Toronto Blue Jays Florida Auto Exchange Stadium, Dunedin, FL Mon Mar 12, 2012, 1:07 PM - 3:28 PM EDT Att. 4,221 - Partly Cloudy - 73 F</p>										
17 Omar Vizquel, S (1, 5) OBP: 0.500, SLG: 0.545 25 Chris Woodward, R (4, FR) OBP: 0.333, SLG: 0.200	F9		G5-3							3	0	1	2	0	0	1											
8 Ben Francisco, R (1, 7) OBP: 0.235, SLG: 0.200 30 David Cooper, L (5, 3) OBP: 0.450, SLG: 0.438	G4-3		L8							3	0	0	0	0	3	0											
10 Edwin Encarnación, R (1, 3) OBP: 0.304, SLG: 0.333			F7							4	0	0	0	0	3	1											
2 Kelly Johnson, L (1, 4) OBP: 0.350, SLG: 0.353 62 Jonathan Diaz, R (6, 4) OBP: 0.364, SLG: 0.636										2	2	1	0	1	1	0											
11 Rajai Davis, R (1, 9) OBP: 0.400, SLG: 0.357 74 Moisés Sierra, R (5, FR) OBP: 0.353, SLG: 0.438										3	0	0	0	0	0	2											
28 Colby Rasmus, L (1, 8) OBP: 0.333, SLG: 0.313 43 Anthony Gose, L (6, 8) OBP: 0.333, SLG: 0.417										2	1	1	1	1	0	1											
45 Travis Snider, L (1, 10) OBP: 0.381, SLG: 0.842										2	1	1	1	1	1	0											
6 Jeff Mathis, R (1, 2) OBP: 0.250, SLG: 0.182 15 Travis d'Arnaud, R (7, 2) OBP: 0.273, SLG: 0.600										3	0	0	0	0	2	4											
										0	0	0	0	0	0	0											
Inning Stats	R: 0 E: 0 K: 0 S: 3	H: 0 LOB: 0 BB: 0 P: 3	R: 1 E: 0 K: 1 S: 7	H: 2 LOB: 2 BB: 1 P: 12	R: 0 E: 1 K: 1 S: 6	H: 0 LOB: 1 BB: 0 P: 6	R: 3 E: 0 K: 0 S: 5	H: 2 LOB: 2 BB: 3 P: 17	R: 0 E: 0 K: 2 S: 8	H: 0 LOB: 1 BB: 0 P: 8	R: 0 E: 0 K: 2 S: 7	H: 0 LOB: 0 BB: 0 P: 7	R: 0 E: 0 K: 1 S: 5	H: 0 LOB: 0 BB: 0 P: 5	R: 0 E: 0 K: 0 S: 3	H: 0 LOB: 0 BB: 0 P: 3	R: 0 E: 0 K: 0 S: 3	H: 0 LOB: 0 BB: 0 P: 3	1B: 3 2B: 1 3B: 0 HR: 0	SF: 0 SAC: 0 DP: 0 HBP: 0	WP: 0 PB: 0 SB: 1 CS: 0	PA: 34					
PITCHER	IP	WLS	BF	H	R	ER	SO	BB	IBB	HBP	BLK	WP	HR	S	P	ERA	WHIP										
16 Wei-Yin Chen, L (1, 1) ERA: 1.8	3.0	L	13	2	1	1	2	1	0	0	0	0	0	16	21	3.00	1.000										
59 Armando Galarraga, R (4, 1) ERA: 6.75	2.0		12	2	3	3	2	3	0	0	0	0	0	13	25	13.50	2.500										
79 Jon Link, R (6, 1) ERA: 4.5	1.0		3	0	0	0	2	0	0	0	0	0	0	7	7	0.00	0.000										
48 Pat Neshek, R (7, 1) ERA: 4.5	1.0		3	0	0	0	1	0	0	0	0	0	0	5	5	0.00	0.000										
95 Stu Pomeranz, R (8, 1) ERA: 4.5	1.0		3	0	0	0	0	0	0	0	0	0	0	3	3	0.00	0.000										

AB	29
R	1
H	3
RBI	1
BB	1
SO	7
LOB	10



AB	30
R	4
H	4
RBI	4
BB	4
SO	7
LOB	12



Batter	1	2	3	4	5	6	7	8	9	10	AB	R	H	RBI	BB	SO	LOB	TOP											
5 Sam Fuld, L (1.8) 9 Elliot Johnson, S (6.5)	G5-3		F7			L3			E3		2	0	0	1	0	0		Tampa Bay Rays @ Baltimore Orioles Ed Smith Stadium, Sarasota, FL Tue Mar 13 2012, 1:07 PM - 4:36 PM EDT Att: 8,045 - Sunny - 79 F											
23 Carlos Pena, L (1.3) 68 Jesús Feliciano, L (6.8)	BB		K			F8		F7	66 3B		2	0	0	1	1	1													
3 Evan Longoria, R (1.5) 60 Matt Mangini, L (6.3)	F9				G6-3	K		66 1B	K		3	0	0	0	1	2													
30 Luke Scott, L (1.10) 66 Hak-Ju Lee, L (8. PH) (8.10)	K		F7			BB		29 FC6-4	63 1B		2	0	0	1	1	1													
20 Matt Joyce, L (1.9) 63 Chris Gimenez, R (6.2)	HR				1B	G4-3		F9	29 FC6-4		3	1	2	1	0	0	2												
1 Sean Rodriguez, R (1.4) 29 Tim Beckham, R (7.6)	G6-3				G5-3			FC6-4	FC6-4		3	1	1	0	0	1													
28 José Molina, R (1.2) 26 Stephen Vogt, L (6.9) (7.7)	G6-3					G6-3		F7	9 E 10 BB		2	0	0	0	0	0													
40 Kevin Kiermaier, L (10. PH) (10.7)								2-3	68 2B		1	0	0	0	0	0													
15 Reid Brignac, L (1.6) (4.4)	F8					F9			9 E		3	0	0	0	0	1													
10 Will Rhymes, L (7.4)									68 2B		1	1	0	0	1	0	0												
11 Brandon Guyer, R (1.7) 65 Brad Coon, L (7.9)			F9						BB		3	0	2	1	0	0	0												
Inning Stats	R: 0 E: 0 K: 1 S: 5	H: 0 LOB: 1 BB: 1 P: 9	R: 1 E: 0 K: 0 S: 4	H: 1 LOB: 0 BB: 0 P: 6	R: 0 E: 0 K: 1 S: 5	H: 0 LOB: 0 BB: 0 P: 5	R: 0 E: 0 K: 0 S: 4	H: 1 LOB: 1 BB: 0 P: 4	R: 0 E: 0 K: 0 S: 3	H: 0 LOB: 2 BB: 2 P: 13	R: 1 E: 0 K: 0 S: 5	H: 2 LOB: 1 BB: 0 P: 8	R: 0 E: 0 K: 0 S: 4	H: 1 LOB: 2 BB: 1 P: 8	R: 5 E: 1 K: 1 S: 9	H: 3 LOB: 1 BB: 2 P: 17	R: 0 E: 0 K: 1 S: 5	H: 0 LOB: 0 BB: 0 P: 5	1B: 5 2B: 2 3B: 1 HR: 1	SF: 0 DP: 0 SAC: 0 HBP: 0	WP: 1 PB: 0 SB: 1 CS: 0	PA: 45							
PITCHER	IP WLS BF H R ER SO BB IBB HBP BLK WP HR S P ERA WHIP	39 Jason Hammel, R (1.1) 35 Brad Bergesen, R (4.1) 81 Miguel Socolovich, R (7.1) 40 Troy Patton, L (8.1) 65 Oscar Villareal, R (8.1)	3.0 3.0 1.0 1.0 0.1	11 12 5 5 5	1 2 2 1 4	1 0 1 0 3	2 1 1 0 0	0 0 0 0 0	0 0 0 0 0	0 0 0 0 0	1 0 0 0 0	14 12 6 8 11	20 20 6 8 9	3.00 0.00 9.00 0.00 81.00	0.667 1.333 2.000 2.000 9.000	PITCHER	IP WLS BF H R ER SO BB IBB HBP BLK WP HR S P ERA WHIP	95 Stu Pomeranz, R (9.1) 64 Steve Johnson, R (10.1)	0.2 1.0	4 3	2 0	1 0	0 0	1 1	0 0	5 5	0.00 0.00	3.000 0.000	

Batter	1	2	3	4	5	6	7	8	9	10	AB	R	H	RBI	BB	SO	LOB	BOTTOM											
14 Nolan Reimold, R (1.7) 24 Wilson Betemit, S (7.5)	FC5-4	G6-3			P4		G6-3		K	L6	3	0	1	0	0	0		Tampa Bay Rays @ Baltimore Orioles Ed Smith Stadium, Sarasota, FL Tue Mar 13 2012, 1:07 PM - 4:36 PM EDT Att: 8,045 - Sunny - 79 F											
11 Robert Andino, R (1.4) 54 Matt Antonelli, R (6.4)	K	K			K		SF8		F9		3	0	1	0	0	2	1												
10 Adam Jones, R (1.8) 3 Ryan Flaherty, L (7.7)	FC5-4	CS			K		BB		HR		3	0	0	0	0	2	1												
19 Chris Davis, L (1.3) 51 Joe Mahoney, L (8.3)	G3				K		F8		G6-3		4	0	0	0	0	2	2												
32 Matt Wieters, S (1.2) 68 Steve Tolleson, R (7.6)		P4			1B		FC6-4		80 1B		2	0	1	0	1	0	0												
2 J.J. Hardy, R (1.6) 80 Scott Beier, R (6. PR) (7.9)	BB	BB			G5-3		FC6-4		72 FC3-2		2	1	0	0	1	0	2												
12 Mark Reynolds, R (1.5) 60 John Hester, R (7.2)	BB	BB					BB		72 FC3-2		2	0	2	0	0	0	0												
28 Ronny Paulino, R (1.10) 72 Caleb Joseph, R (10. PH) (8.3)	BB	BB			K		P3		72 FC3-2		1	0	0	0	1	0	2												
13 Jai Miller, R (1.9) (7.8)	HR				G6-3		G4-3		G5-3		4	1	1	1	0	0	4												
Inning Stats	R: 0 E: 0 K: 1 S: 6	H: 1 LOB: 1 BB: 6 P: 6	R: 4 E: 0 K: 0 S: 6	H: 3 LOB: 3 BB: 2 P: 17	R: 0 E: 0 K: 2 S: 8	H: 1 LOB: 1 BB: 0 P: 8	R: 0 E: 0 K: 2 S: 7	H: 0 LOB: 0 BB: 0 P: 7	R: 0 E: 0 K: 2 S: 7	H: 0 LOB: 2 BB: 2 P: 13	R: 1 E: 0 K: 0 S: 4	H: 1 LOB: 1 BB: 1 P: 8	R: 0 E: 0 K: 0 S: 3	H: 1 LOB: 1 BB: 1 P: 7	R: 2 E: 0 K: 1 S: 7	H: 2 LOB: 0 BB: 0 P: 7	R: 0 E: 0 K: 1 S: 7		H: 2 LOB: 3 BB: 1 P: 11	1B: 7 2B: 2 3B: 0 HR: 2	SF: 1 DP: 1 SAC: 0 HBP: 0	WP: 0 PB: 0 SB: 1 CS: 1	PA: 47						
PITCHER	IP WLS BF H R ER SO BB IBB HBP BLK WP HR S P ERA WHIP	14 David Price, L (5.4) 31 Burke Badenhop, R (4.1) 55 Matt Moore, L (5.1) 73 Jonny Nunez, R (8.1) 51 Wilking Rodriguez, R (7.1)	3.2 0.1 1.2 0.1 1.0	17 0 6 2 5	4 0 0 0 1	4 0 0 0 1	4 1 0 0 0	4 0 0 0 0	4 0 0 0 0	4 0 0 0 0	1 0 0 0 0	1 0 0 0 0	4 3 11 5 8	35 3 15 5 8	9.82 0.00 0.600 0.000 9.000	1.909 0.000 0.600 3.000 2.000	PITCHER	IP WLS BF H R ER SO BB IBB HBP BLK WP HR S P ERA WHIP	67 Ryan Reid, R (8.1) 49 Dane De La Rosa, R (10.1)	2.0 1.0	9 6	3 2	2 0	2 0	1 1	10 7	9.00 0.00	2.000 3.000	



Batter	1	2	3	4	5	6	7	8	9	AB	R	H	RBI	BB	SO	LOB	TOP								
11 Robert Andino, R OBP: 0.320, SLG: 0.409 68 Steve Tolleson, R OBP: 0.444, SLG: 0.400	F8		G5-3			HR		F7		3	1	1	1	0	0	0									
24 Wilson Betemit, S OBP: 0.222, SLG: 0.130 3 Ryan Flaherty, L OBP: 0.346, SLG: 0.522	BB		G3			G4-3		SH1-3	K	2	0	0	0	1	0	0									
2 J.J. Hardy, R OBP: 0.409, SLG: 0.412 54 Matt Antonelli, R OBP: 0.476, SLG: 0.286	F8			F9		K		BB		3	0	0	0	0	1	1									
19 Chris Davis, L OBP: 0.296, SLG: 0.500 Joe Mahoney, L OBP: 0.143, SLG: 0.143	2B			G4-3		2B		K		4	0	2	0	0	1	2									
10 Adam Jones, R OBP: 0.238, SLG: 0.158 95 Trent Mummy, L OBP: 0.000, SLG: 0.000	K			K		G4-3		BB		3	0	0	0	0	2	3									
12 Mark Reynolds, R OBP: 0.425, SLG: 0.438 80 Scott Beener, R OBP: 0.389, SLG: 0.389		F7				1B		E7		3	0	1	0	0	1	0									
28 Ronny Paulino, R OBP: 0.333, SLG: 0.364 91 Travis Adair, L OBP: 0.000, SLG: 0.000		G4-3				BB		1B		3	0	2	0	1	0	0									
13 Jai Miller, R OBP: 0.276, SLG: 0.500 86 Buck Britton, L OBP: 0.500, SLG: 0.500		K				K		2B		3	0	0	0	0	2	3									
60 John Hester, R OBP: 0.000, SLG: 0.000 26 Gabriel Lino, R OBP: 0.000, SLG: 0.000				F9		F9		K		3	0	0	0	0	1	3									
Inning Stats	R: 0 E: 0 K: 1 S: 6	H: 1 LOB: 2 BB: 1 P: 10	R: 0 E: 0 K: 1 S: 5	H: 0 LOB: 0 BB: 0 P: 5	R: 0 E: 0 K: 0 S: 3	H: 0 LOB: 0 BB: 0 P: 3	R: 0 E: 0 K: 1 S: 5	H: 0 LOB: 0 BB: 0 P: 5	R: 0 E: 0 K: 1 S: 5	H: 1 LOB: 1 BB: 1 P: 9	R: 1 E: 0 K: 1 S: 7	H: 2 LOB: 1 BB: 0 P: 8	R: 0 E: 0 K: 2 S: 8	H: 1 LOB: 1 BB: 0 P: 8	R: 2 E: 1 K: 1 S: 6	H: 2 LOB: 2 BB: 0 P: 14	R: 0 E: 0 K: 1 S: 7	H: 2 LOB: 2 BB: 0 P: 7	1B: 5 2B: 3 3B: 0 HR: 1	SF: 0 SAC: 1 DP: 0 HBP: 0	WP: 0 PB: 0 SB: 0 CS: 2	PA: 38			
PITCHER	IP	WLS	BF	H	R	ER	SO	BB	IBB	HBP	BLK	WP	HR	S	P	ERA	WHIP								
53 Nick Blackburn, R ERA: 4.0	4.0	14	14	1	0	0	3	1	0	0	0	0	0	19	23	0.00	0.500								
52 Brian Duensing, L ERA: 1.8	1.0	H	4	1	0	0	1	1	0	0	0	0	0	5	9	0.00	2.000								
72 Carlos Gutierrez, R ERA: 1.8	2.0	B	9	3	1	1	3	0	0	0	0	0	1	15	16	4.50	1.500								
61 Jared Burton, R ERA: 1.8	1.0	L	6	2	2	1	1	2	0	0	0	0	0	6	14	9.00	4.000								
59 Esmerling Vasquez, R ERA: 1.8	1.0		5	2	0	0	1	0	0	0	0	0	0	7	7	0.00	2.000								

Baltimore Orioles @ Minnesota Twins
Hammond Stadium, Fort Myers, FL
Fri Mar 16 2012, 1:06 PM - 3:56 PM EDT
Att: 5,908 - Partly Cloudy - 81 F

AB 33
R 3
H 9
RBI 2
BB 4
SO 9
LOB 18



Batter	1	2	3	4	5	6	7	8	9	AB	R	H	RBI	BB	SO	LOB	BOTTOM								
2 Denard Span, L OBP: 0.480, SLG: 0.435 78 Wilkin Ramirez, R OBP: 0.231, SLG: 0.167	E1							L4		3	0	1	0	0	0	0									
1 Tsuyoshi Nishitaka, S OBP: 0.252, SLG: 0.348 77 Brian Dozier, R OBP: 0.294, SLG: 0.375	SH5-3		1B			P4		1B		1	0	0	0	1	0	0									
22 Danny Valencia, R OBP: 0.269, SLG: 0.577 71 Pedro Florimón, S OBP: 0.231, SLG: 0.091	G6-3		BB					1B		3	0	0	0	0	0	2									
27 Chris Parmelee, L OBP: 0.478, SLG: 0.684	BB		CS			G4-3		1B		3	1	2	0	1	0	0									
18 Ryan Doumit, S OBP: 0.400, SLG: 0.300	G6-3					F7		1B		4	0	2	0	0	0	2									
23 Rene Tosoni, L OBP: 0.222, SLG: 0.067		G6-3				FC3-6		F7		4	0	0	0	0	1	4									
38 Luke Hughes, R OBP: 0.333, SLG: 0.500		2B				FC5-4		FC6-4		4	0	1	1	0	0	3									
32 René Rivera, R OBP: 0.333, SLG: 0.333 5 J.R. Towles, R OBP: 0.333, SLG: 0.833	K					K		G5-3		3	0	0	0	0	2	2									
11 Ben Revere, L OBP: 0.304, SLG: 0.238	F7					B1-3		G5-3		3	0	0	0	0	0	1									
Inning Stats	R: 0 E: 1 K: 0 S: 4	H: 0 LOB: 2 BB: 1 P: 8	R: 0 E: 0 K: 1 S: 6	H: 1 LOB: 1 BB: 0 P: 6	R: 0 E: 0 K: 0 S: 3	H: 1 LOB: 0 BB: 1 P: 7	R: 1 E: 0 K: 1 S: 7	H: 2 LOB: 1 BB: 0 P: 7	R: 0 E: 0 K: 0 S: 3	H: 0 LOB: 0 BB: 0 P: 3	R: 0 E: 0 K: 0 S: 3	H: 0 LOB: 0 BB: 0 P: 3	R: 0 E: 0 K: 1 S: 5	H: 0 LOB: 0 BB: 0 P: 5	R: 0 E: 0 K: 0 S: 4	H: 1 LOB: 1 BB: 0 P: 4	R: 0 E: 0 K: 0 S: 5	H: 2 LOB: 2 BB: 0 P: 5	1B: 6 2B: 1 3B: 0 HR: 0	SF: 0 SAC: 1 DP: 0 HBP: 0	WP: 0 PB: 0 SB: 0 CS: 2	PA: 36			
PITCHER	IP	WLS	BF	H	R	ER	SO	BB	IBB	HBP	BLK	WP	HR	S	P	ERA	WHIP								
30 Chris Tillman, R ERA: 3.24	0.2		2	0	0	0	1	0	0	0	0	0	0	4	4	0.00	0.000								
98 Robert Hinton, R ERA: 2.57	3.0	W	9	0	0	0	1	0	0	0	0	0	0	11	11	0.00	0.000								
40 Troy Patton, L ERA: 4.5	1.1	H	7	3	0	0	0	0	0	0	0	0	0	7	7	0.00	2.250								
65 Oscar Villarreal, R ERA: 4.5	0.2	S	2	0	0	0	0	0	0	0	0	0	0	2	2	0.00	0.000								

Baltimore Orioles @ Minnesota Twins
Hammond Stadium, Fort Myers, FL
Fri Mar 16 2012, 1:06 PM - 3:56 PM EDT
Att: 5,908 - Partly Cloudy - 81 F

AB 32
R 1
H 7
RBI 1
BB 2
SO 3
LOB 17



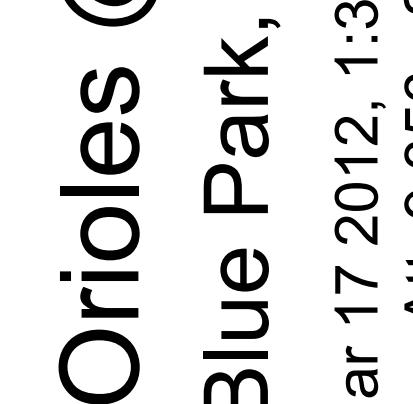
Batter	1	2	3	4	5	6	7	8	9	AB	R	H	RBI	BB	SO	LOB	TOP								
70 Xavier Avery, L (1, 8) OBP: 0.273, SLG: 0.263	B5-3			54 24 1B BB G1-3		G4-6-3		SF8		2	1	0	1	1	0	1	<p>Baltimore Orioles @ Boston Red Sox JetBlue Park, Ft. Myers, FL Sat Mar 17 2012, 1:38 PM - 4:27 PM EDT Att: 9,356 - Sunny - 81 F</p>								
54 Matt Antonelli, R (1, 4) OBP: 0.480, SLG: 0.294	F9			G1-3				E9		3	0	1	1	1	0	1									
97 Edgardo Baez, R (8, PR) OBP: 1.000, SLG: 1.000				1-2				1B		0	0	0	0	0	0	0									
24 Wilson Betemit, S (1, 5) OBP: 0.333, SLG: 0.154	K			19 19 G1-6-3 1B				P5		3	0	1	1	0	1	1									
86 Buck Britton, L (7, 5)				2-H				1B		1	0	0	0	0	0	2									
19 Chris Davis, L (1, 3) OBP: 0.300, SLG: 0.483				1-2				1B		3	0	1	0	0	1	1									
92 Jeff Larish, L (7, 3) OBP: 0.333, SLG: 0.333				1-2				1B		1	0	1	0	0	0	0									
28 Ronny Paulino, R (1, 2) OBP: 0.333, SLG: 0.357	G5-3							F8		3	0	1	0	0	0	0									
90 Carlos R Rojas, R (8, PR) OBP: 0.333, SLG: 0.333								1B		1	1	0	0	0	0	1									
3 Ryan Flaherty, L (1, 7) OBP: 0.310, SLG: 0.462	G3							F8		3	0	0	0	0	0	1									
72 Caleb Joseph, R (8, 2) OBP: 0.333, SLG: 0.400								K		1	0	0	0	0	1	1									
80 Scott Beener, R (1, 9) OBP: 0.381, SLG: 0.381								F8		3	0	1	0	0	0	0									
91 Ronnie Welty, R (8, PR) OBP: 0.333, SLG: 0.333								1B		1	1	0	0	0	0	1									
90 Cory Aldridge, L (1, 10) OBP: 0.250, SLG: 0.143								1B		3	1	1	1	0	2	0									
85 Manny Machado, R (1, 6) OBP: 0.300, SLG: 0.125								1B		1	0	0	0	2	0	0									
Inning Stats	R: 0 E: 0 K: 1 S: 5	H: 0 LOB: 0 BB: 0 P: 5	R: 0 E: 0 K: 0 S: 3	H: 1 LOB: 0 BB: 0 P: 3	R: 0 E: 0 K: 1 S: 5	H: 0 LOB: 0 BB: 0 P: 5	R: 1 E: 0 K: 0 S: 3	H: 1 LOB: 0 BB: 1 P: 7	R: 0 E: 0 K: 0 S: 3	H: 0 LOB: 0 BB: 0 P: 3	R: 0 E: 0 K: 1 S: 4	H: 0 LOB: 0 BB: 1 P: 8	R: 0 E: 0 K: 1 S: 4	H: 0 LOB: 0 BB: 1 P: 8	R: 3 E: 1 K: 0 S: 7	H: 4 LOB: 2 BB: 1 P: 11	R: 0 E: 0 K: 1 S: 6	H: 1 LOB: 1 BB: 0 P: 6	1B: 7 2B: 0 3B: 0 HR: 0	SF: 1 SAC: 0 DP: 3 HBP: 0	WP: 0 PB: 0 SB: 0 CS: 0	PA: 34			
PITCHER	IP	WLS	BF	H	R	ER	SO	BB	IBB	HBP	BLK	WP	HR	S	P	ERA	WHIP								
19 Josh Beckett, R (1, 1) ERA: 1.29	5.0	W	16	2	1	1	2	1	0	0	0	0	0	19	23	1.80	0.600								
47 Ross Ohlendorf, R (6, 1) ERA:	1.2		5	0	0	0	1	2	0	0	0	0	0	5	13	0.00	1.200								
63 Junichi Tazawa, R (7, 1) ERA: 6.75	1.0		7	3	3	3	1	1	0	0	0	0	0	8	12	27.00	4.000								
64 Michael Bowden, R (8, 1) ERA:	1.1	S	6	2	0	0	1	0	0	0	0	0	0	8	8	0.00	1.500								

Batter	1	2	3	4	5	6	7	8	9	AB	R	H	RBI	BB	SO	LOB	BOTTOM								
2 Jacoby Ellsbury, L (1, 8) OBP: 0.261, SLG: 0.391	G4-3									3	1	1	0	0	0	0	<p>Baltimore Orioles @ Boston Red Sox JetBlue Park, Ft. Myers, FL Sat Mar 17 2012, 1:38 PM - 4:27 PM EDT Att: 9,356 - Sunny - 81 F</p>								
66 Shannon Wilkerson, R (7, 8) OBP: 1.000, SLG: 2.000										1	0	1	0	0	0	0									
15 Dustin Pedroia, R (1, 4) OBP: 0.435, SLG: 0.619	G4-3									3	0	1	1	0	0	1									
88 Sean Coyle, R (7, 4)										1	0	0	0	0	1	1									
34 David Ortiz, L (1, 10) OBP: 0.292, SLG: 0.591	G4-3									3	0	0	1	0	0	0									
75 Max St. Pierre, R (7, PH) OBP: 0.333, SLG: 0.333										1	0	0	0	0	1	1									
7 Cody Ross, R (1, 7) OBP: 0.500, SLG: 0.700										3	2	2	1	0	0	0									
72 Mauro Gomez, R (7, 3)										1	0	0	0	0	0	0									
10 Kelly Shoppach, R (1, 2) OBP: 0.250, SLG: 0.214										3	1	1	0	0	1	0									
81 Dan Butler, R (7, 2) OBP: 0.333, SLG: 0.833										1	0	0	0	0	1	0									
5 Nick Punto, S (1, 5) OBP: 0.438, SLG: 0.462										2	1	1	1	1	1	0									
13 Heiker Meneses, R (7, 5)										1	0	0	0	0	0	0									
3 Mike Aviles, R (1, 6) OBP: 0.259, SLG: 0.407										3	0	0	0	0	0	3									
15 Derrick Gibson, R (7, 6)										0	0	0	0	0	0	0									
62 Lars Anderson, L (1, 3) OBP: 0.520, SLG: 0.667										3	1	2	2	0	1	0									
82 Alex Hassan, R (1, 9) OBP: 0.364, SLG: 0.067										2	1	1	1	0	0	0									
93 Bryce Brentz, R (7, 9) OBP: 0.500, SLG: 0.500										1	0	0	0	0	1	0									
Inning Stats	R: 0 E: 0 K: 0 S: 3	H: 0 LOB: 0 BB: 0 P: 3	R: 0 E: 0 K: 0 S: 3	H: 0 LOB: 1 BB: 1 P: 7	R: 1 E: 1 K: 0 S: 5	H: 2 LOB: 0 BB: 0 P: 5	R: 3 E: 0 K: 0 S: 6	H: 4 LOB: 1 BB: 0 P: 6	R: 3 E: 0 K: 1 S: 10	H: 3 LOB: 0 BB: 0 P: 13	R: 0 E: 0 K: 2 S: 7	H: 0 LOB: 0 BB: 0 P: 7	R: 0 E: 0 K: 2 S: 8	H: 1 LOB: 0 BB: 0 P: 8	R: 0 E: 0 K: 1 S: 5	H: 0 LOB: 0 BB: 0 P: 5	1B: 4 2B: 5 3B: 0 HR: 1	SF: 0 SAC: 0 DP: 0 HBP: 0	WP: 0 PB: 0 SB: 0 CS: 1	PA: 34					
PITCHER	IP	WLS	BF	H	R	ER	SO	BB	IBB	HBP	BLK	WP	HR	S	P	ERA	WHIP								
59 Armando Galarraga, R (1, 1) ERA: 7.88	4.0	L	17	6	4	4	0	1	0	0	0	0	0	17	21	9.00	1.750								
35 Brad Bergesen, R (5, 1) ERA: 5.0	2.0		9	3	3	3	3	0	0	0	0	0	0	1	17	13.50	1.500								
50 Willie Eyre, R (7, 1) ERA:	1.0		4	1	0	0	2	0	0	0	0	0	0	8	8	0.00	1.000								
48 Pat Neshek, R (8, 1) ERA:	1.0		3	0	0	0	1	0	0	0	0	0	0	5	5	0.00	0.000								

AB 29
R 4
H 7
RBI 4
BB 4
SO 5
LOB 10



AB 32
R 7
H 10
RBI 7
BB 1
SO 6
LOB 6



livebaseballscores.com

Batter	1	2	3	4	5	6	7	8	9	10	AB	R	H	RBI	BB	SO	LOB	TOP				
54 Matt Antonelli, R OBP: 0.433, SLG: 0.273	F8		L4			36 1B		G1		G2-3	5	0	1	0	0	0	1					
68 Steve Tolleson, R OBP: 0.375, SLG: 0.333	F9			K				F9		K	4	0	0	0	0	2	2					
90 Carlos R Rojas, R											1	0	0	0	0	1	0					
36 Nick Johnson, L OBP: 0.454, SLG: 0.478								E9			2	0	2	0	1	0	0					
72 Caleb Joseph, R OBP: 0.286, SLG: 0.333						24 1B					1	0	0	0	0	0	0					
24 Wilson Betemit, S OBP: 0.242, SLG: 0.172											3	0	1	0	0	0	3					
92 Jeff Larish, L OBP: 0.250, SLG: 0.250	G6-3					28 G5-4-3 1B		G5-3		G5-3	1	0	0	0	0	0	1					
28 Ronny Paulino, R OBP: 0.284, SLG: 0.284											3	0	0	0	0	0	2					
91 Travis Adair, L											1	0	0	0	0	0	0					
80 Scott Beener, R OBP: 0.333, SLG: 0.333											3	0	0	0	0	0	0					
89 John Ruettinger, L OBP: 0.667, SLG: 0.500						B1		G4-3		BB	0	0	0	0	1	0	0					
13 Jai Miller, R OBP: 0.229, SLG: 0.412											3	0	0	0	0	2	0					
88 Brenden Webb, L								K		P2	1	0	0	0	0	0	1					
71 L.J. Hoes, R OBP: 0.154, SLG: 0.167											3	1	1	0	0	1	0					
86 Blake Davis, L											1	0	0	0	0	0	1					
85 Manny Machado, R OBP: 0.308, SLG: 0.182											3	1	1	1	0	1	0					
73 Brian Ward, R											1	0	0	0	0	1	0					
Inning Stats	R: 0 E: 0 K: 0 S: 4	H: 1 LOB: 1 BB: 0 P: 4	R: 0 E: 0 K: 1 S: 5	H: 0 LOB: 0 BB: 0 P: 5	R: 0 E: 0 K: 1 S: 5	H: 0 LOB: 0 BB: 0 P: 5	R: 0 E: 0 K: 1 S: 5	H: 1 LOB: 1 BB: 1 P: 9	R: 0 E: 0 K: 0 S: 3	H: 0 LOB: 0 BB: 0 P: 3	R: 0 E: 0 K: 2 S: 9	H: 2 LOB: 2 BB: 0 P: 9	R: 0 E: 0 K: 1 S: 5	H: 0 LOB: 0 BB: 0 P: 5	R: 2 E: 1 K: 0 S: 6	H: 2 LOB: 1 BB: 0 P: 6	R: 0 E: 0 K: 0 S: 7	H: 0 LOB: 1 BB: 0 P: 10	1B: 4 2B: 2 3B: 0 HR: 0	SF: 0 SAC: 0 DP: 1 HBP: 0	WP: 0 PB: 0 SB: 1 CS: 0	PA: 38
PITCHER	IP	WLS	BF	H	R	ER	SO	BB	IBB	HBP	BLK	WP	HR	S	P	ERA	WHIP					
36 Mike Minor, L ERA: 3.0	5.0		17	2	0	0	3	1	0	0	0	0	0	22	26	0.00	0.600					
53 Cory Gearrin, R ERA: 5.4	1.0		5	2	0	0	2	0	0	0	0	0	0	9	9	0.00	2.000					
34 Eric O'Flaherty, L ERA: 5.4	1.0	H	3	0	0	0	1	0	0	0	0	0	0	5	5	0.00	0.000					
39 Jonny Venters, L ERA: 5.4	1.0	B	6	2	2	1	0	0	0	0	0	0	0	6	6	9.00	2.000					
46 Craig Kimbrel, R ERA: 5.4	1.0		4	0	0	0	0	1	0	0	0	0	0	3	8	0.00	1.000					
70 Dusty Hughes, L ERA: 3.0	1.0		3	0	0	0	2	0	0	0	0	0	0	0	0	3.00	0.000					

Baltimore Orioles @ Atlanta Braves
Champion Stadium, Lake Buena Vista, FL
Sun Mar 18 2012, 1:08 PM - 3:51 PM EDT
Att: 6,635 - Partly Cloudy - 79 F

AB 36
R 2
H 6
RBI 1
BB 2
SO 8
LOB 11



Batter	1	2	3	4	5	6	7	8	9	10	AB	R	H	RBI	BB	SO	LOB	BOTTOM				
24 Michael Bourn, L OBP: 0.286, SLG: 0.400	K2-3									G6-3	3	0	0	0	0	3	2					
71 Ernesto Mejia, R OBP: 0.200, SLG: 0.286											2	0	0	0	0	1	2					
14 Martin Prado, R OBP: 0.432, SLG: 0.425	F9										3	0	1	0	0	1	0					
4 Drew Sutton, S OBP: 0.448, SLG: 0.458						16 CS 1B		B2-3			1	0	0	0	0	0	0					
16 Brian McCann, L OBP: 0.371, SLG: 0.310											3	0	0	0	0	0	1					
23 Matt Diaz, R OBP: 0.257, SLG: 0.313	F7										1	0	0	0	0	1	0					
26 Dan Uggla, R OBP: 0.470, SLG: 0.742											2	0	0	0	0	2	0					
17 Jose Constanza, L OBP: 0.227, SLG: 0.190											1	0	0	0	0	0	0					
10 Chipper Jones, S OBP: 0.320, SLG: 0.273											2	1	1	0	0	1	1					
73 Joey Terdoslavich, S OBP: 0.348, SLG: 0.429											2	1	1	0	0	1	0					
5 Freddie Freeman, L OBP: 0.184, SLG: 0.162											3	0	1	0	0	0	2					
30 Luis Durango, S OBP: 0.609, SLG: 0.500											1	0	0	0	0	0	0					
74 Jordan Parraz, R OBP: 0.480, SLG: 0.636											3	0	1	2	0	0	1					
1 Tyler Pastornicky, R OBP: 0.143, SLG: 0.125											4	0	0	0	0	1	2					
7 J.C. Boscan, R OBP: 0.412, SLG: 0.357											3	0	1	0	1	1	0					
Inning Stats	R: 0 E: 0 K: 1 S: 5	H: 0 LOB: 0 BB: 0 P: 5	R: 1 E: 0 K: 1 S: 7	H: 2 LOB: 0 BB: 0 P: 7	R: 0 E: 0 K: 2 S: 7	H: 0 LOB: 0 BB: 0 P: 7	R: 0 E: 0 K: 1 S: 6	H: 1 LOB: 1 BB: 0 P: 7	R: 0 E: 0 K: 1 S: 6	H: 1 LOB: 2 BB: 0 P: 7	R: 1 E: 0 K: 1 S: 6	H: 1 LOB: 0 BB: 0 P: 7	R: 0 E: 0 K: 1 S: 5	H: 0 LOB: 0 BB: 0 P: 5	R: 0 E: 0 K: 2 S: 7	H: 0 LOB: 0 BB: 0 P: 7	R: 0 E: 1 K: 0 S: 5	H: 1 LOB: 2 BB: 0 P: 6	1B: 3 2B: 3 3B: 0 HR: 0	SF: 0 SAC: 1 DP: 0 HBP: 1	WP: 1 PB: 0 SB: 1 CS: 2	PA: 38
PITCHER	IP	WLS	BF	H	R	ER	SO	BB	IBB	HBP	BLK	WP	HR	S	P	ERA	WHIP					
39 Jason Hammel, R ERA: 1.86	4.2		18	4	1	1	5	1	0	0	1	0	0	28	33	1.93	1.071					
93 Chris Pettrini, L ERA: 4.5	0.1		1	0	0	0	1	0	0	0	0	0	0	3	3	0.00	0.000					
18 Tsuyoshi Wada, L ERA: 3.0	2.0		7	1	1	1	3	0	0	0	0	1	0	13	14	4.50	0.500					
65 Oscar Villarreal, R ERA: 3.0	2.0		6	0	0	0	3	0	0	0	0	0	0	12	12	0.00	0.000					
98 Kyle Simon, R ERA: 3.0	1.0		5	1	0	0	0	0	0	0	0	0	0	5	6	0.00	1.000					


Baltimore Orioles @ Atlanta Braves
Champion Stadium, Lake Buena Vista, FL
Sun Mar 18 2012, 1:08 PM - 3:51 PM EDT
Att: 6,635 - Partly Cloudy - 79 F

AB 34
R 2
H 6
RBI 2
BB 1
SO 12
LOB 11



Batter	1	2	3	4	5	6	7	8	9	AB	R	H	RBI	BB	SO	LOB	TOP					
11 Brett Gardner, L OBP: 0.290, SLG: 0.231 91 Jorge Vazquez, R OBP: 0.143, SLG: 0.053	G4-3		G3		PO	25 E 24 S 1B	F7		K	3	0	1	0	0	0	0	New York Yankees @ Baltimore Orioles Ed Smith Stadium, Sarasota, FL Sun Mar 18 2012, 7:07 PM - 10:08 PM EDT Att: 8,686 - Cloudy - 79 F					
26 Eduardo Núñez, R OBP: 0.444, SLG: 0.375 74 Doug Bernier, R OBP: 0.368, SLG: 0.444	25 CS 1B		F9			K		F8		3	0	1	0	0	1	1						
24 Robinson Cano, L OBP: 0.297, SLG: 0.333 90 Kevin Russo, R OBP: 0.297, SLG: 0.333	P4		G3-1			K		K		3	0	0	0	0	1	2						
25 Mark Teixeira, S OBP: 0.385, SLG: 0.286 85 Mason Williams, L OBP: 1.000, SLG: 1.000	CS	27 F7 64 G3 2B		K		E6 27 CS 2B		1B		3	1	1	0	0	1	1						
27 Raul Ibanez, L OBP: 0.121, SLG: 0.097 73 Cole Garner, R OBP: 0.429, SLG: 0.727		F7		P5		CS		F9		3	0	0	0	0	0	1						
40 Bill Hall, R OBP: 0.370, SLG: 0.435 68 Brandon Laird, R OBP: 0.158, SLG: 0.118		64 G3 HBP		K				41 BB 38 2B 1B		2	1	1	0	0	1	0						
64 Justin Maxwell, R OBP: 0.455, SLG: 0.474 41 Chris Dickerson, L OBP: 0.368, SLG: 0.313		G3		G4-3		38 2B 87 SF7 BB		K		2	0	0	1	0	0	1						
38 Dewayne Wise, L OBP: 0.500, SLG: 0.632 67 Colin Curtis, L OBP: 0.333, SLG: 0.455				11 PO 66 S 1B		1-3 2H 2B		81 1B BB		2	0	2	1	1	0	0						
66 Gustavo Molina, R OBP: 0.500, SLG: 0.500 87 Jose Gil, R OBP: 0.553, SLG: 0.889 81 Romnier Mustelier, R OBP: 1.000, SLG: 1.000		G6-3		K		3H 1B		SF7		2	0	0	0	0	1	3						
										2	0	0	0	0	0	0						
Inning Stats	R: 0 E: 0 K: 0 S: 4	H: 1 LOB: 0 BB: 0 P: 4	R: 1 E: 0 K: 0 S: 4	H: 1 LOB: 2 BB: 1 P: 9	R: 0 E: 0 K: 2 S: 3	H: 0 LOB: 0 BB: 0 P: 3	R: 0 E: 0 K: 1 S: 7	H: 1 LOB: 0 BB: 0 P: 6	R: 0 E: 1 K: 2 S: 9	H: 1 LOB: 2 BB: 0 P: 9	R: 2 E: 0 K: 0 S: 5	H: 2 LOB: 1 BB: 1 P: 9	R: 0 E: 0 K: 1 S: 6	H: 1 LOB: 1 BB: 0 P: 6	R: 0 E: 0 K: 3 S: 10	H: 1 LOB: 2 BB: 1 P: 14	1B: 6 2B: 2 3B: 0 HR: 0	SF: 1 SAC: 0 DP: 0 HBP: 1	WP: 0 PB: 0 SB: 2 CS: 2	PA: 40		
PITCHER	IP WLS BF H R ER SO ERA WHIP	IP WLS BF H R ER SO ERA WHIP	IP WLS BF H R ER SO ERA WHIP	IP WLS BF H R ER SO ERA WHIP	IP WLS BF H R ER SO ERA WHIP	IP WLS BF H R ER SO ERA WHIP	IP WLS BF H R ER SO ERA WHIP	IP WLS BF H R ER SO ERA WHIP	IP WLS BF H R ER SO ERA WHIP	IP WLS BF H R ER SO ERA WHIP	IP WLS BF H R ER SO ERA WHIP	IP WLS BF H R ER SO ERA WHIP	IP WLS BF H R ER SO ERA WHIP	IP WLS BF H R ER SO ERA WHIP	IP WLS BF H R ER SO ERA WHIP	IP WLS BF H R ER SO ERA WHIP	IP WLS BF H R ER SO ERA WHIP	IP WLS BF H R ER SO ERA WHIP	IP WLS BF H R ER SO ERA WHIP	IP WLS BF H R ER SO ERA WHIP	IP WLS BF H R ER SO ERA WHIP	IP WLS BF H R ER SO ERA WHIP

AB	32
R	3
H	8
RBI	3
BB	3
SO	9
LOB	13



Batter	1	2	3	4	5	6	7	8	9	AB	R	H	RBI	BB	SO	LOB	BOTTOM					
9 Endy Chavez, L OBP: 0.500, SLG: 0.615 60 John Hester, R	2 2B 10 HR 1B	2' F8-3 1B			21 E 1B	K				4	1	3	1	0	1	1	New York Yankees @ Baltimore Orioles Ed Smith Stadium, Sarasota, FL Sun Mar 18 2012, 7:07 PM - 10:08 PM EDT Att: 8,686 - Cloudy - 79 F					
2 J.J. Hardy, R OBP: 0.393, SLG: 0.435 86 Buck Britton, L OBP: 0.500, SLG: 0.500	10 HR 2B	F8-3			F8			1B		3	1	1	0	0	0	2						
21 Nick Markakis, L OBP: 0.400, SLG: 0.375	K				K			F7		3	0	0	0	1	2	3						
10 Adam Jones, R OBP: 0.296, SLG: 0.360 95 Trent Mummey, L	2H 3H HR				F9			K		3	1	1	3	0	1	2						
86 Blake Davis, L Joe Mahoney, L OBP: 0.174, SLG: 0.217	G3				K			G3		4	0	0	0	0	1	3						
32 Matt Wieters, S OBP: 0.200, SLG: 0.261 92 Jason Esposito, R	HR				K			G4-3		3	1	1	1	0	1	0						
12 Mark Reynolds, R OBP: 0.407, SLG: 0.350 70 Xavier Avery, L OBP: 0.261, SLG: 0.250	G4-3				P3			11 3B 11 1B BB		2	0	0	0	1	0	0						
3 Ryan Flaherty, L OBP: 0.344, SLG: 0.483 87 Nicky Delmonico, L OBP: 0.333, SLG: 0.333						K		K		3	1	2	0	0	1	1						
11 Robert Andino, R OBP: 0.367, SLG: 0.400 89 Mychal Givens, R		11 SH1-3 9 1B 1B			11 FC6-4 1B			K		1	0	0	0	0	1	0						
					1-2 1B			2H 1B		2	0	1	1	0	0	1						
Inning Stats	R: 4 E: 0 K: 1 S: 13	H: 4 LOB: 0 BB: 0 P: 15	R: 1 E: 0 K: 0 S: 4	H: 2 LOB: 0 BB: 0 P: 4	R: 0 E: 0 K: 2 S: 7	H: 0 LOB: 0 BB: 0 P: 7	R: 0 E: 0 K: 1 S: 6	H: 1 LOB: 1 BB: 0 P: 6	R: 0 E: 1 K: 1 S: 6	H: 1 LOB: 2 BB: 1 P: 10	R: 1 E: 0 K: 2 S: 8	H: 1 LOB: 1 BB: 1 P: 12	R: 0 E: 0 K: 1 S: 5	H: 0 LOB: 0 BB: 0 P: 5	1B: 7 2B: 2 3B: 0 HR: 2	SF: 0 SAC: 1 DP: 1 HBP: 0	WP: 0 PB: 0 SB: 1 CS: 0	PA: 35				
PITCHER	IP WLS BF H R ER SO ERA WHIP	IP WLS BF H R ER SO ERA WHIP	IP WLS BF H R ER SO ERA WHIP	IP WLS BF H R ER SO ERA WHIP	IP WLS BF H R ER SO ERA WHIP	IP WLS BF H R ER SO ERA WHIP	IP WLS BF H R ER SO ERA WHIP	IP WLS BF H R ER SO ERA WHIP	IP WLS BF H R ER SO ERA WHIP	IP WLS BF H R ER SO ERA WHIP	IP WLS BF H R ER SO ERA WHIP	IP WLS BF H R ER SO ERA WHIP	IP WLS BF H R ER SO ERA WHIP	IP WLS BF H R ER SO ERA WHIP	IP WLS BF H R ER SO ERA WHIP	IP WLS BF H R ER SO ERA WHIP	IP WLS BF H R ER SO ERA WHIP	IP WLS BF H R ER SO ERA WHIP	IP WLS BF H R ER SO ERA WHIP	IP WLS BF H R ER SO ERA WHIP	IP WLS BF H R ER SO ERA WHIP	IP WLS BF H R ER SO ERA WHIP

AB	32
R	6
H	10
RBI	6
BB	2
SO	9
LOB	14



Batter	1	2	3	4	5	6	7	8	9	AB	R	H	RBI	BB	SO	LOB	TOP					
13 Freddy Galvis, S OBP: 0.300, SLG: 0.477										5	0	1	1	0	2	2	Philadelphia Phillies @ Baltimore Orioles Ed Smith Stadium, Sarasota, FL Tue Mar 20 2012, 1:08 PM - 3:24 PM EDT Att. 7,811 - Partly Cloudy - 81 F					
16 Luis Montanez, R OBP: 0.417, SLG: 0.576										4	1	0	0	1	0	2						
3 Hunter Pence, R OBP: 0.306, SLG: 0.479										3	0	2	0	0	1	0						
10 Juan Pierre, L OBP: 0.378, SLG: 0.281										3	0	2	1	0	0	0						
24 Ty Wigington, R OBP: 0.357, SLG: 0.343										2	0	0	0	0	0	1						
29 Hector Luna, R OBP: 0.343, SLG: 0.531										3	0	1	0	0	0	3						
15 John Mayberry Jr., R OBP: 0.285, SLG: 0.298										1	1	1	0	0	0	0						
22 Scott Podsednik, L OBP: 0.463, SLG: 0.529										3	0	2	0	0	0	1						
51 Carlos Ruiz, R OBP: 0.500, SLG: 0.650										3	0	2	0	0	0	1						
23 Brian Schneider, L OBP: 0.313, SLG: 0.267										1	0	1	0	0	0	0						
28 Kevin Frandsen, R OBP: 0.313, SLG: 0.313										3	0	0	0	0	0	3						
4 Pete Orr, L OBP: 0.361, SLG: 0.387										1	0	1	1	0	0	0						
7 Michael Martinez, S OBP: 0.400, SLG: 0.516										2	1	1	0	0	0	0						
11 Miguel Abreu, R OBP: 0.500, SLG: 0.500										1	0	0	0	0	0	2						
34 Roy Halladay, R OBP: 0.500, SLG: 0.500										2	0	1	0	0	0	1						
58 Jonathan Papelbon, R OBP: 0.353, SLG: 0.529										0	0	0	0	0	0	0						
40 Michael Stutes, R OBP: 0.353, SLG: 0.529										0	0	0	0	0	0	0						
31 Erik Kratz, R OBP: 0.353, SLG: 0.529										1	1	1	0	0	0	0						
57 David Herndon, R OBP: 0.353, SLG: 0.529										0	0	0	0	0	0	0						
Inning Stats	R: 1 E: 0 K: 1 S: 6	H: 2 LOB: 1 BB: 1 P: 10	R: 0 E: 0 K: 0 S: 3	H: 1 LOB: 0 BB: 0 P: 3	R: 0 E: 0 K: 0 S: 3	H: 1 LOB: 0 BB: 0 P: 3	R: 0 E: 0 K: 1 S: 7	H: 2 LOB: 2 BB: 0 P: 7	R: 0 E: 0 K: 1 S: 6	H: 1 LOB: 1 BB: 0 P: 6	R: 0 E: 0 K: 0 S: 4	H: 2 LOB: 1 BB: 0 P: 4	R: 1 E: 0 K: 0 S: 4	H: 1 LOB: 1 BB: 0 P: 5	R: 1 E: 0 K: 0 S: 6	H: 3 LOB: 2 BB: 0 P: 6	R: 1 E: 0 K: 0 S: 5	H: 2 LOB: 1 BB: 0 P: 5	1B: 10 2B: 3 3B: 1 HR: 1	SF: 0 SAC: 1 DP: 3 HBP: 1	WP: 0 PB: 0 CS: 0	PA: 40
PITCHER	IP WLS BF H R ER SO BB IBB HBP BLK WP HR S P ERA WHIP																					
17 Brian Matusz, L ERA: 2.4	(1, 1) 5.0 20 7 1 1 3 1 0 0 0 0 0 0 25 29 1.80 1.600																					
63 Kevin Gregg, R ERA: 4.5	(6, 1) 1.0 4 2 0 0 0 0 0 0 0 0 0 0 4 4 0.00 2.000																					
43 Jim Johnson, R ERA: 12.0	(7, 1) 1.0 L 5 1 1 1 0 0 0 0 1 0 0 0 0 4 5 9.00 1.000																					
50 Willie Eyre, R ERA: 3.38	(8, 1) 1.0 6 3 1 1 0 0 0 0 0 0 0 0 6 6 9.00 3.000																					
58 Zach Phillips, L ERA: 2.16	(9, 1) 1.0 5 2 1 1 0 0 0 0 0 0 0 0 1 5 9.00 2.000																					

Batter	1	2	3	4	5	6	7	8	9	AB	R	H	RBI	BB	SO	LOB	BOTTOM					
14 Nolan Reimold, R OBP: 0.290, SLG: 0.190										3	1	0	0	0	1	1	Philadelphia Phillies @ Baltimore Orioles Ed Smith Stadium, Sarasota, FL Tue Mar 20 2012, 1:08 PM - 3:24 PM EDT Att. 7,811 - Partly Cloudy - 81 F					
89 John Ruettiger, L OBP: 0.667, SLG: 0.500										0	0	0	0	0	0	0						
36 Nick Johnson, L OBP: 0.418, SLG: 0.423										3	0	0	0	0	0	1						
24 Wilson Betemit, S OBP: 0.235, SLG: 0.167										1	0	0	0	0	0	0						
21 Nick Markakis, L OBP: 0.308, SLG: 0.273										3	0	0	0	0	0	1						
3 Ryan Flaherty, L OBP: 0.333, SLG: 0.467										1	0	0	0	0	1	0						
10 Adam Jones, R OBP: 0.333, SLG: 0.429										3	0	2	1	0	0	0						
54 Matt Antonelli, R OBP: 0.419, SLG: 0.281										1	0	0	0	0	1	0						
32 Matt Wieters, S OBP: 0.214, SLG: 0.240										2	0	0	0	1	1	2						
13 Jai Miller, R OBP: 0.229, SLG: 0.412										0	0	0	0	0	0	0						
2 J.J. Hardy, R OBP: 0.387, SLG: 0.423										3	0	1	0	0	1	1						
60 John Hester, R OBP: 0.333, SLG: 0.333										0	0	0	0	0	0	0						
12 Mark Reynolds, R OBP: 0.400, SLG: 0.318										2	0	0	0	1	1	1						
80 Scott Beener, R OBP: 0.333, SLG: 0.333										0	0	0	0	0	0	0						
19 Chris Davis, L OBP: 0.303, SLG: 0.469										3	0	1	0	0	0	1						
68 Steve Tolleson, R OBP: 0.375, SLG: 0.333										0	0	0	0	0	0	0						
11 Robert Andino, R OBP: 0.333, SLG: 0.357										3	0	0	0	0	2	2						
92 Jeff Larish, L OBP: 0.250, SLG: 0.250										0	0	0	0	0	0	0						
Inning Stats	R: 1 E: 0 K: 1 S: 6	H: 1 LOB: 1 BB: 0 P: 7	R: 0 E: 0 K: 2 S: 7	H: 0 LOB: 0 BB: 0 P: 7	R: 0 E: 0 K: 1 S: 5	H: 0 LOB: 0 BB: 0 P: 5	R: 0 E: 0 K: 0 S: 3	H: 1 LOB: 0 BB: 0 P: 3	R: 0 E: 0 K: 1 S: 6	H: 1 LOB: 1 BB: 0 P: 6	R: 0 E: 0 K: 0 S: 3	H: 0 LOB: 0 BB: 1 P: 3	R: 0 E: 0 K: 0 S: 2	H: 0 LOB: 1 BB: 1 P: 6	R: 0 E: 0 K: 1 S: 6	H: 1 LOB: 1 BB: 1 P: 10	R: 0 E: 0 K: 2 S: 7	H: 0 LOB: 0 BB: 0 P: 7	1B: 3 2B: 1 3B: 0 HR: 0	SF: 0 SAC: 0 DP: 2 HBP: 1	WP: 0 PB: 0 SB: 1 CS: 1	PA: 31
PITCHER	IP WLS BF H R ER SO BB IBB HBP BLK WP HR S P ERA WHIP																					
34 Roy Halladay, R ERA: 3.96	(1, 1) 6.0 21 3 1 1 5 0 0 0 0 0 0 0 26 30 1.50 0.500																					
58 Jonathan Papelbon, R ERA: 1.5	(7, 1) 1.0 H 3 0 0 0 0 1 0 0 0 0 0 0 2 6 0.00 1.000																					
40 Michael Stutes, R ERA: 3.96	(8, 1) 1.0 H 4 1 0 0 1 1 0 0 0 0 0 0 6 10 0.00 2.000																					
57 David Herndon, R ERA: 2.25	(9, 1) 1.0 S 3 0 0 0 2 0 0 0 0 0 0 0 7 7 0.00 0.000																					

AB	37
R	4
H	15
RBI	4
BB	1
SO	3
LOB	15



AB	28
R	1
H	4
RBI	1
BB	2
SO	8
LOB	10




Batter	1	2	3	4	5	6	7	8	9	AB	R	H	RBI	BB	SO	LOB	TOP										
11 Rajai Davis, R OBP: 0.290, SLG: 0.267 43 Anthony Gose, L OBP: 0.346, SLG: 0.417	G3	L4			G6-3			26 S 1 S BB	E1 39 1B	3	0	0	0	0	0	2											
17 Omar Vizquel, S OBP: 0.456, SLG: 0.522 1 Luis Valbuena, L OBP: 0.269, SLG: 0.440	1B		F7		2B			L7	G3	3	0	2	0	0	0	0											
9 J.P. Arencibia, R OBP: 0.290, SLG: 0.790 39 Brian Bocoock, R OBP: 0.611, SLG: 0.846	L7		HR		F9			L8	1B	3	1	1	1	0	0	2											
26 Adam Lind, L OBP: 0.313, SLG: 0.286 25 Chris Woodward, R OBP: 0.231, SLG: 0.091	K		P6		L9			1-1 2-3 3-H HBP	F9	3	0	0	0	0	1	1											
8 Ben Francisco, R OBP: 0.226, SLG: 0.207		G6-3	P4		G4-3			L6		4	0	0	0	0	0	2											
45 Travis Snider, L OBP: 0.395, SLG: 0.769 36 Ricardo Naita, L OBP: 0.333, SLG: 0.333	68 2B			4-0 30 G6-3 BB	F9				68 1B 62 WP 62 SF7	2	1	1	0	1	0	0											
68 Yan Gomes, R OBP: 0.474, SLG: 0.842	2B		F7					K	62 SF7 43 BB 43 E	4	1	2	1	0	1	1											
30 David Cooper, L OBP: 0.390, SLG: 0.412			G6-3		G6-3			F7	43 E 62 SF7 39 1B	2	1	0	0	2	0	1											
18 Mike McCoy, R OBP: 0.241, SLG: 0.259 62 Jonathan Diaz, R OBP: 0.481, SLG: 0.600	K				G1-3			F8	1-2 2-3 3-H	3	0	0	0	0	1	2											
Inning Stats	R: 0 E: 0 K: 1 S: 6	H: 1 LOB: 1 BB: 0 P: 6	R: 1 E: 0 K: 1 S: 8	H: 2 LOB: 2 BB: 1 P: 12	R: 1 E: 0 K: 0 S: 4	H: 1 LOB: 0 BB: 0 P: 6	R: 0 E: 0 K: 0 S: 2	H: 0 LOB: 0 BB: 1 P: 6	R: 0 E: 0 K: 0 S: 4	H: 1 LOB: 1 BB: 0 P: 4	R: 0 E: 0 K: 0 S: 3	H: 0 LOB: 0 BB: 0 P: 3	R: 0 E: 0 K: 0 S: 5	H: 0 LOB: 2 BB: 1 P: 10	R: 4 E: 1 K: 0 S: 7	H: 3 LOB: 1 BB: 1 P: 12	1B: 4 2B: 3 3B: 0 HR: 1	SF: 1 SAC: 0 DP: 1 HBP: 1	WP: 1 PB: 0 SB: 2 CS: 0	PA: 40							
PITCHER	IP	WLS	BF	H	R	ER	SO	BB	IBB	HBP	BLK	WP	HR	S	P	ERA	WHIP										
29 Tommy Hunter, R ERA: 3.6	5.0		21	5	2	2	2	2	0	0	0	0	1	24	34	3.60	1.400										
36 Luis Ayala, R ERA: 2.25	1.0		3	0	0	0	0	0	0	0	0	0	0	3	3	0.00	0.000										
27 Matt Lindstrom, R ERA: 3.6	1.0	H	3	0	0	0	1	0	0	0	0	0	0	5	5	0.00	0.000										
40 Troy Patton, L ERA: 3.38	1.0	H	5	0	0	0	0	1	0	1	0	0	0	4	10	0.00	1.000										
47 Pedro Strop, R ERA: 3.38	0.1	L	5	2	4	1	0	1	0	0	0	1	0	4	9	27.00	9.000										
PITCHER	IP	WLS	BF	H	R	ER	SO	BB	IBB	HBP	BLK	WP	HR	S	P	ERA	WHIP										
95 Stu Pomeranz, R ERA: 1.69	0.2		3	1	0	0	0	0	0	0	0	0	0	3	3	0.00	1.500										

Toronto Blue Jays @ Baltimore Orioles
Ed Smith Stadium, Sarasota, FL
Wed Mar 21, 2012, 1:11 PM - 3:55 PM EDT
Att: 6,243 - Partly Cloudy - 83 F

livebaseballscorecards.com

AB 34
R 6
H 8
RBI 5
BB 4
SO 3
LOB 17




Batter	1	2	3	4	5	6	7	8	9	AB	R	H	RBI	BB	SO	LOB	BOTTOM										
9 Endy Chavez, L OBP: 0.548, SLG: 0.643 3 Ryan Flaherty, L OBP: 0.314, SLG: 0.438	10 1B 24 BB		2 1B 24 SF7		2 1B		P4		K	2	2	2	0	1	0	0											
2 J.J. Hardy, R OBP: 0.412, SLG: 0.448 68 Steve Tolleson, R OBP: 0.360, SLG: 0.318	K		1-3 1B		24 G5-4-3 1B		F8			3	0	2	0	0	1	1											
24 Wilson Betemit, S OBP: 0.243, SLG: 0.161 80 Scott Beener, R OBP: 0.320, SLG: 0.320	10 1B 32 FC1		SF7		G5-4-3			G4-3		1	0	0	1	1	0	2											
10 Adam Jones, R OBP: 0.364, SLG: 0.548 54 Matt Antonelli, R OBP: 0.406, SLG: 0.290	32 FC1 32 S		K		HR			F9		3	1	2	2	0	1	1											
32 Matt Wieters, S OBP: 0.194, SLG: 0.214 28 Ronny Paulino, R OBP: 0.263, SLG: 0.278	1-3 2-H 1B		G3		G4-3			P4		1	0	0	0	0	0	0											
12 Mark Reynolds, R OBP: 0.364, SLG: 0.280 86 Buck Britton, L OBP: 0.600, SLG: 0.600	F8				F8			G5-3		3	0	0	0	0	0	2											
14 Nolan Reimold, R OBP: 0.259, SLG: 0.250 90 Glynn Davis, R			K		G1-3				89 1B	3	0	1	0	0	1	0											
19 Chris Davis, L OBP: 0.278, SLG: 0.429 60 John Hester, R OBP: 0.750, SLG: 0.667			F9		G3			K		1	0	0	0	0	1	1											
11 Robert Andino, R OBP: 0.306, SLG: 0.323 89 John Ruettiger, L OBP: 0.750, SLG: 0.667			P6		G5-3			G6-3		3	0	0	0	0	0	0											
Inning Stats	R: 1 E: 0 K: 1 S: 8	H: 2 LOB: 2 BB: 1 P: 13	R: 0 E: 0 K: 1 S: 5	H: 0 LOB: 0 BB: 0 P: 5	R: 1 E: 0 K: 1 S: 6	H: 1 LOB: 1 BB: 1 P: 10	R: 0 E: 0 K: 0 S: 3	H: 0 LOB: 0 BB: 0 P: 3	R: 0 E: 0 K: 0 S: 4	H: 2 LOB: 2 BB: 0 P: 4	R: 1 E: 0 K: 1 S: 7	H: 2 LOB: 1 BB: 0 P: 7	R: 0 E: 0 K: 0 S: 3	H: 0 LOB: 0 BB: 0 P: 3	R: 0 E: 0 K: 3 S: 11	H: 2 LOB: 2 BB: 0 P: 11	1B: 7 2B: 1 3B: 0 HR: 1	SF: 1 SAC: 0 DP: 1 HBP: 0	WP: 0 PB: 0 SB: 1 CS: 0	PA: 37							
PITCHER	IP	WLS	BF	H	R	ER	SO	BB	IBB	HBP	BLK	WP	HR	S	P	ERA	WHIP										
4 Kyle Drabek, R ERA: 4.82	3.1		15	3	2	2	3	2	0	0	0	0	0	6	6	0.00	1.200										
47 Luis Perez, L ERA: 4.82	1.2		6	2	0	0	0	0	0	0	0	0	0	6	6	0.00	1.200										
48 Francisco Cordero, R ERA: 3.0	1.0		5	2	1	1	1	0	0	0	0	0	1	7	7	9.00	2.000										
44 Casey Janssen, R ERA: 3.0	1.0		3	0	0	0	0	0	0	0	0	0	0	3	3	0.00	0.000										
59 Jim Hoey, R ERA: 3.0	1.0	W	3	0	0	0	0	0	0	0	0	0	0	3	3	0.00	0.000										
PITCHER	IP	WLS	BF	H	R	ER	SO	BB	IBB	HBP	BLK	WP	HR	S	P	ERA	WHIP										
3 Ronald Uviedo, R ERA: 3.0	1.0		5	2	0	0	3	0	0	0	0	0	0	11	11	0.00	2.000										

Toronto Blue Jays @ Baltimore Orioles
Ed Smith Stadium, Sarasota, FL
Wed Mar 21, 2012, 1:11 PM - 3:55 PM EDT
Att: 6,243 - Partly Cloudy - 83 F

livebaseballscorecards.com

AB 34
R 3
H 9
RBI 3
BB 2
SO 7
LOB 14



Batter	1	2	3	4	5	6	7	8	9	AB	R	H	RBI	BB	SO	LOB	TOP										
70 Xavier Avery, L (1, 8) OBP: 0.333, SLG: 0.417 95 Trent Mummy, L (7, 7) OBP: 0.286, SLG: 0.667	0-0 SH1-3 36 G6-3 2B	0-0 G4-3		0-0 1-H 2B			0-0 11 2B 1B	2-0 1-H HR		4	2	3	1	0	0	1	4 2 3 1 0 0 1 1 1 1 2 0 0 0										
11 Robert Andino, R (1, 6) OBP: 0.308, SLG: 0.353 80 Scott Beerer, R (7, 9) OBP: 0.308, SLG: 0.308	0-0 SH1-3 2-3		0-0 G5-3	0-0 F7			0-0 36 1B 2B	0-0 G6-3		3	1	1	1	0	0	1	3 1 1 1 0 0 1 1 0 0 0 0 0 0										
36 Nick Johnson, L (1, 10) OBP: 0.400, SLG: 0.400 91 Travis Adair, L (8, PH) (8, 10)	0-0 G6-3 3-H		0-0 G3		0-0 F7		0-0 24 2B 1B	0-0 G3		4	0	1	2	0	0	0	4 0 1 2 0 0 0 1 0 0 0 0 0 0										
14 Nolan Reimold, R (1, 7) OBP: 0.258, SLG: 0.250 90 Glynn Davis, R (7, 8) (7, 8)	0-0 G5-3		0-0 24 HR 1B		0-0 G4-3		0-0 L5		0-0 G6-3	4	1	1	0	0	0	1	4 1 1 0 0 0 1 1 0 0 0 0 0 0										
24 Wilson Betemit, S (1, 5) OBP: 0.293, SLG: 0.343 92 Jason Esposito, R (7, PR) (7, 5)		0-0 19 2B 3B 1B	2-0 1-H HR		0-0 G6-3		0-0 1-3 2B		0-0 G4-3	4	2	3	2	0	0	0	4 2 3 2 0 0 0 1 0 0 0 0 0 0										
19 Chris Davis, L (1, 3) OBP: 0.300, SLG: 0.538 86 Buck Britton, L (7, 4) OBP: 0.500, SLG: 0.500	0-0 3 3B 2B	0-0 3 3B	0-3 K		0-0 HR		0-3 K		0-3 K	4	2	2	1	0	2	2	4 2 2 1 0 2 2 1 0 0 0 0 1 0										
28 Ronny Paulino, R (1, 2) OBP: 0.227, SLG: 0.238 68 Steve Tolleson, R (6, 4) OBP: 0.346, SLG: 0.304 (7, 6)	0-0 G5-3			0-0 G6-3		0-0 P3	0-0 F7			3	0	0	0	0	0	2	3 0 0 0 0 0 2 1 0 0 0 0 0 2										
3 Ryan Flaherty, L (1, 9) OBP: 0.333, SLG: 0.500 (7, 3)	0-0 54 FC5-2 3B	0-0 2-H 3-H		0-0 70 2B 1B		0-0 G4-3		0-0 G4-3		4	1	2	2	0	0	0	4 1 2 2 0 0 0										
54 Matt Antonelli, R (1, 4) OBP: 0.371, SLG: 0.222 73 Brian Ward, R (6, 2)	0-0 FC5-2 3-H			0-0 F8		0-3 K		1-0 95 HR HBP		3	0	0	0	0	1	2	3 0 0 0 0 1 2 0 1 0 0 0 0 0										
Inning Stats	R: 1 E: 0 K: 0 S: 4	H: 1 LOB: 0 BB: 0 P: 4	R: 2 E: 0 K: 0 S: 6	H: 3 LOB: 1 BB: 0 P: 6	R: 2 E: 0 K: 1 S: 7	H: 2 LOB: 1 BB: 0 P: 9	R: 1 E: 0 K: 0 S: 5	H: 2 LOB: 1 BB: 0 P: 5	R: 0 E: 0 K: 0 S: 3	H: 0 LOB: 0 BB: 0 P: 3	R: 1 E: 0 K: 1 S: 6	H: 1 LOB: 0 BB: 0 P: 6	R: 2 E: 0 K: 1 S: 9	H: 4 LOB: 2 BB: 0 P: 9	R: 2 E: 0 K: 0 S: 4	H: 1 LOB: 0 BB: 0 P: 7	R: 0 E: 0 K: 1 S: 5	H: 0 LOB: 0 BB: 0 P: 5	1B: 5 2B: 5 3B: 1 HR: 3	SF: 0 SAC: 1 DP: 0 HBP: 1	WP: 0 PB: 0 SB: 1 CS: 0	PA: 42					
PITCHER	IP	WLS	BF	H	R	ER	SO	BB	IBB	HBP	BLK	WP	HR	S	P	ERA	WHIP										
48 Carl Pavano, R (1, 1) ERA: 6.11	4.0	L	20	8	6	6	1	0	0	0	0	0	1	22	24	13.50	2.000										
52 Brian Duensing, L (5, 1) ERA: 3.0	1.0		3	0	0	0	0	0	0	0	0	0	0	3	3	0.00	0.000										
55 Matt Capps, R (6, 1) ERA: 3.0	1.0		4	1	1	1	1	0	0	0	0	0	1	6	6	9.00	1.000										
15 Glen Perkins, L (7, 1) ERA: 3.0	1.0		7	4	2	2	1	0	0	0	0	0	0	9	9	18.00	4.000										
66 Brendan Wise, R (8, 1) ERA: 7.5	2.0		8	1	2	2	1	0	0	1	0	0	1	9	12	9.00	0.500										

Baltimore Orioles @ Minnesota Twins
Hammond Stadium, Fort Myers, FL
Thu Mar 22 2012, 1:17 PM - 3:40 PM EDT
Att: 8,024 - Cloudy - 85 F

livebaseballscorecards.com

AB 40
R 11
H 14
RBI 11
BB 0
SO 4
LOB 11



Batter	1	2	3	4	5	6	7	8	9	AB	R	H	RBI	BB	SO	LOB	BOTTOM										
11 Ben Revere, L (1, 7) OBP: 0.378, SLG: 0.400	0-0 7 2B 2B		0-0 G3			0-2 K		0-3 K		4	1	1	0	0	2	0	4 1 1 0 0 2 0										
77 Brian Dozier, R (1, 6) OBP: 0.321, SLG: 0.440	0-0 F7		0-0 F8			4-0 7 G6-4-3 BB		0-0 P3		3	0	0	0	1	0	1	3 0 0 0 1 0 1										
7 Joe Mauer, L (1, 2) OBP: 0.371, SLG: 0.375 32 René Rivera, R (7, 2) OBP: 0.417, SLG: 0.455	0-0 33 G4-3 2B			0-0 1B		0-0 G6-4-3 1-2		0-0 P3		3	0	2	1	0	0	1	3 0 2 1 0 0 1 1 0 0 0 0 0 0										
33 Justin Morneau, L (1, 10) OBP: 0.167, SLG: 0.091 5 J.R. Towles, R (9, PH) OBP: 0.250, SLG: 0.455	0-0 G4-3 2-3			0-0 F7		0-0 L5		0-3 K		3	0	0	0	0	2	2	3 0 0 0 0 0 2 1 0 0 0 0 1 0										
16 Josh Willingham, R (1, 9) OBP: 0.389, SLG: 0.321 26 Brian Dinkelman, L (8, 9) OBP: 0.333, SLG: 0.381	0-0 F8			0-0 F9		0-3 K		0-0 K		3	0	0	0	0	1	2	3 0 0 0 0 1 2 0 0 0 0 0 0 0										
27 Chris Parmelee, L (1, 3) OBP: 0.425, SLG: 0.606 73 Michael Hollimon, S (7, PH) OBP: 0.524, SLG: 0.722 (8, 3)		0-0 38 G5-4-3 1B		0-3 K		0-0 2B		0-0 K		2	0	1	0	0	1	1	2 0 1 0 0 1 1 1 0 1 0 0 0 0										
37 Sean Burroughs, L (1, 5) OBP: 0.379, SLG: 0.333	0-0 F7			0-0 F7		0-3 K		0-0 K		3	0	0	0	0	1	2	3 0 0 0 0 1 2										
38 Luke Hughes, R (1, 4) OBP: 0.333, SLG: 0.533 71 Pedro Florimon, S (8, 4) OBP: 0.286, SLG: 0.222	0-0 G5-4-3 1-2			0-0 F9		0-3 K		0-3 K		2	0	0	0	0	1	1	2 0 0 0 0 0 1 1 0 0 0 0 1 0										
63 Joe Benson, R (1, 8) OBP: 0.368, SLG: 0.515		0-0 G4-3		0-0 P3		0-3 K		0-0 K		3	0	0	0	0	1	0	3 0 0 0 0 1 0										
Inning Stats	R: 1 E: 0 K: 0 S: 5	H: 2 LOB: 1 BB: 0 P: 5	R: 0 E: 0 K: 0 S: 3	H: 1 LOB: 0 BB: 0 P: 3	R: 0 E: 0 K: 1 S: 6	H: 1 LOB: 1 BB: 0 P: 6	R: 0 E: 0 K: 1 S: 4	H: 0 LOB: 0 BB: 1 P: 8	R: 0 E: 0 K: 2 S: 8	H: 1 LOB: 1 BB: 0 P: 8	R: 0 E: 0 K: 3 S: 9	H: 0 LOB: 0 BB: 0 P: 9	R: 0 E: 0 K: 1 S: 5	H: 0 LOB: 0 BB: 0 P: 5	1B: 2 2B: 3 3B: 0 HR: 0	SF: 0 SAC: 0 DP: 2 HBP: 0	WP: 0 PB: 0 SB: 0 CS: 0	PA: 31									
PITCHER	IP	WLS	BF	H	R	ER	SO	BB	IBB	HBP	BLK	WP	HR	S	P	ERA	WHIP										
16 Wei-Yin Chen, L (1, 1) ERA: 3.0	5.0	W	18	4	1	1	1	0	0	0	0	0	0	20	20	1.80	0.800										
43 Jim Johnson, R (6, 1) ERA: 4.0	1.0		3	0	0	0	1	1	0	0	0	0	0	4	8	0.00	1.000										
37 Dana Eveland, L (7, 1) ERA: 2.25	1.0		4	1	0	0	2	0	0	0	0	0	0	8	8	0.00	1.000										
30 Chris Tillman, R (8, 1) ERA: 2.89	1.0		3	0	0	0	3	0	0	0	0	0	0	9	9	0.00	0.000										
48 Pat Neshek, R (9, 1) ERA: 3.0	1.0		3	0	0	0	1	0	0	0	0	0	0	5	5	0.00	0.000										

Baltimore Orioles @ Minnesota Twins
Hammond Stadium, Fort Myers, FL
Thu Mar 22 2012, 1:17 PM - 3:40 PM EDT
Att: 8,024 - Cloudy - 85 F

livebaseballscorecards.com


AB 30
R 1
H 5
RBI 1
BB 1
SO 8
LOB 10



Batter	1	2	3	4	5	6	7	8	9	AB	R	H	RBI	BB	SO	LOB	TOP								
5 Nick Punto, S (1.5) OBP: 0.346, SLG: 0.286 77 Pedro Ciriaco, R (6.6) OBP: 0.438, SLG: 0.645	F8			F7		F8		E6		3	0	0	0	1	0	1	Boston Red Sox @ Baltimore Orioles Ed Smith Stadium, Sarasota, FL Fri Mar 23 2012, 1:09 PM - 4:12 PM EDT Att: 7,923 - Partly Cloudy - 81 F								
76 Jose Iglesias, R (1.6) OBP: 0.273, SLG: 0.300 94 Ryan Dent, R (6.5) OBP: 0.286, SLG: 0.167	K	BB				G1-3		BB		3	0	0	0	0	2	4									
39 Jarrod Saltalamacchia, R (1.2) OBP: 0.364, SLG: 0.444 98 Daniel Nava, S (6.9) OBP: 0.400, SLG: 0.600	K			BB		HBP		BB		2	0	1	0	1	1	0									
54 Darrell McDonald, R (1.8) OBP: 0.550, SLG: 0.958 66 Shannon Wickerson, R (6.8) OBP: 0.750, SLG: 1.000		BB		BB		1B		BB		2	1	2	1	0	0	0									
73 Josh Kroeger, L (1.9) OBP: 0.216, SLG: 0.343 81 Dan Butler, R (6.2) OBP: 0.273, SLG: 0.545	G4-3	BB		BB		1B		BB		3	1	3	0	0	0	0									
62 Lars Anderson, L (1.3) OBP: 0.500, SLG: 0.630 96 Drew Hedman, L (6.3)	BB	BB		BB		1B		BB		2	0	1	0	0	0	1									
16 Jason Repko, R (1.7) OBP: 0.360, SLG: 0.281 67 Mitchell Dening, L (6.7)	BB	BB		BB		1B		BB		3	0	1	1	0	1	2									
71 Nate Spears, L (1.4) ERA: 3.09 86 Tony Thomas, R (6. PR) (6.4)	BB	BB		BB		BB		BB		1	0	0	0	2	0	0									
72 Mauro Gomez, R (1.10) OBP: 0.250, SLG: 0.500	K			BB		BB		BB		2	1	0	0	0	1	0									
Inning Stats	R: 0 E: 0 K: 2 S: 8	H: 0 LOB: 0 BB: 0 P: 8	R: 2 E: 0 K: 2 S: 11	H: 3 LOB: 3 BB: 2 P: 19	R: 0 E: 0 K: 0 S: 3	H: 1 LOB: 2 BB: 2 P: 11	R: 0 E: 0 K: 0 S: 3	H: 0 LOB: 0 BB: 0 P: 3	R: 0 E: 0 K: 0 S: 4	H: 3 LOB: 2 BB: 0 P: 5	R: 1 E: 0 K: 1 S: 10	H: 1 LOB: 1 BB: 1 P: 14	R: 1 E: 0 K: 0 S: 5	H: 2 LOB: 1 BB: 0 P: 5	R: 1 E: 1 K: 2 S: 12	H: 2 LOB: 3 BB: 1 P: 16		R: 0 E: 0 K: 2 S: 7	H: 0 LOB: 0 BB: 0 P: 7	1B: 11 2B: 1 3B: 0 HR: 0	SF: 1 SAC: 0 DP: 2 HBP: 1	WP: 0 PB: 1 SB: 1 CS: 0	PA: 44		
PITCHER	IP	WLS	BF	H	R	ER	SO	BB	IBB	HBP	BLK	WP	HR	S	P	ERA	WHIP								
39 Jason Hammel, R (1.1) ERA: 3.09	2.0		11	3	2	2	4	2	0	0	0	0	0	19	27	9.00	2.500								
35 Brad Bergesen, R (3.1) ERA: 3.75	3.0	W	13	4	0	0	0	2	0	1	0	0	0	10	19	0.00	2.000								
63 Kevin Gregg, R (6.1) ERA: 5.4	1.0	H	5	1	1	1	1	1	0	0	0	0	0	10	14	9.00	2.000								
59 Armando Galarraga, R (7.1) ERA: 7.2	2.0	H	12	4	2	1	2	1	0	0	0	0	0	17	21	4.50	2.500								
58 Zach Phillips, L (9.1) ERA: 1.93	1.0	S	3	0	0	0	2	0	0	0	0	0	0	7	7	0.00	0.000								

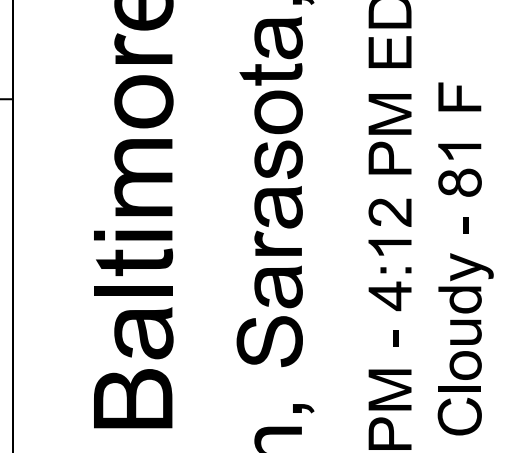
Batter	1	2	3	4	5	6	7	8	9	AB	R	H	RBI	BB	SO	LOB	BOTTOM									
14 Nolan Reimold, R (1.7) OBP: 0.229, SLG: 0.219 92 Jeff Larish, L (8.3) OBP: 0.250, SLG: 0.250	P6		G5-4-3	L9		K				4	0	0	0	0	1	4	Boston Red Sox @ Baltimore Orioles Ed Smith Stadium, Sarasota, FL Fri Mar 23 2012, 1:09 PM - 4:12 PM EDT Att: 7,923 - Partly Cloudy - 81 F									
36 Nick Johnson, L (1.3) OBP: 0.410, SLG: 0.441 88 Brenden Webb, L (7. PR) (8.7)	G3		HR			G4-3		BB		4	1	2	0	0	0	0										
21 Nick Markakis, L (1.9) OBP: 0.375, SLG: 0.571 60 John Hester, R (7.2)	BB		HR			F9		BB		3	2	2	2	0	0	0										
10 Adam Jones, R (1.8) OBP: 0.389, SLG: 0.647 3 Ryan Flaherty, L (7.6) OBP: 0.350, SLG: 0.541	HR		BB			G5-3		BB		3	1	2	2	0	0	0										
32 Matt Wieters, S (1.2) OBP: 0.206, SLG: 0.226 80 Scott Beerer, R (6. PR) OBP: 0.296, SLG: 0.296	G3-1		K					BB		1	1	0	0	0	0	2										
12 Mark Reynolds, R (1.5) OBP: 0.361, SLG: 0.321 54 Matt Antonelli, R (7.4) OBP: 0.361, SLG: 0.214	L7					F8		G5-3		3	1	1	0	0	0	1										
24 Wilson Betemit, S (1.10) OBP: 0.267, SLG: 0.308	K					P4		G6-3		4	0	0	0	0	1	2										
68 Steve Tolleson, R (1.4) OBP: 0.345, SLG: 0.308 89 John Ruettiger, L (7.8) OBP: 0.500, SLG: 0.750	F9					K		BB		3	0	1	0	0	1	1										
11 Robert Andino, R (1.6) OBP: 0.357, SLG: 0.417 86 Buck Britton, L (6. PR) OBP: 0.429, SLG: 0.429			BB			BB		L8		2	0	2	2	1	0	0										
Inning Stats	R: 2 E: 0 K: 0 S: 5	H: 2 LOB: 0 BB: 0 P: 5	R: 0 E: 0 K: 1 S: 6	H: 0 LOB: 0 BB: 0 P: 6	R: 2 E: 0 K: 1 S: 10	H: 3 LOB: 1 BB: 1 P: 14	R: 1 E: 0 K: 1 S: 9	H: 2 LOB: 1 BB: 0 P: 9	R: 0 E: 0 K: 0 S: 3	H: 0 LOB: 0 BB: 0 P: 3	R: 1 E: 0 K: 1 S: 8	H: 3 LOB: 2 BB: 0 P: 8	R: 0 E: 0 K: 1 S: 6	H: 2 LOB: 2 BB: 0 P: 6	R: 0 E: 0 K: 0 S: 4	H: 1 LOB: 1 BB: 0 P: 5		1B: 7 2B: 4 3B: 0 HR: 2	SF: 0 SAC: 0 DP: 1 HBP: 0	WP: 0 PB: 0 SB: 1 CS: 0	PA: 36					
PITCHER	IP	WLS	BF	H	R	ER	SO	BB	IBB	HBP	BLK	WP	HR	S	P	ERA	WHIP									
11 Clay Buchholz, R (1.1) ERA: 4.8	5.0	L	22	7	5	5	3	1	0	0	0	0	0	2	33	37	9.00	1.600								
37 Mark Melancon, R (6.1) ERA: 7.5	1.0		6	3	1	1	1	0	0	0	0	0	0	8	8	9.00	3.000									
32 Matt Albers, R (7.1) ERA: 3.86	2.0		8	3	0	0	1	0	0	0	0	0	0	10	11	0.00	1.500									

AB	36
R	5
H	12
RBI	4
BB	6
SO	9
LOB	20



WP	0
PB	1
SB	1
CS	0

AB	35
R	6
H	13
RBI	6
BB	1
SO	5
LOB	13



WP	0
PB	0
SB	0
CS	0

Batter	1	2	3	4	5	6	7	8	9	AB	R	H	RBI	BB	SO	LOB	TOP			
20 Ian Desmond, R OBP: 0.286, SLG: 0.340 13 Andrés Blanco, S OBP: 0.065, SLG: 0.138	F7		L9		FC6-4 1B		F7			3	0	1	0	0	0	0	Washington Nationals @ Baltimore Orioles Ed Smith Stadium, Sarasota, FL Sat Mar 24 2012, 1:07 PM - 3:34 PM EDT Att: 6,665 - Partly Cloudy - 80 F			
8 Danny Espinosa, S OBP: 0.285, SLG: 0.244 Adrián Sánchez, R	G3-1 1B		G4-3		FC6-4		F8			3	1	1	0	0	0	2				
24 Rick Ankiel, L OBP: 0.438, SLG: 0.692 Michael Taylor, R	G3-1		F8			FC4-6 BB	K			2	0	0	0	1	0	1				
18 Chad Tracy, L OBP: 0.264, SLG: 0.298 10 Brett Newsome, L				G1-3		FC4-6 BB	F7			1	0	0	0	2	0	0				
3 Wilson Ramos, R OBP: 0.226, SLG: 0.300 64 Carlos Maldonado, R OBP: 0.500, SLG: 0.697				G5-3		FC4-6 BB	G1-3			2	0	1	1	1	0	0				
26 Jesús Flores, R OBP: 0.306, SLG: 0.529	K			K		F4	G6-3			4	0	0	0	0	2	5				
10 Corey Brown, L OBP: 0.318, SLG: 0.500			F8		G4-3	FC4-6 E	F7			4	0	0	1	0	0	2				
15 Brett Carroll, R OBP: 0.283, SLG: 0.256 22 Chris Rahl, R			P3		P2	E5	K			3	0	0	0	0	0	1				
1 Steve Lombardozzi, S OBP: 0.326, SLG: 0.395 13 Josh Johnson, S OBP: 0.333, SLG: 0.333			F8			F8	G4-3			3	0	1	0	0	0	2				
Inning Stats	R: 1 E: 0 K: 1 S: 7	H: 2 LOB: 2 BB: 1 P: 12	R: 0 E: 0 K: 0 S: 3	H: 0 LOB: 0 BB: 0 P: 3	R: 0 E: 0 K: 0 S: 3	H: 0 LOB: 0 BB: 0 P: 3	R: 0 E: 0 K: 1 S: 5	H: 2 LOB: 2 BB: 0 P: 5	R: 2 E: 1 K: 0 S: 4	H: 0 LOB: 2 BB: 3 P: 16	R: 0 E: 0 K: 1 S: 5	H: 0 LOB: 0 BB: 0 P: 5	R: 0 E: 0 K: 0 S: 3	H: 0 LOB: 0 BB: 0 P: 3	R: 0 E: 0 K: 1 S: 5	H: 0 LOB: 0 BB: 0 P: 5		1B: 3 2B: 1 3B: 0 HR: 0	SF: 0 SAC: 0 DP: 0 HBP: 0	WP: 1 PB: 0 CS: 0
PITCHER	IP WLS BF H R ER SO BB IBB HBP BLK WP HR S P ERA WHIP																			
34 Jake Arrieta, R ERA: 4.68 25 Dontrelle Willis, L ERA: 14.73 56 Darren O'Day, R ERA: 38 Luis Ayala, R ERA: 1.8 27 Matt Lindstrom, R ERA: 3.0	5.0 W 20 4 1 1 2 1 0 0 0 0 0 0 23 28 1.80 1.000																			

Batter	1	2	3	4	5	6	7	8	9	AB	R	H	RBI	BB	SO	LOB	BOTTOM			
3 Ryan Flaherty, L OBP: 0.341, SLG: 0.512 95 Trent Mummey, L OBP: 0.250, SLG: 0.571	F7		F8	24 BB 10 1B 1-3 2-H	FC3-6 1B		F9			4	1	1	1	0	0	2	Washington Nationals @ Baltimore Orioles Ed Smith Stadium, Sarasota, FL Sat Mar 24 2012, 1:07 PM - 3:34 PM EDT Att: 6,665 - Partly Cloudy - 80 F			
2 J.J. Hardy, R OBP: 0.395, SLG: 0.406 85 Manny Machado, R OBP: 0.286, SLG: 0.167	G5-3		G3	10 1B 24 BB 10 E	P4		K			3	1	0	0	1	0	2				
24 Wilson Betemit, S OBP: 0.327, SLG: 0.357 80 Scott Beener, R OBP: 0.286, SLG: 0.286				10 1B 32 HR		E6 10 SH 2-3 32 1B	F7			3	2	3	2	1	0	0				
10 Adam Jones, R OBP: 0.436, SLG: 0.676 89 John Ruettiger, L OBP: 0.633, SLG: 1.000				10 1B 32 HR	E5	SH2-3				3	2	3	1	0	0	0				
32 Matt Wieters, S OBP: 0.289, SLG: 0.400 54 Matt Antonelli, R OBP: 0.351, SLG: 0.207				10 1B 32 HR			2B			1	0	1	0	0	0	0				
12 Mark Reynolds, R OBP: 0.325, SLG: 0.281 90 Glynn Davis, R			F8	1-H 2-H	HR		K			4	1	4	6	0	0	0				
19 Chris Davis, L OBP: 0.295, SLG: 0.512 94 Jonathan Schoop, R OBP: 0.231, SLG: 0.306			K	1-H 2-H	HR		K			4	0	0	0	0	3	3				
14 Nolan Reimold, R OBP: 0.231, SLG: 0.306 92 Jeff Larish, L OBP: 0.250, SLG: 0.250			K	1-H 2-H	HR		K			1	0	0	0	0	1	1				
11 Robert Andino, R OBP: 0.400, SLG: 0.462 60 John Hester, R				2 G3 24 1B	3 1B 24 BB		G4-3			3	2	3	0	0	0	0				
Inning Stats	R: 1 E: 0 K: 0 S: 5	H: 3 LOB: 0 BB: 0 P: 5	R: 0 E: 0 K: 2 S: 7	H: 0 LOB: 0 BB: 0 P: 7	R: 4 E: 1 K: 1 S: 9	H: 4 LOB: 0 BB: 2 P: 9	R: 5 E: 2 K: 2 S: 11	H: 4 LOB: 1 BB: 2 P: 19	R: 1 E: 0 K: 0 S: 6	H: 2 LOB: 1 BB: 0 P: 6	R: 1 E: 1 K: 2 S: 10	H: 3 LOB: 2 BB: 0 P: 10	R: 0 E: 0 K: 1 S: 5	H: 0 LOB: 0 BB: 0 P: 5	R: 0 E: 0 K: 1 S: 6	H: 1 LOB: 1 BB: 0 P: 6		1B: 14 2B: 1 3B: 0 HR: 2	SF: 0 SAC: 1 DP: 0 HBP: 0	WP: 0 PB: 0 CS: 0
PITCHER	IP WLS BF H R ER SO BB IBB HBP BLK WP HR S P ERA WHIP																			
33 Edwin Jackson, R ERA: 4.0 52 Ryan Mattheus, R ERA: 4.0 32 Tom Gorzelanny, L ERA: 10.29 63 Henry Alberto Rodriguez, R ERA:	3.2 L 23 11 10 7 4 2 0 0 0 0 0 0 1 29 37 17.18 3.545																			



Batter	1	2	3	4	5	6	7	8	9	AB	R	H	RBI	BB	SO	LOB	TOP										
2 Denard Span, L (1, 8) OBP: 0.380, SLG: 0.341										4	2	1	0	1	1	2											
8 Jamey Carroll, R (1, 6) OBP: 0.347, SLG: 0.333										3	1	1	2	1	0	3											
77 Brian Dozier, R (9, PH) OBP: 0.314, SLG: 0.387										0	0	0	0	0	0	0											
7 Jose Mauer, L (1, 3) OBP: 0.340, SLG: 0.349										4	0	0	1	0	0	4											
73 Michael Hollimon, S (7, 3) OBP: 0.480, SLG: 0.619										1	0	0	0	0	0	1											
33 Justin Morneau, L (1, 10) OBP: 0.240, SLG: 0.348										4	0	1	1	0	1	3											
38 Luke Hughes, R (1, 5) OBP: 0.396, SLG: 0.727										4	0	1	1	0	0	1											
27 Chris Parmelee, L (1, 9) OBP: 0.358, SLG: 0.532										4	0	0	0	0	1	3											
11 Ben Revere, L (1, 7) OBP: 0.380, SLG: 0.383										4	1	1	0	0	1	0											
5 J.R. Towles, R (1, 2) OBP: 0.333, SLG: 0.632										4	0	1	0	0	0	1											
12 Alexi Casilla, S (1, 4) OBP: 0.419, SLG: 0.351										3	1	1	0	1	0	0											
Inning Stats	R: 1 E: 0 K: 1 S: 8	H: 2 LOB: 2 BB: 0 P: 8	R: 3 E: 0 K: 0 S: 5	H: 2 LOB: 1 BB: 2 P: 13	R: 0 E: 0 K: 2 S: 7	H: 0 LOB: 0 BB: 0 P: 7	R: 0 E: 0 K: 1 S: 5	H: 0 LOB: 0 BB: 0 P: 5	R: 1 E: 0 K: 0 S: 4	H: 1 LOB: 1 BB: 1 P: 9	R: 0 E: 0 K: 0 S: 5	H: 2 LOB: 2 BB: 0 P: 5	R: 0 E: 0 K: 0 S: 3	H: 0 LOB: 0 BB: 0 P: 3	R: 0 E: 0 K: 0 S: 3	H: 0 LOB: 0 BB: 0 P: 3	R: 0 E: 0 K: 0 S: 3	H: 0 LOB: 1 BB: 4 P: 4	1B: 6 2B: 1 3B: 0 HR: 0	SF: 0 SAC: 0 DP: 0 HBP: 1	WP: 0 PB: 0 SB: 1 CS: 0	PA: 39					
PITCHER	IP	WLS	BF	H	R	ER	SO	BB	IBB	HBP	BLK	WP	HR	S	P	ERA	WHIP										
18 Tsuyoshi Wada, L (1, 1) ERA: 9.0	3.0	L	16	4	4	4	3	2	0	0	0	0	0	20	28	12.00	2.000										
40 Troy Patton, L (4, 1) ERA:	1.0		3	0	0	0	1	0	0	0	0	0	0	5	5	0.00	0.000										
30 Chris Tillman, R (5, 1) ERA: 2.92	3.0		13	3	1	1	0	1	0	0	0	0	0	12	17	3.00	1.333										
47 Pedro Strop, R (8, 1) ERA: 2.45	1.0		3	0	0	0	0	0	0	0	0	0	0	3	3	0.00	0.000										
48 Fat Neshek, R (9, 1) ERA:	1.0		4	0	0	0	0	0	0	1	0	0	0	3	4	0.00	0.000										

Minnesota Twins @ Baltimore Orioles
Ed Smith Stadium, Sarasota, FL
Tue Mar 27 2012, 1:11 PM - 3:33 PM EDT
Att: 5,621 - Partly Cloudy - 84 F

AB 35
R 5
H 7
RBI 5
BB 3
SO 4
LOB 18



Batter	1	2	3	4	5	6	7	8	9	AB	R	H	RBI	BB	SO	LOB	BOTTOM										
14 Nolan Reimold, R (1, 7) OBP: 0.224, SLG: 0.348										3	0	0	0	0	0	1											
89 John Ruettinger, L (7, 8) OBP: 0.556, SLG: 0.625										1	0	0	0	0	0	0											
36 Nick Johnson, L (1, 10) OBP: 0.378, SLG: 0.385										3	0	0	0	0	1	0											
86 Blake Davis, L (9, PH) OBP: 0.143, SLG: 0.143										1	0	0	0	0	0	0											
10 Adam Jones, R (1, 8) OBP: 0.391, SLG: 0.614										3	0	0	0	0	1	0											
71 L.J. Hoes, R (7, 7) OBP: 0.200, SLG: 0.214										1	0	0	0	0	0	0											
32 Matt Wieters, S (1, 2) OBP: 0.341, SLG: 0.450										1	0	0	0	1	0	0											
73 Brian Ward, R (5, 2) OBP: 0.341, SLG: 0.450										1	0	0	0	0	0	0											
12 Mark Reynolds, R (1, 5) OBP: 0.319, SLG: 0.263										2	0	0	0	1	0	0											
86 Buck Britton, L (8, 5) OBP: 0.333, SLG: 0.333										0	0	0	0	0	0	0											
24 Wilson Betemit, S (1, 9) OBP: 0.305, SLG: 0.346										3	0	0	0	0	0	2											
19 Chris Davis, L (1, 3) OBP: 0.280, SLG: 0.469										3	0	0	0	0	1	0											
11 Robert Andino, R (1, 6) OBP: 0.389, SLG: 0.447										3	0	1	0	0	1	0											
90 Carlos R Rojas, R (9, 6) OBP: 0.389, SLG: 0.447										0	0	0	0	0	0	0											
3 Ryan Flaherty, L (1, 4) OBP: 0.320, SLG: 0.457										2	0	0	0	1	0	0											
Inning Stats	R: 0 E: 0 K: 2 S: 7	H: 0 LOB: 0 BB: 0 P: 7	R: 0 E: 0 K: 0 S: 3	H: 0 LOB: 0 BB: 0 P: 3	R: 0 E: 0 K: 1 S: 5	H: 0 LOB: 1 BB: 1 P: 9	R: 0 E: 0 K: 0 S: 3	H: 0 LOB: 2 BB: 2 P: 11	R: 0 E: 0 K: 1 S: 5	H: 0 LOB: 0 BB: 0 P: 5	R: 0 E: 0 K: 0 S: 3	H: 0 LOB: 0 BB: 0 P: 3	R: 0 E: 0 K: 0 S: 3	H: 0 LOB: 0 BB: 0 P: 3	R: 0 E: 0 K: 0 S: 3	H: 1 LOB: 0 BB: 0 P: 3	R: 0 E: 0 K: 0 S: 3	H: 0 LOB: 0 BB: 0 P: 3	1B: 0 2B: 1 3B: 0 HR: 0	SF: 0 SAC: 0 DP: 0 HBP: 0	WP: 0 PB: 0 SB: 0 CS: 0	PA: 30					
PITCHER	IP	WLS	BF	H	R	ER	SO	BB	IBB	HBP	BLK	WP	HR	S	P	ERA	WHIP										
51 Anthony Swarzak, R (1, 1) ERA: 3.86	3.2	W	14	4	0	0	3	3	0	0	0	0	0	9	9	0.00	0.818										
60 Jeff Gray, R (4, 1) ERA: 2.16	2.1	H	7	0	0	0	1	0	0	0	0	0	0	9	9	0.00	0.000										
61 Jared Burton, R (7, 1) ERA: 1.13	1.0		3	0	0	0	0	0	0	0	0	0	0	3	3	0.00	0.000										
15 Glen Perkins, L (8, 1) ERA: 2.25	1.0		3	1	0	0	0	0	0	0	0	0	0	3	3	0.00	1.000										
55 Matt Capps, R (9, 1) ERA: 3.39	1.0		3	0	0	0	0	0	0	0	0	0	0	3	3	0.00	0.000										

Minnesota Twins @ Baltimore Orioles
Ed Smith Stadium, Sarasota, FL
Tue Mar 27 2012, 1:11 PM - 3:33 PM EDT
Att: 5,621 - Partly Cloudy - 84 F

AB 27
R 0
H 1
RBI 0
BB 3
SO 4
LOB 3



Batter	1	2	3	4	5	6	7	8	9	AB	R	H	RBI	BB	SO	LOB	TOP			
89 John Ruettinger, L (1, 8) OBP: 0.417, SLG: 0.455	G6-3		F8		G6-3		2H 1B			3	0	0	0	0	0	2	Baltimore Orioles @ Toronto Blue Jays Florida Auto Exchange Stadium, Dunedin, FL Wed Mar 28, 2012, 1:09 PM - 3:32 PM EDT Att: 3,430 - Partly Cloudy - 76 F			
90 Glynn Davis, R (7, PH) OBP: 0.200, SLG: 0.200										1	0	1	1	0	0					
80 Scott Beaser, R (1, 9) OBP: 0.294, SLG: 0.303	F8		F7							2	0	0	0	0	2					
86 Buck Britton, L (7, 5) OBP: 0.300, SLG: 0.300										1	0	0	0	0	0					
3 Ryan Flaherty, L (1, 3) OBP: 0.221, SLG: 0.449	G3-1									3	0	1	2	0	1					
88 Brenden Webb, L (7, 9)										1	0	0	0	0	1					
28 Ronny Paulino, R (1, 2) OBP: 0.219, SLG: 0.226		L8	CS		G5-3					3	0	0	0	0	0					
Brandon Waring, R (7, 3)										0	0	0	0	1	0					
13 Jai Miller, R (1, 10) OBP: 0.211, SLG: 0.378	L7									3	0	0	0	0	1					
87 Nicky Delmonico, L (8, PH) OBP: 0.250, SLG: 0.250										1	0	0	0	0	1					
85 Manny Machado, R (1, 6) OBP: 0.286, SLG: 0.211	E5									3	0	1	0	0	0					
86 Blake Davis, L (8, 4) OBP: 0.125, SLG: 0.125										1	0	0	0	0	0					
71 L.J. Hoes, R (1, 7) OBP: 0.222, SLG: 0.235										3	0	1	0	0	2					
72 Caleb Joseph, R (9, PH) OBP: 0.250, SLG: 0.286										1	0	0	0	0	1					
94 Jonathan Schoop, R (1, 4)										2	1	0	0	0	2					
90 Carlos R Rojas, R (8, 6)										1	0	0	0	0	1					
92 Jason Esposito, R (1, 5) OBP: 0.333, SLG: 0.500										3	2	2	0	0	1					
73 Brian Ward, R (7, 2)										0	0	0	0	0	0					
Inning Stats	R: 0 E: 0 K: 0 S: 3	H: 0 LOB: 0 BB: 0 P: 3	R: 0 E: 1 K: 1 S: 6	H: 0 LOB: 1 BB: 0 P: 6	R: 2 E: 1 K: 0 S: 6	H: 2 LOB: 0 BB: 0 P: 7	R: 0 E: 0 K: 1 S: 7	H: 2 LOB: 2 BB: 0 P: 7	R: 0 E: 0 K: 0 S: 3	H: 0 LOB: 1 BB: 0 P: 8	R: 1 E: 0 K: 1 S: 6	H: 2 LOB: 1 BB: 0 P: 6	R: 0 E: 0 K: 2 S: 7	H: 0 LOB: 0 BB: 0 P: 7	R: 0 E: 0 K: 2 S: 7	H: 0 LOB: 1 BB: 0 P: 11	1B: 5 2B: 1 3B: 0 HR: 0	SF: 0 SAC: 0 DP: 0 HBP: 2	WP: 0 PB: 0 SB: 0 CS: 1	PA: 36
PITCHER	IP WLS BF H R ER SO BB IBB HBP BLK WP HR S P ERA WHIP																			
75 Ryan Tepera, R (1, 1) ERA: 3.52	4.2 W 20 4 2 1 3 0 0 0 2 0 0 0 26 28 1.93 0.857																			
33 Carlos Villanueva, R (5, 1) ERA: 7.5	1.1 H 4 0 0 0 1 0 0 0 0 0 0 0 6 6 0.00 0.000																			
38 Darren Oliver, L (7, 1) ERA: 7.5	1.0 4 2 1 1 1 0 0 0 0 0 0 0 6 6 9.00 2.000																			
54 Jason Frasor, R (8, 1) ERA: 3.0	1.0 4 0 0 0 2 1 0 0 0 0 0 0 7 11 0.00 1.000																			
76 Jerry Gil, R (9, 1) ERA: 4.95	1.0 3 0 0 0 2 0 0 0 0 0 0 0 7 7 0.00 0.000																			

Batter	1	2	3	4	5	6	7	8	9	AB	R	H	RBI	BB	SO	LOB	BOTTOM	
5 Yonel Escobar, R (1, 6) OBP: 0.314, SLG: 0.326	F7									2	1	1	0	0	0	Baltimore Orioles @ Toronto Blue Jays Florida Auto Exchange Stadium, Dunedin, FL Wed Mar 28, 2012, 1:09 PM - 3:32 PM EDT Att: 3,430 - Partly Cloudy - 76 F		
17 Omar Vizquel, S (4, 6) OBP: 0.452, SLG: 0.500										2	1	1	0	0	2			
11 Rajai Davis, R (7, 8) OBP: 0.333, SLG: 0.297										1	0	0	0	0	0			
2 Kelly Johnson, L (1, 4) OBP: 0.388, SLG: 0.477	L4									2	0	0	0	0	1			
1 Luis Valbuena, L (4, 4) OBP: 0.216, SLG: 0.324										2	0	0	1	0	0			
19 José Bautista, R (1, 9) OBP: 0.354, SLG: 0.643										2	0	1	0	0	0			
Mike McCoy, R (4, 9) OBP: 0.270, SLG: 0.242										2	1	1	1	1	0			
10 Edwin Encarnación, R (1, 3) OBP: 0.352, SLG: 0.590										2	0	1	0	0	0			
25 Chris Woodward, R (3, PR) OBP: 0.279, SLG: 0.200										2	2	1	1	0	0			
14 Eric Thames, L (1, 7) OBP: 0.364, SLG: 0.500										2	0	1	2	0	0			
36 Ricardo Nanita, L (3, PR) OBP: 0.300, SLG: 0.333										1	0	0	1	0	0			
13 Brett Lawrie, R (1, 5) OBP: 0.581, SLG: 0.933										2	1	1	0	0	2			
62 Jonathan Diaz, R (4, 5) OBP: 0.472, SLG: 0.531										1	0	0	0	1	0			
9 J.P. Arencibia, R (1, 2) OBP: 0.273, SLG: 0.581										4	1	2	0	0	0			
31 Brian Jeroloman, L (8, 2) OBP: 0.250, SLG: 0.375										0	0	0	0	0	0			
28 Colby Rasmus, L (1, 8) OBP: 0.280, SLG: 0.233										2	0	0	1	0	1			
John Tolisano, S (5, 9) OBP: 0.500, SLG: 0.400										2	1	2	0	0	0			
68 Yan Gomes, R (1, 10) OBP: 0.400, SLG: 0.733										4	1	1	1	0	0			
Inning Stats	R: 0 E: 0 K: 0 S: 4	H: 1 LOB: 1 BB: 0 P: 4	R: 1 E: 0 K: 0 S: 5	H: 2 LOB: 1 BB: 0 P: 5	R: 2 E: 0 K: 0 S: 6	H: 3 LOB: 2 BB: 0 P: 6	R: 0 E: 0 K: 1 S: 5	H: 0 LOB: 0 BB: 0 P: 5	R: 3 E: 0 K: 0 S: 5	H: 2 LOB: 0 BB: 1 P: 10	R: 0 E: 0 K: 0 S: 4	H: 1 LOB: 2 BB: 1 P: 8	R: 0 E: 0 K: 0 S: 3	H: 0 LOB: 0 BB: 0 P: 3	1B: 8 2B: 5 3B: 0 HR: 0	SF: 2 SAC: 0 DP: 0 HBP: 0	WP: 1 PB: 0 SB: 0 CS: 0	PA: 39
PITCHER	IP WLS BF H R ER SO BB IBB HBP BLK WP HR S P ERA WHIP																	
37 Dana Eveland, L (1, 1) ERA: 3.46	4.0 L 18 6 3 3 1 0 0 0 0 0 0 1 0 12 17 6.75 1.500																	
55 Alfredo Simon, R (5, 1) ERA: 7.0	2.0 13 6 6 6 0 1 0 0 0 0 1 0 12 17 27.00 3.500																	
43 Jim Johnson, R (7, 1) ERA: 6.0	1.0 5 1 0 0 0 1 0 0 0 0 0 0 4 8 0.00 2.000																	
58 Zach Phillips, L (8, 1) ERA: 1.59	1.0 3 0 0 0 0 0 0 0 0 0 0 0 3 3 0.00 0.000																	



Batter	1	2	3	4	5	6	7	8	9	AB	R	H	RBI	BB	SO	LOB	TOP										
14 Nolan Reimold, R OBP: 0.245, SLG: 0.360 72 Caleb Joseph, R OBP: 0.333, SLG: 0.286	G6-3		G6-3				F9		G6-3	4	0	2	0	0	0	0	<p>Baltimore Orioles @ New York Yankees</p> <p>George M. Steinbrenner Field, Tampa, FL</p> <p>Thu Mar 29 2012, 7:08 PM - 9:54 PM EDT</p> <p>Att: 10,659 - Partly Cloudy - 79 F</p>										
36 Nick Johnson, L OBP: 0.367, SLG: 0.395 28 Ronny Paulino, R OBP: 0.242, SLG: 0.250	F7		G6-3				F9		G6-3	4	0	1	0	0	0	1											
21 Nick Markakis, L OBP: 0.333, SLG: 0.429 86 Buck Britton, L OBP: 0.364, SLG: 0.300	F8		K				F8		K	4	0	0	0	0	2	2											
10 Adam Jones, R OBP: 0.367, SLG: 0.574 70 Xavier Avery, L OBP: 0.313, SLG: 0.357		G3-1		G6-3			K		K	3	0	0	0	0	1	2											
32 Matt Wieters, S OBP: 0.362, SLG: 0.535 85 Manny Machado, R OBP: 0.261, SLG: 0.190		G3-1		G6-3			K		K	1	0	0	0	1	1	3											
12 Mark Reynolds, R OBP: 0.314, SLG: 0.286 89 John Ruettinger, L OBP: 0.417, SLG: 0.455		G3-1		G6-3			K		K	3	2	2	0	0	1	2											
19 Chris Davis, L OBP: 0.278, SLG: 0.453 Brandon Waring, R		G3-1		G6-3			K		K	2	0	0	0	0	4												
11 Robert Andino, R OBP: 0.386, SLG: 0.440 71 L.J. Hoes, R OBP: 0.253, SLG: 0.278		G3-1		G6-3			K		K	3	0	1	1	0	0	2											
3 Ryan Flaherty, L OBP: 0.304, SLG: 0.423 68 Steve Tolleson, R OBP: 0.344, SLG: 0.310		G3-1		G6-3			K		K	1	1	1	0	0	0	0											
		G3-1		G6-3			K		K	3	0	0	0	0	4	1											
Inning Stats	R: 0 E: 0 K: 0 S: 3	H: 0 LOB: 0 BB: 0 P: 3	R: 1 E: 1 K: 0 S: 6	H: 2 LOB: 2 BB: 0 P: 6	R: 0 E: 0 K: 1 S: 5	H: 1 LOB: 0 BB: 0 P: 5	R: 2 E: 1 K: 0 S: 6	H: 2 LOB: 1 BB: 0 P: 6	R: 0 E: 0 K: 3 S: 11	H: 2 LOB: 2 BB: 0 P: 11	R: 0 E: 0 K: 0 S: 4	H: 1 LOB: 1 BB: 0 P: 5	R: 0 E: 0 K: 0 S: 3	H: 0 LOB: 0 BB: 0 P: 3	R: 0 E: 0 K: 1 S: 5	H: 0 LOB: 1 BB: 1 P: 9	R: 1 E: 0 K: 2 S: 9	H: 2 LOB: 3 BB: 1 P: 14	1B: 6 2B: 3 3B: 1 HR: 0	SF: 0 SAC: 0 DP: 1 HBP: 1	WP: 0 PB: 1 SB: 0 CS: 0	PA: 41					
PITCHER	IP	WLS	BF	H	R	ER	SO	BB	IBB	HBP	BLK	WP	HR	S	P	ERA	WHIP										
David Phelps, R ERA: 2.25	5.0		23	7	3	2	4	0	0	0	0	0	0	31	31	3.60	1.400										
42 Mariano Rivera, R ERA:	1.0		4	1	0	0	0	0	0	0	0	0	0	4	5	0.00	1.000										
48 Boone Logan, L ERA: 2.45	0.2		2	0	0	0	0	0	0	0	0	0	0	2	2	0.00	0.000										
78 D.J. Mitchell, R ERA: 2.51	2.1	L	12	2	1	1	3	1	1	1	0	0	0	15	24	3.86	1.286										

Batter	1	2	3	4	5	6	7	8	9	AB	R	H	RBI	BB	SO	LOB	BOTTOM											
2 Derek Jeter, R OBP: 0.333, SLG: 0.419 74 Doug Bernier, R OBP: 0.419, SLG: 0.500	G3		K		G3-4-1		G5-3		F9	4	0	0	1	0	1	1	<p>Baltimore Orioles @ New York Yankees</p> <p>George M. Steinbrenner Field, Tampa, FL</p> <p>Thu Mar 29 2012, 7:08 PM - 9:54 PM EDT</p> <p>Att: 10,659 - Partly Cloudy - 79 F</p>											
14 Curtis Granderson, L OBP: 0.432, SLG: 0.622 Melky Mesa, R OBP: 0.287, SLG: 0.308	F7		K		G1-3		F8		K	4	0	1	0	0	0	2												
13 Alex Rodriguez, R OBP: 0.404, SLG: 0.550 12 Eric Chavez, L OBP: 0.257, SLG: 0.294			F8							3	0	1	0	0	1	1												
25 Mark Teixeira, S OBP: 0.392, SLG: 0.395 87 Jose Gil, R OBP: 0.476, SLG: 0.667			K		P6		K		K	3	0	1	0	0	1	1												
27 Raul Ibanez, L OBP: 0.176, SLG: 0.271 38 Dewayne Wise, L OBP: 0.412, SLG: 0.500			K		K		K		K	1	1	0	0	0	1	2												
22 Andruw Jones, R OBP: 0.292, SLG: 0.214 41 Chris Dickerson, L OBP: 0.265, SLG: 0.200			K		K		K		K	3	1	2	2	0	1	0												
11 Brett Gardner, L OBP: 0.320, SLG: 0.295 40 Bill Hall, R OBP: 0.366, SLG: 0.333			K		K		K		K	0	0	0	0	0	2													
26 Eduardo Núñez, R OBP: 0.406, SLG: 0.516 66 Gustavo Molina, R OBP: 0.400, SLG: 0.600			K		K		K		K	2	0	0	0	0	0	1												
17 Francisco Cervelli, R OBP: 0.225, SLG: 0.222 64 Justin Maxwell, R OBP: 0.460, SLG: 0.472			F8		F8		F8		K	3	1	1	0	0	1	2												
			F8		F8		F8		K	1	0	0	0	0	1	0												
Inning Stats	R: 0 E: 0 K: 1 S: 6	H: 1 LOB: 1 BB: 0 P: 6	R: 1 E: 0 K: 0 S: 6	H: 1 LOB: 0 BB: 0 P: 8	R: 0 E: 0 K: 1 S: 6	H: 1 LOB: 1 BB: 0 P: 6	R: 0 E: 0 K: 2 S: 8	H: 1 LOB: 2 BB: 0 P: 9	R: 0 E: 0 K: 0 S: 3	H: 0 LOB: 0 BB: 0 P: 3	R: 1 E: 0 K: 1 S: 7	H: 2 LOB: 2 BB: 0 P: 7	R: 1 E: 0 K: 1 S: 6	H: 1 LOB: 2 BB: 2 P: 14	R: 0 E: 0 K: 0 S: 3	H: 1 LOB: 1 BB: 1 P: 8	R: 0 E: 0 K: 2 S: 7	H: 0 LOB: 0 BB: 0 P: 7	1B: 6 2B: 1 3B: 0 HR: 1	SF: 0 SAC: 0 DP: 0 HBP: 1	WP: 1 PB: 0 SB: 1 CS: 1	PA: 38						
PITCHER	IP	WLS	BF	H	R	ER	SO	BB	IBB	HBP	BLK	WP	HR	S	P	ERA	WHIP											
39 Jason Hammel, R ERA: 3.18	5.1		22	5	2	2	5	0	0	0	0	0	0	1	0	3	3.38	0.938										
40 Troy Patton, L ERA:	0.2	H	3	1	0	0	0	0	0	0	0	0	0	3	3	0.00	1.500											
56 Darren O'Day, R ERA: 1.8	1.0	B	6	1	1	1	1	2	0	0	0	1	0	6	14	9.00	3.000											
47 Pedro Strop, R ERA: 2.16	1.0	W	4	1	0	0	0	1	0	0	0	0	0	3	8	0.00	2.000											
48 Pat Neshek, R ERA:	1.0	S	3	0	0	0	2	0	0	0	0	0	0	7	7	0.00	0.000											

AB	38
R	4
H	10
RBI	4
BB	2
SO	7
LOB	25



Batter	1	2	3	4	5	6	7	8	9	AB	R	H	RBI	BB	SO	LOB	TOP								
9 Endy Chavez, L (1,8) OBP: 0.541, SLG: 0.666 86 Buck Britton, L (7,PH) OBP: 0.308, SLG: 0.250	G6-3		F8	L4			K		G4-3	3	0	0	0	0	0	2	Baltimore Orioles @ Pittsburgh Pirates McKechnie Field, Bradenton, FL Sat Mar 31 2012, 1:07 PM - 4:56 PM EDT Att: 3,720 - Cloudy - 82 F								
14 Nolan Reimold, R (1,7) OBP: 0.220, SLG: 0.321 68 Steve Tolleson, R (7,PH) OBP: 0.324, SLG: 0.290	F7		FC5-4		G6-3		F7		F8	3	0	0	0	0	1										
2 J.J. Hardy, R (1,6) OBP: 0.333, SLG: 0.333 3 Ryan Flaherty, L (7,PH) OBP: 0.293, SLG: 0.407	G1-3			P3	P3		K			3	0	0	0	0	0										
36 Nick Johnson, L (1,10) OBP: 0.365, SLG: 0.378 Aaron Baker, L (8,PH) OBP: 1.000, SLG: 4.000		F7		24 1B 28 HR	P2			HR		2	1	0	0	1	0										
24 Wilson Betemit, S (1,5) OBP: 0.354, SLG: 0.393 Jamie Hoffmann, R (7,9)		F9		28 HR	1B		13 1B	2B		3	2	0	0	0	0										
19 Chris Davis, L (1,3) OBP: 0.281, SLG: 0.446 60 John Hester, R (7,2)				K			K		P3	3	0	1	0	0	2										
28 Ronny Paulino, R (1,2) OBP: 0.237, SLG: 0.324 95 Trent Mumme, L (7,8) OBP: 0.400, SLG: 0.750		F8		HR			L5			3	1	1	3	0	0										
13 Jai Miller, R (1,9) OBP: 0.250, SLG: 0.488 71 L.J. Hoes, R (7,7) OBP: 0.250, SLG: 0.263				K	HR				F7	3	1	2	2	0	1										
11 Robert Andino, R (1,4) OBP: 0.397, SLG: 0.426 Sammie Starr, R (8,4)							F9		G6-3	2	0	1	0	1	0										
										1	0	0	0	0	0										
Inning Stats	R: 0 E: 0 K: 0 S: 3	H: 0 LOB: 0 BB: 0 P: 3	R: 0 E: 0 K: 0 S: 4	H: 1 LOB: 1 BB: 0 P: 4	R: 0 E: 0 K: 1 S: 6	H: 1 LOB: 1 BB: 0 P: 6	R: 4 E: 0 K: 1 S: 10	H: 3 LOB: 1 BB: 2 P: 18	R: 0 E: 0 K: 0 S: 3	H: 0 LOB: 0 BB: 0 P: 3	R: 1 E: 0 K: 2 S: 7	H: 2 LOB: 1 BB: 0 P: 7	R: 0 E: 0 K: 2 S: 7	H: 0 LOB: 0 BB: 0 P: 7	R: 1 E: 0 K: 1 S: 7	H: 1 LOB: 1 BB: 1 P: 12	R: 0 E: 0 K: 0 S: 3	H: 0 LOB: 0 BB: 0 P: 3	1B: 4 2B: 1 3B: 0 HR: 3	SF: 0 SAC: 0 DP: 0 HBP: 0	WP: 0 PB: 0 CS: 0 SB: 0	PA: 38			
PITCHER	IP	WLS	BF	H	R	ER	SO	BB	IBB	HBP	BLK	WP	HR	S	P	ERA	WHIP								
45 Erik Bedard, L (1,1) ERA: 5.03	5.0		22	5	4	4	2	2	0	0	0	0	2	26	34	7.20	1.400								
Joel Hanrahan, R (6,1) ERA: 3.39	1.0		5	2	1	1	1	0	0	0	0	0	0	7	7	9.00	2.000								
63 Chris Leroux, R (7,1) ERA: 8.68	1.0	H	3	0	0	0	2	0	0	0	0	0	0	7	7	0.00	0.000								
Kris Harvey, R (8,1) ERA: 9.0	1.0	B	5	1	1	1	1	1	0	0	0	0	1	7	12	9.00	2.000								
Jumbo Diaz, R (9,1) ERA:	1.0		3	0	0	0	0	0	0	0	0	0	0	3	3	0.00	0.000								

Batter	1	2	3	4	5	6	7	8	9	AB	R	H	RBI	BB	SO	LOB	BOTTOM								
7 Alex Presley, L (1,7) OBP: 0.397, SLG: 0.491 Andy Vasquez, L (7,7) OBP: 0.333, SLG: 0.333	F8		HR	F7		G3		FC4		4	1	1	1	0	0	1	Baltimore Orioles @ Pittsburgh Pirates McKechnie Field, Bradenton, FL Sat Mar 31 2012, 1:07 PM - 4:56 PM EDT Att: 3,720 - Cloudy - 82 F								
2 Nate McLouth, L (1,9) OBP: 0.482, SLG: 0.512 63 Chris Leroux, L (7,1) Kris Harvey, R (8,1) Jumbo Diaz, R (9,1) Jin-De Jhang, L (9,PH)	K		HR	K		P6			28 SH	3	0	0	0	0	1										
22 Andrew McCutchen, R (1,8) OBP: 0.471, SLG: 0.592 28 Dan Grovatt, L (7,8) OBP: 0.500, SLG: 0.333			FC6-4		G6-3		K		SH	3	0	1	0	0	1										
18 Neil Walker, S (1,4) OBP: 0.269, SLG: 0.327 Ashley Ponce, R (7,4)			F7				P5		G5-4-3	3	1	1	0	0	1										
14 Casey McGehee, R (1,5) OBP: 0.379, SLG: 0.500		G4-3		46 HR					K	4	1	2	1	1	1										
46 Garrett Jones, L (1,3) OBP: 0.286, SLG: 0.509		G3-1		HR		K2-3		G3-1		4	1	1	2	0	1										
26 Rod Barajas, R (1,2) OBP: 0.295, SLG: 0.455 7 Kris Watts, L (8,2)				HR		F7		G4-3		3	1	2	0	0	1										
12 Clint Barmes, R (1,6) OBP: 0.302, SLG: 0.346 Bengie González, S (7,6)				HR				K		3	1	1	0	0	1										
45 Erik Bedard, L (1,1) Joel Hanrahan, R (6,1) 10 Adalberto Santos, R (6,PH) OBP: 0.750, SLG: 1.000				HR		G6-3			FC4	1	0	0	1	0	0										
										0	0	0	0	2	0										
Inning Stats	R: 0 E: 0 K: 2 S: 8	H: 1 LOB: 1 BB: 0 P: 9	R: 0 E: 0 K: 1 S: 6	H: 1 LOB: 1 BB: 0 P: 6	R: 1 E: 0 K: 0 S: 5	H: 1 LOB: 1 BB: 1 P: 10	R: 4 E: 1 K: 1 S: 9	H: 3 LOB: 0 BB: 1 P: 13	R: 1 E: 0 K: 0 S: 3	H: 2 LOB: 1 BB: 1 P: 8	R: 0 E: 0 K: 1 S: 6	H: 1 LOB: 1 BB: 0 P: 6	R: 0 E: 0 K: 1 S: 5	H: 0 LOB: 1 BB: 1 P: 9	R: 0 E: 1 K: 1 S: 5	H: 0 LOB: 1 BB: 1 P: 9	1B: 4 2B: 3 3B: 0 HR: 2	SF: 0 SAC: 2 DP: 1 HBP: 0	WP: 0 PB: 0 CS: 0 SB: 2	PA: 41					
PITCHER	IP	WLS	BF	H	R	ER	SO	BB	IBB	HBP	BLK	WP	HR	S	P	ERA	WHIP								
34 Jake Arrieta, R (1,1) ERA: 6.14	5.0		25	8	6	5	5	2	0	0	0	0	2	35	45	9.00	2.000								
63 Kevin Gregg, R (6,1) ERA: 4.5	1.0		4	0	0	0	0	1	0	0	0	0	0	3	8	0.00	1.000								
56 Darren O'Day, R (7,1) ERA: 1.5	1.0		4	1	0	0	1	0	0	0	0	0	0	6	6	0.00	1.000								
43 Jim Johnson, R (8,1) ERA: 6.75	1.0		4	0	0	0	1	1	0	0	0	0	0	5	9	0.00	1.000								
47 Pedro Strop, R (9,1) ERA: 1.93	1.0		4	0	0	0	1	1	0	0	0	0	0	5	9	0.00	1.000								



Batter	1	2	3	4	5	6	7	8	9	AB	R	H	RBI	BB	SO	LOB	TOP											
8 Desmond Jennings, R OBP: 0.389, SLG: 0.565 33 Jake DePew, R (7, 2)										4	3	3	6	0	0	0												
23 Carlos Pena, L OBP: 0.274, SLG: 0.235 40 Kevin Kiermaier, L (7, PR) (7, 9)										3	0	0	0	1	0	0												
3 Evan Longoria, R OBP: 0.306, SLG: 0.605 88 Julian Morillo, S (7, PR) (7, 5)										4	2	2	1	0	0	1												
7 Jeff Keppinger, R OBP: 0.356, SLG: 0.382 (1, 10)										4	0	1	1	0	0	1												
1 Sean Rodriguez, R OBP: 0.364, SLG: 0.267 (6, 4)										4	0	0	0	0	0	1												
54 Robby Price, L OBP: 0.333, SLG: 0.333 (8, 4)										0	0	0	0	0	0	0												
28 José Molina, R OBP: 0.282, SLG: 0.300 45 Jeff Salazar, L OBP: 0.452, SLG: 0.563 (7, 8)										3	1	1	0	0	0	0												
20 Matt Joyce, L OBP: 0.295, SLG: 0.295 26 Ty Morrison, L OBP: 1.000, SLG: 1.000 (8, 7)										3	1	0	0	1	1	1												
9 Elliot Johnson, S OBP: 0.274, SLG: 0.309 (7, 3)										3	1	0	0	1	0	3												
15 Reid Brignac, L OBP: 0.345, SLG: 0.296 (6, 6)										4	0	1	0	0	0	4												
Inning Stats	R: 1 E: 0 K: 0 S: 6	H: 2 LOB: 1 BB: 0 P: 6	R: 0 E: 0 K: 0 S: 3	H: 0 LOB: 1 BB: 1 P: 7	R: 1 E: 0 K: 0 S: 5	H: 1 LOB: 0 BB: 0 P: 7	R: 4 E: 1 K: 0 S: 8	H: 2 LOB: 0 BB: 1 P: 14	R: 1 E: 0 K: 0 S: 6	H: 1 LOB: 0 BB: 0 P: 9	R: 0 E: 0 K: 0 S: 3	H: 0 LOB: 0 BB: 0 P: 3	R: 1 E: 0 K: 0 S: 3	H: 1 LOB: 1 BB: 1 P: 8	R: 0 E: 0 K: 1 S: 6	H: 1 LOB: 1 BB: 0 P: 6	R: 0 E: 0 K: 0 S: 4	H: 1 LOB: 1 BB: 0 P: 4	1B: 1 2B: 4 3B: 0 HR: 4	SF: 0 SAC: 0 DP: 1 HBP: 0	WP: 0 PA: 39 PB: 0 SB: 0 CS: 0							
PITCHER	IP	WLS	BF	H	R	ER	SO	BB	IBB	HBP	BLK	WP	HR	S	P	ERA	WHIP											
16 Wei-Yin Chen, L ERA: 3.6 (1, 1)	5.0	L	24	6	7	3	0	2	0	0	0	0	0	3	28	43	5.40	1.600										
58 Zach Phillips, L ERA: 1.35 (6, 1)	1.0		3	0	0	0	0	0	0	0	0	0	0	0	3	3	0.00	0.000										
63 Kevin Gregg, R ERA: 5.14 (7, 1)	1.0		4	1	1	1	0	1	0	0	0	0	0	1	3	8	9.00	2.000										
95 Stu Pomeranz, R ERA: 1.08 (8, 1)	2.0		8	2	0	0	1	0	0	0	0	0	0	0	10	10	0.00	1.000										

Tampa Bay Rays @ Baltimore Orioles
Ed Smith Stadium, Sarasota, FL
Sun Apr 01 2012, 1:08 PM - 3:37 PM EDT
Att: 8,219 - Partly Cloudy - 79 F

AB 36
R 8
H 9
RBI 8
BB 3
SO 1
LOB 14



Batter	1	2	3	4	5	6	7	8	9	AB	R	H	RBI	BB	SO	LOB	BOTTOM											
9 Endy Chavez, L OBP: 0.500, SLG: 0.556 3 Ryan Flaherty, L OBP: 0.283, SLG: 0.393 (9, 3)										3	0	0	0	0	1	1												
2 J.J. Hardy, R OBP: 0.353, SLG: 0.489 Jamie Hoffmann, R OBP: 0.125, SLG: 0.250 (8, 7)										3	2	2	2	0	1	0												
21 Nick Markakis, L OBP: 0.357, SLG: 0.542 26 Gabriel Lino, R (9, 2)										3	1	1	1	1	1	0												
10 Adam Jones, R OBP: 0.345, SLG: 0.585 94 Jonathan Schoop, R (8, 4)										3	0	0	0	0	0	1												
32 Matt Wieters, S OBP: 0.327, SLG: 0.479 86 Buck Britton, L OBP: 0.357, SLG: 0.385 (9, 6)										3	0	0	0	0	2	1												
36 Nick Johnson, L OBP: 0.393, SLG: 0.458 (1, 10)										3	1	2	1	1	1	1												
12 Mark Reynolds, R OBP: 0.357, SLG: 0.277 Zelous Wheeler, R OBP: 0.400, SLG: 0.583 (9, 5)										3	0	1	0	0	1	1												
19 Chris Davis, L OBP: 0.267, SLG: 0.424 80 Scott Beauer, R OBP: 0.276, SLG: 0.286 (9, 9)										3	0	0	0	0	1	2												
11 Robert Andino, R OBP: 0.379, SLG: 0.404 13 Jai Miller, R OBP: 0.267, SLG: 0.488 (8, 8)										3	0	0	0	0	0	1												
Inning Stats	R: 1 E: 0 K: 0 S: 4	H: 1 LOB: 0 BB: 0 P: 4	R: 0 E: 0 K: 2 S: 8	H: 1 LOB: 0 BB: 0 P: 8	R: 0 E: 0 K: 2 S: 7	H: 0 LOB: 1 BB: 1 P: 12	R: 0 E: 0 K: 0 S: 4	H: 1 LOB: 1 BB: 0 P: 4	R: 1 E: 0 K: 1 S: 7	H: 1 LOB: 0 BB: 0 P: 7	R: 1 E: 0 K: 1 S: 7	H: 1 LOB: 0 BB: 0 P: 7	R: 1 E: 0 K: 1 S: 8	H: 1 LOB: 1 BB: 0 P: 8	R: 0 E: 0 K: 0 S: 5	H: 1 LOB: 2 BB: 2 P: 13	1B: 2 2B: 1 3B: 0 HR: 4	SF: 0 SAC: 0 DP: 0 HBP: 0	WP: 0 PA: 37 PB: 0 SB: 1 CS: 0									
PITCHER	IP	WLS	BF	H	R	ER	SO	BB	IBB	HBP	BLK	WP	HR	S	P	ERA	WHIP											
33 James Shields, R ERA: 2.08 (1, 1)	4.0	W	15	2	1	1	0	1	0	0	0	0	0	1	26	31	2.25	0.750										
76 Matt Torra, R ERA: 6.45 (5, 1)	5.0	S	22	5	4	4	3	2	0	0	0	0	0	3	31	39	7.20	1.400										

Tampa Bay Rays @ Baltimore Orioles
Ed Smith Stadium, Sarasota, FL
Sun Apr 01 2012, 1:08 PM - 3:37 PM EDT
Att: 8,219 - Partly Cloudy - 79 F

AB 34
R 5
H 7
RBI 5
BB 3
SO 9
LOB 13



Batter	1	2	3	4	5	6	7	8	9	AB	R	H	RBI	BB	SO	LOB	TOP											
9 Cory Jensen, S OBP: 0.167, SLG: 0.333 39 Jim Perron, L OBP: 0.250, SLG: 0.250										2	0	0	0	0	1	0	Florida Southern Mocs @ Baltimore Orioles Ed Smith Stadium, Sarasota, FL Mon Apr 02 2012, 7:08 PM - 9:41 PM EDT Att: 1 - Partly Cloudy - 75 F livebaseballscorecards.com											
3 Keith Curcio, L OBP: 0.200, SLG: 0.400										4	0	1	0	0	1	0												
29 Michael Snyder, R OBP: 0.143, SLG: 0.143										4	0	1	1	0	2	1												
Austin Chubb, R 13 Joey Miller, R										2	0	0	0	0	1	0												
5 T.J. Kuban, R OBP: 0.500, SLG: 0.500 46 Brad Carlton, R OBP: 0.333, SLG: 0.333										2	0	1	0	0	0	0												
42 Kyle Jackson, L 19 Jerrod Flanagan, L OBP: 1.000, SLG: 2.000										2	0	0	0	0	1	1												
2 Colin Kish, L										3	0	0	0	0	3	2												
4 Kyle Gibbs, R 6 Jimmy Correnti, S OBP: 0.500, SLG: 0.333										2	0	0	0	0	2	0												
15 J.J. Downum, L										3	0	0	0	0	1	0												
Inning Stats	R: 0 E: 0 K: 2 S: 7	H: 0 LOB: 0 BB: 0 P: 8	R: 0 E: 0 K: 3 S: 10	H: 1 LOB: 1 BB: 0 P: 10	R: 0 E: 0 K: 2 S: 7	H: 0 LOB: 0 BB: 0 P: 7	R: 0 E: 0 K: 1 S: 5	H: 0 LOB: 0 BB: 0 P: 5	R: 0 E: 0 K: 1 S: 5	H: 0 LOB: 0 BB: 0 P: 5	R: 0 E: 0 K: 3 S: 10	H: 1 LOB: 1 BB: 0 P: 10	R: 0 E: 0 K: 1 S: 4	H: 0 LOB: 0 BB: 0 P: 8	R: 1 E: 0 K: 1 S: 7	H: 2 LOB: 1 BB: 0 P: 7		1B: 3 2B: 1 3B: 0 HR: 0	SF: 0 SAC: 0 DP: 1 HBP: 0	WP: 0 PB: 0 SB: 0 CS: 0	PA: 31							
PITCHER	IP	WLS	BF	H	R	ER	SO	BB	IBB	HBP	BLK	WP	HR	S	P	ERA		WHIP										
43 Jim Johnson, R ERA: 4.5	1.0	W	3	0	0	0	2	0	0	0	0	0	0	7	8	0.00		0.000										
40 Troy Patton, L ERA: 4.5	2.0		7	1	0	0	5	0	0	0	0	0	0	17	17	0.00		0.500										
56 Darren O'Day, R ERA: 4.5	2.0		6	0	0	0	2	0	0	0	0	0	0	10	10	0.00		0.000										
47 Pedro Strop, R ERA: 4.5	2.0		7	1	0	0	4	0	0	0	0	0	0	15	15	0.00		0.500										
48 Fat Neshek, R ERA: 4.5	2.0		8	2	1	1	2	1	0	0	0	0	0	11	15	4.50	1.500											

Batter	1	2	3	4	5	6	7	8	9	AB	R	H	RBI	BB	SO	LOB	BOTTOM											
14 Nolan Reimold, R OBP: 0.750, SLG: 2.000 68 Manny Hernandez, R OBP: 0.500, SLG: 0.500										3	2	2	2	1	1	0	Florida Southern Mocs @ Baltimore Orioles Ed Smith Stadium, Sarasota, FL Mon Apr 02 2012, 7:08 PM - 9:41 PM EDT Att: 1 - Partly Cloudy - 75 F livebaseballscorecards.com											
21 Nick Markakis, L OBP: 0.333, SLG: 0.333 90 Jerome Pena, S										3	1	1	0	0	0	1												
2 J.J. Hardy, R OBP: 1.000, SLG: 4.000 Zelous Wheeler, R OBP: 0.500, SLG: 0.500										1	1	1	3	2	0	0												
10 Adam Jones, R OBP: 0.667, SLG: 1.000 Jamie Hoffmann, R OBP: 0.500, SLG: 0.500										2	1	1	0	1	0	2												
32 Matt Wieters, S OBP: 0.667, SLG: 0.500 28 Ronny Paulino, R OBP: 1.000, SLG: 1.000 Josh Johnson, R										1	0	1	0	0	0	0												
12 Mark Reynolds, R OBP: 1.000, SLG: 1.500 94 Jonathan Schoop, R OBP: 0.500, SLG: 0.500										2	2	2	0	1	0	0												
19 Chris Davis, L OBP: 0.667, SLG: 2.500 Doug Bream, L										2	1	2	4	1	0	0												
11 Robert Andino, R OBP: 0.667, SLG: 0.500 Tom Winegardner, S OBP: 1.000, SLG: 3.000										2	0	1	0	1	0	1												
3 Ryan Flaherty, L OBP: 0.500, SLG: 1.000 Roderick Bernadina, R OBP: 1.000, SLG: 1.500										2	1	1	0	0	0	1												
Inning Stats	R: 7 E: 1 K: 0 S: 12	H: 8 LOB: 0 BB: 1 P: 20	R: 0 E: 0 K: 2 S: 8	H: 1 LOB: 2 BB: 1 P: 12	R: 0 E: 0 K: 0 S: 0	H: 0 LOB: 0 BB: 3 P: 12	R: 3 E: 0 K: 0 S: 8	H: 3 LOB: 0 BB: 0 P: 11	R: 0 E: 0 K: 0 S: 4	H: 0 LOB: 0 BB: 3 P: 12	R: 1 E: 0 K: 0 S: 5	H: 2 LOB: 1 BB: 0 P: 5	R: 3 E: 0 K: 0 S: 7	H: 4 LOB: 2 BB: 1 P: 11	1B: 10 2B: 5 3B: 1 HR: 3	SF: 1 SAC: 0 DP: 0 HBP: 0		WP: 0 PB: 0 SB: 0 CS: 0	PA: 47									
PITCHER	IP	WLS	BF	H	R	ER	SO	BB	IBB	HBP	BLK	WP	HR	S	P	ERA		WHIP										
26 Jake Guenguerich, R ERA: 54.0	1.0	L	10	8	7	6	0	1	0	0	0	0	0	8	24	0.00		2.500										
30 Jack Sternitt, R ERA: 11.25	2.0		8	1	0	0	2	4	0	0	0	0	0	8	24	0.00		2.500										
28 Austin Jackson, R ERA: 11.25	2.0		9	3	3	3	0	3	0	0	0	0	1	8	23	13.50		3.000										
34 Nick Krolczyk, R ERA: 6.0	1.0		4	1	0	0	0	0	0	0	0	0	0	4	4	0.00		1.000										
40 Mike Czeszak, R ERA: 6.0	1.0		5	2	1	1	0	0	0	0	0	0	0	5	5	9.00	2.000											

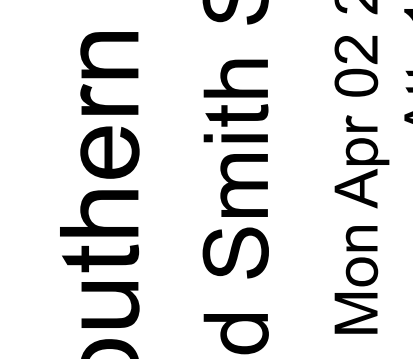
AB 30
R 1
H 4
RBI 1
BB 1
SO 15
LOB 8



AB 34
R 14
H 19
RBI 14
BB 9
SO 2
LOB 15



AB 34
R 14
H 19
RBI 14
BB 9
SO 2
LOB 15



AB 34
R 14
H 19
RBI 14
BB 9
SO 2
LOB 15

Batter	1	2	3	4	5	6	7	8	9	AB	R	H	RBI	BB	SO	LOB
1 Danny Bodziak, L (1, 8) OBP: 0.333, SLG: 0.333 3 Cedric Walker, R (8, PH) (8, 6)	G6-3			BB CS BB		G4-3		K		3	1	1	0	0	0	0
Ronny Paulino, R (1, 2) (7, 3) (8, 8)	G4-3			BB CS BB	24 1B 20 G5-3 6 1B	1B				0	0	0	0	0	0	0
6 Orlando Rivera, L (1, 4) OBP: 0.500, SLG: 0.500	G4-3			BB CS BB	20 G5-3 24 1B 35 WP	1B				4	1	2	0	0	1	0
24 Tyler Rocklein, R (1, 9) OBP: 0.333, SLG: 0.333 (7, 7)		P4		BB CS BB	35 WP 20 G5-3	1B		G4-3		3	0	1	0	0	1	1
20 Conner Hale, R (1, 5)	G6-3			BB CS BB	1-2 2-3 3-H	1B				3	0	0	1	0	0	3
35 Andrew McNett, R (1, 7) 10 Omar Garcia, R (7, PH) (7, 9)	G4-3			BB CS BB	1-2 2-3 3-H			G4-3		2	0	0	0	0	1	1
11 Devin Raftery, R (1, 10) Bobby Dombrowski, R (7, PH) (7, 10)			F8	BB CS BB				K		2	0	0	0	0	0	0
27 Kory Britton, L (1, 3) 4 Andrew Widell, L (7, PH) (7, 2)			G2-3	BB CS BB				K		2	0	0	0	0	1	0
12 Dalton Busby, R (1, 6) 22 Bryan Voelkl, R (8, PH) (8, 3)			G4-3	BB CS BB				K		1	0	0	0	1	1	0
				BB CS BB				G5-3		1	0	0	0	0	0	0
Inning Stats	R: 0 E: 0 K: 0 S: 3	H: 0 LOB: 0 BB: 0 P: 4	R: 0 E: 0 K: 0 S: 3	H: 0 LOB: 0 BB: 0 P: 3	R: 0 E: 0 K: 0 S: 3	H: 0 LOB: 0 BB: 0 P: 3	R: 2 E: 0 K: 1 S: 7	H: 3 LOB: 1 BB: 1 P: 13	R: 0 E: 0 K: 1 S: 6	H: 1 LOB: 1 BB: 0 P: 7	R: 0 E: 0 K: 1 S: 5	H: 0 LOB: 0 BB: 0 P: 5	R: 0 E: 0 K: 1 S: 5	H: 0 LOB: 0 BB: 0 P: 5		
PITCHER	IP WLS BF H R ER SO BB IBB HBP BLK WP HR S P ERA WHIP	IP WLS BF H R ER SO BB IBB HBP BLK WP HR S P ERA WHIP	IP WLS BF H R ER SO BB IBB HBP BLK WP HR S P ERA WHIP	IP WLS BF H R ER SO BB IBB HBP BLK WP HR S P ERA WHIP	IP WLS BF H R ER SO BB IBB HBP BLK WP HR S P ERA WHIP	IP WLS BF H R ER SO BB IBB HBP BLK WP HR S P ERA WHIP	IP WLS BF H R ER SO BB IBB HBP BLK WP HR S P ERA WHIP	IP WLS BF H R ER SO BB IBB HBP BLK WP HR S P ERA WHIP	IP WLS BF H R ER SO BB IBB HBP BLK WP HR S P ERA WHIP	IP WLS BF H R ER SO BB IBB HBP BLK WP HR S P ERA WHIP	IP WLS BF H R ER SO BB IBB HBP BLK WP HR S P ERA WHIP	IP WLS BF H R ER SO BB IBB HBP BLK WP HR S P ERA WHIP	IP WLS BF H R ER SO BB IBB HBP BLK WP HR S P ERA WHIP	IP WLS BF H R ER SO BB IBB HBP BLK WP HR S P ERA WHIP	IP WLS BF H R ER SO BB IBB HBP BLK WP HR S P ERA WHIP	IP WLS BF H R ER SO BB IBB HBP BLK WP HR S P ERA WHIP

TOP


State College of Florida, Manatee-Sarasota @ Baltimore Orioles

Ed Smith Stadium, Sarasota, FL

Tue Apr 03 2012, 3:28 PM - 3:56 PM EDT

Att. 1 - Sunny - 81 F

AB 25
R 2
H 4
RBI 1
BB 1
SO 6
LOB 5



WP: 1 PA: 28
PB: 0
SB: 1
CS: 1

Batter	1	2	3	4	5	6	7	8	9	AB	R	H	RBI	BB	SO	LOB
11 Robert Andino, R (1, 4) OBP: 0.400, SLG: 0.250 94 Jonathan Schoop, R (5, 6)	F9		G5-3					G3-1		2	0	0	0	0	0	0
2 J.J. Hardy, R (1, 6) OBP: 0.800, SLG: 2.667 Jamie Hoffmann, R (5, 8) OBP: 0.333, SLG: 0.333	F8			HR				G4-3		2	1	1	1	0	0	0
36 Nick Johnson, L (1, 3) OBP: 1.000, SLG: 1.000 3 Ryan Flaherty, L (5, 3) OBP: 0.667, SLG: 1.333 Doug Bream, L (8, PH)										1	0	1	0	1	0	0
10 Adam Jones, R (1, 8) OBP: 0.400, SLG: 0.500 90 Jerome Pena, S (5, 4) OBP: 0.500, SLG: 1.000										1	0	1	0	0	0	0
32 Matt Wieters, S (1, 2) OBP: 0.600, SLG: 0.500 43 Jim Johnson, R (6, 2) Zelous Wheeler, R (6, PH) OBP: 0.333, SLG: 0.333 Doug Bream, L (7, 2)										2	0	1	0	0	1	2
12 Mark Reynolds, R (1, 10) OBP: 0.600, SLG: 0.750 Chris Clinton, R (6, PH) (7, 5) 88 Mark Blackmar, R (8, 1)										1	0	0	0	0	0	2
14 Nolan Reimold, R (1, 7) OBP: 0.500, SLG: 1.200 68 Manny Hernandez, R, PH OBP: 0.333, SLG: 0.333 (8, 5)										0	0	0	0	0	0	0
24 Wilson Betemit, S (1, 5) (7, 10) 43 Jim Johnson, R (7, PH) (8, 7)										2	0	0	0	0	2	0
9 Endy Chavez, L (1, 9) OBP: 0.500, SLG: 1.500 Roderick Bernadina, R (6, PR) OBP: 0.667, SLG: 1.000 (6, 9)										0	0	0	0	1	0	0
Inning Stats	R: 0 E: 0 K: 1 S: 5	H: 0 LOB: 1 BB: 1 P: 9	R: 0 E: 0 K: 0 S: 3	H: 1 LOB: 0 BB: 0 P: 3	R: 0 E: 0 K: 1 S: 5	H: 0 LOB: 0 BB: 0 P: 5	R: 1 E: 0 K: 1 S: 8	H: 2 LOB: 1 BB: 0 P: 10	R: 0 E: 0 K: 0 S: 4	H: 1 LOB: 1 BB: 0 P: 5	R: 0 E: 0 K: 0 S: 2	H: 0 LOB: 0 BB: 1 P: 7	R: 0 E: 0 K: 0 S: 3	H: 0 LOB: 0 BB: 0 P: 3		
PITCHER	IP WLS BF H R ER SO BB IBB HBP BLK WP HR S P ERA WHIP	IP WLS BF H R ER SO BB IBB HBP BLK WP HR S P ERA WHIP	IP WLS BF H R ER SO BB IBB HBP BLK WP HR S P ERA WHIP	IP WLS BF H R ER SO BB IBB HBP BLK WP HR S P ERA WHIP	IP WLS BF H R ER SO BB IBB HBP BLK WP HR S P ERA WHIP	IP WLS BF H R ER SO BB IBB HBP BLK WP HR S P ERA WHIP	IP WLS BF H R ER SO BB IBB HBP BLK WP HR S P ERA WHIP	IP WLS BF H R ER SO BB IBB HBP BLK WP HR S P ERA WHIP	IP WLS BF H R ER SO BB IBB HBP BLK WP HR S P ERA WHIP	IP WLS BF H R ER SO BB IBB HBP BLK WP HR S P ERA WHIP	IP WLS BF H R ER SO BB IBB HBP BLK WP HR S P ERA WHIP	IP WLS BF H R ER SO BB IBB HBP BLK WP HR S P ERA WHIP	IP WLS BF H R ER SO BB IBB HBP BLK WP HR S P ERA WHIP	IP WLS BF H R ER SO BB IBB HBP BLK WP HR S P ERA WHIP	IP WLS BF H R ER SO BB IBB HBP BLK WP HR S P ERA WHIP	IP WLS BF H R ER SO BB IBB HBP BLK WP HR S P ERA WHIP

BOTTOM


State College of Florida, Manatee-Sarasota @ Baltimore Orioles

Ed Smith Stadium, Sarasota, FL

Tue Apr 03 2012, 3:28 PM - 3:56 PM EDT

Att. 1 - Sunny - 81 F

AB 27
R 1
H 6
RBI 1
BB 2
SO 4
LOB 11



WP: 0 PA: 30
PB: 0
SB: 0
CS: 2

Batter	1	2	3	4	5	6	7	8	9	AB	R	H	RBI	BB	SO	LOB	TOP				
9 Endy Chavez, L (1,7) OBP: 0.500, SLG: 1.000 85 Manny Machado, R (5,PH) OBP: 0.333, SLG: 0.667	4-0 BB G6-4-3		0-0 G3-1		0-0 G6-3		0-0 P3		0-0 G5-3	1	0	0	0	1	0	0					
2 J.J. Hardy, R (1,6) OBP: 0.571, SLG: 1.600 94 Jonathan Schoop, R (5,PH)	0-0 G6-4-3		0-0 G6-3		0-0 G6-3		0-0 G6-3		0-0 G6-3	2	0	0	0	0	0	1					
21 Nick Markakis, L (1,9) OBP: 0.400, SLG: 0.400 3 Ryan Flaherty, L (5,PH) OBP: 0.500, SLG: 1.000	0-0 G3				0-3 K		0-3 K		0-0 71 1B	2	0	1	0	0	0	0					
91 Travis Adair, L (6,5) OBP: 1.000, SLG: 1.000					0-0 10 FC5-4 1B				0-0 1B	1	0	1	0	0	0	0					
10 Adam Jones, R (1,8) OBP: 0.286, SLG: 0.333 71 L.J. Hoes, R (5,7) OBP: 0.500, SLG: 0.500		0-3 K		0-0 FC5-4		0-0 G6-3		0-0 1B	0-0 1B	2	0	0	0	0	1	1					
36 Nick Johnson, L (1,10) OBP: 0.750, SLG: 0.667 14 Nolan Reimold, R (6,PH) OBP: 0.429, SLG: 1.000 Robbie Widlansky, L (8,PH) (8,10)		0-0 12 2B 1B		0-0 F9		0-0 P2		0-0 F9	0-0 1B	2	2	0	1	0	0	0					
32 Matt Wieters, S (1,2) OBP: 0.429, SLG: 0.333 28 Ronny Paulino, R (4,2) OBP: 0.500, SLG: 0.500 72 Caleb Joseph, R (6,2)		0-0 F8		0-3 K		0-0 G5-3		0-0 L4		3	2	0	0	0	1	2					
12 Mark Reynolds, R (1,5) OBP: 0.714, SLG: 1.000 86 Buck Britton, L (5,PR) OBP: 0.500, SLG: 0.500		0-0 1-3 2B		4-0 19 1B 85 2B BB		0-0 95 2B 1B		0-0 P2		1	0	1	0	1	0	0					
19 Chris Davis, L (1,3) OBP: 0.800, SLG: 1.500 95 Trent Mummy, L (5,PR) OBP: 0.500, SLG: 1.000		0-0 G3-1		0-0 85 2B 1B		0-0 1-2 2B		0-0 F8		2	0	1	0	0	0	2					
11 Robert Andino, R (1,4) OBP: 0.333, SLG: 0.200 24 Wilson Betemit, S (5,PH) 91 Ronnie Welty, R (5,9) OBP: 0.500, SLG: 2.000			0-0 G6-3		0-0 L6		0-0 G3		0-0 HR	2	1	0	0	0	0	0					
Inning Stats	R: 0 E: 0 K: 1 S: 2	H: 0 LOB: 0 BB: 1 P: 6	R: 0 E: 0 K: 1 S: 7	H: 2 LOB: 2 BB: 0 P: 7	R: 0 E: 0 K: 1 S: 3	H: 0 LOB: 0 BB: 0 P: 3	R: 0 E: 0 K: 1 S: 6	H: 1 LOB: 1 BB: 0 P: 6	R: 2 E: 0 K: 1 S: 7	H: 2 LOB: 2 BB: 1 P: 11	R: 0 E: 0 K: 0 S: 3	H: 0 LOB: 0 BB: 0 P: 3	R: 1 E: 0 K: 0 S: 4	H: 2 LOB: 0 BB: 0 P: 4	R: 0 E: 0 K: 0 S: 5	H: 2 LOB: 2 BB: 0 P: 5	R: 1 E: 0 K: 0 S: 4	H: 1 LOB: 0 BB: 0 P: 4	1B: 6 2B: 3 3B: 0 HR: 1	SF: 0 SAC: 0 DP: 1 HBP: 0	WP: 0 PA: 37 ERA: 0 WHIP: 0
PITCHER	IP WLS BF H R ER SO BB IBB HBP BLK WP HR S P ERA WHIP	IP WLS BF H R ER SO BB IBB HBP BLK WP HR S P ERA WHIP	IP WLS BF H R ER SO BB IBB HBP BLK WP HR S P ERA WHIP	IP WLS BF H R ER SO BB IBB HBP BLK WP HR S P ERA WHIP	IP WLS BF H R ER SO BB IBB HBP BLK WP HR S P ERA WHIP	IP WLS BF H R ER SO BB IBB HBP BLK WP HR S P ERA WHIP	IP WLS BF H R ER SO BB IBB HBP BLK WP HR S P ERA WHIP	IP WLS BF H R ER SO BB IBB HBP BLK WP HR S P ERA WHIP	IP WLS BF H R ER SO BB IBB HBP BLK WP HR S P ERA WHIP	IP WLS BF H R ER SO BB IBB HBP BLK WP HR S P ERA WHIP	IP WLS BF H R ER SO BB IBB HBP BLK WP HR S P ERA WHIP	IP WLS BF H R ER SO BB IBB HBP BLK WP HR S P ERA WHIP	IP WLS BF H R ER SO BB IBB HBP BLK WP HR S P ERA WHIP	IP WLS BF H R ER SO BB IBB HBP BLK WP HR S P ERA WHIP	IP WLS BF H R ER SO BB IBB HBP BLK WP HR S P ERA WHIP	IP WLS BF H R ER SO BB IBB HBP BLK WP HR S P ERA WHIP	IP WLS BF H R ER SO BB IBB HBP BLK WP HR S P ERA WHIP	IP WLS BF H R ER SO BB IBB HBP BLK WP HR S P ERA WHIP	IP WLS BF H R ER SO BB IBB HBP BLK WP HR S P ERA WHIP	IP WLS BF H R ER SO BB IBB HBP BLK WP HR S P ERA WHIP	IP WLS BF H R ER SO BB IBB HBP BLK WP HR S P ERA WHIP

Baltimore Orioles @ Norfolk Tides
Harbor Park, Norfolk, VA
Wed Apr 04 2012, 3:06 PM - 5:48 PM EDT
Att: 8,749 - Partly Cloudy - 80 F

AB 35
R 4
H 10
RBI 4
BB 2
SO 3
LOB 17



Batter	1	2	3	4	5	6	7	8	9	AB	R	H	RBI	BB	SO	LOB	BOTTOM				
2 Xavier Avery, L (1,8) OBP: 0.600, SLG: 0.500	0-3 K		0-0 G6-3		0-0 1-2 2-3 1B	4-0 1-2 BB		0-0 2-3 1B		4	0	2	0	1	1	1					
8 Steve Tolleson, R (1,6) OBP: 0.667, SLG: 0.667 Blake Davis, L (6,6)	0-0 1B			0-0 L5	0-0 1-2 2-3 1B	0-0 G4-3		0-0 L7		3	0	2	2	0	0	0					
3 Ryan Adams, R (1,4) Josh Barfield, R (6,4) OBP: 0.500, SLG: 1.000	0-0 G6-4-3			0-3 K	0-0 33 WP 13 BB BB		0-0 E5 33 1B 33 E	0-0 1-2 3-H 2B		2	0	0	0	1	1	1					
13 Josh Bell, S (1,10) OBP: 0.400, SLG: 0.250		0-0 L3		0-0 33 BB 1B	4-0 33 WP BB		0-3 K	0-0 F8		4	0	1	0	1	1	2					
33 Jamie Hoffmann, R (1,7) OBP: 0.400, SLG: 0.250		0-0 G5-3		4-0 1-2 BB	1-0 F8		0-0 E7	0-3 K		4	0	1	0	1	1	3					
24 Joe Mahoney, L (1,3) OBP: 0.250, SLG: 0.250		0-3 K		0-3 K		0-0 G5-3		0-0 2-3 1B		4	0	1	0	0	2	2					
25 Scott Beerer, R (1,9)			0-0 G6-3		0-0 L4	0-0 F9		0-0 F9		4	0	0	0	0	0	2					
5 Zelous Wheeler, R (1,5) 4 Matt Antonelli, R (6,5) OBP: 0.500, SLG: 1.000		0-3 K		4-0 2 1B 8 1B 19 1B BB	4-0 44 E 2B		0-0 F9			1	1	0	0	1	1	0					
19 John Hester, R (1,2) OBP: 1.000, SLG: 1.500 44 Chris Robinson, R (6,2) OBP: 0.500, SLG: 1.000		0-0 2B		0-0 1-2 1B	0-0 E5 2 BB		0-0 2B	0-0 2B		2	0	2	0	0	0	0					
Inning Stats	R: 0 E: 0 K: 1 S: 5	H: 1 LOB: 0 BB: 0 P: 5	R: 0 E: 0 K: 1 S: 5	H: 0 LOB: 0 BB: 0 P: 5	R: 0 E: 0 K: 1 S: 6	H: 1 LOB: 1 BB: 0 P: 6	R: 0 E: 0 K: 2 S: 8	H: 1 LOB: 2 BB: 1 P: 12	R: 3 E: 0 K: 0 S: 5	H: 3 LOB: 3 BB: 3 P: 18	R: 0 E: 1 K: 0 S: 5	H: 1 LOB: 3 BB: 1 P: 9	R: 1 E: 2 K: 1 S: 8	H: 2 LOB: 2 BB: 0 P: 8	R: 2 E: 0 K: 1 S: 8	H: 3 LOB: 1 BB: 0 P: 8	1B: 8 2B: 4 3B: 0 HR: 0	SF: 0 SAC: 0 DP: 1 HBP: 0	WP: 1 PA: 41 ERA: 0 WHIP: 0		
PITCHER	IP WLS BF H R ER SO BB IBB HBP BLK WP HR S P ERA WHIP	IP WLS BF H R ER SO BB IBB HBP BLK WP HR S P ERA WHIP	IP WLS BF H R ER SO BB IBB HBP BLK WP HR S P ERA WHIP	IP WLS BF H R ER SO BB IBB HBP BLK WP HR S P ERA WHIP	IP WLS BF H R ER SO BB IBB HBP BLK WP HR S P ERA WHIP	IP WLS BF H R ER SO BB IBB HBP BLK WP HR S P ERA WHIP	IP WLS BF H R ER SO BB IBB HBP BLK WP HR S P ERA WHIP	IP WLS BF H R ER SO BB IBB HBP BLK WP HR S P ERA WHIP	IP WLS BF H R ER SO BB IBB HBP BLK WP HR S P ERA WHIP	IP WLS BF H R ER SO BB IBB HBP BLK WP HR S P ERA WHIP	IP WLS BF H R ER SO BB IBB HBP BLK WP HR S P ERA WHIP	IP WLS BF H R ER SO BB IBB HBP BLK WP HR S P ERA WHIP	IP WLS BF H R ER SO BB IBB HBP BLK WP HR S P ERA WHIP	IP WLS BF H R ER SO BB IBB HBP BLK WP HR S P ERA WHIP	IP WLS BF H R ER SO BB IBB HBP BLK WP HR S P ERA WHIP	IP WLS BF H R ER SO BB IBB HBP BLK WP HR S P ERA WHIP	IP WLS BF H R ER SO BB IBB HBP BLK WP HR S P ERA WHIP	IP WLS BF H R ER SO BB IBB HBP BLK WP HR S P ERA WHIP	IP WLS BF H R ER SO BB IBB HBP BLK WP HR S P ERA WHIP	IP WLS BF H R ER SO BB IBB HBP BLK WP HR S P ERA WHIP	IP WLS BF H R ER SO BB IBB HBP BLK WP HR S P ERA WHIP

Baltimore Orioles @ Norfolk Tides
Harbor Park, Norfolk, VA
Wed Apr 04 2012, 3:06 PM - 5:48 PM EDT
Att: 8,749 - Partly Cloudy - 80 F

AB 36
R 3
H 12
RBI 4
BB 5
SO 7
LOB 19



Batter	1	2	3	4	5	6	7	8	9	AB	R	H	RBI	BB	SO	LOB	TOP										
2 Denard Span, L (1, 8) OBP: 0.500, SLG: 0.500	G1-3			33 1B		G1-3		1-2		4	0	2	0	0	0	0	Minnesota Twins @ Baltimore Orioles Oriole Park at Camden Yards, Baltimore, MD Fri Apr 06 2012, 3:10 PM - 5:47 PM EDT Att: 46,773 - Sunny - 59 F										
8 Jamey Carroll, R (1, 6) OBP: 0.500, SLG: 0.500	G1-6-3 BB			F8		G4-3		G5-3		3	0	0	0	1	0	3											
7 Joe Mauer, L (1, 2) OBP: 0.500, SLG: 0.500	G1-6-3			L8				16 G5-3 BB		2	1	0	0	2	0	2											
33 Justin Morneau, L (1, 10) OBP: 0.500, SLG: 0.250		G3							16 HR BB	4	0	1	0	0	2	2											
16 Josh Willingham, R (1, 7) OBP: 0.250, SLG: 1.000	F9			1B						4	1	1	2	0	0	3											
18 Ryan Doumit, S (1, 9) OBP: 0.250, SLG: 0.250				L7					HR	4	0	0	0	0	2	1											
22 Danny Valencia, R (1, 5) OBP: 0.500, SLG: 0.333						F8				3	0	1	0	1	1	0											
27 Chris Parmelee, L (1, 3) OBP: 0.250, SLG: 0.250						F8				4	0	1	0	0	1	1											
11 Ben Revere, L (9, PR)									24 FC6-4 1B	0	0	0	0	0	0	0											
12 Alexi Casilla, S (1, 4) OBP: 0.250, SLG: 0.250	G1-3									2	0	0	0	0	0	0											
37 Sean Burroughs, L (8, PH)						B1-3				1	0	0	0	0	0	1											
24 Trevor Plouffe, R (8, 4)										1	0	0	0	0	0	2											
Inning Stats	R: 0 H: 0 E: 0 K: 0 S: 9	H: 0 LOB: 0 BB: 1 P: 17	R: 0 H: 0 E: 0 K: 1 S: 7	H: 0 LOB: 0 BB: 0 P: 12	R: 0 H: 0 E: 0 K: 2 S: 9	H: 0 LOB: 0 BB: 0 P: 10	R: 0 H: 2 E: 0 K: 0 S: 8	H: 2 LOB: 2 BB: 0 P: 14	R: 0 H: 0 E: 0 K: 0 S: 10	H: 0 LOB: 0 BB: 0 P: 14	R: 0 H: 0 E: 0 K: 1 S: 9	H: 0 LOB: 1 BB: 1 P: 18	R: 0 H: 2 E: 0 K: 0 S: 12	H: 2 LOB: 2 BB: 0 P: 18	R: 2 H: 2 E: 0 K: 2 S: 13	H: 2 LOB: 2 BB: 2 P: 25	1B: 5 2B: 0 3B: 0 HR: 1	SF: 0 SAC: 0 DP: 1 HBP: 0	WP: 0 PB: 0 SB: 0 CS: 0	PA: 36							
PITCHER	IP	WLS	BF	H	R	ER	SO	BB	IBB	HBP	BLK	WP	HR	S	P	ERA	WHIP										
34 Jake Arrieta, R (1, 1) ERA: 0.00	7.0	W	24	2	0	0	4	2	0	0	0	0	0	60	97	0.00	0.571										
27 Matt Lindstrom, R (8, 1) ERA: 0.00	1.0		5	2	0	0	0	0	0	0	0	0	0	12	18	0.00	2.000										
40 Troy Patton, L (9, 1) ERA: 54.00	0.1		3	1	2	2	1	1	0	0	0	0	1	5	11	54.00	6.000										
43 Jim Johnson, R (9, 1) ERA: 0.00	0.2	S	4	1	0	0	1	1	0	0	0	0	0	8	14	0.00	3.000										

AB	32
R	2
H	6
RBI	2
BB	4
SO	6
LOB	15



Batter	1	2	3	4	5	6	7	8	9	AB	R	H	RBI	BB	SO	LOB	BOTTOM										
14 Nolan Reimold, R (1, 7) OBP: 0.500, SLG: 0.500	G1-3					G5-3		G4-3		4	0	0	0	0	0	1	Minnesota Twins @ Baltimore Orioles Oriole Park at Camden Yards, Baltimore, MD Fri Apr 06 2012, 3:10 PM - 5:47 PM EDT Att: 46,773 - Sunny - 59 F										
2 J.J. Hardy, R (1, 6) OBP: 0.750, SLG: 0.500	21 HR BB			G4-3						2	2	1	0	2	0	0											
21 Nick Markakis, L (1, 9) OBP: 0.750, SLG: 2.333	HR			10 2B 32 G6-3 BB		21 3B 1B				3	2	2	3	1	1	2											
10 Adam Jones, R (1, 8) OBP: 0.250, SLG: 0.500	G5-3			32 G6-3 2B		P6				4	0	1	0	0	1	3											
32 Matt Wieters, S (1, 2) OBP: 0.250, SLG: 0.250	G3-1			G6-3		F7-2				3	0	0	1	0	0	2											
24 Wilson Betemit, S (1, 10) OBP: 0.333, SLG: 0.333	L8			G3				12 G5-4-3 1B		3	0	1	0	0	0	1											
12 Mark Reynolds, R (1, 5) OBP: 0.250, SLG: 0.250	F8			F8		G5-4-3				3	0	0	0	0	0	2											
19 Chris Davis, L (1, 3) OBP: 0.250, SLG: 0.250										3	0	0	0	0	1	0											
11 Robert Andino, R (1, 4) OBP: 0.333, SLG: 0.333										3	0	1	0	0	0	0											
Inning Stats	R: 2 H: 1 E: 0 K: 0 S: 7	H: 1 LOB: 1 BB: 1 P: 13	R: 0 H: 0 E: 0 K: 1 S: 8	H: 0 LOB: 0 BB: 0 P: 11	R: 0 H: 0 E: 0 K: 0 S: 7	H: 0 LOB: 0 BB: 0 P: 13	R: 1 H: 1 E: 0 K: 0 S: 8	H: 1 LOB: 1 BB: 1 P: 16	R: 0 H: 0 E: 0 K: 0 S: 6	H: 0 LOB: 0 BB: 0 P: 9	R: 1 H: 2 E: 0 K: 0 S: 12	H: 2 LOB: 0 BB: 0 P: 20	R: 0 H: 1 E: 0 K: 2 S: 7	H: 1 LOB: 2 BB: 1 P: 13	R: 0 H: 1 E: 0 K: 2 S: 15	H: 1 LOB: 1 BB: 1 P: 24		1B: 3 2B: 2 3B: 1 HR: 1	SF: 0 SAC: 0 DP: 2 HBP: 0	WP: 0 PB: 0 SB: 0 CS: 0	PA: 31						
PITCHER	IP	WLS	BF	H	R	ER	SO	BB	IBB	HBP	BLK	WP	HR	S	P	ERA	WHIP										
48 Carl Pavano, R (1, 1) ERA: 5.14	7.0	L	26	5	4	4	1	2	0	0	0	0	0	55	95	5.14	1.000										
60 Jeff Gray, R (8, 1) ERA: 0.00	0.1		3	1	0	0	0	1	0	0	0	0	0	6	10	0.00	6.000										
52 Brian Duensing, L (8, 1) ERA: 0.00	0.2		2	0	0	0	2	0	0	0	0	0	0	9	14	0.00	0.000										

AB	28
R	4
H	6
RBI	4
BB	3
SO	3
LOB	11



Batter	1	2	3	4	5	6	7	8	9	AB	R	H	RBI	BB	SO	LOB	TOP					
2 Denard Span, L (1,8) OBP: 0.250, SLG: 0.250	G3			G5-3			G4-3		G4-3	4	0	0	0	0	0	0	Minnesota Twins @ Baltimore Orioles Oriole Park at Camden Yards, Baltimore, MD Sun Apr 08 2012, 1:37 PM - 3:50 PM EDT Att: 14,738 - Sunny - 68 F					
8 Jamey Carroll, R (1,6)	G6-3			K2-3			G6-3		G6-3	4	0	0	0	0	1	0						
7 Joe Mauer, L (1,3)	F7			G4-3			G3		K	4	0	0	0	0	1	0						
33 Justin Morneau, L (1,10) OBP: 0.455, SLG: 0.600	F8								16 2B	2	1	1	0	1	0	0						
16 Josh Willingham, R (1,7) OBP: 0.455, SLG: 0.778									18 G6-3 BB	2	0	1	1	1	0	1						
18 Ryan Doumit, S (1,2)									2H 2B	3	0	0	0	0	1	2						
37 Sean Burroughs, L (1,5)									2B	2	0	0	0	1	1	0						
12 Alex Casilla, S (8, PR) OBP: 0.200, SLG: 0.200									BB	0	0	0	0	0	0	0						
38 Luke Hughes, R (1,4) (8,5)										3	0	0	0	0	2	2						
11 Ben Revere, L (1,9) OBP: 0.167, SLG: 0.167										2	0	0	0	0	0	0						
27 Chris Parmelee, L (8, PH) OBP: 0.222, SLG: 0.125										1	0	0	0	0	0	2						
Inning Stats	R: 0 E: 0 K: 0 S: 9	H: 0 LOB: 0 BB: 0 P: 14	R: 0 E: 0 K: 0 S: 5	H: 0 LOB: 0 BB: 0 P: 9	R: 0 E: 0 K: 2 S: 11	H: 0 LOB: 0 BB: 0 P: 15	R: 0 E: 0 K: 1 S: 8	H: 0 LOB: 0 BB: 0 P: 11	R: 0 E: 0 K: 0 S: 3	H: 0 LOB: 0 BB: 1 P: 9	R: 0 E: 0 K: 0 S: 5	H: 0 LOB: 0 BB: 0 P: 7	R: 0 E: 0 K: 0 S: 7	H: 0 LOB: 0 BB: 0 P: 12	R: 1 E: 0 K: 2 S: 12	H: 2 LOB: 2 BB: 1 P: 20	R: 0 E: 0 K: 1 S: 8	H: 0 LOB: 0 BB: 0 P: 11	1B: 0 2B: 2 HR: 0	SF: 0 SAC: 0 HBP: 0	WP: 0 PB: 0 SB: 0 CS: 0	PA: 30
PITCHER	IP WLS BF H R ER SO BB IBB HBP BLK WP HR S P ERA WHIP	8.0 W 27 2 1 1 5 3 0 0 0 0 0 60 97 1.12 0.625	1.0 S 3 0 0 0 1 0 0 0 0 0 8 11 0.00 0.000																			

Batter	1	2	3	4	5	6	7	8	9	AB	R	H	RBI	BB	SO	LOB	BOTTOM			
9 Endy Chavez, L (1,7) OBP: 0.250, SLG: 0.250	F9			G4-3			G4-3			4	0	1	0	0	0	0	Minnesota Twins @ Baltimore Orioles Oriole Park at Camden Yards, Baltimore, MD Sun Apr 08 2012, 1:37 PM - 3:50 PM EDT Att: 14,738 - Sunny - 68 F			
2 J.J. Hardy, R (1,6) OBP: 0.333, SLG: 0.500	HR			G6-3			G6-3			4	1	1	1	0	0	2				
21 Nick Markakis, L (1,9) OBP: 0.667, SLG: 1.444	F7									2	0	0	0	2	0	2				
10 Adam Jones, R (1,8) OBP: 0.333, SLG: 0.667	1B									4	1	2	0	0	1	2				
32 Matt Wieters, S (1,2) OBP: 0.273, SLG: 0.444	F7									4	0	0	0	0	1	2				
36 Nick Johnson, L (1,10)										2	1	0	0	1	0	0				
24 Wilson Betemit, S (1,5) OBP: 0.286, SLG: 0.429										4	0	1	2	0	0	1				
19 Chris Davis, L (1,3) OBP: 0.167, SLG: 0.167										3	0	1	0	0	0	1				
11 Robert Andino, R (1,4) OBP: 0.400, SLG: 0.333										2	0	0	0	1	0	2				
Inning Stats	R: 1 E: 0 K: 0 S: 16	H: 2 LOB: 1 BB: 0 P: 26	R: 0 E: 0 K: 0 S: 11	H: 1 LOB: 0 BB: 0 P: 16	R: 0 E: 0 K: 1 S: 9	H: 0 LOB: 1 BB: 1 P: 18	R: 0 E: 0 K: 0 S: 5	H: 0 LOB: 0 BB: 0 P: 7	R: 0 E: 0 K: 0 S: 10	H: 1 LOB: 2 BB: 1 P: 16	R: 2 E: 0 K: 1 S: 13	H: 2 LOB: 1 BB: 0 P: 20	R: 0 E: 0 K: 0 S: 3	H: 0 LOB: 1 BB: 1 P: 10	R: 0 E: 0 K: 0 S: 4	H: 0 LOB: 1 BB: 1 P: 9		1B: 4 2B: 1 3B: 0 HR: 1	SF: 0 SAC: 0 DP: 0 HBP: 1	WP: 0 PB: 0 SB: 2 CS: 0
PITCHER	IP WLS BF H R ER SO BB IBB HBP BLK WP HR S P ERA WHIP	5.0 L 21 4 2 2 1 1 0 0 0 0 15 28 10.80 1.800	1.2 9 2 2 2 1 1 0 0 0 0 0 4 9 0.00 1.500	0.2 3 0 0 0 0 1 0 0 0 0 0 1 2 0.00 0.000																

Batter	1	2	3	4	5	6	7	8	9	10	11	12	AB	R	H	RBI	BB	SO	LOB	TOP
2 Derek Jeter, R OBP: 0.417, SLG: 0.565			G4-3		G5-3	G6-3			G4-3		K			6	1	2	1	0	1	6
33 Nick Swisher, S OBP: 0.400, SLG: 0.474			K		F8				K		G6-3			5	0	1	0	0	2	5
24 Robinson Cano, L OBP: 0.360, SLG: 0.435			L7						G4-3					6	2	3	0	0	0	2
13 Alex Rodriguez, R OBP: 0.360, SLG: 0.263									P3					5	0	0	0	0	2	4
25 Mark Teixeira, S OBP: 0.292, SLG: 0.200									F9					6	1	1	0	0	1	4
14 Curtis Granderson, L OBP: 0.266, SLG: 0.300														4	1	0	0	2	2	2
22 Andruw Jones, R OBP: 0.333, SLG: 0.714									G3					4	1	0	0	2	2	2
27 Raul Ibanez, L OBP: 0.231, SLG: 0.583														3	0	2	1	0	0	0
55 Russell Martin, R OBP: 0.444, SLG: 0.167														4	0	1	0	1	2	2
26 Eduardo Núñez, R (11, PR)														0	0	0	0	0	0	0
19 Chris Stewart, R (11, 2)														1	0	0	0	0	1	2
11 Brett Gardner, L OBP: 0.429, SLG: 0.385														4	0	2	1	0	2	1
Inning Stats	R: 1 E: 0 K: 13	H: 2 LOB: 2 BB: 24	R: 0 E: 0 K: 7	H: 0 LOB: 0 BB: 10	R: 0 E: 0 K: 9	H: 0 LOB: 0 BB: 16	R: 0 E: 0 K: 9	H: 2 LOB: 2 BB: 14	R: 0 E: 0 K: 13	H: 1 LOB: 1 BB: 20	R: 0 E: 0 K: 11	H: 0 LOB: 0 BB: 17	R: 0 E: 0 K: 8	H: 2 LOB: 2 BB: 13	R: 1 E: 0 K: 11	H: 2 LOB: 2 BB: 17	1B: 7 2B: 4 3B: 0 HR: 1	SF: 1 SAC: 1 DP: 0 HBP: 2	WP: 0 PB: 0 SB: 1 CS: 0	PA: 53
PITCHER	IP 5.2	WLS 1.1	BF 27	H 7	R 4	ER 2	SO 6	BB 0	IBB 0	HBP 1	BLK 0	WP 0	HR 1	S 59	P 101	ERA 3.18	WHIP 1.412			
16 Wei-Yin Chen, L ERA: 3.18	1.1	5	1	0	0	2	0	0	1	0	0	0	0	15	25	0.00	0.750			
27 Matt Lindstrom, R ERA:	1.0	4	1	0	0	2	0	0	0	0	0	0	0	14	18	0.00	1.000			
38 Luis Ayala, R ERA:	1.0	4	1	0	0	1	0	0	0	0	0	0	0	8	14	0.00	1.000			
43 Jim Johnson, R ERA:	1.0	3	0	0	0	1	0	0	0	0	0	0	0	11	17	0.00	0.000			
40 Troy Patton, L ERA: 10.13																				

New York Yankees @ Baltimore Orioles
Oriole Park at Camden Yards, Baltimore, MD
Tue Apr 10 2012, 7:08 PM - 11:43 PM EDT
Att: 24,659 - Clear - 62 F

AB 46
R 5
H 12
RBI 4
BB 3
SO 14
LOB 28



Batter	1	2	3	4	5	6	7	8	9	10	11	12	AB	R	H	RBI	BB	SO	LOB	BOTTOM
9 Endy Chavez, L OBP: 0.222, SLG: 0.125			L8		SH2-4									4	0	0	0	1	1	0
2 J.J. Hardy, R OBP: 0.217, SLG: 0.429			G3-1		G6-3				P6					6	1	1	1	0	1	4
21 Nick Markakis, L OBP: 0.455, SLG: 0.765			P4						F8					4	1	0	0	1	2	0
10 Adam Jones, R OBP: 0.381, SLG: 0.579														3	1	1	0	1	0	2
32 Matt Wieters, S OBP: 0.450, SLG: 0.765														4	0	1	0	1	1	2
36 Nick Johnson, L (11, 10)														3	0	0	0	0	1	2
14 Nolan Reimold, R (9, PH)														2	0	1	0	0	1	1
12 Mark Reynolds, R OBP: 0.250, SLG: 0.214														4	0	0	0	1	3	2
19 Chris Davis, L OBP: 0.267, SLG: 0.333														5	0	1	0	0	2	2
11 Robert Andino, R OBP: 0.366, SLG: 0.500														5	1	1	0	0	3	3
Inning Stats	R: 2 E: 0 K: 19	H: 2 LOB: 1 BB: 36	R: 0 E: 0 K: 7	H: 0 LOB: 0 BB: 13	R: 0 E: 0 K: 10	H: 0 LOB: 0 BB: 15	R: 1 E: 1 K: 10	H: 1 LOB: 1 BB: 20	R: 1 E: 0 K: 12	H: 1 LOB: 1 BB: 14	R: 0 E: 0 K: 12	H: 0 LOB: 0 BB: 19	R: 0 E: 0 K: 15	H: 2 LOB: 3 BB: 22	R: 0 E: 0 K: 13	H: 0 LOB: 0 BB: 17	1B: 3 2B: 2 3B: 0 HR: 1	SF: 0 SAC: 1 DP: 0 HBP: 2	WP: 5 PB: 0 SB: 1 CS: 1	PA: 49
PITCHER	IP 4.2	WLS 2.1	BF 21	H 4	R 4	ER 3	SO 3	BB 3	IBB 0	HBP 1	BLK 0	WP 4	HR 1	S 52	P 98	ERA 5.79	WHIP 1.500			
36 Freddy Garcia, R (11, 1)	2.0	7	0	0	0	4	0	0	0	0	0	0	0	22	32	0.00	0.000			
41 David Phelps, R ERA:	1.0	4	0	0	0	1	1	0	0	0	0	0	0	12	19	0.00	1.000			
30 David Robertson, R (8, 1)	0.0	1	1	0	0	0	0	0	0	0	0	0	0	2	2	∞	∞			
48 Boone Logan, L ERA: 6.75	2.1	10	1	0	0	4	0	1	1	0	0	0	0	26	42	0.00	0.429			
53 Cory Wade, R (9, 1)																				
PITCHER	IP 0.2	WLS 0	BF 2	H 0	R 0	ER 0	SO 1	BB 0	IBB 0	HBP 0	BLK 0	WP 0	HR 0	S 7	P 12	ERA 0.00	WHIP 0.000			
39 Clay Rapada, L (11, 1)	1.0	3	0	0	0	2	0	0	0	0	0	0	0	13	18	0.00	0.000			
42 Mariano Rivera, R (12, 1)																				

New York Yankees @ Baltimore Orioles
Oriole Park at Camden Yards, Baltimore, MD
Tue Apr 10 2012, 7:08 PM - 11:43 PM EDT
Att: 24,659 - Clear - 62 F

AB 40
R 4
H 6
RBI 1
BB 5
SO 15
LOB 18



Batter	1	2	3	4	5	6	7	8	9	AB	R	H	RBI	BB	SO	LOB	TOP										
14 Nolan Reimold, R OBP: 0.308, SLG: 0.500 9 Endy Chavez, L OBP: 0.222, SLG: 0.125										5	3	3	1	0	1	0											
2 J.J. Hardy, R OBP: 0.242, SLG: 0.367										5	0	0	0	0	1	2											
21 Nick Markakis, L OBP: 0.419, SLG: 0.667										3	2	2	1	0	0	0											
10 Adam Jones, R OBP: 0.400, SLG: 0.643										4	1	3	2	0	1	2											
32 Matt Wieters, S OBP: 0.448, SLG: 0.625										2	0	0	0	2	0	1											
24 Wilson Betemit, S OBP: 0.200, SLG: 0.300										4	0	1	2	0	0	2											
12 Mark Reynolds, R OBP: 0.280, SLG: 0.238										4	0	0	0	0	3	4											
19 Chris Davis, L OBP: 0.211, SLG: 0.263										4	0	0	0	0	1	1											
11 Robert Andino, R OBP: 0.333, SLG: 0.538										4	1	1	1	0	0	0											
Inning Stats	R: 1 E: 0 K: 0 S: 12	H: 2 LOB: 1 BB: 0 P: 16	R: 0 E: 0 K: 1 S: 10	H: 0 LOB: 1 BB: 1 P: 17	R: 0 E: 0 K: 0 S: 6	H: 0 LOB: 0 BB: 0 P: 12	R: 1 E: 0 K: 0 S: 10	H: 2 LOB: 1 BB: 0 P: 13	R: 1 E: 0 K: 2 S: 11	H: 1 LOB: 0 BB: 0 P: 13	R: 1 E: 0 K: 0 S: 9	H: 1 LOB: 0 BB: 0 P: 15	R: 0 E: 0 K: 1 S: 13	H: 0 LOB: 0 BB: 0 P: 18	R: 2 E: 0 K: 3 S: 16	H: 3 LOB: 2 BB: 1 P: 28	R: 1 E: 0 K: 0 S: 5	H: 1 LOB: 0 BB: 0 P: 10	1B: 5 2B: 2 HR: 3	SF: 1 SAC: 0 HBP: 0	WP: 0 PB: 0 SB: 1 CS: 0	PA: 38					
PITCHER	IP	WLS	BF	H	R	ER	SO	BB	IBB	HBP	BLK	WP	HR	S	P	ERA	WHIP										
23 Brandon Morrow, R ERA: 2.57	7.0		27	6	4	4	4	1	0	0	0	0	2	71	104	5.14	1.000										
54 Jason Frasor, R ERA: 2.45	0.1	H	2	1	1	1	1	0	0	0	0	0	0	5	7	27.00	3.000										
38 Darren Oliver, L ERA: 2.7	0.1	L	4	2	1	1	1	1	0	0	0	0	0	8	17	27.00	9.000										
44 Casey Janssen, R ERA: 5.06	1.1		5	1	1	1	1	0	0	0	0	0	1	8	14	6.75	0.750										

Baltimore Orioles @ Toronto Blue Jays
Rogers Centre, Toronto, ON
Fri Apr 13 2012, 7:09 PM - 9:48 PM EDT
Att: 21,988 - Roof Closed - 68 F

AB 35
R 7
H 10
RBI 7
BB 2
SO 7
LOB 12



Batter	1	2	3	4	5	6	7	8	9	AB	R	H	RBI	BB	SO	LOB	BOTTOM										
5 Yunel Escobar, R OBP: 0.216, SLG: 0.314										5	1	1	1	0	0	3											
2 Kelly Johnson, L OBP: 0.429, SLG: 0.500										4	1	1	1	0	2	1											
19 José Bautista, R OBP: 0.333, SLG: 0.308										3	1	1	0	1	1	0											
26 Adam Lind, L OBP: 0.308, SLG: 0.304										3	0	0	0	1	0	1											
10 Edwin Encarnación, R OBP: 0.290, SLG: 0.567										4	1	1	1	0	0	2											
14 Eric Thames, L OBP: 0.292, SLG: 0.227										3	0	1	0	0	0	1											
11 Rajai Davis, R OBP: 0.273, SLG: 0.500										1	0	0	0	0	0	0											
13 Brett Lawrie, R OBP: 0.258, SLG: 0.241										4	0	1	0	0	0	3											
28 Colby Rasmus, L OBP: 0.185, SLG: 0.333										3	1	1	1	1	0	1											
9 J.P. Arencibia, R OBP: 0.154, SLG: 0.208										2	0	0	0	0	0	0											
8 Ben Francisco, R										0	0	0	0	0	0	0											
Inning Stats	R: 1 E: 0 K: 0 S: 6	H: 1 LOB: 0 BB: 1 P: 10	R: 0 E: 0 K: 0 S: 9	H: 0 LOB: 0 BB: 0 P: 13	R: 0 E: 0 K: 0 S: 9	H: 0 LOB: 0 BB: 0 P: 11	R: 1 E: 2 K: 0 S: 11	H: 1 LOB: 2 BB: 0 P: 15	R: 2 E: 0 K: 2 S: 11	H: 2 LOB: 0 BB: 0 P: 15	R: 1 E: 0 K: 0 S: 8	H: 2 LOB: 0 BB: 0 P: 14	R: 0 E: 0 K: 1 S: 9	H: 0 LOB: 1 BB: 1 P: 16	R: 0 E: 0 K: 0 S: 9	H: 0 LOB: 0 BB: 1 P: 16	R: 0 E: 0 K: 0 S: 8	H: 1 LOB: 2 BB: 0 P: 12	1B: 3 2B: 0 3B: 0 HR: 4	SF: 0 SAC: 1 HBP: 1	WP: 0 PB: 0 SB: 0 CS: 0	PA: 37					
PITCHER	IP	WLS	BF	H	R	ER	SO	BB	IBB	HBP	BLK	WP	HR	S	P	ERA	WHIP										
29 Tommy Hunter, R ERA: 2.77	6.0		26	6	5	4	2	2	0	0	0	0	0	7	10	0.00	0.000										
56 Darren O'Day, R ERA: 3.86	1.0	W	3	0	0	0	1	0	0	0	0	0	0	7	10	0.00	0.000										
47 Pedro Strop, R ERA: 1.8	1.0	H	3	0	0	0	0	1	0	0	0	0	0	9	16	0.00	1.000										
43 Jim Johnson, R ERA:	1.0	S	5	1	0	0	0	0	0	1	0	0	0	8	12	0.00	1.000										

Baltimore Orioles @ Toronto Blue Jays
Rogers Centre, Toronto, ON
Fri Apr 13 2012, 7:09 PM - 9:48 PM EDT
Att: 21,988 - Roof Closed - 68 F

AB 32
R 5
H 7
RBI 4
BB 3
SO 3
LOB 12



Batter	1	2	3	4	5	6	7	8	9	AB	R	H	RBI	BB	SO	LOB	TOP										
14 Nolan Reimold, R OBP: 0.323, SLG: 0.613 9 Endy Chavez, L OBP: 0.222, SLG: 0.125	G6-3		2B	F8		F9			HR	5	1	2	2	0	0	0											
2 J.J. Hardy, R OBP: 0.263, SLG: 0.353	1B		HBP			L8			K	4	1	1	0	0	1	1											
21 Nick Markakis, L OBP: 0.389, SLG: 0.571	BB		L7			G1-3			G1-3	4	0	0	0	1	0	3											
10 Adam Jones, R OBP: 0.412, SLG: 0.613	HBP		F8						G5-3	3	0	1	0	0	0	2											
32 Matt Wieters, S OBP: 0.394, SLG: 0.536	FC6-4		G6-3			G1-3			G4-3	4	0	0	1	0	0	5											
24 Wilson Betemit, S OBP: 0.208, SLG: 0.417	G3								HR	4	1	1	1	0	1	2											
12 Mark Reynolds, R OBP: 0.276, SLG: 0.240	K		1B			L7			P3	4	1	1	0	0	1	0											
19 Chris Davis, L OBP: 0.304, SLG: 0.478 3 Ryan Flaherty, L OBP: 0.250, SLG: 0.455	G3		HR			F7				4	1	3	2	0	0	0											
11 Robert Andino, R OBP: 0.290, SLG: 0.467	G5-3		G1-4-3			1B			1B	0	1	0	0	0	0	0											
Inning Stats	R: 1 H: 1 E: 0 K: 0 S: 11	L: 1 LOB: 2 BB: 1 P: 23	R: 0 H: 0 E: 0 K: 1 S: 10	H: 0 LOB: 0 BB: 0 P: 14	R: 0 H: 1 E: 0 K: 0 S: 8	H: 2 LOB: 2 BB: 0 P: 11	R: 2 H: 2 E: 0 K: 1 S: 10	H: 2 LOB: 0 BB: 0 P: 15	R: 0 H: 1 E: 0 K: 0 S: 5	H: 1 LOB: 1 BB: 0 P: 9	R: 0 H: 0 E: 0 K: 0 S: 8	H: 0 LOB: 0 BB: 0 P: 13	R: 1 H: 1 E: 0 K: 0 S: 9	H: 1 LOB: 0 BB: 0 P: 17	R: 2 H: 2 E: 0 K: 2 S: 10	H: 2 LOB: 1 BB: 0 P: 17	1B: 5 2B: 1 3B: 0 HR: 3	SF: 0 SAC: 0 DP: 0 HBP: 2	WP: 0 PB: 0 SB: 0 CS: 0	PA: 39							
PITCHER	IP	WLS	BF	H	R	ER	SO	BB	IBB	HBP	BLK	WP	HR	S	P	ERA	WHIP										
37 Henderson Alvarez III, R ERA: 2.77	7.0		30	6	3	3	2	1	0	2	0	0	1	60	97	3.86	1.000										
44 Casey Janssen, R ERA: 5.68	1.0	B	4	1	1	1	0	0	0	0	0	0	1	9	17	9.00	1.000										
48 Francisco Cordero, R ERA: 6.75	1.0	L	5	2	2	2	0	0	0	0	0	0	1	10	17	18.00	2.000										

Baltimore Orioles @ Toronto Blue Jays
Rogers Centre, Toronto, ON
Sat Apr 14 2012, 4:09 PM - 7:05 PM EDT
Att: 28,355 - Roof Closed - 68 F

AB	36
R	6
H	9
RBI	6
BB	1
SO	4
LOB	15



Batter	1	2	3	4	5	6	7	8	9	AB	R	H	RBI	BB	SO	LOB	BOTTOM										
5 Yunel Escobar, R OBP: 0.214, SLG: 0.282	F9	BB				F9			G4-3	4	0	0	0	1	0	0											
2 Kelly Johnson, L OBP: 0.410, SLG: 0.563	HR	K				G3				4	1	1	1	0	1	3											
19 José Bautista, R OBP: 0.324, SLG: 0.300	1B	CS				F9			G6-3	4	0	1	0	0	0	0											
26 Adam Lind, L OBP: 0.300, SLG: 0.333	K					G1-3			10 SF8	4	1	1	0	0	2	1											
10 Edwin Encarnación, R OBP: 0.286, SLG: 0.529	F9					P3			E5	4	1	1	0	0	0	2											
14 Eric Thames, L OBP: 0.286, SLG: 0.292 11 Rajai Davis, R OBP: 0.250, SLG: 0.455	2B	2B				G4-3			SF8	2	1	1	1	0	0	0											
13 Brett Lawrie, R OBP: 0.314, SLG: 0.281	1B	1B				CS			1B	3	0	2	0	1	0	1											
28 Colby Rasmus, L OBP: 0.258, SLG: 0.393	1B	1B				K			1B	4	0	3	2	0	1	1											
9 J.P. Arencibia, R OBP: 0.133, SLG: 0.179	FC6-4	1B				CS			G6-4-3	4	0	0	0	0	1	5											
Inning Stats	R: 1 H: 2 E: 0 K: 1 S: 16	L: 3 LOB: 2 BB: 1 P: 27	R: 0 H: 0 E: 0 K: 1 S: 9	H: 0 LOB: 0 BB: 0 P: 15	R: 0 H: 1 E: 0 K: 1 S: 10	H: 1 LOB: 0 BB: 0 P: 14	R: 0 H: 0 E: 0 K: 0 S: 8	H: 0 LOB: 0 BB: 0 P: 12	R: 2 H: 2 E: 1 K: 1 S: 18	H: 2 LOB: 2 BB: 1 P: 27	R: 0 H: 0 E: 0 K: 1 S: 5	H: 0 LOB: 0 BB: 0 P: 6	R: 0 H: 1 E: 0 K: 1 S: 18	H: 1 LOB: 1 BB: 0 P: 27	R: 0 H: 1 E: 0 K: 0 S: 9	H: 1 LOB: 0 BB: 0 P: 15	1B: 7 2B: 2 3B: 0 HR: 1	SF: 1 SAC: 0 DP: 1 HBP: 0	WP: 0 PB: 0 SB: 1 CS: 2	PA: 39							
PITCHER	IP	WLS	BF	H	R	ER	SO	BB	IBB	HBP	BLK	WP	HR	S	P	ERA	WHIP										
39 Jason Hammel, R ERA: 2.08	5.0		20	6	2	2	3	1	0	0	0	0	0	18	27	0.00	3.000										
27 Matt Lindstrom, R ERA: 2.7	1.0	B	7	2	2	0	1	1	0	0	0	0	0	5	6	0.00	0.000										
56 Darren O'Day, R ERA: 2.7	1.0	W	4	1	0	0	1	0	0	0	0	0	0	18	27	0.00	1.000										
38 Luis Ayala, R ERA: 2.7	1.0	S	3	1	0	0	0	0	0	0	0	0	0	9	15	0.00	1.000										

Baltimore Orioles @ Toronto Blue Jays
Rogers Centre, Toronto, ON
Sat Apr 14 2012, 4:09 PM - 7:05 PM EDT
Att: 28,355 - Roof Closed - 68 F

AB	34
R	4
H	10
RBI	4
BB	2
SO	5
LOB	14



Batter	1	2	3	4	5	6	7	8	9	AB	R	H	RBI	BB	SO	LOB	TOP			
9 Endy Chavez, L (1, 7) OBP: 0.154, SLG: 0.083	G6-3		L6		G1-6-3			FC5-4 36 HBP		4	0	0	0	0	0	3	Baltimore Orioles @ Toronto Blue Jays Rogers Centre, Toronto, ON Sun Apr 15 2012, 1:10 PM - 3:48 PM EDT Att: 20,252 - Roof Closed - 68 F			
36 Nick Johnson, L (1, 10)	F8		G1			K		G4-6-3 21 HBP		3	0	0	0	0	1	0				
21 Nick Markakis, L (1, 9) OBP: 0.350, SLG: 0.500	G6-3				F9	G6-3		G4-6-3		4	0	0	0	0	2					
10 Adam Jones, R (1, 8) OBP: 0.395, SLG: 0.657		F9		L9		HR		G6-3		4	1	1	1	0	0	0				
24 Wilson Betemit, S (1, 5) OBP: 0.214, SLG: 0.429	E1 19 2B 28 G6-3					K		K		4	1	1	0	0	2	0				
19 Chris Davis, L (1, 3) OBP: 0.370, SLG: 0.577					P5					3	0	2	0	1	0	1				
28 Ronny Paulino, R (1, 2) OBP: 0.538, SLG: 0.615		G6-3								4	0	1	1	0	0	3				
3 Ryan Flaherty, L (1, 4)										3	0	0	0	0	3	2				
11 Robert Andino, R (1, 6) OBP: 0.324, SLG: 0.485				K2-3						3	0	2	0	0	1	0				
Inning Stats	R: 0 E: 0 K: 0 S: 9	H: 0 LOB: 0 BB: 0 P: 14	R: 1 E: 1 K: 1 S: 11	H: 1 LOB: 1 BB: 0 P: 18	R: 0 E: 0 K: 1 S: 6	H: 0 LOB: 0 BB: 0 P: 10	R: 0 E: 0 K: 0 S: 7	H: 1 LOB: 1 BB: 0 P: 11	R: 0 E: 0 K: 1 S: 10	H: 2 LOB: 1 BB: 0 P: 13	R: 1 E: 0 K: 2 S: 12	H: 1 LOB: 0 BB: 0 P: 19	R: 0 E: 0 K: 1 S: 6	H: 0 LOB: 0 BB: 1 P: 12	R: 0 E: 0 K: 0 S: 6	H: 1 LOB: 1 BB: 0 P: 13	1B: 3 2B: 3 HR: 1	SF: 0 SAC: 0 DP: 3 HBP: 1	WP: 0 PB: 0 SB: 0 CS: 0	PA: 34
PITCHER	IP ERA WHIP	WLS BF	H R ER SO	BB IBB HBP BLK	WP HR S P	ERA WHIP	PITCHER										IP ERA WHIP			
4 Kyle Drabek, R (1, 1) ERA: 1.42	7.1 W 28	6 2 1 6	1 0 0 0	0 0 0 0	0 0 0 0	1.23 0.955														
47 Luis Perez, L (8, 1) ERA:	0.2 2 0 0	0 0 0 0	0 0 0 0	0 0 1 0	0 0 2 5	0.00 0.000														
46 Evan Crawford, L (9, 1) ERA:	1.0 4 1 0	0 0 0 1	0 0 0 0	0 0 0 0	0 0 9 13	0.00 1.000														

Batter	1	2	3	4	5	6	7	8	9	AB	R	H	RBI	BB	SO	LOB	BOTTOM			
5 Yunel Escobar, R (1, 6) OBP: 0.255, SLG: 0.341	E 10 1B		G6-3 2 1B		G6-4-3		G6-3			5	1	3	2	0	0	2	Baltimore Orioles @ Toronto Blue Jays Rogers Centre, Toronto, ON Sun Apr 15 2012, 1:10 PM - 3:48 PM EDT Att: 20,252 - Roof Closed - 68 F			
2 Kelly Johnson, L (1, 4) OBP: 0.386, SLG: 0.541	K		G6-3		K					5	1	1	1	0	3	2				
19 José Bautista, R (1, 9) OBP: 0.333, SLG: 0.324	P3		F7							4	1	1	0	1	0	1				
10 Edwin Encarnación, R (1, 3) OBP: 0.325, SLG: 0.632	E5				F9					4	2	2	2	1	0	1				
13 Brett Lawrie, R (1, 5) OBP: 0.350, SLG: 0.389	F9				HR					4	1	2	3	0	0	2				
8 Ben Francisco, R (1, 10) OBP: 0.375, SLG: 0.429										3	1	2	0	1	0	3				
17 Omar Vizquel, S (8, 10) ERA:										1	0	0	0	0	0	1				
28 Colby Rasmus, L (1, 8) OBP: 0.229, SLG: 0.344	L3-6				F9					4	0	0	0	0	1	3				
11 Rajai Davis, R (1, 7) OBP: 0.313, SLG: 0.385					K					2	1	0	0	2	1	1				
6 Jeff Mathis, R (1, 2) OBP: 0.571, SLG: 0.833	F7									3	1	2	1	1	0	1				
Inning Stats	R: 0 E: 1 K: 1 S: 14	H: 1 LOB: 2 BB: 0 P: 18	R: 0 E: 0 K: 0 S: 8	H: 1 LOB: 1 BB: 1 P: 16	R: 0 E: 0 K: 0 S: 6	H: 1 LOB: 0 BB: 0 P: 10	R: 1 E: 0 K: 1 S: 11	H: 1 LOB: 1 BB: 1 P: 20	R: 0 E: 0 K: 1 S: 9	H: 0 LOB: 0 BB: 1 P: 13	R: 7 E: 0 K: 1 S: 35	H: 6 LOB: 3 BB: 3 P: 56	R: 0 E: 0 K: 0 S: 10	H: 1 LOB: 1 BB: 0 P: 17	R: 1 E: 0 K: 1 S: 15	H: 2 LOB: 1 BB: 0 P: 23	1B: 5 2B: 7 3B: 0 HR: 2	SF: 0 SAC: 0 DP: 3 HBP: 1	WP: 0 PB: 0 SB: 0 CS: 0	PA: 42
PITCHER	IP ERA WHIP	WLS BF	H R ER SO	BB IBB HBP BLK	WP HR S P	ERA WHIP	PITCHER										IP ERA WHIP			
17 Brian Matusz, L (1, 1) ERA: 8.38	5.2 L 26	7 3 3 0	5 5 4 0	4 0 0 0	0 0 16 27	81.00 15.000														
63 Kevin Gregg, R (6, 1) ERA: 12.27	0.1 7 3 3	0 3 3 0	0 2 0 0	0 0 1 0	0 0 25 40	4.50 1.500														
40 Troy Patton, L (7, 1) ERA: 7.71	2.0 9 3 1	1 1 1 1	0 0 0 0	0 0 0 0	0 0 25 40	4.50 1.500														

Batter	1	2	3	4	5	6	7	8	9	10	AB	R	H	RBI	BB	SO	LOB	TOP					
9 Endy Chavez, L OBP: 0.125, SLG: 0.067 14 Nolan Reimold, R OBP: 0.353, SLG: 0.706	G3		F7	K			K		HR	FC3-2 2B	3	0	0	0	0	1	5						
2 J.J. Hardy, R OBP: 0.273, SLG: 0.333	F9		BB			F8	G6-3		P3	FC3-2 2B	5	1	1	0	1	0	0						
21 Nick Markakis, L OBP: 0.326, SLG: 0.474	K		G3			32 WP 2B	K		K	FC3-2 2B	6	1	1	0	0	3	6						
10 Adam Jones, R OBP: 0.386, SLG: 0.683	G6-3		G6-3	32 1B		F7	G5-3		HR	K	6	2	2	1	0	1	4						
32 Matt Wieters, S OBP: 0.432, SLG: 0.750	K		K	12 2B		BB	HR		BB	HR	4	2	3	5	2	1	0						
36 Nick Johnson, L (1, 10) 28 Ronny Paulino, R OBP: 0.467, SLG: 0.533	F9		F9	K		K	G6-3		K	G4-3	4	0	0	0	0	2	4						
12 Mark Reynolds, R OBP: 0.294, SLG: 0.276	F9		F9	19 1B		K	BB		BB	E8 19 2B	4	1	1	1	1	1	0						
19 Chris Davis, L OBP: 0.406, SLG: 0.613	BB		BB	11 1B		K	K2-3		1B	11 1B	5	1	3	1	0	2	2						
11 Robert Andino, R OBP: 0.359, SLG: 0.486	BB		BB	2 BB		BB	K		K	2 BB	4	0	2	0	1	2	2						
Inning Stats	R: 0 E: 0 K: 1 S: 8	H: 0 LOB: 0 BB: 0 P: 12	R: 0 E: 0 K: 1 S: 12	H: 0 LOB: 0 BB: 0 P: 19	R: 0 E: 0 K: 1 S: 15	H: 2 LOB: 3 BB: 1 P: 24	R: 1 E: 0 K: 3 S: 21	H: 3 LOB: 3 BB: 1 P: 31	R: 0 E: 0 K: 1 S: 9	H: 0 LOB: 0 BB: 0 P: 14	R: 0 E: 0 K: 2 S: 9	H: 0 LOB: 0 BB: 0 P: 16	R: 1 E: 0 K: 1 S: 15	H: 2 LOB: 2 BB: 1 P: 25	R: 2 E: 0 K: 2 S: 13	H: 2 LOB: 1 BB: 1 P: 23	R: 6 E: 1 K: 1 S: 18	H: 5 LOB: 0 BB: 0 P: 28	P ERA WHIP	1B: 8 2B: 3 3B: 0 HR: 4	SF: 0 SAC: 0 DP: 0 HBP: 0	WP: 1 PB: 0 SB: 0 CS: 0	PA: 51
PITCHER	IP WLS BF H R ER SO BB IBB HBP BLK WP HR S P ERA WHIP	41 Philip Humber, R ERA: 1.69 77 Will Ohman, L ERA: 12.0 37 Matt Thornton, L ERA: 26 Jesse Crain, R ERA: 3.6 53 Héctor Santiago, L ERA: 6.75	IP WLS BF H R ER SO BB IBB HBP BLK WP HR S P ERA WHIP	48 Zach Stewart, R ERA: 4.5	IP WLS BF H R ER SO BB IBB HBP BLK WP HR S P ERA WHIP																		

Baltimore Orioles @ Chicago White Sox
U.S. Cellular Field, Chicago, IL
Mon Apr 16 2012, 8:11 PM - 11:42 PM EDT
Att. 13,732 - Partly Cloudy - 53 F

AB 46
R 10
H 15
RBI 10
BB 5
SO 15
LOB 24

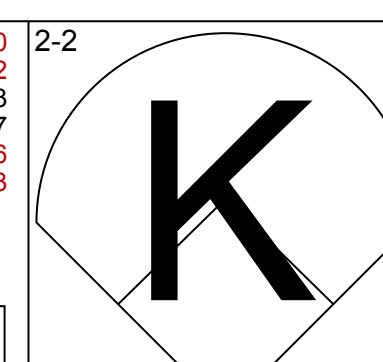
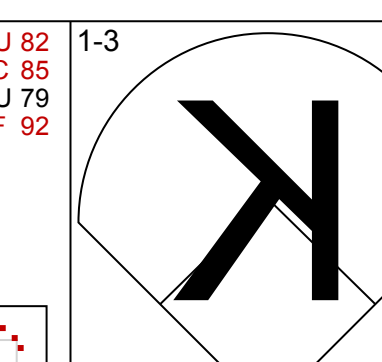
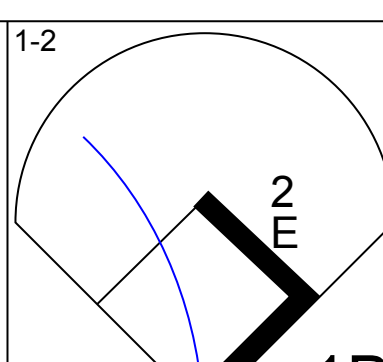
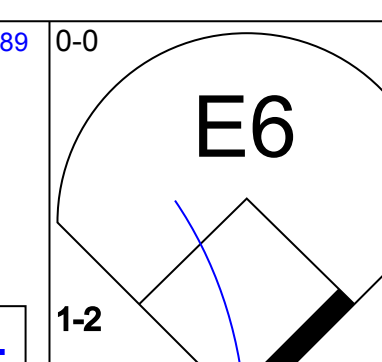
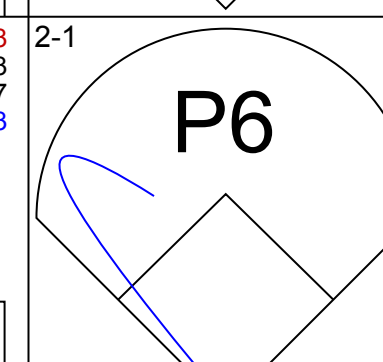
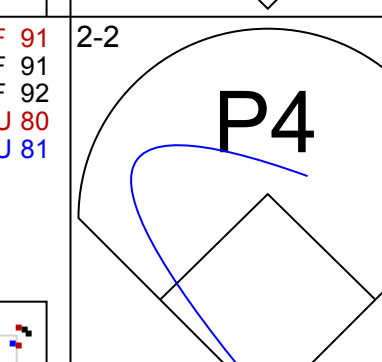
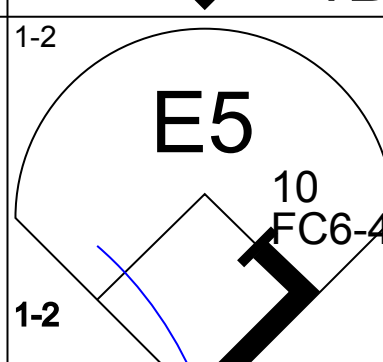
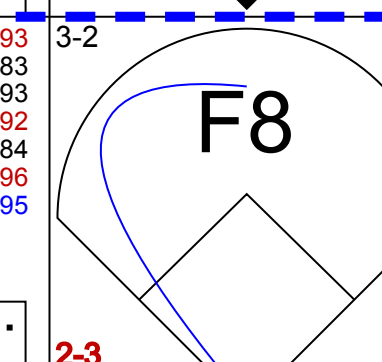
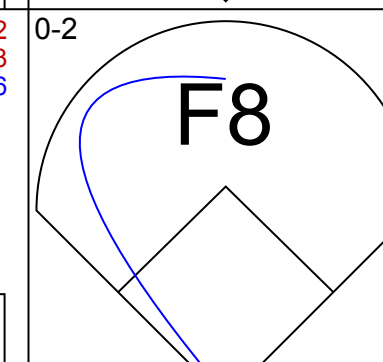
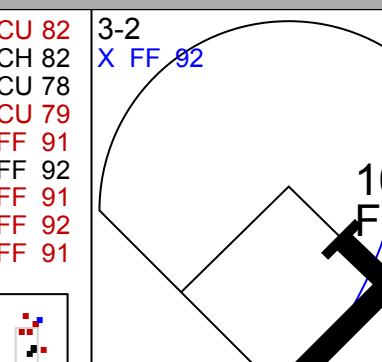
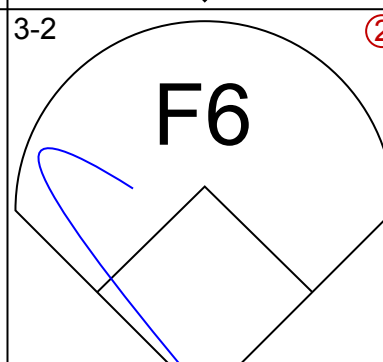
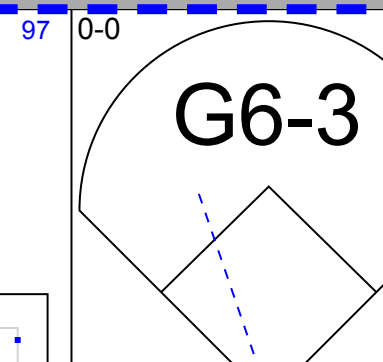
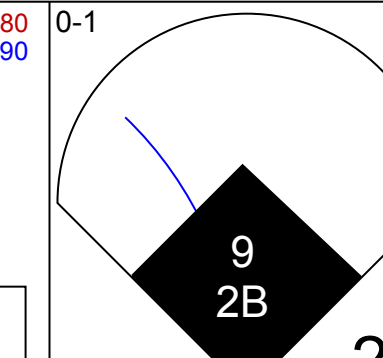
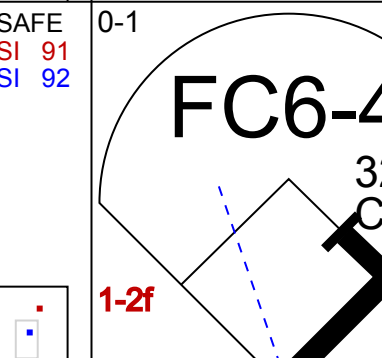
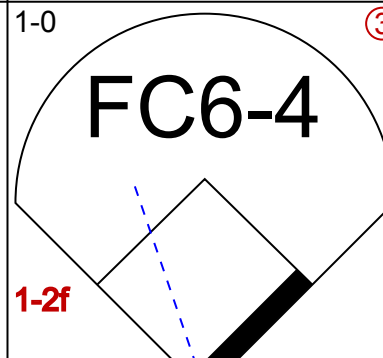
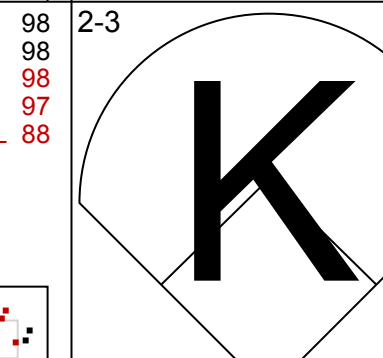
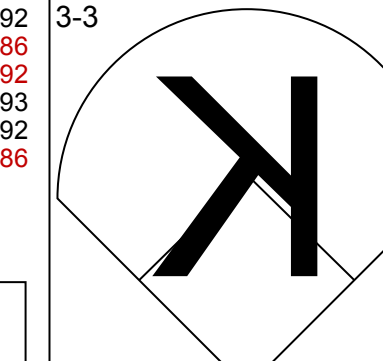
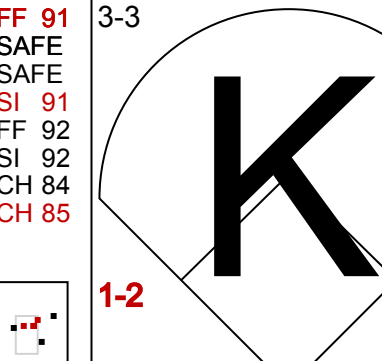
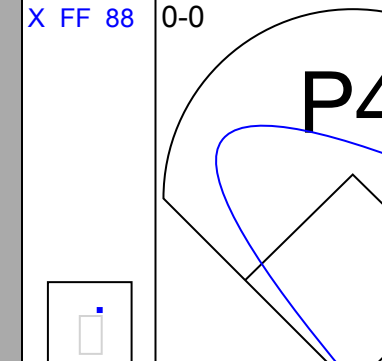
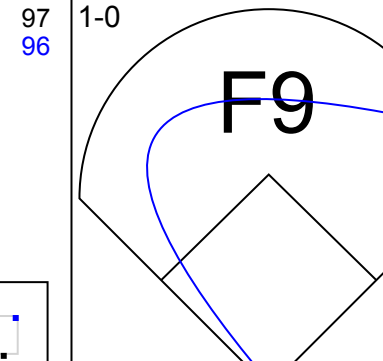
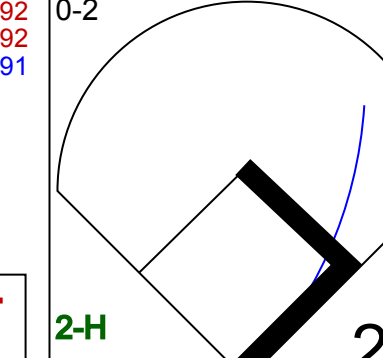
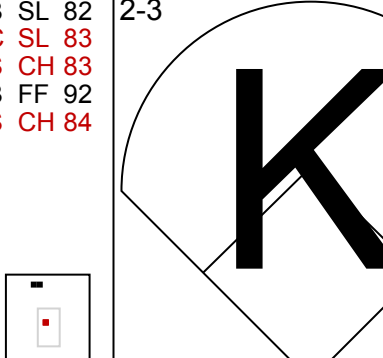
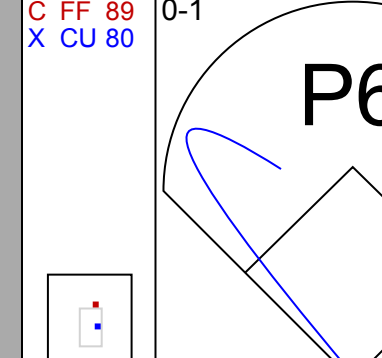
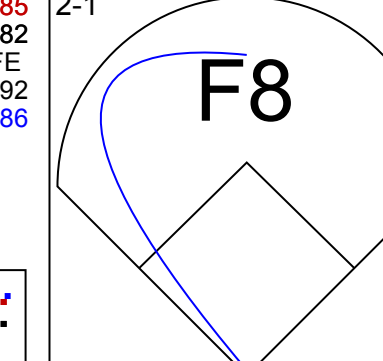
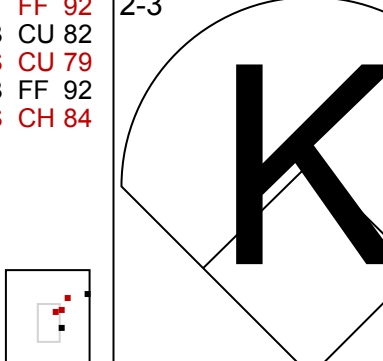
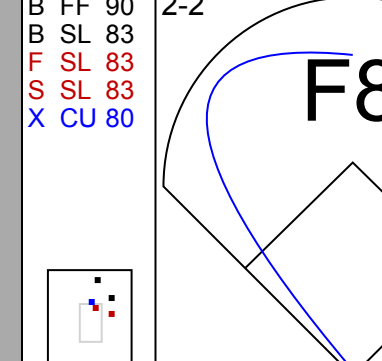
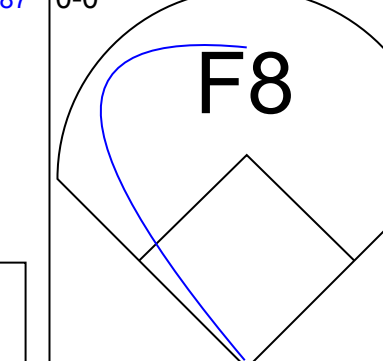
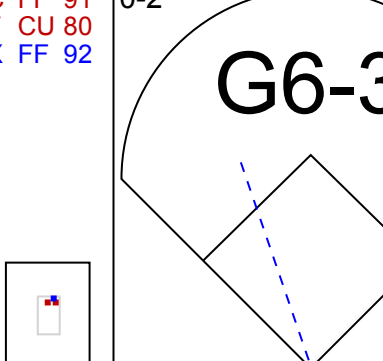
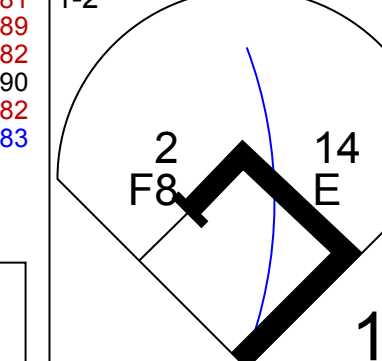
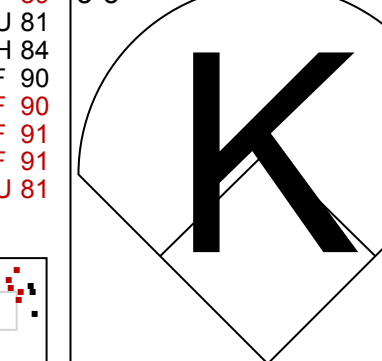

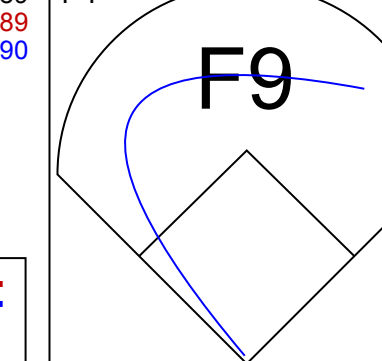


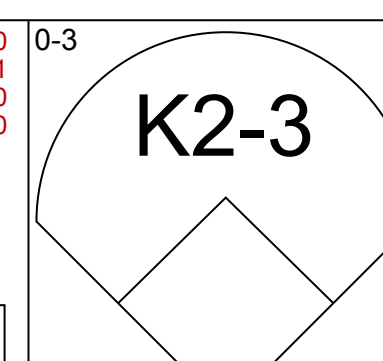
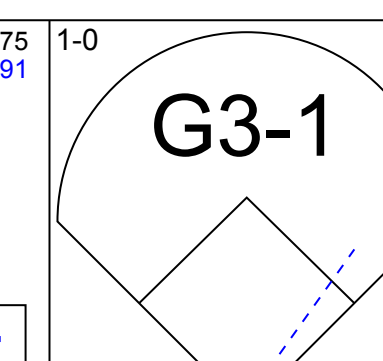
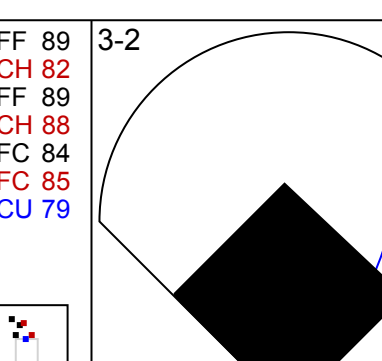
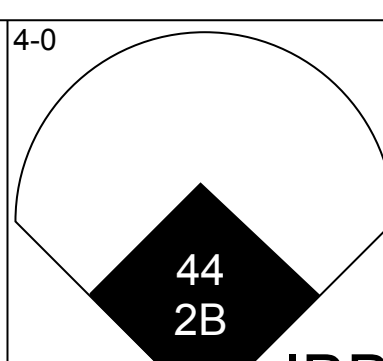
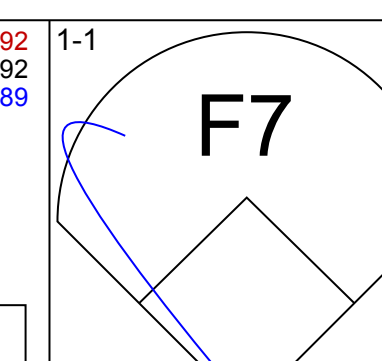
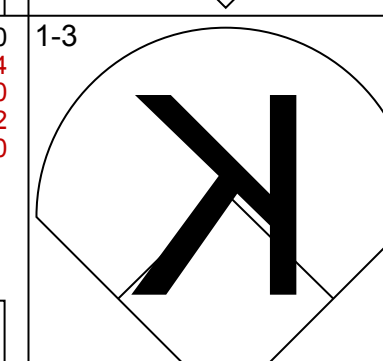
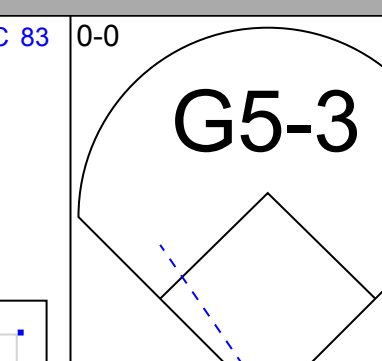
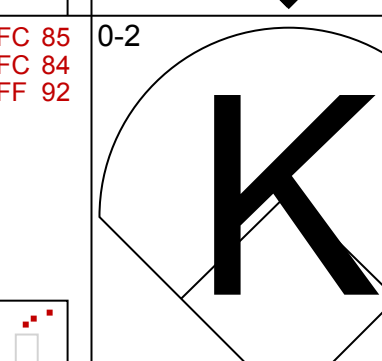
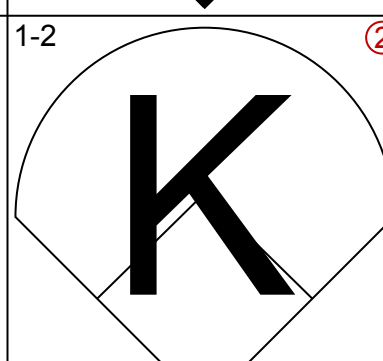
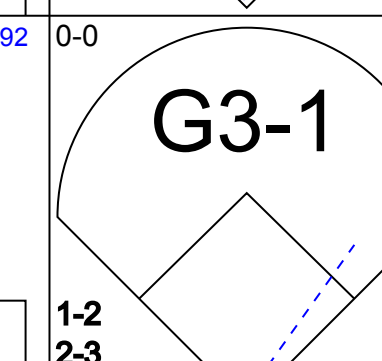
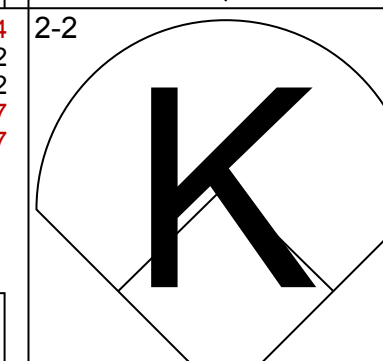
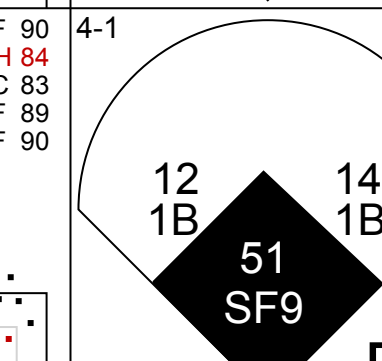

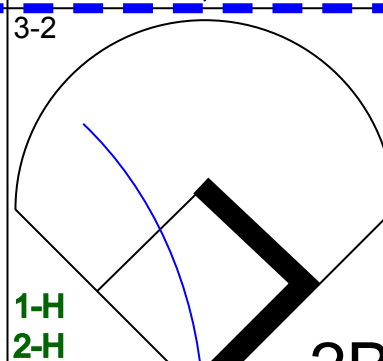
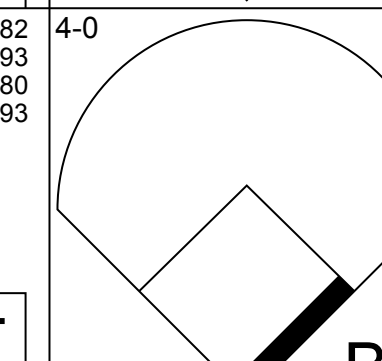
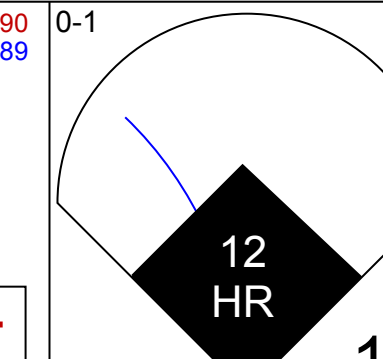
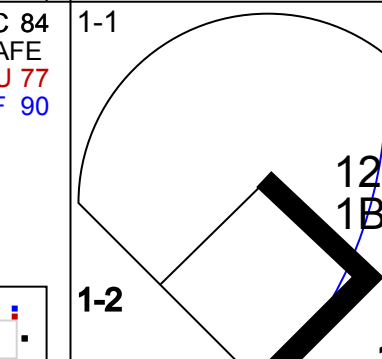

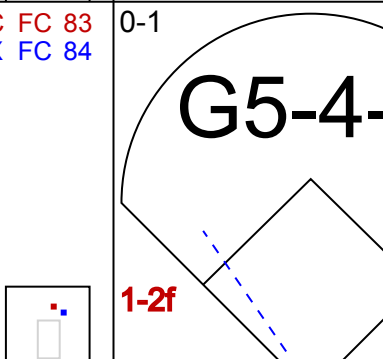
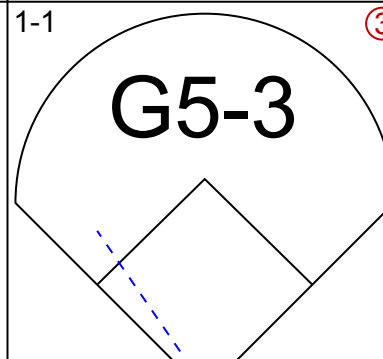
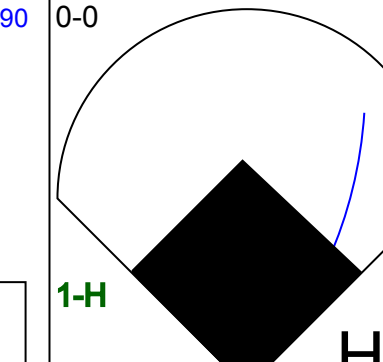
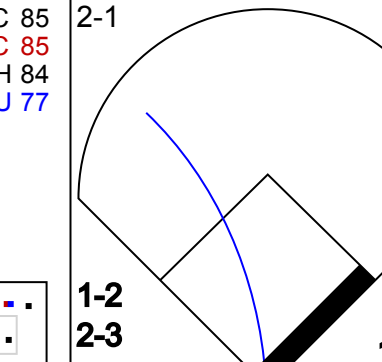

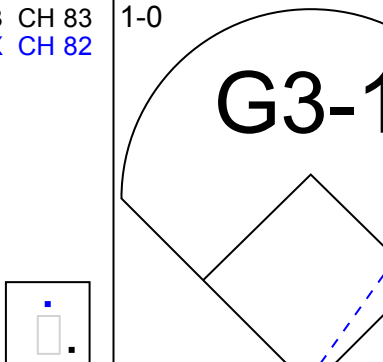
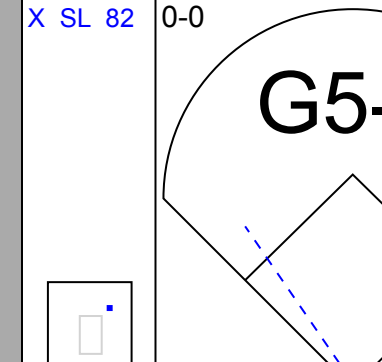
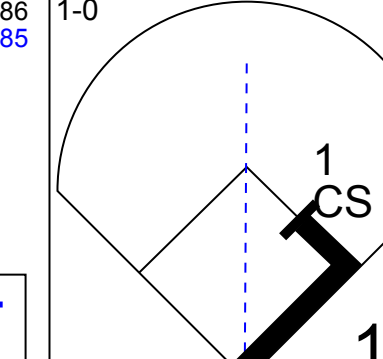
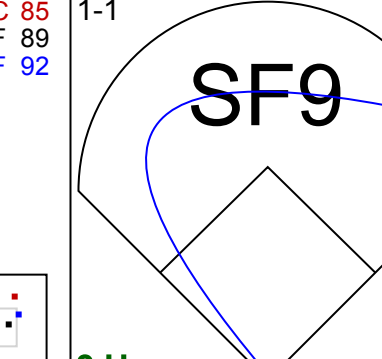
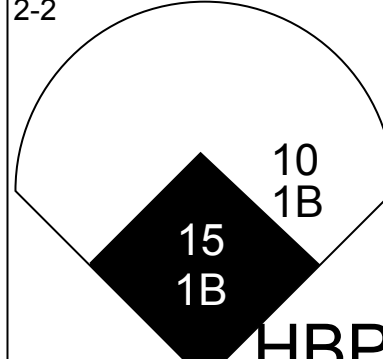

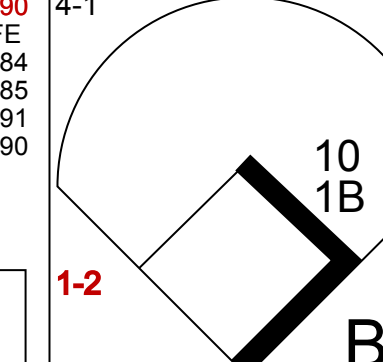
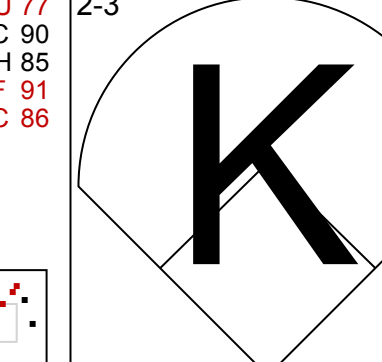
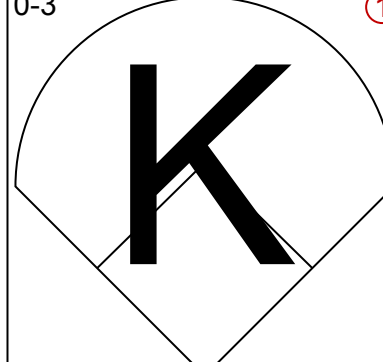

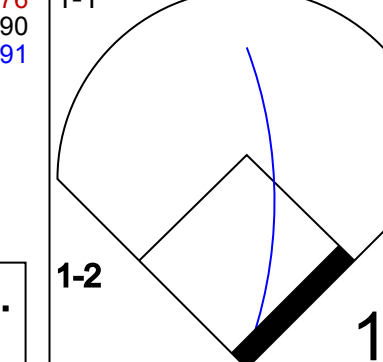
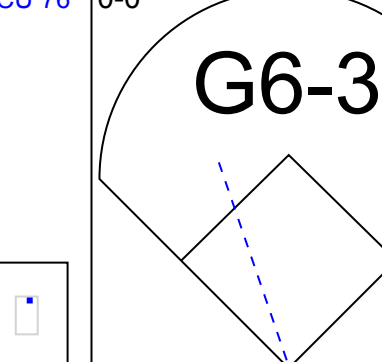
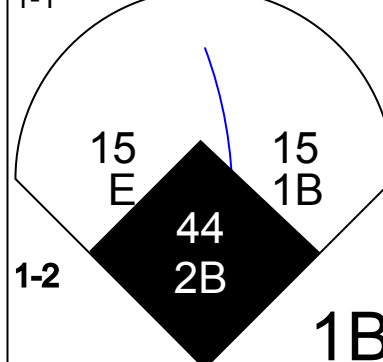
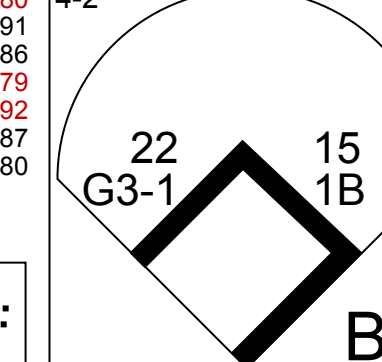
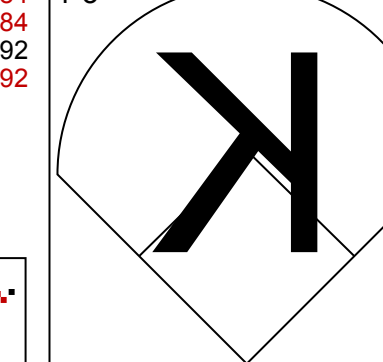
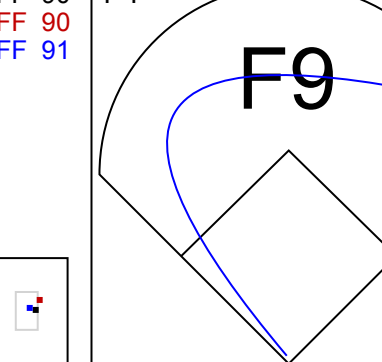
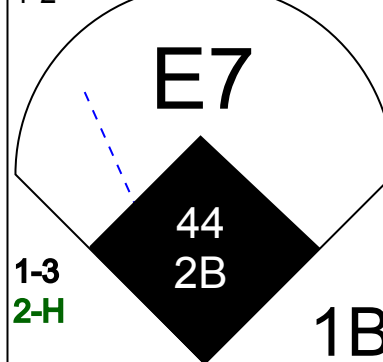
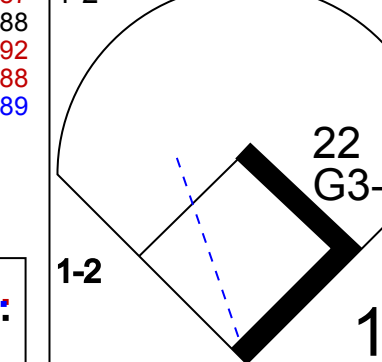
Batter	1	2	3	4	5	6	7	8	9	10	AB	R	H	RBI	BB	SO	LOB	BOTTOM					
30 Alejandro De Aza, L OBP: 0.256, SLG: 0.472	G4-3		G3-1			14 2B	SF7			K	4	1	1	1	0	1	0						
22 Brent Morel, R OBP: 0.161, SLG: 0.138 1 Kosuke Fukudome, L OBP: 0.200, SLG: 0.200	G1-3		K			SH 14 2B	K			K	3	1	0	0	0	2	1						
44 Adam Dunn, L OBP: 0.262, SLG: 0.371	K		G1-3			K				K	5	0	0	0	0	3	2						
14 Paul Konerko, R OBP: 0.421, SLG: 0.600	G5-3		G5-3			K	51 FC6-4 2B		F8		4	0	1	2	0	1	0						
12 A.J. Pierzynski, L OBP: 0.379, SLG: 0.778	HR		HR			51 FC6-4 1B			1B		3	1	3	1	1	0	0						
51 Alex Rios, R OBP: 0.298, SLG: 0.380	24 E 24 S 1B		P6			FC6-4			F8		4	0	1	0	0	0	4						
10 Alexei Ramirez, R OBP: 0.257, SLG: 0.343	F8		F8			K			G1-3		4	0	1	0	0	1	3						
24 Dayan Viciedo, R OBP: 0.310, SLG: 0.571 16 Brent Lillibridge, R (7, PR) (8, 7)	K		K			G4-6-3			G3-1		3	0	1	0	0	1	2						
15 Gordon Beckham, R OBP: 0.207, SLG: 0.192	K		K			F8			F8		4	0	0	0	0	1	1						
Inning Stats	R: 0 E: 0 K: 1 S: 7	H: 0 LOB: 0 BB: 0 P: 7	R: 1 E: 0 K: 1 S: 13	H: 2 LOB: 1 BB: 0 P: 20	R: 0 E: 0 K: 2 S: 10	H: 0 LOB: 0 BB: 0 P: 15	R: 0 E: 0 K: 1 S: 11	H: 1 LOB: 1 BB: 0 P: 16	R: 0 E: 0 K: 0 S: 4	H: 1 LOB: 0 BB: 0 P: 7	R: 2 E: 1 K: 2 S: 16	H: 2 LOB: 2 BB: 1 P: 30	R: 1 E: 0 K: 1 S: 13	H: 1 LOB: 1 BB: 0 P: 24	R: 0 E: 0 K: 0 S: 9	H: 0 LOB: 0 BB: 0 P: 10	R: 0 E: 0 K: 3 S: 12	H: 0 LOB: 0 BB: 0 P: 18	P ERA WHIP	1B: 6 2B: 1 3B: 0 HR: 1	SF: 1 SAC: 1 DP: 1 HBP: 0	WP: 0 PB: 0 SB: 2 CS: 0	PA: 39
PITCHER	IP WLS BF H R ER SO BB IBB HBP BLK WP HR S P ERA WHIP	34 Jake Arrieta, R ERA: 2.66 27 Matt Lindstrom, R ERA: 47 Pedro Strop, R ERA: 1.29	IP WLS BF H R ER SO BB IBB HBP BLK WP HR S P ERA WHIP	PITCHER	IP WLS BF H R ER SO BB IBB HBP BLK WP HR S P ERA WHIP																		

Baltimore Orioles @ Chicago White Sox
U.S. Cellular Field, Chicago, IL
Mon Apr 16 2012, 8:11 PM - 11:42 PM EDT
Att. 13,732 - Partly Cloudy - 53 F

AB 36
R 4
H 8
RBI 4
BB 1
SO 11
LOB 13




Batter	1	2	3	4	5	6	7	8	9	AB	R	H	RBI	BB	SO	LOB	TOP									
14 Nolan Reimold, R OBP: 0.397, SLG: 0.707										4	0	1	0	0	2	1	<p>Baltimore Orioles @ Chicago White Sox U.S. Cellular Field, Chicago, IL Wed Apr 18 2012, 8:11 PM - 10:47 PM EDT Att: 13,818 - Cloudy - 68 F</p>									
2 J.J. Hardy, R OBP: 0.286, SLG: 0.391										4	0	0	0	0	0	3										
21 Nick Markakis, L OBP: 0.296, SLG: 0.413										4	0	1	0	0	0	2										
10 Adam Jones, R OBP: 0.346, SLG: 0.612										4	1	1	0	0	1	3										
32 Matt Wieters, S OBP: 0.413, SLG: 0.641 3 Ryan Flaherty, L (9, PH)										3	0	0	0	0	2	2										
9 Endy Chavez, L OBP: 0.158, SLG: 0.167										3	0	1	1	0	1	0										
12 Mark Reynolds, R OBP: 0.266, SLG: 0.278										3	0	0	0	0	1	1										
19 Chris Davis, L OBP: 0.368, SLG: 0.541										3	0	1	0	0	0	1										
11 Robert Andino, R OBP: 0.333, SLG: 0.442										3	0	0	0	0	2	1										
Inning Stats	R: 0 E: 0 K: 1 S: 9	H: 0 LOB: 0 BB: 0 P: 13	R: 1 E: 0 K: 1 S: 11	H: 2 LOB: 1 BB: 0 P: 16	R: 0 E: 0 K: 2 S: 11	H: 0 LOB: 0 BB: 0 P: 17	R: 0 E: 0 K: 1 S: 12	H: 1 LOB: 1 BB: 0 P: 18	R: 0 E: 0 K: 2 S: 9	H: 0 LOB: 0 BB: 0 P: 13	R: 0 E: 1 K: 1 S: 14	H: 1 LOB: 2 BB: 0 P: 23	R: 0 E: 0 K: 0 S: 6	H: 0 LOB: 0 BB: 0 P: 8	R: 0 E: 1 K: 0 S: 12	H: 1 LOB: 2 BB: 0 P: 17		R: 0 E: 0 K: 1 S: 5	H: 0 LOB: 0 BB: 0 P: 8	1B: 3 2B: 3 3B: 0 HR: 0	SF: 0 SAC: 0 DP: 1 HBP: 0	WP: 0 PB: 0 SB: 0 CS: 1	PA: 32			
PITCHER	IP	WLS	BF	H	R	ER	SO	BB	IBB	HBP	BLK	WP	HR	S	P	ERA	WHIP									
44 Jake Peavy, R ERA: 2.75	(1, 1)	7.0	W	25	4	1	1	8	0	0	0	0	0	0	72	108	1.29	0.571								
77 Will Ohman, L ERA: 10.8	(8, 1)	0.1		3	1	0	0	0	0	0	0	0	0	8	10	0.00	3.000									
43 Addison Reed, R ERA:	(8, 1)	0.2		1	0	0	0	0	0	0	0	0	0	4	7	0.00	0.000									
65 Nate Jones, R ERA:	(9, 1)	1.0		3	0	0	0	1	0	0	0	0	0	5	8	0.00	0.000									


Batter	1	2	3	4	5	6	7	8	9	AB	R	H	RBI	BB	SO	LOB	BOTTOM									
30 Alejandro De Aza, L OBP: 0.306, SLG: 0.558										4	2	1	1	1	1	4	<p>Baltimore Orioles @ Chicago White Sox U.S. Cellular Field, Chicago, IL Wed Apr 18 2012, 8:11 PM - 10:47 PM EDT Att: 13,818 - Cloudy - 68 F</p>									
22 Brent Morel, R OBP: 0.146, SLG: 0.128										5	0	0	0	0	3	5										
44 Adam Dunn, L OBP: 0.313, SLG: 0.366										2	1	1	3	3	1	0										
14 Paul Konerko, R OBP: 0.404, SLG: 0.535										5	1	2	0	0	0	5										
12 A.J. Pierzynski, L OBP: 0.405, SLG: 0.829										4	1	2	2	0	0	0										
51 Alex Rios, R OBP: 0.381, SLG: 0.400										2	1	1	1	0	0	0										
1 Kosuke Fukudome, L OBP: 0.200, SLG: 0.143										3	0	0	0	1	2	3										
10 Alexei Ramirez, R OBP: 0.310, SLG: 0.366										3	1	2	0	1	0	0										
15 Gordon Beckham, R OBP: 0.222, SLG: 0.212										4	1	2	1	0	1	2										
Inning Stats	R: 0 E: 0 K: 3 S: 11	H: 0 LOB: 0 BB: 0 P: 14	R: 2 E: 0 K: 1 S: 11	H: 4 LOB: 2 BB: 1 P: 19	R: 1 E: 0 K: 1 S: 11	H: 2 LOB: 2 BB: 1 P: 21	R: 1 E: 0 K: 1 S: 10	H: 1 LOB: 0 BB: 0 P: 14	R: 0 E: 0 K: 0 S: 5	H: 0 LOB: 0 BB: 1 P: 10	R: 4 E: 1 K: 2 S: 19	H: 3 LOB: 1 BB: 1 P: 32	R: 0 E: 0 K: 0 S: 7	H: 0 LOB: 0 BB: 0 P: 9	R: 0 E: 0 K: 0 S: 12	H: 1 LOB: 3 BB: 2 P: 23		R: 0 E: 0 K: 0 S: 5	H: 0 LOB: 0 BB: 0 P: 8	1B: 8 2B: 1 3B: 0 HR: 2	SF: 1 SAC: 0 DP: 1 HBP: 1	WP: 0 PB: 0 SB: 0 CS: 1	PA: 40			
PITCHER	IP	WLS	BF	H	R	ER	SO	BB	IBB	HBP	BLK	WP	HR	S	P	ERA	WHIP									
29 Tommy Hunter, R ERA: 5.79	(1, 1)	5.2	L	29	9	8	8	8	3	1	0	0	0	2	62	101	12.71	2.118								
40 Troy Patton, L ERA: 5.68	(6, 1)	1.1		5	1	0	0	0	0	0	0	0	0	12	18	0.00	0.750									
63 Kevin Gregg, R ERA: 9.84	(8, 1)	1.0		6	1	0	0	0	2	0	0	0	0	12	23	0.00	3.000									

Batter	1	2	3	4	5	6	7	8	9	AB	R	H	RBI	BB	SO	LOB	TOP							
14 Nolan Reimold, R OBP: 0.383, SLG: 0.783										5	2	3	2	0	1	1	Baltimore Orioles @ Los Angeles Angels Angel Stadium of Anaheim, Anaheim, CA Fri Apr 20 2012, 7:10 PM - 9:58 PM PDT Att: 32,272 - Clear - 63 F							
2 J.J. Hardy, R OBP: 0.293, SLG: 0.365										4	0	1	1	0	1	1								
21 Nick Markakis, L OBP: 0.323, SLG: 0.415										3	0	2	0	1	0	1								
10 Adam Jones, R OBP: 0.333, SLG: 0.632										4	0	0	0	0	0	4								
32 Matt Wieters, S OBP: 0.380, SLG: 0.581										4	0	0	0	0	2	2								
24 Wilson Betemit, S OBP: 0.171, SLG: 0.343										4	0	0	0	0	0	2								
12 Mark Reynolds, R OBP: 0.286, SLG: 0.244										2	0	0	0	2	1	0								
19 Chris Davis, L OBP: 0.348, SLG: 0.511										4	1	1	0	0	2	2								
11 Robert Andino, R OBP: 0.321, SLG: 0.451										4	0	0	0	0	1	2								
Inning Stats	R: 0 E: 0 K: 2 S: 14	H: 1 LOB: 1 BB: 0 P: 18	R: 0 E: 0 K: 0 S: 8	H: 0 LOB: 1 BB: 1 P: 16	R: 1 E: 0 K: 0 S: 15	H: 2 LOB: 1 BB: 0 P: 23	R: 0 E: 0 K: 2 S: 9	H: 0 LOB: 0 BB: 0 P: 14	R: 0 E: 0 K: 2 S: 10	H: 1 LOB: 1 BB: 0 P: 16	R: 0 E: 0 K: 0 S: 6	H: 1 LOB: 1 BB: 0 P: 7	R: 2 E: 0 K: 0 S: 10	H: 2 LOB: 0 BB: 0 P: 16	R: 0 E: 0 K: 1 S: 9	H: 0 LOB: 1 BB: 1 P: 13	R: 0 E: 0 K: 1 S: 16	H: 0 LOB: 1 BB: 1 P: 27	1B: 4 2B: 2 3B: 0 HR: 1	SF: 0 SAC: 0 DP: 0 HBP: 0	WP: 1 PB: 0 SB: 0 CS: 0	PA: 37		
PITCHER	IP WLS BF H R ER SO BB IBB HBP BLK WP HR S P ERA WHIP	IP WLS BF H R ER SO BB IBB HBP BLK WP HR S P ERA WHIP	IP WLS BF H R ER SO BB IBB HBP BLK WP HR S P ERA WHIP	IP WLS BF H R ER SO BB IBB HBP BLK WP HR S P ERA WHIP	IP WLS BF H R ER SO BB IBB HBP BLK WP HR S P ERA WHIP	IP WLS BF H R ER SO BB IBB HBP BLK WP HR S P ERA WHIP	IP WLS BF H R ER SO BB IBB HBP BLK WP HR S P ERA WHIP	IP WLS BF H R ER SO BB IBB HBP BLK WP HR S P ERA WHIP	IP WLS BF H R ER SO BB IBB HBP BLK WP HR S P ERA WHIP	IP WLS BF H R ER SO BB IBB HBP BLK WP HR S P ERA WHIP	IP WLS BF H R ER SO BB IBB HBP BLK WP HR S P ERA WHIP	IP WLS BF H R ER SO BB IBB HBP BLK WP HR S P ERA WHIP	IP WLS BF H R ER SO BB IBB HBP BLK WP HR S P ERA WHIP	IP WLS BF H R ER SO BB IBB HBP BLK WP HR S P ERA WHIP	IP WLS BF H R ER SO BB IBB HBP BLK WP HR S P ERA WHIP	IP WLS BF H R ER SO BB IBB HBP BLK WP HR S P ERA WHIP	IP WLS BF H R ER SO BB IBB HBP BLK WP HR S P ERA WHIP	IP WLS BF H R ER SO BB IBB HBP BLK WP HR S P ERA WHIP	IP WLS BF H R ER SO BB IBB HBP BLK WP HR S P ERA WHIP	IP WLS BF H R ER SO BB IBB HBP BLK WP HR S P ERA WHIP	IP WLS BF H R ER SO BB IBB HBP BLK WP HR S P ERA WHIP	IP WLS BF H R ER SO BB IBB HBP BLK WP HR S P ERA WHIP	IP WLS BF H R ER SO BB IBB HBP BLK WP HR S P ERA WHIP	IP WLS BF H R ER SO BB IBB HBP BLK WP HR S P ERA WHIP
57 Jerome Williams, R ERA: 7.71	6.2 W 28	7 3 3 6	1 0 0 0	0 0 0 0	0 0 0 0	0 0 0 0	0 0 5 8	0 0 9 13	0 0 16 27	4.05	1.200													
32 LaTroy Hawkins, R ERA:	0.1 H 1	0 0 0 0	0 0 0 1	0 0 0 0	0 0 0 0	0 0 0 0	0 0 9 13	0 0 16 27																
37 Scott Downs, L ERA:	1.0 H 4	0 0 0 1	1 0 0 0	0 0 0 0	0 0 0 0	0 0 0 0	0 0 9 13	0 0 16 27																
51 Jordan Walden, R ERA: 4.91	1.0 S 4	0 0 0 1	1 0 0 0	0 0 0 0	0 0 0 0	0 0 0 0	0 0 9 13	0 0 16 27																

Batter	1	2	3	4	5	6	7	8	9	AB	R	H	RBI	BB	SO	LOB	BOTTOM						
2 Erick Aybar, S OBP: 0.283, SLG: 0.300										4	1	2	0	1	1	0	Baltimore Orioles @ Los Angeles Angels Angel Stadium of Anaheim, Anaheim, CA Fri Apr 20 2012, 7:10 PM - 9:58 PM PDT Att: 32,272 - Clear - 63 F						
47 Howie Kendrick, R OBP: 0.310, SLG: 0.464										5	1	3	3	0	0	2							
5 Albert Pujols, R OBP: 0.323, SLG: 0.397										4	0	0	0	1	0	4							
48 Torii Hunter, R OBP: 0.357, SLG: 0.360										4	1	1	1	0	2	4							
44 Mark Trumbo, R OBP: 0.481, SLG: 0.696										4	0	2	1	0	2	1							
25 Peter Bourjos, R OBP: 0.229, SLG: 0.324										0	0	0	0	0	0	0							
10 Vernon Wells, R OBP: 0.255, SLG: 0.463										4	0	1	0	0	1	2							
8 Kendrys Morales, S OBP: 0.261, SLG: 0.370										4	0	1	0	0	1	1							
17 Chris Iannetta, R OBP: 0.333, SLG: 0.486										3	1	0	0	1	2	3							
6 Alberto Callaspo, S OBP: 0.194, SLG: 0.167										4	2	1	0	0	1	1							
Inning Stats	R: 2 E: 0 K: 2 S: 18	H: 3 LOB: 1 BB: 0 P: 25	R: 1 E: 1 K: 0 S: 16	H: 2 LOB: 2 BB: 0 P: 21	R: 0 E: 0 K: 2 S: 14	H: 2 LOB: 2 BB: 0 P: 17	R: 0 E: 1 K: 0 S: 7	H: 1 LOB: 2 BB: 1 P: 13	R: 0 E: 0 K: 2 S: 8	H: 0 LOB: 0 BB: 0 P: 10	R: 3 E: 1 K: 2 S: 15	H: 2 LOB: 1 BB: 2 P: 25	R: 0 E: 0 K: 2 S: 15	H: 1 LOB: 1 BB: 0 P: 20	R: 0 E: 0 K: 0 S: 7	H: 0 LOB: 0 BB: 0 P: 12	1B: 6 2B: 6 3B: 0 HR: 0	SF: 0 SAC: 0 DP: 1 HBP: 0	WP: 0 PB: 0 SB: 0 CS: 0	PA: 39			
PITCHER	IP WLS BF H R ER SO BB IBB HBP BLK WP HR S P ERA WHIP	IP WLS BF H R ER SO BB IBB HBP BLK WP HR S P ERA WHIP	IP WLS BF H R ER SO BB IBB HBP BLK WP HR S P ERA WHIP	IP WLS BF H R ER SO BB IBB HBP BLK WP HR S P ERA WHIP	IP WLS BF H R ER SO BB IBB HBP BLK WP HR S P ERA WHIP	IP WLS BF H R ER SO BB IBB HBP BLK WP HR S P ERA WHIP	IP WLS BF H R ER SO BB IBB HBP BLK WP HR S P ERA WHIP	IP WLS BF H R ER SO BB IBB HBP BLK WP HR S P ERA WHIP	IP WLS BF H R ER SO BB IBB HBP BLK WP HR S P ERA WHIP	IP WLS BF H R ER SO BB IBB HBP BLK WP HR S P ERA WHIP	IP WLS BF H R ER SO BB IBB HBP BLK WP HR S P ERA WHIP	IP WLS BF H R ER SO BB IBB HBP BLK WP HR S P ERA WHIP	IP WLS BF H R ER SO BB IBB HBP BLK WP HR S P ERA WHIP	IP WLS BF H R ER SO BB IBB HBP BLK WP HR S P ERA WHIP	IP WLS BF H R ER SO BB IBB HBP BLK WP HR S P ERA WHIP	IP WLS BF H R ER SO BB IBB HBP BLK WP HR S P ERA WHIP	IP WLS BF H R ER SO BB IBB HBP BLK WP HR S P ERA WHIP	IP WLS BF H R ER SO BB IBB HBP BLK WP HR S P ERA WHIP	IP WLS BF H R ER SO BB IBB HBP BLK WP HR S P ERA WHIP	IP WLS BF H R ER SO BB IBB HBP BLK WP HR S P ERA WHIP	IP WLS BF H R ER SO BB IBB HBP BLK WP HR S P ERA WHIP	IP WLS BF H R ER SO BB IBB HBP BLK WP HR S P ERA WHIP	IP WLS BF H R ER SO BB IBB HBP BLK WP HR S P ERA WHIP
17 Brian Matusz, L ERA: 7.98	5.0 L 28	9 6 4 6	2 1 0 0	0 0 0 0	0 0 0 0	0 0 25 31	0 0 100 100																
56 Darren O'Day, R ERA: 1.29	2.0 8	2 0 0 4	0 0 0 0	0 0 0 0	0 0 0 0	0 0 25 31	0 0 100 100																
38 Luis Ayala, R ERA:	1.0 3	0 0 0 0	0 0 0 0	0 0 0 0	0 0 0 0	0 0 7 12	0 0 100 100																



Batter	1	2	3	4	5	6	7	8	9	AB	R	H	RBI	BB	SO	LOB	TOP					
9 Endy Chavez, L (1.7) OBP: 0.222, SLG: 0.167	G6-3			P6		F8			K	4	0	0	0	0	1	1	<p>Baltimore Orioles @ Los Angeles Angels Angel Stadium of Anaheim, Anaheim, CA</p> <p>Sat Apr 21 2012, 6:08 PM - 8:31 PM PDT Att: 38,054 - Clear - 64 F</p> <p>livebaseballscorecards.com</p> <p>AB 31 R 3 H 5 RBI 3 BB 0 SO 5 LOB 3</p> 					
2 J.J. Hardy, R (1.6) OBP: 0.295, SLG: 0.339	F9			F9		G5-4-3			F7	4	0	0	0	0	1							
21 Nick Markakis, L (1.9) OBP: 0.318, SLG: 0.404	K			G6-3					G4-3	4	0	1	0	0	1	0						
10 Adam Jones, R (1.8) OBP: 0.344, SLG: 0.656		G1-3							G4-3	4	2	2	0	0	0	1						
32 Matt Wieters, S (1.2) OBP: 0.377, SLG: 0.630		K							P3	4	2	2	0	0	0	1						
36 Nick Johnson, L (1.10)		G4-3								3	1	1	3	0	1	0						
12 Mark Reynolds, R (1.5) OBP: 0.269, SLG: 0.227										3	0	0	0	0	2	0						
19 Chris Davis, L (1.3) OBP: 0.327, SLG: 0.479										3	0	0	0	0	0	0						
11 Robert Andino, R (1.4) OBP: 0.321, SLG: 0.444										3	0	1	0	0	0	0						
Inning Stats	R: 0 E: 0 K: 1 S: 7	H: 0 LOB: 0 BB: 0 P: 10	R: 0 E: 0 K: 1 S: 11	H: 0 LOB: 0 BB: 0 P: 15	R: 0 E: 0 K: 1 S: 9	H: 0 LOB: 0 BB: 0 P: 14	R: 0 E: 0 K: 0 S: 7	H: 0 LOB: 0 BB: 0 P: 9	R: 2 E: 0 K: 0 S: 11	H: 2 LOB: 0 BB: 0 P: 19	R: 0 E: 0 K: 0 S: 5	H: 1 LOB: 0 BB: 0 P: 7	R: 1 E: 0 K: 0 S: 8	H: 1 LOB: 0 BB: 0 P: 10	R: 0 E: 0 K: 1 S: 7	H: 0 LOB: 0 BB: 0 P: 14	R: 0 E: 0 K: 1 S: 11	H: 1 LOB: 1 BB: 0 P: 16	1B: 3 2B: 0 3B: 1 HR: 1	SF: 0 SAC: 0 DP: 1 HBP: 0	WP: 0 PB: 0 SB: 0 CS: 0	PA: 31
PITCHER 36 Jered Weaver, R (1.1) ERA: 2.43	IP: 9.0 WLS: W BF: 31 H: 5 R: 3 ER: 3 SO: 5 BB: 0 IBB: 0 HBP: 0 BLK: 0 WP: 0 HR: 1 S: 76 P: 114 ERA: 3.00 WHIP: 0.556																					

Batter	1	2	3	4	5	6	7	8	9	AB	R	H	RBI	BB	SO	LOB	BOTTOM			
2 Erick Aybar, S (1.6) OBP: 0.293, SLG: 0.309	G3					K			P2	5	1	2	1	0	1	3	<p>Baltimore Orioles @ Los Angeles Angels Angel Stadium of Anaheim, Anaheim, CA</p> <p>Sat Apr 21 2012, 6:08 PM - 8:31 PM PDT Att: 38,054 - Clear - 64 F</p> <p>livebaseballscorecards.com</p> <p>AB 35 R 6 H 10 RBI 6 BB 3 SO 6 LOB 21</p> 			
53 Bobby Abreu, L (1.7) OBP: 0.261, SLG: 0.300	F8					G6-3			P4	3	0	1	2	0	1	1				
10 Vernon Wells, R (6.7) OBP: 0.246, SLG: 0.446										2	0	0	0	0	2					
5 Albert Pujols, R (1.3) OBP: 0.318, SLG: 0.377	G5-3								E5	3	1	0	0	1	1	1				
8 Kendrys Morales, S (1.10) OBP: 0.280, SLG: 0.380	G1-3									4	0	2	1	0	0	1				
48 Torii Hunter, R (1.9) OBP: 0.350, SLG: 0.352										4	1	1	1	0	1	4				
44 Mark Trumbo, R (1.5) OBP: 0.467, SLG: 0.654										3	1	1	1	0	1	3				
6 Alberto Callaspo, S (6.5) OBP: 0.188, SLG: 0.161										1	0	0	0	0	0	1				
13 Maicer Izturis, S (1.4) OBP: 0.448, SLG: 0.375	G3									3	1	1	0	1	0	0				
17 Chris Iannetta, R (1.2) OBP: 0.348, SLG: 0.512										4	0	2	0	0	1	2				
25 Peter Bourjos, R (1.8) OBP: 0.231, SLG: 0.297										3	1	0	0	1	0	3				
Inning Stats	R: 0 E: 1 K: 0 S: 4	H: 1 LOB: 1 BB: 0 P: 9	R: 0 E: 0 K: 2 S: 9	H: 0 LOB: 0 BB: 0 P: 13	R: 0 E: 0 K: 0 S: 5	H: 0 LOB: 0 BB: 0 P: 11	R: 0 E: 0 K: 2 S: 11	H: 0 LOB: 0 BB: 0 P: 18	R: 0 E: 0 K: 1 S: 23	H: 5 LOB: 3 BB: 3 P: 41	R: 0 E: 0 K: 1 S: 9	H: 1 LOB: 1 BB: 0 P: 15	R: 1 E: 1 K: 0 S: 12	H: 1 LOB: 1 BB: 0 P: 18	R: 0 E: 0 K: 0 S: 9	H: 2 LOB: 2 BB: 0 P: 11	1B: 9 2B: 1 3B: 0 HR: 0	SF: 0 SAC: 0 DP: 0 HBP: 0	WP: 1 PB: 0 SB: 0 CS: 0	PA: 38
PITCHER 34 Jake Arrieta, R (1.1) ERA: 4.01 27 Matt Lindstrom, R (5.1) ERA: 3B Luis Ayala, R (7.1) ERA: 40 Troy Patton, L (8.1) ERA: 4.91	IP: 4.1 WLS: L BF: 22 H: 6 R: 1 ER: 0 SO: 5 BB: 0 IBB: 0 HBP: 0 BLK: 1 WP: 1 HR: 0 S: 14 P: 21 ERA: 0.00 WHIP: 0.600																			

Batter	1	2	3	4	5	6	7	8	9	10	AB	R	H	RBI	BB	SO	LOB	TOP						
9 Endy Chavez, L (1, 7) OBP: 0.226, SLG: 0.179	G1-3		K			G3		FC1-2 21 1B		SH2-4	4	1	1	0	0	1	1							
2 J.J. Hardy, R (1, 6) OBP: 0.261, SLG: 0.328	G5-3			G6-3				FC1-2 21 1B		G4-3	5	0	1	0	0	0	4							
21 Nick Markakis, L (1, 9) OBP: 0.324, SLG: 0.403	G6-3			K							5	0	2	3	0	2	1							
10 Adam Jones, R (1, 8) OBP: 0.333, SLG: 0.621		12 CS 19 S 1B		G5-3			P4	L5		FC5-4	5	0	1	0	0	0	3							
19 Chris Davis, L (1, 3) OBP: 0.321, SLG: 0.451			K			K2-3				F7	3	0	0	0	1	2	1							
12 Mark Reynolds, R (1, 10) OBP: 0.324, SLG: 0.208			K			K		F7		P4	4	0	0	0	0	2	2							
24 Wilson Betemit, S (1, 5) OBP: 0.205, SLG: 0.342			K					CS	G3		3	0	1	0	1	1	0							
28 Ronny Paulino, R (1, 2) OBP: 0.381, SLG: 0.429						G5-3				F9	2	0	0	0	0	1	1							
32 Matt Wieters, S (8, PH) OBP: 0.362, SLG: 0.625			K								2	0	1	0	0	0	1							
11 Robert Andino, R (1, 4) OBP: 0.350, SLG: 0.456								F9			3	2	2	0	1	0	0							
Inning Stats	R: 0 E: 0 K: 0 S: 7	H: 0 LOB: 0 BB: 0 P: 10	R: 0 E: 0 K: 2 S: 13	H: 1 LOB: 0 BB: 0 P: 19	R: 0 E: 0 K: 3 S: 11	H: 1 LOB: 1 BB: 0 P: 16	R: 0 E: 0 K: 1 S: 7	H: 0 LOB: 0 BB: 0 P: 10	R: 0 E: 0 K: 2 S: 10	H: 1 LOB: 1 BB: 0 P: 17	R: 0 E: 0 K: 1 S: 10	H: 0 LOB: 0 BB: 1 P: 19	R: 2 E: 0 K: 0 S: 13	H: 4 LOB: 2 BB: 0 P: 21	R: 0 E: 0 K: 0 S: 7	H: 0 LOB: 1 BB: 0 P: 16	R: 1 E: 0 K: 0 S: 11	H: 1 LOB: 1 BB: 1 P: 18	1B: 9 2B: 0 3B: 0 HR: 0	SF: 0 SAC: 1 DP: 0 HBP: 0	WP: 0 PB: 0 SB: 1 CS: 2	PA: 41		
PITCHER	IP WLS BF H R ER SO ERA WHIP	IP WLS BF H R ER SO ERA WHIP	IP WLS BF H R ER SO ERA WHIP	IP WLS BF H R ER SO ERA WHIP	IP WLS BF H R ER SO ERA WHIP	IP WLS BF H R ER SO ERA WHIP	IP WLS BF H R ER SO ERA WHIP	IP WLS BF H R ER SO ERA WHIP	IP WLS BF H R ER SO ERA WHIP	IP WLS BF H R ER SO ERA WHIP	IP WLS BF H R ER SO ERA WHIP	IP WLS BF H R ER SO ERA WHIP	IP WLS BF H R ER SO ERA WHIP	IP WLS BF H R ER SO ERA WHIP	IP WLS BF H R ER SO ERA WHIP	IP WLS BF H R ER SO ERA WHIP	IP WLS BF H R ER SO ERA WHIP	IP WLS BF H R ER SO ERA WHIP	IP WLS BF H R ER SO ERA WHIP	IP WLS BF H R ER SO ERA WHIP	IP WLS BF H R ER SO ERA WHIP	IP WLS BF H R ER SO ERA WHIP	IP WLS BF H R ER SO ERA WHIP	IP WLS BF H R ER SO ERA WHIP
24 Dan Haren, R (1, 1) ERA: 4.07	7.1	WLS: 27	H: 6	R: 2	ER: 2	SO: 9	BB: 1	IBB: 0	HBP: 0	BLK: 0	WP: 0	HR: 0	S: 73	P: 115	ERA: 2.46	WHIP: 0.955								
37 Scott Downs, L (8, 1) ERA: 4.15	1.0	B: 5	2	0	0	0	0	0	0	0	0	0	10	16	0.00	2.000								
51 Jordan Walden, R (9, 1) ERA: 4.15	0.2	3	0	0	0	0	1	0	0	0	0	0	5	12	0.00	1.500								
32 LaTroy Hawkins, R (10, 1) ERA: 1.42	1.0	L: 5	1	1	1	0	1	0	0	0	0	0	11	18	9.00	2.000								

Baltimore Orioles @ Los Angeles Angels
Angel Stadium of Anaheim, Anaheim, CA
Sun Apr 22 2012, 12:37 PM - 3:48 PM PDT
Att: 38,221 - Overcast - 65 F


AB 36
R 3
H 9
RBI 3
BB 3
SO 9
LOB 14



Batter	1	2	3	4	5	6	7	8	9	10	AB	R	H	RBI	BB	SO	LOB	BOTTOM						
2 Erick Aybar, S (1, 6) OBP: 0.286, SLG: 0.317			G3-1			F8		K		F8	5	0	1	0	0	1	2							
47 Howie Kendrick, R (1, 4) OBP: 0.302, SLG: 0.492	G1-3		G6-3		G5-4-3			HR		K	5	1	1	1	0	1	4							
5 Albert Pujols, R (1, 10) OBP: 0.300, SLG: 0.354	F7		K					G6-3			4	0	0	0	0	2	1							
48 Torii Hunter, R (1, 9) OBP: 0.344, SLG: 0.333						K		G5-3		K	3	0	0	0	1	2	0							
44 Mark Trumbo, R (1, 3) OBP: 0.412, SLG: 0.567	K				F7			K			4	0	0	0	0	2	2							
10 Vernon Wells, R (1, 7) OBP: 0.246, SLG: 0.450		P2						F9		K	4	1	1	0	0	1	0							
6 Alberto Callaspo, S (1, 5) OBP: 0.250, SLG: 0.206											3	0	2	1	1	1	0							
46 Bobby Wilson, R (1, 2) OBP: 0.600, SLG: 0.429																								
13 Maicer Izturis, S (10, PH) OBP: 0.433, SLG: 0.360																								
25 Peter Bourjos, R (1, 8) OBP: 0.238, SLG: 0.300																								
8 Kendrys Morales, S (10, PH) OBP: 0.294, SLG: 0.412																								
53 Bobby Abreu, L (10, PR) OBP: 0.261, SLG: 0.300																								
Inning Stats	R: 0 E: 0 K: 1 S: 10	H: 1 LOB: 2 BB: 1 P: 15	R: 0 E: 0 K: 0 S: 10	H: 1 LOB: 0 BB: 0 P: 15	R: 0 E: 0 K: 1 S: 10	H: 0 LOB: 0 BB: 0 P: 14	R: 1 E: 0 K: 1 S: 11	H: 2 LOB: 1 BB: 0 P: 16	R: 0 E: 0 K: 0 S: 7	H: 1 LOB: 0 BB: 0 P: 13	R: 0 E: 0 K: 2 S: 9	H: 0 LOB: 0 BB: 0 P: 14	R: 0 E: 0 K: 0 S: 5	H: 0 LOB: 1 BB: 2 P: 15	R: 1 E: 0 K: 2 S: 11	H: 1 LOB: 0 BB: 0 P: 14	R: 0 E: 0 K: 2 S: 7	H: 0 LOB: 0 BB: 0 P: 10	R: 0 E: 0 K: 1 S: 12	H: 1 LOB: 2 BB: 0 P: 19	1B: 3 2B: 3 3B: 0 HR: 1	SF: 0 SAC: 0 DP: 2 HBP: 0	WP: 0 PB: 0 SB: 0 CS: 0	PA: 38
PITCHER	IP WLS BF H R ER SO ERA WHIP	IP WLS BF H R ER SO ERA WHIP	IP WLS BF H R ER SO ERA WHIP	IP WLS BF H R ER SO ERA WHIP	IP WLS BF H R ER SO ERA WHIP	IP WLS BF H R ER SO ERA WHIP	IP WLS BF H R ER SO ERA WHIP	IP WLS BF H R ER SO ERA WHIP	IP WLS BF H R ER SO ERA WHIP	IP WLS BF H R ER SO ERA WHIP	IP WLS BF H R ER SO ERA WHIP	IP WLS BF H R ER SO ERA WHIP	IP WLS BF H R ER SO ERA WHIP	IP WLS BF H R ER SO ERA WHIP	IP WLS BF H R ER SO ERA WHIP	IP WLS BF H R ER SO ERA WHIP	IP WLS BF H R ER SO ERA WHIP	IP WLS BF H R ER SO ERA WHIP	IP WLS BF H R ER SO ERA WHIP	IP WLS BF H R ER SO ERA WHIP	IP WLS BF H R ER SO ERA WHIP	IP WLS BF H R ER SO ERA WHIP	IP WLS BF H R ER SO ERA WHIP	IP WLS BF H R ER SO ERA WHIP
16 Wei-Yin Chen, L (1, 1) ERA: 2.6	6.1	WLS: 26	H: 5	R: 1	ER: 1	SO: 5	BB: 3	IBB: 0	HBP: 0	BLK: 0	WP: 0	HR: 0	S: 58	P: 96	ERA: 1.42	WHIP: 1.263								
56 Darren O'Day, R (7, 1) ERA: 1.17	0.2	1	0	0	0	0	0	0	0	0	0	0	4	6	0.00	0.000								
47 Pedro Strop, R (8, 1) ERA: 2.7	2.0	W: 7	1	1	1	4	0	0	0	0	0	1	18	24	4.50	0.500								
43 Jim Johnson, R (10, 1) ERA: 2.7	1.0	S: 4	1	0	0	1	0	0	0	0	0	0	12	19	0.00	1.000								

Baltimore Orioles @ Los Angeles Angels
Angel Stadium of Anaheim, Anaheim, CA
Sun Apr 22 2012, 12:37 PM - 3:48 PM PDT
Att: 38,221 - Overcast - 65 F

AB 35
R 2
H 7
RBI 2
BB 3
SO 10
LOB 14



Batter	1	2	3	4	5	6	7	8	9	AB	R	H	RBI	BB	SO	LOB	TOP							
5 Yuliel Escobar, R OBP: 0.274, SLG: 0.295										4	0	0	0	0	1	1								
2 Kelly Johnson, L OBP: 0.395, SLG: 0.459										3	0	2	0	1	0	0								
19 José Bautista, R OBP: 0.359, SLG: 0.367										4	0	0	0	0	1	3								
10 Edwin Encarnación, R OBP: 0.329, SLG: 0.543										4	0	0	0	0	0	2								
26 Adam Lind, L OBP: 0.286, SLG: 0.351										3	0	0	0	1	1	1								
13 Brett Lawrie, R OBP: 0.338, SLG: 0.412										3	0	1	0	1	0	1								
28 Colby Rasmus, L OBP: 0.294, SLG: 0.452										4	0	0	0	0	1	3								
14 Eric Thames, L OBP: 0.327, SLG: 0.386										4	1	2	1	0	1	1								
6 Jeff Mathis, R OBP: 0.429, SLG: 0.750										2	0	0	0	1	1	1								
Inning Stats	R: 0 E: 0 K: 1 S: 14	H: 0 LOB: 0 BB: 0 P: 20	R: 0 E: 0 K: 0 S: 11	H: 0 LOB: 1 BB: 1 P: 18	R: 1 E: 0 K: 1 S: 16	H: 2 LOB: 1 BB: 0 P: 23	R: 0 E: 0 K: 1 S: 9	H: 1 LOB: 1 BB: 0 P: 13	R: 0 E: 0 K: 0 S: 4	H: 0 LOB: 0 BB: 1 P: 9	R: 0 E: 0 K: 0 S: 12	H: 0 LOB: 1 BB: 1 P: 20	R: 0 E: 0 K: 1 S: 9	H: 1 LOB: 1 BB: 0 P: 12	R: 0 E: 0 K: 0 S: 10	H: 1 LOB: 1 BB: 1 P: 16	R: 0 E: 0 K: 2 S: 10	H: 0 LOB: 1 BB: 1 P: 18	1B: 4 2B: 0 3B: 0 HR: 1	SF: 0 SAC: 0 DP: 1 HBP: 0	WP: 0 PB: 0 SB: 0 CS: 0	PA: 35		
PITCHER	IP	WLS	BF	H	R	ER	SO	BB	IBB	HBP	BLK	WP	HR	S	P	ERA	WHIP							
29 Tommy Hunter, R ERA: 4.74	6.0	W	23	3	1	1	3	3	0	0	0	0	1	66	103	1.50	1.000							
40 Troy Patton, L ERA: 4.5	0.2	H	3	1	0	0	0	0	0	0	0	0	0	6	8	0.00	1.500							
56 Darren O'Day, R ERA: 1.13	0.1	H	1	0	0	0	1	0	0	0	0	0	0	3	4	0.00	0.000							
38 Luis Ayala, R ERA: 2.45	1.0	H	4	1	0	0	0	0	0	0	0	0	0	10	16	0.00	1.000							
47 Pedro Strop, R ERA: 2.45	1.0	S	4	0	0	0	2	1	0	0	0	0	0	10	18	0.00	1.000							

Toronto Blue Jays @ Baltimore Orioles
 Oriole Park at Camden Yards, Baltimore, MD
 Tue Apr 24 2012, 7:10 PM - 9:30 PM EDT
 Att: 11,058 - Partly Cloudy - 60 F

AB	31
R	1
H	5
RBI	1
BB	4
SO	6
LOB	13



Batter	1	2	3	4	5	6	7	8	9	AB	R	H	RBI	BB	SO	LOB	BOTTOM							
9 Endy Chavez, L OBP: 0.229, SLG: 0.188										4	1	1	0	0	0	0								
2 J.J. Hardy, R OBP: 0.280, SLG: 0.338										4	0	1	0	0	1	0								
21 Nick Markakis, L OBP: 0.320, SLG: 0.385										3	0	0	0	1	1	0								
10 Adam Jones, R OBP: 0.333, SLG: 0.609										3	0	1	0	0	0	2								
32 Matt Wieters, S OBP: 0.379, SLG: 0.667										3	1	1	1	0	0	2								
19 Chris Davis, L OBP: 0.304, SLG: 0.426										3	0	0	0	0	0	0								
24 Wilson Betemit, S OBP: 0.238, SLG: 0.350										2	0	1	0	1	0	0								
3 Ryan Flaherty, L OBP: 0.333, SLG: 0.433										2	0	0	0	0	0	1								
11 Robert Andino, R OBP: 0.333, SLG: 0.433										3	0	0	0	0	0	2								
Inning Stats	R: 1 E: 0 K: 0 S: 9	H: 2 LOB: 1 BB: 1 P: 18	R: 0 E: 0 K: 0 S: 7	H: 0 LOB: 1 BB: 1 P: 13	R: 0 E: 0 K: 0 S: 5	H: 0 LOB: 0 BB: 0 P: 7	R: 1 E: 0 K: 0 S: 5	H: 1 LOB: 0 BB: 0 P: 9	R: 0 E: 0 K: 0 S: 7	H: 0 LOB: 0 BB: 0 P: 10	R: 0 E: 0 K: 0 S: 11	H: 1 LOB: 1 BB: 0 P: 16	R: 0 E: 0 K: 0 S: 14	H: 1 LOB: 1 BB: 0 P: 19	R: 0 E: 0 K: 2 S: 9	H: 0 LOB: 0 BB: 0 P: 15	R: 0 E: 0 K: 2 S: 9	H: 0 LOB: 0 BB: 0 P: 18	1B: 3 2B: 1 3B: 0 HR: 1	SF: 0 SAC: 1 DP: 1 HBP: 0	WP: 0 PB: 0 SB: 0 CS: 0	PA: 30		
PITCHER	IP	WLS	BF	H	R	ER	SO	BB	IBB	HBP	BLK	WP	HR	S	P	ERA	WHIP							
37 Henderson Alvarez III, R ERA: 4.1	7.0	L	27	5	2	2	0	2	0	0	0	0	0	9	15	0.00	0.000							
44 Casey Janssen, R ERA: 4.91	1.0		3	0	0	0	2	0	0	0	0	0	0	9	15	0.00	0.000							

Toronto Blue Jays @ Baltimore Orioles
 Oriole Park at Camden Yards, Baltimore, MD
 Tue Apr 24 2012, 7:10 PM - 9:30 PM EDT
 Att: 11,058 - Partly Cloudy - 60 F

AB	27
R	2
H	5
RBI	1
BB	2
SO	2
LOB	7



Batter	1	2	3	4	5	6	7	8	9	AB	R	H	RBI	BB	SO	LOB	TOP																				
5 Yuliel Escobar, R OBP: 0.261, SLG: 0.280	G1-3		K		K			K		4	0	0	0	0	3	0	Toronto Blue Jays @ Baltimore Orioles Oriole Park at Camden Yards, Baltimore, MD Wed Apr 25 2012, 7:08 PM - 9:32 PM EDT Att: 10,415 - Clear - 70 F																				
2 Kelly Johnson, L OBP: 0.375, SLG: 0.431	K		K		G3-1			G1-3		4	0	0	0	0	2	0																					
19 José Bautista, R OBP: 0.354, SLG: 0.359	E5				G6-3			K		4	0	1	0	0	1	0																					
26 Adam Lind, L OBP: 0.299, SLG: 0.350	P5				BB			BB		3	0	1	0	1	0	2																					
14 Eric Thames, L OBP: 0.340, SLG: 0.396		G6-3			BB			BB		4	0	2	0	0	0	1																					
11 Rajai Davis, R OBP: 0.296, SLG: 0.375					BB			BB		0	0	0	0	0	0	0																					
10 Edwin Encarnación, R OBP: 0.325, SLG: 0.527		G5-3			BB			BB		4	0	1	0	0	1	4																					
13 Brett Lawrie, R OBP: 0.333, SLG: 0.403					BB			BB		4	0	1	0	0	0	3																					
28 Colby Rasmus, L OBP: 0.282, SLG: 0.431		G1-3			BB			BB		3	0	0	0	0	1	5																					
9 J.P. Arencibia, R OBP: 0.232, SLG: 0.283					G3			BB		3	0	0	0	0	1	1																					
Inning Stats	R: 0 H: 0 E: 1 K: 1 S: 10	H: 0 LOB: 1 BB: 0 P: 18	R: 0 H: 1 E: 1 K: 0 S: 7	H: 0 LOB: 1 BB: 0 P: 14	R: 0 H: 0 E: 0 K: 3 S: 9	H: 0 LOB: 0 BB: 0 P: 12	R: 0 H: 2 E: 0 K: 2 S: 18	H: 0 LOB: 3 BB: 1 P: 32	R: 0 H: 0 E: 0 K: 1 S: 8	H: 1 LOB: 0 BB: 0 P: 10	R: 0 H: 1 E: 0 K: 0 S: 5	H: 1 LOB: 1 BB: 0 P: 6	R: 0 H: 0 E: 0 K: 2 S: 9	H: 0 LOB: 0 BB: 0 P: 12	R: 0 H: 2 E: 0 K: 0 S: 11	H: 2 LOB: 2 BB: 0 P: 14	1B: 6 2B: 1 3B: 0 HR: 0	SF: 0 SAC: 0 DP: 2 HBP: 0	WP: 0 PB: 0 SB: 0 CS: 0	PA: 34																	
PITCHER	IP	WLS	BF	H	R	ER	SO	BB	IBB	HBP	BLK	WP	HR	S	P	ERA	WHIP	PITCHER		IP	WLS	BF	H	R	ER	SO	BB	IBB	HBP	BLK	WP	HR	S	P	ERA	WHIP	
39 Jason Hammel, R ERA: 1.73	7.0	W	27	4	0	0	7	1	0	0	0	0	0	65	105	0.00	0.714			7.0	W	27	4	0	0	7	1	0	0	0	0	0	0	65	105	0.00	0.714
27 Matt Lindstrom, R ERA:	1.0	H	3	0	0	0	2	0	0	0	0	0	0	9	12	0.00	0.000			1.0	H	3	0	0	0	2	0	0	0	0	0	0	9	12	0.00	0.000	
47 Pedro Strop, R ERA: 2.25	1.0	S	4	2	0	0	0	0	0	0	0	0	0	11	14	0.00	2.000			1.0	S	4	2	0	0	0	0	0	0	0	0	11	14	0.00	2.000		

Batter	1	2	3	4	5	6	7	8	9	AB	R	H	RBI	BB	SO	LOB	BOTTOM																				
9 Endy Chavez, L OBP: 0.205, SLG: 0.167	G3		G6-3		K			G2-3		4	0	0	0	0	1	2	Toronto Blue Jays @ Baltimore Orioles Oriole Park at Camden Yards, Baltimore, MD Wed Apr 25 2012, 7:08 PM - 9:32 PM EDT Att: 10,415 - Clear - 70 F																				
2 J.J. Hardy, R OBP: 0.250, SLG: 0.348	F9		BB		L5			K		4	0	1	0	0	1	1																					
21 Nick Markakis, L OBP: 0.329, SLG: 0.373	E5		G6-3		BB			BB		2	1	0	0	2	0	1																					
10 Adam Jones, R OBP: 0.342, SLG: 0.611	P5				BB			BB		3	0	1	1	1	0	2																					
32 Matt Wieters, S OBP: 0.371, SLG: 0.636		G3			BB			BB		4	0	1	0	0	0	2																					
19 Chris Davis, L OBP: 0.305, SLG: 0.474		G4-3			HR			BB		3	1	1	1	0	0	1																					
24 Wilson Betemit, S OBP: 0.244, SLG: 0.419		HR			K			K		3	1	1	1	0	2	0																					
12 Mark Reynolds, R OBP: 0.271, SLG: 0.235		K			BB			BB		3	0	2	0	0	1	0																					
3 Ryan Flaherty, L OBP: 0.271, SLG: 0.235					BB			BB		2	0	0	0	1	0	2																					
Inning Stats	R: 0 H: 0 E: 1 K: 0 S: 8	H: 1 LOB: 1 BB: 0 P: 14	R: 1 H: 1 E: 0 K: 1 S: 10	H: 1 LOB: 0 BB: 0 P: 20	R: 0 H: 1 E: 0 K: 0 S: 7	H: 1 LOB: 1 BB: 1 P: 15	R: 1 H: 1 E: 0 K: 1 S: 11	H: 1 LOB: 0 BB: 1 P: 21	R: 0 H: 1 E: 1 K: 1 S: 11	H: 1 LOB: 1 BB: 0 P: 16	R: 0 H: 1 E: 0 K: 0 S: 9	H: 1 LOB: 1 BB: 1 P: 17	R: 0 H: 1 E: 0 K: 1 S: 7	H: 1 LOB: 1 BB: 1 P: 9	R: 1 H: 1 E: 0 K: 1 S: 15	H: 1 LOB: 1 BB: 1 P: 22	1B: 3 2B: 3 3B: 0 HR: 2	SF: 0 SAC: 0 DP: 4 HBP: 0	WP: 0 PB: 0 SB: 0 CS: 0	PA: 32																	
PITCHER	IP	WLS	BF	H	R	ER	SO	BB	IBB	HBP	BLK	WP	HR	S	P	ERA	WHIP	PITCHER		IP	WLS	BF	H	R	ER	SO	BB	IBB	HBP	BLK	WP	HR	S	P	ERA	WHIP	
4 Kyle Drabek, R ERA: 2.25	6.0	L	24	5	2	2	3	3	0	0	0	0	0	2	56	103	3.00	1.333			6.0	L	24	5	2	2	3	3	0	0	0	0	2	56	103	3.00	1.333
46 Evan Crawford, L ERA:	1.0		3	1	0	0	1	0	0	0	0	0	0	7	9	0.00	1.000			1.0		3	1	0	0	1	0	0	0	0	7	9	0.00	1.000			
54 Jason Frasor, R ERA: 6.14	1.0		5	1	1	1	1	1	0	0	0	0	0	15	22	9.00	2.000			1.0		5	1	1	1	1	1	0	0	0	15	22	9.00	2.000			

AB	33
R	0
H	6
RBI	0
BB	1
SO	9
LOB	16

AB	28
R	3
H	7
RBI	3
BB	4
SO	5
LOB	11



Batter	1	2	3	4	5	6	7	8	9	AB	R	H	RBI	BB	SO	LOB	TOP								
19 Jemile Weeks, S OBP: 0.253, SLG: 0.330										3	0	0	0	1	0	0									
4 Coco Crisp, S OBP: 0.250, SLG: 0.196										3	1	1	0	1	1	0									
16 Josh Reddick, L OBP: 0.274, SLG: 0.439										4	1	2	2	0	1	1									
52 Yoenis Cespedes, R OBP: 0.349, SLG: 0.507										4	0	0	0	0	0	2									
25 Kila Ka'aihue, L OBP: 0.366, SLG: 0.368										2	1	0	0	1	0	0									
10 Daric Barton, L OBP: 0.260, SLG: 0.311										1	0	0	0	0	1	0									
15 Seth Smith, L OBP: 0.338, SLG: 0.241										4	0	0	0	0	3	1									
8 Kurt Suzuki, R OBP: 0.236, SLG: 0.314										4	1	1	1	0	0	0									
28 Eric Sogard, L OBP: 0.239, SLG: 0.333										3	1	1	2	0	0	0									
2 Cliff Pennington, S OBP: 0.231, SLG: 0.257										3	0	0	0	0	0	0									
Inning Stats	R: 0 E: 0 K: 1 S: 10	H: 0 LOB: 0 BB: 0 P: 17	R: 3 E: 0 K: 1 S: 17	H: 2 LOB: 0 BB: 1 P: 32	R: 0 E: 0 K: 1 S: 14	H: 1 LOB: 1 BB: 1 P: 21	R: 0 E: 0 K: 0 S: 8	H: 0 LOB: 0 BB: 0 P: 15	R: 0 E: 0 K: 0 S: 6	H: 0 LOB: 0 BB: 0 P: 9	R: 1 E: 0 K: 0 S: 9	H: 1 LOB: 0 BB: 0 P: 16	R: 0 E: 0 K: 1 S: 7	H: 0 LOB: 0 BB: 0 P: 12	R: 1 E: 0 K: 0 S: 12	H: 1 LOB: 1 BB: 1 P: 17	R: 0 E: 0 K: 2 S: 7	H: 0 LOB: 0 BB: 0 P: 10	1B: 1 2B: 2 3B: 0 HR: 2	SF: 0 SAC: 0 DP: 0 HBP: 0	WP: 0 PB: 0 SB: 1 CS: 1	PA: 34			
PITCHER	IP	WLS	BF	H	R	ER	SO	BB	IBB	HBP	BLK	WP	HR	S	P	ERA	WHIP								
34 Jake Arrieta, R ERA: 4.45	5.2	L	22	4	4	4	3	2	0	0	0	0	2	62	105	6.35	1.059								
40 Troy Patton, L ERA: 4.5	2.0		7	0	1	1	1	1	0	0	0	0	0	16	29	4.50	0.500								
27 Matt Lindstrom, R ERA:	0.1		2	1	0	0	0	0	0	0	0	0	0	5	10	0.00	3.000								
63 Kevin Gregg, R ERA: 7.94	1.0		3	0	0	0	2	0	0	0	0	0	0	7	10	0.00	0.000								

Oakland Athletics @ Baltimore Orioles
Oriole Park at Camden Yards, Baltimore, MD
Fri Apr 27 2012, 7:10 PM - 9:53 PM EDT
Att: 18,297 - Clear - 60 F

AB 31
R 5
H 5
RBI 5
BB 3
SO 6
LOB 4



Batter	1	2	3	4	5	6	7	8	9	AB	R	H	RBI	BB	SO	LOB	BOTTOM								
14 Nolan Reimold, R OBP: 0.397, SLG: 0.709										4	1	1	0	0	0	1									
2 J.J. Hardy, R OBP: 0.247, SLG: 0.338										4	1	1	0	0	1	1									
21 Nick Markakis, L OBP: 0.333, SLG: 0.392										3	0	0	1	0	2	1									
10 Adam Jones, R OBP: 0.345, SLG: 0.625										4	0	1	1	0	1	0									
32 Matt Wieters, S OBP: 0.357, SLG: 0.581										3	0	0	0	1	1	1									
19 Chris Davis, L OBP: 0.328, SLG: 0.524										3	0	1	0	1	1	2									
12 Mark Reynolds, R OBP: 0.284, SLG: 0.228										2	0	0	0	2	2	2									
3 Ryan Flaherty, L OBP: 0.235, SLG: 0.200										4	0	1	0	0	1	3									
11 Robert Andino, R OBP: 0.313, SLG: 0.406										4	0	0	0	0	1	4									
Inning Stats	R: 1 E: 0 K: 0 S: 10	H: 1 LOB: 0 BB: 0 P: 13	R: 0 E: 0 K: 1 S: 8	H: 0 LOB: 1 BB: 1 P: 15	R: 0 E: 0 K: 1 S: 9	H: 0 LOB: 0 BB: 0 P: 12	R: 0 E: 0 K: 0 S: 6	H: 0 LOB: 0 BB: 0 P: 10	R: 0 E: 0 K: 1 S: 10	H: 2 LOB: 1 BB: 0 P: 12	R: 1 E: 0 K: 1 S: 13	H: 2 LOB: 2 BB: 1 P: 18	R: 0 E: 0 K: 0 S: 10	H: 0 LOB: 1 BB: 1 P: 17	R: 0 E: 0 K: 4 S: 18	H: 0 LOB: 0 BB: 0 P: 21	R: 0 E: 0 K: 2 S: 12	H: 0 LOB: 1 BB: 1 P: 19	1B: 2 2B: 3 3B: 0 HR: 0	SF: 1 SAC: 0 DP: 1 HBP: 0	WP: 1 PB: 0 SB: 0 CS: 0	PA: 36			
PITCHER	IP	WLS	BF	H	R	ER	SO	BB	IBB	HBP	BLK	WP	HR	S	P	ERA	WHIP								
32 Brandon McCarthy, R ERA: 3.23	7.0	W	28	5	2	2	4	3	0	0	0	0	0	66	97	2.57	1.143								
48 Ryan Cook, R ERA:	1.0	H	4	0	0	0	4	0	0	0	0	1	0	18	21	0.00	0.000								
50 Grant Balfour, R ERA: 1.38	1.0	S	4	0	0	0	2	1	0	0	0	0	0	12	19	0.00	1.000								

Oakland Athletics @ Baltimore Orioles
Oriole Park at Camden Yards, Baltimore, MD
Fri Apr 27 2012, 7:10 PM - 9:53 PM EDT
Att: 18,297 - Clear - 60 F

AB 31
R 2
H 5
RBI 2
BB 4
SO 10
LOB 15



Batter	1	2	3	4	5	6	7	8	9	AB	R	H	RBI	BB	SO	LOB	TOP										
4 Coco Crisp, S OBP: 0.286, SLG: 0.207	F9		2B BB			F7		K		3	0	0	0	1	1	0											
2 Cliff Pennington, S OBP: 0.221, SLG: 0.244	G1-3		1B			F8		F8		4	0	1	0	0	0	0											
16 Josh Reddick, L OBP: 0.283, SLG: 0.444	1B		G1-3			52 2B 1B		P5		4	1	2	0	0	0	2											
52 Yoenis Cespedes, R OBP: 0.341, SLG: 0.494	P5					1B		P4		4	0	2	1	0	0	1											
25 Kila Ka'aihue, L OBP: 0.333, SLG: 0.333		G3								3	0	0	0	0	0	2											
10 Daric Barton, L OBP: 0.275, SLG: 0.348			G3-6-3							1	0	1	0	0	0	0											
15 Seth Smith, L OBP: 0.381, SLG: 0.316		G6-3								3	1	2	1	1	0	0											
8 Kurt Suzuki, R OBP: 0.228, SLG: 0.299		P2								4	0	0	0	0	0	2											
28 Eric Sogard, L OBP: 0.220, SLG: 0.304			G3			L8		G4-3		4	0	0	0	0	0	2											
35 Luke Hughes, R OBP: 0.125, SLG: 0.130			B1-3			K		K		3	0	0	0	0	2	0											
Inning Stats	R: 0 E: 0 K: 0 S: 11	H: 1 LOB: 1 BB: 0 P: 17	R: 0 E: 0 K: 0 S: 6	H: 0 LOB: 0 BB: 0 P: 7	R: 0 E: 0 K: 0 S: 12	H: 1 LOB: 2 BB: 1 P: 19	R: 0 E: 0 K: 0 S: 6	H: 2 LOB: 1 BB: 0 P: 10	R: 0 E: 0 K: 1 S: 9	H: 0 LOB: 0 BB: 0 P: 15	R: 1 E: 0 K: 0 S: 13	H: 2 LOB: 1 BB: 0 P: 23	R: 1 E: 0 K: 1 S: 8	H: 1 LOB: 0 BB: 0 P: 12	R: 0 E: 0 K: 1 S: 12	H: 0 LOB: 0 BB: 0 P: 17	R: 0 E: 0 K: 0 S: 15	H: 1 LOB: 2 BB: 1 P: 23	1B: 5 2B: 2 3B: 0 HR: 1	SF: 0 SAC: 0 DP: 1 HBP: 0	WP: 0 PB: 0 SB: 0 CS: 0	PA: 35					
PITCHER	IP	WLS	BF	H	R	ER	SO	BB	IBB	HBP	BLK	WP	HR	S	P	ERA	WHIP										
29 Tommy Hunter, R ERA: 4.26	7.0		27	7	2	2	2	1	0	0	0	0	1	65	103	2.57	1.143										
56 Darren O'Day, R ERA: 9.82	1.0		3	0	0	0	1	0	0	0	0	0	0	12	17	0.00	0.000										
47 Pedro Strop, R ERA: 2.08	1.0	W	5	1	0	0	0	1	0	0	0	0	0	15	23	0.00	2.000										

Oakland Athletics @ Baltimore Orioles
 Oriole Park at Camden Yards, Baltimore, MD
 Sun Apr 29 2012, 1:36 PM - 4:07 PM EDT
 Att: 31,793 - Sunny - 64 F

AB 33
 R 2
 H 8
 RBI 2
 BB 2
 SO 3
 LOB 9



Batter	1	2	3	4	5	6	7	8	9	AB	R	H	RBI	BB	SO	LOB	BOTTOM										
14 Nolan Reimold, R OBP: 0.354, SLG: 0.667	L3-6 2B		L4			P5		G6-4-3		4	0	1	0	0	0	2											
2 J.J. Hardy, R OBP: 0.247, SLG: 0.325	L3-6		P3			F8				4	1	1	0	0	0	2											
21 Nick Markakis, L OBP: 0.326, SLG: 0.390	F8		G4-3							4	0	1	0	0	1	1											
10 Adam Jones, R OBP: 0.359, SLG: 0.614		P6				G6-3		K		4	1	1	0	0	1	1											
32 Matt Wieters, S OBP: 0.351, SLG: 0.576		K				F9				4	0	1	2	0	1	1											
9 Endy Chavez, L OBP: 0.205, SLG: 0.167		K						F8		0	1	0	0	0	0	0											
19 Chris Davis, L OBP: 0.373, SLG: 0.580		1B				L9				2	1	1	0	2	0	0											
24 Wilson Betemit, S OBP: 0.264, SLG: 0.490		K				F7		P6		4	1	1	3	0	1	3											
12 Mark Reynolds, R OBP: 0.271, SLG: 0.217			G4-3					G4-3		3	0	0	0	0	1	0											
11 Robert Andino, R OBP: 0.351, SLG: 0.437						G3-1				3	0	2	0	0	0	0											
Inning Stats	R: 0 E: 0 K: 0 S: 5	H: 1 LOB: 0 BB: 0 P: 7	R: 0 E: 0 K: 2 S: 11	H: 1 LOB: 0 BB: 0 P: 19	R: 0 E: 0 K: 0 S: 8	H: 1 LOB: 1 BB: 0 P: 10	R: 0 E: 0 K: 0 S: 7	H: 0 LOB: 0 BB: 0 P: 12	R: 0 E: 0 K: 1 S: 9	H: 0 LOB: 0 BB: 0 P: 11	R: 0 E: 0 K: 0 S: 7	H: 0 LOB: 0 BB: 0 P: 8	R: 0 E: 0 K: 1 S: 10	H: 1 LOB: 2 BB: 1 P: 17	R: 0 E: 0 K: 0 S: 7	H: 1 LOB: 0 BB: 0 P: 11	R: 5 E: 1 K: 1 S: 13	H: 4 LOB: 1 BB: 1 P: 24	1B: 5 2B: 4 3B: 0 HR: 1	SF: 0 SAC: 0 DP: 2 HBP: 0	WP: 0 PB: 0 SB: 0 CS: 0	PA: 34					
PITCHER	IP	WLS	BF	H	R	ER	SO	BB	IBB	HBP	BLK	WP	HR	S	P	ERA	WHIP										
21 Bartolo Colon, R ERA: 2.53	8.1		31	7	2	2	5	1	0	0	0	0	1	66	106	2.16	0.960										
50 Grant Balfour, R ERA: 3.46	0.0	L	3	2	3	3	0	0	1	0	0	0	1	5	13	∞	∞										

Oakland Athletics @ Baltimore Orioles
 Oriole Park at Camden Yards, Baltimore, MD
 Sun Apr 29 2012, 1:36 PM - 4:07 PM EDT
 Att: 31,793 - Sunny - 64 F


AB 32
 R 5
 H 9
 RBI 5
 BB 2
 SO 5
 LOB 10




Batter	1	2	3	4	5	6	7	8	9	AB	R	H	RBI	BB	SO	LOB	TOP										
14 Nolan Reimold, R OBP: 0.333, SLG: 0.627	L7		K			G6-3			G4-3	4	0	0	0	0	1	0	<p>Baltimore Orioles @ New York Yankees Yankee Stadium, Bronx, NY Mon Apr 30 2012, 7:09 PM - 9:32 PM EDT Att: 36,890 - Partly Cloudy - 52 F</p>										
2 J.J. Hardy, R OBP: 0.247, SLG: 0.322 9 Endy Chavez, L OBP: 0.205, SLG: 0.167	G5-3				F9	G1-3			21 G6-4-3 1B	4	0	1	0	0	0	0											
21 Nick Markakis, L OBP: 0.323, SLG: 0.384	L7				P3				G6-4-3	4	0	1	0	0	0	1											
10 Adam Jones, R OBP: 0.368, SLG: 0.611		32 1B 19 SF7 BB								2	1	1	0	1	0	1											
32 Matt Wieters, S OBP: 0.364, SLG: 0.574		24 G6-3 1B								2	0	1	0	0	0	0											
19 Chris Davis, L OBP: 0.359, SLG: 0.563		SF7								2	0	0	1	0	1	2											
24 Wilson Betemit, S OBP: 0.268, SLG: 0.481		G6-3								3	0	1	0	0	1	1											
12 Mark Reynolds, R OBP: 0.260, SLG: 0.206			L3							3	0	0	0	0	2	1											
11 Robert Andino, R OBP: 0.338, SLG: 0.419			L7							3	0	0	0	0	1	0											
Inning Stats	R: 0 H: 0 E: 0 K: 0 S: 7	H: 0 LOB: 0 BB: 0 P: 9	R: 1 H: 1 E: 0 K: 0 S: 6	H: 1 LOB: 0 BB: 1 P: 13	R: 0 H: 0 E: 0 K: 1 S: 7	H: 0 LOB: 0 BB: 0 P: 11	R: 0 H: 1 E: 0 K: 0 S: 8	H: 1 LOB: 0 BB: 0 P: 13	R: 0 H: 1 E: 0 K: 1 S: 10	H: 1 LOB: 1 BB: 0 P: 17	R: 0 H: 0 E: 0 K: 0 S: 7	H: 0 LOB: 0 BB: 0 P: 10	R: 0 H: 1 E: 0 K: 1 S: 7	H: 1 LOB: 2 BB: 0 P: 14	R: 0 H: 0 E: 0 K: 3 S: 11	H: 0 LOB: 0 BB: 0 P: 17	R: 0 H: 1 E: 0 K: 0 S: 6	H: 1 LOB: 1 BB: 0 P: 9	1B: 5 2B: 0 3B: 0 HR: 0	SF: 1 SAC: 0 DP: 2 HBP: 1	WP: 1 PB: 0 SB: 0 CS: 1	PA: 31					
PITCHER	IP	WLS	BF	H	R	ER	SO	BB	IBB	HBP	BLK	WP	HR	S	P	ERA	WHIP										
18 Hiroki Kuroda, R ERA: 3.69	7.0	W	25	4	1	1	3	1	0	1	0	1	0	52	87	1.29	0.714										
30 David Robertson, R ERA:	1.0	H	3	0	0	0	3	0	0	0	0	0	0	11	17	0.00	0.000										
42 Mariano Rivera, R ERA: 2.16	1.0	S	3	1	0	0	0	0	0	0	0	0	0	6	9	0.00	1.000										

Batter	1	2	3	4	5	6	7	8	9	AB	R	H	RBI	BB	SO	LOB	BOTTOM										
2 Derek Jeter, R OBP: 0.433, SLG: 0.579	G4-3		G1-3						G6-3	4	0	1	0	0	0	0	<p>Baltimore Orioles @ New York Yankees Yankee Stadium, Bronx, NY Mon Apr 30 2012, 7:09 PM - 9:32 PM EDT Att: 36,890 - Partly Cloudy - 52 F</p>										
14 Curtis Granderson, L OBP: 0.360, SLG: 0.695	F7								G2-3	3	0	0	0	1	1	1											
13 Alex Rodriguez, R OBP: 0.354, SLG: 0.415									G6-3	3	0	0	0	1	1	1											
24 Robinson Canó, L OBP: 0.323, SLG: 0.389										3	0	1	0	0	1	2											
25 Mark Teixeira, S OBP: 0.290, SLG: 0.395										3	1	2	0	0	1	0											
27 Raul Ibanez, L OBP: 0.297, SLG: 0.448 22 Andruw Jones, R OBP: 0.306, SLG: 0.500										3	0	0	0	0	0	3											
12 Eric Chavez, L OBP: 0.333, SLG: 0.643										3	1	1	2	0	0	0											
55 Russell Martin, R OBP: 0.338, SLG: 0.296										3	0	0	0	0	2	0											
26 Eduardo Núñez, R OBP: 0.361, SLG: 0.344										3	0	0	0	0	0	0											
Inning Stats	R: 0 H: 0 E: 0 K: 1 S: 7	H: 0 LOB: 1 BB: 1 P: 16	R: 2 H: 2 E: 0 K: 0 S: 14	H: 2 LOB: 0 BB: 0 P: 23	R: 0 H: 0 E: 0 K: 0 S: 10	H: 0 LOB: 1 BB: 1 P: 19	R: 0 H: 0 E: 0 K: 1 S: 11	H: 0 LOB: 0 BB: 0 P: 14	R: 0 H: 1 E: 0 K: 2 S: 10	H: 1 LOB: 1 BB: 0 P: 17	R: 0 H: 2 E: 0 K: 1 S: 8	H: 2 LOB: 1 BB: 0 P: 12	R: 0 H: 0 E: 0 K: 1 S: 5	H: 0 LOB: 0 BB: 0 P: 11	R: 0 H: 0 E: 0 K: 0 S: 5	H: 0 LOB: 0 BB: 0 P: 12	R: 0 H: 0 E: 0 K: 0 S: 6	H: 0 LOB: 0 BB: 0 P: 12	1B: 4 2B: 0 3B: 0 HR: 1	SF: 0 SAC: 0 DP: 1 HBP: 0	WP: 0 PB: 0 SB: 0 CS: 0	PA: 30					
PITCHER	IP	WLS	BF	H	R	ER	SO	BB	IBB	HBP	BLK	WP	HR	S	P	ERA	WHIP										
39 Jason Hammel, R ERA: 1.97	6.0	L	24	5	2	2	5	2	0	0	0	0	0	60	101	3.00	1.167										
27 Matt Lindstrom, R ERA:	1.0		3	0	0	0	1	0	0	0	0	0	0	8	11	0.00	0.000										
43 Jim Johnson, R ERA:	1.0		3	0	0	0	0	0	0	0	0	0	0	5	12	0.00	0.000										

AB 27
R 1
H 5
RBI 1
BB 1
SO 6
LOB 6



AB 28
R 2
H 5
RBI 2
BB 2
SO 6
LOB 7



Batter	1	2	3	4	5	6	7	8	9	AB	R	H	RBI	BB	SO	LOB	TOP
9 Endy Chavez, L OBP: 0.163, SLG: 0.130	G3	P5		P4		L5-3		FC6-4		5	0	0	0	0	0	6	Baltimore Orioles @ New York Yankees Yankee Stadium, Bronx, NY Wed May 02 2012, 7:09 PM - 10:06 PM EDT Att: 39,360 - Cloudy - 53 F
2 J.J. Hardy, R OBP: 0.252, SLG: 0.361	1B		G5-3		2B		P4	G6-4-3		5	0	2	0	0	0	1	
21 Nick Markakis, L OBP: 0.330, SLG: 0.427	2B		G6-3		L9		HR		G3	5	1	2	1	0	0	1	
10 Adam Jones, R OBP: 0.362, SLG: 0.582	P4				G6-3			HR		3	1	0	0	1	1	3	
32 Matt Wieters, S OBP: 0.391, SLG: 0.618	BB				G6-3			HR		4	2	3	2	1	0	1	
19 Chris Davis, L OBP: 0.368, SLG: 0.595	K				G3			K		4	1	0	0	1	2	6	
36 Nick Johnson, L OBP: 0.205, SLG: 0.200		G4-3		1B		G4-3		1B		5	0	2	1	0	0	3	
12 Mark Reynolds, R OBP: 0.260, SLG: 0.197	F8			K				FC5-4		3	0	0	0	1	1	2	
11 Robert Andino, R OBP: 0.388, SLG: 0.443	BB									3	0	3	1	1	0	0	
Inning Stats	R: 0 H: 2 E: 0 K: 1 S: 12	H: 0 R: 0 ER: 0 LOB: 1 P: 14	R: 0 H: 0 E: 0 K: 1 S: 7	R: 1 H: 3 E: 0 K: 1 S: 9	R: 0 H: 1 E: 0 K: 0 S: 7	R: 1 H: 1 E: 0 K: 0 S: 11	R: 3 H: 3 E: 0 K: 1 S: 18	R: 0 H: 1 E: 0 K: 0 S: 8	R: 0 H: 1 E: 0 K: 0 S: 12	1B: 6 2B: 5 3B: 0 HR: 2	SF: 0 SAC: 0 DP: 2 HBP: 1	WP: 1 PB: 0 SB: 0 CS: 0	PA: 43				
PITCHER	IP WLS BF H R ER SO BB IBB HBP BLK WP HR S P ERA WHIP																
47 Ivan Nova, R ERA: 5.58	6.1 L 32 9 5 5 3 4 0 0 1 0 1 2 64 114 7.11 2.053																
39 Clay Rapada, L ERA: 3.69	0.1 2 1 0 0 1 0 0 0 0 0 0 6 8 0.00 3.000																
53 Cory Wade, R ERA: 1.46	0.1 1 0 0 0 0 0 0 0 0 0 0 1 1 0.00 0.000																
36 Freddy Garcia, R ERA: 10.91	2.0 8 2 0 0 0 1 0 0 0 0 0 20 31 0.00 1.500																
Batter	1	2	3	4	5	6	7	8	9	AB	R	H	RBI	BB	SO	LOB	BOTTOM
2 Derek Jeter, R OBP: 0.425, SLG: 0.567	K		L9			G6-3		K		4	0	0	0	0	2	0	Baltimore Orioles @ New York Yankees Yankee Stadium, Bronx, NY Wed May 02 2012, 7:09 PM - 10:06 PM EDT Att: 39,360 - Cloudy - 53 F
14 Curtis Granderson, L OBP: 0.389, SLG: 0.615	F8				G6-3				P5	4	0	1	0	0	0	0	
13 Alex Rodriguez, R OBP: 0.365, SLG: 0.422	1B					G6-4-3			K	4	0	2	0	0	1	1	
24 Robinson Cano, L OBP: 0.308, SLG: 0.367	K				K				G6-3	4	0	1	0	0	2	2	
25 Mark Teixeira, S OBP: 0.270, SLG: 0.366	G4-3				G1-3					3	0	0	0	0	1	2	
27 Raul Ibanez, L OBP: 0.294, SLG: 0.435	F8									3	0	1	0	0	0	1	
12 Eric Chavez, L OBP: 0.303, SLG: 0.581										1	0	0	0	0	1	0	
26 Eduardo Nunez, R OBP: 0.317, SLG: 0.297	K									2	0	0	0	0	1	2	
22 Andruw Jones, R OBP: 0.279, SLG: 0.417										3	0	0	0	0	2	1	
55 Russell Martin, R OBP: 0.320, SLG: 0.267	F8								G6-3	3	0	0	0	0	1		
Inning Stats	R: 0 H: 1 E: 0 K: 2 S: 12	H: 0 R: 0 ER: 0 LOB: 0 P: 16	R: 0 H: 0 E: 0 K: 1 S: 7	R: 0 H: 0 E: 0 K: 1 S: 9	R: 0 H: 1 E: 0 K: 1 S: 10	R: 0 H: 1 E: 0 K: 1 S: 12	R: 0 H: 1 E: 0 K: 0 S: 7	R: 0 H: 1 E: 0 K: 1 S: 12	R: 0 H: 0 E: 0 K: 2 S: 12	R: 0 H: 0 E: 0 K: 1 S: 9	1B: 5 2B: 0 3B: 0 HR: 0	SF: 0 SAC: 0 DP: 1 HBP: 0	WP: 0 PB: 0 SB: 0 CS: 0	PA: 31			
PITCHER	IP WLS BF H R ER SO BB IBB HBP BLK WP HR S P ERA WHIP																
34 Jake Arrieta, R ERA: 3.52	8.0 W 28 5 0 0 0 9 0 0 0 0 0 76 111 0.00 0.625																
43 Jim Johnson, R ERA:	1.0 3 0 0 0 1 0 0 0 0 0 0 9 16 0.00 0.000																



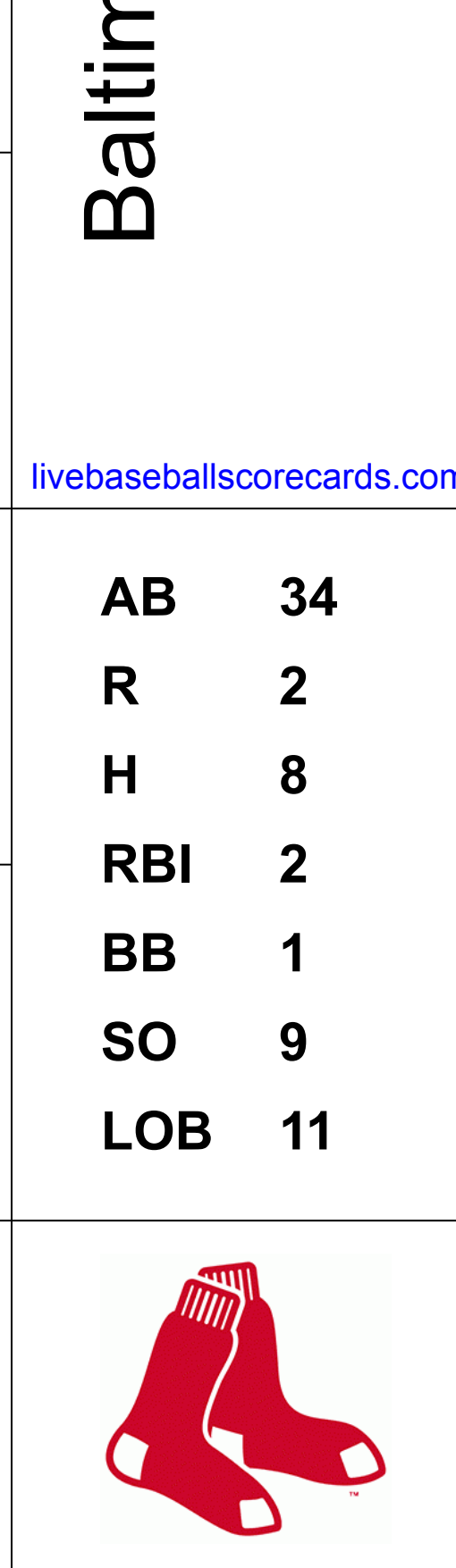
Batter	1	2	3	4	5	6	7	8	9	AB R H RBI BB SO LOB	TOP											
9 Endy Chavez, L OBP: 0.182, SLG: 0.154	G6-3		21 CS 2 WP 1B	K		F9			G1-3	5 0 1 0 0 1 1	Baltimore Orioles @ Boston Red Sox Fenway Park, Boston, MA Sat May 05 2012, 1:11 PM - 4:08 PM EDT Att: 37,581 - Cloudy - 56 F											
2 J.J. Hardy, R OBP: 0.246, SLG: 0.336	G6-3		21 CS 1B BB	G1-3			G1-3	F8	4 1 0 0 1 0 0													
21 Nick Markakis, L OBP: 0.311, SLG: 0.396	G6-3		10 HR 1B	K			G3		4 1 1 1 0 1 0													
10 Adam Jones, R OBP: 0.348, SLG: 0.570		F8	1 HR		G6-3		F9		4 1 1 2 0 0 0													
32 Matt Wieters, S OBP: 0.381, SLG: 0.616	G3		19 1B 24 1B 2B	K			G4-3		4 1 1 0 0 1 0													
19 Chris Davis, L OBP: 0.371, SLG: 0.573	24 1B 12 PB 1B		24 1B 12 HR 1B	K			G6-3		4 2 2 0 0 1 0													
24 Wilson Betemit, S OBP: 0.329, SLG: 0.469	12 PB 1B		12 HR 1B		G3			BB	3 1 2 1 1 0 0													
12 Mark Reynolds, R OBP: 0.287, SLG: 0.338	G5-3		1 HR			2B		K	4 1 2 3 0 1 2													
11 Robert Andino, R OBP: 0.372, SLG: 0.414			L7 K		G5-3			G5-3	4 0 0 0 0 1 1													
Inning Stats	R: 0 E: 0 K: 0 S: 5	H: 0 LOB: 0 BB: 0 P: 9	R: 1 E: 0 K: 0 S: 10	H: 2 LOB: 1 BB: 0 P: 15	R: 7 E: 0 K: 1 S: 22	H: 7 LOB: 0 BB: 1 P: 34	R: 0 E: 0 K: 2 S: 8	H: 0 LOB: 0 BB: 0 P: 12	R: 0 E: 0 K: 2 S: 9	H: 0 LOB: 0 BB: 0 P: 17		R: 0 E: 0 K: 0 S: 11	H: 1 LOB: 1 BB: 0 P: 18	R: 0 E: 0 K: 0 S: 6	H: 0 LOB: 0 BB: 0 P: 7	R: 0 E: 0 K: 1 S: 11	H: 0 LOB: 1 BB: 1 P: 19	R: 0 E: 0 K: 0 S: 7	H: 0 LOB: 0 BB: 0 P: 9	1B: 6 2B: 2 3B: 0 HR: 2	SF: 0 SAC: 0 DP: 0 HBP: 0	WP: 1 PB: 1 SB: 0 CS: 2
PITCHER	IP WLS BF H R ER SO BB IBB HBP BLK WP HR S P ERA WHIP	PITCHER										IP WLS BF H R ER SO BB IBB HBP BLK WP HR S P ERA WHIP										
35 Aaron Cook, R ERA: 20.25	2.2 L 16 8 7 6 0 1 0 0 0 0 1 1 30 48 20.25 3.375																					
59 Clayton Mortensen, R ERA: 1.42	3.1 12 2 1 1 5 0 0 0 0 0 0 1 35 57 2.70 0.600																					
48 Scott Atchison, R ERA: 1.5	3.0 10 0 0 0 1 1 0 0 0 0 0 0 24 35 0.00 0.333																					

Batter	1	2	3	4	5	6	7	8	9	AB R H RBI BB SO LOB	BOTTOM									
5 Nick Punto, S OBP: 0.294, SLG: 0.185	K		F9			K		F8		4 0 0 0 0 2 0	Baltimore Orioles @ Boston Red Sox Fenway Park, Boston, MA Sat May 05 2012, 1:11 PM - 4:08 PM EDT Att: 37,581 - Cloudy - 56 F									
15 Dustin Pedroia, R OBP: 0.353, SLG: 0.486	28 2B 1B		K			G6-3		28 1B 2B		4 0 2 0 0 1 0										
34 David Ortiz, L OBP: 0.420, SLG: 0.650	K			3 G6-4-3 BB			G6-3	L1		3 0 0 0 1 1 2										
28 Adrián González, L OBP: 0.350, SLG: 0.402			K				12 E 1B			4 1 3 0 0 1 1										
3 Mike Aviles, R OBP: 0.297, SLG: 0.457	G4-3		G6-4-3			F9		G4-3		4 0 0 0 0 0 6										
12 Ryan Sweeney, L OBP: 0.388, SLG: 0.544	K				L4		E7 7 1B 2B			4 1 1 1 0 1 0										
7 Cody Ross, R OBP: 0.320, SLG: 0.511	K				G1-3		39 2B 1B			4 0 1 1 0 1 0										
39 Jarrod Saltalamacchia, R OBP: 0.262, SLG: 0.492	K2-3		G4-3		G4-3					4 0 1 0 0 1 0										
23 Marlon Byrd, R OBP: 0.207, SLG: 0.174			G4-3			F8		K		3 0 0 0 0 1 2										
Inning Stats	R: 0 E: 0 K: 2 S: 17	H: 2 LOB: 2 BB: 0 P: 26	R: 0 E: 0 K: 3 S: 9	H: 0 LOB: 0 BB: 0 P: 14	R: 0 E: 0 K: 1 S: 10	H: 0 LOB: 0 BB: 0 P: 15	R: 0 E: 0 K: 1 S: 6	H: 0 LOB: 0 BB: 1 P: 13	R: 0 E: 0 K: 0 S: 10	H: 0 LOB: 0 BB: 0 P: 15		R: 2 E: 1 K: 1 S: 19	H: 4 LOB: 2 BB: 0 P: 36	R: 0 E: 0 K: 0 S: 12	H: 2 LOB: 2 BB: 0 P: 17	R: 0 E: 0 K: 0 S: 9	H: 0 LOB: 0 BB: 0 P: 11	1B: 4 2B: 4 3B: 0 HR: 0	SF: 0 SAC: 0 DP: 1 HBP: 0	WP: 0 PB: 0 SB: 0 CS: 0
PITCHER	IP WLS BF H R ER SO BB IBB HBP BLK WP HR S P ERA WHIP	PITCHER										IP WLS BF H R ER SO BB IBB HBP BLK WP HR S P ERA WHIP								
39 Jason Hammel, R ERA: 2.09	6.2 W 24 4 2 2 8 1 0 0 0 0 0 0 14 22 0.00 4.500																			
56 Darren O'Day, R ERA: 0.68	0.2 5 3 0 0 1 0 0 0 0 0 0 0 4 6 0.00 3.000																			
40 Troy Patton, L ERA: 3.65	0.1 2 1 0 0 0 0 0 0 0 0 0 0 3 5 0.00 0.000																			
27 Matt Lindstrom, R ERA	0.1 1 0 0 0 0 0 0 0 0 0 0 0 3 5 0.00 0.000																			
63 Kevin Cregg, R ERA: 6.75	1.0 3 0 0 0 0 0 0 0 0 0 0 0 9 11 0.00 0.000																			

AB	36
R	8
H	10
RBI	7
BB	2
SO	6
LOB	4



AB	34
R	2
H	8
RBI	2
BB	1
SO	9
LOB	11



Batter	1	2	3	4	5	6	7	8	9	10	11	12	13	14	15	16	17	AB	R	H	RBI	BB	SO	LOB	TOP							
3 Ryan Flaherty, L OBP: 0.192, SLG: 0.167 28 Ronny Paulino, R (11, PH) OBP: 0.300, SLG: 0.333 24 Wilson Betemit, S OBP: 0.333, SLG: 0.362	G4-3		G6-3	1B			G6-3		K		G5-3			E5 G6-4-3				5	0	1	0	0	1	0								
2 J.J. Hardy, R OBP: 0.270, SLG: 0.417	HR		HR	1B			F7		P3					G6-4-3				8	3	5	2	0	0	1								
21 Nick Markakis, L OBP: 0.323, SLG: 0.382	L5		G1-3	1B			K							G6-4-3				4	1	0	0	4	1	3								
10 Adam Jones, R OBP: 0.350, SLG: 0.591	2B		G5-4-3				K							G4-6-3				8	2	3	3	0	1	3								
32 Matt Wieters, S OBP: 0.381, SLG: 0.602	P4						K							G4-3				7	1	2	0	1	1	3								
19 Chris Davis, L OBP: 0.343, SLG: 0.591	K						K							G4-3				8	0	0	0	0	5	5								
12 Mark Reynolds, R OBP: 0.300, SLG: 0.364	BB													BB				3	1	2	1	4	0	0								
36 Nick Johnson, L OBP: 0.299, SLG: 0.205 9 Endy Chavez, L (11, PH) OBP: 0.172, SLG: 0.145	K													P3				4	0	1	0	0	3	3								
11 Robert Andino, R OBP: 0.356, SLG: 0.426	K													P3				7	1	1	3	0	3	3								
Inning Stats	R: 1 E: 0 K: 0 S: 6	H: 2 LOB: 1 BB: 0 P: 9	R: 0 E: 0 K: 3 S: 10	H: 0 LOB: 1 BB: 1 P: 18	R: 3 E: 0 K: 1 S: 21	H: 4 LOB: 2 BB: 2 P: 37	R: 0 E: 0 K: 3 S: 9	H: 0 LOB: 0 BB: 0 P: 13	R: 0 E: 0 K: 1 S: 10	H: 0 LOB: 0 BB: 0 P: 16	R: 1 E: 0 K: 2 S: 17	H: 2 LOB: 1 BB: 0 P: 31	R: 0 E: 0 K: 2 S: 8	H: 0 LOB: 0 BB: 0 P: 12	R: 0 E: 0 K: 0 S: 9	H: 1 LOB: 1 BB: 0 P: 14	R: 0 E: 0 K: 0 S: 12	H: 1 LOB: 1 BB: 1 P: 20	R: 0 E: 0 K: 0 S: 8	H: 0 LOB: 0 BB: 0 P: 11	R: 0 E: 0 K: 0 S: 8	H: 0 LOB: 0 BB: 0 P: 12	R: 3 E: 0 K: 0 S: 11	H: 2 LOB: 0 BB: 2 P: 24	1B: 7 2B: 4 3B: 0 HR: 4	SF: 0 SAC: 0 DP: 6 HBP: 0	WP: 0 PB: 0 SB: 2 CS: 1	PA: 69				
PITCHER	IP 3.2	WLS 2	BF 20	H 7	R 5	ER 5	SO 4	BB 0	IBB 0	HBP 0	BLK 0	WP 0	HR 0	S 46	P 8	ERA 0.00	WHIP 0.00															
11 Clay Buchholz, R ERA: 3.09	1.1	4	0	0	3	0	0	0	0	0	0	0	0	12	17	0.00	0.000															
30 Andrew Miller, R ERA: 3.09	6	0	0	0	2	1	0	0	0	0	0	0	0	18	31	0.00	0.500															
32 Matt Albers, R ERA: 1.29	2.0	5	2	1	0	2	0	0	0	0	0	0	0	17	31	0.00	2.000															
44 Vicente Padilla, R ERA: 7.52	2.0	8	1	0	0	3	1	0	0	0	0	0	0	21	31	0.00	1.000															
91 Alfredo Aceves, R ERA: 6.17																																
PITCHER	IP 2.0	WLS 7	BF 7	H 3	R 0	ER 0	SO 3	BB 0	IBB 0	HBP 0	BLK 0	WP 0	HR 0	S 16	P 25	ERA 0.00	WHIP 1.000															
46 Franklin Morales, L ERA: 4.91	2.0	7	0	0	0	1	2	0	0	0	0	0	0	21	34	0.00	1.000															
53 Rich Hill, L ERA: 1.50	2.0	6	1	0	0	0	0	0	0	0	0	0	0	14	23	0.00	0.500															
48 Scott Atchison, R ERA: 1.33	1.0	L	6	2	3	3	0	2	0	0	0	0	1	11	24	27.00	4.000															
54 Darnell McDonald, R ERA: 27.0																																
Batter	1	2	3	4	5	6	7	8	9	10	11	12	13	14	15	16	17	AB <th>R</th> <th>H</th> <th>RBI</th> <th>BB</th> <th>SO</th> <th>LOB</th> <th>BOTTOM</th>	R	H	RBI	BB	SO	LOB	BOTTOM							
3 Mike Aviles, R OBP: 0.303, SLG: 0.469	G4-3																	8	1	3	0	0	2	2								
12 Ryan Sweeney, L OBP: 0.386, SLG: 0.540	G3																	8	0	4	1	0	2	2								
15 Dustin Pedroia, R OBP: 0.362, SLG: 0.474	1B																	5	0	1	0	3	1	4								
28 Adrián González, L OBP: 0.328, SLG: 0.373	CS																	8	0	0	0	0	2	8								
34 David Ortiz, L OBP: 0.422, SLG: 0.654 54 Darnell McDonald, R OBP: 0.261, SLG: 0.388	G3																	4	1	2	0	0	1	0								
7 Cody Ross, R OBP: 0.308, SLG: 0.485	K																	7	1	1	0	0	5	2								
39 Jarrod Saltalamacchia, S OBP: 0.294, SLG: 0.485	L4-3																	5	1	1	1	1	2	1								
64 Will Middlebrooks, R OBP: 0.303, SLG: 0.425	P3																	7	1	2	4	0	1	3								
23 Marlon Byrd, R OBP: 0.202, SLG: 0.172	G4-3																	7	0	1	0	0	1	1								
Inning Stats	R: 0 E: 0 K: 0 S: 9	H: 1 LOB: 0 BB: 0 P: 11	R: 0 E: 0 K: 2 S: 12	H: 0 LOB: 0 BB: 0 P: 18	R: 0 E: 0 K: 0 S: 14	H: 0 LOB: 0 BB: 0 P: 19	R: 1 E: 0 K: 0 S: 6	H: 2 LOB: 0 BB: 0 P: 12	R: 4 E: 0 K: 0 S: 17	H: 5 LOB: 2 BB: 1 P: 29	R: 0 E: 0 K: 2 S: 11	H: 1 LOB: 1 BB: 0 P: 15	R: 0 E: 0 K: 1 S: 16	H: 0 LOB: 0 BB: 0 P: 25	R: 1 E: 0 K: 0 S: 8	H: 1 LOB: 1 BB: 0 P: 14	R: 0 E: 0 K: 1 S: 9	H: 0 LOB: 0 BB: 0 P: 12	R: 0 E: 0 K: 1 S: 15	H: 1 LOB: 1 BB: 0 P: 23	R: 0 E: 0 K: 1 S: 6	H: 0 LOB: 1 BB: 1 P: 11	R: 0 E: 0 K: 2 S: 11	H: 1 LOB: 2 BB: 0 P: 18	R: 0 E: 0 K: 1 S: 7	H: 1 LOB: 2 BB: 0 P: 9	R: 0 E: 0 K: 1 S: 8	H: 1 LOB: 1 BB: 1 P: 14	1B: 11 2B: 5 3B: 0 HR: 1	SF: 1 SAC: 0 DP: 3 HBP: 0	WP: 0 PB: 0 SB: 0 CS: 2	PA: 69
PITCHER	IP 4.1	WLS 8	BF 20	H 8	R 5	ER 5	SO 2	BB 0	IBB 0	HBP 0	BLK 0	WP 0	HR 0	S 54	P 82	ERA 10.38	WHIP 2.077															
29 Tommy Hunter, R ERA: 5.0	1.2	6	1	0	0	2	1	0	0	0	0	0	0	15	22	0.00	0.600															
38 Luis Ayala, R ERA: 4.26	0.2	4	0	0	0	1	1	0	0	0	0	0	0	13	22	0.00	1.500															
56 Charen O'Day, R ERA: 0.84	0.1	2	1	1	1	0	0	0	0	0	0	0	0	6	6	27.00	3.000															
40 Troy Patton, L ERA: 4.26	2.0	B	6	1	0	0	1	0	0	0	0	0	0	14	25	0.00	0.500															
47 Pedro Strop, R ERA: 1.59																																
PITCHER	IP 2.0	WLS 7	BF 7	H 3	R 0	ER 0	SO 3	BB 0	IBB 0	HBP 0	BLK 0	WP 0	HR 0	S 16	P 25	ERA 0.00	WHIP 0.500															
63 Kevin Gregg, R ERA: 5.19	2.0	8	1	0	0	3	1	0	0	0	0	0	0	16	29	0.00	1.000															
27 Matt Lindstrom, R ERA: 12.1	2.0	7	1	0	0	3	0	0	0	0	0	0	0	16	29	0.00	0.500															
43 Jim Johnson, R ERA: 4.26	2.0	W	8	2	0	0	2	1	0	0	0	0	0	15	23	0.00	1.500															
19 Chris Davis, R ERA: 16.1																																

Baltimore Orioles @ Boston Red Sox
Fenway Park, Boston, MA
Sun May 06 2012, 1:36 PM - 7:44 PM EDT
Att. 37,394 - Cloudy - 54 F

AB 59
R 9
H 15
RBI 10
BB 9
SO 15
LOB 24



Baltimore Orioles @ Boston Red Sox
Fenway Park, Boston, MA
Sun May 06 2012, 1:36 PM - 7:44 PM EDT
Att. 37,394 - Cloudy - 54 F

AB 63
R 6
H 16
RBI 6
BB 4
SO 18
LOB 25



Batter	1	2	3	4	5	6	7	8	9	AB	R	H	RBI	BB	SO	LOB	TOP						
5 Ian Kinsler, R OBP: 0.376, SLG: 0.508										6	1	2	0	0	0	3							
1 Elvis Andrus, R OBP: 0.386, SLG: 0.429										6	1	3	1	0	1	1							
32 Josh Hamilton, L OBP: 0.435, SLG: 0.703										4	1	1	2	2	2	0							
29 Adrian Beltré, R OBP: 0.354, SLG: 0.562										4	1	1	0	1	0	5							
7 David Murphy, L OBP: 0.329, SLG: 0.434										4	2	2	3	0	0	1							
10 Michael Young, R OBP: 0.347, SLG: 0.443										4	3	3	0	1	1	2							
17 Nelson Cruz, R OBP: 0.476, SLG: 0.789										5	2	2	1	0	1	4							
25 Mike Napoli, R OBP: 0.330, SLG: 0.494										5	2	3	6	0	1	2							
21 Brandon Snyder, R OBP: 0.476, SLG: 0.789										5	2	3	6	0	1	2							
23 Craig Gentry, R OBP: 0.333, SLG: 0.381										5	0	2	0	0	0	3							
Inning Stats	R: 0 E: 0 K: 1 S: 9	H: 1 LOB: 0 BB: 0 P: 10	R: 2 E: 0 K: 0 S: 15	H: 2 LOB: 1 BB: 1 P: 28	R: 1 E: 0 K: 1 S: 11	H: 2 LOB: 2 BB: 1 P: 22	R: 0 E: 0 K: 1 S: 12	H: 1 LOB: 1 BB: 0 P: 18	R: 0 E: 0 K: 1 S: 7	H: 0 LOB: 0 BB: 0 P: 8	R: 4 E: 0 K: 0 S: 16	H: 5 LOB: 2 BB: 1 P: 30	R: 0 E: 0 K: 1 S: 14	H: 2 LOB: 2 BB: 0 P: 19	R: 0 E: 0 K: 1 S: 10	H: 0 LOB: 0 BB: 0 P: 15	R: 7 E: 1 K: 0 S: 23	H: 6 LOB: 1 BB: 1 P: 36	1B: 12 2B: 4 3B: 0 HR: 3	SF: 1 SAC: 0 DP: 2 HBP: 0	WP: 0 PB: 0 SB: 0 CS: 0	PA: 49	
PITCHER	IP WLS BF H R ER SO BB IBB HBP BLK WP HR S P ERA WHIP	5.0 L 26 10 7 7 4 2 0 0 0 0 1 64 103 12.60 2.400	3.0 L 13 3 0 0 2 1 0 0 0 0 0 30 47 0.00 1.333	1.0 L 10 6 7 2 0 1 0 0 0 0 2 23 36 18.00 7.000																			

Texas Rangers @ Baltimore Orioles
 Oriole Park at Camden Yards, Baltimore, MD
 Mon May 07 2012, 7:09 PM - 9:42 PM EDT
 Att: 11,938 - Cloudy - 67°F

AB	44
R	14
H	19
RBI	13
BB	4
SO	6
LOB	22

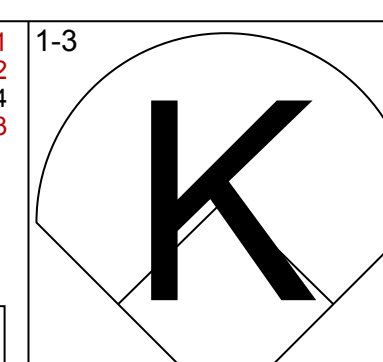
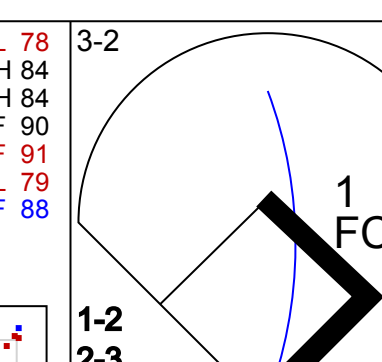
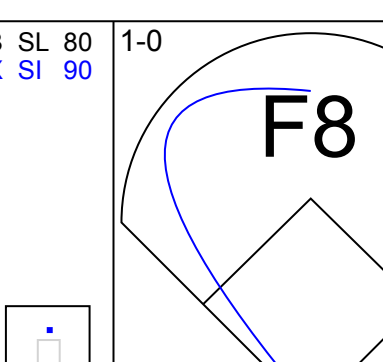
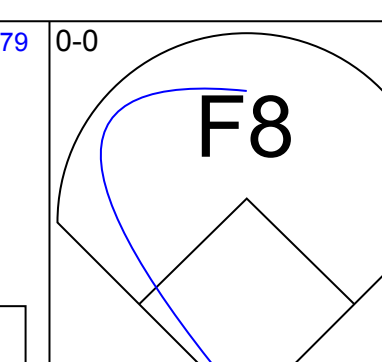
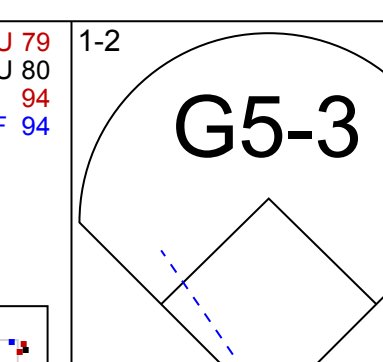
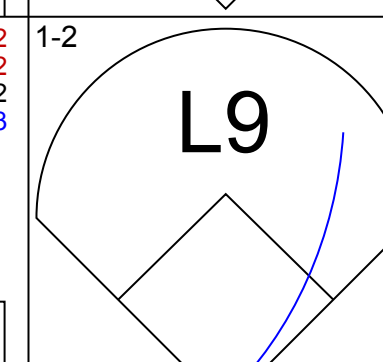
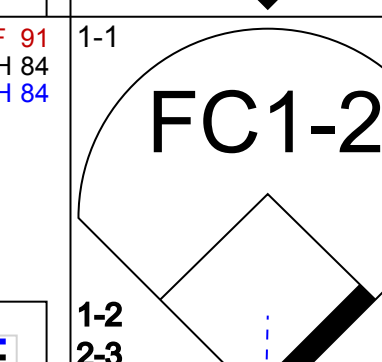
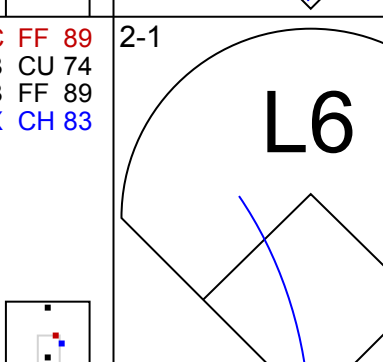
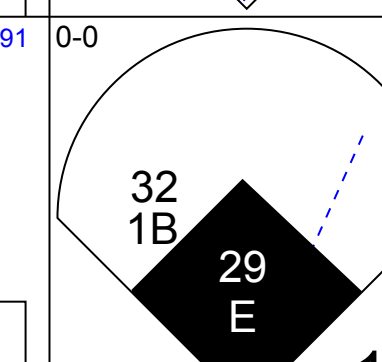
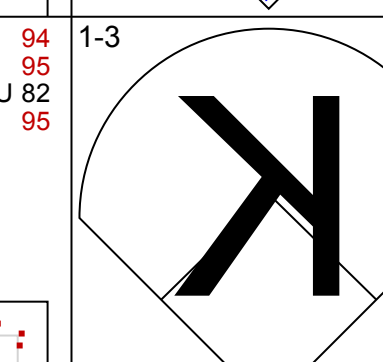
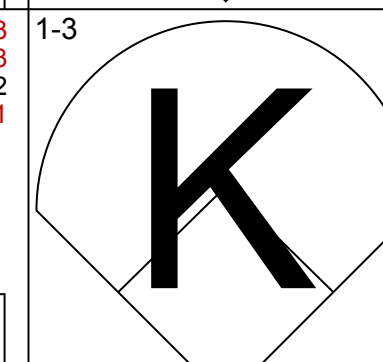
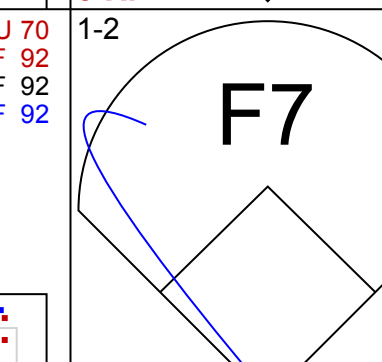
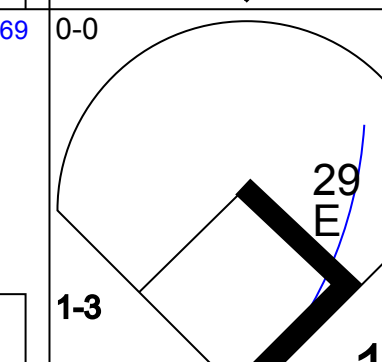


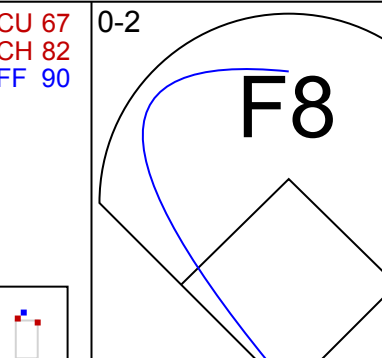
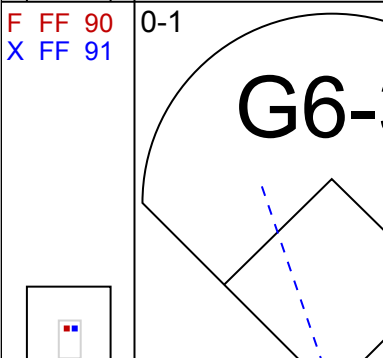
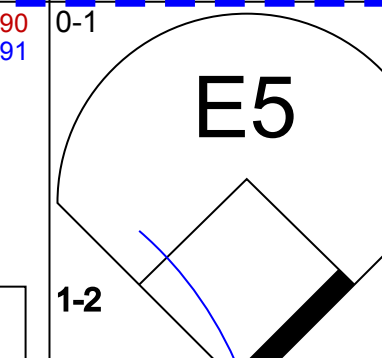

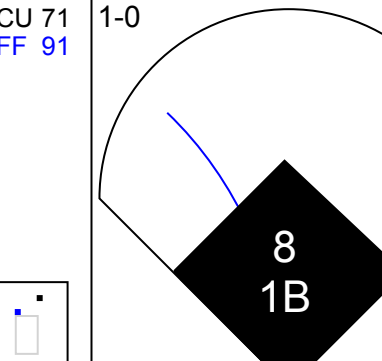
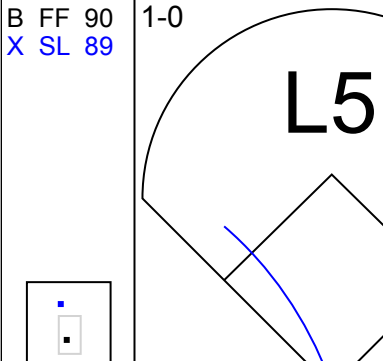
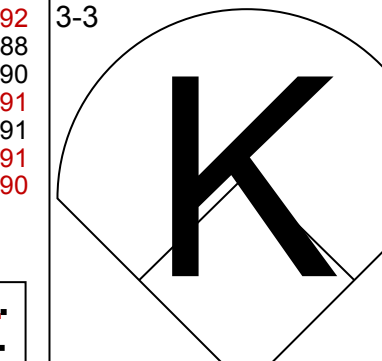

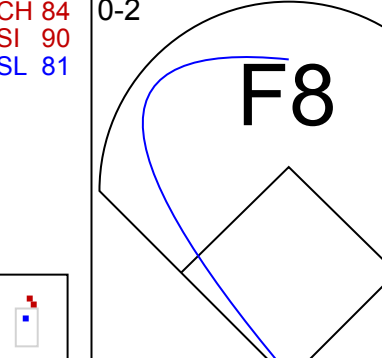
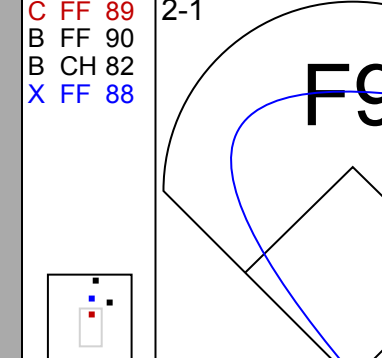
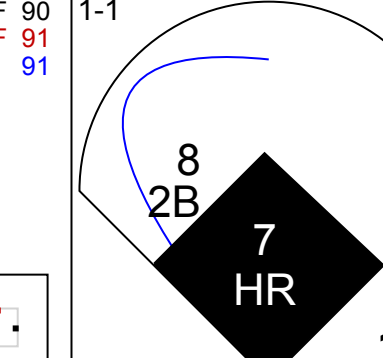
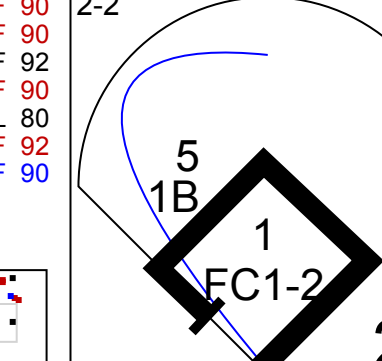
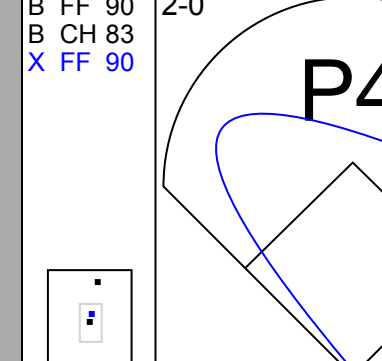
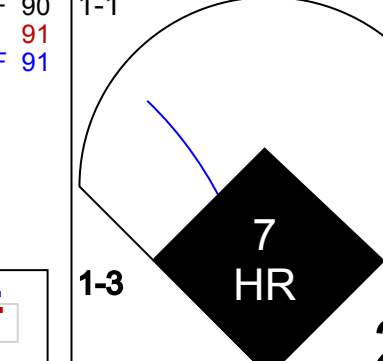
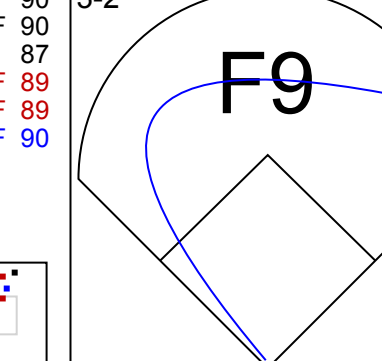
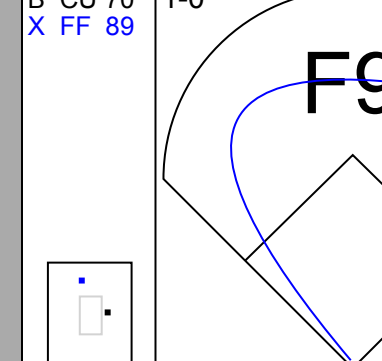
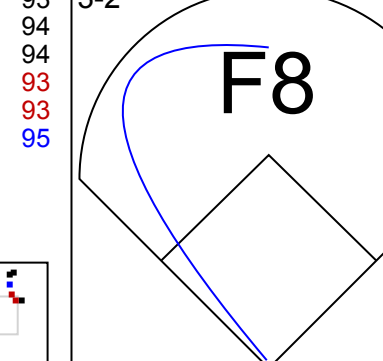
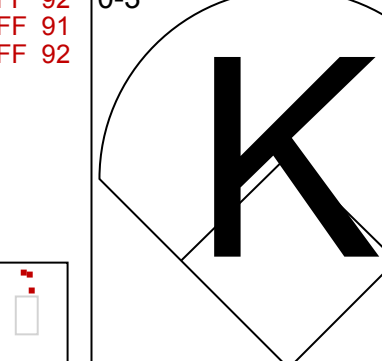
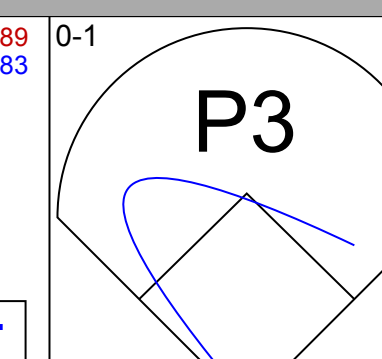
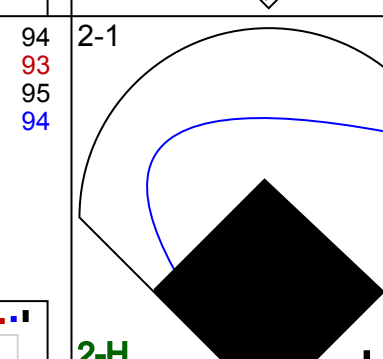
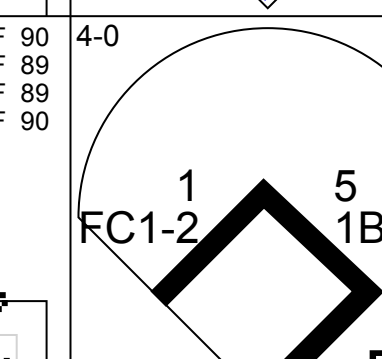
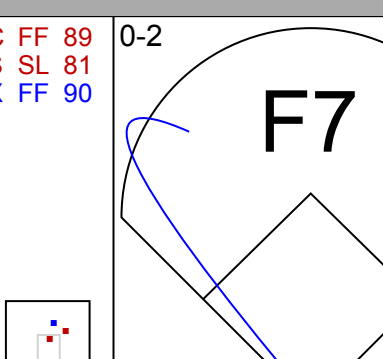
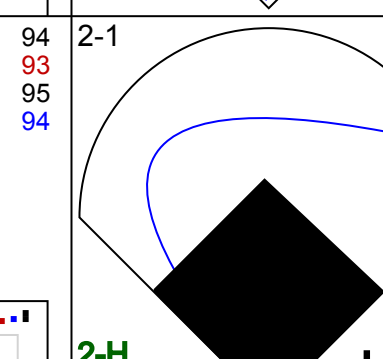


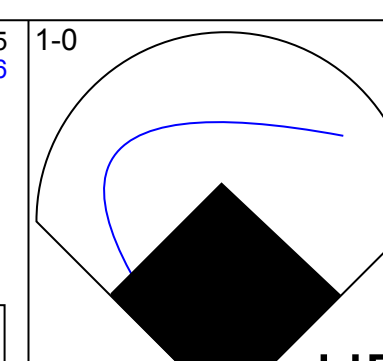
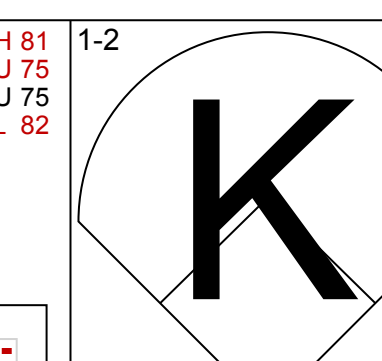
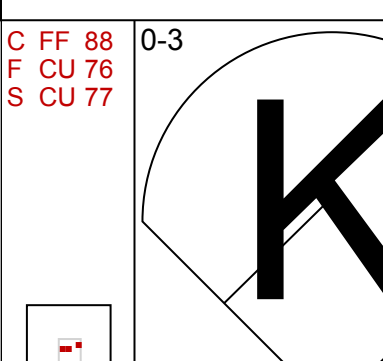
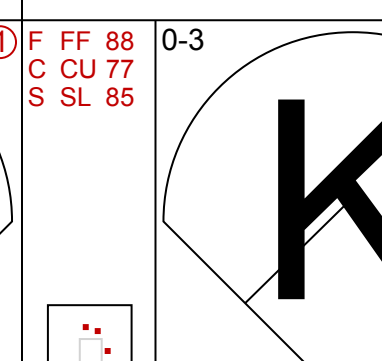
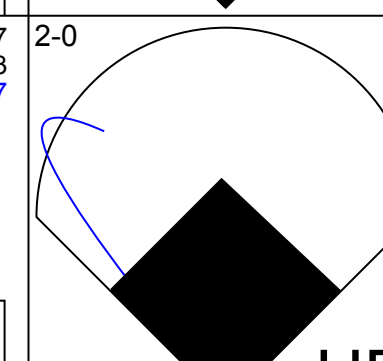
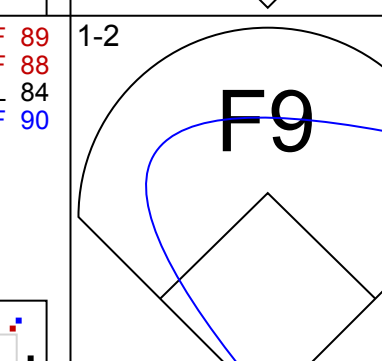
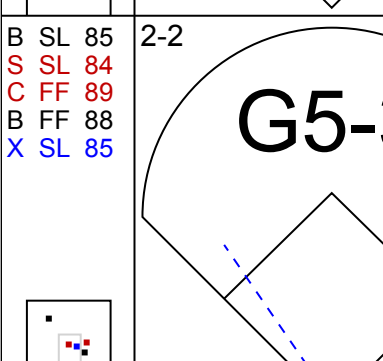
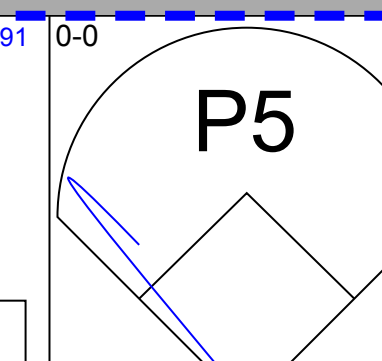
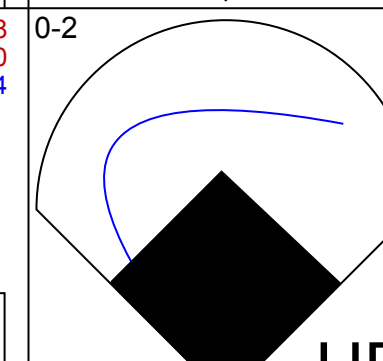
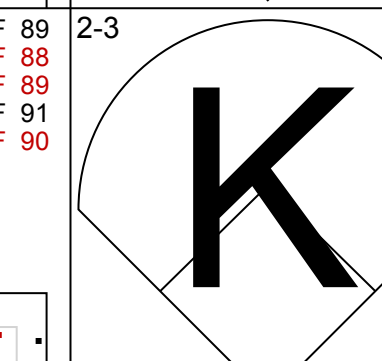
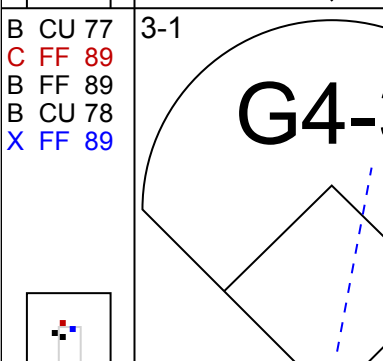
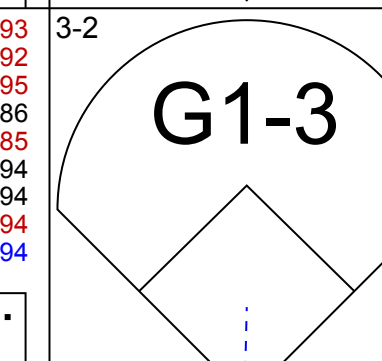
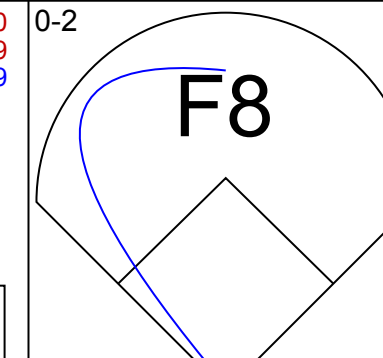
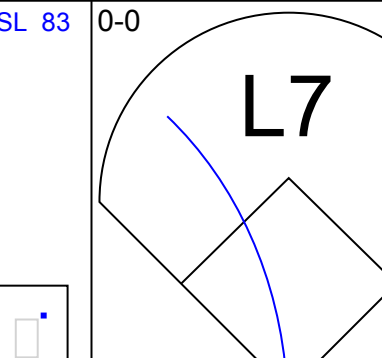
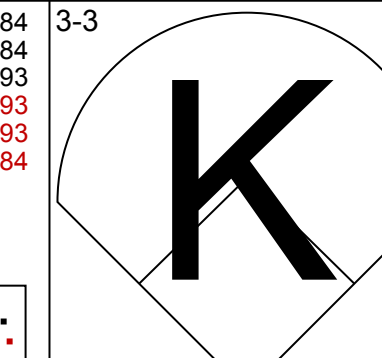

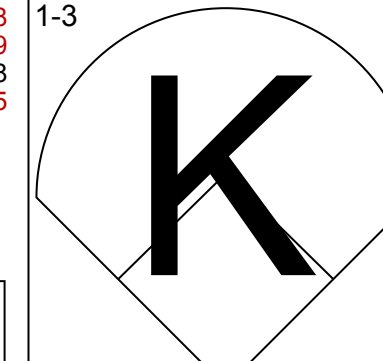
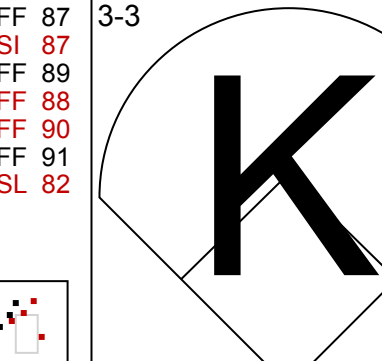

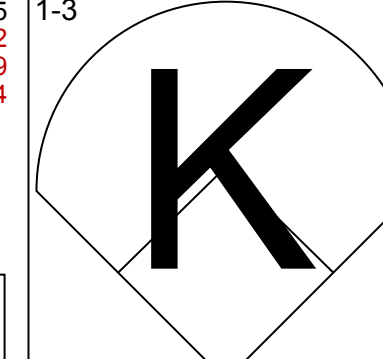
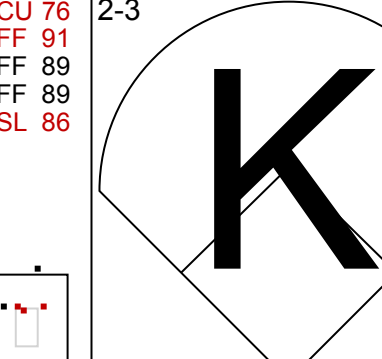


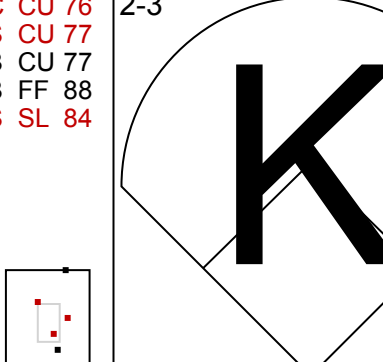


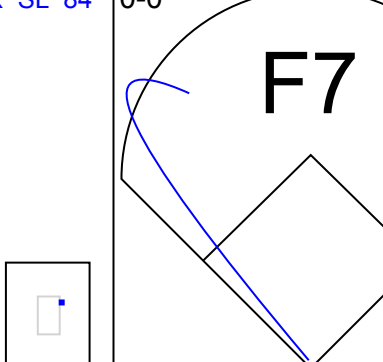


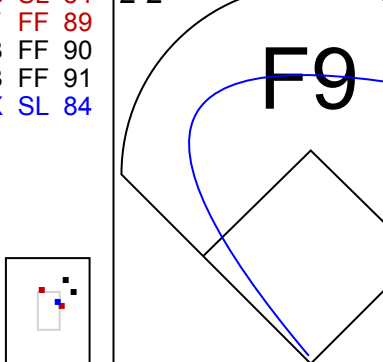

Batter	1	2	3	4	5	6	7	8	9	AB	R	H	RBI	BB	SO	LOB	BOTTOM					
11 Robert Andino, R OBP: 0.352, SLG: 0.449										4	1	1	1	0	2	0						
2 J.J. Hardy, R OBP: 0.285, SLG: 0.437										4	0	3	0	0	1	0						
21 Nick Markakis, L OBP: 0.315, SLG: 0.372										3	0	0	0	0	0	3						
3 Ryan Flaherty, L OBP: 0.185, SLG: 0.160										3	0	0	0	0	1	1						
10 Adam Jones, R OBP: 0.341, SLG: 0.576										1	0	0	0	0	1	0						
36 Nick Johnson, L OBP: 0.205, SLG: 0.200										4	1	1	0	0	1	0						
32 Matt Wieters, S OBP: 0.376, SLG: 0.588										2	0	0	0	1	0	1						
12 Mark Reynolds, R OBP: 0.330, SLG: 0.354										3	1	1	2	0	0	1						
24 Wilson Betemit, S OBP: 0.333, SLG: 0.500										3	0	0	0	0	0	0						
19 Chris Davis, L OBP: 0.333, SLG: 0.510										3	0	0	0	0	0	0						
25 Luis Exposito, R OBP: 0.333, SLG: 0.500										3	0	0	0	0	0	0						
Inning Stats	R: 0 E: 0 K: 0 S: 6	H: 1 LOB: 0 BB: 0 P: 7	R: 0 E: 0 K: 1 S: 12	H: 0 LOB: 1 BB: 1 P: 19	R: 0 E: 0 K: 2 S: 8	H: 0 LOB: 0 BB: 0 P: 12	R: 0 E: 0 K: 0 S: 6	H: 1 LOB: 0 BB: 0 P: 10	R: 0 E: 0 K: 0 S: 6	H: 0 LOB: 0 BB: 0 P: 6	R: 1 E: 0 K: 0 S: 9	H: 2 LOB: 1 BB: 0 P: 14	R: 2 E: 0 K: 0 S: 9	H: 2 LOB: 0 BB: 0 P: 18	R: 0 E: 0 K: 2 S: 9	H: 0 LOB: 0 BB: 0 P: 11	R: 0 E: 0 K: 3 S: 10	H: 0 LOB: 0 BB: 0 P: 11	1B: 3 2B: 1 3B: 0 HR: 2	SF: 0 SAC: 0 DP: 2 HBP: 0	WP: 0 PB: 0 SB: 0 CS: 0	PA: 32
PITCHER	IP WLS BF H R ER SO BB IBB HBP BLK WP HR S P ERA WHIP	7.0 W 26 6 3 3 3 1 0 0 0 0 0 9 11 0.00 0.000	1.0 L 3 0 0 0 2 0 0 0 0 0 0 9 11 0.00 0.000	1.0 L 3 0 0 0 3 0 0 0 0 0 0 10 11 0.00 0.000																		

Texas Rangers @ Baltimore Orioles
 Oriole Park at Camden Yards, Baltimore, MD
 Mon May 07 2012, 7:09 PM - 9:42 PM EDT
 Att: 11,938 - Cloudy - 67°F

AB	31
R	3
H	6
RBI	3
BB	1
SO	8
LOB	6



Batter	1	2	3	4	5	6	7	8	9	AB	R	H	RBI	BB	SO	LOB	TOP			
5 Ian Kinsler, R OBP: 0.364, SLG: 0.485			 1B							5	0	1	0	0	1	0	<p>Texas Rangers @ Baltimore Orioles Oriole Park at Camden Yards, Baltimore, MD Thu May 10, 2012, 4:08 PM - 6:31 PM EDT Partly Cloudy - 64 F</p>			
1 Elvis Andrus, R OBP: 0.397, SLG: 0.421			 1B					 29 E		5	1	1	0	0	1	3				
32 Josh Hamilton, L OBP: 0.452, SLG: 0.818									 1B	4	0	1	0	0	2	3				
29 Adrian Beltré, R OBP: 0.343, SLG: 0.561										4	0	0	0	0	1	1				
10 Michael Young, R OBP: 0.331, SLG: 0.427					 2B					4	1	1	0	0	1	2				
17 Nelson Cruz, R OBP: 0.301, SLG: 0.363									 7 HR	4	1	1	0	0	0	1				
8 Yorvit Torrealba, R OBP: 0.283, SLG: 0.399			 1 FC1-2						 2B	4	1	3	1	0	0	0				
21 Brandon Snyder, R OBP: 0.417, SLG: 0.682										3	0	0	0	0	1	2				
18 Mitch Moreland, L OBP: 0.229, SLG: 0.432										1	0	0	0	0	0	2				
23 Craig Gentry, R OBP: 0.333, SLG: 0.364									 3-H	2	0	0	0	1	0	0				
7 David Murphy, L OBP: 0.352, SLG: 0.481			 5 1B						 2-H	1	1	1	3	0	0	0				
Inning Stats	R: 0 E: 0 K: 2 S: 9	H: 0 LOB: 0 BB: 0 P: 12	R: 0 E: 0 K: 1 S: 11	H: 0 LOB: 0 BB: 0 P: 15	R: 0 E: 0 K: 0 S: 17	H: 2 LOB: 3 BB: 1 P: 31	R: 1 E: 0 K: 1 S: 12	H: 2 LOB: 1 BB: 0 P: 14	R: 0 E: 0 K: 1 S: 6	H: 0 LOB: 0 BB: 0 P: 8	R: 0 E: 0 K: 0 S: 4	H: 0 LOB: 0 BB: 0 P: 9	R: 1 E: 1 K: 1 S: 11	H: 2 LOB: 2 BB: 0 P: 14	R: 3 E: 0 K: 1 S: 15	H: 3 LOB: 0 BB: 0 P: 24	1B: 5 2B: 3 3B: 0 HR: 1	SF: 0 SAC: 0 DP: 0 HBP: 0	WP: 0 PB: 0 SB: 0 CS: 0	PA: 38
PITCHER	IP WLS BF H R ER SO BB IBB HBP BLK WP HR S P ERA WHIP																			
16 Wei-Yin Chen, L ERA: 2.43	(1, 1)	7.2	W	30	6	2	1	5	1	0	0	0	0	0	0	0	70	103	1.17	0.913
36 Luis Ayala, R ERA: 1.13	(8, 1)	0.1		4	2	2	2	1	0	0	0	0	0	0	0	0	10	15	54.00	6.000
43 Jim Johnson, R ERA: 0.66	(9, 1)	1.0	S	4	1	1	1	1	0	0	0	0	0	0	0	0	1	11	9.00	1.000

Batter	1	2	3	4	5	6	7	8	9	AB	R	H	RBI	BB	SO	LOB	BOTTOM			
3 Ryan Flaherty, L OBP: 0.188, SLG: 0.267										4	1	1	1	0	3	1	<p>Texas Rangers @ Baltimore Orioles Oriole Park at Camden Yards, Baltimore, MD Thu May 10, 2012, 4:08 PM - 6:31 PM EDT Partly Cloudy - 64 F</p>			
2 J.J. Hardy, R OBP: 0.220, SLG: 0.488										4	1	1	1	0	0	0				
21 Nick Markakis, L OBP: 0.324, SLG: 0.426										4	1	1	1	0	1	0				
10 Adam Jones, R OBP: 0.336, SLG: 0.576										4	1	1	1	0	1	0				
32 Matt Wieters, S OBP: 0.379, SLG: 0.569								 BB		2	1	0	0	1	2	0				
24 Wilson Betemit, S OBP: 0.317, SLG: 0.507								 1-H		3	1	1	2	0	2	0				
19 Chris Davis, L OBP: 0.330, SLG: 0.491								 HBP		2	0	0	0	0	2	0				
12 Mark Reynolds, R OBP: 0.317, SLG: 0.337										3	0	0	0	0	1	1				
11 Robert Andino, R OBP: 0.348, SLG: 0.438										3	0	0	0	0	1	0				
Inning Stats	R: 3 E: 0 K: 2 S: 14	H: 3 LOB: 0 BB: 0 P: 19	R: 0 E: 0 K: 3 S: 13	H: 0 LOB: 0 BB: 0 P: 18	R: 0 E: 0 K: 2 S: 9	H: 0 LOB: 0 BB: 0 P: 13	R: 0 E: 0 K: 2 S: 8	H: 0 LOB: 0 BB: 0 P: 13	R: 0 E: 0 K: 1 S: 7	H: 0 LOB: 0 BB: 0 P: 11	R: 0 E: 0 K: 1 S: 8	H: 0 LOB: 0 BB: 0 P: 13	R: 3 E: 1 K: 1 S: 16	H: 2 LOB: 1 BB: 1 P: 27	R: 0 E: 0 K: 1 S: 10	H: 0 LOB: 0 BB: 0 P: 16		1B: 0 2B: 0 3B: 0 HR: 5	SF: 0 SAC: 0 DP: 1 HBP: 1	WP: 0 PB: 0 SB: 0 CS: 0
PITCHER	IP WLS BF H R ER SO BB IBB HBP BLK WP HR S P ERA WHIP																			
48 Colby Lewis, R ERA: 3.69	(1, 1)	7.0	L	28	5	6	6	1	0	0	0	0	0	0	0	0	75	114	7.71	0.857
57 Mark Lowe, R ERA: 0.9	(8, 1)	1.0		3	0	0	0	1	0	0	0	0	0	0	0	0	10	16	0.00	0.000

Batter	1	2	3	4	5	6	7	8	9	AB	R	H	RBI	BB	SO	LOB	TOP										
5 Ian Kinsler, R OBP: 0.359, SLG: 0.474 (1,4)	L6		F8		G5-3		1B	K		5	1	1	0	0	1	2											
1 Elvis Andrus, R OBP: 0.401, SLG: 0.427 (1,6)	32 HR		G4-3		1B		1B			3	2	2	2	2	0	0											
32 Josh Hamilton, L OBP: 0.450, SLG: 0.825 (1,8) (9,7)	1-H		K		F7		1B			4	1	1	2	1	2	2											
29 Adrian Beltré, R OBP: 0.336, SLG: 0.544 (1,10)					G6-3		E5			5	0	1	1	0	0	3											
10 Michael Young, R OBP: 0.319, SLG: 0.411 (1,5)	K				K		G5-3			5	0	0	1	0	2	4											
7 David Murphy, L OBP: 0.337, SLG: 0.459 (1,7) 23 Craig Gentry, R OBP: 0.333, SLG: 0.364 (9,8)	G6-3				K		E4			4	0	0	0	0	1	3											
17 Nelson Cruz, R OBP: 0.299, SLG: 0.367 (1,9)					K		K			4	1	1	0	0	2	1											
25 Mike Napoli, R OBP: 0.330, SLG: 0.495 (1,2)					K		1B			4	1	2	1	0	1	0											
18 Mitch Moreland, L OBP: 0.326, SLG: 0.423 (1,3)					P6		FC6			4	1	1	0	0	0	2											
Inning Stats	R: 2 E: 0 K: 1 S: 14	H: 2 LOB: 1 BB: 1 P: 20	R: 0 E: 0 K: 2 S: 11	H: 0 LOB: 0 BB: 0 P: 17	R: 0 E: 0 K: 1 S: 9	H: 0 LOB: 0 BB: 0 P: 11	R: 0 E: 0 K: 2 S: 11	H: 0 LOB: 0 BB: 0 P: 14	R: 2 E: 0 K: 0 S: 10	H: 3 LOB: 1 BB: 0 P: 17	R: 0 E: 1 K: 1 S: 8	H: 0 LOB: 1 BB: 0 P: 12	R: 3 E: 1 K: 0 S: 14	H: 3 LOB: 2 BB: 1 P: 24	R: 0 E: 0 K: 1 S: 7	H: 1 LOB: 0 BB: 0 P: 8	R: 0 E: 0 K: 1 S: 9	H: 0 LOB: 1 BB: 1 P: 14	1B: 6 2B: 1 3B: 1 HR: 1	SF: 0 SAC: 0 DP: 0 HBP: 0	WP: 0 PB: 0 SB: 0 CS: 0	PA: 41					
PITCHER	IP	WLS	BF	H	R	ER	SO	BB	IBB	HBP	BLK	WP	HR	S	P	ERA	WHIP										
29 Tommy Hunter, R ERA: 5.14 (1,1)	6.0	L	25	5	4	4	7	1	0	0	0	0	1	63	91	6.00	1.000										
27 Matt Lindstrom, R ERA: 1.29 (7,1)	1.0		8	3	3	2	0	0	1	0	0	0	0	14	24	18.00	3.000										
55 Stu Pomeranz, R ERA: (8,1)	1.0		4	1	0	0	1	0	0	0	0	0	0	7	8	0.00	1.000										
47 Pedro Strop, R ERA: 1.5 (9,1)	1.0		4	0	0	0	1	1	0	0	0	0	0	9	14	0.00	1.000										

Texas Rangers @ Baltimore Orioles
 Oriole Park at Camden Yards, Baltimore, MD
 Thu May 10 2012, 7:13 PM - 9:56 PM EDT
 Att. 19,250 - Clear - 61 F

AB 38
 R 7
 H 9
 RBI 7
 BB 3
 SO 9
 LOB 17



Batter	1	2	3	4	5	6	7	8	9	AB	R	H	RBI	BB	SO	LOB	BOTTOM										
11 Robert Andino, R OBP: 0.333, SLG: 0.418 (1,4)	P3		G6-3		F9		F8		K	5	0	0	0	0	1	3											
2 J.J. Hardy, R OBP: 0.285, SLG: 0.477 (1,6)	K		G6-3		BB				G1-3	3	0	0	0	1	1	0											
21 Nick Markakis, L OBP: 0.329, SLG: 0.419 (1,9)	K				F9				BB	2	0	0	0	2	1	2											
10 Adam Jones, R OBP: 0.341, SLG: 0.570 (1,8)					K				BB	3	1	1	0	1	2	3											
32 Matt Wieters, S OBP: 0.367, SLG: 0.547 (1,10)					G1-3		F9		BB	4	1	0	0	0	0	4											
24 Wilson Betemit, S OBP: 0.302, SLG: 0.487 (1,7)	SF8				G6-3		F9		F7	3	0	0	1	0	0	2											
12 Mark Reynolds, R OBP: 0.324, SLG: 0.337 (1,3)					K				G6-3	3	1	1	0	1	1	0											
6 Steve Tolleson, R OBP: 0.333, SLG: 0.333 (1,5) 3 Ryan Flaherty, L OBP: 0.212, SLG: 0.290 (9,PH)	E6				F9				K	3	0	1	0	0	1	0											
25 Luis Exposito, R OBP: 0.143, SLG: 0.143 (1,2) 36 Nick Johnson, L OBP: 0.200, SLG: 0.195 (9,PH)	F8								G6-3	3	0	1	0	0	0	1											
Inning Stats	R: 0 E: 0 K: 2 S: 11	H: 0 LOB: 0 BB: 0 P: 18	R: 3 E: 3 K: 0 S: 18	H: 3 LOB: 1 BB: 0 P: 26	R: 0 E: 0 K: 1 S: 11	H: 0 LOB: 1 BB: 1 P: 18	R: 0 E: 0 K: 1 S: 9	H: 0 LOB: 0 BB: 0 P: 11	R: 0 E: 0 K: 1 S: 10	H: 1 LOB: 2 BB: 1 P: 18	R: 0 E: 0 K: 0 S: 4	H: 0 LOB: 0 BB: 0 P: 6	R: 0 E: 0 K: 1 S: 6	H: 0 LOB: 0 BB: 0 P: 11	R: 0 E: 0 K: 0 S: 13	H: 0 LOB: 2 BB: 1 P: 23	R: 0 E: 0 K: 1 S: 10	H: 1 LOB: 1 BB: 1 P: 17	1B: 5 2B: 0 3B: 0 HR: 0	SF: 1 SAC: 0 DP: 1 HBP: 0	WP: 0 PB: 0 SB: 1 CS: 0	PA: 37					
PITCHER	IP	WLS	BF	H	R	ER	SO	BB	IBB	HBP	BLK	WP	HR	S	P	ERA	WHIP										
45 Derek Holland, L ERA: 3.86 (1,1)	6.0	W	25	4	3	0	0	2	0	0	0	0	0	63	97	0.00	1.000										
41 Alexi Ogando, R ERA: 0.54 (7,1)	1.0		3	0	0	0	1	0	0	0	0	0	0	6	11	0.00	0.000										
37 Mike Adams, R ERA: 2.13 (8,1)	1.0		5	0	0	0	0	2	0	0	0	0	0	13	23	0.00	2.000										
36 Joe Nathan, R ERA: 2.84 (9,1)	1.0		4	1	0	0	1	1	0	0	0	0	0	10	17	0.00	2.000										

Texas Rangers @ Baltimore Orioles
 Oriole Park at Camden Yards, Baltimore, MD
 Thu May 10 2012, 7:13 PM - 9:56 PM EDT
 Att. 19,250 - Clear - 61 F

AB 31
 R 3
 H 5
 RBI 1
 BB 5
 SO 7
 LOB 17



Batter	1	2	3	4	5	6	7	8	9	AB	R	H	RBI	BB	SO	LOB	TOP						
18 Ben Zobrist, S OBP: 0.365, SLG: 0.426	G5-3		G4-3	23 HBP BB		G4-3	BB		G4-3	2	0	0	0	3	0	0							
23 Carlos Pena, L OBP: 0.374, SLG: 0.395	K		G4-3			F8			G4-3	4	0	0	1	0	1	2							
2 B.J. Upton, R OBP: 0.329, SLG: 0.435	G6-3					F9				3	0	0	0	1	0	3							
30 Luke Scott, L OBP: 0.311, SLG: 0.552			F7							3	1	1	0	1	0	2							
7 Jeff Keppinger, R OBP: 0.329, SLG: 0.423										3	0	0	0	0	0	1							
10 Will Rhymes, L OBP: 0.267, SLG: 0.276										0	0	0	0	0	0	0							
20 Matt Joyce, L OBP: 0.379, SLG: 0.584										3	1	1	0	1	0	1							
1 Sean Rodriguez, R OBP: 0.296, SLG: 0.313										4	0	1	0	0	1	3							
28 José Molina, R OBP: 0.262, SLG: 0.377										4	1	1	0	0	0	1							
9 Elliot Johnson, S OBP: 0.308, SLG: 0.326										3	0	1	1	0	1	0							
8 Desmond Jennings, R OBP: 0.333, SLG: 0.398										1	0	0	0	0	0	0							
Inning Stats	R: 0 E: 0 K: 1 S: 6	H: 0 LOB: 0 BB: 0 P: 8	R: 1 E: 0 K: 0 S: 10	H: 1 LOB: 1 BB: 1 P: 16	R: 0 E: 0 K: 1 S: 9	H: 0 LOB: 2 BB: 2 P: 20	R: 2 E: 0 K: 0 S: 12	H: 3 LOB: 3 BB: 2 P: 27	R: 0 E: 0 K: 0 S: 9	H: 1 LOB: 1 BB: 0 P: 12	R: 0 E: 0 K: 0 S: 5	H: 0 LOB: 0 BB: 1 P: 12	R: 0 E: 0 K: 0 S: 6	H: 0 LOB: 0 BB: 0 P: 6	R: 0 E: 0 K: 1 S: 5	H: 0 LOB: 0 BB: 0 P: 5	R: 0 E: 0 K: 0 S: 6	H: 0 LOB: 0 BB: 0 P: 8	1B: 4 2B: 1 3B: 0 HR: 0	SF: 0 SAC: 0 DP: 1 HBP: 2	WP: 0 PB: 0 SB: 0 CS: 0	PA: 38	
PITCHER	IP WLS BF H R ER SO BB IBB HBP BLK WP HR S P ERA WHIP																						
37 Dana Eveland, L ERA: 4.5	6.0	29	5	3	3	2	5	1	2	0	0	0	0	0	0	51	95	4.50	1.667				
56 Darren O'Day, R ERA: 1.89	1.0	3	0	0	0	0	0	0	0	0	0	0	0	0	6	6	0.00	0.000					
47 Pedro Strop, R ERA: 1.42	1.0	3	0	0	0	1	0	0	0	0	0	0	0	5	5	0.00	0.000						
43 Jim Johnson, R ERA: 0.61	1.0	3	0	0	0	0	0	0	0	0	0	0	0	6	8	0.00	0.000						

Tampa Bay Rays @ Baltimore Orioles
Oriole Park at Camden Yards, Baltimore, MD

AB 30
R 3
H 5
RBI 2
BB 6
SO 3
LOB 13



WP: 0 PA: 38
PB: 0
SB: 0
CS: 0

Fri May 11 2012, 7:09 PM - 9:45 PM EDT
Att: 26,669 - Clear - 71 F

Batter	1	2	3	4	5	6	7	8	9	AB	R	H	RBI	BB	SO	LOB	BOTTOM					
3 Ryan Flaherty, L OBP: 0.189, SLG: 0.257	F8		F9			K	K			4	0	0	0	0	2	2						
2 J.J. Hardy, R OBP: 0.291, SLG: 0.463	K		FC6-4			F7			P6	4	0	0	0	0	1	1						
21 Nick Markakis, L OBP: 0.333, SLG: 0.445	P5					K				4	1	2	1	0	1	0						
10 Adam Jones, R OBP: 0.338, SLG: 0.583						G6-3				4	1	1	1	0	1	1						
32 Matt Wieters, S OBP: 0.358, SLG: 0.532										3	0	0	0	0	0	0						
24 Wilson Betemit, S OBP: 0.303, SLG: 0.481										3	0	1	0	0	0	0						
19 Chris Davis, L OBP: 0.331, SLG: 0.486										3	1	1	0	0	1	1						
36 Nick Johnson, L OBP: 0.250, SLG: 0.302										2	1	2	2	1	0	0						
11 Robert Andino, R OBP: 0.333, SLG: 0.411										2	0	0	0	1	1	2						
Inning Stats	R: 0 E: 0 K: 1 S: 7	H: 2 LOB: 0 BB: 0 P: 10	R: 1 E: 0 K: 0 S: 12	H: 2 LOB: 0 BB: 0 P: 18	R: 0 E: 0 K: 0 S: 6	H: 1 LOB: 1 BB: 0 P: 10	R: 0 E: 0 K: 1 S: 6	H: 0 LOB: 0 BB: 0 P: 7	R: 0 E: 0 K: 2 S: 9	H: 0 LOB: 1 BB: 1 P: 16	R: 1 E: 0 K: 2 S: 14	H: 1 LOB: 0 BB: 0 P: 23	R: 2 E: 0 K: 1 S: 19	H: 2 LOB: 1 BB: 1 P: 29	R: 0 E: 0 K: 0 S: 7	H: 1 LOB: 0 BB: 0 P: 8	1B: 4 2B: 1 3B: 0 HR: 3	SF: 0 SAC: 0 DP: 2 HBP: 0	WP: 0 PB: 0 SB: 1 CS: 0	PA: 31		
PITCHER	IP WLS BF H R ER SO BB IBB HBP BLK WP HR S P ERA WHIP																					
58 Jeremy Hellickson, R ERA: 2.96	6.2	25	5	3	3	6	1	0	0	0	0	0	0	1	11	18	27.00	6.000				
62 Joel Peralta, R ERA: 5.93	0.1	3	1	1	1	1	1	0	0	0	0	0	0	7	8	0.00	1.000					
57 Jake McGee, L ERA: 2.61	1.0	3	1	0	0	0	0	0	0	0	0	0	0	7	8	0.00	1.000					

Tampa Bay Rays @ Baltimore Orioles
Oriole Park at Camden Yards, Baltimore, MD

AB 29
R 4
H 7
RBI 4
BB 2
SO 7
LOB 7



WP: 0 PA: 31
PB: 0
SB: 1
CS: 0

Fri May 11 2012, 7:09 PM - 9:45 PM EDT
Att: 26,669 - Clear - 71 F

Batter	1	2	3	4	5	6	7	8	9	AB	R	H	RBI	BB	SO	LOB	TOP								
2 Derek Jeter, R OBP: 0.411, SLG: 0.527	G1-3		1B		G4-6-3	K		G5-4-3		5	0	1	0	0	1	6	New York Yankees @ Baltimore Orioles Oriole Park at Camden Yards, Baltimore, MD Mon May 14 2012, 7:20 PM - 11:01 PM EDT Att: 16,492 - Drizzlie - 66 F								
14 Curtis Granderson, L OBP: 0.353, SLG: 0.599	K		G6-3		HR	F9		BB		4	1	1	1	1	1	4									
13 Alex Rodriguez, R OBP: 0.391, SLG: 0.431	1B				G4-3			FC6-4		5	2	3	0	0	0	2									
24 Robinson Cano, L OBP: 0.346, SLG: 0.451	K				1B					5	2	2	0	0	1	2									
25 Mark Teixeira, S OBP: 0.286, SLG: 0.403		F7			G3-1					4	3	2	2	1	0	2									
33 Nick Swisher, S OBP: 0.241, SLG: 0.563	K				2B					3	0	1	2	2	1	0									
27 Raul Ibanez, L OBP: 0.250, SLG: 0.273	F7				G3					4	0	0	1	0	0	2									
45 Dewayne Wise, L OBP: 0.250, SLG: 0.273										0	0	0	0	0	0	0									
12 Eric Chavez, L OBP: 0.311, SLG: 0.548			G4-3		G5-3					4	0	1	1	0	0	3									
55 Russell Martin, R OBP: 0.327, SLG: 0.311	F7									2	0	0	0	2	1	2									
Inning Stats	R: 0 H: 1 E: 0 K: 2 S: 11	H: 1 LOB: 1 BB: 0 P: 13	R: 0 H: 0 E: 0 K: 1 S: 8	H: 0 LOB: 0 BB: 0 P: 11	R: 0 H: 1 E: 0 K: 0 S: 7	H: 1 LOB: 1 BB: 0 P: 11	R: 2 H: 3 E: 0 K: 0 S: 18	H: 3 LOB: 1 BB: 0 P: 27	R: 1 H: 1 E: 0 K: 0 S: 10	H: 1 LOB: 0 BB: 1 P: 17	R: 2 H: 1 E: 1 K: 1 S: 17	H: 1 LOB: 3 BB: 3 P: 37	R: 2 H: 2 E: 0 K: 0 S: 14	H: 2 LOB: 0 BB: 0 P: 20	R: 0 H: 1 E: 0 K: 0 S: 13	H: 1 LOB: 2 BB: 1 P: 21	R: 1 H: 1 E: 0 K: 1 S: 8	H: 1 LOB: 2 BB: 1 P: 19	1B: 6 2B: 3 3B: 0 HR: 2	SF: 1 2B: 3 DP: 2 HBP: 2	WP: 0 PB: 0 SB: 0 CS: 0	PA: 45			
PITCHER	IP	WLS	BF	H	R	ER	SO	BB	IBB	HBP	BLK	WP	HR	S	P	ERA	WHIP								
39 Jason Hammel, R ERA: 2.68	5.0		24	7	5	4	3	3	0	0	0	0	1	60	95	7.20	2.000								
36 Luis Ayala, R ERA: 1.95	2.0	L	10	2	2	2	1	1	0	0	0	0	1	25	41	9.00	1.500								
37 Dana Eveland, L ERA: 4.7	1.2		10	2	1	1	0	1	1	2	0	0	0	18	34	5.40	1.800								
56 Darren O'Day, R ERA: 1.56	0.1		1	0	0	0	1	0	0	0	0	0	0	3	6	0.00	0.000								

Batter	1	2	3	4	5	6	7	8	9	AB	R	H	RBI	BB	SO	LOB	BOTTOM								
13 Xavier Avery, L OBP: 0.222, SLG: 0.556	2B		G3		HR	F7			F8	5	2	2	1	0	0	2	New York Yankees @ Baltimore Orioles Oriole Park at Camden Yards, Baltimore, MD Mon May 14 2012, 7:20 PM - 11:01 PM EDT Att: 16,492 - Drizzlie - 66 F								
2 J.J. Hardy, R OBP: 0.294, SLG: 0.483	2B		P5		HR				K	5	2	2	3	0	1	0									
21 Nick Markakis, L OBP: 0.342, SLG: 0.446	1B		G3-1		L6				E5	5	0	1	0	0	1	1									
10 Adam Jones, R OBP: 0.340, SLG: 0.568	2B		FC6-4						G5-3	5	0	2	1	0	1	2									
32 Matt Wieters, S OBP: 0.360, SLG: 0.542	K				G4-3					3	0	1	0	1	1	1									
24 Wilson Betemit, S OBP: 0.296, SLG: 0.449	F7									4	0	1	0	0	1	3									
19 Chris Davis, L OBP: 0.317, SLG: 0.462	K		G6-3		L3				K	4	0	0	0	0	2	2									
36 Nick Johnson, L OBP: 0.286, SLG: 0.354					K				K2-3	2	0	0	0	2	2	1									
11 Robert Andino, R OBP: 0.333, SLG: 0.407			G4-3						K	3	1	1	0	1	1	1									
Inning Stats	R: 2 H: 3 E: 0 K: 1 S: 15	H: 3 LOB: 1 BB: 0 P: 20	R: 0 H: 0 E: 0 K: 1 S: 9	H: 0 LOB: 0 BB: 1 P: 17	R: 0 H: 1 E: 0 K: 0 S: 10	H: 1 LOB: 1 BB: 0 P: 14	R: 0 H: 1 E: 0 K: 1 S: 7	H: 1 LOB: 1 BB: 1 P: 15	R: 3 H: 2 E: 0 K: 1 S: 13	H: 2 LOB: 0 BB: 1 P: 25	R: 0 H: 1 E: 0 K: 0 S: 13	H: 1 LOB: 2 BB: 1 P: 23	R: 0 H: 2 E: 0 K: 2 S: 13	H: 2 LOB: 0 BB: 0 P: 20	R: 0 H: 0 E: 0 K: 3 S: 10	H: 0 LOB: 0 BB: 0 P: 14		R: 0 H: 0 E: 1 K: 1 S: 12	H: 0 LOB: 1 BB: 0 P: 15	1B: 6 2B: 2 3B: 1 HR: 1	SF: 0 2B: 2 DP: 2 HBP: 0	WP: 0 PB: 0 SB: 0 CS: 0	PA: 40		
PITCHER	IP	WLS	BF	H	R	ER	SO	BB	IBB	HBP	BLK	WP	HR	S	P	ERA	WHIP								
47 Ivan Nova, R ERA: 5.44	5.1		24	7	5	5	4	3	0	0	0	0	6	12	92	8.44	1.875								
39 Clay Rapada, L ERA: 3.5	0.1		2	0	0	0	0	1	0	0	0	0	0	6	12	0.00	3.000								
41 David Phelps, R ERA: 2.96	1.0	W	6	3	0	0	1	0	0	0	0	0	0	16	26	0.00	3.000								
48 Boone Logan, L ERA: 2.3	1.0	H	3	0	0	0	3	0	0	0	0	0	0	10	15	0.00	0.000								
53 Cory Wade, R ERA: 1.59	0.1	H	1	0	0	0	1	0	0	0	0	0	0	3	3	0.00	0.000								
29 Rafael Soriano, R ERA: 2.57	1.0		4	0	0	0	1	0	0	0	0	0	0	12	15	0.00	0.000								

AB 36
R 8
H 11
RBI 7
BB 6
SO 5
LOB 23



AB 36
R 5
H 10
RBI 5
BB 4
SO 10
LOB 13



Batter	1	2	3	4	5	6	7	8	9	10	11	12	13	14	15	AB	R	H	RBI	BB	SO	LOB	TOP											
13 Xavier Avery, L OBP: 0.316, SLG: 0.444 (1.7)	G3		SH				F9					B2		G3-1		6	0	2	0	0	0	1												
2 J.J. Hardy, R OBP: 0.310, SLG: 0.497 (1.6)			FC5-4				1B							G5-3		6	1	3	1	1	0	4												
21 Nick Markakis, L OBP: 0.331, SLG: 0.433 (1.9)																7	0	2	1	0	1	6												
10 Adam Jones, R OBP: 0.341, SLG: 0.590 (1.8)			FC5-4													7	1	1	1	0	2	5												
32 Matt Wieters, S OBP: 0.340, SLG: 0.511 (1.2)																7	0	0	0	0	3	1												
36 Nick Johnson, L OBP: 0.286, SLG: 0.362 (1.10)																5	0	1	0	1	2	0												
35 Bill Hall, R OBP: 0.500, SLG: 0.800 (13. PFR) (13.10)																0	0	0	0	1	0	0												
24 Wilson Betemit, S OBP: 0.294, SLG: 0.465 (1.5) (9.3)																7	1	2	1	0	1	3												
19 Chris Davis, L OBP: 0.323, SLG: 0.493 (1.3)																4	0	2	0	0	1	2												
3 Ryan Flaherty, L OBP: 0.162, SLG: 0.238 (9. PFR) (9.5)																2	1	0	0	0	0	1												
11 Robert Andino, R OBP: 0.331, SLG: 0.394 (1.4)																6	0	1	0	0	3	3												
Inning Stats	R: 0 E: 0 K: 0 S: 8	H: 0 LOB: 1 BB: 1 P: 13	R: 0 E: 0 K: 2 S: 10	H: 0 LOB: 1 BB: 1 P: 20	R: 0 E: 0 K: 0 S: 10	H: 2 LOB: 2 BB: 0 P: 16	R: 0 E: 0 K: 1 S: 5	H: 0 LOB: 0 BB: 0 P: 8	R: 0 E: 0 K: 2 S: 17	H: 2 LOB: 2 BB: 0 P: 22	R: 0 E: 0 K: 3 S: 9	H: 0 LOB: 0 BB: 0 P: 12	R: 0 E: 0 K: 1 S: 8	H: 1 LOB: 1 BB: 0 P: 12	R: 1 E: 0 K: 1 S: 9	H: 2 LOB: 0 BB: 0 P: 11	R: 2 E: 0 K: 0 S: 15	H: 4 LOB: 2 BB: 0 P: 21	R: 0 E: 0 K: 1 S: 7	H: 0 LOB: 0 BB: 0 P: 11	R: 0 E: 0 K: 1 S: 5	H: 0 LOB: 0 BB: 0 P: 6	R: 0 E: 0 K: 0 S: 6	H: 1 LOB: 1 BB: 0 P: 8	R: 0 E: 0 K: 0 S: 8	H: 1 LOB: 1 BB: 0 P: 10	R: 0 E: 0 K: 0 S: 7	H: 0 LOB: 0 BB: 0 P: 12	R: 1 E: 0 K: 0 S: 8	H: 1 LOB: 1 BB: 1 P: 16	1B: 8 2B: 4 3B: 0 HR: 2	SF: 0 SAC: 1 DP: 1 HBP: 0	WP: 0 PB: 0 SI: 0 CS: 1	PA: 61
PITCHER	IP: 7.0 WLS: 28 BF: 28 H: 7 R: 0 ER: 0 LOB: 9 BB: 0 IBB: 0 HBP: 0 BLK: 0 WP: 0 HR: 0 S: 67 P: 103 ERA: 0.00 WHIP: 1.000																																	
59 Felipe Fresno, R ERA: 1.93 (1.1)	40 Kelvin Herrera, R ERA: 3.72 (8.1)	51 Jonathan Broxton, R ERA: 2.45 (9.1)	55 Tim Collins, L ERA: 3.15 (10.1)	47 Nate Adcock, R ERA: 2.51 (11.1)																														

Baltimore Orioles @ Kansas City Royals
Kauffman Stadium, Kansas City, MO
Wed May 16 2012, 7:11 PM - 11:20 PM CDT
Att: 17,949 - Clear - 77 F

AB 57
R 4
H 14
RBI 4
BB 3
SO 13
LOB 26



Batter	1	2	3	4	5	6	7	8	9	10	11	12	13	14	15	AB	R	H	RBI	BB	SO	LOB	BOTTOM											
1 Jarrod Dyson, L OBP: 0.375, SLG: 0.347 (1.8)																6	0	1	0	1	2	2												
35 Eric Hosmer, L OBP: 0.237, SLG: 0.319 (1.3)																7	0	0	0	0	0	2												
16 Billy Butler, R OBP: 0.344, SLG: 0.490 (1.10)																4	0	2	0	0	0	1												
12 Mitch Maier, L OBP: 0.319, SLG: 0.350 (8. PFR) (9.10)																0	1	0	0	0	0	0												
9 Johnny Giavotella, R OBP: 0.214, SLG: 0.251 (11.10)																3	0	1	0	0	0	0												
4 Alex Gordon, L OBP: 0.341, SLG: 0.396 (1.7)																6	0	2	1	1	1	3												
21 Jeff Francoeur, R OBP: 0.304, SLG: 0.350 (1.9)																5	1	1	0	1	1	2												
8 Mike Moustakas, L OBP: 0.362, SLG: 0.521 (1.5)																6	0	1	0	0	1	4												
2 Alcides Escobar, R OBP: 0.328, SLG: 0.425 (1.6)																5	1	2	0	0	0	1												
17 Chris Getz, L OBP: 0.321, SLG: 0.390 (1.4)																2	0	0	0	0	0	3												
19 Irving Falu, S OBP: 0.400, SLG: 0.550 (7.4)																3	0	1	0	0	0	0												
33 Humberto Quintero, R OBP: 0.280, SLG: 0.362 (1.2)																6	0	1	2	0	2	3												
Inning Stats	R: 0 E: 0 K: 0 S: 5	H: 1 LOB: 0 BB: 0 P: 8	R: 0 E: 0 K: 1 S: 9	H: 0 LOB: 0 BB: 0 P: 12	R: 0 E: 0 K: 0 S: 5	H: 1 LOB: 0 BB: 0 P: 5	R: 0 E: 0 K: 0 S: 6	H: 1 LOB: 1 BB: 1 P: 11	R: 2 E: 0 K: 0 S: 13	H: 2 LOB: 1 BB: 0 P: 20	R: 0 E: 1 K: 0 S: 10	H: 2 LOB: 2 BB: 0 P: 15	R: 1 E: 0 K: 0 S: 17	H: 2 LOB: 2 BB: 1 P: 26	R: 0 E: 0 K: 2 S: 11	H: 1 LOB: 1 BB: 0 P: 14	R: 0 E: 0 K: 0 S: 9	H: 0 LOB: 0 BB: 0 P: 11	R: 0 E: 0 K: 2 S: 11	H: 0 LOB: 0 BB: 0 P: 15	R: 0 E: 0 K: 0 S: 6	H: 0 LOB: 0 BB: 0 P: 10	R: 0 E: 0 K: 0 S: 10	H: 1 LOB: 1 BB: 0 P: 16	1B: 10 2B: 3 3B: 0 HR: 0	SF: 0 SAC: 1 DP: 3 HBP: 1	WP: 0 PB: 0 SI: 0 CS: 0	PA: 58						
PITCHER	IP: 7.0 WLS: 27 BF: 27 H: 7 R: 2 ER: 2 LOB: 9 BB: 0 IBB: 0 HBP: 0 BLK: 0 WP: 0 HR: 0 S: 56 P: 82 ERA: 2.57 WHIP: 1.143																																	
29 Tommy Hunter, R ERA: 4.78 (1.1)	40 Troy Patton, L ERA: 4.58 (8.1)	56 Darren O'Day, R ERA: 1.47 (9.1)	37 Dane Eveland, L ERA: 3.38 (10.1)	63 Kevin Gregg, R ERA: 3.75 (13.1)																														

Baltimore Orioles @ Kansas City Royals
Kauffman Stadium, Kansas City, MO
Wed May 16 2012, 7:11 PM - 11:20 PM CDT
Att: 17,949 - Clear - 77 F

AB 53
R 3
H 12
RBI 3
BB 3
SO 7
LOB 21



Batter	1	2	3	4	5	6	7	8	9	AB	R	H	RBI	BB	SO	LOB	TOP			
13 Xavier Avery, L (1, 7) OBP: 0.304, SLG: 0.381	G4-3		G1-3		G1-3		BB			3	0	0	0	1	0	0	Baltimore Orioles @ Kansas City Royals Kauffman Stadium, Kansas City, MO Thu May 17 2012, 1:11 PM - 3:50 PM CDT Att: 31,076 - Partly Cloudy - 81 F livebaseballscorecards.com			
2 J.J. Hardy, R (1, 6) OBP: 0.305, SLG: 0.491	G5-3		G5-3		F8		BB			4	0	1	2	0	0	0				
21 Nick Markakis, L (1, 9) OBP: 0.335, SLG: 0.435	BB				HR		F7			4	1	2	0	0	1	2				
10 Adam Jones, R (1, 8) OBP: 0.345, SLG: 0.604	BB				HR				G5-3	3	1	1	2	1	1	0				
24 Wilson Betemit, S (1, 10) OBP: 0.292, SLG: 0.456	K				F8		BB		G5-3	4	1	1	0	0	1	2				
19 Chris Davis, L (1, 3)	CS				G6-4-3		E8		G4-3	4	1	3	0	0	0	0				
11 Robert Andino, R (1, 4)	F9				G6-4-3		F9		P6	4	0	0	0	0	0	3				
3 Ryan Flaherty, L (1, 5) OBP: 0.167, SLG: 0.217	K				K		B1		P3	4	0	0	0	0	2	2				
25 Luis Exposito, R (1, 2) OBP: 0.143, SLG: 0.077	K				G5-3		BB		K	3	1	0	0	1	2	0				
Inning Stats	R: 0 H: 1 E: 0 K: 1 S: 13	H: 1 LOB: 2 BB: 1 P: 24	R: 0 H: 0 E: 0 K: 1 S: 6	H: 1 LOB: 1 BB: 0 P: 12	R: 0 H: 0 E: 0 K: 1 S: 8	H: 0 LOB: 0 BB: 0 P: 12	R: 2 H: 3 E: 0 K: 0 S: 14	H: 3 LOB: 0 BB: 0 P: 20	R: 0 H: 0 E: 0 K: 2 S: 8	H: 0 LOB: 0 BB: 0 P: 13	R: 3 H: 3 E: 1 K: 0 S: 16	H: 3 LOB: 2 BB: 2 P: 29	R: 0 H: 0 E: 0 K: 0 S: 5	H: 0 LOB: 0 BB: 0 P: 10	R: 0 H: 0 E: 0 K: 1 S: 5	H: 0 LOB: 0 BB: 0 P: 9	1B: 7 2B: 1 3B: 0 HR: 1	SF: 0 SAC: 0 DP: 2 HBP: 0	WP: 0 PB: 0 SB: 0 CS: 1	PA: 36
PITCHER	IP WLS BF H R ER SO BB IBB HBP BLK WP HR S P ERA WHIP																			
44 Luke Hochevar, R (1, 1) ERA: 7.02	6.0 L 24 7 4 4 6 1 0 0 0 0 0 1 61 98 6.00 1.333																			
43 Aaron Crow, L (7, 1) ERA: 2.59	0.2 5 1 1 1 0 2 0 0 0 0 0 0 10 20 13.50 4.500																			
50 Jose Mijares, L (7, 1) ERA: 2.65	1.1 4 0 0 0 0 0 0 0 0 0 0 0 7 12 0.00 0.000																			
31 Louis Coleman, R (9, 1) ERA: 3.72	1.0 3 0 0 0 1 0 0 0 0 0 0 0 5 9 0.00 0.000																			

Batter	1	2	3	4	5	6	7	8	9	AB	R	H	RBI	BB	SO	LOB	BOTTOM					
1 Jarrod Dyson, L (1, 8) OBP: 0.355, SLG: 0.325	G1-3		K		B1-3		L4		K	5	0	0	0	0	2	3	Baltimore Orioles @ Kansas City Royals Kauffman Stadium, Kansas City, MO Thu May 17 2012, 1:11 PM - 3:50 PM CDT Att: 31,076 - Partly Cloudy - 81 F livebaseballscorecards.com					
9 Johnny Cueto, R (1, 10) OBP: 0.222, SLG: 0.235	F9		FC5		G6-3		F7			4	0	1	1	0	0	1						
16 Billy Butler, R (1, 3) OBP: 0.348, SLG: 0.497	L7		FC5		BB		G4-3			4	0	2	0	0	0	1						
4 Alex Gordon, L (1, 7) OBP: 0.333, SLG: 0.385	P4		F7		K		G3			4	0	0	0	0	1	3						
21 Jeff Francoeur, R (1, 9) OBP: 0.296, SLG: 0.340	G1-3		FC5		G6-3		G3-1			4	0	0	0	0	0	2						
8 Mike Moustakas, L (1, 5) OBP: 0.351, SLG: 0.504	G6-3		F8		P2		G4-3			4	0	0	0	0	0	0						
2 Alcides Escobar, R (1, 6) OBP: 0.341, SLG: 0.431	BB		SH3		BB		L4			3	1	2	0	1	0	0						
19 Irving Falu, S (1, 4) OBP: 0.435, SLG: 0.565	SH3		FC6-4		FC6-4		G3			3	1	2	0	0	0	1						
33 Humberto Quintero, R (1, 2) OBP: 0.295, SLG: 0.389	BB		BB		G6-3		G3			3	1	2	2	0	0	1						
27 Brayan Peña, S (8, 2) OBP: 0.250, SLG: 0.328	BB		BB		G6-3		G3			1	0	0	0	0	0	1						
Inning Stats	R: 0 H: 0 E: 0 K: 0 S: 9	H: 0 LOB: 0 BB: 0 P: 14	R: 0 H: 0 E: 0 K: 0 S: 6	H: 0 LOB: 0 BB: 0 P: 11	R: 3 H: 5 E: 0 K: 1 S: 23	H: 5 LOB: 2 BB: 0 P: 31	R: 0 H: 1 E: 0 K: 0 S: 8	H: 1 LOB: 1 BB: 0 P: 9	R: 0 H: 1 E: 0 K: 1 S: 9	H: 1 LOB: 1 BB: 0 P: 13	R: 0 H: 0 E: 0 K: 0 S: 13	H: 0 LOB: 1 BB: 1 P: 20	R: 0 H: 1 E: 1 K: 0 S: 14	H: 1 LOB: 1 BB: 0 P: 19	R: 0 H: 0 E: 0 K: 0 S: 7	H: 0 LOB: 0 BB: 0 P: 14	R: 0 H: 1 E: 0 K: 1 S: 9	H: 1 LOB: 1 BB: 0 P: 13	1B: 7 2B: 2 3B: 0 HR: 0	SF: 0 SAC: 1 DP: 0 HBP: 0	WP: 1 PB: 0 SB: 0 CS: 0	PA: 37
PITCHER	IP WLS BF H R ER SO BB IBB HBP BLK WP HR S P ERA WHIP																					
17 Brian Matusz, L (1, 1) ERA: 5.36	6.0 W 26 7 3 3 2 1 0 0 0 0 1 0 68 98 4.50 1.333																					
38 Luis Ayala, R (7, 1) ERA: 1.77	1.0 H 4 1 0 0 0 0 0 0 0 0 1 0 14 19 0.00 1.000																					
47 Pedro Strop, R (8, 1) ERA: 1.23	1.0 H 3 0 0 0 0 0 0 0 0 0 0 0 7 14 0.00 0.000																					
43 Jim Johnson, R (9, 1) ERA: 0.48	1.0 S 4 1 0 0 1 0 0 0 0 0 0 0 9 13 0.00 1.000																					

Batter	1	2	3	4	5	6	7	8	9	AB	R	H	RBI	BB	SO	LOB	TOP				
11 Robert Andino, R OBP: 0.316, SLG: 0.379										5	1	2	2	0	2	1					
2 J.J. Hardy, R OBP: 0.304, SLG: 0.488										4	0	2	0	0	0	1					
21 Nick Markakis, L OBP: 0.335, SLG: 0.472										4	2	1	2	0	1	2					
10 Adam Jones, R OBP: 0.356, SLG: 0.619										4	1	3	2	0	0	0					
32 Matt Wieters, S OBP: 0.321, SLG: 0.479										4	0	0	0	0	1	3					
24 Wilson Betemit, S OBP: 0.289, SLG: 0.436										4	1	1	0	0	0	1					
6 Steve Tolleson, R OBP: 0.309, SLG: 0.462										3	0	0	0	0	1	0					
3 Ryan Flaherty, L OBP: 0.167, SLG: 0.217										3	1	1	0	1	1	0					
13 Xavier Avery, L OBP: 0.375, SLG: 0.464										2	0	0	0	0	2	1					
39 Jason Hammel, R ERA: 3.65										1B: 5	SF: 0	WP: 1	PA: 37								
38 Luis Ayala, R ERA: 1.57										2B: 2	SAC: 2	FB: 0									
40 Troy Patton, S ERA: 1.54										HR: 2	DP: 0	CS: 0									
47 Pedro Strop, R ERA: 1.14											HBP: 0										
36 Nick Johnson, L ERA: 0.92																					
43 Jim Johnson, R ERA: 0.92																					
Inning Stats	R: 0 E: 0 K: 2 S: 17	H: 2 LOB: 0 BB: 0 P: 26	R: 2 E: 0 K: 0 S: 5	H: 2 LOB: 1 BB: 1 P: 9	R: 2 E: 0 K: 0 S: 9	H: 2 LOB: 0 BB: 0 P: 13	R: 0 E: 0 K: 1 S: 7	H: 0 LOB: 0 BB: 0 P: 9	R: 2 E: 0 K: 0 S: 14	H: 3 LOB: 1 BB: 0 P: 22	R: 0 E: 0 K: 3 S: 10	H: 1 LOB: 1 BB: 0 P: 14	R: 0 E: 0 K: 1 S: 9	H: 0 LOB: 0 BB: 0 P: 14	R: 0 E: 0 K: 0 S: 5	H: 0 LOB: 0 BB: 0 P: 8	R: 0 E: 0 K: 1 S: 7	H: 0 LOB: 0 BB: 0 P: 13	1B: 5 2B: 2 HR: 2	SF: 0 SAC: 2 DP: 0 HBP: 0	WP: 1 PA: 37 FB: 0 CS: 0
PITCHER	IP WLS BF H R ER SO BB IBB HBP BLK WP HR S P ERA WHIP	IP WLS BF H R ER SO BB IBB HBP BLK WP HR S P ERA WHIP	IP WLS BF H R ER SO BB IBB HBP BLK WP HR S P ERA WHIP	IP WLS BF H R ER SO BB IBB HBP BLK WP HR S P ERA WHIP	IP WLS BF H R ER SO BB IBB HBP BLK WP HR S P ERA WHIP	IP WLS BF H R ER SO BB IBB HBP BLK WP HR S P ERA WHIP	IP WLS BF H R ER SO BB IBB HBP BLK WP HR S P ERA WHIP	IP WLS BF H R ER SO BB IBB HBP BLK WP HR S P ERA WHIP	IP WLS BF H R ER SO BB IBB HBP BLK WP HR S P ERA WHIP	IP WLS BF H R ER SO BB IBB HBP BLK WP HR S P ERA WHIP	IP WLS BF H R ER SO BB IBB HBP BLK WP HR S P ERA WHIP	IP WLS BF H R ER SO BB IBB HBP BLK WP HR S P ERA WHIP	IP WLS BF H R ER SO BB IBB HBP BLK WP HR S P ERA WHIP	IP WLS BF H R ER SO BB IBB HBP BLK WP HR S P ERA WHIP	IP WLS BF H R ER SO BB IBB HBP BLK WP HR S P ERA WHIP	IP WLS BF H R ER SO BB IBB HBP BLK WP HR S P ERA WHIP	IP WLS BF H R ER SO BB IBB HBP BLK WP HR S P ERA WHIP	IP WLS BF H R ER SO BB IBB HBP BLK WP HR S P ERA WHIP	IP WLS BF H R ER SO BB IBB HBP BLK WP HR S P ERA WHIP	IP WLS BF H R ER SO BB IBB HBP BLK WP HR S P ERA WHIP	

Baltimore Orioles @ Washington Nationals
 Nationals Park, Washington, DC
 Sat May 19 2012, 7:18 PM - 10:18 PM EDT
 Att. 42,331 - Clear - 79 F

AB	34
R	6
H	10
RBI	6
BB	1
SO	8
LOB	9



Batter	1	2	3	4	5	6	7	8	9	AB	R	H	RBI	BB	SO	LOB	BOTTOM				
1 Steve Lombardozzi, S OBP: 0.400, SLG: 0.394										5	0	2	1	0	0	1					
34 Bryce Harper, L OBP: 0.318, SLG: 0.419										5	0	0	0	0	2	3					
11 Ryan Zimmerman, R OBP: 0.352, SLG: 0.365										5	2	3	1	0	1	1					
25 Adam LaRoche, L OBP: 0.403, SLG: 0.560										4	1	0	0	1	2	2					
20 Ian Desmond, R OBP: 0.293, SLG: 0.452										4	0	1	0	0	1	3					
24 Rick Ankiel, L OBP: 0.301, SLG: 0.379										3	1	1	1	0	1	0					
21 Xavier Nady, R OBP: 0.192, SLG: 0.290										1	0	0	0	0	0	1					
49 Carlos Maldonado, R OBP: 0.309, SLG: 0.369										3	0	0	1	1	1	1					
2 Roger Bernadina, L OBP: 0.309, SLG: 0.369										3	1	2	1	1	0	2					
48 Ross Detwiler, R ERA: 3.65										0	0	0	0	0	0	0					
57 Tyler Moore, R ERA: 1.54										1	0	0	0	0	0	0					
35 Craig Stammen, R ERA: 1.57										0	0	0	0	0	0	0					
18 Chad Tracy, L ERA: 3.35										0	0	0	0	0	0	1					
45 Ryan Perry, R ERA: 10.8										0	0	0	0	0	0	0					
8 Danny Espinosa, S ERA: 4.08										0	0	0	0	0	2	0					
63 Henry Alberto Rodriguez, R ERA: 4.08										0	0	0	0	0	0	0					
Inning Stats	R: 0 E: 0 K: 1 S: 6	H: 0 LOB: 0 BB: 0 P: 12	R: 0 E: 0 K: 2 S: 9	H: 0 LOB: 0 BB: 0 P: 14	R: 0 E: 0 K: 0 S: 10	H: 0 LOB: 1 BB: 1 P: 19	R: 0 E: 0 K: 1 S: 10	H: 1 LOB: 0 BB: 0 P: 17	R: 1 E: 0 K: 1 S: 12	H: 3 LOB: 2 BB: 0 P: 19	R: 3 E: 0 K: 0 S: 12	H: 3 LOB: 1 BB: 1 P: 22	R: 0 E: 0 K: 2 S: 10	H: 1 LOB: 1 BB: 0 P: 15	R: 0 E: 0 K: 0 S: 14	H: 1 LOB: 2 BB: 1 P: 22	R: 1 E: 0 K: 1 S: 15	H: 1 LOB: 0 BB: 0 P: 21	1B: 6 2B: 3 HR: 1	SF: 0 SAC: 1 DP: 0 HBP: 0	WP: 0 PA: 40 FB: 0 CS: 0
PITCHER	IP WLS BF H R ER SO BB IBB HBP BLK WP HR S P ERA WHIP	IP WLS BF H R ER SO BB IBB HBP BLK WP HR S P ERA WHIP	IP WLS BF H R ER SO BB IBB HBP BLK WP HR S P ERA WHIP	IP WLS BF H R ER SO BB IBB HBP BLK WP HR S P ERA WHIP	IP WLS BF H R ER SO BB IBB HBP BLK WP HR S P ERA WHIP	IP WLS BF H R ER SO BB IBB HBP BLK WP HR S P ERA WHIP	IP WLS BF H R ER SO BB IBB HBP BLK WP HR S P ERA WHIP	IP WLS BF H R ER SO BB IBB HBP BLK WP HR S P ERA WHIP	IP WLS BF H R ER SO BB IBB HBP BLK WP HR S P ERA WHIP	IP WLS BF H R ER SO BB IBB HBP BLK WP HR S P ERA WHIP	IP WLS BF H R ER SO BB IBB HBP BLK WP HR S P ERA WHIP	IP WLS BF H R ER SO BB IBB HBP BLK WP HR S P ERA WHIP	IP WLS BF H R ER SO BB IBB HBP BLK WP HR S P ERA WHIP	IP WLS BF H R ER SO BB IBB HBP BLK WP HR S P ERA WHIP	IP WLS BF H R ER SO BB IBB HBP BLK WP HR S P ERA WHIP	IP WLS BF H R ER SO BB IBB HBP BLK WP HR S P ERA WHIP	IP WLS BF H R ER SO BB IBB HBP BLK WP HR S P ERA WHIP	IP WLS BF H R ER SO BB IBB HBP BLK WP HR S P ERA WHIP	IP WLS BF H R ER SO BB IBB HBP BLK WP HR S P ERA WHIP	IP WLS BF H R ER SO BB IBB HBP BLK WP HR S P ERA WHIP	

Baltimore Orioles @ Washington Nationals
 Nationals Park, Washington, DC
 Sat May 19 2012, 7:18 PM - 10:18 PM EDT
 Att. 42,331 - Clear - 79 F

AB	36
R	5
H	10
RBI	5
BB	3
SO	8
LOB	17




Batter	1	2	3	4	5	6	7	8	9	AB	R	H	RBI	BB	SO	LOB	TOP					
13 Xavier Avery, L (1, 7) OBP: 0.389, SLG: 0.469										4	1	2	1	0	2	0	<p>Baltimore Orioles @ Washington Nationals Nationals Park, Washington, DC Sun May 20 2012, 1:39 PM - 4:35 PM EDT Att: 41,918 - Partly Cloudy - 77 F</p> <p>livebaseballscorecards.com</p>					
2 J.J. Hardy, R (1, 6) OBP: 0.296, SLG: 0.477										4	0	0	0	0	1	3						
21 Nick Markakis, L (1, 9) OBP: 0.333, SLG: 0.467										4	0	1	1	0	1	0						
10 Adam Jones, R (1, 8) OBP: 0.353, SLG: 0.610										4	0	1	0	0	2	1						
24 Wilson Betemit, S (1, 5) OBP: 0.280, SLG: 0.421										4	1	0	0	0	2	1						
19 Chris Davis, L (1, 3) OBP: 0.331, SLG: 0.459										4	1	2	0	0	1	0						
11 Robert Andino, R (1, 4) OBP: 0.314, SLG: 0.372										3	0	0	1	1	0	1						
25 Luis Exposito, R (1, 2) OBP: 0.235, SLG: 0.071										1	0	0	0	2	1	0						
36 Nick Johnson, L (9, PH) OBP: 0.286, SLG: 0.351										1	0	0	0	0	0	3						
16 Wei-Yin Chen, R (1, 1) OBP: 0.500, SLG: 0.667										2	0	0	0	0	2	2						
56 Darren O'Day, R (5, 1) OBP: 0.500, SLG: 0.667										0	0	0	0	0	0	0						
35 Bill Hall, R (7, PH) OBP: 0.500, SLG: 0.667										1	0	0	0	0	1	1						
37 Dana Eveland, L (7, 1) OBP: 0.500, SLG: 0.667										0	0	0	0	0	0	0						
Inning Stats	R: 1 E: 0 K: 10 S: 10	H: 2 LOB: 0 BB: 0 P: 16	R: 2 E: 1 K: 2 S: 19	H: 2 LOB: 2 BB: 1 P: 33	R: 0 E: 0 K: 2 S: 8	H: 0 LOB: 0 BB: 0 P: 13	R: 0 E: 0 K: 2 S: 10	H: 0 LOB: 0 BB: 0 P: 16	R: 0 E: 0 K: 1 S: 9	H: 0 LOB: 0 BB: 0 P: 17	R: 0 E: 0 K: 1 S: 10	H: 0 LOB: 1 BB: 1 P: 16	R: 0 E: 0 K: 2 S: 9	H: 0 LOB: 2 BB: 1 P: 14	R: 0 E: 0 K: 1 S: 15	H: 2 LOB: 2 BB: 1 P: 27	1B: 6 2B: 0 3B: 0 HR: 0	SF: 0 DP: 2 HBP: 0	WP: 0 PB: 1 CS: 1	PA: 35		
PITCHER	IP: 5.0 WLS: 2 BF: 20 ERA: 2.21	IP: 7.0 WLS: 7 BF: 28 ERA: 4.26	IP: 2.0 WLS: 0 BF: 8 ERA: 3.32	IP: 1.0 WLS: 0 BF: 4 ERA: 2.25	IP: 1.0 WLS: 0 BF: 4 ERA: 2.25	IP: 1.0 WLS: 0 BF: 4 ERA: 2.25	IP: 1.0 WLS: 0 BF: 4 ERA: 2.25	IP: 1.0 WLS: 0 BF: 4 ERA: 2.25	IP: 1.0 WLS: 0 BF: 4 ERA: 2.25	IP: 1.0 WLS: 0 BF: 4 ERA: 2.25	IP: 1.0 WLS: 0 BF: 4 ERA: 2.25	IP: 1.0 WLS: 0 BF: 4 ERA: 2.25	IP: 1.0 WLS: 0 BF: 4 ERA: 2.25	IP: 1.0 WLS: 0 BF: 4 ERA: 2.25	IP: 1.0 WLS: 0 BF: 4 ERA: 2.25	IP: 1.0 WLS: 0 BF: 4 ERA: 2.25	IP: 1.0 WLS: 0 BF: 4 ERA: 2.25	IP: 1.0 WLS: 0 BF: 4 ERA: 2.25	IP: 1.0 WLS: 0 BF: 4 ERA: 2.25	IP: 1.0 WLS: 0 BF: 4 ERA: 2.25	IP: 1.0 WLS: 0 BF: 4 ERA: 2.25	IP: 1.0 WLS: 0 BF: 4 ERA: 2.25

Batter	1	2	3	4	5	6	7	8	9	AB	R	H	RBI	BB	SO	LOB	BOTTOM			
8 Danny Espinosa, S (1, 4) OBP: 0.294, SLG: 0.338										5	2	2	2	0	2	0	<p>Baltimore Orioles @ Washington Nationals Nationals Park, Washington, DC Sun May 20 2012, 1:39 PM - 4:35 PM EDT Att: 41,918 - Partly Cloudy - 77 F</p> <p>livebaseballscorecards.com</p>			
34 Bryce Harper, L (1, 8) OBP: 0.333, SLG: 0.449										4	3	2	2	1	0	0				
11 Ryan Zimmerman, R (1, 5) OBP: 0.354, SLG: 0.367										5	0	2	0	0	1	3				
25 Adam LaRoche, L (1, 3) OBP: 0.409, SLG: 0.556										1	0	0	1	3	1	1				
20 Ian Desmond, R (1, 6) OBP: 0.296, SLG: 0.456										5	0	2	2	0	0	4				
21 Xavier Nady, R (1, 9) OBP: 0.176, SLG: 0.278										3	0	0	0	1	2	2				
57 Tyler Moore, R (1, 7) OBP: 0.195, SLG: 0.176										2	0	0	0	0	1	0				
24 Rick Ankiel, L (6, PH) OBP: 0.295, SLG: 0.371										2	0	0	0	0	0	5				
26 Jesus Flores, R (1, 2) OBP: 0.277, SLG: 0.322										4	1	1	1	0	0	0				
37 Stephen Strasburg, R (1, 1) OBP: 0.412, SLG: 0.750										2	2	2	1	0	0	0				
32 Tom Gorzelanny, R (6, 1) OBP: 0.697, SLG: 0.697										1	0	0	0	0	0	0				
1 Steve Lombardozzi, S (8, PH) OBP: 0.407, SLG: 0.403										0	0	0	0	0	0	0				
52 Ryan Mattheus, R (9, 1) OBP: 0.407, SLG: 0.403										0	0	0	0	0	0	0				
Inning Stats	R: 0 E: 0 K: 1 S: 14	H: 1 LOB: 2 BB: 1 P: 23	R: 0 E: 0 K: 0 S: 5	H: 0 LOB: 0 BB: 0 P: 10	R: 3 E: 0 K: 1 S: 17	H: 3 LOB: 0 BB: 1 P: 29	R: 2 E: 0 K: 3 S: 16	H: 2 LOB: 0 BB: 0 P: 19	R: 1 E: 0 K: 1 S: 12	H: 2 LOB: 2 BB: 1 P: 21	R: 0 E: 0 K: 0 S: 4	H: 0 LOB: 0 BB: 0 P: 6	R: 0 E: 0 K: 1 S: 10	H: 2 LOB: 3 BB: 1 P: 18	R: 3 E: 1 K: 0 S: 11	H: 2 LOB: 1 BB: 1 P: 18	1B: 6 2B: 2 3B: 1 HR: 3	SF: 1 DP: 0 HBP: 0	WP: 0 PB: 0 CS: 1	PA: 42
PITCHER	IP: 4.1 WLS: 1 BF: 23 ERA: 3.35	IP: 5.0 WLS: 5 BF: 20 ERA: 1.27	IP: 1.2 WLS: 0 BF: 5 ERA: 1.27	IP: 1.0 WLS: 0 BF: 4 ERA: 1.27	IP: 1.0 WLS: 0 BF: 4 ERA: 1.27	IP: 1.0 WLS: 0 BF: 4 ERA: 1.27	IP: 1.0 WLS: 0 BF: 4 ERA: 1.27	IP: 1.0 WLS: 0												

Batter	1	2	3	4	5	6	7	8	9	AB	R	H	RBI	BB	SO	LOB	TOP										
3 Mike Aviles, R OBP: 0.299, SLG: 0.483										4	0	0	0	0	1	1											
15 Dustin Pedroia, R OBP: 0.352, SLG: 0.470										4	0	0	0	0	0	0											
34 David Ortiz, L OBP: 0.393, SLG: 0.601										4	0	0	0	0	2	0											
28 Adrián González, L OBP: 0.337, SLG: 0.412										4	0	1	0	0	2	0											
20 Kevin Youkilis, R OBP: 0.293, SLG: 0.388										3	1	1	1	0	2	1											
64 Will Middlebrooks, R OBP: 0.313, SLG: 0.555										3	0	0	0	0	1	1											
39 Jarrod Saltalamacchia, R OBP: 0.333, SLG: 0.555										2	0	0	0	1	2	0											
66 Daniel Nava, S OBP: 0.471, SLG: 0.514										2	0	0	0	1	1	2											
23 Marlon Byrd, R OBP: 0.235, SLG: 0.242										2	0	0	0	0	1	0											
26 Scott Podsednik, L (8, PH)										1	0	0	0	0	0	1											
Inning Stats	R: 0 E: 0 K: 1 S: 10	H: 0 LOB: 0 BB: 0 P: 15	R: 0 E: 0 K: 2 S: 12	H: 1 LOB: 2 BB: 1 P: 22	R: 0 E: 0 K: 0 S: 12	H: 0 LOB: 0 BB: 0 P: 16	R: 1 E: 0 K: 1 S: 8	H: 1 LOB: 0 BB: 0 P: 12	R: 0 E: 0 K: 2 S: 11	H: 0 LOB: 0 BB: 0 P: 17	R: 0 E: 0 K: 2 S: 10	H: 0 LOB: 0 BB: 0 P: 13	R: 0 E: 0 K: 3 S: 10	H: 0 LOB: 0 BB: 0 P: 15	R: 0 E: 0 K: 1 S: 8	H: 0 LOB: 1 BB: 1 P: 15	R: 0 E: 0 K: 0 S: 6	H: 0 LOB: 0 BB: 0 P: 8	1B: 1 2B: 0 3B: 0 HR: 1	SF: 0 SAC: 0 DP: 0 HBP: 0	WP: 0 PB: 0 SB: 0 CS: 0	PA: 31					
PITCHER	IP	WLS	BF	H	R	ER	SO	BB	IBB	HBP	BLK	WP	HR	S	P	ERA	WHIP										
17 Brian Matusz, L ERA: 4.86	6.1	W	22	2	1	1	9	1	0	0	0	0	1	67	101	1.42	0.474										
56 Darren O'Day, R ERA: 1.23	0.2	H	2	0	0	0	2	0	0	0	0	0	0	6	9	0.00	0.000										
47 Pedro Strop, R ERA: 1.09	1.0	H	4	0	0	0	1	1	0	0	0	0	0	8	15	0.00	1.000										
43 Jim Johnson, R ERA: 0.87	1.0	S	3	0	0	0	0	0	0	0	0	0	0	6	8	0.00	0.000										

Boston Red Sox @ Baltimore Orioles
 Oriole Park at Camden Yards, Baltimore, MD
 Tue May 22 2012, 7:08 PM - 10:04 PM EDT
 Att: 25,171 - Partly Cloudy - 76 F


AB 29
R 1
H 2
RBI 1
BB 2
SO 12
LOB 6



Batter	1	2	3	4	5	6	7	8	9	AB	R	H	RBI	BB	SO	LOB	BOTTOM										
11 Robert Andino, R OBP: 0.305, SLG: 0.359										4	0	0	0	0	3	2											
2 J.J. Hardy, R OBP: 0.294, SLG: 0.462										3	0	0	0	1	2	2											
21 Nick Markakis, L OBP: 0.340, SLG: 0.466		 1B								4	0	2	0	0	0	0											
10 Adam Jones, R OBP: 0.349, SLG: 0.594							 1B			4	0	1	0	0	3	3											
32 Matt Wieters, S OBP: 0.323, SLG: 0.466									 BB	3	1	0	0	1	2	4											
24 Wilson Betemit, S OBP: 0.286, SLG: 0.438									 1H	3	1	1	2	1	1	1											
19 Chris Davis, L ERA: 3.86										3	1	1	0	0	0	1											
35 Bill Hall, R OBP: 0.545, SLG: 0.714				 1B					 1B	1	0	1	0	0	0	0											
6 Steve Tolleson, R OBP: 0.353, SLG: 0.625		 1B								3	1	1	2	1	1	1											
3 Ryan Flaherty, L OBP: 0.167, SLG: 0.217		 1H								0	0	0	0	0	0	0											
13 Xavier Avery, L OBP: 0.341, SLG: 0.385										3	0	0	0	0	2												
Inning Stats	R: 0 E: 0 K: 2 S: 17	H: 1 LOB: 2 BB: 1 P: 26	R: 2 E: 0 K: 1 S: 7	H: 1 LOB: 0 BB: 1 P: 13	R: 0 E: 0 K: 1 S: 13	H: 1 LOB: 0 BB: 0 P: 18	R: 0 E: 0 K: 1 S: 9	H: 0 LOB: 0 BB: 0 P: 14	R: 0 E: 0 K: 1 S: 9	H: 0 LOB: 0 BB: 0 P: 12	R: 0 E: 0 K: 3 S: 20	H: 1 LOB: 1 BB: 0 P: 25	R: 0 E: 0 K: 2 S: 14	H: 1 LOB: 2 BB: 1 P: 25	R: 2 E: 0 K: 1 S: 13	H: 2 LOB: 1 BB: 1 P: 24	1B: 5 2B: 0 3B: 0 HR: 2	SF: 0 SAC: 0 DP: 0 HBP: 0	WP: 0 PB: 0 SB: 0 CS: 0	PA: 35							
PITCHER	IP	WLS	BF	H	R	ER	SO	BB	IBB	HBP	BLK	WP	HR	S	P	ERA	WHIP										
61 Felix Doubront, L ERA: 3.86	6.0	L	24	4	2	2	9	2	0	0	0	0	1	75	108	3.00	1.000										
46 Franklin Morales, L ERA: 4.4	0.1		3	1	0	0	0	1	0	0	0	1	0	8	14	0.00	6.000										
32 Matt Albers, R ERA: 2.25	1.2		8	2	2	2	3	1	0	0	0	0	1	19	35	10.80	1.800										

Boston Red Sox @ Baltimore Orioles
 Oriole Park at Camden Yards, Baltimore, MD
 Tue May 22 2012, 7:08 PM - 10:04 PM EDT
 Att: 25,171 - Partly Cloudy - 76 F

AB 31
R 4
H 7
RBI 4
BB 4
SO 12
LOB 16



Batter	1	2	3	4	5	6	7	8	9	AB	R	H	RBI	BB	SO	LOB	TOP
1 Jarrod Dyson, L (1, 8) 9 Johnny Giavotella, R (9, PH) OBP: 0.289, SLG: 0.207	G6-3		B1-3		E1 35 S 1B		L7		G5-3	4	0	1	0	0	0	1	
35 Eric Hosmer, L (1, 3) OBP: 0.289, SLG: 0.331	F9		F8		K				21 HR 1B	4	1	1	0	0	1	2	
16 Billy Butler, R (1, 10) OBP: 0.356, SLG: 0.520					K				F8	4	0	1	0	0	1	3	
8 Mike Moustakas, L (1, 5) OBP: 0.331, SLG: 0.487	K				L6				F8	3	0	0	0	1	1	2	
21 Jeff Francoeur, R (1, 9) OBP: 0.315, SLG: 0.429					F9				F9	4	1	3	2	0	0	0	
4 Alex Gordon, L (1, 7) OBP: 0.323, SLG: 0.362					F8				HR	4	0	0	0	0	2	3	
27 Brayan Peña, S (1, 2) OBP: 0.269, SLG: 0.329					F7				G4-3	4	0	0	0	0	1	3	
19 Irving Falu, S (1, 4) OBP: 0.359, SLG: 0.487					K				F9	4	0	0	0	0	1	1	
2 Alcides Escobar, R (1, 6) OBP: 0.353, SLG: 0.430					K				F8	4	0	3	0	0	0	0	
					K				F8	4	0	0	0	0	1	1	
					K				F8	4	0	3	0	0	0	0	
					K				F8	4	0	0	0	0	1	3	
					K				F8	4	0	0	0	0	1	1	
					K				F8	4	0	3	0	0	0	0	
					K				F8	4	0	0	0	0	1	3	
					K				F8	4	0	0	0	0	1	1	
					K				F8	4	0	3	0	0	0	0	
					K				F8	4	0	0	0	0	1	3	
					K				F8	4	0	0	0	0	1	1	
					K				F8	4	0	3	0	0	0	0	
					K				F8	4	0	0	0	0	1	3	
					K				F8	4	0	0	0	0	1	1	
					K				F8	4	0	3	0	0	0	0	
					K				F8	4	0	0	0	0	1	3	
					K				F8	4	0	0	0	0	1	1	
					K				F8	4	0	3	0	0	0	0	
					K				F8	4	0	0	0	0	1	3	
					K				F8	4	0	0	0	0	1	1	
					K				F8	4	0	3	0	0	0	0	
					K				F8	4	0	0	0	0	1	3	
					K				F8	4	0	0	0	0	1	1	
					K				F8	4	0	3	0	0	0	0	
					K				F8	4	0	0	0	0	1	3	
					K				F8	4	0	0	0	0	1	1	
					K				F8	4	0	3	0	0	0	0	
					K				F8	4	0	0	0	0	1	3	
					K				F8	4	0	0	0	0	1	1	
					K				F8	4	0	3	0	0	0	0	
					K				F8	4	0	0	0	0	1	3	
					K				F8	4	0	0	0	0	1	1	
					K				F8	4	0	3	0	0	0	0	
					K				F8	4	0	0	0	0	1	3	
					K				F8	4	0	0	0	0	1	1	
					K				F8	4	0	3	0	0	0	0	
					K				F8	4	0	0	0	0	1	3	
					K				F8	4	0	0	0	0	1	1	
					K				F8	4	0	3	0	0	0	0	
					K				F8	4	0	0	0	0	1	3	
					K				F8	4	0	0	0	0	1	1	
					K				F8	4	0	3	0	0	0	0	
					K				F8	4	0	0	0	0	1	3	
					K				F8	4	0	0	0	0	1	1	
					K				F8	4	0	3	0	0	0	0	
					K				F8	4	0	0	0	0	1	3	
					K				F8	4	0	0	0	0	1	1	
					K				F8	4	0	3	0	0	0	0	
					K				F8	4	0	0	0	0	1	3	
					K				F8	4	0	0	0	0	1	1	
					K				F8	4	0	3	0	0	0	0	
					K				F8	4	0	0	0	0	1	3	
					K				F8	4	0	0	0	0	1	1	
					K				F8	4	0	3	0	0	0	0	
					K				F8	4	0	0	0	0	1	3	
					K				F8	4	0	0	0	0	1	1	
					K				F8	4	0	3	0	0	0	0	
					K				F8	4	0	0	0	0	1	3	
					K				F8	4	0	0	0	0	1	1	
					K				F8	4	0	3	0	0	0	0	
					K				F8	4	0	0	0	0	1	3	
					K				F8	4	0	0	0	0	1	1	
					K				F8	4	0	3	0	0	0	0	
					K				F8	4	0	0	0	0	1	3	
					K				F8	4	0	0	0	0	1	1	
					K				F8	4	0	3	0	0	0	0	
					K				F8	4	0	0	0	0	1	3	
					K				F8	4	0	0	0	0	1	1	
					K				F8	4	0	3	0	0	0	0	
					K				F8	4	0	0	0	0	1	3	
					K				F8	4	0	0	0	0	1	1	
					K				F8	4	0	3	0	0	0	0	
					K				F8	4	0	0	0	0	1	3	
					K				F8	4	0	0	0	0	1	1	
					K				F8	4	0	3	0	0	0	0	
					K				F8	4	0	0	0	0	1	3	
					K				F8	4	0	0	0	0	1	1	
					K				F8	4	0	3	0	0	0	0	
					K				F8	4	0	0	0	0	1	3	
					K				F8	4	0	0	0	0	1	1	
					K				F8	4	0	3	0	0	0	0	
					K				F8	4	0	0	0	0	1	3	
					K				F8	4	0	0	0	0	1	1	
					K				F8	4	0	3	0	0	0	0	
					K				F8	4	0	0	0	0	1	3	
					K				F8	4	0	0	0	0	1	1	
					K				F8	4	0	3	0	0	0	0	
					K				F8	4	0	0	0	0	1	3	
					K				F8	4	0	0	0	0	1	1	
					K				F8	4	0	3	0	0	0	0	
					K				F8	4	0	0	0	0	1	3	
					K				F8	4	0	0	0	0	1	1	
					K				F8	4	0	3	0	0	0	0	
					K				F8	4	0	0	0	0	1	3	
					K				F8	4	0	0	0	0	1	1	
					K				F8	4	0	3	0	0	0	0	

Batter	1	2	3	4	5	6	7	8	9	AB	R	H	RBI	BB	SO	LOB	TOP					
1 Jarrod Dyson, L (1,8) OBP: 0.322, SLG: 0.290 12 Mitch Maier, L (3,PH) OBP: 0.305, SLG: 0.385	G3		K		P6			G4-3		1	0	0	0	0	0	0						
2 Alcides Escobar, R (1,6) OBP: 0.343, SLG: 0.417	F9		G4-3		F8			K		5	0	0	0	0	1	3						
16 Billy Butler, R (1,10) OBP: 0.358, SLG: 0.534			G4-3					K		5	1	2	1	0	1	2						
8 Mike Moustakas, L (1,5)	F7																					
21 Jeff Francoeur, R (1,9) OBP: 0.319, SLG: 0.437																						
4 Alex Gordon, L (1,7) OBP: 0.322, SLG: 0.356																						
9 Johnny Giavotella, R (1,4) OBP: 0.288, SLG: 0.281																						
35 Eric Hosmer, L (1,3) OBP: 0.270, SLG: 0.347																						
33 Humberto Quintero, R (1,2) OBP: 0.288, SLG: 0.374																						
Inning Stats	R: 0 E: 0 K: 0 S: 13	H: 1 LOB: 1 BB: 0 P: 19	R: 0 E: 0 K: 1 S: 10	H: 1 LOB: 2 BB: 1 P: 20	R: 0 E: 0 K: 1 S: 10	H: 0 LOB: 0 BB: 0 P: 12	R: 0 E: 0 K: 0 S: 8	H: 1 LOB: 0 BB: 1 P: 11	R: 1 E: 0 K: 1 S: 10	H: 2 LOB: 1 BB: 0 P: 17	R: 1 E: 0 K: 2 S: 13	H: 1 LOB: 0 BB: 0 P: 20	R: 1 E: 0 K: 2 S: 17	H: 3 LOB: 2 BB: 0 P: 24	R: 1 E: 0 K: 1 S: 12	H: 3 LOB: 3 BB: 1 P: 22	R: 0 E: 0 K: 0 S: 10	H: 0 LOB: 0 BB: 0 P: 16	1B: 7 2B: 4 3B: 0 HR: 1	SF: 0 2B: 4 3B: 0 HBP: 0	WP: 0 PB: 0 SB: 0 CS: 0	PA: 40
PITCHER	IP	WLS	BF	H	R	ER	SO	BB	IBB	HBP	BLK	WP	HR	S	P	ERA	WHIP					
16 Wei-Yin Chen, L (1,1) ERA: 3.31	6.0		24	6	2	2	5	1	0	0	0	0	1	64	99	3.00	1.167					
56 Darren O'Day, R (7,1) ERA: 1.88	1.0	B	6	3	1	1	2	0	0	0	0	0	0	17	24	9.00	3.000					
47 Pedro Strop, R (8,1) ERA: 1.4	1.0	L	7	3	1	1	2	1	0	0	0	0	0	12	22	9.00	4.000					
38 Luis Ayala, R (9,1) ERA: 1.85	1.0		3	0	0	0	0	0	0	0	0	0	0	10	16	0.00	0.000					

Kansas City Royals @ Baltimore Orioles
 Oriole Park at Camden Yards, Baltimore, MD
 Sat May 26 2012, 4:10 PM - 7:23 PM EDT
 Att: 26,714 - Cloudy - 87 F

AB	38
R	4
H	12
RBI	4
BB	2
SO	8
LOB	21



Batter	1	2	3	4	5	6	7	8	9	AB	R	H	RBI	BB	SO	LOB	BOTTOM					
13 Xavier Avery, L (1,7) OBP: 0.310, SLG: 0.346	F8				FC4-6					5	0	0	0	0	1	5						
2 J.J. Hardy, R (1,6) OBP: 0.305, SLG: 0.487										5	1	3	1	0	0	1						
21 Nick Markakis, L (1,9) OBP: 0.346, SLG: 0.465										4	0	0	0	1	2	3						
10 Adam Jones, R (1,8) OBP: 0.351, SLG: 0.597										4	1	1	0	0	0	3						
32 Matt Wieters, S (1,2) OBP: 0.318, SLG: 0.447										2	0	0	1	1	2	0						
19 Chris Davis, L (1,3) OBP: 0.335, SLG: 0.510										4	1	2	1	0	1	2						
24 Wilson Betemit, S (1,5) OBP: 0.303, SLG: 0.430										2	0	1	0	2	0	1						
36 Nick Johnson, L (1,10) OBP: 0.308, SLG: 0.433										4	0	0	0	0	1	4						
11 Robert Andino, R (1,4) OBP: 0.317, SLG: 0.355										3	0	1	0	1	1	2						
Inning Stats	R: 0 E: 0 K: 1 S: 10	H: 1 LOB: 1 BB: 0 P: 16	R: 1 E: 0 K: 0 S: 11	H: 2 LOB: 1 BB: 1 P: 20	R: 2 E: 0 K: 1 S: 12	H: 2 LOB: 0 BB: 0 P: 20	R: 0 E: 0 K: 0 S: 6	H: 0 LOB: 1 BB: 1 P: 14	R: 0 E: 0 K: 3 S: 14	H: 0 LOB: 2 BB: 1 P: 23	R: 0 E: 0 K: 1 S: 11	H: 1 LOB: 0 BB: 0 P: 16	R: 0 E: 0 K: 1 S: 12	H: 1 LOB: 1 BB: 0 P: 15	R: 0 E: 0 K: 0 S: 9	H: 1 LOB: 1 BB: 0 P: 16	1B: 5 2B: 0 3B: 1 HR: 2	SF: 1 2B: 0 3B: 0 HBP: 0	WP: 0 PB: 0 SB: 1 CS: 0	PA: 39		
PITCHER	IP	WLS	BF	H	R	ER	SO	BB	IBB	HBP	BLK	WP	HR	S	P	ERA	WHIP					
59 Felipe Paulino, R (1,1) ERA: 2.03	5.2		27	5	3	3	5	5	0	0	0	0	0	11	18	0.00	1.500					
55 Tim Collins, L (6,1) ERA: 2.82	0.2		3	1	0	0	2	0	0	0	0	0	0	7	8	0.00	0.000					
56 Greg Holland, R (7,1) ERA: 0.94	1.0	W	2	0	0	0	1	0	0	0	0	0	0	9	12	0.00	0.000					
50 Jose Mijares, L (8,1) ERA: 2.25	0.2	H	3	1	0	0	0	0	0	0	0	0	0	9	12	0.00	1.500					
51 Jonathan Broxton, R (9,1) ERA: 2.04	1.0	S	4	1	0	0	0	0	0	0	0	0	0	9	16	0.00	1.000					

Kansas City Royals @ Baltimore Orioles
 Oriole Park at Camden Yards, Baltimore, MD
 Sat May 26 2012, 4:10 PM - 7:23 PM EDT
 Att: 26,714 - Cloudy - 87 F

AB	33
R	3
H	8
RBI	3
BB	5
SO	8
LOB	21



Batter	1	2	3	4	5	6	7	8	9	AB	R	H	RBI	BB	SO	LOB	TOP										
4 Alex Gordon, L OBP: 0.324, SLG: 0.359	P6		2B		16 BB	K			F7	4	0	1	0	1	1	2	Kansas City Royals @ Baltimore Orioles Oriole Park at Camden Yards, Baltimore, MD Sun May 27 2012, 1:40 PM - 4:45 PM EDT Att: 33,919 - Cloudy - 86 F										
9 Johnny Giavotella, R OBP: 0.250, SLG: 0.243	F8		G5-3		L5			P6	F8	5	0	0	0	0	0	3											
16 Billy Butler, R OBP: 0.365, SLG: 0.551	HR		FC6-4		BB			K		2	1	1	1	2	1	0											
8 Mike Moustakas, L OBP: 0.327, SLG: 0.465	G5-3		F9		G4-3			K		4	0	0	0	0	1	4											
21 Jeff Francoeur, R OBP: 0.323, SLG: 0.455		E8 2B 12 SH1-3 1B	FC6-4		HR			P4		4	2	2	1	0	0	2											
35 Eric Hosmer, L OBP: 0.265, SLG: 0.339	K		G1-3		K			K		4	0	0	0	0	3	1											
2 Alcides Escobar, R OBP: 0.347, SLG: 0.419		12 SH1-3 1B	G5-3		33 2B 1B			K		4	1	2	0	0	1	0											
12 Mitch Maier, L OBP: 0.290, SLG: 0.364	SH1-3		K		F8			K		3	0	0	1	0	2	1											
33 Humberto Quintero, R OBP: 0.277, SLG: 0.389	L9		K		1-H 2B			1B		4	0	2	1	0	1	1											
Inning Stats	R: 1 H: 1 E: 0 K: 0 S: 8	H: 1 LOB: 0 BB: 0 P: 11	R: 1 H: 2 E: 1 K: 1 S: 11	H: 2 LOB: 1 BB: 0 P: 15	R: 0 H: 1 E: 0 K: 0 S: 11	H: 1 LOB: 2 BB: 1 P: 18	R: 0 H: 0 E: 0 K: 1 S: 9	H: 0 LOB: 0 BB: 0 P: 10	R: 0 H: 3 E: 0 K: 2 S: 16	H: 3 LOB: 1 BB: 2 P: 22	R: 0 H: 0 E: 0 K: 2 S: 12	H: 0 LOB: 0 BB: 0 P: 16	R: 0 H: 0 E: 0 K: 2 S: 9	H: 0 LOB: 0 BB: 0 P: 13	R: 0 H: 1 E: 0 K: 1 S: 10	H: 1 LOB: 1 BB: 0 P: 16		1B: 4 2B: 2 3B: 0 HR: 2	SF: 0 SAC: 1 DP: 0 HBP: 0	WP: 0 PB: 0 SB: 0 CS: 0	PA: 38						
PITCHER	IP	WLS	BF	H	R	ER	SO	BB	IBB	HBP	BLK	WP	HR	S	P	ERA	WHIP										
17 Brian Matusz, L ERA: 4.82	6.0	L	28	7	4	3	5	2	1	0	0	0	2	65	100	4.50	1.500										
56 Darren O'Day, R ERA: 1.78	1.1		4	0	0	0	2	0	0	0	0	0	0	15	20	0.00	0.000										
40 Troy Patton, L ERA: 3.97	1.0		3	0	0	0	3	0	0	0	0	0	0	10	15	0.00	0.000										
43 Jim Johnson, R ERA: 0.84	0.2		3	1	0	0	0	0	0	0	0	0	0	6	10	0.00	1.500										

Batter	1	2	3	4	5	6	7	8	9	AB	R	H	RBI	BB	SO	LOB	BOTTOM										
13 Xavier Avery, L OBP: 0.302, SLG: 0.333	G6-3	K2-3		2S 1B		K			G4-3	5	0	1	1	0	2	1	Kansas City Royals @ Baltimore Orioles Oriole Park at Camden Yards, Baltimore, MD Sun May 27 2012, 1:40 PM - 4:45 PM EDT Att: 33,919 - Cloudy - 86 F										
2 J.J. Hardy, R OBP: 0.311, SLG: 0.485	21 2B 1B		32 1B	F9		G4-3		G4-3	E4	5	1	2	0	0	0	1											
21 Nick Markakis, L OBP: 0.343, SLG: 0.463	F9		F9		G4-3			F8	K	5	0	1	1	0	1	2											
10 Adam Jones, R OBP: 0.349, SLG: 0.595	G5-3		P5		2B			G1-3		4	0	1	0	0	0	2											
32 Matt Wieters, S OBP: 0.322, SLG: 0.445	HBP		1B		K			G6-3		3	0	1	0	0	1	1											
19 Chris Davis, L OBP: 0.339, SLG: 0.513	K		K		HBP			2B		3	0	1	0	0	2	4											
24 Wilson Betemit, S OBP: 0.302, SLG: 0.420	F9			11 FC6-4 BB	L4			G5-3		3	0	0	0	1	0	3											
36 Nick Johnson, L OBP: 0.296, SLG: 0.414	K		K		K			K		3	0	0	0	0	3	1											
6 Steve Tolson, R OBP: 0.316, SLG: 0.524			K		K			K		1	0	0	0	0	1	1											
11 Robert Andino, R OBP: 0.315, SLG: 0.359			FC6-4 13 1B		G6-3			G6-3		4	1	1	0	0	0	1											
Inning Stats	R: 1 H: 2 E: 0 K: 1 S: 16	H: 1 LOB: 2 BB: 0 P: 26	R: 0 H: 1 E: 0 K: 2 S: 11	H: 1 LOB: 0 BB: 0 P: 17	R: 0 H: 2 E: 0 K: 1 S: 11	H: 2 LOB: 2 BB: 0 P: 13	R: 1 H: 1 E: 0 K: 1 S: 12	H: 1 LOB: 1 BB: 1 P: 21	R: 0 H: 0 E: 0 K: 1 S: 18	H: 0 LOB: 0 BB: 0 P: 28	R: 0 H: 0 E: 0 K: 2 S: 10	H: 0 LOB: 0 BB: 0 P: 10	R: 0 H: 0 E: 0 K: 0 S: 12	H: 0 LOB: 0 BB: 0 P: 15	R: 0 H: 1 E: 0 K: 1 S: 9	H: 1 LOB: 0 BB: 0 P: 12	R: 0 H: 0 E: 1 K: 1 S: 9	H: 0 LOB: 1 BB: 0 P: 13	1B: 4 2B: 4 3B: 0 HR: 0	SF: 0 SAC: 0 DP: 0 HBP: 2	WP: 0 PB: 0 SB: 2 CS: 0	PA: 39					
PITCHER	IP	WLS	BF	H	R	ER	SO	BB	IBB	HBP	BLK	WP	HR	S	P	ERA	WHIP										
44 Luke Hochevar, R ERA: 6.19	4.2		24	7	2	1	6	1	0	2	0	0	0	11	11	0.00	0.000										
55 Tim Collins, L ERA: 2.66	1.1	W	4	0	0	0	2	0	0	0	0	0	0	11	11	0.00	0.000										
40 Kelvin Herrera, R ERA: 3.46	1.1	H	4	0	0	0	0	0	0	0	0	0	0	16	20	0.00	0.000										
50 Jose Mijares, L ERA: 2.25	0.1	H	2	1	0	0	0	0	0	0	0	0	0	2	3	0.00	3.000										
43 Aaron Crow, R ERA: 3.05	0.1	H	1	0	0	0	1	0	0	0	0	0	0	3	4	0.00	0.000										

AB	34
R	4
H	8
RBI	4
BB	3
SO	10
LOB	14



Batter	1	2	3	4	5	6	7	8	9	AB	R	H	RBI	BB	SO	LOB	TOP	
13 Xavier Avery, L (1, 7) OBP: 0.299, SLG: 0.317 36 Nick Johnson, L (9, PH) OBP: 0.293, SLG: 0.408											3	0	0	0	1	3	3	
2 J.J. Hardy, R (1, 6) OBP: 0.310, SLG: 0.477											3	0	0	0	1	1	1	
21 Nick Markakis, L (1, 9) OBP: 0.336, SLG: 0.454											4	0	0	0	0	0	3	
10 Adam Jones, R (1, 8) OBP: 0.347, SLG: 0.588											4	1	1	0	0	1	0	
32 Matt Wieters, S (1, 2) OBP: 0.320, SLG: 0.440											4	1	1	0	0	1	0	
24 Wilson Betemit, S (1, 5) OBP: 0.301, SLG: 0.415											4	0	1	1	0	1	0	
19 Chris Davis, L (1, 3) OBP: 0.343, SLG: 0.510											3	0	1	0	0	2	2	
12 Mark Reynolds, R (1, 10) OBP: 0.339, SLG: 0.359											3	0	2	1	1	0	0	
11 Robert Andino, R (1, 4) OBP: 0.319, SLG: 0.358											3	0	1	0	1	1	4	
Inning Stats	R: 0 E: 0 K: 2 S: 10	H: 0 LOB: 0 BB: 0 P: 17	R: 0 E: 0 K: 1 S: 8	H: 0 LOB: 0 BB: 0 P: 13	R: 0 E: 0 K: 1 S: 9	H: 1 LOB: 3 BB: 3 P: 24	R: 0 E: 0 K: 1 S: 9	H: 0 LOB: 0 BB: 0 P: 13	R: 0 E: 0 K: 2 S: 10	H: 1 LOB: 2 BB: 0 P: 18	R: 0 E: 0 K: 0 S: 7	H: 0 LOB: 0 BB: 1 P: 15	R: 2 E: 0 K: 1 S: 21	H: 4 LOB: 2 BB: 0 P: 30	1B: 6 2B: 1 3B: 0 HR: 0	SF: 0 SAC: 0 DP: 1 HBP: 1	WP: 0 PA: 37 PB: 0 SB: 0 CS: 2	
PITCHER	IP WLS BF H R ER SO BB IBB HBP BLK WP HR S P ERA WHIP	IP WLS BF H R ER SO BB IBB HBP BLK WP HR S P ERA WHIP	IP WLS BF H R ER SO BB IBB HBP BLK WP HR S P ERA WHIP	IP WLS BF H R ER SO BB IBB HBP BLK WP HR S P ERA WHIP	IP WLS BF H R ER SO BB IBB HBP BLK WP HR S P ERA WHIP	IP WLS BF H R ER SO BB IBB HBP BLK WP HR S P ERA WHIP	IP WLS BF H R ER SO BB IBB HBP BLK WP HR S P ERA WHIP	IP WLS BF H R ER SO BB IBB HBP BLK WP HR S P ERA WHIP	IP WLS BF H R ER SO BB IBB HBP BLK WP HR S P ERA WHIP	IP WLS BF H R ER SO BB IBB HBP BLK WP HR S P ERA WHIP	IP WLS BF H R ER SO BB IBB HBP BLK WP HR S P ERA WHIP	IP WLS BF H R ER SO BB IBB HBP BLK WP HR S P ERA WHIP	IP WLS BF H R ER SO BB IBB HBP BLK WP HR S P ERA WHIP	IP WLS BF H R ER SO BB IBB HBP BLK WP HR S P ERA WHIP	IP WLS BF H R ER SO BB IBB HBP BLK WP HR S P ERA WHIP	IP WLS BF H R ER SO BB IBB HBP BLK WP HR S P ERA WHIP	IP WLS BF H R ER SO BB IBB HBP BLK WP HR S P ERA WHIP	

Baltimore Orioles @ Toronto Blue Jays
Rogers Centre, Toronto, ON
Mon May 28 2012, 7:10 PM - 9:56 PM EDT
Att: 16,575 - Partly Cloudy - 73 F

AB 32
R 2
H 7
RBI 2
BB 4
SO 10
LOB 15



Batter	1	2	3	4	5	6	7	8	9	AB	R	H	RBI	BB	SO	LOB	BOTTOM
2 Kelly Johnson, L (1, 4) OBP: 0.360, SLG: 0.446											4	2	3	3	0	0	1
28 Colby Rasmus, L (1, 8) OBP: 0.303, SLG: 0.413											4	0	2	1	0	0	2
19 José Bautista, R (1, 9) OBP: 0.326, SLG: 0.448											4	1	0	0	0	0	3
10 Edwin Encarnación, R (1, 10) OBP: 0.335, SLG: 0.579											4	1	1	2	0	0	1
14 Eric Thames, L (1, 7) OBP: 0.288, SLG: 0.365											4	0	1	0	0	1	0
13 Brett Lawrie, R (1, 5) OBP: 0.314, SLG: 0.364											4	0	1	0	0	0	2
30 David Cooper, L (1, 3) OBP: 0.286, SLG: 0.286											4	1	2	0	0	1	1
6 Jeff Mathis, R (1, 2) OBP: 0.293, SLG: 0.417											4	0	1	0	0	1	2
17 Omar Vizquel, S (1, 6) OBP: 0.270, SLG: 0.206											3	1	1	0	0	0	0
Inning Stats	R: 1 E: 0 K: 0 S: 17	H: 3 LOB: 2 BB: 0 P: 26	R: 1 E: 0 K: 0 S: 9	H: 2 LOB: 1 BB: 0 P: 13	R: 2 E: 1 K: 0 S: 14	H: 2 LOB: 1 BB: 0 P: 20	R: 2 E: 0 K: 0 S: 12	H: 3 LOB: 0 BB: 0 P: 22	R: 0 E: 0 K: 2 S: 8	H: 1 LOB: 1 BB: 0 P: 13	R: 0 E: 0 K: 0 S: 14	H: 1 LOB: 0 BB: 0 P: 20	R: 0 E: 0 K: 1 S: 10	H: 0 LOB: 0 BB: 0 P: 16	1B: 8 2B: 2 3B: 0 HR: 2	SF: 0 SAC: 1 DP: 1 HBP: 0	WP: 0 PA: 36 PB: 0 SB: 0 CS: 0
PITCHER	IP WLS BF H R ER SO BB IBB HBP BLK WP HR S P ERA WHIP	IP WLS BF H R ER SO BB IBB HBP BLK WP HR S P ERA WHIP	IP WLS BF H R ER SO BB IBB HBP BLK WP HR S P ERA WHIP	IP WLS BF H R ER SO BB IBB HBP BLK WP HR S P ERA WHIP	IP WLS BF H R ER SO BB IBB HBP BLK WP HR S P ERA WHIP	IP WLS BF H R ER SO BB IBB HBP BLK WP HR S P ERA WHIP	IP WLS BF H R ER SO BB IBB HBP BLK WP HR S P ERA WHIP	IP WLS BF H R ER SO BB IBB HBP BLK WP HR S P ERA WHIP	IP WLS BF H R ER SO BB IBB HBP BLK WP HR S P ERA WHIP	IP WLS BF H R ER SO BB IBB HBP BLK WP HR S P ERA WHIP	IP WLS BF H R ER SO BB IBB HBP BLK WP HR S P ERA WHIP	IP WLS BF H R ER SO BB IBB HBP BLK WP HR S P ERA WHIP	IP WLS BF H R ER SO BB IBB HBP BLK WP HR S P ERA WHIP	IP WLS BF H R ER SO BB IBB HBP BLK WP HR S P ERA WHIP	IP WLS BF H R ER SO BB IBB HBP BLK WP HR S P ERA WHIP	IP WLS BF H R ER SO BB IBB HBP BLK WP HR S P ERA WHIP	IP WLS BF H R ER SO BB IBB HBP BLK WP HR S P ERA WHIP

Baltimore Orioles @ Toronto Blue Jays
Rogers Centre, Toronto, ON
Mon May 28 2012, 7:10 PM - 9:56 PM EDT
Att: 16,575 - Partly Cloudy - 73 F

AB 35
R 6
H 12
RBI 6
BB 0
SO 3
LOB 12



Batter	1	2	3	4	5	6	7	8	9	AB	R	H	RBI	BB	SO	LOB	TOP										
11 Robert Andino, R OBP: 0.316, SLG: 0.354	G5-3		K				K	K		5	0	1	0	0	3	3	<p>Baltimore Orioles @ Toronto Blue Jays Rogers Centre, Toronto, ON Tue May 29 2012, 7:08 PM - 10:19 PM EDT Att: 17,352 - Partly Cloudy - 80 F</p> <p>livebaseballscorecards.com</p>										
2 J.J. Hardy, R OBP: 0.306, SLG: 0.471	G1-6-3		F7				K			5	1	1	0	0	1	3											
21 Nick Markakis, L OBP: 0.333, SLG: 0.452	K									5	0	1	0	0	1	1											
10 Adam Jones, R OBP: 0.362, SLG: 0.624		HR								3	3	3	3	2	0	0											
32 Matt Wieters, S OBP: 0.322, SLG: 0.438 28 Ronny Paulino, R OBP: 0.333, SLG: 0.424		HBP								1	0	0	0	0	0	1											
12 Mark Reynolds, R OBP: 0.342, SLG: 0.354	G6-3									3	1	2	0	0	0	3											
19 Chris Davis, L OBP: 0.351, SLG: 0.531	K									4	0	1	1	1	1	3											
24 Wilson Betemit, S OBP: 0.291, SLG: 0.400	F9									5	1	3	2	0	1	3											
6 Steve Tolleson, R OBP: 0.320, SLG: 0.500 9 Endy Chavez, L OBP: 0.172, SLG: 0.164	G5-3									3	0	1	0	0	1	1											
										1	0	0	0	0	0	2											
Inning Stats	R: 0 E: 0 K: 1 S: 9	H: 0 LOB: 0 BB: 0 P: 14	R: 1 E: 0 K: 1 S: 13	H: 1 LOB: 1 BB: 0 P: 18	R: 0 E: 0 K: 1 S: 5	H: 0 LOB: 0 BB: 0 P: 8	R: 0 E: 0 K: 1 S: 12	H: 0 LOB: 1 BB: 1 P: 21	R: 0 E: 0 K: 2 S: 15	H: 2 LOB: 2 BB: 0 P: 23	R: 3 E: 0 K: 1 S: 12	H: 3 LOB: 3 BB: 0 P: 17	R: 0 E: 0 K: 2 S: 12	H: 2 LOB: 3 BB: 1 P: 21	R: 0 E: 0 K: 2 S: 15	H: 2 LOB: 2 BB: 0 P: 20	R: 2 E: 0 K: 0 S: 15	H: 3 LOB: 2 BB: 1 P: 28	1B: 7 2B: 3 3B: 0 HR: 3	SF: 0 SAC: 0 DP: 0 HBP: 1	WP: 0 PB: 0 SB: 1 CS: 0	PA: 44					
PITCHER	IP	WLS	BF	H	R	ER	SO	BB	IBB	HBP	BLK	WP	HR	S	P	ERA	WHIP										
24 Ricky Romero, L ERA: 4.04	6.0	W	26	6	4	4	7	1	0	1	0	0	2	66	101	6.00	1.167										
54 Jason Frasor, R ERA: 4.74	1.0		6	2	0	0	2	1	0	0	0	0	0	12	21	0.00	3.000										
38 Darren Oliver, L ERA: 1.53	0.1		3	2	0	0	1	0	0	0	0	0	0	7	8	0.00	6.000										
48 Francisco Cordero, R ERA: 6.41	0.2	H	2	0	0	0	1	0	0	0	0	0	0	8	12	0.00	0.000										
44 Casey Janssen, R ERA: 3.86	1.0		7	3	2	2	0	1	0	0	0	0	1	15	28	18.00	4.000										

Batter	1	2	3	4	5	6	7	8	9	AB	R	H	RBI	BB	SO	LOB	BOTTOM										
2 Kelly Johnson, L OBP: 0.351, SLG: 0.433	G4-3		K					K		5	0	0	0	0	4	6	<p>Baltimore Orioles @ Toronto Blue Jays Rogers Centre, Toronto, ON Tue May 29 2012, 7:08 PM - 10:19 PM EDT Att: 17,352 - Partly Cloudy - 80 F</p> <p>livebaseballscorecards.com</p>										
5 Yunel Escobar, R OBP: 0.306, SLG: 0.330	K									5	0	0	1	0	1	3											
19 José Bautista, R OBP: 0.329, SLG: 0.452	K									3	1	1	0	1	1	1											
10 Edwin Encarnación, R OBP: 0.333, SLG: 0.570	G5-3									3	1	0	0	1	0	1											
28 Colby Rasmus, L OBP: 0.302, SLG: 0.415	G4-3									4	1	1	0	0	2	3											
9 J.P. Arencibia, R OBP: 0.272, SLG: 0.467	L8									3	1	0	0	1	1	2											
13 Brett Lawrie, R OBP: 0.323, SLG: 0.378										4	3	3	3	0	0	0											
30 David Cooper, L OBP: 0.333, SLG: 0.333										4	1	2	1	0	1	1											
11 Raiji Davis, R OBP: 0.309, SLG: 0.444										4	0	3	2	0	0	0											
Inning Stats	R: 0 E: 0 K: 2 S: 8	H: 0 LOB: 0 BB: 0 P: 14	R: 0 E: 0 K: 0 S: 9	H: 0 LOB: 0 BB: 0 P: 15	R: 2 E: 1 K: 1 S: 16	H: 3 LOB: 1 BB: 0 P: 25	R: 3 E: 2 K: 1 S: 14	H: 3 LOB: 2 BB: 1 P: 23	R: 3 E: 0 K: 3 S: 22	H: 3 LOB: 2 BB: 2 P: 35	R: 0 E: 0 K: 1 S: 11	H: 1 LOB: 1 BB: 0 P: 15	R: 0 E: 0 K: 1 S: 9	H: 0 LOB: 0 BB: 0 P: 13	R: 0 E: 0 K: 1 S: 12	H: 0 LOB: 0 BB: 0 P: 17	R: 0 E: 0 K: 1 S: 12	H: 0 LOB: 0 BB: 0 P: 17	1B: 7 2B: 3 3B: 0 HR: 0	SF: 0 SAC: 0 DP: 0 HBP: 0	WP: 0 PB: 0 SB: 0 CS: 0	PA: 38					
PITCHER	IP	WLS	BF	H	R	ER	SO	BB	IBB	HBP	BLK	WP	HR	S	P	ERA	WHIP										
34 Jake Arrieta, R ERA: 5.37	4.1	L	23	4	7	6	5	3	0	0	0	0	0	56	96	12.46	2.077										
50 Miguel González, R ERA: 2.7	3.1		14	4	1	1	5	0	0	0	0	0	0	41	54	2.70	1.200										
38 Luis Ayala, R ERA: 1.82	0.1		1	0	0	0	0	0	0	0	0	0	0	4	7	0.00	0.000										



Batter	1	2	3	4	5	6	7	8	9	AB	R	H	RBI	BB	SO	LOB	TOP											
9 Endy Chavez, L OBP: 0.162, SLG: 0.154	F7	K			F8			K		4	0	0	0	0	2	2	<p>Baltimore Orioles @ Toronto Blue Jays Rogers Centre, Toronto, ON Wed May 30 2012, 7:09 PM - 9:35 PM EDT Att: 17,754 - Cloudy - 68 F</p>											
2 J.J. Hardy, R OBP: 0.307, SLG: 0.466	F8		G4-3 1B		G4-3	G4-3		G6-3		4	0	1	0	0	0	0												
19 Chris Davis, L OBP: 0.348, SLG: 0.521	F8 10 FC5-4 BB		F8		F8	K		L4		3	0	0	0	1	1	1												
10 Adam Jones, R OBP: 0.365, SLG: 0.618	FC5-4		G4-6-3		G4-6-3	HBP				2	0	0	0	1	0	2												
32 Matt Wieters, S OBP: 0.316, SLG: 0.427		P5			K	K		G3-6		4	0	0	0	0	2	2												
12 Mark Reynolds, R OBP: 0.335, SLG: 0.343		24 1B 3 BB			K	K		K		3	1	0	0	1	3	0												
24 Wilson Betemit, S OBP: 0.298, SLG: 0.406		3 1B			K					3	0	2	0	0	1	0												
3 Ryan Flaherty, L OBP: 0.182, SLG: 0.212		1B			P5			F9		3	0	1	1	0	0	1												
11 Robert Andino, R OBP: 0.311, SLG: 0.348	F8				K			P3		3	0	0	0	0	1	3												
Inning Stats	R: 0 H: 0 E: 0 K: 0 S: 12	H: 0 LOB: 1 BB: 1 P: 18	R: 1 H: 2 E: 0 K: 1 S: 11	H: 2 LOB: 2 BB: 1 P: 18	R: 0 H: 1 E: 0 K: 0 S: 5	LOB: 0 BB: 0 P: 8	R: 0 H: 0 E: 0 K: 3 S: 10	LOB: 0 BB: 0 P: 18	R: 0 H: 0 E: 0 K: 1 S: 7	LOB: 0 BB: 0 P: 9	R: 0 H: 0 E: 0 K: 2 S: 13	LOB: 1 BB: 0 P: 17	R: 0 H: 1 E: 0 K: 1 S: 11	LOB: 1 BB: 0 P: 15	R: 0 H: 0 E: 0 K: 1 S: 7	LOB: 0 BB: 0 P: 10	R: 0 H: 0 E: 0 K: 1 S: 6	LOB: 0 BB: 1 P: 11	1B: 4 2B: 0 3B: 0 HR: 0	SF: 0 SAC: 0 DP: 2 HBP: 1	WP: 0 PB: 0 SB: 0 CS: 0	PA: 33						
PITCHER	IP	WLS	BF	H	R	ER	SO	BB	IBB	HBP	BLK	WP	HR	S	P	ERA	WHIP											
23 Brandon Morrow, R ERA: 3.28	(1, 1)	6.1	W	25	4	1	1	8	2	0	1	0	0	0	63	94	1.42	0.947										
33 Carlos Villanueva, R ERA: 4.5	(7, 1)	0.2	H	2	0	0	0	0	0	0	0	0	0	0	6	9	0.00	0.000										
48 Francisco Cordero, R ERA: 6.1	(8, 1)	1.0	H	3	0	0	0	1	0	0	0	0	0	7	10	0.00	0.000											
44 Casey Janssen, R ERA: 3.48	(9, 1)	1.0	S	3	0	0	0	1	1	0	0	0	0	6	11	0.00	1.000											

Batter	1	2	3	4	5	6	7	8	9	AB	R	H	RBI	BB	SO	LOB	BOTTOM											
5 Yunel Escobar, R OBP: 0.300, SLG: 0.324	G4-3		G4-3		G4-3			F9		4	0	0	0	0	0	0	<p>Baltimore Orioles @ Toronto Blue Jays Rogers Centre, Toronto, ON Wed May 30 2012, 7:09 PM - 9:35 PM EDT Att: 17,754 - Cloudy - 68 F</p>											
28 Colby Rasmus, L OBP: 0.301, SLG: 0.429	F7		K		K			K		4	1	1	1	0	2	0												
19 José Bautista, R OBP: 0.332, SLG: 0.447	G6-3				F8 HR					2	0	0	0	2	0	0												
10 Edwin Encarnación, R OBP: 0.336, SLG: 0.584		HR	P5					F8		4	1	2	1	0	0	2												
13 Brett Lawrie, R OBP: 0.321, SLG: 0.391	G1-3				HR			P4		4	1	1	1	0	1	1												
30 David Cooper, L OBP: 0.394, SLG: 0.381					F8					3	0	1	0	1	0	0												
9 J.P. Arencibia, R OBP: 0.272, SLG: 0.461	K				17 1B			F8		4	0	1	0	0	2	2												
17 Omar Vizquel, S OBP: 0.293, SLG: 0.237	K				11 G6-4-3 1B					4	0	2	0	0	1	2												
11 Rajai Davis, R OBP: 0.310, SLG: 0.485					G6-4-3			K		3	1	1	1	0	1	3												
Inning Stats	R: 0 H: 0 E: 0 K: 0 S: 6	H: 0 LOB: 0 BB: 0 P: 10	R: 1 H: 2 E: 0 K: 2 S: 15	H: 2 LOB: 0 BB: 0 P: 20	R: 1 H: 1 E: 0 K: 1 S: 11	LOB: 1 BB: 1 P: 22	R: 1 H: 3 E: 0 K: 0 S: 10	LOB: 1 BB: 0 P: 17	R: 1 H: 2 E: 0 K: 0 S: 9	LOB: 1 BB: 0 P: 10	R: 0 H: 1 E: 0 K: 1 S: 11	LOB: 1 BB: 0 P: 15	R: 0 H: 0 E: 0 K: 1 S: 6	LOB: 0 BB: 1 P: 12	R: 0 H: 0 E: 0 K: 2 S: 12	LOB: 1 BB: 1 P: 18	R: 0 H: 0 E: 0 K: 1 S: 8	LOB: 0 BB: 1 P: 18	1B: 4 2B: 1 3B: 0 HR: 4	SF: 0 SAC: 0 DP: 1 HBP: 0	WP: 0 PB: 0 SB: 1 CS: 0	PA: 35						
PITCHER	IP	WLS	BF	H	R	ER	SO	BB	IBB	HBP	BLK	WP	HR	S	P	ERA	WHIP											
39 Jason Hammel, R ERA: 3.06	(1, 1)	6.2	L	30	4	4	4	5	2	0	0	0	0	0	105	165	5.40	1.650										
56 Darren O'Day, R ERA: 1.75	(7, 1)	0.1		1	0	0	0	0	0	0	0	0	0	1	1	0.00	0.000											
47 Pedro Strop, R ERA: 1.35	(8, 1)	1.0		4	0	0	0	2	1	0	0	0	0	12	18	0.00	1.000											

Batter	1	2	3	4	5	6	7	8	9	AB	R	H	RBI	BB	SO	LOB	TOP										
11 Robert Andino, R OBP: 0.310, SLG: 0.342										3	0	0	0	1	1	1											
6 Steve Tolleson, R OBP: 0.321, SLG: 0.481										3	0	1	0	0	0	0											
9 Endy Chavez, L OBP: 0.159, SLG: 0.152										1	0	0	0	0	0	0											
2 J.J. Hardy, R OBP: 0.306, SLG: 0.462										4	0	1	0	0	1	3											
10 Adam Jones, R OBP: 0.367, SLG: 0.615										4	0	2	0	0	1	0											
32 Matt Wieters, S OBP: 0.319, SLG: 0.429										4	0	2	0	0	1	1											
12 Mark Reynolds, R OBP: 0.326, SLG: 0.330										4	0	2	0	0	1	1											
19 Chris Davis, L OBP: 0.341, SLG: 0.509										4	0	0	0	0	1	5											
24 Wilson Betemit, S OBP: 0.299, SLG: 0.404										4	0	0	0	0	1	4											
35 Bill Hall, R OBP: 0.500, SLG: 0.556										3	0	1	0	0	0	0											
Inning Stats	R: 0 H: 0 E: 0 K: 1 S: 9	H: 0 LOB: 0 BB: 0 P: 16	R: 0 H: 0 E: 0 K: 2 S: 9	H: 0 LOB: 0 BB: 0 P: 11	R: 0 H: 0 E: 0 K: 2 S: 12	H: 0 LOB: 0 BB: 0 P: 16	R: 0 H: 0 E: 0 K: 0 S: 5	H: 0 LOB: 1 BB: 0 P: 9	R: 0 H: 1 E: 0 K: 0 S: 13	H: 1 LOB: 2 BB: 0 P: 24	R: 0 H: 1 E: 0 K: 0 S: 10	H: 1 LOB: 0 BB: 0 P: 18	R: 0 H: 1 E: 0 K: 2 S: 10	H: 1 LOB: 1 BB: 0 P: 17	R: 0 H: 3 E: 0 K: 1 S: 11	H: 3 LOB: 3 BB: 0 P: 14	1B: 7 2B: 1 3B: 0 HR: 0	SF: 0 SAC: 0 DP: 2 HBP: 0	WP: 0 PB: 0 SB: 0 CS: 0	PA: 34							
PITCHER	IP	WLS	BF	H	R	ER	SO	BB	IBB	HBP	BLK	WP	HR	S	P	ERA	WHIP										
14 David Price, L ERA: 2.44	7.1	W	26	4	0	0	5	2	0	0	0	0	0	70	113	0.00	0.818										
57 Jake McGee, L ERA: 1.59	0.2		2	0	0	0	2	0	0	0	0	0	0	7	11	0.00	0.000										
31 Burke Badenhop, R ERA: 3.91	0.1		4	3	0	0	0	0	0	0	0	0	0	7	7	0.00	9.000										
56 Fernando Rodney, R ERA: 1.05	0.2	S	2	0	0	0	1	0	0	0	0	0	0	4	7	0.00	0.000										

Baltimore Orioles @ Tampa Bay Rays
Tropicana Field, St. Petersburg, FL
Fri Jun 01 2012, 7:14 PM - 9:57 PM EDT
Att: 17,224 - Dome - 72 F

AB 32
R 0
H 7
RBI 0
BB 2
SO 8
LOB 15



Batter	1	2	3	4	5	6	7	8	9	AB	R	H	RBI	BB	SO	LOB	BOTTOM										
23 Carlos Pena, L OBP: 0.344, SLG: 0.384										4	0	1	0	0	3	4											
2 B.J. Upton, R OBP: 0.323, SLG: 0.417										4	1	0	0	0	2	1											
20 Matt Joyce, L OBP: 0.409, SLG: 0.545										3	1	2	0	1	0	0											
18 Ben Zobrist, S OBP: 0.340, SLG: 0.392										4	1	1	0	0	1	2											
30 Luke Scott, L OBP: 0.299, SLG: 0.455										4	1	1	2	0	1	1											
1 Sean Rodriguez, R OBP: 0.280, SLG: 0.357										2	0	0	1	1	0	0											
35 Hideki Matsui, L OBP: 0.222, SLG: 0.389										3	1	1	2	0	0	1											
24 Rich Thompson, L OBP: 0.176, SLG: 0.067										1	0	0	0	0	0	0											
28 José Molina, R OBP: 0.266, SLG: 0.306										2	0	1	0	1	1	0											
9 Elliot Johnson, S OBP: 0.336, SLG: 0.375										2	0	1	0	1	0	0											
Inning Stats	R: 5 H: 5 E: 0 K: 1 S: 21	H: 5 LOB: 2 BB: 2 P: 36	R: 0 H: 0 E: 0 K: 0 S: 9	H: 0 LOB: 1 BB: 1 P: 16	R: 0 H: 0 E: 0 K: 1 S: 8	H: 0 LOB: 0 BB: 1 P: 13	R: 0 H: 0 E: 0 K: 2 S: 9	H: 0 LOB: 0 BB: 0 P: 14	R: 0 H: 0 E: 0 K: 1 S: 8	H: 0 LOB: 0 BB: 0 P: 10	R: 0 H: 2 E: 0 K: 1 S: 12	H: 2 LOB: 2 BB: 0 P: 18	R: 0 H: 1 E: 0 K: 1 S: 5	H: 1 LOB: 0 BB: 0 P: 6	R: 0 H: 0 E: 0 K: 1 S: 5	H: 0 LOB: 0 BB: 0 P: 5	1B: 6 2B: 1 3B: 0 HR: 1	SF: 0 SAC: 1 DP: 2 HBP: 0	WP: 1 PB: 0 SB: 0 CS: 0	PA: 34							
PITCHER	IP	WLS	BF	H	R	ER	SO	BB	IBB	HBP	BLK	WP	HR	S	P	ERA	WHIP										
16 Wei-Yin Chen, L ERA: 3.75	5.2	L	25	5	5	5	5	4	0	0	0	0	1	59	94	7.94	1.588										
63 Kevin Gregg, R ERA: 4.11	0.1		3	2	0	0	1	0	0	0	0	0	0	8	13	0.00	6.000										
40 Troy Patton, L ERA: 3.75	1.1		4	1	0	0	2	0	0	0	0	0	0	8	9	0.00	0.750										
43 Jim Johnson, R ERA: 0.82	0.2		2	0	0	0	0	0	0	0	0	0	0	2	2	0.00	0.000										

Baltimore Orioles @ Tampa Bay Rays
Tropicana Field, St. Petersburg, FL
Fri Jun 01 2012, 7:14 PM - 9:57 PM EDT
Att: 17,224 - Dome - 72 F

AB 29
R 5
H 8
RBI 5
BB 4
SO 8
LOB 9



Batter	1	2	3	4	5	6	7	8	9	AB	R	H	RBI	BB	SO	LOB	TOP											
9 Endy Chavez, L OBP: 0.164, SLG: 0.200										4	1	1	1	0	2	0	Baltimore Orioles @ Tampa Bay Rays Tropicana Field, St. Petersburg, FL Sat Jun 02 2012, 4:13 PM - 6:58 PM EDT Att: 21,693 - Dome - 72 F											
2 J.J. Hardy, R OBP: 0.305, SLG: 0.463										4	0	1	0	0	0	0												
19 Chris Davis, L OBP: 0.333, SLG: 0.497										4	0	0	0	0	3	1												
10 Adam Jones, R OBP: 0.365, SLG: 0.608										4	0	1	0	0	1	0												
32 Matt Wieters, S OBP: 0.318, SLG: 0.424										4	0	1	0	0	1	1												
12 Mark Reynolds, R OBP: 0.332, SLG: 0.340										3	1	1	0	1	2	2												
24 Wilson Betemit, S OBP: 0.292, SLG: 0.393										4	0	0	0	0	1	4												
3 Ryan Flaherty, L OBP: 0.175, SLG: 0.204										2	0	0	0	0	0	0												
11 Robert Andino, R OBP: 0.305, SLG: 0.337										3	0	0	0	0	1	1												
Inning Stats	R: 0 E: 0 K: 1 S: 11	H: 0 LOB: 0 BB: 0 P: 16	R: 0 E: 0 K: 2 S: 14	H: 0 LOB: 1 BB: 1 P: 23	R: 1 E: 0 K: 1 S: 9	H: 2 LOB: 1 BB: 0 P: 16	R: 0 E: 0 K: 1 S: 9	H: 1 LOB: 1 BB: 0 P: 14	R: 0 E: 0 K: 1 S: 8	H: 0 LOB: 0 BB: 0 P: 10	R: 0 E: 0 K: 1 S: 6	H: 0 LOB: 0 BB: 0 P: 8	R: 1 E: 2 K: 1 S: 12	H: 1 LOB: 2 BB: 0 P: 15	R: 0 E: 0 K: 2 S: 11	H: 0 LOB: 1 BB: 0 P: 14	R: 0 E: 0 K: 1 S: 15	H: 1 LOB: 1 BB: 0 P: 24	1B: 2 2B: 2 3B: 0 HR: 1	SF: 0 SAC: 0 DP: 0 HBP: 0	WP: 0 PB: 0 SB: 1 CS: 0	PA: 34						
PITCHER	IP	WLS	BF	H	R	ER	SO	BB	IBB	HBP	BLK	WP	HR	S	P	ERA	WHIP											
58 Jeremy Hellickson, R ERA: 2.69	(1, 1)	6.2	L	26	4	2	1	8	1	0	0	0	0	1	67	100	1.35	0.750										
57 Jake McGee, L ERA: 1.56	(7, 1)	0.1		1	0	0	0	0	0	0	0	0	0	2	2	0.00	0.000											
62 Joel Peralta, R ERA: 4.24	(8, 1)	1.0		3	0	0	0	2	0	0	0	0	0	11	14	0.00	0.000											
31 Burke Badenhop, R ERA: 3.8	(9, 1)	0.2		3	1	0	0	1	0	0	0	0	0	11	18	0.00	1.500											
39 J.P. Howell, L ERA: 3.78	(9, 1)	0.1		1	0	0	0	0	0	0	0	0	0	4	6	0.00	0.000											

Batter	1	2	3	4	5	6	7	8	9	AB	R	H	RBI	BB	SO	LOB	BOTTOM										
23 Carlos Pena, L OBP: 0.342, SLG: 0.378										3	0	0	0	1	2	0	Baltimore Orioles @ Tampa Bay Rays Tropicana Field, St. Petersburg, FL Sat Jun 02 2012, 4:13 PM - 6:58 PM EDT Att: 21,693 - Dome - 72 F										
2 B.J. Upton, R OBP: 0.327, SLG: 0.411										2	0	0	0	2	0	0											
18 Ben Zobrist, S OBP: 0.342, SLG: 0.391										3	0	1	0	1	0	3											
30 Luke Scott, L OBP: 0.293, SLG: 0.444										4	0	0	0	0	1	2											
1 Sean Rodriguez, R OBP: 0.279, SLG: 0.361										4	1	1	0	0	0	0											
35 Hideki Matsui, L OBP: 0.154, SLG: 0.615										4	0	0	0	0	1	1											
44 Drew Sutton, S OBP: 0.265, SLG: 0.281										3	0	0	1	0	1	0											
59 Jose Lobaton, S OBP: 0.318, SLG: 0.263										3	0	0	0	0	1	1											
9 Elliot Johnson, S OBP: 0.328, SLG: 0.364										3	0	0	0	0	1	1											
Inning Stats	R: 0 E: 0 K: 1 S: 7	H: 0 LOB: 1 BB: 1 P: 13	R: 0 E: 0 K: 1 S: 7	H: 0 LOB: 0 BB: 0 P: 12	R: 0 E: 0 K: 1 S: 9	H: 0 LOB: 0 BB: 0 P: 13	R: 0 E: 0 K: 1 S: 7	H: 0 LOB: 0 BB: 0 P: 10	R: 1 E: 0 K: 2 S: 13	H: 1 LOB: 1 BB: 0 P: 15	R: 0 E: 0 K: 0 S: 7	H: 1 LOB: 1 BB: 1 P: 14	R: 0 E: 0 K: 1 S: 7	H: 0 LOB: 0 BB: 0 P: 8	R: 0 E: 1 K: 0 S: 13	H: 0 LOB: 2 BB: 2 P: 22	R: 0 E: 0 K: 0 S: 5	H: 0 LOB: 0 BB: 0 P: 8	1B: 1 2B: 1 3B: 0 HR: 0	SF: 0 SAC: 0 DP: 1 HBP: 0	WP: 1 PB: 0 SB: 0 CS: 1	PA: 33					
PITCHER	IP	WLS	BF	H	R	ER	SO	BB	IBB	HBP	BLK	WP	HR	S	P	ERA	WHIP										
17 Brian Matusz, L ERA: 4.41	(1, 1)	7.1	W	28	2	1	1	7	3	0	0	0	0	64	97	1.23	0.682										
47 Pedro Strop, R ERA: 1.32	(8, 1)	0.2	H	2	0	0	0	1	0	0	0	1	0	6	10	0.00	1.500										
43 Jim Johnson, R ERA: 0.78	(9, 1)	1.0	S	3	0	0	0	0	0	0	0	0	0	5	8	0.00	0.000										

AB	32
R	2
H	5
RBI	1
BB	1
SO	11
LOB	9



AB	29
R	1
H	2
RBI	1
BB	4
SO	7
LOB	8



Batter	1	2	3	4	5	6	7	8	9	AB	R	H	RBI	BB	SO	LOB	TOP					
11 Robert Andino, R OBP: 0.303, SLG: 0.339										5	1	1	0	0	3	3	<p>Baltimore Orioles @ Tampa Bay Rays Tropicana Field, St. Petersburg, FL Sun Jun 03 2012, 1:43 PM - 4:42 PM EDT Att: 21,693 - Dome - 72 F</p> <p>livebaseballscorecards.com</p> <p>AB 39 R 4 H 12 RBI 4 BB 3 SO 8 LOB 22</p>					
9 Endy Chavez, L OBP: 0.154, SLG: 0.187										5	1	0	0	0	0	1						
2 J.J. Hardy, R OBP: 0.311, SLG: 0.466										5	0	3	0	0	0	1						
10 Adam Jones, R OBP: 0.363, SLG: 0.602										4	0	1	0	0	0	3						
36 Nick Johnson, L OBP: 0.239, SLG: 0.403										1	0	0	0	0	0	2						
32 Matt Wieters, S OBP: 0.330, SLG: 0.449										4	1	3	2	1	1	1						
12 Mark Reynolds, R OBP: 0.343, SLG: 0.378										5	1	3	2	0	0	4						
28 Ronny Paulino, R OBP: 0.324, SLG: 0.389										3	0	0	0	1	1	2						
51 Steve Pearce, R OBP: 0.259, SLG: 0.250										4	0	1	0	0	1	2						
6 Steve Tolleson, R OBP: 0.313, SLG: 0.433										3	0	0	0	1	2	3						
Inning Stats	R: 0 E: 0 K: 1 S: 8	H: 1 LOB: 1 BB: 0 P: 12	R: 1 E: 0 K: 2 S: 13	H: 2 LOB: 2 BB: 1 P: 19	R: 0 E: 0 K: 0 S: 8	H: 2 LOB: 2 BB: 0 P: 12	R: 0 E: 0 K: 0 S: 12	H: 0 LOB: 1 BB: 1 P: 20	R: 1 E: 1 K: 0 S: 11	H: 1 LOB: 2 BB: 1 P: 18	R: 0 E: 0 K: 1 S: 10	H: 1 LOB: 1 BB: 0 P: 12	R: 0 E: 0 K: 1 S: 15	H: 1 LOB: 1 BB: 0 P: 21	R: 1 E: 0 K: 3 S: 17	H: 1 LOB: 0 BB: 0 P: 25	R: 1 E: 0 K: 0 S: 16	H: 3 LOB: 2 BB: 0 P: 26	1B: 9 2B: 1 3B: 0 HR: 2	SF: 0 SAC: 0 DP: 1 HBP: 0	WP: 0 PB: 0 SB: 0 CS: 0	PA: 42
PITCHER	IP WLS BF H R ER SO BB IBB HBP BLK WP HR S P ERA WHIP	IP WLS BF H R ER SO BB IBB HBP BLK WP HR S P ERA WHIP															IP WLS BF H R ER SO BB IBB HBP BLK WP HR S P ERA WHIP					
55 Matt Moore, L ERA: 4.45	6.0	W	28	7	2	1	4	3	0	0	0	0	0	0	0	0	1.50	1.667				
57 Jake McGee, L ERA: 1.47	1.0		4	1	0	0	1	0	0	0	0	0	0	0	0	0	0.00	1.000				
40 Wade Davis, R ERA: 2.45	1.1		7	3	2	2	3	0	0	0	0	0	0	1	23	34	13.50	2.250				
56 Fernando Rodney, R ERA: 1.03	0.2		3	1	0	0	0	0	0	0	0	0	0	0	10	17	0.00	1.500				

Batter	1	2	3	4	5	6	7	8	9	AB	R	H	RBI	BB	SO	LOB	BOTTOM			
23 Carlos Pena, L OBP: 0.345, SLG: 0.376										1	1	0	1	2	0	0	<p>Baltimore Orioles @ Tampa Bay Rays Tropicana Field, St. Petersburg, FL Sun Jun 03 2012, 1:43 PM - 4:42 PM EDT Att: 21,693 - Dome - 72 F</p> <p>livebaseballscorecards.com</p> <p>AB 29 R 8 H 6 RBI 6 BB 4 SO 7 LOB 8</p>			
2 B.J. Upton, R OBP: 0.331, SLG: 0.421										4	1	2	2	0	0	1				
20 Matt Joyce, L OBP: 0.400, SLG: 0.535										3	0	0	1	0	2	2				
18 Ben Zobrist, S OBP: 0.341, SLG: 0.393										4	1	1	0	0	2	0				
30 Luke Scott, L OBP: 0.286, SLG: 0.434										4	0	0	0	0	1	1				
35 Hideki Matsui, L OBP: 0.188, SLG: 0.563										3	0	1	0	0	0	0				
24 Rich Thompson, L OBP: 0.167, SLG: 0.063										1	1	0	0	0	0	0				
10 Will Rhymes, L OBP: 0.282, SLG: 0.363										2	1	1	0	0	1	0				
1 Sean Rodriguez, R OBP: 0.282, SLG: 0.363										3	1	1	1	1	1	0				
9 Elliot Johnson, S OBP: 0.333, SLG: 0.364										3	1	0	1	0	0	4				
2B José Molina, R OBP: 0.258, SLG: 0.295										3	1	0	1	0	0	4				
Inning Stats	R: 0 E: 0 K: 0 S: 5	H: 0 LOB: 0 BB: 0 P: 11	R: 0 E: 0 K: 2 S: 9	H: 0 LOB: 0 BB: 0 P: 14	R: 0 E: 0 K: 1 S: 8	H: 0 LOB: 0 BB: 0 P: 11	R: 2 E: 1 K: 0 S: 12	H: 1 LOB: 0 BB: 1 P: 23	R: 2 E: 0 K: 1 S: 10	H: 1 LOB: 2 BB: 3 P: 28	R: 4 E: 2 K: 0 S: 17	H: 4 LOB: 1 BB: 0 P: 28	R: 0 E: 0 K: 2 S: 9	H: 0 LOB: 0 BB: 0 P: 13	R: 0 E: 0 K: 1 S: 6	H: 0 LOB: 0 BB: 0 P: 9	1B: 4 2B: 2 3B: 0 HR: 0	SF: 2 SAC: 0 DP: 0 HBP: 0	WP: 1 PB: 0 SB: 0 CS: 0	PA: 35
PITCHER	IP WLS BF H R ER SO BB IBB HBP BLK WP HR S P ERA WHIP	IP WLS BF H R ER SO BB IBB HBP BLK WP HR S P ERA WHIP															IP WLS BF H R ER SO BB IBB HBP BLK WP HR S P ERA WHIP			
34 Jake Arrieta, R ERA: 5.53	4.2	L	20	4	4	4	3	4	0	0	0	0	0	0	0	0	7.71	1.286		
37 Dana Eveland, L ERA: 3.93	0.2		4	2	2	2	1	0	0	0	0	0	0	0	0	0	27.00	3.000		
38 Luis Ayala, R ERA: 2.13	0.2		5	2	2	1	0	0	0	0	0	0	0	0	9	14	13.50	3.000		
40 Troy Patton, L ERA: 3.55	1.1		4	0	0	0	2	0	0	0	0	0	0	0	11	16	0.00	0.000		
56 Darren O'Day, R ERA: 1.71	0.2		2	0	0	0	1	0	0	0	0	0	0	4	6	0.00	0.000			

Batter	1	2	3	4	5	6	7	8	9	AB	R	H	RBI	BB	SO	LOB	TOP							
9 Endy Chavez, L (1,9) OBP: 0.184, SLG: 0.214										4	0	1	1	0	0	1	Baltimore Orioles @ Boston Red Sox Fenway Park, Boston, MA Wed Jun 06 2012, 7:10 PM - 9:41 PM EDT Att: 37,243 - Partly Cloudy - 58 F							
2 J.J. Hardy, R (1,6) OBP: 0.306, SLG: 0.463										4	0	0	0	0	0	2								
10 Adam Jones, R (1,8) OBP: 0.354, SLG: 0.582										4	0	0	0	0	1	0								
32 Matt Wieters, S (1,2)										3	0	0	0	0	0	0								
19 Chris Davis, L (1,10)										3	0	1	0	0	1	0								
12 Mark Reynolds, R (1,3) OBP: 0.352, SLG: 0.376										3	0	0	0	0	1	1								
24 Wilson Betemit, S (1,5)										3	1	1	0	0	1	0								
3 Ryan Flaherty, L (1,7)										3	1	1	0	0	1	0								
11 Robert Andino, R (1,4) OBP: 0.304, SLG: 0.338										3	0	1	1	0	0	0								
Inning Stats	R: 0 E: 0 K: 0 S: 7	H: 0 LOB: 0 BB: 0 P: 7	R: 0 E: 0 K: 1 S: 8	H: 0 LOB: 0 BB: 0 P: 10	R: 0 E: 0 K: 2 S: 9	H: 0 LOB: 0 BB: 0 P: 12	R: 0 E: 0 K: 0 S: 4	H: 1 LOB: 0 BB: 0 P: 7	R: 0 E: 0 K: 0 S: 10	H: 0 LOB: 0 BB: 0 P: 13	R: 2 E: 0 K: 0 S: 11	H: 3 LOB: 0 BB: 0 P: 19	R: 0 E: 0 K: 2 S: 11	H: 1 LOB: 1 BB: 0 P: 15	R: 0 E: 0 K: 0 S: 6	H: 0 LOB: 0 BB: 0 P: 9		R: 0 E: 0 K: 0 S: 7	H: 0 LOB: 0 BB: 0 P: 10	1B: 5 2B: 0 3B: 0 HR: 0	SF: 0 SAC: 0 DP: 2 HBP: 0	WP: 0 PB: 0 SB: 0 CS: 0	PA: 30	
PITCHER	IP WLS BF H R ER SO BB IBB HBP BLK WP HR S P ERA WHIP	IP WLS BF H R ER SO BB IBB HBP BLK WP HR S P ERA WHIP	IP WLS BF H R ER SO BB IBB HBP BLK WP HR S P ERA WHIP	IP WLS BF H R ER SO BB IBB HBP BLK WP HR S P ERA WHIP	IP WLS BF H R ER SO BB IBB HBP BLK WP HR S P ERA WHIP	IP WLS BF H R ER SO BB IBB HBP BLK WP HR S P ERA WHIP	IP WLS BF H R ER SO BB IBB HBP BLK WP HR S P ERA WHIP	IP WLS BF H R ER SO BB IBB HBP BLK WP HR S P ERA WHIP	IP WLS BF H R ER SO BB IBB HBP BLK WP HR S P ERA WHIP	IP WLS BF H R ER SO BB IBB HBP BLK WP HR S P ERA WHIP	IP WLS BF H R ER SO BB IBB HBP BLK WP HR S P ERA WHIP	IP WLS BF H R ER SO BB IBB HBP BLK WP HR S P ERA WHIP	IP WLS BF H R ER SO BB IBB HBP BLK WP HR S P ERA WHIP	IP WLS BF H R ER SO BB IBB HBP BLK WP HR S P ERA WHIP	IP WLS BF H R ER SO BB IBB HBP BLK WP HR S P ERA WHIP	IP WLS BF H R ER SO BB IBB HBP BLK WP HR S P ERA WHIP	IP WLS BF H R ER SO BB IBB HBP BLK WP HR S P ERA WHIP	IP WLS BF H R ER SO BB IBB HBP BLK WP HR S P ERA WHIP	IP WLS BF H R ER SO BB IBB HBP BLK WP HR S P ERA WHIP	IP WLS BF H R ER SO BB IBB HBP BLK WP HR S P ERA WHIP	IP WLS BF H R ER SO BB IBB HBP BLK WP HR S P ERA WHIP	IP WLS BF H R ER SO BB IBB HBP BLK WP HR S P ERA WHIP	IP WLS BF H R ER SO BB IBB HBP BLK WP HR S P ERA WHIP	IP WLS BF H R ER SO BB IBB HBP BLK WP HR S P ERA WHIP

Batter	1	2	3	4	5	6	7	8	9	AB	R	H	RBI	BB	SO	LOB	BOTTOM							
3 Mike Aviles, R (1,6) OBP: 0.285, SLG: 0.432										3	0	0	1	0	0	2	Baltimore Orioles @ Boston Red Sox Fenway Park, Boston, MA Wed Jun 06 2012, 7:10 PM - 9:41 PM EDT Att: 37,243 - Partly Cloudy - 58 F							
15 Dustin Pedroia, R (1,4) OBP: 0.341, SLG: 0.435										4	0	0	0	0	2	1								
20 Kevin Youkilis, R (1,3) OBP: 0.315, SLG: 0.382										3	0	1	0	1	0	1								
34 David Ortiz, L (1,10)										3	0	0	0	1	1	1								
64 Will Middlebrooks, R (1,5) OBP: 0.345, SLG: 0.557										4	0	2	0	0	0	3								
28 Adrián González, L (1,9) OBP: 0.316, SLG: 0.406										3	0	1	0	0	0	2								
26 Scott Podsednik, L (7, FR) OBP: 0.394, SLG: 0.548										1	0	0	0	0	0	2								
39 Jarrod Saltalamacchia, R (1,2) OBP: 0.323, SLG: 0.563										4	0	1	0	0	0	2								
54 Danell McDonald, R (1,7) OBP: 0.284, SLG: 0.379										2	1	1	0	0	1	0								
12 Ryan Sweeney, L (9, PH) OBP: 0.340, SLG: 0.423										1	0	0	0	0	1	0								
23 Marlon Byrd, R (1,8) OBP: 0.245, SLG: 0.246										3	0	1	0	0	1	2								
66 Daniel Nava, S (9, PH) OBP: 0.429, SLG: 0.488										1	0	0	0	0	1	0								
Inning Stats	R: 0 E: 0 K: 0 S: 8	H: 0 LOB: 0 BB: 0 P: 13	R: 0 E: 0 K: 0 S: 10	H: 1 LOB: 1 BB: 0 P: 20	R: 1 E: 0 K: 1 S: 10	H: 2 LOB: 1 BB: 0 P: 13	R: 0 E: 0 K: 0 S: 9	H: 1 LOB: 1 BB: 0 P: 11	R: 0 E: 0 K: 1 S: 7	H: 0 LOB: 0 BB: 0 P: 11	R: 0 E: 0 K: 1 S: 10	H: 1 LOB: 1 BB: 0 P: 14	R: 0 E: 0 K: 1 S: 15	H: 2 LOB: 2 BB: 0 P: 18	R: 0 E: 0 K: 1 S: 10	H: 0 LOB: 2 BB: 2 P: 21	R: 0 E: 0 K: 2 S: 10	H: 0 LOB: 0 BB: 0 P: 16	1B: 6 2B: 1 3B: 0 HR: 0	SF: 1 SAC: 1 DP: 0 HBP: 0	WP: 0 PB: 0 SB: 0 CS: 0	PA: 36		
PITCHER	IP WLS BF H R ER SO BB IBB HBP BLK WP HR S P ERA WHIP	IP WLS BF H R ER SO BB IBB HBP BLK WP HR S P ERA WHIP	IP WLS BF H R ER SO BB IBB HBP BLK WP HR S P ERA WHIP	IP WLS BF H R ER SO BB IBB HBP BLK WP HR S P ERA WHIP	IP WLS BF H R ER SO BB IBB HBP BLK WP HR S P ERA WHIP	IP WLS BF H R ER SO BB IBB HBP BLK WP HR S P ERA WHIP	IP WLS BF H R ER SO BB IBB HBP BLK WP HR S P ERA WHIP	IP WLS BF H R ER SO BB IBB HBP BLK WP HR S P ERA WHIP	IP WLS BF H R ER SO BB IBB HBP BLK WP HR S P ERA WHIP	IP WLS BF H R ER SO BB IBB HBP BLK WP HR S P ERA WHIP	IP WLS BF H R ER SO BB IBB HBP BLK WP HR S P ERA WHIP	IP WLS BF H R ER SO BB IBB HBP BLK WP HR S P ERA WHIP	IP WLS BF H R ER SO BB IBB HBP BLK WP HR S P ERA WHIP	IP WLS BF H R ER SO BB IBB HBP BLK WP HR S P ERA WHIP	IP WLS BF H R ER SO BB IBB HBP BLK WP HR S P ERA WHIP	IP WLS BF H R ER SO BB IBB HBP BLK WP HR S P ERA WHIP	IP WLS BF H R ER SO BB IBB HBP BLK WP HR S P ERA WHIP	IP WLS BF H R ER SO BB IBB HBP BLK WP HR S P ERA WHIP	IP WLS BF H R ER SO BB IBB HBP BLK WP HR S P ERA WHIP	IP WLS BF H R ER SO BB IBB HBP BLK WP HR S P ERA WHIP	IP WLS BF H R ER SO BB IBB HBP BLK WP HR S P ERA WHIP	IP WLS BF H R ER SO BB IBB HBP BLK WP HR S P ERA WHIP	IP WLS BF H R ER SO BB IBB HBP BLK WP HR S P ERA WHIP	IP WLS BF H R ER SO BB IBB HBP BLK WP HR S P ERA WHIP

AB 30
R 2
H 5
RBI 2
BB 0
SO 5
LOB 4

AB 32
R 1
H 7
RBI 1
BB 2
SO 7
LOB 16

Batter	1	2	3	4	5	6	7	8	9	AB	R	H	RBI	BB	SO	LOB	TOP			
9 Endy Chavez, L (1,9) OBP: 0.187, SLG: 0.216										4	0	1	0	0	2	1	<p>Baltimore Orioles @ Boston Red Sox Fenway Park, Boston, MA Thu Jun 07 2012, 7:11 PM - 10:00 PM EDT Att: 37,307 - Cloudy - 59 F</p> <p>livebaseballscorecards.com</p> <p>AB 29 R 0 H 4 RBI 0 BB 1 SO 6 LOB 14</p>			
2 J.J. Hardy, R (1,6) OBP: 0.302, SLG: 0.455										4	0	0	0	0	1	1				
10 Adam Jones, R (1,8) OBP: 0.350, SLG: 0.575										3	0	0	0	0	0	1				
36 Nick Johnson, L (9, PH) OBP: 0.298, SLG: 0.403										4	0	1	0	0	0	2				
32 Matt Wieters, S (1,2) OBP: 0.325, SLG: 0.439										4	0	0	0	0	0	2				
19 Chris Davis, L (1,10) OBP: 0.332, SLG: 0.494										4	0	1	0	0	0	2				
12 Mark Reynolds, R (1,3) OBP: 0.352, SLG: 0.370										2	0	0	0	0	1	1				
24 Wilson Betemit, S (1,5) OBP: 0.293, SLG: 0.391										3	0	1	0	0	0	2				
3 Ryan Flaherty, L (1,7) OBP: 0.219, SLG: 0.233											2	0	1	0	0	1				
11 Robert Andino, R (1,4) OBP: 0.300, SLG: 0.333											3	0	0	0	0	1		3		
Inning Stats	R: 0 E: 0 K: 1 S: 6	H: 1 LOB: 0 BB: 0 P: 12	R: 0 E: 0 K: 0 S: 9	H: 1 LOB: 1 BB: 0 P: 14	R: 0 E: 0 K: 1 S: 7	H: 1 LOB: 0 BB: 0 P: 10	R: 0 E: 0 K: 0 S: 8	H: 0 LOB: 1 BB: 0 P: 12	R: 0 E: 0 K: 1 S: 10	H: 0 LOB: 1 BB: 0 P: 16	R: 0 E: 0 K: 1 S: 9	H: 0 LOB: 0 BB: 0 P: 15	R: 0 E: 0 K: 1 S: 14	H: 1 LOB: 1 BB: 0 P: 22	R: 0 E: 0 K: 0 S: 7	H: 0 LOB: 1 BB: 1 P: 14	1B: 3 2B: 1 3B: 0 HR: 0	SF: 0 SAC: 0 DP: 3 HBP: 2	WP: 0 PB: 0 SB: 0 CS: 0	PA: 32
PITCHER 11 Clay Buchholz, R (1,1) ERA: 5.77	IP: 9.0 WLS: W BF: 32	H: 4 R: 0 ER: 0 SO: 6	BB: 1 IBB: 0 HBP: 2 BLK: 0	WP: 0 HR: 0 S: 78 P: 125	ERA: 0.00 WHIP: 0.556											IP: 9.0 WLS: W BF: 32	H: 4 R: 0 ER: 0 SO: 6	BB: 1 IBB: 0 HBP: 2 BLK: 0	WP: 0 HR: 0 S: 78 P: 125	ERA: 0.00 WHIP: 0.556

Batter	1	2	3	4	5	6	7	8	9	AB	R	H	RBI	BB	SO	LOB	BOTTOM					
66 Daniel Nava, S (1,7) OBP: 0.445, SLG: 0.506										3	1	2	2	2	0	0	<p>Baltimore Orioles @ Boston Red Sox Fenway Park, Boston, MA Thu Jun 07 2012, 7:11 PM - 10:00 PM EDT Att: 37,307 - Cloudy - 59 F</p> <p>livebaseballscorecards.com</p> <p>AB 33 R 7 H 9 RBI 6 BB 7 SO 3 LOB 22</p>					
15 Dustin Pedroia, R (1,4) OBP: 0.328, SLG: 0.427										4	1	0	1	1	0	4						
20 Kevin Youkilis, R (1,3) OBP: 0.326, SLG: 0.395											4	1	2	1	1	0		1				
34 David Ortiz, L (1,10) OBP: 0.385, SLG: 0.570											4	0	0	0	1	6						
64 Will Middlebrooks, R (1,5) OBP: 0.342, SLG: 0.541											3	0	0	0	1	0		3				
12 Ryan Sweeney, L (8,8) OBP: 0.340, SLG: 0.423											0	0	0	0	0	0		0				
28 Adrián González, L (1,9) OBP: 0.323, SLG: 0.417											4	1	3	2	0	0		1				
3 Mike Aviles, R (1,6) OBP: 0.280, SLG: 0.425											4	0	0	0	0	1		4				
54 Darrell McDonald, R (1,8) OBP: 0.296, SLG: 0.393											3	2	1	0	1	0		1				
10 Kelly Shoppach, R (1,2) OBP: 0.375, SLG: 0.522											4	1	1	0	0	1		2				
Inning Stats	R: 2 E: 0 K: 0 S: 21	H: 2 LOB: 2 BB: 2 P: 37	R: 2 E: 1 K: 0 S: 11	H: 1 LOB: 2 BB: 3 P: 28	R: 2 E: 1 K: 2 S: 11	H: 3 LOB: 1 BB: 0 P: 17	R: 0 E: 0 K: 0 S: 13	H: 0 LOB: 1 BB: 1 P: 22	R: 0 E: 0 K: 0 S: 5	H: 0 LOB: 0 BB: 0 P: 7	R: 0 E: 0 K: 0 S: 5	H: 0 LOB: 1 BB: 1 P: 11	R: 0 E: 0 K: 0 S: 9	H: 1 LOB: 1 BB: 0 P: 13	R: 1 E: 0 K: 1 S: 14	H: 2 LOB: 1 BB: 0 P: 20	1B: 5 2B: 4 3B: 0 HR: 0	SF: 0 SAC: 0 DP: 0 HBP: 0	WP: 0 PB: 0 SB: 0 CS: 0	PA: 40		
PITCHER 17 Brian Matusz, L (1,1) ERA: 4.82	IP: 2.0 WLS: L	BF: 15	H: 4 R: 5 ER: 4 SO: 4	BB: 5 IBB: 0 HBP: 0 BLK: 0	WP: 0 HR: 0 S: 33 P: 67	ERA: 18.00 WHIP: 4.500											IP: 2.0 WLS: L	BF: 15	H: 4 R: 5 ER: 4 SO: 4	BB: 5 IBB: 0 HBP: 0 BLK: 0	WP: 0 HR: 0 S: 33 P: 67	ERA: 18.00 WHIP: 4.500
50 Miguel González, R (3,1) ERA: 2.45	4.0	16	2	1	1	2	2	0	0	0	0	0	33	55	2.25	1.000						
63 Kevin Gregg, R (7,1) ERA: 3.86	1.0	4	1	0	0	0	0	0	0	0	0	0	9	13	0.00	1.000						
56 Darren O'Day, R (8,1) ERA: 1.98	1.0	5	2	1	1	1	0	0	0	0	0	0	14	20	9.00	2.000						

Batter	1	2	3	4	5	6	7	8	9	AB	R	H	RBI	BB	SO	LOB	TOP			
11 Jimmy Rollins, S OBP: 0.295, SLG: 0.339	L8	G1-3	K			P3		P2		5	0	0	0	0	1	1				
10 Juan Pierre, L OBP: 0.354, SLG: 0.371 7 Michael Martinez, S	G4-3			G4-3		G4-3			K	4	1	1	0	0	0	0				
3 Hunter Pence, R OBP: 0.332, SLG: 0.481					F9				G6-3	4	2	1	0	0	1	0				
25 Jim Thome, L OBP: 0.286, SLG: 0.280										5	2	3	1	0	2	0				
8 Shane Victorino, S OBP: 0.326, SLG: 0.429										4	2	3	5	0	0	0				
51 Carlos Ruiz, R OBP: 0.403, SLG: 0.569										4	0	1	1	0	2	2				
24 Ty Wigginton, R OBP: 0.344, SLG: 0.426										4	0	1	0	0	1	1				
15 John Mayberry Jr., R OBP: 0.260, SLG: 0.324										4	1	1	0	0	2	1				
18 Mike Fontenot, L OBP: 0.474, SLG: 0.515										4	1	1	2	0	1	1				
Inning Stats	R: 1 E: 0 K: 1 S: 14	H: 3 LOB: 2 BB: 0 P: 21	R: 6 E: 0 K: 1 S: 21	H: 6 LOB: 1 BB: 0 P: 34	R: 0 E: 0 K: 3 S: 10	H: 0 LOB: 0 BB: 0 P: 16	R: 2 E: 0 K: 0 S: 8	H: 2 LOB: 0 BB: 0 P: 12	R: 0 E: 0 K: 1 S: 11	H: 0 LOB: 0 BB: 0 P: 17	R: 0 E: 0 K: 1 S: 7	H: 0 LOB: 0 BB: 0 P: 13	R: 0 E: 1 K: 2 S: 14	H: 1 LOB: 1 BB: 0 P: 21	R: 0 E: 0 K: 2 S: 10	H: 0 LOB: 0 BB: 0 P: 13	1B: 5 2B: 4 3B: 1 HR: 2	SF: 0 SAC: 0 DP: 0 HBP: 1	WP: 0 PB: 0 SB: 1 CS: 0	PA: 40
PITCHER	IP WLS BF H R ER SO BB IBB HBP BLK WP HR S P ERA WHIP																			
34 Jake Arrieta, R ERA: 6.32	4.0 L 24 11 9 9 5 0 0 0 1 0 0 2 53 83 20.25 2.750																			
37 Dana Eveland, L ERA: 3.35	3.0 9 0 0 0 4 0 0 0 0 0 0 27 42 0.00 0.000																			
63 Kevin Gregg, R ERA: 3.63	1.0 4 1 0 0 0 0 0 0 0 0 0 14 21 0.00 1.000																			
38 Luis Ayala, R ERA: 2.0	1.0 3 0 0 0 2 0 0 0 0 0 0 10 13 0.00 0.000																			

Philadelphia Phillies @ Baltimore Orioles
 Oriole Park at Camden Yards, Baltimore, MD
 Fri Jun 08 2012, 7:07 PM - 9:59 PM EDT
 Att: 40,459 - Clear - 81 F

AB	39
R	9
H	12
RBI	9
BB	0
SO	11
LOB	6



Batter	1	2	3	4	5	6	7	8	9	AB	R	H	RBI	BB	SO	LOB	BOTTOM					
9 Endy Chavez, L OBP: 0.198, SLG: 0.226	G4-3	G3								5	1	2	0	0	1	1						
2 J.J. Hardy, R OBP: 0.300, SLG: 0.463	L6-3									5	1	1	2	0	1	1						
10 Adam Jones, R OBP: 0.344, SLG: 0.565	F9									4	0	0	0	0	0	0						
32 Matt Wieters, S OBP: 0.329, SLG: 0.445										4	1	2	0	0	1	1						
19 Chris Davis, L OBP: 0.335, SLG: 0.511										4	2	2	2	0	2	1						
24 Wilson Betemit, S OBP: 0.298, SLG: 0.390										3	0	1	0	1	2	2						
12 Mark Reynolds, R OBP: 0.346, SLG: 0.361										3	1	0	0	1	1	3						
3 Ryan Flaherty, L OBP: 0.209, SLG: 0.222 36 Nick Johnson, L OBP: 0.234, SLG: 0.397										3	0	0	0	0	2	3						
11 Robert Andino, R OBP: 0.299, SLG: 0.337										4	0	1	2	0	0	1						
Inning Stats	R: 0 E: 0 K: 0 S: 6	H: 0 LOB: 0 BB: 0 P: 11	R: 3 E: 0 K: 2 S: 19	H: 3 LOB: 1 BB: 1 P: 34	R: 0 E: 1 K: 1 S: 6	H: 0 LOB: 0 BB: 0 P: 10	R: 1 E: 0 K: 1 S: 11	H: 2 LOB: 1 BB: 0 P: 16	R: 0 E: 0 K: 1 S: 9	H: 0 LOB: 0 BB: 0 P: 16	R: 0 E: 0 K: 2 S: 9	H: 1 LOB: 1 BB: 0 P: 13	R: 2 E: 0 K: 0 S: 13	H: 2 LOB: 0 BB: 0 P: 21	R: 0 E: 0 K: 3 S: 9	H: 0 LOB: 1 BB: 1 P: 21	R: 0 E: 0 K: 1 S: 10	H: 1 LOB: 1 BB: 0 P: 16	1B: 5 2B: 2 3B: 0 HR: 2	SF: 0 SAC: 0 DP: 1 HBP: 0	WP: 0 PB: 0 SB: 0 CS: 0	PA: 38
PITCHER	IP WLS BF H R ER SO BB IBB HBP BLK WP HR S P ERA WHIP																					
56 Joe Blanton, R ERA: 5.4	6.2 W 28 7 5 5 7 1 0 0 0 0 0 1 69 115 6.75 1.200																					
44 Michael Schwimer, R ERA: 7.56	0.1 2 1 1 1 0 0 0 0 0 0 0 1 4 6 27.00 3.000																					
37 Antonio Bastardo, L ERA: 2.35	1.0 H 4 0 0 0 3 1 0 0 0 0 0 0 9 21 0.00 1.000																					
58 Jonathan Papelbon, R ERA: 2.22	1.0 S 4 1 0 0 1 0 0 0 0 0 0 0 10 16 0.00 1.000																					

Philadelphia Phillies @ Baltimore Orioles
 Oriole Park at Camden Yards, Baltimore, MD
 Fri Jun 08 2012, 7:07 PM - 9:59 PM EDT
 Att: 40,459 - Clear - 81 F

AB	36
R	6
H	9
RBI	6
BB	2
SO	11
LOB	13



Batter	1	2	3	4	5	6	7	8	9	10	11	12	AB	R	H	RBI	BB	SO	LOB	TOP								
11 Jimmy Rollins, S OBP: 0.292, SLG: 0.347	G6-3		HR		G3			G3		F8		L4	6	1	1	1	0	0	1									
10 Juan Pierre, L OBP: 0.353, SLG: 0.369	1B		B5-3		G6-3			1B		L1		F9	6	1	2	0	0	0	1									
3 Hunter Pence, R OBP: 0.341, SLG: 0.487	1B		G4-3					1B					5	0	4	0	0	0	0									
25 Jim Thome, L OBP: 0.313, SLG: 0.414	G4-6-3				HR			1B					4	1	2	2	0	0	3									
15 John Mayberry Jr., R OBP: 0.256, SLG: 0.322								1B					1	0	0	0	0	0	1									
8 Shane Victorino, S OBP: 0.323, SLG: 0.424					F7			FC4					5	0	1	0	0	0	3									
24 Ty Wigginton, R OBP: 0.340, SLG: 0.419	FC6-4				P6			G6-4-3					5	0	1	0	0	2	5									
18 Mike Fontenot, L OBP: 0.419, SLG: 0.447	F8				G4-6-3			K					5	0	0	0	0	2										
29 Hector Luna, R OBP: 0.355, SLG: 0.559	K							P5					4	1	2	1	1	1	1									
23 Brian Schneider, L OBP: 0.293, SLG: 0.355					P3			F8					3	0	0	0	0	0	0									
51 Carlos Ruiz, R OBP: 0.399, SLG: 0.562	F7							G5-4-3					2	0	0	0	0	2										
Inning Stats	R: 0 E: 0 K: 0 S: 7	H: 2 LOB: 1 BB: 0 P: 9	R: 0 E: 0 K: 1 S: 8	H: 1 LOB: 1 BB: 0 P: 10	R: 1 E: 0 K: 0 S: 8	H: 1 LOB: 0 BB: 0 P: 13	R: 1 E: 0 K: 0 S: 9	H: 2 LOB: 0 BB: 0 P: 13	R: 1 E: 0 K: 0 S: 6	H: 1 LOB: 1 BB: 0 P: 7	R: 0 E: 0 K: 1 S: 13	H: 1 LOB: 1 BB: 0 P: 20	R: 0 E: 0 K: 0 S: 6	H: 0 LOB: 0 BB: 0 P: 14	R: 1 E: 1 K: 0 S: 16	H: 3 LOB: 3 BB: 0 P: 24	R: 0 E: 0 K: 0 S: 9	H: 0 LOB: 0 BB: 0 P: 14	R: 0 E: 0 K: 0 S: 11	H: 1 LOB: 1 BB: 0 P: 14	R: 0 E: 0 K: 1 S: 7	H: 0 LOB: 0 BB: 0 P: 7	R: 0 E: 0 K: 0 S: 12	H: 1 LOB: 1 BB: 0 P: 16	1B: 10 2B: 0 3B: 0 HR: 3	SF: 0 SAC: 0 DP: 4 HBP: 0	WP: 0 PB: 0 SB: 0 CS: 0	PA: 47
PITCHER	IP	WLS	BF	H	R	ER	SO	BB	IBB	HBP	BLK	WP	HR	S	P	ERA	WHIP											
29 Tommy Hunter, R ERA: 5.4	7.0		27	8	3	3	2	0	0	0	0	0	0	16	24	9.00	3.000											
47 Pedro Strop, R ERA: 1.48	1.0	B	6	3	1	1	0	0	0	0	0	0	0	9	14	0.00	1.000											
43 Jim Johnson, R ERA: 1.33	2.0		3	0	0	0	0	1	0	0	0	0	0	18	21	0.00	0.500											
56 Darren O'Day, R ERA: 1.84	10.1		7	1	0	0	1	0	0	0	0	0	0	18	24	0.00	0.500											
38 Luis Ayala, R ERA: 1.53	1.0	W	4	1	0	0	0	0	0	0	0	0	0	12	16	0.00	1.000											

Philadelphia Phillies @ Baltimore Orioles
Oriole Park at Camden Yards, Baltimore, MD

AB 46
R 4
H 13
RBI 4
BB 1
SO 3
LOB 19



WP: 0
PB: 0
SB: 0
CS: 0

Batter	1	2	3	4	5	6	7	8	9	10	11	12	AB	R	H	RBI	BB	SO	LOB	BOTTOM								
9 Endy Chavez, L OBP: 0.186, SLG: 0.212	P6		E4		E4			G3				F7	6	0	0	0	0	0	2									
2 J.J. Hardy, R OBP: 0.297, SLG: 0.453	G1-3		F8		FC6-4			1B		G5-3		F7	5	1	0	0	1	0	4									
19 Chris Davis, L OBP: 0.340, SLG: 0.505	BB		G6-3		K			BB		F8			4	1	1	1	2	1	1									
10 Adam Jones, R OBP: 0.344, SLG: 0.571	K		G4-3		K			1B		F9			6	1	2	2	0	2	4									
32 Matt Wieters, S OBP: 0.326, SLG: 0.439	G3				L7			P2		K			5	0	1	1	0	1	1									
36 Nick Johnson, L OBP: 0.307, SLG: 0.408								1B					3	1	2	0	0	0	0									
12 Mark Reynolds, R OBP: 0.351, SLG: 0.358	1B		E6		3			1B		K			1	0	0	0	0	1	0									
24 Wilson Betemit, S OBP: 0.290, SLG: 0.378	K		G4-3		FC1			1B		G5-3		L9	5	1	0	0	0	1	6									
3 Ryan Flaherty, L OBP: 0.214, SLG: 0.227	FC6									F7			3	0	1	1	0	0	2									
51 Steve Pearce, R OBP: 0.200, SLG: 0.222													2	0	0	0	0	1	0									
11 Robert Andino, R OBP: 0.297, SLG: 0.333								G5-3		K2-3			5	1	1	0	0	3	3									
Inning Stats	R: 0 E: 0 K: 1 S: 10	H: 0 LOB: 1 BB: 1 P: 21	R: 0 E: 0 K: 1 S: 10	H: 1 LOB: 1 BB: 0 P: 14	R: 1 E: 1 K: 0 S: 11	H: 1 LOB: 2 BB: 0 P: 18	R: 2 E: 3 K: 1 S: 13	H: 1 LOB: 2 BB: 0 P: 16	R: 0 E: 0 K: 2 S: 10	H: 0 LOB: 0 BB: 0 P: 15	R: 0 E: 0 K: 0 S: 7	H: 1 LOB: 1 BB: 0 P: 9	R: 1 E: 0 K: 0 S: 13	H: 2 LOB: 3 BB: 1 P: 20	R: 0 E: 0 K: 2 S: 7	H: 0 LOB: 0 BB: 0 P: 8	R: 0 E: 0 K: 1 S: 10	H: 1 LOB: 1 BB: 0 P: 17	R: 0 E: 0 K: 1 S: 7	H: 0 LOB: 0 BB: 0 P: 11	R: 0 E: 0 K: 1 S: 10	H: 0 LOB: 0 BB: 0 P: 15	R: 2 E: 0 K: 0 S: 5	H: 1 LOB: 0 BB: 1 P: 9	1B: 7 2B: 0 3B: 0 HR: 1	SF: 0 SAC: 0 DP: 0 HBP: 1	WP: 0 PB: 0 SB: 0 CS: 0	PA: 49
PITCHER	IP	WLS	BF	H	R	ER	SO	BB	IBB	HBP	BLK	WP	HR	S	P	ERA	WHIP											
49 Vance Worley, R ERA: 3.0	6.0		27	4	3	0	5	1	0	0	0	0	0	61	93	0.00	0.833											
63 Jake Diekman, L ERA: 4.68	7.1		7	2	1	1	0	1	0	1	0	0	0	13	20	9.00	3.000											
37 Antonio Bastardo, L ERA: 2.21	1.0		3	0	0	0	2	0	0	0	0	0	0	7	8	0.00	0.000											
50 Chad Qualls, R ERA: 4.38	2.0		7	1	0	0	2	0	0	0	0	0	0	17	28	0.00	0.500											
53 B.J. Rosenberg, R ERA: 16.0	1.0	L	5	1	2	2	1	1	0	0	0	0	0	1	15	24	18.00	2.000										

Philadelphia Phillies @ Baltimore Orioles
Oriole Park at Camden Yards, Baltimore, MD

AB 45
R 6
H 8
RBI 5
BB 3
SO 10
LOB 23



WP: 0
PB: 0
SB: 0
CS: 0

Sat Jun 09 2012, 4:06 PM - 7:25 PM EDT
Att. 46,611 - Partly Cloudy - 86 F

Batter	1	2	3	4	5	6	7	8	9	10	AB	R	H	RBI	BB	SO	LOB	TOP				
11 Jimmy Rollins, S OBP: 0.291, SLG: 0.341	F9	10B 3B BB		G4-3		F7		G5-3			4	1	0	0	1	0	1	Philadelphia Phillies @ Baltimore Orioles Oriole Park at Camden Yards, Baltimore, MD Sun Jun 10 2012, 1:38 PM - 4:46 PM EDT Att. 45,267 - Sunny - 90 F				
10 Juan Pierre, L OBP: 0.359, SLG: 0.372	25HBP 3B BB	3B 25B 1B		G1-3 25 51WP 3B 1B		F8		F7			4	2	2	0	1	0	1					
3 Hunter Pence, R OBP: 0.346, SLG: 0.488	25HBP 1B	8B 25B 1B		51WP 25 3B BB		G5-3		G6-3			4	0	2	2	1	0	0					
25 Jim Thome, L OBP: 0.324, SLG: 0.394	HBP	8B 1B		G1-3		F7		G5-3			4	0	1	1	0	0	2					
8 Shane Victorino, S OBP: 0.325, SLG: 0.419	P5	51FC6-4 BB		G1-3		K		G2-3			3	0	0	0	2	1	3					
51 Carlos Ruiz, R OBP: 0.399, SLG: 0.555	K	FC6-4		K		K		HBP			4	0	1	0	0	2	8					
24 Ty Wigginton, R OBP: 0.332, SLG: 0.407	G6-3	F8		F9		FC6-4 1B		G3			5	0	0	0	0	2						
29 Hector Luna, R OBP: 0.372, SLG: 0.513	10B 3B 1B	G5-3		K		G4-3		F9			5	1	1	0	0	1	1					
7 Michael Martinez, S OBP: 0.200, SLG: 0.200	F8	F8		F8		G5-3 1B		F9			4	0	1	0	0	1	1					
18 Mike Fontenot, L OBP: 0.409, SLG: 0.436	F8	K		K		F9		F9			1	0	0	0	0	0	1					
Inning Stats	R: 0 E: 0 K: 1 S: 10	H: 1 LOB: 3 BB: 1 P: 17	R: 3 E: 0 K: 0 S: 17	H: 4 LOB: 3 BB: 2 P: 34	R: 0 E: 0 K: 1 S: 9	H: 0 LOB: 0 BB: 0 P: 12	R: 1 E: 0 K: 1 S: 14	H: 1 LOB: 2 BB: 2 P: 25	R: 0 E: 0 K: 1 S: 8	H: 0 LOB: 0 BB: 0 P: 11	R: 0 E: 0 K: 1 S: 10	H: 1 LOB: 1 BB: 0 P: 13	R: 0 E: 0 K: 0 S: 7	H: 0 LOB: 0 BB: 0 P: 12	R: 0 E: 0 K: 0 S: 12	H: 0 LOB: 1 BB: 0 P: 19	1B: 8 2B: 0 3B: 0 HR: 0	SF: 0 SAC: 0 DP: 0 HBP: 2	WP: 1 PB: 0 SB: 1 CS: 0	PA: 45		
PITCHER	IP WLS BF H R ER SO	IP WLS BF H R ER SO	IP WLS BF H R ER SO	IP WLS BF H R ER SO	IP WLS BF H R ER SO	IP WLS BF H R ER SO	IP WLS BF H R ER SO	IP WLS BF H R ER SO	IP WLS BF H R ER SO	IP WLS BF H R ER SO	IP WLS BF H R ER SO	IP WLS BF H R ER SO	IP WLS BF H R ER SO	IP WLS BF H R ER SO	IP WLS BF H R ER SO	IP WLS BF H R ER SO	ERA WHIP	ERA WHIP				
39 Jason Hammel, R ERA: 3.22	6.0	30	6	4	4	4	BB: 5 IBB: 0 HBP: 1 BLK: 0	WP: 1 HR: 0 S: 68	P: 115	ERA: 6.00	WHIP: 1.833											
40 Troy Patton, L ERA: 3.77	2.0	8	2	0	0	1	0	0	0	0	22	30	0.00	1.000								
43 Jim Johnson, R ERA: 1.29	1.0	3	0	0	0	0	0	0	0	0	7	12	0.00	0.000								
56 Darren O'Day, R ERA: 1.78	1.0	W	4	0	0	0	0	0	0	0	12	19	0.00	0.000								
Batter	1	2	3	4	5	6	7	8	9	10	AB	R	H	RBI	BB	SO	LOB	BOTTOM				
11 Robert Andino, R OBP: 0.295, SLG: 0.330	P3		K		F8				P3		5	0	1	0	0	1	1	Philadelphia Phillies @ Baltimore Orioles Oriole Park at Camden Yards, Baltimore, MD Sun Jun 10 2012, 1:38 PM - 4:46 PM EDT Att. 45,267 - Sunny - 90 F				
2 J.J. Hardy, R OBP: 0.291, SLG: 0.444	K		K		F9		F8		P6		5	0	0	0	0	2	1					
10 Adam Jones, R OBP: 0.345, SLG: 0.568	32B 28B 1B		K		32B 1B		K		E5 32B		5	2	2	0	0	2	1					
32 Matt Wieters, S OBP: 0.336, SLG: 0.450	28B 1B				28B G6-4-3 BB		1B		P5		4	0	3	1	1	0	0					
28 Ronny Paulino, R OBP: 0.304, SLG: 0.356	1B				G6-4-3 K		1B		2B		4	0	1	1	0	2	3					
12 Mark Reynolds, R OBP: 0.348, SLG: 0.349	K				51B 6HR BB		F7		K		3	1	0	0	1	2	2					
51 Steve Pearce, R OBP: 0.214, SLG: 0.308	F8				6HR 2B		K		F8		4	1	1	0	0	1	0					
6 Steve Tolleson, R OBP: 0.275, SLG: 0.447	K				6HR		F9		F8		4	1	1	3	0	1	0					
9 Endy Chavez, L OBP: 0.189, SLG: 0.206	P6				2H 3H HR		F9		BB		3	0	0	0	1	1	0					
Inning Stats	R: 1 E: 0 K: 2 S: 16	H: 3 LOB: 2 BB: 0 P: 19	R: 0 E: 0 K: 1 S: 13	H: 0 LOB: 0 BB: 0 P: 19	R: 0 E: 0 K: 3 S: 10	H: 0 LOB: 0 BB: 0 P: 13	R: 3 E: 0 K: 0 S: 14	H: 2 LOB: 0 BB: 2 P: 27	R: 0 E: 0 K: 1 S: 12	H: 2 LOB: 2 BB: 0 P: 16	R: 0 E: 0 K: 1 S: 9	H: 1 LOB: 1 BB: 0 P: 16	R: 0 E: 0 K: 2 S: 13	H: 0 LOB: 0 BB: 0 P: 12	R: 0 E: 0 K: 0 S: 7	H: 0 LOB: 1 BB: 0 P: 14	R: 1 E: 1 K: 0 S: 7		H: 1 LOB: 1 BB: 0 P: 12	1B: 6 2B: 2 3B: 0 HR: 1	SF: 0 SAC: 0 DP: 1 HBP: 0	WP: 0 PB: 0 SB: 0 CS: 0
PITCHER	IP WLS BF H R ER SO	IP WLS BF H R ER SO	IP WLS BF H R ER SO	IP WLS BF H R ER SO	IP WLS BF H R ER SO	IP WLS BF H R ER SO	IP WLS BF H R ER SO	IP WLS BF H R ER SO	IP WLS BF H R ER SO	IP WLS BF H R ER SO	IP WLS BF H R ER SO	IP WLS BF H R ER SO	IP WLS BF H R ER SO	IP WLS BF H R ER SO	IP WLS BF H R ER SO	IP WLS BF H R ER SO	ERA WHIP	ERA WHIP				
33 Cliff Lee, L ERA: 3.16	6.0	26	7	4	4	8	BB: 2 IBB: 0 HBP: 0 BLK: 0	WP: 0 HR: 1 S: 74	P: 106	ERA: 6.00	WHIP: 1.500											
44 Michael Schwimer, R ERA: 3.56	3.0	11	1	0	0	4	1	0	0	0	29	42	0.00	0.667								
55 Joe Savery, L ERA: 3.06	0.1	L	3	1	1	0	0	0	0	0	7	12	0.00	3.000								

Batter	1	2	3	4	5	6	7	8	9	AB	R	H	RBI	BB	SO	LOB	TOP				
7 Alex Presley, L (1, 7)										5	0	2	0	0	0	2					
18 Neil Walker, S (1, 4)										5	0	0	1	0	3	5					
22 Andrew McCutchen, R (1, 8)										4	0	1	0	0	1	3					
46 Garrett Jones, L (1, 10)										3	0	1	0	0	1	1					
65 Matt Hague, R (8, PH)										1	0	0	0	0	1	0					
14 Casey McGehee, R (1, 3)										4	0	2	0	0	1	0					
24 Pedro Alvarez, L (1, 5)										4	0	0	0	0	1	3					
31 Jose Tabata, R (1, 9)										3	1	2	0	1	1	1					
12 Clint Barnes, R (1, 6)										3	0	0	0	0	1	5					
5 Josh Harrison, R (8, 6)										0	0	0	0	1	0	0					
55 Michael McKenry, R (1, 2)										3	0	0	0	0	1	2					
Inning Stats	R: 0 H: 1 E: 0 K: 2 S: 11	H: 1 LOB: 1 BB: 0 P: 17	R: 0 H: 0 E: 0 K: 3 S: 15	H: 1 LOB: 3 BB: 0 P: 19	R: 0 H: 0 E: 0 K: 1 S: 8	H: 0 LOB: 0 BB: 0 P: 12	R: 0 H: 2 E: 0 K: 0 S: 9	H: 2 LOB: 3 BB: 1 P: 18	R: 0 H: 1 E: 0 K: 2 S: 9	H: 0 LOB: 0 BB: 0 P: 10	R: 1 H: 2 E: 0 K: 0 S: 10	H: 2 LOB: 2 BB: 0 P: 18	R: 0 H: 0 E: 0 K: 1 S: 7	H: 0 LOB: 0 BB: 0 P: 10	R: 0 H: 1 E: 0 K: 1 S: 9	H: 1 LOB: 2 BB: 1 P: 19	1B: 5 2B: 3 3B: 0 HR: 0	SF: 0 SAC: 0 DP: 0 HBP: 1	WP: 0 PB: 0 SB: 0 CS: 0	PA: 38	
PITCHER	IP WLS BF H R ER SO BB IBB HBP BLK WP HR S P ERA WHIP	IP WLS BF H R ER SO BB IBB HBP BLK WP HR S P ERA WHIP	IP WLS BF H R ER SO BB IBB HBP BLK WP HR S P ERA WHIP	IP WLS BF H R ER SO BB IBB HBP BLK WP HR S P ERA WHIP	IP WLS BF H R ER SO BB IBB HBP BLK WP HR S P ERA WHIP	IP WLS BF H R ER SO BB IBB HBP BLK WP HR S P ERA WHIP	IP WLS BF H R ER SO BB IBB HBP BLK WP HR S P ERA WHIP	IP WLS BF H R ER SO BB IBB HBP BLK WP HR S P ERA WHIP	IP WLS BF H R ER SO BB IBB HBP BLK WP HR S P ERA WHIP	IP WLS BF H R ER SO BB IBB HBP BLK WP HR S P ERA WHIP	IP WLS BF H R ER SO BB IBB HBP BLK WP HR S P ERA WHIP	IP WLS BF H R ER SO BB IBB HBP BLK WP HR S P ERA WHIP	IP WLS BF H R ER SO BB IBB HBP BLK WP HR S P ERA WHIP	IP WLS BF H R ER SO BB IBB HBP BLK WP HR S P ERA WHIP	IP WLS BF H R ER SO BB IBB HBP BLK WP HR S P ERA WHIP	IP WLS BF H R ER SO BB IBB HBP BLK WP HR S P ERA WHIP	IP WLS BF H R ER SO BB IBB HBP BLK WP HR S P ERA WHIP	IP WLS BF H R ER SO BB IBB HBP BLK WP HR S P ERA WHIP	IP WLS BF H R ER SO BB IBB HBP BLK WP HR S P ERA WHIP	IP WLS BF H R ER SO BB IBB HBP BLK WP HR S P ERA WHIP	IP WLS BF H R ER SO BB IBB HBP BLK WP HR S P ERA WHIP

Pittsburgh Pirates @ Baltimore Orioles
 Oriole Park at Camden Yards, Baltimore, MD
 Wed Jun 13 2012, 7:09 PM - 9:48 PM EDT
 Att: 23,238 - Clear - 76 F

AB 35
 R 1
 H 8
 RBI 1
 BB 2
 SO 11
 LOB 22



Batter	1	2	3	4	5	6	7	8	9	AB	R	H	RBI	BB	SO	LOB	BOTTOM				
1 Brian Roberts, S (1, 4)										5	0	0	0	0	2	4					
2 J.J. Hardy, R (1, 6)										4	2	3	0	0	0	1					
19 Chris Davis, L (1, 10)										4	1	2	3	0	0	1					
10 Adam Jones, R (1, 8)										3	0	0	0	1	1						
32 Matt Wieters, S (1, 2)										4	0	0	0	0	0	2					
12 Mark Reynolds, R (1, 3)										4	2	2	0	0	1	0					
24 Wilson Betemit, S (1, 5)										3	2	3	3	0	0	0					
51 Steve Pearce, R (1, 7)										4	0	2	1	0	0	1					
3 Ryan Flaherty, L (1, 9)										3	0	1	0	0	1	1					
Inning Stats	R: 1 H: 2 E: 0 K: 0 S: 11	H: 3 LOB: 1 BB: 1 P: 24	R: 2 H: 3 E: 0 K: 0 S: 10	H: 3 LOB: 0 BB: 0 P: 15	R: 0 H: 0 E: 0 K: 0 S: 5	H: 0 LOB: 0 BB: 0 P: 7	R: 1 H: 1 E: 1 K: 0 S: 11	H: 1 LOB: 0 BB: 0 P: 17	R: 0 H: 1 E: 0 K: 1 S: 9	H: 1 LOB: 1 BB: 0 P: 15	R: 1 H: 3 E: 0 K: 0 S: 9	H: 3 LOB: 2 BB: 0 P: 16	R: 2 H: 2 E: 0 K: 2 S: 14	H: 2 LOB: 0 BB: 0 P: 24	R: 0 H: 1 E: 0 K: 2 S: 9	H: 1 LOB: 1 BB: 0 P: 12	1B: 8 2B: 3 3B: 0 HR: 2	SF: 1 SAC: 1 DP: 1 HBP: 0	WP: 0 PB: 0 SB: 0 CS: 0	PA: 37	
PITCHER	IP WLS BF H R ER SO BB IBB HBP BLK WP HR S P ERA WHIP	IP WLS BF H R ER SO BB IBB HBP BLK WP HR S P ERA WHIP	IP WLS BF H R ER SO BB IBB HBP BLK WP HR S P ERA WHIP	IP WLS BF H R ER SO BB IBB HBP BLK WP HR S P ERA WHIP	IP WLS BF H R ER SO BB IBB HBP BLK WP HR S P ERA WHIP	IP WLS BF H R ER SO BB IBB HBP BLK WP HR S P ERA WHIP	IP WLS BF H R ER SO BB IBB HBP BLK WP HR S P ERA WHIP	IP WLS BF H R ER SO BB IBB HBP BLK WP HR S P ERA WHIP	IP WLS BF H R ER SO BB IBB HBP BLK WP HR S P ERA WHIP	IP WLS BF H R ER SO BB IBB HBP BLK WP HR S P ERA WHIP	IP WLS BF H R ER SO BB IBB HBP BLK WP HR S P ERA WHIP	IP WLS BF H R ER SO BB IBB HBP BLK WP HR S P ERA WHIP	IP WLS BF H R ER SO BB IBB HBP BLK WP HR S P ERA WHIP	IP WLS BF H R ER SO BB IBB HBP BLK WP HR S P ERA WHIP	IP WLS BF H R ER SO BB IBB HBP BLK WP HR S P ERA WHIP	IP WLS BF H R ER SO BB IBB HBP BLK WP HR S P ERA WHIP	IP WLS BF H R ER SO BB IBB HBP BLK WP HR S P ERA WHIP	IP WLS BF H R ER SO BB IBB HBP BLK WP HR S P ERA WHIP	IP WLS BF H R ER SO BB IBB HBP BLK WP HR S P ERA WHIP	IP WLS BF H R ER SO BB IBB HBP BLK WP HR S P ERA WHIP	IP WLS BF H R ER SO BB IBB HBP BLK WP HR S P ERA WHIP

Pittsburgh Pirates @ Baltimore Orioles
 Oriole Park at Camden Yards, Baltimore, MD
 Wed Jun 13 2012, 7:09 PM - 9:48 PM EDT
 Att: 23,238 - Clear - 76 F

AB 34
 R 7
 H 13
 RBI 7
 BB 1
 SO 5
 LOB 11



Batter	1	2	3	4	5	6	7	8	9	AB	R	H	RBI	BB	SO	LOB	TOP					
7 Alex Presley, L (1, 7) OBP: 0.256, SLG: 0.346	G6-3			F8	K		F7		G3	5	0	0	1	0	1	2						
18 Neil Walker, S (1, 4) OBP: 0.316, SLG: 0.367	K			G4-3			L7		P3	5	0	0	0	0	1	1						
22 Andrew McCutchen, R (1, 8) OBP: 0.394, SLG: 0.550	K			F9			46 2B 14 G5-3		46 S 1B	4	1	2	0	0	1	0						
46 Garrett Jones, L (1, 10) OBP: 0.268, SLG: 0.479		P5				14 1B 26 HR			K	4	2	2	0	0	1	1						
14 Casey McGehee, R (1, 3) OBP: 0.324, SLG: 0.344	P3					26 HR			G5-3	3	1	1	1	1	0	1						
24 Pedro Alvarez, L (1, 5) OBP: 0.254, SLG: 0.379	K					1B			BB	4	0	1	1	0	1	4						
31 Jose Tabata, R (1, 9) OBP: 0.291, SLG: 0.345				G4-3						4	1	1	0	0	1	3						
26 Rod Barajas, R (1, 2) OBP: 0.294, SLG: 0.404				P3					G6-3	4	1	1	3	0	1	1						
12 Clint Barmes, R (1, 6) OBP: 0.216, SLG: 0.303				F8						4	0	2	0	0	0	0						
Inning Stats	R: 0 E: 0 K: 2 S: 10	H: 0 LOB: 0 BB: 0 P: 12	R: 0 E: 0 K: 1 S: 7	H: 0 LOB: 0 BB: 0 P: 10	R: 0 E: 0 K: 0 S: 5	H: 0 LOB: 0 BB: 0 P: 7	R: 0 E: 0 K: 0 S: 5	H: 0 LOB: 0 BB: 0 P: 6	R: 3 E: 0 K: 2 S: 14	H: 4 LOB: 1 BB: 0 P: 21	R: 2 E: 0 K: 0 S: 14	H: 3 LOB: 1 BB: 0 P: 20	R: 0 E: 0 K: 1 S: 6	H: 0 LOB: 0 BB: 0 P: 8	R: 0 E: 0 K: 1 S: 14	H: 1 LOB: 2 BB: 1 P: 26	R: 1 E: 0 K: 0 S: 16	H: 2 LOB: 1 BB: 0 P: 22	1B: 7 2B: 2 3B: 0 HR: 1	SF: 0 SAC: 0 DP: 0 HBP: 0	WP: 0 PB: 0 SB: 1 CS: 0	PA: 38
PITCHER	IP	WLS	BF	H	R	ER	SO	BB	IBB	HBP	BLK	WP	HR	S	P	ERA	WHIP					
29 Tommy Hunter, R (1, 1) ERA: 5.88	6.0	W	25	7	5	5	5	0	0	0	0	0	1	55	76	7.50	1.167					
56 Darren O'Day, R (7, 1) ERA: 1.72	1.0		3	0	0	0	1	0	0	0	0	0	0	6	8	0.00	0.000					
37 Dana Eveland, L (8, 1) ERA: 3.47	2.0		10	3	1	1	1	1	0	0	0	0	0	30	48	4.50	2.000					

Pittsburgh Pirates @ Baltimore Orioles
 Oriole Park at Camden Yards, Baltimore, MD
 Thu Jun 14 2012, 7:08 PM - 10:12 PM EDT
 Att: 29,995 - Partly Cloudy - 79 F


AB 37
 R 6
 H 10
 RBI 6
 BB 1
 SO 7
 LOB 13



Batter	1	2	3	4	5	6	7	8	9	AB	R	H	RBI	BB	SO	LOB	BOTTOM					
1 Brian Roberts, S (1, 4) OBP: 0.267, SLG: 0.286	19 BB 32 1B			F7	P6		G4-3			5	1	1	0	0	0	0						
2 J.J. Hardy, R (1, 6) OBP: 0.301, SLG: 0.451	F8			F9	K		19 1B 32 1B		19 WP 2B	5	1	2	0	0	1	1						
19 Chris Davis, L (1, 10) OBP: 0.350, SLG: 0.542	12 2B 32 1B						K		G4-3	4	3	2	0	1	1	1						
10 Adam Jones, R (1, 8) OBP: 0.353, SLG: 0.580	F8			G2-3			32 2B		K	4	1	1	0	0	1	4						
32 Matt Wieters, S (1, 2) OBP: 0.338, SLG: 0.451	12 2B 51 2B			HBP			12 2B 51 HR		G5-3	5	2	4	5	0	0	0						
12 Mark Reynolds, R (1, 3) OBP: 0.395, SLG: 0.439	51 2B			L5			51 HR		HR	5	3	4	2	0	0	2						
51 Steve Pearce, R (1, 9) OBP: 0.333, SLG: 0.520	2B			P4			2B		BB	4	1	2	5	1	0	4						
6 Steve Tolleson, R (1, 7) OBP: 0.273, SLG: 0.415	G6-3						F8		G3-1	3	0	0	0	1	0	3						
36 Nick Johnson, L (8, PH) ERA: 3.0										1	0	0	0	0	0	1						
3 Ryan Flaherty, L (9, 9) OBP: 0.216, SLG: 0.229										0	0	0	0	0	0	0						
11 Robert Andino, R (1, 5) OBP: 0.293, SLG: 0.324				G6-3			G4-3		G4-3	4	0	0	0	0	1	3						
Inning Stats	R: 4 E: 0 K: 0 S: 24	H: 4 LOB: 1 BB: 1 P: 36	R: 0 E: 0 K: 1 S: 6	H: 0 LOB: 0 BB: 0 P: 10	R: 1 E: 0 K: 0 S: 14	H: 2 LOB: 3 BB: 1 P: 24	R: 5 E: 0 K: 0 S: 20	H: 5 LOB: 0 BB: 0 P: 29	R: 0 E: 0 K: 1 S: 9	H: 0 LOB: 0 BB: 0 P: 12	R: 1 E: 0 K: 1 S: 12	H: 3 LOB: 2 BB: 0 P: 15	R: 0 E: 0 K: 0 S: 11	H: 1 LOB: 1 BB: 0 P: 17	R: 1 E: 0 K: 1 S: 11	H: 1 LOB: 1 BB: 1 P: 21	1B: 6 2B: 8 3B: 0 HR: 2	SF: 0 SAC: 0 DP: 0 HBP: 1	WP: 1 PB: 0 SB: 0 CS: 0	PA: 44		
PITCHER	IP	WLS	BF	H	R	ER	SO	BB	IBB	HBP	BLK	WP	HR	S	P	ERA	WHIP					
45 Erik Bedard, L (1, 1) ERA: 4.36	3.1	L	21	8	7	7	1	2	0	1	0	0	0	54	84	18.90	3.000					
43 Doug Slaten, L (4, 1) ERA: 3.0	0.2		5	3	3	3	0	0	0	0	0	0	1	10	15	40.50	4.500					
30 Chris Resop, R (5, 1) ERA: 4.05	3.0		13	4	1	1	2	0	0	0	0	1	0	32	44	3.00	1.333					
48 Jared Hughes, R (8, 1) ERA: 2.01	1.0		5	1	1	1	1	1	0	0	0	0	1	11	21	9.00	2.000					

Pittsburgh Pirates @ Baltimore Orioles
 Oriole Park at Camden Yards, Baltimore, MD
 Thu Jun 14 2012, 7:08 PM - 10:12 PM EDT
 Att: 29,995 - Partly Cloudy - 79 F

AB 40
 R 12
 H 16
 RBI 12
 BB 3
 SO 4
 LOB 19



Batter	1	2	3	4	5	6	7	8	9	AB	R	H	RBI	BB	SO	LOB	TOP			
1 Brian Roberts, S OBP: 0.263, SLG: 0.278	G4-3		FC5-4	L7			G4-3			4	0	1	0	0	0	0	Baltimore Orioles @ Atlanta Braves Turner Field, Atlanta, GA Fri Jun 15 2012, 7:38 PM - 10:31 PM EDT Att: 30,384 - Partly Cloudy - 82 F			
2 J.J. Hardy, R OBP: 0.301, SLG: 0.448	G3-6-3		FC5-4		F8		F9			4	0	1	0	0	0	1				
19 Chris Davis, L OBP: 0.348, SLG: 0.534	G3-6-3				L9		G3-1			3	0	0	0	1	0	1				
10 Adam Jones, R OBP: 0.358, SLG: 0.585					G5-3					3	0	2	0	1	0	0				
32 Matt Wieters, S OBP: 0.336, SLG: 0.444										3	0	0	0	1	1	4				
12 Mark Reynolds, R OBP: 0.372, SLG: 0.433										2	1	0	0	2	0	1				
24 Wilson Betemit, S OBP: 0.309, SLG: 0.419										3	1	2	0	1	0	2				
51 Steve Pearce, R OBP: 0.323, SLG: 0.481										2	0	0	1	1	2	3				
17 Brian Matusz, L										3	0	0	0	0	2	5				
38 Luis Ayala, R										0	0	0	0	0	0	0				
40 Troy Patton, S										0	0	0	0	0	0	0				
36 Nick Johnson, L OBP: 0.300, SLG: 0.397										1	0	0	0	0	0	1				
Inning Stats	R: 0 E: 0 K: 0 S: 6	H: 1 LOB: 0 BB: 0 P: 11	R: 0 E: 0 K: 0 S: 15	H: 1 LOB: 3 BB: 2 P: 29	R: 0 E: 0 K: 0 S: 10	H: 1 LOB: 2 BB: 2 P: 22	R: 2 E: 2 K: 1 S: 11	H: 1 LOB: 0 BB: 0 P: 15	R: 0 E: 0 K: 0 S: 6	H: 0 LOB: 0 BB: 0 P: 10	R: 0 E: 0 K: 3 S: 20	H: 0 LOB: 2 BB: 2 P: 32	R: 0 E: 0 K: 0 S: 6	H: 1 LOB: 0 BB: 1 P: 9	R: 0 E: 0 K: 1 S: 9	H: 1 LOB: 0 BB: 0 P: 10	1B: 4 2B: 2 3B: 0 HR: 0	SF: 1 SAC: 0 DP: 4 HBP: 0	WP: 0 PB: 0 SB: 0 CS: 1	PA: 36
PITCHER	IP WLS BF H R ER SO BB IBB HBP BLK WP HR S P ERA WHIP																			
48 Tommy Hanson, R ERA: 3.32	5.1	25	4	2	0	2	6	0	0	0	0	0	0	0	0	10	14	0.00	1.875	
32 Chad Durbin, R ERA: 3.85	0.2	2	0	0	0	2	0	0	0	0	0	0	0	0	10	16	0.00	0.000		
54 Kris Medlen, R ERA: 3.26	2.0	6	1	0	0	2	0	0	0	0	0	0	0	11	16	0.00	1.000			
46 Craig Kimbrel, R ERA: 1.44	1.0	3	1	0	0	1	0	0	0	0	0	0	0	9	10	0.00	1.000			

AB	28
R	2
H	6
RBI	1
BB	7
SO	5
LOB	18



Batter	1	2	3	4	5	6	7	8	9	AB	R	H	RBI	BB	SO	LOB	BOTTOM			
24 Michael Bourn, L OBP: 0.369, SLG: 0.458	K		BB							3	0	1	1	1	2	0	Baltimore Orioles @ Atlanta Braves Turner Field, Atlanta, GA Fri Jun 15 2012, 7:38 PM - 10:31 PM EDT Att: 30,384 - Partly Cloudy - 82 F			
14 Martin Prado, R OBP: 0.385, SLG: 0.463	G5-3		BB							3	0	1	0	1	0	0				
16 Brian McCann, L OBP: 0.324, SLG: 0.438	HR		F9							4	1	2	1	0	0	4				
26 Dan Uggla, R OBP: 0.384, SLG: 0.465	K		BB							3	0	0	0	1	3	1				
10 Chipper Jones, S OBP: 0.366, SLG: 0.445	G3		G5-4-3							4	0	0	0	0	1	3				
23 Matt Diaz, R OBP: 0.333, SLG: 0.400										4	1	2	0	0	1	0				
46 Craig Kimbrel, R										0	0	0	0	0	0	0				
22 Jason Heyward, L OBP: 0.332, SLG: 0.448										4	0	1	0	0	1	1				
19 Andrelton Simmons, R OBP: 0.404, SLG: 0.571										4	1	3	2	0	0	2				
48 Tommy Hanson, R ERA: 3.32										2	0	0	0	0	1	3				
32 Chad Durbin, R ERA: 3.85										0	0	0	0	0	0	0				
2 Jack Wilson, R OBP: 0.295, SLG: 0.320										1	1	1	0	0	0	0				
54 Kris Medlen, R ERA: 3.26										0	0	0	0	0	0	0				
20 Eric Hinske, L OBP: 0.348, SLG: 0.271										1	0	0	0	0	0	1				
Inning Stats	R: 1 E: 0 K: 2 S: 10	H: 1 LOB: 0 BB: 0 P: 15	R: 0 E: 0 K: 1 S: 14	H: 2 LOB: 2 BB: 0 P: 18	R: 0 E: 0 K: 0 S: 8	H: 0 LOB: 2 BB: 3 P: 20	R: 0 E: 0 K: 1 S: 8	H: 1 LOB: 1 BB: 0 P: 14	R: 0 E: 0 K: 2 S: 12	H: 1 LOB: 1 BB: 0 P: 21	R: 3 E: 0 K: 1 S: 20	H: 5 LOB: 2 BB: 0 P: 33	R: 0 E: 0 K: 2 S: 7	H: 0 LOB: 0 BB: 0 P: 12	R: 0 E: 0 K: 0 S: 6	H: 1 LOB: 0 BB: 0 P: 7	1B: 6 2B: 2 3B: 1 HR: 2	SF: 0 SAC: 0 DP: 2 HBP: 0	WP: 0 PB: 0 SB: 0 CS: 0	PA: 36
PITCHER	IP WLS BF H R ER SO BB IBB HBP BLK WP HR S P ERA WHIP																			
17 Brian Matusz, L ERA: 4.94	5.2	28	9	4	4	7	3	0	0	0	0	0	0	0	9	17	0.00	0.750		
38 Luis Ayala, R ERA: 1.34	1.1	5	1	0	0	2	0	0	0	0	0	0	0	6	7	0.00	1.000			
40 Troy Patton, L ERA: 3.52	1.0	3	1	0	0	0	0	0	0	0	0	0	0	6	7	0.00	1.000			

AB	33
R	4
H	11
RBI	4
BB	3
SO	9
LOB	15



Batter	1	2	3	4	5	6	7	8	9	AB	R	H	RBI	BB	SO	LOB	TOP																		
1 Brian Roberts, S (1.4) OBP: 0.304, SLG: 0.318	G6-3			K													4 0 2 3 0 1 0																		
2 J.J. Hardy, R (1.6) OBP: 0.297, SLG: 0.441	F8			G5-3													4 0 0 0 0 2 1																		
19 Chris Davis, L (1.9) OBP: 0.347, SLG: 0.527																	3 1 0 0 1 2 0																		
3 Ryan Flaherty, L (8.9) OBP: 0.216, SLG: 0.229	K																0 0 0 0 0 0 0																		
10 Adam Jones, R (1.8) OBP: 0.357, SLG: 0.579																	3 1 0 0 1 1 0																		
32 Matt Wieters, S (1.2) OBP: 0.339, SLG: 0.440																	2 0 0 0 2 0 0																		
12 Mark Reynolds, R (1.3) OBP: 0.365, SLG: 0.428																	4 0 1 2 0 2 2																		
24 Wilson Betemit, S (1.5) OBP: 0.308, SLG: 0.415																	4 1 1 0 0 1 2																		
11 Robert Andino, R (9.5) OBP: 0.293, SLG: 0.324																	0 0 0 0 0 0 0																		
51 Steve Pearce, R (1.7) OBP: 0.343, SLG: 0.484																	4 2 2 0 0 1 0																		
39 Jason Hammel, R (1.1) OBP: 0.318, SLG: 0.429																	2 0 0 0 0 1 0																		
Inning Stats	R: 0 E: 0 K: 1 S: 6	H: 0 LOB: 0 BB: 0 P: 7	R: 0 E: 0 K: 1 S: 14	H: 0 LOB: 0 BB: 0 P: 18	R: 0 E: 0 K: 2 S: 9	H: 0 LOB: 0 BB: 0 P: 13	R: 2 E: 0 K: 1 S: 20	H: 1 LOB: 2 BB: 3 P: 36	R: 1 E: 0 K: 1 S: 8	H: 2 LOB: 0 BB: 0 P: 10	R: 0 E: 0 K: 1 S: 8	H: 0 LOB: 0 BB: 0 P: 10	R: 2 E: 0 K: 2 S: 19	H: 3 LOB: 1 BB: 0 P: 24	R: 0 E: 1 K: 1 S: 7	H: 0 LOB: 1 BB: 1 P: 13	R: 0 E: 0 K: 1 S: 7	H: 0 LOB: 0 BB: 0 P: 9	1B: 6 2B: 0 3B: 0 HR: 0	SF: 0 SAC: 2 DP: 1 HBP: 0	WP: 0 PB: 0 SB: 0 CS: 0	PA: 36													
PITCHER	IP WLS BF H R ER SO BB IBB HBP BLK WP HR S P ERA WHIP	3.2 L 12 0 1 1 5 1 0 0 0 0 0 40 57 2.46 2.143	2.1 11 3 2 2 2 2 0 0 0 0 0 25 37 7.71 2.143	2.0 10 3 2 2 3 1 0 0 0 0 0 26 37 9.00 2.000	1.0 3 0 0 0 1 0 0 0 0 0 0 7 9 0.00 0.000											IP WLS BF H R ER SO BB IBB HBP BLK WP HR S P ERA WHIP	3.2 L 12 0 1 1 5 1 0 0 0 0 0 40 57 2.46 2.143	2.1 11 3 2 2 2 2 0 0 0 0 0 25 37 7.71 2.143	2.0 10 3 2 2 3 1 0 0 0 0 0 26 37 9.00 2.000	1.0 3 0 0 0 1 0 0 0 0 0 0 7 9 0.00 0.000											IP WLS BF H R ER SO BB IBB HBP BLK WP HR S P ERA WHIP	3.2 L 12 0 1 1 5 1 0 0 0 0 0 40 57 2.46 2.143	2.1 11 3 2 2 2 2 0 0 0 0 0 25 37 7.71 2.143	2.0 10 3 2 2 3 1 0 0 0 0 0 26 37 9.00 2.000	1.0 3 0 0 0 1 0 0 0 0 0 0 7 9 0.00 0.000

Baltimore Orioles @ Atlanta Braves
Turner Field, Atlanta, GA
Sat Jun 16 2012, 7:16 PM - 9:38 PM EDT
Att: 41,131 - Partly Cloudy - 80 F

AB 30
R 5
H 6
RBI 5
BB 4
SO 11
LOB 5



Batter	1	2	3	4	5	6	7	8	9	AB	R	H	RBI	BB	SO	LOB	BOTTOM									
24 Michael Bourn, L (1.8) OBP: 0.365, SLG: 0.451	K																4 0 0 0 0 1 0									
14 Martin Prado, R (1.7) OBP: 0.379, SLG: 0.456	K																4 0 0 0 0 1 0									
16 Brian McCann, L (1.2) OBP: 0.318, SLG: 0.429	F7																4 0 0 0 0 1 0									
26 Dan Uggla, R (1.4) OBP: 0.387, SLG: 0.463																	1 0 0 0 2 0 0									
22 Jason Heyward, L (1.9) OBP: 0.332, SLG: 0.447																	3 0 1 0 0 0 1									
20 Eric Hinske, L (1.3) OBP: 0.276, SLG: 0.261																	3 0 0 0 0 0 3									
19 Andrelton Simmons, R (1.6) OBP: 0.380, SLG: 0.533																	3 0 0 0 0 1 1									
25 Juan Francisco, L (1.5) OBP: 0.243, SLG: 0.424																	3 0 0 0 0 1 0									
37 Brandon Beachy, R (1.1) OBP: 0.341, SLG: 0.525																	1 0 0 0 0 1 0									
38 Anthony Varvaro, R (4.1) ERA: 7.71																	0 0 0 0 0 0 0									
2 Jack Wilson, R (6.99) OBP: 0.266, SLG: 0.298																	1 0 0 0 0 1 0									
50 Cristhian Martinez, R (7.1) ERA: 4.41																	0 0 0 0 0 0 0									
23 Matt Diaz, R (6.99) OBP: 0.322, SLG: 0.395																	1 0 0 0 0 1 0									
39 Jonny Venters, L (9.1) ERA: 4.26																	0 0 0 0 0 0 0									
Inning Stats	R: 0 E: 0 K: 2 S: 9	H: 0 LOB: 0 BB: 0 P: 15	R: 0 E: 0 K: 0 S: 5	H: 0 LOB: 1 BB: 1 P: 13	R: 0 E: 0 K: 2 S: 9	H: 0 LOB: 0 BB: 0 P: 13	R: 0 E: 0 K: 0 S: 6	H: 0 LOB: 0 BB: 0 P: 10	R: 0 E: 0 K: 1 S: 4	H: 0 LOB: 0 BB: 0 P: 6	R: 0 E: 0 K: 1 S: 6	H: 0 LOB: 0 BB: 0 P: 10	R: 0 E: 0 K: 1 S: 12	H: 1 LOB: 2 BB: 1 P: 19	R: 0 E: 0 K: 2 S: 9	H: 0 LOB: 0 BB: 0 P: 11	R: 0 E: 0 K: 0 S: 5	H: 0 LOB: 0 BB: 0 P: 6	1B: 1 2B: 0 3B: 0 HR: 0	SF: 0 SAC: 0 DP: 0 HBP: 0	WP: 0 PB: 0 SB: 0 CS: 0	PA: 30				
PITCHER	IP WLS BF H R ER SO BB IBB HBP BLK WP HR S P ERA WHIP	9.0 W 30 1 0 0 8 2 0 0 0 0 0 65 103 0.00 0.333											IP WLS BF H R ER SO BB IBB HBP BLK WP HR S P ERA WHIP	9.0 W 30 1 0 0 8 2 0 0 0 0 0 65 103 0.00 0.333											IP WLS BF H R ER SO BB IBB HBP BLK WP HR S P ERA WHIP	9.0 W 30 1 0 0 8 2 0 0 0 0 0 65 103 0.00 0.333

Baltimore Orioles @ Atlanta Braves
Turner Field, Atlanta, GA
Sat Jun 16 2012, 7:16 PM - 9:38 PM EDT
Att: 41,131 - Partly Cloudy - 80 F

AB 28
R 0
H 1
RBI 0
BB 2
SO 8
LOB 5



Batter	1	2	3	4	5	6	7	8	9	AB	R	H	RBI	BB	SO	LOB	TOP					
1 Brian Roberts, S (1,4) OBP: 0.259, SLG: 0.269	G6-3		K			L5			G4-3	4	0	0	0	0	1	1						
2 J.J. Hardy, R (1,6) OBP: 0.285, SLG: 0.429	G6-3			G1-6-3		G5-3			K	4	0	0	0	0	1	0						
19 Chris Davis, L (1,9) OBP: 0.335, SLG: 0.507	K			G4-3			K		K	4	0	0	0	0	3	0						
10 Adam Jones, R (1,8) OBP: 0.356, SLG: 0.577		G6-3		G4-3			G4-3			3	0	0	0	0	0	0						
32 Matt Wieters, S (1,2) OBP: 0.335, SLG: 0.434		K		K			K			3	0	0	0	0	3	0						
12 Mark Reynolds, R (1,3) OBP: 0.357, SLG: 0.413	G6-3					K2-3				3	0	0	0	0	1	0						
24 Wilson Betemit, S (1,5) OBP: 0.309, SLG: 0.409			K					F8		2	0	1	0	1	1	0						
51 Steve Pearce, R (1,7) OBP: 0.317, SLG: 0.459			K				F9			3	0	0	0	0	2	2						
34 Jake Arrieta, R (1,1) OBP: 0.304, SLG: 0.400						G6-3				1	0	0	0	1	0	0						
36 Nick Johnson, L (8,PH) OBP: 0.304, SLG: 0.400										1	0	0	0	0	1	1						
63 Kevin Gregg, R (8,1) OBP: 0.317, SLG: 0.459										0	0	0	0	0	0	0						
Inning Stats	R: 0 E: 0 K: 1 S: 7	H: 0 LOB: 0 BB: 0 P: 10	R: 0 E: 0 K: 1 S: 7	H: 0 LOB: 0 BB: 0 P: 9	R: 0 E: 0 K: 3 S: 13	H: 0 LOB: 1 BB: 1 P: 20	R: 0 E: 0 K: 0 S: 9	H: 0 LOB: 0 BB: 0 P: 14	R: 0 E: 0 K: 2 S: 9	H: 1 LOB: 1 BB: 0 P: 11	R: 0 E: 0 K: 0 S: 5	H: 0 LOB: 0 BB: 0 P: 7	R: 0 E: 0 K: 2 S: 10	H: 0 LOB: 0 BB: 0 P: 12	R: 0 E: 0 K: 2 S: 10	H: 0 LOB: 1 BB: 1 P: 16	R: 0 E: 0 K: 2 S: 11	H: 0 LOB: 0 BB: 0 P: 15	1B: 1 2B: 0 3B: 0 HR: 0	SF: 0 SAC: 0 DP: 0 HBP: 0	WP: 0 PB: 0 SB: 0 CS: 0	PA: 30
PITCHER 43 R.A. Dickey, R (1,1) ERA: 2.0	IP: 9.0 WLS: W BF: 30 H: 1 R: 0 ER: 0 SO: 13 BB: 2 IBB: 0 HBP: 0 BLK: 0 WP: 0 HR: 0 S: 81 P: 114 ERA: 0.00 WHIP: 0.333															PITCHER						

Baltimore Orioles @ New York Mets
Citi Field, Flushing, NY
Mon Jun 18 2012, 7:12 PM - 9:18 PM EDT
Att: 29,014 - Cloudy - 66 F

AB 28
R 0
H 1
RBI 0
BB 2
SO 13
LOB 4



Batter	1	2	3	4	5	6	7	8	9	AB	R	H	RBI	BB	SO	LOB	BOTTOM			
9 Kirk Nieuwenhuis, L (1,8) OBP: 0.349, SLG: 0.425	K					F8			K2-3	4	0	1	0	0	2	1				
1 Jordany Valdespin, L (1,4) OBP: 0.231, SLG: 0.440	P5									4	2	2	0	0	0	1				
5 David Wright, R (1,5) OBP: 0.455, SLG: 0.569	G6-3									4	0	1	1	0	1	2				
21 Lucas Duda, L (1,9) OBP: 0.354, SLG: 0.438										3	1	1	0	1	2	1				
56 Andres Torres, S (9,8) OBP: 0.327, SLG: 0.315										0	0	0	0	0	0	0				
29 Ike Davis, L (1,3) OBP: 0.282, SLG: 0.335										3	1	1	4	1	1	1				
12 Scott Hairston, R (1,7) OBP: 0.321, SLG: 0.574										4	0	1	0	0	1	2				
30 Josh Thole, L (1,2) OBP: 0.318, SLG: 0.321										3	0	0	0	0	0	2				
6 Omar Quintanilla, L (1,6) OBP: 0.353, SLG: 0.373										3	0	0	0	0	0	0				
43 R.A. Dickey, R (1,1) OBP: 0.167, SLG: 0.138										3	1	1	0	0	0	0				
Inning Stats	R: 0 E: 0 K: 1 S: 11	H: 2 LOB: 1 BB: 0 P: 18	R: 0 E: 0 K: 1 S: 10	H: 2 LOB: 1 BB: 0 P: 14	R: 0 E: 0 K: 0 S: 14	H: 1 LOB: 1 BB: 0 P: 20	R: 0 E: 0 K: 2 S: 9	H: 0 LOB: 0 BB: 0 P: 16	R: 0 E: 0 K: 0 S: 4	H: 0 LOB: 0 BB: 0 P: 7	R: 4 E: 0 K: 0 S: 8	H: 3 LOB: 1 BB: 1 P: 18	R: 0 E: 0 K: 0 S: 7	H: 0 LOB: 0 BB: 0 P: 12	R: 1 E: 0 K: 3 S: 16	H: 2 LOB: 2 BB: 1 P: 27	1B: 5 2B: 1 3B: 1 HR: 1	SF: 0 SAC: 0 DP: 1 HBP: 0	WP: 0 PB: 0 SB: 0 CS: 0	PA: 33
PITCHER 34 Jake Arrieta, R (1,1) ERA: 5.83 63 Kevin Gregg, R (8,1) ERA: 4.82	IP: 7.0 WLS: L BF: 27 H: 6 R: 4 ER: 4 SO: 4 BB: 1 IBB: 0 HBP: 0 BLK: 0 WP: 0 HR: 1 S: 63 P: 105 ERA: 5.14 WHIP: 1.000															PITCHER				

Baltimore Orioles @ New York Mets
Citi Field, Flushing, NY
Mon Jun 18 2012, 7:12 PM - 9:18 PM EDT
Att: 29,014 - Cloudy - 66 F

AB 31
R 5
H 8
RBI 5
BB 2
SO 7
LOB 10



Batter	1	2	3	4	5	6	7	8	9	AB	R	H	RBI	BB	SO	LOB	TOP										
1 Brian Roberts, S OBP: 0.258, SLG: 0.241	P5		BB			F7		G4-3		3	0	0	0	1	0	1											
2 J.J. Hardy, R OBP: 0.286, SLG: 0.426	P5		CS			F7		F7		4	0	1	0	0	0	1											
10 Adam Jones, R OBP: 0.355, SLG: 0.572	L7					K		G6-3		4	0	1	0	0	1	2											
32 Matt Wieters, S OBP: 0.341, SLG: 0.446		2B								3	0	2	0	1	0	0											
12 Mark Reynolds, R OBP: 0.349, SLG: 0.403	F8					K		K		4	0	0	0	0	2	5											
51 Steve Pearce, R OBP: 0.295, SLG: 0.425	G1-3					K				3	0	0	0	0	2	3											
3 Ryan Flaherty, L OBP: 0.213, SLG: 0.225										1	0	0	0	0	0	0											
6 Steve Tolleson, R OBP: 0.255, SLG: 0.386	K									3	0	0	0	0	1	1											
11 Robert Andino, R OBP: 0.290, SLG: 0.317										3	0	0	0	0	0	0											
37 Dana Eveland, L										0	0	0	0	0	0	0											
29 Tommy Hunter, R										2	0	0	0	0	1	0											
24 Wilson Betemit, S OBP: 0.312, SLG: 0.412	K									1	0	1	0	0	0	0											
Inning Stats	R: 0 E: 0 K: 0 S: 8	H: 0 LOB: 0 BB: 0 P: 11	R: 0 E: 0 K: 1 S: 11	H: 1 LOB: 1 BB: 0 P: 16	R: 0 E: 0 K: 1 S: 8	H: 0 LOB: 0 BB: 1 P: 12	R: 0 E: 0 K: 3 S: 15	H: 2 LOB: 2 BB: 0 P: 26	R: 0 E: 0 K: 0 S: 13	H: 0 LOB: 0 BB: 0 P: 13	R: 0 E: 0 K: 0 S: 13	H: 1 LOB: 2 BB: 1 P: 23	R: 0 E: 0 K: 1 S: 6	H: 0 LOB: 0 BB: 0 P: 7	R: 0 E: 0 K: 0 S: 11	H: 1 LOB: 1 BB: 0 P: 19	R: 0 E: 0 K: 1 S: 7	H: 0 LOB: 0 BB: 0 P: 10	1B: 3 2B: 2 HR: 0	SF: 0 SAC: 0 DP: 0 HBP: 0	WP: 1 PB: 0 SB: 0 CS: 1	PA: 34					
PITCHER	IP	WLS	BF	H	R	ER	SO	BB	IBB	HBP	BLK	WP	HR	S	P	ERA	WHIP										
57 Johan Santana, L ERA: 3.0	6.0	W	23	4	0	0	5	2	0	0	0	0	0	63	101	0.00	1.000										
39 Bobby Parnell, R ERA: 3.45	1.0	H	3	0	0	0	1	0	0	0	0	0	0	6	7	0.00	0.000										
47 Miguel Batista, R ERA: 3.67	1.0		4	1	0	0	0	0	0	0	0	1	0	11	19	0.00	1.000										
60 Jon Rauch, R ERA: 4.28	1.0		3	0	0	0	1	0	0	0	0	0	0	7	10	0.00	0.000										

Baltimore Orioles @ New York Mets
Citi Field, Flushing, NY
Tue Jun 19 2012, 7:12 PM - 9:40 PM EDT
Att: 32,587 - Cloudy - 71 F

AB 31
R 0
H 5
RBI 0
BB 2
SO 7
LOB 13



Batter	1	2	3	4	5	6	7	8	9	AB	R	H	RBI	BB	SO	LOB	BOTTOM										
9 Kirk Nieuwenhuis, L OBP: 0.344, SLG: 0.420	K		G4-3			G4-3		FC5-2-5-1		3	0	0	0	0	1	1											
56 Andres Torres, S OBP: 0.355, SLG: 0.313										1	1	0	0	0	0	2											
1 Jordany Valdespin, L OBP: 0.250, SLG: 0.444	B1-3					G4-3				4	1	2	2	0	0	0											
5 David Wright, R OBP: 0.452, SLG: 0.564	F8									4	1	1	0	0	0	2											
21 Lucas Duda, L OBP: 0.356, SLG: 0.452	G1-3									4	1	2	2	0	0	0											
29 Ike Davis, L OBP: 0.282, SLG: 0.330	G6-3									3	0	0	0	1	1	0											
28 Daniel Murphy, L OBP: 0.314, SLG: 0.344	G5-3									3	0	0	1	0	0	2											
47 Miguel Batista, R										0	0	0	0	0	0	0											
Justin Turner, R OBP: 0.311, SLG: 0.338										1	0	0	0	0	0	0											
60 Jon Rauch, R										0	0	0	0	0	0	0											
6 Omar Quintanilla, L OBP: 0.352, SLG: 0.371	G1-3					G4-3				3	0	1	0	0	0	2											
30 Josh Thole, L OBP: 0.318, SLG: 0.321	G6-3									3	1	1	0	0	0	0											
57 Johan Santana, L OBP: 0.083, SLG: 0.083										2	0	1	0	0	1	0											
39 Bobby Parnell, R										0	0	0	0	0	0	0											
12 Scott Hairston, R OBP: 0.319, SLG: 0.569										1	0	0	0	0	0	2											
Inning Stats	R: 0 E: 0 K: 1 S: 5	H: 0 LOB: 0 BB: 0 P: 8	R: 0 E: 0 K: 0 S: 7	H: 0 LOB: 0 BB: 0 P: 14	R: 0 E: 0 K: 0 S: 11	H: 1 LOB: 1 BB: 0 P: 16	R: 1 E: 0 K: 0 S: 12	H: 2 LOB: 2 BB: 1 P: 21	R: 0 E: 0 K: 1 S: 7	H: 0 LOB: 0 BB: 0 P: 8	R: 2 E: 0 K: 1 S: 10	H: 2 LOB: 0 BB: 0 P: 15	R: 2 E: 0 K: 0 S: 9	H: 3 LOB: 1 BB: 0 P: 14	R: 0 E: 0 K: 0 S: 7	H: 0 LOB: 0 BB: 0 P: 9	1B: 7 2B: 0 3B: 0 HR: 1	SF: 0 SAC: 0 DP: 0 HBP: 0	WP: 0 PB: 0 SB: 0 CS: 0	PA: 33							
PITCHER	IP	WLS	BF	H	R	ER	SO	BB	IBB	HBP	BLK	WP	HR	S	P	ERA	WHIP										
29 Tommy Hunter, R ERA: 5.7	1.1	L	27	7	5	5	3	1	0	0	0	0	0	56	88	7.11	1.263										
37 Dana Eveland, L ERA: 3.24	1.2		6	1	0	0	0	0	0	0	0	0	0	12	17	0.00	0.600										

Baltimore Orioles @ New York Mets
Citi Field, Flushing, NY
Tue Jun 19 2012, 7:12 PM - 9:40 PM EDT
Att: 32,587 - Cloudy - 71 F

AB 32
R 5
H 8
RBI 5
BB 1
SO 3
LOB 11



Batter	1	2	3	4	5	6	7	8	9	AB	R	H	RBI	BB	SO	LOB	TOP			
1 Brian Roberts, S OBP: 0.278, SLG: 0.242										4	0	1	0	1	1	3	<p>Baltimore Orioles @ New York Mets Citi Field, Flushing, NY Wed Jun 20 2012, 7:12 PM - 10:07 PM EDT Att: 29,855 - Partly Cloudy - 94 F</p>			
2 J.J. Hardy, R OBP: 0.294, SLG: 0.420										4	0	0	0	0	0	4				
19 Chris Davis, L 43 Jim Johnson, R										4	0	0	0	0	1	2				
10 Adam Jones, R OBP: 0.350, SLG: 0.564										4	0	0	0	0	1	0				
32 Matt Wieters, S OBP: 0.340, SLG: 0.443										4	1	1	0	0	1	0				
36 Nick Johnson, L 11 Robert Andino, R										4	1	2	0	0	1	0				
24 Wilson Betemit, S OBP: 0.311, SLG: 0.425										4	1	1	2	0	1	2				
3 Ryan Flaherty, L 38 Luis Ayala, R 47 Pedro Strop, R 6 Steve Tolleson, R 12 Mark Reynolds, R										2	0	0	0	0	0	1		0		
17 Brian Matusz, L 51 Steve Pearce, R										1	0	1	0	0	0	0				
Inning Stats	R: 0 E: 0 K: 1 S: 7	H: 0 LOB: 0 BB: 0 P: 10	R: 0 E: 0 K: 2 S: 8	H: 0 LOB: 0 BB: 0 P: 12	R: 0 E: 0 K: 1 S: 12	H: 1 LOB: 2 BB: 1 P: 18	R: 0 E: 0 K: 2 S: 11	H: 0 LOB: 0 BB: 0 P: 13	R: 0 E: 0 K: 1 S: 6	H: 0 LOB: 0 BB: 0 P: 8	R: 0 E: 0 K: 0 S: 4	H: 0 LOB: 0 BB: 0 P: 8	R: 0 E: 0 K: 1 S: 20	H: 3 LOB: 2 BB: 1 P: 33	R: 1 E: 0 K: 0 S: 22	H: 2 LOB: 3 BB: 2 P: 33		1B: 5 2B: 0 3B: 0 HR: 1	SF: 0 SAC: 0 DP: 0 HBP: 0	WP: 1 PB: 0 SB: 0 CS: 0
PITCHER	IP: 7.1 ERA: 4.27	WLS: W BF: 27	H: 3 R: 2 ER: 2 SO: 9	H: 2 R: 0 ER: 0 SO: 9	H: 0 R: 0 ER: 0 SO: 9	H: 0 R: 0 ER: 0 SO: 9	H: 0 R: 0 ER: 0 SO: 9	H: 0 R: 0 ER: 0 SO: 9	H: 0 R: 0 ER: 0 SO: 9	H: 0 R: 0 ER: 0 SO: 9	H: 0 R: 0 ER: 0 SO: 9	H: 0 R: 0 ER: 0 SO: 9	H: 0 R: 0 ER: 0 SO: 9	H: 0 R: 0 ER: 0 SO: 9	H: 0 R: 0 ER: 0 SO: 9	H: 0 R: 0 ER: 0 SO: 9	WP: 0 HR: 0 S: 15	ERA: 2.46 WHIP: 0.682		
35 Dillon Gee, R ERA: 4.27	IP: 0.2 ERA: 3.38	WLS: H BF: 3	H: 1 R: 0 ER: 0 SO: 0	H: 0 R: 0 ER: 0 SO: 0	H: 0 R: 0 ER: 0 SO: 0	H: 0 R: 0 ER: 0 SO: 0	H: 0 R: 0 ER: 0 SO: 0	H: 0 R: 0 ER: 0 SO: 0	H: 0 R: 0 ER: 0 SO: 0	H: 0 R: 0 ER: 0 SO: 0	H: 0 R: 0 ER: 0 SO: 0	H: 0 R: 0 ER: 0 SO: 0	H: 0 R: 0 ER: 0 SO: 0	H: 0 R: 0 ER: 0 SO: 0	H: 0 R: 0 ER: 0 SO: 0	H: 0 R: 0 ER: 0 SO: 0	WP: 0 HR: 0 S: 15	ERA: 0.00 WHIP: 1.500		
39 Bobby Parnell, R ERA: 3.38	IP: 1.0 ERA: 5.14	WLS: S BF: 7	H: 2 R: 1 ER: 1 SO: 0	H: 1 R: 1 ER: 1 SO: 0	H: 0 R: 0 ER: 0 SO: 0	H: 0 R: 0 ER: 0 SO: 0	H: 0 R: 0 ER: 0 SO: 0	H: 0 R: 0 ER: 0 SO: 0	H: 0 R: 0 ER: 0 SO: 0	H: 0 R: 0 ER: 0 SO: 0	H: 0 R: 0 ER: 0 SO: 0	H: 0 R: 0 ER: 0 SO: 0	H: 0 R: 0 ER: 0 SO: 0	H: 0 R: 0 ER: 0 SO: 0	H: 0 R: 0 ER: 0 SO: 0	H: 0 R: 0 ER: 0 SO: 0	WP: 0 HR: 0 S: 22	ERA: 9.00 WHIP: 4.000		

Batter	1	2	3	4	5	6	7	8	9	AB	R	H	RBI	BB	SO	LOB	BOTTOM			
56 Andres Torres, S OBP: 0.327, SLG: 0.311										4	0	1	0	1	0	0	<p>Baltimore Orioles @ New York Mets Citi Field, Flushing, NY Wed Jun 20 2012, 7:12 PM - 10:07 PM EDT Att: 29,855 - Partly Cloudy - 94 F</p>			
1 Jordany Valdespin, L OBP: 0.250, SLG: 0.431										4	1	1	0	0	0	4				
5 David Wright, R OBP: 0.496, SLG: 0.571										4	1	3	1	0	0	1				
12 Scott Hairston, R OBP: 0.324, SLG: 0.582										4	1	2	1	0	0	3				
33 Vinny Rottino, R OBP: 0.297, SLG: 0.406 9 Kirk Nieuwenhuis, L OBP: 0.343, SLG: 0.419										2	0	0	0	1	0	3				
29 Ike Davis, L OBP: 0.277, SLG: 0.324										4	0	0	1	0	1	3				
Justin Turner, R OBP: 0.309, SLG: 0.324 6 Omar Quintanilla, L OBP: 0.352, SLG: 0.371										3	0	0	0	1	1	2				
4 Mike Nickeas, R OBP: 0.232, SLG: 0.227										4	0	1	1	0	0	0				
35 Dillon Gee, R OBP: 0.091, SLG: 0.182 39 Bobby Parnell, R										3	1	1	0	0	0	2				
28 Daniel Murphy, L OBP: 0.313, SLG: 0.342 48 Frank Francisco, R										0	0	0	0	0	0	0				
Inning Stats	R: 0 E: 1 K: 0 S: 18	H: 2 LOB: 2 BB: 0 P: 25	R: 0 E: 0 K: 1 S: 8	H: 0 LOB: 0 BB: 0 P: 10	R: 0 E: 1 K: 0 S: 9	H: 0 LOB: 1 BB: 0 P: 15	R: 1 E: 0 K: 1 S: 14	H: 2 LOB: 2 BB: 1 P: 19	R: 2 E: 0 K: 0 S: 15	H: 3 LOB: 2 BB: 1 P: 29	R: 1 E: 0 K: 0 S: 14	H: 2 LOB: 1 BB: 1 P: 24	R: 0 E: 0 K: 1 S: 8	H: 0 LOB: 0 BB: 0 P: 14	R: 0 E: 0 K: 0 S: 7	H: 0 LOB: 0 BB: 0 P: 11	1B: 5 2B: 4 3B: 0 HR: 0	SF: 0 SAC: 0 DP: 0 HBP: 0	WP: 1 PB: 0 SB: 0 CS: 1	PA: 37
PITCHER	IP: 4.2 ERA: 5.0	WLS: L BF: 24	H: 3 R: 3 ER: 3 SO: 2	H: 3 R: 1 ER: 1 SO: 2	H: 0 R: 0 ER: 0 SO: 2	H: 0 R: 0 ER: 0 SO: 2	H: 0 R: 0 ER: 0 SO: 2	H: 0 R: 0 ER: 0 SO: 2	H: 0 R: 0 ER: 0 SO: 2	H: 0 R: 0 ER: 0 SO: 2	H: 0 R: 0 ER: 0 SO: 2	H: 0 R: 0 ER: 0 SO: 2	H: 0 R: 0 ER: 0 SO: 2	H: 0 R: 0 ER: 0 SO: 2	H: 0 R: 0 ER: 0 SO: 2	H: 0 R: 0 ER: 0 SO: 2	WP: 0 HR: 0 S: 16	ERA: 5.79 WHIP: 2.250		
17 Brian Matusz, L ERA: 5.0	IP: 1.1 ERA: 1.95	WLS: 7 BF: 2	H: 2 R: 1 ER: 1 SO: 0	H: 1 R: 1 ER: 1 SO: 0	H: 0 R: 0 ER: 0 SO: 0	H: 0 R: 0 ER: 0 SO: 0	H: 0 R: 0 ER: 0 SO: 0	H: 0 R: 0 ER: 0 SO: 0	H: 0 R: 0 ER: 0 SO: 0	H: 0 R: 0 ER: 0 SO: 0	H: 0 R: 0 ER: 0 SO: 0	H: 0 R: 0 ER: 0 SO: 0	H: 0 R: 0 ER: 0 SO: 0	H: 0 R: 0 ER: 0 SO: 0	H: 0 R: 0 ER: 0 SO: 0	H: 0 R: 0 ER: 0 SO: 0	WP: 0 HR: 0 S: 11	ERA: 0.00 WHIP: 0.000		
36 Luis Ayala, R	IP: 1.0 ERA: 1.38	WLS: 3 BF: 0	H: 0 R: 0 ER: 0 SO: 0	H: 0 R: 0 ER: 0 SO: 0	H: 0 R: 0 ER: 0 SO: 0	H: 0 R: 0 ER: 0 SO: 0	H: 0 R: 0 ER: 0 SO: 0	H: 0 R: 0 ER: 0 SO: 0	H: 0 R: 0 ER: 0 SO: 0	H: 0 R: 0 ER: 0 SO: 0	H: 0 R: 0 ER: 0 SO: 0	H: 0 R: 0 ER: 0 SO: 0	H: 0 R: 0 ER: 0 SO: 0	H: 0 R: 0 ER: 0 SO: 0	H: 0 R: 0 ER: 0 SO: 0	H: 0 R: 0 ER: 0 SO: 0	WP: 0 HR: 0 S: 7	ERA: 0.00 WHIP: 0.000		
43 Jim Johnson, R ERA: 1.17	IP: 1.0 ERA: 1.17	WLS: 3 BF: 0	H: 0 R: 0 ER: 0 SO: 0	H: 0 R: 0 ER: 0 SO: 0	H: 0 R: 0 ER: 0 SO: 0	H: 0 R: 0 ER: 0 SO: 0	H: 0 R: 0 ER: 0 SO: 0	H: 0 R: 0 ER: 0 SO: 0	H: 0 R: 0 ER: 0 SO: 0	H: 0 R: 0 ER: 0 SO: 0	H: 0 R: 0 ER: 0 SO: 0	H: 0 R: 0 ER: 0 SO: 0	H: 0 R: 0 ER: 0 SO: 0	H: 0 R: 0 ER: 0 SO: 0	H: 0 R: 0 ER: 0 SO: 0	H: 0 R: 0 ER: 0 SO: 0	WP: 0 HR: 0 S: 11	ERA: 0.00 WHIP: 0.000		

Baltimore Orioles @ New York Mets
Citi Field, Flushing, NY
Wed Jun 20 2012, 7:12 PM - 10:07 PM EDT
Att: 29,855 - Partly Cloudy - 94 F

AB 33
R 3
H 6
RBI 3
BB 4
SO 9
LOB 11

Baltimore Orioles @ New York Mets
Citi Field, Flushing, NY
Wed Jun 20 2012, 7:12 PM - 10:07 PM EDT
Att: 29,855 - Partly Cloudy - 94 F

AB 34
R 4
H 9
RBI 4
BB 3
SO 3
LOB 18

Batter	1	2	3	4	5	6	7	8	9	AB	R	H	RBI	BB	SO	LOB	TOP										
8 Danny Espinosa, S OBP: 0.310, SLG: 0.374	F8		K	P4			L8		G5-3	5	0	0	0	0	1	3											
34 Bryce Harper, L OBP: 0.365, SLG: 0.492	G5-3		BB				1B			3	0	1	0	1	1	0											
11 Ryan Zimmerman, R OBP: 0.285, SLG: 0.305	G3		P3				L8		P4	4	0	0	0	0	0	2											
38 Michael Morse, R OBP: 0.250, SLG: 0.333		1B	K				1B		G6-3	4	1	2	0	0	1	1											
25 Adam LaRoche, L OBP: 0.340, SLG: 0.500	1B			HR			F7		K	4	2	2	1	0	1	1											
20 Ian Desmond, R OBP: 0.294, SLG: 0.445	G4-3			F8			F9		G6-3	4	0	0	0	0	0	2											
57 Tyler Moore, R OBP: 0.396, SLG: 0.513			K							2	0	1	0	1	1	2											
2 Roger Bernadina, L OBP: 0.319, SLG: 0.375			1B				BB		K	1	0	0	0	0	1	0											
21 Xavier Nady, R OBP: 0.211, SLG: 0.275			E5				G5-4-3			2	0	1	1	1	0	1											
24 Rick Ankiel, L OBP: 0.297, SLG: 0.407			1B						2B	1	0	1	0	0	0	0											
26 Jesus Flores, R OBP: 0.268, SLG: 0.326			G6-3				G3-1		G3	4	0	0	0	0	0	4											
Inning Stats	R: 0 E: 0 K: 0 S: 10	H: 0 LOB: 0 BB: 0 P: 11	R: 2 E: 1 K: 1 S: 21	H: 3 LOB: 1 BB: 0 P: 30	R: 0 E: 0 K: 2 S: 7	H: 0 LOB: 1 BB: 1 P: 13	R: 1 E: 0 K: 0 S: 12	H: 2 LOB: 2 BB: 1 P: 18	R: 0 E: 0 K: 1 S: 12	H: 0 LOB: 1 BB: 0 P: 10	R: 0 E: 0 K: 0 S: 5	H: 1 LOB: 1 BB: 0 P: 13	R: 0 E: 0 K: 1 S: 11	H: 0 LOB: 0 BB: 0 P: 17	R: 0 E: 0 K: 1 S: 9	H: 1 LOB: 1 BB: 0 P: 13	1B: 6 2B: 1 3B: 0 HR: 1	SF: 0 SAC: 0 DP: 1 HBP: 0	WP: 0 PB: 0 SB: 1 CS: 0	PA: 37							
PITCHER	IP	WLS	BF	H	R	ER	SO	BB	IBB	HBP	BLK	WP	HR	S	P	ERA	WHIP										
16 Wei-Yin Chen, L ERA: 3.38	5.0	L	23	6	3	2	4	2	0	0	0	0	1	62	90	3.60	1.600										
56 Darren O'Day, R ERA: 1.57	1.0		3	0	0	0	0	1	0	0	0	0	0	5	10	0.00	1.000										
38 Luis Ayala, R ERA: 1.89	1.0		4	1	0	0	0	0	0	0	0	0	0	10	13	0.00	1.000										
47 Pedro Strop, R ERA: 1.34	1.0		3	0	0	0	1	0	0	0	0	0	0	11	17	0.00	0.000										
40 Troy Patton, L ERA: 3.34	1.0		4	1	0	0	1	0	0	0	0	0	0	9	13	0.00	1.000										

Washington Nationals @ Baltimore Orioles
 Oriole Park at Camden Yards, Baltimore, MD
 Sat Jun 23 2012, 7:18 PM - 10:11 PM EDT
 Att: 46,298 - Clear - 87 F

AB 34
 R 3
 H 8
 RBI 2
 BB 3
 SO 6
 LOB 16



Batter	1	2	3	4	5	6	7	8	9	AB	R	H	RBI	BB	SO	LOB	BOTTOM										
1 Brian Roberts, S OBP: 0.295, SLG: 0.268	G1-3		K				F7			4	0	1	0	0	1	0											
2 J.J. Hardy, R OBP: 0.280, SLG: 0.416	G4-3		L7				F8		G6-4-3	4	0	0	0	0	0	1											
19 Chris Davis, L OBP: 0.318, SLG: 0.480	L9		L3				K2-3		F7	4	0	0	0	0	1	0											
10 Adam Jones, R OBP: 0.348, SLG: 0.565		P4		E5			HR		K	4	1	1	1	0	1	0											
32 Matt Wieters, S OBP: 0.333, SLG: 0.432		F8		F8			F8		G4-3	4	0	0	0	0	0	1											
24 Wilson Betemit, S OBP: 0.316, SLG: 0.427		K		BB			1B			3	0	2	0	0	1	0											
12 Mark Reynolds, R OBP: 0.352, SLG: 0.419			K				K		1B	3	0	1	0	0	2	2											
36 Nick Johnson, L OBP: 0.327, SLG: 0.395			P5				1B			1	0	0	0	1	0	0											
28 Ronny Paulino, R OBP: 0.280, SLG: 0.327							BB		L6	1	0	0	0	0	0	2											
51 Steve Pearce, R OBP: 0.308, SLG: 0.413		G5-3					P6		G5-3	3	0	0	0	0	0	3											
Inning Stats	R: 0 E: 0 K: 0 S: 6	H: 0 LOB: 0 BB: 0 P: 8	R: 0 E: 0 K: 1 S: 9	H: 0 LOB: 0 BB: 0 P: 13	R: 0 E: 0 K: 1 S: 8	H: 0 LOB: 0 BB: 0 P: 13	R: 0 E: 0 K: 1 S: 11	H: 0 LOB: 0 BB: 0 P: 15	R: 0 E: 0 K: 1 S: 7	H: 1 LOB: 3 BB: 1 P: 21	R: 0 E: 0 K: 0 S: 12	H: 3 LOB: 1 BB: 0 P: 22	R: 0 E: 0 K: 0 S: 15	H: 1 LOB: 0 BB: 0 P: 21	R: 0 E: 0 K: 1 S: 8	H: 0 LOB: 0 BB: 0 P: 11	1B: 4 2B: 1 3B: 0 HR: 1	SF: 0 SAC: 0 DP: 2 HBP: 0	WP: 0 PB: 0 SB: 0 CS: 0	PA: 32							
PITCHER	IP	WLS	BF	H	R	ER	SO	BB	IBB	HBP	BLK	WP	HR	S	P	ERA	WHIP										
33 Edwin Jackson, R ERA: 2.91	6.1	W	25	4	1	1	5	1	0	0	0	0	0	3	6	0.00	0.000										
51 Michael Gonzalez, L ERA:	0.2	H	1	0	0	0	0	0	0	0	0	0	0	3	6	0.00	0.000										
17 Sean Burnett, L ERA: 1.04	1.0	H	3	1	0	0	0	0	0	0	0	0	0	15	21	0.00	1.000										
36 Tyler Clippard, R ERA: 1.95	1.0	S	3	0	0	0	1	0	0	0	0	0	0	8	11	0.00	0.000										

Washington Nationals @ Baltimore Orioles
 Oriole Park at Camden Yards, Baltimore, MD
 Sat Jun 23 2012, 7:18 PM - 10:11 PM EDT
 Att: 46,298 - Clear - 87 F


AB 31
 R 1
 H 5
 RBI 1
 BB 1
 SO 6
 LOB 9



Batter	1	2	3	4	5	6	7	8	9	AB	R	H	RBI	BB	SO	LOB	TOP			
27 Mike Trout, R OBP: 0.395, SLG: 0.528										5	1	1	0	0	1	1				
48 Toni Hunter, R OBP: 0.342, SLG: 0.429										5	1	2	1	0	0	1				
5 Albert Pujols, R OBP: 0.320, SLG: 0.449										5	1	2	2	0	0	2				
44 Mark Trumbo, R OBP: 0.373, SLG: 0.622										4	1	2	1	0	1	1				
47 Howie Kendrick, R OBP: 0.308, SLG: 0.386										5	0	3	0	0	1	2				
2 Erick Aybar, S OBP: 0.290, SLG: 0.344										5	0	1	0	0	1	4				
13 Maicer Izturis, S OBP: 0.311, SLG: 0.259										5	1	2	0	0	0	3				
25 Peter Bourjos, R OBP: 0.289, SLG: 0.349										4	1	1	2	0	1	3				
41 John Hester, R OBP: 0.349, SLG: 0.404										4	1	3	1	0	0	2				
Inning Stats	R: 0 E: 0 K: 0 S: 6	H: 1 LOB: 1 BB: 0 P: 8	R: 0 E: 0 K: 0 S: 12	H: 2 LOB: 2 BB: 0 P: 18	R: 1 E: 0 K: 0 S: 14	H: 3 LOB: 1 BB: 0 P: 19	R: 0 E: 0 K: 0 S: 8	H: 2 LOB: 2 BB: 0 P: 11	R: 2 E: 0 K: 1 S: 14	H: 3 LOB: 1 BB: 0 P: 18	R: 1 E: 0 K: 1 S: 11	H: 1 LOB: 0 BB: 0 P: 14	R: 1 E: 0 K: 1 S: 14	H: 1 LOB: 0 BB: 0 P: 22	R: 0 E: 0 K: 1 S: 10	H: 1 LOB: 2 BB: 0 P: 15	1B: 11 2B: 2 3B: 0 HR: 4	SF: 0 SAC: 0 DP: 1 HBP: 1	WP: 0 PB: 0 SB: 0 CS: 0	PA: 43
PITCHER	IP WLS BF H R ER SO BB IBB HBP BLK WP HR S P ERA WHIP																			
17 Brian Matusz, L ERA: 5.24	(1, 1) 5.0 L 26 13 5 5 1 0 0 0 0 0 2 59 82 9.00 2.600																			
29 Tommy Hunter, R ERA: 5.07	(6, 1) 2.0 8 2 1 1 2 0 0 0 0 0 1 23 31 4.50 1.000																			
63 Kevin Gregg, R ERA: 5.03	(8, 1) 1.0 4 1 1 1 1 0 0 0 0 0 1 14 22 9.00 1.000																			
38 Luis Ayala, R ERA: 1.83	(9, 1) 1.0 5 1 0 0 1 0 0 0 1 0 0 10 15 0.00 1.000																			
Batter	1	2	3	4	5	6	7	8	9	AB	R	H	RBI	BB	SO	LOB	BOTTOM			
1 Brian Roberts, S OBP: 0.269, SLG: 0.229										4	0	0	0	0	1	2				
2 J.J. Hardy, R OBP: 0.276, SLG: 0.407										5	0	0	0	0	3	3				
10 Adam Jones, R OBP: 0.344, SLG: 0.555										5	0	1	0	0	0	3				
32 Matt Wieters, S OBP: 0.338, SLG: 0.444										3	1	1	0	1	0	0				
12 Mark Reynolds, R OBP: 0.338, SLG: 0.399										4	0	0	0	0	0	4				
24 Wilson Betemit, S OBP: 0.320, SLG: 0.444										4	1	2	2	0	0	2				
51 Steve Pearce, R OBP: 0.333, SLG: 0.462										4	1	2	1	0	0	0				
6 Steve Tolleson, R OBP: 0.278, SLG: 0.380										3	0	1	0	1	0	3				
11 Robert Andino, R OBP: 0.298, SLG: 0.316										2	0	0	0	2	0	4				
Inning Stats	R: 0 E: 0 K: 1 S: 6	H: 0 LOB: 0 BB: 0 P: 8	R: 0 E: 0 K: 0 S: 5	H: 0 LOB: 0 BB: 0 P: 9	R: 0 E: 0 K: 0 S: 8	H: 0 LOB: 1 BB: 1 P: 14	R: 0 E: 0 K: 0 S: 14	H: 2 LOB: 2 BB: 0 P: 21	R: 1 E: 0 K: 0 S: 10	H: 2 LOB: 3 BB: 1 P: 20	R: 0 E: 0 K: 0 S: 9	H: 0 LOB: 0 BB: 0 P: 14	R: 2 E: 0 K: 0 S: 11	H: 1 LOB: 1 BB: 0 P: 20	R: 0 E: 0 K: 2 S: 14	H: 0 LOB: 1 BB: 1 P: 20	1B: 5 2B: 0 3B: 0 HR: 2	SF: 0 SAC: 1 DP: 0 HBP: 0	WP: 0 PB: 0 SB: 2 CS: 0	PA: 39
PITCHER	IP WLS BF H R ER SO BB IBB HBP BLK WP HR S P ERA WHIP																			
33 C.J. Wilson, L ERA: 2.38	(1, 1) 7.0 W 30 6 1 1 2 2 0 0 0 0 0 1 64 107 1.29 1.143																			
55 Jason Liringhausen, R ERA: 2.33	(8, 1) 1.0 5 1 2 2 0 1 0 0 0 0 0 1 11 20 18.00 2.000																			
51 Jordan Walden, R ERA: 2.74	(9, 1) 1.0 4 0 0 0 2 1 0 0 0 0 0 14 20 0.00 1.000																			

Los Angeles Angels @ Baltimore Orioles
 Oriole Park at Camden Yards, Baltimore, MD
 Tue Jun 26 2012, 7:08 PM - 10:00 PM EDT
 Att: 24,296 - Clear - 78 F

AB 42
 R 7
 H 17
 RBI 7
 BB 0
 SO 5
 LOB 19



Los Angeles Angels @ Baltimore Orioles
 Oriole Park at Camden Yards, Baltimore, MD
 Tue Jun 26 2012, 7:08 PM - 10:00 PM EDT
 Att: 24,296 - Clear - 78 F

AB 34
 R 3
 H 7
 RBI 3
 BB 4
 SO 4
 LOB 21



Batter	1	2	3	4	5	6	7	8	9	AB	R	H	RBI	BB	SO	LOB	TOP									
17 Shin-Soo Choo, L (1.9) OBP: 0.368, SLG: 0.451										3	2	1	1	1	2	3										
13 Asdrúbal Cabrera, S (1.6) OBP: 0.374, SLG: 0.419										5	1	2	3	0	0	1										
22 Jason Kipnis, L (1.4) OBP: 0.331, SLG: 0.429										3	0	0	0	2	1	1										
4 Jose Lopez, R (1.3) OBP: 0.260, SLG: 0.384										3	1	1	0	0	0	1										
35 Casey Kotchman, L (6.3) OBP: 0.302, SLG: 0.335										2	0	0	0	0	0	3										
23 Michael Brantley, L (1.8) OBP: 0.320, SLG: 0.387										3	1	2	0	2	0	0										
47 Shelley Duncan, R (1.10) OBP: 0.302, SLG: 0.319										4	0	1	0	1	1	5										
33 Johnny Damon, L (1.7) OBP: 0.293, SLG: 0.348										3	1	1	3	0	1	2										
2 Aaron Cunningham, R (7.7) OBP: 0.266, SLG: 0.211										1	0	0	0	0	0	1										
9 Jack Hannahan, L (1.5) OBP: 0.319, SLG: 0.364										4	0	0	0	0	0	2										
6 Lou Marson, R (1.2) OBP: 0.365, SLG: 0.333										3	1	1	0	1	0	0										
Inning Stats	R: 0 E: 0 K: 1 S: 6	H: 0 LOB: 0 BB: 0 P: 10	R: 3 E: 0 K: 0 S: 16	H: 2 LOB: 0 BB: 1 P: 27	R: 0 E: 0 K: 1 S: 9	H: 0 LOB: 0 BB: 0 P: 14	R: 0 E: 0 K: 1 S: 6	H: 1 LOB: 0 BB: 0 P: 9	R: 1 E: 0 K: 0 S: 10	H: 1 LOB: 0 BB: 0 P: 16	R: 0 E: 0 K: 0 S: 7	H: 1 LOB: 2 BB: 1 P: 14	R: 3 E: 0 K: 0 S: 9	H: 2 LOB: 0 BB: 2 P: 22	R: 0 E: 1 K: 1 S: 13	H: 1 LOB: 3 BB: 2 P: 23	R: 0 E: 0 K: 1 S: 9	H: 1 LOB: 2 BB: 2 P: 18	1B: 4 2B: 3 3B: 0 HR: 3	SF: 0 SAC: 0 DP: 3 HBP: 1	WP: 0 PB: 0 SB: 0 CS: 0	PA: 42				
PITCHER	IP WLS BF H R ER SO BB IBB HBP BLK WP HR S P ERA WHIP	IP WLS BF H R ER SO BB IBB HBP BLK WP HR S P ERA WHIP	IP WLS BF H R ER SO BB IBB HBP BLK WP HR S P ERA WHIP	IP WLS BF H R ER SO BB IBB HBP BLK WP HR S P ERA WHIP	IP WLS BF H R ER SO BB IBB HBP BLK WP HR S P ERA WHIP	IP WLS BF H R ER SO BB IBB HBP BLK WP HR S P ERA WHIP	IP WLS BF H R ER SO BB IBB HBP BLK WP HR S P ERA WHIP	IP WLS BF H R ER SO BB IBB HBP BLK WP HR S P ERA WHIP	IP WLS BF H R ER SO BB IBB HBP BLK WP HR S P ERA WHIP	IP WLS BF H R ER SO BB IBB HBP BLK WP HR S P ERA WHIP	IP WLS BF H R ER SO BB IBB HBP BLK WP HR S P ERA WHIP	IP WLS BF H R ER SO BB IBB HBP BLK WP HR S P ERA WHIP	IP WLS BF H R ER SO BB IBB HBP BLK WP HR S P ERA WHIP	IP WLS BF H R ER SO BB IBB HBP BLK WP HR S P ERA WHIP	IP WLS BF H R ER SO BB IBB HBP BLK WP HR S P ERA WHIP	IP WLS BF H R ER SO BB IBB HBP BLK WP HR S P ERA WHIP	IP WLS BF H R ER SO BB IBB HBP BLK WP HR S P ERA WHIP	IP WLS BF H R ER SO BB IBB HBP BLK WP HR S P ERA WHIP	IP WLS BF H R ER SO BB IBB HBP BLK WP HR S P ERA WHIP	IP WLS BF H R ER SO BB IBB HBP BLK WP HR S P ERA WHIP	IP WLS BF H R ER SO BB IBB HBP BLK WP HR S P ERA WHIP	IP WLS BF H R ER SO BB IBB HBP BLK WP HR S P ERA WHIP	IP WLS BF H R ER SO BB IBB HBP BLK WP HR S P ERA WHIP			
16 Wei-Yin Chen, L (1.1) ERA: 3.73	6.1 L 28 6 6 6 3 3 0 1 0 0 0 2 57 98 8.53 1.421	0.2 3 1 1 1 0 1 0 0 0 0 1 6 14 13.50 3.000	1.0 6 1 0 0 1 1 0 0 0 0 0 13 23 0.00 2.000	1.0 5 1 0 0 1 2 0 0 0 0 0 9 18 0.00 3.000																						
38 Luis Ayala, R (7.1) ERA: 2.95																										
47 Pedro Strop, R (8.1) ERA: 1.29																										
43 Jim Johnson, R (9.1) ERA: 1.07																										
Batter	1	2	3	4	5	6	7	8	9	AB	R	H	RBI	BB	SO	LOB	BOTTOM									
1 Brian Roberts, S (1.4) OBP: 0.233, SLG: 0.196										4	0	0	0	0	0	1										
13 Xavier Avery, L (1.7) OBP: 0.296, SLG: 0.313										4	0	1	0	0	1	1										
2 J.J. Hardy, R (1.6) OBP: 0.276, SLG: 0.419										4	1	2	2	0	1	1										
10 Adam Jones, R (1.8) OBP: 0.341, SLG: 0.550										4	0	0	0	0	1	1										
19 Chris Davis, L (1.10) OBP: 0.311, SLG: 0.466										4	0	0	0	0	1	0										
32 Matt Wieters, S (1.2) OBP: 0.333, SLG: 0.436										4	0	1	0	0	0	0										
24 Wilson Betemit, S (1.5) OBP: 0.335, SLG: 0.458										3	0	2	0	1	1	0										
12 Mark Reynolds, R (1.3) OBP: 0.335, SLG: 0.385										4	0	0	0	0	3	4										
3 Ryan Flaherty, L (1.9) OBP: 0.205, SLG: 0.215										3	1	1	0	0	1	0										
Inning Stats	R: 0 E: 0 K: 0 S: 8	H: 1 LOB: 1 BB: 0 P: 14	R: 0 E: 0 K: 1 S: 12	H: 0 LOB: 1 BB: 1 P: 22	R: 0 E: 0 K: 2 S: 12	H: 1 LOB: 1 BB: 0 P: 17	R: 0 E: 0 K: 1 S: 17	H: 2 LOB: 2 BB: 0 P: 29	R: 2 E: 0 K: 2 S: 13	H: 2 LOB: 0 BB: 0 P: 16	R: 0 E: 0 K: 0 S: 8	H: 1 LOB: 1 BB: 0 P: 11	R: 0 E: 0 K: 0 S: 5	H: 0 LOB: 0 BB: 0 P: 7	R: 0 E: 0 K: 1 S: 8	H: 0 LOB: 0 BB: 0 P: 13	R: 0 E: 0 K: 2 S: 8	H: 0 LOB: 0 BB: 0 P: 12	1B: 4 2B: 2 3B: 0 HR: 1	SF: 0 SAC: 0 DP: 0 HBP: 0	WP: 0 PB: 0 SB: 2 CS: 0	PA: 35				
PITCHER	IP WLS BF H R ER SO BB IBB HBP BLK WP HR S P ERA WHIP	IP WLS BF H R ER SO BB IBB HBP BLK WP HR S P ERA WHIP	IP WLS BF H R ER SO BB IBB HBP BLK WP HR S P ERA WHIP	IP WLS BF H R ER SO BB IBB HBP BLK WP HR S P ERA WHIP	IP WLS BF H R ER SO BB IBB HBP BLK WP HR S P ERA WHIP	IP WLS BF H R ER SO BB IBB HBP BLK WP HR S P ERA WHIP	IP WLS BF H R ER SO BB IBB HBP BLK WP HR S P ERA WHIP	IP WLS BF H R ER SO BB IBB HBP BLK WP HR S P ERA WHIP	IP WLS BF H R ER SO BB IBB HBP BLK WP HR S P ERA WHIP	IP WLS BF H R ER SO BB IBB HBP BLK WP HR S P ERA WHIP	IP WLS BF H R ER SO BB IBB HBP BLK WP HR S P ERA WHIP	IP WLS BF H R ER SO BB IBB HBP BLK WP HR S P ERA WHIP	IP WLS BF H R ER SO BB IBB HBP BLK WP HR S P ERA WHIP	IP WLS BF H R ER SO BB IBB HBP BLK WP HR S P ERA WHIP	IP WLS BF H R ER SO BB IBB HBP BLK WP HR S P ERA WHIP	IP WLS BF H R ER SO BB IBB HBP BLK WP HR S P ERA WHIP	IP WLS BF H R ER SO BB IBB HBP BLK WP HR S P ERA WHIP	IP WLS BF H R ER SO BB IBB HBP BLK WP HR S P ERA WHIP	IP WLS BF H R ER SO BB IBB HBP BLK WP HR S P ERA WHIP	IP WLS BF H R ER SO BB IBB HBP BLK WP HR S P ERA WHIP	IP WLS BF H R ER SO BB IBB HBP BLK WP HR S P ERA WHIP	IP WLS BF H R ER SO BB IBB HBP BLK WP HR S P ERA WHIP	IP WLS BF H R ER SO BB IBB HBP BLK WP HR S P ERA WHIP	IP WLS BF H R ER SO BB IBB HBP BLK WP HR S P ERA WHIP		
34 Zach McAllister, R (1.1) ERA: 3.82	5.2 H 4 0 0 0 0 1 0 0 0 0 8 11 0.00 0.000	1.1 4 0 0 0 0 0 0 0 0 0 0 0 8 11 0.00 0.000	2.0 6 0 0 0 3 0 0 0 0 0 0 16 25 0.00 0.000																							
38 Joe Smith, R (6.1) ERA: 3.27																										
32 Esmil Rogers, R (8.1) ERA: 6.43																										

Cleveland Indians @ Baltimore Orioles
 Oriole Park at Camden Yards, Baltimore, MD
 Thu Jun 28 2012, 7:09 PM - 9:50 PM EDT
 Att: 17,676 - Clear - 92 F

AB 34
 R 7
 H 9
 RBI 7
 BB 7
 SO 5
 LOB 19



Cleveland Indians @ Baltimore Orioles
 Oriole Park at Camden Yards, Baltimore, MD
 Thu Jun 28 2012, 7:09 PM - 9:50 PM EDT
 Att: 17,676 - Clear - 92 F

AB 34
 R 2
 H 7
 RBI 2
 BB 1
 SO 9
 LOB 8



Batter	1	2	3	4	5	6	7	8	9	AB	R	H	RBI	BB	SO	LOB	TOP							
17 Shin-Soo Choo, L (1.9) OBP: 0.380, SLG: 0.465										4	0	0	0	1	0	3	Cleveland Indians @ Baltimore Orioles Oriole Park at Camden Yards, Baltimore, MD Sun Jul 01 2012, 1:37 PM - 4:18 PM EDT Att: 16,689 - Partly Cloudy - 95 F							
13 Asdrúbal Cabrera, S (1.10) OBP: 0.376, SLG: 0.465										5	1	2	0	0	1	1								
22 Jason Kipnis, L (1.4) OBP: 0.336, SLG: 0.424										4	0	1	1	1	0	1								
4 Jose Lopez, R (1.5) OBP: 0.282, SLG: 0.405											4	1	1	0	0	1		2						
9 Jack Hannahan, L (8.5) OBP: 0.327, SLG: 0.361										0	0	0	0	1	0	0								
47 Shelley Duncan, R (1.7) OBP: 0.316, SLG: 0.393										4	2	3	2	0	0	1								
23 Michael Brantley, L (8. PR) OBP: 0.327, SLG: 0.355										0	0	0	0	1	0	0								
35 Casey Kotchman, L (1.3) OBP: 0.282, SLG: 0.336										4	1	1	1	1	0	3								
16 Jason Donald, R (1.6) OBP: 0.231, SLG: 0.213										2	0	1	0	2	1	2								
6 Lou Marson, R (1.2) OBP: 0.390, SLG: 0.393										4	0	1	1	0	1	4								
2 Aaron Cunningham, R (1.8) OBP: 0.244, SLG: 0.232										4	1	1	1	0	3	5								
Inning Stats	R: 0 E: 0 K: 0 S: 7	H: 0 LOB: 0 BB: 1 P: 15	R: 1 E: 0 K: 1 S: 14	H: 2 LOB: 1 BB: 0 P: 19	R: 1 E: 0 K: 0 S: 8	H: 1 LOB: 0 BB: 0 P: 12	R: 3 E: 0 K: 1 S: 17	H: 3 LOB: 1 BB: 1 P: 24	R: 0 E: 0 K: 0 S: 8	H: 1 LOB: 1 BB: 1 P: 12	R: 0 E: 0 K: 1 S: 14	H: 1 LOB: 2 BB: 1 P: 26	R: 0 E: 0 K: 3 S: 17	H: 0 LOB: 0 BB: 0 P: 11	R: 0 E: 0 K: 3 S: 17	H: 1 LOB: 2 BB: 1 P: 25	R: 1 E: 0 K: 0 S: 10	H: 2 LOB: 2 BB: 2 P: 21	1B: 3 2B: 6 3B: 0 HR: 2	SF: 1 SAC: 0 DP: 3 HBP: 0	WP: 0 PB: 2 CS: 0	PA: 42		
PITCHER	IP WLS BF H R ER SO BB IBB HBP BLK WP HR S P ERA WHIP	IP WLS BF H R ER SO BB IBB HBP BLK WP HR S P ERA WHIP	IP WLS BF H R ER SO BB IBB HBP BLK WP HR S P ERA WHIP	IP WLS BF H R ER SO BB IBB HBP BLK WP HR S P ERA WHIP	IP WLS BF H R ER SO BB IBB HBP BLK WP HR S P ERA WHIP	IP WLS BF H R ER SO BB IBB HBP BLK WP HR S P ERA WHIP	IP WLS BF H R ER SO BB IBB HBP BLK WP HR S P ERA WHIP	IP WLS BF H R ER SO BB IBB HBP BLK WP HR S P ERA WHIP	IP WLS BF H R ER SO BB IBB HBP BLK WP HR S P ERA WHIP	IP WLS BF H R ER SO BB IBB HBP BLK WP HR S P ERA WHIP	IP WLS BF H R ER SO BB IBB HBP BLK WP HR S P ERA WHIP	IP WLS BF H R ER SO BB IBB HBP BLK WP HR S P ERA WHIP	IP WLS BF H R ER SO BB IBB HBP BLK WP HR S P ERA WHIP	IP WLS BF H R ER SO BB IBB HBP BLK WP HR S P ERA WHIP	IP WLS BF H R ER SO BB IBB HBP BLK WP HR S P ERA WHIP	IP WLS BF H R ER SO BB IBB HBP BLK WP HR S P ERA WHIP	IP WLS BF H R ER SO BB IBB HBP BLK WP HR S P ERA WHIP	IP WLS BF H R ER SO BB IBB HBP BLK WP HR S P ERA WHIP	IP WLS BF H R ER SO BB IBB HBP BLK WP HR S P ERA WHIP	IP WLS BF H R ER SO BB IBB HBP BLK WP HR S P ERA WHIP	IP WLS BF H R ER SO BB IBB HBP BLK WP HR S P ERA WHIP	IP WLS BF H R ER SO BB IBB HBP BLK WP HR S P ERA WHIP	IP WLS BF H R ER SO BB IBB HBP BLK WP HR S P ERA WHIP	IP WLS BF H R ER SO BB IBB HBP BLK WP HR S P ERA WHIP

Batter	1	2	3	4	5	6	7	8	9	AB	R	H	RBI	BB	SO	LOB	BOTTOM							
1 Brian Roberts, S (1.4) OBP: 0.233, SLG: 0.182										4	0	0	0	1	0		Cleveland Indians @ Baltimore Orioles Oriole Park at Camden Yards, Baltimore, MD Sun Jul 01 2012, 1:37 PM - 4:18 PM EDT Att: 16,689 - Partly Cloudy - 95 F							
2 J.J. Hardy, R (1.6) OBP: 0.270, SLG: 0.405										4	1	1	0	0	1	0								
19 Chris Davis, L (1.9) OBP: 0.316, SLG: 0.474										4	0	0	0	0	2	1								
10 Adam Jones, R (1.8) OBP: 0.345, SLG: 0.556										4	1	2	1	0	0	0								
25 Jim Thome, L (1.10) OBP: 0.320, SLG: 0.485										4	0	0	0	0	2	3								
24 Wilson Betemit, S (1.3) OBP: 0.338, SLG: 0.460										4	0	1	0	0	2	2								
3 Ryan Flaherty, L (1.7) OBP: 0.226, SLG: 0.227										3	0	1	1	0	1	1								
28 Ronny Paulino, R (1.2) OBP: 0.276, SLG: 0.316										3	0	1	0	0	1	0								
11 Robert Andino, R (1.5) OBP: 0.299, SLG: 0.311										3	0	0	0	0	1	2								
Inning Stats	R: 0 E: 0 K: 1 S: 7	H: 0 LOB: 0 BB: 0 P: 11	R: 0 E: 0 K: 1 S: 9	H: 0 LOB: 0 BB: 0 P: 10	R: 0 E: 0 K: 1 S: 11	H: 0 LOB: 0 BB: 0 P: 16	R: 0 E: 0 K: 0 S: 7	H: 0 LOB: 0 BB: 0 P: 11	R: 1 E: 0 K: 1 S: 14	H: 2 LOB: 2 BB: 0 P: 24	R: 1 E: 0 K: 2 S: 9	H: 2 LOB: 1 BB: 0 P: 11	R: 0 E: 0 K: 1 S: 8	H: 1 LOB: 0 BB: 0 P: 14	R: 0 E: 0 K: 2 S: 7	H: 0 LOB: 0 BB: 0 P: 11	R: 0 E: 0 K: 2 S: 11	H: 1 LOB: 1 BB: 0 P: 14	1B: 5 2B: 1 3B: 0 HR: 0	SF: 0 SAC: 0 DP: 1 HBP: 0	WP: 1 PB: 0 CS: 0	PA: 33		
PITCHER	IP WLS BF H R ER SO BB IBB HBP BLK WP HR S P ERA WHIP	IP WLS BF H R ER SO BB IBB HBP BLK WP HR S P ERA WHIP	IP WLS BF H R ER SO BB IBB HBP BLK WP HR S P ERA WHIP	IP WLS BF H R ER SO BB IBB HBP BLK WP HR S P ERA WHIP	IP WLS BF H R ER SO BB IBB HBP BLK WP HR S P ERA WHIP	IP WLS BF H R ER SO BB IBB HBP BLK WP HR S P ERA WHIP	IP WLS BF H R ER SO BB IBB HBP BLK WP HR S P ERA WHIP	IP WLS BF H R ER SO BB IBB HBP BLK WP HR S P ERA WHIP	IP WLS BF H R ER SO BB IBB HBP BLK WP HR S P ERA WHIP	IP WLS BF H R ER SO BB IBB HBP BLK WP HR S P ERA WHIP	IP WLS BF H R ER SO BB IBB HBP BLK WP HR S P ERA WHIP	IP WLS BF H R ER SO BB IBB HBP BLK WP HR S P ERA WHIP	IP WLS BF H R ER SO BB IBB HBP BLK WP HR S P ERA WHIP	IP WLS BF H R ER SO BB IBB HBP BLK WP HR S P ERA WHIP	IP WLS BF H R ER SO BB IBB HBP BLK WP HR S P ERA WHIP	IP WLS BF H R ER SO BB IBB HBP BLK WP HR S P ERA WHIP	IP WLS BF H R ER SO BB IBB HBP BLK WP HR S P ERA WHIP	IP WLS BF H R ER SO BB IBB HBP BLK WP HR S P ERA WHIP	IP WLS BF H R ER SO BB IBB HBP BLK WP HR S P ERA WHIP	IP WLS BF H R ER SO BB IBB HBP BLK WP HR S P ERA WHIP	IP WLS BF H R ER SO BB IBB HBP BLK WP HR S P ERA WHIP	IP WLS BF H R ER SO BB IBB HBP BLK WP HR S P ERA WHIP	IP WLS BF H R ER SO BB IBB HBP BLK WP HR S P ERA WHIP	IP WLS BF H R ER SO BB IBB HBP BLK WP HR S P ERA WHIP



Batter	1	2	3	4	5	6	7	8	9	AB	R	H	RBI	BB	SO	LOB	TOP					
11 Robert Andino, R OBP: 0.294, SLG: 0.306	G6-3		P4		F7			K		4	0	0	0	0	1	1						
2 J.J. Hardy, R OBP: 0.297, SLG: 0.400	K		K		P2			F9		4	0	0	0	0	2	1						
24 Wilson Betemit, S OBP: 0.332, SLG: 0.452	P5			G4-3		K		K		4	0	0	0	0	2	0						
10 Adam Jones, R OBP: 0.341, SLG: 0.549		G5-3		P5		L7		K		4	0	0	0	0	1	0						
25 Jim Thome, L OBP: 0.329, SLG: 0.478	G4-3			32 BB 19 HR		K		K		3	1	1	0	1	1	0						
32 Matt Wieters, S OBP: 0.333, SLG: 0.436	19 2B BB			19 HR BB		F8		G4-6-3		2	1	0	0	2	0	1						
19 Chris Davis, L OBP: 0.320, SLG: 0.492	2B			HR		K				3	1	2	3	0	1	0						
12 Mark Reynolds, R OBP: 0.333, SLG: 0.374	K			G5-3		HBP				2	0	0	0	0	1	2						
51 Steve Pearce, R OBP: 0.313, SLG: 0.414			K			F9				2	0	0	0	1	1	1						
Inning Stats	R: 0 E: 0 K: 1 S: 9	H: 0 LOB: 0 BB: 0 P: 15	R: 0 E: 0 K: 1 S: 7	H: 1 LOB: 2 BB: 1 P: 14	R: 0 E: 0 K: 2 S: 7	H: 0 LOB: 0 BB: 0 P: 10	R: 3 E: 0 K: 0 S: 9	H: 2 LOB: 0 BB: 1 P: 16	R: 0 E: 0 K: 0 S: 7	H: 0 LOB: 0 BB: 0 P: 16	R: 0 E: 0 K: 2 S: 7	H: 0 LOB: 0 BB: 0 P: 9	R: 0 E: 0 K: 1 S: 10	H: 0 LOB: 0 BB: 0 P: 15	R: 0 E: 0 K: 2 S: 8	H: 0 LOB: 0 BB: 0 P: 13	R: 0 E: 0 K: 1 S: 7	H: 0 LOB: 0 BB: 1 P: 11	1B: 1 2B: 1 3B: 0 HR: 1	SF: 0 SAC: 0 DP: 1 HBP: 1	WP: 0 PB: 0 SB: 0 CS: 1	PA: 33
PITCHER	IP	WLS	BF	H	R	ER	SO	BB	IBB	HBP	BLK	WP	HR	S	P	ERA	WHIP					
18 Hisashi Iwakuma, R ERA: 4.84	5.0		20	3	3	3	4	3	0	0	0	0	1	39	71	5.40	1.200					
35 Steve Delabar, R ERA: 4.45	2.0	W	7	0	0	0	3	0	0	1	0	0	0	17	24	0.00	0.000					
23 Shawn Kelley, R ERA: 3.42	1.0	H	3	0	0	0	2	0	0	0	0	0	0	8	13	0.00	0.000					
54 Tom Wilhelmson, R ERA: 2.51	1.0	S	3	0	0	0	1	1	0	0	0	0	0	7	11	0.00	1.000					

Baltimore Orioles @ Seattle Mariners
Safeco Field, Seattle, WA
Mon Jul 02 2012, 7:12 PM - 9:45 PM PDT
Att. 14,805 - Roof Closed - 61 F

AB 28
R 3
H 3
RBI 3
BB 4
SO 10
LOB 6



Batter	1	2	3	4	5	6	7	8	9	AB	R	H	RBI	BB	SO	LOB	BOTTOM					
51 Ichiro Suzuki, L OBP: 0.296, SLG: 0.364	G4-3		K2-3		K		33 2B BB			3	1	0	0	1	2	1						
33 Casper Wells, R OBP: 0.340, SLG: 0.400	K		K		27 2B 1B		1H 2H 2B			4	0	2	3	0	2	1						
27 John Jaso, L OBP: 0.371, SLG: 0.455	G6-3			G6-3		2B		G4-3		4	0	1	0	0	0	1						
15 Kyle Seager, L OBP: 0.308, SLG: 0.432	G4-3			L3		G1-3		F8		4	0	0	0	0	0	2						
30 Miguel Olivo, R OBP: 0.236, SLG: 0.389	13 CS 1B			G6-3		K		HR		4	1	2	1	0	1	2						
13 Dustin Ackley, L OBP: 0.321, SLG: 0.338	K				L4		61 1B 33 2B 9 S	HR		3	2	1	1	1	1	1						
9 Chone Figgins, S OBP: 0.245, SLG: 0.276			61 SH1-3 26 1B 1B		K			G6-3		4	1	1	0	0	2	1						
61 Munenori Kawasaki, L OBP: 0.265, SLG: 0.210			SH1-3		E4		51 BB 33 2B 1B	K		3	1	1	0	0	1	0						
26 Brendan Ryan, R OBP: 0.287, SLG: 0.274				G5-3		P2				3	0	1	1	0	0	3						
Inning Stats	R: 0 E: 0 K: 1 S: 12	H: 0 LOB: 0 BB: 0 P: 18	R: 0 E: 0 K: 1 S: 12	H: 1 LOB: 1 BB: 0 P: 18	R: 1 E: 0 K: 2 S: 13	H: 2 LOB: 1 BB: 0 P: 16	R: 0 E: 0 K: 0 S: 4	H: 0 LOB: 0 BB: 0 P: 6	R: 0 E: 1 K: 1 S: 9	H: 0 LOB: 1 BB: 1 P: 14	R: 0 E: 0 K: 2 S: 11	H: 2 LOB: 2 BB: 0 P: 17	R: 3 E: 0 K: 1 S: 13	H: 2 LOB: 1 BB: 2 P: 29	R: 2 E: 0 K: 1 S: 12	H: 2 LOB: 0 BB: 0 P: 15	1B: 5 2B: 3 3B: 0 HR: 2	SF: 0 SAC: 1 DP: 1 HBP: 0	WP: 0 PB: 0 SB: 1 CS: 1	PA: 35		
PITCHER	IP	WLS	BF	H	R	ER	SO	BB	IBB	HBP	BLK	WP	HR	S	P	ERA	WHIP					
39 Jason Hammel, R ERA: 3.43	6.2	L	29	7	4	4	8	2	0	0	0	0	2	14	19	13.50	1.350					
40 Troy Patton, L ERA: 3.49	1.1		6	2	2	2	1	0	0	0	0	0	2	14	19	13.50	1.500					

Baltimore Orioles @ Seattle Mariners
Safeco Field, Seattle, WA
Mon Jul 02 2012, 7:12 PM - 9:45 PM PDT
Att. 14,805 - Roof Closed - 61 F

AB 32
R 6
H 9
RBI 6
BB 2
SO 9
LOB 12



Batter	1	2	3	4	5	6	7	8	9	AB	R	H	RBI	BB	SO	LOB	TOP										
13 Xavier Avery, L (1.7) OBP: 0.318, SLG: 0.390										5	1	3	0	0	1	0											
2 J.J. Hardy, R (1.6) OBP: 0.272, SLG: 0.401										4	1	2	0	1	1	2											
19 Chris Davis, L (1.9) OBP: 0.318, SLG: 0.486										5	1	1	1	0	3	3											
10 Adam Jones, R (1.8) OBP: 0.340, SLG: 0.545										4	1	1	1	0	1	0											
25 Jim Thome, L (1.10) OBP: 0.325, SLG: 0.466										4	0	1	0	0	2	2											
32 Matt Wieters, S (1.2) OBP: 0.332, SLG: 0.433										4	0	1	2	0	1	1											
24 Wilson Betemit, S (1.3) OBP: 0.327, SLG: 0.444										4	0	0	0	0	1	1											
3 Ryan Flaherty, L (1.5) OBP: 0.229, SLG: 0.231										3	0	1	0	0	1	1											
12 Mark Reynolds, R (0.9, PH) OBP: 0.332, SLG: 0.372										1	0	0	0	0	0	0											
11 Robert Andino, R (1.4) OBP: 0.294, SLG: 0.317										4	1	1	1	0	1	1											
Inning Stats	R: 0 E: 0 K: 2 S: 11	H: 0 LOB: 0 BB: 0 P: 15	R: 0 E: 0 K: 2 S: 10	H: 0 LOB: 0 BB: 0 P: 16	R: 0 E: 0 K: 3 S: 13	H: 2 LOB: 2 BB: 0 P: 18	R: 0 E: 0 K: 1 S: 12	H: 1 LOB: 1 BB: 0 P: 16	R: 0 E: 0 K: 0 S: 6	H: 0 LOB: 0 BB: 0 P: 9	R: 4 E: 1 K: 1 S: 16	H: 5 LOB: 1 BB: 0 P: 23	R: 0 E: 0 K: 1 S: 16	H: 1 LOB: 1 BB: 0 P: 21	R: 0 E: 0 K: 1 S: 10	H: 0 LOB: 0 BB: 0 P: 11	R: 1 E: 0 K: 1 S: 14	H: 2 LOB: 2 BB: 1 P: 22	1B: 9 2B: 1 3B: 0 HR: 1	SF: 0 SAC: 0 DP: 0 HBP: 0	WP: 2 PB: 0 SB: 0 CS: 0	PA: 39					
PITCHER	IP	WLS	BF	H	R	ER	SO	BB	IBB	HBP	BLK	WP	HR	S	P	ERA	WHIP										
34 Félix Hernández, R (1.1) ERA: 3.26	5.1		24	8	4	4	8	0	0	0	0	2	0	62	90	6.75	1.500										
36 Oliver Pérez, L (0.1) ERA: 1.04	2.1		8	1	0	0	3	0	0	0	0	0	0	30	37	0.00	0.429										
53 Josh Kinney, R (0.1) ERA:	0.1		1	0	0	0	0	0	0	0	0	0	0	2	2	0.00	0.000										
41 Charlie Furbush, L (0.1) ERA: 2.02	1.0	L	6	2	1	1	1	0	1	0	0	0	1	14	22	9.00	2.000										

Baltimore Orioles @ Seattle Mariners
 Safeco Field, Seattle, WA
 Tue Jul 03 2012, 7:12 PM - 10:09 PM PDT
 Att: 16,270 - Cloudy - 59 F

AB	38
R	5
H	11
RBI	5
BB	1
SO	12
LOB	11



Batter	1	2	3	4	5	6	7	8	9	AB	R	H	RBI	BB	SO	LOB	BOTTOM										
51 Ichiro Suzuki, L (1.9) OBP: 0.293, SLG: 0.360										4	0	0	0	0	1	2											
33 Casper Wells, R (1.7) OBP: 0.345, SLG: 0.429										3	1	1	1	0	1	0											
15 Kyle Seager, L (1.5) OBP: 0.308, SLG: 0.428										3	0	0	1	1	1	0											
63 Jesus Montero, R (1.10) OBP: 0.282, SLG: 0.377										4	0	0	0	0	2	3											
30 Miguel Olivo, R (1.2) OBP: 0.230, SLG: 0.379										4	0	0	0	0	2	0											
55 Michael Saunders, L (1.8) OBP: 0.318, SLG: 0.428										4	1	1	0	0	1	0											
17 Justin Smoak, S (1.3) OBP: 0.270, SLG: 0.335										4	1	1	1	0	0	0											
13 Dustin Ackley, L (1.4) OBP: 0.321, SLG: 0.338										3	1	1	0	0	1	0											
26 Brendan Ryan, R (1.6) OBP: 0.285, SLG: 0.271										2	0	0	0	0	0	0											
27 John Jaso, L (0.8, PH) OBP: 0.375, SLG: 0.459										1	0	1	1	0	0	0											
61 Munenori Kawasaki, L (0.8, PH) OBP: 0.285, SLG: 0.210										0	0	0	0	0	0	0											
Inning Stats	R: 0 E: 0 K: 1 S: 8	H: 0 LOB: 0 BB: 0 P: 10	R: 0 E: 0 K: 2 S: 10	H: 0 LOB: 0 BB: 0 P: 12	R: 0 E: 0 K: 1 S: 9	H: 0 LOB: 0 BB: 0 P: 10	R: 0 E: 0 K: 1 S: 6	H: 0 LOB: 0 BB: 0 P: 8	R: 0 E: 0 K: 0 S: 7	H: 0 LOB: 0 BB: 0 P: 11	R: 1 E: 0 K: 1 S: 16	H: 1 LOB: 0 BB: 0 P: 20	R: 3 E: 0 K: 0 S: 19	H: 4 LOB: 3 BB: 1 P: 33	R: 0 E: 0 K: 0 S: 6	H: 0 LOB: 0 BB: 0 P: 10	1B: 3 2B: 1 3B: 0 HR: 1	SF: 0 SAC: 0 DP: 0 HBP: 1	WP: 1 PB: 0 SB: 0 CS: 0	PA: 34							
PITCHER	IP	WLS	BF	H	R	ER	SO	BB	IBB	HBP	BLK	WP	HR	S	P	ERA	WHIP										
16 Wei-Yin Chen, L (1.1) ERA: 3.64	7.1		24	2	2	2	9	1	0	0	0	1	0	12	25	54.00	12.000										
47 Pedro Strop, R (0.1) ERA: 1.73	0.1	B	6	3	2	2	0	1	0	1	0	0	0	3	3	0.00	0.000										
56 Darren O'Day, R (0.1) ERA: 2.36	0.1	W	1	0	0	0	0	0	0	0	0	0	0	3	3	0.00	0.000										
43 Jim Johnson, R (0.1) ERA: 1.26	1.0	S	3	0	0	0	0	0	0	0	0	0	0	6	10	0.00	0.000										

Baltimore Orioles @ Seattle Mariners
 Safeco Field, Seattle, WA
 Tue Jul 03 2012, 7:12 PM - 10:09 PM PDT
 Att: 16,270 - Cloudy - 59 F

AB	32
R	4
H	5
RBI	4
BB	1
SO	9
LOB	5



Batter	1	2	3	4	5	6	7	8	9	AB	R	H	RBI	BB	SO	LOB	TOP								
13 Xavier Avery, L (1.7) OBP: 0.307, SLG: 0.375			SH5-3				FC4-6			3	0	0	0	0	2	2									
2 J.J. Hardy, R (1.6) OBP: 0.269, SLG: 0.396			G6-3		F8					4	0	0	1	0	2	2									
19 Chris Davis, L (1.9) OBP: 0.317, SLG: 0.483	G3-1				F9			F7		4	0	1	1	0	0	1									
10 Adam Jones, R (1.8) OBP: 0.339, SLG: 0.551			L5					G6-3		4	1	1	1	0	1	1									
25 Jim Thome, L (1.10) OBP: 0.322, SLG: 0.447	G6-3				G6-3					3	0	0	0	1	1	0									
32 Matt Wieters, S (1.2) OBP: 0.331, SLG: 0.431					P6		F8			4	0	1	0	0	1	1									
24 Wilson Betemit, S (1.5) OBP: 0.325, SLG: 0.438	G6-4-3									3	0	0	0	1	1	2									
3 Ryan Flaherty, L (9. PR) OBP: 0.229, SLG: 0.231										0	0	0	0	0	0	0									
12 Mark Reynolds, R (1.3) OBP: 0.335, SLG: 0.380										4	2	2	0	0	1	2									
11 Robert Andino, R (1.4) OBP: 0.298, SLG: 0.321										3	1	2	1	0	1	1									
Inning Stats	R: 0 E: 0 K: 2 S: 11	H: 0 LOB: 0 BB: 0 P: 15	R: 1 E: 0 K: 0 S: 8	H: 2 LOB: 0 BB: 0 P: 13	R: 2 E: 0 K: 0 S: 11	H: 3 LOB: 1 BB: 0 P: 14	R: 0 E: 0 K: 1 S: 9	H: 0 LOB: 0 BB: 0 P: 10	R: 1 E: 0 K: 1 S: 17	H: 2 LOB: 1 BB: 0 P: 28	R: 0 E: 0 K: 2 S: 7	H: 0 LOB: 1 BB: 1 P: 9	R: 0 E: 0 K: 2 S: 8	H: 0 LOB: 1 BB: 1 P: 14	R: 0 E: 0 K: 1 S: 8	H: 0 LOB: 0 BB: 0 P: 13	R: 0 E: 0 K: 1 S: 11	H: 0 LOB: 1 BB: 1 P: 19	1B: 5 2B: 1 3B: 0 HR: 1	SF: 0 SAC: 1 DP: 1 HBP: 0	WP: 1 PB: 0 SB: 0 CS: 0	PA: 35			
PITCHER	IP	WLS	BF	H	R	ER	SO	BB	IBB	HBP	BLK	WP	HR	S	P	ERA	WHIP								
45 Hector Noesi, R (1.1) ERA: 5.77	5.0	L	21	7	4	4	4	0	0	0	1	1	1	56	80	7.20	1.400								
35 Steve Delabar, R (6.1) ERA: 4.15	2.0		7	0	0	0	4	1	0	0	0	0	0	15	23	0.00	0.500								
43 Brandon League, R (8.1) ERA: 3.5	1.0		3	0	0	0	1	0	0	0	0	0	0	8	13	0.00	0.000								
44 Lucas Luetge, L (9.1) ERA: 1.66	0.2		3	0	0	0	1	1	0	0	0	0	0	8	13	0.00	1.500								
23 Shawn Kelley, R (9.1) ERA: 3.38	0.1		1	0	0	0	0	0	0	0	0	0	0	3	6	0.00	0.000								

Baltimore Orioles @ Seattle Mariners
Safeco Field, Seattle, WA
Wed Jul 04 2012, 1:11 PM - 7:22 PM PDT
Att: 21,982 - Partly Cloudy - 61 F

AB 32
R 4
H 7
RBI 4
BB 2
SO 10
LOB 12



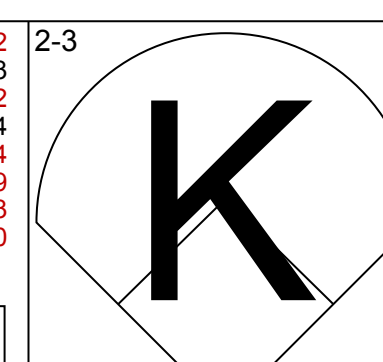
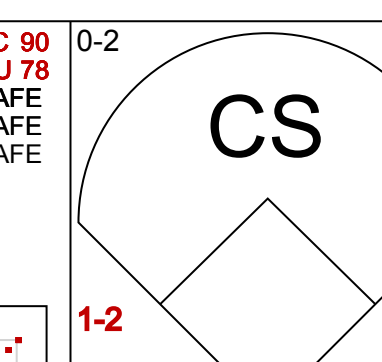
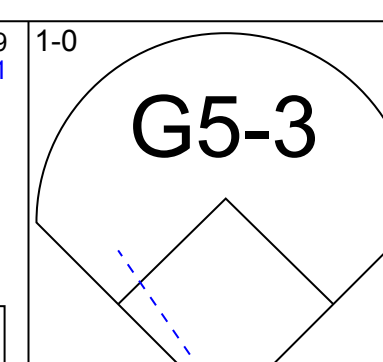
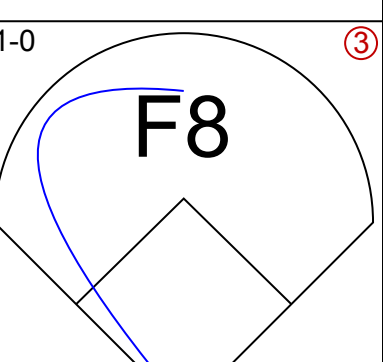
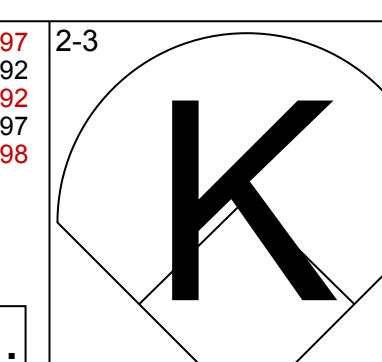
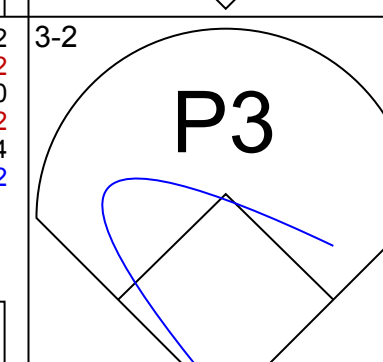
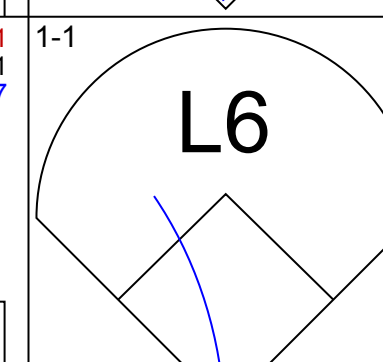
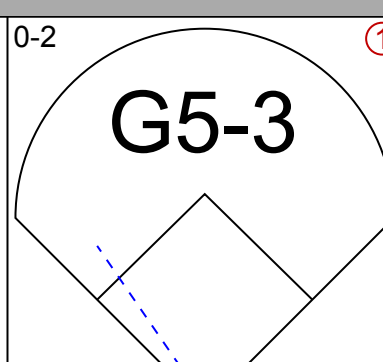
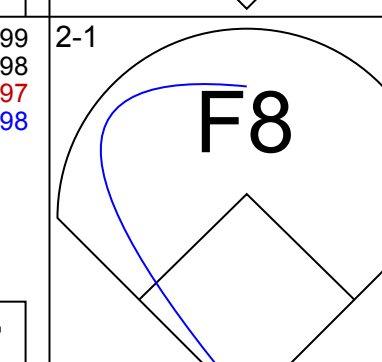
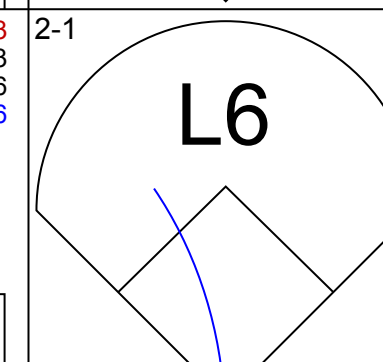
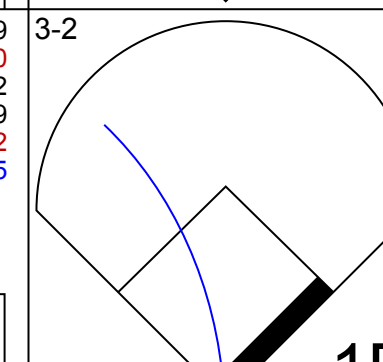
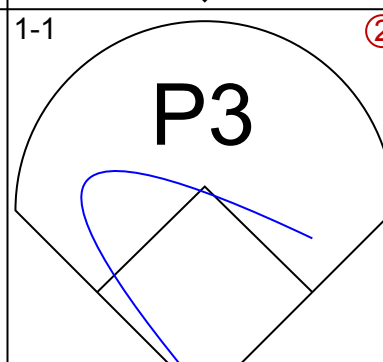
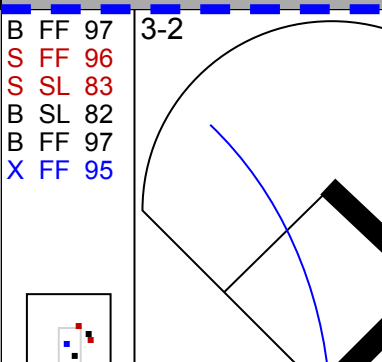
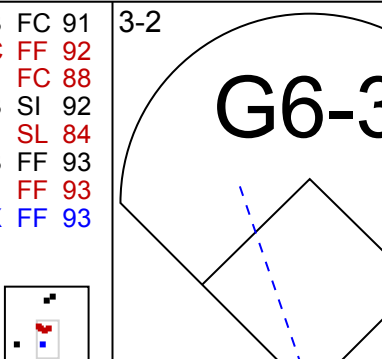
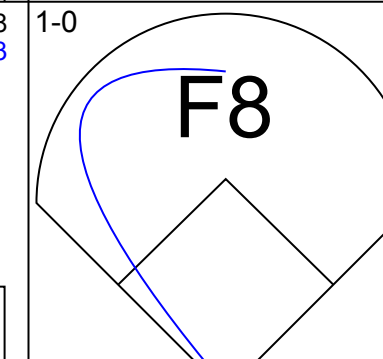
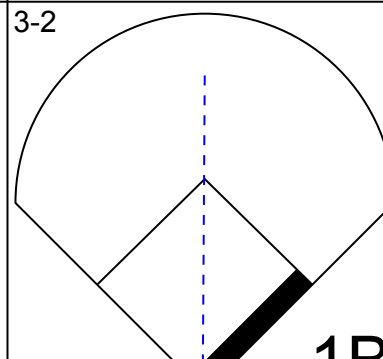
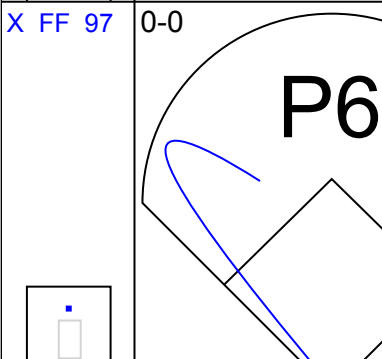
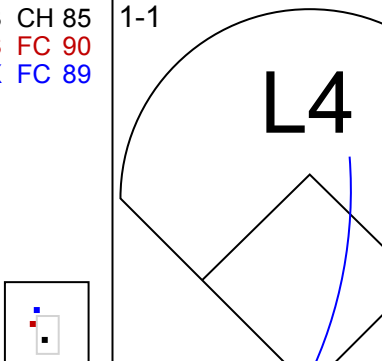
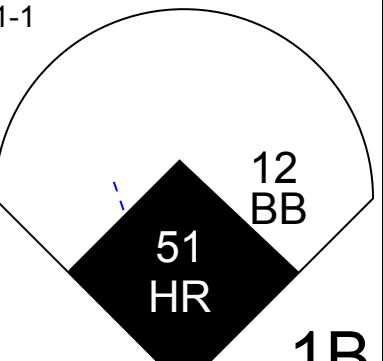

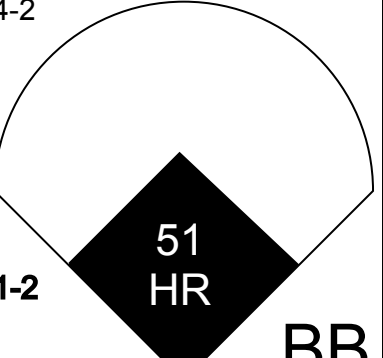

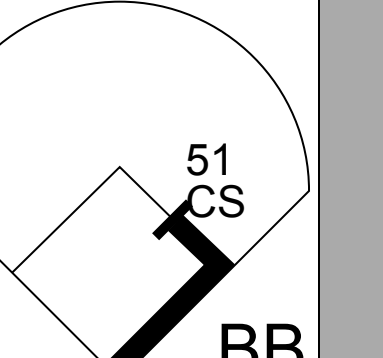
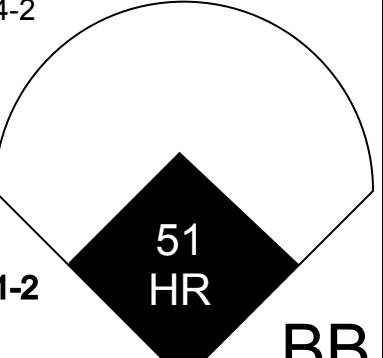

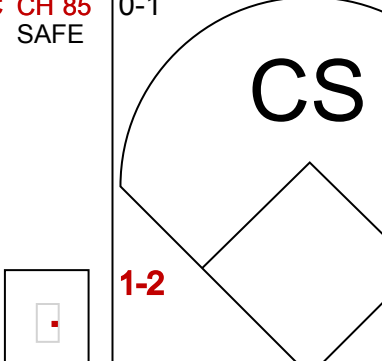
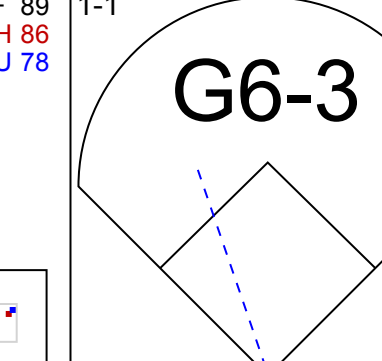
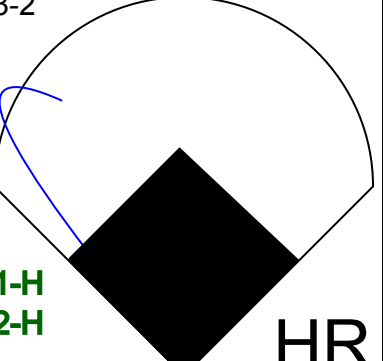

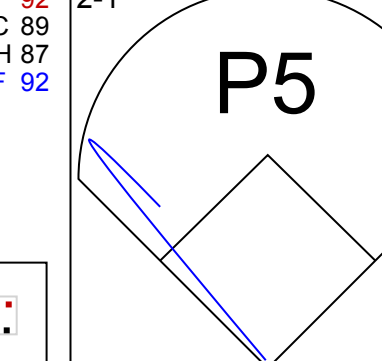
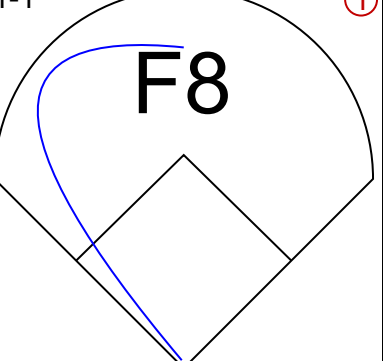
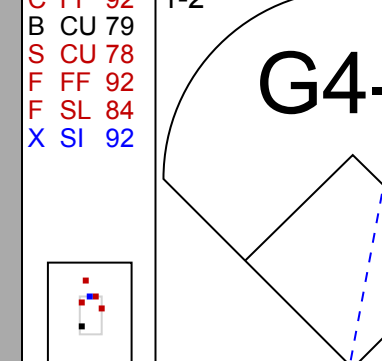

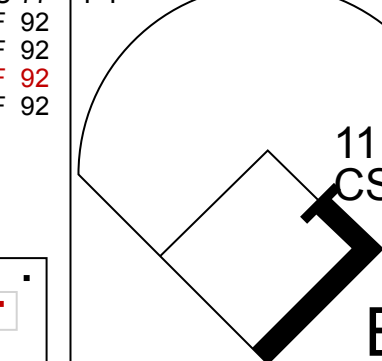
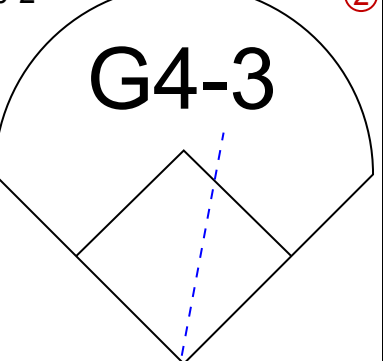
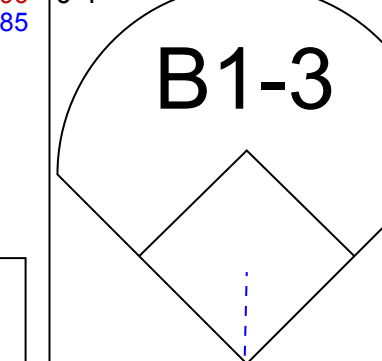
Batter	1	2	3	4	5	6	7	8	9	AB	R	H	RBI	BB	SO	LOB	BOTTOM								
51 Ichiro Suzuki, L (1.9) OBP: 0.290, SLG: 0.356	G6-3			G6-3		F7				4	0	0	0	0	1	1									
55 Michael Saunders, L (1.8) OBP: 0.317, SLG: 0.465	F9					F8				4	1	1	0	0	0	0									
33 Casper Wells, R (1.7) OBP: 0.333, SLG: 0.412	G1-4-3							G5-3		4	0	0	0	0	2	2									
27 John Jaso, L (1.10) OBP: 0.378, SLG: 0.464										3	1	1	0	1	2	1									
15 Kyle Seager, L (1.5) OBP: 0.307, SLG: 0.423	F7						F7		G4-3	3	0	0	1	1	0	2									
17 Justin Smoak, S (1.3) OBP: 0.270, SLG: 0.333					P3			G6-3		4	0	1	1	0	0	2									
26 Brendan Ryan, R (8. PR) OBP: 0.285, SLG: 0.271										0	0	0	0	0	0	0									
63 Jesus Montero, R (1.2) OBP: 0.281, SLG: 0.376					G5-3					1	0	0	0	0	0	0									
30 Miguel Olivo, R (5.2) OBP: 0.226, SLG: 0.372										3	0	0	0	0	2	2									
13 Dustin Ackley, L (1.4) OBP: 0.319, SLG: 0.334					G3-1					3	0	0	0	0	0	1									
61 Munenori Kawasaki, L (1.6) OBP: 0.254, SLG: 0.200					F9			G3		3	0	0	0	0	0	0									
Inning Stats	R: 0 E: 0 K: 0 S: 8	H: 0 LOB: 0 BB: 0 P: 13	R: 0 E: 0 K: 1 S: 7	H: 0 LOB: 0 BB: 0 P: 11	R: 0 E: 0 K: 0 S: 5	H: 0 LOB: 0 BB: 0 P: 7	R: 0 E: 0 K: 2 S: 10	H: 1 LOB: 1 BB: 0 P: 18	R: 0 E: 0 K: 1 S: 8	H: 0 LOB: 1 BB: 1 P: 14	R: 0 E: 0 K: 0 S: 8	H: 0 LOB: 0 BB: 0 P: 13	R: 0 E: 0 K: 0 S: 12	H: 0 LOB: 1 BB: 1 P: 21	R: 0 E: 1 K: 2 S: 10	H: 0 LOB: 1 BB: 0 P: 11	R: 2 E: 1 K: 1 S: 15	H: 2 LOB: 2 BB: 0 P: 25	1B: 2 2B: 1 3B: 0 HR: 0	SF: 0 SAC: 0 DP: 0 HBP: 0	WP: 0 PB: 0 SB: 0 CS: 0	PA: 34			
PITCHER	IP	WLS	BF	H	R	ER	SO	BB	IBB	HBP	BLK	WP	HR	S	P	ERA	WHIP								
30 Chris Tillman, R (1.1) ERA: 1.24	8.1	W	31	2	2	0	7	2	0	0	0	0	0	4	125	0.00	0.480								
43 Jim Johnson, R (9.1) ERA: 1.24	0.2	S	3	1	0	0	0	0	0	0	0	0	0	4	8	0.00	1.500								

Baltimore Orioles @ Seattle Mariners
Safeco Field, Seattle, WA
Wed Jul 04 2012, 1:11 PM - 7:22 PM PDT
Att: 21,982 - Partly Cloudy - 61 F

AB 32
R 2
H 3
RBI 2
BB 2
SO 7
LOB 11



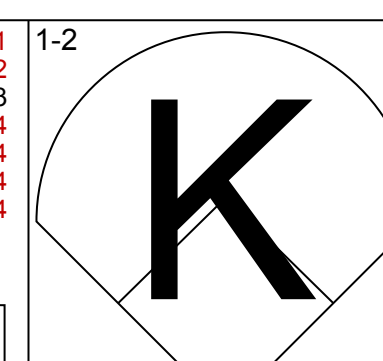
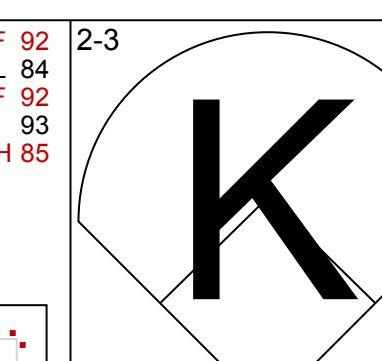
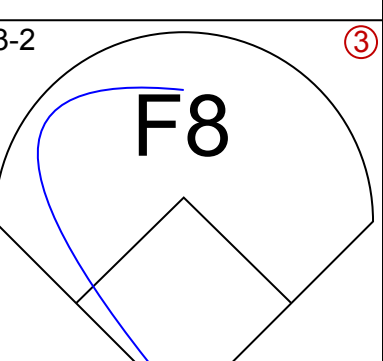
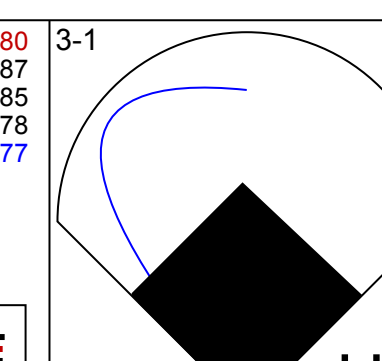
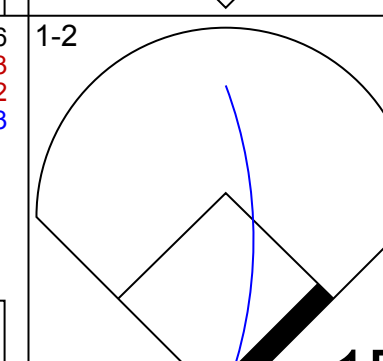
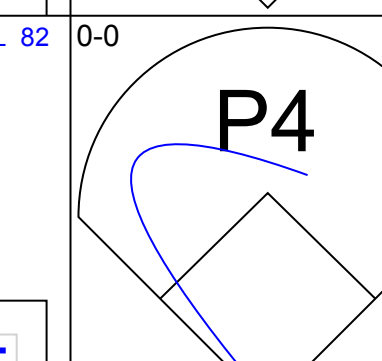
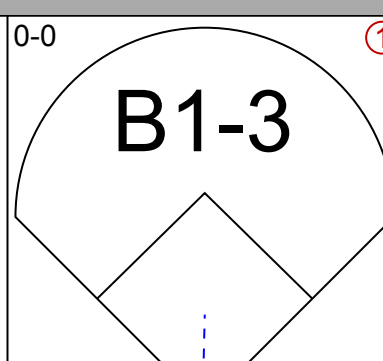
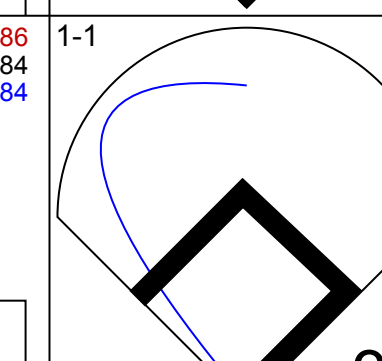
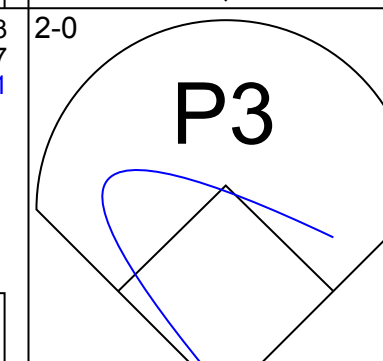
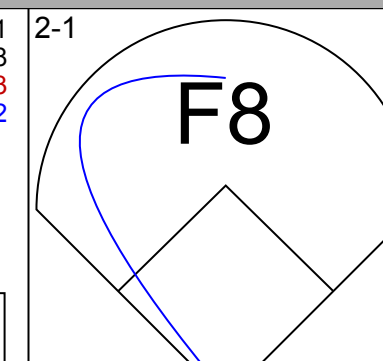
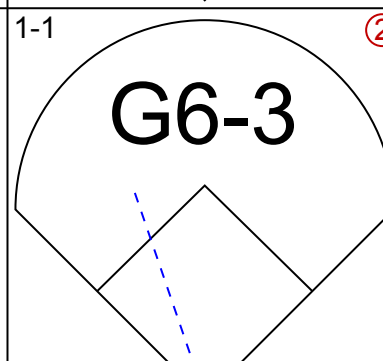
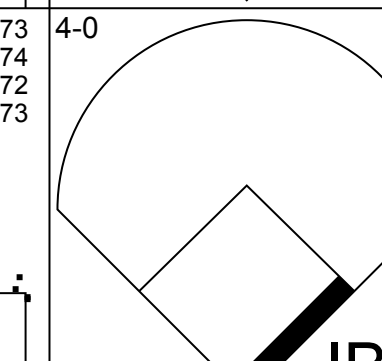
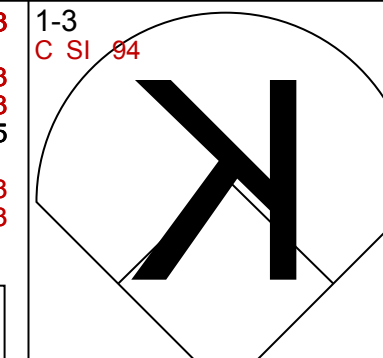
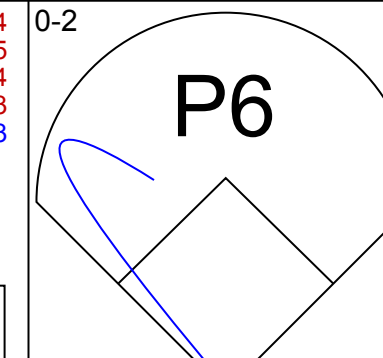
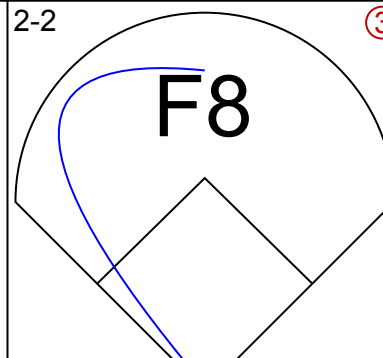
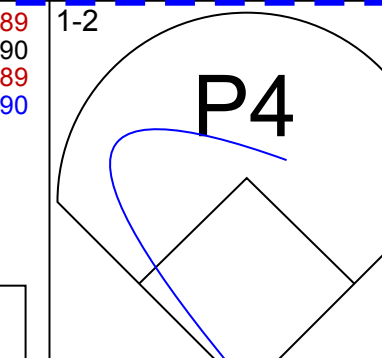
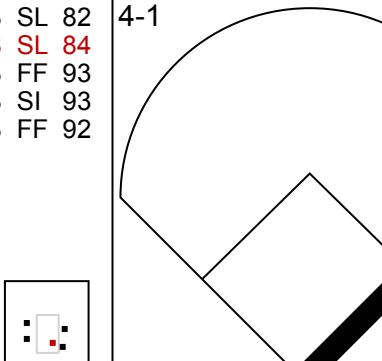
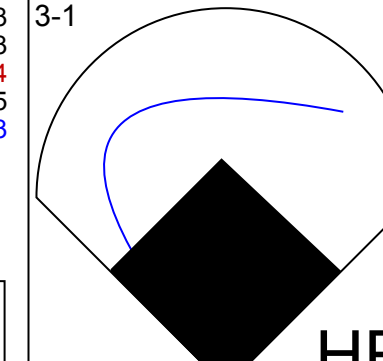
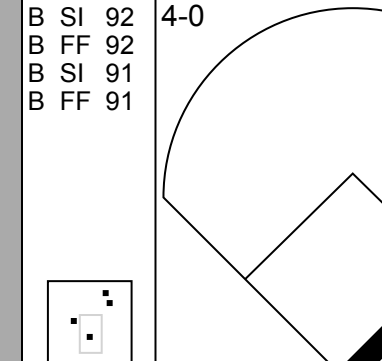
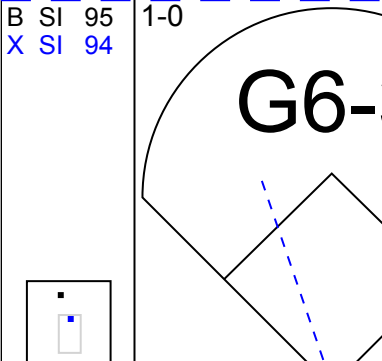
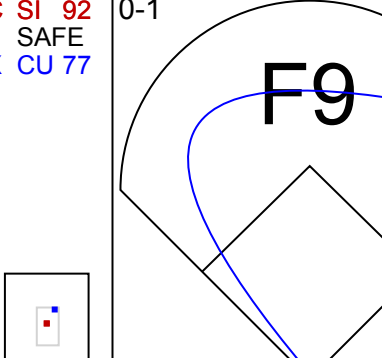
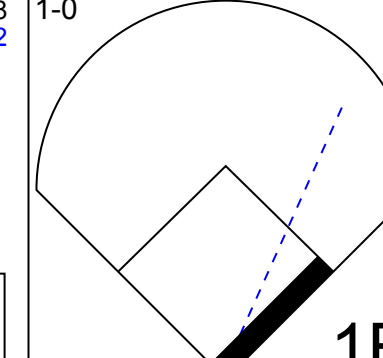


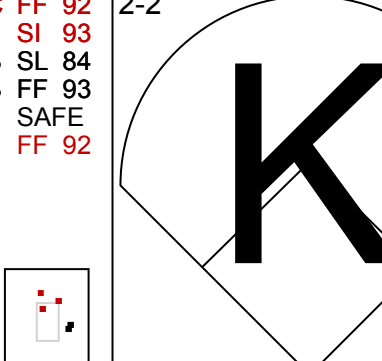
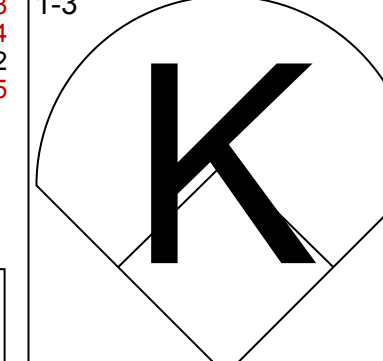
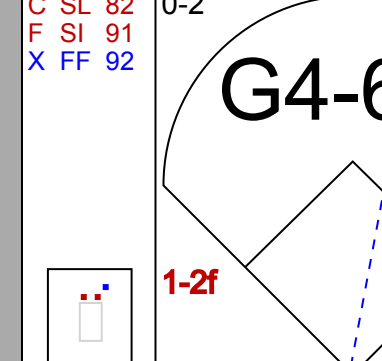
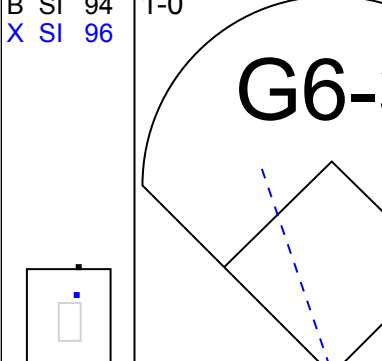
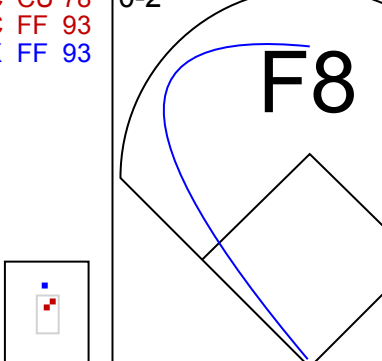
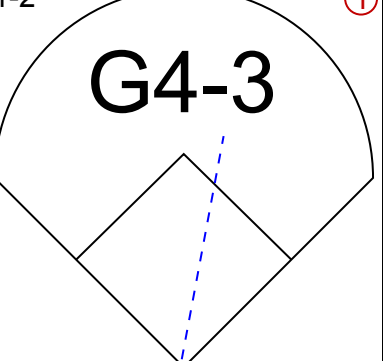
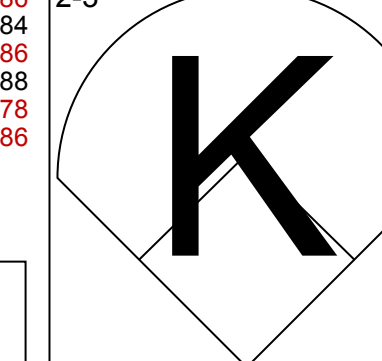
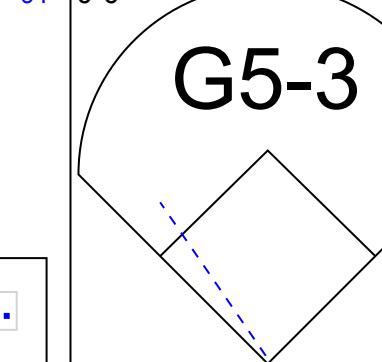
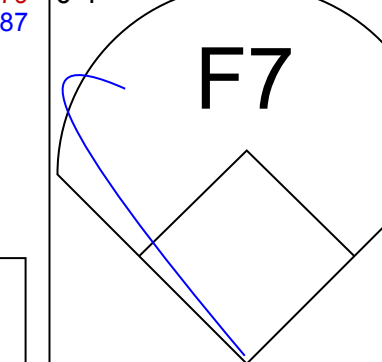
Batter	1	2	3	4	5	6	7	8	9	AB	R	H	RBI	BB	SO	LOB	TOP				
13 Xavier Avery, L OBP: 0.323, SLG: 0.381										4	2	2	0	1	0	1	Baltimore Orioles @ Los Angeles Angels Angel Stadium of Anaheim, Anaheim, CA Thu Jul 05 2012, 7:10 PM - 10:30 PM PDT Att: 38,104 - Partly Cloudy - 69 F				
2 J.J. Hardy, R OBP: 0.271, SLG: 0.393										3	1	0	0	2	0	3					
32 Matt Wieters, S OBP: 0.332, SLG: 0.441										5	1	2	4	0	1	2					
10 Adam Jones, R OBP: 0.334, SLG: 0.543										5	0	0	0	0	2	4					
25 Jim Thome, L OBP: 0.326, SLG: 0.444										5	0	2	1	0	2	1					
24 Wilson Betemit, S OBP: 0.320, SLG: 0.430										4	0	0	0	0	2	3					
12 Mark Reynolds, R OBP: 0.336, SLG: 0.396										3	1	1	1	0	0	0					
3 Ryan Flaherty, L OBP: 0.242, SLG: 0.277										3	1	2	1	0	0	2					
51 Steve Pearce, R OBP: 0.224, SLG: 0.424										1	0	1	0	0	0	0					
11 Robert Andino, R OBP: 0.297, SLG: 0.320										4	1	1	0	0	0	4					
Inning Stats	R: 1 E: 0 K: 1 S: 16	H: 2 LOB: 2 BB: 1 P: 23	R: 3 E: 0 K: 1 S: 13	H: 4 LOB: 1 BB: 0 P: 22	R: 0 E: 0 K: 1 S: 5	H: 0 LOB: 0 BB: 0 P: 8	R: 3 E: 0 K: 0 S: 14	H: 3 LOB: 0 BB: 1 P: 21	R: 0 E: 0 K: 1 S: 14	H: 0 LOB: 0 BB: 0 P: 19	R: 0 E: 0 K: 2 S: 10	H: 0 LOB: 0 BB: 0 P: 15	R: 0 E: 0 K: 0 S: 11	H: 1 LOB: 1 BB: 0 P: 17	R: 0 E: 0 K: 1 S: 9	H: 0 LOB: 1 BB: 1 P: 14	1B: 8 2B: 0 3B: 0 HR: 3	SF: 0 SAC: 0 DP: 0 HBP: 1	WP: 1 PB: 0 SB: 1 CS: 0	PA: 41	
PITCHER	IP WLS BF H R ER SO BB IBB HBP BLK WP HR S P ERA WHIP	IP WLS BF H R ER SO BB IBB HBP BLK WP HR S P ERA WHIP	IP WLS BF H R ER SO BB IBB HBP BLK WP HR S P ERA WHIP	IP WLS BF H R ER SO BB IBB HBP BLK WP HR S P ERA WHIP	IP WLS BF H R ER SO BB IBB HBP BLK WP HR S P ERA WHIP	IP WLS BF H R ER SO BB IBB HBP BLK WP HR S P ERA WHIP	IP WLS BF H R ER SO BB IBB HBP BLK WP HR S P ERA WHIP	IP WLS BF H R ER SO BB IBB HBP BLK WP HR S P ERA WHIP	IP WLS BF H R ER SO BB IBB HBP BLK WP HR S P ERA WHIP	IP WLS BF H R ER SO BB IBB HBP BLK WP HR S P ERA WHIP	IP WLS BF H R ER SO BB IBB HBP BLK WP HR S P ERA WHIP	IP WLS BF H R ER SO BB IBB HBP BLK WP HR S P ERA WHIP	IP WLS BF H R ER SO BB IBB HBP BLK WP HR S P ERA WHIP	IP WLS BF H R ER SO BB IBB HBP BLK WP HR S P ERA WHIP	IP WLS BF H R ER SO BB IBB HBP BLK WP HR S P ERA WHIP	IP WLS BF H R ER SO BB IBB HBP BLK WP HR S P ERA WHIP	IP WLS BF H R ER SO BB IBB HBP BLK WP HR S P ERA WHIP	IP WLS BF H R ER SO BB IBB HBP BLK WP HR S P ERA WHIP	IP WLS BF H R ER SO BB IBB HBP BLK WP HR S P ERA WHIP	IP WLS BF H R ER SO BB IBB HBP BLK WP HR S P ERA WHIP	IP WLS BF H R ER SO BB IBB HBP BLK WP HR S P ERA WHIP
43 Garrett Richards, R ERA: 4.21	4.1	25	10	7	7	3	2	0	0	1	0	0	0	0	0	1	3	53	84	14.54	2.769
32 LaTroy Hawkins, R ERA: 1.42	0.2	W	2	0	0	0	0	0	0	0	0	0	0	0	0	0	0	5	8	0.00	0.000
40 Kevin Jepsen, R ERA: 9.0	1.0	H	3	0	0	0	0	0	0	0	0	0	0	0	0	0	0	14	19	0.00	0.000
55 Jason Istringhausen, R ERA: 3.3	1.0	H	3	0	0	0	0	0	0	0	0	0	0	0	0	0	0	10	15	0.00	0.000
37 Scott Downs, L ERA: 0.31	1.0	H	4	1	0	0	0	0	0	0	0	0	0	0	0	0	0	11	17	0.00	1.000
27 Mike Trout, R OBP: 0.403, SLG: 0.555										2	2	2	2	1	0	0	Baltimore Orioles @ Los Angeles Angels Angel Stadium of Anaheim, Anaheim, CA Thu Jul 05 2012, 7:10 PM - 10:30 PM PDT Att: 38,104 - Partly Cloudy - 69 F				
48 Toni Hunter, R OBP: 0.330, SLG: 0.414										5	1	1	1	0	1	4					
5 Albert Pujols, R OBP: 0.334, SLG: 0.461										4	1	1	0	0	0	1					
8 Kendrys Morales, S OBP: 0.333, SLG: 0.441										4	0	3	3	0	0	0					
44 Mark Trumbo, R OBP: 0.355, SLG: 0.597										4	0	0	0	0	1	3					
25 Peter Bourjos, R OBP: 0.290, SLG: 0.355										0	0	0	0	0	0	0					
6 Alberto Callaspo, S OBP: 0.333, SLG: 0.381										2	2	0	0	2	0	0					
47 Howie Kendrick, R OBP: 0.319, SLG: 0.394										3	2	2	1	1	1	0					
2 Erick Aybar, S OBP: 0.301, SLG: 0.364										4	1	2	1	0	0	1					
41 John Hester, R OBP: 0.312, SLG: 0.386										3	0	0	0	0	2	3					
Inning Stats	R: 1 E: 0 K: 1 S: 14	H: 2 LOB: 1 BB: 0 P: 22	R: 2 E: 0 K: 0 S: 12	H: 1 LOB: 2 BB: 2 P: 24	R: 0 E: 0 K: 1 S: 8	H: 0 LOB: 0 BB: 0 P: 13	R: 5 E: 1 K: 1 S: 25	H: 5 LOB: 1 BB: 1 P: 38	R: 0 E: 0 K: 0 S: 16	H: 1 LOB: 0 BB: 0 P: 21	R: 1 E: 0 K: 0 S: 7	H: 1 LOB: 1 BB: 1 P: 20	R: 0 E: 0 K: 1 S: 6	H: 0 LOB: 0 BB: 0 P: 7	R: 0 E: 0 K: 1 S: 8	H: 1 LOB: 0 BB: 0 P: 10	1B: 10 2B: 1 3B: 0 HR: 0	SF: 2 SAC: 1 DP: 1 HBP: 0	WP: 0 PB: 1 SB: 4 CS: 0	PA: 38	
PITCHER	IP WLS BF H R ER SO BB IBB HBP BLK WP HR S P ERA WHIP	IP WLS BF H R ER SO BB IBB HBP BLK WP HR S P ERA WHIP	IP WLS BF H R ER SO BB IBB HBP BLK WP HR S P ERA WHIP	IP WLS BF H R ER SO BB IBB HBP BLK WP HR S P ERA WHIP	IP WLS BF H R ER SO BB IBB HBP BLK WP HR S P ERA WHIP	IP WLS BF H R ER SO BB IBB HBP BLK WP HR S P ERA WHIP	IP WLS BF H R ER SO BB IBB HBP BLK WP HR S P ERA WHIP	IP WLS BF H R ER SO BB IBB HBP BLK WP HR S P ERA WHIP	IP WLS BF H R ER SO BB IBB HBP BLK WP HR S P ERA WHIP	IP WLS BF H R ER SO BB IBB HBP BLK WP HR S P ERA WHIP	IP WLS BF H R ER SO BB IBB HBP BLK WP HR S P ERA WHIP	IP WLS BF H R ER SO BB IBB HBP BLK WP HR S P ERA WHIP	IP WLS BF H R ER SO BB IBB HBP BLK WP HR S P ERA WHIP	IP WLS BF H R ER SO BB IBB HBP BLK WP HR S P ERA WHIP	IP WLS BF H R ER SO BB IBB HBP BLK WP HR S P ERA WHIP	IP WLS BF H R ER SO BB IBB HBP BLK WP HR S P ERA WHIP	IP WLS BF H R ER SO BB IBB HBP BLK WP HR S P ERA WHIP	IP WLS BF H R ER SO BB IBB HBP BLK WP HR S P ERA WHIP	IP WLS BF H R ER SO BB IBB HBP BLK WP HR S P ERA WHIP	IP WLS BF H R ER SO BB IBB HBP BLK WP HR S P ERA WHIP	IP WLS BF H R ER SO BB IBB HBP BLK WP HR S P ERA WHIP
34 Jake Arrieta, R ERA: 6.13	3.2	19	6	6	3	3	0	0	0	0	0	0	0	0	0	0	0	24	34	13.50	3.000
38 Luis Ayala, R ERA: 2.37	1.1	L	8	4	2	0	0	0	0	0	0	0	0	0	0	0	0	7	20	9.00	2.000
27 Matt Lindstrom, R ERA: 2.65	1.0	5	1	1	1	0	1	0	0	0	0	0	0	0	0	0	0	6	7	0.00	0.000
63 Kevin Gregg, R ERA: 4.24	1.0	3	0	0	0	1	0	0	0	0	0	0	0	0	0	0	0	8	10	0.00	1.000
47 Pedro Strop, R ERA: 1.69	1.0	3	1	0	0	1	0	0	0	0	0	0	0	0	0	0	0	8	10	0.00	1.000

Batter	1	2	3	4	5	6	7	8	9	AB	R	H	RBI	BB	SO	LOB	TOP						
11 Robert Andino, R OBP: 0.293, SLG: 0.315										4	0	0	0	0	2	0							
2 J.J. Hardy, R OBP: 0.266, SLG: 0.388										4	0	0	0	0	0	0							
10 Adam Jones, R OBP: 0.326, SLG: 0.545										4	0	2	0	0	0	0							
32 Matt Wieters, S OBP: 0.331, SLG: 0.438										4	0	1	0	0	0	2							
24 Wilson Betemit, S OBP: 0.319, SLG: 0.427										4	1	1	0	0	2	2							
3 Ryan Flaherty, L OBP: 0.242, SLG: 0.277										0	0	0	0	0	0	0							
12 Mark Reynolds, R OBP: 0.341, SLG: 0.392										2	1	0	0	2	2	1							
51 Steve Pearce, R OBP: 0.324, SLG: 0.468										3	1	1	3	0	1	0							
28 Ronny Paulino, R OBP: 0.262, SLG: 0.300										3	0	0	0	0	0	0							
13 Xavier Avery, L OBP: 0.323, SLG: 0.372										2	0	0	0	1	0	0							
Inning Stats	R: 0 H: 0 E: 0 K: 1 S: 11	H: 0 LOB: 0 BB: 0 P: 18	R: 0 H: 0 E: 0 K: 0 S: 9	H: 0 LOB: 0 BB: 1 P: 17	R: 0 H: 0 E: 0 K: 0 S: 7	H: 0 LOB: 0 BB: 1 P: 14	R: 0 H: 1 E: 0 K: 0 S: 7	H: 1 LOB: 1 BB: 0 P: 13	R: 3 H: 2 E: 0 K: 0 S: 16	H: 2 LOB: 0 BB: 1 P: 26	R: 0 H: 1 E: 0 K: 1 S: 12	H: 1 LOB: 0 BB: 0 P: 16	R: 0 H: 0 E: 0 K: 2 S: 13	H: 0 LOB: 0 BB: 0 P: 18	R: 0 H: 0 E: 0 K: 1 S: 7	H: 0 LOB: 0 BB: 0 P: 11	R: 0 H: 1 E: 0 K: 2 S: 10	H: 1 LOB: 1 BB: 0 P: 16	1B: 3 2B: 1 3B: 0 HR: 1	SF: 0 SAC: 0 DP: 0 HBP: 0	WP: 0 PB: 0 SB: 0 CS: 2	PA: 35	
PITCHER	IP WLS BF H R ER SO BB IBB HBP BLK WP HR S P ERA WHIP	IP WLS BF H R ER SO BB IBB HBP BLK WP HR S P ERA WHIP	IP WLS BF H R ER SO BB IBB HBP BLK WP HR S P ERA WHIP	IP WLS BF H R ER SO BB IBB HBP BLK WP HR S P ERA WHIP	IP WLS BF H R ER SO BB IBB HBP BLK WP HR S P ERA WHIP	IP WLS BF H R ER SO BB IBB HBP BLK WP HR S P ERA WHIP	IP WLS BF H R ER SO BB IBB HBP BLK WP HR S P ERA WHIP	IP WLS BF H R ER SO BB IBB HBP BLK WP HR S P ERA WHIP	IP WLS BF H R ER SO BB IBB HBP BLK WP HR S P ERA WHIP	IP WLS BF H R ER SO BB IBB HBP BLK WP HR S P ERA WHIP	IP WLS BF H R ER SO BB IBB HBP BLK WP HR S P ERA WHIP	IP WLS BF H R ER SO BB IBB HBP BLK WP HR S P ERA WHIP	IP WLS BF H R ER SO BB IBB HBP BLK WP HR S P ERA WHIP	IP WLS BF H R ER SO BB IBB HBP BLK WP HR S P ERA WHIP	IP WLS BF H R ER SO BB IBB HBP BLK WP HR S P ERA WHIP	IP WLS BF H R ER SO BB IBB HBP BLK WP HR S P ERA WHIP	IP WLS BF H R ER SO BB IBB HBP BLK WP HR S P ERA WHIP	IP WLS BF H R ER SO BB IBB HBP BLK WP HR S P ERA WHIP	IP WLS BF H R ER SO BB IBB HBP BLK WP HR S P ERA WHIP	IP WLS BF H R ER SO BB IBB HBP BLK WP HR S P ERA WHIP	IP WLS BF H R ER SO BB IBB HBP BLK WP HR S P ERA WHIP	IP WLS BF H R ER SO BB IBB HBP BLK WP HR S P ERA WHIP	IP WLS BF H R ER SO BB IBB HBP BLK WP HR S P ERA WHIP

Baltimore Orioles @ Los Angeles Angels
Angel Stadium of Anaheim, Anaheim, CA
Fri Jul 06 2012, 7:11 PM - 9:55 PM PDT
Att: 42,716 - Clear - 73 F

AB 30
R 3
H 5
RBI 3
BB 3
SO 7
LOB 5



Batter	1	2	3	4	5	6	7	8	9	AB	R	H	RBI	BB	SO	LOB	BOTTOM						
27 Mike Trout, R OBP: 0.401, SLG: 0.562										4	1	1	1	0	2	0							
48 Tori Hunter, R OBP: 0.332, SLG: 0.423										4	0	2	0	0	0	0							
5 Albert Pujols, R OBP: 0.333, SLG: 0.457										3	0	0	0	1	0	1							
8 Kendrys Morales, S OBP: 0.328, SLG: 0.434										4	0	0	0	0	1	3							
44 Mark Trumbo, R OBP: 0.361, SLG: 0.607										2	1	1	1	2	0	0							
6 Alberto Callaspo, S OBP: 0.332, SLG: 0.379										4	0	1	0	0	0	2							
47 Howie Kendrick, R OBP: 0.315, SLG: 0.388										4	0	0	0	0	2	3							
2 Erick Aybar, S OBP: 0.298, SLG: 0.360										3	0	0	0	0	1	1							
41 John Hester, R OBP: 0.304, SLG: 0.375										2	0	0	0	0	1	0							
13 Maicer Izturis, S OBP: 0.308, SLG: 0.286										1	0	0	0	0	0	0							
46 Bobby Wilson, R OBP: 0.237, SLG: 0.200										0	0	0	0	0	0	0							
Inning Stats	R: 0 H: 1 E: 0 K: 2 S: 16	H: 0 LOB: 1 BB: 0 P: 21	R: 0 H: 0 E: 0 K: 1 S: 9	H: 0 LOB: 1 BB: 1 P: 15	R: 0 H: 0 E: 0 K: 1 S: 5	H: 0 LOB: 0 BB: 0 P: 7	R: 1 H: 2 E: 0 K: 1 S: 13	H: 2 LOB: 1 BB: 0 P: 20	R: 0 H: 0 E: 0 K: 1 S: 9	H: 0 LOB: 0 BB: 0 P: 14	R: 0 H: 0 E: 0 K: 0 S: 6	H: 0 LOB: 0 BB: 0 P: 9	R: 0 H: 0 E: 0 K: 0 S: 8	H: 0 LOB: 0 BB: 1 P: 14	R: 1 H: 2 E: 0 K: 1 S: 13	H: 2 LOB: 2 BB: 1 P: 24	R: 0 H: 0 E: 0 K: 0 S: 4	H: 0 LOB: 0 BB: 0 P: 9	1B: 2 2B: 0 3B: 1 HR: 2	SF: 0 SAC: 0 DP: 1 HBP: 0	WP: 0 PB: 0 SB: 0 CS: 0	PA: 34	
PITCHER	IP WLS BF H R ER SO BB IBB HBP BLK WP HR S P ERA WHIP	IP WLS BF H R ER SO BB IBB HBP BLK WP HR S P ERA WHIP	IP WLS BF H R ER SO BB IBB HBP BLK WP HR S P ERA WHIP	IP WLS BF H R ER SO BB IBB HBP BLK WP HR S P ERA WHIP	IP WLS BF H R ER SO BB IBB HBP BLK WP HR S P ERA WHIP	IP WLS BF H R ER SO BB IBB HBP BLK WP HR S P ERA WHIP	IP WLS BF H R ER SO BB IBB HBP BLK WP HR S P ERA WHIP	IP WLS BF H R ER SO BB IBB HBP BLK WP HR S P ERA WHIP	IP WLS BF H R ER SO BB IBB HBP BLK WP HR S P ERA WHIP	IP WLS BF H R ER SO BB IBB HBP BLK WP HR S P ERA WHIP	IP WLS BF H R ER SO BB IBB HBP BLK WP HR S P ERA WHIP	IP WLS BF H R ER SO BB IBB HBP BLK WP HR S P ERA WHIP	IP WLS BF H R ER SO BB IBB HBP BLK WP HR S P ERA WHIP	IP WLS BF H R ER SO BB IBB HBP BLK WP HR S P ERA WHIP	IP WLS BF H R ER SO BB IBB HBP BLK WP HR S P ERA WHIP	IP WLS BF H R ER SO BB IBB HBP BLK WP HR S P ERA WHIP	IP WLS BF H R ER SO BB IBB HBP BLK WP HR S P ERA WHIP	IP WLS BF H R ER SO BB IBB HBP BLK WP HR S P ERA WHIP	IP WLS BF H R ER SO BB IBB HBP BLK WP HR S P ERA WHIP	IP WLS BF H R ER SO BB IBB HBP BLK WP HR S P ERA WHIP	IP WLS BF H R ER SO BB IBB HBP BLK WP HR S P ERA WHIP	IP WLS BF H R ER SO BB IBB HBP BLK WP HR S P ERA WHIP	IP WLS BF H R ER SO BB IBB HBP BLK WP HR S P ERA WHIP

Baltimore Orioles @ Los Angeles Angels
Angel Stadium of Anaheim, Anaheim, CA
Fri Jul 06 2012, 7:11 PM - 9:55 PM PDT
Att: 42,716 - Clear - 73 F

AB 31
R 2
H 5
RBI 2
BB 3
SO 7
LOB 10



Batter	1	2	3	4	5	6	7	8	9	AB	R	H	RBI	BB	SO	LOB	TOP										
13 Xavier Avery, L (1,7) OBP: 0.313, SLG: 0.360 51 Steve Pearce, R (9,PH) OBP: 0.319, SLG: 0.460	P6		K			G3			F9	3	0	0	0	0	1	1											
2 J.J. Hardy, R (1,6) OBP: 0.265, SLG: 0.384	F8		K			B2-3			G5-3	4	0	0	0	0	1	1											
19 Chris Davis, L (1,9) OBP: 0.312, SLG: 0.475	E4					G6-3			K	4	0	0	0	0	2	0											
10 Adam Jones, R (1,8) OBP: 0.333, SLG: 0.540	K					F8			P6	3	0	0	0	0	1	1											
25 Jim Thome, L (1,10) OBP: 0.337, SLG: 0.446		G6-3								2	0	1	0	1	0	0											
32 Matt Wieters, S (1,2) OBP: 0.328, SLG: 0.434		G2-3								3	0	0	0	0	0	1											
24 Wilson Betemit, S (1,5) OBP: 0.319, SLG: 0.430										3	0	1	0	0	1	0											
54 Joe Mahoney, L (1,3)										3	0	0	0	0	0	1											
11 Robert Andino, R (1,4) OBP: 0.293, SLG: 0.315										3	0	1	0	0	0	0											
Inning Stats	R: 0 H: 0 E: 1 K: 1 S: 11	H: 0 LOB: 1 BB: 0 P: 19	R: 0 H: 1 E: 0 K: 0 S: 12	H: 1 LOB: 1 BB: 0 P: 17	R: 0 H: 1 E: 0 K: 2 S: 12	H: 1 LOB: 0 BB: 0 P: 17	R: 0 H: 0 E: 0 K: 0 S: 6	H: 0 LOB: 1 BB: 1 P: 13	R: 0 H: 0 E: 0 K: 1 S: 9	H: 0 LOB: 0 BB: 0 P: 15	R: 0 H: 0 E: 0 K: 1 S: 10	H: 0 LOB: 0 BB: 0 P: 13	R: 0 H: 1 E: 0 K: 0 S: 6	H: 0 LOB: 0 BB: 0 P: 9	R: 0 H: 0 E: 0 K: 0 S: 5	H: 0 LOB: 0 BB: 0 P: 6	R: 0 H: 0 E: 0 K: 1 S: 7	H: 0 LOB: 0 BB: 0 P: 10	1B: 2 2B: 1 3B: 0 HR: 0	SF: 0 SAC: 0 DP: 0 HBP: 0	WP: 0 PB: 0 SB: 0 CS: 1	PA: 30					
PITCHER	IP	WLS	BF	H	R	ER	SO	BB	IBB	HBP	BLK	WP	HR	S	P	ERA	WHIP										
36 Jered Weaver, R (1,1) ERA: 1.96	8.0	W	27	3	0	0	5	1	0	0	0	0	0	71	109	0.00	0.500										
37 Scott Downs, L (9,1) ERA: 0.3	1.0	S	3	0	0	0	1	0	0	0	0	0	0	7	10	0.00	0.000										

Baltimore Orioles @ Los Angeles Angels
 Angel Stadium of Anaheim, Anaheim, CA
 Sat Jul 07 2012, 7:15 PM - 9:28 PM PDT
 Att: 41,147 - Clear - 75 F

livebaseballscorecards.com

AB 29
R 0
H 3
RBI 0
BB 1
SO 6
LOB 5



Batter	1	2	3	4	5	6	7	8	9	AB	R	H	RBI	BB	SO	LOB	BOTTOM										
27 Mike Trout, R (1,8) OBP: 0.399, SLG: 0.555	G6-3									3	1	0	0	1	0	3											
48 Tori Hunter, R (1,9) OBP: 0.331, SLG: 0.424	F7									4	1	1	1	0	2	2											
5 Albert Pujols, R (1,10) OBP: 0.332, SLG: 0.452	K									3	0	0	0	1	1	2											
8 Kendrys Morales, S (1,3) OBP: 0.327, SLG: 0.431		P6								4	0	1	1	0	0	2											
44 Mark Trumbo, R (1,7) OBP: 0.359, SLG: 0.602 25 Peter Bourjos, R (8,8) OBP: 0.290, SLG: 0.355	K									4	1	1	0	0	1	2											
6 Alberto Callaspo, S (1,5) OBP: 0.331, SLG: 0.373										0	0	0	0	0	0	0											
47 Howie Kendrick, R (1,4) OBP: 0.317, SLG: 0.388										3	0	0	0	1	0	1											
2 Erick Aybar, S (1,6) OBP: 0.294, SLG: 0.355										3	0	1	1	0	0	0											
46 Bobby Wilson, R (1,2) OBP: 0.256, SLG: 0.215										4	0	0	0	0	0	3											
Inning Stats	R: 0 H: 0 E: 0 K: 1 S: 10	H: 0 LOB: 0 BB: 0 P: 15	R: 0 H: 0 E: 0 K: 1 S: 8	H: 0 LOB: 2 BB: 1 P: 15	R: 0 H: 1 E: 0 K: 1 S: 14	H: 1 LOB: 2 BB: 1 P: 24	R: 1 H: 3 E: 1 K: 0 S: 11	H: 3 LOB: 2 BB: 0 P: 14	R: 0 H: 0 E: 0 K: 1 S: 10	H: 0 LOB: 0 BB: 0 P: 15	R: 0 H: 0 E: 0 K: 0 S: 8	H: 0 LOB: 0 BB: 0 P: 11	R: 2 H: 2 E: 0 K: 0 S: 8	H: 2 LOB: 2 BB: 2 P: 17	R: 0 H: 0 E: 0 K: 0 S: 6	H: 0 LOB: 0 BB: 0 P: 9	R: 0 H: 0 E: 0 K: 1 S: 7	H: 0 LOB: 0 BB: 0 P: 10	1B: 5 2B: 1 3B: 0 HR: 0	SF: 0 SAC: 0 DP: 0 HBP: 1	WP: 0 PB: 0 SB: 0 CS: 0	PA: 35					
PITCHER	IP	WLS	BF	H	R	ER	SO	BB	IBB	HBP	BLK	WP	HR	S	P	ERA	WHIP										
39 Jason Hammel, R (1,1) ERA: 3.47	6.2	L	31	6	3	3	4	3	1	0	0	0	0	68	110	4.05	1.350										
47 Pedro Strop, R (7,1) ERA: 1.07	0.1		1	0	0	0	0	0	0	0	0	0	0	1	1	0.00	0.000										
37 Dana Eveland, L (8,1) ERA: 3.98	1.0		3	0	0	0	0	0	0	0	0	0	0	6	9	0.00	0.000										

Baltimore Orioles @ Los Angeles Angels
 Angel Stadium of Anaheim, Anaheim, CA
 Sat Jul 07 2012, 7:15 PM - 9:28 PM PDT
 Att: 41,147 - Clear - 75 F

livebaseballscorecards.com

AB 30
R 3
H 6
RBI 3
BB 4
SO 4
LOB 15



Batter	1	2	3	4	5	6	7	8	9	AB	R	H	RBI	BB	SO	LOB	TOP										
11 Robert Andino, R OBP: 0.293, SLG: 0.318										4	0	1	0	0	1	2											
2 J.J. Hardy, R OBP: 0.292, SLG: 0.380										4	0	0	0	0	1	3											
32 Matt Wieters, S OBP: 0.327, SLG: 0.431										4	0	1	0	0	2	1											
10 Adam Jones, R OBP: 0.330, SLG: 0.534										4	0	0	0	0	1	2											
12 Mark Reynolds, R OBP: 0.324, SLG: 0.383										4	0	0	0	0	1	1											
19 Chris Davis, L OBP: 0.315, SLG: 0.474										3	0	1	0	1	2	0											
51 Steve Pearce, R OBP: 0.324, SLG: 0.462										2	0	1	0	0	0	1											
13 Xavier Avery, L OBP: 0.317, SLG: 0.356										1	0	0	0	1	1	2											
6 Steve Tolleson, R OBP: 0.268, SLG: 0.365										2	0	0	0	0	1	2											
24 Wilson Betemit, S OBP: 0.316, SLG: 0.429										1	0	0	0	0	1	1											
28 Ronny Paulino, R OBP: 0.266, SLG: 0.302										3	0	1	0	0	0	1											
Inning Stats	R: 0 E: 0 K: 2 S: 15	H: 1 LOB: 1 BB: 0 P: 22	R: 0 E: 0 K: 0 S: 12	H: 1 LOB: 1 BB: 0 P: 17	R: 0 E: 0 K: 1 S: 8	H: 0 LOB: 0 BB: 0 P: 12	R: 0 E: 0 K: 1 S: 15	H: 0 LOB: 0 BB: 0 P: 23	R: 0 E: 0 K: 1 S: 9	H: 1 LOB: 1 BB: 0 P: 14	R: 0 E: 0 K: 1 S: 7	H: 0 LOB: 0 BB: 0 P: 10	R: 0 E: 0 K: 1 S: 6	H: 0 LOB: 0 BB: 0 P: 9	R: 0 E: 0 K: 1 S: 12	H: 1 LOB: 2 BB: 1 P: 21	R: 0 E: 0 K: 2 S: 11	H: 1 LOB: 2 BB: 1 P: 21	1B: 4 2B: 1 3B: 0 HR: 0	SF: 0 SAC: 0 DP: 0 HBP: 0	WP: 0 PB: 0 SB: 0 CS: 0	PA: 34					
PITCHER	IP	WLS	BF	H	R	ER	SO	BB	IBB	HBP	BLK	WP	HR	S	P	ERA	WHIP										
59 Brad Mills, L ERA: 1.35	(1, 1)	5.0	W	18	3	0	0	6	0	0	0	0	0	59	88	0.00	0.600										
32 LaTroy Hawkins, R ERA: 7.2	(6, 1)	1.0		3	0	0	0	1	0	0	0	0	0	7	10	0.00	0.000										
40 Kevin Jepsen, R ERA: 3.86	(7, 1)	1.0		3	0	0	0	1	0	0	0	0	0	6	9	0.00	0.000										
51 Jordan Walden, R ERA: 0.71	(8, 1)	1.0		5	1	0	0	1	1	0	0	0	0	12	21	0.00	2.000										
49 Ernesto Frieri, R ERA: 0.71	(9, 1)	1.0		5	1	0	0	2	1	0	0	0	0	11	21	0.00	2.000										
Batter	1	2	3	4	5	6	7	8	9	AB	R	H	RBI	BB	SO	LOB	BOTTOM										
27 Mike Trout, R OBP: 0.397, SLG: 0.562										4	1	1	1	0	0	2											
48 Torii Hunter, R OBP: 0.333, SLG: 0.427										3	1	1	0	1	0	0											
5 Albert Pujols, R OBP: 0.334, SLG: 0.460										3	1	1	2	1	0	1											
44 Mark Trumbo, R OBP: 0.358, SLG: 0.608										4	1	1	1	0	1	1											
47 Howie Kendrick, R OBP: 0.313, SLG: 0.382										4	0	0	0	0	2	1											
2 Erick Aybar, S OBP: 0.297, SLG: 0.365										3	2	1	1	1	0	1											
25 Peter Bourjos, R OBP: 0.291, SLG: 0.349										2	0	0	0	1	0	0											
13 Maicer Izturis, S OBP: 0.309, SLG: 0.268										3	0	1	1	0	1	0											
41 John Hester, R OBP: 0.293, SLG: 0.360										3	0	0	0	0	2	2											
Inning Stats	R: 0 E: 0 K: 0 S: 7	H: 0 LOB: 0 BB: 0 P: 9	R: 1 E: 0 K: 1 S: 8	H: 1 LOB: 0 BB: 0 P: 12	R: 3 E: 0 K: 2 S: 15	H: 3 LOB: 0 BB: 0 P: 20	R: 1 E: 0 K: 2 S: 14	H: 1 LOB: 2 BB: 2 P: 25	R: 1 E: 0 K: 0 S: 8	H: 1 LOB: 0 BB: 1 P: 16	R: 0 E: 0 K: 0 S: 5	H: 0 LOB: 0 BB: 0 P: 9	R: 0 E: 0 K: 1 S: 10	H: 0 LOB: 0 BB: 0 P: 14	R: 0 E: 0 K: 0 S: 8	H: 0 LOB: 1 BB: 1 P: 15	1B: 1 2B: 2 3B: 0 HR: 4	SF: 0 SAC: 0 DP: 1 HBP: 0	WP: 0 PB: 0 SB: 0 CS: 0	PA: 33							
PITCHER	IP	WLS	BF	H	R	ER	SO	BB	IBB	HBP	BLK	WP	HR	S	P	ERA	WHIP										
16 Wei-Yin Chen, L ERA: 3.93	(1, 1)	4.0	L	20	5	6	6	5	3	0	0	0	0	46	72	13.50	2.000										
38 Luis Ayala, R ERA: 2.49	(5, 1)	2.0		6	1	0	0	0	0	0	0	0	1	11	19	0.00	0.500										
27 Matt Lindstrom, R ERA: 2.5	(7, 1)	1.0		3	0	0	0	1	0	0	0	0	0	10	14	0.00	0.000										
63 Kevin Gregg, R ERA: 4.07	(8, 1)	1.0		4	0	0	0	0	1	0	0	0	0	8	15	0.00	1.000										

Baltimore Orioles @ Los Angeles Angels
Angel Stadium of Anaheim, Anaheim, CA
Sun Jul 08 2012, 12:39 PM - 3:10 PM PDT
Att: 37,108 - Sunny - 79 F

AB 32
R 0
H 5
RBI 0
BB 2
SO 11
LOB 16



Baltimore Orioles @ Los Angeles Angels
Angel Stadium of Anaheim, Anaheim, CA
Sun Jul 08 2012, 12:39 PM - 3:10 PM PDT
Att: 37,108 - Sunny - 79 F

AB 29
R 6
H 6
RBI 6
BB 4
SO 6
LOB 8



Batter	1	2	3	4	5	6	7	8	9	10	11	12	13	AB	R	H	RBI	BB	SO	LOB	TOP	
14 Austin Jackson, R OBP: 0.401, SLG: 0.529			G5-3			F9		FC6-5		K		G6-3	FC6-4	6	1	0	0	1	1	3		
39 Ramon Santiago, S OBP: 0.299, SLG: 0.356	G1-3		F9					G4-6-3		L1-3		G4-3		5	0	0	0	1	0	2		
24 Miguel Cabrera, R OBP: 0.386, SLG: 0.564	G1-4-3		G4-3							G3				6	1	3	0	0	0	1		
28 Prince Fielder, L OBP: 0.380, SLG: 0.503			F9							F7		G4-3		6	0	2	1	0	0	4		
21 Delmon Young, R OBP: 0.296, SLG: 0.413	P4		F9							E5			G5-3	6	2	1	0	0	0	2		
27 Jhonny Peralta, R OBP: 0.333, SLG: 0.414			P4											4	0	2	1	0	1	0		
29 Danny Worth, R OBP: 0.277, SLG: 0.228														2	2	1	0	0	0	2		
25 Ryan Raburn, R OBP: 0.226, SLG: 0.254														2	0	0	0	0	1	0		
26 Brennan Boesch, L OBP: 0.283, SLG: 0.376														3	0	1	1	0	1	3		
32 Don Kelly, L OBP: 0.283, SLG: 0.247														1	0	0	0	0	1	1		
9 Gerald Laird, R OBP: 0.351, SLG: 0.416														3	0	0	0	0	2	1		
13 Alex Avila, L OBP: 0.344, SLG: 0.390														2	0	1	1	1	1	3		
52 Quintin Berry, L OBP: 0.381, SLG: 0.406														6	0	3	2	0	2	2		
Inning Stats	R: 1 E: 0 K: 1 S: 12	H: 1 LOB: 1 BB: 0 P: 21	R: 0 E: 0 K: 2 S: 10	H: 0 LOB: 0 BB: 0 P: 16	R: 0 E: 0 K: 1 S: 12	H: 0 LOB: 0 BB: 0 P: 17	R: 0 E: 0 K: 2 S: 11	H: 1 LOB: 2 BB: 1 P: 16	R: 0 E: 0 K: 1 S: 8	H: 1 LOB: 1 BB: 0 P: 10	R: 0 E: 0 K: 0 S: 6	H: 4 LOB: 2 BB: 0 P: 14	R: 0 E: 0 K: 1 S: 5	H: 1 LOB: 1 BB: 0 P: 6	1B: 10 2B: 4 3B: 0 HR: 0	SF: 0 SAC: 0 DP: 1 HBP: 0	W/P: 2 PB: 0 SB: 0 CS: 0	PA: 55				
PITCHER	IP 6.0	WLS 1	BF 22	H 2	R 1	ER 1	SO 5	BB 2	IBB 0	HBP 0	BLK 0	WP 0	HR 0	S 71	P 108	ERA 1.50	WHIP 0.667					
16 Wei-Yin Chen, L ERA: 3.35																						
56 Darren O'Day, R ERA: 2.6																						
47 Pedro Strop, R ERA: 1.59																						
43 Jim Johnson, R ERA: 1.41																						
58 Miguel Socolovich, R ERA: 5.4																						
40 Troy Patton, L ERA: 3.35																						
27 Matt Lindstrom, R ERA: 2.61																						
63 Kevin Gregg, R ERA: 3.86																						
Batter	1	2	3	4	5	6	7	8	9	10	11	12	13	AB <td>R <td>H <td>RBI <td>BB <td>SO <td>LOB <td>BOTTOM</td> </td></td></td></td></td></td>	R <td>H <td>RBI <td>BB <td>SO <td>LOB <td>BOTTOM</td> </td></td></td></td></td>	H <td>RBI <td>BB <td>SO <td>LOB <td>BOTTOM</td> </td></td></td></td>	RBI <td>BB <td>SO <td>LOB <td>BOTTOM</td> </td></td></td>	BB <td>SO <td>LOB <td>BOTTOM</td> </td></td>	SO <td>LOB <td>BOTTOM</td> </td>	LOB <td>BOTTOM</td>	BOTTOM	
21 Nick Markakis, L OBP: 0.330, SLG: 0.469	SH1-3					G3		G4-6-3					G1-3	6	2	3	0	1	0	3		
2 J.J. Hardy, R OBP: 0.258, SLG: 0.380	SH1-3		G5-3											6	1	1	1	0	1	3		
25 Jim Thome, L OBP: 0.321, SLG: 0.419			F8											6	0	1	1	1	2	1		
10 Adam Jones, R OBP: 0.333, SLG: 0.529	K													6	2	3	1	0	2	1		
32 Matt Wieters, S OBP: 0.333, SLG: 0.438	G6-3													4	0	2	0	1	0	2		
51 Steve Pearce, R OBP: 0.324, SLG: 0.462														0	0	0	0	0	0	0		
31 Taylor Teagarden, R OBP: 0.600, SLG: 2.000														2	1	1	2	0	1	2		
19 Chris Davis, L OBP: 0.313, SLG: 0.467														4	1	2	1	0	0	1		
9 Endy Chavez, L OBP: 0.200, SLG: 0.210														0	0	0	0	1	0	0		
12 Mark Reynolds, R OBP: 0.333, SLG: 0.370														3	0	0	0	3	0	4		
24 Wilson Betemit, S OBP: 0.321, SLG: 0.430														3	0	0	0	1	1	3		
3 Ryan Flaherty, L OBP: 0.242, SLG: 0.277														0	0	0	0	0	0	0		
6 Steve Tolleson, R OBP: 0.259, SLG: 0.352														2	0	0	0	0	1	3		
11 Robert Andino, R OBP: 0.294, SLG: 0.327														5	1	1	2	1	0	1		
Inning Stats	R: 1 E: 0 K: 1 S: 9	H: 2 LOB: 1 BB: 0 P: 11	R: 2 E: 0 K: 1 S: 17	H: 3 LOB: 1 BB: 0 P: 20	R: 1 E: 0 K: 0 S: 13	H: 2 LOB: 2 BB: 1 P: 17	R: 0 E: 0 K: 1 S: 11	H: 1 LOB: 1 BB: 0 P: 14	R: 0 E: 0 K: 0 S: 7	H: 0 LOB: 3 BB: 3 P: 21	R: 0 E: 0 K: 0 S: 5	H: 2 LOB: 2 BB: 1 P: 13	R: 0 E: 0 K: 1 S: 6	H: 0 LOB: 1 BB: 0 P: 16	1B: 7 2B: 4 3B: 0 HR: 3	SF: 0 SAC: 2 DP: 3 HBP: 1	W/P: 0 PB: 0 SB: 1 CS: 0	PA: 59				
PITCHER	IP 5.0	WLS 1	BF 25	H 9	R 4	ER 4	SO 4	BB 2	IBB 0	HBP 0	BLK 0	WP 0	HR 1	S 61	P 94	ERA 7.20	WHIP 2.200					
37 Max Scherzer, R ERA: 4.84																						
64 Duane Below, L ERA: 2.61																						
38 Darin Downs, L ERA: 1.59																						
49 Luis Marte, R ERA: 3.63																						
40 Phil Coke, L ERA: 2.97																						
46 Jose Valverde, R ERA: 4.17																						
20 Octavio Dotel, R ERA: 3.68																						
53 Joaquin Benoit, R ERA: 2.85																						

Detroit Tigers @ Baltimore Orioles
 Oriole Park at Camden Yards, Baltimore, MD
 Sat Jul 14 2012, 4:09 PM - 8:51 PM EDT
 Att. 43,215 - Overcast - 86 F

livebaseballscores.com


AB 52
 R 6
 H 14
 RBI 6
 BB 3
 SO 10
 LOB 24



Detroit Tigers @ Baltimore Orioles
 Oriole Park at Camden Yards, Baltimore, MD
 Sat Jul 14 2012, 4:09 PM - 8:51 PM EDT
 Att. 43,215 - Overcast - 86 F

livebaseballscores.com

AB 47
 R 8
 H 14
 RBI 8
 BB 9
 SO 8
 LOB 24



Batter	1	2	3	4	5	6	7	8	9	AB	R	H	RBI	BB	SO	LOB	TOP																					
21 Nick Markakis, L OBP: 0.339, SLG: 0.463										5	1	3	0	0	0	1	<p>Baltimore Orioles @ Minnesota Twins Target Field, Minneapolis, MN Mon Jul 16 2012, 7:12 PM - 10:34 PM CDT Att: 32,445 - Clear - 97 F</p> <p>AB 39 R 7 H 13 RBI 7 BB 1 SO 7 LOB 18</p>																					
2 J.J. Hardy, R OBP: 0.295, SLG: 0.373										3	0	0	0	1	0	2																						
9 Endy Chavez, L OBP: 0.207, SLG: 0.245										1	1	1	2	0	0	0																						
10 Adam Jones, R OBP: 0.337, SLG: 0.530										4	2	3	0	0	0	2																						
3 Ryan Flaherty, L OBP: 0.238, SLG: 0.271										1	0	0	0	0	1	0																						
32 Matt Wieters, S OBP: 0.332, SLG: 0.434										4	0	1	0	0	0	6																						
31 Taylor Teagarden, R OBP: 0.333, SLG: 0.800										1	0	0	0	0	0	0																						
12 Mark Reynolds, R OBP: 0.340, SLG: 0.396										4	2	3	4	0	1	2																						
51 Steve Pearce, R OBP: 0.308, SLG: 0.435										4	0	0	0	0	1	3																						
19 Chris Davis, L OBP: 0.305, SLG: 0.454										4	0	0	0	0	3	1																						
24 Wilson Betemit, S OBP: 0.317, SLG: 0.422										4	0	1	1	0	1	0																						
6 Steve Tolleson, R OBP: 0.258, SLG: 0.362										4	1	1	0	0	0	1																						
Inning Stats	R: 0 H: 1 E: 0 K: 0 S: 5	H: 1 LOB: 1 BB: 1 P: 12	R: 1 H: 2 E: 0 K: 1 S: 11	H: 2 LOB: 1 BB: 0 P: 18	R: 1 H: 3 E: 0 K: 0 S: 20	H: 3 LOB: 2 BB: 0 P: 25	R: 0 H: 0 E: 0 K: 1 S: 8	H: 0 LOB: 0 BB: 0 P: 11	R: 3 H: 3 E: 0 K: 0 S: 16	H: 3 LOB: 0 BB: 0 P: 23	R: 0 H: 0 E: 0 K: 1 S: 7	H: 0 LOB: 0 BB: 0 P: 11	R: 0 H: 2 E: 0 K: 1 S: 10	H: 2 LOB: 0 BB: 0 P: 16	R: 0 H: 0 E: 0 K: 2 S: 9	H: 0 LOB: 0 BB: 0 P: 14	R: 2 H: 2 E: 0 K: 1 S: 12	H: 2 LOB: 0 BB: 0 P: 18	1B: 8 2B: 3 3B: 0 HR: 2	SF: 0 SAC: 0 DP: 1 HBP: 0	WP: 0 PA: 40 PB: 0 SB: 0 CS: 0																	
PITCHER	IP	WLS	BF	H	R	ER	SO	BB	IBB	HBP	BLK	WP	HR	S	P	ERA	WHIP	PITCHER				IP	WLS	BF	H	R	ER	SO	BB	IBB	HBP	BLK	WP	HR	S	P	ERA	WHIP
58 Scott Diamond, L ERA: 2.96	6.0	W	27	9	5	5	3	1	0	0	0	0	1	67	100	7.50	1.667					6.0	W	27	9	5	5	3	1	0	0	0	0	1	67	100	7.50	1.667
51 Anthony Swarzak, R ERA: 4.25	2.0		8	2	0	0	3	0	0	0	0	0	0	19	30	0.00	1.000					2.0		8	2	0	0	3	0	0	0	0	0	19	30	0.00	1.000	
55 Matt Capps, R ERA: 3.81	1.0		5	2	2	2	1	0	0	0	0	0	0	1	12	18.00	2.000					1.0		5	2	2	2	1	0	0	0	0	1	12	18.00	2.000		

Batter	1	2	3	4	5	6	7	8	9	AB	R	H	RBI	BB	SO	LOB	BOTTOM																					
2 Denard Span, L OBP: 0.345, SLG: 0.389										5	2	3	5	1	0	1	<p>Baltimore Orioles @ Minnesota Twins Target Field, Minneapolis, MN Mon Jul 16 2012, 7:12 PM - 10:34 PM CDT Att: 32,445 - Clear - 97 F</p> <p>AB 41 R 19 H 20 RBI 17 BB 5 SO 3 LOB 14</p>																					
11 Ben Revere, L OBP: 0.350, SLG: 0.371										6	1	4	3	0	0	1																						
7 Joe Mauer, L OBP: 0.414, SLG: 0.454										5	2	2	2	0	2	2																						
41 Drew Butera, R OBP: 0.282, SLG: 0.348										1	0	0	0	0	0	1																						
16 Josh Willingham, R OBP: 0.384, SLG: 0.562										4	2	2	0	1	1	1																						
19 Darin Mastroianni, R OBP: 0.350, SLG: 0.352										0	0	0	0	0	0	0																						
33 Justin Morneau, L OBP: 0.318, SLG: 0.450										5	3	4	1	0	0	1																						
24 Trevor Plouffe, R OBP: 0.327, SLG: 0.535										4	3	2	1	1	0	2																						
18 Ryan Doumit, S OBP: 0.341, SLG: 0.453										4	1	0	2	0	0	3																						
20 Brian Dozier, R OBP: 0.278, SLG: 0.344										4	2	1	1	0	0	2																						
8 Jamey Carroll, R OBP: 0.321, SLG: 0.278										3	3	2	2	2	0	0																						
Inning Stats	R: 7 H: 5 E: 1 K: 1 S: 29	H: 5 LOB: 1 BB: 2 P: 51	R: 1 H: 2 E: 0 K: 0 S: 9	H: 2 LOB: 0 BB: 0 P: 17	R: 2 H: 1 E: 0 K: 1 S: 13	H: 1 LOB: 1 BB: 2 P: 25	R: 1 H: 1 E: 0 K: 0 S: 6	H: 1 LOB: 1 BB: 1 P: 13	R: 0 H: 2 E: 0 K: 1 S: 12	H: 2 LOB: 1 BB: 0 P: 23	R: 3 H: 4 E: 0 K: 0 S: 13	H: 4 LOB: 1 BB: 0 P: 17	R: 0 H: 0 E: 0 K: 0 S: 9	H: 0 LOB: 0 BB: 0 P: 10	R: 5 H: 5 E: 0 K: 0 S: 16	H: 5 LOB: 0 BB: 0 P: 31	1B: 13 2B: 6 3B: 0 HR: 1	SF: 1 SAC: 0 DP: 2 HBP: 1	WP: 0 PA: 48 PB: 0 SB: 1 CS: 1																			
PITCHER	IP	WLS	BF	H	R	ER	SO	BB	IBB	HBP	BLK	WP	HR	S	P	ERA	WHIP	PITCHER				IP	WLS	BF	H	R	ER	SO	BB	IBB	HBP	BLK	WP	HR	S	P	ERA	WHIP
30 Chris Tillman, R ERA: 1.0	0.2	L	10	5	7	1	1	2	0	0	0	0	1	24	44	11.57	2.143					0.2	L	10	5	7	1	1	2	0	0	0	1	24	44	11.57	2.143	
58 Miguel Socolovich, R ERA: 9.0	2.1		11	3	3	3	1	2	0	0	0	0	0	18	36	4.50	2.000					2.1		11	3	3	3	1	2	0	0	0	18	36	4.50	2.000		
63 Kevin Gregg, R ERA: 3.9	2.0		9	3	1	1	1	1	0	0	0	0	0	13	17	27.00	4.000					2.0		9	3	1	1	1	1	0	0	0	13	17	27.00	4.000		
56 Darren O'Day, R ERA: 3.16	1.0		7	4	3	3	0	0	0	0	0	0	0	9	10	0.00	0.000					1.0		7	4	3	3	0	0	0	0	9	10	0.00	0.000			
40 Troy Patton, L ERA: 3.27	1.0		3	0	0	0	0	0	0	0	0	0	0	9	10	0.00	0.000					1.0		3	0	0	0	0	0	0	0	9	10	0.00	0.000			
43 Jim Johnson, R ERA: 2.56	0.1		6	4	5	5	0	0	0	0	0	0	0	4	6	0.00	1.500					0.1		6	4	5	5	0	0	0	0	4	6	0.00	1.500			
27 Matt Lindstrom, R ERA: 2.53	0.2		2	1	0	0	0	0	0	0	0	0	0	4	6	0.00	1.500					0.2		2	1	0	0	0	0	0	0	4	6	0.00	1.500			

Batter	1	2	3	4	5	6	7	8	9	AB R H RBI BB SO LOB	TOP																
21 Nick Markakis, L (1,9) OBP: 0.348, SLG: 0.468										4 2 3 0 1 0 1	<p>Baltimore Orioles @ Minnesota Twins Target Field, Minneapolis, MN Tue Jul 17 2012, 7:12 PM - 10:54 PM CDT Att: 32,202 - Partly Cloudy - 90 F</p> <p>livebaseballscores.com</p> <p>AB 33 R 4 H 9 RBI 3 BB 7 SO 11 LOB 22</p>																
2 J.J. Hardy, R (1,6) OBP: 0.297, SLG: 0.372										4 0 1 0 1 0 3																	
25 Jim Thome, L (1,10) OBP: 0.348, SLG: 0.434										2 1 0 0 3 2 4																	
10 Adam Jones, R (1,8) OBP: 0.335, SLG: 0.533										5 1 1 3 0 1 4																	
32 Matt Wieters, S (1,2) OBP: 0.337, SLG: 0.436										3 0 2 0 1 0 2																	
12 Mark Reynolds, R (1,3) OBP: 0.335, SLG: 0.389										4 0 0 0 0 1 4																	
19 Chris Davis, L (1,7)										3 0 0 0 1 3 1																	
24 Wilson Betemit, S (1,5)										4 0 2 0 0 1 1																	
3 Ryan Flaherty, L (1,4) OBP: 0.231, SLG: 0.263										3 0 0 0 0 2 2																	
6 Steve Tolleson, R (8,PH) OBP: 0.254, SLG: 0.356										1 0 0 0 0 1 0																	
Inning Stats	R: 1 E: 1 K: 0 S: 16	H: 1 LOB: 2 BB: 2 P: 32	R: 0 E: 0 K: 1 S: 12	H: 0 LOB: 0 BB: 1 P: 18	R: 0 E: 0 K: 1 S: 12	H: 2 LOB: 2 BB: 0 P: 17	R: 0 E: 0 K: 3 S: 10	H: 1 LOB: 1 BB: 2 P: 16	R: 3 E: 0 K: 1 S: 12	H: 2 LOB: 1 BB: 2 P: 23	R: 0 E: 0 K: 1 S: 10	H: 1 LOB: 2 BB: 1 P: 19	R: 0 E: 0 K: 0 S: 7	H: 0 LOB: 0 BB: 0 P: 7	R: 0 E: 0 K: 3 S: 10	H: 1 LOB: 1 BB: 1 P: 14	R: 0 E: 0 K: 1 S: 8	H: 1 LOB: 1 BB: 1 P: 14	1B: 8 2B: 0 3B: 0 HR: 1	SF: 0 SAC: 0 DP: 3 HBP: 0	WP: 1 PB: 0 SB: 0 CS: 0	PA: 40					
PITCHER	IP WLS BF H R ER SO BB IBB HBP BLK WP HR S P ERA WHIP											IP WLS BF H R ER SO BB IBB HBP BLK WP HR S P ERA WHIP															
21 Samuel Deduno, R (1,1) ERA: 5.99	4.1	23	6	4	3	5	5	0	0	0	0	1	1	57	99	6.23	2.538										
60 Jeff Gray, R (5,1) ERA: 4.59	1.0	4	1	0	0	1	0	0	0	0	0	0	0	8	11	0.00	1.000										
64 Tyler Robertson, L (6,1) ERA: 4.7	0.2	3	0	0	0	1	0	1	0	0	0	0	0	7	15	0.00	0.000										
31 Alex Burnett, R (7,1) ERA: 2.78	1.0	W	3	1	0	0	0	0	0	0	0	0	0	7	7	0.00	1.000										
15 Glen Perkins, L (8,1) ERA: 2.95	1.0	H	4	1	0	0	3	0	0	0	0	0	0	11	14	0.00	1.000										

Batter	1	2	3	4	5	6	7	8	9	AB R H RBI BB SO LOB	BOTTOM																
2 Denard Span, L (1,8) OBP: 0.349, SLG: 0.389										3 1 1 0 2 1 3	<p>Baltimore Orioles @ Minnesota Twins Target Field, Minneapolis, MN Tue Jul 17 2012, 7:12 PM - 10:54 PM CDT Att: 32,202 - Partly Cloudy - 90 F</p> <p>livebaseballscores.com</p> <p>AB 36 R 6 H 12 RBI 6 BB 8 SO 3 LOB 28</p>																
11 Ben Revere, L (1,9) OBP: 0.347, SLG: 0.368										5 0 1 1 0 0 4																	
7 Joe Mauer, L (1,2) OBP: 0.420, SLG: 0.461										4 0 3 1 1 0 0																	
16 Josh Willingham, R (1,7) OBP: 0.386, SLG: 0.563										3 1 1 0 2 1 3																	
33 Justin Morneau, L (1,3) OBP: 0.319, SLG: 0.445										3 1 0 0 2 0 5																	
24 Trevor Plouffe, R (1,5) OBP: 0.329, SLG: 0.530										4 1 1 0 1 0 5																	
18 Ryan Doumit, S (1,10) OBP: 0.342, SLG: 0.452										5 1 2 2 0 0 1																	
20 Brian Dozier, R (1,6) OBP: 0.277, SLG: 0.341										5 0 1 1 0 0 3																	
8 Jamey Carroll, R (1,4) OBP: 0.323, SLG: 0.285										4 1 2 1 0 1 4																	
Inning Stats	R: 0 E: 0 K: 0 S: 9	H: 1 LOB: 1 BB: 1 P: 17	R: 0 E: 0 K: 0 S: 14	H: 2 LOB: 2 BB: 0 P: 17	R: 0 E: 0 K: 1 S: 11	H: 1 LOB: 2 BB: 1 P: 21	R: 1 E: 0 K: 0 S: 15	H: 1 LOB: 2 BB: 2 P: 29	R: 3 E: 0 K: 2 S: 19	H: 3 LOB: 2 BB: 2 P: 34		R: 0 E: 0 K: 0 S: 8	H: 1 LOB: 2 BB: 1 P: 14	R: 2 E: 1 K: 0 S: 21	H: 3 LOB: 3 BB: 1 P: 32	R: 0 E: 0 K: 0 S: 5	H: 0 LOB: 0 BB: 0 P: 11	R: 0 E: 0 K: 0 S: 5	H: 0 LOB: 0 BB: 0 P: 11	1B: 9 2B: 3 3B: 0 HR: 0	SF: 0 SAC: 0 DP: 1 HBP: 0	WP: 0 PB: 0 SB: 0 CS: 0	PA: 44				
PITCHER	IP WLS BF H R ER SO BB IBB HBP BLK WP HR S P ERA WHIP											IP WLS BF H R ER SO BB IBB HBP BLK WP HR S P ERA WHIP															
53 Zack Britton, L (1,1) ERA: 9.0	4.0	23	6	4	4	1	6	0	0	0	0	0	0	33	46	9.00	3.000										
38 Luis Ayala, R (5,1) ERA: 2.58	2.2	L	14	4	2	0	0	1	0	0	0	0	0	15	29	0.00	2.250										
47 Pedro Strop, R (7,1) ERA: 1.54	1.1	7	2	0	0	0	1	0	0	0	0	0	0	15	29	0.00	2.250										

Batter	1	2	3	4	5	6	7	8	9	AB	R	H	RBI	BB	SO	LOB	TOP			
21 Nick Markakis, L OBP: 0.350, SLG: 0.467	G1-3		1B		BB		F9			3	0	1	0	1	0	0	Baltimore Orioles @ Minnesota Twins Target Field, Minneapolis, MN Wed Jul 18 2012, 7:11 PM - 9:56 PM CDT Att: 33,195 - Overcast - 76 F			
2 J.J. Hardy, R OBP: 0.297, SLG: 0.370	1B		K				F7		F9	4	1	1	0	0	1	2				
10 Adam Jones, R OBP: 0.337, SLG: 0.547	HR		K				G6-3			4	1	2	2	0	1	2				
32 Matt Wieters, S OBP: 0.333, SLG: 0.430	K		FC6-4				K		G4-3	4	0	0	0	0	2	2				
12 Mark Reynolds, R OBP: 0.333, SLG: 0.383	K				BB		K		K	3	0	0	0	1	3	1				
51 Steve Pearce, R OBP: 0.321, SLG: 0.437			BB		F8				G2	2	0	1	0	1	0	1				
9 Endy Chavez, L OBP: 0.205, SLG: 0.243							1B			1	0	0	0	0	0	0				
24 Wilson Betemit, S OBP: 0.315, SLG: 0.417			K		K		G5-3		G6-3	4	0	0	0	0	2	3				
31 Taylor Teagarden, R OBP: 0.200, SLG: 0.444			K		K		G5-3		K	4	0	0	0	0	3	2				
6 Steve Tolleson, R OBP: 0.242, SLG: 0.339	FC6-4				F8		F8			3	0	0	0	0	0	1				
Inning Stats	R: 2 H: 2 E: 0 K: 2 S: 12	H: 2 LOB: 0 BB: 0 P: 17	R: 0 H: 0 E: 0 K: 2 S: 9	H: 0 LOB: 1 BB: 1 P: 17	R: 0 H: 1 E: 0 K: 2 S: 11	H: 1 LOB: 1 BB: 0 P: 16	R: 0 H: 0 E: 0 K: 2 S: 10	H: 0 LOB: 1 BB: 1 P: 20	R: 0 H: 1 E: 0 K: 2 S: 11	H: 1 LOB: 1 BB: 0 P: 17	R: 0 H: 0 E: 0 K: 0 S: 8	H: 0 LOB: 0 BB: 0 P: 14	R: 0 H: 1 E: 0 K: 1 S: 13	H: 1 LOB: 0 BB: 0 P: 17	R: 0 H: 0 E: 0 K: 1 S: 11	H: 0 LOB: 0 BB: 0 P: 14	1B: 3 2B: 0 3B: 1 HR: 1	SF: 0 SAC: 0 DP: 0 HBP: 0	WP: 0 PB: 0 SB: 0 CS: 0	PA: 35
PITCHER	IP WLS BF H R ER SO BB IBB HBP BLK WP HR S P ERA WHIP	IP WLS BF H R ER SO BB IBB HBP BLK WP HR S P ERA WHIP	IP WLS BF H R ER SO BB IBB HBP BLK WP HR S P ERA WHIP	IP WLS BF H R ER SO BB IBB HBP BLK WP HR S P ERA WHIP	IP WLS BF H R ER SO BB IBB HBP BLK WP HR S P ERA WHIP	IP WLS BF H R ER SO BB IBB HBP BLK WP HR S P ERA WHIP	IP WLS BF H R ER SO BB IBB HBP BLK WP HR S P ERA WHIP	IP WLS BF H R ER SO BB IBB HBP BLK WP HR S P ERA WHIP	IP WLS BF H R ER SO BB IBB HBP BLK WP HR S P ERA WHIP	IP WLS BF H R ER SO BB IBB HBP BLK WP HR S P ERA WHIP	IP WLS BF H R ER SO BB IBB HBP BLK WP HR S P ERA WHIP	IP WLS BF H R ER SO BB IBB HBP BLK WP HR S P ERA WHIP	IP WLS BF H R ER SO BB IBB HBP BLK WP HR S P ERA WHIP	IP WLS BF H R ER SO BB IBB HBP BLK WP HR S P ERA WHIP	IP WLS BF H R ER SO BB IBB HBP BLK WP HR S P ERA WHIP	IP WLS BF H R ER SO BB IBB HBP BLK WP HR S P ERA WHIP	ERA WHIP	ERA WHIP	ERA WHIP	ERA WHIP
47 Francisco Liriano, L ERA: 4.81	6.0	L	25	4	2	2	10	3	0	0	0	0	0	0	0	0	3.00	1.167		
50 Casey Fien, R ERA:	2.0		7	1	0	0	1	0	0	0	0	0	0	0	0	0	0.00	0.500		
15 Glen Perkins, L ERA: 2.88	1.0		3	0	0	0	1	0	0	0	0	0	0	0	0	0	0.00	0.000		


AB 32
R 2
H 5
RBI 2
BB 3
SO 12
LOB 14




Batter	1	2	3	4	5	6	7	8	9	AB	R	H	RBI	BB	SO	LOB	BOTTOM			
2 Denard Span, L OBP: 0.350, SLG: 0.388	1B		F7			G4-3		G4-3		3	0	1	0	1	0	2	Baltimore Orioles @ Minnesota Twins Target Field, Minneapolis, MN Wed Jul 18 2012, 7:11 PM - 9:56 PM CDT Att: 33,195 - Overcast - 76 F			
11 Ben Revere, L OBP: 0.345, SLG: 0.366	FC5-4		G1-6-3			B1-3		BB		4	0	1	0	0	0	3				
7 Joe Mauer, L OBP: 0.415, SLG: 0.455	G6-4-3				F8		L8		G4-3	4	0	0	0	0	0	3				
16 Josh Willingham, R OBP: 0.390, SLG: 0.574		G6-3			HR					3	1	2	1	1	0	0				
33 Justin Morneau, L OBP: 0.315, SLG: 0.438		F8			G6-3		P6		G6-3	4	0	0	0	0	0	4				
24 Trevor Plouffe, R OBP: 0.335, SLG: 0.532					L6					3	0	2	0	0	0	0				
12 Alexi Casilla, S OBP: 0.271, SLG: 0.303		1B								0	0	0	0	0	0	0				
20 Brian Dozier, R OBP: 0.272, SLG: 0.335		G1-3				P3				4	0	0	0	0	0	4				
41 Drew Butera, R OBP: 0.288, SLG: 0.353						F7				2	0	1	0	0	0	0				
18 Ryan Doumit, S OBP: 0.339, SLG: 0.449			1B							2	0	0	0	0	0	3				
8 Jamey Carroll, R OBP: 0.322, SLG: 0.284			1B		G5-3					4	0	1	0	0	1	1				
Inning Stats	R: 0 H: 1 E: 0 K: 0 S: 9	H: 1 LOB: 0 BB: 0 P: 14	R: 0 H: 1 E: 0 K: 0 S: 17	H: 1 LOB: 1 BB: 0 P: 22	R: 0 H: 2 E: 0 K: 0 S: 14	H: 2 LOB: 1 BB: 0 P: 17	R: 1 H: 1 E: 0 K: 0 S: 7	H: 1 LOB: 0 BB: 0 P: 12	R: 0 H: 0 E: 0 K: 0 S: 7	H: 0 LOB: 0 BB: 0 P: 7	R: 0 H: 1 E: 0 K: 0 S: 14	H: 1 LOB: 2 BB: 0 P: 20	R: 0 H: 1 E: 0 K: 1 S: 10	H: 1 LOB: 3 BB: 2 P: 21	R: 0 H: 1 E: 0 K: 0 S: 4	H: 1 LOB: 1 BB: 0 P: 6	1B: 7 2B: 0 3B: 0 HR: 1	SF: 0 SAC: 0 DP: 2 HBP: 1	WP: 0 PB: 0 SB: 0 CS: 0	PA: 36
PITCHER	IP WLS BF H R ER SO BB IBB HBP BLK WP HR S P ERA WHIP	IP WLS BF H R ER SO BB IBB HBP BLK WP HR S P ERA WHIP	IP WLS BF H R ER SO BB IBB HBP BLK WP HR S P ERA WHIP	IP WLS BF H R ER SO BB IBB HBP BLK WP HR S P ERA WHIP	IP WLS BF H R ER SO BB IBB HBP BLK WP HR S P ERA WHIP	IP WLS BF H R ER SO BB IBB HBP BLK WP HR S P ERA WHIP	IP WLS BF H R ER SO BB IBB HBP BLK WP HR S P ERA WHIP	IP WLS BF H R ER SO BB IBB HBP BLK WP HR S P ERA WHIP	IP WLS BF H R ER SO BB IBB HBP BLK WP HR S P ERA WHIP	IP WLS BF H R ER SO BB IBB HBP BLK WP HR S P ERA WHIP	IP WLS BF H R ER SO BB IBB HBP BLK WP HR S P ERA WHIP	IP WLS BF H R ER SO BB IBB HBP BLK WP HR S P ERA WHIP	IP WLS BF H R ER SO BB IBB HBP BLK WP HR S P ERA WHIP	IP WLS BF H R ER SO BB IBB HBP BLK WP HR S P ERA WHIP	IP WLS BF H R ER SO BB IBB HBP BLK WP HR S P ERA WHIP	IP WLS BF H R ER SO BB IBB HBP BLK WP HR S P ERA WHIP	ERA WHIP	ERA WHIP	ERA WHIP	ERA WHIP
29 Tommy Hunter, R ERA: 5.71	7.1	W	27	6	1	1	1	0	0	0	0	0	0	0	0	0	1.23	0.818		
40 Troy Patton, L ERA: 3.21	0.2	H	5	1	0	0	0	1	1	0	0	0	0	0	0	0	0.00	3.000		
43 Jim Johnson, R ERA: 2.5	1.0	S	4	1	0	0	0	0	0	0	0	0	0	0	0	0	0.00	1.000		

AB 33
R 1
H 8
RBI 1
BB 2
SO 1
LOB 20



Batter	1	2	3	4	5	6	7	8	9	AB	R	H	RBI	BB	SO	LOB	TOP			
21 Nick Markakis, L (1, 9) OBP: 0.347, SLG: 0.461	F7		F7		F7		FC5		K	5	0	1	0	0	1	1	<p>Baltimore Orioles @ Minnesota Twins Target Field, Minneapolis, MN Thu Jul 19 2012, 12:12 PM - 3:26 PM CDT Att: 37,676 - Overcast - 75 F</p> <p>livebaseballscorecards.com</p> <p>AB 33 R 4 H 7 RBI 3 BB 5 SO 9 LOB 18</p> 			
2 J.J. Hardy, R (1, 6) OBP: 0.299, SLG: 0.369	F9		F8		F8		25 G6-3 IBB		K	4	0	1	0	1	1	0				
25 Jim Thome, L (1, 10) OBP: 0.342, SLG: 0.423	10 1B		F8		K		G6-3		K	5	0	1	0	0	2	5				
10 Adam Jones, R (1, 8) OBP: 0.336, SLG: 0.543	1B		F8							4	0	1	0	0	0	2				
32 Matt Wieters, S (1, 2) OBP: 0.332, SLG: 0.426	K		G1-3							3	1	0	0	1	1	4				
24 Wilson Betemit, S (1, 5) OBP: 0.317, SLG: 0.414	K									2	1	0	0	2	1	0				
19 Chris Davis, L (1, 7) 9 Endy Chavez, L (8, 7) OBP: 0.205, SLG: 0.243	HR									3	2	1	1	1	1	3				
12 Mark Reynolds, R (1, 3) OBP: 0.336, SLG: 0.385	F7									4	0	2	2	0	1	1				
3 Ryan Flaherty, L (1, 4) OBP: 0.224, SLG: 0.255	F7									3	0	0	0	0	1	2				
Inning Stats	R: 0 H: 2 E: 0 K: 1 S: 11	H: 2 BB: 0 P: 20	R: 1 H: 1 E: 0 K: 1 S: 7	H: 1 LOB: 0 BB: 0 P: 11	R: 0 H: 2 E: 0 K: 0 S: 10	H: 2 LOB: 2 BB: 0 P: 16	R: 0 H: 0 E: 0 K: 2 S: 11	H: 0 LOB: 1 BB: 1 P: 21	R: 0 H: 0 E: 0 K: 0 S: 9	H: 0 LOB: 0 BB: 0 P: 12	R: 1 H: 1 E: 0 K: 0 S: 14	H: 1 LOB: 2 BB: 2 P: 27	R: 2 H: 1 E: 0 K: 1 S: 14	H: 1 LOB: 1 BB: 2 P: 27	R: 0 H: 0 E: 0 K: 3 S: 9	H: 0 LOB: 0 BB: 0 P: 13		1B: 6 2B: 0 3B: 0 HR: 1	SF: 0 SAC: 1 DP: 1 HBP: 0	WP: 0 PB: 0 SB: 0 CS: 0
PITCHER	IP WLS BF H R ER SO BB IBB HBP BLK WP HR S P ERA WHIP																			
38 Cole De Vries, R (1, 1) ERA: 3.95	6.0	24	5	1	1	5	1	0	0	0	0	0	0	1	58	96	1.50	1.000		
52 Brian Duensing, L (7, 1) ERA: 4.95	1.0	6	1	1	0	0	1	1	0	0	0	0	0	4	14	27	0.00	2.000		
31 Alex Burnett, R (8, 1) ERA: 3.15	0.1	3	0	2	2	0	2	0	0	0	0	0	0	4	17	54.00	6.000			
64 Tyler Robertson, L (8, 1) ERA: 4.5	0.1	1	0	0	0	0	0	0	0	0	0	0	0	3	6	0.00	0.000			
51 Anthony Swarzak, R (8, 1) ERA: 4.16	1.1	5	1	0	0	4	0	0	0	0	0	0	0	16	21	0.00	0.750			

Batter	1	2	3	4	5	6	7	8	9	AB	R	H	RBI	BB	SO	LOB	BOTTOM					
2 Denard Span, L (1, 8) OBP: 0.346, SLG: 0.382	G6-3	P3		F7						5	0	0	0	0	0	2	<p>Baltimore Orioles @ Minnesota Twins Target Field, Minneapolis, MN Thu Jul 19 2012, 12:12 PM - 3:26 PM CDT Att: 37,676 - Overcast - 75 F</p> <p>livebaseballscorecards.com</p> <p>AB 34 R 3 H 7 RBI 3 BB 2 SO 5 LOB 17</p> 					
11 Ben Revere, L (1, 9) OBP: 0.342, SLG: 0.362	16 S 7 BB 16 1B		K		P6		E7 11 FC4		F7	5	1	1	0	0	1	1						
7 Joe Mauer, L (1, 2) OBP: 0.416, SLG: 0.457	1 SAFE 1 SAFE 1 SAFE 24 2B 16 1B		F8		F8		G4-3		G6-3	3	1	1	0	1	0	1						
16 Josh Willingham, R (1, 10) OBP: 0.392, SLG: 0.571	24 2B 1B		F9		F8		F8			3	0	1	1	1	0	1						
33 Justin Morneau, L (1, 3) OBP: 0.317, SLG: 0.439	K									4	1	2	0	0	2	3						
24 Trevor Plouffe, R (1, 5) OBP: 0.333, SLG: 0.531	1B									4	0	1	1	0	1	3						
18 Ryan Doumit, S (1, 7) 19 Darin Mastroianni, R (8, 7) OBP: 0.346, SLG: 0.347	K									2	0	0	0	0	1	2						
20 Brian Dozier, R (1, 6) OBP: 0.272, SLG: 0.333	F7									4	0	1	0	0	0	2						
12 Alexi Casilla, S (1, 4) OBP: 0.265, SLG: 0.298	G1-3									3	0	0	1	0	0	0						
Inning Stats	R: 2 H: 3 E: 0 K: 2 S: 18	H: 3 LOB: 1 BB: 1 P: 28	R: 0 H: 0 E: 0 K: 0 S: 5	H: 0 LOB: 0 BB: 0 P: 8	R: 0 H: 0 E: 0 K: 1 S: 6	H: 0 LOB: 0 BB: 0 P: 9	R: 1 H: 2 E: 0 K: 1 S: 15	H: 2 LOB: 2 BB: 0 P: 21	R: 0 H: 1 E: 0 K: 1 S: 9	H: 1 LOB: 1 BB: 0 P: 13	R: 0 H: 0 E: 0 K: 0 S: 10	H: 0 LOB: 0 BB: 0 P: 17	R: 0 H: 0 E: 1 K: 0 S: 6	H: 0 LOB: 1 BB: 1 P: 12	R: 0 H: 1 E: 0 K: 0 S: 18	H: 1 LOB: 2 BB: 1 P: 24		R: 0 H: 0 E: 0 K: 0 S: 8	H: 0 LOB: 0 BB: 0 P: 11	1B: 5 2B: 2 3B: 0 HR: 0	SF: 1 SAC: 0 DP: 0 HBP: 1	WP: 0 PB: 0 SB: 1 CS: 0
PITCHER	IP WLS BF H R ER SO BB IBB HBP BLK WP HR S P ERA WHIP																					
16 Wei-Yin Chen, L (1, 1) ERA: 3.8	7.0	30	6	3	3	5	1	0	0	0	0	0	0	6	10	3.86	1.000					
56 Darren O'Day, R (8, 1) ERA: 3.16	0.0	1	0	0	0	0	1	0	0	0	0	0	0	6	10	0.00	0.000					
40 Troy Patton, L (8, 1) ERA: 3.21	0.0	1	1	0	0	0	0	0	0	0	0	0	0	3	4	0.00	0.000					
47 Pedro Strop, R (8, 1) ERA: 1.5	1.0	3	0	0	0	0	0	0	0	0	0	0	0	9	10	0.00	0.000					
43 Jim Johnson, R (9, 1) ERA: 2.43	1.0	3	0	0	0	0	0	0	0	0	0	0	0	8	11	0.00	0.000					

Batter	1	2	3	4	5	6	7	8	9	AB	R	H	RBI	BB	SO	LOB	TOP										
21 Nick Markakis, L (1, 9) OBP: 0.347, SLG: 0.454										4	0	2	0	0	0	0	Baltimore Orioles @ Cleveland Indians Progressive Field, Cleveland, OH Sat Jul 21 2012, 7:08 PM - 9:40 PM EDT Att: 36,247 - Partly Cloudy - 79 F										
2 J.J. Hardy, R (1, 6) OBP: 0.260, SLG: 0.368										3	1	1	0	1	1												
25 Jim Thome, L (1, 10) OBP: 0.349, SLG: 0.487										4	1	1	2	0	1	3											
10 Adam Jones, R (1, 8) OBP: 0.336, SLG: 0.539										4	0	0	0	0	2	0											
32 Matt Wieters, S (1, 2) OBP: 0.330, SLG: 0.422										4	0	1	0	0	2	0											
24 Wilson Betemit, S (1, 5) OBP: 0.321, SLG: 0.412										4	0	0	0	0	1	1											
19 Chris Davis, L (1, 7) OBP: 0.308, SLG: 0.458										3	0	0	0	0	0	1											
9 Endy Chavez, L (8, 7) OBP: 0.212, SLG: 0.259										0	0	0	0	0	0	0											
12 Mark Reynolds, R (1, 3) OBP: 0.330, SLG: 0.381										3	0	0	0	0	2	0											
3 Ryan Flaherty, L (1, 4) OBP: 0.226, SLG: 0.309										3	1	1	1	0	0	0											
35 Omar Quintanilla, L (8, 4) OBP: 0.350, SLG: 0.371										0	0	0	0	0	0	0											
Inning Stats	R: 0 E: 0 K: 1 S: 7	H: 1 LOB: 0 BB: 0 P: 8	R: 0 E: 0 K: 0 S: 7	H: 0 LOB: 0 BB: 0 P: 9	R: 0 E: 0 K: 1 S: 10	H: 0 LOB: 0 BB: 0 P: 13	R: 0 E: 0 K: 0 S: 5	H: 0 LOB: 0 BB: 0 P: 7	R: 0 E: 0 K: 1 S: 10	H: 0 LOB: 0 BB: 0 P: 13	R: 2 E: 0 K: 1 S: 12	H: 2 LOB: 0 BB: 0 P: 16	R: 1 E: 0 K: 1 S: 14	H: 2 LOB: 2 BB: 1 P: 23	R: 0 E: 0 K: 2 S: 7	H: 0 LOB: 0 BB: 0 P: 9	1B: 3 2B: 1 3B: 0 HR: 2	SF: 0 SAC: 0 DP: 1 HBP: 0	WP: 0 PB: 0 SB: 0 CS: 0	PA: 33							
PITCHER	IP	WLS	BF	H	R	ER	SO	BB	IBB	HBP	BLK	WP	HR	S	P	ERA	WHIP										
34 Zach McAllister, R (1, 1) ERA: 3.21	7.2	L	27	5	3	3	6	0	0	0	0	0	2	73	95	3.52	0.652										
49 Tony Sipp, L (8, 1) ERA: 5.46	0.1		3	1	0	0	1	1	0	0	0	0	0	5	10	0.00	6.000										
52 Vinnie Pestano, R (9, 1) ERA: 1.56	1.0		3	0	0	0	2	0	0	0	0	0	0	7	9	0.00	0.000										

AB	32
R	3
H	6
RBI	3
BB	1
SO	9
LOB	6



Batter	1	2	3	4	5	6	7	8	9	AB	R	H	RBI	BB	SO	LOB	BOTTOM										
17 Shin-Soo Choo, L (1, 9) OBP: 0.377, SLG: 0.489										4	1	1	1	0	1	3	Baltimore Orioles @ Cleveland Indians Progressive Field, Cleveland, OH Sat Jul 21 2012, 7:08 PM - 9:40 PM EDT Att: 36,247 - Partly Cloudy - 79 F										
13 Adrián Cabrera, S (1, 6) OBP: 0.350, SLG: 0.650										4	0	0	0	0	2	2											
22 Jason Kipnis, L (1, 4) OBP: 0.345, SLG: 0.410										4	0	0	0	0	0	0											
23 Michael Brantley, L (1, 8) OBP: 0.349, SLG: 0.428										4	0	1	0	0	0	0											
41 Carlos Santana, S (1, 2) OBP: 0.361, SLG: 0.345										3	0	1	0	1	0	1											
48 Travis Hafner, L (1, 10) OBP: 0.360, SLG: 0.415										4	0	0	0	0	1	3											
33 Johnny Damon, L (1, 7) OBP: 0.295, SLG: 0.353										4	0	1	0	0	0	1											
35 Casey Kotchman, L (1, 3) OBP: 0.294, SLG: 0.360										4	0	1	0	0	0	2											
9 Jack Hannahan, L (1, 5) OBP: 0.316, SLG: 0.368										3	0	2	0	0	0	0											
Inning Stats	R: 1 E: 0 K: 1 S: 16	H: 1 LOB: 0 BB: 0 P: 23	R: 0 E: 0 K: 0 S: 8	H: 1 LOB: 0 BB: 0 P: 10	R: 0 E: 0 K: 1 S: 6	H: 0 LOB: 0 BB: 0 P: 6	R: 0 E: 0 K: 0 S: 13	H: 0 LOB: 1 BB: 1 P: 24	R: 0 E: 0 K: 1 S: 13	H: 2 LOB: 2 BB: 0 P: 21	R: 0 E: 0 K: 1 S: 11	H: 1 LOB: 1 BB: 0 P: 14	R: 0 E: 0 K: 0 S: 13	H: 1 LOB: 0 BB: 0 P: 20	R: 0 E: 0 K: 0 S: 9	H: 0 LOB: 0 BB: 0 P: 14		R: 0 E: 0 K: 0 S: 11	H: 1 LOB: 0 BB: 0 P: 15	1B: 5 2B: 1 3B: 0 HR: 1	SF: 0 SAC: 0 DP: 0 HBP: 0	WP: 0 PB: 0 SB: 0 CS: 0	PA: 35				
PITCHER	IP	WLS	BF	H	R	ER	SO	BB	IBB	HBP	BLK	WP	HR	S	P	ERA	WHIP										
30 Chris Tillman, R (1, 1) ERA: 1.15	6.2	W	27	6	1	1	4	1	0	0	0	0	1	79	116	1.35	1.050										
40 Troy Patton, L (7, 1) ERA: 3.19	0.1	H	1	0	0	0	0	0	0	0	0	0	0	1	2	0.00	0.000										
47 Pedro Strop, R (8, 1) ERA: 1.47	1.0	H	3	0	0	0	0	0	0	0	0	0	0	9	14	0.00	0.000										
43 Jim Johnson, R (9, 1) ERA: 2.38	1.0	S	4	1	0	0	0	0	0	0	0	0	0	11	15	0.00	1.000										

AB	34
R	1
H	7
RBI	1
BB	1
SO	4
LOB	12



Batter	1	2	3	4	5	6	7	8	9	AB	R	H	RBI	BB	SO	LOB	TOP		
21 Nick Markakis, L (1,9) OBP: 0.348, SLG: 0.453										5	1	2	0	0	0	2	Baltimore Orioles @ Cleveland Indians Progressive Field, Cleveland, OH Sun Jul 22 2012, 3:07 PM - 6:08 PM EDT Att: 28,049 - Partly Cloudy - 82 F		
2 J.J. Hardy, R (1,6) OBP: 0.261, SLG: 0.376										5	1	2	3	0	1	1			
25 Jim Thome, L (1,10) OBP: 0.348, SLG: 0.479										4	0	1	0	0	1	2			
10 Adam Jones, R (1,8) OBP: 0.335, SLG: 0.536										4	0	1	0	0	0	3			
24 Wilson Betemit, S (1,5) OBP: 0.323, SLG: 0.424										4	1	2	1	0	1	2			
19 Chris Davis, L (1,7) OBP: 0.307, SLG: 0.455										4	0	1	0	0	1	2			
9 Endy Chavez, L (8,7) OBP: 0.212, SLG: 0.259										0	0	0	0	0	0	0			
12 Mark Reynolds, R (1,3) OBP: 0.326, SLG: 0.378										4	0	1	0	0	0	3			
3 Ryan Flaherty, L (1,4) OBP: 0.235, SLG: 0.310										3	1	1	0	1	0	1			
35 Omar Quintanilla, L (8,4) OBP: 0.350, SLG: 0.371										0	0	0	0	0	0	0			
31 Taylor Teagarden, R (1,2) OBP: 0.167, SLG: 0.364										2	0	0	0	0	1	1			
Inning Stats	R: 2 H: 4 E: 0 K: 1 S: 19	H: 4 LOB: 2 BB: 0 P: 28	R: 0 H: 1 E: 0 K: 0 S: 11	H: 1 LOB: 1 BB: 0 P: 15	R: 0 H: 1 E: 0 K: 0 S: 10	H: 1 LOB: 1 BB: 0 P: 14	R: 0 H: 1 E: 0 K: 0 S: 7	H: 0 LOB: 0 BB: 0 P: 9	R: 0 H: 1 E: 0 K: 0 S: 5	H: 1 LOB: 0 BB: 0 P: 9	R: 1 H: 2 E: 0 K: 1 S: 19	H: 2 LOB: 2 BB: 1 P: 29	R: 1 H: 1 E: 0 K: 1 S: 10	H: 0 LOB: 0 BB: 0 P: 16	R: 0 H: 0 E: 0 K: 1 S: 7	H: 0 LOB: 0 BB: 0 P: 10	1B: 9 2B: 0 3B: 0 HR: 2	SF: 0 SAC: 2 DP: 1 HBP: 0	WP: 0 PA: 38 PB: 0 SB: 0 CS: 0
PITCHER	IP WLS BF H R ER SO BB IBB HBP BLK WP HR S P ERA WHIP																		
43 Josh Tomlin, R (1,1) ERA: 5.34	6.0 L 25 8 2 2 2 0 0 0 0 0 1 63 90 3.00 1.333																		
32 Esmil Rogers, R (7,1) ERA: 5.63	1.0 6 2 1 1 1 1 0 0 0 0 0 19 29 9.00 3.000																		
57 Jeremy Accardo, R (8,1) ERA: 3.68	1.0 4 1 1 1 1 0 0 0 0 0 1 10 16 9.00 1.000																		
37 Cody Allen, R (9,1) ERA:	1.0 3 0 0 0 1 0 0 0 0 0 0 7 10 0.00 0.000																		

Batter	1	2	3	4	5	6	7	8	9	AB	R	H	RBI	BB	SO	LOB	BOTTOM				
17 Shin-Soo Choo, L (1,9) OBP: 0.377, SLG: 0.484										3	0	0	0	2	0	0	Baltimore Orioles @ Cleveland Indians Progressive Field, Cleveland, OH Sun Jul 22 2012, 3:07 PM - 6:08 PM EDT Att: 28,049 - Partly Cloudy - 82 F				
13 Adrián Cabrera, S (1,6) OBP: 0.346, SLG: 0.443										5	0	0	0	0	2	3					
22 Jason Kipnis, L (1,4) OBP: 0.346, SLG: 0.411										4	0	2	0	0	0	0					
4 Jose Lopez, R (1,5) OBP: 0.267, SLG: 0.385										4	0	0	0	0	1	3					
23 Michael Brantley, L (1,8) OBP: 0.351, SLG: 0.427										3	1	1	0	1	1	0					
41 Carlos Santana, S (1,3) OBP: 0.366, SLG: 0.365										4	1	3	2	0	1	3					
47 Shelley Duncan, R (1,10) OBP: 0.322, SLG: 0.434										4	1	1	0	0	0	2					
6 Lou Marson, R (1,2) OBP: 0.376, SLG: 0.368										3	0	0	0	0	2	2					
48 Travis Hafner, L (9,PH) OBP: 0.363, SLG: 0.419										1	0	1	1	0	0	0					
9 Jack Hannahan, L (9,FR) OBP: 0.316, SLG: 0.368										0	0	0	0	0	0	0					
2 Aaron Cunningham, R (1,7) OBP: 0.248, SLG: 0.250										2	0	0	0	0	0	1					
33 Johnny Damon, L (7,PH) OBP: 0.262, SLG: 0.349										2	0	0	0	0	0	1					
Inning Stats	R: 0 H: 1 E: 0 K: 0 S: 12	H: 1 LOB: 1 BB: 0 P: 19	R: 0 H: 1 E: 0 K: 1 S: 9	H: 1 LOB: 0 BB: 0 P: 14	R: 0 H: 0 E: 0 K: 1 S: 12	H: 0 LOB: 0 BB: 0 P: 18	R: 0 H: 0 E: 0 K: 1 S: 10	H: 0 LOB: 0 BB: 0 P: 14	R: 0 H: 1 E: 0 K: 1 S: 9	H: 1 LOB: 3 BB: 2 P: 16	R: 0 H: 0 E: 0 K: 0 S: 12	H: 0 LOB: 0 BB: 0 P: 23	R: 0 H: 0 E: 0 K: 0 S: 8	H: 0 LOB: 0 BB: 0 P: 10	R: 0 H: 0 E: 0 K: 0 S: 7	H: 0 LOB: 0 BB: 0 P: 11	R: 3 H: 4 E: 0 K: 2 S: 20	H: 4 LOB: 2 BB: 1 P: 37	1B: 5 2B: 2 3B: 0 HR: 1	SF: 0 SAC: 0 DP: 0 HBP: 0	WP: 0 PA: 38 PB: 0 SB: 1 CS: 0
PITCHER	IP WLS BF H R ER SO BB IBB HBP BLK WP HR S P ERA WHIP																				
53 Zack Britton, L (1,1) ERA: 3.6	6.0 W 24 4 0 0 0 2 0 0 0 0 0 64 104 0.00 1.000																				
36 Luis Ayala, R (7,1) ERA: 2.53	2.1 H 9 2 2 2 1 0 0 0 0 0 1 26 39 7.71 0.857																				
43 Jim Johnson, R (9,1) ERA: 2.55	0.2 S 5 2 1 1 1 1 0 0 0 0 0 0 9 19 13.50 4.500																				



Batter	1	2	3	4	5	6	7	8	9	AB	R	H	RBI	BB	SO	LOB	TOP										
21 Nick Markakis, L OBP: 0.350, SLG: 0.451	L7		F7					9 2B 1B		3	0	1	0	1	0	1	Baltimore Orioles @ Cleveland Indians Progressive Field, Cleveland, OH Mon Jul 23 2012, 7:06 PM - 9:33 PM EDT Att: 18,264 - Clear - 91 F										
9 Endy Chavez, L OBP: 0.214, SLG: 0.268	K		G3					1-H 2B		4	0	1	0	0	1	3											
25 Jim Thome, L OBP: 0.343, SLG: 0.471	K							2-3 K		4	0	1	0	0	2	1											
10 Adam Jones, R OBP: 0.337, SLG: 0.538		24 2B						32 G3-6-1 1B		4	0	2	0	0	0	1											
32 Matt Wieters, S OBP: 0.326, SLG: 0.416		K						32 G3-6-1 1B		4	0	0	0	0	2	3											
24 Wilson Betemit, S OBP: 0.322, SLG: 0.422		FC1-5-6-5-4-6 2-3						3 G4-6-3 1B		4	0	1	0	0	0	1											
19 Chris Davis, L OBP: 0.305, SLG: 0.450		K						3 G4-6-3 1B		3	0	0	0	0	3	2											
3 Ryan Flaherty, L OBP: 0.246, SLG: 0.313								35 2B HBP		2	1	1	0	0	0	1											
35 Omar Quintanilla, L OBP: 0.349, SLG: 0.384								1-H 2B		3	0	1	1	0	0	1											
Inning Stats	R: 0 E: 0 K: 2 S: 7	H: 0 LOB: 0 BB: 0 P: 12	R: 0 E: 0 K: 2 S: 9	H: 1 LOB: 1 BB: 0 P: 13	R: 0 E: 0 K: 0 S: 7	H: 1 LOB: 1 BB: 0 P: 9	R: 0 E: 0 K: 0 S: 6	H: 1 LOB: 0 BB: 0 P: 9	R: 1 E: 0 K: 1 S: 13	H: 1 LOB: 2 BB: 1 P: 23	R: 0 E: 0 K: 0 S: 7	H: 1 LOB: 0 BB: 0 P: 12	R: 0 E: 0 K: 1 S: 7	H: 1 LOB: 0 BB: 0 P: 8	R: 0 E: 0 K: 1 S: 10	H: 2 LOB: 1 BB: 0 P: 16	R: 0 E: 0 K: 1 S: 16	H: 0 LOB: 0 BB: 0 P: 20	1B: 5 2B: 3 3B: 0 HR: 0	SF: 0 SAC: 0 DP: 3 HBP: 1	WP: 0 PB: 0 SB: 0 CS: 0	PA: 33					
PITCHER	IP	WLS	BF	H	R	ER	SO	BB	IBB	HBP	BLK	WP	HR	S	P	ERA	WHIP										
63 Justin Masterson, R ERA: 4.12	7.1	W	28	7	1	1	6	1	0	1	0	0	0	60	92	1.23	1.091										
52 Vinny Pestano, R ERA: 1.54	0.2	H	2	1	0	0	1	0	0	0	0	0	0	6	10	0.00	1.500										
54 Chris Perez, R ERA: 2.97	1.0	S	3	0	0	0	1	0	0	0	0	0	0	16	20	0.00	0.000										

Batter	1	2	3	4	5	6	7	8	9	AB	R	H	RBI	BB	SO	LOB	BOTTOM										
17 Shin-Soo Choo, L OBP: 0.378, SLG: 0.493	G5-3		1-H HR					22 1B 13 1B 23 1B		4	2	2	2	0	0	0	Baltimore Orioles @ Cleveland Indians Progressive Field, Cleveland, OH Mon Jul 23 2012, 7:06 PM - 9:33 PM EDT Att: 18,264 - Clear - 91 F										
13 Adrián Cabrera, S OBP: 0.347, SLG: 0.444	F8		22 FC5-4 1B					23 1B 41 FC6-2 1B		4	0	2	0	0	1	0											
22 Jason Kipnis, L OBP: 0.348, SLG: 0.415	G3-1		FC5-4 1-2					41 FC6-2 23 1B 1-2 2-3 1B		4	0	2	0	0	0	1											
23 Michael Brantley, L OBP: 0.349, SLG: 0.425	G3-1							41 FC6-2 1B		4	0	1	1	0	1	1											
41 Carlos Santana, S OBP: 0.365, SLG: 0.367	K		48 F7 2B					FC6-2 1B		4	0	1	0	0	1	4											
48 Travis Hafner, L OBP: 0.356, SLG: 0.409	G5-3		2-3					1-2 2-3 1-H 1B		4	0	0	0	0	1	4											
33 Johnny Damon, L OBP: 0.245, SLG: 0.247			G6-3					35 G5-3 1B		3	0	1	0	0	0	1											
2 Aaron Cunningham, R			G4-3					P6		1	0	0	0	0	0	3											
35 Casey Kotchman, L OBP: 0.294, SLG: 0.360			17 HR 1B					G5-3		3	1	1	0	0	0	1											
9 Jack Hannahan, L OBP: 0.311, SLG: 0.362			F7					F8		3	0	0	0	0	1	2											
Inning Stats	R: 0 E: 0 K: 0 S: 7	H: 0 LOB: 0 BB: 0 P: 9	R: 0 E: 0 K: 1 S: 13	H: 0 LOB: 0 BB: 0 P: 18	R: 2 E: 0 K: 0 S: 11	H: 3 LOB: 1 BB: 0 P: 17	R: 0 E: 0 K: 0 S: 6	H: 1 LOB: 1 BB: 0 P: 9	R: 0 E: 0 K: 1 S: 6	H: 0 LOB: 0 BB: 0 P: 8	R: 0 E: 0 K: 2 S: 10	H: 1 LOB: 1 BB: 0 P: 15	R: 0 E: 0 K: 0 S: 7	H: 1 LOB: 1 BB: 0 P: 9	R: 1 E: 0 K: 1 S: 17	H: 4 LOB: 3 BB: 0 P: 27	1B: 7 2B: 2 3B: 0 HR: 1	SF: 0 SAC: 0 DP: 0 HBP: 0	WP: 0 PB: 1 SB: 0 CS: 0	PA: 34							
PITCHER	IP	WLS	BF	H	R	ER	SO	BB	IBB	HBP	BLK	WP	HR	S	P	ERA	WHIP										
29 Tommy Hunter, R ERA: 5.57	7.0	L	29	8	3	3	4	0	0	0	0	0	0	8	14	3.86	1.143										
40 Troy Patton, L ERA: 3.14	0.2		4	2	0	0	1	0	0	0	0	0	0	8	14	0.00	3.000										
56 Darren O'Day, R ERA: 3.13	0.1		1	0	0	0	0	0	0	0	0	0	0	4	6	0.00	0.000										



Batter	1	2	3	4	5	6	7	8	9	AB R H RBI BB SO LOB	TOP											
8 Desmond Jennings, R OBP: 0.305, SLG: 0.357										5 0 1 0 0 1 1	<p>Tampa Bay Rays @ Baltimore Orioles Oriole Park at Camden Yards, Baltimore, MD Tue Jul 24 2012, 7:10 PM - 10:16 PM EDT Att: 17,592 - Partly Cloudy - 86 F</p> <p>livebaseballscorecards.com</p> <p>AB 32 R 3 H 6 RBI 3 BB 5 SO 8 LOB 15</p>											
2 B.J. Upton, R OBP: 0.307, SLG: 0.380										4 1 0 0 1 2 2												
18 Ben Zobrist, S OBP: 0.378, SLG: 0.453										2 0 0 0 1 1 0												
7 Jeff Keppinger, R OBP: 0.399, SLG: 0.437										4 0 2 1 0 0 1												
9 Elliot Johnson, S OBP: 0.322, SLG: 0.362										0 0 0 0 0 0 0												
20 Matt Joyce, L OBP: 0.382, SLG: 0.498										3 0 1 0 1 0 2												
1 Sean Rodriguez, R OBP: 0.265, SLG: 0.332										4 0 0 0 0 0 4												
5 Sam Fuld, L OBP: 0.300, SLG: 0.333										3 1 1 0 1 1 1												
59 Jose Lobaton, S OBP: 0.336, SLG: 0.277										3 0 0 0 1 3 2												
36 Brooks Conrad, S OBP: 0.192, SLG: 0.326										3 1 1 2 0 0 1												
23 Carlos Pena, L OBP: 0.319, SLG: 0.349										1 0 0 0 0 0 1												
Inning Stats	R: 0 E: 0 K: 0 S: 13	H: 0 LOB: 0 BB: 0 P: 17	R: 0 E: 0 K: 0 S: 9	H: 0 LOB: 1 BB: 1 P: 15	R: 0 E: 0 K: 1 S: 7	H: 0 LOB: 0 BB: 0 P: 11	R: 0 E: 0 K: 2 S: 13	H: 1 LOB: 0 BB: 0 P: 21	R: 2 E: 0 K: 1 S: 17	H: 1 LOB: 0 BB: 1 P: 22	R: 1 E: 0 K: 0 S: 9	H: 1 LOB: 1 BB: 1 P: 16	R: 0 E: 0 K: 2 S: 8	H: 1 LOB: 1 BB: 0 P: 12	R: 0 E: 0 K: 1 S: 13	H: 1 LOB: 2 BB: 1 P: 23	R: 0 E: 0 K: 1 S: 15	H: 1 LOB: 2 BB: 1 P: 26	1B: 4 2B: 1 3B: 0 HR: 1	SF: 0 SAC: 1 DP: 0 HBP: 0	WP: 0 PB: 0 SB: 1 CS: 0	PA: 38
PITCHER	IP WLS BF H R ER SO BB IBB HBP BLK WP HR S P ERA WHIP											IP WLS BF H R ER SO BB IBB HBP BLK WP HR S P ERA WHIP										
16 Wei-Yin Chen, L ERA: 3.82	(1, 1) 6.2 L 27 4 3 3 5 3 0 0 0 1 0 1 73 109 4.05 1.050																					
56 Darren O'Day, R ERA: 3.05	(7, 1) 1.0 4 0 0 0 2 1 0 0 0 0 0 0 10 19 0.00 1.000																					
63 Kevin Gregg, R ERA: 3.56	(8, 1) 1.1 7 2 0 0 1 1 0 0 0 0 0 0 21 35 0.00 2.250																					

Batter	1	2	3	4	5	6	7	8	9	AB R H RBI BB SO LOB	BOTTOM											
21 Nick Markakis, L OBP: 0.349, SLG: 0.452										4 0 1 0 0 0 0	<p>Tampa Bay Rays @ Baltimore Orioles Oriole Park at Camden Yards, Baltimore, MD Tue Jul 24 2012, 7:10 PM - 10:16 PM EDT Att: 17,592 - Partly Cloudy - 86 F</p> <p>livebaseballscorecards.com</p> <p>AB 30 R 1 H 3 RBI 1 BB 2 SO 10 LOB 7</p>											
2 J.J. Hardy, R OBP: 0.291, SLG: 0.373										3 0 0 0 1 0 1												
25 Jim Thome, L OBP: 0.340, SLG: 0.460										3 0 0 0 1 0 1												
6 Steve Tolleson, R OBP: 0.242, SLG: 0.339										4 1 1 1 0 1 2												
10 Adam Jones, R OBP: 0.336, SLG: 0.543										4 1 1 1 0 1 2												
32 Matt Wieters, S OBP: 0.322, SLG: 0.411										4 0 0 0 0 2 2												
24 Wilson Betemit, S OBP: 0.323, SLG: 0.421										3 0 1 0 0 2 0												
19 Chris Davis, L OBP: 0.302, SLG: 0.446										3 0 0 0 0 3 1												
12 Mark Reynolds, R OBP: 0.325, SLG: 0.373										3 0 0 0 0 1 0												
35 Omar Quintanilla, L OBP: 0.337, SLG: 0.368										3 0 0 0 0 1 0												
Inning Stats	R: 0 E: 0 K: 0 S: 7	H: 0 LOB: 0 BB: 0 P: 13	R: 0 E: 0 K: 1 S: 10	H: 1 LOB: 0 BB: 0 P: 14	R: 0 E: 0 K: 1 S: 8	H: 0 LOB: 0 BB: 0 P: 13	R: 1 E: 0 K: 0 S: 15	H: 1 LOB: 0 BB: 0 P: 19	R: 0 E: 0 K: 2 S: 8	H: 0 LOB: 0 BB: 0 P: 13	R: 0 E: 0 K: 0 S: 10	H: 1 LOB: 1 BB: 0 P: 20	R: 0 E: 0 K: 2 S: 11	H: 0 LOB: 0 BB: 0 P: 14	R: 0 E: 0 K: 2 S: 16	H: 0 LOB: 0 BB: 0 P: 18	R: 0 E: 0 K: 2 S: 13	H: 0 LOB: 2 BB: 2 P: 28	1B: 1 2B: 1 3B: 0 HR: 1	SF: 0 SAC: 0 DP: 0 HBP: 0	WP: 0 PB: 0 SB: 0 CS: 0	PA: 32
PITCHER	IP WLS BF H R ER SO BB IBB HBP BLK WP HR S P ERA WHIP											IP WLS BF H R ER SO BB IBB HBP BLK WP HR S P ERA WHIP										
58 Jeremy Hellickson, R ERA: 3.42	(1, 1) 6.1 W 22 3 1 1 4 0 0 0 0 0 0 0 8 10 0.00 0.000																					
57 Jake McGee, L ERA: 2.76	(7, 1) 0.2 H 2 0 0 0 2 0 0 0 0 0 0 0 8 10 0.00 0.000																					
62 Joel Peralta, R ERA: 4.15	(8, 1) 1.0 H 3 0 0 0 2 0 0 0 0 0 0 0 16 18 0.00 0.000																					
56 Fernando Rodney, R ERA: 0.81	(9, 1) 1.0 S 5 0 0 0 2 2 0 0 0 0 0 0 0 13 28 0.00 2.000																					

Batter	1	2	3	4	5	6	7	8	9	AB	R	H	RBI	BB	SO	LOB	TOP										
4 Coco Crisp, S OBP: 0.314, SLG: 0.362 31 Jonny Gomes, R OBP: 0.383, SLG: 0.468	G3-1		L4		K		G4-3		K	4	0	0	0	0	1	1											
19 Jamile Weeks, S OBP: 0.307, SLG: 0.303	G4-6-3 15 1B				G4-3 15 52 HR 1B		G4-3		K	5	2	3	0	0	1	3											
15 Seth Smith, L OBP: 0.353, SLG: 0.452	G4-6-3 1-2				G1-3				F7 52 FC6-4 1B	4	0	1	0	0	0	3											
52 Yoenis Cespedes, R OBP: 0.361, SLG: 0.541	K				K				K	4	2	2	3	0	1	1											
22 Chris Carter, R OBP: 0.379, SLG: 0.714	K				G5-3 3-H HR				K	4	1	1	2	0	2	1											
37 Brandon Moss, L OBP: 0.323, SLG: 0.588					K				K	3	0	0	0	1	2	1											
7 Brandon Inge, R OBP: 0.259, SLG: 0.385									K	4	0	1	0	0	3	1											
8 Kurt Suzuki, R OBP: 0.247, SLG: 0.277			P4						K	4	1	1	0	0	0	1											
28 Eric Sogard, L OBP: 0.209, SLG: 0.280	K								K	4	0	2	1	0	1	0											
Inning Stats	R: 0 E: 0 K: 0 S: 10	H: 1 LOB: 0 BB: 0 P: 13	R: 0 E: 0 K: 3 S: 10	H: 0 LOB: 1 BB: 1 P: 19	R: 0 E: 0 K: 1 S: 7	H: 0 LOB: 0 BB: 0 P: 11	R: 2 E: 0 K: 1 S: 14	H: 2 LOB: 0 BB: 0 P: 21	R: 1 E: 0 K: 2 S: 16	H: 2 LOB: 1 BB: 0 P: 24	R: 2 E: 0 K: 1 S: 11	H: 2 LOB: 0 BB: 0 P: 15	R: 0 E: 0 K: 0 S: 4	H: 0 LOB: 0 BB: 0 P: 5	R: 1 E: 0 K: 2 S: 14	H: 2 LOB: 1 BB: 0 P: 21	R: 0 E: 0 K: 2 S: 14	H: 2 LOB: 0 BB: 0 P: 21	1B: 7 2B: 1 3B: 1 HR: 2	SF: 0 SAC: 0 DP: 1 HBP: 0	WP: 0 PB: 0 SB: 1 CS: 0	PA: 38					
PITCHER	IP	WLS	BF	H	R	ER	SO	BB	IBB	HBP	BLK	WP	HR	S	P	ERA	WHIP										
29 Tommy Hunter, R ERA: 5.72	5.1	L	23	7	5	5	7	1	0	0	0	0	2	63	96	8.44	1.500										
58 Miguel Socolovich, R ERA: 9.0	2.2		10	2	1	1	3	0	0	0	0	0	0	23	33	3.38	0.750										
63 Kevin Gregg, R ERA: 3.34	1.0		5	2	0	0	2	0	0	0	0	0	0	14	21	0.00	2.000										

Oakland Athletics @ Baltimore Orioles
 Oriole Park at Camden Yards, Baltimore, MD
 Sat Jul 28 2012, 7:07 PM - 10:08 PM EDT
 Att: 21,143 - Partly Cloudy - 88 F

AB 37
 R 6
 H 11
 RBI 6
 BB 1
 SO 12
 LOB 14

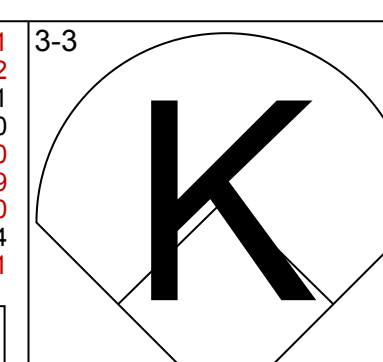
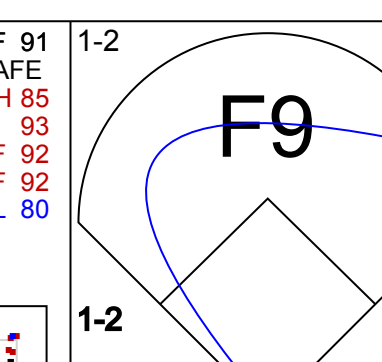
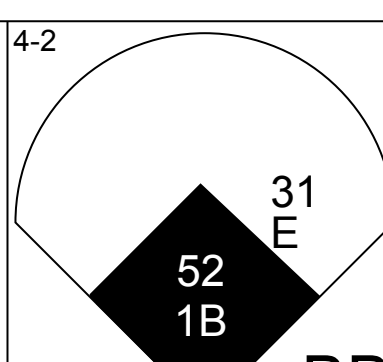
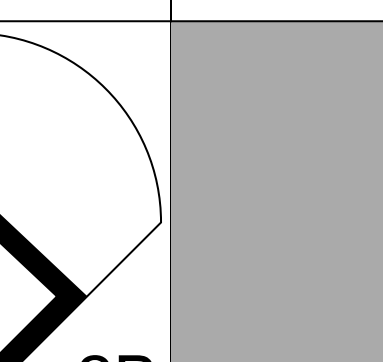
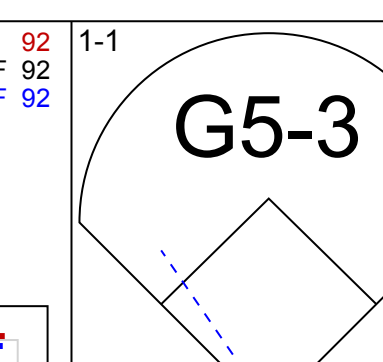

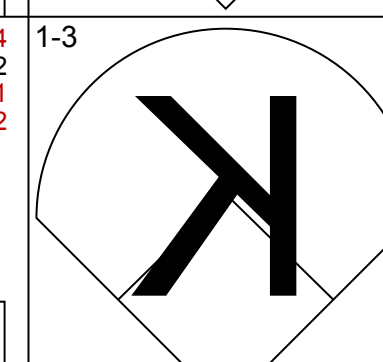
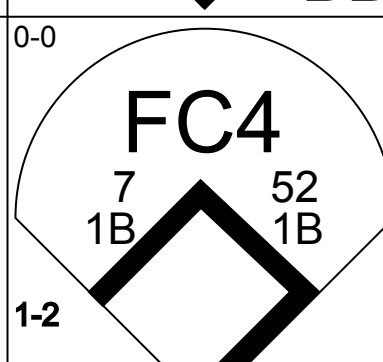
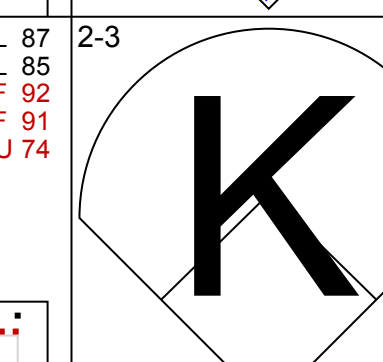
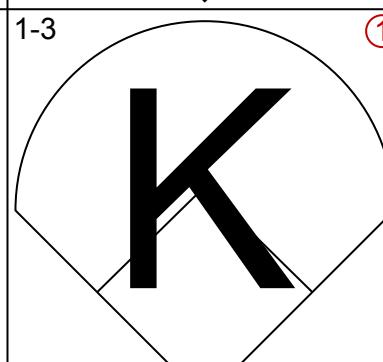
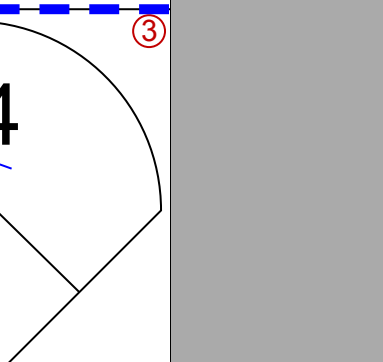


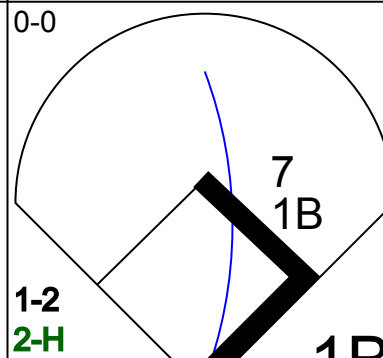
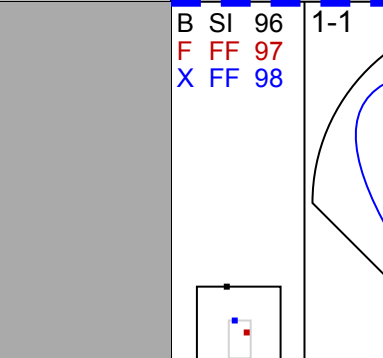
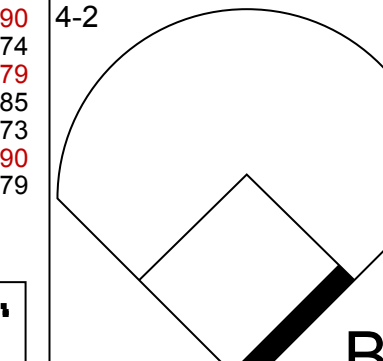
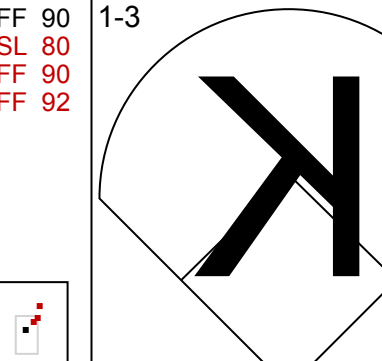
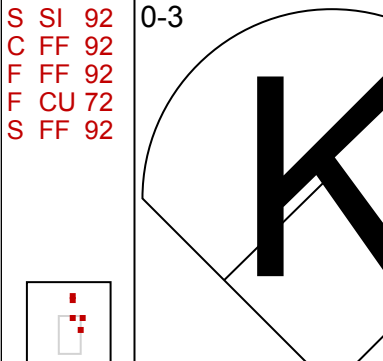
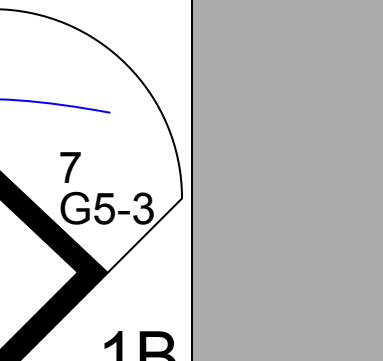
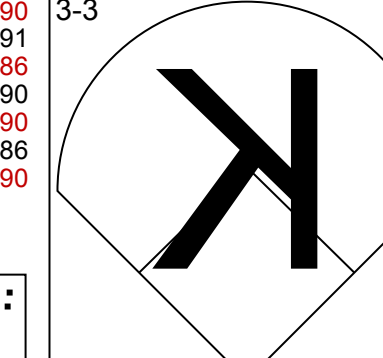
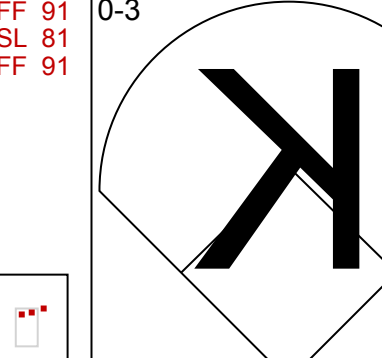
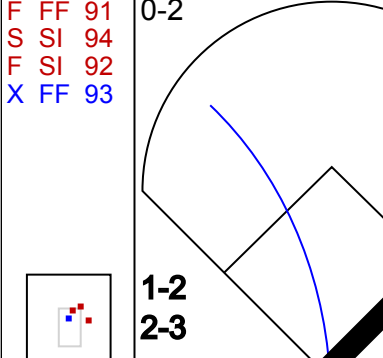
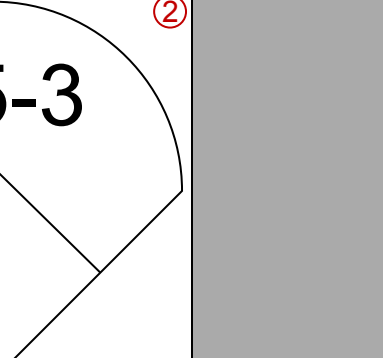

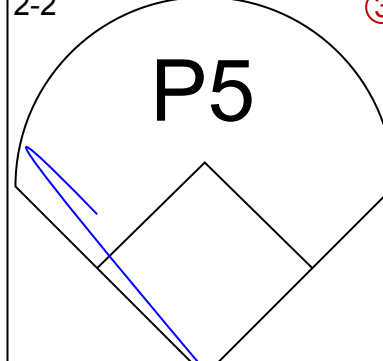
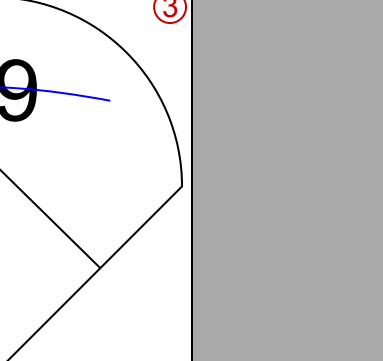

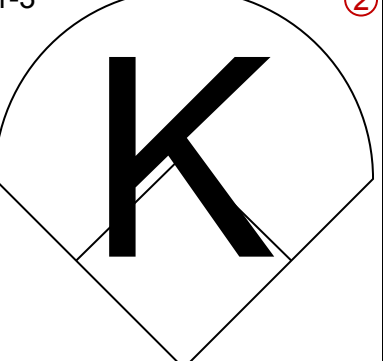

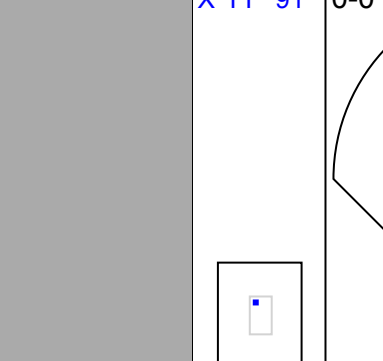
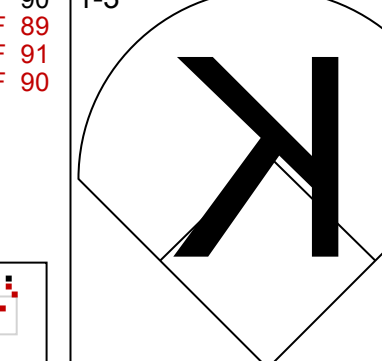
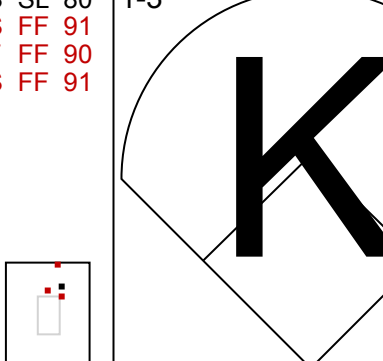
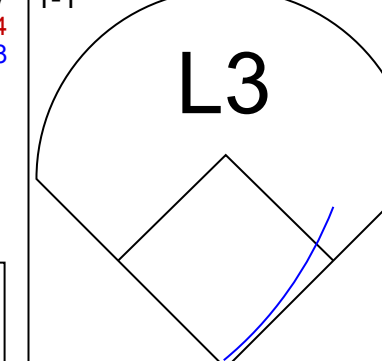
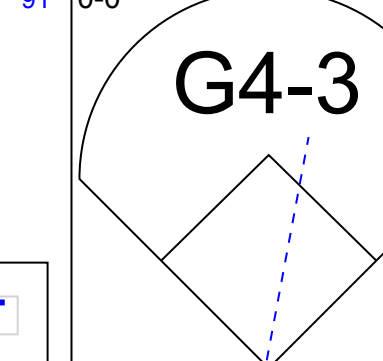
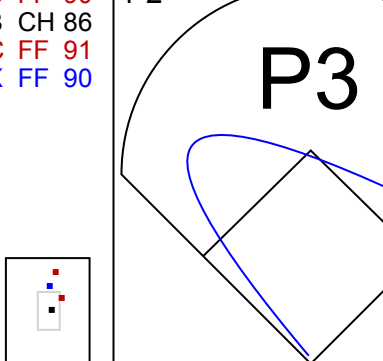
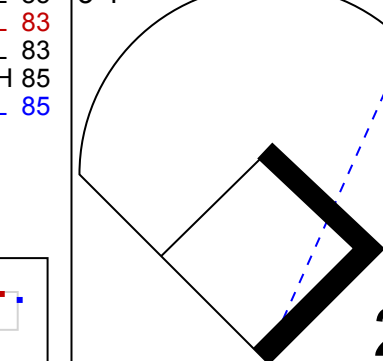
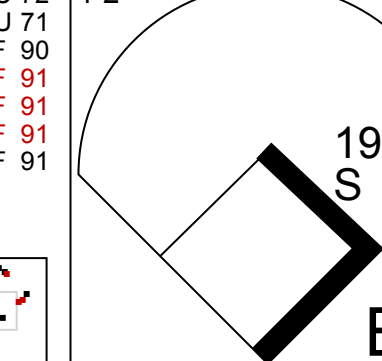
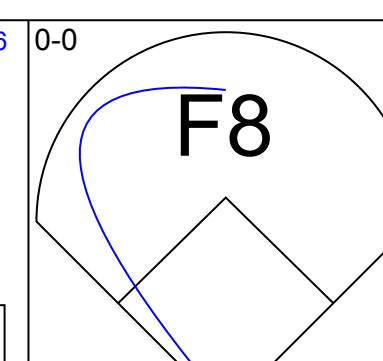
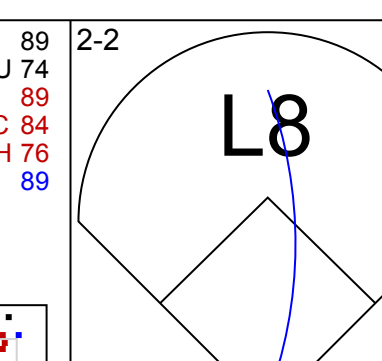
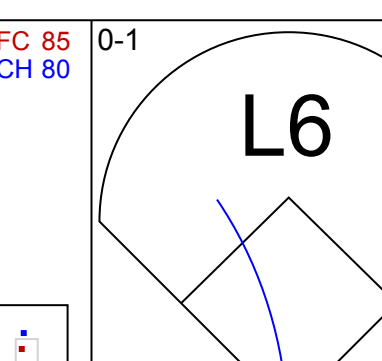
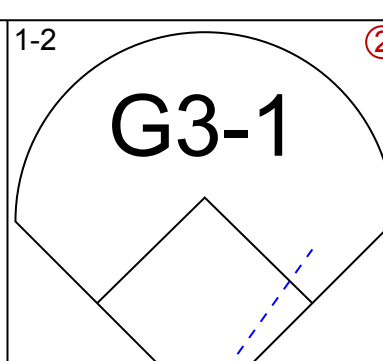

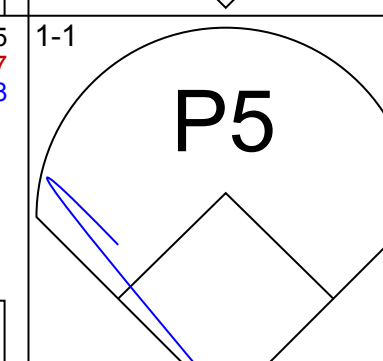
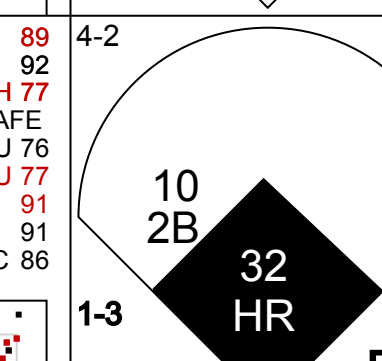
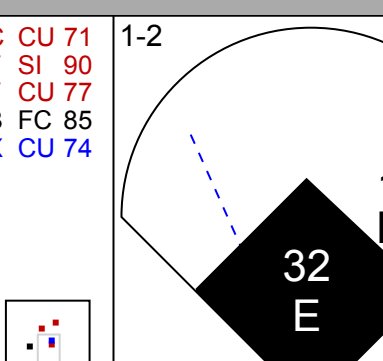
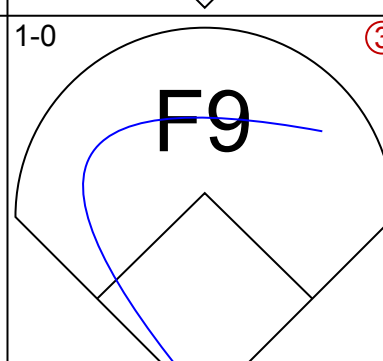
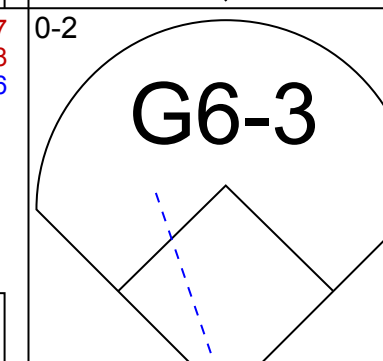
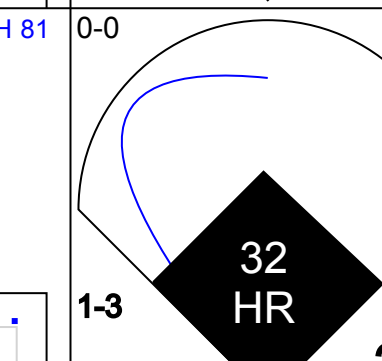



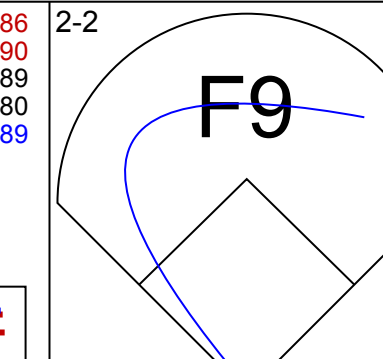
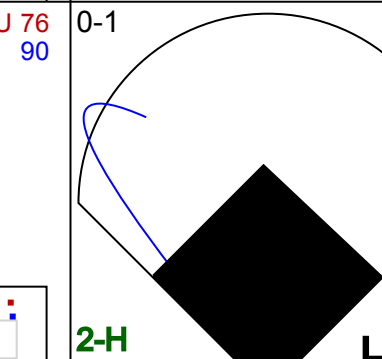
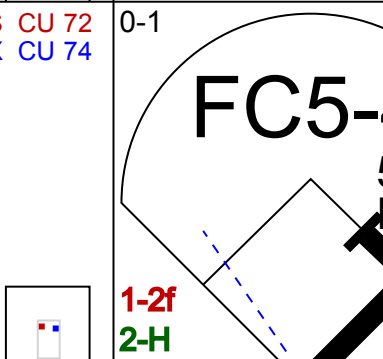


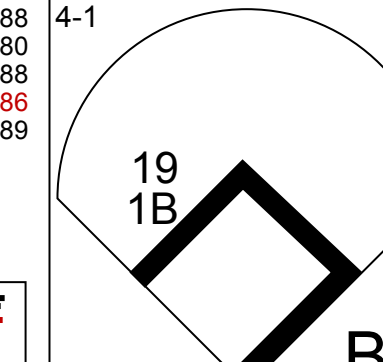
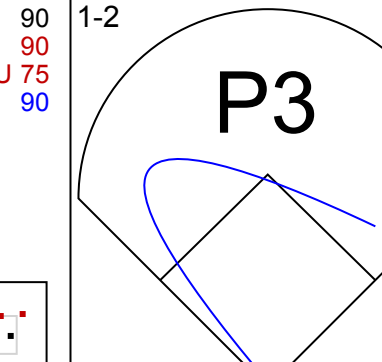
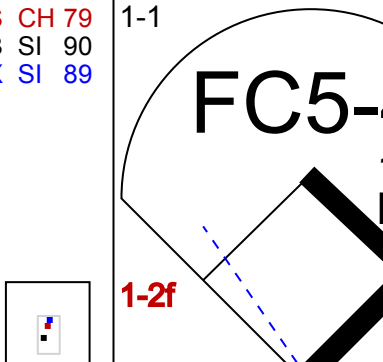


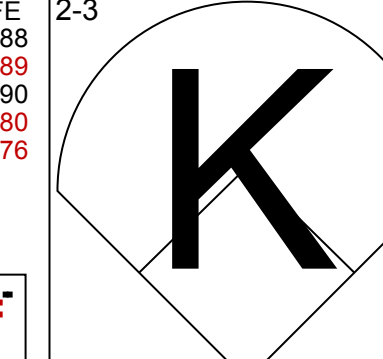
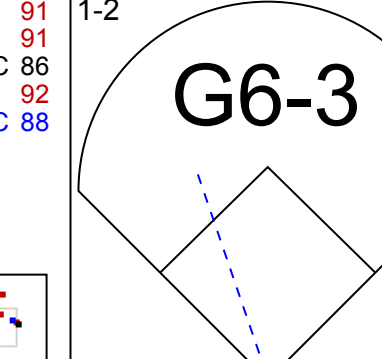
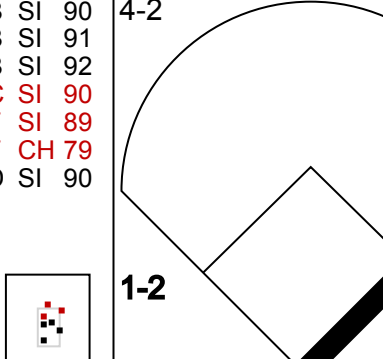


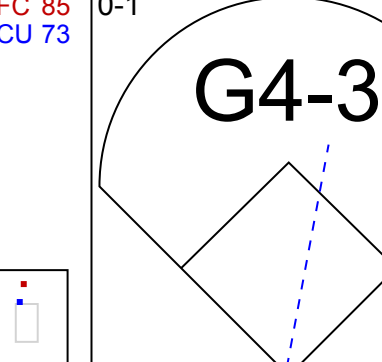
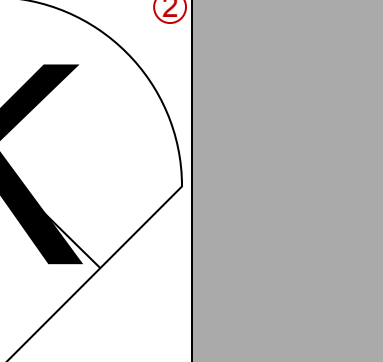


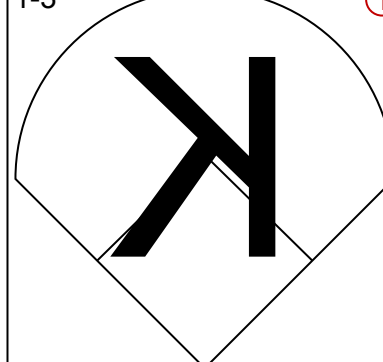
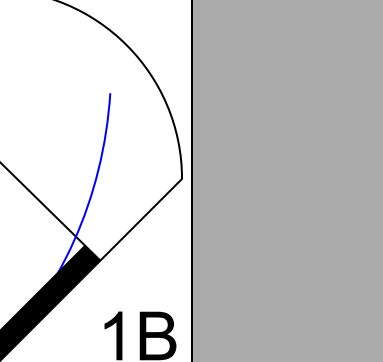
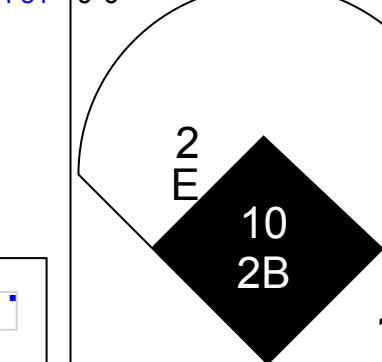
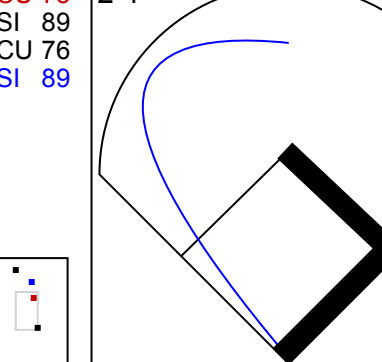
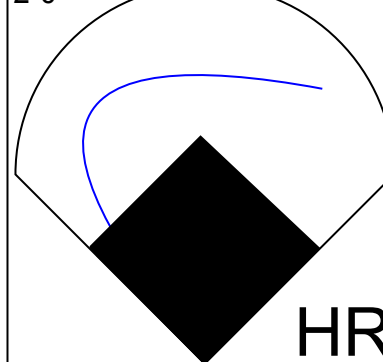
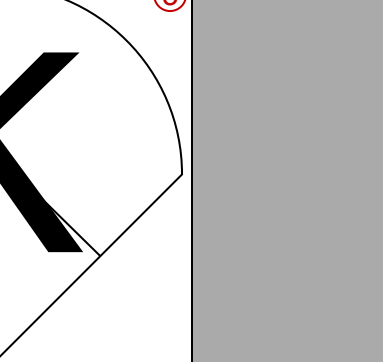


Batter	1	2	3	4	5	6	7	8	9	AB	R	H	RBI	BB	SO	LOB	BOTTOM										
21 Nick Markakis, L OBP: 0.353, SLG: 0.459	19 BB 1B		P5		F7		FC4-6 10 WP 19 1B		HR	5	1	2	1	0	0	1											
2 J.J. Hardy, R OBP: 0.289, SLG: 0.375	F7		G1-3		L8		K		G6-3	5	0	0	0	0	1	2											
19 Chris Davis, L OBP: 0.312, SLG: 0.469					K				K	4	0	2	0	1	2	0											
10 Adam Jones, R OBP: 0.335, SLG: 0.539	F9		K				F8		G6-3	4	0	0	0	0	1	5											
24 Wilson Betemit, S OBP: 0.315, SLG: 0.410	F7				G3		12 1B		F9	4	0	1	0	0	0	2											
9 Endy Chavez, L OBP: 0.221, SLG: 0.274	F8						F7		1B	4	0	2	0	0	0	1											
12 Mark Reynolds, R OBP: 0.323, SLG: 0.363	K				K				F9	4	0	1	0	0	2	2											
35 Omar Quintanilla, L OBP: 0.353, SLG: 0.391							K		F8	4	0	2	0	0	1	3											
31 Taylor Teagarden, R OBP: 0.125, SLG: 0.217	G5-3				K				E5 21 FC4-6	4	0	0	0	0	2	3											
Inning Stats	R: 0 E: 0 K: 0 S: 17	H: 1 LOB: 2 BB: 1 P: 28	R: 0 E: 0 K: 1 S: 10	H: 1 LOB: 0 BB: 0 P: 13	R: 0 E: 0 K: 1 S: 12	H: 1 LOB: 1 BB: 0 P: 18	R: 0 E: 0 K: 2 S: 11	H: 2 LOB: 2 BB: 0 P: 16	R: 0 E: 0 K: 1 S: 10	H: 0 LOB: 0 BB: 0 P: 16	R: 0 E: 0 K: 1 S: 13	H: 2 LOB: 2 BB: 0 P: 16	R: 0 E: 0 K: 1 S: 10	H: 1 LOB: 2 BB: 0 P: 12	R: 0 E: 0 K: 0 S: 10	H: 1 LOB: 0 BB: 0 P: 15	R: 1 E: 0 K: 2 S: 12	H: 1 LOB: 0 BB: 0 P: 19	1B: 8 2B: 1 3B: 0 HR: 1	SF: 0 SAC: 0 DP: 0 HBP: 0	WP: 1 PB: 0 SB: 0 CS: 0	PA: 39					
PITCHER	IP	WLS	BF	H	R	ER	SO	BB	IBB	HBP	BLK	WP	HR	S	P	ERA	WHIP										
21 Bartolo Colon, R ERA: 3.78	5.2	W	25	7	0	0	5	1	0	0	0	0	0	69	101	0.00	1.412										
77 Jordan Norberto, L ERA: 2.53	1.2		8	2	0	0	2	0	0	0	0	1	0	17	22	0.00	1.200										
58 Evan Scribner, R ERA: 0.75	1.2		6	1	1	1	2	0	0	0	0	0	1	19	30	5.40	0.600										

Oakland Athletics @ Baltimore Orioles
 Oriole Park at Camden Yards, Baltimore, MD
 Sat Jul 28 2012, 7:07 PM - 10:08 PM EDT
 Att: 21,143 - Partly Cloudy - 88 F

AB 38
 R 1
 H 10
 RBI 1
 BB 1
 SO 9
 LOB 19



Batter	1	2	3	4	5	6	7	8	9	AB	R	H	RBI	BB	SO	LOB	TOP										
19 Jemile Weeks, S OBP: 0.308, SLG: 0.305										4	1	1	0	1	1	2	<p>Oakland Athletics @ Baltimore Orioles Oriole Park at Camden Yards, Baltimore, MD</p> <p>Sun Jul 29 2012, 1:41 PM - 4:43 PM EDT Att: 19,698 - Cloudy - 81 F</p> <p>livebaseballscorecards.com</p> <p>AB 34 R 1 H 7 RBI 1 BB 4 SO 14 LOB 19</p> 										
31 Jonny Gomes, R OBP: 0.382, SLG: 0.463										2	0	0	0	1	1	1											
37 Brandon Moss, L OBP: 0.326, SLG: 0.586										2	0	1	0	0	1	1											
16 Josh Reddick, L OBP: 0.345, SLG: 0.531										4	0	0	0	0	2	6											
52 Yoenis Cespedes, R OBP: 0.363, SLG: 0.541										4	0	2	1	0	1	0											
22 Chris Carter, R OBP: 0.386, SLG: 0.695										3	0	1	0	1	2	2											
7 Brandon Inge, R OBP: 0.299, SLG: 0.383										4	0	1	0	0	2	2											
36 Derek Norris, R OBP: 0.262, SLG: 0.325										4	0	0	0	0	1	5											
15 Seth Smith, L OBP: 0.349, SLG: 0.445										4	0	0	0	0	2	0											
18 Brandon Hicks, R OBP: 0.254, SLG: 0.389										2	0	0	0	1	1	0											
28 Eric Sogard, L OBP: 0.218, SLG: 0.301										1	0	1	0	0	0	0											
Inning Stats	R: 0 E: 0 K: 3 S: 12	H: 0 LOB: 0 BB: 0 P: 17	R: 0 E: 0 K: 2 S: 12	H: 1 LOB: 1 BB: 1 P: 19	R: 0 E: 0 K: 1 S: 17	H: 0 LOB: 2 BB: 2 P: 29	R: 0 E: 0 K: 3 S: 9	H: 0 LOB: 0 BB: 0 P: 10	R: 0 E: 0 K: 1 S: 8	H: 0 LOB: 0 BB: 0 P: 11	R: 1 E: 0 K: 2 S: 20	H: 2 LOB: 3 BB: 1 P: 27	R: 0 E: 0 K: 1 S: 12	H: 2 LOB: 2 BB: 0 P: 20	R: 0 E: 0 K: 0 S: 10	H: 1 LOB: 1 BB: 0 P: 12	R: 0 E: 0 K: 1 S: 8	H: 1 LOB: 1 BB: 0 P: 14	1B: 5 2B: 2 HR: 0	SF: 0 SAC: 0 DP: 0 HBP: 0	WP: 0 PB: 0 SB: 1 CS: 0	PA: 38					
PITCHER	IP	WLS	BF	H	R	ER	SO	BB	IBB	HBP	BLK	WP	HR	S	P	ERA	WHIP										
16 Wei-Yin Chen, L ERA: 3.65	5.2	W	24	3	1	0	12	4	0	0	0	0	0	75	108	0.00	1.235										
56 Darren O'Day, R ERA: 2.9	1.0	H	5	2	0	0	1	0	0	0	0	0	0	13	21	0.00	2.000										
40 Troy Patton, L ERA: 2.98	0.1		1	0	0	0	0	0	0	0	0	0	0	2	4	0.00	0.000										
47 Pedro Strop, R ERA: 1.37	1.0		4	1	0	0	0	0	0	0	0	0	0	10	12	0.00	1.000										
38 Luis Ayala, R ERA: 2.88	1.0		4	1	0	0	1	0	0	0	0	0	0	8	14	0.00	1.000										
Batter	1	2	3	4	5	6	7	8	9	AB	R	H	RBI	BB	SO	LOB	BOTTOM										
21 Nick Markakis, L OBP: 0.349, SLG: 0.452										4	0	0	0	0	0	2	<p>Oakland Athletics @ Baltimore Orioles Oriole Park at Camden Yards, Baltimore, MD</p> <p>Sun Jul 29 2012, 1:41 PM - 4:43 PM EDT Att: 19,698 - Cloudy - 81 F</p> <p>livebaseballscorecards.com</p> <p>AB 32 R 6 H 8 RBI 5 BB 4 SO 5 LOB 10</p> 										
2 J.J. Hardy, R OBP: 0.271, SLG: 0.375										3	2	1	0	1	0	0											
10 Adam Jones, R OBP: 0.336, SLG: 0.540										3	1	1	1	1	1	0											
32 Matt Wieters, S OBP: 0.317, SLG: 0.410										4	1	1	3	0	0	1											
51 Lew Ford, R										3	0	0	0	1	0	1											
12 Mark Reynolds, R OBP: 0.322, SLG: 0.359										3	0	0	0	1	1	1											
19 Chris Davis, L OBP: 0.311, SLG: 0.466										4	0	1	0	0	1	2											
24 Wilson Betemit, S OBP: 0.314, SLG: 0.408										4	0	1	0	0	1	2											
35 Omar Quintanilla, L OBP: 0.368, SLG: 0.448										4	2	3	1	0	1	1											
Inning Stats	R: 0 E: 0 K: 0 S: 6	H: 0 LOB: 0 BB: 0 P: 7	R: 0 E: 0 K: 1 S: 14	H: 1 LOB: 2 BB: 1 P: 26	R: 4 E: 1 K: 0 S: 19	H: 3 LOB: 0 BB: 1 P: 27	R: 0 E: 0 K: 0 S: 7	H: 1 LOB: 1 BB: 0 P: 10	R: 1 E: 0 K: 0 S: 13	H: 1 LOB: 2 BB: 2 P: 23	R: 1 E: 0 K: 1 S: 8	H: 1 LOB: 0 BB: 0 P: 13	R: 0 E: 0 K: 1 S: 9	H: 0 LOB: 0 BB: 0 P: 13	R: 0 E: 0 K: 2 S: 16	H: 1 LOB: 1 BB: 0 P: 23		R: 0 E: 0 K: 2 S: 16	H: 1 LOB: 1 BB: 0 P: 23	1B: 4 2B: 2 HR: 2	SF: 0 SAC: 0 DP: 0 HBP: 0	WP: 0 PB: 1 SB: 0 CS: 0	PA: 36				
PITCHER	IP	WLS	BF	H	R	ER	SO	BB	IBB	HBP	BLK	WP	HR	S	P	ERA	WHIP										
54 Travis Blackley, L ERA: 3.54	5.0	L	25	5	5	5	10	4	0	0	0	0	1	59	93	9.00	2.000										
53 Jim Miller, R ERA: 2.23	3.0		11	2	1	1	4	0	0	0	0	0	1	33	49	3.00	0.667										

Batter	1	2	3	4	5	6	7	8	9	AB	R	H	RBI	BB	SO	LOB	TOP								
21 Nick Markakis, L (1, 9) OBP: 0.353, SLG: 0.460	G4-3		FC4 1B		SF9		2B		FC1-4 1B	4	1	3	2	0	0	0	Baltimore Orioles @ New York Yankees Yankee Stadium, Bronx, NY Mon Jul 30 2012, 7:10 PM - 10:12 PM EDT Att: 43,052 - Partly Cloudy - 77 F								
2 J.J. Hardy, R (1, 6) OBP: 0.275, SLG: 0.375	F8		FC4 1B		FC4 1B		1B		FC1-4 1B	5	0	2	1	0	0	3									
19 Chris Davis, L (1, 10) OBP: 0.310, SLG: 0.462	K				F8 1B		K		G4-3	5	0	1	0	0	2	4									
10 Adam Jones, R (1, 8) OBP: 0.336, SLG: 0.539		L4-6 2B			G6-4-3 1B		G6-3		G5-3	4	0	1	0	0	0	1									
32 Matt Wieters, S (1, 2) OBP: 0.319, SLG: 0.409		L4-6 2B			1B		G3		FC1-4 BB	3	0	1	0	1	0	1									
51 Lew Ford, R (1, 7) 9 Endy Chavez, L (8, 7) OBP: 0.221, SLG: 0.274		K			P3		P4		FC1-4 1B	4	0	0	0	0	1	2									
24 Wilson Betemit, S (1, 5) OBP: 0.316, SLG: 0.419					HR		K		F7	4	2	2	1	0	1	1									
12 Mark Reynolds, R (1, 3) OBP: 0.325, SLG: 0.365					1B		K		G6-3	4	1	2	0	0	1	0									
35 Omar Quintanilla, L (1, 4) OBP: 0.373, SLG: 0.449					G3-6		SF8		FC1-4 1B	2	1	1	1	1	0	1									
					1B		BB																		
Inning Stats	R: 0 E: 0 K: 1 S: 10	H: 0 LOB: 0 BB: 0 P: 15	R: 0 E: 0 K: 1 S: 8	H: 1 LOB: 0 BB: 0 P: 13	R: 1 E: 0 K: 0 S: 10	H: 3 LOB: 1 BB: 0 P: 14	R: 0 E: 0 K: 0 S: 10	H: 2 LOB: 1 BB: 0 P: 15	R: 2 E: 0 K: 0 S: 18	H: 3 LOB: 1 BB: 0 P: 28	R: 0 E: 0 K: 0 S: 5	H: 0 LOB: 0 BB: 0 P: 8	R: 2 E: 0 K: 3 S: 19	H: 2 LOB: 1 BB: 1 P: 33	R: 0 E: 0 K: 0 S: 7	H: 0 LOB: 1 BB: 0 P: 17	R: 0 E: 0 K: 0 S: 14	H: 2 LOB: 2 BB: 0 P: 21	1B: 9 2B: 4 HR: 1	SF: 2 SAC: 0 HBP: 0	WP: 0 PB: 1 CS: 0	PA: 39			
PITCHER	IP WLS BF H R ER SO BB IBB HBP BLK WP HR S P ERA WHIP	IP WLS BF H R ER SO BB IBB HBP BLK WP HR S P ERA WHIP	IP WLS BF H R ER SO BB IBB HBP BLK WP HR S P ERA WHIP	IP WLS BF H R ER SO BB IBB HBP BLK WP HR S P ERA WHIP	IP WLS BF H R ER SO BB IBB HBP BLK WP HR S P ERA WHIP	IP WLS BF H R ER SO BB IBB HBP BLK WP HR S P ERA WHIP	IP WLS BF H R ER SO BB IBB HBP BLK WP HR S P ERA WHIP	IP WLS BF H R ER SO BB IBB HBP BLK WP HR S P ERA WHIP	IP WLS BF H R ER SO BB IBB HBP BLK WP HR S P ERA WHIP	IP WLS BF H R ER SO BB IBB HBP BLK WP HR S P ERA WHIP	IP WLS BF H R ER SO BB IBB HBP BLK WP HR S P ERA WHIP	IP WLS BF H R ER SO BB IBB HBP BLK WP HR S P ERA WHIP	IP WLS BF H R ER SO BB IBB HBP BLK WP HR S P ERA WHIP	IP WLS BF H R ER SO BB IBB HBP BLK WP HR S P ERA WHIP	IP WLS BF H R ER SO BB IBB HBP BLK WP HR S P ERA WHIP	IP WLS BF H R ER SO BB IBB HBP BLK WP HR S P ERA WHIP	IP WLS BF H R ER SO BB IBB HBP BLK WP HR S P ERA WHIP	IP WLS BF H R ER SO BB IBB HBP BLK WP HR S P ERA WHIP	IP WLS BF H R ER SO BB IBB HBP BLK WP HR S P ERA WHIP	IP WLS BF H R ER SO BB IBB HBP BLK WP HR S P ERA WHIP	IP WLS BF H R ER SO BB IBB HBP BLK WP HR S P ERA WHIP	IP WLS BF H R ER SO BB IBB HBP BLK WP HR S P ERA WHIP	IP WLS BF H R ER SO BB IBB HBP BLK WP HR S P ERA WHIP	IP WLS BF H R ER SO BB IBB HBP BLK WP HR S P ERA WHIP	IP WLS BF H R ER SO BB IBB HBP BLK WP HR S P ERA WHIP
36 Freddy Garcia, R (1, 1) ERA: 5.1	6.0 L	24 9	3 3	2 2	0 1	0 0	0 0	0 0	0 0	0 0	0 0	1 1	61 20	93 20	4.50 27.00	1.500 3.000									
48 Boone Logan, L (7, 1) ERA: 4.01	0.2 4	1 1	2 0	2 1	0 0	0 0	0 0	0 0	0 0	0 0	0 0	0 0	10 20	20 36	0.00 1.200	0.000									
41 David Phelps, R (7, 1) ERA: 2.5	1.2 7	1 0	0 0	1 2	0 0	0 0	0 0	0 0	0 0	0 0	0 0	0 0	6 9	9 ∞	∞ ∞	∞									
39 Clay Rapada, L (9, 1) ERA: 2.7	0.0 2	2 0	0 0	0 0	0 0	0 0	0 0	0 0	0 0	0 0	0 0	0 0	4 6	6 0.00	0.000	0.000									
Chad Qualls, R (9, 1) ERA: 4.89	0.2 2	0 0	0 0	0 0	0 0	0 0	0 0	0 0	0 0	0 0	0 0	0 0	4 6	6 0.00	0.000	0.000									
Batter	1	2	3	4	5	6	7	8	9	AB	R	H	RBI	BB	SO	LOB	BOTTOM								
2 Derek Jeter, R (1, 6) OBP: 0.354, SLG: 0.409	G1-3		G6-3				1B		FC4-6 1B	4	0	2	0	0	0	0	Baltimore Orioles @ New York Yankees Yankee Stadium, Bronx, NY Mon Jul 30 2012, 7:10 PM - 10:12 PM EDT Att: 43,052 - Partly Cloudy - 77 F								
14 Curtis Granderson, L (1, 8) OBP: 0.342, SLG: 0.504	F7		K2-3				K		F8	4	0	0	0	0	2	2									
25 Mark Teixeira, S (1, 3) OBP: 0.337, SLG: 0.493							K		FC4-6	3	0	0	0	0	3	1									
17 Jayson Nix, R (8, 5) OBP: 0.296, SLG: 0.451							K		1B	1	0	0	0	0	0	1									
24 Robinson Canó, L (1, 4) OBP: 0.365, SLG: 0.551		L7					F8		G4-3	4	0	0	0	0	0	2									
33 Nick Swisher, S (1, 10) OBP: 0.344, SLG: 0.469							K			4	0	1	0	0	2	0									
26 Ramiro Pena, S (9, PR)							K			0	0	0	0	0	0	0									
27 Raul Ibanez, L (1, 7) OBP: 0.304, SLG: 0.460							HR			4	2	2	1	0	2	1									
12 Eric Chavez, L (1, 5) OBP: 0.330, SLG: 0.473							L8		HR	3	1	2	2	1	0	0									
31 Ichiro Suzuki, L (1, 9) OBP: 0.288, SLG: 0.357							F8		HR	4	1	1	1	0	0	3									
19 Chris Stewart, R (1, 2) OBP: 0.271, SLG: 0.317							F8		HR	2	0	0	0	0	0	0									
55 Russell Martin, R (7, PH) OBP: 0.308, SLG: 0.378							F8		K	2	0	0	0	0	1	3									
Inning Stats	R: 0 E: 0 K: 1 S: 11	H: 0 LOB: 0 BB: 0 P: 17	R: 1 E: 0 K: 1 S: 12	H: 2 LOB: 1 BB: 0 P: 21	R: 0 E: 0 K: 1 S: 7	H: 0 LOB: 0 BB: 0 P: 13	R: 0 E: 0 K: 2 S: 9	H: 0 LOB: 0 BB: 0 P: 10	R: 1 E: 0 K: 0 S: 11	H: 1 LOB: 0 BB: 0 P: 16	R: 0 E: 0 K: 2 S: 11	H: 1 LOB: 1 BB: 0 P: 17	R: 2 E: 0 K: 1 S: 12	H: 2 LOB: 0 BB: 0 P: 19	R: 0 E: 0 K: 0 S: 5	H: 1 LOB: 0 BB: 0 P: 7	R: 0 E: 0 K: 2 S: 10	H: 1 LOB: 2 BB: 1 P: 20	1B: 4 2B: 1 HR: 3	SF: 0 SAC: 0 HBP: 0	WP: 0 PB: 1 CS: 0	PA: 36			
PITCHER	IP WLS BF H R ER SO BB IBB HBP BLK WP HR S P ERA WHIP	IP WLS BF H R ER SO BB IBB HBP BLK WP HR S P ERA WHIP	IP WLS BF H R ER SO BB IBB HBP BLK WP HR S P ERA WHIP	IP WLS BF H R ER SO BB IBB HBP BLK WP HR S P ERA WHIP	IP WLS BF H R ER SO BB IBB HBP BLK WP HR S P ERA WHIP	IP WLS BF H R ER SO BB IBB HBP BLK WP HR S P ERA WHIP	IP WLS BF H R ER SO BB IBB HBP BLK WP HR S P ERA WHIP	IP WLS BF H R ER SO BB IBB HBP BLK WP HR S P ERA WHIP	IP WLS BF H R ER SO BB IBB HBP BLK WP HR S P ERA WHIP	IP WLS BF H R ER SO BB IBB HBP BLK WP HR S P ERA WHIP	IP WLS BF H R ER SO BB IBB HBP BLK WP HR S P ERA WHIP	IP WLS BF H R ER SO BB IBB HBP BLK WP HR S P ERA WHIP	IP WLS BF H R ER SO BB IBB HBP BLK WP HR S P ERA WHIP	IP WLS BF H R ER SO BB IBB HBP BLK WP HR S P ERA WHIP	IP WLS BF H R ER SO BB IBB HBP BLK WP HR S P ERA WHIP	IP WLS BF H R ER SO BB IBB HBP BLK WP HR S P ERA WHIP	IP WLS BF H R ER SO BB IBB HBP BLK WP HR S P ERA WHIP	IP WLS BF H R ER SO BB IBB HBP BLK WP HR S P ERA WHIP	IP WLS BF H R ER SO BB IBB HBP BLK WP HR S P ERA WHIP	IP WLS BF H R ER SO BB IBB HBP BLK WP HR S P ERA WHIP	IP WLS BF H R ER SO BB IBB HBP BLK WP HR S P ERA WHIP	IP WLS BF H R ER SO BB IBB HBP BLK WP HR S P ERA WHIP	IP WLS BF H R ER SO BB IBB HBP BLK WP HR S P ERA WHIP	IP WLS BF H R ER SO BB IBB HBP BLK WP HR S P ERA WHIP	IP WLS BF H R ER SO BB IBB HBP BLK WP HR S P ERA WHIP
50 Miguel González, R (1, 1) ERA: 4.46	6.2 W	26 4	4 4	0 0	0 0	0 0	0 0	0 0	0 0	0 0	0 0	1 1	3 72	11 20	5.40 2.000	0.900									
56 Darren O'Day, R (7, 1) ERA: 2.88	0.1 H	1 0	0 0	0 0	0 0	0 0	0 0	0 0	0 0	0 0	0 0	0 0	1 2	2 5	0.00 1.000	0.000									
47 Pedro Strop, R (8, 1) ERA: 1.34	1.0 H	4 1	0 0	0 0	0 0	0 0	0 0	0 0	0 0	0 0	0 0	0 0	5 7	7 20	0.00 2.000	1.000									
43 Jim Johnson, R (9, 1) ERA: 3.63	1.0 S	5 1	0 0	0 2	1 0	0 0	0 0	0 0	0 0	0 0	0 0	0 0	10 20	20 0.00	2.000	0.000									

Batter	1	2	3	4	5	6	7	8	9	AB	R	H	RBI	BB	SO	LOB	TOP										
21 Nick Markakis, L OBP: 0.357, SLG: 0.473	L7	19 HR	G3	F8	F9	K	G3	HR	F8	5	2	3	2	0	0	0	Baltimore Orioles @ New York Yankees Yankee Stadium, Bronx, NY Tue Jul 31 2012, 7:07 PM - 10:13 PM EDT Att: 42,821 - Cloudy - 76 F										
2 J.J. Hardy, R OBP: 0.272, SLG: 0.372	G4-3	19 HR	F8	F9	F9	K	G6-3	G6-3	F8	4	1	0	0	1	0	2											
19 Chris Davis, L OBP: 0.308, SLG: 0.467	K	HR	K	K	K	K	K	F8	F8	5	1	1	4	0	3	1											
10 Adam Jones, R OBP: 0.336, SLG: 0.540	L7	HR	L8	L8	L8	L8	L8	L7	L7	5	2	2	0	0	0	0											
32 Matt Wieters, S OBP: 0.318, SLG: 0.406	12 2B	12 2B	F7	F9	F9	F9	G6-3	G4-3	G4-3	5	1	1	0	0	0	1											
51 Lew Ford, R OBP: 0.167, SLG: 0.182	K	K	K	K	K	K	K	K	K	4	1	1	0	0	1	3											
9 Endy Chavez, L OBP: 0.221, SLG: 0.274	K	K	K	K	K	K	K	K	K	0	0	0	0	0	0	0											
24 Wilson Betemit, S OBP: 0.322, SLG: 0.430	K	K	K	K	K	K	K	K	K	4	0	3	2	0	1	2											
11 Robert Andino, R OBP: 0.292, SLG: 0.325	K	K	K	K	K	K	K	K	K	0	1	0	0	0	0	0											
12 Mark Reynolds, R OBP: 0.324, SLG: 0.367	K	K	K	K	K	K	K	K	K	4	1	1	1	0	1	3											
35 Omar Quintanilla, L OBP: 0.368, SLG: 0.441	K	K	K	K	K	K	K	K	K	4	1	1	2	0	1	2											
Inning Stats	R: 0 E: 0 K: 1 S: 6	H: 0 LOB: 0 BB: 0 P: 6	R: 7 E: 0 K: 2 S: 20	H: 6 LOB: 0 BB: 1 P: 32	R: 1 E: 0 K: 0 S: 12	H: 2 LOB: 1 BB: 0 P: 17	R: 0 E: 0 K: 1 S: 8	H: 0 LOB: 0 BB: 0 P: 11	R: 1 E: 0 K: 1 S: 20	H: 2 LOB: 1 BB: 0 P: 27	R: 0 E: 0 K: 2 S: 13	H: 1 LOB: 1 BB: 0 P: 20	R: 0 E: 0 K: 0 S: 8	H: 0 LOB: 0 BB: 0 P: 13	R: 2 E: 0 K: 0 S: 12	H: 2 LOB: 1 BB: 0 P: 17	R: 0 E: 0 K: 0 S: 6	H: 0 LOB: 0 BB: 0 P: 9	1B: 6 2B: 5 3B: 0 HR: 2	SF: 0 SAC: 0 DP: 0 HBP: 0	WP: 1 PB: 0 SB: 0 CS: 0	PA: 41					
PITCHER	IP	WLS	BF	H	R	ER	SO	BB	IBB	HBP	BLK	WP	HR	S	P	ERA	WHIP	PITCHER									
47 Ivan Nova, R ERA: 4.53	5.0	L	26	10	9	9	5	1	0	0	0	1	1	66	93	16.20	2.200										
48 Boone Logan, L ERA: 3.89	1.0		4	1	0	0	2	0	0	0	0	0	0	13	20	0.00	1.000										
38 Cody Eppley, R ERA: 3.07	1.2		6	1	2	2	0	0	0	0	0	0	0	16	24	10.80	0.600										
39 Clay Rapada, L ERA: 2.89	1.1		5	1	0	0	0	0	0	0	0	0	1	10	15	0.00	0.750										
Batter	1	2	3	4	5	6	7	8	9	AB	R	H	RBI	BB	SO	LOB	BOTTOM										
2 Derek Jeter, R OBP: 0.357, SLG: 0.414	14 1B	F8	P4	P4	P4	G3	G6-3	G6-3	G4-6-3	5	1	3	0	0	0	1	Baltimore Orioles @ New York Yankees Yankee Stadium, Bronx, NY Tue Jul 31 2012, 7:07 PM - 10:13 PM EDT Att: 42,821 - Cloudy - 76 F										
14 Curtis Granderson, L OBP: 0.341, SLG: 0.500	24 HR	K	K	K	K	K	K	K	G4-6-3	5	1	1	1	0	3	3											
24 Robinson Cano, L OBP: 0.367, SLG: 0.557	HR	P6	P6	P6	P6	G3	G6-3	G6-3	G4-6-3	3	1	1	2	0	0	0											
33 Nick Swisher, S OBP: 0.343, SLG: 0.467	27 FC1-6	27 FC1-6	G4-3	G4-3	G4-3	K	G6-3	G6-3	G4-6-3	4	0	1	0	0	1	2											
27 Raul Ibanez, L OBP: 0.304, SLG: 0.461	12 1B	12 1B	FC1-6	FC1-6	FC1-6	G4-3	G4-3	G4-3	G4-6-3	4	1	1	0	0	1	3											
12 Eric Chavez, L OBP: 0.330, SLG: 0.471	31 E	31 E	P4	P4	P4	P5	P5	G6-3	G6-3	3	1	1	0	0	0	1											
17 Jayson Nix, R OBP: 0.293, SLG: 0.446	55 1B	55 1B	P4	P4	P4	P5	P5	G6-3	G6-3	1	0	0	0	0	0	0											
31 Ichiro Suzuki, L OBP: 0.288, SLG: 0.356	55 1B	55 1B	G3	G3	G3	G3	G3	F8	F8	4	0	1	1	0	0	2											
55 Russell Martin, R OBP: 0.307, SLG: 0.376	G6-3	G6-3	G6-3	G6-3	G6-3	K	K	G6-3	G6-3	4	0	1	1	0	1	1											
26 Ramiro Pena, S OBP: 0.250, SLG: 0.250	G4-3	G4-3	G4-3	G4-3	G4-3	F9	F9	G4-3	G4-3	4	0	1	0	0	0	2											
Inning Stats	R: 5 E: 1 K: 0 S: 17	H: 6 LOB: 1 BB: 0 P: 36	R: 0 E: 0 K: 1 S: 5	H: 0 LOB: 0 BB: 0 P: 10	R: 0 E: 0 K: 0 S: 11	H: 1 LOB: 1 BB: 0 P: 16	R: 0 E: 0 K: 1 S: 15	H: 1 LOB: 1 BB: 0 P: 18	R: 0 E: 0 K: 1 S: 11	H: 0 LOB: 0 BB: 0 P: 15	R: 0 E: 0 K: 1 S: 9	H: 1 LOB: 1 BB: 0 P: 11	R: 0 E: 0 K: 2 S: 11	H: 1 LOB: 2 BB: 0 P: 14	R: 0 E: 0 K: 0 S: 8	H: 0 LOB: 0 BB: 0 P: 13	R: 0 E: 0 K: 0 S: 5	H: 1 LOB: 0 BB: 0 P: 8	1B: 8 2B: 2 3B: 0 HR: 1	SF: 0 SAC: 0 DP: 1 HBP: 1	WP: 0 PB: 0 SB: 0 CS: 0	PA: 38					
PITCHER	IP	WLS	BF	H	R	ER	SO	BB	IBB	HBP	BLK	WP	HR	S	P	ERA	WHIP	PITCHER									
30 Chris Tillman, R ERA: 2.7	5.0	W	23	8	5	4	3	0	0	1	0	0	0	20	25	0.00	1.000										
40 Troy Patton, L ERA: 2.85	2.0		9	2	0	0	3	0	0	0	0	0	0	8	13	0.00	0.000										
27 Matt Lindstrom, R ERA: 3.04	1.0		3	0	0	0	0	0	0	0	0	0	0	5	8	0.00	1.000										
38 Luis Ayala, R ERA: 2.83	1.0		3	1	0	0	0	0	0	0	0	0	0	5	8	0.00	1.000										

AB 40
R 11
H 13
RBI 11
BB 1
SO 7
LOB 14



AB 37
R 5
H 11
RBI 5
BB 0
SO 6
LOB 15




Batter	1	2	3	4	5	6	7	8	9	AB	R	H	RBI	BB	SO	LOB	TOP		
21 Nick Markakis, L (1.9) OBP: 0.354, SLG: 0.469 11 Robert Andino, R (8.4) OBP: 0.292, SLG: 0.325	G6-3		19 G4-3 2 1B		K	F9		L6		5	0	1	0	0	1	3			
2 J.J. Hardy, R (1.6) OBP: 0.276, SLG: 0.385 3 Ryan Flaherty, L (7.4) OBP: 0.242, SLG: 0.308		2B			F9		HR	K		4	1	3	1	0	0	0			
19 Chris Davis, L (1.10) OBP: 0.307, SLG: 0.463	F9		G4-3		10 1B		G6-3			5	0	1	0	0	1	3			
10 Adam Jones, R (1.8) OBP: 0.338, SLG: 0.540 51 Lew Ford, R (7.7) OBP: 0.154, SLG: 0.167	P3		L7		1B					4	0	2	0	0	0	2			
32 Matt Wieters, S (1.2) OBP: 0.319, SLG: 0.407 31 Taylor Teagarden, R (7.2) OBP: 0.120, SLG: 0.203	F8				P4					4	0	2	0	0	0	2			
24 Wilson Betemit, S (1.5) OBP: 0.327, SLG: 0.432	12 2B 9 G3				1B		G4-6-3			3	1	2	0	1	0	2			
12 Mark Reynolds, R (1.3) OBP: 0.326, SLG: 0.370	F9				F9					3	1	1	0	1	0	3			
9 Endy Chavez, L (1.7) OBP: 0.222, SLG: 0.281	G3				F8		G1-5-3			4	0	1	2	0	0	4			
35 Omar Quintanilla, L (1.4) OBP: 0.364, SLG: 0.429	F8				K					3	0	0	0	1	1	4			
Inning Stats	R: 0 H: 1 E: 0 K: 0 S: 9	L: 1 BB: 0 P: 12	R: 1 H: 2 E: 0 K: 0 S: 16	L: 2 BB: 1 P: 22	R: 0 H: 2 E: 0 K: 0 S: 9	L: 2 BB: 0 P: 14	R: 0 H: 2 E: 0 K: 1 S: 15	L: 2 BB: 0 P: 22	R: 0 H: 0 E: 0 K: 0 S: 11	L: 2 BB: 2 P: 22	R: 1 H: 3 E: 0 K: 0 S: 9	L: 3 BB: 0 P: 13	R: 1 H: 1 E: 0 K: 1 S: 10	L: 1 BB: 1 P: 19	R: 0 H: 0 E: 0 K: 2 S: 7	L: 0 BB: 0 P: 9	1B: 9 2B: 3 3B: 0 HR: 1	SF: 0 SAC: 0 DP: 2 HBP: 0	WP: 0 PA: 41 PB: 0 SB: 0 CS: 0
PITCHER	IP	WLS	BF	H	R	ER	SO	BB	IBB	HBP	BLK	WP	HR	S	P	ERA	WHIP		
65 Phil Hughes, R (1.1) ERA: 3.98	6.0	W	28	9	1	1	2	2	0	0	0	0	0	70	107	1.50	1.833		
62 Joba Chamberlain, R (7.1) ERA: 10.8	1.2		9	4	2	2	0	1	0	0	0	0	1	16	28	10.80	3.000		
39 Clay Rapada, L (8.1) ERA: 2.83	0.2		2	0	0	0	2	0	0	0	0	0	0	6	7	0.00	0.000		
30 David Robertson, R (9.1) ERA: 2.16	0.2		2	0	0	0	1	0	0	0	0	0	0	4	6	0.00	0.000		

Baltimore Orioles @ New York Yankees
 Yankee Stadium, Bronx, NY
 Wed Aug 01 2012, 1:10 PM - 4:23 PM EDT
 Att: 44,593 - Overcast - 80 F

livebaseballscorecards.com

AB 38
 R 3
 H 13
 RBI 3
 BB 3
 SO 5
 LOB 24




Batter	1	2	3	4	5	6	7	8	9	AB	R	H	RBI	BB	SO	LOB	BOTTOM		
2 Derek Jeter, R (1.6) OBP: 0.361, SLG: 0.417 12 Eric Chavez, L (7.7) OBP: 0.328, SLG: 0.468	G6-3		33 1B 24 HR		33 L6-3 1B		FC1-6			4	1	3	3	0	0	0			
14 Curtis Granderson, L (1.8) OBP: 0.341, SLG: 0.509	HR				K		F7			5	2	2	1	0	2	4			
33 Nick Swisher, S (1.10) OBP: 0.346, SLG: 0.470	24 1B 22 SF8				24 HR					4	2	2	1	1	0	1			
24 Robinson Cano, L (1.4) OBP: 0.371, SLG: 0.565	G4-3				BB					3	2	2	4	1	0	2			
22 Andrew Jones, R (1.9) OBP: 0.303, SLG: 0.482	SF8				HR					3	0	1	1	0	2	0			
55 Russell Martin, R (1.2) OBP: 0.312, SLG: 0.375	K				45 BB 17 2B		FC6-4			3	1	1	0	2	1	3			
45 Casey McGehee, R (1.3) OBP: 0.299, SLG: 0.375					G4-6-3		G3-6-1			2	2	0	1	2	0	3			
31 Ichiro Suzuki, L (1.7) OBP: 0.287, SLG: 0.354	F9				F8					5	0	1	0	0	0	5			
17 Jayson Nix, R (1.5) OBP: 0.311, SLG: 0.469	2 1B 33 1B				F8					4	2	3	1	0	0	1			
Inning Stats	R: 2 H: 3 E: 0 K: 1 S: 12	L: 3 LOB: 1 BB: 0 P: 18	R: 2 H: 3 E: 0 K: 1 S: 24	L: 3 LOB: 2 BB: 1 P: 41	R: 7 H: 4 E: 0 K: 2 S: 18	L: 0 LOB: 0 BB: 3 P: 39	R: 0 H: 2 E: 0 K: 0 S: 8	L: 2 LOB: 1 BB: 0 P: 13	R: 0 H: 1 E: 0 K: 0 S: 7	L: 1 LOB: 0 BB: 0 P: 15	R: 0 H: 1 E: 0 K: 0 S: 7	L: 1 LOB: 1 BB: 0 P: 9	R: 1 H: 0 E: 0 K: 0 S: 10	L: 0 LOB: 2 BB: 2 P: 24	1B: 11 2B: 3 3B: 0 HR: 2	SF: 2 SAC: 0 DP: 3 HBP: 2	WP: 0 PA: 44 PB: 1 SB: 0 CS: 0		
PITCHER	IP	WLS	BF	H	R	ER	SO	BB	IBB	HBP	BLK	WP	HR	S	P	ERA	WHIP		
53 Zack Britton, L (1.1) ERA: 8.35	2.2	L	18	7	7	7	3	3	0	0	0	0	1	44	80	23.62	3.750		
63 Kevin Gregg, R (3.1) ERA: 4.29	1.1		9	5	4	4	1	1	0	0	0	0	1	18	31	27.00	4.500		
27 Matt Lindstrom, R (5.1) ERA: 2.83	2.0		7	2	0	0	1	0	0	1	0	0	0	13	24	0.00	1.000		
38 Luis Ayala, R (7.1) ERA: 2.73	1.1		7	1	1	1	0	1	0	1	0	0	0	11	19	6.75	1.500		
29 Tommy Hunter, R (8.1) ERA: 5.68	0.2		3	0	0	0	0	1	0	0	0	0	0	6	14	0.00	1.500		

Baltimore Orioles @ New York Yankees
 Yankee Stadium, Bronx, NY
 Wed Aug 01 2012, 1:10 PM - 4:23 PM EDT
 Att: 44,593 - Overcast - 80 F

livebaseballscorecards.com

AB 34
 R 12
 H 15
 RBI 12
 BB 6
 SO 5
 LOB 20



Batter	1	2	3	4	5	6	7	8	9	AB	R	H	RBI	BB	SO	LOB	TOP
21 Nick Markakis, L OBP: 0.352, SLG: 0.464										5	0	1	0	0	0	1	
2 J.J. Hardy, R OBP: 0.274, SLG: 0.381										4	0	0	0	0	0	1	
10 Adam Jones, R OBP: 0.339, SLG: 0.539										4	0	2	0	0	1	0	
32 Matt Wieters, S OBP: 0.321, SLG: 0.408										4	0	2	0	0	2	3	
19 Chris Davis, L OBP: 0.311, SLG: 0.463										2	0	1	0	2	0	1	
12 Mark Reynolds, R OBP: 0.322, SLG: 0.365										4	0	0	0	0	3	6	
51 Lew Ford, R OBP: 0.125, SLG: 0.133										3	0	0	0	0	2	1	
24 Wilson Betemit, S OBP: 0.326, SLG: 0.431										1	0	0	0	0	1	2	
35 Omar Quintanilla, L OBP: 0.369, SLG: 0.426										3	0	1	0	1	1	1	
11 Robert Andino, R OBP: 0.291, SLG: 0.324										4	0	1	0	0	1	1	
Inning Stats	R: 0 H: 2 E: 0 K: 2 S: 15	H: 1 R: 0 ER: 0 LOB: 3 BB: 1 P: 25	R: 0 H: 1 E: 0 K: 1 S: 12	H: 1 R: 0 ER: 0 LOB: 1 BB: 1 P: 21	R: 0 H: 1 E: 0 K: 0 S: 12	H: 1 R: 0 ER: 0 LOB: 1 BB: 0 P: 19	R: 0 H: 1 E: 0 K: 1 S: 11	H: 0 R: 0 ER: 0 LOB: 1 BB: 0 P: 16	R: 0 H: 0 E: 0 K: 2 S: 10	H: 2 R: 0 ER: 0 LOB: 2 BB: 0 P: 20	R: 0 H: 0 E: 0 K: 3 S: 13	H: 0 R: 0 ER: 0 LOB: 0 BB: 0 P: 16	1B: 8 2B: 0 3B: 0 HR: 0	SF: 0 SAC: 0 DP: 0 HBP: 0	WP: 1 PB: 0 SB: 0 CS: 1	PA: 37	
PITCHER	IP WLS BF H R ER SO BB IBB HBP BLK WP HR S P ERA WHIP																
55 Matt Moore, L ERA: 3.84	5.1 W 24 6 0 0 6 3 0 0 0 0 1 0 68 108 0.00 1.688																
57 Jake McGee, L ERA: 2.57	0.2 H 2 0 0 0 1 0 0 0 0 0 0 0 6 10 0.00 0.000																
43 Kyle Farnsworth, R ERA: 5.06	1.0 H 3 0 0 0 0 0 0 0 0 0 0 0 5 8 0.00 0.000																
62 Joel Peralta, R ERA: 3.88	1.0 H 5 2 0 0 3 0 0 0 0 0 0 0 13 20 0.00 2.000																
56 Fernando Rodney, R ERA: 0.72	1.0 S 3 0 0 0 1 0 0 0 0 0 0 0 0 11 16 0.00 0.000																

Baltimore Orioles @ Tampa Bay Rays
Tropicana Field, St. Petersburg, FL
Fri Aug 03 2012, 7:12 PM - 9:56 PM EDT
Att: 18,410 - Dome - 72 F

AB 34
R 0
H 8
RBI 0
BB 3
SO 11
LOB 17



Batter	1	2	3	4	5	6	7	8	9	AB	R	H	RBI	BB	SO	LOB	BOTTOM	
8 Desmond Jennings, R OBP: 0.308, SLG: 0.372										4	1	1	1	0	2	0		
2 B.J. Upton, R OBP: 0.302, SLG: 0.376										4	1	1	1	0	2	0		
20 Matt Joyce, L OBP: 0.371, SLG: 0.477										3	0	1	0	1	1	0		
18 Ben Zobrist, S OBP: 0.368, SLG: 0.441										3	0	2	0	0	0	1		
23 Carlos Pena, L OBP: 0.319, SLG: 0.361										3	0	0	0	0	0	3		
7 Jeff Keppinger, R OBP: 0.285, SLG: 0.437										2	0	1	0	0	0	1		
5 Sam Fuld, L OBP: 0.400, SLG: 0.458										1	0	0	0	0	0	2		
19 Ryan Roberts, R OBP: 0.305, SLG: 0.345										3	0	0	0	0	0	1		
59 Jose Lobaton, S OBP: 0.348, SLG: 0.317										3	0	0	0	0	0	0		
9 Elliot Johnson, S OBP: 0.316, SLG: 0.348										3	0	0	0	0	1	0		
Inning Stats	R: 0 H: 1 E: 0 K: 2 S: 11	H: 1 R: 0 ER: 0 LOB: 0 BB: 0 P: 5	R: 0 H: 0 E: 0 K: 0 S: 9	H: 0 R: 0 ER: 0 LOB: 0 BB: 0 P: 13	R: 1 H: 2 E: 0 K: 0 S: 10	H: 2 R: 0 ER: 0 LOB: 1 BB: 0 P: 15	R: 0 H: 0 E: 0 K: 1 S: 7	H: 0 R: 0 ER: 0 LOB: 0 BB: 0 P: 11	R: 1 H: 2 E: 0 K: 0 S: 16	H: 2 R: 0 ER: 0 LOB: 2 BB: 1 P: 25	R: 0 H: 0 E: 0 K: 0 S: 5	H: 0 R: 0 ER: 0 LOB: 0 BB: 0 P: 6	R: 0 H: 0 E: 0 K: 3 S: 10	H: 0 R: 0 ER: 0 LOB: 0 BB: 0 P: 12	1B: 4 2B: 0 3B: 0 HR: 2	SF: 0 SAC: 0 DP: 1 HBP: 0	WP: 0 PB: 0 SB: 0 CS: 0	PA: 30
PITCHER	IP WLS BF H R ER SO BB IBB HBP BLK WP HR S P ERA WHIP																	
29 Tommy Hunter, R ERA: 5.55	5.2 L 23 6 2 2 2 1 0 0 0 0 0 0 55 81 3.18 1.235																	
56 Darren O'Day, R ERA: 2.74	2.0 6 0 0 0 2 0 0 0 0 0 0 0 15 18 0.00 0.000																	
40 Troy Patton, L ERA: 2.83	0.1 1 0 0 0 1 0 0 0 0 0 0 0 3 4 0.00 0.000																	

Baltimore Orioles @ Tampa Bay Rays
Tropicana Field, St. Petersburg, FL
Fri Aug 03 2012, 7:12 PM - 9:56 PM EDT
Att: 18,410 - Dome - 72 F

AB 29
R 2
H 6
RBI 2
BB 1
SO 6
LOB 8



Batter	1	2	3	4	5	6	7	8	9	AB	R	H	RBI	BB	SO	LOB	TOP				
21 Nick Markakis, L OBP: 0.356, SLG: 0.463										3	2	1	1	2	1	0					
2 J.J. Hardy, R OBP: 0.275, SLG: 0.381										5	0	2	0	0	2	2					
19 Chris Davis, L OBP: 0.313, SLG: 0.462										5	0	2	2	0	2	2					
10 Adam Jones, R OBP: 0.338, SLG: 0.536										4	0	1	0	0	0	3					
32 Matt Wieters, S OBP: 0.323, SLG: 0.407										3	0	1	1	1	0	0					
24 Wilson Betemit, S OBP: 0.325, SLG: 0.429										4	0	1	0	0	1	2					
11 Robert Andino, R OBP: 0.291, SLG: 0.324										0	0	0	0	0	0	0					
9 Nate McLouth, L OBP: 0.227, SLG: 0.213										4	1	2	0	0	1	0					
12 Mark Reynolds, R OBP: 0.321, SLG: 0.361										3	1	0	0	1	3	2					
35 Omar Quintanilla, L OBP: 0.357, SLG: 0.411										4	0	0	0	0	2	2					
Inning Stats	R: 1 H: 2 E: 0 K: 2 S: 21	H: 2 LOB: 2 BB: 1 P: 31	R: 1 H: 2 E: 0 K: 2 S: 11	H: 2 LOB: 1 BB: 0 P: 16	R: 0 H: 2 E: 0 K: 0 S: 10	H: 2 LOB: 2 BB: 1 P: 19	R: 2 H: 2 E: 0 K: 0 S: 11	H: 2 LOB: 2 BB: 2 P: 22	R: 0 H: 0 E: 0 K: 2 S: 7	H: 0 LOB: 0 BB: 0 P: 8	R: 0 H: 0 E: 0 K: 2 S: 7	H: 0 LOB: 0 BB: 0 P: 10	R: 0 H: 0 E: 0 K: 1 S: 9	H: 1 LOB: 1 BB: 0 P: 14	R: 0 H: 1 E: 0 K: 2 S: 10	H: 1 LOB: 1 BB: 0 P: 12	1B: 9 2B: 1 3B: 0 HR: 0	SF: 0 SAC: 0 DP: 1 HBP: 0	WP: 0 PB: 0 SB: 2 CS: 0	PA: 39	
PITCHER	IP WLS BF H R ER SO BB IBB HBP BLK WP HR S P ERA WHIP	IP WLS BF H R ER SO BB IBB HBP BLK WP HR S P ERA WHIP	IP WLS BF H R ER SO BB IBB HBP BLK WP HR S P ERA WHIP	IP WLS BF H R ER SO BB IBB HBP BLK WP HR S P ERA WHIP	IP WLS BF H R ER SO BB IBB HBP BLK WP HR S P ERA WHIP	IP WLS BF H R ER SO BB IBB HBP BLK WP HR S P ERA WHIP	IP WLS BF H R ER SO BB IBB HBP BLK WP HR S P ERA WHIP	IP WLS BF H R ER SO BB IBB HBP BLK WP HR S P ERA WHIP	IP WLS BF H R ER SO BB IBB HBP BLK WP HR S P ERA WHIP	IP WLS BF H R ER SO BB IBB HBP BLK WP HR S P ERA WHIP	IP WLS BF H R ER SO BB IBB HBP BLK WP HR S P ERA WHIP	IP WLS BF H R ER SO BB IBB HBP BLK WP HR S P ERA WHIP	IP WLS BF H R ER SO BB IBB HBP BLK WP HR S P ERA WHIP	IP WLS BF H R ER SO BB IBB HBP BLK WP HR S P ERA WHIP	IP WLS BF H R ER SO BB IBB HBP BLK WP HR S P ERA WHIP	IP WLS BF H R ER SO BB IBB HBP BLK WP HR S P ERA WHIP	IP WLS BF H R ER SO BB IBB HBP BLK WP HR S P ERA WHIP	IP WLS BF H R ER SO BB IBB HBP BLK WP HR S P ERA WHIP	IP WLS BF H R ER SO BB IBB HBP BLK WP HR S P ERA WHIP	IP WLS BF H R ER SO BB IBB HBP BLK WP HR S P ERA WHIP	IP WLS BF H R ER SO BB IBB HBP BLK WP HR S P ERA WHIP

Baltimore Orioles @ Tampa Bay Rays
Tropicana Field, St. Petersburg, FL
Sat Aug 04 2012, 7:15 PM - 10:01 PM EDT
Att: 20,612 - Dome - 72 F

AB	35
R	4
H	10
RBI	4
BB	4
SO	12
LOB	13



Batter	1	2	3	4	5	6	7	8	9	AB	R	H	RBI	BB	SO	LOB	BOTTOM					
8 Desmond Jennings, R OBP: 0.304, SLG: 0.387										4	0	0	0	0	0	1						
2 B.J. Upton, R OBP: 0.301, SLG: 0.375										4	0	1	0	0	0	1						
18 Ben Zobrist, S OBP: 0.371, SLG: 0.443										3	0	2	0	1	0	1						
7 Jeff Keppinger, R OBP: 0.382, SLG: 0.433										4	0	1	0	0	1	4						
23 Carlos Pena, L OBP: 0.319, SLG: 0.358										3	0	0	0	1	1	2						
1 Sean Rodriguez, R OBP: 0.289, SLG: 0.322										3	0	0	0	0	0	3						
10 Will Rhymes, L OBP: 0.304, SLG: 0.289										1	0	0	0	0	0	0						
5 Sam Fuld, L OBP: 0.379, SLG: 0.429										4	0	1	0	0	1	1						
19 Ryan Roberts, R OBP: 0.303, SLG: 0.342										3	0	0	0	0	2	2						
2B José Molina, R OBP: 0.246, SLG: 0.295										3	0	1	0	0	0	1						
Inning Stats	R: 0 H: 1 E: 0 K: 0 S: 13	H: 1 LOB: 1 BB: 0 P: 16	R: 0 H: 0 E: 0 K: 1 S: 5	H: 0 LOB: 0 BB: 0 P: 8	R: 0 H: 0 E: 0 K: 1 S: 9	H: 0 LOB: 0 BB: 0 P: 11	R: 0 H: 2 E: 0 K: 1 S: 13	H: 2 LOB: 2 BB: 0 P: 16	R: 0 H: 1 E: 0 K: 0 S: 9	H: 1 LOB: 0 BB: 0 P: 14	R: 0 H: 1 E: 0 K: 0 S: 12	H: 1 LOB: 1 BB: 0 P: 18	R: 0 H: 0 E: 0 K: 1 S: 12	H: 0 LOB: 1 BB: 1 P: 17	R: 0 H: 1 E: 0 K: 1 S: 8	H: 1 LOB: 2 BB: 1 P: 15	R: 0 H: 0 E: 0 K: 0 S: 6	H: 0 LOB: 0 BB: 0 P: 8	1B: 6 2B: 0 3B: 0 HR: 0	SF: 0 SAC: 0 DP: 0 HBP: 0	WP: 0 PB: 0 SB: 1 CS: 1	PA: 34
PITCHER	IP WLS BF H R ER SO BB IBB HBP BLK WP HR S P ERA WHIP	IP WLS BF H R ER SO BB IBB HBP BLK WP HR S P ERA WHIP	IP WLS BF H R ER SO BB IBB HBP BLK WP HR S P ERA WHIP	IP WLS BF H R ER SO BB IBB HBP BLK WP HR S P ERA WHIP	IP WLS BF H R ER SO BB IBB HBP BLK WP HR S P ERA WHIP	IP WLS BF H R ER SO BB IBB HBP BLK WP HR S P ERA WHIP	IP WLS BF H R ER SO BB IBB HBP BLK WP HR S P ERA WHIP	IP WLS BF H R ER SO BB IBB HBP BLK WP HR S P ERA WHIP	IP WLS BF H R ER SO BB IBB HBP BLK WP HR S P ERA WHIP	IP WLS BF H R ER SO BB IBB HBP BLK WP HR S P ERA WHIP	IP WLS BF H R ER SO BB IBB HBP BLK WP HR S P ERA WHIP	IP WLS BF H R ER SO BB IBB HBP BLK WP HR S P ERA WHIP	IP WLS BF H R ER SO BB IBB HBP BLK WP HR S P ERA WHIP	IP WLS BF H R ER SO BB IBB HBP BLK WP HR S P ERA WHIP	IP WLS BF H R ER SO BB IBB HBP BLK WP HR S P ERA WHIP	IP WLS BF H R ER SO BB IBB HBP BLK WP HR S P ERA WHIP	IP WLS BF H R ER SO BB IBB HBP BLK WP HR S P ERA WHIP	IP WLS BF H R ER SO BB IBB HBP BLK WP HR S P ERA WHIP	IP WLS BF H R ER SO BB IBB HBP BLK WP HR S P ERA WHIP	IP WLS BF H R ER SO BB IBB HBP BLK WP HR S P ERA WHIP	IP WLS BF H R ER SO BB IBB HBP BLK WP HR S P ERA WHIP	

Baltimore Orioles @ Tampa Bay Rays
Tropicana Field, St. Petersburg, FL
Sat Aug 04 2012, 7:15 PM - 10:01 PM EDT
Att: 20,612 - Dome - 72 F

AB	32
R	0
H	6
RBI	0
BB	2
SO	5
LOB	16



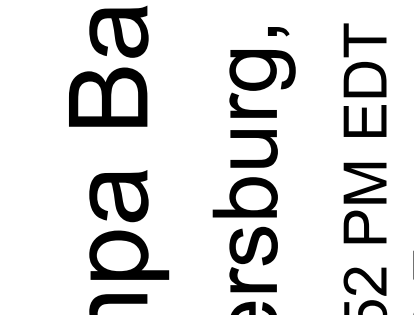
Batter	1	2	3	4	5	6	7	8	9	10	AB	R	H	RBI	BB	SO	LOB	TOP			
21 Nick Markakis, L OBP: 0.350, SLG: 0.455	G3-1		G4-3			F7		L1-3		P4	5	0	0	0	0	0	1	Baltimore Orioles @ Tampa Bay Rays Tropicana Field, St. Petersburg, FL Sun Aug 05 2012, 1:43 PM - 4:52 PM EDT Att. 29,530 - Dome - 72 F			
11 Robert Andino, R OBP: 0.297, SLG: 0.325						G5-3				SH1-4 BB	2	0	1	0	2	0	0				
2 J.J. Hardy, R OBP: 0.275, SLG: 0.380		BB								SH1-4	2	0	0	0	1	2	2				
10 Adam Jones, R OBP: 0.336, SLG: 0.531										G6-3	4	0	0	0	0	1	3				
32 Matt Wieters, S OBP: 0.320, SLG: 0.403										G6-3	4	0	0	0	0	1	1				
51 Lew Ford, R OBP: 0.158, SLG: 0.222																					
9 Nate McLouth, L OBP: 0.224, SLG: 0.210										F9	3	0	1	0	0	0	0				
12 Mark Reynolds, R OBP: 0.323, SLG: 0.358																					
35 Omar Quintanilla, L OBP: 0.346, SLG: 0.397																					
31 Taylor Teagarden, R OBP: 0.138, SLG: 0.250																					
Inning Stats	R: 0 E: 0 K: 1 S: 9	H: 0 LOB: 1 BB: 1 P: 17	R: 0 E: 0 K: 10 S: 10	H: 1 LOB: 2 BB: 1 P: 18	R: 0 E: 0 K: 1 S: 9	H: 1 LOB: 1 BB: 0 P: 14	R: 0 E: 0 K: 0 S: 6	H: 0 LOB: 0 BB: 0 P: 7	R: 0 E: 0 K: 1 S: 13	H: 0 LOB: 0 BB: 0 P: 22	R: 0 E: 0 K: 1 S: 7	H: 0 LOB: 1 BB: 0 P: 10	R: 0 E: 0 K: 0 S: 12	H: 0 LOB: 1 BB: 1 P: 19	R: 1 E: 0 K: 1 S: 17	H: 1 LOB: 1 BB: 1 P: 29	1B: 1 2B: 3 3B: 0 HR: 0	SF: 0 SAC: 1 DP: 1 HBP: 0	WP: 0 PA: 37 PB: 0 SB: 0 CS: 1		
PITCHER	IP WLS BF H R ER SO BB IBB HBP BLK WP HR S P ERA WHIP	8.0 2 28 2 0 0 5 3 0 0 0 0 0 67 109 0.00 0.625	1.0 4 0 0 0 0 1 0 0 0 0 0 0 12 19 0.00 1.000	1.0 L 5 1 1 1 1 0 0 0 0 0 0 17 29 9.00 2.000	PITCHER																
14 David Price, L ERA: 2.49	56 Fernando Rodney, R ERA: 0.71	62 Joel Peralta, R ERA: 3.8																			
8 Desmond Jennings, R OBP: 0.300, SLG: 0.362	G6-3		G4-3			FC5				G5-3	5	0	0	0	0	1	2	Baltimore Orioles @ Tampa Bay Rays Tropicana Field, St. Petersburg, FL Sun Aug 05 2012, 1:43 PM - 4:52 PM EDT Att. 29,530 - Dome - 72 F			
2 B.J. Upton, R OBP: 0.301, SLG: 0.376											4	0	1	0	0	0	0				
20 Matt Joyce, L OBP: 0.373, SLG: 0.475																					
18 Ben Zobrist, S OBP: 0.370, SLG: 0.441																					
10 Will Rhymes, L OBP: 0.289, SLG: 0.285																					
1 Sean Rodriguez, R OBP: 0.269, SLG: 0.322																					
7 Jeff Keppinger, R OBP: 0.376, SLG: 0.425																					
23 Carlos Pena, L OBP: 0.322, SLG: 0.359																					
19 Ryan Roberts, R OBP: 0.302, SLG: 0.338																					
59 Jose Lobaton, S OBP: 0.340, SLG: 0.309																					
5 Sam Feldt, L OBP: 0.367, SLG: 0.414																					
9 Elliot Johnson, S OBP: 0.315, SLG: 0.344																					
Inning Stats	R: 0 E: 0 K: 0 S: 9	H: 1 LOB: 1 BB: 0 P: 11	R: 0 E: 0 K: 1 S: 11	H: 0 LOB: 1 BB: 1 P: 21	R: 0 E: 0 K: 0 S: 7	H: 0 LOB: 0 BB: 0 P: 12	R: 0 E: 0 K: 1 S: 9	H: 0 LOB: 0 BB: 0 P: 13	R: 0 E: 0 K: 2 S: 12	H: 0 LOB: 2 BB: 2 P: 21	R: 0 E: 0 K: 0 S: 6	H: 1 LOB: 1 BB: 0 P: 10	R: 0 E: 0 K: 1 S: 5	H: 0 LOB: 0 BB: 0 P: 6	R: 0 E: 0 K: 1 S: 10	H: 1 LOB: 2 BB: 1 P: 19	R: 0 E: 0 K: 0 S: 6	H: 0 LOB: 0 BB: 0 P: 8	1B: 2 2B: 1 3B: 0 HR: 0	SF: 0 SAC: 1 DP: 0 HBP: 0	WP: 0 PA: 38 PB: 0 SB: 1 CS: 1
PITCHER	IP WLS BF H R ER SO BB IBB HBP BLK WP HR S P ERA WHIP	7.0 3 26 2 0 0 4 4 0 0 0 0 0 60 104 0.00 0.857	1.0 3 0 0 0 0 1 0 0 0 0 0 0 5 6 0.00 0.000	0.0 1 1 0 0 0 0 0 0 0 0 0 0 1 3 ∞ ∞	1.0 W 4 0 0 0 1 0 1 0 0 0 0 9 16 0.00 0.000	1.0 S 3 0 0 0 0 0 0 0 0 0 0 6 8 0.00 0.000	PITCHER														
50 Miguel González, R ERA: 3.8	56 Darren O'Day, R ERA: 2.68	40 Troy Patton, L ERA: 2.83	38 Luis Ayala, R ERA: 2.68	43 Jim Johnson, R ERA: 3.47																	

AB	31
R	1
H	3
RBI	1
BB	5
SO	6
LOB	12



WP:	0
PA:	37
PB:	0
SB:	0
CS:	1

AB	31
R	0
H	3
RBI	0
BB	5
SO	6
LOB	14



WP:	0
PA:	38
PB:	0
SB:	1
CS:	1

Batter	1	2	3	4	5	6	7	8	9	AB	R	H	RBI	BB	SO	LOB	TOP					
13 Dustin Ackley, L (1,4) OBP: 0.302, SLG: 0.332	K2-3			P6		G4-3		BB		3	0	0	0	1	1	1						
55 Michael Saunders, L (1,8) OBP: 0.311, SLG: 0.415	F8			BB		G1-3		K		3	0	0	0	1	1	2						
63 Jesus Montero, R (1,10) OBP: 0.303, SLG: 0.389	G1-3			BB		K		L6		4	0	0	0	0	1	3						
27 John Jaso, L (1,2) OBP: 0.388, SLG: 0.459		F8		G3					K	4	0	1	0	0	1	1						
15 Kyle Seager, L (1,5) OBP: 0.312, SLG: 0.397	K					F8		1B		4	0	1	0	0	2	1						
20 Mike Carp, L (1,3) OBP: 0.315, SLG: 0.387	L7							K		4	0	1	0	0	1	2						
33 Casper Wells, R (1,7) OBP: 0.303, SLG: 0.394						1B				4	0	1	0	0	0	2						
10 Eric Thames, L (1,9) OBP: 0.281, SLG: 0.380						1B				4	1	1	0	0	0	3						
61 Munenori Kawasaki, L (1,6) OBP: 0.273, SLG: 0.213										3	0	2	1	0	0	0						
Inning Stats	R: 0 E: 0 K: 1 S: 9	H: 0 LOB: 0 BB: 0 P: 12	R: 0 E: 0 K: 1 S: 6	H: 0 LOB: 0 BB: 0 P: 9	R: 0 E: 0 K: 0 S: 5	H: 0 LOB: 0 BB: 0 P: 8	R: 0 E: 0 K: 1 S: 10	H: 0 LOB: 1 BB: 1 P: 17	R: 0 E: 0 K: 0 S: 12	H: 1 LOB: 1 BB: 0 P: 16	R: 0 E: 1 K: 0 S: 8	H: 1 LOB: 1 BB: 0 P: 12	R: 0 E: 0 K: 2 S: 11	H: 1 LOB: 1 BB: 0 P: 13	R: 1 E: 0 K: 1 S: 12	H: 2 LOB: 1 BB: 1 P: 25	R: 0 E: 0 K: 1 S: 9	H: 2 LOB: 2 BB: 0 P: 13	1B: 6 2B: 1 3B: 0 HR: 0	SF: 0 SAC: 0 DP: 0 HBP: 0	WP: 0 PB: 0 SB: 0 CS: 0	PA: 35
PITCHER	IP	WLS	BF	H	R	ER	SO	BB	IBB	HBP	BLK	WP	HR	S	P	ERA	WHIP					
30 Chris Tillman, R (1,1) ERA: 2.38	7.1	W	27	5	1	1	5	1	0	0	0	0	0	68	99	1.23	0.818					
47 Pedro Strop, R (8,1) ERA: 1.29	0.2	H	3	0	0	0	1	1	0	0	0	0	0	5	13	0.00	1.500					
43 Jim Johnson, R (9,1) ERA: 3.4	1.0	S	5	2	0	0	1	0	0	0	0	0	0	9	13	0.00	2.000					

Seattle Mariners @ Baltimore Orioles
 Oriole Park at Camden Yards, Baltimore, MD
 Mon Aug 06 2012, 7:10 PM - 9:33 PM EDT
 Att: 21,184 - Partly Cloudy - 88 F

AB 33
 R 1
 H 7
 RBI 1
 BB 2
 SO 7
 LOB 15

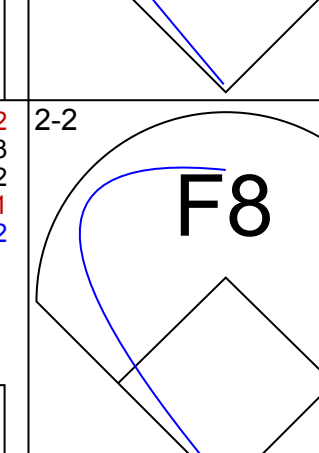
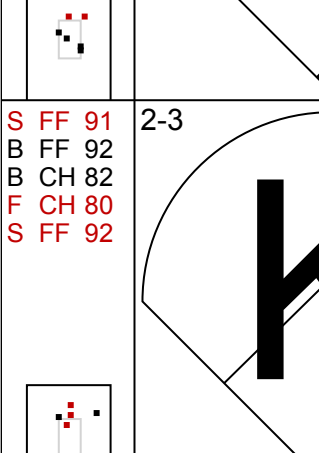






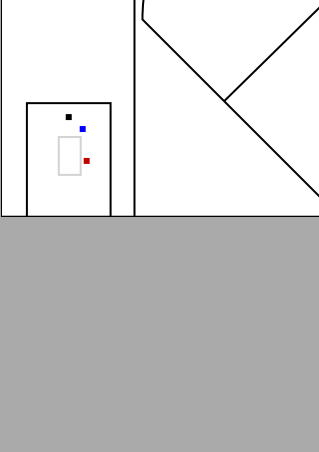
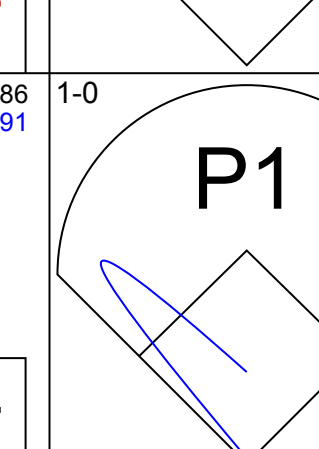





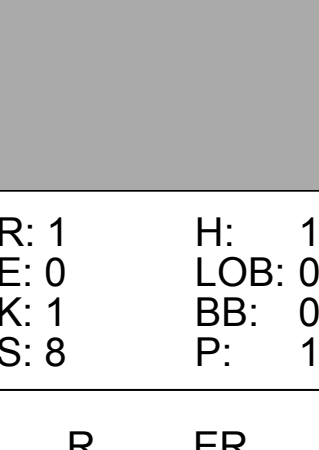
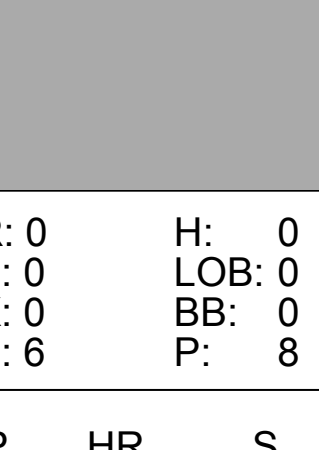





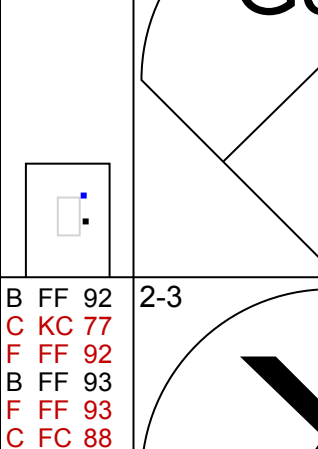
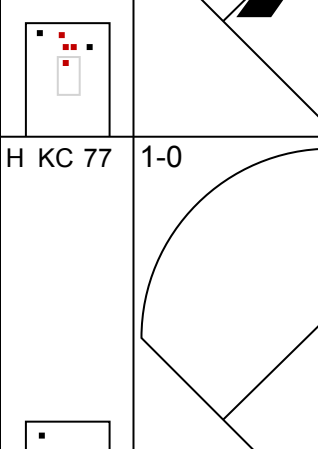
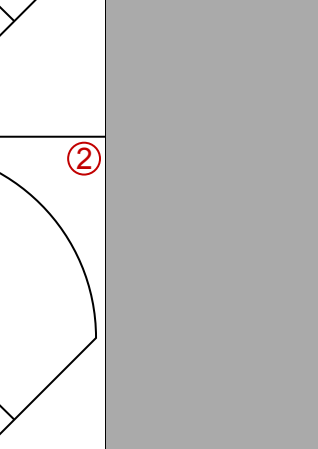


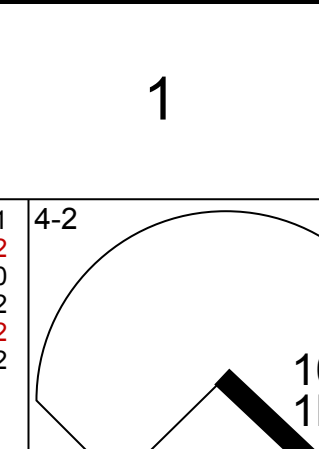
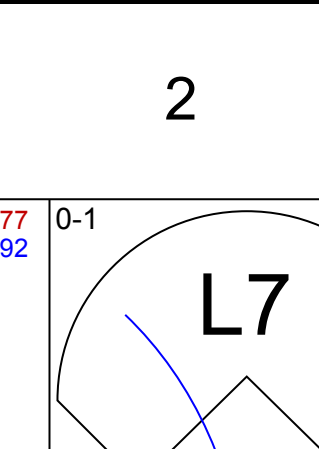
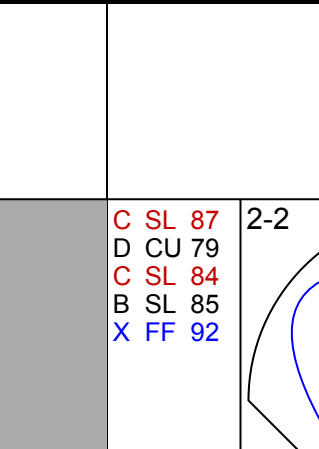
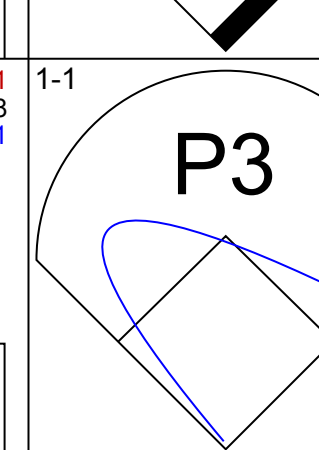
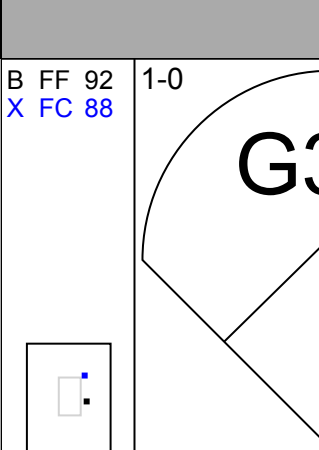
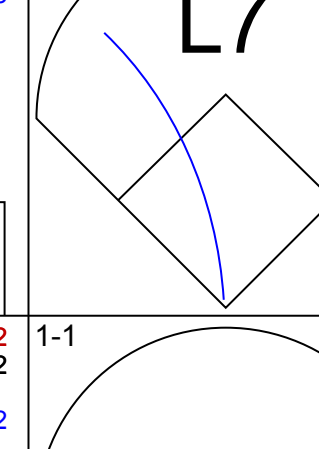
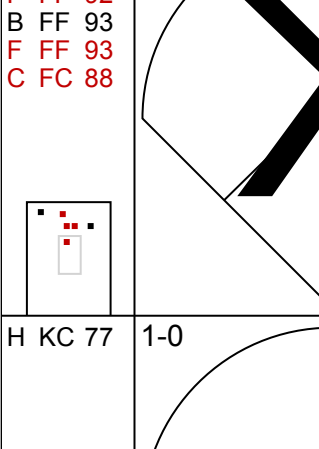
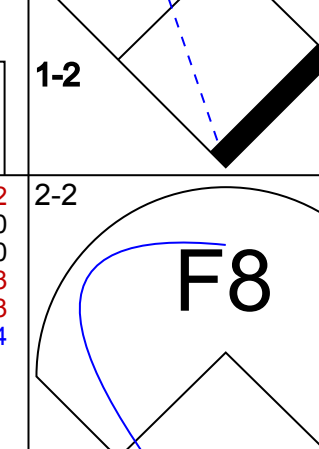
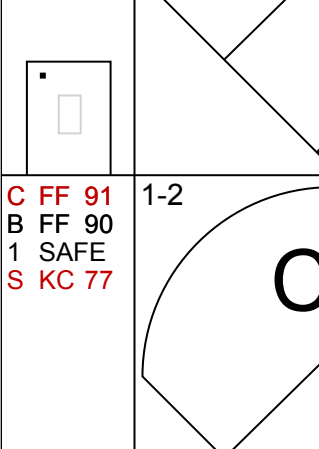


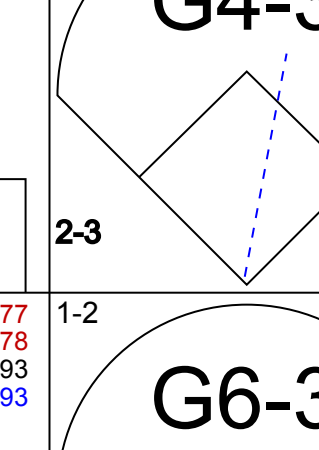

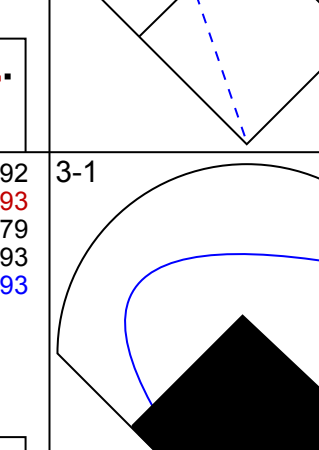
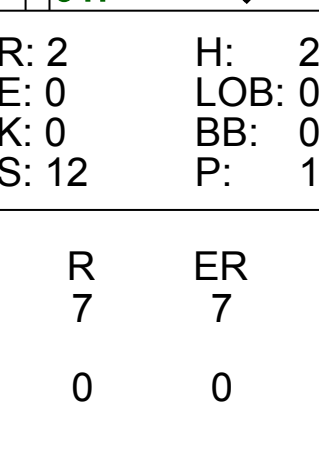
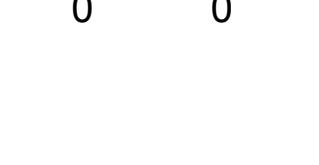
Batter	1	2	3	4	5	6	7	8	9	AB	R	H	RBI	BB	SO	LOB	BOTTOM				
21 Nick Markakis, L (1,9) OBP: 0.352, SLG: 0.465	10 2B				G4-3			F9		4	1	2	2	0	0	1					
11 Robert Andino, R (1,5) OBP: 0.294, SLG: 0.320	K	HR			G6-3			F8		4	0	0	0	0	1	1					
2 J.J. Hardy, R (1,6) OBP: 0.275, SLG: 0.381	P2				G5-3					4	0	1	0	0	0	1					
10 Adam Jones, R (1,8) OBP: 0.335, SLG: 0.531	2B				G6-3			2B		4	0	1	0	0	0	1					
32 Matt Wieters, S (1,2) OBP: 0.317, SLG: 0.398	G1				F9			G6-3		4	0	0	0	0	0	3					
19 Chris Davis, L (1,10) OBP: 0.310, SLG: 0.458					G3-1			G4-3		3	0	0	0	0	1	0					
51 Lew Ford, R (1,7) OBP: 0.182, SLG: 0.238					F9			G5-3		3	1	1	0	0	0	0					
9 Nate McLouth, L (8,7) OBP: 0.224, SLG: 0.210					12 2B					0	0	0	0	0	0	0					
12 Mark Reynolds, R (1,3) OBP: 0.329, SLG: 0.372		HR						2B		3	1	3	1	0	0	0					
35 Omar Quintanilla, L (1,4) OBP: 0.338, SLG: 0.387					G1-3			G6-3		3	0	0	0	0	0	3					
Inning Stats	R: 0 E: 0 K: 1 S: 12	H: 2 LOB: 2 BB: 0 P: 18	R: 3 E: 0 K: 1 S: 17	H: 3 LOB: 0 BB: 0 P: 25	R: 0 E: 0 K: 0 S: 11	H: 0 LOB: 0 BB: 0 P: 14	R: 0 E: 0 K: 0 S: 9	H: 1 LOB: 1 BB: 0 P: 13	R: 0 E: 0 K: 0 S: 6	H: 0 LOB: 0 BB: 0 P: 6	R: 0 E: 0 K: 0 S: 4	H: 0 LOB: 0 BB: 0 P: 6	R: 0 E: 0 K: 0 S: 8	H: 1 LOB: 1 BB: 0 P: 14	R: 0 E: 0 K: 0 S: 6	H: 1 LOB: 1 BB: 0 P: 9	1B: 3 2B: 4 3B: 0 HR: 1	SF: 0 SAC: 0 DP: 0 HBP: 0	WP: 0 PB: 0 SB: 0 CS: 0	PA: 32	
PITCHER	IP	WLS	BF	H	R	ER	SO	BB	IBB	HBP	BLK	WP	HR	S	P	ERA	WHIP				
38 Jason Vargas, L (1,1) ERA: 3.69	8.0	L	32	8	3	3	2	0	0	0	0	0	1	73	105	3.38	1.000				

Seattle Mariners @ Baltimore Orioles
 Oriole Park at Camden Yards, Baltimore, MD
 Mon Aug 06 2012, 7:10 PM - 9:33 PM EDT
 Att: 21,184 - Partly Cloudy - 88 F

AB 32
 R 3
 H 8
 RBI 3
 BB 0
 SO 2
 LOB 10




Batter	1	2	3	4	5	6	7	8	9	AB	R	H	RBI	BB	SO	LOB	TOP										
4 Alex Gordon, L (1, 7) OBP: 0.369, SLG: 0.436										4	0	0	0	0	2	4	Kansas City Royals @ Baltimore Orioles Oriole Park at Camden Yards, Baltimore, MD Fri Aug 10 2012, 7:07 PM - 9:37 PM EDT Att: 17,277 - Cloudy - 86 F										
2 Alcides Escobar, R (1, 6) OBP: 0.338, SLG: 0.407										3	0	0	0	1	1	2											
8 Mike Moustakas, L (1, 5) OBP: 0.309, SLG: 0.450										4	0	0	0	0	2	2											
16 Billy Butler, R (1, 10) OBP: 0.368, SLG: 0.512										4	0	0	0	0	1	0											
13 Salvador Perez, R (1, 2) OBP: 0.326, SLG: 0.511										4	1	1	1	0	0	0											
35 Eric Hosmer, L (1, 3) OBP: 0.298, SLG: 0.356										3	0	0	0	0	1	0											
21 Jeff Francoeur, R (1, 9) OBP: 0.283, SLG: 0.385										3	0	1	0	0	0	0											
17 Chris Getz, L (1, 4) OBP: 0.324, SLG: 0.371										3	0	2	0	0	0	0											
1 Jarrod Dyson, L (1, 8) OBP: 0.335, SLG: 0.350										2	0	2	0	0	0	0											
6 Lorenzo Cain, R (8, 8) OBP: 0.315, SLG: 0.405										0	0	0	0	0	0	0											
Inning Stats	R: 0 E: 0 K: 1 S: 7	H: 0 LOB: 0 BB: 0 P: 11	R: 1 E: 0 K: 1 S: 8	H: 1 LOB: 0 BB: 0 P: 13	R: 0 E: 0 K: 1 S: 9	H: 1 LOB: 2 BB: 1 P: 17	R: 0 E: 0 K: 0 S: 6	H: 0 LOB: 0 BB: 0 P: 8	R: 0 E: 0 K: 2 S: 14	H: 2 LOB: 0 BB: 0 P: 20	R: 0 E: 0 K: 0 S: 5	H: 0 LOB: 0 BB: 0 P: 8	R: 0 E: 0 K: 0 S: 9	H: 1 LOB: 0 BB: 0 P: 13	R: 0 E: 0 K: 2 S: 10	H: 1 LOB: 0 BB: 0 P: 13	R: 0 E: 0 K: 2 S: 9	H: 0 LOB: 0 BB: 0 P: 13	1B: 4 2B: 1 3B: 0 HR: 1	SF: 0 SAC: 1 DP: 1 HBP: 0	WP: 0 PB: 0 SB: 0 CS: 0	PA: 32					
PITCHER	IP	WLS	BF	H	R	ER	SO	BB	IBB	HBP	BLK	WP	HR	S	P	ERA	WHIP	PITCHER									
50 Miguel González, R (1, 1) ERA: 3.42	8.0	W	29	6	1	1	5	1	0	0	0	0	1	68	103	1.12	0.875										
47 Pedro Strop, R (9, 1) ERA: 1.24	1.0		3	0	0	0	2	0	0	0	0	0	0	9	13	0.00	0.000										

Batter	1	2	3	4	5	6	7	8	9	AB	R	H	RBI	BB	SO	LOB	BOTTOM										
21 Nick Markakis, L (1, 9) OBP: 0.354, SLG: 0.474										4	0	0	0	1	0	3	Kansas City Royals @ Baltimore Orioles Oriole Park at Camden Yards, Baltimore, MD Fri Aug 10 2012, 7:07 PM - 9:37 PM EDT Att: 17,277 - Cloudy - 86 F										
2 J.J. Hardy, R (1, 6) OBP: 0.275, SLG: 0.381										4	0	1	0	0	0	2											
19 Chris Davis, L (1, 10) OBP: 0.302, SLG: 0.438										4	0	0	0	0	3	3											
10 Adam Jones, R (1, 8) OBP: 0.340, SLG: 0.530										3	0	1	0	0	1	1											
32 Matt Wieters, S (1, 2) OBP: 0.324, SLG: 0.431										3	1	0	0	1	0	3											
24 Wilson Betemit, S (1, 3) OBP: 0.325, SLG: 0.429										3	2	1	0	0	0	0											
9 Nate McLouth, L (1, 7) OBP: 0.247, SLG: 0.230										4	1	2	1	0	0	1											
13 Manny Machado, R (1, 5) OBP: 0.500, SLG: 1.500										4	2	2	4	0	0	2											
35 Omar Quintanilla, L (1, 4) OBP: 0.354, SLG: 0.421										4	1	3	2	0	1	0											
Inning Stats	R: 0 E: 0 K: 0 S: 12	H: 1 LOB: 2 BB: 1 P: 21	R: 2 E: 0 K: 0 S: 12	H: 2 LOB: 0 BB: 0 P: 16	R: 0 E: 0 K: 1 S: 7	H: 0 LOB: 0 BB: 0 P: 12	R: 0 E: 0 K: 0 S: 6	H: 0 LOB: 0 BB: 0 P: 7	R: 1 E: 0 K: 1 S: 12	H: 2 LOB: 1 BB: 0 P: 20	R: 4 E: 0 K: 1 S: 12	H: 2 LOB: 1 BB: 1 P: 20	R: 0 E: 0 K: 2 S: 12	H: 1 LOB: 0 BB: 0 P: 15	R: 0 E: 0 K: 0 S: 12	H: 2 LOB: 2 BB: 0 P: 21	1B: 5 2B: 2 3B: 0 HR: 3	SF: 0 SAC: 0 DP: 0 HBP: 2	WP: 1 PB: 0 SB: 0 CS: 1	PA: 38							
PITCHER	IP	WLS	BF	H	R	ER	SO	BB	IBB	HBP	BLK	WP	HR	S	P	ERA	WHIP	PITCHER									
44 Luke Hochevar, R (1, 1) ERA: 5.32	5.1	L	26	7	7	7	2	2	0	0	0	0	3	57	90	11.81	1.688										
55 Tim Collins, L (6, 1) ERA: 3.05	0.2		2	0	0	0	1	0	0	0	0	0	0	4	6	0.00	0.000										
31 Louis Coleman, R (7, 1) ERA: 4.08	1.0		4	1	0	0	2	0	0	0	0	0	0	12	15	0.00	1.000										
61 Everett Teaford, L (8, 1) ERA: 4.64	1.0		5	2	0	0	0	0	0	0	0	1	0	12	21	0.00	2.000										


livebaseballscorecards.com

AB 30
R 1
H 6
RBI 1
BB 1
SO 7
LOB 8



livebaseballscorecards.com

AB 33
R 7
H 10
RBI 7
BB 2
SO 5
LOB 15



Batter	1	2	3	4	5	6	7	8	9	AB	R	H	RBI	BB	SO	LOB	TOP										
4 Alex Gordon, L OBP: 0.371, SLG: 0.449										4	1	2	0	0	1	1	Kansas City Royals @ Baltimore Orioles Oriole Park at Camden Yards, Baltimore, MD Sun Aug 12 2012, 1:39 PM - 4:25 PM EDT Att: 20,935 - Sunny - 81 F										
2 Alcides Escobar, R OBP: 0.337, SLG: 0.404										3	0	1	0	0	0	0											
8 Mike Moustakas, L OBP: 0.306, SLG: 0.451										4	1	1	1	0	1	2											
16 Billy Butler, R OBP: 0.371, SLG: 0.518										3	1	2	0	1	1	1											
6 Lorenzo Cain, R OBP: 0.311, SLG: 0.390										4	0	0	0	0	0	3											
21 Jeff Francoeur, R OBP: 0.285, SLG: 0.382										3	0	1	0	1	0	1											
35 Eric Hosmer, L OBP: 0.299, SLG: 0.353										3	0	0	0	1	1	1											
27 Brayan Peña, S OBP: 0.285, SLG: 0.348										3	0	0	1	0	0	1											
17 Chris Getz, L OBP: 0.321, SLG: 0.365										4	0	1	0	0	1	2											
Inning Stats	R: 0 E: 0 K: 1 S: 8	H: 1 LOB: 1 BB: 0 P: 12	R: 0 E: 0 K: 1 S: 14	H: 0 LOB: 1 BB: 1 P: 23	R: 0 E: 0 K: 0 S: 7	H: 1 LOB: 0 BB: 0 P: 7	R: 2 E: 0 K: 0 S: 21	H: 3 LOB: 2 BB: 1 P: 36	R: 1 E: 0 K: 0 S: 10	H: 3 LOB: 1 BB: 0 P: 16	R: 0 E: 0 K: 0 S: 6	H: 0 LOB: 0 BB: 0 P: 8	R: 0 E: 0 K: 2 S: 9	H: 0 LOB: 0 BB: 0 P: 15	R: 0 E: 0 K: 1 S: 9	H: 0 LOB: 1 BB: 1 P: 14	1B: 7 2B: 0 3B: 0 HR: 1	SF: 1 SAC: 1 DP: 2 HBP: 0	WP: 0 PB: 0 SB: 0 CS: 0	PA: 36							
PITCHER	IP	WLS	BF	H	R	ER	SO	BB	IBB	HBP	BLK	WP	HR	S	P	ERA	WHIP										
29 Tommy Hunter, R ERA: 5.54	5.0		23	8	3	3	2	2	0	0	0	0	1	60	94	5.40	2.000										
36 Luis Ayala, R ERA: 2.56	1.0	W	3	0	0	0	0	0	0	0	0	0	0	6	8	0.00	0.000										
40 Troy Patton, L ERA: 2.58	1.0	H	3	0	0	0	2	0	0	0	0	0	0	9	15	0.00	0.000										
47 Pedro Strop, R ERA: 1.22	1.0	H	4	0	0	0	1	1	0	0	0	0	0	9	15	0.00	1.000										
43 Jim Johnson, R ERA: 3.33	1.0	S	3	0	0	0	0	0	0	0	0	0	0	8	14	0.00	0.000										

Batter	1	2	3	4	5	6	7	8	9	AB	R	H	RBI	BB	SO	LOB	BOTTOM										
21 Nick Markakis, L OBP: 0.351, SLG: 0.479										4	1	2	1	0	0	0	Kansas City Royals @ Baltimore Orioles Oriole Park at Camden Yards, Baltimore, MD Sun Aug 12 2012, 1:39 PM - 4:25 PM EDT Att: 20,935 - Sunny - 81 F										
2 J.J. Hardy, R OBP: 0.270, SLG: 0.374										4	0	0	0	0	1	1											
9 Nate McLouth, L OBP: 0.270, SLG: 0.259										3	1	1	0	1	0	0											
10 Adam Jones, R OBP: 0.344, SLG: 0.530										3	1	1	0	1	1	2											
51 Lew Ford, R OBP: 0.207, SLG: 0.222										2	0	0	0	1	1	2											
43 Jim Johnson, R										0	0	0	0	0	0	0											
12 Mark Reynolds, R OBP: 0.325, SLG: 0.377										3	1	1	1	1	0	1											
13 Manny Machado, R OBP: 0.375, SLG: 1.125										4	1	1	2	0	1	3											
11 Robert Andino, R OBP: 0.288, SLG: 0.312										3	0	0	0	0	2	2											
31 Taylor Teagarden, R OBP: 0.125, SLG: 0.226										3	0	0	0	0	1	0											
Inning Stats	R: 0 E: 0 K: 2 S: 9	H: 2 LOB: 2 BB: 0 P: 13	R: 2 E: 0 K: 1 S: 16	H: 1 LOB: 0 BB: 1 P: 23	R: 0 E: 0 K: 0 S: 8	H: 0 LOB: 0 BB: 0 P: 11	R: 0 E: 0 K: 1 S: 7	H: 0 LOB: 0 BB: 0 P: 11	R: 1 E: 0 K: 0 S: 11	H: 1 LOB: 0 BB: 0 P: 17	R: 1 E: 0 K: 0 S: 19	H: 1 LOB: 2 BB: 2 P: 35	R: 0 E: 0 K: 0 S: 6	H: 0 LOB: 0 BB: 0 P: 8	R: 1 E: 0 K: 1 S: 8	H: 1 LOB: 1 BB: 1 P: 14	1B: 3 2B: 1 3B: 0 HR: 2	SF: 0 SAC: 1 DP: 0 HBP: 0	WP: 0 PB: 1 SB: 1 CS: 0	PA: 34							
PITCHER	IP	WLS	BF	H	R	ER	SO	BB	IBB	HBP	BLK	WP	HR	S	P	ERA	WHIP										
52 Bruce Chen, L ERA: 5.56	1.1		23	4	4	4	5	3	0	0	0	0	2	61	95	6.75	1.312										
31 Luis Coleman, R ERA: 3.96	1.0		4	1	0	0	1	0	0	0	0	0	0	11	17	0.00	1.000										
67 Francisley Bueno, L ERA: 3.36	0.2		3	0	1	0	0	1	0	0	0	0	0	6	12	0.00	1.500										
43 Aaron Crow, R ERA: 3.61	1.0		4	1	0	0	1	0	0	0	0	0	0	6	8	0.00	1.000										

livebaseballscores.com

AB 31
R 3
H 8
RBI 2
BB 3
SO 5
LOB 12

livebaseballscores.com

AB 29
R 5
H 6
RBI 4
BB 4
SO 7
LOB 11

Batter	1	2	3	4	5	6	7	8	9	AB	R	H	RBI	BB	SO	LOB	TOP		
2 Jacoby Ellsbury, L OBP: 0.313, SLG: 0.372 26 Scott Podsednik, L OBP: 0.403, SLG: 0.463	3-2 15 23 SH5-3 1B		0-2 G3		2-0 G4-3		2-2 15 2B 1B	2-2 G3		5	0	2	0	0	0	1			
23 Pedro Ciriaco, R OBP: 0.340, SLG: 0.473	0-1 SH5-3		0-0		1-2 G6-3		1-3 K		0-0 L7	4	0	1	0	0	1	1			
15 Dustin Pedroia, R OBP: 0.338, SLG: 0.423	0-2 L1-6-3		4-0 BB		0-2 3B		0-0 2B		1-1 F9	4	0	2	0	1	0	1			
28 Adrián González, L OBP: 0.352, SLG: 0.473	0-2 K		0-0 F7		1-1 G4-3		4-0 BB		3-2 G6-3	4	0	0	0	1	1	4			
7 Cody Ross, R OBP: 0.345, SLG: 0.532		1-2 G4-3		1-1 20 13 1B 2B		1-0 13 1B 1B		1-3 K		4	1	2	0	0	1	3			
20 Ryan Lavanway, R OBP: 0.192, SLG: 0.167		2-0 13 FC4-6 1B		1-1 G3		1-1 L7		3-3 K		4	0	1	0	0	1	5			
13 Carl Crawford, L OBP: 0.314, SLG: 0.505		1-2 FC4-6		1-1 1B		0-0 1B		1-2 F8		4	0	2	1	0	0	1			
3 Mike Aviles, R OBP: 0.286, SLG: 0.396		0-3 K		0-3 K		0-3 K		0-0 F8		4	0	0	0	0	3	4			
23 Danny Valencia, R OBP: 0.206, SLG: 0.299			0-2 G5-3		1-1 F8		1-2 F8		0-2 1B	4	0	1	0	0	0	3			
Inning Stats	R: 0 E: 0 K: 1 S: 14	H: 1 LOB: 1 BB: 0 P: 17	R: 0 E: 0 K: 1 S: 16	H: 1 LOB: 1 BB: 0 P: 20	R: 0 E: 0 K: 0 S: 8	H: 1 LOB: 2 BB: 1 P: 12	R: 1 E: 0 K: 1 S: 11	H: 2 LOB: 1 BB: 0 P: 15	R: 0 E: 0 K: 1 S: 12	H: 2 LOB: 3 BB: 1 P: 15	R: 0 E: 0 K: 3 S: 15	H: 1 LOB: 1 BB: 0 P: 14	R: 0 E: 0 K: 0 S: 6	H: 0 LOB: 0 BB: 0 P: 10	1B: 7 2B: 3 3B: 1 HR: 0	SF: 0 SAC: 1 DP: 0 HBP: 0	WP: 0 PB: 0 SB: 0 CS: 0	PA: 40	
PITCHER	IP WLS BF H R ER SO BB IBB HBP BLK WP HR S P ERA WHIP	IP WLS BF H R ER SO BB IBB HBP BLK WP HR S P ERA WHIP	IP WLS BF H R ER SO BB IBB HBP BLK WP HR S P ERA WHIP	IP WLS BF H R ER SO BB IBB HBP BLK WP HR S P ERA WHIP	IP WLS BF H R ER SO BB IBB HBP BLK WP HR S P ERA WHIP	IP WLS BF H R ER SO BB IBB HBP BLK WP HR S P ERA WHIP	IP WLS BF H R ER SO BB IBB HBP BLK WP HR S P ERA WHIP	IP WLS BF H R ER SO BB IBB HBP BLK WP HR S P ERA WHIP	IP WLS BF H R ER SO BB IBB HBP BLK WP HR S P ERA WHIP	IP WLS BF H R ER SO BB IBB HBP BLK WP HR S P ERA WHIP	IP WLS BF H R ER SO BB IBB HBP BLK WP HR S P ERA WHIP	IP WLS BF H R ER SO BB IBB HBP BLK WP HR S P ERA WHIP	IP WLS BF H R ER SO BB IBB HBP BLK WP HR S P ERA WHIP	IP WLS BF H R ER SO BB IBB HBP BLK WP HR S P ERA WHIP	IP WLS BF H R ER SO BB IBB HBP BLK WP HR S P ERA WHIP	IP WLS BF H R ER SO BB IBB HBP BLK WP HR S P ERA WHIP	IP WLS BF H R ER SO BB IBB HBP BLK WP HR S P ERA WHIP	IP WLS BF H R ER SO BB IBB HBP BLK WP HR S P ERA WHIP	
16 Wei-Yin Chen, L ERA: 3.7	6.0 W 28 9 1 1 4																		
56 Darren O'Day, R ERA: 2.45	1.0 5 1 0 0 3																		
48 J.C. Romero, L ERA: 9.0	1.0 4 1 0 0 0																		
27 Matt Lindstrom, R ERA: 2.43	1.0 3 0 0 0 0																		

Boston Red Sox @ Baltimore Orioles
 Oriole Park at Camden Yards, Baltimore, MD
 Tue Aug 14 2012, 7:11 PM - 10:01 PM EDT
 Att: 26,204 - Partly Cloudy - 84 F

AB 37
 R 1
 H 11
 RBI 1
 BB 2
 SO 7
 LOB 23



Batter	1	2	3	4	5	6	7	8	9	AB	R	H	RBI	BB	SO	LOB	BOTTOM			
21 Nick Markakis, L OBP: 0.347, SLG: 0.473	2-1 G4-3		2-2 G6-3		1-1 F8		1-2 G4-3			4	0	0	0	0	0	0				
2 J.J. Hardy, R OBP: 0.270, SLG: 0.373	0-1 P6		2-1 P3			0-1 32 10 BB 1B			3-3 K	4	1	1	0	0	1	0				
9 Nate McLouth, L OBP: 0.258, SLG: 0.247	2-2 K		0-0 G3			1-0 P5			2-1 G3-1	4	0	0	0	0	1	1				
10 Adam Jones, R OBP: 0.343, SLG: 0.526		0-0 P6		1-3 K		4-1 32 19 BB 1B			3-3 K	3	1	0	0	1	2	0				
32 Matt Wieters, S OBP: 0.325, SLG: 0.427		4-2 19 BB 1B		2-1 L8		3-2 19 BB 1B			1-0 G1-3	3	1	1	1	1	0	0				
19 Chris Davis, L OBP: 0.306, SLG: 0.438		0-1 F7		1-0 F7		1-2 12 HR 1B			4-2 BB	3	1	2	1	1	0	0				
12 Mark Reynolds, R OBP: 0.331, SLG: 0.399		2-2 P2				1-0 HR			2-3 K	4	2	2	4	0	1	3				
13 Manny Machado, R OBP: 0.316, SLG: 0.947		0-0 P5				1-1 P6			1-1 G6-3	3	0	0	0	0	0	2				
35 Omar Quintanilla, L OBP: 0.351, SLG: 0.436			0-0 HR			2-2 L7			2-3 K2-3	3	1	1	1	0	1	0				
Inning Stats	R: 0 E: 0 K: 1 S: 8	H: 0 LOB: 0 BB: 0 P: 12	R: 0 E: 0 K: 0 S: 12	H: 1 LOB: 1 BB: 1 P: 18	R: 1 E: 0 K: 0 S: 9	H: 1 LOB: 0 BB: 0 P: 13	R: 0 E: 0 K: 1 S: 7	H: 0 LOB: 0 BB: 0 P: 11	R: 1 E: 0 K: 0 S: 11	H: 1 LOB: 0 BB: 0 P: 16	R: 5 E: 0 K: 1 S: 14	H: 4 LOB: 0 BB: 1 P: 25	R: 0 E: 0 K: 1 S: 9	H: 0 LOB: 0 BB: 0 P: 15	R: 0 E: 0 K: 2 S: 11	H: 0 LOB: 1 BB: 1 P: 21	1B: 4 2B: 0 3B: 0 HR: 3	SF: 0 SAC: 0 DP: 0 HBP: 0	WP: 1 PB: 0 SB: 0 CS: 0	PA: 34
PITCHER	IP WLS BF H R ER SO BB IBB HBP BLK WP HR S P ERA WHIP	IP WLS BF H R ER SO BB IBB HBP BLK WP HR S P ERA WHIP	IP WLS BF H R ER SO BB IBB HBP BLK WP HR S P ERA WHIP	IP WLS BF H R ER SO BB IBB HBP BLK WP HR S P ERA WHIP	IP WLS BF H R ER SO BB IBB HBP BLK WP HR S P ERA WHIP	IP WLS BF H R ER SO BB IBB HBP BLK WP HR S P ERA WHIP	IP WLS BF H R ER SO BB IBB HBP BLK WP HR S P ERA WHIP	IP WLS BF H R ER SO BB IBB HBP BLK WP HR S P ERA WHIP	IP WLS BF H R ER SO BB IBB HBP BLK WP HR S P ERA WHIP	IP WLS BF H R ER SO BB IBB HBP BLK WP HR S P ERA WHIP	IP WLS BF H R ER SO BB IBB HBP BLK WP HR S P ERA WHIP	IP WLS BF H R ER SO BB IBB HBP BLK WP HR S P ERA WHIP	IP WLS BF H R ER SO BB IBB HBP BLK WP HR S P ERA WHIP	IP WLS BF H R ER SO BB IBB HBP BLK WP HR S P ERA WHIP	IP WLS BF H R ER SO BB IBB HBP BLK WP HR S P ERA WHIP	IP WLS BF H R ER SO BB IBB HBP BLK WP HR S P ERA WHIP	IP WLS BF H R ER SO BB IBB HBP BLK WP HR S P ERA WHIP	IP WLS BF H R ER SO BB IBB HBP BLK WP HR S P ERA WHIP		
19 Josh Beckett, R ERA: 5.19	5.1 L 24 6 2 6 2																			
37 Mark Melancon, R ERA: 7.12	2.1 8 1 1 1 3																			
40 Andrew Bailey, R ERA:	0.1 2 0 0 0 1																			

Boston Red Sox @ Baltimore Orioles
 Oriole Park at Camden Yards, Baltimore, MD
 Tue Aug 14 2012, 7:11 PM - 10:01 PM EDT
 Att: 26,204 - Partly Cloudy - 84 F

AB 31
 R 7
 H 7
 RBI 7
 BB 3
 SO 6
 LOB 6



Batter	1	2	3	4	5	6	7	8	9	AB	R	H	RBI	BB	SO	LOB	TOP											
2 Jacoby Ellsbury, L OBP: 0.317, SLG: 0.382	G3		G6-3				13 SF8 2B			4	0	2	1	0	0	0	Boston Red Sox @ Baltimore Orioles Oriole Park at Camden Yards, Baltimore, MD Wed Aug 15 2012, 7:09 PM - 10:01 PM EDT Att: 22,269 - Partly Cloudy - 80 F											
13 Carl Crawford, L OBP: 0.311, SLG: 0.495	28 F8 15 1B BB		L9			SF8		G4-3		2	0	0	2	1	0	1												
15 Dustin Pedroia, R OBP: 0.337, SLG: 0.421				G3-1	P4			G5-3		4	0	1	0	0	0	2												
28 Adrián González, L OBP: 0.352, SLG: 0.471	F8								G4-3	4	0	1	0	0	0	2												
23 Danny Valencia, R OBP: 0.236, SLG: 0.299										0	0	0	0	0	0	0												
7 Cody Ross, R OBP: 0.341, SLG: 0.525	K									4	0	0	0	0	3	3												
39 Jarrod Saltalamacchia, R OBP: 0.283, SLG: 0.471			G6-3							4	0	1	0	0	1	1												
3 Mike Aviles, R OBP: 0.283, SLG: 0.392										4	0	0	0	0	0	1												
26 Scott Podsednik, L OBP: 0.405, SLG: 0.464										2	1	1	0	0	0	0												
23 Pedro Ciriaco, R OBP: 0.333, SLG: 0.463										2	0	0	0	0	1	0												
5 Nick Punto, S OBP: 0.299, SLG: 0.270										4	2	1	0	0	0	0												
Inning Stats	R: 0 E: 0 K: 1 S: 15	H: 1 LOB: 2 BB: 1 P: 25	R: 0 E: 0 K: 0 S: 9	H: 0 LOB: 0 BB: 0 P: 13	R: 0 E: 0 K: 0 S: 11	H: 0 LOB: 0 BB: 0 P: 13	R: 0 E: 0 K: 1 S: 11	H: 1 LOB: 1 BB: 0 P: 15	R: 2 E: 0 K: 0 S: 13	H: 3 LOB: 1 BB: 0 P: 18	R: 0 E: 0 K: 0 S: 9	H: 1 LOB: 1 BB: 0 P: 10	R: 1 E: 1 K: 0 S: 11	H: 1 LOB: 1 BB: 0 P: 16	R: 0 E: 0 K: 2 S: 11	H: 0 LOB: 0 BB: 0 P: 14	R: 0 E: 0 K: 1 S: 8	H: 0 LOB: 0 BB: 0 P: 13	1B: 6 2B: 1 3B: 0 HR: 0	SF: 1 SAC: 0 DP: 0 HBP: 0	WP: 0 PB: 0 SB: 0 CS: 0	PA: 36						
PITCHER	IP	WLS	BF	H	R	ER	SO	BB	IBB	HBP	BLK	WP	HR	S	P	ERA	WHIP	PITCHER										
50 Miguel González, R ERA: 3.38	6.0	W	25	6	2	2	2	1	0	0	0	0	0	0	68	94	3.00	1.167										
48 J.C. Romero, L ERA: 8.39	0.2	H	4	1	1	0	0	0	0	0	0	0	0	8	11	0.00	1.500											
38 Luis Ayala, R ERA: 2.54	0.1	H	1	0	0	0	0	0	0	0	0	0	0	3	5	0.00	0.000											
47 Pedro Strop, R ERA: 1.2	1.0	H	3	0	0	0	2	0	0	0	0	0	0	11	14	0.00	0.000											
43 Jim Johnson, R ERA: 3.28	1.0	S	3	0	0	0	1	0	0	0	0	0	0	8	13	0.00	0.000											

Batter	1	2	3	4	5	6	7	8	9	AB	R	H	RBI	BB	SO	LOB	BOTTOM										
21 Nick Markakis, L OBP: 0.348, SLG: 0.470	G6-3									2	1	0	0	2	1	0	Boston Red Sox @ Baltimore Orioles Oriole Park at Camden Yards, Baltimore, MD Wed Aug 15 2012, 7:09 PM - 10:01 PM EDT Att: 22,269 - Partly Cloudy - 80 F										
2 J.J. Hardy, R OBP: 0.270, SLG: 0.372	F9									4	1	1	0	0	0	1											
9 Nate McLouth, L OBP: 0.258, SLG: 0.247	G4-3									4	1	1	1	0	0	1											
10 Adam Jones, R OBP: 0.343, SLG: 0.524										4	0	1	1	0	0	2											
32 Matt Wieters, S OBP: 0.326, SLG: 0.429										3	1	1	1	1	0	1											
19 Chris Davis, L OBP: 0.303, SLG: 0.434										4	1	0	0	0	0	4											
12 Mark Reynolds, R OBP: 0.333, SLG: 0.402										3	0	1	2	1	1	1											
13 Manny Machado, R OBP: 0.304, SLG: 0.826										4	0	1	0	0	1	3											
35 Omar Quintanilla, L OBP: 0.344, SLG: 0.427										3	0	0	0	0	0	2											
Inning Stats	R: 0 E: 0 K: 0 S: 7	H: 0 LOB: 0 BB: 0 P: 8	R: 0 E: 0 K: 0 S: 8	H: 0 LOB: 0 BB: 0 P: 11	R: 0 E: 0 K: 0 S: 6	H: 0 LOB: 0 BB: 0 P: 6	R: 0 E: 0 K: 0 S: 5	H: 0 LOB: 1 BB: 1 P: 11	R: 0 E: 0 K: 1 S: 10	H: 0 LOB: 1 BB: 1 P: 17	R: 5 E: 1 K: 0 S: 18	H: 5 LOB: 2 BB: 1 P: 30	R: 0 E: 0 K: 1 S: 5	H: 0 LOB: 0 BB: 0 P: 9	R: 0 E: 0 K: 1 S: 11	H: 1 LOB: 2 BB: 1 P: 23		1B: 4 2B: 2 3B: 0 HR: 0	SF: 0 SAC: 0 DP: 0 HBP: 0	WP: 0 PB: 0 SB: 0 CS: 0	PA: 35						
PITCHER	IP	WLS	BF	H	R	ER	SO	BB	IBB	HBP	BLK	WP	HR	S	P	ERA	WHIP	PITCHER									
35 Aaron Cook, R ERA: 4.58	5.1	L	23	3	5	2	1	3	0	0	0	0	0	45	71	3.38	1.125										
30 Andrew Miller, L ERA: 3.0	0.1		1	0	0	0	0	0	0	0	0	0	0	3	3	0.00	0.000										
63 Junichi Tazawa, R ERA: 1.66	0.0		2	2	0	0	0	0	0	0	0	0	0	5	7	∞	∞										
32 Craig Breslow, L ERA: 2.7	1.1		4	0	0	0	1	0	0	0	0	0	0	6	11	0.00	0.000										
59 Clayton Mortensen, R ERA: 1.58	1.0		5	1	0	0	1	0	1	0	0	0	0	11	23	0.00	1.000										



Batter	1	2	3	4	5	6	7	8	9	AB	R	H	RBI	BB	SO	LOB	TOP																
2 Jacoby Ellsbury, L (1, 10) OBP: 0.314, SLG: 0.372										4	0	0	0	1	2	2	Boston Red Sox @ Baltimore Orioles Oriole Park at Camden Yards, Baltimore, MD Thu Aug 16 2012, 7:09 PM - 10:30 PM EDT Att: 25,483 - Clear - 84 F																
13 Carl Crawford, L (1, 7) OBP: 0.315, SLG: 0.500										5	2	2	0	0	0	2																	
15 Dustin Pedroia, R (1, 4) OBP: 0.338, SLG: 0.423										5	2	2	1	0	1	1																	
28 Adrián González, L (1, 3) OBP: 0.352, SLG: 0.474										4	0	2	2	0	1	1																	
7 Cody Ross, R (1, 9) OBP: 0.345, SLG: 0.530										5	0	3	1	0	1	1																	
39 Jarrod Saltalamacchia, R (1, 2) OBP: 0.285, SLG: 0.488										4	0	1	0	1	2	2																	
5 Nick Punto, S (1, 5) OBP: 0.295, SLG: 0.261										4	1	0	0	1	2	5	AB 38 R 6 H 13 RBI 5 BB 4 SO 11 LOB 18																
23 Pedro Ciriaco, R (1, 6) OBP: 0.340, SLG: 0.459										3	0	1	0	1	1	1																	
26 Scott Podsednik, L (1, 8) OBP: 0.410, SLG: 0.479										4	1	2	1	0	1	3																	
Inning Stats	R: 0 E: 0 K: 2 S: 12	H: 1 LOB: 1 BB: 0 P: 21	R: 1 E: 0 K: 1 S: 15	H: 2 LOB: 2 BB: 1 P: 30	R: 0 E: 0 K: 0 S: 6	H: 0 LOB: 0 BB: 0 P: 10	R: 0 E: 0 K: 2 S: 17	H: 1 LOB: 2 BB: 1 P: 27	R: 2 E: 0 K: 0 S: 23	H: 3 LOB: 2 BB: 1 P: 38	R: 3 E: 0 K: 1 S: 18	H: 4 LOB: 2 BB: 1 P: 27	R: 0 E: 0 K: 1 S: 11	H: 1 LOB: 1 BB: 0 P: 14	R: 0 E: 0 K: 2 S: 8	H: 0 LOB: 0 BB: 0 P: 13	R: 0 E: 0 K: 2 S: 12	H: 1 LOB: 1 BB: 0 P: 15	1B: 8 2B: 5 3B: 0 HR: 0	SF: 1 SAC: 0 DP: 0 HBP: 0	WP: 2 PB: 0 SB: 2 CS: 0	PA: 43											
PITCHER	IP WLS BF H R ER SO BB IBB HBP BLK WP HR S P ERA WHIP																																
30 Chris Tillman, R (1, 1) ERA: 3.85	4.2	22	6	3	3	5	2	0	0	0	0	2	0	64	110	5.79	1.714																
63 Kevin Gregg, R (5, 1) ERA: 4.1	0.1	3	1	0	0	0	1	0	0	0	0	0	0	9	16	0.00	6.000																
38 Luis Ayala, R (6, 1) ERA: 2.97	1.0	L 7	4	3	3	1	1	0	0	0	0	0	0	18	27	27.00	5.000																
27 Matt Lindstrom, R (7, 1) ERA: 2.36	1.0	4	1	0	0	1	0	0	0	0	0	0	0	11	14	0.00	1.000																
52 Steve Johnson, R (8, 1) ERA: 2.7	2.0	7	1	0	0	4	0	0	0	0	0	0	0	20	28	0.00	0.500																

Batter	1	2	3	4	5	6	7	8	9	AB	R	H	RBI	BB	SO	LOB	BOTTOM															
21 Nick Markakis, L (1, 9) OBP: 0.347, SLG: 0.468										4	1	1	0	0	0	3	Boston Red Sox @ Baltimore Orioles Oriole Park at Camden Yards, Baltimore, MD Thu Aug 16 2012, 7:09 PM - 10:30 PM EDT Att: 25,483 - Clear - 84 F															
2 J.J. Hardy, R (1, 6) OBP: 0.274, SLG: 0.374										3	1	2	0	1	0	0																
9 Nate McLouth, L (1, 7) OBP: 0.257, SLG: 0.258										4	0	1	0	0	1	3																
10 Adam Jones, R (1, 8) OBP: 0.344, SLG: 0.525										3	0	1	2	0	1	1																
32 Matt Wieters, S (1, 2) OBP: 0.323, SLG: 0.424										4	0	0	0	0	2	3																
19 Chris Davis, L (1, 10) OBP: 0.300, SLG: 0.429										4	0	0	0	0	3	1																
12 Mark Reynolds, R (1, 3) OBP: 0.335, SLG: 0.413										4	1	2	1	0	1	0	AB 31 R 3 H 8 RBI 3 BB 3 SO 10 LOB 13															
13 Manny Machado, R (1, 5) OBP: 0.333, SLG: 0.808										3	0	1	0	1	1	1																
35 Omar Quintanilla, L (1, 4) OBP: 0.344, SLG: 0.421										2	0	0	0	1	1	1																
Inning Stats	R: 2 E: 0 K: 1 S: 12	H: 3 LOB: 1 BB: 0 P: 16	R: 1 E: 0 K: 0 S: 6	H: 3 LOB: 2 BB: 1 P: 12	R: 0 E: 0 K: 0 S: 6	H: 0 LOB: 0 BB: 0 P: 10	R: 0 E: 0 K: 0 S: 8	H: 1 LOB: 0 BB: 0 P: 13	R: 0 E: 0 K: 0 S: 9	H: 0 LOB: 1 BB: 1 P: 16	R: 0 E: 0 K: 3 S: 9	H: 0 LOB: 0 BB: 0 P: 9	R: 0 E: 0 K: 1 S: 10	H: 0 LOB: 1 BB: 1 P: 16	R: 0 E: 0 K: 1 S: 12	H: 1 LOB: 1 BB: 0 P: 15	R: 0 E: 0 K: 3 S: 12	H: 0 LOB: 0 BB: 0 P: 15	1B: 4 2B: 3 3B: 0 HR: 1	SF: 0 SAC: 0 DP: 3 HBP: 1	WP: 0 PB: 0 SB: 0 CS: 0	PA: 35										
PITCHER	IP WLS BF H R ER SO BB IBB HBP BLK WP HR S P ERA WHIP																															
11 Clay Buchholz, R (1, 1) ERA: 4.19	8.0	W 32	8	3	3	7	3	0	1	0	0	1	72	107	3.38	1.375																
91 Alfredo Aceves, R (9, 1) ERA: 4.07	1.0	S 3	0	0	0	3	0	0	0	0	0	0	12	15	0.00	0.000																

Batter	1	2	3	4	5	6	7	8	9	AB	R	H	RBI	BB	SO	LOB	TOP								
21 Nick Markakis, L OBP: 0.348, SLG: 0.472										5	0	2	1	0	0	2									
2 J.J. Hardy, R OBP: 0.274, SLG: 0.374										3	1	1	0	0	1	1									
9 Nate McLouth, L OBP: 0.257, SLG: 0.250										3	0	0	0	1	0	2									
10 Adam Jones, R OBP: 0.341, SLG: 0.520										4	0	0	0	0	1	4									
32 Matt Wieters, S OBP: 0.325, SLG: 0.431										3	1	1	2	1	0	0									
19 Chris Davis, L OBP: 0.322, SLG: 0.428										3	0	1	0	1	1	3									
12 Mark Reynolds, R OBP: 0.332, SLG: 0.409										3	0	0	0	0	3	2									
54 Joe Mahoney, L (5, 3)										1	0	0	0	0	0	0									
13 Manny Machado, R OBP: 0.355, SLG: 0.800										4	0	2	0	0	1	1									
35 Omar Quintanilla, L OBP: 0.341, SLG: 0.412										3	1	0	0	1	0	2									
Inning Stats	R: 0 E: 0 K: 0 S: 5	H: 1 LOB: 1 BB: 0 P: 7	R: 0 E: 0 K: 1 S: 9	H: 0 LOB: 1 BB: 1 P: 19	R: 1 E: 0 K: 2 S: 19	H: 1 LOB: 3 BB: 3 P: 34	R: 0 E: 1 K: 1 S: 9	H: 1 LOB: 1 BB: 0 P: 14	R: 2 E: 0 K: 1 S: 23	H: 3 LOB: 1 BB: 0 P: 31	R: 0 E: 0 K: 1 S: 7	H: 0 LOB: 0 BB: 0 P: 11	R: 0 E: 0 K: 0 S: 8	H: 0 LOB: 0 BB: 0 P: 12	R: 0 E: 0 K: 0 S: 8	H: 0 LOB: 0 BB: 0 P: 12	R: 0 E: 0 K: 1 S: 13	H: 1 LOB: 1 BB: 0 P: 16	1B: 3 2B: 3 HR: 1	SF: 0 SAC: 2 HBP: 0	WP: 0 PB: 0 SB: 2 CS: 0	PA: 38			
PITCHER	IP	WLS	BF	H	R	ER	SO	BB	IBB	HBP	BLK	WP	HR	S	P	ERA	WHIP								
35 Justin Verlander, R ERA: 2.53	6.0		28	6	3	3	6	4	0	0	0	0	1	72	116	4.50	1.667								
20 Octavio Dotel, R ERA: 3.02	1.0		3	0	0	0	0	0	0	0	0	0	0	8	12	0.00	0.000								
53 Joaquin Benoit, R ERA: 3.4	1.0	W	3	0	0	0	0	0	0	0	0	0	0	8	12	0.00	0.000								
46 Jose Valverde, R ERA: 3.62	1.0	S	4	1	0	0	1	0	0	0	0	0	0	13	16	0.00	1.000								

Baltimore Orioles @ Detroit Tigers
Comerica Park, Detroit, MI
Fri Aug 17 2012, 7:07 PM - 10:09 PM EDT
Att: 41,620 - Partly Cloudy - 76 F

AB 32
R 3
H 7
RBI 3
BB 4
SO 7
LOB 17



Batter	1	2	3	4	5	6	7	8	9	AB	R	H	RBI	BB	SO	LOB	BOTTOM								
14 Austin Jackson, R OBP: 0.391, SLG: 0.503										4	0	0	0	0	1	1									
12 Andy Dirks, L OBP: 0.386, SLG: 0.514										4	0	0	0	0	0	0									
24 Miguel Cabrera, R OBP: 0.391, SLG: 0.592										3	3	2	1	1	1	0									
28 Prince Fielder, L OBP: 0.404, SLG: 0.521										3	2	2	4	1	0	0									
13 Alex Avila, L OBP: 0.360, SLG: 0.409										4	0	1	0	0	0	1									
21 Delmon Young, R OBP: 0.295, SLG: 0.405										3	0	1	0	0	0	1									
26 Brennan Boesch, L OBP: 0.287, SLG: 0.384										2	0	0	0	1	2	1									
52 Quintin Berry, L OBP: 0.355, SLG: 0.374										0	0	0	0	0	0	0									
27 Jhonny Peralta, R OBP: 0.327, SLG: 0.414										3	0	0	0	0	0	2									
4 Omar Infante, R OBP: 0.311, SLG: 0.447										3	0	0	0	1	2										
Inning Stats	R: 1 E: 0 K: 1 S: 12	H: 1 LOB: 1 BB: 1 P: 20	R: 0 E: 0 K: 0 S: 7	H: 1 LOB: 1 BB: 1 P: 15	R: 0 E: 0 K: 1 S: 10	H: 0 LOB: 0 BB: 0 P: 16	R: 0 E: 0 K: 1 S: 12	H: 1 LOB: 1 BB: 0 P: 16	R: 0 E: 0 K: 0 S: 9	H: 0 LOB: 0 BB: 0 P: 12	R: 2 E: 0 K: 0 S: 12	H: 2 LOB: 0 BB: 0 P: 19	R: 0 E: 0 K: 2 S: 11	H: 0 LOB: 0 BB: 0 P: 16	R: 2 E: 0 K: 0 S: 12	H: 1 LOB: 0 BB: 1 P: 21	1B: 1 2B: 1 3B: 1 HR: 3	SF: 0 SAC: 0 DP: 1 HBP: 0	WP: 0 PB: 0 SB: 0 CS: 1	PA: 33					
PITCHER	IP	WLS	BF	H	R	ER	SO	BB	IBB	HBP	BLK	WP	HR	S	P	ERA	WHIP								
29 Tommy Hunter, R ERA: 5.49	6.0		24	5	3	3	3	2	0	0	0	0	0	17	30	5.40	1.167								
56 Darren O'Day, R ERA: 2.55	1.2	L	6	0	1	1	2	1	0	0	0	0	0	17	30	5.40	0.600								
4B J.C. Romero, L ERA: 9.0	0.1		2	1	1	1	0	0	0	0	0	0	1	6	7	27.00	3.000								

Baltimore Orioles @ Detroit Tigers
Comerica Park, Detroit, MI
Fri Aug 17 2012, 7:07 PM - 10:09 PM EDT
Att: 41,620 - Partly Cloudy - 76 F

AB 29
R 5
H 6
RBI 5
BB 3
SO 5
LOB 8



Batter	1	2	3	4	5	6	7	8	9	AB	R	H	RBI	BB	SO	LOB	TOP													
21 Nick Markakis, L OBP: 0.355, SLG: 0.477										4	2	2	1	1	0	0														
2 J.J. Hardy, R OBP: 0.275, SLG: 0.372										4	1	1	2	1	1	1														
9 Nate McLouth, L OBP: 0.254, SLG: 0.267										5	1	2	2	0	1	2														
10 Adam Jones, R OBP: 0.339, SLG: 0.515										5	0	1	1	0	2	2														
19 Chris Davis, L OBP: 0.303, SLG: 0.442										4	1	1	1	0	1	1														
12 Mark Reynolds, R OBP: 0.337, SLG: 0.411										3	0	2	0	1	1	0														
13 Manny Machado, R OBP: 0.289, SLG: 0.649										4	0	0	0	0	1	3														
35 Omar Quintanilla, L OBP: 0.341, SLG: 0.407										2	1	0	0	1	1	1														
11 Robert Andino, R OBP: 0.288, SLG: 0.311										1	0	0	0	0	0	0														
31 Taylor Teagarden, R OBP: 0.139, SLG: 0.206										3	1	0	0	1	1	2														
Inning Stats	R: 0 E: 0 K: 2 S: 8	H: 1 LOB: 1 BB: 0 P: 11	R: 4 E: 0 K: 1 S: 19	H: 4 LOB: 1 BB: 1 P: 33	R: 0 E: 0 K: 1 S: 9	H: 1 LOB: 1 BB: 0 P: 14	R: 3 E: 0 K: 2 S: 16	H: 2 LOB: 1 BB: 2 P: 25	R: 0 E: 0 K: 0 S: 9	H: 0 LOB: 1 BB: 2 P: 20	R: 0 E: 0 K: 1 S: 11	H: 1 LOB: 1 BB: 0 P: 19	R: 0 E: 0 K: 1 S: 11	H: 0 LOB: 0 BB: 0 P: 15	R: 0 E: 0 K: 0 S: 7	H: 0 LOB: 0 BB: 0 P: 12	R: 0 E: 0 K: 1 S: 7	H: 0 LOB: 0 BB: 0 P: 9	1B: 5 2B: 2 HR: 1	SF: 0 SAC: 0 DP: 1 HBP: 0	WP: 1 PB: 0 SB: 0 CS: 0	PA: 40								
PITCHER	IP: 3.2 WLS: L BF: 22	H: 8 R: 7 ER: 7 SO: 6	BB: 3 IBB: 0 HBP: 0 BLK: 0	WP: 0 HR: 1 S: 51 P: 82	ERA: 17.18 WHIP: 3.000	IP: 4.1 WLS: S BF: 16	H: 5 R: 3 ER: 3 SO: 4	BB: 1 IBB: 0 HBP: 0 BLK: 0	WP: 0 HR: 0 S: 21 P: 40	ERA: 0.00 WHIP: 0.000	IP: 7.1 WLS: S BF: 30	H: 9 R: 0 ER: 0 SO: 1	BB: 0 IBB: 0 HBP: 0 BLK: 0	WP: 0 HR: 0 S: 11 P: 15	ERA: 0.00 WHIP: 0.000	IP: 9.1 WLS: S BF: 36	H: 10 R: 0 ER: 0 SO: 1	BB: 0 IBB: 0 HBP: 0 BLK: 0	WP: 0 HR: 0 S: 7 P: 12	ERA: 0.00 WHIP: 0.000	IP: 1.0 WLS: S BF: 3	H: 0 R: 0 ER: 0 SO: 1	BB: 0 IBB: 0 HBP: 0 BLK: 0	WP: 0 HR: 0 S: 9 P: 9	ERA: 0.00 WHIP: 0.000	IP: 1.0 WLS: S BF: 3	H: 0 R: 0 ER: 0 SO: 1	BB: 0 IBB: 0 HBP: 0 BLK: 0	WP: 0 HR: 0 S: 7 P: 9	ERA: 0.00 WHIP: 0.000

Baltimore Orioles @ Detroit Tigers
Comerica Park, Detroit, MI
Sun Aug 19 2012, 1:05 PM - 4:11 PM EDT
Att: 40,511 - Partly Cloudy - 73 F

AB 35
R 7
H 9
RBI 7
BB 5
SO 9
LOB 12



Batter	1	2	3	4	5	6	7	8	9	AB	R	H	RBI	BB	SO	LOB	BOTTOM								
14 Austin Jackson, R OBP: 0.392, SLG: 0.504										5	0	2	0	0	1	1									
4 Omar Infante, R OBP: 0.309, SLG: 0.450										5	1	1	1	0	0	3									
24 Miguel Cabrera, R OBP: 0.397, SLG: 0.592										2	1	0	0	2	2	2									
28 Prince Fielder, L OBP: 0.403, SLG: 0.516										4	1	1	0	0	0	4									
27 Jhonny Peralta, R OBP: 0.326, SLG: 0.419										4	1	1	3	0	0	0									
21 Delmon Young, R OBP: 0.297, SLG: 0.403										3	1	1	0	0	0	0									
18 Jeff Baker, R OBP: 0.294, SLG: 0.433										2	0	1	1	0	1	0									
12 Andy Dirks, L OBP: 0.386, SLG: 0.511										2	0	1	0	0	0	1									
9 Gerald Laird, R OBP: 0.343, SLG: 0.400										3	0	0	0	0	0	2									
13 Alex Avila, L OBP: 0.354, SLG: 0.402										1	0	0	0	0	1	1									
52 Quintin Berry, L OBP: 0.354, SLG: 0.376										4	0	1	0	0	2	2									
Inning Stats	R: 5 E: 0 K: 2 S: 22	H: 5 LOB: 1 BB: 1 P: 41	R: 0 E: 0 K: 0 S: 10	H: 1 LOB: 1 BB: 1 P: 16	R: 0 E: 0 K: 1 S: 10	H: 0 LOB: 0 BB: 0 P: 13	R: 0 E: 0 K: 0 S: 9	H: 1 LOB: 1 BB: 0 P: 13	R: 0 E: 0 K: 0 S: 11	H: 0 LOB: 0 BB: 0 P: 18	R: 0 E: 0 K: 0 S: 12	H: 1 LOB: 1 BB: 0 P: 19	R: 0 E: 0 K: 1 S: 10	H: 1 LOB: 0 BB: 0 P: 11	R: 0 E: 0 K: 1 S: 12	H: 0 LOB: 1 BB: 0 P: 21	R: 0 E: 0 K: 1 S: 10	H: 0 LOB: 0 BB: 0 P: 16	1B: 5 2B: 2 HR: 2	SF: 0 SAC: 0 DP: 2 HBP: 1	WP: 0 PB: 0 SB: 0 CS: 0	PA: 38			
PITCHER	IP: 5.0 WLS: W BF: 23	H: 7 R: 5 ER: 5 SO: 4	BB: 2 IBB: 0 HBP: 0 BLK: 0	WP: 0 HR: 2 S: 12 P: 101	ERA: 9.00 WHIP: 1.800	IP: 1.0 WLS: H BF: 4	H: 1 R: 0 ER: 0 SO: 0	BB: 0 IBB: 0 HBP: 0 BLK: 0	WP: 0 HR: 0 S: 17 P: 23	ERA: 0.00 WHIP: 0.750	IP: 0.2 WLS: H BF: 2	H: 2 R: 0 ER: 0 SO: 1	BB: 0 IBB: 0 HBP: 0 BLK: 0	WP: 0 HR: 0 S: 5 P: 9	ERA: 0.00 WHIP: 0.000	IP: 1.0 WLS: S BF: 3	H: 0 R: 0 ER: 0 SO: 1	BB: 0 IBB: 0 HBP: 0 BLK: 0	WP: 0 HR: 0 S: 10 P: 16	ERA: 0.00 WHIP: 0.000	IP: 1.0 WLS: S BF: 3	H: 0 R: 0 ER: 0 SO: 1	BB: 0 IBB: 0 HBP: 0 BLK: 0	WP: 0 HR: 0 S: 9 P: 9	ERA: 0.00 WHIP: 0.000

Baltimore Orioles @ Detroit Tigers
Comerica Park, Detroit, MI
Sun Aug 19 2012, 1:05 PM - 4:11 PM EDT
Att: 40,511 - Partly Cloudy - 73 F

AB 35
R 5
H 9
RBI 5
BB 2
SO 7
LOB 16



Batter	1	2	3	4	5	6	7	8	9	AB	R	H	RBI	BB	SO	LOB	TOP					
21 Nick Markakis, L OBP: 0.356, SLG: 0.474										4	0	1	0	0	0	1	<p>Baltimore Orioles @ Texas Rangers Rangers Ballpark in Arlington, Arlington, TX Tue Aug 21 2012, 8:07 PM - 11:12 PM EDT Att: 32,146 - Partly Cloudy - 75 F</p> <p>livebaseballscorecards.com</p> <p>AB 34 R 5 H 8 RBI 4 BB 1 SO 8 LOB 7</p>					
2 J.J. Hardy, R OBP: 0.275, SLG: 0.373										4	1	1	1	0	1							
9 Nate McLouth, L OBP: 0.282, SLG: 0.304										3	2	1	2	1	0	1						
10 Adam Jones, R OBP: 0.340, SLG: 0.512										4	0	1	0	0	1	0						
32 Matt Wieters, S OBP: 0.319, SLG: 0.421										4	0	0	0	0	1	1						
19 Chris Davis, L OBP: 0.300, SLG: 0.436										4	0	1	0	0	2	0						
12 Mark Reynolds, R OBP: 0.336, SLG: 0.406										4	0	1	0	0	2	1						
35 Omar Quintanilla, L OBP: 0.329, SLG: 0.391										3	1	0	0	0	1	2						
11 Robert Andino, R OBP: 0.284, SLG: 0.306										1	0	0	0	0	0	0						
13 Manny Machado, R OBP: 0.295, SLG: 0.651										3	1	2	1	0	0	0						
Inning Stats	R: 1 E: 0 K: 1 S: 10	H: 0 LOB: 0 BB: 1 P: 18	R: 0 E: 0 K: 0 S: 12	H: 1 LOB: 1 BB: 0 P: 19	R: 0 E: 0 K: 0 S: 9	H: 2 LOB: 1 BB: 0 P: 15	R: 0 E: 0 K: 3 S: 13	H: 0 LOB: 0 BB: 0 P: 17	R: 4 E: 0 K: 0 S: 20	H: 4 LOB: 0 BB: 0 P: 31	R: 0 E: 0 K: 1 S: 9	H: 0 LOB: 0 BB: 0 P: 14	R: 0 E: 0 K: 1 S: 8	H: 0 LOB: 0 BB: 0 P: 13	R: 0 E: 0 K: 0 S: 12	H: 1 LOB: 1 BB: 0 P: 15	R: 0 E: 0 K: 2 S: 13	H: 0 LOB: 0 BB: 0 P: 19	1B: 5 2B: 1 3B: 1 HR: 1	SF: 0 SAC: 0 DP: 0 HBP: 0	WP: 1 PB: 0 SB: 1 CS: 0	PA: 35
PITCHER	IP WLS BF H R ER SO BB IBB HBP BLK WP HR S P ERA WHIP	IP WLS BF H R ER SO BB IBB HBP BLK WP HR S P ERA WHIP	IP WLS BF H R ER SO BB IBB HBP BLK WP HR S P ERA WHIP	IP WLS BF H R ER SO BB IBB HBP BLK WP HR S P ERA WHIP	IP WLS BF H R ER SO BB IBB HBP BLK WP HR S P ERA WHIP	IP WLS BF H R ER SO BB IBB HBP BLK WP HR S P ERA WHIP	IP WLS BF H R ER SO BB IBB HBP BLK WP HR S P ERA WHIP	IP WLS BF H R ER SO BB IBB HBP BLK WP HR S P ERA WHIP	IP WLS BF H R ER SO BB IBB HBP BLK WP HR S P ERA WHIP	IP WLS BF H R ER SO BB IBB HBP BLK WP HR S P ERA WHIP	IP WLS BF H R ER SO BB IBB HBP BLK WP HR S P ERA WHIP	IP WLS BF H R ER SO BB IBB HBP BLK WP HR S P ERA WHIP	IP WLS BF H R ER SO BB IBB HBP BLK WP HR S P ERA WHIP	IP WLS BF H R ER SO BB IBB HBP BLK WP HR S P ERA WHIP	IP WLS BF H R ER SO BB IBB HBP BLK WP HR S P ERA WHIP	IP WLS BF H R ER SO BB IBB HBP BLK WP HR S P ERA WHIP	IP WLS BF H R ER SO BB IBB HBP BLK WP HR S P ERA WHIP					
39 Scott Feldman, R ERA: 4.77	5.0	L	22	7	5	4	4	1	0	0	0	0	1	1	64	100	7.20	1.600				
50 Michael Kirkman, L ERA: 4.1	2.0		6	0	0	0	2	0	0	0	0	0	0	0	17	27	0.00	0.000				
52 Tanner Scheppers, R ERA: 4.88	1.0		4	1	0	0	0	0	0	0	0	0	0	12	15	0.00	1.000					
28 Robbie Ross Jr., L ERA: 1.72	1.0		3	0	0	0	2	0	0	0	0	0	0	13	19	0.00	0.000					

Batter	1	2	3	4	5	6	7	8	9	AB	R	H	RBI	BB	SO	LOB	BOTTOM			
5 Ian Kinsler, R OBP: 0.336, SLG: 0.430										4	1	1	1	1	0	1	<p>Baltimore Orioles @ Texas Rangers Rangers Ballpark in Arlington, Arlington, TX Tue Aug 21 2012, 8:07 PM - 11:12 PM EDT Att: 32,146 - Partly Cloudy - 75 F</p> <p>livebaseballscorecards.com</p> <p>AB 34 R 3 H 7 RBI 3 BB 3 SO 9 LOB 10</p>			
1 Elvis Andrus, R OBP: 0.387, SLG: 0.394										4	0	1	0	0	1	0				
32 Josh Hamilton, L OBP: 0.350, SLG: 0.578										4	0	0	0	0	3	2				
29 Adrián Beltré, R OBP: 0.341, SLG: 0.480										4	0	2	0	0	0	0				
17 Nelson Cruz, R OBP: 0.335, SLG: 0.470										2	0	0	0	2	1	2				
10 Michael Young, R OBP: 0.302, SLG: 0.349										4	0	0	0	0	1	3				
7 David Murphy, L OBP: 0.388, SLG: 0.489										4	1	1	0	0	1	2				
8 Geovany Soto, R OBP: 0.285, SLG: 0.351										4	1	1	2	0	1	0				
18 Mitch Moreland, L OBP: 0.342, SLG: 0.505										4	0	1	0	0	1	0				
Inning Stats	R: 0 E: 0 K: 1 S: 8	H: 0 LOB: 0 BB: 0 P: 14	R: 0 E: 0 K: 2 S: 10	H: 1 LOB: 1 BB: 0 P: 16	R: 1 E: 0 K: 0 S: 9	H: 1 LOB: 0 BB: 0 P: 15	R: 0 E: 0 K: 0 S: 8	H: 0 LOB: 1 BB: 1 P: 13	R: 0 E: 0 K: 1 S: 10	H: 1 LOB: 1 BB: 0 P: 15	R: 0 E: 0 K: 2 S: 10	H: 1 LOB: 2 BB: 1 P: 28	R: 0 E: 0 K: 0 S: 10	H: 0 LOB: 1 BB: 1 P: 16	R: 0 E: 0 K: 1 S: 9	H: 0 LOB: 0 BB: 0 P: 15		1B: 4 2B: 1 3B: 0 HR: 2	SF: 0 SAC: 0 DP: 0 HBP: 0	WP: 1 PB: 0 SB: 0 CS: 0
PITCHER	IP WLS BF H R ER SO BB IBB HBP BLK WP HR S P ERA WHIP	IP WLS BF H R ER SO BB IBB HBP BLK WP HR S P ERA WHIP	IP WLS BF H R ER SO BB IBB HBP BLK WP HR S P ERA WHIP	IP WLS BF H R ER SO BB IBB HBP BLK WP HR S P ERA WHIP	IP WLS BF H R ER SO BB IBB HBP BLK WP HR S P ERA WHIP	IP WLS BF H R ER SO BB IBB HBP BLK WP HR S P ERA WHIP	IP WLS BF H R ER SO BB IBB HBP BLK WP HR S P ERA WHIP	IP WLS BF H R ER SO BB IBB HBP BLK WP HR S P ERA WHIP	IP WLS BF H R ER SO BB IBB HBP BLK WP HR S P ERA WHIP	IP WLS BF H R ER SO BB IBB HBP BLK WP HR S P ERA WHIP	IP WLS BF H R ER SO BB IBB HBP BLK WP HR S P ERA WHIP	IP WLS BF H R ER SO BB IBB HBP BLK WP HR S P ERA WHIP	IP WLS BF H R ER SO BB IBB HBP BLK WP HR S P ERA WHIP	IP WLS BF H R ER SO BB IBB HBP BLK WP HR S P ERA WHIP	IP WLS BF H R ER SO BB IBB HBP BLK WP HR S P ERA WHIP	IP WLS BF H R ER SO BB IBB HBP BLK WP HR S P ERA WHIP				
30 Chris Tillman, R ERA: 3.71	6.2	W	27	6	3	3	7	1	0	0	0	0	1	0	64	101	4.05	1.050		
56 Darren O'Day, R ERA: 2.49	0.0		2	1	0	0	0	1	0	0	0	0	0	4	8					
47 Pedro Strop, R ERA: 1.46	1.1	H	5	0	0	0	1	1	0	0	0	0	0	14	23	0.00	0.750			
43 Jim Johnson, R ERA: 3.08	1.0	S	3	0	0	0	1	0	0	0	0	0	0	9	15	0.00	0.000			

Batter	1	2	3	4	5	6	7	8	9	AB	R	H	RBI	BB	SO	LOB	TOP										
21 Nick Markakis, L OBP: 0.360, SLG: 0.482										4	0	3	3	0	1	0	Baltimore Orioles @ Texas Rangers Rangers Ballpark in Arlington, Arlington, TX Wed Aug 22 2012, 8:08 PM - 10:43 PM EDT Att. 40,714 - Clear - 89 F										
2 J.J. Hardy, R OBP: 0.275, SLG: 0.372										4	0	1	0	0	1	3											
10 Adam Jones, R OBP: 0.337, SLG: 0.508 38 Luis Ayala, R										4	0	0	0	0	2	1											
32 Matt Wieters, S OBP: 0.316, SLG: 0.418 31 Taylor Teagarden, R OBP: 0.135, SLG: 0.200										3	0	0	0	0	0	0											
12 Mark Reynolds, R OBP: 0.335, SLG: 0.403										3	0	0	0	1	0	0											
51 Lew Ford, R OBP: 0.212, SLG: 0.258										4	1	1	0	0	0	1											
9 Nate McLouth, L OBP: 0.262, SLG: 0.302										4	1	1	0	0	1	1											
13 Manny Machado, R OBP: 0.277, SLG: 0.609										3	0	0	0	0	1	2											
11 Robert Andino, R OBP: 0.284, SLG: 0.304										2	1	0	0	1	0	1											
Inning Stats	R: 0 E: 0 K: 0 S: 7	H: 1 LOB: 0 BB: 0 P: 11	R: 0 E: 0 K: 0 S: 5	H: 0 LOB: 0 BB: 0 P: 9	R: 1 E: 0 K: 1 S: 12	H: 2 LOB: 1 BB: 0 P: 18	R: 0 E: 0 K: 1 S: 9	H: 0 LOB: 0 BB: 0 P: 15	R: 2 E: 0 K: 2 S: 12	H: 2 LOB: 1 BB: 1 P: 23	R: 0 E: 0 K: 1 S: 9	H: 0 LOB: 0 BB: 0 P: 18	R: 0 E: 0 K: 0 S: 7	H: 0 LOB: 0 BB: 0 P: 12	R: 0 E: 0 K: 1 S: 10	H: 1 LOB: 1 BB: 0 P: 14		R: 0 E: 0 K: 0 S: 7	H: 0 LOB: 0 BB: 0 P: 13	1B: 4 2B: 1 3B: 1 HR: 0	SF: 0 SAC: 0 DP: 1 HBP: 0	WP: 0 PB: 0 SB: 0 CS: 0	PA: 34				
PITCHER	IP	WLS	BF	H	R	ER	SO	BB	IBB	HBP	BLK	WP	HR	S	P	ERA	WHIP										
45 Derek Holland, L ERA: 4.92	7.0	W	27	5	3	3	5	2	0	0	0	0	0	61	106	3.86	1.000										
57 Mark Lowe, R ERA: 2.09	1.0		4	1	0	0	1	0	0	0	1	0	0	10	14	0.00	1.000										
41 Alexi Ogando, R ERA: 2.82	1.0		3	0	0	0	0	0	0	0	0	0	0	7	13	0.00	0.000										

Batter	1	2	3	4	5	6	7	8	9	AB	R	H	RBI	BB	SO	LOB	BOTTOM										
5 Ian Kinsler, R OBP: 0.336, SLG: 0.432										5	0	2	0	0	0	1	Baltimore Orioles @ Texas Rangers Rangers Ballpark in Arlington, Arlington, TX Wed Aug 22 2012, 8:08 PM - 10:43 PM EDT Att. 40,714 - Clear - 89 F										
1 Elvis Andrus, R OBP: 0.383, SLG: 0.390										5	0	0	0	0	2												
32 Josh Hamilton, L OBP: 0.351, SLG: 0.576 9 Mike Olt, R OBP: 0.360, SLG: 0.278										3	2	1	0	1	1	0											
29 Adrián Beltré, R OBP: 0.344, SLG: 0.501										5	3	3	5	0	2												
17 Nelson Cruz, R OBP: 0.335, SLG: 0.468 23 Craig Gentry, R OBP: 0.379, SLG: 0.396										4	1	1	0	0	1	0											
10 Michael Young, R OBP: 0.303, SLG: 0.351										4	2	2	0	0	0	0											
7 David Murphy, L OBP: 0.394, SLG: 0.497										3	2	3	1	1	0	0											
8 Geovany Soto, R OBP: 0.288, SLG: 0.355										3	1	1	1	1	1	3											
18 Mitch Moreland, L OBP: 0.340, SLG: 0.516										3	1	1	5	0	1	1											
Inning Stats	R: 0 E: 0 K: 0 S: 10	H: 0 LOB: 0 BB: 0 P: 13	R: 1 E: 0 K: 0 S: 13	H: 1 LOB: 1 BB: 1 P: 24	R: 0 E: 0 K: 0 S: 7	H: 0 LOB: 0 BB: 0 P: 13	R: 9 E: 0 K: 1 S: 27	H: 8 LOB: 0 BB: 2 P: 41	R: 1 E: 0 K: 1 S: 11	H: 2 LOB: 1 BB: 0 P: 18	R: 0 E: 0 K: 1 S: 5	H: 0 LOB: 0 BB: 0 P: 8	R: 1 E: 0 K: 0 S: 13	H: 2 LOB: 1 BB: 0 P: 23	R: 0 E: 0 K: 0 S: 7	H: 1 LOB: 1 BB: 1 P: 14		1B: 7 2B: 3 3B: 0 HR: 4	SF: 1 SAC: 0 DP: 2 HBP: 0	WP: 1 PB: 0 SB: 0 CS: 0	PA: 40						
PITCHER	IP	WLS	BF	H	R	ER	SO	BB	IBB	HBP	BLK	WP	HR	S	P	ERA	WHIP										
29 Tommy Hunter, R ERA: 5.95	3.0	L	19	8	9	9	0	2	0	0	0	0	1	43	72	27.00	3.333										
63 Kevin Gregg, R ERA: 4.35	1.0		4	1	1	1	1	1	0	0	0	0	1	14	19	9.00	2.000										
4B J.C. Romero, L ERA: 9.0	1.0		5	2	1	1	1	0	0	0	0	1	0	11	18	9.00	2.000										
27 Matt Lindstrom, R ERA: 2.23	1.0		3	0	0	0	1	0	0	0	0	0	0	5	8	0.00	0.000										
52 Steve Johnson, R ERA: 3.27	1.0		5	2	1	1	1	0	0	0	0	0	0	13	23	9.00	2.000										

AB	32
R	3
H	6
RBI	3
BB	2
SO	6
LOB	10



AB	35
R	12
H	14
RBI	12
BB	4
SO	4
LOB	9



Batter	1	2	3	4	5	6	7	8	9	AB	R	H	RBI	BB	SO	LOB	TOP										
11 Rajai Davis, R OBP: 0.310, SLG: 0.394	G6-3		G4-3		P4				G6-3	5	0	1	1	0	0	0	Toronto Blue Jays @ Baltimore Orioles Oriole Park at Camden Yards, Baltimore, MD Fri Aug 24 2012, 7:11 PM - 10:03 PM EDT Att: 25,754 - Partly Cloudy - 84 F										
28 Colby Rasmus, L OBP: 0.297, SLG: 0.429	K		K			G4-3	K		K	5	0	0	0	0	4	2											
19 José Bautista, R OBP: 0.357, SLG: 0.527	K		F7			G6-3			K	4	0	0	0	0	2	0											
10 Edwin Encarnación, R OBP: 0.388, SLG: 0.569		2B			HBP				G5-3	3	1	2	0	0	0	0											
2 Kelly Johnson, L OBP: 0.311, SLG: 0.369		1B			FC6-4				G4-3	3	0	1	1	1	0	2											
14 Moisés Sierra, R OBP: 0.322, SLG: 0.439	K		G4-3			G4-3			G6-3	4	0	0	0	0	2	3											
18 Mike McCoy, R OBP: 0.294, SLG: 0.323	G5-3		G4-3						K	3	2	1	0	1	0	2											
6 Jeff Mathis, R OBP: 0.254, SLG: 0.423					G4-3				HR	3	1	1	2	1	1	1											
3 Adeiny Hechavarria, R OBP: 0.214, SLG: 0.231	F9				K				K	4	0	1	0	0	2	2											
Inning Stats	R: 0 H: 0 E: 0 K: 2 S: 10	H: 0 LOB: 0 BB: 0 P: 15	R: 1 H: 2 E: 0 K: 1 S: 13	H: 2 LOB: 2 BB: 1 P: 24	R: 0 H: 0 E: 0 K: 1 S: 7	H: 0 LOB: 0 BB: 0 P: 11	R: 0 H: 0 E: 0 K: 0 S: 6	H: 0 LOB: 1 BB: 0 P: 11	R: 0 H: 1 E: 0 K: 0 S: 7	H: 1 LOB: 2 BB: 1 P: 25	R: 1 H: 2 E: 0 K: 2 S: 15	H: 2 LOB: 2 BB: 1 P: 25	R: 0 H: 0 E: 0 K: 2 S: 11	H: 0 LOB: 1 BB: 1 P: 20	R: 2 H: 2 E: 0 K: 2 S: 13	H: 2 LOB: 0 BB: 0 P: 22	1B: 4 2B: 2 3B: 0 HR: 1	SF: 0 SAC: 0 DP: 0 HBP: 1	WP: 1 PB: 0 SB: 0 CS: 0	PA: 38							
PITCHER	IP	WLS	BF	H	R	ER	SO	BB	IBB	HBP	BLK	WP	HR	S	P	ERA	WHIP										
53 Zack Britton, L ERA: 5.59	6.2	W	27	4	2	2	6	2	0	1	0	1	0	59	101	2.70	0.900										
56 Darren O'Day, R ERA: 2.49	0.0		1	1	0	0	0	0	0	0	0	0	0	2	4	∞	∞										
17 Brian Matusz, L ERA: 5.4	0.1	H	1	0	0	0	1	0	0	0	0	0	0	3	3	0.00	0.000										
47 Pedro Strop, R ERA: 1.43	1.0		4	0	0	0	2	1	0	0	0	0	0	11	20	0.00	1.000										
27 Matt Lindstrom, R ERA: 2.72	0.0		2	2	2	2	0	0	0	0	0	0	1	5	10	∞	∞										

AB	34
R	4
H	7
RBI	4
BB	3
SO	11
LOB	12



Batter	1	2	3	4	5	6	7	8	9	AB	R	H	RBI	BB	SO	LOB	BOTTOM										
21 Nick Markakis, L OBP: 0.356, SLG: 0.478	F9		G4-3		F8		SF8			3	0	0	1	0	0	0	Toronto Blue Jays @ Baltimore Orioles Oriole Park at Camden Yards, Baltimore, MD Fri Aug 24 2012, 7:11 PM - 10:03 PM EDT Att: 25,754 - Partly Cloudy - 84 F										
2 J.J. Hardy, R OBP: 0.275, SLG: 0.375	2B		G5-3			P3	1B		4	0	2	0	0	0	0	0											
9 Nate McLouth, L OBP: 0.269, SLG: 0.303	K		G6-3						3	1	1	0	1	1	1	1											
10 Adam Jones, R OBP: 0.338, SLG: 0.509									3	1	1	0	1	2	2	2											
32 Matt Wieters, S OBP: 0.314, SLG: 0.415	F7								3	0	0	1	0	1	2	2											
19 Chris Davis, L OBP: 0.294, SLG: 0.462									4	3	3	4	0	1	0	0											
12 Mark Reynolds, R OBP: 0.334, SLG: 0.399	P6								3	0	0	0	1	1	0	0											
3 Ryan Flaherty, L OBP: 0.244, SLG: 0.308									3	0	1	0	0	0	0	0											
11 Robert Andino, R OBP: 0.286, SLG: 0.394	F9								0	1	0	0	1	0	0	0											
13 Manny Machado, R OBP: 0.255, SLG: 0.560	K								4	0	0	0	0	2	3	3											
Inning Stats	R: 0 H: 1 E: 0 K: 1 S: 19	H: 1 LOB: 2 BB: 1 P: 29	R: 1 H: 1 E: 0 K: 1 S: 9	H: 1 LOB: 0 BB: 0 P: 13	R: 0 H: 0 E: 0 K: 0 S: 7	H: 0 LOB: 0 BB: 0 P: 12	R: 1 H: 1 E: 0 K: 1 S: 11	H: 1 LOB: 0 BB: 0 P: 18	R: 0 H: 0 E: 0 K: 1 S: 7	H: 0 LOB: 0 BB: 0 P: 11	R: 3 H: 3 E: 0 K: 1 S: 15	H: 3 LOB: 0 BB: 0 P: 27	R: 1 H: 2 E: 0 K: 1 S: 15	H: 2 LOB: 2 BB: 1 P: 22	R: 0 H: 0 E: 0 K: 2 S: 9	H: 0 LOB: 2 BB: 2 P: 18	1B: 3 2B: 2 3B: 0 HR: 3	SF: 2 SAC: 0 DP: 0 HBP: 0	WP: 1 PB: 0 SB: 0 CS: 0	PA: 36							
PITCHER	IP	WLS	BF	H	R	ER	SO	BB	IBB	HBP	BLK	WP	HR	S	P	ERA	WHIP										
33 Carlos Villanueva, R ERA: 3.3	5.2	L	23	5	4	4	4	1	0	0	0	0	2	62	101	6.35	1.059										
50 Steve Delabar, R ERA: 4.01	1.1		8	3	2	2	2	1	0	0	0	1	1	21	31	13.50	3.000										
49 Brad Lincoln, R ERA: 3.22	1.0		5	0	0	0	2	2	0	0	0	0	0	9	18	0.00	2.000										

AB	30
R	6
H	8
RBI	6
BB	4
SO	8
LOB	8



Batter	1	2	3	4	5	6	7	8	9	AB	R	H	RBI	BB	SO	LOB	TOP																			
11 Rajai Davis, R OBP: 0.310, SLG: 0.393	G6-3		1B			F7		G6-3		4	0	1	0	0	0	1	Toronto Blue Jays @ Baltimore Orioles Oriole Park at Camden Yards, Baltimore, MD Sat Aug 25 2012, 7:13 PM - 9:53 PM EDT Att: 25,082 - Overcast - 77 F																			
18 Mike McCoy, R OBP: 0.289, SLG: 0.314	1B		F8			K		G6-3		4	0	1	0	0	1	2																				
19 José Bautista, R OBP: 0.359, SLG: 0.527	1B					K				0	1	0	0	1	0	0																				
28 Colby Rasmus, L OBP: 0.295, SLG: 0.426	10 HR					K				3	0	0	0	0	3	0																				
10 Edwin Encarnación, R OBP: 0.389, SLG: 0.574	HR					BB				3	1	1	2	1	1	0																				
2 Kelly Johnson, L OBP: 0.309, SLG: 0.365	F8					BB				4	0	0	0	0	1	1																				
5 Yonel Escobar, R OBP: 0.294, SLG: 0.328						F8				3	0	1	0	0	1	1																				
14 Moisés Sierra, R OBP: 0.306, SLG: 0.417										3	0	0	0	0	3	1																				
17 Omar Vizquel, S OBP: 0.256, SLG: 0.252										3	0	2	0	0	0	0																				
6 Jeff Mathis, R OBP: 0.250, SLG: 0.415										3	0	0	0	0	1	2																				
Inning Stats	R: 2 H: 2 E: 0 K: 0 S: 14	H: 2 LOB: 0 BB: 1 P: 24	R: 0 H: 0 E: 0 K: 2 S: 9	H: 0 LOB: 0 BB: 0 P: 13	R: 0 H: 1 E: 0 K: 0 S: 8	H: 1 LOB: 0 BB: 0 P: 12	R: 0 H: 0 E: 0 K: 1 S: 8	H: 0 LOB: 1 BB: 1 P: 16	R: 0 H: 1 E: 0 K: 2 S: 11	H: 0 LOB: 0 BB: 0 P: 17	R: 0 H: 1 E: 0 K: 1 S: 8	H: 1 LOB: 1 BB: 0 P: 12	R: 0 H: 1 E: 0 K: 0 S: 10	H: 1 LOB: 1 BB: 0 P: 14	R: 0 H: 0 E: 0 K: 3 S: 11	H: 0 LOB: 0 BB: 0 P: 16	1B: 3 2B: 2 3B: 0 HR: 1	SF: 0 SAC: 0 DP: 0 HBP: 0	WP: 0 PB: 0 SB: 0 CS: 3	PA: 32																
PITCHER	IP	WLS	BF	H	R	ER	SO	BB	IBB	HBP	BLK	WP	HR	S	P	ERA	WHIP	PITCHER		IP	WLS	BF	H	R	ER	SO	BB	IBB	HBP	BLK	WP	HR	S	P	ERA	WHIP
52 Steve Johnson, R ERA: 3.18	6.0	W	21	4	2	2	7	2	0	0	0	0	1	59	98	3.00	1.000			6.0	W	21	4	2	2	7	2	0	0	0	0	1	59	98	3.00	1.000
38 Luis Ayala, R ERA: 2.77	2.0		8	2	0	0	1	0	0	0	0	0	0	18	26	0.00	1.000			2.0		8	2	0	0	1	0	0	0	0	0	1	18	26	0.00	1.000
63 Kevin Gregg, R ERA: 4.24	1.0		3	0	0	0	3	0	0	0	0	0	0	11	16	0.00	0.000			1.0		3	0	0	0	3	0	0	0	0	0	11	16	0.00	0.000	

Toronto Blue Jays @ Baltimore Orioles
Oriole Park at Camden Yards, Baltimore, MD
Sat Aug 25 2012, 7:13 PM - 9:53 PM EDT
Att: 25,082 - Overcast - 77 F

AB 30
R 2
H 6
RBI 2
BB 2
SO 11
LOB 8



Batter	1	2	3	4	5	6	7	8	9	AB	R	H	RBI	BB	SO	LOB	BOTTOM																			
21 Nick Markakis, L OBP: 0.357, SLG: 0.477	P5		10 FC6 2 1B 10 E			L7		P6		5	2	2	0	0	0	2	Toronto Blue Jays @ Baltimore Orioles Oriole Park at Camden Yards, Baltimore, MD Sat Aug 25 2012, 7:13 PM - 9:53 PM EDT Att: 25,082 - Overcast - 77 F																			
2 J.J. Hardy, R OBP: 0.276, SLG: 0.385	K		10 E 32 SF8			10 1B 2B		FC5-4		5	3	3	2	0	1	1																				
9 Nate McLouth, L OBP: 0.267, SLG: 0.293	K		B2			K		L8		4	1	0	0	1	2	4																				
10 Adam Jones, R OBP: 0.337, SLG: 0.506						12 BB 19 1B		P6		5	0	1	2	0	0	2																				
32 Matt Wieters, S OBP: 0.313, SLG: 0.413						2H 3H		K		4	0	1	2	0	3	1																				
19 Chris Davis, L OBP: 0.276, SLG: 0.461						1H		K		4	0	1	2	0	3	1																				
12 Mark Reynolds, R OBP: 0.339, SLG: 0.491						1B				3	1	2	0	1	0	0																				
3 Ryan Flaherty, L OBP: 0.252, SLG: 0.309										3	0	1	0	1	0	3																				
11 Robert Andino, R OBP: 0.286, SLG: 0.394										0	0	0	0	0	0	0																				
13 Manny Machado, R OBP: 0.273, SLG: 0.556										4	1	2	1	0	1	3																				
Inning Stats	R: 0 H: 0 E: 0 K: 2 S: 10	H: 1 LOB: 3 BB: 1 P: 26	R: 2 H: 2 E: 1 K: 1 S: 12	H: 2 LOB: 1 BB: 0 P: 17	R: 0 H: 0 E: 0 K: 0 S: 6	H: 0 LOB: 0 BB: 0 P: 11	R: 2 H: 4 E: 0 K: 2 S: 19	H: 3 LOB: 3 BB: 1 P: 31	R: 3 H: 3 E: 0 K: 0 S: 11	H: 3 LOB: 1 BB: 1 P: 21	R: 1 H: 3 E: 0 K: 0 S: 12	H: 3 LOB: 1 BB: 0 P: 17	R: 0 H: 0 E: 0 K: 1 S: 6	H: 0 LOB: 0 BB: 0 P: 8	1B: 11 2B: 1 3B: 0 HR: 1	SF: 1 SAC: 0 DP: 0 HBP: 1	WP: 0 PB: 1 SB: 1 CS: 0	PA: 41																		
PITCHER	IP	WLS	BF	H	R	ER	SO	BB	IBB	HBP	BLK	WP	HR	S	P	ERA	WHIP	PITCHER		IP	WLS	BF	H	R	ER	SO	BB	IBB	HBP	BLK	WP	HR	S	P	ERA	WHIP
23 Brandon Morrow, R ERA: 3.06	4.2	L	23	6	4	2	7	1	0	0	0	0	0	2	3	3.86	1.500			4.2	L	23	6	4	2	7	1	0	0	0	0	2	3	3.86	1.500	
62 Aaron Loup, L ERA: 2.51	0.0		1	1	0	0	0	0	0	0	0	0	0	2	3	∞	∞			0.0		1	1	0	0	0	0	0	0	0	0	2	3	∞	∞	
64 Chad Jenkins, R ERA: 4.5	3.1		17	6	4	4	1	2	0	0	0	0	1	32	53	10.80	2.400			3.1		17	6	4	4	1	2	0	0	0	0	1	32	53	10.80	2.400

Toronto Blue Jays @ Baltimore Orioles
Oriole Park at Camden Yards, Baltimore, MD
Sat Aug 25 2012, 7:13 PM - 9:53 PM EDT
Att: 25,082 - Overcast - 77 F

AB 36
R 8
H 13
RBI 7
BB 3
SO 8
LOB 18



Batter	1	2	3	4	5	6	7	8	9	AB	R	H	RBI	BB	SO	LOB	TOP					
28 Dewayne Wise, L (1, 8) OBP: 0.306, SLG: 0.492	F8		F8			E1 20 HR		20 1B		4	2	1	0	0	0	1	Chicago White Sox @ Baltimore Orioles Oriole Park at Camden Yards, Baltimore, MD Mon Aug 27 2012, 7:09 PM - 10:14 PM EDT Att: 10,955 - Partly Cloudy - 87 F					
20 Kevin Youkilis, R (1, 5) OBP: 0.353, SLG: 0.442	F9		K			HR		14 G6-4-3 44 1B		4	1	2	2	0	1	1						
44 Adam Dunn, L (1, 3) OBP: 0.334, SLG: 0.490	K				F8	G3		14 G6-4-3 1B		4	0	1	1	0	1	0						
14 Paul Konerko, R (1, 10) OBP: 0.390, SLG: 0.514		G6-3			1B			14 G6-4-3 1B		3	0	1	0	1	0	2						
51 Alex Rios, R (1, 9) OBP: 0.332, SLG: 0.519		24 FC5-4 1B			K	K		1-2 2-3 G6-4-3		4	0	1	0	0	3	3						
12 A.J. Pierzynski, L (1, 2) OBP: 0.336, SLG: 0.532	K				K	K		K		4	0	0	0	0	3	3						
24 Dayan Viciedo, R (1, 7) OBP: 0.289, SLG: 0.425		1-2 FC5-4			K			K		4	0	0	0	0	3	1						
10 Alexei Ramirez, R (1, 6) OBP: 0.284, SLG: 0.371			G6-3		G4-3	K		15 WP 1B		4	0	1	0	0	1	0						
15 Gordon Beckham, R (1, 4) OBP: 0.283, SLG: 0.359					F9	G4-3		G6-3		4	0	1	0	0	0	1						
Inning Stats	R: 0 H: 0 E: 0 K: 1 S: 12	H: 0 LOB: 0 BB: 0 P: 16	R: 0 H: 1 E: 0 K: 1 S: 13	LOB: 1 BB: 0 P: 14	R: 0 H: 1 E: 0 K: 1 S: 11	LOB: 1 BB: 0 P: 18	R: 0 H: 1 E: 0 K: 2 S: 14	LOB: 1 BB: 0 P: 21	R: 0 H: 0 E: 0 K: 1 S: 8	LOB: 0 BB: 0 P: 12	R: 2 H: 1 E: 0 K: 2 S: 12	H: 1 LOB: 1 BB: 0 P: 20	R: 0 H: 0 E: 0 K: 2 S: 11	LOB: 0 BB: 0 P: 15	R: 1 H: 3 E: 0 K: 1 S: 16	H: 3 LOB: 1 BB: 0 P: 22	R: 0 H: 1 E: 0 K: 1 S: 15	LOB: 1 BB: 0 P: 23	1B: 7 2B: 0 3B: 0 HR: 1	SF: 0 SAC: 0 DP: 1 HBP: 0	WP: 1 PB: 0 SB: 0 CS: 0	PA: 36
PITCHER	IP WLS BF H R ER SO BB IBB HBP BLK WP HR S P ERA WHIP	IP WLS BF H R ER SO BB IBB HBP BLK WP HR S P ERA WHIP	IP WLS BF H R ER SO BB IBB HBP BLK WP HR S P ERA WHIP	IP WLS BF H R ER SO BB IBB HBP BLK WP HR S P ERA WHIP	IP WLS BF H R ER SO BB IBB HBP BLK WP HR S P ERA WHIP	IP WLS BF H R ER SO BB IBB HBP BLK WP HR S P ERA WHIP	IP WLS BF H R ER SO BB IBB HBP BLK WP HR S P ERA WHIP	IP WLS BF H R ER SO BB IBB HBP BLK WP HR S P ERA WHIP	IP WLS BF H R ER SO BB IBB HBP BLK WP HR S P ERA WHIP	IP WLS BF H R ER SO BB IBB HBP BLK WP HR S P ERA WHIP	IP WLS BF H R ER SO BB IBB HBP BLK WP HR S P ERA WHIP	IP WLS BF H R ER SO BB IBB HBP BLK WP HR S P ERA WHIP	IP WLS BF H R ER SO BB IBB HBP BLK WP HR S P ERA WHIP	IP WLS BF H R ER SO BB IBB HBP BLK WP HR S P ERA WHIP	IP WLS BF H R ER SO BB IBB HBP BLK WP HR S P ERA WHIP	IP WLS BF H R ER SO BB IBB HBP BLK WP HR S P ERA WHIP	IP WLS BF H R ER SO BB IBB HBP BLK WP HR S P ERA WHIP					
16 Wei-Yin Chen, L (1, 1) ERA: 3.78	6.0	24	4	2	1	8	1	0	0	0	0	0	0	0	0	0	0	1.50	0.833			
56 Darren O'Day, R (7, 1) ERA: 2.44	1.0	3	0	0	0	2	0	0	0	0	0	0	0	0	0	0	0	0.00	0.000			
47 Pedro Strop, R (8, 1) ERA: 1.56	1.0	W	5	3	1	1	0	0	0	0	0	0	0	0	0	0	0	9.00	3.000			
43 Jim Johnson, R (9, 1) ERA: 2.96	1.0	S	4	1	0	0	0	0	0	0	0	0	0	0	0	0	0	0.00	1.000			

Batter	1	2	3	4	5	6	7	8	9	AB	R	H	RBI	BB	SO	LOB	BOTTOM					
21 Nick Markakis, L (1, 9) OBP: 0.356, SLG: 0.475	32 1B 51 2-1	L6-4			F8	G6-3				4	0	1	0	0	0	6	Chicago White Sox @ Baltimore Orioles Oriole Park at Camden Yards, Baltimore, MD Mon Aug 27 2012, 7:09 PM - 10:14 PM EDT Att: 10,955 - Partly Cloudy - 87 F					
2 J.J. Hardy, R (1, 6) OBP: 0.277, SLG: 0.384	F9		F8		10 FC6-4 1B		F8		4	0	1	0	0	0	1							
10 Adam Jones, R (1, 8) OBP: 0.335, SLG: 0.502	L9		G6-3		FC6-4		G6-3		4	0	0	0	0	0	2							
32 Matt Wieters, S (1, 2) OBP: 0.316, SLG: 0.413						51 1B 9 BB	G6-3		2	1	1	0	2	0	0							
51 Lew Ford, R (1, 10) OBP: 0.243, SLG: 0.371	2-1					9 BB 13 FC5-2 1B		G6-3		4	1	2	1	0	1							
12 Mark Reynolds, R (1, 3) OBP: 0.343, SLG: 0.400					K	13 FC5-2 9 BB		9 HR BB		1	1	0	0	3	1							
9 Nate McLouth, L (1, 7) OBP: 0.273, SLG: 0.317			FC3-6 11 BB 13 1B		G4-3			13 FC5-2 BB		3	1	1	3	1	0	1						
13 Manny Machado, R (1, 5) OBP: 0.271, SLG: 0.534			21 L6-4 11 BB		K			G6-3		4	0	1	0	0	1	3						
11 Robert Andino, R (1, 4) OBP: 0.286, SLG: 0.301					G6-3			K		3	0	0	0	1	2	3						
Inning Stats	R: 0 H: 2 E: 0 K: 0 S: 7	H: 2 LOB: 2 BB: 0 P: 14	R: 1 H: 2 E: 0 K: 0 S: 12	LOB: 2 BB: 2 P: 24	R: 0 H: 0 E: 0 K: 1 S: 11	LOB: 0 BB: 1 P: 22	R: 0 H: 0 E: 0 K: 2 S: 15	LOB: 0 BB: 0 P: 22	R: 0 H: 1 E: 0 K: 0 S: 7	LOB: 3 BB: 0 P: 8	R: 1 H: 1 E: 0 K: 1 S: 24	H: 1 LOB: 3 BB: 3 P: 42	R: 0 H: 0 E: 0 K: 0 S: 7	LOB: 0 BB: 0 P: 8	R: 2 H: 1 E: 0 K: 1 S: 9	H: 1 LOB: 0 BB: 1 P: 17	R: 0 H: 1 E: 0 K: 1 S: 9	LOB: 0 BB: 0 P: 17	1B: 5 2B: 1 3B: 0 HR: 2	SF: 0 SAC: 0 DP: 1 HBP: 0	WP: 0 PB: 0 SB: 0 CS: 0	PA: 36
PITCHER	IP WLS BF H R ER SO BB IBB HBP BLK WP HR S P ERA WHIP	IP WLS BF H R ER SO BB IBB HBP BLK WP HR S P ERA WHIP	IP WLS BF H R ER SO BB IBB HBP BLK WP HR S P ERA WHIP	IP WLS BF H R ER SO BB IBB HBP BLK WP HR S P ERA WHIP	IP WLS BF H R ER SO BB IBB HBP BLK WP HR S P ERA WHIP	IP WLS BF H R ER SO BB IBB HBP BLK WP HR S P ERA WHIP	IP WLS BF H R ER SO BB IBB HBP BLK WP HR S P ERA WHIP	IP WLS BF H R ER SO BB IBB HBP BLK WP HR S P ERA WHIP	IP WLS BF H R ER SO BB IBB HBP BLK WP HR S P ERA WHIP	IP WLS BF H R ER SO BB IBB HBP BLK WP HR S P ERA WHIP	IP WLS BF H R ER SO BB IBB HBP BLK WP HR S P ERA WHIP	IP WLS BF H R ER SO BB IBB HBP BLK WP HR S P ERA WHIP	IP WLS BF H R ER SO BB IBB HBP BLK WP HR S P ERA WHIP	IP WLS BF H R ER SO BB IBB HBP BLK WP HR S P ERA WHIP	IP WLS BF H R ER SO BB IBB HBP BLK WP HR S P ERA WHIP	IP WLS BF H R ER SO BB IBB HBP BLK WP HR S P ERA WHIP						
58 Francisco Liriano, L (1, 1) ERA: 5.08	5.0	24	6	2	2	3	4	0	0	0	0	0	0	0	0	0	3.60	2.000				
26 Jesse Crain, R (6, 1) ERA: 2.8	1.0	B	5	0	0	0	2	0	0	0	0	0	0	0	0	0	0.00	2.000				
39 Brett Myers, R (7, 1) ERA: 3.47	2.0	L	8	1	2	2	1	0	0	0	0	0	0	0	0	0	9.00	1.000				



Batter	1	2	3	4	5	6	7	8	9	AB	R	H	RBI	BB	SO	LOB	TOP			
28 Dewayne Wise, L (1, 8) OBP: 0.296, SLG: 0.475	G4-3		F8					K		4	0	0	0	0	2	3	Chicago White Sox @ Baltimore Orioles Oriole Park at Camden Yards, Baltimore, MD Tue Aug 28 2012, 7:09 PM - 9:38 PM EDT Att. 12,841 - Clear - 86 F			
20 Kevin Youkilis, R (1, 5) OBP: 0.349, SLG: 0.437	F9			F7	FC5-4			L5		4	0	0	0	0	0	2				
44 Adam Dunn, L (1, 10) OBP: 0.335, SLG: 0.489	P5			14 G4-3 BB				K	7 G6-4-3 1B	3	0	1	0	1	1	0				
14 Paul Konerko, R (1, 3) OBP: 0.387, SLG: 0.510		F7		G4-3				G6-3	F9	4	0	0	0	0	0	2				
51 Alex Rios, R (1, 9) OBP: 0.332, SLG: 0.517		F8								2	0	0	0	1	1	0				
7 Jordan Danks, L (8, 9) OBP: 0.271, SLG: 0.315									G6-4-3	1	0	0	0	0	0	1				
12 A.J. Pierzynski, L (1, 2) OBP: 0.333, SLG: 0.528		F8								3	0	0	0	0	0	2				
24 Dayan Viedo, R (1, 7) OBP: 0.289, SLG: 0.425			G5-3							3	0	1	0	0	1	0				
10 Alexei Ramirez, R (1, 6) OBP: 0.286, SLG: 0.371										1	0	0	0	2	0	0				
66 Ray Olmedo, S (7, 6) OBP: 0.294, SLG: 0.294										0	0	0	0	0	0	0				
15 Gordon Beckham, R (1, 4) OBP: 0.281, SLG: 0.356										3	0	0	0	0	2	3				
Inning Stats	R: 0 E: 0 K: 0 S: 8	H: 0 LOB: 0 BB: 0 P: 13	R: 0 E: 0 K: 0 S: 8	H: 0 LOB: 0 BB: 0 P: 11	R: 0 E: 0 K: 1 S: 10	H: 0 LOB: 1 BB: 1 P: 16	R: 0 E: 0 K: 0 S: 10	H: 0 LOB: 2 BB: 2 P: 22	R: 0 E: 0 K: 2 S: 10	H: 0 LOB: 0 BB: 0 P: 15	R: 0 E: 0 K: 1 S: 9	H: 0 LOB: 0 BB: 0 P: 12	R: 0 E: 0 K: 2 S: 10	H: 0 LOB: 0 BB: 0 P: 14	R: 0 E: 0 K: 0 S: 9	H: 1 LOB: 0 BB: 0 P: 10	1B: 2 2B: 0 3B: 0 HR: 0	SF: 0 SAC: 0 DP: 1 HBP: 0	WP: 0 PB: 0 SB: 0 CS: 0	PA: 32
PITCHER	IP WLS BF H R ER SO BB IBB HBP BLK WP HR S P ERA WHIP	7.0 W 26 1 0 0 5 4 0 0 0 0 0 67 109 0.00 0.714	2.0 L 6 1 0 0 2 0 0 0 0 0 19 24 0.00 0.500	PITCHER										IP WLS BF H R ER SO BB IBB HBP BLK WP HR S P ERA WHIP	IP WLS BF H R ER SO BB IBB HBP BLK WP HR S P ERA WHIP					

AB	28
R	0
H	2
RBI	0
BB	4
SO	7
LOB	13



Batter	1	2	3	4	5	6	7	8	9	AB	R	H	RBI	BB	SO	LOB	BOTTOM			
21 Nick Markakis, L (1, 9) OBP: 0.355, SLG: 0.475	G4-3			P2				L9		4	0	1	3	0	0	3	Chicago White Sox @ Baltimore Orioles Oriole Park at Camden Yards, Baltimore, MD Tue Aug 28 2012, 7:09 PM - 9:38 PM EDT Att. 12,841 - Clear - 86 F			
2 J.J. Hardy, R (1, 6) OBP: 0.277, SLG: 0.383		G5-3			P4			F7		4	0	1	0	0	0	1				
10 Adam Jones, R (1, 8) OBP: 0.336, SLG: 0.507					F7				HR	3	1	1	1	1	1	1				
32 Matt Wieters, S (1, 2) OBP: 0.316, SLG: 0.412					G6-4-3					4	0	1	0	0	2	2				
51 Lew Ford, R (1, 10) OBP: 0.244, SLG: 0.436						G3-1				4	1	1	1	0	2	1				
12 Mark Reynolds, R (1, 3) OBP: 0.342, SLG: 0.398										4	1	1	0	0	1	1				
9 Nate McLouth, L (1, 7) OBP: 0.287, SLG: 0.331										4	1	3	0	0	0	0				
13 Manny Machado, R (1, 5) OBP: 0.270, SLG: 0.517										2	1	0	1	1	1	1				
11 Robert Andino, R (1, 4) OBP: 0.291, SLG: 0.307										3	1	2	0	1	0	0				
Inning Stats	R: 0 E: 0 K: 2 S: 14	H: 1 LOB: 1 BB: 0 P: 17	R: 3 E: 0 K: 2 S: 16	H: 2 LOB: 1 BB: 2 P: 31	R: 1 E: 0 K: 0 S: 7	H: 1 LOB: 0 BB: 1 P: 13	R: 0 E: 0 K: 1 S: 10	H: 2 LOB: 1 BB: 0 P: 15	R: 0 E: 0 K: 1 S: 9	H: 0 LOB: 0 BB: 0 P: 14	R: 1 E: 0 K: 0 S: 14	H: 3 LOB: 2 BB: 0 P: 25	R: 1 E: 0 K: 1 S: 12	H: 2 LOB: 1 BB: 0 P: 21	R: 0 E: 0 K: 0 S: 4	H: 0 LOB: 0 BB: 0 P: 6		1B: 7 2B: 2 3B: 0 HR: 2	SF: 1 SAC: 0 DP: 1 HBP: 0	WP: 0 PB: 0 SB: 2 CS: 1
PITCHER	IP WLS BF H R ER SO BB IBB HBP BLK WP HR S P ERA WHIP	4.0 L 19 6 4 4 4 3 0 0 0 0 1 47 9.00 2.250	4.0 L 17 5 2 2 2 0 0 0 0 0 1 39 66 4.50 1.250	PITCHER										IP WLS BF H R ER SO BB IBB HBP BLK WP HR S P ERA WHIP	IP WLS BF H R ER SO BB IBB HBP BLK WP HR S P ERA WHIP					

AB	32
R	6
H	11
RBI	6
BB	3
SO	7
LOB	10



Batter	1	2	3	4	5	6	7	8	9	AB	R	H	RBI	BB	SO	LOB	TOP										
28 Dewayne Wise, L OBP: 0.300, SLG: 0.468										4	1	1	0	1	1	2	Chicago White Sox @ Baltimore Orioles Oriole Park at Camden Yards, Baltimore, MD Wed Aug 29 2012, 7:07 PM - 9:58 PM EDT Att: 13,098 - Clear - 82 F										
20 Kevin Youkilis, R OBP: 0.346, SLG: 0.432										4	0	0	0	0	1	3											
66 Ray Olmedo, S OBP: 0.278, SLG: 0.278										1	0	0	0	0	0	0											
44 Adam Dunn, L OBP: 0.338, SLG: 0.488										3	2	1	0	2	2	0											
14 Paul Konerko, R OBP: 0.387, SLG: 0.507										4	1	1	0	1	0	2											
51 Alex Rios, R OBP: 0.333, SLG: 0.516										4	1	1	2	1	1	1											
24 Davan Vicedo, R OBP: 0.291, SLG: 0.425										4	1	2	1	0	0	2											
10 Alexei Ramirez, R OBP: 0.290, SLG: 0.374										4	2	3	2	0	0	2											
17 Tyler Flowers, R OBP: 0.286, SLG: 0.427										3	0	0	0	0	2	4											
15 Gordon Beckham, R OBP: 0.285, SLG: 0.362										4	0	3	3	0	0	0											
Inning Stats	R: 4 H: 4 E: 0 K: 1 S: 20	H: 4 LOB: 1 BB: 1 P: 31	R: 0 H: 1 E: 0 K: 1 S: 6	H: 1 LOB: 0 BB: 0 P: 12	R: 0 H: 1 E: 0 K: 1 S: 6	H: 1 LOB: 0 BB: 0 P: 9	R: 1 H: 2 E: 0 K: 0 S: 15	H: 2 LOB: 1 BB: 0 P: 21	R: 0 H: 0 E: 0 K: 1 S: 7	H: 0 LOB: 0 BB: 1 P: 15	R: 2 H: 3 E: 0 K: 0 S: 16	H: 3 LOB: 1 BB: 1 P: 25	R: 1 H: 1 E: 0 K: 1 S: 22	H: 1 LOB: 2 BB: 2 P: 34	R: 0 H: 0 E: 0 K: 1 S: 10	H: 0 LOB: 0 BB: 0 P: 11	R: 0 H: 0 E: 0 K: 1 S: 8	H: 0 LOB: 0 BB: 0 P: 12	1B: 10 2B: 3 3B: 0 HR: 0	SF: 0 SAC: 1 DP: 3 HBP: 0	WP: 0 PB: 0 SB: 1 CS: 0	PA: 41					
PITCHER	IP WLS BF H R ER SO BB IBB HBP BLK WP HR S P ERA WHIP	IP WLS BF H R ER SO BB IBB HBP BLK WP HR S P ERA WHIP	IP WLS BF H R ER SO BB IBB HBP BLK WP HR S P ERA WHIP	IP WLS BF H R ER SO BB IBB HBP BLK WP HR S P ERA WHIP	IP WLS BF H R ER SO BB IBB HBP BLK WP HR S P ERA WHIP	IP WLS BF H R ER SO BB IBB HBP BLK WP HR S P ERA WHIP	IP WLS BF H R ER SO BB IBB HBP BLK WP HR S P ERA WHIP	IP WLS BF H R ER SO BB IBB HBP BLK WP HR S P ERA WHIP	IP WLS BF H R ER SO BB IBB HBP BLK WP HR S P ERA WHIP	IP WLS BF H R ER SO BB IBB HBP BLK WP HR S P ERA WHIP	IP WLS BF H R ER SO BB IBB HBP BLK WP HR S P ERA WHIP	IP WLS BF H R ER SO BB IBB HBP BLK WP HR S P ERA WHIP	IP WLS BF H R ER SO BB IBB HBP BLK WP HR S P ERA WHIP	IP WLS BF H R ER SO BB IBB HBP BLK WP HR S P ERA WHIP	IP WLS BF H R ER SO BB IBB HBP BLK WP HR S P ERA WHIP	IP WLS BF H R ER SO BB IBB HBP BLK WP HR S P ERA WHIP	IP WLS BF H R ER SO BB IBB HBP BLK WP HR S P ERA WHIP	IP WLS BF H R ER SO BB IBB HBP BLK WP HR S P ERA WHIP	IP WLS BF H R ER SO BB IBB HBP BLK WP HR S P ERA WHIP	IP WLS BF H R ER SO BB IBB HBP BLK WP HR S P ERA WHIP	IP WLS BF H R ER SO BB IBB HBP BLK WP HR S P ERA WHIP	IP WLS BF H R ER SO BB IBB HBP BLK WP HR S P ERA WHIP	IP WLS BF H R ER SO BB IBB HBP BLK WP HR S P ERA WHIP				
48 Joe Saunders, L ERA: 4.46	5.1 L 26 10 7 6 4 2 0 0 0 0 0 0 62 99 10.12 2.250	5.1 L 26 10 7 6 4 2 0 0 0 0 0 0 62 99 10.12 2.250	5.1 L 26 10 7 6 4 2 0 0 0 0 0 0 62 99 10.12 2.250	5.1 L 26 10 7 6 4 2 0 0 0 0 0 0 62 99 10.12 2.250	5.1 L 26 10 7 6 4 2 0 0 0 0 0 0 62 99 10.12 2.250	5.1 L 26 10 7 6 4 2 0 0 0 0 0 0 62 99 10.12 2.250	5.1 L 26 10 7 6 4 2 0 0 0 0 0 0 62 99 10.12 2.250	5.1 L 26 10 7 6 4 2 0 0 0 0 0 0 62 99 10.12 2.250	5.1 L 26 10 7 6 4 2 0 0 0 0 0 0 62 99 10.12 2.250	5.1 L 26 10 7 6 4 2 0 0 0 0 0 0 62 99 10.12 2.250	5.1 L 26 10 7 6 4 2 0 0 0 0 0 0 62 99 10.12 2.250	5.1 L 26 10 7 6 4 2 0 0 0 0 0 0 62 99 10.12 2.250	5.1 L 26 10 7 6 4 2 0 0 0 0 0 0 62 99 10.12 2.250	5.1 L 26 10 7 6 4 2 0 0 0 0 0 0 62 99 10.12 2.250	5.1 L 26 10 7 6 4 2 0 0 0 0 0 0 62 99 10.12 2.250	5.1 L 26 10 7 6 4 2 0 0 0 0 0 0 62 99 10.12 2.250	5.1 L 26 10 7 6 4 2 0 0 0 0 0 0 62 99 10.12 2.250	5.1 L 26 10 7 6 4 2 0 0 0 0 0 0 62 99 10.12 2.250	5.1 L 26 10 7 6 4 2 0 0 0 0 0 0 62 99 10.12 2.250	5.1 L 26 10 7 6 4 2 0 0 0 0 0 0 62 99 10.12 2.250	5.1 L 26 10 7 6 4 2 0 0 0 0 0 0 62 99 10.12 2.250	5.1 L 26 10 7 6 4 2 0 0 0 0 0 0 62 99 10.12 2.250	5.1 L 26 10 7 6 4 2 0 0 0 0 0 0 62 99 10.12 2.250	5.1 L 26 10 7 6 4 2 0 0 0 0 0 0 62 99 10.12 2.250			
63 Kevin Gregg, R ERA: 4.32	1.1 8 2 1 1 0 3 0 0 0 0 0 0 21 36 6.75 3.750	1.1 8 2 1 1 0 3 0 0 0 0 0 0 21 36 6.75 3.750	1.1 8 2 1 1 0 3 0 0 0 0 0 0 21 36 6.75 3.750	1.1 8 2 1 1 0 3 0 0 0 0 0 0 21 36 6.75 3.750	1.1 8 2 1 1 0 3 0 0 0 0 0 0 21 36 6.75 3.750	1.1 8 2 1 1 0 3 0 0 0 0 0 0 21 36 6.75 3.750	1.1 8 2 1 1 0 3 0 0 0 0 0 0 21 36 6.75 3.750	1.1 8 2 1 1 0 3 0 0 0 0 0 0 21 36 6.75 3.750	1.1 8 2 1 1 0 3 0 0 0 0 0 0 21 36 6.75 3.750	1.1 8 2 1 1 0 3 0 0 0 0 0 0 21 36 6.75 3.750	1.1 8 2 1 1 0 3 0 0 0 0 0 0 21 36 6.75 3.750	1.1 8 2 1 1 0 3 0 0 0 0 0 0 21 36 6.75 3.750	1.1 8 2 1 1 0 3 0 0 0 0 0 0 21 36 6.75 3.750	1.1 8 2 1 1 0 3 0 0 0 0 0 0 21 36 6.75 3.750	1.1 8 2 1 1 0 3 0 0 0 0 0 0 21 36 6.75 3.750	1.1 8 2 1 1 0 3 0 0 0 0 0 0 21 36 6.75 3.750	1.1 8 2 1 1 0 3 0 0 0 0 0 0 21 36 6.75 3.750	1.1 8 2 1 1 0 3 0 0 0 0 0 0 21 36 6.75 3.750	1.1 8 2 1 1 0 3 0 0 0 0 0 0 21 36 6.75 3.750	1.1 8 2 1 1 0 3 0 0 0 0 0 0 21 36 6.75 3.750	1.1 8 2 1 1 0 3 0 0 0 0 0 0 21 36 6.75 3.750	1.1 8 2 1 1 0 3 0 0 0 0 0 0 21 36 6.75 3.750	1.1 8 2 1 1 0 3 0 0 0 0 0 0 21 36 6.75 3.750	1.1 8 2 1 1 0 3 0 0 0 0 0 0 21 36 6.75 3.750	1.1 8 2 1 1 0 3 0 0 0 0 0 0 21 36 6.75 3.750		
38 Luis Ayala, R ERA: 2.71	1.1 4 0 0 0 2 0 0 0 0 0 0 0 19 23 0.00 0.000	1.1 4 0 0 0 2 0 0 0 0 0 0 0 19 23 0.00 0.000	1.1 4 0 0 0 2 0 0 0 0 0 0 0 19 23 0.00 0.000	1.1 4 0 0 0 2 0 0 0 0 0 0 0 19 23 0.00 0.000	1.1 4 0 0 0 2 0 0 0 0 0 0 0 19 23 0.00 0.000	1.1 4 0 0 0 2 0 0 0 0 0 0 0 19 23 0.00 0.000	1.1 4 0 0 0 2 0 0 0 0 0 0 0 19 23 0.00 0.000	1.1 4 0 0 0 2 0 0 0 0 0 0 0 19 23 0.00 0.000	1.1 4 0 0 0 2 0 0 0 0 0 0 0 19 23 0.00 0.000	1.1 4 0 0 0 2 0 0 0 0 0 0 0 19 23 0.00 0.000	1.1 4 0 0 0 2 0 0 0 0 0 0 0 19 23 0.00 0.000	1.1 4 0 0 0 2 0 0 0 0 0 0 0 19 23 0.00 0.000	1.1 4 0 0 0 2 0 0 0 0 0 0 0 19 23 0.00 0.000	1.1 4 0 0 0 2 0 0 0 0 0 0 0 19 23 0.00 0.000	1.1 4 0 0 0 2 0 0 0 0 0 0 0 19 23 0.00 0.000	1.1 4 0 0 0 2 0 0 0 0 0 0 0 19 23 0.00 0.000	1.1 4 0 0 0 2 0 0 0 0 0 0 0 19 23 0.00 0.000	1.1 4 0 0 0 2 0 0 0 0 0 0 0 19 23 0.00 0.000	1.1 4 0 0 0 2 0 0 0 0 0 0 0 19 23 0.00 0.000	1.1 4 0 0 0 2 0 0 0 0 0 0 0 19 23 0.00 0.000	1.1 4 0 0 0 2 0 0 0 0 0 0 0 19 23 0.00 0.000	1.1 4 0 0 0 2 0 0 0 0 0 0 0 19 23 0.00 0.000	1.1 4 0 0 0 2 0 0 0 0 0 0 0 19 23 0.00 0.000	1.1 4 0 0 0 2 0 0 0 0 0 0 0 19 23 0.00 0.000	1.1 4 0 0 0 2 0 0 0 0 0 0 0 19 23 0.00 0.000	1.1 4 0 0 0 2 0 0 0 0 0 0 0 19 23 0.00 0.000	
52 Steve Johnson, R ERA: 3.0	1.0 3 0 0 0 1 0 0 0 0 0 0 0 8 12 0.00 0.000	1.0 3 0 0 0 1 0 0 0 0 0 0 0 8 12 0.00 0.000	1.0 3 0 0 0 1 0 0 0 0 0 0 0 8 12 0.00 0.000	1.0 3 0 0 0 1 0 0 0 0 0 0 0 8 12 0.00 0.000	1.0 3 0 0 0 1 0 0 0 0 0 0 0 8 12 0.00 0.000	1.0 3 0 0 0 1 0 0 0 0 0 0 0 8 12 0.00 0.000	1.0 3 0 0 0 1 0 0 0 0 0 0 0 8 12 0.00 0.000	1.0 3 0 0 0 1 0 0 0 0 0 0 0 8 12 0.00 0.000	1.0 3 0 0 0 1 0 0 0 0 0 0 0 8 12 0.00 0.000	1.0 3 0 0 0 1 0 0 0 0 0 0 0 8 12 0.00 0.000	1.0 3 0 0 0 1 0 0 0 0 0 0 0 8 12 0.00 0.000	1.0 3 0 0 0 1 0 0 0 0 0 0 0 8 12 0.00 0.000	1.0 3 0 0 0 1 0 0 0 0 0 0 0 8 12 0.00 0.000	1.0 3 0 0 0 1 0 0 0 0 0 0 0 8 12 0.00 0.000	1.0 3 0 0 0 1 0 0 0 0 0 0 0 8 12 0.00 0.000	1.0 3 0 0 0 1 0 0 0 0 0 0 0 8 12 0.00 0.000	1.0 3 0 0 0 1 0 0 0 0 0 0 0 8 12 0.00 0.000	1.0 3 0 0 0 1 0 0 0 0 0 0 0 8 12 0.00 0.000	1.0 3 0 0 0 1 0 0 0 0 0 0 0 8 12 0.00 0.000	1.0 3 0 0 0 1 0 0 0 0 0 0 0 8 12 0.00 0.000	1.0 3 0 0 0 1 0 0 0 0 0 0 0 8 12 0.00 0.000	1.0 3 0 0 0 1 0 0 0 0 0 0 0 8 12 0.00 0.000	1.0 3 0 0 0 1 0 0 0 0 0 0 0 8 12 0.00 0.000	1.0 3 0 0 0 1 0 0 0 0 0 0 0 8 12 0.00 0.000	1.0 3 0 0 0 1 0 0 0 0 0 0 0 8 12 0.00 0.000	1.0 3 0 0 0 1 0 0 0 0 0 0 0 8 12 0.00 0.000	1.0 3 0 0 0 1 0 0 0 0 0 0 0 8 12 0.00 0.000
Inning Stats	R: 0 H: 1 E: 0 K: 0 S: 6	H: 1 LOB: 0 BB: 0 P: 8	R: 0 H: 1 E: 0 K: 0 S: 10	H: 1 LOB: 2 BB: 1 P: 19	R: 0 H: 0 E: 0 K: 2 S: 11	H: 0 LOB: 2 BB: 2 P: 25	R: 1 																				

Batter	1	2	3	4	5	6	7	8	9	AB	R	H	RBI	BB	SO	LOB	TOP											
21 Nick Markakis, L OBP: 0.364, SLG: 0.476	P6		L3														5	0	3	2	0	0	1					
2 J.J. Hardy, R OBP: 0.275, SLG: 0.382	F8			F8	K		G5-3	FC6-4									5	0	0	0	0	1	5					
9 Nate McLouth, L OBP: 0.280, SLG: 0.304	K								F8								4	1	1	0	1	2	3					
10 Adam Jones, R OBP: 0.330, SLG: 0.499		P3		F8					F9								5	1	1	0	0	0	2					
32 Matt Wieters, S OBP: 0.317, SLG: 0.416		K		G3					G5-3								4	2	1	1	1	1	1					
12 Mark Reynolds, R OBP: 0.345, SLG: 0.434									G5-3								5	3	3	4	0	1	0					
19 Chris Davis, L OBP: 0.308, SLG: 0.457				G4-3													3	0	1	0	1	1	2					
13 Manny Machado, R OBP: 0.284, SLG: 0.474					P4		G4-6-3										4	1	2	0	0	0	2					
11 Robert Andino, R OBP: 0.292, SLG: 0.306				K			F7										3	0	0	1	1	2	2					
Inning Stats	R: 0 E: 0 K: 1 S: 7	H: 0 LOB: 0 BB: 0 P: 10	R: 0 E: 0 K: 2 S: 9	H: 0 LOB: 0 BB: 0 P: 14	R: 0 E: 0 K: 1 S: 11	H: 1 LOB: 1 BB: 0 P: 15	R: 0 E: 0 K: 0 S: 14	H: 1 LOB: 1 BB: 0 P: 20	R: 1 E: 0 K: 2 S: 18	H: 3 LOB: 2 BB: 0 P: 28	R: 4 E: 0 K: 0 S: 15	H: 3 LOB: 0 BB: 2 P: 26	R: 0 E: 0 K: 1 S: 10	H: 1 LOB: 1 BB: 0 P: 17	R: 3 E: 0 K: 1 S: 15	H: 3 LOB: 2 BB: 2 P: 28	R: 0 E: 0 K: 0 S: 8	H: 0 LOB: 0 BB: 0 P: 11	1B: 10 2B: 0 3B: 0 HR: 2	SF: 0 SAC: 0 DP: 1 HBP: 0	WP: 0 PB: 0 CS: 0	PA: 42						
PITCHER	IP	WLS	BF	H	R	ER	SO	BB	IBB	HBP	BLK	WP	HR	S	P	ERA	WHIP											
65 Phil Hughes, R ERA: 4.18	5.0	L	24	8	5	5	6	1	0	0	0	0	2	67	99	9.00	1.800											
38 Cody Eppley, R ERA: 3.35	1.1		5	1	0	0	0	1	0	0	0	0	0	10	20	0.00	1.500											
39 Clay Rapada, L ERA: 2.88	0.1		1	0	0	0	1	0	0	0	0	0	0	3	5	0.00	0.000											
62 Joba Chamberlain, R ERA: 10.57	0.1		3	1	2	2	0	1	0	0	0	0	0	7	14	54.00	6.000											
63 Justin Thomas, L ERA: 7.2	0.1		1	0	0	0	1	0	0	0	0	0	0	3	5	0.00	0.000											
34 Derek Lowe, R ERA: 5.54	0.0		2	1	0	0	0	1	0	0	0	0	0	0	2	6												
48 Boone Logan, L ERA: 3.72	0.0		1	1	1	1	0	0	0	0	0	0	0	2	2													
53 Cory Wade, R ERA: 6.17	1.2		5	0	0	0	0	0	0	0	0	0	0	13	18	0.00	0.000											

Baltimore Orioles @ New York Yankees
 Yankee Stadium, Bronx, NY
 Sun Sep 02 2012, 1:10 PM - 4:28 PM EDT
 Att: 46,501 - Cloudy - 80 F

AB	38
R	8
H	12
RBI	8
BB	4
SO	8
LOB	18



Batter	1	2	3	4	5	6	7	8	9	AB	R	H	RBI	BB	SO	LOB	BOTTOM										
2 Derek Jeter, R OBP: 0.361, SLG: 0.442		K			F8		G6-3										3	0	0	0	1	1	4				
33 Nick Swisher, S OBP: 0.356, SLG: 0.480	F9		G4-3					F7									4	0	1	1	0	0	1				
24 Robinson Cano, L OBP: 0.367, SLG: 0.544	P5		F8		K												4	0	1	0	0	1	2				
12 Eric Chavez, L OBP: 0.347, SLG: 0.498	K		G4-3														4	0	1	0	0	2	2				
27 Raul Ibanez, L OBP: 0.298, SLG: 0.430		G4-3		P6													4	0	0	0	0	0	2				
55 Russell Martin, R OBP: 0.300, SLG: 0.360				G6-3			G6-4-3										2	1	0	0	2	0	1				
31 Ichiro Suzuki, L OBP: 0.293, SLG: 0.368			F8		G1-3												4	0	1	0	0	0	2				
60 Chris Dickerson, L OBP: 1.000, SLG: 4.000																	1	2	1	2	1	0	0				
22 Andrew Jones, R OBP: 0.294, SLG: 0.421																	2	0	0	0	0	0	1				
17 Jayson Nix, R OBP: 0.321, SLG: 0.420																	1	0	1	0	0	0	0				
Inning Stats	R: 0 E: 0 K: 1 S: 8	H: 2 LOB: 1 BB: 1 P: 16	R: 2 E: 0 K: 1 S: 10	H: 2 LOB: 1 BB: 1 P: 18	R: 0 E: 0 K: 0 S: 6	H: 0 LOB: 0 BB: 0 P: 10	R: 0 E: 0 K: 0 S: 7	H: 0 LOB: 0 BB: 0 P: 14	R: 1 E: 0 K: 1 S: 10	H: 1 LOB: 1 BB: 1 P: 16	R: 0 E: 0 K: 0 S: 7	H: 1 LOB: 0 BB: 0 P: 11	R: 0 E: 0 K: 1 S: 11	H: 1 LOB: 1 BB: 0 P: 16	R: 0 E: 0 K: 1 S: 8	H: 1 LOB: 1 BB: 0 P: 11	R: 0 E: 0 K: 0 S: 6	H: 0 LOB: 0 BB: 0 P: 13	1B: 4 2B: 1 3B: 0 HR: 1	SF: 0 SAC: 1 DP: 3 HBP: 1	WP: 2 PB: 0 CS: 0	PA: 35					
PITCHER	IP	WLS	BF	H	R	ER	SO	BB	IBB	HBP	BLK	WP	HR	S	P	ERA	WHIP										
30 Chris Tillman, R ERA: 3.39	3.0		13	2	2	2	2	2	0	0	0	0	0	24	44	6.00	1.333										
28 Randy Wolf, L ERA: 5.62	3.1	W	13	3	1	1	1	1	0	0	0	0	0	30	49	2.70	1.200										
38 Luis Ayala, R ERA: 2.67	1.0	H	4	1	0	0	0	0	0	1	0	0	0	9	15	0.00	1.000										
17 Brian Matusz, L ERA: 5.26	0.2		2	0	0	0	1	0	0	0	0	0	0	4	4	0.00	0.000										
56 Darren O'Day, R ERA: 2.3	1.0		3	0	0	0	0	1	0	0	0	0	0	6	13	0.00	1.000										

Baltimore Orioles @ New York Yankees
 Yankee Stadium, Bronx, NY
 Sun Sep 02 2012, 1:10 PM - 4:28 PM EDT
 Att: 46,501 - Cloudy - 80 F

AB	29
R	3
H	6
RBI	3
BB	4
SO	4
LOB	15




Batter	1	2	3	4	5	6	7	8	9	AB	R	H	RBI	BB	SO	LOB	TOP								
21 Nick Markakis, L OBP: 0.367, SLG: 0.478										3	1	1	1	1	0	2	<p>Baltimore Orioles @ Toronto Blue Jays Rogers Centre, Toronto, ON Mon Sep 03 2012, 1:08 PM - 4:00 PM EDT Att: 17,220 - Sunny - 73 F</p>								
2 J.J. Hardy, R OBP: 0.276, SLG: 0.384										5	0	2	2	0	0	4									
10 Adam Jones, R OBP: 0.331, SLG: 0.498										5	0	2	0	0	1	3									
32 Matt Wieters, S OBP: 0.320, SLG: 0.416										3	0	1	0	2	1	2									
12 Mark Reynolds, R OBP: 0.347, SLG: 0.429										4	0	0	0	1	3	7									
13 Manny Machado, R OBP: 0.279, SLG: 0.482										5	1	1	0	0	1	4									
9 Nate McLouth, L OBP: 0.292, SLG: 0.318										3	1	2	1	0	1	1									
51 Lew Ford, R OBP: 0.240, SLG: 0.370										3	0	0	0	2	1	2									
11 Robert Andino, R OBP: 0.295, SLG: 0.306										3	1	1	0	1	1	3									
Inning Stats	R: 0 H: 0 E: 0 K: 2 S: 11	H: 0 LOB: 2 BB: 1 P: 19	R: 1 H: 1 E: 0 K: 1 S: 7	H: 1 LOB: 0 BB: 1 P: 10	R: 0 H: 1 E: 0 K: 1 S: 10	H: 1 LOB: 2 BB: 1 P: 17	R: 0 H: 0 E: 1 K: 2 S: 7	H: 0 LOB: 0 BB: 0 P: 10	R: 2 H: 4 E: 0 K: 3 S: 21	H: 4 LOB: 2 BB: 0 P: 36	R: 0 H: 1 E: 0 K: 0 S: 7	H: 1 LOB: 2 BB: 2 P: 20	R: 0 H: 0 E: 0 K: 0 S: 14	H: 0 LOB: 1 BB: 1 P: 21	R: 1 H: 1 E: 0 K: 0 S: 10	H: 1 LOB: 2 BB: 1 P: 16	R: 0 H: 2 E: 0 K: 0 S: 12	H: 2 LOB: 3 BB: 1 P: 21	1B: 6 2B: 3 3B: 1 HR: 0	SF: 0 SAC: 2 DP: 1 HBP: 2	WP: 0 PB: 0 SB: 1 CS: 0	PA: 45			
PITCHER	IP WLS BF ERA WHIP	IP WLS BF ERA WHIP	IP WLS BF ERA WHIP	IP WLS BF ERA WHIP	IP WLS BF ERA WHIP	IP WLS BF ERA WHIP	IP WLS BF ERA WHIP	IP WLS BF ERA WHIP	IP WLS BF ERA WHIP	IP WLS BF ERA WHIP	IP WLS BF ERA WHIP	IP WLS BF ERA WHIP	IP WLS BF ERA WHIP	IP WLS BF ERA WHIP	IP WLS BF ERA WHIP	IP WLS BF ERA WHIP	IP WLS BF ERA WHIP	IP WLS BF ERA WHIP	IP WLS BF ERA WHIP	IP WLS BF ERA WHIP	IP WLS BF ERA WHIP	IP WLS BF ERA WHIP	IP WLS BF ERA WHIP	IP WLS BF ERA WHIP	IP WLS BF ERA WHIP
48 J.A. Happ, L ERA: 4.79	5.0	L	25	7	3	3	9	2	0	0	1	0	0	0	0	0	0	6	17	0.00	1.000				
49 Brad Lincoln, R ERA: 3.16	1.0		4	0	0	0	0	1	1	0	0	0	0	0	0	0	0	6	14	0.00	1.000				
50 Steve Delabar, R ERA: 3.67	1.0		4	0	0	0	0	1	0	0	0	0	0	0	0	0	0	14	21	0.00	1.000				
27 Brett Cecil, L ERA: 5.68	2.0		12	3	1	1	0	2	0	1	0	0	0	0	0	0	0	22	37	4.50	2.500				


Batter	1	2	3	4	5	6	7	8	9	AB	R	H	RBI	BB	SO	LOB	BOTTOM							
11 Rajai Davis, R OBP: 0.304, SLG: 0.369										3	0	0	0	1	2	0	<p>Baltimore Orioles @ Toronto Blue Jays Rogers Centre, Toronto, ON Mon Sep 03 2012, 1:08 PM - 4:00 PM EDT Att: 17,220 - Sunny - 73 F</p>							
28 Colby Rasmus, L OBP: 0.294, SLG: 0.418										4	0	0	0	0	1	2								
10 Edwin Encarnación, R OBP: 0.383, SLG: 0.570										3	0	0	0	1	1	0								
26 Adam Lind, L OBP: 0.302, SLG: 0.391										4	0	1	0	0	0	0								
5 Yunel Escobar, R OBP: 0.298, SLG: 0.343										4	0	0	0	0	0	2								
2 Kelly Johnson, L OBP: 0.314, SLG: 0.365										3	0	1	0	0	0	0								
14 Moisés Sierra, R OBP: 0.275, SLG: 0.375										3	0	0	0	0	1	3								
6 Jeff Mathis, R OBP: 0.242, SLG: 0.391										3	0	0	0	0	0	3								
3 Adeiny Hechavarria, R OBP: 0.239, SLG: 0.313										3	0	1	0	0	1	0								
Inning Stats	R: 0 H: 0 E: 0 K: 0 S: 9	H: 0 LOB: 0 BB: 0 P: 16	R: 0 H: 0 E: 0 K: 0 S: 8	H: 0 LOB: 0 BB: 0 P: 11	R: 0 H: 0 E: 0 K: 1 S: 6	H: 0 LOB: 0 BB: 0 P: 7	R: 0 H: 0 E: 0 K: 1 S: 6	H: 0 LOB: 0 BB: 0 P: 12	R: 0 H: 1 E: 0 K: 1 S: 9	H: 1 LOB: 2 BB: 1 P: 15	R: 0 H: 2 E: 0 K: 1 S: 12	H: 2 LOB: 3 BB: 1 P: 25	R: 0 H: 0 E: 0 K: 2 S: 8	H: 0 LOB: 0 BB: 0 P: 10	R: 0 H: 0 E: 0 K: 1 S: 7	H: 0 LOB: 0 BB: 0 P: 11	1B: 3 2B: 0 3B: 0 HR: 0	SF: 0 SAC: 0 DP: 0 HBP: 0	WP: 0 PB: 0 SB: 0 CS: 0	PA: 32				
PITCHER	IP WLS BF ERA WHIP	IP WLS BF ERA WHIP	IP WLS BF ERA WHIP	IP WLS BF ERA WHIP	IP WLS BF ERA WHIP	IP WLS BF ERA WHIP	IP WLS BF ERA WHIP	IP WLS BF ERA WHIP	IP WLS BF ERA WHIP	IP WLS BF ERA WHIP	IP WLS BF ERA WHIP	IP WLS BF ERA WHIP	IP WLS BF ERA WHIP	IP WLS BF ERA WHIP	IP WLS BF ERA WHIP	IP WLS BF ERA WHIP	IP WLS BF ERA WHIP	IP WLS BF ERA WHIP	IP WLS BF ERA WHIP	IP WLS BF ERA WHIP	IP WLS BF ERA WHIP	IP WLS BF ERA WHIP	IP WLS BF ERA WHIP	IP WLS BF ERA WHIP
48 Joe Saunders, L ERA: 4.26	6.1	W	24	3	0	0	0	2	0	0	0	0	0	0	0	0	4	8	0.00	0.000				
36 Luis Ayala, R ERA: 2.54	0.2	H	2	0	0	0	0	0	0	0	0	0	0	0	0	0	4	8	0.00	0.000				
47 Pedro Strop, R ERA: 1.83	1.0		3	0	0	0	2	0	0	0	0	0	0	0	0	0	8	10	0.00	0.000				
43 Jim Johnson, R ERA: 2.88	1.0		3	0	0	0	1	0	0	0	0	0	0	0	0	0	7	11	0.00	0.000				

Batter	1	2	3	4	5	6	7	8	9	AB	R	H	RBI	BB	SO	LOB	TOP								
21 Nick Markakis, L OBP: 0.366, SLG: 0.479	G3-1	G4-3			F7			F7		4	0	0	0	0	0	4	<p>Baltimore Orioles @ Toronto Blue Jays Rogers Centre, Toronto, ON Wed Sep 05 2012, 7:08 PM - 9:53 PM EDT Att: 14,458 - Cloudy - 75 F</p>								
2 J.J. Hardy, R OBP: 0.277, SLG: 0.384	P6		F8		G4-3			BB		3	0	0	0	1	0										
9 Nate McLouth, L OBP: 0.294, SLG: 0.310	K		F8					G5-4-3		3	0	0	0	2	0										
51 Lew Ford, R OBP: 0.235, SLG: 0.362	K				K					1	0	0	0	0	2										
10 Adam Jones, R OBP: 0.334, SLG: 0.506		HR	K							3	1	2	1	1	1	0									
32 Matt Wieters, S OBP: 0.319, SLG: 0.411		HR			G4-3			BB		3	2	0	0	1	0	2									
19 Chris Davis, L OBP: 0.313, SLG: 0.459		BB	K							3	0	0	0	1	3	1									
12 Mark Reynolds, R OBP: 0.350, SLG: 0.447					G2-3					4	1	1	2	0	2	2									
35 Omar Quintanilla, L OBP: 0.315, SLG: 0.370										3	0	0	0	1	2	0									
13 Manny Machado, R OBP: 0.309, SLG: 0.516										3	0	2	1	0	0	2									
Inning Stats	R: 0 E: 0 K: 1 S: 7	H: 0 LOB: 0 BB: 0 P: 10	R: 2 E: 0 K: 1 S: 14	H: 1 LOB: 2 BB: 3 P: 30	R: 0 E: 0 K: 1 S: 8	H: 0 LOB: 0 BB: 0 P: 9	R: 0 E: 0 K: 1 S: 6	H: 0 LOB: 0 BB: 0 P: 11	R: 0 E: 0 K: 1 S: 13	H: 1 LOB: 1 BB: 0 P: 23	R: 0 E: 0 K: 1 S: 6	H: 1 LOB: 0 BB: 0 P: 9	R: 0 E: 0 K: 2 S: 12	H: 0 LOB: 0 BB: 0 P: 15	R: 0 E: 0 K: 0 S: 10	H: 1 LOB: 1 BB: 1 P: 19	R: 2 E: 0 K: 2 S: 9	H: 1 LOB: 0 BB: 1 P: 16	1B: 2 2B: 1 3B: 0 HR: 2	SF: 0 SAC: 0 DP: 2 HBP: 0	WP: 0 PB: 0 SB: 0 CS: 0	PA: 35			
PITCHER	IP WLS BF H R ER SO BB IBB HBP BLK WP HR S P ERA WHIP	6.0 W 4 1 0 2 0 0 0 0 0 1 54 92 3.00 1.000	23 W 1 0 0 2 0 0 0 0 0 0 18 18 0.00 1.000	23 W 1 0 0 2 0 0 0 0 0 0 8 16 0.00 1.000	23 W 1 0 0 2 0 0 0 0 0 0 1 9 16 18.00 2.000																				

Batter	1	2	3	4	5	6	7	8	9	AB	R	H	RBI	BB	SO	LOB	BOTTOM							
11 Rajai Davis, R OBP: 0.306, SLG: 0.379	F9		HR		G6-3			E8		4	1	2	3	0	0	1	<p>Baltimore Orioles @ Toronto Blue Jays Rogers Centre, Toronto, ON Wed Sep 05 2012, 7:08 PM - 9:53 PM EDT Att: 14,458 - Cloudy - 75 F</p>							
28 Colby Rasmus, L OBP: 0.290, SLG: 0.411	F7		K					K		4	0	0	0	0	2	1								
10 Edwin Encarnación, R OBP: 0.391, SLG: 0.563	F7		F9							3	0	0	0	1	0	0								
26 Adam Lind, L OBP: 0.297, SLG: 0.384		2B						K		4	1	1	0	0	2	2								
5 Yunel Escobar, R OBP: 0.298, SLG: 0.344	F9				G4-3			G5-3		4	1	1	0	0	0	1								
2 Kelly Johnson, L OBP: 0.315, SLG: 0.366					K					4	1	2	1	0	1	0								
8 Yorvit Torrealba, R OBP: 0.302, SLG: 0.346										4	0	0	0	0	0	3								
3 Adeiny Hechavarria, R OBP: 0.247, SLG: 0.314										3	1	1	1	0	1	1								
8 Anthony Gose, L OBP: 0.266, SLG: 0.279			G1-3							3	1	2	0	0	0	0								
Inning Stats	R: 0 E: 0 K: 0 S: 9	H: 2 LOB: 1 BB: 0 P: 11	R: 1 E: 0 K: 0 S: 12	H: 2 LOB: 1 BB: 0 P: 17	R: 1 E: 0 K: 1 S: 9	H: 1 LOB: 0 BB: 0 P: 10	R: 0 E: 0 K: 2 S: 11	H: 0 LOB: 0 BB: 0 P: 16	R: 0 E: 0 K: 1 S: 10	H: 1 LOB: 1 BB: 0 P: 16	R: 0 E: 0 K: 0 S: 7	H: 0 LOB: 0 BB: 0 P: 10	R: 4 E: 1 K: 2 S: 22	H: 5 LOB: 2 BB: 1 P: 34	R: 0 E: 0 K: 0 S: 11	H: 0 LOB: 0 BB: 0 P: 14	1B: 5 2B: 2 3B: 1 HR: 1	SF: 0 SAC: 0 DP: 0 HBP: 0	WP: 0 PB: 0 SB: 0 CS: 0	PA: 34				
PITCHER	IP WLS BF H R ER SO BB IBB HBP BLK WP HR S P ERA WHIP	6.1 L 2 2 1 0 0 0 0 0 0 0 5 7 7.11 1.105	26 L 2 1 0 0 0 0 0 0 0 0 0 7 13 0.00 0.000	26 L 2 1 0 0 0 0 0 0 0 0 0 11 14 0.00 0.000																				



Batter	1	2	3	4	5	6	7	8	9	AB	R	H	RBI	BB	SO	LOB	TOP											
2 Derek Jeter, R OBP: 0.361, SLG: 0.441	G6-3		1B					G4-3		5	0	1	0	0	1	3	<p>New York Yankees @ Baltimore Orioles Oriole Park at Camden Yards, Baltimore, MD Thu Sep 06 2012, 7:19 PM - 10:28 PM EDT Att: 46,298 - Partly Cloudy - 80 F</p> <p>livebaseballscorecards.com</p> <p>AB 34 R 6 H 10 RBI 6 BB 6 SO 7 LOB 16</p> 											
33 Nick Swisher, S OBP: 0.350, SLG: 0.465	G6-3		K					BB	G3-1	3	1	0	0	2	1	2												
24 Robinson Cano, L OBP: 0.367, SLG: 0.544	G4-3							F8		5	1	2	0	0	1	3												
13 Alex Rodriguez, R OBP: 0.355, SLG: 0.446	G5-3							BB	L5	4	1	1	1	1	0	2												
12 Eric Chavez, L OBP: 0.341, SLG: 0.482	G4-3							BB	K	4	1	0	0	1	2	3												
14 Curtis Granderson, L OBP: 0.324, SLG: 0.476	K							BB	K	4	1	2	2	0	1	0												
55 Russell Martin, R OBP: 0.307, SLG: 0.375								BB	K	3	1	1	0	1	1	1												
27 Raul Ibanez, L OBP: 0.296, SLG: 0.427								BB	L4-3	2	0	0	0	0	0	1												
22 Andrew Jones, R OBP: 0.286, SLG: 0.420								BB	F9	0	0	0	0	0	0	0												
60 Chris Dickerson, L OBP: 0.444, SLG: 0.714								BB	HBP	0	0	0	1	1	0	0												
31 Ichiro Suzuki, L OBP: 0.294, SLG: 0.367								BB	G6-3	4	0	3	2	0	0	1												
Inning Stats	R: 0 E: 0 K: 0 S: 6	H: 0 LOB: 0 BB: 0 P: 10	R: 0 E: 0 K: 1 S: 9	H: 0 LOB: 1 BB: 1 P: 13	R: 0 E: 0 K: 1 S: 13	H: 3 LOB: 2 BB: 0 P: 19	R: 1 E: 0 K: 2 S: 11	H: 2 LOB: 1 BB: 0 P: 13	R: 0 E: 0 K: 2 S: 13	H: 1 LOB: 2 BB: 1 P: 21	R: 0 E: 0 K: 0 S: 7	H: 0 LOB: 0 BB: 0 P: 14	R: 0 E: 0 K: 0 S: 5	H: 0 LOB: 0 BB: 0 P: 11	R: 5 E: 0 K: 0 S: 17	H: 3 LOB: 2 BB: 4 P: 35		R: 0 E: 0 K: 1 S: 12	H: 1 LOB: 1 BB: 0 P: 18	1B: 9 2B: 2 3B: 0 HR: 0	SF: 0 SAC: 0 DP: 3 HBP: 1	WP: 0 PB: 1 SB: 1 CS: 0	PA: 41					
PITCHER	IP	WLS	BF	H	R	ER	SO	BB	IBB	HBP	BLK	WP	HR	S	P	ERA		WHIP										
39 Jason Hammel, R ERA: 3.46	5.0		22	6	1	1	6	2	0	0	0	0	0	54	82	1.80		1.600										
28 Randy Wolf, L ERA: 5.7	2.2		10	1	3	3	0	2	0	1	0	0	0	19	37	10.12		1.125										
47 Pedro Strop, R ERA: 2.14	0.0	B	4	2	2	2	0	2	0	0	0	0	0	6	15	∞	∞											
56 Darren O'Day, R ERA: 2.29	0.1	W	1	0	0	0	0	0	0	0	0	0	0	2	2	0.00	0.000											
43 Jim Johnson, R ERA: 2.53	1.0		4	1	0	0	1	0	0	0	0	0	0	12	18	0.00	1.000											

Batter	1	2	3	4	5	6	7	8	9	AB	R	H	RBI	BB	SO	LOB	BOTTOM											
21 Nick Markakis, L OBP: 0.364, SLG: 0.476	G4-3	F7						G4-3	G3-1	5	0	1	0	0	0	0	<p>New York Yankees @ Baltimore Orioles Oriole Park at Camden Yards, Baltimore, MD Thu Sep 06 2012, 7:19 PM - 10:28 PM EDT Att: 46,298 - Partly Cloudy - 80 F</p> <p>livebaseballscorecards.com</p> <p>AB 35 R 10 H 11 RBI 10 BB 2 SO 7 LOB 4</p> 											
2 J.J. Hardy, R OBP: 0.276, SLG: 0.383	10 BLK 10 1B							F8		3	1	1	0	1	1	1												
9 Nate McLouth, L OBP: 0.283, SLG: 0.309	10 BLK 32 HR	G4-3						F8		4	1	1	0	0	1	1												
10 Adam Jones, R OBP: 0.336, SLG: 0.511	32 HR 1B							HR		4	2	2	2	0	1	0												
32 Matt Wieters, S OBP: 0.320, SLG: 0.419								12 HR 1B		4	2	2	3	0	1	0												
12 Mark Reynolds, R OBP: 0.353, SLG: 0.465								HR		3	2	2	3	1	0	0												
19 Chris Davis, L OBP: 0.313, SLG: 0.464								HR		4	1	1	1	1	0	2												
13 Manny Machado, R OBP: 0.296, SLG: 0.495	G4-3							K		4	0	0	0	0	1	1												
11 Robert Andino, R OBP: 0.290, SLG: 0.311								L7		4	1	1	1	0	0	0												
Inning Stats	R: 4 E: 0 K: 1 S: 17	H: 4 LOB: 1 BB: 1 P: 29	R: 0 E: 0 K: 0 S: 7	H: 0 LOB: 1 BB: 1 P: 14	R: 0 E: 0 K: 1 S: 9	H: 0 LOB: 0 BB: 0 P: 13	R: 1 E: 0 K: 1 S: 11	H: 2 LOB: 1 BB: 0 P: 17	R: 0 E: 0 K: 2 S: 8	H: 1 LOB: 0 BB: 0 P: 14	R: 1 E: 0 K: 1 S: 9	H: 1 LOB: 0 BB: 0 P: 15	R: 0 E: 0 K: 0 S: 7	H: 0 LOB: 0 BB: 0 P: 13	R: 4 E: 0 K: 1 S: 16	H: 4 LOB: 0 BB: 0 P: 21		R: 4 E: 0 K: 1 S: 16	H: 4 LOB: 0 BB: 0 P: 21	1B: 5 2B: 0 3B: 0 HR: 6	SF: 0 SAC: 0 DP: 0 HBP: 0	WP: 0 PB: 0 SB: 0 CS: 0	PA: 37					
PITCHER	IP	WLS	BF	H	R	ER	SO	BB	IBB	HBP	BLK	WP	HR	S	P	ERA		WHIP										
41 David Phelps, R ERA: 3.55	4.0		20	6	5	5	3	2	0	0	0	0	0	44	73	11.25		2.000										
39 Clay Rapada, L ERA: 2.86	0.1		1	0	0	0	1	0	0	0	0	0	0	3	6	0.00		0.000										
62 Joba Chamberlain, R ERA: 0.71	1.2		6	1	1	1	2	0	0	0	0	0	1	14	23	5.40		0.600										
63 Justin Thomas, L ERA: 6.0	1.0		3	0	0	0	0	0	0	0	0	0	0	7	13	0.00		0.000										
30 David Robertson, R ERA: 2.77	0.0	L	3	3	3	3	0	0	0	0	0	0	2	9	13	∞	∞											
48 Boone Logan, L ERA: 3.86	0.0		1	1	1	1	0	0	0	0	0	0	0	0	0	0	0											
34 Derek Lowe, R ERA: 5.5	1.0		3	0	0	0	1	0	0	0	0	0	0	6	7	0.00	0.000											

Batter	1	2	3	4	5	6	7	8	9	AB	R	H	RBI	BB	SO	LOB	TOP					
2 Derek Jeter, R OBP: 0.363, SLG: 0.442	G6-3		G1-3																			
33 Nick Swisher, S OBP: 0.348, SLG: 0.461	L5																					
24 Robinson Cano, L OBP: 0.366, SLG: 0.541	K																					
13 Alex Rodriguez, R OBP: 0.356, SLG: 0.454																						
55 Russell Martin, R OBP: 0.306, SLG: 0.382																						
14 Curtis Granderson, L OBP: 0.352, SLG: 0.473																						
22 Andruw Jones, R OBP: 0.289, SLG: 0.421																						
27 Raul Ibanez, L OBP: 0.294, SLG: 0.425																						
60 Chris Dickerson, L OBP: 0.444, SLG: 0.714																						
43 Steve Pearce, R OBP: 0.331, SLG: 0.404																						
31 Ichiro Suzuki, L OBP: 0.295, SLG: 0.368																						
45 Casey McGehee, R OBP: 0.287, SLG: 0.368																						
12 Eric Chavez, L OBP: 0.339, SLG: 0.480																						
17 Jayson Nix, R OBP: 0.313, SLG: 0.407																						
Inning Stats	R: 0 E: 0 K: 1 S: 6	H: 0 LOB: 0 BB: 0 P: 10	R: 0 E: 0 K: 1 S: 11	H: 1 LOB: 1 BB: 0 P: 18	R: 0 E: 0 K: 0 S: 6	H: 0 LOB: 0 BB: 0 P: 7	R: 5 E: 0 K: 2 S: 12	H: 3 LOB: 0 BB: 1 P: 24	R: 2 E: 0 K: 0 S: 10	H: 2 LOB: 0 BB: 0 P: 11	R: 0 E: 0 K: 0 S: 10	H: 0 LOB: 0 BB: 0 P: 14	R: 0 E: 0 K: 2 S: 12	H: 1 LOB: 1 BB: 0 P: 16	R: 0 E: 0 K: 2 S: 8	H: 0 LOB: 0 BB: 0 P: 10	R: 1 E: 0 K: 0 S: 9	H: 2 LOB: 1 BB: 0 P: 12	1B: 6 2B: 0 3B: 0 HR: 3	SF: 0 SAC: 0 DP: 0 HBP: 1	WP: 0 PB: 0 SB: 0 CS: 0	PA: 38
PITCHER	IP WLS BF H R ER SO BB IBB HBP BLK WP HR S P ERA WHIP	PITCHER																				
16 Wei-Yin Chen, L ERA: 4.06	4.2 L 22 6 7 7 4 1 0 1 0 0 3 43 68 13.50 1.500																					
52 Steve Johnson, R ERA: 2.57	3.0 10 1 0 0 3 0 0 0 0 0 0 29 38 0.00 0.333																					
17 Brian Matusz, L ERA: 5.28	0.2 3 1 1 1 0 0 0 0 0 0 0 7 9 13.50 1.500																					
38 Luis Ayala, R ERA: 2.62	0.2 3 1 0 0 0 0 0 0 0 0 0 5 7 0.00 1.500																					

New York Yankees @ Baltimore Orioles
 Oriole Park at Camden Yards, Baltimore, MD
 Fri Sep 07 2012, 7:09 PM - 9:53 PM EDT
 Att: 40,861 - Clear - 83 F

AB 36
 R 8
 H 9
 RBI 8
 BB 1
 SO 8
 LOB 11



Batter	1	2	3	4	5	6	7	8	9	AB	R	H	RBI	BB	SO	LOB	BOTTOM					
21 Nick Markakis, L OBP: 0.361, SLG: 0.471	F8		F9																			
2 J.J. Hardy, R OBP: 0.276, SLG: 0.382			G6-3																			
9 Nate McLouth, L OBP: 0.293, SLG: 0.331																						
10 Adam Jones, R OBP: 0.335, SLG: 0.515																						
32 Matt Wieters, S OBP: 0.318, SLG: 0.415																						
12 Mark Reynolds, R OBP: 0.350, SLG: 0.460																						
19 Chris Davis, L OBP: 0.310, SLG: 0.460																						
13 Manny Machado, R OBP: 0.304, SLG: 0.525																						
11 Robert Andino, R OBP: 0.290, SLG: 0.319																						
Inning Stats	R: 0 E: 0 K: 0 S: 14	H: 2 LOB: 2 BB: 0 P: 23	R: 0 E: 0 K: 2 S: 8	H: 1 LOB: 1 BB: 0 P: 12	R: 0 E: 0 K: 1 S: 12	H: 1 LOB: 1 BB: 0 P: 18	R: 0 E: 0 K: 1 S: 7	H: 0 LOB: 0 BB: 0 P: 10	R: 0 E: 0 K: 0 S: 6	H: 0 LOB: 0 BB: 0 P: 8	R: 3 E: 1 K: 1 S: 16	H: 2 LOB: 0 BB: 0 P: 24	R: 1 E: 0 K: 0 S: 12	H: 1 LOB: 0 BB: 0 P: 15	R: 0 E: 0 K: 1 S: 6	H: 0 LOB: 0 BB: 0 P: 6	R: 1 E: 0 K: 2 S: 12	H: 1 LOB: 0 BB: 0 P: 13	1B: 3 2B: 2 3B: 0 HR: 3	SF: 0 SAC: 0 DP: 0 HBP: 0	WP: 0 PB: 0 SB: 0 CS: 0	PA: 36
PITCHER	IP WLS BF H R ER SO BB IBB HBP BLK WP HR S P ERA WHIP	PITCHER																				
65 Phil Hughes, R ERA: 4.13	6.0 W 25 6 3 2 5 0 0 0 0 0 1 63 95 3.00 1.000																					
38 Cody Eppley, R ERA: 3.4	0.1 2 1 1 1 0 0 0 0 0 0 1 3 4 27.00 3.000																					
48 Boone Logan, L ERA: 3.78	1.0 H 3 0 0 0 0 0 0 0 0 0 0 11 13 0.00 0.000																					
30 David Robertson, R ERA: 2.74	0.2 H 2 0 0 0 1 0 0 0 0 0 0 4 4 0.00 0.000																					
29 Rafael Soriano, R ERA: 2.08	1.0 4 1 1 1 2 0 0 0 0 0 1 12 13 9.00 1.000																					

New York Yankees @ Baltimore Orioles
 Oriole Park at Camden Yards, Baltimore, MD
 Fri Sep 07 2012, 7:09 PM - 9:53 PM EDT
 Att: 40,861 - Clear - 83 F

AB 36
 R 5
 H 8
 RBI 5
 BB 0
 SO 8
 LOB 6



Batter	1	2	3	4	5	6	7	8	9	AB	R	H	RBI	BB	SO	LOB	TOP		
2 Derek Jeter, R OBP: 0.365, SLG: 0.444										5	1	3	0	0	0	1	New York Yankees @ Baltimore Orioles Oriole Park at Camden Yards, Baltimore, MD Sat Sep 08 2012, 7:08 PM - 10:18 PM EDT Att. 46,067 - Rain - 67 F		
33 Nick Swisher, S OBP: 0.345, SLG: 0.456										5	0	0	1	0	0	4			
25 Mark Teixeira, S OBP: 0.336, SLG: 0.478										4	0	1	0	1	1	2			
13 Alex Rodriguez, R OBP: 0.355, SLG: 0.461										3	1	1	2	0	0	1			
24 Robinson Canó, L OBP: 0.367, SLG: 0.539										3	0	1	0	1	0	1			
55 Russell Martin, R OBP: 0.308, SLG: 0.382										3	1	1	0	1	1	2			
26 Eduardo Núñez, R (6, PR) OBP: 0.355, SLG: 0.370										2	0	0	0	0	1	1			
19 Chris Stewart, R OBP: 0.273, SLG: 0.328										2	0	0	0	0	1	4			
22 Andruw Jones, R OBP: 0.297, SLG: 0.417										2	0	0	0	0	1	1			
14 Curtis Granderson, L (6, PH) OBP: 0.321, SLG: 0.471										2	0	0	0	0	1	4			
31 Ichiro Suzuki, L (6, 7) OBP: 0.296, SLG: 0.371										4	1	2	1	0	0	0			
17 Jayson Nix, R (7, PH) OBP: 0.341, SLG: 0.480										2	0	0	0	0	1	1			
60 Chris Dickerson, L (6, PR) OBP: 0.444, SLG: 0.714										2	0	1	0	0	1	0			
										0	0	0	0	0	0	0			
Inning Stats	R: 1 E: 0 K: 0 S: 16	H: 2 LOB: 1 BB: 0 P: 23	R: 1 E: 0 K: 2 S: 16	H: 1 LOB: 1 BB: 1 P: 25	R: 0 E: 0 K: 0 S: 9	H: 0 LOB: 0 BB: 0 P: 13	R: 0 E: 0 K: 0 S: 6	H: 0 LOB: 0 BB: 0 P: 10	R: 0 E: 0 K: 2 S: 16	H: 1 LOB: 2 BB: 1 P: 14	R: 0 E: 0 K: 1 S: 10	H: 0 LOB: 0 BB: 0 P: 15	R: 1 E: 0 K: 1 S: 15	H: 2 LOB: 2 BB: 1 P: 30	R: 1 E: 0 K: 0 S: 10	H: 3 LOB: 2 BB: 0 P: 14	1B: 7 2B: 2 HR: 1	SF: 1 SAC: 0 DP: 1 HBP: 0	WP: 0 PA: 39
PITCHER	IP WLS BF H R ER SO BB IBB HBP BLK WP HR S P ERA WHIP																		
48 Joe Saunders, L ERA: 4.22	(1, 1) 5.1 W 23 5 2 2 2 2 2 0 0 0 0 0 0 0 65 101 3.38 1.312																		
56 Darren O'Day, R ERA: 2.22	(6, 1) 1.2 H 5 0 0 0 3 0 0 0 0 0 0 1 17 25 0.00 0.000																		
47 Pedro Strop, R ERA: 2.26	(8, 1) 0.2 H 5 2 1 1 1 1 0 0 0 0 0 0 1 13 26 13.50 4.500																		
17 Brian Matusz, L ERA: 5.26	(8, 1) 0.1 H 1 0 0 0 0 0 0 0 0 0 0 0 2 4 0.00 0.000																		
43 Jim Johnson, R ERA: 2.93	(9, 1) 1.0 S 5 3 1 1 0 0 0 0 0 0 0 0 0 10 14 9.00 3.000																		

Batter	1	2	3	4	5	6	7	8	9	AB	R	H	RBI	BB	SO	LOB	BOTTOM		
21 Nick Markakis, L OBP: 0.363, SLG: 0.471										2	1	1	0	0	1	0	New York Yankees @ Baltimore Orioles Oriole Park at Camden Yards, Baltimore, MD Sat Sep 08 2012, 7:08 PM - 10:18 PM EDT Att. 46,067 - Rain - 67 F		
9 Nate McLouth, L (5, PR) OBP: 0.297, SLG: 0.341										1	0	1	0	0	0	0			
11 Robert Andino, R OBP: 0.286, SLG: 0.315										4	0	0	0	0	1	3			
2 J.J. Hardy, R OBP: 0.280, SLG: 0.390										4	1	2	2	0	0	1			
10 Adam Jones, R OBP: 0.334, SLG: 0.514										4	1	1	0	0	0	1			
12 Mark Reynolds, R OBP: 0.352, SLG: 0.467										3	1	1	1	1	0	1			
51 Lew Ford, R OBP: 0.255, SLG: 0.431										4	1	2	2	0	0	1			
13 Manny Machado, R OBP: 0.292, SLG: 0.505										4	0	0	0	0	1	2			
6 Steve Tolleson, R OBP: 0.222, SLG: 0.309										3	0	0	0	0	1	1			
31 Taylor Teagarden, R OBP: 0.199, SLG: 0.310										3	0	0	0	0	2	0			
Inning Stats	R: 0 E: 0 K: 1 S: 8	H: 0 LOB: 0 BB: 0 P: 12	R: 2 E: 0 K: 1 S: 13	H: 2 LOB: 0 BB: 0 P: 20	R: 1 E: 0 K: 1 S: 11	H: 2 LOB: 1 BB: 0 P: 17	R: 0 E: 0 K: 1 S: 11	H: 0 LOB: 0 BB: 0 P: 17	R: 0 E: 0 K: 0 S: 9	H: 0 LOB: 1 BB: 0 P: 15	R: 2 E: 0 K: 0 S: 12	H: 3 LOB: 1 BB: 0 P: 16	R: 0 E: 0 K: 1 S: 14	H: 1 LOB: 1 BB: 0 P: 21	R: 0 E: 0 K: 0 S: 6	H: 0 LOB: 1 BB: 1 P: 13	1B: 2 2B: 3 HR: 3	SF: 0 SAC: 0 DP: 0 HBP: 1	WP: 0 PA: 34
PITCHER	IP WLS BF H R ER SO BB IBB HBP BLK WP HR S P ERA WHIP																		
52 CC Sabathia, L ERA: 3.56	(1, 1) 6.1 L 28 8 5 5 5 0 0 0 0 0 0 3 72 109 7.11 1.263																		
36 Cody Eppley, R ERA: 3.27	(7, 1) 1.2 6 0 0 0 1 1 0 0 0 0 0 0 12 22 0.00 0.600																		

AB 35
R 4
H 10
RBI 4
BB 3
SO 6
LOB 17



AB 32
R 5
H 8
RBI 5
BB 1
SO 6
LOB 10



Batter	1	2	3	4	5	6	7	8	9	AB	R	H	RBI	BB	SO	LOB	TOP					
2 B.J. Upton, R OBP: 0.306, SLG: 0.445										4	0	0	0	0	1	1	<p>Tampa Bay Rays @ Baltimore Orioles Oriole Park at Camden Yards, Baltimore, MD Tue Sep 11 2012, 7:10 PM - 10:13 PM EDT Att: 23,828 - Partly Cloudy - 75 F</p>					
7 Jeff Keppinger, R OBP: 0.374, SLG: 0.437										4	0	1	0	0	0	0						
18 Ben Zobrist, S OBP: 0.369, SLG: 0.460										4	0	1	0	0	1	1						
3 Evan Longoria, R OBP: 0.362, SLG: 0.503										3	0	0	0	1	2	2						
20 Matt Joyce, L OBP: 0.348, SLG: 0.445										3	0	0	0	1	0	1						
13 Ben Francisco, R OBP: 0.341, SLG: 0.377										4	0	1	0	0	2	2						
30 Luke Scott, L OBP: 0.266, SLG: 0.429										2	0	0	0	0	0	0						
16 Chris Gimenez, R OBP: 0.272, SLG: 0.227										1	0	0	0	0	0	0						
23 Carlos Pena, L OBP: 0.322, SLG: 0.344										1	0	0	0	0	1	1						
19 Ryan Roberts, R OBP: 0.305, SLG: 0.358										1	1	1	1	1	0	0						
59 Jose Lobaton, S OBP: 0.332, SLG: 0.325										1	0	0	0	0	1	0						
5 Sam Fuld, L OBP: 0.341, SLG: 0.378										1	0	0	0	0	0	1						
28 José Molina, R OBP: 0.268, SLG: 0.314										2	0	0	0	0	0	1						
9 Elliot Johnson, S OBP: 0.307, SLG: 0.355										1	1	1	1	0	0	0						
Inning Stats	R: 0 E: 0 K: 1 S: 6	H: 0 LOB: 0 BB: 0 P: 13	R: 0 E: 0 K: 0 S: 4	H: 0 LOB: 0 BB: 0 P: 6	R: 1 E: 0 K: 0 S: 8	H: 1 LOB: 0 BB: 0 P: 10	R: 0 E: 0 K: 1 S: 11	H: 0 LOB: 2 BB: 2 P: 24	R: 0 E: 0 K: 1 S: 8	H: 1 LOB: 1 BB: 1 P: 12	R: 0 E: 0 K: 2 S: 11	H: 0 LOB: 0 BB: 0 P: 14	R: 1 E: 0 K: 1 S: 12	H: 2 LOB: 1 BB: 0 P: 20	R: 0 E: 0 K: 1 S: 8	H: 1 LOB: 1 BB: 0 P: 12	1B: 2 2B: 1 3B: 0 HR: 2	SF: 0 SAC: 0 DP: 0 HBP: 0	WP: 0 PB: 0 SB: 0 CS: 0	PA: 35		
PITCHER	IP WLS BF H R ER SO BB IBB HBP BLK WP HR S P ERA WHIP	IP WLS BF H R ER SO BB IBB HBP BLK WP HR S P ERA WHIP	IP WLS BF H R ER SO BB IBB HBP BLK WP HR S P ERA WHIP	IP WLS BF H R ER SO BB IBB HBP BLK WP HR S P ERA WHIP	IP WLS BF H R ER SO BB IBB HBP BLK WP HR S P ERA WHIP	IP WLS BF H R ER SO BB IBB HBP BLK WP HR S P ERA WHIP	IP WLS BF H R ER SO BB IBB HBP BLK WP HR S P ERA WHIP	IP WLS BF H R ER SO BB IBB HBP BLK WP HR S P ERA WHIP	IP WLS BF H R ER SO BB IBB HBP BLK WP HR S P ERA WHIP	IP WLS BF H R ER SO BB IBB HBP BLK WP HR S P ERA WHIP	IP WLS BF H R ER SO BB IBB HBP BLK WP HR S P ERA WHIP	IP WLS BF H R ER SO BB IBB HBP BLK WP HR S P ERA WHIP	IP WLS BF H R ER SO BB IBB HBP BLK WP HR S P ERA WHIP	IP WLS BF H R ER SO BB IBB HBP BLK WP HR S P ERA WHIP	IP WLS BF H R ER SO BB IBB HBP BLK WP HR S P ERA WHIP	IP WLS BF H R ER SO BB IBB HBP BLK WP HR S P ERA WHIP	IP WLS BF H R ER SO BB IBB HBP BLK WP HR S P ERA WHIP	IP WLS BF H R ER SO BB IBB HBP BLK WP HR S P ERA WHIP	IP WLS BF H R ER SO BB IBB HBP BLK WP HR S P ERA WHIP	IP WLS BF H R ER SO BB IBB HBP BLK WP HR S P ERA WHIP	IP WLS BF H R ER SO BB IBB HBP BLK WP HR S P ERA WHIP	IP WLS BF H R ER SO BB IBB HBP BLK WP HR S P ERA WHIP
39 Jason Hammel, R ERA: 3.43	1.1	3.2	13	1	1	1	1	1	1	1	1	1	1	1	1	1	2.46	0.545				
52 Steve Johnson, R ERA: 2.42	4.1	1.1	6	0	0	0	2	2	0	0	0	0	0	0	0	0	0.00	1.500				
38 Luis Ayala, R ERA: 2.57	6.1	1.1	5	1	0	2	0	0	0	0	0	0	0	0	0	0	0.00	0.750				
17 Brian Matusz, L ERA: 5.22	7.1	0.2	2	0	0	1	0	0	0	0	0	0	0	0	0	0	0.00	0.000				
56 Darren O'Day, R ERA: 2.34	8.1	1.0	5	2	1	1	0	0	0	0	0	0	0	0	0	0	9.00	2.000				

Batter	1	2	3	4	5	6	7	8	9	AB	R	H	RBI	BB	SO	LOB	BOTTOM				
9 Nate McLouth, L OBP: 0.304, SLG: 0.339										5	2	2	0	0	1	3	<p>Tampa Bay Rays @ Baltimore Orioles Oriole Park at Camden Yards, Baltimore, MD Tue Sep 11 2012, 7:10 PM - 10:13 PM EDT Att: 23,828 - Partly Cloudy - 75 F</p>				
2 J.J. Hardy, R OBP: 0.285, SLG: 0.405										5	3	4	5	0	0	0					
10 Adam Jones, R OBP: 0.335, SLG: 0.512										4	2	1	0	1	1	1					
32 Matt Wieters, S OBP: 0.323, SLG: 0.420										3	0	3	2	1	0	0					
12 Mark Reynolds, R OBP: 0.348, SLG: 0.460										4	0	0	0	0	2	4					
19 Chris Davis, L OBP: 0.309, SLG: 0.463										4	1	1	1	0	0	1					
51 Lew Ford, R OBP: 0.237, SLG: 0.490										4	0	0	0	0	1	1					
13 Manny Machado, R OBP: 0.283, SLG: 0.482										4	0	1	0	0	0	0					
11 Robert Andino, R OBP: 0.286, SLG: 0.316										3	1	1	0	1	1	0					
Inning Stats	R: 1 E: 1 K: 1 S: 10	H: 1 LOB: 1 BB: 1 P: 20	R: 0 E: 0 K: 0 S: 6	H: 0 LOB: 0 BB: 0 P: 10	R: 2 E: 0 K: 3 S: 24	H: 2 LOB: 1 BB: 1 P: 36	R: 0 E: 0 K: 0 S: 19	H: 1 LOB: 1 BB: 1 P: 28	R: 2 E: 0 K: 1 S: 12	H: 3 LOB: 1 BB: 0 P: 19	R: 1 E: 0 K: 0 S: 11	H: 2 LOB: 1 BB: 0 P: 14	R: 1 E: 0 K: 0 S: 7	H: 2 LOB: 0 BB: 0 P: 11	R: 2 E: 0 K: 1 S: 13	H: 2 LOB: 0 BB: 0 P: 21		1B: 7 2B: 3 3B: 0 HR: 3	SF: 0 SAC: 0 DP: 1 HBP: 0	WP: 0 PB: 0 SB: 2 CS: 0	PA: 39
PITCHER	IP WLS BF H R ER SO BB IBB HBP BLK WP HR S P ERA WHIP	IP WLS BF H R ER SO BB IBB HBP BLK WP HR S P ERA WHIP	IP WLS BF H R ER SO BB IBB HBP BLK WP HR S P ERA WHIP	IP WLS BF H R ER SO BB IBB HBP BLK WP HR S P ERA WHIP	IP WLS BF H R ER SO BB IBB HBP BLK WP HR S P ERA WHIP	IP WLS BF H R ER SO BB IBB HBP BLK WP HR S P ERA WHIP	IP WLS BF H R ER SO BB IBB HBP BLK WP HR S P ERA WHIP	IP WLS BF H R ER SO BB IBB HBP BLK WP HR S P ERA WHIP	IP WLS BF H R ER SO BB IBB HBP BLK WP HR S P ERA WHIP	IP WLS BF H R ER SO BB IBB HBP BLK WP HR S P ERA WHIP	IP WLS BF H R ER SO BB IBB HBP BLK WP HR S P ERA WHIP	IP WLS BF H R ER SO BB IBB HBP BLK WP HR S P ERA WHIP	IP WLS BF H R ER SO BB IBB HBP BLK WP HR S P ERA WHIP	IP WLS BF H R ER SO BB IBB HBP BLK WP HR S P ERA WHIP	IP WLS BF H R ER SO BB IBB HBP BLK WP HR S P ERA WHIP	IP WLS BF H R ER SO BB IBB HBP BLK WP HR S P ERA WHIP	IP WLS BF H R ER SO BB IBB HBP BLK WP HR S P ERA WHIP	IP WLS BF H R ER SO BB IBB HBP BLK WP HR S P ERA WHIP	IP WLS BF H R ER SO BB IBB HBP BLK WP HR S P ERA WHIP	IP WLS BF H R ER SO BB IBB HBP BLK WP HR S P ERA WHIP	IP WLS BF H R ER SO BB IBB HBP BLK WP HR S P ERA WHIP
55 Matt Moore, L ERA: 3.88	1.1	4.0	19	4	3	2	4	3	0	0	0	0	0	0	0	0	4.50	1.750			
31 Burke Badenhop, R ERA: 3.24	5.1	0.1	4	3	2	2	0	0	0	0	0	0	0	0	0	0	54.00	9.000			
27 Cesar Ramos, L ERA: 2.3	5.1	1.2	7	2	1	1	1	0	0	0	0	0	0	0	0	0	5.40	1.200			
39 J.P. Howell, L ERA: 3.02	7.1	1.0	4	2	1	1	0	0	0	0	0	0	0	0	0	0	9.00	2.000			
49 Dane De La Rosa, R ERA: 31.5	8.1	1.0	5	2	2	2	1	0	0	0	0	0	0	0	0	0	18.00	2.000			

Batter	1	2	3	4	5	6	7	8	9	AB	R	H	RBI	BB	SO	LOB	TOP			
2 B.J. Upton, R OBP: 0.307, SLG: 0.450			G5-3		G5-3		BB		G6-3	4	1	1	1	1	0	0				
7 Jeff Keppinger, R OBP: 0.374, SLG: 0.436	F8				G5-3		P3			5	1	2	0	0	0	1				
24 Rich Thompson, L OBP: 0.190, SLG: 0.105			1B				P4		1B	0	0	0	0	0	0	0				
18 Ben Zobrist, S OBP: 0.307, SLG: 0.456	BB		F9		K				F8	4	0	0	0	1	1	3				
3 Evan Longoria, R OBP: 0.371, SLG: 0.505			1B							3	0	2	0	2	0	0				
13 Ben Francisco, R OBP: 0.289, SLG: 0.387	BB						IBB			4	0	2	1	0	1	4				
5 Sam Fuld, L OBP: 0.341, SLG: 0.378	L6-4		2B				K			0	0	0	0	0	0	0				
23 Carlos Pena, L OBP: 0.321, SLG: 0.341			F8						G4-3	3	0	0	0	1	1	2				
19 Ryan Roberts, R OBP: 0.304, SLG: 0.357					G5-3		BB		P3	4	0	1	0	0	1	2				
20 Matt Joyce, L OBP: 0.352, SLG: 0.445					K					2	0	1	0	2	1	0				
28 José Molina, R OBP: 0.265, SLG: 0.310									G6-3	3	0	0	0	0	0	5				
30 Luke Scott, L OBP: 0.268, SLG: 0.428					F9					1	0	0	0	0	0	1				
59 Jose Lobaton, S OBP: 0.332, SLG: 0.325										0	0	0	0	0	0	0				
Inning Stats	R: 1 H: 1 E: 0 K: 0 S: 12	H: 1 LOB: 1 BB: 2 P: 23	R: 0 H: 1 E: 0 K: 1 S: 8	H: 1 LOB: 1 BB: 0 P: 14	R: 1 H: 3 E: 0 K: 0 S: 15	H: 3 LOB: 2 BB: 0 P: 19	R: 0 H: 0 E: 0 K: 1 S: 10	H: 0 LOB: 0 BB: 0 P: 12	R: 0 H: 1 E: 0 K: 1 S: 14	H: 1 LOB: 3 BB: 2 P: 26	R: 0 H: 0 E: 0 K: 1 S: 13	H: 0 LOB: 2 BB: 2 P: 26	R: 0 H: 1 E: 0 K: 0 S: 10	H: 1 LOB: 1 BB: 0 P: 14	R: 0 H: 2 E: 0 K: 0 S: 15	H: 2 LOB: 2 BB: 0 P: 22	1B: 7 2B: 2 3B: 0 HR: 1	SF: 0 SAC: 0 DP: 2 HBP: 0	WP: 0 PB: 0 SB: 2 CS: 0	PA: 40
PITCHER	IP WLS BF H R ER SO BB IBB HBP BLK WP HR S P ERA WHIP																			
50 Miguel González, R ERA: 3.57	6.0	27	6	2	2	4	4	1	0	1	0	0	0	0	13	26	3.00	1.667		
56 Darren O'Day, R ERA: 2.3	1.0	5	0	0	0	1	1	1	0	0	0	0	0	10	14	0.00	1.000			
47 Pedro Strop, R ERA: 2.19	1.0	4	1	0	0	0	0	0	0	0	0	0	0	15	22	0.00	2.000			
43 Jim Johnson, R ERA: 2.88	1.0	W	4	2	0	0	0	0	0	0	0	0	0	15	22	0.00	2.000			

Tampa Bay Rays @ Baltimore Orioles
 Oriole Park at Camden Yards, Baltimore, MD
 Wed Sep 12 2012, 7:10 PM - 10:45 PM EDT
 Att: 26,076 - Clear - 77 F

AB 33
 R 2
 H 9
 RBI 2
 BB 7
 SO 5
 LOB 18



Batter	1	2	3	4	5	6	7	8	9	AB	R	H	RBI	BB	SO	LOB	BOTTOM					
9 Nate McLouth, L OBP: 0.307, SLG: 0.341	BB		K		G3		L3			5	1	2	1	0	1	1						
2 J.J. Hardy, R OBP: 0.294, SLG: 0.404					G6-3		K			4	1	1	0	0	2	1						
10 Adam Jones, R OBP: 0.334, SLG: 0.510	L8		G6-3						G6-3	4	0	1	0	0	0	3						
32 Matt Wieters, S OBP: 0.326, SLG: 0.424	BB									3	0	2	1	1	1	0						
24 Wilson Betemit, S OBP: 0.324, SLG: 0.425										4	0	1	1	0	2	3						
12 Mark Reynolds, R OBP: 0.347, SLG: 0.456										3	0	0	0	1	3	2						
19 Chris Davis, L OBP: 0.311, SLG: 0.462										3	0	1	0	1	1	2						
13 Manny Machado, R OBP: 0.282, SLG: 0.474	BB									4	1	1	0	0	1	4						
11 Robert Andino, R OBP: 0.287, SLG: 0.316										3	0	1	0	0	1	0						
Inning Stats	R: 2 H: 4 E: 0 K: 1 S: 15	H: 1 LOB: 3 BB: 1 P: 24	R: 0 H: 1 E: 1 K: 2 S: 15	H: 1 LOB: 1 BB: 0 P: 25	R: 0 H: 0 E: 0 K: 3 S: 11	H: 0 LOB: 0 BB: 0 P: 18	R: 0 H: 1 E: 0 K: 0 S: 5	H: 1 LOB: 0 BB: 0 P: 8	R: 0 H: 1 E: 0 K: 1 S: 10	H: 1 LOB: 2 BB: 1 P: 16	R: 0 H: 0 E: 0 K: 3 S: 12	H: 0 LOB: 0 BB: 0 P: 16	R: 0 H: 0 E: 0 K: 2 S: 11	H: 0 LOB: 0 BB: 0 P: 17	R: 0 H: 1 E: 0 K: 0 S: 13	H: 1 LOB: 2 BB: 1 P: 22	R: 1 H: 2 E: 0 K: 0 S: 3	H: 2 LOB: 1 BB: 0 P: 4	1B: 9 2B: 2 3B: 0 HR: 0	SF: 0 SAC: 1 DP: 1 HBP: 0	WP: 0 PB: 0 SB: 1 CS: 0	PA: 37
PITCHER	IP WLS BF H R ER SO BB IBB HBP BLK WP HR S P ERA WHIP																					
53 Alex Cobb, R ERA: 4.26	4.2	22	7	2	2	6	1	1	0	0	0	0	0	0	15	20	0.00	0.000				
57 Jake McGee, L ERA: 1.95	1.1	4	0	0	0	4	0	0	0	0	0	0	0	11	17	0.00	0.000					
40 Wade Davis, R ERA: 2.18	1.0	3	0	0	0	2	0	0	0	0	0	0	0	13	22	0.00	2.000					
62 Joel Peralta, R ERA: 3.51	1.0	5	1	0	0	0	1	0	0	0	0	0	0	3	4	27.00	6.000					
43 Kyle Farnsworth, R ERA: 3.52	0.1	L	3	2	1	1	0	0	0	0	0	0	0	3	4	27.00	6.000					

Tampa Bay Rays @ Baltimore Orioles
 Oriole Park at Camden Yards, Baltimore, MD
 Wed Sep 12 2012, 7:10 PM - 10:45 PM EDT
 Att: 26,076 - Clear - 77 F

AB 33
 R 3
 H 10
 RBI 3
 BB 3
 SO 12
 LOB 16



Batter	1	2	3	4	5	6	7	8	9	AB	R	H	RBI	BB	SO	LOB	TOP										
9 Nate McLouth, L OBP: 0.300, SLG: 0.333										4	0	0	0	0	2	1	<p>Baltimore Orioles @ Oakland Athletics</p> <p>Oakland Coliseum, Oakland, CA</p> <p>Fri Sep 14 2012, 7:09 PM - 9:45 PM PDT</p> <p>Att: 35,067 - Partly Cloudy - 62 F</p>										
2 J.J. Hardy, R OBP: 0.293, SLG: 0.400										4	0	1	0	0	0	0											
10 Adam Jones, R OBP: 0.333, SLG: 0.505										4	0	1	0	0	1	2											
32 Matt Wieters, S OBP: 0.329, SLG: 0.424										2	0	1	0	2	0	1											
70 Xavier Avery, L OBP: 0.314, SLG: 0.352										0	0	0	0	0	0	0											
51 Lew Ford, R OBP: 0.224, SLG: 0.365										3	0	0	0	0	0	3											
27 Endy Chavez, L OBP: 0.238, SLG: 0.290										1	0	0	0	0	1	1											
12 Mark Reynolds, R OBP: 0.346, SLG: 0.451										4	0	1	0	0	0	2											
19 Chris Davis, L OBP: 0.314, SLG: 0.472										3	1	1	1	0	1	1											
13 Manny Machado, R OBP: 0.294, SLG: 0.467										2	1	2	0	1	0	0											
11 Robert Andino, R OBP: 0.283, SLG: 0.309										3	0	0	0	0	0	4											
Inning Stats	R: 0 H: 1 E: 0 K: 0 S: 9	H: 1 LOB: 1 BB: 0 P: 14	R: 0 H: 0 E: 0 K: 0 S: 7	H: 0 LOB: 0 BB: 0 P: 10	R: 1 H: 1 E: 1 K: 0 S: 12	H: 1 LOB: 1 BB: 0 P: 17	R: 0 H: 0 E: 0 K: 0 S: 5	H: 0 LOB: 0 BB: 1 P: 11	R: 1 H: 2 E: 0 K: 1 S: 9	H: 2 LOB: 0 BB: 0 P: 13	R: 0 H: 1 E: 0 K: 0 S: 7	H: 1 LOB: 1 BB: 1 P: 15	R: 0 H: 1 E: 0 K: 1 S: 12	H: 1 LOB: 1 BB: 1 P: 22	R: 0 H: 0 E: 0 K: 2 S: 10	H: 0 LOB: 0 BB: 0 P: 10	R: 0 H: 1 E: 0 K: 1 S: 10	H: 1 LOB: 1 BB: 0 P: 13	1B: 5 2B: 1 3B: 0 HR: 1	SF: 0 SAC: 0 DP: 4 HBP: 0	WP: 0 PB: 0 SB: 0 CS: 1	PA: 34					
PITCHER	IP	WLS	BF	H	R	ER	SO	BB	IBB	HBP	BLK	WP	HR	S	P	ERA	WHIP										
57 Tommy Milone, L ERA: 3.81	6.1	W	25	6	2	1	2	2	0	0	0	0	1	57	92	1.42	1.263										
40 Pat Neshek, R ERA: 0.63	0.2	H	2	0	0	0	0	1	0	0	0	0	0	4	10	0.00	1.500										
48 Ryan Cook, R ERA: 2.44	1.0	H	3	0	0	0	2	0	0	0	0	0	0	10	10	0.00	0.000										
50 Grant Balfour, R ERA: 2.92	1.0	S	3	1	0	0	1	0	0	0	0	0	0	10	13	0.00	1.000										

Batter	1	2	3	4	5	6	7	8	9	AB	R	H	RBI	BB	SO	LOB	BOTTOM										
4 Coco Crisp, S OBP: 0.316, SLG: 0.407										4	0	1	0	0	1	0	<p>Baltimore Orioles @ Oakland Athletics</p> <p>Oakland Coliseum, Oakland, CA</p> <p>Fri Sep 14 2012, 7:09 PM - 9:45 PM PDT</p> <p>Att: 35,067 - Partly Cloudy - 62 F</p>										
31 Jonny Gomes, R OBP: 0.371, SLG: 0.494										4	1	2	1	0	1	0											
16 Josh Reddick, L OBP: 0.312, SLG: 0.470										4	0	1	0	0	1	3											
52 Yoenis Cespedes, R OBP: 0.345, SLG: 0.488										3	1	1	2	1	2	1											
22 Chris Carter, R OBP: 0.363, SLG: 0.549										3	0	0	0	1	1	2											
10 Daric Barton, L OBP: 0.325, SLG: 0.283										0	0	0	0	0	0	0											
20 Josh Donaldson, R OBP: 0.286, SLG: 0.414										3	0	1	0	0	0	1											
36 Derek Norris, R OBP: 0.280, SLG: 0.335										3	0	1	0	0	0	1											
5 Stephen Drew, L OBP: 0.289, SLG: 0.303										3	0	0	0	0	3	2											
17 Adam Rosales, R OBP: 0.319, SLG: 0.354										2	1	1	0	0	1	0											
2 Cliff Pennington, S OBP: 0.270, SLG: 0.310										1	0	0	0	0	1	0											
Inning Stats	R: 0 H: 0 E: 0 K: 0 S: 7	H: 0 LOB: 0 BB: 0 P: 10	R: 0 H: 1 E: 0 K: 1 S: 8	H: 1 LOB: 1 BB: 0 P: 12	R: 0 H: 0 E: 0 K: 2 S: 8	H: 0 LOB: 0 BB: 0 P: 12	R: 2 H: 3 E: 0 K: 2 S: 16	H: 3 LOB: 2 BB: 1 P: 30	R: 1 H: 3 E: 0 K: 0 S: 12	H: 3 LOB: 2 BB: 1 P: 18	R: 0 H: 0 E: 0 K: 1 S: 12	H: 0 LOB: 0 BB: 0 P: 19	R: 0 H: 0 E: 0 K: 3 S: 9	H: 0 LOB: 0 BB: 0 P: 13	R: 0 H: 1 E: 0 K: 2 S: 9	H: 1 LOB: 0 BB: 0 P: 15	1B: 6 2B: 3 3B: 0 HR: 1	SF: 0 SAC: 0 DP: 2 HBP: 0	WP: 1 PB: 0 SB: 0 CS: 0	PA: 32							
PITCHER	IP	WLS	BF	H	R	ER	SO	BB	IBB	HBP	BLK	WP	HR	S	P	ERA	WHIP										
48 Joe Saunders, L ERA: 4.24	6.0	L	26	7	3	3	6	1	1	0	0	0	0	63	101	4.50	1.333										
34 Jake Arrieta, R ERA: 6.09	2.0		6	1	0	0	5	0	0	0	0	0	0	18	28	0.00	0.500										

livebaseballscorecards.com

AB 30
R 2
H 7
RBI 1
BB 3
SO 5
LOB 15

livebaseballscorecards.com

AB 30
R 3
H 8
RBI 3
BB 2
SO 11
LOB 10

Batter	1	2	3	4	5	6	7	8	9	10	11	AB	R	H	RBI	BB	SO	LOB	TOP							
27 Endy Chavez, L OBP: 0.245, SLG: 0.291	(1, 9) 8 FF 92 1-0 X SI 82 G1-3 1B		(2, 3) C FF 94 2-3 T CH 90 B SI 91 B SI 94 S CH 90 K		(1, 1) B CU 83 1-1 C FF 93 X CU 83 G6-3			(1) C CU 80 0-1 X FF 92 P6		(3) C FF 96 0-1 X CH 90 G6-3		5	0	1	0	0	0	1	0							
2 J.J. Hardy, R OBP: 0.262, SLG: 0.394	(1, 6) C SI 80 0-2 T SI 94 K		(3) C SI 94 2-3 B SI 89 B SI 94 S FF 92 K		(1) C SI 85 0-1 X FF 92 F9			(2) C FF 90 0-1 X SL 85 1B			(1) C SI 84 2-3 B SI 91 F SI 82 B SI 91 S SI 91 F SI 91 X SI 91 K	5	0	1	0	0	0	3	1							
9 Nate McLouth, L OBP: 0.319, SLG: 0.374	(1, 7) X SI 93 0-0 G1-3			(1) B FF 92 2-0 B SI 91 X SI 92 G4-3			(1) C SI 92 0-1 X CH 89 10 G6-3 1B		(2) F FF 91 2-2 B CH 88 F SI 92 D CU 83 X FF 92 F7		(1) B SI 91 1-1 C SI 85 10 HR 1B	5	1	2	0	0	0	2								
10 Adam Jones, R OBP: 0.336, SLG: 0.506	(1, 8) B SI 94 1-0 X SI 86 L6			(2) B SI 94 1-0 X SI 94 19 FC5-4 1B			(2) T SAFE 1-0 X SI 93 G6-3		(3) B SI 92 1-0 X SI 91 P5		(2) B SI 83 3-2 T SAFE 1-0 B SI 83 F SI 80 B SI 90 S SI 82 X SI 82 1+H HR	5	1	2	2	0	0	3								
19 Chris Davis, L OBP: 0.313, SLG: 0.462	(1, 10) B FF 92 1-0 X SI 92 G6-3		(2) T SAFE 0-1 X SI 94 FC5-4 12 1B		(2) B SI 94 4-2 B FC 83 S SI 91 B SI 94 S SI 93 BB			(1) F FF 96 1-1 X SI 97 L7			(2) B SI 91 1-0 X SI 92 L8	4	1	0	0	1	0	1								
12 Mark Reynolds, R OBP: 0.345, SLG: 0.444	(1, 3) F FF 94 0-1 X FF 94 G6-3		(2) C SI 88 3-2 B SI 94 S SI 91 D SI 91 B SI 94 X CH 90 1+H 1B		(3) C SI 84 3-3 B SI 94 S SI 91 B SI 94 S SI 87 K			(2) B CU 77 3-3 F FF 97 B CU 78 B CU 80 F FF 97 F CU 79 X FF 97 K			(3) S SI 91 1-2 X SI 91 G5-3	5	0	1	1	0	2	2								
13 Manny Machado, R OBP: 0.276, SLG: 0.426	(1, 5) C SI 93 2-1 B SI 94 X SI 88 11 E 1B		(3) B FF 94 1-3 S FC 94 S FC 93 1+H K			(1) X FF 90 0-0 B2			(3) B CU 78 2-2 F FF 96 S FF 97 B CU 78 F CU 79 X FF 97 L4			4	0	1	0	0	1	1								
11 Robert Andino, R OBP: 0.280, SLG: 0.304	(1, 4) T SAFE 0-1 C SI 88 X CU 83 G6-3			(1) S SI 82 2-3 B SI 94 S SI 91 K			(2) C SI 92 0-1 X FF 92 G4-3			(1) X FF 96 0-0 F8		4	0	0	0	0	1	1								
31 Taylor Teagarden, R OBP: 0.204, SLG: 0.320	(1, 2) C FF 92 2-3 T SI 92 B SI 94 C CU 92 K			(2) S SI 94 2-3 B SI 94 F SI 94 K			(3) C SI 91 0-2 X CU 92 G1-3			(2) B FF 95 2-2 C FF 95 S CU 79 X CU 77 G5-3		4	0	0	0	0	2	0								
Inning Stats	R: 0 E: 0 K: 1 S: 6	H: 1 LOB: 1 BB: 0 P: 8	R: 0 E: 1 K: 0 S: 7	H: 1 LOB: 1 BB: 0 P: 10	R: 0 E: 0 K: 3 S: 9	H: 0 LOB: 0 BB: 0 P: 15	R: 1 E: 0 K: 1 S: 10	H: 2 LOB: 1 BB: 0 P: 17	R: 0 E: 0 K: 2 S: 9	H: 0 LOB: 0 BB: 0 P: 14	R: 0 E: 0 K: 1 S: 14	H: 1 LOB: 2 BB: 1 P: 22	R: 0 E: 0 K: 0 S: 6	H: 0 LOB: 0 BB: 0 P: 6	R: 0 E: 0 K: 0 S: 8	H: 1 LOB: 1 BB: 0 P: 11	R: 0 E: 0 K: 1 S: 10	H: 0 LOB: 0 BB: 0 P: 16	R: 0 E: 0 K: 0 S: 6	H: 0 LOB: 0 BB: 0 P: 8	R: 2 E: 0 K: 1 S: 15	H: 2 LOB: 0 BB: 0 P: 23	1B: 7 2B: 0 3B: 0 HR: 1	SF: 0 SAC: 0 DP: 0 HBP: 0	WP: 0 PB: 0 SB: 0 CS: 0	PA: 42
PITCHER	IP ERA WLS BF H R ER SO BB IBB HBP BLK WP HR S P ERA WHIP	34 Félix Hernández, R ERA: 2.85	54 Tom Wilhelmsen, R ERA: 2.32	53 Josh Kinney, R ERA: 4.08	PITCHER																					

Baltimore Orioles @ Seattle Mariners
Safeco Field, Seattle, WA
Wed Sep 19 2012, 7:10 PM - 11:30 PM PDT
Att. 14,001 - Clear - 67 F

livebaseballscores.com

AB 41
R 3
H 8
RBI 3
BB 1
SO 10
LOB 11



Batter	1	2	3	4	5	6	7	8	9	10	11	AB	R	H	RBI	BB	SO	LOB	BOTTOM							
13 Dustin Ackley, L OBP: 0.300, SLG: 0.339	(1, 4) X FF 85 0-0 G4-3			(1) B CU 72 2-1 C SI 95 B SI 85 X SI 85 F8				(2) B SI 84 2-2 C SI 75 F SI 86 C SI 87 X SI 86 F7			(3) B SI 85 2-2 T SAFE 1-0 B SI 86 C SI 87 X SI 86 G3		4	0	0	0	1	0	2							
21 Franklin Gutierrez, R OBP: 0.308, SLG: 0.405	(1, 8) C SI 86 3-1 B SI 86 B CH 79 B SI 86 X SI 86 G1-3			(2) C SI 81 2-1 B SI 79 B SI 86 X SI 86 HR			(2) B FF 88 2-0 B CH 79 T SAFE 1-0 X CH 79 1B		(1) C SI 87 1-1 X SI 79 G5-3		(3) F SI 82 2-2 B SI 82 B SI 86 X SI 82 P6	5	1	2	1	0	0	3								
15 Kyle Seager, L OBP: 0.317, SLG: 0.420	(1, 5) C FF 89 0-1 X SI 86 P4			(2) B CU 73 1-1 X SI 76 L4			(3) X SI 88 0-0 G3			(2) B SI 78 3-1 B SI 78 C SI 78 X SI 87 F9		(1) C SI 92 0-1 X SI 93 17 63 6-1 1B	5	0	1	0	0	0	2							
63 Jesus Montero, R OBP: 0.298, SLG: 0.392	(1, 2) C FF 86 0-1 X FF 85 F8			(3) B SI 88 2-2 F CH 90 S CH 90 X FF 90 F7			(1) B CU 72 2-1 B CH 79 S SI 88 C FF 90 X CH 79 G4-3			(2) B SI 78 1-0 X SI 86 1B		(1) B SI 94 1-0 X SI 94 17 63 6-1 1B	5	0	2	0	0	0	0							
9 Chone Figgins, S OBP: 0.267, SLG: 0.274	(11, PR)											(2) X SI 95 0-0 G3-6-1	0	0	0	0	0	0	0							
17 Justin Smoak, S OBP: 0.269, SLG: 0.333	(1, 3) B FF 88 1-0 X SI 85 F7											(3) X SI 95 0-0 G3-6-1	5	0	0	0	0	0	3							
55 Michael Saunders, L OBP: 0.305, SLG: 0.424	(1, 7) B FF 88 1-3 T SI 85 S CU 74 K2-3											(1) C SI 92 2-3 1+H 1B	3	0	1	0	2	1	0							
30 Miguel Olivo, R OBP: 0.225, SLG: 0.354	(1, 10) C FF 83 3-2 B SI 84 B SI 85 B CU 72 F SI 87 B CH 79 B SI 86 X SI 86 F8			(2) F FF 88 2-1 B SI 87 B SI 86 X CH 86 G6-4-3				(1) C CH 78 2-2 B FF 88 B CH 78 F SI 86 F SI 86 X CH 79 G5-3			(2) B SI 90 2-1 B SI 85 B SI 85 B CH 89 B SI 97 B SI 97 13 BB 12 S BB	4	0	0	0	0	0	2								
27 John Laso, L OBP: 0.395, SLG: 0.457	(11, PH)			(3) C FF 85 1-2 B SI 85 B CH 79 B SI 86 X SI 86 F8								(3) C SI 96 0-1 1+H CS	0	0	0	0	0	0	0							
33 Casper Wells, R OBP: 0.267, SLG: 0.373	(1, 9) F FF 88 2-2 B SI 89 B CU 72 B CH 77 F SI 87 X SI 87 G6-3											(2) B SI 97 4-2 C SI 96 F SI 86 B SI 85 B SI 85 B SI 97 B SI 88 13 BB 1+H BB	3	0	1	0	0	0	0							
12 Trayvon Robinson, S OBP: 0.292, SLG: 0.315	(10, PH)											(1) C SI 86 1-2 1+H BB	0	0	0	0	1	0	0							
26 Brendan Ryan, R OBP: 0.275, SLG: 0.307	(1, 6) C FF 88 1-3 S SI 87 B SI 87 S CH 79 K											(4) D SI 86 2-1 F SI 87 B SI 87 X SI 86 F9	3	0	1	0	0	1	1							
20 Mike Carp, L OBP: 0.316, SLG: 0.346	(10, PH)											(2) C SI 86 2-1 X CH 79 F9	1	0	0	0	1	2								
61 Munenori Kawasaki, L OBP: 0.255, SLG: 0.206	(11, 6)												0	0	0	0	0	0								
Inning Stats	R: 0 E: 0 K: 0 S: 5	H: 0 LOB: 0 BB: 0 P: 8	R: 0 E: 0 K: 1 S: 6	H: 0 LOB: 0 BB: 0 P: 8	R: 0 E: 0 K: 1 S: 12	H: 0 LOB: 0 BB: 0 P: 18	R: 1 E: 0 K: 0 S: 9	H: 1 LOB: 0 BB: 0 P: 16	R: 0 E: 0 K: 0 S: 5	H: 0 LOB: 0 BB: 0 P: 7	R: 0 E: 0 K: 0 S: 10	H: 1 LOB: 1 BB: 0 P: 17	R: 0 E: 0 K: 0 S: 6	H: 0 LOB: 1 BB: 0 P: 11	R: 0 E: 0 K: 1 S: 18	H: 2 LOB: 3 BB: 3 P: 35	R: 0 E: 0 K: 0 S: 6	H: 2 LOB: 2 BB: 1 P: 11	1B: 7 2B: 0 3B: 0 HR: 1	SF: 0 SAC: 0 DP: 2 HBP: 0	WP: 0 PB: 0 SB: 1 CS: 1	PA: 43				
PITCHER	IP ERA WLS BF H R ER SO BB IBB HBP BLK WP HR S P ERA WHIP	48 Joe Saunders, L ERA: 4.08	56 Darren O'Day, R ERA: 2.43	47 Pedro Strop, R ERA: 2.25	17 Brianatusz, L ERA: 5.02	36 Luis Ayala, R ERA: 2.66	PITCHER																			

Baltimore Orioles @ Seattle Mariners
Safeco Field, Seattle, WA
Wed Sep 19 2012, 7:10 PM - 11:30 PM PDT
Att. 14,001 - Clear - 67 F

livebaseballscores.com

AB 38
R 1
H 8
RBI 1
BB 4
SO 3
LOB 15



Batter	1	2	3	4	5	6	7	8	9	AB	R	H	RBI	BB	SO	LOB	TOP			
9 Nate McLouth, L (1.7) OBP: 0.317, SLG: 0.370										5	0	1	0	0	1	3	Baltimore Orioles @ Boston Red Sox Fenway Park, Boston, MA Fri Sep 21 2012, 7:12 PM - 10:11 PM EDT Att: 37,731 - Partly Cloudy - 60 F			
2 J.J. Hardy, R (1.6) OBP: 0.291, SLG: 0.393										5	1	1	0	0	2	3				
10 Adam Jones, R (1.8) OBP: 0.338, SLG: 0.508										3	2	2	0	1	1	0				
32 Matt Wieters, S (1.2) OBP: 0.332, SLG: 0.439										4	1	2	3	0	0	1				
12 Mark Reynolds, R (1.3) OBP: 0.249, SLG: 0.444										4	0	2	1	0	1	1				
51 Lew Ford, R (1.10) OBP: 0.222, SLG: 0.343										3	0	0	0	1	0	2				
13 Manny Machado, R (1.5) OBP: 0.269, SLG: 0.414										4	0	0	0	0	0	3				
27 Endy Chavez, L (1.9) OBP: 0.239, SLG: 0.283										4	0	0	0	0	0	0				
11 Robert Andino, R (1.4) OBP: 0.287, SLG: 0.307										2	0	2	0	1	0	0				
35 Omar Quintanilla, L (9. PR) OBP: 0.314, SLG: 0.363										0	0	0	0	0	0	0				
Inning Stats	R: 0 H: 1 E: 0 K: 1 S: 12	H: 0 LOB: 1 BB: 0 P: 16	R: 0 H: 0 E: 0 K: 1 S: 6	H: 0 LOB: 0 BB: 0 P: 7	R: 0 H: 0 E: 0 K: 0 S: 9	H: 0 LOB: 0 BB: 1 P: 16	R: 2 H: 3 E: 0 K: 0 S: 12	H: 1 LOB: 1 BB: 0 P: 21	R: 0 H: 1 E: 0 K: 0 S: 5	H: 2 LOB: 1 BB: 1 P: 9	R: 2 H: 2 E: 0 K: 0 S: 15	H: 1 LOB: 1 BB: 0 P: 24	R: 0 H: 1 E: 0 K: 1 S: 12	H: 1 LOB: 1 BB: 0 P: 19	R: 0 H: 1 E: 0 K: 1 S: 13	H: 1 LOB: 2 BB: 0 P: 19	1B: 8 2B: 3 3B: 0 HR: 0	SF: 0 SAC: 0 DP: 3 HBP: 1	WP: 1 PB: 0 SB: 0 CS: 0	PA: 38
PITCHER	IP WLS BF H R ER SO BB IBB HBP BLK WP HR S P ERA WHIP	IP WLS BF H R ER SO BB IBB HBP BLK WP HR S P ERA WHIP	IP WLS BF H R ER SO BB IBB HBP BLK WP HR S P ERA WHIP	IP WLS BF H R ER SO BB IBB HBP BLK WP HR S P ERA WHIP	IP WLS BF H R ER SO BB IBB HBP BLK WP HR S P ERA WHIP	IP WLS BF H R ER SO BB IBB HBP BLK WP HR S P ERA WHIP	IP WLS BF H R ER SO BB IBB HBP BLK WP HR S P ERA WHIP	IP WLS BF H R ER SO BB IBB HBP BLK WP HR S P ERA WHIP	IP WLS BF H R ER SO BB IBB HBP BLK WP HR S P ERA WHIP	IP WLS BF H R ER SO BB IBB HBP BLK WP HR S P ERA WHIP	IP WLS BF H R ER SO BB IBB HBP BLK WP HR S P ERA WHIP	IP WLS BF H R ER SO BB IBB HBP BLK WP HR S P ERA WHIP	IP WLS BF H R ER SO BB IBB HBP BLK WP HR S P ERA WHIP	IP WLS BF H R ER SO BB IBB HBP BLK WP HR S P ERA WHIP	IP WLS BF H R ER SO BB IBB HBP BLK WP HR S P ERA WHIP	IP WLS BF H R ER SO BB IBB HBP BLK WP HR S P ERA WHIP	IP WLS BF H R ER SO BB IBB HBP BLK WP HR S P ERA WHIP			

AB	34
R	4
H	10
RBI	4
BB	3
SO	5
LOB	13



Batter	1	2	3	4	5	6	7	8	9	AB	R	H	RBI	BB	SO	LOB	BOTTOM					
23 Pedro Ciriaco, R (1.5) OBP: 0.316, SLG: 0.401										4	1	2	1	0	0	1	Baltimore Orioles @ Boston Red Sox Fenway Park, Boston, MA Fri Sep 21 2012, 7:12 PM - 10:11 PM EDT Att: 37,731 - Partly Cloudy - 60 F					
26 Scott Podsednik, L (1.8) OBP: 0.319, SLG: 0.344										4	0	2	0	0	0	2						
15 Dustin Pedroia, R (1.4) OBP: 0.341, SLG: 0.445										4	0	1	1	0	0	2						
7 Cody Ross, R (1.9) OBP: 0.335, SLG: 0.495										4	0	0	0	0	1	3						
20 Ryan Lavanway, R (1.2) OBP: 0.233, SLG: 0.282										4	0	0	0	0	0	0						
39 Jarrod Saltalamacchia, R (10) OBP: 0.291, SLG: 0.462										3	0	0	0	1	0	0						
22 James Loney, L (1.3) OBP: 0.295, SLG: 0.336										4	0	0	0	0	1	1						
29 Daniel Nava, S (1.7) OBP: 0.353, SLG: 0.374										4	1	2	0	0	1	0						
10 Jose Iglesias, R (1.6) OBP: 0.265, SLG: 0.238										3	0	1	0	0	0	1						
50 Mauro Gomez, R (9. PH) OBP: 0.348, SLG: 0.476										1	0	0	0	0	1	1						
Inning Stats	R: 0 H: 1 E: 0 K: 0 S: 12	H: 0 LOB: 0 BB: 0 P: 17	R: 0 H: 0 E: 0 K: 1 S: 12	H: 0 LOB: 0 BB: 0 P: 19	R: 1 H: 2 E: 0 K: 0 S: 12	H: 2 LOB: 1 BB: 0 P: 16	R: 0 H: 0 E: 0 K: 1 S: 11	H: 0 LOB: 1 BB: 1 P: 15	R: 1 H: 3 E: 0 K: 1 S: 16	H: 3 LOB: 2 BB: 0 P: 23	R: 0 H: 0 E: 0 K: 0 S: 5	H: 0 LOB: 0 BB: 0 P: 6	R: 0 H: 1 E: 0 K: 0 S: 10	H: 1 LOB: 1 BB: 0 P: 12	R: 0 H: 0 E: 0 K: 0 S: 5	H: 0 LOB: 0 BB: 0 P: 8	R: 0 H: 1 E: 0 K: 1 S: 12	H: 1 LOB: 1 BB: 0 P: 20	1B: 6 2B: 2 3B: 0 HR: 0	SF: 0 SAC: 0 DP: 0 HBP: 0	WP: 0 PB: 0 SB: 0 CS: 0	PA: 36
PITCHER	IP WLS BF H R ER SO BB IBB HBP BLK WP HR S P ERA WHIP	IP WLS BF H R ER SO BB IBB HBP BLK WP HR S P ERA WHIP	IP WLS BF H R ER SO BB IBB HBP BLK WP HR S P ERA WHIP	IP WLS BF H R ER SO BB IBB HBP BLK WP HR S P ERA WHIP	IP WLS BF H R ER SO BB IBB HBP BLK WP HR S P ERA WHIP	IP WLS BF H R ER SO BB IBB HBP BLK WP HR S P ERA WHIP	IP WLS BF H R ER SO BB IBB HBP BLK WP HR S P ERA WHIP	IP WLS BF H R ER SO BB IBB HBP BLK WP HR S P ERA WHIP	IP WLS BF H R ER SO BB IBB HBP BLK WP HR S P ERA WHIP	IP WLS BF H R ER SO BB IBB HBP BLK WP HR S P ERA WHIP	IP WLS BF H R ER SO BB IBB HBP BLK WP HR S P ERA WHIP	IP WLS BF H R ER SO BB IBB HBP BLK WP HR S P ERA WHIP	IP WLS BF H R ER SO BB IBB HBP BLK WP HR S P ERA WHIP	IP WLS BF H R ER SO BB IBB HBP BLK WP HR S P ERA WHIP	IP WLS BF H R ER SO BB IBB HBP BLK WP HR S P ERA WHIP	IP WLS BF H R ER SO BB IBB HBP BLK WP HR S P ERA WHIP	IP WLS BF H R ER SO BB IBB HBP BLK WP HR S P ERA WHIP					



Batter	1	2	3	4	5	6	7	8	9	AB	R	H	RBI	BB	SO	LOB	TOP			
9 Nate McLouth, L (1, 7) OBP: 0.307, SLG: 0.354	L8		F7		K			F7		4	0	0	0	0	1	3	Baltimore Orioles @ Boston Red Sox Fenway Park, Boston, MA Sun Sep 23 2012, 1:37 PM - 4:28 PM EDT Att: 37,310 - Partly Cloudy - 70 F			
2 J.J. Hardy, R (1, 6) OBP: 0.277, SLG: 0.386	F9		K		G3			G6-3		4	0	0	0	0	1	3				
10 Adam Jones, R (1, 8) OBP: 0.336, SLG: 0.510	F9			K		G6-3		G5-3		4	0	0	0	0	1	0				
32 Matt Wieters, S (1, 2) OBP: 0.333, SLG: 0.441		K		K		L8		G4-3		4	0	0	0	0	2	0				
12 Mark Reynolds, R (1, 3) OBP: 0.346, SLG: 0.445		K		K		K		25 2B 13 FC3-2 1B		4	0	1	0	0	3	0				
51 Lew Ford, R (1, 9) OBP: 0.240, SLG: 0.348										2	1	1	0	1	0	0				
25 Jim Thome, L (9, PH) OBP: 0.344, SLG: 0.457										1	0	1	0	0	0	0				
27 Endy Chavez, L (9, PR) OBP: 0.242, SLG: 0.286										0	0	0	0	0	0	0				
19 Chris Davis, L (1, 10) OBP: 0.320, SLG: 0.467		F8								3	0	2	0	1	0	1				
13 Manny Machado, R (1, 5) OBP: 0.283, SLG: 0.422										3	0	1	1	1	0	4				
11 Robert Andino, R (1, 4) OBP: 0.285, SLG: 0.305										3	0	0	0	0	3	4				
3 Ryan Flaherty, L (9, PH) OBP: 0.271, SLG: 0.338										1	0	0	0	0	1	3				
Inning Stats	R: 0 H: 0 E: 0 K: 0 S: 6	H: 0 LOB: 0 BB: 0 P: 10	R: 0 H: 0 E: 0 K: 2 S: 12	H: 0 LOB: 1 BB: 1 P: 22	R: 0 H: 0 E: 0 K: 2 S: 10	H: 0 LOB: 0 BB: 0 P: 12	R: 1 H: 3 E: 0 K: 2 S: 15	H: 3 LOB: 2 BB: 0 P: 20	R: 0 H: 0 E: 0 K: 1 S: 7	H: 0 LOB: 0 BB: 0 P: 14	R: 0 H: 1 E: 0 K: 1 S: 9	H: 1 LOB: 1 BB: 0 P: 14	R: 0 H: 0 E: 0 K: 0 S: 6	H: 0 LOB: 0 BB: 0 P: 6	R: 0 H: 2 E: 0 K: 1 S: 10	H: 2 LOB: 3 BB: 1 P: 23	1B: 4 2B: 2 3B: 0 HR: 0	SF: 0 SAC: 0 DP: 0 HBP: 0	WP: 0 PB: 0 SB: 0 CS: 0	PA: 36
PITCHER	IP WLS BF H R ER SO BB IBB HBP BLK WP HR S P ERA WHIP	7.0 W 3 0 0 0 0 0 0 0 0 0 0 6 112 1.29 0.857	1.0 W 3 0 0 0 0 0 0 0 0 0 0 6 6 0.00 0.000	1.0 S 6 2 0 0 1 0 1 0 0 0 0 10 23 0.00 2.000	PITCHER															

AB	33
R	1
H	6
RBI	1
BB	3
SO	12
LOB	18



Batter	1	2	3	4	5	6	7	8	9	AB	R	H	RBI	BB	SO	LOB	BOTTOM				
26 Scott Podsednik, L (1, 8) OBP: 0.327, SLG: 0.362	15 1B		K		K					4	0	2	0	0	2	0	Baltimore Orioles @ Boston Red Sox Fenway Park, Boston, MA Sun Sep 23 2012, 1:37 PM - 4:28 PM EDT Att: 37,310 - Partly Cloudy - 70 F				
23 Pedro Ciriaco, R (1, 4) OBP: 0.315, SLG: 0.394	F9		F9		F9			G5-3		4	0	0	0	0	2						
15 Dustin Pedroia, R (1, 10) OBP: 0.343, SLG: 0.449	1-2 1B		G6-3		F7					4	1	2	0	0	0						
7 Cody Ross, R (1, 9) OBP: 0.333, SLG: 0.491	K									4	1	2	1	0	2						
22 James Loney, L (1, 3) OBP: 0.298, SLG: 0.337	G5-3									2	0	1	0	1	0						
50 Mauro Gomez, R (8, PH) OBP: 0.333, SLG: 0.449										1	0	0	0	0	0						
39 Jarrod Saltalamacchia, R (1, 2) OBP: 0.292, SLG: 0.464										3	0	1	0	0	0						
20 Ryan Lavanway, R (8, PH) OBP: 0.229, SLG: 0.274										1	0	0	0	0	0						
23 Danny Valencia, R (1, 5) OBP: 0.199, SLG: 0.306	P4									4	0	0	0	0	0						
29 Daniel Nava, S (1, 7) OBP: 0.360, SLG: 0.382	F8									3	0	1	0	0	0						
10 Jose Iglesias, R (1, 6) OBP: 0.250, SLG: 0.222	G6-3									3	0	0	0	0	0						
Inning Stats	R: 0 H: 2 E: 0 K: 1 S: 13	H: 1 LOB: 2 BB: 0 P: 18	R: 0 H: 1 E: 0 K: 0 S: 9	H: 1 LOB: 1 BB: 0 P: 14	R: 0 H: 0 E: 0 K: 1 S: 7	H: 0 LOB: 0 BB: 0 P: 12	R: 1 H: 2 E: 1 K: 0 S: 19	H: 2 LOB: 2 BB: 1 P: 32	R: 0 H: 0 E: 0 K: 1 S: 8	H: 0 LOB: 0 BB: 0 P: 13	R: 0 H: 1 E: 0 K: 1 S: 11	H: 1 LOB: 1 BB: 0 P: 18	R: 0 H: 1 E: 0 K: 0 S: 10	H: 1 LOB: 1 BB: 0 P: 12	R: 1 H: 2 E: 0 K: 0 S: 9	H: 2 LOB: 1 BB: 0 P: 12	1B: 6 2B: 3 3B: 0 HR: 0	SF: 0 SAC: 0 DP: 0 HBP: 0	WP: 0 PB: 0 SB: 0 CS: 0	PA: 34	
PITCHER	IP WLS BF H R ER SO BB IBB HBP BLK WP HR S P ERA WHIP	6.0 L 3 1 0 0 0 0 0 0 0 0 0 5 7 0.00 1.507	0.2 L 3 2 1 1 0 0 0 0 0 0 0 9 9 27.00 6.000	0.1 L 1 0 0 0 0 0 0 0 0 0 0 1 1 0.00 0.000	0.1 L 1 0 0 0 0 0 0 0 0 0 0 4 7 0.00 0.000	PITCHER															



Batter	1	2	3	4	5	6	7	8	9	AB	R	H	RBI	BB	SO	LOB	TOP
13 Brett Lawrie, R OBP: 0.315, SLG: 0.392	L4		P2					K		4	0	0	0	0	1	2	
28 Colby Rasmus, L OBP: 0.289, SLG: 0.399	F9		K					G5-3		3	0	0	0	0	1	2	
18 Mike McCoy, R OBP: 0.232, SLG: 0.250										1	0	0	0	0	0	0	
10 Edwin Encarnación, R OBP: 0.384, SLG: 0.563	HR									4	1	1	1	0	0	0	
5 Yunel Escobar, R OBP: 0.297, SLG: 0.345	G6-3									3	0	0	0	0	0	0	
3 Adonis Hecchavarria, R OBP: 0.289, SLG: 0.370										1	0	1	0	0	0	0	
26 Adam Lind, L OBP: 0.303, SLG: 0.403										4	0	3	0	0	0	0	
11 Rajai Davis, R OBP: 0.300, SLG: 0.363										3	0	0	0	0	0	2	
14 Moisés Sierra, R OBP: 0.290, SLG: 0.411										1	0	0	0	0	0	2	
17 Omar Vizquel, S OBP: 0.266, SLG: 0.282										3	0	0	0	0	0	1	
9 J.P. Arencibia, R OBP: 0.277, SLG: 0.440										2	1	1	0	1	0	0	
8 Anthony Gose, L OBP: 0.289, SLG: 0.310										3	0	1	1	0	1	1	

Toronto Blue Jays @ Baltimore Orioles
 Oriole Park at Camden Yards, Baltimore, MD
 Wed Sep 26 2012, 7:10 PM - 9:56 PM EDT
 Att: 26,513 - Partly Cloudy - 81 F

AB 32
 R 2
 H 7
 RBI 2
 BB 1
 SO 3
 LOB 10



Inning Stats	R: 1 E: 0 K: 0 S: 12	H: 1 LOB: 0 BB: 0 P: 16	R: 0 E: 0 K: 0 S: 8	H: 1 LOB: 0 BB: 0 P: 9	R: 0 E: 0 K: 1 S: 14	H: 0 LOB: 1 BB: 1 P: 23	R: 0 E: 0 K: 0 S: 11	H: 1 LOB: 1 BB: 0 P: 13	R: 1 E: 0 K: 0 S: 11	H: 2 LOB: 1 BB: 0 P: 16	R: 0 E: 0 K: 0 S: 6	H: 0 LOB: 0 BB: 0 P: 9	R: 0 E: 0 K: 0 S: 8	H: 0 LOB: 0 BB: 0 P: 10	R: 0 E: 0 K: 2 S: 10	H: 2 LOB: 1 BB: 0 P: 13	1B: 5 2B: 1 3B: 0 HR: 1	SF: 0 SAC: 0 DP: 1 HBP: 0	WP: 0 PB: 0 SB: 0 CS: 1	PA: 33
---------------------	-------------------------------	----------------------------------	------------------------------	---------------------------------	-------------------------------	----------------------------------	-------------------------------	----------------------------------	-------------------------------	----------------------------------	------------------------------	---------------------------------	------------------------------	----------------------------------	-------------------------------	----------------------------------	----------------------------------	------------------------------------	----------------------------------	--------

PITCHER	IP	WLS	BF	H	R	ER	SO	BB	IBB	HBP	BLK	WP	HR	S	P	ERA	WHIP
50 Miguel González, R ERA: 3.45	7.0	W	26	5	2	2	1	1	0	0	0	0	1	70	96	2.57	0.857
17 Brian Matusz, L ERA: 4.53	1.0		3	0	0	0	2	0	0	0	0	0	0	10	13	0.00	0.000
29 Tommy Hunter, R ERA: 5.54	1.0		4	2	0	0	0	0	0	0	0	0	0	7	8	0.00	2.000

Batter	1	2	3	4	5	6	7	8	9	AB	R	H	RBI	BB	SO	LOB	BOTTOM
9 Nate McLouth, L OBP: 0.317, SLG: 0.379	HR		G4-3					G6-3		4	2	2	1	0	0	1	
71 L.J. Hoes, R										1	0	0	0	0	0	0	
2 J.J. Hardy, R OBP: 0.292, SLG: 0.388	HR									3	2	2	0	1	0	0	
35 Omar Quintanilla, L OBP: 0.312, SLG: 0.361										1	0	0	0	0	1	0	
19 Chris Davis, L OBP: 0.323, SLG: 0.478										4	2	2	5	0	1	1	
27 Andy Chavez, L OBP: 0.238, SLG: 0.280										0	0	0	0	0	0	0	
10 Adam Jones, R OBP: 0.340, SLG: 0.517										4	0	1	0	0	3	0	
70 Xavier Avery, L OBP: 0.305, SLG: 0.340										0	0	0	0	0	0	0	
32 Matt Wieters, S OBP: 0.333, SLG: 0.439										3	1	0	0	1	2	1	
25 Jim Thome, L OBP: 0.347, SLG: 0.462										4	1	1	1	0	2	2	
12 Mark Reynolds, R OBP: 0.341, SLG: 0.442										4	2	1	2	0	0	0	
3 Ryan Flaherty, L OBP: 0.270, SLG: 0.355										3	0	1	0	0	1	0	
11 Robert Andino, R OBP: 0.285, SLG: 0.397										1	0	0	0	0	1	1	
13 Manny Machado, R OBP: 0.291, SLG: 0.443										4	2	2	3	0	1	1	

Toronto Blue Jays @ Baltimore Orioles
 Oriole Park at Camden Yards, Baltimore, MD
 Wed Sep 26 2012, 7:10 PM - 9:56 PM EDT
 Att: 26,513 - Partly Cloudy - 81 F

AB 36
 R 12
 H 12
 RBI 12
 BB 2
 SO 12
 LOB 7



Inning Stats	R: 1 E: 0 K: 1 S: 11	H: 1 LOB: 1 BB: 1 P: 18	R: 0 E: 0 K: 2 S: 10	H: 0 LOB: 0 BB: 0 P: 14	R: 0 E: 0 K: 1 S: 10	H: 0 LOB: 0 BB: 0 P: 16	R: 0 E: 0 K: 2 S: 9	H: 1 LOB: 1 BB: 0 P: 15	R: 5 E: 0 K: 2 S: 18	H: 5 LOB: 0 BB: 0 P: 28	R: 2 E: 0 K: 1 S: 18	H: 2 LOB: 1 BB: 1 P: 28	R: 2 E: 1 K: 1 S: 14	H: 2 LOB: 0 BB: 0 P: 19	R: 2 E: 1 K: 2 S: 13	H: 1 LOB: 0 BB: 0 P: 19	1B: 4 2B: 1 3B: 0 HR: 7	SF: 0 SAC: 0 DP: 2 HBP: 0	WP: 1 PB: 0 SB: 0 CS: 0	PA: 38
---------------------	-------------------------------	----------------------------------	-------------------------------	----------------------------------	-------------------------------	----------------------------------	------------------------------	----------------------------------	-------------------------------	----------------------------------	-------------------------------	----------------------------------	-------------------------------	----------------------------------	-------------------------------	----------------------------------	----------------------------------	------------------------------------	----------------------------------	--------

PITCHER	IP	WLS	BF	H	R	ER	SO	BB	IBB	HBP	BLK	WP	HR	S	P	ERA	WHIP
33 Carlos Villanueva, R ERA: 4.18	4.2	L	21	7	6	6	7	1	0	0	0	0	4	55	86	11.57	1.714
31 Brandon Lyon, R ERA: 3.26	0.1		1	0	0	0	1	0	0	0	0	0	0	3	5	0.00	0.000
34 Joel Carreno, R ERA: 6.0	1.0		6	2	2	2	1	1	0	0	0	0	1	18	28	18.00	3.000
58 Chad Beck, R ERA: 6.75	1.0		5	2	2	2	1	0	0	0	0	0	1	14	19	18.00	2.000
39 David Carpenter, R ERA: 8.07	1.0		5	1	2	1	2	0	0	0	0	0	1	13	19	9.00	1.000

Batter	1	2	3	4	5	6	7	8	9	AB	R	H	RBI	BB	SO	LOB	TOP																			
26 Scott Podsednik, L (1, 8) OBP: 0.325, SLG: 0.359 62 Guillermo Quiroz, R (9, PH)										3	1	1	0	0	0	1																				
23 Pedro Ciriaco, R (1, 5) OBP: 0.305, SLG: 0.380										3	0	0	0	0	0	0																				
15 Dustin Pedroia, R (1, 4) OBP: 0.346, SLG: 0.449 56 Ivan De Jesus Jr., R (8, 4) OBP: 0.273, SLG: 0.300										1	0	0	1	1	0	0																				
7 Cody Ross, R (1, 9) OBP: 0.331, SLG: 0.485										3	0	0	0	0	0	1																				
22 James Loney, L (1, 3) OBP: 0.295, SLG: 0.333										3	0	0	0	0	0	1																				
39 Jarrod Saltalamacchia, B (10) OBP: 0.289, SLG: 0.457										3	0	0	0	0	2	0																				
20 Ryan Lavanway, R (1, 2) OBP: 0.219, SLG: 0.261										3	0	0	0	0	0	0																				
29 Daniel Nava, S (1, 7) OBP: 0.357, SLG: 0.375										2	0	0	0	1	1	0																				
10 Jose Iglesias, R (1, 6) OBP: 0.213, SLG: 0.185										3	0	0	0	0	1	1																				
Inning Stats	R: 1 H: 1 E: 0 K: 0 S: 8	H: 1 LOB: 0 BB: 0 P: 10	R: 0 H: 0 E: 0 K: 1 S: 8	H: 0 LOB: 0 BB: 0 P: 13	R: 0 H: 0 E: 0 K: 0 S: 7	H: 0 LOB: 0 BB: 1 P: 13	R: 0 H: 0 E: 0 K: 0 S: 11	H: 0 LOB: 0 BB: 1 P: 19	R: 0 H: 0 E: 0 K: 1 S: 9	H: 0 LOB: 0 BB: 0 P: 11	R: 0 H: 0 E: 0 K: 0 S: 9	H: 0 LOB: 0 BB: 0 P: 13	R: 0 H: 0 E: 0 K: 0 S: 6	H: 0 LOB: 0 BB: 0 P: 7	R: 0 H: 0 E: 1 K: 1 S: 9	H: 0 LOB: 0 BB: 0 P: 9	1B: 1 2B: 0 3B: 0 HR: 0	SF: 1 SAC: 1 DP: 1 HBP: 0	WP: 0 PA: 30 PB: 0 SB: 1 CS: 0																	
PITCHER	IP	WLS	BF	H	R	ER	SO	BB	IBB	HBP	BLK	WP	HR	S	P	ERA	WHIP	PITCHER		IP	WLS	BF	H	R	ER	SO	BB	IBB	HBP	BLK	WP	HR	S	P	ERA	WHIP
30 Chris Tillman, R (1, 1) ERA: 2.78	8.0	W	26	1	1	0	4	2	0	0	0	0	0	68	100	0.00	0.375																			
40 Troy Patton, L (9, 1) ERA: 2.45	1.0		4	0	0	0	1	0	0	0	0	0	0	9	9	0.00	0.000																			

Boston Red Sox @ Baltimore Orioles
Oriole Park at Camden Yards, Baltimore, MD
Fri Sep 28 2012, 7:10 PM - 9:33 PM EDT
Att: 33,518 - Cloudy - 72 F

AB 26
R 1
H 1
RBI 1
BB 2
SO 5
LOB 5



Batter	1	2	3	4	5	6	7	8	9	AB	R	H	RBI	BB	SO	LOB	BOTTOM																			
9 Nate McLouth, L (1, 7) OBP: 0.319, SLG: 0.377										4	1	1	0	1	0	2																				
2 J.J. Hardy, R (1, 6) OBP: 0.282, SLG: 0.387										4	0	1	0	1	0	2																				
19 Chris Davis, L (1, 9) OBP: 0.322, SLG: 0.482										4	1	1	2	0	1	3																				
10 Adam Jones, R (1, 8) OBP: 0.338, SLG: 0.513										4	0	0	0	0	1	1																				
25 Jim Thome, L (1, 10) OBP: 0.357, SLG: 0.470										4	1	3	0	0	1	0																				
12 Mark Reynolds, R (1, 3) OBP: 0.342, SLG: 0.443										3	2	1	0	1	0	2																				
13 Manny Machado, R (1, 5) OBP: 0.296, SLG: 0.449										4	2	2	1	0	2	1																				
3 Ryan Flaherty, L (1, 4) OBP: 0.276, SLG: 0.387										4	2	2	5	0	0	1																				
31 Taylor Teagarden, R (1, 2) OBP: 0.226, SLG: 0.316										3	0	1	1	1	1	0																				
Inning Stats	R: 6 H: 5 E: 0 K: 0 S: 14	H: 5 LOB: 1 BB: 1 P: 30	R: 0 H: 0 E: 0 K: 0 S: 8	H: 0 LOB: 2 BB: 2 P: 19	R: 0 H: 1 E: 1 K: 1 S: 7	H: 1 LOB: 1 BB: 0 P: 9	R: 0 H: 1 E: 0 K: 2 S: 13	H: 1 LOB: 1 BB: 0 P: 20	R: 3 H: 4 E: 0 K: 1 S: 17	H: 4 LOB: 1 BB: 0 P: 26	R: 0 H: 0 E: 0 K: 1 S: 7	H: 0 LOB: 0 BB: 0 P: 10	R: 0 H: 1 E: 0 K: 1 S: 5	H: 1 LOB: 0 BB: 0 P: 8	R: 0 H: 0 E: 0 K: 0 S: 11	H: 0 LOB: 1 BB: 1 P: 19	1B: 7 2B: 3 3B: 0 HR: 2	SF: 0 SAC: 0 DP: 2 HBP: 0	WP: 0 PA: 38 PB: 0 SB: 0 CS: 0																	
PITCHER	IP	WLS	BF	H	R	ER	SO	BB	IBB	HBP	BLK	WP	HR	S	P	ERA	WHIP	PITCHER		IP	WLS	BF	H	R	ER	SO	BB	IBB	HBP	BLK	WP	HR	S	P	ERA	WHIP
35 Aaron Cook, R (1, 1) ERA: 5.65	1.0	L	11	5	6	6	0	3	0	0	0	0	2	18	42	54.00	8.000																			
91 Alfredo Aceves, R (2, 1) ERA: 5.4	3.2		16	6	3	3	4	0	0	0	1	0	0	37	55	7.36	1.636																			
54 Pedro Beato, R (5, 1) ERA: 7.27	2.1		7	1	0	0	2	0	0	0	0	0	0	16	25	0.00	0.429																			
51 Daniel Bard, R (8, 1) ERA: 6.22	1.0		4	0	0	0	0	1	0	0	0	0	0	11	19	0.00	1.000																			

Boston Red Sox @ Baltimore Orioles
Oriole Park at Camden Yards, Baltimore, MD
Fri Sep 28 2012, 7:10 PM - 9:33 PM EDT
Att: 33,518 - Cloudy - 72 F

AB 34
R 9
H 12
RBI 9
BB 4
SO 6
LOB 12



Batter	1	2	3	4	5	6	7	8	9	AB	R	H	RBI	BB	SO	LOB	TOP										
2 Jacoby Ellsbury, L (1, 8) OBP: 0.316, SLG: 0.375	F9		G5-3		G6-3			K		4	0	0	0	0	1	2											
15 Dustin Pedroia, R (1, 4) OBP: 0.344, SLG: 0.446	F8		G5-3			L8		7 CS		4	0	1	0	0	0	1											
7 Cody Ross, R (1, 9) OBP: 0.330, SLG: 0.488	L5			HR		F8		K		4	1	1	1	0	1	1											
50 Mauro Gomez, R (1, 3) OBP: 0.318, SLG: 0.414		F8		L5		F9			L8	3	0	0	0	0	0	0											
26 Scott Podsednik, L (9, PH) OBP: 0.324, SLG: 0.354										1	0	0	0	0	0	0											
23 Danny Valencia, R (1, 5) OBP: 0.204, SLG: 0.307		F9								3	0	1	0	0	0	0											
22 James Loney, L (9, PH) OBP: 0.295, SLG: 0.332										1	0	0	0	0	0	0											
20 Ryan Lavanway, R (1, 2) OBP: 0.222, SLG: 0.270										4	1	2	0	0	0	1											
29 Daniel Nava, S (1, 7) OBP: 0.355, SLG: 0.384										3	1	1	2	0	2	1											
23 Pedro Ciriaco, R (1, 10) OBP: 0.310, SLG: 0.387										3	0	2	0	0	1	0											
10 Jose Iglesias, R (1, 6) OBP: 0.219, SLG: 0.211										3	0	1	0	0	1	2											
Inning Stats	R: 0 E: 0 K: 0 S: 7	H: 0 LOB: 0 BB: 0 P: 10	R: 0 E: 0 K: 1 S: 10	H: 1 LOB: 1 BB: 0 P: 11	R: 0 E: 0 K: 1 S: 9	H: 1 LOB: 0 BB: 0 P: 13	R: 1 E: 0 K: 0 S: 7	H: 2 LOB: 0 BB: 0 P: 9	R: 0 E: 0 K: 2 S: 14	H: 1 LOB: 1 BB: 0 P: 18	R: 0 E: 0 K: 0 S: 5	H: 0 LOB: 0 BB: 0 P: 10	R: 2 E: 0 K: 0 S: 9	H: 3 LOB: 0 BB: 0 P: 13	R: 0 E: 0 K: 2 S: 9	H: 1 LOB: 0 BB: 0 P: 16	R: 0 E: 0 K: 0 S: 4	H: 0 LOB: 0 BB: 0 P: 7	1B: 4 2B: 3 3B: 0 HR: 2	SF: 0 SAC: 0 DP: 1 HBP: 0	WP: 0 PB: 0 SB: 0 CS: 2	PA: 33					
PITCHER	IP	WLS	BF	H	R	ER	SO	BB	IBB	HBP	BLK	WP	HR	S	P	ERA	WHIP										
48 Joe Saunders, L (1, 1) ERA: 4.07	7.1	W	28	8	3	3	5	0	0	0	0	0	2	64	90	3.68	1.091										
56 Darren O'Day, R (8, 1) ERA: 2.32	0.2	H	2	1	0	0	1	0	0	0	0	0	0	6	10	0.00	1.500										
43 Jim Johnson, R (9, 1) ERA: 2.53	1.0	S	3	0	0	0	0	0	0	0	0	0	0	4	7	0.00	0.000										

Boston Red Sox @ Baltimore Orioles
 Oriole Park at Camden Yards, Baltimore, MD
 Sun Sep 30 2012, 1:39 PM - 3:57 PM EDT
 Att: 41,257 - Partly Cloudy - 66 F

AB 33
 R 3
 H 9
 RBI 3
 BB 0
 SO 6
 LOB 8



Batter	1	2	3	4	5	6	7	8	9	AB	R	H	RBI	BB	SO	LOB	BOTTOM										
9 Nate McLouth, L (1, 7) OBP: 0.320, SLG: 0.392	HR	G4-3		K						4	1	2	1	0	1	0											
2 J.J. Hardy, R (1, 6) OBP: 0.282, SLG: 0.390	1B		HR		G6-3					3	2	2	1	0	0	0											
19 Chris Davis, L (1, 9) OBP: 0.328, SLG: 0.496										3	2	2	1	1	0	0											
27 Endy Chavez, L (7, PR) OBP: 0.238, SLG: 0.280	1B									0	0	0	0	0	0	0											
10 Adam Jones, R (1, 8) OBP: 0.337, SLG: 0.509										3	1	1	0	0	0	2											
32 Matt Wieters, S (1, 2) OBP: 0.330, SLG: 0.433										3	0	0	0	1	1	3											
25 Jim Thome, L (1, 10) OBP: 0.380, SLG: 0.471										4	0	2	2	0	2	1											
12 Mark Reynolds, R (1, 3) OBP: 0.341, SLG: 0.438										3	0	0	0	1	0	2											
3 Ryan Flaherty, L (1, 4) OBP: 0.271, SLG: 0.379										3	0	0	0	0	2	2											
11 Robert Andino, R (7, 4) ERA: 1.59										0	0	0	0	0	0	0											
13 Manny Machado, R (1, 5) OBP: 0.297, SLG: 0.462										3	0	0	0	0	0	0											
Inning Stats	R: 3 E: 0 K: 0 S: 10	H: 4 LOB: 1 BB: 0 P: 15	R: 0 E: 0 K: 0 S: 10	H: 0 LOB: 0 BB: 0 P: 15	R: 2 E: 0 K: 2 S: 16	H: 3 LOB: 2 BB: 1 P: 26	R: 0 E: 0 K: 1 S: 6	H: 0 LOB: 0 BB: 0 P: 10	R: 1 E: 0 K: 1 S: 10	H: 1 LOB: 0 BB: 0 P: 15	R: 0 E: 0 K: 1 S: 5	H: 0 LOB: 0 BB: 0 P: 7	R: 0 E: 0 K: 0 S: 3	H: 1 LOB: 2 BB: 1 P: 10	R: 0 E: 0 K: 1 S: 5	H: 0 LOB: 0 BB: 1 P: 13	1B: 6 2B: 0 3B: 0 HR: 3	SF: 0 SAC: 1 DP: 3 HBP: 1	WP: 0 PB: 0 SB: 2 CS: 0	PA: 34							
PITCHER	IP	WLS	BF	H	R	ER	SO	BB	IBB	HBP	BLK	WP	HR	S	P	ERA	WHIP										
47 Zach Stewart, R (1, 1) ERA: 8.85	2.2	L	15	7	5	5	1	0	0	1	0	0	2	32	48	16.88	2.625										
59 Clayton Mortensen, R (3, 1) ERA: 2.93	3.1		12	1	1	1	4	1	0	0	0	0	1	25	40	2.70	0.600										
Chris Carpenter, R (7, 1) ERA: 1.59	1.0		4	1	0	0	0	0	1	0	0	0	0	3	10	0.00	1.000										
44 Vicente Padilla, R (8, 1) ERA: 4.59	1.0		3	0	0	0	1	1	0	0	0	0	0	5	13	0.00	1.000										

Boston Red Sox @ Baltimore Orioles
 Oriole Park at Camden Yards, Baltimore, MD
 Sun Sep 30 2012, 1:39 PM - 3:57 PM EDT
 Att: 41,257 - Partly Cloudy - 66 F

AB 29
 R 6
 H 9
 RBI 5
 BB 3
 SO 6
 LOB 10



Batter	1	2	3	4	5	6	7	8	9	AB	R	H	RBI	BB	SO	LOB	TOP	
9 Nate McLouth, L (1, 7) OBP: 0.318, SLG: 0.385										4	0	1	0	0	3	0	<p>Baltimore Orioles @ Tampa Bay Rays Tropicana Field, St. Petersburg, FL Tue Oct 02 2012, 7:12 PM - 9:35 PM EDT Att: 13,460 - Dome - 72 F</p> <p>livebaseballscorecards.com</p> <p>AB 29 R 1 H 2 RBI 1 BB 0 SO 15 LOB 1</p>	
2 J.J. Hardy, R (1, 6) OBP: 0.292, SLG: 0.388										4	0	0	0	0	1	1		
19 Chris Davis, L (1, 9) OBP: 0.328, SLG: 0.505										3	1	1	1	0	2	0		
27 Endy Chavez, L (9, 9) OBP: 0.236, SLG: 0.278										0	0	0	0	0	0	0		
10 Adam Jones, R (1, 8) OBP: 0.335, SLG: 0.505										3	0	0	0	0	2	0		
32 Matt Wieters, S (1, 2) OBP: 0.329, SLG: 0.437										3	0	0	0	0	2	0		
25 Jim Thome, L (1, 10) OBP: 0.352, SLG: 0.453										3	0	0	0	0	2	0		
12 Mark Reynolds, R (1, 3) OBP: 0.336, SLG: 0.432										3	0	0	0	0	2	0		
3 Ryan Flaherty, L (1, 4) OBP: 0.263, SLG: 0.367										3	0	0	0	0	0	0		
11 Robert Andino, R (8, 4) OBP: 0.293, SLG: 0.395										0	0	0	0	0	0	0		
13 Manny Machado, R (1, 5) OBP: 0.288, SLG: 0.447										3	0	0	0	0	1	0		
Inning Stats	R: 0 H: 0 E: 0 K: 2 S: 7	H: 0 LOB: 0 BB: 0 P: 11	R: 0 H: 0 E: 0 K: 1 S: 5	H: 0 LOB: 0 BB: 0 P: 8	R: 0 H: 0 E: 0 K: 1 S: 7	H: 0 LOB: 0 BB: 0 P: 10	R: 1 H: 1 E: 0 K: 1 S: 8	H: 1 LOB: 0 BB: 0 P: 13	R: 0 H: 0 E: 0 K: 2 S: 9	H: 0 LOB: 0 BB: 0 P: 14	R: 0 H: 0 E: 0 K: 2 S: 9	H: 0 LOB: 0 BB: 0 P: 13	R: 0 H: 0 E: 0 K: 2 S: 8	H: 0 LOB: 0 BB: 0 P: 11	1B: 1 2B: 0 3B: 0 HR: 1	SF: 0 SAC: 0 DP: 0 HBP: 0	WP: 0 PB: 0 SB: 0 CS: 0	PA: 29
PITCHER 33 James Shields, R (1, 1) ERA: 3.52	IP: 9.0 WLS: L BF: 29 H: 2 R: 1 ER: 1 SO: 15 BB: 0 IBB: 0 HBP: 0 BLK: 0 WP: 0 HR: 1 S: 70 P: 106 ERA: 1.00 WHIP: 0.222															PITCHER		

Batter	1	2	3	4	5	6	7	8	9	AB	R	H	RBI	BB	SO	LOB	BOTTOM			
8 Desmond Jennings, R (1, 7) OBP: 0.314, SLG: 0.388										4	0	0	0	0	2	1	<p>Baltimore Orioles @ Tampa Bay Rays Tropicana Field, St. Petersburg, FL Tue Oct 02 2012, 7:12 PM - 9:35 PM EDT Att: 13,460 - Dome - 72 F</p> <p>livebaseballscorecards.com</p> <p>AB 29 R 0 H 2 RBI 0 BB 3 SO 9 LOB 12</p>			
2 B.J. Upton, R (1, 8) OBP: 0.299, SLG: 0.455										3	0	0	0	1	1	1				
18 Ben Zobrist, S (1, 6) OBP: 0.379, SLG: 0.475										2	0	0	0	2	1	1				
3 Evan Longoria, R (1, 5) OBP: 0.364, SLG: 0.491										4	0	1	0	0	1	4				
7 Jeff Keppinger, R (1, 3) OBP: 0.367, SLG: 0.439										4	0	0	0	0	1	3				
20 Matt Joyce, L (1, 9) OBP: 0.343, SLG: 0.432										2	0	0	0	0	0	1				
13 Ben Francisco, R (7, PH) OBP: 0.285, SLG: 0.385										1	0	0	0	0	1	0				
19 Ryan Roberts, R (1, 4) OBP: 0.296, SLG: 0.353										3	0	0	0	0	0	1				
30 Luke Scott, L (1, 10) OBP: 0.285, SLG: 0.439										2	0	0	0	0	1	0				
1 Sean Rodriguez, R (8, PH) OBP: 0.291, SLG: 0.326										0	0	0	0	0	0	0				
5 Sam Fuld, L (9, 10) OBP: 0.327, SLG: 0.337										1	0	0	0	0	0	0				
16 Chris Gimenez, R (1, 2) OBP: 0.314, SLG: 0.330										2	0	1	0	0	0	0				
23 Carlos Pena, L (8, PH) OBP: 0.332, SLG: 0.356										1	0	0	0	0	1	0				
59 Jose Lobaton, S (9, 2) OBP: 0.323, SLG: 0.317										0	0	0	0	0	0	0				
Inning Stats	R: 0 H: 0 E: 0 K: 3 S: 11	H: 1 LOB: 0 BB: 0 P: 15	R: 0 H: 0 E: 0 K: 0 S: 8	H: 1 LOB: 0 BB: 0 P: 11	R: 0 H: 0 E: 0 K: 1 S: 10	H: 0 LOB: 0 BB: 0 P: 13	R: 0 H: 0 E: 0 K: 1 S: 8	H: 0 LOB: 0 BB: 1 P: 17	R: 0 H: 1 E: 0 K: 1 S: 12	H: 1 LOB: 2 BB: 1 P: 22	R: 0 H: 0 E: 0 K: 1 S: 11	H: 0 LOB: 0 BB: 0 P: 17	R: 0 H: 0 E: 0 K: 1 S: 7	H: 0 LOB: 0 BB: 0 P: 10	R: 0 H: 0 E: 0 K: 0 S: 7	H: 0 LOB: 1 BB: 1 P: 16	1B: 2 2B: 0 3B: 0 HR: 0	SF: 0 SAC: 0 DP: 0 HBP: 0	WP: 0 PB: 0 SB: 0 CS: 0	PA: 32
PITCHER 50 Miguel González, R (1, 1) ERA: 3.25	IP: 6.1 WLS: W BF: 23 H: 2 R: 0 ER: 0 SO: 7 BB: 2 IBB: 0 HBP: 0 BLK: 0 WP: 0 HR: 0 S: 64 P: 101 ERA: 0.00 WHIP: 0.632															PITCHER				
17 Brian Matusz, L (7, 1) ERA: 4.57	0.2	H: 2	0	0	0	0	0	0	0	0	8	11	0.00	0.000						
56 Darren O'Day, R (8, 1) ERA: 2.28	1.0	H: 3	0	0	0	0	0	0	0	0	7	10	0.00	0.000						
43 Jim Johnson, R (9, 1) ERA: 2.49	1.0	S: 4	0	0	0	0	1	0	0	0	7	16	0.00	1.000						

Batter	1	2	3	4	5	6	7	8	9	AB	R	H	RBI	BB	SO	LOB	TOP										
9 Nate McLouth, L (1, 7) OBP: 0.314, SLG: 0.380	L7			G4-3		P3		K		4	0	0	0	0	1	2	<p>Baltimore Orioles @ Tampa Bay Rays Tropicana Field, St. Petersburg, FL Wed Oct 03 2012, 7:11 PM - 9:54 PM EDT Att: 17,909 - Dome - 72 F</p>										
2 J.J. Hardy, R (1, 6) OBP: 0.292, SLG: 0.389	G6-3			K		F8		19 DI 10 SF8 2B	4	1	1	0	0	1	1												
19 Chris Davis, L (1, 9) OBP: 0.326, SLG: 0.501	P6			K 10 B		K		2-3	4	0	0	0	0	3	2												
10 Adam Jones, R (1, 8) OBP: 0.334, SLG: 0.505	P6			1B		K		SF8	3	0	1	1	0	1	0												
32 Matt Wieters, S (1, 2) OBP: 0.292, SLG: 0.435	K			G4-1		F7		3-H	4	0	1	0	0	1	2												
25 Jim Thome, L (1, 10) OBP: 0.344, SLG: 0.442	K			K		G6-3		1B	4	0	0	0	0	2	1												
12 Mark Reynolds, R (1, 3) OBP: 0.335, SLG: 0.429				P5		F7		G4-3	3	0	0	0	0	0	0												
3 Ryan Flaherty, L (1, 4) OBP: 0.258, SLG: 0.359				G4-3		K		G4-3	3	0	0	0	0	1	0												
13 Manny Machado, R (1, 5) OBP: 0.294, SLG: 0.445				G5-3		BB		BB	1	0	0	0	2	0	0												
Inning Stats	R: 0 E: 0 K: 0 S: 6	H: 0 LOB: 0 BB: 0 P: 7	R: 0 E: 0 K: 2 S: 9	H: 0 LOB: 0 BB: 0 P: 12	R: 0 E: 0 K: 0 S: 8	H: 0 LOB: 0 BB: 0 P: 13	R: 0 E: 0 K: 2 S: 16	H: 1 LOB: 2 BB: 0 P: 23	R: 0 E: 0 K: 1 S: 11	H: 0 LOB: 0 BB: 0 P: 19	R: 0 E: 0 K: 1 S: 11	H: 0 LOB: 0 BB: 0 P: 15	R: 0 E: 0 K: 1 S: 12	H: 0 LOB: 1 BB: 1 P: 18	R: 1 E: 0 K: 1 S: 13	H: 2 LOB: 1 BB: 0 P: 19		1B: 2 2B: 1 3B: 0 HR: 0	SF: 1 SAC: 0 DP: 0 HBP: 0	WP: 1 PB: 0 SB: 0 CS: 0	PA: 33						
PITCHER	IP	WLS	BF	H	R	ER	SO	BB	IBB	HBP	BLK	WP	HR	S	P	ERA	WHIP										
58 Jeremy Hellickson, R (1, 1) ERA: 3.1	5.1	W	19	1	0	0	6	1	0	0	0	1	0	53	80	0.00	0.375										
57 Jake McGee, L (6, 1) ERA: 1.95	1.0	H	3	0	0	0	2	0	0	0	0	0	0	9	11	0.00	0.000										
40 Wade Davis, R (7, 1) ERA: 2.43	1.2		6	0	0	0	1	1	0	0	0	0	0	20	29	0.00	0.600										
62 Joel Peralta, R (9, 1) ERA: 3.63	0.2		4	2	1	1	1	0	0	0	0	0	0	11	16	13.50	3.000										
56 Fernando Rodney, R (9, 1) ERA: 0.6	0.1	S	1	0	0	0	0	0	0	0	0	0	0	2	3	0.00	0.000										

AB 30
R 1
H 3
RBI 1
BB 2
SO 10
LOB 8



Batter	1	2	3	4	5	6	7	8	9	AB	R	H	RBI	BB	SO	LOB	BOTTOM										
2 B.J. Upton, R (1, 8) OBP: 0.298, SLG: 0.454	F7					K		18 FC3-6 1B		4	0	1	0	0	1	1	<p>Baltimore Orioles @ Tampa Bay Rays Tropicana Field, St. Petersburg, FL Wed Oct 03 2012, 7:11 PM - 9:54 PM EDT Att: 17,909 - Dome - 72 F</p>										
24 Rich Thompson, L (8, FR) (9, 8)				F9				1B	0	0	0	0	0	0	0												
18 Ben Zobrist, S (1, 6) OBP: 0.377, SLG: 0.471	G4-3			F8		K		FC3-6	4	0	0	0	0	1	2												
3 Evan Longoria, R (1, 5) OBP: 0.369, SLG: 0.527	HR			HR		HR		G5-3	4	3	3	3	0	0	1												
20 Matt Joyce, L (1, 9) OBP: 0.341, SLG: 0.429	K			K		F7			3	0	0	0	0	2	0												
19 Ryan Roberts, R (1, 4) OBP: 0.296, SLG: 0.360				HR		F7			3	1	1	1	0	1	0												
23 Carlos Pena, L (1, 3) OBP: 0.330, SLG: 0.354				L3		K			3	0	0	0	0	2	0												
5 Sam Fuld, L (1, 7) OBP: 0.318, SLG: 0.327				F7		P6			3	0	0	0	0	0	0												
26 Stephen Vogt, L (1, 10) OBP: 0.315, SLG: 0.330				L9		G4-3			3	0	0	0	0	0	0												
16 Chris Gimenez, R (1, 2) OBP: 0.315, SLG: 0.330				1B		P4			3	0	1	0	0	1	0												
28 José Molina, R (9, 2) OBP: 0.286, SLG: 0.355						K			0	0	0	0	0	0	0												
Inning Stats	R: 1 E: 0 K: 1 S: 8	H: 1 LOB: 0 BB: 0 P: 14	R: 0 E: 0 K: 2 S: 10	H: 0 LOB: 0 BB: 0 P: 17	R: 0 E: 0 K: 0 S: 12	H: 1 LOB: 1 BB: 0 P: 18	R: 2 E: 0 K: 1 S: 12	H: 2 LOB: 0 BB: 0 P: 20	R: 0 E: 0 K: 1 S: 9	H: 0 LOB: 0 BB: 0 P: 14	R: 1 E: 0 K: 1 S: 11	H: 1 LOB: 0 BB: 0 P: 20	R: 0 E: 0 K: 1 S: 9	H: 0 LOB: 0 BB: 0 P: 13	R: 0 E: 0 K: 1 S: 6	H: 1 LOB: 1 BB: 0 P: 8	1B: 2 2B: 0 3B: 0 HR: 4	SF: 0 SAC: 0 DP: 0 HBP: 0	WP: 0 PB: 0 SB: 0 CS: 0	PA: 30							
PITCHER	IP	WLS	BF	H	R	ER	SO	BB	IBB	HBP	BLK	WP	HR	S	P	ERA	WHIP										
30 Chris Tillman, R (1, 1) ERA: 2.93	5.0	L	19	4	3	3	3	0	0	0	0	0	1	11	20	9.00	1.000										
34 Jake Arrieta, R (6, 1) ERA: 6.2	1.0		4	1	1	1	1	0	0	0	0	0	0	9	13	0.00	0.000										
53 Zack Britton, L (7, 1) ERA: 5.07	1.0		3	0	0	0	1	0	0	0	0	0	0	5	7	0.00	1.500										
38 Luis Ayala, R (8, 1) ERA: 2.64	0.2		3	1	0	0	1	0	0	0	0	0	0	1	1	0.00	0.000										
47 Pedro Strop, R (8, 1) ERA: 2.44	0.1		1	0	0	0	0	0	0	0	0	0	0	1	1	0.00	0.000										

AB 30
R 4
H 6
RBI 4
BB 0
SO 8
LOB 4



Batter	1	2	3	4	5	6	7	8	9	AB R H RBI BB SO LOB	TOP											
2 Derek Jeter, R OBP: 0.444, SLG: 0.444										5 0 2 1 0 1 3	New York Yankees @ Baltimore Orioles Oriole Park at Camden Yards, Baltimore, MD Mon Oct 08 2012, 8:49 PM - 11:59 PM EDT Att: 48,187 - Cloudy - 51 F											
31 Ichiro Suzuki, L OBP: 0.300, SLG: 0.400										5 1 1 0 0 0 2												
13 Alex Rodriguez, R OBP: 0.200, SLG: 0.111										5 0 1 0 0 2 3												
24 Robinson Cano, L OBP: 0.333, SLG: 0.500										3 0 1 1 1 0 2												
33 Nick Swisher, S OBP: 0.333, SLG: 0.167										4 0 0 0 0 1 3												
25 Mark Teixeira, S OBP: 0.556, SLG: 0.500										4 0 2 0 0 0 0												
55 Russell Martin, R OBP: 0.375, SLG: 0.667										3 0 0 0 1 1 1												
14 Curtis Granderson, L OBP: 0.250, SLG: 0.143										4 0 1 0 0 2 2												
26 Eduardo Núñez, R OBP: 0.250, SLG: 0.500										4 1 1 0 0 0 4												
Inning Stats	R: 1 E: 1 K: 0 S: 16	H: 2 LOB: 1 BB: 0 P: 21	R: 0 E: 0 K: 1 S: 8	H: 0 LOB: 0 BB: 0 P: 13	R: 0 E: 0 K: 1 S: 12	H: 2 LOB: 2 BB: 0 P: 17	R: 0 E: 0 K: 1 S: 15	H: 2 LOB: 3 BB: 0 P: 24	R: 0 E: 0 K: 0 S: 3	H: 0 LOB: 0 BB: 0 P: 4	R: 0 E: 1 K: 0 S: 11	H: 0 LOB: 1 BB: 0 P: 17	R: 1 E: 0 K: 1 S: 19	H: 2 LOB: 2 BB: 1 P: 33	R: 0 E: 0 K: 2 S: 13	H: 1 LOB: 1 BB: 0 P: 19	R: 0 E: 0 K: 1 S: 8	H: 0 LOB: 0 BB: 0 P: 12	1B: 7 2B: 3 3B: 0 HR: 0	SF: 0 SAC: 0 DP: 1 HBP: 0	WP: 1 PB: 0 SB: 1 CS: 0	PA: 39
PITCHER	IP WLS BF H R ER SO BB IBB HBP BLK WP HR S P ERA WHIP											IP WLS BF H R ER SO BB IBB HBP BLK WP HR S P ERA WHIP										
16 Wei-Yin Chen, L ERA: 1.42	6.1 W 29 8 2 1 3 1 0 0 0 0 0 0 77 112 1.42 1.421																					
56 Darren O'Day, R ERA:	0.1 H 1 0 0 0 1 0 0 0 0 0 0 4 7 0.00 0.000																					
17 Brian Matusz, L ERA:	1.1 H 6 1 0 0 2 0 1 0 0 1 0 16 29 0.00 0.750																					
43 Jim Johnson, R ERA: 15.43	1.0 S 3 0 0 0 1 0 0 0 0 0 0 8 12 0.00 0.000																					

Batter	1	2	3	4	5	6	7	8	9	AB R H RBI BB SO LOB	BOTTOM									
9 Nate McLouth, L OBP: 0.231, SLG: 0.250										4 1 1 0 0 0 0	New York Yankees @ Baltimore Orioles Oriole Park at Camden Yards, Baltimore, MD Mon Oct 08 2012, 8:49 PM - 11:59 PM EDT Att: 48,187 - Cloudy - 51 F									
2 J.J. Hardy, R OBP: 0.308, SLG: 0.333										3 0 0 0 1 1 1										
19 Chris Davis, L OBP: 0.417, SLG: 0.417										4 0 2 2 0 1 1										
27 Endy Chavez, L (6, PR)										4 0 1 0 0 0 2										
10 Adam Jones, R OBP: 0.083, SLG: 0.091										4 1 1 0 0 0 5										
32 Matt Wieters, S OBP: 0.083, SLG: 0.167										4 0 1 1 0 2 2										
12 Mark Reynolds, R OBP: 0.333, SLG: 0.200										4 0 1 1 0 2 2										
25 Jim Thome, L OBP: 0.286, SLG: 0.167										3 0 0 0 0 2 2										
13 Manny Machado, R OBP: 0.100, SLG: 0.100										3 0 0 0 0 0 2										
11 Robert Andino, R OBP: 0.500, SLG: 0.667										3 1 1 0 0 0 1										
Inning Stats	R: 0 E: 0 K: 1 S: 7	H: 0 LOB: 0 BB: 0 P: 10	R: 0 E: 0 K: 1 S: 8	H: 0 LOB: 0 BB: 0 P: 12	R: 2 E: 0 K: 0 S: 15	H: 4 LOB: 3 BB: 1 P: 25	R: 0 E: 1 K: 1 S: 11	H: 0 LOB: 1 BB: 0 P: 17	R: 0 E: 0 K: 1 S: 9	H: 0 LOB: 0 BB: 0 P: 11	R: 1 E: 0 K: 0 S: 8	H: 2 LOB: 0 BB: 0 P: 12	R: 0 E: 0 K: 0 S: 5	H: 0 LOB: 0 BB: 0 P: 10	R: 0 E: 0 K: 1 S: 12	H: 1 LOB: 2 BB: 0 P: 14	1B: 6 2B: 1 3B: 0 HR: 0	SF: 0 SAC: 0 DP: 1 HBP: 0	WP: 0 PB: 0 SB: 0 CS: 0	PA: 33
PITCHER	IP WLS BF H R ER SO BB IBB HBP BLK WP HR S P ERA WHIP											IP WLS BF H R ER SO BB IBB HBP BLK WP HR S P ERA WHIP								
46 Andy Pettitte, L ERA: 3.86	7.0 L 30 7 3 3 3 1 0 0 0 0 0 0 64 98 3.86 1.143																			
30 David Robertson, R ERA:	1.0 3 0 0 0 1 0 0 0 0 0 0 11 13 0.00 0.000																			

Batter	1	2	3	4	5	6	7	8	9	10	11	12	13	AB	R	H	RBI	BB	SO	LOB	TOP	
9 Nate McLouth, L OBP: 0.333, SLG: 0.500														5	1	2	1	1	0	1		
2 J.J. Hardy, R OBP: 0.250, SLG: 0.304														6	0	2	1	0	1	2		
19 Chris Davis, L OBP: 0.310, SLG: 0.250														6	0	0	0	0	3	5		
27 Endy Chavez, L														0	0	0	0	0	0	0		
10 Adam Jones, R OBP: 0.087, SLG: 0.091														6	0	0	0	0	2	5		
32 Matt Wieters, S OBP: 0.136, SLG: 0.143														4	0	1	0	1	0	2		
25 Jim Thome, L OBP: 0.188, SLG: 0.133														4	0	1	0	0	1	1		
51 Lew Ford, R OBP: 0.400, SLG: 0.600														1	0	0	0	0	0	1		
12 Mark Reynolds, R OBP: 0.273, SLG: 0.158														5	0	0	0	0	2	3		
3 Ryan Flaherty, L OBP: 0.273, SLG: 0.545														4	0	1	0	0	0	0		
11 Robert Andino, R OBP: 0.444, SLG: 0.556														1	0	0	0	0	1	1		
13 Manny Machado, R OBP: 0.222, SLG: 0.412														4	1	1	0	1	2	2		
Inning Stats	R: 0 E: 0 K: 0 S: 12	H: 1 LOB: 21 BB: 1 P: 2	R: 0 E: 0 K: 1 S: 6	H: 0 LOB: 0 BB: 0 P: 8	R: 0 E: 0 K: 1 S: 9	H: 1 LOB: 2 BB: 1 P: 19	R: 0 E: 0 K: 3 S: 13	H: 0 LOB: 0 BB: 0 P: 9	R: 0 E: 0 K: 1 S: 7	H: 0 LOB: 0 BB: 0 P: 11	R: 0 E: 0 K: 1 S: 6	H: 0 LOB: 0 BB: 0 P: 9	R: 0 E: 0 K: 1 S: 11	H: 0 LOB: 0 BB: 0 P: 17	R: 0 E: 0 K: 1 S: 12	H: 1 LOB: 1 BB: 0 P: 20	R: 1 E: 0 K: 0 S: 11	H: 2 LOB: 1 BB: 0 P: 16	1B: 4 2B: 3 3B: 0 HR: 1	SF: 0 SAC: 0 DP: 0 HBP: 0	W/P: 0 PB: 0 SB: 0 CS: 0	PA: 49
PITCHER	IP 6.2	WLS 0.1	BF 27	H 4	R 1	ER 1	SO 8	BB 3	IBB 0	HBP 0	BLK 0	W/P 0	HR 1	S 58	P 95	ERA 1.35	WHIP 1.050					
65 Phil Hughes, R ERA: 1.35																						
48 Boone Logan, L ERA:																						
30 David Robertson, R ERA:																						
29 Rafael Soriano, R ERA:																						
62 Joba Chamberlain, R ERA:																						
41 David Phelps, R ERA: 6.75																						
39 Clay Rapada, L ERA:																						
34 Derek Lowe, R ERA:																						

Baltimore Orioles @ New York Yankees
Yankee Stadium, Bronx, NY
Thu Oct 11 2012, 7:39 PM - 12:08 AM EDT
Att. 49,307 - Clear - 56 F

AB 46
R 2
H 8
RBI 2
BB 3
SO 12
LOB 23





Batter	1	2	3	4	5	6	7	8	9	10	11	12	13	AB	R	H	RBI	BB	SO	LOB	BOTTOM	
2 Derek Jeter, R OBP: 0.421, SLG: 0.576														6	1	2	0	0	2	3		
31 Ichiro Suzuki, L OBP: 0.200, SLG: 0.250														5	0	1	0	0	1	2		
25 Mark Teixeira, S OBP: 0.474, SLG: 0.333														3	0	1	0	3	2	1		
24 Robinson Cano, L OBP: 0.158, SLG: 0.222														6	0	0	1	0	0	5		
13 Alex Rodriguez, R OBP: 0.222, SLG: 0.125														4	0	1	0	1	2	3		
12 Eric Chavez, L OBP: 0.371, SLG: 1.500														1	0	0	0	0	0	0		
33 Nick Swisher, S OBP: 0.222, SLG: 0.133														5	0	0	0	0	0	4		
55 Russell Martin, R OBP: 0.353, SLG: 0.500														4	0	0	0	1	1	1		
14 Curtis Granderson, L OBP: 0.118, SLG: 0.083														5	0	0	0	0	3	3		
17 Jayson Nix, R OBP: 0.500, SLG: 0.750														3	0	2	0	0	0	1		
27 Raul Ibanez, L OBP: 0.200, SLG: 0.400														1	0	0	0	0	0	0		
26 Eduardo Nunez, R OBP: 0.200, SLG: 0.400														1	0	0	0	0	0	0		
Inning Stats	R: 0 E: 0 K: 0 S: 10	H: 0 LOB: 1 BB: 1 P: 17	R: 0 E: 0 K: 1 S: 7	H: 0 LOB: 1 BB: 1 P: 13	R: 0 E: 0 K: 0 S: 8	H: 1 LOB: 1 BB: 0 P: 23	R: 0 E: 0 K: 1 S: 6	H: 0 LOB: 0 BB: 1 P: 12	R: 0 E: 0 K: 1 S: 11	H: 1 LOB: 1 BB: 1 P: 18	R: 0 E: 0 K: 1 S: 7	H: 1 LOB: 2 BB: 0 P: 16	R: 0 E: 0 K: 1 S: 9	H: 0 LOB: 0 BB: 0 P: 14	R: 0 E: 0 K: 1 S: 12	H: 1 LOB: 1 BB: 0 P: 20	R: 0 E: 0 K: 1 S: 11	H: 2 LOB: 0 BB: 0 P: 16	1B: 5 2B: 3 3B: 0 HR: 0	SF: 0 SAC: 1 DP: 2 HBP: 0	W/P: 0 PB: 0 SB: 0 CS: 0	PA: 50
PITCHER	IP 5.2	WLS 0.2	BF 22	H 3	R 1	ER 1	SO 5	BB 4	IBB 0	HBP 0	BLK 0	W/P 0	HR 0	S 56	P 88	ERA 1.59	WHIP 1.235					
48 Joe Saunders, L ERA: 1.59																						
29 Tommy Hunter, R ERA:																						
40 Troy Patton, L ERA:																						
38 Luis Ayala, R ERA:																						
17 Brian Matusz, L ERA: 2.25																						
56 Darren O'Day, R ERA:																						
47 Pedro Strop, R ERA:																						
43 Jim Johnson, R ERA: 8.44																						

Baltimore Orioles @ New York Yankees
Yankee Stadium, Bronx, NY
Thu Oct 11 2012, 7:39 PM - 12:08 AM EDT
Att. 49,307 - Clear - 56 F

AB 44
R 1
H 7
RBI 1
BB 5
SO 11
LOB 23



Batter	1	2	3	4	5	6	7	8	9	AB	R	H	RBI	BB	SO	LOB	TOP			
9 Nate McLouth, L (1.7)	L8			19 S 1B		K		K		4	0	1	0	0	2	3	<p>Baltimore Orioles @ New York Yankees Yankee Stadium, Bronx, NY Fri Oct 12 2012, 5:07 PM - 8:00 PM EDT Att: 47,081 - Cloudy - 52 F</p> <p>livebaseballscorecards.com</p> <p>AB 30 R 1 H 4 RBI 1 BB 2 SO 9 LOB 13</p> 			
2 J.J. Hardy, R (1.6)	F9			F9		G4-3		G6-3		4	0	0	0	0	4					
10 Adam Jones, R (1.8)	K			F8		K		K		4	0	0	0	2	1					
19 Chris Davis, L (1.9)		G2-3		F8		F8		K		4	0	0	0	1	1					
32 Matt Wieters, S (1.2)		K			12 G4-3 BB			13 BB 51 1B		3	1	1	0	1	1	0				
13 Manny Machado, R (1.5)	K			P4				11 BB 51 1B		2	0	0	0	1	1	1				
12 Mark Reynolds, R (1.3)				K		G4-3		K		3	0	0	0	2	3					
51 Lew Ford, R (1.10)				F7		G3		11 1B		3	0	1	1	0	0					
11 Robert Andino, R (1.4)				F9		F9		1-2 2H 1B		3	0	1	0	0	0					
								1-2 2-3 1B												
Inning Stats	R: 0 E: 0 K: 1 S: 6	H: 0 LOB: 0 BB: 0 P: 10	R: 0 E: 0 K: 2 S: 7	H: 0 LOB: 0 BB: 0 P: 9	R: 0 E: 0 K: 1 S: 11	H: 0 LOB: 1 BB: 0 P: 18	R: 0 E: 0 K: 0 S: 10	H: 1 LOB: 0 BB: 0 P: 11	R: 0 E: 0 K: 1 S: 9	H: 0 LOB: 0 BB: 0 P: 17	R: 0 E: 0 K: 1 S: 6	H: 0 LOB: 0 BB: 0 P: 8	R: 1 E: 0 K: 2 S: 16	H: 3 LOB: 3 BB: 1 P: 29	R: 0 E: 0 K: 1 S: 9	H: 0 LOB: 0 BB: 0 P: 10	1B: 4 2B: 0 3B: 0 HR: 0	SF: 0 SAC: 0 DP: 1 HBP: 0	WP: 0 PB: 0 SB: 1 CS: 0	PA: 32
PITCHER	IP WLS BF H R ER SO BB IBB HBP BLK WP HR S P ERA WHIP																			
52 CC Sabathia, L (1.1)	9.0 W 32 4 1 1 9 2 0 0 0 0 0 78 121 1.00 0.667																			

Batter	1	2	3	4	5	6	7	8	9	AB	R	H	RBI	BB	SO	LOB	BOTTOM			
2 Derek Jeter, R (1.6)	K			K		31 2B BB		G3-1		3	1	0	0	1	2	0	<p>Baltimore Orioles @ New York Yankees Yankee Stadium, Bronx, NY Fri Oct 12 2012, 5:07 PM - 8:00 PM EDT Att: 47,081 - Cloudy - 52 F</p> <p>livebaseballscorecards.com</p> <p>AB 27 R 3 H 5 RBI 3 BB 3 SO 9 LOB 6</p> 			
31 Ichiro Suzuki, L (1.7)	G4-3			G4-3		1-H 2B		24 G4-6-3 BB		3	0	1	1	1	0	0				
24 Robinson Cano, L (1.4)	G3			K		K		G4-6-3		4	0	0	0	0	2	2				
25 Mark Teixeira, S (1.3)		G5-3			27 1B 1B					2	1	1	0	1	0	0				
27 Raul Ibanez, L (1.10)		L8			33 G6-4-3 1B			K		3	0	1	1	0	1	2				
33 Nick Swisher, S (1.9)					G6-4-3			K		3	0	0	0	0	2	1				
11 Brett Gardner, L (8.7)		K2-3			1-2 1B			K		0	0	0	0	0	0	0				
14 Curtis Granderson, L (1.8)				F9		55 1B		HR		3	1	2	1	0	0	0				
55 Russell Martin, R (1.2)				F8		F8		G5-3		3	0	0	0	0	0	1				
12 Eric Chavez, L (1.5)				L8		K		K		3	0	0	0	0	2	0				
Inning Stats	R: 0 E: 0 K: 1 S: 10	H: 0 LOB: 0 BB: 0 P: 16	R: 0 E: 0 K: 1 S: 7	H: 0 LOB: 0 BB: 0 P: 11	R: 0 E: 0 K: 0 S: 8	H: 0 LOB: 0 BB: 0 P: 10	R: 0 E: 0 K: 2 S: 11	H: 0 LOB: 0 BB: 0 P: 14	R: 1 E: 0 K: 0 S: 16	H: 3 LOB: 1 BB: 0 P: 25	R: 1 E: 0 K: 3 S: 13	H: 1 LOB: 2 BB: 2 P: 26	R: 1 E: 0 K: 2 S: 14	H: 1 LOB: 0 BB: 0 P: 19	R: 0 E: 0 K: 0 S: 5	H: 0 LOB: 0 BB: 1 P: 12	1B: 3 2B: 1 3B: 0 HR: 1	SF: 0 SAC: 0 DP: 2 HBP: 0	WP: 0 PB: 0 SB: 2 CS: 0	PA: 30
PITCHER	IP WLS BF H R ER SO BB IBB HBP BLK WP HR S P ERA WHIP																			
39 Jason Hammel, R (1.1)	5.2 L 22 4 2 2 2 0 1 0 0 0 0 17 24 3.18 0.882																			
40 Troy Patton, L (6.1)	1.1 5 1 1 1 3 0 0 0 0 0 0 1 17 24 6.75 0.750																			
47 Pedro Strop, R (8.1)	0.1 2 0 0 0 0 1 0 0 0 0 0 0 4 11 0.00 3.000																			
17 Brian Matusz, L (8.1)	0.2 1 0 0 0 0 0 0 0 0 0 0 0 1 1 0.00 0.000																			