Baltimore Orioles - 2013

Batter	1	2	3	4	5	6	7	8	9	AB	R	H	RBI	BB	SO	LOB
19 Darin Mastroianni, R (1, 8) OBP: 0.333, SLG: 0.667 11 Clete Thomas, L (5, 8) OBP: 1.000, SLG: 1.000	F7		5 G4-3, 16 HR, 2B		K	E4, 3-H, 1B		80 FC6-4, 1B		3 2	1 0	1 2	0 1	0 0	1 0	0 0
5 Eduardo Escobar, S (1, 5) OBP: 0.667, SLG: 0.667 80 Mark Sobolewski, R (5, 5)	9 FC4-6, 16 1B, 1B		G4-3, 2-3		26 BB, 48 1B, 1B	G6-3		FC6-4, 1-2f		3 2	0 0	2 0	0 0	0 0	0 0	1 2
16 Josh Willingham, R (1, 7) OBP: 1.000, SLG: 2.500 48 Brandon Boggs, S (4, 7) OBP: 0.333, SLG: 0.333	9 FC4-6, 1-2, 1B		HR, 3-H		26 BB, 1-2, 1B		K		K	2 3	1 0	2 1	2 0	0 0	0 2	0 0
9 Ryan Doumit, S (1, 10) 83 Danny Santana, S (7, PH) (7, 10)	FC4-6, 1-2f, 2-3		G3		P4		13 BB, BB		26 1B, BB	3 0	0 0	0 0	0 0	0 0	0 2	4 0
27 Chris Parmelee, L (1, 9) 26 Brian Dinkelman, L (5, PH) OBP: 0.667, SLG: 0.500 (5, 9)	L6		G4-3		BB, 1-2, 2-3		F9		1-2, 1B	2 2	0 0	0 1	0 0	0 1	0 0	2 1
55 Chris Colabello, R (1, 3) 13 Jeff Clement, L (5, 3)		F9		G6-3	K		BB, 1-2		K	3 1	0 0	0 0	0 1	0 1	1 1	3 2
2 Brian Dozier, R (1, 4) Eddie Rosario, L (5, 4) OBP: 0.333, SLG: 0.333		G5-3		G5-3		85 G4-6-3, 44 BB, 11 E, 1B	F8		L6	2 3	0 1	0 1	0 0	0 0	0 0	0 4
41 Drew Butera, R (1, 2) 44 Chris Herrmann, L (5, 2)		BB		BB		85 G4-6-3, 1-2, BB		G4-3		0 1	0 0	0 0	0 0	0 1	0 0	0 0
25 Pedro Florimón, S (1, 6) 85 James Beresford, L (5, 6)		L8		G3		G4-6-3, 1-2f, 2-3		L6		2 2	0 0	0 0	0 0	0 0	0 0	2 2
Inning Stats	R: 0 E: 0 K: 0 S: 5 H: 2 LOB: 2 BB: 0 P: 5	R: 0 E: 0 K: 0 S: 3 H: 0 LOB: 1 BB: 1 P: 7	R: 2 E: 0 K: 0 S: 6 H: 2 LOB: 0 BB: 0 P: 9	R: 0 E: 0 K: 0 S: 3 H: 0 LOB: 1 BB: 1 P: 7	R: 0 E: 0 K: 2 S: 9 H: 2 LOB: 3 BB: 1 P: 13	R: 1 E: 1 K: 0 S: 4 H: 2 LOB: 1 BB: 1 P: 8	R: 0 E: 0 K: 1 S: 5 H: 0 LOB: 2 BB: 2 P: 13	R: 0 E: 0 K: 0 S: 4 H: 1 LOB: 1 BB: 0 P: 4	R: 0 E: 0 K: 2 S: 8 H: 1 LOB: 2 BB: 1 P: 12	1B: 8 2B: 1 3B: 0 HR: 1	SF: 0 SAC: 0 DP: 1 HBP: 0						

TOP

Minnesota Twins @ Baltimore Orioles

Ed Smith Stadium, Sarasota, FL

Sat Feb 23 2013, 1:09 PM - 3:55 PM EST

Att. 5,797 - Sunny - 80 F

livebaseballscorecards.com

AB	36
R	3
H	10
RBI	3
BB	7
SO	5
LOB	23

PITCHER		IP	WLS	BF	H	R	ER	SO	BB	IBB	HBP	BLK	WP	HR	S	P	ERA	WHIP
53 Zack Britton, L ERA:	(1, 1)	1.0		5	2	0	0	0	0	0	0	0	0	0	5	5	0.00	2.000
34 Jake Arrieta, R ERA:	(2, 1)	1.0		4	0	0	0	0	1	0	0	0	0	0	3	7	0.00	1.000
29 Tommy Hunter, R ERA: 18.0	(3, 1)	1.0	B	5	2	2	2	0	0	0	0	0	0	1	6	9	18.00	2.000
52 Steve Johnson, R ERA:	(4, 1)	1.0		4	0	0	0	0	1	0	0	0	0	0	3	7	0.00	1.000
49 Dylan Bundy, R ERA:	(5, 1)	1.0		6	2	0	0	2	1	0	0	0	0	0	9	13	0.00	3.000

PITCHER		IP	WLS	BF	H	R	ER	SO	BB	IBB	HBP	BLK	WP	HR	S	P	ERA	WHIP
66 T.J. McFarland, L ERA: 9.0	(6, 1)	1.0		5	2	1	1	0	1	0	0	0	0	0	4	8	9.00	3.000
78 Todd Redmond, R ERA:	(7, 1)	1.0		5	0	0	0	1	2	0	0	0	0	0	5	13	0.00	2.000
64 Zach Clark, R ERA:	(8, 1)	1.0	W	4	1	0	0	0	0	0	0	0	0	0	4	4	0.00	1.000
61 Adam Russell, R ERA:	(9, 1)	1.0	S	5	1	0	0	2	1	0	0	0	0	0	8	12	0.00	2.000

BOTTOM

Minnesota Twins @ Baltimore Orioles

Ed Smith Stadium, Sarasota, FL

Sat Feb 23 2013, 1:09 PM - 3:55 PM EST

Att. 5,797 - Sunny - 80 F

livebaseballscorecards.com

Batter	1	2	3	4	5	6	7	8	9	AB	R	H	RBI	BB	SO	LOB
1 Brian Roberts, S (1, 4) 37 Jonathan Schoop, R (4, 4) OBP: 1.000, SLG: 1.000	G3		G6-3		BBB 4-0 9 2B BB		0-0 45 G4-6-3 2-H 1B			2 1	0 0	0 1	0 1	0 1	0 0	0 0
9 Nate McLouth, L (1, 7) OBP: 0.333, SLG: 0.667 45 Travis Ishikawa, L (6, 3)	F7		F8		0-0 1-H 2-H 2B		0-0 G4-6-3 1-2f			3 1	0 0	1 0	1 0	0 0	0 0	0 1
21 Nick Markakis, L (1, 10) 6 Russ Canzler, R (8, PH) (9, 10)	G5-3		P2		G4-3			BBB 4-0 25 HR BB		3 0	0 1	0 0	0 0	0 1	0 0	1 0
10 Adam Jones, R (1, 8) 25 Trayvon Robinson, S (6, 7) OBP: 0.500, SLG: 2.000		G4-3		F8		F7		SL 0-2 1-H HR		2 2	0 1	0 1	0 2	0 0	0 0	0 0
32 Matt Wieters, S (1, 2) OBP: 0.500, SLG: 1.000 59 Luis Exposito, R (5, 2) OBP: 1.000, SLG: 2.000 63 Chris Robinson, R (8, PH) (9, 2)		19 1B 2 SF8 2B		SSS 0-3 K		2B		G5-3		2 1 1	1 0 0	1 1 0	0 0 0	0 0 0	1 0 0	0 0 0
19 Chris Davis, L (1, 3) OBP: 1.000, SLG: 1.000 3 Ryan Flaherty, L (6, 6)		13 BB 2-3 1B		1B		P6		P4		2 2	0 0	2 0	0 0	0 0	0 0	0 1
2 J.J. Hardy, R (1, 6) 70 Xavier Avery, L (6, 8)	SF8 3-H			F9		F7		BBB 4-0 72 CS BB		1 1	0 0	0 0	1 1	0 1	0 0	1 1
13 Manny Machado, R (1, 5) OBP: 1.000, SLG: 1.000 72 Jason Pridie, L (7, 9)	BBBB 4-0 1-2 BB				0-0 60 SH1-3 9 2B 1B		0-0 G6-3	1 SAFE 0-0 CS 1-2		1 1	1 0	1 0	0 0	1 0	0 0	0 0
60 Chris Dickerson, L (1, 9) 58 Yamaico Navarro, R (7, 5) OBP: 1.000, SLG: 2.000	0-0 G4-3				0-0 SH1-3 1-2		0-0 37 1B 2B			1 1	0 1	0 1	0 1	0 0	0 0	2 0
Inning Stats	R: 0 E: 0 K: 0 S: 3 H: 0 LOB: 0 BB: 0 P: 3	R: 1 E: 0 K: 0 S: 5 H: 2 LOB: 2 BB: 1 P: 9	R: 0 E: 0 K: 0 S: 3 H: 0 LOB: 0 BB: 0 P: 3	R: 0 E: 0 K: 1 S: 6 H: 1 LOB: 1 BB: 0 P: 6	R: 1 E: 0 K: 0 S: 4 H: 2 LOB: 1 BB: 1 P: 8	R: 0 E: 0 K: 0 S: 4 H: 1 LOB: 1 BB: 0 P: 4	R: 1 E: 0 K: 0 S: 4 H: 2 LOB: 0 BB: 0 P: 4	R: 2 E: 0 K: 0 S: 5 H: 1 LOB: 0 BB: 2 P: 13		1B: 4 2B: 4 3B: 0 HR: 1	SF: 1 SAC: 1 DP: 1 HBP: 0					

	AB	28
	R	5
	H	9
	RBI	5
	BB	4
	SO	1
	LOB	7

WP: 0 PB: 0 SB: 0 CS: 1 PA: 35

PITCHER	IP	WLS	BF	H	R	ER	SO	BB	IBB	HBP	BLK	WP	HR	S	P	ERA	WHIP
30 Kevin Correia, R (1, 1) ERA: 4.5	2.0		9	2	1	1	0	1	0	0	0	0	0	8	12	4.50	1.500
57 Ryan Pressly, R (3, 1) ERA:	1.0	H	3	0	0	0	0	0	0	0	0	0	0	3	3	0.00	0.000
43 Tim Wood, R (4, 1) ERA:	1.0	H	4	1	0	0	1	0	0	0	0	0	0	6	6	0.00	1.000
20 Josh Roenicke, R (5, 1) ERA: 9.0	1.0	B	5	2	1	1	0	1	0	0	0	0	0	4	8	9.00	3.000
70 Shairon Martis, R (6, 1) ERA: 4.5	2.0	B	8	3	1	1	0	0	0	0	0	0	0	8	8	4.50	1.500

PITCHER	IP	WLS	BF	H	R	ER	SO	BB	IBB	HBP	BLK	WP	HR	S	P	ERA	WHIP
64 Tyler Robertson, L (8, 1) ERA: 18.0	1.0	L	5	1	2	2	0	2	0	0	0	0	1	5	13	18.00	3.000

Batter	1	2	3	4	5	6	7	8	9	AB	R	H	RBI	BB	SO	LOB
12 Alexi Casilla, S (1, 4) 74 Jose Gil, R (6, 2)	B S S S 1-3 K ①	S S S 0-3 K ②			C C C 0-3 K ②		X 0-0 G1-3 ① 1-2	X 0-0 G4-3 ③		3 0 0 0 0 3 3 2 0 0 0 0 0 3						
14 Nolan Reimold, R (1, 7) 6 Russ Canzler, R (5, 9) (6, 5)	X 0-0 G5-3 ②	X 0-0 P5 ③			C S S 0-3 K ③		X 0-0 F9 ② 2-3		X 0-0 F7 ①	3 0 0 0 0 1 3 2 0 0 0 0 0 1						
24 Wilson Betemit, S (1, 5) 69 Niuman Romero, S (6, 6)	X 0-0 F8 ③		X 0-0 F7 ①			S S T 0-2 K ① X	0-0 G5-3 ③		C C C 0-3 K ②	3 0 0 0 0 1 0 2 0 0 0 0 1 1						
36 Conor Jackson, R (1, 10) 25 Trayvon Robinson, S (8, PH) OBP: 0.500, SLG: 1.500 (8, 10)		X 0-0 F8 ① 1-2	X 0-0 F8 ②			C C C 0-3 K ②		X 0-0 72 2B 2B	X 0-0 G4-3 ③	3 0 0 0 0 1 0 2 1 1 0 0 0 0						
51 Lew Ford, R (1, 8) OBP: 0.667, SLG: 0.667 72 Jason Pridie, L (6, 9) OBP: 0.500, SLG: 1.000		X 0-0 28 HR 1B	X 0-0 G1-3 ③			X 0-0 28 S 28 1B 1B		X 0-0 71 E 58 1B 2-H 2B		3 2 2 0 0 0 0 1 1 1 1 0 0 0						
28 Steve Pearce, R (1, 9) OBP: 0.667, SLG: 1.667 (5, 7) 71 L.J. Hoes, R (6, PR) (6, 7)	S S X 0-2 1-H HR			X 0-0 G5-3 ①		B X 1-0 35 2B 1-H 1B		X 0-0 E6 58 1B 2-3		3 1 2 3 0 0 0 1 0 0 0 0 0 1						
35 Danny Valencia, R (1, 3) OBP: 0.667, SLG: 1.000 70 Xavier Avery, L (6, PR) (6, 8)	X 0-0 3 BB 31 1B 1B			X 0-0 F9 ②		B X 1-0 1-3 2B		S S S 0-3 K ①		3 0 2 0 0 0 0 1 0 0 0 0 1 2						
31 Taylor Teagarden, R (1, 2) OBP: 0.333, SLG: 0.333 45 Travis Ishikawa, L (6, 3)	X 0-0 3 BB 1-2 1B			S S S 0-3 K ③		X 0-0 F7 ③		S S S 0-3 K ②		3 0 1 0 0 1 3 1 0 0 0 0 1 2						
3 Ryan Flaherty, L (1, 6) 58 Yamaico Navarro, R (6, 4) OBP: 1.000, SLG: 1.500	B B B 4-0 1-2 2-3 BB				X 0-0 G4-3 ①		B B B 4-0 6 F9 74 G1-3 BB	X 0-0 1-2 3-H 1B		1 0 0 0 1 0 0 1 0 1 1 1 0 0						
Inning Stats	R: 0 H: 0 E: 0 LOB: 0 K: 1 BB: 0 S: 5 P: 6	R: 2 H: 4 E: 0 LOB: 3 K: 1 BB: 1 S: 11 P: 15	R: 0 H: 0 E: 0 LOB: 0 K: 0 BB: 0 S: 3 P: 3	R: 0 H: 0 E: 0 LOB: 0 K: 1 BB: 0 S: 5 P: 5	R: 0 H: 0 E: 0 LOB: 0 K: 2 BB: 0 S: 7 P: 7	R: 1 H: 3 E: 0 LOB: 3 K: 2 BB: 0 S: 10 P: 12	R: 0 H: 0 E: 0 LOB: 1 K: 0 BB: 1 S: 3 P: 7	R: 2 H: 3 E: 1 LOB: 2 K: 2 BB: 0 S: 11 P: 11	R: 0 H: 0 E: 0 LOB: 0 K: 1 BB: 0 S: 5 P: 5	1B: 6 SF: 0 2B: 3 SAC: 0 3B: 0 DP: 0 HR: 1 HBP: 0						

TOP

Baltimore Orioles @ Toronto Blue Jays

Florida Auto Exchange Stadium, Dunedin, FL

Sun Feb 24 2013, 1:06 PM - 4:03 PM EST

Att. 3,802 - Cloudy - 71 F

livebaseballscorecards.com

AB	38
R	5
H	10
RBI	5
BB	2
SO	10
LOB	19

WP: 0 PA: 40
PB: 0
SB: 1
CS: 0

PITCHER		IP	WLS	BF	H	R	ER	SO	BB	IBB	HBP	BLK	WP	HR	S	P	ERA	WHIP
56 Mark Buehrle, L ERA: 13.5	(1, 1)	1.1		8	4	2	2	1	0	0	0	0	0	1	12	13	13.50	3.000
16 Bobby Korecky, R ERA:	(2, 1)	0.2		3	0	0	0	1	1	0	0	0	0	0	4	8	0.00	1.500
21 Sergio Santos, R ERA:	(3, 1)	1.0		3	0	0	0	0	0	0	0	0	0	0	3	3	0.00	0.000
62 Aaron Loup, L ERA:	(4, 1)	1.0	H	3	0	0	0	1	0	0	0	0	0	0	5	5	0.00	0.000
33 Jeremy Jeffress, R ERA:	(5, 1)	1.0	H	3	0	0	0	2	0	0	0	0	0	0	7	7	0.00	0.000

PITCHER		IP	WLS	BF	H	R	ER	SO	BB	IBB	HBP	BLK	WP	HR	S	P	ERA	WHIP
64 Chad Jenkins, R ERA: 9.0	(6, 1)	1.0	B	6	3	1	1	2	0	0	0	0	0	0	10	12	9.00	3.000
51 Alex Hinshaw, L ERA:	(7, 1)	1.0		4	0	0	0	0	1	0	0	0	0	0	3	7	0.00	1.000
75 Tommy Hottovy, L ERA: 13.5	(8, 1)	0.2	L	6	3	2	1	2	0	0	0	0	0	0	10	10	13.50	4.500
77 Mickey Storey, R ERA:	(8, 1)	1.1		4	0	0	0	1	0	0	0	0	0	0	6	6	0.00	0.000

BOTTOM

Baltimore Orioles @ Toronto Blue Jays

Florida Auto Exchange Stadium, Dunedin, FL

Sun Feb 24 2013, 1:06 PM - 4:03 PM EST

Att. 3,802 - Cloudy - 71 F

livebaseballscorecards.com

Batter	1	2	3	4	5	6	7	8	9	AB	R	H	RBI	BB	SO	LOB
7 José Reyes, S (1, 6) OBP: 0.667, SLG: 0.500	G4-3		19 HR 3 G5-3 1B	3 G5-3 BB		K		K		2	1	1	0	1	0	0
2 Ryan Goins, L (6, 6) OBP: 0.500, SLG: 1.333										2	0	0	0	0	2	1
3 Maicer Izturis, S (1, 4)	G4-3		G5-3 1-2	G5-3 1-2 2-3		F7			K	3	0	0	0	0	0	3
59 Jim Negrych, L (6, 4)										2	0	0	0	0	1	0
19 José Bautista, R (1, 9) OBP: 0.333, SLG: 1.333	F9		HR 2-H	G5-3			F7		F7	3	1	1	2	0	0	2
8 Ricardo Nanita, L (5, 9)										2	0	0	0	0	0	0
10 Edwin Encarnación, R (1, 3) OBP: 0.333, SLG: 0.333		P4	F9		26 K2-3 26 WP 68 G3-2 1B		P2		15 1B BB	3	0	1	0	0	0	0
72 Adam Loewen, L (5, PR)										1	0	0	0	1	0	0
(6, 3)																
26 Adam Lind, L (1, 10) OBP: 0.500, SLG: 0.800		F8	9 2B 1B		K2-3 1-3		F7		1-2 1B	3	0	1	0	0	1	1
15 Mike Nickeas, R (7, PH) OBP: 0.500, SLG: 0.333										2	0	1	0	0	0	0
(8, 10)										0	0	0	0	0	0	0
71 Christian Lopes, R (9, PR)																
9 J.P. Arencibia, R (1, 2) OBP: 0.500, SLG: 0.600		28 BB 16 1B 1B	1-3 2B		28 BB HBP			68 2B 4 SF8 BB	G4-3	2	1	2	0	0	0	0
30 Josh Thole, L (6, 2)										1	1	0	0	1	0	2
28 Colby Rasmus, L (1, 8)		16 1B 1-2 BB	K		1-2 BB			F9		1	0	0	0	2	1	2
8 Michael Crouse, R (6, 7)										1	0	0	0	0	0	1
(8, 8)																
16 Mark DeRosa, R (1, 5) OBP: 1.000, SLG: 1.500		1-2 2-H 1B		3 G5-3 2B	G3-2 3-Hf			4 SF8 1-3 2B		2	0	2	1	0	0	0
68 Ryan Schimpf, L (4, PR) OBP: 0.500, SLG: 1.000										2	0	1	0	0	0	3
(5, 5)																
(8, 7)																
11 Rajai Davis, R (1, 7)		G5-3		G1-3		G5-3		SF8 2-3 3-H		3	0	0	0	0	0	3
(6, 8)																
4 Kevin Ahrens, R (8, 5)										0	0	0	1	0	0	0
Inning Stats	R: 0 E: 0 K: 0 S: 3 H: 0 LOB: 0 BB: 0 P: 3	R: 1 E: 0 K: 0 S: 5 H: 2 LOB: 2 BB: 1 P: 9	R: 2 E: 0 K: 1 S: 11 H: 4 LOB: 2 BB: 0 P: 12	R: 0 E: 0 K: 0 S: 4 H: 1 LOB: 2 BB: 1 P: 8	R: 0 E: 0 K: 1 S: 5 H: 1 LOB: 2 BB: 1 P: 11	R: 0 E: 0 K: 1 S: 5 H: 0 LOB: 0 BB: 0 P: 5	R: 0 E: 0 K: 0 S: 3 H: 0 LOB: 0 BB: 0 P: 3	R: 1 E: 0 K: 1 S: 6 H: 1 LOB: 1 BB: 1 P: 10	R: 0 E: 0 K: 1 S: 6 H: 1 LOB: 2 BB: 1 P: 10	1B: 6 2B: 3 3B: 0 HR: 1	SF: 1 SAC: 0 DP: 1 HBP: 1						

	AB	35
	R	4
	H	10
	RBI	4
	BB	5
	SO	5
	LOB	18

WP: 1 PB: 0 SB: 0 CS: 0 PA: 42

PITCHER		IP	WLS	BF	H	R	ER	SO	BB	IBB	HBP	BLK	WP	HR	S	P	ERA	WHIP
48 Jair Jurrjens, R ERA: 4.5	(1, 1)	2.0		9	2	1	1	0	1	0	0	0	0	0	8	12	4.50	1.500
40 Troy Patton, L ERA: 18.0	(3, 1)	1.0	B	7	4	2	2	1	0	0	0	0	0	1	11	12	18.00	4.000
54 Daniel McCutchen, R ERA:	(4, 1)	1.0		5	1	0	0	0	1	0	0	0	0	0	4	8	0.00	2.000
55 Daniel Schlereth, L ERA:	(5, 1)	1.0		5	1	0	0	1	1	0	1	0	1	0	5	11	0.00	2.000
65 Mike Belfiore, L ERA:	(6, 1)	2.0	W	6	0	0	0	1	0	0	0	0	0	0	8	8	0.00	0.000

PITCHER		IP	WLS	BF	H	R	ER	SO	BB	IBB	HBP	BLK	WP	HR	S	P	ERA	WHIP
75 Kevin Gausman, R ERA: 5.4	(8, 1)	1.2	H	8	1	1	1	2	2	0	0	0	0	0	10	18	5.40	1.800
91 Rob Delaney, R ERA:	(9, 1)	0.1	S	2	1	0	0	0	0	0	0	0	0	0	2	2	0.00	3.000

New York Yankees @ Baltimore Orioles

Ed Smith Stadium, Sarasota, FL

Mon Feb 25 2013, 1:08 PM - 3:39 PM EST

Att. 7,335 - Cloudy - 75 F

TOP

livebaseballscorecards.com

Batter	1	2	3	4	5	6	7	8	9	AB	R	H	RBI	BB	SO	LOB
11 Brett Gardner, L (1, 8) OBP: 0.667, SLG: 0.667	B X 1-0 22 G5-4-3 17 1B 1B		X 0-0 1-2 1B		X 0-0 22 FC5 17 1B 1B		X 0-0 G6-3			3	0	3	0	0	0	0
92 Slade Heathcott, L (6, 8)										1	0	0	0	0	0	1
17 Jayson Nix, R (1, 4) OBP: 0.800, SLG: 0.750	X 0-0 22 G5-4-3 1-2 1B		S S S 0-3 ② K		X 0-0 1-2 1B			X 0-0 ① G4-3		3	0	2	0	0	1	2
97 José Pirela, R (5, 4) OBP: 0.667, SLG: 0.667										1	0	0	0	0	0	0
22 Matt Diaz, R (1, 10)	X 0-0 ① ② G5-4-3 1-2f 2-3		X 0-0 ③ G4-3		X 0-0 ③ FC5 2-3f			X 0-0 ② G1-3		3	0	0	0	0	0	6
78 Zoilo Almonte, S (8, PH) OBP: 0.250, SLG: 1.000 (8, 10)										1	0	0	0	0	0	0
54 Juan Rivera, R (1, 9) OBP: 0.333, SLG: 0.200	S S S 0-3 ③ K			X 0-0 ① F7		X 0-0 ① G5-3		S S S 0-3 ③ K		3	0	0	0	0	1	1
88 Tyler Austin, R (6, 9)										1	0	0	0	0	1	0
29 Francisco Cervelli, R (1, 2)		X 0-0 ① G5-3		X 0-0 ② G1-4-3		C C C 0-3 ② K			X 0-0 ① G6-3	3	0	0	0	0	1	0
66 Austin Romine, R (6, 2) OBP: 0.333, SLG: 0.333										1	0	0	0	0	0	0
63 Melky Mesa, R (1, 7) OBP: 0.333, SLG: 0.200		X 0-0 ② P4		B B B B 4-0 BB		X 0-0 ③ L9			X 0-0 ② G3	2	0	0	0	1	0	0
79 Ramón Flores, L (6, 7)										1	0	0	0	0	0	0
12 Dan Johnson, L (1, 5)		X 0-0 ③ G6-3		C C C 0-3 ③ K			X 0-0 ① G3		B B B B 4-0 93 S 93 1B BB	2	0	0	0	0	1	1
77 Corban Joseph, L (6, 5)										1	1	0	0	1	0	0
85 Gil Velazquez, R (1, 6) OBP: 0.500, SLG: 0.500			X 0-0 11 1B 1B		S S S 0-3 ① K		X 0-0 ② F7		B X 1-0 1-H 1B	2	0	1	0	0	1	0
93 Walter Ibarra, S (6, 6) OBP: 0.500, SLG: 0.500										2	0	1	1	0	0	0
98 Kyle Roller, L (1, 3)			S S S 0-3 ① K		X 0-0 ② G6-3		X 0-0 1B		C C C 0-3 ③ K	2	0	0	0	0	1	1
89 Greg Bird, L (6, 3) OBP: 0.500, SLG: 0.500										2	0	1	0	0	1	1

	AB	34
	R	1
	H	8
	RBI	1
	BB	2
	SO	8
	LOB	13

Inning Stats	1	2	3	4	5	6	7	8	9
	R: 0 E: 0 K: 1 S: 6	R: 0 E: 0 K: 0 S: 3	R: 0 E: 0 K: 2 S: 9	R: 0 E: 0 K: 1 S: 5	R: 0 E: 0 K: 1 S: 7	R: 0 E: 0 K: 1 S: 5	R: 0 E: 0 K: 0 S: 4	R: 0 E: 0 K: 1 S: 5	R: 1 E: 0 K: 1 S: 6
	H: 2 LOB: 1 BB: 0 P: 7	H: 0 LOB: 0 BB: 0 P: 3	H: 2 LOB: 2 BB: 0 P: 9	H: 0 LOB: 1 BB: 1 P: 9	H: 2 LOB: 2 BB: 0 P: 7	H: 0 LOB: 0 BB: 0 P: 5	H: 1 LOB: 1 BB: 0 P: 4	H: 0 LOB: 0 BB: 0 P: 5	H: 1 LOB: 1 BB: 1 P: 11

1B: 8	SF: 0
2B: 0	SAC: 0
3B: 0	DP: 1
HR: 0	HBP: 0

WP: 0	PA: 36
PB: 0	
SB: 1	
CS: 0	

PITCHER		IP	WLS	BF	H	R	ER	SO	BB	IBB	HBP	BLK	WP	HR	S	P	ERA	WHIP
17 Brian Matusz, L ERA:	(1, 1)	2.0	W	7	2	0	0	1	0	0	0	0	0	0	9	10	0.00	1.000
29 Tommy Hunter, R ERA: 9.0	(3, 1)	1.0	H	5	2	0	0	2	0	0	0	0	0	0	9	9	0.00	2.000
47 Pedro Strop, R ERA:	(4, 1)	1.0		4	0	0	0	1	1	0	0	0	0	0	5	9	0.00	1.000
27 Mark Hendrickson, L ERA:	(5, 1)	1.0		5	2	0	0	1	0	0	0	0	0	0	7	7	0.00	2.000
85 Mike Wright Jr., R ERA:	(6, 1)	2.0		7	1	0	0	1	0	0	0	0	0	0	9	9	0.00	0.500

PITCHER		IP	WLS	BF	H	R	ER	SO	BB	IBB	HBP	BLK	WP	HR	S	P	ERA	WHIP
64 Zach Clark, R ERA:	(8, 1)	1.0		3	0	0	0	1	0	0	0	0	0	0	5	5	0.00	0.000
61 Adam Russell, R ERA: 4.5	(9, 1)	1.0		5	1	1	1	1	1	0	0	0	0	0	6	11	9.00	2.000

Batter	1	2	3	4	5	6	7	8	9	AB	R	H	RBI	BB	SO	LOB
14 Nolan Reimold, R (1, 7)	G6-3		G4-3	1-H 2-H 2B		F7				2	0	0	0	0	0	0
9 Nate McLouth, L (4, PH) (5, 7) OBP: 0.400, SLG: 0.800										2	0	1	2	0	0	1
71 L.J. Hoes, R (8, 7)										0	0	0	0	0	0	0
1 Brian Roberts, S (1, 4) OBP: 0.400, SLG: 0.800	21 BLK 10 2B 2B		21 1B 2B	G4-3			BBBB 59 G5-3 60 1B BB			3	2	2	0	0	0	1
58 Yamaico Navarro, R (6, 4) OBP: 1.000, SLG: 1.500										0	0	0	0	1	0	0
21 Nick Markakis, L (1, 10) OBP: 0.333, SLG: 0.333	CCC K 2-3		10 G5-3 2-H 1B		10 FC6-4 1B		1-2 1B			3	0	2	1	0	1	1
60 Chris Dickerson, L (7, PH) (8, 10) OBP: 0.500, SLG: 0.500										1	0	1	0	0	0	0
10 Adam Jones, R (1, 8) OBP: 0.200, SLG: 0.400	3-H 2B		G5-3 1-2		FC6-4 32 G6-3 1-2f		CCC K			3	0	1	1	0	0	2
70 Xavier Avery, L (5, PR) (6, 8)										1	0	0	0	0	1	2
32 Matt Wieters, S (1, 2) OBP: 0.200, SLG: 0.400	CCC K		F7		G6-3 1-2f		G5-3 2-3f			3	0	0	0	0	1	3
59 Luis Exposito, R (6, 2) OBP: 0.500, SLG: 1.000										1	0	0	0	0	0	2
2 J.J. Hardy, R (1, 6)		E5		G6-3		45 G4-3 45 S 6 1B 1B		G6-3		2	0	0	0	0	0	0
25 Trayvon Robinson, S (6, 9) OBP: 0.500, SLG: 1.167										2	1	1	0	0	0	0
19 Chris Davis, L (1, 3) OBP: 0.750, SLG: 0.667	CCC K		BBBB 36 FC5-4 BB		BX G4-3 1-3			G6-3		1	0	0	0	1	1	1
45 Travis Ishikawa, L (6, 3)										2	0	0	0	0	0	1
36 Conor Jackson, R (1, 9)	CCC K		FC5-4 13 S 9 2B 1-2f		69 FC6-4 3-H 1B			P4		2	1	0	0	0	1	2
6 Russ Canzler, R (6, 5) OBP: 0.400, SLG: 0.250										2	0	1	1	0	0	0
13 Manny Machado, R (1, 5) OBP: 0.750, SLG: 0.500	CCC K		BBBB 9 2B 1-2 BB		FC6-4 1-2f					1	1	0	0	1	1	1
69 Niuman Romero, S (6, 6)										1	0	0	0	0	0	1
Inning Stats	R: 1 H: 2 E: 0 LOB: 1 K: 2 BB: 0 S: 9 P: 10	R: 0 H: 0 E: 1 LOB: 1 K: 3 BB: 0 S: 10 P: 10	R: 1 H: 2 E: 0 LOB: 1 K: 0 BB: 0 S: 5 P: 5	R: 2 H: 1 E: 0 LOB: 1 K: 0 BB: 2 S: 4 P: 12	R: 0 H: 1 E: 0 LOB: 1 K: 0 BB: 0 S: 3 P: 3	R: 1 H: 2 E: 0 LOB: 1 K: 0 BB: 0 S: 5 P: 6	R: 0 H: 1 E: 0 LOB: 1 K: 1 BB: 1 S: 5 P: 9	R: 0 H: 0 E: 0 LOB: 0 K: 0 BB: 0 S: 3 P: 3		1B: 5 SF: 0 2B: 4 SAC: 0 3B: 0 DP: 2 HR: 0 HBP: 0						

BOTTOM

New York Yankees @ Baltimore Orioles

Ed Smith Stadium, Sarasota, FL

Mon Feb 25 2013, 1:08 PM - 3:39 PM EST

Att. 7,335 - Cloudy - 75 F

livebaseballscorecards.com

AB	32
R	5
H	9
RBI	5
BB	3
SO	6
LOB	18

WP: 0 PA: 35
PB: 0
SB: 2
CS: 0

PITCHER		IP	WLS	BF	H	R	ER	SO	BB	IBB	HBP	BLK	WP	HR	S	P	ERA	WHIP
96 Vidal Nuño, L ERA: 4.5	(1, 1)	2.0	L	9	2	1	1	5	0	0	0	1	0	0	19	20	4.50	1.000
93 Bryan Mitchell, R ERA: 9.0	(3, 1)	1.0		5	2	1	1	0	0	0	0	0	0	0	5	5	9.00	2.000
87 Corey Black, R ERA: 18.0	(4, 1)	1.0		6	1	2	2	0	2	0	0	0	0	0	4	12	18.00	3.000
91 Shane Greene, R ERA:	(5, 1)	1.0		3	1	0	0	0	0	0	0	0	0	0	3	3	0.00	1.000
82 Ryan Pope, R ERA: 9.0	(6, 1)	1.0		5	2	1	1	0	0	0	0	0	0	0	5	6	9.00	2.000

PITCHER		IP	WLS	BF	H	R	ER	SO	BB	IBB	HBP	BLK	WP	HR	S	P	ERA	WHIP
98 Kelvin Perez, R ERA:	(7, 1)	1.0		4	1	0	0	1	1	0	0	0	0	0	5	9	0.00	2.000
53 Josh Spence, L ERA:	(8, 1)	1.0		3	0	0	0	0	0	0	0	0	0	0	3	3	0.00	0.000

Batter	1	2	3	4	5	6	7	8	9	AB	R	H	RBI	BB	SO	LOB
Inning Stats										1B: 0 2B: 0 3B: 0 HR: 0		SF: 0 SAC: 0 DP: 0 HBP: 0			WP: 0 PB: 0 SB: 0 CS: 0		PA: 0

Baltimore Orioles @ Pittsburgh Pirates

McKechnie Field, Bradenton, FL

Tue Feb 26 2013, 1:05 PM EST

TOP

livebaseballscorecards.com

AB	0
R	0
H	0
RBI	0
BB	0
SO	0
LOB	0

PITCHER	IP	WLS	BF	H	R	ER	SO	BB	IBB	HBP	BLK	WP	HR	S	P	ERA	WHIP

PITCHER	IP	WLS	BF	H	R	ER	SO	BB	IBB	HBP	BLK	WP	HR	S	P	ERA	WHIP

Batter	1	2	3	4	5	6	7	8	9	AB	R	H	RBI	BB	SO	LOB
Inning Stats																

BOTTOM

Baltimore Orioles @ Pittsburgh Pirates

McKechnie Field, Bradenton, FL

Tue Feb 26 2013, 1:05 PM EST

livebaseballscorecards.com

AB	**0**
R	**0**
H	**0**
RBI	**0**
BB	**0**
SO	**0**
LOB	**0**

1B: 0
2B: 0
3B: 0
HR: 0

SF: 0
SAC: 0
DP: 0
HBP: 0

WP: 0
PB: 0
SB: 0
CS: 0

PA: 0

PITCHER	IP	WLS	BF	H	R	ER	SO	BB	IBB	HBP	BLK	WP	HR	S	P	ERA	WHIP

PITCHER	IP	WLS	BF	H	R	ER	SO	BB	IBB	HBP	BLK	WP	HR	S	P	ERA	WHIP

Boston Red Sox @ Baltimore Orioles

Ed Smith Stadium, Sarasota, FL

Wed Feb 27 2013, 7:07 PM - 10:30 PM EST

Att. 6,105 - Clear - 65 F

TOP

livebaseballscorecards.com

Batter	1	2	3	4	5	6	7	8	9	AB	R	H	RBI	BB	SO	LOB
2 Jacoby Ellsbury, L (1, 8) OBP: 0.300, SLG: 0.333 48 Mitch Maier, L (7, PR) OBP: 0.500, SLG: 0.375 (7, 8)	C C C 0-3 ① K		X 0-0 ① P6	X 0-0 ② ③ G4-6-3 1-2f			X 0-0 15 BB 1-2 1B	X 0-0 1-2 2-3 1B		4 0 1 0 0 1 1 1 0 1 0 0 0 0						
15 Dustin Pedroia, R (1, 4) OBP: 0.400, SLG: 0.625 76 Jonathan Diaz, R (7, PR) (7, 4)	X 0-0 18 FC4-6 1B		X 0-0 ② G6-3		C S C 0-3 ① K		B B B B 4-0 70 FC6-4 1-2 2-3 BB	X 0-0 ③ F9		3 0 1 0 1 1 0 1 0 0 0 0 0 3						
18 Shane Victorino, S (1, 9) 80 Jeremy Hazelbaker, L (7, 9) OBP: 0.667, SLG: 0.800	X 0-0 ② FC4-6 39 BB 1-2f		H 1-0 23 S 39 BB 23 1B HBP		X 0-0 ② P4		S S S 0-3 ② K		X 0-0 19 DI 1B	3 1 0 0 0 1 4 1 0 1 0 0 0 0						
39 Jarrod Saltalamacchia, S (1, 2) OBP: 0.500, SLG: 0.500 70 Christian Vázquez, R (6, 2) OBP: 0.167, SLG: 0.167	B B B B 4-0 1-2 BB		B B B B 4-0 23 1B 1-2 BB		C C C 0-3 ③ K	X 0-0 ③ FC6-4 1-2f			S S S 0-3 ① K	1 0 0 0 2 1 0 2 0 0 0 0 1 4						
16 Will Middlebrooks, R (1, 5) OBP: 0.400, SLG: 0.400 23 Pedro Ciriaco, R (1, PH) OBP: 0.273, SLG: 0.500 (1, 5) 15 Derrik Gibson, R (7, 6) (8, PR) (8, 6)	F X 0-1 ③ G4-3		B X 1-0 1-2 2-H 1B			X 0-0 ① G4-3		X 0-0 19 G6-3 3B	S S S 0-3 ② K	0 0 0 0 0 0 0 4 0 2 1 0 0 2 1 1 0 0 0 1 1						
7 Stephen Drew, L (1, 6) 19 Ryan Dent, R (7, 5)		X 0-0 ① L8	X 0-0 ③ F7			C C C 0-3 ② K		X 0-0 ① G6-3 3-H	B C S C 1-3 ③ K 1-2	3 0 0 0 0 1 2 2 0 0 1 0 1 1						
5 Jonny Gomes, R (1, 7) OBP: 0.250, SLG: 0.625 81 Justin Henry, L (7, 7) OBP: 0.200, SLG: 0.200		X 0-0 ② P1		B S X 1-1 HR		X 0-0 ③ G6-3		X 0-0 48 1B 50 BB 1B		3 1 1 1 0 0 0 1 0 1 0 0 0 0						
29 Daniel Nava, S (1, 3) OBP: 0.455, SLG: 0.444 37 Mike Carp, L (5, 3) OBP: 0.333, SLG: 0.500		B B B B 4-0 71 PB BB		C S C 0-3 ① K			X 0-0 15 BB 2 1B 1B	C C C 0-3 ② K		1 0 0 0 1 1 0 2 0 1 0 0 1 2						
71 Mark Hamilton, L (1, 10) OBP: 0.417, SLG: 0.400 50 Mauro Gomez, R (8, PH) OBP: 0.500, SLG: 0.500 (8, 10)	B X 1-0 ③ G6-3 1-2			X 0-0 2 G4-6-3 1B			C C C 0-3 ① K	B B B B 4-0 48 1B 1-2 BB		3 0 1 0 0 1 2 0 0 0 0 1 0 0						
Inning Stats	R: 0 H: 1 E: 0 LOB: 2 K: 1 BB: 1 S: 7 P: 11	R: 0 H: 0 E: 0 LOB: 1 K: 0 BB: 1 S: 3 P: 8	R: 1 H: 1 E: 0 LOB: 2 K: 0 BB: 1 S: 4 P: 10	R: 1 H: 2 E: 0 LOB: 0 K: 1 BB: 0 S: 7 P: 8	R: 0 H: 0 E: 0 LOB: 0 K: 2 BB: 0 S: 7 P: 7	R: 0 H: 0 E: 0 LOB: 0 K: 1 BB: 0 S: 5 P: 5	R: 0 H: 2 E: 0 LOB: 3 K: 2 BB: 1 S: 9 P: 13	R: 1 H: 3 E: 0 LOB: 3 K: 1 BB: 1 S: 8 P: 12	R: 0 H: 1 E: 0 LOB: 1 K: 3 BB: 0 S: 10 P: 11	1B: 8 SF: 0 2B: 0 SAC: 0 3B: 1 DP: 1 HR: 1 HBP: 1						

	AB	36
	R	3
	H	10
	RBI	3
	BB	5
	SO	11
	LOB	22

	WP: 0	PA: 42
	PB: 1	
	SB: 1	
	CS: 0	

PITCHER		IP	WLS	BF	H	R	ER	SO	BB	IBB	HBP	BLK	WP	HR	S	P	ERA	WHIP
30 Chris Tillman, R ERA:	(1, 1)	1.2		8	1	0	0	1	2	0	0	0	0	0	9	17	0.00	1.800
55 Daniel Schlereth, L ERA: 3.86	(2, 1)	1.1	B	7	1	1	1	0	1	0	1	0	0	0	5	12	6.75	1.500
53 Zack Britton, L ERA: 3.0	(4, 1)	2.0		7	2	1	1	3	0	0	0	0	0	1	14	15	4.50	1.000
54 Daniel McCutchen, R ERA:	(6, 1)	1.1	W	7	2	0	0	2	1	0	0	0	0	0	10	14	0.00	2.250
40 Troy Patton, L ERA: 11.57	(7, 1)	1.1	H	7	2	1	1	2	1	0	0	0	0	0	10	14	6.75	2.250
91 Chris Petrini, L ERA:	(8, 1)	0.1	H	2	1	0	0	0	0	0	0	0	0	0	2	2	0.00	3.000
47 Pedro Strop, R ERA:	(9, 1)	1.0	S	4	1	0	0	3	0	0	0	0	0	0	10	11	0.00	1.000

BOTTOM

Boston Red Sox @ Baltimore Orioles

Ed Smith Stadium, Sarasota, FL

Wed Feb 27 2013, 7:07 PM - 10:30 PM EST

Att. 6,105 - Clear - 65 F

Batter	1	2	3	4	5	6	7	8	9	AB	R	H	RBI	BB	SO	LOB
14 Nolan Reimold, R (1, 10) 25 Trayvon Robinson, S (7, PH) (8, 10) OBP: 0.375, SLG: 0.875	G5-3		K		1 1B BB		K	F9		2 2	0 0	0 0	0 0	1 0	1 0	0 2
1 Brian Roberts, S (1, 4) OBP: 0.375, SLG: 0.625 Zelous Wheeler, R (6, 4) OBP: 1.000, SLG: 1.000	G3		G3		1-2 1B		72 HBP 60 1B 31 1B 1B	1-2 2-3 BB		3 1	0 1	1 1	0 0	0 1	0 0	0 0
21 Nick Markakis, L (1, 9) OBP: 0.333, SLG: 0.333 60 Chris Dickerson, L (6, PR) (7, 9) OBP: 0.667, SLG: 0.667	F8		K			19 BLK 10 G5-3 19 HR 1B	72 HBP 31 1B 1-2 1B	C 3 SAFE PO 3-H		3 1	0 2	1 1	0 0	0 0	1 0	0 0
10 Adam Jones, R (1, 8) OBP: 0.125, SLG: 0.250 72 Jason Pridie, L (7, 7) OBP: 0.667, SLG: 1.000		E5 32 E 32 1B		P3		G5-3 1-2	85 BB 31 1B 1-2 2-3 HBP			3 0	1 0	0 0	0 0	0 0	0 0	1 0
32 Matt Wieters, S (1, 2) OBP: 0.429, SLG: 0.571 31 Taylor Teagarden, R (6, PH) (7, 2) OBP: 0.400, SLG: 0.400		2 BB 1-H 1B		1B		K	85 BB 1-2 2-H 3-H 1B			2 2	0 0	2 1	1 2	0 0	0 1	0 2
19 Chris Davis, L (1, 3) OBP: 0.571, SLG: 1.000 85 Nicky Delmonico, L (7, 5)		K		K		1-2 2-H HR	69 G6-4-3 1-2 2-3 BB			3 0	1 0	1 0	2 0	0 1	2 0	2 0
2 J.J. Hardy, R (1, 6) OBP: 0.286, SLG: 0.200 69 Niuman Romero, S (6, PR) (7, 6)		1-2 BB		K		9 2B 1B	G6-4-3 1-2f			2 1	0 0	1 0	0 0	1 0	1 0	1 3
9 Nate McLouth, L (1, 7) OBP: 0.375, SLG: 0.750 70 Xavier Avery, L (6, PR) (7, 8)		K			K	1-3 2B		CS 81 1B 60 PO BB		3 0	0 0	1 0	0 0	0 1	2 0	2 0
24 Wilson Betemit, S (1, 5) 81 Buck Britton, L (7, 3) OBP: 1.000, SLG: 1.000		G4-3			L6	K		1-2 CS 1B		3 1	0 0	0 1	0 0	0 0	1 0	5 0
Inning Stats	R: 0 E: 0 K: 0 S: 3 H: 0 LOB: 0 BB: 0 P: 3	R: 1 E: 1 K: 2 S: 9 H: 1 LOB: 2 BB: 1 P: 14	R: 0 E: 0 K: 2 S: 7 H: 0 LOB: 0 BB: 0 P: 7	R: 0 E: 0 K: 2 S: 8 H: 1 LOB: 1 BB: 0 P: 8	R: 0 E: 0 K: 1 S: 5 H: 1 LOB: 1 BB: 1 P: 9	R: 2 E: 0 K: 2 S: 13 H: 4 LOB: 3 BB: 0 P: 14	R: 2 E: 0 K: 1 S: 7 H: 3 LOB: 2 BB: 1 P: 12	R: 0 E: 0 K: 0 S: 3 H: 1 LOB: 1 BB: 2 P: 11		1B: 9 2B: 1 3B: 0 HR: 1	SF: 0 SAC: 0 DP: 1 HBP: 1					

PITCHER		IP	WLS	BF	H	R	ER	SO	BB	IBB	HBP	BLK	WP	HR	S	P	ERA	WHIP
56 Franklin Morales, L ERA:	(1, 1)	1.0		3	0	0	0	0	0	0	0	0	0	0	3	3	0.00	0.000
52 Joel Hanrahan, R ERA: 4.5	(2, 1)	1.0		6	1	1	0	2	1	0	0	0	0	0	9	14	0.00	2.000
19 Koji Uehara, R ERA:	(3, 1)	1.0		3	0	0	0	2	0	0	0	0	0	0	7	7	0.00	0.000
40 Andrew Bailey, R ERA: 9.0	(4, 1)	1.0	H	4	1	0	0	2	0	0	0	0	0	0	8	8	0.00	1.000
30 Andrew Miller, L ERA:	(5, 1)	1.0	H	4	1	0	0	1	1	0	0	0	0	0	5	9	0.00	2.000

PITCHER		IP	WLS	BF	H	R	ER	SO	BB	IBB	HBP	BLK	WP	HR	S	P	ERA	WHIP
36 Junichi Tazawa, R ERA: 9.0	(6, 1)	1.0	L	7	4	2	2	2	0	0	0	1	0	1	13	14	18.00	4.000
66 Drake Britton, L ERA: 8.1	(7, 1)	1.1		10	4	2	2	1	2	0	1	0	0	0	9	18	13.50	4.500
55 Brock Huntzinger, R ERA:	(8, 1)	0.2		1	0	0	0	0	1	0	0	0	0	0	1	5	0.00	1.500

AB	32
R	5
H	11
RBI	5
BB	5
SO	10
LOB	18

WP: 0 PB: 0 SB: 0 CS: 2 PA: 39

livebaseballscorecards.com

Batter	1	2	3	4	5	6	7	8	9	AB	R	H	RBI	BB	SO	LOB
12 Alexi Casilla, S (1, 6) OBP: 0.222, SLG: 0.125 45 Travis Ishikawa, L (6, 3)	x 0-0 ① G6-3		x 0-0 ② P6		x 0-0 ② G3 1-2 2-3			x 0-0 ① G3	S S S 0-3 ③ K	3 0 0 0 0 0 3 2 0 0 0 0 1 1						
13 Manny Machado, R (1, 5) OBP: 0.700, SLG: 0.571 69 Niuman Romero, S (6, 6)	x 0-0 51 1B 1B		x 0-0 1-2 1B		x 0-0 ③ P2			C C C 0-3 ② K		3 0 2 0 0 0 2 1 0 0 0 0 1 0						
51 Lew Ford, R (1, 10) OBP: 0.444, SLG: 0.444 28 Steve Pearce, R (8, PH) OBP: 0.714, SLG: 1.333 (8, 10)	x 0-0 36 G6-4-3 1-2 1B		C C C 0-3 ③ K			x 0-0 ① F8		B B B B 4-0 6 1B BB		3 0 1 0 0 1 2 0 0 0 0 1 0 0						
36 Conor Jackson, R (1, 9) OBP: 0.167, SLG: 0.250 6 Russ Canzler, R (6, 5) OBP: 0.444, SLG: 0.286	x 0-0 ② ③ G6-4-3 1-2f			C C C 0-3 ① K		x 0-0 ② G6-3		x 0-0 1-3 1B		3 0 0 0 0 1 2 1 0 1 0 0 0 0						
35 Danny Valencia, R (1, 3) OBP: 0.222, SLG: 0.333 74 Jose Gil, R (6, 2)		S S S 0-3 ① K		x 0-0 ② F9		x 0-0 ③ G5-3		C C C 0-3 ③ K		3 0 0 0 0 1 0 1 0 0 0 0 1 2						
25 Trayvon Robinson, S (1, 7) OBP: 0.300, SLG: 0.700 60 Chris Dickerson, L (7, PH) OBP: 0.800, SLG: 0.667 (7, 8)		x 0-0 ② F7		C C C 0-3 ③ K			B B B B 4-0 71 P3 3 BB BB		B B B B 4-0 3 1B 70 SF7 BB	2 0 0 0 0 1 0 0 1 0 0 2 0 0						
58 Yamaico Navarro, R (1, 4) OBP: 0.625, SLG: 0.600 3 Ryan Flaherty, L (6, 4) OBP: 0.333, SLG: 0.143		x 0-0 ③ L9			x 0-0 ① G4-3		B B B B 4-0 71 P3 1-2 BB		x 0-0 1-3 1B	2 0 0 0 0 0 0 1 0 1 0 1 0 0						
71 L.J. Hoes, R (1, 8) OBP: 0.250, SLG: 0.250 70 Xavier Avery, L (7, 7)			x 0-0 ① L4		x 0-0 12 G3 63 1B 1B		x 0-0 ① ② P3 1-2 2-3		x 0-0 ① 3-H SF7	3 0 1 0 0 0 2 0 0 0 1 0 0 0						
63 Chris Robinson, R (1, 2) OBP: 0.400, SLG: 0.400 72 Jason Pridie, L (6, 9) OBP: 0.400, SLG: 0.500			x 0-0 13 1B 1B		x 0-0 12 G3 1-2 1B		x 0-0 ③ L3		x 0-0 ② F7	2 0 2 0 0 0 0 2 0 0 0 0 0 2						
Inning Stats	R: 0 H: 2 E: 0 LOB: 1 K: 0 BB: 0 S: 4 P: 4	R: 0 H: 0 E: 0 LOB: 0 K: 1 BB: 0 S: 5 P: 5	R: 0 H: 2 E: 0 LOB: 2 K: 1 BB: 0 S: 7 P: 7	R: 0 H: 0 E: 0 LOB: 0 K: 2 BB: 0 S: 7 P: 7	R: 0 H: 2 E: 0 LOB: 2 K: 0 BB: 0 S: 5 P: 5	R: 0 H: 0 E: 0 LOB: 0 K: 0 BB: 0 S: 3 P: 3	R: 0 H: 0 E: 0 LOB: 1 K: 0 BB: 2 S: 2 P: 10	R: 0 H: 1 E: 0 LOB: 2 K: 2 BB: 1 S: 8 P: 12	R: 1 H: 1 E: 0 LOB: 1 K: 1 BB: 1 S: 6 P: 10	1B: 8 SF: 1 2B: 0 SAC: 0 3B: 0 DP: 1 HR: 0 HBP: 0						

PITCHER		IP	WLS	BF	H	R	ER	SO	BB	IBB	HBP	BLK	WP	HR	S	P	ERA	WHIP
62 Liam Hendriks, R ERA: 1.8	(1, 1)	3.0	W	12	4	0	0	2	0	0	0	0	0	0	16	16	0.00	1.333
38 Cole De Vries, R ERA:	(4, 1)	1.0		3	0	0	0	2	0	0	0	0	0	0	7	7	0.00	0.000
31 Alex Burnett, R ERA: 4.5	(5, 1)	1.0		5	2	0	0	0	0	0	0	0	0	0	5	5	0.00	2.000
50 Casey Fien, R ERA: 4.5	(6, 1)	1.0		3	0	0	0	0	0	0	0	0	0	0	3	3	0.00	0.000
65 Trevor May, R ERA:	(7, 1)	1.0		4	0	0	0	0	2	0	0	0	0	0	2	10	0.00	2.000

PITCHER		IP	WLS	BF	H	R	ER	SO	BB	IBB	HBP	BLK	WP	HR	S	P	ERA	WHIP
54 Anthony Slama, R ERA: 5.4	(8, 1)	1.0		5	1	0	0	2	1	0	0	0	0	0	8	12	0.00	2.000
76 Deolis Guerra, R ERA: 15.43	(9, 1)	1.0		5	1	1	1	1	1	0	0	0	0	0	6	10	9.00	2.000

TOP

Baltimore Orioles @ Minnesota Twins

Hammond Stadium, Fort Myers, FL

Thu Feb 28 2013, 1:07 PM - 3:51 PM EST

Att. 4,360 - Partly Cloudy - 68 F

livebaseballscorecards.com

AB	32
R	1
H	8
RBI	1
BB	4
SO	7
LOB	16

PA: 37

WP: 0
PB: 0
SB: 0
CS: 0

BOTTOM

Batter	1	2	3	4	5	6	7	8	9	AB	R	H	RBI	BB	SO	LOB
19 Darin Mastroianni, R (1, 8) OBP: 0.364, SLG: 0.636 11 Clete Thomas, L (4, PR) OBP: 0.333, SLG: 0.444 (5, 8)	16 BB 33 2B 2B	F8	7 1B 2B		81 F8-1-4 1-3 2B	C C C K			3 1 2 0 0 0 1 2 1 1 0 0 1 1							
5 Eduardo Escobar, S (1, 6) OBP: 0.182, SLG: 0.200 83 Danny Santana, S (7, 6) OBP: 0.571, SLG: 0.250	L9	G5-4-3 1-2f	P6		SF7 3-H				3 0 0 1 0 0 3 0 0 0 0 0 0 0							
7 Joe Mauer, L (1, 2) OBP: 0.615, SLG: 0.375 81 Danny Lehmann, R (6, 2)	B B B B 16 BB 33 2B BB	16 2B 1B	16 1B 2-H 1B		F8-1-4 2-2				2 2 2 1 1 0 0 1 0 0 0 0 0 1							
16 Josh Willingham, R (1, 7) OBP: 0.769, SLG: 1.091 44 Chris Herrmann, L (5, 7)	B B B B 33 2B 33 E 1-2 2-3 BB	33 1B 1-H 2B	1-2 1B			F7			2 2 2 1 1 0 0 1 0 0 0 0 0 0							
33 Justin Morneau, L (1, 3) OBP: 0.467, SLG: 0.667 13 Jeff Clement, L (6, 3) OBP: 0.333, SLG: 0.143	E4 1-H 2-H 3-H 2B	27 G3 9 PB 2-H 1B	P5			F7			3 0 2 3 0 0 2 1 0 0 0 0 0 0							
9 Ryan Doumit, S (1, 10) OBP: 0.273, SLG: 0.500 77 Eric Fryer, R (7, PH) (8, 10)	B B B BB	B X G6-3 1-2	G6-3		G4-3				2 0 0 0 1 0 1 1 0 0 0 0 0 0							
27 Chris Parmelee, L (1, 9) OBP: 0.200, SLG: 0.300 26 Brian Dinkelman, L (6, 9) OBP: 0.500, SLG: 0.333	F7	G3 2-3	S S S K			1 FC4-6 1B			3 0 0 0 0 1 3 1 0 1 0 0 0 0							
24 Trevor Plouffe, R (1, 5) OBP: 0.333, SLG: 0.250 1 Ray Olmedo, S (6, 5) OBP: 0.286, SLG: 0.429	G6-3	G5-3	C C C K			FC4-6 FC4 1-2f			3 0 0 0 0 1 3 1 0 0 0 0 0 1							
2 Brian Dozier, R (1, 4) OBP: 0.500, SLG: 0.429 Eddie Rosario, L (7, 4) OBP: 0.600, SLG: 0.889	B B B B 5 G5-4-3 BB	F9			B B B B 11 2B 5 SF7 BB	FC4 1-2f			1 1 0 0 2 0 0 1 0 0 0 0 0 1							
Inning Stats	R: 3 H: 2 E: 1 LOB: 2 K: 0 BB: 3 S: 5 P: 17	R: 0 H: 0 E: 0 LOB: 0 K: 0 BB: 1 S: 2 P: 6	R: 2 H: 3 E: 0 LOB: 1 K: 0 BB: 0 S: 6 P: 7	R: 1 H: 3 E: 0 LOB: 2 K: 0 BB: 0 S: 6 P: 6	R: 0 H: 0 E: 0 LOB: 0 K: 2 BB: 0 S: 7 P: 7	R: 1 H: 1 E: 0 LOB: 0 K: 0 BB: 1 S: 3 P: 7	R: 0 H: 0 E: 0 LOB: 0 K: 0 BB: 0 S: 3 P: 3	R: 0 H: 1 E: 0 LOB: 1 K: 1 BB: 0 S: 6 P: 6		1B: 5 SF: 1 2B: 6 SAC: 0 3B: 0 DP: 2 HR: 0 HBP: 0							

PITCHER	IP	WLS	BF	H	R	ER	SO	BB	IBB	HBP	BLK	WP	HR	S	P	ERA	WHIP
48 Jair Jurrjens, R (1, 1) ERA: 9.0	1.0	L	8	2	3	2	0	3	0	0	0	0	0	5	17	18.00	5.000
65 Mike Belfiore, L (2, 1) ERA: 4.5	2.0		9	3	2	2	0	1	0	0	0	0	0	8	13	9.00	2.000
75 Kevin Gausman, R (4, 1) ERA: 4.91	2.0		9	3	1	1	2	0	0	0	0	0	0	13	13	4.50	1.500
64 Zach Clark, R (6, 1) ERA: 2.25	2.0		7	1	1	1	0	1	0	0	0	0	0	6	10	4.50	1.000
61 Adam Russell, R (8, 1) ERA: 3.0	1.0		4	1	0	0	1	0	0	0	0	0	0	6	6	0.00	1.000

PITCHER	IP	WLS	BF	H	R	ER	SO	BB	IBB	HBP	BLK	WP	HR	S	P	ERA	WHIP

Baltimore Orioles @ Minnesota Twins

Hammond Stadium, Fort Myers, FL

Thu Feb 28 2013, 1:07 PM - 3:51 PM EST

Att. 4,360 - Partly Cloudy - 68 F

livebaseballscorecards.com

AB	31
R	7
H	10
RBI	6
BB	5
SO	3
LOB	17

WP: 0 PA: 37
PB: 1
SB: 0
CS: 0

Batter	1	2	3	4	5	6	7	8	9	AB	R	H	RBI	BB	SO	LOB
6 Starling Marte, R (1, 7) OBP: 0.333, SLG: 0.556 71 Brett Carroll, R (6, 7)	C C C 0-3 ① K		S S S 0-3 ① K		X 0-0 15 SF8 3B		B B B B 4-0 7 SF9 5 SH1-3 BB		S S S 0-3 ① K	3 1 1 0 0 2 2 1 0 0 0 1 1 1						
15 Chase d'Arnaud, R (1, 6) OBP: 0.333, SLG: 0.500 5 Josh Harrison, R (6, 6)	X 0-0 2B		C C C 0-3 ② K		X 0-0 ② SF8 3-H		X 0-0 ① SH1-3 1-2 2-3		X 0-0 ② L1-3 1-2	2 0 1 1 0 1 2 1 0 0 0 0 0 1						
22 Andrew McCutchen, R (1, 8) OBP: 0.143, SLG: 0.143 7 Alex Presley, L (6, 8) OBP: 0.417, SLG: 0.400	X 0-0 ② P4		X 0-0 ③ 1-3 2-H 1B		X 0-0 ③ G4-3		X 0-0 ② SF9 2-3 3-H		X 0-0 ③ 2-H 1B	3 0 1 1 0 0 1 1 0 1 1 0 0 0						
14 Gaby Sanchez, R (1, 3) OBP: 0.556, SLG: 1.375 25 Clint Robinson, L (6, 3) OBP: 0.375, SLG: 0.500	X 0-0 ③ F8			S X 0-1 HR		B B S X 2-1 HR	X 0-0 ③ F8			3 2 2 2 0 0 1 1 0 0 0 0 0 1						
23 Travis Snider, L (1, 10) OBP: 0.333, SLG: 0.500		S S S 0-3 ① K		X 0-0 2 FC6-4 1B		X 0-0 19 CS 1B		X 0-0 79 1B 1B		4 0 3 0 0 1 0						
2 Brad Hawpe, L (1, 9) OBP: 0.300, SLG: 0.125 79 Gregory Polanco, L (6, 9) OBP: 0.500, SLG: 0.500		X 0-0 ② G4-3		X 0-0 ① FC6-4 19 1B 1-2f		S S S 0-3 ① K		D X 1-0 ① 64 FC5-4 1-2 1B		3 0 0 0 0 1 2 1 0 1 0 0 0 0						
19 Michael McKenry, R (1, 2) OBP: 0.429, SLG: 0.429 64 Ali Solis, R (7, 2)		X 0-0 ③ G5-3		X 0-0 43 G6-4-3 1-2 1B		1 SAFE X 0-0 ② 1-2 1B		X 0-0 ② FC5-4 1-2f		3 0 2 0 0 0 0 1 0 0 0 0 0 1						
43 Jared Goedert, R (1, 5) OBP: 0.400, SLG: 0.667 65 Matt Hague, R (6, 5) OBP: 0.250, SLG: 0.182			X 0-0 66 BB 22 1B 1B	X 0-0 ②③ G6-4-3 1-2f		X 0-0 ③ P3		C C C 0-3 ③ K		3 1 1 0 0 0 3 1 0 0 0 0 1 1						
66 Iván De Jesús Jr., R (1, 4) OBP: 0.444, SLG: 0.500 10 Jordy Mercer, R (7, 4) OBP: 0.750, SLG: 1.167			B B B B 4-0 22 1B 1-2 BB		X 0-0 ① F9		X 0-0 5 SH1-3 7 SF9 2B		B B B B 4-0 5 L1-3 7 1B BB	2 1 1 0 1 0 0 0 0 0 0 1 0 0						
Inning Stats	R: 0 H: 1 E: 0 LOB: 1 K: 1 BB: 0 S: 6 P: 6	R: 0 H: 0 E: 0 LOB: 0 K: 1 BB: 0 S: 5 P: 5	R: 1 H: 2 E: 0 LOB: 2 K: 2 BB: 1 S: 8 P: 12	R: 1 H: 3 E: 0 LOB: 1 K: 0 BB: 0 S: 6 P: 6	R: 1 H: 1 E: 0 LOB: 0 K: 0 BB: 0 S: 4 P: 4	R: 1 H: 3 E: 0 LOB: 1 K: 1 BB: 0 S: 8 P: 10	R: 1 H: 1 E: 0 LOB: 1 K: 0 BB: 1 S: 4 P: 8	R: 0 H: 2 E: 0 LOB: 1 K: 1 BB: 0 S: 6 P: 7	R: 0 H: 1 E: 0 LOB: 2 K: 1 BB: 1 S: 5 P: 9	1B: 9 SF: 2 2B: 2 SAC: 1 3B: 1 DP: 1 HR: 2 HBP: 0						

TOP

Pittsburgh Pirates @ Baltimore Orioles

Ed Smith Stadium, Sarasota, FL

Fri Mar 01 2013, 1:15 PM - 3:46 PM EST

Att. 4,256 - Cloudy - 59 F

livebaseballscorecards.com

AB	33
R	5
H	14
RBI	5
BB	3
SO	7
LOB	16

WP: 0 PA: 39
PB: 0
SB: 0
CS: 1

PITCHER		IP	WLS	BF	H	R	ER	SO	BB	IBB	HBP	BLK	WP	HR	S	P	ERA	WHIP
39 Jason Hammel, R ERA:	(1, 1)	2.0	W	7	1	0	0	2	0	0	0	0	0	0	11	11	0.00	0.500
85 Mike Wright Jr., R ERA: 5.4	(3, 1)	3.0	H	14	6	3	3	2	1	0	0	0	0	1	18	22	9.00	2.333
27 Mark Hendrickson, L ERA: 4.5	(6, 1)	1.0	H	5	3	1	1	1	0	0	0	0	0	1	8	10	9.00	3.000
66 T.J. McFarland, L ERA: 11.57	(7, 1)	1.0	H	5	1	1	1	0	1	0	0	0	0	0	4	8	9.00	2.000
91 Chris Petrini, L ERA:	(8, 1)	1.0	H	4	2	0	0	1	0	0	0	0	0	0	6	7	0.00	2.000

PITCHER		IP	WLS	BF	H	R	ER	SO	BB	IBB	HBP	BLK	WP	HR	S	P	ERA	WHIP
87 Branden Kline, R ERA:	(9, 1)	1.0	S	4	1	0	0	1	1	0	0	0	0	0	5	9	0.00	2.000

BOTTOM

Pittsburgh Pirates @ Baltimore Orioles

Ed Smith Stadium, Sarasota, FL

Fri Mar 01 2013, 1:15 PM - 3:46 PM EST

Att. 4,256 - Cloudy - 59 F

livebaseballscorecards.com

Batter	1	2	3	4	5	6	7	8	9	AB	R	H	RBI	BB	SO	LOB
1 Brian Roberts, S (1, 4) OBP: 0.545, SLG: 1.000 3 Ryan Flaherty, L (6, 4) OBP: 0.400, SLG: 0.250	HR	1B			10 FC6-4 1B		28 G5-4-3 1B			3 1	1 0	3 1	1 0	0 0	0 0	0 0
21 Nick Markakis, L (1, 9) OBP: 0.250, SLG: 0.250 28 Steve Pearce, R (6, 3) OBP: 0.625, SLG: 1.143	F8	F7			F7		G5-4-3 1-2f			3 1	0 0	0 0	0 0	0 0	0 0	2 1
10 Adam Jones, R (1, 8) OBP: 0.091, SLG: 0.182 70 Xavier Avery, L (6, 8)	F9		P3		FC6-4 32 PB 32 1B 1-2f		K			3 1	1 0	0 0	0 0	0 0	0 1	1 0
32 Matt Wieters, S (1, 2) OBP: 0.400, SLG: 0.500 71 L.J. Hoes, R (6, 7) OBP: 0.400, SLG: 0.400	G4-3		F9		1-H 1B			59 G6-3 1B		3 1	0 0	1 1	1 0	0 0	0 0	0 0
19 Chris Davis, L (1, 3) OBP: 0.500, SLG: 0.778 59 Luis Exposito, R (6, 2) OBP: 0.429, SLG: 0.500		K	1B		P6			1 SAFE G6-3 1-2		3 1	0 0	1 0	0 0	0 0	1 0	1 1
2 J.J. Hardy, R (1, 6) OBP: 0.200, SLG: 0.125 6 Russ Canzler, R (7, 5) OBP: 0.400, SLG: 0.250	F9	L5				F7	F9			3 1	0 0	0 0	0 0	0 0	0 0	1 0
9 Nate McLouth, L (1, 10) OBP: 0.364, SLG: 0.636	14 HR 1B			F7		K				3	1	1	0	0	1	0
14 Nolan Reimold, R (1, 7) OBP: 0.222, SLG: 0.500 72 Jason Pridie, L (3, 7) OBP: 0.429, SLG: 1.000 (6, 9)	1-H HR			F7		HR				1 2	1 1	1 1	2 1	0 0	0 0	0 0
24 Wilson Betemit, S (1, 5) OBP: 0.111, SLG: 0.444 69 Niuman Romero, S (7, 6)	HR			K		K				3 0	1 0	1 0	1 0	0 0	2 0	0 0
Inning Stats	R: 1 E: 0 K: 0 S: 5 H: 1 LOB: 0 BB: 0 P: 5	R: 3 E: 0 K: 1 S: 11 H: 4 LOB: 1 BB: 0 P: 14	R: 0 E: 0 K: 0 S: 4 H: 1 LOB: 1 BB: 0 P: 4	R: 0 E: 0 K: 1 S: 5 H: 0 LOB: 0 BB: 0 P: 5	R: 1 E: 0 K: 0 S: 5 H: 2 LOB: 1 BB: 0 P: 6	R: 1 E: 0 K: 2 S: 9 H: 1 LOB: 0 BB: 0 P: 11	R: 0 E: 0 K: 1 S: 5 H: 0 LOB: 0 BB: 0 P: 5	R: 0 E: 0 K: 0 S: 3 H: 1 LOB: 0 BB: 0 P: 3		1B: 7 2B: 0 3B: 0 HR: 4	SF: 0 SAC: 0 DP: 1 HBP: 0						

	AB	33
	R	6
	H	11
	RBI	6
	BB	0
	SO	5
	LOB	7

WP: 0 PB: 1 SB: 0 CS: 0 PA: 33

PITCHER	IP	WLS	BF	H	R	ER	SO	BB	IBB	HBP	BLK	WP	HR	S	P	ERA	WHIP
53 James McDonald, R (1, 1) ERA: 7.2	3.0	L	15	6	4	4	1	0	0	0	0	0	3	20	23	12.00	2.000
63 Chris Leroux, R (4, 1) ERA:	2.0		8	2	1	0	1	0	0	0	0	0	0	10	11	0.00	1.000
61 Duke Welker, R (6, 1) ERA: 4.5	1.0		4	1	1	1	2	0	0	0	0	0	1	9	11	9.00	1.000
68 Vic Black, R (7, 1) ERA:	1.0		3	1	0	0	1	0	0	0	0	0	0	5	5	0.00	1.000
77 Kyle Waldrop, R (8, 1) ERA:	1.0		3	1	0	0	0	0	0	0	0	0	0	3	3	0.00	1.000

PITCHER	IP	WLS	BF	H	R	ER	SO	BB	IBB	HBP	BLK	WP	HR	S	P	ERA	WHIP

Baltimore Orioles @ Tampa Bay Rays

Charlotte Sports Park, Port Charlotte, FL

Sat Mar 02 2013, 1:08 PM - 3:25 PM EST

Att. 4,696 - Cloudy - 56 F

TOP

livebaseballscorecards.com

Batter	1	2	3	4	5	6	7	8	9	AB	R	H	RBI	BB	SO	LOB
12 Alexi Casilla, S (1, 4) OBP: 0.250, SLG: 0.182 28 Steve Pearce, R (6, 9) OBP: 0.556, SLG: 1.000	G4-3		K			3 CS 1B		K		3 1	0 0	1 0	0 0	0 0	1 1	0 0
3 Ryan Flaherty, L (1, 6) OBP: 0.385, SLG: 0.364 58 Yamaico Navarro, R (6, 6) OBP: 0.667, SLG: 0.667	13 G1-4-3 2B			G3		F9 1-2		71 G5-4-3 1B		3 1	0 0	1 1	0 0	0 0	0 0	1 0
13 Manny Machado, R (1, 5) OBP: 0.615, SLG: 0.700 71 L.J. Hoes, R (6, 8) OBP: 0.333, SLG: 0.333	G1-4-3 2-3			K		72 1B 3B		G5-4-3 1-2f		3 1	1 0	1 0	0 0	0 0	1 0	1 1
72 Jason Pridie, L (1, 9) OBP: 0.400, SLG: 0.778 74 Jose Gil, R (6, 2)	G3			F9		1B 3-H			F7	3 1	0 0	1 0	1 0	0 0	0 0	1 0
60 Chris Dickerson, L (1, 8) OBP: 0.500, SLG: 0.333 69 Niuman Romero, S (6, 4) OBP: 0.167, SLG: 0.167		K			F9	G3			1B	3 1	0 0	0 1	0 0	0 0	1 0	1 0
25 Trayvon Robinson, S (1, 10) OBP: 0.250, SLG: 0.583 36 Conor Jackson, R (7, PH) OBP: 0.286, SLG: 0.308 (7, 10)		K			K		1B		BB	2 1	0 0	0 1	0 0	0 1	2 0	0 0
45 Travis Ishikawa, L (1, 3) OBP: 0.200, SLG: 0.111 6 Russ Canzler, R (7, PH) OBP: 0.333, SLG: 0.200 (7, 3)		K			59 1B 1B		F9		FC6-4 1-2f	2 2	0 0	1 0	0 0	0 0	1 0	0 2
59 Luis Exposito, R (1, 2) OBP: 0.444, SLG: 0.500 35 Danny Valencia, R (6, 5) OBP: 0.200, SLG: 0.300			G6-3		1-2 1B		F9			2 1	0 0	1 0	0 0	0 0	0 0	0 1
70 Xavier Avery, L (1, 7) 51 Lew Ford, R (7, PH) OBP: 0.400, SLG: 0.400 (7, 7)			K		K		K2-3			2 1	0 0	0 0	0 0	0 0	2 1	2 1
Inning Stats	R: 0 H: 1 E: 0 LOB: 1 K: 0 BB: 0 S: 4 P: 4	R: 0 H: 0 E: 0 LOB: 0 K: 3 BB: 0 S: 9 P: 9	R: 0 H: 0 E: 0 LOB: 0 K: 2 BB: 0 S: 7 P: 7	R: 0 H: 0 E: 0 LOB: 0 K: 1 BB: 0 S: 5 P: 5	R: 0 H: 2 E: 0 LOB: 2 K: 2 BB: 0 S: 9 P: 9	R: 1 H: 3 E: 0 LOB: 1 K: 0 BB: 0 S: 5 P: 6	R: 0 H: 1 E: 0 LOB: 1 K: 1 BB: 0 S: 6 P: 6	R: 0 H: 1 E: 0 LOB: 0 K: 1 BB: 0 S: 5 P: 5	R: 0 H: 1 E: 0 LOB: 1 K: 0 BB: 1 S: 3 P: 7	1B: 7 SF: 0 2B: 1 SAC: 0 3B: 1 DP: 1 HR: 0 HBP: 0						WP: 0 PA: 34 PB: 0 SB: 0 CS: 1	

	AB	33
	R	1
	H	9
	RBI	1
	BB	1
	SO	10
	LOB	11

PITCHER		IP	WLS	BF	H	R	ER	SO	BB	IBB	HBP	BLK	WP	HR	S	P	ERA	WHIP
53 Alex Cobb, R ERA: 3.6	(1, 1)	3.0		10	1	0	0	5	0	0	0	0	0	0	20	20	0.00	0.333
56 Fernando Rodney, R ERA:	(4, 1)	1.0	W	3	0	0	0	1	0	0	0	0	0	0	5	5	0.00	0.000
47 Brandon Gomes, R ERA:	(5, 1)	1.0	H	5	2	0	0	2	0	0	0	0	0	0	9	9	0.00	2.000
52 Josh Lueke, R ERA: 2.08	(6, 1)	1.0		5	3	1	1	0	0	0	0	0	0	0	5	6	9.00	3.000
54 Alex Torres, L ERA: 1.93	(7, 1)	2.0	H	7	2	0	0	2	0	0	0	0	0	0	11	11	0.00	1.000

PITCHER		IP	WLS	BF	H	R	ER	SO	BB	IBB	HBP	BLK	WP	HR	S	P	ERA	WHIP
85 Juan Sandoval, R ERA: 2.7	(9, 1)	1.0	S	4	1	0	0	0	1	0	0	0	0	0	3	7	0.00	2.000

BOTTOM

Batter	1	2	3	4	5	6	7	8	9	AB	R	H	RBI	BB	SO	LOB
18 Ben Zobrist, S (1, 9) OBP: 0.263, SLG: 0.294 60 Wil Myers, R (6, 9) OBP: 0.286, SLG: 0.333	11 1B	G4-3 ②	3 G4-3 2 G3 1B	CCC K ③						3 0 2 0 0 0 0 1 0 0 0 0 1 0						
2 Kelly Johnson, L (1, 7) OBP: 0.250, SLG: 0.182 66 Jason Bourgeois, R (6, 7) OBP: 0.417, SLG: 0.400	F8 ①	G4-3 ③	G3 ① 1-2				H 7 G3-6 HBP			3 0 0 0 0 0 2 0 0 0 0 0 0 0						
3 Evan Longoria, R (1, 5) OBP: 0.625, SLG: 0.571 7 Mike Fontenot, L (7, 5) OBP: 0.333, SLG: 0.364	F8 ②		BBB 11 HR BB	G4-3 ② 2-3				G3-6 ①② 1-2f		2 1 0 0 1 0 2 1 0 0 0 0 0 1						
11 Yunel Escobar, R (1, 6) OBP: 0.308, SLG: 0.667 68 Shawn O'Malley, S (6, 6) OBP: 0.286, SLG: 0.286	1-3 1B		1-H HR	F8 ③				E9 87 PB 1B		3 1 2 2 0 0 1 1 0 1 0 0 0 0						
19 Ryan Roberts, R (1, 4) OBP: 0.462, SLG: 1.182 87 Cole Figueroa, L (7, 4) OBP: 0.444, SLG: 0.667	G5-3 ③		CX HR			G5-3 ①		BX G5-3 ③ 2-3		3 1 1 1 0 0 2 1 0 0 0 0 0 1						
28 José Molina, R (1, 2) OBP: 0.273, SLG: 0.200 59 Jose Lobaton, S (5, 2) OBP: 0.375, SLG: 0.286	G6-3 ①		SSS K ①	G4-3 ②						2 0 0 0 0 1 0 1 0 0 0 0 0 0						
64 Shelley Duncan, R (1, 10) OBP: 0.200, SLG: 0.400	G6-3 ②		G4-3 ②	F8 ③						3 0 0 0 0 0 0						
21 James Loney, L (1, 3) OBP: 0.250, SLG: 0.333 69 Nick Weglarz, L (8, 3)	F9 ③		F8 ③				SSS K ①			3 0 0 0 0 1 0 0 0 0 0 0 0 0						
1 Sean Rodríguez, R (1, 8) OBP: 0.067, SLG: 0.286 24 Rich Thompson, L (8, 8) OBP: 0.429, SLG: 0.429		F9 ①	BCCX HR				G5-3 ②			3 1 1 1 0 0 0 0 0 0 0 0 0 0						
Inning Stats	R: 0 E: 0 K: 0 S: 5 H: 2 LOB: 2 BB: 0 P: 5	R: 0 E: 0 K: 0 S: 3 H: 0 LOB: 0 BB: 0 P: 3	R: 0 E: 0 K: 0 S: 3 H: 0 LOB: 0 BB: 0 P: 3	R: 3 E: 0 K: 1 S: 8 H: 2 LOB: 0 BB: 1 P: 12	R: 1 E: 0 K: 0 S: 7 H: 2 LOB: 1 BB: 0 P: 8	R: 0 E: 0 K: 0 S: 3 H: 0 LOB: 0 BB: 0 P: 3	R: 0 E: 0 K: 2 S: 7 H: 0 LOB: 0 BB: 0 P: 7	R: 0 E: 1 K: 0 S: 3 H: 1 LOB: 1 BB: 0 P: 5		1B: 4 2B: 0 3B: 0 HR: 3 SF: 0 SAC: 0 DP: 1 HBP: 1						

PITCHER		IP	WLS	BF	H	R	ER	SO	BB	IBB	HBP	BLK	WP	HR	S	P	ERA	WHIP
16 Wei-Yin Chen, L ERA:	(1, 1)	2.0		8	2	0	0	0	0	0	0	0	0	0	8	8	0.00	1.000
17 Brian Matusz, L ERA: 6.75	(3, 1)	2.0	L	9	2	3	3	1	1	0	0	0	0	2	11	15	13.50	1.500
29 Tommy Hunter, R ERA: 6.75	(5, 1)	2.0		8	2	1	1	0	0	0	0	0	0	1	10	11	4.50	1.000
40 Troy Patton, L ERA: 8.1	(7, 1)	1.0		3	0	0	0	2	0	0	0	0	0	0	7	7	0.00	0.000
54 Daniel McCutchen, R ERA:	(8, 1)	1.0		4	1	0	0	0	0	0	1	0	0	0	3	5	0.00	1.000

PITCHER	IP	WLS	BF	H	R	ER	SO	BB	IBB	HBP	BLK	WP	HR	S	P	ERA	WHIP

Baltimore Orioles @ Tampa Bay Rays

Charlotte Sports Park, Port Charlotte, FL

Sat Mar 02 2013, 1:08 PM - 3:25 PM EST

Att. 4,696 - Cloudy - 56 F

livebaseballscorecards.com

AB	30
R	4
H	7
RBI	4
BB	1
SO	3
LOB	9

PA: 32

WP: 0
PB: 1
SB: 0
CS: 0

Batter	1	2	3	4	5	6	7	8	9	AB	R	H	RBI	BB	SO	LOB
2 Ben Revere, L (1, 8) OBP: 0.333, SLG: 0.348	0-0 13 FC6-4 1B		1-3 ① K 1-2	1-0 ③ CS 1-2	0-0 ① B1-3		0-0 ③ FC4-6 1-2f			4	0	1	0	0	1	2
23 Jiwan James, S (8, 8)										0	0	0	0	0	0	0
13 Freddy Galvis, S (1, 6) OBP: 0.286, SLG: 0.524	0-0 ① FC6-4 1-2f		0-3 ② K2-3		0-0 ② G3			0-2 HR		4	1	1	1	0	1	2
11 Edgar Duran, S (8, 6)										0	0	0	0	0	0	0
10 Michael Young, R (1, 5) OBP: 0.286, SLG: 0.421	0-0 ② F9		3-2 2-H HR		0-0 ③ F9			0-0 ① F7		3	1	1	2	0	0	1
72 Cody Asche, L (5, 5) OBP: 0.364, SLG: 0.400										1	0	0	0	0	0	0
19 Laynce Nix, L (1, 7) OBP: 0.176, SLG: 0.067	0-0 ③ F9		4-0 15 1B BB			0-3 ① K		0-0 ② F7		2	0	0	0	1	1	1
80 Zach Collier, L (6, 7)										1	0	0	0	0	0	0
15 John Mayberry Jr., R (1, 10) OBP: 0.333, SLG: 0.500		0-0 2B	0-0 1-2 1B			0-0 ② G6-3		0-0 ③ F9		4	0	2	0	0	0	0
Carlos Ruiz, R (1, 2) OBP: 0.400, SLG: 0.583	0-0 ① G5-3		0-3 ③ K			0-0 ③ F8			0-0 ① G6-3	3	0	0	0	0	1	3
39 Steven Lerud, L (6, 2) OBP: 0.333, SLG: 0.200										1	0	0	0	0	0	0
24 Josh Fields, R (1, 3) OBP: 0.167, SLG: 0.167	0-3 ② K		0-3 ① K				0-3 ① K		0-0 ② G6-3	4	0	0	0	0	3	1
22 Joe Mather, R (1, 9)	0-0 ③ G4-3		0-3 ② K				4-0 2 FC4-6 BB		0-3 ③ K	3	0	0	0	1	2	1
74 César Hernández, S (1, 4) OBP: 0.333, SLG: 0.200			0-0 2 S 10 HR 1B	4-0 2 CS BB			0-0 ② P6			2	1	1	0	1	0	1
Inning Stats	R: 0 H: 1 E: 0 LOB: 1 K: 0 BB: 0 S: 4 P: 4	R: 0 H: 1 E: 0 LOB: 1 K: 1 BB: 0 S: 6 P: 6	R: 2 H: 3 E: 0 LOB: 2 K: 3 BB: 1 S: 14 P: 22	R: 0 H: 0 E: 0 LOB: 0 K: 2 BB: 1 S: 6 P: 11	R: 0 H: 0 E: 0 LOB: 0 K: 0 BB: 0 S: 3 P: 3	R: 0 H: 0 E: 0 LOB: 0 K: 1 BB: 0 S: 5 P: 5	R: 0 H: 0 E: 0 LOB: 1 K: 1 BB: 1 S: 5 P: 9	R: 1 H: 1 E: 0 LOB: 0 K: 0 BB: 0 S: 6 P: 6	R: 0 H: 0 E: 0 LOB: 0 K: 1 BB: 0 S: 5 P: 5	1B: 3 SF: 0 2B: 1 SAC: 0 3B: 0 DP: 0 HR: 2 HBP: 0						

PITCHER		IP	WLS	BF	H	R	ER	SO	BB	IBB	HBP	BLK	WP	HR	S	P	ERA	WHIP
30 Chris Tillman, R ERA: 4.15	(1, 1)	2.2	W	13	4	2	2	3	1	0	0	0	0	1	20	28	6.75	1.875
Zech Zinicola, R ERA:	(3, 1)	0.1	H	2	1	0	0	1	0	0	0	0	0	0	4	4	0.00	3.000
50 Miguel González, R ERA:	(4, 1)	2.0	H	6	0	0	0	2	1	0	0	0	0	0	9	14	0.00	0.500
47 Pedro Strop, R ERA:	(6, 1)	1.0		3	0	0	0	1	0	0	0	0	0	0	5	5	0.00	0.000
78 Todd Redmond, R ERA: 1.8	(7, 1)	2.0		8	1	1	1	1	1	0	0	0	0	1	11	15	4.50	1.000

PITCHER		IP	WLS	BF	H	R	ER	SO	BB	IBB	HBP	BLK	WP	HR	S	P	ERA	WHIP
61 Adam Russell, R ERA: 2.25	(9, 1)	1.0		3	0	0	0	1	0	0	0	0	0	0	5	5	0.00	0.000

TOP

Philadelphia Phillies @ Baltimore Orioles

Ed Smith Stadium, Sarasota, FL

Sun Mar 03 2013, 1:08 PM - 3:45 PM EST

Att. 6,246 - Cloudy - 52 F

livebaseballscorecards.com

AB	32
R	3
H	6
RBI	3
BB	3
SO	9
LOB	12

BOTTOM

Philadelphia Phillies @ Baltimore Orioles

Ed Smith Stadium, Sarasota, FL

Sun Mar 03 2013, 1:08 PM - 3:45 PM EST

Att. 6,246 - Cloudy - 52 F

livebaseballscorecards.com

Batter	1	2	3	4	5	6	7	8	9	AB	R	H	RBI	BB	SO	LOB
9 Nate McLouth, L (1, 8) OBP: 0.357, SLG: 0.538 3 Ryan Flaherty, L (6, 6) OBP: 0.333, SLG: 0.308	L7 BB				F7 1-2	K		K 1-2		2 2	0 0	0 0	0 0	1 0	0 2	1 1
1 Brian Roberts, S (1, 4) OBP: 0.571, SLG: 0.923 60 Chris Dickerson, L (6, 9) OBP: 0.600, SLG: 0.333	32 HR 19 1B G4-3				32 2B 19 1B BB	BB		HBP 35 1B		2 0	2 0	1 0	0 0	1 1	0 0	1 0
19 Chris Davis, L (1, 3) OBP: 0.538, SLG: 0.750 35 Danny Valencia, R (6, 3) OBP: 0.250, SLG: 0.333	32 HR 1-2 1B		K		32 2B 36 HR 1-2 2-3 1B	K		1-2 2-H 1B		3 2	2 0	2 1	0 1	0 1	1 0	0 1
32 Matt Wieters, S (1, 2) OBP: 0.462, SLG: 0.846 45 Travis Ishikawa, L (6, PH) OBP: 0.182, SLG: 0.100 59 Luis Exposito, R (7, 2) OBP: 0.400, SLG: 0.444	1-H 2-H HR		F9		36 HR 1-3 2-H 3-H 2B	L8		K		3 1 1	2 0 0	2 0 0	5 0 0	0 0 1	0 0 2	0 1 2
36 Conor Jackson, R (1, 10) OBP: 0.353, SLG: 0.750 6 Russ Canzler, R (7, PH) OBP: 0.308, SLG: 0.182 (8, 10)	HR		G5-3		2-H 3-H HR	K				3 1	2 0	2 0	4 0	0 0	0 1	0 0
24 Wilson Betemit, S (1, 5) OBP: 0.083, SLG: 0.333 13 Manny Machado, R (6, 5) OBP: 0.571, SLG: 0.636	K			F7 P3	P3	K	K			3 1	0 0	0 0	0 0	0 0	1 1	0 0
2 J.J. Hardy, R (1, 6) OBP: 0.231, SLG: 0.100 12 Alexi Casilla, S (6, 4) OBP: 0.231, SLG: 0.167	P4			F7 F7	72 HR BB	K				2 1	1 0	0 0	0 0	1 0	0 1	0 0
72 Jason Pridie, L (1, 9) OBP: 0.385, SLG: 0.917 70 Xavier Avery, L (6, 8) OBP: 0.300, SLG: 0.143		G4-3		F8	1-H HR			3 WP 35 1B 1B		3 1	1 1	1 1	2 0	0 0	0 0	0 0
25 Trayvon Robinson, S (1, 7) OBP: 0.267, SLG: 0.533 71 L.J. Hoes, R (6, 7) OBP: 0.286, SLG: 0.286		G3-1			19 1B 9 S 32 2B 1B L9			P3		3 1	1 0	1 0	0 0	0 0	0 1	0 1
Inning Stats	R: 4 H: 4 E: 0 LOB: 0 K: 1 BB: 0 S: 10 P: 11	R: 0 H: 0 E: 0 LOB: 1 K: 0 BB: 1 S: 3 P: 7	R: 0 H: 0 E: 0 LOB: 0 K: 1 BB: 0 S: 5 P: 5	R: 0 H: 0 E: 0 LOB: 0 K: 0 BB: 0 S: 3 P: 3	R: 7 H: 5 E: 0 LOB: 0 K: 0 BB: 2 S: 10 P: 22	R: 0 H: 0 E: 0 LOB: 1 K: 2 BB: 1 S: 7 P: 11	R: 0 H: 0 E: 0 LOB: 0 K: 3 BB: 0 S: 9 P: 9	R: 1 H: 2 E: 0 LOB: 2 K: 2 BB: 0 S: 9 P: 11		1B: 6 SF: 0 2B: 1 SAC: 0 3B: 0 DP: 0 HR: 4 HBP: 1						WP: 1 PA: 40 PB: 0 SB: 1 CS: 0	

	AB	35
	R	12
	H	11
	RBI	12
	BB	4
	SO	9
	LOB	8

PITCHER		IP	WLS	BF	H	R	ER	SO	BB	IBB	HBP	BLK	WP	HR	S	P	ERA	WHIP
38 Kyle Kendrick, R ERA: 11.25	(1, 1)	2.0	L	11	4	4	4	1	1	0	0	0	0	2	13	18	18.00	2.500
60 Zach Miner, R ERA: 6.75	(3, 1)	2.1		8	1	1	1	1	0	0	0	0	0	0	10	11	3.86	0.429
47 Jeremy Horst, L ERA: 17.18	(5, 1)	0.2		8	4	6	6	0	2	0	0	0	0	2	8	19	81.00	9.000
75 Kyle Simon, R ERA: 5.4	(6, 1)	1.0		4	0	0	0	2	1	0	0	0	0	0	7	11	0.00	1.000
63 Jake Diekman, L ERA: 4.5	(7, 1)	2.0		9	2	1	1	5	0	0	1	0	1	0	18	20	4.50	1.000

PITCHER	IP	WLS	BF	H	R	ER	SO	BB	IBB	HBP	BLK	WP	HR	S	P	ERA	WHIP

Batter	1	2	3	4	5	6	7	8	9	10	AB	R	H	RBI	BB	SO	LOB
12 Alexi Casilla, S (1, 6) OBP: 0.375, SLG: 0.400	0-0 14 L6-4 2B		0-0 1-2 1B		0-0 1-2 1B	S S C 0-3 K		0-0 1-2 1B			3	0	3	0	0	0	0
60 Chris Dickerson, L (6, PH) OBP: 0.583, SLG: 0.375 (6, 9)											2	0	1	0	0	1	0
13 Manny Machado, R (1, 5) OBP: 0.471, SLG: 0.500	S S C 0-3 K		0-0 F8-5 2-3		0-0 F8		0-0 70 BB 6 1B 1B	S S S 0-3 K			3	0	0	0	0	1	5
45 Travis Ishikawa, L (6, 3) OBP: 0.231, SLG: 0.167											2	0	1	0	0	1	2
14 Nolan Reimold, R (1, 10) OBP: 0.167, SLG: 0.364	0-0 L6-4 2-2		0-0 F8		S S C 0-3 K		0-0 70 BB 1-2 1B	0-0 F8			3	0	0	0	0	1	4
6 Russ Canzler, R (7, PH) OBP: 0.333, SLG: 0.231 (7, 10)											2	0	1	0	0	0	2
36 Conor Jackson, R (1, 3) OBP: 0.450, SLG: 1.000		0-0 28 HR 1B		0-0 28 FC1-6 2B		B S X 1-1 HR	0-0 F8		0-0 L6		3	2	3	1	0	0	0
3 Ryan Flaherty, L (6, 4) OBP: 0.294, SLG: 0.267											2	0	0	0	0	0	2
28 Steve Pearce, R (1, 9) OBP: 0.583, SLG: 1.455		0-0 1-H HR		0-0 FC1-6 2-3		B S X 1-1 HR	B B B B 4-0 1-2 2-3 BB		S S S 0-3 K		3	2	2	3	0	0	1
70 Xavier Avery, L (6, 8) OBP: 0.333, SLG: 0.125											1	0	0	0	1	1	0
51 Lew Ford, R (1, 7) OBP: 0.385, SLG: 0.385		0-0 71 G4-3 1B		0-0 L9		0-0 F8	0-0 P4		S S S 0-3 K		3	0	1	0	0	0	1
35 Danny Valencia, R (6, 5) OBP: 0.214, SLG: 0.286											2	0	0	0	0	1	3
58 Yamaico Navarro, R (1, 4) OBP: 0.500, SLG: 0.444		0-0 F8		0-0 P5		S S S 0-3 K	S S S 0-3 K			0-0 F8	3	0	0	0	0	1	2
25 Trayvon Robinson, S (6, 7) OBP: 0.235, SLG: 0.471											2	0	0	0	0	1	3
71 L.J. Hoes, R (1, 8) OBP: 0.300, SLG: 0.300		0-0 G4-3 1-2f			0-0 F8	0-0 59 HR 1B		B B B B 4-0 60 1B BB		S S S 0-3 K	3	1	1	0	0	0	1
69 Niuman Romero, S (6, 6) OBP: 0.250, SLG: 0.143											1	0	0	0	1	1	0
59 Luis Exposito, R (1, 2) OBP: 0.538, SLG: 0.818			0-0 13 F8-5 12 1B 1B		B B B B 4-0 12 1B BB	0-0 1-H HR		S S C 0-3 K		S S S 0-3 K	2	1	2	2	1	0	0
74 Jose Gil, R (6, 2)											2	0	0	0	0	2	1
Inning Stats	R: 0 E: 0 K: 1 S: 5 H: 1 LOB: 0 BB: 0 P: 5	R: 2 E: 0 K: 0 S: 5 H: 3 LOB: 0 BB: 0 P: 5	R: 0 E: 0 K: 0 S: 4 H: 2 LOB: 1 BB: 0 P: 4	R: 0 E: 0 K: 0 S: 4 H: 1 LOB: 1 BB: 0 P: 4	R: 0 E: 0 K: 1 S: 6 H: 1 LOB: 2 BB: 1 P: 10	R: 4 E: 0 K: 2 S: 13 H: 4 LOB: 0 BB: 0 P: 15	R: 0 E: 0 K: 1 S: 7 H: 2 LOB: 3 BB: 1 P: 11	R: 0 E: 0 K: 2 S: 8 H: 1 LOB: 2 BB: 1 P: 12	R: 0 E: 0 K: 2 S: 7 H: 0 LOB: 0 BB: 0 P: 7	R: 0 E: 0 K: 2 S: 7 H: 0 LOB: 0 BB: 0 P: 7						

PITCHER	IP	WLS	BF	H	R	ER	SO	BB	IBB	HBP	BLK	WP	HR	S	P	ERA	WHIP
48 J.A. Happ, L (1, 1) ERA: 3.0	3.0		12	6	2	2	1	0	0	0	0	0	1	14	14	6.00	2.000
38 Darren Oliver, L (4, 1) ERA:	1.0		4	1	0	0	0	0	0	0	0	0	0	4	4	0.00	1.000
50 Steve Delabar, R (5, 1) ERA: 7.36	1.0		5	1	0	0	1	1	0	0	0	0	0	6	10	0.00	2.000
32 Esmil Rogers, R (6, 1) ERA: 11.25	1.0	B	7	4	4	4	2	0	0	0	0	0	3	13	15	36.00	4.000
49 Brad Lincoln, R (7, 1) ERA: 13.5	1.0		6	2	0	0	1	1	0	0	0	0	0	7	11	0.00	3.000

PITCHER	IP	WLS	BF	H	R	ER	SO	BB	IBB	HBP	BLK	WP	HR	S	P	ERA	WHIP
33 Jeremy Jeffress, R (8, 1) ERA: 6.75	1.0		5	1	0	0	2	1	0	0	0	0	0	8	12	0.00	2.000
37 Neil Wagner, R (9, 1) ERA:	1.0		3	0	0	0	2	0	0	0	0	0	0	7	7	0.00	0.000
60 Chad Beck, R (10, 1) ERA: 2.25	1.0		3	0	0	0	2	0	0	0	0	0	0	7	7	0.00	0.000

TOP

Baltimore Orioles @ Toronto Blue Jays

Florida Auto Exchange Stadium, Dunedin, FL

Tue Mar 05 2013, 1:07 PM - 4:18 PM EST

Att. 5,150 - Partly Cloudy - 68 F

livebaseballscorecards.com

AB	42
R	6
H	15
RBI	6
BB	3
SO	11
LOB	27

1B: 9	SF: 0	WP: 0	PA: 45
2B: 4	SAC: 0	PB: 0	
3B: 0	DP: 3	SB: 0	
HR: 4	HBP: 0	CS: 0	

Baltimore Orioles @ Toronto Blue Jays

Florida Auto Exchange Stadium, Dunedin, FL

Tue Mar 05 2013, 1:07 PM - 4:18 PM EST

Att. 5,150 - Partly Cloudy - 68 F

livebaseballscorecards.com

Batter	1	2	3	4	5	6	7	8	9	10	AB	R	H	RBI	BB	SO	LOB
8 Anthony Gose, L (1, 8) OBP: 0.476, SLG: 0.471 17 Ryan Langerhans, L (6, 8) OBP: 0.389, SLG: 0.500	4-0 1 1B 1 S 53 G6-3 BB	0-3 ① K	4-0 1 3B BB	0-0 68 PB 59 1B 1B	1-1 HR						1 2	2 1	0 2	0 1	2 0	1 0	0 0
1 Emilio Bonifácio, S (1, 4) OBP: 0.364, SLG: 0.682 59 Jim Negrych, L (6, 4) OBP: 0.333, SLG: 0.333	1-0 53 S 1-3 1B	0-0 ② B2	0-0 53 1B 1-H 3B	0-0 68 PB 1-2 1B	0-0 68 BB 1B						3 2	1 0	2 2	1 0	0 0	0 0	0 0
53 Melky Cabrera, S (1, 7) OBP: 0.286, SLG: 0.429 68 Ryan Schimpf, L (6, 7) OBP: 0.400, SLG: 0.286	1-0 ① G6-3 1-2 3-H	0-0 ③ L8	0-0 19 1B 16 1B 3-H 1B	1-0 ① F8 1-2 2-3	4-0 1-2 BB						3 1	1 0	1 0	2 0	0 1	0 0	1 2
19 José Bautista, R (1, 9) OBP: 0.286, SLG: 0.500 67 Eugenio Velez, S (5, PR) OBP: 0.333, SLG: 0.250 (6, 9) 58 Luis Jimenez, L (9, PH) OBP: 0.154, SLG: 0.154 (10, 3)	0-3 ② K	4-0 30 G4-3 BB	0-0 16 1B 1-3 1B	0-3 ② K	0-0 ① F4						2 1 1	0 0 0	1 0 0	0 0 0	1 0 0	1 1 0	1 2 2
16 Mark DeRosa, R (1, 3) OBP: 0.636, SLG: 1.000 79 Lars Anderson, L (5, PR) OBP: 0.600, SLG: 0.667 (6, 3) (10, 9)	0-3 ③ K	0-0 ① F8	0-0 69 CS 1-2 3-H 1B	4-0 BB	0-0 ② F7						3 1	0 0	1 0	1 0	0 1	1 0	2 2
30 Josh Thole, L (1, 10) OBP: 0.231, SLG: 0.182 69 Sean Ochinko, R (5, PH) OBP: 0.286, SLG: 0.429 (6, 10)	0-0 ① G1-3	0-0 ② G4-3 1-2	1-0 ③ CS 1-2	0-0 73 G6-4-3 1B	0-3 ③ K		0-0 ③ G4-3				2 3	0 0	0 1	0 0	0 0	0 1	1 5
70 Andy LaRoche, R (1, 5) OBP: 0.353, SLG: 0.941 73 Lance Zawadzki, L (6, 5) OBP: 0.533, SLG: 0.769	0-0 HR	0-3 ③ K	0-0 ① G6-4-3 1-2f	0-0 15 G6-4-3 1B	0-3 ① K						2 3	1 0	1 1	1 0	0 0	1 1	1 1
22 Henry Blanco, R (1, 2) OBP: 0.214, SLG: 0.286 15 Mike Nickeas, R (6, PH) OBP: 0.308, SLG: 0.182 (7, 2)	0-0 ② P6	0-0 18 G6-4-3 1B	0-0 1B	0-0 ① G6-4-3 1-2f	0-0 ② G5-3						2 3	0 0	1 1	0 0	0 0	0 0	0 1
18 Mike McCoy, R (1, 6) 2 Ryan Goins, L (6, 6) OBP: 0.273, SLG: 0.500	0-0 ③ P5	0-0 ① G6-4-3 1-2f	0-3 ③ K	0-0 B1-3	0-0 ③ G3						2 3	0 0	0 0	0 0	0 1	0 1	1 1
Inning Stats	R: 1 H: 1 E: 0 LOB: 1 K: 2 BB: 1 S: 8 P: 14	R: 1 H: 1 E: 0 LOB: 0 K: 0 BB: 0 S: 4 P: 4	R: 0 H: 0 E: 0 LOB: 0 K: 1 BB: 0 S: 5 P: 5	R: 0 H: 0 E: 0 LOB: 1 K: 1 BB: 1 S: 5 P: 9	R: 3 H: 5 E: 0 LOB: 2 K: 0 BB: 1 S: 6 P: 11	R: 0 H: 2 E: 0 LOB: 1 K: 1 BB: 0 S: 6 P: 6	R: 0 H: 2 E: 0 LOB: 3 K: 2 BB: 1 S: 9 P: 14	R: 0 H: 1 E: 0 LOB: 0 K: 0 BB: 0 S: 3 P: 3	R: 1 H: 2 E: 0 LOB: 2 K: 0 BB: 1 S: 6 P: 11	R: 0 H: 0 E: 0 LOB: 0 K: 1 BB: 0 S: 5 P: 5	1B: 11 SF: 0 2B: 0 SAC: 0 3B: 1 DP: 3 HR: 2 HBP: 0						

PITCHER		IP	WLS	BF	H	R	ER	SO	BB	IBB	HBP	BLK	WP	HR	S	P	ERA	WHIP
52 Steve Johnson, R ERA: 3.6	(1, 1)	2.0		9	2	2	2	2	1	0	0	0	0	1	12	18	9.00	1.500
48 Jair Jurrjens, R ERA: 9.53	(3, 1)	2.2		14	5	3	3	2	2	0	0	0	0	0	16	24	10.12	2.625
65 Mike Belfiore, L ERA: 3.38	(5, 1)	1.1		4	2	0	0	1	0	0	0	0	0	0	6	7	0.00	1.500
75 Kevin Gausman, R ERA: 3.86	(7, 1)	1.0	H	6	2	0	0	2	1	0	0	0	0	0	9	14	0.00	3.000
64 Zach Clark, R ERA: 3.6	(8, 1)	1.0	B	6	3	1	1	0	1	0	0	0	0	1	6	11	9.00	4.000

PITCHER		IP	WLS	BF	H	R	ER	SO	BB	IBB	HBP	BLK	WP	HR	S	P	ERA	WHIP
91 Chris Petrini, L ERA:	(9, 1)	2.0		6	0	0	0	1	0	0	0	0	0	0	8	8	0.00	0.000

AB	40
R	6
H	14
RBI	6
BB	5
SO	8
LOB	23

WP: 0 PA: 46
PB: 1
SB: 2
CS: 1

Spain @ Baltimore Orioles

Ed Smith Stadium, Sarasota, FL

Wed Mar 06 2013, 1:09 PM - 4:47 PM EST

Att. 1 - Sunny - 63 F

TOP

livebaseballscorecards.com

Batter	1	2	3	4	5	6	7	8	9	AB	R	H	RBI	BB	SO	LOB
7 Engel Beltre, L (1, 8) OBP: 0.200, SLG: 0.600	C C C 0-3 ① K		X 0-0 E8 11 G6-3	X 0-0 ③ G3		S S S 0-3 ② K		X 0-0 4 E 3B		5	2	1	0	0	2	2
11 Paco Figueroa, R (1, 4) OBP: 0.375, SLG: 0.500 4 Nestor Perez, R (8, PH) (8, 4)	X 0-0 E6 45 S		X 0-0 ① G6-3 3-H		X 0-0 45 1B 2B	X 0-0 32 FC6-4 1B		B 3 SAFE X 1-0 ① G5-3 3-H		4 1	1 0	2 0	1 0	0 0	0 0	0 0
63 Rafael Alvarez, L (1, 10) 32 Adrian Nieto, S (5, PH) (5, 10)	X 0-0 ② F7		S S S 0-3 ② K		B B B B 4-0 45 1B 42 WP BB	X 0-0 ③ FC6-4 1-2f		S S S 0-3 ② K		2 2	0 1	0 0	0 0	0 1	1 1	1 1
45 Barbaro Canizares, R (1, 3) OBP: 0.571, SLG: 0.571 19 Jesus Golindano, R (7, PR) (7, 5)	B X 1-0 ③ G1-3 1-2		X 0-0 1B		X 0-0 42 F9 42 WP 1-3 2-H 1B		X 0-0 22 FC5-4 1B	X 0-0 ③ P4		4 1	0 0	3 0	1 0	0 0	0 0	1 0
22 Yunesky Sanchez, R (1, 5) OBP: 0.375, SLG: 0.286 (7, 3)		X 0-0 ① G6-3	X 0-0 ③ L9		X 0-0 ① P3		X 0-0 ① FC5-4 42 2B 5 SF7 1-2f		X 0-0 42 G6-4-3 1B	5	1	1	0	0	0	4
42 Jesus Merchan, R (1, 6) OBP: 0.250, SLG: 0.375		X 0-0 5 CS 1B		X 0-0 ① G5-3	B X 1-0 ② F9 1-3 3-H		X 0-0 25 1B 1-3 2B		X 0-0 ① ② G6-4-3 1-2f	5	1	2	0	0	0	2
5 Yasser Gomez, L (1, 9) OBP: 0.500, SLG: 0.400		B B B 4-0 ② 25 1B 1-2 BB	X 0-0 20 1B 1B	X 0-0 ③ G6-3		X 0-0 ② SF7 3-H		X 0-0 ③ F7		3	0	1	1	1	0	1
25 Salomon Manriquez, R (1, 2) OBP: 0.500, SLG: 0.667 6 Blake Ochoa, R (8, 2) OBP: 1.000, SLG: 1.000	X 0-0 1-2 1B		S S S 0-3 ② K		X 0-0 10 WP 10 SF9 2B	X 0-0 2-H 1B				4 0	1 0	3 0	1 0	0 0	1 0	1 0
20 Gabe Suarez, R (1, 7) OBP: 0.400, SLG: 0.400 10 Daniel Figueroa, R (4, 7)	X 0-0 ③ G1-3		X 0-0 1-2 1B		B X 1-0 ① SF9 2-H	X 0-0 ③ G5-3				2 1	0 0	1 0	0 1	0 0	0 0	2 1
Inning Stats	R: 0 E: 1 K: 1 S: 6 H: 0 LOB: 1 BB: 0 P: 7	R: 0 E: 0 K: 0 S: 4 H: 2 LOB: 2 BB: 1 P: 8	R: 1 E: 1 K: 1 S: 7 H: 1 LOB: 1 BB: 0 P: 7	R: 0 E: 0 K: 1 S: 7 H: 2 LOB: 2 BB: 0 P: 7	R: 2 E: 0 K: 0 S: 5 H: 2 LOB: 1 BB: 1 P: 10	R: 1 E: 0 K: 1 S: 7 H: 2 LOB: 1 BB: 0 P: 8	R: 2 E: 0 K: 0 S: 6 H: 3 LOB: 1 BB: 0 P: 6	R: 1 E: 1 K: 1 S: 6 H: 1 LOB: 0 BB: 0 P: 7	R: 0 E: 0 K: 0 S: 3 H: 1 LOB: 0 BB: 0 P: 3	1B: 10 2B: 3 3B: 1 HR: 0 SF: 2 SAC: 0 DP: 1 HBP: 0						

	AB	39
	R	7
	H	14
	RBI	5
	BB	2
	SO	5
	LOB	16

WP: 2 PA: 43
PB: 0
SB: 1
CS: 1



PITCHER		IP	WLS	BF	H	R	ER	SO	BB	IBB	HBP	BLK	WP	HR	S	P	ERA	WHIP
34 Jake Arrieta, R ERA:	(1, 1)	3.0	W	14	3	1	0	2	1	0	0	0	0	0	17	22	0.00	1.333
38 Luis Ayala, R ERA:	(4, 1)	1.0		5	2	0	0	1	0	0	0	0	0	0	7	7	0.00	2.000
53 Zack Britton, L ERA: 13.5	(5, 1)	2.0		11	4	3	3	1	1	0	0	0	2	0	12	18	13.50	2.500
56 Darren O'Day, R ERA: 18.0	(7, 1)	1.0		6	3	2	2	0	0	0	0	0	0	0	6	6	18.00	3.000
43 Jim Johnson, R ERA:	(8, 1)	1.0		4	1	1	0	1	0	0	0	0	0	0	6	7	0.00	1.000

PITCHER		IP	WLS	BF	H	R	ER	SO	BB	IBB	HBP	BLK	WP	HR	S	P	ERA	WHIP
84 Eduardo Rodriguez, L ERA:	(9, 1)	1.0		3	1	0	0	0	0	0	0	0	0	0	3	3	0.00	1.000

Spain @ Baltimore Orioles

Ed Smith Stadium, Sarasota, FL

Wed Mar 06 2013, 1:09 PM - 4:47 PM EST

Att. 1 - Sunny - 63 F

BOTTOM

Batter	1	2	3	4	5	6	7	8	9	AB	R	H	RBI	BB	SO	LOB
14 Nolan Reimold, R (1, 10) OBP: 0.333, SLG: 0.333	K	28 1B; 6 SF7; 1-2; 1B		G6-3	G3-1; 2-3	72 2B; 1-3 2-H 3-H; 1B	SF7; 3-H			3	1	1	0	0	1	0
60 Chris Dickerson, L (5, PH) OBP: 0.333, SLG: 0.500										2	1	1	3	0	0	1
(6, 10)																
58 Yamaico Navarro, R (1, 6) OBP: 0.667, SLG: 0.500	28 BB; 6 HR; 1B	F1		6 HR; BB	85 1B; 45 1B; 1B; 45 HR; 1-H 3-H; 2B	P5				2	2	1	0	1	0	2
72 Jason Pridie, L (5, 9) OBP: 0.667, SLG: 1.000										3	2	2	2	0	0	2
28 Steve Pearce, R (1, 3) OBP: 0.667, SLG: 0.500	6 HR; 1-2; BB	1-3 2-H; 1B		F8	1B; 81 SF8; 1-2; 1B; 2-H; HR			F7		2	1	1	1	1	0	1
45 Travis Ishikawa, L (5, 3) OBP: 0.667, SLG: 1.667										3	2	2	2	0	0	0
6 Russ Canzler, R (1, 9) OBP: 0.667, SLG: 4.000	1-H 2-H; HR	SF7; 3-H		1-H; HR	90 BB; 1B; 1-2 2-3; BB; 1B; K			4-0; BB		2	2	2	6	0	0	0
85 Nicky Delmonico, L (5, 5) OBP: 0.667, SLG: 0.500										2	1	1	0	1	1	0
35 Danny Valencia, R (1, 5) OBP: 0.333, SLG: 0.333	25 BB; 1B	F8		G6-3		BB 90 BB; 60 1B; 1-2 2-3 3-H; 1B	F9	K		3	0	1	0	0	0	1
Adrian Marin, R (5, 6) OBP: 0.333, SLG: 0.333										3	1	1	1	0	1	1
25 Trayvon Robinson, S (1, 7)	1-2; 71 1B; BB	F7		71 WP; 69 1B; BB	K	81 1B; 90 1B; BB		K		1	1	0	0	2	0	0
70 Xavier Avery, L (6, 7) OBP: 0.333, SLG: 0.333										2	1	0	0	1	2	4
71 L.J. Hoes, R (1, 8) OBP: 0.333, SLG: 0.333	1-2; 1B	K		K; 1-2	SF8; 3-H	WP; 90 1B; 60 SF7; 1-2; 1B				3	0	1	0	0	2	1
81 Buck Britton, L (6, 4) OBP: 0.500, SLG: 1.000										1	1	1	1	0	0	0
69 Niuman Romero, S (1, 4) OBP: 0.667, SLG: 0.500	G4-3			BB	60 WP; 2-H; 1B	BB; 60 1B; 1-2 2-3; BB	WP; 1-2 2-H; 1B			2	0	1	1	1	0	2
90 Adam Greenberg, L (6, 8) OBP: 1.000, SLG: 1.000										1	1	1	1	1	0	0
74 Jose Gil, R (1, 2) OBP: 0.333, SLG: 0.333		14 1B; 28 1B; 1B	F8		P6	60 1B; 72 2B; 1-2 2-3 3-H; BB	1-2 2-3; HBP			3	1	1	0	0	0	2
Brian Ward, R (6, 2)										0	1	0	1	1	0	0
Inning Stats	R: 3 E: 0 K: 1 S: 9 / H: 4 LOB: 2 BB: 2 P: 19	R: 2 E: 0 K: 0 S: 6 / H: 3 LOB: 1 BB: 0 P: 6	R: 0 E: 0 K: 1 S: 5 / H: 0 LOB: 1 BB: 1 P: 9	R: 2 E: 0 K: 0 S: 4 / H: 1 LOB: 0 BB: 1 P: 8	R: 1 E: 0 K: 1 S: 6 / H: 1 LOB: 1 BB: 1 P: 12	R: 9 E: 0 K: 2 S: 15 / H: 7 LOB: 0 BB: 2 P: 26	R: 2 E: 0 K: 0 S: 5 / H: 2 LOB: 2 BB: 1 P: 11	R: 0 E: 0 K: 2 S: 7 / H: 0 LOB: 1 BB: 1 P: 11		1B: 14 2B: 1 3B: 0 HR: 3 / SF: 3 SAC: 0 DP: 0 HBP: 1						

livebaseballscorecards.com

AB	38
R	19
H	18
RBI	19
BB	9
SO	7
LOB	17

WP: 3 PB: 0 SB: 0 CS: 0 / PA: 51

PITCHER		IP	WLS	BF	H	R	ER	SO	BB	IBB	HBP	BLK	WP	HR	S	P	ERA	WHIP
34 Richard Salazar, L ERA: 33.75	(1, 1)	1.1	L	11	6	5	5	1	2	0	0	0	0	1	12	22	33.75	6.000
33 Richard Castillo, R ERA:	(2, 1)	1.2		7	1	0	0	1	1	0	0	0	0	0	8	12	0.00	1.200
94 Ricardo Hernandez, L ERA: 27.0	(4, 1)	1.0		6	1	3	3	0	2	0	0	0	0	1	4	12	27.00	3.000
24 Nick Schumacher, R ERA: 36.0	(5, 1)	1.0		8	5	4	4	1	0	0	0	0	2	0	10	12	36.00	5.000
35 Ivan Granados, L ERA: 54.0	(6, 1)	0.2		6	2	3	3	1	2	0	0	0	0	0	6	14	40.50	6.000

PITCHER		IP	WLS	BF	H	R	ER	SO	BB	IBB	HBP	BLK	WP	HR	S	P	ERA	WHIP
54 Jose Cruz, R ERA: 16.2	(6, 1)	1.2		10	3	4	4	1	1	0	1	0	1	1	11	20	21.60	2.400
16 Leslie Nacar, R ERA:	(8, 1)	0.2		3	0	0	0	2	1	0	0	0	0	0	6	10	0.00	1.500

Toronto Blue Jays @ Baltimore Orioles

Ed Smith Stadium, Sarasota, FL

Thu Mar 07 2013, 1:07 PM - 4:20 PM EST

Att. 7,465 - Sunny - 61 F

TOP

livebaseballscorecards.com

Batter	1	2	3	4	5	6	7	8	9	AB	R	H	RBI	BB	SO	LOB
1 Emilio Bonifácio, S (1, 4) OBP: 0.346, SLG: 0.615	K	L8		K		3 FC3-6 1B	2 1B 2B		G6-3	4	0	1	0	0	2	3
59 Jim Negrych, L (6, PR) OBP: 0.417, SLG: 0.750 (6, 4)				1-2		2-3	1-H 2-H		1-2	2	0	1	2	0	0	1
3 Maicer Izturis, S (1, 6)	53 1B 2B		16 BB 19 PB 1B		G6-3	FC3-6 53 G1-3			E2 73 G1-3 68 1B 15 WP BB	4	1	2	0	0	0	2
2 Ryan Goins, L (6, PR) OBP: 0.429, SLG: 0.545 (6, 6)						1-2f	2-3		2-H	1	1	1	0	1	0	0
53 Melky Cabrera, S (1, 8) OBP: 0.280, SLG: 0.400	19 FC6-5 19 WP 1B		F8		K	G1-3	G3		15 WP 73 G1-3 1B	4	0	1	2	0	1	2
68 Ryan Schimpf, L (6, 7) OBP: 0.385, SLG: 0.300	2-H					1-2 3-H			1-2	2	0	1	0	0	0	2
19 José Bautista, R (1, 9) OBP: 0.320, SLG: 0.450	FC6-5		16 BB		26 1B 16 1B BB	F9		G3-1	G1-3	2	1	0	0	2	0	3
73 Lance Zawadzki, L (6, 5) OBP: 0.474, SLG: 0.647	1-3		1-2						1-2 2-3	2	0	0	0	0	0	2
26 Adam Lind, L (1, 10) OBP: 0.462, SLG: 0.727	K		F9		16 1B		P6	79 2B BB	G6-3	3	0	1	0	0	1	3
15 Mike Nickeas, R (7, PH) OBP: 0.313, SLG: 0.154 (7, 10)					1-3 1B				2-3 3-H	2	1	0	0	1	0	1
16 Mark DeRosa, R (1, 5) OBP: 0.643, SLG: 0.923		K	BB		1-2 3-H 1B		69 FC4-6 79 1B 18 1B 1B	F8		2	0	1	1	1	1	0
85 Kevin Pillar, R (6, 9) OBP: 0.333, SLG: 0.333			1-2 2-3							2	1	1	0	0	0	1
79 Lars Anderson, L (1, 3) OBP: 0.500, SLG: 0.556		K	G4-3		G4-3		69 FC4-6			5	0	2	1	0	1	5
							1-2	1-H								
22 Henry Blanco, R (1, 2) OBP: 0.294, SLG: 0.529	67 1B			F9		HR	FC4-6 18 1B 59 2B	F8		3	1	2	1	0	0	0
69 Sean Ochinko, R (6, 2) OBP: 0.222, SLG: 0.333							1-2f 2-3			2	1	0	0	0	0	3
67 Eugenio Velez, S (1, 7) OBP: 0.462, SLG: 0.500				1 CS		1 1B 53 G1-3 2B	59 2B		2 E HBP	3	1	3	0	0	0	0
18 Kenny Wilson, R (6, 8) OBP: 1.000, SLG: 1.000	1-2						1-2 3-H		59 G6-3	1	2	1	1	0	0	0

AB	44
R	10
H	18
RBI	8
BB	5
SO	6
LOB	28

Inning Stats	1	2	3	4	5	6	7	8	9
	R: 1 E: 0 K: 2 S: 9	R: 0 E: 0 K: 2 S: 9	R: 0 E: 0 K: 0 S: 4	R: 0 E: 0 K: 1 S: 5	R: 1 E: 0 K: 1 S: 7	R: 2 E: 0 K: 0 S: 6	R: 3 E: 0 K: 0 S: 8	R: 1 E: 0 K: 0 S: 4	R: 2 E: 1 K: 0 S: 4
	H: 2 LOB: 1 BB: 0 P: 11	H: 2 LOB: 2 BB: 0 P: 9	H: 1 LOB: 3 BB: 2 P: 12	H: 1 LOB: 1 BB: 0 P: 5	H: 2 LOB: 2 BB: 1 P: 11	H: 3 LOB: 2 BB: 0 P: 6	H: 5 LOB: 2 BB: 0 P: 8	H: 1 LOB: 1 BB: 1 P: 8	H: 1 LOB: 1 BB: 1 P: 11

1B: 13	SF: 0
2B: 5	SAC: 0
3B: 0	DP: 1
HR: 1	HBP: 1

WP: 2	PA: 50
PB: 1	
SB: 0	
CS: 1	

PITCHER		IP	WLS	BF	H	R	ER	SO	BB	IBB	HBP	BLK	WP	HR	S	P	ERA	WHIP
39 Jason Hammel, R ERA: 2.08	(1, 1)	2.1		13	5	1	1	4	1	0	0	0	1	0	20	26	3.86	2.571
27 Mark Hendrickson, L ERA: 3.38	(3, 1)	0.2		3	0	0	0	0	1	0	0	0	0	0	2	6	0.00	1.500
85 Mike Wright Jr., R ERA: 5.14	(4, 1)	2.0		9	3	1	1	2	1	0	0	0	0	0	12	16	4.50	2.000
54 Daniel McCutchen, R ERA: 9.0	(6, 1)	1.2	B	12	7	5	5	0	0	0	0	0	0	1	12	12	27.00	4.200
66 T.J. McFarland, L ERA: 9.82	(7, 1)	1.1		7	2	1	1	0	1	0	0	0	0	0	6	10	6.75	2.250

PITCHER		IP	WLS	BF	H	R	ER	SO	BB	IBB	HBP	BLK	WP	HR	S	P	ERA	WHIP
61 Adam Russell, R ERA: 5.4	(9, 1)	1.0	W	6	1	2	2	0	1	0	1	0	1	0	4	11	18.00	2.000

BOTTOM

Toronto Blue Jays @ Baltimore Orioles

Ed Smith Stadium, Sarasota, FL

Thu Mar 07 2013, 1:07 PM - 4:20 PM EST

Att. 7,465 - Sunny - 61 F

livebaseballscorecards.com

Batter	1	2	3	4	5	6	7	8	9	AB	R	H	RBI	BB	SO	LOB
14 Nolan Reimold, R (1, 10) OBP: 0.250, SLG: 0.571 6 Russ Canzler, R (8, PH) OBP: 0.313, SLG: 0.214 (9, 10)	HR	BB	E6			G6-3		K		3 1	1 0	1 0	1 0	1 0	0 1	0 0
1 Brian Roberts, S (1, 4) OBP: 0.444, SLG: 0.706 45 Travis Ishikawa, L (7, 3) OBP: 0.214, SLG: 0.154	G4-3	G1-3	G4-3			K		K		4 1	0 0	0 0	0 0	0 0	1 1	2 0
36 Conor Jackson, R (1, 9) OBP: 0.391, SLG: 0.864 72 Jason Pridie, L (6, PH) OBP: 0.333, SLG: 0.786 (7, 9)	F7		F7	K		G4-3		E7		3 2	0 0	0 0	0 0	0 0	1 0	0 0
32 Matt Wieters, S (1, 2) OBP: 0.500, SLG: 0.800 59 Luis Exposito, R (7, 2) OBP: 0.533, SLG: 0.846	BB		1B	L4			2B	G5-3		2 2	1 1	1 1	0 0	1 0	0 0	0 1
19 Chris Davis, L (1, 3) OBP: 0.563, SLG: 0.800 58 Yamaico Navarro, R (7, 4) OBP: 0.571, SLG: 0.444	1B		2B	G4-3			BB		HBP	3 0	1 2	2 0	0 0	0 1	0 0	0 0
2 J.J. Hardy, R (1, 6) OBP: 0.250, SLG: 0.083 25 Trayvon Robinson, S (6, 7) OBP: 0.263, SLG: 0.526	BB		E7		F8		2B		K	2 2	1 0	0 1	0 2	1 0	0 1	0 1
9 Nate McLouth, L (1, 8) OBP: 0.353, SLG: 0.500 60 Chris Dickerson, L (6, 8) OBP: 0.571, SLG: 0.400	L1		1B		F8	K			HR	3 2	1 1	1 1	0 0	0 1	0 1	3 1
13 Manny Machado, R (1, 5) OBP: 0.450, SLG: 0.438 35 Danny Valencia, R (6, 5) OBP: 0.250, SLG: 0.267		P3	F7		BB		G4-6-3		F8	2 1	0 0	0 0	0 1	0 0	1 0	0 2
28 Steve Pearce, R (1, 7) OBP: 0.533, SLG: 1.286 3 Ryan Flaherty, L (6, 6) OBP: 0.316, SLG: 0.471		P3	2B		P6		G4-6-3		HR	3 2	1 1	1 1	1 3	0 0	0 0	1 2
Inning Stats	R: 1 E: 0 K: 0 S: 5 H: 2 LOB: 3 BB: 2 P: 14	R: 0 E: 0 K: 0 S: 3 H: 0 LOB: 1 BB: 1 P: 7	R: 5 E: 2 K: 0 S: 9 H: 4 LOB: 1 BB: 0 P: 9	R: 0 E: 0 K: 1 S: 5 H: 0 LOB: 0 BB: 0 P: 5	R: 0 E: 0 K: 0 S: 3 H: 0 LOB: 1 BB: 1 P: 7	R: 0 E: 0 K: 1 S: 5 H: 0 LOB: 0 BB: 0 P: 5	R: 2 E: 0 K: 1 S: 6 H: 2 LOB: 1 BB: 2 P: 15	R: 0 E: 1 K: 2 S: 8 H: 0 LOB: 1 BB: 0 P: 8	R: 3 E: 0 K: 1 S: 8 H: 2 LOB: 0 BB: 0 P: 13	1B: 4 2B: 4 3B: 0 HR: 2 SF: 0 SAC: 0 DP: 1 HBP: 1	WP: 0 PB: 1 SB: 1 CS: 0 PA: 45					

	AB	38
	R	11
	H	10
	RBI	7
	BB	6
	SO	6
	LOB	15

PITCHER		IP	WLS	BF	H	R	ER	SO	BB	IBB	HBP	BLK	WP	HR	S	P	ERA	WHIP
56 Mark Buehrle, L ERA: 6.75	(1, 1)	2.0		11	2	1	1	0	3	0	0	0	0	1	8	21	4.50	2.500
52 Justin Germano, R ERA: 7.71	(3, 1)	2.0		12	4	5	2	1	0	0	0	0	0	0	14	14	9.00	2.000
51 Alex Hinshaw, L ERA: 6.75	(5, 1)	1.0		4	0	0	0	0	1	0	0	0	0	0	3	7	0.00	1.000
45 Claudio Vargas, R ERA: 5.4	(6, 1)	1.0		3	0	0	0	1	0	0	0	0	0	0	5	5	0.00	0.000
46 Evan Crawford, L ERA: 13.5	(7, 1)	0.1	B	4	2	2	2	1	1	0	0	0	0	0	5	10	54.00	9.000

PITCHER		IP	WLS	BF	H	R	ER	SO	BB	IBB	HBP	BLK	WP	HR	S	P	ERA	WHIP
77 Mickey Storey, R ERA: 2.08	(7, 1)	1.0		3	0	0	0	1	1	0	0	0	0	0	4	8	0.00	1.000
57 Juan Pablo Perez, L ERA:	(8, 1)	0.2		3	0	0	0	1	0	0	0	0	0	0	5	5	0.00	0.000
37 Neil Wagner, R ERA: 5.79	(9, 1)	0.2	L	5	2	3	3	1	0	0	1	0	0	1	8	13	40.50	3.000

Baltimore Orioles @ Pittsburgh Pirates

McKechnie Field, Bradenton, FL

Fri Mar 08 2013, 7:05 PM - 10:26 PM EST

Att. 6,353 - Clear - 60 F

TOP

livebaseballscorecards.com

Batter	1	2	3	4	5	6	7	8	9	AB	R	H	RBI	BB	SO	LOB
12 Alexi Casilla, S (1, 6) OBP: 0.421, SLG: 0.412 51 Lew Ford, R (6, 7) OBP: 0.467, SLG: 0.643	0-0 3 2B 24 SF7 1B		1-0 3 S 72 1B HBP	0-0 ② G4-3			1 SAFE S B B B C X 2-2 ① 1-2 HR		C B B B B 4-1 ① 35 E 35 WP 1-2 BB	2 1	2 2	1 1	0 1	0 1	0 0	0 0
3 Ryan Flaherty, L (1, 4) OBP: 0.364, SLG: 0.526 35 Danny Valencia, R (6, 5) OBP: 0.278, SLG: 0.250	0-0 1-3 2B		B B B B 4-0 72 1B 45 2B 1-2 BB	0-0 ③ G5-3			0-0 ② G6-3		1 SAFE B B B B 4-0 59 1B 28 BB 1-H BB	2 1	1 0	1 0	0 0	1 1	0 0	0 0
24 Wilson Betemit, S (1, 5) OBP: 0.067, SLG: 0.286 28 Steve Pearce, R (6, 3) OBP: 0.588, SLG: 1.267	0-0 ① SF7 3-H		C C C 0-3 ① K		S S S 0-3 ① K		0-0 59 BB 1B		B B B B 4-0 59 1B 1-2 BB	2 1	0 0	0 1	1 0	0 1	2 0	2 0
72 Jason Pridie, L (1, 10) OBP: 0.333, SLG: 0.706 59 Luis Exposito, R (7, PH) OBP: 0.588, SLG: 0.857 (7, 10)	0-0 ② F7		0-0 45 2B 25 1B 1-2 2-H 1B		C C C 0-3 ② K		B B B 4-0 1-2 BB		0-0 1-2 2-3 1B	3 1	1 0	1 1	1 0	0 1	1 0	1 0
45 Travis Ishikawa, L (1, 3) OBP: 0.235, SLG: 0.250 6 Russ Canzler, R (6, 9) OBP: 0.278, SLG: 0.188	0-0 ③ G5-3		0-0 25 1B 60 FC5-2-5-1 1-3 2-H 2B		S S S 0-3 ③ K		0-0 G3		0-0 ② F9	3 2	0 0	1 0	1 0	0 0	1 0	1 5
25 Trayvon Robinson, S (1, 7) OBP: 0.273, SLG: 0.500 58 Yamaico Navarro, R (6, 4) OBP: 0.500, SLG: 0.364		C C C 0-3 ① K	0-0 60 FC5-2-5-1 2-3 3-H 1B	0-0 ① G4-3				0-0 ① G6-3	0-0 ③ P4	3 2	0 0	1 0	1 0	0 0	1 0	0 3
60 Chris Dickerson, L (1, 9) OBP: 0.529, SLG: 0.385 69 Niuman Romero, S (6, 6) OBP: 0.333, SLG: 0.250	0-0 74 S 1B	0-0 FC5-2-5-1 1-2 3-H	0-0 ② G4-3				0-0 G5-4-3 1B			3 1	0 0	1 1	0 0	0 0	0 0	2 0
74 Jose Gil, R (1, 2) Caleb Joseph, R (6, 2)	S X 0-1 ② P4 1-2	0-0 ③ P3	C C C 0-3 ③ K				0-0 ② G5-4-3 1-2f			3 1	0 0	0 0	0 0	0 0	1 0	3 1
70 Xavier Avery, L (1, 8) OBP: 0.333, SLG: 0.100 71 L.J. Hoes, R (7, 8) OBP: 0.364, SLG: 0.364	S S S 0-3 ③ K	C C C 0-3 ① K					B B B 4-0 51 HR BB		0-0 51 CS 1B	2 1	0 0	0 1	0 0	1 0	2 0	1 0

Inning Stats	1	2	3	4	5	6	7	8	9
	R: 1 E: 0 K: 0 S: 5	R: 0 E: 0 K: 2 S: 9	R: 3 E: 0 K: 1 S: 8	R: 0 E: 0 K: 1 S: 5	R: 0 E: 0 K: 3 S: 9	R: 0 E: 0 K: 1 S: 5	R: 1 E: 0 K: 0 S: 6	R: 0 E: 0 K: 0 S: 3	R: 1 E: 1 K: 0 S: 5
	H: 2 LOB: 1 BB: 0 P: 5	H: 1 LOB: 1 BB: 0 P: 9	H: 3 LOB: 2 BB: 1 P: 13	H: 0 LOB: 0 BB: 0 P: 5	H: 0 LOB: 0 BB: 0 P: 9	H: 0 LOB: 0 BB: 0 P: 5	H: 2 LOB: 2 BB: 2 P: 16	H: 1 LOB: 0 BB: 0 P: 3	H: 2 LOB: 3 BB: 3 P: 17

| | | | | |

BOTTOM

Baltimore Orioles @ Pittsburgh Pirates

McKechnie Field, Bradenton, FL

Fri Mar 08 2013, 7:05 PM - 10:26 PM EST

Att. 6,353 - Clear - 60 F

livebaseballscorecards.com

Batter	1	2	3	4	5	6	7	8	9	AB	R	H	RBI	BB	SO	LOB
6 Starling Marte, R (1, 8) OBP: 0.476, SLG: 0.632	0-0 31 E 31 SF9 1B		4-0 18 S 24 1B BB		0-0 31 CS 1B		1-3 K 1-2 3-H			2	2	2	0	1	0	0
60 Darren Ford, R (7, 8) OBP: 0.250, SLG: 0.250										1	0	0	0	0	1	1
31 Jose Tabata, R (1, 7) OBP: 0.350, SLG: 0.722	0-1 SF9 1-H		0-0 P3		1 SAFE 0-0 1-2 1B		0-0 P1			2	0	1	1	0	0	1
26 Felix Pie, L (7, 7) OBP: 0.350, SLG: 0.611										1	0	0	0	0	0	1
18 Neil Walker, S (1, 4) OBP: 0.250, SLG: 0.143	0-3 K		1-3 K 1-2		0-0 F9			0-0 G5-3		3	0	0	0	0	2	2
58 Anderson Hernandez, S (7, 4) OBP: 0.462, SLG: 0.500										1	0	0	0	0	0	0
24 Pedro Alvarez, L (1, 5) OBP: 0.111, SLG: 0.176	0-3 K		0-0 2-H 1B			0-3 K		0-0 25 G3-6-3 1B		3	0	1	1	0	2	0
65 Matt Hague, R (7, 5) OBP: 0.316, SLG: 0.333										1	0	1	0	0	0	0
14 Gaby Sanchez, R (1, 3) OBP: 0.400, SLG: 0.706		4-0 78 E BB	0-0 F9			0-0 F7		0-0 G3-6-3 1-2f		2	0	0	0	1	0	1
25 Clint Robinson, L (7, 3) OBP: 0.231, SLG: 0.308										1	0	0	0	0	0	1
78 Brandon Inge, R (1, 10) OBP: 0.235, SLG: 0.188		0-0 FC5 1-2		0-3 K		0-0 F9			0-0 F7	4	0	0	0	0	1	1
17 Jerry Sands, R (1, 9) OBP: 0.211, SLG: 0.167	0-3 K			0-0 L9			0-0 E5 12 1B 19 G5-3 60 PB		0-0 G3	3	1	0	0	0	1	2
56 Andrew Lambo, L (8, 9) OBP: 0.500, SLG: 1.000										1	0	0	0	0	0	0
19 Michael McKenry, R (1, 2) OBP: 0.412, SLG: 0.400	0-3 K			0-0 P5			0-0 G5-3 1-2		0-0 L6	3	0	0	0	0	1	3
74 Carlos Paulino, R (8, 2) OBP: 0.333, SLG: 0.200										1	0	0	0	0	0	0
12 Clint Barmes, R (1, 6) OBP: 0.267, SLG: 0.462	0-0 F8				0-3 K		0-0 60 PB 2-3 1B			3	0	1	0	0	1	2
66 Iván De Jesús Jr., R (8, 6) OBP: 0.385, SLG: 0.417										0	0	0	0	0	0	0
Inning Stats	R: 1 H: 1 E: 0 LOB: 0 K: 2 BB: 0 S: 9 P: 9	R: 0 H: 0 E: 1 LOB: 2 K: 2 BB: 1 S: 8 P: 12	R: 1 H: 1 E: 0 LOB: 1 K: 1 BB: 1 S: 6 P: 11	R: 0 H: 0 E: 0 LOB: 0 K: 1 BB: 0 S: 5 P: 5	R: 0 H: 2 E: 0 LOB: 1 K: 1 BB: 0 S: 6 P: 6	R: 0 H: 0 E: 0 LOB: 0 K: 1 BB: 0 S: 5 P: 5	R: 1 H: 1 E: 1 LOB: 1 K: 1 BB: 0 S: 7 P: 8	R: 0 H: 1 E: 0 LOB: 0 K: 0 BB: 0 S: 3 P: 3	R: 0 H: 0 E: 0 LOB: 0 K: 0 BB: 0 S: 3 P: 3	1B: 6 SF: 1 2B: 0 SAC: 0 3B: 0 DP: 1 HR: 0 HBP: 0							

	AB	32
	R	3
	H	6
	RBI	2
	BB	2
	SO	9
	LOB	15

WP: 0 PA: 35
PB: 1
SB: 1
CS: 1

PITCHER		IP	WLS	BF	H	R	ER	SO	BB	IBB	HBP	BLK	WP	HR	S	P	ERA	WHIP
16 Wei-Yin Chen, L ERA: 2.08	(1, 1)	2.1	W	11	1	2	1	4	2	0	0	0	0	0	18	26	3.86	1.286
29 Tommy Hunter, R ERA: 4.76	(3, 1)	1.2	H	6	1	0	0	2	0	0	0	0	0	0	10	11	0.00	0.600
17 Brian Matusz, L ERA: 4.5	(5, 1)	2.0	H	7	2	0	0	2	0	0	0	0	0	0	11	11	0.00	1.000
55 Daniel Schlereth, L ERA: 2.7	(7, 1)	1.0	H	5	1	1	0	1	0	0	0	0	0	0	7	8	0.00	1.000
40 Troy Patton, L ERA: 5.06	(8, 1)	2.0	S	6	1	0	0	0	0	0	0	0	0	0	6	6	0.00	0.500

PITCHER	IP	WLS	BF	H	R	ER	SO	BB	IBB	HBP	BLK	WP	HR	S	P	ERA	WHIP

Baltimore Orioles @ Boston Red Sox

JetBlue Park, Ft. Myers, FL

Sat Mar 09 2013, 7:08 PM - 9:39 PM EST

Att. 9,469 - Partly Cloudy - 70 F

TOP

livebaseballscorecards.com

Batter	1	2	3	4	5	6	7	8	9	AB	R	H	RBI	BB	SO	LOB
12 Alexi Casilla, S (1, 6) OBP: 0.409, SLG: 0.450 72 Jason Pridie, L (6, 9) OBP: 0.350, SLG: 0.737	0-0 51 1B 2B		0-3 ① K		0-0 ① F9		0-0 ② F9		0-0 25 G6-3 70 1B 1-H 3-H 2B	3 2	1 1	1 1	0 2	0 0	1 0	2 0
51 Lew Ford, R (1, 8) OBP: 0.556, SLG: 0.765 25 Trayvon Robinson, S (6, 8) OBP: 0.250, SLG: 0.458	0-0 14 FC5-4 2-H 1B		0-0 14 1B 1-3 2B		0-0 36 HBP 1-2 1B		0-0 ③ G4-3		0-0 ② G6-3 2-3	3 2	0 0	3 0	1 0	0 0	0 1	0
14 Nolan Reimold, R (1, 10) OBP: 0.250, SLG: 0.500 70 Xavier Avery, L (9, PH) OBP: 0.375, SLG: 0.182 (9, 10)	0-0 ① FC5-4 36 FC5-4 1-2f		0-0 28 FC5-4 2-3 3-H 1B		0-3 ② K			0-3 ① K	0-0 3-H 1B	4 1	0 0	1 1	1 1	0 0	2 0	3 0
36 Conor Jackson, R (1, 9) OBP: 0.385, SLG: 0.792 45 Travis Ishikawa, L (6, 3) OBP: 0.263, SLG: 0.278	0-0 ② FC5-4 28 WP 1-2f		0-3 ② K		1-0 28 FC5-4 1-2 2-3 HBP			0-0 1B	0-0 ③ G6-3	2 2	0 0	0 1	0 0	0 0	1 0	3 1
28 Steve Pearce, R (1, 7) OBP: 0.500, SLG: 1.056 71 L.J. Hoes, R (6, 7) OBP: 0.333, SLG: 0.333	1-3 ③ K 1-2		0-0 ③ FC5-4 1-2f		0-0 ③ FC5-4 1-2f			0-0 ② F8		3 1	0 0	0 0	0 0	0 0	1 0	6 1
6 Russ Canzler, R (1, 5) OBP: 0.238, SLG: 0.158 81 Buck Britton, L (6, 5) OBP: 0.250, SLG: 0.250		0-3 ① K		0-0 ① F8		0-0 ① G6-3		0-0 ③ G5-3		3 1	0 0	0 0	0 0	0 0	1 0	0 1
35 Danny Valencia, R (1, 3) OBP: 0.238, SLG: 0.211 69 Niuman Romero, S (6, 4) OBP: 0.400, SLG: 0.333		0-3 ② K		0-3 ② K		0-3 ② K			0-0 E 72 2B FC1 1B	3 1	0 1	0 1	0 0	0 0	3 0	0 0
58 Yamaico Navarro, R (1, 4) OBP: 0.421, SLG: 0.286 Adrian Marin, R (6, 6) OBP: 0.333, SLG: 0.333	0-0 ③ F9		0-3 ③ K		0-3 ③ K				0-0 FC1 72 2B 1-3	3 1	0 1	0 0	0 0	0 0	2 0	0 1
59 Luis Exposito, R (1, 2) OBP: 0.600, SLG: 0.813 74 Jose Gil, R (7, 2)			4-0 51 2B 14 1B BB		0-0 36 HBP 51 1B 1B		0-0 ① G6-3		0-3 ① K	2 1	1 0	1 0	0 0	1 0	0 1	0 2

Inning Stats	1	2	3	4	5	6	7	8	9	1B: 7	SF: 0	WP: 1	PA: 40
R:	1	0	1	0	0	0	0	0	3	2B: 3	SAC: 0	PB: 0	
E:	0	0	0	0	0	0	0	0	1	3B: 0	DP: 0	SB: 0	
K:	1	2	2	2	1	2	0	1	1	HR: 0	HBP: 1	CS: 0	
S:	7	7	9	7	7	7	3	6	9				
LOB:	1	0	2	0	3	0	0	1	1				
BB:	0	0	1	0	0	0	0	0	0				
H:	2	0	2	0	2	0	0	1	3				
P:	8	7	13	7	8	7	3	6	9				

PITCHER	IP	WLS	BF	H	R	ER	SO	BB	IBB	HBP	BLK	WP	HR	S	P	ERA	WHIP
22 Felix Doubront, L (1, 1) ERA: 3.86	3.0	L	14	4	2	2	5	1	0	0	0	1	0	23	28	6.00	1.667
52 Joel Hanrahan, R (4, 1) ERA: 13.5	1.0		3	0	0	0	2	0	0	0	0	0	0	7	7	0.00	0.000
40 Andrew Bailey, R (5, 1) ERA: 6.75	1.0		6	2	0	0	1	0	0	1	0	0	0	7	8	0.00	2.000
30 Andrew Miller, L (6, 1) ERA:	1.0		3	0	0	0	2	0	0	0	0	0	0	7	7	0.00	0.000
79 Terry Doyle, R (7, 1) ERA: 2.89	3.0		14	4	3	1	2	0	0	0	0	0	0	18	18	3.00	1.333

PITCHER	IP	WLS	BF	H	R	ER	SO	BB	IBB	HBP	BLK	WP	HR	S	P	ERA	WHIP

AB	38
R	5
H	10
RBI	5
BB	1
SO	12
LOB	21

Baltimore Orioles @ Boston Red Sox

JetBlue Park, Ft. Myers, FL

Sat Mar 09 2013, 7:08 PM - 9:39 PM EST

Att. 9,469 - Partly Cloudy - 70 F

BOTTOM

livebaseballscorecards.com

Batter	1	2	3	4	5	6	7	8	9	AB	R	H	RBI	BB	SO	LOB
26 Brock Holt, L (1, 4) OBP: 0.250, SLG: 0.192 76 Jonathan Diaz, R (6, 4) OBP: 0.333, SLG: 0.214	G4-3		G4-3		F7		K			3 1	0 0	0 0	0 0	0 0	0 1	0 1
5 Jonny Gomes, R (1, 7) OBP: 0.250, SLG: 0.450 75 J.C. Linares, R (6, 7) OBP: 0.391, SLG: 0.571	F9		K		K		CS 1-2	G6-3		3 1	0 0	0 0	0 0	0 0	2 0	0 0
74 Jackie Bradley Jr., L (1, 8) OBP: 0.586, SLG: 0.522	12 FC5-4 BB		1B			G4-3		G3		3	0	1	0	1	0	0
12 Mike Napoli, R (1, 3) OBP: 0.400, SLG: 1.000 61 Dan Butler, R (7, 2) OBP: 0.500, SLG: 0.500	FC5-4 1-2f		F8			K		P3		3 1	0 0	0 0	0 0	0 0	1 0	2 0
39 Jarrod Saltalamacchia, S (1, 2) OBP: 0.476, SLG: 0.611 35 Lyle Overbay, L (6, PR) OBP: 0.333, SLG: 0.450 (7, 3)		K		37 G2-3 1B		16 1B			44 G4-3 50 G5-3 2B	3 1	0 1	2 1	0 0	0 0	1 0	0 0
16 Will Middlebrooks, R (1, 5) OBP: 0.313, SLG: 0.214 44 Drew Sutton, S (6, PR) OBP: 0.500, SLG: 0.333 (7, 5)		48 2B 48 E BB		K		1-2 1B			G4-3 2-3	2 1	1 0	1 0	0 0	1 0	1 0	1 1
37 Mike Carp, L (1, 10) OBP: 0.286, SLG: 0.263 50 Mauro Gomez, R (9, PH) OBP: 0.348, SLG: 0.263	F7		G2-3 1-2			K			G5-3 3-H	3 1	0 0	0 0	0 1	0 0	1 0	4 0
48 Mitch Maier, L (1, 9) OBP: 0.348, SLG: 0.300 80 Jeremy Hazelbaker, L (7, PR) OBP: 0.429, SLG: 0.417 (8, 9)	E9 1-H 2B		L6				75 CS 1B		G6-3	3 1	0 0	2 0	0 0	0 0	0 0	1 0
10 Jose Iglesias, R (1, 6) OBP: 0.269, SLG: 0.480 23 Pedro Ciriaco, R (6, 6) OBP: 0.304, SLG: 0.409	G6-3				G4-3		K			2 1	0 0	0 0	0 0	0 0	0 1	1 1
Inning Stats	R: 0 H: 0 E: 0 LOB: 1 K: 0 BB: 1 S: 3 P: 7	R: 1 H: 1 E: 1 LOB: 1 K: 1 BB: 1 S: 6 P: 10	R: 0 H: 1 E: 0 LOB: 1 K: 1 BB: 0 S: 6 P: 6	R: 0 H: 1 E: 0 LOB: 1 K: 1 BB: 0 S: 6 P: 6	R: 0 H: 0 E: 0 LOB: 0 K: 1 BB: 0 S: 5 P: 5	R: 0 H: 2 E: 0 LOB: 2 K: 2 BB: 0 S: 9 P: 9	R: 0 H: 1 E: 0 LOB: 1 K: 2 BB: 0 S: 8 P: 8	R: 0 H: 0 E: 0 LOB: 0 K: 0 BB: 0 S: 3 P: 3	R: 1 H: 1 E: 0 LOB: 0 K: 0 BB: 0 S: 4 P: 4	1B: 5 2B: 2 3B: 0 HR: 0	SF: 0 SAC: 0 DP: 0 HBP: 0			WP: 0 PB: 0 SB: 0 CS: 1	PA: 36		

	AB	33
	R	2
	H	7
	RBI	1
	BB	2
	SO	8
	LOB	12

PITCHER		IP	WLS	BF	H	R	ER	SO	BB	IBB	HBP	BLK	WP	HR	S	P	ERA	WHIP
49 Dylan Bundy, R ERA:	(1, 1)	2.0	W	9	1	1	0	1	2	0	0	0	0	0	9	17	0.00	1.500
75 Kevin Gausman, R ERA: 2.35	(3, 1)	3.0	H	11	2	0	0	3	0	0	0	0	0	0	17	17	0.00	0.667
65 Mike Belfiore, L ERA: 2.45	(6, 1)	2.0	H	8	3	0	0	4	0	0	0	0	0	0	17	17	0.00	1.500
64 Zach Clark, R ERA: 3.86	(8, 1)	2.0	S	7	1	1	1	0	0	0	0	0	0	0	7	7	4.50	0.500

PITCHER	IP	WLS	BF	H	R	ER	SO	BB	IBB	HBP	BLK	WP	HR	S	P	ERA	WHIP

Batter	1	2	3	4	5	6	7	8	9	AB	R	H	RBI	BB	SO	LOB
55 Russell Martin, R (1, 2) OBP: 0.316, SLG: 0.267 73 Lucas May, R (5, 2) OBP: 0.412, SLG: 0.500	BBBB 4-0 7 FC3-6 BB	SSS 0-3 ② K		X 0-0 ② F8 2-3		X 0-0 ③ G4-3			SSS 0-3 ① K	2 2	0 0	0 0	0 0	1 0	1 1	3 2
7 Alex Presley, L (1, 8) OBP: 0.280, SLG: 0.261 60 Darren Ford, R (7, PH) OBP: 0.200, SLG: 0.200 (7, 8)	X 0-0 ① FC3-6 31 S 1-2f	X 0-0 31 1B 1-2 3-H 1B		SSS 0-3 ③ K			X 0-0 ① G6-3		X 0-0 ② F8	3 2	0 0	1 0	1 0	0 0	1 0	2 0
31 Jose Tabata, R (1, 7) OBP: 0.348, SLG: 0.667 26 Felix Pie, L (7, PH) OBP: 0.333, SLG: 0.524 (7, 7)	BSSS 1-3 ② K 1-2	X 0-0 ③ 1-3 2-H 1B			SSS 0-3 ① K		X 0-0 ② P4		X 0-0 ③ F8	3 2	0 0	1 0	1 0	0 0	2 0	1 0
24 Pedro Alvarez, L (1, 5) OBP: 0.095, SLG: 0.150 35 Jeremy Farrell, R (7, PH) (7, 5)	X 0-0 ③ G3-1		X 0-0 ① G3		X 0-0 ② F8		X 0-0 ③ F8			3 1	0 0	0 0	0 0	0 0	0 0	1 0
18 Neil Walker, S (1, 4) OBP: 0.263, SLG: 0.125 5 Josh Harrison, R (7, 4) OBP: 0.190, SLG: 0.059		BBBBB 4-0 2 E 65 2B BB	X 0-0 ② G3-1		CCC 0-3 ③			X 0-0 ① G6-3		2 1	1 0	0 0	0 0	1 0	1 0	0 0
17 Jerry Sands, R (1, 9) OBP: 0.217, SLG: 0.182 71 Brett Carroll, R (7, 9) OBP: 0.750, SLG: 1.333	X 0-0 ① F8	X 0-0 ① G6-3						X 0-0 2 G4-3 46 1B 2B		3 1	0 1	1 1	0 0	0 0	0 0	1 0
2 Brad Hawpe, L (1, 10) OBP: 0.200, SLG: 0.130	X 0-0 E7 65 2B 12 1B 1-2	X 0-0 ③ F7			CCC 0-3 ② K			X 0-0 ② G4-3 2-3		4	1	0	0	0	1	3
65 Matt Hague, R (1, 3) OBP: 0.391, SLG: 0.455 46 Matt Curry, L (7, 3) OBP: 1.000, SLG: 1.000	X 0-0 12 1B 7 1B 1-3 2-H 2B			X 0-0 55 F8 12 SH1-3 1B		X 0-0 12 1B 1B		X 0-0 FC6-4 3-H 1B		3 1	1 0	3 1	1 1	0 0	0 0	0 0
12 Clint Barmes, R (1, 6) OBP: 0.353, SLG: 0.533 Alen Hanson, S (7, 6)	X 0-0 7 1B 31 1B 2-3 3-H 1B			X 0-0 ① SH1-3 1-2		X 0-0 1-2 1B		X 0-0 ③ FC6-4 1-2f		2 1	1 0	2 0	1 0	0 0	0 0	0 1
Inning Stats	R: 0 E: 0 K: 1 S: 5 H: 0 LOB: 1 BB: 1 P: 10	R: 4 E: 1 K: 1 S: 9 H: 4 LOB: 2 BB: 1 P: 13	R: 0 E: 0 K: 0 S: 4 H: 1 LOB: 1 BB: 0 P: 4	R: 0 E: 0 K: 1 S: 6 H: 1 LOB: 1 BB: 0 P: 6	R: 0 E: 0 K: 2 S: 7 H: 0 LOB: 0 BB: 0 P: 7	R: 0 E: 0 K: 1 S: 7 H: 2 LOB: 2 BB: 0 P: 7	R: 0 E: 0 K: 0 S: 3 H: 0 LOB: 0 BB: 0 P: 3	R: 1 E: 0 K: 0 S: 5 H: 2 LOB: 1 BB: 0 P: 5	R: 0 E: 0 K: 1 S: 5 H: 0 LOB: 0 BB: 0 P: 5	1B: 8 2B: 2 3B: 0 HR: 0 SF: 0 SAC: 1 DP: 0 HBP: 0						

PITCHER		IP	WLS	BF	H	R	ER	SO	BB	IBB	HBP	BLK	WP	HR	S	P	ERA	WHIP
50 Miguel González, R ERA: 2.25	(1, 1)	2.0	L	12	4	4	1	2	2	0	0	0	0	0	14	23	4.50	3.000
43 Jim Johnson, R ERA:	(3, 1)	1.0		4	1	0	0	0	0	0	0	0	0	0	4	4	0.00	1.000
56 Darren O'Day, R ERA:	(4, 1)	1.0		4	1	0	0	1	0	0	0	0	0	0	6	6	0.00	1.000
27 Mark Hendrickson, L ERA: 2.45	(5, 1)	1.0		3	0	0	0	2	0	0	0	0	0	0	7	7	0.00	0.000
66 T.J. McFarland, L ERA: 6.35	(6, 1)	2.0		8	2	0	0	1	0	0	0	0	0	0	10	10	0.00	1.000

PITCHER		IP	WLS	BF	H	R	ER	SO	BB	IBB	HBP	BLK	WP	HR	S	P	ERA	WHIP
78 Todd Redmond, R ERA: 2.57	(8, 1)	2.0		8	2	1	1	1	0	0	0	0	0	0	10	10	4.50	1.000

TOP

Pittsburgh Pirates @ Baltimore Orioles

Ed Smith Stadium, Sarasota, FL

Sun Mar 10 2013, 1:08 PM - 3:41 PM EDT

Att. 6,410 - Sunny - 73 F

livebaseballscorecards.com

AB	36
R	5
H	10
RBI	5
BB	2
SO	7
LOB	14

WP: 0 PA: 39
PB: 0
SB: 1
CS: 0

Batter	1	2	3	4	5	6	7	8	9	AB	R	H	RBI	BB	SO	LOB
1 Brian Roberts, S (1, 4) OBP: 0.429, SLG: 0.650 71 L.J. Hoes, R (8, 7) OBP: 0.308, SLG: 0.308	C C C 0-3 K ①		x 0-0 L6 ②			x 0-0 9 L8-3 1B		x 0-0 G4-3 ③		3 0 1 0 0 1 0 1 0 0 0 0 0 2						
9 Nate McLouth, L (1, 7) OBP: 0.300, SLG: 0.421 45 Travis Ishikawa, L (8, 3) OBP: 0.250, SLG: 0.263	x 0-0 G1-3 ②		x 0-0 G4-3 ③			x 0-0 L8-3 ② ③ 1-1			S S S 0-3 K ①	3 0 0 0 0 0 1 1 0 0 0 0 1 0						
32 Matt Wieters, S (1, 2) OBP: 0.500, SLG: 0.765 31 Taylor Teagarden, R (7, 2) OBP: 0.286, SLG: 0.286	x 0-0 F7 ③			x 0-0 19 G4-6-3 1B			S S S 0-3 K ①		C C C 0-3 K ②	2 0 1 0 0 0 0 2 0 0 0 0 2 0						
19 Chris Davis, L (1, 3) OBP: 0.474, SLG: 0.667 58 Yamaico Navarro, R (8, 4) OBP: 0.400, SLG: 0.267		x 0-0 F7 ①		x 0-0 G4-6-3 ① ② 1-2f			x 0-0 G3-1 ②		C C C 0-3 K ③	3 0 0 0 0 0 1 1 0 0 0 0 1 0						
24 Wilson Betemit, S (1, 10) OBP: 0.056, SLG: 0.235		x 0-0 G3 ②		x 0-0 F7 ③			S S S 0-3 K ③			3 0 0 0 0 1 0						
2 J.J. Hardy, R (1, 6) OBP: 0.211, SLG: 0.067 69 Niuman Romero, S (9, 6) OBP: 0.400, SLG: 0.333		x 0-0 P3 ③			x 0-0 F7 ①			x 0-0 G4-3 ①		3 0 0 0 0 0 0 0 0 0 0 0 0 0						
60 Chris Dickerson, L (1, 8) OBP: 0.450, SLG: 0.313 70 Xavier Avery, L (9, 8) OBP: 0.375, SLG: 0.182			C C C 0-3 K ①		S S S 0-3 K ②			S S S 0-3 K ②		3 0 0 0 0 3 0 0 0 0 0 0 0 0						
13 Manny Machado, R (1, 5) OBP: 0.478, SLG: 0.412 35 Danny Valencia, R (9, 5) OBP: 0.238, SLG: 0.211			B B B B 4-0 3 HR BB		x 0-0 G6-3 ③			B B B B 4-0 51 BB BB		1 1 0 0 2 0 0 0 0 0 0 0 0 0						
3 Ryan Flaherty, L (1, 9) OBP: 0.375, SLG: 0.667 51 Lew Ford, R (8, PH) OBP: 0.579, SLG: 0.765 (9, 9)			B B X 2-0 1-H HR			x 0-0 G1-3 ①		B B B B 4-0 1-2 BB		2 1 1 2 0 0 0 0 0 0 0 1 0 0						
Inning Stats	R: 0 H: 0 E: 0 LOB: 0 K: 1 BB: 0 S: 5 P: 5	R: 0 H: 0 E: 0 LOB: 0 K: 0 BB: 0 S: 3 P: 3	R: 2 H: 1 E: 0 LOB: 0 K: 1 BB: 1 S: 6 P: 12	R: 0 H: 1 E: 0 LOB: 0 K: 0 BB: 0 S: 3 P: 3	R: 0 H: 0 E: 0 LOB: 0 K: 1 BB: 0 S: 5 P: 5	R: 0 H: 1 E: 0 LOB: 0 K: 0 BB: 0 S: 3 P: 3	R: 0 H: 0 E: 0 LOB: 0 K: 2 BB: 0 S: 7 P: 7	R: 0 H: 0 E: 0 LOB: 2 K: 1 BB: 2 S: 5 P: 13	R: 0 H: 0 E: 0 LOB: 0 K: 3 BB: 0 S: 9 P: 9	1B: 2 SF: 0 2B: 1 SAC: 0 3B: 0 DP: 2 HR: 1 HBP: 0							

PITCHER		IP	WLS	BF	H	R	ER	SO	BB	IBB	HBP	BLK	WP	HR	S	P	ERA	WHIP
75 Gerrit Cole, R ERA: 4.5	(1, 1)	4.0	W	14	2	2	2	2	1	0	0	0	0	1	17	23	4.50	0.750
35 Mark Melancon, R ERA: 1.8	(5, 1)	1.0	H	3	0	0	0	1	0	0	0	0	0	0	5	5	0.00	0.000
77 Kyle Waldrop, R ERA:	(6, 1)	1.0	H	3	1	0	0	0	0	0	0	0	0	0	3	3	0.00	1.000
67 Hunter Strickland, R ERA:	(7, 1)	1.0	H	3	0	0	0	2	0	0	0	0	0	0	7	7	0.00	0.000
37 Justin Wilson, L ERA: 1.29	(8, 1)	1.0	H	5	0	0	0	1	2	0	0	0	0	0	5	13	0.00	2.000

PITCHER		IP	WLS	BF	H	R	ER	SO	BB	IBB	HBP	BLK	WP	HR	S	P	ERA	WHIP
69 Ryan Reid, R ERA:	(9, 1)	1.0	S	3	0	0	0	3	0	0	0	0	0	0	9	9	0.00	0.000

BOTTOM

Pittsburgh Pirates @ Baltimore Orioles

Ed Smith Stadium, Sarasota, FL

Sun Mar 10 2013, 1:08 PM - 3:41 PM EDT

Att. 6,410 - Sunny - 73 F

livebaseballscorecards.com

AB	28
R	2
H	3
RBI	2
BB	3
SO	9
LOB	4

Batter	1	2	3	4	5	6	7	8	9	AB	R	H	RBI	BB	SO	LOB
12 Alexi Casilla, S (1, 6) OBP: 0.360, SLG: 0.391 72 Jason Pridie, L (6, PH) OBP: 0.318, SLG: 0.667 (6, 9)	G6-3		G5-3	K		F7			K	3 2	0 0	0 0	0 0	0 0	1 1	2 1
51 Lew Ford, R (1, 8) OBP: 0.591, SLG: 0.900 3 Ryan Flaherty, L (6, PH) OBP: 0.346, SLG: 0.609 (6, 4)	28 CS 1B		HR	K		K			G4-6-3 1-2f	3 2	1 0	2 0	1 0	0 0	1 1	2 1
36 Conor Jackson, R (1, 3) OBP: 0.414, SLG: 0.778 25 Trayvon Robinson, S (6, 7) OBP: 0.240, SLG: 0.440	K		28 2B 1B		6 1B 6 S 35 1B 1B		K			3 1	1 0	2 0	0 0	0 0	1 1	1 0
28 Steve Pearce, R (1, 10) OBP: 0.478, SLG: 1.000 85 Brandon Waring, R (7, PH) (7, 10)	1 SAFE CS 1-2	G5-3	1-3 2B		F7		K			3 1	0 0	1 0	0 0	0 0	0 1	1 0
6 Russ Canzler, R (1, 9) OBP: 0.250, SLG: 0.182 60 Chris Dickerson, L (6, 8) OBP: 0.429, SLG: 0.294		G5-3	K		1-0 1-3 35 1B 1B		K			3 1	0 0	1 0	0 0	0 0	1 1	2 0
35 Danny Valencia, R (1, 5) OBP: 0.292, SLG: 0.273 45 Travis Ishikawa, L (6, 3) OBP: 0.238, SLG: 0.250		58 1B 71 1B 1B	K		0-0 1-2 3-H 1B			G4-3		3 1	1 0	2 0	1 0	0 0	1 0	2 0
58 Yamaico Navarro, R (1, 4) OBP: 0.435, SLG: 0.294 69 Niuman Romero, S (6, 6) OBP: 0.364, SLG: 0.300		71 1B 1-2 1B		71 2B BB	P6			G4-3		2 1	0 0	1 0	0 0	1 0	0 0	2 0
71 L.J. Hoes, R (1, 7) OBP: 0.375, SLG: 0.438 81 Buck Britton, L (6, 5) OBP: 0.200, SLG: 0.200		1-3 2-H 1B		1-3 2B	F9			G4-3		3 1	0 0	2 0	1 0	0 0	0 0	2 0
59 Luis Exposito, R (1, 2) OBP: 0.522, SLG: 0.684 74 Jose Gil, R (6, 2)		F8		G3		K			3 G4-6-3 BB	3 0	0 0	0 0	0 0	0 1	1 0	4 0
Inning Stats	R: 0 E: 0 K: 1 S: 5 H: 1 LOB: 0 BB: 0 P: 5	R: 1 E: 0 K: 0 S: 6 H: 3 LOB: 2 BB: 0 P: 6	R: 1 E: 0 K: 2 S: 11 H: 3 LOB: 2 BB: 0 P: 12	R: 0 E: 0 K: 2 S: 8 H: 1 LOB: 2 BB: 1 P: 12	R: 1 E: 0 K: 0 S: 6 H: 3 LOB: 2 BB: 0 P: 7	R: 0 E: 0 K: 2 S: 7 H: 0 LOB: 0 BB: 0 P: 7	R: 0 E: 0 K: 3 S: 9 H: 0 LOB: 0 BB: 0 P: 9	R: 0 E: 0 K: 0 S: 3 H: 0 LOB: 0 BB: 0 P: 3	R: 0 E: 0 K: 1 S: 4 H: 0 LOB: 0 BB: 1 P: 8	1B: 8 2B: 2 3B: 0 HR: 1 SF: 0 SAC: 0 DP: 1 HBP: 0						WP: 0 PB: 0 SB: 1 CS: 1 PA: 39	

PITCHER		IP	WLS	BF	H	R	ER	SO	BB	IBB	HBP	BLK	WP	HR	S	P	ERA	WHIP
49 Jeff Locke, L ERA: 4.05	(1, 1)	3.1		18	8	2	2	3	1	0	0	0	0	1	24	29	5.40	2.700
57 Phil Irwin, R ERA: 2.25	(4, 1)	3.2		14	3	1	1	7	0	0	0	0	0	0	28	29	2.46	0.818
29 Bryan Morris, R ERA: 2.08	(8, 1)	1.0		3	0	0	0	0	0	0	0	0	0	0	3	3	0.00	0.000
71 Kris Johnson, L ERA: 1.93	(9, 1)	1.0	W	3	0	0	0	1	1	0	0	0	0	0	4	8	0.00	1.000

PITCHER	IP	WLS	BF	H	R	ER	SO	BB	IBB	HBP	BLK	WP	HR	S	P	ERA	WHIP

TOP

Baltimore Orioles @ Pittsburgh Pirates

McKechnie Field, Bradenton, FL

Mon Mar 11 2013, 1:10 PM - 4:16 PM EDT

Att. 5,431 - Sunny - 76 F

livebaseballscorecards.com

AB	36
R	3
H	11
RBI	3
BB	2
SO	11
LOB	20

BOTTOM

Baltimore Orioles @ Pittsburgh Pirates

McKechnie Field, Bradenton, FL

Mon Mar 11 2013, 1:10 PM - 4:16 PM EDT

Att. 5,431 - Sunny - 76 F

livebaseballscorecards.com

Batter	1	2	3	4	5	6	7	8	9	AB	R	H	RBI	BB	SO	LOB
6 Starling Marte, R (1, 8) OBP: 0.423, SLG: 0.542	K		1B			K		G6-3		2	0	1	0	0	1	0
57 Phil Irwin, R (4, 1)										1	0	0	0	0	1	0
29 Bryan Morris, L (8, 1)										0	0	0	0	0	0	0
78 Brandon Inge, R (8, PH) OBP: 0.190, SLG: 0.150										1	0	0	0	0	0	0
71 Kris Johnson, L (9, 1)										0	0	0	0	0	0	0
31 Jose Tabata, R (1, 9) OBP: 0.308, SLG: 0.583	F9		K			F8		HR		3	0	0	0	0	1	1
2 Brad Hawpe, L (7, 9) OBP: 0.231, SLG: 0.292										1	1	1	1	0	0	0
18 Neil Walker, S (1, 4) OBP: 0.273, SLG: 0.211	2B			F7		K		G6-3		3	0	1	0	0	1	0
66 Iván De Jesús Jr., R (7, 4) OBP: 0.333, SLG: 0.500										1	0	0	0	0	0	0
24 Pedro Alvarez, L (1, 5) OBP: 0.087, SLG: 0.136	K			F7			F8		25 FC4-6 1B	2	0	0	0	0	1	1
43 Jared Goedert, R (7, 5) OBP: 0.435, SLG: 0.526										2	0	1	0	0	0	0
14 Gaby Sanchez, R (1, 3) OBP: 0.360, SLG: 0.727		G3		G5-3			G4-3		FC4-6 7 1B 5 1B 1-2f	2	0	0	0	0	0	0
25 Clint Robinson, L (7, 3) OBP: 0.227, SLG: 0.250										2	0	0	0	0	0	1
10 Jordy Mercer, R (9, PR) OBP: 0.550, SLG: 0.571										0	1	0	0	0	0	0
26 Felix Pie, L (1, 7) OBP: 0.308, SLG: 0.478		K			G6-3		5 2B HBP		5 1B 74 FC4 1-3 1B	2	0	0	0	0	1	0
7 Alex Presley, L (7, 7) OBP: 0.333, SLG: 0.292										1	2	1	0	0	0	0
12 Clint Barmes, R (1, 6) OBP: 0.316, SLG: 0.471	G5-3				P4		1-H 2B		74 FC4 1-3 3-H 1B	2	0	0	0	0	0	0
5 Josh Harrison, R (7, 6) OBP: 0.261, SLG: 0.211										2	0	2	2	0	0	0
19 Michael McKenry, R (1, 2) OBP: 0.421, SLG: 0.375			K		BB		F8		FC4 1-2 3-H	1	0	0	0	1	1	0
74 Carlos Paulino, R (7, 2) OBP: 0.222, SLG: 0.125										2	0	0	1	0	0	2
49 Jeff Locke, L (1, 1)			G6-3		F9			F8		1	0	0	0	0	0	0
60 Darren Ford, R (4, 8) OBP: 0.182, SLG: 0.182										2	0	0	0	0	0	1
Inning Stats	R: 0 E: 0 K: 2 S: 8 H: 1 LOB: 1 BB: 0 P: 8	R: 0 E: 0 K: 1 S: 5 H: 0 LOB: 0 BB: 0 P: 5	R: 0 E: 0 K: 2 S: 8 H: 1 LOB: 1 BB: 0 P: 8	R: 0 E: 0 K: 0 S: 3 H: 0 LOB: 0 BB: 0 P: 3	R: 0 E: 0 K: 0 S: 3 H: 0 LOB: 1 BB: 1 P: 7	R: 0 E: 0 K: 2 S: 7 H: 0 LOB: 0 BB: 0 P: 7	R: 1 E: 0 K: 0 S: 4 H: 1 LOB: 1 BB: 0 P: 5	R: 1 E: 0 K: 0 S: 6 H: 1 LOB: 0 BB: 0 P: 8	R: 2 E: 0 K: 0 S: 5 H: 3 LOB: 2 BB: 0 P: 5	1B: 4 2B: 2 3B: 0 HR: 1 SF: 0 SAC: 0 DP: 0 HBP: 1							

AB	33
R	4
H	7
RBI	4
BB	1
SO	7
LOB	6

WP: 0 PB: 0 SB: 0 CS: 0 PA: 35

PITCHER		IP	WLS	BF	H	R	ER	SO	BB	IBB	HBP	BLK	WP	HR	S	P	ERA	WHIP
34 Jake Arrieta, R ERA: 4.05	(1, 1)	4.0		14	2	0	0	5	0	0	0	0	0	0	24	24	0.00	0.500
38 Luis Ayala, R ERA:	(5, 1)	1.0	H	4	0	0	0	0	1	0	0	0	0	0	3	7	0.00	1.000
53 Zack Britton, L ERA: 3.6	(6, 1)	2.0	H	8	1	1	1	2	0	0	1	0	0	0	11	12	4.50	0.500
55 Daniel Schlereth, L ERA: 4.15	(8, 1)	1.0	H	4	1	1	1	0	0	0	0	0	0	1	6	8	9.00	1.000
61 Adam Russell, R ERA: 8.44	(9, 1)	0.1	L	5	3	2	2	0	0	0	0	0	0	0	5	5	54.00	9.000

PITCHER	IP	WLS	BF	H	R	ER	SO	BB	IBB	HBP	BLK	WP	HR	S	P	ERA	WHIP

Baltimore Orioles @ Minnesota Twins

Hammond Stadium, Fort Myers, FL

Wed Mar 13 2013, 7:05 PM - 10:10 PM EDT

Att. 7,635 - Clear - 76 F

TOP

livebaseballscorecards.com

Batter	1	2	3	4	5	6	7	8	9	AB	R	H	RBI	BB	SO	LOB
12 Alexi Casilla, S (1, 4) OBP: 0.357, SLG: 0.385	F7		3 FC3-6 1B 1-2		CS 1-2	G4-3		F8	58 S 58 2B 1B 1-2 2-3	3	0	1	0	0	0	0
6 Russ Canzler, R (7, 3) OBP: 0.269, SLG: 0.208										2	1	1	0	0	0	0
3 Ryan Flaherty, L (1, 6) OBP: 0.310, SLG: 0.538	F9		FC3-6 1-2f 2-H			G3-1		BB	SF7 3-H	3	0	0	0	0	0	1
28 Steve Pearce, R (7, 9) OBP: 0.480, SLG: 1.000										0	0	0	1	1	0	0
13 Manny Machado, R (1, 5) OBP: 0.423, SLG: 0.350	F8		F8			F7		K	71 WP 71 1B 2B 1-H 2-H	3	0	0	0	0	0	1
58 Yamaico Navarro, R (7, 4) OBP: 0.440, SLG: 0.368										2	1	1	2	0	1	1
72 Jason Pridie, L (1, 7) OBP: 0.320, SLG: 0.625		G4-3		G4-1			63 G6-3 63 S 45 1B 1B	K	2-H 1B	3	1	1	0	0	0	0
71 L.J. Hoes, R (7, 7) OBP: 0.389, SLG: 0.444										2	0	1	1	0	1	1
31 Taylor Teagarden, R (1, 2) OBP: 0.222, SLG: 0.222		G4-3		G5-3			G6-3 1-3		81 FC4-6 BB P4	2	0	0	0	0	0	0
63 Chris Robinson, R (6, 2) OBP: 0.375, SLG: 0.286										2	0	0	0	1	0	2
45 Travis Ishikawa, L (1, 3) OBP: 0.250, SLG: 0.261		G4-3		G6-3			35 BB 1B 3-H		FC4-6 35 WP 69 1B 1-2f	3	0	1	1	0	0	0
81 Buck Britton, L (7, 5) OBP: 0.167, SLG: 0.167										1	1	0	0	0	0	1
35 Danny Valencia, R (1, 10) OBP: 0.321, SLG: 0.250			F7		G6-3		25 FC6-4 BB 1-2		69 1B 86 1B BB 1-2	2	1	0	0	2	0	0
60 Chris Dickerson, L (1, 9) OBP: 0.417, SLG: 0.450			HR		G4-3		F8		6 1B 86 1B 28 SF7 1B 1-2 2-H	3	1	1	1	0	0	2
69 Niuman Romero, S (7, 6) OBP: 0.417, SLG: 0.364										1	1	1	1	0	0	0
25 Trayvon Robinson, S (1, 8) OBP: 0.286, SLG: 0.464			12 1B 3 E 1B		12 CS 1B		FC6-4 1-2f		58 S 6 1B 58 2B 1B 1-2 2-H	3	1	2	0	0	0	2
86 Kyle Hudson, L (7, 8) OBP: 1.000, SLG: 1.000										1	1	1	1	0	0	0
Inning Stats	R: 0 E: 0 K: 0 S: 3 H: 0 LOB: 0 BB: 0 P: 3	R: 0 E: 0 K: 0 S: 3 H: 0 LOB: 0 BB: 0 P: 3	R: 2 E: 1 K: 0 S: 6 H: 3 LOB: 1 BB: 0 P: 6	R: 0 E: 0 K: 0 S: 3 H: 0 LOB: 0 BB: 0 P: 3	R: 0 E: 0 K: 0 S: 3 H: 1 LOB: 0 BB: 0 P: 4	R: 0 E: 0 K: 0 S: 3 H: 0 LOB: 0 BB: 0 P: 3	R: 1 E: 0 K: 0 S: 5 H: 2 LOB: 2 BB: 1 P: 10	R: 0 E: 0 K: 2 S: 7 H: 0 LOB: 1 BB: 1 P: 11	R: 6 E: 0 K: 0 S: 8 H: 5 LOB: 1 BB: 2 P: 18	1B: 9 2B: 1 3B: 0 HR: 1	SF: 1 SAC: 0 DP: 0 HBP: 0						

	AB	36
	R	9
	H	11
	RBI	8
	BB	4
	SO	2
	LOB	11

WP: 2 PB: 0 SB: 3 CS: 1 PA: 42

PITCHER		IP	WLS	BF	H	R	ER	SO	BB	IBB	HBP	BLK	WP	HR	S	P	ERA	WHIP
30 Kevin Correia, R ERA: 4.76	(1, 1)	4.2		18	4	2	1	0	0	0	0	0	0	1	18	18	1.93	0.857
50 Casey Fien, R ERA: 4.26	(5, 1)	1.1		3	0	0	0	0	0	0	0	0	0	0	3	4	0.00	0.000
32 Kyle Gibson, R ERA: 9.0	(7, 1)	2.0		10	2	1	1	2	2	0	0	0	0	0	12	21	4.50	2.000
20 Josh Roenicke, R ERA: 8.22	(9, 1)	0.2	L	7	3	5	5	0	2	0	0	0	1	0	5	13	67.50	7.500
71 Caleb Thielbar, L ERA: 12.46	(9, 1)	0.1		3	2	1	1	0	0	0	0	0	1	0	3	5	27.00	6.000

PITCHER	IP	WLS	BF	H	R	ER	SO	BB	IBB	HBP	BLK	WP	HR	S	P	ERA	WHIP

BOTTOM

Baltimore Orioles @ Minnesota Twins

Hammond Stadium, Fort Myers, FL

Wed Mar 13 2013, 7:05 PM - 10:10 PM EDT

Att. 7,635 - Clear - 76 F

livebaseballscorecards.com

Batter	1	2	3	4	5	6	7	8	9	AB	R	H	RBI	BB	SO	LOB
32 Aaron Hicks, S (1, 8) OBP: 0.350, SLG: 0.737	S S S 0-3 ① K			S S S 0-3 ① K	X 0-0 ③ G5-3			X 0-0 1 HR 2B	S S S 0-3 ③ K	3	0	0	0	0	2	2
12 Joe Benson, R (6, 8) OBP: 0.273, SLG: 0.297										2	1	1	0	0	1	2
2 Brian Dozier, R (1, 4) OBP: 0.289, SLG: 0.294	X 0-0 ② G6-3			X 0-0 ② G4-3		X 0-0 ① F7		B B B S S X 3-2 2-H HR		3	0	0	0	0	0	0
1 Ray Olmedo, S (7, 4) OBP: 0.400, SLG: 0.720										1	1	1	2	0	0	0
16 Josh Willingham, R (1, 7) OBP: 0.485, SLG: 0.643	S S C 0-3 ③ K			B B B 4-0 BB		S S S 0-3 ② K		B B B 4-0 13 S BB		1	0	0	0	1	1	0
19 Darin Mastroianni, R (6, 7) OBP: 0.455, SLG: 0.556										1	0	0	0	1	1	0
33 Justin Morneau, L (1, 3) OBP: 0.400, SLG: 0.700		S S S 0-3 ① K		X 0-0 ③ G1-3		S S S 0-3 ③ K		B S S S 1-3 ② 1-3 K		3	0	0	0	0	2	1
13 Jeff Clement, L (7, 3) OBP: 0.290, SLG: 0.250										1	0	0	0	0	1	1
9 Ryan Doumit, S (1, 2) OBP: 0.290, SLG: 0.345		S S S 0-3 ② K			X 0-0 5 FC6 78 1B 5 E 1B		X 0-0 ① G4-3	S S S 0-3 ③ K		2	1	1	0	0	1	0
73 Kyle Knudson, R (7, 2) OBP: 0.200, SLG: 0.200										2	0	0	0	0	1	1
27 Chris Parmelee, L (1, 9) OBP: 0.333, SLG: 0.316		S S C 0-3 ③ K			S S S 0-3 ① K		S S S 0-3 ② K		X 0-0 ① F8	2	0	0	0	0	2	1
48 Brandon Boggs, S (6, 9) OBP: 0.184, SLG: 0.351										2	0	0	0	0	1	0
78 Oswaldo Arcia, L (1, 10) OBP: 0.417, SLG: 0.400			S S S 0-3 ① K		X 0-0 5 E 1-2 1B		X 0-0 ③ P2		B B B B 4-0 85 BB BB	3	0	1	0	1	1	0
5 Eduardo Escobar, S (1, 5) OBP: 0.353, SLG: 0.375			X 0-0 ② G4-3		X 0-0 1-3 2-H FC6			X 0-0 ① G1-3	S S S 0-3 ② K	2	0	0	0	0	0	1
80 Mark Sobolewski, R (6, 5) OBP: 0.240, SLG: 0.348										2	0	0	0	0	1	1
25 Pedro Florimón, S (1, 6) OBP: 0.258, SLG: 0.276			X 0-0 ③ G4-3		X 0-0 ② P3			B S S S X 1-2 HR	B B B B 4-0 1-2 BB	2	0	0	0	0	0	2
85 James Beresford, L (8, 6) OBP: 0.333, SLG: 0.571										1	1	1	1	1	0	0
Inning Stats	R: 0 E: 0 K: 2 S: 7 H: 0 LOB: 0 BB: 0 P: 7	R: 0 E: 0 K: 3 S: 9 H: 0 LOB: 0 BB: 0 P: 9	R: 0 E: 0 K: 1 S: 5 H: 0 LOB: 0 BB: 0 P: 5	R: 0 E: 0 K: 1 S: 5 H: 0 LOB: 1 BB: 1 P: 9	R: 1 E: 1 K: 1 S: 8 H: 2 LOB: 2 BB: 0 P: 8	R: 0 E: 0 K: 2 S: 7 H: 0 LOB: 0 BB: 0 P: 7	R: 0 E: 0 K: 1 S: 5 H: 0 LOB: 0 BB: 0 P: 5	R: 3 E: 0 K: 2 S: 14 H: 3 LOB: 1 BB: 1 P: 23	R: 0 E: 0 K: 2 S: 7 H: 0 LOB: 2 BB: 2 P: 15	1B: 2 2B: 1 3B: 0 HR: 2 SF: 0 SAC: 0 DP: 0 HBP: 0							

	AB	33
	R	4
	H	5
	RBI	3
	BB	4
	SO	15
	LOB	12

WP: 0 PB: 0 SB: 2 CS: 0 PA: 37

PITCHER		IP	WLS	BF	H	R	ER	SO	BB	IBB	HBP	BLK	WP	HR	S	P	ERA	WHIP
17 Brian Matusz, L ERA: 2.7	(1, 1)	4.0		13	0	0	0	7	1	0	0	0	0	0	26	30	0.00	0.250
40 Troy Patton, L ERA: 4.26	(5, 1)	1.0	H	6	2	1	0	1	0	0	0	0	0	0	8	8	0.00	2.000
29 Tommy Hunter, R ERA: 3.52	(6, 1)	2.0	H	6	0	0	0	3	0	0	0	0	0	0	12	12	0.00	0.000
78 Todd Redmond, R ERA: 5.63	(8, 1)	1.0	W	7	3	3	3	2	1	0	0	0	0	2	14	23	27.00	4.000
91 Chris Petrini, L ERA:	(9, 1)	1.0		5	0	0	0	2	2	0	0	0	0	0	7	15	0.00	2.000

PITCHER	IP	WLS	BF	H	R	ER	SO	BB	IBB	HBP	BLK	WP	HR	S	P	ERA	WHIP

Batter	1	2	3	4	5	6	7	8	9	AB	R	H	RBI	BB	SO	LOB
8 Desmond Jennings, R (1, 8) OBP: 0.516, SLG: 0.435 16 Chris Gimenez, R (7, 3) OBP: 0.448, SLG: 0.615	B B B B 4-0 3 FC6-4 2 BB BB		X 0-0 ② P6		X 0-0 2 G3 1B		X 0-0 ① F7		S B B B B 4-1 ① 1-2 BB	3 0 1 0 1 0 0 0 0 0 0 1 0 0						
2 Kelly Johnson, L (1, 7) OBP: 0.324, SLG: 0.214 38 Robinson Chirinos, R (7, 2) OBP: 0.417, SLG: 0.333	B B B B 4-0 3 FC6-4 1-2 BB		B B B 4-0 3 2B BB		X 0-0 ① G3 1-2		X 0-0 ② F9		S S S 0-3 ② K	2 1 0 0 2 0 1 1 0 0 0 0 1 1						
3 Evan Longoria, R (1, 5) OBP: 0.407, SLG: 0.600 66 Jason Bourgeois, R (7, 7) OBP: 0.458, SLG: 0.400	X 0-0 ① FC6-4 11 FC6-4 1-2f 2-3		X 0-0 30 HR 1-H 2B		C C C 0-3 ② K		X 0-0 ③ G6-3		X 0-0 ③ L3	4 1 1 1 0 1 3 1 0 0 0 0 0 1						
30 Luke Scott, L (1, 10) OBP: 0.368, SLG: 0.778	S S S 0-3 ② K		X 0-0 2-H HR		X 0-0 ③ G1-3			X 0-0 ① G6-3		4 1 1 2 0 1 3						
11 Yunel Escobar, R (1, 6) OBP: 0.290, SLG: 0.448 7 Mike Fontenot, L (7, 5) OBP: 0.361, SLG: 0.276	X 0-0 ③ FC6-4 1-2f		X 0-0 ③ L1			X 0-0 ① G5-3		X 0-0 ② G3		3 0 0 0 0 0 2 1 0 0 0 0 0 0						
20 Matt Joyce, L (1, 9) OBP: 0.406, SLG: 0.444 1 Sean Rodríguez, R (7, 8) OBP: 0.182, SLG: 0.387		X 0-0 21 G3-6-1 1B		X 0-0 ① G3-1		X 0-0 21 G1-3 2B		B B B B 4-0 87 S BB		3 0 2 0 0 0 0 0 0 0 0 1 0 0						
21 James Loney, L (1, 3) OBP: 0.323, SLG: 0.310 87 Cole Figueroa, L (7, 4) OBP: 0.435, SLG: 0.571		X 0-0 ① ② G3-6-1 1-2f		B B B 4-0 19 FC5-4 BB		X 0-0 ② G1-3 2-3		S X 0-1 ③ P5 1-2		2 0 0 0 1 0 2 1 0 0 0 0 0 1						
19 Ryan Roberts, R (1, 4) OBP: 0.258, SLG: 0.500 60 Wil Myers, R (7, 9) OBP: 0.353, SLG: 0.467		X 0-0 ③ G5-3		X 0-0 ② FC5-4 1-2f		B B B B 4-0 BB			X 0-0 29 WP 29 E 2B	2 0 0 0 1 0 1 1 1 1 0 0 0 0						
59 Jose Lobaton, S (1, 2) OBP: 0.250, SLG: 0.190 29 Tim Beckham, R (7, 6) OBP: 0.278, SLG: 0.471			S S S 0-3 ① K	X 0-0 ③ F7		X 0-0 ③ F8			B X 1-0 16 CS 2-H 1B	3 0 0 0 0 1 3 1 0 1 0 0 0 0						
Inning Stats	R: 0 H: 0 E: 0 LOB: 2 K: 1 BB: 2 S: 5 P: 13	R: 0 H: 1 E: 0 LOB: 0 K: 0 BB: 0 S: 3 P: 3	R: 3 H: 2 E: 0 LOB: 0 K: 1 BB: 1 S: 7 P: 11	R: 0 H: 0 E: 0 LOB: 1 K: 0 BB: 1 S: 3 P: 7	R: 0 H: 1 E: 0 LOB: 1 K: 1 BB: 0 S: 6 P: 6	R: 0 H: 1 E: 0 LOB: 2 K: 0 BB: 1 S: 4 P: 8	R: 0 H: 0 E: 0 LOB: 0 K: 0 BB: 0 S: 3 P: 3	R: 0 H: 0 E: 0 LOB: 1 K: 0 BB: 1 S: 4 P: 8	R: 1 H: 2 E: 0 LOB: 1 K: 1 BB: 1 S: 7 P: 12	1B: 3 SF: 0 2B: 3 SAC: 0 3B: 0 DP: 1 HR: 1 HBP: 0						

TOP

Tampa Bay Rays @ Baltimore Orioles

Ed Smith Stadium, Sarasota, FL

Thu Mar 14 2013, 1:08 PM - 4:11 PM EDT

Att. 8,797 - Sunny - 61 F

livebaseballscorecards.com

AB	32
R	4
H	7
RBI	3
BB	7
SO	4
LOB	18

WP: 1 PA: 39
PB: 0
SB: 1
CS: 1

PITCHER		IP	WLS	BF	H	R	ER	SO	BB	IBB	HBP	BLK	WP	HR	S	P	ERA	WHIP
75 Kevin Gausman, R ERA: 3.48	(1, 1)	2.2		12	2	2	2	2	3	0	0	0	0	0	13	25	6.75	1.875
Mike Belfiore, L ERA: 3.12	(3, 1)	1.1		6	1	1	1	0	1	0	0	0	0	1	5	9	6.75	1.500
43 Jim Johnson, R ERA:	(5, 1)	1.0		4	1	0	0	1	0	0	0	0	0	0	6	6	0.00	1.000
56 Darren O'Day, R ERA:	(6, 1)	1.0		5	1	0	0	0	1	0	0	0	0	0	4	8	0.00	2.000
49 Dylan Bundy, R ERA: 1.13	(7, 1)	3.0	L	12	2	1	1	1	2	0	0	0	1	0	14	23	3.00	1.333

PITCHER	IP	WLS	BF	H	R	ER	SO	BB	IBB	HBP	BLK	WP	HR	S	P	ERA	WHIP

BOTTOM

Batter	1	2	3	4	5	6	7	8	9	AB	R	H	RBI	BB	SO	LOB
1 Brian Roberts, S (1, 4) OBP: 0.360, SLG: 0.542	x 0-0 ① P6	x 0-0 ③ G1-3			x 0-0 ① G4-3	x 0-0 ③ G6-3			2 SAFE x 0-0 ② P3 2-3	4	0	0	0	0	0	3
59 Luis Exposito, R (7, 2) OBP: 0.500, SLG: 0.650										1	0	0	0	0	0	1
14 Nolan Reimold, R (1, 10) OBP: 0.261, SLG: 0.476	S S S 0-3 ② K		x 0-0 ① F7		x 0-0 ① 9 BB 32 HR 1B		x 0-0 ① G6-3		B B B B 4-0 BB	3	1	1	0	0	1	0
6 Russ Canzler, R (7, PH) OBP: 0.286, SLG: 0.200 (8, 10)										1	0	0	0	1	0	0
9 Nate McLouth, L (1, 8) OBP: 0.348, SLG: 0.400	B B B B 4-0 32 S BB		x 0-0 ② B3		B B B 4-0 1-2 32 HR BB		S S S 0-3 ② K		S S S 0-3 ③ K	1	1	0	0	2	0	0
71 L.J. Hoes, R (7, 7) OBP: 0.350, SLG: 0.400										2	0	0	0	0	2	2
32 Matt Wieters, S (1, 2) OBP: 0.571, SLG: 0.944	B B B B 4-0 1-2 BB		B B B 4-0 BB		B B S S X 2-2 1-H 2-H HR		x 0-0 ③ F8			1	1	1	3	2	0	0
3 Ryan Flaherty, L (7, 6) OBP: 0.300, SLG: 0.519										1	0	0	0	0	0	0
19 Chris Davis, L (1, 3) OBP: 0.409, SLG: 0.571	S C C 0-3 ③ K		x 0-0 ③ F7		C C C 0-3 ② K			x 0-0 ① P6		3	0	0	0	0	2	3
35 Danny Valencia, R (7, 5) OBP: 0.310, SLG: 0.240										1	0	0	0	0	0	0
2 J.J. Hardy, R (1, 6) OBP: 0.182, SLG: 0.056		x 0-0 ① P4		x 0-0 ① G5-3	x 0-0 ③ G6-3			C C C 0-3 ② K		3	0	0	0	0	0	0
25 Trayvon Robinson, S (7, 8) OBP: 0.276, SLG: 0.448										1	0	0	0	0	1	0
24 Wilson Betemit, S (1, 5) OBP: 0.143, SLG: 0.263		x 0-0 72 1B 1B		C C C 0-3 ② K		B B B 4-0 72 G1-3 BB		x 0-0 ③ G5-3		2	0	1	0	1	1	0
28 Steve Pearce, R (7, 9) OBP: 0.462, SLG: 0.955										1	0	0	0	0	0	0
36 Conor Jackson, R (1, 9) OBP: 0.406, SLG: 0.733		x 0-0 ② P4		x 0-0 1B		S S S 0-3 ① K			S S S 0-3 ① K	3	0	1	0	0	1	2
45 Travis Ishikawa, L (7, 3) OBP: 0.240, SLG: 0.250										1	0	0	0	0	1	0
72 Jason Pridie, L (1, 7) OBP: 0.321, SLG: 0.593		x 0-0 1-2 1B		x 0-0 ③ F8		x 0-0 ② G1-3 1-2			x 0-0 59 E 2B	3	0	1	0	0	0	2
58 Yamaico Navarro, R (7, 4) OBP: 0.462, SLG: 0.450										1	0	1	0	0	0	0
Inning Stats	R: 0 E: 0 K: 2 S: 7 H: 0 LOB: 2 BB: 2 P: 15	R: 0 E: 0 K: 0 S: 5 H: 2 LOB: 2 BB: 0 P: 5	R: 0 E: 0 K: 0 S: 3 H: 0 LOB: 1 BB: 1 P: 7	R: 0 E: 0 K: 1 S: 6 H: 1 LOB: 1 BB: 0 P: 6	R: 3 E: 0 K: 1 S: 9 H: 2 LOB: 0 BB: 1 P: 15	R: 0 E: 0 K: 1 S: 5 H: 0 LOB: 1 BB: 1 P: 9	R: 0 E: 0 K: 1 S: 5 H: 0 LOB: 0 BB: 0 P: 5	R: 0 E: 0 K: 1 S: 5 H: 0 LOB: 0 BB: 0 P: 5	R: 0 E: 1 K: 2 S: 8 H: 1 LOB: 2 BB: 1 P: 12	1B: 4 2B: 1 3B: 0 HR: 1	SF: 0 SAC: 0 DP: 0 HBP: 0						

PITCHER	IP	WLS	BF	H	R	ER	SO	BB	IBB	HBP	BLK	WP	HR	S	P	ERA	WHIP
34 Jeff Niemann, R (1, 1) ERA: 2.13	4.1		20	4	1	1	3	3	0	0	0	0	0	23	35	2.08	1.615
85 Juan Sandoval, R (5, 1) ERA: 7.71	1.2	B	8	1	2	2	2	2	0	0	0	0	1	12	22	10.80	1.800
52 Josh Lueke, R (7, 1) ERA: 1.0	2.0	W	6	0	0	0	2	0	0	0	0	0	0	10	10	0.00	0.000
73 J.D. Martin, R (9, 1) ERA: 5.4	0.2	H	3	1	0	0	1	0	0	0	0	0	0	5	5	0.00	1.500
75 Kirby Yates, R (9, 1) ERA:	0.1	S	2	0	0	0	1	1	0	0	0	0	0	3	7	0.00	3.000

PITCHER	IP	WLS	BF	H	R	ER	SO	BB	IBB	HBP	BLK	WP	HR	S	P	ERA	WHIP

Tampa Bay Rays @ Baltimore Orioles

Ed Smith Stadium, Sarasota, FL

Thu Mar 14 2013, 1:08 PM - 4:11 PM EDT

Att. 8,797 - Sunny - 61 F

livebaseballscorecards.com

AB	33
R	3
H	6
RBI	3
BB	6
SO	9
LOB	13

WP: 0 PB: 0 SB: 1 CS: 0 PA: 39

Batter	1	2	3	4	5	6	7	8	9	10	AB	R	H	RBI	BB	SO	LOB
26 Brock Holt, L (1, 4) OBP: 0.237, SLG: 0.250	F9		FC5-4 1-2f 2-3		F8			G4-3		L7	3	0	0	0	0	0	2
76 Jonathan Diaz, R (7, 4) OBP: 0.292, SLG: 0.250											2	0	0	0	0	0	2
10 Jose Iglesias, R (1, 6) OBP: 0.250, SLG: 0.412	G5-3		F8			G6-3			E3 20 G5-3 84 SH	P4	3	0	0	0	0	0	2
82 Deven Marrero, R (7, 6) OBP: 0.250, SLG: 0.250											2	0	0	0	0	0	2
74 Jackie Bradley Jr., L (1, 8) OBP: 0.590, SLG: 0.645	G5-3			20 G4-6-3 BB		G4-3			SH 20 G5-3 1-2	1-3 2-H 1B	2	0	0	0	1	0	0
84 Ronald Bermudez, R (7, 8) OBP: 1.000, SLG: 1.000											1	0	1	1	0	0	0
20 Ryan Lavarnway, R (1, 10) OBP: 0.161, SLG: 0.167		G6-3		G4-6-3 1-2f		G5-3			G5-3 1-2 2-3f	K	5	0	0	0	0	1	5
3 David Ross, R (1, 2) OBP: 0.263, SLG: 0.267							G6-3			IBB	1	0	0	0	1	0	0
Christian Vázquez, R (5, 2) OBP: 0.278, SLG: 0.250		G1-3		BB							1	0	0	0	1	0	0
50 Mauro Gomez, R (1, 3) OBP: 0.265, SLG: 0.172											3	0	0	0	0	0	1
97 Travis Shaw, L (7, 3)		L7		F9			G5-3		K		1	0	0	0	0	1	2
48 Mitch Maier, L (1, 7) OBP: 0.414, SLG: 0.360											1	0	1	0	0	0	0
75 J.C. Linares, R (3, 7) OBP: 0.370, SLG: 0.640			26 FC5-4 E 1B		K		G4-3			HR	3	1	1	1	0	1	0
44 Drew Sutton, S (1, 5) OBP: 0.464, SLG: 0.300			K		F7			F9		80 BB 84 1B 1B	2	0	0	0	0	1	1
92 Jonathan Hee, R (7, 5) OBP: 0.500, SLG: 0.500											2	1	1	0	0	0	0
Bryce Brentz, R (1, 9) OBP: 0.500, SLG: 2.000			E5 26 FC5-4 1-2		HR			K		84 1B 1-2 BB	2	1	1	1	0	0	1
80 Jeremy Hazelbaker, L (7, 9) OBP: 0.444, SLG: 0.467											1	0	0	0	1	1	0
Inning Stats	R: 0 E: 0 K: 0 S: 3 H: 0 LOB: 0 BB: 0 P: 4	R: 0 E: 0 K: 0 S: 3 H: 0 LOB: 0 BB: 0 P: 3	R: 0 E: 1 K: 1 S: 7 H: 1 LOB: 2 BB: 0 P: 7	R: 0 E: 0 K: 0 S: 2 H: 0 LOB: 1 BB: 2 P: 10	R: 1 E: 0 K: 1 S: 8 H: 1 LOB: 0 BB: 0 P: 8	R: 0 E: 0 K: 0 S: 3 H: 0 LOB: 0 BB: 0 P: 3	R: 0 E: 0 K: 0 S: 3 H: 0 LOB: 0 BB: 0 P: 3	R: 0 E: 0 K: 1 S: 5 H: 0 LOB: 0 BB: 0 P: 5	R: 0 E: 2 K: 1 S: 6 H: 0 LOB: 2 BB: 1 P: 10	R: 2 E: 0 K: 1 S: 9 H: 3 LOB: 2 BB: 1 P: 14	1B: 3 2B: 0 3B: 0 HR: 2 SF: 0 SAC: 1 DP: 2 HBP: 0	WP: 0 PB: 0 SB: 0 CS: 0 PA: 40					

TOP

Boston Red Sox @ Baltimore Orioles

Ed Smith Stadium, Sarasota, FL

Fri Mar 15 2013, 1:06 PM - 4:05 PM EDT

Att. 8,100 - Sunny - 67 F

livebaseballscorecards.com

AB	35
R	3
H	5
RBI	3
BB	4
SO	5
LOB	18

PITCHER		IP	WLS	BF	H	R	ER	SO	BB	IBB	HBP	BLK	WP	HR	S	P	ERA	WHIP
53 Zack Britton, L ERA: 2.08	(1, 1)	3.2		14	1	0	0	1	2	0	0	0	0	0	14	23	0.00	0.818
Zach Petersime, R ERA:	(4, 1)	0.1		1	0	0	0	0	0	0	0	0	0	0	1	1	0.00	0.000
38 Luis Ayala, R ERA: 4.5	(5, 1)	1.0		4	1	1	1	1	0	0	0	0	0	1	8	8	9.00	1.000
66 T.J. McFarland, L ERA: 4.15	(6, 1)	3.0		9	0	0	0	1	0	0	0	0	0	0	11	11	0.00	0.000
27 Mark Hendrickson, L ERA: 1.93	(9, 1)	1.0		5	0	0	0	1	0	1	0	0	0	0	6	10	0.00	0.000

PITCHER		IP	WLS	BF	H	R	ER	SO	BB	IBB	HBP	BLK	WP	HR	S	P	ERA	WHIP
Clay Schrader, R ERA: 27.0	(10, 1)	0.2		6	3	2	2	0	1	0	0	0	0	1	6	11	27.00	6.000
Jason Gurka, L ERA:	(10, 1)	0.1		1	0	0	0	1	0	0	0	0	0	0	3	3	0.00	0.000

Boston Red Sox @ Baltimore Orioles

Ed Smith Stadium, Sarasota, FL

Fri Mar 15 2013, 1:06 PM - 4:05 PM EDT

Att. 8,100 - Sunny - 67 F

livebaseballscorecards.com

BOTTOM

Batter	1	2	3	4	5	6	7	8	9	10	AB	R	H	RBI	BB	SO	LOB
9 Nate McLouth, L (1, 8) OBP: 0.385, SLG: 0.455	G4-3		BBBB 4-0 1 S BB		X 0-0 1 1B 2B			X 0-0 ② P4		B X 1-0 1-H HR	2	1	1	0	1	0	0
3 Ryan Flaherty, L (7, 6) OBP: 0.313, SLG: 0.621											2	1	1	2	0	0	0
1 Brian Roberts, S (1, 4) OBP: 0.393, SLG: 0.556	X 0-0 32 S 1B		B X 1-0 ③ F8 1-2		X 0-0 32 CS 1B 2-H			X 0-0 ③ G6-3		X 0-0 ③ F7	3	0	2	1	0	0	1
25 Trayvon Robinson, S (7, 8) OBP: 0.258, SLG: 0.419											2	0	0	0	0	0	0
32 Matt Wieters, S (1, 2) OBP: 0.542, SLG: 0.857	B X 1-0 ② F9 1-2			X 0-0 19 BB 1B	B 1-0 ③ CS 1-2	X 0-0 ① F9			B S X 1-1 ① P2		3	0	1	0	0	0	1
58 Yamaico Navarro, R (7, 4) OBP: 0.444, SLG: 0.429											1	0	0	0	0	0	0
19 Chris Davis, L (1, 3) OBP: 0.400, SLG: 0.522	X 0-0 ③ F8			BBBB 4-0 1-2 BB		X 0-0 ② G4-3			BBBB 4-0 63 G2-3 BB		2	0	0	0	1	0	1
45 Travis Ishikawa, L (7, 3) OBP: 0.269, SLG: 0.250											0	0	0	0	1	0	0
71 L.J. Hoes, R (9, PR) (10, 7) OBP: 0.350, SLG: 0.400											0	0	0	0	0	0	0
2 J.J. Hardy, R (1, 6) OBP: 0.160, SLG: 0.048		X 0-0 ① L7		X 0-0 ① P2		X 0-0 ③ F8			X 0-0 ② G2-3 1-2		3	0	0	0	0	0	2
63 Chris Robinson, R (7, 2) OBP: 0.333, SLG: 0.250											1	0	0	0	0	0	1
24 Wilson Betemit, S (1, 10) OBP: 0.160, SLG: 0.261		X 0-0 13 G5-4-3 1B		SSS 0-3 ② K			X 0-0 ① F8		CCC 0-3 ③ K		4	0	1	0	0	2	3
13 Manny Machado, R (1, 5) OBP: 0.379, SLG: 0.304	X 0-0 ② ③ G5-4-3 1-2f			X 0-0 ③ P2			X 0-0 ② L8			X 0-0 ① G5-3	3	0	0	0	0	0	3
35 Danny Valencia, R (8, 5) OBP: 0.300, SLG: 0.231											1	0	0	0	0	0	0
60 Chris Dickerson, L (1, 9) OBP: 0.370, SLG: 0.391			X 0-0 ① G3-1		SSS 0-3 ① K		CCC 0-3 ③ K			CCC 0-3 ② K	3	0	0	0	0	2	0
28 Steve Pearce, R (8, 9) (10, 3) OBP: 0.444, SLG: 0.913											1	0	0	0	0	1	0
51 Lew Ford, R (1, 7) OBP: 0.520, SLG: 0.783			CCC 0-3 ② K		X 0-0 ② G6-3			X 0-0 ① G4-3		X 0-0 3 HR 1B	3	0	0	0	0	1	0
6 Russ Canzler, R (9, 7) (10, 9) OBP: 0.310, SLG: 0.231											1	1	1	0	0	0	0

	AB	35
	R	3
	H	7
	RBI	3
	BB	3
	SO	6
	LOB	12

Inning Stats	1	2	3	4	5	6	7	8	9	10
	R: 0 H: 1 E: 0 LOB: 1 K: 0 BB: 0 S: 4 P: 5	R: 0 H: 1 E: 0 LOB: 0 K: 0 BB: 0 S: 3 P: 3	R: 0 H: 0 E: 0 LOB: 1 K: 1 BB: 1 S: 5 P: 10	R: 0 H: 1 E: 0 LOB: 2 K: 1 BB: 1 S: 6 P: 10	R: 1 H: 2 E: 0 LOB: 0 K: 1 BB: 0 S: 6 P: 7	R: 0 H: 0 E: 0 LOB: 0 K: 0 BB: 0 S: 3 P: 3	R: 0 H: 0 E: 0 LOB: 0 K: 1 BB: 0 S: 5 P: 5	R: 0 H: 0 E: 0 LOB: 0 K: 0 BB: 0 S: 3 P: 3	R: 0 H: 0 E: 0 LOB: 1 K: 1 BB: 1 S: 6 P: 11	R: 2 H: 2 E: 0 LOB: 0 K: 1 BB: 0 S: 7 P: 8

1B: 5	SF: 0	WP: 0	PA: 39
2B: 1	SAC: 0	PB: 0	
3B: 0	DP: 1	SB: 2	
HR: 1	HBP: 0	CS: 1	

PITCHER		IP	WLS	BF	H	R	ER	SO	BB	IBB	HBP	BLK	WP	HR	S	P	ERA	WHIP
59 Clayton Mortensen, R ERA: 3.68	(1, 1)	3.0		11	2	0	0	1	1	0	0	0	0	0	12	18	0.00	1.000
63 Alex Wilson, R ERA: 1.17	(4, 1)	1.2		8	2	1	1	2	1	0	0	0	0	0	11	15	5.40	1.800
83 Chris Hernandez, L ERA: 3.97	(5, 1)	3.1	B	10	1	0	0	1	0	0	0	0	0	0	12	13	0.00	0.300
60 Oscar Villarreal, R ERA: 9.0	(9, 1)	2.0		9	2	2	2	2	1	0	0	0	0	1	13	19	9.00	1.500

PITCHER	IP	WLS	BF	H	R	ER	SO	BB	IBB	HBP	BLK	WP	HR	S	P	ERA	WHIP

Baltimore Orioles @ Toronto Blue Jays

Florida Auto Exchange Stadium, Dunedin, FL

Sat Mar 16 2013, 1:08 PM - 4:04 PM EDT

Att. 5,550 - Sunny - 71 F

TOP

livebaseballscorecards.com

Batter	1	2	3	4	5	6	7	8	9	AB	R	H	RBI	BB	SO	LOB
12 Alexi Casilla, S (1, 6) OBP: 0.323, SLG: 0.345 76 Luis Martinez, R (6, 2)	C C C 0-3 ① K		X 0-0 ① F9		X 0-0 ① G3		X 0-0 ③ G3-1		X 0-0 ③ G6-3	3 0 0 0 0 1 0 2 0 0 0 0 0 1						
51 Lew Ford, R (1, 8) OBP: 0.536, SLG: 0.846 3 Ryan Flaherty, L (6, 6) OBP: 0.333, SLG: 0.667	X 0-0 14 WP 14 G4-3 2B		X 0-0 14 WP 2B		X 0-0 ② P3			X 0-0 14 WP 45 G1-2-3 2B		3 1 2 0 0 0 0 1 0 1 0 0 0 0						
14 Nolan Reimold, R (1, 10) OBP: 0.259, SLG: 0.417	B X 1-0 ② G4-3 2-H		B S S S 1-3 ② K 2-3		X 0-0 ③ F8			B B B B 4-0 45 G1-2-3 60 S BB 2-3		3 0 0 1 1 1 1						
36 Conor Jackson, R (1, 3) OBP: 0.371, SLG: 0.667 60 Chris Dickerson, L (6, 8) OBP: 0.393, SLG: 0.391	X 0-0 ③ G1-3		X 0-0 ③ F7			X 0-0 ① F7		B B B B 4-0 45 G1-2-3 BB 1-2		3 0 0 0 0 0 1 0 0 0 0 1 0 0						
28 Steve Pearce, R (1, 9) OBP: 0.433, SLG: 0.846 45 Travis Ishikawa, L (6, 3) OBP: 0.259, SLG: 0.240		S S S 0-3 ① K		X 0-0 ① P4		X 0-0 ② 1B		X 0-0 ① ② G1-2-3 1-2 2-3 3-Hf		3 0 1 0 0 1 0 1 0 0 0 0 0 3						
31 Taylor Teagarden, R (1, 2) OBP: 0.250, SLG: 0.333 72 Jason Pridie, L (6, 9) OBP: 0.310, SLG: 0.571		X 0-0 35 2B 2B		S S S 0-3 ② K		X 0-0 ③ F9		X 0-0 ③ F9		3 1 1 0 0 1 0 1 0 0 0 0 0 2						
35 Danny Valencia, R (1, 5) OBP: 0.364, SLG: 0.321 25 Trayvon Robinson, S (7, 7) OBP: 0.281, SLG: 0.469		X 0-0 2-H 2B		B B B B 4-0 58 1B BB			X 0-0 1B		X 0-0 6 F8 81 SF7 2B	2 0 2 1 1 0 0 1 1 1 0 0 0 0						
58 Yamaico Navarro, R (1, 4) OBP: 0.433, SLG: 0.417 6 Russ Canzler, R (7, 5) OBP: 0.300, SLG: 0.222		S S S 0-3 ② K		X 0-0 1-2 1B			S S S 0-3 ① K		X 0-0 ① F8 2-3	3 0 1 0 0 2 2 1 0 0 0 0 0 1						
71 L.J. Hoes, R (1, 7) OBP: 0.304, SLG: 0.348 81 Buck Britton, L (7, 4) OBP: 0.143, SLG: 0.167		S S S 0-3 ③ K		X 0-0 ③ G1-4-3			S S S 0-3 ② K		X 0-0 ② SF7 3-H	3 0 0 0 0 2 4 0 0 0 1 0 0 0						
Inning Stats	R: 1 H: 1 E: 0 LOB: 0 K: 1 BB: 0 S: 6 P: 7	R: 1 H: 2 E: 0 LOB: 1 K: 3 BB: 0 S: 11 P: 11	R: 0 H: 1 E: 0 LOB: 1 K: 1 BB: 0 S: 6 P: 7	R: 0 H: 1 E: 0 LOB: 2 K: 1 BB: 1 S: 6 P: 10	R: 0 H: 0 E: 0 LOB: 0 K: 0 BB: 0 S: 3 P: 3	R: 0 H: 1 E: 0 LOB: 0 K: 0 BB: 0 S: 3 P: 3	R: 0 H: 1 E: 0 LOB: 1 K: 2 BB: 0 S: 8 P: 8	R: 0 H: 1 E: 0 LOB: 2 K: 0 BB: 2 S: 3 P: 11	R: 1 H: 1 E: 0 LOB: 0 K: 0 BB: 0 S: 4 P: 4	1B: 3 SF: 1 2B: 6 SAC: 0 3B: 0 DP: 1 HR: 0 HBP: 0							

PITCHER	IP	WLS	BF	H	R	ER	SO	BB	IBB	HBP	BLK	WP	HR	S	P	ERA	WHIP
48 J.A. Happ, L (1, 1) ERA: 2.77	3.2	L	15	4	2	2	6	0	0	0	0	2	0	27	29	4.91	1.091
37 Neil Wagner, R (4, 1) ERA: 4.5	0.1		3	1	0	0	0	1	0	0	0	0	0	2	6	0.00	6.000
21 Sergio Santos, R (5, 1) ERA: 2.25	1.0		3	0	0	0	0	0	0	0	0	0	0	3	3	0.00	0.000
50 Steve Delabar, R (6, 1) ERA: 4.26	1.0		3	1	0	0	0	0	0	0	0	0	0	3	3	0.00	1.000
62 Aaron Loup, L (7, 1) ERA: 1.29	1.0		4	1	0	0	2	0	0	0	0	0	0	8	8	0.00	1.000

PITCHER	IP	WLS	BF	H	R	ER	SO	BB	IBB	HBP	BLK	WP	HR	S	P	ERA	WHIP
33 Jeremy Jeffress, R (8, 1) ERA: 3.38	0.0		3	1	0	0	0	2	0	0	0	1	0	1	9	∞	∞
51 Alex Hinshaw, L (8, 1) ERA: 3.68	1.0		2	0	0	0	0	0	0	0	0	0	0	2	2	0.00	0.000
16 Bobby Korecky, R (9, 1) ERA: 4.5	1.0		4	1	1	1	0	0	0	0	0	0	0	4	4	9.00	1.000

AB	33
R	3
H	9
RBI	3
BB	3
SO	8
LOB	15

WP: 3 PA: 37
PB: 0
SB: 1
CS: 0

Baltimore Orioles @ Toronto Blue Jays

Florida Auto Exchange Stadium, Dunedin, FL

Sat Mar 16 2013, 1:08 PM - 4:04 PM EDT

Att. 5,550 - Sunny - 71 F

livebaseballscorecards.com

BOTTOM

Batter	1	2	3	4	5	6	7	8	9	AB	R	H	RBI	BB	SO	LOB
1 Emilio Bonifácio, S (1, 4) OBP: 0.317, SLG: 0.487	L6		G5-3		K		G4-3			3	0	0	0	0	1	3
18 Mike McCoy, R (7, 6) (9, 8) OBP: 0.167, SLG: 0.118										1	0	0	0	0	0	0
3 Maicer Izturis, S (1, 6) (7, 4) OBP: 0.289, SLG: 0.286	53 L4 1B			G4-6-3 1B	F9			K		4	0	2	0	0	1	2
59 Jim Negrych, L (9, 4) OBP: 0.520, SLG: 0.810										0	0	0	0	0	0	0
53 Melky Cabrera, S (1, 8) OBP: 0.325, SLG: 0.475	L4 1-1			G4-6-3 1-2f		G1-3		K		4	0	0	0	0	1	2
82 Peter Mooney, L (9, 6)										0	0	0	0	0	0	0
19 José Bautista, R (1, 9) OBP: 0.357, SLG: 0.571		F7		26 S BB		26 1B 16 SF9 BB		G6-3		2	1	0	0	2	0	0
68 Ryan Schimpf, L (9, 9) OBP: 0.240, SLG: 0.238										0	0	0	0	0	0	0
26 Adam Lind, L (1, 3) OBP: 0.488, SLG: 0.606		G3		1-2 BB		1-3 1B			G4-3	2	0	1	0	1	0	0
58 Luis Jimenez, L (9, 3) OBP: 0.219, SLG: 0.258										1	0	0	0	0	0	0
16 Mark DeRosa, R (1, 5) OBP: 0.500, SLG: 0.750	K		G4-3		SF9 3-H				K	2	0	0	1	0	1	2
73 Lance Zawadzki, L (8, 5) OBP: 0.344, SLG: 0.414										1	0	0	0	0	1	0
28 Colby Rasmus, L (1, 10) OBP: 0.333, SLG: 0.130		G1-3		E3 17 BB	K			G4-3		4	0	0	0	0	1	1
17 Ryan Langerhans, L (1, 7) OBP: 0.400, SLG: 0.414		P6					K			1	0	0	0	1	0	0
67 Eugenio Velez, S (7, PH) (8, 7) OBP: 0.381, SLG: 0.421				1-2 BB						1	0	0	0	0	1	0
22 Henry Blanco, R (1, 2) OBP: 0.346, SLG: 0.478					F4		G6-3			2	0	1	0	0	0	2
30 Josh Thole, L (7, 2) OBP: 0.231, SLG: 0.174		1B								1	0	0	0	0	0	0
Inning Stats	R: 0 E: 0 K: 0 S: 3 H: 1 LOB: 0 BB: 0 P: 3	R: 0 E: 0 K: 1 S: 5 H: 0 LOB: 0 BB: 0 P: 5	R: 0 E: 0 K: 0 S: 4 H: 1 LOB: 1 BB: 0 P: 4	R: 0 E: 0 K: 0 S: 3 H: 1 LOB: 2 BB: 2 P: 11	R: 0 E: 1 K: 1 S: 6 H: 0 LOB: 2 BB: 1 P: 10	R: 1 E: 0 K: 1 S: 6 H: 1 LOB: 1 BB: 1 P: 10	R: 0 E: 0 K: 1 S: 5 H: 0 LOB: 0 BB: 0 P: 5	R: 0 E: 0 K: 2 S: 7 H: 0 LOB: 0 BB: 0 P: 7	R: 0 E: 0 K: 1 S: 5 H: 0 LOB: 0 BB: 0 P: 5	1B: 4 2B: 1 3B: 0 HR: 0	SF: 1 SAC: 0 DP: 2 HBP: 0						

	AB	29
	R	1
	H	4
	RBI	1
	BB	4
	SO	7
	LOB	12

PITCHER		IP	WLS	BF	H	R	ER	SO	BB	IBB	HBP	BLK	WP	HR	S	P	ERA	WHIP
34 Jake Arrieta, R ERA: 2.38	(1, 1)	4.2	W	19	3	0	0	2	3	0	0	0	0	0	20	32	0.00	1.286
55 Daniel Schlereth, L ERA: 4.76	(5, 1)	1.1	H	6	1	1	1	1	1	0	0	0	0	0	7	11	6.75	1.500
61 Adam Russell, R ERA: 7.11	(7, 1)	1.0	H	3	0	0	0	1	0	0	0	0	0	0	5	5	0.00	0.000
40 Troy Patton, L ERA: 3.38	(8, 1)	1.2	H	5	0	0	0	3	0	0	0	0	0	0	11	11	0.00	0.000
54 Daniel McCutchen, R ERA: 8.44	(9, 1)	0.1	S	1	0	0	0	0	0	0	0	0	0	0	1	1	0.00	0.000

PITCHER	IP	WLS	BF	H	R	ER	SO	BB	IBB	HBP	BLK	WP	HR	S	P	ERA	WHIP

Batter	1	2	3	4	5	6	7	8	9	AB	R	H	RBI	BB	SO	LOB
12 Alexi Casilla, S (1, 4) OBP: 0.314, SLG: 0.333	G4-3	3 S 1-3 1B		F7		FC6-4 1-2f 2-3			35 1B 85 1B 59 SF9 1B	4	0	1	0	0	0	2
Adrian Marin, R (6, 6) OBP: 0.500, SLG: 0.500										1	1	1	0	0	0	0
3 Ryan Flaherty, L (1, 6) OBP: 0.361, SLG: 0.645	24 1B BB	1-2 BB			F8		59 WP 35 1B 1B		K	1	0	0	0	2	0	0
81 Buck Britton, L (6, 4) OBP: 0.222, SLG: 0.250					1B					2	0	1	0	0	1	1
14 Nolan Reimold, R (1, 10) OBP: 0.267, SLG: 0.407	K	F8					P6		59 SF9 35 1B 1-2 2B 1B	3	0	1	0	0	1	4
85 Steel Russell, L (7, PH) OBP: 0.500, SLG: 0.500 (7, 10)					1B					2	1	1	0	0	0	1
24 Wilson Betemit, S (1, 5) OBP: 0.214, SLG: 0.308	1-2 1B		1B		K		G5-3 59 WP 1-2 1B		2B 1-2 2-3 1B	3	0	2	0	0	1	1
35 Danny Valencia, R (6, 5) OBP: 0.400, SLG: 0.367										2	0	2	0	0	0	0
31 Taylor Teagarden, R (1, 2) OBP: 0.200, SLG: 0.267	F7		P5		P4		G5-3 1-2 2-3 BB		SF9 2-3 3-H	3	0	0	0	0	0	4
59 Luis Exposito, R (6, 2) OBP: 0.500, SLG: 0.650										0	0	0	1	1	0	0
72 Jason Pridie, L (1, 7) OBP: 0.313, SLG: 0.533		F7	F8			12 FC6-4 28 BB BB	G5-3 1-2 2-3f		1-3 3-H 2B	2	0	0	0	1	0	1
L.J. Hoes, R (6, 7) OBP: 0.320, SLG: 0.400										2	0	1	1	0	0	3
28 Steve Pearce, R (1, 9) OBP: 0.455, SLG: 0.929		0-2 HR	F9			12 FC6-4 1-2 BB		0-3	G6-3	2	1	1	1	1	0	1
John Ruettiger, L (6, 8)								K		2	0	0	0	0	1	2
45 Travis Ishikawa, L (1, 3) OBP: 0.233, SLG: 0.214	K			G4-3		0-3 K		0-0 G1-3		3	0	0	0	0	2	2
82 Christian Walker, R (6, 3)										1	0	0	0	0	0	0
25 Trayvon Robinson, S (1, 8) OBP: 0.286, SLG: 0.457	12 1B 1B			K		K		F9		3	0	1	0	0	2	2
Brenden Webb, L (6, 9)										1	0	0	0	0	0	0
Inning Stats	R: 0 E: 0 K: 1 S: 6 H: 1 LOB: 2 BB: 1 P: 10	R: 1 E: 0 K: 1 S: 10 H: 3 LOB: 3 BB: 1 P: 14	R: 0 E: 0 K: 0 S: 4 H: 1 LOB: 1 BB: 0 P: 4	R: 0 E: 0 K: 1 S: 5 H: 0 LOB: 0 BB: 0 P: 5	R: 0 E: 0 K: 1 S: 6 H: 1 LOB: 1 BB: 0 P: 6	R: 0 E: 0 K: 2 S: 7 H: 0 LOB: 2 BB: 2 P: 15	R: 0 E: 0 K: 0 S: 4 H: 2 LOB: 2 BB: 1 P: 8	R: 0 E: 0 K: 1 S: 5 H: 0 LOB: 0 BB: 0 P: 5	R: 2 E: 0 K: 1 S: 9 H: 4 LOB: 2 BB: 0 P: 9	1B: 10 2B: 1 3B: 0 HR: 1 SF: 1 SAC: 0 DP: 1 HBP: 0						

TOP

Baltimore Orioles @ Philadelphia Phillies

Bright House Field, Clearwater, FL

Sun Mar 17 2013, 1:09 PM - 3:56 PM EDT

Att. 11,100 - Partly Cloudy - 77 F

livebaseballscorecards.com

AB	37
R	3
H	12
RBI	3
BB	5
SO	8
LOB	24

WP: 1	PA: 43
PB: 0	
SB: 1	
CS: 0	

PITCHER		IP	WLS	BF	H	R	ER	SO	BB	IBB	HBP	BLK	WP	HR	S	P	ERA	WHIP
34 Roy Halladay, R ERA: 6.75	(1, 1)	1.0		5	1	0	0	1	1	0	0	0	0	0	6	10	0.00	2.000
60 Zach Miner, R ERA: 9.0	(2, 1)	2.0		11	4	1	1	1	1	0	0	0	0	1	14	18	4.50	2.500
47 Jeremy Horst, L ERA: 6.97	(4, 1)	2.0	W	7	1	0	0	2	0	0	0	0	0	0	11	11	0.00	0.500
48 Phillippe Aumont, R ERA: 2.25	(6, 1)	1.0	H	5	0	0	0	2	2	0	0	0	0	0	7	15	0.00	2.000
91 Jordan Whatcott, R ERA:	(7, 1)	1.0		5	2	0	0	0	1	0	0	0	1	0	4	8	0.00	3.000

PITCHER		IP	WLS	BF	H	R	ER	SO	BB	IBB	HBP	BLK	WP	HR	S	P	ERA	WHIP
41 Colby Shreve, R ERA:	(8, 1)	1.0		3	0	0	0	1	0	0	0	0	0	0	5	5	0.00	0.000
90 Ryan O'Sullivan, R ERA: 18.0	(9, 1)	1.0		7	4	2	2	1	0	0	0	0	0	0	9	9	18.00	4.000

BOTTOM

Baltimore Orioles @ Philadelphia Phillies

Bright House Field, Clearwater, FL

Sun Mar 17 2013, 1:09 PM - 3:56 PM EDT

Att. 11,100 - Partly Cloudy - 77 F

livebaseballscorecards.com

Batter	1	2	3	4	5	6	7	8	9	AB	R	H	RBI	BB	SO	LOB
2 Ben Revere, L (1, 8) OBP: 0.350, SLG: 0.404	G6-3		2B 3-H		BB 13 S 13 HR		P6			3	1	1	1	1	0	0
43 Ender Inciarte, L (8, 7) OBP: 0.391, SLG: 0.316										0	0	0	0	0	0	0
13 Freddy Galvis, S (1, 6) OBP: 0.304, SLG: 0.537	F8		K		HR 1-H		K			4	1	1	2	0	2	1
26 Chase Utley, L (1, 4) OBP: 0.347, SLG: 0.325	G4-3		G1-3		F7		1B			4	0	1	0	0	0	1
41 Colby Shreve, R (8, 1)										0	0	0	0	0	0	0
90 Ryan O'Sullivan, R (9, 1)										0	0	0	0	0	0	0
6 Ryan Howard, L (1, 3) OBP: 0.333, SLG: 0.615		F8		10 2B 9 G4-3 1B	G4-3		G4-3			4	1	1	0	0	0	1
15 John Mayberry Jr., R (8, 3) OBP: 0.291, SLG: 0.333										0	0	0	0	0	0	0
10 Michael Young, R (1, 5) OBP: 0.333, SLG: 0.412	1B		9 G4-3 1-3 2B			F9		F8		3	0	2	0	0	0	0
28 Kevin Frandsen, R (7, 5) OBP: 0.341, SLG: 0.595										1	0	0	0	0	0	0
9 Domonic Brown, L (1, 9) OBP: 0.453, SLG: 0.625	F8		G4-3 2-3 3-H			18 1B 18 PB 31 FC6-4 1B		1B		4	1	2	1	0	0	2
18 Darin Ruf, R (1, 7) OBP: 0.300, SLG: 0.341	G5-3		L5			31 FC6-4 1-3 1B		F8		3	0	1	0	0	0	2
91 Jordan Whatcott, R (7, 1)										0	0	0	0	0	0	0
25 Yuniesky Betancourt, R (8, 4) OBP: 0.410, SLG: 0.457										1	0	0	0	0	0	1
31 Erik Kratz, R (1, 2) OBP: 0.241, SLG: 0.429			39 G4-3 2 2B 2B	K2-3		FC6-4 1-2f 3-H		F7		4	1	1	1	0	1	3
34 Roy Halladay, R (1, 1) 60 Zach Miner, R (2, 1) 39 Steven Lerud, L (3, PH) 47 Jeremy Horst, L (4, 1) 19 Laynce Nix, L (5, PH) 48 Philippe Aumont, L (6, 1) 71 Jermaine Mitchell, L (6, PH) (7, 7) (8, 6)	G4-3 2-3				K	K				0 0 1 0 1 0 0 1	0 0 0 0 0 0 0 0	0 0 0 0 0 0 1 1	0 0 0 0 0 0 1 1	0 0 0 0 0 1 0 0	0 0 0 0 0 0 0 0	0 0 1 0 1 0 0 1
Inning Stats	R: 0 E: 0 K: 0 S: 3 H: 0 LOB: 0 BB: 0 P: 3	R: 0 E: 0 K: 0 S: 4 H: 1 LOB: 1 BB: 0 P: 4	R: 1 E: 0 K: 1 S: 7 H: 2 LOB: 1 BB: 0 P: 7	R: 1 E: 0 K: 1 S: 7 H: 2 LOB: 1 BB: 0 P: 7	R: 2 E: 0 K: 1 S: 6 H: 1 LOB: 0 BB: 1 P: 11	R: 1 E: 0 K: 1 S: 7 H: 2 LOB: 1 BB: 0 P: 8	R: 0 E: 0 K: 1 S: 6 H: 1 LOB: 1 BB: 0 P: 6	R: 0 E: 0 K: 0 S: 4 H: 1 LOB: 1 BB: 0 P: 4		1B: 6 2B: 3 3B: 0 HR: 1 SF: 0 SAC: 0 DP: 0 HBP: 0						

AB	34
R	5
H	10
RBI	5
BB	1
SO	5
LOB	13

WP: 0 PB: 1 SB: 1 CS: 0 PA: 35

PITCHER		IP	WLS	BF	H	R	ER	SO	BB	IBB	HBP	BLK	WP	HR	S	P	ERA	WHIP
39 Jason Hammel, R ERA: 5.0	(1, 1)	4.2	L	21	6	4	4	3	1	0	0	0	0	1	26	31	7.71	1.500
29 Tommy Hunter, R ERA: 2.7	(5, 1)	2.1		10	3	1	0	2	0	0	0	0	0	0	14	15	0.00	1.286
54 Daniel McCutchen, R ERA: 7.11	(8, 1)	1.0		4	1	0	0	0	0	0	0	0	0	0	4	4	0.00	1.000

PITCHER	IP	WLS	BF	H	R	ER	SO	BB	IBB	HBP	BLK	WP	HR	S	P	ERA	WHIP

Batter	1	2	3	4	5	6	7	8	9	AB	R	H	RBI	BB	SO	LOB
32 Aaron Hicks, S (1, 8) OBP: 0.353, SLG: 0.660	B C C C 1-3 ① K		x 0-0 ② FC6-4 8 1B 1-2f		B B B B 4-0 8 S BB			x 0-0 ① F7		2	0	0	0	1	1	1
19 Darin Mastroianni, R (6, 8) OBP: 0.444, SLG: 0.565										1	0	0	0	0	0	0
8 Jamey Carroll, R (1, 4) OBP: 0.375, SLG: 0.333	x 0-0 ② F9		x 0-0 1-2 1B		c x 0-1 ③ G6-3 1-2			x 0-0 84 G6-4-3 1B		4	0	2	0	0	0	1
9 Ryan Doumit, S (1, 2) OBP: 0.275, SLG: 0.297	x 0-0 ③ F7		x 0-0 ③ F7			x 0-0 ① F9		x 0-0 ②③ G6-4-3 1-2f		2	0	0	0	0	0	2
84 Dan Rohlfing, R (5, 2) OBP: 0.364, SLG: 0.526										2	0	0	0	0	0	1
33 Justin Morneau, L (1, 3) OBP: 0.310, SLG: 0.517		x 0-0 ① F9		x 0-0 ① G3-1		S S S 0-3 ② K			x 0-0 ① G4-3	3	0	0	0	0	1	0
13 Jeff Clement, L (6, 3) OBP: 0.343, SLG: 0.267										1	0	0	0	0	0	0
22 Wilkin Ramirez, R (1, 10) OBP: 0.412, SLG: 0.500		S S S 0-3 ② K		x 0-0 27 1B 2B		x 0-0 1B			S S S 0-3 ② K	4	0	2	0	0	2	0
27 Chris Parmelee, L (1, 9) OBP: 0.400, SLG: 0.440	B B B B 4-0 12 FC5-4 BB			x 0-0 2-3 12 G6-4-3 1B		S S S 0-3 ③ K			B S B S B x 3-2 HR	2	0	1	0	1	1	1
48 Brandon Boggs, S (6, 9) OBP: 0.214, SLG: 0.439										1	1	1	1	0	0	0
12 Joe Benson, R (1, 7) OBP: 0.267, SLG: 0.288		x 0-0 ③ FC5-4 1-2f		x 0-0 ②③ G6-4-3 1-2f			x 0-0 ① F7		x 0-0 ③ G6-3	4	0	0	0	0	0	3
5 Eduardo Escobar, S (1, 5) OBP: 0.317, SLG: 0.333			x 0-0 ① F8		x 0-0 ① G4-3		x 0-0 ② G4-3			3	0	0	0	0	0	0
25 Pedro Florimón, S (1, 6) OBP: 0.268, SLG: 0.263			H 1-0 32 FC6-4 HBP		x 0-0 ② F8		x 0-0 ③ G4-3			2	0	0	0	0	0	0
Inning Stats	R: 0 E: 0 K: 1 S: 5 H: 0 LOB: 0 BB: 0 P: 6	R: 0 E: 0 K: 1 S: 5 H: 0 LOB: 1 BB: 1 P: 9	R: 0 E: 0 K: 0 S: 4 H: 1 LOB: 2 BB: 0 P: 5	R: 0 E: 0 K: 0 S: 4 H: 2 LOB: 1 BB: 0 P: 4	R: 0 E: 0 K: 0 S: 4 H: 0 LOB: 1 BB: 1 P: 8	R: 0 E: 0 K: 2 S: 8 H: 1 LOB: 1 BB: 0 P: 8	R: 0 E: 0 K: 0 S: 3 H: 0 LOB: 0 BB: 0 P: 3	R: 0 E: 0 K: 0 S: 3 H: 1 LOB: 0 BB: 0 P: 3	R: 1 E: 0 K: 1 S: 8 H: 1 LOB: 0 BB: 0 P: 11	1B: 4 2B: 1 3B: 0 HR: 1 SF: 0 SAC: 0 DP: 2 HBP: 1						

PITCHER		IP	WLS	BF	H	R	ER	SO	BB	IBB	HBP	BLK	WP	HR	S	P	ERA	WHIP
52 Steve Johnson, R ERA: 2.0	(1, 1)	4.0	W	16	3	0	0	2	1	0	1	0	0	0	18	24	0.00	1.000
43 Jim Johnson, R ERA:	(5, 1)	1.0	H	4	0	0	0	0	1	0	0	0	0	0	4	8	0.00	1.000
56 Darren O'Day, R ERA:	(6, 1)	1.0		4	1	0	0	2	0	0	0	0	0	0	8	8	0.00	1.000
48 Jair Jurrjens, R ERA: 7.27	(7, 1)	3.0	S	10	2	1	1	1	0	0	0	0	0	1	14	17	3.00	0.667

PITCHER	IP	WLS	BF	H	R	ER	SO	BB	IBB	HBP	BLK	WP	HR	S	P	ERA	WHIP

TOP

Minnesota Twins @ Baltimore Orioles

Ed Smith Stadium, Sarasota, FL

Sun Mar 17 2013, 1:08 PM - 3:42 PM EDT

Att. 6,194 - Cloudy - 73 F

livebaseballscorecards.com

AB	31
R	1
H	6
RBI	1
BB	2
SO	5
LOB	9

BOTTOM

Minnesota Twins @ Baltimore Orioles

Ed Smith Stadium, Sarasota, FL

Sun Mar 17 2013, 1:08 PM - 3:42 PM EDT

Att. 6,194 - Cloudy - 73 F

livebaseballscorecards.com

Batter	1	2	3	4	5	6	7	8	9	AB	R	H	RBI	BB	SO	LOB
1 Brian Roberts, S (1, 4) OBP: 0.375, SLG: 0.500 63 Chris Robinson, R (7, 2) OBP: 0.333, SLG: 0.250	BBBB 4-0 9 G4-6-3 BB	x 0-0 ③ G3-1			x 0-0 ① G3-1	x 0-0 ②③ G3-6-1 1-2f				3 0 0 0 1 0 3 0 0 0 0 0 0 0						
13 Manny Machado, R (1, 5) OBP: 0.364, SLG: 0.269 6 Russ Canzler, R (8, 5) OBP: 0.300, SLG: 0.222 (9, 3)	x 0-0 ① P6		x 0-0 E6 9 G6-4-3		BBBB 4-0 32 S 32 HR BB		SSS 0-3 ① K			3 1 0 0 1 1 1 0 0 0 0 0 0 0						
9 Nate McLouth, L (1, 8) OBP: 0.333, SLG: 0.385 (7, 7) 90 Adam Greenberg, L (8, 7)	x 0-0 ②③ G4-6-3 1-2f		x 0-0 ①② G6-4-3 1-2f		CCC 0-3 ② K		x 0-0 ② P6			4 0 0 0 0 1 3 0 0 0 0 0 0 0						
32 Matt Wieters, S (1, 2) OBP: 0.556, SLG: 0.958 58 Yamaico Navarro, R (7, 4) OBP: 0.419, SLG: 0.400		x 0-0 36 1B 19 1B 60 1B 1B	x 0-0 ③ L6		BSX 1-1 1-H HR		x 0-0 ③ F8			3 2 2 2 0 0 0 1 0 0 0 0 0 0						
19 Chris Davis, L (1, 3) OBP: 0.379, SLG: 0.481 85 Brandon Waring, R (9, 5)		x 0-0 60 1B 36 1B 51 G6-3 1-2 1B		SSS 0-3 ① K	x 0-0 ③ F7			x 0-0 ① G4-3		4 1 1 0 0 1 0 0 0 0 0 0 0 0						
2 J.J. Hardy, R (1, 6) OBP: 0.172, SLG: 0.200 69 Niuman Romero, S (9, 6) OBP: 0.417, SLG: 0.364		x 0-0 ① F1		BSBSBX 3-2 HR		SSS 0-3 K 60 1B 51 1B		x 0-0 ② G6-3		4 2 1 1 0 1 2 0 0 0 0 0 0 0						
36 Conor Jackson, R (1, 10) OBP: 0.410, SLG: 0.703		x 0-0 51 G6-3 60 1B 1-2 2-3 1B		x 0-0 1B		x 0-0 ① F8		x 0-0 2B		4 0 3 0 0 0 1						
60 Chris Dickerson, L (1, 9) OBP: 0.419, SLG: 0.423 Glynn Davis, R (7, 9)		x 0-0 51 G6-3 1-2 2-3 3-H 1B		x 0-0 ② F8		x 0-0 51 1B 1-3 1B		x 0-0 ③ G6-3		3 1 2 1 0 0 1 1 0 0 0 0 0 1						
51 Lew Ford, R (1, 7) OBP: 0.516, SLG: 0.793 86 Kyle Hudson, L (7, 8) OBP: 1.000, SLG: 1.000		x 0-0 ② G6-3 1-2 2-3 3-H		SSS 0-3 ③ K		x 0-0 1 G3-6-1 2-H 3-H 1B				3 0 1 3 0 1 3 0 0 0 0 0 0 0						
Inning Stats	R: 0 E: 0 K: 0 S: 2 H: 0 LOB: 0 BB: 1 P: 6	R: 2 E: 0 K: 0 S: 7 H: 4 LOB: 2 BB: 0 P: 7	R: 0 E: 1 K: 0 S: 3 H: 0 LOB: 0 BB: 0 P: 3	R: 1 E: 0 K: 2 S: 11 H: 2 LOB: 1 BB: 0 P: 14	R: 2 E: 0 K: 1 S: 7 H: 1 LOB: 0 BB: 1 P: 12	R: 2 E: 0 K: 1 S: 7 H: 2 LOB: 0 BB: 0 P: 7	R: 0 E: 0 K: 1 S: 5 H: 0 LOB: 0 BB: 0 P: 5	R: 0 E: 0 K: 0 S: 4 H: 1 LOB: 1 BB: 0 P: 4		1B: 7 2B: 1 3B: 0 HR: 2	SF: 0 SAC: 0 DP: 3 HBP: 0			WP: 0 PB: 1 SB: 1 CS: 0	PA: 35		

PITCHER		IP	WLS	BF	H	R	ER	SO	BB	IBB	HBP	BLK	WP	HR	S	P	ERA	WHIP
49 Vance Worley, R ERA: 6.0	(1, 1)	4.0	L	18	6	3	3	2	1	0	0	0	0	1	23	30	6.75	1.750
50 Casey Fien, R ERA: 6.14	(5, 1)	1.0		5	1	2	2	1	1	0	0	0	0	1	7	12	18.00	2.000
61 Jared Burton, R ERA: 4.05	(6, 1)	2.0		8	2	2	0	2	0	0	0	0	0	0	12	12	0.00	1.000
20 Josh Roenicke, R ERA: 7.27	(8, 1)	1.0		4	1	0	0	0	0	0	0	0	0	0	4	4	0.00	1.000

PITCHER	IP	WLS	BF	H	R	ER	SO	BB	IBB	HBP	BLK	WP	HR	S	P	ERA	WHIP

AB	33
R	7
H	10
RBI	7
BB	2
SO	5
LOB	15

Baltimore Orioles @ Boston Red Sox

JetBlue Park, Ft. Myers, FL

Tue Mar 19 2013, 1:38 PM - 4:41 PM EDT

Att. 9,875 - Cloudy - 77 F

TOP

livebaseballscorecards.com

Batter	1	2	3	4	5	6	7	8	9	AB	R	H	RBI	BB	SO	LOB
1 Brian Roberts, S (1, 4) OBP: 0.389, SLG: 0.485	F7		9 S 1B 1-2 3-H		G4-6-3 1-2f		3 S 3 1B BB		F8	3	1	1	1	1	0	1
28 Steve Pearce, R (7, 9) OBP: 0.441, SLG: 0.897										1	0	0	0	0	0	1
3 Ryan Flaherty, L (1, 6) OBP: 0.350, SLG: 0.600	G3-1		F7 2-3		L5		1-H 3-H 1B		1-2 HR	4	0	1	2	0	0	2
35 Danny Valencia, R (7, 5) OBP: 0.417, SLG: 0.484										1	1	1	1	0	0	0
9 Nate McLouth, L (1, 8) OBP: 0.294, SLG: 0.333	P2		G6-3 1-2 3-H			G4-3	F8		K	4	0	0	1	0	0	2
59 Luis Exposito, R (7, 2) OBP: 0.481, SLG: 0.619										1	0	0	0	0	1	0
19 Chris Davis, L (1, 3) OBP: 0.344, SLG: 0.433		G1-3	K			K		45 G4-3 58 1B 2B		3	0	0	0	0	2	1
60 Chris Dickerson, L (7, 8) OBP: 0.438, SLG: 0.481										1	1	1	0	0	0	0
24 Wilson Betemit, S (1, 10) OBP: 0.219, SLG: 0.276		G3-1		13 G5-4-3 BB		P5		K		3	0	0	0	1	1	1
13 Manny Machado, R (1, 5) OBP: 0.389, SLG: 0.345		25 PO 1B		G5-4-3 1-2f			25 G4-3 72 BLK 2B		G4-3 2-3	3	1	2	0	0	0	1
45 Travis Ishikawa, L (7, 3) OBP: 0.226, SLG: 0.207										1	0	0	0	0	0	1
25 Trayvon Robinson, S (1, 7) OBP: 0.316, SLG: 0.541	B 1 SAFE PO 1-2		1-2 HR				G4-3 2-3		3-H 1B	2	1	1	1	1	0	1
58 Yamaico Navarro, R (7, 6) OBP: 0.438, SLG: 0.423										1	0	1	1	0	0	0
31 Taylor Teagarden, R (1, 2) OBP: 0.278, SLG: 0.353			72 1B 1 1B 2B	P3			72 G6-3 72 BLK 3 1B HBP		G3	2	1	1	0	0	0	1
81 Buck Britton, L (7, PR) OBP: 0.200, SLG: 0.222										1	1	0	0	0	0	1
(7, 4)																
72 Jason Pridie, L (1, 9) OBP: 0.343, SLG: 0.545			3 F7 1 1B 9 G6-3 2-3 1B		1 G4-6-3 1B		G6-3 1-3 3-H		35 CS BB	3	1	2	0	0	0	1
51 Lew Ford, R (7, 7) OBP: 0.531, SLG: 0.793										0	0	0	0	1	0	0

	AB	34
	R	8
	H	11
	RBI	7
	BB	4
	SO	4
	LOB	14

Inning Stats	1	2	3	4	5	6	7	8	9
	R: 0 E: 0 K: 0 S: 3	R: 0 E: 0 K: 0 S: 3	R: 3 E: 0 K: 1 S: 12	R: 0 E: 0 K: 0 S: 2	R: 0 E: 0 K: 0 S: 3	R: 0 E: 0 K: 1 S: 5	R: 3 E: 0 K: 0 S: 6	R: 1 E: 0 K: 1 S: 7	R: 1 E: 0 K: 1 S: 7
	H: 0 LOB: 0 BB: 0 P: 3	H: 1 LOB: 0 BB: 0 P: 4	H: 4 LOB: 1 BB: 0 P: 13	H: 0 LOB: 1 BB: 2 P: 10	H: 1 LOB: 0 BB: 0 P: 3	H: 0 LOB: 0 BB: 0 P: 5	H: 2 LOB: 1 BB: 1 P: 11	H: 2 LOB: 1 BB: 0 P: 7	H: 1 LOB: 0 BB: 1 P: 14

1B: 6 2B: 3 3B: 0 HR: 2 | SF: 0 SAC: 0 DP: 2 HBP: 1 | WP: 0 PB: 0 SB: 2 CS: 1 | PA: 40

PITCHER		IP	WLS	BF	H	R	ER	SO	BB	IBB	HBP	BLK	WP	HR	S	P	ERA	WHIP
46 Ryan Dempster, R ERA: 3.06	(1, 1)	5.0		20	6	3	3	1	2	0	0	0	0	1	23	33	5.40	1.600
36 Junichi Tazawa, R ERA: 2.16	(6, 1)	1.0		3	0	0	0	1	0	0	0	0	0	0	5	5	0.00	0.000
51 Daniel Bard, R ERA: 4.5	(7, 1)	1.0		7	2	3	3	0	1	0	1	1	0	0	6	11	27.00	3.000
79 Terry Doyle, R ERA: 3.86	(8, 1)	2.0	L	9	3	2	2	2	1	0	0	0	0	1	14	21	9.00	2.000

PITCHER	IP	WLS	BF	H	R	ER	SO	BB	IBB	HBP	BLK	WP	HR	S	P	ERA	WHIP

Baltimore Orioles @ Boston Red Sox

JetBlue Park, Ft. Myers, FL

Tue Mar 19 2013, 1:38 PM - 4:41 PM EDT

Att. 9,875 - Cloudy - 77 F

BOTTOM

Batter	1	2	3	4	5	6	7	8	9	AB	R	H	RBI	BB	SO	LOB
2 Jacoby Ellsbury, L (1, 8) OBP: 0.333, SLG: 0.324	P4	F7			2-3 1B		F8	1-2 29 G3 1B 3-H		3	0	1	0	0	0	2
74 Jackie Bradley Jr., L (7, 8) OBP: 0.549, SLG: 0.561										2	0	1	1	0	0	0
18 Shane Victorino, S (1, 9) OBP: 0.308, SLG: 0.286	15 1B 12 SF7 2B		G5-3		P3			26 1B 37 1B 1B G3 1-2 2-3		3	1	1	0	0	0	2
29 Daniel Nava, S (7, 9) OBP: 0.429, SLG: 0.361										2	1	1	0	0	0	2
15 Dustin Pedroia, R (1, 4) OBP: 0.381, SLG: 0.405	2-3 1B		G4-3		K			44 1B 37 1B 1-2 80 1B 1B BB		3	0	1	0	0	1	2
26 Brock Holt, L (7, 4) OBP: 0.267, SLG: 0.286										1	1	1	0	1	0	0
(8, 6)																
12 Mike Napoli, R (1, 3) OBP: 0.357, SLG: 0.600	SF7 3-H		G5-3			K		80 1B 44 1B 1-2 50 2-H 1B F7		2	0	0	1	0	1	0
37 Mike Carp, L (7, 3) OBP: 0.303, SLG: 0.367										2	1	1	1	0	0	3
39 Jarrod Saltalamacchia, S (1, 2) OBP: 0.389, SLG: 0.563	F7			K		K		F9	K	3	0	0	0	0	2	1
20 Ryan Lavarnway, R (7, 2) OBP: 0.195, SLG: 0.184										2	0	0	0	0	1	2
16 Will Middlebrooks, R (1, 5) OBP: 0.371, SLG: 0.563		25 FC4-5 5 BB 1B		F9		2B		50 1B 80 1B 76 1B 1-2 2-3 1B	FC4-6 1B	3	0	2	0	0	0	0
44 Drew Sutton, S (6, PR) OBP: 0.457, SLG: 0.333										2	1	2	0	0	0	0
(7, 5)																
5 Jonny Gomes, R (1, 7) OBP: 0.314, SLG: 0.441		25 FC4-5 1-2 BB		F7		F8		50 1B 76 1B 1-2 2-3 3-H 1B	FC4-6 1-2f	2	0	0	0	1	0	1
80 Jeremy Hazelbaker, L (7, 7) OBP: 0.476, SLG: 0.500										2	1	1	1	0	0	1
25 Ryan Sweeney, L (1, 10) OBP: 0.357, SLG: 0.297	FC4-5 10 1B 1-2 2-3				2 1B 10 SH1-3 1B		F7	76 1B 74 1B 1-2 2-3 3-H 1B	K	3	0	1	0	0	0	2
50 Mauro Gomez, R (8, PH) OBP: 0.293, SLG: 0.250										2	1	1	1	0	1	1
(9, 10)																
10 Jose Iglesias, R (1, 6) OBP: 0.267, SLG: 0.442	1-2 1B				SH1-3 1-2		K	29 G3 74 1B 1-3 2-H 3-H 1B		2	0	1	0	0	1	0
76 Jonathan Diaz, R (8, 4) OBP: 0.346, SLG: 0.318										1	0	1	2	0	0	0
Inning Stats	R: 1 E: 0 K: 0 S: 5 H: 2 LOB: 1 BB: 0 P: 5	R: 0 E: 0 K: 0 S: 4 H: 2 LOB: 2 BB: 1 P: 8	R: 0 E: 0 K: 0 S: 3 H: 0 LOB: 0 BB: 0 P: 3	R: 0 E: 0 K: 1 S: 5 H: 0 LOB: 0 BB: 0 P: 5	R: 0 E: 0 K: 1 S: 7 H: 2 LOB: 2 BB: 0 P: 7	R: 0 E: 0 K: 2 S: 8 H: 1 LOB: 1 BB: 0 P: 8	R: 0 E: 0 K: 1 S: 5 H: 0 LOB: 0 BB: 0 P: 5	R: 6 E: 0 K: 0 S: 11 H: 8 LOB: 3 BB: 1 P: 15	R: 0 E: 0 K: 2 S: 8 H: 1 LOB: 1 BB: 0 P: 8	1B: 14 2B: 2 3B: 0 HR: 0 SF: 1 SAC: 1 DP: 1 HBP: 0							

livebaseballscorecards.com

AB	40
R	7
H	16
RBI	7
BB	2
SO	7
LOB	19

WP: 0 PB: 0 SB: 0 CS: 0 PA: 44

PITCHER		IP	WLS	BF	H	R	ER	SO	BB	IBB	HBP	BLK	WP	HR	S	P	ERA	WHIP
17 Brian Matusz, L ERA: 2.4	(1, 1)	5.0		21	6	1	1	2	1	0	0	0	0	0	24	28	1.80	1.400
75 Kevin Gausman, R ERA: 2.92	(6, 1)	2.0	H	7	1	0	0	3	0	0	0	0	0	0	13	13	0.00	0.500
55 Daniel Schlereth, L ERA: 12.0	(8, 1)	0.1		6	5	5	5	0	0	0	0	0	0	0	6	6	135.00	15.000
61 Adam Russell, R ERA: 7.71	(8, 1)	0.2	W	6	3	1	1	0	1	0	0	0	0	0	5	9	13.50	6.000
54 Daniel McCutchen, R ERA: 6.14	(9, 1)	1.0	S	4	1	0	0	2	0	0	0	0	0	0	8	8	0.00	1.000

PITCHER	IP	WLS	BF	H	R	ER	SO	BB	IBB	HBP	BLK	WP	HR	S	P	ERA	WHIP

Batter	1	2	3	4	5	6	7	8	9	AB	R	H	RBI	BB	SO	LOB
8 Anthony Gose, L (1, 8) OBP: 0.429, SLG: 0.462	BBBB 4-0 53 BB 1 1B 9 2B BB	0-0 ① SH5-3 2-3	BBBB 4-0 1 1B BB		SSS 0-3 ② K	X 0-0 ③ P6				1	1	0	0	2	1	2
85 Kevin Pillar, R (6, 8) OBP: 0.143, SLG: 0.143										1	0	0	0	0	0	1
1 Emilio Bonifácio, S (1, 4) OBP: 0.367, SLG: 0.565	X 0-0 53 BB 9 2B 1-2 1B	X 0-0 3-H HR	X 0-0 1-2 1B		X 0-0 E5 1-2 2-3			X 0-0 ① G6-3		4	2	3	2	0	0	2
59 Jim Negrych, L (6, 4) OBP: 0.517, SLG: 0.750										1	0	0	0	0	0	0
53 Melky Cabrera, S (1, 7) OBP: 0.383, SLG: 0.556	BBBB 4-0 9 2B 1-2 2-3 BB	X 0-0 9 2B 1B	X 0-0 ③ F8		X 0-0 ③ P2			SSS 0-3 ② K		2	1	1	0	1	0	2
68 Ryan Schimpf, L (4, 7) OBP: 0.214, SLG: 0.208										2	0	0	0	0	1	3
9 J.P. Arencibia, R (1, 2) OBP: 0.458, SLG: 0.696	X 0-0 70 1B 1-H 2-H 3-H 2B	X 0-0 1-3 2B		SSS 0-3 ① K		X 0-0 67 G4-6-3 1B		X 0-0 ③ F8		4	0	3	3	0	1	0
15 Mike Nickeas, R (6, 2) OBP: 0.303, SLG: 0.300										1	0	0	0	0	0	0
26 Adam Lind, L (1, 10) OBP: 0.458, SLG: 0.550	X 0-0 ① G5-3	X 0-0 ② G4-3		CCC 0-3 ② K		X 0-0 ①② G4-6-3 1-2f			X 0-0 ① G6-3	3	0	0	0	0	1	3
67 Eugenio Velez, S (6, PH) OBP: 0.320, SLG: 0.348										2	0	0	0	0	0	1
(6, 10)																
16 Mark DeRosa, R (1, 5) OBP: 0.500, SLG: 0.714	X 0-0 ② G5-3	BBBB 4-0 BB		X 0-0 ③ F9		CCC 0-3 ③ K			X 0-0 ② G3	2	0	0	0	1	0	1
18 Mike McCoy, R (4, 5) OBP: 0.185, SLG: 0.192										2	0	0	0	0	1	0
(7, 9)																
70 Andy LaRoche, R (1, 3) OBP: 0.277, SLG: 0.556	X 0-0 2-3 1B	X 0-0 ③ P3			H 1-0 1 E 3 BB HBP		X 0-0 ① F8		X 0-0 ③ G4-3	4	0	1	0	0	0	3
17 Ryan Langerhans, L (1, 9) OBP: 0.349, SLG: 0.432	SSS 0-3 ③ K	X 0-0 ① G4-3			CCC 0-3 ① K		SSS 0-3 ② K			4	0	0	0	0	3	3
82 Peter Mooney, L (7, 6)										0	0	0	0	0	0	0
3 Maicer Izturis, S (1, 6) OBP: 0.295, SLG: 0.300		X 0-0 8 SH5-3 1 HR 2B	X 0-0 ② G6-3		BBBB 4-0 1 E 1-2 BB	X 0-0 2B				2	1	1	0	1	0	0
73 Lance Zawadzki, L (6, 6) OBP: 0.353, SLG: 0.452										1	0	1	0	0	0	0
(7, 5)																
Inning Stats	R: 3 H: 3 E: 0 LOB: 2 K: 1 BB: 2 S: 8 P: 16	R: 2 H: 4 E: 0 LOB: 3 K: 0 BB: 1 S: 7 P: 11	R: 0 H: 1 E: 0 LOB: 2 K: 0 BB: 1 S: 4 P: 8	R: 0 H: 0 E: 0 LOB: 0 K: 2 BB: 0 S: 7 P: 7	R: 0 H: 0 E: 1 LOB: 3 K: 2 BB: 1 S: 8 P: 13	R: 0 H: 1 E: 0 LOB: 0 K: 1 BB: 0 S: 5 P: 5	R: 0 H: 1 E: 0 LOB: 1 K: 1 BB: 0 S: 6 P: 6	R: 0 H: 0 E: 0 LOB: 0 K: 1 BB: 0 S: 5 P: 5	R: 0 H: 0 E: 0 LOB: 0 K: 0 BB: 0 S: 3 P: 3	1B: 5 SF: 0 2B: 4 SAC: 1 3B: 0 DP: 1 HR: 1 HBP: 1						

PITCHER		IP	WLS	BF	H	R	ER	SO	BB	IBB	HBP	BLK	WP	HR	S	P	ERA	WHIP
53 Zack Britton, L ERA: 6.1	(1, 1)	1.2		14	7	5	5	1	2	0	0	0	0	1	14	22	27.00	5.400
Zech Zinicola, R ERA:	(2, 1)	1.1	W	7	1	0	0	0	2	0	0	0	0	0	5	13	0.00	2.250
56 Darren O'Day, R ERA:	(4, 1)	2.0	H	9	0	0	0	4	1	0	1	0	0	0	15	20	0.00	0.500
43 Jim Johnson, R ERA:	(6, 1)	1.0	H	3	1	0	0	1	0	0	0	0	0	0	5	5	0.00	1.000
66 T.J. McFarland, L ERA: 3.09	(7, 1)	3.0	S	10	1	0	0	2	0	0	0	0	0	0	14	14	0.00	0.333

PITCHER	IP	WLS	BF	H	R	ER	SO	BB	IBB	HBP	BLK	WP	HR	S	P	ERA	WHIP

TOP

Toronto Blue Jays @ Baltimore Orioles

Ed Smith Stadium, Sarasota, FL

Wed Mar 20 2013, 1:12 PM - 4:08 PM EDT

Att. 7,412 - Partly Cloudy - 72 F

livebaseballscorecards.com

AB	36
R	5
H	10
RBI	5
BB	5
SO	8
LOB	21

1B: 5 SF: 0
2B: 4 SAC: 1
3B: 0 DP: 1
HR: 1 HBP: 1

WP: 0 PA: 43
PB: 0
SB: 0
CS: 0

Batter	1	2	3	4	5	6	7	8	9	AB	R	H	RBI	BB	SO	LOB
9 Nate McLouth, L (1, 9) OBP: 0.316, SLG: 0.441 58 Yamaico Navarro, R (7, 4) OBP: 0.424, SLG: 0.407	F7	HR	1 1B, 1 S 2-3 1B			G4-3		K		4 1	1 0	2 0	1 0	0 0	0 1	0 0
1 Brian Roberts, S (1, 4) OBP: 0.425, SLG: 0.528 63 Chris Robinson, R (7, 2) OBP: 0.400, SLG: 0.333	10 G3 2B	10 WP BB	1-3 3-H 1B			K		1B		3 1	0 0	2 1	1 0	1 0	1 0	0 0
10 Adam Jones, R (1, 8) OBP: 0.143, SLG: 0.154 60 Chris Dickerson, L (5, 8) OBP: 0.441, SLG: 0.464	G3 2-3	1-2 HBP	G5-3			4-0 32 CS BB		G3		2 1	0 0	0 0	0 0	0 1	0 0	3 1
32 Matt Wieters, S (1, 2) OBP: 0.533, SLG: 0.885 36 Conor Jackson, R (7, 9) OBP: 0.400, SLG: 0.684	BB	K		G4-3		1-0 CS 1-2	K			2 1	0 0	0 0	0 0	1 0	1 1	2 0
19 Chris Davis, L (1, 3) OBP: 0.361, SLG: 0.529 45 Travis Ishikawa, L (8, 3) OBP: 0.226, SLG: 0.207	K		2-0 HR	G4-3			14 1B 1B			4 0	1 0	2 0	1 0	0 0	1 0	2 0
2 J.J. Hardy, R (1, 10) OBP: 0.182, SLG: 0.310		1-0 HR	0-3 K	0-3 K			0-0 F7			4	1	1	1	0	2	1
14 Nolan Reimold, R (1, 7) OBP: 0.324, SLG: 0.645 28 Steve Pearce, R (8, 7) OBP: 0.441, SLG: 0.897	0-0 HR	1-1 HR			0-3 K		0-0 1-2 1B			4 0	2 0	3 0	2 0	0 0	1 0	0 0
13 Manny Machado, R (1, 5) OBP: 0.375, SLG: 0.333 6 Russ Canzler, R (8, 5) OBP: 0.300, SLG: 0.222	F7	9 1B, 12 G3, 1 1B			P5		G4-3			4 0	1 0	1 0	0 0	0 0	0 0	2 0
12 Alexi Casilla, S (1, 6) OBP: 0.282, SLG: 0.297 3 Ryan Flaherty, L (9, 6) OBP: 0.350, SLG: 0.600	F7	G3 1-2			G4-3			G1-3		4 0	0 0	0 0	0 0	0 0	0 0	1 0
Inning Stats	R: 0 E: 0 K: 1 S: 6 H: 1 LOB: 2 BB: 1 P: 10	R: 3 E: 0 K: 1 S: 9 H: 3 LOB: 2 BB: 1 P: 17	R: 3 E: 0 K: 1 S: 11 H: 5 LOB: 2 BB: 0 P: 15	R: 0 E: 0 K: 1 S: 5 H: 0 LOB: 0 BB: 0 P: 5	R: 0 E: 0 K: 1 S: 5 H: 0 LOB: 0 BB: 0 P: 5	R: 0 E: 0 K: 1 S: 4 H: 0 LOB: 0 BB: 1 P: 9	R: 0 E: 0 K: 1 S: 7 H: 2 LOB: 2 BB: 0 P: 7	R: 0 E: 0 K: 1 S: 6 H: 1 LOB: 1 BB: 0 P: 6		1B: 6 2B: 1 3B: 0 HR: 5 SF: 0 SAC: 0 DP: 0 HBP: 1						

PITCHER		IP	WLS	BF	H	R	ER	SO	BB	IBB	HBP	BLK	WP	HR	S	P	ERA	WHIP
33 Jeremy Jeffress, R ERA: 5.4	(1, 1)	2.0		13	4	3	3	2	2	0	1	0	1	3	15	27	13.50	3.000
80 Guillermo Moscoso, R ERA: 12.0	(3, 1)	1.0	L	8	5	3	3	1	0	0	0	0	0	2	11	15	27.00	5.000
77 Mickey Storey, R ERA: 1.17	(4, 1)	2.0		6	0	0	0	2	0	0	0	0	0	0	10	10	0.00	0.000
54 Dave Bush, R ERA: 2.45	(6, 1)	3.0		12	3	0	0	3	1	0	0	0	0	0	17	22	0.00	1.333

PITCHER	IP	WLS	BF	H	R	ER	SO	BB	IBB	HBP	BLK	WP	HR	S	P	ERA	WHIP

BOTTOM

Toronto Blue Jays @ Baltimore Orioles

Ed Smith Stadium, Sarasota, FL

Wed Mar 20 2013, 1:12 PM - 4:08 PM EDT

Att. 7,412 - Partly Cloudy - 72 F

livebaseballscorecards.com

AB	35
R	6
H	12
RBI	6
BB	3
SO	8
LOB	12

Batter	1	2	3	4	5	6	7	8	9	10	AB	R	H	RBI	BB	SO	LOB
6 Starling Marte, R (1, 7) OBP: 0.383, SLG: 0.523	x 0-0 22 G1-3 2B		S S S 0-3 ① K		B B B 4-0 22 FC1-6 18 1B BB		x 0-0 ① G4-3		x 0-0 ③ L5		4	0	1	0	1	1	2
16 Mel Rojas Jr., S (10, 7) OBP: 0.200, SLG: 0.200											0	0	0	0	0	0	0
18 Neil Walker, S (1, 4) OBP: 0.341, SLG: 0.378	S S C 0-3 ① K	x 0-0 1B			x 0-0 22 FC1-6 1-2 1B		x 0-0 ② G4-3			x 0-0 ① G5-3	4	0	2	0	0	1	1
5 Josh Harrison, R (10, PH) OBP: 0.361, SLG: 0.333											1	0	0	0	0	0	0
(10, 4)																	
22 Andrew McCutchen, R (1, 8) OBP: 0.293, SLG: 0.389	x 0-0 ② G1-3 2-3		S S S 0-3 ② K		x 0-0 ① FC1-6 1-2f 2-3		x 0-0 ③ G4-3			x 0-0 ② F8	3	0	0	0	0	1	4
26 Felix Pie, L (6, 8) OBP: 0.405, SLG: 0.583											2	0	0	0	0	0	0
(9, 9)																	
24 Pedro Alvarez, L (1, 5) OBP: 0.184, SLG: 0.257	S S S 0-3 ③ K	x 0-0 ③ F8			S S C 0-3 ② K			x 0-0 ① G4-3		x 0-0 1B	4	0	0	0	0	2	4
66 Iván De Jesús Jr., R (10, PH) OBP: 0.424, SLG: 0.531											1	0	1	0	0	0	0
(10, 5)																	
46 Garrett Jones, L (1, 3) OBP: 0.333, SLG: 0.259		x 0-0 55 SH5-3 1B		x 0-0 ① G4-3	x 0-0 ③ F9			x 0-0 ② P3		x 0-0 ③ G6-3	4	0	1	0	0	0	2
43 Jared Goedert, R (10, PH) OBP: 0.303, SLG: 0.345											1	0	0	0	0	0	1
(10, 3)																	
55 Russell Martin, R (1, 2) OBP: 0.294, SLG: 0.185		x 0-0 ① SH5-3 1-2		x 0-0 E6 23 1B		x 0-0 ① G6-3		x 0-0 ③ F7			3	0	0	0	0	0	0
74 Carlos Paulino, R (8, 2) OBP: 0.231, SLG: 0.167											0	0	0	0	0	0	0
23 Travis Snider, L (1, 9) OBP: 0.372, SLG: 0.457		B B B 4-0 12 FC6-4 BB		x 0-0 1-2 1B		x 0-0 2B			B B B 4-0 31 CS BB		2	0	2	0	2	0	0
7 Alex Presley, L (9, PR) OBP: 0.372, SLG: 0.395											0	0	0	0	0	0	0
(9, 8)																	
2 Brad Hawpe, L (1, 10) OBP: 0.225, SLG: 0.222	S S C 0-3 ② K			S S C 0-3 ② K		S S C 0-3 ② K			B X 1-0 ① 12 S 1-2 1B		3	0	0	0	0	3	5
31 Jose Tabata, R (9, PH) OBP: 0.302, SLG: 0.436											1	0	1	0	0	0	0
(9, 10)																	
12 Clint Barmes, R (1, 6) OBP: 0.229, SLG: 0.394		x 0-0 ③ FC6-4 1-2f		S S C 0-3 ③ K		x 0-0 ③ G5-3			1 SAFE S S S 0-3 ② K 1-2		4	0	0	0	0	2	6
10 Jordy Mercer, R (10, 6) OBP: 0.576, SLG: 0.636											0	0	0	0	0	0	0
Inning Stats	R: 0 E: 0 K: 2 S: 8 H: 1 LOB: 1 BB: 0 P: 8	R: 0 E: 0 K: 1 S: 6 H: 1 LOB: 2 BB: 1 P: 10	R: 0 E: 0 K: 2 S: 8 H: 1 LOB: 1 BB: 0 P: 8	R: 0 E: 1 K: 2 S: 9 H: 1 LOB: 2 BB: 0 P: 9	R: 0 E: 0 K: 1 S: 6 H: 1 LOB: 2 BB: 1 P: 10	R: 0 E: 0 K: 1 S: 6 H: 1 LOB: 1 BB: 0 P: 6	R: 0 E: 0 K: 0 S: 3 H: 0 LOB: 0 BB: 0 P: 3	R: 0 E: 0 K: 0 S: 3 H: 0 LOB: 0 BB: 0 P: 3	R: 0 E: 0 K: 1 S: 5 H: 1 LOB: 2 BB: 1 P: 10	R: 0 E: 0 K: 0 S: 4 H: 1 LOB: 1 BB: 0 P: 4	1B: 6 2B: 2 3B: 0 HR: 0	SF: 0 SAC: 1 DP: 0 HBP: 0						

PITCHER		IP	WLS	BF	H	R	ER	SO	BB	IBB	HBP	BLK	WP	HR	S	P	ERA	WHIP
34 Jake Arrieta, R ERA: 1.56	(1, 1)	6.0		27	6	0	0	9	2	0	0	0	0	0	43	51	0.00	1.333
38 Luis Ayala, R ERA: 2.25	(7, 1)	2.0		6	0	0	0	0	0	0	0	0	0	0	6	6	0.00	0.000
40 Troy Patton, L ERA: 2.7	(9, 1)	2.0		8	2	0	0	1	1	0	0	0	0	0	9	14	0.00	1.500

PITCHER	IP	WLS	BF	H	R	ER	SO	BB	IBB	HBP	BLK	WP	HR	S	P	ERA	WHIP

TOP

Pittsburgh Pirates @ Baltimore Orioles

Ed Smith Stadium, Sarasota, FL

Thu Mar 21 2013, 7:09 PM - 10:00 PM EDT

Att. 6,000 - Clear - 63 F

livebaseballscorecards.com

AB	37
R	0
H	8
RBI	0
BB	3
SO	10
LOB	25

WP: 0 PB: 0 SB: 1 CS: 1 PA: 41

Batter	1	2	3	4	5	6	7	8	9	10	AB	R	H	RBI	BB	SO	LOB
1 Brian Roberts, S (1, 4) OBP: 0.395, SLG: 0.487	P5		K 1-2			K			K		3	0	0	0	0	2	1
37 Jonathan Schoop, R (8, 6) OBP: 0.667, SLG: 0.500											1	0	0	0	0	1	0
13 Manny Machado, R (1, 5) OBP: 0.395, SLG: 0.361	32 CS 1B			32 G5-4-3 1B			G4-3		G4-3		3	0	2	0	0	0	0
60 Chris Dickerson, L (8, 8) OBP: 0.429, SLG: 0.448											1	0	0	0	0	0	0
10 Adam Jones, R (1, 8) OBP: 0.176, SLG: 0.133	F8			F9			32 WP BB		3 E 3 1B BB		2	0	0	0	1	0	2
58 Yamaico Navarro, R (8, 5) OBP: 0.441, SLG: 0.407											0	0	0	0	1	0	0
32 Matt Wieters, S (1, 2) OBP: 0.485, SLG: 0.793	CS 1-2	F8		G5-4-3 1-2f			K 1-2		E6 1-3 1B		3	0	0	0	0	1	2
3 Ryan Flaherty, L (8, 4) OBP: 0.366, SLG: 0.611											1	0	1	0	0	0	0
2 J.J. Hardy, R (1, 6) OBP: 0.167, SLG: 0.281		G6-3			K		G1-3		G1-3		3	0	0	0	0	1	1
63 Chris Robinson, R (8, 2) OBP: 0.364, SLG: 0.300											1	0	0	0	0	0	2
19 Chris Davis, L (1, 3) OBP: 0.333, SLG: 0.486		F7			K			P6		F8	3	0	0	0	0	1	0
25 Trayvon Robinson, S (9, 7) OBP: 0.308, SLG: 0.526											1	0	0	0	0	0	0
14 Nolan Reimold, R (1, 7) OBP: 0.297, SLG: 0.588			F9		G5-3			F8		F8	3	0	0	0	0	0	0
28 Steve Pearce, R (9, 9) OBP: 0.429, SLG: 0.867											1	0	0	0	0	0	0
6 Russ Canzler, R (1, 10) OBP: 0.303, SLG: 0.233			K			G3-1		1B		P3	3	0	1	0	0	1	0
36 Conor Jackson, R (10, PH) OBP: 0.390, SLG: 0.667											1	0	0	0	0	0	0
51 Lew Ford, R (1, 9) OBP: 0.514, SLG: 0.742			1 WP BB			P4		G1-3			2	0	0	0	1	0	1
45 Travis Ishikawa, L (9, 3) OBP: 0.226, SLG: 0.207											0	0	0	0	0	0	0
Inning Stats	R: 0 E: 0 K: 0 S: 4 H: 1 LOB: 0 BB: 0 P: 4	R: 0 E: 0 K: 0 S: 3 H: 0 LOB: 0 BB: 0 P: 3	R: 0 E: 0 K: 2 S: 7 H: 0 LOB: 1 BB: 1 P: 12	R: 0 E: 0 K: 0 S: 3 H: 1 LOB: 0 BB: 0 P: 3	R: 0 E: 0 K: 2 S: 7 H: 0 LOB: 0 BB: 0 P: 7	R: 0 E: 0 K: 1 S: 5 H: 0 LOB: 0 BB: 0 P: 5	R: 0 E: 0 K: 1 S: 5 H: 0 LOB: 1 BB: 1 P: 10	R: 0 E: 0 K: 0 S: 4 H: 1 LOB: 1 BB: 0 P: 4	R: 0 E: 1 K: 1 S: 6 H: 1 LOB: 2 BB: 1 P: 10	R: 0 E: 0 K: 0 S: 3 H: 0 LOB: 0 BB: 0 P: 3	1B: 4 2B: 0 3B: 0 HR: 0	SF: 0 SAC: 0 DP: 1 HBP: 0						

PITCHER	IP	WLS	BF	H	R	ER	SO	BB	IBB	HBP	BLK	WP	HR	S	P	ERA	WHIP
36 Jonathan Sánchez, L (1, 1) ERA: 4.73	5.0		16	2	0	0	4	1	0	0	0	1	0	24	29	0.00	0.600
69 Ryan Reid, R (6, 1) ERA:	2.0		7	0	0	0	2	1	0	0	0	1	0	10	15	0.00	0.500
63 Chris Leroux, R (8, 1) ERA:	1.0		4	1	0	0	0	0	0	0	0	0	0	4	4	0.00	1.000
37 Justin Wilson, L (9, 1) ERA: 0.75	2.0		8	1	0	0	1	1	0	0	0	0	0	9	13	0.00	1.000

PITCHER	IP	WLS	BF	H	R	ER	SO	BB	IBB	HBP	BLK	WP	HR	S	P	ERA	WHIP

BOTTOM

Pittsburgh Pirates @ Baltimore Orioles

Ed Smith Stadium, Sarasota, FL

Thu Mar 21 2013, 7:09 PM - 10:00 PM EDT

Att. 6,000 - Clear - 63 F

livebaseballscorecards.com

AB	32
R	0
H	4
RBI	0
BB	3
SO	7
LOB	9

WP: 2 PA: 36
PB: 0
SB: 0
CS: 1

Baltimore Orioles @ Tampa Bay Rays

Charlotte Sports Park, Port Charlotte, FL

Fri Mar 22 2013, 1:08 PM - 3:37 PM EDT

Att. 3,872 - Overcast - 72 F

TOP

livebaseballscorecards.com

Batter	1	2	3	4	5	6	7	8	9	AB	R	H	RBI	BB	SO	LOB
12 Alexi Casilla, S (1, 4) OBP: 0.279, SLG: 0.293 76 Luis Martinez, R (6, 2)	K	F7			3 G4-6-3 25 1B 1-2 1B	K		F9		4 1	0 0	1 0	0 0	0 0	2 0	3 0
25 Trayvon Robinson, S (1, 7) OBP: 0.333, SLG: 0.561 28 Steve Pearce, R (6, 7) OBP: 0.432, SLG: 0.938	2B		B1-3		3 G4-6-3 1-2 2-3 1B		HR		F7	3 2	0 1	2 1	0 1	0 0	0 0	0 0
3 Ryan Flaherty, L (1, 5) OBP: 0.341, SLG: 0.564 58 Yamaico Navarro, R (6, 5) OBP: 0.417, SLG: 0.379	K		G3		G4-6-3 1-2f 2-3 3-H		E5 24 FC9-6		G6-3	3 2	0 0	0 0	0 0	0 0	1 0	3 0
24 Wilson Betemit, S (1, 3) OBP: 0.222, SLG: 0.250 45 Travis Ishikawa, L (7, 3) OBP: 0.250, SLG: 0.233	BB		K		F7		FC9-6 6 1B 1-2f		1B	3 1	0 0	0 1	0 0	0 0	1 0	2 0
36 Conor Jackson, R (1, 10) OBP: 0.348, SLG: 0.591	L5			G5-3		G5-3	P6		P5	5	0	0	0	0	0	4
72 Jason Pridie, L (1, 9) OBP: 0.342, SLG: 0.556 6 Russ Canzler, R (6, 9) OBP: 0.324, SLG: 0.258		K		F8		31 E 2B	1B			3 1	1 0	1 1	0 0	0 0	1 0	0 0
31 Taylor Teagarden, R (1, 2) OBP: 0.333, SLG: 0.400 51 Lew Ford, R (6, PR) OBP: 0.500, SLG: 0.719 (6, 8)		60 FC4-6 1B		L6		E4 37 HR 2-H 1B	F8			3 1	0 1	2 0	0 0	0 0	0 0	0 2
60 Chris Dickerson, L (1, 8) OBP: 0.421, SLG: 0.469 81 Buck Britton, L (6, 4) OBP: 0.273, SLG: 0.300		FC4-6 37 1B 37 S 1-2f			37 1B 2B	F9		37 G6-3 1B		3 1	1 0	1 1	0 0	0 0	0 0	2 0
37 Jonathan Schoop, R (1, 6) OBP: 0.714, SLG: 1.167		1-3 1B			25 1B 12 1B 3 G4-6-3 2-H 1B	1-H HR		G6-3 1-2f		4	2	3	3	0	0	1

| Inning Stats | | |

BOTTOM

Baltimore Orioles @ Tampa Bay Rays

Charlotte Sports Park, Port Charlotte, FL

Fri Mar 22 2013, 1:08 PM - 3:37 PM EDT

Att. 3,872 - Overcast - 72 F

livebaseballscorecards.com

Batter	1	2	3	4	5	6	7	8	9	AB	R	H	RBI	BB	SO	LOB
1 Sean Rodríguez, R (1, 4) OBP: 0.240, SLG: 0.400	K		7 BB, 3 2B, 1-2 BB		G6-3			F9		3	1	0	0	1	1	0
54 Robby Price, L (9, 4)										0	0	0	0	0	0	0
7 Mike Fontenot, L (1, 7) OBP: 0.298, SLG: 0.205	F8		3 2B, 1-2 2-3 BB		G3-1			68 S, 1B		2	1	0	0	1	0	0
24 Rich Thompson, L (7, 7) OBP: 0.263, SLG: 0.263										1	0	1	0	0	0	0
3 Evan Longoria, R (1, 5) OBP: 0.410, SLG: 0.583	G6-3		1-H 2-H 3-H 2B			K		G4-3, 1-2		3	0	1	3	0	1	0
68 Shawn O'Malley, S (7, 6) OBP: 0.357, SLG: 0.308										1	0	0	0	0	0	1
86 Leslie Anderson, L (1, 9) OBP: 0.429, SLG: 0.596		P6	L3			G5-3			F8	3	0	0	0	0	0	1
2 Riccio Torrez, R (7, 5)										1	0	0	0	0	0	0
11 Yunel Escobar, R (1, 6) OBP: 0.256, SLG: 0.350		F9		G4-3		G6-3			7 L4-3, 1B	3	0	0	0	0	0	0
33 Jake DePew, R (7, 2) OBP: 1.000, SLG: 1.000										1	0	1	0	0	0	0
21 James Loney, L (1, 3) OBP: 0.302, SLG: 0.275		G3-1		F9			K		L4-3, 1-1	3	0	0	0	0	1	0
7 Vince Belnome, L (8, 3)										1	0	0	0	0	0	1
28 José Molina, R (1, 2) OBP: 0.308, SLG: 0.250			F8	15 FC6-4, 1B			F8			2	0	1	0	0	0	0
25 Drew Vettleson, L (7, 9)										1	0	0	0	0	0	0
15 Jack Cust, L (1, 10) OBP: 0.296, SLG: 0.261			K	FC6-4, 1-2f			K			3	0	0	0	0	2	1
66 Jason Bourgeois, R (1, 8) OBP: 0.382, SLG: 0.310			7 BB, 1 BB, 3 2B, BB		P6			G6-3		2	1	0	0	1	0	0

AB	30
R	3
H	4
RBI	3
BB	3
SO	5
LOB	4

Inning Stats	1	2	3	4	5	6	7	8	9
	R: 0 E: 0 K: 1 S: 5	H: 0 LOB: 0 BB: 0 P: 5	R: 0 E: 0 K: 0 S: 3	H: 0 LOB: 0 BB: 0 P: 3	R: 3 E: 0 K: 1 S: 6	H: 1 LOB: 1 BB: 3 P: 18	R: 0 E: 0 K: 0 S: 4	H: 1 LOB: 1 BB: 0 P: 4	R: 0 E: 0 K: 0 S: 3	H: 0 LOB: 0 BB: 0 P: 3	R: 0 E: 0 K: 1 S: 5	H: 0 LOB: 0 BB: 0 P: 5	R: 0 E: 0 K: 2 S: 7	H: 0 LOB: 0 BB: 0 P: 7	R: 0 E: 0 K: 0 S: 4	H: 1 LOB: 1 BB: 0 P: 5	R: 0 E: 0 K: 0 S: 3	H: 1 LOB: 0 BB: 0 P: 3

1B: 3	SF: 0
2B: 2	SAC: 0
3B: 0	DP: 1
HR: 0	HBP: 0

WP: 0	PA: 33
PB: 0	
SB: 1	
CS: 0	

PITCHER	IP	WLS	BF	H	R	ER	SO	BB	IBB	HBP	BLK	WP	HR	S	P	ERA	WHIP
52 Steve Johnson, R (1, 1) ERA: 3.46	4.0		17	2	3	3	2	3	0	0	0	0	0	18	30	6.75	1.250
48 Jair Jurrjens, R (5, 1) ERA: 4.61	5.0	W	16	2	0	0	3	0	0	0	0	0	0	22	23	0.00	0.400

PITCHER	IP	WLS	BF	H	R	ER	SO	BB	IBB	HBP	BLK	WP	HR	S	P	ERA	WHIP

Philadelphia Phillies @ Baltimore Orioles

Ed Smith Stadium, Sarasota, FL

Sat Mar 23 2013, 1:09 PM - 4:06 PM EDT

Att. 8,119 - Partly Cloudy - 78 F

TOP

livebaseballscorecards.com

Batter	1	2	3	4	5	6	7	8	9	AB	R	H	RBI	BB	SO	LOB
2 Ben Revere, L (1, 8) OBP: 0.338, SLG: 0.382	S S S 0-3 ① K	X 0-0 ③ L6		X 0-0 E5 26 S 26 HR	X 0-0 26 G6-4-3 1B		X 0-0 25 HR 1-2 1B			4	1	1	0	0	1	0
43 Ender Inciarte, L (5, 8) OBP: 0.385, SLG: 0.318										1	1	1	0	0	0	0
11 Jimmy Rollins, S (1, 6) OBP: 0.458, SLG: 0.474	X 0-0 26 HR 2B		X 0-0 ① 10 FC1-6 9 1B 6 HBP 1B	X 0-0 ① F9	S S S 0-3 ① K		B X 1-0 1-H 2-H HR			4	2	2	0	0	1	2
25 Yuniesky Betancourt, R (5, 6) OBP: 0.451, SLG: 0.574										1	1	1	3	0	0	0
26 Chase Utley, L (1, 4) OBP: 0.377, SLG: 0.471	B X 1-0 2-H HR		X 0-0 ① F8	B B S X 2-1 1-H HR	X 0-0 ② ③ G6-4-3 1-2f		X 0-0 ③ F9			4	2	2	4	0	0	2
28 Kevin Frandsen, R (5, 4) OBP: 0.302, SLG: 0.510										1	0	0	0	0	0	0
6 Ryan Howard, L (1, 3) OBP: 0.370, SLG: 0.682	B S B S B X 3-2 HR		H 1-0 10 FC1-6 1-2 HBP	B B B 4-0 10 1B 9 HR BB		S S S 0-3 ① K		S S S 0-3 ① K		2	2	1	1	1	1	0
19 Laynce Nix, L (6, 3) OBP: 0.255, SLG: 0.327						B B B B 4-0 9 G4-6-3 BB		S S S 0-3 ② K		1	0	0	0	0	1	0
10 Michael Young, R (1, 5) OBP: 0.319, SLG: 0.375	X 0-0 1B	X 0-0 ② FC1-6 9 1B 15 1B 1-2f 2-3		X 0-0 9 HR 1-2 1B		X 0-0 ② ③ G4-6-3 1-2f		X 0-0 ③ F7		4	1	2	4	0	1	2
4 Pete Orr, L (6, 5) OBP: 0.286, SLG: 0.667										1	0	0	0	0	0	0
9 Domonic Brown, L (1, 9) OBP: 0.450, SLG: 0.708	C C C 0-3 ② K	X 0-0 15 1B 1-2 3-H 1B		B X 1-0 1-H 2-H HR						4	1	2	4	0	1	2
13 Freddy Galvis, S (6, 9) OBP: 0.303, SLG: 0.547										1	0	0	0	0	0	0
15 John Mayberry Jr., R (1, 7) OBP: 0.273, SLG: 0.295	X 0-0 ③ P3		X 0-0 39 BB 1-3 2-H 1B	S S S 0-3 ② K			X 0-0 ① G6-3		X 0-0 ① P6	5	0	1	1	0	1	1
39 Steven Lerud, L (1, 2) OBP: 0.409, SLG: 0.471		B B B B 4-0 29 B1-6-3 BB	B B B B 4-0 1-2 BB	X 0-0 1B			C C C 0-3 ② K		X 0-0 ② G1-3	3	0	1	0	2	1	0
29 Aaron Cook, R (1, 1)		X 0-0 ① ② B1-6-3 1-2f	X 0-0 ③ G6-3	C C C 0-3 ③ K			X 0-0 E6 43 1B 25 HR		S S S 0-3 ③ K	3	0	0	0	0	1	5
48 Phillippe Aumont, L (5, 1)										0	0	0	0	0	0	0
31 Erik Kratz, R (7, PH) OBP: 0.294, SLG: 0.606										1	1	0	0	0	0	0
59 Antonio Bastardo, R (7, 1)										0	0	0	0	0	0	0
37 Mike Adams, R (8, 1)										0	0	0	0	0	0	0
12 Humberto Quintero, R (9, PH) OBP: 0.318, SLG: 0.263										1	0	0	0	0	1	0
66 JC Ramírez, R (9, 1)										0	0	0	0	0	0	0

	AB	40
	R	13
	H	14
	RBI	13
	BB	4
	SO	10
	LOB	14

Inning Stats	1	2	3	4	5	6	7	8	9
	R: 3 E: 0 K: 2 S: 13	H: 4 LOB: 1 BB: 0 P: 17	R: 0 E: 0 K: 0 S: 2	H: 0 LOB: 0 BB: 1 P: 6	R: 2 E: 0 K: 0 S: 6	H: 3 LOB: 3 BB: 1 P: 11	R: 5 E: 1 K: 2 S: 13	H: 4 LOB: 1 BB: 1 P: 20	R: 0 E: 0 K: 1 S: 5	H: 1 LOB: 0 BB: 0 P: 5
	R: 0 E: 0 K: 1 S: 4	H: 0 LOB: 0 BB: 1 P: 8	R: 3 E: 1 K: 1 S: 8	H: 2 LOB: 0 BB: 0 P: 9	R: 0 E: 0 K: 2 S: 7	H: 0 LOB: 0 BB: 0 P: 7	R: 0 E: 0 K: 1 S: 5	H: 0 LOB: 0 BB: 0 P: 5	1B: 8 2B: 1 3B: 0 HR: 5	SF: 0 SAC: 0 DP: 3 HBP: 1

WP: 0 PB: 0 SB: 1 CS: 0 PA: 45

PITCHER	IP	WLS	BF	H	R	ER	SO	BB	IBB	HBP	BLK	WP	HR	S	P	ERA	WHIP
16 Wei-Yin Chen, L (1, 1) ERA: 8.22	3.1	L	21	8	7	6	2	2	0	1	0	0	3	25	40	16.20	3.000
43 Jim Johnson, R (4, 1) ERA: 5.4	1.0		8	4	3	3	3	1	0	0	0	0	1	13	18	27.00	5.000
61 Adam Russell, R (5, 1) ERA: 6.23	1.2		4	0	0	0	1	1	0	0	0	0	0	5	9	0.00	0.600
56 Darren O'Day, R (7, 1) ERA:	1.0		6	2	3	0	1	0	0	0	0	0	1	8	9	0.00	2.000
47 Pedro Strop, R (8, 1) ERA:	1.0		3	0	0	0	2	0	0	0	0	0	0	7	7	0.00	0.000

PITCHER	IP	WLS	BF	H	R	ER	SO	BB	IBB	HBP	BLK	WP	HR	S	P	ERA	WHIP
91 Rob Delaney, R (9, 1) ERA:	1.0		3	0	0	0	1	0	0	0	0	0	0	5	5	0.00	0.000

Batter	1	2	3	4	5	6	7	8	9	AB	R	H	RBI	BB	SO	LOB
9 Nate McLouth, L (1, 7) OBP: 0.293, SLG: 0.405	G4-3		G3 2-3		K			P3	1-2 2-3 1B	3	0	0	0	0	1	1
36 Conor Jackson, R (8, 3) OBP: 0.354, SLG: 0.587										2	0	1	0	0	0	0
1 Brian Roberts, S (1, 4) OBP: 0.413, SLG: 0.524	G4-3			19 FC4-6 1B		19 PB 10 WP 2B		3 2B 1B	F8	3	1	2	0	0	0	0
72 Jason Pridie, L (8, 9) OBP: 0.350, SLG: 0.553										2	1	1	0	0	0	3
19 Chris Davis, L (1, 3) OBP: 0.310, SLG: 0.450	G4-3			FC4-6 2 PB 2 2B 32 1B 1-2f		L9 2-3		1-H 2B		3	1	0	0	0	0	2
3 Ryan Flaherty, L (8, 6) OBP: 0.356, SLG: 0.600										1	0	1	1	0	0	0
10 Adam Jones, R (1, 8) OBP: 0.150, SLG: 0.111		K		F8		G4-3 3-H		F7		3	0	0	0	0	1	1
60 Chris Dickerson, L (7, 8) OBP: 0.410, SLG: 0.455										1	0	0	0	0	0	1
32 Matt Wieters, S (1, 2) OBP: 0.500, SLG: 0.774		L4		2 2B 1-2 1B		2 PB BB		G4-3		2	1	1	0	1	0	0
25 Trayvon Robinson, S (8, 7) OBP: 0.326, SLG: 0.548										1	0	0	0	0	0	1
2 J.J. Hardy, R (1, 6) OBP: 0.179, SLG: 0.314		F9		1-H 2-H 2B		F8 1-2			G4-3	3	0	1	2	0	0	1
6 Russ Canzler, R (8, 5) OBP: 0.314, SLG: 0.250										1	0	0	0	0	0	0
14 Nolan Reimold, R (1, 9) OBP: 0.300, SLG: 0.595			9 S 2B	F8					G4-3	3	0	1	0	0	1	1
81 Buck Britton, L (8, 4) OBP: 0.250, SLG: 0.273										1	0	0	0	0	0	0
13 Manny Machado, R (1, 5) OBP: 0.370, SLG: 0.333			G5-3		P5					3	0	0	0	0	0	1
63 Chris Robinson, R (8, 2) OBP: 0.417, SLG: 0.364										1	0	1	0	0	0	0
28 Steve Pearce, R (1, 10) OBP: 0.400, SLG: 0.857			L4		L7					3	0	0	0	0	0	2
45 Travis Ishikawa, L (9, PH) OBP: 0.273, SLG: 0.258										1	0	1	0	0	0	0
Inning Stats	R: 0 E: 0 K: 0 S: 3 H: 0 LOB: 0 BB: 0 P: 3	R: 0 E: 0 K: 1 S: 5 H: 0 LOB: 0 BB: 0 P: 5	R: 0 E: 0 K: 0 S: 4 H: 1 LOB: 1 BB: 0 P: 5	R: 2 E: 0 K: 0 S: 7 H: 3 LOB: 1 BB: 0 P: 7	R: 0 E: 0 K: 1 S: 5 H: 0 LOB: 0 BB: 0 P: 5	R: 1 E: 0 K: 0 S: 6 H: 1 LOB: 1 BB: 1 P: 11	R: 0 E: 1 K: 1 S: 5 H: 0 LOB: 0 BB: 0 P: 5	R: 1 E: 0 K: 0 S: 5 H: 2 LOB: 1 BB: 0 P: 5	R: 0 E: 0 K: 0 S: 6 H: 3 LOB: 3 BB: 0 P: 6	1B: 6 2B: 5 3B: 0 HR: 0	SF: 0 SAC: 0 DP: 1 HBP: 0				WP: 1 PB: 3 SB: 1 CS: 0	PA: 38	

PITCHER		IP	WLS	BF	H	R	ER	SO	BB	IBB	HBP	BLK	WP	HR	S	P	ERA	WHIP
29 Aaron Cook, R ERA: 3.38	(1, 1)	4.2	W	18	4	2	2	1	0	0	0	0	0	0	21	22	3.86	0.857
48 Phillippe Aumont, R ERA: 3.38	(5, 1)	1.1		6	1	1	1	1	1	0	0	0	1	0	9	14	6.75	1.500
59 Antonio Bastardo, L ERA: 4.7	(7, 1)	1.0		3	0	0	0	1	0	0	0	0	0	0	5	5	0.00	0.000
37 Mike Adams, R ERA: 1.5	(8, 1)	1.0		5	2	1	1	0	0	0	0	0	0	0	5	5	9.00	2.000
66 JC Ramírez, R ERA: 7.36	(9, 1)	1.0		6	3	0	0	0	0	0	0	0	0	0	6	6	0.00	3.000

PITCHER	IP	WLS	BF	H	R	ER	SO	BB	IBB	HBP	BLK	WP	HR	S	P	ERA	WHIP

BOTTOM

Philadelphia Phillies @ Baltimore Orioles

Ed Smith Stadium, Sarasota, FL

Sat Mar 23 2013, 1:09 PM - 4:06 PM EDT

Att. 8,119 - Partly Cloudy - 78 F

livebaseballscorecards.com

AB	37
R	4
H	10
RBI	3
BB	1
SO	3
LOB	14

Baltimore Orioles @ Pittsburgh Pirates

McKechnie Field, Bradenton, FL

Sun Mar 24 2013, 1:09 PM - 5:01 PM EDT

Att. 6,529 - Overcast - 76 F

TOP

livebaseballscorecards.com

Batter	1	2	3	4	5	6	7	8	9	AB	R	H	RBI	BB	SO	LOB
12 Alexi Casilla, S (1, 6) OBP: 0.319, SLG: 0.333 6 Russ Canzler, R (6, PH) OBP: 0.324, SLG: 0.294 (6, 5)	14 FC5 3 PB 14 E 1B G1-3		14 G4-3 1B		E6 3 G6-3 14 1B 1B	K			28 1B 2B	4 2 3 0 0 0 1 2 1 1 0 0 1 1						
3 Ryan Flaherty, L (1, 4) OBP: 0.367, SLG: 0.571 36 Conor Jackson, R (6, 9) OBP: 0.340, SLG: 0.563	14 E 24 2B 1-2 BB BB		F7		G6-3 2-3		G4-3		F9	2 1 0 0 2 0 2 2 0 0 0 0 0 1						
14 Nolan Reimold, R (1, 10) OBP: 0.295, SLG: 0.561 85 Brandon Waring, R (7, PH) (7, 10)	FC5 24 2B 1-3 2-H K		G4-3 1-2		72 G3 24 1B 3-H 1B		K		K	4 1 1 1 0 1 3 2 0 0 0 0 2 1						
24 Wilson Betemit, S (1, 5) OBP: 0.250, SLG: 0.306 28 Steve Pearce, R (6, 3) OBP: 0.429, SLG: 0.946	72 G1-3 25 1B 2-H 3-H 2B	G4-3	F9		72 G3 1-2 1B		2-1 HR		2-H 1B	4 1 2 2 0 0 1 2 1 2 2 0 0 0						
72 Jason Pridie, L (1, 9) OBP: 0.341, SLG: 0.548 81 Buck Britton, L (6, 4) OBP: 0.286, SLG: 0.250	G1-3 2-3	51 G6-3 45 1B 2B		E3 45 1B	G3 1-2 2-3		BB		G4-3	4 1 1 0 0 0 3 1 0 0 0 1 0 1						
25 Trayvon Robinson, S (1, 7) OBP: 0.341, SLG: 0.558 51 Lew Ford, R (1, PR) OBP: 0.450, SLG: 0.639 (1, 7)	31 1B 45 BB 60 HR 3-H 1B	G6-3 2-3		K	F8		F9			1 0 1 1 0 0 0 4 1 0 0 0 1 5						
45 Travis Ishikawa, L (1, 3) OBP: 0.324, SLG: 0.294 69 Niuman Romero, S (6, 6) OBP: 0.385, SLG: 0.333	31 1B 60 HR 1-2 BB	60 PB 31 BB 3-H 1B		1-2 1B	G6-3			L6		3 1 2 1 1 0 0 1 0 0 0 0 0 0						
31 Taylor Teagarden, R (1, 2) OBP: 0.360, SLG: 0.391 76 Luis Martinez, R (6, 2)	60 HR 1-2 2-3 1B	60 PB 1-2 BB		F9	G5-3		G4-3			3 1 1 0 1 0 2 1 0 0 0 0 0 0						
60 Chris Dickerson, L (1, 8) OBP: 0.419, SLG: 0.528 90 Adam Greenberg, L (6, 8)	1-H 2-H 3-H HR	G3-1 1-2 2-3		K	BB			G4-3		3 1 1 4 1 1 4 1 0 0 0 0 0 0						
Inning Stats	R: 8 H: 5 E: 1 LOB: 1 K: 1 BB: 3 S: 11 P: 24	R: 1 H: 2 E: 0 LOB: 2 K: 0 BB: 1 S: 5 P: 10	R: 0 H: 1 E: 0 LOB: 1 K: 0 BB: 0 S: 4 P: 4	R: 0 H: 1 E: 1 LOB: 2 K: 2 BB: 0 S: 9 P: 9	R: 1 H: 3 E: 1 LOB: 2 K: 0 BB: 0 S: 6 P: 6	R: 0 H: 0 E: 0 LOB: 1 K: 1 BB: 1 S: 5 P: 9	R: 1 H: 1 E: 0 LOB: 1 K: 1 BB: 1 S: 7 P: 13	R: 0 H: 0 E: 0 LOB: 0 K: 0 BB: 0 S: 3 P: 3	R: 1 H: 2 E: 0 LOB: 1 K: 1 BB: 0 S: 7 P: 7	1B: 10 SF: 0 2B: 3 SAC: 0 3B: 0 DP: 0 HR: 2 HBP: 0						

AB	44
R	12
H	15
RBI	11
BB	6
SO	6
LOB	25

WP: 0 PA: 50
PB: 2
SB: 0
CS: 0

PITCHER		IP	WLS	BF	H	R	ER	SO	BB	IBB	HBP	BLK	WP	HR	S	P	ERA	WHIP
63 Chris Leroux, R ERA: 8.59	(1, 1)	0.1		9	5	8	7	0	2	0	0	0	0	1	7	16	189.00	21.000
37 Justin Wilson, L ERA: 1.23	(1, 1)	2.2		13	3	1	1	1	2	0	0	0	0	0	13	22	3.38	1.875
48 Jared Hughes, R ERA: 0.87	(4, 1)	1.0		5	1	0	0	2	0	0	0	0	0	0	9	9	0.00	1.000
69 Ryan Reid, R ERA: 1.13	(5, 1)	1.0		6	3	1	1	0	0	0	0	0	0	0	6	6	9.00	3.000
52 Mike Zagurski, L ERA: 6.75	(6, 1)	1.2	L	8	1	1	1	2	2	0	0	0	0	1	11	21	5.40	1.800
36 David Bromberg, R ERA: 3.86	(7, 1)	2.1		9	2	1	1	1	0	0	0	0	0	0	11	11	3.86	0.857

BOTTOM

Batter	1	2	3	4	5	6	7	8	9	AB	R	H	RBI	BB	SO	LOB
6 Starling Marte, R (1, 7) OBP: 0.382, SLG: 0.500 26 Felix Pie, L (7, 7) OBP: 0.417, SLG: 0.585	F8	BB		K		F9 2-3		F7	1-3 1B	3 2	0 0	0 1	0 0	1 0	1 0	3 0
55 Russell Martin, R (1, 2) OBP: 0.270, SLG: 0.167 73 Lucas May, R (1, 2) OBP: 0.517, SLG: 0.520	22 HR 1B	P4		22 FC5-4 2-H 1B		22 BB 14 1B 1-2 3-H 1B		35 1B 7 HBP BB	K	0 5	0 2	0 3	0 2	0 1	0 1	0 4
22 Andrew McCutchen, R (1, 8) OBP: 0.333, SLG: 0.513 7 Alex Presley, L (7, 8) OBP: 0.404, SLG: 0.409	1-H HR		14 2B 2B	FC5-4 1-2f		14 1B 24 2B 1-2 2-3 BB		35 1B 1-2 HBP		3 0	3 0	2 0	2 0	1 0	0 0	1 0
14 Gaby Sanchez, R (1, 3) OBP: 0.409, SLG: 0.737 80 Jeff Larish, L (7, 3) OBP: 0.500, SLG: 0.667	1B	24 G4-3 18 1B 2-H 2B			G6-3	24 2B 1-3 2-H 3-H 1B		P5		4 1	2 0	3 0	3 0	0 0	0 0	0 2
24 Pedro Alvarez, L (1, 5) OBP: 0.217, SLG: 0.372 35 Jeremy Farrell, R (7, 5) OBP: 0.667, SLG: 0.500	K	G4-3 2-3			K	1-H 3-H 2B		1-2 2-3 1B		4 1	0 0	1 1	2 0	0 0	2 0	2 0
18 Neil Walker, S (1, 4) OBP: 0.313, SLG: 0.341 5 Josh Harrison, R (7, 4) OBP: 0.341, SLG: 0.314	F8	31 G6-4-3 3-H 1B			G3	G6-3		G5-3		4 1	0 0	1 0	1 0	0 0	0 0	2 3
31 Jose Tabata, R (1, 9) OBP: 0.300, SLG: 0.457 23 Travis Snider, L (6, 9) OBP: 0.347, SLG: 0.415		2B	G6-4-3 1-2f			6 F9 17 1B 73 1B 1B	F8		K	2 3	0 1	1 1	0 0	0 0	0 1	1 0
17 John McDonald, R (1, 6) OBP: 0.351, SLG: 0.303 10 Jordy Mercer, R (7, 6) OBP: 0.525, SLG: 0.519		F9		P4		22 BB 73 1B 14 1B 1-2 1B	K		G6-3	3 2	1 0	1 0	0 0	0 0	0 1	1 0
19 Michael McKenry, R (1, 10) OBP: 0.390, SLG: 0.471		G6-3		73 1B		K	F7		26 1B	5	1	2	0	0	1	3
Inning Stats	R: 2 E: 0 K: 1 S: 9 H: 3 LOB: 1 BB: 0 P: 10	R: 0 E: 0 K: 0 S: 4 H: 1 LOB: 2 BB: 1 P: 8	R: 2 E: 0 K: 0 S: 5 H: 3 LOB: 0 BB: 0 P: 5	R: 1 E: 0 K: 1 S: 7 H: 2 LOB: 1 BB: 0 P: 7	R: 0 E: 0 K: 1 S: 5 H: 0 LOB: 0 BB: 0 P: 5	R: 5 E: 0 K: 1 S: 10 H: 5 LOB: 1 BB: 1 P: 14	R: 0 E: 0 K: 1 S: 5 H: 0 LOB: 0 BB: 0 P: 5	R: 0 E: 0 K: 0 S: 4 H: 1 LOB: 3 BB: 1 P: 9	R: 0 E: 0 K: 2 S: 9 H: 2 LOB: 2 BB: 0 P: 9	1B: 11 2B: 5 3B: 0 HR: 1 SF: 0 SAC: 0 DP: 1 HBP: 1							

PITCHER		IP	WLS	BF	H	R	ER	SO	BB	IBB	HBP	BLK	WP	HR	S	P	ERA	WHIP
17 Brian Matusz, L ERA: 4.26	(1, 1)	4.0		21	9	5	5	2	1	0	0	0	0	1	25	30	11.25	2.500
38 Luis Ayala, R ERA: 1.8	(5, 1)	1.0		3	0	0	0	1	0	0	0	0	0	0	5	5	0.00	0.000
40 Troy Patton, L ERA: 6.75	(6, 1)	0.2		7	4	5	5	1	1	0	0	0	0	0	8	12	67.50	7.500
79 Jake Pettit, L ERA:	(6, 1)	2.1	W	11	2	0	0	1	1	0	1	0	0	0	11	16	0.00	1.286
Zech Zinicola, R ERA:	(9, 1)	1.0	S	5	2	0	0	2	0	0	0	0	0	0	9	9	0.00	2.000

PITCHER	IP	WLS	BF	H	R	ER	SO	BB	IBB	HBP	BLK	WP	HR	S	P	ERA	WHIP

Baltimore Orioles @ Pittsburgh Pirates

McKechnie Field, Bradenton, FL

Sun Mar 24 2013, 1:09 PM - 5:01 PM EDT

Att. 6,529 - Overcast - 76 F

livebaseballscorecards.com

AB	43
R	10
H	17
RBI	10
BB	3
SO	7
LOB	22

Boston Red Sox @ Baltimore Orioles

Ed Smith Stadium, Sarasota, FL

Mon Mar 25 2013, 1:09 PM - 4:12 PM EDT

Att. 8,078 - Sunny - 66 F

TOP

livebaseballscorecards.com

Batter	1	2	3	4	5	6	7	8	9	AB	R	H	RBI	BB	SO	LOB
18 Shane Victorino, S (1, 8) OBP: 0.262, SLG: 0.278 72 Xander Bogaerts, R (6, 6) OBP: 0.375, SLG: 0.286	CSS 0-3 ① K	x 0-0 ③ G5-3		x 0-0 ② P3		x 0-0 ② G5-3 2-3	CCC 0-3 ③ K			4 0 0 0 0 1 2 1 0 0 0 0 1 1						
5 Jonny Gomes, R (1, 7) OBP: 0.340, SLG: 0.457 Dan Butler, R (6, 2) OBP: 0.375, SLG: 0.364	x 0-0 ② F9		x 0-0 12 1B 16 1B 1B	BBBB 4-0 12 HBP 1-2 BB		x 0-0 3-H HR		x 0-0 ① P2		3 2 2 2 1 0 0 1 0 0 0 0 0 0						
12 Mike Napoli, R (1, 10) OBP: 0.395, SLG: 0.553 50 Mauro Gomez, R (8, PH) OBP: 0.240, SLG: 0.200 (8, 10)	x 0-0 16 1B 2B		x 0-0 35 F9 16 1B 25 FC1-2-5 1-2 1B	H 1-0 1-2 2-3 HBP		x 0-0 ③ G6-3		x 0-0 ② F7		3 1 2 0 0 0 0 1 0 0 0 0 0 0						
16 Will Middlebrooks, R (1, 5) OBP: 0.400, SLG: 0.617 44 Drew Sutton, S (7, PR) OBP: 0.395, SLG: 0.286 (7, 5)	x 0-0 2-H 1B		x 0-0 25 FC1-2-5 1-2 2-H 1B	SSS 0-3 ③ K			x 0-0 25 F9 35 1B 37 2B 1B	x 0-0 1B		4 0 3 2 0 1 3 1 1 1 0 0 0 0						
35 Lyle Overbay, L (1, 3) OBP: 0.327, SLG: 0.341	CCC 0-3 ③ K		x 0-0 ① F9 2-3		x 0-0 ① P5		x 0-0 37 2B 74 1B 1-2 1B	SSS 0-3 ③ K		5 1 1 0 0 2 4						
25 Ryan Sweeney, L (1, 9) OBP: 0.300, SLG: 0.244 (6, 8) 76 Jonathan Diaz, R (7, 4) OBP: 0.345, SLG: 0.320		SSS 0-3 ① K	x 0-0 ② FC1-2-5 1-2 3-H		x 0-0 ② G3-1		x 0-0 ① F9 2-3		CCC 0-3 ① K	4 0 0 0 0 1 4 1 0 0 0 0 1 0						
10 Jose Iglesias, R (1, 6) OBP: 0.300, SLG: 0.448 37 Mike Carp, L (6, 7) OBP: 0.268, SLG: 0.342		x 0-0 HR 1B	x 0-0 ③ G3		x 0-0 ③ L6		x 0-0 74 1B 1-3 3-H 2B		x 0-0 ② G4-3	3 1 1 0 0 0 2 2 1 1 1 0 0 0						
26 Brock Holt, L (1, 4) OBP: 0.250, SLG: 0.264 74 Jackie Bradley Jr., L (7, PH) OBP: 0.523, SLG: 0.667 (7, 8)	CCC 0-3 ② K			x 0-0 12 HBP 5 BB 1B		x 0-0 ① G4-3	x 0-0 29 FC3-6 2-H 3-H 1B		x 0-0 3B	3 0 1 0 0 1 1 2 0 2 2 0 0 0						
Christian Vázquez, R (1, 2) OBP: 0.304, SLG: 0.476 29 Daniel Nava, S (6, 9) OBP: 0.412, SLG: 0.333	BSBX 2-1 1-H HR			SSS 0-3 ① K		x 0-0 18 G5-3 5 HR 2B	x 0-0 ② FC3-6 1-2f		SSS 0-3 ③ K	3 2 2 2 0 1 1 2 0 0 0 0 1 2						
Inning Stats	R: 1 H: 2 E: 0 LOB: 1 K: 2 BB: 0 S: 9 P: 9	R: 2 H: 2 E: 0 LOB: 0 K: 2 BB: 0 S: 10 P: 12	R: 1 H: 3 E: 0 LOB: 2 K: 0 BB: 0 S: 6 P: 6	R: 0 H: 1 E: 0 LOB: 3 K: 2 BB: 1 S: 8 P: 13	R: 0 H: 0 E: 0 LOB: 0 K: 0 BB: 0 S: 3 P: 3	R: 2 H: 2 E: 0 LOB: 0 K: 0 BB: 0 S: 5 P: 5	R: 3 H: 4 E: 0 LOB: 1 K: 1 BB: 0 S: 9 P: 9	R: 0 H: 1 E: 0 LOB: 1 K: 1 BB: 0 S: 6 P: 6	R: 0 H: 1 E: 0 LOB: 1 K: 2 BB: 0 S: 8 P: 8	1B: 10 SF: 0 2B: 3 SAC: 0 3B: 1 DP: 0 HR: 2 HBP: 1						

	AB	43
	R	9
	H	16
	RBI	9
	BB	1
	SO	10
	LOB	20

	WP: 0	PA: 45
	PB: 0	
	SB: 0	
	CS: 0	

PITCHER		IP	WLS	BF	H	R	ER	SO	BB	IBB	HBP	BLK	WP	HR	S	P	ERA	WHIP
66 T.J. McFarland, L ERA: 4.7	(1, 1)	3.2		19	8	4	4	5	0	0	0	0	0	1	30	32	9.82	2.182
Sean Gleason, R ERA:	(4, 1)	0.1	H	3	0	0	0	1	1	0	1	0	0	0	3	8	0.00	3.000
27 Mark Hendrickson, L ERA: 1.59	(5, 1)	1.0		3	0	0	0	0	0	0	0	0	0	0	3	3	0.00	0.000
43 Jim Johnson, R ERA: 7.5	(6, 1)	1.0		5	2	2	2	0	0	0	0	0	0	1	5	5	18.00	2.000
47 Pedro Strop, R ERA: 5.4	(7, 1)	1.0	W	7	4	3	3	1	0	0	0	0	0	0	9	9	27.00	4.000

PITCHER		IP	WLS	BF	H	R	ER	SO	BB	IBB	HBP	BLK	WP	HR	S	P	ERA	WHIP
56 Darren O'Day, R ERA:	(8, 1)	1.0	H	4	1	0	0	1	0	0	0	0	0	0	6	6	0.00	1.000
91 Chris Petrini, L ERA:	(9, 1)	1.0	S	4	1	0	0	2	0	0	0	0	0	0	8	8	0.00	1.000

BOTTOM

Boston Red Sox @ Baltimore Orioles

Ed Smith Stadium, Sarasota, FL

Mon Mar 25 2013, 1:09 PM - 4:12 PM EDT

Att. 8,078 - Sunny - 66 F

Batter	1	2	3	4	5	6	7	8	9	AB	R	H	RBI	BB	SO	LOB
1 Brian Roberts, S (1, 4) OBP: 0.400, SLG: 0.489 36 Conor Jackson, R (8, 9) OBP: 0.353, SLG: 0.571	G6-3	G4-6-3 1-2f		10 HR BB		G4-3		12 1B 1B		3 1	1 0	0 1	0 0	1 0	0 0	1 0
9 Nate McLouth, L (1, 7) OBP: 0.289, SLG: 0.415 28 Steve Pearce, R (8, 7) OBP: 0.419, SLG: 0.921	2B		G5-3	P5		F7		K		4 1	0 0	1 0	0 0	0 0	0 1	1 1
10 Adam Jones, R (1, 8) OBP: 0.250, SLG: 0.500 12 Alexi Casilla, S (8, 4) OBP: 0.333, SLG: 0.348	K		HR	1-H HR			32 FC3-6 1B	1-3 1B		4 1	2 0	3 1	3 0	0 0	1 0	1 0
32 Matt Wieters, S (1, 2) OBP: 0.500, SLG: 0.829 63 Chris Robinson, R (8, 2) OBP: 0.417, SLG: 0.364	G3-1		19 1B 2 2B 1B	HR			FC3-6 19 1B 2 HR 1-2f			4 0	3 0	2 0	1 0	0 0	0 0	2 0
19 Chris Davis, L (1, 3) OBP: 0.348, SLG: 0.477 60 Chris Dickerson, L (7, PR) OBP: 0.419, SLG: 0.528 (8, 8)		2 2B 24 HR 1B	2 2B 24 SF9 1-2 1B	K			2 HR 1-3 1B			4 0	2 1	3 0	0 0	0 0	1 0	0 0
2 J.J. Hardy, R (1, 6) OBP: 0.233, SLG: 0.487 45 Travis Ishikawa, L (8, 3) OBP: 0.324, SLG: 0.294		24 HR 1-3 2B	1-3 2-H 2B		K2-3		1-H 3-H HR			4 0	2 0	3 0	4 0	0 0	1 0	0 0
24 Wilson Betemit, S (1, 10) OBP: 0.279, SLG: 0.405 51 Lew Ford, R (7, PH) OBP: 0.463, SLG: 0.649 (8, 10)		2-H 3-H HR	3-H SF9		13 P6-3 BB		13 G6-4-3 1B			1 1	1 0	1 1	4 0	1 0	0 0	0 0
13 Manny Machado, R (1, 5) OBP: 0.360, SLG: 0.326 81 Buck Britton, L (9, 5) OBP: 0.286, SLG: 0.250		1 G4-6-3 1B	K		P6-3 1-1f		G6-4-3 1-2f			4 0	0 0	1 0	0 0	0 0	1 0	3 0
3 Ryan Flaherty, L (1, 9) OBP: 0.340, SLG: 0.522 (8, 6) 69 Niuman Romero, S (9, 6) OBP: 0.385, SLG: 0.333		K	K	K		K	G3			4 0	0 0	0 0	0 0	0 0	3 0	1 0
Inning Stats	R: 0 E: 0 K: 1 S: 6 H: 1 LOB: 1 BB: 0 P: 6	R: 3 E: 0 K: 1 S: 9 H: 4 LOB: 0 BB: 0 P: 9	R: 3 E: 0 K: 1 S: 11 H: 4 LOB: 1 BB: 0 P: 13	R: 3 E: 0 K: 2 S: 10 H: 2 LOB: 0 BB: 1 P: 17	R: 0 E: 0 K: 1 S: 4 H: 0 LOB: 0 BB: 1 P: 8	R: 0 E: 0 K: 1 S: 5 H: 0 LOB: 0 BB: 0 P: 5	R: 3 E: 0 K: 0 S: 6 H: 4 LOB: 1 BB: 0 P: 7	R: 0 E: 0 K: 1 S: 6 H: 2 LOB: 2 BB: 0 P: 6		1B: 9 2B: 4 3B: 0 HR: 5 SF: 1 SAC: 0 DP: 3 HBP: 0				WP: 0 PB: 0 SB: 0 CS: 0 PA: 39	

livebaseballscorecards.com

	AB	36
	R	12
	H	17
	RBI	12
	BB	2
	SO	8
	LOB	10

PITCHER		IP	WLS	BF	H	R	ER	SO	BB	IBB	HBP	BLK	WP	HR	S	P	ERA	WHIP
Graham Godfrey, R ERA: 18.0	(1, 1)	3.0		17	9	6	6	3	0	0	0	0	0	2	26	28	18.00	3.000
59 Clayton Mortensen, R ERA: 5.79	(4, 1)	1.0		6	2	3	3	2	1	0	0	0	0	2	10	17	27.00	3.000
78 Jose De La Torre, R ERA: 7.5	(5, 1)	1.0		3	0	0	0	1	1	0	0	0	0	0	4	8	0.00	1.000
77 Anthony Carter, R ERA: 1.64	(6, 1)	1.0		3	0	0	0	1	0	0	0	0	0	0	5	5	0.00	0.000
Miguel Celestino, R ERA: 27.0	(7, 1)	1.0	L	6	4	3	3	0	0	0	0	0	0	1	6	7	27.00	4.000

PITCHER		IP	WLS	BF	H	R	ER	SO	BB	IBB	HBP	BLK	WP	HR	S	P	ERA	WHIP
88 Chris Martin, R ERA:	(8, 1)	1.0		4	2	0	0	1	0	0	0	0	0	0	6	6	0.00	2.000

Batter	1	2	3	4	5	6	7	8	9	AB	R	H	RBI	BB	SO	LOB
21 Nick Markakis, L (1, 10) OBP: 0.235, SLG: 0.235	0-0 10 1B 1B		0-0 ① F8	0-0 ② P5		0-0 ③ F7			B S S S 1-3 ② K 1-2	5	0	1	0	0	1	4
1 Brian Roberts, S (1, 4) OBP: 0.377, SLG: 0.458 28 Steve Pearce, R (6, 9) OBP: 0.422, SLG: 0.900	0-0 ① F9		0-0 ② L1-4-3 1-2	0-0 ③ G3-1			0-0 ① F8		0-0 2-H 1B	3	0	0	0	0	0	4
										2	0	1	1	0	0	0
10 Adam Jones, R (1, 8) OBP: 0.296, SLG: 0.500 3 Ryan Flaherty, L (6, 5) OBP: 0.327, SLG: 0.500	0-0 19 G4-6-3 1-2 1B		B B B B 4-0 BB		0-0 ① F8		S S S 0-3 ② K		0-0 ③ G3-1	2	0	1	0	1	0	0
										2	0	0	0	0	1	1
19 Chris Davis, L (1, 3) OBP: 0.327, SLG: 0.447 36 Conor Jackson, R (6, 3) OBP: 0.346, SLG: 0.560	0-0 ② ③ G4-6-3 1-2f		0-0 ③ G3		0-0 ② P6		0-0 ③ G6-3			3	0	0	0	0	0	4
										1	0	0	0	0	0	0
32 Matt Wieters, S (1, 2) OBP: 0.488, SLG: 0.868 60 Chris Dickerson, L (6, 8) OBP: 0.409, SLG: 0.514		C C C 0-3 ① K		0-0 ① G3-1	B S C B X 2-2 HR			C C C 0-3 ① K		3	1	1	1	0	1	0
										1	0	0	0	0	1	0
2 J.J. Hardy, R (1, 6) OBP: 0.239, SLG: 0.463 31 Taylor Teagarden, R (6, 2) OBP: 0.385, SLG: 0.417		S S S 0-3 ② K		B B B B 4-0 14 BB 9 1B 13 FC6 BB	0-0 ③ L5			0-0 12 G4-6-3 1B		2	1	0	0	1	1	0
										1	0	1	0	0	0	0
9 Nate McLouth, L (1, 7) OBP: 0.333, SLG: 0.477 12 Alexi Casilla, S (6, 6) OBP: 0.327, SLG: 0.340	0-0 2B		0-0 13 FC6 13 E 1-2 1B	0-0 14 BB		0-0 14 2B 1B		0-0 ② ③ G4-6-3 1-2f		3	2	3	0	0	0	0
										1	0	0	0	0	0	1
14 Nolan Reimold, R (1, 9) OBP: 0.319, SLG: 0.581 81 Buck Britton, L (6, 4) OBP: 0.267, SLG: 0.231	0-0 ③ P4		B B B B 4-0 13 E 1-2 2-3 BB			0-0 13 F8-4 1-H 2B			0-0 ① F8	2	0	1	1	1	0	1
										1	0	0	0	0	0	0
13 Manny Machado, R (1, 5) OBP: 0.358, SLG: 0.326 86 Kyle Hudson, L (6, 7) OBP: 1.000, SLG: 1.000			0-0 1 L1-4-3 1B	0-0 FC6 1-3 2-H 3-H		0-0 ① ② F8-4 2-2			0-0 21 WP 28 1B	3	0	1	1	0	0	2
										1	1	1	0	0	0	0
Inning Stats	R: 0 E: 0 K: 0 S: 4 H: 2 LOB: 1 BB: 0 P: 4	R: 0 E: 0 K: 2 S: 8 H: 1 LOB: 1 BB: 0 P: 8	R: 0 E: 0 K: 0 S: 4 H: 1 LOB: 2 BB: 1 P: 8	R: 2 E: 1 K: 0 S: 5 H: 1 LOB: 2 BB: 2 P: 13	R: 1 E: 0 K: 0 S: 6 H: 1 LOB: 0 BB: 0 P: 8	R: 1 E: 0 K: 0 S: 4 H: 2 LOB: 0 BB: 0 P: 4	R: 0 E: 0 K: 1 S: 5 H: 0 LOB: 0 BB: 0 P: 5	R: 0 E: 0 K: 1 S: 5 H: 1 LOB: 0 BB: 0 P: 5	R: 1 E: 0 K: 1 S: 7 H: 2 LOB: 1 BB: 0 P: 8	1B: 8 2B: 3 3B: 0 HR: 1 SF: 0 SAC: 0 DP: 3 HBP: 0						

PITCHER		IP	WLS	BF	H	R	ER	SO	BB	IBB	HBP	BLK	WP	HR	S	P	ERA	WHIP
62 Liam Hendriks, R ERA: 4.15	(1, 1)	2.2		11	4	0	0	2	0	0	0	0	0	0	15	15	0.00	1.500
31 Alex Burnett, R ERA: 7.56	(3, 1)	1.1		9	1	2	1	0	3	0	0	0	0	0	6	18	6.75	3.000
50 Casey Fien, R ERA: 6.1	(5, 1)	2.0	W	8	3	2	2	0	0	0	0	0	0	1	10	12	9.00	1.500
61 Jared Burton, R ERA: 3.12	(7, 1)	1.0		3	0	0	0	1	0	0	0	0	0	0	5	5	0.00	0.000
15 Glen Perkins, L ERA:	(8, 1)	1.0		3	1	0	0	1	0	0	0	0	0	0	5	5	0.00	1.000

PITCHER		IP	WLS	BF	H	R	ER	SO	BB	IBB	HBP	BLK	WP	HR	S	P	ERA	WHIP
95 Michael O'Connor, L ERA: 9.0	(9, 1)	1.0		5	2	1	1	1	0	0	0	0	1	0	7	8	9.00	2.000

TOP

Baltimore Orioles @ Minnesota Twins

Hammond Stadium, Fort Myers, FL

Tue Mar 26 2013, 1:08 PM - 4:14 PM EDT

Att. 7,739 - Sunny - 60 F

livebaseballscorecards.com

AB	36
R	5
H	11
RBI	4
BB	3
SO	5
LOB	17

WP: 1 PA: 39
PB: 0
SB: 0
CS: 0

BOTTOM

Baltimore Orioles @ Minnesota Twins

Hammond Stadium, Fort Myers, FL

Tue Mar 26 2013, 1:08 PM - 4:14 PM EDT

Att. 7,739 - Sunny - 60 F

livebaseballscorecards.com

Batter	1	2	3	4	5	6	7	8	9	AB	R	H	RBI	BB	SO	LOB
32 Aaron Hicks, S (1, 8) OBP: 0.419, SLG: 0.682	G4-3		2 1B 3B	F8		33 BB 16 HBP 9 SF8 1B	G4-3 1B			5	2	3	2	0	0	2
2 Brian Dozier, R (1, 4) OBP: 0.344, SLG: 0.448	G6-3		1B		F9	K	G4-3			4	0	1	1	0	1	1
Harold Garcia, S (7, 4)										1	0	0	0	0	0	2
16 Josh Willingham, R (1, 7) OBP: 0.439, SLG: 0.542	G5-3		F8		HR	9 SF8 33 BB HBP	G3			3	1	1	1	0	0	1
96 Danny Ortiz, L (6, PR) OBP: 0.500, SLG: 1.500										1	0	0	0	0	0	2
(7, 7)																
33 Justin Morneau, L (1, 10) OBP: 0.298, SLG: 0.533		K	G4-3		9 2B E 1B			F7		3	1	1	0	1	1	1
24 Trevor Plouffe, R (8, PH) OBP: 0.415, SLG: 0.474										1	0	0	0	0	0	0
(9, 10)																
9 Ryan Doumit, S (1, 2) OBP: 0.315, SLG: 0.408		E1		F7	27 2B 2B	SF8		G5-3		3	1	1	1	0	0	0
84 Dan Rohlfing, R (7, 2) OBP: 0.375, SLG: 0.571										1	0	0	0	0	0	0
Miguel Sanó, R (1, 5) OBP: 0.300, SLG: 0.300		F9		G5-3	E5 27 2B 22 G4-3	G3-4-1		1B		5	1	1	1	0	0	4
27 Chris Parmelee, L (1, 3) OBP: 0.380, SLG: 0.455		K		22 2B 2B	22 G4-3 2B		22 1B 32 1B	F8		5	2	3	1	0	1	2
22 Wilkin Ramirez, R (1, 9) OBP: 0.479, SLG: 0.644			32 3B 2B	25 1B 2B	G4-3		G4-3 32 1B 1B			4	1	3	2	0	0	1
25 Pedro Florimón, S (1, 6) OBP: 0.310, SLG: 0.255			K	32 S 1B	K		F8			4	0	1	0	0	2	4
Inning Stats	R: 0 E: 0 K: 0 S: 3 H: 0 LOB: 0 BB: 0 P: 3	R: 0 E: 1 K: 2 S: 8 H: 0 LOB: 1 BB: 0 P: 8	R: 2 E: 0 K: 1 S: 8 H: 3 LOB: 1 BB: 0 P: 8	R: 1 E: 0 K: 0 S: 6 H: 3 LOB: 2 BB: 0 P: 6	R: 4 E: 1 K: 1 S: 11 H: 4 LOB: 1 BB: 0 P: 14	R: 1 E: 0 K: 1 S: 6 H: 1 LOB: 2 BB: 1 P: 11	R: 1 E: 0 K: 0 S: 6 H: 3 LOB: 2 BB: 0 P: 6	R: 0 E: 0 K: 0 S: 4 H: 1 LOB: 1 BB: 0 P: 4		1B: 8 2B: 5 3B: 1 HR: 1	SF: 1 SAC: 0 DP: 0 HBP: 1						

	AB	40
	R	9
	H	15
	RBI	9
	BB	1
	SO	5
	LOB	20

WP: 0 PB: 0 SB: 1 CS: 0 PA: 43

PITCHER		IP	WLS	BF	H	R	ER	SO	BB	IBB	HBP	BLK	WP	HR	S	P	ERA	WHIP
75 Kevin Gausman, R ERA: 3.94	(1, 1)	3.2		18	6	3	3	3	0	0	0	0	0	0	24	24	7.36	1.636
29 Tommy Hunter, R ERA: 4.76	(4, 1)	1.1	L	9	4	4	3	1	0	0	0	0	0	1	12	15	20.25	3.000
89 Tyler Wilson, R ERA: 6.0	(6, 1)	3.0		16	5	2	2	1	1	0	1	0	0	0	16	21	6.00	2.000

PITCHER		IP	WLS	BF	H	R	ER	SO	BB	IBB	HBP	BLK	WP	HR	S	P	ERA	WHIP

Batter	1	2	3	4	5	6	7	8	9	AB	R	H	RBI	BB	SO	LOB
11 Brett Gardner, L (1, 8) OBP: 0.386, SLG: 0.371 92 Mason Williams, L (6, 8) OBP: 0.500, SLG: 1.000	26 BB 1B	F9 2-3		K		K	2-H 3-H 2B		E5	4 2	0 0	1 1	0 2	0 0	2 0	3 0
26 Eduardo Núñez, R (1, 6) OBP: 0.373, SLG: 0.362 85 Gil Velazquez, R (7, PH) OBP: 0.355, SLG: 0.259 (7, 6)	1-2 BB	55 1B 3-H 1B		L7 1-2			E1 22 HR 1B K		K	3 2	1 0	2 0	1 0	1 0	0 2	1 2
55 Lyle Overbay, L (1, 3) OBP: 0.327, SLG: 0.340	P5	1-3 1B			40 G5-4-3 1B		P6	G3		5	0	2	0	0	0	3
22 Brennan Boesch, L (1, 9) OBP: 0.229, SLG: 0.313 63 Melky Mesa, R (7, 9) OBP: 0.271, SLG: 0.400	P5	P6			F9		2-H HR	E8 WP 2B		4 1	1 1	1 1	2 0	0 0	0 0	5 0
40 Ben Francisco, R (1, 7) OBP: 0.418, SLG: 0.688 Ramón Flores, L (7, 7) OBP: 0.400, SLG: 0.250	P6		17 CS 1B		G5-4-3 1-2f		HR	3-H 1B		4 1	1 0	2 1	1 0	0 0	0 0	3 0
17 Jayson Nix, R (1, 4) OBP: 0.288, SLG: 0.235 93 Walter Ibarra, S (7, PR) OBP: 0.400, SLG: 0.368 (7, 4)		E6 60 E 60 1B 96 G4-3	K 1-2			45 S 60 BB 45 SF8 BB	60 WP 96 1B 1B	F8		3 1	2 1	1 0	0 0	1 0	1 0	1 1
60 Thomas Neal, R (1, 10) OBP: 0.360, SLG: 0.409		E6 96 G4-3 45 2B 1-3 1B	K			45 SF8 45 S 1-2 BB	45 WP 96 1B 92 2B 1-2 BB	F9		3	2	1	0	2	1	1
96 Addison Maruszak, R (1, 5) OBP: 0.200, SLG: 0.300 99 Kevin Mahoney, L (8, 5)		G4-3 2-3 3-H		G4-3		L9	45 WP 92 2B 1-2 2-H 1B		G4-3	4 1	1 0	1 0	2 0	0 0	0 0	3 0
45 Bobby Wilson, R (1, 2) OBP: 0.222, SLG: 0.208 83 Kyle Higashioka, R (8, 2) OBP: 0.400, SLG: 0.250		11 F9 26 1B 3-H 2B		26 PB BB		SF8 1-3 2-H	G5-3 1-2 2-3		L8	2 1	1 0	1 0	2 0	1 0	0 0	2 0
Inning Stats	R: 0 E: 0 K: 0 S: 4 H: 1 LOB: 2 BB: 1 P: 8	R: 3 E: 2 K: 0 S: 8 H: 4 LOB: 2 BB: 0 P: 8	R: 0 E: 0 K: 2 S: 7 H: 1 LOB: 0 BB: 0 P: 7	R: 0 E: 0 K: 1 S: 5 H: 0 LOB: 1 BB: 1 P: 10	R: 0 E: 0 K: 0 S: 3 H: 1 LOB: 0 BB: 0 P: 3	R: 1 E: 0 K: 1 S: 5 H: 0 LOB: 1 BB: 2 P: 14	R: 6 E: 1 K: 1 S: 13 H: 6 LOB: 1 BB: 1 P: 20	R: 1 E: 1 K: 0 S: 5 H: 2 LOB: 1 BB: 0 P: 6	R: 0 E: 1 K: 1 S: 6 H: 0 LOB: 1 BB: 0 P: 6	1B: 10 2B: 4 3B: 0 HR: 2	SF: 1 SAC: 0 DP: 2 HBP: 0					

New York Yankees @ Baltimore Orioles

Ed Smith Stadium, Sarasota, FL

Wed Mar 27 2013, 7:07 PM - 10:35 PM EDT

Att. 8,660 - Clear - 58 F

TOP

livebaseballscorecards.com

AB	41
R	11
H	15
RBI	10
BB	5
SO	6
LOB	25

WP: 3 PB: 1 SB: 2 CS: 1 PA: 47

PITCHER		IP	WLS	BF	H	R	ER	SO	BB	IBB	HBP	BLK	WP	HR	S	P	ERA	WHIP
48 Jair Jurrjens, R ERA: 4.91	(1, 1)	1.0		7	2	2	1	0	1	0	0	0	0	0	6	10	9.00	3.000
29 Tommy Hunter, R ERA: 4.38	(2, 1)	1.0		6	3	1	0	0	0	0	0	0	0	0	6	6	0.00	3.000
61 Adam Russell, R ERA: 5.59	(3, 1)	1.0		3	1	0	0	2	0	0	0	0	0	0	7	7	0.00	1.000
40 Troy Patton, L ERA: 6.17	(4, 1)	1.0		4	0	0	0	1	1	0	0	0	0	0	5	10	0.00	1.000
27 Mark Hendrickson, L ERA: 2.35	(5, 1)	2.0	L	8	1	1	1	1	2	0	0	0	0	0	8	17	4.50	1.500

PITCHER		IP	WLS	BF	H	R	ER	SO	BB	IBB	HBP	BLK	WP	HR	S	P	ERA	WHIP
91 Chris Petrini, L ERA: 9.0	(7, 1)	0.2		9	6	6	6	0	1	0	0	0	2	2	10	17	81.00	10.500
85 Andy Loomis, L ERA: 6.75	(7, 1)	1.1		6	2	1	1	1	0	0	0	0	1	0	8	9	6.75	1.500
Zech Zinicola, R ERA:	(9, 1)	1.0		4	0	0	0	1	0	0	0	0	0	0	6	6	0.00	0.000

BOTTOM

Batter	1	2	3	4	5	6	7	8	9	AB	R	H	RBI	BB	SO	LOB
21 Nick Markakis, L (1, 9) OBP: 0.286, SLG: 0.286 69 Niuman Romero, S (7, PR) OBP: 0.357, SLG: 0.308 (8, 6)	P6		G5-3		1B		31 HR 1B		P5	4 1	0 1	2 0	2 0	0 0	0 0	0 0
1 Brian Roberts, S (1, 4) OBP: 0.368, SLG: 0.442 81 Buck Britton, L (7, PR) OBP: 0.250, SLG: 0.214 (8, 5)	G2			K	K		31 HR 1B		G5-3	4 1	0 1	1 0	1 0	0 0	2 0	2 0
10 Adam Jones, R (1, 8) OBP: 0.290, SLG: 0.464 36 Conor Jackson, R (8, 9) OBP: 0.340, SLG: 0.549	1B			K	K		K		K	4 1	0 0	1 0	0 0	0 0	3 1	4 0
32 Matt Wieters, S (1, 2) OBP: 0.457, SLG: 0.805 31 Taylor Teagarden, R (7, 2) OBP: 0.407, SLG: 0.560	K			K		K	1-1 1-H 2-H HR			3 1	0 1	0 1	0 3	0 0	3 0	1 0
19 Chris Davis, L (1, 3) OBP: 0.302, SLG: 0.412 60 Chris Dickerson, L (8, 8) OBP: 0.409, SLG: 0.514 88 Mike Ohlman, R (8, 3)		K			G4-3	F9	F7			4 0 0	0 0 0	0 0 0	0 0 0	0 0 0	1 0 0	1 0 0
2 J.J. Hardy, R (1, 10) OBP: 0.240, SLG: 0.432		K			9 HR BB	G1			K	3	1	0	0	1	2	0
9 Nate McLouth, L (1, 7) OBP: 0.353, SLG: 0.553 86 Kyle Hudson, L (8, 7) OBP: 1.000, SLG: 1.000 (8, 8)		G3			1-H HR		12 1B 21 1B 1B		1B	3 1	2 0	2 1	2 0	0 0	0 0	0 0
13 Manny Machado, R (1, 5) OBP: 0.357, SLG: 0.327 3 Ryan Flaherty, L (8, 4) OBP: 0.321, SLG: 0.490			G5-3		12 BB 21 1B 1B		F8		K	3 1	1 0	1 0	0 0	0 0	0 1	1 1
12 Alexi Casilla, S (1, 6) OBP: 0.346, SLG: 0.347 28 Steve Pearce, R (8, 3) OBP: 0.413, SLG: 0.878 (8, 7)			F9		21 1B 1-2 BB		21 1B 1 1B 1-3 1B		P5	2 1	1 0	1 0	0 0	1 0	0 0	0 1
Inning Stats	R: 0 H: 1 E: 0 LOB: 1 K: 1 BB: 0 S: 6 P: 6	R: 0 H: 0 E: 0 LOB: 0 K: 2 BB: 0 S: 7 P: 7	R: 0 H: 0 E: 0 LOB: 0 K: 0 BB: 0 S: 3 P: 3	R: 0 H: 0 E: 0 LOB: 0 K: 3 BB: 0 S: 9 P: 9	R: 3 H: 3 E: 0 LOB: 2 K: 2 BB: 2 S: 12 P: 22	R: 0 H: 0 E: 0 LOB: 0 K: 1 BB: 0 S: 5 P: 5	R: 5 H: 5 E: 0 LOB: 1 K: 1 BB: 0 S: 11 P: 12	R: 0 H: 1 E: 0 LOB: 1 K: 2 BB: 0 S: 8 P: 8	R: 0 H: 0 E: 0 LOB: 0 K: 1 BB: 0 S: 5 P: 5	1B: 8 2B: 0 3B: 0 HR: 2	SF: 0 SAC: 0 DP: 0 HBP: 0						

PITCHER	IP	WLS	BF	H	R	ER	SO	BB	IBB	HBP	BLK	WP	HR	S	P	ERA	WHIP
41 David Phelps, R (1, 1) ERA: 4.18	5.1	W	22	4	3	3	9	2	0	0	0	0	1	40	50	5.06	1.125
53 Josh Spence, L (6, 1) ERA: 2.16	0.2	H	3	1	1	1	0	0	0	0	0	0	0	3	3	13.50	1.500
99 Branden Pinder, R (7, 1) ERA: 7.0	0.2		6	4	4	4	1	0	0	0	0	0	1	9	10	54.00	6.000
88 Juan Cedeno, L (7, 1) ERA: 2.45	0.1	H	1	0	0	0	0	0	0	0	0	0	0	1	1	0.00	0.000
90 Nick Goody, R (8, 1) ERA:	1.0	H	4	1	0	0	2	0	0	0	0	0	0	8	8	0.00	1.000

PITCHER	IP	WLS	BF	H	R	ER	SO	BB	IBB	HBP	BLK	WP	HR	S	P	ERA	WHIP
89 Preston Claiborne, R (9, 1) ERA: 0.84	1.0	S	3	0	0	0	1	0	0	0	0	0	0	5	5	0.00	0.000

New York Yankees @ Baltimore Orioles

Ed Smith Stadium, Sarasota, FL

Wed Mar 27 2013, 7:07 PM - 10:35 PM EDT

Att. 8,660 - Clear - 58 F

livebaseballscorecards.com

AB	37
R	8
H	10
RBI	8
BB	2
SO	13
LOB	11

WP: 0 PA: 39
PB: 0
SB: 0
CS: 0

Batter	1	2	3	4	5	6	7	8	9	10	AB	R	H	RBI	BB	SO	LOB
8 Desmond Jennings, R (1, 10) OBP: 0.441, SLG: 0.414	S X 0-1 5 G4-3 5 S 3 1B 1B	X 0-0 ③ 1B			X 0-0 1B		X 0-0 ② F8			X 0-0 1 G1-3 1-2 1B	5	1	4	0	0	0	1
5 Sam Fuld, L (1, 8) OBP: 0.235, SLG: 0.353 1 Sean Rodríguez, R (6, 8) OBP: 0.246, SLG: 0.351	B X 1-0 ① G4-3 1-3		X 0-0 18 FC3-6 1B		S S S 0-3 ② K		X 0-0 ③ G5-3			X 0-0 ① G1-3 1-2 2-3	3 2	0 0	1 0	0 0	0 0	1 0	2 3
18 Ben Zobrist, S (1, 9) OBP: 0.340, SLG: 0.432 Ben Kline, R (10, PH) (10, 9)	B B B B 4-0 3 1B 20 G3 BB	X 0-0 FC3-6 1-2f	X 0-0 ③ G3		X 0-0 ① G4-3		S S S 0-3 ② K			3 1	1 0	0 0	1 0	0 0	1 0	0 1	2 2
3 Evan Longoria, R (1, 5) OBP: 0.463, SLG: 0.696 63 Craig Albernaz, R (10, PR) OBP: 0.333, SLG: 0.333 (10, 4)	X 0-0 20 G3 11 1B 1-3 3-H 1B	S S S 0-3 ② K		B B B S S X 3-2 HR	B B B B 4-0 19 L4-3 BB		I I I I 4-0 IBB	3 0	2 0	2 0	2 0	1 0	1 0	0 0
20 Matt Joyce, L (1, 7) OBP: 0.344, SLG: 0.333 19 Ryan Roberts, R (6, 4) OBP: 0.213, SLG: 0.351 (10, 5)	X 0-0 ② G3 1-2 3-H	X 0-0 ③ F7		S S S 0-3 ① K	X 0-0 ② L4-3 1-1		S S S 0-3 ③ K	3 2	0 0	0 0	1 0	0 0	1 1	2 4
11 Yunel Escobar, R (1, 6) OBP: 0.322, SLG: 0.436 80 Taylor Motter, R (6, 6)	X 0-0 2-H 1B	X 0-0 ① G5-3		X 0-0 ② G6-3		S S S 0-3 ① K		3 1	0 0	1 0	1 0	0 0	0 1	0 0
21 James Loney, L (1, 3) OBP: 0.273, SLG: 0.255	X 0-0 ③ F8	X 0-0 ② F7		X 0-0 ③ G4-3		X 0-0 ② G5-3		4	0	0	0	0	0	1
59 Jose Lobaton, S (1, 2) OBP: 0.255, SLG: 0.261		S S S 0-3 ① K	X 0-0 ③ F7		X 0-0 ① G6-3		X 0-0 ③ G4-3	4	0	0	0	0	1	0
2 Kelly Johnson, L (1, 4) OBP: 0.302, SLG: 0.157 (6, 7)		S S S 0-3 ② K	X 0-0 ① F8		B B B 4-0 BB		X 0-0 1 G1-3 8 1B 1B	3	0	1	0	1	1	0
Inning Stats	R: 3 H: 3 E: 0 LOB: 1 K: 0 BB: 1 S: 7 P: 12	R: 0 H: 1 E: 0 LOB: 1 K: 2 BB: 0 S: 7 P: 7	R: 0 H: 1 E: 0 LOB: 1 K: 1 BB: 0 S: 6 P: 6	R: 0 H: 0 E: 0 LOB: 0 K: 0 BB: 0 S: 3 P: 3	R: 0 H: 1 E: 0 LOB: 1 K: 1 BB: 0 S: 6 P: 6	R: 1 H: 1 E: 0 LOB: 0 K: 1 BB: 0 S: 8 P: 11	R: 0 H: 0 E: 0 LOB: 1 K: 0 BB: 1 S: 3 P: 7	R: 0 H: 0 E: 0 LOB: 0 K: 0 BB: 1 S: 2 P: 6	R: 0 H: 0 E: 0 LOB: 0 K: 1 BB: 0 S: 5 P: 5	R: 0 H: 2 E: 0 LOB: 3 K: 2 BB: 1 S: 9 P: 13	1B: 8 2B: 1 3B: 0 HR: 1	SF: 0 SAC: 0 DP: 1 HBP: 0					

PITCHER		IP	WLS	BF	H	R	ER	SO	BB	IBB	HBP	BLK	WP	HR	S	P	ERA	WHIP
93 Jesse Beal, R ERA: 27.0	(1, 1)	1.0		7	3	3	3	0	1	0	0	0	0	0	7	12	27.00	4.000
40 Troy Patton, L ERA: 5.68	(2, 1)	1.0		3	1	0	0	2	0	0	0	0	0	0	7	7	0.00	1.000
38 Luis Ayala, R ERA: 1.29	(3, 1)	2.0		7	1	0	0	1	0	0	0	0	0	0	9	9	0.00	0.500
55 Daniel Schlereth, L ERA: 10.29	(5, 1)	1.0		4	1	0	0	1	0	0	0	0	0	0	6	6	0.00	1.000
92 Tim Bascom, R ERA: 9.0	(6, 1)	1.0		4	1	1	1	1	0	0	0	0	0	1	8	11	9.00	1.000

PITCHER		IP	WLS	BF	H	R	ER	SO	BB	IBB	HBP	BLK	WP	HR	S	P	ERA	WHIP
Jason Gurka, L ERA:	(7, 1)	1.0		4	0	0	0	0	1	0	0	0	0	0	3	7	0.00	1.000
Zech Zinicola, R ERA:	(8, 1)	1.0		3	0	0	0	0	1	0	0	0	0	0	2	6	0.00	1.000
47 Pedro Strop, R ERA: 3.86	(9, 1)	2.0		9	2	0	0	3	0	1	0	0	0	0	14	18	0.00	1.000

TOP

Tampa Bay Rays @ Baltimore Orioles

Ed Smith Stadium, Sarasota, FL

Thu Mar 28 2013, 7:08 PM - 9:59 PM EDT

Att. 7,839 - Clear - 64 F

livebaseballscorecards.com

AB	37
R	4
H	9
RBI	4
BB	4
SO	8
LOB	18

1B: 8	SF: 0	WP: 0	PA: 41
2B: 1	SAC: 0	PB: 0	
3B: 0	DP: 1	SB: 1	
HR: 1	HBP: 0	CS: 0	

Batter	1	2	3	4	5	6	7	8	9	10	AB	R	H	RBI	BB	SO	LOB
21 Nick Markakis, L (1, 9) OBP: 0.240, SLG: 0.240	P5		G5-3		FC4-6 1-2f			F7		K 1-2	4	0	0	0	0	0	1
3 Ryan Flaherty, L (9, 9) OBP: 0.316, SLG: 0.480											1	0	0	0	0	1	1
13 Manny Machado, R (1, 5) OBP: 0.356, SLG: 0.346	G3			L3		10 2B 2B		K		K	3	1	1	0	0	0	0
36 Conor Jackson, R (8, 3) OBP: 0.327, SLG: 0.528											2	0	0	0	0	2	0
10 Adam Jones, R (1, 8) OBP: 0.294, SLG: 0.484	F8			K		32 G6-3 19 G6-3 2-H 2B		P5			3	1	1	1	0	1	0
12 Alexi Casilla, S (8, 4) OBP: 0.340, SLG: 0.340											1	0	0	0	0	0	0
32 Matt Wieters, S (1, 2) OBP: 0.449, SLG: 0.767		G1-3		BB		G6-3 2-3			2B 86 1B BB		2	0	0	0	1	0	1
31 Taylor Teagarden, R (8, 2) OBP: 0.429, SLG: 0.560											0	1	0	0	1	0	0
19 Chris Davis, L (1, 3) OBP: 0.286, SLG: 0.389		G3		P1		G6-3 3-H			81 FC4 1-3 2B		3	0	0	1	0	0	1
Glynn Davis, R (8, 7) OBP: 0.250, SLG: 0.500											1	0	1	0	0	0	0
2 J.J. Hardy, R (1, 6) OBP: 0.264, SLG: 0.468		1B		14 PB 28 SF9 2B		F7			FC4 86 1B 2-2		3	1	2	0	0	0	0
81 Buck Britton, L (8, 5) OBP: 0.235, SLG: 0.200											1	0	0	0	0	0	2
14 Nolan Reimold, R (1, 7) OBP: 0.300, SLG: 0.543		K		K 2-3			P6		28 G6-4-3 1-2 3-H 1B		3	0	0	0	0	2	2
86 Kyle Hudson, L (8, 8) OBP: 1.000, SLG: 1.000											1	0	1	1	0	0	0
28 Steve Pearce, R (1, 10) OBP: 0.380, SLG: 0.818			K		SF9 3-H		F7		G6-4-3 1-2f		3	0	0	1	0	1	2
1 Brian Roberts, S (1, 4) OBP: 0.367, SLG: 0.436			F8		21 FC4-6 1B		F8			3 CS BB	3	0	1	0	0	0	0
69 Niuman Romero, S (8, 6) OBP: 0.400, SLG: 0.308											0	0	0	0	1	0	0
Inning Stats	R: 0 E: 0 K: 0 S: 3 H: 0 LOB: 0 BB: 0 P: 3	R: 0 E: 0 K: 1 S: 6 H: 1 LOB: 1 BB: 0 P: 6	R: 0 E: 0 K: 1 S: 5 H: 0 LOB: 0 BB: 0 P: 5	R: 0 E: 0 K: 1 S: 5 H: 0 LOB: 1 BB: 1 P: 9	R: 1 E: 0 K: 1 S: 7 H: 2 LOB: 1 BB: 0 P: 8	R: 2 E: 0 K: 0 S: 5 H: 2 LOB: 0 BB: 0 P: 5	R: 0 E: 0 K: 0 S: 3 H: 0 LOB: 0 BB: 0 P: 3	R: 0 E: 0 K: 1 S: 5 H: 0 LOB: 0 BB: 0 P: 5	R: 1 E: 0 K: 0 S: 4 H: 2 LOB: 1 BB: 1 P: 8	R: 0 E: 0 K: 2 S: 6 H: 0 LOB: 0 BB: 1 P: 10	1B: 3 2B: 4 3B: 0 HR: 0 SF: 1 SAC: 0 DP: 1 HBP: 0	WP: 0 PB: 1 SB: 0 CS: 1 PA: 38					

PITCHER		IP	WLS	BF	H	R	ER	SO	BB	IBB	HBP	BLK	WP	HR	S	P	ERA	WHIP
14 David Price, L ERA: 2.12	(1, 1)	4.0		14	1	0	0	3	1	0	0	0	0	0	19	23	0.00	0.500
Frank De Los Santos, L ERA: 9.0	(5, 1)	1.0	H	5	2	1	1	1	0	0	0	0	0	0	7	8	9.00	2.000
72 Will Inman, R ERA: 2.84	(6, 1)	2.0	H	8	2	2	2	0	0	0	0	0	0	0	8	8	9.00	1.000
49 C.J. Riefenhauser, L ERA: 3.86	(8, 1)	1.1	B	7	2	1	1	1	1	0	0	0	0	0	8	12	6.75	2.250
85 Juan Sandoval, R ERA: 6.75	(9, 1)	0.2		1	0	0	0	0	0	0	0	0	0	0	1	1	0.00	0.000

PITCHER		IP	WLS	BF	H	R	ER	SO	BB	IBB	HBP	BLK	WP	HR	S	P	ERA	WHIP
71 Marquis Fleming, R ERA: 6.0	(10, 1)	1.0		3	0	0	0	2	1	0	0	0	0	0	6	10	0.00	1.000

BOTTOM

Tampa Bay Rays @ Baltimore Orioles

Ed Smith Stadium, Sarasota, FL

Thu Mar 28 2013, 7:08 PM - 9:59 PM EDT

Att. 7,839 - Clear - 64 F

livebaseballscorecards.com

AB	34
R	4
H	7
RBI	4
BB	3
SO	7
LOB	10

Batter	1	2	3	4	5	6	7	8	9	AB	R	H	RBI	BB	SO	LOB
4 Collin Cowgill, R (1, 8) OBP: 0.378, SLG: 0.591 9 Kirk Nieuwenhuis, L (6, 8) OBP: 0.220, SLG: 0.086	F8		K			P6			G4-3	3 1	0 0	0 0	0 0	0 0	1 0	1 0
28 Daniel Murphy, L (1, 4) OBP: 0.300, SLG: 0.300 86 Danny Muno, S (6, 4)	G4-3			G4-3		F7			G1-4-3	3 1	0 0	0 0	0 0	0 0	0 0	0 0
5 David Wright, R (1, 5) OBP: 0.222, SLG: 0.222 19 Zach Lutz, R (6, 5) OBP: 0.378, SLG: 0.415	F8			G5-3		K			G6-3	3 1	0 0	0 0	0 0	0 0	1 0	0 0
29 Ike Davis, L (1, 3) OBP: 0.431, SLG: 0.455 76 Josh Satin, R (6, 3) OBP: 0.647, SLG: 0.636		G4-3		K			G4-3			2 1	0 0	0 0	0 0	0 0	1 0	0 0
6 Marlon Byrd, R (1, 9) OBP: 0.393, SLG: 0.571 23 Mike Baxter, L (6, 9) OBP: 0.348, SLG: 0.255		P6			44 F9 21 BB 11 SF9 1B		K			2 1	1 0	1 0	0 0	0 0	0 1	0 0
21 Lucas Duda, L (1, 7) OBP: 0.324, SLG: 0.571 90 Dustin Lawley, R (6, 7) OBP: 0.500, SLG: 1.000		G4-3			1-2 BB		P4			1 1	0 0	0 0	0 0	1 0	0 0	0 0
44 John Buck, R (1, 2) OBP: 0.468, SLG: 0.579 20 Anthony Recker, R (6, 2) OBP: 0.344, SLG: 0.517			K		F9 2-3			K		2 1	0 0	0 0	0 0	0 0	1 1	2 0
11 Rubén Tejada, R (1, 6) OBP: 0.210, SLG: 0.192 82 Matt Reynolds, R (6, 6) OBP: 0.667, SLG: 1.000			F9		SF9 3-H			L5		1 1	0 0	0 0	1 0	0 0	0 0	0 0
1 Jordany Valdespin, L (1, 10) OBP: 0.361, SLG: 0.522 96 Armando Rodriguez, R (8, PH) OBP: 1.000, SLG: 1.000 (8, 10)			E3		K			K		2 0	0 0	0 0	0 0	0 0	1 0	1 0
Inning Stats	R: 0 E: 0 K: 0 S: 3 H: 0 LOB: 0 BB: 0 P: 3	R: 0 E: 0 K: 0 S: 3 H: 0 LOB: 0 BB: 0 P: 3	R: 0 E: 1 K: 2 S: 8 H: 0 LOB: 0 BB: 0 P: 8	R: 0 E: 0 K: 1 S: 5 H: 0 LOB: 0 BB: 0 P: 5	R: 1 E: 0 K: 1 S: 6 H: 1 LOB: 1 BB: 1 P: 10	R: 0 E: 0 K: 1 S: 5 H: 0 LOB: 0 BB: 0 P: 5	R: 0 E: 0 K: 1 S: 5 H: 0 LOB: 0 BB: 0 P: 5	R: 0 E: 0 K: 2 S: 7 H: 0 LOB: 0 BB: 0 P: 7	R: 0 E: 0 K: 0 S: 3 H: 0 LOB: 0 BB: 0 P: 3	1B: 1 2B: 0 3B: 0 HR: 0 SF: 1 SAC: 0 DP: 0 HBP: 0						

PITCHER		IP	WLS	BF	H	R	ER	SO	BB	IBB	HBP	BLK	WP	HR	S	P	ERA	WHIP
50 Miguel González, R ERA: 2.0	(1, 1)	5.0	W	18	1	1	1	4	1	0	0	0	0	0	25	29	1.80	0.400
17 Brian Matusz, L ERA: 4.05	(6, 1)	1.0		3	0	0	0	1	0	0	0	0	0	0	5	5	0.00	0.000
27 Mark Hendrickson, L ERA: 2.08	(7, 1)	1.0		3	0	0	0	1	0	0	0	0	0	0	5	5	0.00	0.000
56 Darren O'Day, R ERA:	(8, 1)	0.2		2	0	0	0	1	0	0	0	0	0	0	4	4	0.00	0.000
45 Jairo Asencio, R ERA: 54.0	(8, 1)	0.1		1	0	0	0	1	0	0	0	0	0	0	3	3	0.00	0.000

PITCHER		IP	WLS	BF	H	R	ER	SO	BB	IBB	HBP	BLK	WP	HR	S	P	ERA	WHIP
43 Jim Johnson, R ERA: 6.43	(9, 1)	1.0		3	0	0	0	0	0	0	0	0	0	0	3	3	0.00	0.000

TOP

New York Mets @ Baltimore Orioles

Ed Smith Stadium, Sarasota, FL

Sat Mar 30 2013, 12:07 PM - 2:32 PM EDT

Att. 7,642 - Sunny - 72 F

livebaseballscorecards.com

AB	27
R	1
H	1
RBI	1
BB	1
SO	7
LOB	4

WP: 0 PB: 0 SB: 0 CS: 0 PA: 30

New York Mets @ Baltimore Orioles

Ed Smith Stadium, Sarasota, FL

Sat Mar 30 2013, 12:07 PM - 2:32 PM EDT

Att. 7,642 - Sunny - 72 F

BOTTOM

livebaseballscorecards.com

Batter	1	2	3	4	5	6	7	8	9	AB	R	H	RBI	BB	SO	LOB
9 Nate McLouth, L (1, 8) OBP: 0.370, SLG: 0.680 31 Taylor Teagarden, R (6, 2) OBP: 0.400, SLG: 0.519	G3		HR		HR	K		K		3 2	2 0	2 0	2 0	0 0	0 2	0 3
13 Manny Machado, R (1, 5) OBP: 0.349, SLG: 0.357 81 Buck Britton, L (7, 5) OBP: 0.222, SLG: 0.188	G5-3		21 F8 32 1B 2B		G5-3	K		P6		4 1	1 0	1 0	0 0	0 0	1 0	1 2
21 Nick Markakis, L (1, 9) OBP: 0.241, SLG: 0.241 John Ruettiger, L (7, PR) (8, 9)	F7		F8 2-3		G4-3		86 FC4-6 1B			4 0	0 0	1 0	0 0	0 0	0 0	1 0
32 Matt Wieters, S (1, 2) OBP: 0.462, SLG: 0.756 86 Kyle Hudson, L (5, PR) OBP: 0.800, SLG: 0.800 (6, 8)	G4-3		3-H 1B		19 E 19 HR BB		FC4-6 1-2f			2 1	0 1	1 1	1 0	1 0	0 0	0 1
19 Chris Davis, L (1, 3) OBP: 0.305, SLG: 0.456 45 Travis Ishikawa, L (7, 3) OBP: 0.316, SLG: 0.286	2 14 1B 1B		K		1-H HR		F7			3 1	2 0	2 0	2 0	0 0	1 0	1 1
2 J.J. Hardy, R (1, 6) OBP: 0.268, SLG: 0.460 3 Ryan Flaherty, L (6, 6) OBP: 0.310, SLG: 0.471	14 1B 1-2 1B		K		G6-3		K			3 1	0 0	1 0	0 0	0 0	1 1	2 1
14 Nolan Reimold, R (1, 7) OBP: 0.315, SLG: 0.531 Glynn Davis, R (8, PR) OBP: 0.250, SLG: 0.500 (9, 7)	1-2 2-H 1B		G1-3		L3			FC6-4 BB		3 0	0 0	1 0	1 0	1 0	0 0	0 0
28 Steve Pearce, R (1, 10) OBP: 0.377, SLG: 0.851 Travis Adair, L (8, PH) (9, 10)	K		K		HR			FC6-4 12 1B 1-2f		3 1	1 0	1 0	1 0	0 0	2 0	2 1
1 Brian Roberts, S (1, 4) OBP: 0.365, SLG: 0.431 12 Alexi Casilla, S (6, PR) OBP: 0.352, SLG: 0.353 (7, 4)	F7		G3		1B			1-2 1B		3 1	0 0	1 1	0 0	0 0	0 0	2 0
Inning Stats	R: 0 E: 0 K: 0 S: 3 H: 0 LOB: 0 BB: 0 P: 3	R: 1 E: 0 K: 1 S: 8 H: 3 LOB: 2 BB: 0 P: 8	R: 2 E: 0 K: 2 S: 10 H: 3 LOB: 1 BB: 0 P: 12	R: 0 E: 0 K: 1 S: 5 H: 0 LOB: 0 BB: 0 P: 5	R: 3 E: 0 K: 0 S: 7 H: 2 LOB: 1 BB: 1 P: 15	R: 1 E: 0 K: 2 S: 11 H: 2 LOB: 1 BB: 0 P: 12	R: 0 E: 0 K: 1 S: 6 H: 1 LOB: 1 BB: 0 P: 6	R: 0 E: 0 K: 1 S: 6 H: 1 LOB: 2 BB: 1 P: 10		1B: 7 2B: 1 3B: 0 HR: 4	SF: 0 SAC: 0 DP: 0 HBP: 0						

	AB	36
	R	7
	H	12
	RBI	7
	BB	2
	SO	8
	LOB	18

WP: 0 PB: 0 SB: 0 CS: 0 PA: 38

PITCHER		IP	WLS	BF	H	R	ER	SO	BB	IBB	HBP	BLK	WP	HR	S	P	ERA	WHIP
35 Dillon Gee, R ERA: 5.87	(1, 1)	4.0	L	18	6	3	3	4	0	0	0	0	0	1	26	28	6.75	1.500
53 Jeremy Hefner, R ERA: 4.62	(5, 1)	2.0		11	4	4	4	2	1	0	0	0	0	3	18	27	18.00	2.500
66 Josh Edgin, L ERA: 2.84	(7, 1)	1.0		4	1	0	0	1	0	0	0	0	0	0	6	6	0.00	1.000
27 Jeurys Familia, R ERA: 2.03	(8, 1)	1.0		5	1	0	0	1	1	0	0	0	0	0	6	10	0.00	2.000

PITCHER	IP	WLS	BF	H	R	ER	SO	BB	IBB	HBP	BLK	WP	HR	S	P	ERA	WHIP

Batter	1	2	3	4	5	6	7	8	9	AB	R	H	RBI	BB	SO	LOB
21 Nick Markakis, L (1, 9) OBP: 0.200, SLG: 0.200	C SI 94 X FF 94 0-1 ① G4-3		X FC 88 0-0 ① L6		C SI 91 F SI 93 B FF 95 B CH 84 X SI 92 2-2 ① G4-3		F SI 96 C SI 98 F SI 97 F SI 97 B SI 97 X SI 96 1-2 10 2B 1B	B FF 90 S FC 88 X FF 90 1-1 ② F7		5	1	1	0	0	0	2
13 Manny Machado, R (1, 5) OBP: 0.400, SLG: 0.250	C SI 94 B CH 86 S CH 87 B KC 80 B FF 92 F CH 87 X SI 95 3-2 ② G6-3		C SI 94 X KC 79 0-1 32 BB 10 1B 1B		F KC 78 B KC 78 X FC 88 1-1 ② G5-3		C SI 95 S SI 92 S SI 97 0-3 ② K	B CU 76 F FF 92 B FF 92 S CU 76 D SI 92 F FF 92 B SI 92 4-2 1-2 2-3 BB		4	0	1	0	1	1	2
10 Adam Jones, R (1, 8) OBP: 0.600, SLG: 1.000	C SI 96 B SI 96 X SI 95 1-1 32 HR 2B		B CH 85 X SI 95 1-0 32 BB 1-2 1B		X SI 94 0-0 ③ G5-3		F SI 97 S FF 98 X SI 98 0-2 1-H 2-H 19 HR 2B	B CU 77 X SI 91 1-0 ③ L7		5	2	3	2	0	0	3
32 Matt Wieters, S (1, 2) OBP: 0.800, SLG: 2.000	B SI 95 X CH 86 1-0 2-H HR		B SI 94 F SI 95 C SI 95 B SI 95 F FF 92 F KC 80 F KC 80 B SI 96 F SI 91 4-2 F CH 86 F SI 96 F SI 96 B SI 96 19 G6-3 1-2 2-3 BB		B KC 77 B KC 77 X SI 92 2-0 2B	I IN 72 I IN 80 I IN 77 I IN 79 4-0 19 HR IBB			B SI 91 C FF 90 C FF 91 B CU 73 X SI 90 2-2 ① G5-3	3	2	2	2	2	0	0
19 Chris Davis, L (1, 3) OBP: 0.400, SLG: 1.000	C SI 91 S SI 95 B SI 96 B SI 91 B SI 96 B SI 96 4-2 BB		C SI 95 B SI 96 B SI 96 X SI 95 2-1 ②③ G6-3 1-2f		S SI 94 B SI 94 B SI 94 C SI 94 C SI 95 2-3 ① K	X FF 91 0-0 1-H 2-H HR			B FF 93 X SI 92 1-0 ② G4-3	4	1	1	3	1	1	4
2 J.J. Hardy, R (1, 6) OBP: 0.200, SLG: 0.400	C SI 95 S SI 96 X SI 96 0-2 ③ F9			F SI 92 B CH 84 X FC 88 1-1 2B		C SI 94 F SI 94 X KC 79 0-2 ② L6	C SI 90 C SI 90 X CU 78 0-2 ③ G5-3		C CU 72 B CU 71 F CH 86 B CU 73 S SI 92 2-3 ③ K	5	0	1	0	0	1	2
14 Nolan Reimold, R (1, 7) OBP: 0.500, SLG: 0.500		B SI 94 C SI 94 B SI 94 S KC 79 X SI 91 2-2 1 CS 1B		B SI 94 C SI 94 C SI 94 B SI 95 C SI 94 2-3 ① K		F CH 85 C SI 94 B KC 78 F SI 95 X SI 95 1-2 ③ F9		B FF 89 B SI 88 X SI 88 2-0 13 BB 1 1B 1B		4	0	2	0	0	1	2
28 Steve Pearce, R (1, 10)		B SI 94 S SI 94 B SI 94 F FF 90 1 SAFE C SI 95 2-3 ① K		F KC 79 F SI 95 F SI 95 B FF 91 S KC 78 1-3 ② K			C SI 96 B SI 97 X SI 96 1-1 ① F9	S SI 90 X FF 90 0-1 ① F8		4	0	0	0	0	2	3
1 Brian Roberts, S (1, 4) OBP: 0.500, SLG: 0.500		C FC 89 C CH 87 1 SAFE F SI 95 F KC 79 X FF 92 0-2 ②③ G4-3 1-2		C KC 78 X KC 78 0-1 ③ G5-3			C SI 95 S SI 98 F SI 97 B SI 98 X SI 97 1-2 21 1B 10 2B 1B	C FF 89 X FC 88 0-1 13 BB 1-2 1B		4	1	2	0	0	0	2
Inning Stats	R: 2 E: 0 K: 0 S: 14 H: 2 LOB: 1 BB: 1 P: 23	R: 0 E: 0 K: 1 S: 11 H: 1 LOB: 0 BB: 0 P: 15	R: 0 E: 0 K: 0 S: 15 H: 2 LOB: 2 BB: 1 P: 22	R: 0 E: 0 K: 2 S: 11 H: 1 LOB: 1 BB: 0 P: 15	R: 0 E: 0 K: 0 S: 6 H: 0 LOB: 0 BB: 0 P: 9	R: 0 E: 0 K: 1 S: 11 H: 1 LOB: 1 BB: 0 P: 16	R: 5 E: 0 K: 1 S: 21 H: 4 LOB: 0 BB: 1 P: 28	R: 0 E: 0 K: 0 S: 11 H: 2 LOB: 3 BB: 1 P: 19	R: 0 E: 0 K: 1 S: 7 H: 0 LOB: 0 BB: 0 P: 12	1B: 7 2B: 4 3B: 0 HR: 2 SF: 0 SAC: 0 DP: 1 HBP: 0						

TOP

Baltimore Orioles @ Tampa Bay Rays

Tropicana Field, St. Petersburg, FL

Tue Apr 02 2013, 3:14 PM - 6:11 PM EDT

Att. 34,078 - Dome - 72 F

livebaseballscorecards.com

AB	38
R	7
H	13
RBI	7
BB	4
SO	6
LOB	20

WP: 0 PA: 42
PB: 0
SB: 0
CS: 1

PITCHER		IP	WLS	BF	H	R	ER	SO	BB	IBB	HBP	BLK	WP	HR	S	P	ERA	WHIP
14 David Price, L ERA: 3.0	(1, 1)	6.0		25	7	2	2	4	2	0	0	0	0	1	68	100	3.00	1.500
57 Jake McGee, L ERA: 67.5	(7, 1)	0.2	L	7	4	5	5	1	0	1	0	0	0	1	18	25	67.50	6.000
35 Jamey Wright, R ERA:	(7, 1)	1.1		7	2	0	0	0	1	0	0	0	0	0	14	22	0.00	2.250
27 Cesár Ramos, L ERA:	(9, 1)	1.0		3	0	0	0	1	0	0	0	0	0	0	7	12	0.00	0.000

PITCHER	IP	WLS	BF	H	R	ER	SO	BB	IBB	HBP	BLK	WP	HR	S	P	ERA	WHIP

Baltimore Orioles @ Tampa Bay Rays

Tropicana Field, St. Petersburg, FL

Tue Apr 02 2013, 3:14 PM - 6:11 PM EDT

Att. 34,078 - Dome - 72 F

BOTTOM

livebaseballscorecards.com

Batter	1	2	3	4	5	6	7	8	9	AB	R	H	RBI	BB	SO	LOB
8 Desmond Jennings, R (1, 8) OBP: 0.500, SLG: 0.750	B FF 93 B SL 86 S FF 93 F FF 93 F SI 93 B SL 83 X FF 94 3-2 ① F7		B SL 85 X FF 94 1-0 ③ F7			B SL 84 1 SAFE B SI 90 F FF 92 B FF 93 F FF 92 F SL 86 X SI 93 3-2 SH1-3 5 18 SF8 1-H 2B		C SI 86 B FF 84 X SI 85 1-1 5 E 5 S 5 G4-3 1B		4	2	2	1	0	0	0
5 Sam Fuld, L (1, 9) (8, 7)	C FF 94 C CU 78 B FF 95 B CH 87 X FF 94 2-2 ② F9			C CU 77 F CH 86 B CU 77 B FF 93 F FF 94 C SL 84 2-3 ① K		X FF 92 0-0 ① SH1-3 2-3		C SL 79 1 SAFE C SI 86 B SI 84 1 SAFE B FF 86 F SL 79 B FF 87 X SL 79 3-2 ② G4-3 1-H		3	0	0	1	0	1	0
18 Ben Zobrist, S (1, 4) OBP: 0.500, SLG: 1.667 (8, 9)	X SI 94 0-0 3 FC6-4 1B			B CU 79 C SI 94 F SL 85 B CH 86 B CH 87 F FF 94 X SL 86 3-2 HR		X FF 93 0-0 ② SF8 3-H		B SL 78 X SI 84 1-0 ③ F9		3	1	2	2	0	0	0
3 Evan Longoria, R (1, 5) OBP: 0.250, SLG: 0.250	D SL 85 B SL 84 X FF 94 2-0 ③ FC6-4 1-2f			B FF 94 C SL 86 X FF 94 1-1 ② F8		C SL 85 C SL 85 B FF 93 F SL 83 X CH 86 1-2 ③ G3			C SI 93 X SI 91 0-1 11 G6-4-3 1B	4	0	1	0	0	0	1
20 Matt Joyce, L (1, 7) 19 Ryan Roberts, R (7, PH) OBP: 0.500, SLG: 0.500 (8, 4)		X FF 93 0-0 ① P6		B CH 86 X CH 88 1-0 ③ F9			B CH 85 C SI 90 S SI 90 F SI 91 F SI 86 B SI 91 X SI 87 2-2 1B		F SI 93 C SI 92 B SI 93 B SI 94 C SI 93 2-3 ① K	2 2	0 0	0 1	0 0	0 0	0 1	0 1
11 Yunel Escobar, R (1, 6)		X FF 93 0-0 ② G5-3			B FF 93 X SI 92 1-0 ① G5-3		1 SAFE 1 SAFE C SI 90 X SI 91 0-1 ① F8		B SI 93 B SI 93 S SI 92 F SI 93 B SI 92 X SI 93 3-2 ② ③ G6-4-3 1-2f	4	0	0	0	0	0	2
21 James Loney, L (1, 3) 15 Shelley Duncan, R (7, PH) (8, 3)		B SI 93 C FF 94 C FF 94 B FF 94 S FF 94 2-3 ③ K			X FF 93 0-0 ② F8		B SL 79 X SI 86 1-0 ② F9			2 1	0 0	0 0	0 0	0 0	1 0	0 1
28 José Molina, R (1, 2)			B SI 92 X SI 93 1-0 ① G6-3		S FF 93 B CU 77 B FF 93 B SI 93 X FF 92 3-1 ③ P4		S SL 79 S SL 79 S SL 80 0-3 ③ K			3	0	0	0	0	1	1
2 Kelly Johnson, L (1, 10)			B FF 93 B FF 93 X FF 93 2-0 ② G3			B CU 76 S FF 92 B CU 75 B FF 92 B FF 92 4-1 8 2B BB		C SL 79 B FF 85 S SL 78 X FF 85 1-2 ① G5-3		2	1	0	0	1	0	0
Inning Stats	R: 0 E: 0 K: 0 S: 9 H: 1 LOB: 1 BB: 0 P: 16	R: 0 E: 0 K: 1 S: 5 H: 0 LOB: 0 BB: 0 P: 7	R: 0 E: 0 K: 0 S: 3 H: 0 LOB: 0 BB: 0 P: 7	R: 1 E: 0 K: 1 S: 11 H: 1 LOB: 0 BB: 0 P: 18	R: 0 E: 0 K: 0 S: 4 H: 0 LOB: 0 BB: 0 P: 8	R: 2 E: 0 K: 0 S: 11 H: 1 LOB: 0 BB: 1 P: 19	R: 0 E: 0 K: 1 S: 11 H: 1 LOB: 1 BB: 0 P: 14	R: 1 E: 0 K: 0 S: 10 H: 1 LOB: 0 BB: 0 P: 16	R: 0 E: 0 K: 1 S: 8 H: 1 LOB: 0 BB: 0 P: 13	1B: 4 2B: 1 3B: 0 HR: 1 SF: 1 SAC: 1 DP: 1 HBP: 0						

	AB	30
	R	4
	H	6
	RBI	4
	BB	1
	SO	4
	LOB	6

WP: 0 PB: 0 SB: 1 CS: 0 PA: 33

PITCHER		IP	WLS	BF	H	R	ER	SO	BB	IBB	HBP	BLK	WP	HR	S	P	ERA	WHIP
39 Jason Hammel, R ERA: 4.5	(1, 1)	6.0	W	22	3	3	3	2	1	0	0	0	0	1	43	75	4.50	0.667
40 Troy Patton, L ERA:	(7, 1)	0.1		2	1	0	0	0	0	0	0	0	0	0	7	9	0.00	3.000
56 Darren O'Day, R ERA:	(7, 1)	1.2		6	1	1	0	1	0	0	0	0	0	0	14	21	0.00	0.600
43 Jim Johnson, R ERA:	(9, 1)	1.0	S	3	1	0	0	1	0	0	0	0	0	0	8	13	0.00	1.000

PITCHER	IP	WLS	BF	H	R	ER	SO	BB	IBB	HBP	BLK	WP	HR	S	P	ERA	WHIP

Batter	1	2	3	4	5	6	7	8	9	AB	R	H	RBI	BB	SO	LOB
9 Nate McLouth, L (1, 7) OBP: 0.250, SLG: 0.250	C FF 89 F CH 78 B CH 78 B FF 91 X FF 92 2-2 ① F8		C CU 71 X CH 77 0-1 ① G6-3		B SI 89 X FF 90 1-0 ③ G4-3		C SI 90 X CH 77 0-1 13 G6-4-3 1B 1-3 2-H		X SI 96 0-0 ① SH3-4 2-3	4	0	1	1	0	0	0
13 Manny Machado, R (1, 5) OBP: 0.300, SLG: 0.333	L FF 91 C CU 76 S CH 78 0-3 ② K		B CH 77 B CH 77 X SI 90 2-0 ② G6-3			B SI 88 F CH 78 B CH 77 S CH 78 X CH 78 2-2 21 F8 19 1B 2B	1 SAFE C SL 80 1 SAFE C SL 80 B FC 92 1 SAFE X SL 82 1-2 ②③ G6-4-3 1-2f		B SI 96 S SI 96 C SI 97 X CH 83 1-2 ② G6-3	5	1	1	0	0	1	3
21 Nick Markakis, L (1, 9) OBP: 0.200, SLG: 0.200	X FF 90 0-0 10 1B 19 HR 1B		C SI 89 X FF 88 0-1 ③ F8			C FF 89 B FF 89 X FF 90 1-1 ① F8 2-3		B CU 79 C FF 90 F FF 91 B FS 84 X FS 82 2-2 ① G6-3	C FF 97 F SI 97 B SI 97 F SI 98 X FF 96 1-2 ③ G6-3	5	1	1	0	0	0	2
10 Adam Jones, R (1, 8) OBP: 0.444, SLG: 0.667	B SI 90 C CU 73 X CU 76 1-1 19 HR 1-3 1B			B SI 89 C FF 90 F SI 89 X CH 78 1-2 ① G6-3		C FF 90 X CU 78 0-1 ② G6-3		C CU 78 X CU 78 0-1 ② F8		4	1	1	0	0	0	1
19 Chris Davis, L (1, 3) OBP: 0.667, SLG: 1.625	B FF 91 B FF 90 B FF 90 F FF 90 F CU 75 X FF 91 3-2 HR 1-H 3-H			X CU 72 0-0 32 G3 2B		F FF 89 C CH 76 B FF 90 B FF 91 X CU 78 2-2 1B 3-H		C FF 90 B FF 90 B FF 91 X CU 79 2-1 32 1B 2B		4	2	4	4	0	0	0
32 Matt Wieters, S (1, 2) OBP: 0.556, SLG: 1.000	C FF 91 C FF 91 B CU 77 F FF 91 B CH 79 X CH 78 2-2 ③ G3			X CU 74 0-0 ② G3 2-3		F CH 77 S FF 90 B FF 90 X CH 77 1-2 ③ F8		C FF 91 S FF 90 X FF 91 0-2 1B 2-H		4	0	1	1	0	0	2
2 J.J. Hardy, R (1, 6) OBP: 0.111, SLG: 0.222		C FF 90 F FF 90 F CH 79 X CH 78 0-2 ① G5-3		B CH 77 X FF 90 1-0 ③ G5-3			F CH 77 X SI 90 0-1 ① L7	C FF 90 B CU 78 B CU 79 C FF 90 B FS 83 S FF 90 3-3 ③ K		4	0	0	0	0	1	2
14 Nolan Reimold, R (1, 10) OBP: 0.500, SLG: 0.333		S CH 78 B CH 79 B FF 89 S FF 89 S CH 80 2-3 ② K			B FF 87 B CH 78 X FF 89 2-0 ① G4-3		C FF 89 B CU 76 S CH 77 B CH 76 B CH 76 F CH 77 F FF 90 B CH 78 4-2 1 1B 9 1B BB		B SI 94 C SI 94 B SI 94 C CH 83 F CH 82 F CH 82 B SI 97 B SI 94 4-2 1 2B BB	2	2	0	0	2	1	0
1 Brian Roberts, S (1, 4) OBP: 0.500, SLG: 0.625		B CU 72 X FF 89 1-0 ③ L8			C CH 77 B FF 88 F CU 74 B FF 90 X CU 75 2-2 ② G6-3		C SI 90 C FF 90 1 SAFE 1 SAFE X FF 89 0-2 9 1B 1-2 1B		X SI 96 0-0 9 SH3-4 1-H 2B	4	0	2	1	0	0	0
Inning Stats	R: 3 H: 3 E: 0 LOB: 0 K: 1 BB: 0 S: 16 P: 24	R: 0 H: 0 E: 0 LOB: 0 K: 1 BB: 0 S: 8 P: 11	R: 0 H: 0 E: 0 LOB: 0 K: 0 BB: 0 S: 5 P: 7	R: 0 H: 1 E: 0 LOB: 1 K: 0 BB: 0 S: 6 P: 8	R: 0 H: 0 E: 0 LOB: 0 K: 0 BB: 0 S: 5 P: 10	R: 1 H: 2 E: 0 LOB: 1 K: 0 BB: 0 S: 13 P: 19	R: 1 H: 2 E: 0 LOB: 1 K: 0 BB: 1 S: 14 P: 19	R: 1 H: 2 E: 0 LOB: 1 K: 1 BB: 0 S: 13 P: 20	R: 1 H: 1 E: 0 LOB: 1 K: 0 BB: 1 S: 13 P: 19	1B: 6 SF: 0 2B: 4 SAC: 1 3B: 0 DP: 1 HR: 1 HBP: 0						WP: 0 PA: 39 PB: 0 SB: 0 CS: 0

PITCHER		IP	WLS	BF	H	R	ER	SO	BB	IBB	HBP	BLK	WP	HR	S	P	ERA	WHIP
58 Jeremy Hellickson, R ERA: 7.11	(1, 1)	6.1		28	8	5	5	2	1	0	0	0	0	1	64	94	7.11	1.421
43 Kyle Farnsworth, R ERA:	(7, 1)	0.2		1	0	0	0	0	0	0	0	0	0	0	3	4	0.00	0.000
62 Joel Peralta, R ERA: 9.0	(8, 1)	1.0	H	5	2	1	1	1	0	0	0	0	0	0	13	20	9.00	2.000
56 Fernando Rodney, R ERA: 9.0	(9, 1)	1.0	W	5	1	1	1	0	1	0	0	0	0	0	13	19	9.00	2.000

PITCHER	IP	WLS	BF	H	R	ER	SO	BB	IBB	HBP	BLK	WP	HR	S	P	ERA	WHIP

TOP

Baltimore Orioles @ Tampa Bay Rays

Tropicana Field, St. Petersburg, FL

Wed Apr 03 2013, 7:13 PM - 10:08 PM EDT

Att. 15,599 - Dome - 72 F

livebaseballscorecards.com

AB	36
R	7
H	11
RBI	7
BB	2
SO	3
LOB	10

Baltimore Orioles @ Tampa Bay Rays

Tropicana Field, St. Petersburg, FL

Wed Apr 03 2013, 7:13 PM - 10:08 PM EDT

Att. 15,599 - Dome - 72 F

livebaseballscorecards.com

Batter	1	2	3	4	5	6	7	8	9	AB	R	H	RBI	BB	SO	LOB
8 Desmond Jennings, R (1, 8) OBP: 0.500, SLG: 0.750	B FF 90 B FF 90 C SI 90 F FF 90 X SI 90 2-2 1 G6-4-3 1B		F SI 91 B SL 82 B CH 82 X CH 84 2-1 ②③ G6-4-3 1-2f			B FF 92 B CH 82 X SI 91 2-0 18 1B 2B	B SI 95 C SL 83 B SI 96 S SL 84 S SL 84 2-3 ② K 1-2 3-H			4	1	2	0	0	1	2
1 Sean Rodríguez, R (1, 7) 21 James Loney, L (7, PH) OBP: 0.333, SLG: 0.667 (8, 3)	1 SAFE X SI 90 0-0 ①② G6-4-3 1-2f			B SI 90 S CH 83 F CH 83 F FF 92 F SL 83 B FF 90 B CH 82 X CH 83 3-2 ① G4-3		S FF 92 B SI 90 B SI 91 C FF 91 B SL 81 F SI 91 X FF 90 3-2 ② P3	F SI 97 C SI 83 X SI 97 0-2 18 1B 2-H 2B			3 1	0 1	0 1	0 1	0 0	0 0	2 0
18 Ben Zobrist, S (1, 9) OBP: 0.500, SLG: 1.000 (8, 4)	C FF 92 B SL 85 B FF 91 X FF 90 2-1 ③ G5-3			C CH 83 F FF 91 S SL 82 0-3 ② K		C CU 72 B CH 82 X SI 90 1-1 3 1B 15 HR 2-H 1B	B CH 88 C CH 90 X FF 96 1-1 3 FC4 2-H 1B			4	1	2	2	0	1	0
3 Evan Longoria, R (1, 5) OBP: 0.375, SLG: 0.375		F FF 92 B SI 91 X FF 91 1-1 15 G5-4-3 1B		C CH 83 C SI 92 S SI 92 0-3 ③ K		B SL 86 F CH 86 B FF 90 B CH 86 S SL 86 X CU 78 3-2 15 HR 1-3 1B	C FF 96 B SI 96 B SL 84 F FF 96 X SI 96 2-2 ③ FC4 1-2f			4	1	2	0	0	1	1
15 Shelley Duncan, R (1, 10) OBP: 0.200, SLG: 0.800		C FF 91 B SI 91 X FF 91 1-1 ①② G5-4-3 1-2f			B SL 83 F FF 91 B SI 91 S CH 84 F FF 92 C FF 92 2-3 ① K	B SL 86 X SL 86 1-0 1-H 3-H HR		X FF 96 0-0 ① F9		4	1	1	3	0	1	1
11 Yunel Escobar, R (1, 6) OBP: 0.125, SLG: 0.250		S CH 85 X FF 92 0-1 2B			B CH 83 S CH 83 B SI 92 F FF 91 B SL 83 X CH 84 3-2 ② G6-3	C FF 91 B FF 89 B FF 89 B FF 91 F SL 87 C FF 88 3-3 ③ K		X FF 96 0-0 ② F8		4	0	1	0	0	1	0
19 Ryan Roberts, R (1, 4) OBP: 0.500, SLG: 0.500 5 Sam Fuld, L (7, PH) (8, 9)	C SI 92 B CH 85 B CH 84 F FF 91 X SL 79 2-2 ③ G1-3				C SI 91 B SI 91 B SI 91 X CH 84 2-1 1B	B FF 95 C FF 95 B SL 81 X SI 96 2-1 ① L8	B FF 97 B FF 95 C FF 94 C FF 96 B CU 85 X FF 96 3-2 ③ F8			2 2	0 0	1 0	0 0	0 0	0 0	1 0
59 Jose Lobaton, S (1, 2) OBP: 0.500, SLG: 0.500 20 Matt Joyce, L (7, PH) OBP: 0.500, SLG: 1.250 (8, 7)			B CH 82 F SI 91 X FF 91 1-1 8 G6-4-3 1B		1 SAFE 1 SAFE S FF 91 F FF 91 1 SAFE B SI 92 S SL 78 1-3 ③ K	B SL 82 C SI 96 X CH 90 1-1 2 1B 8 WP 1B			B SI 94 B FF 95 C FF 94 B CH 91 X FF 95 3-1 HR	2 2	0 2	1 2	0 1	0 0	1 0	1 0
2 Kelly Johnson, L (1, 3) OBP: 0.333, SLG: 0.200 28 José Molina, R (8, 2)			X FF 91 0-0 ① F8			C SL 81 B SL 80 B SL 80 C FF 90 B FF 90 X FF 89 3-2 ① G1-3	B SI 96 X SI 96 1-0 8 WP 21 2B 1-3 1B			3 0	1 0	1 0	0 0	0 0	0 0	1 0

Inning Stats	1	2	3	4	5	6	7	8	9
	R: 0 E: 0 K: 0 S: 6 H: 1 LOB: 0 BB: 0 P: 10	R: 0 E: 0 K: 0 S: 9 H: 2 LOB: 1 BB: 0 P: 13	R: 0 E: 0 K: 0 S: 5 H: 1 LOB: 0 BB: 0 P: 8	R: 0 E: 0 K: 2 S: 11 H: 0 LOB: 0 BB: 0 P: 14	R: 0 E: 0 K: 2 S: 12 H: 1 LOB: 1 BB: 0 P: 20	R: 4 E: 0 K: 1 S: 17 H: 4 LOB: 0 BB: 0 P: 33	R: 3 E: 0 K: 1 S: 16 H: 4 LOB: 1 BB: 0 P: 25	R: 0 E: 0 K: 0 S: 5 H: 0 LOB: 0 BB: 0 P: 8	R: 1 E: 0 K: 0 S: 2 H: 1 LOB: 0 BB: 0 P: 5

1B: 9	SF: 0
2B: 3	SAC: 0
3B: 0	DP: 3
HR: 2	HBP: 0
WP: 1	PA: 35
PB: 0	
SB: 0	
CS: 0	

AB	35
R	8
H	14
RBI	7
BB	0
SO	6
LOB	9

PITCHER		IP	WLS	BF	H	R	ER	SO	BB	IBB	HBP	BLK	WP	HR	S	P	ERA	WHIP
16 Wei-Yin Chen, L ERA: 3.18	(1, 1)	5.2		21	7	2	2	4	0	0	0	0	0	0	53	84	3.18	1.235
38 Luis Ayala, R ERA: 54.0	(6, 1)	0.1	B	3	2	2	2	1	0	0	0	0	0	1	7	14	54.00	6.000
47 Pedro Strop, R ERA: 27.0	(7, 1)	1.0	B	7	4	3	3	1	0	0	0	0	1	0	16	25	27.00	4.000
29 Tommy Hunter, R ERA: 9.0	(8, 1)	1.0	L	4	1	1	1	0	0	0	0	0	0	1	7	13	9.00	1.000

PITCHER	IP	WLS	BF	H	R	ER	SO	BB	IBB	HBP	BLK	WP	HR	S	P	ERA	WHIP

Baltimore Orioles @ Tampa Bay Rays

Tropicana Field, St. Petersburg, FL

Thu Apr 04 2013, 3:12 PM - 6:14 PM EDT

Att. 17,491 - Dome - 72 F

TOP

livebaseballscorecards.com

Batter	1	2	3	4	5	6	7	8	9	AB	R	H	RBI	BB	SO	LOB
9 Nate McLouth, L (1, 7) OBP: 0.333, SLG: 0.375	C FF 92 B CH 86 F SI 92 C SI 93 1-3 ① K		C SL 83 B SL 85 S CH 86 B SI 93 B SI 92 X SI 92 3-2 ② G3		C SL 83 B CH 85 C CH 85 X SL 83 1-2 ③ G3-1		C SL 82 S SL 81 B CH 85 F CH 85 F SI 92 X SL 83 1-2 2B		B FC 88 B SI 89 B SI 90 C SI 90 C FC 87 B FC 88 4-2 21 S 1-2 BB	4	0	1	0	1	1	0
13 Manny Machado, R (1, 5) OBP: 0.200, SLG: 0.214	C SI 93 B CH 85 B CH 87 X SI 93 2-1 ② G5-3		C SL 84 C CH 87 B CH 84 B SI 92 S CH 86 2-3 ③ K			X SL 83 0-0 ① G5-3	C FF 92 C SI 92 D CH 85 F CH 84 F SI 92 F SI 92 S CH 85 1-3 ② K		C SI 91 X CU 77 0-1 ① L6	5	0	0	0	0	2	3
21 Nick Markakis, L (1, 9) OBP: 0.200, SLG: 0.143	B SI 94 C SI 93 X SI 93 1-1 ③ G4-3			C SL 83 S SI 92 X SI 91 0-2 ① F9		B CH 85 B SI 92 B SI 92 C FF 91 B SI 90 4-1 10 1B 19 2B BB	F SI 90 F SI 90 F SI 91 B SI 91 X SI 92 1-2 ③ G4-3		C FC 89 B FC 88 B CU 76 C CU 76 X FC 89 2-2 ② G3-1 1-2 2-3	4	1	0	0	1	0	3
10 Adam Jones, R (1, 8) OBP: 0.500, SLG: 0.643		C SI 92 B FF 93 X SI 92 1-1 19 HR 1B		C SL 85 B CH 86 X SL 84 1-1 19 S 1B		B CH 83 X SI 91 1-0 19 2B 1-2 1B		B CU 70 X CH 84 1-0 ① G6-3	S CU 77 B SI 91 B FC 90 F CU 77 X CU 77 2-2 ③ F9	5	2	3	0	0	0	2
19 Chris Davis, L (1, 3) OBP: 0.692, SLG: 1.727		B SI 92 F CH 84 F FF 93 1 SAFE B SI 93 X CH 86 2-2 1-H HR		S SI 92 S SI 93 H FF 94 1-2 HBP		C SI 92 X SI 91 0-1 1-H 2-H 2B		B CU 71 B SL 86 C SL 86 F SI 91 F SL 84 X SI 91 2-2 ② G1-3		3	1	2	4	0	0	0
32 Matt Wieters, S (1, 2) OBP: 0.538, SLG: 0.800		S SI 93 B FF 92 C SI 92 B SI 93 S SL 85 2-3 ① K		B SI 92 F SI 90 B SI 93 X SI 92 2-1 ② L8		I IN 65 I IN 71 I IN 73 I IN 73 4-0 IBB		X SI 90 0-0 2 HR 1B		3	1	1	0	1	1	2
2 J.J. Hardy, R (1, 6) OBP: 0.154, SLG: 0.462		X FF 92 0-0 ② F9		B SI 92 X SI 92 1-0 ③ G5-3		C SI 92 F SI 91 D CH 85 S CH 84 1-3 ② K		C SI 92 X FF 91 0-1 1-H HR		4	1	1	2	0	1	4
3 Ryan Flaherty, L (1, 10) 14 Nolan Reimold, R (8, PH) OBP: 0.444, SLG: 0.286 (8, 10)		B CH 85 F SI 92 B SL 83 B CH 85 F SI 93 C SI 93 3-3 ③ K			B SI 90 S CH 85 S CH 85 C SI 92 1-3 ① K	B SI 91 F CH 84 X CH 84 1-1 ③ G3-1		B SI 92 S CH 85 S CH 84 B SI 91 S CH 85 2-3 ③ K		3 1	0 0	0 0	0 0	0 0	2 1	2 0
1 Brian Roberts, S (1, 4) OBP: 0.417, SLG: 0.500 12 Alexi Casilla, S (9, PR) (9, 4)			B SI 91 X SI 92 1-0 ① F9		C SI 92 X SL 84 0-1 ② F7		B SI 90 X CH 84 1-0 ① G1-3		B FC 86 B SI 88 C SI 88 F FC 87 X CU 77 2-2 21 S 1B	4 0	0 0	1 0	0 0	0 0	0 0	0 0
Inning Stats	R: 0 E: 0 K: 1 S: 7 H: 0 LOB: 0 BB: 0 P: 11	R: 2 E: 0 K: 2 S: 12 H: 2 LOB: 0 BB: 0 P: 20	R: 0 E: 0 K: 1 S: 7 H: 0 LOB: 0 BB: 0 P: 13	R: 0 E: 0 K: 0 S: 10 H: 1 LOB: 2 BB: 0 P: 15	R: 0 E: 0 K: 1 S: 8 H: 0 LOB: 0 BB: 0 P: 10	R: 2 E: 0 K: 1 S: 10 H: 2 LOB: 2 BB: 2 P: 21	R: 0 E: 0 K: 1 S: 16 H: 1 LOB: 1 BB: 0 P: 20	R: 2 E: 0 K: 1 S: 11 H: 2 LOB: 0 BB: 0 P: 16	R: 0 E: 0 K: 0 S: 13 H: 1 LOB: 2 BB: 1 P: 23	1B: 5 2B: 2 3B: 0 HR: 2 SF: 0 SAC: 0 DP: 0 HBP: 1	WP: 0 PB: 0 SB: 4 CS: 0 PA: 40					

	AB	36
	R	6
	H	9
	RBI	6
	BB	3
	SO	8
	LOB	16

PITCHER		IP	WLS	BF	H	R	ER	SO	BB	IBB	HBP	BLK	WP	HR	S	P	ERA	WHIP
40 Roberto Hernandez, R ERA: 5.4	(1, 1)	6.2	L	29	6	4	4	7	1	1	1	0	0	1	66	105	5.40	1.050
27 Cesár Ramos, L ERA: 7.71	(7, 1)	1.1		6	2	2	2	1	0	0	0	0	0	1	15	21	13.50	1.500
35 Jamey Wright, R ERA:	(9, 1)	1.0		5	1	0	0	0	1	0	0	0	0	0	13	23	0.00	2.000

PITCHER		IP	WLS	BF	H	R	ER	SO	BB	IBB	HBP	BLK	WP	HR	S	P	ERA	WHIP

Baltimore Orioles @ Tampa Bay Rays

Tropicana Field, St. Petersburg, FL

Thu Apr 04 2013, 3:12 PM - 6:14 PM EDT

Att. 17,491 - Dome - 72 F

livebaseballscorecards.com

BOTTOM

Batter	1	2	3	4	5	6	7	8	9	AB	R	H	RBI	BB	SO	LOB
8 Desmond Jennings, R (1, 8) OBP: 0.417, SLG: 0.545	B SL 84 B FF 91 F FF 92 B FF 92 B SL 86 4-1 18 FC5-3 20 G1-3 BB			B SL 86 F CH 84 C FF 92 B FF 90 F CH 85 S CH 84 2-3 ① K		B SL 85 C CU 76 B SL 86 B CH 83 S FF 90 X FF 92 3-2 ① P3		C FF 92 X CH 82 0-1 ③ P3		3	0	0	0	1	1	0
20 Matt Joyce, L (1, 7) OBP: 0.286, SLG: 0.714 1 Sean Rodríguez, R (9, PH)	B FF 91 S CH 82 1 SAFE C FF 91 B FF 91 1 SAFE X CH 82 2-2 ① G1-3 1-2			F CU 78 S SL 86 X FF 91 0-2 ② F7		C CH 83 C CH 84 B CH 85 X FF 90 1-2 ② G4-3			C FF 90 B CH 83 C CH 82 F FF 92 H SL 87 2-2 18 1B 3 1B HBP	3 0	0 1	0 0	0 0	0 0	0 0	1 0
18 Ben Zobrist, S (1, 9) OBP: 0.417, SLG: 0.727	D CU 77 D CH 84 C CH 82 F FF 92 X SI 92 2-2 ②③ FC5-3 2-3			B CU 77 B CH 84 B CH 85 C FF 90 X FF 92 3-1 ③ G4-3		C FF 92 F CU 77 B SI 91 F SI 91 T CH 84 1-2 ③ K			B FF 91 F FF 90 X FF 91 1-1 3 1B 1-2 1B	4	0	1	0	0	1	1
3 Evan Longoria, R (1, 5) OBP: 0.417, SLG: 0.417		S FF 91 C SL 85 B SL 87 S FF 92 1-3 ① K			C SL 86 S SL 85 F SL 86 F FF 92 X SL 86 0-2 11 1B 21 1B 1B		F FF 90 X FF 90 0-1 ① F9		X FF 92 0-0 ① 1-3 2-H 1B	4	1	2	1	0	1	0
15 Shelley Duncan, R (1, 10) OBP: 0.222, SLG: 0.556		S SL 86 F FF 92 F FF 93 F FF 93 S SL 87 0-3 ② K			F FF 92 X FF 92 0-1 ① P2		X FF 91 0-0 1B		F SI 94 B SI 93 X SI 93 1-1 ② P4	4	0	1	0	0	1	2
11 Yunel Escobar, R (1, 6) OBP: 0.333, SLG: 0.300		B SL 85 B SL 86 B FF 92 B FF 92 4-0 21 CS BB			B FF 92 X FF 91 1-0 21 1B 28 1B 1-2 1B		C SL 79 C SL 78 B FF 86 X SL 78 1-2 ② L6		B CU 79 F SI 93 B FF 93 B SI 93 F FF 94 B SI 94 4-2 BB	2	1	1	0	2	0	1
21 James Loney, L (1, 3) OBP: 0.286, SLG: 0.429		B FF 91 B CH 82 F FF 91 1 SAFE B FF 91 C FF 91 3-2 ③ CS 1-2	C CU 78 S CH 84 X CH 84 0-2 ① G1-3		C CH 83 S FF 92 B FF 92 F FF 92 X CH 84 1-2 28 1B 1-2 2-H 1B		C SL 79 B FF 86 B SI 84 F SL 79 X SI 86 2-2 ③ L5		B SI 94 X SI 93 1-0 ③ P5	4	0	1	1	0	0	3
28 José Molina, R (1, 2) OBP: 0.200, SLG: 0.200 5 Sam Fuld, L (8, PH) 59 Jose Lobaton, S (9, 2) OBP: 0.500, SLG: 0.500			S SL 86 C FF 91 B FF 92 X SL 86 1-2 ② G6-3		S FF 91 F FF 92 X FF 92 0-2 19 G5-4-3 1-2 2-H 1B			C FF 92 X SL 87 0-1 ① G4-3		2 1 0	0 0 0	1 0 0	1 0 0	0 0 0	0 0 0	0 0 0
19 Ryan Roberts, R (1, 4) OBP: 0.286, SLG: 0.286			B FF 92 B FF 92 F FF 92 X FF 91 2-1 ③ F8		X SI 91 0-0 ②③ G5-4-3 1-2f			F FF 92 X FF 93 0-1 ② G6-3		3	0	0	0	0	0	2

Inning Stats	1	2	3	4	5	6	7	8	9
	R: 0 E: 0 K: 0 S: 7	R: 0 E: 0 K: 2 S: 10	R: 0 E: 0 K: 0 S: 8	R: 0 E: 0 K: 1 S: 9	R: 2 E: 0 K: 0 S: 16	R: 0 E: 0 K: 1 S: 10	R: 0 E: 0 K: 0 S: 9	R: 0 E: 0 K: 0 S: 6	R: 1 E: 0 K: 0 S: 11
	H: 0 LOB: 0 BB: 1 P: 15	H: 0 LOB: 0 BB: 1 P: 18	H: 0 LOB: 0 BB: 0 P: 11	H: 0 LOB: 0 BB: 0 P: 14	H: 4 LOB: 1 BB: 0 P: 18	H: 0 LOB: 0 BB: 0 P: 15	H: 1 LOB: 1 BB: 0 P: 12	H: 0 LOB: 0 BB: 0 P: 6	H: 2 LOB: 2 BB: 1 P: 20

1B: 7	SF: 0
2B: 1	SAC: 0
3B: 0	DP: 2
HR: 0	HBP: 1

WP: 0	PA: 35
PB: 0	
SB: 0	
CS: 1	

AB	30
R	3
H	7
RBI	3
BB	3
SO	4
LOB	10

PITCHER		IP	WLS	BF	H	R	ER	SO	BB	IBB	HBP	BLK	WP	HR	S	P	ERA	WHIP
50 Miguel González, R ERA: 2.84	(1, 1)	6.1	W	23	5	2	2	4	2	0	0	0	0	0	63	94	2.84	1.105
56 Darren O'Day, R ERA:	(7, 1)	0.2	H	2	0	0	0	0	0	0	0	0	0	0	6	9	0.00	0.000
17 Brian Matusz, L ERA: 9.0	(8, 1)	1.0		5	1	1	1	0	0	0	1	0	0	0	11	14	9.00	1.000
43 Jim Johnson, R ERA:	(9, 1)	1.0	S	4	1	0	0	0	1	0	0	0	0	0	6	12	0.00	2.000

PITCHER		IP	WLS	BF	H	R	ER	SO	BB	IBB	HBP	BLK	WP	HR	S	P	ERA	WHIP

Minnesota Twins @ Baltimore Orioles

Oriole Park at Camden Yards, Baltimore, MD

Fri Apr 05 2013, 3:12 PM - 6:42 PM EDT

Att. 46,653 - Sunny - 60 F

TOP

livebaseballscorecards.com

Batter	1	2	3	4	5	6	7	8	9	AB	R	H	RBI	BB	SO	LOB
32 Aaron Hicks, S (1, 8) OBP: 0.158, SLG: 0.059	C FF 93 F SI 94 S CU 81 0-3 K		1 SAFE F SI 93 B CH 86 C SI 94 F CU 80 1 SAFE X CH 85 1-2 FC3-6 1-2f	F FF 92 X SI 93 0-1 F8		F SI 90 1 SAFE X CH 83 0-1 FC5-4 1-2f			C SI 94 B SI 95 B FF 95 B SL 83 C FF 95 F SI 95 X SI 96 3-2 L7	5	0	0	0	0	1	4
7 Joe Mauer, L (1, 10) OBP: 0.263, SLG: 0.278	C FF 95 S CU 80 F SI 95 F CH 88 F FF 96 B CU 80 F CU 80 F CH 86 B FF 96 2-2 X SL 91 F7		C SI 93 1 SAFE F SI 93 B SL 89 X CH 84 1-2 G4-3		B CH 85 F SI 93 X SI 92 1-1 G4-3		C SI 89 B SI 89 F SI 89 S SL 82 1-3 K		B SI 95 C SI 95 X CH 86 1-1 G3-1	5	0	0	0	0	1	1
16 Josh Willingham, R (1, 7) OBP: 0.389, SLG: 0.600	S SL 92 C FF 96 B FF 96 C SL 92 1-3 K			B SI 91 X FF 92 1-0 27 1B 2B	C CU 78 B SL 89 S SL 89 C SL 90 1-3 K		C CH 86 S CH 85 X CH 86 0-2 33 FC1-6 2B		C FF 95 F SL 83 B FF 95 B SL 82 B SL 83 S FF 97 3-3 K	5	1	2	0	0	3	0
33 Justin Morneau, L (1, 3) OBP: 0.471, SLG: 0.385		X SI 93 0-0 F7		C SI 93 F FF 94 D FF 94 B SL 90 B SI 95 B SL 90 4-2 27 1B 2 3B BB	X CH 88 0-0 F7		B SI 90 B CH 86 F CH 84 X CH 86 2-1 FC1-6 2-3			3	1	0	0	1	0	1
9 Ryan Doumit, S (1, 2) OBP: 0.235, SLG: 0.313		B SI 94 C SI 94 C SI 94 X CH 88 1-2 2B		C CU 79 D CH 86 F SI 94 D SL 90 S CH 86 2-3 K		B CU 78 B FF 92 B SI 91 C SI 94 B FF 94 4-1 24 1B 2 1B BB	B CH 86 S CH 86 X SI 90 1-1 G1-3			3	1	1	0	1	1	3
24 Trevor Plouffe, R (1, 5) OBP: 0.500, SLG: 0.667		C SI 94 B SL 90 C SL 92 H SI 94 2-2 27 G4-6-3 HBP		C SL 90 B SI 94 C SL 90 S SI 94 1-3 K		X SI 92 0-0 2 1B 1-2 1B		C CH 86 B SI 89 B SI 90 X SI 90 2-1 27 G4-3 1B		3	0	2	0	0	1	2
27 Chris Parmelee, L (1, 9) OBP: 0.250, SLG: 0.143		B CU 77 B FF 94 C SI 94 B CH 84 F SI 95 X SI 95 3-2 G4-6-3 1-2f		B CU 80 S CH 86 F SI 95 B FF 95 B SI 94 F CU 79 1 SAFE X SL 91 3-2 2 3B 1-3 2-H 1B		B SI 90 B SI 88 X SI 89 2-0 F7		C CH 85 B SI 90 F SI 90 B CH 87 B CH 87 X CH 84 3-2 G4-3 1-2		4	1	1	1	0	0	5
2 Brian Dozier, R (1, 4) OBP: 0.333, SLG: 0.455			B FF 94 F SI 92 B SI 93 F SI 94 X SI 93 2-2 F9	X SL 91 0-0 5 1B 1-H 3-H 3B		C SI 89 B CH 83 X SI 90 1-1 32 FC5-4 1-3 2-H 1B		F SI 90 B SI 90 X SI 90 1-1 G5-3		4	1	2	3	0	0	1
5 Eduardo Escobar, S (1, 6) OBP: 0.500, SLG: 0.667			X FF 93 0-0 32 FC3-6 1B	B CU 79 F SI 93 B SI 93 F SL 88 X CU 80 2-2 3-H 1B		F SI 90 F SI 90 S SI 90 0-3 K		B SI 91 C SI 90 F SI 92 F FF 89 B SI 88 F CH 87 C SI 91 2-3 K		4	0	2	1	0	2	3
Inning Stats	R: 0 E: 0 K: 2 S: 14 H: 0 LOB: 0 BB: 0 P: 17	R: 0 E: 0 K: 0 S: 9 H: 1 LOB: 1 BB: 0 P: 15	R: 0 E: 0 K: 0 S: 11 H: 1 LOB: 1 BB: 0 P: 15	R: 4 E: 0 K: 2 S: 19 H: 4 LOB: 1 BB: 1 P: 32	R: 0 E: 0 K: 1 S: 6 H: 0 LOB: 0 BB: 0 P: 8	R: 1 E: 0 K: 1 S: 10 H: 2 LOB: 2 BB: 1 P: 17	R: 0 E: 0 K: 1 S: 10 H: 1 LOB: 1 BB: 0 P: 14	R: 0 E: 0 K: 1 S: 12 H: 1 LOB: 1 BB: 0 P: 20	R: 0 E: 0 K: 1 S: 9 H: 0 LOB: 0 BB: 0 P: 16	1B: 6 2B: 3 3B: 1 HR: 0 SF: 0 SAC: 0 DP: 1 HBP: 1						

	AB	36
	R	5
	H	10
	RBI	5
	BB	2
	SO	9
	LOB	20

WP: 0 PA: 39
PB: 0
SB: 0
CS: 0

PITCHER		IP	WLS	BF	H	R	ER	SO	BB	IBB	HBP	BLK	WP	HR	S	P	ERA	WHIP
34 Jake Arrieta, R ERA: 9.0	(1, 1)	5.0		24	7	5	5	5	2	0	1	0	0	0	61	93	9.00	1.800
40 Troy Patton, L ERA:	(6, 1)	1.1		5	1	0	0	2	0	0	0	0	0	0	11	15	0.00	0.750
38 Luis Ayala, R ERA: 9.0	(7, 1)	1.2	W	7	2	0	0	1	0	0	0	0	0	0	19	30	0.00	1.200
47 Pedro Strop, R ERA: 13.5	(9, 1)	1.0		3	0	0	0	1	0	0	0	0	0	0	9	16	0.00	0.000

PITCHER		IP	WLS	BF	H	R	ER	SO	BB	IBB	HBP	BLK	WP	HR	S	P	ERA	WHIP

BOTTOM

Batter	1	2	3	4	5	6	7	8	9	AB	R	H	RBI	BB	SO	LOB
9 Nate McLouth, L (1, 7) OBP: 0.357, SLG: 0.385	X SI 87 0-0 ① G4-3		C SI 90 F CH 82 F FF 92 X SI 91 0-2 13 S, 13 1B, 1B	B CH 80 B SI 89 X SI 89 2-0 ③ P6		1 SAFE C FF 90 C FF 92 X CU 78 0-2 ① P5		B FF 89 C SL 85 X SI 89 1-1 10 1B, 13 SH1-4, 19 HR, 1-2, 1B		5	2	2	0	0	0	4
13 Manny Machado, R (1, 5) OBP: 0.211, SLG: 0.222	C CH 89 B CU 73 B SI 90 B FF 90 F SI 89 F FF 89 X SI 89 3-2 ② F9		B CU 72 X SI 90 1-0 1-H, 1B		B SL 80 B FF 89 X FF 90 2-0 ① L7	C CU 78 B FF 93 X CU 78 1-1 ② F7		L SL 83 X FF 91 0-1 ① SH1-4, 1-2, 2-3		4	0	1	1	0	0	1
21 Nick Markakis, L (1, 9) OBP: 0.300, SLG: 0.222	C SI 90 X FF 90 0-1 1B		C SI 90 X CU 73 0-1 ③ G4-3		C CU 71 B CU 72 S SI 88 F SI 90 B SI 90 F CU 71 F FF 89 B SI 88 X SI 87 3-2 10 E, 1B	T FF 92 S FF 92 1 SAFE B SI 93 X SL 84 1-2 ③ G4-3		I IN 80 I IN 82 I IN 82 I IN 83 4-0 10 1B, 19 HR, IBB		4	2	2	0	1	0	2
10 Adam Jones, R (1, 8) OBP: 0.526, SLG: 0.684	F SI 91 B FF 91 S CU 74 D CU 73 1 SAFE F FF 92 B FF 92 F SI 92 X SI 90 3-2 ③ G6-3			C FF 89 F SL 82 X SL 83 0-2 32 BB, 19 1B, 2 FC6, 1B	B CH 80 1 SAFE C CU 72 B FF 91 S CH 82 F SI 90 F CH 81 F FF 92 B CU 72 3-2 X SI 89 E2, 19 SF8, 1-H, 2B		B SI 91 C CU 75 X FF 92 1-1 ① F8	B SL 85 S SL 86 S SL 86 X SL 86 1-2 19 HR, 1-2, 2-3, 3-H, 1B		5	3	3	2	0	0	1
19 Chris Davis, L (1, 3) OBP: 0.611, SLG: 1.600		B SI 88 B SI 89 C SI 88 X FF 89 2-1 ① G3-1		B SI 90 1 SAFE X SI 90 1-0 2 FC6, 32 BB, 1-2, 1B	X CU 72 0-0 ② SF8, 3-H		X CU 74 0-0 ② G4-3	X FF 86 0-0 1-H, 2-H, 3-H, HR		4	1	2	5	0	0	0
32 Matt Wieters, S (1, 2) OBP: 0.556, SLG: 0.714		B SI 89 C SI 89 X CH 89 1-1 ② G4-3		D CU 74 B SI 90 B SI 89 B SI 89 4-0 2 FC6, 1-2, 2-3, BB	C CU 71 F FF 90 X SI 91 0-2 2 WP, 1B		X SI 91 0-0 2 2B, 1B	B FF 85 X FF 85 1-0 ② G6-3		4	0	2	0	1	0	0
2 J.J. Hardy, R (1, 6) OBP: 0.222, SLG: 0.471		C FF 90 X FF 90 0-1 ③ L9		S SL 82 B SI 92 X SL 82 1-1 FC6, 1-2, 2-3, 3-H	D FF 91 C FF 91 D CU 78 B FF 92 D FF 92 4-1 1-2 BB		D CU 74 C SI 92 B CU 76 X SI 91 2-1 1-3, 2B	F FF 84 C SL 74 B CH 78 S SL 76 2-3 ③ K		4	0	1	1	1	1	2
3 Ryan Flaherty, L (1, 4) 12 Alexi Casilla, S (7, PH) (8, 4)			B SI 89 S CH 80 F SI 89 B FF 91 X FF 90 2-2 ① G3-1	B SI 90 F CH 83 F SI 91 B CH 82 F SI 90 C CH 82 2-3 ① K	C CU 78 S CU 79 D CU 80 S CU 79 1-3 ③ K		B SI 87 F FF 91 F SL 86 F FF 90 B SL 84 B FF 91 F SL 85 S FF 90 3-3 ③ K			3 1	0 0	0 0	0 0	0 0	2 1	5 2
14 Nolan Reimold, R (1, 10) OBP: 0.462, SLG: 0.300			B CU 73 C SI 90 C SI 90 B SI 91 F SI 90 X SL 82 2-2 ② F8	S CH 81 S FF 93 B FF 93 X CH 82 1-2 ② P3		B FF 89 B FF 89 B SL 88 C FF 89 C FF 90 F FF 91 D CU 78 4-2 BB		C SL 85 S SL 85 X FF 91 0-2 13 SH1-4, 9 1B, 10 1B, 1B		3	1	1	0	1	0	3
Inning Stats	R: 0 E: 0 K: 0 S: 12 H: 1 LOB: 1 BB: 0 P: 18	R: 0 E: 0 K: 0 S: 6 H: 0 LOB: 0 BB: 0 P: 9	R: 1 E: 0 K: 0 S: 14 H: 2 LOB: 1 BB: 0 P: 19	R: 1 E: 0 K: 1 S: 14 H: 2 LOB: 3 BB: 1 P: 25	R: 2 E: 1 K: 1 S: 21 H: 3 LOB: 2 BB: 1 P: 34	R: 0 E: 0 K: 0 S: 11 H: 0 LOB: 1 BB: 1 P: 17	R: 0 E: 0 K: 1 S: 11 H: 2 LOB: 2 BB: 0 P: 17	R: 5 E: 0 K: 1 S: 15 H: 4 LOB: 0 BB: 1 P: 24		1B: 11 2B: 2 3B: 0 HR: 1 SF: 1 SAC: 1 DP: 0 HBP: 0						

PITCHER		IP	WLS	BF	H	R	ER	SO	BB	IBB	HBP	BLK	WP	HR	S	P	ERA	WHIP
62 Liam Hendriks, R ERA: 7.71	(1, 1)	4.2		24	8	4	4	1	1	0	0	0	0	0	63	96	7.71	1.929
57 Ryan Pressly, R ERA:	(5, 1)	1.0		5	0	0	0	1	2	0	0	0	1	0	12	22	0.00	2.000
52 Brian Duensing, L ERA: 3.86	(6, 1)	1.0	H	5	2	0	0	0	0	0	0	0	0	0	9	13	0.00	2.000
50 Casey Fien, R ERA: 18.0	(7, 1)	0.2	L	6	3	4	4	1	0	1	0	0	0	0	15	24	54.00	4.500
64 Tyler Robertson, L ERA: 9.0	(8, 1)	0.2		3	1	1	1	1	0	0	0	0	0	1	5	8	13.50	1.500

PITCHER	IP	WLS	BF	H	R	ER	SO	BB	IBB	HBP	BLK	WP	HR	S	P	ERA	WHIP

Minnesota Twins @ Baltimore Orioles

Oriole Park at Camden Yards, Baltimore, MD

Fri Apr 05 2013, 3:12 PM - 6:42 PM EDT

Att. 46,653 - Sunny - 60 F

livebaseballscorecards.com

AB	37
R	9
H	14
RBI	9
BB	4
SO	4
LOB	20

WP: 1 PA: 43
PB: 0
SB: 1
CS: 0

Minnesota Twins @ Baltimore Orioles

Oriole Park at Camden Yards, Baltimore, MD

Sat Apr 06 2013, 7:08 PM - 10:25 PM EDT

Att. 40,704 - Clear - 51 F

TOP

livebaseballscorecards.com

Batter	1	2	3	4	5	6	7	8	9	AB	R	H	RBI	BB	SO	LOB
32 Aaron Hicks, S (1, 8) OBP: 0.125, SLG: 0.045	B FF 91 B FF 91 X FF 91 2-0 F8 ①	S CH 84 B FF 92 F FF 91 S KC 78 1-3 K ③		C FF 89 1 SAFE 1 SAFE X FF 90 0-1 FC6-4 7 CS ① 1-2f		B SI 87 C SL 78 S SL 76 B CH 81 S SI 86 2-3 K ②			B SI 95 C CH 88 C SI 94 B CU 80 X CH 88 2-2 E3 16 BB 33 1B	5	1	0	0	0	2	4
7 Joe Mauer, L (1, 2) OBP: 0.250, SLG: 0.261	C FF 93 C KC 78 B FF 93 C FF 94 1-3 K ②		B FF 93 B FF 92 C FF 93 B CH 84 S FF 93 X FF 93 3-2 L7 ①	**B FF 91** **C FF 91** 1 SAFE 1 SAFE B KC 76 B CH 82 S FF 92 F FF 94 F FC 93 3-2 X FF 92 16 BB 1B ② 1-2		S SI 86 F SI 86 C SI 87 0-3 ③			1 SAFE C SI 92 S CH 86 S CH 88 0-3 K ②	5	0	1	0	0	3	1
16 Josh Willingham, R (1, 7) OBP: 0.435, SLG: 0.529 19 Darin Mastroianni, R (9, 7)	C FF 92 C FF 94 B SL 88 B KC 80 F SL 89 S FF 94 2-3 K ③		C KC 76 B SL 86 B FF 94 S CH 84 F FF 94 B FC 94 F FF 93 B CH 85 4-2 33 1B 9 1B BB	1 SAFE B CH 80 B SL 84 C CH 82 F FF 91 F FF 93 F FC 93 B KC 75 B KC 77 4-2 1-2 BB			B SI 86 B CH 82 C CH 80 S SI 86 S SI 87 2-3 K ①		B SI 93 B SI 92 B SI 91 B SI 93 4-0 33 1B 1-2 BB	2	1	0	0	3	2	0
										0	0	0	0	0	0	0
33 Justin Morneau, L (1, 3) OBP: 0.500, SLG: 0.444		C FC 90 X CH 82 0-1 9 2B 2 SF8 1B	B FF 92 F FF 91 B KC 76 X CH 83 2-1 9 1B 24 SF8 1-3 1B	X SL 78 0-0 F9 ③			C SI 88 S SI 88 F SL 79 S SL 78 0-3 K2-3 ②		B CH 88 B SI 93 F SI 92 X CH 89 2-1 1-3 2-H 1B	5	2	3	1	0	1	2
9 Ryan Doumit, S (1, 10) OBP: 0.273, SLG: 0.381		C FC 92 B FF 91 B FF 92 X FF 92 2-1 2 SF8 1-3 2B	X CH 83 0-0 27 HR 1-3 3-H 1B		C SI 87 C SI 87 X SI 87 0-2 G5-3 ①		X SI 88 0-0 G5-3 ③		B SI 93 B SI 92 C CH 88 C SI 93 S SI 93 2-3 K ③	5	1	2	1	0	1	2
24 Trevor Plouffe, R (1, 5) OBP: 0.450, SLG: 0.571 5 Eduardo Escobar, S (8, PR) OBP: 0.500, SLG: 0.667 (8, 5) (9, 6)	S FC 93 B FF 93 S FC 93 S FF 94 1-3 K ①	F KC 78 X SL 86 0-1 SF8 ② 3-H			C SL 79 C SI 88 S SL 80 0-3 K2-3 ②			C SL 77 B FF 85 C SL 76 B SL 77 F FF 85 H SI 85 3-2 25 CS HBP		2	0	0	1	0	2	2
										0	0	0	0	0	0	0
27 Chris Parmelee, L (1, 9) OBP: 0.350, SLG: 0.412	D KC 77 D CH 84 F FF 93 F CH 84 B FF 94 F FF 94 B FF 93 4-2 25 BB BB	B FF 91 B FF 91 B FF 91 X FC 91 3-0 1-H HR	B SL 78 B SL 79 F SI 87 B SI 88 C SL 79 X SI 88 3-2 2 FC6-4 1B			C SI 84 1 SAFE B SL 78 B SL 77 1 SAFE S FF 86 B SI 83 X FF 85 3-2 F9 ①		3	1	2	2	1	0	1
2 Brian Dozier, R (1, 4) OBP: 0.250, SLG: 0.357	X FF 92 0-0 SF8 ② 2-3 3-H	C KC 77 B KC 76 F FF 93 B KC 77 F FF 92 F CH 84 F FF 93 F KC 77 X CH 84 2-2 G6-3 ③		B SI 88 D CH 81 X SI 87 2-0 FC6-4 ③ 1-2f		B SL 78 C SL 77 C SL 76 1 SAFE F FF 86 S SL 78 1-3 K ②		3	0	0	1	0	1	2
25 Pedro Florimón, S (1, 6) OBP: 0.455, SLG: 0.500 8 Jamey Carroll, R (9, PH) OBP: 0.400, SLG: 0.250 (9, 5)	B FF 92 B FF 91 B FC 90 C FF 91 B FC 91 4-1 1-2 BB			X FF 92 0-0 32 FC6-4 1B		C SL 77 B CH 80 B SI 87 B SI 86 S SI 86 X SI 86 3-2 G5-3 ①		B SL 78 1-0 CS 1-2 ③	C SI 91 B SI 93 B SI 92 X SI 93 2-1 G1-3 ①	2	0	1	0	1	0	0
										1	0	0	0	0	0	0
Inning Stats	R: 0 E: 0 K: 2 S: 8 H: 0 LOB: 0 BB: 0 P: 13	R: 1 E: 0 K: 2 S: 15 H: 2 LOB: 3 BB: 2 P: 27	R: 4 E: 0 K: 0 S: 20 H: 3 LOB: 0 BB: 1 P: 34	R: 0 E: 0 K: 0 S: 13 H: 2 LOB: 2 BB: 1 P: 20	R: 0 E: 0 K: 1 S: 10 H: 1 LOB: 1 BB: 0 P: 15	R: 0 E: 0 K: 2 S: 9 H: 0 LOB: 0 BB: 0 P: 14	R: 0 E: 0 K: 2 S: 8 H: 0 LOB: 0 BB: 0 P: 10	R: 0 E: 0 K: 1 S: 10 H: 0 LOB: 1 BB: 0 P: 18	R: 1 E: 1 K: 2 S: 13 H: 1 LOB: 2 BB: 1 P: 25	1B: 7 2B: 1 3B: 0 HR: 1 SF: 2 SAC: 0 DP: 0 HBP: 1						

	AB	33
	R	6
	H	9
	RBI	6
	BB	5
	SO	12
	LOB	14

PITCHER		IP	WLS	BF	H	R	ER	SO	BB	IBB	HBP	BLK	WP	HR	S	P	ERA	WHIP	PITCHER	IP	WLS	BF	H	R	ER	SO	BB	IBB	HBP	BLK	WP	HR	S	P	ERA	WHIP
30 Chris Tillman, R ERA: 12.27	(1, 1)	3.2		21	7	5	5	4	4	0	0	0	0	1	55	93	12.27	3.000																	
66 T.J. McFarland, L ERA:	(4, 1)	3.1		11	1	0	0	5	0	0	0	0	0	0	28	40	0.00	0.300																	
56 Darren O'Day, R ERA:	(8, 1)	1.0		3	0	0	0	1	0	0	1	0	0	0	10	18	0.00	0.000																	
43 Jim Johnson, R ERA:	(9, 1)	1.0	L	6	1	1	0	2	1	0	0	0	0	0	13	25	0.00	2.000																	

WP: 0	PA: 42
PB: 0	
SB: 0	
CS: 2	

Minnesota Twins @ Baltimore Orioles

Oriole Park at Camden Yards, Baltimore, MD

Sat Apr 06 2013, 7:08 PM - 10:25 PM EDT

Att. 40,704 - Clear - 51 F

livebaseballscorecards.com

BOTTOM

Batter	1	2	3	4	5	6	7	8	9	AB	R	H	RBI	BB	SO	LOB
9 Nate McLouth, L (1, 7) OBP: 0.316, SLG: 0.333	C SI 86 B SI 89 F FF 87 X FF 88 1-2 ① F9		C KC 74 F FF 90 B FF 91 F FF 87 B FF 92 X FF 91 2-2 ① L8		C FF 90 B FF 89 X SI 86 1-1 21 1B, 13 1B, 10 1B, 1B	C CU 75 B FF 90 X CH 83 1-1 ③ G6-3			F SI 94 C SL 84 B SI 94 X SI 94 1-2 ① G6-3	5	1	1	0	0	0	0
13 Manny Machado, R (1, 5) OBP: 0.292, SLG: 0.273	C SL 82 B FF 90 X SL 83 1-1 21 2B, 10 1B, 1B		B FF 91 C FF 92 B SL 84 B SL 85 B SI 89 4-1 21 1B, 19 1B, BB		B FF 90 C SI 89 1 SAFE F FF 90 B FF 91 X SI 90 2-2 21 1B, 10 1B 1-2 1B		S SL 84 B CU 77 C SL 82 X FF 91 1-2 ① F8		B SL 85 B SI 94 C SI 93 B SL 83 X SI 93 3-1 ② F9	4	3	2	0	1	0	0
21 Nick Markakis, L (1, 9) OBP: 0.400, SLG: 0.435	C KC 74 B FF 88 1 SAFE X FF 89 1-1 10 E, 2B 1-3		X FF 91 0-0 19 1B, 1B 1-2		B FC 90 C SI 90 X KC 74 1-1 10 1B, 1B 1-2 2-3		B FF 91 C SI 91 B FF 92 S SL 85 F FF 92 F CU 77 X FF 92 2-2 2B		B SI 93 B SL 84 X SI 93 2-0 ③ F8	5	1	4	0	0	0	0
10 Adam Jones, R (1, 8) OBP: 0.522, SLG: 0.652	F FC 88 B FC 88 B FF 88 X FF 88 2-1 E1, 32 FC6, 1B 2-H 3-H		C SI 86 F SI 91 S FC 88 0-3 ② K		C FF 90 F FF 88 B FC 88 B SI 89 X SL 84 2-2 1-2 2-H 3-H 1B		D SL 85 F FF 92 X FF 92 1-1 ② F9			4	0	2	3	0	1	3
19 Chris Davis, L (1, 3) OBP: 0.591, SLG: 1.389	C FF 90 B FF 90 1 SAFE B FF 90 C FF 89 1 SAFE C FF 90 2-3 ② K		S SL 84 B FF 89 X SL 83 1-1 1-3 2-H 1B		B FF 90 B FF 91 X SL 83 2-0 ① F7		B SI 91 B SI 91 B SI 91 B SI 91 4-0 BB			3	0	1	1	1	1	3
32 Matt Wieters, S (1, 2) OBP: 0.455, SLG: 0.556	1 SAFE B FF 90 F FF 89 C FF 90 X FF 90 1-2 ③ FC6 1-2f		B FF 90 B FF 91 B SI 90 X FF 89 3-0 ③ F9		B SI 86 C SI 85 X FF 91 1-1 ② P5		S SL 86 B FF 91 X FF 92 1-1 ③ F7			4	0	0	0	0	0	7
2 J.J. Hardy, R (1, 6) OBP: 0.227, SLG: 0.429		C FC 88 F FC 89 B FF 87 X SI 90 1-2 ① L1		C FF 90 B KC 73 B SL 84 C FF 90 X SL 83 2-2 14 G6-3, 1B	B SL 85 B SL 83 C SL 84 X FC 91 2-1 ③ G1-4-3			B SL 84 F FF 90 B SL 84 F SL 84 B SI 91 X FF 91 3-2 ① G6-3		4	0	1	0	0	0	2
3 Ryan Flaherty, L (1, 4)		B KC 73 X SI 90 1-0 ② F7		X FF 90 0-0 ① F8		X FF 90 0-0 ① G4-3		B SL 85 C SL 83 F FF 90 S CU 77 1-3 ② K		4	0	0	0	0	1	1
14 Nolan Reimold, R (1, 10) OBP: 0.353, SLG: 0.214		C SL 84 X SL 83 0-1 ③ P3		C FF 90 B FF 90 X FF 90 1-1 ② ③ 1-2f G6-3		B FF 92 B SL 83 C SL 84 F SI 92 S CU 76 2-3 ② K		B FF 90 C SL 83 F FF 90 F CU 79 X SL 84 1-2 ③ P2		4	0	0	0	0	1	1
Inning Stats	R: 2 E: 1 K: 1 S: 15 H: 3 LOB: 1 BB: 0 P: 23	R: 0 E: 0 K: 0 S: 6 H: 0 LOB: 0 BB: 0 P: 8	R: 1 E: 0 K: 1 S: 12 H: 2 LOB: 2 BB: 1 P: 22	R: 0 E: 0 K: 0 S: 6 H: 1 LOB: 0 BB: 0 P: 9	R: 2 E: 0 K: 0 S: 15 H: 4 LOB: 2 BB: 0 P: 26	R: 0 E: 0 K: 0 S: 6 H: 0 LOB: 0 BB: 0 P: 9	R: 0 E: 0 K: 0 S: 12 H: 1 LOB: 2 BB: 1 P: 21	R: 0 E: 0 K: 1 S: 10 H: 0 LOB: 0 BB: 0 P: 15	R: 0 E: 0 K: 0 S: 6 H: 0 LOB: 0 BB: 0 P: 12	1B: 9 2B: 2 3B: 0 HR: 0	SF: 0 SAC: 0 DP: 1 HBP: 0			WP: 0 PB: 0 SB: 0 CS: 0	PA: 39		

	AB	37
	R	5
	H	11
	RBI	4
	BB	2
	SO	4
	LOB	17

PITCHER		IP	WLS	BF	H	R	ER	SO	BB	IBB	HBP	BLK	WP	HR	S	P	ERA	WHIP
49 Vance Worley, R ERA: 5.73	(1, 1)	5.0		25	10	5	4	2	1	0	0	0	0	0	54	88	7.20	2.200
20 Josh Roenicke, R ERA:	(6, 1)	3.0	W	11	1	0	0	2	1	0	0	0	0	0	28	45	0.00	0.667
15 Glen Perkins, L ERA:	(9, 1)	1.0	S	3	0	0	0	0	0	0	0	0	0	0	6	12	0.00	0.000

PITCHER	IP	WLS	BF	H	R	ER	SO	BB	IBB	HBP	BLK	WP	HR	S	P	ERA	WHIP

Batter	1	2	3	4	5	6	7	8	9	AB	R	H	RBI	BB	SO	LOB
32 Aaron Hicks, S (1, 8) OBP: 0.143, SLG: 0.077	C FF 93 F SI 93 C CU 77 0-3 ① K		C FF 91 1 SAFE B SI 92 B SL 85 X SI 91 2-1 ② F8		C SI 91 D SL 85 B SL 84 1 SAFE B SL 84 X SI 92 3-1 ① F7		X FF 92 0-0 2-H 1B			4	0	1	1	0	1	2
7 Joe Mauer, L (1, 2) OBP: 0.286, SLG: 0.269	C SI 93 F FF 93 B CU 77 X CH 88 1-2 1B		B SL 81 B SI 92 B SI 92 B SI 92 4-0 16 HBP 33 2B 1-2 BB		B SI 93 C SI 92 B SL 84 X SI 92 2-1 ②③ L6-3 1-2		1 SAFE B FF 88 C SI 89 S SL 84 1 SAFE S FF 90 1-3 ③ K			3	1	1	0	1	1	2
16 Josh Willingham, R (1, 7) OBP: 0.444, SLG: 0.474 19 Darin Mastroianni, R (8, PR) (8, 7)	C FF 93 B SL 84 C SL 85 1 SAFE T SI 94 1-2 ② K		H SL 83 1-0 33 2B 1-2 2-3 HBP			C FF 91 X SI 92 0-1 ① G4-3		B CH 80 B FF 90 B FF 89 B FF 90 4-0 9 CS BB		2 0	0 0	0 0	0 0	1 0	1 0	1 0
33 Justin Morneau, L (1, 3) OBP: 0.462, SLG: 0.455	B FF 94 X CH 87 1-0 ③ G4-3		C SL 83 X SI 93 0-1 1-3 2-H 3-H 2B			X FF 93 0-0 ② P5		F FF 90 S SL 84 C FF 91 0-3 ① K		4	0	1	2	0	1	2
9 Ryan Doumit, S (1, 10) OBP: 0.231, SLG: 0.320		B FF 92 F SI 92 F CH 85 X SI 93 1-2 ① G6-3	C FF 93 B CH 87 X FF 92 1-1 ③ F7			B FF 92 X CH 86 1-0 ③ G4-3		B FF 90 B CH 81 C FF 90 B CH 81 X FF 90 3-1 ②③ G6-3 1-2		4	0	0	0	0	0	3
24 Trevor Plouffe, R (1, 5) OBP: 0.417, SLG: 0.471		B FF 94 B FF 94 F FF 92 F SL 84 X SI 94 2-2 ② P2		F FF 91 X SL 83 0-1 ① F9			B SI 90 F SI 91 F SI 92 B SL 82 F SI 91 H SI 91 3-2 2 SH5-4 22 1B 27 SF9 HBP		B FF 96 F FF 95 X SL 83 1-1 ① F9	3	1	0	0	0	0	0
22 Wilkin Ramirez, R (1, 9) OBP: 0.400, SLG: 0.600		B FF 92 S SI 93 F SL 85 F CU 77 S FF 93 1-3 ③ K		B SL 82 X SL 84 1-0 ② G6-3			B SI 91 C SI 91 1 SAFE F SL 82 X FF 92 1-2 2 SH5-4 32 1B 1-2 1B		C SI 96 F SI 96 0-2 CI	3	1	1	0	0	1	0
2 Brian Dozier, R (1, 4) OBP: 0.211, SLG: 0.294			B FF 91 X SI 91 1-0 ① F8	X SI 92 0-0 ③ F7			L FF 91 B SL 84 2 SAFE X SI 92 1-1 ① SH5-4 1-2 2-3		B SI 96 C SL 82 F SI 96 S SL 83 1-3 ② K	3	0	0	0	0	1	1
25 Pedro Florimón, S (1, 6) OBP: 0.538, SLG: 0.500 27 Chris Parmelee, L (7, PH) OBP: 0.333, SLG: 0.412 5 Eduardo Escobar, S (7, 6) OBP: 0.429, SLG: 0.571			B FF 91 B SI 91 B FF 91 B FF 91 4-0 16 HBP 7 BB 33 2B BB		B FF 90 F SL 84 B SI 92 C SL 84 B FF 91 B FF 91 4-2 7 L6-3 BB		B FF 91 X SL 83 1-0 ② SF9 3-H		B SI 96 X SI 95 1-0 ③ F7	0 0 1	1 0 0	0 0 0	0 1 0	2 0 0	0 0 0	0 0 1
Inning Stats	R: 0 E: 0 K: 2 S: 10 H: 1 LOB: 1 BB: 0 P: 13	R: 0 E: 0 K: 1 S: 10 H: 0 LOB: 0 BB: 0 P: 14	R: 2 E: 0 K: 0 S: 7 H: 1 LOB: 2 BB: 2 P: 20	R: 0 E: 0 K: 0 S: 4 H: 0 LOB: 0 BB: 0 P: 5	R: 0 E: 0 K: 0 S: 6 H: 0 LOB: 0 BB: 1 P: 15	R: 0 E: 0 K: 0 S: 4 H: 0 LOB: 0 BB: 0 P: 5	R: 2 E: 0 K: 1 S: 13 H: 2 LOB: 1 BB: 0 P: 20	R: 0 E: 0 K: 1 S: 5 H: 0 LOB: 1 BB: 1 P: 12	R: 0 E: 1 K: 1 S: 8 H: 0 LOB: 1 BB: 0 P: 11	1B: 3 2B: 2 3B: 0 HR: 0 SF: 1 SAC: 1 DP: 1 HBP: 2						

PITCHER		IP	WLS	BF	H	R	ER	SO	BB	IBB	HBP	BLK	WP	HR	S	P	ERA	WHIP
39 Jason Hammel, R ERA: 4.97	(1, 1)	6.2	L	28	4	4	4	3	3	0	2	0	0	0	51	88	5.40	1.050
17 Brian Matusz, L ERA: 3.86	(7, 1)	1.1		4	0	0	0	2	1	0	0	0	0	0	8	16	0.00	0.750
47 Pedro Strop, R ERA: 9.0	(9, 1)	1.0		4	0	0	0	1	0	0	0	0	0	0	8	11	0.00	0.000

PITCHER	IP	WLS	BF	H	R	ER	SO	BB	IBB	HBP	BLK	WP	HR	S	P	ERA	WHIP

TOP

Minnesota Twins @ Baltimore Orioles

Oriole Park at Camden Yards, Baltimore, MD

Sun Apr 07 2013, 1:40 PM - 4:32 PM EDT

Att. 34,431 - Sunny - 57 F

livebaseballscorecards.com

AB	27
R	4
H	4
RBI	4
BB	4
SO	6
LOB	12

WP: 0 PA: 36
PB: 0
SB: 0
CS: 1

Minnesota Twins @ Baltimore Orioles

Oriole Park at Camden Yards, Baltimore, MD

Sun Apr 07 2013, 1:40 PM - 4:32 PM EDT

Att. 34,431 - Sunny - 57 F

BOTTOM

Batter	1	2	3	4	5	6	7	8	9	AB	R	H	RBI	BB	SO	LOB
21 Nick Markakis, L (1, 9) OBP: 0.414, SLG: 0.444	C FF 88 C FF 89 T SL 84 0-2 ① K	B SI 89 C SI 89 X SI 89 1-1 1-2 2-H 1B			C CU 72 X CU 73 0-1 ① G4-3		C SI 91 1 SAFE 1 SAFE C SI 92 B SI 93 1 SAFE X SI 92 1-2 1B			4	0	2	1	0	1	0
13 Manny Machado, R (1, 5) OBP: 0.250, SLG: 0.231	B SI 87 B CH 81 S FF 88 B SI 89 F CH 82 X CH 83 3-2 ② F8	F CH 84 B FF 90 X CH 83 1-1 ③ L9			X FF 88 0-0 ② B1-3		F SI 91 B CH 84 X SL 84 1-1 ② P4			4	0	0	0	0	0	4
19 Chris Davis, L (1, 3) OBP: 0.500, SLG: 1.136	B SI 89 C FF 89 X SI 88 1-1 ③ G4-3		B CU 73 B SL 84 B SI 87 C FF 87 X SI 88 3-1 ① G3-1		F FC 86 F FF 90 B SI 88 F SL 84 F CU 75 T FF 86 1-2 ③ K		B SI 92 F SL 84 B SI 93 F SI 92 F SL 85 X SI 93 2-2 ③ G4-3			4	0	0	0	0	1	2
10 Adam Jones, R (1, 8) OBP: 0.556, SLG: 0.692		B FF 88 B SI 86 B CH 81 C SI 87 B CH 82 4-1 2 HR BB	C CU 71 X CH 83 0-1 2B			C FF 90 B SL 80 X SL 80 1-1 2 WP 1B		C SL 85 X SL 86 0-1 ① G1-3		3	1	2	0	1	0	0
28 Steve Pearce, R (1, 10)		C SI 85 F SL 84 B SL 83 F FF 91 B CH 82 1 SAFE X CH 81 1-2 ① P2	C CH 82 B FF 90 B FC 88 B SI 88 B CH 82 4-1 2 G6-4-3 BB			1 SAFE B SI 87 X SI 89 1-0 ① P4		C FF 92 S CH 87 B CH 88 F SL 86 S CH 86 1-3 ② K		3	0	0	0	1	1	2
2 J.J. Hardy, R (1, 6) OBP: 0.269, SLG: 0.542		1 SAFE C FF 88 B SI 89 X CH 80 1-1 1-H HR	C SL 84 S CU 73 F SI 91 B SI 90 X SI 90 1-2 ② ③ G6-4-3 1-2f			1 SAFE B SI 87 C SL 79 B SL 80 B SI 90 B SI 89 4-1 14 G6-4-3 1-2 BB		F FF 92 B FF 93 B CH 87 F CH 87 F FF 93 B CH 88 S CH 88 3-3 ③ K		3	1	1	2	1	1	2
14 Nolan Reimold, R (1, 7) OBP: 0.350, SLG: 0.235 9 Nate McLouth, L (7, 7) OBP: 0.300, SLG: 0.316	C CH 83 X FF 89 0-1 31 G1-3 21 1B 1B		B CU 72 B CH 78 B SI 87 C FF 86 X FF 87 3-1 ① G5-3			C SL 80 B SI 91 F SI 89 X SL 81 1-2 ② ③ G6-4-3 1-2f			C SI 93 B SI 93 B SL 84 F SI 93 B SL 84 S FF 95 3-3 ① K	3 1	1 0	1 0	0 0	0 0	0 1	2 0
31 Taylor Teagarden, R (1, 2) 32 Matt Wieters, S (9, PH) OBP: 0.435, SLG: 0.526	1 SAFE C SI 88 B SI 90 F FF 89 X CH 83 1-2 ② G1-3 1-2	C CU 72 S CH 83 B SL 85 B CH 84 S CH 82 2-3 ② K					B SI 89 C SL 79 B FF 90 S FF 90 B FF 91 C SI 91 3-3 ① K		C SL 83 F FF 94 S SL 85 0-3 ② K	3 1	0 0	0 0	0 0	0 0	2 1	1 0
12 Alexi Casilla, S (1, 4) OBP: 0.400, SLG: 0.250		B SL 85 B SI 90 C SI 88 B SI 90 F CH 83 B SI 90 4-2 21 1B BB	C CU 75 B SI 84 X CH 82 1-1 ③ G1-3				C SL 79 B SL 81 L SL 80 X FF 91 1-2 21 1B 1B		C SI 93 X FF 94 0-1 ③ G4-3	3	0	1	0	1	0	0
Inning Stats	R: 0 E: 0 K: 1 S: 8 H: 0 LOB: 0 BB: 0 P: 12	R: 3 E: 0 K: 0 S: 19 H: 3 LOB: 2 BB: 2 P: 32	R: 0 E: 0 K: 0 S: 9 H: 1 LOB: 1 BB: 1 P: 17	R: 0 E: 0 K: 1 S: 7 H: 0 LOB: 0 BB: 0 P: 13	R: 0 E: 0 K: 1 S: 8 H: 0 LOB: 0 BB: 0 P: 9	R: 0 E: 0 K: 0 S: 7 H: 1 LOB: 1 BB: 1 P: 14	R: 0 E: 0 K: 1 S: 15 H: 2 LOB: 2 BB: 0 P: 23	R: 0 E: 0 K: 2 S: 10 H: 0 LOB: 0 BB: 0 P: 14	R: 0 E: 0 K: 2 S: 8 H: 0 LOB: 0 BB: 0 P: 11	1B: 5 2B: 1 3B: 0 HR: 1	SF: 0 SAC: 0 DP: 2 HBP: 0			WP: 1 PB: 0 SB: 0 CS: 0	PA: 36		

livebaseballscorecards.com

	AB	R	H	RBI	BB	SO	LOB
AB	32						
R	3						
H	7						
RBI	3						
BB	4						
SO	8						
LOB	13						

PITCHER	IP	WLS	BF	H	R	ER	SO	BB	IBB	HBP	BLK	WP	HR	S	P	ERA	WHIP
60 Pedro Hernandez, L (1, 1) ERA: 5.4	5.0		21	4	3	3	3	3	0	0	0	0	1	51	83	5.40	1.400
51 Anthony Swarzak, R (6, 1) ERA:	1.1	W	6	2	0	0	1	1	0	0	0	1	0	13	24	0.00	2.250
52 Brian Duensing, L (7, 1) ERA: 3.0	0.2	H	3	1	0	0	0	0	0	0	0	0	0	9	13	0.00	1.500
61 Jared Burton, R (8, 1) ERA:	1.0	H	3	0	0	0	2	0	0	0	0	0	0	10	14	0.00	0.000
15 Glen Perkins, L (9, 1) ERA:	1.0	S	3	0	0	0	2	0	0	0	0	0	0	8	11	0.00	0.000

PITCHER	IP	WLS	BF	H	R	ER	SO	BB	IBB	HBP	BLK	WP	HR	S	P	ERA	WHIP

Batter	1	2	3	4	5	6	7	8	9	AB	R	H	RBI	BB	SO	LOB
9 Nate McLouth, L (1, 7) OBP: 0.333, SLG: 0.318	F FF 91 C FF 92 B CU 78 B FF 92 X FF 93 2-2 1B		C FF 92 F FF 92 C FF 94 0-3 ② K		B FF 91 B FF 90 B FF 91 C FF 91 F FF 89 B FF 93 4-2 BB			C FF 95 B FC 86 C FF 95 B FF 95 F FC 87 C FF 95 2-3 ① K		3	0	1	0	1	2	0
13 Manny Machado, R (1, 5) OBP: 0.250, SLG: 0.233	1 SAFE 1 SAFE 1 SAFE 1 SAFE X FF 91 0-0 ① P3		C FF 93 B CH 81 B CH 77 B CU 77 C FF 91 X FC 87 3-2 21 1B 1B		X FF 94 0-0 ③ F9			B FF 95 C FF 95 C FC 86 F FF 95 F FF 94 S FC 85 1-3 ② K		4	0	1	0	0	1	2
21 Nick Markakis, L (1, 9) OBP: 0.394, SLG: 0.419	B FF 92 1 SAFE F FC 87 X CH 79 1-1 ② F8		C FF 92 B CH 80 S FF 94 X FF 93 1-2 1-2 1B			C FF 91 B FC 86 X FC 87 1-1 ① G3-1		C CU 78 X FF 95 0-1 ③ F8		4	0	1	0	0	0	1
10 Adam Jones, R (1, 8) OBP: 0.516, SLG: 0.733	B FF 93 B FC 86 X FF 93 2-0 ③ F9		B FF 93 B FF 94 S FC 88 S CH 79 B FC 89 C CU 76 3-3 ③ K			C FC 88 B FF 93 F FF 92 B FF 92 B FF 92 X FF 93 3-2 ② L9			C FF 96 B FF 97 S FF 97 X FF 97 1-2 HR	4	1	1	1	0	1	3
19 Chris Davis, L (1, 3) OBP: 0.500, SLG: 1.042		B CH 78 B CH 78 B FC 88 B FC 85 4-0 BB	C CU 76 B FC 87 S CH 81 F FF 94 B FF 93 B CH 81 B FF 94 4-2 32 FC4-6 BB			B FF 93 B CH 79 F FF 93 F FC 90 C FF 94 2-3 ③ K			B FF 97 X FF 97 1-0 ① G3-1	2	0	0	0	2	1	0
32 Matt Wieters, S (1, 2) OBP: 0.407, SLG: 0.455		C FF 92 1 SAFE B FC 86 X FC 85 1-1 ① F9	X FF 90 0-0 ① FC4-6 2 G4-6-3 1-2f				B FF 91 S CH 79 B CH 79 F FF 92 B CU 78 F FF 92 F FC 86 F FF 91 B FF 91 4-2 3 G4-3 BB		B FF 97 C FF 98 C SL 85 B SL 86 S FF 99 2-3 ② K	3	0	0	0	1	1	2
2 J.J. Hardy, R (1, 6) OBP: 0.267, SLG: 0.536		C FF 93 C FF 93 B FC 89 C FF 92 1-3 ② K	B FC 89 X FF 93 1-0 ②③ G4-6-3 1-2f				C FF 91 S CU 77 B FF 90 C FF 92 1-3 ① K		C FF 98 X SL 86 0-1 2B	4	0	1	0	0	2	3
3 Ryan Flaherty, L (1, 4)		C CU 76 S CH 79 B FF 93 T FF 92 1-2 ③ K			F FC 88 B FC 87 B CH 79 B CH 81 X FF 90 3-1 ① G3-1		F FF 91 F CU 77 B FF 91 B CH 81 X FF 91 2-2 ② G4-3 1-2		B SL 84 B FF 98 X FF 96 2-0 ③ P5	4	0	0	0	0	1	3
28 Steve Pearce, R (1, 10)			C CU 76 F CU 77 B FF 93 B FC 88 X FC 88 2-2 ① G5-3		S FF 93 F SI 92 S CH 78 0-3 ② K		B FF 91 B FF 91 C FF 91 F FF 92 S FF 92 2-3 ③ K			3	0	0	0	0	2	1
Inning Stats	R: 0 E: 0 K: 0 S: 7 H: 1 LOB: 1 BB: 0 P: 12	R: 0 E: 0 K: 2 S: 8 H: 0 LOB: 1 BB: 1 P: 15	R: 0 E: 0 K: 2 S: 15 H: 2 LOB: 2 BB: 0 P: 24	R: 0 E: 0 K: 0 S: 5 H: 0 LOB: 0 BB: 1 P: 10	R: 0 E: 0 K: 1 S: 8 H: 0 LOB: 1 BB: 1 P: 15	R: 0 E: 0 K: 1 S: 8 H: 0 LOB: 0 BB: 0 P: 14	R: 0 E: 0 K: 2 S: 14 H: 0 LOB: 1 BB: 1 P: 23	R: 0 E: 0 K: 2 S: 11 H: 0 LOB: 0 BB: 0 P: 14	R: 1 E: 0 K: 1 S: 10 H: 2 LOB: 1 BB: 0 P: 16	1B: 3 2B: 1 3B: 0 HR: 1 SF: 0 SAC: 0 DP: 1 HBP: 0						

PITCHER		IP	WLS	BF	H	R	ER	SO	BB	IBB	HBP	BLK	WP	HR	S	P	ERA	WHIP
11 Clay Buchholz, R ERA: 0.64	(1, 1)	7.0	W	27	3	0	0	8	4	0	0	0	0	0	65	113	0.00	1.000
40 Andrew Bailey, R ERA:	(8, 1)	1.0	H	3	0	0	0	2	0	0	0	0	0	0	11	14	0.00	0.000
52 Joel Hanrahan, R ERA: 2.25	(9, 1)	1.0	S	5	2	1	1	1	0	0	0	0	0	1	10	16	9.00	2.000

PITCHER	IP	WLS	BF	H	R	ER	SO	BB	IBB	HBP	BLK	WP	HR	S	P	ERA	WHIP

Baltimore Orioles @ Boston Red Sox

Fenway Park, Boston, MA

Mon Apr 08 2013, 2:09 PM - 4:49 PM EDT

Att. 37,008 - Cloudy - 59 F

TOP

livebaseballscorecards.com

AB	31
R	1
H	5
RBI	1
BB	4
SO	11
LOB	15

WP: 0 PA: 35
PB: 0
SB: 0
CS: 0

Baltimore Orioles @ Boston Red Sox

Fenway Park, Boston, MA

Mon Apr 08 2013, 2:09 PM - 4:49 PM EDT

Att. 37,008 - Cloudy - 59 F

livebaseballscorecards.com

BOTTOM

Batter	1	2	3	4	5	6	7	8	9	AB	R	H	RBI	BB	SO	LOB
2 Jacoby Ellsbury, L (1, 8) OBP: 0.314, SLG: 0.485	B FF 90 F FF 90 F FF 90 B FF 92 X SL 81 2-2 ① P4		B SL 79 B FF 90 X FF 89 2-0 ③ F7			B SL 83 B SL 82 C FF 92 F FF 91 X SI 90 2-2 ② L8		C FF 96 B FF 96 F FF 96 X CH 92 1-2 ② G4-3		4	0	0	0	0	0	0
18 Shane Victorino, S (1, 9) OBP: 0.406, SLG: 0.379	C CU 68 C FF 92 F FF 92 X FF 90 0-2 ② L5			B FF 90 C CH 82 X CH 82 1-1 15 CS 1B		B CH 83 C SI 91 B SL 84 X SI 91 2-1 ③ F8		X FF 96 0-0 ③ F9		4	0	1	0	0	0	0
15 Dustin Pedroia, R (1, 4) OBP: 0.455, SLG: 0.393	B FF 91 F FF 91 B SL 82 X CH 82 2-1 ③ G1-3			C FF 90 B FF 90 1 SAFE 1 SAFE B FF 91 B CU 70 B SI 90 4-1 ① 12 G4-6-3 1-2 BB			C FF 91 B FF 90 X CH 84 1-1 12 2B 29 HR 1B		2	1	1	0	1	0	0
12 Mike Napoli, R (1, 3) OBP: 0.194, SLG: 0.452		B C FF 90 S FF 91 F FF 91 X SL 82 1-2 ① F8		F FF 91 B FF 91 S FF 91 X FF 91 1-2 ② ③ G4-6-3 1-2f			F B S F B FF 91 1 SAFE F FF 91 X CU 70 2-2 29 HR 1-3 2B		3	1	1	0	0	0	1
16 Will Middlebrooks, R (1, 5) OBP: 0.333, SLG: 0.786		C FF 91 B CU 72 X FF 91 1-1 ② F9			C CU 72 S CH 84 C FF 93 0-3 ① K		F F B F F FF 91 B SL 80 S CH 84 2-3 ① K			3	0	0	0	0	2	2
29 Daniel Nava, S (1, 7) OBP: 0.588, SLG: 1.083		C CU 70 B FF 92 B FF 91 B CH 84 B FF 91 4-1 BB			B CH 84 C FF 92 F SL 84 F FF 93 F FF 91 X CH 83 1-2 1B		B FF 90 F FF 92 X FF 91 1-1 2-H 3-H HR			2	1	2	3	1	0	0
5 Jonny Gomes, R (1, 10) OBP: 0.375, SLG: 0.308 37 Mike Carp, L (7, PH) (8, 10)		B FF 91 B FF 91 C FF 90 C SI 91 B FF 92 F FF 92 F FF 90 F CH 81 F FF 90 3-2 ③ X FF 90 P4			F FF 91 F FF 92 T SI 93 0-2 ② K		C CU 78 X FF 97 0-1 ② G5-3			2 1	0 0	0 0	0 0	0 0	1 0	2 0
3 David Ross, R (1, 2) OBP: 0.111, SLG: 0.111			C CU 70 F FF 90 X SL 81 0-2 ① F7		B CU 71 B CH 84 B CH 85 F FF 92 S CH 84 X CH 84 3-2 ③ G4-3		B FF 97 F FF 96 B FF 96 S CH 92 S FF 98 2-3 ③ K			3	0	0	0	0	1	1
10 Jose Iglesias, R (1, 6) OBP: 0.476, SLG: 0.550			B CU 70 X FF 89 1-0 ② F7			C SI 92 F FF 93 B SI 93 X FF 92 1-2 ① G6-3		B CU 82 F FF 96 C FF 96 F FF 97 X CU 82 1-2 ① G6-3		3	0	0	0	0	0	0
Inning Stats	R: 0 E: 0 K: 0 S: 9 H: 0 LOB: 0 BB: 0 P: 13	R: 0 E: 0 K: 0 S: 14 H: 0 LOB: 1 BB: 1 P: 23	R: 0 E: 0 K: 0 S: 5 H: 0 LOB: 0 BB: 0 P: 8	R: 0 E: 0 K: 0 S: 6 H: 1 LOB: 0 BB: 1 P: 12	R: 0 E: 0 K: 2 S: 14 H: 1 LOB: 1 BB: 0 P: 18	R: 0 E: 0 K: 0 S: 8 H: 0 LOB: 0 BB: 0 P: 13	R: 3 E: 0 K: 2 S: 19 H: 3 LOB: 0 BB: 0 P: 27	R: 0 E: 0 K: 0 S: 8 H: 0 LOB: 0 BB: 0 P: 10		1B: 3 2B: 1 3B: 0 HR: 1 SF: 0 SAC: 0 DP: 1 HBP: 0						

	AB	27
	R	3
	H	5
	RBI	3
	BB	2
	SO	4
	LOB	6

WP: 0 PA: 29
PB: 0
SB: 0
CS: 1

PITCHER		IP	WLS	BF	H	R	ER	SO	BB	IBB	HBP	BLK	WP	HR	S	P	ERA	WHIP
16 Wei-Yin Chen, L ERA: 3.75	(1, 1)	6.1	L	24	5	3	3	3	2	0	0	0	0	1	70	107	4.26	1.105
29 Tommy Hunter, R ERA: 3.38	(7, 1)	1.2		5	0	0	0	1	0	0	0	0	0	0	13	17	0.00	0.000

PITCHER	IP	WLS	BF	H	R	ER	SO	BB	IBB	HBP	BLK	WP	HR	S	P	ERA	WHIP

Baltimore Orioles @ Boston Red Sox

Fenway Park, Boston, MA

Wed Apr 10 2013, 7:11 PM - 10:45 PM EDT

Att. 30,862 - Cloudy - 53 F

TOP

livebaseballscorecards.com

Batter	1	2	3	4	5	6	7	8	9	AB	R	H	RBI	BB	SO	LOB
9 Nate McLouth, L (1, 7) OBP: 0.379, SLG: 0.292	C FF 86 B FC 84 C SL 83 B FC 85 B FS 80 F FC 85 B FS 80 4-2 13 E 21 G3 BB		C FC 82 X FS 80 0-1 ② G4-3		C FF 85 S FS 78 F FS 78 B FF 86 S FS 78 1-3 ① K			B FF 95 F FF 94 F FC 87 B FF 94 B FF 94 B FF 94 4-2 BB	C FF 97 B SL 86 S SL 86 B FF 97 F SL 86 B FF 97 B FF 97 4-2 13 WP 13 HR 1-2 2-3 BB	2	2	0	0	3	1	0
13 Manny Machado, R (1, 5) OBP: 0.243, SLG: 0.314	C FF 88 C FF 90 B FF 90 F SL 85 X FF 89 1-2 E8 21 G3 1-3		C SL 84 F SL 84 B FS 79 X FS 80 1-2 ③ G1-3		C SL 84 B SI 88 C FF 88 B SL 83 S SL 84 2-3 ② K			B FF 93 X FF 93 1-0 ① P3	B SL 86 X FF 95 1-0 1-H 2-H 3-H HR	5	1	1	3	0	1	2
21 Nick Markakis, L (1, 9) OBP: 0.368, SLG: 0.472	B FF 90 B FF 89 C FS 80 B FF 90 F FC 88 X FS 81 3-2 ① G3 2-3 3-H			B SL 82 X SL 82 1-0 HR	C SI 89 X FS 80 0-1 ③ G3			B CU 77 S FF 94 C FC 85 B CU 77 S FF 94 2-3 ② K	C FF 95 B FF 95 B SL 84 C SL 84 F FF 95 S FF 96 2-3 ③ K	5	1	1	2	0	2	3
10 Adam Jones, R (1, 8) OBP: 0.486, SLG: 0.676	F FF 90 B FF 91 S SL 86 B FF 90 S FS 81 2-3 ② K			C FF 88 S FF 88 B FC 87 F FS 79 B SI 90 D SL 84 X SL 84 3-2 19 WP 32 E 1B		F FF 90 S FF 89 B FF 90 S FF 90 1-3 ① K		F FC 86 1 SAFE B FF 92 F FF 93 D FC 86 S FC 87 2-3 ③ K		4	1	1	0	0	3	2
19 Chris Davis, L (1, 3) OBP: 0.471, SLG: 1.036	B FF 90 F FF 90 C FS 80 B FS 81 F SI 89 C FF 90 2-3 ③ K			F FC 86 B FC 86 F FF 89 B SL 84 B FS 80 S FS 80 3-3 ① K 1-2		S FS 82 C FF 90 B FF 90 X FS 80 1-2 ② G1-3			F FF 96 F SL 85 B FF 96 F SL 88 X SL 85 1-2 HR	4	1	1	1	0	2	2
32 Matt Wieters, S (1, 2) OBP: 0.387, SLG: 0.423		B FF 88 S FF 89 F SL 84 X FF 88 1-2 ① G3-1		X SL 83 0-0 E7 2 BB 2-H 1B		F FF 90 B FS 82 B FF 89 X FF 89 2-1 ③ P6			F SL 83 F FF 98 S SL 88 0-3 ① K	4	0	1	0	0	1	0
2 J.J. Hardy, R (1, 6) OBP: 0.265, SLG: 0.484		C FF 90 F FF 90 X FF 90 0-2 ② G6-3		C FF 89 D FC 87 B SL 83 1 SAFE B SL 84 B SL 84 4-1 14 FC6-4 1-2 BB			B FF 94 X FF 93 1-0 ① F7		C FF 96 S FF 97 B FF 96 B SL 87 X FF 97 2-2 ② P5	3	0	0	0	1	0	0
3 Ryan Flaherty, L (1, 4) OBP: 0.056, SLG: 0.056 12 Alexi Casilla, S (9, PR) OBP: 0.400, SLG: 0.250 (9, 4)		C SL 83 B FF 90 B FC 87 B SL 83 F FC 88 S FS 81 3-3 ③ K		C SL 84 C SI 88 S SL 84 0-3 ② K			B CU 74 F FF 94 F FO 89 B FF 95 T FF 94 2-2 ② K		S SL 87 B SL 86 B FF 96 F FF 96 X FF 96 2-2 9 BB 14 S 13 WP 1B	4 0	0 1	1 0	0 0	0 0	3 0	2 0
14 Nolan Reimold, R (1, 10) OBP: 0.333, SLG: 0.200 60 Chris Dickerson, L (9, PR) (9, 10)			B FF 85 C FF 88 B FC 86 S FC 87 F SL 83 X FF 89 2-2 ① P2	S FC 86 S SL 84 X FF 89 0-2 ③ FC6-4 1-2f			B FF 95 B FF 94 B FF 94 C FF 93 S FF 94 F FF 95 S FF 95 3-3 ③ K		B FF 96 B FF 96 B FF 96 B FF 96 4-0 13 WP 9 BB 13 HR 1-2 BB	3 0	0 1	0 0	0 0	1 0	1 0	2 0
Inning Stats	R: 1 H: 0 E: 1 LOB: 1 K: 2 BB: 1 S: 17 P: 29	R: 0 H: 0 E: 0 LOB: 0 K: 1 BB: 0 S: 9 P: 13	R: 0 H: 0 E: 0 LOB: 0 K: 0 BB: 0 S: 9 P: 12	R: 2 H: 3 E: 1 LOB: 2 K: 2 BB: 1 S: 16 P: 27	R: 0 H: 0 E: 0 LOB: 0 K: 2 BB: 0 S: 9 P: 12	R: 0 H: 0 E: 0 LOB: 0 K: 1 BB: 0 S: 8 P: 12	R: 0 H: 0 E: 0 LOB: 0 K: 2 BB: 0 S: 8 P: 14	R: 0 H: 0 E: 0 LOB: 1 K: 2 BB: 1 S: 9 P: 18	R: 5 H: 3 E: 0 LOB: 1 K: 2 BB: 2 S: 22 P: 38	1B: 3 SF: 0 2B: 0 SAC: 0 3B: 0 DP: 0 HR: 3 HBP: 0						

	AB	34
	R	8
	H	6
	RBI	6
	BB	5
	SO	14
	LOB	13

WP: 2 PA: 39
PB: 0
SB: 1
CS: 0

PITCHER		IP	WLS	BF	H	R	ER	SO	BB	IBB	HBP	BLK	WP	HR	S	P	ERA	WHIP
46 Ryan Dempster, R ERA: 3.6	(1, 1)	5.0		21	3	3	1	7	2	0	0	0	1	1	60	93	1.80	1.000
19 Koji Uehara, R ERA:	(6, 1)	1.0		3	0	0	0	1	0	0	0	0	0	0	8	12	0.00	0.000
36 Junichi Tazawa, R ERA: 2.25	(7, 1)	1.0	H	3	0	0	0	2	0	0	0	0	0	0	8	14	0.00	0.000
40 Andrew Bailey, R ERA:	(8, 1)	1.0	H	4	0	0	0	2	1	0	0	0	0	0	9	18	0.00	1.000
52 Joel Hanrahan, R ERA: 11.57	(9, 1)	0.2	L	7	3	5	5	1	2	0	0	0	1	2	18	32	67.50	7.500

PITCHER		IP	WLS	BF	H	R	ER	SO	BB	IBB	HBP	BLK	WP	HR	S	P	ERA	WHIP
30 Andrew Miller, L ERA: 6.75	(9, 1)	0.1		1	0	0	0	1	0	0	0	0	0	0	4	6	0.00	0.000

Baltimore Orioles @ Boston Red Sox

Fenway Park, Boston, MA

Wed Apr 10 2013, 7:11 PM - 10:45 PM EDT

Att. 30,862 - Cloudy - 53 F

livebaseballscorecards.com

BOTTOM

Batter	1	2	3	4	5	6	7	8	9	AB	R	H	RBI	BB	SO	LOB
2 Jacoby Ellsbury, L (1, 8) OBP: 0.308, SLG: 0.514	C FF 93 C FF 93 X CU 82 0-2 ① G3		1 SAFE X CU 79 0-0 18 SF7 1-H 3B		B FF 94 B FF 93 B FF 94 C FF 93 X FC 94 3-1 ① G3		B SL 84 C SL 82 F SL 82 X SI 90 1-2 ② G3			4	1	1	1	0	0	0
18 Shane Victorino, S (1, 9) OBP: 0.361, SLG: 0.344	B FF 93 X FF 95 1-0 ② G1-3		B FF 93 B FF 93 3 SAFE C FF 94 F SL 90 X FF 94 2-2 ① SF7 3-H		X FF 93 0-0 ② P6		C SI 90 C SL 82 X SI 90 0-2 ③ F7			3	0	0	1	0	0	0
15 Dustin Pedroia, R (1, 4) OBP: 0.432, SLG: 0.355	C FF 94 B FF 95 C FF 95 C SI 95 1-3 ③ K		B CU 80 B CU 80 B FF 94 B FC 93 4-0 12 BB BB		F FF 93 F SL 91 C SI 94 0-3 ③ K			F FF 86 X SL 77 0-1 ① L8		3	0	0	0	1	2	0
12 Mike Napoli, R (1, 3) OBP: 0.200, SLG: 0.412		X FF 94 0-0 ① F8	B SL 93 B SI 94 B SL 92 B FF 95 4-0 16 G4-6-3 1-2 BB			C FF 94 F FF 93 B FF 96 B FF 93 B FF 95 S FF 95 3-3 ① K		C SL 78 S FF 85 S FF 85 0-3 ② K		3	0	0	0	1	2	0
16 Will Middlebrooks, R (1, 5) OBP: 0.294, SLG: 0.688		B FF 94 C FF 96 B CU 82 F FF 95 F FF 94 F CU 81 X SL 91 2-2 ② F8	C FF 95 X FF 95 0-1 ② ③ G4-6-3 1-2f			F FF 95 B FF 96 B FF 95 F FF 94 F FF 96 F FF 95 F FC 92 F FF 95 F FC 89 2-3 ② K		C FF 85 C FF 85 B SL 78 S FF 85 1-3 ③ K		4	0	0	0	0	2	2
29 Daniel Nava, S (1, 10) OBP: 0.571, SLG: 1.133		B FF 94 B FF 94 B FF 96 B FC 93 4-0 39 2B BB	C CU 80 B CU 80 C FF 94 B SL 89 B FF 94 F SL 90 X SI 94 3-2 ① L7			B CU 78 F FF 94 X FF 96 1-1 HR			C SI 94 C SI 93 B CH 89 F CH 89 B FF 93 F CU 81 F CH 89 F SI 96 X SI 95 2-2 ① F8	3	2	1	1	1	0	0
39 Jarrod Saltalamacchia, S (1, 2) OBP: 0.417, SLG: 0.600		C FF 95 S SI 94 X CU 82 0-2 1-H 2B	X FF 93 0-0 7 G3-1 2B			C CU 81 B FF 96 S FF 96 X SI 95 1-2 HR			B SI 93 C SI 93 B SI 93 S CH 88 B FF 94 T SI 94 3-2 ② K	4	1	3	2	0	1	0
7 Stephen Drew, L (1, 6)		C FF 94 X SI 95 0-1 ③ F7	B FF 92 X FF 93 1-0 ② G3-1 2-3			C FF 95 X CH 87 0-1 ③ G4-3			C FF 93 B SI 93 X CH 88 1-1 ③ G4-3	4	0	0	0	0	0	2
44 Jackie Bradley Jr., L (1, 7) OBP: 0.333, SLG: 0.174			C FF 93 S CU 80 B FF 94 B FF 95 B CU 79 B FF 94 4-2 2 3B BB	B FF 92 X FF 92 1-0 ③ G1-3			C SI 90 F SL 83 F SI 90 B SI 91 X SL 78 1-2 ① G3			2	1	0	0	1	0	1

Inning Stats	1	2	3	4	5	6	7	8	9
	R: 0 E: 0 K: 1 S: 7	H: 0 LOB: 0 BB: 0 P: 9	R: 1 E: 0 K: 0 S: 11	H: 1 LOB: 1 BB: 1 P: 17	R: 2 E: 0 K: 0 S: 8	H: 1 LOB: 1 BB: 3 P: 22	R: 0 E: 0 K: 0 S: 7	H: 1 LOB: 1 BB: 0 P: 12	R: 0 E: 0 K: 1 S: 6	H: 0 LOB: 0 BB: 0 P: 9	R: 2 E: 0 K: 2 S: 19	H: 2 LOB: 0 BB: 0 P: 26	R: 0 E: 0 K: 0 S: 10	H: 0 LOB: 0 BB: 0 P: 12	R: 0 E: 0 K: 2 S: 8	H: 0 LOB: 0 BB: 0 P: 9	R: 0 E: 0 K: 1 S: 12	H: 0 LOB: 0 BB: 0 P: 18

	AB	30
	R	5
	H	5
	RBI	5
	BB	4
	SO	7
	LOB	5

	1B: 0	SF: 1	WP: 0	PA: 35
	2B: 2	SAC: 0	PB: 0	
	3B: 1	DP: 1	SB: 0	
	HR: 2	HBP: 0	CS: 0	

PITCHER		IP	WLS	BF	H	R	ER	SO	BB	IBB	HBP	BLK	WP	HR	S	P	ERA	WHIP
34 Jake Arrieta, R ERA: 7.2	(1, 1)	5.0		21	3	3	3	2	4	0	0	0	0	0	39	69	5.40	1.400
29 Tommy Hunter, R ERA: 7.36	(6, 1)	1.0		5	2	2	2	2	0	0	0	0	0	2	19	26	18.00	2.000
40 Troy Patton, L ERA:	(7, 1)	1.0		3	0	0	0	0	0	0	0	0	0	0	10	12	0.00	0.000
56 Darren O'Day, R ERA:	(8, 1)	1.0	W	3	0	0	0	2	0	0	0	0	0	0	8	9	0.00	0.000
43 Jim Johnson, R ERA:	(9, 1)	1.0	S	3	0	0	0	1	0	0	0	0	0	0	12	18	0.00	0.000

PITCHER	IP	WLS	BF	H	R	ER	SO	BB	IBB	HBP	BLK	WP	HR	S	P	ERA	WHIP

Baltimore Orioles @ Boston Red Sox

Fenway Park, Boston, MA

Thu Apr 11 2013, 7:10 PM - 10:25 PM EDT

Att. 27,704 - Cloudy - 45 F

TOP

livebaseballscorecards.com

Batter	1	2	3	4	5	6	7	8	9	AB	R	H	RBI	BB	SO	LOB
9 Nate McLouth, L (1, 7) OBP: 0.353, SLG: 0.276	X FF 88 0-0 ① F8		C FF 91 X FF 91 0-1 13 FC5-4 1B		B CU 74 X CH 79 1-0 ① G4-3		C CH 82 F FF 89 B FF 88 B CH 81 X SL 83 2-2 ② P6	B CU 72 B FF 93 C FF 92 C FF 92 D FO 87 X FF 92 3-2 ③ G4-3 1-2		5	0	1	0	0	0	1
13 Manny Machado, R (1, 5) OBP: 0.310, SLG: 0.385	C SI 93 B FF 92 B FC 89 X FF 93 2-1 ② 2B		B CH 84 1 SAFE B FC 90 X SI 92 2-0 ② FC5-4 1-2f		C CH 80 X CH 82 0-1 21 G5-3 10 1B 1B		C SL 85 B CH 82 B CH 83 X CH 82 2-1 21 BB 10 2B 1B		B FF 91 B FF 92 F FF 91 B FF 92 B FF 90 4-1 21 G6-4-3 BB	4	2	3	0	1	0	1
21 Nick Markakis, L (1, 10) OBP: 0.349, SLG: 0.425	B FF 93 C SI 93 X CH 86 1-1 ③ F7		1 SAFE F CU 81 X CH 84 0-1 ③ G1-3		D FC 88 C SI 90 1 SAFE D CH 82 F CU 79 B FF 90 X FC 87 3-2 ② G5-3 1-2		B SL 82 C SL 83 S SL 83 B SL 86 B SL 83 B FF 95 4-2 10 2B 1-2 BB		B FF 91 B SI 91 C FF 91 X SI 91 2-1 ① ② G6-4-3 1-2f	4	0	0	0	1	0	3
10 Adam Jones, R (1, 8) OBP: 0.475, SLG: 0.667		X SI 93 0-0 ① G1-3		C FF 90 C CU 81 F CU 81 B FC 88 F SI 91 F FS 86 B CU 80 F CH 84 S CH 84 2-3 ① K	B FC 89 C FC 88 X CH 84 1-1 1B 2-H		X FS 80 0-0 1-3 2-H 2B		C CU 82 S CU 82 S FF 92 0-3 ③ K	5	0	2	2	0	2	0
19 Chris Davis, L (1, 3) OBP: 0.500, SLG: 1.100		B CU 80 B FC 91 B SI 93 X FF 93 3-0 HR		B FF 90 B FS 86 B CU 80 C CH 84 B FC 90 4-1 2 1B BB	F FC 88 F CU 80 X CU 81 0-2 ③ G3-5-3		I IN 75 I IN 76 I IN 78 I IN 77 4-0 IBB			2	1	1	1	2	0	1
32 Matt Wieters, S (1, 2) OBP: 0.371, SLG: 0.379		B FF 93 B CU 81 B FF 93 B FF 92 4-0 BB		B FF 90 X FF 91 1-0 ② F7		F FF 88 B SL 84 X CH 82 1-1 ① F9	C FF 88 F FF 88 X FF 88 0-2 ③ F7			3	0	0	0	1	0	4
2 J.J. Hardy, R (1, 6) OBP: 0.263, SLG: 0.457		C CU 80 B FC 89 C FC 89 S SI 92 1-3 ② K		B SL 86 C FC 87 X FF 90 1-1 60 BB 1-3 1B		B FF 90 C FF 88 F CH 82 B FF 90 B SL 85 F CH 81 X SI 88 3-2 ② G5-3		F FF 92 F FF 92 B FO 89 C FF 93 1-3 ① K		4	0	1	0	0	2	1
60 Chris Dickerson, L (1, 9) OBP: 0.500, SLG: 0.333		F SL 83 B SL 82 1 SAFE B CH 84 F FS 87 T CU 82 2-2 ③ K		B FC 88 F CH 84 1 SAFE S CH 83 B FC 88 D CU 81 F CH 84 B CH 83 4-2 1-2 BB		F SI 90 F SL 85 X SL 85 0-2 ③ P5		C FF 92 S CU 73 B FF 95 F FF 93 F SL 79 X FF 94 1-2 12 FC4-6 1B		3	0	1	0	1	1	1
12 Alexi Casilla, S (1, 4) OBP: 0.222, SLG: 0.125			X FF 88 0-0 ① B1-3	C CH 83 C CH 79 C FF 91 0-3 ③ K			C FF 88 C SL 84 S SL 84 0-3 ① K2-3	1 SAFE X FF 92 0-0 ② FC4-6 9 WP 1-2f		4	0	0	0	0	2	4
Inning Stats	R: 0 E: 0 K: 0 S: 5 H: 1 LOB: 0 BB: 0 P: 8	R: 1 E: 0 K: 2 S: 8 H: 1 LOB: 1 BB: 1 P: 18	R: 0 E: 0 K: 0 S: 6 H: 1 LOB: 1 BB: 0 P: 8	R: 0 E: 0 K: 2 S: 17 H: 1 LOB: 3 BB: 2 P: 29	R: 1 E: 0 K: 0 S: 11 H: 2 LOB: 1 BB: 0 P: 16	R: 0 E: 0 K: 0 S: 9 H: 0 LOB: 0 BB: 0 P: 13	R: 1 E: 0 K: 1 S: 14 H: 2 LOB: 2 BB: 2 P: 26	R: 0 E: 0 K: 1 S: 12 H: 1 LOB: 1 BB: 0 P: 17	R: 0 E: 0 K: 1 S: 6 H: 0 LOB: 0 BB: 1 P: 12	1B: 6 2B: 2 3B: 0 HR: 1 SF: 0 SAC: 0 DP: 1 HBP: 0						

	AB	34
	R	3
	H	9
	RBI	3
	BB	6
	SO	7
	LOB	16

WP: 1 PA: 40
PB: 0
SB: 0
CS: 0

PITCHER		IP	WLS	BF	H	R	ER	SO	BB	IBB	HBP	BLK	WP	HR	S	P	ERA	WHIP
91 Alfredo Aceves, R ERA: 6.75	(1, 1)	5.0		23	6	2	2	4	3	0	0	0	0	1	47	79	3.60	1.800
59 Clayton Mortensen, R ERA: 3.18	(6, 1)	1.2	L	6	1	1	1	1	0	0	0	0	0	0	17	25	5.40	0.600
30 Andrew Miller, L ERA: 6.75	(7, 1)	0.0		1	0	0	0	0	1	0	0	0	0	0	2	6	∞	∞
19 Koji Uehara, R ERA:	(7, 1)	0.1		3	1	0	0	0	0	1	0	0	0	0	4	8	0.00	3.000
36 Junichi Tazawa, R ERA: 1.8	(8, 1)	1.0		4	1	0	0	1	0	0	0	0	1	0	12	17	0.00	1.000

PITCHER		IP	WLS	BF	H	R	ER	SO	BB	IBB	HBP	BLK	WP	HR	S	P	ERA	WHIP
63 Alex Wilson, R ERA:	(9, 1)	1.0		3	0	0	0	1	1	0	0	0	0	0	6	12	0.00	1.000

Baltimore Orioles @ Boston Red Sox

Fenway Park, Boston, MA

Thu Apr 11 2013, 7:10 PM - 10:25 PM EDT

Att. 27,704 - Cloudy - 45 F

BOTTOM

livebaseballscorecards.com

Batter	1	2	3	4	5	6	7	8	9	AB	R	H	RBI	BB	SO	LOB
2 Jacoby Ellsbury, L (1, 8) OBP: 0.295, SLG: 0.476	B FC 92 B FC 92 F FC 91 C FC 92 B FC 93 X FC 93 3-2 18 FC4-6 1B		F CH 82 F FF 91 B FF 92 D FC 93 B FF 92 C CH 84 3-3 ② K		F SL 88 X FC 89 0-1 ① F7		X SI 96 0-0 ② G1-3		B SI 94 X SI 93 1-0 ③ L7	5	0	1	0	0	1	2
18 Shane Victorino, S (1, 9) OBP: 0.375, SLG: 0.361	B FC 93 C FF 92 B FF 92 1 SAFE B CH 85 1 SAFE X FF 92 3-1 ① FC4-6 1-2f		B FF 91 C CH 84 X FC 91 1-1 15 1B 12 1B 1-3 1B		C FF 90 B KC 75 X CH 83 1-1 ② P6		C SI 95 B CH 89 S SL 83 X SI 96 1-2 15 FC4-6 1B			4	1	2	0	0	0	1
15 Dustin Pedroia, R (1, 4) OBP: 0.415, SLG: 0.343	C FF 93 B FC 93 D KC 78 F FC 92 1 SAFE T FF 92 2-2 ② K		C FF 92 B FF 92 1 SAFE X FF 94 1-2 12 1B 1-2 3-H 1B		B FC 91 C KC 76 B KC 76 F FC 92 F SL 86 B FF 92 F FC 91 X FF 92 3-2 ③ F9		C FF 96 1 SAFE 1 SAFE F FF 96 X SI 97 0-2 ③ FC4-6 1-2f			4	0	1	1	0	1	2
12 Mike Napoli, R (1, 3) OBP: 0.231, SLG: 0.421	C FC 92 B FF 92 B FF 92 X SL 87 2-1 ③ G5-3		F FF 92 F FC 91 B FC 90 F FC 92 F FC 92 B FF 94 B FF 92 F SL 88 X FF 93 3-2 1-3 2-H 1B			B SL 83 X FF 90 1-0 29 1B 1B		F SI 84 S FF 84 X FF 85 0-2 ① P6		4	0	2	1	0	0	1
16 Will Middlebrooks, R (1, 5) OBP: 0.263, SLG: 0.611		B FF 89 C KC 75 B FF 91 X FC 92 2-1 ① L9	F SL 86 C FF 92 F FF 93 X FF 90 0-2 ③ G5-3			B FF 90 X FC 90 1-0 ① F9		B SL 79 S SL 77 F FF 86 X FF 83 1-2 ② L4		4	0	0	0	0	0	3
29 Daniel Nava, S (1, 10) OBP: 0.520, SLG: 0.947		C FF 91 F FF 91 S FC 91 0-3 ② K		B KC 74 B CH 81 F FC 90 X FF 91 2-1 ① F7		X FC 89 0-0 1-2 1B		C SL 78 X SL 78 0-1 ③ F9		4	0	1	0	0	1	0
39 Jarrod Saltalamacchia, S (1, 2) OBP: 0.357, SLG: 0.500		B FC 92 X CH 84 1-0 ③ G1-3		C CH 82 B FF 92 S FC 91 C KC 78 1-3 ② K		B FF 90 B FF 90 D CH 82 C FF 90 F FF 89 S SL 86 3-3 ② K			B CH 85 B SI 94 F SI 93 C CH 87 F CH 87 B SI 93 C SI 93 3-3 ① K	4	0	0	0	0	3	2
7 Stephen Drew, L (1, 6) OBP: 0.375, SLG: 0.167			B KC 75 B FC 91 C FC 91 B CH 83 B FC 92 4-1 18 1B 15 1B BB	F CH 83 B FF 92 C KC 77 B CH 83 B CH 84 B FC 92 4-2 44 FC5-4 BB		C FF 91 C FF 90 B FF 91 D FF 91 B SL 86 C FF 90 3-3 ③ K			F SI 94 B CU 80 B CH 88 X SI 93 2-1 1B	2	1	1	0	2	1	2
44 Jackie Bradley Jr., L (1, 7) OBP: 0.313, SLG: 0.160 5 Jonny Gomes, R (7, PH) OBP: 0.333, SLG: 0.267 (8, 7)			B FC 91 1 SAFE B FF 91 C FF 92 1 SAFE 1 SAFE F FF 92 S KC 76 2-3 ① K	B KC 77 F FF 92 S KC 77 X FF 92 1-2 ③ FC5-4 1-2f			B FF 96 B SI 95 C FF 96 S SL 82 X SI 96 2-2 ① L5		B SI 92 C FF 92 F SI 93 F SI 93 S CU 79 1-3 ② K	2 2	0 0	0 0	0 0	0 0	1 1	2 1
Inning Stats	R: 0 E: 0 K: 1 S: 10 H: 1 LOB: 1 BB: 0 P: 20	R: 0 E: 0 K: 1 S: 6 H: 0 LOB: 0 BB: 0 P: 9	R: 2 E: 0 K: 2 S: 22 H: 3 LOB: 2 BB: 1 P: 36	R: 0 E: 0 K: 1 S: 10 H: 0 LOB: 1 BB: 1 P: 18	R: 0 E: 0 K: 0 S: 9 H: 0 LOB: 0 BB: 0 P: 13	R: 0 E: 0 K: 2 S: 9 H: 2 LOB: 2 BB: 0 P: 17	R: 0 E: 0 K: 0 S: 10 H: 1 LOB: 1 BB: 0 P: 13	R: 0 E: 0 K: 0 S: 8 H: 0 LOB: 0 BB: 0 P: 9	R: 0 E: 0 K: 2 S: 11 H: 1 LOB: 1 BB: 0 P: 18	1B: 8 2B: 0 3B: 0 HR: 0	SF: 0 SAC: 0 DP: 0 HBP: 0					PA: 37	WP: 0 PB: 0 SB: 0 CS: 0	

PITCHER		IP	WLS	BF	H	R	ER	SO	BB	IBB	HBP	BLK	WP	HR	S	P	ERA	WHIP
30 Chris Tillman, R ERA: 7.0	(1, 1)	5.1		24	6	2	2	5	2	0	0	0	0	0	60	101	3.38	1.500
17 Brian Matusz, L ERA: 3.0	(6, 1)	0.2	W	2	0	0	0	2	0	0	0	0	0	0	6	12	0.00	0.000
47 Pedro Strop, R ERA: 6.75	(7, 1)	1.0	H	4	1	0	0	0	0	0	0	0	0	0	10	13	0.00	1.000
56 Darren O'Day, R ERA:	(8, 1)	1.0	H	3	0	0	0	0	0	0	0	0	0	0	8	9	0.00	0.000
43 Jim Johnson, R ERA:	(9, 1)	1.0	S	4	1	0	0	2	0	0	0	0	0	0	11	18	0.00	1.000

PITCHER	IP	WLS	BF	H	R	ER	SO	BB	IBB	HBP	BLK	WP	HR	S	P	ERA	WHIP

AB	35
R	2
H	8
RBI	2
BB	2
SO	9
LOB	16

Baltimore Orioles @ New York Yankees

Yankee Stadium, Bronx, NY

Fri Apr 12 2013, 7:10 PM - 9:59 PM EDT

Att. 35,033 - Cloudy - 42 F

TOP

livebaseballscorecards.com

Batter	1	2	3	4	5	6	7	8	9	AB	R	H	RBI	BB	SO	LOB
21 Nick Markakis, L (1, 9) OBP: 0.340, SLG: 0.409	C FF 88 C FF 89 X SI 87 0-2 ① G1-3		C SL 80 F SL 80 S SL 78 0-3 ① K			B SL 79 X FF 88 1-0 ① F7		B FF 89 B FF 89 C FF 90 B SL 79 X FF 90 3-1 13 FC4-6-5-6-5-3 1-2 1B		4	0	1	0	0	1	1
13 Manny Machado, R (1, 5) OBP: 0.326, SLG: 0.395	C FF 88 B FF 89 F CH 83 S FF 90 1-3 ② K		C FF 89 X FF 90 0-1 10 G1-4-3 2-H 1B			C CU 75 B SL 80 F CH 83 B FF 90 B FF 91 X SL 79 3-2 10 G1-4-3 1B		B FF 90 C CH 83 C CH 84 F FF 90 D SL 81 B FF 90 X CH 83 3-2 ① ② ③ FC4-6-5-6-5-3-1 1-2 2-3		4	0	2	1	0	1	2
10 Adam Jones, R (1, 8) OBP: 0.432, SLG: 0.605	C SI 88 X CU 75 0-1 ③ F7		B CH 83 S CH 83 B FF 90 X SI 88 2-1 ② ③ G1-4-3 1-2f			S FF 89 X FF 90 0-1 ② ③ G1-4-3 1-2f			B FC 90 C FC 89 X FF 90 1-1 ① F7	4	0	0	0	0	0	2
32 Matt Wieters, S (1, 2) OBP: 0.333, SLG: 0.333		B FF 89 X SI 88 1-0 ① F8		B CU 73 C SI 88 S CH 84 T SL 81 1-2 ① K			C FF 90 F SI 89 B FF 92 B SL 80 X CH 84 2-2 E5 19 BLK 2 1B		B FC 89 B FC 90 C FC 89 B FC 89 C FC 89 F FC 90 X FC 90 3-2 ② L8	4	1	0	0	0	1	0
19 Chris Davis, L (1, 3) OBP: 0.500, SLG: 1.029		B SL 80 S SL 80 B SI 89 F FF 89 X SL 79 2-2 14 1B 1B		F SL 79 F SL 80 B FF 90 B FF 91 C FF 90 2-3 ② K			C FF 90 F FF 89 S SL 80 0-3 ① K 1-2		X FF 90 0-0 1B	4	0	2	0	0	2	1
2 J.J. Hardy, R (1, 6) OBP: 0.262, SLG: 0.436		C FF 89 X CU 74 0-1 ② P2		C SI 89 B SI 89 F CH 85 S SL 81 1-3 ③ K			X CU 76 0-0 14 G1-4-3 2-H 1B		C FC 90 B FC 90 B FC 89 X FC 89 2-1 ③ F9	4	0	1	1	0	1	2
14 Nolan Reimold, R (1, 7) OBP: 0.333, SLG: 0.217		C CU 74 S FF 90 F FF 89 B SL 79 X FF 90 1-2 1-2 1B			C CU 76 B FF 90 S CH 83 S SL 80 1-3 ① K		X FF 90 0-0 ② G1-4-3 1-2			3	0	1	0	0	1	1
28 Steve Pearce, R (1, 10)		C FF 89 S CH 83 F SL 80 S SL 79 0-3 ③ K			C FF 90 S FF 90 B SL 81 S CH 83 1-3 ② K		S CH 84 B FF 90 D CH 85 B CH 84 C FF 90 X FF 90 3-2 ③ F7			3	0	0	0	0	2	3
12 Alexi Casilla, S (1, 4) OBP: 0.333, SLG: 0.364			X FF 88 0-0 13 1B 2B		F SI 89 X SL 81 0-1 ③ F8			C FF 89 F CH 83 F FF 89 X CU 78 0-2 13 21 1B FC4-6-5-6-5-3-1 1B		3	1	2	0	0	0	0

Inning Stats	1	2	3	4	5	6	7	8	9
	R: 0 E: 0 K: 1 S: 8	R: 0 E: 0 K: 1 S: 14	R: 1 E: 0 K: 1 S: 8	R: 0 E: 0 K: 3 S: 9	R: 0 E: 0 K: 2 S: 8	R: 0 E: 0 K: 0 S: 6	R: 1 E: 1 K: 1 S: 11	R: 0 E: 0 K: 0 S: 10	R: 0 E: 0 K: 0 S: 9
	H: 0 LOB: 0 BB: 0 P: 9	H: 2 LOB: 2 BB: 0 P: 18	H: 2 LOB: 0 BB: 0 P: 10	H: 0 LOB: 0 BB: 0 P: 13	H: 0 LOB: 0 BB: 0 P: 10	H: 1 LOB: 0 BB: 0 P: 10	H: 1 LOB: 1 BB: 0 P: 16	H: 2 LOB: 0 BB: 0 P: 16	H: 1 LOB: 1 BB: 0 P: 15

AB	33
R	2
H	9
RBI	2
BB	0
SO	9
LOB	12

1B: 8	SF: 0	WP: 0
2B: 1	SAC: 0	PB: 0
3B: 1	DP: 2	SB: 0
HR: 0	HBP: 0	CS: 0
		PA: 33

PITCHER		IP	WLS	BF	H	R	ER	SO	BB	IBB	HBP	BLK	WP	HR	S	P	ERA	WHIP
52 CC Sabathia, L	(1, 1)	8.0	W	29	8	2	1	9	0	0	0	1	0	0	74	102	1.12	1.000
ERA: 2.25																		
42 Mariano Rivera, R	(9, 1)	1.0	S	4	1	0	0	0	0	0	0	0	0	0	9	15	0.00	1.000
ERA: 3.0																		

PITCHER	IP	WLS	BF	H	R	ER	SO	BB	IBB	HBP	BLK	WP	HR	S	P	ERA	WHIP

Baltimore Orioles @ New York Yankees

Yankee Stadium, Bronx, NY

Fri Apr 12 2013, 7:10 PM - 9:59 PM EDT

Att. 35,033 - Cloudy - 42 F

livebaseballscorecards.com

BOTTOM

Batter	1	2	3	4	5	6	7	8	9	AB	R	H	RBI	BB	SO	LOB
11 Brett Gardner, L (1, 8) OBP: 0.357, SLG: 0.389	B FF 89 C FF 89 B CU 76 B SI 90 C SI 90 B SI 91 4-2 24 G4-6-3 BB		C SI 89 B CH 82 B CH 84 B SI 90 B FF 90 4-1 24 1B 36 1B BB		X SI 88 0-0 ① SH1-3 1-2		X SI 88 0-0 ① SH1-3 1-2	B SI 93 B CU 80 F SI 94 F FF 96 1 SAFE F SI 93 S FF 96 2-3 ③ K		1	1	0	0	2	1	1
24 Robinson Canó, L (1, 4) OBP: 0.375, SLG: 0.649	X SI 90 0-0 ① ② G4-6-3 1-2f		B FF 89 S CH 82 B SI 89 F SI 90 F FF 90 X CH 82 2-2 36 1B 1-3 1B		X SI 89 0-0 36 1B 2-H 1B		C SL 81 X SI 88 0-1 ② G6-3 2-3			4	0	2	1	0	0	2
36 Kevin Youkilis, R (1, 5) OBP: 0.500, SLG: 0.727	C FF 90 F SL 84 B FF 91 X FF 92 1-2 1B		F FF 89 C SL 84 X CH 83 0-2 ② 1-3 3-H 1B		X FF 89 0-0 33 G1-3 1-3 1B		I I I I 4-0 33 HBP 12 E IBB			3	1	3	1	1	0	0
33 Travis Hafner, L (1, 10) OBP: 0.429, SLG: 0.517	D SI 90 B FF 91 X SI 90 2-0 ③ P5		B CH 83 S CH 83 B SI 90 B CH 84 S FF 90 F SI 91 B FF 90 4-2 BB		X CH 82 0-0 ② G1-3 1-2		B SL 83 C SI 90 D SL 82 S SI 90 F SI 90 B SL 83 H SI 89 4-2 12 E 1-2 HBP			2	1	0	0	1	0	3
12 Vernon Wells, R (1, 7) OBP: 0.412, SLG: 0.621		B SL 84 S FF 91 X FF 91 1-1 ① F9	C SL 84 B SL 84 B FF 90 B SL 84 X SI 91 3-1 ③ F7		B FF 91 X SL 84 1-0 ③ F8		B SL 80 B SI 96 X FF 93 2-0 E8 1-H 2-H 3-H			4	0	0	0	0	0	4
31 Ichiro Suzuki, L (1, 9) OBP: 0.206, SLG: 0.258		B SI 91 F FF 92 S CH 84 X FF 91 1-2 ② P4		C FF 89 C CH 84 S FF 91 0-3 ① K		B SI 90 S FF 90 B CH 82 C CH 82 F SI 90 F FF 90 F CH 81 C CH 82 2-3 ① K	C SI 94 C SL 80 F SI 97 X CH 88 0-2 ③ G5-3			4	0	0	0	0	2	1
26 Eduardo Núñez, R (1, 6) OBP: 0.333, SLG: 0.300 17 Jayson Nix, R (3, 6) OBP: 0.188, SLG: 0.375		B FF 90 T FF 91 B SI 90 F FF 90 F SI 91 H CH 83 3-2 HBP		S FF 90 C FF 91 F SL 87 C FF 90 0-3 ② K		B SL 84 X SL 84 1-0 ② P3		C FF 93 X CH 89 0-1 ① F9		0 3	0 0	0 0	0 0	0 0	0 1	0 0
55 Lyle Overbay, L (1, 3) OBP: 0.273, SLG: 0.406		C SI 90 S CH 80 D CH 83 B CH 82 1 SAFE B FF 91 S CH 79 3-3 ③ K		F CH 83 B FF 91 X SI 91 1-1 ③ G6-3		X FF 89 0-0 ③ F8		X CU 78 0-0 29 FC5-4 1B		4	0	1	0	0	1	1
29 Francisco Cervelli, R (1, 2) OBP: 0.480, SLG: 0.526			X SI 89 0-0 ① G6-3		B CU 77 B SI 90 F SI 90 F FF 90 B CH 83 F FF 91 F FF 91 F FF 91 B SI 90 4-2 11 SH1-3 24 1B BB		C SL 83 B SI 89 F SI 90 B FF 89 B SI 88 B SL 84 4-2 24 G6-3 11 SH1-3 12 E BB	B FF 94 F FF 94 F CH 90 X CU 84 1-2 ② FC5-4 1-2f		2	2	0	0	2	0	1
Inning Stats	R: 0 E: 0 K: 0 S: 7 H: 1 LOB: 1 BB: 1 P: 14	R: 0 E: 0 K: 1 S: 11 H: 0 LOB: 1 BB: 0 P: 19	R: 1 E: 0 K: 0 S: 14 H: 2 LOB: 2 BB: 2 P: 27	R: 0 E: 0 K: 2 S: 9 H: 0 LOB: 0 BB: 0 P: 10	R: 1 E: 0 K: 0 S: 10 H: 2 LOB: 2 BB: 1 P: 15	R: 0 E: 0 K: 1 S: 8 H: 0 LOB: 0 BB: 0 P: 11	R: 3 E: 1 K: 0 S: 13 H: 0 LOB: 1 BB: 2 P: 27	R: 0 E: 0 K: 1 S: 10 H: 1 LOB: 1 BB: 0 P: 13		1B: 6 2B: 0 3B: 0 HR: 0 SF: 0 SAC: 2 DP: 1 HBP: 2			WP: 0 PB: 0 SB: 0 CS: 0 PA: 37	

	AB	27
	R	5
	H	6
	RBI	2
	BB	6
	SO	5
	LOB	13

PITCHER		IP	WLS	BF	H	R	ER	SO	BB	IBB	HBP	BLK	WP	HR	S	P	ERA	WHIP
50 Miguel González, R ERA: 2.92	(1, 1)	6.0	L	27	5	3	2	4	5	0	1	0	0	0	61	102	3.00	1.667
40 Troy Patton, L ERA:	(7, 1)	0.2		4	0	0	0	0	0	1	1	0	0	0	6	14	0.00	0.000
47 Pedro Strop, R ERA: 6.23	(7, 1)	0.1		2	0	2	0	0	0	0	0	0	0	0	5	7	0.00	0.000
29 Tommy Hunter, R ERA: 5.79	(8, 1)	1.0		4	1	0	0	1	0	0	0	0	0	0	10	13	0.00	1.000

PITCHER	IP	WLS	BF	H	R	ER	SO	BB	IBB	HBP	BLK	WP	HR	S	P	ERA	WHIP

Baltimore Orioles @ New York Yankees

Yankee Stadium, Bronx, NY

Sat Apr 13 2013, 4:08 PM - 6:57 PM EDT

Att. 41,851 - Cloudy - 54 F

TOP

livebaseballscorecards.com

Batter	1	2	3	4	5	6	7	8	9	AB	R	H	RBI	BB	SO	LOB
9 Nate McLouth, L (1, 7) OBP: 0.385, SLG: 0.382	C FF 92 X FF 92 0-1 13 SH5-3 10 FC5-4 2B	C FF 92 B CH 85 X CH 84 1-1 13 13 1B 13 1B 1B		C KC 76 B KC 75 X FF 91 1-1 13 G6-3 2B		B SI 91 C FF 91 1 SAFE X CH 82 1-1 ② G5-3 1-2			C FC 91 F FC 91 C KC 81 0-3 ② K	5	1	3	0	0	1	1
13 Manny Machado, R (1, 5) OBP: 0.320, SLG: 0.383	X FF 91 0-0 ① SH5-3 2-3	C FF 92 1 SAFE B SL 82 X FF 92 1-1 ③ 1-H 1B		B SI 89 B SL 85 C FF 90 B SI 90 X KC 78 3-1 ① G6-3 2-3		C SI 90 C SI 91 D KC 80 C SI 92 1-3 ③			B FC 92 X FC 91 1-0 ③ F8	4	0	1	0	0	1	2
21 Nick Markakis, L (1, 9) OBP: 0.353, SLG: 0.468	B KC 77 B FF 92 B SL 80 B FF 91 4-0 10 FC5-4 BB		B KC 74 B CH 84 C FF 90 X FF 90 2-1 HR	C KC 79 B FF 89 C SL 85 C FF 91 1-3 ② K			B SI 88 C KC 79 X SL 86 1-1 ① L7			3	1	1	1	1	1	1
10 Adam Jones, R (1, 8) OBP: 0.438, SLG: 0.596	X SL 81 0-0 ② FC5-4 19 BB 1-2f 3-H		F FF 92 X FF 91 0-1 19 2B 2 G6-3 1B	C SL 85 B FF 91 B SI 90 S KC 81 B SI 92 S KC 81 3-3 ③ K			B KC 80 F FF 90 B SI 89 C FF 91 F KC 79 X SI 91 2-2 ② 1B			4	1	2	1	0	1	2
19 Chris Davis, L (1, 3) OBP: 0.500, SLG: 1.000	B FF 93 B FF 90 1 SAFE B CH 84 1 SAFE B FF 91 4-0 1-2 BB		X FF 91 0-0 1-3 2B		C FF 90 F FF 88 S KC 78 0-3 ① K2-3		X KC 79 0-0 ③ G4-3			3	0	1	0	1	1	0
32 Matt Wieters, S (1, 2) OBP: 0.302, SLG: 0.297	C FF 92 B FF 93 B CH 84 F CH 86 X FF 93 2-2 ③ G4-3		C KC 76 X FF 90 0-1 ① G1-3		C KC 80 S CH 83 F SI 90 S KC 79 0-3 ② K			B FF 93 X FF 92 1-0 ① F9		4	0	0	0	0	1	4
2 J.J. Hardy, R (1, 6) OBP: 0.261, SLG: 0.419		B FF 90 X FF 91 1-0 ① F8	B SL 82 B SL 81 C SL 82 F FF 91 D SL 82 X SL 80 3-2 ② G6-3 3-H		B FF 90 B SL 86 X FF 90 2-0 ③ F9			C FF 94 X CU 81 0-1 3 G3-6-3 1B		4	0	1	1	0	0	1
3 Ryan Flaherty, L (1, 4) OBP: 0.136, SLG: 0.238 12 Alexi Casilla, S (9, 4) OBP: 0.333, SLG: 0.364		C KC 76 B KC 77 B FF 91 S FF 91 X SL 81 2-2 HR	C FF 92 F FF 92 F FF 91 F KC 77 X CH 85 0-2 ③ G2-3			H KC 80 1-0 9 E HBP		X FF 93 0-0 ②③ G3-6-3 1-2f		3 0	1 0	1 0	1 0	0 0	0 0	2 0
14 Nolan Reimold, R (1, 10) OBP: 0.323, SLG: 0.333		C FF 93 C FF 92 X FF 92 0-2 ② P3		F SL 80 B FF 89 B SL 82 X FF 91 2-1 HR		C FF 90 B SI 90 1 SAFE F SL 86 F FF 91 D KC 80 F SI 91 F SI 92 S CH 84 2-3 ① K			B FC 91 C FC 91 B FC 91 F FC 92 X FC 91 2-2 ① F8	4	1	1	1	0	1	1

Inning Stats	1	2	3	4	5	6	7	8	9
	R: 1 E: 0 K: 0 S: 7	R: 1 E: 0 K: 0 S: 11	R: 2 E: 0 K: 0 S: 15	R: 1 E: 0 K: 2 S: 12	R: 0 E: 0 K: 2 S: 8	R: 0 E: 1 K: 2 S: 11	R: 0 E: 0 K: 0 S: 7	R: 0 E: 0 K: 0 S: 4	R: 0 E: 0 K: 1 S: 7
	H: 1 LOB: 2 BB: 2 P: 17	H: 3 LOB: 2 BB: 0 P: 16	H: 3 LOB: 1 BB: 0 P: 20	H: 2 LOB: 1 BB: 0 P: 22	H: 0 LOB: 0 BB: 0 P: 10	H: 0 LOB: 1 BB: 0 P: 16	H: 1 LOB: 0 BB: 0 P: 10	H: 1 LOB: 0 BB: 0 P: 5	H: 0 LOB: 0 BB: 0 P: 10

1B: 5	SF: 0
2B: 3	SAC: 1
3B: 0	DP: 1
HR: 3	HBP: 1

WP: 0	PA: 38
PB: 0	
SB: 0	
CS: 0	

AB	34
R	5
H	11
RBI	5
BB	2
SO	7
LOB	14

PITCHER		IP	WLS	BF	H	R	ER	SO	BB	IBB	HBP	BLK	WP	HR	S	P	ERA	WHIP
65 Phil Hughes, R ERA: 10.29	(1, 1)	3.0	L	19	9	5	5	0	2	0	0	0	0	3	37	60	15.00	3.667
41 David Phelps, R ERA: 3.38	(4, 1)	4.0		13	1	0	0	6	0	0	1	0	0	0	34	51	0.00	0.250
62 Joba Chamberlain, R ERA: 9.82	(8, 1)	1.0		3	1	0	0	0	0	0	0	0	0	0	4	5	0.00	1.000
30 David Robertson, R ERA:	(9, 1)	1.0		3	0	0	0	1	0	0	0	0	0	0	7	10	0.00	0.000

PITCHER		IP	WLS	BF	H	R	ER	SO	BB	IBB	HBP	BLK	WP	HR	S	P	ERA	WHIP

Batter	1	2	3	4	5	6	7	8	9	AB	R	H	RBI	BB	SO	LOB
11 Brett Gardner, L (1, 8) OBP: 0.340, SLG: 0.366	B FF 92 F FF 92 B FF 92 X CH 87 2-1 G6-3 ①		B SI 92 C CU 76 X SI 92 2-1 F7 ①		C SL 85 C SI 92 B SL 84 B SI 93 X SL 84 2-2 G6-3 ①		X SL 86 0-0 36 F8 1B		C SI 92 X SI 93 0-1 G1-3 ①	5	0	1	0	0	0	0
24 Robinson Canó, L (1, 4) (9, 6) OBP: 0.378, SLG: 0.643	C CU 76 F SI 93 X SL 83 0-2 G3 ②		X CH 86 0-0 2B		C FF 93 B SL 85 X SL 85 1-1 36 G5-4-3 1B		S FF 91 B FF 91 B FF 91 X FC 87 2-1 F8 ①		X SI 94 0-0 G4-3 ②	5	0	2	0	0	0	1
36 Kevin Youkilis, R (1, 5) OBP: 0.442, SLG: 0.632	C FF 93 B SL 84 C SL 85 X SI 94 1-2 G4-3 ③		C SI 93 F SI 93 D SL 83 D SL 85 C SL 84 2-3 K ②		B SL 86 C SL 85 B SL 87 X SI 93 2-1 G5-4-3 ②③ 1-2f		C FF 92 B FF 92 X CH 84 1-1 F8 ② 1-2		B SI 92 B SI 93 X SI 93 2-0 G5-3 ③	5	0	0	0	0	1	3
33 Travis Hafner, L (1, 10) OBP: 0.410, SLG: 0.576		B SI 91 B CU 75 F SI 92 B CH 87 X SI 92 3-1 HR	F FF 93 X CU 78 0-1 G3-1 ③			C CU 75 B CH 84 X SI 93 1-1 G6-3 ①	B FF 91 X FF 91 1-0 P6 ③			4	1	1	1	0	0	2
12 Vernon Wells, R (1, 7) OBP: 0.421, SLG: 0.697		F SI 93 C SI 93 F FF 93 F SL 84 B SL 84 S SL 84 1-3 K ①		X SI 92 0-0 29 1B 1B		F SL 84 X SL 84 0-1 HR		B SL 76 S SL 78 F SL 78 X FF 84 1-2 F7 ①		4	1	2	1	0	1	0
31 Ichiro Suzuki, L (1, 9) OBP: 0.237, SLG: 0.265		X SI 94 0-0 G5-3 ②		C SI 92 X FF 92 0-1 P4 ①		B CH 85 B SI 92 B SI 92 B SI 92 4-0 29 1B BB		C FF 85 B FF 85 B FF 84 S SL 78 X SI 84 2-2 55 1B 1B		3	0	1	0	1	0	1
29 Francisco Cervelli, R (1, 2) (9, 4) OBP: 0.483, SLG: 0.522		B FF 94 B FF 94 F SI 93 X SI 93 2-1 E6 55 1B		C SL 85 B SI 93 B SI 93 S SI 93 F SI 93 X SI 93 2-2 1-2 1B		F SI 92 C SI 92 D SL 86 X SI 94 1-2 1-2 1B		X SL 77 0-0 F8 ②		4	1	2	0	0	0	1
55 Lyle Overbay, L (1, 3) OBP: 0.297, SLG: 0.417		F SI 93 F CH 86 X FF 94 0-2 2-H 1B		B SI 93 X SI 92 1-0 F7 ②		B CU 76 F SI 93 F FF 93 F FF 93 F SL 83 B SL 84 S SL 85 2-3 K ②		1 SAFE X SL 78 0-0 1-2 1B		4	0	2	1	0	1	4
17 Jayson Nix, R (1, 6) OBP: 0.158, SLG: 0.316 22 Brennan Boesch, L (8, PH) OBP: 0.231, SLG: 0.615 19 Chris Stewart, R (9, 2) OBP: 0.200, SLG: 0.200		S SL 85 S SI 93 X SI 93 0-2 G1-3 ③		C SL 85 F SI 93 C SL 84 0-3 K ③		S FF 94 F FF 93 B FF 93 X SL 84 1-2 P3 ③		B FF 86 S FF 86 B FF 85 F SL 79 S FF 86 2-3 K ③		3 1 0	0 0 0	0 0 0	0 0 0	0 0 0	1 1 0	5 2 0
Inning Stats	R: 0 E: 0 K: 0 S: 8 H: 0 LOB: 0 BB: 0 P: 11	R: 2 E: 1 K: 1 S: 16 H: 2 LOB: 1 BB: 0 P: 22	R: 0 E: 0 K: 1 S: 8 H: 1 LOB: 1 BB: 0 P: 12	R: 0 E: 0 K: 1 S: 11 H: 2 LOB: 2 BB: 0 P: 14	R: 0 E: 0 K: 0 S: 7 H: 1 LOB: 0 BB: 0 P: 12	R: 1 E: 0 K: 1 S: 15 H: 2 LOB: 2 BB: 1 P: 24	R: 0 E: 0 K: 0 S: 6 H: 1 LOB: 1 BB: 0 P: 10	R: 0 E: 0 K: 1 S: 11 H: 2 LOB: 2 BB: 0 P: 16	R: 0 E: 0 K: 0 S: 4 H: 0 LOB: 0 BB: 0 P: 6	1B: 8 2B: 1 3B: 0 HR: 2	SF: 0 SAC: 0 DP: 1 HBP: 0		WP: 0 PB: 0 SB: 0 CS: 0	PA: 39			

PITCHER		IP	WLS	BF	H	R	ER	SO	BB	IBB	HBP	BLK	WP	HR	S	P	ERA	WHIP
39 Jason Hammel, R ERA: 4.34	(1, 1)	6.0	W	27	8	3	2	4	1	0	0	0	0	2	65	95	3.00	1.500
17 Brian Matusz, L ERA: 2.25	(7, 1)	1.0	H	4	1	0	0	0	0	0	0	0	0	0	6	10	0.00	1.000
56 Darren O'Day, R ERA:	(8, 1)	1.0	H	5	2	0	0	1	0	0	0	0	0	0	11	16	0.00	2.000
43 Jim Johnson, R ERA:	(9, 1)	1.0	S	3	0	0	0	0	0	0	0	0	0	0	4	6	0.00	0.000

PITCHER	IP	WLS	BF	H	R	ER	SO	BB	IBB	HBP	BLK	WP	HR	S	P	ERA	WHIP

BOTTOM

Baltimore Orioles @ New York Yankees

Yankee Stadium, Bronx, NY

Sat Apr 13 2013, 4:08 PM - 6:57 PM EDT

Att. 41,851 - Cloudy - 54 F

livebaseballscorecards.com

AB	38
R	3
H	11
RBI	3
BB	1
SO	5
LOB	19

Batter	1	2	3	4	5	6	7	8	9	AB	R	H	RBI	BB	SO	LOB
9 Nate McLouth, L (1, 7) OBP: 0.349, SLG: 0.342	X SI 90 0-0 ① G3		B SI 91 1 SAFE 1 SAFE X SI 90 1-0 ① F7			B SI 89 C SI 88 X SI 89 1-1 ① F8		B FS 82 C FS 82 B SI 89 X SI 90 2-1 ②③ G6-4-3 1-2f		4	0	0	0	0	0	2
13 Manny Machado, R (1, 5) OBP: 0.296, SLG: 0.353	C SI 88 B SI 91 B SI 91 S SI 90 X SI 92 2-2 ② G3		F SI 90 B SI 91 F SI 91 1 SAFE X SI 92 1-2 ②③ G4-6-3 1-2f			X SL 83 0-0 ② G5-3			C SI 90 C SL 82 B SL 83 X SI 92 1-2 ① G6-3	4	0	0	0	0	0	1
21 Nick Markakis, L (1, 9) OBP: 0.345, SLG: 0.451	C SI 90 X FS 86 0-1 ① 10 FC6-4 1B			B CU 74 B SI 92 C SI 90 C SI 90 C SI 91 2-3 ① K		C SI 89 B SL 83 X SL 82 1-1 ③ G4-3			C SL 81 F SI 91 X FS 86 0-2 ② E6 10 G5-3	4	0	1	0	0	1	0
10 Adam Jones, R (1, 8) OBP: 0.423, SLG: 0.569	C SI 91 X SI 91 0-1 ③ FC6-4 1-2f			X SL 84 0-0 ② G6-3			C FF 89 C SI 92 X FS 84 0-2 1B		B SI 89 C SL 84 X SI 91 1-1 ② G5-3 1-2	4	0	1	0	0	0	2
19 Chris Davis, L (1, 3) OBP: 0.460, SLG: 0.902		X SI 90 0-0 ① G1-3		F SI 92 B FS 87 F FS 86 C SI 91 1-3 ③ K			S FS 84 C SI 90 F FS 85 D FS 84 D FS 84 B SI 90 C SI 89 3-3 ① K		S FS 84 B SI 90 S FS 85 S SL 85 1-3 ③ K	4	0	0	0	0	3	2
32 Matt Wieters, S (1, 2) OBP: 0.304, SLG: 0.300		C SI 89 S FS 85 F FS 86 X FS 85 0-2 ② G4-3			B FS 85 B SI 88 X SI 89 2-0 3 FC4-6 1B		B SI 91 X FS 84 1-0 ② F7			3	0	1	0	0	0	1
2 J.J. Hardy, R (1, 6) OBP: 0.265, SLG: 0.413		B SI 90 C SL 83 F SI 92 F FS 86 B SL 83 F SI 90 X SL 84 2-2 1B			C SL 82 B SI 89 F SI 91 D FS 85 F SI 90 B SI 90 X SI 89 3-2 ① P5		C FS 84 S SL 82 X FS 84 0-2 ③ G4-3			3	0	1	0	0	0	2
3 Ryan Flaherty, L (1, 4) OBP: 0.120, SLG: 0.208		X SI 91 0-0 ③ G1-3			F SI 91 D FS 84 X SI 89 1-1 ② FC4-6 1-2f			B SI 88 X SI 88 1-0 ① G4-3		3	0	0	0	0	0	2
14 Nolan Reimold, R (1, 10) OBP: 0.324, SLG: 0.333			C CU 75 S SL 83 B SI 91 F SL 84 F SL 84 B FS 87 X SI 90 2-2 13 G4-6-3 1B		1 SAFE C SL 83 B SI 92 F SI 91 B SI 91 B SL 83 S SI 90 3-3 ③ K			B CU 78 S FS 82 C FS 82 B SI 91 F SI 91 X SL 83 2-2 E5 9 G6-4-3		3	0	1	0	0	1	1
Inning Stats	R: 0 E: 0 K: 0 S: 8 H: 1 LOB: 1 BB: 0 P: 10	R: 0 E: 0 K: 0 S: 11 H: 1 LOB: 1 BB: 0 P: 13	R: 0 E: 0 K: 0 S: 9 H: 1 LOB: 0 BB: 0 P: 13	R: 0 E: 0 K: 2 S: 7 H: 0 LOB: 0 BB: 0 P: 10	R: 0 E: 0 K: 1 S: 10 H: 1 LOB: 1 BB: 0 P: 19	R: 0 E: 0 K: 0 S: 5 H: 0 LOB: 0 BB: 0 P: 7	R: 0 E: 0 K: 1 S: 11 H: 1 LOB: 1 BB: 0 P: 15	R: 0 E: 1 K: 0 S: 7 H: 0 LOB: 0 BB: 0 P: 12	R: 0 E: 1 K: 1 S: 11 H: 0 LOB: 1 BB: 0 P: 14	1B: 5 2B: 0 3B: 0 HR: 0	SF: 0 SAC: 0 DP: 2 HBP: 0					

TOP

Baltimore Orioles @ New York Yankees

Yankee Stadium, Bronx, NY

Sun Apr 14 2013, 8:06 PM - 10:44 PM EDT

Att. 34,154 - Partly Cloudy - 56 F

livebaseballscorecards.com

AB	32
R	0
H	5
RBI	0
BB	0
SO	5
LOB	13

PITCHER	IP	WLS	BF	H	R	ER	SO	BB	IBB	HBP	BLK	WP	HR	S	P	ERA	WHIP
18 Hiroki Kuroda, R (1, 1) ERA: 2.87	9.0	W	32	5	0	0	5	0	0	0	0	0	0	79	113	0.00	0.556

PITCHER	IP	WLS	BF	H	R	ER	SO	BB	IBB	HBP	BLK	WP	HR	S	P	ERA	WHIP

Batter	1	2	3	4	5	6	7	8	9	AB	R	H	RBI	BB	SO	LOB
11 Brett Gardner, L (1, 8) OBP: 0.333, SLG: 0.422	C FF 92 B SL 82 B FF 92 F FF 91 B FF 92 F FF 91 X FF 91 3-2 ① P6		B FF 90 F FF 89 F SL 80 F FF 90 F FF 90 X SI 90 1-2 ②③ G5-4-3 1-2f		1 SAFE X FF 90 0-0 1-H HR		C SL 78 B SL 79 C SI 86 F SI 86 B FF 88 X SL 78 2-2 ② P5			4	1	1	2	0	0	3
12 Vernon Wells, R (1, 7) OBP: 0.405, SLG: 0.649	B SL 81 X FF 91 1-0 ② P3			C FF 91 X FF 90 0-1 ① P3	B CH 83 X CH 83 1-0 1B		B SI 86 X SI 86 1-0 ③ G4-3			4	0	1	0	0	0	2
24 Robinson Canó, L (1, 4) OBP: 0.367, SLG: 0.600	F FF 92 F FF 92 B FF 92 S SL 81 1-3 ③ K			F SL 82 F FF 91 B SL 84 B FF 90 F FF 91 B FF 91 F FF 90 B CU 72 4-2 BB	C FF 91 F FF 89 B FF 90 F FF 90 F FF 89 S CU 70 1-3 ③ K			X FF 86 0-0 ① F7		3	0	0	0	1	2	1
36 Kevin Youkilis, R (1, 5) OBP: 0.404, SLG: 0.571		C FF 91 B FF 91 X FF 92 1-1 ① F9		B CH 84 C FF 90 B CH 82 X FF 89 2-1 ② P4		B CH 83 C FF 91 F FF 90 B FF 91 X FF 90 2-2 ① F9		C SI 85 F CH 81 C SI 86 0-3 ② K		4	0	0	0	0	1	1
45 Ben Francisco, R (1, 10)		B FF 92 X FF 91 1-0 ② F7		B CH 83 F FF 91 C SL 81 D SL 82 X FF 90 2-2 ③ L8		C CH 83 C SL 83 B SL 83 X FF 90 1-2 ② F7		B CH 81 C SI 87 F SL 78 S SL 76 1-3 ③ K		4	0	0	0	0	1	1
22 Brennan Boesch, L (1, 9) OBP: 0.313, SLG: 0.625		X FF 94 0-0 1B			C FF 90 X FF 90 0-1 55 F9 29 1B 17 SF9 1B	B CU 74 S SL 82 B FF 90 F FF 90 F FF 91 X FF 90 2-2 ③ F7				3	1	2	0	0	0	0
29 Francisco Cervelli, R (1, 2) OBP: 0.500, SLG: 0.520		F FF 92 B CH 84 F FF 91 1 SAFE B FF 91 F SL 81 1 SAFE F FF 90 F SL 80 3-2 ③ F9 B CH 82 X SI 90			C SL 82 F FF 89 X FF 90 0-2 11 HR 1-2 1B		C SI 86 B SI 87 B CH 80 B SI 87 B SI 87 4-1 17 1B BB			2	1	1	0	1	0	1
55 Lyle Overbay, L (1, 3) OBP: 0.300, SLG: 0.410			X FF 91 0-0 11 G5-4-3 1B		F SL 79 X FF 90 0-1 ① F9 2-3		B SI 87 S SL 78 T FF 87 S SI 88 1-3 ① K			3	0	1	0	0	1	3
17 Jayson Nix, R (1, 6) OBP: 0.182, SLG: 0.333			B CH 81 B FF 90 S SI 90 F FF 90 X CH 83 2-2 ① P5		B FF 91 X SL 81 1-0 ② SF9 3-H		B SI 86 X SI 87 1-0 1-2 1B			2	0	1	1	0	0	1
Inning Stats	R: 0 E: 0 K: 1 S: 8 H: 0 LOB: 0 BB: 0 P: 13	R: 0 E: 0 K: 0 S: 10 H: 1 LOB: 1 BB: 0 P: 15	R: 0 E: 0 K: 0 S: 9 H: 1 LOB: 0 BB: 0 P: 12	R: 0 E: 0 K: 0 S: 11 H: 0 LOB: 1 BB: 1 P: 19	R: 3 E: 0 K: 1 S: 15 H: 4 LOB: 1 BB: 0 P: 18	R: 0 E: 0 K: 0 S: 10 H: 0 LOB: 0 BB: 0 P: 15	R: 0 E: 0 K: 1 S: 10 H: 1 LOB: 2 BB: 1 P: 19	R: 0 E: 0 K: 2 S: 7 H: 0 LOB: 0 BB: 0 P: 8		1B: 6 2B: 0 3B: 0 HR: 1 SF: 1 SAC: 0 DP: 1 HBP: 0				WP: 0 PB: 0 SB: 0 CS: 0 PA: 32	

PITCHER		IP	WLS	BF	H	R	ER	SO	BB	IBB	HBP	BLK	WP	HR	S	P	ERA	WHIP
16 Wei-Yin Chen, L ERA: 4.0	(1, 1)	6.0	L	24	6	3	3	2	1	0	0	0	0	1	63	92	4.50	1.167
66 T.J. McFarland, L ERA:	(7, 1)	2.0		8	1	0	0	3	1	0	0	0	0	0	17	27	0.00	1.000

PITCHER	IP	WLS	BF	H	R	ER	SO	BB	IBB	HBP	BLK	WP	HR	S	P	ERA	WHIP

BOTTOM

Baltimore Orioles @ New York Yankees

Yankee Stadium, Bronx, NY

Sun Apr 14 2013, 8:06 PM - 10:44 PM EDT

Att. 34,154 - Partly Cloudy - 56 F

livebaseballscorecards.com

AB	29
R	3
H	7
RBI	3
BB	2
SO	5
LOB	13

Tampa Bay Rays @ Baltimore Orioles

Oriole Park at Camden Yards, Baltimore, MD

Tue Apr 16 2013, 7:10 PM - 10:30 PM EDT

Att. 14,670 - Clear - 69 F

TOP

livebaseballscorecards.com

Batter	1	2	3	4	5	6	7	8	9	AB	R	H	RBI	BB	SO	LOB
8 Desmond Jennings, R (1, 8) OBP: 0.309, SLG: 0.420	X FF 94 0-0 HR		B SL 92 C FF 95 C FF 95 B CU 83 X CU 83 2-2 ② P4		B FF 95 B SL 86 C FF 95 F FF 94 B FF 94 S SI 94 3-3 ② K		B SL 80 B SL 81 X SI 94 2-0 ③ G5-3		C SI 94 B CU 80 C SI 94 B SI 94 B CU 81 F FF 94 X SI 94 3-2 ② G5-3	5	1	1	1	0	1	0
2 Kelly Johnson, L (1, 10) OBP: 0.351, SLG: 0.400	F FF 95 B CU 81 B CU 82 C FF 96 F FF 96 F SL 92 F FF 96 F CU 79 F SL 88 3-3 ① K		B SL 95 B CU 80 F FF 95 B FF 89 B FF 95 4-1 18 BB BB		B FF 94 B SI 94 B FF 92 C FC 94 F FF 93 B CU 82 4-2 BB			F SI 95 B CH 86 B CH 87 F SI 95 F SI 95 F SL 81 B SI 95 X SI 95 3-2 HR	B SI 94 F SI 93 X SI 94 1-1 G5-3 ③	3	1	1	1	2	1	0
18 Ben Zobrist, S (1, 4) OBP: 0.415, SLG: 0.442	B CU 78 X FF 94 1-0 L7 ②		B FF 94 B CU 81 B SI 95 B FF 94 4-0 1-2 BB		B SI 94 C CU 78 C FF 94 1 SAFE F SL 86 S SL 90 1-3 K ③			B SL 79 B SI 95 B SI 95 C FF 95 B SI 95 4-1 3 HR BB		2	1	0	0	2	1	1
3 Evan Longoria, R (1, 5) OBP: 0.404, SLG: 0.442	C FF 95 B FF 95 X SL 88 1-1 F9 ③		B SL 91 B SL 92 C FF 94 F SL 92 X CU 82 2-2 ③ P6			B FF 93 B SI 92 B FF 93 F FF 93 B FF 93 4-1 20 F8 BB		X FF 94 0-0 1-H HR		3	1	1	2	1	0	2
20 Matt Joyce, L (1, 9) OBP: 0.225, SLG: 0.289		F CU 80 B FF 93 F SI 94 X FC 93 1-2 11 CS 1B		C CU 79 B FF 93 F FF 94 B CU 81 B FF 95 F SL 89 F SL 88 X FF 95 3-2 11 G4-3 2B		S SI 86 C SI 86 B SL 80 B SL 80 B SI 88 F CU 79 X SI 89 3-2 ① F8 1-2		C SL 86 B SL 86 B FF 91 F FF 90 F FF 92 F SL 87 X FF 92 2-2 ① G6-3	4	0	2	0	0	0	1
11 Yunel Escobar, R (1, 6) OBP: 0.163, SLG: 0.133		F FF 95 B FF 95 1 SAFE 1 SAFE B FF 93 S SL 90 F FF 95 S CU 81 2-3 ① ② K 1-2		C SI 94 X FF 93 0-1 ① G4-3 2-3		C SI 89 C SI 88 B SI 88 B SI 89 B SI 88 X SI 88 3-2 ② G5-3		X SI 86 0-0 ② G6-3	4	0	0	0	0	1	3
21 James Loney, L (1, 3) OBP: 0.265, SLG: 0.233 15 Shelley Duncan, R (6, PH) OBP: 0.241, SLG: 0.321 (6, 3)		B FF 94 B FF 95 C FF 95 B SL 90 B SI 95 4-1 BB	B FF 93 F FF 94 F FF 92 S CU 80 1-3 ② K		F SI 88 B SI 88 X SI 88 1-1 ③ F8		B SI 85 C SL 79 S SI 85 X FF 86 1-2 1B	1 0 0 0 1 1 1 2 0 1 0 0 0 1							
59 Jose Lobaton, S (1, 2) OBP: 0.167, SLG: 0.222 19 Ryan Roberts, R (8, PH) OBP: 0.217, SLG: 0.217 28 José Molina, R (8, 2) OBP: 0.318, SLG: 0.300		F FF 93 S FF 94 B SI 93 B CU 82 F FF 94 X SL 86 2-2 ③ L4	C CU 80 B SI 94 F CU 80 F FF 94 T FF 94 1-2 ③ K			B SL 80 B SI 87 F SI 86 C SI 86 F SI 87 X CH 82 2-2 ① G1-3	C SL 80 S FF 86 S FF 86 0-3 ③ K	3 0 0 0 0 1 2 1 0 0 0 0 1 1 0 0 0 0 0 0 0						
5 Sam Fuld, L (1, 7) OBP: 0.115, SLG: 0.080 1 Sean Rodríguez, R (7, PH) OBP: 0.294, SLG: 0.214 (7, 7)			B FF 93 B FF 94 B FC 94 C FF 93 C FF 93 X FF 94 3-2 ① G1-3		B SL 90 B FF 95 B FF 95 C FF 94 M FF 95 C SL 88 3-3 ① K		B SL 78 S SI 95 B SL 82 F SI 95 S SI 96 2-3 ② K		B SI 93 C SI 93 B SI 93 C SI 93 B SI 94 X SI 94 3-2 ① G6-3	2 0 0 0 0 1 0 2 0 0 0 0 1 0							

Inning Stats	1	2	3	4	5	6	7	8	9
	R: 1 E: 0 K: 1 S: 14	H: 1 LOB: 0 BB: 0 P: 19	R: 0 E: 0 K: 1 S: 12	H: 1 LOB: 1 BB: 1 P: 21	R: 0 E: 0 K: 0 S: 10	H: 0 LOB: 2 BB: 2 P: 25	R: 0 E: 0 K: 2 S: 14	H: 1 LOB: 1 BB: 0 P: 19	R: 0 E: 0 K: 3 S: 12	H: 0 LOB: 1 BB: 1 P: 23	R: 0 E: 0 K: 0 S: 10	H: 0 LOB: 1 BB: 1 P: 21	R: 0 E: 0 K: 1 S: 8	H: 0 LOB: 0 BB: 0 P: 14	R: 3 E: 0 K: 1 S: 19	H: 3 LOB: 1 BB: 1 P: 29	R: 0 E: 0 K: 0 S: 9	H: 0 LOB: 0 BB: 0 P: 16

| | | | | | | |

Tampa Bay Rays @ Baltimore Orioles

Oriole Park at Camden Yards, Baltimore, MD

Tue Apr 16 2013, 7:10 PM - 10:30 PM EDT

Att. 14,670 - Clear - 69 F

livebaseballscorecards.com

Batter	1	2	3	4	5	6	7	8	9	AB	R	H	RBI	BB	SO	LOB
9 Nate McLouth, L (1, 7) OBP: 0.362, SLG: 0.366	B FF 90 B FF 90 B FF 90 C FF 90 B FF 90 4-1 13 S 13 2B BB		X SI 90 0-0 13 PB 21 1B 2B		B SL 82 B SL 84 C SI 91 B CH 84 X SI 90 3-1 ② G3		C SI 89 B CU 75 B FC 86 C FC 86 X CU 77 2-2 ① G4-3			3	2	1	0	1	0	0
13 Manny Machado, R (1, 5) OBP: 0.293, SLG: 0.364	C FF 90 B CH 84 X CH 83 1-1 21 G6-3 1-H 2B		B SI 90 F SI 91 B SI 91 F SI 91 S SI 90 2-3 ① K 2-3		B SL 86 F SI 90 X SL 82 1-1 ③ F9		B CU 77 X FC 87 1-0 ② G4-3			4	0	1	1	0	1	1
21 Nick Markakis, L (1, 9) OBP: 0.373, SLG: 0.463	B SI 92 B SI 91 C FF 91 X SI 91 2-1 ① G6-3 2-3		B SI 91 B CH 82 C SI 91 X CH 83 2-1 10 FC6-4 3-H 1B			B SL 82 C CH 83 B SI 91 B SI 90 F SI 91 B CH 84 4-2 10 2B 2 E BB	B SI 90 C FC 88 F FC 88 B CU 76 X FC 87 2-2 1B			3	1	2	1	1	0	1
10 Adam Jones, R (1, 8) OBP: 0.411, SLG: 0.564	B SI 92 X SL 83 1-0 ② G5-3		F SI 89 F CH 82 X SI 90 0-2 ② FC6-4 1-2f			B SL 82 B SI 88 X SI 89 2-0 2 E 3 G4-3 1-3 2B	S FC 89 B SI 91 D CU 78 X FC 87 2-1 ③ G1-3			4	1	1	0	0	0	3
19 Chris Davis, L (1, 3) OBP: 0.463, SLG: 0.860	C FF 92 D CH 86 B FF 92 S SI 92 X SI 92 2-2 ③ G5-3		S CH 82 1 SAFE B SL 87 S CH 84 1 SAFE B FF 88 B SI 90 S CH 84 3-3 ③ K			I IN 68 I IN 70 I IN 70 I IN 69 4-0 3 G4-3 2 E IBB		B CU 71 B FF 90 B FF 90 B FF 90 4-0 2 G1-3 32 SH1-3 BB		2	0	0	0	2	1	2
32 Matt Wieters, S (1, 2) OBP: 0.306, SLG: 0.372		B SI 90 C CH 84 B SI 91 F CH 83 F SI 91 F CH 85 F CH 83 B SI 91 F CH 84 3-2 X SI 92 HR		B SI 90 B CH 82 B SI 90 C FF 90 X SI 89 3-1 ① G4-3		B SI 90 F FF 90 F CH 83 B SI 92 S CH 83 2-3 ① K		X SL 77 0-0 ① SH1-3 1-2		3	1	1	1	0	1	3
2 J.J. Hardy, R (1, 6) OBP: 0.245, SLG: 0.380		B SI 92 B CH 86 C FF 92 B SI 91 F SI 91 S SI 92 3-3 ① K		C SL 83 B SL 82 B SI 90 S CH 85 B SI 91 X SI 90 3-2 ② P3		S SI 91 F SI 91 F CH 83 S SI 90 X SI 91 1-2 E5 3 G4-3 1-2 2-3 3-H		C FF 91 C SI 92 X FF 92 0-2 ② G1-3 2-3		4	0	0	0	0	1	3
3 Ryan Flaherty, L (1, 4) OBP: 0.103, SLG: 0.179 12 Alexi Casilla, S (9, 4) OBP: 0.333, SLG: 0.364		C FF 92 S SI 92 B SI 92 B CH 86 S CH 85 2-3 ② K		B SL 84 S CH 85 S SL 81 S SL 83 1-3 ③ K		C CU 75 X FC 88 0-1 ② G4-3 1-2 2-3 3-H		B SL 78 B SL 78 C FF 91 F SI 91 X SI 93 2-2 ③ L7		4 0	0 0	0 0	1 0	0 0	2 0	3 0
14 Nolan Reimold, R (1, 10) OBP: 0.297, SLG: 0.303		C SI 92 X SI 92 0-1 ③ G5-3			B SL 81 F SL 82 B CH 83 F FF 89 C CH 84 2-3 ① K	B FC 88 C CU 76 C SI 90 S CU 77 1-3 ③ K				3	0	0	0	0	2	2
Inning Stats	R: 1 E: 0 K: 0 S: 9 H: 1 LOB: 1 BB: 1 P: 19	R: 1 E: 0 K: 2 S: 15 H: 1 LOB: 0 BB: 0 P: 23	R: 1 E: 0 K: 2 S: 12 H: 2 LOB: 1 BB: 0 P: 19	R: 0 E: 0 K: 1 S: 8 H: 0 LOB: 0 BB: 0 P: 15	R: 0 E: 0 K: 1 S: 7 H: 0 LOB: 0 BB: 0 P: 13	R: 2 E: 1 K: 2 S: 15 H: 1 LOB: 2 BB: 2 P: 29	R: 0 E: 0 K: 0 S: 9 H: 1 LOB: 1 BB: 0 P: 16	R: 0 E: 0 K: 0 S: 7 H: 0 LOB: 1 BB: 1 P: 13		1B: 2 2B: 3 3B: 0 HR: 1 SF: 0 SAC: 1 DP: 0 HBP: 0				WP: 0 PB: 1 SB: 1 CS: 0 PA: 35	

	AB	30
	R	5
	H	6
	RBI	4
	BB	4
	SO	8
	LOB	18

PITCHER		IP	WLS	BF	H	R	ER	SO	BB	IBB	HBP	BLK	WP	HR	S	P	ERA	WHIP
40 Roberto Hernandez, R ERA: 5.79	(1, 1)	5.1	L	25	5	5	3	7	2	1	0	0	0	1	61	112	5.06	1.312
35 Jamey Wright, R ERA: 1.23	(6, 1)	1.2		6	1	0	0	1	0	0	0	0	0	0	14	22	0.00	0.600
27 Cesár Ramos, L ERA: 8.31	(8, 1)	0.0		1	0	0	0	0	1	0	0	0	0	0	0	4	∞	∞
47 Brandon Gomes, R ERA: 1.59	(8, 1)	1.0		3	0	0	0	0	0	0	0	0	0	0	7	9	0.00	0.000

PITCHER	IP	WLS	BF	H	R	ER	SO	BB	IBB	HBP	BLK	WP	HR	S	P	ERA	WHIP

Tampa Bay Rays @ Baltimore Orioles

Oriole Park at Camden Yards, Baltimore, MD

Wed Apr 17 2013, 7:06 PM - 10:08 PM EDT

Att. 13,591 - Partly Cloudy - 68 F

TOP

livebaseballscorecards.com

Batter	1	2	3	4	5	6	7	8	9	AB	R	H	RBI	BB	SO	LOB
8 Desmond Jennings, R (1, 8) OBP: 0.283, SLG: 0.382	B FC 90 C FC 90 B KC 75 X FC 90 2-1 F9		B KC 76 C FF 92 B KC 77 B CH 84 F FF 92 F FF 93 S CH 84 3-3 K	F FF 92 C FF 93 B KC 78 X CH 85 1-2 G3		B SI 86 F CH 81 F SL 77 B SI 87 S SI 86 2-3 K			B CU 78 C CU 79 F FF 96 F CU 82 B FF 96 X FF 96 2-2 F7	5	0	0	0	0	2	4
2 Kelly Johnson, L (1, 4) OBP: 0.357, SLG: 0.486	B FF 91 X FC 91 1-0 HR		B FF 92 C CH 84 F FC 93 S FF 92 1-3 K		B KC 77 F FF 90 F FC 92 X CH 84 1-2 18 CS 1B		C SL 78 F SL 78 B SI 86 F SI 86 S SI 88 1-3 K		C CU 78 B CH 85 F FF 96 B CU 83 S FF 97 2-3 K	5	1	2	1	0	3	0
18 Ben Zobrist, S (1, 9) OBP: 0.397, SLG: 0.417	B FC 92 C KC 76 B CH 83 B CH 84 X FF 90 3-1 F9		B CH 85 C FF 93 C KC 78 B FF 92 X KC 78 2-2 F7		B FF 91 1 SAFE B FF 93 B FF 93 1 SAFE C FF 93 C FF 92 S KC 80 3-3 K 1-2		X SL 77 0-0 P3		B FF 94 X CH 87 1-0 1B	5	0	1	0	0	1	1
3 Evan Longoria, R (1, 5) OBP: 0.386, SLG: 0.438	B KC 77 B SL 85 X FF 91 2-0 F9			B CH 83 B FF 91 X FF 92 2-0 15 1B 21 2B 2B	C KC 77 B CH 82 B CH 85 B KC 77 F CH 83 S FF 94 3-3 K		B SI 87 B CH 82 F SI 87 F SI 87 X SI 86 2-2 F9		S FF 95 F FF 96 B CU 83 C CU 82 1-3 K	5	1	1	0	0	2	1
20 Matt Joyce, L (1, 7) OBP: 0.227, SLG: 0.286 5 Sam Fuld, L (9, 7) OBP: 0.115, SLG: 0.080		C KC 74 F CH 80 B FF 89 C FF 89 1-3 K		C FC 92 X CH 84 0-1 P2		X SI 88 0-0 G4-3		C SL 79 B SL 79 X SL 78 1-1 21 S 21 1B 1B		4 0	1 0	1 0	0 0	0 0	1 0	1 0
15 Shelley Duncan, R (1, 10) OBP: 0.303, SLG: 0.452		B KC 76 B FC 90 F FF 90 X SL 84 2-1 HR		B FF 92 F FF 91 C FF 92 B FF 94 F FF 92 F FF 93 X FF 92 2-2 21 2B 2-3 1B		B SI 86 B SI 86 B SI 86 B SI 87 4-0 21 2B 28 FC4-5-2 BB		S SI 87 B SI 87 C SI 87 1 SAFE F CH 81 B SI 86 S SI 86 2-3 K		3	2	2	1	1	1	1
21 James Loney, L (1, 3) OBP: 0.342, SLG: 0.364		B FC 91 B FF 91 B FF 91 C FF 91 B FC 91 4-1 28 BLK BB		B FC 93 X FF 92 1-0 2-H 3-H 2B		B SL 77 B SI 86 C SI 87 B SI 86 X SI 86 3-1 28 FC4-5-2 11 1B 1-3 2B		C SI 87 B SL 78 B SL 78 X SL 78 2-1 11 FC6-4 1-H 1B		3	1	3	3	1	0	0
28 José Molina, R (1, 2) OBP: 0.269, SLG: 0.250		F FF 91 F FF 92 F KC 78 B FF 92 X KC 78 1-2 F7 1-2		B KC 78 D KC 78 C FC 90 C FF 91 C KC 78 2-3		B SI 87 F CH 81 X SI 86 1-1 FC4-5-2 11 1B 2-3 3-H		B FF 96 B FF 95 B FF 96 C FF 96 X FF 96 3-1 F8		4	0	0	0	0	1	5
11 Yunel Escobar, R (1, 6) OBP: 0.189, SLG: 0.146		X FF 92 0-0 L8		B KC 77 B FF 92 B FF 91 B FF 92 4-0 BB		B SI 86 S SI 86 X SI 86 1-1 1-3 3-H 1B		B CH 91 X FF 96 1-0 FC6-4 1-2f		3	0	1	1	1	0	2

	AB	37
	R	6
	H	11
	RBI	6
	BB	3
	SO	11
	LOB	15

Inning Stats																						
	R: 1	H: 1	R: 1	H: 1	R: 0	H: 0	R: 2	H: 3	R: 0	H: 1	R: 1	H: 2	R: 0	H: 0	R: 1	H: 2	R: 0	H: 1	1B: 6	SF: 0	WP: 0	PA: 40
	E: 0	LOB: 0	E: 0	LOB: 1	E: 0	LOB: 0	E: 0	LOB: 2	E: 0	LOB: 0	E: 0	LOB: 2	E: 0	LOB: 0	E: 0	LOB: 1	E: 0	LOB: 1	2B: 4	SAC: 0	PB: 0	
	K: 0	BB: 0	K: 1	BB: 1	K: 2	BB: 0	K: 1	BB: 1	K: 2	BB: 0	K: 1	BB: 1	K: 1	BB: 0	S: 11	P: 20	K: 2	BB: 0	3B: 0	DP: 1	SB: 1	
	S: 6	P: 14	S: 11	P: 19	S: 10	P: 16	S: 16	P: 28	S: 9	P: 16	S: 10	P: 21	S: 8	P: 11			S: 11	P: 17	HR: 2	HBP: 0	CS: 1	

PITCHER		IP	WLS	BF	H	R	ER	SO	BB	IBB	HBP	BLK	WP	HR	S	P	ERA	WHIP
30 Chris Tillman, R ERA: 7.07	(1, 1)	5.0	L	22	6	4	4	6	2	0	0	1	0	2	52	93	7.20	1.600
66 T.J. McFarland, L ERA: 2.35	(6, 1)	2.1		12	4	2	2	3	1	0	0	0	0	0	26	45	7.71	2.143
29 Tommy Hunter, R ERA: 4.26	(8, 1)	1.2		6	1	0	0	2	0	0	0	0	0	0	14	24	0.00	0.600

PITCHER	IP	WLS	BF	H	R	ER	SO	BB	IBB	HBP	BLK	WP	HR	S	P	ERA	WHIP

BOTTOM

Tampa Bay Rays @ Baltimore Orioles

Oriole Park at Camden Yards, Baltimore, MD

Wed Apr 17 2013, 7:06 PM - 10:08 PM EDT

Att. 13,591 - Partly Cloudy - 68 F

livebaseballscorecards.com

Batter	1	2	3	4	5	6	7	8	9	AB	R	H	RBI	BB	SO	LOB
21 Nick Markakis, L (1, 9) OBP: 0.375, SLG: 0.448	B FF 91 X SI 92 1-0 32 1B 1B		B FF 92 B FF 93 B SI 92 B FF 92 4-0 13 FC5-4 BB		B KC 81 C SI 92 C KC 83 B KC 82 C SI 94 2-3 ② K		B KC 78 X SI 92 1-0 ② FC4-6 1-2f		C CH 85 S CH 85 B SI 96 B SI 97 B CH 85 X CH 86 3-2 ③ P6	4	0	1	0	1	1	2
13 Manny Machado, R (1, 5) OBP: 0.290, SLG: 0.345	C CH 84 F KC 81 B KC 82 X CH 85 1-2 ① F8		C KC 82 C FF 91 D KC 83 B FF 93 1 SAFE X KC 83 2-2 ② FC5-4 10 HR 1-2f		C KC 81 S CH 87 B SI 94 B SI 94 B KC 84 B CH 86 4-2 BB		B FF 94 C SI 93 S SI 95 F FF 94 B FF 96 C FF 95 2-3 ③ K			3	1	0	0	1	1	3
10 Adam Jones, R (1, 8) OBP: 0.400, SLG: 0.593	S FF 92 1 SAFE S KC 81 C FF 91 0-3 ② K		X FF 91 0-0 1-H HR		C FF 91 B KC 82 C KC 80 S KC 82 1-3 ③ K			B FF 89 C CU 76 B FF 89 F FF 89 F FF 90 F FS 80 X FS 81 2-2 ① G5-3		4	1	1	2	0	2	2
32 Matt Wieters, S (1, 2) OBP: 0.321, SLG: 0.370	B SI 92 C KC 81 1 SAFE F KC 81 X FF 91 1-2 1-3 1B		C KC 80 F FF 92 S CH 85 0-3 ③ K			C FF 91 X KC 81 0-1 ① F9		B CU 78 B CU 78 B FF 89 B FF 87 4-0 19 FC4-5 BB		3	0	1	0	1	1	0
19 Chris Davis, L (1, 3) OBP: 0.448, SLG: 0.809	B SI 92 B FF 93 B FF 93 C SI 92 X FF 92 3-1 ③ F8			B FF 91 F SI 92 F FF 92 X SI 92 1-2 ① P6		B KC 81 F SI 89 B FF 92 S KC 82 X KC 82 2-2 1B		B FF 88 C CU 76 S FS 80 X FS 81 1-2 ② FC4-5 1-2f		4	0	1	0	0	0	3
2 J.J. Hardy, R (1, 6) OBP: 0.246, SLG: 0.358		C FF 90 F FF 93 B KC 82 B KC 82 X FF 93 2-2 ① G4-3		B SI 93 C SI 92 C CH 86 B SI 92 F FF 93 F CH 85 B SI 93 4-2 BB		B FF 90 C SI 92 F SI 92 F SI 93 X KC 83 1-2 ② F7		C FF 89 C FF 89 X FF 89 0-2 ③ G4-3		3	0	0	0	1	0	2
9 Nate McLouth, L (1, 7) OBP: 0.353, SLG: 0.341		B KC 81 X FF 92 1-0 ② G6-3	C FF 92 B FF 93 B FF 92 B FF 92 C FF 92 X FF 92 3-2 ② P5		1 SAFE C KC 80 X SI 91 0-1 ③ G4-3			B SI 93 B SI 92 C SI 93 F SI 94 B CH 85 B SI 96 4-2 14 FC4-6 BB		3	0	0	0	1	0	2
14 Nolan Reimold, R (1, 10) OBP: 0.268, SLG: 0.270		C CH 86 C SI 91 S KC 82 0-3 ③ K	C CH 83 S CH 84 S KC 82 0-3 ③ K				B KC 80 B FF 91 T FF 93 S FF 92 S KC 81 2-3 ① K		C SI 96 B SI 96 B CH 83 X SI 95 2-1 ① FC4-6 1-2f	4	0	0	0	0	3	2
12 Alexi Casilla, S (1, 4) OBP: 0.313, SLG: 0.333			X FF 92 0-0 ① G6-3		B FF 90 C SI 92 C CH 85 F KC 82 X SI 93 1-2 ① G6-3		X SI 92 0-0 21 FC4-6 1B		C SI 96 S CH 85 S CH 86 0-3 ② K	4	0	1	0	0	1	1
Inning Stats	R: 0 E: 0 K: 1 S: 12 H: 2 LOB: 2 BB: 0 P: 18	R: 0 E: 0 K: 1 S: 7 H: 0 LOB: 0 BB: 0 P: 10	R: 2 E: 0 K: 1 S: 8 H: 1 LOB: 0 BB: 1 P: 14	R: 0 E: 0 K: 1 S: 12 H: 0 LOB: 1 BB: 1 P: 20	R: 0 E: 0 K: 0 S: 12 H: 0 LOB: 1 BB: 1 P: 20	R: 0 E: 0 K: 0 S: 11 H: 1 LOB: 1 BB: 0 P: 14	R: 0 E: 0 K: 2 S: 9 H: 1 LOB: 1 BB: 0 P: 14	R: 0 E: 0 K: 0 S: 11 H: 0 LOB: 1 BB: 1 P: 18	R: 0 E: 0 K: 1 S: 10 H: 0 LOB: 1 BB: 1 P: 19	1B: 4 2B: 0 3B: 0 HR: 1 SF: 0 SAC: 0 DP: 0 HBP: 0						

	AB	32
	R	2
	H	5
	RBI	2
	BB	5
	SO	9
	LOB	17

PITCHER	IP	WLS	BF	H	R	ER	SO	BB	IBB	HBP	BLK	WP	HR	S	P	ERA	WHIP
55 Matt Moore, L (1, 1) ERA: 1.0	6.2	W	28	5	2	2	7	3	0	0	0	0	1	67	104	2.70	1.200
57 Jake McGee, L (7, 1) ERA: 8.44	0.1	H	1	0	0	0	1	0	0	0	0	0	0	4	6	0.00	0.000
62 Joel Peralta, R (8, 1) ERA: 3.0	1.0		4	0	0	0	0	1	0	0	0	0	0	11	18	0.00	1.000
56 Fernando Rodney, R (9, 1) ERA: 7.36	1.0		4	0	0	0	1	1	0	0	0	0	0	10	19	0.00	1.000

PITCHER	IP	WLS	BF	H	R	ER	SO	BB	IBB	HBP	BLK	WP	HR	S	P	ERA	WHIP

WP: 0 PB: 0 SB: 0 CS: 0 PA: 37

Batter	1	2	3	4	5	6	7	8	9	10	AB	R	H	RBI	BB	SO	LOB
8 Desmond Jennings, R (1, 8) OBP: 0.308, SLG: 0.458	C CU 77 F FF 91 F FF 91 B CH 83 X FF 91 1-2 HR	B SL 86 D CH 84 C SL 84 C FF 91 D CH 82 X CU 78 3-2 ② SF7 3-H		B FF 91 C SL 84 B FF 91 B CU 77 S SL 84 X FF 92 3-2 ② F8		1 SAFE B SL 83 F SL 82 F FF 89 B FF 89 X CU 78 2-2 1-2 1B			F SI 93 B SI 93 C CU 79 F SI 94 X CU 80 1-2 18 CS 1B		4	1	3	2	0	0	0
2 Kelly Johnson, L (1, 7) OBP: 0.340, SLG: 0.436	X SI 90 0-0 ① G4-3	B CH 83 B FF 91 F FF 91 B FF 92 B SI 90 4-1 1-2 2-3 BB		B CU 78 X CH 84 1-0 ③ F8		B FF 90 F FF 90 F FF 89 X SL 85 1-2 ③ F9			B SI 93 S CH 87 L SI 94 1 SAFE S SI 94 1-3 ① K		4	0	0	0	1	1	3
18 Ben Zobrist, S (1, 4) (10, 9) OBP: 0.381, SLG: 0.385	X FF 91 0-0 ② P5	D CH 83 D CU 78 X FF 91 2-0 ③ F9			C CU 75 F CH 84 X CH 82 0-2 ① G3-1		C CU 77 F FF 90 B SL 86 F CH 83 B FF 92 X CH 84 2-2 ① G6-3		1 SAFE 1 SAFE C CH 88 B SI 93 F CH 88 B SI 95 B CU 81 B CH 90 4-2 ② 1-2 BB		4	0	0	0	1	0	3
3 Evan Longoria, R (1, 5) OBP: 0.371, SLG: 0.472	B FF 91 B FF 91 F SL 84 F FF 90 X FF 91 2-2 HR	B FF 91 X CH 83 1-0 ① G5-3			B CH 83 B FF 91 F CH 81 X FF 90 2-1 ② F7		C CH 84 F FF 92 B CH 83 S CH 83 2-3 ② K		X SI 93 0-0 ③ F8		5	1	1	1	0	1	1
20 Matt Joyce, L (1, 9) OBP: 0.229, SLG: 0.283 19 Ryan Roberts, R (10, PH) OBP: 0.208, SLG: 0.208 (10, 4)	C CH 80 X CH 82 0-1 ③ G5-3	S CH 85 X FF 92 0-1 15 BB 21 E 1B			S CH 83 B CH 81 B CH 82 T CU 77 X FF 90 2-2 ③ F9		B SL 86 F SL 88 B FF 92 B FF 93 C SL 86 F SL 86 X FF 92 3-2 ③ F9			C SI 88 B SI 88 B SI 89 X CH 84 2-1 ① G5-3	4 1	1 0	1 0	0 0	0 0	0 0	0 0
15 Shelley Duncan, R (1, 10) OBP: 0.316, SLG: 0.412 1 Sean Rodríguez, R (10, PR) OBP: 0.294, SLG: 0.214 (10, 10)		C FF 91 F FF 91 S CH 82 0-3 ① K	B FF 91 B FF 90 S FF 91 F SI 91 F CU 78 1 SAFE D CH 82 4-2 21 FC3-6 1-2 BB			B CU 74 F FF 90 B CH 83 X FF 90 2-1 ① P2		B FF 84 B SL 78 X SL 78 2-0 ① F7		C SI 90 S SL 82 B SI 89 B SL 81 B CH 85 B SL 81 4-2 28 F9 21 1B BB	3 0	0 0	0 0	0 0	2 0	1 0	0 0
21 James Loney, L (1, 3) OBP: 0.372, SLG: 0.474		B SI 91 B SI 90 F FF 91 X SI 91 2-1 11 HBP 28 1B 8 SF7 1B	B SI 90 B CH 84 F FF 89 C CU 78 F FF 92 X CH 83 2-2 ② FC3-6 1-2f 2-H			B CH 84 B CU 79 S FF 90 X FF 91 2-1 ② G1		B FF 86 F SL 78 B FF 84 C SL 78 F FF 85 X SL 78 2-2 HR		X SI 89 0-0 11 FC6-4 1-2 1B	5	2	3	1	0	0	1
28 José Molina, R (1, 2) OBP: 0.290, SLG: 0.379		1 SAFE X FF 89 0-0 2 BB 11 HBP 1-2 1B	X FF 91 0-0 P2			B CU 79 B SL 83 X FF 90 2-0 HR		X FF 84 0-0 ② G5-3		S SI 89 C SI 89 X SL 81 0-2 ② F9 2-3	5	1	2	1	0	0	3
11 Yunel Escobar, R (1, 6) OBP: 0.207, SLG: 0.154		D CU 79 H SI 90 2-0 2 BB 1-2 2-3 HBP		B CU 76 B CU 75 X FF 90 2-0 ① P2		C CU 76 B FF 90 B FF 91 C SL 84 B FF 90 X CU 77 3-2 8 1B 1B		S SL 79 B SL 78 X SL 78 1-1 ③ B1		C SI 90 B SI 89 B SI 90 X SI 89 2-1 ③ FC6-4 1-2f	4	0	1	0	0	0	2
Inning Stats	R: 2 E: 0 K: 0 S: 11 H: 2 LOB: 0 BB: 0 P: 14	R: 1 E: 0 K: 1 S: 11 H: 2 LOB: 3 BB: 1 P: 24	R: 1 E: 1 K: 0 S: 11 H: 1 LOB: 1 BB: 1 P: 18	R: 0 E: 0 K: 0 S: 5 H: 0 LOB: 0 BB: 0 P: 11	R: 0 E: 0 K: 0 S: 8 H: 0 LOB: 0 BB: 0 P: 12	R: 1 E: 0 K: 0 S: 14 H: 3 LOB: 2 BB: 0 P: 26	R: 0 E: 0 K: 1 S: 11 H: 0 LOB: 0 BB: 0 P: 18	R: 1 E: 0 K: 0 S: 8 H: 1 LOB: 0 BB: 0 P: 13	R: 0 E: 0 K: 1 S: 10 H: 1 LOB: 1 BB: 1 P: 16	R: 0 E: 0 K: 0 S: 10 H: 1 LOB: 2 BB: 1 P: 18	1B: 7 2B: 0 3B: 0 HR: 4 SF: 1 SAC: 0 DP: 0 HBP: 1	WP: 0 PB: 0 SB: 0 CS: 1 PA: 45					

TOP

Tampa Bay Rays @ Baltimore Orioles

Oriole Park at Camden Yards, Baltimore, MD

Thu Apr 18 2013, 7:08 PM - 10:36 PM EDT

Att. 13,986 - Partly Cloudy - 59 F

livebaseballscorecards.com

AB	39
R	6
H	11
RBI	5
BB	4
SO	3
LOB	13

PITCHER		IP	WLS	BF	H	R	ER	SO	BB	IBB	HBP	BLK	WP	HR	S	P	ERA	WHIP
50 Miguel González, R ERA: 4.0	(1, 1)	5.2		28	8	5	4	1	2	0	1	0	0	0	3	57	101	6.35	1.765
17 Brian Matusz, L ERA: 1.59	(6, 1)	1.1		4	0	0	0	1	0	0	0	0	0	0	0	14	22	0.00	0.000
56 Darren O'Day, R ERA: 1.13	(8, 1)	1.0	B	4	1	1	1	0	0	0	0	0	0	1	0	8	13	9.00	1.000
43 Jim Johnson, R ERA:	(9, 1)	1.0		4	1	0	0	1	1	0	0	0	0	0	0	10	16	0.00	2.000
40 Troy Patton, L ERA:	(10, 1)	1.0	W	5	1	0	0	0	1	0	0	0	0	0	0	10	18	0.00	2.000

PITCHER	IP	WLS	BF	H	R	ER	SO	BB	IBB	HBP	BLK	WP	HR	S	P	ERA	WHIP

Batter	1	2	3	4	5	6	7	8	9	10	AB	R	H	RBI	BB	SO	LOB
21 Nick Markakis, L (1, 9) OBP: 0.377, SLG: 0.444	F SI 91 S SI 92 C SI 93 0-3 ① K		F SI 91 B SI 93 F SI 92 B SI 94 X SI 94 2-2 ① G5-3		F SI 93 C SI 93 X FF 94 0-2 13 2B 2-3 1B		B SI 96 B SL 84 X SI 96 2-0 ③ G4-3			C FC 86 B CU 76 X FC 86 1-1 10 1B 13 1B 32 HR 1B	5	1	2	0	0	1	0
13 Manny Machado, R (1, 5) OBP: 0.299, SLG: 0.365	F SI 93 B KC 80 B CH 84 B SI 92 F SI 92 C SI 93 3-3 ② K		B KC 79 S CH 82 X FC 88 1-1 ② G4-3		B FF 92 X CH 84 1-0 ③ 1-H 3-H 2B			C CU 79 B FS 82 C CU 79 S FS 82 1-3 ① K		B FF 88 X FF 88 1-0 10 1B 32 HR 1-2 1B	5	1	2	1	0	2	0
10 Adam Jones, R (1, 8) OBP: 0.385, SLG: 0.563	C KC 79 F FC 88 S KC 80 0-3 ③ K		B SI 94 B KC 77 S SI 93 S SI 93 F SI 94 S KC 80 2-3 ③ K			X KC 77 0-0 ① L1-3		B FF 90 B FF 90 X CU 78 2-0 ② G6-3		X SL 80 0-0 32 HR 1-2 2-3 1B	5	1	1	0	0	2	0
32 Matt Wieters, S (1, 2) OBP: 0.328, SLG: 0.451		B FF 90 C SI 91 B CH 83 X SI 91 2-1 19 1B 2B	S KC 78 B KC 78 F FF 94 C FF 90 1-3 ① K			B KC 76 B KC 77 F CH 81 F FC 87 F FC 88 F KC 78 B KC 79 F FC 89 C SI 93 3-3 ② K		B CU 78 S FS 81 B CU 79 S CU 78 T FF 89 2-2 ③ K		X SL 78 0-0 1-H 2-H 3-H HR	5	2	2	4	0	3	0
19 Chris Davis, L (1, 3) OBP: 0.452, SLG: 0.784		X KC 78 0-0 2 FC4-6 2-H 1B	T FF 93 B KC 81 B SI 95 X SI 93 2-1 2 G4-6-3 1B			F KC 78 B SI 93 F KC 76 B SI 93 B SI 92 X SI 94 3-2 ③ G4-3			X FC 88 0-0 ① F7		4	0	2	1	0	0	0
2 J.J. Hardy, R (1, 6) OBP: 0.246, SLG: 0.368		C SI 92 F SI 94 B SI 94 X FC 90 1-2 ① FC4-6 14 HR 1-2f	C SI 94 B SI 95 F SI 94 1 SAFE X SI 95 1-2 ②③ G4-6-3 1-2f				C FC 85 X SI 91 0-1 28 HR 2B		C SI 90 B CU 77 X SI 90 1-1 ② G6-3		4	2	1	0	0	0	2
28 Steve Pearce, R (1, 10) OBP: 0.167, SLG: 0.294 36 Chris Dickerson, L (9, PR) OBP: 0.500, SLG: 0.333 (10, 10)		X CH 82 0-0 ② F7			C KC 78 C FC 89 F KC 79 X CH 85 0-2 ① F8		B FF 95 S FF 95 B FF 94 T SI 95 F FF 96 B FF 94 X FF 95 3-2 2-H HR		B CU 77 X SI 90 1-0 14 S 1B		4 0	1 0	2 0	2 0	0 0	0 0	1 0
14 Nolan Reimold, R (1, 7) OBP: 0.289, SLG: 0.350		X SI 93 0-0 1-H HR			X KC 79 0-0 ② L6		S FF 96 B FF 95 B SL 88 S FF 93 S SI 95 2-3 ① K		1 SAFE B SI 90 1 SAFE B SI 89 I IN 76 I IN 79 4-0 1-2 IBB		3	1	1	2	1	1	0
12 Alexi Casilla, S (1, 4) OBP: 0.316, SLG: 0.389 9 Nate McLouth, L (9, PH) OBP: 0.346, SLG: 0.333 3 Ryan Flaherty, L (10, 4) OBP: 0.103, SLG: 0.179		B SI 93 X FC 86 1-0 ③ G3			B SI 93 B FF 92 F FF 93 F SI 93 F SI 93 B KC 80 X FC 89 3-2 21 1B 13 2B 2B		L FF 93 F FF 95 X SI 96 0-2 ② F8		F FC 89 B FC 86 X FC 88 1-1 ③ F8		3 1 0	1 0 0	1 0 0	0 0 0	0 0 0	0 0 0	0 2 0
Inning Stats	R: 0 H: 0 E: 0 LOB: 0 K: 3 BB: 0 S: 9 P: 12	R: 3 H: 3 E: 0 LOB: 0 K: 0 BB: 0 S: 9 P: 13	R: 0 H: 0 E: 0 LOB: 0 K: 1 BB: 0 S: 9 P: 14	R: 0 H: 1 E: 0 LOB: 0 K: 1 BB: 0 S: 8 P: 12	R: 1 H: 3 E: 0 LOB: 2 K: 0 BB: 0 S: 13 P: 17	R: 0 H: 0 E: 0 LOB: 0 K: 1 BB: 0 S: 10 P: 16	R: 2 H: 2 E: 0 LOB: 0 K: 1 BB: 0 S: 13 P: 20	R: 0 H: 0 E: 0 LOB: 0 K: 2 BB: 0 S: 7 P: 12	R: 0 H: 1 E: 0 LOB: 2 K: 0 BB: 1 S: 6 P: 13	R: 4 H: 4 E: 0 LOB: 0 K: 0 BB: 0 S: 5 P: 7	1B: 7 2B: 4 3B: 0 HR: 3	SF: 0 SAC: 0 DP: 1 HBP: 0	WP: 0 PB: 0 SB: 1 CS: 0	PA: 40				

PITCHER		IP	WLS	BF	H	R	ER	SO	BB	IBB	HBP	BLK	WP	HR	S	P	ERA	WHIP
14 David Price, L ERA: 6.26	(1, 1)	6.0		24	8	5	5	6	0	0	0	0	0	1	60	86	7.50	1.333
57 Jake McGee, L ERA: 8.53	(7, 1)	1.0	B	4	1	1	1	1	0	0	0	0	0	1	11	18	9.00	1.000
62 Joel Peralta, R ERA: 2.57	(8, 1)	1.0		3	0	0	0	2	0	0	0	0	0	0	7	12	0.00	0.000
35 Jamey Wright, R ERA: 2.16	(9, 1)	1.0	L	6	2	1	1	0	0	1	0	0	0	0	8	16	9.00	2.000
47 Brandon Gomes, R ERA: 6.35	(10, 1)	0.0		3	3	3	3	0	0	0	0	0	0	1	3	4	∞	∞

PITCHER	IP	WLS	BF	H	R	ER	SO	BB	IBB	HBP	BLK	WP	HR	S	P	ERA	WHIP

BOTTOM

Tampa Bay Rays @ Baltimore Orioles

Oriole Park at Camden Yards, Baltimore, MD

Thu Apr 18 2013, 7:08 PM - 10:36 PM EDT

Att. 13,986 - Partly Cloudy - 59 F

livebaseballscorecards.com

AB	39
R	10
H	14
RBI	10
BB	1
SO	9
LOB	5

Batter	1	2	3	4	5	6	7	8	9	AB	R	H	RBI	BB	SO	LOB
25 Carl Crawford, L (1, 10) OBP: 0.409, SLG: 0.525	C FF 91 F SI 92 B SL 83 B FF 93 X SL 84 2-2 P4	S FF 92 F SI 92 F FF 92 X SL 84 0-2 1-3 2B			C SL 82 F SL 83 B SI 91 F FF 91 F SI 91 X FF 92 1-2 F8		S SL 80 B SI 96 X SI 96 1-1 L5	C SL 78 S FF 85 S FF 86 0-3 K		5	0	1	0	0	1	1
14 Mark Ellis, R (1, 4) OBP: 0.349, SLG: 0.351	C FF 93 X FF 93 0-1 27 1B 16 HR 1B	C FF 91 F FF 91 B FF 92 X FF 93 1-2 SF7 3-H			C FF 92 B CU 76 C SL 83 X SI 92 1-2 27 1B 2B		B SI 96 C SI 96 C SL 82 B SL 82 B SL 83 B SI 96 4-2 27 1B 23 WP BB		B SI 92 C SI 92 C SI 91 F CH 85 B SI 94 B SI 93 T SI 94 3-2 K	3	2	2	1	1	1	0
27 Matt Kemp, R (1, 8) OBP: 0.246, SLG: 0.283	S SI 93 X SI 93 0-1 16 HR 1-2 1B	C SL 83 B FF 92 S FF 92 B SL 82 D SI 93 S SL 84 3-3 K			B FF 91 C SL 83 S SL 83 B FF 92 B SL 82 X SL 83 3-2 23 S 2-3 1B		C SI 96 B SI 96 F SL 81 X SI 96 1-2 23 WP 1-3 1B		B SI 95 X SI 94 1-0 G6-3	5	1	3	0	0	1	1
23 Adrián González, L (1, 3) OBP: 0.456, SLG: 0.552	B CU 77 C SI 93 S SI 93 F SL 84 B FF 93 B SI 92 F CH 88 X SI 93 3-2 F7	F CH 85 X SI 91 0-1 F7			B SI 92 F SI 93 1 SAFE 1 SAFE T CH 88 1 SAFE B FF 92 B CH 88 F SL 84 3-3 K 1-2		B CH 88 F SI 96 B CH 89 I IN 85 I IN 83 4-1 1-2 3-H IBB		B CU 79 C SI 93 B SI 94 X CH 88 2-1 G5-3	4	0	0	0	1	1	4
16 Andre Ethier, L (1, 9) OBP: 0.397, SLG: 0.442	X FF 93 0-0 1-H 2-H HR	B FF 90 C SL 82 S CH 86 F FF 92 X CU 77 1-2 F8			I IN 71 I IN 70 I IN 74 I IN 78 4-0 IBB		C SL 85 D SL 85 B FF 90 C SL 83 S FF 91 2-3 K			3	1	1	3	1	1	2
55 Ramon Hernandez, R (1, 2) OBP: 0.273, SLG: 0.222	C SL 85 C SL 84 B FF 92 B SL 84 B FF 92 B SL 84 4-2 BB	F FF 91 X FF 92 0-1 G5-3			C FF 92 S SI 92 D SL 83 T SI 92 1-2 K		B FF 91 F FF 90 D CH 82 X FF 91 2-1 F7			3	0	0	0	1	1	5
3 Skip Schumaker, L (1, 7) OBP: 0.333, SLG: 0.150	C FF 92 B CU 77 B CH 87 B SI 91 C FF 91 F SI 92 F FF 92 C SL 84 3-3 K			C SI 90 B CU 77 B SI 90 B SI 90 B FF 90 4-1 28 G4-6-3 BB		B CH 87 C SI 91 C SL 84 B SI 92 X SL 84 2-2 F7		B SL 83 F FF 90 B FF 90 C FF 90 X SL 87 2-2 G6-3		3	0	0	0	1	1	1
47 Luis Alfonso Cruz, R (1, 5) OBP: 0.130, SLG: 0.093		B SL 84 C SI 92 X SL 83 1-1 G6-3		X SI 91 0-0 P4		C CU 77 X SL 82 0-1 G4-3		F SL 77 B SI 84 F SL 77 B SI 84 H FF 82 3-2 HBP		3	0	0	0	0	0	1
28 Justin Sellers, R (1, 6) OBP: 0.286, SLG: 0.256		B FF 92 X SI 92 1-0 25 2B 14 SF7 1B		C SI 91 B SI 91 1 SAFE X SL 84 1-1 G4-6-3 1-2f		C SI 93 B SI 92 S SL 85 C SI 93 1-3 K		1 SAFE 1 SAFE C SI 84 X SL 77 0-1 P3		4	1	1	0	0	1	2
Inning Stats	R: 3 E: 0 K: 1 S: 20 H: 3 LOB: 1 BB: 1 P: 32	R: 1 E: 0 K: 1 S: 13 H: 2 LOB: 1 BB: 0 P: 19	R: 0 E: 0 K: 0 S: 8 H: 0 LOB: 0 BB: 0 P: 9	R: 0 E: 0 K: 0 S: 4 H: 0 LOB: 0 BB: 1 P: 9	R: 0 E: 0 K: 2 S: 20 H: 2 LOB: 3 BB: 1 P: 33	R: 0 E: 0 K: 1 S: 8 H: 0 LOB: 0 BB: 0 P: 11	R: 1 E: 0 K: 1 S: 13 H: 1 LOB: 2 BB: 2 P: 27	R: 0 E: 0 K: 1 S: 10 H: 0 LOB: 1 BB: 0 P: 15	R: 0 E: 0 K: 1 S: 7 H: 0 LOB: 0 BB: 0 P: 13	1B: 5 2B: 2 3B: 0 HR: 1 SF: 1 SAC: 0 DP: 1 HBP: 1						

PITCHER		IP	WLS	BF	H	R	ER	SO	BB	IBB	HBP	BLK	WP	HR	S	P	ERA	WHIP
39 Jason Hammel, R ERA: 4.74	(1, 1)	6.0		27	7	4	4	5	2	1	0	0	0	1	73	113	6.00	1.500
47 Pedro Strop, R ERA: 11.81	(7, 1)	0.1	B	4	1	1	1	0	1	1	0	0	1	0	8	18	27.00	6.000
17 Brian Matusz, L ERA: 1.35	(7, 1)	1.0		3	0	0	0	1	0	0	0	0	0	0	8	14	0.00	0.000
56 Darren O'Day, R ERA: 1.04	(8, 1)	0.2	W	3	0	0	0	1	0	0	1	0	0	0	7	10	0.00	0.000
43 Jim Johnson, R ERA:	(9, 1)	1.0	S	3	0	0	0	1	0	0	0	0	0	0	7	13	0.00	0.000

PITCHER	IP	WLS	BF	H	R	ER	SO	BB	IBB	HBP	BLK	WP	HR	S	P	ERA	WHIP

TOP

Los Angeles Dodgers @ Baltimore Orioles

Oriole Park at Camden Yards, Baltimore, MD

Sat Apr 20 2013, 1:07 PM - 4:00 PM EDT

Att. 26,811 - Partly Cloudy - 52 F

livebaseballscorecards.com

AB	33
R	5
H	8
RBI	4
BB	5
SO	8
LOB	17

WP: 1	PA: 40					
PB: 0						
SB: 1						
CS: 0						

Batter	1	2	3	4	5	6	7	8	9	AB	R	H	RBI	BB	SO	LOB
21 Nick Markakis, L (1, 9) OBP: 0.370, SLG: 0.433	C SI 86 B SL 80 X SI 88 1-1 10 BB 1B	F SL 83 B SL 84 F SI 90 X CH 77 1-2 ③ G1-3			B SI 86 X SL 80 1-0 ① G4-3		C FC 91 B FC 91 C FC 90 X FC 90 1-2 ① G3-1			4	0	1	0	0	0	1
13 Manny Machado, R (1, 5) OBP: 0.282, SLG: 0.343	C SI 88 C SI 87 C SL 83 0-3 ① K		X CH 78 0-0 ① F8		B SI 88 X SI 88 1-0 ② P3		F FC 89 B FC 91 F FC 90 F FC 91 F FC 94 X FC 92 1-2 ② F8			4	0	0	0	0	1	1
10 Adam Jones, R (1, 8) OBP: 0.377, SLG: 0.537	B SI 87 B SI 88 B CH 78 C SI 89 S CH 80 F CH 80 F SI 90 D CH 80 4-2 32 G5-4-3 1-2 BB		B FF 89 F SI 90 S CU 71 T SL 82 1-2 ② K		B SI 88 B CU 71 C CU 70 X SI 90 2-1 ③ G1-3		C FC 95 S FC 93 S FC 94 0-3 ③ K			3	0	0	0	1	2	0
32 Matt Wieters, S (1, 2) OBP: 0.339, SLG: 0.444	B FF 89 X CH 79 1-0 ②③ G5-4-3 1-2f		B FF 90 B SI 89 B CH 79 C CH 81 C SI 91 F SL 84 B CH 80 4-2 BB			C CU 69 B CH 75 X SI 89 1-1 19 2B 2 SF9 1B		C FC 92 C FC 92 F FC 94 B FF 95 X FC 93 1-2 ① G4-3		3	1	1	0	1	0	2
19 Chris Davis, L (1, 3) OBP: 0.470, SLG: 0.818		B SI 88 X SI 87 1-0 2 HR 1B	B SL 84 S SL 83 F SL 85 B FF 90 F SI 91 S CU 72 2-3 ③ K			B SL 80 C SL 83 S SL 83 X SL 82 1-2 2 SF9 1-3 28 1B 2B		S CU 78 C CU 77 X CU 79 0-2 9 PB 14 2B 2B		4	3	3	0	0	1	1
2 J.J. Hardy, R (1, 6) OBP: 0.262, SLG: 0.424		X SI 87 0-0 1-H HR	C CU 70 B CH 77 F CH 79 B SI 91 C SI 90 2-3 ① K			X SI 91 0-0 ① SF9 2-3 3-H		B SI 92 B SI 94 B SI 92 B SI 92 4-0 9 PB 14 2B BB		2	2	1	3	1	1	0
28 Steve Pearce, R (1, 10) OBP: 0.190, SLG: 0.300 9 Nate McLouth, L (8, PH) OBP: 0.358, SLG: 0.333 (9, 10)		C FF 88 B CH 79 X CH 79 1-1 ① G5-3	B CU 70 B CH 81 S CH 80 B SI 89 C SI 91 F CU 72 X CH 82 3-2 ② G4-3		B SI 91 X CH 82 1-0 12 FC4 3-H 1B			B SI 93 I IN 79 I IN 81 I IN 81 4-0 14 2B 12 CS 1-2 2-3 IBB		3 0	0 0	1 0	1 0	0 1	0 0	0 0
14 Nolan Reimold, R (1, 7) OBP: 0.306, SLG: 0.455 36 Chris Dickerson, L (8, PR) OBP: 0.500, SLG: 0.333 (9, 7)		F SI 90 B SI 89 C CU 70 B SL 83 B CH 81 S CH 82 3-3 ② K	X CH 80 0-0 HR		C SI 89 B SI 88 D SL 81 X SI 89 2-1 ② F9			B SI 93 C SI 94 X FF 95 1-1 12 CS 1-3 2-H 3-H 2B		4 0	1 0	2 0	3 0	0 0	1 0	1 0
12 Alexi Casilla, S (1, 4) OBP: 0.304, SLG: 0.364		B SI 90 B CU 68 B CH 79 C SI 90 F SI 90 X SI 90 3-2 E8 1B	F SI 90 C CU 71 T SL 84 0-2 ③ K			X CH 80 0-0 ③ FC4 1-2f		B FF 95 M SI 94 B SI 95 F SI 94 S CH 88 2-3 ②③ K2-3 2-3 3-H		4	0	1	0	0	2	3
Inning Stats	R: 0 E: 0 K: 1 S: 10 H: 1 LOB: 1 BB: 1 P: 16	R: 2 E: 1 K: 1 S: 13 H: 3 LOB: 1 BB: 0 P: 22	R: 0 E: 0 K: 2 S: 11 H: 0 LOB: 1 BB: 1 P: 18	R: 1 E: 0 K: 2 S: 11 H: 1 LOB: 0 BB: 0 P: 16	R: 0 E: 0 K: 0 S: 4 H: 0 LOB: 0 BB: 0 P: 8	R: 2 E: 0 K: 0 S: 10 H: 3 LOB: 1 BB: 0 P: 15	R: 0 E: 0 K: 1 S: 11 H: 0 LOB: 0 BB: 0 P: 13	R: 2 E: 0 K: 1 S: 12 H: 2 LOB: 2 BB: 2 P: 24		1B: 5 2B: 3 3B: 0 HR: 2 SF: 1 SAC: 0 DP: 1 HBP: 0						

PITCHER		IP	WLS	BF	H	R	ER	SO	BB	IBB	HBP	BLK	WP	HR	S	P	ERA	WHIP
99 Hyun Jin Ryu, L ERA: 4.01	(1, 1)	6.0		27	8	5	5	6	2	0	0	0	0	2	59	95	7.50	1.667
74 Kenley Jansen, R ERA: 2.0	(7, 1)	1.1		4	0	0	0	1	0	0	0	0	0	0	15	18	0.00	0.000
75 Paco Rodríguez, L ERA: 5.4	(8, 1)	0.0	L	1	1	0	0	0	0	0	0	0	0	0	3	3	∞	∞
51 Ronald Belisario, R ERA: 4.91	(8, 1)	0.2		4	1	2	2	1	1	1	0	0	0	0	5	16	27.00	3.000

PITCHER	IP	WLS	BF	H	R	ER	SO	BB	IBB	HBP	BLK	WP	HR	S	P	ERA	WHIP

BOTTOM

Los Angeles Dodgers @ Baltimore Orioles

Oriole Park at Camden Yards, Baltimore, MD

Sat Apr 20 2013, 1:07 PM - 4:00 PM EDT

Att. 26,811 - Partly Cloudy - 52 F

livebaseballscorecards.com

AB	31
R	7
H	10
RBI	7
BB	4
SO	8
LOB	9

Los Angeles Dodgers @ Baltimore Orioles

Oriole Park at Camden Yards, Baltimore, MD

Sat Apr 20 2013, 7:17 PM - 10:03 PM EDT

Att. 45,248 - Partly Cloudy - 56 F

livebaseballscorecards.com

Batter	1	2	3	4	5	6	7	8	9	AB	R	H	RBI	BB	SO	LOB
25 Carl Crawford, L (1, 7) OBP: 0.414, SLG: 0.508	F SI 91 B FF 91 C SL 84 F FF 92 H FF 91 2-2 7 1B 23 SF7 HBP		F FF 91 B FF 91 B SL 84 F SL 83 B FF 90 B FF 90 4-2 7 G4-6-3 BB		F FF 90 B SL 84 B SL 82 X FF 90 2-1 ② L7		B SI 95 F FF 96 C FF 96 B FF 96 C FF 96 2-3 ③ K			2	1	0	0	1	1	1
7 Nick Punto, S (1, 4) OBP: 0.545, SLG: 0.444	1 SAFE B FF 89 B FF 90 C FF 91 F SI 89 B SI 89 F FF 90 X SI 90 3-2 27 FC6-4 1B 1-3		C FF 90 F SI 89 F FF 90 B SL 82 X CH 80 1-2 ① ② G4-6-3 1-2f		B SI 90 B SI 88 C FF 90 B FF 90 C FF 91 F SI 89 B FF 90 4-2 BB			B FF 92 C SI 92 B FF 93 X FF 93 2-1 27 G5-4-3 1B		3	0	2	0	1	0	1
27 Matt Kemp, R (1, 8) OBP: 0.246, SLG: 0.270	S FF 91 B SI 91 X SI 89 1-1 ① FC6-4 6 S 1-2f		B SL 84 B CH 83 B FF 90 B FF 90 4-0 BB		B FF 90 X FF 89 1-0 ③ F8			B SI 93 S FC 89 X CU 80 1-1 ① ② G5-4-3 1-2f		3	0	0	0	1	0	4
23 Adrián González, L (1, 3) OBP: 0.444, SLG: 0.541	X SL 82 0-0 ② SF7 3-H		C FF 90 X FF 90 0-1 ③ F9			B FF 89 B FF 90 C FF 90 X SL 82 2-1 ① G3		B SI 93 S CH 92 B CH 89 F SI 94 X CU 79 2-2 1B		3	0	1	1	0	0	1
6 Jerry Hairston, R (1, 9) OBP: 0.263, SLG: 0.263	B SI 88 1 SAFE 1 SAFE C CH 82 B CH 83 F SI 90 X SI 88 2-2 ③ L9 1-2			B FF 90 B FF 88 C SI 88 X SI 87 2-1 1B		X SI 89 0-0 16 G6-3 1B		C CH 92 S CU 82 B FF 94 B FF 96 X FC 89 2-2 ③ F8		4	0	2	0	0	0	2
16 Andre Ethier, L (1, 10) OBP: 0.373, SLG: 0.411		B FF 89 F FF 89 X SL 82 1-1 ① F9		C FF 90 F FF 90 X FF 90 0-2 ① F7		C SL 81 B FF 89 F FF 88 X SL 81 1-2 ② ③ G6-3 1-2f			B CH 90 F CH 91 F FF 94 B FF 94 F CH 87 X CU 82 2-2 ① G6-3	4	0	0	0	0	0	2
17 A.J. Ellis, R (1, 2) OBP: 0.429, SLG: 0.468		B FF 90 B SI 88 C SI 88 B CH 83 B SI 88 4-1 BB		C SL 80 F FF 89 B CH 81 B SI 88 X SI 88 3-2 ② F9			C FF 94 B FF 96 B CU 80 C FF 95 X CU 83 2-2 1B		B FF 95 B FF 93 F FF 93 B FC 88 C CH 89 F FF 95 F FC 90 F SI 94 B FF 96 4-2 BB	2	0	1	0	2	0	1
5 Juan Uribe, R (1, 5) OBP: 0.304, SLG: 0.474		F SL 82 S FF 89 S FF 90 0-3 ② K		C CH 83 1 SAFE F FF 89 B SI 89 S CU 68 1-3 ③ K			C FF 96 X FC 90 0-1 ① P6		B FF 93 B CU 79 F CH 90 C FF 93 X FF 94 2-2 ② F9	4	0	0	0	0	2	4
47 Luis Alfonso Cruz, R (1, 6) OBP: 0.122, SLG: 0.087 3 Skip Schumaker, L (9, PH) OBP: 0.321, SLG: 0.143		F SI 88 X FF 91 0-1 ③ F8			C CH 86 B CH 81 X FF 89 1-1 ① P2		C FF 96 F CH 89 F FF 96 S CU 82 0-3 ② K		F SI 93 C CU 79 X FF 95 0-2 ③ L4	3 1	0 0	0 0	0 0	0 0	1 0	2 1
Inning Stats	R: 1 E: 0 K: 0 S: 13 H: 1 LOB: 1 BB: 0 P: 21	R: 0 E: 0 K: 1 S: 8 H: 0 LOB: 1 BB: 1 P: 13	R: 0 E: 0 K: 0 S: 9 H: 0 LOB: 1 BB: 2 P: 18	R: 0 E: 0 K: 1 S: 11 H: 1 LOB: 1 BB: 0 P: 17	R: 0 E: 0 K: 0 S: 8 H: 0 LOB: 1 BB: 1 P: 16	R: 0 E: 0 K: 0 S: 6 H: 1 LOB: 0 BB: 0 P: 9	R: 0 E: 0 K: 2 S: 12 H: 1 LOB: 1 BB: 0 P: 16	R: 0 E: 0 K: 0 S: 10 H: 2 LOB: 1 BB: 0 P: 17	R: 0 E: 0 K: 0 S: 15 H: 0 LOB: 1 BB: 1 P: 23	1B: 6 2B: 0 3B: 0 HR: 0 SF: 1 SAC: 0 DP: 3 HBP: 1						

TOP	
AB	29
R	1
H	6
RBI	1
BB	5
SO	4
LOB	19

WP: 0 PA: 36
PB: 0
SB: 1
CS: 0

PITCHER		IP	WLS	BF	H	R	ER	SO	BB	IBB	HBP	BLK	WP	HR	S	P	ERA	WHIP
16 Wei-Yin Chen, L ERA: 3.38	(1, 1)	6.0	W	24	3	1	1	2	4	0	1	0	0	0	55	94	1.50	1.167
29 Tommy Hunter, R ERA: 2.89	(7, 1)	3.0	S	12	3	0	0	2	1	0	0	0	0	0	37	56	0.00	1.333

PITCHER	IP	WLS	BF	H	R	ER	SO	BB	IBB	HBP	BLK	WP	HR	S	P	ERA	WHIP

Batter	1	2	3	4	5	6	7	8	9	AB	R	H	RBI	BB	SO	LOB
9 Nate McLouth, L (1, 7) OBP: 0.386, SLG: 0.354	C FF 89 F SI 89 X CU 70 0-2 ① F8		X CH 87 0-0 21 BB 13 1B 1B		C CH 84 F CU 74 F CU 77 B SI 91 B SI 91 F FF 89 B FC 89 F FC 90 F SI 91 4-2 B FC 90 13 E 13 S 13 2B BB	B CH 84 C SI 90 1 SAFE X CH 84 1-1 1-2 13 HR 1B				3	2	2	0	1	0	0
13 Manny Machado, R (1, 5) OBP: 0.307, SLG: 0.423	X FF 91 0-0 ② F8		1 SAFE C FF 90 F FC 88 D CU 74 X FF 91 1-2 21 BB 1-2 1B		B FC 87 B CU 75 S CU 73 X CU 74 2-1 21 F9 1-H 10 2B 2B	C FF 91 B SI 90 B FF 91 F FF 91 X FC 89 2-2 1-H 2-H HR				4	2	3	4	0	0	0
21 Nick Markakis, L (1, 9) OBP: 0.364, SLG: 0.414	B SI 90 B CH 83 F CH 84 F CH 84 F CH 86 X CH 82 2-2 ③ F7		B FF 90 B FF 91 B FF 90 F FF 91 B FF 91 4-1 1-2 2-3 BB		X FC 90 0-0 ② F9 2-3	B SI 85 X SI 85 1-0 ③ G6-3				3	0	0	0	1	0	1
10 Adam Jones, R (1, 10) OBP: 0.370, SLG: 0.535		C FF 91 F FF 89 B SI 91 S FC 89 1-3 ① K	B FF 91 S CH 85 B FF 90 F SI 92 X CH 83 2-2 ③ G6-3		B FF 91 B FC 88 X SI 91 2-0 3-H 2B		C KC 77 B SI 83 X KC 78 1-1 ① G4-3			4	0	1	1	0	1	3
19 Chris Davis, L (1, 3) OBP: 0.471, SLG: 0.845		B FF 90 B FF 90 X SI 91 2-0 HR		X FC 88 0-0 ① P5	4-0 IBB		B SI 85 S KC 77 F KC 77 X KC 76 1-2 ② F7			3	1	1	1	1	0	0
2 J.J. Hardy, R (1, 6) OBP: 0.246, SLG: 0.397		B FC 90 C FF 91 X CH 88 1-1 ② G5-3		B FC 88 B CH 84 F FF 91 C FC 90 F CH 85 F CH 84 F FF 91 X SI 91 2-2 ② G4-3	X FC 88 0-0 ③ G6-3		B SI 84 X SI 85 1-0 ③ G1-3			4	0	0	0	0	0	2
36 Chris Dickerson, L (1, 8) OBP: 0.250, SLG: 0.143		F FC 89 X CU 73 0-1 ③ L8		C SI 92 B CU 78 S FC 90 X CU 77 1-2 E1		S CH 85 S SI 89 S CU 76 0-3 ① K		C FC 87 S CU 76 F FC 87 F FC 88 C FF 90 0-3 ① K		4	0	0	0	0	2	0
31 Taylor Teagarden, R (1, 2)			C SI 90 B FF 90 F FF 90 X FF 89 1-2 ① F9 B FF 88 F FC 89 S FC 88 S CU 74 1-3 ③ K			F FC 87 B FC 88 B FC 89 F FC 88 X SI 90 2-2 ② F7		X FC 87 0-0 ② G4-3		4	0	0	0	0	1	1
3 Ryan Flaherty, L (1, 4) OBP: 0.121, SLG: 0.188			C CU 72 B CU 73 S CH 84 B FF 91 X CU 72 2-2 ② F8		B CH 86 S CH 84 X FC 88 1-1 ① F8	B CU 72 B SI 90 X FC 88 2-0 9 1B 13 HR 1B		S CH 80 F CH 82 B CU 77 F FF 89 S FC 85 2-3 ③ K		4	1	1	0	0	1	0
Inning Stats	R: 0 E: 0 K: 0 S: 8 H: 0 LOB: 0 BB: 0 P: 10	R: 1 E: 0 K: 1 S: 8 H: 1 LOB: 0 BB: 0 P: 12	R: 0 E: 0 K: 0 S: 14 H: 2 LOB: 3 BB: 1 P: 24	R: 0 E: 1 K: 1 S: 13 H: 0 LOB: 1 BB: 0 P: 17	R: 2 E: 0 K: 0 S: 13 H: 2 LOB: 2 BB: 2 P: 26	R: 3 E: 0 K: 1 S: 13 H: 3 LOB: 0 BB: 0 P: 21	R: 0 E: 0 K: 0 S: 6 H: 0 LOB: 0 BB: 0 P: 9	R: 0 E: 0 K: 2 S: 10 H: 0 LOB: 0 BB: 0 P: 12		1B: 4 2B: 2 3B: 0 HR: 2 SF: 0 SAC: 0 DP: 0 HBP: 0						

PITCHER		IP	WLS	BF	H	R	ER	SO	BB	IBB	HBP	BLK	WP	HR	S	P	ERA	WHIP
61 Josh Beckett, R ERA: 4.68	(1, 1)	5.2	L	29	8	6	6	3	2	1	0	0	0	2	68	108	9.53	1.765
56 J.P. Howell, L ERA: 5.14	(6, 1)	1.1		4	0	0	0	0	0	0	0	0	0	0	7	11	0.00	0.000
54 Matt Guerrier, R ERA: 3.6	(8, 1)	1.0		3	0	0	0	2	0	0	0	0	0	0	10	12	0.00	0.000

PITCHER	IP	WLS	BF	H	R	ER	SO	BB	IBB	HBP	BLK	WP	HR	S	P	ERA	WHIP

BOTTOM

Los Angeles Dodgers @ Baltimore Orioles

Oriole Park at Camden Yards, Baltimore, MD

Sat Apr 20 2013, 7:17 PM - 10:03 PM EDT
Att. 45,248 - Partly Cloudy - 56 F

livebaseballscorecards.com

AB	33
R	6
H	8
RBI	6
BB	3
SO	5
LOB	7

Batter	1	2	3	4	5	6	7	8	9	AB	R	H	RBI	BB	SO	LOB
25 Carl Crawford, L (1, 7) OBP: 0.427, SLG: 0.492	C FC 94 S FF 94 S FF 95 0-3 K ①		B FF 94 B SL 87 F FF 95 1 SAFE S SI 94 D SL 85 F SL 88 B FF 96 4-2 23 BB 1-2 BB		B SL 87 B SI 94 B FF 93 B FC 92 4-0 14 1B 23 2B 1-2 2-3 BB	B SL 77 S SI 86 B SI 87 B SL 76 B SI 85 4-1 BB		B SI 96 F SL 80 B SI 94 S SL 82 F SI 95 X SL 82 2-2 ② G3		2	1	0	0	3	1	0
14 Mark Ellis, R (1, 4) OBP: 0.338, SLG: 0.344	C FF 95 B CU 82 C FF 96 B SL 89 F FF 97 F CU 82 S SL 91 2-3 K ②		B FF 96 B FF 95 C FC 95 C SL 88 X FF 96 2-2 SF7 ② 3-H		F FF 94 C CU 78 F CU 84 X CU 79 0-2 23 2B 27 1B 1-3 2-H 3-H 1B	B SI 86 C SI 86 1 SAFE 1 SAFE 1 SAFE 1 SAFE B SI 86 F SL 76 1 SAFE 2-3 S SI 86 K ②		F SI 95 F SI 96 B SL 83 X SI 95 1-2 F9 ③		4	1	1	3	0	2	1
23 Adrián González, L (1, 3) OBP: 0.455, SLG: 0.554	C CU 81 B FF 96 F FF 96 X FF 95 1-2 G4-3 ③		B FF 95 F FF 94 F FF 94 B FC 95 B FF 94 F FF 94 F SI 94 B FF 94 4-2 1-2 2-3 BB		C SI 86 C SI 88 X SI 88 0-2 27 1B 1-3 3-H 2B	C SI 87 B SI 86 X SL 78 1-1 G3 ③			X SL 80 0-0 16 G1-3 27 1B 6 SF7 1B	4	1	2	1	1	0	1
27 Matt Kemp, R (1, 8) OBP: 0.270, SLG: 0.294		B FC 94 C CU 80 B SL 89 F FF 95 X CU 80 2-2 F8 ①	C FF 93 D SL 87 F FF 93 S SI 93 1-3 K ③		B SI 88 B CH 82 X CH 80 2-0 16 PB 2-3 3-H 1B		X SI 87 0-0 17 S 17 1B 1B		C SI 88 B SI 88 F SL 80 X SI 88 1-2 16 G1-3 1-2 1B	5	1	3	1	0	1	3
16 Andre Ethier, L (1, 9) OBP: 0.347, SLG: 0.377		B CU 81 X FF 95 1-0 P5 ②	C FF 93 F FF 94 B FC 92 S CU 81 1-3 K ①		F SL 78 S SI 87 B SI 88 B SI 88 B SL 77 S SI 86 3-3 K ① 1-2		1 SAFE F SI 86 C SI 87 F SI 86 S SI 87 0-3 K ①		B SI 89 C SI 89 S SL 81 X SI 88 1-2 G1-3 ① 1-2 2-3	5	0	0	0	0	3	5
6 Jerry Hairston, R (1, 5) OBP: 0.208, SLG: 0.217		C FC 95 X FF 95 0-1 G4-3 ③		B CU 80 C SI 94 F SL 88 B FF 94 X FF 94 2-2 G5-3 ② C SL 77 X SI 88 0-1 P5 ②		D SI 86 F SI 86 F SL 78 1 SAFE X SI 87 1-2 P3 ②		B SI 87 X SI 86 1-0 SF7 ② 3-H	4	0	0	1	0	0	3
17 A.J. Ellis, R (1, 2) OBP: 0.443, SLG: 0.460			C FC 93 B FF 95 B CU 80 B FF 94 F FC 94 B FF 94 4-2 3 1B 14 SF7 BB	C FF 93 C SL 86 B FF 92 B FF 94 B CU 82 S FF 94 3-3 K ③ C SI 88 B SL 78 B CH 82 D CH 80 C SL 78 B SI 87 4-2 BB		1 SAFE B SL 77 S SI 86 B SI 87 C SL 78 X SI 87 2-2 1-H 1B		C SI 88 X SL 80 0-1 F8 ③	3	1	1	1	2	1	1
3 Skip Schumaker, L (1, 10) 55 Ramon Hernandez, R (PH) (5, 10) OBP: 0.367, SLG: 0.182 OBP: 0.231, SLG: 0.182			B FF 94 B SI 94 X FF 95 2-0 23 BB 25 BB 1-3 1B		C SI 93 C CU 78 F FC 92 F FF 92 4-0 25 BB 28 HBP 14 1B BB C SI 86 B SL 77 F CU 82 X SI 88 1-2 G4-3 ③		C SI 96 F SI 96 C SL 82 0-3 K ③			1 2	1 0	1 0	0 0	1 0	0 1	0 4
28 Justin Sellers, R (1, 6) OBP: 0.283, SLG: 0.239			C CU 80 D CU 82 1 SAFE S SL 88 S FF 94 1-3 K ①		C FF 94 B FF 94 B SL 86 1 SAFE H SI 93 3-1 25 BB 14 1B 1-2 HBP	X SL 76 0-0 B3 ①		B SI 95 B SL 80 F SI 95 F SI 95 S SL 82 2-3 K ①		3	1	0	0	0	2	2
Inning Stats	R: 0 E: 0 K: 2 S: 11 H: 0 LOB: 0 BB: 0 P: 14	R: 0 E: 0 K: 0 S: 6 H: 0 LOB: 0 BB: 0 P: 9	R: 1 E: 0 K: 2 S: 19 H: 1 LOB: 3 BB: 3 P: 37	R: 0 E: 0 K: 2 S: 9 H: 0 LOB: 0 BB: 0 P: 15	R: 4 E: 0 K: 1 S: 20 H: 3 LOB: 3 BB: 3 P: 41	R: 0 E: 0 K: 1 S: 7 H: 0 LOB: 1 BB: 1 P: 14	R: 1 E: 0 K: 2 S: 14 H: 2 LOB: 1 BB: 0 P: 17	R: 0 E: 0 K: 1 S: 10 H: 0 LOB: 0 BB: 0 P: 15	R: 1 E: 0 K: 0 S: 10 H: 2 LOB: 1 BB: 0 P: 13	1B: 7 2B: 1 3B: 0 HR: 0	SF: 2 SAC: 0 DP: 0 HBP: 1	WP: 0 PB: 1 SB: 1 CS: 0	PA: 43			

TOP

Los Angeles Dodgers @ Baltimore Orioles

Oriole Park at Camden Yards, Baltimore, MD

Sun Apr 21 2013, 1:41 PM - 5:01 PM EDT

Att. 41,265 - Partly Cloudy - 49 F

livebaseballscorecards.com

AB	33
R	7
H	8
RBI	7
BB	7
SO	11
LOB	20

PITCHER		IP	WLS	BF	H	R	ER	SO	BB	IBB	HBP	BLK	WP	HR	S	P	ERA	WHIP
34 Jake Arrieta, R ERA: 6.63	(1, 1)	4.0	L	20	2	5	5	6	5	0	1	0	0	0	50	91	11.25	1.750
66 T.J. McFarland, L ERA: 2.61	(5, 1)	2.2		14	4	1	1	3	2	0	0	0	0	0	33	53	3.38	2.250
47 Pedro Strop, R ERA: 9.45	(7, 1)	1.1		4	0	0	0	2	0	0	0	0	0	0	13	18	0.00	0.000
40 Troy Patton, L ERA: 1.35	(9, 1)	1.0		5	2	1	1	0	0	0	0	0	0	0	10	13	9.00	2.000

PITCHER	IP	WLS	BF	H	R	ER	SO	BB	IBB	HBP	BLK	WP	HR	S	P	ERA	WHIP

Los Angeles Dodgers @ Baltimore Orioles

Oriole Park at Camden Yards, Baltimore, MD

Sun Apr 21 2013, 1:41 PM - 5:01 PM EDT

Att. 41,265 - Partly Cloudy - 49 F

livebaseballscorecards.com

BOTTOM

Batter	1	2	3	4	5	6	7	8	9	AB	R	H	RBI	BB	SO	LOB
9 Nate McLouth, L (1, 7) OBP: 0.387, SLG: 0.346	C FF 90 C CU 77 B FF 90 X FF 91 1-2 13 WP 21 1B 1B	B FF 88 C CU 75 X CH 83 1-1 ② G1-3			B CU 71 B CH 83 C CH 82 B CU 73 B CH 85 4-1 13 G6-4-3 BB		C SI 85 C CU 78 B CU 78 B CU 79 F SI 90 X CU 78 2-2 ① G6-3		C SI 94 F SI 94 D FS 86 X FS 86 1-2 ② F8	4	1	1	0	1	0	1
13 Manny Machado, R (1, 5) OBP: 0.288, SLG: 0.395	B FF 90 B FF 90 F FF 90 C CU 77 B FF 91 S FF 91 3-3 ① K 1-2	B CH 83 C CH 83 C CU 77 F CU 78 B FF 92 B FF 91 S CU 78 3-3 ③ K			C FF 88 X CU 76 0-1 ①② G6-4-3 1-2f		B CH 82 C CU 78 B CH 82 C CH 84 X SI 89 2-2 ② G4-3		B SI 94 B SI 93 X SI 93 2-0 ③ FC6-4 1-2f	5	0	0	0	0	2	3
21 Nick Markakis, L (1, 9) OBP: 0.370, SLG: 0.419	B CU 76 B FF 89 F FF 90 B FF 90 C CU 76 X FF 91 3-2 19 1B 10 HBP 2 1B 2-H 1B		C CH 83 X CU 80 0-1 ① G3-1		C CU 80 X CU 75 0-1 10 1B 1B		B SI 89 S CH 86 X SI 89 1-1 ③ G6-3			4	1	2	1	0	0	0
10 Adam Jones, R (1, 8) OBP: 0.390, SLG: 0.581	F FF 91 H FF 89 1-1 19 1B 2 1B 1-2 HBP		X CH 84 0-0 HR		B SI 84 1 SAFE F SI 85 X KC 76 1-1 1-2 1B			C FC 90 B FC 92 X FC 90 1-1 ① L9		3	2	2	1	0	0	0
19 Chris Davis, L (1, 3) OBP: 0.486, SLG: 0.855	B FF 89 B FF 89 F FF 90 F CH 84 X CU 79 2-2 2 1B 1-2 2-3 1B		S CH 82 X CH 83 0-1 32 G4-6-3 1B		F SI 85 S KC 77 S KC 78 0-3 ③ K			B FC 91 S FC 90 S FC 91 X FC 91 1-2 32 G4-3 2B		4	0	3	0	0	1	2
32 Matt Wieters, S (1, 2) OBP: 0.318, SLG: 0.414	C CU 76 D FF 87 F FF 92 B FC 87 B FF 91 T FF 91 3-2 ② K		B CU 76 X FF 88 1-0 ②③ G4-6-3 1-2f			B CU 74 B CH 81 C FF 89 F FC 86 X FF 90 2-2 ① F7		C FC 92 X FC 92 0-1 ② G4-3 2-3		4	0	0	0	0	1	5
2 J.J. Hardy, R (1, 6) OBP: 0.247, SLG: 0.388	B FF 90 C FF 90 X FF 91 1-1 1-3 2-H 3-H 1B		C CU 75 F CH 81 B CU 77 X FF 89 1-2 ① G6-3			C FF 90 B FF 90 T CU 77 F FF 90 X FC 86 1-2 ② G5-3		C FC 93 B FC 93 X FC 92 1-1 ③ G6-3		4	0	1	2	0	0	1
3 Ryan Flaherty, L (1, 4) OBP: 0.135, SLG: 0.171	B CU 77 C CU 77 X FF 91 1-1 ③ F7		B CH 82 B CU 74 C CH 82 F CU 77 S CU 76 2-3 ② K			B CU 75 B FC 85 S FC 85 B FF 90 C FC 88 F FC 86 F FC 86 F FF 89 B FC 88 4-2 BB			X SI 94 0-0 ① F7	3	0	0	0	1	1	2
14 Nolan Reimold, R (1, 10) OBP: 0.302, SLG: 0.438		C CU 74 C CH 85 B CU 78 B CU 78 B FF 92 X CU 78 3-2 ① G5-3			B CH 81 C CH 82 C CU 76 S CU 79 1-3 ③ K	1 SAFE B FC 85 1 SAFE X FF 88 1-0 ③ F8			B SI 94 S SI 94 B FS 86 X SI 94 2-1 13 FC6-4 1B	4	0	1	0	0	1	1
Inning Stats	R: 3 H: 4 E: 0 LOB: 2 K: 2 BB: 0 S: 20 P: 35	R: 0 H: 0 E: 0 LOB: 0 K: 1 BB: 0 S: 9 P: 16	R: 1 H: 2 E: 0 LOB: 0 K: 0 BB: 0 S: 6 P: 7		R: 0 H: 2 E: 0 LOB: 2 K: 1 BB: 1 S: 10 P: 15	R: 0 H: 0 E: 0 LOB: 1 K: 0 BB: 0 S: 13 P: 21	R: 0 H: 0 E: 0 LOB: 0 K: 0 BB: 0 S: 9 P: 14	R: 0 H: 1 E: 0 LOB: 1 K: 0 BB: 0 S: 9 P: 12	R: 0 H: 1 E: 0 LOB: 1 K: 0 BB: 0 S: 7 P: 12	1B: 8 SF: 0 2B: 1 SAC: 0 3B: 0 DP: 2 HR: 1 HBP: 1				WP: 1 PA: 38 PB: 0 SB: 0 CS: 0			

	AB	35
	R	4
	H	10
	RBI	4
	BB	2
	SO	6
	LOB	15

PITCHER		IP	WLS	BF	H	R	ER	SO	BB	IBB	HBP	BLK	WP	HR	S	P	ERA	WHIP
59 Stephen Fife, R ERA: 7.71	(1, 1)	4.2		21	7	4	4	5	1	0	1	0	1	1	49	80	7.71	1.714
56 J.P. Howell, L ERA: 4.91	(5, 1)	0.1	W	2	1	0	0	1	0	0	0	0	0	0	5	6	0.00	3.000
54 Matt Guerrier, R ERA: 3.0	(6, 1)	1.0	H	4	0	0	0	0	1	0	0	0	0	0	13	21	0.00	1.000
75 Paco Rodríguez, L ERA: 4.5	(7, 1)	1.0	H	3	0	0	0	0	0	0	0	0	0	0	9	14	0.00	0.000
74 Kenley Jansen, R ERA: 1.8	(8, 1)	1.0	H	4	1	0	0	0	0	0	0	0	0	0	9	12	0.00	1.000

PITCHER		IP	WLS	BF	H	R	ER	SO	BB	IBB	HBP	BLK	WP	HR	S	P	ERA	WHIP
31 Brandon League, R ERA: 2.57	(9, 1)	1.0	S	4	1	0	0	0	0	0	0	0	0	0	7	12	0.00	1.000

Toronto Blue Jays @ Baltimore Orioles

Oriole Park at Camden Yards, Baltimore, MD

Mon Apr 22 2013, 7:12 PM - 10:04 PM EDT

Att. 11,168 - Partly Cloudy - 53 F

livebaseballscorecards.com

TOP

Batter	1	2	3	4	5	6	7	8	9	AB	R	H	RBI	BB	SO	LOB
66 Munenori Kawasaki, L (1, 6) OBP: 0.333, SLG: 0.308	B FC 90 C FC 89 B FC 89 B FF 89 C FF 91 X FF 90 3-2 G6-3		C FC 91 C KC 77 B FC 91 F FF 93 X KC 78 1-2 F8			B FF 91 1 SAFE F FF 92 X FC 91 1-1 G5-3 1-2		B SL 76 C SI 84 C SI 83 F FF 84 B SL 77 F SI 84 B SL 76 B SI 83 4-2 BB		3	0	0	0	1	0	1
53 Melky Cabrera, S (1, 7) OBP: 0.322, SLG: 0.304	C FF 92 B FC 91 B KC 76 X FF 92 2-1 G6-3			B KC 75 F FC 91 B FC 92 C FF 92 X KC 77 2-2 F8		F FF 91 C FF 91 B FF 91 X FC 91 1-2 F7		1 SAFE C SI 84 S FF 86 X FF 85 0-2 F9		4	0	0	0	0	0	2
19 José Bautista, R (1, 9) OBP: 0.298, SLG: 0.480	X FF 92 0-0 G5-3			B FC 92 B KC 78 C FF 92 B CH 84 X CH 84 3-1 G5-3			C CH 82 C FC 91 F FC 91 F FC 92 B SL 87 F FF 92 C KC 76 1-3 K	B FF 87 B SL 78 1 SAFE S SI 84 F SI 85 S SL 77 2-3 K		4	0	0	0	0	2	1
10 Edwin Encarnación, R (1, 3) OBP: 0.286, SLG: 0.307		C KC 74 F FC 91 B FC 90 S FC 91 1-3 K		C FF 93 X FC 93 0-1 F8			C SL 85 C KC 76 B FF 92 F FF 91 X CH 83 1-2 9 28 1B 1B	C SL 78 X SL 78 0-1 P6		4	1	1	0	0	1	1
26 Adam Lind, L (1, 10) OBP: 0.380, SLG: 0.308		C FC 92 C FF 91 X FF 90 0-2 9 BB 1B			B KC 76 F CH 82 B CH 83 B FF 91 B FC 92 4-1 28 G6-4-3 BB		S CH 83 B FC 93 F FC 92 C FC 92 1-3 K		C SI 92 F SI 92 B CU 80 X CU 79 1-2 F8	3	0	1	0	1	1	1
9 J.P. Arencibia, R (1, 2) OBP: 0.273, SLG: 0.600		B FC 92 B FF 91 F FF 92 B CH 83 F FC 91 B FC 91 4-2 28 G6-4-3 1-2 BB			D CH 83 S FC 92 B FC 92 X FC 91 2-1 P6		B SL 84 C FC 91 S FF 91 D KC 78 F FF 92 X FC 93 2-2 28 1B 1-2 1B		C SI 92 C CU 78 B SI 93 B SI 94 B SI 93 F SI 94 S SI 93 3-3 K	3	0	1	0	1	1	1
28 Colby Rasmus, L (1, 8) OBP: 0.318, SLG: 0.517		C CH 84 B FC 92 X FC 92 1-1 G6-4-3 1-2f			C FC 91 C FC 92 X FC 94 0-2 G6-4-3 1-2f		B FF 92 B CH 84 C FF 91 F CH 83 B FF 93 X FC 92 3-2 13 BB 1-3 2-H 1B		C SI 94 B SI 93 X SI 93 1-1 G3	4	0	1	1	0	0	3
13 Brett Lawrie, R (1, 5) OBP: 0.185, SLG: 0.200			X FF 91 0-0 F9			C FF 90 X CH 82 0-1 G6-3	B SI 84 C SL 77 B SL 77 B SI 83 B SL 78 4-1 1-2 BB			2	0	0	0	1	0	0
1 Emilio Bonifácio, S (1, 4) OBP: 0.237, SLG: 0.333			B FC 91 X FC 91 1-0 B6			C FF 90 B KC 77 B KC 76 S FC 92 B FF 92 F FF 92 B FC 92 4-2 66 G5-3 BB	F SL 78 C SI 84 B FF 84 B FF 85 S FF 84 2-3 K			2	0	0	0	1	1	3
Inning Stats	R: 0 E: 0 K: 0 S: 6 H: 0 LOB: 0 BB: 0 P: 11	R: 0 E: 0 K: 1 S: 10 H: 1 LOB: 1 BB: 1 P: 16	R: 0 E: 0 K: 0 S: 6 H: 0 LOB: 0 BB: 0 P: 8	R: 0 E: 0 K: 0 S: 7 H: 0 LOB: 0 BB: 0 P: 12	R: 0 E: 0 K: 0 S: 6 H: 0 LOB: 0 BB: 1 P: 12	R: 0 E: 0 K: 0 S: 10 H: 0 LOB: 1 BB: 1 P: 16	R: 1 E: 0 K: 3 S: 24 H: 3 LOB: 3 BB: 1 P: 38	R: 0 E: 0 K: 1 S: 12 H: 0 LOB: 1 BB: 1 P: 18	R: 0 E: 0 K: 1 S: 9 H: 0 LOB: 0 BB: 0 P: 14	1B: 4 2B: 0 3B: 0 HR: 0 SF: 0 SAC: 0 DP: 2 HBP: 0						

	AB	29
	R	1
	H	4
	RBI	1
	BB	5
	SO	6
	LOB	13

WP: 0 PA: 34
PB: 0
SB: 0
CS: 0

PITCHER		IP	WLS	BF	H	R	ER	SO	BB	IBB	HBP	BLK	WP	HR	S	P	ERA	WHIP
30 Chris Tillman, R ERA: 5.23	(1, 1)	6.2		25	4	1	1	3	3	0	0	0	0	0	65	103	1.35	1.050
56 Darren O'Day, R ERA: 0.9	(7, 1)	1.1		6	0	0	0	2	2	0	0	0	0	0	16	28	0.00	1.500
43 Jim Johnson, R ERA:	(9, 1)	1.0	W	3	0	0	0	1	0	0	0	0	0	0	9	14	0.00	0.000

PITCHER		IP	WLS	BF	H	R	ER	SO	BB	IBB	HBP	BLK	WP	HR	S	P	ERA	WHIP

Toronto Blue Jays @ Baltimore Orioles

Oriole Park at Camden Yards, Baltimore, MD

Mon Apr 22 2013, 7:12 PM - 10:04 PM EDT

Att. 11,168 - Partly Cloudy - 53 F

livebaseballscorecards.com

Batter	1	2	3	4	5	6	7	8	9	AB	R	H	RBI	BB	SO	LOB
21 Nick Markakis, L (1, 9) OBP: 0.372, SLG: 0.418	X FF 88 0-0 1B		B SI 89 C SI 89 C SI 89 F SI 90 B SL 83 S SI 90 2-3 ① K		B SI 90 F FF 90 B SI 89 X SI 91 2-1 ③ G3-4-3			S FF 93 X SL 84 0-1 ① L8	C SI 90 C SI 92 F SI 92 X SI 91 0-2 1-2 2-3 3-H 1B	5	0	2	1	0	1	1
13 Manny Machado, R (1, 5) OBP: 0.298, SLG: 0.392	F SI 88 B CH 82 F FF 88 1 SAFE F FF 89 D CU 74 B FF 88 C FF 90 3-3 ① K		C SI 89 S CU 75 B FF 90 B FF 89 F CU 74 F FF 90 S CH 82 2-3 ② K			C CH 81 S SI 88 B FF 90 B CH 82 X CH 81 2-2 32 PB 10 1B 19 SF9 1B		B FF 93 C FF 93 B FF 94 C FF 93 B FF 93 B FF 93 4-2 10 S BB		3	1	1	0	1	2	1
10 Adam Jones, R (1, 8) OBP: 0.383, SLG: 0.564	X CH 82 0-0 ② F8		B FF 89 X CH 82 1-0 ③ G5-3			B FF 88 1 SAFE B FF 89 C SI 90 T FF 89 F FF 90 1 SAFE X CU 74 2-2 19 SF9 32 PB 1-2 1B		B SL 84 1 SAFE S FF 93 F CH 88 D FF 95 F SL 86 F FF 94 F FF 95 B FF 93 3-3 F FF 92 S SL 86 1-2 ② K		4	0	1	0	0	1	2
32 Matt Wieters, S (1, 2) OBP: 0.300, SLG: 0.387	C SI 90 B SI 90 F FF 90 S CU 75 1-3 ③ K			B SI 89 B FF 88 F FF 88 F FF 89 B FF 89 X FF 90 3-2 ① F8		B CH 82 F FF 89 B FF 88 X FF 89 2-1 ① G6-3 1-2 2-3		B FF 93 F CH 86 B CH 86 S FF 93 S FF 94 2-3 ③ K		4	0	0	0	0	2	4
19 Chris Davis, L (1, 3) OBP: 0.474, SLG: 0.828		C SI 89 S SI 88 B FF 90 S SI 90 1-3 ① K		F SI 88 F SI 89 F SL 82 F SI 89 X CH 83 0-2 ② F8		X FF 88 0-0 ② SF9 2-3 3-H			H SI 88 1-0 12 E 2 SH1-4 21 1B HBP	2	1	0	1	0	1	0
2 J.J. Hardy, R (1, 6) OBP: 0.250, SLG: 0.377		B FF 89 B FF 88 B FF 89 C FF 89 B FF 88 4-1 28 HBP BB		C SI 88 X SI 89 0-1 ③ F9		C FF 90 F FF 90 B SI 90 X CH 83 1-2 ③ G1-5-3			L SI 90 B SI 90 X SI 90 1-1 ① SH1-4 1-2	2	0	0	0	1	0	1
28 Steve Pearce, R (1, 10) OBP: 0.240, SLG: 0.273		C CH 82 B SI 90 T FF 90 F SI 90 F CU 75 H FF 90 2-2 1-2 HBP			B SI 88 X FF 88 1-0 ① G4-3		B CH 87 B CH 81 B CH 87 C FF 88 B FF 87 4-1 14 G6-4-3 BB		C SI 90 B SI 90 X SI 90 1-1 ② P4	2	0	0	0	1	0	1
14 Nolan Reimold, R (1, 7) OBP: 0.298, SLG: 0.412		B FF 90 F CH 83 F CH 82 F SL 83 F SI 90 S CH 82 1-3 ② K			C CH 82 B CH 83 B SI 90 X FF 89 2-1 ② F8		S SL 83 T FF 93 D FF 94 X SL 84 1-2 ① ② G6-4-3 1-2f		I IN 78 I IN 77 I IN 79 I IN 77 4-0 21 1B 12 E IBB	3	0	0	0	1	1	3
12 Alexi Casilla, S (1, 4) OBP: 0.296, SLG: 0.346		B FF 90 X FF 89 1-0 ③ P3			B SI 90 C FF 90 B FF 89 B SI 90 C FF 89 X FF 89 3-2 1B		F FF 93 B SL 84 B FF 94 B FF 93 C FF 93 S FF 94 3-3 ③ K		B SI 90 B SI 90 C SI 90 X SI 92 2-1 1-2 2-3 E6 21 1B	4	0	1	0	0	1	4

Inning Stats																								
	R: 0	H: 1	R: 0	H: 0	R: 0	H: 0	R: 0	H: 0	R: 0	H: 1	R: 1	H: 2	R: 0	H: 0	R: 0	H: 0	R: 1	H: 1	1B: 5	SF: 1	WP: 0	PA: 37
	E: 0	LOB: 1	E: 0	LOB: 2	E: 0	LOB: 0	E: 0	LOB: 0	E: 0	LOB: 1	E: 0	LOB: 1	E: 0	LOB: 1	E: 0	LOB: 1	E: 1	LOB: 3	2B: 0	SAC: 1	PB: 1	
	K: 2	BB: 0	K: 2	BB: 1	K: 2	BB: 0	K: 0	BB: 0	K: 0	BB: 0	K: 0	BB: 0	K: 1	BB: 1	K: 2	BB: 1	K: 0	BB: 1	3B: 0	DP: 1	SB: 1	
	S: 9	P: 13	S: 14	P: 23	S: 10	P: 15	S: 10	P: 13	S: 8	P: 16	S: 13	P: 20	S: 7	P: 15	S: 14	P: 23	S: 10	P: 19	HR: 0	HBP: 2	CS: 0	

PITCHER		IP	WLS	BF	H	R	ER	SO	BB	IBB	HBP	BLK	WP	HR	S	P	ERA	WHIP
48 J.A. Happ, L ERA: 3.68	(1, 1)	6.0		25	4	1	0	6	2	0	1	0	0	0	65	105	0.00	1.000
50 Steve Delabar, R ERA: 2.13	(7, 1)	2.0		6	0	0	0	3	1	0	0	0	0	0	20	33	0.00	0.500
62 Aaron Loup, L ERA: 1.8	(9, 1)	0.2	L	6	1	1	0	0	0	1	1	0	0	0	10	19	0.00	1.500

PITCHER	IP	WLS	BF	H	R	ER	SO	BB	IBB	HBP	BLK	WP	HR	S	P	ERA	WHIP

AB	29
R	2
H	5
RBI	2
BB	4
SO	9
LOB	17

Batter	1	2	3	4	5	6	7	8	9	AB	R	H	RBI	BB	SO	LOB
66 Munenori Kawasaki, L (1, 6) OBP: 0.306, SLG: 0.276 16 Mark DeRosa, R (8, PH) OBP: 0.265, SLG: 0.333 (8, 4)	B FF 90 X SI 91 1-0 G6-3 ①		F FF 91 X SI 91 0-1 G6-4-3 ②③ 1-2f			C SI 90 B FF 90 B FF 91 B FF 90 C FF 90 X FF 90 3-2 G4-3 ②		B FF 89 S CH 82 F FF 90 B CH 84 B FF 91 B FF 91 4-2 19 G6-3 11 SH1-3 BB		3 0	0 0	0 0	0 0	0 1	0 0	2 0
26 Adam Lind, L (1, 10) OBP: 0.396, SLG: 0.317 11 Rajai Davis, R (8, PH) OBP: 0.293, SLG: 0.400 (8, 10)	B FF 91 C SI 90 S FF 91 B FF 92 X CH 84 2-2 G5-3 ②			C CH 83 X CH 83 0-1 19 G6-4-3 1B		C SI 91 F FF 92 B FF 91 B SI 90 B CU 81 B FF 91 4-2 19 BB 10 HR BB		L SI 95 X SL 81 0-1 SH1-3 ① 1-2		2 0	1 0	1 0	0 0	1 0	0 0	0 0
19 José Bautista, R (1, 9) OBP: 0.295, SLG: 0.453	C FF 91 B SL 84 B SL 83 X FF 92 2-1 P4 ③			C FF 91 B FF 91 X FF 91 1-1 G6-4-3 ①② 1-2f		C SL 82 B FF 90 F CH 80 F FF 91 B FF 91 F FF 90 B FF 90 B CH 80 4-2 10 HR 1-2 BB		X SI 96 0-0 G6-3 ② 2-3		3 1	1 0	0 0	0 1	1 0	0 2	2 0
10 Edwin Encarnación, R (1, 3) OBP: 0.307, SLG: 0.351		B CU 76 F FF 91 F FF 91 B SL 82 X FF 90 2-2 G6-3 ①		C FF 91 B FF 92 B CU 78 B SL 86 B FF 91 4-1 BB		X FF 91 0-0 1-H 2-H HR		B SL 82 B SI 97 B SI 96 B SI 95 4-0 BB		2 1	1 1	1 3	3 2	2 0	0 0	0 0
53 Melky Cabrera, S (1, 7) OBP: 0.319, SLG: 0.325		C FF 91 F CU 76 B CH 80 X FF 91 1-2 F8 ②		C FF 92 1 SAFE B FF 90 T FF 91 B FF 91 X SI 91 2-2 F8 ③		B CU 77 F FF 90 B SI 89 X SI 88 2-1 3B		B SI 96 B SI 96 C SL 82 F SI 96 B CH 88 C SL 82 3-3 K ③		4 0	0 1	1 0	0 0	0 1	1 3	3 3
13 Brett Lawrie, R (1, 5) OBP: 0.161, SLG: 0.172		C FF 91 C FF 91 S FF 92 0-3 K ③			B SL 83 S FF 90 F FF 90 F FF 91 B FF 91 S FF 91 2-3 K ①	S CH 80 F FF 90 F FF 90 X CH 81 0-2 L7 ③			X SI 92 0-0 G5-3 ①	4 0	0 0	0 0	0 0	0 2	2 1	1 1
28 Colby Rasmus, L (1, 8) OBP: 0.314, SLG: 0.516			C SI 90 F SI 90 B FF 90 X CH 82 1-2 22 1B 2B		F FF 91 F SI 91 B FF 90 S FF 90 1-3 K ②		C SL 86 F SL 85 C FF 91 0-3 K ①		C SI 93 S CU 80 B CU 80 F SI 94 S SI 95 1-3 K ②	4 0	1 0	0 0	0 0	3 3	0 0	0 0
3 Maicer Izturis, S (1, 4) OBP: 0.190, SLG: 0.279 (8, 6) 1 Emilio Bonifácio, S (9, PR) OBP: 0.237, SLG: 0.333			C FF 90 X CU 79 0-1 G3 ①		B CU 77 X FF 90 1-0 P6 ③		B FF 91 F FF 90 X CU 78 1-1 G5-3 ②		C SI 94 B SI 93 X SI 92 1-1 1B	4 0	0 0	1 0	0 0	0 0	0 0	1 0
22 Henry Blanco, R (1, 2) OBP: 0.231, SLG: 0.167 9 J.P. Arencibia, R (7, PH) OBP: 0.266, SLG: 0.584 (7, 2)			X SL 84 0-0 66 G6-4-3 2-3 1B			C FF 89 B FF 90 B FF 90 S FF 91 T FF 91 2-2 K ①	B FF 92 S FF 90 S FF 91 B FF 91 F FF 91 F FF 92 S SL 85 2-3 K ③		F FF 92 B SI 93 F SI 93 S SI 94 1-3 K ③	2 2	0 0	1 0	0 0	1 2	0 1	0 1
Inning Stats	R: 0 E: 0 K: 0 S: 6 H: 0 LOB: 0 BB: 0 P: 11	R: 0 E: 0 K: 1 S: 9 H: 0 LOB: 0 BB: 0 P: 12	R: 0 E: 0 K: 0 S: 8 H: 2 LOB: 1 BB: 0 P: 9	R: 0 E: 0 K: 0 S: 8 H: 1 LOB: 1 BB: 1 P: 15	R: 0 E: 0 K: 2 S: 8 H: 0 LOB: 0 BB: 0 P: 12	R: 3 E: 0 K: 1 S: 19 H: 2 LOB: 1 BB: 2 P: 34	R: 0 E: 0 K: 2 S: 11 H: 0 LOB: 0 BB: 0 P: 14	R: 0 E: 0 K: 1 S: 8 H: 0 LOB: 2 BB: 2 P: 19	R: 0 E: 0 K: 2 S: 10 H: 1 LOB: 1 BB: 0 P: 13	1B: 3 2B: 1 3B: 1 HR: 1	SF: 0 SAC: 1 DP: 2 HBP: 0					

PITCHER		IP	WLS	BF	H	R	ER	SO	BB	IBB	HBP	BLK	WP	HR	S	P	ERA	WHIP
50 Miguel González, R ERA: 4.13	(1, 1)	6.0	W	24	5	3	3	4	3	0	0	0	0	1	58	93	4.50	1.333
17 Brian Matusz, L ERA: 1.17	(7, 1)	1.0	H	4	0	0	0	2	1	0	0	0	0	0	13	20	0.00	1.000
47 Pedro Strop, R ERA: 8.22	(8, 1)	1.0	H	4	0	0	0	1	1	0	0	0	0	0	6	13	0.00	1.000
43 Jim Johnson, R ERA:	(9, 1)	1.0	S	4	1	0	0	2	0	0	0	0	0	0	10	13	0.00	1.000

PITCHER	IP	WLS	BF	H	R	ER	SO	BB	IBB	HBP	BLK	WP	HR	S	P	ERA	WHIP

TOP

Toronto Blue Jays @ Baltimore Orioles

Oriole Park at Camden Yards, Baltimore, MD

Tue Apr 23 2013, 7:09 PM - 9:37 PM EDT

Att. 13,272 - Clear - 58 F

livebaseballscorecards.com

AB	30
R	3
H	6
RBI	3
BB	5
SO	9
LOB	10

Batter	1	2	3	4	5	6	7	8	9	AB	R	H	RBI	BB	SO	LOB
9 Nate McLouth, L (1, 7) OBP: 0.394, SLG: 0.345	C KN 70 B KN 75 X KN 76 1-1 13 K 1B	B KN 73 B KN 72 B KN 73 C KN 79 B FF 80 4-1 21 PB 13 1B 1-2 2-3 BB			B KN 69 C KN 78 F KN 72 S KN 76 1-3 ① K		X FC 88 0-0 ① L4			3	0	1	0	1	1	0
13 Manny Machado, R (1, 5) OBP: 0.318, SLG: 0.415	B KN 71 C KN 71 B KN 74 S KN 73 1 SAFE B KN 72 1 SAFE T KN 74 3-2 ①② K 1-2	X FF 81 0-0 21 PB 1-2 2-H 3-H 1B			C KN 72 B KN 75 X KN 74 1-1 21 WP 2B		B CU 80 B SI 90 B FC 89 B FF 91 4-0 21 FC4-6 BB			3	0	2	2	1	1	1
21 Nick Markakis, L (1, 9) OBP: 0.367, SLG: 0.402	C KN 73 F KN 75 B KN 76 B EP 84 F KN 75 B KN 82 X KN 73 3-2 ③ F8	C KN 74 B KN 74 D KN 76 C KN 71 X KN 76 2-2 ③ G4-3 1-2 2-3			C KN 73 D KN 76 B KN 74 B KN 75 B KN 75 4-1 2-3 BB		F SI 91 X SI 92 0-1 ② FC4-6 10 WP 1-2f			3	0	0	0	1	0	3
10 Adam Jones, R (1, 8) OBP: 0.376, SLG: 0.549		B KN 72 X KN 71 1-0 E5 19 1B 32 1B 1B	C KN 73 B KN 76 F KN 75 B KN 76 F KN 75 S KN 77 2-3 ① K		B KN 75 F KN 74 F KN 75 X KN 76 1-2 ② P4		D SI 89 S CU 81 B CU 81 F SI 90 B SI 91 S CU 80 3-3 ③ K 1-2			4	1	1	0	0	2	3
19 Chris Davis, L (1, 3) OBP: 0.463, SLG: 0.794		B KN 74 T KN 74 F KN 74 X KN 76 1-2 3 BB 32 1B 14 SF8 2-3 1B	F KN 75 S KN 76 S KN 78 0-3 ② K		F KN 74 F KN 74 B KN 75 F KN 77 B KN 76 X KN 77 2-2 ③ F7			B SI 90 X FC 88 1-0 ① G4-3		4	1	1	0	0	1	2
32 Matt Wieters, S (1, 2) OBP: 0.311, SLG: 0.385		B KN 74 F KN 74 S KN 75 F KN 76 X KN 76 1-2 9 BB 3 BB 13 1B 1-2 3-H 1B	B KN 75 S KN 76 S KN 76 F KN 77 F KN 77 B KN 76 F KN 76 F KN 76 X KN 76 2-2 ③ F8			C KN 68 B KN 74 B EP 68 B KN 70 S EP 67 F KN 71 B KN 70 4-2 3 BB BB		C SL 85 F FF 95 B FF 94 B CU 83 B SL 85 S SL 84 3-3 ② K		3	1	1	1	1	1	0
2 J.J. Hardy, R (1, 6) OBP: 0.238, SLG: 0.356		B FF 81 F KN 73 X KN 76 1-1 ① F3	S KN 71 X KN 74 0-1 ① F9				C KN 70 F KN 72 F KN 74 F KN 73 X EP 64 0-2 ① F7	B SL 85 X FF 95 1-0 ③ L8		4	0	0	0	0	0	3
3 Ryan Flaherty, L (1, 4) OBP: 0.175, SLG: 0.167		B KN 74 B KN 75 B KN 73 C KN 78 D KN 72 4-1 9 BB 13 1B 1-2 2-3 BB	C KN 71 B KN 74 B KN 74 X KN 71 2-1 ② P5				D KN 73 B KN 72 B KN 78 S KN 75 D KN 71 4-1 14 G5-4-3 1-2 BB			1	1	0	0	2	0	0
14 Nolan Reimold, R (1, 10) OBP: 0.283, SLG: 0.396		B KN 74 X KN 72 1-0 ② SF8 3-H	F KN 71 B KN 76 X KN 74 1-1 ③ F7				D KN 73 D KN 72 F KN 72 X KN 73 2-1 ②③ G5-4-3 1-2f			2	0	0	1	0	0	2
Inning Stats	R: 0 E: 0 K: 1 S: 9 H: 1 LOB: 0 BB: 0 P: 16	R: 4 E: 1 K: 0 S: 17 H: 4 LOB: 2 BB: 2 P: 32	R: 0 E: 0 K: 2 S: 14 H: 0 LOB: 0 BB: 0 P: 18	R: 0 E: 0 K: 0 S: 6 H: 0 LOB: 0 BB: 0 P: 9	R: 0 E: 0 K: 1 S: 13 H: 1 LOB: 2 BB: 1 P: 22	R: 0 E: 0 K: 0 S: 11 H: 0 LOB: 1 BB: 2 P: 21	R: 0 E: 0 K: 1 S: 6 H: 0 LOB: 1 BB: 1 P: 13	R: 0 E: 0 K: 1 S: 5 H: 0 LOB: 0 BB: 0 P: 10		1B: 5 2B: 1 3B: 0 HR: 0 SF: 1 SAC: 0 DP: 1 HBP: 0		WP: 2 PB: 1 SB: 0 CS: 0 PA: 34		

BOTTOM

Toronto Blue Jays @ Baltimore Orioles

Oriole Park at Camden Yards, Baltimore, MD

Tue Apr 23 2013, 7:09 PM - 9:37 PM EDT

Att. 13,272 - Clear - 58 F

livebaseballscorecards.com

AB	27
R	4
H	6
RBI	4
BB	6
SO	6
LOB	14

PITCHER		IP	WLS	BF	H	R	ER	SO	BB	IBB	HBP	BLK	WP	HR	S	P	ERA	WHIP
43 R.A. Dickey, R ERA: 4.66	(1, 1)	6.0	L	27	6	4	4	4	5	0	0	0	1	0	70	118	6.00	1.833
27 Brett Cecil, L ERA: 1.59	(7, 1)	1.1		5	0	0	0	1	1	0	0	0	1	0	7	15	0.00	0.750
32 Esmil Rogers, R ERA: 3.18	(8, 1)	0.2		2	0	0	0	1	0	0	0	0	0	0	4	8	0.00	0.000

PITCHER	IP	WLS	BF	H	R	ER	SO	BB	IBB	HBP	BLK	WP	HR	S	P	ERA	WHIP

Batter	1	2	3	4	5	6	7	8	9	10	11	AB	R	H	RBI	BB	SO	LOB
11 Rajai Davis, R (1, 7) OBP: 0.277, SLG: 0.435	C SI 90 X SI 90 0-1 F9 ①		C CU 73 X SI 90 0-1 HR		C CU 76 S SL 85 S SL 87 0-3 K ②		X FC 91 0-0 P4 ③			1 SAFE X SL 80 0-0 P6 ①	B SI 91 F FF 90 X FF 92 1-1 FC4-6 ③ 1-2f	6	1	1	1	0	1	5
1 Emilio Bonifácio, S (1, 4) (9, 8) OBP: 0.219, SLG: 0.305	C SI 90 B CU 75 B SI 90 B SI 90 X FF 90 3-1 L9 ②		X SL 85 0-0 F7 ②		C CU 76 B CH 85 X SL 86 1-1 G3 ③			C SL 78 B FF 85 F SI 84 B SL 78 F SL 79 B FF 86 F SL 79 F FF 85 F FF 85 3-2 X SI 85 F7 ①		C SI 89 F SL 80 C SI 90 0-3 K ②		5	0	0	0	0	1	1
19 José Bautista, R (1, 9) OBP: 0.288, SLG: 0.483	B SI 90 C CU 76 B CH 84 X SI 91 2-1 G5-3 ③		C SL 85 X CH 84 0-1 G2-3 ③			X SI 90 0-0 HR		C SL 79 B FF 86 F SI 85 B FF 86 B SL 79 X SL 79 3-2 P2 ②		C CU 79 F SI 93 D CU 81 B CH 87 F SI 93 F CU 81 X SI 94 2-2 FC5-4 ③ 1-2f		5	1	1	1	0	0	1
10 Edwin Encarnación, R (1, 3) OBP: 0.312, SLG: 0.383		C FF 90 F CU 75 F SI 92 B SL 86 X CH 85 1-2 G5-3 ①		X SL 90 0-0 HR		B SL 86 B CH 85 C SL 85 B CU 76 F SI 90 X SL 86 3-2 F9 ①		B FF 88 F SL 79 B FF 86 B SI 85 B SL 78 4-1 BB			B SI 92 C SI 93 X CU 80 1-1 L7 ①	4	1	1	1	1	0	0
53 Melky Cabrera, S (1, 10) OBP: 0.313, SLG: 0.310		B FF 90 B SI 90 B SI 90 C SI 90 B SI 90 4-1 9 HR BB		B SI 89 C CU 76 X CH 84 1-1 G1-3 ①		C SI 91 B CU 76 B CH 85 B CH 85 X SI 91 3-1 G3-1 ②		X FF 85 0-0 F9 ③			C SI 93 X SI 94 0-1 G4-3 ②	4	1	0	0	1	0	1
9 J.P. Arencibia, R (1, 2) OBP: 0.286, SLG: 0.634		C FF 91 F SI 90 D CU 78 1 SAFE X SI 89 1-2 1-H HR		C CU 76 X CH 84 0-1 2B		B FC 89 F FF 96 X FC 90 1-1 G6-3 ③			B SL 78 C SL 78 F FF 85 F SL 79 F FF 85 B FF 86 F SI 84 B FF 85 C SL 78 3-3 K ①		C SI 93 B SI 92 F SI 93 X SI 95 1-2 13 HBP 66 1B 3 BB 1B	5	2	3	2	0	1	0
28 Colby Rasmus, L (1, 8) 16 Mark DeRosa, R (9, PH) 66 Munenori Kawasaki, L (9, 6) OBP: 0.324, SLG: 0.300	B CU 76 S SI 90 S CH 84 S CH 85 1-3 K ②		C SI 89 F CH 84 S CU 79 0-3 K ②				B CU 76 B SI 94 F FF 95 B CH 86 F FC 92 X FF 96 3-2 F9 ①		C SI 89 X CH 85 0-1 L5 ②		F SI 94 X SI 94 0-1 3 BB 13 HBP 1-2 1B	3	0	0	0	0	2	1
												1	0	0	0	0	0	0
												1	0	1	0	0	0	0
13 Brett Lawrie, R (1, 5) OBP: 0.194, SLG: 0.156	C FF 91 B CH 85 X CH 85 1-1 F8 ③		C CU 76 S SL 91 F FF 92 D CU 80 B FF 92 X CH 84 2-2 G6-3 ③				B FC 92 B FC 89 F FF 94 C FF 94 B FC 91 B FC 91 4-2 3 G5-3 BB		C SI 90 B CH 85 F SI 90 F SL 83 B SI 90 C SL 79 2-3 K ③		C SI 94 H SI 93 1-1 3 BB 1-2 2-3 HBP	3	0	0	0	1	1	1
3 Maicer Izturis, S (1, 6) (9, 4) OBP: 0.206, SLG: 0.277			C SI 89 X CH 82 0-1 F8 ①		C SL 85 B SI 90 C SL 85 X CH 85 1-2 G4-3 ①		B FF 95 X FC 90 1-0 G5-3 ② 1-2			X SI 89 0-0 19 FC5-4 1B	B SI 95 B SI 94 B SI 93 B SI 94 4-0 11 FC4-6 1-2 2-3 3-H BB	4	0	1	1	1	0	1
Inning Stats	R: 0 E: 0 K: 0 S: 6 H: 0 LOB: 0 BB: 0 P: 11	R: 2 E: 0 K: 1 S: 13 H: 1 LOB: 0 BB: 1 P: 21	R: 1 E: 0 K: 0 S: 7 H: 1 LOB: 0 BB: 0 P: 7	R: 1 E: 0 K: 1 S: 12 H: 2 LOB: 1 BB: 0 P: 15	R: 0 E: 0 K: 1 S: 8 H: 0 LOB: 0 BB: 0 P: 10	R: 1 E: 0 K: 0 S: 8 H: 1 LOB: 0 BB: 0 P: 15	R: 0 E: 0 K: 0 S: 7 H: 0 LOB: 1 BB: 1 P: 15	R: 0 E: 0 K: 0 S: 12 H: 0 LOB: 1 BB: 1 P: 22	R: 0 E: 0 K: 2 S: 12 H: 0 LOB: 0 BB: 0 P: 17	R: 0 E: 0 K: 1 S: 10 H: 1 LOB: 1 BB: 0 P: 12	R: 1 E: 0 K: 0 S: 12 H: 2 LOB: 3 BB: 1 P: 20	1B: 3 2B: 1 3B: 0 HR: 4 SF: 0 SAC: 0 DP: 0 HBP: 1	WP: 0 PB: 0 SB: 0 CS: 0 PA: 46					

PITCHER		IP	WLS	BF	H	R	ER	SO	BB	IBB	HBP	BLK	WP	HR	S	P	ERA	WHIP
60 Josh Stinson, R ERA: 7.94	(1, 1)	5.2		23	5	5	5	3	1	0	0	0	0	4	52	76	7.94	1.059
29 Tommy Hunter, R ERA: 2.53	(6, 1)	1.1		5	0	0	0	0	1	0	0	0	0	0	9	18	0.00	0.750
56 Darren O'Day, R ERA: 0.79	(8, 1)	1.1		5	0	0	0	1	1	0	0	0	0	0	18	31	0.00	0.750
40 Troy Patton, L ERA: 1.13	(9, 1)	1.1		5	1	0	0	2	0	0	0	0	0	0	11	13	0.00	0.750
43 Jim Johnson, R ERA: 0.75	(10, 1)	1.0	L	7	2	1	1	0	1	0	1	0	0	0	15	24	9.00	3.000

PITCHER		IP	WLS	BF	H	R	ER	SO	BB	IBB	HBP	BLK	WP	HR	S	P	ERA	WHIP
17 Brian Matusz, L ERA: 1.13	(11, 1)	0.1		1	0	0	0	0	0	0	0	0	0	0	2	3	0.00	0.000

TOP

Toronto Blue Jays @ Baltimore Orioles

Oriole Park at Camden Yards, Baltimore, MD

Wed Apr 24 2013, 12:37 PM - 4:01 PM EDT

Att. 14,981 - Sunny - 66 F

livebaseballscorecards.com

AB	41
R	6
H	8
RBI	6
BB	4
SO	6
LOB	11

Batter	1	2	3	4	5	6	7	8	9	10	11	AB	R	H	RBI	BB	SO	LOB
9 Nate McLouth, L (1, 7) OBP: 0.423, SLG: 0.379	C FS 88 C FS 88 F FF 91 B FF 91 B FS 82 B FS 82 X FF 91 3-2 10 2B 2B		B FF 93 C SL 85 B FF 94 B FF 93 B FF 92 4-1 13 E 21 FC4-6 BB		B SL 86 C FF 93 S SL 86 B SL 87 B FF 94 F SL 86 B FS 84 4-2 BB		C SI 90 F SL 76 B SL 78 B SI 92 X SI 91 2-2 13 S 13 3B 2-H 1B		C FF 87 F SI 87 B FF 88 B FF 88 B SL 75 F SL 75 X FF 87 3-2 ③ F7			3	3	2	1	2	0	1
13 Manny Machado, R (1, 5) OBP: 0.323, SLG: 0.437	C FF 90 B FF 91 C FF 90 X FF 92 1-2 ① G6-3		B SL 83 D FF 91 B FF 92 X FF 92 3-0 E5 21 FC4-6 1-3		B FF 94 X SL 85 1-0 ③ P4		C CH 80 C SI 91 B SI 91 D SL 79 B SI 92 X SI 92 3-2 1-H 3B			B SL 86 F FF 95 C FF 96 F FF 95 X SL 86 1-2 10 E 2 1B 1B		5	0	2	1	0	0	3
21 Nick Markakis, L (1, 9) OBP: 0.347, SLG: 0.379	B FF 90 B FF 91 C FS 82 X FF 93 2-1 ② F7		B FS 82 B FF 91 F FS 83 X FS 83 2-1 ② FC4-6 1-2f 3-H			B FF 91 C FF 92 B FF 93 F FF 93 X FF 94 2-2 ① G5-3	B SI 90 B SI 90 C SI 91 X SI 90 2-1 ③ G4-3			F FF 94 1 SAFE 1 SAFE S FF 94 X FF 95 0-2 ① P5		5	0	0	1	0	0	4
10 Adam Jones, R (1, 8) OBP: 0.367, SLG: 0.540	D SL 86 C FS 83 F FF 93 X FF 94 1-2 2-H 2B		B SL 86 C SL 85 T FF 94 F SL 86 X FS 82 1-2 ③ G5-3			B FF 93 B FS 82 X FF 95 2-0 ② F9		C SL 74 B SI 88 F SL 74 S FF 87 1-3 ① K		1 SAFE 1 SAFE 1 SAFE 1 SAFE X FF 95 0-0 E9 2 1B 1-2		5	0	1	1	0	1	2
19 Chris Davis, L (1, 3) OBP: 0.437, SLG: 0.740	F FF 93 B SL 85 F FF 91 S SL 86 1-3 ③ K			B FF 92 F FF 93 S FS 84 B SL 86 S FS 85 2-3 ① K		C FF 94 B FF 94 F FF 94 S FS 85 1-3 ③ K		X FF 88 0-0 ② F7		F FF 96 X SL 86 0-1 ② F8		5	0	0	0	0	3	3
2 J.J. Hardy, R (1, 6) OBP: 0.235, SLG: 0.346		B FF 90 B FF 92 X FF 92 2-0 ① F8		B FF 93 B SL 84 X FS 83 2-0 ② F7			C FF 92 X FF 93 0-1 ① F9	X SI 87 0-0 ③ G1-3		B FF 96 C FF 96 F FF 95 B SL 85 X SL 85 2-2 ③ 1-2 2-H 1B		5	0	1	0	0	0	0
14 Nolan Reimold, R (1, 10) OBP: 0.292, SLG: 0.386		S FF 91 X SL 83 0-1 ② P4		B SL 87 F FF 92 B FS 84 B SL 86 X FF 92 3-1 ③ P5			F FF 91 F SL 85 B FF 93 F SL 85 B FF 95 B FS 83 D FS 82 4-2 3 2B BB	X SI 88 0-0 31 G6-3 3 SH3-4 1B	B FF 89 C FC 87 S FC 88 B CU 74 C FC 87 2-3 ① K	4	1	1	0	1	1	0
3 Ryan Flaherty, L (1, 4) OBP: 0.182, SLG: 0.200		S FS 85 B FS 83 C FS 82 B SL 85 B FF 93 F FS 83 F FF 93 X FF 94 3-2 ③ G4-3			B FF 91 S FS 83 X SL 85 1-1 ① G4-3		B FF 93 D FS 84 C FF 92 C FF 92 X FF 94 2-2 1-H 9 1B 2B		B FF 87 X FF 88 1-0 ① SH3-4 1-2	B FC 89 D FC 89 X FC 88 1-1 ② F8	4	1	1	1	0	0	0
31 Taylor Teagarden, R (1, 2) 36 Chris Dickerson, L (11, PH) OBP: 0.222, SLG: 0.125			B FF 91 C FF 92 B FC 93 X FF 92 2-1 ① L5		C FF 94 S SL 86 T FF 95 0-2 ② K		X SI 88 0-0 ② F7		B SL 74 X SI 88 1-0 ② G6-3 2-3	C FC 89 B FF 90 S FC 88 B FC 88 F CU 73 S FF 90 2-3 ③ K	4 1	0 0	0 0	0 0	0 0	1 1	2 0
Inning Stats	R: 1 E: 0 K: 1 S: 15 H: 2 LOB: 1 BB: 0 P: 23	R: 0 E: 0 K: 0 S: 8 H: 0 LOB: 0 BB: 0 P: 13	R: 1 E: 1 K: 0 S: 10 H: 0 LOB: 1 BB: 1 P: 22	R: 0 E: 0 K: 1 S: 6 H: 0 LOB: 0 BB: 0 P: 13	R: 0 E: 0 K: 1 S: 9 H: 0 LOB: 1 BB: 1 P: 15	R: 0 E: 0 K: 1 S: 7 H: 0 LOB: 0 BB: 0 P: 12	R: 3 E: 0 K: 0 S: 17 H: 3 LOB: 1 BB: 1 P: 30	R: 0 E: 0 K: 1 S: 5 H: 0 LOB: 0 BB: 0 P: 6	R: 0 E: 0 K: 0 S: 7 H: 1 LOB: 1 BB: 0 P: 12	R: 0 E: 1 K: 0 S: 13 H: 2 LOB: 2 BB: 0 P: 16	R: 0 E: 0 K: 2 S: 9 H: 0 LOB: 0 BB: 0 P: 14	1B: 4 2B: 3 3B: 1 HR: 0	SF: 0 SAC: 1 DP: 0 HBP: 0	WP: 0 PB: 0 SB: 1 CS: 0	PA: 45			

PITCHER	IP	WLS	BF	H	R	ER	SO	BB	IBB	HBP	BLK	WP	HR	S	P	ERA	WHIP
23 Brandon Morrow, R (1, 1) ERA: 5.27	6.1		26	3	4	3	4	3	0	0	0	0	0	63	112	4.26	0.947
62 Aaron Loup, L (7, 1) ERA: 2.53	0.2	B	4	2	1	1	0	0	0	0	0	0	0	9	16	13.50	3.000
38 Darren Oliver, L (8, 1) ERA: 3.0	2.0		7	1	0	0	1	0	0	0	0	0	0	12	18	0.00	0.500
32 Esmil Rogers, R (10, 1) ERA: 2.92	1.0	W	5	2	0	0	0	0	0	0	0	0	0	13	16	0.00	2.000
44 Casey Janssen, R (11, 1) ERA: 1.13	1.0	S	3	0	0	0	2	0	0	0	0	0	0	9	14	0.00	0.000

PITCHER	IP	WLS	BF	H	R	ER	SO	BB	IBB	HBP	BLK	WP	HR	S	P	ERA	WHIP

BOTTOM

Toronto Blue Jays @ Baltimore Orioles

Oriole Park at Camden Yards, Baltimore, MD

Wed Apr 24 2013, 12:37 PM - 4:01 PM EDT

Att. 14,981 - Sunny - 66 F

livebaseballscorecards.com

AB	41
R	5
H	8
RBI	5
BB	3
SO	7
LOB	15

Baltimore Orioles @ Oakland Athletics

O.co Coliseum, Oakland, CA

Thu Apr 25 2013, 10:09 PM - 1:22 AM EDT

Att. 11,220 - Clear - 58 F

TOP

livebaseballscorecards.com

Batter	1	2	3	4	5	6	7	8	9	AB	R	H	RBI	BB	SO	LOB
9 Nate McLouth, L (1, 7) OBP: 0.429, SLG: 0.397	B B B B 4-0 21 G6-4-3 BB		B FF 92 B CH 80 C SI 92 X FF 93 2-1 21 S 21 1B 2-H 1B		C FF 91 F SL 82 X CH 82 0-2 13 SH5-3 21 SF7 2B	S SI 91 X SI 89 0-1 ② FC4-6 13 S 1-2f 2-3 3-H	C SL 79 B SI 89 F SI 87 X CH 70 1-2 ③ F9		C FF 89 C FC 88 B FC 89 S CU 75 1-3 ② K	5	2	2	2	1	1	5
13 Manny Machado, R (1, 5) OBP: 0.316, SLG: 0.424	C 1 SAFE F B SI 94 F SI 91 B SL 83 1 SAFE F SI 93 1 SAFE 2-2 ① X SL 84 P4		1 SAFE S SL 82 1 SAFE X SL 82 0-1 ② P4		X SL 82 0-0 ① SH5-3 2-3	F SL 85 C FF 91 1 SAFE B FF 94 B SI 88 B FF 92 X SL 84 3-2 ③ L5 1-2		F FC 89 C FC 89 B CU 76 X CU 75 1-2 10 1B 21 WP 19 1B 1B	F FC 89 B FC 88 C FC 88 B CU 74 F FC 88 F CU 74 F CH 84 X FC 87 2-2 ③ G4-3	5	1	1	0	0	0	4
21 Nick Markakis, L (1, 9) OBP: 0.350, SLG: 0.385	X SI 92 0-0 ② ③ G6-4-3 1-2f		C CH 81 D CH 82 F SI 92 X FF 92 1-2 10 2B 1-H 1B		C SI 91 X SL 83 0-1 ② SF7 3-H		C SI 90 C SI 90 F SI 90 F FF 92 X CU 82 0-2 10 1B 32 SF9 1B	B SI 91 B CH 84 B FC 88 C SI 91 X FC 89 3-1 ① P5 1-2		4	2	2	2	0	0	2
10 Adam Jones, R (1, 8) OBP: 0.379, SLG: 0.554		B SI 93 S FF 93 S CH 82 S CH 83 1-3 ① K	S SI 93 B SI 92 F CH 82 1 SAFE B FF 93 X CH 83 2-2 1-H 2B		B FF 91 X SI 91 1-0 ③ F9		B SI 89 1 SAFE F FF 92 F CH 78 B SI 89 F CH 80 X SI 94 2-2 32 SF9 19 BB 2 1-3 1B	F FC 88 F FC 89 B SI 91 F FF 91 X FC 89 1-2 32 1B 19 1B 32 E 2-3 1B		5	2	3	1	0	1	0
19 Chris Davis, L (1, 3) OBP: 0.457, SLG: 0.776		B FF 93 B SI 90 B FF 92 B SI 91 4-0 BB	D FF 94 S SI 92 D FF 92 S CH 81 F CH 83 S CH 82 2-3 ③ K			B CH 80 X SI 91 1-0 HR	B CH 80 B CH 80 B CH 80 B FF 92 4-0 14 BB 2 1B 1-2 BB	B FC 90 D CU 74 F FF 89 X FC 88 2-1 32 E 1-2 3-H 1B		3	1	2	2	2	1	1
32 Matt Wieters, S (1, 2) OBP: 0.316, SLG: 0.391		B FF 92 C FF 92 F SI 91 F CH 81 B SI 93 X SL 84 2-2 P5		X SI 92 0-0 ① F7		X FF 90 0-0 2 G3 2 WP 9 FC4-6 1B	X SL 79 0-0 ① SF9 2-3 3-H	C FC 89 F FC 88 X FC 89 0-2 E3 1-3 2-H 1B		4	1	2	1	0	0	1
2 J.J. Hardy, R (1, 6) OBP: 0.233, SLG: 0.337		B FF 92 C SI 90 B SL 82 X SI 91 2-1 ③ F8		C FF 93 S CH 79 S CH 82 0-3 ② K		C SL 82 B SL 83 B SI 90 B SL 85 C FF 90 F FF 91 F SI 92 X FF 91 3-2 ① G3 1-3	C SL 79 F SL 79 X SL 81 0-2 14 BB 1-2 3-H 1B	B FC 89 S FC 90 B FC 89 X FC 89 2-1 ② P4		5	0	1	1	0	1	4
3 Ryan Flaherty, L (1, 4) OBP: 0.204, SLG: 0.205			C SI 92 C CH 81 S CH 82 0-3 ① K	C SI 91 B CH 82 C CH 80 F CH 82 X SI 93 1-2 1B		S CH 81 S CH 80 B CH 81 D CH 81 B FF 92 F SL 82 B FF 92 4-2 9 FC4-6 14 S BB	B SL 80 S SI 88 S CH 70 S SI 90 1-3 ② K	X FC 89 0-0 ③ G4-3		4	0	1	0	1	2	4
14 Nolan Reimold, R (1, 10) OBP: 0.314, SLG: 0.400			B SI 91 F SI 92 B SI 92 X SI 93 2-1 9 1B 2B	B SI 91 C SL 84 F SI 90 B CH 81 1 SAFE S SL 82 2-3 ③ K		B SI 89 C SL 84 B SI 89 B FF 90 S SI 88 B SI 88 4-2 9 FC4-6 1-2 BB	B SL 79 B SL 79 B SL 78 B SL 77 4-0 1-2 2-3 BB		C FF 88 S FC 88 B FC 88 X FC 88 1-2 ① G6-3	3	1	1	0	2	1	1

| Inning Stats | | |

Baltimore Orioles @ Oakland Athletics

O.co Coliseum, Oakland, CA

Thu Apr 25 2013, 10:09 PM - 1:22 AM EDT

Att. 11,220 - Clear - 58 F

livebaseballscorecards.com

BOTTOM

Batter	1	2	3	4	5	6	7	8	9	AB	R	H	RBI	BB	SO	LOB
4 Coco Crisp, S (1, 8) OBP: 0.400, SLG: 0.605	C FF 92 B SI 92 B SI 92 C SI 92 B SI 92 X SI 92 3-2 15 G4-6-3 1B	C CU 77 B CH 86 F SI 92 X SL 82 1-2 G6-3			F SI 92 B SI 91 B SL 84 F CH 85 F SL 82 B SI 91 F SL 81 X SL 83 3-2 G3		B SI 88 B SI 87 X SI 87 2-0 G5-3		C SI 87 F F CH 80 X SI 87 0-2 P4 1-2	5	0	1	0	0	0	5
5 John Jaso, L (1, 2) OBP: 0.301, SLG: 0.328	B CU 78 1 SAFE 1 SAFE X SI 92 1-0 F8		B SI 90 B SL 83 C SI 90 X SI 90 2-1 G4-3			C SI 89 C CU 78 B FF 91 S SL 80 1-3 K		X SI 86 0-0 F8		4	0	0	0	0	1	1
15 Seth Smith, L (1, 10) OBP: 0.443, SLG: 0.542 53 Casper Wells, R (8, PH) (9, 10)	X SI 92 0-0 G4-6-3 1-2f		C SI 90 B CH 85 B SI 91 F SI 92 C CU 76 2-3 K			B SI 91 S SI 91 C SI 92 B SI 92 H CU 78 3-2 8 1B HBP		C CH 86 X CH 81 0-1 G1-3		2 1	0 0	0 0	0 0	0 0	1 0	1 0
8 Jed Lowrie, S (1, 6) OBP: 0.443, SLG: 0.576		B SI 92 F SI 92 B CU 76 B SI 91 F SI 92 F SL 84 X SL 84 3-2 G4-3	B SI 92 X CH 85 1-0 G3-1			B SI 91 C SL 84 X CH 85 1-1 1-3 1B		B SI 87 B SI 86 B CH 86 C SI 86 B CH 86 4-1 BB		3	0	1	0	1	0	0
37 Brandon Moss, L (1, 3) OBP: 0.375, SLG: 0.414 7 Nate Freiman, R (8, PH) OBP: 0.259, SLG: 0.273 (9, 3)		B CU 76 C SI 93 X CH 86 1-1 E6 25 G5-3 20 2B		B CH 84 F SI 91 B SI 92 X CH 84 2-1 P5		C SI 92 F SI 92 B SI 92 B SI 93 B SI 92 X SI 92 3-2 P5		C SL 77 C SI 88 B SI 88 X CH 81 1-2 P3		3 1	1 0	0 0	0 0	0 0	0 0	2 1
25 Chris Young, R (1, 7) OBP: 0.271, SLG: 0.384		C SI 92 C SI 92 D SL 84 X SL 84 1-2 G5-3 1-2		B SL 82 B SL 83 S SI 91 X SL 83 2-1 G5-3		C SL 84 F SI 93 B SI 92 F SL 83 X SI 93 1-2 F8			C SI 85 B SI 86 S CH 81 B SI 87 X CH 80 2-2 F7	4	0	0	0	0	0	3
16 Josh Reddick, L (1, 9) OBP: 0.267, SLG: 0.292		B SI 93 B CU 79 B CH 86 B SI 94 4-0 20 2B BB		B CU 78 B SI 92 X SI 92 2-0 F8			C CU 79 F SI 88 B SI 89 X SI 89 1-2 17 G6-4-3 2B		B SI 87 B SL 78 F SI 85 X SI 86 2-1 L3	3	1	1	0	1	0	0
20 Josh Donaldson, R (1, 5) OBP: 0.374, SLG: 0.488		B SI 93 B SI 93 B SI 94 C SI 92 X SI 92 3-1 28 E 1-H 2-H 2B			B SI 91 C SI 91 C CU 76 B FF 91 F SI 92 B SI 92 B FF 90 4-2 28 G6-4-3 BB		D SL 79 B SI 88 B SI 86 C SI 87 B SI 87 4-1 17 G6-4-3 BB		X SL 77 0-0 17 1B 1B	2	0	2	2	2	0	0
28 Eric Sogard, L (1, 4) OBP: 0.333, SLG: 0.321 17 Adam Rosales, R (7, PH) OBP: 0.500, SLG: 0.500 (8, 4)		B SI 93 C SL 86 F SI 93 F CU 78 X SI 93 1-2 E5 2-3			C SI 91 X SI 92 0-1 G6-4-3 1-2f		B SI 87 B SL 78 C SI 86 B CH 81 X SI 87 3-1 G6-4-3 1-2f 2-3		C SI 86 X SI 87 0-1 4 DI 1-3 1B	2 2	0 0	0 1	0 0	0 0	0 0	2 2

Inning Stats										
	R: 0 E: 0 K: 0 S: 5	H: 1 LOB: 0 BB: 0 P: 9	R: 2 E: 2 K: 0 S: 18	H: 1 LOB: 2 BB: 1 P: 32	R: 0 E: 0 K: 1 S: 6	H: 0 LOB: 0 BB: 0 P: 11	R: 0 E: 0 K: 0 S: 5	H: 0 LOB: 0 BB: 0 P: 11	R: 0 E: 0 K: 0 S: 10	H: 0 LOB: 0 BB: 1 P: 17
	R: 0 E: 0 K: 1 S: 15	H: 1 LOB: 2 BB: 0 P: 24	R: 0 E: 0 K: 0 S: 7	H: 1 LOB: 1 BB: 1 P: 17	R: 0 E: 0 K: 0 S: 7	H: 0 LOB: 1 BB: 1 P: 12	R: 0 E: 0 K: 0 S: 12	H: 2 LOB: 2 BB: 0 P: 16	1B: 4 2B: 2 3B: 0 HR: 0	SF: 0 SAC: 0 DP: 3 HBP: 1

	AB	32
	R	2
	H	6
	RBI	2
	BB	4
	SO	2
	LOB	17

WP: 0 PB: 0 SB: 0 CS: 0 PA: 37

PITCHER		IP	WLS	BF	H	R	ER	SO	BB	IBB	HBP	BLK	WP	HR	S	P	ERA	WHIP
39 Jason Hammel, R ERA: 3.82	(1, 1)	6.0	W	24	3	2	0	2	2	0	1	0	0	0	59	104	0.00	0.833
40 Troy Patton, L ERA: 0.9	(7, 1)	2.0		8	1	0	0	0	2	0	0	0	0	0	14	29	0.00	1.500
66 T.J. McFarland, L ERA: 2.38	(9, 1)	1.0		5	2	0	0	0	0	0	0	0	0	0	12	16	0.00	2.000

PITCHER	IP	WLS	BF	H	R	ER	SO	BB	IBB	HBP	BLK	WP	HR	S	P	ERA	WHIP

Baltimore Orioles @ Oakland Athletics

O.co Coliseum, Oakland, CA

Fri Apr 26 2013, 10:08 PM - 12:56 AM EDT

Att. 16,944 - Clear - 59 F

TOP

livebaseballscorecards.com

Batter	1	2	3	4	5	6	7	8	9	AB	R	H	RBI	BB	SO	LOB
21 Nick Markakis, L (1, 9) OBP: 0.333, SLG: 0.368	B FF 86 C FF 86 C FC 85 X FF 87 1-2 G3		C FC 84 B FF 86 B CH 80 X FF 87 2-1 F8		B FF 86 B CH 80 C FF 86 X FC 85 2-1 P6		F FF 93 F FF 94 C CU 81 0-3 K		X FF 92 0-0 SF7 3-H	4	0	0	1	0	1	2
13 Manny Machado, R (1, 5) OBP: 0.311, SLG: 0.423	B FF 87 X FF 86 1-0 10 S 2B		B FF 85 S CH 80 X FF 86 1-1 G6-3		B CU 76 B CH 81 C FF 86 X CH 82 2-1 P6			B FF 92 X FF 93 1-0 G4-3	C SL 77 S SL 79 X SL 80 0-2 G3	5	0	1	0	0	0	3
10 Adam Jones, R (1, 8) OBP: 0.374, SLG: 0.542	C FF 87 D CU 75 B CH 81 F FF 88 B FC 86 S CH 81 3-3 K 2-3		X FF 87 0-0 1B			B FF 85 S CH 79 F FF 86 B CU 74 X FF 87 2-2 G6-3		C FF 93 C FF 93 F FF 95 F FF 94 F FF 95 F FF 95 S FF 96 0-3 K		4	0	1	0	0	2	1
19 Chris Davis, L (1, 3) OBP: 0.448, SLG: 0.747	B CU 77 C FF 87 B FF 87 B FC 86 C FF 87 D CH 82 4-2 BB		1 SAFE B FF 86 X FC 85 1-0 G6-3			B CU 74 B FF 87 X FC 85 2-0 P5		C CU 83 B FF 96 F FF 95 B FF 95 F CU 80 F FF 96 S CU 81 2-3 K		3	0	0	0	1	1	1
32 Matt Wieters, S (1, 2) OBP: 0.301, SLG: 0.370	C FF 88 B FF 87 B CH 81 C FF 87 S FF 88 2-3 K			S CH 79 B FF 86 X FF 86 1-1 G6-3		B FF 86 C FF 87 B FF 86 S CH 81 B FF 85 F CH 79 C FF 87 3-3 K			C SI 94 B FF 95 C SL 85 F FF 95 T CH 88 1-2 K	4	0	0	0	0	3	2
2 J.J. Hardy, R (1, 6) OBP: 0.245, SLG: 0.345		C FF 85 C FC 84 B FF 86 B CU 73 X FF 86 2-2 G6-3		C FF 86 S CH 80 B FF 86 C FF 86 1-3 K			C FF 86 F CU 75 X FF 86 0-2 E9 28 1B 1B		B FF 93 B FF 95 X SI 92 2-0 28 BB 14 BB 9 E 1B	4	2	2	0	0	1	0
14 Nolan Reimold, R (1, 7) OBP: 0.324, SLG: 0.397 36 Chris Dickerson, L (9, PR) OBP: 0.222, SLG: 0.125 (9, 7)		C CH 80 S CH 79 B FF 86 X FF 87 1-2 28 E 1B		C CH 80 B CH 78 F FF 86 B FF 86 X CH 80 2-2 G6-3			X CH 79 0-0 P5		B FF 94 T SI 94 B SL 85 B SI 94 B SI 94 4-1 9 E 28 BB 21 SF7 1-2 BB	3 0	0 1	1 0	0 0	1 0	0 0	1 0
28 Steve Pearce, R (1, 10) OBP: 0.310, SLG: 0.360		B FF 86 C FF 87 D CH 80 B FF 86 X FF 87 3-1 FC5 12 G6-4-3 1-2			B CU 75 B CH 80 C FF 86 C FF 87 X FC 85 2-2 2B		S CH 78 B FF 87 S CH 80 B FF 87 X FF 87 2-2 2-H 1B		C SL 84 F FF 93 B SL 84 B SL 83 F SI 90 B FF 94 F SI 94 F FF 94 F FF 93 4-2 F FF 93 F FF 93 B FF 94 9 E 1-2 2-3 BB	3	0	2	1	1	0	1
12 Alexi Casilla, S (1, 4) OBP: 0.267, SLG: 0.310 9 Nate McLouth, L (9, PH) OBP: 0.423, SLG: 0.391 3 Ryan Flaherty, L (9, 4) OBP: 0.204, SLG: 0.205		D CH 81 F FF 86 X CH 80 1-1 G6-4-3 1-2f			L FF 86 L CH 79 C FF 86 0-3 K		F CH 80 F FF 85 X CH 79 0-2 P6		B CH 85 B SI 91 X SI 91 2-0 E4 1-2 2-3 3-H	3 1 0	0 0 0	0 1 0	0 0 0	1 0 0	4 2 0	4 0 0
Inning Stats	R: 0 E: 0 K: 2 S: 12 H: 1 LOB: 2 BB: 1 P: 23	R: 0 E: 1 K: 0 S: 10 H: 1 LOB: 1 BB: 0 P: 17	R: 0 E: 0 K: 0 S: 6 H: 1 LOB: 1 BB: 0 P: 10	R: 0 E: 0 K: 1 S: 8 H: 0 LOB: 0 BB: 0 P: 12	R: 0 E: 0 K: 1 S: 10 H: 1 LOB: 1 BB: 0 P: 16	R: 0 E: 0 K: 1 S: 8 H: 0 LOB: 0 BB: 0 P: 15	R: 1 E: 1 K: 1 S: 13 H: 2 LOB: 1 BB: 0 P: 15	R: 0 E: 0 K: 2 S: 13 H: 0 LOB: 0 BB: 0 P: 16	R: 2 E: 1 K: 1 S: 19 H: 1 LOB: 2 BB: 2 P: 32	1B: 5 2B: 2 3B: 0 HR: 0 SF: 1 SAC: 0 DP: 1 HBP: 0						

	AB	34
	R	3
	H	7
	RBI	3
	BB	3
	SO	9
	LOB	17

WP: 0 PB: 0 SB: 1 CS: 0 PA: 38

PITCHER		IP	WLS	BF	H	R	ER	SO	BB	IBB	HBP	BLK	WP	HR	S	P	ERA	WHIP
57 Tommy Milone, L ERA: 3.38	(1, 1)	6.2	L	27	6	1	0	5	1	0	0	0	0	0	64	105	0.00	1.050
62 Sean Doolittle, L ERA: 1.04	(7, 1)	1.1		4	0	0	0	3	0	0	0	0	0	0	16	19	0.00	0.000
48 Ryan Cook, R ERA: 1.64	(9, 1)	0.2		6	1	2	1	1	2	0	0	0	0	0	16	29	13.50	4.500
47 Pat Neshek, R ERA: 3.0	(9, 1)	0.1		1	0	0	0	0	0	0	0	0	0	0	3	3	0.00	0.000

PITCHER	IP	WLS	BF	H	R	ER	SO	BB	IBB	HBP	BLK	WP	HR	S	P	ERA	WHIP

Baltimore Orioles @ Oakland Athletics

O.co Coliseum, Oakland, CA

Fri Apr 26 2013, 10:08 PM - 12:56 AM EDT

Att. 16,944 - Clear - 59 F

livebaseballscorecards.com

Batter	1	2	3	4	5	6	7	8	9	AB	R	H	RBI	BB	SO	LOB
4 Coco Crisp, S (1, 10) OBP: 0.394, SLG: 0.588	B FF 91 B FF 90 X FF 90 2-0 ① P3		B FF 91 C CH 81 B CH 82 X FF 90 2-1 1B			B SI 88 B FF 89 C SI 88 C FF 88 X CH 81 2-2 ① G5-3		X CH 83 0-0 ③ F7		4	0	1	0	0	0	0
25 Chris Young, R (1, 8) OBP: 0.270, SLG: 0.368	B FF 90 B FF 90 B FF 90 C FF 91 B FF 91 4-1 BB		B FF 90 C CH 82 1 SAFE 1 SAFE 1 SAFE C FF 90 B FF 91 T FF 91 2-2 ③ K			C CH 82 S FF 91 B SL 82 X FF 90 1-2 ② L6			C SI 91 B SI 92 F SI 92 X SI 94 1-2 ① F9	3	0	0	0	1	1	1
16 Josh Reddick, L (1, 9) OBP: 0.253, SLG: 0.275	C FF 91 F SL 82 S FF 91 0-3 ② K			B FF 90 C SL 80 F CU 69 F FF 91 X SL 80 1-2 ① F8		F FF 89 B CU 72 B CU 69 X CU 75 2-1 ③ F9			C SI 93 F CU 79 B SI 94 S CU 80 1-3 ② K	4	0	0	0	0	2	1
8 Jed Lowrie, S (1, 4) OBP: 0.436, SLG: 0.573	F FF 92 X FF 91 0-1 ③ F9			B CU 70 S CH 82 X FF 91 1-1 ② L8			C FF 89 C FF 91 B CH 80 X CH 81 1-2 ① F8		C SI 94 C SI 94 B SI 94 X CU 79 1-2 2B	4	0	1	0	0	0	1
20 Josh Donaldson, R (1, 5) OBP: 0.358, SLG: 0.464		B FF 91 X FF 90 1-0 ① F9		B FF 92 C FF 91 C FF 90 B FF 91 C FF 92 2-3 ③ K			C FF 89 B FF 90 F FF 90 F FF 91 F FF 89 B FF 89 F CH 81 X FF 89 2-2 ② L7		C SI 93 X SI 93 0-1 ③ G6-3	4	0	0	0	0	1	1
36 Derek Norris, R (1, 2) OBP: 0.449, SLG: 0.389		C FF 90 X CU 72 0-1 ② P4			B CU 69 C FF 91 S CH 82 B FF 90 F FF 92 C FF 91 2-3 ① K		S CH 82 B FF 91 B FF 90 F CH 83 F FF 90 B SL 79 B CH 82 4-2 BB			2	0	0	0	1	1	0
7 Nate Freiman, R (1, 3) OBP: 0.267, SLG: 0.320		X FF 90 0-0 ③ P3			F FF 90 S FF 91 X FF 91 0-2 2B		B FF 90 B FF 89 C FF 89 B CH 83 X FF 90 3-1 ③ F7			3	0	1	0	0	0	1
53 Casper Wells, R (1, 7)			B FF 91 T FF 90 F FF 91 T CH 83 1-2 ① K		B CH 82 B CH 82 X FF 89 2-0 ② P4			B FF 91 B CH 82 S FF 91 F FF 90 X CH 81 2-2 ① F9		3	0	0	0	0	1	1
17 Adam Rosales, R (1, 6) OBP: 0.200, SLG: 0.200			C FF 90 X FF 91 0-1 ② F9		X FF 90 0-0 ③ G5-3			C CH 82 C FF 90 B FF 91 X CH 82 1-2 ② G1-3		3	0	0	0	0	0	1

	AB	R	H	RBI	BB	SO	LOB
AB	**30**						
R	**0**						
H	**3**						
RBI	**0**						
BB	**2**						
SO	**6**						
LOB	**7**						

Inning Stats	1	2	3	4	5	6	7	8	9	1B	SF	WP	PA
	R: 0 E: 0 K: 1 S: 7 H: 0 LOB: 1 BB: 1 P: 13	R: 0 E: 0 K: 0 S: 4 H: 0 LOB: 0 BB: 0 P: 5	R: 0 E: 0 K: 2 S: 10 H: 1 LOB: 1 BB: 0 P: 15	R: 0 E: 0 K: 1 S: 9 H: 0 LOB: 0 BB: 0 P: 13	R: 0 E: 0 K: 1 S: 9 H: 1 LOB: 1 BB: 0 P: 13	R: 0 E: 0 K: 0 S: 8 H: 0 LOB: 0 BB: 0 P: 13	R: 0 E: 0 K: 0 S: 14 H: 0 LOB: 1 BB: 1 P: 24	R: 0 E: 0 K: 0 S: 7 H: 0 LOB: 0 BB: 0 P: 10	R: 0 E: 0 K: 1 S: 11 H: 1 LOB: 1 BB: 0 P: 14	1B: 1 2B: 2 3B: 0 HR: 0 SF: 0 SAC: 0 DP: 0 HBP: 0	WP: 0 PB: 0 SB: 0 CS: 0 PA: 32

PITCHER		IP	WLS	BF	H	R	ER	SO	BB	IBB	HBP	BLK	WP	HR	S	P	ERA	WHIP
16 Wei-Yin Chen, L ERA: 2.53	(1, 1)	8.0	W	28	2	0	0	5	2	0	0	0	0	0	68	106	0.00	0.500
43 Jim Johnson, R ERA: 0.69	(9, 1)	1.0	S	4	1	0	0	1	0	0	0	0	0	0	11	14	0.00	1.000

PITCHER	IP	WLS	BF	H	R	ER	SO	BB	IBB	HBP	BLK	WP	HR	S	P	ERA	WHIP

Batter	1	2	3	4	5	6	7	8	9	AB	R	H	RBI	BB	SO	LOB
9 Nate McLouth, L (1, 7) OBP: 0.434, SLG: 0.449	C B F X 1-2 ① P5		B FF 90 B FF 88 F FF 89 F FF 89 F CH 80 F CU 70 X CU 69 2-2 ③ F8		B FF 86 B CH 79 C FF 88 X FF 87 2-1 13 G5-4-3 1B			F SI 90 F CU 71 F SL 83 B CU 73 B SL 80 B SI 90 X SL 80 3-2 HR	B FF 92 F FF 92 F FF 92 X SL 90 1-2 13 WP 2-H 1B	5	1	3	2	0	0	0
13 Manny Machado, R (1, 5) OBP: 0.324, SLG: 0.436	X FF 89 0-0 21 FC4-6 1B			C FF 88 C FF 89 B CU 68 B CU 67 B CU 69 F FF 91 B FF 91 4-2 21 HR BB	C FF 86 S CU 66 1 SAFE X CU 66 0-2 ① ② G5-4-3 1-2f			X CH 84 0-0 21 1B 19 SF9 2B	B FF 93 X SL 89 1-0 ③ G4-3 1-2	4	2	2	0	1	0	2
21 Nick Markakis, L (1, 9) OBP: 0.339, SLG: 0.404	B FF 89 B FF 89 F FF 89 X CH 80 2-1 ② FC4-6 1-2f			C CH 80 B FF 89 F FF 90 X CU 68 1-2 1-H HR	B FF 87 C CH 80 X CH 79 1-1 ③ P5			S SI 91 B SI 92 X SI 89 1-1 19 SF9 10 G6-3 2-3 1B		4	1	2	2	0	0	1
10 Adam Jones, R (1, 8) OBP: 0.369, SLG: 0.560	B FF 89 X FF 88 1-0 ③ F7			C FF 89 X FF 88 0-1 HR		C FF 86 S CU 66 B FF 88 X CH 78 1-2 ① F9		F SL 84 1 SAFE B SL 84 X SI 91 1-1 ① G6-3 1-2		4	1	1	1	0	0	3
19 Chris Davis, L (1, 3) OBP: 0.440, SLG: 0.728		C FF 89 F FF 89 B CH 80 F FF 90 B FF 90 F FF 90 F SL 85 C CU 67 2-3 ① K		B FF 90 B FF 90 B CH 80 B FF 89 4-0 2 1B 2 1B BB		S FF 89 B FF 89 B FF 88 C CU 68 C FF 90 2-3 ② K		B SI 91 F SI 90 F SI 91 B SI 90 X CU 73 2-2 ② SF9 2-3 3-H		2	1	0	1	1	2	0
32 Matt Wieters, S (1, 10) (6, 2) OBP: 0.287, SLG: 0.351		F FF 89 S CH 80 S CH 80 0-3 ② K		B CH 80 C FF 88 B CH 80 B FF 88 X FF 90 3-1 ① F8		F FF 89 B CH 79 X FF 90 1-1 ③ G4-3		F SI 90 X SI 90 0-1 ③ F9		4	0	0	0	0	1	2
2 J.J. Hardy, R (1, 6) OBP: 0.245, SLG: 0.341		C FF 90 C FF 90 S CU 68 0-3 ③ K		C FF 87 F FF 87 B FF 87 X FF 88 1-2 1-H 1B			B FF 87 B FF 88 X FF 88 2-0 ① F8		C FF 93 X FF 93 0-1 ① G4-3	4	0	1	1	0	1	0
3 Ryan Flaherty, L (1, 4) OBP: 0.208, SLG: 0.229			C FF 88 B CH 79 F FF 88 X CU 67 1-2 ① G4-3	F FF 89 1 SAFE B CH 80 1 SAFE S CH 81 B CH 80 S FF 89 2-3 ② K			F CH 79 B CU 68 B FF 89 X CH 79 2-1 ② G3-1		C FF 91 X SI 91 0-1 9 1B 2B	4	1	1	0	0	1	1
31 Taylor Teagarden, R (1, 2) 30 Chris Tillman, R (6, 1) 17 Brian Matusz, L (7, 1) 56 Darren O'Day, R (8, 1) 14 Nolan Reimold, R (9, PH) OBP: 0.320, SLG: 0.391 47 Pedro Strop, R (9, 1) 43 Jim Johnson, R (9, 1)			B FF 89 B FF 90 B FF 90 C FF 90 X FF 91 3-1 ② P3	F FF 88 C CU 68 B FF 88 S CU 66 1-3 ③ K			C FF 88 C FF 89 C CU 68 0-3 ③ K		B FF 91 S SL 90 X SL 89 1-1 ② L7	2 1 0 0 1 0 0 0	0 0 0 0 0 0 0 0	0 0 0 0 0 0 0 0	0 0 0 0 1 0 0 0	0 1 0 0 0 0 0 0	1 0 0 0 0 1 0 0	1 0 0 0 1 0 0 0

Inning Stats										
	R: 0 E: 0 K: 0 S: 7	H: 1 LOB: 1 BB: 0 P: 11	R: 0 E: 0 K: 3 S: 12	H: 0 LOB: 0 BB: 0 P: 14	R: 0 E: 0 K: 0 S: 10	H: 0 LOB: 0 BB: 0 P: 16	R: 4 E: 0 K: 2 S: 19	H: 3 LOB: 1 BB: 2 P: 35	R: 0 E: 0 K: 0 S: 7	H: 1 LOB: 0 BB: 0 P: 10
	R: 0 E: 0 K: 1 S: 8	H: 0 LOB: 0 BB: 0 P: 12	R: 0 E: 0 K: 1 S: 6	H: 0 LOB: 0 BB: 0 P: 10	R: 2 E: 0 K: 0 S: 14	H: 3 LOB: 1 BB: 0 P: 21	R: 1 E: 0 K: 0 S: 10	H: 2 LOB: 1 BB: 0 P: 13	1B: 5 2B: 2 3B: 0 HR: 3	SF: 1 SAC: 0 DP: 1 HBP: 0	WP: 1 PB: 0 SB: 0 CS: 0	PA: 38

PITCHER		IP	WLS	BF	H	R	ER	SO	BB	IBB	HBP	BLK	WP	HR	S	P	ERA	WHIP
64 A.J. Griffin, R ERA: 4.65	(1, 1)	7.0	L	27	5	4	4	7	2	0	0	0	0	2	69	108	5.14	1.000
13 Jerry Blevins, L ERA: 1.98	(8, 1)	1.0		6	3	2	2	0	0	0	0	0	0	1	14	21	18.00	3.000
44 Chris Resop, R ERA: 4.91	(9, 1)	1.0		5	2	1	1	0	0	0	0	0	1	0	10	13	9.00	2.000

PITCHER	IP	WLS	BF	H	R	ER	SO	BB	IBB	HBP	BLK	WP	HR	S	P	ERA	WHIP

TOP

Baltimore Orioles @ Oakland Athletics

O.co Coliseum, Oakland, CA

Sat Apr 27 2013, 4:10 PM - 7:08 PM EDT

Att. 31,292 - Sunny - 61 F

livebaseballscorecards.com

AB	35
R	7
H	10
RBI	7
BB	2
SO	7
LOB	11

Batter	1	2	3	4	5	6	7	8	9	AB	R	H	RBI	BB	SO	LOB
4 Coco Crisp, S (1, 8) OBP: 0.385, SLG: 0.562	B FF 89 X FF 90 1-0 ① P2	B KC 75 B FF 90 C FF 90 X CH 83 2-1 ③ G4-3		D KC 76 F CH 83 C FF 92 B CH 84 X FF 92 2-2 ② G5-3			X CH 83 0-0 ② F7		C SL 81 B SI 96 B SL 81 B SL 81 B SI 96 4-1 1-2 5 1B BB	4	0	0	0	1	0	3
5 John Jaso, L (1, 2) OBP: 0.321, SLG: 0.347	B FF 90 F FF 89 X CH 82 1-1 8 WP 1B		F FF 88 S SL 84 T FF 89 0-2 ① K	C SL 86 F FF 92 X FF 91 0-2 ③ P5			B FF 93 B FF 92 C FF 92 X FF 93 2-1 1B		B SI 93 B SI 93 C SI 93 F SI 94 F CH 87 X SI 93 2-2 1-2 2-3 8 G6-4-3 1B	5	0	3	0	0	1	1
15 Seth Smith, L (1, 10) OBP: 0.427, SLG: 0.516	B FF 91 C FF 90 1 SAFE C FF 90 F KC 76 F FF 91 X CH 84 1-2 ② F8		B FF 89 F FF 90 B KC 76 T FF 90 F FF 91 B KC 76 X FF 93 3-2 8 BB 20 1B		B SL 84 B FF 90 B FF 90 C FF 92 F FC 92 C FF 93 3-3 ① K		C SL 88 F FF 91 B FF 91 X FF 91 1-2 ③ F7		C SI 95 B CH 89 S CH 89 X SI 96 1-2 ① F7	5	1	1	0	0	1	5
8 Jed Lowrie, S (1, 6) OBP: 0.425, SLG: 0.548	B FF 90 F FF 90 B KC 76 F FF 91 C FF 91 2-3 ③ K 1-2		B CH 84 B FF 92 B FF 91 B FF 91 4-0 20 1B 1-2 BB		B KC 76 X SL 85 1-0 ② F9			B FF 92 C CU 78 X FF 92 1-1 ① G4-3	C SI 95 B SI 94 B SI 94 D CH 88 X SI 95 3-1 ② ③ G6-4-3 1-2f	4	0	0	0	1	1	4
37 Brandon Moss, L (1, 3) OBP: 0.381, SLG: 0.411		X CH 87 0-0 20 2B 1B	C CH 84 F FF 92 S FF 92 0-3 ② K		B KC 77 F SL 84 X CH 84 1-1 ③ P5			B SL 86 S FF 92 B SL 85 B FF 92 B FF 92 4-1 20 2B 16 SF8 BB		3	2	1	0	1	1	2
20 Josh Donaldson, R (1, 5) OBP: 0.384, SLG: 0.511		X FF 89 0-0 1-H 2B	B SL 87 F FF 91 F SL 88 B KC 76 B FF 93 F FF 93 X SL 87 3-2 1-2 2-H 1B			F FF 92 B KC 77 B KC 76 F FF 93 B CH 81 X CH 83 3-2 25 CS 1B		C SL 80 B SL 78 X SI 85 1-1 16 SF8 1-3 2B		4	0	4	2	0	0	0
16 Josh Reddick, L (1, 9) OBP: 0.253, SLG: 0.268		B FF 91 C FF 90 B KC 76 B FF 91 S FF 91 B FF 92 4-2 BB	C FF 91 B CH 84 B CH 85 B FF 93 X FF 90 3-1 ③ P2			C FF 91 F FF 91 C KC 78 0-3 ① K		B FF 86 B SI 85 X SL 79 2-0 ② SF8 2-3 3-H		2	0	0	1	1	1	3
25 Chris Young, R (1, 7) OBP: 0.269, SLG: 0.375		C FF 92 B KC 75 B FF 92 S FF 92 S FF 91 2-3 ① K		B FF 89 X FF 90 1-0 2B		B SL 86 F FF 92 F FF 92 1 SAFE F KC 78 B KC 78 X CH 83 2-2 ② ③ G5-3 1-2		C SL 79 S FF 85 F FF 84 F FF 85 S SL 79 0-3 ③ K		4	0	1	0	0	2	4
28 Eric Sogard, L (1, 4) OBP: 0.323, SLG: 0.310 17 Adam Rosales, R (7, PH) OBP: 0.286, SLG: 0.167 (8, 4)		C FF 91 C FF 92 B FF 92 T KC 77 1-2 ② K		X FF 90 0-0 ① L3			C FF 90 C CU 78 B FF 92 B CH 82 S CH 84 2-3 ① K		B SI 94 B SI 94 C FF 95 C SI 95 B SL 83 H SI 95 4-2 5 1B 4 WP HBP	2 1	0 0	0 0	0 0	0 0	1 1	3 0
Inning Stats	R: 0 E: 0 K: 1 S: 11 H: 1 LOB: 1 BB: 0 P: 16	R: 1 E: 0 K: 2 S: 12 H: 2 LOB: 2 BB: 1 P: 21	R: 1 E: 0 K: 2 S: 16 H: 2 LOB: 2 BB: 1 P: 29	R: 0 E: 0 K: 0 S: 8 H: 1 LOB: 1 BB: 0 P: 11	R: 0 E: 0 K: 1 S: 6 H: 0 LOB: 0 BB: 0 P: 11	R: 0 E: 0 K: 1 S: 10 H: 1 LOB: 0 BB: 0 P: 15	R: 0 E: 0 K: 1 S: 9 H: 1 LOB: 1 BB: 0 P: 14	R: 1 E: 0 K: 1 S: 11 H: 1 LOB: 1 BB: 1 P: 19	R: 0 E: 0 K: 0 S: 12 H: 1 LOB: 2 BB: 1 P: 26	1B: 7 2B: 3 3B: 0 HR: 0 SF: 1 SAC: 0 DP: 1 HBP: 1	WP: 2 PB: 0 SB: 0 CS: 1 PA: 40					

PITCHER		IP	WLS	BF	H	R	ER	SO	BB	IBB	HBP	BLK	WP	HR	S	P	ERA	WHIP
30 Chris Tillman, R ERA: 4.73	(1, 1)	6.0	W	26	7	2	2	7	2	0	0	0	1	0	63	103	3.00	1.500
30 Chris Tillman, R ERA: 4.73	(6, 1)	6.0	W	26	7	2	2	7	2	0	0	0	1	0	63	103	3.00	1.500
17 Brian Matusz, L ERA: 1.93	(7, 1)	1.1	H	6	1	1	1	1	1	0	0	0	0	0	12	22	6.75	1.500
56 Darren O'Day, R ERA: 0.75	(8, 1)	0.2		3	1	0	0	1	0	0	0	0	0	0	8	11	0.00	1.500
47 Pedro Strop, R ERA: 8.22	(9, 1)	0.0		2	0	0	0	0	1	0	1	0	1	0	3	11	∞	∞

PITCHER		IP	WLS	BF	H	R	ER	SO	BB	IBB	HBP	BLK	WP	HR	S	P	ERA	WHIP
43 Jim Johnson, R ERA: 0.64	(9, 1)	1.0	S	3	1	0	0	0	0	0	0	0	0	0	9	15	0.00	1.000

BOTTOM

Baltimore Orioles @ Oakland Athletics

O.co Coliseum, Oakland, CA

Sat Apr 27 2013, 4:10 PM - 7:08 PM EDT

Att. 31,292 - Sunny - 61 F

livebaseballscorecards.com

AB	34
R	3
H	10
RBI	3
BB	4
SO	9
LOB	25

Batter	1	2	3	4	5	6	7	8	9	10	AB	R	H	RBI	BB	SO	LOB
9 Nate McLouth, L (1, 7) OBP: 0.455, SLG: 0.486	S FF 88 T FF 90 X FF 91 0-2 P5 ①			C FF 90 F SI 88 B FF 91 X FF 91 1-2 21 1B 13 1B 10 1B 1B	C FF 90 X CH 84 0-1 13 1B 10 2B 1B		C FF 95 B SI 94 X FF 94 1-1 13 S 13 1B 1B		C FF 93 C CU 82 B FF 93 B FF 91 X SL 87 2-2 13 2B 2B		5	4	4	0	0	0	0
13 Manny Machado, R (1, 5) OBP: 0.345, SLG: 0.462	C SI 88 C SI 89 X FF 90 0-2 G4-3 ②			1 SAFE X SI 85 0-0 10 1B 21 1B 19 2B 1-2 1B	F SI 85 X SI 87 0-1 10 2B 1-2 1B		B FF 94 B FF 95 C FF 94 F SL 85 X FF 94 2-2 21 WP 1-H 1B		F SL 86 D SL 85 X SL 89 1-1 21 G4-3 2-H 2B		5	1	4	2	0	0	0
21 Nick Markakis, L (1, 9) OBP: 0.333, SLG: 0.394	F FF 88 B FF 91 X SI 89 1-1 F8 ③			S FF 91 C SI 91 X SI 90 0-2 10 1B 19 2B 1-2 2-3 1B	F SI 89 B FF 91 X SI 88 1-1 L7 ②		1 SAFE 1 SAFE B FF 92 B FF 94 F SI 94 B SI 92 X FF 94 3-1 L7 ③ 1-2		D FF 91 C FF 93 F FF 92 B FF 91 X SL 84 2-2 G4-3 ② 2-3		5	1	1	0	0	0	4
10 Adam Jones, R (1, 8) OBP: 0.370, SLG: 0.562		B SI 87 B SI 88 F SI 87 X SI 89 2-1 F9 ①		C SI 91 X SI 89 0-1 19 2B 32 SF7 1-2 2-3 3-H 1B	F SI 88 B SI 89 F SI 88 X SI 89 1-2 1-H 2-H 2B ③			X FF 93 0-0 P6 ①	S SL 85 B FF 92 F SL 86 S SL 87 1-3 K ③		5	1	2	2	0	1	1
19 Chris Davis, L (1, 3) OBP: 0.438, SLG: 0.756		C SI 90 F FF 92 S FF 92 0-3 K ②		B SI 90 B SI 91 X SI 90 2-0 1-3 2-H 3-H 2B		F FF 87 B FF 88 B FF 91 B SI 89 X SI 88 3-1 G4-3 ①		C FF 93 F FF 93 X CU 81 0-2 HR		B SI 88 C SI 88 X SI 88 1-1 G4-3 ①	5	1	2	3	0	1	0
32 Matt Wieters, S (1, 2) OBP: 0.283, SLG: 0.346		F FF 90 X FF 92 0-1 G6-3 ③		X FF 91 0-0 SF7 ① 3-H		C SI 89 C SI 89 X CH 83 0-2 F9 ②		F FF 92 X FF 94 0-1 2 FC6-4 1B		B SI 88 F CH 82 B SL 83 C SI 87 S SL 79 2-3 K ②	4	0	1	1	0	1	0
2 J.J. Hardy, R (1, 6) OBP: 0.243, SLG: 0.333			C SI 87 X FF 91 0-1 14 CS 1B	C SI 88 X SI 88 0-1 G1-3 ②		C SI 88 X SI 88 0-1 G6-3 ③		C FF 94 B FF 93 S FF 92 X FF 92 1-2 FC6-4 ② 1-2f		B CH 83 X CH 82 1-0 P6 ③	5	0	1	0	0	0	2
3 Ryan Flaherty, L (1, 4) OBP: 0.193, SLG: 0.212			1 SAFE C CH 86 X SL 86 0-1 F8 ①	B SI 89 X SI 89 1-0 F8 ③			X FF 94 0-0 P4 ①	1 SAFE B FF 93 X FF 92 1-0 F8 ③			4	0	0	0	0	0	3
14 Nolan Reimold, R (1, 10) OBP: 0.304, SLG: 0.368			B SI 86 C SI 85 1 SAFE S SI 86 F SI 87 B SI 85 B SI 86 S SI 85 3-3 K ② ③ 1-2	C SI 87 B SL 81 S SL 81 B SL 82 F SL 81 F CH 83 C SI 89 2-3 K ①			C FF 94 C FF 94 B FF 94 F SL 83 B FF 94 S FF 94 2-3 K ②		C SL 87 X SL 85 0-1 L9 ①	4	0	0	0	0	3	1
Inning Stats	R: 0 E: 0 K: 0 S: 8 H: 0 LOB: 0 BB: 0 P: 9	R: 0 E: 0 K: 1 S: 7 H: 0 LOB: 0 BB: 0 P: 9	R: 0 E: 0 K: 1 S: 8 H: 1 LOB: 1 BB: 0 P: 11	R: 4 E: 0 K: 0 S: 14 H: 5 LOB: 1 BB: 0 P: 18	R: 1 E: 0 K: 1 S: 14 H: 3 LOB: 2 BB: 0 P: 18	R: 0 E: 0 K: 0 S: 7 H: 0 LOB: 0 BB: 0 P: 10	R: 1 E: 0 K: 1 S: 12 H: 2 LOB: 1 BB: 0 P: 20	R: 1 E: 0 K: 0 S: 10 H: 2 LOB: 1 BB: 0 P: 12	R: 1 E: 0 K: 1 S: 13 H: 2 LOB: 1 BB: 0 P: 19	R: 0 E: 0 K: 1 S: 6 H: 0 LOB: 0 BB: 0 P: 10	1B: 10 2B: 5 3B: 0 HR: 1 SF: 1 SAC: 0 DP: 1 HBP: 0	WP: 1 PB: 0 SB: 1 CS: 1 PA: 43					

PITCHER		IP	WLS	BF	H	R	ER	SO	BB	IBB	HBP	BLK	WP	HR	S	P	ERA	WHIP
40 Bartolo Colon, R ERA: 3.38	(1, 1)	6.0		25	9	5	5	3	0	0	0	0	0	0	58	75	7.50	1.500
48 Ryan Cook, R ERA: 2.25	(7, 1)	1.0		5	2	1	1	1	0	0	0	0	1	0	12	20	9.00	2.000
62 Sean Doolittle, L ERA: 1.86	(8, 1)	1.0		5	2	1	1	0	0	0	0	0	0	1	10	12	9.00	2.000
50 Grant Balfour, R ERA: 3.0	(9, 1)	1.0		5	2	1	1	1	0	0	0	0	0	0	13	19	9.00	2.000
13 Jerry Blevins, L ERA: 1.84	(10, 1)	1.0	W	3	0	0	0	1	0	0	0	0	0	0	6	10	0.00	0.000

PITCHER	IP	WLS	BF	H	R	ER	SO	BB	IBB	HBP	BLK	WP	HR	S	P	ERA	WHIP

TOP

Baltimore Orioles @ Oakland Athletics

O.co Coliseum, Oakland, CA

Sun Apr 28 2013, 4:08 PM - 7:33 PM EDT

Att. 27,475 - Sunny - 68 F

livebaseballscorecards.com

AB	42
R	8
H	15
RBI	8
BB	0
SO	6
LOB	11

Baltimore Orioles @ Oakland Athletics

O.co Coliseum, Oakland, CA

Sun Apr 28 2013, 4:08 PM - 7:33 PM EDT

Att. 27,475 - Sunny - 68 F

livebaseballscorecards.com

Batter	1	2	3	4	5	6	7	8	9	10	AB	R	H	RBI	BB	SO	LOB
4 Coco Crisp, S (1, 8) OBP: 0.394, SLG: 0.581	C FF 89 B SI 90 B CH 81 F FF 90 X FF 90 2-2 ① L1-3	B FF 92 C SI 91 B FF 92 X CH 85 2-1 2B	B CH 81 B SI 91 C FF 91 D CH 83 S FF 90 X SI 90 3-2 5 1B 15 FC4-6 2B 2-H	C SL 79 C SI 88 B SI 88 F SI 89 B CH 84 F CH 83 B SL 79 B SI 89 4-2 15 HR BB	C FF 91 B FF 90 B FF 91 C FF 92 F FF 92 F CH 84 X FF 92 2-2 ②③ G4-6-3 1-2f	X SI 95 0-0 SH 1-2 2-H	4	2	2	1	1	0	1
5 John Jaso, L (1, 2) OBP: 0.321, SLG: 0.347 36 Derek Norris, R (7, PH) OBP: 0.451, SLG: 0.395 (8, 2)	B FF 90 X SI 91 1-0 ② P6	F FF 92 X FF 92 0-1 ③ L9	B FF 90 B CH 83 C FF 91 X FF 92 2-1 15 FC4-6 2-3 1B	C SI 86 X SI 89 0-1 ① F8		C FF 91 F CH 84 B CH 84 F FF 92 X SL 87 1-2 52 HR 1B			3 2	0 1	1 1	0 0	0 0	0 0	1 1
15 Seth Smith, L (1, 10) OBP: 0.413, SLG: 0.536	B FF 92 S CH 83 F FF 91 F SI 92 B SL 84 X CH 81 2-2 ③ G4-3	B FF 90 C SI 91 B CU 77 S FF 92 F FF 91 F FF 92 B SL 84 X FF 92 3-2 ① F9	S FF 90 F SI 90 B FF 92 X SI 91 1-2 ① FC4-6 37 BB 52 1B 20 2B 1-2f 3-H	C SL 81 B SI 89 1 SAFE X SI 89 1-1 1-H HR		B FF 90 S SL 86 S SL 86 C FF 92 1-3 ① K		5	2	1	3	0	1	2
52 Yoenis Cespedes, R (1, 7) OBP: 0.308, SLG: 0.511		C FF 91 F FF 91 C FF 92 0-3 ① K	B FF 92 B FF 91 B FF 91 C FF 91 F SL 85 X SI 92 3-2 37 BB 20 2B 1-2 1B	C SI 84 B SL 80 F SL 78 X FF 86 1-2 ② P5		C FF 92 B FF 92 F FF 92 X CH 84 1-2 1-H HR		5	2	2	2	0	2	0
37 Brandon Moss, L (1, 3) OBP: 0.393, SLG: 0.408		B FF 91 S CH 83 X FF 91 1-1 25 FC5-4 1B	S CH 84 B CH 84 T FF 91 S SL 86 1-3 ③ K	B FF 91 B FF 90 S CH 82 B CH 80 B FF 91 4-1 20 2B 1-2 2-3 BB	B FF 85 S SL 78 B SL 79 B FF 86 B SL 78 4-1 20 BB BB	X SL 89 0-0 ② G5-3	3	0	1	0	2	1	0
20 Josh Donaldson, R (1, 5) OBP: 0.394, SLG: 0.516		F SL 86 B SI 90 X SI 90 1-1 ② P3	F FF 90 B CU 78 C SI 90 X FF 91 1-2 ① G6-3	F SI 90 B FF 91 B SI 91 B FF 91 F SL 86 F FF 91 F FF 91 F FF 91 X SI 90 3-2 2B 1-3 2-H 3-H	C SL 79 B FF 86 F SL 78 B FF 85 B SL 78 B SL 78 4-2 1-2 BB	B SI 95 B SL 79 C SL 81 B SL 82 B SI 95 4-1 BB	3	0	1	2	2	0	1
25 Chris Young, R (1, 9) OBP: 0.268, SLG: 0.361 16 Josh Reddick, L (9, PH) OBP: 0.250, SLG: 0.264 (10, 9)		X FF 90 0-0 ③ FC5-4 1-2f	B FF 92 C FF 92 C SL 85 X SL 84 1-2 ② G1-3	I IN 74 I IN 76 I IN 71 4-0 IBB	X SL 79 0-0 ③ P6	S SI 96 B SI 94 D SL 82 B SI 95 F SI 95 S SL 82 3-3 ③ K	3 1	0 0	0 0	0 0	1 1	0 1	3 1
28 Eric Sogard, L (1, 4) OBP: 0.314, SLG: 0.302		C SI 91 B CU 76 B FF 91 X FF 92 2-1 ① F9	B CU 76 F FF 90 F CH 84 X CH 84 1-2 ③ G4-3	C SI 87 C SI 88 X SL 80 0-2 ② F7	X SL 87 0-0 ① B1-3	B SL 81 C SI 95 X SI 94 1-1 4 SH 17 SH 4 E 1B	5	1	1	0	0	0	3
17 Adam Rosales, R (1, 6) OBP: 0.364, SLG: 0.400		B FF 92 S SL 86 T FF 92 C FF 93 1-3 ② K	B FF 90 X SL 84 1-0 4 2B 2B X CH 81 0-0 G1-3		B FF 91 X FF 91 1-0 4 G4-6-3 1B	X SI 94 0-0 SH 4 E 1-2	4	1	2	0	0	1	3
Inning Stats	R: 0 H: 0 E: 0 LOB: 0 K: 0 BB: 0 S: 8 P: 13	R: 0 H: 1 E: 0 LOB: 1 K: 1 BB: 0 S: 8 P: 10	R: 0 H: 1 E: 0 LOB: 1 K: 1 BB: 0 S: 9 P: 14	R: 0 H: 0 E: 0 LOB: 0 K: 2 BB: 0 S: 11 P: 16	R: 0 H: 0 E: 0 LOB: 0 K: 0 BB: 0 S: 9 P: 12	R: 4 H: 5 E: 0 LOB: 3 K: 0 BB: 2 S: 23 P: 44	R: 2 H: 1 E: 0 LOB: 2 K: 0 BB: 3 S: 17 P: 31	R: 0 H: 1 E: 0 LOB: 0 K: 0 BB: 0 S: 7 P: 10	R: 2 H: 2 E: 0 LOB: 1 K: 2 BB: 1 S: 15 P: 25	R: 1 H: 1 E: 1 LOB: 2 K: 0 BB: 0 S: 4 P: 5	1B: 6 2B: 4 3B: 0 HR: 2	SF: 0 SAC: 2 DP: 1 HBP: 0					

PITCHER	IP	WLS	BF	H	R	ER	SO	BB	IBB	HBP	BLK	WP	HR	S	P	ERA	WHIP
50 Miguel González, R (1, 1) ERA: 4.6	5.1		25	7	4	4	4	1	1	0	0	0	0	64	105	6.75	1.500
40 Troy Patton, L (6, 1) ERA: 2.45	1.0	B	5	1	2	2	0	1	0	0	0	0	1	12	17	18.00	2.000
56 Darren O'Day, R (7, 1) ERA: 0.71	0.2		4	0	0	0	0	2	0	0	0	0	0	9	18	0.00	3.000
17 Brian Matusz, L (8, 1) ERA: 3.27	1.2	B	7	3	2	2	1	0	0	0	0	0	1	18	24	10.80	1.800
47 Pedro Strop, R (9, 1) ERA: 7.88	0.1	L	5	1	1	0	1	1	0	0	0	0	0	8	16	0.00	6.000

PITCHER	IP	WLS	BF	H	R	ER	SO	BB	IBB	HBP	BLK	WP	HR	S	P	ERA	WHIP

AB	38
R	9
H	12
RBI	8
BB	6
SO	6
LOB	16

WP: 0 PA: 46
PB: 0
SB: 0
CS: 0

Batter	1	2	3	4	5	6	7	8	9	AB	R	H	RBI	BB	SO	LOB
21 Nick Markakis, L (1, 9) OBP: 0.322, SLG: 0.380	B FF 89 X FF 89 1-0 ① F8		B SL 81 X SI 88 1-0 ③ G4-3			B SI 87 C SL 79 X FF 89 1-1 ① L8			B SI 88 C SI 88 C CU 78 X SL 79 1-2 ① G6-3	4	0	0	0	0	0	1
13 Manny Machado, R (1, 5) OBP: 0.342, SLG: 0.455	C FF 89 B CH 82 F CH 82 C FF 91 1-3 ② K			B CU 71 F FF 89 X CH 81 1-1 10 G4-6-3 1B		B CU 73 X SI 90 1-0 ② G6-3			C FF 90 B CH 82 X CH 80 1-1 ② G6-3	4	0	1	0	0	1	0
10 Adam Jones, R (1, 8) OBP: 0.357, SLG: 0.541	C FF 92 B CH 82 B CH 83 X SI 91 2-1 ③ G4-3			F SI 89 B FF 89 X CH 81 1-1 ①② G4-6-3 1-2f		C CH 82 B CH 82 X FF 91 1-1 ③ G4-3			C FF 90 B CH 82 F CH 83 B FF 91 T SI 91 2-2 ③ K	4	0	0	0	0	1	1
19 Chris Davis, L (1, 3) OBP: 0.444, SLG: 0.750		X SI 88 0-0 ① G4-3		B SL 81 B SL 82 C SI 90 T SI 91 X SI 91 2-2 32 HR 1B			C CU 78 B SI 87 B SI 87 F SL 79 B SI 89 F SI 89 B SL 80 4-2 32 G6-4-3 BB			2	1	1	0	1	0	0
32 Matt Wieters, S (1, 2) OBP: 0.284, SLG: 0.381		C FF 88 X CH 82 0-1 ② G4-3		B SI 91 B SI 90 C FF 91 F FF 91 X SI 91 2-2 1-H HR			F SI 88 X SI 89 0-1 ①② G6-4-3 1-2f			3	1	1	2	0	0	1
2 J.J. Hardy, R (1, 6) OBP: 0.236, SLG: 0.323		C FF 89 B SI 90 X CH 82 1-1 ③ L7		B SI 90 C CH 82 X CH 84 1-1 ③ G5-3			C FF 89 B SI 90 B CH 82 F SI 90 B FF 89 F SI 90 X SI 90 3-2 ③ G6-3			3	0	0	0	0	0	0
28 Steve Pearce, R (1, 10) OBP: 0.281, SLG: 0.321			B FF 88 B SI 89 C SI 88 F SL 80 X FF 91 2-2 ① P3		B SI 86 B CH 80 B SI 88 C FF 87 X SI 89 3-1 ① G5-3			C CU 72 B SI 88 B CH 81 X SI 88 2-1 ① F8		3	0	0	0	0	0	0
14 Nolan Reimold, R (1, 7) OBP: 0.305, SLG: 0.366			F FF 90 X CH 83 0-1 ② 1B		C CU 73 B CH 82 S SI 89 B CH 82 F FF 90 X CH 81 2-2 ② G5-3			X SI 87 0-0 ② G1-3		3	0	1	0	0	0	0
12 Alexi Casilla, S (1, 4) OBP: 0.242, SLG: 0.281			X FF 90 0-0 ② P4		C FF 90 S CH 82 B CH 82 B SI 91 B CH 82 X FF 90 3-2 ③ G4-3			C FF 88 X SI 88 0-1 ③ G6-3		3	0	0	0	0	0	1
Inning Stats	R: 0 E: 0 K: 1 S: 6 H: 0 LOB: 0 BB: 0 P: 10	R: 0 E: 0 K: 0 S: 5 H: 0 LOB: 0 BB: 0 P: 6	R: 0 E: 0 K: 0 S: 7 H: 1 LOB: 1 BB: 0 P: 10	R: 2 E: 0 K: 0 S: 12 H: 3 LOB: 0 BB: 0 P: 19	R: 0 E: 0 K: 0 S: 9 H: 0 LOB: 0 BB: 0 P: 17	R: 0 E: 0 K: 0 S: 5 H: 0 LOB: 0 BB: 0 P: 8	R: 0 E: 0 K: 0 S: 9 H: 0 LOB: 0 BB: 1 P: 16	R: 0 E: 0 K: 0 S: 5 H: 0 LOB: 0 BB: 0 P: 7	R: 0 E: 0 K: 1 S: 8 H: 0 LOB: 0 BB: 0 P: 12	1B: 3 2B: 0 3B: 0 HR: 1 SF: 0 SAC: 0 DP: 2 HBP: 0						

PITCHER	IP	WLS	BF	H	R	ER	SO	BB	IBB	HBP	BLK	WP	HR	S	P	ERA	WHIP
23 Joe Saunders, L (1, 1) ERA: 5.25	9.0	W	30	4	2	2	2	1	0	0	0	0	1	66	105	2.00	0.556

PITCHER	IP	WLS	BF	H	R	ER	SO	BB	IBB	HBP	BLK	WP	HR	S	P	ERA	WHIP

TOP

Baltimore Orioles @ Seattle Mariners

Safeco Field, Seattle, WA

Mon Apr 29 2013, 7:11 PM - 9:23 PM PDT

Att. 9,818 - Roof Closed - 51 F

livebaseballscorecards.com

AB	29
R	2
H	4
RBI	2
BB	1
SO	2
LOB	4

WP: 0 PA: 30
PB: 0
SB: 0
CS: 0

Batter	1	2	3	4	5	6	7	8	9	AB	R	H	RBI	BB	SO	LOB
55 Michael Saunders, L (1, 8) OBP: 0.342, SLG: 0.563	B FF 91 X FF 91 1-0 HR		B SL 78 C SL 78 B SI 92 F SI 92 S SI 92 2-3 ② K	B SI 92 T SL 79 S SL 80 B SL 81 B SI 92 D SL 79 4-2 BB		T SI 90 X SI 91 0-1 ② FC4-6 15 3B 1-2f 3-H		B SI 97 C SI 98 C FC 90 F FF 100 X CU 84 1-2 ③ G6-3		4	2	1	2	1	1	1
15 Kyle Seager, L (1, 5) OBP: 0.366, SLG: 0.505	B FF 92 B SL 77 B FF 91 C FF 91 X SI 91 3-1 ① G3		B SI 91 X SI 91 1-0 1B	B SL 79 B FF 92 X SI 93 2-0 ③ F7		D FF 93 B SL 79 B SI 92 C FF 90 X SI 91 3-1 1-H 3B				4	0	2	1	0	0	3
8 Kendrys Morales, S (1, 3) OBP: 0.336, SLG: 0.385	C SI 91 B FF 93 B SL 78 F SI 92 F SI 92 F CH 86 B FF 94 F SI 93 X SL 79 3-2 ② G5-3		B CH 86 C FF 94 X SI 94 1-1 ③ L9		B SL 76 S SL 77 X FF 91 1-1 ① G6-3	B CH 85 D FF 92 X SI 92 2-0 ③ G4-3				4	0	0	0	0	0	2
38 Michael Morse, R (1, 9) OBP: 0.280, SLG: 0.479	X SI 91 0-0 ③ G4-3			C FF 91 B FF 92 B CH 86 X SI 92 2-1 63 BB 12 2B 1B	F SI 90 F FF 92 B FF 92 X SL 78 1-2 ② F8		B SI 97 X FF 97 1-0 ① F9			4	1	1	0	0	0	0
63 Jesus Montero, R (1, 2) OBP: 0.250, SLG: 0.317		C FF 92 F CH 86 X CH 86 0-2 ① F8		S CH 85 B FF 93 D SI 93 D SI 88 B SI 93 4-1 12 2B 3 1B 1-2 BB	S SI 91 X CH 86 0-1 ③ G5-3		B FF 96 C SI 97 C CU 80 B FC 93 S FC 94 2-3 ② K			3	1	0	0	1	1	0
17 Justin Smoak, S (1, 10) OBP: 0.318, SLG: 0.287		B SL 79 B FF 93 X SI 91 2-0 ② G5-3		X FF 94 0-0 ① F4		B SL 75 F SI 90 X CH 84 1-1 3 SH1-3 12 1B 26 1B 1B	C CU 78 F SI 98 B SI 99 B CH 89 B FC 93 F FF 98 X FF 94 3-2 2B			4	1	2	0	0	0	2
12 Jason Bay, R (1, 7) OBP: 0.367, SLG: 0.423		B FF 92 X SI 92 1-0 3 FC4-6 1B		C SI 93 B FF 95 X SI 94 1-1 3 1B 1-3 2-H 2B		X SI 91 0-0 26 1B 3 SH1-3 55 FC4-6 1-2 1B	C FF 98 X FC 93 0-1 ③ G5-3			4	1	3	1	0	0	1
3 Robert Andino, R (1, 4) OBP: 0.250, SLG: 0.267		X SI 92 0-0 ③ FC4-6 1-2f		C SL 79 B SI 93 C SL 79 B CH 88 X SI 93 2-2 26 WP 2-3 3-H 1B		X SI 90 0-0 ① SH1-3 1-2 2-3		B FF 96 C FF 95 S CU 82 S FF 97 1-3 ① K		3	0	1	1	0	1	1
26 Brendan Ryan, R (1, 6) OBP: 0.233, SLG: 0.154			C FF 92 B FF 92 B SI 91 F SI 92 X CH 86 2-2 ① P2	L SI 92 L SI 93 F SL 81 F SI 93 B SL 81 D SI 93 S SI 92 2-3 ② K 1-2		F SL 78 X SI 91 0-1 55 FC4-6 2-3 3-H 1B		X FC 93 0-0 ② G5-3		4	0	1	1	0	1	2
Inning Stats	R: 1 E: 0 K: 0 S: 10 H: 1 LOB: 0 BB: 0 P: 17	R: 0 E: 0 K: 0 S: 6 H: 1 LOB: 1 BB: 0 P: 9	R: 0 E: 0 K: 1 S: 9 H: 1 LOB: 1 BB: 0 P: 15	R: 2 E: 0 K: 1 S: 17 H: 3 LOB: 3 BB: 2 P: 34	R: 0 E: 0 K: 0 S: 7 H: 0 LOB: 0 BB: 0 P: 9	R: 3 E: 0 K: 0 S: 11 H: 4 LOB: 1 BB: 0 P: 17	R: 0 E: 0 K: 1 S: 10 H: 1 LOB: 1 BB: 0 P: 16	R: 0 E: 0 K: 1 S: 8 H: 0 LOB: 0 BB: 0 P: 10		1B: 7 2B: 2 3B: 1 HR: 1 SF: 0 SAC: 1 DP: 0 HBP: 0						

PITCHER	IP	WLS	BF	H	R	ER	SO	BB	IBB	HBP	BLK	WP	HR	S	P	ERA	WHIP
53 Zack Britton, L (1, 1) ERA: 9.0	6.0	L	30	10	6	6	2	2	0	0	0	1	1	60	101	9.00	2.000
29 Tommy Hunter, R (7, 1) ERA: 2.13	2.0		7	1	0	0	2	0	0	0	0	0	0	18	26	0.00	0.500

PITCHER	IP	WLS	BF	H	R	ER	SO	BB	IBB	HBP	BLK	WP	HR	S	P	ERA	WHIP

BOTTOM

Baltimore Orioles @ Seattle Mariners

Safeco Field, Seattle, WA

Mon Apr 29 2013, 7:11 PM - 9:23 PM PDT

Att. 9,818 - Roof Closed - 51 F

livebaseballscorecards.com

AB	34
R	6
H	11
RBI	6
BB	2
SO	4
LOB	12

WP: 1	PA: 37		
PB: 0			
SB: 0			
CS: 0			

Baltimore Orioles @ Seattle Mariners

Safeco Field, Seattle, WA

Tue Apr 30 2013, 7:11 PM - 10:45 PM PDT

Att. 13,647 - Partly Cloudy - 53 F

TOP

livebaseballscorecards.com

Batter	1	2	3	4	5	6	7	8	9	AB	R	H	RBI	BB	SO	LOB
9 Nate McLouth, L (1, 7) OBP: 0.452, SLG: 0.513	B SI 91 B SI 91 C SI 93 X SI 91 2-1 HR	B CH 89 X CH 84 1-0 ① F9		C CH 84 1 SAFE 1 SAFE B SI 90 C SL 84 F CH 85 S SL 86 1-3 ③ K		C SL 79 1 SAFE B SL 78 B SL 78 F SI 91 F SL 79 B SL 80 4-2 1-2 BB	F SI 94 B SL 79 B FF 94 C SL 80 X SI 94 2-2 ③ G6-3			4	1	1	1	1	1	6
13 Manny Machado, R (1, 5) OBP: 0.344, SLG: 0.470	X SI 93 0-0 21 WP 2B	1 SAFE B SL 84 C SL 84 B SL 84 F SI 92 X CH 87 2-2 ②③ F8 1-2			G SI 90 B SL 79 C SL 78 B SL 78 B SL 79 F SI 92 X SI 91 3-2 ① G5-3	S SL 77 T SL 80 S SL 80 0-3 ② K		F FF 91 B FF 92 B FF 89 X FF 92 2-1 2B		5	1	2	0	0	1	3
21 Nick Markakis, L (1, 10) OBP: 0.325, SLG: 0.375	F SL 86 F CH 87 B CU 75 F SI 93 B SL 87 B SI 94 X SI 92 3-2 19 BB 32 2B 2-H 1B		C CH 89 B SL 83 B CH 86 C CH 88 B CH 86 X SI 90 3-2 ① P6		B SL 78 F SI 91 B FF 91 B SL 79 B SI 90 4-1 BB	B SI 91 B FF 92 S SI 92 F SI 92 X SI 92 2-2 ③ G6-3		B FF 92 B SL 79 C SI 92 X FF 92 2-1 ① F7		4	1	1	0	1	0	3
10 Adam Jones, R (1, 8) OBP: 0.350, SLG: 0.522	C SL 86 D SL 88 B SI 92 F SI 93 S SL 86 2-3 ① K		C SI 90 B SL 85 B CU 73 X SI 92 2-1 ② F9		C SL 79 X SL 78 0-1 ② F7		S SL 78 X SL 78 0-1 ① L7	I IN 62 I IN 73 I IN 73 I IN 69 4-0 IBB		4	0	0	0	1	1	2
19 Chris Davis, L (1, 3) OBP: 0.442, SLG: 0.728	B SL 86 B SI 94 S CH 86 S CH 86 B CH 87 F SL 85 F CH 86 B SI 94 4-2 32 2B 1-2 BB		F SI 91 X SI 93 0-1 ③ F8		F FF 91 X SL 77 0-1 ③ G4-3		C SL 76 X FF 90 0-1 32 1B 2 1B 1B	C SL 79 C SL 80 S SL 81 0-3 ② K		4	2	1	0	1	1	3
32 Matt Wieters, S (1, 2) OBP: 0.300, SLG: 0.398	B SI 91 F CH 84 X SL 88 1-1 1-H 2-H 2B			B CH 88 B CH 85 B SI 88 B CH 88 4-0 3 FC3-6 BB		B SL 76 B SI 91 F SI 90 X SI 90 2-1 ① G4-3	C SL 78 B SI 91 F SL 78 F SL 78 B SI 90 F SL 80 X SL 79 2-2 3 BB 2 1B 1-3 1B	X SI 94 0-0 ③ P6		4	0	2	2	1	0	2
2 J.J. Hardy, R (1, 6) OBP: 0.243, SLG: 0.327	X SI 92 0-0 ② G5-3			B CH 91 B SL 84 C CH 91 B SL 83 F SI 91 X SI 91 3-2 ① P5		C SI 91 B SL 80 B SL 80 X FF 91 2-1 3 2B 36 1B 1B	X SL 79 0-0 3 BB 1-2 3-H 1B		B FF 94 B SI 94 B FF 94 C FF 95 X FF 95 3-1 ① G6-3	5	1	2	1	0	0	2
3 Ryan Flaherty, L (1, 4) OBP: 0.210, SLG: 0.232	S CH 85 B CH 86 X SL 85 1-1 ③ L4			B SI 89 B SI 90 T FF 91 B CH 86 F SI 90 F FF 93 X SL 85 3-2 ② FC3-6 36 1B 1-2f		X SL 77 0-0 36 1B 1-3 2B	C SL 79 B FF 94 B SL 81 B SL 79 S SI 91 F SI 93 B SL 80 4-2 1-2 2-3 BB		B CH 87 B SI 95 F FF 95 X FF 95 2-1 ② G4-3	4	1	1	0	1	0	2
36 Chris Dickerson, L (1, 9) OBP: 0.357, SLG: 0.308		X SI 89 0-0 13 CS 1B		B CH 85 B SI 89 1 SAFE C SI 90 S SL 82 X SL 85 2-2 1-3 1B		B SI 91 X FF 91 1-0 9 BB 2-H 3-H 1B	S SL 81 S SL 80 F SL 81 T FF 93 0-2 ② K		B FF 95 B CH 87 T FF 93 C FF 94 C CU 85 2-3 ③ K	5	0	3	2	0	2	3

	AB	39
	R	7
	H	13
	RBI	6
	BB	6
	SO	6
	LOB	26

Inning Stats																				
	R: 4	H: 4	R: 0	H: 1	R: 0	H: 0	R: 0	H: 1	R: 0	H: 0	R: 2	H: 3	R: 1	H: 3	R: 0	H: 1	R: 0	H: 0	1B: 8	SF: 0	WP: 2	PA: 45
	E: 0	LOB: 1	E: 0	LOB: 0	E: 0	LOB: 0	E: 0	LOB: 2	E: 0	LOB: 1	E: 0	LOB: 2	E: 0	LOB: 3	E: 0	LOB: 2	E: 0	LOB: 0	2B: 4	SAC: 0	PB: 0	
	K: 1	BB: 1	K: 0	BB: 0	K: 0	BB: 0	K: 1	BB: 1	K: 1	BB: 1	K: 1	BB: 1	K: 1	BB: 1	K: 1	BB: 1	K: 1	BB: 0	3B: 0	DP: 0	SB: 0	
	S: 19	P: 32	S: 5	P: 8	S: 7	P: 12	S: 14	P: 27	S: 9	P: 16	S: 16	P: 27	S: 20	P: 28	S: 8	P: 16	S: 7	P: 14	HR: 1	HBP: 0	CS: 1	

PITCHER		IP	WLS	BF	H	R	ER	SO	BB	IBB	HBP	BLK	WP	HR	S	P	ERA	WHIP
37 Brandon Maurer, R ERA: 6.07	(1, 1)	4.0	L	19	6	4	4	2	2	0	0	0	1	1	45	79	9.00	2.000
49 Blake Beavan, R ERA: 8.27	(5, 1)	2.1		15	6	3	3	1	2	0	0	0	0	0	35	55	11.57	3.429
59 Oliver Pérez, L ERA: 0.79	(7, 1)	1.1		7	1	0	0	2	1	1	0	0	0	0	17	31	0.00	1.500
31 Yoervis Medina, R ERA: 2.84	(8, 1)	1.1		4	0	0	0	1	0	0	0	0	0	0	8	15	0.00	0.000

PITCHER	IP	WLS	BF	H	R	ER	SO	BB	IBB	HBP	BLK	WP	HR	S	P	ERA	WHIP

BOTTOM

Baltimore Orioles @ Seattle Mariners

Safeco Field, Seattle, WA

Tue Apr 30 2013, 7:11 PM - 10:45 PM PDT

Att. 13,647 - Partly Cloudy - 53 F

livebaseballscorecards.com

Batter	1	2	3	4	5	6	7	8	9	AB	R	H	RBI	BB	SO	LOB
55 Michael Saunders, L (1, 8) OBP: 0.302, SLG: 0.486	C FF 92 X SI 92 0-1 G4-3	S CH 87 B SI 94 F SI 93 B SL 87 S CH 87 2-3 K			F SI 92 B FF 93 S CH 87 B SI 93 F FF 93 S CH 87 2-3 K		C SL 80 B SL 80 C CU 76 B SI 90 F SL 81 B CU 76 X SL 81 3-2 L9		B SL 89 S SL 84 S CU 79 C FF 91 1-3 K	5	0	0	0	0	3	2
15 Kyle Seager, L (1, 5) OBP: 0.359, SLG: 0.491	C SI 92 B SI 93 B CU 78 X SI 94 2-1 G3		C CU 77 F SI 92 F SI 93 B SL 85 C SI 94 1-3 K		F SI 93 B CU 80 C CH 87 F SL 84 X SI 93 1-2 1B		B SI 90 B SI 89 B SI 89 C SI 88 C SL 80 F SL 80 C SI 90 3-3 K		B FF 91 B FF 91 C FF 91 S FF 91 S SL 87 2-3 K	5	0	1	0	0	3	0
8 Kendrys Morales, S (1, 10) OBP: 0.348, SLG: 0.390	C SI 93 B CU 80 S CH 88 B SI 94 X CH 87 2-2 38 1B 1B		B CH 87 B FF 93 B SI 93 B SI 93 4-0 38 G5-4-3 BB		B FF 92 S SI 93 F SI 93 F SL 85 S SL 84 1-3 K		C SL 80 C SI 90 B SI 91 F CH 85 F SI 90 X SI 90 1-2 1B		B FF 90 B CU 79 F FF 91 X CH 84 2-1 G6-3	4	0	2	0	1	1	1
38 Michael Morse, R (1, 9) OBP: 0.288, SLG: 0.510	C SL 86 B FF 93 C SI 94 F SI 94 X SL 85 1-2 1-2 1B		X SI 93 0-0 G5-4-3 1-2f			C SI 91 B SI 92 B SL 84 B SI 92 X SI 92 3-1 HR	S SL 79 S FF 86 B FF 86 F SI 86 F SL 78 C SL 79 1-3 K			4	1	2	1	0	1	2
12 Jason Bay, R (1, 7) OBP: 0.365, SLG: 0.418 9 Endy Chavez, L (8, PH) OBP: 0.316, SLG: 0.345 (9, 7)	C SI 94 D SL 85 D SL 86 B SI 93 C FF 93 X SL 84 3-2 G5-3			B SI 92 C SL 86 S CU 77 X SI 93 1-2 G5-3		X SL 85 0-0 13 1B 17 1B 7 FC6-4 1B		C SI 86 B FF 86 S SL 78 T SL 78 1-2 K		3 1	1 0	1 0	0 0	0 0	0 1	2 0
17 Justin Smoak, S (1, 3) OBP: 0.333, SLG: 0.309		X SI 92 0-0 2B		C CU 77 B FF 92 B CU 78 B CH 86 B FF 91 4-1 13 FC4 BB		B CU 76 F SI 92 B FF 92 F CH 85 B SL 86 X SL 85 3-2 7 FC6-4 13 1B 1-2 1B		B SL 79 C SI 85 B FF 86 X SL 78 2-1 G4-3		3	0	2	0	1	0	0
13 Dustin Ackley, L (1, 4) OBP: 0.284, SLG: 0.286		B SI 93 C SI 92 B SI 93 B CH 87 X SI 93 3-1 F7		C SI 92 B SI 92 D CU 79 F SI 92 F FF 94 X SI 92 2-2 FC4 1-2f		X SI 95 0-0 7 FC6-4 1-2 2-3 1B		B SI 85 C SI 86 F SI 85 B SI 85 B FF 86 F SL 79 X FF 86 3-2 7 HBP 1B		4	0	2	0	0	0	2
7 Kelly Shoppach, R (1, 2) OBP: 0.373, SLG: 0.432		X SI 93 0-0 P2		C CU 78 1 SAFE S FF 94 B SI 94 B SI 94 S SL 83 2-3 K		B FF 93 C CU 80 B FF 97 X FC 93 2-1 FC6-4 26 G6-3 1-2f 2-3 3-H		H FF 86 1-0 1-2 HBP		3	0	0	1	0	1	4
26 Brendan Ryan, R (1, 6) OBP: 0.237, SLG: 0.149 28 Raul Ibanez, L (8, PH) OBP: 0.213, SLG: 0.298 3 Robert Andino, R (9, 6) OBP: 0.250, SLG: 0.267		F SI 93 B SI 93 B SL 87 S SL 87 B SI 95 D SI 95 4-2 BB			B SL 83 C SI 90 B SI 92 X SI 91 2-1 F7	X SI 97 0-0 G6-3 1-2f		S SL 84 S SL 84 B SL 83 B SL 82 F FF 90 X CU 76 2-2 P3		2 1 0	0 0 0	0 0 0	0 0 0	1 0 0	0 0 0	2 2 0
Inning Stats	R: 0 E: 0 K: 0 S: 14 H: 2 LOB: 2 BB: 0 P: 22	R: 0 E: 0 K: 1 S: 9 H: 1 LOB: 2 BB: 1 P: 18	R: 0 E: 0 K: 1 S: 5 H: 0 LOB: 0 BB: 1 P: 10	R: 0 E: 0 K: 1 S: 11 H: 0 LOB: 1 BB: 1 P: 20	R: 0 E: 0 K: 2 S: 14 H: 1 LOB: 1 BB: 0 P: 20	R: 2 E: 0 K: 0 S: 10 H: 4 LOB: 1 BB: 0 P: 18	R: 0 E: 0 K: 2 S: 18 H: 1 LOB: 1 BB: 0 P: 26	R: 0 E: 0 K: 1 S: 13 H: 1 LOB: 2 BB: 0 P: 22	R: 0 E: 0 K: 2 S: 8 H: 0 LOB: 0 BB: 0 P: 13	1B: 8 2B: 1 3B: 0 HR: 1		SF: 0 SAC: 0 DP: 2 HBP: 1		WP: 0 PB: 0 SB: 0 CS: 0	PA: 39	

PITCHER	IP	WLS	BF	H	R	ER	SO	BB	IBB	HBP	BLK	WP	HR	S	P	ERA	WHIP
39 Jason Hammel, R (1, 1) ERA: 3.79	5.0	W	24	7	2	2	5	3	0	0	0	0	1	59	102	3.60	2.000
29 Tommy Hunter, R (6, 1) ERA: 1.98	1.0		3	1	0	0	0	0	0	0	0	0	0	4	6	0.00	1.000
40 Troy Patton, L (7, 1) ERA: 2.31	0.2		3	1	0	0	1	0	0	0	0	0	0	13	20	0.00	1.500
56 Darren O'Day, R (7, 1) ERA: 0.66	1.0		5	1	0	0	2	0	0	1	0	0	0	14	22	0.00	1.000
17 Brian Matusz, L (8, 1) ERA: 2.92	1.1		4	0	0	0	2	0	0	0	0	0	0	12	19	0.00	0.000

PITCHER	IP	WLS	BF	H	R	ER	SO	BB	IBB	HBP	BLK	WP	HR	S	P	ERA	WHIP

AB	35
R	2
H	10
RBI	2
BB	3
SO	10
LOB	17

Batter	1	2	3	4	5	6	7	8	9	AB	R	H	RBI	BB	SO	LOB
9 Nate McLouth, L (1, 7) OBP: 0.433, SLG: 0.488	F SI 91 B FF 91 B CH 85 X SI 92 2-1 ① F7		C SI 90 F CH 84 B SL 82 B SL 81 B SI 92 X SI 92 3-2 ③ G4-3			C SI 90 X SL 80 0-1 ② G3		C FF 94 B FF 96 C SL 83 F FF 96 B SL 85 B FF 93 X FF 95 3-2 ② F8		4	0	0	0	0	0	0
13 Manny Machado, R (1, 5) OBP: 0.349, SLG: 0.504	B FF 92 F FF 93 C CH 84 S SL 83 1-3 ② K			X SL 80 0-0 ① G1-3		B FF 86 B SL 82 X FF 88 2-0 21 1B 2B		X FF 95 0-0 HR		4	2	2	1	0	1	0
21 Nick Markakis, L (1, 9) OBP: 0.331, SLG: 0.379	F SI 93 X FF 93 0-1 ③ L7			B CU 74 B SI 90 B SI 90 C SI 86 X SI 87 3-1 ② G5-3		B SI 91 C SL 81 F SI 91 F SL 81 F SI 92 B SI 92 D SL 82 X SI 92 3-2 10 2B 2-H 1B		C FF 94 F SL 83 X FF 94 0-2 10 1B 1B		4	1	2	1	0	0	0
10 Adam Jones, R (1, 8) OBP: 0.355, SLG: 0.530		C SI 89 B SL 82 B SL 82 S SI 90 F SL 83 S SL 82 2-3 ① K		C SL 80 B SI 91 B SI 88 X SL 82 2-1 ③ F9		B SL 83 B FF 91 C FF 92 S SL 83 B SI 93 F SL 85 X FF 92 3-2 1-H 2B		B SL 80 B FF 95 X FF 94 2-0 1-2 1B		4	0	2	1	0	1	0
19 Chris Davis, L (1, 3) OBP: 0.436, SLG: 0.705		F SI 92 F SI 91 C SI 91 0-3 ② K			B SI 89 B CH 84 B FF 90 B SI 87 4-0 32 FC6-4 BB	C FF 89 F FF 90 F SL 81 D SI 92 S SL 82 2-3 ③ K		S CU 78 S CU 78 B SL 80 S CU 78 1-3 ③ K		3	0	0	0	1	3	3
32 Matt Wieters, S (1, 2) OBP: 0.298, SLG: 0.402		B SI 91 C SI 92 B SI 92 S SI 92 F SI 93 F SI 93 F SL 83 X SI 93 2-2 2B			C SI 90 F SI 91 X SI 92 0-2 ① FC6-4 1-2f		C FF 95 F FF 96 C SL 84 0-3 ① K		C FF 96 F SI 97 S CU 78 0-3 ① K	4	0	1	0	0	2	1
2 J.J. Hardy, R (1, 6) OBP: 0.235, SLG: 0.315		F SL 83 X FF 92 0-1 ③ F8			C FF 90 D SL 83 B SL 83 F FF 91 S SL 82 2-3 ② K	C FF 94 B SL 82 B FF 96 X FF 93 2-1 ② G5-3			C FF 97 B CU 78 X FF 97 1-1 ② G4-3	4	0	0	0	0	1	2
3 Ryan Flaherty, L (1, 4) OBP: 0.197, SLG: 0.217			B SI 89 X SI 90 1-0 ① F8		C SI 92 C SL 81 B SI 90 X SI 90 1-2 ③ F8	F SI 94 X SL 85 0-1 ③ P5			C FF 96 S CH 90 X FF 98 0-2 ③ L8	4	0	0	0	0	0	1
14 Nolan Reimold, R (1, 10) OBP: 0.294, SLG: 0.351			B FF 89 B FF 88 F FF 89 X FF 89 2-1 ② G1-3			F FF 88 B SL 82 C SL 82 X SL 82 1-2 ① G5-3		B FF 94 F FF 93 B SL 83 S FF 95 B SL 81 S FF 94 3-3 ① K		3	0	0	0	0	1	0
Inning Stats	R: 0 E: 0 K: 1 S: 7 H: 0 LOB: 0 BB: 0 P: 10	R: 0 E: 0 K: 2 S: 15 H: 1 LOB: 1 BB: 0 P: 19	R: 0 E: 0 K: 0 S: 6 H: 0 LOB: 0 BB: 0 P: 12	R: 0 E: 0 K: 0 S: 5 H: 0 LOB: 0 BB: 0 P: 10	R: 0 E: 0 K: 1 S: 9 H: 0 LOB: 1 BB: 1 P: 16	R: 2 E: 0 K: 1 S: 18 H: 3 LOB: 1 BB: 0 P: 29	R: 0 E: 0 K: 1 S: 7 H: 0 LOB: 0 BB: 0 P: 9	R: 1 E: 0 K: 2 S: 15 H: 3 LOB: 2 BB: 0 P: 24	R: 0 E: 0 K: 1 S: 8 H: 0 LOB: 0 BB: 0 P: 9	1B: 3 2B: 3 3B: 0 HR: 1	SF: 0 SAC: 0 DP: 0 HBP: 0			WP: 0 PB: 0 SB: 0 CS: 0	PA: 35	

PITCHER		IP	WLS	BF	H	R	ER	SO	BB	IBB	HBP	BLK	WP	HR	S	P	ERA	WHIP
39 Aaron Harang, R ERA: 8.68	(1, 1)	6.0	W	23	4	2	2	5	1	0	0	0	0	0	60	96	3.00	0.833
58 Carter Capps, R ERA: 4.5	(7, 1)	1.2		8	3	1	1	2	0	0	0	0	0	1	19	29	5.40	1.800
41 Charlie Furbush, L ERA: 4.32	(8, 1)	0.1		1	0	0	0	1	0	0	0	0	0	0	3	4	0.00	0.000
54 Tom Wilhelmsen, R ERA: 0.69	(9, 1)	1.0		3	0	0	0	1	0	0	0	0	0	0	8	9	0.00	0.000

PITCHER	IP	WLS	BF	H	R	ER	SO	BB	IBB	HBP	BLK	WP	HR	S	P	ERA	WHIP

TOP

Baltimore Orioles @ Seattle Mariners

Safeco Field, Seattle, WA

Wed May 01 2013, 7:11 PM - 10:02 PM PDT

Att. 12,947 - Clear - 61 F

livebaseballscorecards.com

AB	34
R	3
H	7
RBI	3
BB	1
SO	9
LOB	7

BOTTOM

Baltimore Orioles @ Seattle Mariners

Safeco Field, Seattle, WA

Wed May 01 2013, 7:11 PM - 10:02 PM PDT

Att. 12,947 - Clear - 61 F

livebaseballscorecards.com

Batter	1	2	3	4	5	6	7	8	9	AB	R	H	RBI	BB	SO	LOB
55 Michael Saunders, L (1, 8) OBP: 0.333, SLG: 0.500	S FF 92 C FF 92 C SL 83 0-3 K ①	F SL 84 B FF 92 C FF 92 D CU 76 X SL 82 2-2 15 S / 8 1B / 3-H 1B		X SL 83 0-0 8 F8 / 15 WP / 38 HR 1B		B SI 86 B CH 78 F FF 87 C FF 87 X FF 87 2-2 15 1B / 8 2B 1B	C SL 80 B SI 90 B SI 89 B SL 79 F SI 89 S SI 89 3-3 K ③			5	3	3	1	0	2	0
15 Kyle Seager, L (1, 5) OBP: 0.352, SLG: 0.477	B FF 92 B FF 91 X FF 92 2-0 P2 ②	B FF 92 F FF 90 C FF 92 X FF 92 1-2 G6-3 ② / 1-2		1 SAFE 1 SAFE C FF 91 1 SAFE C FF 91 B SL 86 D SL 85 F FF 93 C FF 92 2-3 K ① / 1-2		C FF 88 1 SAFE C FF 88 X FF 88 0-2 8 2B / 1-2 1B		C SL 82 X SI 97 0-1 G4-3 ①		5	1	1	0	0	1	2
8 Kendrys Morales, S (1, 10) OBP: 0.358, SLG: 0.410	B FF 92 F CU 74 X CH 85 1-1 38 BB / 12 2B 1B	B FF 91 B FF 92 X FF 92 2-0 / 2-H 1B		S SI 92 C FF 93 D SL 85 X SL 82 1-2 F8 ② / 2-3		C FF 89 F SI 88 X SL 78 0-2 38 F9 / 12 SF8 / 1-H 2-H 2B		C SI 98 B CH 89 F SI 97 B SI 96 S SL 83 2-3 K 12 BB 38 BB		5	2	3	3	0	1	1
38 Michael Morse, R (1, 9) OBP: 0.303, SLG: 0.535	C FF 92 B FF 92 S FF 92 F FF 92 B FF 91 F FF 92 B CU 68 F FF 91 B SI 90 4-2 12 2B / 1-2 BB	C FF 93 D CU 76 B FF 92 T FF 90 F FF 92 C FF 91 2-3 K ③		S FF 93 X FF 93 0-1 / 3-H HR		B FF 88 B SL 82 X FF 88 2-0 F9 ① / 2-3		B SI 97 B SL 82 B SI 96 C SI 96 B SL 81 4-1 12 BB / 1-2 BB		3	1	1	2	2	1	2
12 Jason Bay, R (1, 7) OBP: 0.368, SLG: 0.431	B FF 90 X CH 85 1-0 / 1-3 / 2-H 2B		C FF 91 F SL 84 X FF 92 0-2 F9 ①	B CU 74 C CH 84 C FF 92 F FF 91 B SL 83 F FF 92 B SL 84 F FF 92 F FF 93 3-3 K ③		B FF 89 X FF 89 1-0 SF8 ② / 3-H		B SI 96 D SI 96 C SI 96 B SL 82 B SI 96 4-1 17 G4-6-3 / 1-2 2-3 BB		3	0	1	2	1	1	0
17 Justin Smoak, S (1, 3) OBP: 0.345, SLG: 0.320	B FF 91 B FF 91 B CU 72 B FF 91 4-0 / 2-H BB		C CH 84 X FF 92 0-1 2B		B CU 70 X SI 89 1-0 G4-3 ①	B CH 80 B SI 89 B FF 87 C FF 87 B SI 86 4-1 / 3-H BB		B SI 97 B SI 96 X SI 96 2-0 G4-6-3 ② ③ / 1-2f		3	0	1	0	2	0	3
13 Dustin Ackley, L (1, 4) OBP: 0.283, SLG: 0.277	B SL 80 C FF 91 S SL 82 C FF 92 1-3 K ③		C FF 91 B SI 92 X SL 84 1-1 P5 ②		B SI 90 C SI 89 C SI 88 B SI 90 B SL 84 B SI 88 4-2 / BB	C SL 78 C SL 79 S SI 89 0-3 K ③				3	0	0	0	1	2	5
63 Jesus Montero, R (1, 2) OBP: 0.264, SLG: 0.348		C CU 72 X SI 91 0-1 55 1B 3B	B CH 84 B CH 84 B SI 90 C FF 92 B CH 85 4-1 / BB		C SL 82 S SI 89 C SI 89 0-3 K ②		X CH 82 0-0 G1-3 ①			3	1	1	0	1	1	1
3 Robert Andino, R (1, 6) OBP: 0.231, SLG: 0.245		C FF 91 F FF 92 C FF 92 0-3 K ①	B CH 83 B FF 92 F SI 90 B FF 92 X SI 91 3-1 F8 ③		1 SAFE B SI 88 B SI 87 C SI 87 X SI 87 2-1 G3 ③		C SI 88 B SI 89 C SL 80 C SI 90 1-3 K ②			4	0	0	0	0	2	4
Inning Stats	R: 1 H: 2 E: 0 LOB: 3 K: 2 BB: 2 S: 15 P: 28	R: 2 H: 3 E: 0 LOB: 1 K: 2 BB: 0 S: 16 P: 23	R: 0 H: 1 E: 0 LOB: 2 K: 0 BB: 1 S: 10 P: 18	R: 2 H: 2 E: 0 LOB: 0 K: 2 BB: 0 S: 18 P: 24	R: 0 H: 0 E: 0 LOB: 1 K: 1 BB: 1 S: 8 P: 15	R: 3 H: 3 E: 0 LOB: 1 K: 1 BB: 1 S: 15 P: 24	R: 0 H: 0 E: 0 LOB: 0 K: 2 BB: 0 S: 7 P: 11	R: 0 H: 0 E: 0 LOB: 2 K: 1 BB: 2 S: 8 P: 20		1B: 6 SF: 1 2B: 3 SAC: 0 3B: 1 DP: 1 HR: 1 HBP: 0				WP: 2 PA: 42 PB: 0 SB: 1 CS: 0		

	AB	34
	R	8
	H	11
	RBI	8
	BB	7
	SO	11
	LOB	18

PITCHER		IP	WLS	BF	H	R	ER	SO	BB	IBB	HBP	BLK	WP	HR	S	P	ERA	WHIP
16 Wei-Yin Chen, L ERA: 3.5	(1, 1)	4.0	L	23	8	5	5	6	3	0	0	0	1	1	59	93	11.25	2.750
64 Zach Clark, R ERA: 16.2	(5, 1)	1.2		10	3	3	3	1	2	0	0	0	0	0	20	36	16.20	3.000
66 T.J. McFarland, L ERA: 2.13	(6, 1)	1.1		4	0	0	0	3	0	0	0	0	0	0	10	14	0.00	0.000
47 Pedro Strop, R ERA: 7.0	(8, 1)	1.0		5	0	0	0	1	2	0	0	0	1	0	8	20	0.00	2.000

PITCHER	IP	WLS	BF	H	R	ER	SO	BB	IBB	HBP	BLK	WP	HR	S	P	ERA	WHIP

Batter	1	2	3	4	5	6	7	8	9	AB	R	H	RBI	BB	SO	LOB
9 Nate McLouth, L (1, 7) OBP: 0.431, SLG: 0.517	C FF 88 X SI 90 0-1 ① F7		C CH 83 X CH 83 0-1 21 G3 13 1B 1-2 1B		X CH 83 0-0 ② G3-1		B FF 90 X CH 83 1-0 ② G4-3 2-3		B SI 95 1 SAFE B FF 94 X FF 94 2-0 1-H HR	5	1	2	2	0	0	1
13 Manny Machado, R (1, 5) OBP: 0.359, SLG: 0.504	C FF 90 F CH 84 F FF 91 X CH 84 0-2 21 G1-6-3 1B		C FF 90 B CH 83 X CH 83 1-1 21 G3 1-2 2-H 1B		B SI 90 C FF 89 X FF 89 1-1 ③ G6-3		S SL 80 D SL 80 B CH 82 B FF 90 B CH 83 4-1 21 2B BB		X FF 94 0-0 ② P4	4	0	2	1	1	0	0
21 Nick Markakis, L (1, 9) OBP: 0.326, SLG: 0.380	S CH 83 ② B FF 91 1 SAFE T CH 84 F CH 84 1 SAFE B SI 90 X CH 84 2-2 ③ G1-6-3 1-2f		D FF 90 B CU 76 X CH 82 2-0 ② G3 1-2 2-3			C SI 89 X FF 90 0-1 ① G4-3	C CH 84 X CH 82 0-1 1-3 3-H 2B		X CH 86 0-0 ③ F9	5	0	1	1	0	0	3
10 Adam Jones, R (1, 8) OBP: 0.352, SLG: 0.521		B CH 83 X FF 90 1-0 ① G1-3	X FF 90 0-0 ③ G6-3			C CH 84 B FF 90 C CU 78 F CH 84 B FF 90 X CH 84 2-2 19 2B 1B	F FF 90 F FF 90 B FF 91 B FF 90 X FF 91 2-2 ③ G6-3			4	1	1	0	0	0	4
19 Chris Davis, L (1, 3) OBP: 0.438, SLG: 0.704		B FF 90 X CH 84 1-0 ② F8		B SI 89 B FF 90 B CH 83 B SI 90 4-0 32 FC1-6 BB		F FF 90 X FF 90 0-1 32 G3-1 1-H 2B		B FF 90 F SI 90 B FF 91 F CH 83 S SL 79 2-3 ① K2-3		3	0	1	1	1	1	0
32 Matt Wieters, S (1, 2) OBP: 0.296, SLG: 0.396		B SI 90 B CH 84 X FF 90 2-0 1B		B CH 82 S CH 83 F FF 90 F CU 78 X CH 83 1-2 ① FC1-6 2 G5-3 1-2f		B CH 83 X CH 84 1-0 ② G3-1 2-3		C CU 76 C FF 89 F SL 80 B FF 91 C CH 84 1-3 ② K		4	0	1	0	0	1	2
2 J.J. Hardy, R (1, 6) OBP: 0.227, SLG: 0.304		F CH 84 B CH 83 X FF 90 1-1 ③ F9		B SL 83 B FF 90 X CH 84 2-0 ② G5-3 1-2		C CH 83 B CH 84 X FF 90 1-1 ③ G5-3		B FF 91 C CH 84 C SL 83 X FF 91 1-2 ③ G6-3		4	0	0	0	0	0	3
3 Ryan Flaherty, L (1, 4) OBP: 0.186, SLG: 0.203			C SI 89 B CU 76 X CH 83 1-1 ① F8	B CH 84 F FF 91 B FF 90 F CH 83 B CH 84 X CH 84 3-2 ③ G4-3			S CH 83 S CH 83 S CH 83 0-3 ① K		F SI 95 B FF 95 C FF 95 S SL 88 1-3 ① K	4	0	0	0	0	2	1
14 Nolan Reimold, R (1, 10) OBP: 0.303, SLG: 0.359			C FF 90 X FF 90 0-1 9 1B 13 1B 1B		B FF 89 F CH 83 S CH 83 B CH 84 B FF 90 X SI 90 3-2 ① P4		S CH 83 B FF 90 X FF 90 1-1 E5 9 G4-3 21 2B		B FF 95 X FF 94 1-0 9 HR 1B	4	3	2	0	0	0	0
Inning Stats	R: 0 H: 1 E: 0 LOB: 0 K: 0 BB: 0 S: 10 P: 12	R: 0 H: 1 E: 0 LOB: 1 K: 0 BB: 0 S: 5 P: 10	R: 1 H: 3 E: 0 LOB: 2 K: 0 BB: 0 S: 10 P: 14	R: 0 H: 0 E: 0 LOB: 1 K: 0 BB: 1 S: 8 P: 18	R: 0 H: 0 E: 0 LOB: 0 K: 0 BB: 0 S: 6 P: 10	R: 1 H: 2 E: 0 LOB: 1 K: 0 BB: 0 S: 11 P: 15	R: 1 H: 1 E: 1 LOB: 2 K: 1 BB: 1 S: 13 P: 21	R: 0 H: 0 E: 0 LOB: 0 K: 2 BB: 0 S: 10 P: 14	R: 2 H: 2 E: 0 LOB: 0 K: 1 BB: 0 S: 7 P: 11	1B: 7 SF: 0 2B: 2 SAC: 0 3B: 0 DP: 1 HR: 1 HBP: 0						

PITCHER		IP	WLS	BF	H	R	ER	SO	BB	IBB	HBP	BLK	WP	HR	S	P	ERA	WHIP
55 Joe Blanton, R ERA: 5.97	(1, 1)	8.0	L	34	8	3	2	3	2	0	0	0	0	0	73	114	2.25	1.250
62 Ryan Brasier, R ERA: 18.0	(9, 1)	1.0		5	2	2	2	1	0	0	0	0	0	1	7	11	18.00	2.000

PITCHER	IP	WLS	BF	H	R	ER	SO	BB	IBB	HBP	BLK	WP	HR	S	P	ERA	WHIP

TOP

Baltimore Orioles @ Los Angeles Angels

Angel Stadium of Anaheim, Anaheim, CA

Thu May 02 2013, 7:10 PM - 9:37 PM PDT

Att. 35,118 - Clear - 88 F

livebaseballscorecards.com

AB	37
R	5
H	10
RBI	5
BB	2
SO	4
LOB	14

BOTTOM

Batter	1	2	3	4	5	6	7	8	9	AB	R	H	RBI	BB	SO	LOB
2 Erick Aybar, S (1, 6) OBP: 0.326, SLG: 0.350	F FF 90 X FF 92 0-1 B1-3		B KC 76 F FF 92 B FF 91 B FF 91 X FF 91 3-1 F8			B FF 91 C FF 92 F FF 91 B KC 77 X FF 94 2-2 1B		B CH 84 B FF 93 C FF 94 X FF 95 2-1 F7		4	0	1	0	0	0	0
27 Mike Trout, R (1, 8) OBP: 0.336, SLG: 0.466	C FF 93 B KC 78 B FF 93 F FF 94 B KC 78 F FC 93 F FC 93 D CH 86 4-2 44 BB 32 1B BB		X FF 92 0-0 G6-3			C FF 92 1 SAFE X FF 92 0-1 F9			C SI 93 B SI 94 B SI 95 F FF 94 X SI 95 2-2 G6-3	3	0	0	0	1	0	1
5 Albert Pujols, R (1, 3) OBP: 0.331, SLG: 0.427	C FF 94 S FF 94 D KC 79 B KC 78 1 SAFE X FF 94 2-2 F8		B FF 93 B KC 77 B CH 84 C FF 93 S FF 94 X FF 94 3-2 P2			C SL 88 X FF 94 0-1 F8			C SI 96 X SI 95 0-1 HR	4	1	1	1	0	0	2
44 Mark Trumbo, R (1, 10) OBP: 0.354, SLG: 0.517	F SL 88 D FF 95 C FF 93 F FF 93 F FF 94 B FF 94 D FC 89 D FC 90 4-2 32 1B 1-2 BB			C FC 91 B FF 92 X FF 92 1-1 F9		1 SAFE S CH 84 X FF 91 0-1 P5			C SI 95 F SI 95 C CU 81 0-3 K	3	0	0	0	1	1	1
32 Josh Hamilton, L (1, 9) OBP: 0.260, SLG: 0.302	X CH 85 0-0 1-2 2-H 1B			T KC 77 F KC 77 B FF 93 T FF 93 1-2 K			T FC 91 B FC 92 F KC 76 B FF 93 B CH 83 X FF 94 3-2 G4-3		C CU 80 B CH 90 B SI 95 S CU 80 B SI 97 S CU 82 3-3 K	4	0	1	0	0	2	0
47 Howie Kendrick, R (1, 4) OBP: 0.325, SLG: 0.445		C FF 90 B SL 86 F FF 91 S FF 94 1-3 K		F FF 93 B KC 77 S FF 92 X FC 94 1-2 G6-3			C CH 83 X FF 93 0-1 G4-3			3	0	0	0	0	1	0
16 Hank Conger, L (1, 2) OBP: 0.265, SLG: 0.375		C FF 94 C KC 78 F FF 94 F KC 80 B FF 94 B CH 86 F CH 85 F FC 94 B KC 79 3-2 X CH 86 20 G6-3 1B			C KC 76 X FF 91 0-1 F9		S CH 85 B FF 95 X FF 94 1-1 F7			3	0	1	0	0	0	0
20 Brendan Harris, R (1, 5) OBP: 0.270, SLG: 0.356 3 Scott Cousins, L (8, PH) 18 Luis Jimenez, R (9, 5) OBP: 0.290, SLG: 0.305		B FF 93 X FF 89 1-0 G6-3 1-2			F FF 94 B KC 76 B SL 88 X FF 92 2-1 G6-3			C KC 76 C KC 76 B FF 94 F FF 94 C FF 92 1-3 K		2 1 0	0 0 0	0 0 0	0 0 0	0 1 0	0 0 0	1 0 0
39 JB Shuck, L (1, 7) OBP: 0.423, SLG: 0.458		F FF 92 B FF 92 X FF 92 1-1 L8			C FF 93 F FF 94 B FF 93 B KC 77 X FF 94 2-2 G4-3			C FF 94 B KC 80 S CH 84 B FF 95 B CH 85 X FF 94 3-2 F8		3	0	0	0	0	0	1

Inning Stats	1	2	3	4	5	6	7	8	9
	R: 0 E: 0 K: 0 S: 14	R: 0 E: 0 K: 1 S: 13	R: 0 E: 0 K: 0 S: 6	R: 0 E: 0 K: 1 S: 8	R: 0 E: 0 K: 0 S: 7	R: 0 E: 0 K: 0 S: 9	R: 0 E: 0 K: 0 S: 7	R: 0 E: 0 K: 1 S: 9	R: 1 E: 0 K: 2 S: 11
	H: 1 LOB: 2 BB: 2 P: 24	H: 1 LOB: 1 BB: 0 P: 19	H: 0 LOB: 0 BB: 0 P: 12	H: 0 LOB: 0 BB: 0 P: 11	H: 0 LOB: 0 BB: 0 P: 11	H: 1 LOB: 1 BB: 0 P: 11	H: 0 LOB: 0 BB: 0 P: 11	H: 0 LOB: 0 BB: 0 P: 15	H: 1 LOB: 0 BB: 0 P: 16

| | | |

Baltimore Orioles @ Los Angeles Angels

Angel Stadium of Anaheim, Anaheim, CA

Fri May 03 2013, 7:08 PM - 9:22 PM PDT

Att. 40,140 - Partly Cloudy - 83 F

TOP

livebaseballscorecards.com

Batter	1	2	3	4	5	6	7	8	9	AB	R	H	RBI	BB	SO	LOB
14 Nolan Reimold, R (1, 7) OBP: 0.290, SLG: 0.341	C FF 88 B FF 88 X FF 88 1-1 ① F9		B FF 89 C CH 81 C FF 89 B CH 82 B CH 81 S CH 81 3-3 ③ K			B SI 88 X SI 87 1-0 ① G6-3		X SI 88 0-0 ③ F9		4	0	0	0	0	1	0
13 Manny Machado, R (1, 5) OBP: 0.348, SLG: 0.488	B FF 88 C SI 89 B CH 82 X SI 88 2-1 ② L9			C CH 80 B SI 88 X KC 75 1-1 ① G5-3		C CH 81 F CH 79 F CH 81 B CH 81 B FF 89 X CH 81 2-2 ② G5-3			C FF 88 S CH 80 B CH 80 C FF 89 1-3 ① K	4	0	0	0	0	1	0
21 Nick Markakis, L (1, 9) OBP: 0.324, SLG: 0.384	X SI 88 0-0 ③ F7			B SI 89 F CH 80 F SI 89 X SI 88 1-2 ② F8		C KC 78 B CH 82 C KC 77 F FF 90 B CH 81 X SI 89 2-2 ③ G4-3			X FF 88 0-0 2B	4	0	1	0	0	0	0
10 Adam Jones, R (1, 8) OBP: 0.349, SLG: 0.520		C FF 88 F CH 82 B FF 88 X CH 82 1-2 ① F9		B KC 78 X CH 81 1-0 ③ G5-3			C CH 81 C FF 89 B FF 89 F FF 89 B CH 81 X CH 82 2-2 3 G4-3 32 FC5-2-5 2B		C KC 79 F CH 82 S KC 78 0-3 ② K2-3	4	0	1	0	0	1	1
19 Chris Davis, L (1, 3) OBP: 0.431, SLG: 0.690 3 Ryan Flaherty, L (5, 3) OBP: 0.183, SLG: 0.200 48 Chris Snyder, R (9, PH)		L SI 89 L SI 88 F KC 77 F SI 89 X SI 89 0-2 ② G5-3			X SI 88 0-0 ① G5-3		C SI 88 F KC 76 F FF 88 X KC 77 0-2 ① G4-3 2-3		B KC 79 B CH 82 B SI 90 C SI 89 X FF 90 3-1 ③ G5-3	2 1 1	0 0 0	0 0 0	0 0 0	0 0 0	0 0 0	0 1 1
32 Matt Wieters, S (1, 2) OBP: 0.297, SLG: 0.388		B FF 90 B CH 83 F FF 90 B FF 89 S CH 82 B FF 91 4-2 2 FC6-4 BB			B FF 88 C SI 88 X CH 81 1-1 ② P4		B FF 88 X CH 82 1-0 ② FC5-2-5 2 FC6-4 3-H			2	0	0	0	1	0	1
2 J.J. Hardy, R (1, 6) OBP: 0.230, SLG: 0.304		C SI 89 X SI 89 0-1 ③ FC6-4 1-2f			C CH 80 X SI 88 0-1 28 BB 1B		B CH 81 C CH 81 X CH 81 1-1 ③ FC6-4 1-2f			3	0	1	0	0	0	2
28 Steve Pearce, R (1, 10) OBP: 0.286, SLG: 0.300			B FF 88 X FF 88 1-0 ① P4		1 SAFE B SI 89 B CH 81 B CH 82 B SI 89 4-0 1-2 BB			C FF 87 B KC 76 S CH 80 B FF 89 X CH 80 2-2 ① F8		2	0	0	0	1	0	0
12 Alexi Casilla, S (1, 4) OBP: 0.222, SLG: 0.257			X FF 88 0-0 ② G5-3		B SI 88 C SI 89 B CH 82 X SI 90 2-1 ③ G1-4-3			C KC 77 X KC 76 0-1 ② G1-3		3	0	0	0	0	0	2

Inning Stats																																			
	R: 0	H: 0		R: 0	H: 0		R: 0	H: 0		R: 0	H: 0		R: 0	H: 1		R: 0	H: 0		R: 0	H: 1		R: 0	H: 0		R: 0	H: 1		1B: 1	SF: 0		WP: 0	PA: 32	
	E: 0	LOB: 0		E: 0	LOB: 1		E: 0	LOB: 0		E: 0	LOB: 0		E: 0	LOB: 2		E: 0	LOB: 0		E: 0	LOB: 1		E: 0	LOB: 0		E: 0	LOB: 1		2B: 2	SAC: 0		PB: 0		
	K: 0	BB: 0		K: 0	BB: 1		K: 1	BB: 0		K: 0	BB: 0		K: 0	BB: 1		K: 0	BB: 0		S: 11	BB: 0		K: 6	BB: 0		K: 2	BB: 0		3B: 0	DP: 0		SB: 0		
	S: 5	P: 8		S: 12	P: 17		S: 5	P: 9		S: 6	P: 9		S: 7	P: 14		S: 9	P: 14			P: 15		S: 6	P: 8		S: 9	P: 13		HR: 0	HBP: 0		CS: 0		

PITCHER	IP	WLS	BF	H	R	ER	SO	BB	IBB	HBP	BLK	WP	HR	S	P	ERA	WHIP
60 Jason Vargas, L (1, 1) ERA: 3.72	9.0	W	32	3	0	0	3	2	0	0	0	0	0	70	107	0.00	0.556

PITCHER	IP	WLS	BF	H	R	ER	SO	BB	IBB	HBP	BLK	WP	HR	S	P	ERA	WHIP

AB	30
R	0
H	3
RBI	0
BB	2
SO	3
LOB	8

Baltimore Orioles @ Los Angeles Angels

Angel Stadium of Anaheim, Anaheim, CA

Fri May 03 2013, 7:08 PM - 9:22 PM PDT

Att. 40,140 - Partly Cloudy - 83 F

livebaseballscorecards.com

BOTTOM

Batter	1	2	3	4	5	6	7	8	9	AB	R	H	RBI	BB	SO	LOB
2 Erick Aybar, S (1, 6) OBP: 0.319, SLG: 0.364	B FF 91 X SI 92 1-0 G3 ①		B FF 93 C CH 83 B FF 93 F FF 92 X FF 92 2-2 27 WP 2B		1 SAFE 1 SAFE B SI 91 1 SAFE S CH 82 B SI 90 X SI 91 2-1 G4-3 ② 1-2		F SI 88 B SI 88 B SL 80 X SI 88 2-1 P3 ②			4	0	1	0	0	0	3
27 Mike Trout, R (1, 8) OBP: 0.341, SLG: 0.492	B FF 93 X FF 92 1-0 L8 ②		B SI 92 C SI 92 B SI 91 B CU 78 C SL 87 F CU 80 F CH 83 S FF 93 3-3 K ③ 2-3		C SL 86 X SL 85 0-1 HR 2-H		B SI 88 F CH 82 B SI 88 X SI 88 2-1 1B 1-3 2-H			4	1	2	3	0	1	1
5 Albert Pujols, R (1, 3) OBP: 0.328, SLG: 0.421	X FF 93 0-0 P3 ③			C CU 78 F FF 93 F FF 93 X SI 87 0-2 47 1B 1B	B CU 78 C CU 78 X SL 86 1-1 G5-3 ③		C SI 97 S SL 84 C SL 83 0-3 K ③			4	0	1	0	0	1	2
44 Mark Trumbo, R (1, 9) OBP: 0.351, SLG: 0.533 3 Scott Cousins, L (9, 9)		X FF 92 0-0 HR		D SL 87 C SI 92 F CH 84 S SI 93 1-3 K ①		X CH 84 0-0 G6-3 ①		F SL 83 B SL 84 B SI 97 X SL 83 2-1 G5-3 ①		4 0	1 0	1 0	1 0	0 0	1 0	1 0
32 Josh Hamilton, L (1, 10) OBP: 0.252, SLG: 0.292		S SI 92 S SI 92 C FF 93 0-3 K ①		X FF 93 0-0 P5 ②		S SI 92 S SI 93 S SI 92 0-3 K ②		C SL 83 B SI 96 B SL 83 F SI 96 F CH 90 F SL 83 B SI 97 S SL 84 3-3 K ②		4	0	0	0	0	3	1
47 Howie Kendrick, R (1, 4) OBP: 0.322, SLG: 0.439		C SL 84 S FF 92 B FF 93 X SI 93 1-2 G4-3 ②		B FF 93 B FF 93 X FF 93 2-0 1B 1-2		B FF 93 C CH 85 F SI 93 F FF 93 F CH 84 F SI 92 F SL 84 X FF 93 1-2 G6-3 ③		B SI 97 X SI 97 1-0 G6-3 ③		4	0	1	0	0	0	0
6 Alberto Callaspo, S (1, 5) OBP: 0.350, SLG: 0.371		C FF 92 C CU 78 X SI 87 0-2 G4-3 ③		B SI 94 F CU 80 X FF 93 1-1 P4 ③			F SI 87 B SL 78 F SI 89 B CU 77 B SI 89 F SI 88 B SL 78 4-2 27 39 1B 1B BB			2	1	0	0	1	0	2
17 Chris Iannetta, R (1, 2) OBP: 0.303, SLG: 0.387			C SL 85 B FF 92 C FF 92 B FF 93 S SI 93 2-3 K ①		F FF 92 X SI 93 0-1 G5-3 ①		1 SAFE B SI 87 B SI 88 X SI 88 2-0 F7 ①			3	0	0	0	0	1	1
39 JB Shuck, L (1, 7) OBP: 0.448, SLG: 0.481			C FF 93 S CU 78 B CH 86 X FF 92 1-2 G3-1 ②		B FF 93 C CU 77 X CU 77 1-1 2 G4-3 27 HR 1B		C SI 88 X SL 82 0-1 27 1B 1B 1-2			3	1	2	0	0	0	0
Inning Stats	R: 0 E: 0 K: 0 S: 3 H: 0 LOB: 0 BB: 0 P: 5	R: 1 E: 0 K: 1 S: 10 H: 1 LOB: 0 BB: 0 P: 11	R: 0 E: 0 K: 2 S: 14 H: 1 LOB: 1 BB: 0 P: 22	R: 0 E: 0 K: 1 S: 11 H: 2 LOB: 2 BB: 0 P: 15	R: 2 E: 0 K: 0 S: 10 H: 2 LOB: 0 BB: 0 P: 14	R: 0 E: 0 K: 1 S: 12 H: 0 LOB: 0 BB: 0 P: 13	R: 1 E: 0 K: 1 S: 13 H: 2 LOB: 2 BB: 1 P: 23	R: 0 E: 0 K: 1 S: 8 H: 0 LOB: 0 BB: 0 P: 14		1B: 5 2B: 1 3B: 0 HR: 2 SF: 0 SAC: 0 DP: 0 HBP: 0						

	AB	32
	R	4
	H	8
	RBI	4
	BB	1
	SO	7
	LOB	11

WP: 1 PB: 0 SB: 0 CS: 0 PA: 33

PITCHER		IP	WLS	BF	H	R	ER	SO	BB	IBB	HBP	BLK	WP	HR	S	P	ERA	WHIP
50 Miguel González, R ERA: 4.58	(1, 1)	6.0	L	24	6	3	3	5	0	0	0	0	1	2	60	80	4.50	1.000
40 Troy Patton, L ERA: 2.92	(7, 1)	0.2		5	2	1	1	0	1	0	0	0	0	0	10	20	13.50	4.500
47 Pedro Strop, R ERA: 6.1	(7, 1)	1.1		4	0	0	0	2	0	0	0	0	0	0	11	17	0.00	0.000

PITCHER	IP	WLS	BF	H	R	ER	SO	BB	IBB	HBP	BLK	WP	HR	S	P	ERA	WHIP

Batter	1	2	3	4	5	6	7	8	9	10	AB	R	H	RBI	BB	SO	LOB
9 Nate McLouth, L (1, 7) OBP: 0.411, SLG: 0.489	B FF 86 C FF 85 B FF 86 B SL 78 C FF 86 X FF 87 3-2 ① G4-3	C SL 76 X SL 76 0-1 ②③ G4-6-3 1-2f		C SL 76 X FF 87 0-1 ③ F7		C FF 95 C FF 95 F FF 95 D SL 87 F FF 94 B SL 88 X SL 84 2-2 ② F9			C SI 92 C SI 93 F FF 93 B SI 94 S SI 94 1-3 ① K		5	0	0	0	0	1	7
13 Manny Machado, R (1, 5) OBP: 0.350, SLG: 0.508	B FF 87 B FF 86 X SL 79 2-0 HR		X FF 86 0-0 ① G6-3		C FF 86 F FF 86 X FF 85 0-2 21 G3 21 S 14 SF7 1B	B SL 86 B FF 94 B SL 85 X FF 93 3-0 ③ P2			B SL 83 B SL 83 C SI 94 F SI 94 B SI 95 S SI 93 3-3 ② K		5	2	2	1	0	1	2
21 Nick Markakis, L (1, 9) OBP: 0.319, SLG: 0.377	C SL 78 S FF 86 X CU 70 0-2 ② P2		B FF 86 B SL 77 C SL 76 F SL 76 X CU 70 2-2 ② F8		C FF 85 1 SAFE P PO 73 1 SAFE S SL 76 F CU 68 F FF 86 X CU 69 1-2 ① G3 1-3		B FF 93 X FF 94 1-0 10 G4-6-3 1B		S SI 94 F SI 94 F SI 95 S SL 84 0-3 ③ K		5	0	1	0	0	1	1
10 Adam Jones, R (1, 8) OBP: 0.358, SLG: 0.519	C SL 77 F FF 86 S FF 87 0-3 ③ K		B CU 68 F SL 75 B FF 86 X SL 77 2-1 14 S 1B		B FF 86 B FF 86 S FF 88 S SL 78 F CU 71 B FF 87 B CH 80 4-2 14 S BB		B FF 94 F FF 94 F SL 79 X FF 96 1-2 ①② G4-6-3 1-2f			C SL 85 B FF 96 X FF 95 1-1 14 FC4-6 1B	4	0	2	0	1	1	1
14 Nolan Reimold, R (1, 10) OBP: 0.286, SLG: 0.372		F FF 85 C SL 78 B FF 86 B CU 70 B CU 69 F SL 78 X CH 78 3-2 ① F7	1 SAFE 1 SAFE P PO 75 1 SAFE F FF 86 P PO 73 B SL 78 S SL 77 S SL 77 3-3 ③ K 1-2		C SL 77 B SL 77 C FF 87 X SL 78 1-2 ② SF7 1-2 3-H		C FF 96 S FS 88 F FS 89 B FF 94 B FF 95 X SL 82 2-2 HR		B SL 88 C SL 87 C FF 95 B SL 86 X FF 96 2-2 ① FC4-6 2 G6-3 28 1B 1-2f	4	2	1	2	0	1	2
2 J.J. Hardy, R (1, 6) OBP: 0.236, SLG: 0.333		X FF 87 0-0 HR		C SL 76 B SL 75 X FF 86 1-1 3 WP 28 HBP 1B	B SL 77 X SL 77 1-0 ③ F7		C FF 95 B FS 88 F FF 94 F FF 96 B FF 96 S FS 87 2-3 ③ K			C SL 87 X SL 88 0-1 ② G6-3 1-2	5	1	2	1	0	1	2
28 Steve Pearce, R (1, 3) OBP: 0.350, SLG: 0.382		B SL 78 C SL 77 X FF 87 1-1 48 BB 3 1B 1B		B FF 85 1 SAFE C SL 76 1 SAFE F SL 79 B CU 68 1 SAFE H CU 68 3-2 3 WP 1-2 HBP		B FF 94 C FF 94 X FF 94 1-1 2B		C FF 92 S FS 87 S FF 94 0-3 ① K		C SL 87 X FF 96 0-1 2-H 1B	4	0	3	1	0	1	0
3 Ryan Flaherty, L (1, 4) OBP: 0.211, SLG: 0.206		X FF 86 0-0 48 BB 1-2 1B		F SL 76 B FF 86 C SL 76 B CU 69 S SL 76 2-3 ① K 1-2 2-3		B FF 94 B FF 94 S FF 95 B FF 94 F FF 94 B FF 95 4-2 BB		C FF 95 B FF 94 B FS 87 F FF 94 F FF 96 B FS 88 X FF 93 3-2 ② G4-3	I IN 78 I IN 81 I IN 79 I IN 78 4-0 IBB	3	0	1	0	2	1	2
48 Chris Snyder, R (1, 2) 32 Matt Wieters, S (10, PH) OBP: 0.295, SLG: 0.384 (10, 2)		D SL 79 B FF 86 C SL 78 F FF 86 D CU 70 B SL 77 4-2 9 G4-6-3 1-2 2-3 BB		X SL 77 0-0 ② L4		L FF 93 B FF 93 C FF 94 B SL 86 C FF 93 2-3 ① K		C FF 95 B SL 83 S FF 95 F FF 96 B FF 96 B FS 87 X FF 94 3-2 ③ P2		F SL 86 F SL 86 B FF 95 X SL 86 1-2 ③ G3-1	3 1	0 0	0 0	0 0	1 0	1 0	4 2
Inning Stats	R: 1 H: 1 E: 0 LOB: 0 K: 1 BB: 0 S: 10 P: 15	R: 1 H: 3 E: 0 LOB: 2 K: 0 BB: 1 S: 12 P: 20	R: 0 H: 1 E: 0 LOB: 1 K: 1 BB: 0 S: 11 P: 16	R: 0 H: 1 E: 0 LOB: 2 K: 1 BB: 0 S: 10 P: 16	R: 1 H: 1 E: 0 LOB: 1 K: 0 BB: 1 S: 16 P: 22	R: 0 H: 1 E: 0 LOB: 2 K: 1 BB: 1 S: 14 P: 26	R: 1 H: 2 E: 0 LOB: 0 K: 1 BB: 0 S: 12 P: 18	R: 0 H: 0 E: 0 LOB: 0 K: 1 BB: 0 S: 11 P: 17	R: 0 H: 0 E: 0 LOB: 0 K: 3 BB: 0 S: 11 P: 15	R: 1 H: 2 E: 0 LOB: 2 K: 0 BB: 1 S: 12 P: 20	1B: 8 SF: 1 2B: 1 SAC: 0 3B: 0 DP: 2 HR: 3 HBP: 1						

PITCHER		IP	WLS	BF	H	R	ER	SO	BB	IBB	HBP	BLK	WP	HR	S	P	ERA	WHIP
48 Tommy Hanson, R ERA: 3.86	(1, 1)	5.0		24	7	3	3	3	2	0	1	0	1	2	59	89	5.40	1.800
58 Michael Kohn, R ERA: 4.76	(6, 1)	1.0		5	1	0	0	1	1	0	0	0	0	0	14	26	0.00	2.000
65 Dane De La Rosa, R ERA: 2.93	(7, 1)	2.0		7	2	1	1	2	0	0	0	0	0	1	23	35	4.50	1.000
49 Ernesto Frieri, R ERA: 2.03	(9, 1)	1.0		3	0	0	0	3	0	0	0	0	0	0	11	15	0.00	0.000
Garrett Richards, R ERA: 5.17	(10, 1)	1.0	L	6	2	1	1	0	0	1	0	0	0	0	12	20	9.00	2.000

PITCHER	IP	WLS	BF	H	R	ER	SO	BB	IBB	HBP	BLK	WP	HR	S	P	ERA	WHIP

TOP

Baltimore Orioles @ Los Angeles Angels

Angel Stadium of Anaheim, Anaheim, CA

Sat May 04 2013, 1:09 PM - 4:52 PM PDT

Att. 32,136 - Sunny - 70 F

livebaseballscorecards.com

AB	39
R	5
H	12
RBI	5
BB	4
SO	9
LOB	23

WP: 1	PA: 45		
PB: 0			
SB: 3			
CS: 0			

Batter	1	2	3	4	5	6	7	8	9	10	AB	R	H	RBI	BB	SO	LOB
2 Erick Aybar, S (1, 6) OBP: 0.308, SLG: 0.347	C SI 87 C SI 87 B FS 79 F CH 78 B SI 89 B CH 80 X SI 88 3-2 G4-3 ①			C SI 86 B CU 72 X SI 87 1-1 F9 ①			B SI 86 X SI 87 1-0 44 HR 1B	F SI 86 F SL 79 X SI 85 0-2 G4-3 ② 2-3 3-H		B SI 95 X SI 96 1-0 G4-3 ③	5	1	1	1	0	0	1
27 Mike Trout, R (1, 8) OBP: 0.338, SLG: 0.484	C SI 89 X CU 70 0-1 G6-3 ②			C CU 70 X SI 88 0-1 L5 ②			X SI 88 0-0 P6 ① 1B	B SI 86 C SL 78 B FF 86 S SL 80 X SI 86 2-2 1B 3-H			4	0	1	1	0	0	1
5 Albert Pujols, R (1, 3) OBP: 0.319, SLG: 0.407	S SI 88 B CU 71 F SI 89 F CU 73 X FS 78 1-2 G4-3 ③			C SI 88 S FS 78 S FS 79 0-3 K ③			C SI 87 X SI 88 0-1 F9 ② 1B	S SI 87 F SI 86 B SL 80 S FF 87 1-3 K ③			4	0	0	0	0	2	2
44 Mark Trumbo, R (1, 9) OBP: 0.363, SLG: 0.557		B SL 80 C SI 88 B SI 88 B CU 74 B SL 82 4-1 47 G6-4-3 BB			S CU 71 C FS 78 B SL 78 B SI 88 X SL 78 2-2 F8 ①		B SL 80 C CU 69 D CU 72 X SI 88 2-1 1-H HR		B FC 94 C FF 98 B FF 98 S FF 98 B FF 99 B FF 95 4-2 6 CS BB		2	1	1	2	2	0	0
6 Alberto Callaspo, S (1, 5) OBP: 0.341, SLG: 0.359		X SI 87 0-0 L9 ①			B CU 72 B CH 79 C SI 87 C SI 88 X SI 88 2-2 L9 ②		B CH 80 B SI 88 C SI 87 X SI 88 2-1 1B		B FF 96 S FF 97 X FF 97 1-1 F7 ① ② 1-2		4	0	1	0	0	0	2
47 Howie Kendrick, R (1, 4) OBP: 0.320, SLG: 0.432 Garrett Richards, R (10, 1)		L SI 88 B SI 88 X SI 88 1-1 G6-4-3 ② ③ 1-2f			B CU 71 X SI 88 1-0 L8 ③		1 SAFE B SL 81 C SL 78 B FF 87 C SI 86 S FF 88 2-3 K ③		B CU 82 F SI 96 S CH 91 F FF 97 F CU 82 B FF 97 F FF 98 F FC 94 X FF 96 2-2 16 S 1B		4 0	0 0	1 0	0 0	0 0	1 0	2 0
16 Hank Conger, L (1, 10) OBP: 0.263, SLG: 0.361 (9, 2)			X SI 86 0-0 B1-3 ①			C CU 68 X CU 71 0-1 G3 ①		B SI 86 C SL 78 X SI 88 1-1 39 SH5-4 3 BB 2 G4-3 1B	B FC 92 B SI 96 F FF 96 S CH 92 B SI 97 X CU 82 3-2 G3 ③ 1-2		4	1	1	0	0	0	1
17 Chris Iannetta, R (1, 2) OBP: 0.297, SLG: 0.377 3 Scott Cousins, L (8, PH) 49 Ernesto Frieri, R (9, 1) 20 Brendan Harris, R (10, 4) OBP: 0.270, SLG: 0.356 32 Josh Hamilton, L (10, PH) OBP: 0.250, SLG: 0.289			B SI 88 C SL 80 X SI 88 1-1 G6-3 ②			B FS 79 C SI 88 B SI 88 S CU 71 B FS 78 S CU 71 3-3 K ②		B SL 79 B SI 86 B SI 85 B SI 87 4-0 2 G4-3 39 SH5-4 27 1B 1-2 BB		C SI 94 X SI 94 0-1 F7 ①	2 0 0 0 1	0 1 0 0 0	0 0 0 0 0	0 0 0 0 1	1 0 0 0 0	0 0 0 0 0
39 JB Shuck, L (1, 7) OBP: 0.406, SLG: 0.433			F SI 88 C SI 88 B SI 88 B CH 80 B SI 88 F SI 88 F SI 88 X SI 88 3-2 G6-3 ③			C CU 72 X SL 77 0-1 F7 ③		B FF 87 B FF 87 B FF 87 C SI 86 X FF 86 3-1 SH5-4 ① 1-2 2-3		B SI 95 C FF 94 S CU 82 B SI 95 F SI 95 F CU 82 X SI 96 2-2 F7 ②	3	0	0	0	0	0	0

| Inning Stats | | |

Baltimore Orioles @ Los Angeles Angels

Angel Stadium of Anaheim, Anaheim, CA

Sun May 05 2013, 12:38 PM - 4:12 PM PDT

Att. 38,047 - Overcast - 65 F

TOP

livebaseballscorecards.com

Batter	1	2	3	4	5	6	7	8	9	AB	R	H	RBI	BB	SO	LOB
9 Nate McLouth, L (1, 7) OBP: 0.411, SLG: 0.490	B SI 92 F SI 92 X SI 93 1-1 21 G4-3 10 2B 2B		B SI 92 B FC 87 X FF 90 2-0 ① P4		B CU 76 C CH 86 B FF 93 B FC 88 B SI 93 4-1 13 S 13 HR BB		F SI 88 X CU 73 0-1 ③ L8		X FF 94 0-0 ① G4-3	4	2	1	0	1	0	0
13 Manny Machado, R (1, 5) OBP: 0.352, SLG: 0.522	D SI 94 X FF 93 1-0 ① P3		C SL 79 S SI 92 B CH 86 F FC 89 X FC 90 1-2 ② G4-3		C FC 90 B FF 93 X FF 93 1-1 1-H HR			B FF 93 B FF 92 B FF 91 B FF 92 4-0 21 G4-3 21 E 19 1B BB	C SL 88 F CH 86 B FF 95 B FF 94 F FF 94 F SL 86 S SL 87 2-3 ② K	4	2	1	2	1	1	1
21 Nick Markakis, L (1, 9) OBP: 0.322, SLG: 0.368	B SL 80 B B SI 93 C SI 92 F SI 93 X FC 91 3-2 ② G4-3 2-3		B FC 90 C CH 86 X FF 91 1-1 ③ G6-3		F FC 90 B CH 86 B FC 90 F SI 92 B SI 91 B FC 88 4-2 10 CS BB			B FF 94 1 SAFE B FF 92 1 SAFE B FF 91 C FF 92 X FF 93 3-1 ① G4-3 1-3	B FF 95 F FF 94 B FF 93 B SI 93 F SI 94 B FF 94 4-2 BB	3	0	0	0	2	0	2
10 Adam Jones, R (1, 8) OBP: 0.360, SLG: 0.519	F FC 91 B CH 87 S FC 91 F FF 94 X SL 82 1-2 3-H 2B			C SI 92 B SI 92 B FC 90 B FF 92 F FC 89 B SI 94 4-2 19 S 2 HR BB	B SL 84 S FF 93 B FF 94 B FF 93 S FF 94 X FF 94 3-2 ②③ F9 1-2			X FF 94 0-0 ② G4-3	B FF 95 B FF 94 F FF 94 S SL 86 S SL 88 2-3 ③ K	4	1	1	1	1	1	3
19 Chris Davis, L (1, 3) OBP: 0.425, SLG: 0.673	F FF 93 B FC 92 S SL 82 D SL 84 S FC 91 2-3 ③ K			1 SAFE B FC 89 B SI 91 S SI 93 1 SAFE B SI 92 S CH 87 C CH 86 3-3 ① K 1-2		F SI 95 X FF 94 0-1 ① F8		S FS 86 B FS 86 X FF 95 1-1 2 1B 32 1B 3 1B 3-H 1B		4	1	1	1	0	2	2
32 Matt Wieters, S (1, 2) OBP: 0.293, SLG: 0.379		B SI 92 C SI 91 F FC 90 B SI 92 T CH 85 2-2 ① K		S SI 93 S CH 86 F SI 93 F FC 90 X FC 90 0-2 ② L3		X FF 94 0-0 ② F7		C FF 94 D FS 87 S FS 86 X FS 85 1-2 2 1B 3 1B 1-2 1B		4	1	1	0	0	1	1
2 J.J. Hardy, R (1, 6) OBP: 0.244, SLG: 0.363		C FF 93 X FC 89 0-1 E6 3 FC4-6		C FC 89 X FC 89 0-1 2-H HR		C SL 86 B SI 94 X FF 94 1-1 ③ L4		C SL 87 F SL 87 X FF 94 0-2 3 1B 1-2 2-3 1B		4	1	2	2	0	0	0
3 Ryan Flaherty, L (1, 4) OBP: 0.213, SLG: 0.208		F SI 91 F FC 90 B CH 86 X FC 87 1-2 ② FC4-6 1-2f		B CU 78 B SI 93 C FC 88 F CH 87 C SI 93 2-3 ③ K			B CU 71 B SI 88 S SI 87 S SI 88 B SI 88 X SI 88 3-2 ① G3	B FF 95 S SI 94 S SL 87 X SL 87 1-2 1-2 2-H 3-H 1B	4	0	1	2	0	1	1
14 Nolan Reimold, R (1, 10) OBP: 0.275, SLG: 0.356		B FF 93 F FC 88 S FF 93 B FC 90 1 SAFE S FC 90 2-3 ③ K		S SI 92 F SI 93 B SL 84 F FC 90 B SI 93 F SI 93 S FC 89 2-3 ① K			B SI 88 B SI 88 B SI 88 X SI 88 3-0 ② G5-3	C FF 96 F FF 94 D SL 87 F SL 86 B FF 96 F FF 95 F SL 87 B FF 93 X SL 86 3-2 ③ L6	4	0	0	0	0	2	3

Inning Stats										
	R: 1	H: 2	R: 0	H: 0	R: 0	H: 0	R: 2	H: 1	R: 2	H: 1
	E: 0	LOB: 1	E: 1	LOB: 1	E: 0	LOB: 0	E: 0	LOB: 0	E: 0	LOB: 0
	K: 1	BB: 0	K: 2	BB: 0	K: 0	BB: 0	K: 2	BB: 1	K: 1	BB: 2
	S: 13	P: 21	S: 11	P: 16	S: 7	P: 11	S: 15	P: 24	S: 13	P: 27

Inning Stats										
	R: 0	H: 0	R: 0	H: 4	R: 0	H: 0	1B: 4	SF: 0	WP: 0	PA: 40
	E: 0	LOB: 0	E: 0	LOB: 2	E: 0	LOB: 1	2B: 2	SAC: 0	PB: 0	
	K: 0	BB: 0	K: 0	BB: 1	K: 2	BB: 1	3B: 0	DP: 0	SB: 2	
	S: 5	P: 6	S: 6	P: 12	S: 20	P: 33	S: 11	P: 19	HR: 2	HBP: 0	CS: 1	

PITCHER		IP	WLS	BF	H	R	ER	SO	BB	IBB	HBP	BLK	WP	HR	S	P	ERA	WHIP
57 Jerome Williams, R ERA: 3.16	(1, 1)	4.1	L	21	4	5	5	6	3	0	0	0	0	2	56	93	10.38	1.615
58 Michael Kohn, R ERA: 3.68	(5, 1)	1.2		4	0	0	0	0	0	0	0	0	0	0	8	12	0.00	0.000
37 Scott Downs, L ERA: 3.0	(7, 1)	1.0		3	0	0	0	0	0	0	0	0	0	0	6	12	0.00	0.000
65 Dane De La Rosa, R ERA: 4.5	(8, 1)	0.2		5	2	3	3	0	1	0	0	0	0	0	8	17	40.50	4.500
Garrett Richards, R ERA: 5.12	(8, 1)	0.1		3	2	0	0	0	0	0	0	0	0	0	12	16	0.00	6.000

PITCHER		IP	WLS	BF	H	R	ER	SO	BB	IBB	HBP	BLK	WP	HR	S	P	ERA	WHIP
62 Ryan Brasier, R ERA: 9.0	(9, 1)	1.0		4	0	0	0	2	1	0	0	0	0	0	11	19	0.00	1.000

AB	35
R	8
H	8
RBI	8
BB	5
SO	8
LOB	13

Batter	1	2	3	4	5	6	7	8	9	AB	R	H	RBI	BB	SO	LOB
2 Erick Aybar, S (1, 6) OBP: 0.316, SLG: 0.370	C SI 93 C CU 78 F SI 94 F SI 94 F SI 94 S SL 85 0-3 K	C SI 89 X SI 91 0-1 B1-3		B SL 85 X SI 93 1-0 P4		B CU 79 X SI 94 1-0 27 WP 1B		C SL 78 F CU 79 B SI 89 F SL 80 X SL 81 1-2 1-3 2B		5	0	2	0	0	1	0
27 Mike Trout, R (1, 8) OBP: 0.340, SLG: 0.504	B FF 95 B SL 85 X SI 94 2-0 32 S 6 1B 1B	B CU 78 B CH 86 C SI 91 F SI 91 F FF 94 B SI 94 X SL 86 3-2 G5-3		S SL 86 B FF 92 C CU 78 B FF 94 X CH 87 2-2 HR		B SI 93 B FF 94 C FF 94 B SL 87 F FF 94 C CU 78 3-3 K 1-2		B SL 79 X SL 78 1-0 G3-1		5	2	2	1	0	1	3
32 Josh Hamilton, L (1, 9) OBP: 0.255, SLG: 0.296	B SI 93 B SI 94 S SI 94 B SI 94 B SI 93 4-1 6 1B 47 1B 1-2 BB	X CU 77 0-0 F9		B FF 93 F SI 92 X CU 78 1-1 G4-3			S SL 87 C SL 86 B SL 86 B SL 87 S FF 93 2-3 K		C SL 79 B FF 86 C SL 79 F SL 79 X FF 87 1-2 6 G4-3 2B	4	1	1	0	1	1	0
44 Mark Trumbo, R (1, 3) OBP: 0.364, SLG: 0.548	B SL 86 F SI 93 S SL 86 C SI 93 1-3 K	C SL 84 X SI 91 0-1 16 G3 47 1B 1B		C SI 93 X CH 87 0-1 G5-3			B SL 82 B SI 96 B SL 80 C SI 95 B SI 96 4-1 6 FC1-5-6-5 6 BLK BB		C SL 79 F SI 85 B SL 78 B SL 79 C FF 87 2-3 K	4	0	1	0	1	2	3
6 Alberto Callaspo, S (1, 5) OBP: 0.347, SLG: 0.364	X FF 93 0-0 47 1B 16 1B 1-2 2-H 1B	B SI 90 X SI 92 1-0 L8			C CU 76 C CU 77 B SI 92 X CH 85 1-2 47 G4-6-3 1B		B SI 96 F SI 96 X SI 96 1-1 FC1-5-6-5 1-3		B SL 79 C FF 86 F SL 78 B FF 87 B FF 86 X SL 79 3-2 G4-3 2-3	5	1	2	1	0	0	3
47 Howie Kendrick, R (1, 4) OBP: 0.323, SLG: 0.431	C SL 87 F FF 94 X SI 94 0-2 16 1B 1-3 2-H 1B	X SI 92 0-0 16 G3 1-2 1B			F SI 92 1 SAFE F SI 93 X SI 93 0-2 G4-6-3 1-2f		C SL 82 X SI 96 0-1 G5-3		B SI 87 C SL 79 C FF 87 X SL 78 1-2 G5-3	5	0	2	1	0	0	3
16 Hank Conger, L (1, 10) OBP: 0.286, SLG: 0.359	B CU 79 B FF 93 F SI 93 1 SAFE F SI 94 X CU 78 2-2 17 BB 1-3 3-H 1B	S SI 92 B SI 92 B SI 92 B CU 78 F SI 93 X SI 93 3-2 G3 1-2 2-3			B CU 78 B CH 86 C FF 92 F SI 94 T FF 93 2-2 K			B SI 87 C SI 87 B SI 89 S CH 82 B SI 90 F SI 88 B CH 80 4-2 17 G3-6-1 BB		3	0	1	1	1	1	2
17 Chris Iannetta, R (1, 2) OBP: 0.305, SLG: 0.367	B FF 94 F SI 94 F SI 94 B SL 86 B SL 85 B SL 85 4-2 1-2 BB	F SI 93 B SI 94 F FF 92 B FF 94 B SL 84 B FF 94 4-2 BB				B SL 83 S SL 86 X SI 92 1-1 G6-3		B SI 88 X SI 87 1-0 G3-6-1 1-2f		2	0	0	0	2	0	1
39 JB Shuck, L (1, 7) OBP: 0.371, SLG: 0.394 20 Brendan Harris, R (8, PH) OBP: 0.281, SLG: 0.356 3 Scott Cousins, L (9, 7)	S FF 93 F FF 93 B SI 94 F SL 85 S SI 92 1-3 K	L SI 93 B CU 79 F FF 94 X SI 94 1-2 F7				B FF 94 C FF 93 X SI 93 1-1 F7		C SI 89 F SL 81 B SI 90 B SI 90 F SI 90 B CU 74 D SI 88 4-2 2 2B BB		3 0 0	0 0 0	0 0 0	0 0 0	1 1 0	0 0 0	6 0 0
Inning Stats	R: 3 E: 0 K: 3 S: 24 H: 4 LOB: 3 BB: 2 P: 38	R: 0 E: 0 K: 0 S: 7 H: 0 LOB: 0 BB: 0 P: 10	R: 0 E: 0 K: 0 S: 12 H: 2 LOB: 3 BB: 1 P: 21	R: 1 E: 0 K: 0 S: 8 H: 1 LOB: 0 BB: 0 P: 12	R: 0 E: 0 K: 1 S: 9 H: 1 LOB: 0 BB: 0 P: 12	R: 0 E: 0 K: 1 S: 8 H: 1 LOB: 1 BB: 0 P: 14	R: 0 E: 0 K: 1 S: 8 H: 0 LOB: 1 BB: 1 P: 15	R: 0 E: 0 K: 0 S: 12 H: 1 LOB: 2 BB: 2 P: 23	R: 0 E: 0 K: 1 S: 13 H: 1 LOB: 1 BB: 0 P: 20	1B: 8 2B: 2 3B: 0 HR: 1 SF: 0 SAC: 0 DP: 2 HBP: 0						WP: 1 PB: 0 SB: 1 CS: 0 PA: 42

PITCHER		IP	WLS	BF	H	R	ER	SO	BB	IBB	HBP	BLK	WP	HR	S	P	ERA	WHIP
39 Jason Hammel, R ERA: 4.1	(1, 1)	6.0	W	29	9	4	4	5	3	0	0	0	1	1	68	107	6.00	2.000
17 Brian Matusz, L ERA: 2.84	(7, 1)	0.1	H	1	0	0	0	1	0	0	0	0	0	0	3	5	0.00	0.000
47 Pedro Strop, R ERA: 5.73	(7, 1)	0.2	H	3	0	0	0	0	1	0	0	1	0	0	5	10	0.00	1.500
40 Troy Patton, L ERA: 2.77	(8, 1)	0.2		4	1	0	0	0	2	0	0	0	0	0	11	21	0.00	4.500
56 Darren O'Day, R ERA: 1.65	(8, 1)	1.1	S	5	1	0	0	1	0	0	0	0	0	0	14	22	0.00	0.750

PITCHER	IP	WLS	BF	H	R	ER	SO	BB	IBB	HBP	BLK	WP	HR	S	P	ERA	WHIP

BOTTOM

Baltimore Orioles @ Los Angeles Angels

Angel Stadium of Anaheim, Anaheim, CA

Sun May 05 2013, 12:38 PM - 4:12 PM PDT

Att. 38,047 - Overcast - 65 F

livebaseballscorecards.com

AB	36
R	4
H	11
RBI	4
BB	6
SO	7
LOB	21

Kansas City Royals @ Baltimore Orioles

Oriole Park at Camden Yards, Baltimore, MD

Tue May 07 2013, 7:10 PM - 10:28 PM EDT

Att. 12,921 - Drizzle - 63 F

TOP

livebaseballscorecards.com

Batter	1	2	3	4	5	6	7	8	9	AB	R	H	RBI	BB	SO	LOB
4 Alex Gordon, L (1, 7) OBP: 0.338, SLG: 0.484	C FF 91 X SL 83 0-1 2 G6-4-3 1B		B CU 72 X FF 91 1-0 ② F7		C SI 91 1 SAFE F CU 72 F FF 90 X FF 90 0-2 E5 2 G6-4-3 1-3		C SL 86 B SI 91 S FF 91 F FF 92 B FF 91 F SL 85 X SI 91 2-2 1-H HR			4	1	2	2	0	0	3
2 Alcides Escobar, R (1, 6) OBP: 0.318, SLG: 0.405	1 SAFE B FF 90 T FF 91 X SI 92 1-1 ① ② G6-4-3 1-2f		X CH 82 0-0 1-3 2-H 1B		B SI 91 F SI 89 X SI 90 1-1 ② ③ G6-4-3 1-2f		B CU 78 B FC 89 X FF 95 2-0 ③ G6-3			4	0	1	1	0	0	3
16 Billy Butler, R (1, 10) OBP: 0.385, SLG: 0.400	B FF 93 T SI 93 C CU 71 B SI 94 X SI 93 2-2 ③ G5-3		X FF 92 0-0 ③ L8			B FF 91 C SL 80 F FF 92 F SI 91 S SL 81 1-3 ① K		S FC 90 B FC 89 C FF 96 B FC 88 S FC 88 2-3 ① K		4	0	0	0	0	2	2
35 Eric Hosmer, L (1, 3) OBP: 0.343, SLG: 0.333		B FF 92 B SI 90 F SI 91 X SI 91 2-1 ① G6-3		F SL 80 X SI 90 0-1 6 G5-3 1B		C FF 91 B FF 91 X SL 82 1-1 6 1B 1B		B FF 95 S CH 87 X FF 96 1-1 ② G6-3		4	0	2	0	0	0	0
6 Lorenzo Cain, R (1, 8) OBP: 0.378, SLG: 0.465		B SI 91 S SL 83 B CH 82 X CH 82 2-1 ② F7		C SI 91 X SI 92 0-1 ① G5-3 1-2		1 SAFE 1 SAFE B CH 84 X FF 90 1-0 21 G5-4-3 1-2 1B		X FF 95 0-0 ③ F8		4	0	1	0	0	0	1
21 Jeff Francoeur, R (1, 9) OBP: 0.274, SLG: 0.336		F SI 92 B FF 92 C SI 91 X SI 91 1-2 ③ G6-3		B SI 90 C SI 92 F FF 91 S FF 92 1-3 ② K		X SI 90 0-0 ② ③ G5-4-3 1-2f			B SI 91 F CH 90 C SI 92 B SI 93 B SI 95 F SI 93 F SI 94 X SI 94 3-2 ① L8	4	0	0	0	0	1	3
13 Salvador Perez, R (1, 2) OBP: 0.303, SLG: 0.375			C FF 91 C SL 82 F SI 92 B SI 91 F SI 90 X FF 91 1-2 ① G4-3 X FF 91 0-0 ③ G6-3				C SL 80 B SI 91 X CH 84 1-1 ① G5-3		F CU 80 F FF 92 F SI 94 B CU 79 S SI 92 1-3 ② K	4	0	0	0	0	1	1
24 Miguel Tejada, R (1, 5) OBP: 0.400, SLG: 0.421 8 Mike Moustakas, L (9, PH) OBP: 0.276, SLG: 0.283			B FF 91 B SI 90 X SI 91 2-0 23 1B 2 1B 1B		B FF 91 B CU 71 X SI 90 2-0 ① F9		S FF 91 X SI 90 0-1 4 HR 1B		B SI 93 B SI 92 X SI 94 2-0 ③ F7	3 1	2 0	2 0	0 0	0 0	0 0	0 0
23 Elliot Johnson, S (1, 4) OBP: 0.286, SLG: 0.370			B SI 89 C SI 91 S CH 81 X FF 91 1-2 2 1B 1-2 1B		C CH 82 B FF 92 B SL 80 X SI 92 2-1 4 E 1B		F SI 90 B SI 89 B FF 90 S SI 89 B FF 90 X FF 89 3-2 ② F8			3	0	2	0	0	0	1

	AB	35
	R	3
	H	10
	RBI	3
	BB	0
	SO	4
	LOB	14

Inning Stats	1	2	3	4	5	6	7	8	9	1B: 9	SF: 0	WP: 0	PA: 35
	R: 0 E: 0 K: 0 S: 7 H: 1 LOB: 0 BB: 0 P: 10	R: 0 E: 0 K: 0 S: 7 H: 0 LOB: 0 BB: 0 P: 12	R: 1 E: 0 K: 0 S: 12 H: 3 LOB: 2 BB: 0 P: 17	R: 0 E: 0 K: 1 S: 8 H: 1 LOB: 1 BB: 0 P: 9	R: 0 E: 1 K: 0 S: 9 H: 1 LOB: 1 BB: 0 P: 14	R: 0 E: 0 K: 1 S: 8 H: 2 LOB: 1 BB: 0 P: 11	R: 2 E: 0 K: 0 S: 13 H: 2 LOB: 0 BB: 0 P: 21	R: 0 E: 0 K: 1 S: 6 H: 0 LOB: 0 BB: 0 P: 9	R: 0 E: 0 K: 1 S: 10 H: 0 LOB: 0 BB: 0 P: 16	2B: 0 3B: 0 HR: 1	SAC: 0 DP: 3 HBP: 0	PB: 0 SB: 0 CS: 0	

PITCHER		IP	WLS	BF	H	R	ER	SO	BB	IBB	HBP	BLK	WP	HR	S	P	ERA	WHIP
16 Wei-Yin Chen, L ERA: 3.4	(1, 1)	6.1		26	9	2	2	2	0	0	0	0	0	0	55	78	2.84	1.421
17 Brian Matusz, L ERA: 3.46	(7, 1)	0.1	B	2	1	1	1	0	0	0	0	0	0	1	8	13	27.00	3.000
29 Tommy Hunter, R ERA: 1.69	(7, 1)	1.1	W	4	0	0	0	1	0	0	0	0	0	0	7	12	0.00	0.000
43 Jim Johnson, R ERA: 1.06	(9, 1)	1.0	S	3	0	0	0	1	0	0	0	0	0	0	10	16	0.00	0.000

PITCHER	IP	WLS	BF	H	R	ER	SO	BB	IBB	HBP	BLK	WP	HR	S	P	ERA	WHIP

Batter	1	2	3	4	5	6	7	8	9	AB	R	H	RBI	BB	SO	LOB
9 Nate McLouth, L (1, 7) OBP: 0.414, SLG: 0.485	B FF 89 C SL 88 X SL 80 1-1 ① P6	C FF 90 B FF 90 B SL 80 F FF 91 F FF 92 F SL 82 F FF 92 F FF 92 S SL 82 2-3 ③ K			F SL 81 B FF 89 F FF 91 B SL 83 B SL 82 X FF 92 3-2 13 1B 1B		B FF 93 B CU 74 B FF 92 B FF 92 4-0 13 G5-3 13 S BB			3	0	1	0	1	1	0
13 Manny Machado, R (1, 5) OBP: 0.356, SLG: 0.521	X FF 91 0-0 21 1B 10 1B 1B	C FF 90 X SL 81 0-1 ① G6-3			C SL 84 1 SAFE S SL 83 P PO 83 X SL 84 1-2 1-3 1B		C CU 74 B FF 93 B FF 93 B CU 74 X CH 84 3-1 ② G5-3 1-3			4	1	2	0	0	0	1
21 Nick Markakis, L (1, 9) OBP: 0.320, SLG: 0.365	S FF 91 X FF 90 0-1 10 1B 32 2B 1-3 1B	C FF 90 B CH 83 C FF 90 B FF 90 F SL 80 S FF 91 2-3 ② K			C FF 91 C FF 90 D FF 90 X FF 93 1-2 ③ F7		B FF 92 C FF 93 F FF 93 X CU 74 1-2 ③ G6-3			4	1	1	0	0	1	3
10 Adam Jones, R (1, 8) OBP: 0.364, SLG: 0.515	S FF 90 F SL 83 F SL 82 F FF 93 F SL 85 F SL 84 X FF 94 0-2 32 2B 1-2 3-H 1B	F SL 82 F SL 84 X FF 93 0-2 ③ G5-3			X FF 90 0-0 ① G5-3			C CU 72 B FF 92 B FF 92 B FF 93 B FF 92 4-1 32 E 32 2B BB		3	2	1	1	1	0	0
19 Chris Davis, L (1, 3) OBP: 0.420, SLG: 0.654	C FF 92 B FF 93 F FF 92 D SL 84 S SL 82 2-3 ② K			B FF 92 B SL 80 X FF 92 2-0 ① G3-1	F FF 92 B FF 92 B FF 91 F SL 82 B FF 91 B FF 92 4-2 2 1B BB			B CU 74 F FF 92 1 SAFE 1 SAFE B CU 73 S FF 92 C FF 92 2-3 ① K		3	0	0	0	1	2	3
32 Matt Wieters, S (1, 2) OBP: 0.300, SLG: 0.402	F SL 81 F FF 92 D SL 81 F SL 84 B FF 93 D SL 82 X SL 84 3-2 1-H 2-H 2B			X FF 90 0-0 ② P3	F FF 90 X FF 92 0-1 ② F8			S FF 93 B FF 94 1 SAFE X FF 94 1-1 2 G2-3 1-H 2B		4	0	2	3	0	0	1
2 J.J. Hardy, R (1, 6) OBP: 0.244, SLG: 0.359	B FF 92 B SL 84 C FF 92 S FF 92 F FF 92 F SL 84 F FF 92 X SL 83 2-2 ③ G6-3			C FF 92 X SL 83 0-1 ③ L8	B SL 84 X FF 92 1-0 1-2 1B			D KC 78 X FC 89 1-0 ② G2-3 2-3		4	0	1	0	0	0	2
3 Ryan Flaherty, L (1, 4) OBP: 0.202, SLG: 0.197		F FF 89 B FF 90 F FF 91 B SL 82 T SL 83 2-2 ① K			S SL 78 F SL 89 X FF 91 0-2 ① G3	X SL 84 0-0 ③ F9		C KC 78 X FC 89 0-1 ③ G4-3		4	0	0	0	0	1	3
14 Nolan Reimold, R (1, 10) OBP: 0.267, SLG: 0.344		B FF 91 S FF 89 C SL 81 F SL 82 B SL 85 X FF 93 2-2 ② G6-3			C SL 80 S SL 83 B SL 84 X FF 90 1-2 ② G6-3		B FF 92 X CH 83 1-0 ① P5			3	0	0	0	0	0	0
Inning Stats	R: 3 E: 0 K: 1 S: 25 H: 4 LOB: 1 BB: 0 P: 33	R: 0 E: 0 K: 2 S: 14 H: 0 LOB: 0 BB: 0 P: 20	R: 0 E: 0 K: 1 S: 9 H: 0 LOB: 0 BB: 0 P: 11	R: 0 E: 0 K: 0 S: 4 H: 0 LOB: 0 BB: 0 P: 6	R: 0 E: 0 K: 0 S: 16 H: 2 LOB: 2 BB: 0 P: 21	R: 0 E: 0 K: 0 S: 7 H: 1 LOB: 2 BB: 1 P: 12	R: 0 E: 0 K: 0 S: 6 H: 0 LOB: 1 BB: 1 P: 15	R: 1 E: 1 K: 1 S: 9 H: 1 LOB: 1 BB: 1 P: 17		1B: 6 2B: 2 3B: 0 HR: 0 SF: 0 SAC: 0 DP: 0 HBP: 0						

PITCHER		IP	WLS	BF	H	R	ER	SO	BB	IBB	HBP	BLK	WP	HR	S	P	ERA	WHIP
54 Ervin Santana, R ERA: 2.36	(1, 1)	6.0		26	7	3	3	4	1	0	0	0	0	0	75	103	4.50	1.333
55 Tim Collins, L ERA: 4.91	(7, 1)	1.1	L	6	0	1	0	1	2	0	0	0	0	0	10	25	0.00	1.500
44 Luke Hochevar, R ERA: 0.79	(8, 1)	0.2		3	1	0	0	0	0	0	0	0	0	0	5	7	0.00	1.500

PITCHER	IP	WLS	BF	H	R	ER	SO	BB	IBB	HBP	BLK	WP	HR	S	P	ERA	WHIP

BOTTOM

Kansas City Royals @ Baltimore Orioles

Oriole Park at Camden Yards, Baltimore, MD

Tue May 07 2013, 7:10 PM - 10:28 PM EDT

Att. 12,921 - Drizzle - 63 F

livebaseballscorecards.com

AB	32
R	4
H	8
RBI	4
BB	3
SO	5
LOB	13

1B: 6	SF: 0	WP: 0	PA: 35
2B: 2	SAC: 0	PB: 0	
3B: 0	DP: 0	SB: 1	
HR: 0	HBP: 0	CS: 0	

Batter	1	2	3	4	5	6	7	8	9	AB	R	H	RBI	BB	SO	LOB
4 Alex Gordon, L (1, 7) OBP: 0.336, SLG: 0.500	C FF 89 B FF 89 B KC 76 F FF 90 X FC 90 2-2 ① G4-3		C SL 88 S CH 80 X FF 88 0-2 ① L9		X CH 81 0-0 HR		B SI 90 B SL 80 B SI 87 C SI 87 C SL 80 X SL 78 3-2 ③ G4-3			4	1	1	1	0	0	0
2 Alcides Escobar, R (1, 6) OBP: 0.308, SLG: 0.392	F FF 89 F FC 90 X KC 76 0-2 ② G4-3		B FF 89 X FF 89 1-0 ② F7		B KC 75 X SL 86 1-0 ③ B2-3			C SL 77 S SL 77 F SL 78 F SL 77 S FF 85 0-3 ① K		4	0	0	0	0	1	0
16 Billy Butler, R (1, 10) OBP: 0.380, SLG: 0.388	B FF 90 B KC 75 B FF 89 B FF 90 4-0 BB		C FF 90 B CH 82 B FC 90 X SL 85 2-1 ③ G4-3			C FF 87 B FF 89 F CH 79 X FF 89 1-2 ① G6-3		C FF 85 C SI 86 S SL 78 0-3 ② K		3	0	0	0	1	1	0
35 Eric Hosmer, L (1, 3) OBP: 0.339, SLG: 0.330	X FF 89 0-0 ③ G4-3			B KC 73 X FF 88 1-0 ① L7		B FF 90 X CH 81 1-0 ② G3-1		B SL 79 C FF 86 B SL 79 F SL 78 B FF 84 F SL 78 F SL 79 X FF 86 3-2 6 HBP 1B		4	0	1	0	0	0	1
6 Lorenzo Cain, R (1, 9) OBP: 0.383, SLG: 0.455		C FF 87 F KC 74 B FC 89 S FF 88 1-3 ① K		B CH 87 B SL 82 C SL 85 C FC 89 B CH 82 F FF 90 F SL 85 F FF 90 X FF 90 3-2 ② P4		B FF 89 C SL 85 B CH 81 B FC 91 F FC 90 B FC 92 4-2 8 HR BB		S SL 78 B FF 85 H SL 77 2-1 1-2 HBP		2	1	0	0	1	1	0
8 Mike Moustakas, L (1, 5) OBP: 0.294, SLG: 0.333		B KC 75 C CH 80 C FF 88 F FF 89 X FF 89 1-2 23 WP 1B		B FF 89 S CH 82 X FF 89 1-1 1B		T CH 82 1 SAFE F FF 91 B FF 90 X CH 83 1-2 1-H HR		X FF 91 0-0 ③ P2		4	1	3	2	0	0	2
23 Elliot Johnson, S (1, 4) OBP: 0.313, SLG: 0.387		B SL 88 S FF 88 F FF 89 B KC 77 B CH 82 S CH 84 3-3 ② K 1-2	X CH 81 0-0 ③ F9		B FC 90 X FF 90 1-0 ③ 1B				C SI 92 B SI 92 X CH 87 1-1 26 G4-6-3 1B	4	0	2	0	0	1	2
26 George Kottaras, L (1, 2) OBP: 0.412, SLG: 0.500		C FF 89 D CH 81 F CH 82 B FF 90 B FF 90 B FF 90 4-2 BB			B SL 87 X SL 88 1-0 ① L3		S SI 86 B SL 79 B SL 79 S SL 78 X SI 89 2-2 ① F8		C SI 93 B SI 92 X SI 93 1-1 ① ② G4-6-3 1-2f	3	0	0	0	1	0	1
1 Jarrod Dyson, L (1, 8) OBP: 0.250, SLG: 0.458		F FF 88 S KC 76 B FF 90 D KC 76 B FF 89 F FF 90 F FF 90 X FF 91 3-2 ③ P5			L FF 88 C KC 74 B KC 76 X FF 88 1-2 ② G3		C SL 80 C SI 88 S CU 76 0-3 ② K		C SI 93 S CU 80 B SI 95 S CU 81 1-3 ③ K	4	0	0	0	0	2	2
Inning Stats	R: 0 E: 0 K: 0 S: 7 H: 0 LOB: 1 BB: 1 P: 13	R: 0 E: 0 K: 2 S: 17 H: 1 LOB: 2 BB: 1 P: 29	R: 0 E: 0 K: 0 S: 6 H: 0 LOB: 0 BB: 0 P: 9	R: 0 E: 0 K: 0 S: 10 H: 1 LOB: 1 BB: 0 P: 15	R: 1 E: 0 K: 0 S: 6 H: 1 LOB: 0 BB: 0 P: 9	R: 2 E: 0 K: 0 S: 10 H: 2 LOB: 1 BB: 1 P: 18	R: 0 E: 0 K: 1 S: 9 H: 0 LOB: 0 BB: 0 P: 14	R: 0 E: 0 K: 2 S: 15 H: 1 LOB: 2 BB: 0 P: 20	R: 0 E: 0 K: 1 S: 7 H: 1 LOB: 0 BB: 0 P: 10	1B: 5 2B: 0 3B: 0 HR: 2 SF: 0 SAC: 0 DP: 1 HBP: 1						

PITCHER		IP	WLS	BF	H	R	ER	SO	BB	IBB	HBP	BLK	WP	HR	S	P	ERA	WHIP
30 Chris Tillman, R ERA: 3.76	(1, 1)	6.0	W	25	5	3	3	2	3	0	0	0	1	2	56	93	4.50	1.333
40 Troy Patton, L ERA: 2.57	(7, 1)	1.0	H	3	0	0	0	1	0	0	0	0	0	0	9	14	0.00	0.000
56 Darren O'Day, R ERA: 1.59	(8, 1)	0.2	H	4	1	0	0	2	0	0	1	0	0	0	14	19	0.00	1.500
17 Brian Matusz, L ERA: 3.38	(8, 1)	0.1	H	1	0	0	0	0	0	0	0	0	0	0	1	1	0.00	0.000
43 Jim Johnson, R ERA: 1.0	(9, 1)	1.0	S	3	1	0	0	1	0	0	0	0	0	0	7	10	0.00	1.000

PITCHER	IP	WLS	BF	H	R	ER	SO	BB	IBB	HBP	BLK	WP	HR	S	P	ERA	WHIP

TOP

Kansas City Royals @ Baltimore Orioles

Oriole Park at Camden Yards, Baltimore, MD

Wed May 08 2013, 7:07 PM - 9:23 PM EDT

Att. 12,344 - Cloudy - 60 F

livebaseballscorecards.com

AB	32
R	3
H	7
RBI	3
BB	3
SO	6
LOB	8

Batter	1	2	3	4	5	6	7	8	9	AB	R	H	RBI	BB	SO	LOB
9 Nate McLouth, L (1, 7) OBP: 0.400, SLG: 0.466	B SI 90 X SI 90 1-0 ① G4-3	C SI 90 B SI 91 X CH 83 1-1 ③ G4-3			B SI 91 F SI 90 X SI 90 1-1 FC6 13 1B 13 S 21 E 2-3		C SI 84 X SI 84 0-1 ① F7			4	1	0	0	0	0	1
13 Manny Machado, R (1, 5) OBP: 0.353, SLG: 0.514	B FF 90 B SI 90 B SI 91 C FF 90 X SI 91 3-1 ② G6-3		X SI 90 0-0 ① G4-3		B SI 91 F SI 90 F SI 90 X FF 90 1-2 21 E 21 S 21 WP 1-3 3-H 1B		B CU 76 C SI 85 B SI 86 F SL 83 X SI 85 2-2 ② L5			4	1	1	1	0	0	0
21 Nick Markakis, L (1, 10) OBP: 0.318, SLG: 0.357	F SI 92 B FF 91 B FF 91 F SI 91 B FF 92 B FF 91 4-2 10 1B BB		C FF 90 B FF 91 X CH 83 1-1 ② F7		B SI 88 B CH 83 F SI 90 F FF 90 B CH 82 X FF 90 3-2 ① F8 1-H 3-H		C SI 85 C CU 76 B SI 85 F SI 84 X EP 71 1-2 ③ F7			3	0	0	0	1	0	0
10 Adam Jones, R (1, 8) OBP: 0.361, SLG: 0.507	F FF 90 S SI 90 X SL 83 0-2 1-2 1B		B SI 92 X SI 91 1-0 ③ G6-3		C CU 77 B SI 90 X FF 90 1-1 ② G5-3			F FF 86 S SL 83 B FF 87 B SI 85 B SL 83 X SL 83 3-2 ① F8		4	0	1	0	0	0	0
19 Chris Davis, L (1, 3) OBP: 0.415, SLG: 0.636	F SI 91 C FF 92 S SL 81 0-3 ③ K2-3			B SI 90 B SI 90 F SI 91 X SI 91 2-1 ① G3	B CU 78 B SI 89 S CH 81 B SI 89 B SI 90 4-1 BB			C SI 86 X SI 86 0-1 ② P5		3	0	0	0	1	1	2
32 Matt Wieters, S (1, 2) OBP: 0.298, SLG: 0.396		B SI 89 X SI 90 1-0 2 HR 1B		B SI 91 F CH 82 T SI 92 B FF 92 X SL 83 2-2 ② L4	S SI 88 D CH 82 S CH 81 F FF 88 X FF 89 1-2 ③ P5			C FF 87 B SL 85 B SI 86 X SL 84 2-1 ③ P3		4	1	1	0	0	0	1
2 J.J. Hardy, R (1, 6) OBP: 0.254, SLG: 0.385		C SI 90 B SI 90 X SL 80 1-1 1-H HR		B SI 91 B SI 91 B SI 91 C SI 91 C SI 92 B SI 92 4-2 BB		B SI 89 F SI 89 X FF 90 1-1 ① F8				2	1	1	2	1	0	0
3 Ryan Flaherty, L (1, 4) OBP: 0.195, SLG: 0.190		X SI 90 0-0 ① F8		X SI 90 0-0 ③ P6		L SI 89 C CH 82 C FF 90 0-3 ② K				3	0	0	0	0	1	1
36 Chris Dickerson, L (1, 9) OBP: 0.353, SLG: 0.375		B FF 91 X SI 90 1-0 ② L7			C SI 90 B FF 91 B SI 90 X SI 91 2-1 9 E 13 1B 2B	B SI 89 S CH 83 B FF 90 B SI 90 X SI 88 3-1 ③ G3-1				3	1	1	0	0	0	0
Inning Stats	R: 0 E: 0 K: 1 S: 11 H: 1 LOB: 2 BB: 1 P: 19	R: 2 E: 0 K: 0 S: 7 H: 2 LOB: 0 BB: 0 P: 11	R: 0 E: 0 K: 0 S: 4 H: 0 LOB: 0 BB: 0 P: 6	R: 0 E: 0 K: 0 S: 8 H: 0 LOB: 1 BB: 1 P: 16	R: 3 E: 1 K: 0 S: 17 H: 2 LOB: 1 BB: 1 P: 30	R: 0 E: 0 K: 1 S: 7 H: 0 LOB: 0 BB: 0 P: 11	R: 0 E: 0 K: 0 S: 9 H: 0 LOB: 0 BB: 0 P: 12	R: 0 E: 0 K: 0 S: 7 H: 0 LOB: 0 BB: 0 P: 12		1B: 3 2B: 1 3B: 0 HR: 1	SF: 0 SAC: 0 DP: 0 HBP: 0		WP: 1 PB: 0 SB: 2 CS: 0	PA: 33		

PITCHER		IP	WLS	BF	H	R	ER	SO	BB	IBB	HBP	BLK	WP	HR	S	P	ERA	WHIP
39 Luis Mendoza, R ERA: 6.38	(1, 1)	6.0	L	27	5	5	3	2	3	0	0	0	1	1	54	93	4.50	1.333
52 Bruce Chen, L ERA:	(7, 1)	2.0		6	0	0	0	0	0	0	0	0	0	0	16	24	0.00	0.000

PITCHER	IP	WLS	BF	H	R	ER	SO	BB	IBB	HBP	BLK	WP	HR	S	P	ERA	WHIP

BOTTOM

Kansas City Royals @ Baltimore Orioles

Oriole Park at Camden Yards, Baltimore, MD

Wed May 08 2013, 7:07 PM - 9:23 PM EDT

Att. 12,344 - Cloudy - 60 F

livebaseballscorecards.com

AB	30
R	5
H	5
RBI	3
BB	3
SO	2
LOB	5

Kansas City Royals @ Baltimore Orioles

Oriole Park at Camden Yards, Baltimore, MD

Thu May 09 2013, 7:37 PM - 10:01 PM EDT

Att. 23,282 - Partly Cloudy - 72 F

TOP

livebaseballscorecards.com

Batter	1	2	3	4	5	6	7	8	9	AB	R	H	RBI	BB	SO	LOB
2 Alcides Escobar, R (1, 6) OBP: 0.297, SLG: 0.377	C SI 87 X SI 87 0-1 ① F8			B SI 87 C SL 78 C SL 77 F SL 77 B SI 87 X SL 78 2-2 ① P6	B FS 76 X SI 87 1-0 ② F9		F SI 86 X SI 86 0-1 ② F9		B SL 83 B SI 96 C SI 96 B SI 96 F SI 94 X SL 81 3-2 ③ L7	5	0	0	0	0	0	1
6 Lorenzo Cain, R (1, 8) OBP: 0.378, SLG: 0.448	B SI 87 C SI 87 F SL 80 B SL 77 F SI 88 S FS 77 2-3 ② K			B CU 70 X FS 77 1-0 4 HR 1B	C SI 88 T SI 88 C SI 88 0-3 ③ K		1 SAFE C CH 80 X SI 86 0-1 ③ FC6-4 1-2f			4	1	1	0	0	2	1
4 Alex Gordon, L (1, 7) OBP: 0.340, SLG: 0.522	C SI 86 B FF 87 B CU 72 B SI 87 X SL 83 3-1 ③ P5			B SI 86 1 SAFE 1 SAFE B SI 86 C SL 81 1 SAFE X SI 87 2-1 1-H HR		C CU 73 C SL 78 B SI 86 S SL 79 1-3 ① K		B SI 87 X SL 79 1-0 13 1B 16 G6-3 1B		4	2	2	2	0	1	0
16 Billy Butler, R (1, 10) OBP: 0.376, SLG: 0.382		C SI 86 B SI 86 B SL 76 B CH 79 X FF 87 3-1 ① G6-3		B SI 88 B CH 79 X SI 87 2-0 35 HR 1B		B CH 79 X SI 87 1-0 ② G5-3		B FF 90 C SI 89 C SL 84 1 SAFE X SI 90 1-2 ① G6-3 1-2		4	1	1	0	0	0	1
35 Eric Hosmer, L (1, 3) OBP: 0.345, SLG: 0.366		B SL 76 X SI 86 1-0 ② L7		B SI 87 B FS 77 X SL 82 2-0 1-H HR		B FS 78 F SL 79 B SI 88 X SI 88 2-1 1B		F SI 91 C SI 91 F FF 91 S FF 91 0-3 ② K		4	1	2	2	0	1	1
13 Salvador Perez, R (1, 2) OBP: 0.301, SLG: 0.370		C FF 88 C CU 69 B SI 88 F FF 86 X FS 78 1-2 ③ G1-3		X CU 71 0-0 ② G6-3		F SI 89 X FF 88 0-1 ③ F7		X SI 91 0-0 2-H 1B		4	0	1	1	0	0	1
8 Mike Moustakas, L (1, 5) OBP: 0.301, SLG: 0.364			C SI 85 X CU 69 0-1 ① F9	C FS 78 B SI 88 B SI 87 B FS 79 B CH 80 4-1 BB			B SL 79 X SL 78 1-0 HR	X SI 91 0-0 ③ L7		3	1	1	1	1	0	1
21 Jeff Francoeur, R (1, 9) OBP: 0.274, SLG: 0.333			X SI 88 0-0 ② L9	X SI 88 0-0 ③ P6			B SI 87 X SI 87 1-0 6 FC6-4 1B		C FF 95 F SI 96 F SL 82 X SI 95 0-2 ① F8	4	0	1	0	0	0	1
17 Chris Getz, L (1, 4) OBP: 0.235, SLG: 0.321			C SI 86 B FS 76 F SL 76 X FF 87 1-2 ③ G5-3		C SI 85 B FS 76 X SI 86 1-1 ① F8		B SI 87 D SI 86 C SI 87 F SI 86 S SI 88 2-3 ① K		C SL 80 X SI 96 0-1 ② G5-3	4	0	0	0	0	1	1

	AB	36
	R	6
	H	9
	RBI	6
	BB	1
	SO	5
	LOB	8

Inning Stats	1	2	3	4	5	6	7	8	9
	R: 0 E: 0 K: 1 S: 8	R: 0 E: 0 K: 0 S: 7	R: 0 E: 0 K: 0 S: 6	R: 4 E: 0 K: 0 S: 12	R: 0 E: 0 K: 1 S: 6	R: 0 E: 0 K: 1 S: 8	R: 1 E: 0 K: 1 S: 9	R: 1 E: 0 K: 1 S: 10	R: 0 E: 0 K: 0 S: 9
	H: 0 LOB: 0 BB: 0 P: 13	H: 0 LOB: 0 BB: 0 P: 12	H: 0 LOB: 0 BB: 0 P: 7	H: 4 LOB: 1 BB: 1 P: 25	H: 0 LOB: 0 BB: 0 P: 8	H: 1 LOB: 1 BB: 0 P: 12	H: 2 LOB: 1 BB: 0 P: 13	H: 2 LOB: 1 BB: 0 P: 12	H: 0 LOB: 0 BB: 0 P: 12

	1B: 6	SF: 0	WP: 0	PA: 37
	2B: 0	SAC: 0	PB: 0	
	3B: 0	DP: 0	SB: 0	
	HR: 3	HBP: 0	CS: 0	

PITCHER		IP	WLS	BF	H	R	ER	SO	BB	IBB	HBP	BLK	WP	HR	S	P	ERA	WHIP
38 Freddy Garcia, R ERA: 4.26	(1, 1)	6.0	L	24	5	4	4	3	1	0	0	0	0	2	47	77	6.00	1.000
66 T.J. McFarland, L ERA: 3.29	(7, 1)	1.0		6	3	2	2	1	0	0	0	0	0	1	10	15	18.00	3.000
68 Alex Burnett, R ERA:	(8, 1)	1.0		4	1	0	0	1	0	0	0	0	0	0	9	10	0.00	1.000
47 Pedro Strop, R ERA: 5.25	(9, 1)	1.0		3	0	0	0	0	0	0	0	0	0	0	9	12	0.00	0.000

PITCHER		IP	WLS	BF	H	R	ER	SO	BB	IBB	HBP	BLK	WP	HR	S	P	ERA	WHIP

BOTTOM

Kansas City Royals @ Baltimore Orioles
Oriole Park at Camden Yards, Baltimore, MD
Thu May 09 2013, 7:37 PM - 10:01 PM EDT
Att. 23,282 - Partly Cloudy - 72 F

livebaseballscorecards.com

Batter	1	2	3	4	5	6	7	8	9	AB	R	H	RBI	BB	SO	LOB
9 Nate McLouth, L (1, 7) OBP: 0.395, SLG: 0.458	C FF 91 X CU 72 0-1 ① G4-3		C CU 74 B FF 92 B CH 84 X SL 84 2-1 13 G6-4-3 1B		F FF 92 B FF 92 B CH 85 X SL 84 2-1 ① G4-3		C SI 95 B SL 85 X SI 96 1-1 ② G4-3			4	0	1	0	0	0	0
13 Manny Machado, R (1, 5) OBP: 0.350, SLG: 0.503	C FF 93 B SL 84 B SL 85 B FF 94 B FF 94 4-1 10 CS BB		F FF 93 1 SAFE B SL 85 F FF 92 X FF 93 1-2 ①② G6-4-3 1-2f		S SL 85 S CH 85 B SL 85 X SL 86 1-2 ② G4-3		C SL 84 S SL 83 S SL 85 0-3 ③ K			3	0	0	0	1	1	1
21 Nick Markakis, L (1, 9) OBP: 0.329, SLG: 0.371	B FF 93 1 SAFE X CH 85 1-0 ② P5		B EP 61 B FF 90 B FF 94 C FF 93 B FF 94 4-1 BB		B CU 75 C CH 84 F SL 84 X FF 94 1-2 10 FC5-4 1B			C FF 98 X CH 88 0-1 2B		3	0	2	0	1	0	1
10 Adam Jones, R (1, 8) OBP: 0.351, SLG: 0.493	C FF 94 F FF 93 B FF 93 1-2 ③ CS 1-2	F FF 93 F SL 86 F FF 94 X FF 95 0-2 E6 32 1B 2 1B	F FF 93 F FF 93 B SL 85 S SL 87 1-3 ③ K		B SL 85 B FF 93 X FF 93 2-0 ③ FC5-4 1-2f			C SI 98 F FF 97 S FF 98 0-3 ① K		4	1	0	0	0	2	3
19 Chris Davis, L (1, 3) OBP: 0.410, SLG: 0.649		C FF 93 X CH 82 0-1 ① L7		C FF 92 B FF 91 F FF 91 X SL 85 1-2 HR		X FF 90 0-0 ① F9		F FF 98 T FF 99 C FF 99 0-3 ② K		4	1	1	1	0	1	2
32 Matt Wieters, S (1, 2) OBP: 0.305, SLG: 0.409		B FF 93 1 SAFE X FF 91 1-0 2 1B 1-2 1B		X CU 75 0-0 ① F7		B FF 91 C FF 92 C CH 85 D SL 87 F SL 84 B CH 85 X SL 84 3-2 2B		F FF 100 C CH 87 X FF 98 0-2 ③ G4-3		4	0	2	0	0	0	1
2 J.J. Hardy, R (1, 6) OBP: 0.254, SLG: 0.381		B SL 84 C FF 94 2 SAFE X FF 94 1-1 ② 3 BB 1-3 2-H 1B		C FF 92 B CH 84 X FF 93 1-1 ② L5		C SL 83 B SL 84 X FF 93 1-1 ② F8			B FF 95 C FF 94 B SI 94 X FC 90 2-1 ① G5-3	4	0	1	1	0	0	1
3 Ryan Flaherty, L (1, 4) OBP: 0.209, SLG: 0.195		C CH 85 B FF 92 S CU 76 D CU 72 F FF 93 B FF 93 B FF 94 4-2 14 FC6-4 1-2 BB		C CH 85 B FF 93 C FF 92 F CU 70 X SL 85 1-2 1B		C SL 82 F FF 93 F SL 85 F FF 94 D CH 86 B SL 85 C FF 92 2-3 ③ K			F FF 95 B KC 80 X FF 94 1-1 ② F9	3	0	1	0	1	1	1
14 Nolan Reimold, R (1, 10) OBP: 0.257, SLG: 0.330		C SL 85 X SL 85 0-1 ③ FC6-4 1-2f		S SL 84 B SI 93 B FF 93 S FF 94 T SL 85 2-2 ③ K			C SI 94 B SL 84 B SI 94 F SI 94 C SL 85 2-3 ① K		C SI 95 C KC 80 B FC 89 C FC 89 1-3 ③ K	4	0	0	0	0	3	3

Inning Stats	R: 0 E: 0 K: 0 S: 6	H: 0 LOB: 0 BB: 1 P: 12	R: 1 E: 1 K: 0 S: 14	H: 2 LOB: 2 BB: 1 P: 20	R: 0 E: 0 K: 1 S: 9	H: 1 LOB: 1 BB: 1 P: 17	R: 1 E: 0 K: 1 S: 13	H: 2 LOB: 1 BB: 0 P: 18	R: 0 E: 0 K: 0 S: 9	H: 1 LOB: 1 BB: 0 P: 15
	R: 0 E: 0 K: 1 S: 12	H: 1 LOB: 1 BB: 0 P: 18	R: 0 E: 0 K: 2 S: 8	H: 0 LOB: 0 BB: 0 P: 11	R: 0 E: 0 K: 2 S: 11	H: 1 LOB: 1 BB: 0 P: 11	R: 0 E: 0 K: 1 S: 7	H: 0 LOB: 0 BB: 0 P: 11	1B: 5 2B: 2 3B: 0 HR: 1	SF: 0 SAC: 0 DP: 1 HBP: 0	WP: 0 PB: 0 SB: 0 CS: 1	PA: 37

	AB	33
	R	2
	H	8
	RBI	2
	BB	3
	SO	8
	LOB	13

PITCHER		IP	WLS	BF	H	R	ER	SO	BB	IBB	HBP	BLK	WP	HR	S	P	ERA	WHIP
11 Jeremy Guthrie, R ERA: 2.28	(1, 1)	6.0	W	26	7	2	1	3	3	0	0	0	0	1	63	100	1.50	1.667
43 Aaron Crow, R ERA: 0.96	(7, 1)	1.0	H	3	0	0	0	2	0	0	0	0	0	0	8	11	0.00	0.000
40 Kelvin Herrera, R ERA: 4.7	(8, 1)	1.0		4	1	0	0	2	0	0	0	0	0	0	11	11	0.00	1.000
44 Luke Hochevar, R ERA: 0.73	(9, 1)	1.0		3	0	0	0	1	0	0	0	0	0	0	7	11	0.00	0.000

PITCHER	IP	WLS	BF	H	R	ER	SO	BB	IBB	HBP	BLK	WP	HR	S	P	ERA	WHIP

Batter	1	2	3	4	5	6	7	8	9	10	AB	R	H	RBI	BB	SO	LOB
9 Nate McLouth, L (1, 7) OBP: 0.392, SLG: 0.460	B FF 92 C FF 92 B FF 92 F SI 92 F FF 92 F FF 93 F SI 92 F CU 75 F FF 93 2-2 X SI 83 G4-3 ①		C SI 91 T CU 72 F FF 92 B SI 91 T FF 92 1-2 K ① 1-2		C FF 90 B FF 91 1 SAFE X FS 88 1-1 G6-3 ①② 1-2f		B CU 73 C FF 88 X CH 80 1-1 13 E 2B	1 SAFE F SI 89 1 SAFE B SL 86 B SI 88 C SL 84 S SL 85 2-3 K ② 1-3		B SI 90 C FF 91 B FF 91 B SI 90 X FF 92 3-1 13 1B 21 SF7 1B 2-3	6	2	2	0	0	2	3
13 Manny Machado, R (1, 5) OBP: 0.356, SLG: 0.503	F FF 93 B SI 92 B SI 92 B SL 86 X FF 93 3-1 1B		B FF 92 X SI 92 1-0 G5-3 ②		C SI 92 B SI 92 B FF 92 B SI 92 F SI 93 F SI 93 F SI 92 X SI 92 3-2 L5 ③		B SL 82 D SL 82 X FF 91 2-0 E5 21 1B 2-H 1B	C SL 85 F CU 77 S SL 86 0-3 K ③		1 SAFE B SL 82 X SL 82 1-0 21 SF7 10 1B 1-3 3-H 1B	6	2	3	1	0	1	2
21 Nick Markakis, L (1, 10) OBP: 0.335, SLG: 0.381	B SI 91 1 SAFE B FF 89 B FF 90 X SI 89 3-0 F8 ②		B CU 74 B SI 92 B SI 92 B SI 92 4-0 10 1B BB			B SI 92 C CU 73 C SI 91 X SI 92 1-2 19 2B 2B B SI 89 C FF 90 B CU 75 X FF 90 2-1 10 G5-3 19 2B 2-H 1B		C CH 85 S CH 86 X CH 86 0-2 G4-3 ① C FF 91 X SI 90 0-1 SF7 ② 1-2 3-H	4	2	2	2	1	0	1
10 Adam Jones, R (1, 8) OBP: 0.357, SLG: 0.493	B FF 91 B FF 90 C FF 91 X SI 90 2-1 F8 ③		X SI 92 0-0 1-2 2-3 1B			C FF 92 B SI 92 X SI 92 1-1 G6-3 ① F SL 82 B FF 91 C CU 76 F FF 92 X FF 92 1-2 G5-3 ① 1-2		X SL 85 0-0 19 S 1B F FF 92 X SL 82 0-1 2-H 1B	6	0	3	1	0	0	3
19 Chris Davis, L (1, 3) OBP: 0.414, SLG: 0.667		B CU 73 S CU 72 X FF 91 1-1 2B B SI 92 F SI 92 X FF 92 1-1 F8 ③				B SI 92 B SI 91 F SI 93 F SI 92 F FF 92 B CU 76 X FF 92 3-2 2 2B 2-H 2B B CU 77 B CH 82 C CU 75 S SI 92 X CU 78 2-2 32 F8 2-H 2B		T CH 86 1 SAFE S CH 86 B CH 87 S CH 86 1-3 K ② 1-2 F FF 91 X SI 92 0-1 G6-3 ③	6	1	3	2	0	1	5
32 Matt Wieters, S (1, 2) OBP: 0.301, SLG: 0.395		C SI 91 B SI 90 B FF 90 X SI 90 2-1 L7 ①		B SI 91 B FF 91 X SI 91 2-0 F8 ①		F SI 91 B FF 92 X SI 92 1-1 L7 ② C SL 87 B SL 84 X FF 90 1-1 F8 ② 2-3		I IN 79 I IN 78 I IN 79 I IN 80 4-0 IBB		4	0	0	0	1	0	3
2 J.J. Hardy, R (1, 6) OBP: 0.252, SLG: 0.381		B FF 91 X SL 86 1-0 F8 ②		B FF 92 X SI 92 1-0 P6 ②		B SI 92 C SI 92 B SL 87 X SI 92 2-1 36 2B 2-H 2B C SL 86 F CU 78 X FF 91 0-2 G6-3 ③		B CH 86 X CH 86 1-0 F8 ③		5	1	1	1	0	0	4
36 Chris Dickerson, L (1, 9) OBP: 0.364, SLG: 0.429		B SI 91 F SI 91 F SI 91 X FF 92 1-2 P6 ③		C SI 92 B SI 93 X SI 92 1-1 G3 ③		C SI 90 B FS 80 S SI 91 X SI 92 1-2 2-H 2B		C CU 78 S SL 85 F FF 90 B CU 79 B SL 84 X SL 85 2-2 G5-3 ①	C SI 90 X SL 80 0-1 9 1B 12 SH1-4 13 1B 1B	5	1	2	1	0	0	1
12 Alexi Casilla, S (1, 4) OBP: 0.275, SLG: 0.289			B SI 92 C SI 91 C SI 90 X SI 92 1-2 10 1B 9 S 1B		C SI 91 X SI 91 0-1 9 G6-3 1B	M CU 75 C SI 91 X CU 77 0-2 G6-3 ③		B SI 90 C SL 84 B CU 77 B FF 89 B FF 89 4-1 9 E 9 S BB	1 SAFE L SI 88 X FF 88 0-1 SH1-4 ① 1-2	3	0	2	0	1	0	1
Inning Stats	R: 0 E: 0 K: 0 S: 13 H: 1 LOB: 1 BB: 0 P: 23	R: 0 E: 0 K: 0 S: 8 H: 1 LOB: 1 BB: 0 P: 13	R: 0 E: 0 K: 1 S: 11 H: 2 LOB: 3 BB: 1 P: 19	R: 0 E: 0 K: 0 S: 4 H: 0 LOB: 0 BB: 0 P: 8	R: 0 E: 0 K: 0 S: 9 H: 1 LOB: 0 BB: 0 P: 13	R: 3 E: 0 K: 0 S: 19 H: 4 LOB: 1 BB: 0 P: 28	R: 3 E: 1 K: 0 S: 17 H: 4 LOB: 1 BB: 0 P: 26	R: 0 E: 1 K: 2 S: 11 H: 0 LOB: 1 BB: 1 P: 19	R: 0 E: 0 K: 1 S: 8 H: 1 LOB: 2 BB: 1 P: 14	R: 3 E: 0 K: 0 S: 13 H: 4 LOB: 1 BB: 0 P: 17	1B: 11 2B: 7 3B: 0 HR: 0	SF: 1 SAC: 1 DP: 1 HBP: 0					

PITCHER		IP	WLS	BF	H	R	ER	SO	BB	IBB	HBP	BLK	WP	HR	S	P	ERA	WHIP
37 Mike Pelfrey, R ERA: 6.03	(1, 1)	6.0		27	9	3	3	1	1	0	0	0	0	0	64	104	4.50	1.667
20 Josh Roenicke, R ERA: 3.31	(7, 1)	0.1	B	5	4	3	3	0	0	0	0	0	0	0	12	20	81.00	12.000
50 Casey Fien, R ERA: 4.8	(7, 1)	1.2		6	0	0	0	2	1	0	0	0	0	0	16	25	0.00	0.600
61 Jared Burton, R ERA: 1.8	(9, 1)	1.0		5	1	0	0	1	0	1	0	0	0	0	8	14	0.00	1.000
51 Anthony Swarzak, R ERA: 3.6	(10, 1)	1.0	L	7	4	3	3	0	0	0	0	0	0	0	13	17	27.00	4.000

PITCHER	IP	WLS	BF	H	R	ER	SO	BB	IBB	HBP	BLK	WP	HR	S	P	ERA	WHIP

TOP

Baltimore Orioles @ Minnesota Twins

Target Field, Minneapolis, MN

Fri May 10 2013, 7:15 PM - 10:50 PM CDT

Att. 31,360 - Partly Cloudy - 67 F

livebaseballscorecards.com

AB	45
R	9
H	18
RBI	8
BB	3
SO	4
LOB	23

WP: 0	PA: 50		
PB: 0			
SB: 3			
CS: 0			

Baltimore Orioles @ Minnesota Twins

Target Field, Minneapolis, MN

Fri May 10 2013, 7:15 PM - 10:50 PM CDT

Att. 31,360 - Partly Cloudy - 67 F

livebaseballscorecards.com

Batter	1	2	3	4	5	6	7	8	9	10	AB	R	H	RBI	BB	SO	LOB
8 Jamey Carroll, R (1, 4) OBP: 0.319, SLG: 0.279	C FF 91 F FF 92 X FF 93 0-2 7 2B 16 G5-3 1B	C FF 92 C SL 85 F FF 93 B FF 92 C SL 85 1-3 ② K	C FF 92 C SL 83 S SL 84 0-3 ② K2-3	C SI 88 F SI 89 B SL 80 F SI 89 X SI 89 1-2 ② L8	F FF 95 B FC 90 X FF 94 1-1 ② G6-3						5	1	1	0	0	2	3
7 Joe Mauer, L (1, 10) OBP: 0.396, SLG: 0.469	B FF 92 C SI 92 1 SAFE 1 SAFE C CH 86 1 SAFE B FF 93 F CU 78 X SL 85 2-2 1-3 2B	B CH 86 C SI 93 F FF 93 X FF 94 1-2 1-2 2-H 3-H 1B		B CH 86 B SI 93 C SL 83 B CH 87 T FF 92 F FF 93 S CU 77 3-3 ③ K	B SL 80 C SI 89 B SI 88 X SL 81 2-1 2B			B FF 95 X FC 90 1-0 ③ F8			5	0	3	2	0	1	0
16 Josh Willingham, R (1, 7) OBP: 0.392, SLG: 0.438	B SI 93 B SI 93 X SI 93 2-0 ① G5-3 3-H	C SI 93 C SL 85 X FF 93 0-2 ③ G6-3			C CU 75 S SL 82 H SL 81 1-2 33 BB 24 2B HBP	I IN 66 I IN 69 I IN 69 I IN 70 4-0 IBB			C FC 89 B FC 96 B FC 89 B FC 89 F FF 95 F FF 96 S FF 97 3-3 ① K		3	1	0	1	1	1	3
33 Justin Morneau, L (1, 3) OBP: 0.314, SLG: 0.382	B SI 93 C SI 93 B SI 93 F SI 93 F SI 93 B FF 93 C CU 77 3-3 ② K		B FF 90 X CH 85 1-0 24 G6-3 9 SF9 2B		B SI 91 B FF 91 B SI 91 B FF 92 4-0 24 2B 31 G1-3 1-2 BB	C SI 89 B SI 88 X SI 88 1-1 ③ G6-3			B FF 95 B FF 95 B FF 94 X FF 96 3-0 ② P3		4	2	1	0	1	1	3
24 Trevor Plouffe, R (1, 5) OBP: 0.328, SLG: 0.446	B CU 77 X SI 93 1-0 ③ L9		X SL 84 0-0 ① G6-3 2-3		D SL 85 F FF 92 B SI 92 X SL 85 2-1 31 G1-3 1-3 2-H 2B		C SI 87 X SI 88 0-1 9 WP 1B		B FF 95 B FC 90 C FC 89 C FF 96 F FF 97 S FF 98 2-3 ③ K		5	0	2	1	0	1	2
9 Ryan Doumit, S (1, 2) OBP: 0.287, SLG: 0.365		B SI 93 F SI 92 B SI 92 B CU 77 B SI 92 4-1 32 1B 31 1B 7 1B BB	X FF 91 0-0 ② SF9 3-H	S CH 82 X SI 88 0-1 ① F9		B SI 88 B CH 82 B CH 82 C SI 87 F SI 88 F CH 82 F SI 88 F SI 87 X CH 82 3-2 ① G5-3 1-2				C SI 94 X SI 93 0-1 ① G4-3	3	1	0	1	1	0	3
31 Oswaldo Arcia, L (1, 9) OBP: 0.356, SLG: 0.536		B SI 91 F SI 93 X SL 84 1-1 32 1B 7 1B 1-2 1B	C CU 75 S FF 93 X FF 92 0-2 1B	X SI 88 0-0 ② G1-3 2-3 3-H		B SI 88 F SI 88 F SI 87 S SL 80 1-3 ② K				C FF 94 B SI 94 X SI 93 1-1 ② F7	5	1	2	1	0	1	2
32 Aaron Hicks, S (1, 8) OBP: 0.239, SLG: 0.216 27 Chris Parmelee, L (10, PH) OBP: 0.295, SLG: 0.330		B FF 92 B CU 76 B SI 92 C SI 93 X SI 93 3-1 7 1B 1-2 2-3 1B	B CU 75 B SL 83 C SL 84 1 SAFE X SI 91 2-1 ③ F7	B SI 89 B SI 89 X SI 89 2-0 ③ G6-3		B CU 78 B CU 78 B FF 95 C FF 96 F FF 95 F FF 97 S CU 80 3-3 ③ K				C SI 93 X FF 94 0-1 1B	4 1	0 0	1 1	0 0	0 0	1 0	3 0
5 Eduardo Escobar, S (1, 6) OBP: 0.327, SLG: 0.438 22 Wilkin Ramirez, R (10, PH) OBP: 0.345, SLG: 0.407		S FF 93 B FF 93 S FF 92 F FF 93 S FF 93 1-3 ① K		C FF 90 F CU 77 B CU 75 S FF 92 1-3 ① K		C SL 78 X SI 88 0-1 ① G6-3		B FF 95 T FF 94 F FF 95 F FF 95 B FF 96 F FF 95 X CU 80 2-2 ① F7		C FF 92 F SI 92 S FF 94 0-3 ③ K	4 1	0 0	0 0	0 0	0 0	2 1	3 1
Inning Stats	R: 1 H: 2 E: 0 LOB: 1 K: 1 BB: 0 S: 13 P: 21	R: 2 H: 3 E: 0 LOB: 2 K: 2 BB: 1 S: 19 P: 30	R: 1 H: 2 E: 0 LOB: 1 K: 0 BB: 0 S: 8 P: 11	R: 0 H: 0 E: 0 LOB: 0 K: 3 BB: 0 S: 10 P: 14	R: 2 H: 1 E: 0 LOB: 1 K: 0 BB: 1 S: 8 P: 17	R: 0 H: 1 E: 0 LOB: 2 K: 0 BB: 1 S: 10 P: 18	R: 0 H: 1 E: 0 LOB: 1 K: 2 BB: 0 S: 15 P: 22	R: 0 H: 0 E: 0 LOB: 0 K: 0 BB: 0 S: 8 P: 12	R: 0 H: 0 E: 0 LOB: 0 K: 2 BB: 0 S: 9 P: 17	R: 0 H: 1 E: 0 LOB: 1 K: 1 BB: 0 S: 9 P: 10	1B: 7 SF: 1 2B: 4 SAC: 0 3B: 0 DP: 0 HR: 0 HBP: 1						

PITCHER	IP	WLS	BF	H	R	ER	SO	BB	IBB	HBP	BLK	WP	HR	S	P	ERA	WHIP
39 Jason Hammel, R (1, 1) ERA: 4.93	4.0		23	8	6	6	6	2	0	1	0	0	0	54	87	13.50	2.500
66 T.J. McFarland, L (5, 1) ERA: 2.76	2.2		11	2	0	0	1	0	1	0	0	1	0	25	39	0.00	0.750
29 Tommy Hunter, R (7, 1) ERA: 1.47	2.1	W	7	0	0	0	3	0	0	0	0	0	0	21	36	0.00	0.000
43 Jim Johnson, R (10, 1) ERA: 0.95	1.0	S	4	1	0	0	1	0	0	0	0	0	0	9	10	0.00	1.000

PITCHER	IP	WLS	BF	H	R	ER	SO	BB	IBB	HBP	BLK	WP	HR	S	P	ERA	WHIP

AB	40
R	6
H	11
RBI	6
BB	3
SO	11
LOB	23

WP: 1 PA: 45
PB: 0
SB: 0
CS: 0

Baltimore Orioles @ Minnesota Twins

Target Field, Minneapolis, MN

Sat May 11 2013, 6:11 PM - 8:56 PM CDT

Att. 32,221 - Partly Cloudy - 53 F

livebaseballscorecards.com

Batter	1	2	3	4	5	6	7	8	9	AB	R	H	RBI	BB	SO	LOB
9 Nate McLouth, L (1, 7) OBP: 0.378, SLG: 0.441	G1-3		G4-3	P6		F8		K		5	0	0	0	0	1	4
13 Manny Machado, R (1, 5) OBP: 0.363, SLG: 0.513	2B		G4-3		1B	1B			P6	5	1	3	1	0	0	0
21 Nick Markakis, L (1, 9) OBP: 0.337, SLG: 0.382	1B		1B		FC5	G4-6-3			F7	5	1	2	1	0	0	3
10 Adam Jones, R (1, 8) OBP: 0.352, SLG: 0.490	2B		G1-3		K		L8		K	5	1	1	0	0	2	3
19 Chris Davis, L (1, 3) OBP: 0.409, SLG: 0.653	1B			L9	G4-3		G3-1			4	0	1	1	0	0	2
32 Matt Wieters, S (1, 2) OBP: 0.314, SLG: 0.430	SF7-4			HR	IBB		1B			2	1	2	2	1	0	0
2 J.J. Hardy, R (1, 6) OBP: 0.252, SLG: 0.378		F8		3 1B	F9		G4-3			4	0	1	0	0	0	4
3 Ryan Flaherty, L (1, 4) OBP: 0.223, SLG: 0.202		F8		1B		9 F8 14 1B 13 1B HBP		G6-3		2	1	1	0	0	0	0
12 Alexi Casilla, S (8, PH) OBP: 0.268, SLG: 0.282 (8, 4)										1	0	0	0	0	0	0
14 Nolan Reimold, R (1, 10) OBP: 0.257, SLG: 0.327		G1-3		F6		13 1B		G6-3		4	0	1	0	0	0	2
Inning Stats	R: 3 E: 0 K: 0 S: 12 H: 4 LOB: 0 BB: 0 P: 19	R: 0 E: 0 K: 0 S: 5 H: 0 LOB: 0 BB: 0 P: 10	R: 0 E: 0 K: 0 S: 9 H: 1 LOB: 1 BB: 0 P: 16	R: 1 E: 0 K: 0 S: 21 H: 3 LOB: 2 BB: 0 P: 31	R: 0 E: 1 K: 1 S: 12 H: 1 LOB: 3 BB: 1 P: 20	R: 1 E: 0 K: 0 S: 8 H: 2 LOB: 1 BB: 0 P: 17	R: 0 E: 0 K: 0 S: 9 H: 1 LOB: 1 BB: 0 P: 14	R: 0 E: 0 K: 1 S: 8 H: 0 LOB: 0 BB: 0 P: 12	R: 0 E: 0 K: 1 S: 9 H: 0 LOB: 0 BB: 0 P: 11	1B: 9 2B: 3 3B: 0 HR: 1	SF: 1 SAC: 0 DP: 2 HBP: 1						

TOP	
AB	37
R	5
H	12
RBI	5
BB	1
SO	3
LOB	18

WP: 0 PB: 0 SB: 0 CS: 0 PA: 40

PITCHER		IP	WLS	BF	H	R	ER	SO	BB	IBB	HBP	BLK	WP	HR	S	P	ERA	WHIP
49 Vance Worley, R ERA: 7.15	(1, 1)	5.1	W	29	11	5	5	1	0	1	1	0	0	1	66	111	8.44	2.062
52 Brian Duensing, L ERA: 1.84	(6, 1)	2.0	H	6	1	0	0	0	0	0	0	0	0	0	13	22	0.00	0.500
50 Casey Fien, R ERA: 4.6	(8, 1)	0.2	H	2	0	0	0	1	0	0	0	0	0	0	5	6	0.00	0.000
61 Jared Burton, R ERA: 1.69	(9, 1)	1.0	S	3	0	0	0	1	0	0	0	0	0	0	9	11	0.00	0.000

PITCHER	IP	WLS	BF	H	R	ER	SO	BB	IBB	HBP	BLK	WP	HR	S	P	ERA	WHIP

Baltimore Orioles @ Minnesota Twins

Target Field, Minneapolis, MN

Sat May 11 2013, 6:11 PM - 8:56 PM CDT

Att. 32,221 - Partly Cloudy - 53 F

BOTTOM

livebaseballscorecards.com

Batter	1	2	3	4	5	6	7	8	9	AB	R	H	RBI	BB	SO	LOB
2 Brian Dozier, R (1, 4) OBP: 0.270, SLG: 0.314	B FF 89 C FF 88 B SL 80 X FF 89 2-1 ① F7		B FF 89 B FF 88 C FF 89 B CH 78 X FF 88 3-1 ① P4	B FF 88 B FF 88 C FF 88 B FF 88 C FF 87 X FF 90 3-2 9 BB, 33 1B, 1-H, 2-H 2B		C CH 85 L SI 86 B SI 88 1 SAFE X SI 87 1-2 ①② G1-6-3, 1-2f		B SI 95 F SL 81 X SI 96 1-1 ② G5-3		5	1	1	2	0	0	2
7 Joe Mauer, L (1, 2) OBP: 0.409, SLG: 0.485	C FF 89 S FF 90 B FF 91 F FF 91 X FF 90 1-2 1B		B FF 90 C FF 88 B CH 80 X CH 79 2-1 9 G4-3, 33 1B, 2-H 2B	I IN 66 I IN 70 I IN 70 I IN 70 4-0 9 BB, 33 1B IBB		C SL 80 X SI 89 0-1 9 HR 1B		B SI 96 B SI 95 S FF 96 S SL 83 S SL 87 2-3 ③ K		4	3	3	1	1	1	0
9 Ryan Doumit, S (1, 10) OBP: 0.295, SLG: 0.394	C FF 89 F CU 66 S CH 78 0-3 ② K		X FF 89 0-0 ② G4-3, 2-3	C CH 76 B CH 78 F FF 88 F CH 76 B CH 77 B FF 88 F FF 89 B FF 89 4-2 33 1B, 1-2, 2-3 BB		B SI 88 F SI 88 F CH 81 X SI 88 1-2 1-H HR				3	1	1	2	1	1	2
33 Justin Morneau, L (1, 3) OBP: 0.326, SLG: 0.394	B CH 78 F FF 88 C FF 90 F FF 90 C FF 90 1-3 ③ K		X FF 89 0-0 3-H 1B	X CU 66 0-0 24 FC6-4, 1-2, 2-H, 3-H 1B		S SL 80 S SL 81 X SL 81 0-2 1B				4	0	3	3	0	1	1
24 Trevor Plouffe, R (1, 5) OBP: 0.317, SLG: 0.429		C FF 90 B CU 70 B SL 81 B FF 89 X FF 91 3-1 ① L9	B FF 88 C FF 89 X FF 89 1-1 ③ P3	B CH 77 X FF 88 1-0 ③ FC6-4, 1-2f		X SI 87 0-0 ③ G4-3				4	0	0	0	0	0	4
27 Chris Parmelee, L (1, 9) OBP: 0.303, SLG: 0.330		C FF 88 B CU 69 B CH 80 S CH 79 B FF 90 B FF 91 4-2 22 WP, BB		C FF 87 X CU 65 0-1 ① 5 BB, 2 2B 1B	B SI 87 F SI 88 B SL 79 X SI 86 2-1 ① F7		X SL 87 0-0 ① G5-3			3	1	1	0	1	0	0
31 Oswaldo Arcia, L (1, 7) OBP: 0.338, SLG: 0.507		C FF 90 F FF 87 B FF 89 S FF 90 1-3 ② K		X FF 85 0-0 ① F8	S SL 80 C SI 89 X CU 76 0-2 ② F8		B FF 92 B FF 91 C FF 90 S SL 87 F FF 91 S SL 88 2-3 ② K			4	0	0	0	0	2	2
22 Wilkin Ramirez, R (1, 8) OBP: 0.303, SLG: 0.355		B FF 90 B CU 69 B FF 90 F FF 88 X CH 79 3-1 ③ G4-3, 1-2		B FF 86 F FF 87 X FF 87 1-1 ② P4	S SL 79 F SI 88 X SI 89 0-2 ③ G6-3		C FF 92 B FF 93 X FF 93 1-1 ③ G5-3			4	0	0	0	0	0	2
5 Eduardo Escobar, S (1, 6) OBP: 0.358, SLG: 0.460			C FF 88 C FF 88 B FF 87 B CH 80 F FF 89 X FF 90 2-2 7 2B 2B	B FF 87 1 SAFE B CH 83 B FF 86 D FF 87 4-0 2 2B 1-2 BB		B CH 85 B SL 77 F CH 85 B CH 80 B CH 85 4-1 2 G1-6-3 BB		C SI 95 S SL 82 B CH 87 C SI 96 1-3 ① K		2	2	1	0	2	1	0
Inning Stats	R: 0 E: 0 K: 2 S: 13 H: 1 LOB: 1 BB: 0 P: 17	R: 0 E: 0 K: 1 S: 9 H: 0 LOB: 1 BB: 1 P: 20	R: 2 E: 0 K: 0 S: 12 H: 3 LOB: 1 BB: 0 P: 20	R: 4 E: 0 K: 0 S: 14 H: 3 LOB: 2 BB: 3 P: 31	R: 0 E: 0 K: 0 S: 8 H: 0 LOB: 0 BB: 0 P: 10	R: 2 E: 0 K: 0 S: 13 H: 3 LOB: 1 BB: 1 P: 19	R: 0 E: 0 K: 1 S: 7 H: 0 LOB: 0 BB: 0 P: 10	R: 0 E: 0 K: 2 S: 8 H: 0 LOB: 0 BB: 0 P: 12		1B: 6 2B: 3 3B: 0 HR: 1	SF: 0 SAC: 0 DP: 1 HBP: 0		WP: 1 PB: 0 SB: 0 CS: 0	PA: 38		

	AB	33
	R	8
	H	10
	RBI	8
	BB	5
	SO	6
	LOB	13

PITCHER		IP	WLS	BF	H	R	ER	SO	BB	IBB	HBP	BLK	WP	HR	S	P	ERA	WHIP
52 Steve Johnson, R ERA: 13.5	(1, 1)	4.0	L	23	7	6	6	3	3	1	0	0	1	0	48	88	13.50	2.500
40 Troy Patton, L ERA: 3.38	(5, 1)	2.0		9	3	2	2	0	1	0	0	0	0	1	21	29	9.00	2.000
17 Brian Matusz, L ERA: 3.14	(7, 1)	1.0		3	0	0	0	1	0	0	0	0	0	0	7	10	0.00	0.000
47 Pedro Strop, R ERA: 4.85	(8, 1)	1.0		3	0	0	0	2	0	0	0	0	0	0	8	12	0.00	0.000

PITCHER	IP	WLS	BF	H	R	ER	SO	BB	IBB	HBP	BLK	WP	HR	S	P	ERA	WHIP

Batter	1	2	3	4	5	6	7	8	9	AB	R	H	RBI	BB	SO	LOB
21 Nick Markakis, L (1, 9) OBP: 0.345, SLG: 0.391	C FF 87 B FF 87 B FF 88 X FF 88 2-1 10 13 G5-4-3 1B 19 HR 1B	B CU 81 X CU 80 1-0 ③ 1-H 2B			B FF 87 B FF 87 C FF 88 B FF 87 B FF 88 4-1 13 2B 19 G3 BB	B SI 89 F SI 89 B SI 90 F SI 90 F FF 91 X SI 91 2-2 ③ G6-3			B FF 91 X CH 85 1-0 ① F8	4	2	2	0	1	0	1
13 Manny Machado, R (1, 5) OBP: 0.370, SLG: 0.521	B FF 87 B CH 81 F FF 87 1 SAFE X FF 87 2-1 10 G5-4-3 1-2 1B	C CU 78 X CH 83 0-1 ① F8			1 SAFE C FF 87 C CH 83 B FF 88 1 SAFE 1 SAFE F FF 88 B CU 82 X CH 83 2-2 19 G3 1-3 2B		B SL 79 F FF 89 B SI 91 S SL 81 X FF 91 2-2 1B		X FF 92 0-0 ② P6	5	0	3	0	0	0	0
10 Adam Jones, R (1, 8) OBP: 0.353, SLG: 0.503	B FF 87 B FF 88 F FF 88 X CU 80 2-1 ① ② G5-4-3 1-2f 2-3	B CH 81 F CH 83 B FF 87 X CU 80 2-1 HR			I IN 64 I IN 66 I IN 66 I IN 65 4-0 19 G3 IBB		S SL 78 S SL 80 S SL 82 0-3 ① K		X SL 85 0-0 ③ G2-3	4	1	1	1	1	1	3
19 Chris Davis, L (1, 3) OBP: 0.405, SLG: 0.664	T CU 82 D CU 82 B FF 88 B FF 88 X CU 82 3-1 3-H HR	C FF 88 F FF 87 B FF 88 X CU 82 1-2 ② L9			X FF 87 0-0 ② G3 1-2 2-3 3-H		C SI 90 F SI 90 B FF 91 F SI 91 F FF 92 F SI 90 B SL 79 F SL 80 C SI 91 2-3 ② K			4	1	1	3	0	1	3
32 Matt Wieters, S (1, 10) OBP: 0.305, SLG: 0.416	F FF 89 C FF 88 X CU 82 0-2 ③ F8	C FF 88 X CH 85 0-1 ③ F8			X CH 81 0-0 ③ G6-3		B SL 78 X SI 90 1-0 ③ G4-3			4	0	0	0	0	0	3
28 Steve Pearce, R (1, 7) OBP: 0.349, SLG: 0.459 9 Nate McLouth, L (6, 7) OBP: 0.375, SLG: 0.437		C FF 87 C CH 80 B CH 83 X FF 87 1-2 ① G6-3		B FF 85 B CH 81 C FF 87 F CH 83 F CH 83 B FF 87 F CH 82 X FF 87 3-2 ① F9		B CH 80 C FF 86 B CU 79 F FF 86 X CH 82 2-2 HR		B SI 88 F FF 89 B SI 91 X FF 90 2-1 ① F7		3 1	1 0	1 0	1 0	0 0	0 0	0 0
2 J.J. Hardy, R (1, 6) OBP: 0.258, SLG: 0.381		B FF 88 X FF 88 1-0 12 G2-3 48 1B 1B		X FF 87 0-0 ② G4-3		C CU 79 X FF 87 0-1 ① F9		C SI 90 X SL 81 0-1 12 FC4-6 1B		4	1	2	0	0	0	0
12 Alexi Casilla, S (1, 4) OBP: 0.244, SLG: 0.256		C FF 87 1 SAFE F CU 79 X FF 87 0-2 ② G2-3 1-2		C FF 87 S CU 81 F CU 82 F FF 88 X CU 81 0-2 ③ G6-3		F CU 78 B FF 86 C FF 87 F CU 81 X FF 87 1-2 ② G6-3		B SI 88 X SI 90 1-0 ② FC4-6 1-2f		4	0	0	0	0	0	2
48 Chris Snyder, R (1, 2) OBP: 0.333, SLG: 0.143		C CU 79 X FF 87 0-1 21 2B 2-H 1B			C CU 77 B CU 79 B FF 88 C FF 87 F CU 81 B FF 87 X FF 88 3-2 ① F9	B FF 87 B CU 79 B FF 87 C FF 86 B FF 87 4-1 BB		C SL 80 B FF 91 C SI 90 F SL 82 X FF 92 1-2 ③ G6-3		3	0	1	1	1	0	1
Inning Stats	R: 2 E: 0 K: 0 S: 11 H: 3 LOB: 0 BB: 0 P: 20	R: 1 E: 0 K: 0 S: 10 H: 3 LOB: 2 BB: 0 P: 13	R: 1 E: 0 K: 0 S: 9 H: 1 LOB: 0 BB: 0 P: 12	R: 0 E: 0 K: 0 S: 11 H: 0 LOB: 0 BB: 0 P: 14	R: 1 E: 0 K: 0 S: 11 H: 1 LOB: 2 BB: 2 P: 24	R: 1 E: 0 K: 0 S: 14 H: 1 LOB: 1 BB: 1 P: 23	R: 0 E: 0 K: 2 S: 14 H: 1 LOB: 1 BB: 0 P: 19	R: 0 E: 1 K: 0 S: 9 H: 1 LOB: 1 BB: 0 P: 13	R: 0 E: 0 K: 0 S: 3 H: 0 LOB: 0 BB: 0 P: 4	1B: 6 2B: 2 3B: 0 HR: 3	SF: 0 SAC: 0 DP: 1 HBP: 0		WP: 0 PB: 0 SB: 0 CS: 0	PA: 39			

PITCHER		IP	WLS	BF	H	R	ER	SO	BB	IBB	HBP	BLK	WP	HR	S	P	ERA	WHIP
58 Scott Diamond, L ERA: 4.08	(1, 1)	5.2	L	27	9	6	6	0	2	1	0	0	0	3	62	100	9.53	1.941
51 Anthony Swarzak, R ERA: 3.22	(6, 1)	2.1		9	2	0	0	2	0	0	0	0	0	0	27	38	0.00	0.857
57 Ryan Pressly, R ERA: 1.62	(9, 1)	1.0		3	0	0	0	0	0	0	0	0	0	0	3	4	0.00	0.000

PITCHER	IP	WLS	BF	H	R	ER	SO	BB	IBB	HBP	BLK	WP	HR	S	P	ERA	WHIP

TOP

Baltimore Orioles @ Minnesota Twins

Target Field, Minneapolis, MN

Sun May 12 2013, 1:13 PM - 4:07 PM CDT

Att. 34,320 - Sunny - 52 F

livebaseballscorecards.com

AB	36
R	6
H	11
RBI	6
BB	3
SO	2
LOB	13

Baltimore Orioles @ Minnesota Twins

Target Field, Minneapolis, MN

Sun May 12 2013, 1:13 PM - 4:07 PM CDT

Att. 34,320 - Sunny - 52 F

livebaseballscorecards.com

Batter	1	2	3	4	5	6	7	8	9	AB	R	H	RBI	BB	SO	LOB
2 Brian Dozier, R (1, 4) OBP: 0.270, SLG: 0.311	B SI 90 C FF 91 B FF 90 B FF 90 C FF 90 F FF 90 F FF 89 X FF 91 3-2 7 CS 1B		B CU 70 B FF 91 C FF 91 B FF 91 C FF 92 F FF 92 X FF 91 3-2 ③ P4 1-2			C FF 94 C CU 78 S FF 96 0-3 ① K		C SI 84 X SI 84 0-1 ① G4-3		4	0	1	0	0	1	1
7 Joe Mauer, L (1, 10) OBP: 0.418, SLG: 0.496	B FF 92 B FF 91 B FF 90 C FF 91 C FF 90 S FF 91 3-3 ①② K 1-2			C FF 92 F SI 90 X FF 93 0-2 1B		C FF 95 B CH 85 B SI 97 B FF 96 X FF 94 3-1 2B		B SI 85 B SI 85 C SL 78 B SI 86 B SI 85 4-1 16 1B BB		3	0	2	0	1	1	1
16 Josh Willingham, R (1, 7) OBP: 0.388, SLG: 0.430	C CH 82 F FF 93 T FF 92 0-2 ③ K			X FF 92 0-0 ① P4		C FF 96 S FC 88 B FF 96 B FC 87 X FF 96 2-2 ② P4		B SI 84 C SL 79 X SL 78 1-1 9 FC5-4 1-2 1B		4	0	1	0	0	1	2
33 Justin Morneau, L (1, 3) OBP: 0.331, SLG: 0.392		B FF 90 B SL 81 S FF 90 F FF 90 F SI 88 B SI 89 F FF 90 X SL 80 3-2 ① 1B		F SI 88 S FF 92 B FF 91 C FF 92 1-3 ② K		F SI 95 H FC 91 1-1 HBP		F FF 91 F FF 91 T FF 92 0-2 ② K		3	0	1	0	0	2	3
9 Ryan Doumit, S (1, 2) OBP: 0.284, SLG: 0.379		C FF 92 X CH 83 0-1 ② G5-3		X FF 91 0-0 ③ F7		B CU 78 B FF 95 F FF 94 F SI 94 F FF 97 F FC 89 F FF 95 X FF 96 2-2 ③ F8		C SL 88 F FF 92 X SL 87 0-2 ③ FC5-4 1-2f		4	0	0	0	0	0	5
24 Trevor Plouffe, R (1, 5) OBP: 0.315, SLG: 0.422		B CH 81 X FF 91 1-0 ③ F9			C FF 91 L CH 82 X FF 92 0-2 27 G4-3 1B		C SL 78 C SL 77 S FF 85 0-3 ① K		B SI 94 C SI 95 F SL 80 B SL 82 B SI 95 C SL 81 3-3 ① K	4	0	1	0	0	2	0
27 Chris Parmelee, L (1, 9) OBP: 0.301, SLG: 0.337			B FF 92 C CU 71 X SL 80 1-1 ① G3		B FF 92 C FF 91 1 SAFE D SL 83 S FF 91 F FF 92 X SL 81 2-2 ① G4-3 1-2		C SL 79 T SL 78 X FF 87 0-2 2B		B SI 96 C SI 95 X SL 82 1-1 ② P6	4	0	1	0	0	0	1
22 Wilkin Ramirez, R (1, 8) OBP: 0.297, SLG: 0.343			B FF 92 B SL 81 X FF 91 2-0 2 WP 1B		S SL 82 S SL 77 F SL 80 F FF 92 X SL 81 0-2 ② L5		C SL 79 S SI 84 F SL 79 X FF 86 0-2 ② F9		C SL 81 F SI 95 S SL 83 0-3 ③ K	4	0	1	0	0	1	2
5 Eduardo Escobar, S (1, 6) OBP: 0.339, SLG: 0.434			F FF 92 D SL 83 X CH 81 1-1 ② L8		D CU 70 B SI 89 B SI 89 C SI 89 X SI 89 3-1 ③ G6-3		C SL 80 B SI 85 B SL 79 C SL 79 F SL 78 X SL 79 2-2 ③ G4-3			3	0	0	0	0	0	3

Inning Stats	1	2	3	4	5	6	7	8	9
	R: 0 E: 0 K: 2 S: 11 H: 1 LOB: 0 BB: 0 P: 17	R: 0 E: 0 K: 0 S: 8 H: 1 LOB: 0 BB: 0 P: 12	R: 0 E: 0 K: 0 S: 9 H: 1 LOB: 1 BB: 0 P: 16	R: 0 E: 0 K: 1 S: 8 H: 1 LOB: 1 BB: 0 P: 9	R: 0 E: 0 K: 0 S: 14 H: 1 LOB: 1 BB: 0 P: 19	R: 0 E: 0 K: 1 S: 15 H: 1 LOB: 2 BB: 0 P: 23	R: 0 E: 0 K: 1 S: 14 H: 1 LOB: 1 BB: 0 P: 16	R: 0 E: 0 K: 1 S: 11 H: 1 LOB: 2 BB: 1 P: 16	R: 0 E: 0 K: 2 S: 8 H: 0 LOB: 0 BB: 0 P: 12

	AB	33
	R	0
	H	8
	RBI	0
	BB	1
	SO	8
	LOB	18

	1B: 6	SF: 0	WP: 1	PA: 35
	2B: 3	SAC: 0	PB: 0	
	3B: 0	DP: 1	SB: 0	
	HR: 0	HBP: 1	CS: 1	

PITCHER		IP	WLS	BF	H	R	ER	SO	BB	IBB	HBP	BLK	WP	HR	S	P	ERA	WHIP
16 Wei-Yin Chen, L ERA: 3.04	(1, 1)	5.0	W	18	5	0	0	3	0	0	0	0	1	0	50	73	0.00	1.000
29 Tommy Hunter, R ERA: 1.4	(6, 1)	1.0		5	1	0	0	1	0	0	1	0	0	0	15	23	0.00	1.000
56 Darren O'Day, R ERA: 1.47	(7, 1)	1.1		7	2	0	0	1	1	0	0	0	0	0	19	26	0.00	2.250
17 Brian Matusz, L ERA: 3.0	(8, 1)	0.2		2	0	0	0	1	0	0	0	0	0	0	6	6	0.00	0.000
47 Pedro Strop, R ERA: 4.5	(9, 1)	1.0		3	0	0	0	2	0	0	0	0	0	0	8	12	0.00	0.000

PITCHER		IP	WLS	BF	H	R	ER	SO	BB	IBB	HBP	BLK	WP	HR	S	P	ERA	WHIP

San Diego Padres @ Baltimore Orioles

Oriole Park at Camden Yards, Baltimore, MD

Tue May 14 2013, 7:09 PM - 9:55 PM EDT

Att. 19,096 - Cloudy - 61 F

TOP

livebaseballscorecards.com

Batter	1	2	3	4	5	6	7	8	9	AB	R	H	RBI	BB	SO	LOB
2 Everth Cabrera, S (1, 6) OBP: 0.323, SLG: 0.345	C FF 88 S FF 89 F KC 75 F FF 91 F FF 90 B KC 76 X KC 77 1-2 G6-3 ①	C KC 77 D KC 77 C FF 91 F FF 92 S FF 93 1-3 K ③			L FF 89 C KC 76 B KC 78 B FF 91 X SL 86 2-2 G6-3 ①			C FF 91 C CU 77 B FF 92 B FF 92 F SL 85 F CH 85 C FF 93 2-3 K ①	C CU 80 X SI 93 0-1 1B ③ 1-3 2-H	5	0	1	1	0	2	3
25 Will Venable, L (1, 9) OBP: 0.327, SLG: 0.442 15 Jesus Guzman, R (8, PH) OBP: 0.292, SLG: 0.322 5 Alexi Amarista, L (8, 8) OBP: 0.263, SLG: 0.384	C KC 75 S FF 90 F FF 91 B FF 92 F FF 92 T CH 83 T FF 92 1-2 K ②		B FF 91 S FF 90 B CH 82 F CH 83 B FF 92 F FC 91 F FF 91 B FC 92 4-2 G4-6-3 BB		X FC 91 0-0 G3-1 ②			C SL 79 C FF 86 B SL 79 F SL 79 S FF 86 1-3 K ②		2	0	0	0	1	1	0
										1	0	0	0	0	1	0
										0	0	0	0	0	0	0
Chase Headley, S (1, 5) OBP: 0.379, SLG: 0.500	C KC 76 F FF 91 F KC 77 B FF 92 B CH 82 X CH 83 2-2 F9 ③		C FF 91 C FF 91 B FF 92 1 SAFE X SL 87 1-2 G4-6-3 ①② 1-2f		C FF 90 B KC 76 B KC 78 F CH 82 S FC 92 2-3 K ③			H SL 79 1-0 HBP		3	0	0	0	0	1	1
18 Carlos Quentin, R (1, 7) OBP: 0.305, SLG: 0.397		F FF 90 X SL 85 0-1 HR	F FF 93 F FF 94 B FF 91 B FF 93 F FF 93 X CH 83 2-2 P5 ③			B KC 75 X FC 91 1-0 F8 ①		X SL 78 0-0 F7 ③		4	1	1	1	0	0	1
23 Yonder Alonso, L (1, 3) OBP: 0.329, SLG: 0.407		C KC 75 B FC 90 B FF 90 F FF 91 X KC 77 2-2 G6-3 ①		B KC 76 C CH 83 F FC 91 X FF 91 1-2 G3 ①		X CH 82 0-0 L9 ②			X SI 93 0-0 9 G6-4-3 14 1B 13 1B 1B	4	1	1	0	0	0	0
14 Mark Kotsay, L (1, 10) OBP: 0.389, SLG: 0.364 88 Kyle Blanks, R (9, PR) OBP: 0.379, SLG: 0.362 (9, 10)		B FF 91 C CH 82 B FF 90 X FF 91 2-1 F7 ②		X CH 82 0-0 9 BB 1B		C FC 91 F FC 92 C KC 78 0-3 K ③			X SI 92 0-0 9 G6-4-3 1B 1-2	4	0	2	0	0	1	0
										0	0	0	0	0	0	0
9 Jedd Gyorko, R (1, 4) OBP: 0.315, SLG: 0.386		X FF 92 0-0 13 1B 1B		F FF 91 F FF 89 B SL 87 B FF 93 D KC 78 B SL 87 4-2 4 FC5-4 BB 1-2			C KC 74 B SL 86 F CH 82 T FF 93 1-2 K ①		F SI 94 X SI 93 0-1 G6-4-3 ①② 1-2f 2-3	3	0	1	0	1	1	2
13 Chris Denorfia, R (1, 8) OBP: 0.352, SLG: 0.410 (8, 9)		B FF 91 C FF 91 X FF 91 1-1 4 HBP 1-3 1B		F SL 86 B FF 93 S FF 92 F FF 93 F KC 77 S SL 86 1-3 K ②			B FC 93 S CH 82 F FC 91 X FF 93 1-2 F9 ②		B SI 94 B SI 94 F SI 94 X SI 94 2-1 4 HBP 2 1B 1B 3-H	4	1	2	1	0	1	2
4 Nick Hundley, R (1, 2) OBP: 0.314, SLG: 0.426		B FF 92 D SL 87 F FF 92 B FF 91 H FF 91 4-1 HBP 1-2		B SL 87 X FF 91 1-0 FC5-4 ③ 1-2f			B FF 93 F FF 92 B SL 86 F CH 82 S FF 93 2-3 K ③		1 SAFE S FF 93 F SI 93 1 SAFE H SI 93 1-2 2 1B HBP 1-2	2	0	0	0	0	1	2
Inning Stats	R: 0 H: 0 E: 0 LOB: 0 K: 1 BB: 0 S: 16 P: 20	R: 1 H: 3 E: 0 LOB: 3 K: 1 BB: 0 S: 15 P: 25	R: 0 H: 0 E: 0 LOB: 0 K: 0 BB: 1 S: 11 P: 18	R: 0 H: 1 E: 0 LOB: 2 K: 1 BB: 1 S: 12 P: 19	R: 0 H: 0 E: 0 LOB: 0 K: 1 BB: 0 S: 7 P: 11	R: 0 H: 0 E: 0 LOB: 0 K: 1 BB: 0 S: 5 P: 6	R: 0 H: 0 E: 0 LOB: 0 K: 2 BB: 0 S: 9 P: 13	R: 0 H: 0 E: 0 LOB: 1 K: 2 BB: 0 S: 10 P: 14	R: 2 H: 4 E: 0 LOB: 2 K: 0 BB: 0 S: 10 P: 13	1B: 7 SF: 0 2B: 0 SAC: 0 3B: 0 DP: 2 HR: 1 HBP: 3					WP: 0 PA: 37 PB: 0 SB: 0 CS: 0	

	AB	32
	R	3
	H	8
	RBI	3
	BB	2
	SO	9
	LOB	11

PITCHER		IP	WLS	BF	H	R	ER	SO	BB	IBB	HBP	BLK	WP	HR	S	P	ERA	WHIP
30 Chris Tillman, R ERA: 3.4	(1, 1)	7.0		27	4	1	1	7	2	0	1	0	0	1	75	112	1.29	0.857
17 Brian Matusz, L ERA: 2.93	(8, 1)	0.1		1	0	0	0	1	0	0	0	0	0	0	5	7	0.00	0.000
56 Darren O'Day, R ERA: 1.42	(8, 1)	0.2		3	0	0	0	1	0	0	1	0	0	0	5	7	0.00	0.000
43 Jim Johnson, R ERA: 1.8	(9, 1)	1.0	L	6	4	2	2	0	0	0	1	0	0	0	10	13	18.00	4.000

PITCHER	IP	WLS	BF	H	R	ER	SO	BB	IBB	HBP	BLK	WP	HR	S	P	ERA	WHIP

BOTTOM

San Diego Padres @ Baltimore Orioles

Oriole Park at Camden Yards, Baltimore, MD

Tue May 14 2013, 7:09 PM - 9:55 PM EDT

Att. 19,096 - Cloudy - 61 F

livebaseballscorecards.com

Batter	1	2	3	4	5	6	7	8	9	AB	R	H	RBI	BB	SO	LOB
9 Nate McLouth, L (1, 7) OBP: 0.364, SLG: 0.423	C FF 93 X CH 85 0-1 ① G4-3		C FF 93 X CH 83 0-1 ② F8			B CU 77 F SI 92 X CH 84 1-1 ① F9		1 SAFE B FF 85 B FF 86 B FF 85 C FF 86 S FF 86 S FF 87 3-3 ② K 1-2		4	0	0	0	0	1	1
13 Manny Machado, R (1, 5) OBP: 0.367, SLG: 0.515	C FF 93 B SL 83 C SL 81 X SI 94 1-2 21 CS 1B		B SI 94 X SL 81 1-0 ③ G5-3			B SL 82 C SL 82 F FF 93 X SL 80 1-2 ② G5-3		B SL 82 B SI 89 S SL 82 B SL 82 C SL 82 X SI 88 3-2 ③ G1		4	0	1	0	0	0	2
21 Nick Markakis, L (1, 9) OBP: 0.337, SLG: 0.381	F SI 93 1 SAFE B CH 86 B FF 95 X SI 94 2-1 ②③ G6-3 1-2			B CH 84 X CH 84 1-0 ① P6		B CU 79 C SL 79 X FF 96 1-1 ③ G6-3			C SI 88 C CH 79 B SL 83 X CH 80 1-2 ① G4-3	4	0	0	0	0	0	1
10 Adam Jones, R (1, 8) OBP: 0.351, SLG: 0.494		B SL 80 S CU 78 B FF 94 X CH 85 2-1 ① G5-3		C CH 85 C FF 95 B SL 82 H FF 93 2-2 HBP			B FF 92 X CH 84 1-0 ① F8		X SL 83 0-0 ② G6-3	3	0	0	0	0	0	0
19 Chris Davis, L (1, 3) OBP: 0.408, SLG: 0.664 36 Chris Dickerson, L (9, PR) OBP: 0.364, SLG: 0.429		B SL 80 C CH 85 B FF 93 X CU 78 2-1 2B		1 SAFE 1 SAFE F CH 84 1 SAFE 1 SAFE S FF 94 1 SAFE S FF 95 0-3 ② K			C SL 81 X SL 81 0-1 ② G4-3		B CH 80 B CH 81 S SI 90 F SL 83 F CH 82 B CH 82 F SI 90 F SI 90 B CH 83 4-2 BB	3 0	0 0	1 0	0 0	1 0	1 0	1 0
32 Matt Wieters, S (1, 2) OBP: 0.297, SLG: 0.403		C SI 94 C FF 95 B FF 96 S SL 84 1-3 ② K		1 SAFE S CH 86 1 SAFE F CH 85 B FF 97 F SL 82 B CH 86 1 SAFE T FF 96 2-2 ③ K			S CH 85 B FF 95 X SL 82 1-1 ③ G4-3		B SI 88 S SL 83 C CH 83 F SL 82 F SL 82 B CH 82 S SI 91 2-3 ③ K	4	0	0	0	0	3	3
2 J.J. Hardy, R (1, 6) OBP: 0.259, SLG: 0.380		X CH 85 0-0 ③ G5-3			C FF 92 B SL 80 F SL 80 X SL 81 1-2 3 L3 1B			B CH 85 C CH 82 C FF 93 B FF 94 B CH 84 X FF 94 3-2 ① F9		3	0	1	0	0	0	1
3 Ryan Flaherty, L (1, 4) OBP: 0.237, SLG: 0.244 12 Alexi Casilla, S (8, PR) OBP: 0.244, SLG: 0.256 (9, 4)			S CH 89 B CH 83 X SI 93 1-1 HR	B CH 85 S CH 85 1 SAFE B FF 95 X CH 86 2-1 ①② L3 1-1				B CH 84 B SL 80 B CH 85 C FF 94 B CH 84 4-1 28 E 28 S 28 1B BB		2 0	1 1	1 0	1 0	1 0	0 0	1 0
28 Steve Pearce, R (1, 10) OBP: 0.348, SLG: 0.450			C SL 82 B FF 94 X FF 93 1-1 ① F8	B FF 94 B CH 84 C CH 85 X FF 94 2-1 ③ F9				1 SAFE 1 SAFE B SI 93 1 SAFE D CH 84 C SI 94 X CH 84 2-1 9 S 1-H 1B		3	0	1	1	0	0	0
Inning Stats	R: 0 H: 1 E: 0 LOB: 0 K: 0 BB: 0 S: 7 P: 10	R: 0 H: 1 E: 0 LOB: 1 K: 1 BB: 0 S: 8 P: 13	R: 1 H: 1 E: 0 LOB: 0 K: 0 BB: 0 S: 7 P: 10	R: 0 H: 0 E: 0 LOB: 1 K: 2 BB: 0 S: 10 P: 15	R: 0 H: 1 E: 0 LOB: 0 K: 0 BB: 0 S: 7 P: 12	R: 0 H: 0 E: 0 LOB: 0 K: 0 BB: 0 S: 7 P: 10	R: 0 H: 0 E: 0 LOB: 0 K: 0 BB: 0 S: 5 P: 7	R: 1 H: 1 E: 0 LOB: 2 K: 1 BB: 1 S: 12 P: 27	R: 0 H: 0 E: 0 LOB: 1 K: 1 BB: 1 S: 14 P: 21	1B: 3 SF: 0 2B: 2 SAC: 0 3B: 0 DP: 1 HR: 1 HBP: 1						WP: 0 PA: 33 PB: 0 SB: 2 CS: 1

	AB	30
	R	2
	H	5
	RBI	2
	BB	2
	SO	5
	LOB	10

PITCHER	IP	WLS	BF	H	R	ER	SO	BB	IBB	HBP	BLK	WP	HR	S	P	ERA	WHIP
34 Andrew Cashner, R (1, 1) ERA: 2.84	7.1		27	5	2	1	3	1	0	1	0	0	1	57	92	1.23	0.818
54 Joe Thatcher, L (8, 1) ERA: 1.64	0.1		1	0	0	0	1	0	0	0	0	0	0	3	6	0.00	0.000
57 Luke Gregerson, R (8, 1) ERA: 1.0	0.1	W	1	0	0	0	0	0	0	0	0	0	0	3	6	0.00	0.000
16 Huston Street, R (9, 1) ERA: 4.6	1.0	S	4	0	0	0	1	1	0	0	0	0	0	14	21	0.00	1.000

PITCHER	IP	WLS	BF	H	R	ER	SO	BB	IBB	HBP	BLK	WP	HR	S	P	ERA	WHIP

San Diego Padres @ Baltimore Orioles

Oriole Park at Camden Yards, Baltimore, MD

Wed May 15 2013, 12:38 PM - 3:50 PM EDT

Att. 32,418 - Overcast - 66 F

TOP

livebaseballscorecards.com

Batter	1	2	3	4	5	6	7	8	9	AB	R	H	RBI	BB	SO	LOB
2 Everth Cabrera, S (1, 6) OBP: 0.341, SLG: 0.359	X SI 86 0-0 G4-3	C CU 72 B SI 88 B FF 87 F SL 82 X SI 88 2-2 25 S 1-3 1B		B CU 72 B CU 70 B SL 78 C SI 87 B CU 71 4-1 25 2B BB		X SI 87 0-0 WP 25 G3 18 1B 1B	B CH 85 F FF 95 X SI 96 1-1 25 CS 1B		C SL 82 X SI 96 0-1 1-3 2-H 1B	5	1	4	1	1	0	0
25 Will Venable, L (1, 9) OBP: 0.330, SLG: 0.450	C FF 87 B SI 86 S FS 76 B FS 77 X FS 80 2-2 BB 1B	B SI 88 B FF 88 F FS 79 C CU 73 F SI 88 X FS 80 2-2 G4-3 1-2		G SI 87 B SI 86 S SI 86 B SI 87 X SL 78 2-2 1-3 2-H 2B		1 SAFE 1 SAFE B SI 87 C SI 88 X SI 87 1-1 G3 1-2	B FF 95 B FF 95 1 SAFE F FF 96 S FF 96 2-2 CS 1-2	F SL 81 X SI 91 0-1 G4-3		5	0	2	1	0	0	3
Chase Headley, S (1, 5) OBP: 0.389, SLG: 0.495	B FF 87 B SI 87 F SL 80 1 SAFE F SI 86 B FS 76 B SL 80 4-2 18 G5-4-3 1-2 BB	B CU 70 S CU 73 B FS 79 F SI 86 B SI 87 X CU 74 3-2 G3-1	B CH 82 F SI 87 B SI 88 B CH 82 X CH 82 3-1 G6-3		B SL 79 B SI 86 I IN 68 I IN 70 4-0 18 1B 2-3 IBB		B SL 80 F SI 89 X CH 85 1-1 1B		3	0	1	0	2	0	2
18 Carlos Quentin, R (1, 10) OBP: 0.300, SLG: 0.386	X SI 88 0-0 G5-4-3 1-2f	F SI 87 B FS 82 B FF 88 C SL 80 X FS 79 2-2 G5-3			F SI 86 B SI 86 S CH 81 X CH 81 1-2 L6	B FF 96 S FF 96 F FF 95 X FF 97 1-2 23 FC5-4 1-3 3-H 1B		F SI 89 F SI 89 F SI 89 S CH 85 0-3 K		5	0	1	1	0	1	3
23 Yonder Alonso, L (1, 3) OBP: 0.325, SLG: 0.400		X SI 86 0-0 P4	C SL 78 B SI 88 B SI 87 F CU 74 F FS 80 X SL 80 2-2 G4-3		X SL 77 0-0 88 FC4 9 1B 1B	F FF 95 B FF 95 B FC 91 F FF 96 X SI 95 2-2 FC5-4 1-2f		F SI 89 B SI 90 B SI 89 X SI 88 2-1 G3		5	0	1	0	0	0	3
9 Jedd Gyorko, R (1, 4) OBP: 0.325, SLG: 0.394		C FF 87 S SL 80 B SL 78 B SI 88 B CU 71 X SI 88 3-2 5 2B 8 1B 1B	S CU 70 B SI 86 B SL 81 X SL 79 2-1 G5-3	B SI 87 B CH 81 B SI 86 X SI 87 3-0 88 FC4 1-2 1B		S FC 90 S FF 95 S FF 96 0-3 K		C SL 80 B SL 83 X SI 95 1-1 8 BB 2 1B 1B	5	2	3	0	0	1	0
88 Kyle Blanks, R (1, 7) OBP: 0.365, SLG: 0.404		C SI 87 F FF 88 B SI 89 C SL 80 1-3 K	X SI 87 0-0 HR	S SI 88 S SI 86 B SI 87 X SI 85 1-2 FC4 1-2f 2-3		B FF 96 X CU 80 1-0 E1 5 HR		B SI 95 B FF 95 B SI 94 C FF 95 F SI 95 X SL 81 3-2 P3	5	2	1	1	0	1	4
5 Alexi Amarista, L (1, 8) OBP: 0.284, SLG: 0.462		X SI 87 0-0 8 1B 1-3 2B	C CU 73 B SL 79 B FS 77 F CU 74 F FS 80 X CU 75 2-2 25 2B 2B	X SI 88 0-0 G4-3		F FF 94 X CH 86 0-1 1-H HR		F SI 96 S SI 95 D SL 83 F SL 86 F SI 96 F SL 82 F FF 97 1 SAFE S SL 83 1-3 K	5	3	3	2	0	1	3
8 John Baker, L (1, 2) OBP: 0.257, SLG: 0.133		C SL 78 B SL 79 B SI 88 X FS 79 2-1 2 1B 2-H 3-H 1B	F SI 88 X SI 87 0-1 F8		C SL 78 C SI 86 C SL 78 0-3 K	C CU 78 F FF 96 B FF 96 C FF 95 1-3 K		B SI 96 B SI 95 F SI 95 1 SAFE 1 SAFE B SI 96 B SL 82 4-1 2 1B 1-2 BB	4	0	1	2	1	2	1

Inning Stats										
	R: 0 E: 0 K: 0 S: 7	H: 1 LOB: 1 BB: 1 P: 13	R: 2 E: 0 K: 1 S: 17	H: 4 LOB: 2 BB: 0 P: 27	R: 0 E: 0 K: 0 S: 10	H: 0 LOB: 0 BB: 0 P: 17	R: 2 E: 0 K: 0 S: 15	H: 3 LOB: 2 BB: 1 P: 28	R: 0 E: 0 K: 0 S: 9	H: 2 LOB: 2 BB: 0 P: 14
	R: 1 E: 0 K: 1 S: 12	H: 2 LOB: 0 BB: 0 P: 18	R: 2 E: 1 K: 2 S: 13	H: 2 LOB: 1 BB: 0 P: 13	R: 0 E: 0 K: 1 S: 10	H: 1 LOB: 1 BB: 0 P: 13	R: 1 E: 0 K: 1 S: 15	H: 2 LOB: 2 BB: 1 P: 24	1B: 12 2B: 3 3B: 0 HR: 2	SF: 0 SAC: 0 DP: 1 HBP: 0	WP: 1 PB: 0 SB: 1 CS: 1	PA: 47

	AB	42
	R	8
	H	17
	RBI	8
	BB	4
	SO	6
	LOB	19

PITCHER		IP	WLS	BF	H	R	ER	SO	BB	IBB	HBP	BLK	WP	HR	S	P	ERA	WHIP
38 Freddy Garcia, R ERA: 5.51	(1, 1)	3.2	L	19	7	4	4	1	2	0	0	0	0	1	44	75	9.82	2.455
66 T.J. McFarland, L ERA: 2.95	(4, 1)	2.0		11	4	1	1	1	0	1	0	0	1	0	20	35	4.50	2.000
29 Tommy Hunter, R ERA: 1.74	(6, 1)	1.1		7	3	2	1	2	0	0	0	0	0	1	19	27	6.75	2.250
40 Troy Patton, L ERA: 3.18	(8, 1)	1.0		4	1	0	0	1	0	0	0	0	0	0	10	13	0.00	1.000
47 Pedro Strop, R ERA: 4.8	(9, 1)	1.0		5	2	1	1	1	1	0	0	0	0	0	15	24	9.00	3.000

PITCHER	IP	WLS	BF	H	R	ER	SO	BB	IBB	HBP	BLK	WP	HR	S	P	ERA	WHIP

BOTTOM

San Diego Padres @ Baltimore Orioles
Oriole Park at Camden Yards, Baltimore, MD
Wed May 15 2013, 12:38 PM - 3:50 PM EDT
Att. 32,418 - Overcast - 66 F

livebaseballscorecards.com

Batter	1	2	3	4	5	6	7	8	9	AB	R	H	RBI	BB	SO	LOB
9 Nate McLouth, L (1, 7) OBP: 0.359, SLG: 0.409	B SI 86 C SI 87 B SL 79 X SI 87 2-1 L6 ①	C SI 87 F SL 80 D CH 76 F SI 87 D CH 76 B CH 75 F CH 75 1 SAFE B CH 74 4-2 13 G4-6-3 BB 1-2			B SL 81 F SL 79 B SL 80 X SI 87 2-1 L8 ①		B SL 77 C FF 86 B SL 78 F FF 86 C SL 78 2-3 K ①		C SI 89 X CH 83 0-1 G4-3 ①	4	0	0	0	1	1	0
13 Manny Machado, R (1, 5) OBP: 0.379, SLG: 0.541	C SI 88 C SL 80 X SL 81 0-2 10 1B 1B	X SI 87 0-0 G4-6-3 ② ③ 1-2f			B SI 86 X SI 87 1-0 2B		C FF 87 B SL 78 C FF 87 X SL 79 1-2 10 1B 2B		B FF 91 C FF 90 X SL 84 1-1 21 2B 2B	5	2	4	0	0	0	2
21 Nick Markakis, L (1, 9) OBP: 0.339, SLG: 0.388	C SI 87 F SI 87 S CH 75 0-3 K ②	X 0-0 F7 ①			C SI 88 B SL 80 X SI 87 1-1 10 G6-4-3 1B		C FF 86 B FF 85 X SL 79 1-1 F8 ②		C FF 91 X CH 85 0-1 10 G2-3 2-H 2B	5	0	2	1	0	1	2
10 Adam Jones, R (1, 8) OBP: 0.352, SLG: 0.491	B SI 88 X SI 88 1-0 19 BB 1-3 1B	C SL 81 B SL 81 B SL 81 X SL 81 2-1 G6-3 ②			X SI 87 0-0 G6-4-3 ② ③ 1-2f		F SL 88 S SL 87 B SL 90 B FF 93 B SL 88 F SL 87 X SL 86 3-2 2-H 1B		C SI 90 F SL 82 B SI 90 X SL 83 1-2 G2-3 ② 2-3	5	0	2	1	0	0	3
19 Chris Davis, L (1, 3) OBP: 0.407, SLG: 0.659	D SI 88 F SL 81 B SL 82 D CH 74 B CH 76 4-1 1-2 BB	C SI 87 F SI 88 B SI 88 B CH 78 S CH 79 2-3 K2-3 ③				X SL 82 0-0 2B	X FF 94 0-0 F8 ③		B SI 89 B SI 89 C SI 88 S CH 80 B SI 90 X SI 89 3-2 F7 ③	4	0	1	0	1	1	2
32 Matt Wieters, S (1, 2) OBP: 0.309, SLG: 0.427	X CH 73 0-0 G6-3 ③			C SI 87 B SI 88 B SI 87 F SL 80 F SI 88 B SL 78 F CH 77 F CH 73 F CH 74 3-2 X CH 73 HR		C SI 88 B SI 86 B SI 88 B SL 80 B SI 88 4-1 BB		C SL 83 B FC 91 B CH 83 B FF 89 D FF 91 4-1 28 FC5-4 BB		2	1	1	1	2	0	3
2 J.J. Hardy, R (1, 6) OBP: 0.259, SLG: 0.396		B SI 86 B SI 87 X SI 88 2-0 HR		C SI 87 B SL 80 X SL 80 1-1 G5-3 ①		C FF 93 X FF 94 0-1 F9 ①		B SL 87 B FC 93 D FF 93 C FC 92 X FF 92 3-1 F8 ①		4	1	1	1	0	0	3
3 Ryan Flaherty, L (1, 4) OBP: 0.228, SLG: 0.233		C SL 80 B CH 80 B SL 79 X SI 88 2-1 L4 ①		C SI 87 C SL 81 B SI 88 F CH 78 B SI 88 S CH 76 2-3 K ②		C FF 93 B FF 94 F CH 85 F FF 93 D SL 80 S FF 92 2-3 K ②		M FF 92 S SL 87 F FF 92 S SL 88 0-3 K ②		4	0	0	0	0	3	3
28 Steve Pearce, R (1, 10) OBP: 0.340, SLG: 0.419		B SL 82 B SI 87 B SL 80 B SI 88 4-0 9 BB BB		X SI 88 0-0 G5-3 ③		D SL 82 F FF 93 B FF 94 X FF 93 2-1 P5 ③		X FF 93 0-0 FC5-4 ③ 1-2f		3	0	0	0	1	0	3
Inning Stats	R: 0 E: 0 K: 1 S: 11 H: 2 LOB: 3 BB: 1 P: 18	R: 1 E: 0 K: 0 S: 8 H: 1 LOB: 1 BB: 2 P: 20	R: 0 E: 0 K: 1 S: 6 H: 0 LOB: 0 BB: 0 P: 10	R: 1 E: 0 K: 1 S: 14 H: 1 LOB: 0 BB: 0 P: 20	R: 0 E: 0 K: 0 S: 6 H: 2 LOB: 1 BB: 0 P: 10	R: 0 E: 0 K: 1 S: 10 H: 1 LOB: 2 BB: 1 P: 18	R: 1 E: 0 K: 1 S: 13 H: 2 LOB: 1 BB: 0 P: 20	R: 0 E: 0 K: 1 S: 8 H: 0 LOB: 1 BB: 1 P: 15	R: 1 E: 0 K: 0 S: 12 H: 2 LOB: 1 BB: 0 P: 17	1B: 4 2B: 5 3B: 0 HR: 2 SF: 0 SAC: 0 DP: 2 HBP: 0				WP: 0 PB: 0 SB: 0 CS: 0 PA: 41		

	AB	36
	R	4
	H	11
	RBI	4
	BB	5
	SO	6
	LOB	21

PITCHER		IP	WLS	BF	H	R	ER	SO	BB	IBB	HBP	BLK	WP	HR	S	P	ERA	WHIP
21 Jason Marquis, R ERA: 3.49	(1, 1)	5.0	W	24	7	2	2	3	4	0	0	0	0	2	47	84	3.60	2.200
55 Dale Thayer, R ERA: 3.44	(6, 1)	1.0	H	3	0	0	0	1	0	0	0	0	0	0	8	12	0.00	0.000
54 Joe Thatcher, L ERA: 2.31	(7, 1)	0.2		3	1	1	1	1	0	0	0	0	0	0	8	12	13.50	1.500
45 Anthony Bass, R ERA: 2.7	(7, 1)	1.2		9	3	1	1	1	1	0	0	0	0	0	19	30	5.40	2.400
16 Huston Street, R ERA: 4.41	(9, 1)	0.2		2	0	0	0	0	0	0	0	0	0	0	6	10	0.00	0.000

PITCHER	IP	WLS	BF	H	R	ER	SO	BB	IBB	HBP	BLK	WP	HR	S	P	ERA	WHIP

Tampa Bay Rays @ Baltimore Orioles

Oriole Park at Camden Yards, Baltimore, MD

Fri May 17 2013, 7:08 PM - 10:26 PM EDT

Att. 38,061 - Clear - 77 F

TOP

livebaseballscorecards.com

Batter	1	2	3	4	5	6	7	8	9	AB	R	H	RBI	BB	SO	LOB
8 Desmond Jennings, R (1, 8) OBP: 0.310, SLG: 0.404	G5-3	K		K	E8				L9	6	0	2	2	0	2	2
20 Matt Joyce, L (1, 9) OBP: 0.311, SLG: 0.422	18 2B 3 SF9 1B		F9	G4-3	20 PB 2-H 3-H 1B	G3			G4-3	5	1	1	0	1	0	2
18 Ben Zobrist, S (1, 4) OBP: 0.345, SLG: 0.384	3 SF9 1-3 2B	3 1B 21 SF7 1B	G5-3	K	K	F7				5	1	2	0	0	1	2
3 Evan Longoria, R (1, 5) OBP: 0.401, SLG: 0.590	SF9 2-3 3-H	30 BB 2 HR 1-3 1B			K	21 1B 30 SF8 2B	21 G4-6-3 BB			3	2	2	1	1	1	0
21 James Loney, L (1, 3) OBP: 0.423, SLG: 0.540	G4-3	SF7 3-H			30 BB 2 1B 1B	2 2B 11 1B 2-3 1B	G4-6-3 1-2f			4	2	2	1	0	0	2
30 Luke Scott, L (1, 10) OBP: 0.442, SLG: 0.500		11 1B 1B	2 HR 1-2 BB		2 1B 11 2B 1-2 BB	SF8 3-H		K		2	2	1	1	2	1	0
2 Kelly Johnson, L (1, 7) OBP: 0.353, SLG: 0.483 5 Sam Fuld, L (9, 7) OBP: 0.277, SLG: 0.224	P2	1-H 2-H HR			1-3 2-H 1B	11 1B 1-3 2B		G4-3		5 0	2 0	3 0	4 0	0 0	0 0	1 0
59 Jose Lobaton, S (1, 2) OBP: 0.300, SLG: 0.394	K	2B			11 2B 8 E BB	K		P4		4	1	1	0	1	2	3
11 Yunel Escobar, R (1, 6) OBP: 0.279, SLG: 0.349	1-2 1B	F8			8 E 1-3 3-H 2B	8 1B 2-H 3-H 1B			G6-3	5	1	3	3	0	0	1

	AB	R	H	RBI	BB	SO	LOB
	39	12	17	12	5	7	13

Inning Stats	1	2	3	4	5	6	7	8	9
	R: 1 E: 0 K: 0 S: 14	H: 2 LOB: 1 BB: 0 P: 21	R: 0 E: 0 K: 2 S: 13	H: 2 LOB: 2 BB: 0 P: 23	R: 4 E: 0 K: 0 S: 16	H: 4 LOB: 1 BB: 1 P: 29	R: 0 E: 0 K: 1 S: 8	H: 0 LOB: 0 BB: 0 P: 13	R: 4 E: 1 K: 2 S: 17	H: 4 LOB: 2 BB: 3 P: 39	R: 3 E: 0 K: 1 S: 21	H: 5 LOB: 2 BB: 0 P: 30	R: 0 E: 0 K: 0 S: 6	H: 0 LOB: 0 BB: 1 P: 12	R: 0 E: 0 K: 1 S: 8	H: 0 LOB: 0 BB: 0 P: 16	R: 0 E: 0 K: 0 S: 6	H: 0 LOB: 0 BB: 0 P: 10

	1B	SF	WP	PA
	11	3	0	47
	2B	SAC	PB	
	5	0	1	
	3B	DP	SB	
	0	1	0	
	HR	HBP	CS	
	1	0	0	

PITCHER		IP	WLS	BF	H	R	ER	SO	BB	IBB	HBP	BLK	WP	HR	S	P	ERA	WHIP
39 Jason Hammel, R ERA: 5.72	(1, 1)	4.2	L	25	10	7	7	4	2	0	0	0	0	1	58	99	13.50	2.571
68 Alex Burnett, R ERA: 20.25	(5, 1)	0.1		6	3	3	3	1	2	0	0	0	0	0	11	28	81.00	15.000
40 Troy Patton, L ERA: 3.79	(6, 1)	2.0		10	4	2	2	1	1	0	0	0	0	0	26	40	9.00	2.500
17 Brian Matusz, L ERA: 2.76	(8, 1)	1.0		3	0	0	0	1	0	0	0	0	0	0	8	16	0.00	0.000
47 Pedro Strop, R ERA: 4.5	(9, 1)	1.0		3	0	0	0	0	0	0	0	0	0	0	6	10	0.00	0.000

PITCHER	IP	WLS	BF	H	R	ER	SO	BB	IBB	HBP	BLK	WP	HR	S	P	ERA	WHIP

BOTTOM

Tampa Bay Rays @ Baltimore Orioles

Oriole Park at Camden Yards, Baltimore, MD

Fri May 17 2013, 7:08 PM - 10:26 PM EDT

Att. 38,061 - Clear - 77 F

Batter	1	2	3	4	5	6	7	8	9	AB	R	H	RBI	BB	SO	LOB
9 Nate McLouth, L (1, 10) OBP: 0.360, SLG: 0.424	C FF 88 B CH 78 X CH 78 1-1 13 2B 19 1B 1B	B FF 89 X FF 89 1-0 ③ F7			C CU 74 C FF 90 S SI 91 0-3 ① K			X FF 88 0-0 13 G6-3 3B B FF 90 X CU 77 X FF 86 2-0 F7		5	2	2	0	0	1	2
13 Manny Machado, R (1, 5) OBP: 0.374, SLG: 0.537	C FF 89 B SI 89 X CU 74 1-1 19 1B 1-3 2B		B FF 89 B SI 89 C SI 90 F CH 80 S CH 78 2-3 ① K		X CH 80 0-0 ② G6-3 3-H			T CH 79 B SI 90 X CH 79 1-1 ① G6-3 3-H F CU 77 X FS 82 0-1 ① P4		5	1	1	2	0	1	0
21 Nick Markakis, L (1, 9) OBP: 0.335, SLG: 0.382	X FF 91 0-0 ① P6		C FF 89 F FF 88 B FF 90 X CU 77 1-2 ② G5-3		X FF 89 0-0 ③ P2			F CU 75 F FF 90 X FF 90 0-2 10 FC5-4 1B C FF 89 S FS 82 F FF 90 X FS 81 0-2 ② P5		5	0	1	0	0	0	2
10 Adam Jones, R (1, 8) OBP: 0.348, SLG: 0.483	S FF 89 F FF 91 B FF 90 S CH 80 1-3 ② K2-3		B FF 90 F CH 78 S CU 78 S CU 79 1-3 ③ K			C CU 74 F FF 90 X CU 78 0-2 32 L4-3 1B		B FF 89 X CU 76 1-0 ② FC5-4 19 2B 1-2f 32 1B B CU 79 L FS 81 B FS 84 T FF 91 F FF 91 B FS 84 X FF 92 3-2 ③ F8		5	1	1	0	0	2	3
19 Chris Davis, L (1, 3) OBP: 0.410, SLG: 0.662	C FF 90 B SI 90 D CU 78 X CU 77 2-1 2-H 3-H 1B			B CH 79 S CH 79 B FF 90 S CH 79 X CH 80 3-2 ① F7		C SI 89 B CH 79 X FF 89 1-1 ① P5		B SI 90 X CH 80 1-0 1-3 32 1B 2B		4	1	2	2	0	0	1
32 Matt Wieters, S (1, 2) OBP: 0.307, SLG: 0.422	C FF 88 B FF 89 X CH 80 1-1 ③ G6-3			X CU 73 0-0 ② G3		B FF 89 C FF 89 F FF 89 B FF 90 B FF 90 F FF 90 F FF 90 X CH 79 3-2 ②③ L4-3 1-1		X CU 76 0-0 2 1B 36 HR 2-H 3-H 1B		4	1	1	2	0	0	2
2 J.J. Hardy, R (1, 6) OBP: 0.271, SLG: 0.420		B FF 88 B CH 78 X FF 89 2-0 HR		C CU 74 B CH 78 B CH 77 F CH 79 F CU 77 B FF 90 B FF 90 4-2 BB			B FF 88 T FF 90 B CU 76 X FF 90 2-1 ① F8	C SL 86 X FF 93 0-1 36 HR 1-2 1B		3	2	2	1	1	0	0
36 Chris Dickerson, L (1, 7) OBP: 0.346, SLG: 0.520		X FF 88 0-0 ① F7		D CU 74 B CH 79 C FF 90 X FF 90 2-1 ③ G4-3			X SI 89 0-0 ② L4	B SL 86 C SL 82 X CH 88 1-1 1-H 2-H HR		4	1	1	3	0	0	1
54 Yamaico Navarro, R (1, 4) OBP: 0.500, SLG: 1.000		C FF 88 B CH 80 F CH 79 F FF 89 F CU 77 X CH 78 1-2 ② F7			C FF 89 B CU 76 X FF 89 1-1 13 G6-3 3B			B SI 90 X SI 90 1-0 ③ F8	C SL 82 B SL 84 C SL 88 F SL 82 F SL 87 B FF 95 B SL 86 X FF 90 3-2 1B	4	1	2	0	0	0	0
Inning Stats	R: 2 E: 0 K: 1 S: 12 H: 3 LOB: 1 BB: 0 P: 18	R: 1 E: 0 K: 0 S: 8 H: 1 LOB: 0 BB: 0 P: 12	R: 0 E: 0 K: 2 S: 9 H: 0 LOB: 0 BB: 0 P: 13	R: 0 E: 0 K: 0 S: 9 H: 0 LOB: 1 BB: 1 P: 18	R: 1 E: 0 K: 1 S: 7 H: 1 LOB: 0 BB: 0 P: 8	R: 0 E: 0 K: 0 S: 10 H: 1 LOB: 0 BB: 0 P: 14	R: 0 E: 0 K: 0 S: 4 H: 0 LOB: 0 BB: 0 P: 7	R: 6 E: 0 K: 0 S: 19 H: 7 LOB: 1 BB: 0 P: 28	R: 0 E: 0 K: 0 S: 10 H: 0 LOB: 0 BB: 0 P: 13	1B: 7 2B: 3 3B: 2 HR: 2 SF: 0 SAC: 0 DP: 1 HBP: 0						

livebaseballscorecards.com

AB	39
R	10
H	13
RBI	10
BB	1
SO	4
LOB	11

WP: 0 PB: 0 SB: 0 CS: 0 PA: 40

PITCHER		IP	WLS	BF	H	R	ER	SO	BB	IBB	HBP	BLK	WP	HR	S	P	ERA	WHIP
58 Jeremy Hellickson, R ERA: 5.82	(1, 1)	7.2	W	33	10	8	8	4	1	0	0	0	0	1	68	102	9.39	1.435
43 Kyle Farnsworth, R ERA: 8.38	(8, 1)	0.0		3	3	2	2	0	0	0	0	0	0	1	9	13	∞	∞
62 Joel Peralta, R ERA: 1.83	(8, 1)	1.1	S	4	0	0	0	0	0	0	0	0	0	0	11	16	0.00	0.000

PITCHER	IP	WLS	BF	H	R	ER	SO	BB	IBB	HBP	BLK	WP	HR	S	P	ERA	WHIP

Batter	1	2	3	4	5	6	7	8	9	AB	R	H	RBI	BB	SO	LOB
8 Desmond Jennings, R (1, 8) OBP: 0.306, SLG: 0.397	X FF 89 0-0 ① P6		C CH 84 F SI 90 T FF 90 0-2 ② K		B FF 89 B FF 88 X FF 88 2-0 ② P6		C FC 90 B FC 90 B FF 95 F FF 94 F FF 96 F FC 89 F CU 79 X FC 91 2-2 ② L6		B CU 82 B SI 93 C SI 94 C SI 94 X SI 94 2-2 20 2B 18 2B 1-2 2-3 1B	5	1	1	0	0	1	2
20 Matt Joyce, L (1, 9) OBP: 0.323, SLG: 0.474	C FF 87 B FF 88 F CH 82 X FF 90 1-2 ② G4-3		B CH 83 B CH 84 X CH 83 2-0 2-H HR		C FF 88 F FF 89 F FF 90 X FF 90 0-2 3 WP 2-H 2B		X CH 87 0-0 ③ G3-1		D CH 90 C SI 95 D CH 90 F FF 94 D CU 81 F CU 81 X SI 95 3-2 18 2B 1-3 2-H 3-H 2B	5	2	3	5	0	0	0
18 Ben Zobrist, S (1, 4) OBP: 0.352, SLG: 0.400	B FF 88 C FF 88 C FF 89 F CH 83 S CH 82 1-3 ③ K		C CH 82 B FF 88 X FF 88 1-1 2B		F FF 89 B FF 90 B FF 88 D CH 83 B SL 76 4-1 3 WP BB			F CH 86 B FF 93 X FF 94 1-1 ① F8	B SL 80 C SL 78 B SL 79 X FF 86 2-1 3 2B 30 BB 2-H 3-H 2B	4	1	2	2	1	1	0
3 Evan Longoria, R (1, 5) OBP: 0.396, SLG: 0.584		C FF 88 C CH 82 C SI 90 0-3 ① K	B SL 78 S CH 84 X FF 90 1-1 ③ F8		B CH 82 S CH 83 F CH 82 X FF 90 1-2 ③ G5-3 1-2 2-3			C FF 95 C FF 95 B FC 92 F FF 95 B CU 82 B FF 96 X FC 92 3-2 ② G6-3	B FF 86 C SL 79 B SI 85 X SL 78 2-1 30 BB 2 G1-2-3 2-3 2B	5	0	1	0	0	1	3
21 James Loney, L (1, 3) OBP: 0.415, SLG: 0.523		F FF 89 F FF 89 B CH 83 B CH 82 S CH 82 2-3 ② K		X FF 87 0-0 ① F8		X FF 95 0-0 ① F8		B SL 84 X SL 86 1-0 ③ G4-3	B FF 86 B SL 79 B SL 78 I IN 69 4-0 30 BB IBB	4	0	0	0	1	1	0
30 Luke Scott, L (1, 10) OBP: 0.439, SLG: 0.465		C FF 88 C FF 88 S FF 90 0-3 ③ K		B FF 88 B FF 89 C FF 88 X CH 83 2-1 ② F7		C CU 77 B FF 95 B CH 86 B FC 91 S FF 94 F FC 91 B FF 94 4-2 2 G2-3 BB			G4-3 BB	3	0	0	1	2	1	0
2 Kelly Johnson, L (1, 7) OBP: 0.348, SLG: 0.496 5 Sam Fuld, L (9, 7) OBP: 0.277, SLG: 0.224			C FF 88 B CH 82 B FF 87 F CH 82 X CH 82 2-2 ① G4-3	C CH 82 B FF 88 F CH 82 X CH 81 1-2 ③ L8		L FF 96 B FC 91 F FF 94 X CH 88 1-2 ② G2-3 1-2			HR G1-2-3	5 0	1 0	1 0	1 0	0 0	0 0	4 0
28 José Molina, R (1, 2) OBP: 0.265, SLG: 0.325 59 Jose Lobaton, S (5, PR) OBP: 0.306, SLG: 0.388 (5, 2)			B FF 89 F FF 89 C FF 90 F CH 84 B FF 89 F CH 83 X FF 90 2-2 11 2B 2B		X FF 88 0-0 20 2B 2B	F FF 96 X FC 92 0-1 ③ F9			C SI 94 B CH 89 B SI 93 B CU 80 C SI 95 B CH 90 4-2 8 1B 11 BB 20 2B BB	2 1	1 2	2 0	0 0	0 1	0 0	0 1
11 Yunel Escobar, R (1, 6) OBP: 0.286, SLG: 0.357			D SL 78 X CH 83 1-0 20 HR 2-H 2B		D CH 81 X FF 87 1-0 ① G6-3		C CU 78 F FF 94 B FC 91 S FC 91 1-3 ① K		B SI 95 F SI 93 B SI 95 B CU 82 D SI 94 4-1 8 1B 20 2B 1-2 BB	3	2	1	1	1	1	1
Inning Stats	R: 0 E: 0 K: 1 S: 8 H: 0 LOB: 0 BB: 0 P: 10	R: 0 E: 0 K: 3 S: 9 H: 0 LOB: 0 BB: 0 P: 11	R: 3 E: 0 K: 1 S: 17 H: 4 LOB: 0 BB: 0 P: 26	R: 0 E: 0 K: 0 S: 6 H: 0 LOB: 0 BB: 0 P: 9	R: 1 E: 0 K: 0 S: 11 H: 2 LOB: 2 BB: 1 P: 19	R: 0 E: 0 K: 0 S: 9 H: 0 LOB: 1 BB: 1 P: 14	R: 0 E: 0 K: 1 S: 10 H: 0 LOB: 0 BB: 0 P: 13	R: 0 E: 0 K: 0 S: 7 H: 0 LOB: 0 BB: 0 P: 12	R: 6 E: 0 K: 0 S: 20 H: 5 LOB: 2 BB: 4 P: 49	1B: 1 2B: 8 3B: 0 HR: 2 SF: 0 SAC: 0 DP: 1 HBP: 0						

TOP

Tampa Bay Rays @ Baltimore Orioles

Oriole Park at Camden Yards, Baltimore, MD

Sat May 18 2013, 4:06 PM - 7:42 PM EDT

Att. 34,685 - Cloudy - 60 F

livebaseballscorecards.com

AB	37
R	10
H	11
RBI	10
BB	6
SO	6
LOB	11

WP: 1 PA: 43
PB: 0
SB: 0
CS: 0

PITCHER		IP	WLS	BF	H	R	ER	SO	BB	IBB	HBP	BLK	WP	HR	S	P	ERA	WHIP
48 Jair Jurrjens, R ERA: 7.2	(1, 1)	5.0		22	6	4	4	5	1	0	0	0	1	1	51	75	7.20	1.400
29 Tommy Hunter, R ERA: 1.54	(6, 1)	2.2	H	9	0	0	0	1	1	0	0	0	0	0	25	37	0.00	0.375
17 Brian Matusz, L ERA: 2.7	(8, 1)	0.1	H	1	0	0	0	0	0	0	0	0	0	0	1	2	0.00	0.000
43 Jim Johnson, R ERA: 3.98	(9, 1)	0.1	L	6	3	5	5	0	2	0	0	0	0	1	15	32	135.00	15.000
56 Darren O'Day, R ERA: 1.83	(9, 1)	0.2		5	2	1	1	0	1	1	0	0	0	0	5	17	13.50	4.500

PITCHER		IP	WLS	BF	H	R	ER	SO	BB	IBB	HBP	BLK	WP	HR	S	P	ERA	WHIP

Batter	1	2	3	4	5	6	7	8	9	AB	R	H	RBI	BB	SO	LOB
9 Nate McLouth, L (1, 7) OBP: 0.368, SLG: 0.426	C FF 90 B FF 92 B SI 92 X SI 92 2-1 21 2B 13 G6-3 1B C SL 84 C CH 83 C SI 93 0-3 ③ K			B FF 90 C FF 89 B CU 66 B FF 89 C FF 89 F FF 90 X FF 90 3-2 21 1B 21 S 10 FC6-4 1B	C FF 90 F SI 89 B SI 92 F CH 81 F FF 90 B FC 85 B CH 82 F CH 83 B CH 83 4-2 13 S BB			X CH 82 0-0 ① G3		4	2	2	0	1	1	3
13 Manny Machado, R (1, 5) OBP: 0.365, SLG: 0.522	B SI 90 B SI 89 C SI 91 1 SAFE 1 SAFE 1 SAFE L CH 82 X CH 84 2-2 ① G6-3 1-2	B SL 83 X SI 92 1-0 ① G6-3		B CH 84 F CH 84 B FF 91 F FF 90 F FF 90 F CH 85 T SL 85 2-2 ① K	D CH 80 B CH 81 C SI 90 X CH 82 2-1 ③ F9 1-2			C CH 83 X SI 90 0-1 ② G4-3		5	0	0	0	0	1	3
21 Nick Markakis, L (1, 9) OBP: 0.342, SLG: 0.394	B FF 91 X SI 91 1-0 10 HR 2-H 2B	C SL 84 B SL 83 X SI 92 1-1 10 CS 1B		C FF 91 C CU 69 B FF 90 X FF 90 1-2 10 FC6-4 1-3 1B		C FF 91 C SI 90 B FF 92 B CH 83 X CH 82 2-2 ① G1-3		B CH 84 S FC 84 S CH 83 B SI 89 S SI 91 2-3 ③ K		5	1	3	1	0	1	0
10 Adam Jones, R (1, 8) OBP: 0.355, SLG: 0.500	C FF 92 F SI 92 X CH 84 0-2 2-H HR	B SI 92 S CH 85 F SL 85 B SI 92 X SI 92 2-2 ②③ G3 1-2		X SL 86 0-0 ② FC6-4 32 BB 19 1B 1-2f 3-H		B CH 82 C CH 81 B FF 89 S SI 89 B SI 90 F CH 82 B FF 89 4-2 BB			C FF 94 B SL 82 F SL 83 B FS 80 X FS 80 2-2 19 G4-3 1B	4	1	2	3	1	0	2
19 Chris Davis, L (1, 3) OBP: 0.415, SLG: 0.678	B SI 93 F CH 86 B CH 86 F SI 92 X SI 92 2-2 HR		C SI 90 F SL 83 H SL 84 1-2 2 2B HBP	B CU 68 B SL 83 C CH 82 X SI 89 2-1 32 BB 1-2 1B		1 SAFE 1 SAFE X FF 89 0-0 ② F9			C FF 95 D FS 78 S FF 96 X FS 81 1-2 ① G4-3 1-2	4	2	2	1	0	0	2
32 Matt Wieters, S (1, 2) OBP: 0.304, SLG: 0.410	F CH 86 X CH 85 0-1 ② G1-3		C SI 89 B CH 84 B CH 84 F FF 89 B FF 90 F FF 90 F FF 91 F CH 83 S FF 91 3-3 ① K	B SL 84 F CH 84 B SL 85 B FF 90 B FF 91 4-1 1-2 2-3 BB		B CH 80 C SI 88 F FF 90 1 SAFE S FF 91 1-3 ③ K			B SL 82 C FF 95 F SL 83 D FS 80 B FF 96 F FF 95 F FF 94 X FF 95 3-2 ② L7	4	0	0	0	1	2	3
2 J.J. Hardy, R (1, 6) OBP: 0.275, SLG: 0.426	C SI 92 X SI 91 0-1 54 1B 36 1B 1B		C FF 90 X FF 90 0-1 1-H 2B	B SL 84 X CH 84 1-0 ③ P6		C CH 80 X CH 81 0-1 ① G2-3			B FF 95 B FF 94 C FF 93 F FF 93 B FS 81 S FF 94 3-3 ③ K	5	0	2	1	0	1	4
36 Chris Dickerson, L (1, 10) OBP: 0.333, SLG: 0.483	D CH 85 C SL 81 S CH 85 F CH 86 X SI 92 1-2 54 1B 1-2 1B		C CU 68 X FF 90 0-1 ② L4		S FF 91 C FF 89 S CH 83 0-3 ① K	B CH 80 X FF 89 1-0 ② F7				4	0	1	0	0	1	1
54 Yamaico Navarro, R (1, 4) OBP: 0.375, SLG: 0.625 Ryan Flaherty, L (8, 4) OBP: 0.228, SLG: 0.233	C SI 92 S SI 91 F SI 92 F CH 83 X SL 85 0-2 1-2 2-3 1B		C CH 84 B FF 90 D CH 83 X CH 84 2-1 ③ F8		B CH 82 X CH 82 1-0 ② G5-3	B FF 89 X CH 82 1-0 ③ F8				4 0	0 0	1 0	0 0	0 0	0 0	1 0
Inning Stats	R: 4 E: 0 K: 1 S: 28 H: 7 LOB: 3 BB: 0 P: 36	R: 0 E: 0 K: 0 S: 6 H: 1 LOB: 0 BB: 0 P: 10	R: 1 E: 0 K: 1 S: 14 H: 1 LOB: 1 BB: 0 P: 20	R: 1 E: 0 K: 1 S: 17 H: 3 LOB: 3 BB: 1 P: 30	R: 0 E: 0 K: 1 S: 11 H: 0 LOB: 1 BB: 1 P: 18	R: 0 E: 0 K: 1 S: 10 H: 0 LOB: 1 BB: 1 P: 17	R: 0 E: 0 K: 0 S: 4 H: 0 LOB: 0 BB: 0 P: 6	R: 0 E: 0 K: 1 S: 6 H: 0 LOB: 0 BB: 0 P: 8	R: 0 E: 0 K: 1 S: 14 H: 1 LOB: 1 BB: 0 P: 23	1B: 9 2B: 2 3B: 0 HR: 2 SF: 0 SAC: 0 DP: 0 HBP: 1						

PITCHER		IP	WLS	BF	H	R	ER	SO	BB	IBB	HBP	BLK	WP	HR	S	P	ERA	WHIP
40 Roberto Hernandez, R ERA: 5.24	(1, 1)	2.0		14	8	5	5	1	0	0	1	0	0	2	36	49	22.50	4.000
27 Cesár Ramos, L ERA: 3.06	(3, 1)	2.0		11	4	1	1	2	1	0	0	0	0	0	29	47	4.50	2.500
54 Alex Torres, L ERA:	(5, 1)	4.0	W	14	0	0	0	3	2	0	0	0	0	0	31	49	0.00	0.500
52 Josh Lueke, R ERA:	(9, 1)	1.0		4	1	0	0	1	0	0	0	0	0	0	14	23	0.00	1.000

PITCHER	IP	WLS	BF	H	R	ER	SO	BB	IBB	HBP	BLK	WP	HR	S	P	ERA	WHIP

BOTTOM

Tampa Bay Rays @ Baltimore Orioles

Oriole Park at Camden Yards, Baltimore, MD

Sat May 18 2013, 4:06 PM - 7:42 PM EDT

Att. 34,685 - Cloudy - 60 F

livebaseballscorecards.com

AB	39
R	6
H	13
RBI	6
BB	3
SO	7
LOB	19

Batter	1	2	3	4	5	6	7	8	9	AB	R	H	RBI	BB	SO	LOB
8 Desmond Jennings, R (1, 8) OBP: 0.303, SLG: 0.398	C FF 90 B FF 91 F FF 91 B FC 92 F FF 93 B SL 88 X FF 92 3-2 F7 ①		C FF 92 F FC 92 B SL 88 B SL 87 1 SAFE F FF 93 D KC 79 X FF 92 3-2 1-H 2B			C KC 75 X FF 92 0-1 G6-3 ①	C SI 87 B CH 81 B SI 88 S SI 88 F SI 88 X SI 88 2-2 G1-3 ③		X SI 96 0-0 1-2f FC6-4 ③	5	0	1	1	0	0	5
20 Matt Joyce, L (1, 9) OBP: 0.321, SLG: 0.492	C FF 91 F KC 77 F FF 92 F FF 93 B SL 87 B FF 93 X FF 93 2-2 P5 ②		D KC 79 X FF 92 1-0 G3-1 ③			F FF 92 B KC 78 F FF 91 B SL 88 B KC 77 F FF 94 X FF 94 3-2 HR		L SI 87 S SI 87 S SI 87 0-3 K ①		4	1	1	1	0	1	1
18 Ben Zobrist, S (1, 4) OBP: 0.350, SLG: 0.396	C FF 91 B SL 88 C FF 92 B KC 79 X FF 92 2-2 G4-3 ③			B KC 73 F FC 90 X CH 83 1-1 3 G4-3 1B		X FC 90 0-0 L4 ②		S SI 87 F SI 88 B SL 79 B CH 82 X SI 88 2-2 G4-3 ②		4	0	1	0	0	0	0
3 Evan Longoria, R (1, 5) OBP: 0.392, SLG: 0.576		B FC 90 C FC 90 S SL 86 B FF 90 S SL 87 2-3 K ①		B SL 87 B FF 92 F FC 92 1 SAFE 1 SAFE B FF 92 F SL 87 X FF 92 3-2 1-2f G4-3 ①②		C KC 75 C KC 76 B SL 86 F FF 94 F FF 92 X KC 79 1-2 1B		X CH 82 0-0 G6-3 ③		4	0	1	0	0	1	1
21 James Loney, L (1, 3) OBP: 0.411, SLG: 0.515		C CH 83 B KC 77 C FF 91 F FF 92 B SL 86 F FF 93 X FC 92 2-2 G4-3 ②		B KC 77 X CH 85 1-0 G3 ③		F SL 88 F SL 86 F FF 93 B KC 78 B FC 93 1 SAFE F SL 88 X CH 83 2-2 G5-3 ③			B SI 87 B SL 78 X SI 88 2-0 11 BB 5 PB 1B	4	0	1	0	0	0	1
30 Luke Scott, L (1, 10) OBP: 0.426, SLG: 0.511		C FF 92 F FC 93 X FF 92 0-2 F8 ③			C FC 90 B SL 84 X FC 92 1-1 HR		B SI 87 S SI 87 C SL 79 C SL 78 1-3 K ①		B SI 87 B SL 88 S SI 87 S SI 88 F SI 89 B SI 88 F SI 87 X SI 88 3-2 F9 ①	4	1	1	1	0	1	1
2 Kelly Johnson, L (1, 7) OBP: 0.348, SLG: 0.492 5 Sam Fuld, L (7, 7) OBP: 0.288, SLG: 0.224			F FC 90 X FF 90 0-1 F7 ①		C KC 77 B KC 79 X SL 87 1-1 G1-3 ①		B SL 80 X SL 78 1-0 11 F8 59 E 1B		C SL 78 B SI 87 C SL 79 B SI 88 D SI 87 D SL 79 4-2 1-2 11 BB BB	3 0	0 0	1 0	0 1	0 0	0 0	0 0
59 Jose Lobaton, S (1, 2) OBP: 0.289, SLG: 0.366			C FF 91 S KC 77 F KC 78 B FF 91 B FF 90 C FF 93 2-3 K ②		F FF 92 B SL 86 B KC 78 B FF 92 C FF 92 C FF 93 3-3 K ②		F SI 87 1 SAFE 1 SAFE B CH 81 B SI 86 X SI 85 2-1 1-2 FC4		B SI 95 F SI 95 C SI 95 B SL 82 S SI 96 2-3 K ②	4	0	0	0	0	3	3
11 Yunel Escobar, R (1, 6) OBP: 0.292, SLG: 0.351			B FF 93 B SL 86 B FF 92 B FC 92 4-0 8 2B BB		C FC 94 B KC 76 C KC 78 B SL 88 F SL 88 F FF 95 F FF 95 B FF 95 F SL 88 3-3 C FF 86 K ③		X SI 88 0-0 1-2 2-3 F8 ②		C SL 81 B SL 81 B SI 95 D SL 82 C SI 95 B SI 94 4-2 1-2 2-3 8 FC6-4 BB	2	1	0	0	2	1	2
Inning Stats	R: 0 E: 0 K: 0 S: 12 H: 0 LOB: 0 BB: 0 P: 19	R: 0 E: 0 K: 1 S: 11 H: 0 LOB: 0 BB: 0 P: 15	R: 1 E: 0 K: 1 S: 11 H: 1 LOB: 1 BB: 1 P: 21	R: 0 E: 0 K: 0 S: 6 H: 1 LOB: 0 BB: 0 P: 11	R: 1 E: 0 K: 2 S: 14 H: 1 LOB: 0 BB: 0 P: 22	R: 1 E: 0 K: 0 S: 17 H: 2 LOB: 1 BB: 0 P: 23	R: 0 E: 1 K: 1 S: 11 H: 1 LOB: 2 BB: 0 P: 17	R: 0 E: 0 K: 1 S: 7 H: 0 LOB: 0 BB: 0 P: 9	R: 0 E: 0 K: 1 S: 14 H: 1 LOB: 3 BB: 2 P: 29	1B: 4 2B: 1 3B: 0 HR: 2 SF: 0 SAC: 0 DP: 1 HBP: 0						

PITCHER		IP	WLS	BF	H	R	ER	SO	BB	IBB	HBP	BLK	WP	HR	S	P	ERA	WHIP
30 Chris Tillman, R ERA: 3.52	(1, 1)	6.0	L	23	5	3	3	4	1	0	0	0	0	2	71	111	4.50	1.000
66 T.J. McFarland, L ERA: 2.61	(7, 1)	2.1		11	2	0	0	2	1	0	0	0	0	0	26	43	0.00	1.286
47 Pedro Strop, R ERA: 4.32	(9, 1)	0.2		3	0	0	0	1	1	0	0	0	0	0	6	12	0.00	1.500

PITCHER	IP	WLS	BF	H	R	ER	SO	BB	IBB	HBP	BLK	WP	HR	S	P	ERA	WHIP

TOP

Tampa Bay Rays @ Baltimore Orioles

Oriole Park at Camden Yards, Baltimore, MD

Sun May 19 2013, 1:39 PM - 4:49 PM EDT

Att. 37,704 - Overcast - 66 F

livebaseballscorecards.com

AB	34
R	3
H	7
RBI	3
BB	3
SO	7
LOB	14

Tampa Bay Rays @ Baltimore Orioles

Oriole Park at Camden Yards, Baltimore, MD

Sun May 19 2013, 1:39 PM - 4:49 PM EDT

Att. 37,704 - Overcast - 66 F

livebaseballscorecards.com

BOTTOM

Batter	1	2	3	4	5	6	7	8	9	AB	R	H	RBI	BB	SO	LOB
21 Nick Markakis, L (1, 9) OBP: 0.340, SLG: 0.391	C FF 91 B SI 92 F FF 92 F SI 93 X CH 83 1-2 ① G1-3		C KC 79 B FF 93 X CH 85 1-1 ③ G4-3			C SI 91 S KC 80 B SI 92 X SI 92 1-2 13 FC1-6 1B		C CU 78 X FS 83 0-1 ① G3-1		4	0	1	0	0	0	1
13 Manny Machado, R (1, 5) OBP: 0.362, SLG: 0.527	B FF 92 B FF 90 S FF 92 T FF 92 B FF 92 X SI 92 3-2 ② F8			C KC 78 B CH 87 B FF 92 B SI 94 X FF 92 3-1 10 1B 3B		X FF 91 0-0 ① FC1-6 10 1B 1-2f		B FF 91 C CU 79 C FF 92 T FS 81 1-2 ② K		4	1	1	0	0	1	1
10 Adam Jones, R (1, 8) OBP: 0.358, SLG: 0.500	B FF 92 X CH 85 1-0 ③ P4			B SI 94 B KC 81 F CH 87 X KC 80 2-1 28 S 1B 3-H		B FF 93 1 SAFE F FF 91 B CH 84 X KC 80 2-1 28 FC6-4 1B 1-2		F FS 83 B FS 83 B FS 83 X FF 92 2-1 ③ G4-3		4	0	2	1	0	0	0
19 Chris Davis, L (1, 3) OBP: 0.406, SLG: 0.660		C FF 91 X SI 93 0-1 ① G3-1		C SI 90 1 SAFE F FF 93 B FF 92 S FF 94 1-3 ① K		S FF 92 X FF 92 0-1 ② L9			S CH 82 X FF 96 0-1 ① F8	4	0	0	0	0	1	3
28 Steve Pearce, R (1, 7) OBP: 0.321, SLG: 0.391 9 Nate McLouth, L (9, PH) OBP: 0.365, SLG: 0.423		B SI 91 B CH 84 X FF 92 2-0 ② F7		1 SAFE B KC 79 F CH 84 B CH 80 S CH 85 F SI 92 X KC 79 2-2 ② F7 1-3		2 SAFE C KC 80 X CH 85 0-1 ③ FC6-4 1-2f			B SI 95 X SI 93 1-0 ② G6-3	3 1	0 0	0 0	0 0	0 0	0 0	3 0
2 J.J. Hardy, R (1, 6) OBP: 0.269, SLG: 0.416		C SI 91 X KC 80 0-1 ③ L9		D CH 84 C FF 92 S FF 93 D KC 80 B CH 85 X CH 84 3-2 ③ F8			B FF 91 C SI 93 B SI 92 X FF 92 2-1 ① F8		C SI 97 B CH 84 F CH 84 B FF 97 B FF 96 X CH 84 3-2 ③ G6-3	4	0	0	0	0	0	1
35 Danny Valencia, R (1, 10) OBP: 0.333, SLG: 0.667			C FF 93 B CH 84 B CH 85 X SI 93 2-1 54 SH1-3 2B		C FF 92 C FF 93 B KC 82 B KC 80 F CH 87 X KC 80 2-2 ① G5-3		C KC 80 B SI 93 B CH 86 B FF 93 X SI 93 3-1 ② F8			3	0	1	0	0	0	0
54 Yamaico Navarro, R (1, 4) OBP: 0.400, SLG: 0.556			B SI 92 X FF 91 1-0 ① SH1-3 2-3		B CH 86 S FF 94 F SI 93 F FF 94 S KC 80 1-3 ② K		B KC 80 C KC 81 B FF 92 B SI 93 B SI 92 4-1 BB			1	0	0	0	1	1	0
48 Chris Snyder, R (1, 2) OBP: 0.250, SLG: 0.100			C FF 93 B KC 81 X CH 86 1-1 ② G6-3		B FF 92 B SI 93 S FF 93 B FF 94 X FF 92 3-1 ③ P5		1 SAFE C KC 80 S CH 82 F FF 92 F CH 85 D CH 83 S SI 93 1-3 ③ K			3	0	0	0	0	1	2

Inning Stats	1	2	3	4	5	6	7	8	9
	R: 0 E: 0 K: 0 S: 8	H: 0 LOB: 0 BB: 0 P: 13	R: 0 E: 0 K: 0 S: 5	H: 0 LOB: 0 BB: 0 P: 7	R: 0 E: 0 K: 0 S: 7	H: 1 LOB: 1 BB: 0 P: 12	R: 1 E: 0 K: 1 S: 14	H: 2 LOB: 1 BB: 0 P: 25	R: 0 E: 0 K: 1 S: 10	H: 0 LOB: 0 BB: 0 P: 16
	R: 0 E: 0 K: 0 S: 10	H: 2 LOB: 2 BB: 0 P: 13	R: 0 E: 0 K: 1 S: 10	H: 0 LOB: 1 BB: 1 P: 20	R: 0 E: 0 K: 1 S: 7	H: 0 LOB: 0 BB: 0 P: 10	R: 0 E: 0 K: 0 S: 6	H: 0 LOB: 0 BB: 0 P: 10		

	AB	31
	R	1
	H	5
	RBI	1
	BB	1
	SO	4
	LOB	11

| | | |

Batter	1	2	3	4	5	6	7	8	9	10	AB	R	H	RBI	BB	SO	LOB
11 Brett Gardner, L (1, 8) OBP: 0.330, SLG: 0.387	X FF 85 0-0 F8 ①		C SI 86 C FS 77 F CH 81 B FF 86 X CH 81 1-2 L4 ②			C SI 87 B CU 74 C CH 81 B SI 87 B FS 79 B FS 81 4-2 24 BB BB		B SI 86 S SL 80 F SI 86 B FF 86 T SI 87 2-2 K ③		B SL 80 F SI 95 X FF 95 1-1 G4-3 ②	3	0	0	0	1	1	0
17 Jayson Nix, R (8, 6) OBP: 0.308, SLG: 0.283											1	0	0	0	0	0	1
24 Robinson Canó, L (1, 4) OBP: 0.344, SLG: 0.575	B SI 86 F SI 87 B SI 86 F SL 78 X SI 87 2-2 HR		S FS 79 B FF 87 X CH 82 1-1 G3 ③			B CH 81 1 SAFE B FF 88 1 SAFE B CH 82 B CH 81 4-0 33 G4-6-3 1-2 BB			S SI 94 S SI 94 F SI 95 B SI 96 F CH 90 B SI 95 B CH 90 X SI 91 3-2 G4-3 ① !	I IN 86 I IN 88 I IN 88 I IN 85 4-0 33 1B IBB	3	1	1	1	2	0	0
33 Travis Hafner, L (1, 10) OBP: 0.379, SLG: 0.552	B CH 80 B CH 80 C SI 87 X CU 72 2-1 F9 ②			B CH 81 S FS 79 X CH 82 1-1 P5 ①		F CH 83 B CH 82 F SL 79 B FF 88 X CH 82 2-2 G4-6-3 ②③ 1-2f			B SI 96 F SI 94 B CH 89 B SI 95 X SI 94 3-1 HR	S SL 85 X SL 83 0-1 55 S 1-3 3-H 1B	5	1	2	2	0	0	2
55 Lyle Overbay, L (1, 3) OBP: 0.301, SLG: 0.493	C CU 72 F SI 86 B FF 86 S CH 81 1-3 K ③			T FS 78 B SI 87 B CH 81 S CH 82 X SI 88 2-2 F8 ②			B SI 89 C CU 79 S SL 82 B SI 90 X CU 77 2-2 HR		B CU 80 X SI 93 1-0 1B	C SI 92 B FF 91 S SL 84 F FF 92 D SL 86 B FF 92 S SL 87 3-3 K ③ 1-2	5	1	2	1	0	2	2
14 Curtis Granderson, L (1, 7) OBP: 0.250, SLG: 0.211 (8, 8)		B CU 71 X CH 79 1-0 P6 ①		C SL 81 X SL 81 0-1 G4-3 ③			C SL 82 X SL 82 0-1 P6 ①		B SI 94 S CH 88 D CH 88 B SI 93 F SI 93 S SI 95 3-3 K ②		4	0	0	0	0	1	1
39 David Adams, R (1, 5) OBP: 0.368, SLG: 0.611		C SI 88 X CU 71 0-1 HR			B FS 77 X SI 87 1-0 40 G3-6-1 1B		B SI 90 B CH 83 B SI 89 C SI 89 F SI 89 C SL 80 3-3 K ②		B FF 92 S SI 93 X SI 92 1-1 G4-3 ③		4	1	2	1	0	1	1
31 Ichiro Suzuki, L (1, 9) OBP: 0.280, SLG: 0.333		X SI 87 0-0 F7 ②			C SI 85 B SI 87 X CH 80 1-1 P6 ①		C SL 82 C SI 89 S SL 81 0-3 K ③			B SL 81 X SI 94 1-0 12 2B 2B	4	1	1	0	0	1	1
40 Reid Brignac, L (1, 6) 12 Vernon Wells, R (8, PH) OBP: 0.345, SLG: 0.513 (8, 7)		F SL 78 B SI 87 S FS 81 S CH 81 1-3 K ③			X CH 80 0-0 G3-6-1 ②③ 1-2f			C SL 78 X SL 80 0-1 G6-3 ①		B SI 94 S SL 83 F SI 95 X SL 83 1-2 53 SH3-4 33 1B 2-H 2B	2	0	0	0	0	1	1
53 Austin Romine, R (1, 2) OBP: 0.192, SLG: 0.240			C CU 74 X SI 87 0-1 G6-3 ①			X FF 87 0-0 L7 ①		C SL 79 B SL 79 S SL 79 B SL 79 B SL 80 C SL 79 3-3 K ②		X SI 95 0-0 SH3-4 ① 2-3	2	1	1	0	0	1	1
											3	0	0	0	0	1	0
Inning Stats	R: 1 H: 1 E: 0 LOB: 0 K: 1 BB: 0 S: 10 P: 15	R: 1 H: 1 E: 0 LOB: 0 K: 1 BB: 0 S: 7 P: 9	R: 0 H: 0 E: 0 LOB: 0 K: 0 BB: 0 S: 8 P: 10	R: 0 H: 0 E: 0 LOB: 0 K: 0 BB: 0 S: 7 P: 10	R: 0 H: 1 E: 0 LOB: 0 K: 0 BB: 0 S: 4 P: 6	R: 0 H: 0 E: 0 LOB: 1 K: 0 BB: 2 S: 6 P: 16	R: 1 H: 1 E: 0 LOB: 0 K: 2 BB: 0 S: 11 P: 16	R: 0 H: 0 E: 0 LOB: 0 K: 2 BB: 0 S: 8 P: 13	R: 1 H: 2 E: 0 LOB: 1 K: 1 BB: 0 S: 13 P: 24	R: 2 H: 3 E: 0 LOB: 2 K: 1 BB: 1 S: 13 P: 23	1B: 3 SF: 0 2B: 2 SAC: 1 3B: 0 DP: 2 HR: 4 HBP: 0						

PITCHER		IP	WLS	BF	H	R	ER	SO	BB	IBB	HBP	BLK	WP	HR	S	P	ERA	WHIP
38 Freddy Garcia, R ERA: 4.84	(1, 1)	6.0		21	3	2	2	2	2	0	0	0	0	2	42	66	3.00	0.833
40 Troy Patton, L ERA: 4.05	(7, 1)	1.0		4	1	1	1	2	0	0	0	0	0	1	11	16	9.00	1.000
56 Darren O'Day, R ERA: 1.74	(8, 1)	1.0	H	3	0	0	0	2	0	0	0	0	0	0	8	13	0.00	0.000
43 Jim Johnson, R ERA: 4.22	(9, 1)	1.0	B	5	2	1	1	1	0	0	0	0	0	1	13	24	9.00	2.000
47 Pedro Strop, R ERA: 5.19	(10, 1)	0.2	L	5	2	2	2	0	0	1	0	0	0	0	7	14	27.00	3.000

PITCHER		IP	WLS	BF	H	R	ER	SO	BB	IBB	HBP	BLK	WP	HR	S	P	ERA	WHIP
17 Brian Matusz, L ERA: 2.65	(10, 1)	0.1		2	1	0	0	1	0	0	0	0	0	0	6	9	0.00	3.000

TOP

New York Yankees @ Baltimore Orioles

Oriole Park at Camden Yards, Baltimore, MD

Mon May 20 2013, 7:11 PM - 10:39 PM EDT
Att. 24,133 - Partly Cloudy - 80 F

livebaseballscorecards.com

AB	36
R	6
H	9
RBI	6
BB	3
SO	8
LOB	9

WP: 0	PA: 40		
PB: 0			
SB: 1			
CS: 0			

Batter	1	2	3	4	5	6	7	8	9	10	AB	R	H	RBI	BB	SO	LOB
21 Nick Markakis, L (1, 9) OBP: 0.342, SLG: 0.397	X FF 90 0-0 ① L8		X SI 89 0-0 ① G1-3		C SL 81 F SI 88 F SL 80 B FF 92 X SL 81 1-2 2 2B 2-H 1B		C FF 91 C FF 91 D SL 81 X SL 81 1-2 2 2B 1-H 2B	C SL 81 B SI 92 F SI 92 F SI 94 B FF 93 B FF 96 X SL 82 3-2 ③ G3 2-3			5	1	2	2	0	0	1
13 Manny Machado, R (1, 5) OBP: 0.353, SLG: 0.513	B FF 89 C SI 88 B SI 90 B SL 81 C FF 91 X CH 85 3-2 ② F9		B FF 90 B SI 90 B SL 82 X FF 91 3-0 ② F9		X SL 81 0-0 ② P4		X FF 91 0-0 ① G6-3		B KC 81 F FC 90 X FC 92 1-1 ① F9		5	0	0	0	0	0	2
2 J.J. Hardy, R (1, 6) OBP: 0.272, SLG: 0.427	B FF 91 B SI 89 X FF 90 2-0 ③ G5-3		C FF 91 C FF 91 X SL 81 0-2 ③ P3		B FF 90 B CH 85 X CH 84 2-0 1-3 2B		C CU 77 X CH 83 0-1 2-H 2B		C FC 92 B FC 93 S FC 92 S KC 82 1-3 ② K2-3		5	0	2	1	0	1	0
10 Adam Jones, R (1, 8) OBP: 0.354, SLG: 0.492		B FF 91 C FF 91 S FF 91 F SL 82 B SI 90 F SL 81 S CH 85 2-3 ① K	B CU 78 B FF 90 X SI 90 2-0 ① G5-3	F FF 91 B SI 92 X SL 83 1-1 ③ G5-3	S SL 82 S FF 92 D SL 82 F SL 82 S SL 83 1-3 ② K		F KC 82 X KC 82 0-1 19 S 1B			5	0	1	0	0	2	3
19 Chris Davis, L (1, 3) OBP: 0.411, SLG: 0.675		B SL 82 S SL 82 B SI 89 B SL 81 C FF 92 F SL 81 X SL 81 3-2 HR	S SI 89 B FF 91 F FF 92 S SL 82 1-3 ② K		S FF 90 B SL 81 X FF 90 1-1 32 G5-3 1B	I IN 47 I I I 4-0 IBB	C KC 80 1 SAFE F FC 94 D KC 82 B FC 94 S KC 83 2-3 ③ K 1-2			4	1	2	1	1	2	1
32 Matt Wieters, S (1, 2) OBP: 0.301, SLG: 0.410		C CU 76 F CH 84 B SL 80 X FF 91 1-2 ② P4	B SI 90 C CH 85 X SI 91 1-1 2B			C SL 82 D CH 85 B SI 89 C FF 91 X CH 84 2-2 ① G5-3 1-2 B FF 91 F FF 92 F FF 91 B SL 85 S SL 84 2-3 ③ K		B FC 91 B FC 90 C FC 90 B FC 91 C FC 90 F FC 90 F FC 90 X FC 90 3-2 ① G3	5	0	1	0	0	1	3
35 Danny Valencia, R (1, 10) OBP: 0.250, SLG: 0.375		B SI 90 B FF 91 S CH 84 X SI 90 2-1 28 1B 1B	B CU 77 C FF 90 B CH 84 C SL 81 D SL 81 X CH 85 3-2 ③ F9			C CU 76 X FF 89 0-1 ② L5		F FF 91 C SL 84 F FF 93 B FF 94 B FF 93 S SL 83 2-3 ① K	S FF 91 X FC 90 0-1 ② F9		5	0	1	0	0	1	2
28 Steve Pearce, R (1, 7) OBP: 0.339, SLG: 0.429 36 Chris Dickerson, L (8, PH) OBP: 0.344, SLG: 0.484 (9, 7)		B FF 90 C FF 90 X CH 84 1-1 1-2 1B			C FF 91 B SI 91 X FF 90 1-1 21 1B 2B	S CH 84 X SI 92 0-1 ③ G6-3		C SL 79 B SI 92 X SL 80 1-1 21 WP 12 G4-3 1B	C FC 91 B FC 90 B FC 90 F FC 90 B FC 90 S FC 90 3-3 ③ K		3 2	1 0	2 1	0 0	0 1	0 0	1 0
12 Alexi Casilla, S (1, 4) OBP: 0.245, SLG: 0.255		X CU 77 0-0 ③ F8			B FF 90 S CH 84 B FF 91 X CH 85 2-1 ① G1-3		B CU 75 C SI 90 F CH 84 X SL 81 1-2 21 2B 1B	C SI 93 1 SAFE X SI 92 0-1 ② G4-3 1-2			4	1	1	0	0	0	4
Inning Stats	R: 0 E: 0 K: 0 S: 5 H: 0 LOB: 0 BB: 0 P: 10	R: 1 E: 0 K: 1 S: 17 H: 3 LOB: 2 BB: 0 P: 26	R: 0 E: 0 K: 0 S: 5 H: 0 LOB: 0 BB: 0 P: 8	R: 0 E: 0 K: 1 S: 9 H: 1 LOB: 1 BB: 0 P: 16	R: 1 E: 0 K: 0 S: 12 H: 3 LOB: 2 BB: 0 P: 19	R: 0 E: 0 K: 0 S: 9 H: 1 LOB: 1 BB: 0 P: 12	R: 2 E: 0 K: 2 S: 16 H: 3 LOB: 2 BB: 1 P: 25	R: 0 E: 0 K: 1 S: 12 H: 1 LOB: 1 BB: 0 P: 18	R: 0 E: 0 K: 2 S: 10 H: 1 LOB: 1 BB: 0 P: 14	R: 0 E: 0 K: 1 S: 10 H: 0 LOB: 0 BB: 0 P: 16	1B: 7 2B: 5 3B: 0 HR: 1 SF: 0 SAC: 0 DP: 0 HBP: 0	WP: 1 PB: 0 SB: 1 CS: 0 PA: 44					

PITCHER		IP	WLS	BF	H	R	ER	SO	BB	IBB	HBP	BLK	WP	HR	S	P	ERA	WHIP
52 CC Sabathia, L ERA: 3.43	(1, 1)	6.1		30	11	4	4	2	0	0	0	0	0	1	66	102	5.68	1.737
27 Shawn Kelley, R ERA: 5.4	(7, 1)	1.0		4	0	0	0	3	0	1	0	0	0	0	11	20	0.00	0.000
48 Boone Logan, L ERA: 2.03	(8, 1)	0.2		3	1	0	0	0	0	0	0	0	1	0	8	12	0.00	1.500
30 David Robertson, R ERA: 2.95	(9, 1)	1.0	W	4	1	0	0	2	0	0	0	0	0	0	10	14	0.00	1.000
42 Mariano Rivera, R ERA: 1.47	(10, 1)	1.0	S	3	0	0	0	1	0	0	0	0	0	0	10	16	0.00	0.000

PITCHER	IP	WLS	BF	H	R	ER	SO	BB	IBB	HBP	BLK	WP	HR	S	P	ERA	WHIP

BOTTOM

New York Yankees @ Baltimore Orioles

Oriole Park at Camden Yards, Baltimore, MD

Mon May 20 2013, 7:11 PM - 10:39 PM EDT

Att. 24,133 - Partly Cloudy - 80 F

livebaseballscorecards.com

AB	43
R	4
H	13
RBI	4
BB	1
SO	8
LOB	17

Batter	1	2	3	4	5	6	7	8	9	10	AB	R	H	RBI	BB	SO	LOB
11 Brett Gardner, L (1, 8) OBP: 0.328, SLG: 0.390	B FF 91 B SI 91 X SI 92 2-0 12 F8 33 1B 2B		C SI 91 C CU 77 X FF 91 0-2 ② G6-3		B SI 90 B CH 83 X SI 91 2-0 ③ G4-3			B CU 78 C CU 77 F FF 96 F FF 98 X CU 79 1-2 ② F7			4	1	1	0	0	0	0
24 Robinson Canó, L (1, 4) OBP: 0.337, SLG: 0.563	F CH 83 B FF 92 X FF 92 1-1 ① F7		F CH 83 C FF 91 S FF 91 0-3 ③ K			B FF 89 B FF 90 X CH 84 2-0 ① G3		C FF 95 B FF 94 T FF 95 B FF 98 F FF 98 B FC 94 X FF 97 3-2 ③ F7			4	0	0	0	0	1	1
12 Vernon Wells, R (1, 7) OBP: 0.343, SLG: 0.513	C FF 92 F FF 92 B FF 92 X SL 85 1-2 ② F8 2-3			X SL 84 0-0 33 1B 2B		B FF 90 F FF 90 B FF 91 X CH 82 2-1 ② L6			C FC 89 X FF 95 0-1 ① G6-3		4	1	1	0	0	0	1
33 Travis Hafner, L (1, 10) OBP: 0.383, SLG: 0.550	D CH 84 S CH 82 X FF 92 1-1 3-H 1B			C SI 91 X SL 85 0-1 14 G1-3 55 G5-3 2-H 1B		S CH 83 B CH 85 F CH 82 B FF 90 B CH 82 F CH 82 S CH 82 3-3 ③ K			B CU 76 F SI 93 B CH 86 B CH 86 F SI 95 X FC 90 3-2 ② G3		4	0	2	2	0	1	0
55 Lyle Overbay, L (1, 3) OBP: 0.293, SLG: 0.480	C SI 91 C FF 93 B FF 92 F SI 92 X CH 82 1-2 ③ L3			X CH 83 0-0 ① G5-3 1-2			X FF 89 0-0 ① F8		B FC 91 X FF 94 1-0 ③ P5		4	0	0	0	0	0	2
14 Curtis Granderson, L (1, 9) OBP: 0.208, SLG: 0.174		C CU 77 F CH 84 B CH 85 S CH 82 1-3 ① K		C SI 91 D SL 85 B CH 81 S CH 81 X CH 83 2-2 ② G1-3 2-3			B CH 82 B CH 80 B FF 89 F FF 90 X SL 83 3-1 ② F8			B SI 92 C CH 87 B SI 93 F SI 93 X SI 92 2-2 ① L4	4	0	0	0	0	1	1
39 David Adams, R (1, 5) OBP: 0.348, SLG: 0.545	B FF 91 C FF 92 X SL 85 1-1 ② G4-3			C SI 91 C SI 91 B CH 84 F SI 91 D CH 81 F SI 91 S FF 92 2-3 ③ K			B FF 91 F SI 90 C CH 84 F FF 90 X SI 89 1-2 1B			X SI 93 0-0 ② F8	4	0	1	0	0	1	1
17 Jayson Nix, R (1, 6) OBP: 0.299, SLG: 0.274	B SL 83 C SL 84 F FF 92 F FF 92 B FF 91 B SL 83 S SL 85 3-3 ③ K				F FF 90 B FF 90 F FF 91 X CH 83 1-2 ① G1-3		X FF 89 0-0 ③ L9			B FF 94 X SI 91 1-0 ③ P4	4	0	0	0	0	1	1
53 Austin Romine, R (1, 2) OBP: 0.172, SLG: 0.214			B SL 83 X FF 90 1-0 ① L4		C SL 83 X FF 91 0-1 ② F9			C FF 96 F FF 97 C FF 96 0-3 ① K			3	0	0	0	0	1	0
Inning Stats	R: 1 E: 0 K: 0 S: 12 H: 2 LOB: 1 BB: 0 P: 18	R: 0 E: 0 K: 2 S: 10 H: 0 LOB: 0 BB: 0 P: 15	R: 0 E: 0 K: 1 S: 7 H: 0 LOB: 0 BB: 0 P: 8	R: 1 E: 0 K: 1 S: 12 H: 2 LOB: 1 BB: 0 P: 16	R: 0 E: 0 K: 0 S: 6 H: 0 LOB: 0 BB: 0 P: 9	R: 0 E: 0 K: 1 S: 7 H: 0 LOB: 0 BB: 0 P: 14	R: 0 E: 0 K: 0 S: 8 H: 1 LOB: 1 BB: 0 P: 12	R: 0 E: 0 K: 1 S: 11 H: 0 LOB: 0 BB: 0 P: 15	R: 0 E: 0 K: 0 S: 6 H: 0 LOB: 0 BB: 0 P: 10	R: 0 E: 0 K: 0 S: 5 H: 0 LOB: 0 BB: 0 P: 8	1B: 3 2B: 2 3B: 0 HR: 0 SF: 0 SAC: 0 DP: 0 HBP: 0	WP: 0 PB: 0 SB: 0 CS: 0 PA: 35					

PITCHER	IP	WLS	BF	H	R	ER	SO	BB	IBB	HBP	BLK	WP	HR	S	P	ERA	WHIP
50 Miguel González, R (1, 1) ERA: 4.25	7.0		26	5	2	2	5	0	0	0	0	0	0	62	92	2.57	0.714
29 Tommy Hunter, R (8, 1) ERA: 1.42	2.0		6	0	0	0	1	0	0	0	0	0	0	17	25	0.00	0.000
43 Jim Johnson, R (10, 1) ERA: 4.03	1.0	W	3	0	0	0	0	0	0	0	0	0	0	5	8	0.00	0.000

PITCHER	IP	WLS	BF	H	R	ER	SO	BB	IBB	HBP	BLK	WP	HR	S	P	ERA	WHIP

TOP

New York Yankees @ Baltimore Orioles

Oriole Park at Camden Yards, Baltimore, MD

Tue May 21 2013, 7:07 PM - 10:00 PM EDT
Att. 29,040 - Partly Cloudy - 84 F

livebaseballscorecards.com

AB	35
R	2
H	5
RBI	2
BB	0
SO	6
LOB	7

Batter	1	2	3	4	5	6	7	8	9	10	AB	R	H	RBI	BB	SO	LOB
9 Nate McLouth, L (1, 7) OBP: 0.366, SLG: 0.444	B FF 93 B FF 91 C FF 92 F FF 93 B SL 83 X FF 93 3-2 1B		C KC 75 X FF 92 0-1 ② F7		C CH 83 F FF 91 S SL 80 0-3 ① K		1 SAFE C SL 80 F FF 92 1 SAFE F SL 82 X FF 93 0-2 ② F7			B SL 81 C FF 88 X SL 81 1-1 HR	5	1	2	1	0	1	2
13 Manny Machado, R (1, 5) OBP: 0.351, SLG: 0.508	X FF 93 0-0 ① L9		C KC 73 S SL 81 B SL 82 X SL 80 1-2 21 1B 1B		C KC 72 C FF 92 X SL 79 0-2 FC1 1-2		X SL 82 0-0 ③ P4				4	0	1	0	0	0	3
21 Nick Markakis, L (1, 9) OBP: 0.340, SLG: 0.394	C FF 92 1 SAFE B FF 93 X FF 92 1-1 ② F8		X FF 92 0-0 1-2 1B		C FF 93 S SL 80 S SL 83 0-3 ② K			F FC 92 B KC 81 S FC 90 F KC 80 S KC 82 1-3 ① K2-3			4	0	1	0	0	2	3
10 Adam Jones, R (1, 10) OBP: 0.347, SLG: 0.481	X SL 82 0-0 ③ F8		X SL 81 0-0 ③ F8		C FF 92 S FF 92 B SL 82 F SL 81 X SL 81 1-2 ③ G1-3			S KC 81 B FC 93 B FF 92 S KC 82 S KC 81 2-3 ② K			4	0	0	0	0	1	5
19 Chris Davis, L (1, 3) OBP: 0.408, SLG: 0.662		B KC 74 C FF 92 F FF 93 B SL 81 F SL 80 F KC 77 F FF 93 S SL 82 2-3 ① K		S FF 91 S FF 91 B SL 79 B FF 92 B FF 92 4-2 32 G4-6-3 BB		C FF 90 B SL 79 F FF 91 F SL 78 B FF 91 C FF 93 2-3 ① K		S KC 81 B FC 94 B FC 92 S KC 82 S KC 82 2-3 ③ K			3	0	0	0	1	3	0
32 Matt Wieters, S (1, 2) OBP: 0.293, SLG: 0.399	B FF 93 C CH 84 F FF 93 B CH 85 X SL 81 2-2 ② P4		B CH 84 S CH 83 B FF 93 F FF 91 X FF 93 2-2 ①② G4-6-3 1-2f			C KC 74 F CH 83 B FF 92 S FF 92 1-3 ② K			X SI 92 0-0 ① G5-3		4	0	0	0	0	1	1
2 J.J. Hardy, R (1, 6) OBP: 0.266, SLG: 0.417	C FF 92 B FF 93 X SL 82 1-1 ③ F8		B FF 93 C FF 93 B SL 82 X FF 92 2-1 ③ P3			C FF 92 X FF 92 0-1 ③ F9			B SL 84 F SI 92 C FF 93 B SL 85 F FF 94 F SI 93 X SL 85 2-2 ② G5-3		4	0	0	0	0	0	0
36 Chris Dickerson, L (1, 8) OBP: 0.389, SLG: 0.686			C FF 92 S FF 92 F FF 93 B FF 92 B SL 82 F SL 82 F FF 94 B CH 84 F FF 92 3-2 X FF 93 HR		C KC 72 B FF 90 X FF 91 1-1 HR		L FF 92 F SI 94 C SL 82 0-3 ① K		B SI 93 X SI 92 1-0 1B		4	2	3	2	0	1	0
54 Yamaico Navarro, R (1, 4) OBP: 0.429, SLG: 0.500			S FF 93 B FF 94 B FF 92 X FF 92 2-1 ① F7		B FF 92 B FF 91 F FF 92 F FF 91 F KC 80 F FF 92 F FF 91 B SL 81 B FF 92 4-2 13 E BB		C SL 78 C SI 94 B SL 81 B FF 94 B FF 94 X FF 93 3-2 1B		1 SAFE B FF 93 1 SAFE F FF 92 F SI 92 B SI 93 F FF 93 B SL 85 S FF 94 3-3 ③ K		3	0	1	0	1	1	1
Inning Stats	R: 0 E: 0 K: 0 S: 7 H: 1 LOB: 1 BB: 0 P: 11	R: 0 E: 0 K: 1 S: 11 H: 0 LOB: 0 BB: 0 P: 16	R: 1 E: 0 K: 0 S: 16 H: 3 LOB: 2 BB: 0 P: 22	R: 0 E: 0 K: 0 S: 7 H: 0 LOB: 0 BB: 1 P: 15	R: 1 E: 1 K: 2 S: 20 H: 1 LOB: 2 BB: 1 P: 26	R: 0 E: 0 K: 2 S: 9 H: 0 LOB: 0 BB: 0 P: 12	R: 0 E: 0 K: 1 S: 11 H: 1 LOB: 1 BB: 0 P: 14	R: 0 E: 0 K: 3 S: 10 H: 0 LOB: 0 BB: 0 P: 15	R: 0 E: 0 K: 1 S: 11 H: 1 LOB: 1 BB: 0 P: 17	R: 1 E: 0 K: 0 S: 2 H: 1 LOB: 0 BB: 0 P: 3	1B: 5 2B: 0 3B: 0 HR: 3 SF: 0 SAC: 0 DP: 1 HBP: 0	WP: 0 PB: 0 SB: 0 CS: 0 PA: 37					

PITCHER		IP	WLS	BF	H	R	ER	SO	BB	IBB	HBP	BLK	WP	HR	S	P	ERA	WHIP
65 Phil Hughes, R ERA: 5.51	(1, 1)	6.0		25	5	2	2	5	2	0	0	0	0	2	70	102	3.00	1.167
48 Boone Logan, L ERA: 1.93	(7, 1)	0.2		3	1	0	0	1	0	0	0	0	0	0	10	13	0.00	1.500
27 Shawn Kelley, R ERA: 5.3	(7, 1)	0.1		1	0	0	0	0	0	0	0	0	0	0	1	1	0.00	0.000
30 David Robertson, R ERA: 2.79	(8, 1)	1.0		3	0	0	0	3	0	0	0	0	0	0	10	15	0.00	0.000
38 Preston Claiborne, R ERA:	(9, 1)	1.0		4	1	0	0	1	0	0	0	0	0	0	11	17	0.00	1.000

PITCHER		IP	WLS	BF	H	R	ER	SO	BB	IBB	HBP	BLK	WP	HR	S	P	ERA	WHIP
34 Vidal Nuño, L ERA: 1.13	(10, 1)	0.0	L	1	1	1	1	0	0	0	0	0	0	1	2	3	∞	∞

BOTTOM

New York Yankees @ Baltimore Orioles

Oriole Park at Camden Yards, Baltimore, MD

Tue May 21 2013, 7:07 PM - 10:00 PM EDT

Att. 29,040 - Partly Cloudy - 84 F

livebaseballscorecards.com

AB	35
R	3
H	8
RBI	3
BB	2
SO	10
LOB	15

New York Yankees @ Baltimore Orioles

Oriole Park at Camden Yards, Baltimore, MD

Wed May 22 2013, 7:08 PM - 10:11 PM EDT

Att. 26,725 - Partly Cloudy - 83 F

TOP

livebaseballscorecards.com

Batter	1	2	3	4	5	6	7	8	9	AB	R	H	RBI	BB	SO	LOB
14 Curtis Granderson, L (1, 8) OBP: 0.321, SLG: 0.423	X FF 93 0-0 33 BB 1B		B F FF 91 X SL 84 1-1 24 1B 2B		B FF 93 B CH 86 F FF 94 B FF 94 X FF 93 3-1 HR		B SL 86 F FF 92 B CH 87 F SL 87 B SL 84 B FF 94 4-2 BB			3	2	3	1	1	0	0
24 Robinson Canó, L (1, 4) OBP: 0.335, SLG: 0.556	C FF 92 1 SAFE T FF 94 F SL 85 S FF 94 0-3 ① K		F FF 92 F FF 92 B CU 76 F FF 92 F FF 93 B FF 93 X FF 93 2-2 33 BB 2-H 1B		B CU 77 F SI 93 X CH 86 1-1 ② L7		C FF 93 F SL 84 F FF 93 F FF 93 F SL 85 X SL 85 0-2 ③ G4-3			4	0	1	1	0	1	2
12 Vernon Wells, R (1, 7) OBP: 0.341, SLG: 0.506	1 SAFE X FF 94 0-0 ② F8		S FF 92 S CH 86 T FF 93 0-2 ① K		C FF 94 B FF 94 X FF 93 1-1 1B			B FF 90 C FF 91 X FF 92 1-1 ① G4-3		4	0	1	0	0	1	2
33 Travis Hafner, L (1, 10) OBP: 0.386, SLG: 0.541	B FF 94 B FF 93 B CH 86 F FF 94 B FF 94 4-1 1-2 BB		B FF 93 B CH 86 C SL 86 B CH 86 C FF 92 F SL 85 B SL 86 4-2 55 G4-6-3 1-2 BB		X CH 86 0-0 ③ G4-3			B FF 91 F FF 90 X FF 92 1-1 ② L7		2	0	0	0	2	0	1
55 Lyle Overbay, L (1, 3) OBP: 0.286, SLG: 0.467	F CU 77 F FF 93 B FF 94 S FF 93 1-3 ③ K		X CH 86 0-0 ② ③ G4-6-3 1-2f			X CH 85 0-0 ① G3-1		S SL 85 C SI 93 B FF 92 B SL 83 C FF 93 2-3 ③ K		4	0	0	0	0	2	4
39 David Adams, R (1, 5) OBP: 0.333, SLG: 0.615		B FF 92 B FF 93 C FF 92 S FF 91 F FF 92 B CU 78 X FF 92 3-2 ① G5-3	B FF 91 F FF 92 B FF 93 F FF 92 B CH 84 F FF 93 X FF 92 3-2 ① L8			C FF 91 C FF 93 F FF 94 X FF 93 0-2 ② L7			B SI 86 C SL 79 B SL 78 C SL 78 X SL 79 2-2 HR	4	1	1	1	0	0	0
31 Ichiro Suzuki, L (1, 9) OBP: 0.279, SLG: 0.331		T FF 92 T FF 93 F FF 93 B SL 84 X SL 83 1-2 53 FC6-4 1B	B CH 85 F CH 85 B FF 94 B FF 92 S FF 92 X FF 92 3-2 ② F7			B FF 92 X CH 87 1-0 ③ L9			F SI 85 M SL 78 F SI 85 X FF 86 0-2 ① F8	4	0	1	0	0	0	0
40 Reid Brignac, L (1, 6) OBP: 0.263, SLG: 0.333		C FF 92 1 SAFE T SI 92 C FF 93 0-3 ② K	S CH 86 F FF 93 B CU 78 X CH 85 1-2 ③ G4-3				F CH 85 F FF 92 B FF 92 B FF 93 S SL 82 2-3 ① K		C SL 78 B FF 86 F SL 79 B FF 87 F SL 79 F SL 79 F FF 86 T SL 80 2-2 ② K	4	0	0	0	0	3	1
53 Austin Romine, R (1, 2) OBP: 0.156, SLG: 0.194 11 Brett Gardner, L (9, PH) OBP: 0.326, SLG: 0.387		C SL 85 C FF 94 F FF 93 1 SAFE B FF 94 X CU 77 1-2 ③ FC6-4 1-2f			F FF 93 B SL 84 C SL 84 B FF 92 F SL 84 X FF 93 2-2 ① L8		F SL 84 S SL 83 F FF 94 F SL 83 F FF 93 T FF 93 0-2 ② K		C SI 86 B FF 87 C SL 80 F SL 79 F FF 87 T FF 87 1-2 ③ K	3 1	0 0	0 0	0 0	1 0	1 0	1 0
Inning Stats	R: 0 E: 0 K: 2 S: 10 H: 1 LOB: 2 BB: 1 P: 15	R: 0 E: 0 K: 1 S: 15 H: 1 LOB: 1 BB: 0 P: 20	R: 1 E: 0 K: 1 S: 14 H: 2 LOB: 1 BB: 1 P: 21	R: 0 E: 0 K: 0 S: 10 H: 0 LOB: 0 BB: 0 P: 17	R: 1 E: 0 K: 0 S: 11 H: 2 LOB: 1 BB: 0 P: 18	R: 0 E: 0 K: 0 S: 6 H: 0 LOB: 0 BB: 0 P: 7	R: 0 E: 0 K: 2 S: 17 H: 0 LOB: 1 BB: 1 P: 23	R: 0 E: 0 K: 1 S: 7 H: 0 LOB: 0 BB: 0 P: 11	R: 1 E: 0 K: 2 S: 18 H: 1 LOB: 0 BB: 0 P: 23	1B: 4 2B: 1 3B: 0 HR: 2 SF: 0 SAC: 0 DP: 1 HBP: 0						

	AB	33
	R	3
	H	7
	RBI	3
	BB	3
	SO	9
	LOB	11

WP: 0 PA: 36
PB: 0
SB: 0
CS: 0

PITCHER		IP	WLS	BF	H	R	ER	SO	BB	IBB	HBP	BLK	WP	HR	S	P	ERA	WHIP
39 Jason Hammel, R ERA: 5.37	(1, 1)	6.2	W	27	6	2	2	6	2	0	0	0	0	1	75	109	2.70	1.200
17 Brian Matusz, L ERA: 2.45	(7, 1)	1.1		5	0	0	0	1	1	0	0	0	0	0	15	23	0.00	0.750
56 Darren O'Day, R ERA: 2.08	(9, 1)	1.0		4	1	1	1	2	0	0	0	0	0	1	18	23	9.00	1.000

PITCHER		IP	WLS	BF	H	R	ER	SO	BB	IBB	HBP	BLK	WP	HR	S	P	ERA	WHIP

BOTTOM

New York Yankees @ Baltimore Orioles

Oriole Park at Camden Yards, Baltimore, MD

Wed May 22 2013, 7:08 PM - 10:11 PM EDT

Att. 26,725 - Partly Cloudy - 83 F

livebaseballscorecards.com

Batter	1	2	3	4	5	6	7	8	9	AB	R	H	RBI	BB	SO	LOB
9 Nate McLouth, L (1, 7) OBP: 0.364, SLG: 0.438	F SI 89 X FF 90 0-1 ① G1-3	B CU 77 C CU 76 X SL 85 1-1 13 1B 13 S 1B		X SI 92 0-0 ① G1-3		C CU 80 F CH 84 B FC 93 1 SAFE X CU 80 1-2 ②③ G4-6-3 1-2f				4	0	1	0	0	0	1
13 Manny Machado, R (1, 5) OBP: 0.354, SLG: 0.508	X FF 90 0-0 ② F7	B SL 82 B SL 84 C SL 84 X FF 93 2-1 1-3 1B		C SL 84 X SL 86 0-1 ② G4-3			B FF 93 B FC 93 C SL 83 B SL 84 X FC 92 3-1 21 G3-6-3 1B			4	0	2	0	0	0	0
21 Nick Markakis, L (1, 9) OBP: 0.338, SLG: 0.406	C FF 89 B FF 90 X SL 82 1-1 HR	B CU 73 1 SAFE C SI 91 F SI 91 1 SAFE X FF 90 1-2 ③ L9		B FF 93 F CH 88 F FF 94 F SL 85 S FF 93 1-3 ③ K			C CU 79 X CU 80 0-1 ①② G3-6-3 1-2f			4	1	1	1	0	1	3
10 Adam Jones, R (1, 10) OBP: 0.350, SLG: 0.487	X FF 91 0-0 19 HR 1B		C SL 82 B SI 90 B SI 91 X SL 83 2-1 19 1B 32 HR 2B		F FC 94 X SL 86 0-1 ① G1-3		S SL 85 B FF 93 F FC 94 F CU 79 S FC 92 1-3 ③ K			4	2	2	0	0	1	0
19 Chris Davis, L (1, 3) OBP: 0.420, SLG: 0.690	B SI 91 D SI 91 B FF 92 F SI 91 C FF 90 X SI 91 3-2 1-H HR		F FS 86 D SL 85 S SL 86 D SL 85 F SL 86 2 SAFE F FS 85 X SL 87 2-2 2-3 32 HR 1B		B CU 79 B SI 92 X CU 77 2-0 32 G2-3 1B			B CU 81 B FC 92 F SI 92 B FF 93 F CU 81 F SI 93 X CU 80 3-2 36 F8 2 1B 1B		4	2	4	2	0	0	0
32 Matt Wieters, S (1, 2) OBP: 0.298, SLG: 0.428	B CU 75 B SI 90 F SI 91 X FS 86 2-1 2B		F CH 88 X FF 93 0-1 1-H 3-H HR		C CH 83 X CH 83 0-1 ② G2-3 1-2			B CH 84 S SI 92 F CH 83 B FC 92 F CH 84 S FC 91 2-3 ① K		4	1	2	3	0	1	2
2 J.J. Hardy, R (1, 6) OBP: 0.266, SLG: 0.413	B FF 91 B FF 91 S SL 83 C SI 91 F SL 83 X SL 83 2-2 ③ F7		F FF 94 B FF 94 C SL 85 F SL 85 X FF 93 1-2 ① G5-3		B FC 94 C FC 94 B SI 93 X SL 85 2-1 ③ G5-3			B SL 84 C SL 83 B FC 92 B SI 92 C FC 92 X SL 84 3-2 12 FC6-4 1-2 1B		4	0	1	0	0	0	2
36 Chris Dickerson, L (1, 8) OBP: 0.350, SLG: 0.615		B FS 83 C FF 90 S FS 83 B FS 84 B SL 82 X FS 84 3-2 ① G4-3	B SI 92 C SL 84 B CH 88 X CH 87 2-1 ② G3-1			B FF 93 C FF 91 X FC 92 1-1 ① L3		C CU 78 S CH 86 B FC 92 B CU 80 F FF 93 B CH 86 X CH 84 3-2 ② F8 2-3		4	0	0	0	0	0	2
12 Alexi Casilla, S (1, 4) OBP: 0.245, SLG: 0.255		C SI 92 F FF 92 B SI 91 X SI 91 1-2 ② F7	F SI 93 C SI 94 S SL 86 0-3 ③ K2-3			X SI 92 0-0 9 G4-6-3 1B		B CU 80 B SL 84 X FF 92 2-0 ③ FC6-4 1-2f		4	0	1	0	0	1	2
Inning Stats	R: 3 E: 0 K: 0 S: 15 H: 4 LOB: 1 BB: 0 P: 23	R: 0 E: 0 K: 0 S: 13 H: 2 LOB: 2 BB: 0 P: 21	R: 3 E: 0 K: 1 S: 18 H: 3 LOB: 0 BB: 0 P: 25	R: 0 E: 0 K: 1 S: 7 H: 0 LOB: 0 BB: 0 P: 8	R: 0 E: 0 K: 0 S: 7 H: 1 LOB: 1 BB: 0 P: 11	R: 0 E: 0 K: 0 S: 6 H: 1 LOB: 0 BB: 0 P: 8	R: 0 E: 0 K: 1 S: 8 H: 1 LOB: 0 BB: 0 P: 12	R: 0 E: 0 K: 1 S: 16 H: 2 LOB: 2 BB: 0 P: 29		1B: 9 2B: 2 3B: 0 HR: 3	SF: 0 SAC: 0 DP: 2 HBP: 0					

	AB	36
	R	6
	H	14
	RBI	6
	BB	0
	SO	4
	LOB	12

PITCHER		IP	WLS	BF	H	R	ER	SO	BB	IBB	HBP	BLK	WP	HR	S	P	ERA	WHIP
18 Hiroki Kuroda, R ERA: 2.67	(1, 1)	2.0	L	14	8	5	5	0	0	0	0	0	0	2	35	55	22.50	4.000
38 Preston Claiborne, R ERA: 0.82	(3, 1)	2.0		7	1	1	1	2	0	0	0	0	0	1	18	22	4.50	0.500
43 Adam Warren, R ERA: 1.14	(5, 1)	4.0		15	5	0	0	2	0	0	0	0	0	0	37	60	0.00	1.250

PITCHER	IP	WLS	BF	H	R	ER	SO	BB	IBB	HBP	BLK	WP	HR	S	P	ERA	WHIP

Batter	1	2	3	4	5	6	7	8	9	AB	R	H	RBI	BB	SO	LOB
9 Nate McLouth, L (1, 7) OBP: 0.365, SLG: 0.437	C FF 93 B SI 95 X FF 94 1-1 ① L6		C FF 94 X SL 88 0-1 13 S 13 2B 1-2 1B		B FF 92 B SL 87 B FF 92 C FF 93 C SI 94 F FF 94 X FF 94 3-2 ② G3		B FS 82 C FF 93 X KC 77 1-1 1B		B FF 95 C SI 95 B FF 94 B FF 95 F FF 94 F FF 96 X SI 96 3-2 ③ F8	5	1	2	0	0	0	0
13 Manny Machado, R (1, 5) OBP: 0.362, SLG: 0.527	X FF 95 0-0 2B		B FF 95 B FF 94 X FS 86 2-0 1-H 2-H 2B		B SL 90 X SL 86 1-0 2B		C FF 93 X SL 88 0-1 ③ G5-3			4	0	3	2	0	0	1
21 Nick Markakis, L (1, 9) OBP: 0.341, SLG: 0.421	B FF 94 B FF 94 B FF 95 B FF 94 4-0 10 G6-4-3 BB		C FF 95 F FF 94 T SL 88 0-2 ② K		X FF 94 0-0 ③ G4-3			X FF 92 0-0 HR		3	1	1	1	1	1	2
10 Adam Jones, R (1, 10) OBP: 0.348, SLG: 0.497	C FS 84 X SL 89 0-1 ②③ G6-4-3 1-2f		F FF 95 T FF 93 S SI 93 0-3 ③ K			F SL 86 X KC 79 0-1 ① F7		S FF 93 S SL 86 F SL 87 B KC 77 F SL 88 X FF 93 1-2 HR		4	1	1	1	0	1	3
19 Chris Davis, L (1, 3) OBP: 0.417, SLG: 0.698		C FF 92 C FF 94 F FF 96 B FF 94 F FF 95 S SL 90 1-3 ① K		X FF 93 0-0 HR		B FF 94 B FF 94 S SL 88 X SL 88 2-1 ② F9		B FF 91 B SI 89 F FF 93 B FF 93 X FF 94 3-1 ① G4-3		4	1	1	1	0	1	0
32 Matt Wieters, S (1, 2) OBP: 0.291, SLG: 0.417		B FS 86 X FF 94 1-0 ② G3		C FS 84 X SL 90 0-1 ① G4-1		B FF 95 C SL 89 B FS 87 F SL 88 X FF 94 2-2 ③ F7		C CU 83 S CH 87 B FF 94 S CU 84 1-3 ② K2-3		4	0	0	0	0	1	0
2 J.J. Hardy, R (1, 6) OBP: 0.266, SLG: 0.415		B FF 95 F FF 95 F FF 96 B SL 91 S SL 90 2-3 ③ K		C FF 93 F SL 88 F FF 96 S SL 89 0-3 ② K			X FF 89 0-0 36 L9 12 SF8 2B	C CH 87 B CU 83 B FF 94 S SI 93 X CU 83 2-2 ③ F9		4	1	1	0	0	2	0
36 Chris Dickerson, L (1, 8) OBP: 0.341, SLG: 0.581			B FF 91 C FF 93 B KC 81 F FF 94 B FF 90 X FF 96 3-2 13 S 9 1B 13 2B 1B	S FS 86 C FS 86 B SL 89 F SL 89 B FF 96 X FS 87 2-2 ③ G4-3			B FF 92 F FS 82 B FF 94 S FS 83 X FS 83 2-2 ① L9 2-3		C SI 94 B CH 87 S CH 87 C CU 85 1-3 ① K	4	1	1	0	0	1	1
12 Alexi Casilla, S (1, 4) OBP: 0.228, SLG: 0.241			C FF 93 1 SAFE B FF 94 X FF 94 1-1 ① F8		C FF 92 X SL 88 0-1 ① G3		X FF 93 0-0 ② SF8 3-H		B FF 94 X FF 95 1-0 ② F7	3	0	0	1	0	0	1
Inning Stats	R: 0 E: 0 K: 0 S: 5 H: 1 LOB: 1 BB: 1 P: 10	R: 0 E: 0 K: 2 S: 9 H: 0 LOB: 0 BB: 0 P: 13	R: 2 E: 0 K: 2 S: 14 H: 3 LOB: 1 BB: 0 P: 20	R: 1 E: 0 K: 1 S: 11 H: 1 LOB: 0 BB: 0 P: 13	R: 0 E: 0 K: 0 S: 8 H: 1 LOB: 1 BB: 0 P: 12	R: 0 E: 0 K: 0 S: 7 H: 0 LOB: 0 BB: 0 P: 11	R: 1 E: 0 K: 0 S: 9 H: 2 LOB: 1 BB: 0 P: 12	R: 2 E: 0 K: 1 S: 14 H: 2 LOB: 0 BB: 0 P: 21	R: 0 E: 0 K: 1 S: 8 H: 0 LOB: 0 BB: 0 P: 13	1B: 3 2B: 4 3B: 0 HR: 3 SF: 1 SAC: 0 DP: 1 HBP: 0						

PITCHER		IP	WLS	BF	H	R	ER	SO	BB	IBB	HBP	BLK	WP	HR	S	P	ERA	WHIP
23 Brandon Morrow, R ERA: 5.5	(1, 1)	7.0	W	31	10	6	6	5	1	0	0	0	0	3	69	98	7.71	1.571
27 Brett Cecil, L ERA: 2.25	(8, 1)	1.0	H	3	0	0	0	1	0	0	0	0	0	0	8	14	0.00	0.000
49 Brad Lincoln, R ERA: 5.91	(9, 1)	1.0		3	0	0	0	1	0	0	0	0	0	0	8	13	0.00	0.000

PITCHER	IP	WLS	BF	H	R	ER	SO	BB	IBB	HBP	BLK	WP	HR	S	P	ERA	WHIP

Baltimore Orioles @ Toronto Blue Jays

Rogers Centre, Toronto, ON

Thu May 23 2013, 7:08 PM - 10:00 PM EDT

Att. 21,466 - Roof Closed - 68 F

TOP

livebaseballscorecards.com

AB	35
R	6
H	10
RBI	6
BB	1
SO	7
LOB	8

WP: 0 PA: 37
PB: 0
SB: 2
CS: 0

BOTTOM

Baltimore Orioles @ Toronto Blue Jays

Rogers Centre, Toronto, ON

Thu May 23 2013, 7:08 PM - 10:00 PM EDT

Att. 21,466 - Roof Closed - 68 F

livebaseballscorecards.com

Batter	1	2	3	4	5	6	7	8	9	AB	R	H	RBI	BB	SO	LOB
53 Melky Cabrera, S (1, 7) OBP: 0.322, SLG: 0.373 8 Anthony Gose, L (7, 7) OBP: 0.333, SLG: 0.500	B FF 96 C FF 95 B FF 96 2-2 1B	C FF 96 F FF 96 B FF 97 X FF 98 1-2 ② G4-3	X FF 95 0-0 ③ L8	1 SAFE B SI 91 B SI 90 F CH 84 B SI 90 F SI 89 B CH 81 4-2 19 BB 10 HR 1-2 BB	C SL 79 B SI 89 S SI 90 B SI 90 B SI 89 X SI 89 3-2 19 E 10 PB 1B	3	1	1	0	1	0	2
						1	1	1	0	0	0	0
19 José Bautista, R (1, 9) OBP: 0.394, SLG: 0.560	B FF 96 B SL 82 F FF 96 F FF 95 X FS 84 2-2 ① F8	B FS 84 B FS 83 F FF 98 B FF 99 B FF 98 4-1 BB	B SL 84 S FS 82 F FF 97 S FF 98 1-3 ① K	B SI 96 C SI 96 B SI 97 D SL 83 F SI 96 B SI 96 4-2 10 HR 1-2 2-3 BB	C SI 90 B SI 89 X SI 89 1-1 FC6 16 BB 10 PB 9 G5-3 1-2	3	2	0	0	2	1	2
10 Edwin Encarnación, R (1, 3) OBP: 0.333, SLG: 0.500	F FF 97 1 SAFE F FF 97 C FF 97 0-3 ② K	X FF 96 0-0 ③ F9	B SL 82 B FF 97 X FF 95 2-0 ② F7	D SI 96 C SI 97 X SI 98 1-1 1-H 2-H 3-H HR	B SI 89 F CH 84 B FF 90 B SI 90 B SI 90 4-1 9 G5-3 16 BB 13 1B 1-2 2-H BB	4	2	1	4	1	1	2
26 Adam Lind, L (1, 10) OBP: 0.381, SLG: 0.443 16 Mark DeRosa, R (8, PH) OBP: 0.318, SLG: 0.455 (9, 10)	C FF 96 F FF 97 B FF 98 1 SAFE T FS 84 1-2 ③ K	C FF 95 C FF 97 X FS 86 0-2 9 2B 2B	C FF 98 B FF 95 F FF 97 X FF 99 1-2 9 HR 1B	B CH 88 C SI 96 B CH 89 X SI 96 2-1 E3	B SI 89 B SI 89 S CH 83 D SI 89 F SI 89 B CH 84 4-2 13 1B 9 G5-3 28 SF8 1-2 2-3 BB	4	2	2	0	0	1	1
						0	1	0	0	1	0	0
9 J.P. Arencibia, R (1, 2) OBP: 0.244, SLG: 0.479		B SL 82 F FF 96 X FF 98 1-1 ① F8	X SL 83 0-0 13 1B 1 SF8 2-H 2B	X FF 96 0-0 1-H HR	C SI 96 D SL 85 B SL 82 B SI 95 X SI 96 3-1 ③ F8	C SI 89 X SI 89 0-1 ① G5-3 1-2 2-3 3-H	5	2	2	4	0	0	3
13 Brett Lawrie, R (1, 5) OBP: 0.254, SLG: 0.341		C FF 97 B SL 84 F FF 95 F FF 98 B FS 86 F FS 84 F FF 97 B FF 98 X FF 98 3-2 ② G5-3	X FF 97 0-0 1 SF8 28 BB 2-3 1B	C FS 82 F FS 82 B FF 98 F SL 84 S FF 97 1-3 ③ K	B FF 95 B SL 82 B FF 94 B FF 94 4-0 1 FC4 BB	B SI 90 B SI 89 X SI 89 2-0 1 1B 2-3 3-H 1B	4	0	2	1	1	1	0
28 Colby Rasmus, L (1, 8) OBP: 0.305, SLG: 0.426		B FF 95 B FS 82 X FF 96 2-0 1B	S FS 83 B FF 95 S FS 84 B FS 83 B FS 85 F FS 84 F FF 97 B FS 84 4-2 1-2 BB	C SI 91 X SL 81 0-1 ① F7	S SI 89 B SI 88 S SI 89 F SI 89 C SI 89 1-3 ① K	X SL 80 0-0 ② SF8 3-H	3	0	1	1	1	1	1
1 Emilio Bonifácio, S (1, 4) OBP: 0.229, SLG: 0.315		F FF 96 F FF 94 S FF 97 0-3 ③ K	B FF 96 B FF 96 B FF 96 C FF 95 X FF 95 3-1 ① SF8 2-3 3-H	C CH 83 X SI 90 0-1 ② G5-3	T SI 89 X SI 90 0-1 ② FC4 1-2f	B SI 89 X SI 90 1-0 1-3 1B	4	0	1	1	0	1	2
66 Munenori Kawasaki, L (1, 6) OBP: 0.330, SLG: 0.274			C FF 95 B FF 96 B FS 83 F FF 95 X FS 84 2-2 ① G4-3	B FF 95 X FF 94 1-0 ② B2	B SL 84 B SI 90 B SI 89 C SI 89 B SI 90 4-1 19 BB 53 BB 10 HR BB	D SI 89 F SI 90 X SI 90 1-1 ③ G4-3	F SI 88 B SI 89 X SI 89 1-1 ③ G3	4	1	0	0	1	0	5

Inning Stats	1	2	3	4	5	6	7	8	9
	R: 0 E: 0 K: 2 S: 13 H: 1 LOB: 1 BB: 0 P: 18	R: 0 E: 0 K: 1 S: 12 H: 1 LOB: 1 BB: 0 P: 18	R: 0 E: 0 K: 0 S: 8 H: 0 LOB: 1 BB: 1 P: 15	R: 2 E: 0 K: 0 S: 13 H: 3 LOB: 2 BB: 1 P: 21	R: 2 E: 0 K: 2 S: 12 H: 2 LOB: 0 BB: 0 P: 17	R: 4 E: 1 K: 0 S: 15 H: 1 LOB: 1 BB: 3 P: 33	R: 0 E: 0 K: 1 S: 8 H: 0 LOB: 1 BB: 1 P: 14	R: 4 E: 1 K: 0 S: 15 H: 3 LOB: 2 BB: 2 P: 31	

AB	35
R	12
H	11
RBI	11
BB	8
SO	6
LOB	18

1B: 7 SF: 2
2B: 2 SAC: 0
3B: 0 DP: 0
HR: 2 HBP: 0

WP: 0 PA: 45
PB: 1
SB: 0
CS: 0

PITCHER		IP	WLS	BF	H	R	ER	SO	BB	IBB	HBP	BLK	WP	HR	S	P	ERA	WHIP
37 Kevin Gausman, R ERA: 7.2	(1, 1)	5.0	L	24	7	4	4	5	2	0	0	0	0	1	58	89	7.20	1.800
40 Troy Patton, L ERA: 4.79	(6, 1)	0.2		4	0	2	2	0	2	0	0	0	0	0	7	15	27.00	3.000
47 Pedro Strop, R ERA: 6.11	(6, 1)	0.1		5	1	2	2	0	2	0	0	0	0	1	8	22	54.00	9.000
66 T.J. McFarland, L ERA: 3.18	(7, 1)	2.0		12	3	4	2	1	2	0	0	0	0	0	23	41	9.00	2.500

PITCHER	IP	WLS	BF	H	R	ER	SO	BB	IBB	HBP	BLK	WP	HR	S	P	ERA	WHIP

Batter	1	2	3	4	5	6	7	8	9	AB	R	H	RBI	BB	SO	LOB
21 Nick Markakis, L (1, 9) OBP: 0.350, SLG: 0.430	C FF 92 X FF 92 0-1 13 1B 2 HR 1B	C SI 88 B SI 90 X SL 85 1-1 2 WP 1-H 2-H 3-H 2B	C SI 89 B SI 90 T SL 82 B SI 89 X SI 89 2-2 1B		B FF 93 D CH 87 B FF 94 C FF 93 F FF 93 B FF 94 4-2 13 1B 1-2 BB		B FF 95 C SL 87 B SI 94 X SL 87 2-1 ② F9		C SL 87 F SL 88 B FF 96 B FF 95 F SL 88 X SL 88 2-2 ② L4	5	1	3	3	1	0	0
13 Manny Machado, R (1, 5) OBP: 0.365, SLG: 0.526	C SI 89 F CH 82 1 SAFE B SI 92 X CU 75 1-2 2 HR 1B	X CH 81 0-0 ① F9	X SL 80 0-0 ③ P3		C CU 83 B CU 84 B CU 83 X FF 94 2-1 1-2 2-3 1B		B SI 94 B SI 94 C SL 88 C FF 96 X CU 84 2-2 1B		C SL 89 B FF 93 X SL 88 1-1 ③ F8	6	1	3	0	0	0	2
2 J.J. Hardy, R (1, 6) OBP: 0.264, SLG: 0.426	C SI 89 T SL 84 X CU 74 0-2 1-H 2-H HR	C SL 82 D CH 84 B SI 90 C SL 82 X SL 81 2-2 ② G5-3 2-3		C SI 88 X SL 80 0-1 E6 19 G4-3	C FF 93 B FF 93 X CU 84 1-1 ③ F8		C FF 95 B SI 95 F SI 94 F FF 96 B SI 95 F FF 95 S SL 90 2-3 ③ K			5	1	1	3	0	1	5
10 Adam Jones, R (1, 8) OBP: 0.349, SLG: 0.510	C CH 82 F CH 82 B SI 90 F CH 80 F SL 85 B SI 90 X CH 79 2-2 ① G5-3	X SL 80 0-0 ③ P2		B SI 87 B FF 88 B SI 88 C SI 87 F SI 87 F SI 88 F SL 80 3-2 ① K		B CU 82 S FF 92 X FF 92 1-1 HR		C FF 95 X SI 93 0-1 19 2B 1B		5	1	2	1	0	1	2
19 Chris Davis, L (1, 3) OBP: 0.426, SLG: 0.723	B FC 88 X SI 88 1-0 32 G6-4-3 1B		B SI 89 B CH 82 S CH 82 B CH 83 C SL 81 F SL 81 X SL 82 3-2 HR	C SI 88 B SI 88 B SI 88 B CH 82 X SI 88 3-1 ② G4-3 1-2		S CH 86 B FF 92 B CH 87 B FF 94 B FF 93 4-1 32 G4-3 BB			X SI 93 0-0 1-3 2B	4	1	3	1	1	0	1
32 Matt Wieters, S (1, 2) OBP: 0.289, SLG: 0.406	B SI 90 C CU 71 X CH 81 1-1 ②③ G6-4-3 1-2f		B SI 90 B CH 82 C SL 77 B FF 90 S SL 76 F SL 78 F SL 78 B CH 82 4-2 35 HR BB	X FF 88 0-0 ③ F8		B FF 92 X CH 87 1-0 ① G4-3 1-2		X SL 86 0-0 ① P5		4	1	0	0	1	0	5
35 Danny Valencia, R (1, 10) OBP: 0.308, SLG: 0.692		B FC 88 C CH 81 B SI 88 X FC 88 2-1 54 1B 21 2B 2B	B SL 78 S SL 80 F SL 78 B SL 80 D CH 83 X SL 78 3-2 1-H HR		C FF 93 X FF 94 0-1 ① P3	B FF 93 C FF 93 B FF 93 B CU 83 X FF 93 3-1 ② P3		B SL 89 B SL 88 C SL 88 X SL 89 2-1 ② P4		5	2	2	2	0	0	3
28 Steve Pearce, R (1, 7) OBP: 0.328, SLG: 0.396 36 Chris Dickerson, L (8, 7) OBP: 0.341, SLG: 0.581		B SI 89 B SI 88 B FC 87 B FC 87 4-0 54 1B 21 2B BB	B FF 90 C FF 89 S SL 82 X FF 89 1-2 ① G5-3		B FF 95 B FF 94 B FF 93 C FF 93 X FF 94 3-1 ② F8	C FF 93 C FF 93 X CU 84 0-2 ③ F8		C SL 88 X FF 95 0-1 ③ F9		4 1 0 0 1 0 3 0 0 0 0 0 0 0						
54 Yamaico Navarro, R (1, 4) OBP: 0.444, SLG: 0.500 12 Alexi Casilla, S (7, 4) OBP: 0.224, SLG: 0.236		B SI 88 X CH 81 1-0 21 2B 1-2 2-3 1B	B SI 90 C SI 89 F SI 89 C SI 89 1-3 ② K		B FF 93 X FF 94 1-0 13 1B 21 BB 1B		C SL 87 B SL 88 B SI 94 B SL 89 S FF 95 T SL 88 3-2 ① K		B FF 94 X SI 93 1-0 ① G4-3	4 1 2 0 0 2 0 1 0 0 0 0 0 0						
Inning Stats	R: 3 E: 0 K: 0 S: 16 H: 4 LOB: 0 BB: 0 P: 21	R: 3 E: 0 K: 0 S: 10 H: 3 LOB: 1 BB: 1 P: 20	R: 3 E: 0 K: 1 S: 21 H: 3 LOB: 1 BB: 1 P: 35	R: 0 E: 1 K: 1 S: 10 H: 0 LOB: 1 BB: 0 P: 16	R: 0 E: 0 K: 0 S: 11 H: 2 LOB: 3 BB: 1 P: 22	R: 1 E: 0 K: 0 S: 9 H: 1 LOB: 1 BB: 1 P: 18	R: 0 E: 0 K: 2 S: 13 H: 1 LOB: 1 BB: 0 P: 22	R: 0 E: 0 K: 0 S: 8 H: 2 LOB: 2 BB: 0 P: 10	R: 0 E: 0 K: 0 S: 7 H: 0 LOB: 0 BB: 0 P: 11	1B: 9 2B: 3 3B: 0 HR: 4 SF: 0 SAC: 0 DP: 1 HBP: 0						

PITCHER		IP	WLS	BF	H	R	ER	SO	BB	IBB	HBP	BLK	WP	HR	S	P	ERA	WHIP
35 Sean Nolin, L ERA: 40.5	(1, 1)	1.1	L	11	7	6	6	0	1	0	0	0	0	1	22	35	40.50	6.000
34 Ramon Ortiz, R ERA: 4.87	(2, 1)	2.2		13	3	3	3	2	1	0	0	0	1	2	35	57	10.12	1.500
49 Brad Lincoln, R ERA: 5.68	(5, 1)	2.0		11	3	1	1	0	2	0	0	0	0	1	20	40	4.50	2.500
32 Esmil Rogers, R ERA: 4.56	(7, 1)	3.0		12	3	0	0	2	0	0	0	0	0	0	28	43	0.00	1.000

PITCHER	IP	WLS	BF	H	R	ER	SO	BB	IBB	HBP	BLK	WP	HR	S	P	ERA	WHIP

TOP

Baltimore Orioles @ Toronto Blue Jays

Rogers Centre, Toronto, ON

Fri May 24 2013, 7:08 PM - 10:22 PM EDT

Att. 25,104 - Roof Closed - 68 F

livebaseballscorecards.com

AB	43
R	10
H	16
RBI	10
BB	4
SO	4
LOB	21

WP: 1	PA: 47
PB: 0	
SB: 0	
CS: 0	

Batter	1	2	3	4	5	6	7	8	9	AB	R	H	RBI	BB	SO	LOB
53 Melky Cabrera, S (1, 7) OBP: 0.324, SLG: 0.389	B FF 89 B FF 90 B FF 90 C FF 90 C FF 91 X FF 91 3-2 HR	B FF 94 B KC 78 C FF 93 F CH 85 B FF 92 F FF 94 F FF 95 X CH 86 3-2 P5 ③		B FF 94 X FF 93 1-0 P5 ③		B FF 93 X CH 84 1-0 19 1B 2-H 1B		1 SAFE 1 SAFE B CU 80 B SI 94 B FF 95 C FF 95 X FF 95 3-1 G4-6-3 ①② 1-2f		5	1	2	2	0	0	2
19 José Bautista, R (1, 9) OBP: 0.400, SLG: 0.562	B FC 93 B FC 94 X FF 94 2-0 1B		C KC 76 C KC 78 B FC 95 B FF 93 F CH 84 F FF 96 F KC 79 F SL 88 C CH 86 2-3 K ①		B SL 86 B FF 90 C CH 84 C FF 93 X KC 78 2-2 26 G5-3 10 1B 1B	B CU 82 S FF 98 F FF 97 F FF 99 X FC 93 1-2 1-2 1B		B FF 96 C CU 82 X SI 96 1-1 P3 ③		5	0	3	0	0	1	0
10 Edwin Encarnación, R (1, 3) OBP: 0.335, SLG: 0.503	C FF 94 F FF 95 B FF 95 1 SAFE X FF 94 1-2 F9 ①		C KC 79 F FF 95 B FC 90 F SL 89 X FF 96 1-2 26 1B 2B		C SL 87 C FF 93 F SL 87 X SL 88 0-2 9 WP 26 G5-3 1-2 1B	X FF 98 0-0 L8 ③			C SI 86 X SL 79 0-1 G5-3 ①	5	0	2	0	0	0	3
26 Adam Lind, L (1, 10) OBP: 0.390, SLG: 0.490	B FF 92 B CH 84 C FF 94 C FF 92 S KC 80 2-3 K ②		C FF 94 B FF 94 X FF 94 1-1 2-3 1B		B FF 94 F FF 93 C FF 94 X FF 94 1-2 G5-3 ①② 1-2 2-3f		F FC 92 B FF 97 X FF 97 1-1 HR		C SI 81 X SL 79 0-1 2B	5	1	3	1	0	1	3
9 J.P. Arencibia, R (1, 2) OBP: 0.237, SLG: 0.465	C KC 77 S FF 95 B FF 94 1 SAFE F FF 94 B FF 91 F KC 78 S CH 84 2-3 K ③		F SL 87 F FF 95 B FF 93 T FF 96 1-2 K ②		S CH 84 F CH 84 B FF 92 B KC 80 S FF 94 2-3 K ③ 2-3		C FC 93 S FF 98 B FC 91 X FF 98 1-2 P4 ①		B SL 79 X SL 79 1-0 G5-3 ②	5	0	0	0	0	3	5
13 Brett Lawrie, R (1, 5) OBP: 0.257, SLG: 0.367 16 Mark DeRosa, R (4, 5) OBP: 0.304, SLG: 0.431		B FF 89 F FF 92 F CH 83 B FF 94 X FF 94 2-2 HR	C FF 94 B KC 78 C KC 78 C KC 80 1-3 K ③			C FF 92 S CH 85 B FF 92 X CH 86 1-2 G1-3 ①	B FC 90 S FF 97 B FF 97 X FF 96 2-1 F7 ②		C SL 80 B FF 87 S SL 79 B FF 87 T SI 86 2-2 K ③	2 3	1 0	1 0	1 0	0 0	1 1	2 1
28 Colby Rasmus, L (1, 8) OBP: 0.310, SLG: 0.434		B FF 94 B CH 86 C CH 85 X FF 94 2-1 1 1B 2B		B CH 83 F CH 83 F FC 92 F KC 78 C KC 79 1-3 K ①		F FF 92 S SL 87 X SL 84 0-2 P4 ②	C CU 81 B CU 78 X SI 95 1-1 1B			4	1	2	0	0	1	0
1 Emilio Bonifácio, S (1, 4) OBP: 0.246, SLG: 0.325		F FF 92 F KC 79 X KC 80 0-2 66 CS 2-H 1B		X FF 93 0-0 66 G1-3 1B		B FF 94 B CH 87 B FF 94 B FF 92 4-0 66 2B BB	T FF 96 B FF 96 T CH 88 F SI 98 X CU 86 1-2 F9 ③			3	1	2	1	1	0	1
66 Munenori Kawasaki, L (1, 6) OBP: 0.336, SLG: 0.295		1 SAFE L FF 92 1 SAFE B FF 93 B FF 93 B FF 92 C FF 93 X FF 93 3-2 G6-3 ①② 1-2		F FF 92 B FF 93 C KC 78 F FF 94 F FF 93 B KC 78 X CH 84 2-2 G1-3 ② 1-2		D FF 92 X FF 92 1-0 53 1B 1-H 2B		X FF 95 0-0 53 G4-6-3 1B		4	1	2	1	0	0	2
Inning Stats	R: 1 H: 2 E: 0 LOB: 1 K: 2 BB: 0 S: 15 P: 25	R: 2 H: 3 E: 0 LOB: 0 K: 0 BB: 0 S: 16 P: 26	R: 0 H: 2 E: 0 LOB: 2 K: 3 BB: 0 S: 19 P: 25	R: 0 H: 1 E: 0 LOB: 1 K: 1 BB: 0 S: 11 P: 15	R: 0 H: 2 E: 0 LOB: 1 K: 1 BB: 0 S: 13 P: 18	R: 2 H: 3 E: 0 LOB: 2 K: 0 BB: 1 S: 13 P: 21	R: 1 H: 2 E: 0 LOB: 1 K: 0 BB: 0 S: 13 P: 19	R: 0 H: 1 E: 0 LOB: 0 K: 0 BB: 0 S: 5 P: 9	R: 0 H: 1 E: 0 LOB: 1 K: 1 BB: 0 S: 8 P: 11	1B: 10 2B: 4 3B: 0 HR: 3	SF: 0 SAC: 0 DP: 2 HBP: 0					

PITCHER		IP	WLS	BF	H	R	ER	SO	BB	IBB	HBP	BLK	WP	HR	S	P	ERA	WHIP
30 Chris Tillman, R ERA: 3.68	(1, 1)	5.0	W	23	10	3	3	7	0	0	0	0	1	2	74	109	5.40	2.000
17 Brian Matusz, L ERA: 3.32	(6, 1)	0.2		5	2	2	2	0	1	0	0	0	0	0	8	15	27.00	4.500
29 Tommy Hunter, R ERA: 1.63	(6, 1)	2.1		10	4	1	1	0	0	0	0	0	0	1	23	34	3.86	1.714
56 Darren O'Day, R ERA: 1.99	(9, 1)	1.0		4	1	0	0	1	0	0	0	0	0	0	8	11	0.00	1.000

PITCHER	IP	WLS	BF	H	R	ER	SO	BB	IBB	HBP	BLK	WP	HR	S	P	ERA	WHIP

BOTTOM

Baltimore Orioles @ Toronto Blue Jays

Rogers Centre, Toronto, ON

Fri May 24 2013, 7:08 PM - 10:22 PM EDT

Att. 25,104 - Roof Closed - 68 F

livebaseballscorecards.com

AB	41
R	6
H	17
RBI	6
BB	1
SO	8
LOB	19

Batter	1	2	3	4	5	6	7	8	9	AB	R	H	RBI	BB	SO	LOB
9 Nate McLouth, L (1, 7) OBP: 0.371, SLG: 0.439	C KN 70 X KN 77 0-1 13 FC6-4 1B	B FF 80 S KN 71 B EP 62 B KN 72 B KN 72 4-1 BB		C EP 63 C KN 76 X KN 77 0-2 10 PB 21 1B 1B		B KN 72 B KN 74 X KN 69 2-0 ③ G4-3			C SI 90 B SI 90 C SI 90 B SI 91 X SI 91 2-2 ② G6-3	4	0	2	0	1	0	0
13 Manny Machado, R (1, 5) OBP: 0.357, SLG: 0.514	X KN 72 0-0 ① FC6-4 21 BB 19 2B 1-2f	C KN 73 C KN 74 S KN 76 0-3 ② K		B KN 73 C KN 73 C KN 74 S KN 76 1-3 ② K			X KN 73 0-0 ① G5-3		X CH 79 0-0 ③ L6	5	1	0	0	0	2	3
21 Nick Markakis, L (1, 9) OBP: 0.353, SLG: 0.429	B KN 74 B KN 72 B KN 70 C KN 79 B FF 78 4-1 19 2B 2 1B 1-2 BB	C KN 74 X KN 76 0-1 ③ G4-3		B KN 73 C KN 72 X KN 75 1-1 10 PB 1-2 1B			B KN 73 B KN 72 B KN 79 C FF 78 C FF 80 F KN 74 F KN 75 X KN 69 3-2 ② G4-3			3	1	1	0	1	0	1
10 Adam Jones, R (1, 8) OBP: 0.347, SLG: 0.519	C KN 74 B KN 76 B KN 74 X KN 74 2-1 ② F9		C KN 72 B KN 76 S KN 76 F KN 78 F KN 76 F KN 77 X KN 79 1-2 ① G1-3	B KN 75 D KN 75 F KN 74 B KN 74 F KN 74 F KN 78 X KN 76 3-2 ③ F7 1-2 2-3			B KN 78 F KN 77 X KN 79 1-1 HR			4	1	1	1	0	0	4
19 Chris Davis, L (1, 3) OBP: 0.423, SLG: 0.718	B KN 76 X KN 75 1-0 2 1B 1-3 2-H 2B		X KN 76 0-0 ② F7		X KN 73 0-0 ① G4-3		C FF 92 B CU 81 F SI 92 B FF 92 B FF 93 S CU 82 3-3 ③ K			4	1	1	1	0	1	0
2 J.J. Hardy, R (1, 6) OBP: 0.269, SLG: 0.432	B KN 76 X KN 76 1-0 35 BB 2-H 3-H 1B		C FF 81 F KN 75 B KN 77 X KN 76 1-2 35 HR 2B		B FF 81 B KN 69 X KN 71 2-0 ② F7			S SI 90 B CH 83 F CU 82 S FF 92 1-3 ① K		4	1	2	2	0	1	0
35 Danny Valencia, R (1, 10) OBP: 0.353, SLG: 0.813	B KN 75 B KN 74 B KN 72 C FF 80 B FF 81 4-1 1-2 BB		D KN 76 C KN 75 C KN 76 X KN 77 1-2 2-H HR		C FF 82 B KN 71 S KN 76 B KN 74 X KN 77 2-2 ③ L8			B CH 84 C SI 93 B CH 86 C CU 81 S CU 83 2-3 ② K		3	1	1	2	1	1	0
54 Yamaico Navarro, R (1, 4) OBP: 0.364, SLG: 0.400 12 Alexi Casilla, S (8, 4) OBP: 0.224, SLG: 0.236	C FF 79 B KN 75 S KN 74 S KN 75 1-3 ③ K		C KN 72 B KN 75 B KN 73 B KN 70 F FF 82 X FF 82 3-2 ③ L8			B KN 70 B FF 81 X FF 79 2-0 ① P6		B FF 92 B CU 82 X CH 87 2-0 ③ G6-3		4 0	0 0	0 0	0 0	0 0	1 0	2 0
48 Chris Snyder, R (1, 2) OBP: 0.250, SLG: 0.143		B FF 80 C KN 71 F KN 74 B KN 77 B KN 74 X KN 74 3-2 ① 1B		B KN 71 C KN 72 B KN 75 B KN 70 C FF 80 X KN 72 3-2 ① F7		C FF 82 B KN 73 B KN 75 C KN 73 C KN 77 2-3 ② K			C SI 87 B SI 90 X SI 90 1-1 ① G6-3	4	0	1	0	0	1	0
Inning Stats	R: 3 E: 0 K: 1 S: 12 H: 3 LOB: 2 BB: 2 P: 25	R: 0 E: 0 K: 1 S: 9 H: 1 LOB: 1 BB: 1 P: 16	R: 2 E: 0 K: 0 S: 16 H: 2 LOB: 0 BB: 0 P: 22	R: 0 E: 0 K: 1 S: 15 H: 2 LOB: 2 BB: 0 P: 23	R: 0 E: 0 K: 0 S: 5 H: 0 LOB: 0 BB: 0 P: 9	R: 0 E: 0 K: 1 S: 5 H: 0 LOB: 0 BB: 0 P: 11	R: 1 E: 0 K: 1 S: 11 H: 1 LOB: 0 BB: 0 P: 18	R: 0 E: 0 K: 2 S: 7 H: 0 LOB: 0 BB: 0 P: 12	R: 0 E: 0 K: 0 S: 6 H: 0 LOB: 0 BB: 0 P: 9	1B: 5 2B: 2 3B: 0 HR: 2 SF: 0 SAC: 0 DP: 0 HBP: 0						

TOP

Baltimore Orioles @ Toronto Blue Jays

Rogers Centre, Toronto, ON

Sat May 25 2013, 1:09 PM - 4:04 PM EDT

Att. 35,915 - Sunny - 57 F

livebaseballscorecards.com

AB	35
R	6
H	9
RBI	6
BB	3
SO	7
LOB	10

PITCHER		IP	WLS	BF	H	R	ER	SO	BB	IBB	HBP	BLK	WP	HR	S	P	ERA	WHIP
43 R.A. Dickey, R ERA: 4.85	(1, 1)	6.2	L	31	9	6	6	4	3	0	0	0	0	2	70	118	8.10	1.800
27 Brett Cecil, L ERA: 2.13	(7, 1)	1.1		4	0	0	0	3	0	0	0	0	0	0	10	18	0.00	0.000
62 Aaron Loup, L ERA: 2.45	(9, 1)	1.0		3	0	0	0	0	0	0	0	0	0	0	6	9	0.00	0.000

PITCHER	IP	WLS	BF	H	R	ER	SO	BB	IBB	HBP	BLK	WP	HR	S	P	ERA	WHIP

Batter	1	2	3	4	5	6	7	8	9	AB	R	H	RBI	BB	SO	LOB
53 Melky Cabrera, S (1, 7) OBP: 0.325, SLG: 0.390 8 Anthony Gose, L (8, PR) OBP: 0.333, SLG: 0.500 (9, 7)	B FF 87 B SI 87 F SI 87 C SI 88 X FS 78 2-2 10 G5-4-3 19 1B 26 1B 1B	B CH 81 S SI 87 C CU 74 F SI 88 F CU 76 X CH 83 1-2 ③ L4-3 2-3			C CH 78 B SI 86 X SI 87 1-1 ① F9		C FF 87 F CH 78 X FF 89 0-2 ① P6	C SL 79 B SI 86 F SL 79 B FF 85 X SI 86 2-2 19 FC6-4 1-3 2-H 1B		5 0	1 0	2 0	1 0	0 0	0 0	1 0
19 José Bautista, R (1, 9) OBP: 0.405, SLG: 0.570	C SI 89 1 SAFE X CU 71 0-1 10 G5-4-3 1-2 1B	B SI 87 B CU 73 B SI 87 C SI 87 F SI 87 F SI 90 X SL 80 3-2 ① P5	C CU 72 B CU 74 B SI 88 B SL 82 X SI 89 3-1 26 1B 13 E 1B	X FF 90 0-0 2B	B SI 86 B SI 86 C SL 78 X SI 85 2-1 ③ FC6-4 1-2f		5	1	3	0	0	0	2
10 Edwin Encarnación, R (1, 10) OBP: 0.327, SLG: 0.489	C SL 82 F SI 89 F FS 80 B SI 90 X CU 73 1-2 ①② G5-4-3 1-2f 2-3	B FS 82 S SL 82 C SI 88 X CH 79 1-2 ② G5-3	B FS 82 C CU 72 1 SAFE C SI 88 B SI 87 X CU 75 2-2 ② L6	C CU 66 C FF 89 D CH 82 X CH 81 1-2 ② P3	B SI 94 B SI 94 C SI 94 S SI 94 F SI 95 F SI 95 F CH 89 X SI 96 2-2 ① G5-3	5	0	0	0	0	0	4
26 Adam Lind, L (1, 3) OBP: 0.398, SLG: 0.495	C SI 88 X SI 89 0-1 3-H 1B	F CU 74 F CH 82 B SI 88 X CH 81 1-2 13 1B 1B	C CU 73 S SI 87 X SI 88 0-2 13 E 1-3 1B	C CU 67 B FF 89 F CH 80 B FF 90 F CH 79 S FF 90 2-3 ③ K	C SI 94 X CH 89 0-1 ② L5	5	0	3	1	0	1	1
13 Brett Lawrie, R (1, 5) OBP: 0.262, SLG: 0.376	B SL 81 S SL 81 F SI 89 D SL 76 S SL 79 2-3 ③ K	D SL 79 C CU 72 C SI 88 B SI 88 F SL 81 1 SAFE F SI 88 B SL 81 X SL 81 3-2 1-3 1B	F CU 72 X CU 74 0-1 E1 28 S 1-3 3-H	C FF 86 B CU 66 X SL 74 1-1 66 1B 2B	C SI 94 B CU 80 S SI 94 C SI 96 1-3 ③ K	5	1	2	0	0	2	2
28 Colby Rasmus, L (1, 8) OBP: 0.302, SLG: 0.423	C CU 70 X SI 87 0-1 ① G5-3	S CU 75 X SL 77 0-1 ③ G3	B CU 74 B CH 83 S CU 73 C SI 88 F SL 76 F SI 88 B FS 80 F SL 77 X FS 78 3-2 ③ G3-1 1-2	C FF 87 S CH 77 B FF 89 B FF 90 F CH 77 C FF 90 2-3 ① K	4	0	0	0	0	1	5
1 Emilio Bonifácio, S (1, 4) OBP: 0.246, SLG: 0.347	C SI 87 B CU 75 B SI 87 X SL 78 2-1 HR	C SI 85 F SI 86 B SI 87 B CH 79 B CH 81 X SI 87 3-2 ① F7	X FF 89 0-0 ① B1-3	B FF 87 B FF 89 C FF 88 C FF 88 S FF 90 2-3 ② K	4	1	1	1	0	1	1
22 Henry Blanco, R (1, 2) OBP: 0.250, SLG: 0.242 3 Maicer Izturis, S (8, PH) OBP: 0.242, SLG: 0.323 9 J.P. Arencibia, R (9, 2) OBP: 0.237, SLG: 0.465	X SI 88 0-0 66 FC6-4 1B	C CU 70 C CU 72 B SI 87 F SL 76 X SI 88 1-2 ② L7	B CU 67 C FF 90 S FF 90 C FF 92 1-3 ② K	B FF 89 F FF 88 F CH 79 B FF 90 B FF 90 B FF 91 4-2 66 1B 53 1B BB	3 0 0	0 1 0	1 0 0	0 0 0	0 1 0	1 0 0	0 0 0
66 Munenori Kawasaki, L (1, 6) OBP: 0.333, SLG: 0.293	L SI 87 B CU 72 C CU 71 B SL 80 X CH 81 2-2 ② FC6-4 53 S 1-2f	C SI 87 F SI 86 X CU 76 0-2 ③ G5-3	B FF 90 B FF 89 C FF 90 F FF 89 S FF 91 2-3 ③ K	X FF 89 0-0 53 1B 1-2 2-H 1B	4	0	1	1	0	1	1
Inning Stats	R: 1 E: 0 K: 1 S: 14 H: 3 LOB: 1 BB: 0 P: 19	R: 1 E: 1 K: 0 S: 13 H: 2 LOB: 1 BB: 0 P: 18	R: 0 E: 0 K: 0 S: 17 H: 2 LOB: 2 BB: 0 P: 25	R: 0 E: 0 K: 0 S: 10 H: 0 LOB: 0 BB: 0 P: 14	R: 1 E: 1 K: 0 S: 18 H: 2 LOB: 2 BB: 0 P: 27	R: 0 E: 0 K: 2 S: 7 H: 0 LOB: 0 BB: 0 P: 10	R: 0 E: 0 K: 1 S: 11 H: 1 LOB: 1 BB: 0 P: 14	R: 2 E: 0 K: 2 S: 17 H: 3 LOB: 2 BB: 1 P: 30	R: 0 E: 0 K: 1 S: 11 H: 0 LOB: 0 BB: 0 P: 14	1B: 10 2B: 2 3B: 0 HR: 1	SF: 0 SAC: 0 DP: 1 HBP: 0	WP: 0 PB: 0 SB: 2 CS: 0	PA: 41			

PITCHER	IP	WLS	BF	H	R	ER	SO	BB	IBB	HBP	BLK	WP	HR	S	P	ERA	WHIP
38 Freddy Garcia, R (1, 1) ERA: 4.61	5.0	W	24	9	3	2	1	0	0	0	0	0	1	72	103	3.60	1.800
52 Steve Johnson, R (6, 1) ERA: 10.8	2.2	H	12	3	2	2	5	1	0	0	0	0	0	30	45	6.75	1.500
56 Darren O'Day, R (8, 1) ERA: 1.96	0.1	H	2	1	0	0	0	0	0	0	0	0	0	5	9	0.00	3.000
43 Jim Johnson, R (9, 1) ERA: 3.86	1.0	S	3	0	0	0	1	0	0	0	0	0	0	11	14	0.00	0.000

PITCHER	IP	WLS	BF	H	R	ER	SO	BB	IBB	HBP	BLK	WP	HR	S	P	ERA	WHIP

BOTTOM

Baltimore Orioles @ Toronto Blue Jays

Rogers Centre, Toronto, ON

Sat May 25 2013, 1:09 PM - 4:04 PM EDT

Att. 35,915 - Sunny - 57 F

livebaseballscorecards.com

AB	40
R	5
H	13
RBI	4
BB	1
SO	7
LOB	17

Baltimore Orioles @ Toronto Blue Jays

Rogers Centre, Toronto, ON

Sun May 26 2013, 1:10 PM - 4:28 PM EDT

Att. 28,502 - Sunny - 61 F

TOP

livebaseballscorecards.com

Batter	1	2	3	4	5	6	7	8	9	AB	R	H	RBI	BB	SO	LOB
9 Nate McLouth, L (1, 7) OBP: 0.372, SLG: 0.434	C SI 87 B SI 88 B SI 86 S SI 86 B SI 88 F SI 88 F SI 88 B SI 89 4-2 13 L1-3 BB	X SI 89 0-0 G4-3			B CH 80 B SI 88 B SI 87 C SI 87 C SI 88 F SI 88 X SI 88 3-2 ① G1-3	C CU 80 X CH 82 0-1 13 G6-4-3 1-2 2-3 1B		S SI 90 B SL 76 B SI 92 T SI 90 C SI 92 2-3 ③ K		4	0	1	0	1	1	2
13 Manny Machado, R (1, 5) OBP: 0.358, SLG: 0.516	C CH 78 1 SAFE B SI 87 1 SAFE X SI 88 1-1 ①② L1-3 1-1		B SI 89 F SI 88 C SL 83 B SL 82 X SI 90 2-2 2B		S SL 83 B SL 79 B SI 89 B SI 89 X SI 87 3-1 10 E 21 1B 1B	C CU 80 D CU 81 X CU 82 1-1 ②③ G6-4-3 1-2f			C FF 93 B FF 93 C FF 95 B FF 94 X SL 86 2-2 ① P6	5	0	2	0	0	0	4
21 Nick Markakis, L (1, 9) OBP: 0.358, SLG: 0.430	B SI 88 C SL 77 C SI 89 X SI 90 1-2 10 2B 1B		B SI 90 C SI 90 X SI 91 1-1 ① F8		B SI 90 X SI 90 1-0 10 E 1-2 1B		C SI 88 B SL 76 F SI 89 X SI 92 1-2 ① G6-3		C FF 94 F FF 94 B FF 95 H FF 96 2-2 19 WP 10 1B 32 2B HBP	4	1	2	0	0	0	1
10 Adam Jones, R (1, 8) OBP: 0.353, SLG: 0.540	B SI 87 B SI 87 F SI 87 F SI 88 F SL 77 X FF 88 2-2 ③ 1-H 2B		B SI 91 X CH 84 1-0 ② F7		S SL 84 2 SAFE B SL 84 F FF 89 S FF 89 1-3 ② K 1-2 2-3		X SI 90 0-0 HR		S FF 95 S CH 88 F CH 87 X SL 86 0-2 19 WP 32 2B 1-2 1B	5	2	3	1	0	1	3
19 Chris Davis, L (1, 3) OBP: 0.432, SLG: 0.721		B SI 87 X SI 88 1-0 2 1B 32 2B 2B	I IN 70 I IN 71 I IN 69 I IN 68 4-0 IBB		I IN 61 I IN 70 I IN 64 I IN 62 4-0 IBB		C SI 90 B SI 90 S SL 76 F SL 79 B SI 92 F SL 78 X SI 92 2-2 ② G4-3		B FF 94 I IN 76 I IN 78 I IN 79 4-0 32 2B 1-2 2-3 IBB	2	1	1	0	3	0	0
2 J.J. Hardy, R (1, 6) OBP: 0.267, SLG: 0.426		F SI 88 F FF 89 B SI 89 X CH 82 1-2 32 2B 35 G6-3 2-3 1B	C FF 89 C SI 90 X SL 84 0-2 ③ G4-3		C SL 84 X SL 83 0-1 ③ L3		B SI 90 F SI 91 S CH 80 C SI 93 1-3 ③ K		X FF 92 0-0 ② F6	5	1	1	0	0	1	8
32 Matt Wieters, S (1, 2) OBP: 0.303, SLG: 0.436		D CH 81 X SI 89 1-0 12 G1-3 1-3 3-H 2B	B SI 88 C SI 87 S FF 88 B SI 89 X CH 81 2-2 ① G4-3		C CU 80 B FF 91 S FF 91 X SI 90 1-2 9 1B 2B			C SI 89 X SI 89 0-1 12 S 1B	F FF 95 S FF 94 X FF 95 0-2 1-3 2-H 3-H 2B	5	0	4	3	0	0	0
35 Danny Valencia, R (1, 10) OBP: 0.273, SLG: 0.619		C SI 88 B SI 90 X SI 90 1-1 ① G6-3 3-H	B SI 89 B CH 80 C SI 89 S SI 89 S SI 90 2-3 ② K		B SI 90 B FF 92 X FF 91 2-0 ① P5			S CH 80 C SI 91 F SI 92 B SL 77 B CH 82 S CH 80 2-3 ① K	B FF 93 C FF 94 S SL 87 F FF 94 F SL 85 X FF 94 1-2 ③ F8	5	0	0	1	0	2	5
12 Alexi Casilla, S (1, 4) OBP: 0.226, SLG: 0.224		X SI 89 0-0 ② G1-3 2-3	B SI 90 C SI 87 X FF 88 1-1 ③ F7		C FF 90 F FF 91 D CU 82 F CU 81 B FF 91 D CU 80 B FF 91 4-2 9 1B BB			C SI 90 S SI 91 1 SAFE S SI 91 0-3 ② K 1-2		3	0	0	0	1	1	2
Inning Stats	R: 0 E: 0 K: 0 S: 13 H: 2 LOB: 2 BB: 1 P: 21	R: 2 E: 0 K: 0 S: 9 H: 3 LOB: 1 BB: 0 P: 13	R: 0 E: 0 K: 0 S: 9 H: 1 LOB: 2 BB: 1 P: 17	R: 0 E: 0 K: 1 S: 8 H: 0 LOB: 0 BB: 0 P: 13	R: 0 E: 1 K: 1 S: 12 H: 2 LOB: 3 BB: 1 P: 24	R: 0 E: 0 K: 0 S: 11 H: 2 LOB: 2 BB: 1 P: 19	R: 1 E: 0 K: 1 S: 12 H: 1 LOB: 0 BB: 0 P: 16	R: 0 E: 0 K: 3 S: 12 H: 1 LOB: 1 BB: 0 P: 16	R: 2 E: 0 K: 0 S: 18 H: 2 LOB: 2 BB: 1 P: 27	1B: 7 2B: 7 3B: 0 HR: 1 SF: 0 SAC: 0 DP: 2 HBP: 1						

	AB	38
	R	5
	H	14
	RBI	5
	BB	5
	SO	6
	LOB	25

WP: 1 PB: 0 SB: 1 CS: 0	PA: 44

PITCHER		IP	WLS	BF	H	R	ER	SO	BB	IBB	HBP	BLK	WP	HR	S	P	ERA	WHIP
64 Chad Jenkins, R ERA: 3.6	(1, 1)	5.0		24	8	2	2	2	1	2	0	0	0	0	51	88	3.60	1.800
51 Thad Weber, R ERA: 1.8	(6, 1)	1.0		5	2	0	0	0	1	0	0	0	0	0	11	19	0.00	3.000
62 Aaron Loup, L ERA: 2.6	(7, 1)	2.0		8	2	1	1	4	0	0	0	0	0	1	24	32	4.50	1.000
50 Steve Delabar, R ERA: 2.42	(9, 1)	1.0	W	7	2	2	2	0	0	1	1	0	1	0	18	27	18.00	2.000

PITCHER	IP	WLS	BF	H	R	ER	SO	BB	IBB	HBP	BLK	WP	HR	S	P	ERA	WHIP

Baltimore Orioles @ Toronto Blue Jays

Rogers Centre, Toronto, ON

Sun May 26 2013, 1:10 PM - 4:28 PM EDT

Att. 28,502 - Sunny - 61 F

livebaseballscorecards.com

BOTTOM

Batter	1	2	3	4	5	6	7	8	9	AB	R	H	RBI	BB	SO	LOB
53 Melky Cabrera, S (1, 7) OBP: 0.327, SLG: 0.384	F FF 90 F FF 90 B FF 91 B FF 91 B SI 92 X SI 91 3-2 ① F7		1 SAFE X FF 91 0-0 ② F7		B CU 79 B CU 78 B SI 91 B SI 92 4-0 BB		B FF 93 B FF 92 C FF 92 B CH 86 B FF 94 4-1 10 1B 19 1B BB	X CU 80 0-0 ② FC3-2 1-2 2-3 3-Hf		3	0	0	0	2	0	4
19 José Bautista, R (1, 9) OBP: 0.405, SLG: 0.564	C CU 78 B FF 92 S FF 92 B SI 92 B CH 85 C FF 92 3-3 ② K		D CH 81 B SI 91 X FF 91 2-0 1-3 1B		S FF 92 F SI 93 B FF 92 B FF 92 F SL 85 S FF 92 2-3 ② K		B FF 97 X FC 93 1-0 1-2 10 1B 1B	C FF 98 F FF 98 F FF 99 X FF 99 0-2 ③ G1-3		5	0	2	0	0	2	4
10 Edwin Encarnación, R (1, 3) OBP: 0.333, SLG: 0.495	C SL 84 B CH 86 B FF 92 T FF 92 B FF 93 B FF 92 4-2 BB		S FF 92 S FF 92 T FF 93 0-2 ③ K		C FF 92 X CU 78 0-1 ③ F8		C SI 97 F SI 97 F SI 99 X SI 98 0-2 1-2 2-3 1B		C SI 93 B CU 78 S SI 92 B SI 95 X SI 94 2-2 26 1B 9 1B 2B	4	1	2	0	1	1	3
26 Adam Lind, L (1, 10) OBP: 0.398, SLG: 0.491	C SI 91 B FF 92 B FF 92 B SI 91 C FF 92 F FF 92 F FF 92 S CH 82 3-3 ③ K			C CU 77 B FF 91 X FF 92 1-1 9 2B 13 SF8 1B		C CU 77 F FF 91 F SI 90 B SI 91 B CH 84 B CH 82 C CH 84 3-3 ① K	X FC 93 0-0 ③ F8		B SI 94 B SI 93 F SI 95 B SI 95 S SI 95 X SI 95 3-2 9 1B 16 FC6-4 2-3 1B	5	2	2	0	0	2	4
9 J.P. Arencibia, R (1, 2) OBP: 0.253, SLG: 0.477		X SI 92 0-0 ① P4		B SL 85 C SL 82 D SI 92 B SI 90 X SL 83 3-1 1-3 2B		B FF 92 B SI 92 B FF 91 C FF 90 B SL 84 4-1 BB		S FF 97 X FF 97 0-1 28 BB 13 HBP 66 1B 1B	S SI 94 F SI 94 F SI 95 B CU 80 F SI 94 B CU 81 B SI 94 X SI 96 3-2 16 FC6-4 8 BB 66 2B 1-3 3-H 1B	4	2	3	1	1	0	0
13 Brett Lawrie, R (1, 5) OBP: 0.260, SLG: 0.368		B FF 92 B FF 92 C SL 84 S SI 91 F FF 92 X CH 82 2-2 ② G5-3		X SI 92 0-0 ① SF8 3-H		F CH 81 F FF 92 B FF 92 B FF 92 S FF 91 2-3 ② K		B FC 90 H SI 94 2-0 66 1B 28 BB 53 FC3-2 HBP 1-2	X SI 95 0-0 ① F9	3	0	0	1	0	1	3
8 Anthony Gose, L (1, 8) OBP: 0.273, SLG: 0.300		F SI 90 B FF 91 C CH 81 F FF 92 X CH 80 1-2 ③ G4-3		B CU 77 C CU 77 X SI 92 1-1 ② L8		C FF 92 B SL 85 B FF 92 B FF 91 S FF 92 F FF 93 X FF 93 3-2 ③ L6		B FF 94 L FF 95 C FF 96 F CU 80 T CU 82 1-2 ① K	T SI 94 B SI 94 B CH 90 B SI 94 F SI 95 B SI 95 4-2 16 FC6-4 1-2 BB	4	0	0	0	1	1	4
1 Emilio Bonifácio, S (1, 4) OBP: 0.240, SLG: 0.339 28 Colby Rasmus, L (8, PH) OBP: 0.306, SLG: 0.423 16 Mark DeRosa, R (9, 4) OBP: 0.300, SLG: 0.424			B SI 92 B CH 82 F SI 90 S CU 78 T FF 91 2-2 ① K S CH 82 B FF 92 X FF 92 1-1 ③ G6-3				C CU 78 S FF 92 F FF 93 S SL 84 0-3 ① K	B CU 81 B FF 96 B CH 87 C FF 95 B CU 80 4-1 53 FC3-2 66 1B 1-2 2-3 BB	B SI 94 B SI 94 C SI 95 F SI 94 X SI 95 2-2 ② FC6-4 66 2B 1-2f 2-3 3-H	3 0 1	0 0 1	0 0 1	0 1 0	0 0 0	2 0 1	1 0 2
66 Munenori Kawasaki, L (1, 6) OBP: 0.345, SLG: 0.320			F FF 92 B CH 84 B CH 82 X SI 92 2-1 19 1B 1B		C SI 92 F SI 91 X FF 92 0-2 ① G6-3		S FF 92 B SL 86 C SL 86 B SL 86 F FF 92 B FF 94 F FF 92 T FF 93 3-2 ② K	B FF 96 X FF 96 1-0 53 FC3-2 1B 1-2 2-3 3-H	B SI 93 B SI 94 C SI 94 B SI 95 C SI 96 X SI 95 3-2 1-H 3-H 2B	5	0	3	3	0	1	0

Inning Stats																								
	R: 0	E: 0	K: 2	S: 13	H: 0	LOB: 1	BB: 1	P: 26	R: 0	E: 0	K: 0	S: 9	H: 0	LOB: 0	BB: 0	P: 12	R: 0	E: 0	K: 2	S: 10	H: 2	LOB: 2	BB: 0	P: 16
	R: 1	E: 0	K: 0	S: 9	H: 2	LOB: 1	BB: 0	P: 15	R: 0	E: 0	K: 1	S: 9	H: 0	LOB: 1	BB: 1	P: 15	R: 0	E: 0	K: 2	S: 12	H: 0	LOB: 1	BB: 1	P: 24
	R: 0	E: 0	K: 2	S: 16	H: 2	LOB: 3	BB: 1	P: 24	R: 1	E: 0	K: 1	S: 13	H: 2	LOB: 3	BB: 1	P: 21	R: 4	E: 0	K: 0	S: 20	H: 4	LOB: 1	BB: 1	P: 37

1B: 9	SF: 1
2B: 3	SAC: 0
3B: 0	DP: 0
HR: 0	HBP: 1

WP: 0	PA: 45
PB: 0	
SB: 0	
CS: 0	

AB	37
R	6
H	12
RBI	6
BB	6
SO	10
LOB	25

PITCHER		IP	WLS	BF	H	R	ER	SO	BB	IBB	HBP	BLK	WP	HR	S	P	ERA	WHIP
50 Miguel González, R ERA: 3.94	(1, 1)	5.2		24	4	1	1	7	3	0	0	0	0	0	58	101	1.59	1.235
17 Brian Matusz, L ERA: 3.15	(6, 1)	1.0	H	4	0	0	0	2	1	0	0	0	0	0	14	24	0.00	1.000
29 Tommy Hunter, R ERA: 1.86	(7, 1)	1.1	H	10	4	1	1	1	1	0	1	0	0	0	19	28	6.75	3.750
43 Jim Johnson, R ERA: 5.25	(9, 1)	0.2	L	7	4	4	4	0	1	0	0	0	0	0	20	37	54.00	7.500

PITCHER	IP	WLS	BF	H	R	ER	SO	BB	IBB	HBP	BLK	WP	HR	S	P	ERA	WHIP

Baltimore Orioles @ Washington Nationals

Nationals Park, Washington, DC

Mon May 27 2013, 1:08 PM - 4:12 PM EDT

Att. 41,260 - Overcast - 70 F

TOP

livebaseballscorecards.com

Batter	1	2	3	4	5	6	7	8	9	AB	R	H	RBI	BB	SO	LOB
21 Nick Markakis, L (1, 9) OBP: 0.357, SLG: 0.427	C SI 92 C CU 77 F FF 92 X SI 92 0-2 G4-3		C FF 92 B SI 91 X SI 92 1-1 G5-3	X SI 92 0-0 13 2B 2-H 3-H 1B		B FF 92 B FF 92 C FF 91 B SI 91 F FF 92 F FF 92 F FF 92 F FF 92 S FF 93 3-3 K	B KC 77 S SI 90 F SI 91 B KC 78 F FF 93 F FF 94 X FF 94 2-2 F7		B CH 87 X FF 94 1-0 1B	6	0	2	2	0	1	2
13 Manny Machado, R (1, 5) OBP: 0.366, SLG: 0.522	B SI 92 B CH 85 C SI 93 X SI 92 2-1 G3		C CU 77 X SI 91 0-1 10 WP 2 E 1B	1 SAFE B CH 84 B FF 92 X FF 92 2-0 1-3 2B		C CU 78 B FF 92 B CH 84 B CU 77 S FF 92 B FF 93 4-2 2 1B BB		F SI 100 B SL 83 F FF 99 X SL 84 1-2 2 S 10 1B 1B	B SL 81 C SI 94 F CH 88 S SL 84 1-3 K	5	1	3	0	1	1	1
2 J.J. Hardy, R (1, 6) OBP: 0.275, SLG: 0.425	B SI 92 B CH 85 B SI 92 B FF 93 4-0 BB		B SI 93 C FF 93 X CU 78 1-1 FC5 10 WP 1-2	C SI 93 C SI 92 F FF 93 F CU 79 B FF 94 X SI 93 1-2 G3		C SI 90 1 SAFE F KC 79 X SI 92 0-2 1-3 1B		C FF 98 F FF 96 1 SAFE 1 SAFE F FF 99 D SL 84 F SL 84 D SL 87 B FF 98 4-2 B FF 95 32 FC4-6 10 1B 1-2 BB		3	0	1	0	2	0	3
10 Adam Jones, R (1, 8) OBP: 0.354, SLG: 0.542	T SI 93 S FF 94 X FF 95 0-2 P6		C CH 84 S CU 78 F CU 79 B FF 93 F FF 94 B CU 80 X FF 94 2-2 G5-3 1-2 2-3		X SI 91 0-0 19 1B 32 SF9-2-6 2B	X SI 92 0-0 F8		C FF 98 X FF 99 0-1 32 FC4-6 1-2 2-H 1B		5	1	2	1	0	0	5
19 Chris Davis, L (1, 3) OBP: 0.436, SLG: 0.716		X SI 91 0-0 G3		B CU 76 B SI 90 B SI 92 B FF 92 4-0 28 F7 32 1B 54 1B BB	X SI 90 0-0 32 SF9-2-6 2-3 1B		B SI 90 X SI 92 1-0 32 1B 54 1B 1B	B FF 98 C FF 97 F CH 89 X CH 89 1-2 F8		4	2	2	0	1	0	2
32 Matt Wieters, S (1, 2) OBP: 0.311, SLG: 0.440		C SI 91 F SI 92 B CU 77 B CU 77 B SI 93 B SI 95 4-2 BB		B SI 91 B FF 92 C FF 92 C SI 91 F SI 92 X CU 78 2-2 39 SH1-4 54 1B 21 1B 1-2 1B	B SI 92 F FF 92 X FF 92 1-1 SF9-2-6 1-2 3-H		B SI 91 B KC 80 F SI 91 X KC 79 2-1 54 1B 1-2 1B	C SL 84 X CH 90 0-1 FC4-6 1-2f 2-3		3	1	2	1	1	0	2
28 Steve Pearce, R (1, 7) OBP: 0.323, SLG: 0.386 36 Chris Dickerson, L (7, 7) OBP: 0.333, SLG: 0.568		B SI 92 X FF 94 1-0 P6		X SI 92 0-0 F7 2-3	B CH 83 S CH 85 X FF 93 1-1 1B		C FC 85 F FC 84 D SI 93 F SI 91 S FC 84 1-3 K	C FF 98 B CH 89 S SL 85 B FF 97 S CH 90 2-3 K		4 1	0 0	1 0	0 0	0 0	1 1	5 2
54 Yamaico Navarro, R (1, 4) OBP: 0.370, SLG: 0.400 56 Darren O'Day, R (9, 1)		B SI 93 C FF 94 D CH 84 F SI 94 X FF 94 2-2 F8		F SI 93 F FF 93 B CU 79 F FF 94 D CU 78 D CU 78 X FF 94 3-2 39 SH1-4 21 1B 1-2 3-H 1B	B SI 92 C SI 93 B SI 92 B SI 92 F FF 93 S CH 83 3-3 K		C FC 84 S FC 84 B FC 84 B SI 91 X FC 84 2-2 1-2 2-H 1B		B FF 93 B FF 94 F FF 93 C FF 93 S SL 82 2-3 K	5 0	1 0	2 0	2 0	0 0	2 0	2 0
39 Jason Hammel, R (1, 1) 12 Alexi Casilla, S (9, PH) OBP: 0.222, SLG: 0.220 (9, 4)			S SI 90 C CU 76 S FF 92 0-3 K	B SI 90 L FF 90 C FF 90 X FF 91 1-2 SH1-4 1-2 2-3		X FF 92 0-0 G5-3	C SI 91 B FF 92 T SI 91 L SI 92 1-3 K		X FF 93 0-0 F7	3 1	0 0	0 0	0 0	0 0	2 0	2 0

Inning Stats	1	2	3	4	5	6	7	8	9
	R: 0 E: 0 K: 0 S: 9 H: 0 LOB: 1 BB: 1 P: 15	R: 0 E: 0 K: 0 S: 7 H: 0 LOB: 1 BB: 1 P: 14	R: 0 E: 1 K: 1 S: 14 H: 1 LOB: 2 BB: 0 P: 18	R: 3 E: 0 K: 0 S: 19 H: 4 LOB: 2 BB: 1 P: 32	R: 1 E: 0 K: 1 S: 9 H: 3 LOB: 1 BB: 0 P: 14	R: 0 E: 0 K: 1 S: 13 H: 1 LOB: 2 BB: 1 P: 20	R: 1 E: 0 K: 2 S: 18 H: 3 LOB: 2 BB: 0 P: 27	R: 1 E: 0 K: 1 S: 17 H: 2 LOB: 2 BB: 1 P: 25	R: 0 E: 0 K: 2 S: 8 H: 1 LOB: 1 BB: 0 P: 12

1B: 13 SF: 1
2B: 3 SAC: 1
3B: 0 DP: 1
HR: 0 HBP: 0

WP: 1 PA: 47
PB: 0
SB: 1
CS: 0

	AB	40
	R	6
	H	15
	RBI	6
	BB	5
	SO	8
	LOB	26

PITCHER		IP	WLS	BF	H	R	ER	SO	BB	IBB	HBP	BLK	WP	HR	S	P	ERA	WHIP
47 Gio González, L ERA: 3.9	(1, 1)	5.2	L	29	8	4	4	3	4	0	0	0	1	0	67	109	6.35	2.118
35 Craig Stammen, R ERA: 3.04	(6, 1)	1.0		7	4	1	1	2	0	0	0	0	0	0	17	24	9.00	4.000
58 Fernando Abad, L ERA:	(7, 1)	0.1		1	0	0	0	0	0	0	0	0	0	0	5	7	0.00	0.000
63 Henry Alberto Rodriguez, R ERA: 3.78	(8, 1)	1.0		6	2	1	1	1	1	0	0	0	0	0	17	25	9.00	3.000
22 Drew Storen, R ERA: 4.95	(9, 1)	1.0		4	1	0	0	2	0	0	0	0	0	0	8	12	0.00	1.000

PITCHER	IP	WLS	BF	H	R	ER	SO	BB	IBB	HBP	BLK	WP	HR	S	P	ERA	WHIP

BOTTOM

Baltimore Orioles @ Washington Nationals

Nationals Park, Washington, DC

Mon May 27 2013, 1:08 PM - 4:12 PM EDT

Att. 41,260 - Overcast - 70 F

livebaseballscorecards.com

Batter	1	2	3	4	5	6	7	8	9	AB	R	H	RBI	BB	SO	LOB
2 Denard Span, L (1, 8) OBP: 0.332, SLG: 0.346	C FF 93 B SL 84 C FF 94 S FF 93 1-3 K ①		X FF 93 0-0 F8 ①			C SI 93 X CH 86 0-1 11 1B 3B ①	X FF 94 0-0 P4 ③			4	1	1	0	0	1	2
1 Steve Lombardozzi, S (1, 4) OBP: 0.255, SLG: 0.308	C FF 94 B SI 93 C CU 78 F SL 83 S SL 85 1-3 K2-3 ②		B CU 77 C CU 76 X FF 94 1-1 FC6-5 ② 2-3			C CU 77 F CU 76 F SL 84 F SL 84 S SI 93 0-3 K ①		F FF 91 S SI 91 S SL 83 0-3 K2-3 ①		4	0	0	0	0	3	2
11 Ryan Zimmerman, R (1, 5) OBP: 0.370, SLG: 0.414	T FF 95 X FF 95 0-1 G4-3 ③		C SI 95 B SI 94 F FF 94 1 SAFE B FF 95 B FF 93 X FF 94 3-2 P5 ③			B SI 93 F SL 85 B SI 94 X SL 83 2-1 20 1B 1B ① 3-H		B SL 84 F SI 93 B CH 87 X FF 94 2-1 1B ①		4	0	2	1	0	0	1
25 Adam LaRoche, L (1, 3) OBP: 0.316, SLG: 0.422		X FF 93 0-0 12 S 12 2B 1B ①		F SI 93 B SI 93 X CH 86 1-1 G1-3 ①		B CH 87 B CH 87 X FF 94 2-0 F8 ②		B FF 92 B CH 86 F CH 86 C SI 93 B FF 94 X FF 94 3-2 P6 ②		4	1	1	0	0	0	2
20 Ian Desmond, R (1, 6) OBP: 0.292, SLG: 0.450		F SL 84 F SI 94 C FF 94 0-3 K ①		B CU 75 S SL 84 B SI 94 X SL 84 2-1 P4 ②		C SI 94 T FF 94 B FF 94 B FF 94 X SL 82 2-2 1-2 1B		C SL 84 T FF 94 X SI 93 0-2 L4 ③		4	0	1	0	0	1	2
12 Tyler Moore, R (1, 7) OBP: 0.209, SLG: 0.253		B SL 84 X SL 84 1-0 1-H 2B		C CU 77 B SI 94 F SI 94 S SL 83 1-3 K ③		S FF 94 B FF 95 S SL 84 S FF 95 1-3 K ③			B SI 86 C SL 77 C SL 78 S FF 86 1-3 K ①	4	0	1	1	0	3	2
33 Roger Bernadina, L (1, 9) OBP: 0.194, SLG: 0.167		X FF 93 0-0 P5 ②			C CU 76 X SI 93 0-1 F9 ①		B SI 90 B SI 92 X SI 92 2-0 2B		C SL 79 B SL 79 S SI 86 X SL 80 1-2 G4-3 ②	4	0	1	0	0	0	1
24 Kurt Suzuki, R (1, 2) OBP: 0.315, SLG: 0.354		C FF 94 F FF 93 X FF 93 0-2 G5-3 ③			C CU 77 F SI 94 F SL 83 X SL 82 0-2 G6-3 ②		C SL 84 B FF 93 F FF 92 F FF 93 F SI 93 X SL 83 1-2 G5-3 ①		B SL 79 C SI 87 X SL 79 1-1 F7 ③	4	0	0	0	0	0	2
47 Gio González, R (1, 1) OBP: 0.294, SLG: 0.500 35 Craig Stammen, R (6, 1) 58 Fernando Abad, L (7, 1) 18 Chad Tracy, L (7, PH) OBP: 0.239, SLG: 0.256 63 Henry Alberto Rodriguez, R (8, 1) 22 Drew Storen, S (9, 1)			X FF 93 0-0 1 FC6-5 2B		C CU 77 F SL 82 B FF 95 S SL 85 1-3 K ③		B CU 76 F FF 93 B CU 76 B CH 86 X FF 93 3-1 P5 ②			2 0 0 1 0 0	0 0 0 0 0 0	1 0 0 0 0 0	0 0 0 0 0 0	1 0 0 0 0 0	0 0 0 1 0 0	0 0 0 0 0 0
Inning Stats	R: 0 E: 0 K: 2 S: 9 H: 0 LOB: 0 BB: 0 P: 11	R: 1 E: 0 K: 1 S: 9 H: 2 LOB: 1 BB: 0 P: 10	R: 0 E: 0 K: 0 S: 7 H: 1 LOB: 1 BB: 0 P: 11	R: 0 E: 0 K: 1 S: 7 H: 0 LOB: 0 BB: 0 P: 11	R: 0 E: 0 K: 1 S: 9 H: 0 LOB: 0 BB: 0 P: 10	R: 1 E: 0 K: 2 S: 16 H: 3 LOB: 2 BB: 0 P: 23	R: 0 E: 0 K: 0 S: 9 H: 1 LOB: 1 BB: 0 P: 15	R: 0 E: 0 K: 1 S: 11 H: 1 LOB: 1 BB: 0 P: 16	R: 0 E: 0 K: 1 S: 8 H: 0 LOB: 0 BB: 0 P: 11	1B: 4 2B: 3 3B: 1 HR: 0 SF: 0 SAC: 0 DP: 0 HBP: 0						

	AB	35
	R	2
	H	8
	RBI	2
	BB	0
	SO	9
	LOB	15

PITCHER	IP	WLS	BF	H	R	ER	SO	BB	IBB	HBP	BLK	WP	HR	S	P	ERA	WHIP
39 Jason Hammel, R (1, 1) ERA: 4.98	8.0	W	32	8	2	2	8	0	0	0	0	0	0	77	107	2.25	1.000
56 Darren O'Day, R (9, 1) ERA: 1.88	1.0		3	0	0	0	1	0	0	0	0	0	0	8	11	0.00	0.000

PITCHER	IP	WLS	BF	H	R	ER	SO	BB	IBB	HBP	BLK	WP	HR	S	P	ERA	WHIP

Baltimore Orioles @ Washington Nationals

Nationals Park, Washington, DC

Tue May 28 2013, 8:27 PM - 11:11 PM EDT

Att. 35,664 - Partly Cloudy - 70 F

TOP

livebaseballscorecards.com

Batter	1	2	3	4	5	6	7	8	9	AB	R	H	RBI	BB	SO	LOB
9 Nate McLouth, L (1, 7) OBP: 0.375, SLG: 0.432	B FF 94 B FF 94 C FF 94 X FF 94 2-1 G4-3		B FF 93 B FF 93 X FF 93 2-0 G3-4-1		B CH 86 C CH 86 B FF 94 B FF 94 B FF 94 4-1 13 S BB			B FF 92 C FF 90 F FF 92 F CH 81 X FF 93 1-2 13 1B 1B		3	0	1	0	1	0	0
13 Manny Machado, R (1, 5) OBP: 0.368, SLG: 0.520	C FF 94 C FF 96 B FF 97 B KC 88 B FF 95 X FF 95 3-2 G4-3		C KC 85 B FF 95 B FF 94 B FF 94 F FF 94 F FF 95 F FF 96 X FF 96 3-2 G4-3		1 SAFE B FF 91 B KC 83 B FF 92 B FF 91 4-0 21 G6-3 1-2 BB			F FF 92 C FC 85 X FF 92 0-2 1-2 1B		3	0	1	0	1	0	0
21 Nick Markakis, L (1, 9) OBP: 0.351, SLG: 0.419	X FF 95 0-0 G3-1		C FF 95 X FF 95 0-1 L7		C SI 90 X SI 90 0-1 G6-3 1-2f			B FF 92 F CH 80 F CH 82 F FF 93 F FF 93 F CH 81 X CH 79 1-2 F8		4	0	0	0	0	0	4
10 Adam Jones, R (1, 8) OBP: 0.348, SLG: 0.532		B FF 94 B FF 93 X FF 93 2-0 F8		C KC 84 B KC 85 F FF 93 F FF 95 F KC 88 X FF 95 1-2 P6		X CH 83 0-0 F8		S FC 86 X CH 80 0-1 F7		4	0	0	0	0	0	2
19 Chris Davis, L (1, 3) OBP: 0.437, SLG: 0.728		C FF 95 X CH 88 0-1 32 2B 1B		S FF 94 B FF 94 S FF 93 F FF 95 X FF 95 1-2 HR		C SI 89 X SI 89 0-1 G6-3		B CH 81 S CH 80 F FF 92 B FF 93 X CH 81 2-2 F9		4	2	2	1	0	0	2
32 Matt Wieters, S (1, 2) OBP: 0.309, SLG: 0.442		C FF 93 B FF 94 S FF 94 X FF 94 1-2 2 1B 1-H 2B		F FF 94 B CH 85 F CH 84 B FF 95 B FF 95 F FF 94 X CH 86 3-2 G4-3		C SI 89 B SI 88 X SI 89 1-1 F7			B SI 91 S FF 93 C FF 93 X CH 80 1-2 L5	4	0	1	1	0	0	0
2 J.J. Hardy, R (1, 6) OBP: 0.284, SLG: 0.446		B FF 94 F FF 95 C FF 94 B KC 86 X FF 94 2-2 2-3 1B		B KC 86 B KC 84 X FF 92 2-0 HR			C FF 93 X SI 94 0-1 54 G5-4-3 1B		B FF 92 B FF 92 C FF 92 C SI 92 C SI 93 2-3 K	4	1	3	1	0	1	0
54 Yamaico Navarro, R (1, 4) OBP: 0.333, SLG: 0.357 40 Troy Patton, S (7, 1) 35 Danny Valencia, R (9, PH) OBP: 0.261, SLG: 0.591		F FF 94 S KC 84 F KC 86 F FF 95 B KC 88 S FF 95 1-3 K		B FF 94 X FF 92 1-0 L8			F SI 93 C FF 94 X SL 83 0-2 G5-4-3 1-2f		B CH 77 C SI 91 C FF 93 B FF 92 F KC 81 B SI 93 F SI 93 F FF 92 X SI 93 3-2 G5-3	3 0 1	0 0 0	0 0 0	0 0 0	0 0 0	1 0 0	3 0 0
37 Kevin Gausman, L (1, 1) 28 Steve Pearce, R (5, PH) OBP: 0.318, SLG: 0.379 66 T.J. McFarland, L (5, 1) 12 Alexi Casilla, S (7, PH) OBP: 0.219, SLG: 0.217 (7, 4)		B FF 93 C FF 94 F FF 92 B KC 83 S FF 94 2-3 K			C FF 91 C KC 84 B KC 84 S KC 85 1-3 K		C SI 93 F CH 86 B CH 87 B SL 83 C SI 94 2-3 K		1 1 0 1	0 0 0 0	0 0 0 0	0 0 0 0	1 0 0 0	2 0 0 0

Inning Stats	1	2	3	4	5	6	7	8	9
	R: 0 E: 0 K: 0 S: 6 H: 0 LOB: 0 BB: 0 P: 11	R: 1 E: 0 K: 2 S: 17 H: 3 LOB: 2 BB: 0 P: 25	R: 0 E: 0 K: 0 S: 8 H: 0 LOB: 0 BB: 0 P: 13	R: 2 E: 0 K: 0 S: 15 H: 2 LOB: 0 BB: 0 P: 23	R: 0 E: 0 K: 1 S: 6 H: 0 LOB: 1 BB: 2 P: 15	R: 0 E: 0 K: 0 S: 5 H: 0 LOB: 0 BB: 0 P: 6	R: 0 E: 0 K: 1 S: 8 H: 1 LOB: 0 BB: 0 P: 10	R: 0 E: 0 K: 0 S: 18 H: 2 LOB: 2 BB: 0 P: 22	R: 0 E: 0 K: 1 S: 12 H: 0 LOB: 0 BB: 0 P: 18

| | | |

BOTTOM

Baltimore Orioles @ Washington Nationals

Nationals Park, Washington, DC

Tue May 28 2013, 8:27 PM - 11:11 PM EDT

Att. 35,664 - Partly Cloudy - 70 F

livebaseballscorecards.com

Batter	1	2	3	4	5	6	7	8	9	AB	R	H	RBI	BB	SO	LOB
2 Denard Span, L (1, 8) OBP: 0.330, SLG: 0.349	X FF 95 0-0 ① G3		C SL 82 X FF 97 0-1 ① G4-3	F FF 95 B FF 95 X FF 96 1-1 2-H 2B			C SI 89 X SL 81 0-1 ① G1-5-3			4	0	1	1	0	0	0
1 Steve Lombardozzi, S (1, 4) OBP: 0.254, SLG: 0.306	B FF 95 C FF 96 B FS 82 F FF 96 B FF 97 X FF 96 3-2 25 HR 11 1B 1B		C FF 96 X SL 84 0-1 ② G3	B FF 95 B FS 82 X FS 81 1-1 ③ F9			B SL 80 F SI 90 F SI 90 F SI 90 S SI 90 1-3 ② K			4	1	1	0	0	1	1
11 Ryan Zimmerman, R (1, 5) OBP: 0.373, SLG: 0.416	B FF 97 X FF 96 1-0 1-2 25 HR 1B		C SL 83 C FF 97 X FF 98 0-2 ③ G3		B SI 88 B CH 82 C SI 89 C SI 89 X SL 79 2-2 25 FC4-6 1B		F SI 90 C SI 90 X SI 90 0-2 ③ G3-1			4	1	2	0	0	0	0
25 Adam LaRoche, L (1, 3) OBP: 0.325, SLG: 0.462	B FS 83 B FF 95 X FF 96 2-0 1-H 2-H HR			B FF 94 B FF 94 C SL 82 C FS 81 F FF 97 B FF 96 B FS 82 4-2 12 HR BB	D SL 80 1 SAFE S SI 87 B SI 88 F SI 88 F SI 88 X SI 89 2-2 ① FC4-6 20 FC5-4 1-2f			B SL 81 F SL 81 B SL 81 X SI 89 2-1 HR		3	3	2	4	1	0	1
20 Ian Desmond, R (1, 6) OBP: 0.291, SLG: 0.451	F SL 81 B FF 96 X SL 81 1-1 ② F8			X FF 95 0-0 ① F9	B SI 88 B SI 88 X SI 88 2-0 ② FC5-4 12 FC6-4 1-2f			B SI 90 C SI 89 C SI 89 B SI 90 X SI 90 2-2 33 1B 2B		4	1	1	0	0	0	2
12 Tyler Moore, R (1, 7) OBP: 0.211, SLG: 0.289	C FF 95 S FF 96 X FF 97 0-2 ③ G6-3			S SL 81 C FF 93 F FF 96 X SL 82 0-2 1-H HR	1 SAFE 1 SAFE C SI 88 B SI 87 B CH 82 1 SAFE 1 SAFE F CH 82 X SI 88 2-2 ③ FC6-4 1-2f			B CH 83 S SI 89 X CH 83 1-1 ① P3		4	1	1	2	0	0	2
33 Roger Bernadina, L (1, 9) OBP: 0.211, SLG: 0.229		C FF 95 F SL 82 B FF 99 B FF 96 B FS 83 F FF 97 X SL 82 3-2 ① G3-1		B SL 79 C SL 79 F FF 96 X FF 97 1-2 HR		X SL 79 0-0 ① B3		C SL 82 S SL 81 X SL 82 0-2 24 1B 2-H 1B		4	1	2	2	0	0	0
24 Kurt Suzuki, R (1, 2) OBP: 0.328, SLG: 0.368		C FS 82 F FF 96 F FF 97 B FF 97 B FF 97 F FF 96 X SL 82 2-2 57 B5-6-4 1B		C FF 95 X FF 94 0-1 57 SH1-3 2 2B 1B		B SI 88 B SI 88 X SI 88 2-0 ② F8		F CH 83 X CH 85 0-1 23 G6-4-3 1-2 1B		4	1	3	0	0	0	0
57 Nate Karns, R (1, 1)										1	0	0	0	0	0	1
30 Zach Duke, L (5, 1) OBP: 1.000, SLG: 1.000										0	0	0	0	0	0	0
26 Jeff Kobernus, R (6, PH)										1	0	0	0	0	0	0
22 Drew Storen, S (7, 1)										0	0	0	0	0	0	0
36 Tyler Clippard, R (8, 1)										0	0	0	0	0	0	0
23 Jhonatan Solano, R (8, PH) OBP: 0.200, SLG: 0.143										1	0	0	0	0	0	2
58 Fernando Abad, L (9, 1)		X FF 96 0-0 ②③ B5-6-4 1-2f		C FF 95 B FF 96 X FF 94 1-1 ② SH1-3 1-2		F SL 79 B SI 88 B SI 88 X SI 87 2-1 ③ G5-3		B SL 82 B SI 89 B SI 89 C SI 89 X SI 88 3-1 ②③ G6-4-3 1-2f		0	0	0	0	0	0	0
Inning Stats	R: 3 E: 0 K: 0 S: 11 H: 3 LOB: 0 BB: 0 P: 18	R: 0 E: 0 K: 0 S: 10 H: 1 LOB: 0 BB: 0 P: 15	R: 0 E: 0 K: 0 S: 7 H: 0 LOB: 0 BB: 0 P: 7	R: 4 E: 0 K: 0 S: 19 H: 4 LOB: 1 BB: 1 P: 27	R: 0 E: 0 K: 0 S: 11 H: 1 LOB: 1 BB: 0 P: 19	R: 0 E: 0 K: 0 S: 4 H: 0 LOB: 0 BB: 0 P: 8	R: 0 E: 0 K: 1 S: 9 H: 0 LOB: 0 BB: 0 P: 10	R: 2 E: 0 K: 0 S: 14 H: 4 LOB: 1 BB: 0 P: 22		1B: 7 2B: 2 3B: 0 HR: 4	SF: 0 SAC: 1 DP: 2 HBP: 0					

	AB	34
	R	9
	H	13
	RBI	9
	BB	1
	SO	1
	LOB	9

WP: 0 PB: 0 SB: 0 CS: 0 PA: 36

PITCHER		IP	WLS	BF	H	R	ER	SO	BB	IBB	HBP	BLK	WP	HR	S	P	ERA	WHIP
37 Kevin Gausman, R ERA: 11.0	(1, 1)	4.0	L	20	8	7	7	0	1	0	0	0	0	3	47	67	15.75	2.250
66 T.J. McFarland, L ERA: 2.92	(5, 1)	2.0		7	1	0	0	0	0	0	0	0	0	0	15	27	0.00	0.500
40 Troy Patton, L ERA: 5.16	(7, 1)	2.0		9	4	2	2	1	0	0	0	0	0	1	23	32	9.00	2.000

PITCHER	IP	WLS	BF	H	R	ER	SO	BB	IBB	HBP	BLK	WP	HR	S	P	ERA	WHIP

Washington Nationals @ Baltimore Orioles

Oriole Park at Camden Yards, Baltimore, MD

Wed May 29 2013, 7:07 PM - 9:53 PM EDT

Att. 39,129 - Partly Cloudy - 86 F

livebaseballscorecards.com

Batter	1	2	3	4	5	6	7	8	9	AB	R	H	RBI	BB	SO	LOB
2 Denard Span, L (1, 8) OBP: 0.329, SLG: 0.352	C SL 88 C SL 85 B FF 89 B FC 91 X FC 90 2-2 ① F8		B FF 92 S FF 92 X CH 85 1-1 ③ G4-3		F FF 92 B FF 93 B FF 92 B FF 92 C SL 88 X FF 92 3-2 33 G6-3 11 HR 2-H 2B		C FF 85 B FF 86 X CU 65 1-1 ① L5			4	1	1	1	0	0	0
33 Roger Bernadina, L (1, 9) OBP: 0.213, SLG: 0.270	B KC 76 C FF 91 C KC 76 F FF 90 B CH 83 S CH 83 2-3 ② K			B KC 76 X CH 83 1-0 HR	D KC 78 B FF 92 C FF 93 C FC 91 F KC 79 F KC 79 X CH 84 2-2 ② G6-3 2-3		C FF 86 X CU 67 0-1 ② G4-3			4	1	1	1	0	1	1
11 Ryan Zimmerman, R (1, 5) OBP: 0.383, SLG: 0.489	C FF 91 B KC 76 F FF 91 F FF 93 F KC 78 X FF 93 2-2 HR			B KC 78 B FF 93 S FF 94 B SL 88 X FF 93 3-1 HR	C SL 87 C FF 94 B FF 92 F FF 94 X FF 94 1-2 3-H HR		C FF 87 B CH 76 F CH 77 C FF 89 1-3 ③ K			4	3	3	4	0	1	0
25 Adam LaRoche, L (1, 3) OBP: 0.328, SLG: 0.459	C FC 91 F FF 91 B KC 78 X CH 84 1-2 ③ F8			C FF 93 B KC 79 B FF 93 C SL 86 B FF 94 B FF 94 4-2 BB	C SL 85 X CH 84 0-1 20 BB 1B			C FF 98 B CU 80 F FF 96 S FC 91 1-3 ① K		3	0	1	0	1	1	0
20 Ian Desmond, R (1, 6) OBP: 0.295, SLG: 0.449		C FF 90 B FF 91 B KC 76 F FF 91 X CH 83 2-2 12 G5-4-3 1B		B SL 86 B SL 87 C FF 93 F SL 86 1 SAFE F FC 94 S FF 93 2-3 ① K	B FF 87 S CU 64 B FF 86 S FF 86 F FF 87 1 SAFE B FF 88 D CH 76 4-2 1-2 BB			B FF 98 B FF 97 F FF 96 X FC 93 2-1 ② L8		3	0	1	0	1	1	1
12 Tyler Moore, R (1, 7) OBP: 0.202, SLG: 0.276		1 SAFE C FC 91 X SL 85 0-1 ① ② G5-4-3 1-2f		S FF 92 C FC 93 S FF 94 0-3 ② K	C FF 89 F FF 89 B FF 89 X CU 67 1-2 ③ G5-3			F FF 97 S FF 98 B FF 100 S CU 85 1-3 ③ K		4	0	0	0	0	2	4
18 Chad Tracy, L (1, 10) OBP: 0.220, SLG: 0.234		B FF 92 B KC 77 F FF 91 X CH 83 2-1 ③ L9		B FF 92 X FF 91 1-0 ③ F7		B CH 77 B FF 86 F FF 87 C CH 77 F FF 89 F FF 89 X FF 89 2-2 ① P6			C FF 94 X CH 88 0-1 ① L3	4	0	0	0	0	0	1
24 Kurt Suzuki, R (1, 2) OBP: 0.319, SLG: 0.355			B FF 90 X FF 89 1-0 ① P2		C FF 92 B KC 77 B FC 91 F FF 92 X FC 94 2-2 ① L8	C CU 65 B SL 77 F FF 89 B CH 79 F FF 89 X FF 90 2-2 ② L9			B FF 94 C SI 93 B SI 94 F SI 94 F SI 93 C CU 81 2-3 ② K	4	0	0	0	0	1	0
8 Danny Espinosa, S (1, 4) OBP: 0.197, SLG: 0.290			C FF 90 C FF 91 B FF 91 B FF 92 F FF 92 S FF 92 2-3 ② K		F FF 92 B FF 93 B FF 92 S CH 85 X FF 93 2-2 E6 2 2B 1B	C CH 76 S FF 89 B FF 89 S FF 90 1-3 ③ K			S SI 94 F SI 94 S SI 91 0-3 ③ K	4	1	1	0	0	3	0

TOP	
AB	34
R	6
H	8
RBI	6
BB	2
SO	10
LOB	7

Inning Stats																																
	R: 1	H: 1		R: 0	H: 1		R: 0	H: 0		R: 2	H: 2		R: 3	H: 4		R: 0	H: 0		R: 0	H: 0		R: 0	H: 0		1B: 3	SF: 0		WP: 0	PA: 36	
	E: 0	LOB: 0		E: 0	LOB: 0		E: 0	LOB: 0		E: 0	LOB: 1		E: 1	LOB: 2		E: 0	LOB: 0		E: 0	LOB: 0		E: 0	LOB: 0		2B: 1	SAC: 0		PB: 0		
	K: 1	BB: 0		K: 0	BB: 0		K: 1	BB: 0		K: 2	BB: 1		K: 0	BB: 1		K: 1	BB: 0		K: 2	BB: 0		K: 2	BB: 0		3B: 0	DP: 1		SB: 0		
	S: 15	P: 22		S: 7	P: 11		S: 7	P: 11		S: 13	P: 24		S: 26	P: 41		S: 12	P: 17		S: 7	P: 9		S: 8	P: 12		HR: 4	HBP: 0		CS: 0		

PITCHER		IP	WLS	BF	H	R	ER	SO	BB	IBB	HBP	BLK	WP	HR	S	P	ERA	WHIP
30 Chris Tillman, R ERA: 4.26	(1, 1)	4.2		22	8	6	6	4	1	0	0	0	0	4	62	98	11.57	1.929
52 Steve Johnson, R ERA: 8.0	(5, 1)	2.1	W	8	0	0	0	2	1	0	0	0	0	0	25	37	0.00	0.429
29 Tommy Hunter, R ERA: 1.8	(8, 1)	1.0	H	3	0	0	0	2	0	0	0	0	0	0	8	12	0.00	0.000
43 Jim Johnson, R ERA: 5.04	(9, 1)	1.0	S	3	0	0	0	2	0	0	0	0	0	0	9	11	0.00	0.000

PITCHER		IP	WLS	BF	H	R	ER	SO	BB	IBB	HBP	BLK	WP	HR	S	P	ERA	WHIP

BOTTOM

Washington Nationals @ Baltimore Orioles

Oriole Park at Camden Yards, Baltimore, MD

Wed May 29 2013, 7:07 PM - 9:53 PM EDT

Att. 39,129 - Partly Cloudy - 86 F

livebaseballscorecards.com

Batter	1	2	3	4	5	6	7	8	9	AB	R	H	RBI	BB	SO	LOB
9 Nate McLouth, L (1, 7) OBP: 0.376, SLG: 0.431	B FF 92 X FF 93 1-0 ① G4-3	X FF 94 0-0 ③ L9			C FF 93 C FF 93 C CU 77 0-3 ② K		C FF 94 C FF 94 X FF 95 0-2 13 2B 1B	F FF 101 F SI 100 X CH 91 0-2 13 S 1B		5	1	2	0	0	1	3
13 Manny Machado, R (1, 5) OBP: 0.365, SLG: 0.517	C FF 94 B SL 87 B FF 95 X SL 87 2-1 ② G6-3		X FF 92 0-0 ① G4-3		B FF 95 S CU 77 C FF 94 B CH 89 S SL 86 2-3 ③ K		1 SAFE C FF 94 F FF 94 D CU 78 1 SAFE X FF 93 1-2 21 1B 1-H 2B	B FF 100 S FF 100 F SL 90 F FF 102 F FF 102 X FF 100 1-2 ③ G6-3 1-2		5	1	1	1	0	1	1
21 Nick Markakis, L (1, 9) OBP: 0.354, SLG: 0.434	B FF 94 C CU 76 B FF 94 B FF 95 X FF 95 3-1 ③ G5-3		B FF 93 C CH 86 X SL 86 1-1 ② G4-3			F FF 93 X FF 94 0-1 HR	B FF 92 C FF 92 X FF 93 1-1 10 F7 19 HR 2-H 1B			4	2	2	2	0	0	0
10 Adam Jones, R (1, 8) OBP: 0.342, SLG: 0.522		F SL 85 F FF 94 F FF 95 F SL 87 F FF 95 X CH 89 0-2 ① G5-3	B FF 93 S FF 94 B FF 94 B FF 94 F SL 86 X SL 88 3-2 ③ G4-3			X SL 88 0-0 ① L8	X FC 85 0-0 ① F7 1-2			4	0	0	0	0	0	1
19 Chris Davis, L (1, 3) OBP: 0.447, SLG: 0.766		X FF 94 0-0 32 1B 3 2B 1B		B CU 76 B FF 93 B FF 93 F FF 93 F SL 86 X SL 87 3-2 HR		C FF 94 F CH 88 X FF 95 0-2 1B	S FF 93 F FF 92 X CH 81 0-2 2-H HR			4	3	4	3	0	0	0
32 Matt Wieters, S (1, 2) OBP: 0.308, SLG: 0.438		X FF 93 0-0 3 2B 1-3 1B		C FF 95 B CH 88 X FF 95 1-1 ① F7		F FF 93 X CH 87 0-1 ② P5	S CH 81 B CU 77 F CH 81 B FF 93 C FF 93 2-3 ② K			4	0	1	0	0	1	1
2 J.J. Hardy, R (1, 6) OBP: 0.279, SLG: 0.438		B FF 93 B FF 94 C CU 76 X FF 93 2-1 ② P5		X FF 94 0-0 ② P4		C CU 77 X CU 80 0-1 ③ G5-3	B FF 92 B FC 84 F CH 80 F FF 94 F FF 93 S FF 93 2-3 ③ K			4	0	0	0	0	1	3
3 Ryan Flaherty, L (1, 4) OBP: 0.238, SLG: 0.255		C CU 75 X FF 94 0-1 1-3 3-H 2B		B FF 95 C CU 75 F SL 86 S CU 79 1-3 ③ K			B CU 75 B CU 77 X FF 94 2-0 28 HR 1B	B FF 96 B FF 94 X FF 96 2-0 ① F8		4	1	2	1	0	1	0
28 Steve Pearce, R (1, 10) OBP: 0.329, SLG: 0.426		D SL 86 C SL 85 B FF 93 B SL 86 B FF 95 4-1 BB			C FF 93 X SL 86 0-1 ① L8		B FF 93 C FF 93 B FF 94 X SL 85 2-1 1-H HR	B FF 97 B SI 98 B FF 99 C FF 99 F FF 99 X FF 100 3-2 ② G5-3		3	1	1	2	1	0	0
Inning Stats	R: 0 E: 0 K: 0 S: 5 H: 0 LOB: 0 BB: 0 P: 11	R: 1 E: 0 K: 0 S: 14 H: 3 LOB: 3 BB: 1 P: 20	R: 0 E: 0 K: 0 S: 6 H: 0 LOB: 0 BB: 0 P: 10	R: 1 E: 0 K: 1 S: 9 H: 1 LOB: 0 BB: 0 P: 14	R: 0 E: 0 K: 2 S: 8 H: 0 LOB: 0 BB: 0 P: 10	R: 1 E: 0 K: 0 S: 10 H: 2 LOB: 1 BB: 0 P: 10	R: 6 E: 0 K: 2 S: 22 H: 6 LOB: 0 BB: 0 P: 32	R: 0 E: 0 K: 0 S: 12 H: 1 LOB: 1 BB: 0 P: 18		1B: 7 2B: 2 3B: 0 HR: 4 SF: 0 SAC: 0 DP: 0 HBP: 0				WP: 0 PB: 0 SB: 1 CS: 0 PA: 38		

	AB	37
	R	9
	H	13
	RBI	9
	BB	1
	SO	5
	LOB	9

PITCHER		IP	WLS	BF	H	R	ER	SO	BB	IBB	HBP	BLK	WP	HR	S	P	ERA	WHIP
27 Jordan Zimmermann, R ERA: 2.37	(1, 1)	6.0	L	29	10	7	7	3	1	0	0	0	0	3	61	89	10.50	1.833
36 Tyler Clippard, R ERA: 2.86	(7, 1)	1.0		5	2	2	2	2	0	0	0	0	0	1	13	18	18.00	2.000
63 Henry Alberto Rodriguez, R ERA: 3.57	(8, 1)	1.0		4	1	0	0	0	0	0	0	0	0	0	12	18	0.00	1.000

PITCHER	IP	WLS	BF	H	R	ER	SO	BB	IBB	HBP	BLK	WP	HR	S	P	ERA	WHIP

Batter	1	2	3	4	5	6	7	8	9	AB	R	H	RBI	BB	SO	LOB
2 Denard Span, L (1, 8) OBP: 0.323, SLG: 0.345	C SI 86 F SI 86 B FF 88 B SL 81 S CH 80 2-3 **K** ①		B SI 86 F SI 86 B FF 86 X CH 80 2-1 F9 ②			C SI 84 B FF 86 X FF 85 1-1 P5 ②			C SI 92 B SI 93 B SI 93 C SI 93 B CH 90 F SI 94 X SI 94 3-2 G4-3 ①	4	0	0	0	0	1	0
33 Roger Bernadina, L (1, 9) OBP: 0.214, SLG: 0.269	L CU 72 B SI 85 X FF 86 1-1 F8 ②		S CH 79 X SI 87 0-1 G3 ③			B SL 78 C SL 77 B CH 80 B SL 77 F CH 80 X CH 81 3-2 1B			C SI 94 C CU 80 B CU 79 S CU 81 1-3 K2-3 ②	4	0	1	0	0	1	0
11 Ryan Zimmerman, R (1, 5) OBP: 0.373, SLG: 0.476	C SI 88 C SL 77 B CH 78 B CH 81 B FF 88 F FS 79 X SI 88 3-2 G4-3 ③			B CU 70 C FS 76 B SI 86 F SI 87 S SL 78 2-3 **K** ①		B SI 88 B FF 87 C SL 81 S FS 77 X SL 80 2-2 G4-3 ③			B SI 95 X SI 94 1-0 G5-3 ③	4	0	0	0	0	1	1
25 Adam LaRoche, L (1, 10) OBP: 0.328, SLG: 0.457		S CH 78 B SI 86 B FF 86 F FS 77 X CH 80 2-2 12 G4-3 20 1B 1B		B SI 86 C SI 87 B CU 72 X CH 79 2-1 G3-1 ②			C CU 71 B SL 76 B SL 77 X CH 79 2-1 F8 ①			3	0	1	0	0	0	0
20 Ian Desmond, R (1, 6) OBP: 0.296, SLG: 0.447		X SI 86 0-0 12 G4-3 **1-2** 1B		C CU 70 B FF 86 S FS 76 S FS 78 1-3 **K** ③			B SL 81 B SL 77 B SL 80 C SI 87 X SI 86 3-1 G6-3 ②			3	0	1	0	0	1	0
12 Tyler Moore, R (1, 7) OBP: 0.196, SLG: 0.267		C SL 79 B SI 86 F SI 87 B FS 77 X SL 77 2-2 G4-3 ① **1-2** **2-3**			S SL 79 S SL 77 F FF 86 S SL 79 0-3 **K** ①		S FS 78 B SI 87 F SL 78 T FS 79 1-2 **K** ③			3	0	0	0	0	2	2
18 Chad Tracy, L (1, 3) OBP: 0.208, SLG: 0.220		F SL 76 B SI 86 X FS 79 1-1 F7 ②			C SL 76 F SI 86 S FS 79 0-3 **K** ②			C SL 76 B FF 87 B FF 86 F SL 78 B CH 81 F FS 79 F FS 80 X CH 81 3-2 F9 ①		3	0	0	0	0	1	2
24 Kurt Suzuki, R (1, 2) OBP: 0.312, SLG: 0.347		F CU 69 B SI 87 B SI 87 X SL 77 2-1 P6 ③			C SI 87 B FF 86 B SI 87 B FS 76 F SI 86 X SI 87 3-2 G5-3 ③			C FS 78 B SI 87 C SI 87 F FS 78 X SL 79 1-2 G5-3 ②		3	0	0	0	0	0	2
8 Danny Espinosa, S (1, 4) OBP: 0.194, SLG: 0.284			X SI 86 0-0 B1-3 ①			X FS 76 0-0 G3 ①		C FS 78 B FF 88 S SL 78 F SL 79 B FF 86 X FS 79 2-2 F9 ③		3	0	0	0	0	0	0
Inning Stats	R: 0 E: 0 K: 1 S: 9 H: 0 LOB: 0 BB: 0 P: 15	R: 0 E: 0 K: 0 S: 11 H: 2 LOB: 2 BB: 0 P: 18	R: 0 E: 0 K: 0 S: 5 H: 0 LOB: 0 BB: 0 P: 7	R: 0 E: 0 K: 2 S: 8 H: 0 LOB: 0 BB: 0 P: 13	R: 0 E: 0 K: 2 S: 10 H: 0 LOB: 0 BB: 0 P: 13	R: 0 E: 0 K: 0 S: 9 H: 1 LOB: 1 BB: 0 P: 15	R: 0 E: 0 K: 1 S: 7 H: 0 LOB: 0 BB: 0 P: 13	R: 0 E: 0 K: 0 S: 13 H: 0 LOB: 0 BB: 0 P: 19	R: 0 E: 0 K: 1 S: 8 H: 0 LOB: 0 BB: 0 P: 13	1B: 3 2B: 0 3B: 0 HR: 0	SF: 0 SAC: 0 DP: 0 HBP: 0					

PITCHER		IP	WLS	BF	H	R	ER	SO	BB	IBB	HBP	BLK	WP	HR	S	P	ERA	WHIP
38 Freddy Garcia, R ERA: 3.57	(1, 1)	8.0	W	27	3	0	0	6	0	0	0	0	0	0	72	113	0.00	0.375
43 Jim Johnson, R ERA: 4.85	(9, 1)	1.0	S	3	0	0	0	1	0	0	0	0	0	0	8	13	0.00	0.000

PITCHER	IP	WLS	BF	H	R	ER	SO	BB	IBB	HBP	BLK	WP	HR	S	P	ERA	WHIP

TOP

Washington Nationals @ Baltimore Orioles

Oriole Park at Camden Yards, Baltimore, MD

Thu May 30 2013, 7:10 PM - 9:30 PM EDT

Att. 30,665 - Partly Cloudy - 87 F

livebaseballscorecards.com

AB	30
R	0
H	3
RBI	0
BB	0
SO	7
LOB	7

Batter	1	2	3	4	5	6	7	8	9	AB	R	H	RBI	BB	SO	LOB
9 Nate McLouth, L (1, 7) OBP: 0.383, SLG: 0.450	F FF 88 F FF 90 F FF 89 B FS 85 B FS 85 X FF 89 2-2 13 SH1-3 2B		B FC 85 F FC 86 F FC 87 1 SAFE B FC 86 X FF 89 2-2 ② F9		C FS 84 C FC 85 X FC 86 0-2 13 FC6-4 1B			C KC 76 X FC 86 0-1 13 2B 2B		4	1	3	0	0	0	1
13 Manny Machado, R (1, 5) OBP: 0.368, SLG: 0.523	X FF 89 0-0 ① SH1-3 2-3		X FC 86 0-0 21 2B 1-2 1B		1 SAFE C FF 88 X FS 85 0-1 ③ FC6-4 1-2f			B FS 84 X FS 84 1-0 21 1B 2-H 2B		3	0	2	1	0	0	1
21 Nick Markakis, L (1, 9) OBP: 0.356, SLG: 0.440	C KC 78 X FS 85 0-1 ② L4		B FC 86 X FC 85 1-0 1-3 2-H 2B			B KC 76 C FS 82 B FF 90 X FC 85 2-1 ① P6		X SI 90 0-0 10 G1-4-3 2-3 1B		4	0	2	1	0	0	1
10 Adam Jones, R (1, 8) OBP: 0.340, SLG: 0.518	C FF 90 D FS 85 F FS 86 X FS 85 1-2 ③ L7		D FS 85 B FC 86 F FS 85 F FS 84 S FF 90 2-3 ③ K			S FF 90 S FC 86 X FC 87 0-2 19 G4-6-3 1B		X FF 94 0-0 ②③ G1-4-3 1-2f		4	0	1	0	0	1	5
19 Chris Davis, L (1, 3) OBP: 0.441, SLG: 0.754		B FF 89 B FS 84 F FC 85 X FC 84 2-1 ① F7	S FS 86 B FC 85 F FC 87 F FC 86 B FC 85 X FS 86 2-2 ① G6-3			F FC 85 B FS 85 F FS 85 1 SAFE F FC 85 X FS 85 1-2 ②③ G4-6-3 1-2f				3	0	0	0	0	0	1
32 Matt Wieters, S (1, 2) OBP: 0.303, SLG: 0.430		B FC 85 B KC 77 X FC 85 2-0 ② F7	C FC 87 B FC 86 B FS 85 C FS 85 B FC 87 C FF 89 3-3 ② K				B FS 84 C KC 75 B FC 85 X FC 84 2-1 ① P5			3	0	0	0	0	1	0
2 J.J. Hardy, R (1, 6) OBP: 0.275, SLG: 0.431		C FF 90 X FF 89 0-1 ③ L7	B FS 85 C FS 85 B FC 86 C FF 88 X FS 86 2-2 ③ L5				C FF 88 B KC 80 X FF 88 1-1 ② F9			3	0	0	0	0	0	0
3 Ryan Flaherty, L (1, 4) OBP: 0.241, SLG: 0.258			X FF 89 0-0 13 1B 21 2B 1B		C KC 76 X FS 84 0-1 ① G4-3		C FS 84 B FS 85 F FC 86 B FC 87 X FS 84 2-2 ③ G4-3			3	1	1	0	0	0	0
28 Steve Pearce, R (1, 10) OBP: 0.315, SLG: 0.406			B FF 88 B FF 89 B FC 85 C FF 89 F FC 85 S FC 85 3-3 ① K		B KC 80 F FS 84 B FC 86 C FF 88 B FS 86 S FF 89 3-3 ② K			S FC 85 F FS 84 B FS 86 B FC 85 S FS 84 2-3 ① K		3	0	0	0	0	3	1
Inning Stats	R: 0 E: 0 K: 0 S: 10 H: 1 LOB: 1 BB: 0 P: 13	R: 0 E: 0 K: 0 S: 5 H: 0 LOB: 0 BB: 0 P: 9	R: 1 E: 0 K: 2 S: 12 H: 3 LOB: 2 BB: 0 P: 20	R: 0 E: 0 K: 1 S: 10 H: 0 LOB: 0 BB: 0 P: 17	R: 0 E: 0 K: 1 S: 10 H: 1 LOB: 1 BB: 0 P: 13	R: 0 E: 0 K: 0 S: 9 H: 1 LOB: 0 BB: 0 P: 12	R: 0 E: 0 K: 0 S: 7 H: 0 LOB: 0 BB: 0 P: 12	R: 1 E: 0 K: 1 S: 8 H: 3 LOB: 1 BB: 0 P: 11		1B: 5 2B: 4 3B: 0 HR: 0 SF: 0 SAC: 1 DP: 2 HBP: 0					

PITCHER		IP	WLS	BF	H	R	ER	SO	BB	IBB	HBP	BLK	WP	HR	S	P	ERA	WHIP
15 Dan Haren, R ERA: 5.09	(1, 1)	7.1	L	29	8	2	2	5	0	0	0	0	0	0	69	105	2.46	1.091
58 Fernando Abad, L ERA:	(8, 1)	0.0		1	1	0	0	0	0	0	0	0	0	0	1	1	∞	∞
22 Drew Storen, R ERA: 4.57	(8, 1)	0.2		1	0	0	0	0	0	0	0	0	0	0	1	1	0.00	0.000

PITCHER	IP	WLS	BF	H	R	ER	SO	BB	IBB	HBP	BLK	WP	HR	S	P	ERA	WHIP

BOTTOM

Washington Nationals @ Baltimore Orioles

Oriole Park at Camden Yards, Baltimore, MD

Thu May 30 2013, 7:10 PM - 9:30 PM EDT

Att. 30,665 - Partly Cloudy - 87 F

livebaseballscorecards.com

AB	30
R	2
H	9
RBI	2
BB	0
SO	5
LOB	10

Detroit Tigers @ Baltimore Orioles

Oriole Park at Camden Yards, Baltimore, MD

Fri May 31 2013, 7:09 PM - 10:08 PM EDT

Att. 46,249 - Clear - 90 F

livebaseballscorecards.com

Batter	1	2	3	4	5	6	7	8	9	AB	R	H	RBI	BB	SO	LOB
4 Omar Infante, R (1, 4) OBP: 0.330, SLG: 0.402	B FF 90 F FF 90 F SL 83 B FF 90 F FF 91 S CH 82 2-3 ① K		C FF 89 X CH 82 0-1 ① L8		B CU 81 F FF 91 B FF 90 X FF 91 2-1 ① L5	F FF 90 X FF 91 0-1 ③ F9			C FF 89 B CU 75 X FF 90 1-1 ① F8	5	0	0	0	0	1	0
12 Andy Dirks, L (1, 7) OBP: 0.305, SLG: 0.377	F FF 91 C CU 78 X FF 91 0-2 24 HR 1B		C SI 90 X CU 76 0-1 ② F8		F CH 83 B FF 90 B FF 91 X CH 81 2-1 24 1B 24 WP 41 FC4-6 1B		S SL 82 B SI 90 X SL 82 1-1 ① G3		S SL 85 S SL 84 B SL 84 F SL 84 X FF 92 1-2 ② L9	5	2	2	0	0	0	0
24 Miguel Cabrera, R (1, 5) OBP: 0.446, SLG: 0.670	D CU 70 T FF 91 F CH 81 X SI 91 1-2 1-H HR		B FF 91 X CH 83 1-0 ③ G6-3		S FF 91 B FF 91 D SI 92 T FF 92 B CH 84 X CH 82 3-2 41 FC4-6 28 BB 1-3 1B		B SI 90 B CU 76 D SI 89 B SI 88 4-0 28 1B BB		F SL 79 S SI 86 X SI 85 0-2 ③ G6-3	4	1	2	2	1	0	0
28 Prince Fielder, L (1, 3) OBP: 0.393, SLG: 0.472	B SI 91 C CH 82 F FF 91 S SI 91 1-3 ② K			B CU 75 B FF 89 F SI 90 S CH 84 F CH 83 F FF 92 S FF 91 2-3 ① K	B FF 91 B SI 89 B FF 91 B SL 83 4-0 41 FC4-6 1-2 BB		C SI 89 X SL 81 0-1 1-2 1B			3	0	1	0	1	2	0
41 Victor Martinez, S (1, 10) OBP: 0.273, SLG: 0.305	B CH 81 B CH 82 X FF 91 2-0 ③ F7			B CU 77 X FF 92 1-0 27 FC5-4 1B	B CU 77 S CH 83 B CH 83 F FF 90 X FF 91 2-2 ② FC4-6 1-2f 2-3 3-H		C SI 89 S SL 81 B SL 82 F SI 88 S SL 82 1-3 ② K			4	0	1	1	0	1	4
27 Jhonny Peralta, R (1, 6) OBP: 0.375, SLG: 0.474		X FF 90 0-0 ① G6-3		B SI 91 X FF 92 1-0 ② FC5-4 13 BB 34 1B 1-2f	C FF 90 B SI 91 S FF 91 F FF 91 S CH 82 1-3 ③ K		F CU 66 B FF 89 S FF 89 X FF 90 1-2 ③ F8			4	1	0	0	0	1	5
13 Alex Avila, L (1, 2) OBP: 0.267, SLG: 0.281		B FF 90 C CU 76 B CH 82 B SI 91 F FF 91 B SI 91 4-2 34 G5-3 BB		B CH 81 1 SAFE B FF 90 B CH 81 B SI 90 4-0 34 1B 1-2 BB		C CU 75 B SI 90 T FF 90 S SI 89 1-3 ① K		S SL 86 F FF 90 F FF 91 B SL 87 C SL 85 1-3 ① K		2	0	0	0	2	2	0
34 Avisaíl García, R (1, 9) OBP: 0.286, SLG: 0.500		X SI 90 0-0 ② G5-3 1-2		F FF 90 B CU 81 X SI 92 1-1 1-2 2-H 1B	C FF 91 S SL 84 F FF 91 F CH 83 X FF 91 0-2 HR			B FF 92 S FF 91 X FF 92 1-1 ② G5-3		4	1	2	2	0	0	1
32 Don Kelly, L (1, 8) OBP: 0.299, SLG: 0.311		B CU 76 X FF 90 1-0 ③ P2		C FF 92 X SL 84 0-1 ③ F8	C CU 76 S CH 82 F FF 91 B SI 91 F SL 84 F CH 83 B FF 90 F CU 78 B CU 80 3-3 ② K			C FF 92 B SL 85 B SL 83 C FF 90 X SL 85 2-2 ③ P5		4	0	0	0	0	1	3
Inning Stats	R: 2 E: 0 K: 2 S: 14 H: 2 LOB: 0 BB: 0 P: 20	R: 0 E: 0 K: 0 S: 5 H: 0 LOB: 1 BB: 1 P: 10	R: 0 E: 0 K: 0 S: 5 H: 0 LOB: 0 BB: 0 P: 6	R: 1 E: 0 K: 1 S: 11 H: 2 LOB: 2 BB: 1 P: 20	R: 1 E: 0 K: 1 S: 14 H: 2 LOB: 2 BB: 1 P: 28	R: 1 E: 0 K: 2 S: 17 H: 1 LOB: 0 BB: 0 P: 21	R: 0 E: 0 K: 1 S: 11 H: 1 LOB: 2 BB: 1 P: 18	R: 0 E: 0 K: 1 S: 9 H: 0 LOB: 0 BB: 0 P: 13	R: 0 E: 0 K: 0 S: 9 H: 0 LOB: 0 BB: 0 P: 11	1B: 6 2B: 0 3B: 0 HR: 2 SF: 0 SAC: 0 DP: 0 HBP: 0						

TOP	
AB	35
R	5
H	8
RBI	5
BB	4
SO	8
LOB	13

PITCHER		IP	WLS	BF	H	R	ER	SO	BB	IBB	HBP	BLK	WP	HR	S	P	ERA	WHIP
50 Miguel González, R ERA: 4.33	(1, 1)	6.0		28	7	5	5	6	3	0	0	0	1	2	66	105	7.50	1.667
40 Troy Patton, L ERA: 5.01	(7, 1)	0.2		4	1	0	0	1	1	0	0	0	0	0	8	14	0.00	3.000
52 Steve Johnson, R ERA: 7.71	(7, 1)	0.1		1	0	0	0	0	0	0	0	0	0	0	3	4	0.00	0.000
17 Brian Matusz, L ERA: 2.91	(8, 1)	1.2		5	0	0	0	1	0	0	0	0	0	0	15	21	0.00	0.000
56 Darren O'Day, R ERA: 1.85	(9, 1)	0.1	W	1	0	0	0	0	0	0	0	0	0	0	3	3	0.00	0.000

PITCHER	IP	WLS	BF	H	R	ER	SO	BB	IBB	HBP	BLK	WP	HR	S	P	ERA	WHIP

Batter	1	2	3	4	5	6	7	8	9	AB	R	H	RBI	BB	SO	LOB
9 Nate McLouth, L (1, 7) OBP: 0.376, SLG: 0.440	X FF 91 0-0 ① F9		B FF 92 S FF 93 F CU 80 F SL 81 F FF 95 B FF 94 B CH 86 C FF 95 3-3 ① K		B CU 79 B FF 93 F FF 93 B FF 93 X FF 94 3-1 ② F7			C FF 94 F CH 87 B SL 81 F CH 87 B FF 96 T FF 96 2-2 ② K		4	0	0	0	0	2	0
13 Manny Machado, R (1, 5) OBP: 0.363, SLG: 0.515	C FF 90 B FF 93 T FF 93 B SL 88 F SL 89 C FF 93 2-3 ② K		X SL 86 0-0 ② L7		C SL 86 B SL 88 F SL 87 B FF 96 B CH 86 S FF 95 3-3 ③ K			C FF 95 B FF 95 X CH 86 1-1 ③ F8		4	0	0	0	0	2	0
21 Nick Markakis, L (1, 9) OBP: 0.359, SLG: 0.452	C CU 78 F CH 86 S CH 84 0-3 ③ K		C CH 84 B FF 94 F FF 92 F FF 95 B SL 81 F SL 81 B FF 93 B CH 85 4-2 10 HR BB			B FF 92 C FF 93 F FF 94 F FF 96 B CH 86 X FF 93 2-2 ① F8			F FF 93 S FS 81 X FS 82 0-2 HR	3	2	1	1	1	0	0
10 Adam Jones, R (1, 8) OBP: 0.347, SLG: 0.534		C SL 86 F FF 93 X FF 93 0-2 19 1B 32 SF7 1B	B FF 94 X FF 93 1-0 1-H HR			B SL 87 S SL 89 C FF 95 X SL 80 1-2 ② G1-3			B FF 93 B FF 93 F FF 93 X FF 93 2-1 19 1B 36 HR 1B	4	3	3	2	0	0	0
19 Chris Davis, L (1, 3) OBP: 0.442, SLG: 0.749		F CH 84 B FF 93 S FF 93 B FF 93 1 SAFE F CH 85 X CH 86 2-2 2 BB 1-3 1B	B CH 85 S FF 94 F FF 94 F FF 95 S CU 80 1-3 ③ K			F FF 94 B FF 95 F CH 86 B FF 96 S FF 95 2-3 ③ K			B FF 92 B FF 92 F FF 91 S FF 92 B FF 91 X FF 91 3-2 36 HR 1-3 1B	4	1	2	0	0	2	0
32 Matt Wieters, S (1, 2) OBP: 0.298, SLG: 0.423		C FF 94 X FF 95 0-1 ① SF7 3-H		B CH 82 C CU 79 X FF 92 1-1 ① F7			C CU 79 X FF 92 0-1 ① F7		B FF 92 X FF 91 1-0 ① P3	3	0	0	1	0	0	2
2 J.J. Hardy, R (1, 6) OBP: 0.274, SLG: 0.425		B FF 94 C SL 86 B SL 87 B FF 94 B FF 94 4-1 1-2 BB		C FF 92 B CU 77 B SL 87 C SL 88 B CH 85 X FF 94 3-2 ② F8			C FF 91 X SL 87 0-1 ② G1-3		B FF 92 F FF 92 S FF 92 B SI 92 F FF 92 X FF 92 2-2 ② P6	3	0	0	0	1	0	2
36 Chris Dickerson, L (1, 10) OBP: 0.327, SLG: 0.604		C FF 95 B CH 87 S SL 81 B FF 95 B FF 96 C FF 96 3-3 ② K		X FF 93 0-0 ③ F8			B CU 80 S CH 84 C FF 94 T CH 86 1-2 ③ K		B FF 92 B FF 92 F FF 92 X FF 92 2-1 1-H 3-H HR	4	1	1	3	0	2	2
3 Ryan Flaherty, L (1, 4) OBP: 0.234, SLG: 0.250		C SL 81 B FF 94 X CH 85 1-1 ③ G3-1			F FF 91 X FF 93 0-1 ① F7			C CH 83 S CH 86 F FF 96 B CH 85 S CH 86 1-3 ① K		3	0	0	0	0	1	2
Inning Stats	R: 0 E: 0 K: 2 S: 8 H: 0 LOB: 0 BB: 0 P: 10	R: 1 E: 0 K: 1 S: 15 H: 2 LOB: 2 BB: 1 P: 25	R: 2 E: 0 K: 2 S: 15 H: 1 LOB: 0 BB: 1 P: 24	R: 0 E: 0 K: 0 S: 6 H: 0 LOB: 0 BB: 0 P: 10	R: 0 E: 0 K: 1 S: 7 H: 0 LOB: 0 BB: 0 P: 13	R: 0 E: 0 K: 1 S: 10 H: 0 LOB: 0 BB: 0 P: 15	R: 0 E: 0 K: 1 S: 7 H: 0 LOB: 0 BB: 0 P: 8	R: 0 E: 0 K: 2 S: 10 H: 0 LOB: 0 BB: 0 P: 14	R: 4 E: 0 K: 0 S: 15 H: 4 LOB: 0 BB: 0 P: 25	1B: 4 2B: 0 3B: 0 HR: 3 SF: 1 SAC: 0 DP: 0 HBP: 0						

PITCHER		IP	WLS	BF	H	R	ER	SO	BB	IBB	HBP	BLK	WP	HR	S	P	ERA	WHIP
37 Max Scherzer, R ERA: 3.42	(1, 1)	8.0		29	3	3	3	10	2	0	0	0	0	1	78	119	3.38	0.625
46 Jose Valverde, R ERA: 3.55	(9, 1)	0.2	L	6	4	4	4	0	0	0	0	0	0	2	15	25	54.00	6.000

PITCHER	IP	WLS	BF	H	R	ER	SO	BB	IBB	HBP	BLK	WP	HR	S	P	ERA	WHIP

BOTTOM

Detroit Tigers @ Baltimore Orioles

Oriole Park at Camden Yards, Baltimore, MD

Fri May 31 2013, 7:09 PM - 10:08 PM EDT

Att. 46,249 - Clear - 90 F

livebaseballscorecards.com

AB	32
R	7
H	7
RBI	7
BB	2
SO	10
LOB	8



Detroit Tigers @ Baltimore Orioles

Oriole Park at Camden Yards, Baltimore, MD

Sat Jun 01 2013, 4:10 PM - 7:14 PM EDT

Att. 38,945 - Cloudy - 90 F

livebaseballscorecards.com

Batter	1	2	3	4	5	6	7	8	9	AB	R	H	RBI	BB	SO	LOB
4 Omar Infante, R (1, 4) OBP: 0.332, SLG: 0.407	C FF 93 S SL 85 B FF 94 B SL 85 X FF 94 2-2 ① G6-3	C SL 85 F FF 93 X FF 94 0-2 ③ FC6-4 1-2f		C SI 87 X CH 80 0-1 24 HR 1-3 2-H 2B	B CH 81 C CH 81 B SI 88 F SL 78 X SI 87 2-2 ③ G6-3			S SL 80 B SI 89 B SI 89 F SI 88 X SI 90 2-2 12 1B 1B		5	1	2	1	0	0	3
12 Andy Dirks, L (1, 9) (7, 7) OBP: 0.308, SLG: 0.373	B FF 93 B CU 77 X FF 92 2-0 ② F8		X FF 91 0-0 ① B5-3	B SL 81 B SL 79 F SI 88 B SI 88 B SI 88 4-1 24 HR BB		X SL 77 0-0 ① G3		S SL 80 C SI 90 X SI 90 0-2 1-2 1B		4	1	1	0	1	0	0
24 Miguel Cabrera, R (1, 5) OBP: 0.445, SLG: 0.676	F FF 94 B SL 85 B CU 79 B FF 94 B SI 93 4-1 BB		B SL 83 S FF 92 B FF 93 X SL 84 2-1 ② G5-3	S SI 88 B SI 88 F SI 88 B SI 87 D SI 87 X SI 88 3-2 1-H 2-H 3-H HR		B SI 87 C SL 78 F SI 86 B SI 87 F SI 87 X SL 78 2-2 ② P4		F SI 90 B SI 90 C SI 80 F SI 90 F SL 82 S CU 76 1-3 ① K		4	1	1	4	1	1	2
28 Prince Fielder, L (1, 3) OBP: 0.389, SLG: 0.480	C CU 78 B FF 94 1 SAFE S SI 93 X FF 93 1-2 ③ F9		X SI 92 0-0 ③ L9	B SL 80 S SI 88 B SI 88 S SL 79 B SL 87 F SI 87 X SI 87 3-2 ① P6		B FF 88 C SI 87 F SI 87 F SL 77 B SL 77 X SL 78 2-2 HR		X SI 90 0-0 ② F8		5	1	1	1	0	0	3
41 Victor Martinez, S (1, 10) OBP: 0.281, SLG: 0.320		B FF 90 C FF 91 B CU 77 B SL 85 B FF 91 4-1 13 G4-6-3 18 1B 27 1B BB	B CU 74 3-1 HR B SL 77 3-2 G5-3			C SL 77 B SI 87 B SI 88 C SL 77 F SL 79 B SI 86 B CH 82 4-2 BB		B SI 89 F SI 89 C SL 80 B CU 76 S CH 84 2-3 ③ K		3	2	1	1	2	1	2
27 Jhonny Peralta, R (1, 6) OBP: 0.376, SLG: 0.487		B FF 92 C SL 84 F FF 93 X FF 94 1-2 13 G4-6-3 1-2 1B	B SL 82 2-2 HR B SI 87 2-2 G5-3			C SI 87 F SI 88 S SL 79 0-3 ③ K			C CU 80 S FF 97 B FF 98 S FC 90 1-3 ① K	5	1	2	1	0	2	1
13 Alex Avila, L (1, 2) OBP: 0.265, SLG: 0.301		X SI 93 0-0 ① ② G4-6-3 1-2f 2-3	C FF 93 B CU 78 B SI 93 X SI 92 2-1 HR	B SI 87 S SL 78 C SL 78 S SI 86 1-3 ① K		C SI 89 X SL 82 0-1 ① G3			X FF 97 0-0 ② G4-3	5	1	1	1	0	1	2
18 Matt Tuiasosopo, R (1, 7) OBP: 0.465, SLG: 0.491 32 Don Kelly, L (7, 8) OBP: 0.295, SLG: 0.307		B SI 93 F FF 94 B SI 93 C SL 86 B FF 94 F SL 84 F SI 94 X SL 84 3-2 34 BB 3-H 1B	H SL 82 1-0 34 1B 4 2B HBP	C SI 88 B CH 81 B SI 87 X SI 86 2-1 2B		X SI 88 0-0 ② G5-3			B CU 78 F FF 96 B FF 96 F FC 90 B FF 98 F FF 98 X FF 96 3-2 ③ G4-3	3 1	1 0	2 0	1 0	0 0	0 0	0 0
34 Avisaíl García, R (1, 8) (7, 9) OBP: 0.308, SLG: 0.486		B SI 94 B SL 84 B FF 91 B FF 91 4-0 4 FC6-4 1-2 BB	X SI 87 0-0 4 2B 24 HR 1-2 1B	X SI 87 0-0 ② F9		S SI 90 S SI 90 F SI 91 S SL 82 0-3 ③ K				3	1	1	0	1	1	1

Inning Stats																								
	R: 0	H: 0	R: 1	H: 2	R: 0	H: 0	R: 8	H: 6	R: 0	H: 1	R: 1	H: 1	R: 0	H: 0	R: 0	H: 2	R: 0	H: 0	1B: 5	SF: 0	WP: 0	PA: 44		
	E: 0	LOB: 1	E: 0	LOB: 2	E: 0	LOB: 0	E: 0	LOB: 0	E: 0	LOB: 1	E: 0	LOB: 1	E: 0	LOB: 0	E: 0	LOB: 2	E: 0	LOB: 0	2B: 2	SAC: 0	PB: 0			
	K: 0	BB: 1	K: 0	BB: 2	K: 0	BB: 1	K: 0	BB: 1	K: 1	BB: 0	K: 1	BB: 1	K: 1	BB: 0	K: 2	BB: 0	K: 1	BB: 0	3B: 0	DP: 1	SB: 0			
	S: 8	P: 17	S: 13	P: 25	S: 4	P: 6	S: 24	P: 47	S: 9	P: 14	S: 15	P: 23	S: 7	P: 7	S: 15	P: 20	S: 8	P: 12	HR: 5	HBP: 1	CS: 0			

PITCHER		IP	WLS	BF	H	R	ER	SO	BB	IBB	HBP	BLK	WP	HR	S	P	ERA	WHIP
39 Jason Hammel, R ERA: 5.43	(1, 1)	3.0	L	17	5	5	5	0	3	0	1	0	0	3	32	63	15.00	2.667
66 T.J. McFarland, L ERA: 4.23	(4, 1)	3.0		16	5	5	5	2	2	0	0	0	0	2	41	69	15.00	2.333
40 Troy Patton, L ERA: 4.62	(7, 1)	2.0		8	2	0	0	3	0	0	0	0	0	0	22	27	0.00	1.000
29 Tommy Hunter, R ERA: 1.74	(9, 1)	1.0		3	0	0	0	1	0	0	0	0	0	0	8	12	0.00	0.000

PITCHER	IP	WLS	BF	H	R	ER	SO	BB	IBB	HBP	BLK	WP	HR	S	P	ERA	WHIP

BOTTOM

Detroit Tigers @ Baltimore Orioles

Oriole Park at Camden Yards, Baltimore, MD

Sat Jun 01 2013, 4:10 PM - 7:14 PM EDT

Att. 38,945 - Cloudy - 90 F

livebaseballscorecards.com

Batter	1	2	3	4	5	6	7	8	9	AB	R	H	RBI	BB	SO	LOB
9 Nate McLouth, L (1, 7) OBP: 0.376, SLG: 0.439	B CH 87 F CH 87 C FF 91 B CU 75 B CU 76 X FF 91 3-2 13 G4-6-3 1B		C FF 92 X FF 92 0-1 ③ G4-3		C FF 90 X CH 82 0-1 13 S 1B		C FF 91 X CU 79 0-1 ② F7		C SI 90 S FC 85 C FC 85 0-3 ③	5	0	2	0	0	1	3
13 Manny Machado, R (1, 5) OBP: 0.361, SLG: 0.508	1 SAFE D SL 82 B FF 91 F FF 92 B FF 92 X FF 93 3-1 ①② G4-6-3 1-2f			B FF 92 C FF 92 B SL 85 S SL 84 B FF 92 B FF 94 4-2 21 G1-3 19 1B BB	B SL 86 C SL 86 1 SAFE B FF 92 S SL 88 D SL 89 S SL 90 3-3 ③ K 1-2		B FF 92 1 SAFE B FF 91 B FF 94 C FF 93 S SL 86 X FF 96 3-2 ③ G1-3 1-2			3	1	0	0	1	1	3
21 Nick Markakis, L (1, 9) OBP: 0.357, SLG: 0.448	B FF 90 C FF 91 X FF 91 1-1 ③ P4			C CH 85 X CH 85 0-1 ① G1-3 1-2		B FF 89 B FF 90 C FF 88 C FF 91 X FF 91 2-2 32 F9 10 1B 1B		C SI 88 X FC 83 0-1 ① G4-3		4	0	1	0	0	0	1
10 Adam Jones, R (1, 8) OBP: 0.346, SLG: 0.530		C FF 89 X CU 82 0-1 ① L5-3		B FF 95 B FF 94 F FF 94 F FF 95 S SL 87 2-3 ② K		F FF 94 S CH 85 X SL 87 0-2 2 S 1-2 1B		B SI 89 S SI 90 F FC 84 F FC 84 X SI 92 1-2 ② F9		4	0	1	0	0	1	1
19 Chris Davis, L (1, 3) OBP: 0.439, SLG: 0.738		B FF 90 C FF 90 F FF 92 F FF 93 S CU 76 1-3 ② K		F CH 86 B CU 78 X CH 85 1-1 2-H 1B		C FF 94 S FF 94 F FF 96 B FF 96 S SL 82 1-3 ① K		S SI 91 F FC 86 S SI 93 0-3 ③ K		4	0	1	1	0	3	2
32 Matt Wieters, S (1, 2) OBP: 0.297, SLG: 0.425		X CH 80 0-0 ③ G4-3		C FF 95 B FF 94 D CU 79 F FF 95 B FF 95 X CU 79 3-2 ③ G1-3		X CH 85 0-0 ② F9 2-3			B SI 88 X SI 88 1-0 2B	4	0	1	0	0	0	3
2 J.J. Hardy, R (1, 6) OBP: 0.283, SLG: 0.456			B FF 91 X FF 91 1-0 HR		C FF 91 F CU 76 X CU 77 0-2 HR	B FF 98 B SL 88 1 SAFE F FF 96 C FF 96 D SL 89 F SL 86 X SL 87 3-2 ③ F8 1-2			B SI 89 C SI 90 B FC 84 C SI 90 F KC 78 F SI 91 F FC 84 B SI 90 F SI 91 4-2 F KC 80 F SI 90 B SI 91 BB	3	2	2	2	1	0	2
36 Chris Dickerson, L (1, 10) OBP: 0.327, SLG: 0.588 35 Danny Valencia, R (9, PH) OBP: 0.250, SLG: 0.565			M CH 83 S CH 82 B CU 77 S CH 84 1-3 ① K		B CH 83 C FF 92 B CH 84 C CH 82 B FF 94 F FF 92 X 3-2 ① F8		B FF 90 B CH 83 F FF 91 X CH 83 2-1 13 S 1B		C SI 90 D FC 84 F FC 84 B SI 91 F FC 84 X SI 92 2-2 ① F7	3 1	0 0	1 0	0 0	0 0	1 0	0 2
3 Ryan Flaherty, L (1, 4) OBP: 0.228, SLG: 0.243 12 Alexi Casilla, S (9, PH) OBP: 0.215, SLG: 0.213			X FF 92 0-0 ② G6-3		C FF 90 S CU 76 B FF 93 B FF 93 F FF 94 F CU 77 X CH 83 2-2 ② G2		X FF 95 0-0 ① P4		D KC 78 C SI 89 X SI 90 1-1 ② F9	3 1	0 0	0 0	0 0	0 0	0 0	1 2
Inning Stats	R: 0 E: 0 K: 0 S: 7 H: 1 LOB: 0 BB: 0 P: 14	R: 0 E: 0 K: 1 S: 7 H: 0 LOB: 0 BB: 0 P: 8	R: 1 E: 0 K: 1 S: 7 H: 1 LOB: 0 BB: 0 P: 9	R: 1 E: 0 K: 1 S: 12 H: 1 LOB: 1 BB: 1 P: 22	R: 1 E: 0 K: 1 S: 17 H: 2 LOB: 1 BB: 0 P: 25	R: 0 E: 0 K: 1 S: 15 H: 2 LOB: 2 BB: 0 P: 21	R: 0 E: 0 K: 0 S: 8 H: 1 LOB: 1 BB: 0 P: 13	R: 0 E: 0 K: 1 S: 9 H: 0 LOB: 0 BB: 0 P: 10	R: 0 E: 0 K: 1 S: 18 H: 1 LOB: 2 BB: 1 P: 26	1B: 6 2B: 1 3B: 0 HR: 2	SF: 0 SAC: 0 DP: 1 HBP: 0						

	AB	35
	R	3
	H	9
	RBI	3
	BB	2
	SO	7
	LOB	20

| | | | | | |

Detroit Tigers @ Baltimore Orioles

Oriole Park at Camden Yards, Baltimore, MD

Sun Jun 02 2013, 1:39 PM - 4:43 PM EDT

Att. 39,182 - Overcast - 83 F

TOP

livebaseballscorecards.com

Batter	1	2	3	4	5	6	7	8	9	AB	R	H	RBI	BB	SO	LOB
12 Andy Dirks, L (1, 7) OBP: 0.306, SLG: 0.371	B FF 94 S FF 93 C FF 92 B FF 96 B FF 96 F FF 94 X FF 95 3-2 ① F8		B FS 81 F FF 94 C FS 81 B FF 96 B FF 96 F FF 96 S FF 94 3-3 ③ K			C CH 82 C FF 92 S FS 82 0-3 ① K		X SI 86 0-0 48 G6-4-3 1B		4	0	1	0	0	2	1
48 Torii Hunter, R (1, 9) OBP: 0.363, SLG: 0.427	C FF 94 B SL 82 F FF 96 B FF 96 F FF 96 X FF 96 2-2 24 G6-4-3 1B			X FF 92 0-0 24 G6-4-3 1B		B FF 95 B SL 81 X FF 93 2-0 ② G6-3		X SL 80 0-0 ②③ G6-4-3 1-2f		4	0	2	0	0	0	1
24 Miguel Cabrera, R (1, 5) OBP: 0.442, SLG: 0.668	D FF 94 F FF 93 S SL 82 F FF 96 X SL 82 1-2 ②③ G6-4-3 1-2f			C FF 93 X FF 94 0-1 ① G6-4-3 1-2f		B FF 95 C FF 93 B FF 96 C FF 95 F SL 82 F FF 96 B FF 97 F FF 98 C FF 97 3-3 ③ K			B SI 94 X SI 93 1-0 1B	4	0	1	0	0	1	2
28 Prince Fielder, L (1, 3) OBP: 0.390, SLG: 0.500		B FF 93 C FS 81 F FF 96 F FS 82 B FF 96 F FF 95 F FF 94 B FF 95 S FF 94 3-3 ① K		B FS 90 B FF 93 B SL 80 X FF 92 3-0 HR			B FF 92 X SL 86 1-0 41 1B 27 1B 2B		C SI 94 D CH 89 B CH 88 B SI 94 X SI 94 3-1 ① F7	4	2	2	1	0	1	1
41 Victor Martinez, S (1, 10) OBP: 0.280, SLG: 0.319		C SL 82 B CH 82 C FF 94 B FS 83 F FF 96 B FF 96 X FF 95 3-2 ② G5-3		F FF 93 F FF 95 B FF 95 X FS 81 1-2 ③ G6-3			C CH 83 C SL 85 X SL 84 0-2 13 B2-5-3 27 1B 2-3 1B		X SI 94 0-0 ② F7	4	0	1	0	0	0	1
27 Jhonny Peralta, R (1, 6) OBP: 0.378, SLG: 0.487		F SL 81 B FF 95 F FF 95 F SL 82 B SL 82 B FF 96 F SL 80 X FF 96 3-2 ③ G6-3			X FF 93 0-0 13 G4-3 13 WP 1B		B CH 83 B FF 92 B CH 83 C FF 91 F FF 92 X FF 92 3-2 13 B2-5-3 1B 1-2 3-H		X FF 94 0-0 ③ L4	4	0	2	1	0	0	1
13 Alex Avila, L (1, 2) OBP: 0.260, SLG: 0.294			C FF 93 X FF 92 0-1 ① G3-1		B CH 90 X FF 93 1-0 ① G4-3 1-3		L SL 85 X SL 84 0-1 ①② B2-5-3 1-2 2-3f			3	0	0	0	0	0	3
39 Ramon Santiago, S (1, 4) OBP: 0.227, SLG: 0.275			B FF 92 C FF 94 F SL 82 X FF 95 1-2 2B		F FF 93 F FF 94 D SL 81 X FF 96 1-2 ② G3		B FF 92 B FF 91 F CH 83 F FF 91 F FF 92 D SL 85 F FF 92 X SI 92 3-2 ③ F8			3	0	1	0	0	0	2
34 Avisaíl García, R (1, 8) OBP: 0.293, SLG: 0.462 32 Don Kelly, L (8, PH) OBP: 0.292, SLG: 0.303 (8, 8)			C FF 94 B FF 95 X FF 95 1-1 ② F9		B FF 93 B SL 81 S FF 94 T FF 94 X FF 96 2-2 ③ G6-3			C SL 79 X SI 86 0-1 ① G3		2 1	0 0	0 0	0 0	0 0	0 0	2 0
Inning Stats	R: 0 E: 0 K: 0 S: 12 H: 1 LOB: 0 BB: 0 P: 18	R: 0 E: 0 K: 1 S: 15 H: 0 LOB: 0 BB: 0 P: 24	R: 0 E: 0 K: 1 S: 11 H: 1 LOB: 1 BB: 0 P: 16	R: 1 E: 0 K: 0 S: 7 H: 2 LOB: 0 BB: 0 P: 11	R: 0 E: 0 K: 0 S: 8 H: 1 LOB: 1 BB: 0 P: 12	R: 0 E: 0 K: 2 S: 10 H: 0 LOB: 0 BB: 0 P: 15	R: 1 E: 0 K: 0 S: 14 H: 3 LOB: 1 BB: 0 P: 21	R: 0 E: 0 K: 0 S: 4 H: 1 LOB: 0 BB: 0 P: 4	R: 0 E: 0 K: 0 S: 5 H: 1 LOB: 1 BB: 0 P: 9	1B: 7 2B: 2 3B: 0 HR: 1 SF: 0 SAC: 0 DP: 4 HBP: 0						

AB	33
R	2
H	10
RBI	2
BB	0
SO	4
LOB	14

WP: 1 PA: 33
PB: 0
SB: 0
CS: 0

PITCHER		IP	WLS	BF	H	R	ER	SO	BB	IBB	HBP	BLK	WP	HR	S	P	ERA	WHIP
37 Kevin Gausman, R ERA: 7.2	(1, 1)	6.0		21	5	1	1	4	0	0	0	0	1	1	63	96	1.50	0.833
17 Brian Matusz, L ERA: 3.18	(7, 1)	1.0	W	5	3	1	1	0	0	0	0	0	0	0	14	21	9.00	3.000
56 Darren O'Day, R ERA: 1.78	(8, 1)	1.0	H	3	1	0	0	0	0	0	0	0	0	0	4	4	0.00	1.000
43 Jim Johnson, R ERA: 4.67	(9, 1)	1.0	S	4	1	0	0	0	0	0	0	0	0	0	5	9	0.00	1.000

PITCHER	IP	WLS	BF	H	R	ER	SO	BB	IBB	HBP	BLK	WP	HR	S	P	ERA	WHIP

Detroit Tigers @ Baltimore Orioles

Oriole Park at Camden Yards, Baltimore, MD

Sun Jun 02 2013, 1:39 PM - 4:43 PM EDT

Att. 39,182 - Overcast - 83 F

BOTTOM

livebaseballscorecards.com

Batter	1	2	3	4	5	6	7	8	9	AB	R	H	RBI	BB	SO	LOB
9 Nate McLouth, L (1, 7) OBP: 0.372, SLG: 0.432	B SI 90 B FF 92 F FF 91 X SI 89 2-1 ① L6		C FF 92 B SI 91 X SI 92 1-1 ② FC4-6 13 S 1-2f			B SI 90 B SI 90 F SI 91 F SI 91 X CU 78 2-2 ① G3	B SL 81 C SL 82 B SI 94 F SL 81 B SL 81 X SI 93 3-2 1-2 2-H 1B	C FF 97 D FF 97 C SL 86 X CH 92 1-2 ③ G1-3		5	0	1	1	0	0	4
13 Manny Machado, R (1, 5) OBP: 0.363, SLG: 0.506	B FF 92 X SI 91 1-0 21 FC4-6 1B		1 SAFE B SI 91 B CH 82 B CH 83 C SI 91 C FF 92 F CU 79 D SI 91 4-2 1-2 BB			S SL 84 B CU 75 F SL 84 B FF 92 X SI 90 2-2 ② G5-3	S CH 82 B SI 95 F SI 93 X SL 81 1-2 ② P6			3	0	1	0	1	0	2
21 Nick Markakis, L (1, 9) OBP: 0.355, SLG: 0.445	F CH 83 X SI 92 0-1 ② FC4-6 1-2f		D CU 77 B CH 82 C FF 91 X SI 91 2-1 ③ G3			C SL 83 B CU 78 B CH 82 X SI 90 2-1 1B	B SL 82 B SI 92 X SI 94 2-0 ③ L7			4	0	1	0	0	0	5
10 Adam Jones, R (1, 8) OBP: 0.340, SLG: 0.521	C CU 79 B SI 93 F SI 93 S FF 93 1-3 ③ K			C SI 90 F SL 85 S CU 78 0-3 ① K		C SL 84 F SI 91 1 SAFE D SI 91 1 SAFE 1 SAFE S SI 90 1-3 ③ K		S CH 83 S FC 84 F FC 84 S FC 85 0-3 ① K		4	0	0	0	0	4	2
19 Chris Davis, L (1, 3) OBP: 0.440, SLG: 0.754		C CH 81 S FF 93 B FF 93 S CU 80 1-3 ① K		B FF 91 B FF 91 X SI 89 2-0 ② G4-3			X CH 81 0-0 HR	C FC 86 B SI 90 B SI 91 X FC 86 2-1 12 2B 2B		4	2	2	1	0	1	0
36 Chris Dickerson, L (1, 10) OBP: 0.321, SLG: 0.564		C SI 90 X CU 79 0-1 ② G3		C CU 78 B CH 81 X SI 91 1-1 ③ L8			F CH 82 B CH 82 B SI 89 B SI 90 F FF 89 X SI 90 3-2 2 1B 35 1B 1B	B FC 85 C SI 89 F SI 91 F CU 72 S FC 84 1-3 ② K		4	1	1	0	0	1	1
2 J.J. Hardy, R (1, 6) OBP: 0.286, SLG: 0.455		B FF 91 B CH 81 S FF 91 F SI 90 B SI 92 X SI 92 3-2 ③ F9			C CU 77 F SL 85 C SI 90 0-3 ① K		B SL 84 B SI 90 B SI 90 F SI 90 X FF 91 3-1 48 FC1-5 35 1B 1-3 1B	I IN 65 I IN 64 I IN 65 I IN 65 4-0 12 2B IBB		3	0	1	0	1	1	0
3 Ryan Flaherty, L (1, 4) 35 Danny Valencia, R (7, PH) OBP: 0.280, SLG: 0.583 12 Alexi Casilla, S (7, PR) OBP: 0.227, SLG: 0.242 (8, 4)			S CH 81 C FF 92 B CU 80 B SI 92 F SI 93 X CH 83 2-2 9 FC4-6 1B		C SI 90 S CU 79 B CH 82 X FF 91 1-2 ② G4-3		C FF 93 S SL 81 X SL 80 0-2 48 FC1-5 9 1B 1-2 3-H 1B	S CH 85 S FC 84 F FC 85 X FC 83 0-2 1-3 2-H 2B		2 1 1	0 0 1	1 1 1	0 1 1	0 0 0	0 0 0	0 0 0
48 Chris Snyder, R (1, 2) OBP: 0.250, SLG: 0.118			T SI 90 B SI 91 C SI 93 F SI 92 F SI 92 S SI 93 1-3 ① K		C CU 78 S SL 85 C SI 91 0-3 ③ K		B B M L SI 93 X SL 80 2-2 ① FC1-5 9 1B 1-2 2-3f	B FF 98 B FF 97 B FF 97 B FF 97 4-0 BB		3	0	0	0	1	2	3
Inning Stats	R: 0 E: 0 K: 1 S: 8 H: 1 LOB: 1 BB: 0 P: 12	R: 0 E: 0 K: 1 S: 8 H: 0 LOB: 0 BB: 0 P: 12	R: 0 E: 0 K: 1 S: 16 H: 1 LOB: 2 BB: 1 P: 26	R: 0 E: 0 K: 1 S: 6 H: 0 LOB: 0 BB: 0 P: 9	R: 0 E: 0 K: 2 S: 9 H: 0 LOB: 0 BB: 0 P: 10	R: 0 E: 0 K: 1 S: 11 H: 1 LOB: 1 BB: 0 P: 18	R: 3 E: 0 K: 0 S: 19 H: 5 LOB: 2 BB: 0 P: 33	R: 1 E: 0 K: 2 S: 17 H: 2 LOB: 3 BB: 2 P: 29		1B: 7 2B: 2 3B: 0 HR: 1 SF: 0 SAC: 0 DP: 0 HBP: 0		WP: 0 PB: 0 SB: 1 CS: 0 PA: 37		

PITCHER		IP	WLS	BF	H	R	ER	SO	BB	IBB	HBP	BLK	WP	HR	S	P	ERA	WHIP
21 Rick Porcello, R ERA: 5.21	(1, 1)	6.0	L	25	6	3	3	7	1	0	0	0	0	1	64	99	4.50	1.167
40 Phil Coke, L ERA: 6.06	(7, 1)	1.0	B	5	2	0	0	0	0	0	0	0	0	0	13	21	0.00	2.000
38 Darin Downs, L ERA: 3.13	(8, 1)	0.2		5	2	1	1	2	0	1	0	0	0	0	14	21	13.50	3.000
56 Jose Ortega, R ERA: 3.86	(8, 1)	0.1		2	0	0	0	0	1	0	0	0	0	0	3	8	0.00	3.000

PITCHER	IP	WLS	BF	H	R	ER	SO	BB	IBB	HBP	BLK	WP	HR	S	P	ERA	WHIP

Baltimore Orioles @ Houston Astros

Minute Maid Park, Houston, TX

Tue Jun 04 2013, 7:13 PM - 9:57 PM CDT

Att. 15,918 - Roof Closed - 73 F

TOP

livebaseballscorecards.com

Batter	1	2	3	4	5	6	7	8	9	AB	R	H	RBI	BB	SO	LOB
9 Nate McLouth, L (1, 7) OBP: 0.370, SLG: 0.429	B SI 92 X SI 92 1-0 ① L4		B FF 92 B SL 91 B SI 94 S SI 92 X SI 93 3-1 ① G6-3		B FF 91 C CU 79 B FF 92 X CU 79 2-1 ① F7			C SI 91 B SL 85 X SL 84 1-1 21 S 13 S 21 E 1B		4	1	1	0	0	0	0
13 Manny Machado, R (1, 5) OBP: 0.361, SLG: 0.506	B SL 92 C FF 94 X FF 93 1-1 ② P3		B CU 83 F FF 93 B SL 90 X FF 92 2-1 10 WP 10 E 2B		C SL 91 C FF 93 X SL 89 0-2 ② F8			B SI 90 B CH 85 1 SAFE C SI 90 S FF 91 C FF 93 2-3 ① K 1-2		4	1	1	0	0	1	1
21 Nick Markakis, L (1, 9) OBP: 0.350, SLG: 0.438	C SI 93 X CH 84 0-1 ③ G4-3		C CH 82 B FF 92 X CH 83 1-1 ② F8		C SI 93 B FF 87 X SI 92 1-1 ③ G6-3			C SL 83 X SI 90 0-1 ② G1-3 2-H		4	0	0	0	0	0	1
10 Adam Jones, R (1, 8) OBP: 0.335, SLG: 0.512		C SL 91 B FF 92 F FF 92 F FF 93 B SL 90 F FF 94 F SI 94 S CH 82 2-3 ① K	F CU 82 C FF 93 B CH 83 X FF 93 1-2 E3 2-H			X FF 92 0-0 ① F9		B CH 86 S SI 91 S CH 87 F SI 92 F SI 87 X FF 92 1-2 ③ F9		4	0	0	0	0	1	0
19 Chris Davis, L (1, 3) OBP: 0.437, SLG: 0.744		B SI 93 S CH 85 B FF 94 F CH 86 B FF 84 X CH 85 3-2 2 1B 1B	C FF 92 B FF 92 B CH 83 F SI 92 C SI 92 2-3 ③ K			B SL 92 F SI 92 B SL 89 S CH 86 B SL 91 X CH 83 3-2 ② F8			C KC 78 B SI 90 C SI 89 X SI 91 1-2 ① G5-3	4	0	1	0	0	1	1
32 Matt Wieters, S (1, 2) OBP: 0.291, SLG: 0.416		B SI 92 B SI 90 C SI 92 F CH 83 S FF 91 2-3 ② K		S FF 91 X SL 88 0-1 ① P5		C SL 92 B CH 84 C FF 92 B SL 90 X SI 94 2-2 ③ P5			B SI 91 X CH 86 1-0 ② G1-3	4	0	0	0	0	1	1
2 J.J. Hardy, R (1, 6) OBP: 0.290, SLG: 0.460		B FF 92 C FF 92 C FF 92 B FF 93 B CU 81 X FF 94 3-2 1-2 1B		C FF 92 C CH 86 B CU 82 C FF 93 1-3 ② K			B FF 91 B FF 92 X FF 92 2-0 ① F7		C FF 92 X CH 76 0-1 3 1B 2B	4	1	2	0	0	1	0
3 Ryan Flaherty, L (1, 4) OBP: 0.242, SLG: 0.257		B SI 92 B SI 92 X SI 93 2-0 ③ G4-3		B FF 93 B SI 92 X FF 92 2-0 1B			B SI 91 B CH 83 S CH 84 F FF 92 B CH 84 X FF 94 3-2 ② P6		C FF 91 C FF 91 X KC 77 0-2 2-H 1B	4	0	2	1	0	0	2
35 Danny Valencia, R (1, 10) OBP: 0.276, SLG: 0.643			C FF 91 B FF 92 X FF 93 1-1 HR	C SI 93 F SI 93 C FF 93 0-3 ③ K			B CU 82 B SI 93 C SI 94 S SI 94 F FF 94 S SI 92 2-3 ③ K		B FF 92 B FF 92 C FF 91 D FF 92 X FF 91 3-1 ③ G5-3	4	1	1	1	0	2	2

Inning Stats	1	2	3	4	5	6	7	8	9
	R: 0 E: 0 K: 0 S: 5	R: 0 E: 0 K: 2 S: 16	R: 2 E: 1 K: 1 S: 14	R: 0 E: 0 K: 2 S: 9	R: 0 E: 0 K: 0 S: 7	R: 0 E: 0 K: 0 S: 7	R: 0 E: 0 K: 1 S: 8	R: 1 E: 0 K: 1 S: 12	R: 1 E: 0 K: 0 S: 11
	H: 0 LOB: 0 BB: 0 P: 7	H: 2 LOB: 2 BB: 0 P: 28	H: 2 LOB: 1 BB: 0 P: 24	H: 1 LOB: 1 BB: 0 P: 12	H: 0 LOB: 0 BB: 0 P: 10	H: 0 LOB: 0 BB: 0 P: 12	H: 0 LOB: 0 BB: 0 P: 15	H: 1 LOB: 0 BB: 0 P: 16	H: 2 LOB: 1 BB: 0 P: 16

	AB	36
	R	4
	H	8
	RBI	2
	BB	0
	SO	7
	LOB	8

1B: 5 SF: 0
2B: 2 SAC: 0
3B: 0 DP: 0
HR: 1 HBP: 0

WP: 1 PA: 36
PB: 0
SB: 2
CS: 0

PITCHER		IP	WLS	BF	H	R	ER	SO	BB	IBB	HBP	BLK	WP	HR	S	P	ERA	WHIP
64 Lucas Harrell, R ERA: 4.97	(1, 1)	7.0	L	27	5	2	1	6	0	0	0	0	1	1	66	108	1.29	0.714
53 Wesley Wright, L ERA: 3.8	(8, 1)	1.2		6	1	1	0	1	0	0	0	0	0	0	16	22	0.00	0.600
35 Josh Fields, R ERA: 6.75	(9, 1)	0.1		3	2	1	1	0	0	0	0	0	0	0	7	10	27.00	6.000

PITCHER	IP	WLS	BF	H	R	ER	SO	BB	IBB	HBP	BLK	WP	HR	S	P	ERA	WHIP

Baltimore Orioles @ Houston Astros

Minute Maid Park, Houston, TX

Tue Jun 04 2013, 7:13 PM - 9:57 PM CDT

Att. 15,918 - Roof Closed - 73 F

livebaseballscorecards.com

BOTTOM

Batter	1	2	3	4	5	6	7	8	9	AB	R	H	RBI	BB	SO	LOB
2 Brandon Barnes, R (1, 8) OBP: 0.349, SLG: 0.429	B FC 90 B FC 90 B FC 91 C FC 93 F FC 92 X FC 93 3-2 27 G6-4-3 1B		B SL 87 B FC 93 B FC 94 C FC 92 F FC 94 S SL 87 3-3 ② K			F FC 92 B SL 86 X FC 93 1-1 HR		C FF 96 F CU 83 B FC 92 B FC 94 X FF 98 2-2 ② G4-3		4	1	2	1	0	1	0
27 Jose Altuve, R (1, 4) OBP: 0.333, SLG: 0.383	C FC 90 ① 1 SAFE 1 SAFE F SL 87 X SL 87 ② 0-2 G6-4-3 1-2f		B FC 93 S FC 94 C SL 86 S FC 95 1-3 ③ K			F SL 87 F KC 77 B FC 93 F FC 96 B SL 89 X SL 87 2-2 1B		X FF 96 0-0 ③ L8		4	0	1	0	0	1	1
15 Jason Castro, L (1, 2) OBP: 0.327, SLG: 0.467	B FC 91 B KC 77 B FC 92 C FC 91 B FF 92 4-1 BB			B KC 76 C KC 77 B FC 91 X CH 84 2-1 ① F7		1 SAFE B FC 93 1 SAFE T FF 93 C KC 78 F FF 92 T FF 93 1-2 ② K			S FF 94 B SI 94 S CU 81 B SI 95 B SI 95 X SI 93 3-2 ① G4-3	3	0	0	0	1	1	1
14 J.D. Martinez, R (1, 7) OBP: 0.294, SLG: 0.453	B SL 86 C SL 86 F FC 93 X FC 94 1-2 ③ G1-3			X FC 93 0-0 ② G5-3		B SL 86 B SL 86 1 SAFE 1 SAFE X FF 94 2-0 ③ G5-3			B FF 94 B SI 93 S SI 94 X SI 94 2-1 1B	4	0	1	0	0	0	2
12 Carlos Pena, L (1, 10) OBP: 0.347, SLG: 0.387		C KC 75 B FC 91 F CH 85 B FF 91 F KC 78 H FC 93 3-2 38 G4-3 23 WP HBP		C FC 93 B FC 93 F FC 93 X KC 79 1-2 ③ G3			X KC 77 0-0 ① G4-3		C FF 94 C CU 80 F SI 93 S SI 94 0-3 ② K	3	0	0	0	0	1	1
23 Chris Carter, R (1, 3) OBP: 0.303, SLG: 0.438		S FC 92 D KC 77 B FC 93 B KC 78 F FF 94 C FF 95 3-3 ① K 1-2			B KC 75 B KC 77 B FF 92 C FC 93 S FC 93 B FC 95 4-2 30 G1-4-3 BB		C KC 75 F KC 75 B FF 93 S FC 93 1-3 ② K		C FF 94 S CU 80 B CU 80 S CU 81 1-3 ③ K	3	0	0	0	1	3	2
38 Jimmy Paredes, S (1, 9) OBP: 0.275, SLG: 0.315		C FC 94 X KC 78 0-1 ② G4-3 2-3			S FC 93 1 SAFE B FC 93 T FC 93 T FF 94 1-2 ① K		C KC 78 X KC 78 0-1 30 S 1B			3	0	1	0	0	1	2
30 Matt Dominguez, R (1, 5) OBP: 0.258, SLG: 0.396		C FC 93 B FF 94 F KC 79 F FC 94 X CH 86 1-2 ③ F8			F FC 93 B FF 94 F FC 94 X SL 90 1-2 ②③ G1-4-3 1-2f		F FC 93 1 SAFE C FF 94 B FF 93 F KC 78 D FC 95 1 SAFE F FC 94 F SL 88 3-3 ③ B SL 88 F KC 78 S FC 95 K 1-2			3	0	0	0	0	1	3
9 Marwin Gonzalez, S (1, 6) OBP: 0.254, SLG: 0.346			C FC 92 S KC 77 B KC 78 F CH 84 F FC 93 B KC 78 S CH 84 2-3 ① K			C CH 82 X FC 91 0-1 ① F7		S FF 97 F FF 96 B CU 83 T FF 98 1-2 ① K		3	0	0	0	0	2	0
Inning Stats	R: 0 E: 0 K: 0 S: 10 H: 1 LOB: 1 BB: 1 P: 18	R: 0 E: 0 K: 1 S: 12 H: 0 LOB: 1 BB: 0 P: 19	R: 0 E: 0 K: 3 S: 11 H: 0 LOB: 0 BB: 0 P: 17	R: 0 E: 0 K: 0 S: 6 H: 0 LOB: 0 BB: 0 P: 9	R: 0 E: 0 K: 1 S: 8 H: 0 LOB: 0 BB: 1 P: 14	R: 1 E: 0 K: 1 S: 13 H: 2 LOB: 1 BB: 0 P: 19	R: 0 E: 0 K: 2 S: 13 H: 1 LOB: 1 BB: 0 P: 17	R: 0 E: 0 K: 1 S: 7 H: 0 LOB: 0 BB: 0 P: 10	R: 0 E: 0 K: 2 S: 12 H: 1 LOB: 1 BB: 0 P: 18	1B: 4 2B: 0 3B: 0 HR: 1 SF: 0 SAC: 0 DP: 2 HBP: 1	WP: 1 PB: 0 SB: 1 CS: 0 PA: 33					

	AB	30
	R	1
	H	5
	RBI	1
	BB	2
	SO	11
	LOB	12

PITCHER		IP	WLS	BF	H	R	ER	SO	BB	IBB	HBP	BLK	WP	HR	S	P	ERA	WHIP
30 Chris Tillman, R ERA: 3.97	(1, 1)	7.0	W	26	4	1	1	8	2	0	1	0	1	1	73	113	1.29	0.857
29 Tommy Hunter, R ERA: 1.69	(8, 1)	1.0	H	3	0	0	0	1	0	0	0	0	0	0	7	10	0.00	0.000
43 Jim Johnson, R ERA: 4.5	(9, 1)	1.0	S	4	1	0	0	2	0	0	0	0	0	0	12	18	0.00	1.000

PITCHER	IP	WLS	BF	H	R	ER	SO	BB	IBB	HBP	BLK	WP	HR	S	P	ERA	WHIP

Batter	1	2	3	4	5	6	7	8	9	AB	R	H	RBI	BB	SO	LOB
9 Nate McLouth, L (1, 7) OBP: 0.370, SLG: 0.435	C FF 88 B SI 89 C SI 88 F SI 89 B SI 90 X SL 77 2-2 13 G6-3 2 1B 2B	X SI 90 0-0 ③ G3-1			C CU 74 X FF 88 0-1 ③ L7		B FF 94 X FF 95 1-0 ① SF9 3-H	D CU 76 B SI 91 C SI 90 F SI 90 F SI 92 F FC 87 F SI 91 X FC 87 2-2 13 1B 1-2 2-3 1B		4	1	2	1	0	0	2
13 Manny Machado, R (1, 5) OBP: 0.358, SLG: 0.500	D CH 78 B FF 88 X SI 89 2-0 ① G6-3 2-3		C CU 74 C FF 91 X SL 80 0-2 ① G5-3			C CH 76 B SL 80 X FF 87 1-1 ① G5-3	F FF 96 T FF 95 C CU 80 0-3 ② K	B FF 93 C SL 83 X SL 86 1-1 2 G6-4-3 1-2 2-3 3-H 1B		5	0	1	1	0	1	1
2 J.J. Hardy, R (1, 6) OBP: 0.292, SLG: 0.472	F SI 89 S SI 90 B SI 90 B FF 89 X SI 90 2-2 19 WP 3-H 1B		C CH 78 C FF 91 X SL 80 1-2 ② F9			C FF 89 B CH 78 F FF 90 X FF 88 1-2 ② G4-3	B FF 96 C FF 96 B FF 97 C FF 96 F FF 97 F FF 97 X FF 96 2-2 ② ③ HR	C FF 93 F FF 94 D SL 87 B SL 85 X FF 94 2-2 ② ③ G6-4-3 1-2f		5	1	2	2	0	0	3
10 Adam Jones, R (1, 8) OBP: 0.332, SLG: 0.506	B FF 90 S CH 78 D SL 81 X CH 79 2-1 ② F8		B CU 76 X FF 89 1-0 ③ G4-3			C CU 73 S CH 79 X SI 90 0-2 19 1B 1B	S FF 95 F FF 96 S CU 77 0-3 ③ K		B SI 93 C SI 93 X SI 94 1-1 ① G4-3	5	0	1	0	0	1	1
19 Chris Davis, L (1, 3) OBP: 0.436, SLG: 0.740	B SI 90 B SI 90 C SI 89 T SI 90 X SI 90 2-2 ③ G3-1 1-2			B FC 86 X SI 89 1-0 ① G4-3		C SI 89 X SI 90 0-1 32 BB 1-3 1B		F FC 86 C SI 92 B SI 91 F CU 76 F FC 88 X SI 92 1-2 32 HR 2B	C SI 93 S SI 94 S CU 77 0-3 ② K	5	1	2	0	0	1	1
32 Matt Wieters, S (1, 2) OBP: 0.298, SLG: 0.433		B SI 87 C SI 88 B SI 88 C FF 89 X SI 90 2-2 ① G3-1		C FF 88 C SI 89 B CH 78 X CH 78 1-2 ② L4		B SI 89 S CH 78 B FF 90 B SI 89 F CH 77 B SI 91 4-2 1-2 BB		X CH 83 0-0 2-H HR	C SI 94 X FS 82 0-1 1B	4	1	2	2	1	0	0
35 Danny Valencia, R (1, 10) OBP: 0.294, SLG: 0.625		C FF 90 B FF 88 B SI 89 X SI 90 2-1 2B		B CU 75 C FF 87 B SI 90 S CH 78 F SL 80 F SI 90 F FF 88 B CH 78 X FF 90 3-2 ③ F8		C CU 75 S CH 77 B CH 77 D SL 83 C SL 80 2-3 ③ K		B SI 90 B SI 91 B SI 90 B SI 91 4-0 9 1B 12 BB 13 1B BB	B CU 78 C SI 94 C CU 77 D CU 78 S CU 76 2-3 ③ K	4	1	1	0	1	2	4
28 Steve Pearce, R (1, 9) OBP: 0.312, SLG: 0.397		C CU 75 F FF 88 S SL 81 0-3 ② K			B FF 89 C FF 88 S CH 77 C SI 89 1-3 ① K		B FF 94 X FF 94 1-0 12 3B 1B	B FF 87 S SI 90 B SI 92 S FC 87 1 SAFE F CU 76 S FC 86 2-3 ① K		4	1	1	0	0	3	2
12 Alexi Casilla, S (1, 4) OBP: 0.257, SLG: 0.281		B SI 90 C SI 90 C SI 90 B SI 90 D SI 91 F FF 91 B SI 91 4-2 BB			B FF 89 C FF 89 S CH 77 X CH 77 1-2 ② G5-3		X FF 93 0-0 9 SF9 1-H 3B	C SI 92 D FC 86 F SI 91 B FC 87 B CU 76 D FC 85 4-2 13 1B 9 1B 1-2 BB		2	1	1	1	2	0	0
Inning Stats	R: 1 E: 0 K: 0 S: 13 H: 2 LOB: 1 BB: 0 P: 23	R: 0 E: 0 K: 1 S: 12 H: 1 LOB: 2 BB: 1 P: 20	R: 0 E: 0 K: 0 S: 7 H: 0 LOB: 0 BB: 0 P: 9	R: 0 E: 0 K: 0 S: 10 H: 0 LOB: 0 BB: 0 P: 15	R: 0 E: 0 K: 1 S: 8 H: 0 LOB: 0 BB: 0 P: 10	R: 0 E: 0 K: 1 S: 15 H: 2 LOB: 3 BB: 1 P: 23	R: 3 E: 0 K: 2 S: 14 H: 3 LOB: 0 BB: 0 P: 18	R: 3 E: 0 K: 1 S: 23 H: 4 LOB: 2 BB: 2 P: 39	R: 0 E: 0 K: 2 S: 10 H: 1 LOB: 1 BB: 0 P: 13	1B: 7 2B: 3 3B: 1 HR: 2 SF: 1 SAC: 0 DP: 1 HBP: 0						

PITCHER		IP	WLS	BF	H	R	ER	SO	BB	IBB	HBP	BLK	WP	HR	S	P	ERA	WHIP
60 Dallas Keuchel, L ERA: 4.7	(1, 1)	6.0	W	25	5	1	1	3	2	0	0	0	1	0	65	100	1.50	1.167
56 Paul Clemens, R ERA: 4.98	(7, 1)	1.0		6	3	3	3	2	0	0	0	0	0	1	14	18	27.00	3.000
54 Travis Blackley, L ERA: 4.64	(8, 1)	0.1		6	3	3	3	1	2	0	0	0	0	1	18	31	81.00	15.000
62 Hector Ambriz, R ERA: 4.39	(8, 1)	0.2	H	2	1	0	0	0	0	0	0	0	0	0	5	8	0.00	1.500
41 Jose Veras, R ERA: 4.0	(9, 1)	1.0		4	1	0	0	2	0	0	0	0	0	0	10	13	0.00	1.000

PITCHER	IP	WLS	BF	H	R	ER	SO	BB	IBB	HBP	BLK	WP	HR	S	P	ERA	WHIP

TOP

Baltimore Orioles @ Houston Astros

Minute Maid Park, Houston, TX

Wed Jun 05 2013, 7:13 PM - 10:21 PM CDT

Att. 15,522 - Roof Closed - 73 F

livebaseballscorecards.com

AB	38
R	7
H	13
RBI	7
BB	4
SO	8
LOB	14

1B: 7	SF: 1	WP: 1	PA: 43
2B: 3	SAC: 0	PB: 0	
3B: 1	DP: 1	SB: 0	
HR: 2	HBP: 0	CS: 0	

Batter	1	2	3	4	5	6	7	8	9	AB	R	H	RBI	BB	SO	LOB
2 Brandon Barnes, R (1, 8) OBP: 0.351, SLG: 0.431	C FF 87 B SL 79 C CU 71 X FF 88 1-2 ① G5-3	B FF 88 F SL 77 B SI 88 B FF 88 B SL 78 4-1 27 CS BB		C CU 65 B FF 88 S FF 89 B FF 90 S FF 90 2-3 ② K		F FF 86 X SL 77 0-1 2B	B SI 90 X CH 85 1-0 ③ F9		4	0	1	0	1	1	1
27 Jose Altuve, R (1, 4) OBP: 0.335, SLG: 0.397	B FF 88 C SI 87 X SL 77 1-1 15 HR 1B	S SL 77 B SI 88 F SL 80 B SI 88 C CU 72 2-3 ② ③ K 1-2		B FF 89 B FF 89 F FF 89 X CH 79 2-1 HR		B FF 86 C FF 87 F FF 86 B FF 89 B FF 88 X FF 89 3-2 ① F7		C SI 90 B FF 90 F SL 87 F CH 85 B SI 92 F FF 93 F SL 87 X CU 78 2-2 ① G5-3		5	2	2	1	0	1	2
15 Jason Castro, L (1, 10) OBP: 0.329, SLG: 0.479	X FF 87 0-0 1-H HR		C CU 71 F CU 72 B FF 87 S FS 79 1-3 ① K	B FF 89 B CU 67 T FF 88 B FF 89 B FF 89 4-1 14 HR BB		C SL 79 B SL 80 B SI 91 T SL 81 S SL 82 2-3 ② K		C FF 92 B SL 86 B FF 93 X SL 87 2-1 ② G6-3		4	2	1	2	1	2	1
14 J.D. Martinez, R (1, 7) OBP: 0.291, SLG: 0.465	F FF 88 B FF 88 S SL 78 X SL 79 1-2 ② L6		B SL 76 C SI 88 X SL 80 1-1 ② G6-3	B FF 88 X FF 88 1-0 1-H HR		C SL 80 F SI 91 B SI 91 B SI 91 F SL 81 B CH 84 T CH 84 3-2 ③ K		B FF 92 B CH 85 F FF 92 F FF 92 X CH 85 2-2 ③ F8		5	1	1	2	0	1	1
22 Carlos Corporán, S (1, 2) OBP: 0.416, SLG: 0.559	B SL 77 B FS 80 X FS 81 2-0 12 HR 1B		F FF 87 X CU 72 0-1 12 BB 1B	C FF 89 C CH 80 B FF 90 B FF 90 B FF 90 B CH 80 4-2 BB			X SI 89 0-0 8 1B 30 2B 1B			3	2	3	0	1	0	0
12 Carlos Pena, L (1, 3) OBP: 0.350, SLG: 0.402	S CU 72 B FF 88 F CU 73 B FF 87 F SL 79 X CH 82 2-2 1-H HR		B SI 88 B FF 87 C CU 73 B SL 78 C CU 74 D CU 75 4-2 1-2 BB	S CU 66 B FF 89 B CU 66 B CH 78 S FF 88 S FF 89 3-3 ③ K			C SI 90 X SL 80 0-1 ① F7			3	1	1	2	1	1	2
8 Trevor Crowe, S (1, 9) OBP: 0.304, SLG: 0.310	B CU 73 C SL 80 S SL 78 F SL 78 F SL 79 B FF 88 X SL 78 2-2 ③ G3-1		B SL 77 F SI 87 X CU 74 1-1 ③ G3		C FF 86 C CH 75 B FF 89 F CU 68 B FF 89 S CH 79 2-3 ① K		B SI 89 X SI 89 1-0 30 2B 1-2 1B			4	1	1	0	0	1	2
30 Matt Dominguez, R (1, 5) OBP: 0.263, SLG: 0.417		B CU 70 B SI 87 C SI 87 X SL 79 2-1 ① G6-3		X FF 87 0-0 HR	B FF 88 B CU 67 C FF 88 X SL 78 2-1 ② P6		B SL 81 X SI 89 1-0 ② 1-H 2-H 2B			4	1	2	3	0	0	0
9 Marwin Gonzalez, S (1, 6) OBP: 0.260, SLG: 0.371		B SI 87 X SL 76 1-0 HR		C FF 87 B CU 68 S CH 78 S CH 78 1-3 ① K	B CH 80 B CH 78 C FF 87 C FF 88 T CU 68 2-2 ③ K		C SL 80 X SL 80 0-1 1B			4	1	2	1	0	2	0
Inning Stats	R: 4 H: 4 E: 0 LOB: 0 K: 0 BB: 0 S: 19 P: 28	R: 1 H: 1 E: 0 LOB: 0 K: 1 BB: 1 S: 7 P: 16	R: 0 H: 1 E: 0 LOB: 2 K: 1 BB: 1 S: 11 P: 18	R: 4 H: 3 E: 0 LOB: 1 K: 3 BB: 2 S: 16 P: 33	R: 0 H: 0 E: 0 LOB: 0 K: 2 BB: 0 S: 9 P: 15	R: 0 H: 1 E: 0 LOB: 1 K: 2 BB: 0 S: 12 P: 20	R: 2 H: 4 E: 0 LOB: 1 K: 0 BB: 0 S: 8 P: 11	R: 0 H: 0 E: 0 LOB: 0 K: 0 BB: 0 S: 11 P: 17		1B: 6 SF: 0 2B: 2 SAC: 0 3B: 0 DP: 0 HR: 6 HBP: 0					WP: 0 PA: 40 PB: 0 SB: 0 CS: 1	

PITCHER		IP	WLS	BF	H	R	ER	SO	BB	IBB	HBP	BLK	WP	HR	S	P	ERA	WHIP
38 Freddy Garcia, R ERA: 4.7	(1, 1)	3.0	L	17	7	6	6	2	2	0	0	0	0	4	38	63	18.00	3.000
52 Steve Johnson, R ERA: 8.49	(4, 1)	2.1		12	3	3	3	5	2	0	0	0	0	2	29	55	11.57	2.143
40 Troy Patton, L ERA: 5.0	(6, 1)	1.2		8	4	2	2	2	0	0	0	0	0	0	15	23	10.80	2.400
17 Brian Matusz, L ERA: 3.04	(8, 1)	1.0		3	0	0	0	0	0	0	0	0	0	0	11	17	0.00	0.000

PITCHER	IP	WLS	BF	H	R	ER	SO	BB	IBB	HBP	BLK	WP	HR	S	P	ERA	WHIP

BOTTOM

Baltimore Orioles @ Houston Astros

Minute Maid Park, Houston, TX

Wed Jun 05 2013, 7:13 PM - 10:21 PM CDT

Att. 15,522 - Roof Closed - 73 F

livebaseballscorecards.com

AB	36
R	11
H	14
RBI	11
BB	4
SO	9
LOB	9

Batter	1	2	3	4	5	6	7	8	9	AB	R	H	RBI	BB	SO	LOB
9 Nate McLouth, L (1, 7) OBP: 0.367, SLG: 0.426	X FF 91 0-0 ① B3-1		C FF 91 B SL 87 F SL 83 F SL 84 X FF 94 1-2 ② G5-3		B SI 92 B SL 83 B FF 93 B FF 92 4-0 13 G6-3 BB		B SL 82 F FF 92 X SL 86 1-1 ② P6		B FF 90 B SL 84 F FF 93 C SL 85 B FF 94 X FF 93 3-2 ① G4-3	4	0	0	0	1	0	0
13 Manny Machado, R (1, 5) OBP: 0.355, SLG: 0.494	C FF 91 F FF 91 S SL 82 0-3 ② K		X SL 83 0-0 ③ G6-3		C FF 92 C FF 93 1 SAFE B FF 94 B FF 90 1 SAFE X SL 85 2-2 ① G6-3 1-2		B FF 93 C SL 85 S FF 93 X SL 84 1-2 19 1B 1B		B SL 85 C FF 93 C FF 94 S FF 94 1-3 ② K	5	0	1	0	0	2	1
19 Chris Davis, L (1, 3) OBP: 0.435, SLG: 0.732	B FF 92 C FF 92 S CH 85 C FF 93 1-3 ③ K			B CH 84 B FF 92 C CH 84 X CH 86 2-1 10 2B 1B	S SI 94 C FF 94 F SL 85 B SL 88 B FF 94 S SI 95 2-3 ② K		X CH 85 0-0 10 FC6-4 1-3 1B		S FF 94 S FF 94 S FF 95 0-3 ③ K	5	1	2	0	0	3	1
10 Adam Jones, R (1, 8) OBP: 0.331, SLG: 0.506		C FF 91 B SL 82 X CH 83 1-1 ① P4		X SL 85 0-0 32 G4-3 2 1B 1-H 2B	F FF 94 X CH 85 0-1 ③ F8		F FF 94 F FF 94 X FF 94 0-2 ③ FC6-4 1-2f			4	1	1	1	0	0	3
32 Matt Wieters, S (1, 10) OBP: 0.297, SLG: 0.429		B FF 91 X FF 92 1-0 ① 2 2B 1B		X FF 92 0-0 ① G4-3 2-3		C FF 92 B FF 94 B FF 92 B FF 93 X FF 93 3-1 ① G4-3		B FF 93 S FF 92 B SI 94 F CH 88 X FF 94 2-2 ① P5		4	0	1	0	0	0	1
2 J.J. Hardy, R (1, 6) OBP: 0.304, SLG: 0.485		B SL 83 F FF 91 B CH 83 C FF 92 X SL 83 2-2 1-3 2B		F FF 94 B FF 93 C FF 93 D CH 84 F FC 94 X SL 84 2-2 36 FC5-4 3-H 1B		C FF 92 B FF 93 B CH 83 B SL 85 X FF 92 3-1 1B		C SL 86 F CH 87 B FF 95 F FF 95 B FF 96 B SL 83 X FF 94 3-2 36 1B 1B		4	0	4	1	0	0	0
36 Chris Dickerson, L (1, 9) OBP: 0.317, SLG: 0.542		C CH 85 S SL 87 C FF 94 0-3 ② K		B CH 86 C FF 93 F CH 85 B SL 86 X FF 94 2-2 ② FC5-4 3 1B 31 WP 1-2f		B CH 85 C FF 92 S FF 93 F FF 94 X SL 85 1-2 ② P6		B FF 92 X FF 91 1-0 31 FC5-4 1-2 1B		4	1	1	0	0	1	4
3 Ryan Flaherty, L (1, 4) OBP: 0.242, SLG: 0.257		F SL 84 B SL 83 B CH 84 F SL 85 S SL 84 2-3 ③ K		1 SAFE X FF 92 0-0 31 WP 31 S 1-3 1B		F FF 93 X SL 86 0-1 ③ G4-3		B FF 92 B CH 85 B FF 91 F FF 93 S FF 93 S FF 94 3-3 ② K		4	0	1	0	0	2	5
31 Taylor Teagarden, R (1, 2)			X FF 91 0-0 ① F9	C FF 93 B SL 84 S FF 93 B SL 85 F SL 86 B FF 94 S SL 86 3-3 ③ K 1-3 3-H			S SL 82 S FF 92 S SL 84 0-3 ① K	B SL 87 X FF 93 1-0 ③ FC5-4 1-2f		4	0	0	0	0	2	3
Inning Stats	R: 0 E: 0 K: 2 S: 7 H: 0 LOB: 0 BB: 0 P: 8	R: 0 E: 0 K: 2 S: 12 H: 2 LOB: 2 BB: 0 P: 18	R: 0 E: 0 K: 0 S: 6 H: 0 LOB: 0 BB: 0 P: 7	R: 3 E: 0 K: 1 S: 16 H: 4 LOB: 1 BB: 0 P: 25	R: 0 E: 0 K: 1 S: 9 H: 0 LOB: 1 BB: 1 P: 17	R: 0 E: 0 K: 0 S: 10 H: 1 LOB: 1 BB: 0 P: 17	R: 0 E: 0 K: 1 S: 12 H: 2 LOB: 2 BB: 0 P: 14	R: 0 E: 0 K: 1 S: 12 H: 2 LOB: 2 BB: 0 P: 22	R: 0 E: 0 K: 2 S: 9 H: 0 LOB: 0 BB: 0 P: 13	1B: 9 2B: 2 3B: 0 HR: 0 SF: 0 SAC: 0 DP: 0 HBP: 0						

TOP

Baltimore Orioles @ Houston Astros

Minute Maid Park, Houston, TX

Thu Jun 06 2013, 1:12 PM - 4:16 PM CDT

Att. 14,666 - Roof Closed - 73 F

livebaseballscorecards.com

AB	38
R	3
H	11
RBI	2
BB	1
SO	10
LOB	18

		WP: 1	PA: 39
		PB: 0	
		SB: 1	
		CS: 0	

PITCHER		IP	WLS	BF	H	R	ER	SO	BB	IBB	HBP	BLK	WP	HR	S	P	ERA	WHIP
20 Bud Norris, R ERA: 3.43	(1, 1)	7.0	L	31	9	3	3	7	1	0	0	0	1	0	72	106	3.86	1.429
68 José Cisnero, R ERA: 2.67	(8, 1)	2.0		8	2	0	0	3	0	0	0	0	0	0	21	35	0.00	1.000

PITCHER		IP	WLS	BF	H	R	ER	SO	BB	IBB	HBP	BLK	WP	HR	S	P	ERA	WHIP

Baltimore Orioles @ Houston Astros

Minute Maid Park, Houston, TX

Thu Jun 06 2013, 1:12 PM - 4:16 PM CDT

Att. 14,666 - Roof Closed - 73 F

livebaseballscorecards.com

BOTTOM

Batter	1	2	3	4	5	6	7	8	9	AB	R	H	RBI	BB	SO	LOB
2 Brandon Barnes, R (1, 8) OBP: 0.350, SLG: 0.429	B FF 90 S FF 91 F SL 84 F FF 92 X SL 82 1-2 15 2B 14 SF9 1B		S FF 91 X SI 92 0-1 ① SH1-3 1-3		X CU 77 0-0 ③ P4			B SL 79 B SI 85 C SL 79 F SL 78 F SL 79 X FF 86 2-2 ① F9		3	1	1	0	0	0	1
38 Jimmy Paredes, S (1, 9) OBP: 0.262, SLG: 0.299	B FF 90 F SI 90 B CU 76 F FF 92 1 SAFE S SL 82 2-3 ① K		B FF 92 F FF 92 F CH 84 S SL 82 1-3 ② K			C FF 90 F FF 91 B FF 90 F CH 84 S SL 83 1-3 ① K		B SL 78 S SL 79 S SI 85 S FF 87 1-3 ② K		4	0	0	0	0	4	3
15 Jason Castro, L (1, 2) OBP: 0.332, SLG: 0.482	C FF 91 X CU 77 0-1 1-3 2B		B FF 92 B FF 92 B CU 80 I IN 74 4-0 IBB			B CU 78 B FF 91 S FF 91 S CH 85 F CH 86 X FF 92 2-2 ② L6		F SL 84 B SI 91 S SL 84 B FF 90 B FF 91 S SL 86 3-3 ③ K		3	0	1	0	1	1	1
14 J.D. Martinez, R (1, 7) OBP: 0.289, SLG: 0.462	S SL 85 C FF 92 B FF 93 F CH 83 B SL 84 X FF 91 2-2 ② SF9 3-H		B FF 91 B SI 91 B SL 83 C FF 92 X FF 92 3-1 ③ G1-3			X SL 82 0-0 1B			X SI 93 0-0 ① G6-3	3	0	1	1	0	0	2
12 Carlos Pena, L (1, 10) OBP: 0.343, SLG: 0.394	B CU 78 F FF 92 B FF 92 F FF 93 S SL 83 2-3 ③ K			C FF 89 X CH 83 0-1 ① B1-3		B FF 91 D CU 78 B SI 91 X FF 90 3-0 ③ F8			F SI 93 B SI 93 B CU 78 X SI 94 2-1 E4 23 HBP	4	0	0	0	0	1	2
23 Chris Carter, R (1, 3) OBP: 0.302, SLG: 0.431 8 Trevor Crowe, S (9, PR) OBP: 0.304, SLG: 0.310		S FF 91 S FF 91 B FF 92 F CH 84 S SL 83 1-3 ① K		C SL 84 B FF 91 C SL 84 F FF 92 B CH 85 C FF 93 2-3 ② K			C SL 79 X SI 84 0-1 ① G6-3		F SI 94 F CU 81 H FF 93 1-2 22 G6-4-3 1-2 HBP	3 0	0 0	0 0	0 0	0 0	2 0	0 0
13 Ronny Cedeno, R (1, 6) OBP: 0.293, SLG: 0.360 22 Carlos Corporán, S (9, PH) OBP: 0.410, SLG: 0.551	B FF 91 B FF 90 B FF 91 C FF 92 F SI 92 F FF 92 X SL 84 3-2 ② G5-3		F SI 92 X SI 92 0-1 ③ P4				B SI 85 C SL 79 X SL 78 1-1 ② G6-3		B FF 94 X SI 94 1-0 ②③ G6-4-3 1-2f	3 1	0 0	0 0	0 0	0 0	0 2	0 2
30 Matt Dominguez, R (1, 5) OBP: 0.264, SLG: 0.416	C FF 93 T FF 92 F FF 92 S CH 85 0-3 ③ K				C SL 82 B FF 90 X CH 83 1-1 9 G5-4-3 1B		C SL 79 F FF 87 B FF 86 B SL 79 S SL 79 2-3 ③ K			3	0	1	0	0	2	0
9 Marwin Gonzalez, S (1, 4) OBP: 0.268, SLG: 0.378			C FF 91 C FF 91 F FF 92 B CH 84 F CH 84 X SI 92 1-2 2 SH1-3 2 S 1B		C FF 90 C SI 88 F FF 92 F FF 91 X CH 83 0-2 ①② G5-4-3 1-2f			X FF 86 0-0 1B		3	0	2	0	0	0	1
Inning Stats	R: 1 E: 0 K: 2 S: 16 H: 2 LOB: 1 BB: 0 P: 23	R: 0 E: 0 K: 2 S: 12 H: 0 LOB: 0 BB: 0 P: 16	R: 0 E: 0 K: 1 S: 12 H: 1 LOB: 2 BB: 1 P: 21	R: 0 E: 0 K: 1 S: 8 H: 0 LOB: 0 BB: 0 P: 10	R: 0 E: 0 K: 0 S: 8 H: 1 LOB: 0 BB: 0 P: 9	R: 0 E: 0 K: 1 S: 10 H: 1 LOB: 1 BB: 0 P: 16	R: 0 E: 0 K: 1 S: 7 H: 0 LOB: 0 BB: 0 P: 10	R: 0 E: 0 K: 2 S: 11 H: 1 LOB: 1 BB: 0 P: 17	R: 0 E: 1 K: 0 S: 6 H: 0 LOB: 2 BB: 0 P: 10	1B: 5 2B: 1 3B: 0 HR: 0	SF: 1 SAC: 1 DP: 2 HBP: 1		WP: 0 PB: 0 SB: 1 CS: 0		PA: 34		

	AB	30
	R	1
	H	6
	RBI	1
	BB	1
	SO	10
	LOB	12

PITCHER		IP	WLS	BF	H	R	ER	SO	BB	IBB	HBP	BLK	WP	HR	S	P	ERA	WHIP
50 Miguel González, R ERA: 4.05	(1, 1)	6.0	W	23	5	1	1	7	0	1	0	0	0	0	66	95	1.50	0.833
56 Darren O'Day, R ERA: 1.67	(7, 1)	1.2	H	6	1	0	0	2	0	0	0	0	0	0	15	21	0.00	0.600
17 Brian Matusz, L ERA: 3.0	(8, 1)	0.1	H	1	0	0	0	1	0	0	0	0	0	0	3	6	0.00	0.000
43 Jim Johnson, R ERA: 4.34	(9, 1)	1.0	S	4	0	0	0	0	0	0	1	0	0	0	6	10	0.00	0.000

PITCHER	IP	WLS	BF	H	R	ER	SO	BB	IBB	HBP	BLK	WP	HR	S	P	ERA	WHIP

Batter	1	2	3	4	5	6	7	8	9	AB	R	H	RBI	BB	SO	LOB
9 Nate McLouth, L (1, 7) OBP: 0.373, SLG: 0.424	C FF 94 B FF 95 F FF 93 B SL 84 H SL 86 3-2 13 FC4 HBP		C CH 83 B SL 87 B CH 84 C FF 94 F SL 86 B FF 96 F FF 95 B SL 86 4-2 13 1B 1-2 BB		B CH 83 B FF 94 T FF 95 F FF 95 X SI 96 2-2 ③ F8			C FF 92 B FF 93 B CU 79 C FF 91 F FF 92 B FS 81 B FF 92 4-2 BB		1	0	0	0	2	0	1
13 Manny Machado, R (1, 5) OBP: 0.354, SLG: 0.490	B FF 94 F CH 82 F FF 94 1 SAFE F CH 82 1 SAFE X FF 95 1-2 ① FC4 21 G4-6-3 1-2f		X FF 96 0-0 1-3 2-H 1B			X SL 84 0-0 ① P6		1 SAFE B FS 79 1 SAFE X FS 80 1-0 ③ P5		4	0	1	1	0	0	2
21 Nick Markakis, L (1, 9) OBP: 0.345, SLG: 0.430	C FF 95 X FF 95 0-1 ②③ G4-6-3 1-2f		C CH 84 X CH 84 0-1 ③ F8			B FF 95 B FF 94 F SI 94 F SL 87 X CH 85 2-2 ② P6			S SI 95 X SI 97 0-1 ① G5-3	4	0	0	0	0	0	3
10 Adam Jones, R (1, 8) OBP: 0.326, SLG: 0.498		B FF 94 X FF 94 1-0 ① G6-3		C SL 86 S SL 86 B FF 97 X FF 97 1-2 ① G3		B FF 96 F SL 87 X SL 87 1-1 ③ G6-3			B SI 98 S CH 84 F FF 97 S FF 99 1-3 ② K	4	0	0	0	0	1	0
19 Chris Davis, L (1, 3) OBP: 0.429, SLG: 0.719		B FF 95 S SL 87 S FF 96 B FF 96 X SL 86 2-2 ② F8		F CH 86 S SL 87 B SL 87 B FF 97 X CH 86 2-2 ② F8			C CH 82 B SL 84 S FF 95 S FF 97 1-3 ① K		C CH 84 S CH 84 C FF 99 0-3 ③ K	4	0	0	0	0	2	0
32 Matt Wieters, S (1, 2) OBP: 0.293, SLG: 0.423		C SL 85 B FF 96 X FF 95 1-1 ③ L7		B FF 97 F SL 86 B FF 98 X CH 85 2-1 ③ L8			X FF 96 0-0 ② G5-3			3	0	0	0	0	0	0
2 J.J. Hardy, R (1, 6) OBP: 0.300, SLG: 0.479			C FF 94 X FF 94 0-1 ① P4		C FF 92 F FF 95 S SL 87 0-3 ① K		B FF 95 C SI 96 B FF 95 X SL 86 2-1 ③ G6-3			3	0	0	0	0	1	0
36 Chris Dickerson, L (1, 10) OBP: 0.317, SLG: 0.525			B SL 84 B FF 95 C FF 93 B FF 93 B FF 94 4-1 9 WP 13 1B BB		X FF 95 0-0 ② G1-3			C CU 78 S FS 82 B FS 84 X FS 84 1-2 ① P4		2	1	0	0	1	0	0
3 Ryan Flaherty, L (1, 4) OBP: 0.244, SLG: 0.267			B FF 94 B CH 81 X FF 94 2-0 ② P5		X FF 95 0-0 2B			B CU 78 C FS 82 C FF 92 B FF 92 F FS 82 F FF 91 F FS 84 B FF 92 S FS 84 3-3 ② K		3	0	1	0	0	1	1
Inning Stats	R: 0 E: 0 K: 0 S: 8 H: 0 LOB: 0 BB: 0 P: 12	R: 0 E: 0 K: 0 S: 6 H: 0 LOB: 0 BB: 0 P: 10	R: 1 E: 0 K: 0 S: 11 H: 1 LOB: 2 BB: 2 P: 21	R: 0 E: 0 K: 0 S: 8 H: 0 LOB: 0 BB: 0 P: 13	R: 0 E: 0 K: 1 S: 8 H: 1 LOB: 1 BB: 0 P: 10	R: 0 E: 0 K: 0 S: 6 H: 0 LOB: 0 BB: 0 P: 9	R: 0 E: 0 K: 1 S: 6 H: 0 LOB: 0 BB: 0 P: 9	R: 0 E: 0 K: 1 S: 13 H: 0 LOB: 1 BB: 1 P: 22	R: 0 E: 0 K: 2 S: 8 H: 0 LOB: 0 BB: 0 P: 9	1B: 1 2B: 1 3B: 0 HR: 0 SF: 0 SAC: 0 DP: 1 HBP: 1						

PITCHER	IP	WLS	BF	H	R	ER	SO	BB	IBB	HBP	BLK	WP	HR	S	P	ERA	WHIP
22 Chris Archer, R (1, 1) ERA: 4.91	7.0	W	25	2	1	1	2	2	0	1	0	1	0	53	84	1.29	0.571
62 Joel Peralta, R (8, 1) ERA: 1.91	1.0	H	4	0	0	0	1	1	0	0	0	0	0	13	22	0.00	1.000
56 Fernando Rodney, R (9, 1) ERA: 4.56	1.0	S	3	0	0	0	2	0	0	0	0	0	0	8	9	0.00	0.000

PITCHER	IP	WLS	BF	H	R	ER	SO	BB	IBB	HBP	BLK	WP	HR	S	P	ERA	WHIP

TOP

Baltimore Orioles @ Tampa Bay Rays

Tropicana Field, St. Petersburg, FL

Fri Jun 07 2013, 7:12 PM - 9:40 PM EDT

Att. 13,256 - Dome - 72 F

livebaseballscorecards.com

AB	28
R	1
H	2
RBI	1
BB	3
SO	5
LOB	7

WP: 1 PA: 32
PB: 0
SB: 0
CS: 0

Batter	1	2	3	4	5	6	7	8	9	AB	R	H	RBI	BB	SO	LOB
20 Matt Joyce, L (1, 9) OBP: 0.339, SLG: 0.488 5 Sam Fuld, L (9, 7) OBP: 0.261, SLG: 0.235	B FF 92 B SI 92 C FF 92 B SL 84 F FF 92 X FF 92 3-2 ① G4-3		B FF 92 B CU 77 X FF 92 2-0 18 S 1B		B CU 78 B CH 86 C CH 86 F FF 93 X FF 94 2-2 ③ L7		C CU 78 B FF 93 B SI 93 B CH 86 B FF 93 4-1 1-2 BB			3 0	0 0	1 0	0 0	1 0	0 0	0 0
18 Ben Zobrist, S (1, 4) OBP: 0.347, SLG: 0.356 (9, 9)	C CU 78 C FF 93 B SL 82 B SL 83 F SL 81 F CH 86 X FF 92 2-2 1B		B SI 91 C CH 86 1 SAFE B FF 92 B SL 84 B CH 85 4-1 1-2 BB			C CH 85 X FF 92 0-1 ① F8	B SL 82 B SL 81 B SI 89 X SI 89 3-0 ③ F8			3	0	1	0	1	0	2
2 Kelly Johnson, L (1, 7) OBP: 0.333, SLG: 0.503 19 Ryan Roberts, R (9, 4) OBP: 0.280, SLG: 0.350	B FF 92 L SI 92 S CH 86 T FF 93 1-2 ② K		B FF 92 F FF 93 F FF 92 D SL 84 B SL 84 X FF 93 3-2 ③ L9			B CU 77 C CU 77 B CH 85 F FF 93 X CU 78 2-2 ② F7		C CU 78 C CU 78 B FF 97 B CU 82 B FF 97 C CU 80 3-3 ① K		4 0	0 0	0 0	0 0	0 0	2 0	3 0
3 Evan Longoria, R (1, 5) OBP: 0.354, SLG: 0.521	C SL 84 F SL 83 B FF 93 B FF 94 T FF 94 2-2 ③ K			B CU 76 S CH 85 X FF 93 1-1 ① G1-3		B CH 86 B FF 93 B FF 92 C FF 93 S CH 86 X FF 94 3-2 ③ G4-3		C FC 90 X FC 91 0-1 ② G1-3		4	0	0	0	0	1	1
21 James Loney, L (1, 3) OBP: 0.394, SLG: 0.520		B SL 83 X FF 92 1-0 ① G3		B FF 92 C FF 93 C FF 93 B SL 84 B FF 93 X SL 84 3-2 8 F8 2B			F FF 92 C FF 92 X FF 93 0-2 8 HR 1B	F FF 96 F FF 96 X FF 97 0-2 ③ F8		4	1	2	0	0	0	0
8 Desmond Jennings, R (1, 8) OBP: 0.311, SLG: 0.424	C FF 93 B FF 93 B SL 84 B SL 82 F FF 93 X FF 93 3-2 ② G5-3			B FF 93 C FF 93 X SL 85 1-1 ② F8 2-3			X FF 93 0-0 1-H HR			3	1	1	2	0	0	1
30 Luke Scott, L (1, 10) OBP: 0.330, SLG: 0.337	X SI 93 0-0 ③ G6-3			C FF 94 S FF 94 X FF 94 0-2 ③ F8			B CH 86 X CH 86 1-0 ① G6-3			3	0	0	0	0	0	1
28 José Molina, R (1, 2) OBP: 0.268, SLG: 0.324			C SL 82 X FF 91 0-1 ① G5-3		F FF 92 B CU 76 B SL 83 B FF 93 X FF 93 3-1 ① G6-3		C SL 86 F FF 93 S SL 84 0-3 ② K			3	0	0	0	0	1	0
11 Yunel Escobar, R (1, 6) OBP: 0.300, SLG: 0.374			X FF 92 0-0 ② F9		C FF 94 B CU 77 X SL 85 1-1 ② G6-3		C SL 85 X FF 93 0-1 20 BB 1B			3	0	1	0	0	0	0
Inning Stats	R: 0 E: 0 K: 2 S: 14 H: 1 LOB: 1 BB: 0 P: 22	R: 0 E: 0 K: 0 S: 5 H: 0 LOB: 0 BB: 0 P: 9	R: 0 E: 0 K: 0 S: 8 H: 1 LOB: 2 BB: 1 P: 17	R: 0 E: 0 K: 0 S: 10 H: 1 LOB: 1 BB: 0 P: 15	R: 0 E: 0 K: 0 S: 7 H: 0 LOB: 0 BB: 0 P: 13	R: 0 E: 0 K: 0 S: 8 H: 0 LOB: 0 BB: 0 P: 13	R: 2 E: 0 K: 1 S: 12 H: 3 LOB: 2 BB: 1 P: 20	R: 0 E: 0 K: 1 S: 8 H: 0 LOB: 0 BB: 0 P: 11		1B: 4 2B: 1 3B: 0 HR: 1 SF: 0 SAC: 0 DP: 0 HBP: 0					

PITCHER		IP	WLS	BF	H	R	ER	SO	BB	IBB	HBP	BLK	WP	HR	S	P	ERA	WHIP
39 Jason Hammel, R ERA: 5.18	(1, 1)	6.2	L	28	6	2	2	3	2	0	0	0	0	1	63	105	2.70	1.200
40 Troy Patton, L ERA: 4.94	(7, 1)	0.1		1	0	0	0	0	0	0	0	0	0	0	1	4	0.00	0.000
29 Tommy Hunter, R ERA: 1.64	(8, 1)	1.0		3	0	0	0	1	0	0	0	0	0	0	8	11	0.00	0.000

PITCHER	IP	WLS	BF	H	R	ER	SO	BB	IBB	HBP	BLK	WP	HR	S	P	ERA	WHIP

BOTTOM

Baltimore Orioles @ Tampa Bay Rays

Tropicana Field, St. Petersburg, FL

Fri Jun 07 2013, 7:12 PM - 9:40 PM EDT

Att. 13,256 - Dome - 72 F

livebaseballscorecards.com

AB	30
R	2
H	6
RBI	2
BB	2
SO	4
LOB	8

WP: 0	PA: 32		
PB: 0			
SB: 1			
CS: 0			

Batter	1	2	3	4	5	6	7	8	9	AB	R	H	RBI	BB	SO	LOB
9 Nate McLouth, L (1, 7) OBP: 0.367, SLG: 0.416	C FF 91 B FF 90 X FF 91 1-1 ① F8		B CU 73 B CH 79 C SI 90 X CH 80 2-1 ② G3		C CU 76 X FF 90 0-1 ③ F7			X FC 87 0-0 ③ F8		4	0	0	0	0	0	2
13 Manny Machado, R (1, 5) OBP: 0.352, SLG: 0.487	B FF 91 M CH 81 B CH 81 B SI 91 X FF 91 3-1 10 1B 1B		B FF 91 C FF 91 C CH 79 X CU 79 1-2 ③ G6-3			B FF 88 S CH 78 B CH 78 C FF 90 F CH 79 F FF 90 X CU 79 2-2 ① G5-3			B FF 94 B CH 89 C CH 89 C CH 88 X SL 87 2-2 ① F9	4	0	1	0	0	0	0
21 Nick Markakis, L (1, 9) OBP: 0.339, SLG: 0.423	B CH 80 C FF 90 B SI 90 B FF 91 X FF 91 3-1 ② P5			C FF 90 X FF 90 0-1 ① F9		B CH 78 C FF 91 F FF 90 X FF 91 1-2 ② F9			C FF 95 B CH 87 X FF 94 1-2 ② G4-3	4	0	0	0	0	0	1
10 Adam Jones, R (1, 8) OBP: 0.326, SLG: 0.496 28 Steve Pearce, R (9, PH) OBP: 0.308, SLG: 0.391	B SI 91 T SI 91 X SI 90 1-1 1-2 1B			C CU 76 S CH 78 F CH 78 B FF 91 F CU 78 X SI 91 1-2 ② G6-3		F FF 91 F FF 91 X FF 90 0-2 ③ L7			C FF 94 B SL 86 F SL 88 F FF 96 B SL 80 B FF 95 S FF 93 3-3 ③ K	3 1	0 0	1 0	0 0	0 0	0 1	0 0
19 Chris Davis, L (1, 3) OBP: 0.424, SLG: 0.709	F SI 91 B FF 91 F CH 80 B FF 91 F CU 78 B FF 91 X CH 81 3-2 ③ P5			B SI 90 F FF 90 B FF 90 F SI 90 S CU 78 2-3 ③ K			C SI 91 S FF 92 S CH 83 0-3 ① K			3	0	0	0	0	2	2
32 Matt Wieters, S (1, 2) OBP: 0.294, SLG: 0.422 31 Taylor Teagarden, R (7, 2)		C FF 89 B CU 77 F FF 90 B CH 77 B FF 91 S CH 81 3-3 ① K			F SI 91 B CH 78 B CU 74 F CH 79 F CH 78 B FF 91 F CH 79 X CH 79 3-2 3 FC3-6 2 1B 1B		S CH 84 B FF 92 X CH 84 1-1 ② L8			3 0	0 0	1 0	0 0	0 0	1 0	0 0
2 J.J. Hardy, R (1, 6) OBP: 0.300, SLG: 0.477 12 Alexi Casilla, S (8, 4) OBP: 0.257, SLG: 0.281		T FF 91 X FF 91 0-1 ② F8			B CH 79 B SI 90 X CH 80 2-0 3 FC3-6 1-2 1B		C FF 93 F SI 90 B SI 92 C CH 84 1-3 ③ K			3 0	0 0	1 0	0 0	0 0	1 0	0 0
36 Chris Dickerson, L (1, 10) OBP: 0.303, SLG: 0.500		C CH 80 B CH 79 C FF 90 S CU 78 1-3 ③ K			C SI 91 B FF 92 B FF 90 B FF 92 F FF 92 T CH 80 3-2 ① K			F SI 87 B CU 76 B CH 82 F FC 87 B CU 78 T FC 89 3-2 ① K		3	0	0	0	0	3	2
3 Ryan Flaherty, L (1, 4) OBP: 0.238, SLG: 0.261 (8, 6)			C CH 79 C CU 76 S CH 78 0-3 ① K		B FF 90 B FF 90 F CH 80 X FF 90 2-1 ② FC3-6 1-2f 2-3			B CH 83 X FC 88 1-0 ② F7		3	0	0	0	0	1	2
Inning Stats	R: 0 H: 2 E: 0 LOB: 2 K: 0 BB: 0 S: 12 P: 23	R: 0 H: 0 E: 0 LOB: 0 K: 2 BB: 0 S: 8 P: 12	R: 0 H: 0 E: 0 LOB: 0 K: 1 BB: 0 S: 8 P: 11	R: 0 H: 0 E: 0 LOB: 0 K: 1 BB: 0 S: 10 P: 13	R: 0 H: 2 E: 0 LOB: 2 K: 1 BB: 0 S: 13 P: 23	R: 0 H: 0 E: 0 LOB: 0 K: 0 BB: 0 S: 11 P: 14	R: 0 H: 0 E: 0 LOB: 0 K: 2 BB: 0 S: 8 P: 10	R: 0 H: 0 E: 0 LOB: 0 K: 1 BB: 0 S: 5 P: 9	R: 0 H: 0 E: 0 LOB: 0 K: 1 BB: 0 S: 10 P: 16	1B: 4 SF: 0 2B: 0 SAC: 0 3B: 0 DP: 0 HR: 0 HBP: 0						

PITCHER		IP	WLS	BF	H	R	ER	SO	BB	IBB	HBP	BLK	WP	HR	S	P	ERA	WHIP
58 Jeremy Hellickson, R ERA: 5.18	(1, 1)	6.0	W	22	4	0	0	5	0	0	0	0	0	0	62	96	0.00	0.667
54 Alex Torres, L ERA:	(7, 1)	1.0		3	0	0	0	2	0	0	0	0	0	0	8	10	0.00	0.000
35 Jamey Wright, R ERA: 4.08	(8, 1)	1.0		3	0	0	0	1	0	0	0	0	0	0	5	9	0.00	0.000
43 Kyle Farnsworth, R ERA: 6.89	(9, 1)	1.0		3	0	0	0	1	0	0	0	0	0	0	10	16	0.00	0.000

PITCHER	IP	WLS	BF	H	R	ER	SO	BB	IBB	HBP	BLK	WP	HR	S	P	ERA	WHIP

TOP

Baltimore Orioles @ Tampa Bay Rays

Tropicana Field, St. Petersburg, FL

Sat Jun 08 2013, 4:12 PM - 7:02 PM EDT

Att. 21,834 - Dome - 72 F

livebaseballscorecards.com

AB	31
R	0
H	4
RBI	0
BB	0
SO	9
LOB	9

1B: 4	SF: 0	WP: 0	PA: 31
2B: 0	SAC: 0	PB: 0	
3B: 0	DP: 0	SB: 0	
HR: 0	HBP: 0	CS: 0	

Batter	1	2	3	4	5	6	7	8	9	AB	R	H	RBI	BB	SO	LOB
20 Matt Joyce, L (1, 9) OBP: 0.330, SLG: 0.474	B FF 94 F FF 94 S FS 80 B FS 88 F FF 96 X FS 83 2-2 G1-3 ①	C CH 86 S FF 94 F FF 94 S FS 84 0-3 K ②		B FS 84 B FF 95 X FF 94 2-0 L4 ③	B SI 89 B SL 81 C SL 78 S SI 88 S SI 88 2-3 K ③		F SI 87 F SL 78 F SI 88 X SI 88 0-2 G3-1 ③			5	0	0	0	0	2	6
18 Ben Zobrist, S (1, 4) OBP: 0.352, SLG: 0.371	B FF 93 B FS 82 B FF 94 C FF 94 F FF 95 X SL 81 3-2 3 1B 2B	X FF 95 0-0 1-2 3-H 1B			X FF 94 0-0 2 L8 21 1B 2B	C SI 87 B SI 87 F CH 81 X SI 88 1-2 G4-3 ①		B FF 96 T SI 96 F CH 88 B SL 83 S SL 83 2-3 K ①		5	2	3	1	0	1	0
2 Kelly Johnson, L (1, 7) OBP: 0.325, SLG: 0.489	C FF 94 C FF 95 B FF 95 T SL 84 1-2 K ②	B FS 87 F FF 95 X FF 95 1-1 F7 ③			B CH 86 F FF 94 X FF 94 1-1 L8 ① 2-3	X SL 77 0-0 P6 ②		S CH 87 T CH 88 S SL 83 0-3 K ②		5	0	0	0	0	2	4
3 Evan Longoria, R (1, 5) OBP: 0.360, SLG: 0.521 19 Ryan Roberts, R (8, PH) OBP: 0.286, SLG: 0.356 (9, 5)	C SL 83 B FF 96 X FF 97 1-1 2-H 1B		F FF 94 B FF 97 B FS 81 B FS 81 F FF 95 S FF 97 3-3 K ①		B FS 82 S CH 88 S FS 89 D FS 90 B FF 97 D CH 89 4-2 8 BB 21 1B 30 3B BB	B SI 88 C CH 82 B SI 88 B SI 88 B SL 76 4-1 BB		F SI 96 X SI 96 0-1 1B		2 1	1 0	1 1	1 0	2 0	1 0	0 0
21 James Loney, L (1, 3) OBP: 0.390, SLG: 0.512	B FF 95 B FS 85 T FF 95 F FF 95 F FF 96 S FS 82 2-3 K ③		C FS 85 B FS 82 X FF 96 1-1 F7 ②		F FF 96 F FF 96 B FF 96 X FS 84 1-2 8 BB 30 3B 3-H 1B	C SI 87 B SI 88 C SI 88 F SI 88 B SI 89 X SI 89 2-2 G3 ③		S SL 84 X SI 97 0-1 G4-3 ③		5	1	1	1	0	1	3
8 Desmond Jennings, R (1, 8) OBP: 0.310, SLG: 0.418 5 Sam Fuld, L (9, 8) OBP: 0.261, SLG: 0.235		C SL 80 F SL 82 C FF 96 0-3 K ①	B SL 81 C FF 96 F SL 82 S FS 85 1-3 K ③		C FF 96 D SL 83 D FF 96 B SL 80 B FF 95 4-1 30 3B 1-2 2-3 BB		B SI 88 B SI 88 F SI 87 B SI 88 C SI 87 F SI 88 S SI 87 3-3 K ①			3 0	1 0	0 0	0 0	1 0	3 0	0 0
30 Luke Scott, L (1, 10) OBP: 0.336, SLG: 0.357		B FF 93 S FS 86 B FF 95 B FF 94 B FS 85 4-1 59 1B 11 1B BB		X FF 93 0-0 F8 ①	C SL 77 F SI 88 F SI 88 X SL 79 0-2 59 2B 1-H 2-H 3-H 3B		X SI 88 0-0 G6-3 ②			3	2	1	3	1	0	0
59 Jose Lobaton, S (1, 2) OBP: 0.351, SLG: 0.426		F FF 94 B FF 94 S FS 84 B FF 94 X FS 83 2-2 11 1B 18 1B 1-2 1B		B FF 95 F FF 92 B FF 94 T FF 96 X FF 96 2-2 L5 ②	X SL 78 0-0 11 G4-3 3-H 2B		B SI 88 F SI 88 X CH 82 1-1 11 1B 1B			4	1	3	1	0	0	0
11 Yunel Escobar, R (1, 6) OBP: 0.308, SLG: 0.381		C FF 95 X SL 83 0-1 18 1B 1-3 2-H 1B		X FF 96 0-0 1B	B SI 88 C SI 88 X SI 88 1-1 G4-3 ② 2-3		C SL 79 B SI 88 X SI 87 1-1 1-2 1B			4	0	3	1	0	0	1
Inning Stats	R: 1 E: 0 K: 2 S: 16 H: 2 LOB: 1 BB: 0 P: 25	R: 2 E: 0 K: 2 S: 16 H: 3 LOB: 2 BB: 1 P: 23	R: 0 E: 0 K: 2 S: 8 H: 0 LOB: 0 BB: 0 P: 13	R: 0 E: 0 K: 0 S: 6 H: 1 LOB: 1 BB: 0 P: 10	R: 5 E: 0 K: 1 S: 19 H: 4 LOB: 1 BB: 2 P: 32	R: 0 E: 0 K: 0 S: 9 H: 0 LOB: 1 BB: 1 P: 16	R: 0 E: 0 K: 1 S: 13 H: 2 LOB: 2 BB: 0 P: 18	R: 0 E: 0 K: 2 S: 10 H: 1 LOB: 1 BB: 0 P: 12		1B: 9 2B: 3 3B: 1 HR: 0 SF: 0 SAC: 0 DP: 0 HBP: 0						

PITCHER		IP	WLS	BF	H	R	ER	SO	BB	IBB	HBP	BLK	WP	HR	S	P	ERA	WHIP
37 Kevin Gausman, R ERA: 8.84	(1, 1)	4.1	L	24	8	7	7	6	3	0	0	0	0	0	55	90	14.54	2.538
66 T.J. McFarland, L ERA: 4.15	(5, 1)	2.2		13	4	1	1	2	1	0	0	0	0	0	32	47	3.38	1.875
47 Pedro Strop, R ERA: 5.79	(8, 1)	1.0		4	1	0	0	2	0	0	0	0	0	0	10	12	0.00	1.000

PITCHER	IP	WLS	BF	H	R	ER	SO	BB	IBB	HBP	BLK	WP	HR	S	P	ERA	WHIP

BOTTOM

Baltimore Orioles @ Tampa Bay Rays

Tropicana Field, St. Petersburg, FL

Sat Jun 08 2013, 4:12 PM - 7:02 PM EDT

Att. 21,834 - Dome - 72 F

livebaseballscorecards.com

AB	37
R	8
H	13
RBI	8
BB	4
SO	10
LOB	14

WP: 0	PA: 41		
PB: 0			
SB: 0			
CS: 0			

Baltimore Orioles @ Tampa Bay Rays

Tropicana Field, St. Petersburg, FL

Sun Jun 09 2013, 1:43 PM - 5:00 PM EDT

Att. 19,921 - Dome - 72 F

TOP

livebaseballscorecards.com

Batter	1	2	3	4	5	6	7	8	9	AB	R	H	RBI	BB	SO	LOB
21 Nick Markakis, L (1, 9) OBP: 0.337, SLG: 0.425	X FF 90 0-0 ① G1-3	B FF 93 B SI 92 F SI 92 B SI 92 F SI 92 S SI 93 3-3 ② K	X SI 92 0-0 ② SF9 2-3 3-H		C SI 91 F SI 91 S KC 80 0-3 ② K		X FF 89 0-0 1-H 2B		1 SAFE 1 SAFE B SI 89 1 SAFE C FC 88 1-1 ③ CS 1-2	4	0	1	2	0	2	2
13 Manny Machado, R (1, 5) OBP: 0.353, SLG: 0.487	H FF 91 1-0 2 2B HBP	F CH 84 S CH 85 X SI 94 0-2 1-H 2 2B 2B	B FF 93 X CH 85 1-0 ③ F9		F SI 90 B FF 92 S KC 78 B FF 91 B CH 82 X SI 93 3-2 ③ P4 1-2		B FF 90 C CH 84 D CH 85 X FF 91 2-1 ③ G1-3			4	2	1	1	0	0	3
2 J.J. Hardy, R (1, 6) OBP: 0.306, SLG: 0.488	B FF 90 S FF 91 T SI 92 F SI 92 X SI 93 1-2 1-H 10 2B 2B	B SI 93 B KC 81 C FF 93 F SI 92 X CH 82 2-2 10 WP 2-H 2B		C FF 90 X CH 85 0-1 ① G5-3		C FF 90 B FF 90 X FF 90 1-1 ① G4-3		C FF 88 X SI 89 0-1 1B		5	1	3	2	0	0	0
10 Adam Jones, R (1, 8) OBP: 0.331, SLG: 0.513	S CH 82 X FF 93 0-1 2-H 2B	F SI 93 B CH 83 F CH 82 F KC 80 F KC 81 B CH 83 T CH 83 2-2 ③ K 2-3		C FF 91 X KC 77 0-1 HR		C FF 92 B FF 90 B FF 91 X FF 91 2-1 1B		F FF 90 S FF 90 B FF 90 F CH 84 S SL 84 1-3 ① K		5	1	3	2	0	2	2
19 Chris Davis, L (1, 3) OBP: 0.415, SLG: 0.693	B FF 91 T FF 92 F FF 92 2 SAFE X FF 92 1-2 ② F9		C FF 90 B FF 93 X SI 93 1-1 ① G4-3	S FF 94 F FF 94 B FF 93 B SI 92 C KC 80 2-3 ② K		S CU 70 F FF 90 D CU 71 F FF 91 B FF 90 S FF 90 2-3 ② K		S SL 82 X FF 90 0-1 ② P5		5	0	0	0	0	2	3
32 Matt Wieters, S (1, 2) OBP: 0.296, SLG: 0.426	C CH 82 F CH 82 B CH 82 F KC 80 B FF 93 T CH 83 2-2 ③ K		F FF 91 B KC 79 X CH 85 1-1 28 1B 12 1B 2B	B FF 91 F SI 90 X CH 83 1-1 1B		S CH 85 C FF 91 S CU 70 0-3 ③ K		X FF 90 0-0 ③ G6-3		5	1	2	0	0	2	3
35 Danny Valencia, R (1, 10) OBP: 0.308, SLG: 0.611		C SI 91 X KC 80 0-1 28 1B 12 SF9 2B	B FF 93 C CH 84 T FF 92 D KC 81 B FF 93 B FF 92 4-2 12 1B 28 1B 12 E BB	S CH 83 C KC 79 B FF 92 B KC 80 F CH 84 S SI 94 2-3 ③ K			F CH 87 B SI 88 B CH 83 C FF 90 C CU 68 2-3 ① K		X SI 89 0-0 ① G5-3	4	2	1	0	1	2	1
28 Steve Pearce, R (1, 7) 36 Chris Dickerson, L (9, PH) (9, 7) OBP: 0.329, SLG: 0.411 OBP: 0.299, SLG: 0.492		C FF 92 C CH 83 X CH 84 0-2 13 2B 2-3 1B	S FF 91 F CH 85 X CH 83 0-2 12 E 21 SF9 1-2 2-3 1B		F FF 90 B FF 92 F KC 80 X KC 78 1-2 12 FC6-4 1B		S CH 83 S CU 69 B CH 82 B FF 90 X CU 68 2-2 ② G5-3		C SI 88 F FC 87 F CU 77 B CU 78 S FC 88 1-3 ② K	4 1	2 0	3 0	0 0	0 0	0 1	0 0
12 Alexi Casilla, S (1, 4) OBP: 0.280, SLG: 0.299		X SI 92 0-0 ① SF9 3-H	X CH 82 0-0 E2 21 SF9 1-3 2-H 3-H 1B		F FF 89 F FF 91 B CH 83 X CH 83 1-2 ① FC6-4 13 WP 1-2f		C FF 90 B FF 90 F FF 90 X CU 69 1-2 21 2B 1B		B SI 89 B SI 89 B FC 87 B SI 88 4-0 21 CS BB	3	1	2	2	1	0	1

	AB	40
	R	10
	H	16
	RBI	9
	BB	2
	SO	11
	LOB	15

Inning Stats																		
	R: 2	H: 2	R: 3	H: 4	R: 3	H: 3	R: 1	H: 2	R: 0	H: 1	R: 0	H: 1	R: 1	H: 2	R: 0	H: 1	R: 0	H: 0
	E: 0	LOB: 1	E: 0	LOB: 1	E: 1	LOB: 1	E: 0	LOB: 1	E: 0	LOB: 1	E: 0	LOB: 1	E: 0	LOB: 1	E: 0	LOB: 1	E: 0	LOB: 0
	K: 1	BB: 0	K: 2	BB: 0	K: 0	BB: 1	K: 2	BB: 0	K: 1	BB: 0	K: 2	BB: 0	K: 1	BB: 0	K: 1	BB: 0	K: 1	BB: 1
	S: 14	P: 19	S: 20	P: 27	S: 12	P: 19	S: 13	P: 18	S: 12	P: 17	S: 11	P: 16	S: 12	P: 19	S: 9	P: 10	S: 6	P: 12

	1B: 8	SF: 2
	2B: 7	SAC: 0
	3B: 0	DP: 0
	HR: 1	HBP: 1

	WP: 2	PA: 46
	PB: 0	
	SB: 0	
	CS: 1	

PITCHER		IP	WLS	BF	H	R	ER	SO	BB	IBB	HBP	BLK	WP	HR	S	P	ERA	WHIP
55 Matt Moore, L ERA: 3.78	(1, 1)	5.0	L	29	12	9	8	6	1	0	1	0	2	1	71	100	14.40	2.600
27 Cesár Ramos, L ERA: 3.95	(6, 1)	3.0		13	4	1	1	4	0	0	0	0	0	0	32	45	3.00	1.333
35 Jamey Wright, R ERA: 3.94	(9, 1)	1.0		3	0	0	0	1	1	0	0	0	0	0	6	12	0.00	1.000

PITCHER		IP	WLS	BF	H	R	ER	SO	BB	IBB	HBP	BLK	WP	HR	S	P	ERA	WHIP

Batter	1	2	3	4	5	6	7	8	9	AB	R	H	RBI	BB	SO	LOB
20 Matt Joyce, L (1, 9) OBP: 0.332, SLG: 0.472	C FC 89 M FC 90 F KC 76 B KC 76 S CH 83 1-3 K ①	F FC 93 F FF 92 F CH 86 B FF 91 X FF 92 1-2 F7 ③	B CH 84 F CH 83 F FC 90 B CH 83 S CH 84 2-3 K ②	B CH 84 F FC 90 B CH 83 S CH 84 2-3 K ②	C SL 87 B CU 76 B FF 92 F FF 92 X FF 93 2-2 3 30 1B 1B 1B	B CU 81 B CH 86 C FF 98 S FC 92 X FF 98 2-2 59 1B 1-2 1B	5 1 2 0 0 2 0		
18 Ben Zobrist, S (1, 4) OBP: 0.355, SLG: 0.386 1 Sean Rodríguez, R (7, 6) OBP: 0.329, SLG: 0.415 59 Jose Lobaton, S (9, PH) OBP: 0.357, SLG: 0.431	B FC 92 C KC 76 B KC 77 X CH 84 2-1 F7 ②	B CH 84 C CH 82 B CH 83 F FC 92 X KC 77 2-2 HR	B FF 92 B CH 84 B CH 84 C FC 93 C FC 93 F CH 85 F FC 94 B SL 88 4-2 2 PB 2 1B BB	S FF 91 B SI 92 C FF 91 X CH 83 1-2 F7 ①	B CU 78 F FF 94 C SI 94 B CU 79 X SI 94 2-2 1-2 2-H 1B	2 2 1 1 1 0 0 1 0 0 0 0 0 1 1 0 1 1 0 0 0		
2 Kelly Johnson, L (1, 7) OBP: 0.322, SLG: 0.481 (7, 4)	B KC 76 F FC 92 X FC 92 1-1 G1-3 ③	S KC 78 C FC 93 B FF 90 B CH 85 F FF 93 F FC 92 S CH 84 2-3 K ①	F FF 91 1 SAFE B CH 83 B FC 92 C KC 78 B FF 92 X CH 83 3-2 3 FC5-4 1-H 1B	C FF 91 S FF 92 X FF 92 0-2 F7 ②	B CU 78 B FF 94 S CH 89 X FF 94 2-1 P6 ③	5 0 1 1 0 1 3		
3 Evan Longoria, R (1, 10) OBP: 0.362, SLG: 0.525	F FC 91 B FC 90 F FC 92 X FC 93 1-2 21 G4-3 8 1B 2B	B KC 76 F CH 84 B FC 93 C KC 78 X CH 85 2-2 F8 ②	F CH 84 B FC 94 C FC 94 B KC 78 F CH 84 X CH 84 2-2 FC5-4 1-2f	B CH 85 C SI 92 T CH 84 X CH 84 1-2 30 1B 1-2 1B	4 1 2 0 0 0 1		
21 James Loney, L (1, 3) OBP: 0.387, SLG: 0.507 30 Luke Scott, L (7, 3) OBP: 0.339, SLG: 0.360	C FF 92 F FC 93 F FF 92 X KC 78 0-2 G4-3 ① 2-3	B KC 78 C FF 92 F FF 92 X KC 79 1-2 G3-1 ③	B SL 78 C SI 86 C SL 78 S FF 87 1-3 K ①	F SL 88 F FF 93 X FF 92 0-2 1-2 2-H 1B	2 0 0 0 0 0 1 2 0 1 1 0 1 0		
8 Desmond Jennings, R (1, 8) OBP: 0.309, SLG: 0.415	C KC 77 B FC 93 X KC 78 1-1 19 CS 3-H 1B	S CH 83 B FC 91 C SL 86 B CH 85 X CH 83 2-2 G5-3 ①	C SI 86 C SL 79 F SL 79 B SI 87 C SL 80 1-3 K ②	C CU 80 F FF 98 B FF 99 B FC 93 S CU 82 2-3 K ③	4 0 1 1 0 2 2		
19 Ryan Roberts, R (1, 5) OBP: 0.285, SLG: 0.352	B KC 76 B FC 92 C FC 93 X KC 78 2-1 G5-3 ② ③ 1-2	B FC 91 S FC 90 B FC 92 S CH 83 X FC 92 2-2 F8 ②	C SL 79 B FF 86 B SI 86 F SL 79 S FF 87 2-3 K ③	S FC 88 B FF 95 X FF 97 1-1 5 FC6-4 1B	4 0 1 0 0 1 1		
28 José Molina, R (1, 2) OBP: 0.267, SLG: 0.321	F FC 90 X KC 75 0-1 G6-3 ①	B KC 77 F CH 82 S FC 92 S FC 93 1-3 K ③	F FF 91 X CH 84 0-1 5 HR 1B	F FF 96 F FF 95 B FC 90 F FC 92 B FF 96 B FF 95 F FC 93 S FC 90 3-3 K ①	4 1 1 0 0 2 1		
11 Yunel Escobar, R (1, 6) OBP: 0.305, SLG: 0.378 5 Sam Fuld, L (7, 7) OBP: 0.266, SLG: 0.277	B KC 74 C KC 76 B FC 91 F FC 92 B FC 93 F FC 93 F KC 78 X FC 92 3-2 P3 ②	B CH 82 F FC 90 C KC 76 F FC 93 B FF 91 B SL 86 S CH 83 3-3 K ①	B FF 91 C SL 86 X SL 86 1-1 1-H HR	C CU 80 X FF 95 0-1 FC6-4 20 59 1B 1-2f ②	2 0 0 0 0 1 0 2 2 1 2 0 0 1		
Inning Stats	R: 0 H: 0 E: 0 LOB: 0 K: 1 BB: 0 S: 8 P: 12	R: 1 H: 2 E: 0 LOB: 0 K: 0 BB: 0 S: 11 P: 15	R: 0 H: 0 E: 0 LOB: 0 K: 0 BB: 0 S: 11 P: 15	R: 1 H: 1 E: 0 LOB: 0 K: 1 BB: 0 S: 14 P: 21	R: 0 H: 0 E: 0 LOB: 0 K: 1 BB: 0 S: 9 P: 14	R: 1 H: 1 E: 0 LOB: 1 K: 2 BB: 1 S: 18 P: 32	R: 0 H: 0 E: 0 LOB: 0 K: 3 BB: 0 S: 10 P: 14	R: 3 H: 5 E: 0 LOB: 2 K: 1 BB: 0 S: 22 P: 29	R: 1 H: 3 E: 0 LOB: 2 K: 1 BB: 0 S: 17 P: 27	1B: 9 SF: 0 2B: 1 SAC: 0 3B: 0 DP: 0 HR: 2 HBP: 0				WP: 0 PA: 39 PB: 1 SB: 0 CS: 1		

PITCHER		IP	WLS	BF	H	R	ER	SO	BB	IBB	HBP	BLK	WP	HR	S	P	ERA	WHIP
30 Chris Tillman, R ERA: 3.89	(1, 1)	6.0	W	22	4	3	2	5	1	0	0	0	0	1	71	109	3.00	0.833
56 Darren O'Day, R ERA: 1.61	(7, 1)	1.0		3	0	0	0	3	0	0	0	0	0	0	10	14	0.00	0.000
17 Brian Matusz, L ERA: 4.01	(8, 1)	0.2		7	5	3	3	0	0	0	0	0	0	1	19	24	40.50	7.500
29 Tommy Hunter, R ERA: 1.85	(8, 1)	1.0	H	5	2	1	1	2	0	0	0	0	0	0	15	23	9.00	2.000
43 Jim Johnson, R ERA: 4.3	(9, 1)	0.1	S	2	1	0	0	0	0	0	0	0	0	0	5	9	0.00	3.000

PITCHER	IP	WLS	BF	H	R	ER	SO	BB	IBB	HBP	BLK	WP	HR	S	P	ERA	WHIP

BOTTOM

Baltimore Orioles @ Tampa Bay Rays

Tropicana Field, St. Petersburg, FL

Sun Jun 09 2013, 1:43 PM - 5:00 PM EDT

Att. 19,921 - Dome - 72 F

livebaseballscorecards.com

AB	38
R	7
H	12
RBI	7
BB	1
SO	10
LOB	11

Los Angeles Angels @ Baltimore Orioles

Oriole Park at Camden Yards, Baltimore, MD

Mon Jun 10 2013, 7:12 PM - 11:47 PM EDT

Att. 15,514 - Rain - 75 F

livebaseballscorecards.com

Batter	1	2	3	4	5	6	7	8	9	AB	R	H	RBI	BB	SO	LOB
27 Mike Trout, R (1, 7) OBP: 0.375, SLG: 0.554	C FF 86 B SI 86 F CU 71 B SI 87 F SL 77 S SL 78 2-3 ① K		B SI 87 X SI 87 1-0 HR		B FF 87 X CU 71 1-0 ③ G5-3		B FF 96 C FF 94 T FF 96 F FF 96 F SI 96 B FC 92 F FF 96 F FF 98 B FF 97 4-2 B FC 94 32 FC3 BB 1-2 2-3		B SI 94 F FF 94 B SI 94 S FF 94 X FF 94 2-2 ② G6-3	4	1	1	1	1	1	1
32 Josh Hamilton, L (1, 9) OBP: 0.275, SLG: 0.390	X CU 73 0-0 5 G4-3 1B		B FS 79 S FS 81 B FF 87 S FS 81 F CH 81 X FS 81 2-2 ② G3-1			F FF 84 X FS 79 0-1 HR	C FF 98 F FF 97 F FF 98 X CU 82 0-2 FC3 1-2 2-3 3-H		X CH 88 0-0 ③ G4-3	5	1	2	2	0	0	2
5 Albert Pujols, R (1, 10) OBP: 0.312, SLG: 0.419	B FF 86 S CH 80 X SI 86 1-1 ② G4-3 1-2		C CU 70 B SL 80 F CH 80 B FS 78 X FS 79 2-2 ③ P4			C SL 79 S FS 78 F FS 79 B FS 80 F FS 78 X SL 80 1-2 44 G5-3 1B	F FC 92 F FF 97 T FF 98 0-2 ② K			4	0	1	0	0	1	4
44 Mark Trumbo, R (1, 3) OBP: 0.344, SLG: 0.512	B SL 81 B CH 81 B CH 81 B FF 88 4-0 BB			B CH 79 B SI 87 X SI 87 2-0 47 G5-4-3 1B		C CU 72 F SL 78 X FS 79 0-2 ① G5-3 1-2	S FF 98 X FF 97 0-1 ③ G4-3			3	0	1	0	1	0	4
47 Howie Kendrick, R (1, 4) OBP: 0.356, SLG: 0.463	C FF 88 B SI 88 X SI 88 1-1 ③ L9			B SI 87 S SL 79 X SI 86 1-1 ① ② G5-4-3 1-2f		F SI 88 S CH 81 F FS 79 F FS 80 S FS 81 0-3 ② K		X SI 85 0-0 ① L9		4	0	0	0	0	1	4
6 Alberto Callaspo, S (1, 5) OBP: 0.305, SLG: 0.374		B CH 79 X CH 79 1-0 ① F8		C SI 86 C SI 86 X FS 78 0-2 ③ L5		F SL 80 X SL 79 0-1 ③ G1-3		C SL 79 X SL 80 0-1 ② G1-3		4	0	0	0	0	0	1
2 Erick Aybar, S (1, 6) OBP: 0.283, SLG: 0.349		C FF 86 X SL 80 0-1 ② F7			F FF 85 B CU 73 B CH 79 X FF 85 2-1 ① L9		X FF 96 0-0 ① G1-3	X SI 85 0-0 1B		4	0	1	0	0	0	0
17 Chris Iannetta, R (1, 2) OBP: 0.361, SLG: 0.360 16 Hank Conger, L (8, PH) OBP: 0.304, SLG: 0.432 (8, 2)		F SI 87 S SL 76 B SL 78 B FS 77 B FF 87 C SL 79 3-3 ③ K			X SL 80 0-0 ② F8		S FF 96 B FF 96 F FF 96 B CU 82 B FC 93 B FC 95 4-2 27 BB 25 1B 32 FC3 BB	C SL 79 F FF 87 1 SAFE F FF 87 B SL 79 X FF 88 1-2 ③ P3		2 1	1 0	0 0	0 0	1 0	1 0	0 1
25 Peter Bourjos, R (1, 8) OBP: 0.375, SLG: 0.460			B SI 86 F FF 86 X FS 80 1-1 ① F8		B SI 86 F SL 75 B SL 78 F CH 79 B CH 80 X SI 88 3-2 1B		C FF 97 X FC 92 0-1 32 FC3 27 BB 1-2 1B		B CU 79 C SI 93 X FF 93 1-1 ① G1-3	4	0	2	0	0	0	0

Inning Stats																				
	R: 0	H: 1	R: 0	H: 0	R: 1	H: 1	R: 0	H: 1	R: 1	H: 2	R: 1	H: 1	R: 0	H: 0	R: 0	H: 1	1B: 6	SF: 0	WP: 0	PA: 38
	E: 0	LOB: 2	E: 0	LOB: 0	E: 0	LOB: 0	E: 0	LOB: 1	E: 0	LOB: 1	E: 0	LOB: 3	E: 0	LOB: 0	E: 0	LOB: 0	2B: 0	SAC: 0	PB: 0	
	K: 1	BB: 1	K: 1	BB: 0	K: 0	BB: 0	K: 0	BB: 0	K: 1	BB: 0	K: 1	BB: 2	K: 0	BB: 0	K: 0	BB: 0	3B: 0	DP: 1	SB: 0	
	S: 9	P: 17	S: 6	P: 10	S: 10	P: 16	S: 6	P: 9	S: 7	P: 13	S: 17	P: 18	S: 20	P: 28	S: 8	P: 9	HR: 2	HBP: 0	CS: 0	

PITCHER		IP	WLS	BF	H	R	ER	SO	BB	IBB	HBP	BLK	WP	HR	S	P	ERA	WHIP
38 Freddy Garcia, R ERA: 4.47	(1, 1)	6.0	W	24	6	2	2	3	1	0	0	0	0	2	55	83	3.00	1.167
29 Tommy Hunter, R ERA: 2.06	(7, 1)	1.0	H	7	1	1	1	1	2	0	0	0	0	0	20	28	9.00	3.000
56 Darren O'Day, R ERA: 1.55	(8, 1)	1.0	H	4	1	0	0	0	0	0	0	0	0	0	8	9	0.00	1.000
43 Jim Johnson, R ERA: 4.15	(9, 1)	1.0	S	3	0	0	0	0	0	0	0	0	0	0	6	9	0.00	0.000

PITCHER	IP	WLS	BF	H	R	ER	SO	BB	IBB	HBP	BLK	WP	HR	S	P	ERA	WHIP

TOP

AB	35
R	3
H	8
RBI	3
BB	3
SO	4
LOB	17

Batter	1	2	3	4	5	6	7	8	9	AB	R	H	RBI	BB	SO	LOB
9 Nate McLouth, L (1, 7) OBP: 0.365, SLG: 0.413	C FF 85 X SI 87 0-1 ① G4-3		B FF 86 C CU 71 S CU 71 C SL 81 1-3 ③ K			B FF 84 X CH 76 1-0 13 S 13 E 1B	B FF 93 F FF 94 X SL 84 1-1 ③ L7			4	1	1	0	0	1	0
13 Manny Machado, R (1, 5) OBP: 0.352, SLG: 0.484	C FF 86 B FF 88 S FC 88 F FF 89 B FC 87 X SL 83 2-2 ② F9			S FF 87 B SL 81 B FF 86 B SL 81 X FC 87 3-1 ① F9		B FF 85 B FF 85 F CH 78 X SL 81 2-1 E9 21 1B 10 SF9 1-H 1B		B SL 86 X FC 93 1-0 ① G4-3		4	1	1	0	0	0	0
21 Nick Markakis, L (1, 9) OBP: 0.339, SLG: 0.424	B FF 88 C SI 88 X CU 72 1-1 ③ F9			B SL 80 F FF 86 B FF 88 B SI 86 S CH 79 F FF 87 B FF 89 4-2 10 HR BB		C FF 85 X CH 79 0-1 19 FC5-6 2-3 1B		B FF 93 C FF 93 F FF 93 X FC 94 1-2 ② G4-3		3	1	1	0	1	0	0
10 Adam Jones, R (1, 8) OBP: 0.330, SLG: 0.522		B FF 86 F FF 88 B SL 82 X FF 86 2-1 ① P4		F CH 79 X CH 78 0-1 1-H HR		S FF 87 X FF 87 0-1 ① SF9 3-H		B SL 86 S SL 86 F FF 93 F SL 85 F SL 84 X SL 86 1-2 ③ F7		3	1	1	3	0	0	0
19 Chris Davis, L (1, 3) OBP: 0.411, SLG: 0.684		B SI 87 B SI 86 B FF 86 X SI 87 3-0 ② G4-3		F FF 86 F SI 85 F SL 80 X CH 77 0-2 ② G4-3		B SI 86 X CU 71 1-0 ② FC5-6 32 1B 1-2f				3	0	0	0	0	0	1
32 Matt Wieters, S (1, 2) OBP: 0.301, SLG: 0.429		X FC 87 0-0 1B		C CH 80 X CH 78 0-1 ③ G4-3		D FF 94 F FF 94 S FC 94 X FC 94 1-2 2 FC6-4 1-3 1B				3	0	2	0	0	0	0
2 J.J. Hardy, R (1, 6) OBP: 0.307, SLG: 0.486		B FF 87 B FF 87 B CH 82 X FF 88 3-0 ③ F7		C FF 85 C FF 87 B FF 86 X FF 87 1-2 36 FC4-6 1B		B FC 94 B FC 94 X FC 94 2-0 ③ FC6-4 1-2f				3	0	1	0	0	0	3
36 Chris Dickerson, L (1, 10) OBP: 0.286, SLG: 0.471			S FF 85 C SI 86 B FF 87 T SL 82 1-2 ① K	B CH 76 1 SAFE F CU 71 C FF 87 X FC 85 1-2 ① FC4-6 3 L3 1-2f			B SL 85 X FF 94 1-0 ① F8			3	0	0	0	1	1	
3 Ryan Flaherty, L (1, 4) OBP: 0.233, SLG: 0.254			B CU 71 F SI 87 B FF 86 F CU 72 B FF 86 S FF 86 3-3 ② K	B CH 78 S CU 72 F FF 87 B CH 74 1 SAFE 1 SAFE X FF 86 2-2 ② ③ L3 1-1			B FF 94 B FF 94 S FF 94 S FF 94 B SL 85 X FF 94 3-2 ② G4-3			3	0	0	0	1	1	
Inning Stats	R: 0 E: 0 K: 0 S: 8 H: 0 LOB: 0 BB: 0 P: 11	R: 0 E: 0 K: 0 S: 5 H: 1 LOB: 1 BB: 0 P: 13	R: 0 E: 0 K: 3 S: 9 H: 0 LOB: 0 BB: 0 P: 14	R: 2 E: 0 K: 0 S: 13 H: 1 LOB: 0 BB: 1 P: 20	R: 0 E: 0 K: 0 S: 9 H: 1 LOB: 0 BB: 0 P: 13	R: 2 E: 1 K: 0 S: 12 H: 4 LOB: 2 BB: 0 P: 19	R: 0 E: 0 K: 0 S: 6 H: 0 LOB: 0 BB: 0 P: 11	R: 0 E: 0 K: 0 S: 9 H: 0 LOB: 0 BB: 0 P: 12		1B: 6 2B: 1 3B: 0 HR: 1 SF: 1 SAC: 0 DP: 1 HBP: 0				WP: 0 PB: 0 SB: 1 CS: 0 PA: 31		

PITCHER		IP	WLS	BF	H	R	ER	SO	BB	IBB	HBP	BLK	WP	HR	S	P	ERA	WHIP
36 Jered Weaver, R ERA: 3.77	(1, 1)	5.2	L	23	6	4	4	3	1	0	0	0	0	1	52	83	6.35	1.235
Garrett Richards, R ERA: 5.18	(6, 1)	2.1		8	1	0	0	0	0	0	0	0	0	0	19	30	0.00	0.429

PITCHER	IP	WLS	BF	H	R	ER	SO	BB	IBB	HBP	BLK	WP	HR	S	P	ERA	WHIP

BOTTOM

Los Angeles Angels @ Baltimore Orioles

Oriole Park at Camden Yards, Baltimore, MD

Mon Jun 10 2013, 7:12 PM - 11:47 PM EDT

Att. 15,514 - Rain - 75 F

livebaseballscorecards.com

AB	29
R	4
H	7
RBI	3
BB	1
SO	3
LOB	6

Los Angeles Angels @ Baltimore Orioles

Oriole Park at Camden Yards, Baltimore, MD

Tue Jun 11 2013, 7:06 PM - 9:47 PM EDT

Att. 22,834 - Partly Cloudy - 81 F

TOP

livebaseballscorecards.com

Batter	1	2	3	4	5	6	7	8	9	AB	R	H	RBI	BB	SO	LOB
27 Mike Trout, R (1, 7) OBP: 0.373, SLG: 0.561	F FF 91 B FF 92 X CU 75 1-1 ① G5-3			C SL 84 B SI 92 X CH 85 1-1 HR		B FF 91 C FF 92 B SI 92 X FF 92 2-1 ② F9			B CU 80 B CU 79 F SI 94 X SI 94 2-1 ② G5-3	4	1	1	1	0	0	0
32 Josh Hamilton, L (1, 10) OBP: 0.275, SLG: 0.392	T FF 91 F FF 91 B FF 92 X FF 93 1-2 ② L8			F CU 78 X CH 86 0-1 ① G4-3		F CH 83 S FF 92 T FF 92 0-2 ③ K			F FF 94 F SI 94 X CU 80 0-2 5 1B 2B	4	1	1	0	0	1	0
5 Albert Pujols, R (1, 3) OBP: 0.314, SLG: 0.418 10 Brad Hawpe, L (9, PR)	B CU 77 F FF 91 C CU 81 X CH 82 1-2 ③ G5-3			C CH 83 B FF 91 F FF 91 X FF 92 1-2 ② F9			B FF 90 B FF 90 B CU 81 B FF 90 4-0 47 G1-6-3 BB		B SI 94 C SI 93 B CU 79 X SI 93 2-1 2-H 1B	3	0	1	1	1	0	0
										0	0	0	0	0	0	0
44 Mark Trumbo, R (1, 9) OBP: 0.339, SLG: 0.504		B CU 82 C FF 91 B CH 82 S CH 83 C FF 92 2-3 ① K		B CH 85 S SL 83 X CH 85 1-1 ③ G5-3			C FF 91 C FF 91 S FF 90 0-3 ① K		F SI 93 T CU 81 F SI 95 C SI 95 0-3 ③ K	4	0	0	0	0	3	2
47 Howie Kendrick, R (1, 4) OBP: 0.360, SLG: 0.466		S FF 91 B FF 91 B FF 91 X SL 83 2-1 2 L3 1B			F FF 90 X SI 91 0-1 20 G6-3 1B		C SL 83 F FF 91 F FF 91 B FF 92 F FF 92 F CH 83 F FF 92 X SI 92 1-2 ② ③ G1-6-3 1-2f			3	0	2	0	0	0	1
2 Erick Aybar, S (1, 6) OBP: 0.279, SLG: 0.343		X SI 90 0-0 ② ③ L3 1-1			C CU 77 X FF 90 0-1 ① F8			C CH 82 B FF 90 B CU 76 X FF 91 2-1 ① F9		3	0	0	0	0	0	2
20 Brendan Harris, R (1, 5) OBP: 0.266, SLG: 0.368 39 JB Shuck, L (8, PH) OBP: 0.321, SLG: 0.346 16 Hank Conger, L (8, 2) OBP: 0.304, SLG: 0.432			C FF 91 C SL 84 C FF 92 0-3 ① K		X SI 90 0-0 ② G6-3 1-2			C CU 76 B FF 91 F CH 84 B FF 91 F SI 90 X CH 81 2-2 ② G3		2	0	0	0	0	1	1
										1	0	0	0	0	0	0
										0	0	0	0	0	0	0
17 Chris Iannetta, R (1, 2) OBP: 0.363, SLG: 0.362 6 Alberto Callaspo, S (8, PH) OBP: 0.303, SLG: 0.372 (8, 5)			B SL 83 B FF 92 X FF 91 2-0 25 G5-4-3 1B		S SI 91 B FF 92 C FF 92 B SL 84 S FF 92 2-3 ③ K			C CU 77 X CH 83 0-1 ③ G4-3		2	0	1	0	0	1	1
										1	0	0	0	0	0	0
25 Peter Bourjos, R (1, 8) OBP: 0.364, SLG: 0.444			F FF 91 F SI 90 B FF 91 D CH 81 F SI 90 X CU 77 2-2 ② ③ G5-4-3 1-2f			B CU 76 S FF 90 F FF 91 B CH 84 F FF 91 B FF 92 X FF 91 3-2 ① G1-3			L SI 92 B FF 93 B SI 92 X SI 92 2-1 ① P2	3	0	0	0	0	0	1

Inning Stats	1	2	3	4	5	6	7	8	9
	R: 0 E: 0 K: 0 S: 8	H: 0 LOB: 0 BB: 0 P: 11	R: 0 E: 0 K: 1 S: 6	H: 1 LOB: 0 BB: 0 P: 10	R: 0 E: 0 K: 1 S: 8	H: 1 LOB: 0 BB: 0 P: 12	R: 1 E: 0 K: 0 S: 9	H: 1 LOB: 0 BB: 0 P: 12	R: 0 E: 0 K: 1 S: 8	H: 1 LOB: 1 BB: 0 P: 10	R: 0 E: 0 K: 1 S: 9	H: 0 LOB: 0 BB: 0 P: 14	R: 0 E: 0 K: 1 S: 10	H: 0 LOB: 0 BB: 1 P: 15	R: 0 E: 0 K: 0 S: 8	H: 0 LOB: 0 BB: 0 P: 12	R: 1 E: 0 K: 1 S: 13	H: 2 LOB: 1 BB: 0 P: 19

| | | | | | | | | | |

Batter	1	2	3	4	5	6	7	8	9	AB	R	H	RBI	BB	SO	LOB
21 Nick Markakis, L (1, 9) OBP: 0.342, SLG: 0.425	C FF 86 C FF 86 B SI 87 B KC 78 X SI 88 2-2 ① G6-3		B KC 75 C SI 87 B FF 88 B CH 81 F FF 88 C SI 88 3-3 ③ K			C SI 87 F SI 87 X KC 76 0-2 E8 13 G4-3 1-3 1B	B SI 86 X SI 88 1-0 1B 1-2 2-H 3-H			4	0	2	2	0	1	0
13 Manny Machado, R (1, 5) OBP: 0.350, SLG: 0.480	B FF 87 B FF 88 X FF 88 2-0 10 PO 1B			C SI 85 X FF 87 0-1 ① G1		S FF 87 F CH 80 X FF 87 0-2 ① G4-3 2-3 3-H	B FF 95 F FF 95 2 SAFE F FF 95 F FF 94 S SL 89 1-3 ③ K			4	0	1	1	0	1	3
2 J.J. Hardy, R (1, 6) OBP: 0.302, SLG: 0.478	C SI 87 B SI 88 1 SAFE 1 SAFE X SI 87 1-1 ② F8			B SI 86 B FF 87 B CH 80 C SI 88 X CH 80 3-1 ② F		B CH 80 C FF 87 X CH 80 1-1 ② G6-3		C FF 95 F FF 96 B FC 91 B FC 92 F FF 94 X FF 96 2-2 ① G3		4	0	0	0	0	0	2
10 Adam Jones, R (1, 8) OBP: 0.325, SLG: 0.515	B SI 87 S CH 81 1 SAFE 1-1 ③ PO 1-2	B FF 87 C CH 80 C FF 88 X FF 88 1-2 ① G5-3		C FF 86 X KC 76 0-1 ③ F9		S CH 80 F SI 88 F KC 76 X CH 80 0-2 ③ G2-3		B FF 95 B FF 95 F FF 94 F FF 94 S CU 82 2-3 ② K		4	0	0	0	0	1	1
19 Chris Davis, L (1, 3) OBP: 0.416, SLG: 0.683		B KC 77 B SI 88 X SI 88 2-0 35 FC6-4 1B			B SI 86 B SI 87 B CH 80 B FF 88 4-0 BB		S SI 86 B KC 76 F CH 81 F SI 86 B SI 88 X CH 81 2-2 ① G4-3	C FF 94 B FF 94 B CU 80 F FF 94 B FF 95 B FF 94 4-2 BB		2	0	1	0	2	0	0
32 Matt Wieters, S (1, 2) OBP: 0.296, SLG: 0.421		X FF 87 0-0 ② F9		C SI 87 X SI 87 0-1 ① F8		C FF 86 B SI 87 C SI 87 B FF 87 F CH 80 X CH 80 2-2 ② G5-3		X FF 93 0-0 ③ G4-3		4	0	0	0	0	0	3
35 Danny Valencia, R (1, 10) OBP: 0.310, SLG: 0.590		C FF 87 D CH 81 F FF 87 D KC 77 F SI 88 1 SAFE X CH 79 2-2 ③ FC6-4 1-2f		B FF 87 B FF 87 C CH 78 X CH 79 2-1 ② P6			C KC 75 B CH 80 S CH 79 X FF 87 1-2 3 1B 28 1B 21 1B 1B			3	1	1	0	0	0	2
28 Steve Pearce, R (1, 7) OBP: 0.329, SLG: 0.408 36 Chris Dickerson, L (8, 7) OBP: 0.286, SLG: 0.471			B FF 86 B CH 80 C FF 87 X FF 87 2-1 ① G5-3	B SI 87 C FF 86 B CH 79 F KC 76 1 SAFE F CH 79 X FF 87 2-2 ③ P3			B CH 79 C FF 86 B KC 76 S FF 87 X CH 80 2-2 3 1B 21 1B 1B 1-2			3 0	1 0	1 0	0 0	0 0	0 0	1 0
3 Ryan Flaherty, L (1, 4) OBP: 0.243, SLG: 0.264			B FF 87 C FF 88 B SI 88 B SI 88 X FF 88 3-1 ② G4-3			C FF 84 F KC 76 B FF 86 B KC 76 B KC 76 X FF 87 3-2 21 E 13 G4-3 1B	B SI 87 C CH 80 B CH 81 F SI 87 F CH 81 X SI 87 2-2 21 1B 1B 1-2 2-3			3	1	2	0	0	0	0
Inning Stats	R: 0 E: 0 K: 0 S: 7 H: 1 LOB: 0 BB: 0 P: 13	R: 0 E: 0 K: 0 S: 9 H: 1 LOB: 1 BB: 0 P: 14	R: 0 E: 0 K: 1 S: 7 H: 0 LOB: 0 BB: 0 P: 15	R: 0 E: 0 K: 0 S: 6 H: 0 LOB: 0 BB: 0 P: 9	R: 0 E: 0 K: 0 S: 8 H: 0 LOB: 1 BB: 1 P: 16	R: 1 E: 1 K: 0 S: 15 H: 2 LOB: 1 BB: 0 P: 19	R: 2 E: 0 K: 1 S: 23 H: 4 LOB: 2 BB: 0 P: 34	R: 0 E: 0 K: 1 S: 10 H: 0 LOB: 1 BB: 1 P: 18		1B: 8 2B: 0 3B: 0 HR: 0 SF: 0 SAC: 0 DP: 0 HBP: 0						

PITCHER		IP	WLS	BF	H	R	ER	SO	BB	IBB	HBP	BLK	WP	HR	S	P	ERA	WHIP
60 Jason Vargas, L ERA: 3.74	(1, 1)	6.2	L	27	7	3	3	1	1	0	0	0	0	0	70	113	4.05	1.200
37 Scott Downs, L ERA: 2.0	(7, 1)	0.0		1	1	0	0	0	0	0	0	0	0	0	1	2	∞	∞
58 Michael Kohn, R ERA: 2.0	(7, 1)	0.1		1	0	0	0	1	0	0	0	0	0	0	4	5	0.00	0.000
40 Kevin Jepsen, R ERA: 3.48	(8, 1)	1.0		4	0	0	0	1	1	0	0	0	0	0	10	18	0.00	1.000

PITCHER	IP	WLS	BF	H	R	ER	SO	BB	IBB	HBP	BLK	WP	HR	S	P	ERA	WHIP

BOTTOM

Los Angeles Angels @ Baltimore Orioles

Oriole Park at Camden Yards, Baltimore, MD

Tue Jun 11 2013, 7:06 PM - 9:47 PM EDT

Att. 22,834 - Partly Cloudy - 81 F

livebaseballscorecards.com

AB	31
R	3
H	8
RBI	3
BB	2
SO	3
LOB	12



Batter	1	2	3	4	5	6	7	8	9	AB	R	H	RBI	BB	SO	LOB
27 Mike Trout, R (1, 8) (7, 7) OBP: 0.367, SLG: 0.550	B FF 93 B FF 93 F FF 92 F FF 93 X SL 83 2-2 ① F8		B FF 93 F SI 93 X CU 78 1-1 ②③ L3 1-1		F SL 85 F SI 93 1 SAFE F SI 93 D SL 84 1 SAFE X SI 93 1-2 ③ P3		C SI 96 B SL 84 S CH 88 F CH 89 F FF 97 B FF 96 B SL 84 X SL 82 3-2 ① G5-3		C FF 91 B CH 84 S CH 84 X FF 93 1-2 ① F9	5	0	0	0	0	0	2
39 JB Shuck, L (1, 7) OBP: 0.326, SLG: 0.346 44 Mark Trumbo, R (7, 3) OBP: 0.338, SLG: 0.502	C FF 93 B SI 93 B CH 86 L SI 93 F SL 84 X SI 94 2-2 5 G5-4-3 1B			B SL 83 L FF 92 X SL 84 1-1 ① G6-3		C SL 83 B SI 91 X CH 84 1-1 ① F7	B FF 95 B SI 96 B SI 96 B FF 95 4-0 5 HR BB		F FF 92 X CH 84 0-1 E6 5 2B 32 SF9	3 1	1 1	1 0	0 0	1 0	0 0	0 0
5 Albert Pujols, R (1, 10) OBP: 0.319, SLG: 0.438 20 Brendan Harris, R (9, PR) (9, 10) OBP: 0.266, SLG: 0.368	F FF 92 C SI 93 F SI 93 1 SAFE B SL 85 F SL 85 X CU 78 1-2 ②③ G5-4-3 1-2f			C SI 91 C CU 74 F FF 92 X CU 77 0-2 ② F7		X FF 92 0-0 47 FC5 32 G4-3 1B	S SL 82 C SI 96 X CH 88 0-2 1-H HR		B SL 85 F FF 90 T FF 91 B CH 84 X CH 83 2-2 32 SF9 1-3 2B	5 0	1 0	3 0	2 0	0 0	0 0	1 0
32 Josh Hamilton, L (1, 9) OBP: 0.274, SLG: 0.390		B FF 91 X SI 91 1-0 ① L8		B CU 74 B SI 92 C CU 75 S CH 85 X CH 86 2-2 47 2B 1B		F CU 77 S CH 85 X CH 85 0-2 ② G4-3 1-2	S SL 79 C SI 90 S SL 81 0-3 ② K		F SL 86 F FF 91 X SL 82 0-2 ② SF9 2-3 3-H	4	1	1	1	0	1	1
47 Howie Kendrick, R (1, 4) OBP: 0.364, SLG: 0.474		C SI 93 F FF 93 B SL 83 F CU 76 F FF 93 X CU 77 1-2 ② P4		B FF 92 X SI 93 1-0 1-H 2B		C SL 84 X SI 92 0-1 ③ FC5 2-3	X SI 89 0-0 2B		I IN 68 I IN 67 I IN 69 I IN 71 4-0 IBB	4	0	2	1	1	0	1
6 Alberto Callaspo, S (1, 5) OBP: 0.301, SLG: 0.366		C SI 93 F SL 83 X FF 93 0-2 ③ P3		X SL 84 0-0 ③ L9			B SL 80 2-2 16 10 2 E 1B B SL 88 2-0 F9		B FF 91 B FF 91 D CH 84 C FF 90 X FF 92 3-1 ③ G5-3	5	1	1	0	0	0	5
10 Brad Hawpe, L (1, 3) 25 Peter Bourjos, R (7, 8) OBP: 0.360, SLG: 0.440			B FF 92 F SI 92 S CH 85 F FF 92 T CU 76 1-2 ① K		B SI 91 F CH 85 B SI 92 B FF 92 B SI 91 4-1 16 FC3-6 BB		B SI 91 B SI 92 B FF 92 1 SAFE B FF 92 4-0 16 1B 2 E 1-2 BB	C SI 88 F CH 83 F SL 81 B SL 80 S SI 90 1-3 ① K		1 1	1 0	0 0	2 0	1 1	0 0	0 0
16 Hank Conger, L (1, 2) OBP: 0.313, SLG: 0.474			B FF 92 B FF 92 X SI 92 2-0 HR		F SL 83 F FF 93 B CU 77 F FF 93 X CH 86 1-2 ① FC3-6 2 FC3-6 1-2f		X SI 94 0-0 2 E 1-2 2-3 1B	C SI 90 S CH 85 B SI 89 F SL 80 S SL 78 1-3 ② K		4	2	2	1	0	1	1
2 Erick Aybar, S (1, 6) OBP: 0.283, SLG: 0.358			S SL 85 S SL 85 F FF 94 B CU 78 B FF 93 F FF 93 F CH 86 F SL 82 F SL 84 3-2 F SI 94 B FF 94 X SL 85 27 L3 1B		C FF 93 F FF 93 B FF 94 X FF 93 1-2 ② FC3-6 1-2f		B SL 81 B SI 94 F SI 96 X SI 96 2-1 E4 1-H 2-H 3-H 3B	B SI 90 F SI 89 F CH 83 S CU 76 1-3 ③ K2-3		4	1	2	3	0	1	1

TOP

Los Angeles Angels @ Baltimore Orioles

Oriole Park at Camden Yards, Baltimore, MD

Wed Jun 12 2013, 12:39 PM - 3:50 PM EDT
Att. 25,964 - Cloudy - 79 F

livebaseballscorecards.com

AB	37
R	9
H	12
RBI	8
BB	4
SO	5
LOB	12

Inning Stats	1	2	3	4	5	6	7	8	9	1B: 6 SF: 1	WP: 0 PA: 42
	R: 0 H: 1 E: 0 LOB: 0 K: 0 BB: 0 S: 12 P: 17	R: 0 H: 0 E: 0 LOB: 0 K: 0 BB: 0 S: 9 P: 11	R: 1 H: 2 E: 0 LOB: 0 K: 1 BB: 0 S: 16 P: 23	R: 1 H: 2 E: 0 LOB: 1 K: 0 BB: 0 S: 11 P: 15	R: 0 H: 0 E: 0 LOB: 1 K: 0 BB: 1 S: 12 P: 19	R: 0 H: 1 E: 0 LOB: 1 K: 0 BB: 0 S: 8 P: 9	R: 6 H: 5 E: 1 LOB: 1 K: 1 BB: 2 S: 20 P: 37	R: 0 H: 0 E: 0 LOB: 0 K: 3 BB: 0 S: 11 P: 14	R: 1 H: 1 E: 1 LOB: 3 K: 0 BB: 1 S: 13 P: 23	2B: 4 SAC: 0 3B: 1 DP: 2 HR: 2 HBP: 0	PB: 0 SB: 0 CS: 0

PITCHER		IP	WLS	BF	H	R	ER	SO	BB	IBB	HBP	BLK	WP	HR	S	P	ERA	WHIP
39 Jason Hammel, R ERA: 5.24	(1, 1)	6.0		25	7	4	4	1	2	0	0	0	0	1	72	104	6.00	1.500
47 Pedro Strop, R ERA: 7.58	(7, 1)	0.1	L	5	3	4	4	0	1	0	0	0	0	1	11	20	108.00	12.000
40 Troy Patton, L ERA: 4.66	(7, 1)	1.2		6	1	0	0	4	0	0	0	0	0	0	16	21	0.00	0.600
17 Brian Matusz, L ERA: 3.86	(9, 1)	1.0		6	1	1	0	0	0	1	0	0	0	0	13	23	0.00	1.000

PITCHER	IP	WLS	BF	H	R	ER	SO	BB	IBB	HBP	BLK	WP	HR	S	P	ERA	WHIP

BOTTOM

Los Angeles Angels @ Baltimore Orioles

Oriole Park at Camden Yards, Baltimore, MD

Wed Jun 12 2013, 12:39 PM - 3:50 PM EDT

Att. 25,964 - Cloudy - 79 F

livebaseballscorecards.com

Batter	1	2	3	4	5	6	7	8	9	AB	R	H	RBI	BB	SO	LOB
9 Nate McLouth, L (1, 7) OBP: 0.366, SLG: 0.412	B SI 90 B SI 91 X SI 91 2-0 13 2B 21 G3-1 1B		X SI 91 0-0 21 CS 1B		C FC 90 B FF 92 F CH 85 X SL 82 1-2 ② G4-3		C FC 91 B SL 80 B FF 93 F FC 90 X FF 93 2-2 ① G3		B FF 92 C FF 92 F FF 93 B FF 94 X FF 93 2-2 ② F8	5	1	2	0	0	0	0
13 Manny Machado, R (1, 5) OBP: 0.351, SLG: 0.482	1 SAFE B FF 89 B FC 86 1 SAFE X FC 88 2-0 21 G3-1 10 G6-3 1-3 2B		1 SAFE 1 SAFE L FC 88 P PO 83 1 SAFE S SI 91 B SI 92 1 SAFE X FC 88 2-2 ① P4		C FC 90 B CH 85 F SI 92 B FC 88 X FF 94 2-2 1B		C FC 93 B FC 94 B FF 91 F FF 91 B FF 94 F FC 90 F FF 92 S FF 93 3-3 ② K		C FF 93 F SL 86 B FF 95 B SL 85 F FF 95 X FF 94 2-2 ③ P3	5	1	2	0	0	1	1
21 Nick Markakis, L (1, 9) OBP: 0.340, SLG: 0.422	X CH 85 0-0 ① G3-1 2-3 3-H		B FF 91 1 SAFE B CH 86 C SI 92 B FC 89 X FF 92 3-1 ② 1-2 1B		C CH 84 1 SAFE S CH 83 B FF 91 X FC 90 1-2 ③ L3-4-3		B FF 94 F FC 92 X FF 94 1-1 ③ G3			4	0	1	1	0	0	2
10 Adam Jones, R (1, 8) OBP: 0.324, SLG: 0.522	S FC 88 B FC 88 F FF 92 X SL 80 1-2 ② G6-3 3-H		B SI 92 T FC 88 F FC 89 F FC 88 1 SAFE F FF 92 X SL 82 1-2 ③ G4-3			C CU 75 X FC 88 0-1 HR		C FF 93 C FF 96 B FF 94 F FF 95 F FC 91 F CU 83 X FF 95 1-2 E9 19 G3		4	2	1	2	0	0	1
19 Chris Davis, L (1, 3) OBP: 0.417, SLG: 0.697	B SI 91 B CH 86 B FF 91 F FF 92 T SI 92 X SI 92 3-2 ③ F8			F CU 75 X SI 92 0-1 HR		X FC 87 0-0 31 FC5 2B		X FF 93 0-0 ① G3 3-H		4	1	2	2	0	0	0
2 J.J. Hardy, R (1, 6) OBP: 0.301, SLG: 0.475		C FF 91 F SI 92 B FC 89 B FF 92 X FF 92 2-2 1B		C FC 89 F FF 92 X SI 93 0-2 ① G1-3		B FC 89 S FC 88 F CH 85 F CU 79 S SI 91 1-3 ① K		C FF 94 B FC 91 X FF 94 1-1 ② F8		4	0	1	0	0	1	1
36 Chris Dickerson, L (1, 10) OBP: 0.284, SLG: 0.472		X CH 86 0-0 ① P6		C SI 93 S FC 90 C SI 93 0-3 ② K		S CU 74 B CH 85 B FC 88 F CH 84 F FF 92 D SL 81 T FC 89 3-2 ② K		B FF 92 B FF 94 X FF 94 2-0 2B		4	0	1	0	0	2	2
3 Ryan Flaherty, L (1, 4) OBP: 0.243, SLG: 0.258		X SI 92 0-0 ② P6		X SI 93 0-0 ③ G3-1		B CU 75 B CH 83 B FC 88 I IN 60 4-0 31 FC5 IBB		B FF 94 B FF 92 C FF 94 X FF 93 2-1 ③ G4-3		3	0	0	0	1	0	2
31 Taylor Teagarden, R (1, 2) 32 Matt Wieters, S (9, PH) OBP: 0.295, SLG: 0.419		C FF 91 S FC 89 C FC 89 0-3 ③ K	B FC 86 X FF 90 1-0 ① G5-3		B FC 88 F FC 88 X FC 90 1-1 ③ FC5 1-2 2-3f				B FF 92 C FF 92 F FF 94 T FF 94 1-2 ① K	3 1	0 0	0 0	0 0	0 0	1 0	3 0
Inning Stats	R: 2 H: 2 E: 0 LOB: 0 K: 0 BB: 0 S: 9 P: 17	R: 0 H: 1 E: 0 LOB: 1 K: 1 BB: 0 S: 8 P: 10	R: 0 H: 2 E: 0 LOB: 1 K: 0 BB: 0 S: 12 P: 17	R: 1 H: 1 E: 0 LOB: 0 K: 1 BB: 0 S: 9 P: 9	R: 0 H: 1 E: 0 LOB: 1 K: 0 BB: 0 S: 10 P: 15	R: 1 H: 2 E: 0 LOB: 2 K: 2 BB: 1 S: 13 P: 22	R: 0 H: 0 E: 0 LOB: 0 K: 1 BB: 0 S: 10 P: 16	R: 1 H: 1 E: 1 LOB: 1 K: 0 BB: 0 S: 12 P: 18	R: 0 H: 0 E: 0 LOB: 0 K: 1 BB: 0 S: 10 P: 15	1B: 5 SF: 0 2B: 3 SAC: 0 3B: 0 DP: 0 HR: 2 HBP: 0						WP: 0 PA: 38 PB: 0 SB: 0 CS: 1	

PITCHER	IP	WLS	BF	H	R	ER	SO	BB	IBB	HBP	BLK	WP	HR	S	P	ERA	WHIP
57 Jerome Williams, R (1, 1) ERA: 3.15	6.0	W	27	9	4	4	4	0	1	0	0	0	2	61	90	6.00	1.500
65 Dane De La Rosa, R (7, 1) ERA: 3.9	1.0		3	0	0	0	1	0	0	0	0	0	0	10	16	0.00	0.000
40 Kevin Jepsen, R (8, 1) ERA: 3.18	1.0		5	1	1	0	0	0	0	0	0	0	0	12	18	0.00	1.000
49 Ernesto Frieri, R (9, 1) ERA: 3.0	1.0		3	0	0	0	1	0	0	0	0	0	0	10	15	0.00	0.000

PITCHER	IP	WLS	BF	H	R	ER	SO	BB	IBB	HBP	BLK	WP	HR	S	P	ERA	WHIP

AB	37
R	5
H	10
RBI	5
BB	1
SO	6
LOB	12

Batter	1	2	3	4	5	6	7	8	9	10	11	12	13	AB	R	H	RBI	BB	SO	LOB
2 Jacoby Ellsbury, L (1, 8) OBP: 0.349, SLG: 0.384	G4-3		K		G3		FC4-6			CI			G3	5	0	0	1	0	1	2
18 Shane Victorino, S (1, 9) OBP: 0.333, SLG: 0.351	1B			K		F9	CS	G3		K			F8	6	0	1	0	0	2	1
15 Dustin Pedroia, R (1, 4) OBP: 0.408, SLG: 0.445	L5-3			G1-3		1B		F9			G6-3			5	0	1	0	0	0	1
34 David Ortiz, L (1, 10) OBP: 0.394, SLG: 0.618		K		HR		P6		P5			F8			5	1	1	1	0	1	1
12 Mike Napoli, R (1, 3) OBP: 0.347, SLG: 0.467		2B		HR		K					G5-3			1	0	1	0	0	0	0
37 Mike Carp, L (3, 3) OBP: 0.371, SLG: 0.680														3	1	1	1	0	2	1
5 Jonny Gomes, R (11, PH) (11, 7) OBP: 0.333, SLG: 0.333														1	0	0	0	0	0	0
29 Daniel Nava, S (1, 7) (11, 3) OBP: 0.388, SLG: 0.472		K		L4			16 1B 39 1B 7 SF8 1B			G5-3		G4-3		5	1	1	0	0	1	1
39 Jarrod Saltalamacchia, S (1, 2) OBP: 0.338, SLG: 0.503		K	F8				7 SF8 16 1B 2 FC4-6 1B		K			G1-3		5	1	1	0	0	2	1
16 Will Middlebrooks, R (1, 5) OBP: 0.235, SLG: 0.397	G5-3		2B				2 FC4-6 1B			K		L1-3		5	0	2	0	0	1	0
7 Stephen Drew, L (1, 6) OBP: 0.310, SLG: 0.378	F7		L1				SF8 3-H			F7			K	4	0	0	1	0	1	1
Inning Stats	R: 0 E: 0 K: 0 S: 7 H: 1 LOB: 0 BB: 0 P: 11	R: 0 E: 0 K: 3 S: 12 H: 1 LOB: 1 BB: 0 P: 18	R: 0 E: 0 K: 1 S: 9 H: 0 LOB: 0 BB: 0 P: 15	R: 2 E: 0 K: 1 S: 15 H: 2 LOB: 0 BB: 0 P: 23	R: 0 E: 0 K: 0 S: 8 H: 1 LOB: 1 BB: 0 P: 14	R: 0 E: 0 K: 1 S: 9 H: 1 LOB: 1 BB: 0 P: 17	R: 2 E: 0 K: 0 S: 17 H: 3 LOB: 0 BB: 0 P: 21	R: 0 E: 0 K: 0 S: 6 H: 0 LOB: 0 BB: 0 P: 7	R: 0 E: 0 K: 0 S: 10 H: 0 LOB: 0 BB: 0 P: 12	R: 0 E: 1 K: 2 S: 17 H: 0 LOB: 1 BB: 0 P: 23	R: 0 E: 0 K: 0 S: 5 H: 0 LOB: 0 BB: 0 P: 8	R: 0 E: 0 K: 0 S: 7 H: 0 LOB: 0 BB: 0 P: 10	R: 0 E: 0 K: 1 S: 10 H: 0 LOB: 0 BB: 0 P: 16	1B: 5 2B: 3 3B: 0 HR: 2	SF: 1 SAC: 0 DP: 1 HBP: 0	WP: 0 PB: 0 SB: 1 CS: 1	PA: 48			

PITCHER		IP	WLS	BF	H	R	ER	SO	BB	IBB	HBP	BLK	WP	HR	S	P	ERA	WHIP
37 Kevin Gausman, R ERA: 7.66	(1, 1)	5.1		21	6	2	2	5	0	0	0	0	0	2	56	91	3.38	1.125
17 Brian Matusz, L ERA: 4.33	(6, 1)	1.1	B	7	3	2	2	1	0	0	0	0	0	0	19	26	13.50	2.250
29 Tommy Hunter, R ERA: 1.93	(7, 1)	2.1		6	0	0	0	2	0	0	0	0	0	0	18	21	0.00	0.000
56 Darren O'Day, R ERA: 1.48	(10, 1)	1.1		5	0	0	0	2	0	0	0	0	0	0	19	26	0.00	0.000
40 Troy Patton, L ERA: 4.55	(11, 1)	0.2		2	0	0	0	0	0	0	0	0	0	0	3	5	0.00	0.000

PITCHER		IP	WLS	BF	H	R	ER	SO	BB	IBB	HBP	BLK	WP	HR	S	P	ERA	WHIP
43 Jim Johnson, R ERA: 4.18	(12, 1)	1.0		3	0	0	0	1	0	0	0	0	0	0	7	10	0.00	0.000
66 T.J. McFarland, L ERA: 4.02	(13, 1)	1.0	W	3	0	0	0	1	0	0	0	0	0	0	10	16	0.00	0.000

TOP

Boston Red Sox @ Baltimore Orioles

Oriole Park at Camden Yards, Baltimore, MD

Thu Jun 13 2013, 7:08 PM - 11:42 PM EDT

Att. 20,098 - Cloudy - 75 F

livebaseballscorecards.com

AB	45
R	4
H	9
RBI	4
BB	0
SO	11
LOB	9

Boston Red Sox @ Baltimore Orioles

Oriole Park at Camden Yards, Baltimore, MD

Thu Jun 13 2013, 7:08 PM - 11:42 PM EDT

Att. 20,098 - Cloudy - 75 F

livebaseballscorecards.com

Batter	1	2	3	4	5	6	7	8	9	10	11	12	13	AB	R	H	RBI	BB	SO	LOB
9 Nate McLouth, L (1, 7) OBP: 0.369, SLG: 0.407	B FF 90 F FF 90 X SI 90 1-1 P2 ①		X FF 91 0-0 SH1-3 ① 2-3	C CU 74 S FF 93 F CH 84 B FF 92 S CU 77 1-3 K ③		H CU 68 1-0 13 1B HBP		B FF 95 F FF 95 C FF 95 B SL 86 F SL 85 B SL 88 B SL 85 4-2 BB		B FF 90 B CH 77 F FF 90 B SI 88 B FF 90 4-1 13 FC6-4 BB			C FF 92 B CH 88 B FF 92 C FF 94 T FF 93 2-2 K ①	3	0	0	0	2	2	1
13 Manny Machado, R (1, 5) OBP: 0.350, SLG: 0.478	X FF 92 0-0 G6-3 ②		F FC 87 B CU 74 F CH 83 X FC 88 1-2 10 FC3-6 21 1B 19 1B 3-H 1B		C SI 88 C CU 73 B FF 92 F FC 87 X FF 91 1-2 F9 ①	C FF 90 1 SAFE B FF 88 B CH 80 S CH 81 F FF 90 X SL 84 2-2 1-2 1B		1 SAFE 1 SAFE B FF 96 X FF 95 1-0 L8 ②		X SI 89 0-0 FC6-4 ③ 1-2f			S CU 83 C FF 93 X CU 83 0-2 G5-3 ②	7	1	2	1	0	0	2
21 Nick Markakis, L (1, 9) OBP: 0.339, SLG: 0.416	C FF 91 C CU 74 B SI 92 C SI 92 1-3 K ③		B FC 88 1 SAFE C FF 93 B CU 73 F CU 73 X CH 82 2-2 10 FC3-6 1-2 1B		B CU 74 B CH 82 C FF 91 S FF 92 B FF 93 X FF 92 3-2 E5 10 HBP 32 1B	B CU 71 B FF 89 X FF 90 2-0 L8 ②		T FF 96 1 SAFE F FF 96 S FF 97 0-3 K ③			X SI 93 0-0 F7 ①		B CU 82 C FF 92 B CH 87 C CU 82 B FF 93 B FF 93 4-2 10 1B 19 1B BB	6	2	1	0	1	2	3
10 Adam Jones, R (1, 8) OBP: 0.323, SLG: 0.514		C SI 90 F CH 83 X CH 84 0-2 G6-3 ① X CH 84 0-0 FC3-6 ② 1-2f 2-3			B SI 92 S FC 86 F CH 83 B SI 92 H SI 91 3-2 32 1B 1-2 HBP	F CH 81 D CH 82 B CH 80 C FF 91 S FF 92 2-3 K ③			X FO 86 0-0 P6 ①		S FF 94 X CU 82 0-1 P2 ②		F CU 84 B FF 93 C FF 93 X FF 93 1-2 19 1B 1-2 1B	6	0	1	0	0	1	4
19 Chris Davis, L (1, 3) OBP: 0.417, SLG: 0.688		H SI 90 1-0 HBP	B FF 91 C SI 92 X CH 86 1-1 1-2 3-H 1B		S FF 91 S FF 92 B FF 92 F FF 93 F CU 76 S FF 92 1-3 K ②		C FF 95 F FF 96 S FF 96 0-3 K ①		S FO 88 B FO 89 F FO 87 B FF 94 B FF 93 F FO 89 X FO 88 3-2 P6 ②		C CU 82 S SI 93 B FF 93 B FF 94 B SI 92 S CU 82 3-3 K ③			B FF 93 S FF 94 X FF 93 1-1 1-2 2-H 1B	6	0	2	2	0	3	2
32 Matt Wieters, S (1, 2) OBP: 0.296, SLG: 0.417		B SI 89 X CH 82 1-0 P4 ② HBP	B CU 75 B CH 84 F CH 82 F FC 87 D FF 88 C SI 92 3-3 K ③		D FF 88 B CH 81 B CH 82 C FF 91 S FF 90 X CH 83 3-2 2 BB 1-3 2-H 1B		S FF 97 S SL 86 F FF 98 C SL 86 0-3 K ②		X FO 87 0-0 E9 ① 1B			B CU 81 F CH 86 F FF 93 X FF 93 1-2 F8 ①		6	0	2	1	0	2	3
2 J.J. Hardy, R (1, 6) OBP: 0.302, SLG: 0.467	1 SAFE C SI 91 B FC 86 B SI 90 X CH 83 2-1 G1-3 ③			B FF 89 B FC 86 F SI 89 C CH 83 F CH 87 B SI 90 X CH 82 3-2 P4 ① C SI 91 F SI 86 B FC 89 B FF 92 F CU 75 B SI 91 B FF 90 4-2 1-2 BB		C FF 96 B FF 97 B FF 95 B SL 85 B FF 96 4-1 BB		D FO 88 X FO 86 1-0 P2 ③			X FF 94 0-0 G4-3 ②		4	0	0	0	2	0	2
35 Danny Valencia, R (1, 10) OBP: 0.319, SLG: 0.659 36 Chris Dickerson, L (12, PH) OBP: 0.293, SLG: 0.493 (13, 10)			B SI 89 X SI 90 1-0 HR	C FF 92 B FC 88 B C CH 83 F SI 91 B CU 74 F FF 92 X CH 83 3-2 2B	D CH 81 C CH 80 S CH 82 B CH 80 X FF 93 2-2 P6 ③		F FF 97 B SL 85 S SL 85 C FF 97 1-3 K ③			S FO 87 X FF 92 0-1 F9 ①		C SI 93 B FF 91 X SI 92 1-1 2B	5 1	1 0	2 1	1 0	0 0	1 0	4 0
3 Ryan Flaherty, L (1, 4) OBP: 0.240, SLG: 0.261			B FF 91 C CU 73 X SI 90 1-1 9 SH1-3 13 1B 2B	B SI 92 C SI 91 F FC 86 F FF 91 S CU 74 1-3 K ②		C FF 88 X CU 89 0-1 G2-3 ①		X FF 94 0-0 G4-3 ①		B SI 88 F SI 88 B SI 89 B FF 88 F FF 89 F FF 89 C SL 84 3-3 K ②			C CU 82 X FF 93 0-1 F9 ③	6	1	1	0	0	2	2
Inning Stats	R: 0 E: 0 K: 1 S: 6 H: 0 LOB: 0 BB: 0 P: 8	R: 0 E: 0 K: 0 S: 6 H: 0 LOB: 1 BB: 0 P: 10	R: 3 E: 0 K: 1 S: 16 H: 5 LOB: 2 BB: 0 P: 25	R: 0 E: 0 K: 2 S: 17 H: 1 LOB: 1 BB: 0 P: 25	R: 1 E: 1 K: 1 S: 23 H: 1 LOB: 3 BB: 1 P: 40	R: 0 E: 0 K: 1 S: 10 H: 1 LOB: 2 BB: 0 P: 17	R: 0 E: 0 K: 3 S: 11 H: 0 LOB: 1 BB: 1 P: 16	R: 0 E: 0 K: 1 S: 8 H: 0 LOB: 1 BB: 1 P: 13	R: 0 E: 1 K: 0 S: 7 H: 1 LOB: 1 BB: 0 P: 11	R: 0 E: 0 K: 1 S: 8 H: 0 LOB: 1 BB: 1 P: 15	R: 0 E: 0 K: 1 S: 6 H: 0 LOB: 0 BB: 0 P: 9	R: 0 E: 0 K: 0 S: 8 H: 1 LOB: 1 BB: 0 P: 10	R: 1 E: 0 K: 1 S: 13 H: 2 LOB: 2 BB: 1 P: 21	1B: 8 2B: 3 3B: 0 HR: 1 SF: 0 SAC: 1 DP: 0 HBP: 3	WP: 0 PB: 0 SB: 0 CS: 0 PA: 59						

BOTTOM

AB	50
R	5
H	12
RBI	5
BB	5
SO	13
LOB	23

PITCHER		IP	WLS	BF	H	R	ER	SO	BB	IBB	HBP	BLK	WP	HR	S	P	ERA	WHIP
22 Felix Doubront, L ERA: 4.91	(1, 1)	4.2		25	7	4	3	5	1	0	2	0	0	1	65	103	5.79	1.714
56 Franklin Morales, L ERA: 6.0	(5, 1)	1.1		6	1	0	0	1	0	0	1	0	0	0	13	22	0.00	0.750
30 Andrew Miller, L ERA: 3.09	(7, 1)	2.0		8	0	0	0	4	2	0	0	0	0	0	19	29	0.00	1.000
36 Junichi Tazawa, R ERA: 2.32	(9, 1)	1.1		5	1	0	0	0	0	0	0	0	0	0	9	13	0.00	0.750
32 Craig Breslow, L ERA: 1.96	(10, 1)	0.2		3	0	0	0	1	1	0	0	0	0	0	6	13	0.00	1.500

PITCHER		IP	WLS	BF	H	R	ER	SO	BB	IBB	HBP	BLK	WP	HR	S	P	ERA	WHIP
63 Alex Wilson, R ERA: 2.61	(11, 1)	2.2	L	12	3	1	1	2	1	0	0	0	0	0	27	40	3.38	1.500

Boston Red Sox @ Baltimore Orioles

Oriole Park at Camden Yards, Baltimore, MD

Fri Jun 14 2013, 7:07 PM - 9:50 PM EDT

Att. 39,158 - Partly Cloudy - 79 F

livebaseballscorecards.com

Batter	1	2	3	4	5	6	7	8	9	AB	R	H	RBI	BB	SO	LOB
2 Jacoby Ellsbury, L (1, 8) OBP: 0.345, SLG: 0.378	B FF 88 X SL 88 1-0 G4-3		C CH 83 X CH 83 0-1 G4-3		B FF 91 C FF 92 C FF 92 B FF 92 F FF 92 S KC 79 2-3 K		X SI 86 0-0 F8			4	0	0	0	0	1	1
18 Shane Victorino, S (1, 9) OBP: 0.337, SLG: 0.351	B FF 89 C FF 89 X KC 75 1-1 34 BB 1B		B FF 91 B FF 90 B FF 91 C FF 90 B FF 90 4-1 BB		B FF 92 C CH 82 X CH 84 1-1 F8			C FF 94 F CH 86 F FF 96 B CU 83 F CH 87 X FF 95 1-2 P4		3	0	1	0	1	0	0
15 Dustin Pedroia, R (1, 4) OBP: 0.403, SLG: 0.439	C FF 90 1 SAFE F FF 90 F FF 92 F FF 92 X CH 83 0-2 F9		X FF 92 0-0 P3		B KC 77 B CH 83 C FF 93 B SL 88 X FF 93 3-1 G6-3			C FF 96 C FF 97 X FC 91 0-2 F9		4	0	0	0	0	0	2
34 David Ortiz, L (1, 10) OBP: 0.392, SLG: 0.608	C CH 83 B FF 88 B CH 83 1 SAFE B CH 83 B CH 83 4-1 1-2 BB		1 SAFE D KC 77 X CH 84 1-0 F7			B KC 75 C KC 77 B KC 77 B FF 91 X CH 83 3-1 F9		C CU 81 B CU 80 B FF 96 B CH 86 X FF 96 3-1 F8		3	0	0	0	1	0	1
37 Mike Carp, L (1, 3) OBP: 0.367, SLG: 0.660	S KC 76 B FF 90 B FF 91 X CH 83 2-1 F9			B FC 91 F KC 75 B KC 77 S FF 92 B KC 78 B FF 90 4-2 10 1B 29 G3 BB		B KC 77 B FF 92 C FF 91 C FC 92 B FF 92 X KC 78 3-2 F8			C SI 94 T CU 79 B SI 94 C SI 94 1-3 K	3	0	0	0	1	1	2
29 Daniel Nava, S (1, 7) OBP: 0.389, SLG: 0.468		C FF 88 B CH 82 C FF 91 B FF 89 F FF 91 F FF 90 B KC 77 B FC 92 4-2 BB		B KC 77 F FF 92 B FF 92 F FF 93 X CH 84 2-2 G3 1-2		C CH 85 B CH 84 B FC 92 B KC 77 F FF 92 S FF 94 3-3 K			C SI 94 H FF 94 1-1 10 G6-4-3 HBP	2	0	0	0	1	1	1
10 Jose Iglesias, R (1, 6) OBP: 0.495, SLG: 0.585		L FF 92 F FF 92 X CH 83 0-2 L5	C KC 76 X FF 91 0-1 2-3 1B				C KC 75 C KC 76 F FF 93 X FF 93 0-2 2B		X SI 94 0-0 1-2f G6-4-3	4	0	2	0	0	0	2
16 Will Middlebrooks, R (1, 5) OBP: 0.232, SLG: 0.391		T FF 91 F FF 92 F FF 93 X SL 88 0-2 L9	B FF 93 B FF 92 C FF 92 B KC 78 1 SAFE X FF 92 3-1 F9				F SL 79 B FF 86 X SL 77 1-1 P4			3	0	0	0	0	0	4
3 David Ross, R (1, 2) OBP: 0.274, SLG: 0.400		C SL 86 B FF 91 F FF 91 F FF 92 X FF 93 1-2 F9	B FF 92 S FF 92 F FF 93 1 SAFE S FF 94 1-3 K				S SL 79 C SL 77 F SL 79 B SL 78 B SL 79 S SL 78 2-3 K			3	0	0	0	0	2	4

	AB	R	H	RBI	BB	SO	LOB
	29	0	3	0	4	5	17

Inning Stats	1	2	3	4	5	6	7	8	9
	R: 0 E: 0 K: 0 S: 11 H: 1 LOB: 2 BB: 1 P: 19	R: 0 E: 0 K: 0 S: 15 H: 0 LOB: 1 BB: 1 P: 20	R: 0 E: 0 K: 0 S: 5 H: 0 LOB: 1 BB: 1 P: 10	R: 0 E: 0 K: 1 S: 12 H: 1 LOB: 2 BB: 1 P: 22	R: 0 E: 0 K: 1 S: 8 H: 0 LOB: 0 BB: 0 P: 14	R: 0 E: 0 K: 1 S: 8 H: 0 LOB: 0 BB: 0 P: 17	R: 0 E: 0 K: 1 S: 11 H: 1 LOB: 1 BB: 0 P: 14	R: 0 E: 0 K: 0 S: 10 H: 0 LOB: 0 BB: 0 P: 14	R: 0 E: 0 K: 1 S: 5 H: 0 LOB: 0 BB: 0 P: 7

	1B: 2	SF: 0	WP: 0	PA: 34
	2B: 1	SAC: 0	PB: 0	
	3B: 0	DP: 1	SB: 0	
	HR: 0	HBP: 1	CS: 0	

PITCHER	IP	WLS	BF	H	R	ER	SO	BB	IBB	HBP	BLK	WP	HR	S	P	ERA	WHIP
30 Chris Tillman, R (1, 1) ERA: 3.61	6.0	W	25	3	0	0	3	4	0	0	0	0	0	63	106	0.00	1.167
56 Darren O'Day, R (7, 1) ERA: 1.44	1.0	H	3	0	0	0	1	0	0	0	0	0	0	7	10	0.00	0.000
29 Tommy Hunter, R (8, 1) ERA: 1.88	1.0	H	3	0	0	0	0	0	0	0	0	0	0	10	14	0.00	0.000
43 Jim Johnson, R (9, 1) ERA: 4.05	1.0	S	3	0	0	0	1	0	0	1	0	0	0	5	7	0.00	0.000

PITCHER	IP	WLS	BF	H	R	ER	SO	BB	IBB	HBP	BLK	WP	HR	S	P	ERA	WHIP

Boston Red Sox @ Baltimore Orioles

Oriole Park at Camden Yards, Baltimore, MD

Fri Jun 14 2013, 7:07 PM - 9:50 PM EDT

Att. 39,158 - Partly Cloudy - 79 F

BOTTOM

livebaseballscorecards.com

Batter	1	2	3	4	5	6	7	8	9	AB	R	H	RBI	BB	SO	LOB
9 Nate McLouth, L (1, 7) OBP: 0.371, SLG: 0.403	C FS 83 X FS 85 0-1 ① F7		C SI 86 B FS 79 B FC 87 B FS 79 F SI 88 B SL 82 4-2 21 F8, 13 1B, 10 1B BB		B SL 81 B FF 88 B FF 88 B FF 88 4-0 21 G3, 21 S BB		B SI 88 C SI 89 B SI 90 X SL 85 2-1 ③ F7			2	1	0	0	2	0	0
13 Manny Machado, R (1, 5) OBP: 0.355, SLG: 0.488	B FS 84 F FF 87 B FF 88 X FF 87 2-1 21 G3 2B		1 SAFE C SI 88 C FF 89 D FF 89 1 SAFE 1 SAFE X FF 89 1-2 10 1B 1B		1 SAFE C FF 88 B SL 83 1 SAFE F SL 84 F FF 89 B SI 88 T SL 83 2-2 ① K			B SL 82 X SL 83 1-0 21 G4-3 2B		4	0	3	0	0	1	1
21 Nick Markakis, L (1, 9) OBP: 0.334, SLG: 0.410	C FF 87 B SI 87 D FS 81 X FC 88 2-1 ② G3 2-3		C FF 89 B FF 87 X FS 81 1-1 ② F8 2-3		P PO 85 X FC 88 1-0 ② G3 1-3			C FC 88 X FS 81 0-1 ① G4-3 2-3		4	0	0	0	0	0	5
10 Adam Jones, R (1, 8) OBP: 0.322, SLG: 0.510	D FS 81 B FS 80 B FF 90 C FF 90 X FF 90 3-1 ③ G6-3		X SL 83 0-0 1-2 3-H 1B		C FF 90 B FS 82 X FS 82 1-1 ③ F8			F SI 89 S SL 83 B SI 90 D FS 81 B FF 90 F SL 84 X SL 84 3-2 ② G4-3		4	0	1	1	0	0	3
19 Chris Davis, L (1, 3) OBP: 0.418, SLG: 0.695		C FF 89 X SI 90 0-1 HR	B SI 89 C FC 87 F FS 81 X FS 81 1-2 ③ L4			B FC 88 F FS 81 S SL 82 S SL 84 1-3 ① K		I IN 66 I IN 68 I IN 69 I IN 70 4-0 32 BB IBB		3	1	1	1	1	1	2
32 Matt Wieters, S (1, 2) OBP: 0.295, SLG: 0.412		B FF 87 X FF 89 1-0 ① F9		F FF 86 B FF 89 B SL 83 X SL 83 2-1 ① G1-3		X SL 83 0-0 ② G4-3		B FS 82 C FF 90 B FF 90 D FF 90 B FF 91 4-1 1-2 BB		3	0	0	0	1	0	0
2 J.J. Hardy, R (1, 6) OBP: 0.301, SLG: 0.462		B FF 90 F FS 80 C FF 91 B FS 80 X FS 80 2-2 ② G5-3		C SL 83 B SL 83 B FF 90 B SL 82 C SL 84 B FF 91 4-2 36 WP BB		C SI 89 B SL 83 X SL 83 1-1 ③ G5-3		C SL 83 S FF 89 T FS 81 0-2 ③ K		3	0	0	0	1	1	3
36 Chris Dickerson, L (1, 10) OBP: 0.282, SLG: 0.474		B FF 90 F FF 88 C FF 90 F FS 80 F FS 80 C FF 88 1-3 ③ K		B FS 79 C SL 84 B FS 81 B SI 89 S SL 83 S FF 90 3-3 ② K 1-2			F SL 80 B SL 83 F FF 87 F SI 89 X FF 89 1-2 ① G4-3			3	0	0	0	0	2	1
3 Ryan Flaherty, L (1, 4) OBP: 0.235, SLG: 0.255			X SI 86 0-0 ① G4-3	C SL 83 B FS 81 X SL 84 1-1 ③ G3-1			F SI 89 X SI 90 0-1 ② F7			3	0	0	0	0	0	1
Inning Stats	R: 0 E: 0 K: 0 S: 8 H: 1 LOB: 1 BB: 0 P: 15	R: 1 E: 0 K: 1 S: 11 H: 1 LOB: 0 BB: 0 P: 15	R: 1 E: 0 K: 0 S: 12 H: 2 LOB: 2 BB: 1 P: 19	R: 0 E: 0 K: 1 S: 9 H: 0 LOB: 1 BB: 1 P: 19	R: 0 E: 0 K: 1 S: 8 H: 0 LOB: 1 BB: 1 P: 15	R: 0 E: 0 K: 1 S: 6 H: 0 LOB: 0 BB: 0 P: 8	R: 0 E: 0 K: 0 S: 8 H: 0 LOB: 0 BB: 0 P: 11	R: 0 E: 0 K: 1 S: 11 H: 1 LOB: 3 BB: 2 P: 23		1B: 2 2B: 2 3B: 0 HR: 1 SF: 0 SAC: 0 DP: 0 HBP: 0						

	AB	29
	R	2
	H	5
	RBI	2
	BB	5
	SO	5
	LOB	16

WP: 1 PB: 0 SB: 1 CS: 0 PA: 34

PITCHER		IP	WLS	BF	H	R	ER	SO	BB	IBB	HBP	BLK	WP	HR	S	P	ERA	WHIP
46 Ryan Dempster, R ERA: 4.21	(1, 1)	7.2	L	33	5	2	2	4	4	1	0	0	1	1	70	122	2.35	1.174
19 Koji Uehara, R ERA: 2.33	(8, 1)	0.1		1	0	0	0	1	0	0	0	0	0	0	3	3	0.00	0.000

PITCHER	IP	WLS	BF	H	R	ER	SO	BB	IBB	HBP	BLK	WP	HR	S	P	ERA	WHIP

Boston Red Sox @ Baltimore Orioles

Oriole Park at Camden Yards, Baltimore, MD

Sat Jun 15 2013, 4:06 PM - 6:55 PM EDT

Att. 42,422 - Partly Cloudy - 81 F

livebaseballscorecards.com

Batter	1	2	3	4	5	6	7	8	9	AB	R	H	RBI	BB	SO	LOB
2 Jacoby Ellsbury, L (1, 8) OBP: 0.343, SLG: 0.376	C CU 72 F FF 86 X CH 81 0-2 G4-3		1 SAFE B CH 81 B FF 88 F FF 88 1 SAFE X SI 88 2-1 G4-6-3 1-2f		X CU 71 0-0 18 SH1-3 18 S 15 G6-3 1B		C SI 89 B SI 89 B SL 80 B SL 81 X SI 88 3-1 F7		1 SAFE 1 SAFE 1 SAFE C SI 88 0-1 CS 1-2	4	1	1	0	0	0	1
18 Shane Victorino, S (1, 9) OBP: 0.337, SLG: 0.351	C SI 87 F CH 81 B FS 79 X SI 87 1-2 P6		C CU 72 B CH 82 T SI 88 S FS 81 1-3 K		B SI 85 1 SAFE 1 SAFE B SI 87 B FS 80 C FF 87 X SL 81 3-1 SH1-3 1-3		C SI 89 B CH 83 F CH 83 F SI 89 B SL 80 X SI 89 2-2 15 S 1B			3	0	1	0	0	1	0
15 Dustin Pedroia, R (1, 4) OBP: 0.401, SLG: 0.436	C FF 87 X SI 88 0-1 P6			B FF 87 C SI 88 B FS 81 C FF 88 F CU 73 X FS 80 2-2 34 S 37 HR 1B	C FF 89 B SI 89 X FS 81 1-1 G6-3 3-H		B SI 88 1 SAFE C SI 89 X SI 88 1-1 G1-3 1-2			4	1	1	1	0	0	1
34 David Ortiz, L (1, 10) OBP: 0.389, SLG: 0.611		C FF 86 B SI 87 X CH 80 1-1 3B		F FF 88 S SL 84 1 SAFE S FS 81 0-3 K 1-2	F FS 80 X FF 89 0-1 F7			F SI 89 X SI 88 0-1 F7		4	0	1	0	0	1	1
37 Mike Carp, L (1, 3) OBP: 0.372, SLG: 0.680		B CU 72 D FS 78 B CH 80 C FF 88 F CH 81 B FS 80 4-2 BB		B FF 88 F FS 81 B CH 83 B FF 88 X CH 82 3-1 2-H HR		X FS 77 0-0 G3		B SI 90 X SI 88 1-0 G6-3		3	1	1	2	1	0	0
5 Jonny Gomes, R (1, 7) OBP: 0.338, SLG: 0.364		C SI 88 D SL 81 X SL 82 1-1 P3		X FF 88 0-0 7 2B 1B		C SL 80 S SL 79 B CH 81 X FS 80 1-2 HR		S SL 80 B SI 88 S CH 83 B SL 79 S SL 80 2-3 K		4	2	2	1	0	1	2
39 Jarrod Saltalamacchia, S (1, 2) OBP: 0.332, SLG: 0.492		B SI 88 B SI 88 C CH 81 F SI 89 S FS 81 2-3 K		X FF 88 0-0 F8		C SI 88 F SI 89 S SL 79 0-3 K			B SI 87 S CH 81 X SI 88 1-1 G4-3	4	0	0	0	0	2	3
7 Stephen Drew, L (1, 6) OBP: 0.309, SLG: 0.380		B CU 75 D CH 82 B CU 74 C SI 88 C SL 84 X FS 80 3-2 P6		X SL 81 0-0 1-H 2B		C SI 88 S SL 80 C SI 89 0-3 K			C SI 88 F SI 88 C SI 89 0-3 K	4	0	1	1	0	2	2
10 Jose Iglesias, R (1, 5) OBP: 0.495, SLG: 0.576			C SI 87 B SI 88 C CU 71 X FS 78 1-2 2 G4-6-3 1B	C SI 87 F SL 80 F FS 79 F FF 89 B FS 80 X FS 80 1-2 G5-3			C SI 87 S CH 82 S SL 80 0-3 K		B SL 79 B CH 82 B SI 88 B SI 88 4-0 2 CS BB	3	0	1	0	1	1	1
Inning Stats	R: 0 E: 0 K: 0 S: 8 H: 0 LOB: 0 BB: 0 P: 9	R: 0 E: 0 K: 1 S: 12 H: 1 LOB: 2 BB: 1 P: 23	R: 0 E: 0 K: 1 S: 8 H: 1 LOB: 0 BB: 0 P: 12	R: 3 E: 0 K: 1 S: 17 H: 4 LOB: 1 BB: 0 P: 23	R: 1 E: 0 K: 0 S: 7 H: 1 LOB: 0 BB: 0 P: 11	R: 1 E: 0 K: 2 S: 10 H: 1 LOB: 0 BB: 0 P: 11	R: 0 E: 0 K: 1 S: 11 H: 1 LOB: 1 BB: 0 P: 17	R: 0 E: 0 K: 1 S: 6 H: 0 LOB: 0 BB: 0 P: 9	R: 0 E: 0 K: 1 S: 6 H: 0 LOB: 0 BB: 1 P: 11	1B: 5 2B: 1 3B: 1 HR: 2 SF: 0 SAC: 1 DP: 1 HBP: 0						

PITCHER	IP	WLS	BF	H	R	ER	SO	BB	IBB	HBP	BLK	WP	HR	S	P	ERA	WHIP
38 Freddy Garcia, R (1, 1) ERA: 4.89	5.1	L	24	8	5	5	3	1	0	0	0	0	2	56	83	8.44	1.688
66 T.J. McFarland, L (6, 1) ERA: 3.6	3.2		12	1	0	0	5	1	0	0	0	0	0	29	43	0.00	0.545

PITCHER	IP	WLS	BF	H	R	ER	SO	BB	IBB	HBP	BLK	WP	HR	S	P	ERA	WHIP

TOP	
AB	33
R	5
H	9
RBI	5
BB	2
SO	8
LOB	11

WP: 0	PA: 37				
PB: 0					
SB: 3					
CS: 1					

BOTTOM

Boston Red Sox @ Baltimore Orioles

Oriole Park at Camden Yards, Baltimore, MD

Sat Jun 15 2013, 4:06 PM - 6:55 PM EDT

Att. 42,422 - Partly Cloudy - 81 F

livebaseballscorecards.com

Batter	1	2	3	4	5	6	7	8	9	AB	R	H	RBI	BB	SO	LOB
9 Nate McLouth, L (1, 7) OBP: 0.369, SLG: 0.400	B FF 89 X FF 90 1-0 13 2B 1B	B CU 78 B FC 86 C FC 85 X SI 92 2-1 ③ G3			D CU 80 B FF 91 C SI 90 S FC 86 D CU 80 X FF 91 3-2 E4 13 CS 1-3			C FF 88 C FS 81 B FS 83 F FS 81 F FS 81 T FF 90 1-2 ① K		4	1	1	0	0	1	1
13 Manny Machado, R (1, 5) OBP: 0.357, SLG: 0.492	1 SAFE B SI 90 F FC 87 X SI 88 1-1 21 1B 10 1B 1-H 2B		X FF 91 0-0 21 CS 1B		C FC 86 B CU 80 F FC 86 X FF 91 1-2 ①② G1-3 1-2			B FS 80 C FS 80 S FS 82 B FS 82 T FF 90 2-2 ② K		4	1	2	1	0	1	2
21 Nick Markakis, L (1, 9) OBP: 0.333, SLG: 0.408	S CU 79 X FF 90 0-1 19 G4-3 10 WP 2-3 1B		B FF 91 F FC 86 B FC 87 S FC 86 B FF 92 X FC 86 3-2 ①② P6 1-2		F CU 80 X FC 88 0-1 ③ F7			B FF 90 C FF 90 F SI 90 S FS 83 1-3 ③ K		4	0	1	0	0	1	2
10 Adam Jones, R (1, 8) OBP: 0.325, SLG: 0.510	F SI 91 B FF 92 S FF 92 B CU 80 X FC 85 2-2 19 G4-3 1-2 3-H 1B		X FC 86 0-0 ③ P4			B FC 88 B FF 91 F FF 91 F FF 92 S FC 86 2-3 ① K			C FF 94 S FC 83 B FF 95 B FF 93 F FF 94 B FC 85 X FF 93 3-2 32 HR 1B	4	1	2	1	0	1	0
19 Chris Davis, L (1, 3) OBP: 0.413, SLG: 0.684	F FF 90 B FC 87 C FC 86 B FF 92 X CU 80 2-2 ① G4-3 1-2 2-3			B CU 78 F FC 84 F FC 86 C FF 93 1-3 ① K		X FF 92 0-0 ② F8			F FF 93 F FC 86 S CU 77 0-3 ① K	4	0	0	0	0	2	3
32 Matt Wieters, S (1, 10) OBP: 0.294, SLG: 0.422	B FC 86 B FC 86 F CU 79 C FF 91 F FC 87 X FF 91 2-2 ② P6			B FF 91 B FC 85 C SI 89 C SI 92 B FC 88 F FF 92 X FC 86 3-2 ② G4-3		C FF 92 B FC 86 F FC 84 B FF 93 B FF 93 X FF 90 3-2 ③ G4-3			B FC 87 B FF 92 F FF 93 X FF 93 2-1 1-H HR	4	1	1	2	0	0	2
2 J.J. Hardy, R (1, 6) OBP: 0.307, SLG: 0.464 12 Alexi Casilla, S (9, PR) OBP: 0.280, SLG: 0.299	X FF 92 0-0 ③ F9			B FF 93 C FC 86 B FC 86 B FC 86 S FF 92 B FF 91 4-2 BB			C FF 90 X FC 85 0-1 3 L3 1B		C FC 84 X FF 94 0-1 3 F9-3 1B	3 0	0 0	2 0	0 0	1 0	0 0	2 0
3 Ryan Flaherty, L (1, 4) OBP: 0.229, SLG: 0.248		B FF 89 F FF 89 F SI 92 B FC 87 C SI 92 2-3 ① K		B FC 87 F SI 91 B FF 92 X FC 85 2-1 ③ G3			1 SAFE B FF 90 X FC 84 1-0 ①② L3 1-1		1 SAFE F FF 92 B FC 84 C FC 84 X FC 83 1-2 ②③ F9-3 1-1	4	0	0	0	0	1	3
31 Taylor Teagarden, R (1, 2) OBP: 0.043, SLG: 0.043		C FC 86 F FF 92 B SI 92 B SI 94 S FC 87 2-3 ② K			C FC 84 B FC 85 X CU 78 1-1 9 E 1B		B FF 90 B FC 83 X FF 89 2-0 ③ G6-3			3	0	1	0	0	1	0
Inning Stats	R: 2 E: 0 K: 0 S: 16 H: 4 LOB: 2 BB: 0 P: 24	R: 0 E: 0 K: 2 S: 8 H: 0 LOB: 0 BB: 0 P: 14	R: 0 E: 0 K: 0 S: 5 H: 1 LOB: 0 BB: 0 P: 8	R: 0 E: 0 K: 1 S: 11 H: 0 LOB: 1 BB: 1 P: 21	R: 0 E: 1 K: 0 S: 10 H: 1 LOB: 1 BB: 0 P: 15	R: 0 E: 0 K: 1 S: 7 H: 0 LOB: 0 BB: 0 P: 12	R: 0 E: 0 K: 0 S: 4 H: 1 LOB: 0 BB: 0 P: 7	R: 0 E: 0 K: 3 S: 11 H: 0 LOB: 0 BB: 0 P: 15	R: 2 E: 0 K: 1 S: 14 H: 3 LOB: 1 BB: 0 P: 20	1B: 8 2B: 3 3B: 0 HR: 1 SF: 0 SAC: 0 DP: 2 HBP: 0						PA: 35 WP: 1 PB: 0 SB: 0 CS: 2

	AB	34
	R	4
	H	10
	RBI	4
	BB	1
	SO	8
	LOB	15

PITCHER		IP	WLS	BF	H	R	ER	SO	BB	IBB	HBP	BLK	WP	HR	S	P	ERA	WHIP
41 John Lackey, R ERA: 3.08	(1, 1)	7.0	W	27	7	2	2	4	1	0	0	0	1	0	61	101	2.57	1.143
19 Koji Uehara, R ERA: 2.25	(8, 1)	1.0	H	3	0	0	0	3	0	0	0	0	0	0	11	15	0.00	0.000
40 Andrew Bailey, R ERA: 2.95	(9, 1)	1.0	S	5	3	2	2	1	0	0	0	0	0	1	14	20	18.00	3.000

PITCHER	IP	WLS	BF	H	R	ER	SO	BB	IBB	HBP	BLK	WP	HR	S	P	ERA	WHIP

Boston Red Sox @ Baltimore Orioles

Oriole Park at Camden Yards, Baltimore, MD

Sun Jun 16 2013, 1:37 PM - 4:44 PM EDT

Att. 41,311 - Overcast - 81 F

TOP

livebaseballscorecards.com

Batter	1	2	3	4	5	6	7	8	9	AB	R	H	RBI	BB	SO	LOB
2 Jacoby Ellsbury, L (1, 8) OBP: 0.345, SLG: 0.378	C FF 90 X CH 84 0-1 P6		B SI 92 B FF 92 F SI 91 X CH 84 2-1 1-2 1B			C FF 90 B SI 92 B FF 91 B SI 91 X FF 92 3-1 29 F7 10 E 1B	B FF 92 C FF 92 B SL 87 B FF 92 X FF 92 3-1 G5-3			4	0	2	0	0	0	1
10 Jose Iglesias, R (1, 4) OBP: 0.485, SLG: 0.562	B FF 91 F FF 92 C FF 93 X SL 86 1-2 G4-3		B CU 77 F FF 92 X SI 92 1-1 G4-3			C FF 92 F FF 91 X SI 91 0-2 E5 1-2		B CU 76 C FF 90 B FF 90 X FF 91 2-1 1B		4	0	1	0	0	0	3
29 Daniel Nava, S (1, 9) (7, 3) OBP: 0.383, SLG: 0.459	B FF 92 B FF 91 F SI 92 C CH 83 X FF 90 2-2 F8			C SI 90 X FF 90 0-1 B1-3		F FF 91 F SI 92 B SI 89 X FF 92 1-2 F7 2-3		F SL 87 F SL 85 F FF 91 F SL 86 B FF 92 B FF 92 X SL 84 2-2 F7		4	0	0	0	0	0	3
34 David Ortiz, L (1, 10) OBP: 0.382, SLG: 0.599		X CH 84 0-0 G3-1		B FF 92 F FF 93 B FF 93 X SL 85 2-1 F8		F FF 92 B CH 85 B CH 84 X CH 85 2-1 G3		F FF 92 X SL 84 0-1 L9		4	0	0	0	0	0	3
5 Jonny Gomes, R (1, 7) OBP: 0.329, SLG: 0.352		C FF 92 B SL 85 F SI 92 S FF 93 1-3 K		C FF 93 B FF 93 X SI 93 1-1 G6-3			C SL 84 X FF 91 0-1 P6	X FF 97 0-0 F9		4	0	0	0	0	1	1
37 Mike Carp, L (1, 3) 18 Shane Victorino, S (7, PR) (7, 9) OBP: 0.379, SLG: 0.686 OBP: 0.335, SLG: 0.348		C FF 92 B FF 91 B FF 93 B SI 92 F CU 79 S FF 92 3-3 K			B SI 92 T SI 91 B FF 91 B CU 78 B FF 92 4-1 16 G6-4-3 BB		C SI 92 X CU 78 0-1 39 1B 16 HR 2B		C SI 93 X SI 94 0-1 G1-3	2 1	0 1	1 0	0 0	1 0	1 0	0 0
39 Jarrod Saltalamacchia, S (1, 2) OBP: 0.335, SLG: 0.489			B SI 90 S CU 78 B FF 91 F FF 92 F CH 86 F SL 85 B CH 84 B CH 85 4-2 2 1B BB		B FF 92 F FF 91 B FF 92 C SL 84 X CU 77 2-2 F9		B SL 84 X CH 83 1-0 16 HR 2-3 1B		F SI 93 S SI 95 B SI 96 B CH 89 F CH 89 B SI 95 X FF 94 3-2 G4-3	3	1	1	0	1	0	1
16 Will Middlebrooks, R (1, 5) OBP: 0.232, SLG: 0.403			T FF 92 B FF 93 B FF 93 C SL 85 X FF 92 2-2 L9		F CU 81 B SL 85 B FF 91 1 SAFE X SI 91 2-1 G6-4-3 1-2f		C FF 92 B FF 91 B FF 92 X FF 92 2-1 1-H 3-H HR		C FF 94 B FF 94 X SI 94 1-1 F8	4	1	1	3	0	0	2
7 Stephen Drew, L (1, 6) OBP: 0.305, SLG: 0.374			B FF 90 C CU 77 X CH 83 1-1 F8			C CU 75 X FF 90 0-1 F9	S SL 87 C SL 84 X FF 92 0-2 F8			3	0	0	0	0	0	2

Inning Stats	1	2	3	4	5	6	7	8	9
	R: 0 E: 0 K: 0 S: 8 H: 0 LOB: 0 BB: 0 P: 11	R: 0 E: 0 K: 2 S: 7 H: 0 LOB: 0 BB: 0 P: 11	R: 0 E: 0 K: 0 S: 13 H: 1 LOB: 2 BB: 1 P: 23	R: 0 E: 0 K: 0 S: 6 H: 0 LOB: 0 BB: 0 P: 9	R: 0 E: 0 K: 0 S: 6 H: 0 LOB: 0 BB: 1 P: 14	R: 0 E: 1 K: 0 S: 12 H: 1 LOB: 2 BB: 0 P: 18	R: 3 E: 0 K: 0 S: 12 H: 3 LOB: 1 BB: 0 P: 18	R: 0 E: 0 K: 0 S: 10 H: 1 LOB: 1 BB: 0 P: 14	R: 0 E: 0 K: 0 S: 8 H: 0 LOB: 0 BB: 0 P: 12

1B: 4	SF: 0	WP: 0	PA: 35
2B: 1	SAC: 0	PB: 0	
3B: 0	DP: 1	SB: 0	
HR: 1	HBP: 0	CS: 0	

	AB	33
	R	3
	H	6
	RBI	3
	BB	2
	SO	2
	LOB	16

PITCHER		IP	WLS	BF	H	R	ER	SO	BB	IBB	HBP	BLK	WP	HR	S	P	ERA	WHIP
50 Miguel González, R ERA: 3.75	(1, 1)	6.1	W	26	5	3	3	2	2	0	0	0	0	1	59	96	4.26	1.105
17 Brian Matusz, L ERA: 4.13	(7, 1)	1.1	H	5	1	0	0	0	0	0	0	0	0	0	14	21	0.00	0.750
29 Tommy Hunter, R ERA: 1.86	(8, 1)	0.1	H	1	0	0	0	0	0	0	0	0	0	0	1	1	0.00	0.000
43 Jim Johnson, R ERA: 3.93	(9, 1)	1.0	S	3	0	0	0	0	0	0	0	0	0	0	8	12	0.00	0.000

PITCHER	IP	WLS	BF	H	R	ER	SO	BB	IBB	HBP	BLK	WP	HR	S	P	ERA	WHIP

Batter	1	2	3	4	5	6	7	8	9	AB	R	H	RBI	BB	SO	LOB
21 Nick Markakis, L (1, 9) OBP: 0.341, SLG: 0.422	S FF 92 T FF 93 X CU 78 0-2 ① G3-1		B FF 91 B FF 92 S FF 92 B SI 90 F FF 92 X FC 88 3-2 13 F7 10 2B 1B		C FF 91 X CU 73 0-1 13 E 2B		B FF 92 X FF 90 1-0 13 SH5-3 2 1B 2B	X SL 87 0-0 13 FC6-4 1-3 1B		5	3	4	0	0	0	0
13 Manny Machado, R (1, 5) OBP: 0.358, SLG: 0.495	S FF 94 F FF 91 B FF 94 B FF 92 X CH 86 2-2 2B		C CH 85 F FF 90 F FC 90 F FF 92 B FF 91 X CU 76 1-2 ① F7 1-2		C CU 74 D SI 90 X CU 74 1-1 E3 19 2B 2-H 1B		X FO 85 0-0 ① SH5-3 2-3	F FF 96 B FF 98 S FF 97 F SL 86 X SL 86 1-2 ③ FC6-4 1-2f		4	1	2	1	0	0	3
2 J.J. Hardy, R (1, 6) OBP: 0.307, SLG: 0.461	B FF 93 C FF 91 D CH 85 F CH 86 S FC 91 2-3 ② K		C FF 94 S CH 86 B FF 94 X FF 92 1-2 ② F8		B FF 91 F FF 90 B FF 92 F CH 86 F FF 90 B FF 93 S CH 85 3-3 ① K		X FO 88 0-0 10 2B 3-H 1B			4	0	1	1	0	2	3
10 Adam Jones, R (1, 8) OBP: 0.327, SLG: 0.517	B CH 88 F CH 87 S FF 94 S FF 91 1-3 ③ K		C FF 94 X FF 92 0-1 19 HR 2-H 2B		S FF 92 D CH 87 S CH 87 B FF 93 F FF 90 F CU 79 F FC 90 S FF 94 2-3 ② K		S FF 92 B FF 92 F FO 85 B FF 92 F FF 91 D FO 85 F FF 92 X FF 92 3-2 1-3 2B			4	1	2	1	0	2	2
19 Chris Davis, L (1, 3) OBP: 0.414, SLG: 0.697		B FF 93 F FF 92 S CU 77 F FC 90 F FF 94 S CU 78 1-3 ① K	C CU 78 B FF 93 B FF 94 B FF 93 2 SAFE X FF 91 3-1 2-H HR		B FF 93 X SI 91 1-0 3-H 2B		S SL 86 F FF 97 S SL 87 0-3 ② K			4	1	2	3	0	2	2
32 Matt Wieters, S (1, 2) OBP: 0.293, SLG: 0.419		F FF 94 S CH 88 X FF 92 0-2 35 1B 1B	B CU 76 S CU 75 B FF 93 B CH 86 S FF 93 F FF 93 F FF 91 X FF 93 3-2 ③ F9		B CU 77 S FF 91 D CH 88 S CH 86 C FF 92 2-3 ③ K		F SL 87 B SL 86 B FF 96 S SL 85 S FF 98 2-3 ③ K			4	0	1	0	0	2	3
35 Danny Valencia, R (1, 10) OBP: 0.333, SLG: 0.646		C FF 94 F FF 92 X CH 88 0-2 1-2 1B	X CH 86 0-0 ① G5-3		B FF 92 C SL 83 C SL 83 B KC 77 S FF 92 2-3 ① K			C FF 95 S SL 86 F SL 87 X SL 84 0-2 28 FC4-6 1B		4	0	2	0	0	1	0
28 Steve Pearce, R (1, 7) OBP: 0.315, SLG: 0.388 36 Chris Dickerson, L (8, PR) OBP: 0.282, SLG: 0.474 (9, 7)		D CU 77 B CU 76 B FF 91 C FF 92 C FF 90 F FF 90 F FC 90 F FF 93 S CH 86 3-3 ② K	B FF 92 C SI 92 T FC 90 S CU 76 1-3 ② K		X FF 94 0-0 ② F7			C SL 84 X SL 86 0-1 ① FC4-6 21 1B 1-2f		4 0	0 0	0 0	0 0	0 0	2 0	3 0
12 Alexi Casilla, S (1, 4) OBP: 0.266, SLG: 0.282		F FF 93 X CH 88 0-1 ③ G4-3	C FF 93 B SI 92 X FC 90 1-1 ③ G5-3		B SI 91 B FF 94 X FF 92 2-0 ③ P5			X FF 96 0-0 ② F9		4	0	0	0	0	0	3
Inning Stats	R: 0 E: 0 K: 2 S: 12 H: 1 LOB: 1 BB: 0 P: 17	R: 0 E: 0 K: 2 S: 19 H: 2 LOB: 2 BB: 0 P: 23	R: 3 E: 0 K: 0 S: 20 H: 3 LOB: 0 BB: 0 P: 31	R: 0 E: 0 K: 1 S: 6 H: 0 LOB: 0 BB: 0 P: 8	R: 2 E: 1 K: 3 S: 18 H: 3 LOB: 1 BB: 0 P: 27	R: 0 E: 0 K: 1 S: 5 H: 0 LOB: 0 BB: 0 P: 9	R: 1 E: 0 K: 2 S: 14 H: 3 LOB: 2 BB: 0 P: 20	R: 0 E: 0 K: 0 S: 12 H: 2 LOB: 2 BB: 0 P: 13		1B: 7 2B: 6 3B: 0 HR: 1	SF: 0 SAC: 1 DP: 0 HBP: 0		WP: 0 PB: 0 SB: 0 CS: 0	PA: 38		

PITCHER		IP	WLS	BF	H	R	ER	SO	BB	IBB	HBP	BLK	WP	HR	S	P	ERA	WHIP
31 Jon Lester, L ERA: 4.37	(1, 1)	5.0	L	24	9	5	5	8	0	0	0	0	0	1	75	106	9.00	1.800
54 Pedro Beato, R ERA:	(6, 1)	1.0		3	0	0	0	1	0	0	0	0	0	0	5	9	0.00	0.000
36 Junichi Tazawa, R ERA: 2.59	(7, 1)	0.1		4	3	1	1	0	0	0	0	0	0	0	8	12	27.00	9.000
30 Andrew Miller, L ERA: 2.88	(7, 1)	1.2		7	2	0	0	2	0	0	0	0	0	0	18	21	0.00	1.200

PITCHER	IP	WLS	BF	H	R	ER	SO	BB	IBB	HBP	BLK	WP	HR	S	P	ERA	WHIP

BOTTOM

Boston Red Sox @ Baltimore Orioles

Oriole Park at Camden Yards, Baltimore, MD

Sun Jun 16 2013, 1:37 PM - 4:44 PM EDT

Att. 41,311 - Overcast - 81 F

livebaseballscorecards.com

AB	37
R	6
H	14
RBI	6
BB	0
SO	11
LOB	19

Baltimore Orioles @ Detroit Tigers

Comerica Park, Detroit, MI

Mon Jun 17 2013, 7:10 PM - 9:48 PM EDT

Att. 32,525 - Partly Cloudy - 72 F

TOP

livebaseballscorecards.com

Batter	1	2	3	4	5	6	7	8	9	AB	R	H	RBI	BB	SO	LOB
9 Nate McLouth, L (1, 7) OBP: 0.371, SLG: 0.399	C FF 91 C FF 92 F FF 94 B CH 84 X CH 87 1-2 ① G4-3		C FF 92 C FF 93 B CU 78 B CU 79 B FF 94 F FF 95 F FF 95 B CH 86 4-2 BB		F FF 92 B FF 93 X FF 92 1-1 10 1B 1-2 1B		C SI 89 C SI 90 B SI 92 X FC 83 1-2 ① G1-3			3	0	1	0	1	0	0
13 Manny Machado, R (1, 5) OBP: 0.354, SLG: 0.489	S SL 85 F FF 92 B FF 94 S SL 86 1-3 ② K		B SL 85 B FF 93 X SL 84 2-0 ② L7		F FF 94 S FF 95 S SL 87 0-3 ① K		B KC 77 C SI 91 X FC 83 1-1 ② G6-3			4	0	0	0	0	2	3
21 Nick Markakis, L (1, 9) OBP: 0.340, SLG: 0.420	C CU 77 X FF 93 0-1 1B		1 SAFE F FF 93 C CH 84 B FF 94 X CH 86 1-2 ③ F7		F CH 85 B FF 95 B CH 88 B CH 86 C CH 86 C FF 96 3-3 ② K		C KC 78 B KC 81 X FC 84 1-1 ③ G4-3			4	0	1	0	0	1	3
10 Adam Jones, R (1, 8) OBP: 0.326, SLG: 0.513	S SL 86 F FF 93 F FF 96 S SL 85 0-3 ③ K			C CH 83 B SL 84 X SL 84 1-1 ① G1-3	S SL 87 X SL 89 0-1 1-2 2-3 1B			B KC 81 X SI 91 1-0 ① G5-3		4	0	1	0	0	1	1
19 Chris Davis, L (1, 3) OBP: 0.415, SLG: 0.706		B FF 92 X FF 92 1-0 HR		B FF 93 C CH 84 B FF 94 X CH 86 2-1 32 1B 1B	B FF 97 C CH 87 S FF 96 B FF 98 B FF 98 F CH 87 S FF 97 3-3 ③ K			B SI 91 S FC 85 S FC 84 S FC 86 1-3 ② K		4	1	2	1	0	2	3
32 Matt Wieters, S (1, 2) OBP: 0.293, SLG: 0.416		B CH 82 B CH 85 C FF 93 S CH 86 X FF 94 2-2 ① P6		F FF 94 X CU 77 0-1 1-2 1B		F FF 91 B FF 92 B CH 84 C CH 85 X FF 94 2-2 ① G4-3		C SI 92 B KC 80 S KC 78 S SI 92 1-3 ③ K		4	0	1	0	0	1	0
2 J.J. Hardy, R (1, 6) OBP: 0.306, SLG: 0.458		B FF 92 C FF 93 S SL 85 F FF 94 X CH 86 1-2 ② P4		B FF 94 S FF 95 S SL 85 D SL 86 X FF 95 2-2 ② P4		C FF 90 B SL 84 X CH 84 1-1 1B			B SI 89 C SI 89 B SI 91 X SI 90 2-1 ① G4-3	4	0	1	0	0	0	2
36 Chris Dickerson, L (1, 10) OBP: 0.272, SLG: 0.456 28 Steve Pearce, R (9, PH) OBP: 0.311, SLG: 0.383		B CU 77 C CH 85 F FF 94 B FF 95 S CH 85 2-3 ③ K		C FF 93 F CU 79 B FF 96 S FF 96 1-3 ③ K		F FF 92 D CH 84 F FF 93 B FF 96 S CH 85 2-3 ② K			C SI 90 B SI 91 F FC 86 S FC 85 1-3 ② K	3 1	0 0	0 0	0 0	0 0	3 1	3 0
3 Ryan Flaherty, L (1, 4) OBP: 0.231, SLG: 0.245 35 Danny Valencia, R (9, PH) OBP: 0.327, SLG: 0.633			B FF 91 S CH 84 C FF 93 F CU 76 F CH 85 C FF 94 1-3 ① K		B CH 82 B FF 91 B FF 92 C FF 92 B FF 94 4-1 10 1B 9 1B BB	C CU 77 C FF 94 S CH 86 0-3 ③ K			C SI 91 B FC 85 F FC 84 B SI 92 X SI 91 2-2 ③ P3	2 1	0 0	0 0	1 0	2 0	1 0
Inning Stats	R: 0 E: 0 K: 2 S: 13 H: 1 LOB: 1 BB: 0 P: 15	R: 1 E: 0 K: 1 S: 11 H: 1 LOB: 0 BB: 0 P: 17	R: 0 E: 0 K: 1 S: 13 H: 0 LOB: 1 BB: 1 P: 21	R: 0 E: 0 K: 1 S: 12 H: 2 LOB: 2 BB: 0 P: 18	R: 0 E: 0 K: 3 S: 15 H: 2 LOB: 3 BB: 1 P: 26	R: 0 E: 0 K: 2 S: 11 H: 1 LOB: 1 BB: 0 P: 16	R: 0 E: 0 K: 0 S: 7 H: 0 LOB: 0 BB: 0 P: 10	R: 0 E: 0 K: 2 S: 7 H: 0 LOB: 0 BB: 0 P: 10	R: 0 E: 0 K: 1 S: 8 H: 0 LOB: 0 BB: 0 P: 13	1B: 6 2B: 0 3B: 0 HR: 1	SF: 0 SAC: 0 DP: 0 HBP: 0		WP: 0 PB: 0 SB: 0 CS: 0	PA: 36		

	AB	34
	R	1
	H	7
	RBI	1
	BB	2
	SO	13
	LOB	16

PITCHER		IP	WLS	BF	H	R	ER	SO	BB	IBB	HBP	BLK	WP	HR	S	P	ERA	WHIP
37 Max Scherzer, R ERA: 3.08	(1, 1)	6.0	W	27	7	1	1	10	2	0	0	0	0	1	75	113	1.50	1.500
33 Drew Smyly, L ERA: 1.94	(7, 1)	3.0	S	9	0	0	0	3	0	0	0	0	0	0	22	33	0.00	0.000

PITCHER		IP	WLS	BF	H	R	ER	SO	BB	IBB	HBP	BLK	WP	HR	S	P	ERA	WHIP

Batter	1	2	3	4	5	6	7	8	9	AB	R	H	RBI	BB	SO	LOB
14 Austin Jackson, R (1, 8) OBP: 0.346, SLG: 0.395	B FF 95 X FF 93 1-0 24 HR 1B	C SI 95 X SI 95 0-1 1-3 3-H 1B			C CU 79 X CU 80 0-1 24 WP 48 1B 41 SF8 1B	B CH 82 C SI 88 B SL 80 C SL 80 F SI 89 B SL 82 X SI 89 3-2 ③ G5-3				4	2	3	1	0	0	0
48 Torii Hunter, R (1, 9) OBP: 0.339, SLG: 0.405	C SI 94 F SL 91 B SI 95 X SI 94 1-2 ① L4	X FF 95 0-0 ③ L8			1 SAFE C FF 94 X SI 94 0-1 41 SF8 24 WP 27 1B 1-2 1B		C SL 80 F SI 90 X SL 79 0-2 ① F7			4	1	1	0	0	0	3
24 Miguel Cabrera, R (1, 5) OBP: 0.451, SLG: 0.638	X SL 90 0-0 1-H HR		X CU 81 0-0 41 G4-6-3 1B		F FF 94 B FF 94 C SI 94 S CU 83 1-3 ① K 1-2 2-3		B SI 91 B SI 90 C SL 82 X SL 82 2-1 28 1B 1B			4	1	3	2	0	1	2
28 Prince Fielder, L (1, 3) OBP: 0.391, SLG: 0.500	F SI 95 F CU 81 F FF 95 S CH 88 0-3 ② K		B SI 93 F SI 94 D SL 91 S CH 86 F SI 94 1 SAFE S SL 88 2-3 ① K		I IN 65 I IN 68 I IN 70 I IN 70 4-0 27 1B IBB		B SI 89 X SL 81 1-0 41 G6-4-3 1-2 1B			3	0	1	0	1	2	1
41 Victor Martinez, S (1, 10) OBP: 0.281, SLG: 0.335	B CU 82 F SI 94 F CU 82 X FF 95 1-2 ③ G4-3		X FF 94 0-0 ②③ G4-6-3 1-2f		S SI 93 B CH 86 X SI 94 1-1 ② SF8 2-3 3-H		X SI 88 0-0 ②③ G6-4-3 1-2f			3	0	0	1	0	0	3
27 Jhonny Peralta, R (1, 6) OBP: 0.387, SLG: 0.485		C CU 81 C SI 94 B CU 83 B CU 83 B SI 96 F SI 95 F SL 91 X FF 95 3-2 4 1B 14 1B 2B		T SL 89 C FF 93 B SI 93 B SL 91 B CU 82 X FF 95 3-2 ① G5-3	X FF 93 0-0 34 FC6-4 1-2 3-H 1B			F SI 96 S SL 84 B SL 84 B SL 82 C SI 94 2-3 ① K		4	1	2	1	0	1	0
12 Andy Dirks, L (1, 7) 34 Avisaíl García, R (5, PH) (6, 7) OBP: 0.291, SLG: 0.338 OBP: 0.315, SLG: 0.441		C CU 80 X SI 94 0-1 ① F7		C CU 81 X CH 87 0-1 ② P4	B SI 89 X SI 88 1-0 ③ FC6-4 1-2f			S SL 82 S SL 83 B SL 83 B SL 83 B SI 95 C SI 96 3-3 ② K		2 2	0 0	0 0	0 0	0 0	0 1	1 2
4 Omar Infante, R (1, 4) OBP: 0.340, SLG: 0.418		C SI 94 B SI 94 X SI 95 1-1 14 1B 2-3 1B		C FF 94 C CU 81 B FF 95 F FF 94 F CH 87 B CU 81 X SL 90 2-2 55 S 1B		X SL 80 0-0 55 B2-6-3 1B		X SI 96 0-0 55 WP 1B		4	0	4	0	0	0	0
55 Brayan Peña, S (1, 2) OBP: 0.309, SLG: 0.391		B FF 95 B SI 94 F SL 90 F FF 95 F CH 87 X FF 95 2-2 ② F8		1 SAFE C SI 94 F SI 93 F CU 82 B FF 94 D CH 86 X FF 93 2-2 ③ G4-3 1-2		L SI 89 X SI 90 0-1 ①② B2-6-3 1-2f		B SI 95 S SL 83 B SI 96 X SI 96 2-1 ③ F7 1-2		4	0	0	0	0	0	5
Inning Stats	R: 2 E: 0 K: 1 S: 12 H: 2 LOB: 0 BB: 0 P: 15	R: 1 E: 0 K: 0 S: 16 H: 3 LOB: 2 BB: 0 P: 22	R: 0 E: 0 K: 1 S: 6 H: 1 LOB: 0 BB: 0 P: 8	R: 0 E: 0 K: 0 S: 14 H: 1 LOB: 1 BB: 0 P: 21	R: 2 E: 0 K: 1 S: 11 H: 3 LOB: 2 BB: 1 P: 18	R: 0 E: 0 K: 0 S: 7 H: 1 LOB: 0 BB: 0 P: 10	R: 0 E: 0 K: 0 S: 7 H: 2 LOB: 1 BB: 0 P: 10	R: 0 E: 0 K: 2 S: 9 H: 1 LOB: 1 BB: 0 P: 16		1B: 12 2B: 1 3B: 0 HR: 1		SF: 1 SAC: 0 DP: 3 HBP: 0		WP: 2 PB: 0 SB: 1 CS: 0	PA: 36	

PITCHER		IP	WLS	BF	H	R	ER	SO	BB	IBB	HBP	BLK	WP	HR	S	P	ERA	WHIP
34 Jake Arrieta, R ERA: 7.23	(1, 1)	4.2	L	24	10	5	5	3	0	1	0	0	1	1	58	82	9.64	2.143
40 Troy Patton, L ERA: 4.22	(5, 1)	2.1		8	3	0	0	0	0	0	0	0	0	0	15	22	0.00	1.286
47 Pedro Strop, R ERA: 7.2	(8, 1)	1.0		4	1	0	0	2	0	0	0	0	1	0	9	16	0.00	1.000

PITCHER	IP	WLS	BF	H	R	ER	SO	BB	IBB	HBP	BLK	WP	HR	S	P	ERA	WHIP

BOTTOM

Baltimore Orioles @ Detroit Tigers

Comerica Park, Detroit, MI

Mon Jun 17 2013, 7:10 PM - 9:48 PM EDT

Att. 32,525 - Partly Cloudy - 72 F

livebaseballscorecards.com

AB	34
R	5
H	14
RBI	5
BB	1
SO	5
LOB	17

Batter	1	2	3	4	5	6	7	8	9	AB	R	H	RBI	BB	SO	LOB
9 Nate McLouth, L (1, 7) OBP: 0.368, SLG: 0.399	F FF 90 B FF 90 B FF 90 X FF 91 2-1 F8		C FF 90 B FF 92 B FF 92 X CH 85 2-1 1-3 2B	1 SAFE F FF 92 1 SAFE X FF 92 0-1 P6		B SI 88 C SI 88 B FC 86 X SI 89 2-1 G3-1			B FF 93 X SI 92 1-0 F7	5	0	1	0	0	0	1
13 Manny Machado, R (1, 5) OBP: 0.355, SLG: 0.490	C FF 91 X FF 92 0-1 G4-3		B FF 92 S SL 86 S SL 87 D SL 88 S SL 88 2-3 K		X SL 83 0-0 10 HR 2B	B CH 83 X SI 90 1-0 21 CS 1B			F SI 93 F SI 93 B CH 83 B FF 93 B FF 94 X CH 83 3-2 F7	5	1	2	0	0	1	2
21 Nick Markakis, L (1, 9) OBP: 0.344, SLG: 0.417	B FF 90 B CH 82 F CH 82 B CH 84 C FF 92 B FF 92 4-2 BB		C FF 96 F FF 97 B CU 80 B FF 97 F CU 80 B CU 80 F FF 96 F FF 96 B FF 97 4-2 BB		B CH 83 B CH 84 B FF 93 B FF 93 4-0 10 HR BB	B SI 88 B SI 89 C SI 88 1 SAFE 2-1 1-2 CS	F SI 88 X CU 73 0-1 G3		B SL 78 C FF 94 C FF 94 F FF 95 B FF 94 F FF 95 F SL 79 X SL 79 2-2 G6-3	2	1	0	0	3	0	0
10 Adam Jones, R (1, 8) OBP: 0.325, SLG: 0.520	1 SAFE B SL 84 B SL 84 1 SAFE X FF 93 2-0 F8		C FF 97 B FF 98 F FF 98 X SL 88 1-2 P5		X FF 95 0-0 1-H 2-H HR		B KC 76 X FF 93 1-0 G4-3			4	1	1	3	0	0	4
19 Chris Davis, L (1, 3) OBP: 0.409, SLG: 0.695		B FF 89 B FF 90 B CH 83 C FF 89 F FF 90 T FF 92 3-2 K	B FF 92 F FF 92 F FF 92 X CU 77 1-2 G3-1		X FF 90 0-0 F8		S SI 94 B SI 93 S CH 84 B CH 83 C CH 83 2-3 K			4	0	0	0	0	2	0
32 Matt Wieters, S (1, 2) OBP: 0.292, SLG: 0.411		C FF 91 C FF 91 F FF 92 B CU 75 B CH 84 S CH 84 2-3 K	B FF 92 B FF 92 B CH 84 C FF 91 B CH 83 4-1 2 HR BB		X CH 82 0-0 G4-3			C FF 93 X KC 78 0-1 G4-3		3	1	0	0	1	1	0
2 J.J. Hardy, R (1, 6) OBP: 0.312, SLG: 0.473		C FF 91 B FF 91 X SL 84 1-1 F7	B FF 95 C FF 94 X 1-1 1-H HR		C FF 90 C FF 91 F CH 84 B SL 88 B FF 95 X FF 94 2-2 1B			C FF 94 S KC 78 F KC 77 B FF 94 F CH 84 X FF 93 1-2 1B		4	1	3	2	0	0	0
45 Travis Ishikawa, L (1, 10)			C CH 81 B FF 89 C FF 90 X FF 92 1-2 G4-3	C FF 92 B CH 84 B CU 76 S FF 93 C CU 77 2-3 K	S CH 84 C FF 92 D CU 76 B CU 76 F FF 92 B CH 83 S CH 85 3-3 K			X FF 94 0-0 F7		4	0	0	0	0	2	2
3 Ryan Flaherty, L (1, 4) OBP: 0.238, SLG: 0.252			S CH 80 B CU 75 F CH 83 X FF 92 1-2 9 2B 1B	C CH 84 X CU 76 0-1 1B		B FC 83 X SI 88 1-0 G4-3		B SI 94 F FF 93 C FF 94 X CH 83 1-2 G3-1		4	0	2	0	0	0	1
Inning Stats	R: 0 E: 0 K: 0 S: 7 H: 0 LOB: 1 BB: 1 P: 15	R: 0 E: 0 K: 2 S: 9 H: 0 LOB: 0 BB: 0 P: 15	R: 0 E: 0 K: 1 S: 19 H: 2 LOB: 3 BB: 1 P: 30	R: 2 E: 0 K: 1 S: 13 H: 2 LOB: 1 BB: 1 P: 21	R: 3 E: 0 K: 1 S: 12 H: 3 LOB: 1 BB: 1 P: 21	R: 0 E: 0 K: 0 S: 5 H: 1 LOB: 0 BB: 0 P: 11	R: 0 E: 0 K: 1 S: 6 H: 0 LOB: 0 BB: 0 P: 9	R: 0 E: 0 K: 0 S: 11 H: 1 LOB: 1 BB: 0 P: 13	R: 0 E: 0 K: 0 S: 10 H: 0 LOB: 0 BB: 0 P: 16	1B: 5 2B: 2 3B: 0 HR: 2 SF: 0 SAC: 0 DP: 0 HBP: 0						

TOP

Baltimore Orioles @ Detroit Tigers

Comerica Park, Detroit, MI

Tue Jun 18 2013, 7:10 PM - 10:04 PM EDT

Att. 34,706 - Clear - 71 F

livebaseballscorecards.com

AB	35
R	5
H	9
RBI	5
BB	4
SO	6
LOB	10

WP: 0 PB: 0 SB: 0 CS: 1 PA: 40

PITCHER		IP	WLS	BF	H	R	ER	SO	BB	IBB	HBP	BLK	WP	HR	S	P	ERA	WHIP
35 Justin Verlander, R ERA: 3.72	(1, 1)	5.0	L	26	7	5	5	5	4	0	0	0	0	2	60	102	9.00	2.200
38 Darin Downs, L ERA: 3.71	(6, 1)	1.1		4	1	0	0	0	0	0	0	0	0	0	7	13	0.00	0.750
36 Luke Putkonen, R ERA: 1.86	(7, 1)	1.2		6	1	0	0	1	0	0	0	0	0	0	15	20	0.00	0.600
40 Phil Coke, L ERA: 5.23	(9, 1)	1.0		3	0	0	0	0	0	0	0	0	0	0	10	16	0.00	0.000

PITCHER		IP	WLS	BF	H	R	ER	SO	BB	IBB	HBP	BLK	WP	HR	S	P	ERA	WHIP

BOTTOM

Baltimore Orioles @ Detroit Tigers
Comerica Park, Detroit, MI
Tue Jun 18 2013, 7:10 PM - 10:04 PM EDT
Att. 34,706 - Clear - 71 F

Batter	1	2	3	4	5	6	7	8	9	AB	R	H	RBI	BB	SO	LOB
14 Austin Jackson, R (1, 8) OBP: 0.353, SLG: 0.394	C FF 88 B CH 83 B CH 82 X FF 89 2-1 ① F8		C FF 90 X CH 84 0-1 ③ G1-3		S CH 85 B FF 92 B SI 92 B SI 92 B FF 91 4-1 48 1B BB		C SL 79 F SL 79 X SL 78 0-2 48 FC5-4 1B 1-2 2-H		B SI 92 B SI 92 C SI 91 B SI 92 B SI 93 4-1 48 1B BB	3	0	1	1	2	0	0
48 Torii Hunter, R (1, 9) OBP: 0.340, SLG: 0.405	B FF 89 X FF 90 1-0 ② P3			C SL 78 B CH 84 S CH 84 X SL 79 1-2 ① G5-3	C CH 84 B SI 90 F FF 91 X SI 92 1-2 1-2 1B		F SI 86 X SI 84 0-1 ① FC5-4 1-2f 2-3		C SI 92 X CU 80 0-1 24 G6-4-3 1-2 1B	5	0	2	0	0	0	2
24 Miguel Cabrera, R (1, 5) OBP: 0.450, SLG: 0.634	B FF 90 B FF 91 C FF 90 C SI 91 X CH 84 2-2 ③ 1B			X SL 78 0-0 28 FC6-4 1B	B SI 93 B SI 91 X SI 93 2-0 ③ G4-3		F SI 86 B SL 78 X SL 79 1-1 ② P3		X SI 93 0-0 ②③ G6-4-3 1-2f	5	0	2	0	0	0	6
28 Prince Fielder, L (1, 3) OBP: 0.389, SLG: 0.494		C SL 76 B FF 91 F SI 91 B SI 91 F SI 91 F SL 78 B SL 77 X FF 90 3-2 ① G3-1		B FF 91 C SI 91 B CH 87 X SI 92 2-1 ② FC6-4 41 BB 1-2f		B FF 90 B SL 78 B SI 91 B FF 91 4-0 BB	X SL 84 0-0 ③ P5			3	0	0	0	1	0	3
41 Victor Martinez, S (1, 10) OBP: 0.280, SLG: 0.331		B CH 84 C FF 91 B CH 85 B SI 92 X FF 91 3-1 ② G5-3		B FF 92 S SI 92 B CH 86 F SI 92 B SI 92 B SI 91 4-2 1-2 BB		S FF 91 F SI 92 X CH 87 0-2 ① F9		B CU 79 B FF 95 X FF 96 2-0 ① F8		3	0	0	0	1	0	1
27 Jhonny Peralta, R (1, 6) OBP: 0.385, SLG: 0.486		B SL 77 B FF 91 C FF 90 F CH 85 B SL 78 X SI 90 3-2 2B		C CH 85 B FF 93 F CH 85 B SL 81 B SI 92 X SL 80 3-2 ③ F8		F SI 85 S FF 87 B SL 80 F SL 80 C SL 79 1-3 ② K		F FC 92 X CU 82 0-1 E5		4	0	1	0	0	1	3
18 Matt Tuiasosopo, R (1, 7) OBP: 0.465, SLG: 0.551 32 Don Kelly, L (8, PH) OBP: 0.337, SLG: 0.382 (9, 7)		C FF 91 F SI 92 D SL 81 X SI 92 1-2 ③ G5-3			B FF 89 B CH 81 C FF 89 F SI 90 X SI 89 2-2 HR	C SL 79 B SL 78 C SL 77 S FF 86 1-3 ③ K		X SI 96 0-0 ② P5		3 1	1 0	1 0	1 0	0 0	1 0	2 1
4 Omar Infante, R (1, 4) OBP: 0.339, SLG: 0.415			C FF 89 X SI 89 0-1 ① G6-3		X CH 83 0-0 ① L8		B SL 79 B SI 85 C SL 79 X SI 86 2-1 55 1B 14 1B 1B	C SI 96 F FF 96 F FF 97 S CU 83 0-3 ③ K		4	1	1	0	0	1	1
55 Brayan Peña, S (1, 2) OBP: 0.307, SLG: 0.385			B FF 89 X FF 90 1-0 ② G5-3		C FF 91 F CH 85 S SL 81 0-3 ② K		C SL 80 X FF 87 0-1 48 FC5-4 14 1B 1B 1-2		C SI 91 X SI 92 0-1 ① F7	4	0	1	0	0	1	0
Inning Stats	R: 0 E: 0 K: 0 S: 6 H: 1 LOB: 1 BB: 0 P: 11	R: 0 E: 0 K: 0 S: 13 H: 1 LOB: 1 BB: 0 P: 23	R: 0 E: 0 K: 0 S: 5 H: 0 LOB: 0 BB: 0 P: 6	R: 0 E: 0 K: 0 S: 11 H: 1 LOB: 2 BB: 1 P: 21	R: 1 E: 0 K: 1 S: 12 H: 2 LOB: 2 BB: 1 P: 21	R: 0 E: 0 K: 2 S: 10 H: 0 LOB: 1 BB: 1 P: 16	R: 1 E: 0 K: 0 S: 12 H: 3 LOB: 2 BB: 0 P: 15	R: 0 E: 1 K: 1 S: 8 H: 0 LOB: 1 BB: 0 P: 10	R: 0 E: 0 K: 0 S: 6 H: 1 LOB: 1 BB: 1 P: 10	1B: 7 2B: 1 3B: 0 HR: 1	SF: 0 SAC: 0 DP: 1 HBP: 0			WP: 0 PB: 0 SB: 0 CS: 0	PA: 39		

livebaseballscorecards.com

	AB	35
	R	2
	H	9
	RBI	2
	BB	4
	SO	4
	LOB	19

PITCHER		IP	WLS	BF	H	R	ER	SO	BB	IBB	HBP	BLK	WP	HR	S	P	ERA	WHIP
53 Zack Britton, L ERA: 5.56	(1, 1)	5.1	W	23	5	1	1	1	3	0	0	0	0	1	50	89	1.69	1.500
56 Darren O'Day, R ERA: 1.65	(6, 1)	1.1		7	3	1	1	2	0	0	0	0	0	0	18	23	6.75	2.250
17 Brian Matusz, L ERA: 4.08	(7, 1)	0.1	H	1	0	0	0	0	0	0	0	0	0	0	1	1	0.00	0.000
29 Tommy Hunter, R ERA: 1.82	(8, 1)	1.0	H	4	0	0	0	1	0	0	0	0	0	0	8	10	0.00	0.000
43 Jim Johnson, R ERA: 3.82	(9, 1)	1.0	S	4	1	0	0	0	1	0	0	0	0	0	6	10	0.00	2.000

PITCHER	IP	WLS	BF	H	R	ER	SO	BB	IBB	HBP	BLK	WP	HR	S	P	ERA	WHIP

Baltimore Orioles @ Detroit Tigers

Comerica Park, Detroit, MI

Wed Jun 19 2013, 1:09 PM - 4:21 PM EDT

Att. 38,574 - Sunny - 67 F

livebaseballscorecards.com

Batter	1	2	3	4	5	6	7	8	9	AB	R	H	RBI	BB	SO	LOB
9 Nate McLouth, L (1, 7) OBP: 0.372, SLG: 0.412	B FF 88 B SI 90 C SI 89 X FF 91 2-1 13 G4-3 1B		C CU 77 S CU 77 B SI 93 B CU 78 X FF 93 2-2 ② P5	C SI 91 X SL 85 0-1 13 1B 2B			F SI 87 F FC 84 X FC 82 0-2 10 S 10 1B 2B	S CH 87 C SL 82 B FF 96 B FF 96 F SL 82 C SL 81 2-3 ③ K		5	2	3	0	0	1	0
13 Manny Machado, R (1, 5) OBP: 0.358, SLG: 0.491	C FF 92 X SI 92 0-1 ① G4-3 1-2 1B		S CU 78 C FF 93 B SI 93 F SI 93 F SI 92 S SL 86 1-3 ③ K	B SI 91 B SL 86 C FF 92 X SL 85 2-1 2-H 1B			B SI 89 F CH 82 S FC 85 D FC 83 B SI 90 D CH 85 4-2 10 1B 10 S 19 2B BB		F FF 92 F FS 82 X FS 83 0-2 21 1B 10 2B 1B	4	2	2	1	1	1	1
21 Nick Markakis, L (1, 9) OBP: 0.345, SLG: 0.416 28 Steve Pearce, R (9, 9) OBP: 0.311, SLG: 0.383	B SI 92 B CH 83 C FF 92 B CH 84 X SI 94 3-1 ② G5-3			C CU 77 X SI 86 0-1 10 G4-3 19 HR 1B C CH 81 X SL 84 0-1 ③ F8			D CU 74 C SI 89 D SI 90 B SI 89 F FC 84 F FC 85 F SI 91 F FC 84 S FC 84 3-3 ① K		X FF 95 0-0 10 2B 1-2 1B	5 0	2 0	2 0	0 0	1 0	4 0
10 Adam Jones, R (1, 8) OBP: 0.326, SLG: 0.521 36 Chris Dickerson, L (9, 8) OBP: 0.272, SLG: 0.456	B FF 89 X SI 92 1-0 ③ G5-3			B CU 78 X SL 85 1-0 ① G4-3 1-2	S CH 80 X SI 91 0-1 ① F9		B FF 96 B FF 96 S FF 96 F SL 83 X SL 82 2-2 19 2B 2 SF8 1-3 2-H 1B		X FF 94 0-0 19 HR 1-H 2-H 2B	5 0	2 0	2 0	3 0	0 0	0 0	2 0
19 Chris Davis, L (1, 10) OBP: 0.413, SLG: 0.720		B FF 90 X CH 81 1-0 ① F8		X SI 90 0-0 2-H HR	C SI 90 S FF 90 B CU 79 F FF 90 C SI 90 1-3 ② K		F FF 96 X CH 86 0-1 1-3 3-H 2B		B FF 93 B FF 94 S FS 83 C FS 83 X FS 84 2-2 2-H HR	5	2	3	5	0	1	0
2 J.J. Hardy, R (1, 6) OBP: 0.310, SLG: 0.470 12 Alexi Casilla, S (9, 4) OBP: 0.266, SLG: 0.282		C FF 90 B SI 92 B SL 86 X SL 86 2-1 ② L4		B CU 77 C CH 83 X SI 92 1-1 3 1B 45 S 31 HR 1B	B SI 87 B CH 80 B SI 90 X SI 88 3-0 ③ G6-3		B SL 84 T FF 97 F SL 82 B FF 97 X SL 82 2-2 ② SF8 3-H		B FF 94 B FF 94 X FF 94 2-0 ① G6-3	4 0	1 0	1 0	1 0	0 0	0 0	0 0
45 Travis Ishikawa, L (1, 3) OBP: 0.111, SLG: 0.111		C FF 92 F SI 93 B CU 81 B CH 84 X CH 83 2-2 1B		B CH 82 C CU 77 1 SAFE F SI 90 B CU 76 B SI 92 S CH 82 3-3 ② K 1-2		B CH 81 C CH 81 F CU 77 S SL 84 1-3 ① K	B FF 95 D CH 87 X FF 97 2-0 ③ F9		C FF 95 F FF 94 B FF 94 C FS 84 1-3 ② K	5	0	1	0	0	3	2
3 Ryan Flaherty, L (1, 4) OBP: 0.242, SLG: 0.257 (9, 6)		C CU 80 X CH 83 0-1 ③ G4-3		B FF 92 B CH 82 C SI 92 C FF 93 X SI 93 2-2 31 HR 2-3 1B		B SI 90 B FF 90 X SI 90 2-0 ② L8		B FF 95 F FF 95 T CH 85 B FF 95 C FF 96 2-3 ① K	F FF 94 X FF 94 0-1 1B	5	1	2	0	0	1	1
31 Taylor Teagarden, R (1, 2) OBP: 0.071, SLG: 0.179			B SI 91 C SI 90 S SI 91 F SI 92 B FF 94 X CH 82 2-2 ① G1-3	B CU 79 1 SAFE X SI 91 1-0 1-H 3-H HR		C FF 90 F SI 91 X CU 78 0-2 ③ G5-3		F FF 96 S SL 82 C FF 95 0-3 ② K	C FF 94 D FS 84 S FF 94 B FF 94 F FS 84 X FF 94 2-2 ③ F9	5	1	1	3	0	1	1
Inning Stats	R: 0 E: 0 K: 0 S: 7 H: 1 LOB: 1 BB: 0 P: 13	R: 0 E: 0 K: 0 S: 8 H: 1 LOB: 1 BB: 0 P: 13	R: 0 E: 0 K: 1 S: 12 H: 0 LOB: 0 BB: 0 P: 17	R: 6 E: 0 K: 1 S: 19 H: 7 LOB: 1 BB: 0 P: 29	R: 0 E: 0 K: 1 S: 7 H: 0 LOB: 0 BB: 0 P: 11	R: 0 E: 0 K: 1 S: 7 H: 0 LOB: 0 BB: 0 P: 10	R: 3 E: 0 K: 1 S: 20 H: 3 LOB: 1 BB: 1 P: 33	R: 0 E: 0 K: 3 S: 10 H: 0 LOB: 0 BB: 0 P: 14	R: 4 E: 0 K: 1 S: 18 H: 5 LOB: 1 BB: 0 P: 25	1B: 10 2B: 4 3B: 0 HR: 3 SF: 1 SAC: 0 DP: 0 HBP: 0						

PITCHER		IP	WLS	BF	H	R	ER	SO	BB	IBB	HBP	BLK	WP	HR	S	P	ERA	WHIP
21 Rick Porcello, R ERA: 4.74	(1, 1)	6.0	L	27	9	6	6	4	0	0	0	0	0	2	60	93	9.00	1.500
38 Darin Downs, L ERA: 4.33	(7, 1)	0.1		3	1	2	2	1	1	0	0	0	0	0	11	18	54.00	6.000
57 Evan Reed, R ERA: 4.05	(7, 1)	1.2		7	2	1	1	3	0	0	0	0	0	0	19	29	5.40	1.200
46 Jose Valverde, R ERA: 5.59	(9, 1)	1.0		8	5	4	4	1	0	0	0	0	0	1	18	25	36.00	5.000

PITCHER	IP	WLS	BF	H	R	ER	SO	BB	IBB	HBP	BLK	WP	HR	S	P	ERA	WHIP

AB	43
R	13
H	17
RBI	13
BB	1
SO	9
LOB	11

WP: 0 PA: 45
PB: 0
SB: 3
CS: 0

Baltimore Orioles @ Detroit Tigers

Comerica Park, Detroit, MI

Wed Jun 19 2013, 1:09 PM - 4:21 PM EDT

Att. 38,574 - Sunny - 67 F

BOTTOM

Batter	1	2	3	4	5	6	7	8	9	AB	R	H	RBI	BB	SO	LOB
14 Austin Jackson, R (1, 8) OBP: 0.354, SLG: 0.394	B FF 88 F FF 89 X FF 88 1-1 12 CS 1B	C SL 85 F FF 93 B KC 75 X CH 83 1-2 ③ L7		B FF 92 C SL 86 B FF 91 X SL 87 2-1 ③ G5-3		B SI 88 S SL 80 B SI 88 1 SAFE C SL 79 B SI 89 S SL 81 3-3 ③ K			C SI 89 X SI 89 0-1 24 1B 1B	5	0	2	0	0	1	4
12 Andy Dirks, L (1, 7) (7, 9) OBP: 0.289, SLG: 0.335	B FF 89 1 SAFE S FF 89 F CH 82 F KC 75 F FF 91 F CH 83 X CH 83 1-2 ①② F7 1-2		X SL 84 0-0 ① L6		B KC 74 C FF 89 B KC 74 C FF 90 X CH 82 2-2 ① G3		C SL 78 C SI 88 X SL 80 0-2 1B		C SI 89 X FS 82 0-1 ② F9	5	0	1	0	0	0	2
24 Miguel Cabrera, R (1, 5) OBP: 0.452, SLG: 0.632	C FF 92 B FF 93 S FF 92 F FF 93 X CH 83 1-2 28 BB 1B		B FF 90 B KC 76 F FF 90 B FF 91 F FF 92 B SL 88 4-2 BB		X KC 76 0-0 ② G5-3		B SI 88 C SI 89 B SI 87 F CH 82 X SL 80 2-2 ① F8		X SI 89 0-0 1-2 1B	4	0	2	0	1	0	1
28 Prince Fielder, L (1, 3) OBP: 0.386, SLG: 0.487	B FF 91 B CH 82 F FF 91 B FF 92 B CH 82 4-1 1-2 BB		D CH 84 C FF 91 X FF 92 1-1 ② F7		B KC 77 B CH 83 C FF 92 B FF 92 F FF 92 X CH 84 3-2 ③ F7		C SI 88 B SI 88 F SL 78 B SI 89 S SL 78 2-3 ② K		B SI 90 S CH 82 S CH 82 S CH 84 1-3 ③ K	4	0	0	0	1	2	4
41 Victor Martinez, S (1, 10) OBP: 0.280, SLG: 0.329	F FF 89 B KC 74 F FF 91 F CH 83 S CH 84 1-3 ③ K		F FF 91 C SL 86 X FF 91 0-2 ③ F8			B KC 73 B FF 89 F FF 90 X FF 91 2-1 27 BB 18 2B 1B	F SI 88 F SL 79 F SI 88 X CH 81 0-2 ③ G4-3			4	1	1	0	0	1	4
27 Jhonny Peralta, R (1, 6) OBP: 0.387, SLG: 0.488		C FF 88 F SL 82 B KC 74 B FF 90 B SL 86 X FF 91 3-2 ① G5-3		B FF 88 F CH 84 B KC 74 X FF 90 2-1 4 2B 2B		D SL 84 B SL 86 F FF 90 C SL 86 F FF 90 B KC 76 B SL 85 4-2 18 2B 1-2 BB		B SI 94 F SI 94 B SI 96 S SL 82 S SL 82 2-3 ① K		3	2	1	0	1	1	0
32 Don Kelly, L (1, 9) OBP: 0.340, SLG: 0.385 18 Matt Tuiasosopo, R (6, PH) OBP: 0.466, SLG: 0.563 (7, 7)		B FF 89 B FF 89 C FF 90 B SL 86 X FF 90 3-1 50 1B 1B	X FF 91 0-0 ① L6			B SI 87 C CH 80 C SI 88 F SI 89 F SL 80 X CH 82 1-2 4 FC6-5 1-H 2-H 2B		C SL 80 B SL 82 S SI 96 S SL 84 1-3 ② K		2 2	0 0	1 1	0 2	0 0	0 1	1 0
4 Omar Infante, R (1, 4) OBP: 0.337, SLG: 0.416		F FF 91 X FF 88 0-1 ② F9		C SL 86 B FF 89 X FF 90 1-1 2-H 2B		B SI 88 X SI 88 1-0 ① FC6-5 2-3		C SI 96 B SL 82 B SL 82 X SI 96 2-1 ③ F8		4	0	1	1	0	0	2
50 Bryan Holaday, R (1, 2) OBP: 0.250, SLG: 0.250		C FF 90 C FF 90 B FF 92 D SL 86 X FF 92 2-2 1-2 1B		F SL 86 B KC 75 B FF 92 F SL 85 F FF 93 X SL 87 2-2 ② G6-3		X SI 88 0-0 ② F7			C SI 88 F SI 89 F SL 80 C CU 74 0-3 ① K	4	0	1	0	0	1	2
Inning Stats	R: 0 E: 0 K: 1 S: 17 H: 2 LOB: 2 BB: 1 P: 25	R: 0 E: 0 K: 0 S: 13 H: 2 LOB: 2 BB: 0 P: 22	R: 0 E: 0 K: 0 S: 8 H: 0 LOB: 1 BB: 1 P: 13	R: 1 E: 0 K: 0 S: 11 H: 2 LOB: 1 BB: 0 P: 18	R: 0 E: 0 K: 0 S: 7 H: 0 LOB: 0 BB: 0 P: 12	R: 2 E: 0 K: 1 S: 15 H: 2 LOB: 1 BB: 1 P: 26	R: 0 E: 0 K: 1 S: 13 H: 1 LOB: 1 BB: 0 P: 17	R: 0 E: 0 K: 2 S: 8 H: 0 LOB: 0 BB: 0 P: 13	R: 0 E: 0 K: 2 S: 12 H: 2 LOB: 2 BB: 0 P: 13	1B: 8 2B: 3 3B: 0 HR: 0 SF: 0 SAC: 0 DP: 0 HBP: 0						

livebaseballscorecards.com

AB	37
R	3
H	11
RBI	3
BB	3
SO	7
LOB	20

PITCHER		IP	WLS	BF	H	R	ER	SO	BB	IBB	HBP	BLK	WP	HR	S	P	ERA	WHIP
30 Chris Tillman, R ERA: 3.71	(1, 1)	5.0	W	24	7	3	3	1	3	0	0	0	0	0	61	101	5.40	2.000
66 T.J. McFarland, L ERA: 3.41	(6, 1)	2.0		8	2	0	0	2	0	0	0	0	0	0	23	32	0.00	1.000
47 Pedro Strop, R ERA: 6.86	(8, 1)	1.0		3	0	0	0	2	0	0	0	0	0	0	8	13	0.00	0.000
38 Freddy Garcia, R ERA: 4.8	(9, 1)	1.0		5	2	0	0	2	0	0	0	0	0	0	12	13	0.00	2.000

PITCHER	IP	WLS	BF	H	R	ER	SO	BB	IBB	HBP	BLK	WP	HR	S	P	ERA	WHIP

Baltimore Orioles @ Toronto Blue Jays

Rogers Centre, Toronto, ON

Fri Jun 21 2013, 7:09 PM - 9:45 PM EDT

Att. 35,472 - Partly Cloudy - 68 F

TOP

livebaseballscorecards.com

Batter	1	2	3	4	5	6	7	8	9	AB	R	H	RBI	BB	SO	LOB
9 Nate McLouth, L (1, 7) OBP: 0.370, SLG: 0.409	C KN 73 B KN 76 B KN 77 X KN 75 2-1 G1-3		S KN 74 X KN 76 0-1 G3-1			C KN 73 B KN 76 X KN 76 1-1 21 BB 10 1B 1B	C CU 82 F CU 82 X FF 93 0-2 L9			4	1	1	0	0	0	1
13 Manny Machado, R (1, 5) OBP: 0.357, SLG: 0.488	B KN 75 S KN 76 X KN 78 1-1 1B		B KN 78 S KN 75 C KN 77 S KN 80 1-3 K			B KN 74 X FF 82 1-0 L9	S CU 82 S CH 86 C SI 94 0-3 K			4	0	1	0	0	2	2
21 Nick Markakis, L (1, 9) OBP: 0.344, SLG: 0.412	C KN 76 F KN 78 F KN 78 1 SAFE D KN 78 X EP 67 1-2 L9		C KN 74 B KN 78 F KN 77 X KN 78 1-2 L8			B KN 74 C KN 74 B KN 76 B KN 74 1 SAFE B KN 69 4-1 10 1B 19 HR 1-2 BB	B FF 94 F CU 85 D CH 88 1 SAFE 2-1 CS 1-2	B FF 90 T FF 93 B FF 93 B CU 85 C CU 84 C FF 94 3-3 K		3	1	0	0	1	1	1
10 Adam Jones, R (1, 8) OBP: 0.325, SLG: 0.518	C KN 76 S KN 78 S KN 78 0-3 K			B KN 78 C KN 75 X KN 78 1-1 P2		S KN 76 X KN 78 0-1 19 HR 1-2 2-H 1B		X CH 88 0-0 F8		4	1	1	1	0	1	1
19 Chris Davis, L (1, 3) OBP: 0.410, SLG: 0.724		B KN 76 S KN 72 C KN 75 F KN 78 S KN 79 1-3 K2-3		B KN 78 S KN 75 F KN 78 T KN 79 1-2 K		X KN 79 0-0 1-H 2-H HR		B FF 94 C CU 84 F CH 88 X CU 85 1-2 L7		4	1	1	3	0	2	0
32 Matt Wieters, S (1, 2) OBP: 0.288, SLG: 0.404		B KN 73 B KN 74 C FF 81 B KN 73 S FF 82 F KN 75 F KN 76 F KN 78 S KN 77 3-3 K		X KN 76 0-0 L4		B KN 75 X KN 76 1-0 P6			B FF 92 X FC 90 1-0 F8	4	0	0	0	0	1	0
2 J.J. Hardy, R (1, 6) OBP: 0.313, SLG: 0.481		C KN 76 X KN 79 0-1 HR	B KN 73 C KN 75 F KN 76 X KN 78 1-2 3 FC3-6 1B			C KN 77 X KN 78 0-1 P4			C FF 89 B FC 91 C FF 91 X FF 91 1-2 L4	4	1	2	1	0	0	0
3 Ryan Flaherty, L (1, 4) OBP: 0.249, SLG: 0.277		B KN 77 B KN 76 H KN 75 3-0 HBP	X KN 75 0-0 FC3-6 35 L6 1-2f				C KN 71 B KN 76 S KN 74 F KN 77 B KN 69 B KN 75 X KN 74 3-2 HR		X FF 91 0-0 P4	3	1	1	1	0	0	1
35 Danny Valencia, R (1, 10) OBP: 0.327, SLG: 0.608		C KN 75 B KN 79 S KN 76 B KN 78 B KN 77 X KN 76 3-2 G4-3	B KN 76 B KN 74 B KN 73 C FF 81 C FF 82 X FF 84 3-2 L6 1-1				C FF 82 F KN 75 F KN 78 B KN 71 B KN 77 B KN 77 F KN 74 B KN 77 4-2 21 CS BB			2	0	0	0	1	0	2

| Inning Stats | | | |

Batter	1	2	3	4	5	6	7	8	9	AB	R	H	RBI	BB	SO	LOB
53 Melky Cabrera, S (1, 7) OBP: 0.320, SLG: 0.368 11 Rajai Davis, R (7, PR) OBP: 0.336, SLG: 0.394 (8, 7)	B SI 92 C SI 91 F FF 93 S SL 84 1-3 ① K		C FF 94 C CU 78 X FF 94 0-2 ② P5		1 SAFE B SI 95 S SI 95 B CU 80 F SI 94 1 SAFE S FF 94 2-3 ③ K		F FF 97 F SI 97 X SI 98 0-2 19 S 1B		B SI 95 F SI 97 X SL 83 1-1 2-3 3-H 1B	4 1	0 0	1 1	0 1	0 1	2 0	1 0
19 José Bautista, R (1, 9) OBP: 0.347, SLG: 0.478	B CU 75 B FF 94 F FF 93 C FF 94 F SL 83 S SL 85 2-3 ② K		C SL 84 F FF 94 X FF 95 0-2 ③ G4-3			F FF 92 B CU 74 B CH 86 F SI 93 F CH 86 B SL 86 X SI 94 3-2 ① L7	B FF 87 C SL 80 B SL 80 B FF 88 C SL 80 S SI 86 3-3 ③ K 1-2			4	0	0	0	0	2	1
10 Edwin Encarnación, R (1, 10) OBP: 0.355, SLG: 0.538	C SL 84 B FF 95 F FF 95 B SI 95 X SL 84 2-2 26 HR 2B			B SL 86 C SI 94 F SI 94 B FF 95 B CH 87 F FF 94 X SI 94 3-2 ① G5-3		B CU 77 F SI 94 C SL 85 B SL 86 F SL 85 F SI 94 F SI 95 F FF 95 F CU 79 2-2 X SL 85 HR		F SL 80 X SI 87 0-1 ① F7		4	2	2	1	0	0	0
26 Adam Lind, L (1, 3) OBP: 0.403, SLG: 0.564	B FF 94 C F FF 94 X SL 84 1-2 2-H HR			C SI 95 X SI 95 0-1 ② G3		B SI 95 X SI 94 1-0 ② G4-3		B FF 92 S FF 93 F FF 92 X FF 92 1-2 ② L9		4	1	1	2	0	0	0
28 Colby Rasmus, L (1, 8) OBP: 0.314, SLG: 0.466	C FF 94 C FF 95 B FF 94 B FF 94 X CH 89 2-2 ③ F8			C CU 78 F SL 85 B SI 95 T FF 95 1-2 ③ K		B SI 95 X SI 94 1-0 ③ F7		C SL 86 S SL 85 B SL 84 X SL 85 1-2 ③ F8		4	0	0	0	0	1	0
3 Maicer Izturis, S (1, 5) OBP: 0.263, SLG: 0.320		C SI 92 B SL 84 F SL 84 S FF 94 1-3 ① K			C CU 76 B FF 94 B SI 94 B FF 93 F FF 93 B SI 93 4-2 1 F9 22 G4-3 66 1B BB		C CU 82 X CU 81 0-1 66 HR 1B		C FF 92 X FF 91 0-1 66 G4-3 22 SH5-3 11 1B 1B	3	3	2	0	1	1	0
22 Josh Thole, L (1, 2) OBP: 0.176, SLG: 0.125		C FF 93 B CU 77 F FF 93 F SL 84 S SL 84 1-3 ② K			B FF 94 1 SAFE 1 SAFE X SL 86 1-0 ① G4-3 1-2		B FF 98 F FF 95 X FF 98 1-1 ① F7		X FF 92 0-0 ① SH5-3 1-2	3	0	0	0	0	1	2
1 Emilio Bonifácio, S (1, 4) OBP: 0.231, SLG: 0.312 16 Mark DeRosa, R (9, PH) OBP: 0.306, SLG: 0.423		C FF 94 C CU 77 B FF 95 S FF 94 1-3 ③ K			T FF 94 B SI 94 B FF 94 X SL 86 2-1 ② F9 2-3		C SI 98 F SI 98 F FF 98 C FF 97 0-3 ② K		I IN 72 I I IN 70 I IN 71 4-0 11 1B 66 G4-3 IBB	3 0	0 0	0 0	0 0	0 1	2 0	2 0
66 Munenori Kawasaki, L (1, 6) OBP: 0.341, SLG: 0.333			X FF 94 0-0 ① G4-3		C FF 94 B SI 95 X SI 95 1-1 3-H 1B		D FF 96 C FC 92 X FC 91 1-1 1-H HR		S SL 87 S FF 91 F FF 93 B SL 84 F SL 86 F FF 93 B FF 92 X SL 86 2-2 ② G4-3 1-2 2-3	4	1	2	3	0	0	2
Inning Stats	R: 2 E: 0 K: 2 S: 16 H: 2 LOB: 0 BB: 0 P: 24	R: 0 E: 0 K: 3 S: 10 H: 0 LOB: 0 BB: 0 P: 13	R: 0 E: 0 K: 0 S: 7 H: 0 LOB: 0 BB: 0 P: 7	R: 0 E: 0 K: 1 S: 9 H: 0 LOB: 0 BB: 0 P: 13	R: 1 E: 0 K: 1 S: 10 H: 1 LOB: 1 BB: 1 P: 20	R: 1 E: 0 K: 0 S: 14 H: 1 LOB: 0 BB: 0 P: 21	R: 2 E: 0 K: 2 S: 16 H: 3 LOB: 2 BB: 0 P: 21	R: 0 E: 0 K: 0 S: 8 H: 0 LOB: 0 BB: 0 P: 10	R: 1 E: 0 K: 0 S: 11 H: 2 LOB: 2 BB: 1 P: 18	1B: 5 2B: 1 3B: 0 HR: 3 SF: 0 SAC: 1 DP: 0 HBP: 0						WP: 0 PB: 0 SB: 1 CS: 0 PA: 37	

PITCHER		IP	WLS	BF	H	R	ER	SO	BB	IBB	HBP	BLK	WP	HR	S	P	ERA	WHIP
39 Jason Hammel, R ERA: 5.3	(1, 1)	6.0		23	4	4	4	7	1	0	0	0	0	2	66	98	6.00	0.833
29 Tommy Hunter, R ERA: 2.23	(7, 1)	0.2	B	5	3	2	2	1	0	0	0	0	0	1	13	15	27.00	4.500
56 Darren O'Day, R ERA: 1.62	(7, 1)	0.2		2	0	0	0	1	0	0	0	0	0	0	5	8	0.00	0.000
17 Brian Matusz, L ERA: 4.2	(8, 1)	1.1	L	6	1	1	1	0	0	1	0	0	0	0	15	23	6.75	0.750
47 Pedro Strop, R ERA: 6.86	(9, 1)	0.0		1	1	0	0	0	0	0	0	0	0	0	2	3	∞	∞

PITCHER	IP	WLS	BF	H	R	ER	SO	BB	IBB	HBP	BLK	WP	HR	S	P	ERA	WHIP

BOTTOM

Baltimore Orioles @ Toronto Blue Jays

Rogers Centre, Toronto, ON

Fri Jun 21 2013, 7:09 PM - 9:45 PM EDT

Att. 35,472 - Partly Cloudy - 68 F

livebaseballscorecards.com

AB	34
R	7
H	9
RBI	7
BB	2
SO	9
LOB	8

Baltimore Orioles @ Toronto Blue Jays

Rogers Centre, Toronto, ON

Sat Jun 22 2013, 1:08 PM - 3:43 PM EDT

Att. 43,261 - Roof Closed - 68 F

TOP

livebaseballscorecards.com

Batter	1	2	3	4	5	6	7	8	9	AB	R	H	RBI	BB	SO	LOB
9 Nate McLouth, L (1, 7) OBP: 0.372, SLG: 0.411	X SI 87 0-0 13 FC6-4 1B		B CU 77 C SI 91 B SI 91 X SI 91 2-1 ③ F7			X SI 90 0-0 ① G3		B FF 89 X SL 75 1-0 13 CS 1B		4	0	2	0	0	0	0
13 Manny Machado, R (1, 5) OBP: 0.353, SLG: 0.481	B SI 88 X SI 89 1-0 ① FC6-4 21 G5-4-3 1-2f			B SI 90 B SI 87 X SI 90 2-0 ① P6		C SI 91 X SI 91 0-1 ② G3		1 SAFE C SI 87 S SI 88 C FF 87 0-3 ②③ K 1-2		4	0	0	0	0	1	2
21 Nick Markakis, L (1, 9) OBP: 0.339, SLG: 0.407	B SI 90 C SI 90 B SI 90 1 SAFE X SI 88 2-1 ②③ G5-4-3 1-2f			C SI 90 B SL 81 X SI 88 1-1 ② G1-3		C SI 89 X SI 91 0-1 ③ G6-3			B FF 90 F FF 91 B FC 91 X FC 90 2-1 ① F8	4	0	0	0	0	0	1
10 Adam Jones, R (1, 8) OBP: 0.321, SLG: 0.511		B CU 74 B SI 89 F SI 88 X SI 90 2-1 ① G6-3		C SI 90 B SI 89 S CU 78 B SI 92 F SI 92 T SI 92 2-2 ③ K			B SI 89 F SI 91 X SI 89 1-1 ① G5-3		F FF 92 B FF 92 B FF 91 F FC 91 S FF 93 2-3 ② K	4	0	0	0	0	2	0
19 Chris Davis, L (1, 10) OBP: 0.415, SLG: 0.727		C SI 91 B SI 90 B SI 89 C FS 78 X SL 82 2-2 2 G4-3 2B			F SI 89 B SI 90 B SI 91 B SI 89 X SI 90 3-1 2 G6-3 45 1B 1B		B SL 76 F SI 91 H SI 92 2-1 2 G1-6-3 2 WP HBP		S FF 92 S CU 77 B FF 92 S CU 76 1-3 ③ K	3	1	2	0	0	1	0
2 J.J. Hardy, R (1, 6) OBP: 0.309, SLG: 0.476		C SI 91 C SI 92 X SI 92 0-2 ② G4-3 2-3			C SI 90 C SI 90 B SI 89 X SI 91 1-2 ① G6-3 1-2		B FF 94 B SL 83 B FF 94 S FF 95 C FF 96 F FF 96 X FF 95 3-2 ② G1-6-3 1-3			3	0	0	0	0	0	3
45 Travis Ishikawa, L (1, 3) OBP: 0.167, SLG: 0.167		B SI 91 F SI 92 F SI 92 D FS 81 B SI 92 F SI 92 F SI 92 X SI 92 3-2 ③ F7			F SI 92 D SI 90 B SI 91 X SI 92 2-1 31 WP 1B 2-H		B FF 96 C FF 96 C FF 96 F FF 96 X FF 98 1-2 ③ F7			3	0	1	1	0	0	2
3 Ryan Flaherty, L (1, 4) OBP: 0.250, SLG: 0.278			C FS 78 B SI 90 B FS 80 X SI 90 2-1 31 L1-3 1B		B FS 78 S SI 90 F SI 90 B SL 80 S SL 81 2-3 ② K			C SL 75 S SL 75 B FF 89 B SL 75 S SL 75 2-3 ① K		3	0	1	0	0	2	1
31 Taylor Teagarden, R (1, 2) OBP: 0.097, SLG: 0.290			S SI 89 B CU 78 F SI 90 X SI 91 1-2 ①② L1-3 1-1		B CU 78 C SI 92 F SI 91 B SI 90 D CU 79 X SI 92 3-2 ③ G1-3 1-2			C FF 87 X FF 87 0-1 HR		3	1	1	1	0	0	2
Inning Stats	R: 0 H: 1 E: 0 LOB: 0 K: 0 BB: 0 S: 4 P: 7	R: 0 H: 1 E: 0 LOB: 1 K: 0 BB: 0 S: 13 P: 20	R: 0 H: 1 E: 0 LOB: 0 K: 0 BB: 0 S: 7 P: 12	R: 0 H: 0 E: 0 LOB: 0 K: 1 BB: 0 S: 7 P: 12	R: 1 H: 2 E: 0 LOB: 1 K: 1 BB: 0 S: 13 P: 24	R: 0 H: 0 E: 0 LOB: 0 K: 0 BB: 0 S: 5 P: 5	R: 0 H: 0 E: 0 LOB: 1 K: 0 BB: 0 S: 11 P: 18	R: 1 H: 2 E: 0 LOB: 0 K: 2 BB: 0 S: 9 P: 12	R: 0 H: 0 E: 0 LOB: 0 K: 2 BB: 0 S: 8 P: 13	1B: 5 SF: 0 2B: 2 SAC: 0 3B: 0 DP: 2 HR: 1 HBP: 1					WP: 2 PA: 32 PB: 0 SB: 0 CS: 1	

	AB	31
	R	2
	H	7
	RBI	2
	BB	0
	SO	6
	LOB	11

PITCHER		IP	WLS	BF	H	R	ER	SO	BB	IBB	HBP	BLK	WP	HR	S	P	ERA	WHIP
67 Chien-Ming Wang, R ERA: 2.61	(1, 1)	6.1		22	5	1	1	2	0	0	0	0	1	0	51	83	1.42	0.789
62 Aaron Loup, L ERA: 2.0	(7, 1)	0.0		1	0	0	0	0	0	0	1	0	0	0	1	3	∞	∞
45 Neil Wagner, R ERA: 0.82	(7, 1)	0.2	H	2	0	0	0	0	0	0	0	0	1	0	8	12	0.00	0.000
38 Darren Oliver, L ERA: 3.0	(8, 1)	1.0	W	4	2	1	1	2	0	0	0	0	0	1	9	12	9.00	2.000
44 Casey Janssen, R ERA: 2.1	(9, 1)	1.0	S	3	0	0	0	2	0	0	0	0	0	0	8	13	0.00	0.000

PITCHER	IP	WLS	BF	H	R	ER	SO	BB	IBB	HBP	BLK	WP	HR	S	P	ERA	WHIP

Batter	1	2	3	4	5	6	7	8	9	AB	R	H	RBI	BB	SO	LOB
53 Melky Cabrera, S (1, 7) OBP: 0.321, SLG: 0.366	B FF 90 C FF 92 B CU 76 B SI 92 F SI 92 B FF 92 4-2 26 1B 28 WP BB		X CU 78 0-0 L8		B SI 91 C SL 84 1 SAFE X FF 91 1-1 L4-3 1-1			C SI 86 X FF 88 0-1 FC3-6 19 HR 1-2f		2	1	0	0	1	0	1
11 Rajai Davis, R (8, 7) OBP: 0.333, SLG: 0.390										1	1	0	0	0	0	1
19 José Bautista, R (1, 9) OBP: 0.346, SLG: 0.486	F FF 91 F SL 84 D CH 84 C SI 91 1-3 K		C CU 77 F FF 93 F FF 93 B CU 79 B CH 83 B SL 85 F SI 92 X SI 93 3-2 P4			C SL 85 F CH 84 B SI 91 X SI 92 1-2 F7		1 SAFE 1 SAFE B SL 81 C SL 81 1 SAFE B FF 88 B SI 88 F SI 88 F SL 80 3-2 X SL 80 1-H HR		4	1	1	2	0	1	1
10 Edwin Encarnación, R (1, 3) OBP: 0.351, SLG: 0.530	X SI 92 0-0 P4			C SL 84 F SI 92 B FF 92 X CH 85 1-2 P6		B CH 85 B CH 83 F SL 84 F SI 92 X SL 83 2-2 P6		C SL 80 F SI 87 X CH 81 0-2 G5-3		4	0	0	0	0	0	1
26 Adam Lind, L (1, 10) OBP: 0.406, SLG: 0.563	B SI 92 C SI 90 B SI 93 X CH 85 2-1 28 WP 1-3 1B			B FF 92 C FF 92 B SL 86 B SI 92 C SI 92 B SL 84 4-2 BB		C SI 92 X SI 92 0-1 G6-3				2	0	1	0	1	0	0
28 Colby Rasmus, L (1, 8) OBP: 0.311, SLG: 0.460	S FF 93 F SI 93 B FF 92 B FF 93 B CH 83 C SL 84 3-3 K 1-2 3-H			S FF 92 F FF 93 S CH 84 0-3 K			B CU 76 B SI 90 C SI 91 X FF 91 2-1 F9			3	0	0	0	0	2	2
9 J.P. Arencibia, R (1, 2) OBP: 0.240, SLG: 0.450		C FF 92 B SL 85 F SL 84 F FF 92 F CH 84 F FF 93 C SL 85 1-3 K		F FF 92 F SL 84 B CU 78 F SI 92 X SL 83 1-2 G1-3			C CU 78 C SI 92 B FF 92 B CH 86 X CH 84 2-2 F7			3	0	0	0	0	1	1
3 Maicer Izturis, S (1, 5) OBP: 0.264, SLG: 0.335		C FF 92 B SI 91 F SL 86 X CU 79 1-2 P5			X FF 90 0-0 HR		C CU 77 X CH 85 0-1 G4-3			3	1	1	1	0	0	0
1 Emilio Bonifácio, S (1, 4) OBP: 0.227, SLG: 0.307		B FF 92 F FF 92 X FF 93 1-1 P5			X SI 90 0-0 F7			L SI 90 S FF 91 B FF 91 X CU 77 1-2 G4-3		3	0	0	0	0	0	0
66 Munenori Kawasaki, L (1, 6) OBP: 0.347, SLG: 0.336			B FF 91 C SI 90 B SL 84 C SI 92 F FF 91 F SL 84 F FF 92 C CU 78 2-3 K		B SI 91 B SL 83 B FF 91 C FF 91 F FF 90 B SL 84 4-2 53 L4-3 BB			B SI 91 C SI 92 C CH 84 X CH 83 1-2 11 FC3-6 1B		2	0	1	0	1	1	0
Inning Stats	R: 1 H: 1 E: 0 LOB: 1 K: 2 BB: 1 S: 11 P: 21	R: 0 H: 0 E: 0 LOB: 0 K: 1 BB: 0 S: 11 P: 14	R: 0 H: 0 E: 0 LOB: 0 K: 1 BB: 0 S: 12 P: 17	R: 0 H: 0 E: 0 LOB: 1 K: 1 BB: 1 S: 12 P: 18	R: 1 H: 1 E: 0 LOB: 0 K: 0 BB: 1 S: 6 P: 11	R: 0 H: 0 E: 0 LOB: 0 K: 0 BB: 0 S: 8 P: 11	R: 0 H: 0 E: 0 LOB: 0 K: 0 BB: 0 S: 7 P: 11	R: 2 H: 2 E: 0 LOB: 0 K: 0 BB: 0 S: 15 P: 20		1B: 2 SF: 0 2B: 1 SAC: 0 3B: 0 DP: 1 HR: 2 HBP: 0						

PITCHER	IP	WLS	BF	H	R	ER	SO	BB	IBB	HBP	BLK	WP	HR	S	P	ERA	WHIP
50 Miguel González, R (1, 1) ERA: 3.75	7.1	L	27	3	3	3	5	3	0	0	0	1	1	73	111	3.68	0.818
56 Darren O'Day, R (8, 1) ERA: 1.85	0.2		3	1	1	1	0	0	0	0	0	0	1	9	12	13.50	1.500

PITCHER	IP	WLS	BF	H	R	ER	SO	BB	IBB	HBP	BLK	WP	HR	S	P	ERA	WHIP

BOTTOM

Baltimore Orioles @ Toronto Blue Jays

Rogers Centre, Toronto, ON

Sat Jun 22 2013, 1:08 PM - 3:43 PM EDT

Att. 43,261 - Roof Closed - 68 F

livebaseballscorecards.com

AB	27
R	4
H	4
RBI	3
BB	3
SO	5
LOB	7

PA: 30

WP: 1
PB: 0
SB: 0
CS: 0

Batter	1	2	3	4	5	6	7	8	9	AB	R	H	RBI	BB	SO	LOB
9 Nate McLouth, L (1, 7) OBP: 0.369, SLG: 0.407	X FF 93 0-0 21 2B 1B	C SI 93 D CU 79 B FF 94 B CU 78 X FF 93 3-1 ③ G3-1 1-2			C SI 93 S CU 81 F SI 94 B FF 93 B SL 87 C CU 81 2-3 ③ K		X SL 76 0-0 ① G4-3		X FF 96 0-0 ② F7	5	0	1	0	0	1	1
13 Manny Machado, R (1, 5) OBP: 0.354, SLG: 0.483	F FF 94 B SL 85 1 SAFE F FF 93 T SL 88 1-2 ① K	X SI 93 0-0 ① G5-3				C FF 93 X CH 88 0-1 21 2B 2B	S CH 78 S CH 80 X CH 80 0-2 21 G6-4-3 1B		S SL 87 C SI 94 S SI 95 0-3 ③ K	5	1	2	0	0	2	1
21 Nick Markakis, L (1, 9) OBP: 0.341, SLG: 0.414	1 SAFE B FF 93 B FF 94 C FF 94 X SI 95 2-1 1-3 2B	C FF 94 B FF 94 C SL 90 X FF 94 1-2 ② L9				F SI 93 X FF 92 0-1 10 G6-3 19 E 2-H 2B	B SI 90 C SI 90 X SI 91 1-1 ②③ G6-4-3 1-2f			4	1	2	1	0	0	1
10 Adam Jones, R (1, 8) OBP: 0.320, SLG: 0.508	D FF 90 S SL 88 F SI 94 F SI 95 S SL 86 1-3 K ②	C FF 94 B SI 95 X SL 89 1-1 ③ G5-3				C SI 93 B SL 86 F FF 92 X SL 86 1-2 ① G6-3 2-3		B SL 78 X SI 93 1-0 32 G5-3 19 1B 1B		4	0	1	0	0	1	3
19 Chris Davis, L (1, 3) OBP: 0.416, SLG: 0.723 45 Travis Ishikawa, L (8, 3) OBP: 0.167, SLG: 0.167	I IN 79 I IN 80 I IN 81 I IN 81 4-0 IBB	B FF 92 F FF 92 B FF 92 C SL 86 X CU 78 2-2 ① F7				X FF 92 0-0 E4 3-H		B SI 94 B SI 94 X SI 94 2-0 2 PB 32 G5-3 1-2 1B		3 0	0 0	1 0	1 0	1 0	0 0	0 0
32 Matt Wieters, S (1, 2) OBP: 0.284, SLG: 0.398	B SL 89 B FF 94 F FF 95 X FF 94 2-1 ③ P2	C FF 93 B CH 89 B CU 79 X FF 94 2-1 ② F8				X SI 93 0-0 ② F8		C SL 82 S SL 84 B SI 94 X SL 84 1-2 ①② G5-3 1-2 2-3f		4	0	0	0	0	0	6
2 J.J. Hardy, R (1, 6) OBP: 0.305, SLG: 0.469 12 Alexi Casilla, S (8, 4) OBP: 0.266, SLG: 0.282		C SI 92 B SI 93 B SI 93 S SI 93 F SI 94 B CH 90 C SL 89 3-3 ① K		C SI 94 B FF 93 S SL 88 F SL 89 X SI 94 1-2 ③ L4		C SI 93 F CH 86 T CH 88 0-2 ③ K		B SI 94 B SI 94 C SI 94 F SL 83 B SI 94 X SI 93 3-2 ③ G5-3 2-3		4 0	0 0	0 0	0 0	0 0	2 0	2 0
36 Chris Dickerson, L (1, 10) OBP: 0.282, SLG: 0.458		B FF 94 C FF 93 S CU 79 X SL 82 1-2 9 S 1B			X SI 92 0-0 ① G4-3		X CH 88 0-0 3 HR 1B		C SI 96 S SI 95 B FF 95 S CH 89 1-3 ① K	4	1	2	0	0	1	0
3 Ryan Flaherty, L (1, 4) OBP: 0.256, SLG: 0.321 (8, 6)		B FF 93 B SI 94 X FF 93 2-0 ② F9			C SI 93 B FF 93 X SI 93 1-1 ② G5-3		F SI 92 X SI 92 0-1 1-H HR		B SI 95 B SI 94 X FF 93 2-0 HR	4	2	2	3	0	0	1
Inning Stats	R: 0 H: 2 E: 0 LOB: 3 K: 2 BB: 1 S: 12 P: 22	R: 0 H: 1 E: 0 LOB: 1 K: 1 BB: 0 S: 10 P: 19	R: 0 H: 0 E: 0 LOB: 0 K: 0 BB: 0 S: 6 P: 8	R: 0 H: 0 E: 0 LOB: 0 K: 0 BB: 0 S: 9 P: 14	R: 0 H: 0 E: 0 LOB: 0 K: 1 BB: 0 S: 7 P: 10	R: 2 H: 2 E: 1 LOB: 1 K: 1 BB: 0 S: 12 P: 13	R: 2 H: 3 E: 0 LOB: 0 K: 0 BB: 0 S: 9 P: 10	R: 0 H: 2 E: 0 LOB: 1 K: 0 BB: 0 S: 8 P: 15	R: 1 H: 1 E: 0 LOB: 0 K: 2 BB: 0 S: 8 P: 11	1B: 6 SF: 0 2B: 3 SAC: 0 3B: 0 DP: 2 HR: 2 HBP: 0						

PITCHER		IP	WLS	BF	H	R	ER	SO	BB	IBB	HBP	BLK	WP	HR	S	P	ERA	WHIP
55 Josh Johnson, R ERA: 4.6	(1, 1)	6.0	W	27	7	4	4	5	0	1	0	0	0	1	59	89	6.00	1.167
62 Aaron Loup, L ERA: 1.95	(7, 1)	1.0		3	1	0	0	0	0	0	0	0	0	0	6	7	0.00	1.000
57 Juan Pablo Perez, L ERA:	(8, 1)	1.0		4	2	0	0	0	0	0	0	0	0	0	8	15	0.00	2.000
29 Dustin McGowan, R ERA: 5.4	(9, 1)	1.0		4	1	1	1	2	0	0	0	0	0	1	8	11	9.00	1.000

PITCHER	IP	WLS	BF	H	R	ER	SO	BB	IBB	HBP	BLK	WP	HR	S	P	ERA	WHIP

TOP

Baltimore Orioles @ Toronto Blue Jays

Rogers Centre, Toronto, ON

Sun Jun 23 2013, 1:08 PM - 3:44 PM EDT

Att. 45,214 - Sunny - 75 F

livebaseballscorecards.com

AB	37
R	5
H	11
RBI	5
BB	1
SO	7
LOB	15

WP: 0	PA: 38		
PB: 1			
SB: 1			
CS: 0			

BOTTOM

Batter	1	2	3	4	5	6	7	8	9	AB	R	H	RBI	BB	SO	LOB
53 Melky Cabrera, S (1, 7) OBP: 0.320, SLG: 0.365	C SI 88 X CU 74 0-1 G4-3 ①	B SI 89 X SI 89 1-0 SF8 ② 3-H	B SI 89 X SI 89 1-0 19 BB; 10 2B 2-H 1B		C SI 90 B FF 91 C SL 81 F SL 79 X SI 90 1-2 P5 ③		C FF 95 F SI 96 B SI 96 H SI 95 2-2 19 2B HBP			3	1	1	2	0	0	0
11 Rajai Davis, R (7, 7) OBP: 0.339, SLG: 0.390										0	1	0	0	0	0	0
19 José Bautista, R (1, 9) OBP: 0.350, SLG: 0.488	C SI 89 B CU 71 C SL 80 B SI 90 B FS 81 F FS 80 F CH 83 F SI 90 F SI 90 3-2 X FS 82 G5-3 ②	C CU 73 B SL 83 C SL 80 B SI 90 B SL 82 F FS 81 B FS 82 4-2 10 HR BB	B SI 90 C CH 83 B SI 90 D SI 89 B CH 83 4-1 10 2B BB 1-2			C CH 81 X SL 80 0-1 F8 ①	S SL 83 B SI 95 X SI 96 1-1 2B 1-H 2-H 3-H			3	2	1	3	2	0	0
10 Edwin Encarnación, R (1, 10) OBP: 0.355, SLG: 0.545	C CU 70 B SI 89 X FS 81 1-1 26 1B; 9 HBP 1B	X SI 90 0-0 1-H HR	C SI 89 X SL 81 0-1 1-H 2-H 2B			B CH 82 B SI 88 X SI 90 2-0 P3 ②	S SL 83 F SL 82 X CH 88 0-2 G6-3 ③			5	2	3	4	0	0	1
26 Adam Lind, L (1, 3) OBP: 0.402, SLG: 0.554	C SI 89 X SI 89 0-1 9 HBP; 28 BB 1-3 1B	S CU 76 C SI 90 B SI 91 X CU 76 1-2 G4-3 ③	C SI 90 C FF 89 F SI 90 F SI 90 F SI 90 D SL 80 F SI 89 F CH 83 B SI 90 2-2 X SI 80 G4-3 ③			B SL 80 F SI 89 C SI 89 S CH 81 1-3 K ③		C SI 89 X SI 90 0-1 G5-3 ①		5	0	1	0	0	1	1
28 Colby Rasmus, L (1, 8) OBP: 0.312, SLG: 0.469	B SI 90 F FS 80 B SI 89 B FS 79 B FS 77 4-1 9 HBP 1-2 BB	X CU 73 0-0 F7 ① C SL 81 B SI 90 C SI 89 B SI 90 F SI 90 B SI 89 F SI 89 X SL 82 3-2 F8 ①					B SL 79 B SL 79 C SI 89 X SL 80 2-1 HR	C SI 91 F SL 83 B SI 91 B SL 80 S CH 84 2-3 K ②		4	1	1	1	1	1	0
9 J.P. Arencibia, R (1, 2) OBP: 0.251, SLG: 0.455	H SL 78 1-0 1-2 2-3 3-H HBP	S SL 79 X SI 89 0-1 3 2B 1B	F CH 83 B B FF 91 X SL 82 2-1 P4 ②				B SI 89 X CH 82 1-0 3 2B; 19 2B 1B	X SI 90 0-0 3 FC6-4 1B		4	2	3	1	0	0	0
3 Maicer Izturis, S (1, 5) OBP: 0.267, SLG: 0.346	C SI 89 B CU 74 B SL 78 F SI 88 F FS 80 F CH 82 F FS 80 F CU 74 C FS 81 2-3 K ③		F CH 81 B SI 89 1 SAFE C SI 89 F SI 89 X CH 80 1-2 1 2B 2B 1-H	X SL 80 0-0 L4 ③			C SI 88 X SL 80 0-1 19 2B 2B 1-3	X SI 89 0-0 FC6-4 ③ 1-2f		5	2	2	1	0	1	4
1 Emilio Bonifácio, S (1, 4) OBP: 0.233, SLG: 0.316		B SI 87 X CU 71 1-0 66 SH3-4; 66 S; 53 SF8 1B	B SI 88 B FS 82 X SI 88 2-0 53 1B 2B 2-H		X SI 89 0-0 G5-3 ①		X SI 89 0-0 G6-3 ①			4	2	2	1	0	0	2
66 Munenori Kawasaki, L (1, 6) OBP: 0.341, SLG: 0.329		C SI 87 X SI 88 0-1 SH3-4 ① 1-3	B SI 88 X SI 88 1-0 G6-3 ②		C SI 90 X SL 82 0-1 G4-3 ②		X SI 88 0-0 G4-3 ②			3	0	0	0	0	0	3
Inning Stats	R: 1 H: 2 E: 0 LOB: 3 K: 1 BB: 1 S: 21 P: 32	R: 3 H: 2 E: 0 LOB: 0 K: 0 BB: 1 S: 11 P: 18	R: 5 H: 5 E: 0 LOB: 1 K: 0 BB: 1 S: 21 P: 32	R: 0 H: 0 E: 0 LOB: 0 K: 0 BB: 0 S: 8 P: 13	R: 0 H: 0 E: 0 LOB: 0 K: 0 BB: 0 S: 7 P: 8	R: 0 H: 0 E: 0 LOB: 0 K: 1 BB: 0 S: 6 P: 9	R: 4 H: 4 E: 0 LOB: 1 K: 0 BB: 0 S: 14 P: 20	R: 0 H: 1 E: 0 LOB: 1 K: 1 BB: 0 S: 7 P: 9		1B: 7 SF: 1 2B: 5 SAC: 1 3B: 0 DP: 0 HR: 2 HBP: 2						

PITCHER		IP	WLS	BF	H	R	ER	SO	BB	IBB	HBP	BLK	WP	HR	S	P	ERA	WHIP
38 Freddy Garcia, R ERA: 5.77	(1, 1)	2.1	L	17	7	7	7	1	2	0	1	0	0	1	40	61	27.00	3.857
66 T.J. McFarland, L ERA: 4.14	(3, 1)	4.1		19	5	5	5	1	1	0	0	0	0	1	41	61	10.38	1.385
47 Pedro Strop, R ERA: 7.17	(7, 1)	0.1		3	1	1	1	0	0	0	1	0	0	0	7	10	27.00	3.000
40 Troy Patton, L ERA: 4.09	(8, 1)	1.0		4	1	0	0	1	0	0	0	0	0	0	7	9	0.00	1.000

PITCHER	IP	WLS	BF	H	R	ER	SO	BB	IBB	HBP	BLK	WP	HR	S	P	ERA	WHIP

Baltimore Orioles @ Toronto Blue Jays

Rogers Centre, Toronto, ON

Sun Jun 23 2013, 1:08 PM - 3:44 PM EDT

Att. 45,214 - Sunny - 75 F

livebaseballscorecards.com

AB	36
R	13
H	14
RBI	13
BB	3
SO	3
LOB	11

WP: 0 PA: 43
PB: 0
SB: 1
CS: 0

Cleveland Indians @ Baltimore Orioles

Oriole Park at Camden Yards, Baltimore, MD

Mon Jun 24 2013, 7:08 PM - 10:22 PM EDT

Att. 18,544 - Overcast - 85 F

livebaseballscorecards.com

Batter	1	2	3	4	5	6	7	8	9	AB	R	H	RBI	BB	SO	LOB
24 Michael Bourn, L (1, 8) OBP: 0.353, SLG: 0.394	C FF 90 S SI 90 B SI 92 C SI 91 1-3 ① K		C FF 90 B SI 90 F SI 90 F SI 91 S SL 80 1-3 ① K		1 SAFE B FF 91 X FF 91 1-0 ② P6	X FF 97 0-0 ③ L8		B FF 91 F FF 91 S SL 84 F FF 92 S SL 83 1-3 ② K		5	0	0	0	0	3	5
4 Mike Aviles, R (1, 6) OBP: 0.286, SLG: 0.368	B FF 91 X SI 90 1-0 ② L9		B SI 91 D SI 91 B CH 84 C FF 92 S SI 92 S SL 80 3-3 ② K 1-2		1 SAFE 1 SAFE B SI 91 F CH 84 F SI 90 B SI 92 1 SAFE B SL 79 X SL 79 3-2 ③ G5-3		B FC 93 X FC 90 1-0 ① G6-3	F CU 77 F FF 91 1 SAFE B FF 91 B SI 91 F SL 84 F SL 83 C FF 92 2-3 ③ K		5	0	0	0	0	2	3
22 Jason Kipnis, L (1, 4) OBP: 0.360, SLG: 0.486	C FF 91 C SL 78 H SI 92 1-2 33 1B HBP		F FF 92 X SI 92 0-1 ③ G2-3		B SL 74 B FF 89 X FF 88 2-0 33 1B 2B	B CU 80 B FC 93 C FF 96 C CU 82 F FF 97 X FC 92 2-2 ② F7			B SI 92 C SI 92 F CH 86 B SI 93 B SI 93 F CH 88 F SI 95 S FF 94 3-3 ① K	4	1	1	0	0	1	1
33 Nick Swisher, S (1, 3) OBP: 0.336, SLG: 0.395	X FF 91 0-0 1-2 1B			C SL 75 B CH 82 X SI 89 1-1 ① G5-3		C SI 90 X SI 90 0-1 41 2B 23 1B 2-H 1B	B FF 96 B CU 81 B CU 80 B FF 96 4-0 BB		S CH 87 B SI 94 B SI 94 C CH 86 B SI 94 F SI 93 X FF 94 3-2 ② F7	4	1	2	1	1	0	0
41 Carlos Santana, S (1, 2) OBP: 0.385, SLG: 0.476	C SL 78 B FF 91 C SI 91 F SL 80 D SL 82 B SI 91 F SL 79 X SI 91 3-2 ③ F8			C CH 83 B SI 90 B CH 84 X SI 90 2-1 ② G5-3		B SL 78 X CH 84 1-0 1-3 23 1B 2B	B FF 95 B FF 96 S FF 96 X FC 92 2-1 ③ F8		C CU 78 S CU 79 F CH 86 B SI 94 B CU 80 F SI 93 F CH 87 C SI 93 2-3 ③ K	5	1	1	0	0	1	3
12 Mark Reynolds, R (1, 5) OBP: 0.321, SLG: 0.427 7 John McDonald, R (8, PR) OBP: 0.163, SLG: 0.079 (8, 5)		C SL 77 B FF 90 F SI 91 X SI 91 1-2 ① F9		B CH 82 B FF 91 C SL 76 F SI 90 B SL 80 F SI 90 B SI 91 4-2 BB		D FF 90 D FF 90 B FF 91 I IN 71 4-0 23 1B IBB		C SL 80 S SL 80 B SL 80 B FF 87 B FF 88 F SL 80 X SL 79 3-2 23 HR 1B		2 0	0 1	1 0	0 0	2 0	0 0	0 0
23 Michael Brantley, L (1, 7) OBP: 0.329, SLG: 0.380		B FF 91 C SL 77 C SI 92 F SI 91 C SL 78 1-3 ② K		X FF 91 0-0 ③ G3		B FF 90 X SL 78 1-0 1-2 2-H 3-H 1B		C SL 80 B FF 87 1 SAFE 1 SAFE S SI 86 B SL 80 F SL 79 F SI 86 X SI 88 2-2 1-H HR		4	1	2	4	0	1	1
9 Ryan Raburn, R (1, 10) OBP: 0.349, SLG: 0.516 25 Jason Giambi, L (8, PH) OBP: 0.300, SLG: 0.424 (8, 10)		C SL 77 C FF 91 B CH 85 C SI 91 1-3 ③ K			C SL 77 B SI 90 C CH 84 X SI 90 1-2 ① F9	C FF 98 C FF 97 B FC 93 S FF 98 1-3 ① K		C SL 85 X SL 85 0-1 ① G1-3		3 1	0 0	0 0	0 0	0 0	2 0	2 1
11 Drew Stubbs, R (1, 9) OBP: 0.301, SLG: 0.389			B FF 89 B SL 76 C FF 89 F CH 82 B SI 90 X SI 91 3-2 4 S 1B	B SI 91 C SL 76 S SL 78 B SI 90 B CH 84 D FF 90 4-2 BB		C CU 82 B FF 98 X FC 93 1-1 ② F7		C CU 77 F FF 91 B CH 84 B CH 85 X FF 92 2-2 1B		3	0	2	0	1	0	2

TOP	
AB	36
R	5
H	9
RBI	5
BB	4
SO	10
LOB	18

Inning Stats	1	2	3	4	5	6	7	8	9	1B: 6	SF: 0	WP: 0	PA: 41
	R: 0 E: 0 K: 1 S: 12 H: 1 LOB: 2 BB: 0 P: 18	R: 0 E: 0 K: 2 S: 10 H: 0 LOB: 0 BB: 0 P: 13	R: 0 E: 0 K: 2 S: 12 H: 1 LOB: 1 BB: 0 P: 19	R: 0 E: 0 K: 0 S: 8 H: 0 LOB: 1 BB: 1 P: 15	R: 0 E: 0 K: 0 S: 9 H: 0 LOB: 1 BB: 1 P: 18	R: 3 E: 0 K: 1 S: 11 H: 4 LOB: 2 BB: 1 P: 21	R: 0 E: 0 K: 0 S: 7 H: 0 LOB: 1 BB: 1 P: 16	R: 2 E: 0 K: 2 S: 23 H: 3 LOB: 1 BB: 0 P: 33	R: 0 E: 0 K: 2 S: 15 H: 0 LOB: 0 BB: 0 P: 23	2B: 2 3B: 0 HR: 1	SAC: 0 DP: 0 HBP: 1	PB: 0 SB: 1 CS: 0	

PITCHER		IP	WLS	BF	H	R	ER	SO	BB	IBB	HBP	BLK	WP	HR	S	P	ERA	WHIP
53 Zack Britton, L ERA: 5.51	(1, 1)	5.0	L	25	6	3	3	5	2	1	1	0	0	0	56	96	5.40	1.600
29 Tommy Hunter, R ERA: 2.13	(6, 1)	2.0		7	0	0	0	1	1	0	0	0	0	0	13	24	0.00	0.500
56 Darren O'Day, R ERA: 2.38	(8, 1)	0.0		2	2	2	2	0	0	0	0	0	0	1	9	14	∞	∞
17 Brian Matusz, L ERA: 4.06	(8, 1)	1.0		4	1	0	0	2	0	0	0	0	0	0	14	19	0.00	1.000
43 Jim Johnson, R ERA: 3.72	(9, 1)	1.0		3	0	0	0	2	0	0	0	0	0	0	15	23	0.00	0.000

PITCHER	IP	WLS	BF	H	R	ER	SO	BB	IBB	HBP	BLK	WP	HR	S	P	ERA	WHIP

Cleveland Indians @ Baltimore Orioles

Oriole Park at Camden Yards, Baltimore, MD

Mon Jun 24 2013, 7:08 PM - 10:22 PM EDT

Att. 18,544 - Overcast - 85 F

livebaseballscorecards.com

BOTTOM

Batter	1	2	3	4	5	6	7	8	9	AB	R	H	RBI	BB	SO	LOB
9 Nate McLouth, L (1, 7) OBP: 0.366, SLG: 0.402	C FF 89 F SI 89 B FF 92 B FS 83 C SL 85 2-3 ① K	F CU 77 B FF 94 C FF 93 X FF 94 1-2 ③ P5		C SL 84 C SI 89 S FF 92 0-3 ② K			C CU 74 B FF 90 C FF 92 F SL 83 F FF 92 B CU 75 X SL 82 2-2 ① G3		C FF 92 B SL 79 X FF 92 1-1 1-2 1B	5	0	1	0	0	2	4
13 Manny Machado, R (1, 5) OBP: 0.349, SLG: 0.476	C FF 91 B SL 84 X SL 84 1-1 ② F9		X FF 89 0-0 ① F8	B SL 85 X SL 85 1-0 ③ FC6-4 1-2f			F FC 93 B FC 93 C SL 79 S SL 82 1-3 ② K		X SL 79 0-0 ③ L6	5	0	0	0	0	1	3
21 Nick Markakis, L (1, 9) OBP: 0.343, SLG: 0.425	C FS 81 B CU 74 X SI 93 1-1 HR		B SI 91 C FS 82 F FF 93 X FS 85 1-2 10 1B		F SL 84 C SL 82 B FF 91 X FF 92 1-2 ① G3-1		B FC 93 X SL 80 1-0 ③ G3			4	1	2	1	0	0	0
10 Adam Jones, R (1, 8) OBP: 0.322, SLG: 0.508	B SI 91 X SL 83 1-0 ③ F9		C SL 84 B FF 92 B SI 92 1 SAFE F FS 86 F FF 93 X CU 79 2-2 1-2 1B		B SL 84 C SL 81 F FF 90 X FF 92 1-2 2 CS 1B			B SI 89 B SL 80 C SI 89 X SI 89 2-1 ① G4-3		4	0	2	0	0	0	0
19 Chris Davis, L (1, 3) OBP: 0.411, SLG: 0.712		B FS 83 F SL 84 B SI 92 F FS 84 C SI 93 2-3 ① K	F SL 84 D FS 86 X FF 89 1-1 ② F8		S SL 83 1 SAFE F FF 88 S FF 92 0-3 ② K			B SL 80 S SL 81 X FF 90 1-1 ② G4-3		4	0	0	0	0	2	3
2 J.J. Hardy, R (1, 6) OBP: 0.305, SLG: 0.466		C FF 92 B SI 94 X FS 84 1-1 ② F8	C SL 84 S FS 86 B FF 90 B SI 92 F FS 84 S SL 84 2-3 ③ K2-3		B SL 84 1 SAFE B FF 91 2-0 ③ CS 1-2	C SL 81 X SI 88 0-1 1B		B SI 90 C SI 88 X SI 90 1-1 ③ G4-3		4	0	1	0	0	1	2
32 Matt Wieters, S (1, 2) OBP: 0.287, SLG: 0.409		B SL 84 B FF 92 C SL 83 B SI 93 B SI 92 4-1 3 1B 45 BB BB		C FS 80 S SL 83 F FF 92 X FS 81 0-2 HR		C SL 83 F SL 83 F FF 91 B FF 89 B SI 90 X SL 81 2-2 ① F9			B SL 77 C FF 92 S SL 80 S SL 80 1-3 ① K	3	1	1	1	1	1	1
45 Travis Ishikawa, L (1, 10) OBP: 0.214, SLG: 0.154 35 Danny Valencia, R (6, PH) OBP: 0.321, SLG: 0.596 (7, 10) 36 Chris Dickerson, L (9, PH) OBP: 0.279, SLG: 0.452		F FF 91 B SL 83 B FS 84 B SI 89 F FF 92 F SL 83 F FS 85 B SI 93 4-2 3 1B 1-2 BB	C FF 91 B SI 91 F FS 82 B SL 83 F SI 91 S SL 83 2-3 ① K		1 SAFE C CU 74 C CU 75 1 SAFE B FF 89 B FF 91 1 SAFE D CU 75 C CU 75 3-3 ② K			X FF 92 0-0 ② F7	1 1 1	0 0 0	0 0 0	0 0 0	1 0 0	1 1 0	0 1 0
3 Ryan Flaherty, L (1, 4) OBP: 0.267, SLG: 0.327		B SL 83 F FF 92 B FS 85 X SL 84 2-1 1-2 2-3 1B		X SL 86 0-0 13 FC6-4 1B		1 SAFE C SL 83 B FF 92 B FF 90 S SL 84 1 SAFE 1 SAFE B CU 76 X SL 84 3-2 ③ P6			C FF 91 B FF 92 S SL 81 B SL 80 B FF 91 B FF 92 4-2 9 1B BB	3	0	2	0	1	0	1
Inning Stats	R: 1 E: 0 K: 1 S: 8 H: 1 LOB: 0 BB: 0 P: 13	R: 0 E: 0 K: 1 S: 15 H: 1 LOB: 3 BB: 2 P: 29	R: 0 E: 0 K: 1 S: 14 H: 2 LOB: 2 BB: 0 P: 20	R: 1 E: 0 K: 2 S: 13 H: 2 LOB: 1 BB: 0 P: 16	R: 0 E: 0 K: 1 S: 9 H: 1 LOB: 0 BB: 0 P: 13	R: 0 E: 0 K: 1 S: 12 H: 1 LOB: 1 BB: 0 P: 20	R: 0 E: 0 K: 1 S: 9 H: 0 LOB: 0 BB: 0 P: 13	R: 0 E: 0 K: 0 S: 6 H: 0 LOB: 0 BB: 0 P: 10	R: 0 E: 0 K: 1 S: 9 H: 1 LOB: 2 BB: 1 P: 15	1B: 7 2B: 0 3B: 0 HR: 2 SF: 0 SAC: 0 DP: 0 HBP: 0						

	AB	35
	R	2
	H	9
	RBI	2
	BB	3
	SO	9
	LOB	15

WP: 0 PB: 0 SB: 0 CS: 1 PA: 39

PITCHER		IP	WLS	BF	H	R	ER	SO	BB	IBB	HBP	BLK	WP	HR	S	P	ERA	WHIP
30 Ubaldo Jiménez, R ERA: 4.58	(1, 1)	5.1	W	25	8	2	2	6	2	0	0	0	0	2	65	99	3.38	1.875
53 Rich Hill, L ERA: 7.2	(6, 1)	1.0	H	3	0	0	0	1	0	0	0	0	0	0	11	19	0.00	0.000
27 Bryan Shaw, R ERA: 3.31	(7, 1)	0.2	H	2	0	0	0	1	0	0	0	0	0	0	4	6	0.00	0.000
38 Joe Smith, R ERA: 1.65	(8, 1)	1.0	H	3	0	0	0	0	0	0	0	0	0	0	6	10	0.00	0.000
52 Vinnie Pestano, R ERA: 4.3	(9, 1)	1.0	S	5	1	0	0	1	1	0	0	0	0	0	9	15	0.00	2.000

PITCHER	IP	WLS	BF	H	R	ER	SO	BB	IBB	HBP	BLK	WP	HR	S	P	ERA	WHIP

Cleveland Indians @ Baltimore Orioles

Oriole Park at Camden Yards, Baltimore, MD

Tue Jun 25 2013, 7:07 PM - 9:30 PM EDT

Att. 20,924 - Partly Cloudy - 91 F

livebaseballscorecards.com

Batter	1	2	3	4	5	6	7	8	9	AB	R	H	RBI	BB	SO	LOB
24 Michael Bourn, L (1, 8) OBP: 0.349, SLG: 0.394	L8	K			4 SH1-3 22 HR 2B		F9		K 1-2	5	1	1	0	0	2	4
4 Mike Aviles, R (1, 6) OBP: 0.286, SLG: 0.367	33 BB 22 BB 23 SF7 1B	G4-3			SH1-3 2-3		F9			3	1	1	0	0	0	2
22 Jason Kipnis, L (1, 4) OBP: 0.368, SLG: 0.502	33 BB BB	BB			3-H HR			23 L3 1B		2	1	2	2	2	0	0
33 Nick Swisher, S (1, 3) OBP: 0.335, SLG: 0.390	BB	K			G6-3			K		3	0	0	0	1	2	2
23 Michael Brantley, L (1, 7) OBP: 0.324, SLG: 0.376	SF7 3-H	L8			G4-3			L3 1-1		3	0	0	1	0	0	2
41 Carlos Santana, S (1, 2) OBP: 0.383, SLG: 0.470	P5	L3				G3-1			8 12 G4-6-3 1B BB	3	0	0	0	1	0	3
12 Mark Reynolds, R (1, 10) OBP: 0.323, SLG: 0.426		8 1B 11 FC5-2 BB		K		K			0-0 8 G4-6-3 1-2 1B	3	0	1	0	1	2	0
8 Lonnie Chisenhall, L (1, 5) OBP: 0.256, SLG: 0.342		11 FC5-2 1-3 1B		K	L8				G4-6-3 1-2f 2-3	4	0	1	0	0	1	2
11 Drew Stubbs, R (1, 9) OBP: 0.298, SLG: 0.384 25 Jason Giambi, L (9, PH) OBP: 0.306, SLG: 0.424 9 Ryan Raburn, R (9, PR) OBP: 0.349, SLG: 0.516		FC5-2 1-2 3-H		G4-3			K		24 DI BB	3 0 0	0 0 0	0 0 0	0 0 0	0 1 0	1 0 0	2 0 0

| Inning Stats | | | |

Batter	1	2	3	4	5	6	7	8	9	AB	R	H	RBI	BB	SO	LOB
9 Nate McLouth, L (1, 7) OBP: 0.365, SLG: 0.398	X SI 88 0-0 ① G3			C SI 88 B SL 81 X FF 92 1-1 ① L7		C SL 78 B SI 91 C SI 88 T FF 94 1-2 ② K	B FF 93 C FF 91 B FF 92 B FF 92 B FF 93 4-1 13 G3-6 BB			3	0	0	0	1	1	0
13 Manny Machado, R (1, 5) OBP: 0.347, SLG: 0.476	B FF 93 B SI 91 F FF 92 T SI 89 S SL 83 2-3 ② K			B SI 91 S SI 89 B SI 92 B SL 80 F SI 87 F SI 90 F SL 81 X SI 88 3-2 ② P5		C SL 80 B SL 83 B SI 90 X FF 92 2-1 2B	C FF 93 X FF 95 0-1 ②③ G3-6 1-2f			4	0	1	0	0	1	1
21 Nick Markakis, L (1, 9) OBP: 0.339, SLG: 0.420	B SI 89 C FF 94 S SL 83 X FF 95 1-2 ③ G5-3			F SL 82 C SL 83 B SI 96 B FF 94 X SL 86 2-2 ③ G6-3		B SI 90 B SI 86 F SL 79 F SL 81 X FF 93 2-2 ③ P5		B FF 93 T FF 92 F FF 93 F SL 82 B SL 83 S FF 94 2-3 ① K		4	0	0	0	0	1	1
10 Adam Jones, R (1, 8) OBP: 0.324, SLG: 0.506		C SI 90 C SL 82 X SI 92 0-2 ① G6-3			X SI 91 0-0 19 1B 2 FC6-4 1B		H SL 80 1-0 19 HR HBP	B SI 93 B SI 95 X SI 94 2-0 ② P4		3	2	1	0	0	0	0
19 Chris Davis, L (1, 3) OBP: 0.412, SLG: 0.720		B SL 82 S FF 93 B FF 95 B FF 96 C SI 89 S SL 81 3-3 ② K			F FF 93 B FF 92 X FF 92 1-1 2 FC6-4 1-3 1B		X SI 89 0-0 1-H HR	B CU 81 B SI 92 X FF 94 2-0 ③ F7		4	1	2	2	0	1	0
32 Matt Wieters, S (1, 2) OBP: 0.287, SLG: 0.406		C SI 90 B SI 93 B SL 82 X SI 91 2-1 ③ G4-3			C SL 81 F SI 91 1 SAFE S SL 83 0-3 ① K		B SL 79 B SL 79 B SI 88 D CH 85 4-0 12 WP 36 1B 12 HR BB			2	1	0	0	1	1	2
2 J.J. Hardy, R (1, 6) OBP: 0.302, SLG: 0.462			C SI 91 F SI 93 X SL 84 0-2 ① F8		B SI 91 X SI 89 1-0 ② FC6-4 1-2f 3-H		X SI 88 0-0 ① L6			3	0	0	1	0	0	2
36 Chris Dickerson, L (1, 10) OBP: 0.281, SLG: 0.448			B FF 94 X SI 92 1-0 ② G4-3		C FF 92 B SI 91 F SL 83 B SL 83 S SI 88 2-3 ③ K		S SI 87 F SI 90 F SL 84 B FF 91 X SL 83 1-2 12 WP 12 HR 1-2 1B			3	1	1	0	0	1	1
12 Alexi Casilla, S (1, 4) OBP: 0.268, SLG: 0.324			C SI 91 B SI 93 B SI 92 C FF 93 S SL 84 2-3 ③ K			B SI 90 F SI 89 B SL 80 C SI 87 F FF 94 C SL 80 2-3 ① K	F SI 88 B SI 90 X SL 82 1-1 1-H 2-H HR			3	1	1	3	0	2	0
Inning Stats	R: 0 E: 0 K: 1 S: 7 H: 0 LOB: 0 BB: 0 P: 10	R: 0 E: 0 K: 1 S: 8 H: 0 LOB: 0 BB: 0 P: 13	R: 0 E: 0 K: 1 S: 7 H: 0 LOB: 0 BB: 0 P: 10	R: 0 E: 0 K: 0 S: 10 H: 0 LOB: 0 BB: 0 P: 16	R: 1 E: 0 K: 2 S: 10 H: 2 LOB: 1 BB: 0 P: 14	R: 0 E: 0 K: 2 S: 12 H: 1 LOB: 1 BB: 0 P: 19	R: 5 E: 0 K: 0 S: 11 H: 3 LOB: 0 BB: 2 P: 22	R: 0 E: 0 K: 1 S: 6 H: 0 LOB: 0 BB: 0 P: 12		1B: 3 2B: 1 3B: 0 HR: 2 SF: 0 SAC: 0 DP: 1 HBP: 1						

BOTTOM

Cleveland Indians @ Baltimore Orioles

Oriole Park at Camden Yards, Baltimore, MD

Tue Jun 25 2013, 7:07 PM - 9:30 PM EDT

Att. 20,924 - Partly Cloudy - 91 F

livebaseballscorecards.com

AB	29
R	6
H	6
RBI	6
BB	2
SO	8
LOB	7

PITCHER		IP	WLS	BF	H	R	ER	SO	BB	IBB	HBP	BLK	WP	HR	S	P	ERA	WHIP
63 Justin Masterson, R ERA: 3.76	(1, 1)	6.1	L	27	6	6	6	7	1	0	1	0	1	2	62	97	8.53	1.105
50 Nick Hagadone, L ERA: 5.7	(7, 1)	1.0		3	0	0	0	1	1	0	0	0	0	0	7	13	0.00	1.000
32 Matt Albers, R ERA: 2.52	(8, 1)	0.2		2	0	0	0	0	0	0	0	0	0	0	2	6	0.00	0.000

PITCHER	IP	WLS	BF	H	R	ER	SO	BB	IBB	HBP	BLK	WP	HR	S	P	ERA	WHIP

Cleveland Indians @ Baltimore Orioles

Oriole Park at Camden Yards, Baltimore, MD

Wed Jun 26 2013, 8:11 PM - 10:51 PM EDT

Att. 18,082 - Cloudy - 76 F

livebaseballscorecards.com

Batter	1	2	3	4	5	6	7	8	9	AB	R	H	RBI	BB	SO	LOB
24 Michael Bourn, L (1, 8) OBP: 0.342, SLG: 0.385	G1-3			G4-3	G6-3			K	K	5	0	0	0	0	2	4
13 Asdrúbal Cabrera, S (1, 6) OBP: 0.314, SLG: 0.433	G6-3			22 HR HBP		K		22 BB 1B		3	1	1	0	0	1	0
22 Jason Kipnis, L (1, 4) OBP: 0.370, SLG: 0.512	F7			HR		G3		33 G1-4-3 BB		3	1	1	2	1	0	0
33 Nick Swisher, S (1, 3) OBP: 0.330, SLG: 0.383		F8		F8		K		G1-4-3		4	0	0	0	0	1	2
23 Michael Brantley, L (1, 7) OBP: 0.323, SLG: 0.372		K		G4-3			F9		25 2B 8 FC4-6 BB	3	1	0	0	1	1	0
25 Jason Giambi, L (1, 10) OBP: 0.322, SLG: 0.442 4 Mike Aviles, R (9, PR) OBP: 0.286, SLG: 0.367 (9, 10)		K			10 G5-4-3 BB		8 G3 10 BB 1B		8 FC4-6 11 FC5-4 2B	3	0	2	0	1	1	0
										0	1	0	0	0	0	0
10 Yan Gomes, R (1, 2) OBP: 0.278, SLG: 0.495 41 Carlos Santana, S (9, PH) OBP: 0.385, SLG: 0.470 (9, 2)			F9	G5-4-3			8 G3 BB		8 FC4-6 IBB	2	0	0	0	1	0	1
										0	0	0	0	1	0	0
8 Lonnie Chisenhall, L (1, 5) OBP: 0.256, SLG: 0.339		G6-3		11 1B 1B			G3		FC4-6 11 FC5-4	4	0	1	1	0	0	4
11 Drew Stubbs, R (1, 9) OBP: 0.297, SLG: 0.381		G6-3			1-3 1B		K		FC5-4	4	0	1	1	0	1	4

	AB	31
	R	4
	H	6
	RBI	4
	BB	5
	SO	7
	LOB	15

Inning Stats										
	R: 0 E: 0 K: 0 S: 5	H: 0 LOB: 0 BB: 0 P: 8	R: 0 E: 0 K: 2 S: 9	H: 0 LOB: 0 BB: 0 P: 15	R: 0 E: 0 K: 0 S: 8	H: 0 LOB: 0 BB: 0 P: 13	R: 2 E: 0 K: 0 S: 8	H: 1 LOB: 0 BB: 0 P: 15	R: 0 E: 0 K: 0 S: 10	H: 2 LOB: 2 BB: 1 P: 20
	R: 0 E: 0 K: 2 S: 11	H: 0 LOB: 0 BB: 0 P: 16	R: 0 E: 0 K: 1 S: 12	H: 1 LOB: 2 BB: 1 P: 21	R: 0 E: 0 K: 1 S: 10	H: 1 LOB: 1 BB: 1 P: 20	R: 2 E: 0 K: 1 S: 10	H: 1 LOB: 2 BB: 2 P: 22	1B: 4 2B: 1 3B: 0 HR: 1	SF: 0 SAC: 0 DP: 2 HBP: 1
	WP: 0 PB: 0 SB: 0 CS: 0	PA: 37								

PITCHER		IP	WLS	BF	H	R	ER	SO	BB	IBB	HBP	BLK	WP	HR	S	P	ERA	WHIP
39 Jason Hammel, R ERA: 5.09	(1, 1)	7.0		27	4	2	2	5	2	0	1	0	0	1	63	108	2.57	0.857
17 Brian Matusz, L ERA: 3.94	(8, 1)	1.0		4	1	0	0	1	1	0	0	0	0	0	10	20	0.00	2.000
43 Jim Johnson, R ERA: 4.03	(9, 1)	0.2	L	5	1	2	2	0	1	1	0	0	0	0	7	18	27.00	3.000
40 Troy Patton, L ERA: 3.93	(9, 1)	0.1		1	0	0	0	1	0	0	0	0	0	0	3	4	0.00	0.000

PITCHER		IP	WLS	BF	H	R	ER	SO	BB	IBB	HBP	BLK	WP	HR	S	P	ERA	WHIP

Cleveland Indians @ Baltimore Orioles

Oriole Park at Camden Yards, Baltimore, MD

Wed Jun 26 2013, 8:11 PM - 10:51 PM EDT

Att. 18,082 - Cloudy - 76 F

BOTTOM

Batter	1	2	3	4	5	6	7	8	9	AB	R	H	RBI	BB	SO	LOB
21 Nick Markakis, L (1, 9) OBP: 0.335, SLG: 0.415	C SI 91 B SI 91 C SI 91 X SL 84 1-2 ① F7			S SL 83 S SI 93 B SI 93 S SL 85 1-3 ① K		C SI 94 B SI 95 B SL 87 S SI 94 S SI 94 2-3 ③ K		B SL 81 X SI 88 1-0 ② FC4-6 13 1B 1-2f 2-3 3-H		4	0	0	1	0	2	2
13 Manny Machado, R (1, 5) OBP: 0.349, SLG: 0.480	F SI 91 X SI 93 0-1 ② P4			F SI 93 X SI 92 0-1 ② G3-1			B SI 93 S CH 80 X SI 91 1-1 19 E 19 SF7 2B	B SI 88 C SL 81 B SI 88 X SI 89 2-1 1-3 3-H 1B		4	1	2	1	0	0	0
10 Adam Jones, R (1, 8) OBP: 0.321, SLG: 0.500	F SI 92 C SI 93 F SI 93 B SI 93 S SI 94 1-3 ③ K			X CH 80 0-0 ③ G1-3			S SI 91 F SI 93 X CH 81 0-2 ① P6	1 SAFE X FF 88 0-0 ③ P4		4	0	0	0	0	1	3
19 Chris Davis, L (1, 3) OBP: 0.407, SLG: 0.712		X SL 84 0-0 ① G1-6-3			B SI 90 C SI 92 S SI 94 C SI 94 1-3 ① K		S SL 86 2 SAFE S SI 95 X SL 87 0-2 ② SF7 2-H		B SL 81 S SL 81 B FF 92 S SL 81 F SL 80 B FF 93 S SL 80 3-3 ① K	3	0	0	1	0	2	0
32 Matt Wieters, S (1, 2) OBP: 0.287, SLG: 0.401		C SI 92 X CH 82 0-1 ② G6-3			B SI 93 B CH 83 B SI 92 B SI 92 4-0 BB		C SI 94 B SI 95 S SI 94 F SI 94 B CH 83 X SI 94 2-2 ③ F7		B FF 92 B FF 92 C FF 92 S SL 82 X FF 91 2-2 ② L4	3	0	0	0	1	0	0
2 J.J. Hardy, R (1, 6) OBP: 0.301, SLG: 0.459		C SI 94 B SI 93 B SI 92 F CH 80 B SI 94 F SI 92 F SI 92 F SI 93 X CH 81 3-2 ③ G4-3			C CH 81 S SI 92 X CH 79 0-2 ② P2			C SI 88 C SL 80 X FF 90 0-2 12 1B 36 BB 21 FC4-6 1B	B FF 92 C FF 91 B SL 81 B FF 92 C FF 91 S FF 91 3-3 ③ K	4	1	1	0	0	1	1
9 Nate McLouth, L (1, 7) OBP: 0.361, SLG: 0.393			B SI 91 X SI 91 1-0 ① G4-3		C SI 92 D SL 85 S SL 86 1 SAFE X SI 94 1-2 ③ L8			B SI 88 X FF 88 1-0 ① P6		3	0	0	0	0	0	2
35 Danny Valencia, R (1, 10) OBP: 0.310, SLG: 0.574 36 Chris Dickerson, L (8, PH) OBP: 0.289, SLG: 0.448 (9, 10)			C SI 91 X CH 82 0-1 ② G6-3			B SI 92 C SI 91 B CH 80 B SI 91 X SI 92 3-1 ① F9		B SL 80 B FF 89 B SI 88 C SI 88 B SI 90 4-1 21 FC4-6 12 1B 13 1B 1-2 BB		2 0	0 1	0 0	0 0	0 1	0 0	0 0
12 Alexi Casilla, S (1, 4) OBP: 0.271, SLG: 0.325			B SI 91 C SI 91 X SI 92 1-1 ③ G6-3			X SI 92 0-0 ② G6-3		F SI 88 C SI 87 F SL 81 X FF 89 0-2 21 FC4-6 1-2 2-3 1B		3	0	1	0	0	0	0
Inning Stats	R: 0 E: 0 K: 1 S: 9 H: 0 LOB: 0 BB: 0 P: 11	R: 0 E: 0 K: 0 S: 9 H: 0 LOB: 0 BB: 0 P: 12	R: 0 E: 0 K: 0 S: 5 H: 0 LOB: 0 BB: 0 P: 7	R: 0 E: 0 K: 1 S: 6 H: 0 LOB: 0 BB: 0 P: 7	R: 0 E: 0 K: 1 S: 9 H: 0 LOB: 1 BB: 1 P: 15	R: 0 E: 0 K: 1 S: 6 H: 0 LOB: 0 BB: 0 P: 11	R: 1 E: 1 K: 0 S: 12 H: 1 LOB: 0 BB: 0 P: 15	R: 2 E: 0 K: 0 S: 13 H: 3 LOB: 2 BB: 1 P: 21	R: 0 E: 0 K: 2 S: 10 H: 0 LOB: 0 BB: 0 P: 18	1B: 3 2B: 1 3B: 0 HR: 0	SF: 1 SAC: 0 DP: 0 HBP: 0		WP: 0 PB: 0 SB: 0 CS: 0	PA: 33			

livebaseballscorecards.com

	AB	R	H	RBI	BB	SO	LOB
	30	3	4	3	2	6	8

PITCHER		IP	WLS	BF	H	R	ER	SO	BB	IBB	HBP	BLK	WP	HR	S	P	ERA	WHIP
26 Scott Kazmir, L ERA: 4.83	(1, 1)	7.0		23	1	1	0	4	1	0	0	0	0	0	56	78	0.00	0.286
38 Joe Smith, R ERA: 2.22	(8, 1)	1.0	W	7	3	2	2	0	1	0	0	0	0	0	13	21	18.00	4.000
52 Vinnie Pestano, R ERA: 4.13	(9, 1)	1.0	S	3	0	0	0	2	0	0	0	0	0	0	10	18	0.00	0.000

PITCHER	IP	WLS	BF	H	R	ER	SO	BB	IBB	HBP	BLK	WP	HR	S	P	ERA	WHIP

Batter	1	2	3	4	5	6	7	8	9	AB	R	H	RBI	BB	SO	LOB
24 Michael Bourn, L (1, 8) OBP: 0.343, SLG: 0.386	B FF 90 B SI 90 C SI 91 C CU 76 X CH 83 2-2 22 1B 1B	C SI 89 1 SAFE B FF 90 F SI 90 B FF 92 S CH 80 2-3 ③ K		F CU 77 X FF 91 0-1 ③ F9			B CH 83 X SI 91 1-0 1B		B SL 79 C SL 79 F SL 79 F FF 88 F FF 87 X SL 80 1-2 ③ G3	5	0	2	0	0	1	3
4 Mike Aviles, R (1, 6) OBP: 0.286, SLG: 0.381	B FF 91 B FF 91 F FF 92 1 SAFE C SL 84 S FF 91 2-3 ① K		C FF 90 B CU 77 S CH 82 X FF 91 1-2 ① G6-3		B SL 83 X SL 82 1-0 HR		F FF 91 S CH 83 C CH 82 0-3 ② K			4	1	1	1	0	2	2
22 Jason Kipnis, L (1, 4) OBP: 0.368, SLG: 0.508	B SI 90 X FF 91 1-0 1-3 1B		C CH 84 F FF 91 S FF 91 0-3 ② K		B CU 75 B FF 91 B SI 91 C SI 90 F CH 82 F FF 92 F CU 75 T CH 84 3-2 ① K		B FF 91 C SL 85 B FF 90 X FF 90 2-1 ③ P4			4	0	1	0	0	2	1
25 Jason Giambi, L (1, 10) OBP: 0.322, SLG: 0.439 9 Ryan Raburn, R (8, PH) OBP: 0.347, SLG: 0.512 (8, 10)	C CH 82 F SI 90 B FF 92 F FF 91 F FF 91 S CH 85 1-3 ② K	B CH 84 S CH 84 X FF 92 1-1 1B	C SI 92 X SI 91 0-1 ② L7			X SL 80 0-0 ① G5-3			3 1	0 0	1 0	0 0	0 0	1 0	2 0
41 Carlos Santana, S (1, 2) OBP: 0.380, SLG: 0.462	B FF 91 B CH 84 F CH 84 X SI 92 2-1 ③ F7	X SI 90 0-0 ③ F7	C CU 77 F CH 83 S FF 90 0-3 ③ K			B SI 87 F SL 80 B SI 88 B SL 81 F SL 81 X SL 81 3-2 ② G5-3			4	0	0	0	0	1	3
23 Michael Brantley, L (1, 7) OBP: 0.322, SLG: 0.374		C SI 91 B SI 91 X CU 78 1-1 ① G4-3		B CH 82 X SI 91 1-0 8 2B 2B	C CU 75 C SI 89 B SI 90 B FF 90 X SI 91 2-2 ① F8			B SI 88 X SI 87 1-0 ③ F7		4	1	1	0	0	0	0
12 Mark Reynolds, R (1, 3) OBP: 0.319, SLG: 0.419		B FF 92 F SL 86 F SI 91 B FF 92 T CH 83 2-2 ② K		X FF 91 0-0 ① G5-3	C CU 76 C FF 91 B SL 86 F CH 85 X FF 92 1-2 ② F8				C SL 79 B FF 87 C SI 86 F FF 88 F FF 87 X SL 79 1-2 ① F7	4	0	0	0	0	1	1
8 Lonnie Chisenhall, L (1, 5) OBP: 0.272, SLG: 0.387		C CU 77 C FF 92 B FF 92 B SL 84 X FF 92 2-2 HR		B SI 92 B SI 91 X SL 86 2-0 11 F9 2-H 2B	X SI 92 0-0 ③ F9				X SI 87 0-0 1B	4	1	3	2	0	0	0
11 Drew Stubbs, R (1, 9) OBP: 0.296, SLG: 0.379		C SL 84 F SL 85 B FF 92 F CU 79 F CH 83 F SI 92 F FF 92 F CH 83 F FF 92 1-2 X SL 82 1B		C SL 85 F FF 91 X SI 92 0-2 ② F9 2-3			S CH 82 F FF 91 C CH 82 0-3 ① K		C SL 80 F SL 80 B SI 86 B SI 86 S SL 79 2-3 ② K	4	0	1	0	0	2	2
Inning Stats	R: 0 E: 0 K: 2 S: 14 H: 2 LOB: 2 BB: 0 P: 22	R: 1 E: 0 K: 2 S: 20 H: 2 LOB: 1 BB: 0 P: 28	R: 0 E: 0 K: 1 S: 9 H: 1 LOB: 1 BB: 0 P: 11	R: 1 E: 0 K: 0 S: 8 H: 2 LOB: 1 BB: 0 P: 11	R: 1 E: 0 K: 2 S: 11 H: 1 LOB: 0 BB: 0 P: 15	R: 0 E: 0 K: 0 S: 8 H: 0 LOB: 0 BB: 0 P: 11	R: 0 E: 0 K: 2 S: 9 H: 1 LOB: 1 BB: 0 P: 12	R: 0 E: 0 K: 0 S: 5 H: 0 LOB: 0 BB: 0 P: 9	R: 0 E: 0 K: 1 S: 14 H: 1 LOB: 1 BB: 0 P: 18	1B: 6 2B: 2 3B: 0 HR: 2 SF: 0 SAC: 0 DP: 0 HBP: 0						

PITCHER	IP	WLS	BF	H	R	ER	SO	BB	IBB	HBP	BLK	WP	HR	S	P	ERA	WHIP
50 Miguel González, R (1, 1) ERA: 3.77	6.2	W	29	9	3	3	9	0	0	0	0	0	2	77	106	4.05	1.350
17 Brian Matusz, L (7, 1) ERA: 3.9	0.1		1	0	0	0	0	0	0	0	0	0	0	2	4	0.00	0.000
40 Troy Patton, L (8, 1) ERA: 3.82	1.0		3	0	0	0	0	0	0	0	0	0	0	5	9	0.00	0.000
56 Darren O'Day, R (9, 1) ERA: 2.31	1.0		4	1	0	0	1	0	0	0	0	0	0	14	18	0.00	1.000

PITCHER	IP	WLS	BF	H	R	ER	SO	BB	IBB	HBP	BLK	WP	HR	S	P	ERA	WHIP

TOP

Cleveland Indians @ Baltimore Orioles

Oriole Park at Camden Yards, Baltimore, MD

Thu Jun 27 2013, 7:07 PM - 11:18 PM EDT

Att. 33,036 - Cloudy - 79 F

livebaseballscorecards.com

AB	37
R	3
H	10
RBI	3
BB	0
SO	10
LOB	14

Cleveland Indians @ Baltimore Orioles

Oriole Park at Camden Yards, Baltimore, MD

Thu Jun 27 2013, 7:07 PM - 11:18 PM EDT

Att. 33,036 - Cloudy - 79 F

livebaseballscorecards.com

BOTTOM

Batter	1	2	3	4	5	6	7	8	9	AB	R	H	RBI	BB	SO	LOB
9 Nate McLouth, L (1, 7) OBP: 0.363, SLG: 0.395	C SI 90 B CH 83 X SI 92 1-1 21 13 G1-6-3 1B 1B	1 SAFE B SL 88 C SI 91 C SI 91 F CU 82 1 SAFE X CU 80 1-2 ③ G3			B CH 81 S SL 86 B SI 90 C SL 85 B SL 88 F SL 86 1 SAFE F SL 86 F CU 82 3-2 X SI 92 10 21 1B 1B 19 E 1-3 1B	C FF 95 B FF 94 F FF 93 C SL 83 1-3 ② K				4	1	2	0	0	1	1
13 Manny Machado, R (1, 5) OBP: 0.349, SLG: 0.478 12 Alexi Casilla, S (6, 4) OBP: 0.267, SLG: 0.321	X SL 86 0-0 21 G1-6-3 1-2 1B	C CU 80 C SI 93 F CU 81 B SI 94 S CU 82 1-3 ① K			S CU 82 D CU 83 1 SAFE S SL 88 S CU 82 1-3 ① K	F FF 93 C SL 82 F FF 96 B FF 93 B SL 83 X FF 94 2-2 ③ F8				3 1	0 0	1 0	0 0	0 0	2 0	2 0
21 Nick Markakis, L (1, 9) OBP: 0.334, SLG: 0.413	C SI 91 X SL 88 0-1 ① ② G1-6-3 1-2f 2-3	B SI 93 X CH 85 1-0 ② G1-3			T SL 86 X SI 91 0-1 19 10 E 1B 32 2B 1-2 3-H 1B		B FF 93 C FF 93 B FF 93 X FF 92 2-1 ① G6-3			4	1	1	1	0	0	2
10 Adam Jones, R (1, 8) OBP: 0.320, SLG: 0.497	C CU 82 B SI 94 F SL 90 X SI 94 1-2 ③ L5	X SL 89 0-0 ③ F9			X SL 88 0-0 19 E6 1-2 2-3 1B		B SI 92 F CU 81 B SI 93 C SI 93 X SI 94 2-2 ② G1-4-3			4	0	1	0	0	0	1
19 Chris Davis, L (1, 10) OBP: 0.408, SLG: 0.712		B SL 88 B SL 89 S CH 84 C SI 92 F CU 84 B SI 94 B SL 92 4-2 2 32 SH1-3 1B 3 1B BB	X CH 84 0-0 2B		B CU 81 B SI 94 S SL 90 X SL 89 2-1 ② E6 32 2B 32 E 1-2 2-3 3-H		C FF 93 S CU 79 B FF 94 F CU 80 X CU 79 1-2 ③ F7			3	2	1	1	1	0	2
32 Matt Wieters, S (1, 2) OBP: 0.290, SLG: 0.406		C SI 92 B SL 88 B SI 92 B CH 84 X SL 88 3-1 2 SH1-3 3 1B 1-2 1B	B SI 90 C SI 91 F CU 81 S CU 81 1-3 ① K	S CU 81 X CU 80 0-1 E9 2 1B 1-H 3-H 2B				B FC 93 C FC 93 F SL 80 B FC 92 F FC 94 X SL 81 2-2 ① G4-3		4	2	2	1	0	1	1
2 J.J. Hardy, R (1, 6) OBP: 0.302, SLG: 0.458		X SI 93 0-0 ① SH1-3 1-2 2-3	B SL 87 B SI 92 C CU 81 F SI 92 X CU 81 2-2 ② G6-3		B SI 92 C SI 90 B SL 87 F SI 92 B SI 92 X SL 89 3-2 3-H 1B			B FC 94 B FC 94 B FC 94 C FC 93 X FC 93 3-1 ② G3		3	0	1	1	0	0	1
45 Travis Ishikawa, L (1, 3) OBP: 0.167, SLG: 0.118		S CH 83 D CH 83 B SI 93 S SL 89 C CU 83 2-3 ② K	B CH 82 B SI 92 F SL 88 S CH 85 X SL 90 2-2 ③ G5-3		1 SAFE 1 SAFE C FF 95 S FF 95 B FF 96 S FF 94 1-3 ③ K			C FC 94 B FC 93 F SL 82 B FC 93 B SL 81 X FC 94 3-2 ③ G4-3		4	0	0	0	0	2	4
3 Ryan Flaherty, L (1, 4) OBP: 0.273, SLG: 0.333 (6, 5)		B CH 82 D SL 89 B SI 92 C SI 92 X SI 92 3-1 2-H 3-H 1B			C SI 89 F CH 83 B SI 91 B SI 92 X CU 81 2-2 9 1B 21 1B 1B	X FF 94 0-0 ① G4-3				3	1	2	2	0	0	0

Inning Stats	1	2	3	4	5	6	7	8	9
	R: 0 E: 0 K: 0 S: 8 H: 2 LOB: 1 BB: 0 P: 10	R: 2 E: 0 K: 1 S: 15 H: 2 LOB: 1 BB: 1 P: 28	R: 0 E: 0 K: 1 S: 6 H: 0 LOB: 0 BB: 0 P: 8	R: 0 E: 0 K: 1 S: 10 H: 1 LOB: 1 BB: 0 P: 15	R: 5 E: 2 K: 2 S: 25 H: 6 LOB: 1 BB: 0 P: 37	R: 0 E: 0 K: 0 S: 8 H: 0 LOB: 0 BB: 0 P: 11	R: 0 E: 0 K: 0 S: 9 H: 0 LOB: 0 BB: 0 P: 14	R: 0 E: 0 K: 0 S: 9 H: 0 LOB: 0 BB: 0 P: 17	

	AB	33
	R	7
	H	11
	RBI	6
	BB	1
	SO	6
	LOB	14

1B: 9 SF: 0 PA: 35
2B: 2 SAC: 1
3B: 0 DP: 1
HR: 0 HBP: 0

WP: 0
PB: 0
SB: 0
CS: 0

PITCHER		IP	WLS	BF	H	R	ER	SO	BB	IBB	HBP	BLK	WP	HR	S	P	ERA	WHIP
28 Corey Kluber, R ERA: 4.16	(1, 1)	4.2	L	25	11	7	6	4	1	0	0	0	0	0	61	94	11.57	2.571
50 Nick Hagadone, L ERA: 5.4	(5, 1)	1.1		4	0	0	0	2	0	0	0	0	0	0	11	15	0.00	0.000
32 Matt Albers, R ERA: 2.42	(7, 1)	1.0		3	0	0	0	0	0	0	0	0	0	0	9	14	0.00	0.000
27 Bryan Shaw, R ERA: 3.22	(8, 1)	1.0		3	0	0	0	0	0	0	0	0	0	0	9	17	0.00	0.000

PITCHER	IP	WLS	BF	H	R	ER	SO	BB	IBB	HBP	BLK	WP	HR	S	P	ERA	WHIP

Batter	1	2	3	4	5	6	7	8	9	AB	R	H	RBI	BB	SO	LOB
11 Brett Gardner, L (1, 8) OBP: 0.347, SLG: 0.450	L SI 87 X SI 87 0-1 24 1B 2B	B SL 81 B SL 81 C SI 89 B SI 88 X SL 82 3-1 ③ L8		B FF 96 C FF 95 S FS 88 X FS 87 1-2 1B		X FS 84 0-0 ③ G4-3			B FF 95 C CU 81 C FF 95 F FF 96 F FF 96 B FF 96 F CU 83 S CU 85 2-3 ① K	5	1	2	0	0	1	3
17 Jayson Nix, R (1, 6) OBP: 0.304, SLG: 0.302	B SI 88 B SI 88 X SL 82 2-0 ① G5-3		C SL 80 C CH 82 B SI 88 F SI 90 F SL 79 B CH 83 B SI 88 X SL 79 3-2 24 1B 12 1B 1B	1 SAFE C FF 95 C FF 96 B FF 98 S FF 96 1-3 ② K			B SL 80 X FF 94 1-0 ① L1-5-3		S FC 92 F FF 98 B FC 93 S FF 95 1-3 ② K	5	1	1	0	0	2	2
24 Robinson Canó, L (1, 4) OBP: 0.361, SLG: 0.492	X SI 88 0-0 31 FC6-4 2-H 1B		D SI 88 1 SAFE 1 SAFE X SI 88 1-0 45 FC6-4 19 1B 12 1B 1-3 1B	X FF 96 0-0 ③ L9			F FS 85 F FS 85 X FF 98 0-2 1B		C FF 98 C FF 98 X FF 98 0-2 ③ G5-3	5	1	3	1	0	0	1
12 Vernon Wells, R (1, 10) OBP: 0.264, SLG: 0.369 33 Travis Hafner, L (7, PH) OBP: 0.322, SLG: 0.439 (7, 10)	B SI 88 F SI 89 B SI 87 F CH 81 B SI 88 S SI 88 3-3 ② K		T CH 82 X SI 88 0-1 45 FC6-4 1-2 3-H 1B		X SL 82 0-0 ① F8		D FS 85 B FS 89 S FS 83 B FF 96 T FS 85 F FS 85 X FS 84 3-2 ② F7			3 1	0 0	1 0	1 0	0 0	1 0	1 1
31 Ichiro Suzuki, L (1, 9) OBP: 0.309, SLG: 0.373	1 SAFE C SI 88 1 SAFE C SI 88 X SL 82 0-2 ③ FC6-4 1-2f		L SI 87 D SL 82 C SI 87 B SI 86 F SI 88 F SI 88 F CH 82 B SI 87 S CH 83 3-3 ① K		B FF 94 F FS 84 B FF 97 S FS 85 X FS 85 2-2 ② P4		X FF 95 0-0 ③ B2-3			4	0	0	0	0	1	4
45 Zoilo Almonte, S (1, 7)		X SL 81 0-0 19 S 1B	C SI 88 D CH 84 X CH 82 1-1 ② FC6-4 19 1B 1-2f 2-3		F FF 94 B FS 86 B CH 84 X SL 83 2-1 ③ F7			X CU 79 0-0 ① F7		4	0	1	0	0	0	2
19 Chris Stewart, R (1, 2) OBP: 0.316, SLG: 0.326		C SI 87 C SI 88 B CH 83 F CH 82 S SI 89 1-3 ① K 1-2	C SI 88 1 SAFE B SI 88 1 SAFE F SI 88 1 SAFE X CH 82 1-2 1-2 3-H 1B			C FF 96 S SL 84 B FF 97 B SL 81 F FF 98 F SL 82 S FS 85 2-3 ① K		C FF 97 B FC 91 B CU 83 X FF 96 2-1 ② G4-3		4	0	1	1	0	2	1
39 David Adams, R (1, 3) OBP: 0.233, SLG: 0.278 55 Lyle Overbay, L (7, 3) OBP: 0.281, SLG: 0.436		B SI 87 B SI 90 B SI 89 B SI 87 4-0 BB	C SL 85 B FF 99 C FF 98 B FF 99 D FS 88 C SL 87 3-3 ③ K			S FS 85 B FF 98 B FF 96 X SL 82 2-1 1B		X FC 94 0-0 1B		2 1	0 0	1 1	0 0	1 0	1 0	2 0
40 Alberto Gonzalez, R (1, 5) OBP: 0.217, SLG: 0.279		B SI 89 C SI 89 D CH 82 F SL 82 S SI 87 2-3 ② K		C FF 96 C SL 83 B FF 98 S FS 87 1-3 ① K		X FF 96 0-0 ② F9		B FF 98 F FC 93 F FF 98 S FF 98 1-3 ③ K		4	0	0	0	0	3	4

Inning Stats	1	2	3	4	5	6	7	8	9
	R: 1 E: 0 K: 1 S: 10 H: 2 LOB: 1 BB: 0 P: 15	R: 0 E: 0 K: 2 S: 10 H: 1 LOB: 2 BB: 1 P: 20	R: 2 E: 0 K: 2 S: 22 H: 4 LOB: 2 BB: 0 P: 34	R: 0 E: 0 K: 2 S: 10 H: 1 LOB: 1 BB: 0 P: 13	R: 0 E: 0 K: 0 S: 6 H: 0 LOB: 0 BB: 0 P: 10	R: 0 E: 0 K: 1 S: 9 H: 1 LOB: 1 BB: 0 P: 13	R: 0 E: 0 K: 0 S: 9 H: 1 LOB: 1 BB: 0 P: 13	R: 0 E: 0 K: 1 S: 7 H: 1 LOB: 1 BB: 0 P: 10	R: 0 E: 0 K: 2 S: 12 H: 0 LOB: 0 BB: 0 P: 15

1B: 10 SF: 0
2B: 1 SAC: 0
3B: 0 DP: 0
HR: 0 HBP: 0

WP: 0 PA: 39
PB: 0
SB: 1
CS: 0

PITCHER		IP	WLS	BF	H	R	ER	SO	BB	IBB	HBP	BLK	WP	HR	S	P	ERA	WHIP
66 T.J. McFarland, L ERA: 4.5	(1, 1)	2.2		16	7	3	3	4	1	0	0	0	0	0	39	63	10.12	3.000
37 Kevin Gausman, R ERA: 6.52	(3, 1)	4.1	W	16	3	0	0	4	0	0	0	0	0	0	37	55	0.00	0.692
29 Tommy Hunter, R ERA: 2.03	(8, 1)	2.0	S	7	1	0	0	3	0	0	0	0	0	0	19	25	0.00	0.500

PITCHER	IP	WLS	BF	H	R	ER	SO	BB	IBB	HBP	BLK	WP	HR	S	P	ERA	WHIP

TOP

New York Yankees @ Baltimore Orioles

Oriole Park at Camden Yards, Baltimore, MD

Fri Jun 28 2013, 7:08 PM - 9:54 PM EDT
Att. 40,041 - Partly Cloudy - 76 F

livebaseballscorecards.com

AB	38
R	3
H	11
RBI	3
BB	1
SO	11
LOB	21

BOTTOM

New York Yankees @ Baltimore Orioles

Oriole Park at Camden Yards, Baltimore, MD

Fri Jun 28 2013, 7:08 PM - 9:54 PM EDT

Att. 40,041 - Partly Cloudy - 76 F

livebaseballscorecards.com

Batter	1	2	3	4	5	6	7	8	9	AB	R	H	RBI	BB	SO	LOB
21 Nick Markakis, L (1, 9) OBP: 0.331, SLG: 0.407	B FF 90 C FF 91 F SL 79 C FF 92 1-3 ① K		C SL 81 B SL 80 B FF 93 B FF 93 F FF 93 F FF 93 F CH 84 S FF 94 3-3 ③ K			F FF 92 F SL 83 B SL 83 X FF 92 1-2 ① F2		C FF 95 F FF 95 B FF 96 X SL 87 1-2 ① L9		4	0	0	0	0	2	3
13 Manny Machado, R (1, 5) OBP: 0.348, SLG: 0.479	B SI 89 B FF 91 S FF 91 F CH 85 B FF 92 X CH 85 3-2 ② P6			B CU 76 X CH 84 1-0 ① G5-3		C FF 94 B SI 93 B FF 93 X CH 86 2-1 2 F8 10 1B 1-H 2-H 2B		F FF 95 B FF 93 B SL 87 S SL 86 X FF 96 2-2 ② G3		4	1	1	2	0	0	0
2 J.J. Hardy, R (1, 6) OBP: 0.298, SLG: 0.452	C FF 91 X FF 92 0-1 ③ P5			B FF 92 B CH 85 X CH 84 2-0 ② G6-3		C SI 92 C SL 82 D FF 94 X SL 82 1-2 ② F8 2-3		B FF 96 B SL 85 C SL 85 F SL 86 S FF 95 2-3 ③ K		4	0	0	0	0	1	1
10 Adam Jones, R (1, 8) OBP: 0.320, SLG: 0.496		C CU 75 B FF 91 X SI 90 1-1 ① L7		B SI 91 B SL 82 X FF 93 2-0 ③ G5-3		B CH 85 F SL 82 B FF 93 F CH 85 F SL 82 X FF 93 2-2 1B 3-H				3	0	1	1	0	0	0
19 Chris Davis, L (1, 3) OBP: 0.404, SLG: 0.704		C FF 91 S FF 91 S SL 82 0-3 ② K			B SL 82 S SL 80 C FF 93 B FF 93 S FF 94 2-3 ① K	F SI 92 F SL 81 1 SAFE D SL 82 B SL 82 S SL 81 2-3 ③ K				3	0	0	0	0	3	1
32 Matt Wieters, S (1, 2) OBP: 0.287, SLG: 0.402		C FF 91 X SI 90 0-1 ③ G6-3			F CU 76 X CH 85 0-1 ② G6-3		B SL 80 B SL 80 F SI 93 B CH 86 C FF 94 X FF 94 3-2 ① G4-3			3	0	0	0	0	0	0
35 Danny Valencia, R (1, 10) OBP: 0.295, SLG: 0.544			C FF 90 B FF 91 X CH 84 1-1 ① G1-3		F SI 91 B CH 84 B CH 85 X FF 93 2-1 ③ F9		C CH 85 B FF 92 F FF 93 F SL 81 S FF 94 1-3 ② K			3	0	0	0	0	1	0
9 Nate McLouth, L (1, 7) OBP: 0.366, SLG: 0.409			B FF 91 B FF 92 B FF 92 C FF 92 X SI 94 3-1 ② G4-3			C SL 81 F FF 92 X SI 91 0-2 12 1B 13 2B 1B	B FF 93 X SL 80 1-0 HR			3	2	2	1	0	0	0
12 Alexi Casilla, S (1, 4) OBP: 0.270, SLG: 0.321			B FF 92 X FF 92 1-0 E5			C CU 77 F CH 85 F SI 94 B CH 85 F CH 85 B FF 93 X FF 94 2-2 13 2B 1-2 1B	C SI 94 S CH 85 X SI 93 0-2 ③ G4-3			3	1	1	0	0	0	0
Inning Stats	R: 0 E: 0 K: 1 S: 8 H: 0 LOB: 0 BB: 0 P: 12	R: 0 E: 0 K: 1 S: 7 H: 0 LOB: 0 BB: 0 P: 8	R: 0 E: 1 K: 1 S: 10 H: 0 LOB: 1 BB: 0 P: 18	R: 0 E: 0 K: 0 S: 3 H: 0 LOB: 0 BB: 0 P: 8	R: 0 E: 0 K: 1 S: 7 H: 0 LOB: 0 BB: 0 P: 11	R: 3 E: 0 K: 1 S: 23 H: 4 LOB: 1 BB: 0 P: 33	R: 1 E: 0 K: 1 S: 11 H: 1 LOB: 0 BB: 0 P: 16	R: 0 E: 0 K: 1 S: 9 H: 0 LOB: 0 BB: 0 P: 14		1B: 3 2B: 1 3B: 0 HR: 1 SF: 0 SAC: 0 DP: 0 HBP: 0				WP: 0 PB: 0 SB: 0 CS: 0 PA: 30		

	AB	30
	R	4
	H	5
	RBI	4
	BB	0
	SO	7
	LOB	5

PITCHER		IP	WLS	BF	H	R	ER	SO	BB	IBB	HBP	BLK	WP	HR	S	P	ERA	WHIP
52 CC Sabathia, L ERA: 4.15	(1, 1)	7.0	L	27	5	4	4	6	0	0	0	0	0	1	69	106	5.14	0.714
62 Joba Chamberlain, R ERA: 6.05	(8, 1)	1.0		3	0	0	0	1	0	0	0	0	0	0	9	14	0.00	0.000

PITCHER	IP	WLS	BF	H	R	ER	SO	BB	IBB	HBP	BLK	WP	HR	S	P	ERA	WHIP

New York Yankees @ Baltimore Orioles

Oriole Park at Camden Yards, Baltimore, MD

Sat Jun 29 2013, 7:18 PM - 10:08 PM EDT

Att. 46,607 - Partly Cloudy - 84 F

TOP

livebaseballscorecards.com

Batter	1	2	3	4	5	6	7	8	9	AB	R	H	RBI	BB	SO	LOB
11 Brett Gardner, L (1, 8) OBP: 0.348, SLG: 0.456	B FF 88 X FF 89 1-0 ① F9		C FF 89 C SL 76 S SL 79 0-3 ① K		C FF 91 B SI 92 C SI 91 X SI 93 1-2 ③ G5-3		C FF 86 B SL 74 F CH 81 F FF 87 X FF 88 1-2 24 G4-3 2B		C SI 96 F SI 96 D SL 85 B CH 86 X FF 96 2-2 2-H 2B	5	0	2	1	0	1	0
17 Jayson Nix, R (1, 6) OBP: 0.306, SLG: 0.306	B FF 89 X SI 90 1-0 ② P3		C FF 91 B SL 77 B CH 84 F CH 84 F SI 92 X SI 91 2-2 24 G3 2B			B FF 90 C FF 91 B SL 76 F FF 90 B SI 91 F SI 92 B SI 91 4-2 12 F8 24 1B 45 SF9 BB	B SL 76 C CH 83 B SL 76 D FF 88 F FF 88 F CH 82 X FF 89 3-2 ① P4		B SI 96 X SI 96 1-0 ① L9	4	1	1	0	1	0	2
24 Robinson Canó, L (1, 4) OBP: 0.362, SLG: 0.492 40 Alberto Gonzalez, R (7, 5) OBP: 0.213, SLG: 0.273	X FF 90 0-0 31 1B 12 1B 1B		X SL 78 0-0 ② G3 2-3			S SL 78 X SI 92 0-1 39 BB 31 BB 55 E 1-2 1B	C SI 86 X CH 82 0-1 ② G4-3 2-3		D SL 83 C SI 96 B SL 83 F SI 96 S SL 84 2-3 ② K	4 1	1 0	2 0	0 0	0 0	0 1	2 1
12 Vernon Wells, R (1, 10) OBP: 0.263, SLG: 0.366	S SI 89 C CH 83 D SI 91 X FF 92 1-2 31 1B 1-2 1B		B SI 90 C SI 90 X SI 91 1-1 ③ G5-3			X CH 83 0-0 ① F8 2-3	F CH 82 F FF 89 B SI 89 F SI 88 D CH 81 T CH 82 2-2 ③ K		F SI 95 X SL 84 0-1 ③ G5-3	5	0	1	0	0	1	5
31 Ichiro Suzuki, L (1, 9) OBP: 0.312, SLG: 0.373	C SL 78 C FF 92 B SI 91 B SI 92 X SI 92 2-2 1-2 2-3 1B			C SL 76 F FF 90 B SL 79 B SI 91 X SI 91 2-2 ① L6		C FF 91 D SI 92 B SI 92 D SL 78 B SI 92 4-1 55 E 39 BB 1-2 BB		B CH 81 X CH 81 1-0 ① L9		3	0	1	0	1	0	0
45 Zoilo Almonte, S (1, 7) OBP: 0.364, SLG: 0.517	B SI 92 D SI 92 S SL 78 B SI 92 X FF 92 3-1 ③ L9			C SI 91 X CH 85 0-1 ② G6-3		B SI 91 B SL 77 X FF 92 2-0 ② SF9 3-H		C CH 81 C FF 86 B SL 76 X FF 88 1-2 39 1B 2B		3	0	1	1	0	0	3
39 David Adams, R (1, 5) OBP: 0.243, SLG: 0.280 (7, 4)		B FF 88 B FF 90 C FF 89 X SI 89 2-1 ① G5-3		B SL 76 C FF 92 B FF 91 X FF 91 2-1 ③ F9		D CH 84 B FF 92 B FF 92 C FF 92 B FF 92 4-1 55 E 1-2 2-3 BB		C SL 77 X FF 87 0-1 55 G4-6-3 2-3 1B		3	0	1	0	1	0	0
55 Lyle Overbay, L (1, 3) OBP: 0.281, SLG: 0.433		B SL 76 X SI 90 1-0 53 G6-4-3 1B			X FF 90 0-0 ① L7	D SL 80 X SI 92 1-0 E3 1-2 2-3 3-H		B FF 87 X CH 82 1-0 ② ③ G4-6-3 1-2f		4	0	1	0	0	0	4
53 Austin Romine, R (1, 2) OBP: 0.159, SLG: 0.194 33 Travis Hafner, L (6, PH) OBP: 0.320, SLG: 0.437 19 Chris Stewart, R (6, 2) OBP: 0.320, SLG: 0.338		X CH 83 0-0 ② ③ G6-4-3 1-2f			B FF 90 C FF 91 X SI 91 1-1 ② G6-3	C CH 84 C FF 90 D CH 84 X CH 84 1-2 ③ F7			C SI 96 B SI 97 B SL 82 X FF 96 2-1 11 2B 2B	2 1 1	0 0 1	0 0 1	0 0 0	0 0 0	0 0 0	1 3 0

Inning Stats																						
	R: 0	H: 3	R: 0	H: 1	R: 0	H: 1	R: 0	H: 0	R: 0	H: 0	R: 2	H: 1	R: 0	H: 1	R: 0	H: 2	R: 1	H: 2	1B: 6	SF: 1	WP: 0	PA: 40
	E: 0	LOB: 3	E: 0	LOB: 0	E: 0	LOB: 1	E: 0	LOB: 0	E: 0	LOB: 0	E: 1	LOB: 3	E: 0	LOB: 1	E: 0	LOB: 1	E: 0	LOB: 1	2B: 5	SAC: 0	PB: 0	
	K: 0	BB: 0	K: 0	BB: 0	K: 1	BB: 0	K: 0	BB: 0	K: 0	BB: 0	K: 0	BB: 3	K: 1	BB: 0	K: 0	BB: 0	K: 1	BB: 0	3B: 0	DP: 2	SB: 0	
	S: 11	P: 19	S: 4	P: 7	S: 10	P: 13	S: 7	P: 11	S: 6	P: 8	S: 13	P: 29	S: 14	P: 20	S: 7	P: 10	S: 11	P: 18	HR: 0	HBP: 0	CS: 0	

PITCHER	IP	WLS	BF	H	R	ER	SO	BB	IBB	HBP	BLK	WP	HR	S	P	ERA	WHIP
53 Zack Britton, L (1, 1) ERA: 4.5	5.2	W	26	6	2	1	1	3	0	0	0	0	0	48	83	1.59	1.588
48 Jair Jurrjens, R (6, 1) ERA: 4.91	2.1		9	3	0	0	1	0	0	0	0	0	0	24	34	0.00	1.286
47 Pedro Strop, R (9, 1) ERA: 7.25	1.0		5	2	1	1	1	0	0	0	0	0	0	11	18	9.00	2.000

PITCHER	IP	WLS	BF	H	R	ER	SO	BB	IBB	HBP	BLK	WP	HR	S	P	ERA	WHIP

AB	36
R	3
H	11
RBI	2
BB	3
SO	3
LOB	21

BOTTOM

New York Yankees @ Baltimore Orioles

Oriole Park at Camden Yards, Baltimore, MD

Sat Jun 29 2013, 7:18 PM - 10:08 PM EDT

Att. 46,607 - Partly Cloudy - 84 F

livebaseballscorecards.com

Batter	1	2	3	4	5	6	7	8	9	AB	R	H	RBI	BB	SO	LOB
9 Nate McLouth, L (1, 7) OBP: 0.360, SLG: 0.401	C SI 89 X SI 89 0-1 ① P5	X SI 90 0-0 ① G4-3	C FF 91 C FF 94 B CU 82 B CU 80 X FF 94 2-2 ② G1-3		C FF 94 X SI 93 0-1 ③ L5		C SI 91 X SI 91 0-1 ③ L7			5	0	0	0	0	0	2
13 Manny Machado, R (1, 5) OBP: 0.346, SLG: 0.475	B FF 90 C FF 90 X SI 90 1-1 10 21 1B 1B	B KC 80 B FF 90 F KC 81 F SL 86 F FF 92 X FF 90 2-2 ② G6-3	X FF 93 0-0 ③ F7			B CU 80 B CU 79 F FF 92 X FF 93 2-1 ① F9		S CU 79 F SI 90 S CU 80 0-3 ① K2-3		5	1	1	0	0	1	0
21 Nick Markakis, L (1, 9) OBP: 0.334, SLG: 0.410	B FF 89 C CH 83 B SI 90 X SI 90 2-1 10 1B 19 HR 1-2 1B	C SI 89 B CH 81 B CH 83 B KC 81 X FF 90 3-1 ③ F7		C FF 91 X FF 93 1-1 10 G6-4-3 1B		C CU 80 B SI 93 B CH 85 C CH 86 F SI 93 B CU 82 X FF 94 3-2 19 HR 1B		C FF 92 C FF 92 S CU 81 0-3 ② K2-3		5	2	3	0	0	1	0
10 Adam Jones, R (1, 8) OBP: 0.318, SLG: 0.491	X KC 80 0-0 19 HR 1-2 2-H 1B		C SL 84 X SI 89 0-1 ① G6-3	B CU 77 F FF 93 B SI 93 X FF 93 2-1 ① ② G6-4-3 1-2f		B SI 91 B CH 85 B FF 94 C FF 93 C FF 93 F FF 94 S CU 80 3-3 ② K		C FF 92 B SI 92 X FF 92 1-1 ③ G6-3		5	1	1	1	0	1	2
19 Chris Davis, L (1, 3) OBP: 0.408, SLG: 0.724	B FF 90 C SL 87 B FF 90 X KC 80 2-1 1-H 2-H HR		C SL 86 B FF 90 B FF 90 B SL 86 B FF 90 4-1 2 BB 36 32 1B BB	B FF 94 F SI 93 X SI 94 1-1 ③ L5		F FF 94 X CU 81 0-1 1-H HR				3	3	2	5	1	0	0
32 Matt Wieters, S (1, 2) OBP: 0.290, SLG: 0.407 31 Taylor Teagarden, R (9, 2) OBP: 0.097, SLG: 0.290	C FF 90 B SI 90 X CH 82 1-1 ② L8		B FF 90 X CH 82 1-0 2 BB 36 1B 1-2 1B		C CU 79 X SI 92 0-1 ① L9	C SI 93 B SI 93 X CH 88 1-1 2B				4 0	1 0	2 0	0 0	0 0	0 0	0 0
2 J.J. Hardy, R (1, 6) OBP: 0.303, SLG: 0.454 12 Alexi Casilla, S (9, 4) OBP: 0.270, SLG: 0.321	B SL 86 C FF 90 C FF 91 X SL 87 1-2 36 2B 1B		B SL 86 B FF 90 B FF 91 C FF 90 B FF 90 4-1 36 1B 3 HR 1-2 2-3 BB		C FF 93 B SI 92 F CU 79 B CU 82 X FF 94 2-2 3 1B 1B	C FF 93 X SI 92 0-1 ③ G5-3				3 0	1 0	2 0	0 0	1 0	0 0	1 0
36 Chris Dickerson, L (1, 10) OBP: 0.298, SLG: 0.462	B FF 90 B KC 81 C FF 90 B SI 90 X FF 90 3-1 1-3 2B		C KC 81 C SI 90 X SI 90 0-2 3 HR 1-2 2-H 3-H 1B		C CU 81 X FF 92 0-1 ② F8		C CU 78 B FF 92 F SI 91 S CU 82 1-3 ① K			4	1	2	2	0	1	1
3 Ryan Flaherty, L (1, 4) OBP: 0.278, SLG: 0.355 (9, 6)	C FF 91 F SI 90 D KC 81 C FF 91 1-3 ③ K		F FF 91 X KC 79 0-1 1-H 2-H HR		B CH 85 F FF 92 B CH 85 F FF 93 X CU 82 2-2 1-2 1B		X SI 92 0-0 ② G1-3			4	1	2	3	0	1	2
Inning Stats	R: 4 E: 0 K: 1 S: 19 H: 6 LOB: 2 BB: 0 P: 30	R: 0 E: 0 K: 0 S: 7 H: 0 LOB: 0 BB: 0 P: 12	R: 5 E: 0 K: 0 S: 14 H: 3 LOB: 0 BB: 2 P: 25	R: 0 E: 0 K: 0 S: 6 H: 1 LOB: 0 BB: 0 P: 10	R: 0 E: 0 K: 0 S: 12 H: 2 LOB: 2 BB: 0 P: 16	R: 2 E: 0 K: 1 S: 16 H: 3 LOB: 1 BB: 0 P: 25	R: 0 E: 0 K: 1 S: 6 H: 0 LOB: 0 BB: 0 P: 7	R: 0 E: 0 K: 2 S: 8 H: 0 LOB: 0 BB: 0 P: 9		1B: 10 2B: 2 3B: 0 HR: 3 SF: 0 SAC: 0 DP: 1 HBP: 0				WP: 0 PB: 0 SB: 0 CS: 0 PA: 40		

	AB	38
	R	11
	H	15
	RBI	11
	BB	2
	SO	5
	LOB	8

PITCHER		IP	WLS	BF	H	R	ER	SO	BB	IBB	HBP	BLK	WP	HR	S	P	ERA	WHIP
41 David Phelps, R ERA: 4.95	(1, 1)	2.1	L	18	9	9	9	1	2	0	0	0	0	2	36	61	34.71	4.714
47 Iván Nova, R ERA: 4.63	(3, 1)	5.2		22	6	2	2	4	0	0	0	0	0	1	52	73	3.18	1.059

PITCHER	IP	WLS	BF	H	R	ER	SO	BB	IBB	HBP	BLK	WP	HR	S	P	ERA	WHIP

Batter	1	2	3	4	5	6	7	8	9	AB	R	H	RBI	BB	SO	LOB
11 Brett Gardner, L (1, 8) OBP: 0.346, SLG: 0.450	X FF 89 0-0 ① P5	B KC 78 C FF 91 B FF 92 B CH 84 C FC 92 B FF 92 4-2 1-2 2-3 3-H BB			C FF 92 C KC 78 F FF 94 B FC 92 F FC 94 B KC 77 F FF 93 F FC 92 B KC 78 3-3 ② K		B SL 79 B SL 78 C SL 79 S SI 86 X SL 79 2-2 ② F8		X SI 94 0-0 ③ FC4-6 1-2f	4	0	0	1	1	1	4
31 Ichiro Suzuki, L (1, 9) OBP: 0.307, SLG: 0.367	C FC 90 B KC 75 X FF 92 1-1 ② G4-3	B KC 77 F CH 83 F FF 92 X FF 94 1-2 ③ P6			X SL 85 0-0 ③ F8		C SL 79 B SL 78 F SI 87 B SL 79 X SL 79 2-2 ③ P1			4	0	0	0	0	0	5
24 Robinson Canó, L (1, 4) OBP: 0.364, SLG: 0.502	C KC 76 B FF 93 S FF 93 B FF 94 B KC 78 F FF 95 X FF 94 3-2 1B		X CH 82 0-0 ① F9			B FC 90 F FF 91 C FC 93 X SL 86 1-2 HR		C SI 88 B SI 90 X SI 88 2-1 ① F8		4	1	2	1	0	0	0
33 Travis Hafner, L (1, 10) OBP: 0.320, SLG: 0.436 12 Vernon Wells, R (8, PH) OBP: 0.262, SLG: 0.364 (8, 10)	B FF 92 S FC 91 F CH 83 C FF 93 1-3 ③ K		B FC 91 B KC 76 F CH 82 X FC 92 2-1 ② 1B			B CH 83 B FF 93 S FF 94 X FC 94 2-1 ① F7		F FF 97 F FF 96 S CU 83 0-3 ② K		3 1	0 0	1 0	0 0	0 0	1 1	1 0
45 Zoilo Almonte, S (1, 7) OBP: 0.351, SLG: 0.485		C KC 76 X CH 82 0-1 19 1B 11 BB 1B	C FC 92 B KC 76 B KC 76 B CH 83 S FF 91 S FF 93 3-3 ③ K			S KC 78 F FF 93 B KC 78 B KC 78 C FF 94 2-3 ② K		X FF 97 0-0 ③ G3-1		4	1	1	0	0	2	0
55 Lyle Overbay, L (1, 3) OBP: 0.280, SLG: 0.434		S FF 91 1 SAFE 1 SAFE B FF 92 T FF 92 D KC 79 1 SAFE S FF 93 2-3 ① K	B KC 75 C FF 91 F FC 91 X KC 78 1-2 ① G1-3		B KC 77 F FF 93 B FC 93 X FF 94 2-1 ③ F8			C FF 94 B CH 87 B SI 94 X SI 94 2-1 2B	4	0	1	0	0	1	1
17 Jayson Nix, R (1, 6) OBP: 0.305, SLG: 0.302		B SL 85 1 SAFE X SL 86 1-0 ② F7	B FC 91 S FF 92 S FF 92 C KC 78 1-3 ② K				B SL 79 B SL 79 C SL 78 T SL 78 B SI 86 F SL 80 F SL 79 B SL 78 4-2 19 G5-3 BB		B SI 93 B FF 94 C SI 94 F FF 94 B CU 79 F SI 96 S FF 94 3-3 ① K	3	0	0	0	1	2	2
19 Chris Stewart, R (1, 2) OBP: 0.325, SLG: 0.338		C FC 92 B FC 92 F FC 91 X FF 94 1-2 11 BB 39 BB 1-3 1B	B FF 93 B SL 85 X FC 93 2-0 ③ L8				C SI 87 C SL 78 F SL 78 X SI 86 0-2 ① G5-3 1-2		S SI 94 C SI 94 F SI 95 F SI 94 D SI 93 D SI 95 H FF 94 3-2 11 FC4-6 HBP	3	0	1	0	0	0	1
39 David Adams, R (1, 5) OBP: 0.252, SLG: 0.275		C FF 93 B FF 94 B KC 77 B FF 94 B SL 86 4-1 11 BB 1-2 BB			F FC 92 B KC 75 B FC 93 B CH 83 X FC 93 3-1 ① F9		C SL 79 B FF 88 B SL 78 B SL 79 C SI 87 B SL 79 4-2 BB		C SI 94 F SI 94 T SI 95 0-2 ② K	2	0	0	0	2	1	2

| Inning Stats | | | |

Batter	1	2	3	4	5	6	7	8	9	AB	R	H	RBI	BB	SO	LOB
9 Nate McLouth, L (1, 7) OBP: 0.358, SLG: 0.410	B FF 88 X SI 89 1-0 ① F8		C SI 92 X CU 78 0-1 HR		F SI 89 1 SAFE D FS 84 F SI 92 1 SAFE D SL 86 T SL 86 2-2 ② K		C FF 94 B FF 95 F FF 95 B SI 96 F FF 94 F FF 94 F FF 95 F SL 84 S FF 95 2-3 ③ K			4	1	1	1	0	2	2
13 Manny Machado, R (1, 5) OBP: 0.350, SLG: 0.489	B SI 90 B SL 81 C SI 91 X SL 83 2-1 HR		F SI 93 B SI 92 X SL 83 1-1 21 G4-3 2B		S SI 92 B FS 86 1 SAFE B SL 86 S SI 93 S SI 94 2-3 ③ K			B FF 91 C FF 92 B FF 92 F FF 92 B FF 93 X FF 92 3-2 1B		4	1	3	1	0	1	1
21 Nick Markakis, L (1, 9) OBP: 0.331, SLG: 0.405	C SI 89 B FF 90 C SI 91 F SL 86 B FS 85 F SI 91 B SI 91 F SI 91 X SI 91 3-2 ② G6-3		F FF 90 X FS 84 0-1 ② G4-3 2-3			C CU 77 X FF 90 0-1 ① F7		F FF 92 F FF 93 X SL 84 0-2 ① L9		4	0	0	0	0	0	2
10 Adam Jones, R (1, 8) OBP: 0.315, SLG: 0.486	B FF 92 X SI 91 1-0 ③ P6		X SL 84 0-0 ③ G5-3			C SL 83 B SI 91 S SI 92 B SI 88 X FS 88 2-2 ② G5-3		X SL 82 0-0 ② P6		4	0	0	0	0	0	2
19 Chris Davis, L (1, 3) OBP: 0.406, SLG: 0.728		B SI 89 B FF 90 C FS 86 X SI 90 2-1 HR		F SL 83 B FF 90 B FF 90 S FS 86 S FF 88 2-3 ① K		S SL 87 F FF 91 X FS 87 0-2 ③ G4-3		F SL 86 C FF 94 F SL 84 D SL 85 S SL 83 1-3 ③ K		4	1	1	1	0	2	1
32 Matt Wieters, S (1, 2) OBP: 0.290, SLG: 0.406		F CU 76 X SI 89 0-1 ① L9		S SI 90 B FF 92 F FS 86 F FS 86 S FS 87 1-3 ② K			B SI 89 B SL 81 F SI 90 C SI 90 B FS 87 F FS 86 F SI 92 X SI 92 3-2 2 2B 1 SF8 1B			3	1	1	0	0	1	0
2 J.J. Hardy, R (1, 6) OBP: 0.304, SLG: 0.456		C SI 90 F SI 90 B FS 87 B SL 84 X SI 91 2-2 ② G6-3		C SI 92 B FF 92 B SI 92 F SI 92 S FS 87 2-3 ③ K			D SI 92 X SI 92 1-0 1 SF8 1-3 2B			3	0	1	0	0	1	0
3 Ryan Flaherty, L (1, 4) OBP: 0.275, SLG: 0.351 35 Danny Valencia, R (7, PH) OBP: 0.290, SLG: 0.534 12 Alexi Casilla, S (8, 4) OBP: 0.270, SLG: 0.321		C SI 90 F FF 90 B FS 86 S SL 85 1-3 ③ K			C CU 77 S FS 85 X SI 92 0-2 ① G6-3		C SL 81 B FF 95 B FF 94 D SL 82 S FF 94 X FF 95 3-2 ① G1-3			2 1 0	0 0 0	0 0 0	0 0 0	1 0 0	0 0 0	0 2 0
1 Brian Roberts, S (1, 10) OBP: 0.400, SLG: 0.500			B SI 91 C FF 90 B SL 81 F SI 90 F SI 91 F FS 86 S FS 86 2-3 ① K		C CU 78 B FF 91 F FF 92 X FS 87 1-2 1B		C SL 82 B FF 94 X FF 94 1-1 ② SF8 2-3 3-H			2	0	1	1	0	1	0
Inning Stats	R: 1 E: 0 K: 0 S: 10 H: 1 LOB: 0 BB: 0 P: 17	R: 1 E: 0 K: 1 S: 10 H: 1 LOB: 0 BB: 0 P: 15	R: 1 E: 0 K: 1 S: 12 H: 2 LOB: 1 BB: 0 P: 15	R: 0 E: 0 K: 3 S: 10 H: 0 LOB: 0 BB: 0 P: 15	R: 0 E: 0 K: 2 S: 12 H: 1 LOB: 1 BB: 0 P: 17	R: 0 E: 0 K: 0 S: 8 H: 0 LOB: 0 BB: 0 P: 10	R: 1 E: 0 K: 1 S: 18 H: 2 LOB: 1 BB: 0 P: 28	R: 0 E: 0 K: 1 S: 11 H: 1 LOB: 1 BB: 0 P: 15		1B: 3 2B: 2 3B: 0 HR: 3 SF: 1 SAC: 0 DP: 0 HBP: 0				WP: 0 PB: 0 SB: 0 CS: 0 PA: 32		

PITCHER		IP	WLS	BF	H	R	ER	SO	BB	IBB	HBP	BLK	WP	HR	S	P	ERA	WHIP
18 Hiroki Kuroda, R ERA: 2.95	(1, 1)	6.0	L	25	7	4	4	7	0	0	0	0	0	3	68	99	6.00	1.167
48 Boone Logan, L ERA: 2.08	(7, 1)	1.0		3	0	0	0	1	0	0	0	0	0	0	12	18	0.00	0.000
27 Shawn Kelley, R ERA: 4.2	(8, 1)	1.0		4	1	0	0	1	0	0	0	0	0	0	11	15	0.00	1.000

PITCHER	IP	WLS	BF	H	R	ER	SO	BB	IBB	HBP	BLK	WP	HR	S	P	ERA	WHIP

BOTTOM

New York Yankees @ Baltimore Orioles

Oriole Park at Camden Yards, Baltimore, MD

Sun Jun 30 2013, 8:10 PM - 11:21 PM EDT

Att. 40,878 - Cloudy - 79 F

livebaseballscorecards.com

AB	31
R	4
H	8
RBI	4
BB	0
SO	9
LOB	10

Batter	1	2	3	4	5	6	7	8	9	AB	R	H	RBI	BB	SO	LOB
21 Nick Markakis, L (1, 9) OBP: 0.335, SLG: 0.409	B FF 89 F FF 90 F FF 91 X SI 90 1-2 ① G1-3		X FC 85 0-0 13 1B 1B		B CU 75 B CH 80 C FF 89 S CU 74 F FF 90 B CH 81 F CH 80 X FF 90 3-2 13 FC5-4 1B			C SI 89 C SI 90 X SI 88 0-2 2 G6-4-3 10 1B 13 BB 1B		4	1	3	0	0	0	0
13 Manny Machado, R (1, 5) OBP: 0.352, SLG: 0.488	C SI 90 B FC 87 F CH 81 X FF 90 1-2 ② F7		X CU 72 0-0 1-2 1B		S CH 77 X SI 89 0-1 ③ FC5-4 1-2f			B SL 87 S SL 90 S SL 90 B SL 92 B SI 99 B SL 89 4-2 2 G6-4-3 1-2 BB		3	0	1	0	1	0	1
2 J.J. Hardy, R (1, 6) OBP: 0.300, SLG: 0.450	C FF 91 F FC 87 B FF 88 X CH 81 1-2 ③ G6-3		B CH 79 B FF 90 F CH 80 X SI 90 2-1 ② F9			C SI 89 X CU 73 0-1 ① P2		B SL 88 B SI 99 S SI 98 T SI 99 X SI 99 2-2 ① ② G6-4-3 1-2f 2-3		4	0	0	0	0	0	4
10 Adam Jones, R (1, 8) OBP: 0.314, SLG: 0.483		C FF 89 S FF 89 X FF 90 0-2 ① F7	B CH 80 S CH 80 S CH 78 B SI 89 X FF 91 2-2 ③ L4			C FC 85 S FC 87 B FF 89 F FC 87 B CH 79 S CH 80 2-3 ② K		C SI 99 B SL 91 X SI 99 1-1 3-H 1B		4	0	1	1	0	1	2
19 Chris Davis, L (1, 3) OBP: 0.405, SLG: 0.721		B FF 90 B FF 91 F SI 90 F FF 91 B FF 91 B CH 82 4-2 BB	F FF 89 X FF 91 0-1 ① G3			X FC 87 0-0 ③ F9		C FF 96 X FF 96 0-1 ③ L9		3	0	0	0	1	0	1
32 Matt Wieters, S (1, 2) OBP: 0.286, SLG: 0.400		C FF 90 X FC 88 0-1 ② L9	C FC 86 F FF 90 B FC 87 T FF 90 1-2 ② K				B CH 80 F FC 85 B FF 89 X CH 79 2-1 ① F9		S FF 94 X FF 95 0-1 ① P5	4	0	0	0	0	1	1
35 Danny Valencia, R (1, 10) OBP: 0.277, SLG: 0.508 36 Chris Dickerson, L (9, PH) OBP: 0.295, SLG: 0.457		C FF 90 B CH 78 X CH 82 1-1 ③ G5-3	C CH 80 X CH 80 0-1 ③ P6				S CU 73 B FF 90 C CU 72 C FF 90 1-3 ② K		B FF 89 X FF 94 1-0 ② F7	3 1	0 0	0 0	0 0	0 0	1 0	1 0
14 Nolan Reimold, R (1, 7) OBP: 0.259, SLG: 0.327 9 Nate McLouth, L (9, PH) OBP: 0.360, SLG: 0.416			F FF 88 B FC 86 S CH 79 S CH 81 1-3 ① K		B CH 78 S CU 72 B CH 79 C CH 80 F FC 86 X FF 89 2-2 ① G4-3		B CH 80 X FF 90 1-0 1 FC6-4 1B		C FF 95 S SL 87 B FF 96 F SL 86 X FF 95 1-2 2B	3 1	0 0	1 1	0 0	0 0	1 0	0 0
1 Brian Roberts, S (1, 4) OBP: 0.368, SLG: 0.611			X FF 89 0-0 HR		B FF 89 B FC 84 X FF 89 2-0 ② P5		L CH 77 1 SAFE X CH 77 0-1 ③ FC6-4 1-2f		C FF 94 F FF 94 S FF 94 0-3 ③ K	4	1	1	1	0	1	2
Inning Stats	R: 0 E: 0 K: 0 S: 9 H: 0 LOB: 0 BB: 0 P: 12	R: 0 E: 0 K: 0 S: 9 H: 0 LOB: 1 BB: 1 P: 14	R: 1 E: 0 K: 1 S: 11 H: 3 LOB: 2 BB: 0 P: 16	R: 0 E: 0 K: 1 S: 7 H: 0 LOB: 0 BB: 0 P: 8	R: 0 E: 0 K: 0 S: 12 H: 1 LOB: 1 BB: 0 P: 19	R: 0 E: 0 K: 1 S: 7 H: 0 LOB: 0 BB: 0 P: 9	R: 0 E: 0 K: 1 S: 8 H: 1 LOB: 1 BB: 0 P: 12	R: 1 E: 0 K: 0 S: 12 H: 2 LOB: 1 BB: 1 P: 19	R: 0 E: 0 K: 1 S: 10 H: 1 LOB: 1 BB: 0 P: 12	1B: 6 2B: 1 3B: 0 HR: 1 SF: 0 SAC: 0 DP: 1 HBP: 0						

PITCHER	IP	WLS	BF	H	R	ER	SO	BB	IBB	HBP	BLK	WP	HR	S	P	ERA	WHIP
50 John Danks, L (1, 1) ERA: 4.38	7.0	W	28	6	2	2	4	1	0	0	0	0	1	66	93	2.57	1.000
65 Nate Jones, R (8, 1) ERA: 4.29	0.2		3	1	0	0	0	1	0	0	0	0	0	7	14	0.00	3.000
37 Matt Thornton, L (8, 1) ERA: 3.12	0.1	H	1	0	0	0	0	0	0	0	0	0	0	2	2	0.00	0.000
43 Addison Reed, R (9, 1) ERA: 3.89	1.0	S	4	1	0	0	1	0	0	0	0	0	0	10	12	0.00	1.000

PITCHER	IP	WLS	BF	H	R	ER	SO	BB	IBB	HBP	BLK	WP	HR	S	P	ERA	WHIP

TOP

Baltimore Orioles @ Chicago White Sox

U.S. Cellular Field, Chicago, IL

Tue Jul 02 2013, 8:12 PM - 10:33 PM EDT

Att. 19,746 - Cloudy - 60 F

livebaseballscorecards.com

AB	34
R	2
H	8
RBI	2
BB	2
SO	5
LOB	12



Baltimore Orioles @ Chicago White Sox

U.S. Cellular Field, Chicago, IL

Tue Jul 02 2013, 8:12 PM - 10:33 PM EDT

Att. 19,746 - Cloudy - 60 F

BOTTOM

livebaseballscorecards.com

Batter	1	2	3	4	5	6	7	8	9	AB	R	H	RBI	BB	SO	LOB
30 Alejandro De Aza, L (1, 8) (9, 7) OBP: 0.319, SLG: 0.415	B SI 93 B FF 92 C SI 93 X SI 93 2-1 ① P5		B CU 76 F SI 92 F SI 93 B SI 93 S FF 94 2-3 ① K	F FF 94 B SI 93 X FF 94 1-1 ③ F9			C SI 93 S CU 78 B FF 93 H CU 78 2-2 10 1B 51 FC5-4-6 HBP			3	1	0	0	0	1	2
10 Alexei Ramirez, R (1, 6) OBP: 0.310, SLG: 0.349	X SL 85 0-0 2B		F SI 93 X FF 94 0-1 ② G4-3		C CU 77 B SI 92 F FF 94 X SI 93 1-2 ① F9		X SI 93 0-0 51 FC5-4-6 51 S 1-3 1B			4	0	2	0	0	0	0
51 Alex Rios, R (1, 9) OBP: 0.326, SLG: 0.441	C FF 94 F FF 94 C FF 94 0-3 ② K		C SL 84 X SI 93 0-1 1B		X FF 94 0-0 ② G5-3		C SL 85 1 SAFE 1 SAFE B SI 92 F SI 93 B CU 78 B FF 94 F SI 94 X CU 78 3-2 ② FC5-4-6 44 HR 1-3 3-H			4	1	1	1	0	1	2
44 Adam Dunn, L (1, 3) OBP: 0.304, SLG: 0.467	B FF 93 B SI 94 X SI 93 2-0 ③ F7		F SI 93 X FF 94 0-1 ③ F9		C SI 94 S CU 78 B SI 93 B SI 93 F SI 93 B SL 85 X SI 94 3-2 ③ G4-3		B CU 79 C CU 79 F FF 94 B SI 93 X SI 94 2-2 2-H HR			4	1	1	2	0	0	2
14 Paul Konerko, R (1, 10) OBP: 0.314, SLG: 0.368		C SI 92 C CU 76 T SL 83 0-2 ① K	X SI 93 0-0 ① F8		C FF 92 B CH 85 F SI 92 F FF 94 F CU 77 B SL 85 B CH 87 F SL 84 X SL 84 3-2 ① F8		B SL 88 C CU 78 B SL 84 C CH 86 B FF 94 T SL 84 3-2 ③ K			4	0	0	0	0	2	0
12 Conor Gillaspie, L (1, 5) OBP: 0.317, SLG: 0.393		C FF 94 X CH 87 0-1 15 1B 1B	C SI 91 B SI 92 F SI 93 B CU 78 B SI 93 B SI 93 4-2 24 1B 15 1B BB		B CU 79 X SI 93 1-0 HR			F FF 95 F FF 97 S FS 87 0-3 ① K		3	2	2	1	1	1	0
24 Dayan Viciedo, R (1, 7) OBP: 0.271, SLG: 0.374 20 Jordan Danks, L (9, 8) OBP: 0.225, SLG: 0.250		S SI 93 F FF 94 F SI 94 F SI 93 S FF 94 0-3 ② K	B SL 84 X SI 93 1-0 15 1B 1-2 1B		X SI 94 0-0 ② G4-3			C SL 83 X FF 99 0-1 ② G6-3		4 0	0 0	1 0	0 0	0 0	1 0	1 0
15 Gordon Beckham, R (1, 4) OBP: 0.355, SLG: 0.395		B SL 86 X FF 94 1-0 1-2 1B	B SI 94 B SI 93 X FF 94 2-0 1-2 2-H 1B		B SI 92 B SL 85 C SL 86 B SI 93 X SI 93 3-1 ③ F9			B FF 98 B FF 99 X FF 98 2-0 1B		4	0	3	1	0	0	0
21 Tyler Flowers, R (1, 2) OBP: 0.263, SLG: 0.378		C SI 93 B FF 94 F FF 94 T SL 85 1-2 ③ K	S SL 86 F FF 94 B FF 94 S FF 94 1-3 ② K				X SI 93 0-0 ① G6-3	1 SAFE B FF 98 X SL 85 1-0 ③ G5-3		4	0	0	0	0	2	5
Inning Stats	R: 0 E: 0 K: 1 S: 7 H: 1 LOB: 1 BB: 0 P: 11	R: 0 E: 0 K: 3 S: 14 H: 2 LOB: 2 BB: 0 P: 16	R: 0 E: 0 K: 1 S: 9 H: 1 LOB: 1 BB: 0 P: 11	R: 1 E: 0 K: 1 S: 10 H: 2 LOB: 2 BB: 1 P: 19	R: 0 E: 0 K: 0 S: 8 H: 0 LOB: 0 BB: 0 P: 12	R: 1 E: 0 K: 0 S: 10 H: 1 LOB: 0 BB: 0 P: 17	R: 3 E: 0 K: 1 S: 14 H: 2 LOB: 0 BB: 0 P: 24	R: 0 E: 0 K: 1 S: 7 H: 1 LOB: 1 BB: 0 P: 10		1B: 7 2B: 1 3B: 0 HR: 2 SF: 0 SAC: 0 DP: 0 HBP: 1				WP: 0 PB: 0 SB: 1 CS: 0 PA: 36	

	AB	34
	R	5
	H	10
	RBI	5
	BB	1
	SO	8
	LOB	12

PITCHER	IP	WLS	BF	H	R	ER	SO	BB	IBB	HBP	BLK	WP	HR	S	P	ERA	WHIP
39 Jason Hammel, R (1, 1) ERA: 5.19	7.0	L	32	9	5	5	7	1	0	1	0	0	2	72	110	6.43	1.429
37 Kevin Gausman, R (8, 1) ERA: 6.3	1.0		4	1	0	0	1	0	0	0	0	0	0	7	10	0.00	1.000

PITCHER	IP	WLS	BF	H	R	ER	SO	BB	IBB	HBP	BLK	WP	HR	S	P	ERA	WHIP

Batter	1	2	3	4	5	6	7	8	9	AB	R	H	RBI	BB	SO	LOB
21 Nick Markakis, L (1, 9) OBP: 0.341, SLG: 0.412	B SI 92 B FF 91 C CH 83 B SI 90 B SI 93 4-1 13 1B 10 1B BB		S SI 90 B CU 78 B SI 93 F FF 93 B FC 90 F FF 95 F FF 95 T SI 95 3-2 ① K		F FF 95 X CU 80 0-1 1B			B FF 96 B SI 95 C FF 94 X SI 94 2-1 10 1B 19 2B 1B	I IN 76 I IN 77 I IN 76 I IN 75 4-0 13 FC1-2 IBB	3	2	2	0	2	1	0
13 Manny Machado, R (1, 5) OBP: 0.350, SLG: 0.484	B SI 92 S CH 82 B SI 92 X CH 83 2-1 10 1B 1-3 1B		B SI 94 B SI 94 C FC 85 C SI 94 C FF 95 2-3 ② K		B CH 83 F SI 92 F CH 83 F CH 83 F FF 94 F CH 81 1 SAFE T CH 82 1-2 ③ K			S SI 97 B SI 96 1 SAFE 1 SAFE S SI 96 S SI 96 1-3 ① K	B SI 94 X SI 94 1-0 ② FC1-2 1-2 2-3 3-Hf	5	0	1	0	0	3	5
10 Adam Jones, R (1, 8) OBP: 0.315, SLG: 0.482	B SI 92 T SI 93 X CH 84 1-1 1-2 3-H 1B		T SI 95 F FF 97 F FF 97 B CH 81 F FF 97 B FF 97 F CH 86 X CH 81 2-2 ③ L6			F CH 82 B CH 83 F SI 93 B FF 95 S SI 94 2-3 ① K		1 SAFE B SL 83 X SI 96 1-0 1-2 19 2B 1B	B SI 95 B SL 84 X SI 94 2-0 ③ P4	5	1	2	1	0	1	3
19 Chris Davis, L (1, 3) OBP: 0.406, SLG: 0.731	B CU 78 B SI 92 C FF 93 S SI 93 C SI 94 2-3 ① K			X SI 91 0-0 HR		X CH 85 0-0 ② G4-3		X SL 83 0-0 1-H 2-H 2B		4	1	2	3	0	1	2
32 Matt Wieters, S (1, 2) OBP: 0.282, SLG: 0.394	B FF 94 C SI 94 F FF 95 F FF 95 S SI 95 1-3 ② K			B FF 94 X CH 84 1-0 ① G5-3		C FF 94 B FF 96 F SI 94 X FF 96 1-2 ③ F7		F FF 96 B FF 95 D FF 96 S SL 84 X FF 96 2-2 ② P4		4	0	0	0	0	1	3
2 J.J. Hardy, R (1, 6) OBP: 0.297, SLG: 0.444	D SI 93 B FC 84 C CH 85 X CH 83 2-1 ③ F7			B CU 76 F CH 82 B SC 72 B SI 92 X CH 85 3-1 ② P5			C CH 84 B SI 93 X SC 76 1-1 ① F7	C SL 82 B FF 96 D SL 83 F FF 96 X FF 95 2-2 ③ F8		4	0	0	0	0	0	3
9 Nate McLouth, L (1, 7) OBP: 0.362, SLG: 0.419		B FF 93 B FF 92 C FF 93 B SI 93 B SI 92 4-1 1 G6-4-3 BB		B CU 77 C FF 92 S SI 92 S FF 94 1-3 ③ K			S SI 93 B SI 93 X SI 94 1-1 ② P5		B SI 94 B SI 93 B SI 94 C SI 93 X SI 94 3-1 1 SH1-3 13 FC1-2 2B	3	0	1	0	1	1	0
14 Nolan Reimold, R (1, 10) OBP: 0.261, SLG: 0.336 36 Chris Dickerson, L (9, PH) OBP: 0.302, SLG: 0.457 (9, 10)		C SI 92 B SI 94 1 SAFE B CH 84 C SI 94 1 SAFE X CH 84 2-2 ① P4			S CH 81 S CH 82 B SC 73 B SI 94 B SI 94 F CH 84 T FF 95 3-2 ① K		B SI 94 C FF 93 B CH 84 X CH 83 2-1 2B		C CU 78 B SI 95 B CU 79 B SL 84 D CU 79 4-1 13 FC1-2 1 SH1-3 BB	3 0	0 0	1 0	0 0	0 1	1 0	1 0
1 Brian Roberts, S (1, 4) OBP: 0.318, SLG: 0.524		B FF 92 1 SAFE B SI 92 C FF 93 X CH 82 2-1 ②③ G6-4-3 1-2f			B CU 76 C CH 82 F CH 84 F FF 96 B CH 82 F FF 96 B FF 96 F SI 95 X FF 95 3-2 ② G6-3		C SI 93 B SI 94 F SI 93 B FF 95 T CH 83 2-2 ③ K		B SI 93 B SI 94 C SI 93 D SI 93 X SI 93 3-1 ① SH1-3 1-2 2-3	3	0	0	0	0	1	2
Inning Stats	R: 1 H: 2 E: 0 LOB: 2 K: 2 BB: 1 S: 14 P: 26	R: 0 H: 0 E: 0 LOB: 0 K: 0 BB: 1 S: 6 P: 14	R: 0 H: 0 E: 0 LOB: 0 K: 2 BB: 0 S: 14 P: 21	R: 1 H: 1 E: 0 LOB: 0 K: 1 BB: 0 S: 7 P: 12	R: 0 H: 1 E: 0 LOB: 1 K: 2 BB: 0 S: 18 P: 25	R: 0 H: 0 E: 0 LOB: 0 K: 1 BB: 0 S: 7 P: 10	R: 0 H: 1 E: 0 LOB: 1 K: 1 BB: 0 S: 9 P: 15	R: 2 H: 3 E: 0 LOB: 1 K: 1 BB: 0 S: 13 P: 21	R: 0 H: 1 E: 0 LOB: 3 K: 0 BB: 2 S: 7 P: 24	1B: 5 SF: 0 2B: 3 SAC: 1 3B: 0 DP: 1 HR: 1 HBP: 0						WP: 0 PA: 39 PB: 0 SB: 0 CS: 0

PITCHER		IP	WLS	BF	H	R	ER	SO	BB	IBB	HBP	BLK	WP	HR	S	P	ERA	WHIP
53 Héctor Santiago, L ERA: 3.5	(1, 1)	7.0		27	5	2	2	9	2	0	0	0	0	1	75	123	2.57	1.000
27 Matt Lindstrom, R ERA: 3.31	(8, 1)	0.1	L	3	2	2	2	1	0	0	0	0	0	0	6	10	54.00	6.000
37 Matt Thornton, L ERA: 3.04	(8, 1)	0.2		3	1	0	0	0	0	0	0	0	0	0	7	11	0.00	1.500
40 Ramon Troncoso, R ERA: 6.52	(9, 1)	1.0		6	1	0	0	0	1	1	0	0	0	0	7	24	0.00	2.000

PITCHER	IP	WLS	BF	H	R	ER	SO	BB	IBB	HBP	BLK	WP	HR	S	P	ERA	WHIP

TOP

Baltimore Orioles @ Chicago White Sox

U.S. Cellular Field, Chicago, IL

Wed Jul 03 2013, 7:18 PM - 10:18 PM EDT

Att. 26,001 - Partly Cloudy - 68 F

livebaseballscorecards.com

AB	34
R	4
H	9
RBI	4
BB	4
SO	10
LOB	19

Batter	1	2	3	4	5	6	7	8	9	AB	R	H	RBI	BB	SO	LOB
30 Alejandro De Aza, L (1, 8) OBP: 0.318, SLG: 0.416	B SI 89 F FC 89 B FC 89 F SI 91 B CU 74 S FC 89 3-3 **K** ①	S CU 76 B SI 90 X CU 77 1-1 **G3** ③			B SI 91 C SI 90 C FC 90 B CU 79 X FC 90 2-2 **2B**		B SL 81 B SL 79 C SI 86 S SL 81 X FF 89 2-2 **L5** ③			4	0	1	0	0	1	2
10 Alexei Ramirez, R (1, 6) OBP: 0.307, SLG: 0.345	C CU 74 F FC 88 X SI 92 0-2 **G6-3** ②	B SI 89 F SI 90 B SI 91 X FF 89 2-1 **G5-3** ①	X SI 91 0-0 **P5** ②			B FF 94 C CU 84 X FF 97 1-1 **G4-3** ①			4	0	0	0	0	0	1
51 Alex Rios, R (1, 9) OBP: 0.325, SLG: 0.439	X SI 89 0-0 44 S / 44 2B **1B**	C CU 76 B FC 89 B FC 88 S CU 77 F SI 90 B SI 92 S CU 79 3-3 **K** ②	B SI 90 B FC 88 S CU 77 F SI 91 X SI 92 2-2 **G1-3** ③			B FF 99 F FF 99 B FC 87 B FF 96 X SI 99 3-1 **G6-3** ②			4	1	1	0	0	1	1
44 Adam Dunn, L (1, 3) OBP: 0.303, SLG: 0.467	1 SAFE C FC 89 B FC 90 B CU 74 X FC 90 2-1 24 1B **2B** **1-H**	C SI 90 B SI 90 X CU 75 1-1 **G6-3** ③		B CU 76 X FC 88 1-0 **L8** ①		B FF 98 X FF 99 1-0 **F7** ③			4	0	1	1	0	0	0
24 Dayan Viciedo, R (1, 7) OBP: 0.271, SLG: 0.372	D SI 92 X FC 88 1-0 **1B** **2-3**	C FC 86 F FF 91 B SI 94 X CU 75 1-2 **G5-3** ①		C FC 88 B SI 91 F SI 91 F FC 88 X SI 92 1-2 **G4-3** ②			B SI 94 C SI 93 X SI 93 1-1 **G6-3** ①		4	0	1	0	0	0	0
12 Conor Gillaspie, L (1, 5) OBP: 0.316, SLG: 0.390	1 SAFE B CU 73 1 SAFE B CH 85 B FC 88 C FC 89 F SI 90 S CU 78 3-3 **K** ③		B SI 91 C CU 76 X SI 91 1-1 **L9** ②		S SI 91 B CU 74 C CU 76 B FC 91 S CU 77 2-3 **K** ③				B SI 93 B SI 93 C SI 94 X SI 94 2-1 7 1B **1B**	4	0	1	0	0	2	2
7 Jeff Keppinger, R (1, 10) OBP: 0.276, SLG: 0.305		C SI 91 B FC 86 B FC 88 B SI 92 X SI 91 3-1 15 G4-3 **2B**	B SI 91 B CU 76 C FC 88 C SI 91 X CU 76 2-2 **G5-3** ③				X SL 78 0-0 **G5-3** ①		B SI 93 B SI 93 X SI 94 2-0 **1-2** **1B**	4	0	2	0	0	0	0
15 Gordon Beckham, R (1, 4) OBP: 0.360, SLG: 0.424		F CU 77 X SI 92 0-1 **G4-3** ① **2-3**			B SI 90 F FC 87 B FC 89 X SI 92 2-1 **HR**		B SI 87 B SL 80 B SL 79 C SI 86 C SL 79 X SL 80 3-2 21 FC6-4 **1B**		C SI 95 S CU 80 C SI 94 0-3 **K** ②	4	1	2	1	0	1	3
21 Tyler Flowers, R (1, 2) OBP: 0.259, SLG: 0.373 20 Jordan Danks, L (9, PH) OBP: 0.220, SLG: 0.243		B FC 90 S CU 79 F SI 92 F FC 90 F CU 76 B SI 92 C SI 92 2-3 **K** ②	B CU 74 F FC 88 B CU 76 S CU 77 B FC 90 S CU 78 3-3 **K** ①			1 SAFE S SL 80 S SL 80 X SL 80 0-2 **FC6-4** ② **1-2f**		B SI 93 B SI 93 S SI 94 X CH 88 2-1 **G1-3** ③	3 1	0 0	0 0	0 0	0 0	2 0	2 2
Inning Stats	R: 1 H: 3 E: 0 LOB: 2 K: 2 BB: 0 S: 13 P: 22	R: 0 H: 1 E: 0 LOB: 1 K: 1 BB: 0 S: 11 P: 17	R: 0 H: 0 E: 0 LOB: 0 K: 1 BB: 0 S: 8 P: 14	R: 0 H: 0 E: 0 LOB: 0 K: 0 BB: 0 S: 8 P: 12	R: 1 H: 2 E: 0 LOB: 1 K: 1 BB: 0 S: 12 P: 21	R: 0 H: 0 E: 0 LOB: 0 K: 1 BB: 0 S: 8 P: 12	R: 0 H: 1 E: 0 LOB: 1 K: 0 BB: 0 S: 10 P: 15	R: 0 H: 0 E: 0 LOB: 0 K: 0 BB: 0 S: 5 P: 10	R: 0 H: 2 E: 0 LOB: 2 K: 1 BB: 0 S: 10 P: 17	1B: 5 SF: 0 2B: 3 SAC: 0 3B: 0 DP: 0 HR: 1 HBP: 0					WP: 0 PA: 36 PB: 0 SB: 1 CS: 0	

PITCHER		IP	WLS	BF	H	R	ER	SO	BB	IBB	HBP	BLK	WP	HR	S	P	ERA	WHIP
34 Scott Feldman, R ERA: 3.43	(1, 1)	6.0		24	6	2	2	6	0	0	0	0	0	1	60	98	3.00	1.000
56 Darren O'Day, R ERA: 2.19	(7, 1)	1.0	W	4	1	0	0	0	0	0	0	0	0	0	10	15	0.00	1.000
29 Tommy Hunter, R ERA: 1.96	(8, 1)	1.0	H	3	0	0	0	0	0	0	0	0	0	0	5	10	0.00	0.000
43 Jim Johnson, R ERA: 3.83	(9, 1)	1.0	S	5	2	0	0	1	0	0	0	0	0	0	10	17	0.00	2.000

PITCHER	IP	WLS	BF	H	R	ER	SO	BB	IBB	HBP	BLK	WP	HR	S	P	ERA	WHIP

BOTTOM

Baltimore Orioles @ Chicago White Sox

U.S. Cellular Field, Chicago, IL

Wed Jul 03 2013, 7:18 PM - 10:18 PM EDT

Att. 26,001 - Partly Cloudy - 68 F

livebaseballscorecards.com

AB	36
R	2
H	9
RBI	2
BB	0
SO	7
LOB	13

Baltimore Orioles @ Chicago White Sox

U.S. Cellular Field, Chicago, IL

Thu Jul 04 2013, 2:12 PM - 4:55 PM EDT

Att. 21,321 - Partly Cloudy - 82 F

livebaseballscorecards.com

Batter	1	2	3	4	5	6	7	8	9	AB	R	H	RBI	BB	SO	LOB
21 Nick Markakis, L (1, 9) OBP: 0.340, SLG: 0.411	C FF 92 F FF 92 B CU 80 F FF 93 F FF 94 X SI 94 1-2 ① G1-3		B SI 91 C CH 85 X SI 92 1-1 13 FC5-4 1B			C CU 78 B CU 80 B SI 90 F FF 92 F FF 92 B FF 92 F FF 91 F FF 91 S FF 92 3-3 ② K		F SL 87 F SL 88 B SI 99 X SL 88 1-2 ② SF8 3-H		3	0	1	1	0	1	0
13 Manny Machado, R (1, 5) OBP: 0.349, SLG: 0.481	T FF 93 X FF 90 0-1 19 L6 10 BB 1B		1 SAFE F FF 92 C FF 92 D CU 79 X FF 89 1-2 ③ FC5-4 1-2f			B CH 85 F FF 92 S CH 84 C FF 92 1-3 ③ K		C SL 88 B SI 99 C SL 88 F SI 99 1 SAFE B SI 98 D SL 89 T SI 98 3-2 ③ K		4	0	1	0	0	2	2
10 Adam Jones, R (1, 8) OBP: 0.315, SLG: 0.478	F FF 93 D CU 80 B FF 91 S CH 87 1 SAFE F FF 94 B CU 80 1 SAFE F FF 94 4-2 B CH 86 1-2 BB			B CU 76 C CU 78 B CU 78 F CH 85 S FF 93 2-3 ① K			S FF 89 F FF 90 B CU 76 B CU 78 F FF 91 X FF 91 2-2 ① G4-3		F SL 86 S SL 86 X FF 93 0-2 ① P3	3	0	0	0	1	1	0
19 Chris Davis, L (1, 3) OBP: 0.401, SLG: 0.722	C CU 81 B CU 80 X SI 94 1-1 ② ③ L6 2-2			S FF 93 B SI 93 S SI 93 B CH 84 T SI 92 2-2 ② K			S CH 88 F FF 92 B CU 78 F SI 91 B FF 92 F FF 91 S FF 92 2-3 ② K		C SL 84 B CH 86 S SL 86 F CH 85 C FF 95 1-3 ② K	4	0	0	0	0	3	2
2 J.J. Hardy, R (1, 6) OBP: 0.293, SLG: 0.439		C FF 92 X CU 78 0-1 ① F7		C SI 92 S FF 90 B SI 93 F SI 93 B FF 94 C FF 93 2-3 ③ K			B FF 90 C FF 91 S SI 90 F FF 92 S CU 76 1-3 ③ K		C FF 95 B FF 94 F FF 93 X SL 86 1-2 ③ G4-3	4	0	0	0	0	2	0
1 Brian Roberts, S (1, 4) OBP: 0.320, SLG: 0.478		B FF 93 C FF 92 C CH 87 S FF 93 1-3 ② K			C CU 79 B CU 79 B FF 92 B FF 92 X FF 91 3-1 ① F7			B SL 86 B SI 97 C SI 98 F SI 97 B SI 98 F SI 99 B SI 98 4-2 9 2B 32 E BB		2	1	0	0	1	1	0
9 Nate McLouth, L (1, 7) OBP: 0.362, SLG: 0.421		B FF 92 X FF 92 1-0 ③ F8			B FF 92 B FF 91 F FF 92 S SI 90 X CU 80 2-2 ② P2			X SI 97 0-0 32 E 21 SF8 1-3 2B		3	1	1	0	0	0	0
14 Nolan Reimold, R (1, 10) OBP: 0.256, SLG: 0.330 36 Chris Dickerson, L (8, PH) OBP: 0.299, SLG: 0.452 (8, 10)			C CU 77 B FF 92 B CH 84 C FF 91 B FF 92 C FF 92 3-3 ① K		S FF 92 B FF 91 X CU 79 1-1 ③ F9			S SL 88 S SL 88 B SL 88 X SL 89 1-2 ① L4		2 1	0 0	0 0	0 0	0 0	1 0	0 2
31 Taylor Teagarden, R (1, 2) OBP: 0.091, SLG: 0.273 32 Matt Wieters, S (8, PH) OBP: 0.282, SLG: 0.393 (8, 2)			C FF 92 B FF 90 B CU 80 F FF 93 B CU 80 T FF 92 3-2 ② K			C FF 92 C FF 91 B FF 92 B CU 79 B FF 92 S FF 90 3-3 ① K		F SL 87 B SI 98 S SI 98 X SI 98 1-2 E3 2-3 3-H		2 1	0 0	0 0	0 1	0 0	2 0	0 1
Inning Stats	R: 0 H: 1 E: 0 LOB: 1 K: 0 BB: 1 S: 13 P: 19	R: 0 H: 0 E: 0 LOB: 0 K: 1 BB: 0 S: 6 P: 8	R: 0 H: 1 E: 0 LOB: 1 K: 2 BB: 0 S: 11 P: 19	R: 0 H: 0 E: 0 LOB: 0 K: 3 BB: 0 S: 10 P: 16	R: 0 H: 0 E: 0 LOB: 0 K: 0 BB: 0 S: 7 P: 13	R: 0 H: 0 E: 0 LOB: 0 K: 3 BB: 0 S: 12 P: 19	R: 0 H: 0 E: 0 LOB: 0 K: 2 BB: 0 S: 13 P: 18	R: 2 H: 1 E: 1 LOB: 1 K: 1 BB: 1 S: 17 P: 27	R: 0 H: 0 E: 0 LOB: 0 K: 1 BB: 0 S: 10 P: 12	1B: 2 2B: 2 3B: 0 HR: 0	SF: 1 SAC: 0 DP: 1 HBP: 0					

AB	29
R	2
H	3
RBI	2
BB	2
SO	13
LOB	7

WP: 0 PA: 32
PB: 0
SB: 0
CS: 0

PITCHER		IP	WLS	BF	H	R	ER	SO	BB	IBB	HBP	BLK	WP	HR	S	P	ERA	WHIP
62 Jose Quintana, L ERA: 3.69	(1, 1)	7.0		23	2	0	0	11	1	0	0	0	0	0	72	112	0.00	0.429
65 Nate Jones, R ERA: 4.4	(8, 1)	1.0	B	6	1	2	1	1	1	0	0	0	0	0	17	27	9.00	2.000
43 Addison Reed, R ERA: 3.79	(9, 1)	1.0	W	3	0	0	0	1	0	0	0	0	0	0	10	12	0.00	0.000

PITCHER		IP	WLS	BF	H	R	ER	SO	BB	IBB	HBP	BLK	WP	HR	S	P	ERA	WHIP

Batter	1	2	3	4	5	6	7	8	9	AB	R	H	RBI	BB	SO	LOB
30 Alejandro De Aza, L (1, 8) OBP: 0.314, SLG: 0.411	C FF 90 X SI 90 0-1 E6 51 G6-4-3		B FF 91 C SI 91 B SL 79 B SI 92 S SI 92 X SI 92 3-2 ② G4-3		S SI 92 X SI 92 0-1 ③ FC6-4 1-2f			B FF 96 C FF 96 F CU 83 S CU 83 1-3 ① K		4	0	0	0	0	1	1
10 Alexei Ramirez, R (1, 6) OBP: 0.306, SLG: 0.347	C SI 90 X SI 91 0-1 ① L6		S CH 84 B CH 86 L SI 92 F SL 80 B SL 81 X SI 92 2-2 ③ G4-3			B SL 78 X CH 83 1-0 51 1B 2B		C FF 97 F FF 98 B FC 95 F FF 97 X CU 85 1-2 ② F8		4	1	1	0	0	0	1
51 Alex Rios, R (1, 9) OBP: 0.327, SLG: 0.439	C SI 91 B CH 84 X SI 91 1-1 ②③ G6-4-3 1-2f			B CH 84 B FF 91 C SI 91 S CH 86 B SI 92 F FF 92 X SI 92 3-2 44 K 24 S 1B		B SI 90 B SI 92 X SI 92 2-0 24 F8 44 1B 2-H 1B		B FC 92 B FF 98 B FF 97 C FF 97 X FF 98 3-1 ③ F8		4	1	2	1	0	0	1
24 Dayan Viciedo, R (1, 10) OBP: 0.266, SLG: 0.365		B FF 92 X SI 91 1-0 ① F8		S FF 92 1 SAFE B FF 93 B SI 91 S SI 92 F SL 81 1 SAFE S SL 81 2-3 ① K 1-2		B CH 85 F FF 93 F FF 93 X SL 80 1-2 ① F8 2-3			F FF 96 B FF 98 F FC 93 B FF 98 F FF 98 F FC 94 F FF 98 F FC 87 X FF 98 2-2 ① F9	4	0	0	0	0	1	2
44 Adam Dunn, L (1, 3) OBP: 0.309, SLG: 0.482		C FF 92 C SL 79 B SI 93 B SI 93 B FF 93 X SI 93 3-2 7 BB 1B		B SL 80 B SL 79 S SI 93 F SI 92 S SL 83 2-3 ② K 2-3		B SI 92 X SI 93 1-0 7 G5-4-3 3-H 1B			B SI 98 B SI 97 C CU 84 F FF 97 B FF 97 X CU 85 3-2 HR	4	1	3	2	0	1	1
7 Jeff Keppinger, R (1, 5) OBP: 0.277, SLG: 0.302		B SI 92 B SL 78 B SI 92 C FF 92 B SI 92 4-1 1-2 BB	F CH 85 D FF 93 X CH 87 1-1 ③ G4-3			C SL 79 F FF 92 X SI 92 0-2 ②③ G5-4-3 1-2f				2	0	0	0	1	0	2
39 Casper Wells, R (1, 7) OBP: 0.222, SLG: 0.190		B FF 93 F SI 92 X CH 86 1-1 ② L7			X SI 91 0-0 ① G6-3		F CH 83 B CH 83 C FF 90 B SL 80 S FF 93 2-3 ① K			3	0	0	0	0	1	2
15 Gordon Beckham, R (1, 4) OBP: 0.352, SLG: 0.413		C SI 92 C CH 86 D SL 82 F CH 87 B FF 92 F SL 80 B SI 93 X SI 93 3-2 ③ F9			C FF 92 B SL 80 X CH 84 1-1 ② G4-3		B SL 78 B CH 84 X SI 92 2-0 ② G4-3			3	0	0	0	0	0	2
21 Tyler Flowers, R (1, 2) OBP: 0.260, SLG: 0.372			X SI 91 0-0 ① G6-3		B SI 92 S CH 86 X CH 86 1-1 30 FC6-4 1B		S SL 78 C SI 92 X FF 91 0-2 ③ F9			3	0	1	0	0	0	0
Inning Stats	R: 0 E: 1 K: 0 S: 6 H: 0 LOB: 0 BB: 0 P: 7	R: 0 E: 0 K: 0 S: 12 H: 1 LOB: 2 BB: 1 P: 24	R: 0 E: 0 K: 0 S: 8 H: 0 LOB: 0 BB: 0 P: 13	R: 0 E: 0 K: 2 S: 13 H: 1 LOB: 1 BB: 0 P: 21	R: 0 E: 0 K: 0 S: 7 H: 1 LOB: 1 BB: 0 P: 9	R: 2 E: 0 K: 0 S: 9 H: 3 LOB: 0 BB: 0 P: 14	R: 0 E: 0 K: 1 S: 7 H: 0 LOB: 0 BB: 0 P: 11	R: 0 E: 0 K: 1 S: 9 H: 0 LOB: 0 BB: 0 P: 14	R: 1 E: 0 K: 0 S: 10 H: 1 LOB: 0 BB: 0 P: 15	1B: 5 2B: 1 3B: 0 HR: 1 SF: 0 SAC: 0 DP: 2 HBP: 0						

PITCHER	IP	WLS	BF	H	R	ER	SO	BB	IBB	HBP	BLK	WP	HR	S	P	ERA	WHIP
53 Zack Britton, L (1, 1) ERA: 4.03	7.0		27	6	2	2	3	1	0	0	0	0	0	62	99	2.57	1.000
29 Tommy Hunter, R (8, 1) ERA: 2.09	1.1	L	5	1	1	1	1	0	0	0	0	0	1	19	29	6.75	0.750

PITCHER	IP	WLS	BF	H	R	ER	SO	BB	IBB	HBP	BLK	WP	HR	S	P	ERA	WHIP

BOTTOM

Baltimore Orioles @ Chicago White Sox

U.S. Cellular Field, Chicago, IL

Thu Jul 04 2013, 2:12 PM - 4:55 PM EDT

Att. 21,321 - Partly Cloudy - 82 F

livebaseballscorecards.com

AB	31
R	3
H	7
RBI	3
BB	1
SO	4
LOB	12

Batter	1	2	3	4	5	6	7	8	9	AB	R	H	RBI	BB	SO	LOB
9 Nate McLouth, L (1, 7) OBP: 0.361, SLG: 0.419	B SI 93 B FF 93 C FF 93 S SI 93 S SI 94 2-3 ① K		C SI 92 B FF 92 F CU 80 S CU 82 1-3 ① K			X CU 80 0-0 13 G5-4-3 1B		X SI 94 0-0 ③ G1-3		4	0	1	0	0	2	0
13 Manny Machado, R (1, 5) OBP: 0.345, SLG: 0.476	C FF 95 X SI 92 0-1 ② L7		S SI 93 X CU 82 0-1 ② G6-3			D SI 93 B SI 93 C FF 94 1 SAFE X CU 82 2-1 ① ② G5-4-3 1-2f			B CU 81 B SI 90 B FF 92 C FF 90 F FF 92 F FF 93 X FF 93 3-2 ① G6-3	4	0	0	0	0	0	1
21 Nick Markakis, L (1, 9) OBP: 0.339, SLG: 0.409	B FF 95 X SI 94 1-0 1B		C CU 81 X FF 93 0-1 ③ G6-3			C SI 94 B SI 95 C CH 86 C CU 83 1-3 ③ K			B SI 92 S CU 78 F CH 85 S CU 82 1-3 ② K	4	0	1	0	0	2	0
10 Adam Jones, R (1, 8) OBP: 0.311, SLG: 0.472	S CU 79 F FF 93 1 SAFE S CU 83 0-3 ③ K			B FF 95 X FF 94 1-0 ① G4-3			B SI 93 F FF 93 B CU 82 C CU 81 S CU 84 2-3 ① K		C FF 95 F FF 95 F FF 95 X CU 84 0-2 ③ G4-3	4	0	0	0	0	2	1
19 Chris Davis, L (1, 3) OBP: 0.401, SLG: 0.717		C SI 92 B FF 93 B CU 81 H CU 80 3-1 32 HR HBP		X FF 94 0-0 ② G3-4-1			B CU 83 B CH 86 C CU 82 B SI 95 F SI 94 S CU 81 3-3 ② K			2	1	0	0	0	1	0
32 Matt Wieters, S (1, 2) OBP: 0.285, SLG: 0.404		B CU 79 C FF 94 X FF 93 1-1 1-H HR		X SI 95 0-0 ③ F7			C CU 82 B FF 94 B SI 93 C CH 87 B CU 84 B CU 83 4-2 BB			2	1	1	2	1	0	0
2 J.J. Hardy, R (1, 6) OBP: 0.291, SLG: 0.435		C FF 95 F FF 94 B CU 83 X FF 97 1-2 ① G6-3			B CU 79 F FF 94 B SI 94 F FF 95 B CU 83 C FF 96 3-3 ① K		B FF 95 X FF 94 1-0 ③ P6			3	0	0	0	0	1	1
3 Ryan Flaherty, L (1, 4) OBP: 0.271, SLG: 0.345		S FF 95 X FF 96 0-1 ② F8			C CU 81 B SI 95 T CU 81 S CU 83 1-3 ② K			C SI 93 B SI 93 X FF 94 1-1 ① G1-3		3	0	0	0	0	1	0
1 Brian Roberts, S (1, 10) OBP: 0.286, SLG: 0.423		C FF 95 X SI 94 0-1 ③ F8			C CU 81 F FF 95 S CU 84 0-3 ③ K			C SI 94 C CH 86 S FF 95 0-3 ② K		3	0	0	0	0	2	0
Inning Stats	R: 0 H: 1 E: 0 LOB: 1 K: 2 BB: 0 S: 9 P: 12	R: 2 H: 1 E: 0 LOB: 0 K: 0 BB: 0 S: 10 P: 15	R: 0 H: 0 E: 0 LOB: 0 K: 1 BB: 0 S: 7 P: 8	R: 0 H: 0 E: 0 LOB: 0 K: 0 BB: 0 S: 3 P: 4	R: 0 H: 0 E: 0 LOB: 0 K: 3 BB: 0 S: 9 P: 13	R: 0 H: 1 E: 0 LOB: 0 K: 1 BB: 0 S: 6 P: 9	R: 0 H: 0 E: 0 LOB: 1 K: 2 BB: 1 S: 9 P: 19	R: 0 H: 0 E: 0 LOB: 0 K: 1 BB: 0 S: 6 P: 7	R: 0 H: 0 E: 0 LOB: 0 K: 1 BB: 0 S: 11 P: 15	1B: 2 SF: 0 2B: 0 SAC: 0 3B: 0 DP: 1 HR: 1 HBP: 1					WP: 0 PA: 31 PB: 0 SB: 0 CS: 0	

PITCHER	IP	WLS	BF	H	R	ER	SO	BB	IBB	HBP	BLK	WP	HR	S	P	ERA	WHIP
47 Iván Nova, R (1, 1) ERA: 4.09	9.0	W	31	3	2	2	11	1	0	1	0	0	1	70	102	2.00	0.444

PITCHER	IP	WLS	BF	H	R	ER	SO	BB	IBB	HBP	BLK	WP	HR	S	P	ERA	WHIP

TOP

Baltimore Orioles @ New York Yankees

Yankee Stadium, Bronx, NY

Fri Jul 05 2013, 7:09 PM - 9:53 PM EDT

Att. 43,396 - Partly Cloudy - 90 F

livebaseballscorecards.com

AB	29
R	2
H	3
RBI	2
BB	1
SO	11
LOB	3

Baltimore Orioles @ New York Yankees

Yankee Stadium, Bronx, NY

Fri Jul 05 2013, 7:09 PM - 9:53 PM EDT

Att. 43,396 - Partly Cloudy - 90 F

livebaseballscorecards.com

BOTTOM

Batter	1	2	3	4	5	6	7	8	9	AB	R	H	RBI	BB	SO	LOB
11 Brett Gardner, L (1, 8) OBP: 0.339, SLG: 0.441	B FF 90 C SI 90 X CU 77 1-1 2B		C SI 93 C FF 92 D CH 86 S FF 92 1-3 ② K		1 SAFE S CH 83 B SI 91 F SI 91 F FF 92 1 SAFE B SI 91 S CH 83 2-3 ① K		C SI 89 B SL 83 C SL 82 D SL 82 C SL 81 2-3 ① K		X SI 93 0-0 FC1 33 BB 31 SH2-3 12 1B 1-2	5	1	1	0	0	3	2
31 Ichiro Suzuki, L (1, 9) OBP: 0.317, SLG: 0.388	B SI 91 L SI 90 L SI 91 T FF 91 1-2 ① K		X SI 93 0-0 ③ F9		X CH 83 0-0 1-3 2B		X SL 81 0-0 ② G4-3		X SI 94 0-0 ① SH2-3 1-2 2-3	4	0	1	0	0	1	1
24 Robinson Canó, L (1, 4) OBP: 0.371, SLG: 0.529	D CH 82 B CH 82 B CH 82 C FF 90 X FF 92 3-1 ② F7			F FF 92 B CH 86 B FF 92 X CH 85 2-1 ① L3	I IN 72 I IN 72 I IN 71 I IN 72 4-0 IBB		F SL 83 C SL 82 X SI 91 0-2 E5		I IN 74 I IN 77 I IN 76 I IN 79 4-0 12 1B 33 BB IBB	3	0	0	0	2	0	1
33 Travis Hafner, L (1, 10) OBP: 0.323, SLG: 0.428	C FF 92 S FF 92 D CH 83 F SI 92 F FF 92 F CH 83 F CH 82 X SI 92 1-2 ③ G4-3			B SI 93 B CU 79 F FF 92 S SL 85 D CH 86 S CH 84 3-3 ② K	B CH 84 B CH 84 B SI 92 C SI 92 X FF 92 3-1 ② F8		1 SAFE B SI 90 C SI 89 F SL 83 B SL 81 X SL 82 2-2 ③ G4-3		D CH 89 B SI 95 B SI 95 B SI 94 4-0 12 1B 1-2 2-3 3-H BB	4	0	0	1	1	1	5
12 Vernon Wells, R (1, 7) OBP: 0.272, SLG: 0.374		C SI 92 B SL 85 X FF 92 1-1 ① F7		B SL 83 X FF 93 1-0 55 BB 61 1B 1B	F FF 93 B FF 93 X FF 93 1-1 ③ P3			F SL 79 F SL 78 B SL 79 B SI 86 X SI 85 2-2 ① G6-3	B SI 93 B SI 94 C SI 93 F CU 80 X SI 94 2-2 1-2 2-3 3-H 1B	5	1	2	1	0	0	3
55 Lyle Overbay, L (1, 3) OBP: 0.284, SLG: 0.419		B CH 85 F FF 92 B CH 84 F CH 83 B FF 92 F FF 93 F SI 93 B SI 92 4-2 19 FC5-4 BB	B SI 91 B SI 93 C CH 84 B SI 90 F FF 92 B SI 93 4-2 61 1B 1-2 BB		X CH 82 0-0 ① G3-1		B FF 88 C SL 79 F FF 87 X FF 86 1-2 1B		2	0	1	0	2	0	0
61 Luis Alfonso Cruz, R (1, 6) OBP: 0.182, SLG: 0.186		B SL 85 X SL 85 1-0 ② P5	C FF 93 S CH 84 X CH 83 0-2 1-2 2-H 1B		C CH 84 X FF 93 0-1 ② L7		S SL 80 F SI 86 S FF 87 0-3 ② K		4	0	1	1	0	1	2
19 Chris Stewart, R (1, 2) OBP: 0.306, SLG: 0.307 45 Zoilo Almonte, S (8, PH) OBP: 0.339, SLG: 0.442 53 Austin Romine, R (9, 2) OBP: 0.149, SLG: 0.182		C FF 92 F FF 93 B FF 93 X CU 80 1-2 ③ FC5-4 1-2f	C CU 81 X FF 92 0-1 ③ F8		B CU 78 C CU 78 B CU 81 S CH 83 F FF 92 B CH 82 B CH 83 4-2 BB		B SL 79 C SL 78 X SL 80 1-1 ③ P4		2	0	0	0	1	0	3
									1	0	0	0	0	0	1
									0	0	0	0	0	0	0
39 David Adams, R (1, 5) OBP: 0.260, SLG: 0.276			C FF 92 X SI 92 0-1 ① F8		B CU 77 B FF 91 F SI 92 F FF 92 B CH 85 B FF 92 4-2 31 2B BB	F FF 91 X SI 92 0-1 ③ L8			B SI 94 F SI 93 X FF 94 1-1 31 SH2-3 11 E 33 BB 1B	3	1	1	0	1	0	1

	AB	R	H	RBI	BB	SO	LOB
	33	3	7	3	7	6	19

Inning Stats																		
	R: 0 E: 0 K: 1 S: 14	H: 1 LOB: 1 BB: 0 P: 20	R: 0 E: 0 K: 0 S: 10	H: 0 LOB: 1 BB: 1 P: 17	R: 0 E: 0 K: 1 S: 6	H: 0 LOB: 0 BB: 0 P: 7	R: 1 E: 0 K: 1 S: 13	H: 2 LOB: 2 BB: 1 P: 23	R: 0 E: 0 K: 1 S: 11	H: 1 LOB: 3 BB: 2 P: 25	R: 0 E: 0 K: 0 S: 8	H: 0 LOB: 1 BB: 1 P: 12	R: 0 E: 1 K: 1 S: 10	H: 0 LOB: 1 BB: 0 P: 14	R: 0 E: 0 K: 1 S: 11	H: 1 LOB: 1 BB: 0 P: 15	R: 2 E: 1 K: 0 S: 7	H: 2 LOB: 3 BB: 2 P: 18	1B: 5 2B: 2 3B: 0 HR: 0	SF: 0 SAC: 1 DP: 0 HBP: 0	WP: 0 PB: 0 SB: 0 CS: 0	PA: 41

PITCHER	IP	WLS	BF	H	R	ER	SO	BB	IBB	HBP	BLK	WP	HR	S	P	ERA	WHIP
50 Miguel González, R (1, 1) ERA: 3.63	6.0		27	4	1	1	4	4	1	0	0	0	0	62	104	1.50	1.333
40 Troy Patton, L (7, 1) ERA: 3.68	1.0	H	4	0	0	0	1	0	0	0	0	0	0	10	14	0.00	0.000
56 Darren O'Day, R (8, 1) ERA: 2.13	1.0	H	4	1	0	0	1	0	0	0	0	0	0	11	15	0.00	1.000
43 Jim Johnson, R (9, 1) ERA: 4.02	0.1	L	6	2	2	1	0	1	1	0	0	0	0	7	18	27.00	9.000

PITCHER	IP	WLS	BF	H	R	ER	SO	BB	IBB	HBP	BLK	WP	HR	S	P	ERA	WHIP

Batter	1	2	3	4	5	6	7	8	9	AB	R	H	RBI	BB	SO	LOB
21 Nick Markakis, L (1, 9) OBP: 0.336, SLG: 0.405	X FF 89 0-0 ① G3	B SL 83 X SL 81 1-0 ③ F9		C FF 90 0-1 ③ CS 1-2	B CU 75 B CU 75 C FF 89 B FF 90 X FF 89 3-1 ① G4-3		C FF 89 1 SAFE B FF 90 F SL 84 C FF 89 1-3 ② K 1-2			4	0	0	0	0	1	2
13 Manny Machado, R (1, 5) OBP: 0.344, SLG: 0.476	C FF 88 X FF 89 0-1 ② F8		S CH 80 B FF 88 B FF 88 F CU 76 X SL 81 2-2 19 F8 2B		C FF 88 C FF 89 X SL 80 0-2 ② F9		S SL 82 D SL 85 B SL 83 B FF 94 S SL 83 F SL 82 S SL 83 3-3 ③ K			4	0	1	0	0	1	1
10 Adam Jones, R (1, 8) OBP: 0.313, SLG: 0.473	B FF 90 B FF 89 C FF 90 X FF 90 2-1 19 HR 1B		L CH 80 F SL 83 S FF 89 0-3 ① K		X FF 87 0-0 ③ L9			B FC 90 S FC 90 X FC 92 1-1 1 G4-6-3 1B		4	1	2	0	0	1	1
19 Chris Davis, L (1, 3) OBP: 0.399, SLG: 0.721	C SI 90 B FF 90 B SL 82 F SL 80 B FC 88 X FF 88 3-2 1-H HR		F SL 83 B FF 89 X SI 89 1-1 ② F8 2-3			S CU 76 S FF 90 B SL 84 S SL 81 1-3 ① K B FF 88 B CU 74 F FF 86 X FF 89 2-1 14 FC5-4 1B		B FF 93 C FC 92 1 SAFE F KC 82 1 SAFE F KC 82 F FC 92 B KC 79 1 SAFE 3-3 ① F KC 81 B FC 92 C FC 94 K		4	1	1	2	0	2	2
1 Brian Roberts, S (1, 10) OBP: 0.281, SLG: 0.400	C FF 89 X FF 89 0-1 ③ G6-3		B CU 77 B FF 89 B SL 82 X FF 89 3-0 ③ F9					B KC 81 C FC 93 B FC 93 X FC 92 2-1 ② ③ G4-6-3 1-2f		4	0	1	0	0	0	2
2 J.J. Hardy, R (1, 6) OBP: 0.290, SLG: 0.436		C FC 88 B FC 87 X FF 89 1-1 ① F8		X FF 88 0-0 14 F8 31 1B 2B		C CU 74 1 SAFE 1 SAFE B CH 79 C FF 88 B SL 79 1 SAFE S SL 81 2-3 ② K			C FC 92 X FC 91 0-1 ① G4-3	4	1	1	0	0	1	1
14 Nolan Reimold, R (1, 7) OBP: 0.258, SLG: 0.330 9 Nate McLouth, L (9, PH) OBP: 0.359, SLG: 0.418		C CU 75 F FF 89 B FF 90 B SL 83 X CH 81 2-2 E1 12 2B 1B		B FF 89 S CU 76 B CH 79 F FF 89 D SL 82 X SL 83 3-2 ① F8 2-3		B CH 80 1 SAFE X CH 78 1-0 ③ FC5-4 1-2f			C FC 92 B FC 92 X FC 90 1-1 ② G4-3	3 1	1 0	1 0	0 0	0 0	0 0	2 0
12 Alexi Casilla, S (1, 4) OBP: 0.283, SLG: 0.345 3 Ryan Flaherty, L (9, PH) OBP: 0.275, SLG: 0.348		C CU 72 X FF 90 0-1 2-H 2B		F FC 87 X CH 82 0-1 ② G4-3			C CH 79 B FF 88 C SL 80 B FF 89 F FF 89 X SL 83 2-2 21 S 1B		F FC 92 B FC 91 F FC 91 B FC 91 X FC 92 2-2 1B	3 1	0 0	2 1	1 0	0 0	0 0	1 0
31 Taylor Teagarden, R (1, 2) OBP: 0.111, SLG: 0.278 36 Chris Dickerson, L (9, PH) OBP: 0.296, SLG: 0.447		C CU 74 F FF 90 B SL 81 B FF 88 F SL 83 X FF 89 2-2 ② G5-3		C FC 86 B FC 86 C SL 82 B SL 82 B FF 89 X FC 87 3-2 21 CS 3-H 1B			F FF 88 X CU 75 0-1 ① F7		C FC 91 S FC 91 S FC 92 0-3 ③ K	3 1	0 0	1 0	1 0	0 0	0 1	2 1
Inning Stats	R: 2 E: 0 K: 0 S: 10 H: 2 LOB: 0 BB: 0 P: 15	R: 1 E: 1 K: 0 S: 12 H: 2 LOB: 1 BB: 0 P: 18	R: 0 E: 0 K: 1 S: 9 H: 1 LOB: 1 BB: 0 P: 15	R: 1 E: 0 K: 0 S: 10 H: 2 LOB: 0 BB: 0 P: 16	R: 0 E: 0 K: 0 S: 6 H: 0 LOB: 0 BB: 0 P: 9	R: 0 E: 0 K: 2 S: 9 H: 1 LOB: 1 BB: 0 P: 15	R: 0 E: 0 K: 2 S: 13 H: 1 LOB: 1 BB: 0 P: 19	R: 0 E: 0 K: 1 S: 10 H: 1 LOB: 0 BB: 0 P: 16	R: 0 E: 0 K: 1 S: 10 H: 1 LOB: 1 BB: 0 P: 13	1B: 7 2B: 3 3B: 0 HR: 1 SF: 0 SAC: 0 DP: 1 HBP: 0						WP: 0 PB: 0 SB: 1 CS: 1 PA: 37	

PITCHER	IP	WLS	BF	H	R	ER	SO	BB	IBB	HBP	BLK	WP	HR	S	P	ERA	WHIP
46 Andy Pettitte, L (1, 1) ERA: 4.37	6.2	W	28	9	4	3	4	0	0	0	0	0	1	65	100	4.05	1.350
27 Shawn Kelley, R (7, 1) ERA: 3.9	0.1	H	1	0	0	0	1	0	0	0	0	0	0	4	7	0.00	0.000
30 David Robertson, R (8, 1) ERA: 2.29	1.0	H	3	1	0	0	1	0	0	0	0	0	0	10	16	0.00	1.000
42 Mariano Rivera, R (9, 1) ERA: 1.39	1.0	S	4	1	0	0	1	0	0	0	0	0	0	10	13	0.00	1.000

PITCHER	IP	WLS	BF	H	R	ER	SO	BB	IBB	HBP	BLK	WP	HR	S	P	ERA	WHIP

TOP

Baltimore Orioles @ New York Yankees

Yankee Stadium, Bronx, NY

Sat Jul 06 2013, 1:09 PM - 4:20 PM EDT

Att. 42,678 - Partly Cloudy - 91 F

livebaseballscorecards.com

AB	36
R	4
H	11
RBI	4
BB	0
SO	7
LOB	15

Batter	1	2	3	4	5	6	7	8	9	AB	R	H	RBI	BB	SO	LOB
11 Brett Gardner, L (1, 8) OBP: 0.335, SLG: 0.435	B FF 89 C FF 90 B KC 75 F FC 89 F FF 91 F FF 92 X CH 83 2-2 ① G4-3		F SL 85 X FF 92 0-1 ① G4-3		X SL 86 0-0 ① SH5-3 1-2 2-3	C SL 86 T FF 91 X SL 86 0-2 ② FC1-5 1-2 2-3f		C FF 96 S FS 86 1 SAFE F FS 88 B SL 87 B FF 98 B FF 96 S FS 85 3-3 ③ K 1-2		4	0	0	0	0	1	3
31 Ichiro Suzuki, L (1, 9) OBP: 0.316, SLG: 0.386	C FF 91 B FF 91 S KC 78 B KC 77 B FF 92 F FF 92 X FF 93 3-2 ② G4-3		B FF 92 C KC 76 S CH 82 B CH 84 F FF 93 F FF 92 F KC 77 F FF 93 X CH 83 2-2 ② P6		C CH 84 X SL 86 0-1 24 1B 2-3 3-H 1B	X SL 86 0-0 ③ G4-3				4	0	1	1	0	0	2
24 Robinson Canó, L (1, 4) OBP: 0.372, SLG: 0.527	F FF 92 X FF 93 0-1 ③ G6-3		S KC 78 S KC 78 B FF 92 B FF 95 B KC 80 F CH 85 X KC 78 3-2 ③ F7		S FF 91 B FF 91 X FF 91 1-1 1-2 3-H 1B		L SL 85 B FF 92 B SL 85 B SL 89 B FF 92 4-1 BB			3	0	1	1	1	0	0
33 Travis Hafner, L (1, 10) OBP: 0.322, SLG: 0.422		C FC 89 B SL 84 B FF 90 F SL 84 F FF 92 B FF 90 B FC 92 4-2 55 1B 45 1B 61 1B BB		X FF 90 0-0 ① G4-3	B CH 82 C CH 84 B FF 94 S SL 87 C FF 93 2-3 ② K		B FF 90 S SL 88 B SL 87 B FF 92 F SL 88 S SL 86 3-3 ① K			3	1	0	0	1	2	3
45 Zoilo Almonte, S (1, 7) OBP: 0.339, SLG: 0.436 12 Vernon Wells, R (7, PH) OBP: 0.271, SLG: 0.372 (8, 7)		B KC 76 C SL 86 C FF 91 X CH 84 1-2 61 1B 55 1B 26 SF7-5 1-2 1B		C FF 91 S SL 86 F FF 89 B KC 76 X FF 91 1-2 ② F8	B SL 86 T FF 92 B FF 92 X SL 87 2-1 ③ G1-3		S SL 84 X FF 98 0-1 ② F7			3 1	1 0	1 0	0 0	0 0	0 0	2 1
55 Lyle Overbay, L (1, 3) OBP: 0.291, SLG: 0.424		B FF 92 X FF 92 1-0 26 SF7-5 61 1B 1-2 2-3 1B		B FF 91 C FF 91 S CH 83 B FF 93 B SL 88 X CH 84 3-2 1B	B SL 84 B SL 85 C FF 92 B FF 91 F SL 84 F FF 94 X FF 92 3-2 61 SH1-3 26 1B 1B	B FF 97 C FF 98 S FS 87 X FS 86 1-2 ③ G5-3				4	1	3	0	0	0	1
61 Luis Alfonso Cruz, R (1, 5) OBP: 0.186, SLG: 0.189		B FF 92 F SL 86 F FF 92 D KC 78 X FF 92 2-2 26 SF7-5 1-2 2-3 3-H 1B		C FF 92 F SL 87 S FF 93 0-3 ③ K	1 SAFE L KC 75 L FC 90 X FF 92 0-2 ① SH1-3 1-2			B FF 94 F FF 96 B SL 81 B FS 88 X FF 97 3-1 ① G5-3		3	0	1	1	0	1	1
26 Eduardo Núñez, R (1, 6) OBP: 0.299, SLG: 0.289		B FC 91 X FF 90 1-0 ① ② SF7-5 1-2 2-3 3-H			B SL 84 X FF 91 1-0 11 SH5-3 19 1B 31 1B 1B	C KC 76 X FF 92 0-1 11 FC1-5 2-H 1B		B SL 82 S FS 83 X FF 97 1-1 ② G6-3		3	1	2	2	0	0	0
19 Chris Stewart, R (1, 2) OBP: 0.316, SLG: 0.310		F FF 93 B SL 86 C SL 86 C FF 93 1-3 ③ K			1 SAFE 1 SAFE B FF 91 B SL 86 X FF 92 2-0 31 1B 11 SH5-3 24 1B 1-2 1B	B KC 75 F SL 84 F FF 94 B KC 78 D CH 83 B SL 87 4-2 11 FC1-5 BB		B FF 95 B FF 95 C FF 97 B FS 86 B FF 97 4-1 11 PB BB		2	1	1	0	2	1	1
Inning Stats	R: 0 E: 0 K: 0 S: 11 H: 0 LOB: 0 BB: 0 P: 16	R: 2 E: 0 K: 1 S: 14 H: 3 LOB: 1 BB: 1 P: 24	R: 0 E: 0 K: 0 S: 13 H: 0 LOB: 0 BB: 0 P: 18	R: 0 E: 0 K: 1 S: 11 H: 1 LOB: 1 BB: 0 P: 15	R: 2 E: 0 K: 1 S: 12 H: 4 LOB: 2 BB: 0 P: 20	R: 1 E: 0 K: 0 S: 15 H: 2 LOB: 2 BB: 1 P: 22	R: 0 E: 0 K: 1 S: 9 H: 0 LOB: 1 BB: 1 P: 17	R: 0 E: 0 K: 1 S: 9 H: 0 LOB: 1 BB: 1 P: 20		1B: 10 2B: 1 3B: 0 HR: 0 SF: 1 SAC: 2 DP: 1 HBP: 0						

PITCHER	IP	WLS	BF	H	R	ER	SO	BB	IBB	HBP	BLK	WP	HR	S	P	ERA	WHIP
30 Chris Tillman, R (1, 1) ERA: 3.92	5.1	L	27	10	5	5	3	2	0	0	0	0	0	72	111	8.44	2.250
17 Brian Matusz, L (6, 1) ERA: 3.78	1.0		4	0	0	0	1	1	0	0	0	0	0	8	15	0.00	1.000
37 Kevin Gausman, R (7, 1) ERA: 5.97	1.2		6	0	0	0	1	1	0	0	0	0	0	14	26	0.00	0.600

PITCHER	IP	WLS	BF	H	R	ER	SO	BB	IBB	HBP	BLK	WP	HR	S	P	ERA	WHIP

BOTTOM

Baltimore Orioles @ New York Yankees

Yankee Stadium, Bronx, NY

Sat Jul 06 2013, 1:09 PM - 4:20 PM EDT

Att. 42,678 - Partly Cloudy - 91 F

livebaseballscorecards.com

AB	30
R	5
H	10
RBI	5
BB	4
SO	5
LOB	14

Batter	1	2	3	4	5	6	7	8	9	AB	R	H	RBI	BB	SO	LOB
9 Nate McLouth, L (1, 10) OBP: 0.355, SLG: 0.412	B SI 91 X SI 90 1-0 P4		B FS 86 B FS 88 C SI 91 X SI 93 2-1 G4-3			C SI 92 F SI 90 S FS 87 0-3 K		B FC 91 B FF 92 C FF 91 C FF 92 S FF 91 2-3 K		4	0	0	0	0	2	0
13 Manny Machado, R (1, 5) OBP: 0.341, SLG: 0.471	C FF 92 B SI 92 B SI 92 F SI 92 B SL 85 C SI 92 3-3 K		X SL 85 0-0 G5-3			B FF 93 S SI 93 B FF 89 X SI 93 2-1 P3			B FF 91 B FF 92 F FC 92 X FC 93 2-1 G4-3	4	0	0	0	0	1	0
21 Nick Markakis, L (1, 9) OBP: 0.340, SLG: 0.411	B SI 92 X SI 93 1-0 1B			B CU 76 B FS 87 C SI 90 F SI 93 F SI 93 X SI 93 2-2 19 G4-3 2B		C SI 93 B SL 86 X SI 94 1-1 L7			C FC 92 F FC 91 X FF 93 0-2 10 HR 1B	4	1	3	0	0	0	0
10 Adam Jones, R (1, 8) OBP: 0.313, SLG: 0.478	B SL 84 B SL 84 C SI 92 X SI 94 2-1 F9			X SI 94 0-0 G1-3			B FS 85 X SI 92 1-0 F7		C FF 92 X FF 93 0-1 1-H HR	4	1	1	2	0	0	2
19 Chris Davis, L (1, 3) OBP: 0.395, SLG: 0.712		C SI 91 S FS 87 B SI 88 B SI 92 X FS 88 2-2 G4-3		F FS 87 B SI 93 S SL 86 X FF 89 1-2 G4-3 2-3			B SI 92 B SL 86 F SI 89 B SI 90 X FS 88 3-1 G6-3		S FC 92 F FC 91 S FC 91 0-3 K	4	0	0	0	0	1	1
32 Matt Wieters, S (1, 2) OBP: 0.291, SLG: 0.414		C SI 92 X FF 92 0-1 2B		D FF 89 X FF 89 1-0 G4-3			B SI 93 B SI 92 F SI 93 B SI 89 B SI 92 4-1 BB		B FC 91 B FC 91 C FC 91 F FC 90 B FC 92 F FC 91 X FC 91 3-2 2B	3	0	2	0	1	0	1
2 J.J. Hardy, R (1, 6) OBP: 0.290, SLG: 0.432		X SI 93 0-0 G6-3			C SI 91 B FF 91 S FS 88 B SI 88 X SI 93 2-2 F9		B SI 93 C SI 93 X SI 94 1-1 L8		I IN 57 I IN 62 I IN 62 I IN 62 4-0 IBB	3	0	0	0	1	0	2
36 Chris Dickerson, L (1, 7) OBP: 0.284, SLG: 0.429		B FS 85 X FS 87 1-0 G3			B SI 93 F SI 93 F SI 89 B SI 88 F FS 88 S FS 88 2-3 K			X FC 91 0-0 B5	S FC 90 X FC 91 0-1 G1-3	4	0	0	0	0	1	3
1 Brian Roberts, S (1, 4) OBP: 0.257, SLG: 0.364			C SI 91 B FF 93 F SI 92 S SI 88 1-3 K		C SL 80 S FS 89 B SI 93 B SI 93 F FF 90 X SI 95 2-2 F8			B FC 91 C KC 81 X FF 91 1-1 G6-3		3	0	0	0	0	1	0
Inning Stats	R: 0 E: 0 K: 1 S: 7 H: 1 LOB: 1 BB: 0 P: 14	R: 0 E: 0 K: 0 S: 7 H: 1 LOB: 1 BB: 0 P: 10	R: 0 E: 0 K: 1 S: 6 H: 0 LOB: 0 BB: 0 P: 9	R: 0 E: 0 K: 0 S: 9 H: 1 LOB: 1 BB: 0 P: 13	R: 0 E: 0 K: 1 S: 11 H: 0 LOB: 0 BB: 0 P: 17	R: 0 E: 0 K: 1 S: 7 H: 0 LOB: 0 BB: 0 P: 10	R: 0 E: 0 K: 0 S: 6 H: 0 LOB: 1 BB: 1 P: 15	R: 0 E: 0 K: 1 S: 6 H: 0 LOB: 0 BB: 0 P: 9	R: 2 E: 0 K: 1 S: 16 H: 3 LOB: 2 BB: 1 P: 25	1B: 2 2B: 3 3B: 0 HR: 1 SF: 0 SAC: 0 DP: 0 HBP: 0						

PITCHER		IP	WLS	BF	H	R	ER	SO	BB	IBB	HBP	BLK	WP	HR	S	P	ERA	WHIP
18 Hiroki Kuroda, R ERA: 2.77	(1, 1)	7.0		25	3	0	0	4	1	0	0	0	0	0	53	88	0.00	0.571
30 David Robertson, R ERA: 2.23	(8, 1)	1.0	H	3	0	0	0	1	0	0	0	0	0	0	6	9	0.00	0.000
42 Mariano Rivera, R ERA: 1.89	(9, 1)	1.0	L	7	3	2	2	1	0	1	0	0	0	1	16	25	18.00	3.000

PITCHER	IP	WLS	BF	H	R	ER	SO	BB	IBB	HBP	BLK	WP	HR	S	P	ERA	WHIP

TOP

Baltimore Orioles @ New York Yankees

Yankee Stadium, Bronx, NY

Sun Jul 07 2013, 1:10 PM - 4:04 PM EDT

Att. 40,218 - Partly Cloudy - 92 F

livebaseballscorecards.com

AB	33
R	2
H	6
RBI	2
BB	2
SO	6
LOB	9

WP: 0 PB: 0 SB: 0 CS: 0

PA: 35

Batter	1	2	3	4	5	6	7	8	9	AB	R	H	RBI	BB	SO	LOB
11 Brett Gardner, L (1, 8) OBP: 0.332, SLG: 0.430	B FF 91 B FF 91 X FF 92 2-0 ① P5	C SL 84 F SI 94 S SI 94 0-3 ③ K		F SI 92 B SI 93 X SI 92 1-1 ③ F7			B SL 78 B SI 86 F SI 87 X SL 79 2-1 ② F7			4	0	0	0	0	1	5
31 Ichiro Suzuki, L (1, 9) OBP: 0.312, SLG: 0.381	B SI 92 C SL 84 F SI 92 F FF 93 S CU 77 1-3 ② K		S CU 76 F SI 92 B SI 92 X CH 85 1-2 ① G5-3		B SI 90 B CH 84 F CH 85 F SI 92 X CU 77 2-2 ① F9		C SL 80 F SL 79 1 SAFE S SL 80 0-3 ③ K 1-2			4	0	0	0	0	2	1
24 Robinson Canó, L (1, 4) OBP: 0.374, SLG: 0.526	C CU 77 B SI 92 C SI 93 F FF 93 B CU 76 B FF 93 F CU 78 F FF 92 B SL 82 4-2 BB		B CH 85 C SI 91 X SI 92 1-1 ② F7		B SI 92 B CH 85 F SI 92 C CU 76 X CU 77 2-2 33 G5-6-3 1B			F SI 89 T SI 90 X SL 79 0-2 ① P5		3	0	1	0	1	0	0
33 Travis Hafner, L (1, 10) OBP: 0.322, SLG: 0.421 12 Vernon Wells, R (8, PH) OBP: 0.270, SLG: 0.371 (9, 10)	B SI 92 C SL 84 B CH 86 1 SAFE S SI 92 F SL 83 S SL 83 2-3 ③ K		F CH 87 T SI 92 X SI 94 0-2 1B		S CH 85 C SI 92 B SI 93 X SI 93 1-2 ② ③ G5-6-3 1-2f			X SL 78 0-0 ② F7		3 1	0 0	1 0	0 0	1 0	2 0	2 0
45 Zoilo Almonte, S (1, 7) OBP: 0.333, SLG: 0.414		S SI 92 F SI 93 B FF 94 F SI 93 F CU 79 F SI 93 B FF 93 F SI 93 B CU 78 4-2 55 1B 26 SF7 BB	F SI 91 X SI 92 0-1 ③ L7			B SI 88 F SI 88 F SL 81 X CH 82 1-2 ① G6-3		B SL 80 B SL 79 F SI 85 C SL 78 F FF 86 F SL 79 S SL 80 2-3 ③ K		3	1	0	0	1	1	1
55 Lyle Overbay, L (1, 3) OBP: 0.290, SLG: 0.421	B CH 86 B SI 91 B SI 92 C SI 92 S SL 84 F SI 91 F FF 91 F SL 86 X SL 84 3-2 19 1B 1-3 1B			X SI 91 0-0 ① P5		B SI 89 B SI 90 B SL 79 C SI 89 S SL 81 X SI 90 3-2 ② G1-3			C SI 94 F CH 89 B CH 89 S SI 96 1-3 ① K	4	0	1	0	0	1	0
61 Luis Alfonso Cruz, R (1, 5) OBP: 0.181, SLG: 0.184	C FF 94 F FF 94 X SI 94 0-2 ① F9			C SI 93 S SL 85 F SL 84 B SL 83 B SI 92 S SI 93 2-3 ② K		B CH 83 X CH 83 1-0 ③ G5-3			S SI 96 B SI 96 F CU 81 S SI 95 1-3 ② K	4	0	0	0	0	2	2
26 Eduardo Núñez, R (1, 6) OBP: 0.297, SLG: 0.291	X FF 93 0-0 ② SF7 3-H			B SI 92 F FF 93 B SL 82 B SL 82 F SI 90 F SL 84 X SI 92 3-2 19 1B 1B			B SI 88 X SI 88 1-0 ① G1-3		B CU 80 B CU 79 X SI 96 2-0 ③ G3-1	3	0	1	1	0	0	0
19 Chris Stewart, R (1, 2) OBP: 0.328, SLG: 0.318	B SL 86 D SL 87 F FF 93 X SI 93 2-1 1-2 1B			1 SAFE C SI 90 C SI 92 B FF 92 1 SAFE D CU 77 X SL 82 2-2 1-3 1B			B SL 78 B SI 89 B SI 87 B SI 87 4-0 31 S BB			2	0	2	0	1	0	0
Inning Stats	R: 0 E: 0 K: 2 S: 14 H: 0 LOB: 1 BB: 1 P: 23	R: 1 E: 0 K: 1 S: 22 H: 2 LOB: 2 BB: 1 P: 31	R: 0 E: 0 K: 0 S: 10 H: 1 LOB: 1 BB: 0 P: 12	R: 0 E: 0 K: 1 S: 14 H: 2 LOB: 2 BB: 0 P: 22	R: 0 E: 0 K: 0 S: 9 H: 1 LOB: 0 BB: 0 P: 14	R: 0 E: 0 K: 0 S: 7 H: 0 LOB: 0 BB: 0 P: 12	R: 0 E: 0 K: 1 S: 6 H: 0 LOB: 1 BB: 1 P: 13	R: 0 E: 0 K: 1 S: 9 H: 0 LOB: 0 BB: 0 P: 11	R: 0 E: 0 K: 2 S: 7 H: 0 LOB: 0 BB: 0 P: 11	1B: 6 2B: 0 3B: 0 HR: 0 SF: 1 SAC: 0 DP: 1 HBP: 0						

PITCHER		IP	WLS	BF	H	R	ER	SO	BB	IBB	HBP	BLK	WP	HR	S	P	ERA	WHIP
39 Jason Hammel, R ERA: 5.03	(1, 1)	5.0		22	6	1	1	4	2	0	0	0	0	0	69	102	1.80	1.600
66 T.J. McFarland, L ERA: 4.3	(6, 1)	2.0		7	0	0	0	1	1	0	0	0	0	0	13	25	0.00	0.500
40 Troy Patton, L ERA: 3.65	(8, 1)	0.1		1	0	0	0	0	0	0	0	0	0	0	3	3	0.00	0.000
56 Darren O'Day, R ERA: 2.09	(8, 1)	0.2	W	2	0	0	0	1	0	0	0	0	0	0	6	8	0.00	0.000
43 Jim Johnson, R ERA: 3.92	(9, 1)	1.0	S	3	0	0	0	2	0	0	0	0	0	0	7	11	0.00	0.000

PITCHER	IP	WLS	BF	H	R	ER	SO	BB	IBB	HBP	BLK	WP	HR	S	P	ERA	WHIP

BOTTOM

Baltimore Orioles @ New York Yankees

Yankee Stadium, Bronx, NY

Sun Jul 07 2013, 1:10 PM - 4:04 PM EDT

Att. 40,218 - Partly Cloudy - 92 F

livebaseballscorecards.com

AB	31
R	1
H	6
RBI	1
BB	3
SO	8
LOB	11

Batter	1	2	3	4	5	6	7	8	9	AB	R	H	RBI	BB	SO	LOB
5 Ian Kinsler, R (1, 4) OBP: 0.366, SLG: 0.439	C SI 88 X FC 86 0-1 ① G4-3		B CU 77 B CU 74 X FC 86 2-0 7 CS 3-H 1B		B CU 77 B SI 92 X FC 88 G5-3	C SI 88 F SI 88 F SI 89 B SL 80 B SI 88 X CH 82 2-2 1-H 2-H 3-H 2B			C SL 79 C SI 88 B SI 89 X SI 88 1-2 ② G4-3	5	0	2	4	0	0	0
7 David Murphy, L (1, 7) OBP: 0.285, SLG: 0.389	B SI 89 C SI 90 F FC 88 B CU 75 X SI 91 2-2 ② G4-3		B FC 87 B SI 90 C SI 88 2-1 ③ CS 1-2	F SI 88 C SI 89 B SI 90 F SI 90 F FC 88 X CU 76 1-2 ① F8		C CU 75 B CH 87 X CH 86 1-1 12 2B 29 1B 1B B SI 89 C SL 81 B SL 84 B SI 88 B SI 88 X SL 79 3-2 ③ G4-3			F SL 80 B SI 88 X SL 78 1-1 2B	5	1	2	0	0	0	1
17 Nelson Cruz, R (1, 10) OBP: 0.334, SLG: 0.528	B SI 90 B FC 86 F FC 86 X CU 75 2-1 ③ G1-3			F SI 90 X SI 92 0-1 29 2B 18 1B 1B		B SI 90 B CU 75 X CH 86 2-0 ① L8	B FF 98 F FF 97 B FF 98 B FF 97 B FF 98 4-1 29 G5-4-3 BB		B SI 88 B SI 88 X CH 82 2-0 ③ G4-3	4	1	1	0	1	0	2
29 Adrian Beltré, R (1, 5) OBP: 0.354, SLG: 0.529		B SI 89 C SI 90 C SI 90 H FC 88 2-2 12 G1-6-3 HBP		X FC 87 0-0 18 1B 1-3 2B		B SI 90 F SI 90 B CH 84 B SI 92 X CU 75 3-1 12 2B 1 1B 1-2 1B	F FF 97 B FC 94 B FC 94 X FF 97 2-1 ①② G5-4-3 1-2f			3	1	2	0	0	0	1
12 A.J. Pierzynski, L (1, 2) OBP: 0.313, SLG: 0.433		C FC 87 F SI 90 X CU 70 0-2 ①② G1-6-3 1-2f		H FC 89 1-0 18 1B HBP		X CH 84 0-0 1 1B 1-3 2-H 43 1B 2B	B CH 88 F CH 88 S FC 92 F FF 97 X FC 94 1-2 ③ G3			3	1	1	1	0	0	1
18 Mitch Moreland, L (1, 3) OBP: 0.318, SLG: 0.486		C SI 90 F CU 75 B FC 89 B SI 91 S CU 78 2-3 ③ K		X FC 88 0-0 1 G6-4-3 1-2 2-3 3-H 1B		I IN 52 I I IN 55 I IN 55 4-0 43 1B 1 1B 2 FC3-2 IBB		S SL 88 X SL 86 0-1 ① F7		3	0	1	1	1	1	0
1 Elvis Andrus, R (1, 6) OBP: 0.303, SLG: 0.287			C FC 86 B SI 91 B FC 88 F SI 90 X SI 91 2-2 2 G4-3 43 G4-3 5 1B 1B	C CU 75 B SI 91 B SI 91 F CU 75 B SI 92 X FF 92 3-2 ②③ G6-4-3 1-2f		X CU 75 0-0 2 FC3-2 43 1B 5 2B 1-2 2-3 3-H 1B		B SI 91 C SL 87 B FF 91 F FF 92 X SL 88 3-2 ② P4		4	2	2	1	0	0	3
43 Engel Beltre, L (1, 8) OBP: 0.357, SLG: 0.357			1 SAFE 1 SAFE P PO 84 X FC 87 1-0 ① G4-3 1-2		B CU 73 C SI 89 X FC 88 1-1 ① G5-3	F SL 79 S SI 88 X SL 80 0-2 2 FC3-2 5 2B 1-2 2-3 3-H 1B		T FF 92 F FF 92 X SL 86 0-2 ③ L8		4	1	1	1	0	0	1
2 Leonys Martin, L (1, 9) OBP: 0.335, SLG: 0.439			B CU 75 B FC 89 X FF 88 2-0 ② G4-3 2-3		C CU 74 B SI 90 B FC 87 F FC 87 F CU 76 F CU 78 F FC 88 S CU 75 2-3 ② K	F SI 89 B SI 89 X SL 80 1-1 ② FC3-2 5 2B 1-2 2-3 3-Hf			B SI 87 X SL 80 1-0 ① G3	4	1	0	0	0	1	4
Inning Stats	R: 0 E: 0 K: 0 S: 7 H: 0 LOB: 0 BB: 0 P: 11	R: 0 E: 0 K: 1 S: 8 H: 0 LOB: 0 BB: 0 P: 12	R: 1 E: 0 K: 0 S: 8 H: 2 LOB: 0 BB: 0 P: 16	R: 1 E: 0 K: 0 S: 12 H: 3 LOB: 2 BB: 0 P: 17	R: 0 E: 0 K: 1 S: 9 H: 0 LOB: 0 BB: 0 P: 14	R: 6 E: 0 K: 0 S: 19 H: 6 LOB: 1 BB: 1 P: 35	R: 0 E: 0 K: 0 S: 7 H: 0 LOB: 0 BB: 1 P: 14	R: 0 E: 0 K: 0 S: 8 H: 0 LOB: 0 BB: 0 P: 11	R: 0 E: 0 K: 0 S: 7 H: 1 LOB: 1 BB: 0 P: 12	1B: 8 2B: 4 3B: 0 HR: 0 SF: 0 SAC: 0 DP: 3 HBP: 2						

PITCHER		IP	WLS	BF	H	R	ER	SO	BB	IBB	HBP	BLK	WP	HR	S	P	ERA	WHIP
34 Scott Feldman, R ERA: 3.87	(1, 1)	5.1	L	25	9	7	7	2	0	1	2	0	0	0	51	87	11.81	1.688
40 Troy Patton, L ERA: 3.82	(6, 1)	0.2		4	2	1	1	0	0	0	0	0	0	0	12	18	13.50	3.000
29 Tommy Hunter, R ERA: 2.05	(7, 1)	1.0		3	0	0	0	0	1	0	0	0	0	0	7	14	0.00	1.000
17 Brian Matusz, L ERA: 3.67	(8, 1)	1.0		3	0	0	0	0	0	0	0	0	0	0	8	11	0.00	0.000
66 T.J. McFarland, L ERA: 4.21	(9, 1)	1.0		4	1	0	0	0	0	0	0	0	0	0	7	12	0.00	1.000

PITCHER	IP	WLS	BF	H	R	ER	SO	BB	IBB	HBP	BLK	WP	HR	S	P	ERA	WHIP

TOP

Texas Rangers @ Baltimore Orioles

Oriole Park at Camden Yards, Baltimore, MD

Mon Jul 08 2013, 7:08 PM - 10:13 PM EDT

Att. 24,619 - Partly Cloudy - 84 F

livebaseballscorecards.com

AB	35
R	8
H	12
RBI	8
BB	2
SO	2
LOB	13

WP: 0	PA: 40		
PB: 0			
SB: 0			
CS: 1			

Texas Rangers @ Baltimore Orioles

Oriole Park at Camden Yards, Baltimore, MD

Mon Jul 08 2013, 7:08 PM - 10:13 PM EDT

Att. 24,619 - Partly Cloudy - 84 F

livebaseballscorecards.com

BOTTOM

Batter	1	2	3	4	5	6	7	8	9	AB	R	H	RBI	BB	SO	LOB
21 Nick Markakis, L (1, 9) OBP: 0.338, SLG: 0.408	X SI 91 0-0 P5 ①		B SI 92 C SI 94 F SI 93 X SI 94 1-2 13 1B 1B	C SI 93 F SI 92 X CH 83 0-2 G4-3 ②		B SI 93 C SI 92 X SI 91 1-1 G4-3 ②		X FF 90 0-0 G6-3 ①		5	0	1	0	0	0	1
13 Manny Machado, R (1, 5) OBP: 0.344, SLG: 0.473	C SI 92 B SI 92 X SI 92 1-1 10 1B 1B		X SI 92 0-0 1-2 1B	B SI 92 B CH 82 F SL 84 X SL 79 2-1 19 BB 10 1B 3-H 1B		B SI 93 C SI 94 B KC 76 F SI 92 X SI 93 2-2 G5-3 ③		B FF 90 C FF 89 B SL 80 C FF 89 B CU 67 F FF 91 F SL 80 S SL 81 3-3 K ②		5	0	3	1	0	1	0
10 Adam Jones, R (1, 8) OBP: 0.314, SLG: 0.477	X SI 93 0-0 1-3 1B		S SL 81 S SI 93 F SL 82 X SL 83 0-2 F5 ①	1 SAFE C SL 82 X SI 93 0-1 19 BB 1-2 1B			C SI 93 S KC 76 F SI 94 B SL 81 S SL 82 1-3 K 32 HR	T FC 90 S FF 90 F CU 69 F FC 90 F SL 81 B CH 83 X SL 78 1-2 F7 ③		5	1	2	0	0	1	2
19 Chris Davis, L (1, 3) OBP: 0.392, SLG: 0.703	B SI 91 B SI 92 B SI 93 F SI 93 F SI 93 1 SAFE S SL 83 3-3 K ②		C CH 84 S SL 83 D SL 83 B SL 83 S SL 82 2-3 K ②	C SI 92 S SI 94 B SL 84 B SI 95 B SI 92 F SI 92 B CH 83 4-2 1-2 2-3 BB			S SL 82 B CH 83 F SI 94 B SI 94 S SL 83 2-3 K ①		C FF 91 B FF 91 S SL 86 B FF 94 F SL 87 B SL 87 S SL 86 3-3 K ①	4	0	0	0	1	4	5
32 Matt Wieters, S (1, 2) OBP: 0.290, SLG: 0.421	S SL 80 B SI 94 B CH 84 1 SAFE S SL 83 S SL 82 2-3 K ③		F SL 83 D SL 83 S SI 93 B SL 83 F SI 93 T SI 94 2-2 K ③	D CH 83 F SL 84 F CH 82 F SL 82 S SI 94 1-3 K ③			B SI 92 B SI 93 X SI 92 2-0 1-H HR		B SI 92 C FC 91 B FF 92 C FF 94 F FF 94 B FF 92 S SL 87 3-3 K ②	5	1	1	2	0	4	7
2 J.J. Hardy, R (1, 6) OBP: 0.294, SLG: 0.433		B SI 92 C SI 91 X SI 91 1-1 9 SH1-3 1B		B SI 90 B SI 91 B SI 92 B SI 91 4-0 9 2B 1 E BB	C SI 91 B SI 93 C CH 84 B SI 93 F SL 83 B SL 80 F SL 82 F CH 84 X SI 93 3-2 F9 ①		C SI 93 X SI 93 0-1 1 BB 1B		B FF 93 C FF 92 C FF 93 F SL 87 X SL 87 1-2 G6-3 ③	4	1	2	0	1	0	0
9 Nate McLouth, L (1, 7) OBP: 0.355, SLG: 0.414		X SI 92 0-0 SH1-3 ① 1-2		B SL 82 X SI 92 1-0 1 E 1-3 2B	B SI 93 T SI 92 B SI 94 X SI 93 2-1 L8 ②		B SI 91 B SI 92 X SI 92 2-0 L7 ②			3	1	1	0	0	0	1
1 Brian Roberts, S (1, 10) OBP: 0.256, SLG: 0.333		B SI 92 C SL 82 C SI 91 X SL 83 1-2 F8 ②		C SL 82 X SL 82 0-1 E3 12 SH1-3 13 1B 2-H 3-H	X SI 93 0-0 L8 ③		B SL 82 B SI 92 C SI 92 B SI 91 C SI 92 B SI 93 4-2 1-2 BB			3	1	0	1	1	0	1
12 Alexi Casilla, S (1, 4) OBP: 0.277, SLG: 0.337 3 Ryan Flaherty, L (7, PH) (8, 4) OBP: 0.273, SLG: 0.346		S SL 82 X SI 93 0-1 L6 ③		M SL 81 X SL 80 0-1 SH1-3 ① 2-3		B SI 91 X SI 92 1-0 F8 ①	X CH 85 0-0 G4-3 ③			2 1	0 0	0 0	0 0	0 0	0 0	1 2
Inning Stats	R: 0 E: 0 K: 2 S: 10 H: 2 LOB: 2 BB: 0 P: 16	R: 0 E: 0 K: 0 S: 8 H: 1 LOB: 1 BB: 0 P: 10	R: 0 E: 0 K: 2 S: 15 H: 2 LOB: 2 BB: 0 P: 20	R: 3 E: 1 K: 1 S: 19 H: 3 LOB: 3 BB: 2 P: 31	R: 0 E: 0 K: 0 S: 9 H: 0 LOB: 0 BB: 0 P: 14	R: 0 E: 0 K: 0 S: 6 H: 0 LOB: 0 BB: 0 P: 10	R: 2 E: 0 K: 2 S: 14 H: 2 LOB: 2 BB: 1 P: 25	R: 0 E: 0 K: 1 S: 12 H: 0 LOB: 0 BB: 0 P: 16	R: 0 E: 0 K: 2 S: 12 H: 0 LOB: 0 BB: 0 P: 19	1B: 8 2B: 1 3B: 0 HR: 1	SF: 0 SAC: 2 DP: 0 HBP: 0					
AB 37 **R** 5 **H** 10 **RBI** 4 **BB** 3 **SO** 10 **LOB** 20																

PITCHER		IP	WLS	BF	H	R	ER	SO	BB	IBB	HBP	BLK	WP	HR	S	P	ERA	WHIP
45 Derek Holland, L ERA: 3.19	(1, 1)	6.2	W	35	10	5	3	7	3	0	0	0	0	1	80	125	4.05	1.950
55 Ross Wolf, R ERA: 1.95	(7, 1)	0.1	H	1	0	0	0	0	0	0	0	0	0	0	1	1	0.00	0.000
28 Joakim Soria, R ERA:	(8, 1)	1.0	H	3	0	0	0	1	0	0	0	0	0	0	12	16	0.00	0.000
36 Joe Nathan, R ERA: 1.36	(9, 1)	1.0	S	3	0	0	0	2	0	0	0	0	0	0	12	19	0.00	0.000

PITCHER	IP	WLS	BF	H	R	ER	SO	BB	IBB	HBP	BLK	WP	HR	S	P	ERA	WHIP

Texas Rangers @ Baltimore Orioles

Oriole Park at Camden Yards, Baltimore, MD

Tue Jul 09 2013, 7:09 PM - 10:00 PM EDT

Att. 29,160 - Cloudy - 84 F

TOP

livebaseballscorecards.com

Batter	1	2	3	4	5	6	7	8	9	AB	R	H	RBI	BB	SO	LOB
5 Ian Kinsler, R (1, 4) OBP: 0.366, SLG: 0.438	F SI 89 F FF 91 B SI 91 F SI 90 F SL 78 B SI 92 B SI 91 X FF 91 3-2 ① F7		C SI 92 B SI 92 X SI 92 1-1 ① FC1-4 13 G6-4-3 1-2f 2-3		1 SAFE C CH 83 C SI 92 F SL 81 B SL 79 X FF 91 1-2 ② 13 BB 17 1B 1-2 1B		B FF 95 B SL 82 C FF 95 C SL 82 B FF 97 X FF 95 3-2 ① G5-3 1-2		C SL 80 X SI 85 0-1 17 2B 1B	5	1	2	0	0	0	3
13 Jurickson Profar, S (1, 6) OBP: 0.323, SLG: 0.364	B SL 77 B FF 90 C FF 91 F SI 90 X SI 91 2-2 ② F8		D CH 83 1 SAFE C FF 91 B SI 91 C CH 83 X SI 92 2-2 ②③ G6-4-3 1-2f		B SI 92 C FF 91 1 SAFE D CH 83 B SI 92 B FF 92 4-1 17 1B 29 HR 1-2 BB		F FS 83 S FF 95 F FF 97 D FS 88 B FS 85 D SL 85 X FF 97 3-2 17 G6-3 12 1B 2-H 2B		L SI 87 C SL 80 S FF 88 0-3 ① K	4	2	1	1	1	1	3
17 Nelson Cruz, R (1, 9) OBP: 0.335, SLG: 0.529	C FF 90 B SI 91 B FF 91 X CH 85 2-1 ③ G6-3			C CH 82 B FF 91 F FF 91 B SI 91 X SI 92 2-2 ① G4-3	F FF 92 D CH 85 X CH 85 1-1 29 HR 1-2 2-H 1B		C FF 97 B FF 97 X FF 97 1-1 ② G6-3 2-3		X SI 87 0-0 ② 29 1B 1-H 2B	5	2	2	1	0	0	1
29 Adrian Beltré, R (1, 5) OBP: 0.362, SLG: 0.551		X FF 90 0-0 HR	B FF 91 B SI 91 F SI 92 X CH 84 2-1 12 FC4-6 1B		B SI 92 X SI 92 1-0 1-H 2-H HR		I IN 67 I IN 66 I IN 66 I IN 67 4-0 12 1B IBB		S FF 88 X SL 79 0-1 3-H 1B	4	2	4	5	1	0	0
12 A.J. Pierzynski, L (1, 2) OBP: 0.314, SLG: 0.433		B FF 90 F SL 76 S SL 78 B SL 79 B SI 90 F SI 91 X FF 91 3-2 1 G4-6-3 1B	F FF 91 C SI 91 F SI 92 X SL 81 0-2 ② FC4-6 1 1B 1-2f		B SL 77 C SL 77 S FF 91 F SI 92 X SL 79 1-2 ③ L9		B FF 91 S FF 90 B FF 92 X SL 86 2-1 1-2 3-H 1B		B FF 87 B SL 79 X SL 79 2-0 ③ P5	5	0	2	1	0	0	2
1 Elvis Andrus, R (1, 10) OBP: 0.305, SLG: 0.290		C FF 91 X SI 91 0-1 ①② G4-6-3 1-2f		B SI 91 X FF 90 1-0 1-2 1B		C FF 96 B FF 97 X FF 96 1-1 7 G4-6-3 1B	B FF 92 X SI 91 1-0 ③ L7			4	0	2	0	0	0	3
7 David Murphy, L (1, 7) OBP: 0.282, SLG: 0.384		S SL 78 X FF 90 0-1 ③ F8	B FF 92 F SI 91 S SL 80 X SL 82 1-2 ③ G4-3		1 SAFE 1 SAFE D FF 94 B FF 94 B FF 96 C FF 94 X FF 94 3-1 ①② G4-6-3 1-2f			C FF 90 S CU 79 B FF 91 F FF 91 S SL 80 1-3 ① K		4	0	0	0	0	1	3
61 Robinson Chirinos, R (1, 3) OBP: 0.214, SLG: 0.231 18 Mitch Moreland, L (6, PH) OBP: 0.315, SLG: 0.482 (6, 3)			B SI 91 B SI 89 B FF 89 C FF 89 B FF 90 4-1 5 2 FC1-4 1B BB		B SI 89 C CH 82 F FF 90 X SL 78 1-2 ① F8	C FF 96 B FF 97 X FS 85 1-1 ③ G4-3		B SL 88 B FF 92 X SL 87 2-0 ② G4-3		1 2	0 0	0 0	0 0	1 0	0 0	0 0
2 Leonys Martin, L (1, 8) OBP: 0.342, SLG: 0.440			X FF 91 0-0 5 FC1-4 1-2 1B		B SL 77 B SI 91 B FF 90 C FF 90 B FF 91 4-1 5 CS BB		B FF 91 B FF 94 B FF 94 C FF 92 B FF 93 4-1 5 G5-3 13 2B BB	B FF 92 S FF 91 X CU 79 1-1 ③ G3		2	1	1	0	2	0	0

Inning Stats	1	2	3	4	5	6	7	8	9
	R: 0 E: 0 K: 0 S: 10	H: 0 LOB: 0 BB: 0 P: 17	R: 1 E: 0 K: 0 S: 9	H: 2 LOB: 0 BB: 0 P: 12	R: 0 E: 0 K: 0 S: 7	H: 1 LOB: 1 BB: 1 P: 14	R: 0 E: 0 K: 0 S: 13	H: 2 LOB: 2 BB: 0 P: 19	R: 4 E: 0 K: 0 S: 16	H: 3 LOB: 0 BB: 2 P: 29	R: 0 E: 0 K: 0 S: 6	H: 1 LOB: 0 BB: 0 P: 11	R: 2 E: 0 K: 0 S: 13	H: 2 LOB: 2 BB: 2 P: 31	R: 0 E: 0 K: 1 S: 7	H: 0 LOB: 0 BB: 0 P: 11	R: 1 E: 0 K: 1 S: 9	H: 3 LOB: 1 BB: 0 P: 11

AB	36
R	8
H	14
RBI	8
BB	5
SO	2
LOB	15

1B: 10	SF: 0
2B: 2	SAC: 0
3B: 0	DP: 3
HR: 2	HBP: 0

WP: 0	PA: 41
PB: 0	
SB: 0	
CS: 1	

PITCHER	IP	WLS	BF	H	R	ER	SO	BB	IBB	HBP	BLK	WP	HR	S	P	ERA	WHIP
53 Zack Britton, L (1, 1) ERA: 4.76	5.0	L	23	8	5	5	0	3	0	0	0	0	2	55	91	9.00	2.200
37 Kevin Gausman, R (6, 1) ERA: 6.21	1.2		8	2	2	2	0	1	1	0	0	0	0	16	36	10.80	1.800
17 Brian Matusz, L (7, 1) ERA: 3.53	1.1		5	1	0	0	1	0	0	0	0	0	0	10	17	0.00	0.750
56 Darren O'Day, R (9, 1) ERA: 2.27	1.0		5	3	1	1	1	0	0	0	0	0	0	9	11	9.00	3.000

PITCHER	IP	WLS	BF	H	R	ER	SO	BB	IBB	HBP	BLK	WP	HR	S	P	ERA	WHIP

Texas Rangers @ Baltimore Orioles

Oriole Park at Camden Yards, Baltimore, MD

Tue Jul 09 2013, 7:09 PM - 10:00 PM EDT

Att. 29,160 - Cloudy - 84 F

BOTTOM

livebaseballscorecards.com

Batter	1	2	3	4	5	6	7	8	9	AB	R	H	RBI	BB	SO	LOB
21 Nick Markakis, L (1, 9) OBP: 0.338, SLG: 0.405	C FF 92 F FF 93 F FF 94 F SL 85 X FF 94 0-2 ① F7		B FF 92 C SI 91 B SI 91 F FF 93 X CH 83 2-2 ① G4-3		X CH 82 0-0 E3 19 HBP 2 1B 1-3		B SL 83 B FF 91 B FF 91 B FF 92 4-0 13 2 BB			3	1	0	0	1	0	1
13 Manny Machado, R (1, 5) OBP: 0.343, SLG: 0.478	X SI 94 0-0 ② G5-3		B CU 77 X SL 85 1-0 HR		X FF 92 0-0 ① P4		F SL 83 B FF 92 B FF 92 B SL 81 C FF 93 C FF 92 3-3 ①② K2 1-1f			4	1	1	1	0	1	3
10 Adam Jones, R (1, 8) OBP: 0.310, SLG: 0.472	B SI 93 B SI 93 X CH 84 2-0 ③ G6-3		S CH 84 X FF 94 0-1 ② G6-3		B SI 94 C FF 92 B FF 92 S CH 84 F FF 94 S CH 86 2-3 ② K		C FF 92 X CH 84 0-1 ③ F9			4	0	0	0	0	1	2
19 Chris Davis, L (1, 3) OBP: 0.390, SLG: 0.696		C SI 92 B CU 77 X SL 84 1-1 ① G4-3	B SL 84 S SI 92 T SI 93 C CH 87 1-3 ③ K		H SI 93 1-0 2 1B HBP 1-2			B FF 97 B FF 96 B FF 95 C FF 95 X FF 95 3-1 ① F8		3	0	0	0	0	1	0
2 J.J. Hardy, R (1, 6) OBP: 0.293, SLG: 0.431		C SI 94 S SI 94 B SI 94 X CH 87 1-2 ② G5-3		B SI 90 B SI 90 B CH 82 C SI 91 X SI 91 3-1 E6 9 1B	C CH 84 S FF 92 F FF 95 D CH 87 X FF 95 1-2 1-2 2-H 3-H 1B			C FF 97 X CU 83 0-1 ② G6-3		4	0	1	2	0	0	0
32 Matt Wieters, S (1, 2) OBP: 0.289, SLG: 0.418		B CU 78 C SI 92 S CH 83 B FF 94 X CH 86 2-2 9 1B 1 1B 1B	X CH 83 0-0 ① P6		C SL 85 X FF 94 0-1 ③ F8			B FF 96 B FF 96 C FF 96 B FF 95 F FF 95 F FF 96 X FF 95 3-2 ③ F7		4	1	1	0	0	0	3
9 Nate McLouth, L (1, 7) OBP: 0.356, SLG: 0.416		B FF 92 F FF 93 X SI 93 1-1 1 1B 1-2 1B	B FF 92 C FF 91 X FF 92 1-1 1 G6-4-3 1-2 1B		C FF 91 F CH 83 B CH 86 F CH 84 B CH 85 B SI 93 X CH 83 3-2 ① G1-3				B SI 91 C SI 92 X SI 87 1-1 ① F7	4	0	2	0	0	0	0
1 Brian Roberts, S (1, 4) OBP: 0.256, SLG: 0.325		C CH 83 X FF 94 0-1 1-3 2-H 1B	C FF 93 B FF 93 X CH 84 1-1 ②③ G6-4-3 1-2f		C SI 92 F CU 78 F SL 83 B CH 85 X CH 83 1-2 ② G6-3				B SI 91 C SI 91 X SI 89 1-1 ② F8	4	0	1	1	0	0	2
14 Nolan Reimold, R (1, 10) OBP: 0.252, SLG: 0.322 36 Chris Dickerson, L (9, PH) OBP: 0.282, SLG: 0.424		B SI 93 B CH 83 S CH 82 F CH 84 D SL 84 S CH 83 3-3 ③ K			C FF 92 B FF 92 X FF 93 1-1 E5 21 E 2 1B		B SL 84 F CH 83 F CH 83 B SI 93 B CH 83 S CH 83 3-3 ③ K		B SI 91 X SI 90 1-0 ③ F8	3 1	1 0	0 0	0 0	0 0	2 0	2 0
Inning Stats	R: 0 E: 0 K: 0 S: 7 H: 0 LOB: 0 BB: 0 P: 9	R: 1 E: 0 K: 1 S: 15 H: 3 LOB: 2 BB: 0 P: 23	R: 1 E: 0 K: 1 S: 9 H: 1 LOB: 0 BB: 0 P: 13	R: 0 E: 1 K: 0 S: 7 H: 1 LOB: 1 BB: 0 P: 12	R: 2 E: 2 K: 1 S: 14 H: 1 LOB: 2 BB: 0 P: 19	R: 0 E: 0 K: 1 S: 12 H: 0 LOB: 0 BB: 0 P: 19	R: 0 E: 0 K: 1 S: 5 H: 0 LOB: 0 BB: 1 P: 12	R: 0 E: 0 K: 0 S: 8 H: 0 LOB: 0 BB: 0 P: 14	R: 0 E: 0 K: 0 S: 5 H: 0 LOB: 0 BB: 0 P: 8	1B: 5 2B: 1 3B: 0 HR: 1 SF: 0 SAC: 0 DP: 2 HBP: 1						

	AB	R	H	RBI	BB	SO	LOB
AB	34						
R	4						
H	6						
RBI	4						
BB	1						
SO	5						
LOB	13						

WP: 0 PB: 0 SB: 0 CS: 0 PA: 36

PITCHER		IP	WLS	BF	H	R	ER	SO	BB	IBB	HBP	BLK	WP	HR	S	P	ERA	WHIP
33 Martín Pérez, L ERA: 2.08	(1, 1)	6.0	W	28	6	4	2	4	1	0	1	0	0	1	64	99	3.00	1.167
44 Jason Frasor, R ERA: 2.49	(7, 1)	1.0	H	2	0	0	0	1	0	0	0	0	0	0	5	8	0.00	0.000
52 Tanner Scheppers, R ERA: 1.84	(8, 1)	1.0	H	3	0	0	0	0	0	0	0	0	0	0	8	14	0.00	0.000
57 Cory Burns, R ERA: 3.18	(9, 1)	1.0		3	0	0	0	0	0	0	0	0	0	0	5	8	0.00	0.000

PITCHER	IP	WLS	BF	H	R	ER	SO	BB	IBB	HBP	BLK	WP	HR	S	P	ERA	WHIP

Texas Rangers @ Baltimore Orioles

Oriole Park at Camden Yards, Baltimore, MD

Wed Jul 10 2013, 7:09 PM - 10:06 PM EDT

Att. 19,344 - Partly Cloudy - 89 F

TOP

livebaseballscorecards.com

Batter	1	2	3	4	5	6	7	8	9	AB	R	H	RBI	BB	SO	LOB
5 Ian Kinsler, R (1, 4) OBP: 0.365, SLG: 0.433	B FF 91 F FF 92 B CH 84 B SI 92 F FF 91 X SI 91 3-2 ① F8		B FF 93 X FF 92 1-0 ③ L8			B SL 82 B CH 82 B FF 91 B FF 91 4-0 17 1B 29 FC5-4 BB		B CU 81 B FF 96 C FF 96 X FF 96 2-1 ① F8		3	1	0	0	1	0	0
13 Jurickson Profar, S (1, 7) OBP: 0.314, SLG: 0.352	C FF 91 F FF 93 B FF 91 B CU 74 F SI 92 B FF 92 F FF 92 T SI 91 3-2 ② K			B CU 72 X FF 91 1-0 ① F7		B SI 90 C SL 81 B FF 90 B SI 91 C FF 90 C SL 83 3-3 ① K		B CU 81 F FF 96 X FF 96 1-1 ② P5		4	0	0	0	0	2	1
17 Nelson Cruz, R (1, 9) OBP: 0.334, SLG: 0.526	C CU 72 B FF 91 S FF 91 F FF 92 B CH 85 F FF 91 C SI 90 2-3 ③ K			B SI 92 T FF 91 C FF 92 B FF 93 X SI 93 2-2 ② F9		X CH 83 0-0 1-3 29 FC5-4 1B		F FF 97 B FC 94 C FC 93 S CU 85 1-3 ③ K		4	0	1	0	0	2	0
29 Adrian Beltré, R (1, 5) OBP: 0.361, SLG: 0.547		C SI 91 B FF 92 F FF 92 X FF 93 1-2 ① P5		X FF 93 0-0 1B		C CH 84 F SI 91 X FF 92 0-2 ② FC5-4 12 2B 1-2f 3-H			F FF 97 X FF 98 0-1 ① F9	4	0	1	1	0	0	1
12 A.J. Pierzynski, L (1, 10) OBP: 0.317, SLG: 0.438		B CU 70 C FF 92 T SI 92 S FF 93 1-3 ② K		B FF 92 F SI 91 D FF 93 X SL 82 2-1 ③ F8		B FF 92 B FF 91 X FF 91 2-0 1-3 2B			B FF 97 F FF 96 S CH 89 F FF 98 X CU 84 1-2 1 G6-4-3 1B	4	0	2	0	0	1	1
1 Elvis Andrus, R (1, 6) OBP: 0.307, SLG: 0.288		B SI 92 C CH 84 B SI 91 F SI 93 F FF 93 B SI 93 B SI 93 4-2 BB			B SI 91 B FF 90 C FF 91 B SI 91 B FF 90 4-1 18 G1-3 BB	B CH 84 B CH 83 F SI 91 X SL 83 2-1 ③ G5-3			F FC 94 B FF 96 C FF 97 B FF 98 F FF 97 X FF 94 2-2 ② ③ G6-4-3 1-2f	2	0	0	0	2	0	3
18 Mitch Moreland, L (1, 3) OBP: 0.312, SLG: 0.477		C SL 83 1 SAFE B SI 90 C SI 91 X FF 92 1-2 ③ G4-3			C SL 82 S FF 91 X SI 92 0-2 ① G1-3 1-2		C FF 90 B CU 71 X SL 83 1-1 ① G4-3			3	0	0	0	0	0	2
8 Geovany Soto, R (1, 2) OBP: 0.267, SLG: 0.344			C CU 72 X SI 92 0-1 ① F8		C SI 92 B CH 85 X CH 84 1-1 ② G5-3		X SI 91 0-0 ② F9			3	0	0	0	0	0	1
43 Engel Beltre, L (1, 8) OBP: 0.294, SLG: 0.294			C FF 91 X CU 74 0-1 ② P5		S FF 91 X FF 92 0-1 ③ L6		B CU 71 C FF 91 S SL 82 X FF 92 1-2 ③ G6-3			3	0	0	0	0	0	1

	AB	30
	R	1
	H	4
	RBI	1
	BB	3
	SO	5
	LOB	10

Inning Stats																										
	R: 0	E: 0	K: 2	S: 13	H: 0	LOB: 0	BB: 0	P: 21	R: 0	E: 0	K: 1	S: 12	H: 0	LOB: 1	BB: 1	P: 19	R: 0	E: 0	K: 0	S: 5	H: 0	LOB: 0	BB: 0	P: 6	R: 0	E: 0	K: 0	S: 7	H: 1	LOB: 1	BB: 0	P: 12	R: 0	E: 0	K: 0	S: 8	H: 0	LOB: 1	BB: 1	P: 13	R: 1	E: 0	K: 1	S: 10	H: 2	LOB: 2	BB: 1	P: 21	R: 0	E: 0	K: 0	S: 6	H: 0	LOB: 0	BB: 0	P: 8	R: 0	E: 0	K: 1	S: 7	H: 0	LOB: 0	BB: 0	P: 11	R: 0	E: 0	K: 0	S: 10	H: 1	LOB: 0	BB: 0	P: 13	1B: 3	2B: 1	3B: 0	HR: 0	SF: 0	SAC: 0	DP: 1	HBP: 0	WP: 0	PB: 0	SB: 0	CS: 0	PA: 33
---	---	---	---	---	---	---	---	---	---	---	---	---	---	---	---	---	---	---

Batter	1	2	3	4	5	6	7	8	9	AB	R	H	RBI	BB	SO	LOB
9 Nate McLouth, L (1, 7) OBP: 0.357, SLG: 0.413	B F FF 90 C FF 90 F FF 91 B SL 81 B SL 84 F FF 90 F FF 90 F FF 90 3-2 F SI 90 X FF 92 G4-3 ①		B CU 70 B FF 90 B SI 90 C SI 90 F FF 89 X SI 90 3-2 13 3B 1B	X SI 88 0-0 F9 ①		D CU 67 C FF 88 B SL 81 C SL 82 B SI 89 B FF 88 4-2 10 WP 21 1B 1-2 BB ①	C SI 90 F CH 79 B SI 91 F CH 79 X SI 91 1-2 G4-3 ③		4	1	1	0	1	0	3
13 Manny Machado, R (1, 5) OBP: 0.346, SLG: 0.485	C FF 91 C FF 92 F FF 91 F SI 92 F SL 82 X FF 92 0-2 21 FC4-6 1B		1 SAFE F CH 87 1 SAFE S SL 79 X SI 89 0-2 19 WP 1-H 3B	B SL 82 B FF 88 S SL 81 X SL 81 2-1 10 2B 1B		1 SAFE F SI 89 X CH 78 0-1 F8 ②		X FF 92 0-0 G6-3 ①		5	1	3	1	0	0	1
21 Nick Markakis, L (1, 9) OBP: 0.336, SLG: 0.402	C FF 90 B FF 90 F FF 89 1 SAFE D CU 71 F FF 91 F FF 91 X SL 84 2-2 FC4-6 10 1B 1-2f ②		D SI 91 X FF 91 1-0 P6 ②	X CH 86 0-0 P6 ②		1 SAFE B SI 89 C CH 79 F CH 78 X SL 82 1-2 10 WP 1-2 1B		B FF 91 B FF 91 C FF 92 F FF 91 F FF 92 X FF 93 2-2 G6-3 ②		5	0	1	0	0	0	3
10 Adam Jones, R (1, 8) OBP: 0.314, SLG: 0.475	B FF 90 X SL 83 1-0 1-2 1B		B SL 83 B SL 82 B SL 84 C SL 82 F FF 91 B SL 84 4-2 19 WP BB	F SL 83 X SL 82 0-1 1-3 2B		B CH 80 C CH 78 S CH 80 B CH 82 F CH 77 X CH 80 2-2 F7 ③ 1-2 2-3		C FF 93 F SL 87 F FF 94 F SL 86 B FF 93 X FF 94 1-2 G3 ③		4	0	2	0	1	0	2
19 Chris Davis, L (1, 3) OBP: 0.389, SLG: 0.690	F SI 92 B FF 91 B FF 92 B FF 92 2 SAFE X FF 91 3-1 G4-3 ③		F FF 90 B CU 68 B SI 89 C CU 69 S SL 84 2-3 K 1-2 3-H	D CU 69 X FF 88 1-0 G4-3 ③			B SI 89 C CH 78 B CH 78 F CH 80 B SI 92 B CH 80 4-2 1 BB 2 BB BB			3	0	0	0	1	1	5
32 Matt Wieters, S (1, 2) OBP: 0.289, SLG: 0.414		T SI 88 B CU 69 X CH 83 1-1 P2 ①		B CH 89 C CH 83 B CU 70 S FF 89 B FF 89 B SL 83 4-2 2 BB 1 1B BB	C CH 79 B FF 88 B CH 80 X SL 81 2-1 F8 ①		B SI 90 B CH 78 X CH 78 2-0 F8 ①			3	1	0	0	1	0	1
2 J.J. Hardy, R (1, 6) OBP: 0.296, SLG: 0.428		C FF 90 F CH 83 B FF 91 B FF 91 X SL 82 2-2 G6-3 ②		B CH 82 T FF 89 F SL 81 B CU 70 F FF 89 B SL 83 1 SAFE B FF 89 4-2 1 1B 14 HR 1-2 BB	C SL 81 S CU 66 B SL 78 X SL 80 1-2 F7 ②		B SI 89 C CH 79 B CH 79 B SI 89 B CH 78 4-1 1 BB 1-2 BB			2	1	0	0	2	0	0
1 Brian Roberts, S (1, 4) OBP: 0.277, SLG: 0.326		B FF 90 X FF 91 1-0 F7 ③		B SI 89 F SI 89 F FF 88 B SL 82 X SL 81 2-2 14 HR 1-3 2-H 1B	C CH 80 B CU 68 C FF 88 X CH 82 1-2 G5-3 ③		B SI 91 F SI 90 B CH 80 B SI 89 B SI 90 4-1 1-2 2-3 BB			3	1	1	1	1	0	0
14 Nolan Reimold, R (1, 10) OBP: 0.260, SLG: 0.353			B SL 88 B SL 81 B FF 89 C FF 90 X FF 89 3-1 G1-3 ①	X FF 88 0-0 1-H 3-H HR		C SL 79 B SL 80 T SI 87 X SL 80 1-2 9 BB 1B	C CH 80 S CH 80 S CH 79 0-3 K ②			4	1	2	3	0	1	3
Inning Stats	R: 0 E: 0 K: 0 S: 22 H: 2 LOB: 2 BB: 0 P: 31	R: 0 E: 0 K: 0 S: 6 H: 0 LOB: 0 BB: 0 P: 10	R: 2 E: 0 K: 1 S: 14 H: 2 LOB: 1 BB: 1 P: 27	R: 4 E: 0 K: 0 S: 16 H: 4 LOB: 2 BB: 2 P: 29	R: 0 E: 0 K: 0 S: 8 H: 0 LOB: 0 BB: 0 P: 12	R: 0 E: 0 K: 0 S: 14 H: 2 LOB: 2 BB: 1 P: 22	R: 0 E: 0 K: 1 S: 12 H: 0 LOB: 3 BB: 3 P: 27	R: 0 E: 0 K: 0 S: 10 H: 0 LOB: 0 BB: 0 P: 13		1B: 7 2B: 1 3B: 1 HR: 1 SF: 0 SAC: 0 DP: 0 HBP: 0						

BOTTOM

Texas Rangers @ Baltimore Orioles

Oriole Park at Camden Yards, Baltimore, MD

Wed Jul 10 2013, 7:09 PM - 10:06 PM EDT

Att. 19,344 - Partly Cloudy - 89 F

livebaseballscorecards.com

AB	33
R	6
H	10
RBI	5
BB	7
SO	2
LOB	18

WP: 2 PA: 40
PB: 0
SB: 0
CS: 0

PITCHER		IP	WLS	BF	H	R	ER	SO	BB	IBB	HBP	BLK	WP	HR	S	P	ERA	WHIP
25 Josh Lindblom, R ERA: 5.46	(1, 1)	5.1	L	28	9	6	6	1	4	0	0	0	1	1	71	119	10.12	2.438
57 Cory Burns, R ERA: 2.45	(6, 1)	1.2		9	1	0	0	1	3	0	0	0	1	0	21	39	0.00	2.400
46 Robbie Ross Jr., L ERA: 2.59	(8, 1)	1.0		3	0	0	0	0	0	0	0	0	0	0	10	13	0.00	0.000

PITCHER	IP	WLS	BF	H	R	ER	SO	BB	IBB	HBP	BLK	WP	HR	S	P	ERA	WHIP

Batter	1	2	3	4	5	6	7	8	9	AB	R	H	RBI	BB	SO	LOB
5 Ian Kinsler, R (1, 10) OBP: 0.363, SLG: 0.442	B FF 91 S FF 92 F SL 86 F FF 92 X SI 93 1-2 G5-3		C FF 93 B CH 86 X FF 93 1-1 F7			C SL 84 B SL 84 X FF 92 1-1 HR		1 SAFE 1 SAFE B SL 78 C SL 79 F SL 79 F SL 78 X SL 79 1-2 G2-3 1-2		4	1	1	1	0	0	1
1 Elvis Andrus, R (1, 6) OBP: 0.304, SLG: 0.285	S FF 92 F SI 93 B FF 93 B CU 80 S FF 93 2-3 K			C FF 92 X FF 92 0-1 L9		F FF 92 C CH 83 B FF 92 B FF 93 F SL 84 F FF 92 F FF 92 X CH 82 2-2 G5-3		S SL 79 B FF 88 B SL 79 X SL 78 2-1 P6		4	0	0	0	0	1	1
17 Nelson Cruz, R (1, 9) OBP: 0.333, SLG: 0.522	B FF 93 B SL 85 F FF 93 X CH 84 2-1 G6-3			B CU 80 X CH 85 1-0 P4		B FF 92 S FF 92 S FF 92 B FF 92 X FF 93 2-2 29 G6-4-3 1B		B FF 87 B FF 87 C SL 79 B SL 80 S SL 79 X SL 80 3-2 F9		4	0	1	0	0	0	1
29 Adrián Beltré, R (1, 5) OBP: 0.360, SLG: 0.544		F FF 92 B SI 93 B FF 93 X FF 92 2-1 F8		F FF 92 F SL 85 X FF 92 0-2 G5-3		X SI 91 0-0 G6-4-3 1-2f			C SI 92 X SI 93 0-1 12 G1-6-3 1B	4	0	1	0	0	0	1
12 A.J. Pierzynski, L (1, 2) OBP: 0.312, SLG: 0.431		C CH 84 X SI 92 0-1 F7			S FF 91 B FF 91 B SI 92 C CH 84 T FF 92 2-2 K		F CH 84 F CH 85 B SI 91 X SI 92 1-2 F7		C CH 87 S CH 87 X SI 94 0-2 G1-6-3 1-2f	4	0	0	0	0	1	1
18 Mitch Moreland, L (1, 3) OBP: 0.318, SLG: 0.481		C SI 93 B FF 93 B CH 86 X CH 86 2-1 1B			C CU 78 S CH 86 B FF 92 F FF 92 F FF 93 X SL 84 1-2 13 G1-3 1B		C FF 93 B FF 92 F FF 93 B SI 93 T FF 92 2-2 K		C SI 94 B FF 94 B CH 88 B SI 95 F FF 94 X SI 94 3-2 1B	4	0	3	0	0	1	0
13 Jurickson Profar, S (1, 4) OBP: 0.312, SLG: 0.344		B FF 92 B CH 83 F SI 91 F FF 92 B FF 93 F CH 83 X SI 93 3-2 G4-3			F FF 91 B CH 81 C CH 81 X CH 83 1-2 G1-3 1-2		B CH 86 B SI 92 B FF 93 B SI 92 4-0 BB		B CU 77 F SI 93 X SI 93 1-1 G3-1	3	0	0	0	1	0	3
7 David Murphy, L (1, 7) OBP: 0.282, SLG: 0.381			B CU 78 B FF 92 F CH 83 X SI 92 2-1 L7		C SI 92 B FF 92 B SI 91 F SI 92 B FF 92 F SI 92 B CU 79 4-2 BB		1 SAFE C SI 86 C SI 88 B SI 88 B SI 89 D SL 79 S SL 78 3-3 K			2	0	0	0	1	1	1
2 Leonys Martin, L (1, 8) OBP: 0.342, SLG: 0.438			C FF 92 B FF 93 T CU 79 C FF 93 1-3 K		B FF 92 C CU 78 X SI 92 1-1 G4-3			B SL 78 C SL 79 B SL 79 X SI 87 2-1 5 E 1B		3	0	1	0	0	1	2
Inning Stats	R: 0 E: 0 K: 1 S: 9 H: 0 LOB: 0 BB: 0 P: 14	R: 0 E: 0 K: 0 S: 10 H: 1 LOB: 1 BB: 0 P: 17	R: 0 E: 0 K: 1 S: 7 H: 0 LOB: 0 BB: 0 P: 11	R: 0 E: 0 K: 0 S: 6 H: 0 LOB: 0 BB: 0 P: 7	R: 0 E: 0 K: 1 S: 16 H: 1 LOB: 2 BB: 1 P: 25	R: 1 E: 0 K: 0 S: 12 H: 2 LOB: 0 BB: 0 P: 17	R: 0 E: 0 K: 2 S: 9 H: 0 LOB: 1 BB: 1 P: 19	R: 0 E: 1 K: 0 S: 11 H: 1 LOB: 1 BB: 0 P: 19	R: 0 E: 0 K: 0 S: 10 H: 2 LOB: 1 BB: 0 P: 14	1B: 6 2B: 0 3B: 0 HR: 1 SF: 0 SAC: 0 DP: 2 HBP: 0						

TOP

Texas Rangers @ Baltimore Orioles

Oriole Park at Camden Yards, Baltimore, MD

Thu Jul 11 2013, 7:07 PM - 9:40 PM EDT

Att. 21,857 - Partly Cloudy - 85 F

livebaseballscorecards.com

AB	32
R	1
H	7
RBI	1
BB	2
SO	5
LOB	11

| | | | | | |

Batter	1	2	3	4	5	6	7	8	9	AB	R	H	RBI	BB	SO	LOB
9 Nate McLouth, L (1, 7) OBP: 0.356, SLG: 0.411	B FF 89 C FF 90 B FF 90 X CH 86 2-1 ① G3		C FF 90 X FF 91 0-1 ② L6			B FF 88 B CH 84 X CH 88 2-0 ② F8		B FF 93 C FF 92 B FF 92 C FF 93 F FF 92 X FF 92 2-2 1-3 2-H 1B		4	0	1	1	0	0	0
13 Manny Machado, R (1, 5) OBP: 0.343, SLG: 0.480	B FF 90 C FF 90 X FF 90 1-1 ② F9		B FF 90 F CH 86 F FF 90 X FF 92 1-2 ③ F9			X FF 88 0-0 ③ L8		F SL 85 B FF 93 F FF 93 F FF 91 X CH 86 1-2 ③ P5		4	0	0	0	0	0	2
21 Nick Markakis, L (1, 9) OBP: 0.336, SLG: 0.400	B FF 90 C FF 90 C FF 91 X FF 91 1-2 ③ L8			B CH 84 B CH 86 C CH 86 B FF 90 D CH 87 4-1 10 FC6-4 BB			C FF 92 X SL 89 0-1 ① F7			2	0	0	0	1	0	0
10 Adam Jones, R (1, 8) OBP: 0.312, SLG: 0.472		B FF 89 F FF 90 C FF 90 S FF 90 1-3 ① K		C FF 92 S FF 90 B FF 90 F FF 89 X CH 86 1-2 ① FC6-4 19 CS 1-2f			C SL 89 B FF 92 F SL 87 B FF 93 X FF 92 2-2 ② G4-3			3	0	0	0	0	1	1
19 Chris Davis, L (1, 3) OBP: 0.388, SLG: 0.696		C FF 91 B SL 81 B CH 87 X CH 85 2-1 HR		B SI 90 C SI 92 B FF 91 1 SAFE F FF 91 B FF 91 1 SAFE S SL 80 3-3 ②③ K 1-2			C SL 89 C FF 92 S FF 94 0-3 ③ K			3	1	1	1	0	2	1
32 Matt Wieters, S (1, 2) OBP: 0.292, SLG: 0.417		C SL 81 B FF 91 C FF 91 S SL 81 1-3 ② K			F CH 87 B CH 83 F FF 89 F FF 90 X CH 86 1-2 2 G6-4-3 1B			X FF 92 0-0 14 1B 9 1B 1B		3	1	2	0	0	1	0
2 J.J. Hardy, R (1, 6) OBP: 0.293, SLG: 0.425		B FF 91 C FF 91 X FF 91 1-1 ③ F9			B FF 90 B FF 90 C FF 89 X CH 84 2-1 ①② G6-4-3 1-2f			B FF 92 C FF 93 F FF 92 X SL 85 1-2 ① P3		3	0	0	0	0	0	2
1 Brian Roberts, S (1, 4) OBP: 0.280, SLG: 0.391			B FF 90 X FF 90 1-0 HR		C FF 89 C CH 85 X FF 91 0-2 ③ G4-3			C FF 93 B FF 94 B FF 93 F FF 93 S FF 92 2-3 ② K		3	1	1	1	0	1	1
14 Nolan Reimold, R (1, 10) OBP: 0.261, SLG: 0.352			C FF 91 C SL 82 B CH 86 X FF 90 1-2 ① G6-3			F SL 80 X FF 89 0-1 ① F8		X FF 92 0-0 9 1B 1-2 1B		3	0	1	0	0	0	0
Inning Stats	R: 0 E: 0 K: 0 S: 7 H: 0 LOB: 0 BB: 0 P: 11	R: 1 E: 0 K: 2 S: 10 H: 1 LOB: 0 BB: 0 P: 15	R: 1 E: 0 K: 0 S: 9 H: 1 LOB: 0 BB: 0 P: 12	R: 0 E: 0 K: 1 S: 8 H: 0 LOB: 1 BB: 1 P: 16	R: 0 E: 0 K: 0 S: 9 H: 1 LOB: 0 BB: 0 P: 12	R: 0 E: 0 K: 0 S: 4 H: 0 LOB: 0 BB: 0 P: 6	R: 0 E: 0 K: 1 S: 8 H: 0 LOB: 0 BB: 0 P: 10	R: 1 E: 0 K: 1 S: 16 H: 3 LOB: 2 BB: 0 P: 22		1B: 4 2B: 1 3B: 0 HR: 2 SF: 0 SAC: 0 DP: 2 HBP: 0						

PITCHER		IP	WLS	BF	H	R	ER	SO	BB	IBB	HBP	BLK	WP	HR	S	P	ERA	WHIP
55 Ross Wolf, R ERA: 2.14	(1, 1)	6.0	L	20	3	2	2	3	1	0	0	0	0	2	47	72	3.00	0.667
56 Neal Cotts, L ERA: 1.05	(7, 1)	1.0		3	0	0	0	1	0	0	0	0	0	0	8	10	0.00	0.000
44 Jason Frasor, R ERA: 2.73	(8, 1)	1.0		6	3	1	1	1	0	0	0	0	0	0	16	22	9.00	3.000

PITCHER	IP	WLS	BF	H	R	ER	SO	BB	IBB	HBP	BLK	WP	HR	S	P	ERA	WHIP

BOTTOM

Texas Rangers @ Baltimore Orioles

Oriole Park at Camden Yards, Baltimore, MD

Thu Jul 11 2013, 7:07 PM - 9:40 PM EDT

Att. 21,857 - Partly Cloudy - 85 F

livebaseballscorecards.com

AB	28
R	3
H	6
RBI	3
BB	1
SO	5
LOB	7

Batter	1	2	3	4	5	6	7	8	9	AB	R	H	RBI	BB	SO	LOB
7 José Reyes, S (1, 6) OBP: 0.365, SLG: 0.462	X FF 90 0-0 ① L6		B FF 90 C FF 90 B KC 77 F FF 91 B FF 91 F CH 84 X FF 93 3-2 ① P5		B FF 91 B SL 89 C FF 92 B SL 88 T FF 91 F FF 92 X SL 88 3-2 10 G4-3 1-2 1B		B FF 92 B CH 84 S CH 86 X FF 91 2-1 1-2 1B		C CU 82 X FF 95 0-1 10 1B 26 2B 1B	5	1	3	0	0	0	0
19 José Bautista, R (1, 9) OBP: 0.354, SLG: 0.498	C FC 91 S FF 92 B FF 93 F FF 93 B CH 83 F FF 93 C KC 78 2-3 ② K		C KC 77 S FF 92 B SL 88 F FF 94 B KC 79 S CH 83 2-3 ② K		B SL 87 C FF 93 F KC 77 B FF 94 S FF 92 2-3 ① K		C SL 81 C CH 88 D SL 82 F CH 88 S CH 89 1-3 ② K		B FF 96 F FF 96 B CU 82 X FF 96 2-1 ② F7	5	0	0	0	0	4	5
10 Edwin Encarnación, R (1, 3) OBP: 0.354, SLG: 0.529	B KC 76 B FF 92 F FF 93 X CH 82 2-1 ③ P3		B SL 86 B FF 91 X CH 84 2-0 HR		C SL 87 X FC 94 0-1 ② ③ G4-3 1-2f		C FF 93 F SL 81 F CH 87 F SL 81 B CH 89 S CH 88 1-3 ③ K		C CU 82 X FC 92 0-1 26 DI 26 2B 1-3 1B	5	2	2	1	0	1	4
26 Adam Lind, L (1, 10) OBP: 0.360, SLG: 0.512		B FF 89 C FC 90 B KC 75 S FF 91 X FF 91 2-2 ① G5-3	F FF 92 F FF 93 X KC 78 0-2 1B			B KC 75 S FF 91 B FF 92 F FC 92 X FF 92 2-2 ① P6		C SL 87 B SL 86 S FF 92 B FF 92 B SL 88 X SL 86 3-2 ① L5	F FF 97 B SI 96 S FF 96 X FF 98 1-2 1-H 3-H 2B	5	0	2	2	0	0	0
28 Colby Rasmus, L (1, 8) OBP: 0.328, SLG: 0.480		F FC 91 X FF 90 0-1 9 HR 2B	C FC 93 X FC 92 0-1 ③ L7			B CH 84 B FF 93 B FF 94 C FF 93 C FC 93 X CH 85 3-2 1B		C CU 79 B FF 92 F FF 92 X FF 92 1-2 11 1B 1B	X SI 94 0-0 ③ G4-3	5	1	3	0	0	0	2
11 Rajai Davis, R (1, 7) OBP: 0.335, SLG: 0.380		C FF 91 B FF 91 C SL 86 F FF 93 X SL 88 1-2 ② G6-3		S FF 91 S KC 75 B FF 91 C FF 92 1-3 ① K		B FF 92 1 SAFE 1 SAFE B FF 93 S FF 91 S FF 92 S FC 94 2-3 ② K		B FF 92 C SI 92 B FF 92 S SL 87 X SL 88 2-2 1-2 1B		4	0	1	0	0	2	2
9 J.P. Arencibia, R (1, 2) OBP: 0.259, SLG: 0.427		B CH 83 X FF 93 1-0 2-H HR		C KC 76 B SL 87 X SL 87 1-1 ② 1B		F FF 92 B FC 92 X FF 94 1-1 ③ F8		X FC 91 0-0 ② P4		4	1	2	2	0	0	3
16 Mark DeRosa, R (1, 5) OBP: 0.301, SLG: 0.408		B FF 92 B FF 93 F FC 91 S SL 87 X FF 94 2-2 1B		B FF 93 F FF 92 F KC 77 X KC 78 1-2 ③ G5-3			B FF 91 B CH 85 B FF 92 C FF 90 C CH 84 B CH 86 4-2 66 FC1-6 BB	B FF 96 B FF 96 F FF 96 D FC 93 F FF 95 X FF 97 3-2 ③ L8		3	0	1	0	1	0	2
66 Munenori Kawasaki, L (1, 4) OBP: 0.319, SLG: 0.298		B FF 91 1 SAFE B FC 91 B FF 91 C FF 90 C FF 92 X FF 91 3-2 ③ L3			B KC 76 B FC 91 B FF 91 C FF 90 C FF 91 B FF 92 4-2 7 1B BB		C CH 84 B CH 86 C FF 91 X CH 87 1-2 ① FC1-6 7 1B 1-2f		C FF 95 F FF 94 B FF 96 X CU 81 1-2 ① G4-3	3	0	0	0	1	0	2
Inning Stats	R: 0 E: 0 K: 1 S: 8 H: 0 LOB: 0 BB: 0 P: 12	R: 2 E: 0 K: 0 S: 16 H: 3 LOB: 1 BB: 0 P: 25	R: 1 E: 0 K: 1 S: 14 H: 2 LOB: 1 BB: 0 P: 21	R: 0 E: 0 K: 1 S: 8 H: 1 LOB: 0 BB: 0 P: 11	R: 0 E: 0 K: 1 S: 11 H: 1 LOB: 1 BB: 1 P: 20	R: 0 E: 0 K: 1 S: 11 H: 1 LOB: 1 BB: 0 P: 19	R: 0 E: 0 K: 2 S: 16 H: 1 LOB: 2 BB: 1 P: 25	R: 0 E: 0 K: 0 S: 13 H: 2 LOB: 2 BB: 0 P: 22	R: 2 E: 0 K: 0 S: 13 H: 3 LOB: 1 BB: 0 P: 17	1B: 10 2B: 2 3B: 0 HR: 2 SF: 0 SAC: 0 DP: 1 HBP: 0						

PITCHER		IP	WLS	BF	H	R	ER	SO	BB	IBB	HBP	BLK	WP	HR	S	P	ERA	WHIP
30 Chris Tillman, R ERA: 3.95	(1, 1)	6.0	W	25	8	3	3	5	1	0	0	0	0	2	68	108	4.50	1.500
63 Jairo Asencio, R ERA:	(7, 1)	1.0		5	1	0	0	2	1	0	0	0	0	0	16	25	0.00	2.000
17 Brian Matusz, L ERA: 3.5	(8, 1)	0.1		3	2	0	0	0	0	0	0	0	0	0	9	15	0.00	6.000
29 Tommy Hunter, R ERA: 2.26	(8, 1)	1.1		7	3	2	2	0	0	0	0	0	0	0	16	23	13.50	2.250
43 Jim Johnson, R ERA: 3.8	(9, 1)	0.1	S	1	0	0	0	0	0	0	0	0	0	0	1	1	0.00	0.000

PITCHER	IP	WLS	BF	H	R	ER	SO	BB	IBB	HBP	BLK	WP	HR	S	P	ERA	WHIP

TOP

Toronto Blue Jays @ Baltimore Orioles

Oriole Park at Camden Yards, Baltimore, MD

Fri Jul 12 2013, 7:14 PM - 9:51 PM EDT

Att. 42,660 - Overcast - 72 F

livebaseballscorecards.com

AB	39
R	5
H	14
RBI	5
BB	2
SO	7
LOB	20

1B: 10	SF: 0	WP: 0	PA: 41
2B: 2	SAC: 0	PB: 0	
3B: 0	DP: 1	SB: 0	
HR: 2	HBP: 0	CS: 0	

Batter	1	2	3	4	5	6	7	8	9	AB	R	H	RBI	BB	SO	LOB
1 Brian Roberts, S (1, 4) OBP: 0.259, SLG: 0.360	C FF 83 B SI 81 X SI 82 1-1 ① L8		C SI 84 B SI 82 X CH 77 1-1 ② G6-3		B SI 82 B SI 82 B SI 83 C FF 84 C FF 83 C SI 84 3-3 ① K		C SI 91 C SL 80 B SI 92 F SL 81 X SL 81 1-2 ① G4-3			4	0	0	0	0	1	0
13 Manny Machado, R (1, 5) OBP: 0.342, SLG: 0.478	X SI 82 0-0 ② G4-3		B SI 83 S SI 83 X CH 78 1-1 21 1B 10 HR 1B		B SI 83 C CU 71 B FC 80 X SI 83 2-1 ② G4-3		X SL 81 0-0 ② G1-3			4	1	1	0	0	0	0
21 Nick Markakis, L (1, 9) OBP: 0.335, SLG: 0.398	C FF 84 B CH 78 F SI 84 X CH 78 1-2 ③ G4-3		C FF 83 B FF 84 1 SAFE B CU 73 X FF 84 2-1 10 HR 1-2 1B		C CH 77 B SI 84 B CH 77 X FC 79 2-1 ③ L9		C SI 92 C SI 93 B SL 84 F SL 83 B SI 94 B SL 83 X SI 93 3-2 ③ G1-3			4	1	1	0	0	0	0
10 Adam Jones, R (1, 8) OBP: 0.316, SLG: 0.485		B SI 81 B SI 81 F FF 81 T FC 79 X FC 79 2-2 19 HR 2B	F CU 75 D SI 83 F CU 72 F CH 78 B FF 84 X CH 78 2-2 1-H 2-H HR			B SI 81 X SI 82 1-0 19 1B 2 HR 1B		B SL 86 X SL 88 1-0 ① L3		4	3	3	3	0	0	0
19 Chris Davis, L (1, 3) OBP: 0.390, SLG: 0.702		B FC 79 S CH 78 C FF 84 X SI 81 1-2 2-H HR	X FF 85 0-0 ③ G5-3			X FF 83 0-0 2 1-2 HR 1B		S FF 97 B FF 96 S FF 96 S FF 97 1-3 ② K		4	2	2	2	0	1	0
32 Matt Wieters, S (1, 2) OBP: 0.292, SLG: 0.414		B SI 84 C CU 73 S CH 78 F FF 86 X CH 78 1-2 ① G6-3		C SI 84 B FC 79 X FF 81 1-1 2 FC6-4 1B		S CU 70 B CH 78 F CU 72 X CU 71 1-2 ① F3		B FF 97 C CH 86 S FF 97 S FF 98 1-3 ③ K		4	0	1	0	0	1	2
2 J.J. Hardy, R (1, 6) OBP: 0.294, SLG: 0.432		C FF 85 X SI 83 0-1 ② G6-3		B SI 82 B SI 83 F SI 83 B SI 83 F FF 82 X CH 79 3-2 ① FC6-4 1-2f		B SI 82 F SI 82 B CH 76 X SI 82 2-1 1-H 2-H HR				3	1	1	3	0	0	1
9 Nate McLouth, L (1, 7) OBP: 0.353, SLG: 0.407		C FF 84 B CH 79 B FF 85 B FC 78 F SI 85 S FC 81 3-3 ③ K		B SI 84 X FC 80 1-0 ② F8		C CH 76 B FF 85 X CH 76 1-1 ② F9				3	0	0	0	0	1	1
14 Nolan Reimold, R (1, 10) OBP: 0.255, SLG: 0.344			C FC 77 S CH 77 B FF 81 S CH 77 1-3 ① K	C FC 78 B CU 72 B SI 83 C FF 81 B FF 84 S CH 79 3-3 ③ K		C CH 77 F FC 80 B FC 79 B CU 68 X CH 76 2-2 ③ G1-3				3	0	0	0	0	2	1
Inning Stats	R: 0 E: 0 K: 0 S: 6 H: 0 LOB: 0 BB: 0 P: 8	R: 2 E: 0 K: 1 S: 15 H: 2 LOB: 0 BB: 0 P: 22	R: 3 E: 0 K: 1 S: 14 H: 3 LOB: 0 BB: 0 P: 21	R: 0 E: 0 K: 1 S: 9 H: 1 LOB: 1 BB: 0 P: 17	R: 0 E: 0 K: 1 S: 7 H: 0 LOB: 0 BB: 0 P: 14	R: 3 E: 0 K: 0 S: 12 H: 3 LOB: 0 BB: 0 P: 19	R: 0 E: 0 K: 0 S: 9 H: 0 LOB: 0 BB: 0 P: 13	R: 0 E: 0 K: 2 S: 7 H: 0 LOB: 0 BB: 0 P: 10		1B: 5 2B: 1 3B: 0 HR: 3 SF: 0 SAC: 0 DP: 0 HBP: 0						

BOTTOM

Toronto Blue Jays @ Baltimore Orioles

Oriole Park at Camden Yards, Baltimore, MD

Fri Jul 12 2013, 7:14 PM - 9:51 PM EDT

Att. 42,660 - Overcast - 72 F

livebaseballscorecards.com

AB	33
R	8
H	9
RBI	8
BB	0
SO	6
LOB	5

PITCHER		IP	WLS	BF	H	R	ER	SO	BB	IBB	HBP	BLK	WP	HR	S	P	ERA	WHIP
56 Mark Buehrle, L ERA: 4.89	(1, 1)	6.0	L	27	9	8	8	4	0	0	0	0	0	3	63	101	12.00	1.500
57 Juan Pablo Perez, L ERA:	(7, 1)	1.0		3	0	0	0	0	0	0	0	0	0	0	9	13	0.00	0.000
45 Neil Wagner, R ERA: 2.95	(8, 1)	1.0		3	0	0	0	2	0	0	0	0	0	0	7	10	0.00	0.000

PITCHER	IP	WLS	BF	H	R	ER	SO	BB	IBB	HBP	BLK	WP	HR	S	P	ERA	WHIP

Toronto Blue Jays @ Baltimore Orioles

Oriole Park at Camden Yards, Baltimore, MD

Sat Jul 13 2013, 4:09 PM - 7:00 PM EDT

Att. 46,150 - Cloudy - 79 F

TOP

livebaseballscorecards.com

Batter	1	2	3	4	5	6	7	8	9	AB	R	H	RBI	BB	SO	LOB
7 José Reyes, S (1, 6) OBP: 0.367, SLG: 0.464	C FF 92 B CU 76 X FF 93 1-1 10 HR 2B		C SI 92 1 SAFE B CU 80 B SI 92 F SI 93 X SL 85 2-2 ① ② G4-3 1-2		B FF 92 X FF 93 1-0 ③ L8		1 SAFE B SL 85 B SL 84 B SI 91 B FF 90 4-0 19 2B 26 FC3-4-6 1-2 BB	C FF 86 B FF 87 1-1 ③ CS 1-2	B SL 78 C SL 78 F SI 86 X SI 88 1-2 ① F8	4	2	1	0	1	0	1
19 José Bautista, R (1, 9) OBP: 0.352, SLG: 0.497	C CU 78 F FF 92 X FF 93 0-2 ① P2		B CU 78 F CU 78 F SI 93 F SL 83 B CH 87 B SL 86 F CU 78 F SI 94 X FF 94 3-2 ③ G5-3			B FF 92 B SL 85 C SL 85 X SI 93 2-1 ① G5-3	C SL 78 F CH 84 X CH 85 0-2 26 FC3-4-6 28 FC6-4 1-3 2-H 2B		S SI 87 C SL 79 F SI 89 B CH 81 X CH 81 1-2 ② F9	5	1	1	1	0	0	1
10 Edwin Encarnación, R (1, 3) OBP: 0.354, SLG: 0.535	X FF 93 0-0 2-H HR			F SI 94 C CU 78 B SL 87 F SI 94 X FF 93 1-2 ① F7		B SL 84 B SL 84 C SL 85 C CU 77 B SL 84 X SL 84 3-2 ② G2-3	I IN 74 I IN 74 I IN 76 I IN 77 4-0 26 FC3-4-6 IBB		C FF 88 X SI 88 0-1 ③ G5-3	4	1	1	2	1	0	0
26 Adam Lind, L (1, 10) OBP: 0.362, SLG: 0.511	B CU 77 C SI 92 B CH 86 C SI 92 X FF 92 2-2 28 G4-6-3 1B			C FF 93 X SI 93 0-1 ② P5		B FF 92 B CH 85 X SI 92 2-0 3 1B 28 1B 9 1B 1B	B SL 80 X SI 86 1-0 ① FC3-4-6 28 FC6-4 1-2f 2-3 3-H			4	1	2	1	0	0	2
28 Colby Rasmus, L (1, 8) OBP: 0.330, SLG: 0.481	C FF 92 B SI 92 F SI 92 B CU 77 X SI 92 2-2 ② ③ G4-6-3 1-2f			B CU 78 F SI 93 X SI 93 1-1 3 1B 1B		X SI 90 0-0 3 1B 9 1B 1-2 1B	C SI 87 S SL 80 X SL 81 0-2 ② FC6-4 1-2f 3-H			4	1	2	1	0	0	2
3 Maicer Izturis, S (1, 5) OBP: 0.294, SLG: 0.351		B FF 92 X SI 91 1-0 9 G6-4-3 1B		B SI 93 B CU 78 B SL 85 C SI 90 X FF 91 3-1 1-3 1B		B CU 78 B SL 85 F FF 93 X SL 85 2-1 9 1B 1-2 2-3 1B	F SI 87 X SI 87 0-1 ③ L8			4	0	3	0	0	0	1
9 J.P. Arencibia, R (1, 2) OBP: 0.259, SLG: 0.424		C SL 85 B SI 92 F SI 93 X SI 94 1-2 ① ② G6-4-3 1-2f		B SI 93 B SL 86 C SL 86 S SL 86 S SL 85 2-3 ③ K		X SI 93 0-0 1-2 2-H 3-H 1B		C SL 78 S SL 78 B SI 84 X SL 79 1-2 ① F7		4	0	1	2	0	1	3
13 Brett Lawrie, R (1, 4) OBP: 0.261, SLG: 0.364		B SI 94 C SI 93 C SL 85 B CU 79 X FF 93 2-2 ③ G4-3			B CU 76 C SL 86 F FF 92 X FF 93 1-2 ① G4-3	X SI 93 0-0 ③ G4-3		C SI 86 F FF 85 B FF 87 S SL 79 1-3 ② K		4	0	0	0	0	1	2
1 Emilio Bonifácio, S (1, 7) OBP: 0.252, SLG: 0.309			B FF 91 B SL 83 B FF 92 B FF 91 4-0 7 CS BB		X FF 93 0-0 ② F7		C FF 89 H CU 77 1-1 7 BB 19 2B HBP	B SL 79 F SL 80 X SL 79 1-1 7 CS 1B		2	1	1	0	1	0	0
Inning Stats	R: 2 E: 0 K: 0 S: 12 H: 3 LOB: 0 BB: 0 P: 17	R: 0 E: 0 K: 0 S: 7 H: 1 LOB: 0 BB: 0 P: 11	R: 0 E: 0 K: 0 S: 9 H: 0 LOB: 0 BB: 1 P: 18	R: 0 E: 0 K: 1 S: 13 H: 2 LOB: 2 BB: 0 P: 20	R: 0 E: 0 K: 0 S: 5 H: 0 LOB: 0 BB: 0 P: 7	R: 2 E: 0 K: 0 S: 11 H: 4 LOB: 2 BB: 0 P: 20	R: 3 E: 0 K: 0 S: 10 H: 1 LOB: 1 BB: 2 P: 20	R: 0 E: 0 K: 1 S: 9 H: 1 LOB: 0 BB: 0 P: 13	R: 0 E: 0 K: 0 S: 9 H: 0 LOB: 0 BB: 0 P: 11	1B: 9 2B: 2 3B: 0 HR: 1	SF: 0 SAC: 0 DP: 2 HBP: 1						

	AB	35
	R	7
	H	12
	RBI	7
	BB	3
	SO	2
	LOB	12

	WP: 0	PA: 40
	PB: 0	
	SB: 0	
	CS: 2	

PITCHER		IP	WLS	BF	H	R	ER	SO	BB	IBB	HBP	BLK	WP	HR	S	P	ERA	WHIP
39 Jason Hammel, R ERA: 5.24	(1, 1)	6.0	L	28	10	6	6	1	2	0	1	0	0	1	58	99	9.00	2.000
63 Jairo Asencio, R ERA: 9.0	(7, 1)	0.0		2	1	0	0	0	0	1	0	0	0	0	3	7	∞	∞
40 Troy Patton, L ERA: 3.69	(7, 1)	1.0		3	0	1	1	0	0	0	0	0	0	0	6	7	9.00	0.000
56 Darren O'Day, R ERA: 2.16	(8, 1)	1.0		3	1	0	0	1	0	0	0	0	0	0	9	13	0.00	1.000
66 T.J. McFarland, L ERA: 4.13	(9, 1)	1.0		3	0	0	0	0	0	0	0	0	0	0	9	11	0.00	0.000

PITCHER		IP	WLS	BF	H	R	ER	SO	BB	IBB	HBP	BLK	WP	HR	S	P	ERA	WHIP

Batter	1	2	3	4	5	6	7	8	9	AB	R	H	RBI	BB	SO	LOB
9 Nate McLouth, L (1, 7) OBP: 0.348, SLG: 0.401	B SI 87 B SI 87 C SI 88 X SI 88 2-1 F7 ①		C SI 88 F FF 90 B SL 82 X SI 90 1-2 L9 ①		C SI 91 X SI 93 0-1 G1-3 ①		C CH 90 F FC 88 B FF 92 B CU 82 S CU 82 2-3 K2-3 ③		F FC 89 C FF 90 F FC 90 B FF 91 B FC 88 C FC 89 2-3 K ②	5	0	0	0	0	2	3
13 Manny Machado, R (1, 5) OBP: 0.338, SLG: 0.472	B SI 89 C SI 90 F SI 92 S SL 82 1-3 K ②		B SI 91 X SL 80 1-0 G2-3 ②		B SI 91 B CH 81 C SI 93 X SI 92 2-1 G2-3 ②			F SI 90 B FC 88 X CH 86 1-1 G6-3 ①	C FF 91 F CU 74 S SL 85 0-3 K ③	5	0	0	0	0	2	2
21 Nick Markakis, L (1, 9) OBP: 0.334, SLG: 0.397	C SI 90 B SI 91 B SI 91 X SI 91 2-1 G1-3 ③		C SI 89 B SL 80 B SI 90 F SI 88 S SI 91 2-3 K ③		X SI 92 0-0 G6-3 ③			B FF 91 B SI 89 C FF 92 X CU 85 2-1 10 WP 1B		4	0	1	0	0	1	0
10 Adam Jones, R (1, 8) OBP: 0.320, SLG: 0.492		B SL 80 B SI 88 C SI 88 C SI 90 S SI 91 2-3 K ①		X SI 88 0-0 HR		S CH 79 B SI 91 B CH 80 B SI 92 F SI 91 F SI 93 F CH 82 B SI 94 4-2 19 FC4-6 BB		B SI 92 B CH 86 B FF 92 C FF 90 C CU 83 B FC 88 4-2 1-2 BB		2	1	1	1	2	1	0
19 Chris Davis, L (1, 3) OBP: 0.391, SLG: 0.708		B SI 91 S SL 82 B SL 82 B SI 90 S SL 81 F SL 80 F SL 82 F SI 92 X SL 82 3-2 HR		F SI 90 B SI 89 F SI 92 B SI 92 H SL 81 3-2 1 2B HBP		C SI 92 X SI 92 0-1 FC4-6 2 CS 1-2f ①		B FF 92 F SI 90 F FF 93 F FF 93 C CU 83 1-3 K ②		3	2	1	1	0	1	3
2 J.J. Hardy, R (1, 6) OBP: 0.293, SLG: 0.430		C SI 90 X SL 81 0-1 1 BB 1B		C SI 89 X SI 90 0-1 P4 ①		B FF 95 B FF 94 B FF 95 C FF 94 S FF 95 F FF 95 T FF 94 3-2 K ② ③ 1-2		B FF 95 C FF 94 X SL 86 1-1 B1-3 ③		4	0	1	0	0	1	4
32 Matt Wieters, S (1, 2) OBP: 0.291, SLG: 0.410		C SI 90 B SL 82 S SL 81 S SL 83 1-3 K ②		X SL 80 0-0 F7 ②			X FF 95 0-0 F7 ①		B FF 94 B FF 94 B FF 93 C FF 94 B FF 94 4-1 3 1B BB	3	0	0	0	1	1	2
1 Brian Roberts, S (1, 4) OBP: 0.293, SLG: 0.415		B SI 89 B SL 80 B SI 89 C SI 88 B SI 88 4-1 1-2 BB		X SI 89 0-0 1-H 2B			B SI 94 B FF 95 B FF 96 C FF 94 X FF 94 3-1 14 K2-3 2B		C CH 87 C CH 88 B FF 95 T FF 95 1-2 K ①	3	0	2	1	1	1	1
14 Nolan Reimold, R (1, 10) OBP: 0.250, SLG: 0.336 3 Ryan Flaherty, L (9, PH) OBP: 0.277, SLG: 0.350		B SL 81 F SI 91 B SI 91 B SI 89 F SI 90 S SI 90 3-3 K ③		C SL 81 F SL 79 S SI 91 0-3 K ③			C FF 96 B FF 95 C SL 84 S SL 87 1-3 K2-3 ② 2-3		B CH 86 C FF 94 F CH 86 B SL 86 X CH 85 2-2 1-3 1B	3 1	0 0	0 1	0 0	0 0	3 0	4 0
Inning Stats	R: 0 E: 0 K: 1 S: 7 H: 0 LOB: 0 BB: 0 P: 12	R: 1 E: 0 K: 3 S: 18 H: 2 LOB: 2 BB: 1 P: 31	R: 0 E: 0 K: 1 S: 7 H: 0 LOB: 0 BB: 0 P: 11	R: 2 E: 0 K: 1 S: 10 H: 2 LOB: 1 BB: 0 P: 13	R: 0 E: 0 K: 0 S: 5 H: 0 LOB: 0 BB: 0 P: 7	R: 0 E: 0 K: 1 S: 10 H: 0 LOB: 1 BB: 1 P: 17	R: 0 E: 0 K: 2 S: 9 H: 1 LOB: 1 BB: 0 P: 15	R: 0 E: 0 K: 1 S: 12 H: 1 LOB: 2 BB: 1 P: 21	R: 0 E: 0 K: 3 S: 14 H: 1 LOB: 2 BB: 1 P: 23	1B: 3 2B: 3 3B: 0 HR: 2	SF: 0 SAC: 0 DP: 1 HBP: 1			WP: 1 PB: 0 SB: 0 CS: 1		PA: 38	

PITCHER		IP	WLS	BF	H	R	ER	SO	BB	IBB	HBP	BLK	WP	HR	S	P	ERA	WHIP
58 Todd Redmond, R ERA: 4.32	(1, 1)	4.0		18	4	3	3	6	1	0	1	0	0	2	42	67	6.75	1.250
62 Aaron Loup, L ERA: 1.94	(5, 1)	1.1	W	5	0	0	0	0	1	0	0	0	0	0	11	17	0.00	0.750
29 Dustin McGowan, R ERA: 1.54	(6, 1)	1.1	H	4	1	0	0	2	0	0	0	0	0	0	10	17	0.00	0.750
27 Brett Cecil, L ERA: 1.94	(7, 1)	1.0		5	1	0	0	2	1	0	0	0	1	0	13	23	0.00	2.000
50 Steve Delabar, R ERA: 1.71	(8, 1)	0.2	H	4	1	0	0	1	1	0	0	0	0	0	9	17	0.00	3.000

PITCHER		IP	WLS	BF	H	R	ER	SO	BB	IBB	HBP	BLK	WP	HR	S	P	ERA	WHIP
44 Casey Janssen, R ERA: 2.76	(9, 1)	0.2	S	2	0	0	0	2	0	0	0	0	0	0	7	9	0.00	0.000

BOTTOM

Toronto Blue Jays @ Baltimore Orioles

Oriole Park at Camden Yards, Baltimore, MD

Sat Jul 13 2013, 4:09 PM - 7:00 PM EDT

Att. 46,150 - Cloudy - 79 F

livebaseballscorecards.com

AB	33
R	3
H	7
RBI	3
BB	4
SO	13
LOB	19

Toronto Blue Jays @ Baltimore Orioles

Oriole Park at Camden Yards, Baltimore, MD

Sun Jul 14 2013, 1:40 PM - 4:11 PM EDT

Att. 34,748 - Cloudy - 87 F

TOP

livebaseballscorecards.com

Batter	1	2	3	4	5	6	7	8	9	AB	R	H	RBI	BB	SO	LOB
7 José Reyes, S (1, 6) OBP: 0.368, SLG: 0.461	B CH 87 X SI 89 1-0 ① G3		C CU 74 B FC 88 B CH 85 S CU 74 F FC 88 S CU 75 2-3 ③ K		B CH 83 X FC 86 1-0 19 S 1B			B CH 87 X SI 88 1-0 19 10 1B G1-3 1B	C CU 80 F FF 94 F CH 90 B SI 96 B CU 80 S CU 80 2-3 ③ K 1-2	5	1	2	0	0	2	2
19 José Bautista, R (1, 9) OBP: 0.351, SLG: 0.493	C CU 75 B SI 90 B FC 88 B FF 90 C CU 77 F SI 90 S FC 88 3-3 ② K			C SI 88 B CH 84 B FC 88 C CU 75 B CU 74 B CU 76 4-2 10 FC5-4 BB	F FC 87 D CU 75 B FC 89 C CU 77 F FC 90 F CU 76 S CU 73 2-3 ③ K 1-2			B FF 95 C FF 95 B FF 96 X FF 95 2-1 ② G1-3 1-2		3	0	0	0	1	2	2
10 Edwin Encarnación, R (1, 3) OBP: 0.353, SLG: 0.532	C FC 88 X FC 87 0-1 ③ F7			B FF 90 C FC 90 F FF 90 F SI 90 B FC 89 X CU 75 2-2 ① FC5-4 26 2B 3 1B 1-2f		B SI 89 C SI 90 B CH 84 C CU 76 X CU 72 2-2 ① P3		D FF 96 C CU 81 B FF 96 D CU 81 S FF 96 X FF 97 3-2 26 S 1B 2-H		4	1	1	1	0	0	1
26 Adam Lind, L (1, 10) OBP: 0.360, SLG: 0.511		B CH 87 C CU 73 B FC 87 X FC 88 2-1 ① P2		S SI 88 B SI 90 F FC 89 B CU 72 X CU 76 2-2 3 1B 1-3 2B	C SI 89 X FC 89 0-1 ② P1			C FF 96 S FC 92 B SI 96 F FC 92 B FF 97 B CH 87 X FF 96 3-2 G1-3 1-2		4	1	1	0	0	0	1
28 Colby Rasmus, L (1, 8) OBP: 0.332, SLG: 0.484		C CU 73 X SI 89 0-1 1B		F CU 74 B CU 75 F FC 88 F FC 89 S CU 74 1-3 ② K	F FC 87 B CU 74 F CU 75 B FC 88 S CU 74 2-3 ③ K				B CU 76 F FF 92 B CH 85 X FC 88 2-1 3 1B 2B	4	1	2	0	0	2	2
3 Maicer Izturis, S (1, 5) OBP: 0.297, SLG: 0.353		C SI 90 F FC 88 D CU 71 S CU 75 1-3 ② K		F FC 88 B FC 88 D SI 91 X CU 75 2-1 2-H 3-H 1B			C CU 73 B FC 87 X FC 89 1-1 ① G4-3		B FF 95 X FF 95 1-0 1 FC4-6 13 1B 2-H	4	0	2	3	0	1	1
9 J.P. Arencibia, R (1, 2) OBP: 0.256, SLG: 0.419		B FC 88 S CU 77 S SI 90 X FC 83 1-2 ③ F9		B FC 83 B SI 91 F FC 87 S CU 75 S CU 75 2-3 ③ K			C CU 73 C FC 88 X CU 76 0-2 ② F9		B SI 93 F SI 93 B FF 94 S SI 94 C CU 80 2-3 ① K	4	0	0	0	0	2	3
13 Brett Lawrie, R (1, 4) OBP: 0.261, SLG: 0.361			B SI 89 F SI 89 B FC 88 X CU 76 2-1 ① F9		X CU 74 0-0 ① G6-3		B SI 89 C FC 87 B FF 90 X CU 76 2-1 ③ G6-3		B SI 93 X SI 94 1-0 1 FC4-6 1-2 1B	4	0	1	0	0	0	0
1 Emilio Bonifácio, S (1, 7) OBP: 0.248, SLG: 0.304			C SI 89 F CU 73 B FC 90 X CU 75 1-2 ② G4-3		B SI 88 C SI 89 F FC 88 X CU 72 1-2 ② G4-3			B CU 73 X FC 86 1-0 ① G3	B SI 94 S CH 89 X SI 94 1-1 ② FC4-6 7 DI 1-2f 2-3	4	0	0	0	0	0	2
Inning Stats	R: 0 E: 0 K: 1 S: 7 H: 0 LOB: 0 BB: 0 P: 11	R: 0 E: 0 K: 1 S: 10 H: 1 LOB: 1 BB: 0 P: 14	R: 0 E: 0 K: 1 S: 9 H: 0 LOB: 0 BB: 0 P: 14	R: 2 E: 0 K: 2 S: 18 H: 2 LOB: 1 BB: 1 P: 31	R: 0 E: 0 K: 1 S: 10 H: 1 LOB: 1 BB: 0 P: 14	R: 0 E: 0 K: 1 S: 8 H: 0 LOB: 0 BB: 0 P: 12	R: 0 E: 0 K: 0 S: 7 H: 0 LOB: 0 BB: 0 P: 10	R: 1 E: 0 K: 0 S: 11 H: 2 LOB: 1 BB: 0 P: 21	R: 1 E: 0 K: 2 S: 13 H: 3 LOB: 2 BB: 0 P: 22	1B: 7 2B: 2 3B: 0 HR: 0 SF: 0 SAC: 0 DP: 0 HBP: 0						

	AB	36
	R	4
	H	9
	RBI	4
	BB	1
	SO	9
	LOB	14

WP: 0 PA: 37
PB: 0
SB: 2
CS: 0

PITCHER		IP	WLS	BF	H	R	ER	SO	BB	IBB	HBP	BLK	WP	HR	S	P	ERA	WHIP
34 Scott Feldman, R ERA: 3.86	(1, 1)	7.1	W	28	5	3	3	7	1	0	0	0	0	0	71	110	3.68	0.818
29 Tommy Hunter, R ERA: 2.41	(8, 1)	0.2		5	3	1	1	0	0	0	0	0	0	0	12	23	13.50	4.500
43 Jim Johnson, R ERA: 3.71	(9, 1)	1.0	S	4	1	0	0	2	0	0	0	0	0	0	10	16	0.00	1.000

PITCHER		IP	WLS	BF	H	R	ER	SO	BB	IBB	HBP	BLK	WP	HR	S	P	ERA	WHIP

Batter	1	2	3	4	5	6	7	8	9	AB	R	H	RBI	BB	SO	LOB
9 Nate McLouth, L (1, 7) OBP: 0.347, SLG: 0.399	B SL 89 B CH 89 X FF 90 2-0 21 F9 13 1B 10 1B 1B	C FF 92 B CU 80 B CU 79 X SI 93 2-1 ② F9		B CU 78 F FF 93 X FF 92 1-1 ③ F7			B FF 87 C FF 88 B SI 88 X FF 88 2-1 ② G3			4	1	1	0	0	0	0
13 Manny Machado, R (1, 5) OBP: 0.337, SLG: 0.470	C SL 87 1 SAFE X FF 92 0-1 10 1B 19 2B 1-2 1B	C SL 85 B SL 88 F FF 94 B FF 93 S CU 80 2-3 ③ K			X SI 91 0-0 ① G6-3		B FF 87 C CH 82 F FF 87 B SL 76 F FF 88 B FF 89 X FF 87 3-2 ③ G6-3			4	1	1	0	0	1	0
21 Nick Markakis, L (1, 9) OBP: 0.333, SLG: 0.394	C FF 91 X FF 92 0-1 ① F9 2-3		B SI 92 X SI 92 1-0 ① G4-3		C FF 92 B CH 89 F SL 88 F SL 81 X FF 92 1-2 ② F7			H SI 88 1-0 32 1B HBP		3	0	0	0	0	0	2
10 Adam Jones, R (1, 8) OBP: 0.324, SLG: 0.501	F FF 92 F SL 87 X FF 91 0-2 19 2B 1-2 3-H 1B		B SL 85 C FF 94 F SI 93 B CU 80 B FF 94 D SL 87 4-2 19 HR BB		B FF 92 F FF 92 S FF 95 F FF 94 B SL 87 X FF 94 2-2 HR			F FF 88 S FF 88 X FF 86 0-2 ① F9		3	3	2	2	1	0	1
19 Chris Davis, L (1, 3) OBP: 0.392, SLG: 0.717	X SL 86 0-0 2 1B 1-H 2-H 2B		B SI 92 S CH 89 X CH 90 1-1 1-H HR		B FF 93 B FF 94 X FF 94 2-0 ③ G3			B SI 88 F SI 88 C SI 88 S SL 77 1-3 ② K		4	2	2	4	0	1	1
32 Matt Wieters, S (1, 2) OBP: 0.291, SLG: 0.408	D CH 90 X FF 92 1-0 ② F7		B SI 94 F FF 92 B SL 87 F FF 93 X CU 80 2-2 ② G3-1			B CH 90 X CH 88 1-0 ① F7		B FF 87 B SI 88 B FF 88 X FF 88 3-0 2 FC5-4 1-3 1B		4	0	1	0	0	0	1
2 J.J. Hardy, R (1, 6) OBP: 0.293, SLG: 0.428	B FF 93 B SL 87 F FF 92 X SL 84 2-1 2-H 1B		C FF 91 B FF 92 B SI 93 F FF 93 S CU 82 2-3 ③ K2-3			B FF 93 C FF 92 F SL 83 B CU 80 T FF 94 2-2 ② K		D SL 75 B FF 88 B SI 88 X SI 89 3-0 ③ FC5-4 1-2f		4	0	1	1	0	2	2
36 Chris Dickerson, L (1, 10) OBP: 0.274, SLG: 0.412	F FF 92 F FF 92 B FF 93 F SL 88 S CU 80 1-3 ③ K			C SL 90 B CH 91 C CU 80 B CU 80 S FF 92 2-3 ① K		C CU 79 B FF 92 F FF 92 S FF 93 1-3 ③ K				3	0	0	0	0	3	1
1 Brian Roberts, S (1, 4) OBP: 0.279, SLG: 0.393		X SI 91 0-0 ① G1-3		C FF 92 B CU 79 C SI 92 S FF 92 1-3 ② K			B SI 87 X SI 88 1-0 ① F9			3	0	0	0	0	1	0
Inning Stats	R: 4 E: 0 K: 1 S: 16 H: 5 LOB: 1 BB: 0 P: 22	R: 0 E: 0 K: 1 S: 6 H: 0 LOB: 0 BB: 0 P: 10	R: 2 E: 0 K: 1 S: 11 H: 1 LOB: 0 BB: 1 P: 21	R: 0 E: 0 K: 2 S: 8 H: 0 LOB: 0 BB: 0 P: 12	R: 1 E: 0 K: 0 S: 10 H: 1 LOB: 0 BB: 0 P: 15	R: 0 E: 0 K: 2 S: 7 H: 0 LOB: 0 BB: 0 P: 11	R: 0 E: 0 K: 0 S: 7 H: 0 LOB: 0 BB: 0 P: 13	R: 0 E: 0 K: 1 S: 8 H: 1 LOB: 2 BB: 0 P: 16		1B: 5 2B: 1 3B: 0 HR: 2	SF: 0 SAC: 0 DP: 0 HBP: 1		WP: 0 PB: 0 SB: 0 CS: 0	PA: 34	

PITCHER		IP	WLS	BF	H	R	ER	SO	BB	IBB	HBP	BLK	WP	HR	S	P	ERA	WHIP
55 Josh Johnson, R ERA: 5.16	(1, 1)	6.0	L	26	7	7	7	7	1	0	0	0	0	2	58	91	10.50	1.333
38 Darren Oliver, L ERA: 3.1	(7, 1)	2.0		8	1	0	0	1	0	0	1	0	0	0	15	29	0.00	0.500

PITCHER	IP	WLS	BF	H	R	ER	SO	BB	IBB	HBP	BLK	WP	HR	S	P	ERA	WHIP

BOTTOM

Toronto Blue Jays @ Baltimore Orioles

Oriole Park at Camden Yards, Baltimore, MD

Sun Jul 14 2013, 1:40 PM - 4:11 PM EDT

Att. 34,748 - Cloudy - 87 F

livebaseballscorecards.com

AB	32
R	7
H	8
RBI	7
BB	1
SO	8
LOB	8

Baltimore Orioles @ Texas Rangers

Rangers Ballpark in Arlington, Arlington, TX

Fri Jul 19 2013, 8:08 PM - 11:04 PM EDT

Att. 40,068 - Partly Cloudy - 87 F

TOP

livebaseballscorecards.com

Batter	1	2	3	4	5	6	7	8	9	AB	R	H	RBI	BB	SO	LOB
9 Nate McLouth, L (1, 7) OBP: 0.348, SLG: 0.403	X SI 93 0-0 10 FC5-4 1B		C SI 92 S SI 93 1 SAFE X SI 94 0-2 21 G4-3 1-H 2B		C SL 82 B SL 83 F SL 82 B SL 82 F SI 95 X SI 95 2-2 ② G4-3		B FF 94 F FF 94 S SL 83 X SI 95 1-2 ③ P6			4	0	2	1	0	0	0
13 Manny Machado, R (1, 5) OBP: 0.336, SLG: 0.468	C SI 93 1 SAFE 1 SAFE X SI 93 0-1 ① L8		S SL 83 F SI 93 F SL 81 S SL 82 0-3 ① K		B CH 83 B SI 92 X SI 94 2-0 21 2B 1B			B CH 81 X SI 93 1-0 ① F9		4	1	1	0	0	1	2
21 Nick Markakis, L (1, 9) OBP: 0.333, SLG: 0.395	1 SAFE B SI 92 F SI 93 F SI 93 1 SAFE B SL 83 S SL 83 2-3 ② K		C SL 81 B SI 93 B SI 92 X SI 94 2-1 ② G4-3 2-3		B SI 92 B SL 83 C SI 94 X SI 94 2-1 1-H 2B			C SI 92 B SI 94 B SL 83 F SI 92 F SI 94 X SL 84 2-2 ② L9		4	0	1	1	0	1	2
10 Adam Jones, R (1, 8) OBP: 0.326, SLG: 0.500	C SL 83 X SI 93 0-1 ③ FC5-4 1-2f		B SI 94 B SI 94 B SI 93 C SI 93 B CH 84 4-1 BB		C CH 83 C SI 92 X SI 94 0-2 ③ P3			B SI 93 F SI 93 F SI 94 F SI 95 X SI 95 1-2 1B		3	0	1	0	1	0	2
19 Chris Davis, L (1, 3) OBP: 0.388, SLG: 0.709		C SL 81 B SL 82 S SL 83 F SL 82 B SL 82 C SI 96 2-3 ① K	X SI 92 0-0 G4-3			F SI 92 C SI 93 B SL 84 B SL 83 S SI 94 2-3 K		S SI 93 S SI 94 F SI 94 S SL 84 0-3 ③ K		4	0	0	0	0	3	3
2 J.J. Hardy, R (1, 6) OBP: 0.290, SLG: 0.423		C SI 93 X KC 76 0-1 ② F7		C SI 92 X SI 92 0-1 ① F9		C SI 93 B SI 94 B SL 82 C CH 82 B SL 83 X CH 82 3-2 ② P3			C FF 93 C FF 92 X FF 93 0-2 ① G3	4	0	0	0	0	0	0
32 Matt Wieters, S (1, 2) OBP: 0.290, SLG: 0.416		C SI 94 B SI 94 S SL 83 F SI 94 B SI 94 X SL 83 2-2 HR		B KC 77 X CH 84 1-0 ② G5-3		B SI 95 T SI 94 T SI 94 S SI 95 1-3 ③ K			B SL 84 B FF 93 B SL 84 C FF 94 C FF 93 S SL 84 3-3 ② K	4	1	1	1	0	2	0
35 Danny Valencia, R (1, 10) OBP: 0.261, SLG: 0.477		B SI 93 C SI 93 X SI 94 1-1 ③ L9		S SL 83 X SI 95 0-1 ③ F8			B SI 93 B SL 82 X SI 93 2-0 ① P4		B SL 85 B FF 94 C FF 93 X SL 83 2-1 ③ G6-3	4	0	0	0	0	0	0
1 Brian Roberts, S (1, 4) OBP: 0.281, SLG: 0.379			F SI 91 B SI 93 F SI 92 B SI 94 F SL 82 B SI 94 B SI 95 4-2 9 2B BB		B SI 91 C SL 79 X CH 82 1-1 ① F9		C SI 93 B CH 82 C CH 82 X SI 95 1-2 ② F7			2	1	0	0	1	0	0
Inning Stats	R: 0 E: 0 K: 1 S: 8 H: 1 LOB: 1 BB: 0 P: 10	R: 1 E: 0 K: 1 S: 12 H: 1 LOB: 0 BB: 0 P: 17	R: 1 E: 0 K: 1 S: 14 H: 1 LOB: 2 BB: 2 P: 24	R: 0 E: 0 K: 0 S: 5 H: 0 LOB: 0 BB: 0 P: 6	R: 1 E: 0 K: 0 S: 12 H: 2 LOB: 1 BB: 0 P: 19	R: 0 E: 0 K: 2 S: 9 H: 0 LOB: 0 BB: 0 P: 15	R: 0 E: 0 K: 0 S: 7 H: 0 LOB: 0 BB: 0 P: 11	R: 0 E: 0 K: 1 S: 13 H: 1 LOB: 1 BB: 0 P: 17	R: 0 E: 0 K: 1 S: 8 H: 0 LOB: 0 BB: 0 P: 13	1B: 3 2B: 2 3B: 0 HR: 1 SF: 0 SAC: 0 DP: 0 HBP: 0						

	AB	33
	R	3
	H	6
	RBI	3
	BB	2
	SO	7
	LOB	9

PITCHER		IP	WLS	BF	H	R	ER	SO	BB	IBB	HBP	BLK	WP	HR	S	P	ERA	WHIP
45 Derek Holland, L ERA: 3.1	(1, 1)	8.0	L	32	6	3	3	6	2	0	0	0	0	1	80	119	3.38	1.000
44 Jason Frasor, R ERA: 2.63	(9, 1)	1.0		3	0	0	0	1	0	0	0	0	0	0	8	13	0.00	0.000

PITCHER	IP	WLS	BF	H	R	ER	SO	BB	IBB	HBP	BLK	WP	HR	S	P	ERA	WHIP

Baltimore Orioles @ Texas Rangers

Rangers Ballpark in Arlington, Arlington, TX

Fri Jul 19 2013, 8:08 PM - 11:04 PM EDT

Att. 40,068 - Partly Cloudy - 87 F

livebaseballscorecards.com

BOTTOM

Batter	1	2	3	4	5	6	7	8	9	AB	R	H	RBI	BB	SO	LOB
5 Ian Kinsler, R (1, 4) OBP: 0.363, SLG: 0.442	B FF 91 C SL 80 B FF 90 F FF 92 F FF 90 F CU 72 X FF 91 2-2 ① L4		C SL 80 X FF 91 0-1 ② F7		C CU 72 B FF 92 F FF 92 X FF 92 1-2 1 G4-3 2B		B CH 83 C FF 93 X SI 92 1-1 1 G5-3 2B		C SI 94 C SI 93 B SI 94 F SI 92 H CU 79 2-2 1 FC6-4 1-2 HBP	4	0	2	0	0	0	0
1 Elvis Andrus, R (1, 6) OBP: 0.301, SLG: 0.284	C SL 80 X FF 92 0-1 29 FC5 2B		B FF 91 B FF 93 X SI 92 2-0 1B		B FF 92 X CH 81 1-0 ① G4-3 2-3		B SL 79 B SI 86 L SL 79 F SL 80 F SI 87 B FF 88 X SI 87 3-2 ② G5-3 2-3		T SI 93 B SI 94 C CU 80 B SI 95 X SI 94 2-2 ③ FC6-4 1-2f	5	0	2	0	0	0	4
12 A.J. Pierzynski, L (1, 2) OBP: 0.312, SLG: 0.442	F FF 90 B SI 91 F CU 74 F FF 92 B FF 92 X CU 75 2-2 ② P6		D CU 74 X FF 90 1-0 ③ P2		X SI 91 0-0 ② G1-3		S FF 86 B SL 78 F FF 88 B SL 80 X SL 79 2-2 ③ F8			4	0	0	0	0	0	4
29 Adrian Beltré, R (1, 5) OBP: 0.355, SLG: 0.537	B FF 90 D CU 73 C SI 91 X FF 92 2-1 ③ FC5 2-3			C CH 84 X FF 93 0-1 ① F9	F FF 93 F SI 93 D CU 73 X FF 92 1-2 ③ G5-3			X SL 78 0-0 ① P3		4	0	0	0	0	0	2
15 Jeff Baker, R (1, 10) OBP: 0.396, SLG: 0.686		C FF 91 F SI 90 B FF 92 F CU 74 X FF 92 1-2 ① F8		B CU 74 F SI 92 F FF 93 F FF 94 F FF 94 B CU 73 X FF 93 2-2 23 S 18 BB 23 SF9 1B	S CU 72 S CU 70 X CU 72 0-2 23 2B 1B			B SL 78 C SL 78 S FF 85 F SL 78 B FF 86 B SL 79 S SL 79 3-3 ② K		4	1	2	0	0	1	0
18 Mitch Moreland, L (1, 3) OBP: 0.318, SLG: 0.482		X SL 82 0-0 ② G4-3		C FF 92 B FF 91 D FF 91 D FF 92 B SL 81 4-1 13 1B 1-2 BB	B FF 92 F FF 90 F FF 91 F FF 93 F SI 91 S FF 92 1-3 ① K			B SL 79 S FF 86 F FF 87 B SL 78 B SL 78 S FF 86 3-3 ③ K		3	0	0	0	1	2	1
23 Craig Gentry, R (1, 8) OBP: 0.319, SLG: 0.325 7 David Murphy, L (9, PH) OBP: 0.280, SLG: 0.375		B FF 92 F FF 92 B CH 84 C CH 84 B FF 91 F SL 82 F FF 91 B CU 74 4-2 BB		B CH 84 X CH 82 1-0 ② SF9 2-H	B CU 74 C SI 91 X FF 93 1-1 ② 1-H 2B				C SI 94 X SI 93 0-1 5 HBP 1B	1 1	0 0	1 1	1 0	1 0	0 0	0 0
13 Jurickson Profar, S (1, 7) OBP: 0.308, SLG: 0.343		F FF 91 1 SAFE 1 SAFE F SI 90 X FF 91 0-2 ③ G1-3		F CU 71 S FF 92 X CH 83 0-2 1-2 1B	X CH 82 0-0 ③ F8				S CH 88 B SI 94 B CH 88 F CH 88 D CH 89 S SI 95 3-3 ① K	4	0	1	0	0	1	3
2 Leonys Martin, L (1, 9) OBP: 0.331, SLG: 0.415			C FF 91 X CU 73 0-1 ① F8	B FF 92 B FF 92 F SL 81 C FF 92 S FF 93 2-3 ③ K			C CU 73 B SI 91 B CU 73 F FF 91 F FF 92 C FF 92 2-3 ① K		X SI 93 0-0 ② F9	4	0	0	0	0	2	3
Inning Stats	R: 0 E: 0 K: 0 S: 13 H: 1 LOB: 1 BB: 0 P: 19	R: 0 E: 0 K: 0 S: 12 H: 0 LOB: 1 BB: 1 P: 17	R: 0 E: 0 K: 0 S: 6 H: 1 LOB: 1 BB: 0 P: 9	R: 1 E: 0 K: 1 S: 15 H: 2 LOB: 2 BB: 1 P: 24	R: 0 E: 0 K: 0 S: 8 H: 1 LOB: 1 BB: 0 P: 11	R: 0 E: 0 K: 1 S: 11 H: 2 LOB: 1 BB: 0 P: 13	R: 0 E: 0 K: 1 S: 13 H: 1 LOB: 1 BB: 0 P: 21	R: 0 E: 0 K: 2 S: 8 H: 0 LOB: 0 BB: 0 P: 14	R: 0 E: 0 K: 1 S: 12 H: 1 LOB: 2 BB: 0 P: 19	1B: 5 2B: 4 3B: 0 HR: 0 SF: 1 SAC: 0 DP: 0 HBP: 1						WP: 0 PB: 0 SB: 1 CS: 0 PA: 38	

	AB	34
	R	1
	H	9
	RBI	1
	BB	2
	SO	6
	LOB	17

PITCHER		IP	WLS	BF	H	R	ER	SO	BB	IBB	HBP	BLK	WP	HR	S	P	ERA	WHIP
16 Wei-Yin Chen, L ERA: 2.67	(1, 1)	6.1	W	28	8	1	1	3	2	0	0	0	0	0	71	102	1.42	1.579
56 Darren O'Day, R ERA: 2.08	(7, 1)	1.2	H	5	0	0	0	2	0	0	0	0	0	0	15	26	0.00	0.000
43 Jim Johnson, R ERA: 3.63	(9, 1)	1.0	S	5	1	0	0	1	0	0	1	0	0	0	12	19	0.00	1.000

PITCHER		IP	WLS	BF	H	R	ER	SO	BB	IBB	HBP	BLK	WP	HR	S	P	ERA	WHIP

Batter	1	2	3	4	5	6	7	8	9	AB	R	H	RBI	BB	SO	LOB
9 Nate McLouth, L (1, 7) OBP: 0.349, SLG: 0.409	B SI 89 X FF 89 1-0 13 S 10 1B 1B	C FF 89 B SL 79 C FF 90 X FF 91 1-2 13 1B 3B	X SL 84 0-0 ② ③ F7-2 3-H			C FF 90 B SI 90 B SL 82 B SL 81 X FF 90 3-1 ② L9		T FF 94 C FF 93 S FF 94 0-3 ② K		5	2	2	0	0	1	2
13 Manny Machado, R (1, 5) OBP: 0.337, SLG: 0.467	C SI 90 B SI 92 S SI 90 X FF 91 1-2 ① G6-3 1-2	D SL 80 C CH 86 F FF 91 F CH 85 B CH 86 X FF 91 2-2 21 G6-4-3 3-H 1B		B FF 91 B SL 83 F SI 92 B CH 83 F SI 91 F SL 83 F SL 84 X SI 92 3-2 10 G6-4-3 1B		B SI 89 C SI 90 X SI 90 1-1 E6 1-3		B FF 94 X FF 95 1-0 ③ L9		5	0	2	1	0	0	2
21 Nick Markakis, L (1, 9) OBP: 0.333, SLG: 0.393	B FF 90 D CH 85 B CH 86 B SI 91 4-0 10 1B 19 1B BB	1 SAFE B SI 89 X SI 90 1-0 ② ③ G6-4-3 1-2f		C SI 92 F SL 84 S SL 82 0-3 ① K		C SI 90 S CH 78 X SI 90 0-2 ③ P3			B FF 97 F FF 96 X FF 95 1-1 32 FC6 1B	4	1	1	0	1	1	4
10 Adam Jones, R (1, 8) OBP: 0.327, SLG: 0.506	B FF 91 X FF 90 1-0 32 1B 19 1B 1-2 2-H 1B		X CH 88 0-0 HR	S CH 84 F CH 85 B FF 93 X FF 93 1-2 ② ③ G6-4-3 1-2f			S SL 87 F SI 89 B CH 79 F CH 80 B SL 87 B SI 92 F CH 81 X CH 79 3-2 ① G5-3		B FF 96 F FF 96 F FF 96 S CU 84 1-3 ① K	5	1	2	2	0	1	2
19 Chris Davis, L (1, 3) OBP: 0.388, SLG: 0.707	B FF 91 F FF 91 C FF 90 C FF 91 X FF 91 2-2 32 1B 1-2 2-H 1B		B SL 79 F FF 89 F FF 89 X SL 81 1-2 2 1B 51 1B 2B		C SL 81 X SI 92 1-1 ① F8		B SI 92 S SL 86 B SL 88 X SI 89 2-1 ② L9		S FF 95 F FF 95 S FF 96 0-3 ② K	5	1	2	1	0	1	1
32 Matt Wieters, S (1, 2) OBP: 0.297, SLG: 0.420	D CH 87 C CH 86 X FF 91 1-1 1-2 2-3 1B		F CH 85 B FF 89 B SI 89 F CH 84 F FF 89 B SL 79 B CH 85 4-2 51 1B 2 1B 1 1B BB		B SI 92 B CH 83 B SL 83 C SI 91 C SL 82 X SI 92 3-2 2 G5-4-3 1B		S CH 80 F SI 87 X CH 81 0-2 2 1B 1B		X FF 96 0-0 ③ FC6 1-2f	4	1	3	0	1	0	1
2 J.J. Hardy, R (1, 6) OBP: 0.292, SLG: 0.424	F FF 91 F SI 91 B CH 86 S CH 88 1-3 ② K		C FF 90 F SL 80 X SI 90 0-2 51 1B 1 1B 1-2 2-3 1B		B SI 92 C SI 92 B CH 83 X CH 83 2-1 ② ③ G5-4-3 1-2f		B SI 89 B SI 89 X SI 89 2-0 1-2 1B			4	1	2	0	0	1	4
51 Henry Urrutia, L (1, 10) OBP: 0.250, SLG: 0.250	C CH 85 B SI 91 D CH 86 S CH 86 S CH 86 2-3 ③ K		F SL 82 X SL 84 0-1 1 1B 9 F7-2 1-2 2-3 3-H 1B			C FF 91 B SL 82 X SL 83 1-1 ① L6	S CH 78 S CH 80 X CH 78 0-2 ③ G3			4	0	1	1	0	1	5
1 Brian Roberts, S (1, 4) OBP: 0.294, SLG: 0.387		X FF 88 0-0 ① G3-1	B SI 91 C CH 84 B SL 83 X FF 92 2-1 ① 1-3 2-H 3-H 1B			B CH 83 B CH 82 X SI 90 2-0 13 E 1B		C FF 93 C FF 92 F FF 93 B FF 93 X FF 93 1-2 ① L4		4	0	2	2	0	0	0
Inning Stats	R: 2 E: 0 K: 2 S: 16 H: 4 LOB: 3 BB: 1 P: 29	R: 1 E: 0 K: 0 S: 9 H: 2 LOB: 0 BB: 0 P: 13	R: 4 E: 0 K: 0 S: 15 H: 5 LOB: 0 BB: 1 P: 22	R: 0 E: 0 K: 1 S: 11 H: 1 LOB: 0 BB: 0 P: 15	R: 0 E: 0 K: 0 S: 7 H: 1 LOB: 0 BB: 0 P: 13	R: 0 E: 1 K: 0 S: 10 H: 1 LOB: 2 BB: 0 P: 17	R: 0 E: 0 K: 0 S: 14 H: 2 LOB: 2 BB: 0 P: 21	R: 0 E: 0 K: 1 S: 8 H: 0 LOB: 0 BB: 0 P: 10	R: 0 E: 0 K: 2 S: 9 H: 1 LOB: 1 BB: 0 P: 11	1B: 14 2B: 2 3B: 1 HR: 1 SF: 0 SAC: 0 DP: 4 HBP: 0						

PITCHER		IP	WLS	BF	H	R	ER	SO	BB	IBB	HBP	BLK	WP	HR	S	P	ERA	WHIP
55 Ross Wolf, R ERA: 3.79	(1, 1)	2.0	L	16	9	7	7	2	2	0	0	0	0	1	35	57	31.50	5.500
58 Joe Ortiz, L ERA: 3.96	(3, 1)	3.2		12	5	0	0	1	0	0	0	0	0	0	28	46	0.00	1.364
57 Cory Burns, R ERA: 1.8	(6, 1)	1.1		7	2	0	0	0	0	0	0	0	0	0	19	27	0.00	1.500
46 Robbie Ross Jr., L ERA: 2.53	(8, 1)	1.0		3	0	0	0	1	0	0	0	0	0	0	8	10	0.00	0.000
52 Tanner Scheppers, R ERA: 1.8	(9, 1)	1.0		4	1	0	0	2	0	0	0	0	0	0	9	11	0.00	1.000

PITCHER	IP	WLS	BF	H	R	ER	SO	BB	IBB	HBP	BLK	WP	HR	S	P	ERA	WHIP

TOP

Baltimore Orioles @ Texas Rangers

Rangers Ballpark in Arlington, Arlington, TX

Sat Jul 20 2013, 8:46 PM - 11:46 PM EDT

Att. 41,660 - Partly Cloudy - 84 F

livebaseballscorecards.com

AB	40
R	7
H	17
RBI	7
BB	2
SO	6
LOB	21

BOTTOM

Batter	1	2	3	4	5	6	7	8	9	AB	R	H	RBI	BB	SO	LOB
5 Ian Kinsler, R (1, 4) OBP: 0.358, SLG: 0.435	C FF 90 B SL 84 X FF 92 1-1 ① L7		C FF 91 X FF 92 0-1 ① P3		C FF 92 F CU 80 X SL 85 0-2 ② G6-3		X SL 82 0-0 ② SF7 3-H		B SI 92 B SI 93 C SI 93 F SI 92 X FF 92 2-2 ① G5-3	4	0	0	1	0	0	0
13 Jurickson Profar, S (1, 10) OBP: 0.311, SLG: 0.345	C FF 92 B SI 92 S CH 84 X FF 92 1-2 1B		C SI 93 B CU 78 F FF 92 F FF 92 F CH 86 B CH 85 F CH 83 B FF 93 X SI 93 3-2 29 FC5-4 1B		C CU 76 X CH 85 0-1 ③ P4		B CU 81 T FF 98 F FC 94 X FF 98 1-2 ③ P5		F SI 92 F FF 93 F CH 88 F CH 88 F CH 87 B SI 95 X CU 80 1-2 ② P2	5	0	2	0	0	0	1
17 Nelson Cruz, R (1, 9) OBP: 0.332, SLG: 0.513	X FF 90 0-0 ② L7		S CH 83 B FF 92 X SI 92 1-1 ② F8		C SL 82 S CH 83 B CH 83 B CH 82 X FF 91 2-2 ① G6-3			C CU 81 B FF 95 F FF 96 T FF 98 1-2 ① K	F SI 94 B CU 79 F CH 87 X SI 94 1-2 29 1B 1B	5	0	1	0	0	1	2
29 Adrián Beltré, R (1, 5) OBP: 0.355, SLG: 0.535	C FF 92 F SI 92 1 SAFE B FF 92 1 SAFE X FF 92 1-2 ③ F7		B SL 84 X SL 85 1-0 ③ FC5-4 1-2f		B CU 76 B FF 91 F SL 85 F FF 92 X CH 84 2-2 ② F8			X FF 97 0-0 12 1B 18 1B 1B	B SI 92 X SI 94 1-0 1-2 1B	5	1	2	0	0	0	2
12 A.J. Pierzynski, L (1, 2) OBP: 0.317, SLG: 0.444		B CH 84 F SI 92 B SI 92 S CH 84 X FF 92 2-2 1 FC8-6 1B		F CH 84 X CH 83 0-1 18 G6-3 1B	C CH 83 F FF 92 F CU 80 X FF 92 0-2 E4			X SI 96 0-0 1 G3 18 1B 7 1B 1-2 1B	B SI 94 F SI 94 F SI 94 X CH 90 1-2 ③ G4-3	5	1	3	0	0	0	2
18 Mitch Moreland, L (1, 3) OBP: 0.317, SLG: 0.478		B FF 92 C SI 92 B FF 92 C CU 79 B SI 93 S CH 84 3-3 ① K		B FF 91 F CU 77 F CU 77 B SI 92 X SI 92 2-2 ① ② G6-3 1-2f	B CH 83 S CH 82 X SI 91 1-1 ③ G1-3			C FF 93 X CU 80 0-1 1 G3 7 1B 1-2 2-H 1B		4	1	1	1	0	1	3
1 Elvis Andrus, R (1, 6) OBP: 0.301, SLG: 0.284		S SL 86 B FF 92 X FF 93 1-1 ② FC8-6 7 1B 1-2f		B FF 92 C SL 84 S SL 87 B CH 85 X FF 92 2-2 1B			F FF 91 X FF 91 0-1 ① G6-3	X FC 93 0-0 ② G3 1-2 2-3		4	0	1	0	0	0	3
7 David Murphy, L (1, 7) OBP: 0.286, SLG: 0.380		B SI 92 B CH 84 C CH 83 X SI 92 2-1 1-2 1B		C SI 91 X SI 92 0-1 ③ L6			B SI 92 C CU 77 S CH 84 B SI 92 B CH 84 X CH 83 3-2 2 2B 5 SF7 1B	X FF 97 0-0 2-H 3-H 1B		4	1	3	2	0	0	1
2 Leonys Martin, L (1, 8) OBP: 0.329, SLG: 0.416		F SI 92 B FF 93 D CH 84 F CH 84 S SI 92 2-3 ③ K			C CU 75 B CH 83 F CH 83 S SI 91 1-3 ① K		B SI 90 S SI 92 F FF 91 X SI 92 1-2 1-3 2B	X FF 97 0-0 ③ F8		4	0	1	0	0	2	3
Inning Stats	R: 0 E: 0 K: 0 S: 9 H: 1 LOB: 1 BB: 0 P: 12	R: 0 E: 0 K: 2 S: 13 H: 2 LOB: 2 BB: 0 P: 23	R: 0 E: 0 K: 0 S: 11 H: 1 LOB: 1 BB: 0 P: 16	R: 0 E: 0 K: 0 S: 10 H: 2 LOB: 1 BB: 0 P: 14	R: 0 E: 0 K: 1 S: 8 H: 0 LOB: 0 BB: 0 P: 9	R: 0 E: 1 K: 0 S: 12 H: 0 LOB: 1 BB: 0 P: 17	R: 1 E: 0 K: 0 S: 12 H: 2 LOB: 1 BB: 0 P: 17	R: 3 E: 0 K: 1 S: 10 H: 4 LOB: 1 BB: 0 P: 11	R: 0 E: 0 K: 0 S: 16 H: 2 LOB: 2 BB: 0 P: 22	1B: 13 2B: 1 3B: 0 HR: 0	SF: 1 SAC: 0 DP: 1 HBP: 0					

PITCHER	IP	WLS	BF	H	R	ER	SO	BB	IBB	HBP	BLK	WP	HR	S	P	ERA	WHIP
50 Miguel González, R (1, 1) ERA: 3.34	6.2	W	28	8	1	1	3	0	0	0	0	0	0	72	104	1.35	1.200
29 Tommy Hunter, R (7, 1) ERA: 2.85	1.1		8	4	3	3	1	0	0	0	0	0	0	13	15	20.25	3.000
43 Jim Johnson, R (9, 1) ERA: 3.55	1.0	S	5	2	0	0	0	0	0	0	0	0	0	16	22	0.00	2.000

PITCHER	IP	WLS	BF	H	R	ER	SO	BB	IBB	HBP	BLK	WP	HR	S	P	ERA	WHIP

Baltimore Orioles @ Texas Rangers

Rangers Ballpark in Arlington, Arlington, TX

Sat Jul 20 2013, 8:46 PM - 11:46 PM EDT

Att. 41,660 - Partly Cloudy - 84 F

livebaseballscorecards.com

AB	40
R	4
H	14
RBI	4
BB	0
SO	4
LOB	17

Baltimore Orioles @ Texas Rangers

Rangers Ballpark in Arlington, Arlington, TX

Sun Jul 21 2013, 7:08 PM - 10:11 PM EDT

Att. 39,907 - Partly Cloudy - 93 F

TOP

livebaseballscorecards.com

Batter	1	2	3	4	5	6	7	8	9	AB	R	H	RBI	BB	SO	LOB
9 Nate McLouth, L (1, 7) OBP: 0.351, SLG: 0.410	B FF 93 F FF 92 B SL 82 X FF 94 2-1 21 FC3-6 1B	B SI 94 C FF 94 F CH 85 F CH 86 F FF 96 F SL 85 B CH 84 S CH 87 2-3 ① K		B FF 92 X FF 92 1-0 ① SH1-3 2-3			C CU 75 S SI 91 X CH 85 0-2 ① P6		C SI 90 B SL 85 X CH 78 1-1 10 F8 21 E 1B	4	0	2	0	0	1	3
13 Manny Machado, R (1, 5) OBP: 0.338, SLG: 0.465	1 SAFE 1 SAFE X FF 93 0-0 ① P4	B CH 84 S CH 84 S CH 84 S CH 86 1-3 ② K		S CH 83 F CH 81 D CH 86 X CH 85 1-2 21 CS 1B 3-H			C SI 92 B FF 91 B FF 92 B CU 76 F SI 91 B SI 92 4-2 21 BB BB		B SI 89 1 SAFE B SI 88 1 SAFE X SI 89 2-0 ① F7	4	0	1	1	1	1	5
21 Nick Markakis, L (1, 9) OBP: 0.332, SLG: 0.389	B FF 93 1 SAFE C FF 92 X SI 92 1-1 ② FC3-6 1-2f	X SI 94 0-0 ③ G4-3		1 SAFE C SL 81 S CU 76 X SL 82 0-2 ② ③ G3-1 1-2			1 SAFE B FF 92 1 SAFE S FF 93 B FF 91 B FC 92 F FF 92 1 SAFE 1 SAFE 4-2 F FF 91 F FF 92 B SL 85 1-2 BB		1 SAFE 1 SAFE F SI 88 1 SAFE 1 SAFE X CH 74 0-1 10 F8 E1 1-2	4	0	0	0	1	0	6
10 Adam Jones, R (1, 8) OBP: 0.323, SLG: 0.500	C SL 84 X FF 95 0-1 ③ F8	F CH 82 X CH 86 0-1 ① G5-3			B CU 75 X CH 83 1-0 ① F7		S SL 88 F FF 93 B FF 93 F FF 94 F SL 88 S FF 92 1-3 ② K		S CH 77 B SI 88 X CH 77 1-1 ② 1-2 2-3 F8	5	0	0	0	0	1	5
19 Chris Davis, L (1, 3) OBP: 0.388, SLG: 0.705		B FF 93 F FF 93 F SI 94 F SL 86 B FF 95 X SL 87 2-2 32 1B 2B	B SL 85 B SI 92 F SI 92 X SI 90 2-1 ② F7		B SI 92 F CH 84 F SI 92 F SI 93 S CH 85 1-3 ② K		B FF 93 B FF 92 S FC 92 T FF 93 X FF 93 2-2 ③ G6-3		B SI 90 B CH 77 I IN 76 I IN 75 4-0 IBB	4	1	1	0	1	1	2
32 Matt Wieters, S (1, 2) OBP: 0.302, SLG: 0.424		B FF 94 X CH 83 1-0 35 E 2 WP 1 1B 1B 2-H	C SL 86 B FF 94 B CU 78 B CH 84 C SI 93 X SL 87 3-2 2 2B 2B		B SI 91 C SI 92 X CU 75 1-1 ③ G6-3			B FF 89 B FF 90 B FF 90 B FF 90 4-0 51 FC3-6 BB	S CH 79 B SI 90 B SI 90 T CH 79 X CH 79 2-2 ③ P4	4	2	2	1	1	0	3
2 J.J. Hardy, R (1, 6) OBP: 0.294, SLG: 0.428		B SI 93 B SI 91 C FF 93 X CH 84 2-1 1 1B 35 E 1-2 1B	B SI 92 X SI 92 1-0 2-H 2B		C SI 91 X CU 77 0-1 ① L5			B FF 91 C SL 79 B FF 92 F FF 90 B FF 92 X SL 80 3-2 ① F7		4	0	2	1	0	0	1
35 Danny Valencia, R (1, 10) OBP: 0.250, SLG: 0.456 51 Henry Urrutia, L (8, PH) OBP: 0.200, SLG: 0.200 (8, 10)		B FF 94 X SI 93 1-0 FC6 1 1B 1-2 2-3	C B B B CH 83 F SI 92 S SI 95 3-3 ③ K		S CU 76 S SI 91 S SI 93 0-3 ② K			C FF 92 B CH 84 F FF 91 B CU 73 F FF 92 B CH 82 X FF 92 3-2 ② FC3-6 1-2f		3 1	0 0	0 0	0 0	0 0	2 0	3 1
1 Brian Roberts, S (1, 4) OBP: 0.306, SLG: 0.409		B SI 92 X SI 92 1-0 1-2 2-3 3-H 1B		C SI 89 C CU 75 F FF 93 X FF 92 0-2 9 SH1-3 13 1B 2B		X SI 92 0-0 ③ G6-3		C FF 90 F FF 91 1 SAFE F FF 92 X CU 68 0-2 ③ G4-3		4	1	2	1	0	0	1
Inning Stats	R: 0 E: 0 K: 0 S: 7 H: 1 LOB: 1 BB: 0 P: 10	R: 2 E: 1 K: 2 S: 19 H: 4 LOB: 3 BB: 0 P: 29	R: 1 E: 0 K: 1 S: 11 H: 2 LOB: 1 BB: 0 P: 20	R: 1 E: 0 K: 0 S: 11 H: 2 LOB: 0 BB: 0 P: 13	R: 0 E: 0 K: 1 S: 7 H: 0 LOB: 0 BB: 0 P: 10	R: 0 E: 0 K: 1 S: 6 H: 0 LOB: 0 BB: 0 P: 6	R: 0 E: 0 K: 1 S: 17 H: 0 LOB: 2 BB: 2 P: 28	R: 0 E: 0 K: 0 S: 11 H: 0 LOB: 1 BB: 1 P: 21	R: 0 E: 1 K: 0 S: 10 H: 1 LOB: 3 BB: 1 P: 20	1B: 6 2B: 4 3B: 0 HR: 0 SF: 0 SAC: 1 DP: 0 HBP: 0						

	AB	37
	R	4
	H	10
	RBI	4
	BB	4
	SO	6
	LOB	30

WP: 1 PA: 42
PB: 0
SB: 0
CS: 1

PITCHER		IP	WLS	BF	H	R	ER	SO	BB	IBB	HBP	BLK	WP	HR	S	P	ERA	WHIP
33 Martín Pérez, L ERA: 3.4	(1, 1)	6.1	L	29	9	4	4	5	1	0	0	0	1	0	66	97	5.68	1.579
56 Neal Cotts, L ERA: 0.99	(7, 1)	0.2		3	0	0	0	1	1	0	0	0	0	0	12	19	0.00	1.500
28 Joakim Soria, R ERA:	(8, 1)	1.0		4	0	0	0	0	1	0	0	0	0	0	11	21	0.00	1.000
57 Cory Burns, R ERA: 1.64	(9, 1)	1.0		6	1	0	0	0	0	1	0	0	0	0	10	20	0.00	1.000

PITCHER	IP	WLS	BF	H	R	ER	SO	BB	IBB	HBP	BLK	WP	HR	S	P	ERA	WHIP

Baltimore Orioles @ Texas Rangers

Rangers Ballpark in Arlington, Arlington, TX

Sun Jul 21 2013, 7:08 PM - 10:11 PM EDT

Att. 39,907 - Partly Cloudy - 93 F

livebaseballscorecards.com

Batter	1	2	3	4	5	6	7	8	9	AB	R	H	RBI	BB	SO	LOB
5 Ian Kinsler, R (1, 4) OBP: 0.359, SLG: 0.440	C FF 90 C KC 74 B KC 77 F CH 82 X FF 93 1-2 ① G4-3		C SL 88 1 SAFE F FF 93 1 SAFE X FF 95 0-2 1-3 2B		B FF 94 X FF 91 1-0 ③ 2-H 3-H 1B			B FC 92 S CH 83 F FF 94 C FF 93 1-3 ② K		4	0	2	1	0	1	0
23 Craig Gentry, R (1, 8) OBP: 0.324, SLG: 0.333	B FF 92 F FF 92 B KC 76 B FF 92 X FF 91 3-1 ② F9		C CH 83 B FF 93 F FF 93 B KC 78 S KC 78 2-3 ③ K			B CH 83 F FF 93 F SL 86 B FF 94 X CH 83 2-2 2B		B FF 93 B SL 88 B FC 92 C FF 93 S FC 93 B SL 88 4-2 BB		3	0	1	0	1	1	2
17 Nelson Cruz, R (1, 10) OBP: 0.329, SLG: 0.507	B FF 93 F FF 92 T KC 76 S FF 94 1-3 ③ K			B KC 74 S CH 83 C CH 83 B FF 93 B FF 93 S CH 84 3-3 ① K		C FF 92 B FF 93 B KC 78 B CH 84 S FF 94 S KC 78 3-3 ① K2-3		X CH 84 0-0 ③ F8		4	0	0	0	0	3	2
29 Adrian Beltré, R (1, 5) OBP: 0.354, SLG: 0.540		C FF 90 B FF 91 S KC 75 X FF 92 1-2 ① F9		B KC 77 S FF 93 F CH 84 X FF 92 1-2 ② F9		B KC 76 T FF 92 F FF 93 F FF 95 X FF 92 1-2 ② L9			F FF 91 B FF 92 F FF 92 X KC 78 1-2 HR	4	1	1	1	0	0	1
12 A.J. Pierzynski, L (1, 2) OBP: 0.313, SLG: 0.438		C FF 93 B KC 78 X CH 84 1-1 ② G4-3		X CH 85 0-0 ③ G3		X FF 93 0-0 ③ L6			C FF 93 F FF 92 F FF 93 S FF 94 0-3 ① K	4	0	0	0	0	1	1
18 Mitch Moreland, L (1, 3) OBP: 0.314, SLG: 0.473 13 Jurickson Profar, S (9, PH) OBP: 0.315, SLG: 0.345		B KC 78 B FF 92 C CH 84 T FF 94 S KC 79 2-3 ③ K			C CH 83 X FF 90 0-1 ① L8		B FF 90 B FF 91 T FF 92 F FF 92 B FF 93 X CH 84 3-2 ① G5-3		B CU 79 B FF 93 B FF 93 B FF 92 4-0 1 FC5-4 BB	3 0	0 0	0 0	0 0	0 1	1 0	0 0
1 Elvis Andrus, R (1, 6) OBP: 0.305, SLG: 0.285			B FF 92 C FF 92 B KC 76 B SL 87 C FF 92 B FF 92 4-2 7 FC4-6 BB		C FF 93 X CH 82 0-1 2 G2-3 7 1B 5 1B 1B		B FF 93 B SL 86 C FF 92 B FF 92 B FF 92 4-1 7 L5-3 BB		X SI 86 0-0 ② FC5-4 1-2f	2	1	1	0	2	0	1
7 David Murphy, L (1, 7) OBP: 0.285, SLG: 0.378			X FF 93 0-0 ① FC4-6 2 FC5-4 1-2f		C CH 84 T FF 94 B FF 93 F FF 94 X KC 79 1-2 2 G2-3 5 1B 1-2 1B		C FF 92 X FF 93 0-1 ②③ L5-3 1-1		B SL 79 F SL 79 F FF 86 B FF 87 B FF 87 F SI 88 S SL 80 3-3 ③ K	4	0	1	0	0	1	3
2 Leonys Martin, L (1, 9) OBP: 0.326, SLG: 0.411			1 SAFE C FF 93 S FF 93 B KC 77 X FF 95 1-2 ② FC5-4 5 2B 1-2f		X FF 92 0-0 ② G2-3 1-2 2-3			B FF 89 C FF 91 F CH 82 S FF 91 1-3 ① K		3	0	0	0	0	1	3

| Inning Stats | | |

Baltimore Orioles @ Kansas City Royals

Kauffman Stadium, Kansas City, MO

Mon Jul 22 2013, 7:13 PM - 10:24 PM CDT

Att. 16,361 - Partly Cloudy - 90 F

TOP

livebaseballscorecards.com

Batter	1	2	3	4	5	6	7	8	9	AB	R	H	RBI	BB	SO	LOB
9 Nate McLouth, L (1, 7) OBP: 0.358, SLG: 0.419	F FF 91 B FF 92 B CH 86 C FF 94 B FC 91 B FF 95 4-2 13 FC5 13 E BB	C FF 94 B FF 93 B KC 83 F FF 94 X FC 92 2-2 1-2 2-3 1B	B KC 82 B SI 91 B FF 94 C FF 92 C FF 93 B FF 94 4-2 BB		C SI 92 B CH 86 B SI 93 B SI 92 B SI 93 4-1 13 FC6-4 BB		C FF 91 B SI 91 C SL 80 B SL 82 X FF 92 2-2 3B		F FF 93 X FF 92 0-1 ① F9	3	1	2	0	3	0	1
13 Manny Machado, R (1, 5) OBP: 0.333, SLG: 0.458	D SI 93 B FF 94 X SI 92 2-0 FC5 21 1B 19 SF7 1-H	C FF 94 B FF 95 F FF 96 S FC 91 1-3 ① K	X SI 93 0-0 ③ G5-3		P PO 85 B SI 91 F SI 92 X SI 92 2-1 ③ FC6-4 1-2f		B SL 83 B FF 91 B FF 91 C FF 92 X SI 90 3-1 ① G5-3		B FF 92 B CH 85 S FF 92 F FF 92 S FF 94 2-3 ② K	6	1	0	0	0	2	8
21 Nick Markakis, L (1, 9) OBP: 0.334, SLG: 0.391	C FF 93 X SI 87 0-1 32 1B 2-3 1B	D FC 91 F FF 93 S FC 92 3 SAFE C FF 96 1-3 ② K		B SI 92 B SI 92 X SI 92 2-0 ① G4-3		B SI 90 F SI 90 B SI 92 X SI 92 2-1 10 2B 19 2B 1B	C SI 91 B SL 83 F SL 83 F FF 91 F SI 90 S FF 90 1-3 ② K		X FF 93 0-0 1-3 1B	6	1	3	0	0	2	4
10 Adam Jones, R (1, 8) OBP: 0.323, SLG: 0.500	F FF 92 S SI 93 B FF 96 D FC 90 F FF 94 S KC 84 2-3 ① K	F FF 95 S FF 95 B FC 92 B FC 92 X FF 96 2-2 ③ L8		C SI 92 X SL 85 0-1 32 BLK 1B		D SL 82 X SI 92 1-0 19 2B 1-3 2B	X SL 82 0-0 ③ G6-3		D CU 75 B CH 84 F CH 84 F FF 92 F FF 92 T FF 93 2-2 ③ K	6	1	2	0	0	2	8
19 Chris Davis, L (1, 3) OBP: 0.388, SLG: 0.706	B KC 83 B FF 93 C KC 84 S FC 92 X KC 84 2-2 ② SF7 3-H		B FF 92 B FF 92 B FF 93 C FF 93 X FF 94 3-1 32 2B 2 G4-3 1B	S SI 93 B SI 93 F SI 93 F SL 84 F SL 84 B FF 93 F SL 84 X FF 92 2-2 ② F7		B SI 91 F SI 91 X SI 92 1-1 32 G3-1 2 HR 2-H 3-H 2B		S FC 92 S FF 96 S FF 97 0-3 ① K		4	2	2	3	0	1	1
32 Matt Wieters, S (1, 2) OBP: 0.303, SLG: 0.427 31 Taylor Teagarden, R (9, 2) OBP: 0.111, SLG: 0.278	1 SAFE C FF 91 X FF 93 0-1 1-3 1B		C KC 81 F FF 93 X KC 85 0-2 51 1B 1-3 2B	C SI 93 B SI 93 C SI 93 X SL 86 1-2 ③ F7		D SL 83 C SI 92 S SL 84 F SL 84 B FF 92 X SL 82 2-2 ① G3-1 2-3		C FF 97 B FF 94 B FF 97 C FF 97 B FC 93 X FF 97 3-2 ② F7		5 0	1 0	2 0	0 0	0 0	0 0	2 0
2 J.J. Hardy, R (1, 6) OBP: 0.298, SLG: 0.438 3 Ryan Flaherty, L (9, 6) OBP: 0.277, SLG: 0.350	S FF 92 C KC 84 X FC 90 0-2 ③ F9		C FC 90 B FF 94 F FF 94 F KC 85 X FC 91 1-2 ① G4-3 3-H		B SI 92 F SI 92 S SI 92 X SL 84 1-2 51 1B 1 SF8 1B	B SI 90 X SI 90 1-0 3-H HR		B FF 96 C FC 92 B KC 81 X FF 96 2-1 1B		5 0	2 0	3 0	3 0	0 0	0 0	3 0
51 Henry Urrutia, L (1, 10) OBP: 0.400, SLG: 0.400		C FF 93 B FF 91 C FF 94 B FC 91 X FF 95 2-2 9 1B 1 BB 1B	B FF 93 F KC 83 X FC 89 1-1 1 G3-1 2-H 1B		F SL 81 B SI 93 D SI 93 X SI 92 2-1 1 SF8 1-2 1B	C SI 91 X SL 84 0-1 ② F7		F FC 91 F FF 97 S KC 81 0-3 ③ K		5	0	3	1	0	1	1
1 Brian Roberts, S (1, 4) OBP: 0.303, SLG: 0.397 12 Alexi Casilla, S (9, PH) OBP: 0.284, SLG: 0.345 (9, 4)		B SI 93 C FF 93 B KC 83 B FC 92 F FF 92 B FF 94 4-2 9 1B 1-2 BB	C FF 93 D SI 87 F FC 90 B FF 92 X FC 91 2-2 G3-1 2-3		B SI 92 F SI 92 C SL 83 D SL 86 F SL 85 X SL 84 2-2 ① ② SF8 1-2 2-H	C SL 81 C FF 90 B SL 84 F SL 83 B FF 91 X SL 83 2-2 ③ F8		B FF 92 S FF 92 F CH 85 X CU 74 1-2 21 1B 1B	2 1	0 0	0 1	1 0	1 0	0 0	1 0

Inning Stats	1	2	3	4	5	6	7	8	9
	R: 2 E: 1 K: 1 S: 17	R: 0 E: 0 K: 2 S: 17	R: 2 E: 0 K: 0 S: 17	R: 0 E: 0 K: 0 S: 12	R: 1 E: 0 K: 0 S: 13	R: 4 E: 0 K: 0 S: 16	R: 0 E: 0 K: 1 S: 12	R: 0 E: 0 K: 2 S: 11	R: 0 E: 0 K: 2 S: 13
	H: 2 LOB: 2 BB: 1 P: 27	H: 2 LOB: 3 BB: 1 P: 29	H: 3 LOB: 2 BB: 1 P: 28	H: 1 LOB: 1 BB: 0 P: 17	H: 2 LOB: 1 BB: 1 P: 23	H: 4 LOB: 0 BB: 0 P: 25	H: 1 LOB: 1 BB: 0 P: 18	H: 1 LOB: 1 BB: 0 P: 16	H: 2 LOB: 2 BB: 0 P: 18

	AB	43
	R	9
	H	18
	RBI	8
	BB	4
	SO	8
	LOB	29

	1B: 13	SF: 2
	2B: 3	SAC: 0
	3B: 1	DP: 0
	HR: 1	HBP: 0

	WP: 0	PA: 49
	PB: 0	
	SB: 0	
	CS: 0	

PITCHER		IP	WLS	BF	H	R	ER	SO	BB	IBB	HBP	BLK	WP	HR	S	P	ERA	WHIP
22 Wade Davis, R ERA: 5.92	(1, 1)	2.2	L	19	7	4	2	3	3	0	0	0	0	0	50	83	6.75	3.750
39 Luis Mendoza, R ERA: 5.21	(3, 1)	3.1		17	7	5	5	0	1	0	0	1	0	1	42	66	13.50	2.400
31 Louis Coleman, R ERA:	(7, 1)	1.0		4	1	0	0	1	0	0	0	0	0	0	12	18	0.00	1.000
44 Luke Hochevar, R ERA: 2.0	(8, 1)	1.0		4	1	0	0	2	0	0	0	0	0	0	11	16	0.00	1.000
55 Tim Collins, L ERA: 4.63	(9, 1)	1.0		5	2	0	0	2	0	0	0	0	0	0	13	18	0.00	2.000

PITCHER		IP	WLS	BF	H	R	ER	SO	BB	IBB	HBP	BLK	WP	HR	S	P	ERA	WHIP

Batter	1	2	3	4	5	6	7	8	9	AB	R	H	RBI	BB	SO	LOB
4 Alex Gordon, L (1, 7) OBP: 0.350, SLG: 0.404	B SI 91 B CU 73 F SI 91 X FC 89 2-1 ① F8		H FC 90 1-0 35 G6-3 1-2 HBP		F CH 86 B SI 92 X CU 76 1-1 ② G4-3		C SI 90 B CU 70 B CH 84 C FC 88 X SI 90 2-2 ③ F7			3	0	0	0	0	0	0
1 Jarrod Dyson, L (8, 8) OBP: 0.310, SLG: 0.450										0	0	0	0	0	0	0
35 Eric Hosmer, L (1, 3) OBP: 0.332, SLG: 0.419	C SI 90 F FC 89 X FF 91 0-2 ② G6-3		X FC 90 0-0 ② ③ G6-3 1-2f		B CH 86 B FC 88 B SI 90 B SI 90 4-0 16 BB			B SI 88 B SI 90 B FC 88 C FC 88 X FC 88 3-1 ① F8		3	0	0	0	1	0	2
16 Billy Butler, R (1, 10) OBP: 0.371, SLG: 0.397	B SI 90 C SI 91 B SI 92 X CU 76 2-1 ③ F7			B CU 77 X SI 91 1-0 ① G6-3	B SI 91 B SI 91 B FC 87 C FF 91 B SI 93 4-1 1-2 BB			C SI 89 B FC 86 C FC 86 F CU 72 B SI 89 X SI 90 2-2 ② F9		3	0	0	0	1	0	0
13 Salvador Perez, R (1, 2) OBP: 0.314, SLG: 0.393		C SI 89 B CU 73 X SI 91 1-1 ① G5-3		C SI 91 X FC 89 0-1 8 1B 7 1B 1B	B CU 76 B CU 76 C CU 76 X SI 89 2-1 ③ P5			C SI 88 X CU 73 0-1 ③ G6-3		4	1	1	0	0	0	2
6 Lorenzo Cain, R (1, 8) (8, 9) OBP: 0.313, SLG: 0.364		C SI 91 B SI 92 X FC 89 1-1 ② F8		B SI 90 C SI 91 B SI 91 F SI 92 X CU 74 2-2 ② F7		C SI 89 B SI 91 S CU 76 C FC 88 1-3 ① K			C SI 89 X SL 85 0-1 ① P3	4	0	0	0	0	1	1
8 Mike Moustakas, L (1, 5) OBP: 0.279, SLG: 0.339		B CU 73 B SI 91 X FC 89 2-0 ③ G3		B FC 88 B CU 75 X FC 90 2-0 7 1B 1-2 1B		B CH 85 C CU 74 B CH 86 F FC 88 X CU 74 2-2 ② G4-3			B SI 90 C SI 90 X SL 81 1-1 ② G6-3	4	0	1	0	0	0	0
7 David Lough, L (1, 9) (8, 7) OBP: 0.315, SLG: 0.441			C SI 89 X FC 90 0-1 24 1B 2 SF8 1B	C CU 74 S CU 75 D CU 74 B SI 92 B CU 74 X FC 90 3-2 1-3 2-H 1B		C SI 90 X SI 90 0-1 ③ G4-3			C SI 89 F SI 90 B SL 83 X SI 91 1-2 ③ F9	4	1	2	1	0	0	0
24 Miguel Tejada, R (1, 4) OBP: 0.315, SLG: 0.398			C SI 90 1 SAFE S SI 90 X SI 92 0-2 4 HBP 1-3 1B	X SI 91 0-0 ③ G6-3			C SI 89 S CU 76 B FC 83 S CU 74 1-3 ① K			3	0	1	0	0	1	2
2 Alcides Escobar, R (1, 6) OBP: 0.270, SLG: 0.319			B CU 75 B SI 91 S FC 87 X CU 74 2-1 ① SF8 3-H		C CU 74 B SI 90 F SI 92 B CU 77 S FC 86 2-3 ① K		C FC 86 C SI 89 X SI 89 0-2 ② F8			2	0	0	1	0	1	0
Inning Stats	R: 0 E: 0 K: 0 S: 7 H: 0 LOB: 0 BB: 0 P: 11	R: 0 E: 0 K: 0 S: 5 H: 0 LOB: 0 BB: 0 P: 9	R: 1 E: 0 K: 0 S: 8 H: 2 LOB: 1 BB: 0 P: 11	R: 1 E: 0 K: 0 S: 11 H: 3 LOB: 2 BB: 0 P: 19	R: 0 E: 0 K: 1 S: 8 H: 0 LOB: 2 BB: 2 P: 21	R: 0 E: 0 K: 1 S: 8 H: 0 LOB: 0 BB: 0 P: 11	R: 0 E: 0 K: 1 S: 9 H: 0 LOB: 0 BB: 0 P: 12	R: 0 E: 0 K: 0 S: 8 H: 0 LOB: 0 BB: 0 P: 13	R: 0 E: 0 K: 0 S: 7 H: 0 LOB: 0 BB: 0 P: 9	1B: 5 2B: 0 3B: 0 HR: 0 SF: 1 SAC: 0 DP: 1 HBP: 1						

PITCHER		IP	WLS	BF	H	R	ER	SO	BB	IBB	HBP	BLK	WP	HR	S	P	ERA	WHIP
34 Scott Feldman, R ERA: 3.75	(1, 1)	8.0	W	31	5	2	2	3	2	0	1	0	0	0	64	107	2.25	0.875
40 Troy Patton, L ERA: 3.6	(9, 1)	1.0		3	0	0	0	0	0	0	0	0	0	0	7	9	0.00	0.000

PITCHER	IP	WLS	BF	H	R	ER	SO	BB	IBB	HBP	BLK	WP	HR	S	P	ERA	WHIP

BOTTOM

Baltimore Orioles @ Kansas City Royals

Kauffman Stadium, Kansas City, MO

Mon Jul 22 2013, 7:13 PM - 10:24 PM CDT

Att. 16,361 - Partly Cloudy - 90 F

livebaseballscorecards.com

AB	30
R	2
H	5
RBI	2
BB	2
SO	3
LOB	7

WP: 0 PA: 34
PB: 0
SB: 0
CS: 0

Batter	1	2	3	4	5	6	7	8	9	AB	R	H	RBI	BB	SO	LOB
9 Nate McLouth, L (1, 7) OBP: 0.355, SLG: 0.414	C SI 82 C SI 84 B FF 86 C SI 84 1-3 ① K		B CU 73 F SL 82 B SI 86 F CH 77 F SI 85 B EP 69 X SL 81 3-2 ② F9			B CU 75 B CH 76 B SI 82 C SI 83 C CH 76 X SL 82 3-2 ① P6		C SI 94 F SL 87 B SI 95 F SL 85 X SL 85 1-2 ② FC1-6 1-2f		4	0	0	0	0	1	1
13 Manny Machado, R (1, 5) OBP: 0.333, SLG: 0.463	B SI 84 F SI 85 F SL 84 B SI 86 X CH 77 2-2 ② P2		C CU 76 X SI 86 0-1 HR			C SL 85 C CH 78 B FF 88 B CH 77 B SL 80 F CH 77 X SL 84 3-2 ② G6-3		C SI 95 C SL 86 C SL 85 0-3 ③ K		4	1	1	1	0	1	1
21 Nick Markakis, L (1, 9) OBP: 0.336, SLG: 0.392	B SI 83 C SL 81 F SI 85 X FF 86 1-2 1B		C CU 74 F CH 77 F SI 84 X CU 72 0-2 ③ F8			B CU 76 B FF 88 C CH 78 F SL 84 X SL 83 2-2 ③ P6			C FF 96 B SL 88 F FF 97 B SL 88 F FF 97 X FF 96 2-2 10 3B 1B	4	1	2	0	0	0	0
10 Adam Jones, R (1, 8) OBP: 0.323, SLG: 0.502	C SI 87 1 SAFE F SL 83 P PO 79 1 SAFE B FF 87 1 SAFE F FF 89 B CH 77 3-2 ③ G5-3 1 SAFE X SL 83			C CU 73 S CH 76 F FF 87 S CH 77 0-3 ① K			C FF 100 S CU 82 X CH 85 0-2 ① G5-3		X SL 88 0-0 1-H 3B	4	0	1	1	0	1	1
19 Chris Davis, L (1, 3) OBP: 0.387, SLG: 0.701		B SI 84 C SL 82 X SI 86 1-1 1 FC6-4 1B		B FF 88 B FF 88 C SL 82 F CH 77 S SI 85 2-3 ② K			B CU 80 B CH 86 X FF 99 2-0 E5 2 G6-3 2 WP		C FF 98 S FF 98 B FF 98 S SL 88 1-3 ① K2-3	4	0	1	0	0	2	1
2 J.J. Hardy, R (1, 6) OBP: 0.295, SLG: 0.433		C SI 83 T FF 86 B SI 84 F FF 86 B SL 83 F CH 77 F SI 86 B CU 77 1 SAFE 3-2 ① F8 1 SAFE X SL 83		X CU 75 0-0 ③ G5-3			C SI 98 B CU 81 X SI 100 1-1 ② G6-3 1-3		C SL 86 S FF 99 X SL 87 0-2 ② G5-3	4	0	0	0	0	0	3
35 Danny Valencia, R (1, 10) OBP: 0.243, SLG: 0.443 51 Henry Urrutia, L (7, PH) OBP: 0.333, SLG: 0.333 (7, 10)		B FF 87 C CH 77 B FF 88 X FF 87 2-1 ② F9			B CU 75 F CH 76 F FF 87 B CH 77 X SL 85 2-2 ① P6		C FF 100 F FF 99 S FF 100 0-3 ③ K		B FF 99 S SL 85 X SL 87 1-1 ③ G3	2 2	0 0	0 0	0 0	0 0	0 1	1 2
1 Brian Roberts, S (1, 4) OBP: 0.291, SLG: 0.380		C SI 87 B SI 85 X CH 77 1-1 ③ FC6-4 1-2f			C CU 74 X CH 76 0-1 ② G4-3			X SI 94 0-0 ① F8		3	0	0	0	0	0	1
31 Taylor Teagarden, R (1, 2) OBP: 0.128, SLG: 0.263			B SI 83 C CH 76 B SL 83 X SL 84 2-1 ① F9		F FF 88 F FF 87 C CU 74 0-3 ③ K			B FF 95 B SI 94 C SI 94 B SI 94 B SI 94 4-1 9 FC1-6 BB		2	0	0	0	1	1	0
Inning Stats	R: 0 H: 1 E: 0 LOB: 1 K: 1 BB: 0 S: 14 P: 20	R: 0 H: 1 E: 0 LOB: 1 K: 0 BB: 0 S: 12 P: 19	R: 1 H: 1 E: 0 LOB: 0 K: 0 BB: 0 S: 12 P: 17	R: 0 H: 0 E: 0 LOB: 0 K: 2 BB: 0 S: 8 P: 10	R: 0 H: 0 E: 0 LOB: 0 K: 1 BB: 0 S: 8 P: 10	R: 0 H: 0 E: 0 LOB: 0 K: 0 BB: 0 S: 10 P: 18	R: 0 H: 0 E: 1 LOB: 1 K: 1 BB: 0 S: 9 P: 12	R: 0 H: 0 E: 0 LOB: 1 K: 1 BB: 1 S: 9 P: 14	R: 1 H: 2 E: 0 LOB: 1 K: 1 BB: 0 S: 13 P: 17	1B: 3 SF: 0 2B: 0 SAC: 0 3B: 1 DP: 0 HR: 1 HBP: 0				WP: 1 PA: 34 PB: 0 SB: 0 CS: 0		

PITCHER		IP	WLS	BF	H	R	ER	SO	BB	IBB	HBP	BLK	WP	HR	S	P	ERA	WHIP
52 Bruce Chen, L ERA: 1.97	(1, 1)	6.0	W	21	3	1	1	4	0	0	0	0	0	1	64	94	1.50	0.500
40 Kelvin Herrera, R ERA: 4.88	(7, 1)	1.0	H	4	0	0	0	1	0	0	0	0	1	0	9	12	0.00	0.000
43 Aaron Crow, R ERA: 3.16	(8, 1)	1.0	H	4	0	0	0	1	1	0	0	0	0	0	9	14	0.00	1.000
56 Greg Holland, R ERA: 1.89	(9, 1)	1.0	S	5	2	1	1	1	0	0	0	0	0	0	13	17	9.00	2.000

PITCHER	IP	WLS	BF	H	R	ER	SO	BB	IBB	HBP	BLK	WP	HR	S	P	ERA	WHIP

TOP

Baltimore Orioles @ Kansas City Royals

Kauffman Stadium, Kansas City, MO

Tue Jul 23 2013, 7:10 PM - 9:53 PM CDT

Att. 19,068 - Clear - 85 F

livebaseballscorecards.com

AB	33
R	2
H	5
RBI	2
BB	1
SO	7
LOB	11

BOTTOM

Baltimore Orioles @ Kansas City Royals

Kauffman Stadium, Kansas City, MO

Tue Jul 23 2013, 7:10 PM - 9:53 PM CDT

Att. 19,068 - Clear - 85 F

livebaseballscorecards.com

Batter	1	2	3	4	5	6	7	8	9	AB	R	H	RBI	BB	SO	LOB
4 Alex Gordon, L (1, 7) OBP: 0.349, SLG: 0.401	B FF 92 X FF 93 1-0 6 BB 35 1B 16 G5-3 1B	B CH 86 F SL 85 B FF 94 F CH 86 D SL 86 S FF 94 3-3 ② K		C SL 85 S CH 85 B SL 93 B CU 77 C FF 93 2-3 ② K		1 SAFE X SL 85 0-0 ① P6		C SI 89 X SL 80 0-1 ② G3 2-3		5	1	1	0	0	2	4
35 Eric Hosmer, L (1, 3) OBP: 0.335, SLG: 0.420	S FF 92 1 SAFE B FF 93 C CU 78 X FF 93 1-2 16 G5-3 6 BB 1-2 1B	C CH 87 F FF 93 F FF 94 F CU 78 X SL 85 0-2 ③ L3		B FF 92 B SL 84 S CH 86 S CH 85 B FF 93 X FF 93 3-2 6 FC5-4 1B		F SI 92 B SL 84 C CH 85 B FF 93 S SL 83 2-3 ② K 1-2		B SI 90 B SI 90 C SI 89 B SL 79 B SI 89 4-1 6 FC4-6 BB		4	0	2	0	1	1	3
6 Lorenzo Cain, R (1, 8) OBP: 0.318, SLG: 0.364	B FF 93 F FF 93 B CU 78 T SL 86 B FF 93 B SL 83 4-2 16 G5-3 1-2 2-3 BB		C FF 92 B SI 91 B SI 92 X FF 92 2-1 16 1B 8 2B 1B	C SL 84 X CU 77 0-1 ③ FC5-4 1-2f		B SL 85 B SL 86 C FF 92 B FF 92 F SL 85 B CU 77 4-2 16 S 2-3 BB		B FF 92 S CH 86 X CH 86 1-1 ③ FC4-6 1-2f		3	1	1	0	2	0	3
16 Billy Butler, R (1, 10) OBP: 0.370, SLG: 0.395	X SI 93 0-0 ① ② G5-3 1-2 2-3f 3-H		1 SAFE 1 SAFE B SL 86 X SI 93 1-0 8 2B 1-3 1B		B SI 91 B SL 84 S SL 84 F FF 91 X CU 76 2-2 ① G5-3	B FF 92 X SL 86 1-0 ③ G3 1-2				4	0	1	0	0	0	4
8 Mike Moustakas, L (1, 5) OBP: 0.282, SLG: 0.348	B CU 77 B SI 94 S SI 93 C SL 85 S CU 77 2-3 ③ K		B CH 85 X CH 85 1-0 1-3 3-H 2B		C SL 84 F FF 92 B CU 75 X SL 83 1-2 2B		B SI 90 B SI 89 X SI 90 2-0 ① G6-3			4	0	2	1	0	1	1
7 David Lough, L (1, 9) OBP: 0.314, SLG: 0.437		B SI 92 X SI 92 1-0 2 1B 17 1B 1B	D CU 78 X FF 93 1-0 ① P6	S SL 85 C CU 77 X FF 92 0-2 ② G5-3			C SL 81 B SL 82 F SI 90 B SI 90 B SL 82 F SI 91 F SI 90 F SI 89 X FF 90 3-2 ② G3			4	1	1	0	0	0	3
26 George Kottaras, L (1, 2) OBP: 0.347, SLG: 0.424 13 Salvador Perez, R (8, 2) OBP: 0.314, SLG: 0.393		1 SAFE C SI 92 B SI 92 1 SAFE X FF 93 1-1 ① F9	B FF 93 X SI 93 1-0 ② L6	B CH 84 D CH 85 B SI 92 C SI 92 B CH 84 4-1 BB			B SI 90 F SI 90 F SI 90 B SL 80 C SI 90 2-3 ③ K			3 0	0 0	0 0	0 0	1 0	1 0	3 0
2 Alcides Escobar, R (1, 6) OBP: 0.272, SLG: 0.321		X SI 92 0-0 17 1B 1-3 1B	B SI 92 B SL 86 F FF 92 X SL 86 2-1 ③ L4		S SL 87 X SL 86 0-1 ③ L6			B SI 88 X CH 82 1-0 4 G3 17 SH1-3 1B		4	0	2	0	0	0	4
17 Chris Getz, L (1, 4) OBP: 0.281, SLG: 0.281		L CH 85 1 SAFE F FF 92 X CU 77 0-2 1-3 3-H 1B		C SL 85 X CH 85 0-1 ① L9		B FF 90 B SL 83 B FF 90 C FF 90 B FF 90 4-1 6 S 35 S BB		1 SAFE X SI 88 0-0 ① SH1-3 1-2		2	0	1	1	1	0	0
Inning Stats	R: 1 E: 0 K: 1 S: 10 H: 2 LOB: 1 BB: 1 P: 18	R: 1 E: 0 K: 1 S: 15 H: 3 LOB: 2 BB: 0 P: 20	R: 1 E: 0 K: 0 S: 8 H: 3 LOB: 2 BB: 0 P: 16	R: 0 E: 0 K: 1 S: 10 H: 1 LOB: 1 BB: 0 P: 15	R: 0 E: 0 K: 0 S: 12 H: 1 LOB: 1 BB: 1 P: 19	R: 0 E: 0 K: 1 S: 8 H: 0 LOB: 2 BB: 2 P: 19	R: 0 E: 0 K: 1 S: 10 H: 0 LOB: 0 BB: 0 P: 17	R: 0 E: 0 K: 0 S: 7 H: 1 LOB: 2 BB: 1 P: 13		1B: 9 2B: 2 3B: 0 HR: 0 SF: 0 SAC: 1 DP: 1 HBP: 0						

	AB	33
	R	3
	H	11
	RBI	2
	BB	5
	SO	5
	LOB	25

WP: 0 PA: 39
PB: 0
SB: 3
CS: 0

PITCHER		IP	WLS	BF	H	R	ER	SO	BB	IBB	HBP	BLK	WP	HR	S	P	ERA	WHIP
39 Jason Hammel, R ERA: 5.2	(1, 1)	6.0	L	31	10	3	3	4	4	0	0	0	0	0	63	107	4.50	2.333
66 T.J. McFarland, L ERA: 3.99	(7, 1)	1.2		7	1	0	0	1	1	0	0	0	0	0	15	27	0.00	1.200
63 Jairo Asencio, R ERA: 6.75	(8, 1)	0.1		1	0	0	0	0	0	0	0	0	0	0	2	3	0.00	0.000

PITCHER	IP	WLS	BF	H	R	ER	SO	BB	IBB	HBP	BLK	WP	HR	S	P	ERA	WHIP

Batter	1	2	3	4	5	6	7	8	9	AB	R	H	RBI	BB	SO	LOB
9 Nate McLouth, L (1, 7) OBP: 0.356, SLG: 0.418	C FF 92 F FF 93 X SL 85 0-2 13 SH5-3 2B		B FF 91 C SL 82 1 SAFE X SI 91 1-1 ① F7		C FF 94 X SI 88 0-1 ③ G3			F FF 91 1 SAFE X SL 82 0-1 10 FC6-4 13 SH1-4 1-2 1B		4	0	2	0	0	0	1
13 Manny Machado, R (1, 5) OBP: 0.331, SLG: 0.461	X FF 94 0-0 ① SH5-3 2-3		P PO 84 B SL 84 X FF 93 2-0 ②③ G6-4-3 1-2f			F SL 86 C SI 93 B SL 86 B SL 85 X FF 94 2-2 ① L7		D SL 83 B FF 93 S FF 93 B SL 86 X FF 93 3-1 ① SH1-4 1-2 2-3		2	0	0	0	0	0	1
21 Nick Markakis, L (1, 9) OBP: 0.337, SLG: 0.392	X FF 95 0-0 ② P6			C FF 92 F FF 94 B FF 94 C FF 94 1-3 ① K		C SL 84 B FF 87 B SL 84 B FF 94 X FF 94 3-1 10 FC6-4 1B		I IN 58 I IN 56 I IN 53 I IN 52 4-0 10 FC6-4 IBB		3	0	1	0	1	1	1
10 Adam Jones, R (1, 8) OBP: 0.320, SLG: 0.498	C FF 96 D SL 86 X SL 84 1-1 ③ F7			C SL 86 X SI 93 0-1 E3 32 HR		F SL 86 S FF 94 1 SAFE X SI 93 0-2 ② FC6-4 1-2f		X SL 88 0-0 ② FC6-4 1-2f 2-3 3-H		4	1	0	1	0	0	4
19 Chris Davis, L (1, 3) OBP: 0.386, SLG: 0.695		B FF 94 B FF 94 B FF 94 B FF 94 4-0 2 G1-4-3 32 E BB		B FF 94 F FF 94 B FF 94 S SL 84 S SL 84 2-3 ② K		B FF 93 S SL 84 X SL 84 1-1 ③ F8		C FF 94 B SL 85 X FF 93 1-1 ③ G4-3		3	0	0	0	1	1	4
32 Matt Wieters, S (1, 2) OBP: 0.305, SLG: 0.437		B FF 94 F SL 84 B FF 94 C FF 93 X FF 94 2-2 FC4 2 G1-4-3 1-2		X FF 94 0-0 1-H HR			C SL 85 B SL 83 X FF 94 1-1 51 G6-3 1B		F FC 91 B FF 95 C KC 79 F FF 96 B FC 91 B FF 97 F FC 91 X FF 96 3-2 ① F7	4	1	2	2	0	0	1
2 J.J. Hardy, R (1, 6) OBP: 0.292, SLG: 0.429		C FF 95 D SL 87 F FF 95 X SL 87 1-2 ①② G1-4-3 1-2f 2-3		C SL 86 S FF 94 F SL 87 X SL 86 0-2 ③ F8			X FF 93 0-0 ① P3		B FC 92 F FF 96 X KC 78 1-1 ② G6-3	4	0	0	0	0	0	3
51 Henry Urrutia, L (1, 10) OBP: 0.313, SLG: 0.313		F FF 95 F SL 87 B FF 94 D SL 86 X SL 85 2-2 ③ F9			X SL 84 0-0 ① F7		B SI 91 D SL 84 X SL 82 2-0 ②③ G6-3 1-2f		S FC 92 X FC 91 0-1 1B	4	0	1	0	0	0	2
1 Brian Roberts, S (1, 4) OBP: 0.301, SLG: 0.387			B FF 90 X FF 91 1-0 13 G6-4-3 1B		C FF 90 S SL 81 F SL 83 B SL 84 S FF 94 1-3 ② K			B SL 80 X FF 91 1-0 13 SH1-4 9 1B 10 FC6-4 1B	C FF 96 D FC 92 C FC 91 F KC 80 F FC 91 B FF 98 X FF 96 2-2 ③ P4	4	1	2	0	0	1	1
Inning Stats	R: 0 E: 0 K: 0 S: 7 H: 1 LOB: 1 BB: 0 P: 8	R: 0 E: 1 K: 0 S: 9 H: 0 LOB: 1 BB: 1 P: 18	R: 0 E: 0 K: 0 S: 5 H: 1 LOB: 0 BB: 0 P: 8	R: 2 E: 1 K: 2 S: 13 H: 1 LOB: 0 BB: 0 P: 16	R: 0 E: 0 K: 1 S: 7 H: 0 LOB: 0 BB: 0 P: 8	R: 0 E: 0 K: 0 S: 10 H: 1 LOB: 1 BB: 0 P: 16	R: 0 E: 0 K: 0 S: 4 H: 1 LOB: 0 BB: 0 P: 7	R: 1 E: 0 K: 0 S: 8 H: 2 LOB: 2 BB: 1 P: 17	R: 0 E: 0 K: 0 S: 14 H: 1 LOB: 1 BB: 0 P: 20	1B: 6 2B: 1 3B: 0 HR: 1 SF: 0 SAC: 2 DP: 3 HBP: 0						WP: 0 PB: 0 SB: 0 CS: 0 PA: 36	

PITCHER	IP	WLS	BF	H	R	ER	SO	BB	IBB	HBP	BLK	WP	HR	S	P	ERA	WHIP
54 Ervin Santana, R (1, 1) ERA: 3.06	8.0		32	7	3	1	3	1	1	0	0	0	1	63	98	1.12	1.000
44 Luke Hochevar, R (9, 1) ERA: 1.95	1.0	W	4	1	0	0	0	0	0	0	0	0	0	14	20	0.00	1.000

PITCHER	IP	WLS	BF	H	R	ER	SO	BB	IBB	HBP	BLK	WP	HR	S	P	ERA	WHIP

TOP

Baltimore Orioles @ Kansas City Royals

Kauffman Stadium, Kansas City, MO

Wed Jul 24 2013, 7:12 PM - 9:45 PM CDT

Att. 17,410 - Clear - 84 F

livebaseballscorecards.com

AB	32
R	3
H	8
RBI	3
BB	2
SO	3
LOB	18

Batter	1	2	3	4	5	6	7	8	9	AB	R	H	RBI	BB	SO	LOB
6 Lorenzo Cain, R (1, 8) (9, 9) OBP: 0.317, SLG: 0.362	C FF 93 F FF 93 F SL 84 B CH 86 C FF 92 1-3 ① K		B FF 91 B SL 81 F FF 91 X FF 92 2-1 ② F9			C CH 82 F FF 91 B FF 91 B FF 91 X SL 79 2-2 ① F9		C FF 91 F FF 92 X FF 92 0-2 35 HR 1B		4	1	1	0	0	1	0
35 Eric Hosmer, L (1, 3) OBP: 0.337, SLG: 0.437	C FF 93 B FF 93 B FF 93 S SL 83 B FF 94 X FF 93 3-2 HR		B FF 93 C CU 74 C FF 91 F FF 92 X FF 93 1-2 ③ G6-3			B SL 80 B FF 92 C SL 81 X FF 89 2-1 ② F7		B FF 91 C FF 90 B SI 91 X FF 92 2-1 1-H HR		4	2	2	3	0	0	0
16 Billy Butler, R (1, 10) OBP: 0.371, SLG: 0.399	C FF 92 B CU 74 B CU 73 X FF 93 2-1 1B			B FF 92 X CU 72 1-0 ① G6-3		B SL 81 C FF 92 F FF 93 F FF 93 X CH 82 1-2 2B		C SL 78 C SL 79 F SL 79 B SI 86 S FF 86 1-3 ② K		4	0	2	0	0	1	0
13 Salvador Perez, R (1, 2) OBP: 0.310, SLG: 0.387	C FF 92 X FF 92 0-1 ② F9			B FF 91 B CH 83 X FF 91 2-0 ② P3		B CH 83 B FF 91 X FF 91 2-0 ③ F9		C SI 86 S SL 80 X SL 79 0-2 ③ L4		4	0	0	0	0	0	2
24 Miguel Tejada, R (1, 5) OBP: 0.313, SLG: 0.393	C FF 92 B FF 92 D SL 82 X CH 84 2-1 ③ F7			C FF 91 F FF 92 X CU 74 0-2 ③ P2			C CU 71 X FF 91 0-1 7 FC6-4 1B		B SL 78 C SL 78 F SL 79 F FF 87 F FF 86 X SL 79 1-2 ① L5	4	0	1	0	0	0	1
7 David Lough, L (1, 7) OBP: 0.313, SLG: 0.433		C FF 91 B CU 72 X SL 81 1-1 ① F7			F SL 81 C FF 91 B CU 74 C FF 91 1-3 ① K		B SI 91 F SL 82 F FF 90 X SI 92 1-2 ① FC6-4 2 E 1-2f		C SL 79 B FF 87 X SL 79 1-1 2 2B 1B	4	1	1	0	0	1	1
2 Alcides Escobar, R (1, 6) OBP: 0.275, SLG: 0.325		C FF 92 F SL 81 X FF 91 0-2 ② G6-3			C FF 92 X CH 84 0-1 1B		1 SAFE 1 SAFE F SL 83 X FF 90 0-1 E5 17 G6-4-3 1-2		1 SAFE X FF 86 0-0 1-H 2B	4	0	2	1	0	0	1
17 Chris Getz, L (1, 4) OBP: 0.276, SLG: 0.275		B FF 92 C FF 91 C CU 74 X SI 91 1-2 ③ F7			1 SAFE B SL 81 C FF 91 C FF 92 B CU 73 1 SAFE F SL 79 X FF 92 2-2 ② P6		C FF 93 C FF 92 X FF 92 0-2 ② ③ G6-4-3 1-2f			3	0	0	0	0	0	3
23 Elliot Johnson, S (1, 9) OBP: 0.240, SLG: 0.273 1 Jarrod Dyson, L (9, 8) OBP: 0.310, SLG: 0.450			C FF 91 B CU 75 X CH 83 1-1 ① B2		C FF 92 B SL 80 1 SAFE F CH 84 X FF 92 1-2 ③ G1-3			C CH 82 B FF 91 C SL 79 B FF 90 C FF 90 2-3 ① K		3 0	0 0	0 0	0 0	0 0	1 0	1 0
Inning Stats	R: 1 E: 0 K: 1 S: 13 H: 2 LOB: 1 BB: 0 P: 21	R: 0 E: 0 K: 0 S: 8 H: 0 LOB: 0 BB: 0 P: 10	R: 0 E: 0 K: 0 S: 8 H: 0 LOB: 0 BB: 0 P: 12	R: 0 E: 0 K: 0 S: 5 H: 0 LOB: 0 BB: 0 P: 8	R: 0 E: 0 K: 1 S: 12 H: 1 LOB: 1 BB: 0 P: 16	R: 0 E: 0 K: 0 S: 10 H: 1 LOB: 1 BB: 0 P: 17	R: 0 E: 1 K: 0 S: 10 H: 1 LOB: 1 BB: 0 P: 11	R: 2 E: 0 K: 2 S: 15 H: 2 LOB: 0 BB: 0 P: 20	R: 1 E: 0 K: 0 S: 8 H: 2 LOB: 1 BB: 0 P: 10	1B: 5 2B: 2 3B: 0 HR: 2	SF: 0 SAC: 0 DP: 1 HBP: 0			WP: 0 PB: 0 SB: 0 CS: 0	PA: 34		

PITCHER	IP	WLS	BF	H	R	ER	SO	BB	IBB	HBP	BLK	WP	HR	S	P	ERA	WHIP
16 Wei-Yin Chen, L (1, 1) ERA: 2.78	7.1		29	7	3	3	3	0	0	0	0	0	2	74	107	3.68	0.955
56 Darren O'Day, R (8, 1) ERA: 2.2	1.0	L	5	2	1	1	1	0	0	0	0	0	0	15	18	9.00	2.000

PITCHER	IP	WLS	BF	H	R	ER	SO	BB	IBB	HBP	BLK	WP	HR	S	P	ERA	WHIP

BOTTOM

Baltimore Orioles @ Kansas City Royals

Kauffman Stadium, Kansas City, MO

Wed Jul 24 2013, 7:12 PM - 9:45 PM CDT

Att. 17,410 - Clear - 84 F

livebaseballscorecards.com

AB	34
R	4
H	9
RBI	4
BB	0
SO	4
LOB	9

Batter	1	2	3	4	5	6	7	8	9	AB	R	H	RBI	BB	SO	LOB
9 Nate McLouth, L (1, 7) OBP: 0.352, SLG: 0.413	C FF 90 X FF 92 0-1 F7		C CH 87 B FF 89 X CH 83 1-1 F9		X FF 94 0-0 L7		B SI 95 F SI 94 B SI 96 F SI 94 B FF 95 C SI 95 3-3 K			4	0	0	0	0	1	4
13 Manny Machado, R (1, 5) OBP: 0.328, SLG: 0.457	C FF 91 B SL 85 B CH 86 X CH 88 2-1 G6-3		B SL 84 C FF 89 X FF 94 1-1 L4-3 1-1			B FF 92 C FF 91 X SL 84 1-1 G4-3		B FF 98 C FF 98 C FF 98 B CH 86 F FF 99 F FF 99 B FF 97 F FF 99 F FF 99 3-2 X SI 87 G3-1		4	0	0	0	0	0	1
21 Nick Markakis, L (1, 9) OBP: 0.336, SLG: 0.390	B FF 92 B FF 94 C FF 93 F CH 88 F FF 96 F FF 95 X FF 95 2-2 G5-3			C FF 93 B SL 83 F CU 73 F FF 93 X FF 90 1-2 G4-3		B FF 89 C CH 87 F CU 71 F FF 93 X SL 85 1-2 1B		C FF 98 B CU 80 F CH 87 S FF 99 1-3 K		4	0	1	0	0	1	0
10 Adam Jones, R (1, 8) OBP: 0.321, SLG: 0.496		C CH 88 B SL 84 F CH 88 B FF 92 B FF 95 B FF 94 4-2 32 1B BB		X SL 83 0-0 G5-3		C CH 87 D SL 81 F FF 94 B FF 93 F SL 86 S CU 70 2-3 K		X FF 99 0-0 1B		3	0	1	0	1	1	1
19 Chris Davis, L (1, 3) OBP: 0.382, SLG: 0.687		F CH 87 B FF 93 1 SAFE S FF 92 B SL 83 S FF 94 2-3 K		S FF 94 S FF 93 B FF 94 B SL 86 F FF 94 S FF 93 2-3 K		F FF 93 F FF 93 B FF 94 C FF 93 1-3 K		T FF 99 S FF 97 S FF 99 0-3 K		4	0	0	0	0	4	3
32 Matt Wieters, S (1, 2) OBP: 0.307, SLG: 0.438		B CU 73 C CH 87 S FF 95 B FF 94 X CH 87 2-2 1-3 1B			C CH 87 C CH 83 B CU 73 F CH 86 B FF 94 X FF 94 3-2 2 G6-4-3 1B		X SI 95 0-0 G5-3		S SI 90 S FF 92 X FF 90 0-2 G5-3	4	0	2	0	0	0	0
2 J.J. Hardy, R (1, 6) OBP: 0.292, SLG: 0.426		B SL 87 C FF 89 X SI 94 1-1 L6			C CH 88 X SL 82 0-1 G6-4-3 1-2f		C SI 95 S SL 85 B SL 86 B SL 86 B FF 96 B SI 94 4-2 1 F8 51 1B BB		C FF 92 B SL 83 F SL 82 F FF 92 X FF 91 1-2 G3	3	0	0	0	1	0	3
51 Henry Urrutia, L (1, 10) OBP: 0.350, SLG: 0.450		C FF 95 B FF 94 F CH 86 D SL 89 B FF 94 F FF 95 F FF 95 S FF 96 3-3 K			S FF 93 B FF 93 F CH 85 F FF 94 B FF 95 F FF 94 F SL 84 F SL 85 F FF 96 2-2 X CH 84 1 2B 3B		X SI 94 0-0 1-2 1B		B SI 91 F SI 90 F SL 80 S SI 90 1-3 K	4	1	2	0	0	2	2
1 Brian Roberts, S (1, 4) OBP: 0.314, SLG: 0.410			C FF 89 B CH 81 X FF 93 1-1 13 L4-3 1B		C CU 75 D SL 84 B FF 89 X FF 89 2-1 3-H 2B		B SI 94 C FF 94 F SI 95 B SL 86 F SI 94 F SL 87 B SI 96 X SI 93 3-2 F8 2-3			3	0	2	1	0	0	2
Inning Stats	R: 0 E: 0 K: 0 S: 9 H: 0 LOB: 0 BB: 0 P: 13	R: 0 E: 0 K: 2 S: 15 H: 1 LOB: 2 BB: 1 P: 27	R: 0 E: 0 K: 0 S: 6 H: 1 LOB: 0 BB: 0 P: 9	R: 0 E: 0 K: 1 S: 9 H: 0 LOB: 0 BB: 0 P: 12	R: 1 E: 0 K: 0 S: 16 H: 3 LOB: 1 BB: 0 P: 23	R: 0 E: 0 K: 2 S: 13 H: 1 LOB: 1 BB: 0 P: 18	R: 0 E: 0 K: 1 S: 12 H: 1 LOB: 2 BB: 1 P: 22	R: 0 E: 0 K: 2 S: 14 H: 1 LOB: 1 BB: 0 P: 18	R: 0 E: 0 K: 1 S: 10 H: 0 LOB: 0 BB: 0 P: 12	1B: 6 2B: 2 3B: 1 HR: 0 SF: 0 SAC: 0 DP: 2 HBP: 0						

TOP

Baltimore Orioles @ Kansas City Royals

Kauffman Stadium, Kansas City, MO

Thu Jul 25 2013, 7:12 PM - 9:59 PM CDT

Att. 17,675 - Overcast - 73 F

livebaseballscorecards.com

AB	33
R	1
H	8
RBI	1
BB	2
SO	9
LOB	16

WP: 0 PA: 35
PB: 0
SB: 0
CS: 0

PITCHER		IP	WLS	BF	H	R	ER	SO	BB	IBB	HBP	BLK	WP	HR	S	P	ERA	WHIP
11 Jeremy Guthrie, R ERA: 4.27	(1, 1)	6.0	W	23	6	1	1	5	1	0	0	0	0	0	68	102	1.50	1.167
43 Aaron Crow, R ERA: 3.06	(7, 1)	1.0		5	1	0	0	1	1	0	0	0	0	0	12	22	0.00	2.000
40 Kelvin Herrera, R ERA: 4.73	(8, 1)	1.0		4	1	0	0	2	0	0	0	0	0	0	14	18	0.00	1.000
31 Louis Coleman, R ERA:	(9, 1)	1.0		3	0	0	0	1	0	0	0	0	0	0	10	12	0.00	0.000

PITCHER	IP	WLS	BF	H	R	ER	SO	BB	IBB	HBP	BLK	WP	HR	S	P	ERA	WHIP

BOTTOM

Baltimore Orioles @ Kansas City Royals

Kauffman Stadium, Kansas City, MO

Thu Jul 25 2013, 7:12 PM - 9:59 PM CDT

Att. 17,675 - Overcast - 73 F

livebaseballscorecards.com

Batter	1	2	3	4	5	6	7	8	9	AB	R	H	RBI	BB	SO	LOB
4 Alex Gordon, L (1, 7) OBP: 0.348, SLG: 0.406	P5	SF8			F7					3	1	1	2	0	0	1
35 Eric Hosmer, L (1, 3) OBP: 0.336, SLG: 0.435	G4-3	CS	F8		13 G6-4-3 16 BB 7 1B		G6-3			4	1	1	1	0	0	0
16 Billy Butler, R (1, 10) OBP: 0.375, SLG: 0.413	13 1B 2B		G5-3		13 G6-4-3		HR			3	2	2	1	1	0	0
13 Salvador Perez, R (1, 2) OBP: 0.310, SLG: 0.386	7 1B 1B		F7		G6-4-3		P2			4	1	1	1	0	0	2
7 David Lough, L (1, 9) OBP: 0.316, SLG: 0.435	1B			F9	1B		F8			4	0	2	2	0	0	0
8 Mike Moustakas, L (1, 5) OBP: 0.282, SLG: 0.345	L9			HBP	P2			K		3	0	0	0	0	1	2
2 Alcides Escobar, R (1, 6) OBP: 0.272, SLG: 0.322		F7		F9		G6-3		G1-3		4	0	0	0	0	0	1
17 Chris Getz, L (1, 4) OBP: 0.281, SLG: 0.283		1 1B 4 SF8 2B		F8		G3		BB		3	1	1	0	1	0	1
1 Jarrod Dyson, L (1, 8) OBP: 0.330, SLG: 0.458		35 CS 1B			4 3B 1B			G3		3	1	2	0	0	0	1
Inning Stats	R: 2 E: 0 K: 0 S: 11 H: 3 LOB: 1 BB: 0 P: 18	R: 1 E: 0 K: 0 S: 10 H: 2 LOB: 0 BB: 0 P: 16	R: 0 E: 0 K: 0 S: 4 H: 0 LOB: 0 BB: 0 P: 8	R: 0 E: 0 K: 0 S: 7 H: 0 LOB: 1 BB: 0 P: 9	R: 3 E: 0 K: 0 S: 13 H: 4 LOB: 1 BB: 1 P: 21	R: 0 E: 0 K: 0 S: 9 H: 0 LOB: 1 BB: 0 P: 16	R: 1 E: 0 K: 0 S: 11 H: 1 LOB: 0 BB: 0 P: 17	R: 0 E: 0 K: 1 S: 10 H: 0 LOB: 1 BB: 1 P: 18		1B: 6 2B: 2 3B: 1 HR: 1	SF: 1 SAC: 0 DP: 1 HBP: 2			WP: 0 PB: 0 SB: 0 CS: 1	PA: 37		

	AB	31
	R	7
	H	10
	RBI	7
	BB	2
	SO	1
	LOB	8

PITCHER		IP	WLS	BF	H	R	ER	SO	BB	IBB	HBP	BLK	WP	HR	S	P	ERA	WHIP
50 Miguel González, R (1, 1) ERA: 3.69		4.2	L	22	8	6	6	0	1	0	1	0	0	0	42	68	11.57	1.929
40 Troy Patton, L (5, 1) ERA: 3.48		1.1		6	1	0	0	0	0	0	1	0	0	0	12	20	0.00	0.750
57 Francisco Rodríguez, R (7, 1) ERA: 1.4		1.0		4	1	1	1	0	0	0	0	0	0	1	11	17	9.00	1.000
17 Brian Matusz, L (8, 1) ERA: 3.38		1.0		4	0	0	0	1	1	0	0	0	0	0	10	18	0.00	1.000

PITCHER	IP	WLS	BF	H	R	ER	SO	BB	IBB	HBP	BLK	WP	HR	S	P	ERA	WHIP

Boston Red Sox @ Baltimore Orioles

Oriole Park at Camden Yards, Baltimore, MD

Fri Jul 26 2013, 7:07 PM - 9:43 PM EDT

Att. 39,063 - Partly Cloudy - 85 F

TOP

livebaseballscorecards.com

Batter	1	2	3	4	5	6	7	8	9	AB	R	H	RBI	BB	SO	LOB
2 Jacoby Ellsbury, L (1, 8) OBP: 0.367, SLG: 0.425	B FF 89 X FF 89 1-0 ① F8		C FC 91 F FC 90 B FF 91 S CH 83 1-3 ① K		C KC 77 X CH 83 0-1 2B			B FF 94 B FF 93 X FF 94 2-0 15 FC5-4 1B		4	0	2	0	0	1	0
18 Shane Victorino, S (1, 9) OBP: 0.326, SLG: 0.390	C FF 90 X KC 76 0-1 ② F7		C FF 90 B FF 89 S CH 84 X FF 92 1-2 ② G6-3		C FF 92 S FF 93 D KC 80 B FF 94 F KC 79 B FF 94 F FF 92 X KC 78 3-2 ③ L8			B SI 93 X SI 94 1-0 ② F8		4	0	0	0	0	0	2
15 Dustin Pedroia, R (1, 4) OBP: 0.380, SLG: 0.414	C FF 90 B FC 90 B FC 91 X FF 91 2-1 12 BB 34 BB 1B		B FF 92 C FF 91 C KC 77 F KC 78 X CH 84 1-2 ③ G3			C FC 91 B KC 77 B FC 92 F FF 92 B FF 93 X FF 93 3-2 ① G5-3		C CU 80 1 SAFE B CU 79 B FF 96 X FC 91 2-1 ③ FC5-4 1-2f		4	0	1	0	0	0	1
34 David Ortiz, L (1, 10) OBP: 0.406, SLG: 0.594	C KC 76 1 SAFE D CH 83 B CH 82 B FF 90 B FF 91 4-1 12 BB 1-2 BB			X KC 76 0-0 ① P5		C FF 92 S FF 92 B FF 91 F FF 95 B KC 78 F FF 92 F FF 93 F CH 84 B SL 89 3-2 T FF 95 ② K			X SI 93 0-0 12 G5-4-3 1B	3	0	1	0	1	1	0
12 Mike Napoli, R (1, 3) OBP: 0.348, SLG: 0.472	B FF 92 S FF 91 B FF 92 B FF 91 S FC 91 B FF 92 4-2 1-2 2-3 BB			C FF 91 B KC 78 B FF 91 S FF 92 S FF 93 2-3 ② K		C KC 77 B FF 93 B FF 94 S CH 83 S FC 94 2-3 ③ K			C FF 93 X SI 92 0-1 ① ② G5-4-3 1-2f	3	0	0	0	1	2	1
29 Daniel Nava, S (1, 7) OBP: 0.371, SLG: 0.423	C FF 91 C KC 77 S FF 92 0-3 ③ K			B KC 77 C FC 92 B FF 91 F FC 91 B CH 84 B CH 84 4-2 BB			F FF 92 B CH 82 S FF 93 S FF 93 1-3 ① K		F SI 94 C SI 94 S CU 81 0-3 ③ K	3	0	0	0	1	3	3
39 Jarrod Saltalamacchia, S (1, 2) OBP: 0.330, SLG: 0.433		C FF 89 B FF 89 C KC 76 X FF 91 1-2 ① F7		F FF 90 B FF 91 B FF 92 C KC 78 F KC 79 F FF 93 B KC 77 F CH 84 F FF 94 3-3 S CH 85 ③ K			X KC 77 0-0 ② G5-3			3	0	0	0	0	1	1
7 Stephen Drew, L (1, 6) OBP: 0.307, SLG: 0.389		B FF 91 B KC 77 B CH 82 C FF 90 X FF 92 3-1 ② L7			B KC 76 X CH 82 1-0 ① F8		C FF 92 F FF 93 F FF 94 B KC 78 X FF 94 1-2 ③ G6-3			3	0	0	0	0	0	0
10 Jose Iglesias, R (1, 5) OBP: 0.386, SLG: 0.422		B FF 92 X FF 91 1-0 ③ F9			C FF 91 S KC 76 B CH 82 S CH 82 1-3 ② K			C CU 81 X FF 95 0-1 ① G6-3		3	0	0	0	0	1	0
Inning Stats	R: 0 E: 0 K: 1 S: 11 H: 1 LOB: 3 BB: 2 P: 22	R: 0 E: 0 K: 0 S: 6 H: 0 LOB: 0 BB: 0 P: 11	R: 0 E: 0 K: 1 S: 10 H: 0 LOB: 0 BB: 0 P: 13	R: 0 E: 0 K: 2 S: 13 H: 0 LOB: 1 BB: 1 P: 22	R: 0 E: 0 K: 1 S: 11 H: 1 LOB: 1 BB: 0 P: 16	R: 0 E: 0 K: 2 S: 13 H: 0 LOB: 0 BB: 0 P: 21	R: 0 E: 0 K: 1 S: 8 H: 0 LOB: 0 BB: 0 P: 10	R: 0 E: 0 K: 0 S: 6 H: 1 LOB: 1 BB: 0 P: 11	R: 0 E: 0 K: 1 S: 6 H: 1 LOB: 0 BB: 0 P: 6	1B: 3 2B: 1 3B: 0 HR: 0 SF: 0 SAC: 0 DP: 1 HBP: 0						

	AB	30
	R	0
	H	4
	RBI	0
	BB	3
	SO	9
	LOB	8

WP: 0 PB: 0 SB: 0 CS: 0 PA: 33

PITCHER		IP	WLS	BF	H	R	ER	SO	BB	IBB	HBP	BLK	WP	HR	S	P	ERA	WHIP
30 Chris Tillman, R ERA: 3.62	(1, 1)	7.0	W	26	2	0	0	8	3	0	0	0	0	0	72	115	0.00	0.714
29 Tommy Hunter, R ERA: 2.8	(8, 1)	1.0		4	1	0	0	0	0	0	0	0	0	0	6	11	0.00	1.000
43 Jim Johnson, R ERA: 3.47	(9, 1)	1.0		3	1	0	0	1	0	0	0	0	0	0	6	6	0.00	1.000

PITCHER		IP	WLS	BF	H	R	ER	SO	BB	IBB	HBP	BLK	WP	HR	S	P	ERA	WHIP

Boston Red Sox @ Baltimore Orioles

Oriole Park at Camden Yards, Baltimore, MD

Fri Jul 26 2013, 7:07 PM - 9:43 PM EDT

Att. 39,063 - Partly Cloudy - 85 F

livebaseballscorecards.com

BOTTOM

Batter	1	2	3	4	5	6	7	8	9	AB	R	H	RBI	BB	SO	LOB
9 Nate McLouth, L (1, 7) OBP: 0.351, SLG: 0.417	C FF 91 F SI 92 S FF 93 0-3 ① K	X CU 78 0-0 ③ 13 1B 3B	1 SAFE X FF 90 0-0 ③ F8			B SI 90 C SI 90 B CH 82 X FC 85 2-1 ① L4			4	1	1	0	0	1	2
13 Manny Machado, R (1, 5) OBP: 0.330, SLG: 0.464	C FF 92 B FF 93 F FC 87 B FC 87 B FC 86 X FF 93 3-2 ② P4	B FF 91 B FF 91 D FC 85 S FC 82 C FF 91 F FC 84 X FC 85 3-2 21 G3 3-H 1B		B FC 85 F FF 91 B FC 90 F FF 91 X FF 91 2-2 ① F9		C FF 91 B FF 89 B FC 86 X FF 91 2-1 HR			4	1	2	2	0	0	0
21 Nick Markakis, L (1, 9) OBP: 0.336, SLG: 0.389	B FF 93 B FF 93 C FC 87 X FF 93 2-1 10 HR 1B	C FF 90 X FF 90 0-1 ① G3 1-2		B FF 91 B CU 77 C FC 83 B FC 84 X FF 90 3-1 ② P5		C FF 92 B SL 79 X SI 92 1-1 ② G3			4	1	1	0	0	0	1
10 Adam Jones, R (1, 8) OBP: 0.323, SLG: 0.510	D FC 86 C FC 87 X FF 92 1-1 1-H HR	B FC 85 B SI 90 X FC 84 2-0 ② G5-3		B FF 92 X SI 92 1-0 HR		B SI 92 C SI 92 B FF 92 B CH 84 S SI 92 S FF 92 3-3 ③ K			4	2	2	3	0	1	1
19 Chris Davis, L (1, 3) OBP: 0.381, SLG: 0.683	C FF 92 B FF 92 B CU 80 X FF 92 2-1 1B	X CU 79 0-0 ③ F8		B FF 90 F FF 91 S FC 86 S FF 91 1-3 ③ K				C FF 90 B SI 91 S SL 79 C FF 91 1-3 ① K		4	0	1	0	0	2	1
32 Matt Wieters, S (1, 2) OBP: 0.304, SLG: 0.432	B CU 79 B CU 78 F FC 85 F FF 91 F FF 90 F FC 84 F FF 92 B FF 90 F FC 86 3-2 X SI 92 ③ F7			C CH 82 B FF 90 B FF 90 F FC 85 X CU 81 2-2 ① F7	C SI 89 X FF 89 0-1 ① P5			F SI 91 B CH 86 S CH 86 B SI 92 X CH 86 2-2 ② G4-3		4	0	0	0	0	0	1
2 J.J. Hardy, R (1, 6) OBP: 0.294, SLG: 0.433		B FF 89 X FC 84 1-0 ① L7		F FF 90 B CH 83 B FF 92 B FF 91 B FC 84 4-1 51 1B 1 1B BB	C FF 90 B CH 78 B CH 79 X FC 83 2-1 ② L8			C SL 84 F SI 91 B SL 83 X SL 84 1-2 HR		3	1	1	1	1	0	0
51 Henry Urrutia, L (1, 10) OBP: 0.333, SLG: 0.417		S FF 92 B FF 92 S FF 92 X FF 93 1-2 ② G5-3		B FF 90 F SI 92 F CH 84 B FF 92 X FF 92 2-2 1 1B 1-2 1B	X CU 78 0-0 E1			X FF 92 0-0 ③ L7		4	0	1	0	0	0	0
1 Brian Roberts, S (1, 4) OBP: 0.315, SLG: 0.407		C SI 92 X CU 80 0-1 ③ G1-3		B FF 91 C FC 85 B CH 83 X CU 79 2-1 ② 1-3 2-H 1B	B CU 79 X FC 85 1-0 ③ P5					3	0	1	0	0	0	1
Inning Stats	R: 2 E: 0 K: 1 S: 19 H: 3 LOB: 1 BB: 0 P: 30	R: 0 E: 0 K: 0 S: 6 H: 0 LOB: 0 BB: 0 P: 8	R: 1 E: 0 K: 0 S: 9 H: 2 LOB: 1 BB: 0 P: 14	R: 0 E: 0 K: 0 S: 10 H: 2 LOB: 2 BB: 1 P: 20	R: 1 E: 0 K: 1 S: 9 H: 1 LOB: 0 BB: 0 P: 16	R: 0 E: 1 K: 0 S: 6 H: 0 LOB: 1 BB: 0 P: 9	R: 1 E: 0 K: 1 S: 9 H: 1 LOB: 0 BB: 0 P: 17	R: 1 E: 0 K: 1 S: 10 H: 1 LOB: 0 BB: 0 P: 14		1B: 5 2B: 0 3B: 1 HR: 4 SF: 0 SAC: 0 DP: 0 HBP: 0						

	AB	34
	R	6
	H	10
	RBI	6
	BB	1
	SO	4
	LOB	7

WP: 0 PB: 0 SB: 0 CS: 0 — PA: 35

PITCHER		IP	WLS	BF	H	R	ER	SO	BB	IBB	HBP	BLK	WP	HR	S	P	ERA	WHIP
41 John Lackey, R ERA: 3.19	(1, 1)	6.1	L	29	9	5	5	2	1	0	0	0	0	3	63	105	7.11	1.579
66 Drake Britton, L ERA:	(7, 1)	1.0		3	0	0	0	2	0	0	0	0	0	0	8	13	0.00	0.000
65 Jose De La Torre, R ERA: 6.97	(8, 1)	0.2		3	1	1	1	0	0	0	0	0	0	1	7	10	13.50	1.500

PITCHER	IP	WLS	BF	H	R	ER	SO	BB	IBB	HBP	BLK	WP	HR	S	P	ERA	WHIP

Batter	1	2	3	4	5	6	7	8	9	AB	R	H	RBI	BB	SO	LOB
2 Jacoby Ellsbury, L (1, 8) OBP: 0.365, SLG: 0.422	C FC 88 B FC 87 B SI 90 F FC 88 X FC 89 2-2 ① G4-3		C FC 87 X CU 75 0-1 18 G4-3 18 S 2-3 1B	1 SAFE B SI 88 B CH 88 X FC 88 2-0 ③ L3 1-2		S SL 82 F SL 83 S SI 90 0-3 ③ K			B FF 91 F FF 91 F FF 91 B FF 91 T FF 91 2-2 ① K	5	0	1	0	0	2	1
18 Shane Victorino, S (1, 9) OBP: 0.324, SLG: 0.398	B SI 90 F SI 90 B SI 91 B CU 73 C FC 88 X CU 77 3-2 ② G4-3		C FC 88 1 SAFE B SI 89 X SI 90 1-1 ② G4-3 1-3 3-H		B SI 88 X FC 86 1-0 ① L6		X FF 92 0-0 HR		B CU 75 C CH 82 S CH 82 B FF 91 X FF 91 2-2 ② G6-3	5	1	1	2	0	0	1
15 Dustin Pedroia, R (1, 4) OBP: 0.378, SLG: 0.410	C SI 88 C FC 86 B SI 90 B CU 76 B SI 91 F FC 87 F SI 90 X CU 77 3-2 ③ G5-3		B FC 88 F CU 80 B CH 84 F SI 90 X CH 86 2-2 ③ G6-3		X FC 87 0-0 ② G6-3		C SL 81 F CH 87 B CH 87 B FF 93 F CH 87 B SL 81 F CH 86 X CH 86 3-2 ① G5-3		C FF 92 B CU 77 C FF 91 B CH 84 B CH 83 B CU 75 4-2 BB	4	0	0	0	1	0	1
34 David Ortiz, L (1, 10) OBP: 0.407, SLG: 0.590 23 Brandon Snyder, R (9, PH) OBP: 0.226, SLG: 0.367 (9, 10)		B CU 74 B SI 90 F SI 90 B CU 76 F FC 88 B SI 90 4-2 37 FC4-6 BB	C FC 87 C CH 84 X FC 89 0-2 ① F8	B CU 72 F CH 84 B SI 90 B FC 88 S FC 86 F SI 90 F CU 76 B SI 91 4-2 BB		B CH 86 B CH 86 B FF 92 C FF 91 C CH 86 S CH 86 3-3 ② K	X FF 91 0-0 ③ F8		2 1	0 0	0 0	0 0	2 0	1 0	0 1
12 Mike Napoli, R (1, 3) OBP: 0.344, SLG: 0.467		C FC 87 S SI 90 X SI 90 0-2 ① P3	C CU 74 B FC 89 F SI 90 T FC 88 1-2 ② K	S SI 89 B SI 89 X FC 86 1-1 ③ L6		S SL 81 B SL 81 C FF 94 C SL 82 1-3 ③ K			4	0	0	0	0	2	2
37 Mike Carp, L (1, 7) OBP: 0.388, SLG: 0.622 29 Daniel Nava, S (8, PR) OBP: 0.371, SLG: 0.423 (8, 7)		X FC 88 0-0 ② FC4-6 1-2f	B CU 73 B FC 88 F FC 87 F SI 90 F FC 88 F FC 88 B CU 74 X FC 88 3-2 39 1B 7 HR 1B		S SL 82 B SI 88 B SL 84 X SL 83 2-1 39 FC5-4 1B			X SL 86 0-0 2B		4 0	1 0	3 0	0 0	0 0	0 0	1 0
39 Jarrod Saltalamacchia, S (1, 2) OBP: 0.329, SLG: 0.431		B FC 87 C CU 73 B SI 88 F FC 87 X CU 73 2-2 ③ G4-3	X CH 85 0-0 7 HR 1-2 1B		C SI 89 X SL 82 0-1 ① FC5-4 7 HR 1-2f			C CU 77 F FF 91 D SL 87 F SL 85 B CH 83 D SL 87 X CU 78 3-2 ① P2		4	2	1	0	0	0	3
7 Stephen Drew, L (1, 6) OBP: 0.313, SLG: 0.418			C SI 89 B CU 72 B SI 90 X SI 90 2-1 2 1B 10 G3 18 G4-3 1B	B SI 91 X FC 88 1-0 1-H 2-H HR		B SL 83 X SI 89 1-0 1-H HR		S SL 85 B SL 84 S CU 78 C FF 92 1-3 ② K		4	3	3	5	0	1	1
10 Jose Iglesias, R (1, 5) OBP: 0.383, SLG: 0.418			B FC 87 1 SAFE 1 SAFE F SI 89 X FC 88 1-1 ① G3 1-2	B CU 72 C SI 89 F FC 87 X CU 72 1-2 2 S 1B		C SL 80 B SI 88 X SI 88 1-1 ② G1-3		B FF 92 B SL 85 S SL 87 X FF 91 2-1 ③ G6-3		4	0	1	0	0	0	2
Inning Stats	R: 0 E: 0 K: 0 S: 11 H: 0 LOB: 0 BB: 0 P: 19	R: 0 E: 0 K: 0 S: 9 H: 0 LOB: 1 BB: 1 P: 15	R: 1 E: 0 K: 0 S: 11 H: 2 LOB: 1 BB: 0 P: 17	R: 3 E: 0 K: 1 S: 17 H: 4 LOB: 1 BB: 0 P: 25	R: 0 E: 0 K: 0 S: 8 H: 0 LOB: 1 BB: 1 P: 14	R: 2 E: 0 K: 1 S: 10 H: 2 LOB: 0 BB: 0 P: 14	R: 1 E: 0 K: 2 S: 12 H: 1 LOB: 0 BB: 0 P: 19	R: 0 E: 0 K: 1 S: 10 H: 1 LOB: 1 BB: 0 P: 16	R: 0 E: 0 K: 1 S: 9 H: 0 LOB: 1 BB: 1 P: 17	1B: 6 2B: 1 3B: 0 HR: 3	SF: 0 SAC: 0 DP: 0 HBP: 0					WP: 0 PB: 0 SB: 2 CS: 0	PA: 40

PITCHER		IP	WLS	BF	H	R	ER	SO	BB	IBB	HBP	BLK	WP	HR	S	P	ERA	WHIP
34 Scott Feldman, R ERA: 3.89	(1, 1)	5.0	L	23	6	4	4	1	2	0	0	0	0	1	56	90	7.20	1.600
40 Troy Patton, L ERA: 3.83	(6, 1)	1.0		5	2	2	2	1	0	0	0	0	0	1	10	14	18.00	2.000
63 Jairo Asencio, R ERA: 7.71	(7, 1)	1.0		4	1	1	1	2	0	0	0	0	0	1	12	19	9.00	1.000
17 Brian Matusz, L ERA: 3.29	(8, 1)	1.0		4	1	0	0	1	0	0	0	0	0	0	10	16	0.00	1.000
57 Francisco Rodríguez, R ERA: 1.35	(9, 1)	1.0		4	0	0	0	1	1	0	0	0	0	0	9	17	0.00	1.000

PITCHER	IP	WLS	BF	H	R	ER	SO	BB	IBB	HBP	BLK	WP	HR	S	P	ERA	WHIP

TOP

Boston Red Sox @ Baltimore Orioles

Oriole Park at Camden Yards, Baltimore, MD

Sat Jul 27 2013, 7:34 PM - 10:53 PM EDT

Att. 44,765 - Overcast - 71 F

livebaseballscorecards.com

AB	37
R	7
H	10
RBI	7
BB	3
SO	6
LOB	13

BOTTOM

Batter	1	2	3	4	5	6	7	8	9	AB	R	H	RBI	BB	SO	LOB
9 Nate McLouth, L (1, 7) OBP: 0.355, SLG: 0.420	X FS 82 0-0 ① P6		C FF 88 X FS 79 0-1 13 BB 1B		C FF 90 S FF 89 B FF 90 D SL 82 S SL 83 2-3 ① K		F SI 91 H SI 90 1-1 HBP		C FF 89 X SL 85 0-1 2B	4	0	2	0	0	1	2
13 Manny Machado, R (1, 5) OBP: 0.328, SLG: 0.460	C FC 84 B FF 87 X FF 88 1-1 ② P2		1 SAFE B FF 88 C FF 87 P PO 84 F SL 82 1 SAFE 1 SAFE D SL 83 F SL 82 4-2 BB 1-2		1 SAFE C FF 90 1 SAFE S SL 83 B FF 88 X SL 83 1-2 ②③ G6-4-3 1-2f		B SI 91 F SL 87 B SI 90 B SI 91 X SI 89 3-1 ③ F9		B FF 88 C FF 89 S FS 81 T FF 90 1-2 ② K	4	0	0	0	1	1	4
21 Nick Markakis, L (1, 9) OBP: 0.336, SLG: 0.388	B SI 86 B SI 89 B SI 88 B FS 84 4-0 BB		F SL 81 X FF 89 0-1 ③ F8			C FF 85 B FF 86 F FS 80 B SL 81 X SL 83 2-2 19 1B 32 FC3-6 1B		X FF 91 0-0 ① G3-1	C FF 89 F FS 80 B FF 90 B FF 90 B FS 82 X FS 81 3-2 ③ F9	4	1	1	0	1	0	3
10 Adam Jones, R (1, 8) OBP: 0.322, SLG: 0.508	B SI 87 T SL 80 X SL 81 1-1 ③ F8			B FC 84 B FF 88 C SL 82 X FF 88 2-1 ① F9		B SL 83 S FF 89 F SI 89 S FS 82 1-3 ① K		B FF 93 B FF 92 F FF 93 X FF 94 2-1 32 F9 19 BB 2 E 1B		4	1	1	0	0	1	2
19 Chris Davis, L (1, 3) OBP: 0.382, SLG: 0.680		B SI 87 C SL 81 S FS 78 B FF 86 C FF 88 2-3 ① K		B FS 81 F FS 80 B FC 88 F SL 82 F SL 82 S FS 81 2-3 ② K		B FF 89 X SL 83 1-0 32 FC3-6 1-3 1B		B FF 93 S FF 92 S FF 92 B FF 94 F FO 87 F FF 93 B FF 93 B FO 88 4-2 2 E 1-2 BB		3	0	1	0	1	2	0
32 Matt Wieters, S (1, 2) OBP: 0.301, SLG: 0.427		B FF 85 B FF 87 X SL 81 2-0 ② F7		C FF 88 C FF 87 B FS 81 B FS 80 X FF 90 2-2 ③ F8		B SI 90 C SI 90 S SI 91 B SL 88 F SL 88 B SI 91 X SI 89 3-2 ② FC3-6 1-2f 3-H		X FO 86 0-0 ② F9 2-3		4	0	0	1	0	0	3
2 J.J. Hardy, R (1, 6) OBP: 0.293, SLG: 0.431		C FF 86 F FF 89 X FF 88 0-2 ③ G2-3			C FF 89 X FC 86 0-1 51 1B 1 1B 1B	C SI 90 B FF 92 S SL 87 X CH 77 1-2 ③ P6		C SL 83 B FO 86 S FF 92 X FO 88 1-2 E6 1-2 3-H		4	1	1	0	0	0	2
51 Henry Urrutia, L (1, 10) OBP: 0.321, SLG: 0.393			C FS 83 B SI 88 F SL 81 X FF 87 1-2 ① L6		T FS 84 B SI 88 F FS 80 X FS 80 1-2 1 1B 1-2 1B		X SI 88 0-0 ① G5-3	B FF 91 B FF 93 F FF 92 F FF 93 X FF 92 2-2 ③ F7		4	0	1	0	0	0	2
1 Brian Roberts, S (1, 4) OBP: 0.312, SLG: 0.400			X SI 87 0-0 ② L3		C SL 80 B FF 89 B SI 88 X SL 83 2-1 13 G6-4-3 1-3 2-H 1B		C SI 89 B SI 90 B SL 88 B CH 80 C SI 90 F SL 87 X FF 91 3-2 ② F7		B FF 89 B FF 88 C FF 88 S FF 89 B FF 90 X FF 89 3-2 ① F7	4	0	1	1	0	0	0
Inning Stats	R: 0 E: 0 K: 0 S: 5 H: 0 LOB: 1 BB: 1 P: 11	R: 0 E: 0 K: 1 S: 7 H: 0 LOB: 0 BB: 0 P: 11	R: 0 E: 0 K: 0 S: 13 H: 1 LOB: 2 BB: 1 P: 17	R: 0 E: 0 K: 1 S: 9 H: 0 LOB: 0 BB: 0 P: 15	R: 1 E: 0 K: 1 S: 13 H: 3 LOB: 1 BB: 0 P: 19	R: 1 E: 0 K: 1 S: 14 H: 2 LOB: 1 BB: 0 P: 22	R: 0 E: 0 K: 0 S: 8 H: 0 LOB: 1 BB: 0 P: 15	R: 1 E: 1 K: 0 S: 14 H: 1 LOB: 2 BB: 1 P: 23	R: 0 E: 0 K: 1 S: 11 H: 1 LOB: 1 BB: 0 P: 18	1B: 7 2B: 1 3B: 0 HR: 0	SF: 0 SAC: 0 DP: 1 HBP: 1					

PITCHER		IP	WLS	BF	H	R	ER	SO	BB	IBB	HBP	BLK	WP	HR	S	P	ERA	WHIP
46 Ryan Dempster, R ERA: 4.24	(1, 1)	5.1	W	23	6	2	2	4	2	0	0	0	0	0	54	84	3.38	1.500
32 Craig Breslow, L ERA: 2.75	(6, 1)	1.2		6	0	0	0	0	0	0	1	0	0	0	15	26	0.00	0.000
36 Junichi Tazawa, R ERA: 2.78	(8, 1)	1.0		6	1	1	0	0	1	0	0	0	0	0	14	23	0.00	2.000
19 Koji Uehara, R ERA: 1.55	(9, 1)	1.0		4	1	0	0	1	0	0	0	0	0	0	11	18	0.00	1.000

PITCHER	IP	WLS	BF	H	R	ER	SO	BB	IBB	HBP	BLK	WP	HR	S	P	ERA	WHIP

Boston Red Sox @ Baltimore Orioles

Oriole Park at Camden Yards, Baltimore, MD

Sat Jul 27 2013, 7:34 PM - 10:53 PM EDT

Att. 44,765 - Overcast - 71 F

livebaseballscorecards.com

AB	35
R	3
H	8
RBI	2
BB	3
SO	5
LOB	18

WP: 0 PB: 0 SB: 0 CS: 0 PA: 39

Boston Red Sox @ Baltimore Orioles

Oriole Park at Camden Yards, Baltimore, MD

Sun Jul 28 2013, 1:40 PM - 4:38 PM EDT

Att. 32,891 - Overcast - 79 F

TOP

livebaseballscorecards.com

Batter	1	2	3	4	5	6	7	8	9	AB	R	H	RBI	BB	SO	LOB
2 Jacoby Ellsbury, L (1, 8) OBP: 0.365, SLG: 0.422	G4-3		34 HR 1B	F8			G4-3		15 G4-6-3 1B	5	1	2	0	0	0	2
18 Shane Victorino, S (1, 9) OBP: 0.326, SLG: 0.394	34 1B 12 2B BB		P5		15 CS BB		G6-3		F7	3	1	0	0	2	0	2
15 Dustin Pedroia, R (1, 4) OBP: 0.376, SLG: 0.406	F8		F8		34 1B 1-2 BB			L7	G4-6-3 1-2f	4	0	0	0	1	0	3
34 David Ortiz, L (1, 10) OBP: 0.413, SLG: 0.605	12 2B 1-3 1B		1-H HR		12 G5-4-3 1-2 1B			12 2B 39 1B 1B		4	2	4	2	0	0	0
12 Mike Napoli, R (1, 3) OBP: 0.346, SLG: 0.473	1-3 3-H 2B		K		G5-4-3 1-2f			39 1B 1-3 2B		4	1	2	1	0	1	2
37 Mike Carp, L (1, 7) OBP: 0.387, SLG: 0.614	K			7 BB BB		F7				2	0	0	0	1	1	2
5 Jonny Gomes, R (8, PH) (8, 7)								39 1B IBB		0	0	0	0	1	0	0
39 Jarrod Saltalamacchia, S (1, 2) OBP: 0.331, SLG: 0.435		G3		L8		7 L4-6 2B		1-2 2-H 3-H 1B		4	0	2	2	0	0	1
7 Stephen Drew, L (1, 6) OBP: 0.313, SLG: 0.413		K		1-2 BB		2-2 L4-6 2-2		K		3	0	0	0	1	2	3
10 Jose Iglesias, R (1, 5) OBP: 0.377, SLG: 0.410		G5-3		F9			L8	G1-3		4	0	0	0	0	0	4

	AB	R	H	RBI	BB	SO	LOB
	33	5	10	5	6	4	19

Inning Stats	1	2	3	4	5	6	7	8	9
R	1	0	2	0	0	0	0	2	0
H	2	0	2	0	1	1	0	3	1
E	0	0	0	0	0	0	0	0	0
LOB	2	0	0	2	1	0	0	1	0
K	1	1	1	0	0	0	0	1	0
BB	1	0	0	2	2	0	0	1	0
S	15	10	10	8	7	10	8	17	4
P	27	13	15	18	16	16	11	27	8

	1B	2B	3B	HR	SF	SAC	DP	HBP	WP	PB	SB	CS	PA
	6	4	0	1	0	0	3	0	0	0	0	1	39

PITCHER		IP	WLS	BF	H	R	ER	SO	BB	IBB	HBP	BLK	WP	HR	S	P	ERA	WHIP
39 Jason Hammel, R ERA: 5.2	(1, 1)	5.1	L	25	6	3	3	3	5	0	0	0	0	1	54	97	5.06	2.062
66 T.J. McFarland, L ERA: 4.13	(6, 1)	2.2		11	3	2	2	1	0	1	0	0	0	0	31	46	6.75	1.125
29 Tommy Hunter, R ERA: 2.75	(9, 1)	1.0		3	1	0	0	0	0	0	0	0	0	0	4	8	0.00	1.000

PITCHER		IP	WLS	BF	H	R	ER	SO	BB	IBB	HBP	BLK	WP	HR	S	P	ERA	WHIP

BOTTOM

Boston Red Sox @ Baltimore Orioles

Oriole Park at Camden Yards, Baltimore, MD

Sun Jul 28 2013, 1:40 PM - 4:38 PM EDT

Att. 32,891 - Overcast - 79 F

livebaseballscorecards.com

Batter	1	2	3	4	5	6	7	8	9	AB	R	H	RBI	BB	SO	LOB
21 Nick Markakis, L (1, 9) OBP: 0.340, SLG: 0.390	B FF 92 B FF 92 B FF 92 C FF 91 S FF 93 F FF 92 X FF 93 3-2 13 G6-3 1B		B CH 84 F SI 90 X CU 74 1-1 ③ G3		B SI 94 B SI 94 B FF 94 B FF 92 4-0 1-2 BB			C FF 94 B FF 94 B FF 93 F FF 94 X FF 95 2-2 13 G5-4-3 1B		3	0	2	0	1	0	0
13 Manny Machado, R (1, 5) OBP: 0.326, SLG: 0.456	B FF 92 X SI 92 1-0 ① G6-3 1-2			C SI 89 X CH 85 0-1 ① G5-3	B FF 94 B SI 92 F FF 93 B FF 94 X FF 94 3-1 ③ L6			B FF 94 X FF 95 1-0 ①② G5-4-3 1-2f		4	0	0	0	0	0	4
19 Chris Davis, L (1, 3) OBP: 0.378, SLG: 0.673	F SI 90 B FF 94 F SI 91 B FF 95 S FF 93 2-3 ② K			S CU 74 F SI 91 C SI 94 0-3 ② K		B FF 93 X FF 92 1-0 E4 10 1B		S FF 95 F SI 94 B FF 94 S FF 95 1-3 ③ K		4	0	0	0	0	3	1
10 Adam Jones, R (1, 8) OBP: 0.324, SLG: 0.508	B FF 94 S SI 94 F FF 94 B CH 86 F CH 85 F FF 94 S SI 91 2-3 ③ K			B FF 92 C SI 92 B CU 78 X CH 86 2-1 32 BB 1B		X FF 93 0-0 2 G5-4-3 1-2 1B			C FF 90 F FF 92 B KC 77 F CH 86 X SL 83 1-2 ① G5-3	4	0	2	0	0	1	1
32 Matt Wieters, S (1, 10) OBP: 0.300, SLG: 0.424		F FF 92 X CH 86 0-1 ① G6-3		B FF 92 B FF 90 B SI 92 C FF 92 F SI 92 F FF 93 B SI 93 4-2 1-2 BB		B SI 93 B CH 86 F CH 85 B FF 94 F FF 93 F FF 94 S FF 93 3-3 ① K			B SI 93 C CH 87 F FF 93 B FF 93 B SL 82 X SI 93 3-2 ② F8	3	0	0	0	1	1	2
2 J.J. Hardy, R (1, 6) OBP: 0.290, SLG: 0.426		C SI 92 C SI 91 S FF 93 0-3 ② K		C SI 92 X FF 93 0-1 ③ P3		C SI 93 B FF 95 F CH 86 F FF 93 B FF 92 B FF 95 X CH 86 3-2 ②③ G5-4-3 1-2f			C FF 93 X FF 94 0-1 ③ P4	4	0	0	0	0	1	4
1 Brian Roberts, S (1, 4) OBP: 0.302, SLG: 0.386		B FF 93 X SI 92 1-0 ③ G6-3			C CU 73 C CH 86 B FF 92 F FF 93 B CU 76 F SI 86 F FC 88 F FF 92 S FC 90 2-3 ① K		X FF 91 0-0 ① P3			3	0	0	0	0	1	0
25 L.J. Hoes, R (1, 7)			C FF 92 F SI 90 S CH 85 0-3 ① K		X CH 86 0-0 ② G5-3		C FF 92 X CH 85 0-1 ② G4-3			3	0	0	0	0	1	0
31 Taylor Teagarden, R (1, 2) OBP: 0.143, SLG: 0.268			B FF 92 B FF 91 X FF 92 2-0 ② F9		F FF 92 X FC 90 0-1 21 BB 1B		F FF 92 S CH 86 S FF 93 0-3 ③ K			3	0	1	0	0	1	0
Inning Stats	R: 0 E: 0 K: 2 S: 13 H: 1 LOB: 1 BB: 0 P: 21	R: 0 E: 0 K: 1 S: 6 H: 0 LOB: 0 BB: 0 P: 7	R: 0 E: 0 K: 1 S: 6 H: 0 LOB: 0 BB: 0 P: 9	R: 0 E: 0 K: 1 S: 12 H: 1 LOB: 2 BB: 1 P: 18	R: 0 E: 0 K: 1 S: 12 H: 1 LOB: 2 BB: 1 P: 21	R: 0 E: 1 K: 1 S: 10 H: 1 LOB: 1 BB: 0 P: 17	R: 0 E: 0 K: 1 S: 6 H: 0 LOB: 0 BB: 0 P: 6	R: 0 E: 0 K: 1 S: 7 H: 1 LOB: 0 BB: 0 P: 11	R: 0 E: 0 K: 0 S: 9 H: 0 LOB: 0 BB: 0 P: 13	1B: 5 2B: 0 3B: 0 HR: 0	SF: 0 SAC: 0 DP: 2 HBP: 0	WP: 0 PB: 0 SB: 0 CS: 0	PA: 33				

	AB	31
	R	0
	H	5
	RBI	0
	BB	2
	SO	9
	LOB	12

PITCHER		IP	WLS	BF	H	R	ER	SO	BB	IBB	HBP	BLK	WP	HR	S	P	ERA	WHIP
31 Jon Lester, L ERA: 4.27	(1, 1)	7.0	W	27	4	0	0	8	2	0	0	0	0	0	65	99	0.00	0.857
38 Matt Thornton, L ERA: 3.86	(8, 1)	1.0		3	1	0	0	1	0	0	0	0	0	0	7	11	0.00	1.000
54 Pedro Beato, R ERA: 1.42	(9, 1)	1.0		3	0	0	0	0	0	0	0	0	0	0	9	13	0.00	0.000

PITCHER	IP	WLS	BF	H	R	ER	SO	BB	IBB	HBP	BLK	WP	HR	S	P	ERA	WHIP

Houston Astros @ Baltimore Orioles

Oriole Park at Camden Yards, Baltimore, MD

Tue Jul 30 2013, 7:09 PM - 9:47 PM EDT

Att. 24,904 - Partly Cloudy - 81 F

livebaseballscorecards.com

TOP

Batter	1	2	3	4	5	6	7	8	9	AB	R	H	RBI	BB	SO	LOB
6 Jonathan Villar, S (1, 6) OBP: 0.344, SLG: 0.379	B SI 91 C FF 92 C CU 76 B SI 92 F FF 91 B CH 84 C SI 91 3-3 K ①		C CH 85 X SI 92 0-1 15 BB, 27 1B, S; 1-2, 2-3 1B		1 SAFE 1 SAFE X FF 90 0-0 SH1-3 ① 1-2		X CU 70 0-0 G5-3 ③			3	1	1	0	0	1	1
27 Jose Altuve, R (1, 4) OBP: 0.319, SLG: 0.360	C FF 91 C SL 82 B FF 92 X CH 84 1-2 G6-3 ②		B SL 83 X CH 84 1-0 15 BB; 1-2, 2-H, 3-H 1B		X SI 90 0-0 F9 ② 2-3			B CU 72 B FF 92 B FF 91 C FF 91 C FF 92 F FF 91 F FF 92 X FF 92 3-2 29 S 1B		4	0	2	2	0	0	1
15 Jason Castro, L (1, 10) OBP: 0.323, SLG: 0.446	X SL 84 0-0 F8 ③		B FF 91 S FF 92 B FF 91 B SI 92 B SL 84 4-1 1-2, 2-3 BB		S FF 90 B FF 91 B SI 90 C FF 91 F CU 72 S FF 91 2-3 K ③			1 SAFE F SL 79 B FF 92 B FF 91 F SL 83 S FF 92 2-3 K ①		3	0	0	0	1	2	2
23 Chris Carter, R (1, 3) OBP: 0.320, SLG: 0.440 (8, 7)		C FF 91 S SI 92 B FF 92 F SI 92 X FF 92 1-2 F9 ① C CU 75 F SI 91 B FF 92 F CH 83 B FF 92 S FF 92 2-3 K ②			C CU 72 T FF 92 B FF 92 B CU 70 X FF 91 2-2 F8 ①		1 SAFE F SL 78 C SL 78 S SL 79 0-3 K ②		4	0	0	0	0	2	4
Justin Maxwell, R (1, 9) OBP: 0.311, SLG: 0.387 29 Brett Wallace, L (8, PH) OBP: 0.266, SLG: 0.440 (8, 3)		C FF 92 B FF 91 X FF 92 1-1 P4 ② S FF 91 B FF 92 F SL 83 C FF 93 1-3 K ③; 3-H			B CU 70 B SL 80 C FF 91 B SL 82 F FF 91 F FF 92 S FF 92 3-3 K ②		B SL 79 C SL 79 S FF 86 X FF 87 1-2 F8 ③; 1-2		3 1	0 0	0 0	0 0	0 0	2 0	2 1
22 Carlos Corporán, S (1, 2) OBP: 0.317, SLG: 0.415		B CU 73 F FF 92 F CH 83 S FF 93 1-3 K ③		X CU 75 0-0 G6-3 ①		S FF 92 F FF 93 S FF 92 0-3 K ③			S SI 92 X SI 94 0-1 F9 ①	4	0	0	0	0	2	0
2 Brandon Barnes, R (1, 8) OBP: 0.293, SLG: 0.350 59 Marc Krauss, L (9, PH) OBP: 0.222, SLG: 0.346			F FF 91 T CH 83 X FF 92 0-2 G5-3 ① B FF 92 X CH 83 1-0 G6-3 ②				C CU 72 T SI 91 B SL 82 X CH 84 1-2 G4-3 ①		B FF 93 X SI 92 1-0 G4-3 ②	3 1	0 0	0 0	0 0	0 0	0 0	0 0
30 Matt Dominguez, R (1, 5) OBP: 0.262, SLG: 0.386			C FF 91 B CU 73 X SI 91 1-1 6 1B, 19 1B, 27 1B 1B C FF 93 B SL 84 B FF 92 F FF 92 F FF 92 B FF 92 F FF 93 S CU 73 3-3 K ③				C SI 91 F FF 92 B FF 92 B FF 92 X FF 92 2-2 F9 ②		B SI 93 C SI 93 F SI 93 B CU 79 F SI 95 B SI 93 X SI 94 3-2 G1-3 ③	4	1	1	0	0	1	0
19 Robbie Grossman, S (1, 7) OBP: 0.331, SLG: 0.274 (8, 9)			X SI 92 0-0 6 1B, 27 1B; 1-2 1B		B FF 90 B SL 79 B FF 90 C FF 90 X FF 90 3-1 27 F9, 6 SH1-3 1B		C CU 71 B CH 82 C CH 82 B FF 91 F FF 91 B CU 70 X FF 91 3-2 2B			3	1	3	0	0	0	0
Inning Stats	R: 0 E: 0 K: 1 S: 8 H: 0 LOB: 0 BB: 0 P: 12	R: 0 E: 0 K: 1 S: 9 H: 0 LOB: 0 BB: 0 P: 12	R: 3 E: 0 K: 2 S: 17 H: 4 LOB: 2 BB: 1 P: 26	R: 0 E: 0 K: 1 S: 7 H: 0 LOB: 0 BB: 0 P: 11	R: 0 E: 0 K: 1 S: 8 H: 1 LOB: 1 BB: 0 P: 13	R: 0 E: 0 K: 2 S: 10 H: 0 LOB: 0 BB: 0 P: 15	R: 0 E: 0 K: 0 S: 11 H: 1 LOB: 1 BB: 0 P: 17	R: 0 E: 0 K: 2 S: 14 H: 1 LOB: 1 BB: 0 P: 20	R: 0 E: 0 K: 0 S: 7 H: 0 LOB: 0 BB: 0 P: 11	1B: 6 2B: 1 3B: 0 HR: 0 SF: 0 SAC: 1 DP: 0 HBP: 0						

	AB	33
	R	3
	H	7
	RBI	2
	BB	1
	SO	10
	LOB	11

WP: 0 PA: 35
PB: 0
SB: 2
CS: 0

PITCHER		IP	WLS	BF	H	R	ER	SO	BB	IBB	HBP	BLK	WP	HR	S	P	ERA	WHIP
16 Wei-Yin Chen, L ERA: 2.87	(1, 1)	7.1	W	30	7	3	3	9	1	0	0	0	0	0	78	119	3.68	1.091
56 Darren O'Day, R ERA: 2.17	(8, 1)	0.2	H	2	0	0	0	1	0	0	0	0	0	0	6	7	0.00	0.000
43 Jim Johnson, R ERA: 3.4	(9, 1)	1.0	S	3	0	0	0	0	0	0	0	0	0	0	7	11	0.00	0.000

PITCHER		IP	WLS	BF	H	R	ER	SO	BB	IBB	HBP	BLK	WP	HR	S	P	ERA	WHIP

Houston Astros @ Baltimore Orioles

Oriole Park at Camden Yards, Baltimore, MD

Tue Jul 30 2013, 7:09 PM - 9:47 PM EDT

Att. 24,904 - Partly Cloudy - 81 F

livebaseballscorecards.com

BOTTOM

Batter	1	2	3	4	5	6	7	8	9	AB	R	H	RBI	BB	SO	LOB
9 Nate McLouth, L (1, 7) OBP: 0.354, SLG: 0.419	C SI 91 C SI 91 F SI 90 F FF 91 F CU 82 B FF 93 X CU 82 1-2 ① G4-3		C CH 83 B CH 84 X SI 91 1-1 ③ F7		C SI 91 X CH 84 0-1 ② F7		C SL 82 B SI 91 X SI 91 1-1 21 CS 1B			4	0	1	0	0	0	0
13 Manny Machado, R (1, 5) OBP: 0.325, SLG: 0.453	L SI 93 B SI 93 X FF 92 1-1 ② F9			B SL 89 B SI 92 B SI 92 C SI 92 D SI 92 4-1 32 WP 10 G6-3 2 1B BB	B SI 92 B SI 92 X SI 92 2-0 ③ L8		X FF 90 0-0 ② F9			3	1	0	0	1	0	1
21 Nick Markakis, L (1, 9) OBP: 0.339, SLG: 0.387	C SI 92 B SI 92 B SI 92 B CH 85 F SI 91 X SI 92 3-2 ③ G4-3			C SI 91 B SI 90 B SI 91 F SI 91 F SI 90 F FF 92 1 SAFE X SI 92 2-2 ① P4		B SI 90 B SI 91 B SI 91 B FF 91 4-0 19 HR BB	C SL 83 F SL 84 1 SAFE B FF 91 1-2 ③ CS 1-2	C SL 82 B KC 77 X KC 78 1-1 ① F9		3	1	0	0	1	0	1
10 Adam Jones, R (1, 8) OBP: 0.321, SLG: 0.503		B FF 91 F SI 92 B CU 81 B SI 92 X SI 92 3-1 ① G5-3		S FF 91 B FF 91 B SI 91 C SI 92 B FF 92 X SI 92 3-2 ② G6-3 1-2		C FF 89 X SI 91 0-1 ① L6		X FF 95 0-0 ② F8		4	0	0	0	0	0	2
19 Chris Davis, L (1, 10) OBP: 0.382, SLG: 0.680		B SI 92 B SI 93 F CH 84 T CH 84 C FF 93 2-3 ② K		B SI 91 B SI 89 B FF 88 C SI 89 D SI 89 4-1 32 BB 2 1B BB		B SI 92 B CH 82 B SI 90 S SI 92 X SI 91 3-1 1-H HR		B FF 95 C FF 95 S FF 94 B FF 95 B SL 86 B FF 96 4-2 BB		2	2	1	2	2	1	0
32 Matt Wieters, S (1, 2) OBP: 0.302, SLG: 0.421		B SI 92 S SI 91 B SI 91 F SI 91 B CU 82 B SI 94 4-2 BB		B CU 81 B SI 91 B SI 92 B SI 91 4-0 2 1B 1-2 2-3 BB		B FF 93 B FF 94 F FF 92 S FF 93 C FF 94 2-3 ② K		X FF 94 0-0 ③ F8		2	0	0	0	2	1	1
2 J.J. Hardy, R (1, 6) OBP: 0.293, SLG: 0.427		B FF 92 C SI 92 C SI 92 B SI 93 T SI 90 2-2 ③ K		C SI 93 B SL 89 F FF 92 X SI 92 1-2 1-3 2-H 3-H 1B		B KC 80 B FF 94 B FF 93 B FF 92 4-0 BB				2	0	1	2	1	1	1
3 Ryan Flaherty, L (1, 3) OBP: 0.273, SLG: 0.344			B SI 90 C SI 91 B SI 91 B SI 91 F SI 91 X SI 91 3-2 ① P6	X CH 81 0-0 ③ F9		B SI 90 C SI 90 B SL 84 S SL 84 F SL 84 B SI 91 X SL 84 3-2 ③ G2-3				3	0	0	0	0	0	3
1 Brian Roberts, S (1, 4) OBP: 0.293, SLG: 0.374			C SI 90 B CU 81 F SI 90 C SI 92 1-3 ② K		B FF 91 B SI 90 X SI 90 2-0 ① F7		C CH 84 B KC 78 C CH 85 C FF 91 1-3 ① K			3	0	0	0	0	2	0
Inning Stats	R: 0 E: 0 K: 0 S: 11 H: 0 LOB: 0 BB: 0 P: 16	R: 0 E: 0 K: 2 S: 10 H: 0 LOB: 1 BB: 1 P: 21	R: 0 E: 0 K: 1 S: 8 H: 0 LOB: 0 BB: 0 P: 13	R: 2 E: 0 K: 0 S: 14 H: 1 LOB: 2 BB: 3 P: 32	R: 0 E: 0 K: 0 S: 4 H: 0 LOB: 0 BB: 0 P: 8	R: 2 E: 0 K: 1 S: 11 H: 1 LOB: 1 BB: 2 P: 27	R: 0 E: 0 K: 1 S: 8 H: 1 LOB: 0 BB: 0 P: 11	R: 0 E: 0 K: 0 S: 6 H: 0 LOB: 1 BB: 1 P: 11		1B: 2 2B: 0 3B: 0 HR: 1 SF: 0 SAC: 0 DP: 0 HBP: 0	WP: 1 PB: 0 SB: 0 CS: 1 PA: 34					

	AB	26
	R	4
	H	3
	RBI	4
	BB	7
	SO	5
	LOB	9

PITCHER		IP	WLS	BF	H	R	ER	SO	BB	IBB	HBP	BLK	WP	HR	S	P	ERA	WHIP
64 Lucas Harrell, R ERA: 5.24	(1, 1)	5.1	L	23	2	4	4	3	5	0	0	0	1	1	51	101	6.75	1.312
35 Josh Fields, R ERA: 6.23	(6, 1)	0.1		2	0	0	0	1	1	0	0	0	0	0	3	9	0.00	3.000
53 Wesley Wright, L ERA: 4.12	(6, 1)	1.2		5	1	0	0	1	0	0	0	0	0	0	14	21	0.00	0.600
61 Josh Zeid, R ERA:	(8, 1)	0.2		3	0	0	0	0	1	0	0	0	0	0	4	8	0.00	1.500

PITCHER	IP	WLS	BF	H	R	ER	SO	BB	IBB	HBP	BLK	WP	HR	S	P	ERA	WHIP

Batter	1	2	3	4	5	6	7	8	9	AB	R	H	RBI	BB	SO	LOB
6 Jonathan Villar, S (1, 6) OBP: 0.316, SLG: 0.324	B FF 90 X SI 90 1-0 ① L6	B CU 78 S CH 83 T CH 82 C FF 91 1-3 ③ K		C FF 91 B CH 84 S CH 83 B CH 83 B CH 84 F CH 83 B CH 81 4-2 27 E / 15 HR BB	X SI 89 0-0 ③ FC6-4 1-2f		C CU 76 S CH 82 F CH 81 F FF 91 B CU 77 T CH 82 1-2 ② K		C SI 88 X SI 89 0-1 ③ G3-1	5	1	0	0	1	2	2
28 L.J. Hoes, R (1, 9) (6, 8)	C FF 91 X SL 84 0-1 ② F8		C FF 91 B SI 90 B SI 91 B SL 85 F FF 91 S FF 91 3-3 ① K	F SI 92 B FF 92 F SI 90 B SL 85 C FF 91 2-3 ② K		B SI 88 B CH 81 F SI 88 B SI 87 X SI 88 3-1 ① G6-3	B FF 91 B FF 91 X FF 90 2-0 ③ F9			5	0	0	0	0	2	3
27 Jose Altuve, R (1, 4) OBP: 0.323, SLG: 0.362	X FF 91 0-0 ③ P3		B FF 92 C SL 83 B CU 79 B FF 91 B SL 86 4-1 15 2B / BB	C CU 80 X SL 85 0-1 E6 / 15 HR 1-2 2-3 3-H		B SL 82 B SI 88 X SI 87 2-0 15 BB / 29 1B 1B		F SI 90 X CH 84 0-1 1B		4	2	2	0	1	0	2
15 Jason Castro, L (1, 2) OBP: 0.329, SLG: 0.465		F FF 91 X CH 84 0-1 23 WP / 2 2B 2B	1 SAFE X SI 90 0-0 1-3 2B	B SI 92 B FF 92 B SI 91 F FF 91 X SI 91 3-1 1-H 2-H 3-H HR		B SI 88 B SL 83 B SI 89 B SI 88 4-0 29 1B / 1-2 BB		B FF 90 B FF 91 B FF 91 C FF 91 F FF 91 X SL 87 3-2 ① F9		4	2	3	4	1	0	1
23 Chris Carter, R (1, 10) OBP: 0.319, SLG: 0.437		S SL 84 B FF 91 S FF 91 F FF 91 B CU 81 F FF 91 X FF 92 2-2 ① P3 2-3	B FF 92 S FF 92 F FF 91 D FF 91 F CU 79 D SL 84 T FF 91 3-2 ② K	C CU 78 X FF 91 0-1 1B		S SI 88 B SI 88 F SI 89 T SI 90 1-2 ② K		B SI 92 X SI 91 1-0 ② F8		5	0	1	0	0	2	6
29 Brett Wallace, L (1, 3) OBP: 0.264, SLG: 0.430		C FF 91 B FF 91 B SI 91 F CU 79 X FF 91 2-2 ② P4	B FF 92 S SI 92 S FF 91 B FF 91 F FF 92 F FF 91 B FF 92 S CU 80 3-3 K2-3	B SL 82 S SI 87 F SI 88 B SL 84 C SL 83 2-3 ③ K		B SI 89 D SI 88 C SI 89 S SL 82 B SI 89 X SI 88 3-2 1-2 2-H 1B		B FF 91 F CH 86 B SL 84 C FF 91 C SL 86 2-3 ③ K		5	0	1	1	0	3	5
2 Brandon Barnes, R (1, 8) OBP: 0.297, SLG: 0.357 10 Jake Elmore, R (6, PH) OBP: 0.305, SLG: 0.324 (6, 7)		B FF 91 B SI 90 X FF 91 2-0 30 1B / 3-H 2B		B FF 91 B CH 84 C SI 90 X SL 85 2-1 19 SH1-4 / 30 1B / 27 E 1B	S SI 87 S SI 88 B SL 84 S CH 82 1-3 ① K	C SI 88 B CH 83 X SI 89 1-1 ③ F9		B SI 88 C SI 88 C CH 82 B SI 91 B SL 81 X SI 88 3-2 ① F8		3 2	2 0	2 0	1 0	0 0	1 0	0 2
30 Matt Dominguez, R (1, 5) OBP: 0.270, SLG: 0.401		C SL 82 X FF 91 0-1 19 HR / 2-H 1B		F FF 90 1 SAFE B SI 90 F FF 91 1 SAFE X FF 90 1-2 27 E / 19 SH1-4 / 15 HR 1B	C SL 83 F SI 88 B SI 88 X SI 88 1-2 6 FC6-4 1B		C CU 75 B FF 92 X FF 92 1-1 HR		C SI 89 X SL 81 0-1 ② F8	5	3	4	2	0	0	0
19 Robbie Grossman, S (1, 7) OBP: 0.336, SLG: 0.306 (6, 9)		X SI 90 0-0 1-H HR		X FF 90 0-0 ① SH1-4 1-2 2-3	S SI 88 B SI 89 D CH 83 X SI 89 2-1 ② F7		C FF 91 S CH 81 F CH 84 F FF 92 B CH 83 F CH 82 X FF 92 1-2 ① G3		C SI 90 B SI 90 X CH 84 1-1 1B	4	1	2	2	0	0	1
Inning Stats	R: 0 E: 0 K: 0 S: 4 H: 0 LOB: 0 BB: 0 P: 5	R: 4 E: 0 K: 1 S: 17 H: 4 LOB: 0 BB: 0 P: 24	R: 0 E: 0 K: 3 S: 14 H: 1 LOB: 2 BB: 1 P: 27	R: 5 E: 1 K: 2 S: 21 H: 4 LOB: 1 BB: 1 P: 35	R: 0 E: 0 K: 1 S: 9 H: 1 LOB: 1 BB: 0 P: 13	R: 1 E: 0 K: 1 S: 11 H: 2 LOB: 2 BB: 1 P: 25	R: 1 E: 0 K: 1 S: 14 H: 1 LOB: 0 BB: 0 P: 19	R: 0 E: 0 K: 1 S: 9 H: 1 LOB: 1 BB: 0 P: 15	R: 0 E: 0 K: 0 S: 9 H: 1 LOB: 1 BB: 0 P: 13	1B: 9 2B: 3 3B: 0 HR: 3	SF: 0 SAC: 1 DP: 0 HBP: 0			WP: 1 PB: 0 SB: 0 CS: 0	PA: 46		

PITCHER		IP	WLS	BF	H	R	ER	SO	BB	IBB	HBP	BLK	WP	HR	S	P	ERA	WHIP
50 Miguel González, R ERA: 3.88	(1, 1)	3.2	L	23	9	9	4	5	2	0	0	0	1	2	53	86	9.82	3.000
66 T.J. McFarland, L ERA: 4.12	(4, 1)	2.1		11	3	1	1	3	1	0	0	0	0	0	23	43	3.86	1.714
57 Francisco Rodríguez, R ERA: 1.63	(7, 1)	1.0		4	1	1	1	1	0	0	0	0	0	1	14	19	9.00	1.000
17 Brian Matusz, L ERA: 3.2	(8, 1)	1.0		4	1	0	0	1	0	0	0	0	0	0	9	15	0.00	1.000
40 Troy Patton, L ERA: 3.74	(9, 1)	1.0		4	1	0	0	0	0	0	0	0	0	0	9	13	0.00	1.000

PITCHER	IP	WLS	BF	H	R	ER	SO	BB	IBB	HBP	BLK	WP	HR	S	P	ERA	WHIP

TOP

Houston Astros @ Baltimore Orioles

Oriole Park at Camden Yards, Baltimore, MD

Wed Jul 31 2013, 7:08 PM - 10:10 PM EDT

Att. 25,265 - Cloudy - 80 F

livebaseballscorecards.com

AB	42
R	11
H	15
RBI	10
BB	3
SO	10
LOB	22

Houston Astros @ Baltimore Orioles

Oriole Park at Camden Yards, Baltimore, MD

Wed Jul 31 2013, 7:08 PM - 10:10 PM EDT

Att. 25,265 - Cloudy - 80 F

livebaseballscorecards.com

Batter	1	2	3	4	5	6	7	8	9	AB	R	H	RBI	BB	SO	LOB
9 Nate McLouth, L (1, 7) OBP: 0.353, SLG: 0.417 (8, 8)	B SI 90 B SI 90 C FF 90 X FF 90 2-1 F9 ①		C SI 90 F CH 82 D KC 80 X FF 90 1-2 P4 ②			B FF 90 C FF 89 B CH 80 B CH 80 X SI 90 3-1 P6 ②		S FF 94 B FF 95 F FF 94 X CU 81 1-2 1-2 1B		4	0	1	0	0	0	1
13 Manny Machado, R (1, 5) OBP: 0.323, SLG: 0.450 3 Ryan Flaherty, L (8, PH) OBP: 0.271, SLG: 0.342 (9, 5)	X SI 90 0-0 P3 ②		C FF 90 F CH 81 B SI 91 B CH 80 X CH 80 2-2 G6-3 ③			C FF 90 X CH 81 0-1 P6 ③		F FF 96 F FF 95 S FF 96 0-3 K ③		3 1	0 0	0 0	0 0	0 0	0 1	1 2
21 Nick Markakis, L (1, 9) OBP: 0.340, SLG: 0.388	B FF 91 C FF 90 B CH 82 F FF 90 C SI 91 2-3 K ③			B FF 90 F FF 90 X SI 90 1-1 P6 ①			C FF 89 B CH 81 X SI 90 1-1 1B		B FF 94 F FF 94 X SL 84 1-1 31 2B 1B	4	0	2	0	0	1	0
10 Adam Jones, R (1, 8) OBP: 0.319, SLG: 0.500 51 Henry Urrutia, L (8, 7) OBP: 0.310, SLG: 0.379		C FF 89 X SI 90 0-1 B1-3 ①		F FF 89 F FF 90 F FF 91 X KC 79 0-2 G5-3 ②			C KC 79 S CH 81 X CH 80 0-2 F9 ①		B FF 93 C SI 92 F CH 86 F FF 94 F FF 94 S FF 93 1-3 K ①	3 1	0 0	0 0	0 0	0 0	0 1	1 1
19 Chris Davis, L (1, 3) OBP: 0.381, SLG: 0.675		B FF 90 B KC 79 F SI 89 X SI 90 2-1 1B		C SI 91 S CH 81 S KC 79 0-3 K2-3 ③			B FF 90 X FF 90 1-0 F8 ②		S FF 93 S FF 95 B FF 95 B CH 87 X FF 94 2-2 P5 ②	4	0	1	0	0	1	2
32 Matt Wieters, S (1, 2) OBP: 0.300, SLG: 0.418 31 Taylor Teagarden, R (8, 2) OBP: 0.163, SLG: 0.310		B SI 90 S FF 89 F FF 90 B FF 91 D KC 81 C SI 90 3-3 K ②	C FF 89 F CH 81 F FF 90 B KC 80 T CH 80 1-2 K ①				C FF 90 B SI 89 F FF 89 B SI 90 X CH 81 2-2 L9 ③		B FF 93 X FF 94 1-0 1-3 2B	3 1	0 0	0 1	0 0	0 0	2 0	2 0
2 J.J. Hardy, R (1, 6) OBP: 0.292, SLG: 0.425 12 Alexi Casilla, S (8, 6) OBP: 0.278, SLG: 0.337		C SI 90 B CH 81 S CH 82 X CH 81 1-2 P5 ③	B SI 90 C CH 81 F FF 90 C FF 90 1-3 K ②					C FF 94 F FF 94 B FF 95 X CU 81 1-2 L3 ①	X SI 93 0-0 F7 ③	2 2	0 0	0 0	0 0	0 0	1 0	1 2
1 Brian Roberts, S (1, 4) OBP: 0.284, SLG: 0.362			C SI 89 B CH 81 X SI 89 1-1 F8 ①		B FF 90 X FF 89 1-0 F8 ③			B FF 94 X FF 94 1-0 F8 ②		3	0	0	0	0	0	0
28 Steve Pearce, R (1, 10) OBP: 0.323, SLG: 0.393			B SI 90 C FF 90 X KC 78 1-1 1B		F SI 89 B FF 90 F SI 89 F FF 90 S CH 81 1-3 K ①			B FF 96 C FF 94 B CU 82 B FF 95 X FF 95 3-1 9 1B 1B		3	0	2	0	0	1	0

	AB	R	H	RBI	BB	SO	LOB
	34	**0**	**7**	**0**	**0**	**8**	**13**

Inning Stats	1	2	3	4	5	6	7	8	9	1B: 6	SF: 0	WP: 0	PA: 34
	R: 0 E: 0 K: 1 S: 6 H: 0 LOB: 0 BB: 0 P: 10	R: 0 E: 0 K: 1 S: 10 H: 1 LOB: 1 BB: 0 P: 16	R: 0 E: 0 K: 0 S: 10 H: 1 LOB: 1 BB: 0 P: 15	R: 0 E: 0 K: 1 S: 9 H: 0 LOB: 0 BB: 0 P: 10	R: 0 E: 0 K: 2 S: 8 H: 0 LOB: 0 BB: 0 P: 11	R: 0 E: 0 K: 0 S: 8 H: 0 LOB: 0 BB: 0 P: 12	R: 0 E: 0 K: 0 S: 9 H: 1 LOB: 1 BB: 0 P: 13	R: 0 E: 0 K: 1 S: 12 H: 2 LOB: 2 BB: 0 P: 18	R: 0 E: 0 K: 1 S: 12 H: 2 LOB: 2 BB: 0 P: 17	2B: 1 3B: 0 HR: 0	SAC: 0 DP: 0 HBP: 0	PB: 0 SB: 0 CS: 0	

PITCHER	IP	WLS	BF	H	R	ER	SO	BB	IBB	HBP	BLK	WP	HR	S	P	ERA	WHIP
39 Brett Oberholtzer, L (1, 1) ERA: 3.77	7.0	W	24	3	0	0	6	0	0	0	0	0	0	60	87	0.00	0.429
63 Chia-Jen Lo, R (8, 1) ERA:	1.0		5	2	0	0	1	0	0	0	0	0	0	12	18	0.00	2.000
68 José Cisnero, R (9, 1) ERA: 3.4	1.0		5	2	0	0	1	0	0	0	0	0	0	12	17	0.00	2.000

PITCHER	IP	WLS	BF	H	R	ER	SO	BB	IBB	HBP	BLK	WP	HR	S	P	ERA	WHIP

Batter	1	2	3	4	5	6	7	8	9	AB	R	H	RBI	BB	SO	LOB
6 Jonathan Villar, S (1, 6) OBP: 0.310, SLG: 0.297	C FF 92 B FF 92 X SL 86 1-1 G5-3		1 SAFE C SL 85 B FF 91 1 SAFE B SI 92 1 SAFE X FF 92 2-1 G5-3 1-2		B SL 81 B SL 83 B FF 91 B FF 90 4-0 BB			B FF 96 F FF 96 C FF 97 X CU 82 1-2 G3 2-3		3	0	0	0	1	0	2
28 L.J. Hoes, R (1, 8) OBP: 0.083, SLG: 0.083	C SI 92 C FF 94 X FF 94 0-2 G3		F SL 84 X SL 83 0-1 1B		B FF 91 1 SAFE 1 SAFE 1 SAFE X FF 92 1-0 F9			X FF 96 0-0 G4-3 3-H		4	0	1	1	0	0	1
15 Jason Castro, L (1, 2) OBP: 0.328, SLG: 0.462	B FF 93 C FF 92 F SL 89 X SL 83 1-2 1B		F SL 87 F FF 91 B FF 93 S FF 93 1-3 K			B SL 84 B FF 91 C SL 85 C FF 92 B SL 85 X FF 92 3-2 F7		B CU 75 X FF 88 1-0 L9		4	0	1	0	0	1	1
23 Chris Carter, R (1, 10) OBP: 0.315, SLG: 0.432	S FF 93 F FF 93 B FF 94 S SL 83 1-3 K			F FF 91 B SL 83 F SL 82 B FF 92 B FF 92 S SL 84 3-3 K		B SL 82 F FF 92 B FF 92 S FF 91 F SL 82 F SL 84 B SL 81 F FF 92 F FF 92 3-3 C FF 93 K			C CU 78 C SI 93 B CU 78 F CU 78 F SI 94 B SI 93 X SI 94 2-2 P6	4	0	0	0	0	3	1
29 Brett Wallace, L (1, 3) OBP: 0.271, SLG: 0.452		F FF 92 F FF 92 F FF 94 B FF 94 B SL 88 X FF 93 2-2 HR		B SL 86 F FF 92 B SL 78 B SI 92 C SL 84 F FF 93 S SL 84 3-3 K		B SL 83 C SL 82 B FF 93 C FF 92 C FF 93 2-3 K			B SI 93 B SI 93 C SI 94 B CH 87 C SI 94 B SI 94 4-2 38 G1-3 59 HBP BB	3	1	1	1	1	2	0
59 Marc Krauss, L (1, 9) OBP: 0.241, SLG: 0.400		C SL 80 B FF 93 F FF 93 B FF 92 F SL 82 X FF 93 2-2 F9		X FF 91 0-0 HR			C CU 81 B FF 96 S FC 92 B FC 90 F FF 96 X CU 83 2-2 L4		H SI 92 1-0 38 G1-3 1-2 HBP	3	1	1	1	0	0	0
38 Jimmy Paredes, S (1, 4) OBP: 0.230, SLG: 0.248		B SL 79 S FF 93 B CH 85 F FF 92 S SL 84 2-3 K		B SL 79 F SL 80 B FF 92 F CH 85 X SI 93 2-2 G5-3			B CU 81 X FF 95 1-0 30 G6-4-3 1B		C SI 93 F CH 86 X SI 93 0-2 G1-3 1-2 2-3	4	0	1	0	0	1	2
30 Matt Dominguez, R (1, 5) OBP: 0.267, SLG: 0.396		S SL 84 B SL 84 B FF 93 X SL 86 2-1 G6-3			X FF 89 0-0 F7		B FC 92 C FC 93 X FC 93 1-1 G6-4-3 1-2f		C SI 93 X SI 93 0-1 G5-3	4	0	0	0	0	0	3
19 Robbie Grossman, S (1, 7) OBP: 0.343, SLG: 0.317			B SL 81 F SL 84 C FF 92 B SL 86 F SL 84 B CH 86 F FF 93 B SL 83 4-2 6 G5-3 BB		C FF 89 F CH 84 F FF 92 C SL 84 0-3 K			B CU 79 X FC 90 1-0 6 G3 28 G4-3 2B		2	1	1	0	1	1	0
Inning Stats	R: 0 E: 0 K: 1 S: 11 H: 1 LOB: 1 BB: 0 P: 14	R: 1 E: 0 K: 1 S: 13 H: 1 LOB: 0 BB: 0 P: 21	R: 0 E: 0 K: 1 S: 11 H: 1 LOB: 1 BB: 1 P: 18	R: 1 E: 0 K: 2 S: 11 H: 1 LOB: 0 BB: 0 P: 19	R: 0 E: 0 K: 1 S: 6 H: 0 LOB: 1 BB: 1 P: 11	R: 0 E: 0 K: 2 S: 13 H: 0 LOB: 0 BB: 0 P: 21	R: 0 E: 0 K: 0 S: 7 H: 1 LOB: 0 BB: 0 P: 11	R: 1 E: 0 K: 0 S: 6 H: 1 LOB: 0 BB: 0 P: 9	R: 0 E: 0 K: 0 S: 12 H: 0 LOB: 2 BB: 1 P: 19	1B: 3 2B: 1 3B: 0 HR: 2 SF: 0 SAC: 0 DP: 1 HBP: 1						

PITCHER		IP	WLS	BF	H	R	ER	SO	BB	IBB	HBP	BLK	WP	HR	S	P	ERA	WHIP
25 Bud Norris, R ERA: 3.89	(1, 1)	6.0	W	23	4	2	2	8	2	0	0	0	0	2	65	104	3.00	1.000
29 Tommy Hunter, R ERA: 2.83	(7, 1)	1.2	H	6	2	1	1	0	0	0	0	0	0	0	12	18	5.40	1.200
17 Brian Matusz, L ERA: 3.18	(8, 1)	0.1	H	1	0	0	0	0	0	0	0	0	0	0	1	2	0.00	0.000
43 Jim Johnson, R ERA: 3.33	(9, 1)	1.0	S	5	0	0	0	0	1	0	1	0	0	0	12	19	0.00	1.000

PITCHER	IP	WLS	BF	H	R	ER	SO	BB	IBB	HBP	BLK	WP	HR	S	P	ERA	WHIP

TOP

Houston Astros @ Baltimore Orioles

Oriole Park at Camden Yards, Baltimore, MD

Thu Aug 01 2013, 7:08 PM - 9:59 PM EDT

Att. 17,909 - Cloudy - 78 F

livebaseballscorecards.com

AB	31
R	3
H	6
RBI	3
BB	3
SO	8
LOB	10

Batter	1	2	3	4	5	6	7	8	9	AB	R	H	RBI	BB	SO	LOB
9 Nate McLouth, L (1, 7) OBP: 0.354, SLG: 0.418	C FF 93 X SI 93 0-1 ① L8		C CU 78 B SL 88 X CH 82 1-1 ② G4-3		B SI 92 X SI 92 1-0 13 1B 21 SF7 1B 1-2 3-H	X FC 87 0-0 1B 1-2 2-H				4	1	2	2	0	0	0
13 Manny Machado, R (1, 5) OBP: 0.324, SLG: 0.450	B FF 95 F FF 94 B FF 95 F FF 95 F FF 95 X CU 83 2-2 21 FC4-6 1B		C FF 94 S FF 92 B FF 92 X FF 94 1-2 ③ G4-3		B FF 94 S FF 93 B FF 91 F FF 94 X FF 94 2-2 1B 1-3 2-H	S SI 88 X SI 89 0-1 ③ F9				4	0	2	1	0	0	2
21 Nick Markakis, L (1, 9) OBP: 0.338, SLG: 0.385	X FF 94 0-0 ② FC4-6 10 1B 1-2f			C SI 92 B CH 81 B CH 81 X FF 93 2-1 ① G4-3	D CH 83 B SI 93 1 SAFE X SI 92 2-0 ② SF7 3-H		B SI 90 B SI 89 C SI 88 X FC 87 2-1 ① P5			3	0	0	1	0	0	1
10 Adam Jones, R (1, 8) OBP: 0.318, SLG: 0.498	X FF 94 0-0 1B 1-3			B CU 78 F CH 82 S CU 82 F FF 92 S CU 82 1-3 ② K	S CU 81 C CU 81 S CU 82 0-3 ③ K		X SI 89 0-0 ② L8			4	0	1	0	0	2	1
19 Chris Davis, L (1, 3) OBP: 0.382, SLG: 0.681	B CU 80 F SI 93 S FF 93 F CU 82 B FF 92 B CU 83 F SI 94 X CU 80 3-2 ③ G3-1			X CU 79 0-0 1B		X CU 78 0-0 ① F7	B SI 90 B CH 83 F SI 89 X CH 81 2-1 HR			4	1	2	1	0	0	2
32 Matt Wieters, S (1, 2) OBP: 0.297, SLG: 0.413		C SI 92 F SL 87 B SL 86 B FF 92 C CH 83 2-3 ① K		B SI 93 C SI 92 T SI 92 B SI 93 S SI 92 2-3 ③ K		B FF 92 B SI 92 F FF 92 X SI 92 2-1 ② G3-1	C SI 90 X CU 77 0-1 ③ L9			4	0	0	0	0	2	1
2 J.J. Hardy, R (1, 6) OBP: 0.291, SLG: 0.423		B FF 94 C FF 94 X FF 93 1-1 ② G5-3			C FF 93 B SL 85 B FF 93 F FF 93 B SL 86 C CU 81 3-3 ① K	B SL 86 B FF 94 C SL 88 X FF 93 2-1 1B		B FF 94 F FF 94 X FF 95 1-1 ① G4-3		4	1	1	0	0	1	0
51 Henry Urrutia, L (1, 10) OBP: 0.333, SLG: 0.394		B SI 93 X FF 93 1-0 ③ G6-3			X FF 92 0-0 1B	B CU 78 F SI 91 1 SAFE B CU 79 X FF 92 2-1 1B 1-3		B FF 94 B FF 95 B FF 94 C FF 94 X FF 94 3-1 ② G1-5-3		4	2	2	0	0	0	0
1 Brian Roberts, S (1, 4) OBP: 0.283, SLG: 0.357			C FF 92 B CU 79 B FF 92 B CH 82 F SI 91 X FF 92 3-2 ① F9		B SI 93 B SI 92 X SI 92 2-0 FC6 1-3	B SI 92 X SI 93 1-0 1B 1-2 3-H		B FF 95 S SL 86 S SL 87 B CH 87 F SL 86 X FF 95 2-2 ③ P3		4	1	1	1	0	0	1
Inning Stats	R: 0 E: 0 K: 0 S: 13 H: 2 LOB: 2 BB: 0 P: 18	R: 0 E: 0 K: 1 S: 6 H: 0 LOB: 0 BB: 0 P: 10	R: 0 E: 0 K: 0 S: 8 H: 0 LOB: 0 BB: 0 P: 13	R: 0 E: 0 K: 2 S: 10 H: 1 LOB: 1 BB: 0 P: 15	R: 3 E: 1 K: 2 S: 13 H: 3 LOB: 1 BB: 0 P: 23	R: 2 E: 0 K: 0 S: 11 H: 4 LOB: 2 BB: 0 P: 18	R: 1 E: 0 K: 0 S: 7 H: 1 LOB: 0 BB: 0 P: 11	R: 0 E: 0 K: 0 S: 8 H: 0 LOB: 0 BB: 0 P: 14		1B: 10 2B: 0 3B: 0 HR: 1 SF: 1 SAC: 0 DP: 0 HBP: 0				WP: 0 PB: 0 SB: 0 CS: 0 PA: 36		

PITCHER		IP	WLS	BF	H	R	ER	SO	BB	IBB	HBP	BLK	WP	HR	S	P	ERA	WHIP
18 Jordan Lyles, R ERA: 4.91	(1, 1)	5.2	L	27	9	5	3	5	0	0	0	0	0	0	58	94	4.76	1.588
54 Travis Blackley, L ERA: 5.03	(6, 1)	1.1		6	2	1	1	0	0	0	0	0	0	1	10	14	6.75	1.500
61 Josh Zeid, R ERA:	(8, 1)	1.0		3	0	0	0	0	0	0	0	0	0	0	8	14	0.00	0.000

PITCHER	IP	WLS	BF	H	R	ER	SO	BB	IBB	HBP	BLK	WP	HR	S	P	ERA	WHIP

BOTTOM

Houston Astros @ Baltimore Orioles

Oriole Park at Camden Yards, Baltimore, MD

Thu Aug 01 2013, 7:08 PM - 9:59 PM EDT

Att. 17,909 - Cloudy - 78 F

livebaseballscorecards.com

AB	35
R	6
H	11
RBI	6
BB	0
SO	5
LOB	8

Batter	1	2	3	4	5	6	7	8	9	AB	R	H	RBI	BB	SO	LOB
5 Brad Miller, L (1, 6) OBP: 0.323, SLG: 0.390	C FF 89 B KC 75 C KC 75 C FF 92 1-3 K		B FF 91 C CH 84 B CH 83 C CH 83 B FF 92 X FF 91 3-2 FC6-4 15 BB 8 1B 1-2f		F CH 84 X FC 90 0-1 G4-3		F SI 86 B SL 80 F SL 81 B CU 75 X CU 75 2-2 P4		X SI 93 0-0 G4-6-3 1-2f	5	1	0	0	0	1	2
6 Nick Franklin, S (1, 4) OBP: 0.314, SLG: 0.454	B FF 90 T FF 90 T FF 91 X CH 84 1-2 G4-3		C CH 82 S FF 90 D KC 78 C FF 92 1-3 K		B FC 92 C FC 91 B CH 82 X FC 92 2-1 F8		B SI 88 S SL 79 S SL 80 S SL 80 1-3 K		X SI 93 0-0 G4-3	5	0	0	0	0	2	1
15 Kyle Seager, L (1, 5) OBP: 0.365, SLG: 0.495	C KC 77 B FF 90 B KC 78 F CH 83 S FF 93 2-3 K		1 SAFE B FF 92 F FF 92 B FC 93 B FF 91 C CH 83 B CH 84 4-2 8 1B 1-2 BB		C KC 76 B KC 77 F CH 83 S FF 91 1-3 K		X SL 81 0-0 1B			3	0	1	0	1	2	0
8 Kendrys Morales, S (1, 10) OBP: 0.353, SLG: 0.488		C FC 89 B CH 81 X FF 88 1-1 28 FC3-6 1B	X CH 84 0-0 1-2 2-H 1B			C CH 82 B FF 90 S FF 90 B KC 79 X KC 78 2-2 28 F9 38 2B		X FF 92 0-0 HR		4	2	4	2	0	0	0
28 Raul Ibanez, L (1, 7) OBP: 0.303, SLG: 0.520		C FF 90 D KC 76 C FC 92 B FF 92 F FF 92 F FF 92 X KC 77 2-2 FC3-6 38 G5-4-3 1-2f	D KC 77 C FF 91 X FF 92 1-1 F9			F CH 83 F FF 92 B FF 90 F FF 93 D KC 78 X CH 83 2-2 F9 2-3		C FF 92 F CU 77 S CU 76 0-3 K		4	0	0	0	0	1	4
38 Michael Morse, R (1, 9) OBP: 0.304, SLG: 0.455		C FF 92 X KC 78 0-1 G5-4-3 1-2f		B KC 75 C FF 91 S FF 91 T FF 92 1-2 K		X FC 91 0-0 17 1B 55 SF9 3-H 2B		F CU 76 X FF 90 0-1 HR		4	2	2	2	0	1	1
17 Justin Smoak, S (1, 3) OBP: 0.366, SLG: 0.414			B KC 75 B FF 88 B FF 90 C FF 90 F CH 83 F FF 92 F FF 92 B KC 78 4-2 55 HR BB	X FF 92 0-0 55 G3-6-3 1B		B CH 83 C FF 90 F FF 90 F CH 84 B FF 93 D KC 78 F CH 83 F FF 92 X FF 91 3-2 35 FC6-4 2-3 1B		C CU 75 C CH 82 S CH 84 0-3 K		3	1	2	0	1	1	0
55 Michael Saunders, L (1, 8) OBP: 0.313, SLG: 0.383			F CH 83 B FF 92 1 SAFE X FF 92 1-1 1-H HR	C KC 77 X FF 90 0-1 G3-6-3 1-2f		B SI 88 X SL 82 1-0 SF9 3-H		B CH 83 S CH 83 F CH 84 F FF 90 F CU 76 B CH 84 S CH 84 2-3 K		3	1	1	3	0	1	1
35 Humberto Quintero, R (1, 2) OBP: 0.304, SLG: 0.432 9 Endy Chavez, L (9, PH) OBP: 0.295, SLG: 0.339			B KC 77 B FC 93 B FF 92 C FC 92 B FF 92 4-1 5 FC6-4 BB	B FF 90 B FF 90 X FF 90 2-0 HR		X SI 88 0-0 FC6-4 1-2f			B SI 91 F SI 92 X CH 87 1-1 5 G4-6-3 1B	2 1	1 0	1 1	1 0	1 0	0 0	1 0
Inning Stats	R: 0 E: 0 K: 2 S: 9 H: 0 LOB: 0 BB: 0 P: 13	R: 0 E: 0 K: 0 S: 9 H: 1 LOB: 0 BB: 0 P: 12	R: 3 E: 0 K: 1 S: 18 H: 2 LOB: 2 BB: 3 P: 36	R: 0 E: 0 K: 1 S: 6 H: 1 LOB: 0 BB: 0 P: 7	R: 1 E: 0 K: 1 S: 8 H: 1 LOB: 0 BB: 0 P: 13	R: 2 E: 0 K: 0 S: 16 H: 3 LOB: 1 BB: 0 P: 24	R: 0 E: 0 K: 1 S: 7 H: 1 LOB: 1 BB: 0 P: 10	R: 2 E: 0 K: 3 S: 14 H: 2 LOB: 0 BB: 0 P: 16	R: 0 E: 0 K: 0 S: 4 H: 1 LOB: 0 BB: 0 P: 5	1B: 6 2B: 2 3B: 0 HR: 4 SF: 1 SAC: 0 DP: 3 HBP: 0						

PITCHER		IP	WLS	BF	H	R	ER	SO	BB	IBB	HBP	BLK	WP	HR	S	P	ERA	WHIP
30 Chris Tillman, R ERA: 3.89	(1, 1)	5.1	W	25	8	6	6	5	3	0	0	0	0	2	64	102	10.12	2.062
40 Troy Patton, L ERA: 3.6	(6, 1)	1.2	H	5	1	0	0	1	0	0	0	0	0	0	9	13	0.00	0.600
57 Francisco Rodríguez, R ERA: 2.2	(8, 1)	1.0		5	2	2	2	3	0	0	0	0	0	2	14	16	18.00	2.000
43 Jim Johnson, R ERA: 3.26	(9, 1)	1.0	S	3	1	0	0	0	0	0	0	0	0	0	4	5	0.00	1.000

PITCHER	IP	WLS	BF	H	R	ER	SO	BB	IBB	HBP	BLK	WP	HR	S	P	ERA	WHIP

TOP

Seattle Mariners @ Baltimore Orioles

Oriole Park at Camden Yards, Baltimore, MD

Fri Aug 02 2013, 7:13 PM - 9:57 PM EDT
Att. 25,947 - Partly Cloudy - 83 F

livebaseballscorecards.com

AB	34
R	8
H	12
RBI	8
BB	3
SO	9
LOB	10

Seattle Mariners @ Baltimore Orioles

Oriole Park at Camden Yards, Baltimore, MD

Fri Aug 02 2013, 7:13 PM - 9:57 PM EDT

Att. 25,947 - Partly Cloudy - 83 F

livebaseballscorecards.com

BOTTOM

Batter	1	2	3	4	5	6	7	8	9	AB	R	H	RBI	BB	SO	LOB
9 Nate McLouth, L (1, 7) OBP: 0.355, SLG: 0.425	B SI 89 X SI 89 1-0 21 BB 13 BB 10 2B 1B	F CU 74 B FF 90 D CU 75 B SL 82 C SI 90 T CU 74 3-2 ② K		C CU 73 X SI 89 0-1 ③ G1-3		B CU 74 F SI 91 B SL 89 X FF 92 2-1 1-H 2-H 3-H HR		X SL 84 0-0 ② F8		5	2	2	4	0	1	2
13 Manny Machado, R (1, 5) OBP: 0.325, SLG: 0.449	B FF 90 B FF 90 T FF 91 B FF 90 B FF 90 4-1 21 BB 10 2B 1-2 BB	B FF 89 X SI 90 1-0 ③ F9			X FF 86 0-0 21 G6-3 10 1B 1B	F FF 95 F FF 95 B SL 86 F FF 97 X CU 77 1-2 ① G6-3		C SL 86 B CU 72 B SL 85 S SL 85 S FF 94 2-3 ③ K		4	2	1	0	1	1	2
21 Nick Markakis, L (1, 9) OBP: 0.337, SLG: 0.382	D SL 81 F SI 91 B SI 90 B SI 90 F SI 90 B SI 92 4-2 10 2B 10 E 1-2 2-3 BB		C FF 88 C CH 83 B FF 88 B CU 72 F SI 90 B FF 91 F CH 85 X SI 91 3-2 ① G3		C CU 72 B SI 89 B CH 83 C SI 89 B SI 89 1 SAFE F FF 90 X SL 81 3-2 ① G6-3 1-2	X SI 91 0-0 ② L9				3	1	0	0	1	0	1
10 Adam Jones, R (1, 8) OBP: 0.320, SLG: 0.500	F SL 83 X CH 85 0-1 E7 19 G6-3 32 SF9 1-H 2-H 3-H 2B		C SI 89 X SL 80 0-1 ② G5-3		X SL 80 0-0 19 G3-1 2-H 1B	F FF 94 B CU 76 S SL 87 S SL 88 1-3 ③ K				4	1	2	3	0	1	0
19 Chris Davis, L (1, 3) OBP: 0.381, SLG: 0.684	B SI 90 F FF 90 X FF 91 1-1 ① G6-3 2-3		B FF 90 X SI 90 1-0 HR		F FF 89 B CU 73 F SI 89 F SI 90 B CU 73 B FF 90 X CU 75 3-2 ② G3-1 1-2		B SL 84 X SI 91 1-0 ① G4-3			4	1	1	1	0	0	2
32 Matt Wieters, S (1, 2) OBP: 0.294, SLG: 0.409	X FF 90 0-0 ② SF9 3-H		C CU 75 F SI 89 F SI 89 B SL 81 F FF 90 F CH 83 F CH 84 X SI 90 1-2 ③ L6		X CU 71 0-0 ③ F7		C SI 89 B CU 74 X FF 92 1-1 ② G4-3			3	0	0	1	0	0	1
2 J.J. Hardy, R (1, 6) OBP: 0.291, SLG: 0.421	C FF 89 F FF 91 B FF 90 B CU 75 F CU 76 B SL 80 X SI 90 3-2 ③ P4			C FF 88 X SL 79 0-1 ① F7		C FF 94 X SL 87 0-1 3 1B 51 1B 9 HR 1B	B SL 86 B FF 91 X SL 92 2-0 ③ F8			4	1	1	0	0	0	0
51 Henry Urrutia, L (1, 10) OBP: 0.324, SLG: 0.378		B SI 87 F SI 88 B FF 89 B CH 84 X SI 90 3-1 ① G3-1		C CU 73 F FF 88 F SI 88 X CU 73 0-2 ② G4-3		X FF 92 0-0 3 1B 9 HR 1-2 1B		B SI 82 X SL 85 1-0 ① F7		4	1	1	0	0	0	0
3 Ryan Flaherty, L (1, 4) OBP: 0.281, SLG: 0.372		C FF 88 B FF 88 X SI 88 1-1 2B		B FF 87 C CU 74 F SI 89 X FF 89 1-2 HR		B FF 94 F FF 94 S CU 74 B CU 75 X FF 95 2-2 9 HR 1-2 2-3 1B		S SL 86 S CU 74 X SI 92 0-2 E6		4	2	3	1	0	0	0
Inning Stats	R: 4 E: 1 K: 0 S: 13 H: 2 LOB: 0 BB: 2 P: 26	R: 0 E: 0 K: 1 S: 8 H: 1 LOB: 1 BB: 0 P: 16	R: 1 E: 0 K: 0 S: 15 H: 1 LOB: 0 BB: 0 P: 20	R: 1 E: 0 K: 0 S: 11 H: 1 LOB: 0 BB: 0 P: 12	R: 1 E: 0 K: 0 S: 11 H: 2 LOB: 1 BB: 0 P: 17	R: 4 E: 0 K: 1 S: 16 H: 4 LOB: 0 BB: 0 P: 22	R: 0 E: 0 K: 0 S: 4 H: 0 LOB: 0 BB: 0 P: 8	R: 0 E: 1 K: 1 S: 8 H: 0 LOB: 1 BB: 0 P: 11		1B: 6 2B: 2 3B: 0 HR: 3	SF: 1 SAC: 0 DP: 0 HBP: 0		WP: 0 PB: 0 SB: 0 CS: 0	PA: 38		

	AB	35
	R	11
	H	11
	RBI	10
	BB	2
	SO	3
	LOB	8

PITCHER	IP	WLS	BF	H	R	ER	SO	BB	IBB	HBP	BLK	WP	HR	S	P	ERA	WHIP
39 Aaron Harang, R (1, 1) ERA: 5.27	5.0	L	24	7	7	7	1	2	0	0	0	0	2	58	91	12.60	1.800
37 Brandon Maurer, R (6, 1) ERA: 7.16	3.0		14	4	4	4	2	0	0	0	0	0	1	28	41	12.00	1.333

PITCHER	IP	WLS	BF	H	R	ER	SO	BB	IBB	HBP	BLK	WP	HR	S	P	ERA	WHIP

Batter	1	2	3	4	5	6	7	8	9	AB	R	H	RBI	BB	SO	LOB
5 Brad Miller, L (1, 6) OBP: 0.331, SLG: 0.403	X CH 87 0-0 8 G1-3 6 BB 1B		C FC 86 B CU 75 X SI 89 1-1 6 G4-3 2B	B CU 75 X FC 88 1-0 ② FC7-5 1-2 2-3f 3-H		X SL 81 0-0 8 1B 1B	C FF 88 F CH 77 B FF 88 B FF 89 F CH 78 C FF 89 2-3 ③ K		C SL 80 F FF 87 B SL 79 X SI 85 1-2 ② G3 1-2	6	0	3	1	0	1	5
6 Nick Franklin, S (1, 4) OBP: 0.314, SLG: 0.445	B SI 88 B SI 88 F SI 88 1 SAFE D CU 75 D SI 91 4-1 8 G1-3 1-2 BB		B CU 74 X SI 89 1-0 ① G4-3 2-3	C CU 74 X CH 83 0-1 ③ G4-3		C SI 88 S SI 88 B SI 88 F SL 80 1 SAFE F SI 89 B CH 81 S SI 89 2-3 ① K		C CU 78 B CU 75 B CH 83 B SI 91 B FF 91 4-1 8 1B 28 1B BB	S SI 85 C SL 79 F SI 86 S FF 88 0-3 ③ K	4	0	0	0	2	2	5
15 Kyle Seager, L (1, 5) OBP: 0.365, SLG: 0.492	C CU 74 X SI 91 0-1 ① P5		B FC 88 B FC 88 B SI 90 B SI 90 4-0 BB	C CU 74 B SI 90 S CH 84 B FC 89 B FC 88 B CU 74 4-2 28 S 38 1B BB		C SI 89 B SL 84 B SL 84 S FF 88 B SI 89 F SI 88 F SL 85 F SL 85 1 SAFE 3-2 ② 1 SAFE F SI 89 1 SAFE X SL 85 F8		B FF 90 F FF 91 B SL 87 S SL 88 C FF 92 2-3 ① K		3	1	0	0	2	1	4
8 Kendrys Morales, S (1, 10) OBP: 0.353, SLG: 0.487	B FC 88 X CU 74 1-0 ② G1-3 1-2 2-3		F SI 91 B FC 88 S FC 87 B FC 88 X CU 76 2-2 ② P6		B SI 89 B SI 90 X FC 87 2-0 ① P4	1 SAFE C SI 88 1 SAFE B SL 80 D CH 83 S CH 82 1 SAFE X SI 89 2-2 1-2 1B		1 SAFE F FF 91 S SL 80 X SL 88 0-2 28 1B 1B 1-2		5	0	2	0	0	0	5
28 Raul Ibanez, L (1, 7) OBP: 0.301, SLG: 0.515 9 Endy Chavez, L (8, 7) OBP: 0.295, SLG: 0.339	C CU 74 B FC 88 S FC 89 S FC 88 1-3 ③ K		1 SAFE D CH 85 B FC 88 B FC 88 C FC 88 X SI 90 3-1 ③ P6		B SI 90 1 SAFE B SI 88 F SI 90 B FC 88 F FC 88 S CU 76 3-3 ② K 1-2	C SL 83 B SI 85 B SI 89 B SI 89 F CH 83 X SI 89 3-2 ③ G1-3		B FF 92 D SL 86 X SL 88 2-0 ②③ 1-2 2-H 1B		5 0	0 0	1 0	0 0	2 0	7 0	
38 Michael Morse, R (1, 9) OBP: 0.306, SLG: 0.458		B SI 90 X CU 76 1-0 ① P4	B SI 88 S FC 88 B SI 90 F CU 75 B FC 88 F FC 88 X CU 73 3-2 35 1B 5 FC7-5 2B	B FC 88 S FC 88 B FC 87 X FC 88 2-1 55 17 1B HR 1B 2-H		F CH 76 B FF 86 F FF 88 F FF 88 X FF 89 1-2 ① L4			X SI 85 0-0 ① L4	5	2	2	1	0	0	0
17 Justin Smoak, S (1, 3) OBP: 0.376, SLG: 0.434		B SI 89 B FC 87 C FC 88 X CU 74 2-1 HR	S CU 75 B FC 88 B FF 89 C CH 84 B FC 87 F FC 88 F FC 88 F FC 88 B SI 90 4-2 5 FC7-5 35 1B BB	X SI 89 0-0 55 HR 1B 1-2		C CU 65 B CH 78 B CH 77 B CH 75 B FF 88 4-1 55 BB BB			C SI 86 B FF 86 B FF 87 X SL 80 2-1 55 HR 2B	3	3	3	1	2	0	0
55 Michael Saunders, L (1, 8) OBP: 0.318, SLG: 0.406		F FC 88 C SI 89 B FC 89 F CU 76 S FC 89 1-3 ② K	C FC 87 B SI 90 B FC 88 F CU 76 B SI 90 F CU 76 S FC 88 3-3 ① K	C SI 88 B SI 89 B SI 88 F SL 85 X SL 84 2-2 1-H 2-H HR		B FF 88 B FF 87 D CU 64 C FF 86 C FF 86 B CH 77 4-2 1-2 BB			F SI 87 S FF 87 B FF 87 F FF 88 X SI 87 1-2 2-H HR	4	2	2	5	1	2	2
35 Humberto Quintero, R (1, 2) OBP: 0.310, SLG: 0.430		X SI 88 0-0 ③ G4-3		C SI 89 B FC 87 X SI 90 1-1 5 FC7-5 1-2 2-3 1B	C SL 79 B SI 89 S SI 89 S SI 88 1-3 ③ K		B CH 78 S FF 88 F FF 87 S FF 88 1-3 ② K		S SL 80 S SL 79 B FF 87 X SL 79 1-2 5 G3 1B	5	0	2	0	0	2	2
Inning Stats	R: 0 H: 1 E: 0 LOB: 2 K: 1 BB: 1 S: 8 P: 14	R: 1 H: 1 E: 0 LOB: 0 K: 1 BB: 0 S: 8 P: 12	R: 0 H: 1 E: 0 LOB: 2 K: 0 BB: 1 S: 8 P: 19	R: 1 H: 2 E: 0 LOB: 2 K: 1 BB: 1 S: 18 P: 30	R: 4 H: 3 E: 0 LOB: 0 K: 2 BB: 1 S: 15 P: 29	R: 0 H: 2 E: 0 LOB: 2 K: 1 BB: 0 S: 19 P: 29	R: 0 H: 0 E: 0 LOB: 2 K: 2 BB: 2 S: 14 P: 26	R: 0 H: 2 E: 0 LOB: 2 K: 1 BB: 1 S: 8 P: 16	R: 2 H: 3 E: 0 LOB: 1 K: 1 BB: 0 S: 17 P: 22	1B: 9 SF: 0 2B: 3 SAC: 0 3B: 0 DP: 0 HR: 3 HBP: 0						

PITCHER		IP	WLS	BF	H	R	ER	SO	BB	IBB	HBP	BLK	WP	HR	S	P	ERA	WHIP
34 Scott Feldman, R ERA: 4.1	(1, 1)	4.2	L	25	7	5	5	4	4	0	0	0	0	1	51	95	9.64	2.357
66 T.J. McFarland, L ERA: 4.18	(5, 1)	1.1		7	3	1	1	2	0	0	0	0	0	1	25	38	6.75	2.250
52 Steve Johnson, R ERA: 7.82	(7, 1)	1.0		5	0	0	0	2	2	0	0	0	0	0	14	26	0.00	2.000
17 Brian Matusz, L ERA: 3.1	(8, 1)	1.0		4	2	0	0	1	1	0	0	0	0	0	8	16	0.00	3.000
56 Darren O'Day, R ERA: 2.51	(9, 1)	1.0		6	3	2	2	1	0	0	0	0	0	1	17	22	18.00	3.000

PITCHER	IP	WLS	BF	H	R	ER	SO	BB	IBB	HBP	BLK	WP	HR	S	P	ERA	WHIP

TOP

Seattle Mariners @ Baltimore Orioles

Oriole Park at Camden Yards, Baltimore, MD

Sat Aug 03 2013, 7:08 PM - 10:31 PM EDT

Att. 35,231 - Overcast - 72 F

livebaseballscorecards.com

AB	40
R	8
H	15
RBI	8
BB	7
SO	10
LOB	30

WP: 0	PA: 47		
PB: 0			
SB: 1			
CS: 0			

Batter	1	2	3	4	5	6	7	8	9	AB	R	H	RBI	BB	SO	LOB
9 Nate McLouth, L (1, 7) OBP: 0.351, SLG: 0.421	C FF 90 C CU 76 S FF 90 0-3 ① **K**		S CU 76 B FF 92 B CH 81 X CH 80 2-1 ③ **L4**			C CU 76 B CU 79 B FF 93 F CH 82 S FF 94 2-3 ② **K**		B SL 81 C SL 80 S FF 92 F SL 81 B SL 80 S SL 80 2-3 ② **K**		4	0	0	0	0	3	0
13 Manny Machado, R (1, 5) OBP: 0.327, SLG: 0.458	C FF 92 F FF 91 B FF 91 X CU 77 1-2 ② **F8**			B FF 93 X SL 84 1-0 **HR**		C FF 94 F SI 94 B FF 95 F FF 94 B SL 88 F CH 79 S SI 94 2-3 ③ **K**		X FF 92 0-0 **2B**		4	1	2	1	0	1	0
21 Nick Markakis, L (1, 9) OBP: 0.338, SLG: 0.382	B SI 91 B SI 92 C SI 91 B SL 87 X SI 92 3-1 ③ **P2**			C SI 92 F SL 86 B CH 80 B CH 79 F FF 93 B CU 78 S CH 81 3-3 ① **K**			C SI 93 C CH 82 B FF 94 F SI 93 F CH 80 X SI 92 1-2 10 2B 19 SF7 **1B**	C FF 93 C FF 93 B SL 82 D SL 82 D SL 81 B FF 92 4-2 **BB**		3	1	1	0	1	1	0
10 Adam Jones, R (1, 8) OBP: 0.319, SLG: 0.500		F SL 86 S SL 87 B FF 93 F FF 92 B SL 87 X SL 86 2-2 ① **F9**		C FF 94 X SI 94 0-1 ② **G1-3**			X FF 93 0-0 1-3 32 1B **2B**	X FC 90 0-0 ③ **F8**		4	1	1	0	0	0	2
19 Chris Davis, L (1, 3) OBP: 0.377, SLG: 0.679		C CU 76 X FF 93 0-1 ② **G4-3**		S FF 94 S CU 78 B CH 83 B FF 93 X CH 81 2-2 ③ **G4-3**			B SL 79 X FF 93 1-0 ① **SF7** 3-H		S CU 77 S SI 94 F SI 96 S CU 77 0-3 ① **K**	3	0	0	1	0	1	0
32 Matt Wieters, S (1, 2) OBP: 0.296, SLG: 0.419		X FF 93 0-0 **HR**			C SI 93 B CH 80 S CH 79 B FF 92 F CH 80 S CU 77 2-3 ① **K**		S CU 76 D CU 77 X FF 91 1-1 3 S **1B** 2-H		B CU 78 B FF 94 C FF 92 B FC 90 F FF 93 S FC 90 3-3 ② **K**	4	1	2	2	0	2	0
51 Henry Urrutia, L (1, 10) OBP: 0.293, SLG: 0.341		S SL 86 X CU 78 0-1 ③ **G4-3**			B CH 80 B SL 86 C SI 92 F CH 81 X CU 79 2-2 ② **L8**		B FF 92 F SL 80 F FF 92 X SL 81 1-2 ② **F7**		C FC 89 X CU 77 0-1 ③ **L8**	4	0	0	0	0	0	1
3 Ryan Flaherty, L (1, 6) OBP: 0.277, SLG: 0.366			B SL 83 B SL 86 F SI 91 F CH 80 B SL 92 B SL 85 X CH 78 3-2 ① **G3**		B FF 94 C CU 77 B CH 80 C SI 92 B CU 79 X CH 80 3-2 ③ **F8**		B FF 93 B FF 93 X FF 93 2-0 ③ **G4-3** 1-2			3	0	0	0	0	0	1
12 Alexi Casilla, S (1, 4) OBP: 0.270, SLG: 0.326			C CU 75 B CH 80 B SI 92 S CH 79 S CH 80 2-3 ② **K**			B SI 92 C SI 91 B CH 82 L SI 92 F CU 78 X FF 94 2-2 ① **F7**		X SI 91 0-0 ① **B2-3**		3	0	0	0	0	1	0
Inning Stats	R: 0 E: 0 K: 1 S: 8 H: 0 LOB: 0 BB: 0 P: 12	R: 1 E: 0 K: 0 S: 9 H: 1 LOB: 0 BB: 0 P: 11	R: 0 E: 0 K: 1 S: 8 H: 0 LOB: 0 BB: 0 P: 15	R: 1 E: 0 K: 1 S: 10 H: 1 LOB: 0 BB: 0 P: 16	R: 0 E: 0 K: 1 S: 10 H: 0 LOB: 0 BB: 0 P: 17	R: 0 E: 0 K: 2 S: 12 H: 0 LOB: 0 BB: 0 P: 18	R: 2 E: 0 K: 0 S: 13 H: 3 LOB: 1 BB: 0 P: 19	R: 0 E: 0 K: 1 S: 9 H: 1 LOB: 2 BB: 1 P: 15	R: 0 E: 0 K: 2 S: 9 H: 0 LOB: 0 BB: 0 P: 12	1B: 2 2B: 2 3B: 0 HR: 2 SF: 1 SAC: 0 DP: 0 HBP: 0						

PITCHER	IP	WLS	BF	H	R	ER	SO	BB	IBB	HBP	BLK	WP	HR	S	P	ERA	WHIP
50 Erasmo Ramírez, R (1, 1) ERA: 7.25	6.0	W	22	4	4	4	6	0	0	0	0	0	2	63	96	6.00	0.667
41 Charlie Furbush, L (7, 1) ERA: 3.35	1.2	H	8	2	0	0	1	1	0	0	0	0	0	15	26	0.00	1.800
40 Danny Farquhar, R (8, 1) ERA: 5.24	1.1	S	4	0	0	0	2	0	0	0	0	0	0	10	13	0.00	0.000

PITCHER	IP	WLS	BF	H	R	ER	SO	BB	IBB	HBP	BLK	WP	HR	S	P	ERA	WHIP

BOTTOM

Seattle Mariners @ Baltimore Orioles

Oriole Park at Camden Yards, Baltimore, MD

Sat Aug 03 2013, 7:08 PM - 10:31 PM EDT

Att. 35,231 - Overcast - 72 F

livebaseballscorecards.com

AB	32
R	4
H	6
RBI	4
BB	1
SO	9
LOB	4



Batter	1	2	3	4	5	6	7	8	9	AB	R	H	RBI	BB	SO	LOB
5 Brad Miller, L (1, 4) OBP: 0.322, SLG: 0.391	F FF 91 C SL 81 B SL 82 F FF 91 X SI 91 1-2 G6-3		C CU 70 B SI 90 S SL 80 B SL 80 B SI 91 C FF 92 3-3 K		X CU 73 0-0 B1-3		C CU 73 S SL 83 F FF 91 X CU 74 0-2 G3			4	0	0	0	0	1	0
15 Kyle Seager, L (1, 5) OBP: 0.364, SLG: 0.488	C FF 92 X FF 91 0-1 P5		C CU 72 X FF 92 0-1 P5			C FF 90 F SI 89 B CU 73 B SL 83 B SI 91 B FF 91 4-2 BB		S SL 80 B SL 81 C SI 90 S SI 90 1-3 K		3	0	0	0	1	1	0
8 Kendrys Morales, S (1, 10) OBP: 0.350, SLG: 0.482	B FF 91 X FF 90 1-0 G6-3			B FF 91 C FF 90 B CU 71 B CH 80 X SI 90 3-1 G5-3		S FF 90 S FF 91 F FF 92 X SL 81 0-2 F9		B SL 79 X SI 88 1-0 L5		4	0	0	0	0	0	1
38 Michael Morse, R (1, 9) OBP: 0.305, SLG: 0.459		B SI 91 X SI 90 1-0 28 2B 2B		S FF 90 F FF 91 X FF 91 0-2 G6-3		F CU 70 F FF 91 F FF 91 1 SAFE S SL 80 0-3 K		B FF 97 S FC 94 X FC 93 1-1 G4-3		4	1	1	0	0	1	1
28 Raul Ibanez, L (1, 7) OBP: 0.304, SLG: 0.521 9 Endy Chavez, L (9, 7) OBP: 0.295, SLG: 0.339		X FF 90 0-0 17 F8 2-H 2B		C CU 72 F FF 93 F CH 82 X FF 91 0-2 17 1B 2B		C SL 82 F SL 82 F SI 92 S CU 72 0-3 K			C CU 78 S CU 78 F FF 96 S CU 82 0-3 K	4 0	0 0	2 0	1 0	0 0	2 0	1 0
17 Justin Smoak, S (1, 3) OBP: 0.375, SLG: 0.432		B SL 80 B CH 82 F FF 90 X FF 90 2-1 F8 2-3		B CH 82 B CH 82 F SI 90 F SI 92 F SL 83 F CH 84 F SL 81 F FF 90 B FF 91 3-2 F SL 81 F CU 70 F FF 92 F SI 91 F FF 93 F SL 83 X SI 91 2-3 1B			C CU 70 F CU 74 S SL 82 0-3 K		X FF 97 0-0 F8	4	0	1	0	0	1	1
55 Michael Saunders, L (1, 8) OBP: 0.320, SLG: 0.406		B SI 91 B SI 90 C SI 91 S SI 90 F SI 92 S SI 91 2-3 K		S CU 72 X SI 90 0-1 G3			B CU 73 B CU 69 B SI 89 B FF 92 4-0 26 CS BB		C CU 79 S FC 93 B FF 97 B CU 85 B SI 98 X FC 94 3-2 1B	3	0	1	0	1	1	3
26 Brendan Ryan, R (1, 6) OBP: 0.252, SLG: 0.258		X SL 81 0-0 L9			B SI 90 X SL 82 1-0 G6-3		1 SAFE 1 SAFE 1 SAFE B SI 89 B SI 90 C SI 91 C SI 90 F FF 90 1 SAFE 4-2 B FF 91 B SI 91 1-2 33 HR BB		1 SAFE F SI 96 1 SAFE B FC 92 X FF 96 1-1 F8	3	1	0	0	1	0	2
33 Henry Blanco, R (1, 2) OBP: 0.265, SLG: 0.330			C FF 90 B SI 90 B CH 80 X FF 90 2-1 P4		B SI 91 X SI 90 1-0 L1		C SL 83 S SL 82 F FF 92 X SI 91 0-2 1-H HR			3	1	1	2	0	0	0
Inning Stats	R: 0 E: 0 K: 0 S: 7 H: 0 LOB: 0 BB: 0 P: 9	R: 1 E: 0 K: 1 S: 9 H: 2 LOB: 1 BB: 0 P: 14	R: 0 E: 0 K: 1 S: 7 H: 0 LOB: 0 BB: 0 P: 12	R: 0 E: 0 K: 0 S: 24 H: 2 LOB: 2 BB: 0 P: 30	R: 0 E: 0 K: 0 S: 3 H: 0 LOB: 0 BB: 0 P: 5	R: 0 E: 0 K: 2 S: 14 H: 0 LOB: 1 BB: 1 P: 18	R: 2 E: 0 K: 1 S: 14 H: 1 LOB: 0 BB: 2 P: 22	R: 0 E: 0 K: 1 S: 6 H: 0 LOB: 0 BB: 0 P: 9	R: 0 E: 0 K: 1 S: 10 H: 1 LOB: 1 BB: 0 P: 14	1B: 2 2B: 3 3B: 0 HR: 1 SF: 0 SAC: 0 DP: 0 HBP: 0						

PITCHER		IP	WLS	BF	H	R	ER	SO	BB	IBB	HBP	BLK	WP	HR	S	P	ERA	WHIP
16 Wei-Yin Chen, L ERA: 2.95	(1, 1)	7.0	L	28	5	3	3	5	3	0	0	0	0	1	78	110	3.86	1.143
40 Troy Patton, L ERA: 3.55	(8, 1)	0.2		2	0	0	0	1	0	0	0	0	0	0	4	6	0.00	0.000
29 Tommy Hunter, R ERA: 2.76	(8, 1)	1.1		5	1	0	0	1	0	0	0	0	0	0	12	17	0.00	0.750

PITCHER	IP	WLS	BF	H	R	ER	SO	BB	IBB	HBP	BLK	WP	HR	S	P	ERA	WHIP

TOP

Seattle Mariners @ Baltimore Orioles

Oriole Park at Camden Yards, Baltimore, MD

Sun Aug 04 2013, 1:40 PM - 4:29 PM EDT

Att. 30,759 - Sunny - 77 F

livebaseballscorecards.com

AB	32
R	3
H	6
RBI	3
BB	3
SO	7
LOB	9

Seattle Mariners @ Baltimore Orioles

Oriole Park at Camden Yards, Baltimore, MD

Sun Aug 04 2013, 1:40 PM - 4:29 PM EDT

Att. 30,759 - Sunny - 77 F

BOTTOM

Batter	1	2	3	4	5	6	7	8	9	AB	R	H	RBI	BB	SO	LOB
21 Nick Markakis, L (1, 9) OBP: 0.341, SLG: 0.383	B FF 89 B SI 88 F FF 88 C SL 83 B SI 90 X FF 88 3-2 13 G6-4-3 1B		C SL 82 C SI 89 F SI 88 B SI 91 B FF 92 F SI 90 B SL 82 B FF 89 4-2 13 1B BB		C SI 89 C SI 89 B CU 74 F FF 90 X SI 91 1-2 10 HBP 1B	C SL 84 B SI 91 B SI 90 C SL 83 B SL 81 X SI 91 3-2 ③ P5			C SI 94 B FC 90 X FC 90 1-1 ③ F7	4	0	2	0	1	0	0
13 Manny Machado, R (1, 5) OBP: 0.326, SLG: 0.456	X FF 90 0-0 ①② G6-4-3 1-2f		B CH 82 B SI 90 X CH 84 2-0 1-2 1B		B FF 91 X SI 90 1-0 ① L9		S FF 95 F FF 94 B CU 86 S CU 85 1-3 ① K			4	0	1	0	0	1	2
10 Adam Jones, R (1, 8) OBP: 0.321, SLG: 0.501	B CH 81 B CH 81 X FF 90 2-0 2B		X CH 82 0-0 ① L9		1 SAFE C CU 74 H FF 92 1-1 2 FC6-4 1-2 HBP		S CU 85 C CU 85 B CU 85 S CU 85 1-3 ② K			3	0	1	0	0	1	2
19 Chris Davis, L (1, 3) OBP: 0.374, SLG: 0.672	C SI 91 S SI 90 D CU 78 D CU 77 X SI 91 2-2 ③ P5		F SI 90 S SL 84 D SL 85 D CU 78 B SL 82 X SL 82 3-2 ② F7		F SL 84 F FF 92 F FF 91 X FF 91 0-2 ② F8		X CH 86 0-0 ③ G3			4	0	0	0	0	0	5
2 J.J. Hardy, R (1, 6) OBP: 0.291, SLG: 0.420		B FF 87 X CH 81 1-0 35 FC6-4 28 1B 1B	F FF 92 F FF 92 B FF 90 D SL 84 B SI 92 F SL 85 F FF 91 X CH 83 3-2 ③ F8		B CH 82 X FF 92 1-0 ③ FC6-4 1-2f			B CU 82 B FF 93 X FF 93 2-0 ① G5-3		4	0	1	0	0	0	4
28 Steve Pearce, R (1, 7) OBP: 0.333, SLG: 0.395 9 Nate McLouth, L (8, PH) OBP: 0.350, SLG: 0.420 (9, 7)		C CH 80 B SI 89 B CH 81 X FF 89 2-1 35 FC6-4 1-2 1B		C SI 88 B SI 88 F CH 82 B SL 84 X FF 90 2-2 ① L8		B SI 89 B FF 90 C CH 82 B CH 83 B SI 91 4-1 35 HR BB		B FF 92 B CH 87 C CH 87 S SI 93 S CU 84 2-3 ② K		2 1	1 0	1 0	0 0	1 1	0 0	0 0
35 Danny Valencia, R (1, 10) OBP: 0.256, SLG: 0.500		C CU 72 B SI 90 F SI 91 B SL 82 F SL 82 F SI 90 F SL 82 X CH 82 2-2 ① FC6-4 1-2f 2-3		B CU 74 F CH 82 F SI 91 B FF 89 X SL 84 2-2 2B		D SI 89 X CH 82 1-0 1-H HR		B CU 83 C CU 83 S FF 92 C CU 84 1-3 ③		4	1	2	2	0	1	2
31 Taylor Teagarden, R (1, 2) OBP: 0.152, SLG: 0.289 51 Henry Urrutia, L (9, PH) OBP: 0.286, SLG: 0.333		C CH 83 S CH 82 S SL 83 0-3 ② K		B SI 90 S SI 91 X CH 83 1-1 ② G6-3		S SI 90 X FF 90 0-1 ① L9			F FC 89 X FC 91 0-1 ① L4	3 1	0 0	0 0	0 0	0 0	1 0	3 0
12 Alexi Casilla, S (1, 4) OBP: 0.262, SLG: 0.316 32 Matt Wieters, S (9, PH) OBP: 0.295, SLG: 0.418		C CH 81 D CU 77 B CH 82 F CH 81 B FF 91 F SL 82 X CH 81 3-2 ③ G4-3		S CH 82 S CU 77 D CU 77 C FF 89 1-3 ③ K		B CU 74 F SI 91 X SI 91 1-1 ② B5-3			F FC 89 S CU 78 F FF 95 S CU 78 0-3 ② K2-3	3 1	0 0	0 0	0 0	0 0	1 1	3 0
Inning Stats	R: 0 E: 0 K: 0 S: 8 H: 2 LOB: 1 BB: 0 P: 15	R: 0 E: 0 K: 1 S: 16 H: 2 LOB: 2 BB: 0 P: 24	R: 0 E: 0 K: 0 S: 14 H: 1 LOB: 2 BB: 1 P: 26	R: 0 E: 0 K: 1 S: 11 H: 1 LOB: 1 BB: 0 P: 17	R: 0 E: 0 K: 0 S: 11 H: 1 LOB: 2 BB: 0 P: 15	R: 2 E: 0 K: 0 S: 9 H: 1 LOB: 0 BB: 1 P: 18	R: 0 E: 0 K: 2 S: 7 H: 0 LOB: 0 BB: 0 P: 9	R: 0 E: 0 K: 2 S: 7 H: 0 LOB: 0 BB: 0 P: 12	R: 0 E: 0 K: 1 S: 8 H: 0 LOB: 0 BB: 0 P: 9	1B: 5 2B: 2 3B: 0 HR: 1 SF: 0 SAC: 0 DP: 1 HBP: 1						

livebaseballscorecards.com

AB	34
R	2
H	8
RBI	2
BB	2
SO	7
LOB	21

WP: 0 PB: 0 SB: 0 CS: 0 PA: 37

PITCHER	IP	WLS	BF	H	R	ER	SO	BB	IBB	HBP	BLK	WP	HR	S	P	ERA	WHIP
23 Joe Saunders, L (1, 1) ERA: 4.58	6.0	W	28	8	2	2	2	2	0	1	0	0	1	69	115	3.00	1.667
31 Yoervis Medina, R (7, 1) ERA: 2.66	2.0	H	6	0	0	0	4	0	0	0	0	0	0	14	21	0.00	0.000
40 Danny Farquhar, R (9, 1) ERA: 5.09	1.0	S	3	0	0	0	1	0	0	0	0	0	0	8	9	0.00	0.000

PITCHER	IP	WLS	BF	H	R	ER	SO	BB	IBB	HBP	BLK	WP	HR	S	P	ERA	WHIP

Baltimore Orioles @ San Diego Padres

Petco Park, San Diego, CA

Tue Aug 06 2013, 7:11 PM - 10:12 PM PDT

Att. 29,415 - Clear - 66 F

livebaseballscorecards.com

Batter	1	2	3	4	5	6	7	8	9	AB	R	H	RBI	BB	SO	LOB
9 Nate McLouth, L (1, 7) OBP: 0.348, SLG: 0.420	X SI 91 0-0 21 S 10 1B 2B		B CH 80 C CH 81 S KC 76 C KC 77 1-3 ① K		F CH 81 B SI 90 D KC 76 D CH 82 F SI 91 F KC 76 X FF 91 3-2 ② FC4-6 13 FC5-4 1-2f		C CH 83 C SL 88 S FF 91 0-3 ③ K		F CH 80 B FF 91 F FF 92 D CU 74 B CH 81 X FF 92 3-2 ② F9	5	1	1	0	0	2	3
13 Manny Machado, R (1, 5) OBP: 0.325, SLG: 0.453	B KC 77 B FF 92 C SI 93 B FF 92 F SI 92 X KC 79 3-2 ① P6		B SI 91 B KC 76 B SI 92 X FF 90 3-0 ② L7		1 SAFE 1 SAFE C FF 90 X KC 77 0-1 ③ FC5-4 1-2f			C FC 89 S SL 81 S SL 81 0-3 ① K	D CU 74 X SL 85 1-0 1-2 2-H 21 FC4-6 1B	5	0	1	1	0	1	2
21 Nick Markakis, L (1, 9) OBP: 0.337, SLG: 0.379	B SI 93 C CH 83 S CH 85 C KC 79 1-3 ② K 2-3		F SI 90 B CH 82 X CH 82 1-1 ③ G3-1			B CH 87 C FF 89 B KC 75 X SI 90 2-1 ① G4-3		X CH 77 0-0 ② G5-3	B SI 90 X CH 80 1-0 1-2f ③ FC4-6	5	0	0	0	0	1	3
10 Adam Jones, R (1, 8) OBP: 0.326, SLG: 0.512	S KC 79 S KC 81 F KC 80 B KC 80 D CH 86 F KC 80 B FF 94 X KC 80 3-2 19 1B 3-H 1B			X CH 80 0-0 HR		B SI 90 B KC 75 C FF 90 B KC 78 X KC 78 3-1 32 BB 1B		C FF 90 F SI 88 X SL 82 0-2 19 S 19 2B 1B		4	2	4	2	0	0	0
19 Chris Davis, L (1, 3) OBP: 0.375, SLG: 0.673	1 SAFE C SI 92 S KC 78 B FF 90 B SI 92 F KC 77 X CH 81 2-2 ③ 1-3 1B			S KC 76 S KC 77 S KC 78 0-3 ① K		F CH 82 B KC 75 B SI 90 S KC 77 S KC 76 2-3 ② K		B SL 80 1 SAFE C CH 76 S CH 70 X SL 82 1-2 1-H 2B		4	0	2	1	0	2	1
32 Matt Wieters, S (1, 2) OBP: 0.295, SLG: 0.414		F SI 89 B SI 92 X CH 83 1-1 ① F8		B FF 92 S KC 75 B FF 92 F KC 76 B SI 91 S KC 75 3-3 ② K		1 SAFE D CH 80 F KC 77 B SI 89 D CH 81 C SI 90 B SI 91 4-2 1-2 BB		C SL 80 X CH 74 0-1 ③ F9		3	0	0	0	1	1	1
2 J.J. Hardy, R (1, 6) OBP: 0.292, SLG: 0.419		B SI 92 B SI 91 F SI 91 S SI 91 F SI 91 B CH 82 B SI 92 4-2 BB		C SI 90 F SI 91 B FF 92 B CH 84 B KC 76 S KC 78 3-3 ③ K		C SI 89 F SI 91 X KC 80 0-2 ③ G5-3			C FF 91 S CH 79 B FF 92 X CH 81 1-2 12 FC5-6 1 BB 1B	3	0	1	0	1	1	2
1 Brian Roberts, S (1, 4) OBP: 0.282, SLG: 0.347		D FF 91 B SI 90 X FF 91 2-0 ② F7			B SI 88 C SI 89 C SI 89 X KC 77 1-2 ① G1-3		B SI 89 C SL 86 X CH 84 1-1 ① F7		F SI 90 B SI 90 B CH 80 B SI 91 S FF 91 F SI 92 B CH 80 4-2 1-2 13 1B 12 FC5-6 BB	3	1	0	0	1	0	1
25 Bud Norris, R (1, 1) OBP: 0.333, SLG: 0.333 51 Henry Urrutia, L (7, PH) OBP: 0.279, SLG: 0.326 29 Tommy Hunter, R (7, 1) 17 Brian Matusz, L (8, 1) 56 Darren O'Day, R (8, 1) 12 Alexi Casilla, S (9, PH) OBP: 0.260, SLG: 0.313 43 Jim Johnson, R (9, 1)		L FF 90 D SI 91 B FF 91 F FF 90 X FF 91 2-2 ③ F8			X SI 89 0-0 9 FC4-6 1B		F CH 83 B SL 88 F SL 88 T SL 88 1-2 ② K		X FF 90 0-0 ① FC5-6 13 1B 1-2 2-3f	2 1 0 0 0 1 0	0 0 0 0 0 0 0	1 0 0 0 0 0 0	0 0 0 0 0 0 0	0 0 0 0 0 0 0	0 1 0 0 0 0 2	1 0 0 0 0 0 0

Inning Stats	1	2	3	4	5	6	7	8	9
	R: 1 E: 0 K: 1 S: 16	H: 3 LOB: 2 BB: 0 P: 25	R: 0 E: 0 K: 0 S: 9	H: 0 LOB: 1 BB: 1 P: 18	R: 0 E: 0 K: 1 S: 6	H: 0 LOB: 0 BB: 0 P: 11	R: 1 E: 0 K: 3 S: 10	H: 1 LOB: 0 BB: 0 P: 16	R: 0 E: 0 K: 0 S: 10	H: 1 LOB: 1 BB: 0 P: 14	R: 0 E: 0 K: 1 S: 12	H: 1 LOB: 2 BB: 1 P: 23	R: 0 E: 0 K: 2 S: 8	H: 0 LOB: 0 BB: 0 P: 10	R: 1 E: 0 K: 1 S: 12	H: 2 LOB: 1 BB: 0 P: 13	R: 1 E: 0 K: 0 S: 12	H: 2 LOB: 2 BB: 1 P: 22

TOP	
AB	36
R	4
H	10
RBI	4
BB	3
SO	9
LOB	16

1B: 7	SF: 0
2B: 2	SAC: 0
3B: 0	DP: 0
HR: 1	HBP: 0

WP: 0	PA: 39
PB: 0	
SB: 2	
CS: 0	

PITCHER		IP	WLS	BF	H	R	ER	SO	BB	IBB	HBP	BLK	WP	HR	S	P	ERA	WHIP
37 Edinson Volquez, R ERA: 5.44	(1, 1)	6.0	L	25	6	2	2	6	2	0	0	0	0	1	63	107	3.00	1.333
50 Nick Vincent, R ERA: 2.52	(7, 1)	1.0		3	0	0	0	2	0	0	0	0	0	0	8	10	0.00	0.000
57 Luke Gregerson, R ERA: 2.98	(8, 1)	1.0		5	2	1	1	1	0	0	0	0	0	0	12	13	9.00	2.000
46 Tim Stauffer, R ERA: 3.98	(9, 1)	1.0		6	2	1	1	0	1	0	0	0	0	0	12	22	9.00	3.000

PITCHER	IP	WLS	BF	H	R	ER	SO	BB	IBB	HBP	BLK	WP	HR	S	P	ERA	WHIP

Baltimore Orioles @ San Diego Padres

Petco Park, San Diego, CA

Tue Aug 06 2013, 7:11 PM - 10:12 PM PDT

Att. 29,415 - Clear - 66 F

livebaseballscorecards.com

BOTTOM

Batter	1	2	3	4	5	6	7	8	9	AB	R	H	RBI	BB	SO	LOB
25 Will Venable, L (1, 9) OBP: 0.301, SLG: 0.461	B FF 92 F FF 92 B FF 92 X FF 91 2-1 3B		B SL 79 B FF 92 C FF 92 S CH 86 F FF 93 B SL 86 B CH 85 4-2 13 S BB		X SL 85 0-0 ③ P5		B CU 80 B FC 92 F FC 90 B CU 81 B FC 91 4-1 BB			2	0	1	0	2	0	1
13 Chris Denorfia, R (1, 7) OBP: 0.321, SLG: 0.394	X FF 92 0-0 ① G5-3		C SL 85 S SL 86 B FF 92 C FF 93 1-3 ② 1-2			C FF 90 B FF 90 M SL 81 F SL 81 X SL 80 1-2 23 1B 1B	1 SAFE S FC 91 B FF 94 F FF 95 X CU 83 1-2 ③ G4-3			4	1	1	0	0	1	3
Chase Headley, S (1, 5) OBP: 0.338, SLG: 0.379	C SL 88 S SL 87 C FF 93 0-3 ② K		B SL 77 S SL 85 X FF 93 1-1 ③ G4-3			X FF 91 0-0 5 F8 23 1B 1-2 1B		C CH 83 F SI 89 B FF 91 B CH 84 B FF 90 S SL 87 3-3 ① K		4	0	1	0	0	2	2
23 Yonder Alonso, L (1, 3) OBP: 0.349, SLG: 0.399	X CH 85 0-0 ③ G3			C SL 81 C FF 90 X FF 92 0-2 ① F7		C FF 92 B SL 84 F SL 86 B SL 76 X CH 86 2-2 11 WP 1-2 2-H 1B		C SL 86 S SL 86 X FF 90 0-2 9 G1-6-3 1B		4	0	2	1	0	0	1
9 Jedd Gyorko, R (1, 4) OBP: 0.299, SLG: 0.396		B FF 92 B SL 83 S SL 84 C FF 92 B FF 93 F FF 94 B SL 84 4-2 5 1B BB		F SL 82 B SL 83 B SL 82 C FF 92 X FF 91 3-1 ② G5-3		F SL 82 B SL 82 F FF 92 C FF 92 1-3 ① K		C SL 79 X SI 86 0-1 ②③ G1-6-3 1-2f		3	0	0	0	1	1	3
5 Alexi Amarista, L (1, 8) OBP: 0.302, SLG: 0.389		B FF 92 1 SAFE B FF 93 B SI 92 C FF 92 F FF 93 F SL 86 X SL 84 3-2 4 G4-6-3 1-3 1B		B SL 78 S FF 92 L SL 79 F FF 93 B FF 93 B FF 93 F FF 93 F FF 93 X SL 85 3-2 ③ G4-3		X FF 92 0-0 ② F8 2-3			B SI 92 C SI 92 X SI 93 1-1 ① F8	4	0	1	0	0	0	2
11 Logan Forsythe, R (1, 6) OBP: 0.293, SLG: 0.331		C SL 83 S SL 83 C FF 94 0-3 ① K			B FF 91 X FF 91 1-0 ① F9	C SL 83 B SL 83 X SL 82 1-1 ③ P6 1-2			B SI 93 B SI 93 C SI 93 F SI 92 B CU 77 F SI 94 X SI 93 3-2 4 G6-4-3 1B	4	0	1	0	0	1	4
4 Nick Hundley, R (1, 2) OBP: 0.297, SLG: 0.390		1 SAFE B FF 94 S SL 85 1 SAFE F SL 85 B FF 93 F FF 93 1 SAFE F FF 93 2-2 ②③ F SL 84 F SL 85 X SL 84 G4-6-3 1-2f			X SI 92 0-0 E5 37 SH1-4		B CU 81 S FC 91 F FF 95 S CU 82 1-3 ① K		B SI 92 C SI 92 B SI 92 B SI 92 C SI 92 X SI 92 3-2 ②③ G6-4-3 1-2f	4	0	0	0	0	1	3
37 Edinson Volquez, R (1, 1) OBP: 0.129, SLG: 0.258			C FF 91 B SL 83 S SL 83 F FF 91 C FF 93 1-3 ① K		X FF 90 0-0 ② SH1-4 1-2		S FF 95 S CU 81 X FF 96 0-2 ② G5-3			1	0	0	0	0	1	0
50 Nick Vincent, R (7, 1)										0	0	0	0	0	0	0
15 Jesus Guzman, R (7, PH) OBP: 0.296, SLG: 0.405										1	0	0	0	0	0	0
57 Luke Gregerson, L (8, 1)										0	0	0	0	0	0	0
46 Tim Stauffer, R (9, 1)										0	0	0	0	0	0	0
Inning Stats	R: 0 E: 0 K: 1 S: 7 H: 1 LOB: 1 BB: 0 P: 9	R: 0 E: 0 K: 1 S: 17 H: 1 LOB: 1 BB: 1 P: 26	R: 0 E: 0 K: 2 S: 12 H: 0 LOB: 1 BB: 1 P: 19	R: 0 E: 0 K: 0 S: 11 H: 0 LOB: 0 BB: 0 P: 17	R: 0 E: 1 K: 0 S: 4 H: 0 LOB: 1 BB: 0 P: 5	R: 1 E: 0 K: 1 S: 14 H: 3 LOB: 2 BB: 0 P: 19	R: 0 E: 0 K: 1 S: 10 H: 0 LOB: 1 BB: 1 P: 16	R: 0 E: 0 K: 1 S: 8 H: 1 LOB: 0 BB: 0 P: 11	R: 0 E: 0 K: 0 S: 9 H: 1 LOB: 0 BB: 0 P: 16	1B: 6 2B: 0 3B: 1 HR: 0 SF: 0 SAC: 1 DP: 3 HBP: 0						

	AB	31
	R	1
	H	7
	RBI	1
	BB	3
	SO	7
	LOB	19

WP: 1 PA: 35
PB: 0
SB: 1
CS: 0

PITCHER		IP	WLS	BF	H	R	ER	SO	BB	IBB	HBP	BLK	WP	HR	S	P	ERA	WHIP
25 Bud Norris, R ERA: 3.78	(1, 1)	6.0	W	25	5	1	1	5	2	0	0	0	1	0	65	95	1.50	1.167
29 Tommy Hunter, R ERA: 2.72	(7, 1)	1.0	H	4	0	0	0	1	1	0	0	0	0	0	10	16	0.00	1.000
17 Brian Matusz, L ERA: 3.07	(8, 1)	0.1	H	2	1	0	0	1	0	0	0	0	0	0	6	9	0.00	3.000
56 Darren O'Day, R ERA: 2.47	(8, 1)	0.2	H	1	0	0	0	0	0	0	0	0	0	0	2	2	0.00	0.000
43 Jim Johnson, R ERA: 3.2	(9, 1)	1.0	S	3	1	0	0	0	0	0	0	0	0	0	9	16	0.00	1.000

PITCHER	IP	WLS	BF	H	R	ER	SO	BB	IBB	HBP	BLK	WP	HR	S	P	ERA	WHIP

Batter	1	2	3	4	5	6	7	8	9	AB	R	H	RBI	BB	SO	LOB
21 Nick Markakis, L (1, 9) OBP: 0.336, SLG: 0.377	B SI 84 C SI 84 X CH 76 1-1 ① P3		B CU 65 C CH 78 B FF 88 C FF 86 F SL 79 X FF 89 2-2 ③ F8		C CU 67 X CH 79 0-1 ① F6		B CU 65 C CH 77 C FF 88 X SL 78 1-2 ③ G3		B FF 90 C SI 90 X CU 72 1-1 19 BB, 10 1B, 32 G3, 1B	5	1	1	0	0	0	3
13 Manny Machado, R (1, 5) OBP: 0.327, SLG: 0.454	B SI 83 C FF 84 B SL 80 S CH 77 B FF 88 B FF 86 4-2 10 G5-4-3, BB			X SI 83 0-0 E4, 10 1B, 10 E	X SL 82 0-0 1-2, 2-3, 3-H 1B			L SL 82 B SL 83 S SI 89 X CU 75 1-2 10 1B, 19 HR, 1B	B FF 89 B FC 84 C FF 90 X SL 77 2-1 ① F7	4	2	2	1	1	0	1
10 Adam Jones, R (1, 8) OBP: 0.329, SLG: 0.513	C SL 78 B FF 86 F FF 86 X SL 80 1-2 ② ③ G5-4-3, 1-2f			F SL 77 X CH 76 0-1 E8, 1-H, 1B	S CH 78 B CH 78 F SL 80 B FF 89 S CH 77 2-3 ② K			X SL 83 0-0 19 HR, 1-2, 1B	B SL 79 X SL 79 1-0 32 G3, 19 BB, 2 1B, 1-2, 1B	5	2	3	0	0	1	4
19 Chris Davis, L (1, 3) OBP: 0.375, SLG: 0.676		C SI 82 B SL 76 B SI 85 F CH 76 S FF 88 2-3 ① K	C CU 65 F CH 79 T FF 89 0-2 ① K	F CH 76 F CH 79 X SL 79 0-2 ③ F8				X SL 79 0-0 1-H, 2-H, HR	B SI 91 C CH 75 S SI 92 B SI 91 B SI 92 B FF 90 4-2 32 G3, 2 1B, 1-2, 2-3, BB	4	2	1	3	1	2	4
32 Matt Wieters, S (1, 2) OBP: 0.294, SLG: 0.414		C SI 84 B SI 84 S FF 86 S FF 88 1-3 ② K	C SL 78 F SL 80 D FF 90 B FF 89 S CH 78 2-3 ③ K	C FF 88 C FF 88 F FF 89 B CH 79 X SL 81 1-2 ② G5-3		X CU 63 0-0 ① P6		F FF 90 B FF 91 X SL 81 1-1 9 1B, 1 SF8, 2B	B SI 89 S CH 74 F CH 76 X FF 90 1-2 ② G3, 1-2, 2-3, 3-H	5	1	1	1	0	1	3
2 J.J. Hardy, R (1, 6) OBP: 0.294, SLG: 0.426		C CH 76 F SL 79 X FF 88 0-2 HR				C CH 76 C SL 77 X FF 88 0-2 ② F9		B FF 93 F FF 93 F SL 83 F FF 94 C FF 93 1-3 ① K	C SL 79 F CU 72 F SL 78 X FF 92 0-2 9 BB, 2-H, 3-H, 1B	5	1	2	3	0	2	2
28 Steve Pearce, R (1, 7) OBP: 0.333, SLG: 0.404 9 Nate McLouth, L (6, 7) OBP: 0.352, SLG: 0.421		C SL 77 B SL 78 B SI 86 S SL 78 S SL 78 2-3 ③ K			B CU 64 X FF 85 1-0 1 1B, 13 1B, 2B	C CU 65 B FF 87 C FF 86 X CU 67 1-2 ③ G4-3		C FF 93 F SI 92 B FF 94 X FF 93 1-2 3 S, 2-3, 1B	B CU 69 C FF 90 B FF 88 B SL 78 B FF 88 4-1 1-2, BB	3 1	1 0	1 1	0 0	0 1	1 0	0 0
1 Brian Roberts, S (1, 4) OBP: 0.281, SLG: 0.346 40 Troy Patton, S (8, 1) 56 Darren O'Day, R (8, 1)			B SI 83 C SI 83 C CU 66 X CU 69 1-2 ① G5-3	C SL 79 X SL 80 0-1 13 1B, 50 SH, 2-3, 1B			C SI 83 F CH 76 X FF 87 0-2 ① F8	1 SAFE 1 SAFE C SL 82 1 SAFE 1 SAFE C FF 93 1 SAFE B FF 93 X SL 81 1-2 ② SF8, 3-H	B FF 89 C FF 88 C FF 89 S FF 92 1-3 ③ K	3 0 1	0 0 0	1 0 0	1 0 0	0 0 1	0 0 2	0 0 0
50 Miguel González, R (1, 1) 51 Henry Urrutia, L (7, PH) OBP: 0.273, SLG: 0.318 57 Francisco Rodríguez, R (7, 1) 3 Ryan Flaherty, L (8, PH) OBP: 0.275, SLG: 0.365 (8, 4)			B SI 85 C SI 84 F FF 87 B FF 89 F CH 77 B FF 87 X FF 85 3-2 ② F9	L FF 87 B FF 88 X FF 88 1-1 SH, 13 1B, 1-2			C CU 62 X SL 79 0-1 ② G1-3	P PO 85 1 SAFE S FF 91 B FF 93 B FF 92 T FF 92 C SI 93 3-3 ③ K, 1-2		1 1 0 1	0 0 0 0	0 0 0 0	0 0 0 0	0 0 0 1	0 0 0 1

Inning Stats	1	2	3	4	5	6	7	8	9
	R: 0 E: 0 K: 0 S: 7 H: 0 LOB: 0 BB: 1 P: 13	R: 1 E: 0 K: 3 S: 12 H: 1 LOB: 0 BB: 0 P: 17	R: 0 E: 0 K: 0 S: 11 H: 0 LOB: 0 BB: 0 P: 17	R: 1 E: 2 K: 2 S: 13 H: 1 LOB: 1 BB: 0 P: 16	R: 1 E: 1 K: 1 S: 15 H: 3 LOB: 3 BB: 0 P: 19	R: 0 E: 0 K: 0 S: 7 H: 0 LOB: 0 BB: 0 P: 8	R: 0 E: 0 K: 0 S: 8 H: 0 LOB: 0 BB: 0 P: 9	R: 4 E: 0 K: 2 S: 21 H: 5 LOB: 1 BB: 0 P: 28	R: 3 E: 0 K: 1 S: 18 H: 3 LOB: 2 BB: 2 P: 32

1B: 9 SF: 1
2B: 2 SAC: 1
3B: 0 DP: 1
HR: 2 HBP: 0

WP: 0 PA: 44
PB: 0
SB: 1
CS: 0

PITCHER		IP	WLS	BF	H	R	ER	SO	BB	IBB	HBP	BLK	WP	HR	S	P	ERA	WHIP
53 Eric Stults, L ERA: 3.5	(1, 1)	7.0		28	5	3	2	6	1	0	0	0	0	1	73	99	2.57	0.857
57 Luke Gregerson, R ERA: 3.38	(8, 1)	0.0	L	2	2	2	2	0	0	0	0	0	0	0	4	5	∞	∞
56 Colt Hynes, L ERA: 7.36	(8, 1)	0.0		2	2	1	1	0	0	0	0	0	0	1	3	4	∞	∞
55 Dale Thayer, R ERA: 2.79	(8, 1)	1.0		4	1	1	1	2	0	0	0	0	0	0	14	19	9.00	1.000
59 Sean O'Sullivan, R ERA: 4.87	(9, 1)	1.0		8	3	3	3	1	2	0	0	0	0	0	18	32	27.00	5.000

PITCHER	IP	WLS	BF	H	R	ER	SO	BB	IBB	HBP	BLK	WP	HR	S	P	ERA	WHIP

TOP

Baltimore Orioles @ San Diego Padres

Petco Park, San Diego, CA

Wed Aug 07 2013, 12:42 PM - 3:39 PM PDT

Att. 21,206 - Sunny - 70 F

livebaseballscorecards.com

AB	39
R	10
H	13
RBI	9
BB	3
SO	9
LOB	20

BOTTOM

Baltimore Orioles @ San Diego Padres

Petco Park, San Diego, CA

Wed Aug 07 2013, 12:42 PM - 3:39 PM PDT

Att. 21,206 - Sunny - 70 F

livebaseballscorecards.com

Batter	1	2	3	4	5	6	7	8	9	AB	R	H	RBI	BB	SO	LOB
25 Will Venable, L (1, 9) OBP: 0.300, SLG: 0.458	B SI 91 F SI 92 X FF 93 1-1 PB 13 S 1B		B CU 77 S CH 84 F CH 85 F SI 92 S CH 85 1-3 ① K		B SI 92 B CH 83 F CH 82 X CH 83 2-1 ③ G2-3		S FF 93 S CU 76 S CH 85 0-3 ③ K			4	0	1	0	0	2	1
13 Chris Denorfia, R (1, 7) OBP: 0.320, SLG: 0.391	F SI 90 C SL 84 B CH 86 B FF 92 S CH 85 2-3 ① K 1-2		F FF 92 B FF 92 B FF 92 C CH 84 C FF 92 2-3 ② K			B CH 83 C SL 85 B CH 85 B FF 90 F FF 92 B SL 84 4-2 23 1B 9 HR BB		C SL 79 F SI 90 B SI 90 F SL 80 B CH 85 X SL 80 2-2 ① P4		3	1	0	0	1	2	1
Chase Headley, S (1, 5) OBP: 0.337, SLG: 0.381	B SI 91 B SI 93 S CU 80 F FF 93 F FF 92 F CU 82 S CH 86 2-3 ② K 2-3		B CU 78 S CH 83 F FF 93 F SI 92 F CU 78 B CH 84 S CH 84 2-3 ③ K			B FF 91 C FF 90 C FF 89 S FF 92 1-3 ① K		B CH 83 F SI 90 C SL 80 B CH 84 X CH 84 2-2 2B		4	0	1	0	0	3	2
23 Yonder Alonso, L (1, 3) OBP: 0.351, SLG: 0.398	B FF 92 B CU 79 D CH 85 B FF 92 4-0 BB			S CH 83 B CH 86 F FF 92 C SL 84 1-3 ① K		B SI 91 B CH 82 F CH 83 C CH 83 X FF 91 2-2 9 HR 1-2 1B		C SL 81 B SL 81 B SI 90 X SL 80 2-1 ② G3		3	1	1	0	1	1	1
9 Jedd Gyorko, R (1, 4) OBP: 0.298, SLG: 0.404	B FF 92 C FF 92 F FF 92 X FF 92 1-2 ③ F9			C FF 92 F SL 85 B CH 85 X CH 85 1-2 ② G5-3		B FF 92 B CH 82 X SI 91 2-0 1-H 2-H HR		X SL 80 0-0 ③ F7		4	1	1	3	0	0	3
5 Alexi Amarista, L (1, 8) OBP: 0.305, SLG: 0.395		C SI 93 T SI 93 B SI 92 F FF 92 X FF 91 1-2 44 G6-3 2B		B CU 76 X SI 91 1-0 ③ F9		B SI 92 X SI 92 1-0 3 CS 1B			B SI 84 B SI 84 C SL 77 S SL 79 B SI 85 X SL 79 3-2 ① P3	4	0	2	0	0	0	0
3 Ronny Cedeno, R (1, 6) OBP: 0.253, SLG: 0.290		C FF 92 B FF 93 X CU 80 1-1 ① G6-3			B CH 84 C FF 91 F FF 91 X SI 92 1-2 ① F9	1 SAFE S PO 87 S CH 83 S CH 84 1-2 ②③ K 1-2			C SL 79 X SL 78 0-1 ② L6	4	0	0	0	0	1	2
44 René Rivera, R (1, 2) OBP: 0.250, SLG: 0.217		B FF 92 S FF 92 X FF 91 1-1 ② G6-3 2-3			B FF 92 C CH 85 X FF 92 1-1 53 FC2-6 1B		C CU 75 S CU 76 B CU 78 X CU 76 1-2 ① F7		C SI 86 S SL 79 B SI 87 F FF 86 F SL 78 X SL 77 1-2 ③ F8	4	0	1	0	0	0	1
53 Eric Stults, L (1, 1) OBP: 0.156, SLG: 0.244 15 Jesus Guzman, R (7, PH) OBP: 0.285, SLG: 0.403 57 Luke Gregerson, L (8, 1) 56 Colt Hynes, L (8, 1) 55 Dale Thayer, R (8, 1) 59 Sean O'Sullivan, R (9, 1) OBP: 0.167, SLG: 0.333		T SI 93 F SI 91 X CH 83 0-2 ③ F7			X FF 89 0-0 ② FC2-6 1-2f		C CU 75 C FF 92 B CU 77 S CH 84 1-3 ② K2-3			2 1 0 0 0 0 0	0 0 0 0 0 0 0	0 0 0 0 0 0 0	0 0 0 0 0 0 0	0 0 0 0 0 0 0	0 1 0 0 0 0 0	2 0 0 0 0 0 0
Inning Stats	R: 0 E: 0 K: 2 S: 13 H: 1 LOB: 2 BB: 1 P: 23	R: 0 E: 0 K: 0 S: 11 H: 1 LOB: 1 BB: 0 P: 14	R: 0 E: 0 K: 3 S: 12 H: 0 LOB: 0 BB: 0 P: 17	R: 0 E: 0 K: 1 S: 7 H: 0 LOB: 0 BB: 0 P: 10	R: 0 E: 0 K: 0 S: 8 H: 1 LOB: 1 BB: 0 P: 12	R: 3 E: 0 K: 2 S: 13 H: 3 LOB: 0 BB: 1 P: 23	R: 0 E: 0 K: 2 S: 9 H: 0 LOB: 0 BB: 0 P: 11	R: 0 E: 0 K: 0 S: 10 H: 1 LOB: 1 BB: 0 P: 16	R: 0 E: 0 K: 0 S: 10 H: 0 LOB: 0 BB: 0 P: 14	1B: 4 2B: 2 3B: 0 HR: 1 SF: 0 SAC: 0 DP: 0 HBP: 0						

	AB	33
	R	3
	H	7
	RBI	3
	BB	2
	SO	10
	LOB	13

	WP: 0	PA: 35
	PB: 1	
	SB: 1	
	CS: 1	

PITCHER		IP	WLS	BF	H	R	ER	SO	BB	IBB	HBP	BLK	WP	HR	S	P	ERA	WHIP
50 Miguel González, R ERA: 3.91	(1, 1)	6.0		25	6	3	3	8	2	0	0	0	0	1	64	99	4.50	1.333
57 Francisco Rodríguez, R ERA: 2.12	(7, 1)	1.0	W	3	0	0	0	2	0	0	0	0	0	0	9	11	0.00	0.000
40 Troy Patton, L ERA: 3.5	(8, 1)	0.2		3	1	0	0	0	0	0	0	0	0	0	9	15	0.00	1.500
56 Darren O'Day, R ERA: 2.4	(8, 1)	1.1		4	0	0	0	0	0	0	0	0	0	0	11	15	0.00	0.000

PITCHER	IP	WLS	BF	H	R	ER	SO	BB	IBB	HBP	BLK	WP	HR	S	P	ERA	WHIP

Batter	1	2	3	4	5	6	7	8	9	10	AB	R	H	RBI	BB	SO	LOB
9 Nate McLouth, L (1, 7) OBP: 0.350, SLG: 0.421	C SI 89 C SI 89 B FF 90 X CH 83 1-2 G4-3 ①	X CU 77 0-0 2B		C SI 87 X CH 82 0-1 F7 ③			S FF 89 C FF 91 B FF 91 S FF 91 1-3 K ②			L SI 86 F SI 87 X SL 80 0-2 P6 ①	5	0	1	0	0	1	0
13 Manny Machado, R (1, 5) OBP: 0.328, SLG: 0.457	X FF 90 0-0 21 G3-1 10 1B 2B	C SL 86 B FF 87 F CH 83 X SL 88 1-2 L4 ③			C FF 86 F SI 87 B CH 81 B CH 82 X FF 87 2-2 G6-3 ①		B CH 81 B SL 79 B FF 90 X FF 91 3-0 G4-3 ③			B SI 86 X CH 80 1-0 19 2B 2B	5	2	2	0	0	0	1
21 Nick Markakis, L (1, 9) OBP: 0.333, SLG: 0.373	B FF 88 B CH 84 C SI 88 X FF 89 2-1 G3-1 ② 2-3	B CH 81 C CH 82 C SL 85 F CU 77 F SL 86 X FF 88 1-2 P4 ①			C CH 81 B SI 87 B SL 86 F CU 76 F SL 87 X CU 77 2-2 L3 ②			X FF 89 0-0 F7 ①		C SI 87 X SL 80 0-1 G1-3 ②	5	0	0	0	0	0	2
10 Adam Jones, R (1, 8) OBP: 0.332, SLG: 0.513	B CU 78 X SI 90 1-0 19 BB 1B 3-H	B FF 87 X FF 87 1-0 32 1B 1B			F FF 87 B SL 88 F CU 76 B SL 86 C CH 80 2-3 K ③			B FF 89 B FF 89 F FF 91 X SI 88 2-1 G6-3 ②		I IN 71 I IN 75 I IN 75 I IN 75 4-0 19 2B IBB	4	1	2	1	1	1	0
19 Chris Davis, L (1, 3) OBP: 0.378, SLG: 0.676	C SI 89 B FF 88 B SI 90 B SL 87 B SL 88 4-1 1-2 BB	T CU 75 B SL 87 C SL 86 B SL 87 1 SAFE C SL 88 2-3 K ②				B SL 82 S CU 75 F CU 76 B FF 87 B SL 86 B SL 84 4-2 32 L4-3 BB		C SL 80 F FF 93 B FF 93 B FF 93 C FF 91 2-3 K ③		F SI 86 B SL 80 F SI 87 X SL 80 1-2 32 1B 1-H 2-H 2B	3	1	1	2	2	2	1
32 Matt Wieters, S (1, 2) OBP: 0.295, SLG: 0.414	D CU 78 S CH 83 B SI 89 C SL 86 X CH 84 2-2 L6 ③		F CU 76 F SI 87 1 SAFE X FF 88 0-2 1-2 1B			C SI 86 S SL 83 F CH 78 B FF 86 X CH 79 1-2 L4-3 ①② 1-1			X CH 86 0-0 G1-3 ①	B SI 88 X SI 86 1-0 2-H 1B	5	0	2	1	0	0	3
2 J.J. Hardy, R (1, 6) OBP: 0.295, SLG: 0.431		C FF 88 X CU 76 0-1 HR	B FF 88 B SI 88 B FF 88 X SL 88 3-0 L7 ③			B CU 76 B CH 81 C CH 80 F SI 85 B SI 86 B CH 81 4-2 BB			C FF 94 X FF 94 0-1 F9 ②	D SI 93 B SI 92 F SI 92 C SL 89 X SI 94 2-2 G4-3 ③	4	1	1	1	1	0	3
1 Brian Roberts, S (1, 4) OBP: 0.280, SLG: 0.336 43 Jim Johnson, R (9, 1) 29 Tommy Hunter, R (10, 1)		C SI 88 B SI 88 B SL 86 F CH 83 C FF 89 2-3 K ①		C CU 75 B CH 80 F FF 87 B SL 85 S SL 85 2-3 K ①		C CH 84 F SL 82 X CH 78 0-2 L8 ③			C FF 93 B CH 88 B FF 93 F FF 93 F SL 83 B FF 95 B FF 93 4-2 BB		3 0 0	0 0 0	0 0 0	1 0 0	2 0 0	1 0 0
30 Chris Tillman, R (1, 1) 3 Ryan Flaherty, L (9, PH) OBP: 0.274, SLG: 0.363 (9, 4)		C FF 89 B FF 89 X SL 86 1-1 F8 ②		B SL 86 B CH 86 X FF 88 2-0 F9 ②			B FF 88 C FF 88 B FF 90 F FF 90 X FF 93 2-2 G4-3 ①		1 SAFE X CH 90 0-0 G3 ③		3 1	0 0	0 0	0 0	0 0	0 1	0 1
Inning Stats	R: 1 H: 2 E: 0 LOB: 2 K: 0 BB: 1 S: 11 P: 21	R: 1 H: 2 E: 0 LOB: 1 K: 1 BB: 0 S: 11 P: 15	R: 0 H: 2 E: 0 LOB: 2 K: 1 BB: 0 S: 13 P: 20	R: 0 H: 0 E: 0 LOB: 0 K: 1 BB: 0 S: 6 P: 10	R: 0 H: 0 E: 0 LOB: 0 K: 1 BB: 0 S: 10 P: 16	R: 0 H: 0 E: 0 LOB: 1 K: 0 BB: 2 S: 12 P: 21	R: 0 H: 0 E: 0 LOB: 0 K: 1 BB: 0 S: 7 P: 13	R: 0 H: 0 E: 0 LOB: 0 K: 1 BB: 0 S: 6 P: 10	R: 0 H: 0 E: 0 LOB: 1 K: 0 BB: 1 S: 7 P: 11	R: 3 H: 3 E: 0 LOB: 1 K: 0 BB: 1 S: 13 P: 22	1B: 4 2B: 5 3B: 0 HR: 1	SF: 0 SAC: 0 DP: 1 HBP: 0					

PITCHER		IP	WLS	BF	H	R	ER	SO	BB	IBB	HBP	BLK	WP	HR	S	P	ERA	WHIP
32 Ryan Vogelsong, R ERA: 6.71	(1, 1)	6.0		26	6	2	2	4	3	0	0	0	0	1	63	103	3.00	1.500
50 Jose Mijares, L ERA: 2.72	(7, 1)	2.0		6	0	0	0	2	0	0	0	0	0	0	13	23	0.00	0.000
43 Sandy Rosario, R ERA: 2.59	(9, 1)	1.0		4	0	0	0	0	1	0	0	0	0	0	7	11	0.00	1.000
49 Javier López, L ERA: 2.25	(10, 1)	0.2	L	6	3	3	3	0	0	1	0	0	0	0	10	17	40.50	4.500
46 Santiago Casilla, R ERA: 1.26	(10, 1)	0.1		1	0	0	0	0	0	0	0	0	0	0	3	5	0.00	0.000

PITCHER	IP	WLS	BF	H	R	ER	SO	BB	IBB	HBP	BLK	WP	HR	S	P	ERA	WHIP

TOP

Baltimore Orioles @ San Francisco Giants

AT&T Park, San Francisco, CA

Fri Aug 09 2013, 7:18 PM - 10:18 PM PDT

Att. 41,434 - Cloudy - 62 F

livebaseballscorecards.com

AB	38
R	5
H	9
RBI	5
BB	5
SO	6
LOB	12

1B: 4	SF: 0	WP: 0	PA: 43
2B: 5	SAC: 0	PB: 0	
3B: 0	DP: 1	SB: 0	
HR: 1	HBP: 0	CS: 0	

Batter	1	2	3	4	5	6	7	8	9	10	AB	R	H	RBI	BB	SO	LOB
19 Marco Scutaro, R (1, 4) OBP: 0.360, SLG: 0.377	C FF 88 C FF 90 B KC 76 X CH 82 1-2 G5-3 ①		B FF 89 C SL 85 B SL 84 S FF 91 S FF 92 2-3 K ①			B FF 89 C FF 90 X FF 91 1-1 F8 ①		1 SAFE X FF 91 0-0 F8 ②		B FF 97 C FF 95 B FF 93 X FF 96 2-1 F8 ②	5	0	0	0	0	1	1
35 Brandon Crawford, L (1, 6) OBP: 0.337, SLG: 0.404	B FF 90 C FF 90 X KC 76 1-1 1B		B FF 91 S CH 82 C FF 92 S FF 92 1-3 K ②			C KC 76 B CH 81 B CH 83 S FF 92 F FF 93 B CH 83 F FF 92 X FF 93 3-2 G6-3 ②		B FF 91 B FF 91 S CH 82 X FF 91 2-1 G3 ③		C FF 97 X FF 97 0-1 P5 ③	5	0	1	0	0	1	1
9 Brandon Belt, L (1, 3) OBP: 0.349, SLG: 0.462	S FF 91 1 SAFE B FF 91 F FF 90 C FF 91 1-3 K ②		F FF 92 X CH 83 0-1 G5-3 ③			B FF 92 F FF 91 B FF 91 L FF 92 F FF 93 B FF 92 X FF 92 3-2 HR			X SI 94 0-0 28 BB 8 1B 1B		4	2	2	1	0	1	1
28 Buster Posey, R (1, 2) OBP: 0.377, SLG: 0.497	S FF 91 1 SAFE B FF 91 F FF 92 X FF 93 1-2 G4-3 ③			C KC 76 F FF 92 X FF 94 0-2 G4-3 ①		F FF 93 F FF 93 C FF 94 0-3 K ③			C SI 94 B SI 93 B SI 93 B SI 95 S SI 94 B SI 95 4-2 48 FC3-6 8 1B 1-2 BB		3	0	0	0	1	1	1
8 Hunter Pence, R (1, 9) OBP: 0.324, SLG: 0.449		B KC 74 C FF 91 X KC 75 1-1 48 BB 1B		X FF 91 0-0 P4 ②			X FF 91 0-0 P4 ①		X SI 95 0-0 1-2 2-H 48 FC3-6 1B		4	0	2	1	0	0	0
48 Pablo Sandoval, S (1, 5) OBP: 0.309, SLG: 0.377		C FF 90 F FF 92 F FF 93 B FF 90 B FF 92 F KC 78 B FF 91 B FF 92 4-2 1-2 BB		C FF 91 F FF 92 X KC 77 0-2 L9 ③			C CH 83 F FF 91 B FC 92 F FF 91 B FF 93 X FF 93 2-2 L7 ②		X SI 95 0-0 FC3-6 7 DI 1-2f 2-3 ①		3	0	0	0	1	0	2
22 Roger Kieschnick, L (1, 7) OBP: 0.313, SLG: 0.290		F FF 91 S FF 92 F KC 77 S FF 93 0-3 K ①			B FF 90 B FF 90 C FF 90 F FF 90 F FF 92 X FF 93 2-2 G3 ①		C FF 92 B KC 77 S FF 92 C FF 94 1-3 K ③		S CH 87 D SI 94 B SI 94 S CH 88 D CH 88 S CH 89 3-3 K ②		4	0	0	0	0	3	4
7 Grégor Blanco, L (1, 8) OBP: 0.318, SLG: 0.327		C KC 77 F FF 90 B FF 91 S FF 92 1-3 K ②			B FF 90 B KC 76 C FF 92 X FF 91 2-1 L6 ②			B KC 75 C FF 90 S FF 91 X KC 78 1-2 56 FC5-6 1B	C CU 81 B CH 88 D CH 90 C SI 95 X CU 81 2-2 L4 ③ 1-2		4	0	1	0	0	1	4
32 Ryan Vogelsong, R (1, 1) OBP: 0.118, SLG: 0.063 50 Jose Mijares, L (7, 1) 56 Andres Torres, S (8, PH) OBP: 0.297, SLG: 0.343 43 Sandy Rosario, R (9, 1) 49 Javier López, L (10, 1) 46 Santiago Casilla, R (10, 1) 29 Héctor Sánchez, S (10, PH) OBP: 0.286, SLG: 0.205		B KC 75 C FF 92 C FF 92 S FF 92 1-3 K ③			S FF 92 F FF 92 B KC 76 S FF 92 1-3 K ③			1 SAFE X FF 91 0-0 FC5-6 ① 1-2f	C FF 97 B CU 83 S FF 97 X FF 98 1-2 F8 ①	2 0 1 0 0 0 1	0 0 0 0 0 0 0	0 0 0 0 0 0 0	0 0 0 0 0 0 0	0 0 0 0 0 0 0	2 0 0 0 0 0 0	2 0 1 0 0 0 0
Inning Stats	R: 0 E: 0 K: 1 S: 11 H: 1 LOB: 1 BB: 0 P: 15	R: 0 E: 0 K: 3 S: 16 H: 1 LOB: 2 BB: 1 P: 23	R: 0 E: 0 K: 2 S: 8 H: 0 LOB: 0 BB: 0 P: 11	R: 0 E: 0 K: 0 S: 7 H: 0 LOB: 0 BB: 0 P: 7	R: 0 E: 0 K: 1 S: 9 H: 0 LOB: 0 BB: 0 P: 14	R: 1 E: 0 K: 1 S: 14 H: 1 LOB: 0 BB: 0 P: 21	R: 0 E: 0 K: 1 S: 8 H: 0 LOB: 0 BB: 0 P: 11	R: 0 E: 0 K: 0 S: 7 H: 1 LOB: 1 BB: 0 P: 10	R: 1 E: 0 K: 1 S: 11 H: 2 LOB: 2 BB: 1 P: 20	R: 0 E: 0 K: 0 S: 7 H: 0 LOB: 0 BB: 0 P: 10	1B: 5 2B: 0 3B: 0 HR: 1	SF: 0 SAC: 0 DP: 0 HBP: 0	WP: 0 PB: 0 SB: 0 CS: 0	PA: 38			

PITCHER		IP	WLS	BF	H	R	ER	SO	BB	IBB	HBP	BLK	WP	HR	S	P	ERA	WHIP
30 Chris Tillman, R ERA: 3.73	(1, 1)	8.0		29	4	1	1	9	1	0	0	0	0	1	80	112	1.12	0.625
43 Jim Johnson, R ERA: 3.31	(9, 1)	1.0	W	6	2	1	1	1	1	0	0	0	0	0	11	20	9.00	3.000
29 Tommy Hunter, R ERA: 2.67	(10, 1)	1.0	S	3	0	0	0	0	0	0	0	0	0	0	7	10	0.00	0.000

PITCHER	IP	WLS	BF	H	R	ER	SO	BB	IBB	HBP	BLK	WP	HR	S	P	ERA	WHIP

BOTTOM

Baltimore Orioles @ San Francisco Giants

AT&T Park, San Francisco, CA

Fri Aug 09 2013, 7:18 PM - 10:18 PM PDT

Att. 41,434 - Cloudy - 62 F

livebaseballscorecards.com

AB	36
R	2
H	6
RBI	2
BB	2
SO	10
LOB	17

Batter	1	2	3	4	5	6	7	8	9	AB	R	H	RBI	BB	SO	LOB
9 Nate McLouth, L (1, 7) OBP: 0.350, SLG: 0.419	B FF 86 X FF 88 1-0 G4-3		B CH 82 B FF 88 B FF 88 B FF 89 4-0 19 E 19 FC3 10 SF8 BB		C CH 80 F CH 83 X FF 88 0-2 1B		C FS 80 X FF 92 0-1 P3		1 SAFE C SI 87 F SL 77 B SI 86 B SI 86 X SL 77 2-2 F8	4	1	1	0	1	0	1
13 Manny Machado, R (1, 5) OBP: 0.325, SLG: 0.453	B FF 88 C SL 79 B SL 79 C FF 90 B FF 92 F FF 91 C SL 80 3-3 K		C FF 89 C FF 88 B FF 89 S FF 90 1-3 K		1 SAFE C SL 77 B FF 88 F FF 88 D SL 78 F FF 89 F SL 80 X CH 84 2-2 F8		B FF 92 C SI 91 X SL 83 1-1 P3		S SL 77 X SL 76 0-1 FC6-4 1-2f	5	0	0	0	0	2	3
19 Chris Davis, L (1, 3) OBP: 0.376, SLG: 0.678	C SL 79 B FF 90 F FF 90 S FF 91 1-3 K		B FF 89 X FF 88 1-0 FC3 10 SF8 1-3		B FF 89 F FF 88 B FF 91 F FF 89 B FF 91 F FF 87 F FF 88 X FF 88 3-2 F8			B SL 88 X SL 88 1-0 HR	B SI 87 1 SAFE X SI 87 1-0 G4-3	5	1	1	1	0	1	3
10 Adam Jones, R (1, 8) OBP: 0.331, SLG: 0.512		F FF 88 B SL 78 F FF 90 F SL 79 S SL 79 1-3 K	B SL 79 S SL 79 B FF 91 F FF 90 B FF 92 F SL 82 X SL 80 3-2 SF8 2-3 3-H			B SI 91 X SL 82 1-0 21 1B		X SI 92 0-0 G3		3	0	1	1	0	1	0
21 Nick Markakis, L (1, 9) OBP: 0.336, SLG: 0.376		C FF 89 F FF 89 B FF 90 F FF 90 X FF 91 1-2 3 BB 2 BB 1B	C FF 91 D SI 89 X CH 87 1-1 G3			C FF 90 B FF 91 1 SAFE C SI 90 F SI 91 F FS 79 1 SAFE F FS 79 X SL 82 1-2 1B		C SI 92 F CH 87 F SI 93 F KC 79 B SI 93 F SI 94 B SL 90 B CH 88 X SI 93 3-2 2 1B		4	0	3	0	0	0	1
2 J.J. Hardy, R (1, 6) OBP: 0.297, SLG: 0.431		B FF 88 B FF 89 B FF 89 C FF 89 B FF 91 4-1 3 BB 1-2 BB		C FF 86 X FF 88 0-1 G6-3		B SI 92 2 SAFE X SI 92 1-0 F7		X SI 93 0-0 1-2 1B		3	0	1	0	1	0	2
3 Ryan Flaherty, L (1, 4) OBP: 0.274, SLG: 0.357		B SL 80 B FF 90 B FF 90 B FF 88 4-0 1-2 2-3 BB		C SL 74 S CH 84 F CH 86 F FF 90 B SL 78 B SL 79 F SL 77 T CH 85 2-2 K		2 SAFE B FS 78 X FF 92 1-0 F8		D SI 93 F SI 93 B KC 82 F SI 94 C KC 82 2-3 K		3	0	0	0	1	2	4
31 Taylor Teagarden, R (1, 2) OBP: 0.143, SLG: 0.271 32 Matt Wieters, S (8, PH) OBP: 0.294, SLG: 0.413 (8, 2)		B FF 90 C SL 80 C FF 90 B SL 81 S SL 79 2-3 K	X FF 89 0-0 G4-3			C SI 91 C SL 84 B SI 91 D SL 85 F SL 85 S FF 92 2-3 K		B SI 93 S SI 93 B SI 94 C SI 94 F KC 81 F SI 94 S KC 81 2-3 K		3 1	0 0	0 0	0 0	0 0	2 1	5 2
16 Wei-Yin Chen, R (1, 1) 1 Brian Roberts, S (7, PH) OBP: 0.277, SLG: 0.333 57 Francisco Rodríguez, R (7, 1) 56 Darren O'Day, R (8, 1) 51 Henry Urrutia, L (9, PH) OBP: 0.289, SLG: 0.333		B FF 88 B FF 89 B FF 88 C FF 88 C FF 87 X FF 87 3-2 G1-3		X SL 80 0-0 L8			B FF 90 B FS 78 S FF 91 X FF 90 2-1 F7		S SI 86 X SI 86 0-1 13 FC6-4 1B	2 1 0 0 1	0 0 0 0 0	0 0 0 0 1	0 0 0 0 0	0 0 0 0 0	0 0 0 0 0	3 0 0 0 0
Inning Stats	R: 0 E: 0 K: 2 S: 8 H: 0 LOB: 0 BB: 0 P: 13	R: 0 E: 0 K: 2 S: 15 H: 1 LOB: 3 BB: 2 P: 30	R: 1 E: 1 K: 1 S: 10 H: 0 LOB: 1 BB: 1 P: 20	R: 0 E: 0 K: 1 S: 9 H: 0 LOB: 0 BB: 0 P: 11	R: 0 E: 0 K: 0 S: 14 H: 1 LOB: 1 BB: 0 P: 19	R: 0 E: 0 K: 1 S: 13 H: 2 LOB: 2 BB: 0 P: 19	R: 0 E: 0 K: 0 S: 6 H: 0 LOB: 0 BB: 0 P: 9	R: 1 E: 0 K: 2 S: 17 H: 3 LOB: 2 BB: 0 P: 25	R: 0 E: 0 K: 0 S: 8 H: 1 LOB: 1 BB: 0 P: 11	1B: 7 2B: 0 3B: 0 HR: 1 SF: 1 SAC: 0 DP: 0 HBP: 0						

PITCHER		IP	WLS	BF	H	R	ER	SO	BB	IBB	HBP	BLK	WP	HR	S	P	ERA	WHIP
57 Chad Gaudin, R ERA: 2.42	(1, 1)	5.0		21	2	1	0	6	3	0	0	0	0	0	56	93	0.00	1.000
34 Guillermo Moscoso, R ERA: 4.82	(6, 1)	2.0	W	8	2	0	0	1	0	0	0	0	0	0	19	28	0.00	1.000
46 Santiago Casilla, R ERA: 1.52	(8, 1)	1.0	H	6	3	1	1	2	0	0	0	0	0	1	17	25	9.00	3.000
54 Sergio Romo, R ERA: 2.91	(9, 1)	1.0	S	4	1	0	0	0	0	0	0	0	0	0	8	11	0.00	1.000

PITCHER	IP	WLS	BF	H	R	ER	SO	BB	IBB	HBP	BLK	WP	HR	S	P	ERA	WHIP

TOP

Baltimore Orioles @ San Francisco Giants

AT&T Park, San Francisco, CA

Sat Aug 10 2013, 1:06 PM - 4:00 PM PDT

Att. 41,315 - Partly Cloudy - 64 F

livebaseballscorecards.com

AB	35
R	2
H	8
RBI	2
BB	3
SO	9
LOB	24

WP: 0 PA: 39
PB: 0
SB: 0
CS: 0

Batter	1	2	3	4	5	6	7	8	9	AB	R	H	RBI	BB	SO	LOB
19 Marco Scutaro, R (1, 4) OBP: 0.359, SLG: 0.376	B FF 90 C FF 90 B SI 90 C SI 88 X SI 90 2-2 ① L9		B SL 82 C FF 91 X SI 89 1-1 ③ G5-3			B SL 81 B SI 90 C SI 90 X SL 82 2-1 9 2B, 8 2B, 2-H, 1B	C FF 92 B CU 77 F FF 92 D CH 86 B CH 87 F FF 92 S CU 76 3-3 ③ K			4	1	1	1	0	1	1
13 Joaquin Arias, R (1, 6) (9, 5) OBP: 0.291, SLG: 0.313	F FF 91 X CH 84 0-1 ② G6-3			C SL 79 C FF 90 X CU 74 0-2 ① G6-3		F CH 84 X FF 91 0-1 ② L9		C SL 79 S SL 78 S SL 79 0-3 ① K		4	0	0	0	0	1	1
9 Brandon Belt, L (1, 3) OBP: 0.350, SLG: 0.465	X FF 90 0-0 1B			B SL 81 C SL 81 B FF 90 X SI 89 2-1 ② G3		X SL 83 0-0 8 2B, 1-3, 2B		S FF 86 C SL 78 S FF 85 0-3 ② K		4	1	2	0	0	1	0
28 Buster Posey, R (1, 2) OBP: 0.376, SLG: 0.494	F FF 91 B CU 75 X CH 85 1-1 ③ F8			C CU 73 B SI 91 B SI 91 X SI 91 2-1 ③ G4-3		B CU 76 B SI 91 I IN 80 I IN 76 4-0 8 2B, IBB		C SL 79 C SI 86 B FF 86 B FF 86 C SI 85 2-3 ③ K		3	0	0	0	1	1	1
8 Hunter Pence, R (1, 9) OBP: 0.324, SLG: 0.451		B SI 88 C SI 88 B FF 89 C SI 89 X FF 90 2-2 ① F9			F CU 71 C SI 89 B FF 90 B SI 90 F SL 80 S FF 92 2-3 ① K	B SI 92 B CH 84 C SI 90 X SI 91 2-1 1-3, 2-H, 3-H, 2B				3	0	1	2	0	1	0
48 Pablo Sandoval, S (1, 5) OBP: 0.307, SLG: 0.374 35 Brandon Crawford, L (9, 6) OBP: 0.337, SLG: 0.404		F FF 90 X SI 91 0-1 ② F8			B SI 91 S SI 90 X SL 81 1-1 ② P3	X FF 91 0-0 ③ G3				3	0	0	0	0	0	2
										0	0	0	0	0	0	0
23 Jeff Francoeur, R (1, 7) OBP: 0.244, SLG: 0.306 34 Guillermo Moscoso, R (6, 1) 22 Roger Kieschnick, L (7, PH) OBP: 0.303, SLG: 0.281 46 Santiago Casilla, R (8, 1) 54 Sergio Romo, R (9, 1)		X SI 90 0-0 ③ G3			X SI 91 0-0 ③ F9		B FF 92 C FF 92 F CU 76 F CH 84 F FF 91 S CU 77 1-3 ① K2-3			2	0	0	0	0	0	0
										0	0	0	0	0	0	0
										1	0	0	0	0	1	0
										0	0	0	0	0	0	0
										0	0	0	0	0	0	0
56 Andres Torres, S (1, 8) OBP: 0.298, SLG: 0.342			B FF 90 B SI 89 B FF 90 C FF 90 X FF 89 3-1 ① F9			S SI 89 X SI 88 0-1 7 SH2-3, 19 1B, 1B	S CU 77 S CH 84 B FF 92 X CH 85 1-2 ② G4-3			3	1	1	0	0	0	0
57 Chad Gaudin, R (1, 1) OBP: 0.125, SLG: 0.045 7 Grégor Blanco, L (6, 7) OBP: 0.320, SLG: 0.332			C FF 90 F SI 89 B FF 90 S FF 90 1-3 ② K			1 SAFE L SL 80 X FF 90 0-1 ① SH2-3 1-2	C FF 93 B CU 78 X CH 83 1-1 2B			1	0	0	0	0	1	0
										1	0	1	0	0	0	0
Inning Stats	R: 0 E: 0 K: 0 S: 8 H: 1 LOB: 1 BB: 0 P: 11	R: 0 E: 0 K: 0 S: 6 H: 0 LOB: 0 BB: 0 P: 8	R: 0 E: 0 K: 1 S: 7 H: 0 LOB: 0 BB: 0 P: 12	R: 0 E: 0 K: 0 S: 7 H: 0 LOB: 0 BB: 0 P: 11	R: 0 E: 0 K: 1 S: 7 H: 0 LOB: 0 BB: 0 P: 10	R: 3 E: 0 K: 0 S: 12 H: 4 LOB: 2 BB: 1 P: 20	R: 0 E: 0 K: 2 S: 14 H: 1 LOB: 1 BB: 0 P: 20	R: 0 E: 0 K: 3 S: 9 H: 0 LOB: 0 BB: 0 P: 11		1B: 3 2B: 3 3B: 0 HR: 0 SF: 0 SAC: 1 DP: 0 HBP: 0						

PITCHER		IP	WLS	BF	H	R	ER	SO	BB	IBB	HBP	BLK	WP	HR	S	P	ERA	WHIP
16 Wei-Yin Chen, L ERA: 3.06	(1, 1)	6.0	L	24	5	3	3	2	0	1	0	0	0	0	47	72	4.50	0.833
57 Francisco Rodríguez, R ERA: 2.05	(7, 1)	1.0		4	1	0	0	2	0	0	0	0	0	0	14	20	0.00	1.000
56 Darren O'Day, R ERA: 2.36	(8, 1)	1.0		3	0	0	0	3	0	0	0	0	0	0	9	11	0.00	0.000

PITCHER	IP	WLS	BF	H	R	ER	SO	BB	IBB	HBP	BLK	WP	HR	S	P	ERA	WHIP

BOTTOM

Baltimore Orioles @ San Francisco Giants

AT&T Park, San Francisco, CA

Sat Aug 10 2013, 1:06 PM - 4:00 PM PDT

Att. 41,315 - Partly Cloudy - 64 F

livebaseballscorecards.com

AB	29
R	3
H	6
RBI	3
BB	1
SO	7
LOB	5

Baltimore Orioles @ San Francisco Giants

AT&T Park, San Francisco, CA

Sun Aug 11 2013, 1:08 PM - 4:11 PM PDT

Att. 41,622 - Cloudy - 63 F

livebaseballscorecards.com

Batter	1	2	3	4	5	6	7	8	9	AB	R	H	RBI	BB	SO	LOB
9 Nate McLouth, L (1, 7) OBP: 0.351, SLG: 0.417	B CU 75 F FF 89 F FF 90 B FF 91 F SL 85 F FF 91 B SL 85 X FF 91 3-2 ① L8		C CH 84 B SL 86 F CH 84 B SL 85 C SL 85 2-3 ③ K			C SL 86 F FF 91 B FF 92 B FF 92 X SL 87 2-2 3-H 13 S 1B		B SL 78 C FF 88 F FF 90 B SL 79 F SL 80 F FF 91 B SI 89 B FF 89 4-2 13 E 13 21 1B 1B BB	F FF 83 B FF 83 B FF 83 F FC 79 C CU 71 2-3 ① K	4	1	1	1	1	2	1
13 Manny Machado, R (1, 5) OBP: 0.326, SLG: 0.452	C CU 76 X SL 85 0-1 ② G4-3			B CU 76 B FF 89 F FF 90 T FF 90 S FF 91 2-3 ① K		1 SAFE F FF 91 F SL 86 F FF 92 F FF 91 B SL 85 1 SAFE T FF 92 1-2 ② K 1-2		1 SAFE X FF 88 0-0 1-3 E1 21 10 2B 1B 1B	B CU 71 X FC 80 1-0 21 10 1B HR 1B	5	2	2	0	0	2	1
21 Nick Markakis, L (1, 9) OBP: 0.339, SLG: 0.377	C SI 89 B SI 90 B SI 90 X FF 91 2-1 ③ F7			B CH 84 F FF 90 B FF 91 F SL 87 X FF 91 2-2 ② G1-3		B CH 85 B FF 91 C SL 85 B FF 91 B SL 84 4-1 BB		C FF 88 B FF 90 B SL 78 X FF 88 2-1 10 2B 32 1B 1-2 1B 3-H	F FF 81 C FF 85 X CU 72 0-2 10 HR 1B 1-2	4	2	2	1	1	0	0
10 Adam Jones, R (1, 8) OBP: 0.332, SLG: 0.519		C SL 83 F FF 88 X SL 84 0-2 ① L4		C FF 92 X SL 87 0-1 ③ G6-3		S CU 78 C CU 78 B SL 84 F CU 78 S CU 73 1-3 ③ K		C FF 90 B FF 91 D SL 78 S FF 94 X FF 93 2-2 32 1B 1 SF9 2B 1-3 2-H	X CH 73 0-0 1-H 2-H HR	5	2	2	4	0	1	2
19 Chris Davis, L (1, 3) OBP: 0.376, SLG: 0.676		B CH 84 S CH 84 F SL 86 B FF 90 F FF 90 X FF 91 2-2 ② G4-3			B CU 76 S FF 90 X SL 87 1-1 ① L3		B FF 89 X CH 85 1-0 2 HR 2B	I IN 64 I IN 65 I IN 64 I IN 63 4-0 32 1B IBB	F CU 71 F SI 82 B FF 84 S FF 84 1-3 ② K	4	1	1	0	1	1	0
32 Matt Wieters, S (1, 2) OBP: 0.293, SLG: 0.410		B SI 89 B CH 85 X FF 90 2-0 ③ F9			C FF 91 X CH 85 0-1 ② F8		B CH 83 C FF 90 S SL 84 X SL 84 1-2 ① F7	X CH 84 0-0 12 FC6-4 1B 1-2 2-3 3-H	C SI 83 F CU 72 F SI 82 B CH 74 F CU 73 X FF 84 1-2 ③ P3	5	0	1	1	0	0	1
2 J.J. Hardy, R (1, 6) OBP: 0.296, SLG: 0.436			C FF 89 X FF 90 0-1 ① F9		C SL 83 C SL 84 B SL 85 X SL 86 1-2 ③ G3		X FF 90 0-0 2-H HR	B FF 92 X SL 78 1-0 ① F6		4	1	1	2	0	0	3
1 Brian Roberts, S (1, 4) OBP: 0.276, SLG: 0.351			B CH 87 T FF 89 B FF 89 F FF 90 F FF 90 X FF 90 2-2 ② F7			X FF 89 0-0 9 1B 3B	F CH 85 B CU 78 B FF 91 F FF 91 F SL 86 B FF 92 X FF 91 3-2 ② F7	D FF 91 B FF 91 F FF 91 X FF 92 2-1 ② SF9 3-H		3	1	1	1	0	0	0
25 Bud Norris, R (1, 1) OBP: 0.429, SLG: 0.429 51 Henry Urrutia, L (6, PH) OBP: 0.283, SLG: 0.326 40 Troy Patton, S (6, 1) 29 Tommy Hunter, R (7, 1) 12 Alexi Casilla, S (8, PH) OBP: 0.257, SLG: 0.309 56 Darren O'Day, R (8, 1) 57 Francisco Rodríguez, R (9, 1)			X FF 90 0-0 1B			C SI 90 B FF 90 F CU 78 S FF 92 1-3 ① K	X SI 92 0-0 ③ B1-3	B SL 77 B FF 92 X FF 91 2-0 ③ FC6-4 1-2f		1 1 1 0 1 0 0 0	0 0 0 0 0 0 0 0	1 0 0 0 0 0 0 0	0 0 1 0 0 2 0 0	0 1 0 0 0 0 0 0	0 1 0 0 0 0 0 0	0 1 0 0 0 2 0 0
Inning Stats	R: 0 E: 0 K: 0 S: 9 H: 0 LOB: 0 BB: 0 P: 14	R: 0 E: 0 K: 0 S: 8 H: 0 LOB: 0 BB: 0 P: 12	R: 0 E: 0 K: 1 S: 10 H: 1 LOB: 1 BB: 0 P: 14	R: 0 E: 0 K: 1 S: 8 H: 0 LOB: 0 BB: 0 P: 12	R: 0 E: 0 K: 0 S: 7 H: 0 LOB: 0 BB: 0 P: 9	R: 1 E: 0 K: 3 S: 17 H: 2 LOB: 2 BB: 1 P: 26	R: 2 E: 0 K: 0 S: 10 H: 2 LOB: 0 BB: 0 P: 15	R: 4 E: 1 K: 0 S: 15 H: 4 LOB: 2 BB: 2 P: 32	R: 3 E: 0 K: 2 S: 16 H: 3 LOB: 0 BB: 0 P: 21	1B: 7 2B: 2 3B: 1 HR: 2 SF: 1 SAC: 0 DP: 0 HBP: 0						

TOP

AB	38
R	10
H	12
RBI	10
BB	3
SO	7
LOB	11

WP: 0 PA: 42
PB: 0
SB: 1
CS: 0

PITCHER		IP	WLS	BF	H	R	ER	SO	BB	IBB	HBP	BLK	WP	HR	S	P	ERA	WHIP
18 Matt Cain, R ERA: 4.44	(1, 1)	7.0	L	27	5	3	3	5	1	0	0	0	0	1	69	102	3.86	0.857
50 Jose Mijares, L ERA: 3.4	(8, 1)	0.0		3	2	3	3	0	1	0	0	0	0	0	7	13	∞	∞
43 Sandy Rosario, R ERA: 2.78	(8, 1)	1.0		6	2	1	1	0	0	1	0	0	0	0	8	19	9.00	2.000
75 Barry Zito, L ERA: 5.4	(9, 1)	1.0		6	3	3	3	2	0	0	0	0	0	1	16	21	27.00	3.000

PITCHER	IP	WLS	BF	H	R	ER	SO	BB	IBB	HBP	BLK	WP	HR	S	P	ERA	WHIP

Baltimore Orioles @ San Francisco Giants

AT&T Park, San Francisco, CA

Sun Aug 11 2013, 1:08 PM - 4:11 PM PDT

Att. 41,622 - Cloudy - 63 F

livebaseballscorecards.com

BOTTOM

Batter	1	2	3	4	5	6	7	8	9	AB	R	H	RBI	BB	SO	LOB
19 Marco Scutaro, R (1, 4) OBP: 0.360, SLG: 0.380	C FF 90 B SL 86 B SL 83 X FF 92 2-1 9 2B 1B	F FF 93 B FF 93 X FF 93 1-1 2B		B FF 93 F SL 85 B FF 94 C SL 84 F SL 84 B SI 94 F FF 94 X SL 85 3-2 ③ F9			C FF 94 F FF 95 F CU 84 B FC 91 F FF 96 F FF 95 X FF 96 1-2 ② F9			4	1	2	0	0	0	1
35 Brandon Crawford, L (1, 6) OBP: 0.337, SLG: 0.401	B FF 92 1 SAFE X FF 92 1-0 ① L8	B SL 90 F CH 87 B FF 94 B SL 88 B CH 88 4-1 BB			B SL 79 C FF 92 F CH 86 F SI 94 B SI 94 X FF 94 2-2 ① G3		X FF 95 0-0 ③ P6			3	0	0	0	1	0	1
9 Brandon Belt, L (1, 3) OBP: 0.349, SLG: 0.466	B SL 89 B FF 92 B SL 87 C FF 92 F FF 93 X FF 93 3-2 28 F9 8 2B 1-H 2B	B SL 87 C FF 94 S SL 86 X SL 85 1-2 ③ F7			F SL 89 S SL 84 B FF 95 B SI 94 X SL 85 2-2 ② P6			C SL 80 X FF 86 0-1 ① F9		4	1	1	1	0	0	2
28 Buster Posey, R (1, 2) OBP: 0.372, SLG: 0.489	C SL 86 X FF 94 0-1 ② F9 2-3		C FF 92 X SL 84 0-1 ① G5-3		B SL 85 B SL 86 C SL 86 B SI 95 X FF 94 3-1 ③ G1-3			S SI 86 F SL 79 B SL 81 F SL 79 X FF 87 1-2 ② F8		4	0	0	0	0	0	1
8 Hunter Pence, R (1, 9) OBP: 0.325, SLG: 0.453	S FF 94 C FF 94 F FF 94 B FF 95 X FF 94 1-2 2B 3-H		B SL 85 C SL 82 F FF 91 X FF 94 1-2 48 G5-6-3 1B			C SI 89 X CH 84 0-1 ① P5		F FF 86 C SL 80 B SL 79 X SL 78 1-2 ③ F8		4	0	2	1	0	0	0
48 Pablo Sandoval, S (1, 5) OBP: 0.311, SLG: 0.375	S CH 87 B FF 93 B FF 94 B FF 94 F CH 88 B SL 87 4-2 BB		B SI 93 X SI 92 1-0 ②③ G5-6-3 1-2f			F SI 88 B SL 82 X CH 83 1-1 1B			B CU 75 B FF 91 B FF 90 C FF 90 F FF 90 B FF 93 4-2 BB	2	0	1	0	2	0	1
22 Roger Kieschnick, L (1, 7) OBP: 0.286, SLG: 0.265 23 Jeff Francoeur, R (6, PH) OBP: 0.242, SLG: 0.304 (7, 7)	S SL 88 C SL 89 B SL 86 C FF 95 1-3 ③ K			B FF 90 C FF 90 F SL 88 X FF 88 1-2 ① F8		C SI 89 B SI 89 B SI 89 F SI 88 F SL 80 T SI 88 2-2 ② K			F FF 92 B FF 93 F SI 90 B FF 92 F SI 92 F SI 90 S SI 92 2-3 ① K	2 2	0 0	0 0	0 0	0 0	1 2	2 2
7 Grégor Blanco, L (1, 8) OBP: 0.319, SLG: 0.331		B FF 91 C FF 93 B SL 85 C SL 84 X FF 94 2-2 ① L7		C SL 82 B SL 79 F SL 88 F FF 93 B FF 96 X SL 83 2-2 18 G4-3 18 S 1B		C SL 80 F SL 81 S CU 77 0-3 ③ K			B SI 90 C SI 90 X SI 91 1-1 ② L4	4	0	1	0	0	1	2
18 Matt Cain, R (1, 1) OBP: 0.098, SLG: 0.075 6 Brett Pill, R (7, PH) OBP: 0.250, SLG: 0.413 50 Jose Mijares, L (8, 1) 43 Sandy Rosario, R (8, 1) 75 Barry Zito, L (9, 1) OBP: 0.167, SLG: 0.167 29 Héctor Sánchez, S (9, PH) OBP: 0.280, SLG: 0.200		C FF 91 B FF 93 B SL 87 C FF 93 B FF 93 S FF 93 3-3 ② K		S FF 92 S SL 84 B SL 83 X SL 85 1-2 ② G4-3 1-3			B CU 82 C CU 82 F CH 92 S CU 83 1-3 ① K		B SI 92 S SI 92 S CH 83 S CH 85 1-3 ③ K	2 1 0 0 0 1	0 0 0 0 0 1	0 0 0 0 0 1	0 0 0 0 0 1	1 0 0 0 0 1	1 0 0 0 0 1	1 0 0 0 0 1
Inning Stats	R: 2 E: 0 K: 1 S: 17 H: 3 LOB: 2 BB: 1 P: 29	R: 0 E: 0 K: 1 S: 12 H: 1 LOB: 2 BB: 1 P: 23	R: 0 E: 0 K: 0 S: 6 H: 1 LOB: 0 BB: 0 P: 8	R: 0 E: 0 K: 0 S: 15 H: 1 LOB: 1 BB: 0 P: 22	R: 0 E: 0 K: 0 S: 9 H: 0 LOB: 0 BB: 0 P: 16	R: 0 E: 0 K: 2 S: 11 H: 1 LOB: 1 BB: 0 P: 14	R: 0 E: 0 K: 1 S: 10 H: 0 LOB: 0 BB: 0 P: 12	R: 0 E: 0 K: 0 S: 9 H: 0 LOB: 0 BB: 0 P: 11	R: 0 E: 0 K: 2 S: 12 H: 0 LOB: 1 BB: 1 P: 20	1B: 4 2B: 3 3B: 0 HR: 0 SF: 0 SAC: 0 DP: 1 HBP: 0				WP: 0 PB: 0 SB: 1 CS: 0		PA: 36

	AB	33
	R	2
	H	7
	RBI	2
	BB	3
	SO	7
	LOB	14

PITCHER		IP	WLS	BF	H	R	ER	SO	BB	IBB	HBP	BLK	WP	HR	S	P	ERA	WHIP
25 Bud Norris, R ERA: 3.78	(1, 1)	5.0		22	6	2	2	2	2	0	0	0	0	0	59	98	3.60	1.600
40 Troy Patton, L ERA: 3.42	(6, 1)	1.0	W	4	1	0	0	2	0	0	0	0	0	0	11	14	0.00	1.000
29 Tommy Hunter, R ERA: 2.63	(7, 1)	1.0	H	3	0	0	0	1	0	0	0	0	0	0	10	12	0.00	0.000
56 Darren O'Day, R ERA: 2.31	(8, 1)	1.0		3	0	0	0	0	0	0	0	0	0	0	9	11	0.00	0.000
57 Francisco Rodríguez, R ERA: 1.99	(9, 1)	1.0		4	0	0	0	2	1	0	0	0	0	0	12	20	0.00	1.000

PITCHER	IP	WLS	BF	H	R	ER	SO	BB	IBB	HBP	BLK	WP	HR	S	P	ERA	WHIP

Baltimore Orioles @ Arizona Diamondbacks

Chase Field, Phoenix, AZ

Mon Aug 12 2013, 6:42 PM - 10:01 PM MST

Att. 18,903 - Roof Closed - 78 F

livebaseballscorecards.com

TOP

Batter	1	2	3	4	5	6	7	8	9	AB	R	H	RBI	BB	SO	LOB
21 Nick Markakis, L (1, 9) OBP: 0.337, SLG: 0.376	B FF 88 C SI 90 B SI 88 B SI 91 F FF 91 X FF 93 3-2 10 G4-6-3 13 1B 19 WP 1B	D SL 84 F SL 82 F SI 91 F SL 83 D SL 85 B FF 91 F SL 83 X SL 83 3-2 ③ G1-3			C CH 86 X SI 88 0-1 ① G4-3		C SL 82 B SI 90 B SI 90 X SL 83 2-1 ③ L7		B SI 87 F SI 88 C CH 80 B CH 79 F CH 80 F CH 80 F CH 80 X SI 88 2-2 ② SF8 3-H	4	1	1	1	0	0	2
13 Manny Machado, R (1, 5) OBP: 0.324, SLG: 0.450	1 SAFE F SI 89 D SI 90 X SI 91 1-1 10 G4-6-3 1-2 1B		C SI 89 L SI 90 B SL 82 X SI 91 1-2 ① G1-3		B CH 81 C FF 90 B SI 90 X CH 82 2-1 ② F8			B SL 85 S FF 92 B FF 93 X FF 93 2-1 ① F9	B SI 88 F SI 88 F SI 87 X CU 75 1-2 ③ P6	5	0	1	0	0	0	2
10 Adam Jones, R (1, 8) OBP: 0.329, SLG: 0.514	X SI 90 0-0 ① ② G4-6-3 1-2f 2-3		B SI 90 B SI 90 F SI 91 X SI 91 2-1 ② G6-3		B FF 90 F SI 91 X SI 91 1-1 ③ G1-6-3			B FF 93 X SL 88 1-0 ② F9		4	0	0	0	0	0	2
19 Chris Davis, L (1, 3) OBP: 0.375, SLG: 0.679	B SI 90 S SL 83 F SL 83 B SL 83 B SI 91 X SL 82 3-2 ③ G3 3-H		B SL 84 S SI 91 F SI 91 B SI 93 S SI 91 2-3 ③ K			X SI 86 0-0 ① L4-3		B FF 87 S SL 79 B SL 80 B FF 87 S FF 87 X FF 88 3-2 HR		4	1	1	1	0	1	0
2 J.J. Hardy, R (1, 6) OBP: 0.296, SLG: 0.436		B SI 88 C CH 81 B SI 89 X SI 90 2-1 28 FC6-4 1 1B 2B		C SI 89 X SI 90 1-1 ① F7		C SI 88 B SI 89 F SI 89 X SL 82 1-2 ② F8		B CU 83 C CU 80 B CU 83 X FF 92 2-1 ③ L9		4	1	1	0	0	0	0
32 Matt Wieters, S (1, 2) OBP: 0.295, SLG: 0.417		B SI 90 B SI 89 B SI 90 B SI 90 4-0 28 FC6-4 BB		X SI 90 0-0 ② G4-3		B SI 90 B SI 90 C SI 90 F SI 91 X SI 91 2-2 HR			F SI 87 X CH 79 0-1 ① G3	3	1	1	1	1	0	0
28 Steve Pearce, R (1, 7) OBP: 0.333, SLG: 0.402 17 Brian Matusz, L (6, 1) 29 Tommy Hunter, R (7, 1) 40 Troy Patton, S (7, 1) 51 Henry Urrutia, L (9, PH) OBP: 0.298, SLG: 0.340 12 Alexi Casilla, S (9, PR) OBP: 0.257, SLG: 0.309 56 Darren O'Day, R (9, 1)		C SI 91 D SL 82 X SI 90 1-1 ① FC6-4 34 FC3-6 1 1B 1-2f 2-3		C SI 91 F SI 91 X SL 84 0-2 1 2B 1B		B SI 91 C SI 90 B CH 83 C CH 83 B SI 91 S CH 83 3-3 ③ K			C SI 87 S CH 80 B CH 81 F CH 79 F CU 75 X CH 80 1-2 9 1B 1 S 21 SF8 1B	3 0 0 0 1 0 0	1 0 0 0 0 1 0	1 0 0 0 1 0 0	0 0 0 0 0 0 0	1 0 0 0 0 0 0	2 0 0 0 0 0 0
1 Brian Roberts, S (1, 4) OBP: 0.291, SLG: 0.368		F SI 89 B SI 91 X CH 82 1-1 34 FC3-6 1-2 3-H 1B		1 SAFE 1 SAFE C SI 90 D SI 90 1 SAFE C SI 90 F SI 91 X SI 90 1-2 1-H 2B			X CH 81 0-0 ① F9		B SI 86 F SI 86 F CH 79 B CH 80 1 SAFE 1 SAFE B CH 80 F CU 76 B CU 74 4-2 9 1B 1-2 BB	3	0	2	2	1	0	0
34 Scott Feldman, L (1, 1) OBP: 0.167, SLG: 0.306 9 Nate McLouth, L (6, 7) OBP: 0.352, SLG: 0.418		B FF 88 F CH 86 X SI 89 1-1 ② FC3-6 1-2 2-3f		B SI 90 F SI 90 D SI 91 F SI 91 S SL 83 2-3 ③ K			C SI 88 X SL 82 0-1 ② G4-3		X SI 88 0-0 1-2 2-3 1B	2 2	0 0	0 1	0 0	0 0	1 0	3 0

Inning Stats	1	2	3	4	5	6	7	8	9
	R: 1 E: 0 K: 0 S: 9	H: 2 LOB: 0 BB: 0 P: 16	R: 1 E: 0 K: 0 S: 13	H: 2 LOB: 2 BB: 1 P: 25	R: 0 E: 0 K: 1 S: 8	H: 0 LOB: 0 BB: 0 P: 13	R: 1 E: 0 K: 1 S: 13	H: 2 LOB: 1 BB: 0 P: 17	R: 0 E: 0 K: 0 S: 6	H: 0 LOB: 0 BB: 0 P: 9	R: 1 E: 0 K: 1 S: 10	H: 1 LOB: 0 BB: 0 P: 16	R: 0 E: 0 K: 0 S: 5	H: 0 LOB: 0 BB: 0 P: 7	R: 1 E: 0 K: 0 S: 8	H: 1 LOB: 0 BB: 0 P: 16	R: 1 E: 0 K: 0 S: 20	H: 2 LOB: 2 BB: 1 P: 28

	1B: 6	SF: 1	WP: 1	PA: 38
	2B: 2	SAC: 0	PB: 0	
	3B: 0	DP: 1	SB: 1	
	HR: 2	HBP: 0	CS: 0	

	AB	35
	R	6
	H	10
	RBI	5
	BB	2
	SO	3
	LOB	11

PITCHER		IP	WLS	BF	H	R	ER	SO	BB	IBB	HBP	BLK	WP	HR	S	P	ERA	WHIP
36 Wade Miley, L ERA: 3.63	(1, 1)	7.0		28	7	4	4	3	1	0	0	0	1	1	64	103	5.14	1.143
40 J.J. Putz, R ERA: 2.55	(8, 1)	0.2	H	2	0	0	0	0	0	0	0	0	0	0	3	6	0.00	0.000
54 Joe Thatcher, L ERA: 2.76	(8, 1)	0.0	B	1	1	1	1	0	0	0	0	0	0	1	3	6	∞	∞
21 Heath Bell, R ERA: 3.94	(8, 1)	0.1		1	0	0	0	0	0	0	0	0	0	0	2	4	0.00	0.000
29 Brad Ziegler, R ERA: 2.19	(9, 1)	1.0	W	6	2	1	1	0	1	0	0	0	0	0	20	28	9.00	3.000

PITCHER		IP	WLS	BF	H	R	ER	SO	BB	IBB	HBP	BLK	WP	HR	S	P	ERA	WHIP

Batter	1	2	3	4	5	6	7	8	9	AB	R	H	RBI	BB	SO	LOB
11 AJ Pollock, R (1, 8) OBP: 0.299, SLG: 0.409	B SI 90 C FF 89 S FC 86 B SI 91 C SI 92 2-3 ① K	B CU 75 B FC 88 S CU 76 X FC 89 2-1 ③ G4-3			B CU 75 F FC 89 B CU 76 F FC 89 F SI 91 B CU 78 F SI 91 X FC 90 3-2 3B		C FF 94 C FF 98 X FF 97 0-2 ① L9	S SL 80 B CH 85 X SI 88 1-1 ③ F9		5	0	1	0	0	1	4
6 Adam Eaton, L (1, 7) OBP: 0.333, SLG: 0.338	B FC 88 B FC 88 C SI 89 X FC 87 2-1 ② G3		B CU 73 F FC 86 S CH 85 B CU 75 B CH 86 S FC 87 3-3 ① K		X FC 88 0-0 ① G3		C FC 93 X FC 92 0-1 2 1B 14 1B 1-2 2-H 1B		X SL 78 0-0 HR	5	2	2	2	0	1	1
44 Paul Goldschmidt, R (1, 3) OBP: 0.388, SLG: 0.539	C CU 76 B FC 87 B SI 91 S CU 75 S FF 92 2-3 ③ K		B FC 88 C SI 90 C FC 86 B CU 74 F SI 90 S CH 86 2-3 ② K		C SI 90 C FC 89 B FC 88 F SI 92 S CH 86 1-3 ② K		F FF 97 B FF 98 B FF 97 X FC 92 2-1 ② F9 2-3			4	0	0	0	0	3	3
2 Aaron Hill, R (1, 4) OBP: 0.359, SLG: 0.530		B SI 90 X FC 85 1-0 HR	C FC 89 C FC 88 B SI 92 F FC 89 X SI 92 1-2 ③ G5-3		B FC 88 F FC 88 B FC 88 D SI 91 F FC 88 X FF 90 3-2 ③ G5-3		B FF 97 C FF 96 B FF 97 F FC 93 X FF 98 2-2 14 1B 1-2 3-H 1B			4	1	2	2	0	0	1
14 Martín Prado, R (1, 5) OBP: 0.326, SLG: 0.402		B SI 90 B FC 90 B SI 91 C FF 91 B FF 91 4-1 8 FC5-4 BB		B SI 91 C SI 90 B SI 92 B FC 88 F FC 88 B CU 78 4-2 1 1B BB		C FC 88 B SI 90 C SI 90 B FC 88 B CU 78 X SI 90 3-2 ① G6-3	B CU 84 C CU 83 X FF 96 1-1 1-3 2-H 1B			2	0	1	1	2	0	0
8 Gerardo Parra, L (1, 9) OBP: 0.330, SLG: 0.391		L CU 76 B CU 74 1 SAFE B FC 88 X CH 86 2-1 ① FC5-4 1 S 27 S 1 E 1-2f		B CH 85 B FC 88 F CH 86 1 SAFE F FC 89 S CU 76 2-3 ① K		B SL 85 C SL 87 F SL 80 C FF 92 1-3 ② K	B SI 88 C SI 86 D SI 89 C SL 80 F CU 77 X SL 82 2-2 ③ G4-3			4	1	0	0	0	2	4
27 Wil Nieves, R (1, 2) OBP: 0.373, SLG: 0.433		B CU 75 D SI 91 S FC 88 S CU 75 F CU 74 1 SAFE 1 SAFE B SI 91 T CU 75 3-2 ② K 1-2		D SI 90 B FC 87 F FC 88 F SI 90 F FC 86 1 SAFE S CU 75 2-3 ② K		F SL 88 B FF 92 S CH 83 F FF 92 X CH 84 1-2 ③ L9		S CH 83 S SI 88 B SI 89 X SI 89 1-2 HR		4	1	1	1	0	2	2
1 Didi Gregorius, L (1, 6) OBP: 0.330, SLG: 0.377		B FC 88 F CU 74 F FC 88 B FC 89 F CU 74 X CH 85 2-2 E6 36 1B 2-H		F CH 85 B FC 89 B CU 74 X CH 84 2-1 1-2 1B			H FF 91 1-0 24 BB 6 1B HBP	C SL 81 B SL 82 S SL 80 B SL 82 F SL 81 B SL 82 F CU 79 X SL 81 3-2 ① F7		3	1	1	0	0	0	0
36 Wade Miley, L (1, 1) OBP: 0.136, SLG: 0.209 24 Matt Davidson, R (7, PH) OBP: 0.500, SLG: 0.333 40 J.J. Putz, R (8, 1) 54 Joe Thatcher, L (8, 1) 21 Heath Bell, R (8, 1) 13 Jason Kubel, L (8, PH) OBP: 0.296, SLG: 0.335 29 Brad Ziegler, R (9, 1)		X SI 90 0-0 1-2 1B		F FC 87 X FC 88 0-1 ③ G3			C CU 82 B FF 97 B FC 91 B FC 92 B FF 97 4-1 44 F9 6 1B 2 1B 1-2 BB	C SI 89 B SI 89 C SI 88 B SI 88 B SL 82 C SL 81 3-3 ② K		2 0 0 0 0 1 0 0	0 1 0 0 0 0 0 0	1 0 0 0 0 0 0 0	0 0 0 0 0 1 0 0	0 1 0 0 0 0 1 0	0 0 0 0 0 0 0 0	2 0 0 0 0 0 0 0
Inning Stats	R: 0 E: 0 K: 2 S: 8 H: 0 LOB: 0 BB: 0 P: 14	R: 2 E: 1 K: 1 S: 15 H: 2 LOB: 2 BB: 1 P: 29	R: 0 E: 0 K: 2 S: 11 H: 0 LOB: 0 BB: 0 P: 17	R: 0 E: 0 K: 2 S: 13 H: 1 LOB: 2 BB: 1 P: 23	R: 0 E: 0 K: 1 S: 13 H: 1 LOB: 1 BB: 0 P: 20	R: 0 E: 0 K: 1 S: 10 H: 0 LOB: 0 BB: 0 P: 15	R: 3 E: 0 K: 0 S: 17 H: 3 LOB: 2 BB: 1 P: 29	R: 1 E: 0 K: 1 S: 13 H: 1 LOB: 0 BB: 0 P: 21	R: 1 E: 0 K: 0 S: 1 H: 1 LOB: 0 BB: 0 P: 1	1B: 5 2B: 0 3B: 1 HR: 3	SF: 0 SAC: 0 DP: 0 HBP: 1	WP: 0 PB: 0 SB: 2 CS: 0	PA: 38			

PITCHER		IP	WLS	BF	H	R	ER	SO	BB	IBB	HBP	BLK	WP	HR	S	P	ERA	WHIP
34 Scott Feldman, R ERA: 4.0	(1, 1)	5.1		23	4	2	1	8	2	0	0	0	0	1	63	109	1.69	1.125
17 Brian Matusz, L ERA: 3.24	(6, 1)	0.2	H	3	0	1	1	1	0	0	1	0	0	0	7	10	13.50	0.000
29 Tommy Hunter, R ERA: 2.89	(7, 1)	0.2	B	6	3	2	2	0	1	0	0	0	0	0	13	22	27.00	6.000
40 Troy Patton, L ERA: 3.51	(7, 1)	1.1		5	1	1	1	1	0	0	0	0	0	1	17	27	6.75	0.750
56 Darren O'Day, R ERA: 2.49	(9, 1)	0.0	L	1	1	1	1	0	0	0	0	0	0	1	1	1	∞	∞

PITCHER	IP	WLS	BF	H	R	ER	SO	BB	IBB	HBP	BLK	WP	HR	S	P	ERA	WHIP

BOTTOM

Baltimore Orioles @ Arizona Diamondbacks

Chase Field, Phoenix, AZ

Mon Aug 12 2013, 6:42 PM - 10:01 PM MST

Att. 18,903 - Roof Closed - 78 F

livebaseballscorecards.com

AB	34
R	7
H	9
RBI	6
BB	3
SO	10
LOB	17

Baltimore Orioles @ Arizona Diamondbacks

Chase Field, Phoenix, AZ

Tue Aug 13 2013, 6:41 PM - 9:30 PM MST

Att. 20,051 - Roof Closed - 77 F

livebaseballscorecards.com

TOP

Batter	1	2	3	4	5	6	7	8	9	10	11	AB	R	H	RBI	BB	SO	LOB
9 Nate McLouth, L (1, 7) OBP: 0.348, SLG: 0.413	C SI 89 B SI 88 X SI 89 1-1 G4-3 ①		C CH 83 B SI 95 X CH 85 1-1 F8 ③		1 SAFE X FF 92 0-0 F7 ②			X FF 88 0-0 F8 ②			C FF 93 B CU 80 X FF 93 1-1 G3 ①	5	0	0	0	0	0	1
13 Manny Machado, R (1, 5) OBP: 0.321, SLG: 0.445	C SI 89 X CU 80 0-1 L7 ②			F CH 82 F SI 88 X CH 84 0-2 F9 ①	B FF 92 X SI 90 1-0 FC6-4 ③ 1-2f			C FF 89 F CH 78 B FF 89 X CU 73 1-2 G6-3 ③			X CU 81 0-0 F8 ②	5	0	0	0	0	0	1
21 Nick Markakis, L (1, 9) OBP: 0.338, SLG: 0.375	B SI 89 C SI 90 X CH 84 1-1 1B			B CU 78 C CU 79 B SI 91 B SI 93 B SI 92 4-1 10 WP 19 HR BB		B SI 93 C SI 88 C SI 90 X CH 83 1-2 F9 ①			C FF 92 S CU 80 B CU 82 B FC 92 X FC 92 2-2 E6 10 G6-4-3		F CU 81 X SI 94 0-1 G5-3 ③	4	1	1	0	1	0	0
10 Adam Jones, R (1, 8) OBP: 0.327, SLG: 0.510	X SI 89 0-0 G5-3 ③			C SI 91 B CH 80 F SI 91 F FF 92 D CH 84 X CH 83 2-2 G5-3 ② 1-2		C CH 84 B FF 92 X SI 90 1-1 G6-3 ②			1 SAFE F FC 91 B FC 91 D CU 79 X FC 92 2-1 G6-4-3 ①② 1-2f			4	0	0	0	0	0	3
19 Chris Davis, L (1, 3) OBP: 0.374, SLG: 0.682		C SI 89 S CH 82 X CH 84 0-2 G5-3 ①		B FF 89 X FF 91 1-0 2-H HR		B CH 82 S CH 82 S CH 83 B CH 82 X CH 84 2-2 G5-3 ③			F FC 92 F FF 92 B CU 81 T FC 93 1-2 K ③			4	1	1	2	0	1	0
32 Matt Wieters, S (1, 2) OBP: 0.292, SLG: 0.413		B CH 81 B SI 90 F CH 82 F SI 91 B CH 84 X CH 83 3-2 L4 ②		L SI 91 C SI 90 X SI 94 0-2 F7 ③			B CH 82 B SI 90 C SI 91 F CH 82 F SI 92 X CH 83 2-2 G3 ①			B SI 86 F SI 85 X SI 85 1-1 L5 ①		4	0	0	0	0	0	0
2 J.J. Hardy, R (1, 6) OBP: 0.297, SLG: 0.444		B CU 80 X SI 91 1-0 G5-3 ③			C SI 91 X CH 82 0-1 HR		B SI 89 C SI 90 B FF 94 X SI 90 2-1 G6-3 ②			C SI 86 X SI 86 0-1 1 FC3-6 1B		4	1	2	1	0	0	0
1 Brian Roberts, S (1, 4) OBP: 0.298, SLG: 0.373			C SI 88 X SI 89 0-1 50 B1-6-3 1B		F SI 94 B CH 83 B CH 82 X FF 92 2-1 13 FC6-4 1B		B CH 82 C CH 82 B CH 81 B CH 82 X FF 92 3-1 L6 ③			X SI 86 0-0 FC3-6 ② 1-2f		4	0	2	0	0	0	1
50 Miguel González, R (1, 1) 51 Henry Urrutia, L (8, PH) OBP: 0.292, SLG: 0.333 57 Francisco Rodríguez, R (8, 1) 43 Jim Johnson, R (9, 1) 3 Ryan Flaherty, L (10, PH) OBP: 0.222, SLG: 0.355 66 T.J. McFarland, L (10, 1)			B SI 90 X SI 89 1-0 B1-6-3 ①② 1-2f		L SI 89 1 SAFE C SI 88 B FF 91 M SI 91 1-3 K ①			C SL 82 X CU 72 0-1 G1-3 ①		X SI 86 0-0 G1-3 ③		2 1 0 0 1	0 0 0 0 0	0 0 0 0 0	0 0 0 0 0	1 0 0 0 0	2 0 0 0 1
Inning Stats	R: 0 E: 0 K: 0 S: 7 / H: 1 LOB: 1 BB: 0 P: 9	R: 0 E: 0 K: 0 S: 7 / H: 0 LOB: 0 BB: 0 P: 11	R: 0 E: 0 K: 0 S: 5 / H: 1 LOB: 0 BB: 0 P: 7	R: 2 E: 0 K: 0 S: 12 / H: 1 LOB: 0 BB: 1 P: 19	R: 1 E: 0 K: 1 S: 9 / H: 2 LOB: 1 BB: 0 P: 13	R: 0 E: 0 K: 0 S: 8 / H: 0 LOB: 0 BB: 0 P: 12	R: 0 E: 0 K: 0 S: 8 / H: 0 LOB: 0 BB: 0 P: 15	R: 0 E: 0 K: 0 S: 6 / H: 0 LOB: 0 BB: 0 P: 7	R: 0 E: 1 K: 1 S: 8 / H: 0 LOB: 0 BB: 0 P: 13	R: 0 E: 0 K: 0 S: 6 / H: 1 LOB: 1 BB: 0 P: 7	R: 0 E: 0 K: 0 S: 5 / H: 0 LOB: 0 BB: 0 P: 6	1B: 4 2B: 0 3B: 0 HR: 2	SF: 0 SAC: 0 DP: 2 HBP: 0					

AB	38
R	3
H	6
RBI	3
BB	1
SO	2
LOB	9

WP: 1 PB: 0 SB: 0 CS: 0 PA: 39

PITCHER		IP	WLS	BF	H	R	ER	SO	BB	IBB	HBP	BLK	WP	HR	S	P	ERA	WHIP
48 Randall Delgado, R ERA: 3.52	(1, 1)	7.0		26	5	3	3	1	1	0	0	0	1	2	56	86	3.86	0.857
56 Eury De La Rosa, L ERA:	(8, 1)	1.0		3	0	0	0	0	0	0	0	0	0	0	6	7	0.00	0.000
38 Will Harris, R ERA: 2.43	(9, 1)	1.0		3	0	0	0	1	0	0	0	0	0	0	8	13	0.00	0.000
29 Brad Ziegler, R ERA: 2.15	(10, 1)	1.0		4	1	0	0	0	0	0	0	0	0	0	6	7	0.00	1.000
21 Heath Bell, R ERA: 3.86	(11, 1)	1.0	W	3	0	0	0	0	0	0	0	0	0	0	5	6	0.00	0.000

PITCHER	IP	WLS	BF	H	R	ER	SO	BB	IBB	HBP	BLK	WP	HR	S	P	ERA	WHIP

Baltimore Orioles @ Arizona Diamondbacks

Chase Field, Phoenix, AZ

Tue Aug 13 2013, 6:41 PM - 9:30 PM MST

Att. 20,051 - Roof Closed - 77 F

livebaseballscorecards.com

Batter	1	2	3	4	5	6	7	8	9	10	11	AB	R	H	RBI	BB	SO	LOB
11 AJ Pollock, R (1, 8) OBP: 0.294, SLG: 0.402	B FF 90 F FF 91 C CU 79 B CH 86 B FF 92 X FF 93 3-2 ① F8			C FF 91 F CH 85 B FF 92 X SI 92 1-2 ① F9		B SI 92 B SI 92 X SL 86 2-0 ② G5-3 1-2		B CU 76 S CU 77 C FF 92 S CH 86 1-3 ② K		X SI 90 0-0 ① FC2-6 6 G4-6-3 1-2f		5	0	0	0	0	1	2
6 Adam Eaton, L (1, 7) OBP: 0.315, SLG: 0.317	C SI 93 B FF 93 X CU 79 1-1 ② F7			C CH 85 B FF 92 C SI 92 F SL 85 F CH 84 X CH 85 1-2 ② G4-3		F CH 84 C FF 93 B FF 91 F SI 92 B SI 92 T FF 92 2-2 ③ K		F FF 92 B CH 86 L CH 85 B CH 87 S CH 85 2-3 ③ K		1 SAFE 1 SAFE C SI 88 B SL 81 1 SAFE B SI 89 B SI 89 X SI 89 3-1 ②③ G4-6-3 1-2f		5	0	0	0	0	2	2
44 Paul Goldschmidt, R (1, 3) OBP: 0.390, SLG: 0.554	C FF 92 F FF 93 S FF 92 0-3 ③ K			C CU 81 B CH 86 B CH 85 X FF 93 2-1 1B			C FF 91 B SL 86 X FF 93 1-1 ① F8		B SI 94 B SI 94 C SI 95 B SI 95 X SI 95 3-1 HR		X SI 90 0-0 HR	5	2	3	2	0	1	0
2 Aaron Hill, R (1, 4) OBP: 0.356, SLG: 0.535		X FF 92 0-0 ① P5		C SL 85 B FF 92 1 SAFE C FF 92 B FF 93 X CH 84 2-2 ③ G4-3			B FF 92 C CH 86 B CH 86 B FF 92 F FF 92 F CH 84 F FF 94 X FF 93 3-2 14 G6-3 3B		B SI 95 B SI 94 F SI 95 X SI 95 2-1 ① L8		4	1	1	0	0	0	1
14 Martín Prado, R (1, 5) OBP: 0.326, SLG: 0.401		B FF 92 C FF 92 X FF 93 1-1 ② L7			C FF 91 F SL 87 X CH 84 0-2 ① G5-3		B FF 92 X SI 92 1-0 ② G6-3 3-H		C CU 79 X SI 94 0-1 8 2B 1B			4	0	1	1	0	0	0
8 Gerardo Parra, L (1, 9) OBP: 0.331, SLG: 0.401		B FF 93 C SI 92 B CH 86 F CH 85 S FF 94 2-3 ③ K			C CU 79 X SI 91 0-1 ② G1-3		B CH 84 X FF 92 1-0 HR		F SI 94 S CH 88 F CH 88 F SI 94 F CH 88 B FF 94 D CU 81 1 SAFE X CH 88 2-2 1-3 2B			4	1	2	1	0	1	0
27 Wil Nieves, R (1, 2) OBP: 0.370, SLG: 0.427			B CU 79 B SL 86 X FF 92 2-0 ① P3		C CU 78 S SL 87 F FF 93 X SL 85 0-2 ③ G1-3		S FF 94 X FF 93 0-1 1B		D CU 81 B SI 94 C CH 88 B SI 93 C CU 80 S SI 95 3-3 ② K			4	0	1	0	0	1	2
1 Didi Gregorius, L (1, 6) OBP: 0.326, SLG: 0.371			C SI 92 S CH 84 B CH 84 F FF 93 X CH 86 1-2 ② G3			B CH 84 X FF 91 1-0 ① F7	B SI 92 B CH 83 B CH 83 C SI 91 F CH 82 X CH 82 3-2 ③ F8		C CU 79 B SI 94 D CH 89 B CH 89 X SI 94 3-1 ③ G4-3			4	0	0	0	0	0	3
48 Randall Delgado, R (1, 1) OBP: 0.063, SLG: 0.313 56 Eury De La Rosa, L (8, 1) 13 Jason Kubel, L (8, PH) OBP: 0.286, SLG: 0.333 38 Will Harris, R (9, 1) 29 Brad Ziegler, R (10, 1) 24 Matt Davidson, R (10, PH) OBP: 0.600, SLG: 0.333 21 Heath Bell, R (11, 1)			B FF 92 B CU 79 B FF 92 C FF 91 X SI 91 3-1 ③ G6-3			X SL 86 0-0 11 G5-3 1B		B CH 85 S CH 85 X FF 92 1-1 ① G4-3		C SL 80 B SI 89 F SI 89 B CH 84 B SI 90 F SL 82 B SI 90 4-2 11 FC2-6 BB		2 0 1 0 0 0 0	0 0 0 0 0 0 0	1 0 0 0 0 0 0	0 0 0 0 0 0 0	0 0 0 0 0 1 0	0 0 0 0 0 0 0	0 0 0 0 0 0 0
Inning Stats	R: 0 E: 0 K: 1 S: 8 H: 0 LOB: 0 BB: 0 P: 12	R: 0 E: 0 K: 1 S: 6 H: 0 LOB: 0 BB: 0 P: 9	R: 0 E: 0 K: 0 S: 7 H: 0 LOB: 0 BB: 0 P: 13	R: 0 E: 0 K: 0 S: 13 H: 1 LOB: 1 BB: 0 P: 19	R: 0 E: 0 K: 0 S: 9 H: 0 LOB: 0 BB: 0 P: 9	R: 0 E: 0 K: 1 S: 7 H: 1 LOB: 1 BB: 0 P: 12	R: 2 E: 0 K: 0 S: 14 H: 3 LOB: 1 BB: 0 P: 23	R: 0 E: 0 K: 2 S: 8 H: 0 LOB: 0 BB: 0 P: 12	R: 1 E: 0 K: 1 S: 17 H: 3 LOB: 2 BB: 0 P: 30	R: 0 E: 0 K: 0 S: 6 H: 0 LOB: 0 BB: 1 P: 13	R: 1 E: 0 K: 0 S: 1 H: 1 LOB: 0 BB: 0 P: 1	1B: 4 2B: 1 3B: 1 HR: 3	SF: 0 SAC: 0 DP: 1 HBP: 0	WP: 0 PB: 0 SB: 0 CS: 0	PA: 39			

PITCHER		IP	WLS	BF	H	R	ER	SO	BB	IBB	HBP	BLK	WP	HR	S	P	ERA	WHIP
50 Miguel González, R ERA: 3.84	(1, 1)	7.0		26	5	2	2	3	0	0	0	0	0	1	64	97	2.57	0.714
57 Francisco Rodríguez, R ERA: 1.93	(8, 1)	1.0	H	3	0	0	0	2	0	0	0	0	0	0	8	12	0.00	0.000
43 Jim Johnson, R ERA: 3.42	(9, 1)	1.0	B	6	3	1	1	1	0	0	0	0	0	1	17	30	9.00	3.000
66 T.J. McFarland, L ERA: 4.26	(10, 1)	1.0	L	4	1	1	1	0	1	0	0	0	0	1	7	14	9.00	2.000

PITCHER	IP	WLS	BF	H	R	ER	SO	BB	IBB	HBP	BLK	WP	HR	S	P	ERA	WHIP

AB	38
R	4
H	9
RBI	4
BB	1
SO	6
LOB	10

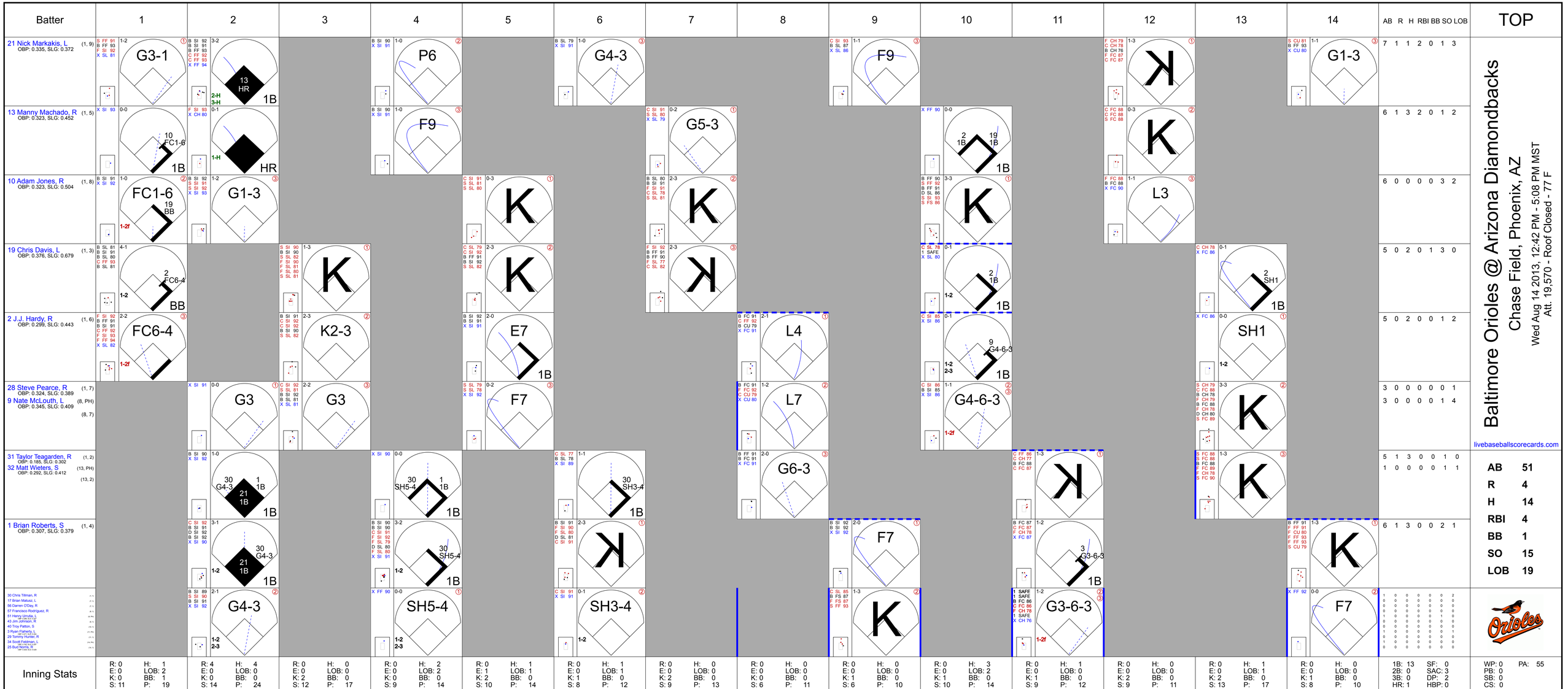

Baltimore Orioles @ Arizona Diamondbacks

Chase Field, Phoenix, AZ

Wed Aug 14 2013, 12:42 PM - 5:08 PM MST
Att. 19,570 - Roof Closed - 77 F

livebaseballscorecards.com

Batter	1	2	3	4	5	6	7	8	9	10	11	12	13	14	AB	R	H	RBI	BB	SO	LOB
21 Nick Markakis, L (1, 9) OBP: 0.335, SLG: 0.372	G3-1	13 HR 1B		P6		G4-3			F9			K		G1-3	7	1	1	2	0	1	3
13 Manny Machado, R (1, 5) OBP: 0.323, SLG: 0.452	10 FC1-6 1B	HR		F9			G5-3			2 1B 19 1B 1B		K			6	1	3	2	0	1	2
10 Adam Jones, R (1, 8) OBP: 0.323, SLG: 0.504	FC1-6 19 BB	G1-3			K		K			K		L3			6	0	0	0	0	3	2
19 Chris Davis, L (1, 3) OBP: 0.376, SLG: 0.679	2 FC6-4 BB		K		K		K			2 1B 1B			2 SH1 1B		5	0	2	0	1	3	0
2 J.J. Hardy, R (1, 6) OBP: 0.299, SLG: 0.443	FC6-4		K2-3		E7 1B			L4		9 G4-6-3 1B			SH1		5	0	2	0	0	1	2
28 Steve Pearce, R (1, 7) OBP: 0.324, SLG: 0.389		G3	G3		F7			L7		G4-6-3			K		3	0	0	0	0	0	1
9 Nate McLouth, L (8, PH) OBP: 0.345, SLG: 0.409 (8, 7)															3	0	0	0	0	1	4
31 Taylor Teagarden, R (1, 2) OBP: 0.185, SLG: 0.302		30 G4-3 21 1B 1B		30 SH5-4 1B 1B		30 SH3-4 1B		G6-3			K		K		5	1	3	0	0	1	0
32 Matt Wieters, S (13, PH) OBP: 0.292, SLG: 0.412 (13, 2)															1	0	0	0	0	1	1
1 Brian Roberts, S (1, 4) OBP: 0.307, SLG: 0.379		30 G4-3 21 1B 1B		30 SH5-4 1B		K			F7		3 G3-6-3 1B			K	6	1	3	0	0	2	1
30 Chris Tillman, R (1, 1)		G4-3		SH5-4		SH3-4			K		G3-6-3			F7	1	0	0	0	0	0	2
17 Brian Matusz, L (1, 1)															0	0	0	0	0	0	0
56 Darren O'Day, R (1, 1)															0	0	0	0	0	0	0
57 Francisco Rodriguez, R (1, 1)															0	0	0	0	0	0	0
51 Henry Urrutia, L (1, 1)															1	0	0	0	0	1	0
43 Jim Johnson, R (1, 1)															0	0	0	0	0	0	0
40 Troy Patton, S (1, 1)															0	0	0	0	0	0	0
3 Ryan Flaherty, L (1, 1)															1	0	0	0	0	0	1
29 Tommy Hunter, R (1, 1)															0	0	0	0	0	0	0
34 Scott Feldman, L (1, 1)															0	0	0	0	0	0	0
25 Bud Norris, R (1, 1)															0	0	0	0	0	0	0

Inning Stats	R: 0 E: 0 K: 0 S: 11	H: 1 LOB: 2 BB: 1 P: 19	R: 4 E: 0 K: 0 S: 14	H: 4 LOB: 0 BB: 0 P: 24	R: 0 E: 0 K: 2 S: 12	H: 0 LOB: 0 BB: 0 P: 17	R: 0 E: 0 K: 0 S: 9	H: 2 LOB: 2 BB: 0 P: 14	R: 0 E: 1 K: 2 S: 10	H: 1 LOB: 1 BB: 0 P: 14	R: 0 E: 0 K: 1 S: 8	H: 1 LOB: 1 BB: 0 P: 12	R: 0 E: 0 K: 2 S: 9	H: 0 LOB: 0 BB: 0 P: 13	R: 0 E: 0 K: 0 S: 6	H: 0 LOB: 0 BB: 0 P: 11	R: 0 E: 0 K: 1 S: 6	H: 0 LOB: 0 BB: 0 P: 10	R: 0 E: 0 K: 1 S: 10	H: 3 LOB: 2 BB: 0 P: 14	R: 0 E: 0 K: 1 S: 9	H: 1 LOB: 0 BB: 0 P: 12	R: 0 E: 0 K: 2 S: 9	H: 0 LOB: 0 BB: 0 P: 11	R: 0 E: 0 K: 2 S: 13	H: 1 LOB: 1 BB: 0 P: 17	R: 0 E: 0 K: 1 S: 8	H: 0 LOB: 0 BB: 0 P: 10	1B: 13 2B: 0 3B: 0 HR: 1	SF: 0 SAC: 3 DP: 2 HBP: 0	WP: 0 PB: 0 SB: 0 CS: 0	PA: 55
PITCHER	IP	WLS	BF	H	R	ER	SO	BB	IBB	HBP	BLK	WP	HR	S	P	ERA	WHIP	PITCHER	IP	WLS	BF	H	R	ER	SO	BB	IBB	HBP	BLK	WP	HR	S	P	ERA	WHIP
46 Patrick Corbin, L (1, 1) ERA: 2.48	7.0		31	9	4	4	7	1	0	0	0	0	1	73	113	5.14	1.429	55 Josh Collmenter, R (11, 1) ERA: 3.0	3.0		10	2	0	0	5	0	0	0	0	0	0	31	40	0.00	0.667
38 Will Harris, R (8, 1) ERA: 2.36	1.0		3	0	0	0	0	0	0	0	0	0	0	6	11	0.00	0.000	21 Heath Bell, R (14, 1) ERA: 3.78	1.0	W	3	0	0	0	1	0	0	0	0	0	0	8	10	0.00	0.000
40 J.J. Putz, R (9, 1) ERA: 2.42	1.1		5	1	0	0	2	0	0	0	0	0	0	10	17	0.00	0.750																			
54 Joe Thatcher, L (10, 1) ERA: 2.76	0.0		1	1	0	0	0	0	0	0	0	0	0	2	2	∞	∞																			
29 Brad Ziegler, R (10, 1) ERA: 2.13	0.2		2	1	0	0	0	0	0	0	0	0	0	4	5	0.00	1.500																			

TOP	
AB	51
R	4
H	14
RBI	4
BB	1
SO	15
LOB	19

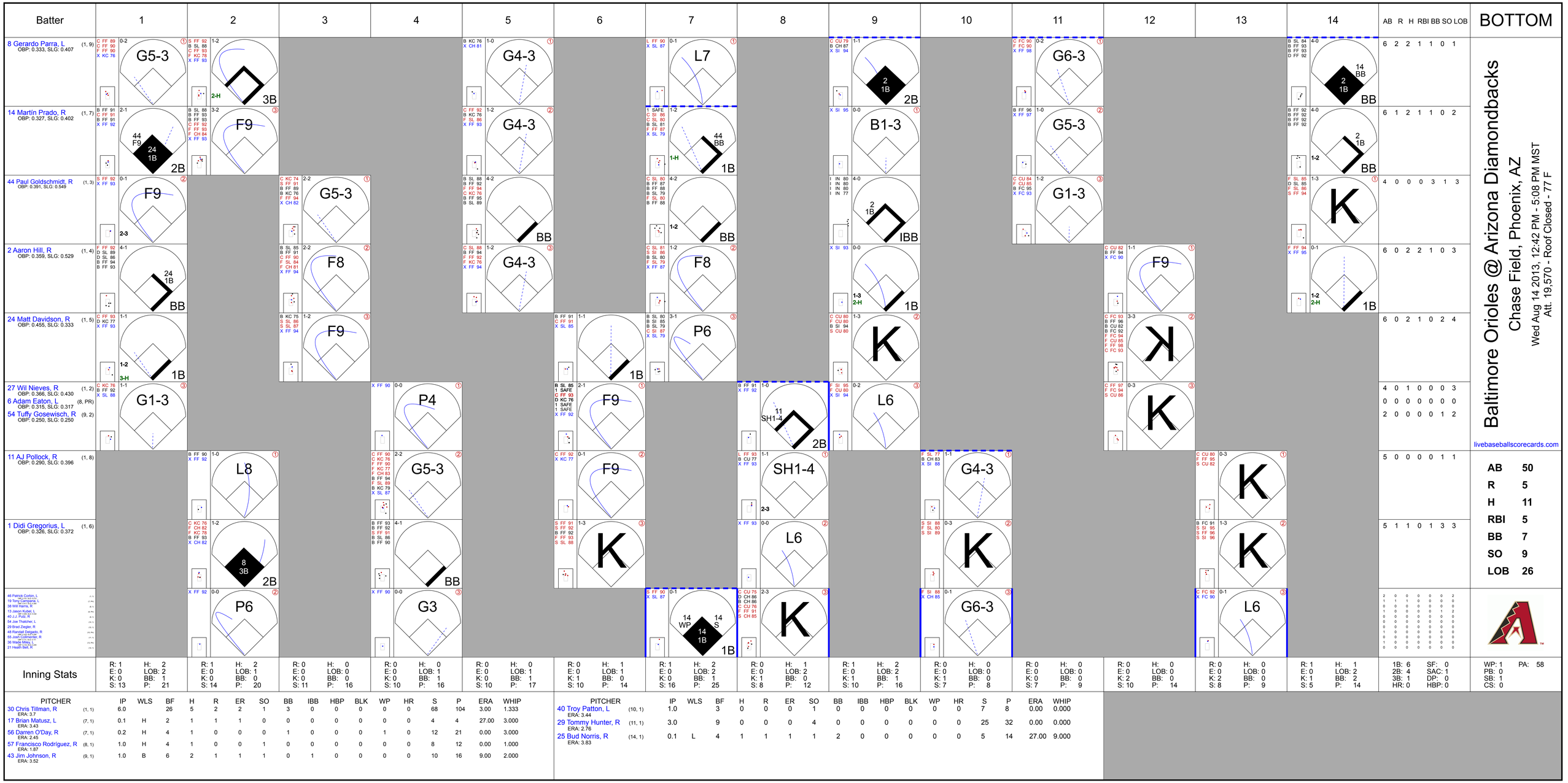
Batter
1
2
3
4
5
6
7
8
9
10
11
12
13
14
AB R H RBI BB SO LOB
BOTTOM
8 Gerardo Parra, L (1, 9) OBP: 0.333, SLG: 0.407
G5-3
3B
2B
F9
14 Martín Prado, R (1, 7) OBP: 0.327, SLG: 0.402
B1-3
BB
1B
44 Paul Goldschmidt, R (1, 3) OBP: 0.391, SLG: 0.549
G5-3
F8
IBB
K
2 Aaron Hill, R (1, 4) OBP: 0.359, SLG: 0.529
F9
24 Matt Davidson, R (1, 5) OBP: 0.455, SLG: 0.333
P6
27 Wil Nieves, R (1, 2) OBP: 0.366, SLG: 0.430
6 Adam Eaton, L (8, PR) OBP: 0.315, SLG: 0.317
54 Tuffy Gosewisch, R (9, 2) OBP: 0.250, SLG: 0.250
G1-3
P4
L7
L6
11 AJ Pollock, R (1, 8) OBP: 0.290, SLG: 0.396
L8
G4-3
1 Didi Gregorius, L (1, 6) OBP: 0.326, SLG: 0.372
SH1-4
G6-3
L6
Baltimore Orioles @ Arizona Diamondbacks
Chase Field, Phoenix, AZ
Wed Aug 14 2013, 12:42 PM - 5:08 PM MST
Att. 19,570 - Roof Closed - 77 F
livebaseballscorecards.com
AB 50
R 5
H 11
RBI 5
BB 7
SO 9
LOB 26
Inning Stats
PITCHER IP WLS BF H R ER SO BB IBB HBP BLK WP HR S P ERA WHIP
30 Chris Tillman, R (1, 1) ERA: 3.7 6.0 26 5 2 2 1 3 0 0 0 0 0 68 104 3.00 1.333
17 Brian Matusz, L (7, 1) ERA: 3.43 0.1 H 2 1 1 1 0 0 0 0 0 0 0 4 4 27.00 3.000
56 Darren O'Day, R (7, 1) ERA: 2.45 0.2 H 4 1 0 0 0 1 0 0 0 1 0 12 21 0.00 3.000
57 Francisco Rodríguez, R (8, 1) ERA: 1.87 1.0 H 4 1 0 0 1 0 0 0 0 0 0 8 12 0.00 1.000
43 Jim Johnson, R (9, 1) ERA: 3.52 1.0 B 6 2 1 1 1 0 1 0 0 0 0 10 16 9.00 2.000
PITCHER IP WLS BF H R ER SO BB IBB HBP BLK WP HR S P ERA WHIP
40 Troy Patton, L (10, 1) ERA: 3.44 1.0 3 0 0 0 1 0 0 0 0 0 0 7 8 0.00 0.000
29 Tommy Hunter, R (11, 1) ERA: 2.76 3.0 9 0 0 0 4 0 0 0 0 0 0 25 32 0.00 0.000
25 Bud Norris, R (14, 1) ERA: 3.83 0.1 L 4 1 1 1 2 0 0 0 0 0 0 5 14 27.00 9.000
1B: 6 SF: 0
2B: 4 SAC: 1
3B: 1 DP: 0
HR: 0 HBP: 0
WP: 1 PA: 58
PB: 0
SB: 1
CS: 0

Colorado Rockies @ Baltimore Orioles

Oriole Park at Camden Yards, Baltimore, MD

Fri Aug 16 2013, 7:07 PM - 9:59 PM EDT

Att. 31,438 - Partly Cloudy - 77 F

livebaseballscorecards.com

TOP

Batter	1	2	3	4	5	6	7	8	9	AB	R	H	RBI	BB	SO	LOB
24 Dexter Fowler, S (1, 8) OBP: 0.374, SLG: 0.426	B FF 91 C FF 91 B FF 91 F CH 84 F FF 91 S SI 91 2-3 ① K		X CH 84 0-0 ③ F9			S SI 92 C FF 92 F SI 93 X CU 74 0-2 ① G5-3		B CH 83 B CH 85 X CH 84 2-0 9 CS 1B		4	0	1	0	0	1	0
9 DJ LeMahieu, R (1, 4) OBP: 0.307, SLG: 0.360	X CU 74 0-0 ② F7			B FF 89 C FF 89 F SL 80 F FF 91 B FF 92 C FF 91 2-3 ① K		C FF 93 S FF 93 F FF 94 F CH 83 B FF 93 F FF 92 X FF 93 1-2 ② G1-4-3		1 SAFE 1 SAFE C SL 80 B FF 87 B SL 80 X SL 79 2-1 ①② L4 1-2		4	0	0	0	0	1	1
2 Troy Tulowitzki, R (1, 6) OBP: 0.383, SLG: 0.558	B FF 92 C FF 91 C CH 85 B FF 92 B SL 80 F SI 92 X SL 80 3-2 2B			B CH 85 F SI 92 B FF 91 X FF 91 2-1 ② F9		B CH 84 B CH 84 S CH 83 F SI 93 F FF 93 F FF 92 S FF 92 2-3 ③ K		B SL 79 B SI 86 C SL 79 B SI 86 B SI 85 4-1 BB		3	0	1	0	1	1	0
3 Michael Cuddyer, R (1, 9) OBP: 0.387, SLG: 0.535	S FF 92 C FF 92 F FF 91 F FF 91 F SI 91 S SL 79 0-3 ③ K			S SL 81 T FF 92 S FF 92 0-3 ③ K			B FF 91 B FF 91 C FF 91 B CH 83 B SI 91 4-1 20 HR BB	B FF 87 B SL 79 C SL 78 C SI 86 C SI 86 2-3 ③ K		3	1	0	0	1	3	2
20 Wilin Rosario, R (1, 10) OBP: 0.312, SLG: 0.478		B SL 80 S FF 91 S FF 92 B FF 91 B CU 75 X SI 92 3-2 ① L7			X SL 81 0-0 28 WP 28 1B 2B		X SI 91 0-0 1-H HR		B SI 94 C SI 93 F CU 79 F CU 78 B SI 95 B CU 80 X SI 95 3-2 ① G4-3	4	2	2	2	0	0	0
17 Todd Helton, L (1, 3) OBP: 0.327, SLG: 0.393		B FF 91 C CU 75 T FF 92 S FF 91 1-3 ② K			F FF 92 C FF 91 F FF 92 B FF 91 F FF 90 X FF 89 1-2 ① F7		X CU 74 0-0 ① G3		B SI 93 T CH 87 F CH 87 X SI 94 1-2 HR	4	1	1	1	0	1	1
28 Nolan Arenado, R (1, 5) OBP: 0.305, SLG: 0.413		F FF 91 B FF 92 F CH 85 F FF 92 S SL 81 1-3 ③ K			B SI 90 F FF 91 B CH 84 F SI 90 X SI 91 2-2 8 G5-4-3 2-H 1B		C CH 82 F FF 92 S CU 76 0-3 ② K		B CU 80 C SI 95 B SI 94 B CH 87 F SI 95 S SI 94 3-3 ② K	4	0	1	1	0	3	0
8 Yorvit Torrealba, R (1, 2) OBP: 0.320, SLG: 0.300			B FF 91 B CU 74 X FF 90 2-0 ① P3		F SI 91 D SL 82 B SI 92 D CH 84 C SL 81 X SI 91 3-2 ②③ G5-4-3 1-2f		X CU 75 0-0 ③ F8		X SI 95 0-0 ③ G1-3	4	0	0	0	0	0	1
23 Charlie Culberson, R (1, 7) OBP: 0.235, SLG: 0.364 19 Charlie Blackmon, L (7, 7) OBP: 0.276, SLG: 0.412			F FF 91 S FF 92 F SL 77 F FF 93 X SI 93 0-2 ② L4			S FF 91 B FF 91 F FF 91 X SL 80 1-2 HR		C CU 74 X FF 91 0-1 HR		2 1	1 1	1 1	1 1	0 0	0 0	0 0
Inning Stats	R: 0 E: 0 K: 2 S: 15 H: 1 LOB: 1 BB: 0 P: 20	R: 0 E: 0 K: 2 S: 10 H: 0 LOB: 0 BB: 0 P: 15	R: 0 E: 0 K: 0 S: 7 H: 0 LOB: 0 BB: 0 P: 9	R: 0 E: 0 K: 2 S: 9 H: 0 LOB: 0 BB: 0 P: 13	R: 1 E: 0 K: 0 S: 12 H: 2 LOB: 0 BB: 0 P: 18	R: 1 E: 0 K: 1 S: 19 H: 1 LOB: 0 BB: 0 P: 23	R: 2 E: 0 K: 1 S: 7 H: 1 LOB: 0 BB: 1 P: 11	R: 1 E: 0 K: 1 S: 9 H: 2 LOB: 1 BB: 1 P: 19	R: 1 E: 0 K: 1 S: 11 H: 1 LOB: 0 BB: 0 P: 18	1B: 2 2B: 2 3B: 0 HR: 4 SF: 0 SAC: 0 DP: 1 HBP: 0						

AB	33
R	6
H	8
RBI	6
BB	2
SO	10
LOB	5

WP: 1 PA: 35
PB: 0
SB: 0
CS: 1

PITCHER		IP	WLS	BF	H	R	ER	SO	BB	IBB	HBP	BLK	WP	HR	S	P	ERA	WHIP
16 Wei-Yin Chen, L ERA: 3.23	(1, 1)	6.1	L	24	5	4	4	7	1	0	0	0	1	2	75	105	5.68	0.947
57 Francisco Rodríguez, R ERA: 2.1	(7, 1)	0.2		4	2	1	1	1	0	0	0	0	0	1	7	9	13.50	3.000
56 Darren O'Day, R ERA: 2.41	(8, 1)	1.0		3	0	0	0	1	1	0	0	0	0	0	6	14	0.00	1.000
43 Jim Johnson, R ERA: 3.62	(9, 1)	1.0		4	1	1	1	1	0	0	0	0	0	1	11	18	9.00	1.000

PITCHER	IP	WLS	BF	H	R	ER	SO	BB	IBB	HBP	BLK	WP	HR	S	P	ERA	WHIP

Colorado Rockies @ Baltimore Orioles

Oriole Park at Camden Yards, Baltimore, MD

Fri Aug 16 2013, 7:07 PM - 9:59 PM EDT

Att. 31,438 - Partly Cloudy - 77 F

livebaseballscorecards.com

Batter	1	2	3	4	5	6	7	8	9	AB	R	H	RBI	BB	SO	LOB
9 Nate McLouth, L (1, 7) OBP: 0.344, SLG: 0.415	B FF 91 F FF 90 X FF 90 1-1 HR		X FF 93 0-0 ① P6		B CH 88 C FF 90 B FF 90 X FF 90 2-1 ① G3		F SI 91 X SL 86 0-1 ③ F8			4	1	1	1	0	0	1
13 Manny Machado, R (1, 5) OBP: 0.325, SLG: 0.452	X FF 90 0-0 10 G5-3 1B		C FF 92 C FF 92 X FF 92 0-2 10 1B 19 BB 1-2 1B		X FF 92 0-0 ② G6-3			X SL 83 0-0 ① F9		4	0	2	0	0	0	0
19 Chris Davis, L (1, 3) OBP: 0.376, SLG: 0.676	B FF 91 B FF 91 1 SAFE S FF 91 S FF 92 S FF 92 2-3 ① K		B FF 93 2 SAFE B FF 92 D FF 93 F FF 92 B FF 90 4-1 10 1B 1-2 2-3 BB		B FF 89 B FF 90 B FF 88 B SL 88 4-0 BB			C FF 89 B FF 90 B FF 92 B FF 92 F FF 92 F FF 91 F FF 90 F FF 92 S FC 89 3-3 ② K		2	0	0	0	2	2	1
10 Adam Jones, R (1, 8) OBP: 0.322, SLG: 0.502	1 SAFE 1 SAFE S SL 85 F FF 92 X SL 84 0-2 ② G5-3 1-2		F SL 86 S FF 93 F FF 94 D SL 87 X FF 94 1-2 1-2 2-3 3-H 1B		B SL 83 D FF 93 X SL 84 2-0 ③ F7			C FF 91 F FF 91 B SL 87 S SI 92 1-3 ③ K		4	0	1	1	0	1	2
21 Nick Markakis, L (1, 9) OBP: 0.333, SLG: 0.369	B FF 90 C FF 93 B FF 93 C FF 92 S FF 93 2-3 ③ K		C FF 94 B FF 94 S FF 93 3 SAFE X FF 94 1-2 ② P2			S FF 90 B FF 91 C FF 90 B FF 92 B FF 92 F FF 92 F FF 90 X FF 92 3-2 ① L7			C FF 93 B SL 86 S FF 93 B SL 86 F SL 87 C FF 94 2-3 ① K	4	0	0	0	0	2	4
32 Matt Wieters, S (1, 2) OBP: 0.294, SLG: 0.419		C FF 91 C FF 91 B FF 92 X SL 85 1-2 ① F9	B FF 93 F FF 94 F FF 93 F FF 93 F FF 94 F FF 94 B FF 93 B FF 94 X FF 94 3-2 ③ L4			B FF 90 B CH 81 B CH 82 F FF 92 F FF 91 D SL 82 4-2 2 G5-4-3 BB			B FF 93 C FF 95 B FF 93 S FF 94 X FF 96 2-2 HR	3	1	1	1	1	0	3
2 J.J. Hardy, R (1, 6) OBP: 0.296, SLG: 0.439		C FF 92 B FF 93 X SL 84 1-1 ② G4-3		C SL 83 S SL 84 X SL 86 0-2 ① G6-3	B FF 93 B FF 92 X SL 85 2-0 ② ③ G5-4-3 1-2f				B FF 94 C FF 94 B FF 93 F FF 94 S SL 88 2-3 ② K2-3	4	0	0	0	0	1	1
51 Henry Urrutia, L (1, 10) OBP: 0.269, SLG: 0.308 28 Steve Pearce, R (9, PH) OBP: 0.321, SLG: 0.385		X SL 85 0-0 ③ F7		C FF 91 B FF 93 S FF 93 B FF 94 X FF 92 2-2 ② G5-3			C SL 83 S SL 82 B SL 85 X SL 86 1-2 ① G3-1		C FF 94 C SL 87 F FF 95 X SL 88 0-2 ③ G6-3	3 1	0 0	0 0	0 0	0 0	0 0	0 0
1 Brian Roberts, S (1, 4) OBP: 0.307, SLG: 0.373			F FF 91 B FF 93 B SL 84 B CH 84 B FF 93 4-1 19 BB 13 1B 10 1B BB	X CH 85 0-0 ③ F7			C SI 94 B FF 93 B CH 81 C CH 81 F FF 93 B SI 95 F FF 93 C CH 81 3-3 ② K			2	1	0	0	1	1	0

Inning Stats	1	2	3	4	5	6	7	8	9
	R: 1 E: 0 K: 2 S: 12 H: 2 LOB: 1 BB: 0 P: 17	R: 0 E: 0 K: 0 S: 6 H: 0 LOB: 0 BB: 0 P: 8	R: 1 E: 0 K: 0 S: 19 H: 2 LOB: 3 BB: 2 P: 32	R: 0 E: 0 K: 0 S: 7 H: 0 LOB: 0 BB: 0 P: 9	R: 0 E: 0 K: 0 S: 4 H: 0 LOB: 1 BB: 1 P: 12	R: 0 E: 0 K: 0 S: 8 H: 0 LOB: 0 BB: 1 P: 17	R: 0 E: 0 K: 1 S: 10 H: 0 LOB: 0 BB: 0 P: 14	R: 0 E: 0 K: 2 S: 10 H: 0 LOB: 0 BB: 0 P: 14	R: 1 E: 0 K: 2 S: 14 H: 1 LOB: 0 BB: 0 P: 20

	AB	31
	R	3
	H	5
	RBI	3
	BB	4
	SO	7
	LOB	12

1B: 3 SF: 0
2B: 0 SAC: 0
3B: 0 DP: 1
HR: 2 HBP: 0

WP: 0 PA: 35
PB: 0
SB: 0
CS: 0

PITCHER		IP	WLS	BF	H	R	ER	SO	BB	IBB	HBP	BLK	WP	HR	S	P	ERA	WHIP
12 Juan Nicasio, R ERA: 4.94	(1, 1)	6.0	W	25	4	2	2	2	4	0	0	0	0	1	56	95	3.00	1.333
88 Josh Outman, L ERA: 3.89	(7, 1)	1.0	H	3	0	0	0	1	0	0	0	0	0	0	10	14	0.00	0.000
34 Matt Belisle, R ERA: 4.01	(8, 1)	1.0	H	3	0	0	0	2	0	0	0	0	0	0	10	14	0.00	0.000
49 Rex Brothers, L ERA: 1.61	(9, 1)	1.0		4	1	1	1	2	0	0	0	0	0	1	14	20	9.00	1.000

PITCHER	IP	WLS	BF	H	R	ER	SO	BB	IBB	HBP	BLK	WP	HR	S	P	ERA	WHIP

Colorado Rockies @ Baltimore Orioles

Oriole Park at Camden Yards, Baltimore, MD

Sat Aug 17 2013, 7:09 PM - 10:31 PM EDT

Att. 31,089 - Clear - 79 F

TOP

livebaseballscorecards.com

Batter	1	2	3	4	5	6	7	8	9	AB	R	H	RBI	BB	SO	LOB
24 Dexter Fowler, S (1, 8) OBP: 0.377, SLG: 0.427	B FF 92 B SL 88 C FF 91 B CH 85 B FF 94 4-1 6 1B 2 G6-4-3 BB		S FF 91 C FF 91 X SL 87 0-2 ① P5	B FF 93 X CH 85 1-0 1-3 2-H 1B		X SI 93 0-0 1-H 1B		C FF 92 B CH 84 F CH 84 S FF 93 1-3 ② K		4	1	2	2	1	1	1
6 Corey Dickerson, L (1, 7) (8, 9) OBP: 0.370, SLG: 0.537	B FF 93 X SL 86 1-0 2 G6-4-3 1-3 1B		C CH 86 C FF 92 S FF 93 0-3 ② K	T FF 93 C FF 93 S FF 94 0-3 ③ K		B SI 88 B SL 80 B SL 80 C SI 87 T SI 89 B SI 90 4-2 BB		T FF 92 B FF 91 C FF 91 S FF 93 1-3 ③ K		4	0	1	0	1	3	3
2 Troy Tulowitzki, R (1, 6) OBP: 0.383, SLG: 0.558	C SL 86 X SL 86 0-1 ① ② G6-4-3 1-2f 3-H		X SL 81 0-0 3 1B 2B		C SL 82 B FF 91 X FF 92 1-1 20 G5-4-3 1B	B FF 93 S FF 93 S SL 88 B FF 94 S FF 94 2-3 ③ K			C FF 97 B FC 94 F FF 98 X CU 85 1-2 ① G6-3	5	0	2	0	0	1	3
3 Michael Cuddyer, R (1, 10) OBP: 0.390, SLG: 0.537	B FF 92 C FF 94 B SL 86 B FF 93 C FF 92 B FF 93 4-2 20 1B BB		C FF 93 S FF 93 X FF 93 0-2 2-3 1B		B SL 82 1 SAFE B FF 91 F FF 92 X FF 93 2-1 ① F9		B SL 88 B FF 92 S SI 92 X FF 93 2-1 ① P6		C FF 97 X FF 98 0-1 2B	4	0	2	0	1	0	1
20 Wilin Rosario, R (1, 2) OBP: 0.313, SLG: 0.477	X SL 86 0-0 1-3 1B		C FF 93 C FF 93 F SL 82 D SL 84 F FF 93 S FF 94 1-3 ③ K		F CH 86 X SL 86 0-1 ② ③ G5-4-3 1-2f		B FF 93 S SL 87 S FF 93 B SL 88 X SL 87 2-2 1B		F FC 93 C FF 97 F CU 84 B CU 84 C FF 98 1-3 ② K	5	0	2	0	0	2	4
17 Todd Helton, L (1, 3) OBP: 0.322, SLG: 0.386	S FF 93 S SL 89 B FF 95 F FF 94 S FF 94 1-3 ③ K			X FF 89 0-0 ① F9		B SI 90 X CH 84 1-0 ① F9	B FF 93 C CH 86 T CH 88 X FF 94 1-2 ② F9		C FF 98 B CH 90 D SI 97 S FF 98 X FF 98 2-2 ③ F7	5	0	0	0	0	1	4
28 Nolan Arenado, R (1, 5) OBP: 0.304, SLG: 0.417		B SL 79 F FF 92 C FF 93 B SL 84 S SL 84 2-3 ① K		B FF 90 C FF 90 C CH 82 F FF 92 B CH 84 X CH 82 2-2 ② G5-3		F SL 79 S SL 83 B FF 92 F FF 94 F FF 92 F SL 83 X SL 75 1-2 19 G6-3 3B	X FF 94 0-0 ③ G4-3			4	1	1	0	0	1	1
19 Charlie Blackmon, L (1, 9) OBP: 0.278, SLG: 0.404 23 Charlie Culberson, R (8, PH) OBP: 0.229, SLG: 0.353 (8, 7)		B FF 93 X CH 85 1-0 ② G3-1		B CH 83 F FF 90 C FF 92 H SL 82 2-2 18 BB 24 1B HBP		B SL 85 F FF 92 X FF 93 1-1 ② G6-3 3-H		C SL 88 F SI 91 B CH 83 F FF 92 B FF 88 X SL 88 3-2 ① G5-3		2 1	1 0	0 0	1 0	0 0	0 0	0 0
18 Jonathan Herrera, S (1, 4) OBP: 0.348, SLG: 0.377		C FF 92 B FF 93 X SL 81 1-1 ③ G4-3		B SL 78 B CH 83 B SI 90 C FF 90 B FF 92 4-1 24 1B 1-2 BB		S SI 92 B SI 93 F FF 92 F SI 93 X SL 81 1-2 24 1B 24 1B 1B		B FF 92 B FF 91 C FF 90 X SL 87 2-1 2B		3	1	2	0	1	0	0
Inning Stats	R: 1 H: 2 E: 0 LOB: 2 K: 1 BB: 2 S: 11 P: 21	R: 0 H: 0 E: 0 LOB: 0 K: 1 BB: 0 S: 6 P: 10	R: 0 H: 2 E: 0 LOB: 2 K: 2 BB: 0 S: 15 P: 16	R: 1 H: 1 E: 0 LOB: 2 K: 1 BB: 1 S: 12 P: 21	R: 0 H: 1 E: 0 LOB: 0 K: 0 BB: 0 S: 6 P: 9	R: 2 H: 3 E: 0 LOB: 2 K: 1 BB: 1 S: 19 P: 29	R: 0 H: 1 E: 0 LOB: 1 K: 0 BB: 0 S: 9 P: 14	R: 0 H: 1 E: 0 LOB: 1 K: 2 BB: 0 S: 12 P: 19	R: 0 H: 1 E: 0 LOB: 1 K: 1 BB: 0 S: 12 P: 16	1B: 8 SF: 0 2B: 3 SAC: 0 3B: 1 DP: 2 HR: 0 HBP: 1						

	AB	37
	R	4
	H	12
	RBI	3
	BB	4
	SO	9
	LOB	17

WP: 0 PA: 42
PB: 0
SB: 0
CS: 0

PITCHER		IP	WLS	BF	H	R	ER	SO	BB	IBB	HBP	BLK	WP	HR	S	P	ERA	WHIP
25 Bud Norris, R ERA: 3.93	(1, 1)	5.2	W	28	9	4	4	5	3	0	1	0	0	0	64	95	6.35	2.118
40 Troy Patton, L ERA: 3.44	(6, 1)	0.0		1	0	0	0	0	1	0	0	0	0	0	2	6	∞	∞
60 Josh Stinson, R ERA: 6.43	(6, 1)	1.1	H	5	1	0	0	1	0	0	0	0	0	0	12	19	0.00	0.750
17 Brian Matusz, L ERA: 3.35	(8, 1)	1.0		4	1	0	0	2	0	0	0	0	0	0	12	19	0.00	1.000
29 Tommy Hunter, R ERA: 2.71	(9, 1)	1.0		4	1	0	0	1	0	0	0	0	0	0	12	16	0.00	1.000

PITCHER	IP	WLS	BF	H	R	ER	SO	BB	IBB	HBP	BLK	WP	HR	S	P	ERA	WHIP

Colorado Rockies @ Baltimore Orioles

Oriole Park at Camden Yards, Baltimore, MD

Sat Aug 17 2013, 7:09 PM - 10:31 PM EDT

Att. 31,089 - Clear - 79 F

livebaseballscorecards.com

Batter	1	2	3	4	5	6	7	8	9	AB	R	H	RBI	BB	SO	LOB
9 Nate McLouth, L (1, 7) OBP: 0.345, SLG: 0.412	B SI 92 C FF 91 B CH 86 B SI 90 B SI 90 4-1 13 1B 19 SF7 BB	C FF 91 B CH 87 B SL 86 F FF 90 C FF 94 2-3 ② K	B SI 92 S FF 94 B FF 94 C FF 92 D CU 78 B FF 93 4-2 13 2B BB		X FF 93 0-0 ① L8	B FF 95 C FF 95 B SI 94 F FF 93 B SI 96 F FF 94 X FF 94 3-2 ② F8				3	2	0	0	2	1	5
13 Manny Machado, R (1, 5) OBP: 0.325, SLG: 0.453	X FF 92 0-0 1-3 1B	F CU 79 T FF 94 F FF 95 F FF 96 X SL 89 0-2 ③ F8	B CU 75 X FF 94 1-0 19 WP 10 1B 1-H 2-H 2B		B FF 92 F ST 81 B FF 92 X ST 83 2-1 ② P3	S SI 95 F SL 88 F SI 96 D SL 90 X SL 89 1-2 ③ FC6-4 1-2f				5	1	2	2	0	0	5
19 Chris Davis, L (1, 3) OBP: 0.379, SLG: 0.677	D FF 93 B FF 92 S FF 94 B FF 95 S CH 88 X FF 94 3-2 ① SF7 3-H	C FF 91 X FF 92 0-1 10 PB 21 1B 2B B ST 82 B ST 80 B FF 91 F FF 92 B FF 93 0-1 10 1B 2-3 BB			C ST 84 B FF 92 F CH 84 B ST 83 B FF 92 B FF 92 4-2 10 1B BB		F FF 94 S SI 88 B FF 94 S SI 88 1-3 ① K			2	1	1	1	2	1	0
10 Adam Jones, R (1, 8) OBP: 0.325, SLG: 0.503	B FF 92 X FF 93 1-0 ② P4		C SL 87 F FF 94 X SL 87 1-2 32 G1-3 28 E 21 1B 2-3 1B S ST 82 X FF 92 0-1 1-2 3-H 1B		X FF 92 0-0 21 BB 1-3 1B		S SI 92 B SL 86 X SI 92 1-1 ② F8			5	1	3	1	0	0	1
21 Nick Markakis, L (1, 9) OBP: 0.333, SLG: 0.368	C FF 94 C FF 95 1 SAFE B FF 95 F FF 95 X CU 76 1-2 ③ F8		X FF 93 0-0 28 E 32 G1-3 1-2 3-H 1 2B 1B B FF 92 B FF 93 B ST 84 X FF 94 2-2 ③ G6-3		B FF 92 F FF 93 B ST 83 C CH 85 B FF 92 B ST 83 4-2 1-2 BB		F FF 94 S FF 94 B FF 95 B SI 88 X FS 87 2-2 ③ L7			4	1	1	1	1	0	3
32 Matt Wieters, S (1, 2) OBP: 0.290, SLG: 0.414		B SI 94 C FF 92 B CU 78 F SI 93 T FF 94 2-2 ① K	B FF 92 B FF 93 X SI 91 2-0 ① G1-3 1-2 2-3		B FF 92 C FF 90 X CH 85 1-1 ① F9	B FF 94 X FF 94 1-0 ③ F8		C FF 89 S CH 83 F FF 90 F SL 80 F FF 89 B CH 84 X CH 84 1-2 ① G6-3		5	0	0	0	0	1	5
28 Steve Pearce, R (1, 10) OBP: 0.315, SLG: 0.370		B SL 87 C SL 85 B FF 94 B FF 94 F SI 93 F FF 95 F SL 88 F SI 95 B FF 96 4-2 1 BB 3 1B BB	B SI 91 X SL 87 1-0 E6 1 2B 2-3 3-H	C ST 83 X ST 83 0-1 ② F8		B SI 93 B SL 84 C SI 93 S SI 94 S FF 95 2-3 ① K		B SL 80 S FC 88 S FC 90 F FC 90 B SL 80 S FC 89 2-3 ② K		4	1	0	0	1	2	1
3 Ryan Flaherty, L (1, 6) OBP: 0.279, SLG: 0.356	D SI 93 B SI 92 B FF 94 C FF 90 X FF 92 3-1 1 BB 1-2 1B		X FF 93 0-0 ② P4	C ST 82 B CH 85 S FF 92 X ST 82 1-2 1B		B SL 86 S FF 94 T SI 95 B SI 96 H SL 87 3-2 1 BB HBP		B FC 89 F CH 84 S CH 83 S FC 89 1-3 ③ K		4	0	2	0	0	1	2
1 Brian Roberts, S (1, 4) OBP: 0.319, SLG: 0.383		C FF 91 B CU 75 B FF 93 C FF 92 B FF 94 B FF 91 4-2 1-2 2-3 BB	F SI 93 B CH 88 X FF 95 1-1 13 2B 1-H 3-H 2B	B SI 91 B ST 83 F FF 92 C ST 82 X ST 83 2-2 ③ G6-3		B FF 94 B FF 94 B SI 94 B SI 94 4-0 13 FC6-4 1-2 BB				2	1	1	2	2	0	1
Inning Stats	R: 1 E: 0 K: 0 S: 10 H: 1 LOB: 1 BB: 1 P: 19	R: 0 E: 0 K: 2 S: 20 H: 1 LOB: 3 BB: 2 P: 35	R: 7 E: 1 K: 0 S: 20 H: 6 LOB: 2 BB: 2 P: 36	R: 0 E: 0 K: 0 S: 10 H: 1 LOB: 1 BB: 0 P: 14	R: 0 E: 0 K: 0 S: 9 H: 1 LOB: 3 BB: 2 P: 20	R: 0 E: 0 K: 1 S: 13 H: 0 LOB: 2 BB: 1 P: 26	R: 0 E: 0 K: 1 S: 8 H: 0 LOB: 0 BB: 0 P: 12	R: 0 E: 0 K: 2 S: 13 H: 0 LOB: 0 BB: 0 P: 17		1B: 7 2B: 3 3B: 0 HR: 0 SF: 1 SAC: 0 DP: 0 HBP: 1		WP: 1 PB: 1 SB: 0 CS: 0 PA: 44		

AB	34
R	8
H	10
RBI	7
BB	8
SO	6
LOB	23

PITCHER		IP	WLS	BF	H	R	ER	SO	BB	IBB	HBP	BLK	WP	HR	S	P	ERA	WHIP
35 Chad Bettis, R ERA: 5.3	(1, 1)	2.2	L	20	7	8	2	2	4	0	0	0	0	0	44	78	6.75	4.125
0 Adam Ottavino, R ERA: 2.97	(3, 1)	2.0		12	3	0	0	0	3	0	0	0	1	0	24	44	0.00	3.000
61 Edgmer Escalona, R ERA: 5.4	(5, 1)	1.1		6	0	0	0	1	1	0	1	0	0	0	14	28	0.00	0.750
59 Wilton Lopez, R ERA: 4.34	(7, 1)	1.0		3	0	0	0	1	0	0	0	0	0	0	8	12	0.00	0.000
63 Rafael Betancourt, R ERA: 3.04	(8, 1)	1.0		3	0	0	0	2	0	0	0	0	0	0	13	17	0.00	0.000

PITCHER	IP	WLS	BF	H	R	ER	SO	BB	IBB	HBP	BLK	WP	HR	S	P	ERA	WHIP

Colorado Rockies @ Baltimore Orioles

Oriole Park at Camden Yards, Baltimore, MD

Sun Aug 18 2013, 1:39 PM - 4:57 PM EDT

Att. 22,238 - Overcast - 72 F

livebaseballscorecards.com

Batter	1	2	3	4	5	6	7	8	9	AB	R	H	RBI	BB	SO	LOB
24 Dexter Fowler, S (1, 8) OBP: 0.373, SLG: 0.421	B FF 89 F FC 87 F FC 88 B CU 74 S CU 75 2-3 ① K		X CU 75 0-0 ③ G4-3			F FC 87 B CU 74 X FC 89 1-1 ① F7	1 SAFE F FF 96 B CH 89 F CH 90 1 SAFE 1 SAFE X CU 84 1-2 ③ F7		D SI 92 B FF 93 C SL 86 C SL 88 X CU 80 2-2 ③ F7 1-2	5	0	0	0	0	1	2
6 Corey Dickerson, L (1, 7) OBP: 0.375, SLG: 0.529	B CU 73 S FC 87 B CU 73 F FC 87 C FC 88 2-3 ② K			B CU 72 S FC 87 F FC 88 B CU 73 X CU 75 2-2 ① F7		B CU 72 B FC 88 B SI 89 B FC 87 4-0 2 WP BB		C SI 78 B FF 86 B SL 79 B SI 84 S SL 78 F SL 79 F SL 79 X SI 85 3-2 3 1B 1B		3	0	1	0	1	1	0
2 Troy Tulowitzki, R (1, 6) OBP: 0.384, SLG: 0.558	B SI 90 C FF 90 X FC 88 1-1 3 FC5-4 1B			C SI 89 X FC 87 0-1 17 BB 1B		B CU 76 B CU 76 C SI 92 C SI 90 B FC 89 S CU 76 3-3 ② K 1-3		B SL 79 C SI 85 C SI 78 F SI 84 S FF 86 1-3 ① K		4	0	2	0	0	2	2
3 Michael Cuddyer, R (1, 3) OBP: 0.388, SLG: 0.534	D SI 89 C FF 90 B FC 88 D FF 90 X FC 89 3-1 ③ FC5-4 1-2f			B SI 90 1 SAFE B SI 90 C FC 88 B SI 90 F FC 88 X SI 92 3-2 ② F8		X FC 88 0-0 ③ F8		C SI 86 B SL 79 B SL 78 X SI 85 2-1 1-2 1B		4	0	1	0	0	0	3
17 Todd Helton, L (1, 10) OBP: 0.324, SLG: 0.389		F SI 89 B SI 89 F FC 89 X CU 76 1-2 ① G4-3		B CU 74 B CH 86 C CU 74 B FC 89 B FF 90 4-1 1-2 BB			C FC 86 B CU 73 B CU 74 F FC 87 X CU 76 2-2 28 F9 19 2B 2B	B SL 80 C SI 86 B SL 78 F SI 85 F SL 79 B SI 87 F SL 78 X SI 86 3-2 ② F7		3	1	1	0	1	0	2
28 Nolan Arenado, R (1, 5) OBP: 0.301, SLG: 0.412		C CU 75 F FC 87 B CH 87 X FC 92 1-2 ② F8		S CU 74 B SI 89 X CU 75 1-1 ③ P4			B SI 90 C FC 87 S SI 91 B FC 89 F CU 75 X SI 92 2-2 ① F9 2-3	B SL 78 X SI 86 1-0 ③ G2-3		4	0	0	0	0	0	5
19 Charlie Blackmon, L (1, 9) OBP: 0.286, SLG: 0.417		C SI 90 X CU 74 0-1 ③ F7			X FC 86 0-0 ① B5-3		B FC 90 F CU 75 X FC 88 1-1 8 S 8 G6-3 3-H 2B		B SI 92 X SI 92 1-0 23 G6-4-3 1B	4	1	2	1	0	0	0
8 Yorvit Torrealba, R (1, 2) OBP: 0.314, SLG: 0.294 23 Charlie Culberson, R (9, PH) OBP: 0.222, SLG: 0.343			B SI 88 C SI 89 C SI 91 B CU 75 X SI 90 2-2 ① P6	C SI 88 B FC 87 X FC 88 1-1 ② G1-3		C CU 76 B FC 88 F SI 90 X CU 75 1-2 ② G6-3 2-H			S FF 92 S SL 87 X SL 86 0-2 ① ② G6-4-3 1-2f	3 1	0 0	0 0	1 0	0 0	0 0	0 1
9 DJ LeMahieu, R (1, 4) OBP: 0.310, SLG: 0.359			C CU 76 F FC 88 X CU 74 0-2 ② G5-3	B FC 87 C SI 90 X CU 73 1-1 ③ G5-3		F FC 86 F CU 72 B CU 70 X FC 88 1-2 1B			B FF 93 S SL 87 B SL 86 B FF 92 B FF 93 4-1 24 DI BB	3	0	1	0	1	0	0

Inning Stats																								
	R: 0	H: 1	R: 0	H: 0	R: 0	H: 0	R: 0	H: 1	R: 0	H: 0	R: 0	H: 0	R: 2	H: 3	R: 0	H: 2	R: 0	H: 1	1B: 6	SF: 0	WP: 2	PA: 37
	E: 0	LOB: 1	E: 0	LOB: 0	E: 0	LOB: 0	E: 0	LOB: 2	E: 0	LOB: 0	E: 0	LOB: 1	E: 0	LOB: 1	E: 0	LOB: 2	E: 0	LOB: 1	2B: 2	SAC: 0	PB: 0	
	K: 2	BB: 0	K: 0	BB: 0	K: 0	BB: 0	K: 0	BB: 1	K: 0	BB: 0	K: 1	BB: 1	K: 0	BB: 0	K: 1	BB: 0	K: 0	BB: 1	3B: 0	DP: 1	SB: 1	
	S: 10	P: 18	S: 8	P: 10	S: 7	P: 9	S: 11	P: 21	S: 5	P: 7	S: 6	P: 14	S: 18	P: 26	S: 17	P: 27	S: 8	P: 15	HR: 0	HBP: 0	CS: 0	

PITCHER		IP	WLS	BF	H	R	ER	SO	BB	IBB	HBP	BLK	WP	HR	S	P	ERA	WHIP
34 Scott Feldman, R ERA: 3.94	(1, 1)	6.2	W	27	5	2	2	3	2	0	0	0	1	0	62	101	2.70	1.050
29 Tommy Hunter, R ERA: 2.7	(7, 1)	0.1	H	1	0	0	0	0	0	0	0	0	0	0	3	4	0.00	0.000
56 Darren O'Day, R ERA: 2.36	(8, 1)	1.0	H	5	2	0	0	1	0	0	0	0	0	0	17	27	0.00	2.000
60 Josh Stinson, R ERA: 5.63	(9, 1)	1.0		4	1	0	0	0	1	0	0	0	0	0	8	15	0.00	2.000

PITCHER	IP	WLS	BF	H	R	ER	SO	BB	IBB	HBP	BLK	WP	HR	S	P	ERA	WHIP

TOP	
AB	34
R	2
H	8
RBI	2
BB	3
SO	4
LOB	15

BOTTOM

Colorado Rockies @ Baltimore Orioles

Oriole Park at Camden Yards, Baltimore, MD

Sun Aug 18 2013, 1:39 PM - 4:57 PM EDT

Att. 22,238 - Overcast - 72 F

livebaseballscorecards.com

Batter	1	2	3	4	5	6	7	8	9	AB	R	H	RBI	BB	SO	LOB
9 Nate McLouth, L (1, 7) OBP: 0.341, SLG: 0.407	F FF 90 B FF 91 B CU 75 S FF 91 C SI 92 2-3 K ①		L SI 87 B SI 88 F FF 89 S SL 80 1-3 K ① C SI 88 F SL 77 F FF 90 F SL 81 S FF 90 0-3 K ③			S SL 82 B SL 81 D SI 90 B SI 90 X SL 82 3-1 G3 ② 2-3		B SI 94 F FF 94 B SI 94 F SI 94 X FF 93 2-2 G4-3 ①		5	0	0	0	0	3	2
13 Manny Machado, R (1, 5) OBP: 0.324, SLG: 0.451	F SI 91 F SI 90 B SL 82 B SL 79 F SL 80 S SL 82 2-3 K ②		B CU 76 C SL 78 B SL 87 F FF 89 B SI 90 X SL 80 3-2 L7 ②		X FF 88 0-0 G6-3 ①	X CH 80 0-0 G6-3 ③		C SL 87 F SI 95 B FF 95 B SI 94 X SL 87 2-2 19 HR 1B		5	1	1	0	0	1	1
19 Chris Davis, L (1, 3) OBP: 0.383, SLG: 0.688	B FF 92 X SI 92 1-0 F7 ③		B FC 91 B FF 91 B CU 75 C FC 90 X SL 79 3-1 10 HR 2B		F FF 89 B FF 92 X FF 91 1-1 10 2B 1B		B FF 89 X FF 92 1-0 21 F8 10 1B 1 1B 1B	X SI 95 0-0 1-H HR		5	3	4	2	0	0	0
10 Adam Jones, R (1, 8) OBP: 0.328, SLG: 0.512		C SL 78 B SI 88 B SI 90 X FF 89 2-1 G5-3 ①	D SI 89 X SL 81 1-0 2-H HR		X FF 90 0-0 1-3 2B		F SI 90 B SI 92 X CH 79 1-1 1 S 1 1B 1-2 1B	S FF 95 F FF 95 X SI 95 0-2 P4 ②		5	2	3	2	0	0	0
21 Nick Markakis, L (1, 9) OBP: 0.334, SLG: 0.367		C SI 90 B FF 90 F CH 81 X FF 92 1-2 3 FC4-6 1 1B 12 1B 1B	C FF 91 B FF 88 B SI 89 F CU 77 B FC 90 B FC 89 4-2 BB		C FC 91 F FF 90 X FF 90 0-2 G4-3 ②		B SL 82 B SI 90 C SL 82 X SL 81 2-1 F8 ① 2-3	B SI 95 B FF 89 F FF 94 C FF 94 S FF 94 2-3 K ③		4	1	1	0	1	1	4
1 Brian Roberts, S (1, 10) OBP: 0.331, SLG: 0.389		D SI 89 B SI 90 F SI 88 1 SAFE F SI 89 F FF 89 F SL 79 X SI 89 2-2 3 FC4-6 1-2 1B	X SI 89 0-0 L6 ③		B FF 90 B CH 82 B CH 82 I IN 66 4-0 IBB		S FF 92 B FF 93 F FF 93 1 SAFE 1 SAFE B FF 93 D SL 84 F CH 80 X FF 92 3-2 3 FC1-6 1-H 1B 3-H			3	0	2	2	1	0	1
3 Ryan Flaherty, L (1, 6) OBP: 0.278, SLG: 0.359		C SI 89 B SI 88 T SL 81 X FF 90 1-2 FC4-6 ② 12 1B 1-2f 2-3	X SI 85 0-0 2B	B CH 82 F FF 91 B SL 78 B SI 92 X SI 92 3-1 F8 ③			C SL 83 B SI 89 C SL 83 1 SAFE X FF 93 1-2 FC1-6 ② 12 1B 1-2f			4	0	1	0	0	0	6
12 Alexi Casilla, S (1, 4) OBP: 0.266, SLG: 0.317		C CU 75 C CU 77 D FF 91 1 SAFE X SI 90 1-2 1-3 1B 3-H	L FF 87 F FF 87 F CU 76 D SL 78 F SI 89 S FC 88 1-3 K ①			B SI 88 X SI 89 1-0 G6-3 ①	B FF 90 X FS 83 1-0 31 FC5-4 1-3 1B			4	0	2	1	0	1	1
31 Taylor Teagarden, R (1, 2) OBP: 0.190, SLG: 0.316		B FF 92 X FF 90 1-0 G4-3 ③	B SI 86 C SL 78 C FF 90 X FC 90 1-2 F8 ②			C SL 80 S SL 80 F SL 82 B SL 81 B SL 82 X FF 90 2-2 9 G3 2B	B SI 90 X SI 90 1-0 FC5-4 ③ 1-2f			4	0	1	0	0	0	5
Inning Stats	R: 0 E: 0 K: 2 S: 8 H: 0 LOB: 0 BB: 0 P: 13	R: 1 E: 0 K: 0 S: 17 H: 3 LOB: 2 BB: 0 P: 25	R: 2 E: 0 K: 1 S: 12 H: 2 LOB: 1 BB: 1 P: 24	R: 0 E: 0 K: 2 S: 14 H: 1 LOB: 1 BB: 0 P: 16	R: 0 E: 0 K: 0 S: 9 H: 2 LOB: 3 BB: 1 P: 17	R: 0 E: 0 K: 0 S: 8 H: 1 LOB: 1 BB: 0 P: 14	R: 2 E: 0 K: 0 S: 14 H: 4 LOB: 2 BB: 0 P: 24	R: 2 E: 0 K: 1 S: 13 H: 2 LOB: 0 BB: 0 P: 19		1B: 9 2B: 4 3B: 0 HR: 2 SF: 0 SAC: 0 DP: 0 HBP: 0						

	AB	39
	R	7
	H	15
	RBI	7
	BB	2
	SO	6
	LOB	20

PITCHER		IP	WLS	BF	H	R	ER	SO	BB	IBB	HBP	BLK	WP	HR	S	P	ERA	WHIP
45 Jhoulys Chacín, R ERA: 3.24	(1, 1)	5.1	L	27	9	3	3	5	1	1	0	0	0	1	65	103	5.06	1.875
88 Josh Outman, L ERA: 4.17	(6, 1)	1.1		7	3	2	2	0	0	0	0	0	0	0	15	26	13.50	2.250
59 Wilton Lopez, R ERA: 4.32	(7, 1)	0.1		2	1	0	0	0	0	0	0	0	0	0	2	4	0.00	3.000
61 Edgmer Escalona, R ERA: 5.67	(8, 1)	1.0		5	2	2	2	1	0	0	0	0	0	1	13	19	18.00	2.000

PITCHER	IP	WLS	BF	H	R	ER	SO	BB	IBB	HBP	BLK	WP	HR	S	P	ERA	WHIP

Tampa Bay Rays @ Baltimore Orioles

Oriole Park at Camden Yards, Baltimore, MD

Mon Aug 19 2013, 7:08 PM - 11:03 PM EDT

Att. 25,044 - Overcast - 77 F

TOP

livebaseballscorecards.com

Batter	1	2	3	4	5	6	7	8	9	AB	R	H	RBI	BB	SO	LOB
8 Desmond Jennings, R (1, 8) OBP: 0.327, SLG: 0.418	F FF 89 B KC 74 B FC 90 B FF 90 C FF 90 F FC 92 S FF 92 3-3 **K** ①	C FF 92 F FF 92 1 SAFE F FF 92 B KC 76 1 SAFE D KC 77 X FF 92 2-2 **F7** ③			F CH 81 F FF 92 C FF 94 0-3 **K** ①		B CU 76 D CU 76 B FF 91 C FF 91 D CH 83 4-1 18 WP **BB**		C CU 83 C CU 84 B FC 88 X FF 97 1-2 **E5** **1B**	4	0	1	0	1	2	2
18 Ben Zobrist, S (1, 4) OBP: 0.351, SLG: 0.401	C KC 76 C FF 90 F KC 75 B FF 92 B CH 82 X FF 92 2-2 **F8** ②		C FC 89 F CH 82 S FF 92 0-3 **K** ①		X CH 83 0-0 **P4** ②		C FF 91 B FF 92 B CH 86 F CH 84 S CH 86 2-3 **K** ③ 1-2 2-3		F FF 96 X FF 96 0-1 **G1-3** ③	5	0	0	0	0	2	3
3 Evan Longoria, R (1, 5) OBP: 0.350, SLG: 0.513	B KC 76 F FF 92 X FF 91 1-1 **HR**		C FC 92 B CH 83 X CH 83 1-1 **G4-3** ②		B FF 92 C FF 92 B FF 93 B KC 77 S FC 94 F CH 83 X CH 84 3-2 **F9** ③			B CH 86 B FF 92 B CH 84 C CH 85 X FF 90 3-1 21 1B 9 1B **1B**		4	1	2	1	0	0	0
9 Wil Myers, R (1, 9) OBP: 0.361, SLG: 0.492	S CH 82 B FF 92 C KC 77 F FF 93 B CH 83 F CH 83 F FC 93 X KC 77 2-2 **G6-3** ③		F SL 87 F KC 78 F FF 94 B FF 94 X SL 89 1-2 **G4-3** ③			B KC 76 S CH 80 C CH 82 B FF 94 S KC 78 2-3 **K** ①		C CU 75 S CU 76 B CU 76 D CH 86 X CH 84 2-2 11 L3-6 21 1B 1-2 **1B**		4	0	1	0	0	1	0
21 James Loney, L (1, 3) OBP: 0.358, SLG: 0.440		C FC 89 C FC 90 F FC 90 X FC 91 0-2 **G4-3** ①		C KC 74 F FC 90 C FF 91 0-3 **K** ①		F FF 92 F FF 92 F FC 91 X CH 83 0-2 **G6-3** ②		C CH 84 F FF 91 F CH 86 X FF 90 0-2 1-2 2-3 **1B**		4	0	1	0	0	1	0
11 Yunel Escobar, R (1, 6) OBP: 0.330, SLG: 0.375		B KC 75 F FF 91 X SL 85 1-1 20 1B 2 1B **1B**		B CH 82 F FF 92 B KC 77 B CH 82 B FF 93 4-1 20 **HR** **BB**		B FF 93 F FF 93 B KC 79 F FF 94 B FF 94 X CH 84 3-2 **G6-3** ③		B FF 91 B CU 76 C FF 90 B FF 90 S FF 89 F FF 90 X FF 90 3-2 **L3-6** ① ② 2-2		3	2	1	0	1	0	3
20 Matt Joyce, L (1, 7) OBP: 0.335, SLG: 0.444 13 Jason Bourgeois, R (8, PH) OBP: 0.200, SLG: 0.143 (8, 7) 5 Sam Fuld, L (9, 7) OBP: 0.273, SLG: 0.285		F CH 82 B FF 91 C FF 91 D KC 77 B FF 92 X FF 93 3-2 2 1B 1-3 **1B**		X FF 92 0-0 **1-H** **HR**			S SL 81 S SL 83 F SL 78 B SL 79 X SL 82 1-2 **G4-3** ①	C CU 77 X FF 92 0-1 **G4-3** ③		3 1 0	1 0 0	2 0 0	2 0 0	0 0 0	0 0 0	0 2 0
28 José Molina, R (1, 2) OBP: 0.305, SLG: 0.312		X FC 90 0-0 **P3** ②		C KC 76 C KC 77 X FF 92 0-2 **G4-3** ②			B SI 89 F SI 89 X SI 90 1-1 18 WP **2B**		C CH 82 S FF 90 X FF 90 0-2 **F8** ①	4	0	1	0	0	0	2
2 Kelly Johnson, L (1, 10) OBP: 0.316, SLG: 0.451 1 Sean Rodríguez, R (9, PH) OBP: 0.318, SLG: 0.357 (9, 10)		B FF 90 B FF 91 C FF 91 S CH 82 B FF 92 X FF 93 3-2 1-3 3-H **1B**		F CH 83 S FF 90 B FF 89 B CH 82 B FF 92 X FF 92 3-2 **G4-3** ③			F SI 89 X SI 88 0-1 **F7** ②		X FF 96 0-0 **G6-3** ②	3 1	0 0	1 0	1 0	0 0	0 0	1 0
Inning Stats	R: 1 E: 0 K: 1 S: 17 H: 1 LOB: 0 BB: 0 P: 25	R: 1 E: 0 K: 0 S: 17 H: 3 LOB: 2 BB: 0 P: 26	R: 0 E: 0 K: 1 S: 9 H: 0 LOB: 0 BB: 0 P: 11	R: 2 E: 0 K: 1 S: 11 H: 1 LOB: 0 BB: 1 P: 18	R: 0 E: 0 K: 1 S: 8 H: 0 LOB: 0 BB: 0 P: 11	R: 0 E: 0 K: 1 S: 11 H: 0 LOB: 0 BB: 0 P: 16	R: 0 E: 0 K: 1 S: 12 H: 1 LOB: 2 BB: 1 P: 20	R: 0 E: 0 K: 0 S: 15 H: 3 LOB: 2 BB: 0 P: 23	R: 0 E: 1 K: 0 S: 9 H: 1 LOB: 1 BB: 0 P: 10	1B: 7 2B: 2 3B: 0 HR: 2 SF: 0 SAC: 0 DP: 1 HBP: 0						

	AB	36
	R	4
	H	10
	RBI	4
	BB	2
	SO	6
	LOB	13

WP: 1 PA: 38
PB: 0
SB: 0
CS: 0

PITCHER		IP	WLS	BF	H	R	ER	SO	BB	IBB	HBP	BLK	WP	HR	S	P	ERA	WHIP
30 Chris Tillman, R ERA: 3.79	(1, 1)	6.0	L	24	5	4	4	5	1	0	0	0	0	2	73	107	6.00	1.000
40 Troy Patton, L ERA: 3.4	(7, 1)	0.2		3	1	0	0	0	0	0	0	0	0	0	8	10	0.00	1.500
57 Francisco Rodríguez, R ERA: 2.04	(7, 1)	1.0		6	3	0	0	1	1	0	0	0	1	0	17	31	0.00	4.000
17 Brian Matusz, L ERA: 3.3	(8, 1)	0.2		2	0	0	0	0	0	0	0	0	0	0	5	5	0.00	0.000
29 Tommy Hunter, R ERA: 2.67	(9, 1)	0.2		3	1	0	0	0	0	0	0	0	0	0	6	7	0.00	1.500

PITCHER		IP	WLS	BF	H	R	ER	SO	BB	IBB	HBP	BLK	WP	HR	S	P	ERA	WHIP

Tampa Bay Rays @ Baltimore Orioles

Oriole Park at Camden Yards, Baltimore, MD

Mon Aug 19 2013, 7:08 PM - 11:03 PM EDT

Att. 25,044 - Overcast - 77 F

livebaseballscorecards.com

BOTTOM

Batter	1	2	3	4	5	6	7	8	9	AB	R	H	RBI	BB	SO	LOB
1 Brian Roberts, S (1, 4) OBP: 0.320, SLG: 0.375	C SI 90 B KC 79 B SI 92 C FF 92 B SI 93 F SI 93 C FC 88 3-3 ① K	X SI 93 0-0 ③ F8		B CH 83 B CH 83 X SI 93 2-0 ① F9 2-3		C FC 87 B CU 76 F FC 86 X CU 78 1-2 ① F7	X FF 94 0-0 ③ FC6-4 1-2f			5	0	0	0	0	1	6
13 Manny Machado, R (1, 5) OBP: 0.325, SLG: 0.449	X KC 79 0-0 ② G5-3		B FF 92 S SI 92 F SI 93 F FC 87 F CH 84 F FF 94 B KC 81 X FC 89 2-2 10 1B 32 2B 1B	F FF 94 F CH 84 S SI 91 0-3 ② K		B SL 83 B SI 90 B FC 90 B SI 89 4-0 19 FC4-6 BB		B FF 93 X FF 93 1-0 ① P2		4	1	1	0	1	1	2
19 Chris Davis, L (1, 3) OBP: 0.383, SLG: 0.686	B SI 92 B KC 80 C SI 92 B SI 94 B SI 92 4-1 BB		C SI 92 1 SAFE F SI 92 C SI 94 0-3 ① K	B SI 94 B SI 93 C SI 94 F SI 94 F SI 96 B SI 94 F SI 93 S CH 84 3-3 ③ K		1 SAFE B FC 89 C FC 89 B CH 83 1 SAFE B FC 88 X CH 82 3-1 ② FC4-6 1-2f		B FF 95 F FF 94 B SI 96 S FF 97 X SI 96 3-2 2B		4	0	1	0	1	2	4
10 Adam Jones, R (1, 8) OBP: 0.326, SLG: 0.509	F SI 93 S CH 84 F KC 80 S CH 85 0-3 ③ K		F SI 94 S SI 94 1 SAFE B CH 84 X CH 82 1-2 32 2B 1-3 1B		X CH 81 0-0 ① L6	B FC 87 X SI 90 1-0 ③ G4-3		S FF 96 F SI 94 S SI 94 0-3 ② K		5	0	1	0	0	2	3
32 Matt Wieters, S (1, 2) OBP: 0.294, SLG: 0.426		B SI 90 F CH 82 X CH 82 1-1 ① F8	F CH 84 C FC 89 F SI 95 X SI 94 0-2 1-3 3-H 2B		C CH 82 S FF 93 B SI 93 F KC 80 X SI 94 1-2 2 1B 1B		C FS 81 S FS 81 B CU 80 X FS 80 1-2 HR	B SI 96 C FF 94 S FF 96 F FF 95 B SI 96 F SI 97 B FF 96 S FF 95 3-3 ③ K		5	1	3	2	0	1	1
2 J.J. Hardy, R (1, 6) OBP: 0.299, SLG: 0.441 12 Alexi Casilla, S (9, PR) OBP: 0.266, SLG: 0.317		C SI 92 B SI 92 C FC 88 X CH 83 1-2 21 1B 35 2B 1B	B SI 94 B CH 83 C CH 84 F SI 94 S FC 90 2-3 ② K		X CH 83 0-0 1-3 1B	F FF 90 B FF 89 F CU 78 F FF 90 F FF 90 X FS 82 1-2 ① G3			C SI 95 B SI 95 X SI 96 1-1 21 CS 1B	5 0	1 0	3 0	0 0	0 0	1 0	2 0
21 Nick Markakis, L (1, 9) OBP: 0.335, SLG: 0.366		X SI 92 0-0 35 2B 1-2 1B	X SI 92 0-0 ③ P2		B SI 94 X SI 93 1-0 ② F8		C CU 77 B FF 89 B FF 89 X FS 80 2-1 ② L9		B SI 95 C FF 96 B SI 93 B SI 97 F CH 84 F SI 95 B SI 95 4-2 ① 1-2 BB	4	0	1	0	1	0	4
35 Danny Valencia, R (1, 10) OBP: 0.289, SLG: 0.526		C CH 82 B CH 83 B FC 89 F CH 83 B FC 88 X SI 93 3-2 1-3 2-H 2B		X FC 87 0-0 1 F9 28 1B 1B	B SI 94 B SI 93 C CH 83 B SI 94 S FF 94 F SI 94 B FC 90 4-2 28 FC6-4 BB		C CU 78 B FS 82 B FS 78 F FS 79 X FF 90 2-2 28 1B 1B		C SI 96 F SI 95 S CH 85 0-3 ② K	4	0	3	1	1	1	1
28 Steve Pearce, R (1, 7) OBP: 0.322, SLG: 0.375 9 Nate McLouth, L (7, PR) OBP: 0.341, SLG: 0.406 (8, 7)		S CH 84 F FC 89 B CH 85 B SI 94 F CH 82 X KC 80 2-2 ② L7		X SI 93 0-0 1-2 1B	B CH 83 B CH 83 F SI 93 X SI 94 2-1 ③ FC6-4 1-2f		D FS 79 C CU 78 F FS 79 D FS 81 B FS 81 X FS 79 3-2 1 FC6-4 1-3 1B		B CH 85 B SI 97 C CH 85 X CH 86 2-1 ③ G4-3	4 1	0 0	2 0	0 0	0 0	0 0	5 1

Inning Stats	1	2	3	4	5	6	7	8	9
	R: 0 E: 0 K: 2 S: 10	H: 0 LOB: 1 BB: 1 P: 17	R: 1 E: 0 K: 0 S: 14	H: 3 LOB: 2 BB: 0 P: 21	R: 1 E: 0 K: 2 S: 20	H: 3 LOB: 2 BB: 0 P: 25	R: 0 E: 0 K: 2 S: 11	H: 2 LOB: 2 BB: 0 P: 16	R: 0 E: 0 K: 0 S: 12	H: 2 LOB: 3 BB: 1 P: 20
	R: 0 E: 0 K: 0 S: 6	H: 0 LOB: 1 BB: 1 P: 15	R: 1 E: 0 K: 0 S: 17	H: 3 LOB: 2 BB: 0 P: 26	R: 0 E: 0 K: 2 S: 12	H: 1 LOB: 1 BB: 0 P: 19	R: 0 E: 0 K: 1 S: 10	H: 1 LOB: 1 BB: 1 P: 17	1B: 11 2B: 3 3B: 0 HR: 1	SF: 0 SAC: 0 DP: 0 HBP: 0

	AB	41
	R	3
	H	15
	RBI	3
	BB	4
	SO	9
	LOB	29

WP: 0 PA: 45
PB: 0
SB: 0
CS: 1

PITCHER	IP	WLS	BF	H	R	ER	SO	BB	IBB	HBP	BLK	WP	HR	S	P	ERA	WHIP
14 David Price, L (1, 1) ERA: 3.29	5.0	W	27	10	2	2	6	2	0	0	0	0	0	67	99	3.60	2.400
35 Jamey Wright, R (6, 1) ERA: 3.1	1.0	H	4	0	0	0	0	1	0	0	0	0	0	6	15	0.00	1.000
62 Joel Peralta, R (7, 1) ERA: 3.23	0.2	H	5	3	1	1	0	0	0	0	0	0	1	16	25	13.50	4.500
57 Jake McGee, L (7, 1) ERA: 4.04	1.1	H	5	1	0	0	2	0	0	0	0	0	0	13	20	0.00	0.750
56 Fernando Rodney, R (9, 1) ERA: 3.91	1.0	S	4	1	0	0	1	1	0	0	0	0	0	10	17	0.00	2.000

PITCHER	IP	WLS	BF	H	R	ER	SO	BB	IBB	HBP	BLK	WP	HR	S	P	ERA	WHIP

Tampa Bay Rays @ Baltimore Orioles

Oriole Park at Camden Yards, Baltimore, MD

Tue Aug 20 2013, 7:10 PM - 10:39 PM EDT

Att. 26,158 - Partly Cloudy - 84 F

TOP

livebaseballscorecards.com

Batter	1	2	3	4	5	6	7	8	9	AB	R	H	RBI	BB	SO	LOB
8 Desmond Jennings, R (1, 8) OBP: 0.328, SLG: 0.416	C FF 92 F CU 78 B FF 91 S FF 93 1-3 K ①		B SL 87 C FF 92 B CH 86 B CH 86 F FF 92 F FF 92 B FF 92 4-2 18 2B BB	B FF 93 C SL 86 X CH 84 1-1 FC5-4 ③ 1-2f		D FF 91 B FF 92 C CU 80 C SL 83 X SL 84 2-2 FC6-4 ② 1-2f 2-3		1 SAFE 1 SAFE B SI 87 B SI 88 C SL 81 X SI 89 2-1 18 G5-3 20 2B 1-2 1B	4	2	1	0	1	1	4
18 Ben Zobrist, S (1, 4) OBP: 0.351, SLG: 0.403	X FF 92 0-0 F7 ②		C CH 81 X CH 84 0-1 3 1B 20 SF9 1-H 2B		B CH 84 S FF 92 F FF 92 X FF 92 1-2 9 1B 20 BB 1B	X SI 89 0-0 G1-3 ③			X CH 83 0-0 G5-3 ① 1-2 2-3	5	1	2	1	0	0	4
3 Evan Longoria, R (1, 5) OBP: 0.350, SLG: 0.511	C FF 92 B CU 79 X CH 85 1-1 G5-3 ③		X FF 92 0-0 20 SF9 2-3 1B		C SL 85 S FF 92 F FF 92 F CH 83 F FF 92 X CH 82 0-2 F9 ①		B CH 82 B CH 82 C SI 88 C SL 81 F SI 89 B SL 81 X CH 83 3-2 F8 ①		I IN 68 I IN 69 I IN 72 I IN 73 4-0 20 2B 9 1B IBB	4	1	1	0	1	0	1
20 Matt Joyce, L (1, 7) OBP: 0.339, SLG: 0.448		B CU 77 F FF 91 B CU 79 F CH 85 B CH 83 D CH 84 4-2 11 E 11 1B BB	X FF 90 0-0 SF9 ② 1-2 3-H		S CH 82 D CH 83 B CH 81 C CH 81 F FF 91 B CU 79 D CH 84 4-2 9 1B 1-2 BB		C SI 89 B SL 82 S SI 88 X SI 89 1-2 G3-1 ②		B SI 88 F SI 87 X SI 87 1-1 9 1B 1-3 2-H 3-H 2B	2	2	1	3	2	0	0
9 Wil Myers, R (1, 9) OBP: 0.362, SLG: 0.490		B CU 78 T FF 91 B FF 92 S CH 83 C FF 93 2-3 K ①	C SL 86 B SL 85 X CH 85 1-1 G5-3 ③		X CU 79 0-0 21 G4-6-3 1-2 2-3 1B		B CH 83 C SI 89 X CH 83 1-1 G5-3 ③		C SI 92 B CU 79 B SI 94 C CU 80 B CH 88 F CU 79 X SI 94 3-2 11 1B 21 1B 2-H 3-H 1B	5	0	2	2	0	1	2
21 James Loney, L (1, 3) OBP: 0.359, SLG: 0.439		B SI 92 F FF 91 F CH 82 B FF 92 1 SAFE S SI 92 2-3 K ②		S CH 83 X SI 91 0-1 2 1B 11 G5-3 1B	C CH 83 X SI 92 0-1 G4-6-3 ②③ 1-2f			F SI 88 F SI 87 B SL 84 X SI 88 1-2 G4-3 ①	B CH 86 C SI 93 D SI 94 F SI 93 F SI 93 X CH 88 2-2 28 G5-3 11 1B 1-2 1B	5	0	2	0	0	1	4
11 Yunel Escobar, R (1, 6) OBP: 0.333, SLG: 0.378		B SI 91 F SI 92 F FF 93 1 SAFE X SI 92 1-2 1-H 1B		C FF 91 X SI 91 0-1 G5-3 ① 1-2		C CU 78 T CH 85 B CH 85 F CH 84 B FF 92 B FF 92 C CU 80 3-3 K ①		X SL 83 0-0 28 G5-4-3 1B	C CU 78 B SI 93 X CU 79 1-1 1-2 2-3 1B	5	0	3	1	0	1	1
28 José Molina, R (1, 2) OBP: 0.303, SLG: 0.309		C FF 92 S CH 84 B CH 84 X SI 93 1-2 G3-4-3 ③		S FF 92 C SI 93 X CH 85 0-2 G6-3 ②		F CH 83 F FF 92 F FF 92 B FF 91 F CU 80 X CH 83 1-2 8 2 FC6-4 BB 1B		X SI 88 0-0 G5-4-3 1-2f	B FF 92 F SI 93 X SI 92 1-1 G5-3 ②③ 2-3f	5	0	1	0	0	0	6
2 Kelly Johnson, L (1, 10) OBP: 0.321, SLG: 0.453			C SI 91 X CH 84 0-1 B1-3 ①	C FF 92 C FF 92 B FF 90 F FF 92 F CH 83 F FF 91 B FF 91 B CH 85 X CH 84 3-2 8 FC5-4 2-3 1B		B SL 82 C CH 82 F FF 91 B SI 91 D CH 82 F FF 92 B FF 92 4-2 8 FC6-4 1-2 BB		F SL 83 X SL 82 0-1 18 G5-3 8 1B 20 2B 1B	3	1	2	0	1	0	0
Inning Stats	R: 0 E: 0 K: 1 S: 6 H: 0 LOB: 0 BB: 0 P: 8	R: 1 E: 1 K: 2 S: 14 H: 1 LOB: 1 BB: 1 P: 24	R: 2 E: 0 K: 0 S: 11 H: 2 LOB: 1 BB: 1 P: 16	R: 0 E: 0 K: 0 S: 15 H: 2 LOB: 2 BB: 0 P: 19	R: 0 E: 0 K: 0 S: 15 H: 2 LOB: 2 BB: 1 P: 20	R: 0 E: 0 K: 1 S: 16 H: 1 LOB: 2 BB: 1 P: 26	R: 0 E: 0 K: 0 S: 9 H: 0 LOB: 0 BB: 0 P: 14	R: 0 E: 0 K: 0 S: 5 H: 1 LOB: 0 BB: 0 P: 6	R: 4 E: 0 K: 0 S: 19 H: 6 LOB: 2 BB: 1 P: 33	1B: 13 2B: 2 3B: 0 HR: 0 SF: 1 SAC: 0 DP: 3 HBP: 0						

	AB	38
	R	7
	H	15
	RBI	7
	BB	5
	SO	4
	LOB	22

WP: 0 PB: 0 SB: 0 CS: 0 PA: 44

PITCHER		IP	WLS	BF	H	R	ER	SO	BB	IBB	HBP	BLK	WP	HR	S	P	ERA	WHIP
50 Miguel González, R ERA: 3.81	(1, 1)	5.2	L	28	8	3	2	4	4	0	0	0	0	0	76	112	3.18	2.118
66 T.J. McFarland, L ERA: 4.68	(6, 1)	2.2		12	4	4	4	0	0	1	0	0	0	0	22	35	13.50	1.500
43 Jim Johnson, R ERA: 3.58	(9, 1)	0.2		4	3	0	0	0	0	0	0	0	0	0	12	19	0.00	4.500

PITCHER	IP	WLS	BF	H	R	ER	SO	BB	IBB	HBP	BLK	WP	HR	S	P	ERA	WHIP

Batter	1	2	3	4	5	6	7	8	9	AB	R	H	RBI	BB	SO	LOB
9 Nate McLouth, L (1, 7) OBP: 0.337, SLG: 0.401	C SI 90 B KC 80 F FF 91 F CH 86 X CH 86 1-2 G1-3 ①		C FF 91 B KC 80 S KC 79 C SI 90 1-3 K ①		X FF 91 0-0 F7 ③		F FF 91 C CH 84 F CH 87 1 SAFE B FF 93 B FC 85 F CH 87 F CH 85 B FF 93 3-3 C CH 85 K ③		S CH 83 F CH 84 S SI 97 0-3 K ③	5	0	0	0	0	3	2
13 Manny Machado, R (1, 5) OBP: 0.323, SLG: 0.446	C SI 91 X KC 80 0-1 G6-3 ②		C KC 79 L CH 86 X FF 92 0-2 G5-3 ②			X SI 91 0-0 G6-3 ①		C FC 88 X CU 77 0-1 F8 ①		4	0	0	0	0	0	0
19 Chris Davis, L (1, 3) OBP: 0.386, SLG: 0.685	B KC 78 B CH 85 C CH 84 C SI 91 S KC 81 2-3 K ③		F KC 80 S KC 82 H KC 81 1-2 HBP			C SI 92 S CH 86 B CH 86 B KC 82 B CH 86 F CH 85 B SI 92 4-2 BB		B CU 75 B FC 86 F FC 87 B CH 83 X FC 89 3-1 10 G6-4-3 1B		2	0	1	0	1	1	0
10 Adam Jones, R (1, 8) OBP: 0.326, SLG: 0.507		X FF 91 0-0 21 L3 1B	C CH 85 C KC 80 X CH 86 0-2 L9 ③			F SI 92 B SI 92 S CH 86 F CH 87 C KC 81 1-3 K ②		X SI 90 0-0 G6-4-3 ② ③ 1-2f		4	0	1	0	0	1	3
21 Nick Markakis, L (1, 9) OBP: 0.334, SLG: 0.363		1 SAFE 1 SAFE F FF 90 D CH 84 X CH 85 1-1 L3 ① ② 1-1		B SI 90 B CH 86 X SI 90 2-0 F7 ①		B CH 86 C KC 80 B KC 81 B CH 86 X SI 91 3-1 G4-3 ③			B FF 90 C FF 90 C SI 90 B CH 85 F SL 85 B FF 91 F FF 91 F FF 90 B CH 85 4-2 32 HR BB	3	1	0	0	1	0	2
32 Matt Wieters, S (1, 2) OBP: 0.296, SLG: 0.432		B FF 91 B CH 85 X SI 90 2-0 E5 2 BB 3 1B		B KC 80 F CH 85 B KC 80 S KC 81 B SI 92 S KC 81 3-3 K ②			B FF 91 C CH 86 B CH 86 B KC 80 B SI 91 4-1 3 BB 2 1B 1 FC5-4 BB		F SI 90 B FF 90 B SI 91 X FF 91 2-1 1-H HR	3	3	1	2	1	1	0
2 J.J. Hardy, R (1, 6) OBP: 0.303, SLG: 0.441		C FF 90 B KC 80 D CH 84 F CH 85 B FF 91 B SI 91 4-2 3 1B 1-2 BB		C SI 91 X SI 92 0-1 F8 ③			C SI 91 B SI 92 X CH 86 1-1 1 FC5-4 3 BB 1-2 1B		B SI 90 B SL 85 C SI 90 B FF 91 B FF 91 4-1 BB	2	0	1	0	2	0	0
3 Ryan Flaherty, L (1, 4) OBP: 0.282, SLG: 0.359		B CH 84 F CH 83 B SI 90 X CH 86 2-1 1-3 2-H 1B			C CH 84 F KC 80 B KC 82 S KC 82 1-3 K ①		B CH 84 B CH 86 F FF 92 B CH 84 2 SAFE B SI 90 4-1 1 FC5-4 1-2 2-3 BB		C SI 94 C CH 82 F CH 84 X SI 97 0-2 F7 ①	3	0	1	1	1	1	1
1 Brian Roberts, S (1, 10) OBP: 0.312, SLG: 0.364		X SI 92 0-0 F9 ③			C FF 91 X CH 86 0-1 G6-3 ②		B FF 92 X FF 92 1-0 FC5-4 ① ② 1-2 2-3 3-H		B CH 82 B FF 95 C SI 95 F SI 96 F CH 84 X SI 97 2-2 P3 ②	4	0	0	0	0	0	5
Inning Stats	R: 0 E: 0 K: 1 S: 9 H: 0 LOB: 0 BB: 0 P: 12	R: 1 E: 1 K: 0 S: 9 H: 2 LOB: 2 BB: 1 P: 18	R: 0 E: 0 K: 1 S: 11 H: 0 LOB: 1 BB: 0 P: 13	R: 0 E: 0 K: 1 S: 6 H: 0 LOB: 0 BB: 0 P: 11	R: 0 E: 0 K: 1 S: 6 H: 0 LOB: 0 BB: 0 P: 7	R: 0 E: 0 K: 1 S: 10 H: 0 LOB: 1 BB: 0 P: 18	R: 1 E: 0 K: 1 S: 11 H: 1 LOB: 1 BB: 2 P: 24	R: 0 E: 0 K: 0 S: 5 H: 1 LOB: 0 BB: 0 P: 8	R: 2 E: 0 K: 1 S: 19 H: 1 LOB: 1 BB: 2 P: 31	1B: 4 2B: 1 3B: 0 HR: 1 SF: 0 SAC: 0 DP: 3 HBP: 1						

BOTTOM

Tampa Bay Rays @ Baltimore Orioles

Oriole Park at Camden Yards, Baltimore, MD

Tue Aug 20 2013, 7:10 PM - 10:39 PM EDT

Att. 26,158 - Partly Cloudy - 84 F

livebaseballscorecards.com

AB	30
R	4
H	5
RBI	3
BB	6
SO	7
LOB	13

PITCHER		IP	WLS	BF	H	R	ER	SO	BB	IBB	HBP	BLK	WP	HR	S	P	ERA	WHIP
53 Alex Cobb, R ERA: 2.85	(1, 1)	6.0	W	26	3	2	1	5	4	0	1	0	0	0	55	92	1.50	1.167
54 Alex Torres, L ERA: 1.32	(7, 1)	1.0	H	2	0	0	0	1	0	0	0	0	0	0	7	11	0.00	0.000
35 Jamey Wright, R ERA: 3.04	(8, 1)	1.0	H	3	1	0	0	0	0	0	0	0	0	0	5	8	0.00	1.000
49 Wesley Wright, L ERA: 4.15	(9, 1)	0.0		3	1	2	2	0	2	0	0	0	0	1	8	18	∞	∞
56 Fernando Rodney, R ERA: 3.83	(9, 1)	1.0	S	3	0	0	0	1	0	0	0	0	0	0	11	13	0.00	0.000

PITCHER	IP	WLS	BF	H	R	ER	SO	BB	IBB	HBP	BLK	WP	HR	S	P	ERA	WHIP

Tampa Bay Rays @ Baltimore Orioles

Oriole Park at Camden Yards, Baltimore, MD

Wed Aug 21 2013, 7:09 PM - 10:16 PM EDT

Att. 28,323 - Partly Cloudy - 85 F

TOP

livebaseballscorecards.com

Batter	1	2	3	4	5	6	7	8	9	AB	R	H	RBI	BB	SO	LOB
8 Desmond Jennings, R (1, 8) OBP: 0.325, SLG: 0.412	B FF 90 B FF 90 C FF 91 X SL 82 2-1 ① G5-3		C SL 81 S FF 92 F FF 92 B FF 93 X FF 93 1-2 ① F9		F FF 91 X SL 82 0-1 ① G4-3			X SI 87 0-0 ① G5-3		4	0	0	0	0	0	0
18 Ben Zobrist, S (1, 4) OBP: 0.354, SLG: 0.407	X FF 91 0-0 2B		C SL 82 X CH 86 0-1 9 BB 1B		B CH 84 B CH 83 B FF 91 C SI 91 B SI 92 4-1 3 G5-4-3 BB			C SL 80 F FF 87 B SI 87 X SI 87 1-2 ② G4-3		3	0	2	0	1	0	0
3 Evan Longoria, R (1, 5) OBP: 0.348, SLG: 0.506	B SI 92 F FF 92 C CH 83 B FF 92 F FF 91 C CU 75 2-3 ② K		B CH 82 B CH 84 X FF 91 2-0 ② L7		C CU 73 B SI 90 F SI 92 B SL 83 X CH 83 2-2 ② ③ G5-4-3 1-2f			B SL 80 B FF 87 X SL 79 2-0 ③ G5-3		4	0	0	0	0	1	3
9 Wil Myers, R (1, 10) OBP: 0.364, SLG: 0.488	X CH 82 0-0 ③ G6-3		B SI 91 C FF 90 B CH 83 D CH 83 F CH 84 B SI 92 4-2 11 FC6-4 1-2 BB			B CH 84 B SI 90 F CH 83 X CH 83 2-1 ① F9			B SL 78 S SL 80 C SL 79 B SL 80 B SL 80 F SL 80 F SL 79 X SL 80 3-2 2 FC1-6 21 BB 1B	3	0	1	0	1	0	1
11 Yunel Escobar, R (1, 6) OBP: 0.330, SLG: 0.375 21 James Loney, L (9, PH) OBP: 0.360, SLG: 0.439		B SI 91 F FF 91 X SI 90 1-1 ① L9	X FF 92 0-0 ③ FC6-4 1-2f			B CH 82 B SL 82 B FF 91 C SI 92 X SI 92 3-1 ② G6-3			F FF 90 F FF 92 B FF 92 F FF 92 B SL 84 F FF 92 F SI 92 B FF 92 F SL 85 4-2 F FF 91 B FF 92 2 FC1-6 1-2 BB	3 0	0 0	0 0	0 0	0 1	0 0	2 0
1 Sean Rodríguez, R (1, 3) OBP: 0.318, SLG: 0.376 20 Matt Joyce, L (9, PH) OBP: 0.338, SLG: 0.446		B CU 74 S FF 91 F FF 90 F FF 92 F CU 74 F FF 92 T FF 93 1-2 ② K	B CH 82 B FF 91 X FF 92 2-0 HR			S FF 92 X SI 92 0-1 ③ G5-3			C CU 82 B CH 89 B CH 90 X CU 84 2-1 ① F8	3 1	1 0	1 0	1 0	0 0	1 0	0 2
13 Jason Bourgeois, R (1, 9) OBP: 0.278, SLG: 0.375 2 Kelly Johnson, L (9, PH) OBP: 0.320, SLG: 0.452		B CU 73 C CU 75 B CH 83 X CU 73 2-1 HR	B FF 92 X FF 91 1-0 ① B3				B FF 92 B FF 91 C FF 92 T FF 92 B SL 85 F FF 91 B FF 91 4-2 5 G1-6-3 BB		C CU 83 F FF 97 F FF 98 B FF 98 X CU 86 1-2 ② FC1-6 59 CS 1-2f 2-3	2 1	1 0	1 0	1 0	1 0	0 0	0 2
59 Jose Lobaton, S (1, 2) OBP: 0.320, SLG: 0.403		C FF 92 X FF 91 0-1 1B	C CU 72 B CH 83 X CH 82 1-1 5 G1-6-3 1B				S CH 81 F SI 91 B FF 92 S SI 91 1-3 ① K		S FF 98 S FF 98 0-2 ③ CS 1-2	3	0	2	0	0	1	1
5 Sam Fuld, L (1, 7) OBP: 0.268, SLG: 0.279		C FF 90 B SI 91 B SL 81 X FF 90 2-1 ③ F8		X SL 82 0-0 ② ③ G1-6-3 1-2f			B FF 91 B SL 81 C SL 81 B FF 90 F FF 91 X FF 92 3-2 ② ③ G1-6-3 1-2f			3	0	0	0	0	0	3

Inning Stats	1	2	3	4	5	6	7	8	9
	R: 0 E: 0 K: 1 S: 8	H: 1 LOB: 1 BB: 0 P: 12	R: 1 E: 0 K: 1 S: 14	H: 2 LOB: 1 BB: 0 P: 20	R: 0 E: 0 K: 0 S: 10	H: 1 LOB: 2 BB: 1 P: 17	R: 1 E: 0 K: 0 S: 5	H: 2 LOB: 0 BB: 0 P: 9	R: 0 E: 0 K: 0 S: 6	H: 0 LOB: 0 BB: 1 P: 12	R: 0 E: 0 K: 0 S: 6	H: 0 LOB: 0 BB: 0 P: 11	R: 0 E: 0 K: 1 S: 9	H: 0 LOB: 0 BB: 1 P: 17	R: 0 E: 0 K: 0 S: 5	H: 0 LOB: 0 BB: 0 P: 8	R: 0 E: 0 K: 0 S: 20	H: 1 LOB: 1 BB: 1 P: 30

1B: 4	SF: 0
2B: 1	SAC: 0
3B: 0	DP: 3
HR: 2	HBP: 0

WP: 0	PA: 35
PB: 0	
SB: 0	
CS: 1	

AB	30
R	2
H	7
RBI	2
BB	4
SO	3
LOB	14

PITCHER	IP	WLS	BF	H	R	ER	SO	BB	IBB	HBP	BLK	WP	HR	S	P	ERA	WHIP
16 Wei-Yin Chen, L (1, 1) ERA: 3.19	7.0	W	27	6	2	2	3	3	0	0	0	0	2	58	98	2.57	1.286
56 Darren O'Day, R (8, 1) ERA: 2.32	1.0	H	4	1	0	0	0	0	0	0	0	0	0	10	16	0.00	1.000
17 Brian Matusz, L (9, 1) ERA: 3.3	0.0		1	0	0	0	0	1	0	0	0	0	0	7	11	∞	∞
29 Tommy Hunter, R (9, 1) ERA: 2.63	1.0	S	2	0	0	0	0	0	0	0	0	0	0	8	11	0.00	0.000

PITCHER	IP	WLS	BF	H	R	ER	SO	BB	IBB	HBP	BLK	WP	HR	S	P	ERA	WHIP

Tampa Bay Rays @ Baltimore Orioles

Oriole Park at Camden Yards, Baltimore, MD

Wed Aug 21 2013, 7:09 PM - 10:16 PM EDT

Att. 28,323 - Partly Cloudy - 85 F

livebaseballscorecards.com

Batter	1	2	3	4	5	6	7	8	9	AB	R	H	RBI	BB	SO	LOB
9 Nate McLouth, L (1, 7) OBP: 0.340, SLG: 0.405	F FF 90 X FF 91 0-1 19 BB 13 1B 10 FC6-5 1B	B FF 90 B CH 80 X SI 89 2-0 ② FC3-6 13 BB 1-2f 2-3		C CH 79 X FF 90 0-1 2B		B FF 90 B FF 91 B FF 91 B FF 90 4-0 BB		C FF 92 B FF 92 F FF 92 B FF 91 S FF 92 2-3 ③ K		4	1	2	0	1	1	4
13 Manny Machado, R (1, 5) OBP: 0.324, SLG: 0.445	S CH 79 X CH 79 0-1 10 FC6-5 19 BB 1-2 1B	B SI 90 B FF 90 B CH 80 B FF 90 4-0 1-2 BB		B SI 90 F CH 80 B SI 89 B SI 90 F CH 80 T FF 91 3-2 ③ K		1 SAFE B FF 91 1 SAFE 1 SAFE B CH 85 X FF 92 2-0 ③ F8				3	0	1	0	1	1	2
19 Chris Davis, L (1, 3) OBP: 0.387, SLG: 0.689	C SI 91 B SI 91 B FF 92 B CH 82 B SI 91 4-1 32 S 10 FC6-5 32 SF8 1-2 2-3 BB	F SI 91 D CU 75 X FF 90 1-1 ③ F7			X CH 78 0-0 HR		B FF 90 F FF 91 F FF 91 B FF 91 X FF 92 2-2 ① L7			3	2	1	1	1	0	3
10 Adam Jones, R (1, 8) OBP: 0.327, SLG: 0.512	X CU 77 0-0 ① FC6-5 32 SF8 32 S 1-2 2-3f 3-H		B SI 90 S FF 89 X FF 90 1-1 HR		B CU 76 S CU 75 S CH 81 X CU 77 1-2 21 FC4-6 1B		X CH 84 0-0 ② G6-3			4	1	2	2	0	0	2
32 Matt Wieters, S (1, 2) OBP: 0.293, SLG: 0.429	B CU 75 B FF 92 C FF 90 F CH 80 B CU 78 F CH 81 X SI 90 3-2 ② SF8 1-3 2-H		C CU 73 F CH 80 B CU 75 F FF 91 B FF 91 X CH 78 2-2 ① P4		C FF 89 D FF 89 F CH 80 1 SAFE F FF 90 D CU 76 X CH 80 2-2 ① L7		B CH 84 X CH 85 1-0 ③ G6-3			3	0	0	1	0	0	1
21 Nick Markakis, L (1, 9) OBP: 0.332, SLG: 0.361	C SI 90 X FF 91 0-1 ③ F9		B CH 79 X CH 79 1-0 ② L3		C FF 91 B SL 83 X FF 91 1-1 ② FC4-6 1-2f			B FF 91 C FF 92 B FF 91 S FF 91 F FF 92 X CH 85 2-2 ① P4		4	0	0	0	0	0	2
2 J.J. Hardy, R (1, 6) OBP: 0.302, SLG: 0.442		F CH 78 B CH 79 F SI 90 X CU 76 1-2 9 FC3-6 2B	B FF 90 C FF 91 C CU 75 X FF 91 1-2 ③ F9		X CH 85 0-0 ③ F8			C FF 92 B FC 85 B FC 84 X CH 83 2-1 ② F8		4	0	1	0	0	0	1
1 Brian Roberts, S (1, 4) OBP: 0.311, SLG: 0.361		C SI 90 T CH 81 S CH 82 0-3 ① K		C CU 73 B CU 76 B CH 79 F CH 80 F CH 78 S CH 79 2-3 ① K		C CH 83 X FF 90 0-1 ① G5-3		C FF 91 B FC 85 C CH 82 F CH 84 B FF 90 X CH 81 2-2 28 HBP 1B		4	0	1	0	0	2	1
28 Steve Pearce, R (1, 10) OBP: 0.328, SLG: 0.368		D CU 72 C CH 79 B FF 90 F CH 80 B CH 79 F CH 80 B FF 91 4-2 9 FC3-6 BB		F FF 89 B CU 76 B CU 74 C FF 90 B FF 91 F CH 79 F SI 90 F CH 79 F CH 79 3-2 X SI 91 F8		C FF 90 B CH 85 F CH 83 F FF 90 F CU 70 X FF 92 1-2 ② L8		C FF 91 B FC 89 S CH 82 H FF 92 2-2 1-2 HBP		2	0	0	0	1	0	0
Inning Stats	R: 2 H: 2 E: 0 LOB: 1 K: 0 BB: 1 S: 12 P: 19	R: 0 H: 1 E: 0 LOB: 3 K: 1 BB: 2 S: 12 P: 24	R: 1 H: 1 E: 0 LOB: 0 K: 0 BB: 0 S: 10 P: 15	R: 0 H: 1 E: 0 LOB: 1 K: 2 BB: 0 S: 16 P: 24	R: 1 H: 2 E: 0 LOB: 1 K: 0 BB: 0 S: 11 P: 15	R: 0 H: 0 E: 0 LOB: 1 K: 0 BB: 1 S: 8 P: 15	R: 0 H: 0 E: 0 LOB: 0 K: 0 BB: 0 S: 5 P: 8	R: 0 H: 1 E: 0 LOB: 2 K: 1 BB: 0 S: 15 P: 25		1B: 4 SF: 1 2B: 2 SAC: 0 3B: 0 DP: 0 HR: 2 HBP: 1				WP: 0 PA: 37 PB: 0 SB: 2 CS: 0		

	AB	31
	R	4
	H	8
	RBI	4
	BB	4
	SO	4
	LOB	16

PITCHER		IP	WLS	BF	H	R	ER	SO	BB	IBB	HBP	BLK	WP	HR	S	P	ERA	WHIP
58 Jeremy Hellickson, R ERA: 5.01	(1, 1)	4.1	L	23	7	4	4	3	3	0	0	0	0	2	58	93	8.31	2.308
27 Cesár Ramos, L ERA: 3.96	(5, 1)	2.1		8	0	0	0	0	1	0	0	0	0	0	15	25	0.00	0.429
54 Alex Torres, L ERA: 1.28	(7, 1)	1.1		6	1	0	0	1	0	0	1	0	0	0	16	27	0.00	0.750

PITCHER	IP	WLS	BF	H	R	ER	SO	BB	IBB	HBP	BLK	WP	HR	S	P	ERA	WHIP

Batter	1	2	3	4	5	6	7	8	9	AB	R	H	RBI	BB	SO	LOB
4 Coco Crisp, S (1, 8) OBP: 0.333, SLG: 0.399	C CH 83 B FF 92 B FF 92 B SL 86 X FF 92 3-1 8 SH1-3 37 1B 1B		X SL 83 0-0 HR		B FF 92 C CH 83 X SI 91 1-1 8 2B 1B B CH 85 B SI 90 X SI 90 1-1 ③ P3			B FF 94 F CU 82 B CH 87 S CH 90 F FF 97 X CH 88 2-2 1B		5	3	4	1	0	0	3
8 Jed Lowrie, S (1, 6) OBP: 0.343, SLG: 0.421	X FF 92 0-0 ① SH1-3 1-2		C CH 84 S SI 93 S SI 94 0-3 ① K		C SL 79 1 SAFE 1 SAFE B CH 82 X CH 82 1-1 20 1B 1-H 2B	S CH 84 C SI 89 S SI 89 0-3 ① K		1 SAFE F SI 95 F FF 96 B FF 96 1 SAFE B CH 90 F FF 97 F FC 92 F FF 98 3-2 D FC 87 F FC 93 X FF 96 ② F8		4	1	1	1	0	2	1
20 Josh Donaldson, R (1, 5) OBP: 0.371, SLG: 0.476	B SL 85 X FF 92 1-0 ② F7		S SL 85 B FF 94 B FF 94 F FF 94 C FF 95 2-3 ② K		F FF 93 B FF 94 D SL 87 S SL 84 X SL 84 2-2 37 L4-3 2-H 1B	C SI 90 S SL 83 C SI 90 0-3 ② K		S FF 96 X FF 96 0-1 ③ F8		5	0	1	1	0	2	2
37 Brandon Moss, L (1, 3) OBP: 0.319, SLG: 0.475	C SL 88 X SL 88 0-1 2-H 1B		B FF 94 C CH 85 X CH 85 1-1 HR		B SL 88 C FF 94 F FF 94 B FF 94 F FF 94 X FF 94 2-2 ① ② L4-3 1-1	H SI 90 1-0 HBP			C SI 93 C SI 94 S CH 87 0-3 ① K	4	1	2	2	0	1	1
52 Yoenis Cespedes, R (1, 7) OBP: 0.293, SLG: 0.430	F FF 92 C FF 93 B SL 85 S SL 86 1-3 ③ K		B SL 86 F SL 86 F SL 86 S FF 95 1-3 ③ K		B FF 94 C FF 93 B FF 94 B SL 86 B SL 86 4-1 18 BB 15 1B 28 1B BB	B SI 90 B SI 89 F SI 89 B SI 90 F SL 81 X SI 90 3-2 ③ G4-3			C SI 94 X CU 80 0-1 ② G5-3	4	1	0	0	1	2	2
15 Seth Smith, L (1, 9) OBP: 0.313, SLG: 0.365		C SL 85 F FF 93 B SI 94 B CH 83 F FF 94 F SL 86 X CH 84 2-2 ① G5-3	C CH 83 C FF 92 B FF 92 B FF 93 F SL 86 F SI 94 B FF 95 S CH 86 3-3 ① K		C FF 93 B FF 94 S SI 94 F SI 94 F SL 80 F FF 95 F CH 84 X SI 94 1-2 18 BB 28 1B 1-2 1B		B CH 85 S CH 84 B FF 92 X FF 93 2-2 ① F7	F SI 95 C SI 94 B SI 96 X CH 88 1-2 ③ G4-3	5	1	1	0	0	1	0
18 Alberto Callaspo, S (1, 10) OBP: 0.331, SLG: 0.357		B CH 83 C FF 93 B SL 86 C CH 84 S FF 94 2-3 ② K	B SL 78 B FF 93 C FF 93 B SI 94 F SI 94 B SL 86 4-2 BB		B CH 85 B FF 93 F SI 94 C SL 85 F FF 94 F SL 84 B FF 94 D SL 86 4-2 21 1B 28 1B 1-2 2-3 BB		B CU 77 C FF 92 F CH 86 B FF 92 F CU 77 B FF 88 S CH 86 3-3 ② K			2	0	0	0	2	2	0
28 Eric Sogard, L (1, 4) OBP: 0.328, SLG: 0.379		B SL 87 C SL 85 X SI 92 1-1 21 S 1B	C SL 79 F FF 92 F SL 85 C SI 94 0-3 ② K		B SI 88 C SL 80 C SI 89 X SI 89 1-2 21 1B 1-2 2-H 3-H 1B		B CU 76 B CH 86 F CH 85 L FF 93 F FF 92 B CH 87 S CH 85 3-3 ③ K			4	0	2	2	0	2	1
21 Stephen Vogt, L (1, 2) OBP: 0.278, SLG: 0.333		B FF 94 C CH 84 B CH 84 C SL 87 X FF 94 2-2 ③ P4 1-2	1 SAFE B SI 92 F CH 84 X FF 94 1-1 ③ F7		C SL 82 S SL 82 X SL 82 0-2 1-2 2-3 1B			C CU 80 X FF 96 0-1 ① F7		4	0	1	0	0	0	2
Inning Stats	R: 1 E: 0 K: 1 S: 9 H: 2 LOB: 1 BB: 0 P: 14	R: 0 E: 0 K: 1 S: 13 H: 1 LOB: 1 BB: 0 P: 20	R: 2 E: 0 K: 3 S: 12 H: 2 LOB: 0 BB: 0 P: 16	R: 0 E: 0 K: 2 S: 13 H: 0 LOB: 1 BB: 1 P: 21	R: 4 E: 0 K: 0 S: 31 H: 6 LOB: 3 BB: 2 P: 48	R: 0 E: 0 K: 2 S: 9 H: 0 LOB: 1 BB: 0 P: 13	R: 0 E: 0 K: 2 S: 11 H: 0 LOB: 0 BB: 0 P: 19	R: 0 E: 0 K: 0 S: 15 H: 1 LOB: 1 BB: 0 P: 20	R: 0 E: 0 K: 1 S: 8 H: 0 LOB: 0 BB: 0 P: 9	1B: 9 2B: 2 3B: 0 HR: 2 SF: 0 SAC: 1 DP: 1 HBP: 1						

PITCHER		IP	WLS	BF	H	R	ER	SO	BB	IBB	HBP	BLK	WP	HR	S	P	ERA	WHIP
25 Bud Norris, R ERA: 4.22	(1, 1)	4.2		25	9	7	7	7	3	0	0	0	0	2	70	109	13.50	2.571
40 Troy Patton, L ERA: 3.31	(5, 1)	1.1		7	2	0	0	2	0	0	1	0	0	0	17	23	0.00	1.500
57 Francisco Rodríguez, R ERA: 1.98	(7, 1)	1.0	W	3	0	0	0	2	0	0	0	0	0	0	11	19	0.00	0.000
29 Tommy Hunter, R ERA: 2.6	(8, 1)	1.0	H	4	1	0	0	0	0	0	0	0	0	0	15	20	0.00	1.000
43 Jim Johnson, R ERA: 3.51	(9, 1)	1.0	S	3	0	0	0	1	0	0	0	0	0	0	8	9	0.00	0.000

PITCHER	IP	WLS	BF	H	R	ER	SO	BB	IBB	HBP	BLK	WP	HR	S	P	ERA	WHIP

TOP

Oakland Athletics @ Baltimore Orioles

Oriole Park at Camden Yards, Baltimore, MD

Fri Aug 23 2013, 7:09 PM - 10:40 PM EDT
Att. 36,761 - Partly Cloudy - 72 F

livebaseballscorecards.com

AB	37
R	7
H	12
RBI	7
BB	3
SO	12
LOB	12

WP: 0 PA: 42
PB: 0
SB: 1
CS: 0

Batter	1	2	3	4	5	6	7	8	9	AB	R	H	RBI	BB	SO	LOB
9 Nate McLouth, L (1, 7) OBP: 0.340, SLG: 0.402	B FF 89 B FF 88 C FF 89 B FF 90 F FF 90 B FF 90 4-2 13 G6-3 BB	B CH 81 B FF 89 B FF 88 C FF 90 X FF 90 3-1 ② G3 X SI 92 0-0 ② G6-3	B FF 90 C SI 91 B CH 85 B FC 89 B FF 89 4-1 13 1B 13 S 19 FC4 BB	L SI 88 1 SAFE B SL 85 L SI 90 1 SAFE 1 SAFE S SL 86 1-3 ① K	3	1	0	0	2	1	1
13 Manny Machado, R (1, 5) OBP: 0.325, SLG: 0.444	1 SAFE B FF 88 B FF 90 C FF 89 1 SAFE X SL 83 2-1 ① G6-3 1-2	F FF 90 X SL 82 0-1 ③ F8 C CU 74 C CH 85 B FC 89 F CU 75 B SI 94 B FC 91 B FC 91 4-2 BB	1 SAFE C FF 96 B FF 96 X SL 86 1-1 19 E 19 FC4 10 G5-3 1-3 1B	B CH 82 C SL 85 B SI 91 F CU 72 F SI 91 F CU 74 F SI 91 S SI 90 2-3 ② K 1-3	4	1	1	0	1	1	2
19 Chris Davis, L (1, 3) OBP: 0.387, SLG: 0.685	F FF 90 B SL 83 F FF 91 B FF 91 B SL 84 F CU 76 F FF 90 B FF 90 4-2 BB	0-0 10 HR BB 1-3 ③ K	F SI 96 F CH 88 B FF 97 1 SAFE B FF 98 F FF 98 X CH 90 2-2 FC4 32 1B 10 G5-3 21 1B 1-3 3-H	F CU 73 F SI 90 C SI 90 0-3 ③ K	3	2	0	1	2	2	3
10 Adam Jones, R (1, 8) OBP: 0.327, SLG: 0.516	F FF 90 F SL 83 X SL 82 0-2 ② F7	B SL 81 C SL 83 B FF 88 X SL 83 2-1 1-H HR C SI 91 X SI 92 0-1 ① G1-3	X SI 96 0-0 ① G5-3 1-2 3-H	4	1	1	3	0	0	3
32 Matt Wieters, S (1, 2) OBP: 0.295, SLG: 0.430	B FF 90 B FF 90 B SL 82 F FF 91 X FF 90 3-1 ③ P5	S CH 82 C SL 84 X FF 91 0-2 3 1B 21 BB 1 HR 1B B SI 92 F FF 90 X CH 85 1-1 ② F7	B SI 96 F FF 96 S FF 96 X FF 96 1-2 3 PB 21 1B 2-3 1B	4	1	2	0	0	0	2
21 Nick Markakis, L (1, 9) OBP: 0.333, SLG: 0.360	C FF 88 X FF 90 0-1 ① P6	B FF 89 B CH 82 B FF 89 B FF 90 4-0 3 1B 1 HR 1-2 BB C FF 93 C CU 77 B FC 91 B FF 93 S FC 90 2-3 ③ K	X SI 96 0-0 3 PB 1-2 3-H 1B	3	1	1	1	1	1	0
2 J.J. Hardy, R (1, 6) OBP: 0.300, SLG: 0.438	C FF 90 B FF 89 X SL 82 1-1 ② F8	C FF 89 F SL 83 B SL 82 B FF 90 F FF 90 S SL 81 2-3 ① K	B FF 91 C SI 92 B FC 89 T CU 76 X FC 90 2-2 ① G4-3 C SL 85 S FF 96 X FF 96 0-2 ② F7	4	0	0	0	0	1	4
3 Ryan Flaherty, L (1, 10) OBP: 0.281, SLG: 0.357	B FF 90 B FF 89 F FF 90 B FF 89 F FF 90 X FF 90 3-2 ③ F7	F FF 89 D SL 82 B CH 82 F FF 88 X SL 81 2-2 1 HR 1-2 2-3 1B	F CH 85 B FC 90 C SI 94 B FC 91 S FC 91 2-3 ② K B SI 97 F FF 96 S CH 86 F FF 99 F CH 87 B FF 96 F FF 96 X SL 85 2-2 ③ G1-3 1-2 2-3	4	1	1	0	0	1	2
1 Brian Roberts, S (1, 4) OBP: 0.315, SLG: 0.381	B FF 88 B FF 88 C FF 88 F FF 88 B FF 90 T FF 90 3-2 ① K	C FF 90 B SL 81 X FF 89 1-1 1-H 2-H 3-H HR	C FF 93 B CU 78 C CH 86 B FC 91 F FC 90 B CU 77 F FF 93 F FF 93 X FC 90 3-2 ③ G4-3	B SL 82 C SI 88 B CH 82 F SI 89 B CU 71 F SI 89 B SI 90 4-2 13 S 13 WP BB	3	1	1	4	1	1	0
Inning Stats	R: 0 E: 0 K: 0 S: 13 H: 0 LOB: 2 BB: 2 P: 26	R: 0 E: 0 K: 0 S: 7 H: 0 LOB: 0 BB: 0 P: 11	R: 0 E: 0 K: 1 S: 7 H: 0 LOB: 0 BB: 0 P: 13	R: 6 E: 0 K: 2 S: 22 H: 4 LOB: 1 BB: 3 P: 42	R: 0 E: 0 K: 1 S: 7 H: 0 LOB: 0 BB: 0 P: 10	R: 0 E: 0 K: 1 S: 12 H: 0 LOB: 0 BB: 0 P: 19	R: 3 E: 1 K: 0 S: 21 H: 3 LOB: 2 BB: 1 P: 31	R: 0 E: 0 K: 3 S: 15 H: 0 LOB: 1 BB: 1 P: 22		1B: 5 2B: 0 3B: 0 HR: 2 SF: 0 SAC: 0 DP: 0 HBP: 0				WP: 1 PB: 1 SB: 2 CS: 0 PA: 39	

PITCHER		IP	WLS	BF	H	R	ER	SO	BB	IBB	HBP	BLK	WP	HR	S	P	ERA	WHIP
67 Dan Straily, R ERA: 4.56	(1, 1)	3.1		18	4	6	6	2	4	0	0	0	0	2	41	79	16.20	2.400
60 Jesse Chavez, R ERA: 4.04	(4, 1)	2.2		10	0	1	1	3	2	0	0	0	0	0	28	47	3.38	0.750
48 Ryan Cook, R ERA: 2.22	(7, 1)	1.0	L	7	3	2	1	0	0	0	0	0	0	0	20	26	9.00	3.000
13 Jerry Blevins, L ERA: 3.28	(8, 1)	1.0		4	0	0	0	3	1	0	0	0	1	0	15	22	0.00	1.000

PITCHER	IP	WLS	BF	H	R	ER	SO	BB	IBB	HBP	BLK	WP	HR	S	P	ERA	WHIP

BOTTOM

Oakland Athletics @ Baltimore Orioles

Oriole Park at Camden Yards, Baltimore, MD

Fri Aug 23 2013, 7:09 PM - 10:40 PM EDT

Att. 36,761 - Partly Cloudy - 72 F

livebaseballscorecards.com

AB	32
R	9
H	7
RBI	9
BB	7
SO	8
LOB	17

Oakland Athletics @ Baltimore Orioles

Oriole Park at Camden Yards, Baltimore, MD

Sat Aug 24 2013, 4:07 PM - 6:57 PM EDT

Att. 33,834 - Partly Cloudy - 80 F

livebaseballscorecards.com

TOP

Batter	1	2	3	4	5	6	7	8	9	AB	R	H	RBI	BB	SO	LOB
4 Coco Crisp, S (1, 10) OBP: 0.332, SLG: 0.405	X FF 87 0-0 ① F8			B CH 81 B FF 90 F CH 81 C CH 82 X FC 89 2-2 ① F9		C FC 92 C FC 93 X KC 78 0-2 ② G3-1 2-3			B SI 86 B SL 79 B SL 78 C SI 84 X SL 80 3-1 HR	4	1	1	1	0	0	1
8 Jed Lowrie, S (1, 6) OBP: 0.346, SLG: 0.424	B FF 88 B FF 88 F FF 89 F CH 80 B FC 90 F FC 90 B CH 82 4-2 20 G6-4-3 BB			X CH 82 0-0 20 G2-3 1B		B FF 90 X FF 91 1-0 3-H 2B			C SL 79 B FF 86 B SI 84 C SI 84 S FF 86 2-3 ① K	3	0	2	1	1	1	0
20 Josh Donaldson, R (1, 5) OBP: 0.369, SLG: 0.472	B FC 90 D KC 74 T FC 91 S CH 81 X FF 91 2-2 ② ③ G6-4-3 1-2f			C FF 92 F FF 92 B FF 93 F FF 93 B KC 76 X FF 92 2-2 ② G2-3 1-2		C KC 78 C FF 94 X FF 95 0-2 ③ G3-1			B SL 78 C SL 78 F SI 85 S FF 86 1-3 ② K	4	0	0	0	0	1	3
37 Brandon Moss, L (1, 3) OBP: 0.316, SLG: 0.469		B KC 72 C KC 74 B FF 89 F CH 81 X FF 90 2-2 ① F8		B FF 92 X FF 90 1-0 ③ P6			C KC 76 B FF 89 F CH 82 X FF 89 1-2 ① F8		B FF 86 B FF 87 X FF 86 2-0 E1	4	0	0	0	0	0	1
52 Yoenis Cespedes, R (1, 7) OBP: 0.290, SLG: 0.426		C FF 90 B CH 81 F CH 80 F FC 92 T FC 93 1-2 ② K			B KC 72 S CH 79 S FF 90 F FF 91 B FF 91 S FF 92 2-3 ① K		C FF 92 B FF 91 S FF 92 F KC 78 F KC 78 S FF 93 1-3 ② K		1 SAFE B SL 80 S SL 79 B FF 86 X SL 79 2-1 ③ F8	4	0	0	0	0	3	1
16 Josh Reddick, L (1, 9) OBP: 0.299, SLG: 0.365		B KC 76 S FF 90 X FF 90 1-1 ③ B1-3			F FF 89 C FF 89 B KC 77 S CH 82 1-3 ② K		B CH 83 B FF 91 B CH 83 C FF 90 C KC 76 S FF 94 3-3 ③ K			3	0	0	0	0	2	0
25 Chris Young, R (1, 8) OBP: 0.282, SLG: 0.380			B FC 89 C CH 81 B FF 90 B FF 90 F FF 90 B CH 81 4-2 22 CS BB		C CH 82 C FC 91 B KC 77 F CH 83 F FF 93 X SL 87 1-2 ③ F7			B KC 74 B CH 82 C FF 91 S FF 92 C FF 92 2-3 ① K		2	0	0	0	1	1	0
28 Eric Sogard, L (1, 4) OBP: 0.325, SLG: 0.375			X CH 83 0-0 ① P4			B FF 89 C FF 89 C KC 75 C FF 91 1-3 ① K		F CH 83 C FF 93 T FF 94 0-2 ② K		3	0	0	0	0	2	1
22 Kurt Suzuki, R (1, 2) OBP: 0.284, SLG: 0.314			C FF 90 1 SAFE B FF 91 1 SAFE B FF 90 B FF 89 S FC 92 S FF 91 3-3 ② ③ K 1-2			C KC 75 F FF 92 F FF 94 B FF 92 F FF 93 X CH 83 1-2 4 G3-1 8 2B 2B		C FF 94 B KC 78 S FF 93 X FF 95 1-2 ③ F7		3	1	1	0	0	1	1
Inning Stats	R: 0 E: 0 K: 0 S: 7 H: 0 LOB: 0 BB: 1 P: 13	R: 0 E: 0 K: 1 S: 9 H: 0 LOB: 0 BB: 0 P: 13	R: 0 E: 0 K: 1 S: 6 H: 0 LOB: 1 BB: 1 P: 13	R: 0 E: 0 K: 0 S: 9 H: 1 LOB: 1 BB: 0 P: 14	R: 0 E: 0 K: 2 S: 12 H: 0 LOB: 0 BB: 0 P: 16	R: 1 E: 0 K: 1 S: 15 H: 2 LOB: 1 BB: 0 P: 18	R: 0 E: 0 K: 2 S: 11 H: 0 LOB: 0 BB: 0 P: 16	R: 0 E: 0 K: 2 S: 9 H: 0 LOB: 0 BB: 0 P: 12	R: 1 E: 1 K: 2 S: 11 H: 1 LOB: 1 BB: 0 P: 21	1B: 1 2B: 3 3B: 0 HR: 1 SF: 0 SAC: 0 DP: 2 HBP: 0	WP: 0 PB: 0 SB: 0 CS: 1 PA: 32					

	AB	30
	R	2
	H	4
	RBI	2
	BB	2
	SO	11
	LOB	8

PITCHER		IP	WLS	BF	H	R	ER	SO	BB	IBB	HBP	BLK	WP	HR	S	P	ERA	WHIP
30 Chris Tillman, R ERA: 3.66	(1, 1)	8.0		27	3	1	1	9	2	0	0	0	0	0	78	115	1.12	0.625
56 Darren O'Day, R ERA: 2.44	(9, 1)	1.0	L	5	1	1	1	2	0	0	0	0	0	1	11	21	9.00	1.000

PITCHER		IP	WLS	BF	H	R	ER	SO	BB	IBB	HBP	BLK	WP	HR	S	P	ERA	WHIP

BOTTOM

Oakland Athletics @ Baltimore Orioles

Oriole Park at Camden Yards, Baltimore, MD

Sat Aug 24 2013, 4:07 PM - 6:57 PM EDT

Att. 33,834 - Partly Cloudy - 80 F

livebaseballscorecards.com

Batter	1	2	3	4	5	6	7	8	9	AB	R	H	RBI	BB	SO	LOB
9 Nate McLouth, L (1, 7) OBP: 0.342, SLG: 0.403	B FF 90 B FF 90 C SI 89 X FF 91 2-1 L9 ①		B SL 83 X SI 90 1-0 1B		C SI 92 B SI 92 B CH 82 B SI 92 X SI 91 3-1 L9 ③			B SL 82 C SI 91 B SI 91 C CH 81 B SI 92 X SI 92 3-2 10 FC5-4 13 SH2-4 1B		4	0	2	0	0	0	2
13 Manny Machado, R (1, 5) OBP: 0.325, SLG: 0.445	C FF 91 B FF 91 X FF 91 1-1 P3 ②		C SL 82 1 SAFE 1 SAFE F SI 89 D CH 83 1 SAFE P PO 89 1 SAFE S CH 83 2-3 K ③			X SI 89 0-0 32 FC1-6 2B		1 SAFE C SL 82 X SI 92 0-1 SH2-4 ① 1-2		3	0	1	0	0	1	1
19 Chris Davis, L (1, 3) OBP: 0.386, SLG: 0.680	C FF 93 F FF 92 B CH 83 C FF 93 1-3 K ③			X SI 91 0-0 F7 ①		B FF 90 D CH 83 X FF 92 2-0 P6 ①		I IN 74 I IN 71 I IN 69 I IN 71 ! 4-0 10 FC5-4 IBB		3	0	0	0	1	1	1
10 Adam Jones, R (1, 8) OBP: 0.326, SLG: 0.513		B FF 92 F SI 90 S CH 82 X CH 83 1-2 L7 ①		B SI 92 F SI 93 B SI 93 F SI 94 F SI 94 B CH 85 S CH 83 3-3 K ②		B SI 92 D CH 83 B FF 92 B FF 92 4-0 32 FC1-6 BB		B FF 92 S CH 82 B SI 92 X FF 91 2-1 FC5-4 ② 1-2f 2-3		3	0	0	0	1	1	2
32 Matt Wieters, S (1, 2) OBP: 0.292, SLG: 0.426		X SI 90 0-0 F7 ②		C SL 82 X CH 82 0-1 F9 ③		F FF 91 S CH 82 X CH 83 0-2 FC1-6 ② 1-2f 2-3		C CH 82 S FF 92 B FF 92 D CH 84 X SI 93 2-2 G6-3 ③		4	0	0	0	0	0	4
21 Nick Markakis, L (1, 9) OBP: 0.332, SLG: 0.360		B FF 92 X CH 79 1-0 P4 ③			C SI 89 B SI 91 X FF 91 1-1 3 G1-6-3 1B	B CH 81 C CH 82 F SI 94 X CH 83 1-2 F7 ③			C FF 94 C FF 94 C FF 96 0-3 K ①	4	0	1	0	0	1	2
2 J.J. Hardy, R (1, 6) OBP: 0.298, SLG: 0.434			C SI 90 B FF 92 B SI 92 B SI 92 X SI 92 3-1 G6-3 ①		C SI 91 B SI 90 X SI 90 1-1 F7 ①		X FF 90 0-0 F7 ①		B FF 96 C FF 95 B FF 96 F FF 96 F FF 95 X FF 95 2-2 G1-3 ②	4	0	0	0	0	0	1
3 Ryan Flaherty, L (1, 10) OBP: 0.281, SLG: 0.369			F SI 92 B FF 93 X SI 93 1-1 HR		B FF 91 S CH 80 B SI 90 B SI 90 1 SAFE X SI 92 3-1 G1-6-3 ② 1-2		C SI 92 B CH 82 B SL 82 C CH 82 S SI 93 2-3 K ②		F FF 94 C FF 94 S FF 94 0-3 K ③	4	1	1	1	0	2	1
1 Brian Roberts, S (1, 4) OBP: 0.315, SLG: 0.376			F SI 92 F CH 81 F CH 84 B FF 93 F SI 93 F SL 83 S CH 83 1-3 K ②		B CH 82 F CH 82 B FF 92 B CH 82 S SI 93 D CH 83 4-2 BB		B SL 83 C CH 82 X SI 91 1-1 F7 ③			2	0	0	0	1	1	0
Inning Stats	R: 0 E: 0 K: 1 S: 7 H: 0 LOB: 0 BB: 0 P: 11	R: 0 E: 0 K: 0 S: 5 H: 0 LOB: 0 BB: 0 P: 7	R: 1 E: 0 K: 2 S: 15 H: 2 LOB: 1 BB: 0 P: 22	R: 0 E: 0 K: 1 S: 7 H: 0 LOB: 0 BB: 0 P: 10	R: 0 E: 0 K: 0 S: 10 H: 1 LOB: 2 BB: 1 P: 22	R: 0 E: 0 K: 0 S: 8 H: 1 LOB: 2 BB: 1 P: 15	R: 0 E: 0 K: 1 S: 6 H: 0 LOB: 0 BB: 0 P: 9	R: 0 E: 0 K: 0 S: 10 H: 1 LOB: 2 BB: 1 P: 21	R: 0 E: 0 K: 2 S: 10 H: 0 LOB: 0 BB: 0 P: 12	1B: 3 2B: 1 3B: 0 HR: 1 SF: 0 SAC: 1 DP: 0 HBP: 0						

	AB	31
	R	1
	H	5
	RBI	1
	BB	3
	SO	7
	LOB	14

PITCHER		IP	WLS	BF	H	R	ER	SO	BB	IBB	HBP	BLK	WP	HR	S	P	ERA	WHIP
11 Jarrod Parker, R ERA: 3.58	(1, 1)	8.0	W	32	5	1	1	5	2	1	0	0	0	1	68	117	1.12	0.875
50 Grant Balfour, R ERA: 1.8	(9, 1)	1.0	S	3	0	0	0	2	0	0	0	0	0	0	10	12	0.00	0.000

PITCHER	IP	WLS	BF	H	R	ER	SO	BB	IBB	HBP	BLK	WP	HR	S	P	ERA	WHIP

Oakland Athletics @ Baltimore Orioles

Oriole Park at Camden Yards, Baltimore, MD

Sun Aug 25 2013, 1:39 PM - 4:37 PM EDT

Att. 33,820 - Partly Cloudy - 77 F

livebaseballscorecards.com

TOP

Batter	1	2	3	4	5	6	7	8	9	AB	R	H	RBI	BB	SO	LOB
4 Coco Crisp, S (1, 8) OBP: 0.333, SLG: 0.405	BB	K	K	BB	1B		P4			3	1	1	0	1	1	0
8 Jed Lowrie, S (1, 10) OBP: 0.347, SLG: 0.425	G3	K	K		1B			1B		4	1	2	0	0	1	1
20 Josh Donaldson, R (1, 5) OBP: 0.371, SLG: 0.479	BB	BB			G5-4-3			HR		2	1	1	2	2	0	2
37 Brandon Moss, L (1, 3) (6, 9) OBP: 0.318, SLG: 0.468	K	BB			K			1B		3	0	1	0	1	2	3
18 Alberto Callaspo, S (1, 4) OBP: 0.333, SLG: 0.357	1B		HBP			G5-3		L8		3	0	1	1	0	0	1
15 Seth Smith, L (1, 7) OBP: 0.311, SLG: 0.363	K		F7			K		G6-4-3		2	0	0	0	0	1	5
25 Chris Young, R (6, PH) (6, 7) OBP: 0.280, SLG: 0.377										2	0	0	0	0	1	1
16 Josh Reddick, L (1, 9) OBP: 0.297, SLG: 0.362		G4-3	F7			K			F8	3	0	0	0	0	1	0
7 Nate Freiman, R (6, 3) OBP: 0.328, SLG: 0.419										1	0	0	0	0	0	0
22 Kurt Suzuki, R (1, 2) OBP: 0.280, SLG: 0.309		P4	K				F8		G6-3	4	0	0	0	0	1	0
28 Eric Sogard, L (1, 6) OBP: 0.322, SLG: 0.370		G4-3	G3-1				G3		F8	4	0	0	0	0	0	0
Inning Stats	R: 1 E: 0 K: 2 S: 14 H: 1 LOB: 2 BB: 2 P: 29	R: 0 E: 0 K: 0 S: 6 H: 0 LOB: 0 BB: 0 P: 8	R: 0 E: 0 K: 2 S: 21 H: 0 LOB: 3 BB: 2 P: 37	R: 0 E: 0 K: 1 S: 9 H: 0 LOB: 0 BB: 0 P: 15	R: 0 E: 0 K: 1 S: 9 H: 2 LOB: 1 BB: 0 P: 13	R: 0 E: 0 K: 2 S: 10 H: 0 LOB: 0 BB: 0 P: 15	R: 0 E: 0 K: 0 S: 6 H: 0 LOB: 0 BB: 0 P: 11	R: 2 E: 0 K: 0 S: 9 H: 3 LOB: 0 BB: 0 P: 14	R: 0 E: 0 K: 0 S: 5 H: 0 LOB: 0 BB: 0 P: 8	1B: 5 2B: 0 3B: 0 HR: 1 SF: 0 SAC: 0 DP: 2 HBP: 1							

	AB	31
	R	3
	H	6
	RBI	3
	BB	4
	SO	8
	LOB	13

WP: 0 PB: 0 SB: 1 CS: 0 PA: 36

PITCHER		IP	WLS	BF	H	R	ER	SO	BB	IBB	HBP	BLK	WP	HR	S	P	ERA	WHIP
34 Scott Feldman, R ERA: 3.87	(1, 1)	5.0	W	22	3	1	1	6	4	0	1	1	0	0	59	102	1.80	1.400
66 T.J. McFarland, L ERA: 4.79	(6, 1)	2.1		10	3	2	2	2	0	0	0	0	0	1	24	38	7.71	1.286
56 Darren O'Day, R ERA: 2.41	(8, 1)	0.2		1	0	0	0	0	0	0	0	0	0	0	1	2	0.00	0.000
50 Miguel González, R ERA: 3.78	(9, 1)	1.0		3	0	0	0	0	0	0	0	0	0	0	5	8	0.00	0.000

PITCHER	IP	WLS	BF	H	R	ER	SO	BB	IBB	HBP	BLK	WP	HR	S	P	ERA	WHIP

BOTTOM

Oakland Athletics @ Baltimore Orioles

Oriole Park at Camden Yards, Baltimore, MD

Sun Aug 25 2013, 1:39 PM - 4:37 PM EDT

Att. 33,820 - Partly Cloudy - 77 F

livebaseballscorecards.com

Batter	1	2	3	4	5	6	7	8	9	AB	R	H	RBI	BB	SO	LOB
9 Nate McLouth, L (1, 7) OBP: 0.342, SLG: 0.412	C FF 93 B SI 91 B FF 91 X FF 91 2-1 P5 ①	C FF 93 X FF 93 0-1 F8 ① 1-2 2-3		X FF 92 0-0 19 CS 1-3 2B		C CU 73 C CU 74 B SI 91 B SI 87 X CH 85 2-2 G3 ③		B SI 90 X SI 86 1-0 1-H HR		5	1	2	2	0	0	2
13 Manny Machado, R (1, 5) OBP: 0.325, SLG: 0.446	X FF 94 0-0 19 1B 10 1B 1B	F SI 91 X SI 91 0-1 SF8 ② 2-3 3-H		B SI 92 F FC 93 X CU 78 1-1 SF7 ① 3-H			C SL 80 C SL 83 X SL 84 0-2 1B	X SL 82 0-0 G6-3 ③		3	1	2	2	0	0	0
19 Chris Davis, L (1, 3) OBP: 0.387, SLG: 0.679	X FF 92 0-0 10 1B 32 SF8 1-3 1B	D CU 78 C CU 78 F FF 92 X CU 78 1-2 3-H 1B		F SI 90 X CU 73 0-1 F9 ②③ 2-3			B CH 70 F SI 90 B CH 71 B CH 69 C SL 79 S SL 80 3-3 K ①			4	1	2	1	0	1	2
10 Adam Jones, R (1, 8) OBP: 0.326, SLG: 0.511	F CU 78 X SI 92 0-1 32 SF8 1-3 3-H 1B	D SI 92 B SI 91 D FF 93 C FF 92 S SI 90 S CU 78 3-3 K ③			B SI 88 B CH 84 X SI 88 2-0 P3 ①		C SL 80 B SL 84 S SL 82 F SL 83 F SL 83 F SL 84 X SL 82 1-2 F7 ②			4	0	1	1	0	1	2
32 Matt Wieters, S (1, 2) OBP: 0.290, SLG: 0.423	B CU 77 C CU 77 X SI 90 1-1 SF8 ② 1-2 3-H	B SI 92 B SI 92 X SI 90 2-0 G4-3 ①			X SI 89 0-0 P3 ②		S CH 71 B CH 72 B SI 90 C SL 79 F CH 69 S CH 66 2-3 K ③			3	0	0	1	0	1	1
21 Nick Markakis, L (1, 9) OBP: 0.333, SLG: 0.368	B CU 79 C FF 93 X FF 93 1-1 F9 ③	X SI 91 0-0 2 PB 2B			B SI 91 C SI 91 C SI 87 B SI 87 X SL 86 2-2 F7 ③			B CH 70 B CH 67 C SL 78 X CH 70 2-1 HR		4	1	2	1	0	0	1
2 J.J. Hardy, R (1, 6) OBP: 0.301, SLG: 0.445		C FF 93 S FF 92 X FC 91 0-2 1 1B 2B	C CU 78 S CU 79 D CU 78 B FC 91 D CU 79 S FC 93 3-3 K ② 2-3			B SI 89 C SI 88 X SI 90 1-1 HR		C SL 79 F SL 83 F SL 82 X SL 82 0-2 9 HR 1B		4	3	3	1	0	1	1
3 Ryan Flaherty, L (1, 4) OBP: 0.280, SLG: 0.364		B FF 93 F CH 87 B FF 93 B FF 93 S CH 85 B CH 84 4-2 9 F8 1 1B 13 SF8 BB	C CU 77 D FF 93 F CH 85 F CU 80 S FF 94 1-3 K ③			B SL 86 B SI 86 X SI 90 2-0 F9 ①		C SI 88 B SI 91 B CH 74 X CH 68 2-1 F7 ①		3	1	0	0	1	1	2
1 Brian Roberts, S (1, 10) OBP: 0.320, SLG: 0.375		C FF 93 B FF 93 B CH 85 D CH 84 X FF 93 3-1 13 SF8 9 F8 19 1B 1-2 2-H 1B		B CU 73 C SI 90 F FF 92 B CU 79 B CH 86 B FF 92 4-2 9 2B 13 SF7 BB		C CH 84 B CH 85 B CH 84 B SI 90 C CH 86 X CU 71 3-2 G6-3 ②		S SL 82 B SL 83 B CH 70 C SL 79 F SI 89 B CH 71 C SL 78 3-3 K ②		3	2	1	1	1	1	1
Inning Stats	R: 2 E: 0 K: 0 S: 10 H: 3 LOB: 1 BB: 0 P: 14	R: 3 E: 0 K: 1 S: 17 H: 3 LOB: 1 BB: 1 P: 28	R: 0 E: 0 K: 2 S: 9 H: 1 LOB: 1 BB: 0 P: 15	R: 1 E: 0 K: 0 S: 7 H: 1 LOB: 0 BB: 1 P: 12	R: 0 E: 0 K: 0 S: 5 H: 0 LOB: 0 BB: 0 P: 9	R: 1 E: 0 K: 0 S: 9 H: 1 LOB: 0 BB: 0 P: 17	R: 0 E: 0 K: 2 S: 16 H: 1 LOB: 1 BB: 0 P: 22	R: 3 E: 0 K: 1 S: 14 H: 3 LOB: 0 BB: 0 P: 22		1B: 7 2B: 3 3B: 0 HR: 3 SF: 3 SAC: 0 DP: 0 HBP: 0					

	AB	33
	R	10
	H	13
	RBI	10
	BB	2
	SO	6
	LOB	12

PITCHER		IP	WLS	BF	H	R	ER	SO	BB	IBB	HBP	BLK	WP	HR	S	P	ERA	WHIP
54 Sonny Gray, R ERA: 3.18	(1, 1)	3.1	L	20	8	6	6	3	2	0	0	0	0	0	41	67	16.20	3.000
13 Jerry Blevins, L ERA: 3.29	(4, 1)	2.2		8	1	1	1	0	0	0	0	0	0	1	16	28	3.38	0.375
47 Pat Neshek, R ERA: 3.58	(7, 1)	2.0		10	4	3	3	3	0	0	0	0	0	2	30	44	13.50	2.000

PITCHER	IP	WLS	BF	H	R	ER	SO	BB	IBB	HBP	BLK	WP	HR	S	P	ERA	WHIP

Batter	1	2	3	4	5	6	7	8	9	AB	R	H	RBI	BB	SO	LOB
1 Brian Roberts, S (1, 4) OBP: 0.318, SLG: 0.368	B FF 87 C SI 90 X FF 90 1-1 G6-3		C FF 91 B CH 84 B FF 91 B FF 91 B FF 91 4-1 1-2 2-3 3-H BB		F SI 90 C CH 83 X FF 91 0-2 F8			X FF 91 0-0 G5-3		3	0	0	1	1	0	1
13 Manny Machado, R (1, 5) OBP: 0.323, SLG: 0.444 57 Francisco Rodríguez, R (8, 1)	X SI 89 0-0 L8		F FF 87 X FF 92 0-1 SF9 2-3 3-H		C CU 75 B SI 91 X SI 92 1-1 FC6-4 1-2f			C FF 93 B CH 88 X CH 87 1-1 G6-3		3 0	0 0	0 0	1 0	0 0	0 0	1 0
19 Chris Davis, L (1, 3) OBP: 0.384, SLG: 0.675 31 Taylor Teagarden, R (8, PH) OBP: 0.186, SLG: 0.310 (8, 2)	C SI 91 B SI 89 F SI 90 B CH 81 B SI 91 F SI 92 S FF 92 3-3 K		1 SAFE F SI 91 B FF 92 D CU 77 X SI 91 2-1 P5			C CU 72 X SI 89 0-1 G3		B SI 93 B SI 92 X FF 94 2-0 G4-3		3 1	0 0	0 0	0 0	0 0	1 0	2 0
10 Adam Jones, R (1, 8) OBP: 0.324, SLG: 0.508 12 Alexi Casilla, S (8, 6) OBP: 0.264, SLG: 0.314		C SI 90 B FC 86 F FF 90 B CU 74 S FF 90 2-3 K	S CU 75 F FF 93 B FF 91 D FF 91 S FF 92 2-3 K			B FF 90 B CH 82 F FF 91 B SI 91 F SI 90 X FF 92 3-2 G6-3			B SI 92 X FF 93 1-0 F9	3 1	0 0	0 0	0 0	0 0	2 0	2 0
21 Nick Markakis, L (1, 9) OBP: 0.331, SLG: 0.366		C FF 90 F SI 90 B CU 75 B FF 90 S FF 92 2-3 K		C CU 72 C FC 85 B CU 77 B FF 90 B FF 91 S FF 91 3-3 K		C FF 90 B SI 92 B SI 91 F SI 91 F SI 92 X CH 82 2-2 P2			C FF 94 F SL 82 B SL 82 S SI 93 1-3 K	4	0	0	0	0	3	0
32 Matt Wieters, S (1, 2) OBP: 0.288, SLG: 0.420 24 Wilson Betemit, S (8, 3)		B FF 90 C CH 82 X FC 87 1-1 G3		C CU 74 C SI 92 B FF 93 F FF 92 S FF 92 1-3 K			B SI 88 C SI 91 S FF 91 F FF 92 F CU 76 S FF 92 1-3 K		B FF 93 X FF 93 1-0 G4-3	3 1	0 0	0 0	0 0	0 0	2 0	0 0
2 J.J. Hardy, R (1, 6) OBP: 0.303, SLG: 0.447 9 Nate McLouth, L (8, 8) OBP: 0.342, SLG: 0.412			C SI 90 F CH 82 B FF 91 B CH 83 F FF 91 X CH 83 2-2 28 HBP 35 1B 1 BB 1B	C SI 90 B SI 91 X FF 88 1-1 P5			B CU 75 C FF 91 B FF 87 S FF 91 X CU 76 2-2 1B			3 0	1 0	2 0	0 0	0 0	0 0	0 0
35 Danny Valencia, R (1, 10) OBP: 0.302, SLG: 0.531 (8, 5)			D FF 91 C FF 91 B CH 83 F CH 84 X FF 92 2-2 1 BB 28 HBP 13 SF9 1-2 1B		B SI 88 B SI 90 C SI 90 X SI 91 2-1 13 FC6-4 1B		B CH 81 C CH 81 B SI 91 F FF 90 B FF 91 F FF 92 F SI 90 F FF 91 X FF 91 3-2 L8			3	1	2	0	0	0	1
28 Steve Pearce, R (1, 7) OBP: 0.328, SLG: 0.361			H CU 75 1-0 13 SF9 1 BB 1-2 2-3 HBP		X FF 90 0-0 L7		C SI 94 F SL 81 X FF 94 0-2 G1-3			2	0	0	0	0	0	2
Inning Stats	R: 0 E: 0 K: 1 S: 7 H: 0 LOB: 0 BB: 0 P: 11	R: 0 E: 0 K: 2 S: 8 H: 0 LOB: 0 BB: 0 P: 13	R: 2 E: 0 K: 1 S: 15 H: 2 LOB: 2 BB: 1 P: 28	R: 0 E: 0 K: 2 S: 9 H: 0 LOB: 0 BB: 0 P: 14	R: 0 E: 0 K: 0 S: 8 H: 1 LOB: 1 BB: 0 P: 11	R: 0 E: 0 K: 0 S: 9 H: 0 LOB: 0 BB: 0 P: 14	R: 0 E: 0 K: 1 S: 17 H: 1 LOB: 1 BB: 0 P: 23	R: 0 E: 0 K: 0 S: 4 H: 0 LOB: 0 BB: 0 P: 7	R: 0 E: 0 K: 1 S: 5 H: 0 LOB: 0 BB: 0 P: 8	1B: 4 2B: 0 3B: 0 HR: 0	SF: 1 SAC: 0 DP: 0 HBP: 1			WP: 0 PB: 0 SB: 0 CS: 0	PA: 33		

PITCHER	IP	WLS	BF	H	R	ER	SO	BB	IBB	HBP	BLK	WP	HR	S	P	ERA	WHIP
22 Felix Doubront, L (1, 1) ERA: 3.74	6.2	W	26	4	2	2	7	1	0	1	0	0	0	70	111	2.70	0.750
38 Matt Thornton, L (7, 1) ERA: 3.44	0.1		1	0	0	0	0	0	0	0	0	0	0	3	3	0.00	0.000
66 Drake Britton, L (8, 1) ERA: 3.31	2.0		6	0	0	0	1	0	0	0	0	0	0	9	15	0.00	0.000

PITCHER	IP	WLS	BF	H	R	ER	SO	BB	IBB	HBP	BLK	WP	HR	S	P	ERA	WHIP

Baltimore Orioles @ Boston Red Sox

Fenway Park, Boston, MA

Tue Aug 27 2013, 7:14 PM - 10:19 PM EDT

Att. 36,226 - Partly Cloudy - 69 F

TOP

livebaseballscorecards.com

AB	30
R	2
H	4
RBI	2
BB	1
SO	8
LOB	9

Baltimore Orioles @ Boston Red Sox

Fenway Park, Boston, MA

Tue Aug 27 2013, 7:14 PM - 10:19 PM EDT

Att. 36,226 - Partly Cloudy - 69 F

BOTTOM

livebaseballscorecards.com

Batter	1	2	3	4	5	6	7	8	9	AB	R	H	RBI	BB	SO	LOB
2 Jacoby Ellsbury, L (1, 8) OBP: 0.353, SLG: 0.420	B FF 92 C SL 82 S FF 90 C FF 92 1-3 ① K		B FF 90 F FF 91 F FF 92 B FF 92 X FF 90 2-2 ① F7	B SL 83 F FF 91 X FF 91 1-1 ② 15 2B 1-3 2-3 1B	B SI 90 S SL 82 F SI 89 B SI 90 X SI 90 2-2 18 HR 1-2 1B		B SL 86 X FF 91 1-0 18 2B 1-3 2B			5	3	3	0	0	1	1
18 Shane Victorino, S (1, 9) OBP: 0.346, SLG: 0.446	C FF 93 B CU 75 B FF 92 B CH 87 B SI 92 4-1 15 2B 34 SF8 BB		B SI 92 B CH 84 C SI 90 D SL 83 X FF 91 3-1 1-H HR	C FF 92 H FF 92 1-1 15 2B 5 2B HBP	B SI 90 X SL 82 1-0 1-H 2-H HR		C FF 91 F CH 85 X FF 92 0-2 2-H 3-H 2B			3	4	3	7	1	0	0
15 Dustin Pedroia, R (1, 4) OBP: 0.376, SLG: 0.420 72 Xander Bogaerts, R (9, 5) OBP: 0.333, SLG: 0.333	C SI 91 B SI 91 F SL 80 B SI 91 X FF 91 2-2 34 SF8 1-3 2B		C FF 92 X CH 84 0-1 1B	B SI 92 D SL 83 D FF 93 C SI 93 X FF 94 3-1 5 2B 1-3 2-H 3-H 2B	C SI 90 B CH 85 X CH 85 1-1 ③ G6-3		C SI 92 X CH 84 0-1 ③ G5-3			5 0	1 0	3 0	2 0	0 0	0 0	1 0
34 David Ortiz, L (1, 10) OBP: 0.397, SLG: 0.568	C CU 75 X SI 90 0-1 ② SF8 2-3 3-H		X FF 91 0-0 ② P4	I IN 69 I IN 72 I IN 71 I IN 69 4-0 5 2B IBB		C SL 84 B SL 84 S SI 92 S SI 92 1-3 ① K		F FF 93 F FF 93 X FF 93 0-2 ① G6-3		3	0	0	1	1	1	1
5 Jonny Gomes, R (1, 7) OBP: 0.340, SLG: 0.426	C FF 92 X FF 92 0-1 ③ L7		B FF 91 F FF 91 C FF 92 S FF 92 1-3 ③ K	F SL 84 X FF 92 0-1 1-3 2-H 3-H 2B		C SI 90 C SI 87 B SI 91 F SI 91 S SI 87 1-3 ② K		C FF 93 B CU 79 C CH 84 S CU 77 1-3 ② K		5	0	1	2	0	3	2
12 Mike Napoli, R (1, 3) OBP: 0.340, SLG: 0.452		B FF 92 C FF 92 C FF 91 F FF 92 S FF 93 1-3 ① K	B FF 92 C FF 92 C FF 91 F FF 92 S FF 93 2-2 HR B FF 92 C FF 92 S FF 93 T FF 92 B FF 93 O CH 84 X FF 92 3-2 ③ L8			C SL 83 F SI 91 B SI 90 X SI 87 1-2 ③ G1-3		B FF 93 B FF 93 F SI 92 S FF 92 F FF 93 S CH 86 2-3 ③ K		5	1	1	1	0	2	2
39 Jarrod Saltalamacchia, S (1, 2) OBP: 0.341, SLG: 0.456 3 David Ross, R (7, PH) OBP: 0.256, SLG: 0.378 (8, 2)	X FF 92 0-0 ② F9			B SL 77 C FF 93 B CH 86 X FF 93 2-1 2 1B 7 BB 15 2B 1B	C SL 80 B SI 91 F SL 82 F SL 81 S SI 91 1-3 ① K		B SI 90 F SL 85 B CH 84 S FF 91 C FF 91 2-3 ① K			3 1	1 0	1 0	0 0	0 0	1 1	0 0
7 Stephen Drew, L (1, 6) OBP: 0.328, SLG: 0.426	C FF 92 B CU 75 S SL 81 S SL 83 1-3 ③ K			B FF 92 B SL 83 D SL 82 B FF 91 4-0 2 1B 1-2 BB	S SL 82 S SL 82 B SI 91 B SI 90 B SL 82 B SL 82 4-2 2 1B 18 HR BB		C SI 87 F FF 91 B FF 93 B SL 85 X CU 80 2-2 ② L9			2	1	0	0	2	1	0
16 Will Middlebrooks, R (1, 5) OBP: 0.275, SLG: 0.421 (9, 4)			C FF 91 C FF 92 X SL 82 0-2 18 HR 1B	C FF 91 B FF 92 B SI 92 B FF 91 F SI 90 F FF 92 C FF 91 3-3 ① K	B SI 91 C SI 89 X SI 90 1-1 ② F8		S CH 83 B FF 91 B CH 83 B FF 91 C FF 90 X CH 84 3-2 2 2B 18 2B 1B			4	2	2	0	0	1	3

Inning Stats	1	2	3	4	5	6	7	8	9
	R: 1 E: 0 K: 1 S: 11	R: 0 E: 0 K: 2 S: 8	R: 2 E: 0 K: 1 S: 14	R: 5 E: 0 K: 1 S: 19	R: 3 E: 0 K: 1 S: 14	R: 0 E: 0 K: 2 S: 10	R: 2 E: 0 K: 1 S: 15	R: 0 E: 0 K: 2 S: 10	
	H: 1 LOB: 1 BB: 1 P: 18	H: 0 LOB: 0 BB: 0 P: 10	H: 3 LOB: 1 BB: 0 P: 20	H: 5 LOB: 2 BB: 2 P: 42	H: 2 LOB: 0 BB: 1 P: 24	H: 0 LOB: 0 BB: 0 P: 13	H: 3 LOB: 1 BB: 0 P: 23	H: 0 LOB: 0 BB: 0 P: 13	

1B: 6	SF: 1	WP: 0	PA: 42	AB	36
2B: 5	SAC: 0	PB: 0		R	13
3B: 0	DP: 0	SB: 0		H	14
HR: 3	HBP: 1	CS: 0		RBI	13
				BB	4
				SO	11
				LOB	10

PITCHER		IP	WLS	BF	H	R	ER	SO	BB	IBB	HBP	BLK	WP	HR	S	P	ERA	WHIP
16 Wei-Yin Chen, L ERA: 3.76	(1, 1)	3.2	L	22	8	8	8	5	2	1	1	0	0	2	47	82	19.64	2.727
50 Miguel González, R ERA: 3.77	(4, 1)	0.1		2	1	0	0	0	0	0	0	0	0	0	5	8	0.00	3.000
40 Troy Patton, L ERA: 3.69	(5, 1)	2.0		9	2	3	3	3	1	0	0	0	0	1	24	37	13.50	1.500
17 Brian Matusz, L ERA: 3.63	(7, 1)	1.0		6	3	2	2	1	0	0	0	0	0	0	15	23	18.00	3.000
57 Francisco Rodríguez, R ERA: 1.93	(8, 1)	1.0		3	0	0	0	2	0	0	0	0	0	0	10	13	0.00	0.000

PITCHER		IP	WLS	BF	H	R	ER	SO	BB	IBB	HBP	BLK	WP	HR	S	P	ERA	WHIP

Batter	1	2	3	4	5	6	7	8	9	AB	R	H	RBI	BB	SO	LOB
9 Nate McLouth, L (1, 7) OBP: 0.339, SLG: 0.408	B FF 90 F FF 91 X FF 92 1-1 ① G3-1		B FC 81 B FC 82 B FF 90 C FF 90 C FF 90 F FF 90 X FF 91 3-2 ① P5 1-2		1 SAFE D FC 84 X FF 90 1-0 ② F8		1 SAFE B FF 91 X FF 90 1-0 ③ F9			4	0	0	0	0	0	3
13 Manny Machado, R (1, 5) OBP: 0.324, SLG: 0.450	F FF 92 S FC 86 F FF 93 X FC 85 0-2 19 2B 1B		2 SAFE 2 SAFE C FF 92 X FF 91 0-1 ② 2-3 HR		C FF 90 1 SAFE X FF 91 0-1 ③ F9			B FC 83 S FC 84 B FF 92 B SI 91 F FC 83 X FF 91 3-2 ① P5		4	2	2	1	0	0	1
19 Chris Davis, L (1, 3) OBP: 0.385, SLG: 0.682	B FF 91 X FF 92 1-0 10 F8 1-H 2B		S FF 92 B FC 87 B FC 87 S FC 87 X FF 93 2-2 ③ L9			X FC 85 0-0 HR		C SI 90 F SI 90 B FF 92 F SI 91 B SL 87 T FF 93 2-2 ② K		4	1	2	2	0	1	0
10 Adam Jones, R (1, 8) OBP: 0.321, SLG: 0.505	C FF 92 D FC 86 B FC 84 X FC 82 2-1 ② F8 2-3			S FF 91 B FF 92 F FC 85 F FC 84 F FF 92 F FF 92 B FF 92 X FC 84 2-2 ① G1-3		X FF 90 0-0 ① L6		F SI 91 B SL 86 F FF 92 B SL 86 X SL 88 2-2 ③ L6		4	0	0	0	0	0	1
21 Nick Markakis, L (1, 9) OBP: 0.330, SLG: 0.367	F FF 91 X FC 85 0-1 ③ P5			C FC 82 X FC 84 0-1 2B		C FF 90 X FF 91 0-1 ② L7			F FF 91 S FS 82 S FS 83 0-3 ① K	4	0	1	0	0	1	1
2 J.J. Hardy, R (1, 6) OBP: 0.301, SLG: 0.443		C FF 91 C FF 93 S FC 85 0-3 ① K		S FC 84 S FF 91 D FC 84 S FC 84 1-3 ② K		C FF 90 X FC 82 0-1 ③ G6-3			B FS 82 F FS 82 C FF 90 X FS 82 1-2 ② G5-3	4	0	0	0	0	2	1
32 Matt Wieters, S (1, 2) OBP: 0.285, SLG: 0.416		B FF 92 S FC 85 S FF 92 F FF 93 F FF 93 S FC 87 1-3 ② K		X CU 79 0-0 ③ L7			F FC 86 X FF 91 0-1 ① G3		B FS 83 X FS 82 1-0 ③ F9	4	0	0	0	0	1	1
24 Wilson Betemit, S (1, 10)		C FC 86 B FF 93 X FF 93 1-1 ③ F9			C FF 91 F FC 86 F CU 78 S CU 78 0-3 ① K		X SI 92 0-0 ② F7			3	0	0	0	0	1	0
1 Brian Roberts, S (1, 4) OBP: 0.330, SLG: 0.376			B FF 91 C SI 90 B FC 86 B FF 91 B SI 90 4-1 13 CS 9 S BB		C FF 90 X CU 78 0-1 1B		B FC 85 C SI 91 F FF 91 X FC 83 1-2 1B			2	0	2	0	1	0	0
Inning Stats	R: 1 E: 0 K: 0 S: 11 H: 2 LOB: 1 BB: 0 P: 15	R: 0 E: 0 K: 2 S: 10 H: 0 LOB: 0 BB: 0 P: 12	R: 1 E: 0 K: 0 S: 10 H: 1 LOB: 0 BB: 1 P: 19	R: 0 E: 0 K: 1 S: 12 H: 1 LOB: 1 BB: 0 P: 15	R: 0 E: 0 K: 1 S: 9 H: 1 LOB: 1 BB: 0 P: 10	R: 1 E: 0 K: 0 S: 6 H: 1 LOB: 0 BB: 0 P: 6	R: 0 E: 0 K: 0 S: 7 H: 1 LOB: 1 BB: 0 P: 9	R: 0 E: 0 K: 1 S: 10 H: 0 LOB: 0 BB: 0 P: 17	R: 0 E: 0 K: 1 S: 7 H: 0 LOB: 0 BB: 0 P: 9	1B: 3 2B: 2 3B: 0 HR: 2 SF: 0 SAC: 0 DP: 0 HBP: 0						

PITCHER		IP	WLS	BF	H	R	ER	SO	BB	IBB	HBP	BLK	WP	HR	S	P	ERA	WHIP
41 John Lackey, R ERA: 3.19	(1, 1)	7.1		29	7	3	3	4	1	0	0	0	0	2	68	92	3.68	1.091
32 Craig Breslow, L ERA: 2.14	(8, 1)	0.2	W	2	0	0	0	1	0	0	0	0	0	0	7	11	0.00	0.000
19 Koji Uehara, R ERA: 1.22	(9, 1)	1.0	S	3	0	0	0	1	0	0	0	0	0	0	7	9	0.00	0.000

PITCHER	IP	WLS	BF	H	R	ER	SO	BB	IBB	HBP	BLK	WP	HR	S	P	ERA	WHIP

TOP

Baltimore Orioles @ Boston Red Sox

Fenway Park, Boston, MA

Wed Aug 28 2013, 7:12 PM - 10:11 PM EDT
Att. 31,962 - Partly Cloudy - 65 F

livebaseballscorecards.com

AB	33
R	3
H	7
RBI	3
BB	1
SO	6
LOB	8

WP: 0 PA: 34
PB: 0
SB: 1
CS: 1

BOTTOM

Baltimore Orioles @ Boston Red Sox

Fenway Park, Boston, MA

Wed Aug 28 2013, 7:12 PM - 10:11 PM EDT

Att. 31,962 - Partly Cloudy - 65 F

livebaseballscorecards.com

Batter	1	2	3	4	5	6	7	8	9	AB	R	H	RBI	BB	SO	LOB
2 Jacoby Ellsbury, L (1, 8) OBP: 0.356, SLG: 0.421 5 Jonny Gomes, R (8, 7) OBP: 0.339, SLG: 0.424	B FF 93 F FF 92 F FF 93 B FF 94 F SL 87 F FF 95 B FF 94 B FF 94 4-2 15 G1-3 18 S BB		X FF 94 0-0 15 BB 18 1B 1-2 1B		B CH 86 C FF 93 X FF 93 1-1 ① F7		C SI 92 F FF 92 B FF 92 X FF 93 1-2 18 S 15 1B 2-3 1B	S FC 92 X FF 96 0-1 ③ F9		3 1 2 0 1 0 0 1 0 0 0 0 0 2						
18 Shane Victorino, S (1, 9) OBP: 0.345, SLG: 0.444 (8, 8)	B FF 93 C SL 85 B FF 93 X SL 86 2-1 ① L6 1-2		B FF 93 B SL 86 F SL 87 F FF 94 X FF 94 2-2 15 BB 1-2 2-H 1B		C FF 93 X SL 80 0-1 ② G6-3		1 SAFE C SL 80 C SL 80 F SL 80 X FF 87 0-2 ② L4 1-2			4 0 1 1 0 0 3						
15 Dustin Pedroia, R (1, 4) OBP: 0.379, SLG: 0.420	B FC 94 C FF 94 B SL 87 D SL 87 C FF 94 X FF 95 3-2 ② G1-3 2-3		B SL 85 B SL 85 B FF 93 B FF 92 4-0 1-2 2-3 BB		C FF 92 B SL 85 B FF 94 B SL 86 B FF 94 4-1 BB		X SI 85 0-0 2-H 3-H 1B			2 0 1 2 2 0 1						
34 David Ortiz, L (1, 10) OBP: 0.393, SLG: 0.563	B FF 94 B SL 87 X FF 94 2-0 ③ F7		B FF 94 B CH 86 C FF 94 F SL 86 T SL 87 2-2 ② K		B SL 87 C FF 94 X FF 94 1-1 ③ F7		B FF 93 B FF 92 B SL 85 F FF 92 X FF 92 3-1 ③ F8			4 0 0 0 0 1 6						
29 Daniel Nava, S (1, 7) OBP: 0.379, SLG: 0.430 (8, 9)		B FF 93 C FF 93 S SL 87 F FC 94 B FF 95 S SL 87 2-3 ① K	C FF 94 F SL 89 C SL 84 0-3 ③ K			B CH 83 C CH 86 B SL 84 X FF 93 2-1 39 G3-6-3 1B		C CU 78 B CH 82 B CH 84 B FF 91 S FF 92 S FF 92 3-3 ① K		4 0 1 0 0 3 3						
12 Mike Napoli, R (1, 3) OBP: 0.337, SLG: 0.448		C SL 85 B FF 94 F FF 95 B FF 95 B FF 94 S SL 87 3-3 ② K		B FF 92 F FF 92 C FF 93 X FF 93 1-2 ① G5-3		B FF 94 C SL 84 B SL 86 C SL 86 B FF 94 F FF 94 F FF 94 C SL 86 3-3 ① K		F FF 96 F FF 97 B CU 85 B CU 86 C FF 97 2-3 ② K		4 0 0 0 0 3 1						
39 Jarrod Saltalamacchia, S (1, 2) OBP: 0.342, SLG: 0.459		F SL 85 B FF 94 B FF 94 B SL 85 S SL 86 C FF 94 3-3 ③ K		C FF 93 F SL 85 B FF 94 B FF 94 F SL 84 F SL 84 F FF 94 B FF 93 X SL 85 3-2 72 FC6-4 1B		X CH 85 0-0 ② ③ G3-6-3 1-2f		B FC 90 S CH 88 F FF 97 B CH 89 B FF 98 F CU 84 X CH 89 3-2 37 1B 2B		4 1 2 0 0 1 1						
7 Stephen Drew, L (1, 6) OBP: 0.333, SLG: 0.429			B FF 93 B FF 92 B FF 93 B FF 92 4-0 2 1B 18 1B BB	C CH 85 C FF 93 C FF 94 0-3 ② K			S CH 85 C FF 93 B SI 88 X CH 86 1-2 2 1B 15 1B 2B	I IN 85 I IN 87 I IN 86 I IN 84 4-0 37 1B IBB		2 2 1 0 2 1 1						
72 Xander Bogaerts, R (1, 5) OBP: 0.250, SLG: 0.250 37 Mike Carp, L (8, PH) OBP: 0.362, SLG: 0.551 16 Will Middlebrooks, R (8, PR) OBP: 0.275, SLG: 0.421 (9, 5)			C SL 86 1 SAFE X SL 87 0-1 ① L8	X SL 85 0-0 ③ FC6-4 1-2f			X FF 92 0-0 ① L4	F FF 96 X FF 96 0-1 1-3 2-H 1B		3 0 0 0 0 0 3 1 0 1 1 0 0 0 0 0 0 0 0 0 0						

Inning Stats	1	2	3	4	5	6	7	8	9
	R: 0 E: 0 K: 0 S: 10 H: 0 LOB: 1 BB: 1 P: 21	R: 0 E: 0 K: 3 S: 10 H: 0 LOB: 0 BB: 0 P: 18	R: 1 E: 0 K: 2 S: 12 H: 2 LOB: 3 BB: 2 P: 24	R: 0 E: 0 K: 1 S: 13 H: 1 LOB: 1 BB: 0 P: 17	R: 0 E: 0 K: 0 S: 7 H: 0 LOB: 1 BB: 1 P: 13	R: 0 E: 0 K: 1 S: 8 H: 1 LOB: 0 BB: 0 P: 13	R: 2 E: 0 K: 0 S: 14 H: 3 LOB: 1 BB: 0 P: 19	R: 1 E: 0 K: 2 S: 14 H: 2 LOB: 2 BB: 1 P: 26	

AB	32
R	4
H	9
RBI	4
BB	5
SO	9
LOB	21

1B: 7	SF: 0	WP: 0	PA: 37
2B: 2	SAC: 0	PB: 0
3B: 0	DP: 1	SB: 2
HR: 0	HBP: 0	CS: 0

PITCHER		IP	WLS	BF	H	R	ER	SO	BB	IBB	HBP	BLK	WP	HR	S	P	ERA	WHIP
25 Bud Norris, R ERA: 4.13	(1, 1)	5.1		24	4	1	1	7	4	0	0	0	0	0	59	105	1.69	1.500
57 Francisco Rodríguez, R ERA: 2.35	(6, 1)	1.0	H	4	2	2	2	0	0	0	0	0	0	0	8	10	18.00	2.000
56 Darren O'Day, R ERA: 2.4	(7, 1)	0.1	B	2	1	0	0	0	0	0	0	0	0	0	5	5	0.00	3.000
17 Brian Matusz, L ERA: 3.57	(7, 1)	0.2		2	0	0	0	1	0	0	0	0	0	0	5	11	0.00	0.000
29 Tommy Hunter, R ERA: 2.7	(8, 1)	0.2	L	5	2	1	1	1	0	1	0	0	0	0	11	20	13.50	3.000

PITCHER		IP	WLS	BF	H	R	ER	SO	BB	IBB	HBP	BLK	WP	HR	S	P	ERA	WHIP

Baltimore Orioles @ Boston Red Sox

Fenway Park, Boston, MA

Thu Aug 29 2013, 7:13 PM - 10:31 PM EDT

Att. 33,300 - Cloudy - 62 F

TOP

livebaseballscorecards.com

Batter	1	2	3	4	5	6	7	8	9	AB	R	H	RBI	BB	SO	LOB
9 Nate McLouth, L (1, 7) OBP: 0.340, SLG: 0.405	C FF 94 B FF 94 B SI 91 S FF 93 B FC 90 X FF 94 3-2 ① P4		B FF 92 B CH 86 C FF 92 F CH 88 B FF 93 B FF 93 4-2 1-2 13 2B BB		C FF 92 B CU 75 S FC 86 X FF 92 1-2 ① L8		C FF 94 S FF 94 B SL 82 B FF 95 X FF 94 2-2 ② G4-3		B FF 94 S FC 89 B FC 89 B FF 94 B FF 94 4-1 13 BB BB	3	1	0	0	2	0	0
13 Manny Machado, R (1, 5) OBP: 0.328, SLG: 0.453	C SI 94 B FF 92 F FF 94 B FF 95 B FF 90 B FF 93 4-2 BB		B FF 94 X SI 92 1-0 1-H 2-H 2B		B CU 73 F FF 92 S FF 91 X FF 95 1-2 ② F9		C SI 94 B SI 93 X SL 82 1-1 10 1B 10 PB 1B		B FC 88 1 SAFE B FF 91 1 SAFE B FF 92 F FF 92 F FF 92 F FF 93 B FF 93 4-2 1-2 BB	3	0	2	2	2	0	0
10 Adam Jones, R (1, 8) OBP: 0.324, SLG: 0.505	C FF 95 F SI 92 S FF 94 0-3 ② K		X FF 93 0-0 1B		B FF 94 B FF 94 S FF 93 B CH 87 B FF 93 4-1 19 2B BB		S SI 94 X FF 94 0-1 1-3 1B		B FF 91 S FF 92 S FF 89 S FF 93 1-3 ② K	4	1	2	0	1	2	3
19 Chris Davis, L (1, 3) OBP: 0.384, SLG: 0.679	B SI 91 B FF 95 C FF 95 S SI 92 S FF 96 2-3 ③ K		S SI 90 D SI 92 X SI 89 1-1 ② F9		F FF 94 C CU 77 X FF 95 0-2 1-H 2B		B FF 95 F SI 94 F FF 94 X SI 95 1-2 ③ F8		F SI 90 X SI 90 0-1 ③ G3-1	5	0	1	1	0	1	7
32 Matt Wieters, S (1, 2) OBP: 0.283, SLG: 0.412		B FF 92 X FF 92 1-0 ① L8	F FF 90 S CH 86 F FC 90 X FF 94 0-2 ③ F9		B CU 77 B FF 90 F FF 91 B CH 83 F SI 90 F FC 89 X FF 92 3-2 ③ G6-3			B FF 94 F CH 87 X FF 91 1-1 ① G3		4	0	0	0	0	0	3
2 J.J. Hardy, R (1, 6) OBP: 0.301, SLG: 0.440		B FF 93 F FF 94 B FC 88 F FC 88 B FF 93 F FF 93 F FC 89 F FF 92 X FF 93 3-2 ② P4		C CH 84 F CU 76 B CH 86 X FC 87 1-2 ① F9		B FF 91 S CH 83 F FF 91 F CH 85 B FC 89 F CH 86 X FF 92 2-2 ① F8		C FF 95 B FC 89 C FF 95 B KC 77 B FF 96 F FF 95 B FF 96 4-2 21 G4-3 BB	3	0	0	0	1	0	0
21 Nick Markakis, L (1, 9) OBP: 0.328, SLG: 0.364		C FF 94 B FF 94 S FF 94 F FF 96 B CU 79 X FF 96 2-2 ③ P5	C CU 72 S SI 89 B CU 76 S FF 93 1-3 ② K		X FF 92 0-0 ② L5			B FF 92 C FF 93 1 SAFE C FF 92 F KC 78 B FC 88 F FF 94 X KC 77 2-2 ② 1-2 G4-3		4	0	0	0	0	1	1
35 Danny Valencia, R (1, 10) 24 Wilson Betemit, S (8, PH) (8, 10)			B FF 92 F SI 90 X FF 90 1-1 1 FC4-5 2B	B FF 93 B CH 85 F FF 93 B CH 86 X FF 93 3-1 2B	C CU 75 B CU 77 B CH 85 B FF 93 F FF 93 C FC 87 3-3 ③ K			B KC 76 D KC 76 B FF 93 C FF 92 X CH 89 3-1 ③ G3		3	0	2	0	0	1	0
										1	0	0	0	0	0	1
1 Brian Roberts, S (1, 4) OBP: 0.322, SLG: 0.366			B FF 92 X FF 92 1-0 ① FC4-5 9 BB 13 2B 2-3	B CU 73 B FF 93 B FF 93 X FF 92 3-0 ③ G5-3			B FF 93 F FF 95 C SL 81 F FF 95 B FF 95 F SL 84 X FF 95 2-2 ① F8		C FF 92 C KC 76 B FF 93 F FF 93 S KC 77 1-3 ① K	4	1	0	0	0	1	2
Inning Stats	R: 0 E: 0 K: 2 S: 11 H: 0 LOB: 1 BB: 1 P: 20	R: 0 E: 0 K: 0 S: 11 H: 0 LOB: 0 BB: 0 P: 17	R: 2 E: 0 K: 0 S: 13 H: 3 LOB: 2 BB: 1 P: 21	R: 0 E: 0 K: 1 S: 9 H: 1 LOB: 1 BB: 0 P: 17	R: 1 E: 0 K: 0 S: 14 H: 1 LOB: 1 BB: 1 P: 23	R: 0 E: 0 K: 1 S: 9 H: 0 LOB: 0 BB: 0 P: 14	R: 0 E: 0 K: 0 S: 15 H: 2 LOB: 2 BB: 0 P: 21	R: 0 E: 0 K: 0 S: 12 H: 0 LOB: 1 BB: 1 P: 22	R: 0 E: 0 K: 2 S: 13 H: 0 LOB: 2 BB: 2 P: 23	1B: 3 2B: 4 3B: 0 HR: 0 SF: 0 SAC: 0 DP: 0 HBP: 0						

	AB	34
	R	3
	H	7
	RBI	3
	BB	6
	SO	6
	LOB	17

WP: 0 PB: 1 SB: 0 CS: 0 PA: 40

PITCHER		IP	WLS	BF	H	R	ER	SO	BB	IBB	HBP	BLK	WP	HR	S	P	ERA	WHIP
31 Jon Lester, L ERA: 3.99	(1, 1)	6.0	L	26	5	3	3	4	3	0	0	0	0	0	67	112	4.50	1.333
38 Matt Thornton, L ERA: 3.35	(7, 1)	1.0		5	2	0	0	0	0	0	0	0	0	0	15	21	0.00	2.000
67 Brandon Workman, R ERA: 4.41	(8, 1)	1.2		8	0	0	0	2	3	0	0	0	0	0	23	43	0.00	1.800
32 Craig Breslow, L ERA: 2.12	(9, 1)	0.1		1	0	0	0	0	0	0	0	0	0	0	2	2	0.00	0.000

PITCHER		IP	WLS	BF	H	R	ER	SO	BB	IBB	HBP	BLK	WP	HR	S	P	ERA	WHIP

Baltimore Orioles @ Boston Red Sox

Fenway Park, Boston, MA

Thu Aug 29 2013, 7:13 PM - 10:31 PM EDT

Att. 33,300 - Cloudy - 62 F

livebaseballscorecards.com

BOTTOM

Batter	1	2	3	4	5	6	7	8	9	AB	R	H	RBI	BB	SO	LOB
2 Jacoby Ellsbury, L (1, 8) OBP: 0.357, SLG: 0.422	S FF 89 S FF 90 B FF 91 X CH 82 1-2 18 WP 1B		B FF 90 C CH 81 X CH 82 1-1 ① P6		B FC 92 C FF 92 S FC 92 X FF 93 1-2 ③ G5-3			C CU 79 B SI 95 C CH 88 F FF 98 B FF 96 X FC 92 2-2 15 F9 18 S 1B		4	0	2	0	0	0	0
18 Shane Victorino, S (1, 9) OBP: 0.346, SLG: 0.452	1 SAFE C FF 92 B KC 78 B FF 91 F FF 90 S FF 92 2-3 ① K 1-2		B KC 75 B CH 81 C FF 91 F SL 85 X FF 93 2-2 1B			C KC 74 B CH 80 B KC 75 B CH 82 X FF 91 3-1 HR		1 SAFE 1 SAFE C FC 92 1 SAFE L FC 90 F FC 93 P PO 93 S CU 86 1-3 ① K2-3 1-2		4	1	2	1	0	2	2
15 Dustin Pedroia, R (1, 4) OBP: 0.376, SLG: 0.417	C FC 91 X CH 83 0-1 ② P3		F FF 92 1 SAFE S FF 92 B FF 93 1 SAFE F CH 83 X FF 92 1-2 ② F9			C KC 76 F FC 93 S FF 94 0-3 ① K		C FC 93 F FF 96 X FF 97 0-2 ② F9 2-3		4	0	0	0	0	1	3
34 David Ortiz, L (1, 10) OBP: 0.390, SLG: 0.557	B FF 92 S FF 91 S KC 76 S FF 93 1-3 ③ K		X CH 83 0-0 ③ F7			C KC 77 S FF 94 B CH 83 F FF 90 B FF 94 X KC 78 2-2 ② G4-3		B CU 78 S FF 92 S FF 92 S FF 93 1-3 ③ K		4	0	0	0	0	2	3
29 Daniel Nava, S (1, 3) OBP: 0.382, SLG: 0.439		S FC 90 B KC 75 S CH 81 X FF 92 1-2 7 1B 2B		B FF 91 B FF 90 C FC 90 S FF 91 F FF 92 F FF 92 C KC 77 2-3 ① K		B CH 84 X FF 91 1-0 2B			C SI 94 X CU 80 0-1 5 G6-4-3 1B	4	1	3	0	0	1	0
5 Jonny Gomes, R (1, 7) OBP: 0.334, SLG: 0.417		B FF 90 F CH 82 F FF 92 S KC 75 1-3 ① K		B KC 76 X CH 82 1-0 ② G5-3		B FF 93 X FF 93 1-0 ③ G4-3			B SI 94 F SI 93 S SI 93 X SI 94 1-2 ① ② G6-4-3 1-2f	4	0	0	0	0	1	3
39 Jarrod Saltalamacchia, S (1, 2) OBP: 0.339, SLG: 0.454		B FC 91 F CH 83 X CH 83 1-1 ② F7		C KC 77 S FF 90 B FF 89 S KC 77 1-3 ③ K			B CH 81 B FC 89 F CH 82 C FC 91 X KC 77 2-2 ① G3		B CU 80 B CH 88 S CH 88 F SI 94 C CU 80 2-3 ③ K	4	0	0	0	0	2	1
7 Stephen Drew, L (1, 6) OBP: 0.333, SLG: 0.428		F CH 83 C FF 93 B FF 93 F CH 84 B CH 84 X CH 84 2-2 2-H 1B			C FC 90 F FC 91 F FF 90 X KC 78 0-2 ① F9		C FC 89 B CH 83 F CH 82 B FF 93 F FF 92 S FF 92 2-3 ② K			3	0	1	1	0	1	0
16 Will Middlebrooks, R (1, 5) OBP: 0.272, SLG: 0.416		F FF 92 B FF 92 C FF 92 F FF 93 F FF 92 B CH 83 1 SAFE X FF 91 2-2 ③ P4			F FF 92 B FC 89 B SL 86 C FC 92 F FC 92 S FF 93 2-3 ② K		B FF 93 X FC 91 1-0 ③ F9			3	0	0	0	0	1	1
Inning Stats	R: 0 E: 0 K: 2 S: 11 H: 1 LOB: 1 BB: 0 P: 15	R: 1 E: 0 K: 1 S: 17 H: 2 LOB: 1 BB: 0 P: 24	R: 0 E: 0 K: 0 S: 10 H: 1 LOB: 1 BB: 0 P: 14	R: 0 E: 0 K: 2 S: 9 H: 0 LOB: 0 BB: 0 P: 13	R: 0 E: 0 K: 1 S: 11 H: 0 LOB: 0 BB: 0 P: 14	R: 1 E: 0 K: 1 S: 11 H: 2 LOB: 1 BB: 0 P: 18	R: 0 E: 0 K: 1 S: 8 H: 0 LOB: 0 BB: 0 P: 13	R: 0 E: 0 K: 2 S: 15 H: 1 LOB: 1 BB: 0 P: 18	R: 0 E: 0 K: 1 S: 8 H: 1 LOB: 0 BB: 0 P: 11	1B: 5 2B: 2 3B: 0 HR: 1 SF: 0 SAC: 0 DP: 1 HBP: 0	WP: 1 PB: 0 SB: 1 CS: 0 PA: 34					

	AB	34
	R	2
	H	8
	RBI	2
	BB	0
	SO	11
	LOB	13

PITCHER		IP	WLS	BF	H	R	ER	SO	BB	IBB	HBP	BLK	WP	HR	S	P	ERA	WHIP
30 Chris Tillman, R ERA: 3.61	(1, 1)	7.0	W	27	6	2	2	8	0	0	0	0	1	1	77	111	2.57	0.857
29 Tommy Hunter, R ERA: 2.67	(8, 1)	0.2	H	3	1	0	0	1	0	0	0	0	0	0	12	14	0.00	1.500
17 Brian Matusz, L ERA: 3.55	(8, 1)	0.1	H	1	0	0	0	1	0	0	0	0	0	0	3	4	0.00	0.000
43 Jim Johnson, R ERA: 3.45	(9, 1)	1.0	S	3	1	0	0	1	0	0	0	0	0	0	8	11	0.00	1.000

PITCHER	IP	WLS	BF	H	R	ER	SO	BB	IBB	HBP	BLK	WP	HR	S	P	ERA	WHIP

Baltimore Orioles @ New York Yankees

Yankee Stadium, Bronx, NY

Fri Aug 30 2013, 7:10 PM - 10:14 PM EDT

Att. 45,169 - Partly Cloudy - 83 F

livebaseballscorecards.com

TOP

Batter	1	2	3	4	5	6	7	8	9	AB	R	H	RBI	BB	SO	LOB
9 Nate McLouth, L (1, 7) OBP: 0.337, SLG: 0.401	C FF 90 X FF 92 0-1 F8			C FF 90 S SI 91 B SL 80 B FF 92 S SL 81 2-3 K	C SL 82 B SI 92 F SI 92 D SL 81 X SL 83 2-2 L6		L SI 93 C SI 94 B SI 93 B FF 94 F SL 80 X FF 92 2-2 F9		B FC 91 B FC 92 C FC 91 F FC 90 B FC 91 X FC 91 3-2 F7	5	0	0	0	0	1	1
13 Manny Machado, R (1, 5) OBP: 0.329, SLG: 0.455	C FF 90 B FF 91 B CH 84 X FF 91 2-1 G5-3			F CU 77 B CH 86 X SI 91 1-1 19 WP 19 1B 2B	B FF 93 B FF 93 X FF 93 2-0 10 CS 3-H 1B		B KC 80 X FC 90 1-0 G4-3			4	1	2	1	0	0	0
10 Adam Jones, R (1, 8) OBP: 0.323, SLG: 0.505	F FF 91 B FF 91 X FF 91 1-1 F7			X SI 92 0-0 G5-3	C CU 78 B CH 85 F FF 94 1 SAFE 1-2 CS 1-2	C CH 84 B SI 91 S CH 85 B FF 93 F SL 82 X CH 86 2-2 21 1B 2B		X FC 90 0-0 G6-3		4	1	1	0	0	0	1
19 Chris Davis, L (1, 3) OBP: 0.384, SLG: 0.676		B SI 90 C FF 90 B SL 80 S SL 80 B FF 93 S SL 80 3-3 K		B SI 89 S SL 81 C SI 91 B SL 81 X SI 92 2-2 2-H 1B		X SL 81 0-0 P5		B KC 82 C FC 92 S KC 82 B KC 82 B KC 82 B FC 92 4-2 21 1B BB		3	0	1	1	1	1	1
2 J.J. Hardy, R (1, 6) OBP: 0.298, SLG: 0.437		C FF 91 X SI 90 0-1 P2		C FF 92 B CH 85 X CH 85 1-1 F9		C SL 80 X SI 91 0-1 G1-3		B FC 90 F FC 89 C FC 90 D KC 83 T FC 90 2-2 K		4	0	0	0	0	1	3
21 Nick Markakis, L (1, 9) OBP: 0.331, SLG: 0.367		B FF 91 C FF 92 S CH 85 F SI 92 S SL 81 1-3 K			B FF 91 F FF 92 B SI 90 F FF 92 X SI 91 2-2 35 WP 35 HR 1B	C SL 81 B FF 93 B SL 81 X CH 84 2-1 35 1B 2-H 1B		B FC 90 C FC 92 C FC 91 B FC 92 F KC 81 X FC 91 2-2 1-2 1B		4	1	3	1	0	1	0
35 Danny Valencia, R (1, 10) OBP: 0.323, SLG: 0.591			X FF 90 0-0 G5-3		F FF 90 B CH 85 X CH 84 1-1 1-H HR	B FF 88 X FF 89 1-0 1-3 1B		C FC 91 C KC 81 D KC 81 B KC 81 X FC 91 2-2 F9		4	1	2	2	0	0	2
12 Alexi Casilla, S (1, 4) OBP: 0.265, SLG: 0.308 1 Brian Roberts, S (9, PH) OBP: 0.321, SLG: 0.364			C FF 91 B CH 85 F FF 91 C SL 82 1-3 K		C FF 92 B FF 92 B SL 81 B SI 91 F FF 91 B CH 86 4-2 31 SH1-3 31 S 13 1B BB	X FF 91 0-0 G4-3			C FC 91 C FC 91 B FC 91 B FC 91 B FC 91 F FC 91 X FC 92 3-2 G5-3	2 1	1 0	0 0	0 0	1 0	1 0	2 0
31 Taylor Teagarden, R (1, 2) OBP: 0.180, SLG: 0.300 32 Matt Wieters, S (9, PH) OBP: 0.282, SLG: 0.411			B FF 91 X FF 91 1-0 F8		B SI 91 X FF 91 1-0 SH1-3 1-3		C SL 82 X SL 81 0-1 L5		T FC 91 X FC 91 0-1 P4	2 1	0 0	0 0	0 0	0 0	0 0	0 0
Inning Stats	R: 0 E: 0 K: 0 S: 6 H: 0 LOB: 0 BB: 0 P: 9	R: 0 E: 0 K: 2 S: 9 H: 0 LOB: 0 BB: 0 P: 13	R: 0 E: 0 K: 1 S: 5 H: 0 LOB: 0 BB: 0 P: 7	R: 1 E: 0 K: 1 S: 11 H: 2 LOB: 1 BB: 0 P: 17	R: 3 E: 0 K: 0 S: 14 H: 3 LOB: 0 BB: 1 P: 27	R: 1 E: 0 K: 0 S: 11 H: 3 LOB: 2 BB: 0 P: 16	R: 0 E: 0 K: 0 S: 7 H: 0 LOB: 0 BB: 0 P: 10	R: 0 E: 0 K: 1 S: 13 H: 1 LOB: 2 BB: 1 P: 23	R: 0 E: 0 K: 0 S: 9 H: 0 LOB: 0 BB: 0 P: 15	1B: 6 2B: 2 3B: 0 HR: 1 SF: 0 SAC: 1 DP: 0 HBP: 0						

	AB	34
	R	5
	H	9
	RBI	5
	BB	2
	SO	5
	LOB	10

WP: 2 PA: 38
PB: 0
SB: 1
CS: 1

PITCHER		IP	WLS	BF	H	R	ER	SO	BB	IBB	HBP	BLK	WP	HR	S	P	ERA	WHIP
52 CC Sabathia, L ERA: 4.91	(1, 1)	5.2	W	24	7	5	5	4	1	0	0	0	2	1	54	86	7.94	1.412
27 Shawn Kelley, R ERA: 3.6	(6, 1)	0.2	H	3	1	0	0	0	0	0	0	0	0	0	4	5	0.00	1.500
48 Boone Logan, L ERA: 2.68	(7, 1)	0.1	H	1	0	0	0	0	0	0	0	0	0	0	4	6	0.00	0.000
30 David Robertson, R ERA: 1.58	(7, 1)	1.1	H	6	1	0	0	1	1	0	0	0	0	0	14	25	0.00	1.500
42 Mariano Rivera, R ERA: 2.16	(9, 1)	1.0	S	3	0	0	0	0	0	0	0	0	0	0	9	15	0.00	0.000

PITCHER	IP	WLS	BF	H	R	ER	SO	BB	IBB	HBP	BLK	WP	HR	S	P	ERA	WHIP

BOTTOM

Batter	1	2	3	4	5	6	7	8	9	AB	R	H	RBI	BB	SO	LOB
11 Brett Gardner, L (1, 8) OBP: 0.336, SLG: 0.401	L SI 91 C CU 78 B FF 92 X CH 85 1-2 ① L6			C CU 77 B SI 92 F CH 86 X FF 93 1-2 ① F8	C CU 78 F FF 92 B FF 90 X CH 82 1-2 2 BB 24 1B 1B 2-3		S SL 83 B SL 82 B SI 89 C SI 88 B SL 82 X SI 88 3-2 ① G3-1	C CU 75 1 SAFE X CH 86 0-1 ③ G3		5	1	1	0	0	0	1
2 Derek Jeter, R (1, 6) OBP: 0.289, SLG: 0.324	B FF 93 F FF 92 B SL 85 F FF 92 X SI 93 2-2 ② G5-3			B FF 92 S SL 87 C FF 92 B SL 85 X SI 93 2-2 ② G3	D SI 92 B SI 92 C SI 92 1 SAFE C SI 92 B FF 92 B FF 92 4-2 12 FC5-4 24 1B 1-2 BB		B SI 89 C SI 89 B CH 84 F SI 88 C SI 90 2-3 ② K			3	0	0	0	1	1	0
24 Robinson Canó, L (1, 4) OBP: 0.387, SLG: 0.507	C SI 93 X SI 92 0-1 ③ L8			B CU 78 B SI 92 B SI 93 B FF 92 4-0 12 HR BB	D SL 84 F SI 90 B SI 91 B SI 89 X SI 90 3-1 12 FC5-4 1-2 2-H 3-H 1B		F SI 90 F SI 90 X SI 90 0-2 12 HBP 13 1B 1B			3	2	2	2	1	0	0
12 Alfonso Soriano, R (1, 7) OBP: 0.295, SLG: 0.496		B FF 92 S SL 85 S SI 93 X CH 84 1-2 ① G6-3		X SL 87 0-0 1-H HR	B SL 82 C SI 89 B SI 90 S CH 84 D SI 90 X CH 84 3-2 ① FC5-4 13 G5-4-3 1-2f 2-3		H FF 91 1-0 14 S 13 1B 14 FC1-2 HBP 1-2			3	1	1	2	0	0	2
13 Alex Rodriguez, R (1, 5) OBP: 0.359, SLG: 0.451		X FF 92 0-0 ② L3		C FF 92 X SI 93 0-1 ③ P4	X SI 90 0-0 ② ③ G5-4-3 1-2f		B CU 75 F FF 91 B CU 75 X FF 92 2-1 14 S 1-2 2-H 1B			4	0	1	1	0	0	2
14 Curtis Granderson, L (1, 10) OBP: 0.382, SLG: 0.430		C SI 93 B SI 92 X SL 85 1-1 ③ B1-3			B FF 91 S SI 91 C CH 83 X FF 91 1-2 39 2B 2B	X SI 89 0-0 ① G1-3	B CU 76 B CH 83 C CH 84 X CU 76 2-1 ③ FC1-2 1-2 2-H			4	1	1	0	0	0	2
39 Mark Reynolds, R (1, 3) OBP: 0.313, SLG: 0.391			B FF 91 F SL 84 X SI 92 1-1 ① L4		B SI 92 X SL 85 1-0 31 HR 2-H 2B	B SL 82 B SI 90 C SI 89 B CH 84 C SI 89 X SI 89 3-2 31 1B 1B		B FF 92 B SI 92 X SI 91 2-0 31 G4-3 53 FC6-2 2B		4	1	3	1	0	0	0
31 Ichiro Suzuki, L (1, 9) OBP: 0.305, SLG: 0.361			B SI 92 B SI 91 B SI 92 B FF 91 4-0 53 G5-4-3 BB		X SI 93 0-0 2-H HR	1 SAFE C SI 90 X SI 89 0-1 ② 1-3 1B		L SI 91 2 SAFE B FF 91 X SI 92 1-1 ① G4-3 2-3		3	1	2	2	1	0	1
53 Austin Romine, R (1, 2) OBP: 0.279, SLG: 0.328			C FF 92 F SL 85 B SI 92 1 SAFE X SI 92 1-2 ② ③ G5-4-3 1-2f		X FF 92 0-0 11 1B 24 1B 2B	X CH 83 0-0 ③ F7		F SI 90 F CH 84 D CU 77 X CH 86 1-2 ② FC6-2 3-H		4	1	1	0	0	0	3
Inning Stats	R: 0 E: 0 K: 0 S: 8 H: 0 LOB: 0 BB: 0 P: 11	R: 0 E: 0 K: 0 S: 6 H: 0 LOB: 0 BB: 0 P: 8	R: 0 E: 0 K: 0 S: 5 H: 0 LOB: 0 BB: 1 P: 11	R: 2 E: 0 K: 0 S: 9 H: 1 LOB: 0 BB: 1 P: 16	R: 5 E: 0 K: 0 S: 17 H: 6 LOB: 1 BB: 0 P: 30	R: 0 E: 0 K: 0 S: 7 H: 2 LOB: 1 BB: 0 P: 10	R: 1 E: 0 K: 1 S: 13 H: 2 LOB: 2 BB: 0 P: 23	R: 0 E: 0 K: 0 S: 8 H: 1 LOB: 1 BB: 0 P: 12		1B: 6 2B: 4 3B: 0 HR: 2	SF: 0 SAC: 0 DP: 2 HBP: 1			WP: 0 PB: 0 SB: 2 CS: 0	PA: 37	

PITCHER		IP	WLS	BF	H	R	ER	SO	BB	IBB	HBP	BLK	WP	HR	S	P	ERA	WHIP
50 Miguel González, R ERA: 4.11	(1, 1)	4.0	L	20	6	7	7	0	3	0	0	0	0	2	39	64	15.75	2.250
66 T.J. McFarland, L ERA: 4.73	(5, 1)	2.2		10	4	1	1	1	0	0	0	0	0	0	22	36	3.38	1.500
57 Francisco Rodríguez, R ERA: 2.27	(7, 1)	1.1		7	2	0	0	0	0	0	1	0	0	0	12	21	0.00	1.500

PITCHER	IP	WLS	BF	H	R	ER	SO	BB	IBB	HBP	BLK	WP	HR	S	P	ERA	WHIP

Baltimore Orioles @ New York Yankees

Yankee Stadium, Bronx, NY

Fri Aug 30 2013, 7:10 PM - 10:14 PM EDT
Att. 45,169 - Partly Cloudy - 83 F

livebaseballscorecards.com

AB	33
R	8
H	12
RBI	8
BB	3
SO	1
LOB	11

Batter	1	2	3	4	5	6	7	8	9	AB	R	H	RBI	BB	SO	LOB
9 Nate McLouth, L (1, 7) OBP: 0.336, SLG: 0.400	B FF 92 X FF 92 1-0 ① G4-3		B SI 93 F SI 91 B SI 93 X SI 93 2-1 ③ F8			C CU 80 B FF 92 X FF 93 1-1 ② F7			C SI 91 B CU 80 B SI 91 F SI 92 B CU 81 X SI 94 3-2 1B	4	0	1	0	0	0	0
13 Manny Machado, R (1, 5) OBP: 0.329, SLG: 0.453	C FF 93 B SI 92 C CU 79 S CU 82 1-3 ② K			X SI 92 0-0 ① P4		B CU 79 X FF 94 1-0 1B			F FF 92 S SI 93 X CU 83 0-2 ① F7	4	0	1	0	0	1	1
19 Chris Davis, L (1, 3) OBP: 0.384, SLG: 0.672	C SI 93 B SI 92 S CU 81 B FF 93 S CU 82 2-3 ③ K			H CU 82 1-0 HBP		B SI 93 S SI 93 S CU 82 B CU 84 S CU 82 2-3 ③ K			C SI 94 B CU 81 S CU 81 B SI 94 X CU 82 2-2 ② F9	3	0	0	0	0	2	2
10 Adam Jones, R (1, 8) OBP: 0.323, SLG: 0.502		B CU 76 H SI 91 2-0 21 G4-6-3 32 1B HBP		S FF 94 S CU 79 D CU 81 X CU 80 1-2 ② F9			C SI 92 X SI 91 0-1 ① G6-3		X SI 93 0-0 ③ L6	3	0	0	0	0	0	2
32 Matt Wieters, S (1, 2) OBP: 0.283, SLG: 0.411		C SI 93 F SI 93 X FF 92 0-2 21 G4-6-3 1-2 1B		B CU 77 X SI 93 1-0 ③ G3			B CU 80 C CH 86 B SI 93 C SI 92 X SI 93 2-2 ② G1-3			3	0	1	0	0	0	1
21 Nick Markakis, L (1, 9) OBP: 0.329, SLG: 0.365		B CU 80 B SI 93 X SI 94 2-0 ①② G4-6-3 1-2f 2-3			B SI 92 F SI 92 S CU 79 F CU 80 B FF 93 X CU 80 2-2 ① F8		C SI 93 X FF 93 0-1 ③ F8			3	0	0	0	0	0	2
2 J.J. Hardy, R (1, 6) OBP: 0.298, SLG: 0.435		C FF 95 B FF 94 X FF 95 1-1 ③ F9			C FF 94 F CU 80 S CU 83 0-3 ② K			C CU 79 C FF 93 F FF 95 F FF 94 B CU 81 F CU 82 B CU 82 B FF 94 B FF 94 4-2 24 G6-4-3 BB		2	0	0	0	1	1	1
24 Wilson Betemit, S (1, 10)			C CU 80 S SI 92 X SI 93 0-2 ① G5-3		B SI 94 C CU 79 C CH 84 S CU 83 1-3 ③ K			B CU 76 X SI 91 1-0 ①② G6-4-3 1-2f		3	0	0	0	0	1	1
1 Brian Roberts, S (1, 4) OBP: 0.316, SLG: 0.358			B FF 94 X SI 92 1-0 ② G1-3			B CU 76 B CU 77 B SI 91 C FF 92 S SI 92 X SI 91 3-2 ① F7		X SI 93 0-0 ③ G1-3		3	0	0	0	0	0	0
Inning Stats	R: 0 H: 0 E: 0 LOB: 0 K: 2 BB: 0 S: 7 P: 11	R: 0 H: 1 E: 0 LOB: 1 K: 0 BB: 0 S: 6 P: 11	R: 0 H: 0 E: 0 LOB: 0 K: 0 BB: 0 S: 6 P: 9	R: 0 H: 0 E: 0 LOB: 1 K: 0 BB: 0 S: 5 P: 8	R: 0 H: 0 E: 0 LOB: 0 K: 2 BB: 0 S: 10 P: 13	R: 0 H: 1 E: 0 LOB: 1 K: 1 BB: 0 S: 9 P: 16	R: 0 H: 0 E: 0 LOB: 0 K: 0 BB: 0 S: 7 P: 9	R: 0 H: 0 E: 0 LOB: 0 K: 0 BB: 1 S: 7 P: 12	R: 0 H: 1 E: 0 LOB: 1 K: 0 BB: 0 S: 10 P: 15	1B: 3 SF: 0 2B: 0 SAC: 0 3B: 0 DP: 2 HR: 0 HBP: 2						WP: 0 PA: 31 PB: 0 SB: 0 CS: 0

PITCHER	IP	WLS	BF	H	R	ER	SO	BB	IBB	HBP	BLK	WP	HR	S	P	ERA	WHIP
47 Iván Nova, R (1, 1) ERA: 2.88	9.0	W	31	3	0	0	5	1	0	2	0	0	0	67	104	0.00	0.444

PITCHER	IP	WLS	BF	H	R	ER	SO	BB	IBB	HBP	BLK	WP	HR	S	P	ERA	WHIP

TOP

Baltimore Orioles @ New York Yankees

Yankee Stadium, Bronx, NY

Sat Aug 31 2013, 1:08 PM - 3:37 PM EDT

Att. 42,836 - Cloudy - 83 F

livebaseballscorecards.com

AB	28
R	0
H	3
RBI	0
BB	1
SO	5
LOB	10

BOTTOM

Baltimore Orioles @ New York Yankees

Yankee Stadium, Bronx, NY

Sat Aug 31 2013, 1:08 PM - 3:37 PM EDT

Att. 42,836 - Cloudy - 83 F

livebaseballscorecards.com

Batter	1	2	3	4	5	6	7	8	9	AB	R	H	RBI	BB	SO	LOB
11 Brett Gardner, L (1, 8) OBP: 0.339, SLG: 0.404	B SI 88 X FC 86 1-0 2 G3 24 2B 2B		B CU 74 C CU 75 S FC 87 B FF 90 S CU 76 2-3 ② K2-3		B SI 90 C FC 87 D CU 75 X FC 88 2-1 2 G4-6-3 2-3 1B		B SI 89 F CH 87 B CU 72 B FC 87 H FC 87 4-1 2 G4-6-3 1-2 HBP			3	1	2	0	0	1	0
2 Derek Jeter, R (1, 6) OBP: 0.262, SLG: 0.289	L SI 88 C SI 89 B SI 90 X FC 88 1-2 ① G3 2-3		C FC 88 C SI 90 B SI 90 B FC 89 X SI 90 2-2 E5		1 SAFE X SI 88 0-0 ② ③ G4-6-3 1-2f		B SI 90 F SI 90 X SI 89 1-1 ② ③ G4-6-3 1-2f			4	0	0	0	0	0	5
24 Robinson Canó, L (1, 4) OBP: 0.388, SLG: 0.515	B CU 74 B SI 90 X CU 74 2-0 3-H 2B		B SI 90 X SI 89 1-0 ③ G3			X SI 89 0-0 ① G4-3		B SL 83 S SL 82 B SL 84 X SL 83 2-1 HR		4	1	2	2	0	0	1
12 Alfonso Soriano, R (1, 10) OBP: 0.293, SLG: 0.492	X FF 90 0-0 ② P3			B SI 89 C CU 75 F SI 90 S CU 68 1-3 ① K		B SI 90 F SI 90 B SI 90 S CH 86 B FF 88 S CU 78 3-3 ② K		B FF 98 X FF 97 1-0 ① G5-3		4	0	0	0	0	2	1
14 Curtis Granderson, L (1, 7) OBP: 0.379, SLG: 0.432	C CU 75 B FC 88 F FC 88 F CU 75 F FC 89 B FC 89 X CU 73 2-2 ③ G4-3			B CH 84 F FC 87 S CU 76 B CU 77 X FC 89 2-2 ② F9		B CU 74 X CH 84 1-0 2B		C FS 84 S FS 84 B FF 99 S FF 98 1-3 ② K		4	0	1	0	0	1	1
39 Mark Reynolds, R (1, 5) OBP: 0.315, SLG: 0.389		B SI 88 C SI 89 C SI 90 S FC 88 1-3 ① K		F FC 86 H SI 89 1-1 HBP		B SI 90 C SI 89 B FC 88 D CU 76 S CH 84 B SI 91 4-2 BB		C FF 99 B FS 87 F FF 99 F FF 98 S FF 98 1-3 ③ K		2	0	0	0	1	2	0
31 Ichiro Suzuki, L (1, 9) OBP: 0.303, SLG: 0.359		C CU 74 F FC 86 S CU 72 0-3 ② K2-3		B SI 89 F SI 90 B SI 89 B CH 87 X FC 86 3-1 ③ G4-3		B CH 83 F CH 84 F FC 87 B SI 90 X CU 72 2-2 ③ F8				3	0	0	0	0	1	3
55 Lyle Overbay, L (1, 3) OBP: 0.301, SLG: 0.412		B FC 85 F CH 84 F FC 87 B CU 74 X FC 88 2-2 ③ G4-3			B CH 85 C FC 87 B CU 75 F FC 88 B CU 77 F FC 88 F CU 76 X SI 91 3-2 11 1B 19 SH2-3 1B		F CU 71 B FC 86 S CU 74 B CU 72 X FC 88 2-2 11 HBP 1B			3	0	2	0	0	0	0
19 Chris Stewart, R (1, 2) OBP: 0.289, SLG: 0.284			C SI 88 B FC 86 C SI 89 F CU 74 X FC 89 1-2 ① G4-3		L SI 89 X FC 89 0-1 ① SH2-3 1-2		1 SAFE X CU 75 0-0 ① F8			2	0	0	0	0	0	1

Inning Stats	1	2	3	4	5	6	7	8	9
	R: 1 E: 0 K: 0 S: 11 H: 2 LOB: 1 BB: 0 P: 17	R: 0 E: 0 K: 2 S: 9 H: 0 LOB: 0 BB: 0 P: 12	R: 0 E: 1 K: 1 S: 11 H: 0 LOB: 1 BB: 0 P: 17	R: 0 E: 0 K: 1 S: 9 H: 0 LOB: 1 BB: 0 P: 16	R: 0 E: 0 K: 0 S: 10 H: 2 LOB: 1 BB: 0 P: 15	R: 0 E: 0 K: 1 S: 10 H: 1 LOB: 2 BB: 1 P: 20	R: 0 E: 0 K: 0 S: 7 H: 1 LOB: 1 BB: 0 P: 14	R: 1 E: 0 K: 2 S: 10 H: 1 LOB: 0 BB: 0 P: 15	

	AB	29
	R	2
	H	7
	RBI	2
	BB	1
	SO	7
	LOB	12

	1B: 3	SF: 0	WP: 0	PA: 33
	2B: 3	SAC: 1	PB: 0	
	3B: 0	DP: 2	SB: 0	
	HR: 1	HBP: 2	CS: 0	

PITCHER		IP	WLS	BF	H	R	ER	SO	BB	IBB	HBP	BLK	WP	HR	S	P	ERA	WHIP
34 Scott Feldman, R ERA: 3.75	(1, 1)	7.0	L	29	6	1	1	5	1	0	2	0	0	0	67	111	1.29	1.000
40 Troy Patton, L ERA: 3.86	(8, 1)	0.0		1	1	1	1	0	0	0	0	0	0	1	2	4	∞	∞
39 Kevin Gausman, R ERA: 6.03	(8, 1)	1.0		3	0	0	0	2	0	0	0	0	0	0	8	11	0.00	0.000

PITCHER	IP	WLS	BF	H	R	ER	SO	BB	IBB	HBP	BLK	WP	HR	S	P	ERA	WHIP

Batter	1	2	3	4	5	6	7	8	9	AB	R	H	RBI	BB	SO	LOB
21 Nick Markakis, L (1, 9) OBP: 0.328, SLG: 0.362	C FF 89 F SI 89 X SI 90 0-2 ① F8		B SL 84 B SL 84 C FF 90 B FF 90 F FF 91 X SL 85 3-2 ① F4		B FF 89 C CU 76 B SL 82 X FF 90 2-1 ③ L7		1 SAFE S FF 93 B SI 94 1 SAFE B FF 95 S SL 82 F SL 82 1 SAFE F FF 94 4-2 10 HR BB 1-2		F FF 90 F FC 86 B FF 92 X CH 84 1-2 ② P2	4	1	0	0	1	0	2
13 Manny Machado, R (1, 5) OBP: 0.328, SLG: 0.451	X FF 90 0-0 ② L9		F SL 85 B SL 84 B FC 87 X FC 88 2-1 ② P3			C CU 75 B SI 89 B CH 80 X SI 90 2-1 ① G5-3	X CU 81 0-0 ① B2		B FF 96 F FF 95 B KC 81 C KC 82 X FF 97 2-2 1B	5	0	1	0	0	0	4
10 Adam Jones, R (1, 8) OBP: 0.324, SLG: 0.506	C FF 90 B FF 87 F FF 88 B FC 88 X SL 82 2-2 ③ P4		S SL 84 S SL 85 B SL 85 B FF 90 F SL 85 X FF 90 2-2 ③ P3			C CU 75 S CH 80 F FF 90 B SL 84 F SL 84 B FC 86 X SL 81 2-2 19 G6-5-3 1B	B SL 82 C SL 83 X SL 83 1-1 1-H 2-H HR		C KC 81 S FF 96 F KC 82 F KC 81 F FF 97 B KC 81 S KC 84 1-3 ③ K	5	1	2	3	0	1	3
19 Chris Davis, L (1, 3) OBP: 0.381, SLG: 0.667		C CU 76 X SI 89 0-1 ① G6-3		B FF 89 X SL 83 1-0 ① P6		D SL 84 S SL 84 1 SAFE 1 SAFE B SI 90 X SI 90 2-1 ② ③ G6-5-3 1-2f	B FF 94 S SL 82 B FF 94 F SL 84 S CU 80 2-3 ② K			4	0	0	0	0	1	1
38 Michael Morse, R (1, 7) OBP: 0.286, SLG: 0.411 9 Nate McLouth, L (7, 7) OBP: 0.336, SLG: 0.400		F FF 90 B FC 87 S SL 82 B SL 81 X FF 91 2-2 1B		C CU 76 C SI 90 F FC 86 B FF 90 B FC 87 S SL 85 2-3 ② K			B SL 81 1-1 F CU 75 X SI 90 32 35 1B 1B F FF 90 B SL 84 B SL 84 F FF 90 X FF 90 2-2 G3			4 0	1 0	2 0	0 0	0 0	1 0	0 0
35 Danny Valencia, R (1, 10) OBP: 0.330, SLG: 0.587		C SI 90 X FF 87 0-1 ② F7		X SI 89 0-0 1B			C CU 75 F FC 84 B FC 84 X FC 86 1-2 32 1B 2 HR 1B 1-2	S SL 83 B FF 95 B FF 95 C SL 82 F FF 96 B SL 85 C CU 81 3-3 ① K		4	1	2	0	0	1	1
32 Matt Wieters, S (1, 2) OBP: 0.282, SLG: 0.409		1 SAFE F CU 75 F SI 89 F FC 86 1 SAFE S SL 85 0-3 ③ K		1 SAFE F SI 89 1 SAFE F FF 91 D FC 87 B SI 91 C SL 85 2-3 ③ K			F SL 80 B FF 91 X FF 92 1-1 1-3 2-H 2 HR 1B	B FF 93 X FF 93 1-0 ② G6-3		4	1	1	1	0	2	2
2 J.J. Hardy, R (1, 6) OBP: 0.300, SLG: 0.442			C FF 89 B SI 90 B CH 81 X FF 90 2-1 1 1B 1B		C FF 89 X FC 87 0-1 ① L5		X FF 93 0-0 1-H 3-H HR	C FF 95 X FF 96 0-1 ③ G4-3		4	1	2	3	0	0	0
1 Brian Roberts, S (1, 4) OBP: 0.319, SLG: 0.361			C CU 76 F FC 86 X FF 87 0-2 1-2 1B		F SI 89 B SL 84 F FC 86 F SL 85 B FC 86 X FF 89 2-2 ② G5-3		C SL 78 B FF 93 X SI 93 1-1 21 BB 10 HR 1B		C FF 91 B CH 83 C FF 92 X FF 93 1-2 ① G3-1	4	1	2	0	0	0	0
Inning Stats	R: 0 E: 0 K: 0 S: 7 H: 0 LOB: 0 BB: 0 P: 9	R: 0 E: 0 K: 1 S: 11 H: 1 LOB: 1 BB: 0 P: 13	R: 0 E: 0 K: 0 S: 14 H: 2 LOB: 2 BB: 0 P: 23	R: 0 E: 0 K: 2 S: 9 H: 1 LOB: 1 BB: 0 P: 14	R: 0 E: 0 K: 0 S: 8 H: 0 LOB: 0 BB: 0 P: 12	R: 0 E: 0 K: 0 S: 9 H: 1 LOB: 0 BB: 0 P: 15	R: 7 E: 0 K: 1 S: 24 H: 6 LOB: 0 BB: 1 P: 37	R: 0 E: 0 K: 1 S: 7 H: 0 LOB: 0 BB: 0 P: 11	R: 0 E: 0 K: 1 S: 15 H: 1 LOB: 1 BB: 0 P: 20	1B: 10 2B: 0 3B: 0 HR: 2 SF: 0 SAC: 0 DP: 1 HBP: 0						

PITCHER		IP	WLS	BF	H	R	ER	SO	BB	IBB	HBP	BLK	WP	HR	S	P	ERA	WHIP
46 Andy Pettitte, L ERA: 4.01	(1, 1)	6.0		24	7	2	2	3	0	0	0	0	0	0	63	93	3.00	1.167
27 Shawn Kelley, R ERA: 3.96	(7, 1)	0.0	L	2	2	2	2	0	0	0	0	0	0	1	3	4	∞	∞
48 Boone Logan, L ERA: 3.16	(7, 1)	0.0		2	1	0	0	0	1	0	0	0	0	0	7	12	∞	∞
62 Joba Chamberlain, R ERA: 4.23	(7, 1)	2.0		7	1	3	3	2	0	0	0	0	0	1	16	25	13.50	0.500
60 David Huff, L ERA: 4.05	(9, 1)	0.2		2	0	0	0	0	0	0	0	0	0	0	6	8	0.00	0.000

PITCHER		IP	WLS	BF	H	R	ER	SO	BB	IBB	HBP	BLK	WP	HR	S	P	ERA	WHIP
61 Dellin Betances, R ERA: 36.0	(9, 1)	0.1		2	1	0	0	1	0	0	0	0	0	0	9	12	0.00	3.000

TOP

Baltimore Orioles @ New York Yankees

Yankee Stadium, Bronx, NY

Sun Sep 01 2013, 1:09 PM - 4:39 PM EDT

Att. 40,361 - Cloudy - 82 F

livebaseballscorecards.com

AB	38
R	7
H	12
RBI	7
BB	1
SO	6
LOB	13

PA: 39

WP: 0
PB: 0
SB: 0
CS: 0

Batter	1	2	3	4	5	6	7	8	9	AB	R	H	RBI	BB	SO	LOB
11 Brett Gardner, L (1, 8) OBP: 0.342, SLG: 0.409	X FF 92 0-0 2 G4-3 2B		C FF 93 C SL 85 F FF 94 B FF 94 B SL 78 F FF 94 B SL 86 X SL 84 3-2 24 G3-1 12 1B 2B	B FF 92 B FF 92 B FF 93 B FF 93 4-0 1-2 2-3 3-H BB		F FF 95 F FF 95 X FF 96 0-2 ② F8		B FF 96 B FC 92 X FF 96 2-0 ③ F7		4	1	2	1	1	0	3
2 Derek Jeter, R (1, 10) OBP: 0.234, SLG: 0.262	X FF 92 0-0 ① G4-3 2-3		C FF 94 C FF 94 T FF 94 0-2 ① K	C FF 93 B FF 93 X FF 93 1-1 ② SF9 3-H		F FF 95 S FF 96 S FF 96 0-3 ③ K			B SL 78 B SI 85 C SI 86 F SL 79 T SI 87 2-2 ① K	4	0	0	1	0	3	3
24 Robinson Canó, L (1, 4) OBP: 0.385, SLG: 0.510	C FF 93 F FF 94 B FF 92 B FF 92 S CU 75 2-3 ② K		F FF 94 X SL 78 0-1 ② G3-1 2-3	F FF 92 F FF 94 C FF 93 0-3 ③ K			B CH 82 B FF 91 B SI 91 C SI 92 F SI 92 F CH 84 C SI 91 3-3 ① K		X SI 87 0-0 ② G4-3	5	0	0	0	0	3	4
12 Alfonso Soriano, R (1, 7) OBP: 0.294, SLG: 0.490	B FF 93 B CU 74 B FF 93 C FF 93 C SL 78 B FF 93 4-2 13 BB BB		B FF 94 C CU 76 X FF 94 1-1 3-H 1B		S FS 84 F FF 96 F FF 97 S FS 85 0-3 ① K		C SI 92 B FF 92 X SI 92 1-1 ② G5-3		B SI 85 B SL 78 C SL 79 F SL 79 F FF 87 B FF 86 X SL 80 3-2 ③ L5	4	0	1	1	1	1	0
13 Alex Rodriguez, R (1, 5) OBP: 0.354, SLG: 0.435	B FF 93 S FF 92 B FF 92 B CH 85 S FF 93 B FF 92 4-2 1-2 BB		1 SAFE C FF 94 X FF 94 0-1 ③ P2		B FF 96 B SL 84 F FF 95 C FF 96 F FS 86 B FF 96 F FF 95 X FF 97 3-2 ② G6-3		C CU 77 B CH 85 F FF 90 B FF 92 S CH 87 2-3 ③ K			3	0	0	0	1	1	1
22 Vernon Wells, R (1, 9) OBP: 0.288, SLG: 0.370 14 Curtis Granderson, L (5, PH) OBP: 0.380, SLG: 0.429 (6, 9)	B FF 92 B CH 85 F FF 93 B FF 93 F FF 92 F SL 83 C FF 92 3-3 ③ K			F CH 84 F FF 94 B FF 94 X FF 94 1-2 ① F9	B FF 96 C FS 85 B CH 90 S FF 96 B FS 86 B FS 86 4-2 BB			C CU 82 S FF 97 S FF 97 0-3 ① K	2 1	0 0	0 0	0 1	0 1	1 1	3 0
39 Mark Reynolds, R (1, 3) OBP: 0.315, SLG: 0.387 55 Lyle Overbay, L (8, PH) OBP: 0.302, SLG: 0.413 (9, 3)		C CU 75 S FF 93 S FF 94 0-3 ① K		B FF 94 S FF 93 T FF 94 F FF 94 B SL 78 B SI 88 F FF 94 B FF 94 4-2 26 2B 11 BB BB	1 SAFE B FF 94 F FF 93 F FF 95 1 SAFE S FS 85 1-3 ③ K			B FF 97 B FF 97 X FF 96 2-0 31 1B 1B	2 1	1 0	0 1	0 0	1 0	2 0	1 0
26 Eduardo Núñez, R (1, 6) OBP: 0.306, SLG: 0.339		X FF 92 0-0 ② G6-3		C SI 92 F FF 93 F FF 93 B FF 94 X FF 93 1-2 11 BB 2 SF9 1-3 2B		B SL 82 X FF 94 1-0 19 G5-3 1B		B FC 92 X FF 95 1-0 ② F9	4	1	2	0	0	0	1
19 Chris Stewart, R (1, 2) OBP: 0.290, SLG: 0.282 31 Ichiro Suzuki, L (8, PH) OBP: 0.305, SLG: 0.360 53 Austin Romine, R (9, 2) OBP: 0.279, SLG: 0.328		C FF 93 X FF 94 0-1 ③ L7		B FF 92 B FF 91 B CH 84 B SI 93 4-0 11 BB BB		1 SAFE C FF 94 L FF 96 F FS 85 B FF 95 F FF 95 X FF 95 1-2 ① G5-3 1-2		C FF 96 F FC 91 X FF 98 0-2 1-2 1B	2 1 0	0 0 0	0 1 0	0 0 0	1 0 0	0 0 0	1 0 0
Inning Stats	R: 0 E: 0 K: 2 S: 13 H: 1 LOB: 3 BB: 2 P: 26	R: 0 E: 0 K: 1 S: 6 H: 0 LOB: 0 BB: 0 P: 6	R: 1 E: 0 K: 1 S: 14 H: 2 LOB: 1 BB: 0 P: 18	R: 2 E: 0 K: 1 S: 17 H: 1 LOB: 2 BB: 3 P: 32	R: 0 E: 0 K: 2 S: 14 H: 0 LOB: 1 BB: 1 P: 22	R: 0 E: 0 K: 2 S: 12 H: 1 LOB: 1 BB: 0 P: 14	R: 0 E: 0 K: 2 S: 9 H: 0 LOB: 0 BB: 0 P: 15	R: 0 E: 0 K: 1 S: 9 H: 2 LOB: 2 BB: 0 P: 14	R: 0 E: 0 K: 1 S: 8 H: 0 LOB: 0 BB: 0 P: 13	1B: 4 2B: 3 3B: 0 HR: 0	SF: 1 SAC: 0 DP: 0 HBP: 0		WP: 0 PB: 0 SB: 0 CS: 0	PA: 40			

PITCHER		IP	WLS	BF	H	R	ER	SO	BB	IBB	HBP	BLK	WP	HR	S	P	ERA	WHIP
16 Wei-Yin Chen, L ERA: 3.87	(1, 1)	4.0		21	4	3	3	5	5	0	0	0	0	0	50	82	6.75	2.250
39 Kevin Gausman, R ERA: 5.7	(5, 1)	2.0	W	8	1	0	0	3	1	0	0	0	0	0	26	36	0.00	1.000
57 Francisco Rodríguez, R ERA: 2.21	(7, 1)	1.0		3	0	0	0	2	0	0	0	0	0	0	9	15	0.00	0.000
29 Tommy Hunter, R ERA: 2.64	(8, 1)	1.0		5	2	0	0	1	0	0	0	0	0	0	9	14	0.00	2.000
56 Darren O'Day, R ERA: 2.35	(9, 1)	1.0		3	0	0	0	1	0	0	0	0	0	0	8	13	0.00	0.000

PITCHER	IP	WLS	BF	H	R	ER	SO	BB	IBB	HBP	BLK	WP	HR	S	P	ERA	WHIP

BOTTOM

Baltimore Orioles @ New York Yankees

Yankee Stadium, Bronx, NY

Sun Sep 01 2013, 1:09 PM - 4:39 PM EDT

Att. 40,361 - Cloudy - 82 F

livebaseballscorecards.com

AB	33
R	3
H	7
RBI	3
BB	6
SO	12
LOB	17

Batter	1	2	3	4	5	6	7	8	9	AB	R	H	RBI	BB	SO	LOB
1 Brian Roberts, S (1, 10) OBP: 0.321, SLG: 0.364	B SI 88 B SI 89 B FF 89 C FF 91 C FF 90 B FF 90 4-2 13 FC6-4 BB	C FF 90 C FC 90 X SL 83 0-2 1-H 2-H 2B		C FF 96 B FF 95 F FF 95 S SL 84 1-3 K ③		C FF 97 B FF 97 S FF 96 F FF 98 F FF 97 F FF 96 B FF 98 F FF 96 F SL 88 2-2 X FF 95 L9 ②		B SI 94 B CU 82 C SI 94 F FF 94 F FF 95 B CU 80 X SI 94 3-2 G3-1 ③		4	0	1	2	1	1	2
13 Manny Machado, R (1, 5) OBP: 0.327, SLG: 0.449	X SI 89 0-0 FC6-4 ① 10 FC6 1-2f	X SL 82 0-0 G6-3 ③			C SL 79 X SL 79 0-1 P5 ①	B SL 90 B FF 98 F FF 97 F FF 98 B FF 97 X FF 95 3-2 G6-3 ③			X CH 86 0-0 32 HR 1B	5	1	1	0	0	0	4
19 Chris Davis, L (1, 3) OBP: 0.381, SLG: 0.663	B FF 95 C SL 82 F SL 84 B FF 95 F FF 94 F SL 85 1 SAFE F SL 85 B FF 95 3-2 X SL 81 P5 ②		C FF 95 S FF 97 B FF 96 S FF 96 1-3 K ①		S FC 91 B FC 92 B CH 85 X FC 93 2-1 10 FC5-4 1B		B SI 87 B FF 86 B CH 86 B FF 85 4-0 32 1B 10 BB BB		X SI 92 0-0 F7 ①	4	0	1	0	1	1	2
10 Adam Jones, R (1, 8) OBP: 0.323, SLG: 0.503	B SI 91 C SL 81 X SI 93 1-1 FC6 ③ 1-2f		S SL 84 S SL 84 F FF 97 X SL 83 0-2 F7 ②		B FC 92 X SL 80 1-0 FC5-4 ② 32 1B 1-2f		B SI 86 B FF 84 1 SAFE B SI 85 C SI 84 B SI 84 4-1 32 1B 1-2 BB		S SI 93 S SL 86 D SL 84 1 SAFE D SL 84 1 SAFE B SI 92 X SL 84 3-2 F8 ②	4	0	0	0	1	0	3
32 Matt Wieters, S (1, 2) OBP: 0.288, SLG: 0.420		B FF 82 C FF 86 C SL 76 B SL 81 X SI 88 2-2 21 1B 9 FC1-4 1B	S FF 96 F FF 96 F SL 84 B FF 97 S FF 96 1-3 K ③		B FC 90 B FC 93 B FC 94 C FC 93 F FC 92 X FC 93 3-2 1-3 1B		B SI 83 B SI 83 C SI 84 F SI 84 F SL 78 F FF 84 X CH 77 2-2 2 G5-4-3 1-2 2-3 1B		B SI 93 B CH 87 B SI 92 F SI 92 X SI 93 3-1 1-H HR	5	2	4	2	0	1	0
21 Nick Markakis, L (1, 9) OBP: 0.327, SLG: 0.360		B FF 87 X FF 87 1-0 9 FC1-4 1-2 1B		F FF 94 B SL 83 F FF 94 F FF 96 X FF 95 1-2 F7 ①	C SL 81 S SL 80 C FC 95 0-3 K ③		B FF 85 X FF 84 1-0 P5 ①		X SI 94 0-0 G6-3 ③	5	0	1	0	0	1	5
2 J.J. Hardy, R (1, 6) OBP: 0.301, SLG: 0.441		B FF 89 F SL 80 B FC 90 F SL 82 B FF 90 X SL 82 3-2 F7 ①		C FF 96 C FF 96 X FF 96 0-2 9 HR 1B		C FF 98 F FF 98 B CH 89 B FF 96 B FF 94 4-2 12 BB BB	B SL 87 C SI 93 X SL 88 1-1 G5-4-3 ②③ 1-2f			3	1	1	0	1	0	5
9 Nate McLouth, L (1, 7) OBP: 0.337, SLG: 0.407		D SL 82 B FF 88 S FF 91 X FF 90 2-1 FC1-4 ② 1 2B 1-2f 2-H		C FF 95 B FF 96 1 SAFE B SL 84 1 SAFE X FF 95 2-1 1-H HR		B FF 95 B FF 97 C FF 96 X FF 97 2-1 F7 ①		C SI 93 B CU 80 X CH 83 1-1 12 L3 1B		4	2	2	3	0	0	2
12 Alexi Casilla, S (1, 4) OBP: 0.274, SLG: 0.302		B FC 89 F FF 89 S SL 83 F SL 83 D SL 83 B SL 82 F SL 83 B FC 90 4-2 1 2B BB		X FF 96 0-0 F9 ②		B FF 96 B FF 96 B FF 95 B FF 96 4-0 1-2 BB		X SI 93 0-0 L3 ①② 1-1		2	1	0	0	2	0	1
Inning Stats	R: 0 E: 0 K: 0 S: 11 H: 0 LOB: 1 BB: 1 P: 19	R: 3 E: 0 K: 0 S: 17 H: 3 LOB: 1 BB: 1 P: 29	R: 0 E: 0 K: 2 S: 11 H: 0 LOB: 0 BB: 0 P: 13	R: 2 E: 0 K: 1 S: 13 H: 2 LOB: 0 BB: 0 P: 17	R: 0 E: 0 K: 1 S: 11 H: 2 LOB: 2 BB: 0 P: 17	R: 0 E: 0 K: 0 S: 15 H: 0 LOB: 2 BB: 2 P: 30	R: 0 E: 0 K: 0 S: 9 H: 1 LOB: 2 BB: 2 P: 21	R: 0 E: 0 K: 0 S: 7 H: 1 LOB: 0 BB: 0 P: 11	R: 2 E: 0 K: 0 S: 8 H: 2 LOB: 0 BB: 0 P: 14	1B: 8 2B: 2 3B: 0 HR: 2 SF: 0 SAC: 0 DP: 2 HBP: 0						

TOP

Baltimore Orioles @ Cleveland Indians

Progressive Field, Cleveland, OH

Mon Sep 02 2013, 4:08 PM - 7:13 PM EDT

Att. 15,020 - Cloudy - 73 F

livebaseballscorecards.com

AB	36
R	7
H	11
RBI	7
BB	6
SO	4
LOB	24

PITCHER		IP	WLS	BF	H	R	ER	SO	BB	IBB	HBP	BLK	WP	HR	S	P	ERA	WHIP
63 Justin Masterson, R ERA: 3.52	(1, 1)	1.0	L	5	1	1	1	0	1	0	0	0	0	0	14	24	9.00	2.000
36 Preston Guilmet, R ERA: 12.46	(2, 1)	1.0		6	2	2	2	0	1	0	0	0	0	0	14	24	18.00	3.000
50 Nick Hagadone, L ERA: 5.53	(3, 1)	2.0		8	2	2	2	3	0	0	0	0	0	1	24	30	9.00	1.000
27 Bryan Shaw, R ERA: 4.01	(5, 1)	1.0		5	2	0	0	1	0	0	0	0	0	0	11	17	0.00	2.000
49 Blake Wood, R ERA:	(6, 1)	1.0		5	0	0	0	0	2	0	0	0	0	0	15	30	0.00	2.000

PITCHER		IP	WLS	BF	H	R	ER	SO	BB	IBB	HBP	BLK	WP	HR	S	P	ERA	WHIP
57 Clay Rapada, L ERA:	(7, 1)	0.1		4	1	0	0	0	2	0	0	0	0	0	7	18	0.00	9.000
32 Matt Albers, R ERA: 3.52	(7, 1)	1.2		4	1	0	0	0	0	0	0	0	0	0	9	14	0.00	0.600
35 Marc Rzepczynski, L ERA: 4.3	(9, 1)	1.0		5	2	2	2	0	0	0	0	0	0	1	8	14	18.00	2.000

WP: 0	PA: 42				
PB: 0					
SB: 0					
CS: 0					

Baltimore Orioles @ Cleveland Indians

Progressive Field, Cleveland, OH

Mon Sep 02 2013, 4:08 PM - 7:13 PM EDT

Att. 15,020 - Cloudy - 73 F

livebaseballscorecards.com

BOTTOM

Batter	1	2	3	4	5	6	7	8	9	AB	R	H	RBI	BB	SO	LOB
24 Michael Bourn, L (1, 8) OBP: 0.316, SLG: 0.346	B FF 92 F FF 92 B FF 92 F SL 83 S FF 94 2-3 ① K	C FF 91 C FF 93 F SL 83 B SL 84 S SL 81 1-3 ③ K			X SL 83 0-0 ② L9 2-3		C CU 84 B FF 96 B FF 96 B CU 83 C FF 96 X FF 97 3-2 ② G4-3		4	0	0	0	0	2	1
33 Nick Swisher, S (1, 3) OBP: 0.337, SLG: 0.398	F FF 92 C CH 84 C FF 93 0-3 ② K	X CH 83 0-0 ① G6-3			C FF 92 X FF 93 0-1 ③ F8		F FF 97 B CH 88 X FF 98 1-1 ③ F7		4	0	0	0	0	1	1
22 Jason Kipnis, L (1, 4) OBP: 0.364, SLG: 0.465	B FF 90 C FF 92 B FF 93 B CH 85 X FF 91 3-1 ③ P4	B FF 90 C FF 92 C FF 91 S SL 82 1-3 ② K			B CH 85 B FF 91 X FF 91 2-0 HR		B FF 91 B FF 92 X FF 91 2-0 ① F8		4	1	1	1	0	1	0
41 Carlos Santana, S (1, 2) OBP: 0.370, SLG: 0.451		B FF 90 F FF 91 C SL 82 X FF 92 1-2 ① G4-3		C FF 92 X SL 84 0-1 ③ G4-3			B SL 82 B FF 93 X FF 93 2-0 ① G3		C FF 92 B CH 84 B FF 91 C CU 77 B FF 92 S SL 89 3-3 ② K	4	0	0	0	0	1	0
23 Michael Brantley, L (1, 7) OBP: 0.331, SLG: 0.388		C FF 92 B FF 92 B SL 83 F CH 86 F FF 93 X SL 86 2-2 8 PO 13 BB 1B			C FF 90 B FF 91 X FC 93 1-1 ① G4-3		C FF 93 B CH 87 B FF 93 X FF 94 2-1 1B		B SL 88 X FF 92 1-0 2B	4	0	3	0	0	0	0
13 Asdrúbal Cabrera, S (1, 6) OBP: 0.296, SLG: 0.384		D SL 83 1 SAFE B CH 83 B FF 92 C FF 92 B CH 84 4-1 1-2 BB			B FF 92 C FF 93 F FF 94 B FF 94 B SL 83 T SL 84 3-2 ② K		F FF 92 B SI 92 1 SAFE F FF 92 S FF 93 1-3 ② K		B CU 77 B FF 92 F FF 93 B SL 85 S FF 92 S FF 92 3-3 ③ K	3	0	0	0	1	3	2
25 Jason Giambi, L (1, 10) OBP: 0.273, SLG: 0.373		C FF 93 C FF 92 F SL 84 S SL 84 0-3 ② K			C FF 92 C FF 93 F FF 94 B FF 94 S FF 93 1-3 ③ K		S FF 93 S FF 94 1 SAFE F FF 94 F SL 83 B FF 94 F SL 84 X FF 94 1-2 ③ G3			3	0	0	0	0	2	3
8 Lonnie Chisenhall, L (1, 5) OBP: 0.267, SLG: 0.388		B SL 83 B FF 93 2 SAFE 2-0 ③ PO 2-3	S SL 83 X FF 93 0-1 ① P5			C FF 90 X FF 92 0-1 24 L9 2B		F FF 97 B CH 87 F FF 98 B CU 86 X CU 85 2-2 HR		3	1	2	1	0	0	0
11 Drew Stubbs, R (1, 9) OBP: 0.306, SLG: 0.367 12 Jason Kubel, L (8, PH) (9, 9) OBP: 0.290, SLG: 0.322			C FF 92 X SL 84 0-1 ② G1-4-3			C SL 83 X FF 92 0-1 ① P3		F FF 99 F FC 94 F CU 84 F FF 98 B CH 89 F F SI 98 S CH 89 1-3 ① K		2 1	0 0	0 0	0 0	0 1	0 0	1 0
Inning Stats	R: 0 E: 0 K: 2 S: 8 H: 0 LOB: 0 BB: 0 P: 13	R: 0 E: 0 K: 1 S: 12 H: 1 LOB: 1 BB: 1 P: 21	R: 0 E: 0 K: 1 S: 8 H: 0 LOB: 0 BB: 0 P: 9	R: 0 E: 0 K: 1 S: 6 H: 0 LOB: 0 BB: 0 P: 7	R: 0 E: 0 K: 2 S: 9 H: 0 LOB: 0 BB: 0 P: 14	R: 0 E: 0 K: 0 S: 7 H: 1 LOB: 1 BB: 0 P: 7	R: 1 E: 0 K: 1 S: 13 H: 2 LOB: 1 BB: 0 P: 21	R: 1 E: 0 K: 1 S: 15 H: 1 LOB: 0 BB: 0 P: 22	R: 0 E: 0 K: 2 S: 8 H: 1 LOB: 1 BB: 0 P: 17	1B: 2 2B: 2 3B: 0 HR: 2 SF: 0 SAC: 0 DP: 0 HBP: 0						WP: 0 PB: 0 SB: 0 CS: 0 PA: 34	

PITCHER		IP	WLS	BF	H	R	ER	SO	BB	IBB	HBP	BLK	WP	HR	S	P	ERA	WHIP
25 Bud Norris, R ERA: 4.01	(1, 1)	7.0	W	25	4	1	1	8	1	0	0	0	0	1	63	92	1.29	0.714
29 Tommy Hunter, R ERA: 2.72	(8, 1)	1.0		4	1	1	1	1	0	0	0	0	0	1	15	22	9.00	1.000
17 Brian Matusz, L ERA: 3.47	(9, 1)	1.0		4	1	0	0	2	0	0	0	0	0	0	8	17	0.00	1.000

PITCHER	IP	WLS	BF	H	R	ER	SO	BB	IBB	HBP	BLK	WP	HR	S	P	ERA	WHIP

AB	32
R	2
H	6
RBI	2
BB	1
SO	11
LOB	8

Baltimore Orioles @ Cleveland Indians

Progressive Field, Cleveland, OH

Tue Sep 03 2013, 7:08 PM - 10:00 PM EDT

Att. 9,962 - Clear - 68 F

TOP

livebaseballscorecards.com

Batter	1	2	3	4	5	6	7	8	9	AB	R	H	RBI	BB	SO	LOB
1 Brian Roberts, S (1, 4) OBP: 0.313, SLG: 0.354	B FF 91 C FF 90 B FF 93 C SI 91 B FS 85 F SI 93 X SI 94 3-2 ① F7		C FS 83 C SI 93 B FF 94 B SL 85 S FS 86 2-3 ② K			B SL 82 F SI 92 X FC 89 1-1 ① L9	B FF 96 C FF 96 B FF 96 F FF 96 X FF 96 2-2 ② F9		C FF 92 B FF 93 C SL 83 B FF 93 S FF 93 2-3 ① K	5	0	0	0	0	2	2
13 Manny Machado, R (1, 5) OBP: 0.326, SLG: 0.447	F SL 84 L FF 95 X FS 86 0-2 E5 10 CS		F SL 84 B CU 77 B FS 87 B SI 95 X SI 94 3-1 ③ G5-3			B SI 93 X FS 85 1-0 10 FC6-4 19 BB 1B	F FF 96 S KC 86 D KC 87 X KC 86 1-2 ③ F7		C FF 93 C FF 93 B FF 93 S SL 85 1-3 ② K	5	0	1	0	0	1	2
19 Chris Davis, L (1, 3) OBP: 0.381, SLG: 0.659	B FF 94 F CU 77 S FF 94 B SL 82 S FF 94 2-3 ② K			X CU 76 0-0 ① P5		B FF 93 B FF 91 B SL 84 B FS 88 4-0 10 FC6-4 BB 1-2		C FF 91 B FF 91 B FF 91 T FF 91 B FF 90 4-2 10 WP BB	S SL 82 S SL 83 B FF 93 X SL 84 1-2 ③ G4-3	3	0	0	0	2	1	1
10 Adam Jones, R (1, 8) OBP: 0.322, SLG: 0.501	S SL 83 B FF 94 1-1 ③ CS 1-2	B SI 93 S SL 83 B FF 92 X SI 94 2-1 38 1B 1B		C FF 92 X CU 77 0-1 ② G5-3		S FF 95 B SL 86 F FF 92 X SL 86 1-2 ② FC6-4 32 BB 1-2f 2-3		B SI 90 B SL 81 S SI 89 F SI 90 S SL 81 2-3 ① K 1-2		4	0	1	0	0	1	3
32 Matt Wieters, S (1, 2) OBP: 0.287, SLG: 0.417		C SI 93 C FF 91 F FF 94 D FS 87 X SL 86 1-2 ① F7		C SI 93 F FF 91 F FF 94 B FF 94 C SL 85 1-3 ③ K		B FF 92 B SL 87 B SL 84 B SL 82 4-0 BB 1-2		F FF 90 C SL 80 B FF 91 C FF 91 1-3 ② K		3	0	0	0	1	2	2
38 Michael Morse, R (1, 10) OBP: 0.287, SLG: 0.410 24 Wilson Betemit, S (8, PH) (8, 10)		C SL 82 1 SAFE X FF 92 0-1 1-3 1B	X FF 92 0-0 ① F9			C SL 85 B SL 86 F FF 94 B FF 93 X SL 82 2-2 ③ G1-3		B SI 90 C SL 80 X FF 91 1-1 ③ F7		3 1	0 0	1 0	0 0	0 0	0 0	3 1
21 Nick Markakis, L (1, 9) OBP: 0.327, SLG: 0.360		C SL 85 B FF 94 C SL 85 X SI 94 1-2 ② P5	C FF 92 F SI 92 S FF 93 0-3 ② K				F FF 97 S KC 87 X KC 87 0-2 ① L8		C FF 92 B SL 82 X FF 92 1-1 2 1B 9 HR 1B	4	1	1	0	0	1	2
2 J.J. Hardy, R (1, 6) OBP: 0.305, SLG: 0.442		C FF 94 B FF 95 X SL 81 1-1 ③ F8	C FF 93 F FF 92 B FF 96 X FS 84 1-2 1B				C FF 96 B FF 96 B FF 97 B KC 88 B FF 96 4-1 9 1B BB		C FF 94 C FF 93 B FF 93 X SL 83 1-2 9 HR 1B 1-2	3	1	2	0	1	0	2
9 Nate McLouth, L (1, 7) OBP: 0.339, SLG: 0.414			B SL 81 B SI 92 X SI 90 2-0 ① F8	C SL 84 B SL 83 C FS 79 X FF 94 1-2 ③ F7			X FF 96 0-0 1-2 1B		B FF 94 C SL 82 B SL 83 S FF 93 F FF 93 B SL 81 X FF 92 3-2 1-H 2-H HR	4	1	2	3	0	0	1

Inning Stats																								
	R: 0	H: 0	R: 0	H: 2	R: 0	H: 0	R: 0	H: 0	R: 0	H: 1	R: 0	H: 1	R: 0	H: 1	R: 0	H: 0	R: 3	H: 3	1B: 7	SF: 0	WP: 1	PA: 40
	E: 1	LOB: 0	E: 0	LOB: 2	E: 0	LOB: 0	E: 0	LOB: 0	E: 0	LOB: 1	E: 0	LOB: 3	E: 0	LOB: 2	E: 0	LOB: 1	E: 0	LOB: 0	2B: 0	SAC: 0	PB: 0	
	K: 1	BB: 0	K: 0	BB: 0	K: 1	BB: 0	K: 1	BB: 0	K: 1	BB: 0	K: 0	BB: 2	K: 0	BB: 1	K: 2	BB: 1	K: 2	BB: 0	3B: 0	DP: 0	SB: 0	
	S: 11	P: 17	S: 13	P: 18	S: 6	P: 13	S: 7	P: 8	S: 10	P: 12	S: 9	P: 22	S: 11	P: 18	S: 10	P: 18	S: 18	P: 27	HR: 1	HBP: 0	CS: 1	

PITCHER		IP	WLS	BF	H	R	ER	SO	BB	IBB	HBP	BLK	WP	HR	S	P	ERA	WHIP
30 Ubaldo Jiménez, R ERA: 3.79	(1, 1)	6.0	W	24	4	0	0	4	2	0	0	0	0	0	56	90	0.00	1.000
37 Cody Allen, R ERA: 2.4	(7, 1)	1.0		5	1	0	0	0	1	0	0	0	0	0	11	18	0.00	2.000
38 Joe Smith, R ERA: 2.52	(8, 1)	1.0		4	0	0	0	2	1	0	0	0	1	0	10	18	0.00	1.000
54 Chris Perez, R ERA: 3.66	(9, 1)	1.0		6	3	3	3	2	0	0	0	0	0	1	18	27	27.00	3.000

PITCHER	IP	WLS	BF	H	R	ER	SO	BB	IBB	HBP	BLK	WP	HR	S	P	ERA	WHIP

AB	35
R	3
H	8
RBI	3
BB	4
SO	8
LOB	19

Baltimore Orioles @ Cleveland Indians

Progressive Field, Cleveland, OH

Tue Sep 03 2013, 7:08 PM - 10:00 PM EDT

Att. 9,962 - Clear - 68 F

BOTTOM

livebaseballscorecards.com

Batter	1	2	3	4	5	6	7	8	9	AB	R	H	RBI	BB	SO	LOB
24 Michael Bourn, L (1, 8) OBP: 0.315, SLG: 0.345	C FF 87 X KC 73 0-1 ① G1-3		C FF 92 B KC 77 F KC 77 B FF 93 B CH 83 F FF 93 C KC 77 3-3 ② K		B KC 76 X FF 91 1-0 1B	B SI 91 2 SAFE B SL 82 B SI 91 C SI 91 X SI 92 3-1 ③ G4-3				4	0	1	0	0	1	2
33 Nick Swisher, S (1, 3) OBP: 0.334, SLG: 0.395	X FC 88 0-0 ② G5-3		C FF 92 X FF 91 0-1 ③ G4-3		B KC 76 1 SAFE F CH 83 1 SAFE S FF 92 S FF 93 1-3 ② K		S SI 91 B CH 84 X SI 90 1-1 ① F8			4	0	0	0	0	1	1
22 Jason Kipnis, L (1, 4) OBP: 0.365, SLG: 0.467	C SL 88 B KC 75 F FF 89 X KC 75 1-2 2B			B FF 90 B KC 75 B FF 88 C FO 89 C FF 92 F FF 92 B FF 92 4-2 23 SH1-3 41 BB 13 SF8 BB	1 SAFE C FF 91 B FF 92 S FF 92 X FF 94 1-2 ③ F8		C SI 91 F SL 83 B SI 91 S SI 91 1-3 ② K			3	1	1	0	1	1	1
41 Carlos Santana, S (1, 10) OBP: 0.371, SLG: 0.449	C KC 75 B FF 88 C KC 75 B FF 91 B FF 91 X FF 91 3-2 ③ P6			B FF 92 B FF 92 1 SAFE F FF 92 B FF 92 B FF 92 4-1 13 SF8 23 SH1-3 1-2 BB		B KC 75 C KC 75 B FF 89 B KC 74 S CH 82 B FF 92 4-2 23 2B 13 SF7 BB	B SI 85 C CH 85 F SI 91 X SI 91 1-2 ③ F7			2	1	0	0	2	0	1
23 Michael Brantley, L (1, 7) OBP: 0.331, SLG: 0.390		B FF 88 C KC 74 X FF 89 1-1 ① G4-3		C FF 92 X FC 91 0-1 ① SH1-3 1-2 2-3		F CH 83 X FF 91 0-1 13 SF7 10 2B 1-3 2B		C SL 82 X SI 90 0-1 ① G4-3		3	1	1	0	0	0	0
13 Asdrúbal Cabrera, S (1, 6) OBP: 0.293, SLG: 0.382		B FF 89 C FF 90 B KC 74 C CH 81 F FF 91 X FF 90 2-2 ② F7		C FF 94 B FF 93 X KC 76 1-1 ② SF8 2-3 3-H		F CH 83 F FF 93 X FF 92 0-2 ① SF7 2-3 3-H		X FF 94 0-0 ② G4-3		2	0	0	2	0	0	0
12 Jason Kubel, L (1, 9) OBP: 0.298, SLG: 0.329 7 Matt Carson, R (6, PR) (7, 9) 62 José Ramírez, S (8, PH) 11 Drew Stubbs, R (9, 9) OBP: 0.306, SLG: 0.367		B KC 75 F FF 90 X FF 90 1-1 2B		B KC 77 B FF 92 I IN 76 I IN 79 4-0 IBB		I IN 75 I IN 76 I IN 77 I IN 76 4-0 10 2B IBB		B FF 94 B CU 80 F FF 94 F FF 94 F FF 95 B CU 80 X SI 94 3-2 ③ G4-3		1 0 1 0	0 1 0 0	1 0 0 0	0 0 0 0	2 0 0 0	0 0 0 0	0 0 0 0
10 Yan Gomes, R (1, 2) OBP: 0.336, SLG: 0.493		F FF 91 B FF 91 F FF 92 F KC 78 B CH 83 X CH 83 2-2 ③ P3		C KC 76 F FF 92 F FF 93 S FF 94 0-3 ③ K		1 SAFE X CH 83 0-0 1-H 3-H 2B				3	0	1	2	0	1	3
8 Lonnie Chisenhall, L (1, 5) OBP: 0.265, SLG: 0.385 4 Mike Aviles, R (6, PH) (7, 5) OBP: 0.284, SLG: 0.388			F FF 90 B FF 88 B KC 76 F CH 81 F FF 92 X FF 93 2-2 ① G6-3		B KC 74 S FC 90 F FF 91 F FF 91 X KC 76 1-2 ① G6-3	C SI 90 C SI 91 F SI 91 X SI 91 0-2 ② G1-3				2 1	0 0	0 0	0 0	0 0	0 0	0 2
Inning Stats	R: 0 E: 0 K: 0 S: 9 H: 1 LOB: 1 BB: 0 P: 13	R: 0 E: 0 K: 0 S: 12 H: 1 LOB: 1 BB: 0 P: 18	R: 0 E: 0 K: 1 S: 10 H: 0 LOB: 0 BB: 0 P: 15	R: 1 E: 0 K: 1 S: 12 H: 0 LOB: 2 BB: 3 P: 25	R: 0 E: 0 K: 1 S: 11 H: 1 LOB: 1 BB: 0 P: 15	R: 3 E: 0 K: 0 S: 14 H: 2 LOB: 2 BB: 2 P: 25	R: 0 E: 0 K: 1 S: 8 H: 0 LOB: 0 BB: 0 P: 11	R: 0 E: 0 K: 0 S: 7 H: 0 LOB: 0 BB: 0 P: 10		1B: 1 2B: 4 3B: 0 HR: 0 SF: 2 SAC: 1 DP: 0 HBP: 0		WP: 0 PB: 0 SB: 0 CS: 0 PA: 34		

PITCHER		IP	WLS	BF	H	R	ER	SO	BB	IBB	HBP	BLK	WP	HR	S	P	ERA	WHIP
30 Chris Tillman, R ERA: 3.71	(1, 1)	5.1	L	26	5	4	4	3	3	2	0	0	0	0	62	102	6.75	1.500
66 T.J. McFarland, L ERA: 4.59	(6, 1)	2.0		6	0	0	0	1	0	0	0	0	0	0	16	22	0.00	0.000
60 Josh Stinson, R ERA: 5.19	(8, 1)	0.2		2	0	0	0	0	0	0	0	0	0	0	5	8	0.00	0.000

PITCHER	IP	WLS	BF	H	R	ER	SO	BB	IBB	HBP	BLK	WP	HR	S	P	ERA	WHIP

AB	26
R	4
H	5
RBI	4
BB	5
SO	4
LOB	10

Baltimore Orioles @ Cleveland Indians

Progressive Field, Cleveland, OH

Wed Sep 04 2013, 7:07 PM - 10:10 PM EDT

Att. 11,522 - Clear - 77 F

TOP

livebaseballscorecards.com

Batter	1	2	3	4	5	6	7	8	9	AB	R	H	RBI	BB	SO	LOB
1 Brian Roberts, S (1, 10) OBP: 0.312, SLG: 0.348	B FF 90 B FF 90 C FF 90 F FF 91 X FF 93 2-2 ① F9		S FF 92 B FF 92 B CH 82 F FF 92 B FF 93 X FF 92 3-2 ② L9		C FF 92 B FF 93 B FF 92 B FF 92 B FF 90 4-1 13 WP 13 HR BB		B FF 96 C FF 96 C FF 96 B KC 88 C KC 87 2-3 ② K			3	1	0	0	1	1	1
13 Manny Machado, R (1, 5) OBP: 0.325, SLG: 0.451	X FF 92 0-0 ② G4-3		D SL 88 C FF 93 D FF 88 C FF 95 B FF 96 F FF 96 S FF 96 3-3 ③ K		C CU 82 F CU 83 F SL 84 B FF 97 B SL 85 X FF 96 2-2 1-H 2-H HR		B FF 96 C FF 96 B FF 96 S KC 87 B KC 86 F FF 96 X FF 96 3-2 ③ P2			4	1	1	3	0	1	1
19 Chris Davis, L (1, 3) OBP: 0.380, SLG: 0.656	B FF 92 C FF 92 B SL 84 F FF 93 S FF 95 2-3 ③ K			B FF 91 C FF 91 B CH 82 S FF 93 F FF 93 B FF 94 F FF 93 C CU 82 3-3 ① K	B FF 93 X FF 94 1-0 10 S 1B			F SI 90 B FF 91 B SL 82 B FF 90 F SI 90 S SL 82 3-3 ① K		4	0	1	0	0	3	0
10 Adam Jones, R (1, 8) OBP: 0.323, SLG: 0.505		C FF 92 F FF 92 H FF 92 1-2 21 G3 21 E HBP		B FF 94 S SL 87 X SL 86 1-1 HR	B FC 94 F SL 79 S FC 93 B FC 94 B FC 95 F SL 81 F FC 94 T FC 94 3-2 ③ K 1-2			C SI 90 B SI 90 X SI 91 1-1 ② G4-3		3	1	1	1	0	1	1
21 Nick Markakis, L (1, 9) OBP: 0.325, SLG: 0.357		C FF 90 D CH 81 C FF 91 1 SAFE F FF 94 F FF 95 B FF 94 B CH 85 X FF 94 3-2 ① G3 1-3		B CH 82 C FF 92 F FF 92 C SL 84 1-3 ② K		B FC 92 B FC 92 C FC 93 F FF 89 B FC 94 X FC 93 3-2 ① P5		C FF 91 X FF 91 0-1 ③ P6		4	0	0	0	0	1	1
32 Matt Wieters, S (1, 2) OBP: 0.285, SLG: 0.414		B CU 83 F FF 93 F FF 94 F FF 95 S SL 84 1-3 ② K		F FF 92 B FF 92 B CH 83 F FF 92 F FF 93 B CH 84 X FF 94 3-2 ③ L4	B FC 93 B SL 80 X FC 93 2-0 ② G4-3				C FF 93 C SL 82 S SL 83 0-3 ① K	4	0	0	0	0	2	1
9 Nate McLouth, L (1, 7) OBP: 0.338, SLG: 0.413		B FF 93 C CH 83 X FF 94 1-1 ③ L9			B FF 90 C FF 92 B CH 82 B FF 92 X FF 91 3-1 ① G3	C FC 93 X FC 92 0-1 1B			F FF 94 C FF 94 X FF 94 0-2 ② G4-3	4	0	1	0	0	0	1
2 J.J. Hardy, R (1, 6) OBP: 0.304, SLG: 0.443			C FF 93 B SL 88 C FF 94 X FF 94 1-2 ① F9		B CU 81 S FF 92 X FF 93 1-1 13 WP 13 HR 2B	C KC 84 1 SAFE B FF 95 1 SAFE X FF 95 1-1 ③ F8			B FF 93 F FF 94 C FF 94 B SL 84 F FF 94 B FF 93 X FF 95 3-2 ③ L8	4	1	1	0	0	0	1
3 Ryan Flaherty, L (1, 4) OBP: 0.281, SLG: 0.368			X FF 92 0-0 2B		C CU 82 B SL 85 S FF 92 B FF 93 S FF 93 2-3 ② K		C FF 96 C KC 86 S KC 85 0-3 ① K			3	0	1	0	0	2	1
Inning Stats	R: 0 E: 0 K: 1 S: 7 H: 0 LOB: 0 BB: 0 P: 11	R: 0 E: 1 K: 1 S: 13 H: 0 LOB: 1 BB: 0 P: 19	R: 0 E: 0 K: 1 S: 11 H: 1 LOB: 1 BB: 0 P: 18	R: 1 E: 0 K: 2 S: 14 H: 1 LOB: 0 BB: 0 P: 22	R: 3 E: 0 K: 2 S: 18 H: 3 LOB: 1 BB: 1 P: 34	R: 0 E: 0 K: 0 S: 8 H: 1 LOB: 1 BB: 0 P: 14	R: 0 E: 0 K: 2 S: 10 H: 0 LOB: 0 BB: 0 P: 15	R: 0 E: 0 K: 1 S: 7 H: 0 LOB: 0 BB: 0 P: 11	R: 0 E: 0 K: 1 S: 10 H: 0 LOB: 0 BB: 0 P: 13	1B: 2 2B: 2 3B: 0 HR: 2 SF: 0 SAC: 0 DP: 0 HBP: 1	WP: 1 PB: 0 SB: 1 CS: 0 PA: 35					

	AB	33
	R	4
	H	6
	RBI	4
	BB	1
	SO	11
	LOB	8

PITCHER		IP	WLS	BF	H	R	ER	SO	BB	IBB	HBP	BLK	WP	HR	S	P	ERA	WHIP
34 Zach McAllister, R ERA: 3.97	(1, 1)	4.2		21	5	4	4	6	1	0	1	0	1	2	58	96	7.71	1.286
27 Bryan Shaw, R ERA: 3.94	(5, 1)	1.0	W	4	1	0	0	1	0	0	0	0	0	0	11	19	0.00	1.000
37 Cody Allen, R ERA: 2.35	(6, 1)	1.1	H	4	0	0	0	2	0	0	0	0	0	0	12	18	0.00	0.000
38 Joe Smith, R ERA: 2.47	(8, 1)	1.0	H	3	0	0	0	1	0	0	0	0	0	0	7	11	0.00	0.000
54 Chris Perez, R ERA: 3.59	(9, 1)	1.0	S	3	0	0	0	1	0	0	0	0	0	0	10	13	0.00	0.000

PITCHER	IP	WLS	BF	H	R	ER	SO	BB	IBB	HBP	BLK	WP	HR	S	P	ERA	WHIP

Baltimore Orioles @ Cleveland Indians

Progressive Field, Cleveland, OH

Wed Sep 04 2013, 7:07 PM - 10:10 PM EDT

Att. 11,522 - Clear - 77 F

BOTTOM

Batter	1	2	3	4	5	6	7	8	9	AB	R	H	RBI	BB	SO	LOB
24 Michael Bourn, L (1, 8) OBP: 0.315, SLG: 0.344	B FF 92 F FF 91 B SI 91 L FF 93 X SI 92 2-2 22 1B 33 BB 10 1B 1B	C FF 94 F SI 93 C SI 92 0-3 ② K	B FF 97 C SL 83 B FS 84 C FF 96 B SL 87 S FF 97 3-3 ③ K	B CU 76 S CH 85 B CH 86 F CH 84 F FF 92 C CU 77 2-3 ② K						4	1	1	0	0	3	0
33 Nick Swisher, S (1, 3) OBP: 0.333, SLG: 0.392	B FF 94 1 SAFE D CH 86 B FF 94 C FF 93 B SI 92 4-1 10 1B 22 1B 13 FC5-2 1-2 BB	B CH 85 X FF 93 1-0 ③ G6-3			C CH 84 B FS 85 X FF 94 1-1 ① G5-3	B CH 88 F CH 86 F FF 92 B FF 92 C FF 93 2-3 ③ K				3	0	0	0	1	1	0
22 Jason Kipnis, L (1, 4) OBP: 0.368, SLG: 0.468	X FF 93 0-0 13 FC5-2 10 1B 9 2B 1-2 2-3 1B		B SL 78 B FF 92 B FF 91 C FF 92 B FF 92 4-1 10 1B BB		B FF 97 B FF 95 B FF 95 C FF 93 X FF 94 3-1 41 BB 10 2B 1B		B FF 93 L FF 92 B CH 86 B CU 76 X CH 84 3-1 ① G3-1			3	2	2	0	1	0	0
41 Carlos Santana, S (1, 10) OBP: 0.370, SLG: 0.446	B SL 80 S FF 93 B SI 94 C SL 82 F SI 94 S FF 95 2-3 ① K		1 SAFE C SL 80 B SI 93 F SI 93 F CH 86 F SI 93 1 SAFE 1 SAFE D SL 83 2-3 F SI 93 1 SAFE S SI 93 ① K		B FF 96 B FF 96 D SL 85 B FF 95 4-0 10 2B 9 WP 1-2 BB		C CH 86 X FF 93 0-1 ② B5-3			3	1	0	0	1	2	4
10 Yan Gomes, R (1, 2) OBP: 0.343, SLG: 0.502	C SI 93 X SI 94 0-1 13 FC5-2 9 2B 1-2 2-3 3-H 1B		F FF 93 S SL 83 X FF 94 0-2 1-2 1B		C FF 96 X FF 97 0-1 9 WP 1-3 2-H 2B		C CU 81 B FF 95 F SL 88 S FF 95 1-3 ③ K			4	1	3	2	0	1	0
13 Asdrúbal Cabrera, S (1, 6) OBP: 0.293, SLG: 0.379	S SL 81 X SI 93 0-1 ② FC5-2 9 2B 4 1B 1-2 2-3 3-Hf		B FF 96 C FF 94 S FF 97 D FF 98 B FS 87 C FS 91 3-3 ② K		I IN 72 I IN 73 I IN 75 I IN 73 4-0 9 WP IBB			C CU 78 B SI 95 F SI 95 C SI 95 1-3 ① K		3	1	0	0	1	2	5
9 Ryan Raburn, R (1, 7) OBP: 0.366, SLG: 0.576 7 Matt Carson, R (6, 7) OBP: 0.500, SLG: 0.500	B FF 94 B SI 93 C FF 94 X SI 93 2-1 4 1B 1-3 2-H 3-H 2B		F SL 85 S FF 98 S FF 99 0-3 ③ K		C FF 97 B SL 86 S FF 98 B FF 98 F FF 98 X FF 98 2-2 ② G5-3 1-2 2-3 3-H			C SI 95 F SI 94 B CU 80 B CU 80 B SI 95 X SI 95 3-2 4 G6-4-3 1B		3 1	0 0	1 1	2 0	0 0	1 0	4 0
4 Mike Aviles, R (1, 5) OBP: 0.287, SLG: 0.392	B FF 93 C FF 94 X FF 94 1-1 ③ 2-H 3-H 1B			B FF 95 F FF 96 X FS 85 1-1 11 B1-6 2B	X FF 97 0-0 ③ F9			C SI 94 X SI 94 0-1 ②③ G6-4-3 1-2f		4	0	2	1	0	0	3
11 Drew Stubbs, R (1, 9) OBP: 0.304, SLG: 0.364		B SL 79 C FF 91 C SL 80 B SI 92 C SL 80 2-3 ① K		B FF 96 T FF 97 B FF 98 X FF 97 2-1 ①② B1-6 2-2f		B CU 78 F CU 77 B CU 78 C CU 78 B FF 92 C FF 92 3-3 ① K				3	0	0	0	0	2	1
Inning Stats	R: 4 E: 0 K: 1 S: 17 H: 5 LOB: 2 BB: 1 P: 28	R: 0 E: 0 K: 2 S: 7 H: 0 LOB: 0 BB: 0 P: 10	R: 0 E: 0 K: 3 S: 16 H: 1 LOB: 2 BB: 1 P: 25	R: 0 E: 0 K: 1 S: 7 H: 1 LOB: 0 BB: 0 P: 13	R: 2 E: 0 K: 0 S: 11 H: 2 LOB: 2 BB: 2 P: 25	R: 0 E: 0 K: 3 S: 10 H: 0 LOB: 0 BB: 0 P: 17	R: 0 E: 0 K: 1 S: 7 H: 0 LOB: 0 BB: 0 P: 11	R: 0 E: 0 K: 1 S: 8 H: 1 LOB: 0 BB: 0 P: 12		1B: 7 2B: 4 3B: 0 HR: 0 SF: 0 SAC: 0 DP: 2 HBP: 0					WP: 1 PB: 0 SB: 0 CS: 0	PA: 35

livebaseballscorecards.com

	AB	31
	R	6
	H	10
	RBI	5
	BB	4
	SO	12
	LOB	17

PITCHER		IP	WLS	BF	H	R	ER	SO	BB	IBB	HBP	BLK	WP	HR	S	P	ERA	WHIP
53 Zack Britton, L ERA: 5.45	(1, 1)	2.1		14	6	4	4	4	2	0	0	0	0	0	34	54	15.43	3.429
39 Kevin Gausman, R ERA: 5.77	(3, 1)	2.2	L	12	3	2	2	3	1	1	0	0	1	0	24	47	6.75	1.500
57 Francisco Rodríguez, R ERA: 2.13	(6, 1)	1.2		5	0	0	0	3	0	0	0	0	0	0	14	24	0.00	0.000
60 Josh Stinson, R ERA: 5.0	(7, 1)	0.1		1	0	0	0	1	0	0	0	0	0	0	3	4	0.00	0.000
43 Jim Johnson, R ERA: 3.39	(8, 1)	1.0		3	1	0	0	1	0	0	0	0	0	0	8	12	0.00	1.000

PITCHER	IP	WLS	BF	H	R	ER	SO	BB	IBB	HBP	BLK	WP	HR	S	P	ERA	WHIP

Chicago White Sox @ Baltimore Orioles

Oriole Park at Camden Yards, Baltimore, MD

Thu Sep 05 2013, 7:09 PM - 9:41 PM EDT

Att. 17,383 - Cloudy - 76 F

livebaseballscorecards.com

Batter	1	2	3	4	5	6	7	8	9	AB	R	H	RBI	BB	SO	LOB
30 Alejandro De Aza, L (1, 8) OBP: 0.326, SLG: 0.415	C FF 91 F SI 91 B FF 90 F CH 82 B SI 91 B FF 91 S CH 81 3-3 ① K		B CH 84 X CH 83 1-0 ①② G6-3 1-2f 2-3 3-H			B FF 91 M SI 91 B FF 91 S CH 83 S CH 84 2-3 ① K		B FF 95 C CU 82 F SI 94 F FF 98 B FC 92 F FF 97 B FC 93 F FF 98 X FF 96 3-2 15 FC6-4 1B		4	0	1	0	0	2	2
15 Gordon Beckham, R (1, 4) OBP: 0.334, SLG: 0.387	B FF 91 B FF 92 C SL 83 S FF 92 S FF 92 2-3 ② K		B FF 92 C FF 92 B FF 92 F FF 92 F FF 93 X SI 93 2-2 ③ G6-3			S FF 90 B CH 83 F CH 84 B FF 92 B FF 92 F FF 92 S FF 92 3-3 ② K		F FF 96 1 SAFE S FC 92 1 SAFE F FF 97 F FC 93 F FC 93 X FF 96 0-2 ③ FC6-4 1-2f		4	0	0	0	0	2	2
10 Alexei Ramirez, R (1, 6) OBP: 0.306, SLG: 0.371	C FF 92 F SI 92 F FF 93 X CH 84 0-2 ③ G6-3			C CU 77 F FF 92 F FF 92 X FF 93 0-2 ① G4-3		F SI 92 X SI 92 0-1 1B			B SI 93 F SI 93 F FF 94 S CU 79 1-3 ① K	4	0	1	0	0	1	0
44 Adam Dunn, L (1, 10) OBP: 0.328, SLG: 0.449		C SI 92 B CH 85 X CH 84 1-1 ① G5-3		B CH 85 C SI 92 F FF 91 S SI 92 1-3 ② K		F FF 92 B FF 92 B FF 91 S CH 83 C FF 92 2-3 ③ K			S SI 94 B CH 88 S SI 93 B SI 94 S SI 95 2-3 ② K	4	0	0	0	0	3	1
14 Paul Konerko, R (1, 3) OBP: 0.314, SLG: 0.354		X FF 92 0-0 ② G4-3		B CU 80 B CU 79 B FF 94 C FF 91 X FF 92 3-1 ③ F9			B CH 82 F FF 90 F FF 90 B CH 83 X CH 84 2-2 ① G6-3		F SI 94 F SI 95 X CH 90 0-2 ③ G6-3	4	0	0	0	0	0	0
26 Avisaíl García, R (1, 9) OBP: 0.326, SLG: 0.419		C FF 92 F SI 92 B CH 85 X SI 92 1-2 ③ G5-3			B CU 76 B FF 90 X SI 92 2-0 ① G5-3		X CU 78 0-0 ② L5			3	0	0	0	0	0	0
12 Conor Gillaspie, L (1, 5) OBP: 0.304, SLG: 0.371			C SI 90 X FF 91 0-1 39 BB 24 1B 30 G6-3 1B		C CU 77 X CH 83 0-1 ② G4-3		B CH 84 F SI 90 F SI 92 F SI 92 B SL 84 X CH 82 2-2 ③ G4-3			3	1	1	0	0	0	0
24 Dayan Viciedo, R (1, 7) OBP: 0.303, SLG: 0.416			B SI 90 F SL 83 X SI 92 1-1 30 G6-3 39 BB 1-2 1B		S FF 91 C FF 92 B SI 92 F FF 92 X CU 79 1-2 1B			C FF 96 B FC 92 F FF 95 F FF 98 F FF 96 F FF 96 X FF 96 1-2 ① G4-3		3	0	2	0	0	0	0
39 Bryan Anderson, L (1, 2)			B CH 85 B SI 91 F CH 84 B SI 90 F FF 92 B SI 91 4-2 30 G6-3 1-2 2-3 BB		C CU 77 B SI 91 X SI 91 1-1 ③ G5-3			S CU 80 S SI 95 B FF 97 C CU 83 1-3 ② K		2	0	0	0	1	1	1
Inning Stats	R: 0 E: 0 K: 2 S: 11 H: 0 LOB: 0 BB: 0 P: 16	R: 0 E: 0 K: 0 S: 6 H: 0 LOB: 0 BB: 0 P: 8	R: 1 E: 0 K: 0 S: 11 H: 2 LOB: 1 BB: 1 P: 19	R: 0 E: 0 K: 1 S: 9 H: 0 LOB: 0 BB: 0 P: 13	R: 0 E: 0 K: 0 S: 9 H: 1 LOB: 1 BB: 0 P: 13	R: 0 E: 0 K: 3 S: 12 H: 1 LOB: 1 BB: 0 P: 19	R: 0 E: 0 K: 0 S: 8 H: 0 LOB: 0 BB: 0 P: 12	R: 0 E: 0 K: 1 S: 21 H: 1 LOB: 1 BB: 0 P: 26	R: 0 E: 0 K: 2 S: 9 H: 0 LOB: 0 BB: 0 P: 12	1B: 5 2B: 0 3B: 0 HR: 0 SF: 0 SAC: 0 DP: 1 HBP: 0						

	AB	31
	R	1
	H	5
	RBI	0
	BB	1
	SO	9
	LOB	6

WP: 0 PA: 32
PB: 0
SB: 0
CS: 0

PITCHER		IP	WLS	BF	H	R	ER	SO	BB	IBB	HBP	BLK	WP	HR	S	P	ERA	WHIP
50 Miguel González, R ERA: 3.98	(1, 1)	7.0	W	25	4	1	1	6	1	0	0	0	0	0	66	100	1.29	0.714
29 Tommy Hunter, R ERA: 2.69	(8, 1)	1.0	H	4	1	0	0	1	0	0	0	0	0	0	21	26	0.00	1.000
43 Jim Johnson, R ERA: 3.34	(9, 1)	1.0	S	3	0	0	0	2	0	0	0	0	0	0	9	12	0.00	0.000

PITCHER	IP	WLS	BF	H	R	ER	SO	BB	IBB	HBP	BLK	WP	HR	S	P	ERA	WHIP

Batter	1	2	3	4	5	6	7	8	9	AB	R	H	RBI	BB	SO	LOB
1 Brian Roberts, S (1, 4) OBP: 0.311, SLG: 0.362	C SL 89 B FF 91 B FF 91 F FF 92 F FF 92 F CH 84 X FF 92 2-2 ① L9		C CH 85 B FF 91 X FF 91 1-1 ② L4		B FF 90 C FF 89 B CH 84 C FF 90 B FF 91 F FF 90 F FF 90 X FF 90 3-2 HR			F FF 92 F FF 94 S SL 82 0-3 ① K		4	1	1	1	0	1	0
13 Manny Machado, R (1, 5) OBP: 0.323, SLG: 0.448	B FF 92 B FF 92 F FF 92 X CH 85 2-1 ② G1-6-3		X FF 92 0-0 ③ F8		B FF 90 F CH 86 X SL 88 1-1 ③ G4-3			S FF 93 C FF 93 B SL 83 F FF 92 C FF 94 1-3 ② K		4	0	0	0	0	1	0
10 Adam Jones, R (1, 8) OBP: 0.326, SLG: 0.511	F FF 92 B CH 84 X CH 85 1-1 HR			C FF 92 S FF 90 B FF 92 B FF 91 F FF 92 B CU 79 D CU 79 4-2 BB		X CH 88 0-0 38 G5-3 32 1B 1B		B SL 82 C FF 92 S SL 82 S FF 94 1-3 ③ K		3	1	2	1	1	1	0
19 Chris Davis, L (1, 3) OBP: 0.378, SLG: 0.652	C FF 92 X SI 92 0-1 ③ G4-3			F SI 90 F SI 91 B FF 92 B FF 92 1 SAFE F FF 91 B FF 91 1 SAFE X FF 92 3-2 ① P2		F FF 89 X SL 87 0-1 ① L9				3	0	0	0	0	0	2
32 Matt Wieters, S (1, 2) OBP: 0.287, SLG: 0.418		B FF 91 F FF 91 X CH 89 1-1 2B		C FF 91 1 SAFE S CU 80 1 SAFE X FF 90 0-2 ② F9		B CH 84 C FF 89 B CH 84 S CH 85 X FF 90 2-2 1-2 1B				3	0	2	0	0	0	1
38 Michael Morse, R (1, 9) OBP: 0.284, SLG: 0.406 21 Nick Markakis, L (8, 9) OBP: 0.325, SLG: 0.357		C FF 91 B CU 78 S CH 86 B CH 87 C FF 91 2-3 ① K		S FF 91 S SI 91 B FF 91 S FF 91 1-3 ③ K		B CH 86 X SL 87 1-0 ② ③ G5-3 2-3f				3 0	0 0	0 0	0 0	0 0	2 0	4 0
2 J.J. Hardy, R (1, 6) OBP: 0.306, SLG: 0.450		F CH 87 B CH 85 X CH 85 1-1 ② G5-3			C FF 90 B CH 84 B FF 90 F FF 90 F FF 90 X CU 77 2-2 HR		C FF 88 B CH 89 X CH 86 1-1 9 G6-3 1B			3	1	2	1	0	0	1
35 Danny Valencia, R (1, 10) OBP: 0.320, SLG: 0.568		C CH 86 B SI 92 B FF 92 B CH 87 X FF 92 3-1 ③ P6			C FF 90 F CH 88 X FF 90 0-2 ① G6-3		F CH 83 B SL 87 X SL 87 1-1 ① F8			3	0	0	0	0	0	2
9 Nate McLouth, L (1, 7) OBP: 0.336, SLG: 0.410			C FF 90 F SI 90 S FF 92 0-3 ① K		C FF 89 C SL 87 B CU 76 C SI 90 1-3 ② K		F CH 88 X SI 89 0-1 ② ③ G6-3 1-2f			3	0	0	0	0	2	1
Inning Stats	R: 1 H: 1 E: 0 LOB: 0 K: 0 BB: 0 S: 11 P: 16	R: 0 H: 1 E: 0 LOB: 1 K: 1 BB: 0 S: 9 P: 16	R: 0 H: 0 E: 0 LOB: 0 K: 1 BB: 0 S: 6 P: 7	R: 0 H: 0 E: 0 LOB: 1 K: 1 BB: 1 S: 13 P: 21	R: 2 H: 2 E: 0 LOB: 1 K: 1 BB: 0 S: 17 P: 24	R: 0 H: 2 E: 0 LOB: 1 K: 0 BB: 0 S: 7 P: 10	R: 0 H: 1 E: 0 LOB: 0 K: 0 BB: 0 S: 6 P: 8	R: 0 H: 0 E: 0 LOB: 0 K: 3 BB: 0 S: 10 P: 12		1B: 3 SF: 0 2B: 1 SAC: 0 3B: 0 DP: 2 HR: 3 HBP: 0						

BOTTOM

Chicago White Sox @ Baltimore Orioles

Oriole Park at Camden Yards, Baltimore, MD

Thu Sep 05 2013, 7:09 PM - 9:41 PM EDT

Att. 17,383 - Cloudy - 76 F

livebaseballscorecards.com

AB	29
R	3
H	7
RBI	3
BB	1
SO	7
LOB	11

PITCHER		IP	WLS	BF	H	R	ER	SO	BB	IBB	HBP	BLK	WP	HR	S	P	ERA	WHIP
62 Jose Quintana, L ERA: 3.7	(1, 1)	7.0	L	27	7	3	3	4	1	0	0	0	0	3	69	102	3.86	1.143
43 Addison Reed, R ERA: 3.22	(8, 1)	1.0		3	0	0	0	3	0	0	0	0	0	0	10	12	0.00	0.000

PITCHER	IP	WLS	BF	H	R	ER	SO	BB	IBB	HBP	BLK	WP	HR	S	P	ERA	WHIP

Chicago White Sox @ Baltimore Orioles

Oriole Park at Camden Yards, Baltimore, MD

Fri Sep 06 2013, 7:07 PM - 9:33 PM EDT

Att. 26,253 - Clear - 75 F

TOP

livebaseballscorecards.com

Batter	1	2	3	4	5	6	7	8	9	AB	R	H	RBI	BB	SO	LOB
30 Alejandro De Aza, L (1, 8) OBP: 0.324, SLG: 0.412	C FC 88 X FC 87 0-1 ① G3		L CU 73 C FC 88 B CU 76 X FC 88 1-2 ③ L5			B FC 85 C FC 87 S CU 74 X FC 88 1-2 ① G6-3		X FC 85 0-0 ③ F8		4	0	0	0	0	0	0
15 Gordon Beckham, R (1, 4) OBP: 0.330, SLG: 0.382	B SI 89 X SI 89 1-0 ② F8			C CU 75 C SI 88 B FC 87 S FC 88 1-3 ① K		C FF 88 F CU 76 S CU 75 0-3 ② K			C FC 84 X CH 87 0-1 ① L4	4	0	0	0	0	2	0
7 Jeff Keppinger, R (1, 5) OBP: 0.274, SLG: 0.304	C SI 89 B FC 87 C FC 86 B SI 90 X SI 89 2-2 1B			B FC 87 X FC 87 1-0 44 G5-3, 14 1B, 1B		C CU 75 C SI 89 B CU 75 F CU 70 B CU 75 X SI 90 2-2 ③ G6-3			F CU 73 X FC 86 0-1 ② L9	4	0	2	0	0	0	0
44 Adam Dunn, L (1, 10) OBP: 0.325, SLG: 0.445	F FC 87 F FC 87 F FC 88 D CU 74 X CH 86 1-2 ③ G6-3			D CU 74 1 SAFE B CH 84 X FC 87 2-0 ② G5-3, 1-2			B CU 73 B FC 86 X FC 86 2-0 ① F7		X FC 87 0-0 ③ F8	4	0	0	0	0	0	2
14 Paul Konerko, R (1, 3) OBP: 0.319, SLG: 0.357		C SI 88 B CU 75 C SI 89 X FC 88 1-2 20 G4-6-3, 1B		C FC 86 X SI 89 0-1 ③ 2-H, 1B			C FC 83 B CU 74 C CU 75 B SI 90 B CU 73 B FC 87 4-2 BB			2	0	2	0	1	0	0
20 Jordan Danks, L (1, 9) OBP: 0.295, SLG: 0.385		X FC 88 0-0 ① ② G4-6-3, 1-2f			L FC 86 S SI 88 B CU 73 X CU 75 1-2 ① G3		B CH 85 B CH 85 F FC 86 F FC 87 D CU 74 X FC 86 3-2 ② F7			3	0	0	0	0	0	2
24 Dayan Viciedo, R (1, 7) OBP: 0.301, SLG: 0.413		C FF 88 S CU 70 B FC 87 S FC 88 1-3 ③ K			B CU 75 B CU 72 B FC 86 F FC 88 S CU 75 F FC 89 X CU 76 3-2 ② F9		X FC 87 0-0 ③ G4-3			3	0	0	0	0	1	1
36 Josh Phegley, R (1, 2) OBP: 0.222, SLG: 0.323			C CU 73 B FC 86 F FC 85 F SI 90 X CU 74 1-2 ① P4		X FC 86 0-0 28 FC6-4, 1B			C CU 72 B SI 88 B CU 74 X SI 88 2-1 ① G4-3		3	0	1	0	0	0	0
28 Leury García, S (1, 6) OBP: 0.233, SLG: 0.209			B FF 88 F FC 86 C CU 74 F FC 88 F CU 75 B CU 71 X FC 89 2-2 ② G1-3		C CU 74 X FC 86 0-1 ③ FC6-4, 1-2f			F CH 87 F CU 72 X CU 69 0-2 ② F9		3	0	0	0	0	0	1
Inning Stats	R: 0 E: 0 K: 0 S: 10 H: 1 LOB: 1 BB: 0 P: 14	R: 0 E: 0 K: 1 S: 7 H: 1 LOB: 0 BB: 0 P: 9	R: 0 E: 0 K: 0 S: 12 H: 0 LOB: 0 BB: 0 P: 16	R: 0 E: 0 K: 1 S: 7 H: 2 LOB: 2 BB: 0 P: 11	R: 0 E: 0 K: 0 S: 10 H: 1 LOB: 1 BB: 0 P: 14	R: 0 E: 0 K: 1 S: 10 H: 0 LOB: 0 BB: 0 P: 13	R: 0 E: 0 K: 0 S: 7 H: 0 LOB: 1 BB: 1 P: 16	R: 0 E: 0 K: 0 S: 6 H: 0 LOB: 0 BB: 0 P: 8	R: 0 E: 0 K: 0 S: 5 H: 0 LOB: 0 BB: 0 P: 5	1B: 5 2B: 0 3B: 0 HR: 0 SF: 0 SAC: 0 DP: 1 HBP: 0						

	AB	30
	R	0
	H	5
	RBI	0
	BB	1
	SO	3
	LOB	6

WP: 0 PB: 0 SB: 0 CS: 0 PA: 31

PITCHER	IP	WLS	BF	H	R	ER	SO	BB	IBB	HBP	BLK	WP	HR	S	P	ERA	WHIP
34 Scott Feldman, R (1, 1) ERA: 3.54	9.0	W	31	5	0	0	3	1	0	0	0	0	0	74	106	0.00	0.667

PITCHER	IP	WLS	BF	H	R	ER	SO	BB	IBB	HBP	BLK	WP	HR	S	P	ERA	WHIP

Batter	1	2	3	4	5	6	7	8	9	AB	R	H	RBI	BB	SO	LOB
1 Brian Roberts, S (1, 4) OBP: 0.310, SLG: 0.356	B SI 87 C SI 87 B SI 88 F FF 88 X SI 89 2-2 ① L9		C FC 85 F SI 90 F FC 87 F CH 81 F CH 81 B SI 90 F CU 71 S SI 90 1-3 ③ K		C SI 71 1 SAFE F SI 89 1 SAFE B CH 77 F CH 79 B SI 88 B CH 77 F FC 84 4-2 B CU 71 1-2 BB		C SL 81 B SI 93 C SL 83 B SL 84 B SI 93 X SL 83 3-2 ③ F9			3	0	0	0	1	1	0
13 Manny Machado, R (1, 5) OBP: 0.321, SLG: 0.445	S FF 88 X SI 90 0-1 ② F9			C CU 72 S CH 78 F SI 89 S CH 80 0-3 ① K	C CU 70 D FF 89 F SI 89 F FF 89 F CH 80 X CH 77 1-2 ③ G3-1			F FF 94 B FF 95 B SL 80 X FF 94 2-1 ① F8		4	0	0	0	0	1	2
10 Adam Jones, R (1, 8) OBP: 0.324, SLG: 0.508	X FF 88 0-0 ③ L7			T CU 71 F SI 90 B FC 87 S CH 80 1-3 ② K		F SI 89 C FF 89 F FC 85 X CH 79 0-2 ① G6-3		F SI 94 X SL 81 0-1 ② F8		4	0	0	0	0	1	0
19 Chris Davis, L (1, 3) OBP: 0.381, SLG: 0.659		C FF 88 X SI 89 0-1 ① P6		B FF 90 B SI 90 X SI 90 2-0 32 S 1B		S CH 79 C FF 89 B FC 86 B CH 79 X CH 79 2-2 HR		S SL 83 B FF 96 B FF 96 B SL 81 F FF 95 X SL 84 3-2 1B		4	1	3	1	0	0	0
32 Matt Wieters, S (1, 2) OBP: 0.287, SLG: 0.423		C FF 88 C CU 71 B CH 81 F SI 90 B FF 91 F CH 81 F SI 90 B SI 91 F CH 80 3-2 ② F7 F FF 91 F SI 89 X CU 74		B CH 81 D FF 90 B SI 89 C SI 90 S CH 81 F CH 79 F SI 90 C CH 80 3-3 ③ K 1-2		B CU 68 X SI 88 1-0 HR		C FF 95 B FF 96 D SL 83 B SL 82 C FF 94 X FF 96 3-2 ③ L8		4	1	1	1	0	1	2
2 J.J. Hardy, R (1, 6) OBP: 0.308, SLG: 0.451		C FF 89 B SI 90 B CH 81 X SI 90 2-1 ③ F8			B SI 87 C FF 88 X SI 88 1-1 38 G4-3 21 1B 35 1B 1B	C SI 92 B SI 94 B SL 83 X SI 92 2-1 21 G5-4-3 1B				3	1	2	0	0	0	0
21 Nick Markakis, L (1, 9) OBP: 0.325, SLG: 0.357			X SI 89 0-0 ① F8		C FC 84 X FF 89 0-1 38 G4-3 1-2 1B	F SI 91 B SL 83 F SL 82 X SI 94 1-2 ②③ G5-4-3 1-2f				3	0	1	0	0	0	1
38 Michael Morse, R (1, 7) OBP: 0.282, SLG: 0.403 36 Chris Dickerson, L (7, 7) OBP: 0.271, SLG: 0.408			F SI 89 F SI 91 B SI 87 B CH 80 X FF 90 2-2 ② F9		F SI 89 S CH 78 X CH 77 0-2 ①② G4-3 1-2f 2-3		X SI 92 0-0 ① F7			2 1	0 0	0 0	0 0	0 0	0 0	2 0
35 Danny Valencia, R (1, 10) OBP: 0.330, SLG: 0.602			C SI 90 B FF 87 B CH 81 F SI 90 X SI 90 2-2 HR		B CH 80 C CH 80 F CU 72 B FF 89 D CH 79 X CH 80 3-2 1 CS 3-H 1B		B SI 91 S SL 83 X SI 92 1-1 ② G1-3			3	1	2	2	0	0	0
Inning Stats	R: 0 E: 0 K: 0 S: 6 H: 0 LOB: 0 BB: 0 P: 8	R: 0 E: 0 K: 0 S: 13 H: 0 LOB: 0 BB: 0 P: 18	R: 1 E: 0 K: 1 S: 14 H: 1 LOB: 0 BB: 0 P: 19	R: 0 E: 0 K: 3 S: 13 H: 1 LOB: 1 BB: 0 P: 19	R: 1 E: 0 K: 0 S: 19 H: 3 LOB: 2 BB: 1 P: 28	R: 2 E: 0 K: 0 S: 13 H: 3 LOB: 0 BB: 0 P: 19	R: 0 E: 0 K: 0 S: 6 H: 0 LOB: 0 BB: 0 P: 10	R: 0 E: 0 K: 0 S: 10 H: 1 LOB: 1 BB: 0 P: 18		1B: 6 2B: 0 3B: 0 HR: 3 SF: 0 SAC: 0 DP: 2 HBP: 0				WP: 0 PB: 0 SB: 1 CS: 1 PA: 32		

BOTTOM

Chicago White Sox @ Baltimore Orioles

Oriole Park at Camden Yards, Baltimore, MD

Fri Sep 06 2013, 7:07 PM - 9:33 PM EDT

Att. 26,253 - Clear - 75 F

livebaseballscorecards.com

AB	31
R	4
H	9
RBI	4
BB	1
SO	4
LOB	7

PITCHER		IP	WLS	BF	H	R	ER	SO	BB	IBB	HBP	BLK	WP	HR	S	P	ERA	WHIP
50 John Danks, L ERA: 4.45	(1, 1)	5.1	L	23	7	4	4	4	1	0	0	0	0	3	73	103	6.75	1.500
52 Jake Petricka, R ERA: 2.0	(6, 1)	1.2		5	1	0	0	0	0	0	0	0	0	0	11	18	0.00	0.600
40 Daniel Webb, R ERA: 4.5	(8, 1)	1.0		4	1	0	0	0	0	0	0	0	0	0	10	18	0.00	1.000

PITCHER	IP	WLS	BF	H	R	ER	SO	BB	IBB	HBP	BLK	WP	HR	S	P	ERA	WHIP

Batter	1	2	3	4	5	6	7	8	9	10	AB	R	H	RBI	BB	SO	LOB
28 Leury García, S (1, 8) (8, 4) OBP: 0.231, SLG: 0.208	B FF 92 C SI 92 T SI 94 B FF 94 F FF 93 B FF 94 S FF 93 3-3 K ①		C CU 75 S FF 94 X FF 94 0-2 G1-4-3 ③		C CU 74 S SL 82 X SL 80 0-2 1B		X SI 85 0-0 F8 ③			S FF 96 S FF 96 F FF 96 S FF 96 0-3 K ②	5	0	1	0	0	2	2
15 Gordon Beckham, R (1, 4) OBP: 0.327, SLG: 0.378 20 Jordan Danks, L (8, PH) OBP: 0.298, SLG: 0.381 (8, 8)	C FF 93 X CH 87 0-1 G6-3 ②			B SI 92 F SI 93 C SI 92 X CH 86 1-2 G4-3 ①	1 SAFE 1 SAFE F CH 86 B SI 93 F CH 85 1 SAFE 1 SAFE F FF 92 B FF 92 3-3 K ③			B SL 78 C SI 85 B SL 79 F SL 79 B SL 80 B SI 85 4-2 10 CS BB	S FC 92 C CH 88 F FF 98 S SI 96 0-3 K ③	3 1	0 0	0 0	0 1	1 1	1 0	1 0
10 Alexei Ramirez, R (1, 6) OBP: 0.306, SLG: 0.372	C FF 94 S FF 93 S FF 94 0-3 K ③			C FF 93 B CU 74 X FF 93 1-1 14 1B 2B		C FF 91 B SL 82 F SI 93 X FF 93 1-2 P4 ①		1 SAFE B SL 80 C SI 86 F FF 87 X FF 87 1-2 F9 ①② 1-2		4	1	1	0	0	1	1
14 Paul Konerko, R (1, 3) OBP: 0.320, SLG: 0.361		F FF 92 X FF 93 0-1 F9 ①		F CU 76 B SI 93 B FF 93 D CU 71 X SI 92 3-1 2-H 1B		B SI 93 B CH 85 B FF 92 F SI 90 X SI 91 3-1 2B		B SI 87 C SL 79 B SI 85 F SI 85 X FF 87 2-2 G3-1 ③		4	0	2	1	0	0	0
26 Avisaíl García, R (1, 9) OBP: 0.320, SLG: 0.410		B FF 93 X CH 85 1-0 P6 ②		B SI 93 S SI 91 F SI 92 S FF 93 1-3 K ②		B CU 73 S SI 90 B CH 84 F FF 92 F SI 92 S SL 81 2-3 K ②			S SI 92 F SI 92 F SI 93 B SI 95 S CU 80 1-3 K ①	4	0	0	0	0	3	2
7 Jeff Keppinger, R (1, 10) OBP: 0.271, SLG: 0.301		B FF 92 C FF 92 T SI 93 X FF 93 1-2 F9 ③		B CU 73 C SI 91 F FF 92 B SI 92 F CH 84 T FF 93 2-2 K ③		C SI 91 F SI 91 F SI 94 X CH 86 0-2 G6-3 ③			F SI 95 B FF 94 C CU 79 X SI 94 1-2 G5-3 ②	4	0	0	0	0	1	2
24 Dayan Viciedo, R (1, 7) OBP: 0.304, SLG: 0.426 44 Adam Dunn, L (9, PH) OBP: 0.325, SLG: 0.444 39 Bryan Anderson, L (9, 2)			C FF 91 B CU 73 B FF 92 F FF 91 X SI 92 2-2 36 G3 2B		B CU 73 B SI 92 F SI 92 C CH 83 F SL 83 F SI 93 X FF 92 2-2 HR		C SL 79 S SL 78 X SL 77 0-2 F9 ①		X SI 93 0-0 P5 ③		3 1 0	1 0 0	2 0 0	1 0 0	0 0 0	0 0 0	0 0 0
36 Josh Phegley, R (1, 2) OBP: 0.217, SLG: 0.316 30 Alejandro De Aza, L (9, 7) OBP: 0.323, SLG: 0.411			X CU 75 0-0 G3 ① 2-3		F FF 92 F SI 93 S SL 81 0-3 K2-3 ①		X SI 86 0-0 E6			B CU 82 F FF 96 B FF 95 X CU 81 2-1 G3 ①	3 1	0 0	0 0	0 0	0 0	1 0	1 0
5 Marcus Semien, R (1, 5) OBP: 0.286, SLG: 0.286 12 Conor Gillaspie, L (10, PH) OBP: 0.306, SLG: 0.382 (10, 5)			B FF 93 B CH 86 B SI 91 C SI 93 C SL 77 S SI 93 3-3 K ②		C CU 74 S CH 84 X FF 94 0-2 F9 ②		C SI 86 S SL 79 B FF 86 S SL 80 1-3 K ②			B FF 97 B SI 96 F FF 95 S FF 96 B CU 85 F FF 96 X CU 84 3-2 HR	3 1	0 1	0 1	0 1	0 0	2 0	2 0
Inning Stats	R: 0 H: 0 E: 0 LOB: 0 K: 2 BB: 0 S: 9 P: 12	R: 0 H: 0 E: 0 LOB: 0 K: 0 BB: 0 S: 6 P: 8	R: 0 H: 1 E: 0 LOB: 1 K: 1 BB: 0 S: 10 P: 15	R: 1 H: 2 E: 0 LOB: 1 K: 2 BB: 0 S: 14 P: 22	R: 1 H: 2 E: 0 LOB: 1 K: 2 BB: 0 S: 18 P: 23	R: 0 H: 1 E: 0 LOB: 1 K: 1 BB: 0 S: 13 P: 19	R: 0 H: 0 E: 1 LOB: 1 K: 1 BB: 0 S: 8 P: 9	R: 0 H: 0 E: 0 LOB: 0 K: 0 BB: 1 S: 8 P: 15	R: 0 H: 0 E: 0 LOB: 0 K: 1 BB: 0 S: 8 P: 10	R: 1 H: 1 E: 0 LOB: 0 K: 2 BB: 0 S: 14 P: 19	1B: 2 2B: 3 3B: 0 HR: 2	SF: 0 SAC: 0 DP: 0 HBP: 0		WP: 0 PB: 0 SB: 0 CS: 1	PA: 38		

PITCHER	IP	WLS	BF	H	R	ER	SO	BB	IBB	HBP	BLK	WP	HR	S	P	ERA	WHIP
16 Wei-Yin Chen, L (1, 1) ERA: 3.82	6.0		24	6	2	2	8	0	0	0	0	0	1	70	99	3.00	1.000
56 Darren O'Day, R (7, 1) ERA: 2.28	2.0		7	0	0	0	1	1	0	0	0	0	0	16	24	0.00	0.500
43 Jim Johnson, R (9, 1) ERA: 3.28	1.0		3	0	0	0	1	0	0	0	0	0	0	8	10	0.00	0.000
29 Tommy Hunter, R (10, 1) ERA: 2.77	1.0	W	4	1	1	1	2	0	0	0	0	0	1	14	19	9.00	1.000

PITCHER	IP	WLS	BF	H	R	ER	SO	BB	IBB	HBP	BLK	WP	HR	S	P	ERA	WHIP

TOP

Chicago White Sox @ Baltimore Orioles

Oriole Park at Camden Yards, Baltimore, MD

Sat Sep 07 2013, 1:10 PM - 4:47 PM EDT

Att. 23,653 - Sunny - 77 F

livebaseballscorecards.com

AB	37
R	3
H	7
RBI	3
BB	1
SO	12
LOB	11

Chicago White Sox @ Baltimore Orioles

Oriole Park at Camden Yards, Baltimore, MD

Sat Sep 07 2013, 1:10 PM - 4:47 PM EDT

Att. 23,653 - Sunny - 77 F

livebaseballscorecards.com

Batter	1	2	3	4	5	6	7	8	9	10	AB	R	H	RBI	BB	SO	LOB
1 Brian Roberts, S (1, 4) OBP: 0.312, SLG: 0.370	B FF 87 C FF 87 C SI 90 F SI 91 B CH 81 B SI 91 F SI 90 X FC 88 3-2 ① G4-3	C SI 90 C CU 75 B SI 90 D CH 78 F CH 82 F SI 90 1 SAFE F CH 81 B SC 73 4-2 B SI 91 13 FC6-4 1-2 BB			X CH 84 0-0 HR	C SI 92 C SL 82 B SI 93 S SI 93 1-3 ③ K		C SL 88 S SL 90 X SL 90 0-2 ③ G4-3			4	1	1	1	1	1	3
13 Manny Machado, R (1, 5) OBP: 0.322, SLG: 0.446	F SI 90 C SI 91 B CU 78 X SI 91 1-2 19 2B 1B	D CH 81 C CH 83 B SI 90 F SI 90 X CH 84 2-2 ③ FC6-4 1-2f			F CH 79 F CH 80 F CU 75 B SI 91 X SC 74 1-2 10 1B 2B		X FF 94 0-0 ① P2		C SI 97 B SL 88 X SL 88 1-1 ① G5-3		5	1	2	0	0	0	3
10 Adam Jones, R (1, 8) OBP: 0.325, SLG: 0.507	S SI 89 1 SAFE B SI 89 B SC 77 F CH 82 S SI 90 2-3 ② K		S CH 81 C SI 91 F CH 81 B CH 81 X CU 77 1-2 ① G2-3		X SI 87 0-0 2-3 1B		B SL 86 S SL 85 C SL 84 X FF 96 1-2 2 E 2 S 1B		S SL 89 S SL 89 S SL 89 0-3 ② K		5	0	2	0	0	2	1
19 Chris Davis, L (1, 3) OBP: 0.379, SLG: 0.656	B SI 90 F FC 84 B SI 90 X SI 91 2-1 1-H 2B		C CH 81 B CH 79 S CU 76 S SI 91 1-3 ② K		F CU 74 B CH 78 B SI 88 1 SAFE D CH 83 X SI 88 3-1 ① P6		S SI 95 B FF 92 C SL 82 S SL 82 1-3 ② K		C SI 98 F SL 90 B SI 97 B SI 98 S SL 88 2-3 ③ K		5	0	1	1	0	3	3
2 J.J. Hardy, R (1, 6) OBP: 0.306, SLG: 0.447	B SI 91 X CH 82 1-0 ③ G5-3		C CH 82 B SC 72 S SI 90 X SI 92 1-2 ③ L7		1 SAFE B CH 79 F CH 82 F SI 88 1 SAFE F CH 78 X CH 87 1-2 ② P6		C SI 95 S SL 86 S SL 85 0-3 ③ K 1-3			C FF 91 F SL 79 B SL 82 X SL 80 1-2 ① G6-3	5	0	0	0	0	1	4
35 Danny Valencia, R (1, 10) OBP: 0.346, SLG: 0.627 12 Alexi Casilla, S (8, PR) OBP: 0.274, SLG: 0.302 (9, 10) 51 Henry Urrutia, L (10, PH) OBP: 0.283, SLG: 0.321 36 Chris Dickerson, L (10, PR) OBP: 0.271, SLG: 0.408		C SI 89 C SC 73 B SC 73 B SI 91 X CH 83 2-2 21 G4-3 2B		X CH 79 0-0 21 G4-3 1B	C FC 86 B SI 90 X SI 90 1-1 ③ G3			X FF 90 0-0 9 E 2B		X FC 91 0-0 21 1B 32 1B 1B	4 0 1 0	0 0 0 1	3 0 1 0	0 0 0 0	0 0 0 0	0 0 0 0	2 0 0 0
21 Nick Markakis, L (1, 9) OBP: 0.324, SLG: 0.355		B SI 89 X CH 80 1-0 ① G4-3 2-3		X CH 84 0-0 ① G4-3 1-2		B SI 90 F SL 82 X SL 84 1-1 ① G4-3		F X SL 80 0-1 ① P6		F FC 91 X FF 93 0-1 9 S 32 1B 1-3 1B	5	1	1	0	0	0	3
38 Michael Morse, R (1, 7) OBP: 0.280, SLG: 0.401 9 Nate McLouth, L (6, PH) OBP: 0.336, SLG: 0.412 (7, 7)		F CU 73 X SI 90 0-1 ② F9		F SI 87 B SI 88 B CH 80 F SI 88 B SC 73 F CH 82 S SI 91 3-3 ② K		F SI 92 B SI 93 F SL 84 B SL 83 X SI 92 2-2 48 FC6-5 2B		D SL 82 F FF 91 B SL 80 S FF 91 2 SAFE F SL 82 B SL 82 X FF 93 3-2 E4 32 S 2-3		F FC 92 B FC 92 B SL 80 F FF 92 F FF 93 B SL 82 F FF 91 C SL 78 3-3 ② K 1-2	2 3	0 0	0 1	0 0	1 1	2 3	2 3
48 Chris Snyder, R (1, 2) OBP: 0.261, SLG: 0.105 32 Matt Wieters, S (8, PH) OBP: 0.288, SLG: 0.423 (9, 2)		B SI 88 B CH 80 B SI 90 C SI 90 F SI 90 B SI 91 4-2 1 BB BB		B CU 74 S SI 89 F SI 91 B CH 80 B CH 82 S SI 92 3-3 ③ K		B SI 91 S SI 91 X FF 93 1-1 ② FC6-5 2-3		F SL 87 S SL 89 B SI 96 D SL 90 B SI 96 S SL 87 3-3 ② K 1-2		B FF 91 C FC 91 B FF 92 X SL 79 2-1 2-H 3-H 1B	2 2	0 0	0 1	0 2	1 0	1 1	2 3
Inning Stats	R: 1 E: 0 K: 1 S: 14 H: 2 LOB: 1 BB: 0 P: 23	R: 0 E: 0 K: 0 S: 16 H: 1 LOB: 3 BB: 2 P: 29	R: 0 E: 0 K: 1 S: 10 H: 0 LOB: 0 BB: 0 P: 13	R: 0 E: 0 K: 2 S: 9 H: 1 LOB: 1 BB: 0 P: 15	R: 1 E: 0 K: 0 S: 14 H: 3 LOB: 2 BB: 0 P: 20	R: 0 E: 0 K: 1 S: 10 H: 1 LOB: 1 BB: 0 P: 15	R: 0 E: 0 K: 2 S: 10 H: 1 LOB: 1 BB: 0 P: 12	R: 0 E: 2 K: 1 S: 13 H: 1 LOB: 2 BB: 0 P: 19	R: 0 E: 0 K: 2 S: 8 H: 0 LOB: 0 BB: 0 P: 11	R: 2 E: 0 K: 1 S: 13 H: 3 LOB: 1 BB: 0 P: 19	1B: 7 2B: 5 3B: 0 HR: 1 SF: 0 SAC: 0 DP: 0 HBP: 0						

PITCHER	IP	WLS	BF	H	R	ER	SO	BB	IBB	HBP	BLK	WP	HR	S	P	ERA	WHIP
53 Héctor Santiago, L (1, 1) ERA: 3.44	5.0		24	7	2	2	4	2	0	0	0	0	1	63	100	3.60	1.800
52 Jake Petricka, R (6, 1) ERA: 1.8	1.0		4	1	0	0	1	0	0	0	0	0	0	10	15	0.00	1.000
27 Matt Lindstrom, R (7, 1) ERA: 2.91	1.0		4	1	0	0	2	0	0	0	0	0	0	10	12	0.00	1.000
41 David Purcey, L (8, 1) ERA: 1.37	0.1		3	1	0	0	0	0	0	0	0	0	0	7	10	0.00	3.000
65 Nate Jones, R (8, 1) ERA: 3.89	1.2		5	0	0	0	3	0	0	0	0	0	0	14	20	0.00	0.000

PITCHER	IP	WLS	BF	H	R	ER	SO	BB	IBB	HBP	BLK	WP	HR	S	P	ERA	WHIP
43 Addison Reed, R (10, 1) ERA: 3.46	0.2	L	5	3	2	2	1	0	0	0	0	0	0	13	19	27.00	4.500

AB	43
R	4
H	13
RBI	4
BB	2
SO	11
LOB	29

WP: 0 PA: 45
PB: 0
SB: 3
CS: 0

Batter	1	2	3	4	5	6	7	8	9	AB	R	H	RBI	BB	SO	LOB
30 Alejandro De Aza, L (1, 8) OBP: 0.322, SLG: 0.409	B FF 89 F FF 88 S FF 90 F FF 91 B SL 81 X FF 90 2-2 ① L7		C CH 84 B FF 90 C FF 90 F FF 92 B SL 87 X CH 84 2-2 ① G4-3	B FF 92 B FF 92 S SI 93 C SL 84 B FF 94 X SL 86 3-2 1-2 2-3 3-H 1B		B SI 89 X SI 89 1-0 ③ G4-3		B SI 89 C SI 89 B SI 89 C SL 80 F SI 89 F CU 77 S SI 90 2-3 ② K	5	0	1	1	0	1	0
28 Leury García, S (1, 4) OBP: 0.241, SLG: 0.200	B FF 90 B SL 80 B FF 89 C FF 88 C FF 90 B FF 91 4-2 10 G4-3 BB		C SL 82 S FF 91 B FF 92 S FF 92 1-3 ② K	B SL 86 C FF 93 S FF 92 B FF 94 B FC 93 F FC 93 F FF 93 C FF 93 3-3 ③ K			C FF 94 B CU 79 B FF 93 B FF 93 B FF 92 4-1 10 CS BB		B FF 88 C FF 88 X FF 88 1-1 ③ F8	3	0	0	0	2	2	3
10 Alexei Ramirez, R (1, 6) OBP: 0.307, SLG: 0.373	1 SAFE X SL 82 0-0 ② G4-3 1-2		C FF 91 B FF 92 S SL 82 X FF 92 1-2 1B		B SL 81 B SL 81 B FF 91 C FF 92 X FF 91 3-1 44 S 44 HR 1B		1 SAFE 1 SAFE B FF 93 X SL 87 1-0 ① ② G6-3 1-2			4	1	2	0	0	0	2
44 Adam Dunn, L (1, 10) OBP: 0.324, SLG: 0.449	C FF 90 B FF 91 S FF 91 B FF 92 B FF 92 S SL 82 3-3 ③ K		C FF 92 B FF 93 1 SAFE C FF 92 F SI 93 B FF 92 F FF 92 S SL 84 3-3 ③ K		C SL 84 X CH 84 0-1 1-H HR		B SL 86 S FF 93 B FF 93 S FF 93 B SI 94 C SL 85 3-3 ③ K			4	1	1	2	0	3	2
7 Jeff Keppinger, R (1, 3) OBP: 0.271, SLG: 0.303		X FF 90 0-0 ① G6-3		B FF 89 C FF 91 X CH 83 1-1 20 1B 30 1B 2B	C SI 93 C SL 85 B SL 84 F FF 93 B SL 83 X SL 83 2-2 ① L6			X FF 91 0-0 ① G6-3		4	1	1	0	0	0	0
12 Conor Gillaspie, L (1, 5) OBP: 0.308, SLG: 0.383		B FF 89 B FF 90 X FF 91 2-0 24 2B 1B		B FF 92 X FF 91 1-0 30 1B 20 1B 1B	C SL 80 B SI 89 X SI 88 1-1 ② G4-3			B FF 92 C CU 77 X FF 92 1-1 ② G3-4-1		4	1	2	0	0	0	0
24 Dayan Viciedo, R (1, 7) OBP: 0.306, SLG: 0.429		C SL 84 F FF 91 F FF 92 B FF 92 X FF 91 1-2 1-H 2B		B FF 93 S SL 84 F FF 93 F SL 84 S SL 84 1-3 ① K	B SI 90 B SL 81 X CH 82 2-0 ③ L6			C SL 86 X FF 92 0-1 1B		4	0	2	1	0	1	2
20 Jordan Danks, L (1, 9) OBP: 0.297, SLG: 0.376		F FF 91 S SL 87 X FF 92 0-2 ② F7		X SL 87 0-0 30 1B 1-2 2-3 1B	B SI 88 S SI 89 B SL 82 B SI 89 S SL 82 S SI 89 3-3 ① K			S SI 93 F SI 93 B SL 85 X CH 85 1-2 ③ G4-3		4	0	1	0	0	1	2
39 Bryan Anderson, L (1, 2)		C SL 83 B FF 92 F SL 87 B FC 93 B SL 84 X SL 84 3-2 ③ F9		C CH 86 C FC 93 C FC 93 0-3 ② K	C SL 81 B SI 89 T SI 89 B SI 90 S SI 90 2-3 ② K				C SL 80 B SL 81 S SL 81 B SI 89 B CU 76 S SL 81 3-3 ① K	4	0	0	0	0	3	4

Inning Stats	1	2	3	4	5	6	7	8	9
	R: 0 E: 0 K: 1 S: 10	H: 0 LOB: 1 BB: 1 P: 19	R: 1 E: 0 K: 0 S: 12	H: 2 LOB: 1 BB: 0 P: 18	R: 0 E: 0 K: 2 S: 15	H: 1 LOB: 1 BB: 0 P: 22	R: 1 E: 0 K: 3 S: 19	H: 4 LOB: 3 BB: 0 P: 28	R: 2 E: 0 K: 0 S: 11	H: 2 LOB: 0 BB: 0 P: 19	R: 0 E: 0 K: 2 S: 7	H: 0 LOB: 0 BB: 0 P: 13	R: 0 E: 0 K: 1 S: 5	H: 0 LOB: 0 BB: 1 P: 13	R: 0 E: 0 K: 0 S: 8	H: 1 LOB: 1 BB: 0 P: 10	R: 0 E: 0 K: 2 S: 10	H: 0 LOB: 0 BB: 0 P: 16

1B: 7	SF: 0	WP: 0	PA: 38
2B: 2	SAC: 0	PB: 0	
3B: 0	DP: 0	SB: 1	
HR: 1	HBP: 0	CS: 1	

PITCHER		IP	WLS	BF	H	R	ER	SO	BB	IBB	HBP	BLK	WP	HR	S	P	ERA	WHIP
25 Bud Norris, R ERA: 4.12	(1, 1)	4.1	L	23	9	4	4	6	1	0	0	0	0	1	64	100	8.31	2.308
66 T.J. McFarland, L ERA: 4.48	(5, 1)	1.2		5	0	0	0	2	0	0	0	0	0	0	10	19	0.00	0.000
39 Jason Hammel, R ERA: 5.11	(7, 1)	2.0		7	1	0	0	1	1	0	0	0	0	0	13	23	0.00	1.000
40 Troy Patton, L ERA: 3.81	(9, 1)	0.2		2	0	0	0	2	0	0	0	0	0	0	8	13	0.00	0.000
52 Steve Johnson, R ERA: 7.62	(9, 1)	0.1		1	0	0	0	0	0	0	0	0	0	0	2	3	0.00	0.000

PITCHER	IP	WLS	BF	H	R	ER	SO	BB	IBB	HBP	BLK	WP	HR	S	P	ERA	WHIP

TOP

Chicago White Sox @ Baltimore Orioles

Oriole Park at Camden Yards, Baltimore, MD

Sun Sep 08 2013, 1:39 PM - 4:44 PM EDT
Att. 32,042 - Partly Cloudy - 84 F

livebaseballscorecards.com

AB	36
R	4
H	10
RBI	4
BB	2
SO	11
LOB	15

Batter	1	2	3	4	5	6	7	8	9	AB	R	H	RBI	BB	SO	LOB
1 Brian Roberts, S (1, 10) OBP: 0.309, SLG: 0.371	F SI 91 B SI 91 F SI 90 B FF 90 X FF 92 2-2 ① L8		B CH 84 B FC 88 X FF 87 2-0 13 FC5 2B		B FF 91 C SI 92 C CU 77 X CU 79 1-2 ③ F9		B SL 83 F FF 94 C SL 83 S SL 84 1-3 ③ K		F FF 91 C FF 91 X FF 92 0-2 ②③ P4-3 1-1f	5	0	1	0	0	1	4
13 Manny Machado, R (1, 5) OBP: 0.323, SLG: 0.447	C FF 92 B FC 89 B FF 92 B SI 91 B FF 91 4-1 19 BB BB		X FF 89 0-0 ② FC5 2-3			C FF 90 B FF 90 X FF 90 1-1 2B		C SL 85 B SL 84 F SL 85 B SI 94 X SL 84 2-2 E5		3	0	1	0	1	0	1
19 Chris Davis, L (1, 3) OBP: 0.378, SLG: 0.652	F FF 91 B FF 92 T FF 92 D CU 77 1 SAFE B FF 90 B FF 91 4-2 1-2 BB		F SI 89 C FF 90 1 SAFE B FF 89 S CU 78 1-3 ③ K			X FF 89 0-0 ① L4		S FF 93 S CU 78 F CU 77 B FF 94 F FF 94 S CU 79 1-3 ① K		3	0	0	0	1	2	3
10 Adam Jones, R (1, 8) OBP: 0.326, SLG: 0.511	C FF 89 F FC 87 B FC 89 F FF 90 S FC 87 1-3 ② K			B FF 90 X FC 88 1-0 HR		D FC 87 B FF 89 F FF 90 F FF 91 D CU 77 S CU 77 3-3 ② K		B FF 94 D CH 82 B CH 82 B FF 93 4-0 51 G4-6-3 BB		3	1	1	1	1	2	3
9 Nate McLouth, L (1, 7) OBP: 0.334, SLG: 0.409 38 Michael Morse, R (8, PH) OBP: 0.280, SLG: 0.401 51 Henry Urrutia, L (8, PH) OBP: 0.278, SLG: 0.315 (9, 7)	B CU 76 B FF 88 X SI 90 2-0 ③ F8			C CH 84 X SI 90 0-1 ① F7		C SI 91 S CU 77 C CU 78 0-3 ③ K		X SI 96 0-0 ②③ G4-6-3 1-2f		3 0 1	0 0 0	0 0 0	0 0 0	0 0 0	1 0 0	3 0 2
32 Matt Wieters, S (1, 2) OBP: 0.288, SLG: 0.420		F FC 88 B FF 90 C FF 91 B FF 90 F FC 88 X FF 91 2-2 ① G6-3		B FF 84 C FF 91 B FF 92 B FF 91 X SI 90 3-1 ② G1-3			C FF 90 S CU 79 B CU 81 F SI 91 B FF 92 X CU 77 2-2 ① G2-3		F FF 91 B FF 92 B SL 83 B FF 92 B FF 92 4-1 2 BB 21 1B 3 FC3-6 BB	3	1	0	0	1	0	0
21 Nick Markakis, L (1, 9) OBP: 0.323, SLG: 0.355		B SI 88 B FF 90 X SI 90 2-0 ② G1-3		B FC 89 F FF 84 F FF 91 X CU 79 1-2 ③ G3-1			C FF 86 C CU 74 B FF 91 F FF 88 X CU 79 1-2 ② L4		C FC 91 X FF 91 0-1 3 FC3-6 2 BB 1-2 1B	4	0	1	0	0	0	0
2 J.J. Hardy, R (1, 6) OBP: 0.307, SLG: 0.446 12 Alexi Casilla, S (9, PR) OBP: 0.274, SLG: 0.302		C FC 86 B FF 90 F FC 86 X FF 91 1-2 ③ F8			B FF 90 B FC 89 X FF 91 2-0 ① F8		C FF 91 C FF 91 X FF 90 0-2 3 2B 1B		B SL 82 B SL 78 B FF 92 C FF 91 S FC 90 F FF 91 B SL 82 4-2 3 FC3-6 1-2 2-3 BB	3 0	0 0	1 0	0 0	1 0	0 0	0 0
3 Ryan Flaherty, L (1, 4) OBP: 0.280, SLG: 0.370 36 Chris Dickerson, L (9, PR) OBP: 0.271, SLG: 0.408			B FC 89 X FF 90 1-0 ① P4		B FF 92 B SI 91 F FF 91 B FF 92 X FF 91 3-1 ② P4		B SL 86 D SI 94 X SI 94 2-0 1-3 2B		F FF 92 B FF 92 B SL 81 F FF 92 B FF 91 X FF 92 3-2 ① FC3-6 1 P4-3 1-2f 2-3 3-H	4 0	0 0	1 0	1 0	0 0	0 0	2 0
Inning Stats	R: 0 E: 0 K: 1 S: 11 H: 0 LOB: 2 BB: 2 P: 24	R: 0 E: 0 K: 0 S: 8 H: 0 LOB: 0 BB: 0 P: 13	R: 0 E: 0 K: 1 S: 6 H: 1 LOB: 1 BB: 0 P: 10	R: 1 E: 0 K: 0 S: 8 H: 1 LOB: 0 BB: 0 P: 13	R: 0 E: 0 K: 0 S: 6 H: 0 LOB: 0 BB: 0 P: 12	R: 0 E: 0 K: 2 S: 9 H: 1 LOB: 1 BB: 0 P: 13	R: 0 E: 0 K: 1 S: 15 H: 2 LOB: 2 BB: 0 P: 21	R: 0 E: 1 K: 1 S: 9 H: 0 LOB: 1 BB: 1 P: 16	R: 1 E: 0 K: 0 S: 12 H: 1 LOB: 2 BB: 2 P: 23	1B: 2 2B: 4 3B: 0 HR: 1 SF: 0 SAC: 0 DP: 2 HBP: 0						WP: 0 PB: 0 SB: 0 CS: 0 PA: 37	

PITCHER		IP	WLS	BF	H	R	ER	SO	BB	IBB	HBP	BLK	WP	HR	S	P	ERA	WHIP
64 André Rienzo, R ERA: 4.5	(1, 1)	6.2	W	26	4	1	1	4	2	0	0	0	0	1	59	99	1.35	0.900
27 Matt Lindstrom, R ERA: 2.89	(7, 1)	0.1	H	3	1	0	0	1	0	0	0	0	0	0	7	12	0.00	3.000
46 Donnie Veal, L ERA: 5.82	(8, 1)	0.1	H	2	0	0	0	1	1	0	0	0	0	0	5	10	0.00	3.000
65 Nate Jones, R ERA: 3.86	(8, 1)	0.2	H	1	0	0	0	0	0	0	0	0	0	0	1	1	0.00	0.000
43 Addison Reed, R ERA: 3.55	(9, 1)	1.0	S	5	1	1	1	0	2	0	0	0	0	0	12	23	9.00	3.000

PITCHER	IP	WLS	BF	H	R	ER	SO	BB	IBB	HBP	BLK	WP	HR	S	P	ERA	WHIP

BOTTOM

Chicago White Sox @ Baltimore Orioles

Oriole Park at Camden Yards, Baltimore, MD

Sun Sep 08 2013, 1:39 PM - 4:44 PM EDT

Att. 32,042 - Partly Cloudy - 84 F

livebaseballscorecards.com

AB	32
R	2
H	6
RBI	2
BB	5
SO	6
LOB	18

Batter	1	2	3	4	5	6	7	8	9	AB	R	H	RBI	BB	SO	LOB
11 Brett Gardner, L (1, 8) OBP: 0.345, SLG: 0.418	B FF 89 C FC 90 B KC 75 S CH 82 B FF 91 C FF 91 3-3 ① K		B CH 83 C FC 92 C KC 77 F FC 92 X CH 84 1-2 1B			B KC 76 F FF 90 X FF 90 1-1 ① L7		C FF 97 C CH 88 B FF 98 C FF 97 1-3 ③ K		4	0	1	0	0	2	0
13 Alex Rodriguez, R (1, 5) OBP: 0.384, SLG: 0.477	B KC 75 B FC 91 F FF 90 S CH 83 X FF 93 2-2 HR		B FF 93 1 SAFE F FF 93 C FC 89 F FF 94 F CH 83 B FC 92 F CH 83 T FF 94 2-2 ② K			F KC 76 X KC 77 0-1 ② G4-3			B SI 93 F FF 94 B SI 94 S SI 95 B SI 95 X SI 95 3-2 24 FC6-4 1B	4	1	2	1	0	1	1
24 Robinson Canó, L (1, 4) OBP: 0.382, SLG: 0.512	C CH 83 B CH 83 B FF 92 B FF 92 F FC 92 F KC 78 F CH 84 X CH 84 3-2 ② F7		X KC 77 0-0 ③ G4-3			C FF 91 B FF 92 C FC 92 F FC 93 X KC 78 1-2 ③ G4-3			X FF 94 0-0 ① FC6-4 12 FC4-6 1-2f	4	0	0	0	0	0	2
12 Alfonso Soriano, R (1, 7) OBP: 0.292, SLG: 0.480	C KC 76 B FF 93 S FF 92 B FF 93 S FF 92 2-3 ③ K			C CH 82 S FF 92 F FC 92 X CH 85 0-2 ① G5-3			B FC 90 B FC 90 C CH 81 F FC 91 B FF 92 S FC 92 3-3 ① K		F FF 94 F SI 94 X SI 95 0-2 ② FC4-6 1-2f	4	0	0	0	0	2	1
14 Curtis Granderson, L (1, 10) OBP: 0.345, SLG: 0.389		B KC 74 C CH 82 X FC 90 1-1 ① P4		X CH 83 0-0 ② L4			B KC 77 B FC 91 C FC 91 F CH 82 F KC 78 S FC 92 2-3 ② K		B SI 95 B CH 89 S CH 88 B SI 93 F CH 88 X FF 94 3-2 ③ F8	4	0	0	0	0	1	1
26 Eduardo Núñez, R (1, 6) OBP: 0.312, SLG: 0.357		B FF 92 X FC 91 1-0 1B		C FF 92 X KC 78 0-1 ③ G5-3			B CH 82 F CH 83 F FF 94 F FC 94 F CH 83 F FF 94 B KC 80 S CH 83 2-3 ③ K			3	0	1	0	0	1	0
55 Lyle Overbay, L (1, 3) OBP: 0.306, SLG: 0.417		X FF 92 0-0 ② F7			C FF 90 B KC 77 F FF 90 F FF 92 B KC 77 X CH 83 2-2 ① P5			B KC 75 C CH 80 X CH 82 1-1 HR		3	1	1	1	0	0	1
31 Ichiro Suzuki, L (1, 9) OBP: 0.304, SLG: 0.356		B FC 91 C FC 92 B FC 92 F CH 83 1 SAFE X CH 83 2-2 ③ F7			C CH 83 F FF 90 S KC 79 0-3 ② K			S FF 96 F FF 97 B FF 98 T FC 93 1-2 ① K		3	0	0	0	0	2	1
53 Austin Romine, R (1, 2) OBP: 0.257, SLG: 0.299 63 Zoilo Almonte, S (8, PH) OBP: 0.302, SLG: 0.337 66 John Ryan Murphy, R (8, 2) OBP: 0.667, SLG: 0.667			F FF 91 B KC 76 T FC 91 F FF 92 C FC 92 1-3 ① K		B FF 92 C KC 76 B KC 76 F CH 81 F FF 93 F FF 93 T KC 78 2-2 ③ K			C CU 81 F FF 97 C FF 97 0-3 ② K		2 1 0	0 0 0	0 0 0	0 0 0	0 0 0	2 1 0	0 0 0
Inning Stats	R: 1 H: 1 E: 0 LOB: 0 K: 2 BB: 0 S: 14 P: 24	R: 0 H: 1 E: 0 LOB: 1 K: 0 BB: 0 S: 7 P: 11	R: 0 H: 1 E: 0 LOB: 1 K: 2 BB: 0 S: 15 P: 19	R: 0 H: 0 E: 0 LOB: 0 K: 0 BB: 0 S: 7 P: 7	R: 0 H: 0 E: 0 LOB: 0 K: 2 BB: 0 S: 12 P: 16	R: 0 H: 0 E: 0 LOB: 0 K: 0 BB: 0 S: 8 P: 10	R: 0 H: 0 E: 0 LOB: 0 K: 3 BB: 0 S: 13 P: 20	R: 1 H: 1 E: 0 LOB: 0 K: 3 BB: 0 S: 11 P: 14	R: 0 H: 1 E: 0 LOB: 1 K: 0 BB: 0 S: 10 P: 16	1B: 3 SF: 0 2B: 0 SAC: 0 3B: 0 DP: 0 HR: 2 HBP: 0						

TOP

New York Yankees @ Baltimore Orioles

Oriole Park at Camden Yards, Baltimore, MD

Mon Sep 09 2013, 7:07 PM - 9:43 PM EDT

Att. 17,456 - Clear - 75 F

livebaseballscorecards.com

AB	32
R	2
H	5
RBI	2
BB	0
SO	12
LOB	7

WP: 0 PA: 32
PB: 0
SB: 0
CS: 0

PITCHER		IP	WLS	BF	H	R	ER	SO	BB	IBB	HBP	BLK	WP	HR	S	P	ERA	WHIP
30 Chris Tillman, R ERA: 3.66	(1, 1)	7.0	W	25	4	2	2	9	0	0	0	0	0	2	78	110	2.57	0.571
29 Tommy Hunter, R ERA: 2.74	(8, 1)	1.0	H	3	0	0	0	3	0	0	0	0	0	0	9	11	0.00	0.000
43 Jim Johnson, R ERA: 3.23	(9, 1)	1.0	S	4	1	0	0	0	0	0	0	0	0	0	10	16	0.00	1.000

PITCHER	IP	WLS	BF	H	R	ER	SO	BB	IBB	HBP	BLK	WP	HR	S	P	ERA	WHIP

Batter	1	2	3	4	5	6	7	8	9	AB	R	H	RBI	BB	SO	LOB
21 Nick Markakis, L (1, 9) OBP: 0.326, SLG: 0.359	B SI 89 C SI 89 C SI 89 F SL 79 B SI 91 X SL 79 2-2 13 SH5-3 10 SF8 2B		B SL 81 C SI 92 B FF 93 X SL 81 2-1 1B		1 SAFE C SI 92 B SL 82 B SI 90 B SL 81 C SI 93 X SI 93 3-2 1-H 1B		B SL 79 C SI 92 X SI 90 1-1 G6-4-3 1-2f 2-3			4	1	3	1	0	0	2
13 Manny Machado, R (1, 5) OBP: 0.323, SLG: 0.448	X SI 91 0-0 SH5-3 2-3		F CU 76 B FF 92 B CH 84 F CH 85 S SL 80 2-3 K		B SI 93 C SI 91 1 SAFE B SI 91 F CH 85 B FF 93 X SL 82 3-2 L8		F SL 82 X SI 92 0-1 10 WP 3-H 2B			3	0	1	1	0	1	2
10 Adam Jones, R (1, 8) OBP: 0.325, SLG: 0.512	X SL 81 0-0 SF8 3-H			F SI 91 S SL 80 B SL 81 B SI 92 X SL 80 2-2 L8		B CH 85 F CH 85 X SI 91 1-1 2B	C SI 93 F SI 92 F CU 78 B SL 81 B FF 92 S CH 84 2-3 K			3	0	1	1	0	1	1
19 Chris Davis, L (1, 3) OBP: 0.376, SLG: 0.647	B SI 90 C SL 81 F SI 90 F SL 80 B SL 79 F SL 80 B SI 91 F SL 79 F SL 81 3-2 F SL 80 X SL 81 L9			F SI 91 F SI 91 B SL 83 C FF 93 1-3 K		T SL 80 F SI 90 S SL 80 0-3 K		S SI 89 X SL 79 0-1 L8		4	0	0	0	0	2	1
35 Danny Valencia, R (1, 10) OBP: 0.336, SLG: 0.610 1 Brian Roberts, S (8, PH) OBP: 0.308, SLG: 0.369 (9, 10)		B SI 90 C SI 90 X SL 80 1-1 L7		X SI 92 0-0 G6-3		C CH 86 C FF 93 F SL 80 S SL 81 0-3 K		B CU 78 B SI 92 X SI 92 2-0 F7		3 1	0 0	0 0	0 0	0 0	1 0	1 0
2 J.J. Hardy, R (1, 6) OBP: 0.308, SLG: 0.447		B SI 91 C SI 90 X CH 85 1-1 L5			B SI 91 C SI 91 X SI 91 1-1 38 G5-3 32 SF8 2B	B SL 80 B SI 91 I 4-0 IBB		B SL 83 X SL 85 1-0 G6-3		3	1	1	0	1	0	0
38 Michael Morse, R (1, 7) OBP: 0.278, SLG: 0.397 36 Chris Dickerson, L (7, 7) OBP: 0.271, SLG: 0.408		X FF 91 0-0 L4			B SI 92 X CH 85 1-0 G5-3 2-3	B CH 86 F CH 85 F SI 92 S SL 81 1-3 K				3 0	0 0	0 0	0 0	0 0	1 0	3 0
32 Matt Wieters, S (1, 2) OBP: 0.288, SLG: 0.419			C SI 90 B SI 91 B SI 90 X SI 91 2-1 G5-3		B FF 92 B CH 85 F SI 91 B FF 92 X SI 90 3-1 SF8 3-H		C SI 90 B CH 85 B SI 90 B SI 91 B SI 92 4-1 21 G6-4-3 12 E 13 2B BB			1	1	0	1	1	0	0
12 Alexi Casilla, S (1, 4) OBP: 0.275, SLG: 0.303			B SI 90 X SI 90 1-0 L8		C SL 82 B SI 91 B SI 91 B SL 80 X FF 91 3-1 21 S 21 1B 1B		X SI 91 0-0 FC1 21 G6-4-3 1-2			3	1	1	0	0	0	1
Inning Stats	R: 1 E: 0 K: 0 S: 14 H: 1 LOB: 0 BB: 0 P: 19	R: 0 E: 0 K: 0 S: 5 H: 0 LOB: 0 BB: 0 P: 7	R: 0 E: 0 K: 1 S: 8 H: 1 LOB: 1 BB: 0 P: 15	R: 0 E: 0 K: 1 S: 7 H: 0 LOB: 0 BB: 0 P: 10	R: 2 E: 0 K: 0 S: 13 H: 3 LOB: 1 BB: 0 P: 27	R: 0 E: 0 K: 3 S: 12 H: 1 LOB: 2 BB: 1 P: 18	R: 1 E: 1 K: 1 S: 10 H: 1 LOB: 1 BB: 1 P: 17	R: 0 E: 0 K: 0 S: 4 H: 0 LOB: 0 BB: 0 P: 7		1B: 3 2B: 4 3B: 0 HR: 0 SF: 2 SAC: 1 DP: 1 HBP: 0						

PITCHER	IP	WLS	BF	H	R	ER	SO	BB	IBB	HBP	BLK	WP	HR	S	P	ERA	WHIP
52 CC Sabathia, L (1, 1) ERA: 4.82	7.1	L	31	7	4	3	6	1	1	0	0	1	0	71	115	3.68	1.091
43 Adam Warren, R (8, 1) ERA: 3.61	0.2		2	0	0	0	0	0	0	0	0	0	0	2	5	0.00	0.000

PITCHER	IP	WLS	BF	H	R	ER	SO	BB	IBB	HBP	BLK	WP	HR	S	P	ERA	WHIP

BOTTOM

New York Yankees @ Baltimore Orioles

Oriole Park at Camden Yards, Baltimore, MD

Mon Sep 09 2013, 7:07 PM - 9:43 PM EDT

Att. 17,456 - Clear - 75 F

livebaseballscorecards.com

AB	28
R	4
H	7
RBI	4
BB	2
SO	6
LOB	11

1B: 3	SF: 2	WP: 1	PA: 33
2B: 4	SAC: 1	PB: 0	
3B: 0	DP: 1	SB: 1	
HR: 0	HBP: 0	CS: 0	

Batter	1	2	3	4	5	6	7	8	9	AB	R	H	RBI	BB	SO	LOB
11 Brett Gardner, L (1, 8) OBP: 0.343, SLG: 0.418	C SI 90 B CH 82 B CH 83 F SI 92 F SL 91 B CU 77 X SL 91 3-2 2B		B SI 90 B SI 90 C CH 83 B SI 91 X CH 91 3-1 ② L7		B SL 91 B CH 81 X SI 91 2-0 ② L9		B FS 85 B FS 83 B FF 96 C FF 94 T FF 95 S FS 85 3-3 ③ K	C CH 84 C SI 92 S FF 92 0-3 ③ K		5	0	1	0	0	2	4
13 Alex Rodriguez, R (1, 5) OBP: 0.388, SLG: 0.496 45 David Adams, R (8, 5) OBP: 0.255, SLG: 0.269	C CH 83 F SI 92 B FF 92 T FF 92 1-2 ① K		F SL 85 X SI 92 0-1 1-H 2B		X FF 92 0-0 ③ F9			C FF 98 X FF 97 0-1 24 1B 2B	B SL 92 F FF 94 S SL 88 B SL 88 F FF 94 F SL 88 F FF 94 C FF 95 2-3 ① K	4 1	1 0	2 0	1 0	0 0	1 1	2 0
24 Robinson Canó, L (1, 4) OBP: 0.382, SLG: 0.510	B CH 82 C CH 84 F SI 92 F FF 93 B FF 91 F SI 92 X CH 84 2-2 ② F8		C FF 91 F CH 92 F FF 92 X SI 92 0-2 ③ G6-3			B CH 82 X CH 82 1-0 ① L4		B FF 97 C FF 95 F FF 97 F FF 98 X FF 99 1-2 2-H 12 HR 1B	B FF 91 B SL 85 B FF 91 B FF 91 4-0 BB	4	1	1	1	1	0	2
12 Alfonso Soriano, R (1, 7) OBP: 0.293, SLG: 0.491	B FF 92 C FF 92 F FF 92 B SL 92 F CH 84 S FF 93 2-3 ③ K			X CH 84 0-0 ① G6-3		C FF 90 B CH 85 X FF 91 1-1 HR		F FS 85 X FF 97 0-1 1-H HR	F FF 91 F FF 92 B FF 91 B FF 92 X SI 92 2-2 ② P5	5	2	2	3	0	1	2
14 Curtis Granderson, L (1, 10) OBP: 0.341, SLG: 0.389		B CU 76 B FF 90 B CH 82 F SI 91 X SI 91 3-1 ① G5-3		C SI 92 B SL 92 F FF 92 S CH 84 1-3 ② K2-3		B CU 78 B CH 85 B CH 83 F SI 91 F FF 92 C FF 92 3-3 ② K		C CU 75 F CH 85 X FF 92 0-2 39 2B 2B	C FF 91 B CU 78 B SL 84 S SL 84 S FF 93 2-3 ③ K	5	1	1	0	0	3	1
39 Mark Reynolds, R (1, 3) OBP: 0.319, SLG: 0.400		F CH 83 C SL 91 F FF 92 B SL 91 F FF 92 S SL 91 1-3 ② K		C CU 79 X CH 84 0-1 E3		F FF 92 X FF 92 0-1 HR		B CH 84 X FF 92 1-0 31 FC2 2-H 2B		4	1	2	2	0	1	0
31 Ichiro Suzuki, L (1, 9) OBP: 0.302, SLG: 0.353		B CH 83 F SI 92 S SI 92 T FF 92 1-2 ③ K		X CH 83 0-0 ③ P6		C CH 92 B SI 91 S CH 84 X CH 92 1-2 ③ F7		C FF 92 X FF 93 0-1 FC2 26 FC5-4 2-3		4	0	0	0	0	1	2
26 Eduardo Núñez, R (1, 6) OBP: 0.311, SLG: 0.356			X SL 91 0-0 ① F8		C SL 90 F SL 90 B SL 83 B CH 84 F SI 92 F CH 91 X CH 84 2-2 1B		C FF 97 B FF 98 F FF 98 X FF 99 1-2 ① P6	X CH 84 0-0 ① FC5-4 1-2f		4	0	1	0	0	0	2
19 Chris Stewart, R (1, 2) OBP: 0.295, SLG: 0.281 55 Lyle Overbay, L (7, PH) OBP: 0.305, SLG: 0.416 53 Austin Romine, R (7, 2) OBP: 0.255, SLG: 0.296 66 John Ryan Murphy, R (8, 2) OBP: 0.667, SLG: 0.667			B SL 90 X SL 91 1-0 13 2B 1B		1 SAFE F SL 85 L FF 91 D SL 85 F FF 91 X SL 84 1-2 ① P4		F FF 96 F FS 86 F FS 88 B FF 98 T FS 87 1-2 ② K	1 SAFE C CH 84 B FF 92 C FF 91 B FF 88 S CU 75 2-3 ② K		2 1 1 0	1 0 0 0	1 0 0 0	0 0 0 0	0 1 1 0	1 0 2 0
Inning Stats	R: 0 E: 0 K: 2 S: 16 H: 1 LOB: 1 BB: 0 P: 24	R: 0 E: 0 K: 2 S: 10 H: 0 LOB: 0 BB: 0 P: 15	R: 1 E: 0 K: 0 S: 10 H: 2 LOB: 1 BB: 0 P: 14	R: 0 E: 1 K: 1 S: 7 H: 0 LOB: 1 BB: 0 P: 8	R: 0 E: 0 K: 0 S: 11 H: 1 LOB: 1 BB: 0 P: 16	R: 2 E: 0 K: 1 S: 11 H: 2 LOB: 0 BB: 0 P: 17	R: 0 E: 0 K: 2 S: 10 H: 0 LOB: 0 BB: 0 P: 15	R: 4 E: 0 K: 2 S: 21 H: 5 LOB: 2 BB: 0 P: 25	R: 0 E: 0 K: 2 S: 12 H: 0 LOB: 1 BB: 1 P: 22	1B: 3 2B: 5 3B: 0 HR: 3 SF: 0 SAC: 0 DP: 0 HBP: 0						

PITCHER	IP	WLS	BF	H	R	ER	SO	BB	IBB	HBP	BLK	WP	HR	S	P	ERA	WHIP
50 Miguel González, R (1, 1) ERA: 4.0	6.0		25	6	3	3	6	0	0	0	0	0	2	65	94	4.50	1.000
39 Kevin Gausman, R (7, 1) ERA: 6.3	1.0	L	6	3	3	3	2	0	0	0	0	0	1	18	24	27.00	3.000
57 Francisco Rodríguez, R (8, 1) ERA: 2.28	1.0		6	2	1	1	2	0	0	0	0	0	0	13	16	9.00	2.000
60 Josh Stinson, R (9, 1) ERA: 4.82	0.1		1	0	0	0	1	0	0	0	0	0	0	6	8	0.00	0.000
17 Brian Matusz, L (9, 1) ERA: 3.42	0.2		3	0	0	0	1	1	0	0	0	0	0	6	14	0.00	1.500

PITCHER	IP	WLS	BF	H	R	ER	SO	BB	IBB	HBP	BLK	WP	HR	S	P	ERA	WHIP

TOP

New York Yankees @ Baltimore Orioles

Oriole Park at Camden Yards, Baltimore, MD

Tue Sep 10 2013, 7:09 PM - 10:19 PM EDT

Att. 25,697 - Partly Cloudy - 87 F

livebaseballscorecards.com

AB	40
R	7
H	11
RBI	7
BB	1
SO	12
LOB	18

Batter	1	2	3	4	5	6	7	8	9	AB	R	H	RBI	BB	SO	LOB
21 Nick Markakis, L (1, 9) OBP: 0.324, SLG: 0.357	C SI 90 X FF 92 0-1 F7		C CU 78 B FF 92 B SI 92 X SI 92 2-1 G6-3		B SI 92 B CU 78 C CU 80 X FF 94 2-1 SF7 3-H		C SI 92 X CH 82 0-1 G1-3			3	0	0	1	0	0	0
13 Manny Machado, R (1, 5) OBP: 0.321, SLG: 0.445	C FF 92 B CU 78 F CU 78 T SI 91 1-2 K		B CU 79 X SI 91 1-0 G5-3		B SI 91 B CU 80 X CU 81 2-0 G2-3 2-3		B SI 93 B SL 84 X SI 92 2-0 L8			4	0	0	0	0	1	1
19 Chris Davis, L (1, 3) OBP: 0.380, SLG: 0.654	B SI 91 B SI 92 B CU 79 B SI 92 4-0 10 FC6-4 BB			X FF 91 0-0 10 FC6 1B	X CU 81 0-0 3-H HR			F FF 92 F SL 83 B SL 84 B SL 84 B SL 85 F SL 83 B FF 92 4-2 32 WP 32 SF7 BB		2	2	2	2	2	0	0
10 Adam Jones, R (1, 8) OBP: 0.323, SLG: 0.509	X SI 91 0-0 FC6-4 1-2f			B CU 78 C CU 80 S CU 80 X SI 92 1-2 FC6 32 FC5-4 1-2f	F FF 93 B FF 93 B CU 78 B CU 80 X FF 92 3-1 G6-3			C SL 82 F SL 83 B SL 84 B SL 84 F FF 92 S FF 93 2-3 K		4	0	0	0	0	1	3
32 Matt Wieters, S (1, 2) OBP: 0.286, SLG: 0.417		X SI 90 0-0 G3		C CU 79 F FF 93 X SI 93 0-2 FC5-4 9 FC4 1-2f		B CU 79 X SI 90 1-0 G4-3		C FF 92 F SL 84 F SL 83 B SL 84 B SL 84 F FF 93 B FF 94 X FF 93 3-2 SF7 1-H		3	0	0	1	0	0	1
9 Nate McLouth, L (1, 7) OBP: 0.333, SLG: 0.407		C FF 91 B SI 90 T SI 92 X CU 80 1-2 F7		C SI 92 B CU 80 B SI 92 B SI 92 X FF 92 3-1 FC4 1-2f		B SI 90 B SI 90 B SI 90 C FF 90 B SI 90 4-1 BB		C FC 91 B FC 90 B FC 90 C FC 91 F FC 91 X FC 92 2-2 P2		3	0	0	0	1	0	1
2 J.J. Hardy, R (1, 6) OBP: 0.310, SLG: 0.448		B FF 92 X FF 92 1-0 1B			C CU 78 F SI 90 B FF 93 B CU 81 X SI 91 2-2 51 1B 1 1B 51 E 1B	1 SAFE 1 SAFE B CU 78 C FF 90 1 SAFE X FF 90 1-1 F8			C FC 90 F FC 90 B FC 90 F FC 91 B FC 90 X FC 91 2-2 G6-3	4	1	2	0	0	0	1
1 Brian Roberts, S (1, 4) OBP: 0.307, SLG: 0.366		B SI 92 B SI 92 X FF 92 2-0 L3			C CU 80 X FF 93 0-1 51 E 21 SF7 1-2 1B	1 SAFE C FF 90 C CU 78 X CU 79 0-2 G4-3			C FC 90 B FC 89 C FC 90 B FC 91 X FC 91 2-2 G4-3	4	1	1	0	0	0	2
51 Henry Urrutia, L (1, 10) OBP: 0.276, SLG: 0.310			B SI 89 C SI 91 F FF 92 S CU 80 1-3 K		B FF 93 X SI 93 1-0 E6 13 G2-3 19 HR 1-3 2-H 1B		C FF 93 F FF 92 S CU 80 0-3 K2-3		F FC 91 X FC 91 0-1 G1-3	4	1	1	0	0	2	0
Inning Stats	R: 0 E: 0 K: 1 S: 6 H: 0 LOB: 1 BB: 1 P: 11	R: 0 E: 0 K: 0 S: 6 H: 1 LOB: 1 BB: 0 P: 10	R: 0 E: 0 K: 1 S: 6 H: 0 LOB: 0 BB: 0 P: 10	R: 0 E: 0 K: 0 S: 9 H: 1 LOB: 1 BB: 0 P: 13	R: 4 E: 1 K: 0 S: 12 H: 4 LOB: 0 BB: 0 P: 22	R: 0 E: 0 K: 0 S: 7 H: 0 LOB: 1 BB: 1 P: 13	R: 0 E: 0 K: 1 S: 6 H: 0 LOB: 0 BB: 0 P: 8	R: 1 E: 0 K: 1 S: 16 H: 0 LOB: 0 BB: 1 P: 27	R: 0 E: 0 K: 0 S: 9 H: 0 LOB: 0 BB: 0 P: 13	1B: 5 2B: 0 3B: 0 HR: 1	SF: 2 SAC: 0 DP: 0 HBP: 0		WP: 2 PB: 0 SB: 0 CS: 0		PA: 36		

PITCHER	IP	WLS	BF	H	R	ER	SO	BB	IBB	HBP	BLK	WP	HR	S	P	ERA	WHIP
47 Iván Nova, R (1, 1) ERA: 3.17	6.0		26	6	4	4	2	2	0	0	0	0	1	46	79	6.00	1.333
43 Adam Warren, R (7, 1) ERA: 3.56	1.0	W	3	0	0	0	1	0	0	0	0	0	0	6	8	0.00	0.000
27 Shawn Kelley, R (8, 1) ERA: 4.01	0.2	H	3	0	1	1	1	1	0	0	0	1	0	12	21	13.50	1.500
42 Mariano Rivera, R (8, 1) ERA: 2.22	1.1	S	4	0	0	0	0	0	0	0	0	0	0	13	19	0.00	0.000

PITCHER	IP	WLS	BF	H	R	ER	SO	BB	IBB	HBP	BLK	WP	HR	S	P	ERA	WHIP

BOTTOM

New York Yankees @ Baltimore Orioles

Oriole Park at Camden Yards, Baltimore, MD

Tue Sep 10 2013, 7:09 PM - 10:19 PM EDT

Att. 25,697 - Partly Cloudy - 87 F

livebaseballscorecards.com

AB	31
R	5
H	6
RBI	4
BB	3
SO	4
LOB	9

Batter	1	2	3	4	5	6	7	8	9	AB	R	H	RBI	BB	SO	LOB
11 Brett Gardner, L (1, 8) OBP: 0.344, SLG: 0.416	B SI 88 B SI 89 F FC 86 B FC 88 C FC 87 F SI 90 B FC 89 4-2 13 G6-3 13 S 24 G6-3 BB		B CU 74 F FC 87 C CU 74 C SI 92 1-3 ③ K			B CU 72 F FC 87 F CU 76 S SI 90 1-3 ② K		B SI 89 C CU 73 B SI 89 C CU 75 B FC 89 B SI 91 4-2 BB		2	1	0	0	2	2	0
13 Alex Rodriguez, R (1, 10) OBP: 0.383, SLG: 0.513	1 SAFE C FC 85 S SI 90 1 SAFE F SI 90 B CU 73 F SI 91 X SI 92 1-2 ① G6-3 1-3			B SI 89 B CU 78 B FC 88 C SI 90 C FC 86 S SI 91 3-3 ① K		C SI 91 B FC 88 X SI 90 1-1 HR		S FF 97 B FF 97 D FF 94 X FF 97 2-1 ③ F8		4	1	1	1	0	1	2
24 Robinson Canó, L (1, 4) OBP: 0.383, SLG: 0.516	D SI 91 X SI 88 1-0 ② G6-3 3-H			F SI 90 X SI 89 0-1 ② G1-3		C CU 75 B CH 85 X CH 85 1-1 1B			F FF 95 X CH 88 0-1 HR	4	1	2	2	0	0	0
12 Alfonso Soriano, R (1, 7) OBP: 0.291, SLG: 0.487	C CU 76 X SI 92 0-1 ③ G4-3			B CH 84 B CU 71 F CH 85 X SI 90 2-1 ③ G5-3		B SI 90 B CH 83 C CU 76 F CH 84 F CU 75 S CH 86 2-3 ③ K			X FC 94 0-0 ① G5-3	4	0	0	0	0	1	1
14 Curtis Granderson, L (1, 9) OBP: 0.345, SLG: 0.425		C FC 86 L CU 74 B SI 92 B CU 76 F FC 87 F CU 76 X CH 86 2-2 ① G4-3			B FC 86 X FC 88 1-0 HR		B FC 88 B CU 72 B CH 84 X SI 89 3-0 ① G4-3		C FF 97 B FF 96 X CU 83 1-1 55 1B 3B	4	2	2	1	0	0	0
39 Mark Reynolds, R (1, 5) OBP: 0.316, SLG: 0.396		S SI 90 S CU 74 B SI 90 S FC 89 1-3 ② K			B CU 75 F CH 85 B FC 88 C SI 90 X CU 75 2-2 ① G1-3		B SI 91 C CU 77 X FC 87 1-1 ② F7		C FF 97 F FF 97 S FF 97 0-3 ② K	4	0	0	0	0	2	1
55 Lyle Overbay, L (1, 3) OBP: 0.305, SLG: 0.415		C CU 74 B FF 88 X SI 90 1-1 ③ F7			X CU 74 0-0 ② G6-3		F CU 74 B SI 90 F CU 75 B FC 88 C FC 89 2-3 ③ K		X SI 87 0-0 3-H 1B	4	0	1	1	0	1	0
35 Brendan Ryan, R (1, 6) OBP: 0.251, SLG: 0.261			B CH 87 B FC 87 C SI 90 X FC 88 2-1 ① G5-3		C FF 90 S CU 76 B CU 76 X CU 72 1-2 ③ P6			C CU 73 B FC 86 X SI 89 1-1 ① G4-3	B SI 88 B SI 88 S SL 81 S SI 89 S SL 82 2-3 ③ K	4	0	0	0	0	1	1
19 Chris Stewart, R (1, 2) OBP: 0.292, SLG: 0.278			B FC 87 C SI 90 B CU 77 C SI 90 X SI 91 2-2 ② G1-3			C SI 90 B CU 77 B SI 90 X FC 87 2-1 ① G6-3		F FC 86 B CU 75 X SI 89 1-1 ② G4-3		3	0	0	0	0	0	0
Inning Stats	R: 1 E: 0 K: 0 S: 11 H: 0 LOB: 0 BB: 1 P: 17	R: 0 E: 0 K: 1 S: 10 H: 0 LOB: 0 BB: 0 P: 14	R: 0 E: 0 K: 1 S: 8 H: 0 LOB: 0 BB: 0 P: 13	R: 0 E: 0 K: 1 S: 7 H: 0 LOB: 0 BB: 0 P: 12	R: 1 E: 0 K: 0 S: 8 H: 1 LOB: 0 BB: 0 P: 12	R: 1 E: 0 K: 2 S: 13 H: 2 LOB: 1 BB: 0 P: 20	R: 0 E: 0 K: 1 S: 6 H: 0 LOB: 0 BB: 0 P: 12	R: 0 E: 0 K: 0 S: 8 H: 0 LOB: 1 BB: 1 P: 16	R: 2 E: 0 K: 2 S: 12 H: 3 LOB: 1 BB: 0 P: 15	1B: 2 2B: 0 3B: 1 HR: 3 SF: 0 SAC: 0 DP: 0 HBP: 0						

PITCHER	IP	WLS	BF	H	R	ER	SO	BB	IBB	HBP	BLK	WP	HR	S	P	ERA	WHIP
34 Scott Feldman, R (1, 1) ERA: 3.54	7.2		28	3	3	3	6	2	0	0	0	0	2	69	112	3.52	0.652
29 Tommy Hunter, R (8, 1) ERA: 2.93	1.0	L	5	2	2	2	1	0	0	0	0	0	1	10	13	18.00	2.000
40 Troy Patton, L (9, 1) ERA: 3.79	0.1		2	1	0	0	1	0	0	0	0	0	0	4	6	0.00	3.000

PITCHER	IP	WLS	BF	H	R	ER	SO	BB	IBB	HBP	BLK	WP	HR	S	P	ERA	WHIP

TOP

New York Yankees @ Baltimore Orioles

Oriole Park at Camden Yards, Baltimore, MD

Wed Sep 11 2013, 7:11 PM - 10:26 PM EDT

Att. 20,141 - Clear - 89 F

livebaseballscorecards.com

AB	33
R	5
H	6
RBI	5
BB	2
SO	8
LOB	5

New York Yankees @ Baltimore Orioles

Oriole Park at Camden Yards, Baltimore, MD

Wed Sep 11 2013, 7:11 PM - 10:26 PM EDT

Att. 20,141 - Clear - 89 F

livebaseballscorecards.com

Batter	1	2	3	4	5	6	7	8	9	AB	R	H	RBI	BB	SO	LOB
1 Brian Roberts, S (1, 4) OBP: 0.313, SLG: 0.372	X FF 89 0-0 10 FC6-4 1B		B SI 90 X CU 76 1-0 13 1B 19 2B 1B	B SL 85 B FC 85 C SI 90 F SL 83 F SL 84 1 SAFE 1 SAFE B SL 85 S SL 83 3-3 K ③			1 SAFE B SL 79 1 SAFE 1 SAFE C SL 80 1 SAFE 1 SAFE 1 SAFE B FF 91 2-3 F FF 92 F SL 84 C SL 85 K ② ③ 1-2		F FC 92 B FC 92 C FC 91 F FC 90 F FC 92 F FC 91 X FC 92 1-2 2-H 1B	5	1	3	1	0	2	3
13 Manny Machado, R (1, 5) OBP: 0.321, SLG: 0.445	T FF 89 1 SAFE B FC 86 B SI 89 S FC 86 1 SAFE S FC 86 2-3 K ①		1 SAFE 1 SAFE B SL 82 B CH 77 X SI 89 2-0 19 2B 1-2 1B		C CU 75 F CH 79 B FC 85 F FC 86 B FF 89 F SL 81 F FC 86 F SL 80 X FF 90 2-2 F9 ①			F FC 89 X KC 80 0-1 10 FC4-6 1B	S FC 90 1 SAFE C FC 90 S FC 90 0-3 K ③	5	1	2	0	0	2	2
19 Chris Davis, L (1, 3) OBP: 0.379, SLG: 0.653	B SI 88 1 SAFE X SL 83 1-0 F8 ②		D CU 77 B SI 90 X SI 90 2-0 1-H 2-H 2B		B SL 81 C CU 75 B SL 81 S SL 81 F SL 79 X SL 84 2-2 G5-3 ②			C FC 91 F FC 92 B FC 91 1 SAFE F FC 91 S KC 80 1-3 K ①		4	0	1	2	0	1	2
10 Adam Jones, R (1, 8) OBP: 0.321, SLG: 0.505	1 SAFE 1 SAFE S FC 86 X SL 82 0-1 FC6-4 ③ 1-2f		F SL 84 B FC 86 X FC 87 1-1 L1 ③		B CU 73 X CH 78 1-0 G5-3 ③			1 SAFE 1 SAFE 1 SAFE C FC 92 S FC 92 B FC 92 D KC 82 X FC 91 2-2 FC4-6 ② 35 1B 1-2f		4	0	0	0	0	0	3
35 Danny Valencia, R (1, 10) OBP: 0.360, SLG: 0.633		B SI 90 C SI 88 X CU 75 1-1 32 G5-4-3 1B		X SI 88 0-0 2 2B 2B		B CU 74 C CH 76 B SL 85 B SI 88 C SI 88 F SL 83 X FF 88 3-2 2 G6-4-3 1B		D FC 90 X FC 90 1-0 1-2 1B	4	1	4	0	0	0	0
32 Matt Wieters, S (1, 2) OBP: 0.284, SLG: 0.413		C SI 89 B SL 82 X FF 88 1-1 G5-4-3 ① ② 1-2f	F CU 75 B FC 85 F FC 86 F SI 90 F FC 86 S SL 85 1-3 K ①		B CH 78 C CU 74 B FC 86 X FF 89 2-1 P4 ①			F FC 90 B FC 89 F FC 90 X FC 91 1-2 G1-3 ③		4	0	0	0	0	1	5
2 J.J. Hardy, R (1, 6) OBP: 0.309, SLG: 0.448		B SI 90 B SI 88 C SI 90 X SL 82 2-1 G6-3 ③	F SL 85 C SL 82 D SL 85 F SL 81 B SL 83 F SL 84 X SI 90 2-2 9 1B 2-H 2B		C SI 87 D CH 79 B CH 78 C CU 75 D SL 82 1 SAFE X SL 83 3-2 G6-4-3 ② ③ 1-2f			C FC 91 X FC 91 0-1 G3-1 ①	4	0	1	1	0	0	1
38 Michael Morse, R (1, 9) OBP: 0.275, SLG: 0.393 36 Chris Dickerson, L (8, 9) OBP: 0.271, SLG: 0.408 21 Nick Markakis, L (9, PH) OBP: 0.323, SLG: 0.357			F SI 88 B FF 87 X CH 80 1-1 G5-3 ① S FC 87 B FF 88 B SL 81 S SL 85 X SL 83 2-2 F9 ②			C CU 72 X CH 78 0-1 L6 ①		C FC 91 X FC 91 0-1 G3-1 ②	3 0 1	0 0 0	0 0 0	0 0 0	0 0 0	0 0 0	1 0 0
9 Nate McLouth, L (1, 7) OBP: 0.336, SLG: 0.410			C SI 90 X FF 88 0-1 G6-3 ②	D SL 83 X FF 90 1-0 2-3 1B			C FF 88 F SL 82 F FC 84 F SL 80 B CU 78 F SL 84 B SL 79 B CU 78 B SL 81 4-2 1 CS BB		B FC 91 C FC 90 F FC 90 B FC 91 F FC 90 X FC 90 2-2 1 1B 2B	3	1	2	0	1	0	0

Inning Stats	1	2	3	4	5	6	7	8	9
	R: 0 E: 0 K: 1 S: 7 H: 1 LOB: 1 BB: 0 P: 10	R: 0 E: 0 K: 0 S: 6 H: 1 LOB: 0 BB: 0 P: 10	R: 2 E: 0 K: 0 S: 9 H: 3 LOB: 1 BB: 0 P: 16	R: 1 E: 0 K: 2 S: 19 H: 3 LOB: 2 BB: 0 P: 28	R: 0 E: 0 K: 0 S: 12 H: 0 LOB: 0 BB: 0 P: 17	R: 0 E: 0 K: 0 S: 9 H: 1 LOB: 0 BB: 0 P: 17	R: 0 E: 0 K: 1 S: 11 H: 0 LOB: 0 BB: 1 P: 17	R: 0 E: 0 K: 1 S: 13 H: 2 LOB: 2 BB: 0 P: 18	R: 1 E: 0 K: 1 S: 17 H: 2 LOB: 1 BB: 0 P: 20

1B: 9	SF: 0
2B: 4	SAC: 0
3B: 0	DP: 2
HR: 0	HBP: 0
WP: 0	PA: 38
PB: 0	
SB: 0	
CS: 1	

	AB	37
	R	4
	H	13
	RBI	4
	BB	1
	SO	6
	LOB	17

PITCHER		IP	WLS	BF	H	R	ER	SO	BB	IBB	HBP	BLK	WP	HR	S	P	ERA	WHIP
46 Andy Pettitte, L ERA: 4.04	(1, 1)	6.1		27	9	3	3	3	1	0	0	0	0	0	69	109	4.26	1.579
27 Shawn Kelley, R ERA: 3.96	(7, 1)	0.2		1	0	0	0	1	0	0	0	0	0	0	4	6	0.00	0.000
30 David Robertson, R ERA: 1.82	(8, 1)	1.0	W	5	2	0	0	1	0	0	0	0	0	0	13	18	0.00	2.000
42 Mariano Rivera, R ERA: 2.34	(9, 1)	1.0	S	5	2	1	1	1	0	0	0	0	0	0	17	20	9.00	2.000

PITCHER	IP	WLS	BF	H	R	ER	SO	BB	IBB	HBP	BLK	WP	HR	S	P	ERA	WHIP

New York Yankees @ Baltimore Orioles

Oriole Park at Camden Yards, Baltimore, MD

Thu Sep 12 2013, 8:25 PM - 11:28 PM EDT

Att. 24,659 - Cloudy - 72 F

TOP

livebaseballscorecards.com

Batter	1	2	3	4	5	6	7	8	9	AB	R	H	RBI	BB	SO	LOB
11 Brett Gardner, L (1, 8) OBP: 0.344, SLG: 0.416	T FF 92 B FF 92 B SL 81 F FF 91 B FF 91 F FF 91 C SL 80 3-3 K	S FF 92 C SL 84 S SL 83 0-3 K		C SL 79 S FF 91 B FF 92 F FF 92 F FF 92 X SL 82 1-2 F8			S SL 80 X FF 93 0-1 HR		L SI 94 B SI 94 X SI 94 1-1 SH1-4 1-2 2-3	1 3	0 1	0 1	0 1	0 0	1 1	0 0
14 Curtis Granderson, L (1, 8) OBP: 0.344, SLG: 0.442																
13 Alex Rodriguez, R (1, 10) OBP: 0.391, SLG: 0.504	C FF 92 X CU 73 0-1 L4		S FF 92 B FF 93 B CH 86 S CH 85 F FF 93 F FF 93 B FF 92 F FF 93 B FF 92 4-2 12 2B 22 1B BB	C CU 71 C FF 92 B CH 86 S CH 84 1-3 K			B CU 78 B CH 87 C SL 87 C CH 84 B FF 94 B FF 94 4-2 BB		B FF 94 F SI 94 B CH 89 I IN 74 I IN 77 4-1 12 G6-4-3 2-3 3-H IBB	2 0	1 0	0 0	0 0	3 0	1 0	0 0
63 Zoilo Almonte, S (9, PR) OBP: 0.302, SLG: 0.337																
(9, 10)																
12 Alfonso Soriano, R (1, 7) OBP: 0.292, SLG: 0.488	B FF 92 B CH 83 B FF 91 C FF 92 C FF 92 X FF 91 3-2 22 FC5 24 1B 1B		C CH 84 T FF 91 X SI 91 0-2 22 1B 1-3 2B	X CH 84 0-0 G5-3			C FF 93 F CH 87 F FF 94 S FF 94 0-3 K		B SI 92 B SI 94 X SI 94 2-0 G6-4-3 1-2f	5	1	2	0	0	1	3
24 Robinson Canó, L (1, 4) OBP: 0.384, SLG: 0.515	B FF 91 F FF 90 X FF 90 1-1 22 FC5 1-2 1B		C FF 92 F FF 93 D SL 83 D SL 83 B SL 84 B FF 92 4-2 35 FC5 22 1B BB	C SL 82 B SL 84 F FF 92 X FF 93 1-2 L6			X SI 91 0-0 L6			3	0	1	0	1	0	1
22 Vernon Wells, R (1, 9) OBP: 0.293, SLG: 0.368	B FF 90 B FF 91 S SI 91 C FF 92 X SL 81 2-2 FC5 1-2 2-3f		X CH 85 0-0 35 FC5 1-2 2-H 3-H 1B	F FF 93 X FF 93 0-1 G4-3				C CH 84 C FF 93 B FF 93 B CU 79 F FF 93 B FF 94 X CH 86 3-2 G6-3		3 1	0 0	1 0	2 0	0 0	0 0	2 0
55 Lyle Overbay, L (8, PH) OBP: 0.304, SLG: 0.414																
(8, 3)																
26 Eduardo Núñez, R (1, 5) OBP: 0.310, SLG: 0.354		C FF 92 F FF 92 F FF 92 B CU 73 X FF 92 1-2 39 HR 1B	B SI 89 X CU 72 1-0 F7		X CH 85 0-0 G5-3			C SL 87 B FF 94 F FF 93 F SL 88 F SL 88 X CH 86 1-2 G6-3		4 0	1 0	1 0	0 0	0 0	0 0	2 0
31 Ichiro Suzuki, L (8, 9) OBP: 0.302, SLG: 0.353																
39 Mark Reynolds, R (1, 3)		B FF 91 B CU 71 X FF 91 2-0 1-H HR	F SI 90 S CH 84 S FF 93 0-3 K		C FF 93 B CH 87 F FF 93 F FF 94 B CU 72 S CH 84 2-3 K			B SL 87 B CH 86 B CH 86 X FF 93 3-0 F9		4	1	1	2	0	2	2
OBP: 0.315, SLG: 0.402																
(8, 5)																
35 Brendan Ryan, R (1, 6) OBP: 0.251, SLG: 0.261		B FF 91 C FF 91 S SL 81 B FF 92 F SL 81 F SL 81 F FF 91 B FF 92 S FF 90 3-3 K	C SL 81 X FF 92 0-1 FC5 1-2 2-3f		S SL 81 S SL 80 S FF 93 0-3 K				C SI 94 B SI 95 X SI 94 1-1 14 SH1-4 19 F 13 WP 1B	4	1	1	0	0	2	2
19 Chris Stewart, R (1, 2) OBP: 0.288, SLG: 0.274		B CH 86 F FF 92 S CH 85 1-2 K		C CU 71 B FF 90 X FF 90 1-1 G6-3			F FF 92 S CH 86 S CH 86 0-3 K		X SI 94 0-0 FC1 13 WP 14 SH1-4 1-2	4	0	0	0	0	2	1

Inning Stats	1	2	3	4	5	6	7	8	9
	R: 0 E: 0 K: 1 S: 14 H: 2 LOB: 2 BB: 0 P: 23	R: 2 E: 0 K: 3 S: 16 H: 2 LOB: 0 BB: 0 P: 23	R: 2 E: 0 K: 1 S: 17 H: 2 LOB: 2 BB: 2 P: 26	R: 0 E: 0 K: 1 S: 10 H: 0 LOB: 0 BB: 0 P: 13	R: 0 E: 0 K: 0 S: 6 H: 0 LOB: 0 BB: 0 P: 7	R: 0 E: 0 K: 2 S: 8 H: 0 LOB: 0 BB: 0 P: 10	R: 1 E: 0 K: 2 S: 12 H: 1 LOB: 1 BB: 1 P: 16	R: 0 E: 0 K: 0 S: 10 H: 0 LOB: 0 BB: 0 P: 17	R: 1 E: 1 K: 0 S: 7 H: 1 LOB: 2 BB: 1 P: 15

AB	34
R	6
H	8
RBI	5
BB	4
SO	10
LOB	13

1B: 5 SF: 0
2B: 1 SAC: 1
3B: 0 DP: 1
HR: 2 HBP: 0

WP: 1 PA: 39
PB: 0
SB: 0
CS: 0

PITCHER		IP	WLS	BF	H	R	ER	SO	BB	IBB	HBP	BLK	WP	HR	S	P	ERA	WHIP
16 Wei-Yin Chen, L ERA: 3.99	(1, 1)	6.1		28	7	5	5	9	2	0	0	0	0	2	76	107	7.11	1.421
60 Josh Stinson, R ERA: 4.09	(7, 1)	1.2		6	0	0	0	1	1	0	0	0	0	0	17	28	0.00	0.600
43 Jim Johnson, R ERA: 3.18	(9, 1)	1.0	L	5	1	1	0	0	0	1	0	0	1	0	7	15	0.00	1.000

PITCHER	IP	WLS	BF	H	R	ER	SO	BB	IBB	HBP	BLK	WP	HR	S	P	ERA	WHIP

BOTTOM

Batter	1	2	3	4	5	6	7	8	9	AB	R	H	RBI	BB	SO	LOB
9 Nate McLouth, L (1, 7) OBP: 0.335, SLG: 0.408	B FF 92 B FF 91 F FF 91 X FF 91 2-1 F9 ①		B KC 74 X CH 82 1-0 L9 ②		C FF 90 X FC 85 0-1 G4-3 ③		F CH 83 B SL 84 B SL 82 X CH 83 2-1 G6-3 ③		S FC 91 X FC 91 0-1 G4-3 ②	3	0	0	0	0	0	1
38 Michael Morse, R (7, PH) OBP: 0.274, SLG: 0.391 (8, 7)										1	0	0	0	0	0	2
36 Chris Dickerson, L (9, 7) OBP: 0.269, SLG: 0.404										1	0	0	0	0	0	0
13 Manny Machado, R (1, 5) OBP: 0.321, SLG: 0.443	F FF 92 F SL 84 X FF 91 0-2 F7 ②		C FF 91 F FF 90 B SL 82 B CH 83 F FF 90 X FF 92 2-2 19 WP 1-H 1B			C SI 91 B FF 91 F SI 91 F FF 91 B CH 83 B CH 82 X FF 91 3-2 G6-3 ①		F FC 90 C FC 90 X FC 90 0-2 F7 ① B FC 91 S FF 92 X FF 92 1-1 P3 ③	5	0	1	1	0	0	0
19 Chris Davis, L (1, 3) OBP: 0.380, SLG: 0.652	C FF 92 B SL 83 X CH 84 1-1 1B		S FF 92 F FF 91 B SL 82 B KC 74 F SL 81 B FF 92 F SL 80 F FF 92 F FF 92 3-3 S SL 80 K2-3 ③ 1-2			C FF 91 F FF 91 B FF 91 F FF 92 X CU 80 1-2 10 G6-4-3 1B		B KC 80 C FC 90 C FC 88 B FC 90 S KC 80 2-3 K ②		4	0	2	0	0	2	1
10 Adam Jones, R (1, 8) OBP: 0.321, SLG: 0.503	C FF 92 B FF 90 F SL 81 B SL 82 X FF 91 2-2 P3 ③			X SL 79 0-0 E5 2 FC6-4		C CH 81 B SI 91 S FF 91 X CH 84 1-2 G6-4-3 ②③ 1-2f		C FC 90 B FC 91 X FC 91 1-1 21 1B 35 HR 1B		4	1	1	0	0	0	2
21 Nick Markakis, L (1, 9) OBP: 0.324, SLG: 0.363		C FF 91 X FF 91 0-1 F8 ①		B FF 90 C FF 90 B FC 87 X CH 84 2-1 F8 ①			B FC 85 L FF 89 B CH 81 X CH 82 2-1 HR	B FC 88 B FC 91 F FC 90 F FC 91 B FC 92 X FC 91 3-2 35 HR 1-2 1B		4	2	2	1	0	0	1
24 Wilson Betemit, S (1, 10) 35 Danny Valencia, R (4, PH) OBP: 0.359, SLG: 0.652 (5, 10)		C KC 74 T FF 91 B FF 92 B SL 81 S SL 82 2-3 K ②		S CH 81 B FF 91 B FF 90 B CH 83 X CH 83 3-1 L7 ②			C FF 93 X SL 85 0-1 F9 ① X FC 91 0-0 1-H 2-H HR		1 3	0 1	0 1	0 3	0 0	1 0	0 1
2 J.J. Hardy, R (1, 6) OBP: 0.311, SLG: 0.450	B FF 93 X FF 92 1-0 L9 ③			C FF 91 C CH 83 X CH 83 0-2 FC6-4 1-2f			B CU 78 C SL 85 F FF 93 B FF 94 F FF 94 X CH 83 2-2 32 BB 1B	C KC 80 C FC 90 X FC 90 0-2 2B		4	0	2	0	0	0	1
32 Matt Wieters, S (1, 2) OBP: 0.285, SLG: 0.413			C FF 91 F FF 91 X SL 80 0-2 13 WP 13 1B 1B		X CU 78 0-0 F8 ①		B SI 93 F SI 91 S SL 87 F CH 85 B SI 94 B SL 87 B CH 84 4-2 1-2 BB	C KC 80 B FC 89 F FC 90 S KC 82 1-3 K ③		3	1	1	0	1	1	1
1 Brian Roberts, S (1, 4) OBP: 0.308, SLG: 0.365			C KC 72 T FF 91 B FF 90 S SL 80 1-3 K ①		B FF 90 C CH 82 S FF 90 B CH 82 S FF 92 2-3 K ②		X CH 84 0-0 F8 ②		C FC 91 B FC 91 B FC 91 C FC 90 X FC 91 2-2 G3 ①	4	0	0	0	0	2	3
Inning Stats	R: 0 E: 0 K: 0 S: 10 H: 1 LOB: 1 BB: 0 P: 15	R: 0 E: 0 K: 1 S: 6 H: 0 LOB: 0 BB: 0 P: 9	R: 1 E: 0 K: 2 S: 18 H: 2 LOB: 1 BB: 0 P: 25	R: 0 E: 1 K: 0 S: 8 H: 0 LOB: 1 BB: 0 P: 13	R: 0 E: 0 K: 1 S: 6 H: 0 LOB: 0 BB: 0 P: 8	R: 0 E: 0 K: 0 S: 11 H: 1 LOB: 0 BB: 0 P: 16	R: 1 E: 0 K: 0 S: 14 H: 2 LOB: 2 BB: 1 P: 24	R: 3 E: 0 K: 2 S: 18 H: 4 LOB: 1 BB: 0 P: 25	R: 0 E: 0 K: 0 S: 7 H: 0 LOB: 0 BB: 0 P: 10	1B: 7 2B: 1 3B: 0 HR: 2 SF: 0 SAC: 0 DP: 1 HBP: 0						WP: 2 PB: 0 SB: 0 CS: 0 PA: 38

PITCHER	IP	WLS	BF	H	R	ER	SO	BB	IBB	HBP	BLK	WP	HR	S	P	ERA	WHIP
65 Phil Hughes, R (1, 1) ERA: 5.07	3.0		13	3	1	1	3	0	0	0	0	2	0	35	50	3.00	1.000
60 David Huff, L (4, 1) ERA: 6.04	3.0		10	2	1	1	1	0	0	0	0	0	1	26	40	3.00	0.667
43 Adam Warren, R (7, 1) ERA: 3.52	0.2	H	4	1	0	0	0	1	0	0	0	0	0	10	16	0.00	3.000
64 Cesar Cabral, L (7, 1) ERA:	0.1	H	1	0	0	0	0	0	0	0	0	0	0	2	4	0.00	0.000
30 David Robertson, R (8, 1) ERA: 2.24	1.0	B	7	4	3	3	2	0	0	0	0	0	1	18	25	27.00	4.000

PITCHER	IP	WLS	BF	H	R	ER	SO	BB	IBB	HBP	BLK	WP	HR	S	P	ERA	WHIP
42 Mariano Rivera, R (9, 1) ERA: 2.3	1.0	W	3	0	0	0	0	0	0	0	0	0	0	7	10	0.00	0.000

New York Yankees @ Baltimore Orioles

Oriole Park at Camden Yards, Baltimore, MD

Thu Sep 12 2013, 8:25 PM - 11:28 PM EDT

Att. 24,659 - Cloudy - 72 F

livebaseballscorecards.com

AB	37
R	5
H	10
RBI	5
BB	1
SO	6
LOB	13

Baltimore Orioles @ Toronto Blue Jays

Rogers Centre, Toronto, ON

Fri Sep 13 2013, 7:08 PM - 9:49 PM EDT

Att. 20,024 - Roof Closed - 68 F

TOP

livebaseballscorecards.com

Batter	1	2	3	4	5	6	7	8	9	AB	R	H	RBI	BB	SO	LOB
9 Nate McLouth, L (1, 7) OBP: 0.337, SLG: 0.409	X SI 89 0-0 1B		C SI 91 X CH 84 0-1 ② L4			C SI 90 B SL 82 B CH 82 B SI 90 C SI 89 S SI 90 3-3 ① K	B SL 88 D SI 94 B SI 96 B FF 95 4-0 BB		B FF 87 C FF 87 B SI 87 X FF 87 2-1 10 1B 13 G6-3 1B	4	0	2	0	1	1	0
13 Manny Machado, R (1, 5) OBP: 0.318, SLG: 0.439	C SI 87 1 SAFE P PO 87 S SL 81 D SL 83 1 SAFE S SL 82 2-3 ① K		B SI 90 S SL 82 S SL 83 B SI 91 S SL 82 2-3 ③ K			B SL 82 C SI 89 X SL 82 1-1 ② L8	C SL 85 C SL 84 S SL 87 0-3 ③ K		1 SAFE 1 SAFE C SI 88 X FF 88 0-1 ① G6-3 1-2	5	0	0	0	0	3	4
19 Chris Davis, L (1, 3) OBP: 0.378, SLG: 0.653	F SI 90 B SI 91 B SI 91 1 SAFE X SI 90 2-1 ② L8			B SL 81 C SI 91 S CH 82 B SI 92 S CH 83 2-3 ① K		X SI 91 0-0 ③ F7		C FF 94 B SL 87 S CH 87 B FF 95 X CH 88 2-2 HR	B SI 88 B SI 88 F SI 89 C SL 76 X FF 88 2-2 ② L5	5	1	1	1	0	1	2
10 Adam Jones, R (1, 8) OBP: 0.323, SLG: 0.506	X SL 82 0-0 ③ P6			C SI 90 F SI 90 S SL 82 0-3 ② K			X SI 90 0-0 21 G4-3 2 2B 2B	F SL 87 X SL 87 0-1 21 G1-3 35 1B 1B	X CH 82 0-0 2-3 1B	5	2	3	0	0	1	1
21 Nick Markakis, L (1, 9) OBP: 0.325, SLG: 0.362		C SI 90 B SI 89 B SL 82 B SI 90 X SI 90 3-1 3 FC3-6 1B		C SI 92 F SI 92 B SL 84 H SI 90 2-2 2 FC6-4 HBP			C SI 89 X SI 89 0-1 ① G4-3 2-3	B FF 94 C FF 95 1 SAFE B CH 87 F FF 95 D CH 86 X CH 86 3-2 ① G1-3 1-2	F FF 88 1 SAFE C SI 88 B FF 88 B SL 74 S SL 75 2-3 ③ K	4	0	1	0	0	1	4
2 J.J. Hardy, R (1, 6) OBP: 0.310, SLG: 0.451		C SI 89 F SL 84 X SI 91 0-2 ① L9		B SI 88 B SL 80 X SI 89 2-0 ③ FC6-4 1-2f			B FF 92 X FF 92 1-0 45 2B 3-H 2B	B FF 94 B SL 87 C FF 93 S SL 87 F SL 86 X FF 92 2-2 P2		4	1	1	1	0	0	3
3 Ryan Flaherty, L (1, 4) OBP: 0.284, SLG: 0.367		F SI 90 B SL 82 S CH 82 F SI 91 X CH 83 1-2 ② FC3-6 1-2f			X SI 89 0-0 ① P4		B FF 93 B CH 88 F FF 94 B CH 84 S CH 87 F CH 85 B CH 87 4-2 45 2B BB	B CH 86 B CH 87 B FF 93 I IN 82 4-0 35 1B IBB		2	1	0	0	2	0	1
35 Danny Valencia, R (1, 10) OBP: 0.355, SLG: 0.638		D SL 83 C SL 81 S SL 82 F SL 83 S SI 91 1-3 ③ K			C SI 89 B SI 90 B SL 82 S SL 79 C SL 81 2-3 ② K		S SL 86 D SL 87 X SL 84 1-1 ② P3	C FF 94 S SL 87 X FF 93 0-2 1-2 2-H 1B		4	0	1	1	0	2	3
45 Steve Clevenger, L (1, 2) OBP: 0.231, SLG: 0.250			B SI 90 C SI 90 X SI 90 1-1 ① G4-3		B SI 90 X SI 90 1-0 ③ F7		C FF 95 B CH 88 B FF 96 X FF 93 2-1 1-H 2-H 2B	X FF 92 0-0 ③ F8		4	0	1	2	0	0	2
Inning Stats	R: 0 E: 0 K: 1 S: 8 H: 1 LOB: 1 BB: 0 P: 11	R: 0 E: 0 K: 1 S: 13 H: 1 LOB: 1 BB: 0 P: 18	R: 0 E: 0 K: 1 S: 7 H: 0 LOB: 0 BB: 0 P: 10	R: 0 E: 0 K: 2 S: 9 H: 0 LOB: 1 BB: 0 P: 15	R: 0 E: 0 K: 1 S: 5 H: 0 LOB: 0 BB: 0 P: 8	R: 0 E: 0 K: 1 S: 6 H: 0 LOB: 0 BB: 0 P: 10	R: 3 E: 0 K: 1 S: 14 H: 3 LOB: 2 BB: 2 P: 26	R: 2 E: 0 K: 0 S: 16 H: 3 LOB: 2 BB: 1 P: 27	R: 0 E: 0 K: 1 S: 11 H: 2 LOB: 2 BB: 0 P: 17	1B: 6 2B: 3 3B: 0 HR: 1 SF: 0 SAC: 0 DP: 0 HBP: 1						

	AB	37
	R	5
	H	10
	RBI	5
	BB	3
	SO	9
	LOB	20

WP: 0 PB: 0 SB: 0 CS: 0 PA: 41

PITCHER		IP	WLS	BF	H	R	ER	SO	BB	IBB	HBP	BLK	WP	HR	S	P	ERA	WHIP
58 Todd Redmond, R ERA: 4.1	(1, 1)	6.1		23	3	1	1	7	0	0	1	0	0	0	51	75	1.42	0.474
29 Dustin McGowan, R ERA: 2.53	(7, 1)	0.1	B	5	2	2	2	0	2	0	0	0	0	0	8	20	54.00	12.000
21 Sergio Santos, R ERA: 1.89	(7, 1)	0.1		1	0	0	0	1	0	0	0	0	0	0	3	3	0.00	0.000
50 Steve Delabar, R ERA: 3.09	(8, 1)	1.0	L	7	3	2	2	0	0	1	0	0	0	1	16	27	18.00	3.000
38 Darren Oliver, L ERA: 3.88	(9, 1)	1.0		5	2	0	0	1	0	0	0	0	0	0	11	17	0.00	2.000

PITCHER		IP	WLS	BF	H	R	ER	SO	BB	IBB	HBP	BLK	WP	HR	S	P	ERA	WHIP

Baltimore Orioles @ Toronto Blue Jays

Rogers Centre, Toronto, ON

Fri Sep 13 2013, 7:08 PM - 9:49 PM EDT

Att. 20,024 - Roof Closed - 68 F

BOTTOM

livebaseballscorecards.com

Batter	1	2	3	4	5	6	7	8	9	AB	R	H	RBI	BB	SO	LOB
7 José Reyes, S (1, 6) OBP: 0.354, SLG: 0.443	B FF 92 X SI 92 1-0 ① 2B			X CH 85 0-0 ① L5		C FF 95 B FF 95 C FF 94 X FS 86 1-2 ① G3		F SI 96 1 SAFE S FF 93 S CU 85 0-3 ① K		4	0	1	0	0	1	1
66 Munenori Kawasaki, L (1, 4) OBP: 0.324, SLG: 0.311 17 Ryan Goins, L (7, 4) OBP: 0.274, SLG: 0.311	B FF 93 C FF 93 B SI 93 C FF 93 F SI 93 X FF 92 2-2 ② F9			C FF 92 B SI 92 X SI 93 1-1 ② F7		C FF 96 B FF 96 B FS 84 F FF 96 X FF 98 2-2 ② G1-3		S SI 97 B SI 97 1 SAFE S SI 96 B SI 98 F SI 97 X FF 94 2-2 ② F9		3 1	0 0	0 0	0 0	0 0	0 0	0 1
10 Edwin Encarnación, R (1, 10) OBP: 0.374, SLG: 0.539	B SL 87 B SI 92 X SL 88 2-0 ③ G5-3			B CU 78 B SI 93 F SI 92 B CH 87 C SL 87 F SI 92 F CU 78 B CH 86 4-2 ③ 26 HR BB		C FF 97 B SL 86 B SL 87 B FF 98 C FF 98 F FF 99 S FF 99 3-3 ③ K		X FF 94 0-0 ③ G5-3		3	1	0	0	1	1	1
26 Adam Lind, L (1, 3) OBP: 0.349, SLG: 0.481		C SI 92 C SI 92 B SI 92 B CU 77 X CU 79 2-2 ① G1-3		X CH 86 0-0 ① 1-H HR			C SI 90 X SI 89 0-1 ① G4-3		B SI 94 X SI 94 1-0 ① 13 L1-3 1B	4	1	2	2	0	0	0
13 Brett Lawrie, R (1, 5) OBP: 0.309, SLG: 0.411		B SI 93 C SL 86 B SI 92 X SL 86 2-1 ② L9		X SL 88 0-0 ③ G6-3			C SI 91 B SI 90 X CH 84 1-1 28 1B 1B		B CU 80 F SI 94 X SI 95 1-1 ①② L1-3 1-1	4	0	1	0	0	0	1
28 Colby Rasmus, L (1, 8) OBP: 0.336, SLG: 0.485		B SI 93 F FF 93 X CH 86 1-1 ③ P5			B SI 91 C CU 78 F SI 93 B SL 84 F SL 86 X FF 94 2-2 HR		1 SAFE B SI 90 B SI 89 F SI 90 1 SAFE C SI 91 B SI 90 F SI 91 F SI 91 3-2 1 SAFE F SI 91 F SI 90 X SI 91 1-3 1B		F SI 95 C CU 81 C CU 80 0-3 ③ K	4	1	2	1	0	1	0
14 Moisés Sierra, R (1, 9) OBP: 0.353, SLG: 0.565			B FF 93 B SI 92 X FF 93 2-0 ① L7		F FF 93 B SL 86 X SL 86 1-1 ① G6-3		3 SAFE C FF 98 S FF 98 B FF 97 S FF 95 1-3 ② K			3	0	0	0	0	1	2
9 J.P. Arencibia, R (1, 2) OBP: 0.239, SLG: 0.379			B FF 94 C SL 87 X SI 92 1-1 ② G5-3		F FF 93 B SL 87 F SL 86 B CU 78 C SL 85 2-3 ② K		C FF 97 S FF 99 S FF 98 0-3 ③ K			3	0	0	0	0	2	2
8 Anthony Gose, L (1, 7) OBP: 0.257, SLG: 0.351			F FF 93 F FF 93 S SL 87 0-3 ③ K		C FF 93 X FF 93 0-1 ③ P2			B SI 97 C FF 96 S FC 92 F FF 96 X FF 97 1-2 1B		3	0	1	0	0	1	0
Inning Stats	R: 0 E: 0 K: 0 S: 6 H: 1 LOB: 0 BB: 0 P: 11	R: 0 E: 0 K: 0 S: 7 H: 0 LOB: 0 BB: 0 P: 12	R: 0 E: 0 K: 1 S: 6 H: 0 LOB: 0 BB: 0 P: 9	R: 2 E: 0 K: 0 S: 9 H: 1 LOB: 0 BB: 1 P: 14	R: 1 E: 0 K: 1 S: 11 H: 1 LOB: 0 BB: 0 P: 16	R: 0 E: 0 K: 1 S: 10 H: 0 LOB: 0 BB: 0 P: 16	R: 0 E: 0 K: 2 S: 18 H: 2 LOB: 2 BB: 0 P: 23	R: 0 E: 0 K: 1 S: 12 H: 1 LOB: 1 BB: 0 P: 15	R: 0 E: 0 K: 1 S: 6 H: 1 LOB: 0 BB: 0 P: 8	1B: 4 2B: 2 3B: 0 HR: 2 SF: 0 SAC: 0 DP: 1 HBP: 0						

	AB	32
	R	3
	H	7
	RBI	3
	BB	1
	SO	7
	LOB	8

WP: 0 PA: 33
PB: 0
SB: 0
CS: 0

PITCHER		IP	WLS	BF	H	R	ER	SO	BB	IBB	HBP	BLK	WP	HR	S	P	ERA	WHIP
39 Jason Hammel, R ERA: 5.12	(1, 1)	5.0		18	3	3	3	2	1	0	0	0	0	2	39	62	5.40	0.800
39 Kevin Gausman, R ERA: 6.15	(6, 1)	1.0		3	0	0	0	1	0	0	0	0	0	0	10	16	0.00	0.000
66 T.J. McFarland, L ERA: 4.46	(7, 1)	0.1		3	2	0	0	0	0	0	0	0	0	0	12	16	0.00	6.000
29 Tommy Hunter, R ERA: 2.87	(7, 1)	1.2	W	6	1	0	0	3	0	0	0	0	0	0	18	22	0.00	0.600
43 Jim Johnson, R ERA: 3.13	(9, 1)	1.0	S	3	1	0	0	1	0	0	0	0	0	0	6	8	0.00	1.000

PITCHER		IP	WLS	BF	H	R	ER	SO	BB	IBB	HBP	BLK	WP	HR	S	P	ERA	WHIP

Batter	1	2	3	4	5	6	7	8	9	AB	R	H	RBI	BB	SO	LOB
9 Nate McLouth, L (1, 7) OBP: 0.336, SLG: 0.407	B FF 90 B FF 91 F FF 91 X FF 91 2-1 ① G3-1		B FF 89 B SL 89 C FF 90 X SL 88 2-1 ② P5		B FF 91 C FF 91 S FF 90 B FF 92 F SL 85 C CU 80 2-3 ① K		X SI 95 0-0 ①② G6-3 1-2f		F FF 90 B FF 90 F FC 89 X CU 75 1-2 1B	5	0	1	0	0	1	1
13 Manny Machado, R (1, 5) OBP: 0.319, SLG: 0.445	X FF 93 0-0 19 2B 2B		F SL 86 X SL 84 0-1 HR		F FF 92 C FF 93 B FF 94 B SL 87 S CU 82 2-3 ② K		B SI 96 B SI 95 X SI 95 2-0 ③ G1-3		X FF 89 0-0 ③ G1-3	5	2	2	1	0	1	1
19 Chris Davis, L (1, 3) OBP: 0.378, SLG: 0.652	D CU 80 C FF 94 B SL 90 X FF 94 2-1 10 F9 2-H 2B		S SL 89 S CU 81 B SL 88 B CU 82 B FF 93 C CU 80 3-3 ③ K		X CU 82 0-0 ③ G3			B SI 92 C SI 92 F SI 94 F SI 93 B SL 79 X SI 94 2-2 ① G6-3		4	0	1	1	0	1	0
10 Adam Jones, R (1, 8) OBP: 0.322, SLG: 0.506	F FF 91 X SL 88 0-1 ② F9 2-3			X SL 86 0-0 ① F9		B SI 92 B FF 93 X SL 89 2-0 21 G6-3 2B		B CH 79 S SI 94 F SI 94 S CH 80 1-3 ② K		4	0	1	0	0	1	1
21 Nick Markakis, L (1, 9) OBP: 0.326, SLG: 0.361	F FF 94 B FF 94 B SL 90 C FF 94 B FF 94 X FF 94 3-2 ③ L4			B SI 90 B SI 90 B FF 90 B FF 92 4-0 2 BB 32 1B BB		B SI 92 F FF 93 X FF 91 1-1 ① G6-3 2-3		B SI 93 B SI 94 B SI 93 B SI 93 4-0 2 1B BB		2	1	0	0	2	0	2
2 J.J. Hardy, R (1, 6) OBP: 0.312, SLG: 0.450		C FF 92 X FF 92 0-1 ① G6-3		B FF 93 C SL 85 F FF 91 B FF 91 F SL 84 B SI 91 B CU 81 4-2 32 1B 1-2 BB		C SL 85 X SL 84 0-1 E5 35 S		C FF 97 D SL 89 F SL 87 D SL 87 X FF 98 2-2 1-3 1B		3	0	1	0	1	0	1
32 Matt Wieters, S (1, 2) OBP: 0.285, SLG: 0.411		B FF 92 C SI 90 B FF 91 B SL 85 F FF 90 S SL 86 3-3 ② K		B FF 91 D CU 80 B SI 91 C FF 93 X SI 91 3-1 1-3 2-H 1B		B FF 93 C FF 90 F FC 91 S CU 82 1-3 ② K		D FF 97 C FF 97 B FF 97 F FF 97 S SL 85 2-3 ③ K		4	0	1	1	0	3	4
35 Danny Valencia, R (1, 10) OBP: 0.347, SLG: 0.622 55 Dan Johnson, L (9, PH)		B FF 92 F SL 85 F CU 80 X CU 80 1-2 ③ G5-3		C SL 86 B FF 93 B FF 93 F SL 87 S CU 82 2-3 ② K		S SL 86 F SL 86 D CU 81 X SL 85 1-2 ③ G5-3 1-2			C SI 88 F FF 91 B CH 84 S CU 75 1-3 ① K	3 1	0 0	0 0	0 0	0 0	1 1	4 0
1 Brian Roberts, S (1, 4) OBP: 0.307, SLG: 0.363			B FF 90 X FF 90 1-0 ① G6-3	C CU 81 C SL 86 D CU 81 B CH 86 D CU 84 F CU 82 F SL 85 S CU 80 3-3 ③ K2-3			B SI 95 C SI 95 C SI 95 F KC 78 X SI 96 1-2 9 G6-3 1B		F FF 90 B CH 85 X CU 74 1-1 ② L7	4	0	1	0	0	1	2
Inning Stats	R: 1 E: 0 K: 0 S: 10 H: 2 LOB: 1 BB: 0 P: 17	R: 0 E: 0 K: 1 S: 8 H: 0 LOB: 0 BB: 0 P: 12	R: 1 E: 0 K: 1 S: 8 H: 1 LOB: 0 BB: 0 P: 14	R: 1 E: 0 K: 2 S: 14 H: 1 LOB: 2 BB: 2 P: 30	R: 0 E: 0 K: 2 S: 8 H: 0 LOB: 0 BB: 0 P: 12	R: 0 E: 1 K: 1 S: 11 H: 1 LOB: 2 BB: 0 P: 16	R: 0 E: 0 K: 0 S: 6 H: 1 LOB: 0 BB: 0 P: 9	R: 0 E: 0 K: 2 S: 13 H: 1 LOB: 2 BB: 1 P: 24	R: 0 E: 0 K: 1 S: 9 H: 1 LOB: 1 BB: 0 P: 12	1B: 4 2B: 3 3B: 0 HR: 1 SF: 0 SAC: 0 DP: 1 HBP: 0						WP: 0 PB: 0 SB: 1 CS: 0 PA: 38

TOP

Baltimore Orioles @ Toronto Blue Jays

Rogers Centre, Toronto, ON

Sat Sep 14 2013, 4:08 PM - 6:30 PM EDT

Att. 29,942 - Sunny - 59 F

livebaseballscorecards.com

AB	35
R	3
H	8
RBI	3
BB	3
SO	10
LOB	16

PITCHER		IP	WLS	BF	H	R	ER	SO	BB	IBB	HBP	BLK	WP	HR	S	P	ERA	WHIP
32 Esmil Rogers, R ERA: 4.47	(1, 1)	6.0		26	5	3	3	7	2	0	0	0	0	1	59	101	4.50	1.167
33 Jeremy Jeffress, R ERA: 2.45	(7, 1)	1.0	W	3	1	0	0	0	0	0	0	0	0	0	6	9	0.00	1.000
62 Aaron Loup, L ERA: 2.39	(8, 1)	0.2	H	3	0	0	0	1	1	0	0	0	0	0	7	14	0.00	1.500
45 Neil Wagner, R ERA: 3.0	(8, 1)	0.1	H	2	1	0	0	1	0	0	0	0	0	0	6	10	0.00	3.000
44 Casey Janssen, R ERA: 2.76	(9, 1)	1.0	S	4	1	0	0	1	0	0	0	0	0	0	9	12	0.00	1.000

PITCHER	IP	WLS	BF	H	R	ER	SO	BB	IBB	HBP	BLK	WP	HR	S	P	ERA	WHIP

Baltimore Orioles @ Toronto Blue Jays

Rogers Centre, Toronto, ON

Sat Sep 14 2013, 4:08 PM - 6:30 PM EDT

Att. 29,942 - Sunny - 59 F

livebaseballscorecards.com

BOTTOM

Batter	1	2	3	4	5	6	7	8	9	AB	R	H	RBI	BB	SO	LOB
7 José Reyes, S (1, 6) OBP: 0.353, SLG: 0.443	B FF 89 C FF 89 X KC 75 1-1 10 G5-3 14 2B 2B	B FF 93 F FF 93 F FF 94 F FF 96 X FF 93 1-2 ③ F7			1 SAFE B FF 93 C FF 93 B FF 94 X FF 93 2-1 ②③ G6-3 1-2			B CH 83 C FF 92 X FF 93 1-1 ① F8		4	1	1	0	0	0	2
13 Brett Lawrie, R (1, 5) OBP: 0.309, SLG: 0.409	F FF 91 F FF 92 F FF 93 B FF 93 S CH 83 1-3 ① K		B CH 82 B FF 91 F FF 91 X FF 91 2-1 ① P4			F FF 92 B FF 92 X FF 92 1-1 10 FC5-4 1B		X FF 92 0-0 ② L8		4	0	1	0	0	1	1
10 Edwin Encarnación, R (1, 10) OBP: 0.372, SLG: 0.535	X CH 82 0-0 ② G5-3 2-3		C FF 92 F KC 75 B FF 92 X FF 93 1-2 ② F8			B FF 92 C FF 92 B CH 84 X CH 83 2-1 ① FC5-4 26 G6-3 1-2f		B KC 78 C FF 94 B SL 88 X FF 94 2-1 ③ L9		4	0	0	0	0	0	2
26 Adam Lind, L (1, 3) OBP: 0.348, SLG: 0.479	B FF 92 B FF 93 C FF 93 B FF 93 B FF 93 4-1 14 2B BB		B FF 93 C FF 92 S FF 92 F FF 93 F FF 93 F KC 78 S CH 83 1-3 ③ K			B FF 93 1 SAFE X FF 93 1-0 ②③ G6-3 1-2f				2	1	0	0	1	1	1
14 Moisés Sierra, R (1, 9) OBP: 0.366, SLG: 0.578 22 Kevin Pillar, R (9, 7) OBP: 0.229, SLG: 0.246	F FF 92 D KC 77 B FF 92 X CH 83 2-1 1-H 3-H 2B			C FF 90 B KC 76 B KC 74 X FF 90 2-1 ① P3			B KC 75 B FF 91 B FF 90 B FF 91 4-0 28 HR BB			2 0	1 0	1 0	2 0	1 0	0 0	0 0
28 Colby Rasmus, L (1, 8) OBP: 0.336, SLG: 0.491	X KC 76 0-0 ③ G4-3			B FF 91 X FF 91 1-0 ② G4-3			X CH 84 0-0 1-H HR			3	1	1	2	0	0	1
9 J.P. Arencibia, R (1, 2) OBP: 0.238, SLG: 0.376		T FF 91 X FF 91 0-1 ① G6-3		C FF 92 X CH 83 0-1 ③ G5-3			F CH 83 F FF 94 S FF 95 0-3 ① K			3	0	0	0	0	1	0
17 Ryan Goins, L (1, 4) OBP: 0.262, SLG: 0.297		B KC 75 B KC 76 F FF 91 C CH 82 F FF 92 X KC 77 2-2 ② G4-3			X CH 81 0-0 ① L9		B FF 94 F FF 94 C FF 92 F FF 92 X FF 93 1-2 ② F8			3	0	0	0	0	0	0
8 Anthony Gose, L (1, 7) OBP: 0.269, SLG: 0.380 (9, 9)		C FF 91 F FF 90 B FF 91 X FF 93 1-2 3B			C FF 90 X CH 82 0-1 7 CS 1B		B KC 79 F FF 92 C FF 92 B KC 78 S FF 94 2-3 ③ K			3	0	2	0	0	1	0
Inning Stats	R: 2 E: 0 K: 1 S: 11 H: 2 LOB: 1 BB: 1 P: 19	R: 0 E: 0 K: 0 S: 13 H: 1 LOB: 1 BB: 0 P: 17	R: 0 E: 0 K: 1 S: 11 H: 0 LOB: 0 BB: 0 P: 15	R: 0 E: 0 K: 0 S: 5 H: 0 LOB: 0 BB: 0 P: 8	R: 0 E: 0 K: 0 S: 5 H: 1 LOB: 0 BB: 0 P: 7	R: 0 E: 0 K: 0 S: 5 H: 1 LOB: 0 BB: 0 P: 9	R: 2 E: 0 K: 2 S: 11 H: 1 LOB: 0 BB: 1 P: 18	R: 0 E: 0 K: 0 S: 5 H: 0 LOB: 0 BB: 0 P: 8		1B: 2 2B: 2 3B: 1 HR: 1	SF: 0 SAC: 0 DP: 1 HBP: 0			WP: 0 PB: 0 SB: 0 CS: 1	PA: 30	

	AB	28
	R	4
	H	6
	RBI	4
	BB	2
	SO	4
	LOB	7

PITCHER	IP	WLS	BF	H	R	ER	SO	BB	IBB	HBP	BLK	WP	HR	S	P	ERA	WHIP
30 Chris Tillman, R (1, 1) ERA: 3.7	8.0	L	30	6	4	4	4	2	0	0	0	0	1	66	101	4.50	1.000

PITCHER	IP	WLS	BF	H	R	ER	SO	BB	IBB	HBP	BLK	WP	HR	S	P	ERA	WHIP

Baltimore Orioles @ Toronto Blue Jays

Rogers Centre, Toronto, ON

Sun Sep 15 2013, 1:07 PM - 4:00 PM EDT

Att. 22,331 - Roof Closed - 69 F

TOP

livebaseballscorecards.com

Batter	1	2	3	4	5	6	7	8	9	AB	R	H	RBI	BB	SO	LOB
21 Nick Markakis, L (1, 9) OBP: 0.328, SLG: 0.362	B FF 83 X FF 84 1-0 10 1B 1B		C FF 83 X FC 80 0-1 10 BB 35 2B 1B	B SI 84 B FF 84 B FC 80 C FF 85 F FF 82 B FF 85 4-2 19 BB BB		C SI 93 X CH 84 0-1 ③ L8			B SI 93 D SI 92 C CH 88 X SI 93 2-1 ② G6-3 1-3	4	1	2	0	1	0	1
13 Manny Machado, R (1, 5) OBP: 0.316, SLG: 0.442	B FC 80 X FC 82 1-0 ① F8		B SI 83 S CH 78 L SI 83 C FC 80 1-3 ① K	C FF 81 C CU 72 B CH 79 F FF 82 S CH 79 1-3 ② K			B SI 91 B CH 81 X SI 92 2-0 ① F8		B CU 81 D CU 78 B FF 93 C FF 93 C SI 93 F CU 81 S CU 81 3-3 ③ K	5	0	0	0	0	3	7
19 Chris Davis, L (1, 3) OBP: 0.377, SLG: 0.649	C SI 84 B SI 84 1 SAFE F SI 85 F CH 79 S CU 75 1-3 ② K		S CH 79 B CH 80 X SI 84 1-1 ② P6	C FF 85 F SI 85 B SI 80 F CH 80 B CU 75 D CU 76 B FF 81 4-2 1-2 2-3 3-H BB			B SI 91 F SI 91 F SI 93 B FF 93 B SI 92 S SI 92 3-3 ② K			3	0	0	1	1	2	2
10 Adam Jones, R (1, 8) OBP: 0.323, SLG: 0.505	B FF 81 X FF 86 1-0 1-2 1B		C SI 83 B FF 82 S CU 73 F CU 74 1 SAFE 1 SAFE F CU 74 B FF 84 B FC 80 4-2 B CU 75 1-2 35 2B BB	X SI 86 0-0 ③ G4-3			B SL 83 B SI 92 S CH 82 X SI 92 2-1 ③ F8			3	1	1	0	1	0	3
35 Danny Valencia, R (1, 10) OBP: 0.344, SLG: 0.618	C FC 80 B SI 85 B CH 80 F FC 80 F FF 82 F CU 75 X FF 86 2-2 ③ G4-3		X SI 81 0-0 1-H 2-H 2B		B SI 83 C FF 84 B FC 79 X FC 80 2-1 ① F7			B FF 95 B FF 95 S CH 90 F FF 94 B CU 83 T CH 89 3-2 ① K		4	0	1	2	0	1	2
2 J.J. Hardy, R (1, 6) OBP: 0.309, SLG: 0.447		C FF 82 B SI 82 X SI 84 1-1 ① G6-3	C SI 84 B FF 85 X SI 86 1-1 ③ G5-3		B FF 84 B SI 84 B FF 84 C FF 84 X FF 83 3-1 ② G5-3			B FF 95 C CH 90 X FF 95 1-1 ② G5-3		4	0	0	0	0	0	1
32 Matt Wieters, S (1, 2) OBP: 0.285, SLG: 0.410		C FF 83 B FC 79 F SI 83 X CH 78 1-2 38 G5-3 1B		B CH 81 F FC 78 B CU 73 F SI 82 S CU 72 2-3 ① K	C FF 84 F SI 84 B FC 80 F CU 72 X FC 80 1-2 ③ L9			B FF 94 C CH 88 S CH 90 B SI 94 F CH 88 S CH 88 2-3 ③ K		4	0	1	0	0	2	0
38 Michael Morse, R (1, 7) OBP: 0.272, SLG: 0.388 9 Nate McLouth, L (6, 7) OBP: 0.337, SLG: 0.407 36 Chris Dickerson, L (9, PR) OBP: 0.269, SLG: 0.404 (9, 7)		F SI 83 B FF 82 F FC 82 D CU 75 F CH 80 F FC 82 X CH 80 2-2 ② G5-3 1-2		B FF 84 X SI 82 1-0 E6 1 2B 19 BB		X SI 92 0-0 ① G5-3			C FF 94 H FF 94 1-1 21 G6-3 21 S HBP	3 0 0	1 0 0	0 0 0	0 0 0	0 0 0	0 0 0	1 0 0
1 Brian Roberts, S (1, 4) OBP: 0.306, SLG: 0.365		C FC 80 X CH 80 0-1 ③ P3		C FC 79 F FC 79 D CU 74 X CH 78 1-2 19 BB 1-3 2B		B SI 92 X SI 92 1-0 ② L7			B SI 93 B SI 92 X FF 93 2-0 ① F7	4	0	1	0	0	0	2
Inning Stats	R: 0 E: 0 K: 1 S: 12 H: 2 LOB: 2 BB: 0 P: 18	R: 0 E: 0 K: 0 S: 12 H: 1 LOB: 1 BB: 0 P: 16	R: 2 E: 0 K: 1 S: 14 H: 2 LOB: 1 BB: 1 P: 21	R: 1 E: 1 K: 2 S: 17 H: 1 LOB: 3 BB: 2 P: 30	R: 0 E: 0 K: 0 S: 8 H: 0 LOB: 0 BB: 0 P: 14	R: 0 E: 0 K: 0 S: 4 H: 0 LOB: 0 BB: 0 P: 5	R: 0 E: 0 K: 1 S: 6 H: 0 LOB: 0 BB: 0 P: 13	R: 0 E: 0 K: 2 S: 9 H: 0 LOB: 0 BB: 0 P: 15	R: 0 E: 0 K: 1 S: 8 H: 0 LOB: 2 BB: 0 P: 16	1B: 4 2B: 2 3B: 0 HR: 0 SF: 0 SAC: 0 DP: 0 HBP: 1						

	AB	34
	R	3
	H	6
	RBI	3
	BB	3
	SO	8
	LOB	19

WP: 0 PB: 0 SB: 1 CS: 0 PA: 38

PITCHER		IP	WLS	BF	H	R	ER	SO	BB	IBB	HBP	BLK	WP	HR	S	P	ERA	WHIP
56 Mark Buehrle, L ERA: 4.17	(1, 1)	5.0	L	25	6	3	2	4	3	0	0	0	0	0	63	99	3.60	1.800
64 Chad Jenkins, R ERA: 3.46	(6, 1)	2.0		6	0	0	0	1	0	0	0	0	0	0	10	18	0.00	0.000
4 Kyle Drabek, R ERA: 4.5	(8, 1)	2.0		7	0	0	0	3	0	0	1	0	0	0	17	31	0.00	0.000

PITCHER	IP	WLS	BF	H	R	ER	SO	BB	IBB	HBP	BLK	WP	HR	S	P	ERA	WHIP

Batter	1	2	3	4	5	6	7	8	9	AB	R	H	RBI	BB	SO	LOB
7 José Reyes, S (1, 6) OBP: 0.348, SLG: 0.437	X SI 90 0-0 ① F8		C SI 92 B SI 93 B CH 85 F SI 93 F FF 93 X SL 86 2-2 ② G4-3		X FF 93 0-0 ② L8		B CH 85 X FF 94 1-0 ② G4-3		B SI 95 X CH 89 1-0 ① G2-3 1-2	5	0	0	0	0	0	2
13 Brett Lawrie, R (1, 5) OBP: 0.310, SLG: 0.409	C FF 91 B SL 85 X FF 92 1-1 ② L9		B SI 94 F SI 94 B FF 93 B SI 94 X FF 93 3-1 ③ F9		C CU 79 B SI 93 X SI 93 1-1 1-2 1B		B FF 93 B CU 78 C CH 84 F CH 85 X FF 93 2-2 10 2B 1B		C SI 96 X SI 95 0-1 ② G6-3 2-3	5	0	2	0	0	0	1
10 Edwin Encarnación, R (1, 10) OBP: 0.370, SLG: 0.534	B FF 93 B FF 92 B SI 93 X FF 92 3-0 ③ F8			B CH 84 B SI 93 X SL 85 2-0 ① F9	2 SAFE C SI 93 B FF 93 B FF 94 F SI 93 F CH 84 X FF 93 2-2 ③ F9		C FF 92 B FF 93 B FF 92 B CH 85 1 SAFE S CH 84 X FF 94 3-2 1-3 2B		C SI 96 B SI 95 S SI 95 S SI 96 1-3 ③ K	5	0	1	0	0	1	3
26 Adam Lind, L (1, 3) OBP: 0.352, SLG: 0.487		C CU 75 B SI 90 F SI 92 B FF 93 B CH 83 X CH 83 3-2 HR	C SI 93 X SI 92 0-1 14 1B 1B			F FF 93 B SI 93 S FF 92 F FF 94 B FF 93 C FF 91 2-3 ① K	I IN 84 I IN 87 I IN 89 I IN 89 4-0 IBB			3	1	2	1	1	1	0
14 Moisés Sierra, R (1, 9) OBP: 0.373, SLG: 0.574		B FF 92 F SL 85 B SI 93 F FF 90 X SI 93 2-2 ① P4	X SI 92 0-0 1-2 1B			X FF 96 0-0 11 BB 1B	S FF 96 B FF 97 F FF 96 S FF 96 1-3 ③ K			4	0	2	0	0	1	3
11 Rajai Davis, R (1, 7) OBP: 0.309, SLG: 0.368		B CU 80 T SI 92 C CU 79 B SL 85 F SI 93 F CH 84 F SI 93 X CU 81 2-2 ② P6	B SI 92 F SL 86 F FF 93 C SI 93 1-3 ② K			F FF 97 B FF 97 B SL 86 F FF 97 B FF 98 B FF 98 4-2 1-2 BB		L FF 94 B FF 98 C FF 94 B FF 98 X FC 94 2-2 ① L9	3	0	0	0	1	1	2
17 Ryan Goins, L (1, 4) OBP: 0.261, SLG: 0.309		C SI 93 B SI 92 C CH 84 F FF 93 X SL 85 1-2 2B	C SI 92 F CH 84 X CH 86 0-2 ③ G4-3			S FS 85 B FF 97 S FS 87 S FS 89 1-3 ② K		C FF 97 S FF 96 F SI 97 X SI 97 0-2 ② F7		4	0	1	0	0	1	4
9 J.P. Arencibia, R (1, 2) OBP: 0.236, SLG: 0.374 66 Munenori Kawasaki, L (8, PH) OBP: 0.323, SLG: 0.310 22 Josh Thole, L (9, 2) OBP: 0.239, SLG: 0.218		X SI 93 0-0 ③ P4			C FF 93 X SL 86 0-1 ① F9	S SL 87 F FF 99 T FF 99 0-2 ③ K		C CU 84 C CU 84 B FF 98 S FF 97 1-3 ③ K		3 1 0	0 0 0	0 0 0	0 0 0	0 0 0	1 1 0	3 0 0
8 Anthony Gose, L (1, 8) OBP: 0.278, SLG: 0.385			B CU 76 B FF 91 B CH 83 C SI 91 X SI 92 3-1 ① G3		F SI 92 F FF 93 B FF 92 B SL 87 F SI 94 X CU 78 2-2 13 1B 1B		C FF 93 X FF 93 0-1 ① G4-3		B CU 78 C SI 95 B SI 94 X SI 95 2-1 13 G6-3 7 G2-3 1B	4	0	2	0	0	0	0
Inning Stats	R: 0 E: 0 K: 0 S: 4 H: 0 LOB: 0 BB: 0 P: 8	R: 1 E: 0 K: 0 S: 17 H: 2 LOB: 1 BB: 0 P: 25	R: 0 E: 0 K: 0 S: 8 H: 0 LOB: 0 BB: 0 P: 16	R: 0 E: 0 K: 1 S: 10 H: 2 LOB: 2 BB: 0 P: 13	R: 0 E: 0 K: 0 S: 13 H: 2 LOB: 2 BB: 0 P: 18	R: 0 E: 0 K: 3 S: 13 H: 1 LOB: 2 BB: 1 P: 20	R: 0 E: 0 K: 1 S: 12 H: 2 LOB: 3 BB: 1 P: 23	R: 0 E: 0 K: 1 S: 10 H: 0 LOB: 0 BB: 0 P: 13	R: 0 E: 0 K: 1 S: 8 H: 1 LOB: 1 BB: 0 P: 12	1B: 7 2B: 2 3B: 0 HR: 1	SF: 0 SAC: 0 DP: 0 HBP: 0	WP: 0 PB: 0 SB: 0 CS: 0	PA: 39			

BOTTOM

Baltimore Orioles @ Toronto Blue Jays

Rogers Centre, Toronto, ON

Sun Sep 15 2013, 1:07 PM - 4:00 PM EDT

Att. 22,331 - Roof Closed - 69 F

livebaseballscorecards.com

AB	37
R	1
H	10
RBI	1
BB	2
SO	7
LOB	18

PITCHER		IP	WLS	BF	H	R	ER	SO	BB	IBB	HBP	BLK	WP	HR	S	P	ERA	WHIP
50 Miguel González, R ERA: 3.92	(1, 1)	5.1	W	22	6	1	1	2	0	0	0	0	0	1	56	86	1.69	1.125
39 Kevin Gausman, R ERA: 6.05	(6, 1)	0.2	H	4	1	0	0	2	1	0	0	0	0	0	9	14	0.00	3.000
57 Francisco Rodríguez, R ERA: 2.25	(7, 1)	0.2	H	5	2	0	0	0	0	1	0	0	0	0	9	19	0.00	3.000
29 Tommy Hunter, R ERA: 2.82	(7, 1)	1.1	H	4	0	0	0	2	0	0	0	0	0	0	13	17	0.00	0.000
43 Jim Johnson, R ERA: 3.08	(9, 1)	1.0	S	4	1	0	0	1	0	0	0	0	0	0	8	12	0.00	1.000

PITCHER	IP	WLS	BF	H	R	ER	SO	BB	IBB	HBP	BLK	WP	HR	S	P	ERA	WHIP

Batter	1	2	3	4	5	6	7	8	9	AB	R	H	RBI	BB	SO	LOB
9 Nate McLouth, L (1, 7) OBP: 0.338, SLG: 0.406	B FF 87 X FF 87 1-0 ① F9		C FF 88 B FF 89 X FF 89 1-1 ② F9		B FS 82 B FF 89 B SI 88 C FF 88 B SL 81 4-1 BB			B KC 76 B FF 91 C FF 93 B FF 92 X FF 92 3-1 13 2B 1B		3	0	1	0	1	0	0
13 Manny Machado, R (1, 5) OBP: 0.317, SLG: 0.444	B SI 90 X FF 88 1-0 1B		X FF 89 0-0 ③ P6		B FF 89 X FF 89 1-0 ③ P6			1 SAFE X FF 91 0-0 1-3 2B		4	0	2	0	0	0	2
19 Chris Davis, L (1, 3) OBP: 0.376, SLG: 0.651	C FF 88 D FS 80 S FS 80 F FS 80 S FF 89 1-3 ② K			F SL 82 B FS 81 F FF 88 S FS 80 1-3 ① K		S FS 79 B FS 79 B SL 83 X SL 82 2-1 HR		B SI 90 X SI 90 1-0 ① G6-3		4	1	1	1	0	2	3
10 Adam Jones, R (1, 8) OBP: 0.323, SLG: 0.502	1 SAFE F FF 89 B FF 90 S FF 90 1 SAFE T FF 90 1-2 ③ K			B SL 82 F FF 89 S FS 81 B FF 86 B SL 83 S FF 90 3-3 ② K		B FF 88 S SL 81 B FF 86 T FF 89 B FF 90 F SL 82 F FS 80 B FF 89 4-2 35 G6-4-3 BB		B SL 87 X SL 86 1-0 ② G6-3		3	0	0	0	1	2	3
21 Nick Markakis, L (1, 9) OBP: 0.326, SLG: 0.359		C FS 82 B FF 88 C FF 88 F FF 90 F FF 90 F SL 84 B FF 90 C FF 90 2-3 ① K		C SL 81 X FS 81 0-1 ③ G4-3		B FF 87 F FF 88 B FF 88 X FS 78 2-1 ① L8		C SI 91 X SI 90 0-1 ③ F7		4	0	0	0	0	1	3
35 Danny Valencia, R (1, 10) OBP: 0.356, SLG: 0.632 12 Alexi Casilla, S (9, PR) OBP: 0.275, SLG: 0.303 (9, 10)		C SL 83 F SI 90 F FS 80 B FS 81 B FF 90 F FF 89 B SL 83 B SL 81 4-2 32 G4-3 BB			B FF 88 C SL 81 B FF 87 B FF 87 F FF 88 B SL 83 4-2 2 2B 1 G5-3 BB	C FC 83 B FF 88 C SI 89 1 SAFE X SL 84 1-2 ②③ G6-4-3 1-2f		F FF 90 F FF 90 X FF 90 0-2 32 SF9 3B		2 0	1 1	1 0	0 0	2 0	0 0	1 0
32 Matt Wieters, S (1, 2) OBP: 0.283, SLG: 0.407		F SI 89 B FF 88 B FF 89 S SL 83 X FF 90 2-2 ② G4-3 1-2			S FS 79 X FS 79 0-1 ① L4		C FF 92 C FF 90 F KC 78 B FF 94 F KC 79 B FF 90 F FF 94 B FF 94 F FF 94 3-3 ① S KC 79 K		F FF 90 X FS 81 0-1 ① SF9 3-H		3	0	0	1	0	1	2
2 J.J. Hardy, R (1, 6) OBP: 0.309, SLG: 0.447		X SI 89 0-0 ③ G6-3			B FF 88 C SL 84 C SL 83 X FF 89 1-2 1-3 2B		B FF 94 B FF 90 B FF 93 X FF 93 3-0 ② F9		B FS 81 C FS 80 C FF 90 X FS 81 1-2 ② G6-3	4	0	1	0	0	0	2
1 Brian Roberts, S (1, 4) OBP: 0.301, SLG: 0.359			C FS 82 B FS 78 B FS 79 F FF 88 F SL 82 X FF 89 2-2 ① F8		C FF 88 C FF 89 F FS 81 X FF 91 0-2 ② G5-3 3-H		C KC 78 B CH 87 F FF 93 B FF 93 X KC 78 2-2 ③ G6-3		F FS 78 S FS 81 S FS 82 0-3 ③ K	4	0	0	1	0	1	2
Inning Stats	R: 0 H: 1 E: 0 LOB: 1 K: 2 BB: 0 S: 9 P: 13	R: 0 H: 0 E: 0 LOB: 1 K: 1 BB: 1 S: 14 P: 22	R: 0 H: 0 E: 0 LOB: 0 K: 0 BB: 0 S: 7 P: 10	R: 0 H: 0 E: 0 LOB: 0 K: 2 BB: 0 S: 8 P: 12	R: 1 H: 1 E: 0 LOB: 2 K: 0 BB: 2 S: 13 P: 23	R: 1 H: 1 E: 0 LOB: 0 K: 0 BB: 1 S: 11 P: 20	R: 0 H: 0 E: 0 LOB: 0 K: 1 BB: 0 S: 11 P: 19	R: 0 H: 2 E: 0 LOB: 2 K: 0 BB: 0 S: 7 P: 12	R: 1 H: 1 E: 0 LOB: 1 K: 1 BB: 0 S: 11 P: 12	1B: 2 SF: 1 2B: 2 SAC: 0 3B: 1 DP: 1 HR: 1 HBP: 0						WP: 0 PA: 36 PB: 0 SB: 0 CS: 0

PITCHER		IP	WLS	BF	H	R	ER	SO	BB	IBB	HBP	BLK	WP	HR	S	P	ERA	WHIP
46 Ryan Dempster, R ERA: 4.64	(1, 1)	6.0		24	3	2	2	5	4	0	0	0	0	1	62	100	3.00	1.167
67 Brandon Workman, R ERA: 4.43	(7, 1)	1.0		5	2	0	0	1	0	0	0	0	0	0	14	25	0.00	2.000
32 Craig Breslow, L ERA: 1.93	(8, 1)	1.0		3	0	0	0	0	0	0	0	0	0	0	4	6	0.00	0.000
19 Koji Uehara, R ERA: 1.18	(9, 1)	1.0	L	4	1	1	1	1	0	0	0	0	0	0	11	12	9.00	1.000

PITCHER	IP	WLS	BF	H	R	ER	SO	BB	IBB	HBP	BLK	WP	HR	S	P	ERA	WHIP

TOP

Baltimore Orioles @ Boston Red Sox

Fenway Park, Boston, MA

Tue Sep 17 2013, 7:12 PM - 10:20 PM EDT

Att. 35,030 - Partly Cloudy - 59 F

livebaseballscorecards.com

AB	31
R	3
H	6
RBI	3
BB	4
SO	7
LOB	18

Batter	1	2	3	4	5	6	7	8	9	AB	R	H	RBI	BB	SO	LOB
15 Dustin Pedroia, R (1, 4) OBP: 0.371, SLG: 0.413	B SI 88 B SI 88 C SI 89 B SI 90 X FC 87 3-1 HR	C SI 91 X SI 90 0-1 ③ L4		1 SAFE D CU 76 F CH 86 B FC 87 F SI 91 F SI 89 F FC 85 1 SAFE X FF 90 2-2 ② ③ G5-4-3 1-2f			C FF 98 C FF 97 F FS 86 B CH 88 X CH 86 1-2 E5 18 G5-4-3			4	1	1	1	0	0	5
18 Shane Victorino, S (1, 8) OBP: 0.351, SLG: 0.451	B CU 74 C FC 86 B SI 89 B SI 90 F SI 88 F SI 90 B CU 75 4-2 34 G4-6-3 BB		C CH 87 B FC 86 B CU 76 B SI 89 F SI 90 C SI 91 3-3 ① K		C FC 84 C CH 87 X CU 75 0-2 ① G5-3		B FF 97 1 SAFE F FF 98 X FF 98 1-1 ② ③ G5-4-3 1-2f			3	0	0	0	1	1	1
34 David Ortiz, L (1, 10) OBP: 0.395, SLG: 0.559	F FC 88 1 SAFE 1 SAFE B CH 83 X FC 87 1-1 ① ② G4-6-3 1-2f		C CU 74 B CU 70 X FC 88 1-1 ② G5-3		F SI 88 B CU 74 B FC 87 F SI 89 C SI 89 2-3 ② K			S FF 92 B FF 93 B FF 93 C SL 88 B FF 93 F FF 92 S FF 93 3-3 ① K		4	0	0	0	0	2	1
12 Mike Napoli, R (1, 3) OBP: 0.358, SLG: 0.483	B CU 73 C SI 89 B FC 88 X SI 88 2-1 ③ G5-3		C CU 75 B FF 89 F FC 88 F FC 88 D CU 73 F SI 90 B CH 86 B CU 77 4-2 BB		B FC 87 C SI 89 F SI 90 B FC 88 B SI 90 B SI 90 4-2 BB			B FC 94 S FC 95 S FF 97 F FF 98 F FF 99 B FC 93 F FF 98 X FF 98 2-2 ② G6-3		2	0	0	0	2	0	0
29 Daniel Nava, S (1, 9) OBP: 0.389, SLG: 0.448		B SI 90 C CU 73 C FC 87 B FC 88 C SI 91 2-3 ① K	B SI 90 C CU 75 B FC 87 X CU 75 2-1 ③ F8		X FC 88 0-0 ③ F7			C FF 98 B SI 97 B FC 93 X FF 98 2-1 ③ F7		4	0	0	0	0	1	2
37 Mike Carp, L (1, 7) OBP: 0.369, SLG: 0.548		X FC 87 0-0 39 G3-1 2B		C CU 73 X FC 86 0-1 ① F8		F SL 82 X SI 89 0-1 ① G4-3		C SI 96 B SI 95 S CH 88 X SI 95 1-2 ① G5-3		4	0	1	0	0	0	0
39 Jarrod Saltalamacchia, S (1, 2) OBP: 0.333, SLG: 0.450 50 Quintin Berry, L (9, PR) OBP: 0.667, SLG: 0.667	B CU 73 C CU 74 X FC 87 1-1 ② G3-1 2-3		B CU 75 F FC 87 B SI 90 B CU 74 X FC 87 3-1 E5 72 S 7 BB 72 SF		C SI 90 B SI 90 B SI 91 F SL 82 S SI 90 2-3 ② K			F SI 94 B SI 95 X SI 95 1-1 7 G1-3 1B		4 0	1 0	1 0	0 0	0 0	1 0	1 0
7 Stephen Drew, L (1, 6) OBP: 0.330, SLG: 0.430	B SI 89 B CU 73 B CH 85 C FC 86 C CU 73 B SI 90 4-2 72 S BB		B SI 89 B FC 86 B SI 90 C FC 88 F SI 90 B FC 89 4-2 72 SF 72 S 1-2 BB		C SI 90 C SI 90 B SI 91 B SI 91 D SL 83 F SL 82 S SI 90 3-3 ③ K			F SI 95 B CH 88 B SI 95 B CH 89 X SI 96 3-1 ② G1-3 1-2		2	0	0	0	2	1	1
72 Xander Bogaerts, R (1, 5) OBP: 0.350, SLG: 0.429	B CU 75 B FC 88 C FC 88 B SI 91 3 SAFE C SI 90 F SI 91 B CU 76 4-2 1-2 BB		S SI 90 F SI 90 F FC 88 X CU 71 0-2 SF 15 G5-4-3 1-3 2-H				C SL 83 X FF 97 0-1 ① G1-3		B SI 94 C SI 94 S SI 94 S SI 96 1-3 ③ K	2	0	0	1	1	1	2
Inning Stats	R: 1 E: 0 K: 0 S: 9 H: 1 LOB: 0 BB: 1 P: 19	R: 0 E: 0 K: 1 S: 13 H: 1 LOB: 3 BB: 2 P: 24	R: 0 E: 0 K: 1 S: 11 H: 0 LOB: 1 BB: 1 P: 21	R: 1 E: 2 K: 0 S: 15 H: 0 LOB: 1 BB: 1 P: 24	R: 0 E: 0 K: 1 S: 9 H: 0 LOB: 1 BB: 1 P: 15	R: 0 E: 0 K: 2 S: 9 H: 0 LOB: 0 BB: 0 P: 14	R: 0 E: 1 K: 0 S: 8 H: 0 LOB: 0 BB: 0 P: 10	R: 0 E: 0 K: 1 S: 12 H: 0 LOB: 0 BB: 0 P: 19	R: 0 E: 0 K: 1 S: 10 H: 1 LOB: 2 BB: 0 P: 16	1B: 1 2B: 1 3B: 0 HR: 1 SF: 1 SAC: 0 DP: 3 HBP: 0						

PITCHER		IP	WLS	BF	H	R	ER	SO	BB	IBB	HBP	BLK	WP	HR	S	P	ERA	WHIP
34 Scott Feldman, R ERA: 3.49	(1, 1)	5.0		23	2	2	1	3	6	0	0	0	0	1	57	103	1.80	1.600
66 T.J. McFarland, L ERA: 4.39	(6, 1)	1.0		3	0	0	0	2	0	0	0	0	0	0	9	14	0.00	0.000
39 Kevin Gausman, R ERA: 5.91	(7, 1)	1.0		3	0	0	0	0	0	0	0	0	0	0	8	10	0.00	0.000
17 Brian Matusz, L ERA: 3.4	(8, 1)	0.1		1	0	0	0	1	0	0	0	0	0	0	4	7	0.00	0.000
29 Tommy Hunter, R ERA: 2.8	(8, 1)	0.2	W	2	0	0	0	0	0	0	0	0	0	0	8	12	0.00	0.000

PITCHER		IP	WLS	BF	H	R	ER	SO	BB	IBB	HBP	BLK	WP	HR	S	P	ERA	WHIP
43 Jim Johnson, R ERA: 3.03	(9, 1)	1.0	S	4	1	0	0	1	0	0	0	0	0	0	10	16	0.00	1.000

BOTTOM

Baltimore Orioles @ Boston Red Sox

Fenway Park, Boston, MA

Tue Sep 17 2013, 7:12 PM - 10:20 PM EDT

Att. 35,030 - Partly Cloudy - 59 F

livebaseballscorecards.com

AB	29
R	2
H	3
RBI	2
BB	6
SO	7
LOB	13

1B: 1	SF: 1	WP: 0	PA: 36
2B: 1	SAC: 0	PB: 0	
3B: 0	DP: 3	SB: 3	
HR: 1	HBP: 0	CS: 0	

Batter	1	2	3	4	5	6	7	8	9	10	11	12	AB	R	H	RBI	BB	SO	LOB
9 Nate McLouth, L (1, 7) OBP: 0.335, SLG: 0.402	C FF 91 F FC 87 C SI 91 0-3 K ①		1 SAFE D CH 84 S CH 84 B FC 86 1 SAFE 1 SAFE F FF 91 C SI 92 2-3 K ③		S CU 81 B SI 91 S CH 84 B FC 88 S SI 92 2-3 K ②		C CH 80 B SL 81 X CH 81 1-1 G4-3 ②			F FS 80 B FS 81 F FS 80 F FF 89 X FS 81 1-2 L4 ①		B CU 75 I IN 47 4-0 19 1B 1-2 2-3 IBB	5	0	0	0	0	3	2
13 Manny Machado, R (1, 5) OBP: 0.315, SLG: 0.440	B SI 92 X SI 92 1-0 G5-3 ②		B CU 80 F FC 86 C SI 91 F SL 82 B CU 81 B FF 91 C FC 87 3-3 K ①		F FF 92 X FF 91 0-1 F8 ③		C SI 91 C SI 91 B SL 82 X SI 92 1-2 F7 ③			C FS 80 S FF 90 S FS 81 0-3 K ②		F FF 94 F SL 86 F CU 75 F FF 94 X FF 95 0-2 P3 ②	6	0	0	0	0	2	4
19 Chris Davis, L (1, 3) OBP: 0.374, SLG: 0.646	S FF 92 B FC 88 F FC 86 S SL 83 1-3 K ③		B SI 92 F SI 91 B FC 87 S CH 84 F SI 91 C SI 90 2-3 K ②			B CH 81 X FC 86 1-0 L9 ①		X SI 90 0-0 F7 ①		B FS 82 S FS 81 B FF 90 X FF 89 2-1 F8 ③		B FF 95 F FF 95 C FF 95 X CU 76 1-2 10 PO 1B 1-3 2-H 3-H	6	0	1	2	0	2	0
10 Adam Jones, R (1, 8) OBP: 0.322, SLG: 0.499		C FF 90 B FF 91 B SL 83 C SI 91 S FF 92 2-3 K ①		H SI 92 1-0 21 BLK HBP		X FF 91 0-0 G1-6-3 ②		C SI 90 B SI 91 B CH 77 F SI 91 X CH 75 2-2 G5-3 ②			X FF 94 0-0 G4-3 ①	B FF 95 S FF 95 1 SAFE 1-1 PO ③ 1-2	4	0	0	0	0	1	0
21 Nick Markakis, L (1, 9) OBP: 0.327, SLG: 0.360		C FF 92 B CH 84 S FC 87 B SI 92 C SI 91 2-3 K ②		C CH 83 B FF 91 X SI 91 1-1 F7 ③ 1-2		C FF 88 X CH 82 0-1 35 1B 32 2B 1B		B SI 90 F SI 90 F SI 90 F SL 84 X SI 92 1-2 1B			C FF 94 C CU 74 X FF 94 0-2 L7 ②		5	1	2	0	0	1	1
35 Danny Valencia, R (1, 10) OBP: 0.358, SLG: 0.623		B FF 92 C SI 92 B FF 92 C CU 81 F SL 84 F FF 93 X FC 87 2-2 G6-3 ③			C CU 80 B SI 90 X FF 91 1-1 32 2B 1B	C SI 90 D SL 83 S SL 82 X SL 82 1-2 32 2B 1-2 1B		S FF 93 B CU 74 C FF 93 B FF 94 B FF 94 F FF 94 F FF 94 X FF 95 3-2 L9 ③			B FF 95 B SI 95 B FF 95 F SI 94 F FF 94 X CH 84 3-2 P4 ③		5	1	2	0	0	0	1
32 Matt Wieters, S (1, 2) OBP: 0.284, SLG: 0.411			F FC 87 B FF 90 C FF 91 F SL 83 X SL 82 1-2 F9 ①		F CH 83 B SI 91 C SI 91 F SI 92 B CH 83 B CU 80 X FC 86 3-2 2 G6-3 1 1-H 2B X FF 90 0-0 1-3 2-H 2B			C FF 93 F FO 88 B FO 90 C FF 93 1-3 K ①		B CU 72 F FF 91 B CH 84 X FF 93 2-1 F9 ①	5	1	2	2	0	1	0
2 J.J. Hardy, R (1, 6) OBP: 0.308, SLG: 0.445			C SI 92 B FF 92 B FC 88 X SI 91 2-1 F8 ②		C SI 91 X SL 84 0-1 G6-3 ① 2-3	C SI 91 X SI 92 0-1 G6-3 ③				C CU 75 X FO 89 0-1 G1-3 ②		C FF 93 F FF 94 X CH 84 0-2 28 WP 1 1B 19 1B 1B	5	1	1	0	0	0	3
1 Brian Roberts, S (1, 4) OBP: 0.307, SLG: 0.366			B FF 92 F SI 91 B SI 91 F FC 87 B SI 91 F SI 90 F FF 92 B FC 86 4-2 BB		C FC 87 B SI 91 B FC 87 D SL 84 X SI 91 3-1 3-H 2B		C SI 89 B CU 78 F SI 89 F FF 90 X CH 82 1-2 G3-1 ①			B FF 94 F FF 93 X FO 88 1-1 G4-3 ③		C FF 94 X FF 94 0-1 28 WP 19 1B 1-2 1B	4	1	2	1	1	0	0
Inning Stats	R: 0 E: 0 K: 2 S: 7 H: 0 LOB: 0 BB: 0 P: 9	R: 0 E: 0 K: 2 S: 11 H: 0 LOB: 0 BB: 0 P: 17	R: 0 E: 0 K: 1 S: 13 H: 0 LOB: 1 BB: 1 P: 22	R: 0 E: 0 K: 2 S: 10 H: 0 LOB: 1 BB: 0 P: 17	R: 2 E: 0 K: 1 S: 15 H: 3 LOB: 1 BB: 0 P: 24	R: 1 E: 0 K: 0 S: 10 H: 3 LOB: 2 BB: 0 P: 12	R: 0 E: 0 K: 0 S: 9 H: 0 LOB: 0 BB: 0 P: 12	R: 0 E: 0 K: 0 S: 13 H: 1 LOB: 1 BB: 0 P: 19	R: 0 E: 0 K: 1 S: 7 H: 0 LOB: 0 BB: 0 P: 9	R: 0 E: 0 K: 1 S: 9 H: 0 LOB: 0 BB: 0 P: 12	R: 0 E: 0 K: 0 S: 7 H: 0 LOB: 0 BB: 0 P: 10	R: 2 E: 0 K: 0 S: 16 H: 3 LOB: 1 BB: 1 P: 24	1B: 7 2B: 3 3B: 0 HR: 0 SF: 0 SAC: 0 DP: 0 HBP: 1	WP: 1 PB: 0 SB: 0 CS: 0 PA: 49					

PITCHER		IP	WLS	BF	H	R	ER	SO	BB	IBB	HBP	BLK	WP	HR	S	P	ERA	WHIP
44 Jake Peavy, R ERA: 4.02	(1, 1)	7.0		29	6	3	3	8	1	0	1	1	0	0	75	113	3.86	1.000
32 Craig Breslow, L ERA: 1.91	(8, 1)	0.2		3	1	0	0	0	0	0	0	0	0	0	8	11	0.00	1.500
36 Junichi Tazawa, R ERA: 2.7	(8, 1)	1.1		4	0	0	0	1	0	0	0	0	0	0	12	17	0.00	0.000
19 Koji Uehara, R ERA: 1.16	(10, 1)	1.0		3	0	0	0	1	0	0	0	0	0	0	9	12	0.00	0.000
56 Franklin Morales, L ERA: 5.16	(11, 1)	2.0	L	9	3	2	2	0	0	1	0	0	1	0	23	34	9.00	1.500

PITCHER	IP	WLS	BF	H	R	ER	SO	BB	IBB	HBP	BLK	WP	HR	S	P	ERA	WHIP

TOP

Baltimore Orioles @ Boston Red Sox

Fenway Park, Boston, MA

Wed Sep 18 2013, 7:11 PM - 11:12 PM EDT

Att. 38,540 - Clear - 70 F

livebaseballscorecards.com

AB	45
R	5
H	10
RBI	5
BB	2
SO	10
LOB	11

Batter	1	2	3	4	5	6	7	8	9	10	11	12	AB	R	H	RBI	BB	SO	LOB
15 Dustin Pedroia, R (1, 4) OBP: 0.370, SLG: 0.414	C FF 94 B SL 82 S SL 81 X FF 93 1-2 L8		B CU 73 B FF 91 C SI 92 X SI 92 2-1 34 18 1B 1B 5 G1-2-3 1B		C SI 92 X CH 86 0-1 18 G3-1 2B		B FS 83 C FF 96 F FF 96 C FF 98 1-3 K		C FF 97 F FF 97 B FF 98 X FF 98 1-2 L9			X SI 94 0-0 FC6-4 25 FC1-6 1-2f	6	0	2	0	0	1	2
18 Shane Victorino, S (1, 8) OBP: 0.353, SLG: 0.453 25 Jackie Bradley Jr., L (12, PH) OBP: 0.256, SLG: 0.278	B FF 93 B SL 84 X FF 93 2-0 34 HR 1B		1 SAFE B SL 82 B CH 85 C FF 92 X SI 92 2-1 34 1B 1-2 1B		C CH 85 F FF 92 X SI 93 0-2 G3-1 2-3		X FF 97 0-0 F8			B FF 97 B CU 82 S FC 94 L FF 98 F CU 84 B CU 85 X FC 93 3-2 34 G6-5-3 1B		B SI 94 D FF 94 C SI 95 X SI 95 2-1 FC1-6 1-2f	5 1	1 0	3 0	0 0	0 0	0 0	1 1
34 David Ortiz, L (1, 10) OBP: 0.394, SLG: 0.562	X FF 92 0-0 1-H HR		D SL 85 F SL 84 S FF 94 B FF 94 X SL 83 2-2 1-2 2-3 1B		C FF 92 B FF 92 B FF 94 F SL 82 S FF 93 2-3 K		F SL 85 B FF 99 S FF 98 F FS 88 F FF 98 F FF 99 S FF 98 1-3 K			B FF 97 C FF 96 B FC 93 S FF 97 1 SAFE F SI 98 B FF 98 X CU 83 3-2 G6-5-3 1-2f		X SI 96 0-0 G4-3	6	1	2	2	0	2	3
12 Mike Napoli, R (1, 3) OBP: 0.357, SLG: 0.486	B FF 94 C CU 75 C FF 93 C FF 93 1-3 K		S CH 86 S FF 94 B FF 93 B SI 94 F FF 93 X CH 86 2-2 L6			B FF 92 F FF 92 F FF 92 B FF 93 X FF 93 2-2 HR		C FF 97 F FF 94 B FF 98 F FF 97 S SL 87 1-3 K		B CU 82 B FF 97 X FF 97 2-0 F7			5	1	1	1	0	2	3
5 Jonny Gomes, R (1, 7) OBP: 0.340, SLG: 0.418 37 Mike Carp, L (8, PH) OBP: 0.371, SLG: 0.548 (9, 7) 50 Quintin Berry, L (11, PR) OBP: 0.667, SLG: 0.667 (12, 7)	C SL 83 X FF 94 0-1 1B		B FF 94 C FF 92 B CH 86 X CH 85 2-1 G1-2-3 3-Hf			C CH 85 B FF 93 F FF 93 S CU 75 1-3 K		B FS 91 F FF 94 C FF 98 F FS 87 B FF 96 S FS 84 2-3 K			C SI 90 X SI 90 0-1 29 SH2-3 1B	3 2 0	0 0 0	1 1 0	0 0 0	0 1 0	1 0 0	3 0 0
29 Daniel Nava, S (1, 9) OBP: 0.386, SLG: 0.444	C FF 92 B FF 94 C FF 92 B CH 86 B FF 93 F SI 93 S CU 74 3-3 K			C CU 74 X CH 85 0-1 L1		B FF 92 F FF 92 X CH 86 1-1 G6-3		B FF 97 C FS 84 B FF 95 F FF 96 S FF 98 2-3 K			X SI 89 0-0 SH2-3 1-2	4	0	0	0	0	2	1
16 Will Middlebrooks, R (1, 5) OBP: 0.286, SLG: 0.437		C FF 93 B FF 93 B CH 86 B FF 92 X FF 93 3-1 3 G5-4-3 1B		B FF 92 F FF 93 B FF 94 C FF 93 X FF 94 2-2 F9		S CH 85 C FF 94 F FF 94 B FF 93 F FF 94 X FF 95 1-2 7 1B 1B			C FF 97 X FC 93 0-1 7 FC3-6 1B		I IN 72 I IN 75 I IN 73 I IN 74 4-0 7 G4-6-3 IBB	4	0	3	0	1	0	0
7 Stephen Drew, L (1, 6) OBP: 0.328, SLG: 0.427		F SL 84 D SL 82 C FF 92 C FF 94 1-3 K		F FF 93 X SL 84 0-1 F7		C SL 84 X FF 93 0-1 3 FC6-4 1-2 1B			X FF 97 0-0 FC3-6 1-2f		C SI 89 B SI 91 X SI 90 1-1 G4-6-3 1-2f	5	0	1	0	0	1	4
3 David Ross, R (1, 2) OBP: 0.290, SLG: 0.368 39 Jarrod Saltalamacchia, (6, PH) OBP: 0.333, SLG: 0.450 (10, 2)		B CH 86 C CH 85 S FF 93 F FF 94 B FF 94 X CH 85 2-2 G5-4-3 1-2f			B FF 92 C FF 92 X SL 82 1-1 F8	C CU 75 2 SAFE F FF 92 D CH 85 X FF 92 1-2 FC6-4 1-2f			C FF 97 B SI 97 S FC 94 S FF 98 1-3 K		F SI 94 X CH 88 0-1 15 FC6-4 1B	3 2	0 0	0 1	0 0	0 1	0 1	3 1
Inning Stats	R: 2 E: 0 K: 2 S: 14 H: 3 LOB: 1 BB: 0 P: 21	R: 0 E: 0 K: 1 S: 9 H: 1 LOB: 0 BB: 0 P: 15	R: 0 E: 0 K: 0 S: 13 H: 3 LOB: 2 BB: 0 P: 23	R: 0 E: 0 K: 0 S: 7 H: 0 LOB: 0 BB: 0 P: 9	R: 0 E: 0 K: 1 S: 10 H: 1 LOB: 1 BB: 0 P: 13	R: 1 E: 0 K: 1 S: 18 H: 3 LOB: 2 BB: 0 P: 24	R: 0 E: 0 K: 2 S: 10 H: 0 LOB: 0 BB: 0 P: 12	R: 0 E: 0 K: 3 S: 11 H: 0 LOB: 0 BB: 0 P: 16	R: 0 E: 0 K: 1 S: 9 H: 1 LOB: 1 BB: 0 P: 11	R: 0 E: 0 K: 0 S: 9 H: 1 LOB: 0 BB: 0 P: 17	R: 0 E: 0 K: 0 S: 5 H: 1 LOB: 2 BB: 1 P: 10	R: 0 E: 0 K: 0 S: 6 H: 1 LOB: 1 BB: 0 P: 8	1B: 12 2B: 1 3B: 0 HR: 2	SF: 0 SAC: 1 DP: 4 HBP: 0	WP: 0 PB: 0 SB: 0 CS: 0	PA: 48			

PITCHER	IP	WLS	BF	H	R	ER	SO	BB	IBB	HBP	BLK	WP	HR	S	P	ERA	WHIP
16 Wei-Yin Chen, L (1, 1) ERA: 4.03	5.2		26	11	3	3	5	0	0	0	0	0	2	68	101	4.76	1.941
57 Francisco Rodríguez, R (6, 1) ERA: 2.23	0.1		1	0	0	0	0	0	0	0	0	0	0	3	4	0.00	0.000
39 Kevin Gausman, R (7, 1) ERA: 5.64	2.0		6	0	0	0	5	0	0	0	0	0	0	21	28	0.00	0.000
29 Tommy Hunter, R (9, 1) ERA: 2.73	2.0		7	2	0	0	1	0	0	0	0	0	0	18	28	0.00	1.000
66 T.J. McFarland, L (11, 1) ERA: 4.33	1.0	W	4	1	0	0	0	0	1	0	0	0	0	5	10	0.00	1.000

PITCHER	IP	WLS	BF	H	R	ER	SO	BB	IBB	HBP	BLK	WP	HR	S	P	ERA	WHIP
43 Jim Johnson, R (12, 1) ERA: 2.98	1.0	S	4	1	0	0	0	0	0	0	0	0	0	6	8	0.00	1.000

Baltimore Orioles @ Boston Red Sox

Fenway Park, Boston, MA

Wed Sep 18 2013, 7:11 PM - 11:12 PM EDT

Att. 38,540 - Clear - 70 F

BOTTOM

livebaseballscorecards.com

AB	46
R	3
H	15
RBI	3
BB	1
SO	11
LOB	22

Batter	1	2	3	4	5	6	7	8	9	AB	R	H	RBI	BB	SO	LOB
9 Nate McLouth, L (1, 7) OBP: 0.335, SLG: 0.400	X FF 91 0-0 ① G4-3		B FF 91 C FC 85 B FF 92 X FF 92 2-1 ③ G4-3			C FF 92 B FF 91 B FF 91 B FC 85 B FF 91 4-1 BB		C FF 91 X FF 92 0-1 ③ G4-3		3	0	0	0	1	0	2
13 Manny Machado, R (1, 5) OBP: 0.313, SLG: 0.437	C FF 92 C FF 92 B FF 93 X FF 92 1-2 ② G6-3			S FC 85 X FF 92 0-1 ① G6-3		F FF 91 B FF 91 X FF 91 1-1 ③ F9			B FC 83 X FF 90 1-0 ① P3	4	0	0	0	0	0	1
19 Chris Davis, L (1, 3) OBP: 0.372, SLG: 0.641	C FF 93 S FF 93 B FF 93 B FF 94 F FF 93 F FF 93 S FF 94 2-3 ③ K			X FF 92 0-0 ② G4-3			F FF 90 B FF 91 C FF 92 X FF 93 1-2 ① G5-3		F FF 91 F FF 91 B FF 92 F FF 91 F FF 92 S FC 84 1-3 ② K	4	0	0	0	0	2	0
10 Adam Jones, R (1, 8) OBP: 0.322, SLG: 0.502		F FF 92 F FF 92 F FF 93 T FF 93 0-2 ① K		B FF 92 S FC 86 F FF 92 X FF 93 1-2 ③ F9			S FC 84 X FC 84 0-1 HR		F FF 92 B FF 93 S FF 93 B FF 93 X FF 93 2-2 ③ F9	4	1	1	1	0	1	0
21 Nick Markakis, L (1, 9) OBP: 0.325, SLG: 0.358		C FF 92 C FF 92 B FF 93 F FF 93 F FF 93 S FF 94 1-3 ② K			C FF 91 X FC 86 0-1 ① F8		B FF 91 C FC 84 S FF 90 S FF 92 1-3 ② K			3	0	0	0	0	2	0
35 Danny Valencia, R (1, 10) OBP: 0.350, SLG: 0.609		C FF 93 S FF 93 X FF 94 0-2 ③ F9			S FC 85 F FF 92 B FC 85 B FC 84 B FF 92 S FC 84 3-3 ② K		C FF 92 F FF 92 B FC 85 X FF 92 1-2 ③ G6-3			3	0	0	0	0	1	0
32 Matt Wieters, S (1, 2) OBP: 0.282, SLG: 0.409			C FF 92 B FF 92 F FF 92 B FC 86 F FF 92 C FF 93 2-3 ① K		F FF 92 B FF 92 F FC 86 F FF 92 X FF 91 1-2 ③ G1-3			X FF 90 0-0 ① F9		3	0	0	0	0	1	0
2 J.J. Hardy, R (1, 6) OBP: 0.308, SLG: 0.444			C FC 85 X FF 92 0-1 ② F7			F FF 91 F FF 92 S FC 83 0-3 ① K		B FF 91 C FF 91 S FC 84 X FF 91 1-2 1B		3	0	1	0	0	1	0
1 Brian Roberts, S (1, 4) OBP: 0.307, SLG: 0.362			B FC 85 C FF 91 C FF 92 B FF 93 B FF 93 B FF 90 4-2 BB			C FF 92 B FC 86 X FC 85 1-1 ② G3		C FF 91 X SI 91 0-1 ② F8		2	0	0	0	1	0	1
Inning Stats	R: 0 E: 0 K: 1 S: 9 H: 0 LOB: 0 BB: 0 P: 12	R: 0 E: 0 K: 2 S: 12 H: 0 LOB: 0 BB: 0 P: 13	R: 0 E: 0 K: 1 S: 10 H: 0 LOB: 1 BB: 1 P: 18	R: 0 E: 0 K: 0 S: 6 H: 0 LOB: 0 BB: 0 P: 7	R: 0 E: 0 K: 1 S: 9 H: 0 LOB: 0 BB: 0 P: 13	R: 0 E: 0 K: 1 S: 8 H: 0 LOB: 1 BB: 1 P: 14	R: 1 E: 0 K: 1 S: 11 H: 1 LOB: 0 BB: 0 P: 14	R: 0 E: 0 K: 0 S: 8 H: 1 LOB: 1 BB: 0 P: 9	R: 0 E: 0 K: 1 S: 9 H: 0 LOB: 0 BB: 0 P: 13	1B: 1 2B: 0 3B: 0 HR: 1	SF: 0 SAC: 0 DP: 0 HBP: 0			WP: 0 PB: 0 SB: 0 CS: 0		PA: 31	

PITCHER	IP	WLS	BF	H	R	ER	SO	BB	IBB	HBP	BLK	WP	HR	S	P	ERA	WHIP
41 John Lackey, R (1, 1) ERA: 3.44	9.0	W	31	2	1	1	8	2	0	0	0	0	1	82	113	1.00	0.444

PITCHER	IP	WLS	BF	H	R	ER	SO	BB	IBB	HBP	BLK	WP	HR	S	P	ERA	WHIP

TOP

Baltimore Orioles @ Boston Red Sox

Fenway Park, Boston, MA

Thu Sep 19 2013, 7:11 PM - 9:30 PM EDT

Att. 36,436 - Clear - 69 F

livebaseballscorecards.com

AB	29
R	1
H	2
RBI	1
BB	2
SO	8
LOB	4

BOTTOM

Baltimore Orioles @ Boston Red Sox

Fenway Park, Boston, MA

Thu Sep 19 2013, 7:11 PM - 9:30 PM EDT

Att. 36,436 - Clear - 69 F

livebaseballscorecards.com

Batter	1	2	3	4	5	6	7	8	9	AB	R	H	RBI	BB	SO	LOB
15 Dustin Pedroia, R (1, 4) OBP: 0.371, SLG: 0.416	C FF 89 B KC 74 B KC 74 F FF 90 F FC 92 X FC 91 2-2 29 G1-6-3 2B	F FF 93 B FF 93 B CH 83 X CH 84 2-1 2-H 1B		1 SAFE C FF 92 F CH 83 F FF 94 X FF 92 0-2 ② F8			C FF 91 B KC 78 X KC 77 1-1 ① G5-3			4	0	2	1	0	0	1
29 Daniel Nava, S (1, 9) OBP: 0.384, SLG: 0.441	X FF 92 0-0 ① G1-6-3 2-3	C FF 93 B FF 93 B CH 84 B CH 83 B CH 84 4-1 BB		C CH 83 B FF 92 1 SAFE S FF 92 X FF 94 1-2 ③ G4-3			C CH 83 B FF 90 B KC 78 C FF 92 S FC 92 2-3 ② K			3	0	0	0	1	1	2
34 David Ortiz, L (1, 10) OBP: 0.393, SLG: 0.559	B FF 90 B FF 92 F KC 76 F FF 93 F FF 95 B FF 94 F FF 92 B CH 84 4-2 BB	C KC 77 B KC 78 S CH 84 T FF 93 1-2 ② K			B FF 92 B KC 77 B CH 82 X FF 92 3-0 ① F8		X CH 83 0-0 ③ L5-3			3	0	0	0	1	1	2
12 Mike Napoli, R (1, 3) OBP: 0.354, SLG: 0.482	B FC 91 C SL 87 S FF 93 F FC 94 F FF 94 S FC 90 1-3 ② K	C FF 93 C FF 93 B FF 93 B FF 94 S CH 84 2-3 ③ K			S CH 82 C FF 93 X FF 94 0-2 ② F9			X SI 85 0-0 ① G5-3		4	0	0	0	0	2	4
37 Mike Carp, L (1, 7) OBP: 0.366, SLG: 0.540 5 Jonny Gomes, R (8, PH) OBP: 0.339, SLG: 0.416 (9, 7)	B CH 83 C FF 92 B FF 93 F FF 93 X FF 94 2-2 ③ L7		B KC 75 F CH 82 B FF 91 F FF 91 F FF 92 B KC 77 X FF 92 3-2 ① L9		X CH 83 0-0 ③ F9			B CH 83 S FF 91 C CH 84 S FF 92 1-3 ② K		3 1	0 0	0 0	0 0	0 0	0 1	2 0
39 Jarrod Saltalamacchia, S (1, 2) OBP: 0.333, SLG: 0.451		C FC 90 X FF 88 0-1 7 HR 2B	B KC 76 C KC 78 S CH 84 S CH 83 1-3 ② K			X CH 82 0-0 ① G4-3		X FF 89 0-0 ③ G5-3		4	1	1	0	0	1	0
16 Will Middlebrooks, R (1, 5) OBP: 0.283, SLG: 0.433		C CH 82 T FF 93 C FC 91 0-3 ① K	F FF 93 X FF 92 0-1 ③ F9			B FF 92 X CH 83 1-0 ② L6				3	0	0	0	0	1	1
7 Stephen Drew, L (1, 6) OBP: 0.331, SLG: 0.441		X FC 92 0-0 2-H HR		B KC 76 B CH 82 C CH 82 F FF 92 C FF 93 2-3 ① K		X FF 92 0-0 3B				3	1	2	2	0	1	0
25 Jackie Bradley Jr., L (1, 8) OBP: 0.269, SLG: 0.305		B FF 92 C FF 92 X KC 77 1-1 15 1B 2B		C FF 92 C FF 90 X FF 93 0-2 1B		C FF 92 S FF 93 F CH 82 F FF 93 B FF 92 T CH 84 1-2 ③ K				3	1	2	0	0	1	1
Inning Stats	R: 0 E: 0 K: 1 S: 17 H: 1 LOB: 2 BB: 1 P: 26	R: 3 E: 0 K: 3 S: 17 H: 4 LOB: 2 BB: 1 P: 27	R: 0 E: 0 K: 1 S: 9 H: 0 LOB: 0 BB: 0 P: 13	R: 0 E: 0 K: 1 S: 13 H: 1 LOB: 1 BB: 0 P: 16	R: 0 E: 0 K: 0 S: 5 H: 0 LOB: 0 BB: 0 P: 8	R: 0 E: 0 K: 1 S: 8 H: 1 LOB: 1 BB: 0 P: 10	R: 0 E: 0 K: 1 S: 6 H: 0 LOB: 0 BB: 0 P: 9	R: 0 E: 0 K: 1 S: 5 H: 0 LOB: 0 BB: 0 P: 6		1B: 2 2B: 3 3B: 1 HR: 1 SF: 0 SAC: 0 DP: 0 HBP: 0				WP: 0 PB: 0 SB: 0 CS: 0 PA: 33	

	AB	31
	R	3
	H	7
	RBI	3
	BB	2
	SO	9
	LOB	13

PITCHER		IP	WLS	BF	H	R	ER	SO	BB	IBB	HBP	BLK	WP	HR	S	P	ERA	WHIP
30 Chris Tillman, R ERA: 3.7	(1, 1)	7.0	L	30	7	3	3	8	2	0	0	0	0	1	75	109	3.86	1.286
56 Darren O'Day, R ERA: 2.26	(8, 1)	0.1		1	0	0	0	0	0	0	0	0	0	0	1	1	0.00	0.000
17 Brian Matusz, L ERA: 3.35	(8, 1)	0.2		2	0	0	0	1	0	0	0	0	0	0	4	5	0.00	0.000

PITCHER	IP	WLS	BF	H	R	ER	SO	BB	IBB	HBP	BLK	WP	HR	S	P	ERA	WHIP

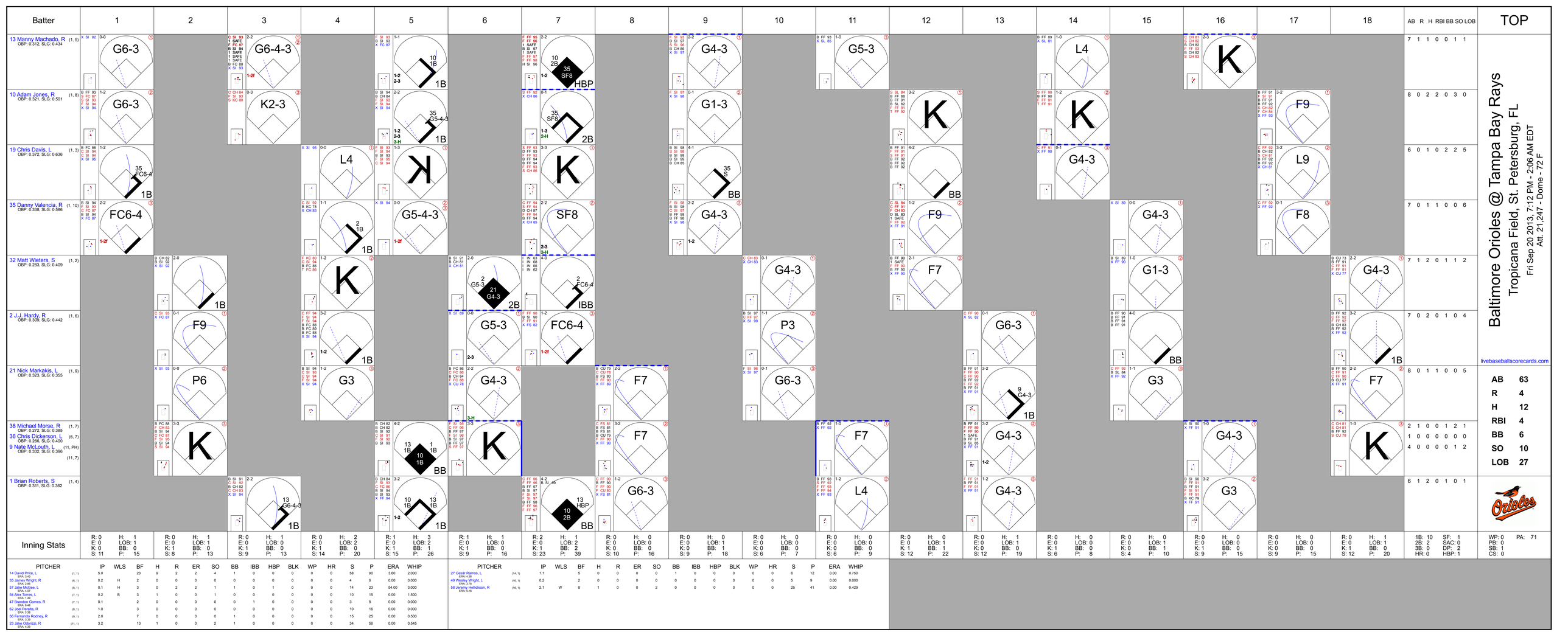
Batter
1
2
3
4
5
6
7
8
9
10
11
12
13
14
15
16
17
18
AB R H RBI BB SO LOB
TOP
13 Manny Machado, R (1, 5)
OBP: 0.312, SLG: 0.434
10 Adam Jones, R (1, 8)
OBP: 0.321, SLG: 0.501
19 Chris Davis, L (1, 3)
OBP: 0.372, SLG: 0.636
35 Danny Valencia, R (1, 10)
OBP: 0.338, SLG: 0.586
32 Matt Wieters, S (1, 2)
OBP: 0.283, SLG: 0.409
2 J.J. Hardy, R (1, 6)
OBP: 0.309, SLG: 0.442
21 Nick Markakis, L (1, 9)
OBP: 0.323, SLG: 0.355
38 Michael Morse, R (1, 7)
36 Chris Dickerson, L (6, 7)
9 Nate McLouth, L (11, PH)
OBP: 0.332, SLG: 0.396
(11, 7)
1 Brian Roberts, S (1, 4)
OBP: 0.311, SLG: 0.362
7 1 1 0 0 1 1
8 0 2 2 0 3 0
6 0 1 0 2 2 5
7 0 1 1 0 0 6
7 1 2 0 1 1 2
7 0 2 0 1 0 4
8 0 1 1 0 0 5
2 1 0 0 1 2 1
1 0 0 0 0 0 0
4 0 0 0 0 1 2
6 1 2 0 1 0 1
Baltimore Orioles @ Tampa Bay Rays
Tropicana Field, St. Petersburg, FL
Fri Sep 20 2013, 7:12 PM - 2:06 AM EDT
Att. 21,247 - Dome - 72 F
livebaseballscorecards.com
AB 63
R 4
H 12
RBI 4
BB 6
SO 10
LOB 27
Inning Stats
R: 0 E: 0 K: 0 S: 11
H: 1 LOB: 1 BB: 0 P: 15
R: 0 E: 0 K: 1 S: 8
H: 1 LOB: 1 BB: 0 P: 13
R: 0 E: 0 K: 1 S: 9
H: 1 LOB: 0 BB: 0 P: 13
R: 0 E: 0 K: 1 S: 14
H: 2 LOB: 2 BB: 0 P: 20
R: 1 E: 0 K: 1 S: 15
H: 3 LOB: 2 BB: 1 P: 26
R: 1 E: 0 K: 1 S: 9
H: 1 LOB: 0 BB: 0 P: 16
R: 2 E: 0 K: 1 S: 23
H: 1 LOB: 2 BB: 2 P: 39
R: 0 E: 0 K: 0 S: 10
H: 0 LOB: 0 BB: 0 P: 16
R: 0 E: 0 K: 0 S: 9
H: 0 LOB: 1 BB: 1 P: 18
R: 0 E: 0 K: 0 S: 6
H: 0 LOB: 0 BB: 0 P: 7
R: 0 E: 0 K: 0 S: 6
H: 0 LOB: 0 BB: 0 P: 9
R: 0 E: 0 K: 1 S: 12
H: 0 LOB: 1 BB: 1 P: 22
R: 0 E: 0 K: 0 S: 12
H: 1 LOB: 1 BB: 0 P: 19
R: 0 E: 0 K: 1 S: 6
H: 0 LOB: 0 BB: 0 P: 8
R: 0 E: 0 K: 0 S: 4
H: 0 LOB: 1 BB: 1 P: 10
R: 0 E: 0 K: 1 S: 9
H: 0 LOB: 0 BB: 0 P: 15
R: 0 E: 0 K: 0 S: 9
H: 0 LOB: 0 BB: 0 P: 15
R: 1 E: 0 K: 1 S: 12
H: 1 LOB: 1 BB: 1 P: 20
1B: 10 2B: 0 3B: 0 HR: 0
SF: 1 SAC: 0 DP: 2 HBP: 1
WP: 0 PB: 0 SB: 1 CS: 0
PA: 71
PITCHER IP WLS BF H R ER SO BB IBB HBP BLK WP HR S P ERA WHIP
14 David Price, L (1, 1) ERA: 3.43 5.0 23 9 2 2 4 1 0 0 0 0 0 58 90 3.60 2.000
35 Jamey Wright, R (6, 1) ERA: 4.50 0.2 H 2 0 0 0 0 0 0 0 0 0 4 6 0.00 0.000
57 Jake McGee, L (6, 1) ERA: 4.07 0.1 H 3 0 2 2 1 1 0 1 0 0 14 23 54.00 3.000
54 Alex Torres, L (7, 1) ERA: 1.49 0.2 B 3 1 0 0 1 0 0 0 0 0 10 15 0.00 1.500
47 Brandon Gomes, R (7, 1) ERA: 6.48 0.1 2 0 0 0 0 1 0 0 0 0 3 8 0.00 0.000
62 Jim Johnson, R (8, 1) ERA: 5.06 1.0 3 0 0 0 0 0 0 0 0 0 10 16 0.00 0.000
56 Fernando Rodney, R (9, 1) ERA: 3.09 2.0 7 0 0 0 0 1 0 0 0 0 15 25 0.00 0.500
23 Jake Odorizzi, R (11, 1) ERA: 1.29 3.2 13 1 0 0 0 2 1 0 0 0 0 0 34 56 0.00 0.545
PITCHER IP WLS BF H R ER SO BB IBB HBP BLK WP HR S P ERA WHIP
27 Cesar Ramos, L (14, 1) ERA: 4.26 1.1 5 0 0 0 0 1 0 0 0 0 0 6 12 0.00 0.750
49 Wesley Wright, L (16, 1) ERA: 5.06 0.2 2 0 0 0 0 0 0 0 0 0 0 5 9 0.00 0.000
58 Jeremy Hellickson, R (16, 1) ERA: 5.19 2.1 W 8 1 0 0 2 0 0 0 0 0 0 25 41 0.00 0.429

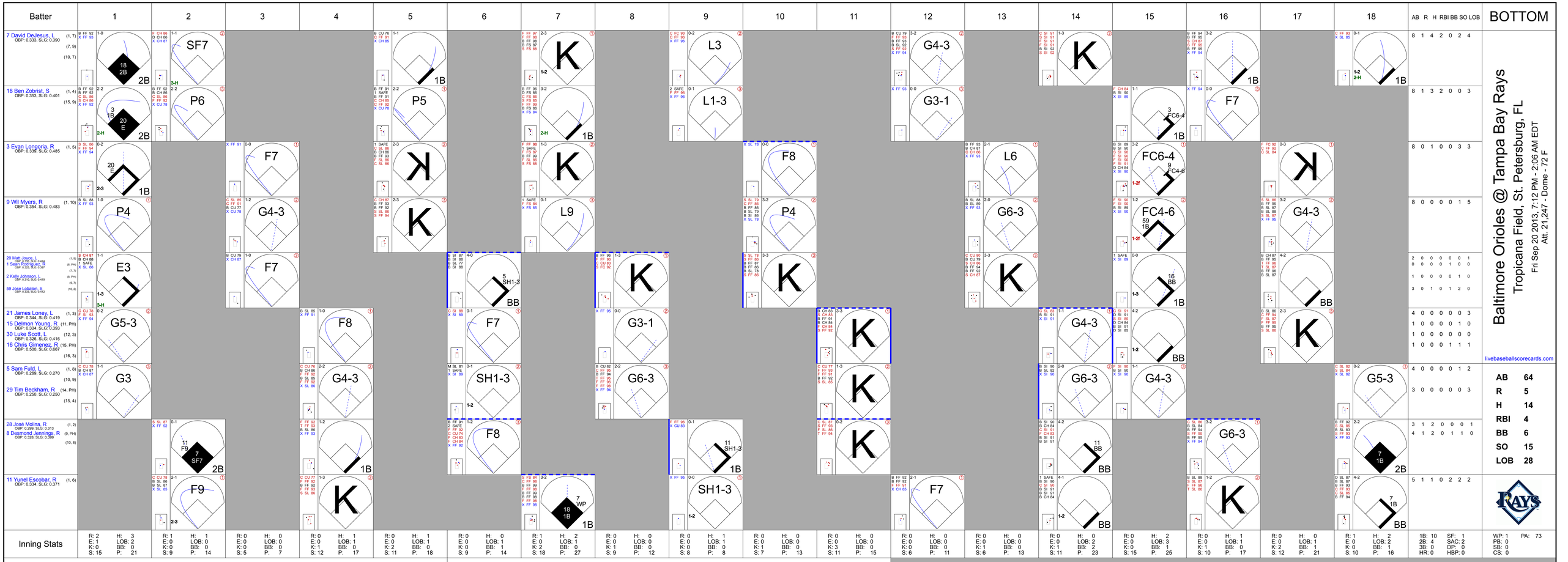
Batter
1
2
3
4
5
6
7
8
9
10
11
12
13
14
15
16
17
18
AB R H RBI BB SO LOB
BOTTOM
7 David DeJesus, L (1, 7) OBP: 0.333, SLG: 0.390 (7, 9) (10, 7)
18 Ben Zobrist, S (1, 4) OBP: 0.353, SLG: 0.401 (15, 9)
3 Evan Longoria, R (1, 5) OBP: 0.339, SLG: 0.485
9 Wil Myers, R (1, 10) OBP: 0.354, SLG: 0.483
20 Matt Joyce, L (1, 9) OBP: 0.325, SLG: 0.452
1 Sean Rodriguez, R (8, PH) OBP: 0.325, SLG: 0.397 (7, 7)
2 Kelly Johnson, L (8, PH) OBP: 0.310, SLG: 0.419 (9, 7)
59 Jose Lobaton, S (10, 2) OBP: 0.333, SLG: 0.312
21 James Loney, L (1, 3) OBP: 0.344, SLG: 0.419
15 Delmon Young, R (11, PH) OBP: 0.304, SLG: 0.393
30 Luke Scott, L (12, 3) OBP: 0.326, SLG: 0.416
16 Chris Gimenez, R (15, PH) OBP: 0.500, SLG: 0.667 (16, 3)
5 Sam Fuld, L (1, 8) OBP: 0.269, SLG: 0.270 (10, 9)
29 Tim Beckham, R (14, PH) OBP: 0.250, SLG: 0.250 (15, 4)
28 José Molina, R (1, 2) OBP: 0.299, SLG: 0.313
8 Desmond Jennings, R (9, PH) OBP: 0.328, SLG: 0.399 (10, 8)
11 Yunel Escobar, R (1, 6) OBP: 0.334, SLG: 0.371
Baltimore Orioles @ Tampa Bay Rays
Tropicana Field, St. Petersburg, FL
Fri Sep 20 2013, 7:12 PM - 2:06 AM EDT
Att. 21,247 - Dome - 72 F
livebaseballscorecards.com
AB 64
R 5
H 14
RBI 4
BB 6
SO 15
LOB 28
Inning Stats
PITCHER IP WLS BF H R ER SO BB IBB HBP BLK WP HR S P ERA WHIP
39 Jason Hammel, R (1, 1) ERA: 5.07 5.0 22 6 3 2 3 0 0 0 0 0 0 52 77 3.60 1.200
40 Troy Patton, L (6, 1) ERA: 3.74 0.2 3 0 0 0 0 1 0 0 0 0 0 4 8 0.00 1.500
57 Francisco Rodriguez, R (6, 1) ERA: 2.22 0.1 1 0 0 0 0 0 0 0 0 0 0 5 6 0.00 0.000
39 Kevin Gausman, R (7, 1) ERA: 5.72 1.0 B 5 2 1 1 2 0 0 0 0 1 0 18 27 9.00 2.000
29 Tommy Hunter, R (8, 1) ERA: 2.67 2.0 7 1 0 0 1 0 0 0 0 0 0 17 20 0.00 0.500
PITCHER IP WLS BF H R ER SO BB IBB HBP BLK WP HR S P ERA WHIP
56 Darren O'Day, R (10, 1) ERA: 2.23 1.0 3 0 0 0 2 0 0 0 0 0 0 7 13 0.00 0.000
17 Brian Matusz, L (11, 1) ERA: 3.31 0.2 2 0 0 0 2 0 0 0 0 0 0 7 11 0.00 0.000
60 Josh Stinson, R (11, 1) ERA: 3.38 2.1 7 0 0 0 2 0 0 0 0 0 0 16 28 0.00 0.000
66 T.J. McFarland, L (14, 1) ERA: 4.21 2.0 11 2 0 0 1 3 0 0 0 0 0 26 48 0.00 2.500
25 Bud Norris, R (16, 1) ERA: 4.12 2.1 L 12 3 1 1 3 2 0 0 0 0 0 32 54 3.86 2.143
1B: 10 SF: 1
2B: 4 SAC: 2
3B: 0 DP: 0
HR: 0 HBP: 0
WP: 1 PA: 73
PB: 0
SB: 0
CS: 0

Batter	1	2	3	4	5	6	7	8	9	AB	R	H	RBI	BB	SO	LOB
9 Nate McLouth, L (1, 7) OBP: 0.332, SLG: 0.395	B SI 92 X CH 86 1-0 ① G3		C KC 78 B KC 79 B CH 86 F FF 92 F CH 87 X KC 80 2-2 ② G4-3			C FF 92 B FF 91 C SI 93 F CH 88 X KC 81 1-2 13 G4-3 1B		C KC 80 C KC 81 X KC 81 0-2 ③ F7		4	0	1	0	0	0	0
13 Manny Machado, R (1, 5) OBP: 0.312, SLG: 0.432	C FF 92 B FF 92 B KC 80 B FF 92 B SI 91 4-1 19 G4-3 BB		C KC 80 C KC 80 C FF 93 0-3 ③ K			1 SAFE X FF 92 0-0 ① G4-3 1-2			B FF 92 C FF 92 X SI 93 1-1 ① G4-3	3	0	0	0	1	1	1
19 Chris Davis, L (1, 3) OBP: 0.371, SLG: 0.637	C CH 86 C KC 79 1 SAFE 1 SAFE B KC 79 1 SAFE X CH 86 1-2 ② G4-3 1-2			B KC 77 B FF 91 X CH 86 2-0 ① G3-1		C KC 79 F CH 86 C SI 92 0-3 ② K			B SI 94 S KC 82 F KC 81 B CH 88 X CH 88 2-2 10 1B 3B	4	1	1	0	0	1	2
10 Adam Jones, R (1, 8) OBP: 0.322, SLG: 0.500	B FF 92 B SI 92 D CH 86 B FF 92 4-0 BB			B FF 92 F FF 92 F CH 87 X SI 93 1-2 ② G1-4-3		B FF 93 F FF 94 F CH 86 S CH 88 1-3 ③ K			X FF 94 0-0 21 G6-3 3-H 1B	3	0	1	1	1	1	1
21 Nick Markakis, L (1, 9) OBP: 0.322, SLG: 0.354	D KC 79 C CH 85 D CH 85 C FF 92 S KC 81 2-3 ③ K			C KC 79 B FF 92 F CH 87 X KC 81 1-2 ③ G3-1			B FF 92 C CH 86 X CH 87 1-1 35 G6-4-3 1B		B SI 95 B SI 91 C SI 93 X SI 94 2-1 ② G6-3 1-2	4	0	1	0	0	1	3
2 J.J. Hardy, R (1, 6) OBP: 0.307, SLG: 0.439		B FF 91 X FF 91 1-0 ① G6-3			B FF 92 C FF 92 S CH 87 B FF 88 S KC 81 2-3 ① K		D SI 93 S FF 92 C KC 80 D CH 88 S CH 88 2-3 ① K		B SI 95 C SI 93 B SI 95 B SI 95 X SI 95 3-1 ③ G5-3	4	0	0	0	0	2	2
35 Danny Valencia, R (1, 10) OBP: 0.331, SLG: 0.573		C FF 90 C KC 79 S KC 81 0-3 ② K			C KC 81 F FF 92 B CH 86 S CH 86 1-3 ② K		B SI 92 B KC 80 X SI 92 2-0 ②③ G6-4-3 1-2f			3	0	0	0	0	2	1
45 Steve Clevenger, L (1, 2) OBP: 0.250, SLG: 0.267		B SI 92 F FF 92 S CH 86 F CH 87 X KC 81 1-2 ③ G4-3			B KC 79 B CH 87 X CH 86 2-0 1B			C FF 91 B KC 80 B CH 86 C FF 92 F SI 89 S KC 81 2-3 ① K		3	0	1	0	0	1	0
12 Alexi Casilla, S (1, 4) OBP: 0.268, SLG: 0.295			C FF 91 C KC 79 B FF 92 B FF 90 B CH 87 C CH 86 3-3 ① K		S KC 79 S KC 80 C KC 80 0-3 ③ K			B SI 93 S FF 92 F SI 93 S FF 94 1-3 ② K		3	0	0	0	0	3	1
Inning Stats	R: 0 E: 0 K: 1 S: 8 H: 0 LOB: 2 BB: 2 P: 20	R: 0 E: 0 K: 1 S: 8 H: 0 LOB: 0 BB: 0 P: 10	R: 0 E: 0 K: 2 S: 10 H: 0 LOB: 0 BB: 0 P: 15	R: 0 E: 0 K: 0 S: 7 H: 0 LOB: 0 BB: 0 P: 11	R: 0 E: 0 K: 3 S: 10 H: 1 LOB: 1 BB: 0 P: 15	R: 0 E: 0 K: 2 S: 11 H: 1 LOB: 1 BB: 0 P: 13	R: 0 E: 0 K: 1 S: 6 H: 1 LOB: 0 BB: 0 P: 11	R: 0 E: 0 K: 2 S: 10 H: 0 LOB: 0 BB: 0 P: 13	R: 1 E: 0 K: 0 S: 10 H: 2 LOB: 1 BB: 0 P: 18	1B: 4 2B: 0 3B: 1 HR: 0 SF: 0 SAC: 0 DP: 1 HBP: 0						PA: 33 WP: 0 PB: 0 SB: 0 CS: 0

PITCHER	IP	WLS	BF	H	R	ER	SO	BB	IBB	HBP	BLK	WP	HR	S	P	ERA	WHIP
53 Alex Cobb, R (1, 1) ERA: 2.9	8.1	W	31	5	1	1	12	2	0	0	0	0	0	76	117	1.08	0.840
56 Fernando Rodney, R (9, 1) ERA: 3.36	0.2		2	0	0	0	0	0	0	0	0	0	0	4	9	0.00	0.000

PITCHER	IP	WLS	BF	H	R	ER	SO	BB	IBB	HBP	BLK	WP	HR	S	P	ERA	WHIP

TOP

Baltimore Orioles @ Tampa Bay Rays

Tropicana Field, St. Petersburg, FL

Sat Sep 21 2013, 1:10 PM - 4:00 PM EDT

Att. 23,835 - Dome - 72 F

livebaseballscorecards.com

AB	31
R	1
H	5
RBI	1
BB	2
SO	12
LOB	11

Baltimore Orioles @ Tampa Bay Rays

Tropicana Field, St. Petersburg, FL

Sat Sep 21 2013, 1:10 PM - 4:00 PM EDT

Att. 23,835 - Dome - 72 F

livebaseballscorecards.com

Batter	1	2	3	4	5	6	7	8	9	AB	R	H	RBI	BB	SO	LOB
7 David DeJesus, L (1, 7) OBP: 0.332, SLG: 0.387	C FF 88 X FF 90 0-1 ① L8		C FF 91 B CU 77 B CH 83 B CU 77 F SI 92 B FF 93 4-2 8 G6-4-3 BB		B SI 91 D SI 91 B FF 93 C SI 90 C FF 92 X SI 92 3-2 ① F7		S CH 84 B CH 86 F FF 92 S CH 86 1-3 ② K			3	0	0	0	1	1	3
8 Desmond Jennings, R (1, 8) OBP: 0.331, SLG: 0.410	B FF 90 C FF 92 B CH 83 B FF 92 B SI 92 4-1 3 BB BB		C SI 92 X FF 93 0-1 ① ② G6-4-3 1-2f		B CH 81 B FF 92 C FF 93 B SL 85 C FF 92 X FF 93 3-2 1-H 2-H HR		C CU 76 C CH 84 X CU 76 0-2 18 1B 3-H 3B			3	2	2	4	1	0	1
18 Ben Zobrist, S (1, 4) OBP: 0.353, SLG: 0.400	F FF 90 X CH 82 0-1 ② P5		C FF 92 B CH 84 B SL 86 B CH 83 X SI 93 3-1 ③ P4		X SI 91 0-0 ② G3		B CU 75 B CH 84 C CH 85 X CH 86 2-1 9 WP 3 1B 3-H 1B			4	0	1	1	0	0	1
3 Evan Longoria, R (1, 5) OBP: 0.340, SLG: 0.485	B FF 91 B SI 92 C SL 85 B CH 81 B FF 92 4-1 1-2 BB			B FF 93 S FF 92 F SL 86 B FF 92 F SI 92 B SL 84 F SL 83 S FF 93 3-3 ① K	C SL 83 S SL 84 B FF 92 B CH 83 X SL 82 2-2 ③ G5-3		C FF 91 X FF 90 0-1 9 WP 1-2 1B			3	0	1	0	1	1	0
9 Wil Myers, R (1, 9) OBP: 0.350, SLG: 0.477 5 Sam Fuld, L (8, 9) OBP: 0.269, SLG: 0.270	B FF 92 C FF 92 F CH 82 S CH 84 1-3 ③ K			X CU 77 0-0 ② G5-3		B SL 82 X FF 92 1-0 ① F8	C CU 77 C FF 92 B FF 92 B CH 86 X CH 86 2-2 ③ L7 1-2 2-3			4 0	0 0	0 0	0 0	0 0	1 0	4 0
15 Delmon Young, R (1, 10) OBP: 0.303, SLG: 0.394		F SL 84 C FF 92 B CH 85 F FF 92 F CH 86 X CU 81 1-2 2B		B FF 93 X CH 82 1-0 E6		F CU 76 C SL 83 F FF 90 X CH 80 0-2 ② F8		C FF 89 X FF 88 0-1 ① P6		4	0	1	0	0	0	0
21 James Loney, L (1, 3) OBP: 0.343, SLG: 0.417		F FF 91 B FF 92 F FF 93 F CH 84 B SL 84 X FF 92 2-2 ① P2		B SI 88 X FF 90 1-0 ③ F7		B FF 91 C CU 76 C CH 84 X SI 91 1-2 ③ L4		C FF 89 C FF 89 B FF 90 F FF 91 X FF 89 1-2 28 G6-4-3 1B		4	0	1	0	0	0	2
28 José Molina, R (1, 2) OBP: 0.298, SLG: 0.310		X SL 84 0-0 ② P4			B FF 90 S SL 82 B FF 91 B SI 90 D FF 92 4-1 11 PB 8 HR BB		B FF 92 F FF 92 B FF 91 X FF 92 2-1 ① G6-3	C FF 90 X FF 89 0-1 ② ③ G6-4-3 1-2f		3	1	0	0	1	0	2
11 Yunel Escobar, R (1, 6) OBP: 0.336, SLG: 0.376		X FF 92 0-0 ③ G5-3			B SI 91 B FF 92 B CH 80 C CU 78 B SL 84 4-1 8 HR 1-2 BB		X FF 92 0-0 8 3B 3B			2	2	1	0	1	0	1
Inning Stats	R: 0 E: 0 K: 1 S: 9 H: 0 LOB: 2 BB: 2 P: 18	R: 0 E: 0 K: 0 S: 11 H: 1 LOB: 1 BB: 0 P: 14	R: 0 E: 0 K: 0 S: 6 H: 0 LOB: 0 BB: 1 P: 13	R: 0 E: 1 K: 1 S: 8 H: 0 LOB: 1 BB: 0 P: 13	R: 3 E: 0 K: 0 S: 12 H: 1 LOB: 0 BB: 2 P: 28	R: 0 E: 0 K: 0 S: 8 H: 0 LOB: 0 BB: 0 P: 10	R: 2 E: 0 K: 1 S: 16 H: 4 LOB: 2 BB: 0 P: 23	R: 0 E: 0 K: 0 S: 8 H: 1 LOB: 0 BB: 0 P: 9		1B: 3 2B: 1 3B: 2 HR: 1	SF: 0 SAC: 0 DP: 2 HBP: 0		WP: 1 PB: 1 SB: 0 CS: 0	PA: 35	

	AB	R	H	RBI	BB	SO	LOB
BOTTOM	**30**	**5**	**7**	**5**	**5**	**3**	**14**

PITCHER	IP	WLS	BF	H	R	ER	SO	BB	IBB	HBP	BLK	WP	HR	S	P	ERA	WHIP
50 Miguel González, R (1, 1) ERA: 3.94	6.0	L	25	2	3	3	2	5	0	0	0	0	1	54	96	4.50	1.167
57 Francisco Rodríguez, R (7, 1) ERA: 2.56	1.0		7	4	2	2	1	0	0	0	0	1	0	16	23	18.00	4.000
52 Steve Johnson, R (8, 1) ERA: 7.07	1.0		3	1	0	0	0	0	0	0	0	0	0	8	9	0.00	1.000

PITCHER	IP	WLS	BF	H	R	ER	SO	BB	IBB	HBP	BLK	WP	HR	S	P	ERA	WHIP

Batter	1	2	3	4	5	6	7	8	9	AB	R	H	RBI	BB	SO	LOB
13 Manny Machado, R (1, 5) OBP: 0.313, SLG: 0.431	F FF 93 S FF 95 X SI 95 0-2 19 G1-6-3 1B		B FF 95 F SL 82 F FF 95 B FF 95 B CH 84 B FF 96 4-2 10 FC5-4 BB		S SL 79 B SL 80 C SL 81 S FS 83 1-3 ③ K			X CU 78 0-0 ③ L9		3	0	1	0	1	1	2
10 Adam Jones, R (1, 8) OBP: 0.320, SLG: 0.497	F FF 94 B FF 94 B FF 95 S FF 96 X CH 86 2-2 ① F9		X FF 94 0-0 ② FC5-4 19 CS 1-2f			C SL 82 B SI 91 F FS 83 B FF 91 S FS 82 2-3 ① K			B SI 95 S CH 83 X SI 98 1-1 ① G3-1	4	0	0	0	0	1	2
19 Chris Davis, L (1, 3) OBP: 0.369, SLG: 0.633	S FF 96 X SL 83 0-1 ②③ G1-6-3 1-2f		D SL 84 B FF 94 C FF 96 S FF 95 1 SAFE B FF 97 3-2 ③ CS 1-2	B FF 92 F SL 81 X SL 82 1-1 ① G3		C SL 84 C SI 90 B SL 86 F SI 91 S SI 91 1-3 ② K			B FF 97 C CH 84 S CH 84 S FF 99 1-3 ② K	4	0	0	0	0	2	1
35 Danny Valencia, R (1, 10) OBP: 0.335, SLG: 0.568		C FF 92 B CH 85 B SL 86 B FF 94 C FF 93 B FF 94 4-2 32 G5-3 BB		B CH 82 X FF 93 1-0 ② G6-3		C FC 89 C SL 84 C CU 79 0-3 ③ K			F SI 96 X SI 97 0-1 32 DI 32 2B 1B	3	1	1	0	1	1	0
32 Matt Wieters, S (1, 2) OBP: 0.283, SLG: 0.410		C FF 94 D FF 95 X FF 94 1-1 ① G5-3 1-2		B CH 84 F FF 94 X SI 94 1-1 ③ F9			B SI 89 C FC 87 B CH 84 F FC 88 X CU 79 2-2 ① G5-3		B CH 85 S CH 85 C CH 84 D CH 87 F CH 84 F FF 98 B FF 100 F CH 85 X CH 85 3-2 1-H 2B	4	0	1	1	0	0	1
2 J.J. Hardy, R (1, 6) OBP: 0.305, SLG: 0.436		B FF 94 C FF 94 B CH 86 B FF 94 X FF 94 3-1 ② L9			B FF 93 B FF 92 T FF 93 X FF 90 2-1 ① P4		C FC 88 X FF 90 0-1 ② F9		C SI 96 B SI 98 X FF 97 1-1 ③ F8	4	0	0	0	0	0	2
21 Nick Markakis, L (1, 9) OBP: 0.324, SLG: 0.354		B FF 95 D FF 94 B FF 94 C FF 94 B FF 93 4-1 BB			B FF 93 F FF 92 B SL 84 B FF 92 D FF 92 4-1 1 E BB		B SI 90 C CH 84 C FC 88 X CU 80 1-2 ③ G3			1	0	0	0	2	0	0
38 Michael Morse, R (1, 7) 36 Chris Dickerson, L (8, 7) OBP: 0.270, SLG: 0.381 OBP: 0.266, SLG: 0.400		X FF 95 0-0 ③ G4-3			B FF 93 F FF 93 F FF 93 X FF 95 1-2 ② L9			C FF 90 X FF 91 0-1 ① F9		3 0	0 0	0 0	0 0	0 0	0 0	3 0
1 Brian Roberts, S (1, 4) OBP: 0.307, SLG: 0.357			B FF 92 F FF 92 F FF 94 F SL 81 F FF 95 X CH 85 1-2 ① G6-3		X FF 93 0-0 E5 1-2			C FF 90 C CU 79 B FS 84 X FF 90 1-2 ② L4		3	0	0	0	0	0	1
Inning Stats	R: 0 E: 0 K: 0 S: 8 H: 1 LOB: 0 BB: 0 P: 10	R: 0 E: 0 K: 0 S: 8 H: 0 LOB: 2 BB: 2 P: 20	R: 0 E: 0 K: 0 S: 10 H: 0 LOB: 0 BB: 1 P: 18	R: 0 E: 0 K: 0 S: 5 H: 0 LOB: 0 BB: 0 P: 8	R: 0 E: 1 K: 1 S: 10 H: 0 LOB: 2 BB: 1 P: 18	R: 0 E: 0 K: 3 S: 10 H: 0 LOB: 0 BB: 0 P: 13	R: 0 E: 0 K: 0 S: 8 H: 0 LOB: 0 BB: 0 P: 11	R: 0 E: 0 K: 0 S: 6 H: 0 LOB: 0 BB: 0 P: 7	R: 1 E: 0 K: 1 S: 15 H: 2 LOB: 1 BB: 0 P: 21	1B: 2 2B: 1 3B: 0 HR: 0 SF: 0 SAC: 0 DP: 1 HBP: 0						WP: 0 PB: 0 SB: 0 CS: 1 PA: 34	

PITCHER		IP	WLS	BF	H	R	ER	SO	BB	IBB	HBP	BLK	WP	HR	S	P	ERA	WHIP
45 Enny Romero, L ERA:	(1, 1)	4.2		18	1	0	0	0	4	0	0	0	0	0	38	70	0.00	1.071
47 Brandon Gomes, R ERA: 6.23	(5, 1)	0.2	W	2	0	0	0	2	0	0	0	0	0	0	6	9	0.00	0.000
49 Wesley Wright, L ERA: 3.76	(6, 1)	0.1	H	1	0	0	0	1	0	0	0	0	0	0	4	5	0.00	0.000
35 Jamey Wright, R ERA: 2.81	(6, 1)	1.1	H	4	0	0	0	1	0	0	0	0	0	0	11	14	0.00	0.000
62 Joel Peralta, R ERA: 3.33	(8, 1)	1.0	H	3	0	0	0	0	0	0	0	0	0	0	6	7	0.00	0.000

PITCHER		IP	WLS	BF	H	R	ER	SO	BB	IBB	HBP	BLK	WP	HR	S	P	ERA	WHIP
56 Fernando Rodney, R ERA: 3.44	(9, 1)	1.0	S	5	2	1	1	1	0	0	0	0	0	0	15	21	9.00	2.000

TOP

Baltimore Orioles @ Tampa Bay Rays

Tropicana Field, St. Petersburg, FL

Sun Sep 22 2013, 1:42 PM - 4:26 PM EDT

Att. 28,974 - Dome - 72 F

livebaseballscorecards.com

AB	29
R	1
H	3
RBI	1
BB	4
SO	5
LOB	12

Baltimore Orioles @ Tampa Bay Rays

Tropicana Field, St. Petersburg, FL

Sun Sep 22 2013, 1:42 PM - 4:26 PM EDT

Att. 28,974 - Dome - 72 F

livebaseballscorecards.com

BOTTOM

Batter	1	2	3	4	5	6	7	8	9	AB	R	H	RBI	BB	SO	LOB
7 David DeJesus, L (1, 7) OBP: 0.332, SLG: 0.395 1 Sean Rodríguez, R (7, PH) (8, 7) OBP: 0.324, SLG: 0.395	C CH 85 C FC 84 B CH 88 F CU 74 F FC 86 B CH 81 B FC 85 F FC 87 F CU 74 3-2 X SI 88 HR		C CU 71 C SI 88 X CU 68 0-2 ② F7		B CH 84 C FC 86 B FC 88 F FC 87 C SI 88 2-3 ③ K		C CU 79 S FF 92 B FF 92 B CH 85 T FF 93 2-2 ② K			3 1 1 1 0 1 0 1 0 0 0 0 1 0						
8 Desmond Jennings, R (1, 8) OBP: 0.332, SLG: 0.414 5 Sam Fuld, L (6, PR) (7, 8) OBP: 0.268, SLG: 0.268	C FC 85 F CU 72 X FC 88 0-2 G6-3 ①		C CH 87 X FC 85 0-1 2B			X CU 71 0-0 18 WP 18 BB 20 SF7 1B	C FF 93 F SL 81 X FF 93 0-2 ③ F7			3 0 2 0 0 0 0 1 1 0 0 0 0 0						
18 Ben Zobrist, S (1, 4) OBP: 0.353, SLG: 0.399	C CH 82 X FC 86 0-1 ② F8		B CH 82 C CH 83 B FC 86 B CU 73 C CU 73 B SI 90 4-2 BB			B CH 86 1 SAFE B FC 84 B CH 84 C FC 85 F FC 87 F FC 88 B CU 76 4-2 9 1B 9 S 21 1B 1-3 BB		B CH 84 C SL 86 B CH 84 X FF 93 2-1 ① G5-3		2 1 0 0 2 0 0						
20 Matt Joyce, L (1, 10) OBP: 0.333, SLG: 0.422 29 Tim Beckham, R (8, PH) OBP: 0.250, SLG: 0.250 30 Luke Scott, L (8, PH) OBP: 0.325, SLG: 0.414 (9, 10)	B FC 84 F CU 71 B CH 83 X CH 83 2-1 ③ G3		X FC 86 0-0 ③ F7			X FC 86 0-0 ① SF7 3-H		B SL 80 X SL 80 1-0 ② G4-3		2 0 0 1 0 0 2 0 0 0 0 0 0 0 1 0 0 0 0 0 0						
9 Wil Myers, R (1, 9) OBP: 0.352, SLG: 0.480		C CU 72 X FC 82 0-1 2B	C CH 86 B CU 73 S CU 72 F CH 84 C SI 89 1-3 ① K		1 SAFE B FC 85 S CU 73 X SI 88 1-1 2 G4-3 21 1B 1-3 1B		B SI 86 C SI 86 T FF 87 C SI 87 1-3 ③ K		4 0 2 0 0 2 0							
21 James Loney, L (1, 3) OBP: 0.343, SLG: 0.417		F FC 84 F FC 85 F CU 72 C SI 88 0-3 ① K	C CU 73 B FC 88 X FC 86 1-1 ② G3			B FC 86 X FC 86 1-0 2 G4-3 1-2 3-H 1B				3 0 1 1 0 1 1						
2 Kelly Johnson, L (1, 5) OBP: 0.308, SLG: 0.416 3 Evan Longoria, R (8, 5) OBP: 0.340, SLG: 0.485		D CH 84 B FC 85 C FC 85 F FC 88 S CU 72 2-3 ② K	C CU 71 B FF 88 X FC 85 1-1 ③ G3-1			S CU 73 X FC 86 0-1 ② G4-3 1-2 2-3				3 0 0 0 0 1 3 0 0 0 0 0 0 0						
59 Jose Lobaton, S (1, 2) OBP: 0.330, SLG: 0.407		X CU 72 0-0 ③ G4-3			B CU 72 B CH 83 F FC 86 X CU 72 2-1 ① G3-1	C FC 87 D CU 72 F CU 74 C FC 88 1-3 ③ K				3 0 0 0 0 1 4						
11 Yunel Escobar, R (1, 6) OBP: 0.334, SLG: 0.373			X CH 86 0-0 ① G6-3		C FC 84 C FC 88 T SI 90 0-2 ② K		C CH 86 B CH 87 S CU 74 S CU 69 1-3 ① K			3 0 0 0 0 2 0						
Inning Stats	R: 1 H: 1 E: 0 LOB: 0 K: 0 BB: 0 S: 14 P: 19	R: 0 H: 1 E: 0 LOB: 1 K: 2 BB: 0 S: 10 P: 12	R: 0 H: 1 E: 0 LOB: 2 K: 0 BB: 1 S: 9 P: 13	R: 0 H: 0 E: 0 LOB: 0 K: 1 BB: 0 S: 8 P: 11	R: 0 H: 0 E: 0 LOB: 0 K: 2 BB: 0 S: 8 P: 12	R: 2 H: 3 E: 0 LOB: 3 K: 1 BB: 1 S: 13 P: 20	R: 0 H: 0 E: 0 LOB: 0 K: 2 BB: 0 S: 9 P: 12	R: 0 H: 0 E: 0 LOB: 0 K: 1 BB: 0 S: 6 P: 10		1B: 3 SF: 1 2B: 2 SAC: 0 3B: 0 DP: 0 HR: 1 HBP: 0				WP: 1 PA: 32 PB: 0 SB: 1 CS: 0		

PITCHER		IP	WLS	BF	H	R	ER	SO	BB	IBB	HBP	BLK	WP	HR	S	P	ERA	WHIP
34 Scott Feldman, R ERA: 3.51	(1, 1)	6.1	L	27	6	3	3	7	2	0	0	0	1	1	65	91	4.26	1.263
17 Brian Matusz, L ERA: 3.24	(7, 1)	1.0		3	0	0	0	1	0	0	0	0	0	0	8	12	0.00	0.000
56 Darren O'Day, R ERA: 2.2	(8, 1)	0.2		2	0	0	0	1	0	0	0	0	0	0	4	6	0.00	0.000

PITCHER	IP	WLS	BF	H	R	ER	SO	BB	IBB	HBP	BLK	WP	HR	S	P	ERA	WHIP

AB	29
R	3
H	6
RBI	3
BB	2
SO	9
LOB	10

Batter	1	2	3	4	5	6	7	8	9	AB	R	H	RBI	BB	SO	LOB
1 Brian Roberts, S (1, 10) OBP: 0.305, SLG: 0.366	C FF 93 F FF 95 B FF 94 F SL 86 F FF 96 B FF 96 X SL 87 2-2 ① F7		C SL 85 C SL 85 B FF 97 S SL 87 1-3 ③ K		C SL 83 X SL 85 0-1 HR		F FF 95 B SL 86 F SL 87 F FF 96 F SI 98 X SI 97 1-2 ① F7		C CU 79 X FS 82 0-1 ① F9	5	1	1	1	0	1	0
13 Manny Machado, R (1, 5) OBP: 0.314, SLG: 0.432 12 Alexi Casilla, S (7, PR) (7, 4) OBP: 0.268, SLG: 0.295 35 Danny Valencia, R (8, 5) OBP: 0.333, SLG: 0.565	X SL 86 0-0 ② G6-3			B FF 91 B FF 93 C FF 93 F SL 84 F SL 86 X SL 85 2-2 19 HR 1B	B FF 95 F FF 94 F FF 95 F FF 96 F FF 97 F FF 96 S SL 87 1-3 ① K		X SL 86 0-0 19 WP 21 1B 1B		C FF 90 B CU 80 B FS 81 X FF 89 2-1 ② F8	4 0 1	1 0 0	2 0 0	0 0 0	0 0 0	1 0 0	0 0 0
19 Chris Davis, L (1, 3) OBP: 0.370, SLG: 0.636	B SL 84 F FF 95 C FF 95 B FF 96 B FF 98 F SL 87 F SL 88 B SL 87 4-2 BB			B FF 94 X SL 84 1-0 1-H HR	B SI 90 B KC 79 B SI 90 F FF 89 B FF 90 4-1 BB		1 SAFE B SI 97 C FF 97 S FF 98 B FF 97 S SI 98 2-3 ② K 1-2		B FF 90 F FS 81 B FF 90 F FS 81 F FS 82 F FS 83 C FF 91 2-3 ③ K	3	1	1	2	2	2	1
10 Adam Jones, R (1, 8) OBP: 0.319, SLG: 0.495	F FF 95 S SL 87 S FF 96 0-3 ③ K			B FF 94 F FF 94 B SI 94 C SL 86 B SL 86 S SL 86 3-3 ① K	F FF 90 1 SAFE S FS 82 S FS 81 0-3 ② K		I IN 71 I IN 74 I IN 74 I IN 70 I IN 74 4-0 21 1B IBB			3	0	0	0	1	3	2
21 Nick Markakis, L (1, 9) OBP: 0.325, SLG: 0.355		F FF 93 B FF 94 F FF 94 B FF 95 S SL 88 2-3 ① K		F FF 94 X FF 95 0-1 9 BB 2 1B 1B	B FF 91 C FF 90 B FF 93 F SI 91 S FF 93 2-3 ③ K		C FF 97 B FF 98 F SI 97 X FF 98 1-2 ③ 1-2 2-H 1B			4	1	2	0	0	2	1
32 Matt Wieters, S (1, 2) OBP: 0.285, SLG: 0.413		B FF 94 X FF 94 1-0 ② P5		B FF 95 F SI 94 B FF 94 B SL 85 X SL 86 3-1 ② P5		F FF 91 B FF 91 X FF 92 1-1 1B		F FC 88 F CH 84 B CU 78 X CU 78 1-2 ① 2B		4	0	2	0	0	0	1
9 Nate McLouth, L (1, 7) OBP: 0.333, SLG: 0.397		C FF 94 S FF 96 B FF 95 F FF 95 B FF 97 S SL 88 2-3 ③ K2-3		C FF 94 S FF 96 1 SAFE F FF 96 1 SAFE D SI 96 F FF 96 B FF 96 F SL 88 4-2 F SL 86 D SL 87 B SI 96 2 1B 1-2 BB		L SI 92 B FF 91 B FF 91 B FF 91 S FF 92 X FF 93 3-2 ① L7		X FC 88 0-0 2B		3	0	1	0	1	1	1
2 J.J. Hardy, R (1, 6) OBP: 0.305, SLG: 0.435			C FF 93 X FF 93 0-1 ① G5-3	C SL 87 B FF 97 X FF 95 1-1 1-2 2-H 1B		C CH 84 X CH 85 0-1 ② F7		B FC 88 C FC 87 X SL 83 1-1 ② P6		4	0	1	1	0	0	2
3 Ryan Flaherty, L (1, 4) (7, 5) (8, 4) OBP: 0.280, SLG: 0.361			B FF 93 C SL 86 F FF 94 B FF 95 X SL 86 2-2 ② G1-3	S SL 90 F FF 96 S SL 87 0-3 ③ K		S CH 86 B CH 84 S FF 94 B FF 92 C CH 86 2-3 ③ K		B FC 87 X CH 83 1-0 ③ G4-3		4	0	0	0	0	2	4
Inning Stats	R: 0 E: 0 K: 1 S: 13 H: 0 LOB: 1 BB: 1 P: 19	R: 0 E: 0 K: 2 S: 8 H: 0 LOB: 0 BB: 0 P: 13	R: 0 E: 0 K: 1 S: 8 H: 0 LOB: 0 BB: 0 P: 11	R: 3 E: 0 K: 2 S: 23 H: 4 LOB: 2 BB: 1 P: 37	R: 1 E: 0 K: 3 S: 15 H: 1 LOB: 1 BB: 1 P: 22	R: 0 E: 0 K: 1 S: 10 H: 1 LOB: 1 BB: 0 P: 16	R: 0 E: 0 K: 1 S: 12 H: 2 LOB: 2 BB: 1 P: 20	R: 0 E: 0 K: 0 S: 7 H: 2 LOB: 1 BB: 0 P: 10	R: 0 E: 0 K: 1 S: 9 H: 0 LOB: 0 BB: 0 P: 13	1B: 6 2B: 2 3B: 0 HR: 2 SF: 0 SAC: 0 DP: 0 HBP: 0						

PITCHER		IP	WLS	BF	H	R	ER	SO	BB	IBB	HBP	BLK	WP	HR	S	P	ERA	WHIP
22 Chris Archer, R ERA: 3.21	(1, 1)	4.1		20	5	4	4	7	2	0	0	0	0	0	60	89	8.31	1.615
49 Wesley Wright, L ERA: 3.76	(5, 1)	0.0		1	0	0	0	0	1	0	0	0	0	0	1	5	∞	∞
47 Brandon Gomes, R ERA: 6.11	(5, 1)	0.1		1	0	0	0	1	0	0	0	0	0	0	3	3	0.00	0.000
54 Alex Torres, L ERA: 1.46	(5, 1)	1.1		5	1	0	0	2	0	0	0	0	0	0	13	21	0.00	0.750
57 Jake McGee, L ERA: 4.01	(7, 1)	1.0		5	2	0	0	1	0	1	0	0	1	0	12	20	0.00	2.000
35 Jamey Wright, R ERA: 2.77	(8, 1)	1.0		4	2	0	0	0	0	0	0	0	0	0	7	10	0.00	2.000
62 Joel Peralta, R ERA: 3.28	(9, 1)	1.0	W	3	0	0	0	1	0	0	0	0	0	0	9	13	0.00	0.000

TOP

Baltimore Orioles @ Tampa Bay Rays

Tropicana Field, St. Petersburg, FL

Mon Sep 23 2013, 3:14 PM - 6:57 PM EDT

Att. 17,830 - Dome - 72 F

livebaseballscorecards.com

AB	35
R	4
H	10
RBI	4
BB	4
SO	12
LOB	12

WP: 1 PB: 0 SB: 0 CS: 0 PA: 39

BOTTOM

Baltimore Orioles @ Tampa Bay Rays

Tropicana Field, St. Petersburg, FL

Mon Sep 23 2013, 3:14 PM - 6:57 PM EDT

Att. 17,830 - Dome - 72 F

Batter	1	2	3	4	5	6	7	8	9	AB	R	H	RBI	BB	SO	LOB
1 Sean Rodríguez, R (1, 3) OBP: 0.327, SLG: 0.399 21 James Loney, L (9, PH) OBP: 0.344, SLG: 0.424	F FF 93 B FF 91 C CU 76 B FF 92 F FF 92 F CH 86 F FF 93 B CU 74 S FF 92 3-3 K ①		B CU 75 B CH 83 B CH 86 B SI 90 4-0 BB		X FF 91 0-0 2B		F FF 92 S FF 92 F FF 92 B FF 93 C SL 86 1-3 K ②		F FC 92 X FF 96 0-1 HR	3 0 1 0 1 2 1 1 1 1 1 0 0 0						
18 Ben Zobrist, S (1, 7) OBP: 0.353, SLG: 0.398 (9, 4)	B SL 83 S CH 86 X FF 93 1-1 G6-3 ②		C FF 92 X FF 92 0-1 L7 ①		C CH 83 L CH 84 S SI 92 0-3 K ①		B SL 88 D CH 85 F CH 85 X FF 92 2-1 3 BB 9 1B 1-2 1B			4 1 1 0 0 1 2						
3 Evan Longoria, R (1, 5) OBP: 0.340, SLG: 0.482	B FF 93 C CU 74 X FF 92 1-1 L9 ③		S CH 85 C FF 93 F FF 94 F FF 93 1 SAFE B FF 93 D CH 87 1 SAFE S FF 93 2-3 K ②		B SL 87 X FF 92 1-0 F9 ②		B SI 86 F SL 78 S SL 79 B FF 86 B SL 78 F SL 78 F SL 79 B FF 86 4-2 9 1B 1-2 2-3 BB			3 0 0 0 1 1 2						
9 Wil Myers, R (1, 9) OBP: 0.354, SLG: 0.481		B CU 74 C CH 85 C FF 94 B SI 88 F FF 94 B SL 82 F CH 86 X FF 94 3-2 11 FC5-4 15 BB 29 SF9 1B	B SI 92 B CH 86 B SI 92 C FF 93 S CU 76 3-3 K ③		S SL 87 B SL 88 F FF 93 B FF 93 X SL 88 2-2 G4-3 ③		C SL 79 X SL 79 0-1 1-3 2-H 3-H 1B			4 1 2 2 0 1 2						
15 Delmon Young, R (1, 10) OBP: 0.305, SLG: 0.394		B SI 92 B CH 86 F SI 92 B SI 93 B FF 94 4-1 11 FC5-4 1-2 BB		B CH 83 F FF 92 X FF 92 1-1 11 G6-4-3 1B		C SL 86 T FF 93 B FF 94 S FF 93 1-3 K ①	X SL 78 0-0 L7 ③			3 0 1 0 1 1 2						
11 Yunel Escobar, R (1, 6) OBP: 0.333, SLG: 0.371		C FF 94 B SI 93 B SI 93 X CH 84 2-1 FC5-4 ① 28 1B 1-2f 2-3		D SI 92 B FF 92 F CH 84 B FF 92 S SL 82 X SL 81 3-2 G6-4-3 ①② 1-2f		X FF 93 0-0 F9 ②		C CU 82 F FF 96 B FF 96 B CU 84 B FC 93 B FF 96 4-2 7 G6-4-3 20 BB BB		3 0 0 0 1 0 3						
29 Tim Beckham, R (1, 4) OBP: 0.286, SLG: 0.333 20 Matt Joyce, L (8, PH) OBP: 0.334, SLG: 0.422 (9, 7)		B FF 93 F SI 93 X CH 87 1-1 SF9 ② 3-H	B CU 74 F FF 93 C FF 92 X FF 93 1-2 28 2B 1B		B FF 93 C CU 79 F FF 92 X FF 93 1-2 G5-3 ③		B FF 96 F FF 95 F FF 96 F FF 96 B FC 93 F FF 97 F CU 86 B CH 89 F FF 97 4-2 B FF 96 7 G6-4-3 1-2 BB			2 1 1 1 0 0 0 0 0 0 0 1 0 0						
28 José Molina, R (1, 2) OBP: 0.303, SLG: 0.319 7 David DeJesus, L (7, PH) OBP: 0.330, SLG: 0.392 (8, 8)		B FF 94 B FF 93 F FF 93 X FF 94 2-1 1-2 1B	F FF 93 1 SAFE 1 SAFE B FF 91 X FF 90 1-1 1-H 2B				B CU 78 X SL 87 1-0 G3 ① C CU 78 B CH 84 B SL 86 S FF 91 B FF 92 B FF 92 4-2 3 BB 18 1B 9 1B BB	C FF 95 X FC 92 0-1 G6-4-3 ①② 1-2f 2-3		2 0 2 1 0 0 0 2 0 0 0 0 0 2						
5 Sam Fuld, L (1, 8) OBP: 0.265, SLG: 0.265 59 Jose Lobaton, S (7, PH) OBP: 0.331, SLG: 0.405 (8, 2)		C SL 83 X FF 93 0-1 F7 ③	B SI 92 B SI 92 X FF 92 2-0 P4 ③					X FC 94 0-0 G6-3 ③		2 0 0 0 0 0 3 1 1 0 0 1 0 1						

Inning Stats	1	2	3	4	5	6	7	8	9
	R: 0 H: 0 E: 0 LOB: 0 K: 1 BB: 0 S: 10 P: 15	R: 1 H: 2 E: 0 LOB: 2 K: 0 BB: 1 S: 14 P: 26	R: 0 H: 0 E: 0 LOB: 1 K: 2 BB: 1 S: 10 P: 19	R: 1 H: 3 E: 0 LOB: 1 K: 0 BB: 0 S: 11 P: 19	R: 0 H: 1 E: 0 LOB: 1 K: 1 BB: 0 S: 8 P: 11	R: 0 H: 0 E: 0 LOB: 0 K: 1 BB: 0 S: 7 P: 9	R: 2 H: 2 E: 0 LOB: 2 K: 1 BB: 2 S: 16 P: 28	R: 0 H: 0 E: 0 LOB: 1 K: 0 BB: 2 S: 11 P: 19	R: 1 H: 1 E: 0 LOB: 0 K: 0 BB: 0 S: 2 P: 2

1B: 6	SF: 1	WP: 0	PA: 37
2B: 2	SAC: 0	PB: 0	
3B: 0	DP: 2	SB: 0	
HR: 1	HBP: 0	CS: 0	

	AB	30
	R	5
	H	9
	RBI	5
	BB	6
	SO	6
	LOB	18

livebaseballscorecards.com

PITCHER	IP	WLS	BF	H	R	ER	SO	BB	IBB	HBP	BLK	WP	HR	S	P	ERA	WHIP
16 Wei-Yin Chen, L (1, 1) ERA: 4.03	4.1		20	6	2	2	4	2	0	0	0	0	0	49	83	4.15	1.846
60 Josh Stinson, R (5, 1) ERA: 3.0	1.2		5	0	0	0	1	0	0	0	0	0	0	11	16	0.00	0.000
17 Brian Matusz, L (7, 1) ERA: 3.55	0.2	H	4	1	2	2	1	1	0	0	0	0	0	9	17	27.00	3.000
56 Darren O'Day, R (7, 1) ERA: 2.19	0.1	B	3	1	0	0	0	1	0	0	0	0	0	7	11	0.00	6.000
29 Tommy Hunter, R (8, 1) ERA: 2.74	1.0	L	5	1	1	1	0	2	0	0	0	0	1	13	21	9.00	3.000

PITCHER	IP	WLS	BF	H	R	ER	SO	BB	IBB	HBP	BLK	WP	HR	S	P	ERA	WHIP

Batter	1	2	3	4	5	6	7	8	9	10	AB	R	H	RBI	BB	SO	LOB
7 José Reyes, S (1, 6) OBP: 0.350, SLG: 0.433	C SL 88 X FF 88 0-1 ① F8		C FC 89 B FF 89 C FF 89 F KC 76 F CH 81 S CH 82 1-3 ① K		C FF 91 F FF 92 X FF 93 0-2 66 HBP 1B			X FF 95 0-0 13 WP 66 SH1-3 16 1B 1B		B CH 85 C CH 84 B FF 91 B CH 83 B FF 90 4-1 13 FC6-4 66 1B 16 1B BB	4	2	2	0	1	1	0
66 Munenori Kawasaki, L (1, 10) OBP: 0.322, SLG: 0.304	C FF 89 C KC 75 B FF 90 F FF 89 C CH 80 1-3 ② K		B CH 82 B FF 90 C FF 89 C FF 90 F FF 91 X FF 91 2-2 ② F7		C CH 82 1 SAFE B FF 91 L FF 90 H FC 91 2-2 13 G6-4-3 1-2 HBP			X FF 93 0-0 ① SH1-3 1-2		1 SAFE C SI 90 B SI 91 1 SAFE X SI 89 1-1 13 FC6-4 1-2 1B	3	0	1	0	0	1	0
13 Brett Lawrie, R (1, 5) OBP: 0.301, SLG: 0.392	X FF 89 0-0 ③ F9		T FC 91 C KC 76 C FF 90 0-3 ③ K		B FF 91 C CH 82 B FF 93 X FF 91 2-1 ② ③ G6-4-3 1-2f			C SL 85 B FF 95 B FF 97 B FS 85 F FF 95 F FS 85 F FS 85 S FF 97 3-3 ② K 2-3		C SI 91 B CH 85 C SI 90 2 SAFE X FF 90 1-2 ② FC6-4 16 1B 1-2f 2-3	5	0	0	0	0	2	5
26 Adam Lind, L (1, 3) OBP: 0.354, SLG: 0.498 16 Mark DeRosa, R (8, PH) OBP: 0.328, SLG: 0.406 (8, 3)		B FF 88 C FF 88 X SL 89 1-1 8 2B 17 1B 1B		C FF 90 B FF 88 B FF 88 X FF 91 2-1 14 BB 1B		C CH 84 B SL 87 X SL 86 1-1 ① F7		C FF 91 X FF 90 0-1 3-H 1B		X SI 90 0-0 1-3 3-H 1B	3 2	1 0	2 2	0 2	0 0	0 0	0 0
14 Moisés Sierra, R (1, 9) OBP: 0.362, SLG: 0.484 11 Rajai Davis, R (6, 9) OBP: 0.316, SLG: 0.380		C KC 74 D KC 75 B FF 88 B FF 89 X FF 89 3-1 ① F8		F FF 90 B FC 89 B KC 74 D KC 76 B CH 81 4-1 1-2 BB		B KC 72 C KC 72 C KC 73 B CH 79 F FC 91 D KC 76 X FF 91 3-2 ② G4-3		F SI 85 B SL 79 C SL 78 B SI 86 X SI 86 2-2 ③ G4-3		X CU 75 0-0 ③ F7	2 2	0 0	0 0	0 0	1 0	0 0	1 3
8 Anthony Gose, L (1, 8) OBP: 0.285, SLG: 0.421		T FF 88 F FF 89 B FF 90 X FF 91 1-2 17 1B 1-3 2B		T FF 91 S FF 92 F FF 91 S 0-3 ① K		C KC 75 F FF 88 S CH 82 0-3 ③ K			C SI 92 C CU 79 F SI 93 B SI 94 B SI 93 B CH 88 S SI 96 3-3 ① K		4	0	1	0	0	3	2
9 J.P. Arencibia, R (1, 2) OBP: 0.229, SLG: 0.365		B FF 90 B FF 90 S CH 81 F CH 82 B FC 91 S FC 92 3-3 ② K		S FF 92 D KC 76 B FF 92 X FF 93 2-1 ② F9			C FF 90 B SL 86 B FC 91 F FF 89 X CH 81 2-2 ① G5-3		S CU 80 B SI 93 S SI 93 B SI 96 S CU 80 2-3 ② K	4	0	0	0	0	2	4
17 Ryan Goins, L (1, 4) OBP: 0.263, SLG: 0.320		C FC 91 B CH 82 X CH 83 1-1 2-3 3-H 1B		B CH 82 C FF 91 F FF 91 S CH 82 1-3 ③ K			C KC 75 B CH 80 B CH 80 X CH 80 2-1 ② G1-3		B SI 94 C SI 95 B SI 94 B CH 89 X SI 95 3-1 ③ F7		4	0	1	1	0	1	2
22 Kevin Pillar, R (1, 7) OBP: 0.241, SLG: 0.296		C KC 75 B FF 90 S FF 91 S FF 92 1-3 ③ K			B FF 90 F FC 89 B KC 73 F FF 90 X KC 77 2-2 ① G6-3		C KC 75 C FF 92 B FF 92 F FF 92 S FF 92 1-3 ③ K			F FF 91 B CU 76 B CH 84 F FF 91 B FF 92 X FF 91 3-2 ① F9	4	0	0	0	0	2	2
Inning Stats	R: 0 E: 0 K: 1 S: 7 H: 0 LOB: 0 BB: 0 P: 8	R: 1 E: 0 K: 2 S: 15 H: 3 LOB: 2 BB: 0 P: 25	R: 0 E: 0 K: 2 S: 12 H: 0 LOB: 0 BB: 0 P: 15	R: 0 E: 0 K: 2 S: 12 H: 1 LOB: 2 BB: 1 P: 21	R: 0 E: 0 K: 0 S: 10 H: 1 LOB: 1 BB: 0 P: 16	R: 0 E: 0 K: 1 S: 9 H: 0 LOB: 0 BB: 0 P: 13	R: 0 E: 0 K: 1 S: 10 H: 0 LOB: 0 BB: 0 P: 15	R: 1 E: 0 K: 1 S: 12 H: 2 LOB: 1 BB: 0 P: 17	R: 0 E: 0 K: 2 S: 9 H: 0 LOB: 0 BB: 0 P: 17	R: 1 E: 0 K: 0 S: 11 H: 2 LOB: 2 BB: 1 P: 20	1B: 8 2B: 1 3B: 0 HR: 0 SF: 0 SAC: 1 DP: 1 HBP: 1						

TOP

Toronto Blue Jays @ Baltimore Orioles

Oriole Park at Camden Yards, Baltimore, MD

Tue Sep 24 2013, 7:07 PM - 10:23 PM EDT

Att. 16,772 - Clear - 72 F

livebaseballscorecards.com

AB	37
R	3
H	9
RBI	3
BB	2
SO	12
LOB	19

WP: 1 PA: 41
PB: 0
SB: 0
CS: 0

PITCHER	IP	WLS	BF	H	R	ER	SO	BB	IBB	HBP	BLK	WP	HR	S	P	ERA	WHIP
30 Chris Tillman, R (1, 1) ERA: 3.62	7.0		27	5	1	1	9	1	0	1	0	0	0	75	113	1.29	0.857
39 Kevin Gausman, R (8, 1) ERA: 5.83	0.2	H	3	1	1	1	1	0	0	0	0	1	0	7	10	13.50	1.500
17 Brian Matusz, L (8, 1) ERA: 3.55	0.0	B	1	1	0	0	0	0	0	0	0	0	0	2	2	∞	∞
56 Darren O'Day, R (8, 1) ERA: 2.18	0.1		1	0	0	0	0	0	0	0	0	0	0	3	5	0.00	0.000
43 Jim Johnson, R (9, 1) ERA: 2.94	1.0		3	0	0	0	2	0	0	0	0	0	0	9	17	0.00	0.000

PITCHER	IP	WLS	BF	H	R	ER	SO	BB	IBB	HBP	BLK	WP	HR	S	P	ERA	WHIP
57 Francisco Rodríguez, R (10, 1) ERA: 2.7	1.0	L	6	2	1	1	0	1	0	0	0	0	0	11	20	9.00	3.000

Batter	1	2	3	4	5	6	7	8	9	10	AB	R	H	RBI	BB	SO	LOB
1 Brian Roberts, S (1, 4) OBP: 0.307, SLG: 0.379	X SI 88 0-0 F8 ①		C SI 88 F CH 81 B SL 82 B CH 81 F SI 90 F SI 91 F SI 91 B CH 80 X SI 90 3-2 HR		B SI 88 B SL 79 F SI 88 B SL 80 S SI 89 X SL 79 3-2 19 F7 10 1B 1B	B SI 92 X SI 91 1-0 G5-3 ③			B FF 94 C FF 95 B FF 95 C SL 86 F FF 94 X SL 86 2-2 G6-3 ②		5	1	2	1	0	0	2
9 Nate McLouth, L (1, 7) OBP: 0.332, SLG: 0.401	C SI 89 X SI 89 0-1 F9 ②		C SL 80 X SI 90 0-1 HR		B SI 88 1 SAFE M SL 81 1 SAFE F SL 80 B SI 89 D CH 82 1 SAFE X SI 88 3-2 F7 ①		B SI 91 B SI 91 C SI 90 X CH 83 2-1 G1-3 ①		B SL 87 C SL 86 S CH 85 S SL 88 1-3 K2-3 ③		5	1	1	1	0	1	1
10 Adam Jones, R (1, 8) OBP: 0.319, SLG: 0.492	B FF 90 S SL 83 B SL 82 S SI 90 F SL 81 X SL 82 2-2 F7 ③		S SL 83 B SL 81 X SL 81 1-1 G5-3 ①		F SI 90 C SI 90 1 SAFE X SL 83 0-2 32 S 1-2 1B		B SI 94 F SI 91 S CH 81 S CH 82 1-3 K ②			B FF 89 B FF 89 F FC 88 B FC 89 F FC 88 C FF 90 3-3 K ①	5	0	1	0	0	2	0
19 Chris Davis, L (1, 3) OBP: 0.369, SLG: 0.632		B SI 88 B CH 81 C SI 90 C SI 90 B SI 90 F SI 90 S SI 91 3-3 K ①	X SI 90 0-0 F7 ②		S SI 90 F SL 82 X SL 81 0-2 F7 ② 2-3		X SI 92 0-0 1B			B FC 88 S CU 72 S FC 88 B FC 89 X CU 73 2-2 G3-1 ②	5	0	1	0	0	1	2
32 Matt Wieters, S (1, 2) OBP: 0.286, SLG: 0.412 35 Danny Valencia, R (10, PR) OBP: 0.333, SLG: 0.565		X SI 90 0-0 2 1B 21 BB 1B	B CH 83 X SL 80 1-0 G3 ③		F SL 82 D SL 81 F CH 81 F SI 90 D SL 84 S SI 91 2-3 K ③ 1-2		F FF 93 B SL 84 F CH 85 S SL 83 1-3 K ③			C FC 88 B CH 83 C FC 89 B FF 89 F CU 74 X FC 88 2-2 1B	5 0	0 0	2 0	0 0	0 0	2 0	3 0
21 Nick Markakis, L (1, 9) OBP: 0.325, SLG: 0.354		B SI 89 B SI 89 B SI 89 B SI 88 4-0 2 1B 1-2 BB	B SI 89 X SL 80 1-0 G1-3 ①		C SL 81 X SL 82 0-1 3 BB 1B			B FF 93 B SI 92 X FF 93 2-0 F7 ①		C FC 88 S FC 88 D CU 74 B FF 88 X FC 87 2-2 L3 ③	4	0	1	0	1	0	1
2 J.J. Hardy, R (1, 6) OBP: 0.306, SLG: 0.435		C SL 81 C SI 90 X SL 83 0-2 1-2 2-3 1B	B SI 88 C SI 88 X SL 81 1-1 1B		C SI 88 X SI 88 0-1 F8 ①			C FF 94 B SL 86 B FF 96 F FF 93 F SL 88 B SL 86 S SL 85 3-3 K ②		4	0	2	0	0	1	1
55 Dan Johnson, L (1, 10)		C SI 90 F CH 82 X SI 91 0-2 P5 ②	X SI 89 0-0 F9 ②		B SI 88 C SI 89 X CH 81 1-1 F9 ②			B SI 95 X FF 94 1-0 P5 ③		4	0	0	0	0	0	5
3 Ryan Flaherty, L (1, 5) OBP: 0.279, SLG: 0.356		X SI 91 0-0 F9 ③	D CH 82 F SL 82 X SL 82 1-1 P5 ③		1 SAFE B SL 81 D CH 81 B SL 81 B SI 88 4-0 1-2 BB				B FF 94 S SL 86 C SL 86 B SL 86 C FF 95 2-3 K ①		3	0	0	0	1	1	4
Inning Stats	R: 0 H: 0 E: 0 LOB: 0 K: 0 BB: 0 S: 7 P: 9	R: 0 H: 2 E: 0 LOB: 3 K: 1 BB: 1 S: 12 P: 19	R: 2 H: 2 E: 0 LOB: 0 K: 0 BB: 0 S: 12 P: 17	R: 0 H: 1 E: 0 LOB: 1 K: 0 BB: 0 S: 6 P: 9	R: 0 H: 2 E: 0 LOB: 2 K: 1 BB: 0 S: 16 P: 24	R: 0 H: 1 E: 0 LOB: 2 K: 0 BB: 1 S: 7 P: 13	R: 0 H: 1 E: 0 LOB: 1 K: 2 BB: 0 S: 9 P: 13	R: 0 H: 0 E: 0 LOB: 0 K: 1 BB: 0 S: 6 P: 12	R: 0 H: 0 E: 0 LOB: 0 K: 2 BB: 0 S: 10 P: 15	R: 0 H: 1 E: 0 LOB: 1 K: 1 BB: 0 S: 13 P: 22	1B: 8 SF: 0 2B: 0 SAC: 0 3B: 0 DP: 0 HR: 2 HBP: 0						

PITCHER	IP	WLS	BF	H	R	ER	SO	BB	IBB	HBP	BLK	WP	HR	S	P	ERA	WHIP
58 Todd Redmond, R (1, 1) ERA: 3.77	5.2		27	8	2	2	2	2	0	0	0	0	2	59	89	3.18	1.765
47 Luis Perez, L (6, 1) ERA: 4.5	1.0		4	1	0	0	1	0	0	0	0	0	0	7	11	0.00	1.000
29 Dustin McGowan, R (7, 1) ERA: 2.19	1.1		4	0	0	0	2	0	0	0	0	0	0	9	16	0.00	0.000
21 Sergio Santos, R (9, 1) ERA: 1.57	1.0	W	3	0	0	0	2	0	0	0	0	0	0	10	15	0.00	0.000
44 Casey Janssen, R (10, 1) ERA: 2.56	1.0	S	4	1	0	0	1	0	0	0	0	0	0	13	22	0.00	1.000

PITCHER	IP	WLS	BF	H	R	ER	SO	BB	IBB	HBP	BLK	WP	HR	S	P	ERA	WHIP

BOTTOM

Toronto Blue Jays @ Baltimore Orioles

Oriole Park at Camden Yards, Baltimore, MD

Tue Sep 24 2013, 7:07 PM - 10:23 PM EDT

Att. 16,772 - Clear - 72 F

livebaseballscorecards.com

AB	40
R	2
H	10
RBI	2
BB	2
SO	8
LOB	19

WP: 0	PA: 42		
PB: 0			
SB: 1			
CS: 0			

Batter	1	2	3	4	5	6	7	8	9	AB	R	H	RBI	BB	SO	LOB
7 José Reyes, S (1, 6) OBP: 0.353, SLG: 0.433	C FF 90 B FF 90 F SL 81 F FF 91 B SL 85 B SL 85 X FF 91 3-2 P5 ①	B CH 83 B CH 86 C FF 93 X FF 93 2-1 1-2 2-H 1B		B FF 91 C FF 91 B SL 82 X FF 92 2-1 G4-3 ②		B CH 82 B CH 82 B SI 89 C SI 88 C SI 88 F SI 88 B SI 90 4-2 66 1B 26 G5-4-3 BB		F FF 93 C CU 77 B CU 78 F FF 93 F SL 85 F FF 93 X SL 86 1-2 66 1B 1B	X CH 85 0-0 F8 ③	5	1	2	1	1	0	1
66 Munenori Kawasaki, L (1, 10) OBP: 0.331, SLG: 0.319	B FF 90 B FF 91 C FF 90 C FF 91 B FF 91 X FF 91 3-2 2B	C FF 93 X FF 92 0-1 P5 ③		C FF 92 B FF 92 F FF 91 F FF 93 B SL 86 X SI 93 2-2 13 E 1B		D SI 88 C SI 88 S SI 89 X SI 89 1-2 26 G5-4-3 13 HBP 1-3 1B		B FF 92 X FF 92 1-0 1-2 1B		5	0	4	0	0	0	2
13 Brett Lawrie, R (1, 5) OBP: 0.303, SLG: 0.389	F SL 86 F FF 91 D SL 83 F FF 92 B SL 85 S SL 84 2-3 K ②		C SL 85 C SL 82 B SL 82 B FF 92 B FF 92 B FF 93 4-2 26 S 8 3B BB	1 SAFE C FF 92 F SL 86 1 SAFE B FF 92 F FF 93 X SL 84 1-2 F9 ③ 1-3		C SL 87 H FF 92 1-1 26 G5-4-3 1-2 HBP		B SL 86 S SL 86 X FF 93 1-1 P3 ①		3	1	0	0	1	1	4
26 Adam Lind, L (1, 3) OBP: 0.355, SLG: 0.496	B FF 91 C FF 92 B SL 84 B SL 85 B FF 91 4-1 BB		1 SAFE B FF 91 B FF 90 C SL 84 1 SAFE C FF 91 B FF 93 S SL 85 3-3 K ① 1-2		X SL 82 0-0 17 1B 11 E 1B	S FF 93 X FF 92 0-1 G5-4-3 ① ② 1-2f 2-3 3-H		C FF 93 S CH 86 C FF 93 0-3 ②		4	0	1	0	1	2	5
11 Rajai Davis, R (1, 9) OBP: 0.312, SLG: 0.375	B SL 86 X SL 86 1-0 G5-3 ③		C FF 93 F FF 92 F SL 84 F FF 94 D SL 84 B FF 93 F FF 94 B FF 93 S SL 85 3-3 K ②		X SI 87 0-0 E6 17 1B 1-2	B FF 93 S FF 93 S SL 88 S FF 94 1-3 K ③		F FF 94 F SL 86 D CU 79 S CU 79 1-3 K ③		5	0	0	0	0	3	7
8 Anthony Gose, L (1, 8)		B FF 91 F FF 92 X FF 92 1-1 F9 ①	S FF 93 X FF 93 0-1 22 1B 2-H 3B		L SI 88 B SI 88 F SI 88 B SI 89 D SL 82 S SI 88 3-3 K ①		C SI 88 B SI 89 S SL 81 F SL 81 S CU 76 1-3 K ①		X FF 91 0-0 F9 ①	5	1	1	1	0	2	2
22 Josh Thole, L (1, 2) OBP: 0.258, SLG: 0.250		B FF 91 F SL 84 B FF 92 X FF 93 2-1 17 1B 7 1B 1B	C SL 83 X FF 93 0-1 3-H 1B		B SI 88 X SI 88 1-0 L7 ②	C SI 80 T SI 88 X CU 76 0-2 2B		C FF 93 B CU 76 X FF 93 1-1 22 2B 1B		5	2	4	1	0	0	2
17 Ryan Goins, L (1, 4) OBP: 0.269, SLG: 0.324		B FF 91 D FF 92 C FF 92 X FF 93 2-1 7 1B 1-2 1B	C FF 93 C FF 93 S FF 94 0-3 K ③		C SI 89 X SL 82 0-1 1-2 2-3 1B	F SI 89 X SI 90 0-1 P5 ②		C CU 77 C FF 93 F CU 78 B SL 87 S SL 86 1-3 K ②		5	0	2	0	0	2	3
22 Kevin Pillar, R (1, 7) OBP: 0.239, SLG: 0.302	F FF 93 C FF 92 F FF 92 F SL 85 F FF 93 F SL 86 S SL 84 0-3 K ②		B FF 90 F FF 90 X SL 84 1-1 G4-3 ①	B SI 88 X SI 88 1-0 L6 ③		B FF 92 B FF 92 C SL 86 X FF 93 2-1 P4 ③		X FF 92 0-0 1-H 2B		5	0	1	1	0	1	6
Inning Stats	R: 0 E: 0 K: 1 S: 13 H: 1 LOB: 2 BB: 1 P: 26	R: 1 E: 0 K: 1 S: 17 H: 3 LOB: 2 BB: 0 P: 24	R: 2 E: 0 K: 3 S: 18 H: 2 LOB: 1 BB: 1 P: 28	R: 0 E: 1 K: 0 S: 12 H: 1 LOB: 1 BB: 0 P: 18	R: 0 E: 1 K: 1 S: 9 H: 2 LOB: 3 BB: 0 P: 14	R: 1 E: 0 K: 1 S: 12 H: 1 LOB: 1 BB: 1 P: 19	R: 0 E: 0 K: 1 S: 11 H: 1 LOB: 1 BB: 0 P: 14	R: 0 E: 0 K: 2 S: 15 H: 2 LOB: 2 BB: 0 P: 19	R: 1 E: 0 K: 1 S: 9 H: 2 LOB: 1 BB: 0 P: 11	1B: 11 2B: 3 3B: 1 HR: 0 SF: 0 SAC: 0 DP: 1 HBP: 1						

PITCHER		IP	WLS	BF	H	R	ER	SO	BB	IBB	HBP	BLK	WP	HR	S	P	ERA	WHIP
25 Bud Norris, R ERA: 4.18	(1, 1)	4.0		21	7	3	3	5	2	0	0	0	0	0	60	96	6.75	2.250
66 T.J. McFarland, L ERA: 4.28	(5, 1)	1.0	W	8	3	1	1	1	1	0	0	0	0	0	15	25	9.00	4.000
60 Josh Stinson, R ERA: 2.81	(6, 1)	1.0	H	3	0	0	0	1	0	0	1	0	0	0	6	8	0.00	0.000
40 Troy Patton, L ERA: 3.7	(7, 1)	0.2	H	3	1	0	0	1	0	0	0	0	0	0	9	10	0.00	1.500
39 Jason Hammel, R ERA: 5.05	(7, 1)	2.1	S	11	4	1	1	3	0	0	0	0	0	0	26	34	3.86	1.714

PITCHER	IP	WLS	BF	H	R	ER	SO	BB	IBB	HBP	BLK	WP	HR	S	P	ERA	WHIP

TOP

Toronto Blue Jays @ Baltimore Orioles

Oriole Park at Camden Yards, Baltimore, MD

Wed Sep 25 2013, 7:09 PM - 10:25 PM EDT
Att. 23,698 - Partly Cloudy - 71 F

livebaseballscorecards.com

AB	42
R	5
H	15
RBI	4
BB	3
SO	11
LOB	32

WP: 0	PA: 46		
PB: 0			
SB: 1			
CS: 0			

Batter	1	2	3	4	5	6	7	8	9	AB	R	H	RBI	BB	SO	LOB
9 Nate McLouth, L (1, 7) OBP: 0.332, SLG: 0.402	B FF 92 B SI 91 C FF 91 B SL 88 B FF 93 4-1 2 G5-4-3 BB		B CU 81 B FC 89 C FF 91 X FC 89 2-1 2B		B SI 93 X SI 92 1-0 ① G4-3 1-2	D SI 92 X FF 92 1-0 ① L1-3 1-2		C SI 93 B CU 74 B FF 90 F SI 91 X CU 74 2-2 ① F9		4	0	1	0	1	0	2
2 J.J. Hardy, R (1, 6) OBP: 0.307, SLG: 0.435	C FF 92 ① C FF 90 ② 1 SAFE X SL 84 0-2 G5-4-3 1-2f		D SL 88 C FF 94 F FF 94 S SL 86 1-3 ② K		B SL 83 F SL 86 X SL 87 1-1 21 1B 19 2B 2-3 1B	B SI 94 C SI 95 D KC 77 B SI 94 C SI 95 F SI 95 X SI 95 3-2 ② G4-3 2-3		C FF 90 B CH 79 B CH 78 B FF 88 X FF 87 3-1 35 G5-3 21 BB 1B		5	1	2	0	0	1	3
21 Nick Markakis, L (1, 9) OBP: 0.326, SLG: 0.353	F FF 92 S FF 93 F CU 79 B FF 94 F FF 94 X CH 87 1-2 ③ G4-3		F FF 92 C CU 80 F FF 94 X CU 82 1-2 ③ G4-3		1 SAFE 1 SAFE B SI 93 1 SAFE F SI 93 F FF 92 B FF 92 X FC 93 2-2 19 2B 24 G3 1-3 3-H 1B	F SI 95 F SI 96 F KC 80 D SI 95 F SI 96 B SI 96 F SI 96 S SI 96 2-3 ③ K		B FF 89 B SI 88 B SI 87 B FF 88 4-0 1-2 BB		4	1	1	1	1	1	2
19 Chris Davis, L (1, 10) OBP: 0.368, SLG: 0.631 35 Danny Valencia, R (8, PH) OBP: 0.331, SLG: 0.561 (9, 10)		B FF 92 C CU 79 B FC 90 F FF 93 S CU 81 2-3 ① K	S CU 81 F CU 82 X CU 81 0-2 ① P6		S SL 77 X SL 78 0-1 24 G3 1-3 3-H 2B		C SI 95 B FF 95 S KC 80 S KC 79 1-3 ① K	B SI 88 C FF 88 X CH 75 1-1 ② ③ G5-3 2-3f		4 1	0 0	1 0	1 0	0 0	2 0	0 2
28 Steve Pearce, R (1, 3) OBP: 0.346, SLG: 0.396		C FF 92 X FF 92 0-1 ② G6-3	X SL 84 0-0 HR	I IN 77 I IN 75 I IN 72 I IN 72 4-0 24 G3 IBB			C SI 96 C SI 96 B KC 80 X SI 97 1-2 24 FC6-4 1B			3	1	2	1	1	0	0
24 Jason Pridie, L (1, 8) OBP: 0.250, SLG: 0.250		C FF 92 B FF 92 B FF 92 B CU 80 C FF 94 X FF 93 3-2 ③ G4-3	C FF 92 B FF 94 S FC 90 X SL 85 1-2 45 1B 1B		S SI 92 F SI 94 X SI 93 0-2 ② G3 1-2 2-3 3-H		B SI 96 S SI 95 S SI 96 X SI 98 1-2 ② FC6-4 1-2f			4	0	1	1	0	0	3
45 Steve Clevenger, L (1, 2) OBP: 0.250, SLG: 0.263			B CH 90 B CH 88 B FF 92 C FF 90 C FF 92 X FF 91 3-2 ① G6-3	F SI 92 X FF 92 0-1 6 G1-4-3 1-2 1B	D SL 77 B SI 92 C SI 93 X SI 93 2-1 ③ F7		S SI 96 F SI 96 F KC 81 F SI 97 B SI 96 F SI 96 S KC 80 1-3 ③ K			4	0	1	0	0	1	3
6 Jonathan Schoop, R (1, 4) OBP: 0.750, SLG: 1.667			B FF 91 X FF 92 1-0 3 HR 1B	X CU 80 0-0 ② ③ G1-4-3 1-2f		B FF 93 C FF 93 B CU 82 X FF 93 2-1 HR		B SI 92 B SI 90 B SI 92 C FF 92 B FF 91 4-1 3 HR BB		3	3	2	1	1	0	2
3 Ryan Flaherty, L (1, 5) OBP: 0.290, SLG: 0.387			D CU 81 X FF 90 1-0 1-H HR		C CU 80 B CU 81 B CU 81 C FF 91 H CU 82 3-2 2 1B 9 G4-3 21 1B HBP	B CU 78 F CH 88 B CH 88 B FF 92 F SI 92 B SI 93 4-2 2 G4-3 9 L1-3 BB		C SI 91 B FF 92 X SI 91 1-1 1-H HR		2	3	2	4	1	0	0
Inning Stats	R: 0 E: 0 K: 0 S: 9 H: 0 LOB: 0 BB: 1 P: 14	R: 0 E: 0 K: 1 S: 8 H: 0 LOB: 0 BB: 0 P: 13	R: 2 E: 0 K: 1 S: 14 H: 3 LOB: 1 BB: 0 P: 23	R: 1 E: 0 K: 0 S: 10 H: 3 LOB: 1 BB: 0 P: 11	R: 3 E: 0 K: 0 S: 15 H: 3 LOB: 2 BB: 1 P: 28	R: 1 E: 0 K: 1 S: 15 H: 1 LOB: 1 BB: 1 P: 27	R: 0 E: 0 K: 2 S: 15 H: 1 LOB: 1 BB: 0 P: 19	R: 2 E: 0 K: 0 S: 10 H: 2 LOB: 1 BB: 2 P: 25		1B: 7 2B: 2 3B: 0 HR: 4 SF: 0 SAC: 0 DP: 3 HBP: 1						

BOTTOM

Toronto Blue Jays @ Baltimore Orioles

Oriole Park at Camden Yards, Baltimore, MD

Wed Sep 25 2013, 7:09 PM - 10:25 PM EDT

Att. 23,698 - Partly Cloudy - 71 F

livebaseballscorecards.com

AB	34
R	9
H	13
RBI	9
BB	5
SO	5
LOB	17

PITCHER		IP	WLS	BF	H	R	ER	SO	BB	IBB	HBP	BLK	WP	HR	S	P	ERA	WHIP
32 Esmil Rogers, R ERA: 4.77	(1, 1)	4.1	L	21	8	6	6	2	1	0	1	0	0	2	49	76	12.46	2.077
62 Aaron Loup, L ERA: 2.49	(5, 1)	0.2		4	1	0	0	0	0	1	0	0	0	0	7	13	0.00	1.500
4 Kyle Drabek, R ERA: 7.71	(6, 1)	0.1		3	1	1	1	0	1	0	0	0	0	1	5	12	27.00	6.000
33 Jeremy Jeffress, R ERA: 1.08	(6, 1)	1.2		6	1	0	0	3	0	0	0	0	0	0	25	34	0.00	0.600
24 Ricky Romero, L ERA: 11.05	(8, 1)	1.0		6	2	2	2	0	2	0	0	0	0	1	10	25	18.00	4.000

PITCHER	IP	WLS	BF	H	R	ER	SO	BB	IBB	HBP	BLK	WP	HR	S	P	ERA	WHIP

Batter	1	2	3	4	5	6	7	8	9	AB	R	H	RBI	BB	SO	LOB
7 José Reyes, S (1, 6) OBP: 0.351, SLG: 0.431	B SI 87 C SI 89 B CH 82 F SI 90 B SL 82 C FF 90 3-3 ① K		B SI 89 X FF 90 1-0 E4 14 FC6-4 1-2		C CH 83 F CH 83 F CH 83 F FF 91 F SI 91 B SL 83 B CH 83 B CU 79 X SI 91 3-2 ③ G4-3			C SI 94 B FF 96 X SI 95 1-1 13 2B 1-2 1B		4	0	1	0	0	1	1
66 Munenori Kawasaki, L (1, 10) OBP: 0.330, SLG: 0.315	B SI 90 B CU 76 L SI 90 C CU 75 B FF 89 B SI 91 4-2 14 E BB		L SI 88 X FF 89 0-1 ① B2			B SI 89 C SI 91 F SI 91 B FF 92 F CU 77 B FF 91 F SI 92 X CU 78 3-2 ① G1-3		X FF 96 0-0 ① F8 2-3		3	1	0	0	1	0	4
13 Brett Lawrie, R (1, 5) OBP: 0.302, SLG: 0.390	C SL 82 S FF 90 B FF 90 F FF 91 F FF 92 1 SAFE F FF 91 X FF 90 1-2 ② F8		S SL 84 C FF 92 B FF 91 X SL 84 1-2 ② L8			B CH 82 B FF 90 B FF 91 C FF 90 X FF 90 3-1 ② G6-3		X FC 93 0-0 1-3 3-H 2B		4	0	1	1	0	0	3
14 Moisés Sierra, R (1, 9) OBP: 0.349, SLG: 0.464	B FF 91 X CU 76 1-0 E7 1-H		B SI 91 X SI 91 1-0 ③ FC6-4 1-2f			F FF 91 F SL 82 F FF 91 F CH 81 B CH 82 B FF 91 F FF 90 S FF 92 2-3 ③ K		C FF 97 F FF 97 S FF 97 0-3 ② K		4	0	0	0	0	2	4
8 Anthony Gose, L (1, 8) OBP: 0.273, SLG: 0.415	S FF 90 S CH 80 S FF 90 0-3 ③ K			C CU 76 B FF 91 F FF 91 F CH 82 B SI 92 X CH 80 2-2 ① G1-3			X FF 90 0-0 ① F9	C FF 97 B FF 96 S FC 93 B FF 98 F FF 97 T FF 98 2-2 ③ K		4	0	0	0	0	2	3
9 J.P. Arencibia, R (1, 2) OBP: 0.229, SLG: 0.367		X CU 74 0-0 ① G5-3		C FF 90 T FF 92 X FF 92 0-2 ② F9			B FF 90 B FF 90 F FF 88 X CU 76 2-1 18 G3 2B		B SI 94 S SI 94 F CU 80 F SI 96 X SI 95 1-2 ① G6-3	4	0	1	0	0	0	0
18 Ryan Langerhans, L (1, 3)		C SI 88 S CH 82 S CH 83 0-3 ② K2-3	B FF 91 X SI 92 1-0 ③ P6				X CH 82 0-0 ② 2-3		B SI 95 B SI 95 B SI 95 C SI 94 C SI 95 X SI 94 3-2 ② G1-3	4	0	0	0	0	1	1
17 Ryan Goins, L (1, 4) OBP: 0.269, SLG: 0.321		C SI 90 F CU 78 X CH 83 0-2 ③ G1			S CH 81 X FF 89 0-1 ① P4		B SI 90 C CH 82 S CH 81 B FF 89 S CH 82 2-3 ③ K		B SI 95 F SI 95 F CU 81 X CH 90 1-2 1B	4	0	1	0	0	1	1
22 Kevin Pillar, R (1, 7) OBP: 0.250, SLG: 0.311			B FF 89 F FF 90 B CH 82 B FF 90 X FF 91 3-1 7 E 1B		B FF 89 B SL 82 C FF 90 C FF 90 B FF 90 X SL 84 3-2 ② F8			C CU 81 F FF 96 F FF 97 X CU 84 0-2 66 F8 7 1B 13 2B 1B	C SI 94 B SI 93 B SI 95 S SI 94 S CU 82 2-3 ③ K	4	1	2	0	0	1	1
Inning Stats	R: 1 E: 1 K: 2 S: 15 H: 0 LOB: 1 BB: 1 P: 24	R: 0 E: 0 K: 1 S: 7 H: 0 LOB: 0 BB: 0 P: 7	R: 0 E: 1 K: 0 S: 9 H: 1 LOB: 2 BB: 0 P: 15	R: 0 E: 0 K: 0 S: 8 H: 0 LOB: 0 BB: 0 P: 11	R: 0 E: 0 K: 0 S: 11 H: 0 LOB: 0 BB: 0 P: 17	R: 0 E: 0 K: 1 S: 13 H: 0 LOB: 0 BB: 0 P: 21	R: 0 E: 0 K: 1 S: 7 H: 1 LOB: 1 BB: 0 P: 11	R: 1 E: 0 K: 2 S: 15 H: 3 LOB: 2 BB: 0 P: 18	R: 0 E: 0 K: 1 S: 14 H: 1 LOB: 1 BB: 0 P: 21	1B: 4 2B: 2 3B: 0 HR: 0	SF: 0 SAC: 0 DP: 0 HBP: 0	WP: 0 PB: 0 SB: 0 CS: 0	PA: 36			

PITCHER	IP	WLS	BF	H	R	ER	SO	BB	IBB	HBP	BLK	WP	HR	S	P	ERA	WHIP
50 Miguel González, R (1, 1) ERA: 3.78	7.0	W	26	2	1	0	5	1	0	0	0	0	0	70	106	0.00	0.429
29 Tommy Hunter, R (8, 1) ERA: 2.81	1.0	H	6	3	1	1	2	0	0	0	0	0	0	15	18	9.00	3.000
43 Jim Johnson, R (9, 1) ERA: 2.9	1.0	S	4	1	0	0	1	0	0	0	0	0	0	14	21	0.00	1.000

PITCHER	IP	WLS	BF	H	R	ER	SO	BB	IBB	HBP	BLK	WP	HR	S	P	ERA	WHIP

TOP

Toronto Blue Jays @ Baltimore Orioles

Oriole Park at Camden Yards, Baltimore, MD

Thu Sep 26 2013, 7:08 PM - 9:27 PM EDT

Att. 27,498 - Clear - 73 F

livebaseballscorecards.com

AB	35
R	2
H	6
RBI	1
BB	1
SO	8
LOB	18

Batter	1	2	3	4	5	6	7	8	9	AB	R	H	RBI	BB	SO	LOB
1 Brian Roberts, S (1, 10) OBP: 0.310, SLG: 0.381	C SI 81 B CH 80 C SI 81 B FF 81 B CH 80 X SI 82 3-2 21 G4-3 1B		B FF 81 B FF 82 B FF 82 C FF 82 X FF 84 3-1 21 2B 1B		C SI 90 X SI 90 0-1 ① F7			F FF 93 B FF 93 X FF 93 1-1 ① F9		4	1	2	0	0	0	0
21 Nick Markakis, L (1, 9) OBP: 0.327, SLG: 0.356	C FC 79 F CH 76 X SI 81 0-2 ①② G4-3 1-2f		D CH 77 X SI 84 1-0 10 1B 32 SF7 1-H 2B		B SI 90 B CH 82 X FF 89 2-0 35 G4-6-3 1B			F FF 94 X SL 85 0-1 ② F7		4	1	2	1	0	0	1
35 Danny Valencia, R (1, 5) OBP: 0.329, SLG: 0.559	B SI 82 X CH 79 1-0 2B		F SI 83 B FF 84 F CU 72 C SI 84 1-3 ① K		C SL 83 B SL 85 F SI 91 X SI 92 1-2 ②③ G4-6-3 1-2f			B SL 85 B FF 92 X FF 93 2-0 ③ F9		4	0	1	0	0	1	2
10 Adam Jones, R (1, 8) OBP: 0.319, SLG: 0.491	B FC 77 X SI 82 1-0 ③ G6-3		X CH 77 0-0 32 SF7 2-3 1B			B SL 84 B CH 82 B SI 90 C SI 90 F SI 91 F SI 91 F FF 91 X SL 82 3-2 ① G6-3				3	0	1	0	0	0	1
32 Matt Wieters, S (1, 2) OBP: 0.286, SLG: 0.419		C FF 82 B SI 81 F FC 78 X CU 69 1-2 HR	D SI 84 X SI 83 1-0 ② SF7 1-2 3-H			F SI 91 F SI 91 B SI 91 X SL 85 1-2 ② F8				2	1	1	2	0	0	0
2 J.J. Hardy, R (1, 6) OBP: 0.305, SLG: 0.433		C FF 82 B SI 83 B CH 77 X SI 82 2-1 ① F9	C FF 82 X SI 83 0-1 ③ G5-3			C FF 91 F SI 92 B FF 91 C SI 91 1-3 ③ K				3	0	0	0	0	1	1
28 Steve Pearce, R (1, 3) OBP: 0.349, SLG: 0.407 3 Ryan Flaherty, L (7, PH) OBP: 0.289, SLG: 0.385 (8, 3)	B FC 80 X CH 79 1-0 ① 24 1B 2B		B SI 83 X CH 77 1-0 ① L1-3				B SI 90 B SI 91 F FF 90 C SL 83 C FF 91 2-3 ① K			2 1	0 0	1 0	0 0	0 0	0 1	0 0
24 Jason Pridie, L (1, 7) OBP: 0.286, SLG: 0.286	C CH 79 D CH 77 B CH 79 B FF 83 X CH 80 3-1 6 G6-4-3 2-3 1B		X SI 90 0-0 ② B1-3				C FF 90 X FF 91 0-1 ② F8			3	0	1	0	0	0	0
6 Jonathan Schoop, R (1, 4) OBP: 0.429, SLG: 0.833	F CH 78 T FC 81 F CU 73 1 SAFE X CH 78 0-2 ②③ G6-4-3 1-2f		B SI 89 S CH 80 B CH 83 S SI 89 S SI 91 2-3 ③ K				B SL 83 F SL 83 S SL 85 F FF 90 S SL 86 1-3 ③ K			3	0	0	0	0	2	2
Inning Stats	R: 0 E: 0 K: 0 S: 8 H: 2 LOB: 1 BB: 0 P: 13	R: 1 E: 0 K: 0 S: 12 H: 3 LOB: 1 BB: 0 P: 19	R: 2 E: 0 K: 1 S: 10 H: 3 LOB: 1 BB: 0 P: 16	R: 0 E: 0 K: 1 S: 5 H: 0 LOB: 0 BB: 0 P: 8	R: 0 E: 0 K: 0 S: 6 H: 1 LOB: 0 BB: 0 P: 9	R: 0 E: 0 K: 1 S: 11 H: 0 LOB: 0 BB: 0 P: 16	R: 0 E: 0 K: 2 S: 9 H: 0 LOB: 0 BB: 0 P: 12	R: 0 E: 0 K: 0 S: 5 H: 0 LOB: 0 BB: 0 P: 8		1B: 5 2B: 3 3B: 0 HR: 1 SF: 1 SAC: 0 DP: 3 HBP: 0					WP: 0 PB: 0 SB: 0 CS: 0 PA: 30	

PITCHER		IP	WLS	BF	H	R	ER	SO	BB	IBB	HBP	BLK	WP	HR	S	P	ERA	WHIP
56 Mark Buehrle, L ERA: 4.15	(1, 1)	3.1	L	16	8	3	3	1	0	0	0	0	0	1	31	50	8.10	2.400
64 Chad Jenkins, R ERA: 2.73	(4, 1)	3.2		11	1	0	0	4	0	0	0	0	0	0	30	43	0.00	0.273
50 Steve Delabar, R ERA: 3.28	(8, 1)	1.0		3	0	0	0	0	0	0	0	0	0	0	5	8	0.00	0.000

PITCHER	IP	WLS	BF	H	R	ER	SO	BB	IBB	HBP	BLK	WP	HR	S	P	ERA	WHIP

BOTTOM

Toronto Blue Jays @ Baltimore Orioles

Oriole Park at Camden Yards, Baltimore, MD

Thu Sep 26 2013, 7:08 PM - 9:27 PM EDT

Att. 27,498 - Clear - 73 F

livebaseballscorecards.com

AB	29
R	3
H	9
RBI	3
BB	0
SO	5
LOB	7

Boston Red Sox @ Baltimore Orioles

Oriole Park at Camden Yards, Baltimore, MD

Fri Sep 27 2013, 7:08 PM - 10:24 PM EDT

Att. 30,774 - Partly Cloudy - 70 F

livebaseballscorecards.com

Batter	1	2	3	4	5	6	7	8	9	AB	R	H	RBI	BB	SO	LOB
2 Jacoby Ellsbury, L (1, 8) OBP: 0.355, SLG: 0.421	C CH 87 X FC 86 0-1 G4-3	B CU 71 X FC 85 1-0 L6	D FF 94 B SL 79 X FF 93 2-0 G3			C SL 79 C SI 92 X SL 82 0-2 L6		B CU 67 F FF 88 B FF 88 B FF 88 C FF 87 B FF 88 4-2 15 BB 34 HR BB		4	0	0	0	0	0	1
25 Jackie Bradley Jr., L (7, 8) OBP: 0.280, SLG: 0.337										0	1	0	0	1	0	0
15 Dustin Pedroia, R (1, 4) OBP: 0.370, SLG: 0.414	B FC 87 B SI 89 B FF 89 C FF 89 X SI 89 3-1 34 1B 12 2B 1B	B CH 87 X CU 74 1-0 L7		B FF 93 X FF 92 1-0 34 FC4-6 1B		B FF 93 F CH 86 X CH 86 1-1 34 G4-6-3 1B		B FF 88 B FF 86 B FF 87 C FF 87 B FF 87 4-1 34 HR 1-2 BB		4	2	3	0	1	0	0
26 Brock Holt, L (8, 4) OBP: 0.275, SLG: 0.237										0	0	0	0	0	0	0
34 David Ortiz, L (1, 10) OBP: 0.395, SLG: 0.565	F FC 87 1 SAFE 1 SAFE D CU 72 X FC 87 1-1 12 2B 29 HR 1-3 1B	B CH 86 S CU 73 X CH 83 1-1 L9		C FF 94 S FF 94 D SI 95 X SL 82 1-2 FC4-6 1-2f		C FF 93 F FF 94 B SI 83 F SI 94 X SI 95 1-2 G4-6-3 1-2f		B SL 75 C FF 88 B FF 89 X FF 89 2-1 1-H 2-H HR		5	2	2	3	0	0	2
12 Mike Napoli, R (1, 3) OBP: 0.357, SLG: 0.482	B CU 75 F SI 89 X FC 88 1-1 29 HR 1-3 3-H 2B		C CH 87 B CU 74 S SI 88 B FC 88 B CU 75 C FC 87 3-3 K	C FF 94 B SI 93 F SI 93 C SI 93 1-3 K			B FF 88 B CU 66 F FF 87 B FF 90 B FF 89 4-1 5 FC3-6 BB	S FF 90 B FF 90 F FF 88 B FF 89 B SL 76 B CH 89 4-2 29 FC5-4 BB		3	1	1	1	2	2	1
23 Brandon Snyder, R (8, PR) OBP: 0.224, SLG: 0.383										0	0	0	0	0	0	0
(8, 3)																
29 Daniel Nava, S (1, 9) OBP: 0.381, SLG: 0.441	X CU 75 0-0 2-H 3-H HR		C SI 89 B FC 87 B FC 88 B CU 75 X FC 89 3-1 5 39 2B 1B 1B	C CH 85 B SI 94 X SI 93 1-1 G3			C FF 89 S FF 90 F FF 90 S CU 69 0-3 K	B FF 88 B FF 88 X FF 88 2-0 FC5-4 1-2f		5	2	2	3	0	1	3
5 Jonny Gomes, R (1, 7) OBP: 0.344, SLG: 0.428	C CU 74 B FF 88 B FC 86 C CU 74 B SI 88 B CU 75 4-2 7 3B BB		F CH 87 X FC 86 0-1 39 2B 7 1B 1-2 1B		C SL 78 B SI 92 X FF 93 1-1 7 FC4-6 1B		C FF 89 B CH 80 C FF 90 X FF 90 1-2 FC3-6 1-2f		X FF 87 0-0 HR	4	3	3	1	1	0	1
39 Jarrod Saltalamacchia, S (1, 2) OBP: 0.338, SLG: 0.466	C FC 85 F CU 73 X FC 87 0-2 P5		S FC 87 B SI 89 B FC 89 S CU 74 X FC 88 2-2 7 1B 1-3 2-H 2B		F FF 93 S CH 85 S CH 86 0-3 K		B FF 88 S CH 79 S CH 79 C FF 90 1-3 K		C CU 74 B CU 75 F FF 87 B SL 76 F FF 88 X FF 88 2-2 P4	4	1	1	1	0	2	3
20 Ryan Lavarnway, R (9, PH) OBP: 0.338, SLG: 0.440										1	0	0	0	0	0	0
(9, 2)																
7 Stephen Drew, L (1, 6) OBP: 0.333, SLG: 0.442	B FC 85 B CU 72 F FC 88 S SI 88 X SI 89 2-2 1-H 3B		C SL 78 B FF 93 X FF 93 1-1 2-H 3-H 1B		C FF 94 X SI 93 0-1 FC4-6 1-2f			C FF 88 B CH 79 B CH 78 S FF 89 F FF 90 B CH 78 X CH 78 3-2 P5	B FF 87 B SI 80 F FF 88 C SL 76 B CU 75 X FF 88 3-2 16 G6-4-3 1B	4	0	2	3	0	0	1
72 Xander Bogaerts, R (9, PH) OBP: 0.333, SLG: 0.400										1	0	1	0	0	0	0
(9, 6)																
16 Will Middlebrooks, R (1, 5) OBP: 0.277, SLG: 0.437	C CU 72 B CH 87 B CH 86 X FC 85 2-1 G2-3		B FF 93 B SL 78 F FF 92 B FF 94 X FF 93 3-1 1B		B SI 93 B SI 94 S CH 86 F FF 93 F SL 82 B SI 93 X CH 86 3-2 G5-3			F FF 88 C FF 90 B FF 89 C FF 90 1-3 K	F FF 87 B FF 88 D CU 75 C FF 88 F FF 88 B CU 74 F FF 87 X FF 87 3-2 G6-4-3 1-2f	5	0	1	0	0	1	3

Inning Stats	1	2	3	4	5	6	7	8	9
	R: 5 E: 0 K: 0 S: 19	H: 5 LOB: 1 BB: 1 P: 32	R: 0 E: 0 K: 0 S: 4	H: 0 LOB: 0 BB: 0 P: 7	R: 3 E: 0 K: 1 S: 15	H: 5 LOB: 1 BB: 0 P: 29	R: 0 E: 0 K: 1 S: 9	H: 1 LOB: 1 BB: 0 P: 13	R: 0 E: 0 K: 1 S: 11	H: 1 LOB: 1 BB: 0 P: 15	R: 0 E: 0 K: 0 S: 9	H: 1 LOB: 0 BB: 0 P: 11	R: 0 E: 0 K: 2 S: 11	H: 0 LOB: 1 BB: 1 P: 17	R: 3 E: 0 K: 1 S: 15	H: 1 LOB: 1 BB: 3 P: 35	R: 1 E: 0 K: 0 S: 13	H: 2 LOB: 0 BB: 0 P: 21

	AB	R	H	RBI	BB	SO	LOB
TOP	40	12	16	12	5	6	15

	1B	SF	WP	PA
	10	0	0	45
	2B	SAC	PB	
	2	0	0	
	3B	DP	SB	
	1	2	0	
	HR	HBP	CS	
	3	0	0	

PITCHER		IP	WLS	BF	H	R	ER	SO	BB	IBB	HBP	BLK	WP	HR	S	P	ERA	WHIP
34 Scott Feldman, R ERA: 3.86	(1, 1)	2.1	L	16	8	8	8	1	1	0	0	0	0	1	33	57	30.86	3.857
53 Zack Britton, L ERA: 4.95	(3, 1)	3.2		14	5	0	0	2	0	0	0	0	0	0	34	50	0.00	1.364
52 Steve Johnson, R ERA: 7.47	(7, 1)	1.2		8	0	2	2	3	3	0	0	0	0	0	21	39	10.80	1.800
65 Mike Belfiore, L ERA: 13.5	(8, 1)	1.1		7	3	2	2	0	1	0	0	0	0	2	18	34	13.50	3.000

PITCHER		IP	WLS	BF	H	R	ER	SO	BB	IBB	HBP	BLK	WP	HR	S	P	ERA	WHIP

BOTTOM

Boston Red Sox @ Baltimore Orioles

Oriole Park at Camden Yards, Baltimore, MD

Fri Sep 27 2013, 7:08 PM - 10:24 PM EDT

Att. 30,774 - Partly Cloudy - 70 F

livebaseballscorecards.com

Batter	1	2	3	4	5	6	7	8	9	AB	R	H	RBI	BB	SO	LOB
1 Brian Roberts, S (1, 10) OBP: 0.312, SLG: 0.383	B FS 86 B FF 88 C FF 88 B FC 84 S SI 88 F SI 89 F SI 89 X FF 90 3-2 19 1B 1B		C CU 74 X FF 89 0-1 10 HR 1B		C FC 89 B SI 90 F FC 86 B FF 90 X FC 86 2-2 ① F7			C SI 90 F SL 86 X FF 90 0-2 ① P4		4	1	2	0	0	0	1
21 Nick Markakis, L (1, 9) OBP: 0.326, SLG: 0.354 28 Steve Pearce, R (8, PH) OBP: 0.354, SLG: 0.407 (9, 9)	1 SAFE F FF 88 X SI 88 0-1 ① L7		C FF 90 C SI 89 S FC 87 0-3 ② K		B CU 74 1 SAFE B SI 88 B FC 90 C FF 89 X FC 90 3-1 ② ③ G4-6-3 1-2f			C SI 91 F SL 86 B CH 78 B FF 91 B CH 76 F SL 86 F SI 91 B SL 84 4-2 35 1B BB		3 0	0 0	0 0	0 0	0 1	1 0	3 0
10 Adam Jones, R (1, 8) OBP: 0.318, SLG: 0.495 24 Jason Pridie, L (9, 8) OBP: 0.286, SLG: 0.286	C FF 89 S FF 90 X SI 89 0-2 ② F8		B FC 85 F FF 90 X FC 90 1-1 1-H HR			B CH 83 B SI 89 S FF 89 S CH 77 X CU 77 2-2 ① F9		B SI 90 F SI 90 F SL 87 S FF 92 1-3 ② K		4 0	1 0	1 0	2 0	0 0	1 0	2 0
19 Chris Davis, L (1, 3) OBP: 0.370, SLG: 0.637 35 Danny Valencia, R (8, PH) OBP: 0.333, SLG: 0.562 (9, 5)	S FC 86 X CH 80 0-1 1-2 1B		B FF 90 C CU 75 X FC 87 1-1 ③ F8			X CH 81 0-0 HR		X FF 91 0-0 1-2 1B		3 1	1 0	2 1	1 0	0 0	0 0	0 0
32 Matt Wieters, S (1, 2) OBP: 0.284, SLG: 0.415 55 Dan Johnson, L (9, 3)	C FC 89 B FC 86 X FC 86 1-1 ③ F8			B CU 71 B FS 87 B FC 84 C FF 88 F FC 89 X FF 89 3-2 ① L8		X FF 89 0-0 ② F8		B SI 91 X SI 92 1-0 ③ G3-1		4 0	0 0	0 0	0 0	0 0	0 0	4 0
2 J.J. Hardy, R (1, 6) OBP: 0.305, SLG: 0.432 48 Chris Snyder, R (9, 2) OBP: 0.250, SLG: 0.100		C FF 89 F FC 85 F FF 90 B SI 90 S FF 92 1-3 ① K		B FF 89 X FC 89 1-0 9 FC1-6 1B		B FC 89 C FF 90 B FF 91 X FC 86 2-1 ③ P3			B FF 89 B SL 83 B FF 88 F FF 88 F FF 89 S FS 81 3-3 ① K	3 1	0 0	1 0	0 0	0 0	1 1	0 0
9 Nate McLouth, L (1, 7) OBP: 0.330, SLG: 0.398		S SI 90 F SI 91 F CU 76 B CH 78 B FC 86 F FF 92 F FC 86 F FC 87 X SI 90 2-2 ② G3-1		C CU 74 X SI 89 0-1 ② FC1-6 1-2f			C FF 87 B CH 76 B SI 88 F FC 89 C SI 89 3-3 ① K		C FF 89 C FF 88 B FS 83 B FS 81 X FS 81 2-2 ② L9	4	0	0	0	0	1	1
6 Jonathan Schoop, R (1, 4) OBP: 0.273, SLG: 0.500		B CH 84 B SI 90 B FF 90 C FF 90 F FC 90 X SI 90 3-2 ③ L9		C CU 75 X FC 86 0-1 ③ G4-3			F SI 89 S CH 77 F CU 75 F CH 77 F FC 86 X SI 89 0-2 ② G1-3		C FS 82 B FF 89 F FF 89 B FS 81 X FF 88 2-2 ③ G4-3	4	0	0	0	0	0	1
3 Ryan Flaherty, L (1, 5) OBP: 0.289, SLG: 0.384 (9, 6)			B FS 86 C FC 84 F FC 84 B CU 74 B SI 90 T FF 90 3-2 ① K		B CH 83 B SI 87 B FF 89 C FF 89 F FF 90 X SI 90 3-2 21 G4-6-3 1B		C CU 73 S CU 74 B FC 86 F SI 89 F FC 86 B FC 86 X FF 91 2-2 ③ F9			3	0	1	0	0	1	0

Inning Stats	1	2	3	4	5	6	7	8	9
	R: 0 E: 0 K: 0 S: 14	R: 0 E: 0 K: 1 S: 14	R: 2 E: 0 K: 2 S: 12	R: 0 E: 0 K: 0 S: 8	R: 0 E: 0 K: 0 S: 8	R: 1 E: 0 K: 0 S: 7	R: 0 E: 0 K: 1 S: 14	R: 0 E: 0 K: 1 S: 12	R: 0 E: 0 K: 1 S: 9
	H: 2 LOB: 2 BB: 0 P: 18	H: 0 LOB: 0 BB: 0 P: 20	H: 2 LOB: 0 BB: 0 P: 17	H: 1 LOB: 1 BB: 0 P: 12	H: 1 LOB: 0 BB: 0 P: 16	H: 1 LOB: 0 BB: 0 P: 11	H: 0 LOB: 0 BB: 0 P: 19	H: 1 LOB: 2 BB: 1 P: 18	H: 0 LOB: 0 BB: 0 P: 16

AB	34
R	3
H	8
RBI	3
BB	1
SO	6
LOB	12

		1B	2B	3B	HR	SF	SAC	DP	HBP	WP	PB	SB	CS	PA
		6	0	0	2	0	0	1	0	0	0	0	0	35

PITCHER		IP	WLS	BF	H	R	ER	SO	BB	IBB	HBP	BLK	WP	HR	S	P	ERA	WHIP
11 Clay Buchholz, R ERA: 1.74	(1, 1)	7.0	W	27	7	3	3	4	0	0	0	0	0	2	77	113	3.86	1.000
32 Craig Breslow, L ERA: 1.84	(8, 1)	1.0		5	1	0	0	1	1	0	0	0	0	0	12	18	0.00	2.000
19 Koji Uehara, R ERA: 1.1	(9, 1)	1.0		3	0	0	0	1	0	0	0	0	0	0	9	16	0.00	0.000

PITCHER	IP	WLS	BF	H	R	ER	SO	BB	IBB	HBP	BLK	WP	HR	S	P	ERA	WHIP

Boston Red Sox @ Baltimore Orioles

Oriole Park at Camden Yards, Baltimore, MD

Sat Sep 28 2013, 7:07 PM - 10:27 PM EDT

Att. 36,556 - Partly Cloudy - 70 F

livebaseballscorecards.com

TOP

Batter	1	2	3	4	5	6	7	8	9	AB	R	H	RBI	BB	SO	LOB
18 Shane Victorino, S (1, 8) OBP: 0.351, SLG: 0.451	B FF 93 S FF 91 B FF 92 C FF 91 S CU 74 2-3 **K** ①		B CU 72 C FF 92 X CH 83 1-1 **P4** ①		C CH 84 B FF 91 X CU 74 1-1 **L8** ①	B FF 93 X FF 94 1-0 **G3-1** ③		X FF 96 0-0 **P4** ③		5	0	0	0	0	1	1
7 Stephen Drew, L (1, 6) OBP: 0.333, SLG: 0.443	B FF 92 S SL 81 F FF 92 B FF 92 X SL 81 2-2 **G4-3** ②		B FF 91 B FF 91 B SL 82 C SI 92 X FF 92 3-1 **G4-3** ②		B SL 81 X SL 82 1-0 15 1B **2B**		C CU 78 F CH 84 B FF 93 X FF 94 1-2 15 1B 5 1B **1B**		C SI 95 B SI 95 X CH 88 1-1 **G4-3** ①	5	2	2	0	0	0	0
15 Dustin Pedroia, R (1, 4) OBP: 0.372, SLG: 0.415	B FF 93 B FF 92 F FF 92 X CU 73 2-1 12 BB **1B**		B FF 92 F FF 92 F FF 92 X FF 93 1-2 **P4** ③		C CH 85 F SI 92 B SI 92 F FF 93 X SI 92 1-2 2-H **1B**		C FF 94 D SL 88 F SL 88 B FF 94 X FF 93 2-2 29 1B 5 1B 29 E 1-2 **1B**		B CU 82 F SI 94 C SI 95 B CH 88 F SI 96 X CU 82 2-2 **F8** ②	5	1	3	1	0	0	0
12 Mike Napoli, R (1, 10) OBP: 0.358, SLG: 0.480 50 Quintin Berry, L (9, PR) OBP: 0.800, SLG: 0.750	B FF 93 F FF 91 S FF 93 F FF 93 D SL 82 F SI 91 D CH 86 F FF 91 B CU 74 4-2 1-2 **BB**			C CU 72 B SL 82 S FF 92 B FF 92 F FF 92 X FF 93 2-2 **G3** ①	B FF 92 S FF 92 B SI 92 F FF 92 C CU 74 1-3 **K** ②		F FF 94 S FF 93 X FF 94 0-2 **P4** ①		B SI 95 B SI 95 X SI 94 2-0 5 S **1B**	4 0	0 0	1 0	0 0	1 0	1 0	3 0
5 Jonny Gomes, R (1, 7) OBP: 0.345, SLG: 0.428	F FF 91 X FF 92 0-1 **P4** ③			X CH 84 0-0 29 1B 3 1B **1B**	C FF 92 X FF 92 0-1 **F8** ③		S SL 88 X SL 88 0-1 29 1B 29 E 1-2 2-H **1B**		B SI 94 C SI 95 B SI 94 B CU 81 C SI 94 C CU 82 3-3 1-2 **K** ③	5	1	2	1	0	1	4
29 Daniel Nava, S (1, 9) OBP: 0.385, SLG: 0.445		C FF 91 B FF 92 X CH 85 1-1 **1B**		C SI 91 C FF 92 B FF 92 F FF 92 D CU 76 F CH 85 X FF 91 2-2 3 1B 1-2 **1B**		C CU 71 B FF 92 X SL 81 1-1 3 2B **1B**	B FF 90 S FF 90 B FF 90 X SL 84 2-1 1-3 2-H E7 ② **1B**			4	1	4	0	0	0	0
23 Brandon Snyder, R (1, 3) OBP: 0.212, SLG: 0.360 37 Mike Carp, L (7, PH) OBP: 0.361, SLG: 0.521 (7, 3)		B SI 90 B FF 90 X SI 91 2-0 F9 ①		C CU 72 S FF 92 S FF 92 0-3 **K** ②	F CH 85 F FF 91 F FF 93 S CH 86 0-3 **K** ①	B FF 96 C FS 85 S FS 86 B FF 98 C FF 98 2-3 **K** ③				3 1	0 0	0 0	0 0	0 0	2 1	4 1
3 David Ross, R (1, 2) OBP: 0.298, SLG: 0.382		F FF 91 1 SAFE F SL 82 S FF 91 0-3 **K** ②		T FF 92 S FF 92 F FF 93 D CU 74 X FF 92 1-2 1-3 2-H **1B**		X CH 86 0-0 1-H **2B**		C SL 84 B SL 86 C FF 97 S FS 86 1-3 **K** ①		4	0	2	2	0	2	1
16 Will Middlebrooks, R (1, 5) OBP: 0.274, SLG: 0.431		C SI 90 X FF 92 0-1 **G4-3** ③		X FF 92 0-0 **F8** ③		C FF 93 S FF 94 F FF 94 S SL 87 0-3 **K** ②		T SL 85 F FF 98 X FS 86 0-2 **L7** ②		4	0	0	0	0	1	4
Inning Stats	R: 0 E: 0 K: 1 S: 15 H: 1 LOB: 2 BB: 1 P: 25	R: 0 E: 0 K: 1 S: 8 H: 1 LOB: 1 BB: 0 P: 11	R: 0 E: 0 K: 0 S: 7 H: 0 LOB: 0 BB: 0 P: 12	R: 1 E: 0 K: 1 S: 18 H: 3 LOB: 2 BB: 0 P: 23	R: 1 E: 0 K: 1 S: 13 H: 2 LOB: 1 BB: 0 P: 17	R: 1 E: 0 K: 2 S: 12 H: 2 LOB: 1 BB: 0 P: 14	R: 2 E: 1 K: 1 S: 16 H: 4 LOB: 1 BB: 0 P: 23	R: 0 E: 0 K: 1 S: 7 H: 0 LOB: 0 BB: 0 P: 8	R: 0 E: 0 K: 1 S: 10 H: 1 LOB: 2 BB: 0 P: 18	1B: 12 2B: 2 3B: 0 HR: 0	SF: 0 SAC: 0 DP: 0 HBP: 0			WP: 0 PB: 0 SB: 1 CS: 0	PA: 41		

	AB	40
	R	5
	H	14
	RBI	4
	BB	1
	SO	9
	LOB	18

PITCHER		IP	WLS	BF	H	R	ER	SO	BB	IBB	HBP	BLK	WP	HR	S	P	ERA	WHIP
16 Wei-Yin Chen, L ERA: 4.07	(1, 1)	5.1		26	9	3	3	5	1	0	0	0	0	0	68	96	5.06	1.875
60 Josh Stinson, R ERA: 3.18	(6, 1)	1.0	B	6	3	2	1	1	0	0	0	0	0	0	16	20	9.00	3.000
17 Brian Matusz, L ERA: 3.53	(7, 1)	0.1		1	1	0	0	0	0	0	0	0	0	0	2	4	0.00	3.000
39 Kevin Gausman, R ERA: 5.66	(7, 1)	1.1	W	4	0	0	0	2	0	0	0	0	0	0	10	13	0.00	0.000
43 Jim Johnson, R ERA: 2.86	(9, 1)	1.0	S	4	1	0	0	1	0	0	0	0	0	0	10	18	0.00	1.000

PITCHER	IP	WLS	BF	H	R	ER	SO	BB	IBB	HBP	BLK	WP	HR	S	P	ERA	WHIP

BOTTOM

Batter	1	2	3	4	5	6	7	8	9	AB	R	H	RBI	BB	SO	LOB
1 Brian Roberts, S (1, 4) OBP: 0.310, SLG: 0.391	C FF 92 B FF 91 B FF 92 F FF 93 X FC 86 2-2 ① P3		X FF 92 0-0 HR	C FF 92 D FC 89 B SI 90 D SI 90 X FC 88 3-1 ③ FC6-4 1-2f		B FF 95 F FF 95 C FF 95 X FF 95 1-2 ③ G5-3		C FF 93 B FF 92 B KC 74 B FF 93 C KC 75 X FF 92 3-2 ③ F8		5	1	1	1	0	0	3
2 J.J. Hardy, R (1, 6) OBP: 0.307, SLG: 0.433	C FF 92 F FF 89 F FF 94 B FC 90 B CH 86 B FF 93 F FC 90 F FF 93 X FF 93 3-2 1B		B FF 90 C FF 92 X FF 91 1-1 ① L7		X FF 92 0-0 10 1B 32 1B		C CU 73 X FO 88 0-1 ① F8			4	1	2	0	0	0	0
19 Chris Davis, L (1, 3) OBP: 0.369, SLG: 0.634	X SI 89 0-0 ② P6		C SI 93 T SI 91 F FF 93 B CU 79 B FF 93 B SI 91 B FC 87 4-2 10 FC5-4 BB		C SI 90 B SI 90 S FF 92 S SI 90 1-3 ① K		B FF 94 X FF 92 1-0 ② G5-3			3	0	0	0	1	1	2
10 Adam Jones, R (1, 8) OBP: 0.318, SLG: 0.493	S FF 93 F FF 94 F FF 93 F CU 78 B FF 93 B FC 89 B FF 94 F FF 94 S FF 93 3-3 ③ K		X CH 86 0-0 ② FC5-4 32 BB 1-2f		X SI 90 0-0 32 1B 35 1B 1-2 1B		S FF 94 S FF 93 F FF 94 S FO 90 0-3 ③ K			4	1	1	0	0	2	2
32 Matt Wieters, S (1, 2) OBP: 0.287, SLG: 0.417 9 Nate McLouth, L (8, PR) OBP: 0.330, SLG: 0.398 (9, 7)		X FF 91 0-0 ① G5-3	B FF 92 B FF 90 B FF 93 C FF 93 C FF 92 B FF 92 4-2 1-2 BB		B CH 86 X FC 88 1-0 35 1B 1-3 2-H 1B			B FO 87 F FF 92 B FF 92 S CU 72 F FO 90 X FO 88 2-2 35 1B 28 2B 1B		3 0	0 1	2 0	1 0	1 0	0 0	0 0
35 Danny Valencia, R (1, 5) OBP: 0.337, SLG: 0.561 48 Chris Snyder, R (9, 2) OBP: 0.250, SLG: 0.100		C FF 92 B FF 93 C CH 86 S FF 90 1-3 ② K	S FC 90 B FF 93 S CU 76 B FF 89 B CU 77 X FF 93 3-2 ③ F8		C CH 86 S FC 88 X FF 93 0-2 21 G6-3 1-2 3-H 1B			C CU 74 D CU 75 C FF 93 X FO 88 1-2 28 2B 1-2 1B		4 0	1 0	2 0	1 0	0 0	1 0	2 0
21 Nick Markakis, L (1, 9) OBP: 0.327, SLG: 0.355		C FF 93 X SI 91 0-1 28 2B 1B		B FC 86 F FF 90 B FF 90 X SI 89 2-1 1 FC6-4 1B	C FC 89 B SI 91 C CU 77 B FC 88 F FF 93 X FF 89 2-2 ②③ G6-3 1-2f			S FF 95 B FF 94 D CU 74 F FF 94 T FF 94 2-2 ① K		4	1	2	0	0	1	4
28 Steve Pearce, R (1, 10) OBP: 0.358, SLG: 0.427		F SI 91 X CH 85 0-1 24 PB 1-H 2B		D FC 88 F FC 88 C FF 91 X FF 91 1-2 ① F7		F FF 95 B FF 94 C FF 95 F SL 82 X SL 83 1-2 ① P6		S CU 75 D CU 75 B CH 87 F CH 87 X CU 76 2-2 1-H 2-H 2B		4	0	2	3	0	0	1
24 Jason Pridie, L (1, 7) OBP: 0.200, SLG: 0.200 6 Jonathan Schoop, R (8, PH) OBP: 0.273, SLG: 0.500 3 Ryan Flaherty, L (8, PH) OBP: 0.288, SLG: 0.383 (9, 5)		B SI 89 B SI 89 C FF 92 S FC 89 F FC 88 S CU 77 2-3 ③ K		F SI 91 F FF 92 B FF 92 X FC 88 1-2 ② F7		C SL 83 S FF 95 B FF 95 F FF 95 C FF 95 1-3 ② K		C KC 76 F FF 92 B FF 92 S KC 76 1-3 ② K		3 0 1	0 0 0	0 0 0	0 0 0	0 0 1	2 0 0	2 0 2
Inning Stats	R: 0 E: 0 K: 1 S: 16 H: 1 LOB: 1 BB: 0 P: 24	R: 1 E: 0 K: 2 S: 12 H: 2 LOB: 1 BB: 0 P: 15	R: 1 E: 0 K: 0 S: 12 H: 1 LOB: 2 BB: 2 P: 24	R: 0 E: 0 K: 0 S: 10 H: 1 LOB: 1 BB: 0 P: 17	R: 2 E: 0 K: 1 S: 13 H: 4 LOB: 1 BB: 0 P: 17	R: 0 E: 0 K: 1 S: 11 H: 0 LOB: 0 BB: 0 P: 14	R: 0 E: 0 K: 1 S: 7 H: 0 LOB: 0 BB: 0 P: 8	R: 2 E: 0 K: 2 S: 19 H: 3 LOB: 2 BB: 0 P: 30		1B: 9 2B: 2 3B: 0 HR: 1	SF: 0 SAC: 0 DP: 1 HBP: 0		WP: 0 PB: 1 SB: 0 CS: 0	PA: 37		

PITCHER		IP	WLS	BF	H	R	ER	SO	BB	IBB	HBP	BLK	WP	HR	S	P	ERA	WHIP
31 Jon Lester, L ERA: 3.75	(1, 1)	5.0		25	9	4	4	4	2	0	0	0	0	1	63	97	7.20	2.200
38 Matt Thornton, L ERA: 3.56	(6, 1)	1.0		3	0	0	0	1	0	0	0	0	0	0	11	14	0.00	0.000
36 Junichi Tazawa, R ERA: 3.16	(7, 1)	1.0	L	5	2	2	2	1	0	0	0	0	0	0	14	18	18.00	2.000
56 Franklin Morales, L ERA: 4.62	(8, 1)	0.1	B	2	1	0	0	1	0	0	0	0	0	0	6	10	0.00	3.000
67 Brandon Workman, R ERA: 4.97	(8, 1)	0.2		2	0	0	0	1	0	0	0	0	0	0	6	10	0.00	0.000

PITCHER	IP	WLS	BF	H	R	ER	SO	BB	IBB	HBP	BLK	WP	HR	S	P	ERA	WHIP

Boston Red Sox @ Baltimore Orioles

Oriole Park at Camden Yards, Baltimore, MD

Sat Sep 28 2013, 7:07 PM - 10:27 PM EDT

Att. 36,556 - Partly Cloudy - 70 F

livebaseballscorecards.com

AB	35
R	6
H	12
RBI	6
BB	2
SO	8
LOB	18

Boston Red Sox @ Baltimore Orioles

Oriole Park at Camden Yards, Baltimore, MD

Sun Sep 29 2013, 1:40 PM - 5:02 PM EDT

Att. 44,230 - Partly Cloudy - 71 F

TOP

livebaseballscorecards.com

Batter	1	2	3	4	5	6	7	8	9	AB	R	H	RBI	BB	SO	LOB
2 Jacoby Ellsbury, L (1, 8) OBP: 0.355, SLG: 0.426	C FC 89 B FC 89 B SL 88 X FC 89 2-1 HR	F FF 91 B KC 76 S KC 77 B FF 91 C FC 92 2-3 K ②		F FF 91 C FF 91 X FF 92 0-2 E2 1-3 2-H 1B		S SL 83 D SI 89 S SI 89 B SI 89 F SI 89 X SI 90 2-2 F9 ② 2-3		C FF 95 B CU 79 B CU 80 B SI 95 X FF 95 3-1 G4-3 ③		5	1	2	1	0	1	2
72 Xander Bogaerts, R (1, 6) OBP: 0.320, SLG: 0.364	S FF 90 B KC 76 F KC 74 T FF 92 1-2 K ①	S FF 91 B CH 82 B KC 75 X CH 81 2-1 P3 ③		S FC 90 F FC 90 B KC 75 D KC 75 F FF 91 B FC 92 F FF 92 F FF 92 S CH 82 3-3 K ③		B SI 89 B SI 90 B SI 89 C SI 90 D CH 84 4-1 BB 1-2			F SI 94 C SI 93 B SI 95 F CU 81 F SI 95 F SI 96 S SI 95 1-3 K ①	4	0	0	0	1	3	2
34 David Ortiz, L (1, 10) OBP: 0.395, SLG: 0.564	B KC 76 S FC 90 B CH 82 B SL 87 X FF 90 3-1 12 2B 37 G6-3 1B	F KC 75 X KC 76 0-1 F9 ①			B SL 88 B SL 86 X CH 80 2-0 G3 ①	X SI 90 0-0 G3 ③			C SI 96 B CH 88 C SI 95 X SI 96 1-2 12 WP 12 1B 1B	5	2	2	0	0	0	3
12 Mike Napoli, R (1, 3) OBP: 0.360, SLG: 0.482 25 Jackie Bradley Jr., L (9, PR) OBP: 0.280, SLG: 0.337	X FF 90 0-0 37 G6-3 1-3 2B	B CH 82 B FF 89 C FF 92 F FF 92 S KC 76 2-3 K ②			B CH 80 B KC 74 F FF 90 B CH 80 B FC 92 4-1 16 WP BB		B FF 95 S SL 87 B SL 87 C FF 95 F FF 94 S CU 78 2-3 K ①		B SI 94 F FF 94 B CU 82 X SI 95 2-1 37 1B 1-H 1B	4 0	0 0	2 0	1 0	1 0	2 0	0 0
37 Mike Carp, L (1, 7) OBP: 0.362, SLG: 0.523	B FC 89 D KC 76 X FF 90 2-0 G6-3 ② 2-3 3-H	B FF 90 X CH 81 1-0 G4-3 ③			F FC 90 B FF 89 B CH 81 B FF 91 X FF 91 3-1 F7 ②		F SI 95 X FF 95 0-1 2B		1 SAFE C SI 94 X CH 88 0-1 16 G5-4-3 1-3 1B	5	0	2	1	0	0	2
16 Will Middlebrooks, R (1, 5) OBP: 0.271, SLG: 0.425	X FF 88 0-0 L7 ③			B FF 88 X CH 79 1-0 G3-1 ①	B KC 77 X CH 81 1-0 F7 ③ 1-2		S SL 88 B SL 87 S SL 86 D FF 94 S CU 79 2-3 K2-3 ②		B SI 95 F SI 95 X SI 94 1-1 G5-4-3 ②③ 1-2f	5	0	0	0	0	1	5
39 Jarrod Saltalamacchia, S (1, 2) OBP: 0.338, SLG: 0.466 20 Ryan Lavarnway, R (6, PH) OBP: 0.329, SLG: 0.429 (6, 2)		B SL 86 F CH 79 C FC 89 X KC 75 1-2 L9 ①		B KC 74 S FF 90 F FF 87 B FC 92 X KC 77 2-2 2 1B 10 1B 2 E 1B		B CH 84 B CH 84 C SI 90 B SI 89 X SI 90 3-1 G6-3 ① B SL 87 C FF 95 F FF 95 X CU 80 1-2 G6-3 ③				2 2	1 0	1 0	0 0	0 0	0 0	0 1
10 John McDonald, R (1, 4) OBP: 0.197, SLG: 0.174 5 Jonny Gomes, R (8, PH) OBP: 0.344, SLG: 0.426 26 Brock Holt, L (8, 4) OBP: 0.275, SLG: 0.237		C FF 89 B KC 74 F FC 89 B KC 76 X FF 91 2-2 50 HR 1B		C FF 89 C FC 90 X KC 74 0-2 2 E 1-2 1B		C SI 90 B SI 90 B CH 84 B SI 90 S SI 89 B SI 89 4-2 2 F9 50 1B BB		B FF 95 S SL 89 C SL 87 X FF 95 1-2 F8 ①		2 1 0	1 0 0	2 0 0	0 0 0	1 0 0	0 0 0	0 0 0
50 Quintin Berry, L (1, 9) OBP: 0.667, SLG: 1.000		B FF 89 B FF 90 X CH 82 2-0 1-H HR		S FC 90 S FC 91 S FC 93 0-3 K ②		X SI 89 0-0 72 S 1-2 1B		X FF 94 0-0 L5 ②		4	1	2	2	0	1	2
Inning Stats	R: 2 E: 0 K: 1 S: 10 H: 3 LOB: 1 BB: 0 P: 18	R: 2 E: 0 K: 1 S: 12 H: 2 LOB: 0 BB: 0 P: 21	R: 0 E: 0 K: 1 S: 6 H: 0 LOB: 0 BB: 0 P: 9	R: 1 E: 1 K: 2 S: 19 H: 3 LOB: 2 BB: 0 P: 25	R: 0 E: 0 K: 0 S: 5 H: 0 LOB: 1 BB: 1 P: 15	R: 0 E: 0 K: 0 S: 11 H: 1 LOB: 3 BB: 2 P: 24	R: 0 E: 0 K: 2 S: 12 H: 1 LOB: 1 BB: 0 P: 17	R: 0 E: 0 K: 0 S: 6 H: 0 LOB: 0 BB: 0 P: 10	R: 1 E: 0 K: 1 S: 15 H: 3 LOB: 2 BB: 0 P: 20	1B: 9 2B: 2 3B: 0 HR: 2 SF: 0 SAC: 0 DP: 1 HBP: 0						

	AB	39
	R	6
	H	13
	RBI	5
	BB	3
	SO	8
	LOB	17

WP: 2 PA: 42
PB: 0
SB: 1
CS: 0

PITCHER		IP	WLS	BF	H	R	ER	SO	BB	IBB	HBP	BLK	WP	HR	S	P	ERA	WHIP
30 Chris Tillman, R ERA: 3.71	(1, 1)	5.0		24	8	5	4	5	1	0	0	0	1	2	52	88	7.20	1.800
66 T.J. McFarland, L ERA: 4.22	(6, 1)	1.0	W	6	1	0	0	0	2	0	0	0	0	0	11	24	0.00	3.000
39 Jason Hammel, R ERA: 4.97	(7, 1)	2.0	H	7	1	0	0	2	0	0	0	0	0	0	18	27	0.00	0.500
43 Jim Johnson, R ERA: 2.94	(9, 1)	1.0	S	5	3	1	1	1	0	0	0	0	1	0	15	20	9.00	3.000

PITCHER		IP	WLS	BF	H	R	ER	SO	BB	IBB	HBP	BLK	WP	HR	S	P	ERA	WHIP

Batter	1	2	3	4	5	6	7	8	9	AB	R	H	RBI	BB	SO	LOB
1 Brian Roberts, S (1, 10) OBP: 0.312, SLG: 0.392	B FF 92 B FF 90 B FF 90 B FF 91 4-0 19 BB 21 BB BB		F FF 92 X CU 76 0-1 ① G3-1		C FF 92 S FF 93 D CH 85 F FF 93 F FC 88 F FF 92 F FF 93 B FC 88 S FF 92 2-3 ① K	X FF 94 0-0 21 WP 3 2B 1-3 2B		S FF 89 S FF 89 B FF 88 S FS 82 1-3 ② K		4	1	1	0	1	2	2
21 Nick Markakis, L (1, 9) OBP: 0.329, SLG: 0.356	B FF 93 D FF 93 B FF 92 C SI 90 B SI 91 4-1 19 BB 1-2 BB		X FF 93 0-0 ② L7		B CU 75 B SI 93 F SI 92 B FF 92 F FF 93 B FF 94 4-2 2 2B 3 1B 1-2 2-3 BB	B SL 83 X FF 93 1-0 ① G6-3 2-3 3-H		C FF 90 F FS 82 F SL 82 X FF 89 0-2 2B		3	1	1	0	2	0	1
2 J.J. Hardy, R (1, 6) OBP: 0.306, SLG: 0.433	B FF 95 C CH 83 D SL 83 F CH 84 F SI 93 F FF 94 S SI 94 2-3 ① K		C FF 94 X SI 92 0-1 ③ L5		X SI 93 0-0 3 1B 9 2B 1-3 2-H 3-H 2B	C SL 80 F SL 81 X SL 80 0-2 ② G6-3		S FS 80 X FS 81 0-1 ③ G6-3		5	1	1	2	0	1	4
19 Chris Davis, L (1, 3) OBP: 0.370, SLG: 0.634 3 Ryan Flaherty, L (4, 3) OBP: 0.293, SLG: 0.390	S FF 96 F FF 95 B CU 79 B FF 95 B FF 94 F CH 84 F FF 94 F FF 94 F SL 84 4-2 F CH 84 D CH 85 9 FC6 1-2 2-3 BB			F FF 92 X SI 92 0-1 ① G3	B SI 93 F FF 92 S CU 75 X FF 92 1-2 28 BB 9 2B 2-3 3-H 1B	C FF 88 B FS 80 D FS 79 S SL 83 B FF 87 X SL 82 3-2 3-H 2B				0	0	0	0	1	0	0
										3	1	2	2	0	0	0
28 Steve Pearce, R (1, 7) OBP: 0.362, SLG: 0.420	X SI 92 0-0 ② P6			C FF 92 F CU 77 B CU 79 B CH 83 F FF 94 B FF 91 B FF 92 4-2 BB	F CU 75 F FF 92 D CU 77 B FF 93 F FF 93 D CU 75 F FF 93 B FF 94 4-2 9 2B 1-2 BB	X SI 88 0-0 ③ F8				2	0	0	0	2	0	4
9 Nate McLouth, L (1, 8) OBP: 0.329, SLG: 0.399	B FF 93 S CH 84 S CH 85 B FF 95 F FF 95 X CH 84 2-2 ③ FC6 1-2f			F SI 91 C CU 76 C FF 92 0-3 ② K	B SI 93 C FF 92 S FF 92 B CU 74 X CU 75 2-2 1-3 2-H 3-H 2B		B SI 89 F SI 89 T SL 86 B SL 88 T FF 91 2-2 ① K			4	0	1	2	0	2	4
35 Danny Valencia, R (1, 5) OBP: 0.335, SLG: 0.553		C FF 93 B CU 76 F FF 92 S CH 85 1-3 ① K		B FF 92 F FF 93 F FF 92 X FF 92 1-2 F8	B FF 96 C CH 88 B FF 97 X CH 88 2-1 ② G3		B FF 90 B CH 79 B SL 87 C FF 89 C SI 90 F SL 87 X FF 92 3-2 45 G6-4-3 1B			4	0	1	0	0	1	3
45 Steve Clevenger, L (1, 2) OBP: 0.250, SLG: 0.261		C FF 94 X FF 93 0-1 ② G3			21 6B 6 1B 2 2B 1B G1-3	C FF 91 S SL 88 X FF 89 0-2 ② ③ G6-4-3 1-2f				4	1	1	0	0	0	3
6 Jonathan Schoop, R (1, 4) OBP: 0.333, SLG: 0.500		B FF 93 F SI 91 S SI 93 X CH 86 1-2 ③ G4-3			C SI 91 D CH 85 X CH 83 1-1 21 BB 2 2B 1-2 1B	C FF 93 S CH 87 F FF 95 B SL 85 F CH 90 X CH 90 1-2 1 2B 21 WP 1B		S FS 81 X FS 81 0-1 ① G5-3		4	2	2	0	0	0	0
Inning Stats	R: 0 E: 0 K: 1 S: 18 H: 0 LOB: 3 BB: 3 P: 34	R: 0 E: 0 K: 1 S: 8 H: 0 LOB: 0 BB: 0 P: 10	R: 0 E: 0 K: 0 S: 5 H: 0 LOB: 0 BB: 0 P: 5	R: 0 E: 0 K: 1 S: 11 H: 0 LOB: 1 BB: 1 P: 16	R: 5 E: 0 K: 1 S: 29 H: 5 LOB: 2 BB: 2 P: 48	R: 2 E: 0 K: 0 S: 14 H: 3 LOB: 1 BB: 0 P: 19	R: 0 E: 0 K: 1 S: 10 H: 1 LOB: 0 BB: 0 P: 15	R: 0 E: 0 K: 1 S: 11 H: 1 LOB: 1 BB: 0 P: 12		1B: 5 2B: 5 3B: 0 HR: 0 SF: 0 SAC: 0 DP: 1 HBP: 0						

PITCHER		IP	WLS	BF	H	R	ER	SO	BB	IBB	HBP	BLK	WP	HR	S	P	ERA	WHIP
64 Allen Webster, R ERA: 8.6	(1, 1)	3.0		12	0	0	0	2	3	0	0	0	0	0	31	49	0.00	1.000
22 Felix Doubront, L ERA: 4.32	(4, 1)	1.1		12	5	5	5	2	3	0	0	0	0	0	35	55	33.75	6.000
62 Rubby De La Rosa, R ERA: 5.56	(5, 1)	0.2	L	3	1	1	1	0	0	0	0	0	0	0	10	15	13.50	1.500
38 Matt Thornton, L ERA: 3.74	(6, 1)	0.1		2	1	0	0	0	0	0	0	0	1	0	2	3	0.00	3.000
46 Ryan Dempster, R ERA: 4.57	(6, 1)	0.2		3	1	1	1	0	0	0	0	0	0	0	7	10	13.50	1.500

PITCHER		IP	WLS	BF	H	R	ER	SO	BB	IBB	HBP	BLK	WP	HR	S	P	ERA	WHIP
32 Craig Breslow, L ERA: 1.81	(7, 1)	1.0		3	1	0	0	1	0	0	0	0	0	0	10	15	0.00	1.000
19 Koji Uehara, R ERA: 1.09	(8, 1)	1.0		4	1	0	0	1	0	0	0	0	0	0	11	12	0.00	1.000

BOTTOM

Boston Red Sox @ Baltimore Orioles

Oriole Park at Camden Yards, Baltimore, MD

Sun Sep 29 2013, 1:40 PM - 5:02 PM EDT

Att. 44,230 - Partly Cloudy - 71 F

livebaseballscorecards.com

AB	33
R	7
H	10
RBI	6
BB	6
SO	6
LOB	21